

St. Louis Cardinals - 1983

Batter	1	2	3	4	5	6	7	8	9	AB R H RBI BB SO LOB	TOP											
Lee Lacy, R OBP: 0.400, SLG: 1.000 (1, 7)										5 1 2 1 0 1 0	Pittsburgh Pirates @ St. Louis Cardinals Busch Stadium, St. Louis, MO Tue Apr 05 1983, 3:33 AM CST Att: 43,509 - Unknown livebaseballscorecards.com											
Lee Mazzilli, S OBP: 0.800, SLG: 1.667 (1, 8)										3 2 2 1 2 0 0												
Bill Madlock, R OBP: 0.400, SLG: 0.250 (1, 5)										4 1 1 0 1 0 2												
Jason Thompson, L OBP: 0.600, SLG: 1.500 (1, 3)										4 1 2 3 1 2 4												
Dave Parker, L OBP: 0.200, SLG: 0.200 (1, 9)										5 0 1 0 0 1 6												
Johnny Ray, S (1, 4)										4 1 0 0 1 0 0												
Tony Peña, R OBP: 0.600, SLG: 0.667 (1, 2)										3 0 2 1 1 0 0												
Dale Berra, R OBP: 0.400, SLG: 1.000 (1, 6)										4 1 1 1 1 2 4												
John Candelaria, L (1, 1)										5 0 0 0 0 2 6												
Inning Stats	R: 1 E: 0 K: 0 S: 4	H: 1 LOB: 1 BB: 1 P: 8	R: 0 E: 0 K: 0 S: 3	H: 0 LOB: 1 BB: 1 P: 7	R: 0 E: 0 K: 2 S: 8	H: 1 LOB: 2 BB: 1 P: 12	R: 1 E: 0 K: 0 S: 4	H: 1 LOB: 0 BB: 0 P: 4	R: 1 E: 0 K: 0 S: 5	H: 2 LOB: 1 BB: 0 P: 5	R: 0 E: 0 K: 1 S: 6	H: 1 LOB: 2 BB: 1 P: 10	R: 1 E: 1 K: 3 S: 8	H: 0 LOB: 0 BB: 0 P: 8	R: 3 E: 0 K: 3 S: 13	H: 4 LOB: 3 BB: 2 P: 21	1B: 6 2B: 1 3B: 0 HR: 4	SF: 1 SAC: 0 DP: 1 HBP: 0	WP: 0 PB: 0 SB: 3 CS: 0	PA: 45		
PITCHER	IP WLS BF H R ER SO BB IBB HBP BLK WP HR S P ERA WHIP	Bob Forsch, R (1, 1) 5.1 L 26 6 3 3 2 4 0 0 0 0 0 3 26 42 5.06 1.875 John Martin, L (6, 1) 0.2 1 0 0 0 0 0 0 0 0 0 0 1 6 0.00 0.000 Jeff Lahti, R (7, 1) 0.1 3 1 0 0 0 1 0 0 0 0 0 2 1 0.00 6.000 Jim Kaat, L (7, 1) 0.2 3 0 1 0 1 0 0 0 0 0 0 5 5 0.00 0.000 Doug Bair, R (8, 1) 1.1 9 3 3 3 3 2 0 0 0 0 1 13 21 20.25 3.750										IP WLS BF H R ER SO BB IBB HBP BLK WP HR S P ERA WHIP	Eric Rasmussen, R (9, 1) 0.2 3 1 0 0 2 0 0 0 0 0 0 1 7 0.00 1.500									

Batter	1	2	3	4	5	6	7	8	9	AB R H RBI BB SO LOB	BOTTOM											
Lonnie Smith, R OBP: 0.500, SLG: 0.333 (1, 7)										3 1 1 0 1 1 0	Pittsburgh Pirates @ St. Louis Cardinals Busch Stadium, St. Louis, MO Tue Apr 05 1983, 3:33 AM CST Att: 43,509 - Unknown livebaseballscorecards.com											
Ozzie Smith, S OBP: 0.250, SLG: 0.250 (1, 6)										4 0 1 0 0 1 2												
Keith Hernandez, L (1, 3)										4 0 0 0 0 3 2												
George Hendrick, R OBP: 0.250, SLG: 0.500 (1, 9)										4 0 1 1 0 0 0												
David Green, R OBP: 0.250, SLG: 0.250 (1, 8)										4 0 1 0 0 3 1												
Darrell Porter, L (1, 2)										2 0 0 0 1 0 1												
Ken Oberkfell, L Eric Rasmussen, R (9, 1)										3 0 0 0 0 1 2 0 0 0 0 0 0 0												
Mike Ramsey, S (1, 4)										3 0 0 0 0 0 1												
Bob Forsch, R (1, 1) John Martin, S (6, 1) Tito Landrum, R (6, 9) Jeff Lahti, R (7, 1) Jim Kaat, L (7, 1) Doug Bair, R (8, 1) Rafael Santana, R (8, 5)										1 0 0 0 0 1 0 0 0 0 0 0 0 0 1 0 1 0 0 0 0 0 0												
Inning Stats	R: 1 E: 0 K: 3 S: 10	H: 1 LOB: 1 BB: 1 P: 14	R: 0 E: 0 K: 1 S: 4	H: 0 LOB: 0 BB: 1 P: 8	R: 0 E: 0 K: 1 S: 5	H: 0 LOB: 0 BB: 0 P: 5	R: 0 E: 0 K: 2 S: 7	H: 0 LOB: 0 BB: 0 P: 7	R: 0 E: 0 K: 2 S: 3	H: 0 LOB: 0 BB: 0 P: 3	R: 0 E: 0 K: 2 S: 8	H: 1 LOB: 1 BB: 0 P: 8	R: 0 E: 0 K: 0 S: 4	H: 1 LOB: 1 BB: 0 P: 4	R: 0 E: 0 K: 0 S: 4	H: 1 LOB: 1 BB: 0 P: 4	R: 0 E: 0 K: 1 S: 5	H: 0 LOB: 0 BB: 0 P: 5	1B: 3 2B: 1 3B: 0 HR: 0	SF: 0 SAC: 0 DP: 1 HBP: 0	WP: 0 PB: 0 SB: 2 CS: 0	PA: 32
PITCHER	IP WLS BF H R ER SO BB IBB HBP BLK WP HR S P ERA WHIP	John Candelaria, L (1, 1) 9.0 W 32 4 1 1 10 2 0 0 0 0 0 0 50 58 1.00 0.667										IP WLS BF H R ER SO BB IBB HBP BLK WP HR S P ERA WHIP	Eric Rasmussen, R (9, 1) 0.2 3 1 0 0 2 0 0 0 0 0 0 1 7 0.00 1.500									



Batter	1	2	3	4	5	6	7	8	9	AB	R	H	RBI	BB	SO	LOB	TOP									
Lonnie Smith, R OBP: 0.375, SLG: 0.167 (1, 7)	0-0 3-1			0-0 L9		0-0 6-3		4-0 CS BB		3	0	0	0	1	0	0										
Ozzie Smith, S OBP: 0.500, SLG: 0.714 (1, 6)	0-0 4-3			0-0 G3 2B			0-0 1B 2B	4-0 WP BB 1-2		3	1	2	0	1	0	0										
Keith Hernandez, L OBP: 0.125, SLG: 0.125 (1, 3)	0-0 4-3			0-0 G3 2-3			0-0 BB 1B	0-0 F8 1-2		4	1	1	0	0	0	2										
Darrell Porter, L (1, 2)		0-0 F6		0-0 F7			4-0 1B 1B BB	4-0 BB		2	1	0	0	2	0	1										
George Hendrick, R OBP: 0.375, SLG: 0.429 (1, 9)		0-0 F9			4-0 CS BB		0-0 1B BB	0-0 6-3		3	1	1	2	1	0	2										
Ken Oberkfell, L OBP: 0.286, SLG: 0.286 (1, 5)		0-0 L7			0-0 G1-6-3 1B		0-0 1B SF8	0-0 F7		4	1	2	0	0	0	0										
David Green, R OBP: 0.250, SLG: 0.250 (1, 8)			0-0 F3		0-0 G1-6-3 1B		0-0 CS 1B	0-0 F9		4	0	1	2	0	0	1										
Mike Ramsey, S (1, 4)			0-0 G3			0-0 F8	0-0 SF8	0-3 K		3	0	0	1	0	1	0										
Joaquin Andujar, S (1, 1)			0-3 K			0-0 G3	0-3 K			3	0	0	0	0	2	0										
Inning Stats	R: 0 E: 0 K: 0 S: 3	H: 0 LOB: 0 BB: 0 P: 3	R: 0 E: 0 K: 0 S: 3	H: 0 LOB: 0 BB: 0 P: 3	R: 0 E: 0 K: 1 S: 5	H: 0 LOB: 0 BB: 0 P: 5	R: 0 E: 0 K: 0 S: 4	H: 1 LOB: 1 BB: 0 P: 4	R: 0 E: 0 K: 0 S: 2	H: 1 LOB: 0 BB: 1 P: 6	R: 0 E: 0 K: 0 S: 3	H: 0 LOB: 0 BB: 0 P: 3	R: 5 E: 0 K: 1 S: 9	H: 5 LOB: 0 BB: 1 P: 13	R: 0 E: 0 K: 0 S: 2	H: 0 LOB: 2 BB: 3 P: 14	R: 0 E: 0 K: 1 S: 5	H: 0 LOB: 0 BB: 0 P: 5	1B: 5 2B: 2 3B: 0 HR: 0	SF: 1 SAC: 0 DP: 1 HBP: 0	WP: 1 PB: 0 SB: 0 CS: 3	PA: 35				
PITCHER	IP WLS BF H R ER SO BB IBB HBP BLK WP HR S P ERA WHIP	IP WLS BF H R ER SO BB IBB HBP BLK WP HR S P ERA WHIP	IP WLS BF H R ER SO BB IBB HBP BLK WP HR S P ERA WHIP	IP WLS BF H R ER SO BB IBB HBP BLK WP HR S P ERA WHIP	IP WLS BF H R ER SO BB IBB HBP BLK WP HR S P ERA WHIP	IP WLS BF H R ER SO BB IBB HBP BLK WP HR S P ERA WHIP	IP WLS BF H R ER SO BB IBB HBP BLK WP HR S P ERA WHIP	IP WLS BF H R ER SO BB IBB HBP BLK WP HR S P ERA WHIP	IP WLS BF H R ER SO BB IBB HBP BLK WP HR S P ERA WHIP	IP WLS BF H R ER SO BB IBB HBP BLK WP HR S P ERA WHIP	IP WLS BF H R ER SO BB IBB HBP BLK WP HR S P ERA WHIP	IP WLS BF H R ER SO BB IBB HBP BLK WP HR S P ERA WHIP	IP WLS BF H R ER SO BB IBB HBP BLK WP HR S P ERA WHIP	IP WLS BF H R ER SO BB IBB HBP BLK WP HR S P ERA WHIP	IP WLS BF H R ER SO BB IBB HBP BLK WP HR S P ERA WHIP	IP WLS BF H R ER SO BB IBB HBP BLK WP HR S P ERA WHIP	IP WLS BF H R ER SO BB IBB HBP BLK WP HR S P ERA WHIP	IP WLS BF H R ER SO BB IBB HBP BLK WP HR S P ERA WHIP	IP WLS BF H R ER SO BB IBB HBP BLK WP HR S P ERA WHIP	IP WLS BF H R ER SO BB IBB HBP BLK WP HR S P ERA WHIP	IP WLS BF H R ER SO BB IBB HBP BLK WP HR S P ERA WHIP	IP WLS BF H R ER SO BB IBB HBP BLK WP HR S P ERA WHIP	IP WLS BF H R ER SO BB IBB HBP BLK WP HR S P ERA WHIP	IP WLS BF H R ER SO BB IBB HBP BLK WP HR S P ERA WHIP	IP WLS BF H R ER SO BB IBB HBP BLK WP HR S P ERA WHIP	IP WLS BF H R ER SO BB IBB HBP BLK WP HR S P ERA WHIP

St. Louis Cardinals @ New York Mets
Shea Stadium, Flushing, NY
Sat Apr 09 1983, 3:33 AM EST
Att: 11,511 - Cloudy - 70 F

AB 29
R 5
H 7
RBI 5
BB 5
SO 3
LOB 6



Batter	1	2	3	4	5	6	7	8	9	AB	R	H	RBI	BB	SO	LOB	BOTTOM									
Mookie Wilson, S OBP: 0.308, SLG: 0.250 (1, 8)	0-0 CS 1B		0-0 4-3			0-0 G3			0-0 1-3	4	0	1	0	0	0	1										
Bob Bailor, R OBP: 0.154, SLG: 0.167 (1, 6)	0-0 6-3 1-2			0-0 4-3			0-3 K		0-0 1B	4	0	1	0	0	1	1										
Dave Kingman, R OBP: 0.083, SLG: 0.083 (1, 3)	0-3 K			0-0 6-3			0-3 K		0-0 F8	4	0	0	0	0	2	1										
George Foster, R OBP: 0.500, SLG: 0.889 (1, 7)		0-3 K		0-0 2-3			0-0 F8			3	0	0	0	0	1	0										
Danny Heep, L OBP: 0.714, SLG: 1.000 (1, 9)		0-3 K			0-3 K			0-0 1B		3	0	1	0	0	2	0										
Hubie Brooks, R OBP: 0.200, SLG: 0.111 (1, 5)		0-3 K			0-3 K			0-0 F9		3	0	0	0	0	2	1										
Ron Hodges, L OBP: 0.300, SLG: 0.250 (1, 2)			0-0 4-3 1B		0-0 1-3			0-0 F7		3	0	1	0	0	0	1										
Brian Giles, R OBP: 0.222, SLG: 0.250 (1, 4)				0-0 4-3		0-0 F9		0-0 F9		2	0	0	0	0	0	1										
Rusty Staub, L (8, PH)										1	0	0	0	0	0	1										
Carlos Diaz, R (9, 1)										0	0	0	0	0	0	0										
Mike Torrez, R (1, 1)										2	0	0	0	0	1	1										
Jesse Orosco, R (7, 1)										0	0	0	0	0	0	0										
Rick Ownbey, R (8, 1)										0	0	0	0	0	0	0										
Wally Backman, S (9, 4)									0-0 F7	1	0	0	0	0	0	0										
Inning Stats	R: 0 E: 0 K: 1 S: 5	H: 1 LOB: 0 BB: 0 P: 5	R: 0 E: 0 K: 3 S: 9	H: 0 LOB: 0 BB: 0 P: 9	R: 0 E: 0 K: 1 S: 6	H: 1 LOB: 1 BB: 0 P: 6	R: 0 E: 0 K: 0 S: 3	H: 0 LOB: 0 BB: 0 P: 3	R: 0 E: 0 K: 2 S: 7	H: 0 LOB: 0 BB: 0 P: 7	R: 0 E: 0 K: 0 S: 3	H: 0 LOB: 0 BB: 0 P: 3	R: 0 E: 0 K: 2 S: 7	H: 0 LOB: 0 BB: 0 P: 7	R: 0 E: 0 K: 0 S: 4	H: 1 LOB: 1 BB: 0 P: 4	R: 0 E: 0 K: 0 S: 4	H: 1 LOB: 1 BB: 0 P: 4	1B: 4 2B: 0 3B: 0 HR: 0	SF: 0 SAC: 0 DP: 0 HBP: 0	WP: 0 PB: 0 SB: 0 CS: 1	PA: 30				
PITCHER	IP WLS BF H R ER SO BB IBB HBP BLK WP HR S P ERA WHIP	IP WLS BF H R ER SO BB IBB HBP BLK WP HR S P ERA WHIP	IP WLS BF H R ER SO BB IBB HBP BLK WP HR S P ERA WHIP	IP WLS BF H R ER SO BB IBB HBP BLK WP HR S P ERA WHIP	IP WLS BF H R ER SO BB IBB HBP BLK WP HR S P ERA WHIP	IP WLS BF H R ER SO BB IBB HBP BLK WP HR S P ERA WHIP	IP WLS BF H R ER SO BB IBB HBP BLK WP HR S P ERA WHIP	IP WLS BF H R ER SO BB IBB HBP BLK WP HR S P ERA WHIP	IP WLS BF H R ER SO BB IBB HBP BLK WP HR S P ERA WHIP	IP WLS BF H R ER SO BB IBB HBP BLK WP HR S P ERA WHIP	IP WLS BF H R ER SO BB IBB HBP BLK WP HR S P ERA WHIP	IP WLS BF H R ER SO BB IBB HBP BLK WP HR S P ERA WHIP	IP WLS BF H R ER SO BB IBB HBP BLK WP HR S P ERA WHIP	IP WLS BF H R ER SO BB IBB HBP BLK WP HR S P ERA WHIP	IP WLS BF H R ER SO BB IBB HBP BLK WP HR S P ERA WHIP	IP WLS BF H R ER SO BB IBB HBP BLK WP HR S P ERA WHIP	IP WLS BF H R ER SO BB IBB HBP BLK WP HR S P ERA WHIP	IP WLS BF H R ER SO BB IBB HBP BLK WP HR S P ERA WHIP	IP WLS BF H R ER SO BB IBB HBP BLK WP HR S P ERA WHIP	IP WLS BF H R ER SO BB IBB HBP BLK WP HR S P ERA WHIP	IP WLS BF H R ER SO BB IBB HBP BLK WP HR S P ERA WHIP	IP WLS BF H R ER SO BB IBB HBP BLK WP HR S P ERA WHIP	IP WLS BF H R ER SO BB IBB HBP BLK WP HR S P ERA WHIP	IP WLS BF H R ER SO BB IBB HBP BLK WP HR S P ERA WHIP	IP WLS BF H R ER SO BB IBB HBP BLK WP HR S P ERA WHIP	IP WLS BF H R ER SO BB IBB HBP BLK WP HR S P ERA WHIP

St. Louis Cardinals @ New York Mets
Shea Stadium, Flushing, NY
Sat Apr 09 1983, 3:33 AM EST
Att: 11,511 - Cloudy - 70 F

AB 30
R 0
H 4
RBI 0
BB 0
SO 9
LOB 8



Batter	1	2	3	4	5	6	7	8	9	AB R H RBI BB SO LOB	TOP											
Lonnie Smith, R OBP: 0.333, SLG: 0.200										4 1 1 0 0 0 2	St. Louis Cardinals @ Pittsburgh Pirates Three Rivers Stadium, Pittsburgh, PA Wed Apr 13 1983, 3:33 AM EST Att: 4,126 - Unknown											
Ozzie Smith, S OBP: 0.444, SLG: 0.500										5 1 2 0 0 0 0												
Keith Hernandez, L OBP: 0.389, SLG: 0.471										4 2 3 1 1 0 0												
Darrell Porter, L OBP: 0.235, SLG: 0.143										5 0 0 0 0 2 6												
George Hendrick, R OBP: 0.588, SLG: 1.063										5 2 5 4 0 0 0												
Ken Oberkfell, L OBP: 0.294, SLG: 0.313										5 2 2 0 0 0 3												
David Green, R OBP: 0.278, SLG: 0.250										4 1 1 1 1 0 3												
Mike Ramsey, S OBP: 0.250, SLG: 0.214										4 0 1 2 0 0 4												
Joaquin Andujar, S OBP: 0.143, SLG: 0.143										4 0 1 1 0 1 3												
Inning Stats	R: 0 E: 0 K: 0 S: 3	H: 2 LOB: 1 BB: 1 P: 7	R: 1 E: 0 K: 1 S: 7	H: 2 LOB: 1 BB: 0 P: 7	R: 0 E: 0 K: 0 S: 4	H: 1 LOB: 2 BB: 0 P: 4	R: 0 E: 0 K: 0 S: 5	H: 2 LOB: 2 BB: 0 P: 5	R: 5 E: 0 K: 1 S: 10	H: 5 LOB: 2 BB: 1 P: 15		R: 0 E: 0 K: 1 S: 5	H: 0 LOB: 0 BB: 0 P: 5	R: 1 E: 0 K: 0 S: 4	H: 2 LOB: 0 BB: 0 P: 4	R: 0 E: 0 K: 0 S: 3	H: 0 LOB: 0 BB: 0 P: 3	R: 2 E: 0 K: 0 S: 5	H: 2 LOB: 0 BB: 0 P: 5	1B: 13 2B: 2 3B: 0 HR: 2	SF: 0 SAC: 0 DP: 2 HBP: 1	WP: 1 PB: 1 SB: 0 CS: 0
PITCHER	IP WLS BF H R ER SO BB IBB HBP BLK WP HR S P ERA WHIP											PITCHER	IP WLS BF H R ER SO BB IBB HBP BLK WP HR S P ERA WHIP									
Lee Tunnell, R ERA: 5.4	(1, 1) 4.0 L 20 8 3 3 1 1 0 0 0 0 1 0 20 25 6.75 2.250																					
Randy Niemann, L ERA: 40.5	(5, 1) 0.2 7 4 3 3 1 1 0 0 0 0 0 1 8 12 40.50 7.500																					
Manny Sarmiento, R ERA: 6.23	(5, 1) 2.1 8 2 1 1 1 0 0 0 0 0 1 10 10 3.86 0.857																					
Jim Winn, R ERA: 4.5	(8, 1) 2.0 8 2 2 2 0 0 0 0 0 0 1 8 8 9.00 1.000																					

Batter	1	2	3	4	5	6	7	8	9	AB R H RBI BB SO LOB	BOTTOM											
Lee Lacy, R OBP: 0.364, SLG: 0.563										4 0 2 0 0 0 0	St. Louis Cardinals @ Pittsburgh Pirates Three Rivers Stadium, Pittsburgh, PA Wed Apr 13 1983, 3:33 AM EST Att: 4,126 - Unknown											
Lee Mazzilli, S OBP: 0.485, SLG: 0.522										4 1 1 0 0 0 2												
Bill Madlock, R OBP: 0.250, SLG: 0.200										4 0 1 0 0 1 1												
Jason Thompson, L OBP: 0.469, SLG: 0.640										4 0 1 1 0 0 2												
Mike Easter, L OBP: 0.375, SLG: 0.438										4 0 1 0 0 0 1												
Johnny Ray, S OBP: 0.185, SLG: 0.231										3 0 0 0 0 2 0												
Junior Ortiz, R (9, PH)										1 0 0 0 0 0 1												
Tony Peña, R OBP: 0.370, SLG: 0.391										2 0 0 0 0 0 0												
Manny Sarmiento, R (7, PH)										0 0 0 0 0 0 0												
Jim Morrison, R (7, PH)										1 0 0 0 0 1 0												
Jim Winn, R (8, 1)										0 0 0 0 0 0 0												
Dale Berra, R OBP: 0.269, SLG: 0.542										3 0 1 0 0 1 0												
Lee Tunnell, R (1, 1)										1 0 0 0 0 0 0												
Randy Niemann, L (5, 1)										0 0 0 0 0 0 0												
Steve Nicosia, R OBP: 0.250, SLG: 0.250										2 0 0 0 0 0 1												
Inning Stats	R: 1 E: 0 K: 1 S: 7	H: 2 LOB: 1 BB: 0 P: 7	R: 0 E: 0 K: 2 S: 7	H: 0 LOB: 0 BB: 0 P: 7	R: 0 E: 0 K: 0 S: 5	H: 2 LOB: 0 BB: 0 P: 5	R: 0 E: 0 K: 1 S: 5	H: 0 LOB: 0 BB: 0 P: 5	R: 0 E: 0 K: 0 S: 3	H: 0 LOB: 0 BB: 0 P: 3	R: 0 E: 0 K: 0 S: 3	H: 0 LOB: 0 BB: 0 P: 3	R: 0 E: 0 K: 1 S: 5	H: 0 LOB: 0 BB: 0 P: 5	R: 0 E: 0 K: 0 S: 4	H: 2 LOB: 1 BB: 0 P: 4	R: 0 E: 0 K: 0 S: 4	H: 1 LOB: 1 BB: 0 P: 4	1B: 6 2B: 1 3B: 0 HR: 0	SF: 0 SAC: 0 DP: 1 HBP: 0	WP: 0 PB: 0 SB: 0 CS: 0	PA: 33
PITCHER	IP WLS BF H R ER SO BB IBB HBP BLK WP HR S P ERA WHIP											PITCHER	IP WLS BF H R ER SO BB IBB HBP BLK WP HR S P ERA WHIP									
Joaquin Andujar, R ERA: 0.5	(1, 1) 9.0 W 33 7 1 1 5 0 0 0 0 0 0 0 43 43 1.00 0.778																					

AB 40
R 9
H 16
RBI 9
BB 2
SO 3
LOB 21



AB 33
R 1
H 7
RBI 1
BB 0
SO 5
LOB 8



Batter	1	2	3	4	5	6	7	8	9	AB	R	H	RBI	BB	SO	LOB	TOP
Mookie Wilson, S OBP: 0.259, SLG: 0.231 (1, 8)	0-0 6-3		0-0 F8		0-0 FC3-6			0-0 6-3		4	0	0	0	0	0	1	New York Mets @ St. Louis Cardinals Busch Stadium, St. Louis, MO Thu Apr 14 1983, 6:05 PM CST Att: 11,941 - Unknown livebaseballscores.com
Bob Bailor, R OBP: 0.321, SLG: 0.417 Doug Sisk, R (8, 1)	4-0 1B BB		0-0 F8		0-0 FC6-4			0-0 2B		3	0	1	0	1	0	1	
Dave Kingman, R OBP: 0.269, SLG: 0.400 (1, 3)	0-0 F8			4-0 BB G4-6-3		0-0 F7		0-0 F8		3	0	0	0	1	0	2	
George Foster, R OBP: 0.360, SLG: 0.500 (1, 7)	0-0 FC6-4 1B			0-0 G4-6-3		0-0 6-3		0-0 FC1-8 1B		4	0	2	0	0	0	1	
Danny Heep, L OBP: 0.650, SLG: 0.867 (1, 9)	0-0 FC6-4			4-0 BB		0-0 4-3		0-0 FC1-6 G5-4-3		3	0	0	0	1	0	3	
Ron Hodges, L OBP: 0.304, SLG: 0.158 (1, 2)		0-0 F9		0-0 G3			0-0 3-1		0-0 G5-4-3		4	0	0	0	0	2	
Hubie Brooks, R OBP: 0.273, SLG: 0.381 (1, 5)		0-0 F9			0-0 HR		0-0 5-3			3	1	1	1	0	0	0	
Brian Giles, R OBP: 0.238, SLG: 0.211 (8, 6)		0-0 6-3			4-0 BB FC3-8		0-0 F8			2	0	0	0	1	0	0	
Mike Torrez, R Carlos Diaz, R Mike Jorgensen, L Jesse Orosco, R Wally Backman, S (1, 1) (1, 1) (5, Ph) (5, 1) (8, Ph) (8, 4)			0-0 4-3		0-0 F8		0-3 K			0	0	0	0	0	0	0	
Inning Stats	R: 0 E: 0 K: 0 S: 4	H: 1 LOB: 2 BB: 1 P: 8	R: 0 E: 0 K: 0 S: 3	H: 0 LOB: 0 BB: 0 P: 3	R: 0 E: 0 K: 0 S: 3	H: 0 LOB: 0 BB: 2 P: 10	R: 1 E: 0 K: 0 S: 4	H: 1 LOB: 1 BB: 1 P: 8	R: 0 E: 0 K: 0 S: 3	H: 0 LOB: 0 BB: 0 P: 3	R: 0 E: 0 K: 1 S: 6	H: 1 LOB: 1 BB: 0 P: 6	R: 0 E: 0 K: 0 S: 3	H: 1 LOB: 0 BB: 0 P: 3	1B: 2 2B: 1 3B: 0 HR: 1	SF: 0 SAC: 0 DP: 2 HBP: 0	
PITCHER Bob Forsch, R ERA: 2.51 (1, 1)	IP: 9.0 WLS: W BF: 33 H: 4 R: 1 ER: 1 SO: 1 BB: 4 IBB: 0 HBP: 0 BLK: 0 WP: 0 HR: 1 S: 31 P: 47 ERA: 1.00 WHIP: 0.889																

Batter	1	2	3	4	5	6	7	8	9	AB	R	H	RBI	BB	SO	LOB	BOTTOM
Lonnie Smith, R OBP: 0.318, SLG: 0.211 (1, 7)	0-0 1B 6-3			0-0 5-3				0-0 L9		4	1	1	0	0	0	0	New York Mets @ St. Louis Cardinals Busch Stadium, St. Louis, MO Thu Apr 14 1983, 6:05 PM CST Att: 11,941 - Unknown livebaseballscores.com
Ozzie Smith, S OBP: 0.455, SLG: 0.500 (1, 6)	0-0 2B 1B CS	0-0 1B			0-0 F7		0-0 F7		0-0 F7		4	1	2	1	0	0	
Keith Hernandez, L OBP: 0.364, SLG: 0.476 (1, 3)	0-3 K	0-0 F9			0-0 F7		0-0 2B		0-0 2B		4	0	1	0	0	2	
Darrell Porter, L OBP: 0.286, SLG: 0.333 (1, 2)	0-0 FC6-4 2H 3B 2B	0-3 K			0-0 2B		0-0 4-1			4	1	2	1	0	1	1	
George Hendrick, R OBP: 0.524, SLG: 0.895 (1, 9)	4-0 FC6-4 BB		0-0 6-3		0-0 F7		0-0 F8			3	0	0	0	1	0	1	
Ken Oberkfell, L OBP: 0.333, SLG: 0.316 (1, 5)	0-0 FC6-4 3B		0-0 F9			0-0 4-3 6-3 1B		4-0 1B BB		3	1	1	0	1	0	2	
David Green, R OBP: 0.273, SLG: 0.350 (1, 8)	0-0 1B 3B		0-0 5-3			0-0 6-3		0-3 K		4	1	1	2	0	1	2	
Mike Ramsey, S OBP: 0.300, SLG: 0.278 (1, 4)	0-0 E 1B			0-0 F8		0-0 4-3		0-0 1B		4	1	2	1	0	0	1	
Bob Forsch, R OBP: 0.200, SLG: 0.400 (1, 1)	0-0 E2 2B			0-0 P4		0-0 P4		0-0 P4		4	1	1	1	0	0	3	
Inning Stats	R: 7 E: 1 K: 1 S: 11	H: 6 LOB: 1 BB: 1 P: 15	R: 0 E: 0 K: 1 S: 5	H: 1 LOB: 0 BB: 0 P: 5	R: 0 E: 0 K: 0 S: 3	H: 0 LOB: 0 BB: 0 P: 3	R: 0 E: 0 K: 0 S: 4	H: 1 LOB: 1 BB: 0 P: 4	R: 0 E: 0 K: 0 S: 4	H: 1 LOB: 1 BB: 0 P: 4	R: 0 E: 0 K: 1 S: 6	H: 1 LOB: 2 BB: 1 P: 10	R: 0 E: 0 K: 0 S: 3	H: 1 LOB: 0 BB: 0 P: 3	1B: 6 2B: 4 3B: 1 HR: 0	SF: 0 SAC: 0 DP: 0 HBP: 0	
PITCHER Mike Torrez, R ERA: 14.85 Carlos Diaz, L ERA: Jesse Orosco, L ERA: 2.25 Doug Sisk, R ERA: 1.5 (1, 1) (1, 1) (5, 1) (8, 1)	IP: 0.2 WLS: L BF: 9 H: 6 R: 7 ER: 6 SO: 1 BB: 1 IBB: 0 HBP: 0 BLK: 0 WP: 0 HR: 0 S: 10 P: 14 ERA: 81.00 WHIP: 10.500																

Batter	1	2	3	4	5	6	7	8	9	AB	R	H	RBI	BB	SO	LOB	TOP										
Mookie Wilson, S (1, 8) OBP: 0.258, SLG: 0.267	0-3 K		0-0 2B			0-0 F7		0-0 G3		4	0	1	1	0	1	0											
Danny Heep, L (1, 9) OBP: 0.697, SLG: 1.053	0-0 1B		0-0 F7			0-0 2B		0-0 HR		4	1	3	1	0	0	1											
Dave Kingman, R (1, 3) OBP: 0.233, SLG: 0.345	0-0 F9			0-3 K		0-0 6-3		0-0 P3		4	0	0	0	0	1	2											
George Foster, R (1, 7) OBP: 0.310, SLG: 0.429	0-0 F9			0-0 P6		0-0 1-3			0-0 1-3	4	0	0	0	0	0	2											
Ron Hodges, L (1, 2) OBP: 0.296, SLG: 0.174		0-0 4-3		0-0 1B		0-0 6-3			0-0 4-3	4	0	1	0	0	0	0											
Hubie Brooks, R (1, 5) OBP: 0.289, SLG: 0.360		0-0 CS 1B		0-0 F9		0-0 6-3			0-3 K	4	0	1	0	0	1	1											
Wally Backman, S (1, 4)	0-0 F7 1-2				0-0 F7		0-0 5-3			3	0	0	0	0	0	1											
Ron Gardenhire, R (1, 6)			0-0 6-3		0-0 F7			0-0 4-3 G3 2B		2	0	0	0	0	0	0											
Mike Jorgensen, L (8, PH) OBP: 0.967, SLG: 1.000										1	1	1	0	0	0	0											
Bob Bailor, R (8, 6) OBP: 0.321, SLG: 0.417										0	0	0	0	0	0	0											
Scott Holman, R (1, 1)			0-3 K		0-0 6-3			0-0 4-3		2	0	0	0	0	1	0											
Jesse Orosco, R (6, 1)										0	0	0	0	0	0	0											
Rusty Staub, L (8, PH)										1	0	0	0	0	0	1											
Mike Torrez, R (8, 1)										0	0	0	0	0	0	0											
Inning Stats	R: 0 E: 0 K: 1 S: 6	H: 1 LOB: 1 BB: 0 P: 6	R: 0 E: 0 K: 0 S: 3	H: 1 LOB: 0 BB: 0 P: 3	R: 0 E: 0 K: 1 S: 6	H: 1 LOB: 1 BB: 0 P: 6	R: 0 E: 0 K: 0 S: 3	H: 0 LOB: 0 BB: 0 P: 3	R: 0 E: 0 K: 0 S: 4	H: 1 LOB: 1 BB: 0 P: 4	R: 0 E: 0 K: 0 S: 3	H: 0 LOB: 0 BB: 0 P: 3	R: 2 E: 0 K: 0 S: 5	H: 2 LOB: 0 BB: 0 P: 5	R: 0 E: 0 K: 1 S: 5	H: 0 LOB: 0 BB: 0 P: 5	1B: 3 2B: 3 3B: 0 HR: 1	SF: 0 SAC: 0 DP: 0 HBP: 0	WP: 0 PB: 0 SB: 0 CS: 1	PA: 33							
PITCHER	IP	WLS	BF	H	R	ER	SO	BB	IBB	HBP	BLK	WP	HR	S	P	ERA	WHIP										
John Stuper, R (1, 1) ERA: 2.25	8.0	W	30	7	2	2	3	0	0	0	0	0	1	36	36	2.25	0.875										
Bruce Sutter, R (9, 1) ERA: 3.0	1.0	S	3	0	0	0	1	0	0	0	0	0	0	5	5	0.00	0.000										

New York Mets @ St. Louis Cardinals
 Busch Stadium, St. Louis, MO
 Fri Apr 15 1983, 6:05 PM CST
 Att: 20,443 - Unknown

AB 33
 R 2
 H 7
 RBI 2
 BB 0
 SO 4
 LOB 8



Batter	1	2	3	4	5	6	7	8	9	AB	R	H	RBI	BB	SO	LOB	BOTTOM										
Lonnie Smith, R (1, 7) OBP: 0.296, SLG: 0.208	0-3 K	0-0 L5		0-0 2H 1B		0-0 F8		0-0 F9		5	0	1	1	0	1	4											
Ozzie Smith, S (1, 6) OBP: 0.423, SLG: 0.435	0-0 1-3		0-0 6-3	0-0 F7		4-0 1-2 BB				3	0	0	0	1	0	1											
Keith Hernandez, L (1, 3) OBP: 0.385, SLG: 0.480	0-0 1B		0-0 HR 1B		0-3 K	0-3 K				4	1	2	0	0	2	2											
Darrell Porter, L (1, 2) OBP: 0.280, SLG: 0.318	0-3 K		0-0 P6		0-0 1B		0-0 4-3			4	0	1	0	0	1	2											
George Hendrick, R (1, 9) OBP: 0.480, SLG: 0.913		0-0 F9	0-0 1H HR	0-0 F2		0-0 6-3		0-0 6-3		4	1	1	2	0	0	1											
Ken Oberkfell, L (1, 5) OBP: 0.320, SLG: 0.304		0-0 F8 1B WP 1B	0-0 4-1		0-0 P6		0-0 5-3			4	1	1	0	0	0	1											
David Green, R (1, 8) OBP: 0.269, SLG: 0.375		0-0 F8 1-3		0-0 6-3		0-0 E5 1B SH		0-0 SH1-3 FC6-2 2B		4	1	1	0	0	0	1											
Mike Ramsey, S (1, 4) OBP: 0.391, SLG: 0.350		4-0 1B IBB		0-0 SH1 1B		0-0 SH 1B		0-0 SH1-3		2	1	2	0	1	0	0											
John Stuper, R (1, 1) OBP: 1.000, SLG: 1.000		0-0 IBB		0-0 SH1		0-0 SH BB		0-0 FC6-2		1	0	1	2	0	0	0											
Dane Iorg, L (8, PH)										1	0	0	0	0	0	1											
Gene Roof, S (8, PR)										0	0	0	0	0	0	0											
Bruce Sutter, R (9, 1)		1-3 3H		1-2 1B		3H				0	0	0	0	0	0	0											
Inning Stats	R: 0 E: 0 K: 2 S: 8	H: 1 LOB: 2 BB: 1 P: 9	R: 2 E: 0 K: 0 S: 5	H: 2 LOB: 0 BB: 0 P: 5	R: 1 E: 0 K: 0 S: 5	H: 2 LOB: 1 BB: 0 P: 5	R: 0 E: 0 K: 1 S: 6	H: 1 LOB: 1 BB: 0 P: 6	R: 1 E: 2 K: 1 S: 7	H: 1 LOB: 2 BB: 1 P: 11	R: 0 E: 0 K: 0 S: 3	H: 0 LOB: 0 BB: 0 P: 3	R: 0 E: 0 K: 0 S: 4	H: 1 LOB: 1 BB: 0 P: 4	R: 0 E: 0 K: 0 S: 4	H: 0 LOB: 0 BB: 0 P: 4	1B: 8 2B: 1 3B: 0 HR: 1	SF: 0 SAC: 3 DP: 0 HBP: 0	WP: 1 PB: 0 SB: 0 CS: 0	PA: 37							
PITCHER	IP	WLS	BF	H	R	ER	SO	BB	IBB	HBP	BLK	WP	HR	S	P	ERA	WHIP										
Scott Holman, R (1, 1) ERA: 6.35	5.2	L	29	9	5	4	3	1	1	0	0	0	1	33	41	6.35	1.765										
Jesse Orosco, L (6, 1) ERA: 1.69	1.1		4	0	0	0	1	0	0	0	0	0	0	6	6	0.00	0.000										
Mike Torrez, R (8, 1) ERA: 12.91	1.0		4	1	0	0	0	0	0	0	0	0	0	4	4	0.00	1.000										

New York Mets @ St. Louis Cardinals
 Busch Stadium, St. Louis, MO
 Fri Apr 15 1983, 6:05 PM CST
 Att: 20,443 - Unknown

AB 32
 R 5
 H 10
 RBI 5
 BB 2
 SO 4
 LOB 13



Batter	1	2	3	4	5	6	7	8	9	AB	R	H	RBI	BB	SO	LOB	TOP			
Lonnie Smith, R OBP: 0.389, SLG: 0.438										5	2	4	1	0	1	1	St. Louis Cardinals @ Montreal Expos Olympic Stadium, Montreal, QB Thu Apr 21 1983, 3:33 AM EST Att: 8,392 - Cloudy - 36 F			
Ozzie Smith, S OBP: 0.412, SLG: 0.419										4	1	2	0	0	0	0				
Keith Hernandez, L OBP: 0.353, SLG: 0.424										4	1	1	1	0	0	2				
Darrell Porter, L OBP: 0.303, SLG: 0.345										3	1	2	0	1	1	2				
George Hendrick, R OBP: 0.424, SLG: 0.774										4	0	1	3	0	0	2				
Ken Oberkfell, L OBP: 0.298, SLG: 0.241										3	0	0	0	0	0	0				
Doug Bair, R										0	0	0	0	0	0	0				
Dane Iorg, L OBP: 0.300, SLG: 1.000										1	0	0	0	0	0	1				
Jim Kaat, L										0	0	0	0	0	0	0				
David Green, R OBP: 0.353, SLG: 0.500										4	0	1	0	0	1	1				
Mike Ramsey, S OBP: 0.333, SLG: 0.385										3	0	0	0	0	2	0				
Steve Braun, L OBP: 0.333, SLG: 0.385										0	0	0	0	1	0	0				
Rafael Santana, R OBP: 0.333, SLG: 0.385										0	0	0	0	0	0	0				
Joaquin Andujar, S OBP: 0.125, SLG: 0.125										1	0	0	0	0	1	0				
Gene Roof, S										1	0	0	0	0	0	0				
Jeff Lahti, R										0	0	0	0	0	0	0				
John Martin, S										0	0	0	0	0	0	0				
Jamie Quirk, L										2	0	0	0	0	1	1				
Inning Stats	R: 1 E: 0 K: 0 S: 5	H: 2 LOB: 1 BB: 0 P: 5	R: 0 E: 0 K: 2 S: 7	H: 0 LOB: 0 BB: 0 P: 7	R: 0 E: 0 K: 2 S: 9	H: 2 LOB: 2 BB: 0 P: 9	R: 0 E: 0 K: 0 S: 3	H: 1 LOB: 0 BB: 0 P: 3	R: 0 E: 0 K: 0 S: 4	H: 1 LOB: 0 BB: 0 P: 4	R: 0 E: 0 K: 1 S: 5	H: 0 LOB: 0 BB: 0 P: 5	R: 4 E: 0 K: 1 S: 9	H: 4 LOB: 1 BB: 1 P: 13	R: 0 E: 0 K: 1 S: 4	H: 0 LOB: 0 BB: 1 P: 8	1B: 6 2B: 5 3B: 0 HR: 1	SF: 0 SAC: 0 DP: 1 HBP: 0	WP: 0 PB: 0 SB: 0 CS: 3	PA: 39
PITCHER	IP WLS BF H R ER SO BB IBB HBP BLK WP HR S P ERA WHIP																			
Scott Sanderson, R ERA: 3.72	(1, 1) 7.1 W 29 9 3 3 6 0 0 0 0 0 1 41 41 3.68 1.227																			
Jeff Reardon, R ERA: 2.16	(8, 1) 1.2 8 2 2 2 1 2 0 0 0 0 0 8 16 10.80 2.400																			

Batter	1	2	3	4	5	6	7	8	9	AB	R	H	RBI	BB	SO	LOB	BOTTOM			
Tim Raines, S OBP: 0.280, SLG: 0.261										4	2	1	0	1	0	1	St. Louis Cardinals @ Montreal Expos Olympic Stadium, Montreal, QB Thu Apr 21 1983, 3:33 AM EST Att: 8,392 - Cloudy - 36 F			
Bryan Little, S OBP: 0.386, SLG: 0.314										4	1	2	2	1	0	1				
Andre Dawson, R OBP: 0.426, SLG: 0.795										4	1	1	0	0	0	3				
Al Oliver, L OBP: 0.362, SLG: 0.524										4	1	2	1	0	0	2				
Gary Carter, R OBP: 0.277, SLG: 0.375										3	1	2	1	1	0	1				
Tim Wallach, R OBP: 0.250, SLG: 0.333										4	0	1	0	0	0	3				
Terry Francona, L OBP: 0.200, SLG: 0.200										4	0	1	2	0	0	3				
Doug Flynn, R OBP: 0.268, SLG: 0.300										4	0	0	0	0	1	4				
Scott Sanderson, R OBP: 0.250, SLG: 0.375										3	0	1	0	0	1	0				
Jeff Reardon, R										1	0	0	0	0	0	0				
Inning Stats	R: 3 E: 0 K: 0 S: 6	H: 3 LOB: 2 BB: 2 P: 14	R: 1 E: 0 K: 1 S: 7	H: 2 LOB: 1 BB: 0 P: 7	R: 1 E: 0 K: 0 S: 4	H: 1 LOB: 0 BB: 0 P: 4	R: 0 E: 0 K: 0 S: 3	H: 0 LOB: 1 BB: 1 P: 7	R: 0 E: 0 K: 0 S: 4	H: 1 LOB: 1 BB: 0 P: 4	R: 0 E: 0 K: 0 S: 4	H: 1 LOB: 0 BB: 0 P: 4	R: 1 E: 0 K: 1 S: 8	H: 3 LOB: 2 BB: 0 P: 8	R: 0 E: 0 K: 0 S: 3	H: 0 LOB: 0 BB: 0 P: 3	1B: 6 2B: 4 3B: 0 HR: 1	SF: 0 SAC: 0 DP: 0 HBP: 0	WP: 0 PB: 0 SB: 1 CS: 0	PA: 38
PITCHER	IP WLS BF H R ER SO BB IBB HBP BLK WP HR S P ERA WHIP																			
Joaquin Andujar, R ERA: 2.45	(1, 1) 4.0 L 21 6 5 5 1 3 0 0 0 0 0 0 4 4 0.00 1.000																			
Jeff Lahti, R	(5, 1) 1.0 4 1 0 0 0 0 0 0 0 0 0 4 4 0.00 1.000																			
John Martin, L	(6, 1) 1.0 4 1 0 0 0 0 0 0 0 0 0 4 4 0.00 1.000																			
Doug Bair, R ERA: 10.8	(7, 1) 1.0 6 3 1 1 1 0 0 0 0 0 0 8 8 9.00 3.000																			
Jim Kaat, L	(8, 1) 1.0 3 0 0 0 0 0 0 0 0 0 0 3 3 0.00 0.000																			

Batter	1	2	3	4	5	6	7	8	9	AB	R	H	RBI	BB	SO	LOB	TOP										
Gene Richards, L (1,7) OBP: 0.338, SLG: 0.379 Alan Wiggins, S (7,7) OBP: 0.500, SLG: 0.200	F8	L6-3			F7		1B	F8		4	0	1	0	0	0	1	San Diego Padres @ St. Louis Cardinals Busch Stadium, St. Louis, MO Fri Apr 22 1983, 6:05 PM CST Att: 16,410 - Unknown livebaseballscorecards.com										
Juan Bonilla, R (1,4) OBP: 0.352, SLG: 0.429	BB 1B		6-3		6-3		F9	5-3		5	0	1	0	0	0	2											
Steve Garvey, R (1,3) OBP: 0.338, SLG: 0.492	F8		2B BB		6-3			HR		3	2	1	1	1	0	1											
Terry Kennedy, L (1,2) OBP: 0.444, SLG: 0.554	FC5-4 BB		P6			4-3 G3 1B		FC3-6 1B		3	0	2	0	1	0	1											
Sixto Lezcano, R (1,9) OBP: 0.381, SLG: 0.306	FC5-4		2B			G3		F7		4	0	1	1	0	0	4											
Gary Templeton, S (1,6) OBP: 0.265, SLG: 0.370		2B	L9			4-3		K		4	1	1	0	0	1	3											
Ruppert Jones, L (1,8) OBP: 0.262, SLG: 0.393		2B E			F7			FC3-6		4	1	1	1	0	0	2											
Tim Flannery, L (1,5) OBP: 0.360, SLG: 0.458		E3 L6-3			G3					4	0	1	0	0	0	0											
Dave Dravecky, R (1,1) OBP: 0.265, SLG: 0.370		K			G3			FC1-6		4	0	0	0	0	1	2											
Inning Stats	R: 0 E: 0 K: 0 S: 4	H: 1 LOB: 2 BB: 1 P: 8	R: 2 E: 1 K: 1 S: 7	H: 2 LOB: 0 BB: 0 P: 7	R: 1 E: 0 K: 0 S: 4	H: 1 LOB: 1 BB: 1 P: 8	R: 0 E: 0 K: 0 S: 3	H: 0 LOB: 0 BB: 0 P: 3	R: 0 E: 0 K: 0 S: 3	H: 0 LOB: 0 BB: 0 P: 3	R: 0 E: 0 K: 0 S: 4	H: 1 LOB: 1 BB: 0 P: 4	R: 0 E: 0 K: 0 S: 4	H: 1 LOB: 1 BB: 0 P: 4	R: 1 E: 0 K: 1 S: 7	H: 2 LOB: 1 BB: 0 P: 7	R: 0 E: 0 K: 0 S: 4	H: 1 LOB: 1 BB: 0 P: 4	1B: 5 2B: 4 3B: 0 HR: 1	SF: 0 SAC: 0 DP: 1 HBP: 0	WP: 0 PB: 0 SB: 0 CS: 0	PA: 38					
PITCHER	IP	WLS	BF	H	R	ER	SO	BB	IBB	HBP	BLK	WP	HR	S	P	ERA	WHIP										
Bob Forsch, R (1,1) ERA: 2.82	8.0	L	34	8	4	3	2	2	0	0	0	0	1	36	44	3.38	1.250										
Jim Kaat, L (9,1) ERA:	1.0		4	1	0	0	0	0	0	0	0	0	0	4	4	0.00	1.000										

Batter	1	2	3	4	5	6	7	8	9	AB	R	H	RBI	BB	SO	LOB	BOTTOM										
Lonnie Smith, R (1,7) OBP: 0.350, SLG: 0.389 Jim Kaat, L (9,1)	F9		5-3			F9		6-3		4	0	0	0	0	0	1	San Diego Padres @ St. Louis Cardinals Busch Stadium, St. Louis, MO Fri Apr 22 1983, 6:05 PM CST Att: 16,410 - Unknown livebaseballscorecards.com										
Ozzie Smith, S (1,6) OBP: 0.395, SLG: 0.400	PB 1B		5-3			F2			5-3	4	0	1	0	0	0	0											
Keith Hernandez, L (1,3) OBP: 0.316, SLG: 0.378	K		6-3			F2			F7	4	0	0	0	0	1	1											
George Hendrick, R (1,9) OBP: 0.405, SLG: 0.714	F7		F9			F9			1B 1B	4	0	1	0	0	0	1											
David Green, R (1,8) OBP: 0.368, SLG: 0.500		K				5-3				4	0	2	0	0	1	0											
Darrell Porter, L (1,2) OBP: 0.324, SLG: 0.406		G3				5-3			1-3	3	1	1	0	1	0	2											
Ken Oberkfell, L (1,5) OBP: 0.235, SLG: 0.219		6-3				G4-6-3 1B			5-3	3	0	0	1	0	0	2											
Mike Ramsey, S (1,4) OBP: 0.303, SLG: 0.345			1-3			F9			F9	3	0	0	0	0	0	1											
Bob Forsch, R (1,1) OBP: 0.143, SLG: 0.286 Tito Landrum, R (8,PH) OBP: 0.500, SLG: 1.000			6-3			F7				2	0	0	0	0	0	0											
Inning Stats	R: 0 E: 0 K: 1 S: 6	H: 1 LOB: 1 BB: 0 P: 6	R: 0 E: 0 K: 1 S: 5	H: 0 LOB: 0 BB: 0 P: 5	R: 0 E: 0 K: 0 S: 3	H: 0 LOB: 0 BB: 0 P: 3	R: 0 E: 0 K: 0 S: 3	H: 0 LOB: 0 BB: 0 P: 3	R: 0 E: 0 K: 0 S: 3	H: 0 LOB: 0 BB: 0 P: 3	R: 0 E: 0 K: 0 S: 3	H: 0 LOB: 0 BB: 0 P: 3	R: 0 E: 0 K: 0 S: 5	H: 2 LOB: 1 BB: 0 P: 5	R: 0 E: 0 K: 0 S: 5	H: 2 LOB: 2 BB: 0 P: 5	R: 0 E: 0 K: 0 S: 5	H: 2 LOB: 2 BB: 0 P: 5	1B: 4 2B: 0 3B: 2 HR: 0	SF: 0 SAC: 0 DP: 1 HBP: 0	WP: 0 PB: 1 SB: 1 CS: 0	PA: 33					
PITCHER	IP	WLS	BF	H	R	ER	SO	BB	IBB	HBP	BLK	WP	HR	S	P	ERA	WHIP										
Dave Dravecky, L (1,1) ERA: 2.32	9.0	W	33	6	1	1	2	1	0	0	0	0	0	36	40	1.00	0.778										



Batter	1	2	3	4	5	6	7	8	9	AB	R	H	RBI	BB	SO	LOB	TOP																	
Gene Richards, L (1,7) OBP: 0.348, SLG: 0.403										4	0	2	0	0	0	2	San Diego Padres @ St. Louis Cardinals Busch Stadium, St. Louis, MO Sat Apr 23 1983, 6:05 PM CST Att: 40,938 - Unknown livebaseballscorecards.com																	
Juan Bonilla, R (1,4) OBP: 0.360, SLG: 0.452										3	1	1	0	1	0	1																		
Steve Garvey, R (1,3) Jerry Turner, L (8,9)										4	0	0	0	0	1	2																		
Terry Kennedy, L (1,2) Doug Gwosdz, R (8,2)										4	1	2	1	0	0	0																		
Sixto Lezcano, R (1,9) Luis DeLeon, R (8,1) OBP: 0.373, SLG: 0.302 OBP: 0.500, SLG: 0.500										4	1	1	0	0	0	2																		
Gary Templeton, S (1,6) Joe Lefebvre, L (8,5) OBP: 0.250, SLG: 0.347 OBP: 0.250, SLG: 0.250										3	0	0	0	0	1	2																		
Ruppert Jones, L (1,8) OBP: 0.262, SLG: 0.375										3	1	0	0	1	1	0																		
Tim Flannery, L (1,5) OBP: 0.345, SLG: 0.500										4	1	1	3	0	0	0																		
Eric Show, R (1,1) Chris Welsh, L (5,1) OBP: 0.143, SLG: 0.143										2	0	1	1	0	0	0																		
Luis Salazar, R (7,PH) Gary Lucas, L (7,1) OBP: 0.333, SLG: 0.341										0	0	0	0	0	0	0																		
Kurt Bevacqua, R (8,3) OBP: 0.444, SLG: 0.667										0	0	0	0	0	0	0																		
Inning Stats	R: 0 E: 0 K: 0 S: 3	H: 1 LOB: 0 BB: 0 P: 3	R: 4 E: 0 K: 1 S: 8	H: 4 LOB: 0 BB: 1 P: 12	R: 0 E: 0 K: 0 S: 4	H: 1 LOB: 1 BB: 0 P: 4	R: 0 E: 0 K: 0 S: 3	H: 0 LOB: 0 BB: 0 P: 3	R: 0 E: 1 K: 1 S: 5	H: 0 LOB: 0 BB: 0 P: 3	R: 0 E: 0 K: 1 S: 6	H: 1 LOB: 1 BB: 0 P: 6	R: 1 E: 0 K: 0 S: 4	H: 1 LOB: 0 BB: 0 P: 4	R: 0 E: 0 K: 0 S: 3	H: 0 LOB: 0 BB: 0 P: 3		1B: 5 2B: 2 3B: 2 HR: 0	SF: 0 SAC: 0 DP: 3 HBP: 0	WP: 1 PB: 0 SB: 0 CS: 1	PA: 35													
PITCHER	IP WLS BF H R ER SO BB IBB HBP BLK WP HR S P ERA WHIP	IP WLS BF H R ER SO BB IBB HBP BLK WP HR S P ERA WHIP																																
John Stuper, R (1,1) ERA: 4.91	3.0	14	6	4	4	1	1	0	0	0	0	0	15	19	12.00	2.3333																		
John Martin, L (4,1) ERA: 1.17	6.0	W 21	3	1	1	2	1	0	0	0	1	0	24	28	1.50	0.667																		

Batter	1	2	3	4	5	6	7	8	9	AB	R	H	RBI	BB	SO	LOB	BOTTOM																	
Lonnie Smith, R (1,7) OBP: 0.333, SLG: 0.390										5	1	1	1	0	0	1	San Diego Padres @ St. Louis Cardinals Busch Stadium, St. Louis, MO Sat Apr 23 1983, 6:05 PM CST Att: 40,938 - Unknown livebaseballscorecards.com																	
Ozzie Smith, S (1,6) OBP: 0.372, SLG: 0.425										5	1	1	0	0	1																			
Keith Hernandez, L (1,3) OBP: 0.333, SLG: 0.463										4	1	2	3	0	0	0																		
Darrell Porter, L (1,2) OBP: 0.317, SLG: 0.371										3	1	0	0	1	0	1																		
George Hendrick, R (1,9) OBP: 0.463, SLG: 0.897										4	2	4	3	0	0	0																		
Ken Oberkfell, L (1,5) OBP: 0.283, SLG: 0.250										4	1	2	0	0	0	1																		
David Green, R (1,8) OBP: 0.357, SLG: 0.459										3	1	0	0	1	2	4																		
Mike Ramsey, S (1,4) OBP: 0.297, SLG: 0.313										3	1	0	0	1	0	3																		
John Stuper, R (1,1) Gene Roof, S (3,PH) OBP: 1.000, SLG: 1.000										0	0	0	0	0	0	0																		
John Martin, S (4,1) OBP: 0.500, SLG: 0.500										1	0	0	0	0	0	0																		
										2	0	1	1	0	0	0																		
Inning Stats	R: 0 E: 0 K: 0 S: 3	H: 0 LOB: 0 BB: 0 P: 3	R: 0 E: 0 K: 0 S: 4	H: 1 LOB: 1 BB: 0 P: 4	R: 0 E: 0 K: 0 S: 3	H: 0 LOB: 0 BB: 0 P: 3	R: 2 E: 0 K: 0 S: 4	H: 1 LOB: 0 BB: 1 P: 8	R: 3 E: 1 K: 0 S: 5	H: 2 LOB: 1 BB: 2 P: 13	R: 2 E: 1 K: 1 S: 8	H: 3 LOB: 1 BB: 0 P: 8	R: 2 E: 0 K: 1 S: 9	H: 4 LOB: 2 BB: 0 P: 9	R: 0 E: 0 K: 0 S: 3	H: 0 LOB: 0 BB: 0 P: 3		1B: 6 2B: 1 3B: 1 HR: 3	SF: 0 SAC: 1 DP: 0 HBP: 0	WP: 1 PB: 0 SB: 1 CS: 0	PA: 38													
PITCHER	IP WLS BF H R ER SO BB IBB HBP BLK WP HR S P ERA WHIP	IP WLS BF H R ER SO BB IBB HBP BLK WP HR S P ERA WHIP																																
Eric Show, R (1,1) ERA: 3.86	4.1	L 19	3	5	5	0	0	0	0	0	1	1	11	11	10.80	2.400																		
Chris Welsh, L (5,1) ERA: 3.18	1.2	9	4	2	2	1	0	0	0	0	0	0	0	0	0	0																		
Gary Lucas, L (7,1) ERA: 3.0	1.0	7	4	2	2	1	0	0	0	0	0	1	9	9	18.00	4.000																		
Luis DeLeon, R (8,1) ERA: 1.35	1.0	3	0	0	0	0	0	0	0	0	0	0	3	3	0.00	0.000																		



Batter	1	2	3	4	5	6	7	8	9	AB	R	H	RBI	BB	SO	LOB	TOP				
Gene Richards, L (1,7) OBP: 0.342, SLG: 0.385	F7		4-3					6-3		3	0	0	0	1	0	0	San Diego Padres @ St. Louis Cardinals Busch Stadium, St. Louis, MO Sun Apr 24 1983, 3:33 AM CDT Att: 27,059 - Unknown livebaseballscorecards.com				
Juan Bonilla, R (1,4) OBP: 0.342, SLG: 0.429	L8			6-3	G6-4-3			4-3		4	0	0	0	0	0	2					
Steve Garvey, R (1,3) OBP: 0.342, SLG: 0.470	BLK BB			FC3-6 BB 1B				K		3	0	2	0	1	1	0					
Sixto Lezcano, R (1,9) OBP: 0.380, SLG: 0.304	5-3			FC3-6 BB 1B	G6-4-3			FC3-6 BB 1B		3	0	1	0	1	0	2					
Terry Kennedy, L (1,2) OBP: 0.437, SLG: 0.540		G4-3 BB		FC3-6 BB 1B				FC3-6 BB 1B		3	0	0	0	1	0	3					
Gary Templeton, S (1,6) OBP: 0.245, SLG: 0.340		G4-3								1	0	0	0	0	0	1					
Kurt Bevacqua, R (3,5) OBP: 0.455, SLG: 0.600										1	0	0	0	1	1	0					
Joe Lefebvre, L (9, PH) OBP: 0.222, SLG: 0.222										1	0	0	0	0	1	1					
Ruppert Jones, L (1,8) OBP: 0.261, SLG: 0.368	K			6-3						4	0	1	0	0	1	3					
Luis Salazar, R (1,5) OBP: 0.354, SLG: 0.362				6-3						3	0	2	0	0	0	0					
Jerry Turner, L (9, PH)					FC3-6 BB 1B			K		1	0	0	0	0	1	2					
Andy Hawkins, R (1,1)				6-3						2	0	0	0	0	0	1					
Gary Lucas, L (6,1)				6-3						0	0	0	0	0	0	0					
Doug Gwosdz, R (7, PH)					FC3-6 BB			2-3		1	0	0	0	0	0	1					
Luis DeLeon, R (7,1) OBP: 0.500, SLG: 0.500										0	0	0	0	0	0	0					
Inning Stats	R: 0 E: 0 K: 0 S: 3	H: 0 LOB: 1 BB: 1 P: 7	R: 0 E: 0 K: 1 S: 4	H: 0 LOB: 0 BB: 1 P: 8	R: 0 E: 0 K: 0 S: 3	H: 0 LOB: 0 BB: 0 P: 3	R: 0 E: 0 K: 0 S: 4	H: 1 LOB: 3 BB: 2 P: 12	R: 0 E: 0 K: 0 S: 3	H: 1 LOB: 1 BB: 1 P: 7	R: 0 E: 0 K: 0 S: 3	H: 1 LOB: 1 BB: 0 P: 3	R: 0 E: 0 K: 1 S: 6	H: 1 LOB: 1 BB: 0 P: 6	R: 0 E: 0 K: 1 S: 5	H: 2 LOB: 2 BB: 0 P: 9	1B: 6 2B: 0 3B: 0 HR: 0	SF: 0 SAC: 0 DP: 3 HBP: 0	WP: 0 PB: 0 SB: 1 CS: 0	PA: 35	
PITCHER	IP WLS BF H R ER SO BB IBB HBP BLK WP HR S P ERA WHIP	7.1 W 28 4 0 0 2 5 0 0 0 1 0 0 27 47 0.00 1.227	1.2 S 7 2 0 0 3 0 0 0 0 0 0 0 13 13 0.00 1.200																		

Batter	1	2	3	4	5	6	7	8	9	AB	R	H	RBI	BB	SO	LOB	BOTTOM				
Lonnie Smith, R (1,7) OBP: 0.367, SLG: 0.409	5-3 1B		4-3							3	1	2	0	1	0	0	San Diego Padres @ St. Louis Cardinals Busch Stadium, St. Louis, MO Sun Apr 24 1983, 3:33 AM CDT Att: 27,059 - Unknown livebaseballscorecards.com				
Ozzie Smith, S (1,6) OBP: 0.362, SLG: 0.395	5-3		L7					4-3		3	0	0	0	1	0	3					
Keith Hernandez, L (1,3) OBP: 0.370, SLG: 0.489					E3 G3 1B			K		4	0	3	1	0	1	0					
Darrell Porter, L (1,2) OBP: 0.333, SLG: 0.368	F2			G3				1B BB		3	1	1	0	1	0	2					
George Hendrick, R (1,9) OBP: 0.444, SLG: 0.833	P6			E3				K		3	0	0	0	1	1	3					
Ken Oberkfell, L (1,5) OBP: 0.262, SLG: 0.250			1-3		F9			1B		4	0	1	0	0	0	4					
David Green, R (1,8) OBP: 0.348, SLG: 0.439			4-3					L8		4	0	1	1	0	1	0					
Mike Ramsey, S (1,4) OBP: 0.293, SLG: 0.306			G3					1B		4	0	1	0	0	0	2					
Dave LaPoint, L (1,1)										3	0	0	0	0	1	1					
Bruce Sutter, R (8,1)			K					FC4-6		0	0	0	0	0	0	0					
Inning Stats	R: 1 E: 0 K: 0 S: 5	H: 2 LOB: 1 BB: 0 P: 5	R: 0 E: 0 K: 0 S: 3	H: 0 LOB: 0 BB: 0 P: 3	R: 0 E: 0 K: 1 S: 5	H: 0 LOB: 0 BB: 0 P: 5	R: 0 E: 1 K: 0 S: 4	H: 1 LOB: 1 BB: 0 P: 4	R: 0 E: 0 K: 1 S: 5	H: 0 LOB: 0 BB: 0 P: 5	R: 0 E: 0 K: 0 S: 4	H: 3 LOB: 2 BB: 2 P: 12	R: 0 E: 1 K: 0 S: 4	H: 1 LOB: 2 BB: 1 P: 8	R: 1 E: 0 K: 2 S: 9	H: 2 LOB: 2 BB: 1 P: 13	1B: 9 2B: 0 3B: 0 HR: 0	SF: 0 SAC: 0 DP: 0 HBP: 0	WP: 0 PB: 0 SB: 0 CS: 2	PA: 35	
PITCHER	IP WLS BF H R ER SO BB IBB HBP BLK WP HR S P ERA WHIP	5.2 L 23 6 1 1 2 2 0 0 0 0 0 0 25 33 1.59 1.412	0.1 1 0 0 0 0 0 0 0 0 0 0 0 0 1 1 0.00 0.000																		



Batter	1	2	3	4	5	6	7	8	9	AB	R	H	RBI	BB	SO	LOB	TOP			
Steve Sax, R OBP: 0.368, SLG: 0.400 (1,4)	1-3		6-3		K		1-3		K	5	0	0	0	0	2	4				
Ken Landreaux, L OBP: 0.292, SLG: 0.367 (1,8)				G3		K		HR	1B	5	2	3	0	0	1	0				
Dusty Baker Jr., R OBP: 0.347, SLG: 0.469 (1,7)				1-3		P4		HR	F9	4	1	1	2	0	1	1				
Derrel Thomas, S OBP: 0.421, SLG: 0.355 (8,7)	K							HR		1	0	0	0	0	0	1				
Pedro Guerrero, R OBP: 0.408, SLG: 0.723 (1,5)	F8			K		HR		S	1B	3	2	1	1	2	1	1				
Greg Brock, L OBP: 0.338, SLG: 0.554 (1,3)						HR		BB	BB	4	2	2	2	1	0	0				
Mike Marshall, R OBP: 0.311, SLG: 0.341 (1,9)						BB		HR	BB	3	1	2	2	0	1	0				
Ron Roenicke, S OBP: 0.167, SLG: 0.176 (7, PR)	K					HR			L4	2	0	0	0	0	0	3				
Bill Russell, R OBP: 0.306, SLG: 0.256 (1,6)				6-3		HR		SH5-4	1B	3	0	0	0	1	1	2				
Steve Yeager, R OBP: 0.386, SLG: 0.595 (1,2)								E4	SH5-4	3	0	1	1	0	0	1				
Fernando Valenzuela, L OBP: 0.143, SLG: 0.143 (1,1)				6-3		F8		SH5-4	3B	3	0	1	1	0	0	1				
				K		SH1-4		L6	K	3	0	0	0	0	2	4				
Inning Stats	R: 0 E: 0 K: 1 S: 6	H: 1 LOB: 1 BB: 0 P: 6	R: 0 E: 0 K: 1 S: 5	H: 0 LOB: 0 BB: 0 P: 5	R: 0 E: 0 K: 1 S: 5	H: 0 LOB: 0 BB: 0 P: 5	R: 2 E: 0 K: 1 S: 6	H: 1 LOB: 1 BB: 2 P: 14	R: 1 E: 0 K: 0 S: 6	H: 1 LOB: 3 BB: 0 P: 6	R: 0 E: 1 K: 0 S: 5	H: 1 LOB: 3 BB: 0 P: 5	R: 4 E: 0 K: 2 S: 11	H: 4 LOB: 1 BB: 1 P: 15	R: 1 E: 0 K: 1 S: 7	H: 2 LOB: 2 BB: 1 P: 11	1B: 4 2B: 1 3B: 2 HR: 3	SF: 0 SAC: 2 DP: 0 HBP: 0	WP: 0 PA: 42 PB: 0 SB: 2 CS: 0	
PITCHER	IP	WLS	BF	H	R	ER	SO	BB	IBB	HBP	BLK	WP	HR	S	P	ERA	WHIP			
Joaquin Andujar, R ERA: 3.41 (1,1)	7.0	L	30	6	5	5	6	2	0	0	0	0	3	40	48	6.43	1.143			
Jeff Lahti, R ERA: 6.0 (8,1)	1.0		6	2	2	2	2	1	0	0	0	0	0	9	13	18.00	3.000			
Eric Rasmussen, R ERA: 3.38 (9,1)	1.0		6	2	1	1	1	1	0	0	0	0	0	7	11	9.00	3.000			

Los Angeles Dodgers @ St. Louis Cardinals
 Busch Stadium, St. Louis, MO
 Mon Apr 25 1983, 7:05 PM CDT
 Att: 33,265 - Unknown

AB	36
R	8
H	10
RBI	8
BB	4
SO	9
LOB	17



Batter	1	2	3	4	5	6	7	8	9	AB	R	H	RBI	BB	SO	LOB	BOTTOM			
Lonnie Smith, R OBP: 0.377, SLG: 0.417 (1,7)				K		5-3		HR	1B	4	0	2	0	0	1	0				
Ozzie Smith, S OBP: 0.353, SLG: 0.383 (1,6)						G3		E6	1B	4	0	1	0	0	0	2				
Keith Hernandez, L OBP: 0.380, SLG: 0.521 (1,3)						F7		L9		3	0	1	0	1	0	2				
George Hendrick, R OBP: 0.429, SLG: 0.783 (1,9)						K		F9		4	0	1	0	0	1	3				
David Green, R OBP: 0.320, SLG: 0.400 (1,8)						E4		FC5-4	1B	4	0	0	0	0	0	2				
Ken Oberkfell, L OBP: 0.261, SLG: 0.233 (1,5)						F9		4-3	F8	3	0	0	0	1	0	1				
Darrell Porter, L OBP: 0.347, SLG: 0.366 (1,2)						K		FC6	1B	3	0	1	0	0	1	1				
Mike Ramsey, S OBP: 0.289, SLG: 0.300 (1,4)						K		FC6	F7	4	0	1	0	0	1	3				
Joaquin Andujar, S OBP: 0.100, SLG: 0.100 (1,1)								K		2	0	0	0	0	1	1				
Jeff Lahti, R (8,1)										0	0	0	0	0	0	0				
Tito Landrum, R OBP: 0.400, SLG: 0.750 (8, PH)										1	0	0	0	0	1	0				
Eric Rasmussen, R (9,1)										0	0	0	0	0	0	0				
Inning Stats	R: 0 E: 0 K: 0 S: 3	H: 1 LOB: 1 BB: 1 P: 7	R: 0 E: 0 K: 0 S: 2	H: 0 LOB: 0 BB: 1 P: 6	R: 0 E: 0 K: 2 S: 7	H: 0 LOB: 0 BB: 0 P: 7	R: 0 E: 1 K: 1 S: 6	H: 1 LOB: 2 BB: 0 P: 6	R: 0 E: 0 K: 2 S: 8	H: 1 LOB: 1 BB: 0 P: 8	R: 0 E: 0 K: 0 S: 4	H: 1 LOB: 1 BB: 0 P: 4	R: 0 E: 1 K: 1 S: 6	H: 1 LOB: 1 BB: 0 P: 6	R: 0 E: 0 K: 0 S: 4	H: 1 LOB: 2 BB: 0 P: 5	1B: 6 2B: 0 3B: 1 HR: 0	SF: 0 SAC: 0 DP: 1 HBP: 1	WP: 0 PA: 35 PB: 0 SB: 2 CS: 1	
PITCHER	IP	WLS	BF	H	R	ER	SO	BB	IBB	HBP	BLK	WP	HR	S	P	ERA	WHIP			
Fernando Valenzuela, L ERA: 2.98 (1,1)	9.0	W	35	7	0	0	6	2	0	1	0	0	0	44	53	0.00	1.000			

Los Angeles Dodgers @ St. Louis Cardinals
 Busch Stadium, St. Louis, MO
 Mon Apr 25 1983, 7:05 PM CDT
 Att: 33,265 - Unknown

AB	32
R	0
H	7
RBI	0
BB	2
SO	6
LOB	15



Batter	1	2	3	4	5	6	7	8	9	AB	R	H	RBI	BB	SO	LOB	TOP
Derrel Thomas, S (1,4) OBP: 0.428, SLG: 0.412										3	0	1	0	1	0	0	Los Angeles Dodgers @ St. Louis Cardinals Busch Stadium, St. Louis, MO Tue Apr 26 1983, 7:05 PM CDT Att: 17,492 - Unknown
Ken Landreaux, L (1,8) OBP: 0.275, SLG: 0.344										4	1	0	0	0	2		
Dusty Baker Jr., R (1,7) OBP: 0.342, SLG: 0.456										4	1	1	0	0	1		
Pedro Guerrero, R (1,5) OBP: 0.413, SLG: 0.706										3	1	1	1	1	1		
Greg Brock, L (1,3) OBP: 0.347, SLG: 0.580										4	0	2	2	0	2		
Mike Marshall, R (1,9) OBP: 0.306, SLG: 0.333										4	0	1	0	0	1		
Ron Roenicke, S (9, PR)										0	0	0	0	0	0		
Bill Russell, R (1,6) OBP: 0.302, SLG: 0.239										3	0	0	0	1	0		
Steve Yeager, R (1,2) OBP: 0.354, SLG: 0.537										4	0	0	0	0	3		
Burt Hooton, R (1,1)										3	0	0	0	0	1		
Steve Howe, L (7,1)										1	0	0	0	0	1		
Inning Stats	R: 0 E: 0 K: 0 S: 3	H: 0 LOB: 2 BB: 2 P: 11	R: 0 E: 0 K: 0 S: 5	H: 0 LOB: 1 BB: 1 P: 9	R: 3 E: 0 K: 0 S: 7	H: 4 LOB: 1 BB: 0 P: 7	R: 0 E: 0 K: 0 S: 3	H: 0 LOB: 0 BB: 0 P: 3	R: 0 E: 0 K: 0 S: 3	H: 0 LOB: 0 BB: 0 P: 3	R: 0 E: 0 K: 0 S: 5	H: 0 LOB: 0 BB: 0 P: 5	R: 0 E: 0 K: 1 S: 7	H: 2 LOB: 3 BB: 0 P: 7	1B: 4 2B: 0 3B: 2 HR: 0	SF: 0 SAC: 0 DP: 0 HBP: 0	WP: 0 PA: 36 PB: 0 CS: 1 SB: 0
PITCHER	IP WLS BF H R ER SO BB IBB HBP BLK WP HR S P ERA WHIP																
John Stuper, R (1,1) ERA: 4.76	6.0 L 25 4 3 3 1 3 0 0 0 0 0 0 24 36 4.50 1.167																
Doug Bair, R (7,1) ERA: 8.75	2.0 6 0 0 0 1 0 0 0 0 0 0 0 8 8 0.00 0.000																
Jim Kaat, L (9,1) ERA: 8.75	0.0 1 1 0 0 0 0 0 0 0 0 0 0 1 1 ∞ ∞																
Jeff Lahti, R (9,1) ERA: 4.91	0.2 3 1 0 0 0 0 0 0 0 0 0 0 3 3 0.00 1.500																
John Martin, L (9,1) ERA: 1.13	0.1 1 0 0 0 1 0 0 0 0 0 0 0 3 3 0.00 0.000																

Batter	1	2	3	4	5	6	7	8	9	AB	R	H	RBI	BB	SO	LOB	BOTTOM				
Lonnie Smith, R (1,7) OBP: 0.368, SLG: 0.404										4	0	1	0	0	0	1	Los Angeles Dodgers @ St. Louis Cardinals Busch Stadium, St. Louis, MO Tue Apr 26 1983, 7:05 PM CDT Att: 17,492 - Unknown				
Jim Kaat, L (9,1)										0	0	0	0	0	0	0					
Jeff Lahti, R (9,1)										0	0	0	0	0	0	0					
John Martin, S (9,1) OBP: 0.500, SLG: 0.500										0	0	0	0	0	0	0					
Ozzie Smith, S (1,6) OBP: 0.345, SLG: 0.373										4	0	1	0	0	2						
Keith Hernandez, L (1,3) OBP: 0.370, SLG: 0.558										4	1	1	1	0	1						
Darrell Porter, L (1,2) OBP: 0.340, SLG: 0.356										4	0	1	0	0	1						
George Hendrick, R (1,9) OBP: 0.396, SLG: 0.720										4	0	0	0	0	1						
Ken Oberkfell, L (1,5) OBP: 0.245, SLG: 0.217										3	0	0	0	0	1						
David Green, R (1,8) OBP: 0.302, SLG: 0.375										3	0	0	0	0	2						
Mike Ramsey, S (1,4) OBP: 0.292, SLG: 0.302										3	0	1	0	0	0						
John Stuper, R (1,1) OBP: 0.500, SLG: 0.500										1	0	0	0	0	1						
Gene Roof, S (6, PH)										1	0	0	0	0	0						
Doug Bair, R (7,1)										0	0	0	0	0	0						
Tito Landrum, R (8, PH) OBP: 0.333, SLG: 0.600										1	0	0	0	0	1						
Inning Stats	R: 0 E: 0 K: 1 S: 5	H: 0 LOB: 0 BB: 0 P: 5	R: 0 E: 0 K: 0 S: 3	H: 0 LOB: 0 BB: 0 P: 3	R: 0 E: 0 K: 2 S: 7	H: 0 LOB: 0 BB: 0 P: 7	R: 0 E: 0 K: 0 S: 4	H: 1 LOB: 1 BB: 0 P: 4	R: 0 E: 0 K: 1 S: 5	H: 0 LOB: 0 BB: 0 P: 5	R: 0 E: 0 K: 0 S: 4	H: 1 LOB: 1 BB: 0 P: 4	R: 1 E: 0 K: 0 S: 5	H: 2 LOB: 1 BB: 0 P: 5	R: 0 E: 0 K: 1 S: 6	H: 1 LOB: 1 BB: 0 P: 6	R: 0 E: 0 K: 1 S: 5	H: 0 LOB: 0 BB: 0 P: 5	1B: 4 2B: 0 3B: 0 HR: 1	SF: 0 SAC: 0 DP: 0 HBP: 0	WP: 0 PA: 32 PB: 0 CS: 0
PITCHER	IP WLS BF H R ER SO BB IBB HBP BLK WP HR S P ERA WHIP																				
Burt Hooton, R (1,1) ERA: 3.85	6.1 W 23 4 1 1 4 0 0 0 0 0 0 0 31 31 1.42 0.632																				
Steve Howe, L (7,1) ERA:	2.2 S 9 1 0 0 2 0 0 0 0 0 0 0 13 13 0.00 0.375																				

Batter	1	2	3	4	5	6	7	8	9	AB	R	H	RBI	BB	SO	LOB	TOP																
Steve Sax, R OBP: 0.375, SLG: 0.406 (1, 4)										4	2	2	1	0	0	0	Los Angeles Dodgers @ St. Louis Cardinals Busch Stadium, St. Louis, MO Wed Apr 27 1983, 3:33 AM CDT Att: 23,712 - Unknown livebaseballscorecards.com																
Ken Landreaux, L OBP: 0.274, SLG: 0.368 (1, 8)										4	0	1	2	0	0	2																	
Dusty Baker Jr., R OBP: 0.329, SLG: 0.443 Bill Russell, R OBP: 0.296, SLG: 0.234 (1, 7) (7, 6)										2	0	0	1	0	0	1																	
Pedro Guerrero, R OBP: 0.392, SLG: 0.667 (1, 5)										4	0	0	0	0	0	0																	
Greg Brock, L OBP: 0.342, SLG: 0.556 (1, 3)										3	0	0	0	1	0	0																	
Mike Marshall, R OBP: 0.288, SLG: 0.313 Ron Roenicke, S OBP: 0.158, SLG: 0.167 (1, 9) (6, 9)										3	0	0	0	0	1	1																	
Derrel Thomas, S OBP: 0.478, SLG: 0.500 (1, 6) (7, 7)										4	2	4	0	0	0	0																	
Steve Yeager, R OBP: 0.353, SLG: 0.523 Mike Scioscia, L OBP: 0.222, SLG: 0.278 (1, 2) (9, PH)										3	1	1	0	0	1	2																	
Jerry Reuss, L OBP: 0.231, SLG: 0.250 Rick Monday, L OBP: 0.260, SLG: 1.400 Jose Morales, R OBP: 0.260, SLG: 1.400 Dave Stewart, R OBP: 0.260, SLG: 1.400 Alejandro Pena, R OBP: 0.260, SLG: 1.400 Steve Howe, L OBP: 0.260, SLG: 1.400 Candy Maldonado, R OBP: 0.260, SLG: 1.400 (1, 1) (7, PH) (7, 1) (7, 1) (8, 1) (8, 1) (9, PH)										2	0	0	0	0	1	2																	
Inning Stats	R: 1 E: 1 K: 0 S: 4	H: 0 LOB: 0 BB: 0 P: 4	R: 0 E: 0 K: 1 S: 5	H: 1 LOB: 1 BB: 1 P: 9	R: 0 E: 0 K: 1 S: 5	H: 1 LOB: 0 BB: 0 P: 5	R: 0 E: 0 K: 0 S: 3	H: 0 LOB: 0 BB: 0 P: 3	R: 3 E: 0 K: 0 S: 7	H: 4 LOB: 1 BB: 0 P: 7	R: 0 E: 0 K: 0 S: 3	H: 0 LOB: 0 BB: 0 P: 3	R: 2 E: 0 K: 1 S: 7	H: 2 LOB: 2 BB: 0 P: 7	R: 0 E: 0 K: 0 S: 3	H: 0 LOB: 0 BB: 0 P: 3		R: 0 E: 0 K: 0 S: 3	H: 1 LOB: 0 BB: 0 P: 3	1B: 6 2B: 2 3B: 1 HR: 1	SF: 1 SAC: 0 DP: 2 HBP: 0	WP: 0 PB: 0 SB: 3 CS: 1	PA: 36										
PITCHER	IP WLS BF H R ER SO BB IBB HBP BLK WP HR S P ERA WHIP																																
Bob Forsch, R ERA: 3.45 Jim Kaat, L ERA: 2.7 Bruce Sutter, R ERA: 1.04 (1, 1) (7, 1) (8, 1)	6.1 0.2 2.0	WLS 3 W	BF 26 6	H 7 1	R 5 0	ER 4 0	SO 3 0	BB 1 0	IBB 0 0	HBP 0 0	BLK 0 0	WP 0 0	HR 0 1	S 31 3	P 35 3	ERA 5.68 13.50 0.00	WHIP 1.263 1.500 0.500																

Batter	1	2	3	4	5	6	7	8	9	AB	R	H	RBI	BB	SO	LOB	BOTTOM																
Ozzie Smith, S OBP: 0.350, SLG: 0.382 (1, 6)										4	1	1	0	1	0	3	Los Angeles Dodgers @ St. Louis Cardinals Busch Stadium, St. Louis, MO Wed Apr 27 1983, 3:33 AM CDT Att: 23,712 - Unknown livebaseballscorecards.com																
Ken Oberkfell, L OBP: 0.245, SLG: 0.220 (1, 5)										4	1	1	0	0	1																		
Keith Hernandez, L OBP: 0.379, SLG: 0.554 (1, 3)										4	1	2	0	0	2																		
George Hendrick, R OBP: 0.404, SLG: 0.759 (1, 9)										4	1	2	4	0	1																		
Lonnie Smith, R OBP: 0.361, SLG: 0.411 Bruce Sutter, R ERA: 1.04 (1, 7) (8, 1)										4	1	1	0	0	3																		
David Green, R OBP: 0.298, SLG: 0.404 (1, 8)										4	1	1	1	0	1																		
Mike Ramsey, S OBP: 0.288, SLG: 0.348 (1, 4)										3	1	1	1	0	1																		
Glenn Brummer, R OBP: 0.331, SLG: 0.333 Jim Kaat, L ERA: 2.7 Gene Roof, S OBP: 0.260, SLG: 1.000 Dane Iorg, L OBP: 0.333, SLG: 0.600 (1, 2) (7, 1) (8, 7) (8, PH) (8, PH) (8, 7)										3	0	1	0	0	0																		
Bob Forsch, R OBP: 0.222, SLG: 0.444 Darrell Porter, L OBP: 0.345, SLG: 0.362 (1, 1) (7, 2)										2	0	1	0	0	1																		
Inning Stats	R: 0 E: 0 K: 0 S: 3	H: 0 LOB: 0 BB: 0 P: 3	R: 0 E: 0 K: 0 S: 3	H: 0 LOB: 0 BB: 0 P: 3	R: 0 E: 0 K: 0 S: 4	H: 1 LOB: 1 BB: 0 P: 4	R: 0 E: 0 K: 0 S: 4	H: 1 LOB: 1 BB: 0 P: 4	R: 0 E: 0 K: 2 S: 8	H: 1 LOB: 1 BB: 0 P: 8	R: 5 E: 0 K: 0 S: 8	H: 5 LOB: 0 BB: 0 P: 8	R: 1 E: 0 K: 0 S: 5	H: 2 LOB: 2 BB: 1 P: 9	R: 1 E: 0 K: 1 S: 6	H: 2 LOB: 2 BB: 1 P: 10		1B: 6 2B: 3 3B: 2 HR: 1	SF: 1 SAC: 0 DP: 1 HBP: 0	WP: 0 PB: 0 SB: 0 CS: 0	PA: 37												
PITCHER	IP WLS BF H R ER SO BB IBB HBP BLK WP HR S P ERA WHIP																																
Jerry Reuss, L ERA: 3.47 Dave Stewart, R ERA: 2.92 Alejandro Pena, R ERA: 2.08 Steve Howe, L ERA: (1, 1) (7, 1) (7, 1) (8, 1)	6.0 0.1 1.0 0.2	WLS 3 L	BF 26 6	H 8 2	R 5 1	ER 5 1	SO 2 1	BB 0 1	IBB 0 0	HBP 0 0	BLK 0 0	WP 0 0	HR 1 0	S 30 7	P 30 11	ERA 7.50 9.00 0.00	WHIP 1.333 6.000 2.000																

Batter	1	2	3	4	5	6	7	8	9	10	11	12	13	14	15	16	AB	R	H	RBI	BB	SO	LOB	TOP				
Johnie LeMaster, R OBP: 0.378, SLG: 0.338	F3		5-3		F9		G3		5-3			FC5-6 2B	S			L6	7	1	1	0	1	0	1					
Joel Youngblood, R OBP: 0.367, SLG: 0.367	F4				5-3		1-3			3-1		FC5-6 2B	K			F7	4	1	1	0	0	0	1					
Milt May, L OBP: 0.167, SLG: 0.241			E 1B														4	1	1	0	0	0	1					
Chili Davis, S OBP: 0.342, SLG: 0.583			E7 1B				F9		3-1	F6		FC1-5 1H 2H				K	8	0	4	2	0	1	0					
Jack Clark, R OBP: 0.286, SLG: 0.250							6-3		F8			BB FC1-5				G3-6-3	5	0	2	0	2	0	1					
Jeffrey Leonard, R OBP: 0.247, SLG: 0.329												FC1-5 BB					5	0	1	0	0	1	5					
Dave Bergman, L OBP: 0.333, SLG: 0.143	K						F3			6-3		FC1-5 BB					1	0	0	0	0	0	0					
Rennie Martin, R OBP: 1.000, SLG: 2.000												1-2 2-3					0	0	0	0	0	0	0					
Mark Calvert, R OBP: 0.167, SLG: 0.241																	0	0	0	0	0	0	0					
Darrell Evans, L OBP: 0.333, SLG: 0.393							F8									1-3	5	1	2	0	2	0	1					
Bob Brenly, R OBP: 0.306, SLG: 0.400																	2	1	0	0	2	0	3					
Greg Minton, S OBP: 0.143, SLG: 0.370																	0	0	0	0	0	0	0					
Max Venable, L OBP: 0.143, SLG: 0.370																	3	0	0	0	0	0	3					
Tom O'Malley, L OBP: 0.356, SLG: 0.294																	7	0	1	0	0	0	3					
Atlee Hammaker, S OBP: 0.091, SLG: 0.091																	2	0	0	0	0	1	0					
Mike Vail, R OBP: 0.182, SLG: 0.143																	1	0	1	2	0	0	0					
Joe Pletini, R OBP: 0.105, SLG: 0.167																	4	0	0	0	0	1	1					
Inning Stats	R: 0 E: 0 K: 1 S: 7	H: 2 LOB: 2 BB: 0 P: 7	R: 0 E: 0 K: 0 S: 3	H: 1 LOB: 0 BB: 0 P: 3	R: 1 E: 1 K: 0 S: 5	H: 2 LOB: 2 BB: 1 P: 9	R: 0 E: 0 K: 0 S: 2	H: 0 LOB: 0 BB: 1 P: 6	R: 0 E: 0 K: 1 S: 3	H: 0 LOB: 0 BB: 0 P: 5	R: 0 E: 0 K: 0 S: 3	H: 0 LOB: 0 BB: 0 P: 3	R: 2 E: 1 K: 0 S: 5	H: 1 LOB: 3 BB: 3 P: 17	R: 0 E: 0 K: 1 S: 6	H: 2 LOB: 1 BB: 0 P: 6	R: 0 E: 0 K: 0 S: 3	H: 0 LOB: 0 BB: 0 P: 3	R: 0 E: 0 K: 0 S: 3	H: 1 LOB: 1 BB: 1 P: 7	R: 0 E: 0 K: 0 S: 3	H: 0 LOB: 0 BB: 0 P: 3	R: 0 E: 0 K: 1 S: 5	H: 0 LOB: 0 BB: 0 P: 5	1B: 11 2B: 2 3B: 1 HR: 0	SF: 0 SAC: 0 DP: 4 HBP: 0	WP: 0 PB: 0 SB: 1 CS: 0	PA: 66
PITCHER	IP 6.1	WLS 27	BF 61	H 7	R 3	ER 2	SO 2	BB 3	IBB 0	HBP 0	BLK 0	WP 0	HR 0	S 28	P 40	ERA 2.84	WHIP 1.579											
Dave LaPoint, L ERA: 1.73	1.1	1.2	7	1	0	0	0	0	1	0	0	0	0	0	6	10	0.00	0.600										
Jeff Lahti, R ERA: 3.38	(7, 1)	2.0	7	1	0	0	1	0	0	0	0	0	0	0	9	9	0.00	0.500										
Bruce Sutter, R ERA: 0.84	(9, 1)	2.0	7	1	0	0	1	0	0	0	0	0	0	0	7	19	5.40	1.800										
John Martin, L ERA: 1.86	(11, 1)	1.2	10	1	2	1	0	2	1	0	0	0	0	7	19	5.40	1.800											
Jim Kaat, L ERA: 1.93	(12, 1)	1.1	5	2	0	0	1	0	0	0	0	0	0	7	7	0.00	1.500											
Batter	1	2	3	4	5	6	7	8	9	10	11	12	13	14	15	16	AB <th>R</th> <th>H</th> <th>RBI</th> <th>BB</th> <th>SO</th> <th>LOB</th> <th>BOTTOM</th>	R	H	RBI	BB	SO	LOB	BOTTOM				
Ozzie Smith, S OBP: 0.313, SLG: 0.339	F7		5-3		6-3			FC3-6 1B		4-3		6-3		SH1-4		E6	7	1	0	0	0	0	2					
Ken Oberkfell, L OBP: 0.286, SLG: 0.283	6-3						K					FC4-6 BB		F8			7	2	4	1	1	1	1					
Keith Hernandez, L OBP: 0.409, SLG: 0.541												FC4-6 BB					5	1	2	1	3	1	2					
George Hendrick, R OBP: 0.377, SLG: 0.707																	4	0	0	0	0	1	3					
Bruce Sutter, R OBP: 0.500, SLG: 0.500																	0	0	0	0	0	0	0					
Steve Braun, L OBP: 0.200, SLG: 0.200																	0	0	0	0	0	1	0					
John Martin, S OBP: 0.200, SLG: 0.200																	0	0	0	0	0	0	0					
Jamie Quirk, L OBP: 0.200, SLG: 0.200																	3	0	1	1	0	0	4					
Lonnie Smith, R OBP: 0.368, SLG: 0.443																	5	1	2	1	1	0	0					
David Green, R OBP: 0.302, SLG: 0.397																	6	0	2	1	0	0	3					
Darrell Porter, L OBP: 0.328, SLG: 0.327																	5	0	0	0	1	2	2					
Glenn Brummer, R OBP: 0.500, SLG: 0.750																	1	0	1	0	0	0	0					
Mike Ramsey, S OBP: 0.167, SLG: 0.241																	3	1	1	0	0	0	0					
Dane Iorg, S OBP: 0.286, SLG: 0.283																	1	0	0	0	0	0	0					
Rafael Santana, R OBP: 0.286, SLG: 0.283																	1	0	1	0	0	0	0					
Jim Kaat, L OBP: 0.167, SLG: 0.241																	1	0	0	0	0	1	0					
Doug Bair, R ERA: 4.32																	1	0	0	0	0	1	1					
Dave LaPoint, L ERA: 1.73	1.1	1.2	7	1	0	0	0	0	1	0	0	0	0	0	6	10	0.00	0.600										
Jeff Lahti, R ERA: 3.38	(7, 1)	2.0	7	1	0	0	1	0	0	0	0	0	0	0	9	9	0.00	0.500										
Bruce Sutter, R ERA: 0.84	(9, 1)	2.0	7	1	0	0	1	0	0	0	0	0	0	0	7	19	5.40	1.800										
John Martin, L ERA: 1.86	(11, 1)	1.2	10	1	2	1	0	2	1	0	0	0	0	7	19	5.40	1.800											
Jim Kaat, L ERA: 1.93	(12, 1)	1.1	5	2	0	0	1	0	0	0	0	0	0	7	7	0.00	1.500											
PITCHER	IP 6.0	WLS 22	BF 55	H 5	R 2	ER 2	SO 5	BB 1	IBB 0	HBP 0	BLK 0	WP 0	HR 0	S 31	P 35	ERA 3.00	WHIP 1.000											
Atlee Hammaker, L ERA: 1.2	(1, 1)	1.2	8	3	1	1	0	0	0	0	0	0	0	8	8	5.40	1.800											
Gary Lavelle, L ERA: 2.03	(7, 1)	2.0	11	1	0	0	0	3	1	0	0	0	0	7	23	0.00	2.000											
Greg Minton, S ERA: 6.55	(8, 1)	3.1	12	4	2	2	1	0	0	0	0	0	0	14	14	5.40	1.200											
Jim Barr, R ERA: 6.59	(10, 1)	1.0	5	0	0	0	0	1	1	0	0	0	0	3	11	0.00	1.000											
Rennie Martin, R ERA: 6.75	(14, 1)	1.0	5	0	0	0	0	1	1	0	0	0	0	3	11	0.00	1.000											
Inning Stats	R: 0 E: 0 K: 1 S: 5	H: 0 LOB: 1 BB: 1 P: 9	R: 0 E: 0 K: 1 S: 5	H: 1 LOB: 0 BB: 0 P: 5	R: 1 E: 1 K: 0 S: 5	H: 2 LOB: 1 BB: 0 P: 6	R: 0 E: 0 K: 0 S: 6	H: 0 LOB: 0 BB: 0 P: 7	R: 0 E: 0 K: 2 S: 7	H: 0 LOB: 0 BB: 0 P: 3	R: 0 E: 0 K: 0 S: 3	H: 0 LOB: 0 BB: 0 P: 3	R: 2 E: 0 K: 0 S: 5	H: 3 LOB: 0 BB: 0 P: 5	R: 0 E: 0 K: 1 S: 5	H: 0 LOB: 0 BB: 0 P: 5	R: 0 E: 0 K: 0 S: 3	H: 0 LOB: 2 BB: 2 P: 11	R: 0 E: 0 K: 1 S: 6	H: 1 LOB: 1 BB: 0 P: 6	R: 1 E: 2 K: 0 S: 4	H: 1 LOB: 3 BB: 1 P: 8	1B: 13 2B: 3 3B: 1 HR: 0	SF: 1 SAC: 3 DP: 3 HBP: 0	WP: 1 PB: 0 SB: 1 CS: 2	PA: 67		
PITCHER	IP 6.0	WLS 22	BF 55	H 5	R 2	ER 2	SO 5	BB 1	IBB 0	HBP 0	BLK 0	WP 0	HR 0	S 31	P 35	ERA 3.00	WHIP 1.000											
Mark Calvert, R ERA: 6.75	(15, 1)	1.2	8	3	1	1	0	0	0	0	0	0	0	8	8	5.40	1.800											
Gary Lavelle, L ERA: 2.03	(7, 1)	2.0	11	1	0	0	0	3	1	0	0	0	0	7	23	0.00	2.000											
Greg Minton, S ERA: 6.55	(8, 1)	3.1	12	4	2	2	1	0	0	0	0	0	0	14	14	5.40	1.200											
Jim Barr, R ERA: 6.59	(10, 1)	1.0	5	0	0	0	0	1	1	0	0	0	0	3	11	0.00	1.000											
Rennie Martin, R ERA: 6.75	(14, 1)	1.0	5	0	0	0	0	1	1	0	0	0	0	3	11	0.00	1.000											

Batter	1	2	3	4	5	6	7	8	9	AB	R	H	RBI	BB	SO	LOB	TOP			
Johnnie LeMaster, R (1, 6) OBP: 0.400, SLG: 0.400										4	1	3	0	1	0	0	San Francisco Giants @ St. Louis Cardinals Busch Stadium, St. Louis, MO Sat Apr 30 1983, 7:05 PM CDT Att: 36,904 - Unknown			
Max Venable, L (1, 7) OBP: 0.192, SLG: 0.452										4	1	2	2	0	1	2				
Chili Davis, S (1, 8) OBP: 0.333, SLG: 0.571										5	0	1	0	0	1	3				
Jack Clark, R (1, 9) OBP: 0.268, SLG: 0.233										5	0	0	0	0	1	2				
Darrell Evans, L (1, 3) OBP: 0.338, SLG: 0.383										4	1	1	0	1	1	1				
Milt May, L (1, 2) OBP: 0.200, SLG: 0.242										4	1	1	0	1	1	3				
Tom O'Malley, L (1, 5) OBP: 0.381, SLG: 0.345										4	1	3	2	0	0	2				
Duane Kuiper, L (1, 4) OBP: 0.305, SLG: 0.216										3	0	0	0	0	0	2				
Champ Summers, L (8, PH) OBP: 0.429, SLG: 0.333										1	0	0	0	0	1	2				
Joe Pettini, R (8, 4) OBP: 0.105, SLG: 0.167										0	0	0	0	0	0	0				
Andy McGaffigan, R (1, 1) Gary Lavelle, S (8, 1)										3	0	0	0	0	1	2				
										1	0	0	0	0	1	0				
Inning Stats	R: 0 E: 0 K: 0 S: 3	H: 1 LOB: 0 BB: 0 P: 3	R: 0 E: 0 K: 1 S: 6	H: 2 LOB: 1 BB: 0 P: 6	R: 0 E: 0 K: 2 S: 8	H: 1 LOB: 1 BB: 0 P: 8	R: 2 E: 2 K: 1 S: 8	H: 2 LOB: 1 BB: 0 P: 8	R: 0 E: 0 K: 0 S: 4	H: 0 LOB: 0 BB: 0 P: 3	R: 1 E: 0 K: 1 S: 7	H: 1 LOB: 2 BB: 1 P: 11	R: 0 E: 0 K: 1 S: 6	H: 1 LOB: 2 BB: 1 P: 10	R: 2 E: 1 K: 2 S: 10	H: 2 LOB: 2 BB: 1 P: 14	1B: 6 2B: 3 3B: 2 HR: 0	SF: 1 SAC: 0 DP: 1 HBP: 0	WP: 0 PB: 1 SB: 0 CS: 0	PA: 43
PITCHER	IP WLS BF H R ER SO BB IBB HBP BLK WP HR S P ERA WHIP																			
Joaquin Andujar, R (1, 1) ERA: 2.92	8.0 L 35 9 3 1 6 2 0 0 0 0 0 0 45 53 1.12 1.375																			
Eric Rasmussen, R (9, 1) ERA: 4.91	1.0 7 2 2 1 2 0 1 0 0 0 0 0 10 14 9.00 2.000																			

Batter	1	2	3	4	5	6	7	8	9	AB	R	H	RBI	BB	SO	LOB	BOTTOM			
Tom Herr, S (1, 4) OBP: 0.250, SLG: 0.250										3	0	0	0	0	1	2	San Francisco Giants @ St. Louis Cardinals Busch Stadium, St. Louis, MO Sat Apr 30 1983, 7:05 PM CDT Att: 36,904 - Unknown			
Dane Iorg, L (8, PH) OBP: 0.371, SLG: 0.800										1	0	1	0	0	0	0				
Rafael Santana, R (8, PR) OBP: 0.500, SLG: 0.500										0	0	0	0	0	0	0				
Ken Oberkfell, L (1, 5) OBP: 0.297, SLG: 0.254										2	0	0	0	1	0	0				
David Green, R (8, PH) OBP: 0.297, SLG: 0.390										1	0	0	0	0	0	1				
Lonnie Smith, R (1, 7) OBP: 0.381, SLG: 0.446										4	0	1	0	0	0	2				
Eric Rasmussen, R (9, 1)										0	0	0	0	0	0	0				
Keith Hernandez, L (1, 3) OBP: 0.400, SLG: 0.523										4	0	1	0	0	2	2				
George Hendrick, R (1, 9) OBP: 0.369, SLG: 0.677										4	0	1	0	0	0	2				
Willie McGee, S (1, 8) OBP: 0.250, SLG: 0.143										4	0	1	0	0	1	2				
Darrell Porter, L (1, 2) OBP: 0.308, SLG: 0.304										4	0	0	0	0	2	3				
Ozzie Smith, S (1, 6) OBP: 0.310, SLG: 0.333										4	0	1	0	0	0	2				
Joaquin Andujar, S (1, 1) OBP: 0.167, SLG: 0.167										2	0	1	0	0	0	0				
Steve Braun, L (8, PH)										1	0	0	0	0	0	0				
Mike Ramsey, S (9, 4) OBP: 0.291, SLG: 0.347										0	0	0	0	0	0	0				
Inning Stats	R: 0 E: 0 K: 0 S: 3	H: 0 LOB: 0 BB: 0 P: 3	R: 0 E: 0 K: 1 S: 6	H: 1 LOB: 1 BB: 0 P: 6	R: 0 E: 0 K: 1 S: 5	H: 0 LOB: 0 BB: 1 P: 9	R: 0 E: 0 K: 1 S: 7	H: 2 LOB: 2 BB: 0 P: 7	R: 0 E: 0 K: 0 S: 4	H: 1 LOB: 1 BB: 0 P: 4	R: 0 E: 0 K: 1 S: 5	H: 0 LOB: 0 BB: 0 P: 5	R: 0 E: 0 K: 0 S: 4	H: 1 LOB: 1 BB: 0 P: 4	R: 0 E: 0 K: 2 S: 9	H: 2 LOB: 2 BB: 0 P: 9	1B: 6 2B: 1 3B: 0 HR: 0	SF: 0 SAC: 0 DP: 0 HBP: 0	WP: 1 PB: 0 SB: 2 CS: 0	PA: 35
PITCHER	IP WLS BF H R ER SO BB IBB HBP BLK WP HR S P ERA WHIP																			
Andy McGaffigan, R (1, 1) ERA: 3.81	7.1 W 28 5 0 0 4 1 0 0 0 0 0 0 35 39 0.00 0.818																			
Gary Lavelle, L (8, 1) ERA: 1.8	1.2 S 7 2 0 0 2 0 0 0 0 0 0 0 11 11 0.00 1.200																			



Batter	1	2	3	4	5	6	7	8	9	AB	R	H	RBI	BB	SO	LOB	TOP					
Ozzie Smith, S OBP: 0.313, SLG: 0.315	4-3	FC6			1-3		SH1-4			3	0	0	0	1	0	2						
Ken Oberkfell, L OBP: 0.324, SLG: 0.328	F8		1-3		4-3		K			4	0	0	0	1	1	1						
Keith Hernandez, L OBP: 0.400, SLG: 0.575	1B	2B	6-3	2B		HR	K		G3	5	2	3	1	0	1	4						
George Hendrick, R OBP: 0.392, SLG: 0.662	BLK	1B	6-3			1B		6-3		4	1	2	1	0	0	1						
Lonnie Smith, R OBP: 0.370, SLG: 0.466	L7		1-3			FC6-4		6-3		4	0	1	0	0	0	2						
David Green, R OBP: 0.294, SLG: 0.381					6-3					4	0	1	1	0	1	1						
Darrell Porter, L OBP: 0.304, SLG: 0.300																						
Rafael Santana, R OBP: 0.500, SLG: 0.500					P5		G3			4	0	1	0	0	1	2	AB 35					
Tom Herr, S OBP: 0.143, SLG: 0.143					4-3		6-3			3	0	0	0	0	0	2	R 3					
Bob Forsch, R OBP: 0.273, SLG: 0.455																	H 10					
John Martin, S OBP: 0.206, SLG: 0.500																	RBI 3					
Willie McGee, S OBP: 0.387, SLG: 0.500																	BB 2					
Doug Bair, R OBP: 0.357, SLG: 0.500																	SO 5					
Dane Iorg, L OBP: 0.271, SLG: 0.800																	LOB 17					
Mike Ramsey, S OBP: 0.317, SLG: 0.393																						
Inning Stats	R: 1 E: 0 K: 0 S: 5	H: 2 LOB: 1 BB: 0 P: 5	R: 0 E: 0 K: 1 S: 7	H: 2 LOB: 2 BB: 0 P: 7	R: 0 E: 0 K: 0 S: 4	H: 1 LOB: 1 BB: 0 P: 4	R: 0 E: 0 K: 0 S: 3	H: 0 LOB: 0 BB: 0 P: 3	R: 0 E: 0 K: 1 S: 5	H: 0 LOB: 0 BB: 0 P: 5	R: 2 E: 0 K: 0 S: 6	H: 3 LOB: 1 BB: 0 P: 6	R: 0 E: 0 K: 2 S: 8	H: 1 LOB: 1 BB: 0 P: 8	R: 0 E: 0 K: 1 S: 5	H: 0 LOB: 0 BB: 0 P: 5	R: 0 E: 0 K: 0 S: 4	H: 1 LOB: 3 BB: 2 P: 12	1B: 7 2B: 2 3B: 0 HR: 1	SF: 0 SAC: 2 DP: 0 HBP: 0	WP: 0 PB: 1 SB: 0 CS: 2	PA: 39
PITCHER	IP WLS BF H R ER SO BB IBB HBP BLK WP HR S P ERA WHIP																					
Dave Dravecky, L ERA: 3.14	(1, 1) 7.0 W 30 9 3 3 4 0 0 0 0 0 1 1 38 38 3.86 1.286																					
Luis Delson, R ERA: 2.25	(8, 1) 1.1 5 1 0 0 1 0 0 0 0 0 0 0 7 7 0.00 0.750																					
Gary Lucas, L ERA: 3.97	(9, 1) 0.2 S 4 0 0 0 0 2 0 0 0 0 0 0 0 2 10 0.00 3.000																					

St. Louis Cardinals @ San Diego Padres
Jack Murphy Stadium, San Diego, CA
Tue May 03 1983, 10:05 PM EDT
Att: 16,842 - Unknown

AB 35
R 3
H 10
RBI 3
BB 2
SO 5
LOB 17



Batter	1	2	3	4	5	6	7	8	9	AB	R	H	RBI	BB	SO	LOB	BOTTOM			
Alan Wiggins, S OBP: 0.307, SLG: 0.318	G3	F7		F7			P4			4	1	1	0	0	0	2				
Juan Bonilla, R OBP: 0.346, SLG: 0.417	G3		F9		F7					4	0	1	0	0	0	1				
Steve Garvey, R OBP: 0.380, SLG: 0.544	SF9		F9		F8					3	0	0	1	0	0	1				
Terry Kennedy, L OBP: 0.432, SLG: 0.547	FC5-4		F8		4-3					4	0	1	0	0	0	0				
Sixto Lezcano, R OBP: 0.423, SLG: 0.372	FC5-4			SH1-3			P4			3	1	1	0	0	0	1				
Ruppert Jones, L OBP: 0.274, SLG: 0.360				FC						2	2	1	0	1	0	1				
Tim Flannery, L OBP: 0.350, SLG: 0.538				SH1-3			F9			2	0	1	0	0	0	1	AB 27			
Mario Ramirez, R OBP: 0.364, SLG: 0.222										3	0	1	2	0	1	2	R 4			
Dave Dravecky, R OBP: 0.059, SLG: 0.059										1	0	1	1	0	0	0	H 8			
Gene Richards, L OBP: 0.349, SLG: 0.392										1	0	0	0	0	0	0	RBI 4			
Luis DeLeon, R OBP: 0.500, SLG: 0.500										0	0	0	0	0	0	0	BB 1			
Gary Lucas, L OBP: 0.317, SLG: 0.393										0	0	0	0	0	0	0	SO 1			
Inning Stats	R: 1 E: 0 K: 0 S: 5	H: 2 LOB: 1 BB: 0 P: 5	R: 0 E: 0 K: 0 S: 5	H: 3 LOB: 1 BB: 0 P: 5	R: 0 E: 0 K: 0 S: 3	H: 0 LOB: 0 BB: 0 P: 3	R: 2 E: 0 K: 0 S: 6	H: 2 LOB: 1 BB: 0 P: 6	R: 0 E: 0 K: 0 S: 3	H: 0 LOB: 0 BB: 0 P: 3	R: 0 E: 0 K: 1 S: 5	H: 0 LOB: 0 BB: 1 P: 5	R: 0 E: 0 K: 0 S: 3	H: 1 LOB: 0 BB: 0 P: 3	R: 0 E: 0 K: 0 S: 4	H: 0 LOB: 0 BB: 0 P: 12	1B: 8 2B: 0 3B: 0 HR: 0	SF: 1 SAC: 2 DP: 2 HBP: 0	WP: 0 PB: 0 SB: 0 CS: 1	PA: 32
PITCHER	IP WLS BF H R ER SO BB IBB HBP BLK WP HR S P ERA WHIP																			
Bob Forsch, R ERA: 4.13	(1, 1) 4.0 L 19 7 4 4 0 0 0 0 0 0 0 0 5 9 0.00 0.500																			
John Martin, L ERA: 1.54	(5, 1) 2.0 6 0 0 0 0 1 0 0 0 0 0 0 5 9 0.00 0.500																			
Doug Bair, R ERA: 3.48	(7, 1) 2.0 6 1 0 0 1 0 0 0 0 0 0 0 8 8 0.00 0.500																			

St. Louis Cardinals @ San Diego Padres
Jack Murphy Stadium, San Diego, CA
Tue May 03 1983, 10:05 PM EDT
Att: 16,842 - Unknown

AB 27
R 4
H 8
RBI 4
BB 1
SO 1
LOB 9



Batter	1	2	3	4	5	6	7	8	9	AB	R	H	RBI	BB	SO	LOB	TOP				
Ozzie Smith, S (1,6) OBP: 0.310, SLG: 0.312 Rafael Santana, R (8,6) OBP: 0.500, SLG: 0.500	0-0 1-3		0-0 4-3					0-3 K		4	0	1	0	0	1	1	St. Louis Cardinals @ San Diego Padres Jack Murphy Stadium, San Diego, CA Wed May 04 1983, 10:05 PM EDT Att: 17,119 - Unknown livebaseballscorecards.com				
Ken Oberkfell, L (1,5) OBP: 0.333, SLG: 0.329	4-0 G6-4-3 BB			0-0 6-3		0-0 F9		0-0 FC6-4 1B		3	0	1	0	1	0	2					
Lonnie Smith, R (1,7) OBP: 0.376, SLG: 0.461	0-0 G6-4-3 1-2			0-3 K		4-0 BB		0-0 FC6-4 1B		3	0	1	0	1	1	1					
Keith Hernandez, L (1,3) OBP: 0.381, SLG: 0.545		0-0 6-3		0-0 4-3		0-0 F7		0-0 FC6-4 FC4-6 1-2 2-3		4	0	0	0	0	0	5					
George Hendrick, R (1,9) OBP: 0.390, SLG: 0.648 Dane Iorg, L (8,PH) OBP: 0.500, SLG: 0.667		0-0 F2				0-0 1B		0-3 K		3	0	1	0	0	1	3					
Willie McGee, S (1,8) OBP: 0.333, SLG: 0.438		0-3 K				0-0 F8		0-0 4-3		4	0	1	0	0	1	1					
Darrell Porter, L (1,2) OBP: 0.301, SLG: 0.297			0-3 K			0-0 F8		0-0 G3 1B		4	0	1	0	0	1	2					
Mike Ramsey, S (1,4) OBP: 0.306, SLG: 0.352 Eric Rasmussen, R (5,1) Steve Braun, L (7,PH) Jim Kaat, L (7,1) Jamie Quirk, L (9,PH) OBP: 0.300, SLG: 0.500			0-3 K			0-0 1-3		0-0 G3		2	0	0	0	0	1	1					
Joaquin Andujar, S (1,1) OBP: 0.231, SLG: 0.231 Tom Herr, S (5,4) OBP: 0.200, SLG: 0.111						4-0 BB 1B BB		0-0 F8		1	0	1	0	0	0	0					
Inning Stats	R: 0 E: 0 K: 0 S: 2	H: 0 LOB: 0 BB: 1 P: 6	R: 0 E: 0 K: 1 S: 5	H: 0 LOB: 0 BB: 0 P: 5	R: 0 E: 0 K: 2 S: 8	H: 1 LOB: 1 BB: 0 P: 8	R: 0 E: 0 K: 1 S: 5	H: 0 LOB: 0 BB: 0 P: 5	R: 0 E: 0 K: 1 S: 4	H: 1 LOB: 1 BB: 2 P: 14	R: 0 E: 0 K: 0 S: 4	H: 1 LOB: 1 BB: 0 P: 4	R: 0 E: 0 K: 1 S: 7	H: 2 LOB: 2 BB: 0 P: 7	R: 0 E: 0 K: 1 S: 6	H: 1 LOB: 1 BB: 0 P: 6		1B: 7 2B: 0 3B: 0 HR: 0	SF: 0 SAC: 0 DP: 1 HBP: 0	WP: 0 PB: 0 SB: 0 CS: 0	PA: 36
PITCHER Eric Show, R (1,1) ERA: 2.88	IP: 9.0 WLS: W BF: 36 H: 7 R: 0 ER: 0 SO: 7 BB: 3 IBB: 0 HBP: 0 BLK: 1 WP: 0 HR: 0 S: 47 P: 59 ERA: 0.00 WHIP: 1.111															PITCHER					

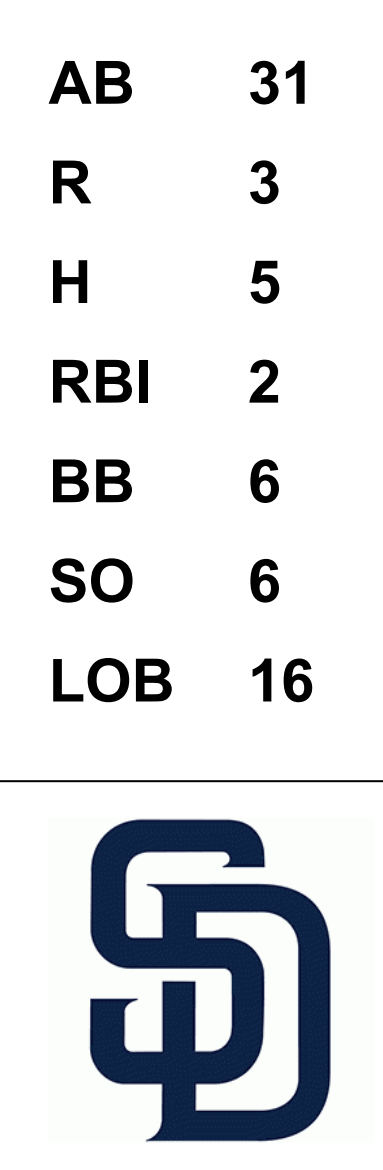
Batter	1	2	3	4	5	6	7	8	9	AB	R	H	RBI	BB	SO	LOB	BOTTOM				
Alan Wiggins, S (1,7) OBP: 0.375, SLG: 0.370	0-0 5-3	0-0 F7		0-0 5-3		0-0 WP 3B		0-3 K		5	1	1	0	0	1	2	St. Louis Cardinals @ San Diego Padres Jack Murphy Stadium, San Diego, CA Wed May 04 1983, 10:05 PM EDT Att: 17,119 - Unknown livebaseballscorecards.com				
Juan Bonilla, R (1,4) OBP: 0.351, SLG: 0.449 Luis Salazar, R (8,5) OBP: 0.333, SLG: 0.317	0-0 1B 3B		0-0 4-3 1B 2B		0-3 K	0-0 4-3 3-H		0-0 1B		4	2	2	0	0	1	0					
Steve Garvey, R (1,3) OBP: 0.365, SLG: 0.543 Kurt Bevacqua, R (8,3) OBP: 0.428, SLG: 0.538	0-0 1B 3-H		0-0 4-3 2-3		0-0 6-3	0-0 2B 1B		0-0 4-3		4	1	2	1	0	0	1					
Terry Kennedy, L (1,2) OBP: 0.434, SLG: 0.556 Doug Gwosdz, R (7,PR) (8,2)	0-0 F7		0-0 1B 3-H		0-0 4-3	0-0 E 2B		0-0 2B 1B		4	0	2	2	0	0	1					
Sixto Lezcano, R (1,9) OBP: 0.420, SLG: 0.370 Joe Lefebvre, L (7,9) OBP: 0.273, SLG: 0.273	0-0 F9		0-0 F8 3-H		0-0 4-3 3-H	0-0 2B 1B 3-H		0-0 E3 4-3 1B 1B		3	1	1	0	0	0	2					
Ruppert Jones, L (1,8) OBP: 0.273, SLG: 0.366		0-0 1-3		0-0 F9		0-0 2B 2B		0-0 4-3		4	1	1	0	0	0	3					
Tim Flannery, L (1,5) OBP: 0.386, SLG: 0.548		0-0 E8 1B 1B		0-0 F8		4-0 2B 1B		0-0 G4-6-3 1B		3	2	2	1	1	0	0					
Mario Ramirez, R (1,6) OBP: 0.400, SLG: 0.385		0-0 SH1-4 1B		0-0 L5		0-0 2B 1B 3-H 3-H		0-0 G4-6-3		4	0	2	4	0	0	2					
Eric Show, R (1,1) OBP: 0.231, SLG: 0.308		0-0 SH1-4		0-0 2B		0-0 1B		0-0 G3		3	0	2	0	0	0	0					
Inning Stats	R: 1 E: 0 K: 0 S: 5	H: 2 LOB: 1 BB: 0 P: 5	R: 1 E: 1 K: 0 S: 5	H: 2 LOB: 1 BB: 0 P: 5	R: 1 E: 0 K: 0 S: 5	H: 2 LOB: 1 BB: 0 P: 5	R: 0 E: 0 K: 0 S: 4	H: 1 LOB: 0 BB: 0 P: 4	R: 0 E: 0 K: 1 S: 5	H: 0 LOB: 0 BB: 0 P: 5	R: 4 E: 0 K: 0 S: 6	H: 5 LOB: 0 BB: 1 P: 10	R: 3 E: 1 K: 0 S: 6	H: 4 LOB: 1 BB: 0 P: 6	R: 0 E: 0 K: 1 S: 6	H: 1 LOB: 1 BB: 0 P: 6		1B: 10 2B: 5 3B: 2 HR: 0	SF: 0 SAC: 1 DP: 1 HBP: 0	WP: 1 PB: 0 SB: 0 CS: 0	PA: 39
PITCHER Joaquin Andujar, R (1,1) ERA: 3.07 Eric Rasmussen, R (5,1) ERA: 9.53 Jim Kaat, L (7,1) ERA: 4.05	IP: 4.0 WLS: L BF: 19 H: 7 R: 3 ER: 4 SO: 2 BB: 0 IBB: 0 HBP: 0 BLK: 0 WP: 0 HR: 0 S: 19 P: 19 ERA: 4.50 WHIP: 1.750															PITCHER					

Batter	1	2	3	4	5	6	7	8	9	AB	R	H	RBI	BB	SO	LOB	TOP																	
Willie McGee, S (1, 8) OBP: 0.435, SLG: 0.500										4	2	3	0	1	1	0	St. Louis Cardinals @ San Diego Padres Jack Murphy Stadium, San Diego, CA Thu May 05 1983, 6:33 AM EDT Att: 21,943 - Sunny																	
Ken Oberkfell, L (1, 5) OBP: 0.391, SLG: 0.373										5	1	4	2	0	0	2																		
Lonnie Smith, R (1, 7) OBP: 0.378, SLG: 0.494										5	1	2	1	0	0	4																		
Keith Hernandez, L (1, 3) OBP: 0.375, SLG: 0.531										4	0	1	1	0	0	2																		
Dane Iorg, L (1, 9) OBP: 0.364, SLG: 0.444 David Green, R (8, PH) OBP: 0.290, SLG: 0.375										3	0	0	0	0	0	1																		
Jamie Quirk, L (1, 2) OBP: 0.286, SLG: 0.429										4	0	1	0	0	2	0																		
Tom Herr, S (1, 4) Bruce Sutter, R (8, 1)										4	0	1	0	0	0	1																		
Ozzie Smith, S (1, 6) OBP: 0.295, SLG: 0.296										4	0	0	0	0	0	0																		
Dave LaPoint, L (1, 1) OBP: 0.182, SLG: 0.182 Mike Ramsey, S (8, 4) OBP: 0.302, SLG: 0.345										3	0	2	0	0	0	0																		
Inning Stats	R: 1 E: 0 K: 1 S: 7	H: 2 LOB: 1 BB: 0 P: 7	R: 0 E: 0 K: 1 S: 5	H: 1 LOB: 0 BB: 0 P: 5	R: 1 E: 0 K: 0 S: 5	H: 3 LOB: 1 BB: 0 P: 5	R: 0 E: 0 K: 0 S: 3	H: 0 LOB: 0 BB: 0 P: 3	R: 0 E: 0 K: 0 S: 4	H: 1 LOB: 2 BB: 1 P: 8	R: 0 E: 0 K: 1 S: 5	H: 3 LOB: 0 BB: 0 P: 5	R: 1 E: 0 K: 0 S: 5	H: 2 LOB: 1 BB: 0 P: 5	R: 1 E: 0 K: 1 S: 7	H: 2 LOB: 1 BB: 0 P: 7		1B: 11 2B: 3 3B: 0 HR: 1	SF: 0 SAC: 0 DP: 1 HBP: 0	WP: 0 PB: 0 SB: 1 CS: 0	PA: 39													
PITCHER	IP WLS BF H R ER SO BB IBB HBP BLK WP HR S P ERA WHIP																																	
Andy Hawkins, R (1, 1) ERA: 2.49	7.0	L	29	10	2	2	3	1	0	0	0	1	0	0	34	38	2.57	1.571																
Gary Lucas, L (8, 1) ERA: 4.73	2.0	L	10	4	2	2	1	0	0	0	0	0	0	1	12	12	9.00	2.000																

AB	38
R	4
H	14
RBI	4
BB	1
SO	4
LOB	10



Batter	1	2	3	4	5	6	7	8	9	AB	R	H	RBI	BB	SO	LOB	BOTTOM														
Alan Wiggins, S (1, 7) OBP: 0.378, SLG: 0.355										4	1	1	0	1	1	2	St. Louis Cardinals @ San Diego Padres Jack Murphy Stadium, San Diego, CA Thu May 05 1983, 6:33 AM EDT Att: 21,943 - Sunny														
Juan Bonilla, R (1, 4) OBP: 0.345, SLG: 0.438										5	0	1	1	0	0	3															
Steve Garvey, R (1, 3) OBP: 0.370, SLG: 0.520										4	0	0	0	0	1	2															
Sixto Lezcano, R (1, 9) OBP: 0.423, SLG: 0.405										3	1	1	1	1	1	0															
Terry Kennedy, L (1, 2) OBP: 0.437, SLG: 0.543 Gene Richards, L (8, PR) OBP: 0.349, SLG: 0.392 Doug Gwosdz, R (9, 2)										2	0	0	0	2	1	0															
Luis Salazar, R (1, 5) OBP: 0.318, SLG: 0.302 Joe Lefebvre, L (8, PH) OBP: 0.333, SLG: 0.333										3	0	0	0	0	1	2															
Ruppert Jones, L (1, 8) OBP: 0.282, SLG: 0.351										4	0	0	0	0	0	5															
Mario Ramirez, R (1, 6) OBP: 0.444, SLG: 0.357 Tim Flannery, L (9, PH) OBP: 0.400, SLG: 0.558										1	1	0	0	2	1	0															
Andy Hawkins, R (1, 1) OBP: 0.143, SLG: 0.143 Gary Lucas, L (8, 1) Jerry Turner, L (9, PH)										2	0	0	0	0	0	1															
Inning Stats	R: 0 E: 0 K: 1 S: 5	H: 0 LOB: 0 BB: 0 P: 5	R: 1 E: 0 K: 1 S: 6	H: 1 LOB: 0 BB: 0 P: 6	R: 0 E: 0 K: 1 S: 5	H: 0 LOB: 1 BB: 1 P: 9	R: 0 E: 0 K: 0 S: 3	H: 0 LOB: 0 BB: 0 P: 3	R: 0 E: 0 K: 1 S: 5	H: 0 LOB: 1 BB: 1 P: 9	R: 1 E: 1 K: 1 S: 7	H: 1 LOB: 3 BB: 2 P: 15	R: 1 E: 0 K: 0 S: 4	H: 1 LOB: 1 BB: 1 P: 8	R: 0 E: 0 K: 1 S: 5	H: 1 LOB: 2 BB: 1 P: 9		R: 0 E: 0 K: 0 S: 4	H: 1 LOB: 1 BB: 0 P: 4	1B: 4 2B: 0 3B: 0 HR: 1	SF: 0 SAC: 1 DP: 1 HBP: 0	WP: 0 PB: 0 SB: 1 CS: 0	PA: 38								
PITCHER	IP WLS BF H R ER SO BB IBB HBP BLK WP HR S P ERA WHIP																														
Dave LaPoint, L (1, 1) ERA: 1.91	7.0	W	30	3	3	2	5	5	0	0	1	35	55	2.57	1.143																
Bruce Sutter, R (8, 1) ERA: 2.51	2.0	W	8	2	0	0	1	1	0	0	0	9	13	0.00	1.500																



Batter	1	2	3	4	5	6	7	8	9	AB	R	H	RBI	BB	SO	LOB	TOP										
Willie McGee, S OBP: 0.429, SLG: 0.480	0-0 CS 1B		0-3 K	0-0 1-3	0-3 K			0-0 FC6-4 1B		5	0	2	1	0	2	4	St. Louis Cardinals @ Los Angeles Dodgers Dodger Stadium, Los Angeles, CA Fri May 06 1983, 7:05 PM PDT Att: 50,993 - Unknown										
Ken Oberkfell, L OBP: 0.352, SLG: 0.354	0-0 F9		0-3 K	0-0 BB	0-0 F9			0-0 FC6-4 1B 1-2 1B		4	1	0	0	1	1	4											
Lonnie Smith, R OBP: 0.368, SLG: 0.494	0-0 L9			0-3 2B				0-3 K		4	1	1	1	0	2	2											
Keith Hernandez, L OBP: 0.387, SLG: 0.541		0-0 3-1		0-0 2B	4-0 1B 1B	0-0 4-3		0-0 1B 1B		4	2	2	1	1	0	0											
George Hendrick, R OBP: 0.415, SLG: 0.653		0-0 1B 1B		4-0 BB 1B HBP BB	0-0 1B	0-0 F7		0-0 1B		4	2	3	1	1	0	0											
Darrell Porter, L OBP: 0.333, SLG: 0.313		0-0 FC4 1B		1-0 1B BB HBP	0-0 E8 1B		1-0 G6-3 1B HBP	0-0 F8		3	2	2	1	0	0	2											
Tom Herr, S OBP: 0.316, SLG: 0.250		0-0 F2		4-0 1B 1B 1-3 BB	4-0 FC1-5 1B BB		0-0 G6-3 1B	0-0 F7		3	1	1	1	2	0	2											
Ozzie Smith, S OBP: 0.301, SLG: 0.302		0-0 FC4		0-0 1-3 1B SF7 1B	0-0 FC1-5 1B		0-0 G6-3	0-0 F8		5	1	2	2	0	0	4											
John Stuper, D John Martin, L Dana Igo, L Jeff Lahti, R Jim Kaat, L Doug Bair, R Steve Braun, L Eric Rasmussen, R Tom Niedenfuer, R			0-0 F2	0-0 PO 1-3 1B	0-0 FC1-5		0-3 K	0-3 K		0	0	0	0	0	0	0											
Inning Stats	R: 0 E: 0 K: 0 S: 3	H: 1 LOB: 0 BB: 0 P: 3	R: 0 E: 0 K: 0 S: 5	H: 2 LOB: 2 BB: 0 P: 5	R: 0 E: 0 K: 2 S: 7	H: 0 LOB: 0 BB: 0 P: 7	R: 6 E: 0 K: 0 S: 6	H: 4 LOB: 1 BB: 3 P: 19	R: 3 E: 1 K: 1 S: 8	H: 3 LOB: 2 BB: 2 P: 16	R: 0 E: 0 K: 1 S: 5	H: 0 LOB: 1 BB: 0 P: 5	R: 0 E: 0 K: 1 S: 5	H: 1 LOB: 1 BB: 0 P: 6	R: 1 E: 0 K: 1 S: 8	H: 3 LOB: 2 BB: 0 P: 8		R: 0 E: 0 K: 1 S: 5	H: 0 LOB: 0 BB: 0 P: 5	1B: 12 2B: 2 3B: 0 HR: 0	SF: 1 SAC: 0 DP: 1 HBP: 2	WP: 0 PB: 0 SB: 0 CS: 1	PA: 46				
PITCHER	IP	WLS	BF	H	R	ER	SO	BB	IBB	HBP	BLK	WP	HR	S	P	ERA	WHIP										
Fernando Valenzuela, L ERA: 4.37	(1, 1)	3.0	16	5	5	5	2	2	0	1	0	0	0	17	26	15.00	2.333										
Joe Beckwith, R ERA: 5.19	(4, 1)	0.1	4	2	0	0	1	0	0	0	0	0	0	3	7	0.00	9.000										
Pat Zachry, R ERA: 4.51	(4, 1)	0.2	4	2	4	4	0	1	0	0	0	0	0	3	7	54.00	4.500										
Dave Stewart, R ERA: 1.77	(5, 1)	2.0	W	8	1	0	2	1	0	0	0	0	0	11	15	0.00	1.000										
Tom Niedenfuer, R ERA: 2.45	(7, 1)	3.0	S	13	4	1	3	0	0	1	0	0	0	18	19	3.00	1.333										

Batter	1	2	3	4	5	6	7	8	9	AB	R	H	RBI	BB	SO	LOB	BOTTOM										
Steve Sax, R OBP: 0.387, SLG: 0.380	4-0 BB BB	0-0 G3 HR 1B		0-0 F8	0-0 F9	4-0 BB		0-0 E7 WP 1B		4	3	2	2	2	0	0	St. Louis Cardinals @ Los Angeles Dodgers Dodger Stadium, Los Angeles, CA Fri May 06 1983, 7:05 PM PDT Att: 50,993 - Unknown										
Ken Landreaux, L OBP: 0.296, SLG: 0.467	4-0 BB SF8 BB	0-0 G3		0-0 F8 BB 1B	0-0 L3	0-0 G3		0-0 1B HR		5	3	2	1	1	0	5											
Dusty Baker Jr., R OBP: 0.358, SLG: 0.468	4-0 BB 1-2 2-3 BB	0-0 HR		0-0 BB F8 1B	0-0 1B	0-0 BB 1B	0-0 CS 1B	0-0 F7		5	3	4	3	1	0	1											
Pedro Guerrero, R OBP: 0.370, SLG: 0.588	0-0 F8	0-0 F8		0-0 F8	0-0 1B BB	0-0 1B BB	0-0 F7			5	1	1	0	0	0	6											
Greg Brock, L OBP: 0.346, SLG: 0.495	4-0 BB		0-0 F8	4-0 1B IBB	4-0 BB 1B	4-0 G3 BB BB	0-0 G3			2	2	0	1	3	0	0											
Mike Marshall, R OBP: 0.351, SLG: 0.406	0-0 SF8		0-0 E6 2B	4-0 1B BB	0-0 BB G3 1B			0-0 F8		2	1	1	3	1	0	0											
Ron Roenicke, S OBP: 0.200, SLG: 0.214	0-0 3H		0-0 E6 2B	1-2 2-3 3H BB	0-0 BB G3 1B			0-0 F8		1	0	0	0	0	0	0											
Mike Scioscia, L OBP: 0.362, SLG: 0.367	0-0 F2		0-0 WP 2B	1-2 2-3 3H 1B	0-0 BB IBB			0-0 FC1-2 1B		5	0	3	4	0	0	4											
Alex Taveras, R OBP: 0.306, SLG: 0.436			0-0 SH1-4	0-0 4-3	0-0 4-3			0-0 FC1-2 1B		0	0	0	0	0	0	0											
Bill Russell, R OBP: 0.333, SLG: 0.241		0-0 G3 HR 1B	0-0 5-3	0-0 4-3	0-0 BB IBB			0-0 FC1-2 1B		4	2	2	0	1	0	3											
Fernando Valenzuela, L Joe Beckwith, L Pat Zachry, R Dave Stewart, R Rick Monday, L Tom Niedenfuer, R		0-0 SH1-4	0-0 K	0-0 4-3	0-0 K			0-0 FC1-2 1B		1	0	0	0	0	1	1											
Inning Stats	R: 2 E: 0 K: 0 S: 3	H: 0 LOB: 2 BB: 4 P: 19	R: 3 E: 0 K: 0 S: 6	H: 3 LOB: 0 BB: 0 P: 6	R: 1 E: 1 K: 1 S: 7	H: 1 LOB: 1 BB: 0 P: 7	R: 3 E: 0 K: 0 S: 6	H: 3 LOB: 2 BB: 2 P: 14	R: 0 E: 0 K: 1 S: 8	H: 0 LOB: 0 BB: 0 P: 3	R: 3 E: 0 K: 1 S: 8	H: 3 LOB: 3 BB: 3 P: 20	R: 0 E: 0 K: 0 S: 3	H: 1 LOB: 0 BB: 0 P: 3	R: 4 E: 1 K: 0 S: 7	H: 4 LOB: 1 BB: 0 P: 7	1B: 12 2B: 1 3B: 0 HR: 2	SF: 1 SAC: 1 DP: 0 HBP: 0	WP: 2 PB: 0 SB: 0 CS: 1	PA: 48							
PITCHER	IP	WLS	BF	H	R	ER	SO	BB	IBB	HBP	BLK	WP	HR	S	P	ERA	WHIP										
John Stuper, R ERA: 5.73	(1, 1)	0.0	15	4	4	3	1	1	0	0	0	1	1	16	20	9.00	1.667										
John Martin, L ERA: 3.07	(1, 1)	3.0	15	4	4	3	1	1	0	0	0	1	1	16	20	9.00	1.667										
Jeff Lahti, R ERA: 7.45	(4, 1)	2.0	L	13	5	5	5	1	1	0	0	0	0	11	19	22.50	3.000										
Jim Kaat, L ERA: 5.4	(6, 1)	0.0	1	0	0	0	0	1	0	0	0	0	0	4	4	∞	∞										
Doug Bair, R ERA: 3.18	(6, 1)	0.0	6	1	1	1	1	1	1	0	0	0	0	6	14	9.00	2.000										



Batter	1	2	3	4	5	6	7	8	9	AB	R	H	RBI	BB	SO	LOB	TOP			
Willie McGee, S (1, 8) OBP: 0.394, SLG: 0.433	0-3 K (1)		0-3 K (2)		0-0 CS 1B (2)		0-0 4-3 (2)		0-3 K (2)	5	0	1	0	0	3	4	St. Louis Cardinals @ Los Angeles Dodgers Dodger Stadium, Los Angeles, CA Sat May 07 1983, 7:05 PM PDT Att: 48,950 - Unknown livebaseballscorecards.com			
Ken Oberkfell, L (1, 5) OBP: 0.355, SLG: 0.349	0-0 L8 (2)		0-0 FC5-4 1B (2)		0-0 F8 (2)		4-0 IBB (2)		0-0 F8 (3)	4	0	1	0	1	0	3				
Lonnie Smith, R (1, 7) OBP: 0.354, SLG: 0.472	0-0 5-3 (3)		0-0 FC5-4 1B (3)		0-0 CS (3)	0-3 K (1)	0-0 P4 (3)			4	0	0	0	0	1	4				
Keith Hernandez, L (1, 3) OBP: 0.371, SLG: 0.517		0-0 F8 (1)		0-0 4-3 (1)		0-3 K2-3 (2)		0-3 K (1)		4	0	0	0	0	2	0				
George Hendrick, R (1, 9) OBP: 0.407, SLG: 0.628		0-0 4-3 (2)		4-0 1B BB (2)		0-0 6-3 (3)		0-0 L4 (2)		3	0	0	0	1	0	0				
Darrell Porter, L (1, 2) OBP: 0.341, SLG: 0.357		0-0 HR (2)		0-3 K (2)			4-0 1B BB (2)	0-0 F7 (3)		3	2	1	1	1	1	1				
Mike Ramsey, S (1, 4) OBP: 0.328, SLG: 0.373		0-0 4-3 (3)		0-0 1B (2)			0-0 1B SF7 1B (2)		0-0 BB 1B (2)	4	1	3	0	0	0	0				
Ozzie Smith, S (1, 6) OBP: 0.309, SLG: 0.303			0-0 B5-3 (1)	0-0 F7 (3)			0-0 4-3 1B (2)	0-0 BB (2)	4-0 BB 1B (2)	3	0	1	1	1	0	2				
Bob Forsch, R (1, 1) OBP: 0.308, SLG: 0.462			0-0 1B (2)		0-0 P4 (1)		0-0 SF7 (1)	0-3 K (1)		2	0	1	0	0	0	0				
Dane Iorg, L (7, PH) OBP: 0.365, SLG: 0.500										0	0	0	1	0	0	0				
Doug Bair, R (7, 1) OBP: 0.286, SLG: 0.369										0	0	0	0	0	0	0				
Bruce Sutter, R (8, 1) OBP: 0.286, SLG: 0.369										0	0	0	0	0	0	0				
David Green, R (8, 9) OBP: 0.286, SLG: 0.369										1	0	0	0	0	1	2				
Inning Stats	R: 0 E: 0 K: 1 S: 5	H: 0 LOB: 0 BB: 0 P: 5	R: 1 E: 0 K: 0 S: 4	H: 1 LOB: 0 BB: 0 P: 4	R: 0 E: 0 K: 1 S: 7	H: 2 LOB: 2 BB: 1 P: 7	R: 0 E: 0 K: 1 S: 6	H: 1 LOB: 2 BB: 1 P: 10	R: 0 E: 0 K: 0 S: 3	H: 0 LOB: 0 BB: 0 P: 7	R: 2 E: 0 K: 0 S: 5	H: 2 LOB: 2 BB: 2 P: 13	R: 0 E: 0 K: 1 S: 5	H: 0 LOB: 0 BB: 0 P: 5	R: 0 E: 0 K: 2 S: 8	H: 1 LOB: 2 BB: 1 P: 12	1B: 7 2B: 0 3B: 0 HR: 1	SF: 1 SAC: 0 DP: 0 HBP: 0	WP: 0 PB: 0 SB: 0 CS: 1	PA: 39
PITCHER	IP WLS BF H R ER SO BB IBB HBP BLK WP HR S P ERA WHIP																			
Burt Hooton, R (1, 1) ERA: 4.01	6.0	25	6	3	3	5	2	0	0	0	0	0	1	33	41	4.50	1.333			
Dave Stewart, R (7, 1) ERA: 1.69	1.0	5	1	0	0	0	0	1	0	0	0	0	0	4	8	0.00	1.000			
Steve Howe, L (8, 1) ERA:	2.0	W	8	1	0	0	3	1	0	0	0	0	0	13	17	0.00	1.000			

Batter	1	2	3	4	5	6	7	8	9	AB	R	H	RBI	BB	SO	LOB	BOTTOM			
Steve Sax, R (1, 4) OBP: 0.391, SLG: 0.417	0-0 4-3 (1)		0-0 5-3 (2)		0-0 1B (2)			0-0 HR (2)		4	1	2	1	0	0	0	St. Louis Cardinals @ Los Angeles Dodgers Dodger Stadium, Los Angeles, CA Sat May 07 1983, 7:05 PM PDT Att: 48,950 - Unknown livebaseballscorecards.com			
Ken Landreaux, L (1, 8) OBP: 0.304, SLG: 0.479	0-0 1B 2B (2)		0-0 4-3 (3)		0-0 5-3 (3)		0-0 S E 6-3 1B (2)			4	2	2	0	0	0	0				
Dusty Baker Jr., R (1, 7) OBP: 0.355, SLG: 0.454	4-0 1B BB (2)			0-3 K (1)		0-0 5-3 (1)		0-0 6-3 (1)		3	0	0	0	1	1	1				
Pedro Guerrero, R (1, 5) OBP: 0.384, SLG: 0.586	0-0 1B (2)			4-0 S 1B BB (2)		0-0 5-3 (2)		4-0 S IBB (2)		2	1	1	1	2	0	0				
Greg Brock, L (1, 3) OBP: 0.352, SLG: 0.484	0-0 4-3 (3)			4-0 1B SF8 BB (2)		4-0 1B BB (2)		0-3 K (2)		2	1	0	0	2	1	2				
Mike Marshall, R (1, 9) OBP: 0.377, SLG: 0.424		4-0 BB (2)		0-0 1B (2)		0-0 1B (3)		0-0 G3 (3)		2	0	2	1	1	0	0				
Ron Roenicke, S (7, 9) OBP: 0.194, SLG: 0.207		4-0 G5-4-3 BB (2)		1-3 2-H 1B (2)		1-3 1B (2)				1	0	0	0	0	0	1				
Steve Yeager, R (1, 2) OBP: 0.292, SLG: 0.421		0-0 G5-4-3 (2)		0-0 SF8 (2)			0-0 F8 (1)			2	0	0	1	0	0	1				
Bill Russell, R (1, 6) OBP: 0.319, SLG: 0.230		0-0 5-3 (3)		0-0 P6 (3)			0-0 F7 (2)			3	0	0	0	0	0	1				
Burt Hooton, R (1, 1) Dave Stewart, R (7, 1) Rick Monday, L (7, PH) Steve Howe, L (8, 1)			0-0 5-3 (1)		0-3 K (1)		0-3 K (3)			2	0	0	0	0	1	0				
Inning Stats	R: 1 E: 0 K: 0 S: 4	H: 2 LOB: 1 BB: 1 P: 8	R: 0 E: 0 K: 0 S: 2	H: 0 LOB: 0 BB: 1 P: 6	R: 0 E: 0 K: 0 S: 3	H: 0 LOB: 0 BB: 0 P: 3	R: 2 E: 0 K: 1 S: 6	H: 1 LOB: 2 BB: 2 P: 14	R: 0 E: 0 K: 1 S: 5	H: 1 LOB: 2 BB: 1 P: 7	R: 0 E: 0 K: 1 S: 5	H: 0 LOB: 0 BB: 0 P: 5	R: 2 E: 1 K: 1 S: 7	H: 2 LOB: 1 BB: 1 P: 11	1B: 5 2B: 1 3B: 0 HR: 1	SF: 1 SAC: 0 DP: 1 HBP: 0	WP: 0 PB: 0 SB: 4 CS: 0	PA: 33		
PITCHER	IP WLS BF H R ER SO BB IBB HBP BLK WP HR S P ERA WHIP																			
Bob Forsch, R (1, 1) ERA: 4.19	6.0	L	24	5	3	3	2	5	0	0	0	0	0	23	43	4.50	1.667			
Doug Bair, R (7, 1) ERA: 3.65	1.0	L	5	2	2	1	1	0	0	0	0	0	1	7	7	9.00	2.000			
Bruce Sutter, R (8, 1) ERA: 2.35	1.0		4	0	0	0	1	0	1	0	0	0	0	5	9	0.00	0.000			



Batter	1	2	3	4	5	6	7	8	9	AB	R	H	RBI	BB	SO	LOB	TOP		
Ozzie Smith, S (1, 6) OBP: 0.304, SLG: 0.298	F6		1-2 1B		5-3		L3		F8	5	0	1	0	0	0	1	St. Louis Cardinals @ Los Angeles Dodgers Dodger Stadium, Los Angeles, CA Sun May 08 1983, 3:33 AM PDT Att: 41,645 - Unknown		
Ken Oberkfell, L (1, 5) OBP: 0.344, SLG: 0.337	F5		F5		3-1				5-3	3	0	0	0	0	0	2			
Mike Ramsey, S (8, PH) OBP: 0.319, SLG: 0.361	F5		F5					K	5-3	2	0	0	0	0	1	0			
Keith Hernandez, L (1, 3) OBP: 0.353, SLG: 0.489	6-3		F8		4-3			L7	F9	5	0	0	0	0	0	2			
George Hendrick, R (1, 9) OBP: 0.400, SLG: 0.610		F8	4-3			G5-4-3 1B		E6 1B		4	1	1	0	0	0	2			
Lonnie Smith, R (1, 7) OBP: 0.369, SLG: 0.478		4-0 1B BB		1B 4-3 1B		G5-4-3 1B 1-2		1B 1B		3	2	2	0	1	0	1			
Willie McGee, S (1, 8) OBP: 0.405, SLG: 0.441		6-3 1-2		4-3 1B		K		1B E		4	1	2	1	0	1	1			
Glenn Brummer, R (1, 2) OBP: 0.500, SLG: 0.625		FC4 2-3 1B		4-3 1-2 3-H			5-3	E 1-2 2-H 1B		4	0	2	2	0	0	1			
Tom Herr, S (1, 4) OBP: 0.273, SLG: 0.211		FC4 1-2		6-3			6-3	E4 1-3 2-H		3	0	0	0	0	0	3			
David Green, R (8, PH) OBP: 0.292, SLG: 0.364		FC4 1-2		6-3			6-3	E4 1-3 2-H		1	0	0	0	0	0	1			
Steve Braun, L (8, 5)		FC4 1-2		6-3			6-3	E4 1-3 2-H		0	0	0	0	0	0	0			
Joaquin Andujar, S (1, 1) OBP: 0.267, SLG: 0.267							4-0	F9		2	0	1	0	0	1	1			
Rafael Santana, R (7, PH) OBP: 0.667, SLG: 0.500								F9		0	0	0	0	1	0	0			
John Stuper, R (7, 1) OBP: 0.200, SLG: 0.200								F9		0	0	0	0	0	0	0			
Darrell Porter, L (8, PH) OBP: 0.337, SLG: 0.352								F9		1	0	0	0	0	0	2			
Jeff Lahti, R (8, 1)								F9		0	0	0	0	0	0	0			
Inning Stats	R: 0 E: 0 K: 0 S: 3	H: 0 LOB: 0 BB: 0 P: 3	R: 0 E: 0 K: 0 S: 4	H: 1 LOB: 2 BB: 1 P: 8	R: 0 E: 0 K: 0 S: 5	H: 2 LOB: 2 BB: 0 P: 5	R: 1 E: 0 K: 1 S: 7	H: 2 LOB: 1 BB: 0 P: 7	R: 0 E: 0 K: 1 S: 5	H: 1 LOB: 0 BB: 0 P: 5	R: 0 E: 0 K: 1 S: 5	H: 0 LOB: 1 BB: 1 P: 7	R: 3 E: 2 K: 1 S: 10	H: 3 LOB: 2 BB: 0 P: 10	R: 0 E: 0 K: 0 S: 3	H: 0 LOB: 0 BB: 0 P: 3	1B: 9 2B: 0 3B: 0 HR: 0	SF: 0 SAC: 0 DP: 1 HBP: 0	WP: 0 PA: 39 PB: 0 SB: 0 CS: 0
PITCHER	IP WLS BF H R ER SO BB IBB HBP BLK WP HR S P ERA WHIP																		
Jerry Reuss, L (1, 1) ERA: 3.44	7.2 W 33 8 4 1 3 2 0 0 0 0 0 0 37 45 1.17 1.304																		
Steve Howe, L (8, 1) ERA:	1.1 S 6 1 0 0 0 0 0 0 0 0 0 0 6 6 0.00 0.750																		

Batter	1	2	3	4	5	6	7	8	9	AB	R	H	RBI	BB	SO	LOB	BOTTOM			
Steve Sax, R (1, 4) OBP: 0.392, SLG: 0.410	6-3		1-3		E BB 1B	4-3		BB		4	1	1	0	1	0	0	St. Louis Cardinals @ Los Angeles Dodgers Dodger Stadium, Los Angeles, CA Sun May 08 1983, 3:33 AM PDT Att: 41,645 - Unknown			
Ken Landreaux, L (1, 8) OBP: 0.290, SLG: 0.455	F6		F8		F7	G3		F8		5	0	0	0	0	0	3				
Dusty Baker Jr., R (1, 7) OBP: 0.360, SLG: 0.480		HR	1B BB		E5 BB PB		K			3	2	1	1	1	1	1				
Pedro Guerrero, R (1, 5) OBP: 0.388, SLG: 0.578	K		1B		PB BB IBB		6-3			3	0	1	0	1	1	0				
Greg Brock, L (1, 3) OBP: 0.366, SLG: 0.521		HR	P6		PB BB		2B 1B			3	2	2	2	1	0	2				
Mike Marshall, R (1, 9) OBP: 0.370, SLG: 0.429		4-3			K		K			4	0	1	1	0	2	2				
Ron Roenicke, S (7, PR) OBP: 0.194, SLG: 0.207		4-3			K		K			0	0	0	0	0	0	0				
Mike Scioscia, L (1, 2) OBP: 0.395, SLG: 0.394		2B			F9		1-3			3	0	1	0	1	0	1				
Dave Anderson, R (1, 6)		F7			K2-3		F9			4	0	0	0	0	1	4				
Jerry Reuss, L (1, 1) OBP: 0.278, SLG: 0.294		K					1B E			3	1	1	0	0	2	1				
Steve Howe, L (8, 1)		K					K			1	0	0	0	0	0	0				
Inning Stats	R: 1 E: 0 K: 1 S: 6	H: 1 LOB: 0 BB: 0 P: 6	R: 1 E: 0 K: 1 S: 7	H: 2 LOB: 0 BB: 0 P: 7	R: 0 E: 0 K: 0 S: 4	H: 1 LOB: 2 BB: 1 P: 8	R: 0 E: 0 K: 2 S: 7	H: 0 LOB: 0 BB: 0 P: 7	R: 3 E: 1 K: 1 S: 8	H: 2 LOB: 3 BB: 3 P: 20	R: 0 E: 0 K: 1 S: 5	H: 0 LOB: 0 BB: 0 P: 5	R: 1 E: 0 K: 1 S: 7	H: 2 LOB: 1 BB: 0 P: 7	R: 0 E: 0 K: 0 S: 3	H: 0 LOB: 1 BB: 1 P: 7		1B: 4 2B: 2 3B: 0 HR: 2	SF: 0 SAC: 0 DP: 0 HBP: 0	WP: 0 PA: 38 PB: 1 SB: 0 CS: 0
PITCHER	IP WLS BF H R ER SO BB IBB HBP BLK WP HR S P ERA WHIP																			
Joaquin Andujar, R (1, 1) ERA: 3.26	6.0 L 29 6 5 3 6 2 2 0 0 0 0 0 2 37 53 4.50 1.333																			
John Stuper, R (7, 1) ERA: 5.87	1.0 5 2 1 1 1 0 0 0 0 0 0 0 7 7 9.00 2.000																			
Jeff Lahti, R (8, 1) ERA: 6.75	1.0 4 0 0 0 0 0 1 0 0 0 0 0 0 3 7 0.00 1.000																			

Batter	1	2	3	4	5	6	7	8	9	AB	R	H	RBI	BB	SO	LOB	TOP																			
Ozzie Smith, S (1,6) OBP: 0.295, SLG: 0.289	6-3			6-3			G2			3	0	0	0	0	0	0	St. Louis Cardinals @ San Francisco Giants Candlestick Park, San Francisco, CA Mon May 09 1983, 10:05 PM EDT Att: 15,307 - Unknown																			
Dane Iorg, L (8,PH) OBP: 0.429, SLG: 0.500										0	0	0	0	1	0	0																				
Rafael Santana, R (8,PH) OBP: 0.750, SLG: 0.667										1	0	1	2	0	0	0																				
Mike Ramsey, S (1,5) OBP: 0.333, SLG: 0.375				4-3			1B BB			3	1	2	0	0	0	0																				
Ken Oberkfell, L (8,PH) OBP: 0.340, SLG: 0.333							1B BB			1	0	0	0	0	0	3																				
Keith Hernandez, L (1,3) OBP: 0.349, SLG: 0.474							FC6			3	0	0	0	1	1	4																				
Jim Kaat, L (8,1) OBP: 0.267, SLG: 0.400				F9			FC6			0	0	0	0	0	0	0																				
Jamie Quirk, L (9,5)							1-2			0	0	0	0	0	0	0																				
George Hendrick, R (1,9) OBP: 0.394, SLG: 0.593							1-2			4	0	1	0	0	0	0																				
Lonnie Smith, R (1,7) OBP: 0.364, SLG: 0.469							1-2			4	1	1	1	0	1	2																				
Willie McGee, S (1,8) OBP: 0.415, SLG: 0.447							1-2			4	1	2	0	0	1	2																				
Glenn Brummer, R (1,2) OBP: 0.364, SLG: 0.455							1-2			3	0	0	0	0	0	0																				
Darrell Porter, L (9,PH) OBP: 0.345, SLG: 0.375							1-2			1	1	1	1	0	0	0																				
Tom Herr, S (1,4) OBP: 0.269, SLG: 0.217							1-2			4	0	1	0	0	1	2																				
Bruce Sutter, R (9,1)							1-2			0	0	0	0	0	0	0																				
Dave LaPoint, L (1,1) OBP: 0.154, SLG: 0.154							1-2			2	0	0	0	0	1	0																				
Doug Bair, R (7,1)							1-2			0	0	0	0	0	0	0																				
David Green, R (8,PH) OBP: 0.301, SLG: 0.373							1-2			1	0	1	0	1	0	0																				
Inning Stats	R: 0 E: 0 K: 1 S: 5	H: 1 LOB: 0 BB: 0 P: 5	R: 0 E: 0 K: 1 S: 5	H: 1 LOB: 0 BB: 0 P: 5	R: 0 E: 0 K: 2 S: 7	H: 0 LOB: 0 BB: 0 P: 7	R: 0 E: 0 K: 0 S: 3	H: 0 LOB: 0 BB: 0 P: 3	R: 0 E: 0 K: 0 S: 3	H: 0 LOB: 0 BB: 0 P: 3	R: 1 E: 0 K: 1 S: 7	H: 2 LOB: 2 BB: 1 P: 11	R: 0 E: 0 K: 0 S: 5	H: 2 LOB: 3 BB: 1 P: 9	R: 3 E: 0 K: 0 S: 6	H: 4 LOB: 2 BB: 1 P: 10	1B: 9 2B: 1 3B: 0 HR: 0	SF: 0 SAC: 0 DP: 0 HBP: 0	WP: 0 PA: 38 PB: 0 SB: 0 CS: 2																	
PITCHER	IP	WLS	BF	H	R	ER	SO	BB	IBB	HBP	BLK	WP	HR	S	P	ERA	WHIP	PITCHER		IP	WLS	BF	H	R	ER	SO	BB	IBB	HBP	BLK	WP	HR	S	P	ERA	WHIP
Atlee Hammaker, L (1,1) ERA: 1.24	7.1		27	6	1	1	5	1	0	0	0	0	0	36	40	1.23	0.955																			
Greg Minton, R (8,1) ERA: 6.59	1.0		6	2	2	2	0	1	0	0	0	0	0	5	9	18.00	3.000																			
Gary Lavelle, L (9,1) ERA: 1.83	0.2	W	4	2	1	1	0	0	1	0	0	0	0	3	7	13.50	3.000																			

Batter	1	2	3	4	5	6	7	8	9	AB	R	H	RBI	BB	SO	LOB	BOTTOM																				
Johnnie LeMaster, R (1,6) OBP: 0.434, SLG: 0.414	SH1-3			F9			3-1			3	3	2	1	1	0	0	St. Louis Cardinals @ San Francisco Giants Candlestick Park, San Francisco, CA Mon May 09 1983, 10:05 PM EDT Att: 15,307 - Unknown																				
Darrell Evans, L (1,3) OBP: 0.496, SLG: 0.590										4	0	1	1	1	0	2																					
Chili Davis, S (1,8) OBP: 0.365, SLG: 0.540										3	0	2	2	1	0	0																					
Jack Clark, R (1,9) OBP: 0.306, SLG: 0.309										3	0	0	0	2	1	4																					
Jeffrey Leonard, R (1,7) OBP: 0.252, SLG: 0.307										3	0	0	0	1	0	5																					
Dave Bergman, L (9,PH) OBP: 0.381, SLG: 0.235										1	0	1	1	0	0	0																					
Joel Youngblood, R (1,4) OBP: 0.310, SLG: 0.385										3	0	2	0	0	0	0																					
Duane Kuiper, L (7,4) OBP: 0.351, SLG: 0.288										1	0	0	0	0	0	0																					
Tom O'Malley, L (1,5) OBP: 0.363, SLG: 0.325										4	0	0	0	0	0	3																					
Bob Brenly, R (1,2) OBP: 0.343, SLG: 0.328										3	1	1	0	1	0	0																					
Atlee Hammaker, S (1,1) OBP: 0.125, SLG: 0.125										3	0	0	0	0	1	3																					
Greg Minton, S (8,1)										0	0	0	0	0	0	0																					
Gary Lavelle, S (9,1)										0	0	0	0	0	0	0																					
Milt May, L (9,PH) OBP: 0.244, SLG: 0.244										0	0	0	0	1	0	0																					
Max Venable, L (9,PH) OBP: 0.184, SLG: 0.400										0	1	0	0	0	0	0																					
Inning Stats	R: 0 E: 0 K: 0 S: 3	H: 1 LOB: 2 BB: 2 P: 11	R: 0 E: 0 K: 0 S: 3	H: 0 LOB: 0 BB: 0 P: 3	R: 0 E: 0 K: 0 S: 3	H: 0 LOB: 0 BB: 0 P: 3	R: 0 E: 0 K: 0 S: 4	H: 1 LOB: 2 BB: 1 P: 8	R: 2 E: 0 K: 1 S: 8	H: 3 LOB: 1 BB: 0 P: 8	R: 0 E: 0 K: 0 S: 4	H: 1 LOB: 2 BB: 1 P: 8	R: 1 E: 0 K: 0 S: 3	H: 1 LOB: 1 BB: 2 P: 11	R: 0 E: 0 K: 0 S: 3	H: 0 LOB: 0 BB: 0 P: 3	R: 2 E: 0 K: 1 S: 6	H: 2 LOB: 3 BB: 2 P: 14	1B: 5 2B: 3 3B: 1 HR: 0	SF: 0 SAC: 2 DP: 2 HBP: 0	WP: 0 PA: 41 PB: 0 SB: 0 CS: 0																
PITCHER	IP	WLS	BF	H	R	ER	SO	BB	IBB	HBP	BLK	WP	HR	S	P	ERA	WHIP	PITCHER		IP	WLS	BF	H	R	ER	SO	BB	IBB	HBP	BLK	WP	HR	S	P	ERA	WHIP	
Dave LaPoint, L (1,1) ERA: 2.29	6.1		30	7	3	3	1	3	2	0	1	0	0	27	47	4.26	1.579																				
Doug Bair, R (7,1) ERA: 3.46	0.2		2	0	0	0	0	0	1	0	0	0	0	1	5	0.00	0.000																				
Jim Kaat, L (8,1) ERA: 4.7	1.0		3	0	0	0	0	0	0	0	0	0	0	3	3	0.00	0.000																				
Bruce Sutter, R (9,1) ERA: 3.45	0.1	L	6	2	2	2	1	1	1	0	0	0	0	6	14	54.00	9.000																				

AB 34
R 4
H 10
RBI 4
BB 3
SO 5
LOB 13



AB 31
R 5
H 9
RBI 5
BB 8
SO 2
LOB 17



Batter	1	2	3	4	5	6	7	8	9	AB	R	H	RBI	BB	SO	LOB	TOP					
Lonnie Smith, R OBP: 0.369, SLG: 0.470 David Green, R OBP: 0.297, SLG: 0.368										4	1	2	0	0	0	0						
Willie McGee, S OBP: 0.400, SLG: 0.415										3	1	0	0	1	1	2						
Dane Iorg, L OBP: 0.389, SLG: 0.429										4	1	1	0	0	0	2						
George Hendrick, R OBP: 0.398, SLG: 0.596										3	1	2	1	0	0	0						
Darrell Porter, L OBP: 0.352, SLG: 0.461										4	2	2	5	0	0	0						
Ken Oberkfell, L OBP: 0.337, SLG: 0.330										4	1	1	0	0	0	1						
Tom Herr, S OBP: 0.346 Mike Ramsey, S OBP: 0.342, SLG: 0.385									3	1	1	2	0	0	0	1	AB 34					
Ozzie Smith, S OBP: 0.294, SLG: 0.297									4	0	1	0	0	0	0	0	R 8					
John Martin, S OBP: 0.200, SLG: 0.200 John Stuper, R OBP: 0.429, SLG: 0.333									2	0	0	0	0	1	0	0	H 12					
									1	0	1	0	1	0	0	0	RBI 8					
Inning Stats	R: 4 E: 0 K: 0 S: 6	H: 4 LOB: 0 BB: 1 P: 10	R: 0 E: 0 K: 0 S: 3	H: 0 LOB: 0 BB: 0 P: 3	R: 0 E: 0 K: 0 S: 3	H: 1 LOB: 1 BB: 0 P: 3	R: 2 E: 1 K: 1 S: 7	H: 1 LOB: 0 BB: 0 P: 7	R: 0 E: 0 K: 0 S: 3	H: 0 LOB: 0 BB: 0 P: 3	R: 2 E: 0 K: 0 S: 5	H: 2 LOB: 0 BB: 0 P: 5	R: 0 E: 0 K: 1 S: 5	H: 1 LOB: 1 BB: 1 P: 9	R: 0 E: 0 K: 0 S: 3	H: 0 LOB: 0 BB: 0 P: 3	R: 0 E: 0 K: 0 S: 4	H: 3 LOB: 1 BB: 0 P: 4	1B: 8 2B: 1 3B: 0 HR: 3	SF: 1 SAC: 0 DP: 2 HBP: 0	WP: 1 PB: 0 SB: 1 CS: 1	PA: 37
PITCHER	IP WLS BF H R ER SO BB IBB HBP BLK WP HR S P ERA WHIP																					
Andy McGaffigan, R ERA: 4.06	(1, 1) 4.0 L 18 6 6 5 1 1 0 0 0 0 0 2 19 23 11.25 1.750																					
Mark Calvert, R ERA: 7.94	(5, 1) 2.0 10 3 2 2 0 1 0 0 0 0 1 1 9 13 9.00 2.000																					
Renie Martin, R ERA: 4.5	(7, 1) 2.0 5 0 0 0 1 0 0 0 0 0 0 0 7 7 0.00 0.000																					
Jim Barr, R ERA: 5.74	(9, 1) 1.0 4 3 0 0 0 0 0 0 0 0 0 0 4 4 0.00 3.000																					

St. Louis Cardinals @ San Francisco Giants
Candlestick Park, San Francisco, CA
Tue May 10 1983, 10:05 PM EDT
Att: 16,444 - Unknown


AB 34
R 8
H 12
RBI 8
BB 2
SO 2
LOB 7





Batter	1	2	3	4	5	6	7	8	9	AB	R	H	RBI	BB	SO	LOB	BOTTOM					
Johnnie LeMaster, R OBP: 0.433, SLG: 0.437										4	1	1	1	1	0	0						
Darrell Evans, L OBP: 0.406, SLG: 0.591										5	0	2	0	0	0	2						
Chili Davis, S OBP: 0.383, SLG: 0.544										3	1	2	0	2	0	1						
Jack Clark, R OBP: 0.319, SLG: 0.327										4	1	2	1	1	0	4						
Jeffrey Leonard, R OBP: 0.250, SLG: 0.330										5	1	1	2	0	0	4						
Joel Youngblood, R OBP: 0.311, SLG: 0.381 Duane Kuiper, L OBP: 0.359, SLG: 0.288										3	0	1	0	0	1	0						
Tom O'Malley, L OBP: 0.358, SLG: 0.313										3	0	0	0	1	1	1	AB 35					
Bob Brenly, R OBP: 0.329, SLG: 0.311 Jim Barr, R										3	0	0	0	0	0	1	R 4					
Andy McGaffigan, R Mark Calvert, R Renie Martin, R Milt May, L Champ Summers, L										1	0	0	0	0	1	0	H 10					
										1	0	0	0	0	1	0	RBI 4					
										0	0	0	0	0	0	0	BB 6					
										2	0	1	0	0	2	0	SO 4					
										1	0	0	0	0	2	0	LOB 17					
Inning Stats	R: 0 E: 0 K: 0 S: 3	H: 0 LOB: 0 BB: 0 P: 7	R: 0 E: 0 K: 0 S: 3	H: 0 LOB: 0 BB: 0 P: 3	R: 1 E: 0 K: 1 S: 7	H: 2 LOB: 1 BB: 0 P: 7	R: 2 E: 0 K: 1 S: 7	H: 2 LOB: 0 BB: 0 P: 7	R: 0 E: 0 K: 1 S: 6	H: 1 LOB: 3 BB: 2 P: 14	R: 0 E: 0 K: 1 S: 5	H: 1 LOB: 0 BB: 0 P: 5	R: 0 E: 0 K: 0 S: 4	H: 2 LOB: 2 BB: 1 P: 8	R: 0 E: 0 K: 0 S: 3	H: 0 LOB: 2 BB: 2 P: 11	R: 0 E: 0 K: 0 S: 5	H: 2 LOB: 1 BB: 0 P: 5	1B: 6 2B: 2 3B: 0 HR: 2	SF: 0 SAC: 0 DP: 2 HBP: 0	WP: 2 PB: 0 SB: 0 CS: 0	PA: 41
PITCHER	IP WLS BF H R ER SO BB IBB HBP BLK WP HR S P ERA WHIP																					
John Martin, L ERA: 3.72 John Stuper, R ERA: 5.27	(1, 1) 4.2 W 22 5 3 1 1 3 0 0 0 0 1 0 18 30 2.08 1.846																					

St. Louis Cardinals @ San Francisco Giants
Candlestick Park, San Francisco, CA
Tue May 10 1983, 10:05 PM EDT
Att: 16,444 - Unknown

AB 35
R 4
H 10
RBI 4
BB 6
SO 4
LOB 17



Batter	1	2	3	4	5	6	7	8	9	AB	R	H	RBI	BB	SO	LOB	TOP		
Tim Raines, S (1, 7) OBP: 0.360, SLG: 0.343	F9			F7		L5-3			BB	3	0	0	0	1	0	1	Montreal Expos @ St. Louis Cardinals Busch Stadium, St. Louis, MO Thu May 12 1983, 7:05 PM CDT Att: 21,205 - Unknown		
Warren Cromartie, L (1, 9) OBP: 0.370, SLG: 0.411	F8			6-3			F8		BB	4	0	0	0	0	0	1			
Andre Dawson, R (1, 8) OBP: 0.362, SLG: 0.642	L9			6-3			G6-3 1B			3	0	1	0	0	0	0			
Al Oliver, L (1, 3) OBP: 0.333, SLG: 0.429		G5-4-3 1B			L8		G6-3			3	0	1	0	0	0	1			
Gary Carter, R (1, 2) OBP: 0.310, SLG: 0.467	F2			6-3				5-3		3	0	0	0	0	0	1			
Tim Lincecum, R (1, 5) OBP: 0.295, SLG: 0.439	G5-4-3				FC6-4 BB			5-3		2	0	0	0	1	0	1			
Chris Speier, R (1, 6) OBP: 0.297, SLG: 0.242			5-3		FC6-4			5-3		3	0	0	0	0	0	1			
Bryan Little, S (1, 4) OBP: 0.350, SLG: 0.314			G3					F7		3	0	1	0	0	0	0			
Bill Gullickson, R (1, 1) Randy Lerch, L (6, 1) Terry Francona, L (9, PH) OBP: 0.207, SLG: 0.241			K		FC1-6 L5-3			5-3		2	0	0	0	0	1	1			
Inning Stats	R: 0 E: 0 K: 0 S: 3	H: 0 LOB: 0 BB: 0 P: 3	R: 0 E: 0 K: 0 S: 3	H: 1 LOB: 0 BB: 0 P: 3	R: 0 E: 0 K: 1 S: 5	H: 0 LOB: 0 BB: 0 P: 5	R: 0 E: 0 K: 0 S: 3	H: 0 LOB: 0 BB: 0 P: 3	R: 0 E: 0 K: 0 S: 3	H: 1 LOB: 0 BB: 0 P: 3	R: 0 E: 0 K: 0 S: 3	H: 1 LOB: 0 BB: 0 P: 3	R: 0 E: 0 K: 0 S: 3	H: 0 LOB: 0 BB: 0 P: 3	R: 0 E: 0 K: 0 S: 3	H: 0 LOB: 1 BB: 1 P: 7	1B: 3 2B: 1 3B: 0 HR: 0	SF: 0 SAC: 0 DP: 3 HBP: 0	WP: 0 PA: 29 PB: 0 SB: 0 CS: 0
PITCHER Bob Forsch, R (1, 1) ERA: 3.4	IP: 9.0 WLS: W BF: 29 H: 3 R: 0 ER: 0 SO: 1 BB: 2 IBB: 0 HBP: 0 BLK: 0 WP: 0 HR: 0 S: 29 P: 37 ERA: 0.00 WHIP: 0.556																		

Batter	1	2	3	4	5	6	7	8	9	AB	R	H	RBI	BB	SO	LOB	BOTTOM		
Lonnie Smith, R (1, 7) OBP: 0.365, SLG: 0.471	K		6-3		1B 2B		L5			4	1	1	0	0	1	0	Montreal Expos @ St. Louis Cardinals Busch Stadium, St. Louis, MO Thu May 12 1983, 7:05 PM CDT Att: 21,205 - Unknown		
Willie McGee, S (1, 8) OBP: 0.388, SLG: 0.400	G3		K		8-4-3 1B		6-3			4	0	1	1	0	1	0			
Dane Iorg, L (1, 9) David Green, R (7, PH) OBP: 0.293, SLG: 0.362							F8			2	0	1	0	1	1	1			
Keith Hernandez, L (1, 3) OBP: 0.336, SLG: 0.455	L9		F8		8-4-3			P4		4	0	0	0	0	0	3			
Darrell Porter, L (1, 2) OBP: 0.370, SLG: 0.525		F8		1B 1B 2B		SH1-4 BB SF9 1B		HR		4	3	3	1	0	0	0			
Ken Oberkfell, L (1, 5) OBP: 0.352, SLG: 0.333		1B BB		G6-4-3 1B		SH1-4 BB		G3		2	0	1	0	2	0	0			
Tom Herr, S (1, 4) Mike Ramsey, S (6, PR) OBP: 0.342, SLG: 0.385		G3 1B		G6-4-3 1B		SH1-4		FC5-4 1B		3	0	3	1	0	0	0			
Ozzie Smith, S (1, 6) OBP: 0.283, SLG: 0.288		G3		G6-4-3		SF9		FC5-4		3	0	0	1	0	0	5			
Bob Forsch, R (1, 1) OBP: 0.250, SLG: 0.375		F5		F8		K				3	0	0	0	0	1	4			
Inning Stats	R: 0 E: 0 K: 1 S: 6	H: 1 LOB: 1 BB: 0 P: 6	R: 0 E: 0 K: 0 S: 4	H: 1 LOB: 2 BB: 1 P: 8	R: 0 E: 0 K: 1 S: 5	H: 0 LOB: 1 BB: 1 P: 9	R: 1 E: 0 K: 0 S: 5	H: 3 LOB: 1 BB: 0 P: 5	R: 1 E: 0 K: 1 S: 6	H: 2 LOB: 0 BB: 0 P: 6	R: 1 E: 0 K: 1 S: 6	H: 1 LOB: 1 BB: 1 P: 10	R: 0 E: 0 K: 0 S: 3	H: 0 LOB: 0 BB: 0 P: 3	R: 1 E: 0 K: 0 S: 5	H: 2 LOB: 1 BB: 0 P: 5	1B: 6 2B: 4 3B: 0 HR: 1	SF: 1 SAC: 1 DP: 2 HBP: 0	WP: 0 PA: 35 PB: 0 SB: 0 CS: 0
PITCHER Bill Gullickson, R (1, 1) ERA: 4.05 Randy Lerch, L (6, 1) ERA: 2.25	IP: 5.0 WLS: L BF: 24 H: 8 R: 3 ER: 3 SO: 3 BB: 3 IBB: 0 HBP: 0 BLK: 0 WP: 0 HR: 0 S: 27 P: 39 ERA: 5.40 WHIP: 2.200																		

Batter	1	2	3	4	5	6	7	8	9	10	11	AB	R	H	RBI	BB	SO	LOB	TOP																
Tim Raines, S OBP: 0.353, SLG: 0.331 (1, 7)	WP 1B		5-3		FC6 BB		5-3		FC6-4 1-2			4	0	1	0	1	0	1																	
Jim Wohlford, R OBP: 0.292, SLG: 0.458 (1, 9)	F8 1-2			2B	FC6 1-2			F8		F8		5	0	1	0	0	0	3																	
Andre Dawson, R OBP: 0.362, SLG: 0.632 (1, 8)	6-3		F9					L9		F3		5	0	1	0	0	0	2																	
Gary Carter, R OBP: 0.278, SLG: 0.412 (1, 3) (9, 2)	K			6-3		G5-4-3 1B		5-3		6-3		5	0	0	0	0	1	2																	
Tim Wallach, R OBP: 0.290, SLG: 0.449 (1, 5)		F9		P4		BB HBP		5-3		6-3		4	0	0	0	0	0	0																	
Chris Speier, R OBP: 0.340, SLG: 0.250 (1, 6)	5-3		L8			BB BB		F3 1B BB		G1-6-3 1B		3	1	1	0	2	0	0																	
Bobby Ramos, R OBP: 0.364, SLG: 0.500 Al Oliver, L OBP: 0.336, SLG: 0.425 (9, PH) (9, 3)	1B		6-3		K			F3 1B 1B		G1-6-3 1-2		3	0	1	0	0	1	2																	
Doug Flynn, R OBP: 0.250, SLG: 0.268 (1, 4)	F3				SH1-4 1B		F9		F3			4	0	1	0	0	0	3																	
Steve Rogers, R OBP: 0.143, SLG: 0.100 Warren Cromartie, L OBP: 0.379, SLG: 0.456 Jeff Reardon, R (9, 1)		L9		SH1-4 1-2			1-3		FC6-4 1B			2	0	0	0	0	0	0																	
Inning Stats	R: 0 E: 0 K: 1 S: 6	H: 1 LOB: 1 BB: 0 P: 6	R: 0 E: 0 K: 0 S: 4	H: 1 LOB: 1 BB: 0 P: 4	R: 0 E: 0 K: 0 S: 4	H: 1 LOB: 1 BB: 0 P: 4	R: 0 E: 0 K: 0 S: 3	H: 0 LOB: 0 BB: 0 P: 3	R: 0 E: 0 K: 0 S: 5	H: 1 LOB: 2 BB: 1 P: 10	R: 0 E: 0 K: 0 S: 3	H: 0 LOB: 0 BB: 0 P: 3	R: 0 E: 0 K: 0 S: 3	H: 0 LOB: 0 BB: 0 P: 3	R: 0 E: 0 K: 0 S: 3	H: 1 LOB: 0 BB: 0 P: 3	1B: 7 2B: 1 3B: 0 HR: 0	SF: 0 SAC: 1 DP: 2 HBP: 1	WP: 1 PB: 0 SB: 0 CS: 0	PA: 43															
PITCHER	IP ERA WHIP	WLS BF	H R ER SO	BB IBB HBP BLK	WP HR S P	ERA WHIP	PITCHER														IP ERA WHIP														
Dave LaPoint, L ERA: 2.23 Bruce Sutter, R ERA: 2.75 (1, 1) (10, 1)	2.0 W 6	1 0 0 0	0 0 0 0	0 0 0 0	0 0 6 6	0.00 0.500																													

Montreal Expos @ St. Louis Cardinals
 Busch Stadium, St. Louis, MO
 Sat May 14 1983, 3:33 AM CDT
 Att: 25,887 - Unknown

AB 38
 R 2
 H 8
 RBI 2
 BB 3
 SO 2
 LOB 14



Batter	1	2	3	4	5	6	7	8	9	10	11	AB	R	H	RBI	BB	SO	LOB	BOTTOM																
Willie McGee, S OBP: 0.350, SLG: 0.345 (1, 8)	E S 2B BB		K2-3		F4-3			K		L3		4	1	0	0	1	2	0																	
Ken Oberkfell, L OBP: 0.374, SLG: 0.350 (1, 5)	F6-4-3 1H 2B		F4-3 BB			K		3-1		2B 1B 1B		4	1	2	1	1	1	0																	
Dane Iorg, L OBP: 0.423, SLG: 0.450 George Hendrick, R OBP: 0.400, SLG: 0.625 (1, 9) (9, 9)	F6-4-3 HBP		F4-3 1-2		F4-3		1-3			P5		3	0	0	0	0	0	1																	
Keith Hernandez, L OBP: 0.347, SLG: 0.473 (1, 3)	F6-4-3 1-2 2-3		K			CS 1B		G3		1B 2B		5	0	2	0	0	1	3																	
Darrell Porter, L OBP: 0.378, SLG: 0.565 (1, 2)	K			F8		CS 1-2		K HR		K 1B IBB		4	1	1	1	1	2	1																	
Steve Braun, L OBP: 0.500, SLG: 0.167 David Green, R OBP: 0.299, SLG: 0.366 (7, PR) (8, 7)		CS BB		F7			F4-3 S 1B			K		2	0	1	0	1	0	0																	
Bruce Sutter, R (10, 1) Jamie Quirk, L OBP: 0.250, SLG: 0.375 (11, PH) Tom Herr, S OBP: 0.342, SLG: 0.382 (1, 4)		F4-3 BB		F8			F8 1-2		F9		1-2 2-3 3H 1B	4	0	1	1	1	0	2																	
Ozzie Smith, S OBP: 0.285, SLG: 0.283 (1, 6)		F4-3 BB			B1-6-4 1B		F4-3 2-3		F4-3			4	0	1	0	0	0	3																	
Dave LaPoint, L OBP: 0.123, SLG: 0.125 Lonnie Smith, R OBP: 0.364, SLG: 0.459 (1, 1) (10, 7)		G1			B1-6-4 1-2		G1			K		3	0	0	0	0	0	4																	
Inning Stats	R: 1 E: 0 K: 1 S: 5	H: 1 LOB: 1 BB: 1 P: 10	R: 0 E: 0 K: 0 S: 2	H: 0 LOB: 1 BB: 2 P: 10	R: 0 E: 0 K: 2 S: 7	H: 0 LOB: 1 BB: 1 P: 11	R: 0 E: 0 K: 0 S: 3	H: 0 LOB: 0 BB: 0 P: 3	R: 0 E: 0 K: 1 S: 5	H: 1 LOB: 0 BB: 0 P: 5	R: 1 E: 0 K: 0 S: 5	H: 2 LOB: 2 BB: 0 P: 5	R: 0 E: 0 K: 1 S: 6	H: 0 LOB: 0 BB: 0 P: 5	R: 0 E: 0 K: 1 S: 5	H: 0 LOB: 0 BB: 0 P: 5	R: 1 E: 0 K: 1 S: 7	H: 3 LOB: 3 BB: 1 P: 11	1B: 6 2B: 2 3B: 0 HR: 1	SF: 0 SAC: 0 DP: 2 HBP: 1	WP: 0 PB: 0 SB: 2 CS: 2	PA: 44													
PITCHER	IP ERA WHIP	WLS BF	H R ER SO	BB IBB HBP BLK	WP HR S P	ERA WHIP	PITCHER														IP ERA WHIP														
Steve Rogers, R ERA: 2.6 Jeff Reardon, R ERA: 3.6 (1, 1) (9, 1)	8.0 L 13	4 1 1 3	0 1 0 0	0 1 0 0	0 0 18 22	3.38 1.500																													

Montreal Expos @ St. Louis Cardinals
 Busch Stadium, St. Louis, MO
 Sat May 14 1983, 3:33 AM CDT
 Att: 25,887 - Unknown

AB 37
 R 3
 H 9
 RBI 3
 BB 5
 SO 8
 LOB 18



Batter	1	2	3	4	5	6	7	8	9	AB	R	H	RBI	BB	SO	LOB	TOP					
Tim Raines, S (1, 7) OBP: 0.364, SLG: 0.352	0-0 CS 1B		0-3 K			0-0 F9 2B 2B		0-0 4-3 2B 1B		4	2	3	0	0	1	0						
Warren Cromartie, L (1, 9) OBP: 0.363, SLG: 0.434	0-0 3-1 1-2		0-0 L9			0-0 F9 2-3		0-0 4-3 1-2		4	0	0	0	0	0	3						
Andre Dawson, R (1, 8) OBP: 0.366, SLG: 0.636	0-0 E7 1B			0-0 4-3		0-0 2B		0-0 F8		4	0	2	1	0	0	1						
Al Oliver, L (1, 3) OBP: 0.333, SLG: 0.427	0-0 G3			0-0 G3		0-0 5-3		0-0 2B		4	0	1	1	0	0	2						
Gary Carter, R (1, 2) OBP: 0.277, SLG: 0.398		1-0 4-3 HBP		0-0 P6		0-0 F8		0-0 F3		3	0	0	0	0	0	2						
Tim Lincecum, R (1, 5) OBP: 0.294, SLG: 0.441		0-0 4-3 1-2			0-0 F3 PB 1B		0-3 K		0-0 L8	4	0	1	0	0	1	1						
Chris Speier, R (1, 6) OBP: 0.314, SLG: 0.227		0-0 F7			0-0 5-3 1-2		0-0 L5		0-0 5-3	4	0	0	0	0	0	2						
Doug Flynn, R (1, 4) OBP: 0.250, SLG: 0.267		0-0 F1			0-0 F3 2-3		0-0 1B		0-0 F7	4	0	1	0	0	0	2						
Scott Sanderson, R (1, 1) OBP: 0.154, SLG: 0.231			0-3 K			0-0 4-3		0-0 P6		2	0	0	0	0	1	1						
Randy Lerch, L (6, 1) OBP: 0.667, SLG: 0.500										0	0	0	0	0	0	0						
Bryan Little, S (7, PH) OBP: 0.340, SLG: 0.304										1	0	0	0	0	0	1						
Ray Burris, R (7, 1)										0	0	0	0	0	0	0						
Inning Stats	R: 0 E: 1 K: 0 S: 4	H: 2 LOB: 1 BB: 0 P: 4	R: 0 E: 0 K: 0 S: 3	H: 0 LOB: 1 BB: 0 P: 4	R: 0 E: 0 K: 2 S: 7	H: 0 LOB: 0 BB: 0 P: 7	R: 0 E: 0 K: 0 S: 3	H: 0 LOB: 0 BB: 0 P: 3	R: 0 E: 0 K: 0 S: 4	H: 1 LOB: 1 BB: 0 P: 4	R: 1 E: 0 K: 0 S: 5	H: 2 LOB: 1 BB: 0 P: 5	R: 0 E: 0 K: 1 S: 6	H: 1 LOB: 1 BB: 0 P: 6	R: 1 E: 0 K: 0 S: 5	H: 2 LOB: 1 BB: 0 P: 5	R: 0 E: 0 K: 0 S: 3	H: 0 LOB: 0 BB: 0 P: 3	1B: 5 2B: 3 3B: 0 HR: 0	SF: 0 SAC: 0 DP: 0 HBP: 1	WP: 0 PB: 1 SB: 0 CS: 1	PA: 35
PITCHER John Stuper, R (1, 1) ERA: 4.46	IP: 9.0 WLS: W BF: 35 H: 8 R: 2 ER: 2 SO: 3 BB: 0 IBB: 0 HBP: 1 BLK: 0 WP: 0 HR: 0 S: 40 P: 41 ERA: 2.00 WHIP: 0.889															PITCHER						

Montreal Expos @ St. Louis Cardinals
 Busch Stadium, St. Louis, MO
 Sun May 15 1983, 3:33 AM CDT
 Att: 36,157 - Unknown

AB	34
R	2
H	8
RBI	2
BB	0
SO	3
LOB	15



Batter	1	2	3	4	5	6	7	8	9	AB	R	H	RBI	BB	SO	LOB	BOTTOM												
Lonnie Smith, R (1, 7) OBP: 0.365, SLG: 0.456	0-0 CS 1B			0-0 F9		0-0 F9		0-0 F9		5	1	2	0	0	0	2													
David Green, R (9, 7) OBP: 0.299, SLG: 0.366										0	0	0	0	0	0	0													
Willie McGee, S (1, 8) OBP: 0.375, SLG: 0.414	4-0 BB 1B 1-2		0-0 2B 1B		0-0 F8		0-0 IHR			3	2	2	2	1	0	1													
Keith Hernandez, L (1, 3) OBP: 0.368, SLG: 0.509	0-0 BB 1B 1-2		0-0 F4-3 1-H		0-0 F9 FC5-2 2B		0-0 1B			4	1	4	1	0	0	0													
Darrell Porter, L (1, 2) OBP: 0.373, SLG: 0.545	4-0 BB 1-2 2-3		0-0 F4-3		0-0 F9		0-3 K			3	0	0	1	1	1	2													
George Hendrick, R (1, 9) OBP: 0.394, SLG: 0.606	0-3 K		0-0 CS BB		0-0 FC5-2 1B		0-0 F8			3	0	0	0	1	1	4													
Ken Oberkfell, L (1, 5) OBP: 0.376, SLG: 0.350	0-0 F9		4-0 BB 1-2		0-0 F9		0-0 F9			3	0	1	0	1	0	3													
Tom Herr, S (1, 4) OBP: 0.333, SLG: 0.368		0-0 SH1-4 1B		0-0 P5		0-0 F4-3		0-0 F7		4	0	1	0	0	0	3													
Ozzie Smith, S (1, 6) OBP: 0.276, SLG: 0.274		0-0 F9		0-0 F7		0-0 5-3		0-0 5-3		4	0	0	0	0	0	1													
John Stuper, R (1, 1) OBP: 0.400, SLG: 0.333		0-0 SH1-4		0-0 1B		0-0 F4-3		0-3 K		3	0	1	0	0	1	0													
Inning Stats	R: 0 E: 0 K: 1 S: 6	H: 2 LOB: 3 BB: 2 P: 14	R: 0 E: 0 K: 0 S: 4	H: 1 LOB: 1 BB: 0 P: 4	R: 2 E: 0 K: 0 S: 4	H: 2 LOB: 1 BB: 2 P: 12	R: 0 E: 0 K: 0 S: 4	H: 1 LOB: 1 BB: 0 P: 4	R: 0 E: 0 K: 1 S: 8	H: 3 LOB: 1 BB: 0 P: 8	R: 0 E: 0 K: 0 S: 3	H: 0 LOB: 0 BB: 0 P: 3	R: 0 E: 0 K: 1 S: 5	H: 0 LOB: 0 BB: 0 P: 5	R: 0 E: 0 K: 0 S: 3	H: 0 LOB: 0 BB: 0 P: 5	1B: 8 2B: 2 3B: 0 HR: 1	SF: 0 SAC: 1 DP: 0 HBP: 0	WP: 0 PB: 0 SB: 0 CS: 2	PA: 37									
PITCHER Scott Sanderson, R (1, 1) ERA: 4.82	IP: 5.2 WLS: L BF: 30 H: 11 R: 4 ER: 4 SO: 1 BB: 4 IBB: 0 HBP: 0 BLK: 0 WP: 0 HR: 0 S: 28 P: 44 ERA: 6.35 WHIP: 2.647															PITCHER													
Randy Lerch, L (6, 1) ERA: 2.2	0.1	1	0	0	0	1	0	0	0	0	0	3	3	0.00	0.000														
Ray Burris, R (7, 1) ERA: 2.45	2.0	6	0	0	0	1	0	0	0	0	0	8	8	0.00	0.000														

Montreal Expos @ St. Louis Cardinals
 Busch Stadium, St. Louis, MO
 Sun May 15 1983, 3:33 AM CDT
 Att: 36,157 - Unknown

AB	32
R	4
H	11
RBI	4
BB	4
SO	3
LOB	16



Batter	1	2	3	4	5	6	7	8	9	AB	R	H	RBI	BB	SO	LOB	TOP					
Omar Moreno, L (1,8) OBP: 0.301, SLG: 0.357 Dave Smith, R (5,1)	F8		F7		L3			F5		3	0	0	0	0	0	2	Houston Astros @ St. Louis Cardinals Busch Stadium, St. Louis, MO Tue May 17 1983, 7:05 PM CDT Att: 40,740 - Unknown					
Denny Walling, L (8,PH) OBP: 0.138, SLG: 0.107 Frank LaCorte, R (8,1)										0	0	0	0	0	0	0						
Terry Puhl, L (1,9) OBP: 0.286, SLG: 0.277			F5					G3		4	0	1	0	0	1							
Dickie Thon, R (1,6) OBP: 0.345, SLG: 0.424										4	2	2	1	0	1	1						
Phil Garner, R (1,5) OBP: 0.329, SLG: 0.355										4	0	0	0	0	2							
Jose Cruz, L (1,7) OBP: 0.400, SLG: 0.418										3	1	1	1	1	0	0						
Harry Scilman, L (1,3) OBP: 0.324, SLG: 0.433										4	0	1	0	0	2							
Alan Ashby, S (1,2) OBP: 0.307, SLG: 0.437										4	1	1	1	0	1							
Bill Doran, S (1,4) OBP: 0.345, SLG: 0.288										4	0	1	1	0	1							
Joe Niekro, R (1,1) OBP: 0.111, SLG: 0.111 Vern Ruhle, R (3,1) Kevin Bass, S (5,PH) OBP: 0.298, SLG: 0.378 (5,8)										1	0	1	0	0	0	0						
Inning Stats	R: 0 E: 0 K: 1 S: 6	H: 1 LOB: 1 BB: 0 P: 6	R: 0 E: 0 K: 0 S: 2	H: 0 LOB: 0 BB: 1 P: 6	R: 0 E: 0 K: 0 S: 4	H: 1 LOB: 0 BB: 0 P: 4	R: 1 E: 0 K: 0 S: 4	H: 1 LOB: 0 BB: 0 P: 4	R: 0 E: 0 K: 0 S: 3	H: 0 LOB: 0 BB: 0 P: 3	R: 0 E: 0 K: 0 S: 4	H: 1 LOB: 1 BB: 0 P: 4	R: 0 E: 0 K: 0 S: 3	H: 0 LOB: 0 BB: 0 P: 3	R: 0 E: 0 K: 0 S: 3	H: 0 LOB: 0 BB: 0 P: 3	R: 3 E: 0 K: 0 S: 7	H: 4 LOB: 1 BB: 0 P: 7	1B: 5 2B: 3 3B: 0 HR: 1	SF: 0 SAC: 0 DP: 1 HBP: 0	WP: 0 PB: 1 SB: 1 CS: 0	PA: 36
PITCHER	IP	WLS	BF	H	R	ER	SO	BB	IBB	HBP	BLK	WP	HR	S	P	ERA	WHIP					
Bob Forsch, R (1,1) ERA: 3.51 Dave Vonohlen, L (9,1) ERA:	8.2	W	35	9	4	4	1	1	0	0	0	0	0	1	36	40	4.15	1.154				
Bob Forsch, R (1,1) ERA: 3.51 Dave Vonohlen, L (9,1) ERA:	0.1		1	0	0	0	0	0	0	0	0	0	0	0	1	1	0.00	0.000				

AB	35
R	4
H	9
RBI	4
BB	1
SO	1
LOB	11



Batter	1	2	3	4	5	6	7	8	9	AB	R	H	RBI	BB	SO	LOB	BOTTOM					
Lonnie Smith, R (1,7) OBP: 0.366, SLG: 0.458										4	0	1	2	1	0	3	Houston Astros @ St. Louis Cardinals Busch Stadium, St. Louis, MO Tue May 17 1983, 7:05 PM CDT Att: 40,740 - Unknown					
Willie McGee, S (1,8) OBP: 0.382, SLG: 0.413										5	0	1	1	0	0	3						
Keith Hernandez, L (1,3) OBP: 0.369, SLG: 0.500										4	1	1	0	1	1	2						
Darrell Porter, L (1,2) OBP: 0.377, SLG: 0.538 Jamie Quirk, L (8,2) OBP: 0.235, SLG: 0.353										3	1	1	0	1	0	2						
Dane Iorg, L (1,9) OBP: 0.400, SLG: 0.478 David Green, R (6,PR) OBP: 0.299, SLG: 0.366 (7,9)										3	0	1	1	0	0	3						
Ken Oberkfell, L (1,5) OBP: 0.382, SLG: 0.343										2	2	0	0	2	0	1						
Tom Herr, S (1,4) OBP: 0.348, SLG: 0.366 Mike Ramsey, S (7,4) OBP: 0.329, SLG: 0.368										3	2	1	0	1	0	3						
Ozzie Smith, S (1,6) OBP: 0.282, SLG: 0.289										4	2	2	2	0	2							
Bob Forsch, R (1,1) OBP: 0.250, SLG: 0.368 Dave Vonohlen, L (9,1) ERA:										3	0	1	2	0	2	2						
Inning Stats	R: 0 E: 0 K: 0 S: 3	H: 0 LOB: 2 BB: 2 P: 11	R: 1 E: 1 K: 0 S: 5	H: 1 LOB: 1 BB: 0 P: 5	R: 5 E: 0 K: 1 S: 10	H: 4 LOB: 2 BB: 2 P: 18	R: 0 E: 0 K: 0 S: 2	H: 0 LOB: 0 BB: 1 P: 6	R: 2 E: 0 K: 0 S: 6	H: 3 LOB: 2 BB: 1 P: 10	R: 0 E: 0 K: 0 S: 4	H: 1 LOB: 2 BB: 0 P: 4	R: 0 E: 0 K: 1 S: 5	H: 0 LOB: 0 BB: 0 P: 5	R: 0 E: 0 K: 1 S: 5	H: 0 LOB: 0 BB: 0 P: 5		R: 0 E: 0 K: 1 S: 5	H: 0 LOB: 0 BB: 0 P: 5	1B: 5 2B: 4 3B: 0 HR: 0	SF: 2 SAC: 0 DP: 1 HBP: 0	WP: 0 PB: 1 SB: 2 CS: 0
PITCHER	IP	WLS	BF	H	R	ER	SO	BB	IBB	HBP	BLK	WP	HR	S	P	ERA	WHIP					
Joe Niekro, R (1,1) ERA: 4.78 Vern Ruhle, R (3,1) ERA: 3.93 Dave Smith, R (5,1) ERA: 5.0 Frank LaCorte, R (8,1) ERA: 3.81	2.2	L	19	5	6	3	1	4	0	0	0	0	0	3	7	10.12	3.375					
Joe Niekro, R (1,1) ERA: 4.78 Vern Ruhle, R (3,1) ERA: 3.93 Dave Smith, R (5,1) ERA: 5.0 Frank LaCorte, R (8,1) ERA: 3.81	1.1		4	0	0	0	0	1	0	0	0	0	0	3	7	0.00	0.750					
Joe Niekro, R (1,1) ERA: 4.78 Vern Ruhle, R (3,1) ERA: 3.93 Dave Smith, R (5,1) ERA: 5.0 Frank LaCorte, R (8,1) ERA: 3.81	3.0		14	4	2	2	1	1	0	0	0	0	0	15	19	6.00	1.667					
Joe Niekro, R (1,1) ERA: 4.78 Vern Ruhle, R (3,1) ERA: 3.93 Dave Smith, R (5,1) ERA: 5.0 Frank LaCorte, R (8,1) ERA: 3.81	1.0		3	0	0	0	1	0	0	0	0	0	0	5	5	0.00	0.000					

AB	32
R	8
H	9
RBI	8
BB	6
SO	3
LOB	21



Batter	1	2	3	4	5	6	7	8	9	AB	R	H	RBI	BB	SO	LOB	TOP		
Omar Moreno, L OBP: 0.298, SLG: 0.352	F9	F8			F7		4-3		3-1	5	0	1	0	0	0	3			
Terry Puhl, L OBP: 0.293, SLG: 0.329	HR		1B	6-3	6-3		6-3		3-1	5	2	2	2	0	0	3			
Dickie Thon, R OBP: 0.341, SLG: 0.417	6-3		CS	1B	K			F7	5-3	5	0	1	0	0	1	2			
Phil Garner, R OBP: 0.340, SLG: 0.387	CS		6-3	1B				HR		4	1	3	2	0	0	1			
Jose Cruz, L OBP: 0.396, SLG: 0.410	CS	6-3	BB	BB	F2			3-1		3	0	0	0	1	0	1			
Harry Scilman, L OBP: 0.316, SLG: 0.412		4-3	F9	BB	F9			F5		4	1	1	0	0	0	2			
Alan Ashby, S OBP: 0.299, SLG: 0.425		4-3		4-3	4-3				4-3	3	0	0	0	0	0	2			
Bill Doran, S OBP: 0.355, SLG: 0.297		1B	BB	K			4-3	SH1	1B	3	1	2	0	1	1	0			
Mike Scott, R OBP: 0.296, SLG: 0.200			F8							2	0	1	1	0	0	0			
Frank DiPino, L OBP: 0.297, SLG: 1.000										0	0	0	0	0	0	0			
Bill Dawley, R OBP: 0.297, SLG: 1.000										0	0	0	0	0	0	0			
Mike Madden, L OBP: 0.297, SLG: 1.000										0	0	0	0	0	0	0			
Luis Pujols, R OBP: 0.366, SLG: 0.231										0	0	0	0	0	0	0			
Denny Walling, L OBP: 0.133, SLG: 0.103										1	0	0	0	0	0	0			
Tony Scott, S OBP: 0.223, SLG: 0.338										1	0	1	0	0	0	0			
Inning Stats	R: 1 E: 0 K: 0 S: 4	H: 2 LOB: 0 BB: 0 P: 4	R: 1 E: 0 K: 0 S: 5	H: 2 LOB: 2 BB: 1 P: 9	R: 1 E: 0 K: 0 S: 4	H: 2 LOB: 1 BB: 1 P: 8	R: 0 E: 0 K: 1 S: 5	H: 0 LOB: 0 BB: 0 P: 5	R: 0 E: 1 K: 0 S: 4	H: 1 LOB: 1 BB: 0 P: 4	R: 0 E: 0 K: 0 S: 4	H: 1 LOB: 0 BB: 0 P: 4	R: 1 E: 0 K: 0 S: 4	H: 1 LOB: 0 BB: 0 P: 4	R: 1 E: 0 K: 0 S: 6	H: 3 LOB: 2 BB: 0 P: 6	1B: 10 2B: 0 3B: 0 HR: 2	SF: 0 SAC: 1 DP: 0 HBP: 0	WP: 0 PA: 40 PB: 0 SB: 0 CS: 2
PITCHER	IP WLS BF H R ER SO BB IBB HBP BLK WP HR S P ERA WHIP																		
Joaquin Andujar, R ERA: 3.49	(1, 1) 7.0 W 29 8 3 3 2 2 2 0 0 0 0 1 31 39 3.86 1.429																		
Bruce Sutter, R ERA: 3.32	(8, 1) 2.0 10 4 2 2 0 0 0 0 0 0 1 10 10 9.00 2.000																		
Batter	1	2	3	4	5	6	7	8	9	AB	R	H	RBI	BB	SO	LOB	BOTTOM		
Lonnie Smith, R OBP: 0.366, SLG: 0.450	G3		1B		6-3					2	1	0	0	0	0	0			
Steve Braun, L OBP: 0.500, SLG: 0.167			E	HBP						0	0	0	0	0	0	0			
David Green, R OBP: 0.304, SLG: 0.370										2	1	1	1	0	0	2			
Willie McGee, S OBP: 0.378, SLG: 0.441	BLK		S	1B	1-3			F8		5	1	3	1	0	0	0			
Keith Hernandez, L OBP: 0.385, SLG: 0.504	F9		BB	BB	BB					3	1	2	0	2	0	1			
Darrell Porter, L OBP: 0.360, SLG: 0.510			BB	BB	2-6					5	0	0	0	0	2	7			
Glenn Brummer, R OBP: 0.400, SLG: 0.533	4-3		G3		2-6			K	K	0	0	0	0	0	0	0			
George Hendrick, R OBP: 0.386, SLG: 0.583		6-3		K				6-3	4-3	4	1	0	1	1	1	1			
Ken Oberkfell, L OBP: 0.386, SLG: 0.358		G3		WP						4	1	2	2	0	0	0			
Tom Herr, S OBP: 0.360, SLG: 0.444		F8		2B						4	1	2	3	0	0	1			
Mike Ramsey, S OBP: 0.350, SLG: 0.371			5-3							2	1	1	0	2	0	0			
Joaquin Andujar, S OBP: 0.211, SLG: 0.211										2	0	0	0	0	2	2			
Ozzie Smith, S OBP: 0.286, SLG: 0.293										2	1	1	0	0	0	2			
Bruce Sutter, R ERA: 2.89										0	0	0	0	0	0	0			
Inning Stats	R: 0 E: 0 K: 0 S: 4	H: 1 LOB: 1 BB: 0 P: 4	R: 0 E: 0 K: 0 S: 3	H: 0 LOB: 0 BB: 0 P: 3	R: 1 E: 0 K: 1 S: 6	H: 1 LOB: 2 BB: 1 P: 11	R: 0 E: 0 K: 2 S: 8	H: 1 LOB: 2 BB: 1 P: 12	R: 0 E: 0 K: 0 S: 3	H: 0 LOB: 0 BB: 0 P: 3	R: 8 E: 0 K: 1 S: 12	H: 7 LOB: 3 BB: 3 P: 24	R: 0 E: 0 K: 1 S: 6	H: 1 LOB: 1 BB: 0 P: 6	1B: 9 2B: 2 3B: 0 HR: 1	SF: 0 SAC: 0 DP: 0 HBP: 1	WP: 1 PA: 41 PB: 2 SB: 2 CS: 0		
PITCHER	IP WLS BF H R ER SO BB IBB HBP BLK WP HR S P ERA WHIP																		
Mike Scott, R ERA: 2.5	(1, 1) 6.0 27 6 3 2 3 2 0 1 0 0 0 0 6 10 0.00 3.000																		
Frank DiPino, L ERA: 3.5	(7, 1) 0.2 L 5 2 0 0 1 0 1 0 0 0 0 0 6 10 0.00 3.000																		
Bill Dawley, R ERA: 3.0	(7, 1) 0.0 5 3 6 6 0 2 0 0 0 0 1 3 11 ∞ ∞																		
Mike Madden, L ERA: 2.89	(7, 1) 1.1 5 1 0 0 1 0 0 0 0 0 0 7 7 0.00 0.750																		

Houston Astros @ St. Louis Cardinals
 Busch Stadium, St. Louis, MO
 Wed May 18 1983, 3:33 AM CDT
 Att: 22,680 - Unknown

AB	36
R	5
H	12
RBI	5
BB	2
SO	2
LOB	14



Houston Astros @ St. Louis Cardinals
 Busch Stadium, St. Louis, MO
 Wed May 18 1983, 3:33 AM CDT
 Att: 22,680 - Unknown

AB	35
R	9
H	12
RBI	8
BB	5
SO	5
LOB	16



Batter	1	2	3	4	5	6	7	8	9	AB	R	H	RBI	BB	SO	LOB	TOP								
Rafael Ramirez, R OBP: 0.312, SLG: 0.313 (1, 6)										4	0	1	0	0	2	1	Atlanta Braves @ St. Louis Cardinals Busch Stadium, St. Louis, MO Fri May 20 1983, 7:05 PM CDT Att: 42,759 - Unknown								
Jerry Royster, R OBP: 0.305, SLG: 0.306 (1, 7) (8, 5)										3	0	1	0	1	0	1									
Dale Murphy, R OBP: 0.409, SLG: 0.595 (1, 8) (8, 7)										4	0	0	0	0	1	3									
Bob Horner, R OBP: 0.351, SLG: 0.483 Brett Butler, L OBP: 0.310, SLG: 0.292 (8, 8)										4	1	2	0	0	0	2									
Terry Harper, R OBP: 0.391, SLG: 0.390 (1, 9)										4	0	0	0	0	2	2									
Chris Chambliss, L OBP: 0.325, SLG: 0.445 (1, 3)										3	0	0	0	1	2	2									
Glenn Hubbard, R OBP: 0.394, SLG: 0.479 (1, 4)										2	1	1	0	2	1	1									
Bruce Benedict, R OBP: 0.411, SLG: 0.402 (1, 2)										3	0	1	1	0	0	2									
Craig McMurtry, R OBP: 0.111, SLG: 0.111 Bob Watson, R OBP: 0.519, SLG: 0.583 Terry Forster, L OBP: 1.000, SLG: 1.500 (7, PH) (7, 1)										2	0	1	0	0	0	2									
Inning Stats	R: 0 E: 0 K: 1 S: 5	H: 0 LOB: 0 BB: 0 P: 5	R: 1 E: 0 K: 2 S: 9	H: 2 LOB: 2 BB: 1 P: 13	R: 0 E: 0 K: 0 S: 4	H: 2 LOB: 1 BB: 0 P: 4	R: 0 E: 0 K: 1 S: 5	H: 0 LOB: 1 BB: 1 P: 9	R: 0 E: 0 K: 0 S: 3	H: 1 LOB: 0 BB: 0 P: 3	R: 0 E: 1 K: 1 S: 6	H: 1 LOB: 1 BB: 0 P: 6	R: 0 E: 0 K: 1 S: 6	H: 0 LOB: 0 BB: 1 P: 6	R: 0 E: 0 K: 1 S: 4	H: 0 LOB: 1 BB: 1 P: 8		R: 0 E: 0 K: 1 S: 5	H: 0 LOB: 1 BB: 1 P: 9	1B: 6 2B: 1 3B: 0 HR: 0	SF: 1 SAC: 1 DP: 2 HBP: 0	WP: 0 PB: 0 SB: 1 CS: 1	PA: 35		
PITCHER	IP	WLS	BF	H	R	ER	SO	BB	IBB	HBP	BLK	WP	HR	S	P	ERA	WHIP								
Dave LaPoint, L ERA: 2.28 Doug Bair, R ERA: 2.65	7.0	L	28	7	2	2	6	2	0	0	0	0	0	38	46	2.57	1.286								

AB	29
R	2
H	7
RBI	2
BB	4
SO	8
LOB	16



Batter	1	2	3	4	5	6	7	8	9	AB	R	H	RBI	BB	SO	LOB	BOTTOM								
Lonnie Smith, R OBP: 0.362, SLG: 0.444 (1, 7)										4	0	1	0	0	0	0	Atlanta Braves @ St. Louis Cardinals Busch Stadium, St. Louis, MO Fri May 20 1983, 7:05 PM CDT Att: 42,759 - Unknown								
Willie McGee, S OBP: 0.355, SLG: 0.417 (1, 8)										4	0	0	0	0	2	1									
Keith Hernandez, L OBP: 0.381, SLG: 0.496 (1, 3)										4	0	1	0	0	1	0									
Darrell Porter, L OBP: 0.365, SLG: 0.500 (1, 2)										2	0	0	0	2	0	2									
George Hendrick, R OBP: 0.381, SLG: 0.570 (1, 9)										4	0	1	0	0	0	4									
Ken Oberkfell, L OBP: 0.385, SLG: 0.351 (1, 5)										2	1	0	0	2	1	1									
Tom Herr, S OBP: 0.377, SLG: 0.435 (1, 4)										1	0	0	0	2	0	1									
Ozzie Smith, S OBP: 0.287, SLG: 0.288 (1, 6)										2	0	0	0	1	0	3									
Dave LaPoint, L OBP: 0.111, SLG: 0.111 David Green, R OBP: 0.300, SLG: 0.365 Doug Bair, R (8, 1)										2	0	0	0	0	1	0									
Inning Stats	R: 0 E: 0 K: 1 S: 7	H: 2 LOB: 2 BB: 0 P: 7	R: 1 E: 1 K: 0 S: 3	H: 0 LOB: 0 BB: 1 P: 7	R: 0 E: 0 K: 0 S: 3	H: 0 LOB: 0 BB: 0 P: 3	R: 0 E: 0 K: 0 S: 2	H: 0 LOB: 2 BB: 3 P: 14	R: 0 E: 0 K: 2 S: 7	H: 0 LOB: 0 BB: 0 P: 7	R: 0 E: 0 K: 0 S: 2	H: 0 LOB: 0 BB: 1 P: 6	R: 0 E: 0 K: 0 S: 2	H: 0 LOB: 1 BB: 2 P: 10	R: 0 E: 0 K: 1 S: 5	H: 0 LOB: 0 BB: 0 P: 5		R: 0 E: 0 K: 1 S: 5	H: 1 LOB: 1 BB: 0 P: 5	1B: 3 2B: 1 3B: 0 HR: 0	SF: 0 SAC: 0	WP: 0 PB: 0 SB: 1 CS: 1	PA: 33		
PITCHER	IP	WLS	BF	H	R	ER	SO	BB	IBB	HBP	BLK	WP	HR	S	P	ERA	WHIP								
Craig McMurtry, R ERA: 2.72 Terry Forster, L ERA: 0.95	6.0	W	23	2	1	0	3	5	0	0	0	0	0	24	44	0.00	1.167								



Batter	1	2	3	4	5	6	7	8	9	AB	R	H	RBI	BB	SO	LOB	TOP										
Brett Butler , L (1, 8) OBP: 0.303, SLG: 0.284	0-0 5-3		0-3 K			0-0 1-3		0-0 SH 3B		3	1	0	0	0	1	0											
Rafael Ramirez , R (1, 6) OBP: 0.317, SLG: 0.325	0-0 4-3 1B		0-0 L9			0-0 G3 2B		0-0 5-3		4	0	2	0	0	0	2											
Claudell Washington , L (1, 9) OBP: 0.303, SLG: 0.369	0-0 4-3 1-2		0-0 1-3			0-0 G3 2-3		4-0 3B IBB		3	1	0	0	1	0	2											
Dale Murphy , R (1, 7) OBP: 0.405, SLG: 0.600	0-0 F9			0-0 6-3		0-0 5-3		0-0 3B		4	0	1	3	0	0	2											
Bob Horner , R (1, 5) OBP: 0.355, SLG: 0.479		4-0 1B BB		0-0 F2		0-0 G4-6-3 1B		0-3 K		3	1	1	0	1	1	0											
Chris Chambliss , L (1, 3) OBP: 0.315, SLG: 0.430		0-0 P6		0-0 F7		0-0 G4-6-3 1-2		0-0 L3		4	0	0	0	0	0	2											
Glenn Hubbard , R (1, 4) Steve Bedrosian , R (7, 1)		0-0 1B 1-2		0-0 6-3		4-0 BB		0-3 K		2	0	1	0	1	0	0											
Bruce Benedict , R (1, 2) OBP: 0.406, SLG: 0.396		0-0 G4-6-3 1B 1-3 2-H		0-0 F8		0-0 F9		0-0 4-3		4	0	1	1	0	0	1											
Phil Niekro , R (1, 1) OBP: 0.118, SLG: 0.067 Jerry Royster , R (7, 4) OBP: 0.325, SLG: 0.324		0-0 G4-6-3 1-2		0-0 6-3		0-0 SH 3B 1B				2	0	0	0	0	0	2											
Inning Stats	R: 0 E: 0 K: 0 S: 4	H: 1 LOB: 1 BB: 0 P: 4	R: 1 E: 0 K: 0 S: 4	H: 2 LOB: 1 BB: 1 P: 8	R: 0 E: 0 K: 1 S: 5	H: 0 LOB: 0 BB: 0 P: 5	R: 0 E: 0 K: 0 S: 3	H: 0 LOB: 0 BB: 0 P: 3	R: 0 E: 0 K: 0 S: 4	H: 1 LOB: 1 BB: 0 P: 4	R: 0 E: 0 K: 0 S: 3	H: 1 LOB: 1 BB: 1 P: 7	R: 3 E: 1 K: 1 S: 7	H: 2 LOB: 0 BB: 1 P: 11	R: 0 E: 0 K: 1 S: 5	H: 0 LOB: 0 BB: 0 P: 5	1B: 5 2B: 1 3B: 1 HR: 0	SF: 0 SAC: 1 DP: 2 HBP: 0	WP: 0 PB: 0 SB: 0 CS: 0	PA: 35							
PITCHER	IP	WLS	BF	H	R	ER	SO	BB	IBB	HBP	BLK	WP	HR	S	P	ERA	WHIP										
John Stuper , R (1, 1) ERA: 4.15	7.0	L	28	6	3	3	1	2	0	0	0	0	0	28	36	3.86	1.143										
Bruce Sutter , R (8, 1) ERA: 3.42	2.0		7	1	1	0	2	0	1	0	0	0	0	10	14	0.00	0.500										

Atlanta Braves @ St. Louis Cardinals
Busch Stadium, St. Louis, MO
Sat May 21 1983, 7:05 PM CDT
Att: 42,854 - Unknown

AB 31
R 4
H 7
RBI 4
BB 3
SO 3
LOB 11



Batter	1	2	3	4	5	6	7	8	9	AB	R	H	RBI	BB	SO	LOB	BOTTOM										
Ozzie Smith , S (1, 6) OBP: 0.277, SLG: 0.277	0-0 4-3		0-0 F8		0-3 K		0-0 4-3		0-0 G4-6-3 1-2	5	0	0	0	0	1	3											
Ken Oberkfell , L (1, 5) OBP: 0.393, SLG: 0.357	0-0 F7		0-0 1B		0-3 K		0-0 G1-6-3 1B			4	0	2	0	0	1	2											
Lonnie Smith , R (1, 7) OBP: 0.373, SLG: 0.453	0-0 E S 1B		0-0 1B		0-0 BB 1B		0-0 G1-6-3 1-2 3-H			4	0	3	1	0	0	1											
Keith Hernandez , L (1, 3) OBP: 0.378, SLG: 0.485	0-3 K		0-0 F7		0-0 BB		0-0 E4 FC6-4			3	0	0	0	1	1	3											
Darrell Porter , L (1, 2) OBP: 0.361, SLG: 0.490		0-0 1B 8-2 1B		0-0 F3		0-0 3-1		0-3 K		4	0	1	0	0	1	4											
Dane Iorg , L (1, 9) OBP: 0.382, SLG: 0.481		0-0 F7		0-0 G3		0-0 G4-6-3 2B		0-3 K		4	0	1	0	0	1	2											
Willie McGee , S (1, 8) OBP: 0.366, SLG: 0.413		0-0 1B		0-0 4-3		4-0 G4-6-3 BB		0-0 FC6-4		3	0	1	0	1	0	1											
Tom Herr , S (1, 4) OBP: 0.368, SLG: 0.440		0-0 8-2		0-0 1B 2B		0-0 G4-6-3 1-2 2-3		0-3 K		4	1	1	0	0	1	4											
John Stuper , R (1, 1) OBP: 0.385, SLG: 0.333 Bruce Sutter , R (8, 1)			0-3 K		0-0 BB 1B		0-0 6-3		4-0 G4-6-3 BB	3	0	1	0	0	1	1											
David Green , R (8, 7) OBP: 0.309, SLG: 0.365					0-0 BB 1B					0	0	0	0	1	0	0											
Inning Stats	R: 0 E: 0 K: 1 S: 6	H: 1 LOB: 1 BB: 0 P: 6	R: 0 E: 0 K: 0 S: 4	H: 2 LOB: 1 BB: 0 P: 4	R: 0 E: 0 K: 0 S: 3	H: 0 LOB: 0 BB: 0 P: 3	R: 1 E: 0 K: 2 S: 10	H: 3 LOB: 3 BB: 1 P: 14	R: 0 E: 0 K: 0 S: 3	H: 1 LOB: 1 BB: 1 P: 7	R: 0 E: 0 K: 0 S: 3	H: 1 LOB: 0 BB: 0 P: 3	R: 0 E: 1 K: 2 S: 8	H: 0 LOB: 1 BB: 0 P: 8	R: 0 E: 0 K: 1 S: 4	H: 0 LOB: 0 BB: 1 P: 8	1B: 8 2B: 3 3B: 0 HR: 0	SF: 0 SAC: 0 DP: 4 HBP: 0	WP: 0 PB: 0 SB: 1 CS: 0	PA: 37							
PITCHER	IP	WLS	BF	H	R	ER	SO	BB	IBB	HBP	BLK	WP	HR	S	P	ERA	WHIP										
Phil Niekro , R (1, 1) ERA: 5.47	6.1		29	10	1	1	4	2	0	0	0	0	0	35	43	1.42	1.895										
Steve Bedrosian , R (7, 1) ERA: 3.04	2.2	W	8	0	0	0	3	1	0	0	0	0	0	13	17	0.00	0.375										

Atlanta Braves @ St. Louis Cardinals
Busch Stadium, St. Louis, MO
Sat May 21 1983, 7:05 PM CDT
Att: 42,854 - Unknown

AB 34
R 1
H 10
RBI 1
BB 3
SO 7
LOB 21



Batter	1	2	3	4	5	6	7	8	9	10	11	AB	R	H	RBI	BB	SO	LOB	TOP						
Brett Butler, L OBP: 0.304, SLG: 0.283 (1, 8)	F7	SF8		5-3			4-3 PB G3 1B		K		E	4	2	1	1	1	1	2							
Rafael Ramirez, R OBP: 0.323, SLG: 0.331 (1, 6)				6-3			G3		6-3		E6 1B	6	1	3	1	0	0	3							
Claudell Washington, L OBP: 0.304, SLG: 0.307 (1, 9)	F7	6-3		3-1			4-3				1-3 1B	6	0	2	1	0	0	4							
Dale Murphy, R OBP: 0.396, SLG: 0.582 (1, 7)	6-3					K			K		1-3 1B	6	1	1	0	0	2	3							
Bob Horner, R OBP: 0.350, SLG: 0.468 (1, 5)				6-3 1B			6-3		F9		6-3	5	1	1	0	0	0	2							
Chris Chambliss, L OBP: 0.319, SLG: 0.424 (1, 3)				4-3			1-3		4-3		4-3	4	0	1	1	1	0	1							
Glenn Hubbard, R OBP: 0.403, SLG: 0.476 (8, 1)				4-3			4-3		F8		FC6-4 IBB	3	1	1	0	1	0	0							
Terry Forster, L OBP: 1.000, SLG: 1.500 (10, PH)				1-3 1B							FC6-4 IBB	0	0	0	0	0	0	0							
Bob Watson, R OBP: 0.500, SLG: 0.560 (10, 1)				1-3 1B							1-2	0	1	0	0	0	0	2							
Steve Bedrosian, R (10, 1)												0	0	0	0	0	0	0							
Bruce Benedict, R OBP: 0.416, SLG: 0.404 (9, PR)				1-3								3	1	2	0	1	0	2							
Ken Smith, L OBP: 0.200, SLG: 0.444 (9, 2)				1-3								0	0	0	0	0	0	0							
Larry Owen, R OBP: 0.143, SLG: 0.143 (9, 2)												1	0	1	0	0	0	0							
Pascual Perez, R OBP: 0.136, SLG: 0.136 (6, 1)				G3								3	0	1	1	0	1	3							
Gene Garber, R (6, 1)												0	0	0	0	0	0	0							
Jerry Royster, R OBP: 0.317, SLG: 0.316 (8, 4)												1	0	0	0	0	1	1							
Inning Stats	R: 0 E: 0 K: 0 S: 4	H: 1 LOB: 1 BB: 0 P: 4	R: 3 E: 0 K: 0 S: 7	H: 4 LOB: 2 BB: 1 P: 11	R: 1 E: 0 K: 0 S: 6	H: 3 LOB: 0 BB: 0 P: 6	R: 0 E: 0 K: 0 S: 3	H: 0 LOB: 0 BB: 0 P: 3	R: 0 E: 0 K: 1 S: 5	H: 0 LOB: 0 BB: 1 P: 8	R: 1 E: 0 K: 1 S: 6	H: 1 LOB: 0 BB: 0 P: 6	R: 0 E: 0 K: 0 S: 3	H: 0 LOB: 0 BB: 0 P: 3	R: 0 E: 0 K: 1 S: 6	H: 1 LOB: 2 BB: 0 P: 6	R: 0 E: 0 K: 0 S: 4	H: 1 LOB: 2 BB: 1 P: 8	R: 2 E: 1 K: 1 S: 7	H: 3 LOB: 1 BB: 1 P: 11	1B: 14 2B: 0 3B: 0 HR: 0	SF: 1 SAC: 1 DP: 0 HBP: 0	WP: 0 PB: 1 SB: 1 CS: 2	PA: 49	
PITCHER	IP WLS BF H R ER SO BB IBB HBP BLK WP HR S P ERA WHIP	PITCHER										PITCHER													
Bob Forsch, R ERA: 3.99 (1, 1)	2.1	15	1	1	0	3	1	0	0	0	0	0	0	0	20	24	0.00	0.429							
Jeff Lahti, R ERA: 4.7 (3, 1)	4.2	15	1	1	0	3	1	0	0	0	0	0	0	0	20	24	0.00	0.429							
Doug Bair, R ERA: 2.45 (8, 1)	1.1	5	1	0	0	0	0	0	0	0	0	0	0	5	5	0.00	0.750								
Bruce Sutter, R ERA: 3.46 (9, 1)	2.1	11	3	2	1	2	1	1	0	0	0	0	0	13	21	3.86	1.714								
Dave Vonohien, L ERA: (11, 1)	0.1	2	1	0	0	0	0	0	0	0	0	0	0	2	2	0.00	3.000								

Atlanta Braves @ St. Louis Cardinals
 Busch Stadium, St. Louis, MO
 Sun May 22 1983, 3:33 AM CDT
 Att: 34,326 - Cloudy

livebaseballscorecards.com

AB 43
 R 7
 H 14
 RBI 5
 BB 4
 SO 5
 LOB 23




Batter	1	2	3	4	5	6	7	8	9	10	11	AB	R	H	RBI	BB	SO	LOB	BOTTOM							
Tom Herr, S OBP: 0.387, SLG: 0.444 (1, 4)				K			2B SF9 BB			L4		4	1	2	1	1	1	0								
Ken Oberkfell, L OBP: 0.366, SLG: 0.356 (1, 5)	L4			4-3			SF9 1-3 2B		CS	F9		5	0	1	0	0	0	1								
Lonnie Smith, R OBP: 0.381, SLG: 0.489 (1, 7)	K						P4					5	1	3	1	0	1	2								
Keith Hernandez, L OBP: 0.378, SLG: 0.493 (1, 3)						HR						4	1	2	1	0	0	2								
George Hendrick, R OBP: 0.374, SLG: 0.550 (1, 9)				4-3			SF9 G6-4-3 1B		F7		6-3	4	1	2	1	0	0	2								
Willie McGee, S OBP: 0.349, SLG: 0.392 (9, 1)				4-3			L6					4	0	0	0	1	0	3								
Bruce Sutter, R (9, 1)				6-3			4-3					4	1	0	1	0	0	2								
Dave Vonohien, L (11, 1)							4-3					0	0	0	0	0	0	0								
Darrell Porter, L OBP: 0.358, SLG: 0.485 (11, PH)												1	0	0	0	0	0	0								
Jamie Quirk, L OBP: 0.260, SLG: 0.316 (10, 2)												2	0	0	0	1	2	1								
Glenn Brummer, R OBP: 0.412, SLG: 0.500 (10, 2)												1	0	0	0	1	0	0								
Ozzie Smith, S OBP: 0.273, SLG: 0.273 (7, PH)				4-3								2	0	0	0	0	0	1								
Dane Iorg, L OBP: 0.371, SLG: 0.464 (8, 1)												1	0	0	0	0	0	1								
Doug Bair, R (8, 1)												0	0	0	0	0	0	0								
David Green, R OBP: 0.301, SLG: 0.355 (9, 8)												2	0	0	0	0	0	1								
Bob Forsch, R OBP: 0.290, SLG: 0.368 (3, 1)												0	0	0	0	0	0	0								
Steve Braun, L OBP: 0.345, SLG: 0.286 (7, PR)												2	0	0	0	0	2	0								
Mike Ramsey, S OBP: 0.346, SLG: 0.366 (8, 6)												1	0	1	1	0	0	0								
Inning Stats	R: 0 E: 0 K: 1 S: 5	H: 1 LOB: 0 BB: 0 P: 5	R: 1 E: 0 K: 0 S: 4	H: 1 LOB: 1 BB: 1 P: 8	R: 0 E: 0 K: 2 S: 7	H: 0 LOB: 0 BB: 0 P: 7	R: 1 E: 0 K: 0 S: 4	H: 2 LOB: 0 BB: 0 P: 4	R: 0 E: 0 K: 2 S: 7	H: 0 LOB: 0 BB: 0 P: 7	R: 1 E: 0 K: 0 S: 4	H: 1 LOB: 1 BB: 1 P: 8	R: 2 E: 1 K: 1 S: 7	H: 2 LOB: 1 BB: 0 P: 7	R: 0 E: 0 K: 0 S: 4	H: 1 LOB: 2 BB: 1 P: 8	R: 0 E: 0 K: 0 S: 3	H: 0 LOB: 0 BB: 0 P: 3	R: 0 E: 0 K: 0 S: 4	H: 1 LOB: 1 BB: 0 P: 4	R: 0 E: 0 K: 0 S: 3	H: 0 LOB: 1 BB: 1 P: 7	1B: 5 2B: 3 3B: 0 HR: 1	SF: 1 SAC: 0 DP: 1 HBP: 0	WP: 0 PB: 0 SB: 3 CS: 2	PA: 45
PITCHER	IP WLS BF H R ER SO BB IBB HBP BLK WP HR S P ERA WHIP	PITCHER										PITCHER														
Pascual Perez, R ERA: 2.23 (6, 1)	5.0	20	5	2	0	1	0	0	0	0	0	0	0	10	10	0.00	1.000									
Gene Garber, R ERA: 2.45 (8, 1)	2.0	8	1	0	0	0	0	1	0	0	0	0	0	7	11	0.00	0.500									
Terry Forster, L ERA: 0.86 (10, 1)	2.0	8	1	0	0	0	1	0	0	0	0	0	0	7	11	0.00	1.000									


Atlanta Braves @ St. Louis Cardinals
 Busch Stadium, St. Louis, MO
 Sun May 22 1983, 3:33 AM CDT
 Att: 34,326 - Cloudy

livebaseballscorecards.com

AB 39
 R 5
 H 9
 RBI 5
 BB 4
 SO 6
 LOB 14



Batter	1	2	3	4	5	6	7	8	9	AB	R	H	RBI	BB	SO	LOB	TOP			
Tom Herr, S OBP: 0.364, SLG: 0.414 (1,4)	6-3		F8		F8			P4		4	0	0	0	0	0	0	St. Louis Cardinals @ Cincinnati Reds Riverfront Stadium, Cincinnati, OH Mon May 23 1983, 7:05 PM EDT Att: 10,708 - Unknown AB 29 R 1 H 3 RBI 1 BB 3 SO 6 LOB 9 			
Mike Ramsay, S OBP: 0.329, SLG: 0.347 (1,5)	5-3		F3		F7			5-3		4	0	0	0	0	0					
Keith Hernandez, L OBP: 0.368, SLG: 0.478 (1,3)	P2		K		F7			2-3		4	0	0	0	0	1					
George Hendrick, R OBP: 0.378, SLG: 0.544 (1,9)		G5-4-3 1B BB		2-3 1B		K		E6		3	1	1	0	1	1					
Lonnie Smith, R OBP: 0.377, SLG: 0.482 (1,7)		G5-4-3 1B		2-3				1-3		4	0	1	0	0	0	2				
David Green, R OBP: 0.302, SLG: 0.346 (1,8)		G5-4-3 1-2 2-3		F7			CS BB			2	0	0	0	1	0	3				
Darrell Porter, L OBP: 0.358, SLG: 0.476 (1,2)		1B BB		K			F8			2	0	0	0	1	1	2				
Ozzie Smith, S OBP: 0.274, SLG: 0.274 (1,6)		1-2 3-H 1B		5-3			CS	5-3		3	0	1	1	0	0	0				
Joaquin Andujar, S OBP: 0.190, SLG: 0.190 (1,1)		K		K				K		2	0	0	0	0	2	2				
Willie McGee, S (8, PH) OBP: 0.345, SLG: 0.388 (8, PH)										1	0	0	0	0	1	0				
Dave Vonohien, L (8, 1)										0	0	0	0	0	0	0				
Doug Bair, R (8, 1)										0	0	0	0	0	0	0				
Inning Stats	R: 0 E: 0 K: 0 S: 3	H: 0 LOB: 0 BB: 0 P: 3	R: 1 E: 0 K: 1 S: 6	H: 2 LOB: 2 BB: 2 P: 14	R: 0 E: 0 K: 1 S: 5	H: 0 LOB: 0 BB: 0 P: 5	R: 0 E: 0 K: 1 S: 6	H: 1 LOB: 1 BB: 0 P: 6	R: 0 E: 0 K: 1 S: 5	H: 0 LOB: 0 BB: 0 P: 5	R: 0 E: 0 K: 0 S: 2	H: 0 LOB: 0 BB: 1 P: 6	R: 0 E: 0 K: 1 S: 5	H: 0 LOB: 0 BB: 0 P: 5	R: 0 E: 1 K: 0 S: 4	H: 0 LOB: 1 BB: 0 P: 4	1B: 3 2B: 0 3B: 0 HR: 0	SF: 0 SAC: 0 DP: 1 HBP: 0	WP: 0 PB: 0 SB: 0 CS: 1	PA: 33
PITCHER	IP WLS BF H R ER SO BB IBB HBP BLK WP HR S P ERA WHIP	IP WLS BF H R ER SO BB IBB HBP BLK WP HR S P ERA WHIP	IP WLS BF H R ER SO BB IBB HBP BLK WP HR S P ERA WHIP	IP WLS BF H R ER SO BB IBB HBP BLK WP HR S P ERA WHIP	IP WLS BF H R ER SO BB IBB HBP BLK WP HR S P ERA WHIP	IP WLS BF H R ER SO BB IBB HBP BLK WP HR S P ERA WHIP	IP WLS BF H R ER SO BB IBB HBP BLK WP HR S P ERA WHIP	IP WLS BF H R ER SO BB IBB HBP BLK WP HR S P ERA WHIP	IP WLS BF H R ER SO BB IBB HBP BLK WP HR S P ERA WHIP	IP WLS BF H R ER SO BB IBB HBP BLK WP HR S P ERA WHIP	IP WLS BF H R ER SO BB IBB HBP BLK WP HR S P ERA WHIP	IP WLS BF H R ER SO BB IBB HBP BLK WP HR S P ERA WHIP	IP WLS BF H R ER SO BB IBB HBP BLK WP HR S P ERA WHIP	IP WLS BF H R ER SO BB IBB HBP BLK WP HR S P ERA WHIP	IP WLS BF H R ER SO BB IBB HBP BLK WP HR S P ERA WHIP	IP WLS BF H R ER SO BB IBB HBP BLK WP HR S P ERA WHIP	IP WLS BF H R ER SO BB IBB HBP BLK WP HR S P ERA WHIP			
Joe Price, L ERA: 2.28 (1,1)	6.0	W	22	3	1	1	5	2	0	0	0	0	0	0	0	0	1.50	0.833		
Bill Scherrer, L ERA: 2.75 (7,1)	3.0	S	10	0	0	0	1	1	0	0	0	0	0	0	0	0	0.00	0.333		

Batter	1	2	3	4	5	6	7	8	9	AB	R	H	RBI	BB	SO	LOB	BOTTOM			
Gary Redus, R OBP: 0.339, SLG: 0.536 (1,7)	6-3		L9		FC6-4 S	F8				4	0	0	0	0	0	4	St. Louis Cardinals @ Cincinnati Reds Riverfront Stadium, Cincinnati, OH Mon May 23 1983, 7:05 PM EDT Att: 10,708 - Unknown AB 27 R 2 H 5 RBI 2 BB 8 SO 2 LOB 17 			
Eddie Milner, L OBP: 0.368, SLG: 0.362 (1,8)	L9			BB BB	F7			4-3		3	0	0	0	1	0	1				
Dave Concepcion, R OBP: 0.325, SLG: 0.309 (1,6)	K			1B 1-2 BB		P4		F8		3	0	0	0	1	1	0				
Johnny Bench, R OBP: 0.364, SLG: 0.510 (1,3)		4-3		BB 1B		2B 2B BB		F9		3	1	1	0	1	0	0				
Ron Oester, S OBP: 0.352, SLG: 0.480 (1,4)		4-3		BB BB		2B 2B		G5-6-3 1B		3	1	2	0	1	0	0				
Paul Householder, S OBP: 0.379, SLG: 0.509 (1,9)		BB BB		P6		2B IBB		G5-6-3 1B		2	0	1	0	2	0	3				
Wayne Krenchicki, L OBP: 0.182, SLG: 0.219 (1,5)		BB		P6		2B		G5-6-3		4	0	1	2	0	0	6				
Dann Bilardello, R OBP: 0.200, SLG: 0.279 (1,2)				1-3		1-3 2-H 3-H		F7		4	0	0	0	0	0	3				
Joe Price, R OBP: 0.200, SLG: 0.143 (1,1)				K		FC6-4 BB				1	0	0	0	1	1	0				
Dan Driessen, L (6, PH) OBP: 0.376, SLG: 0.348 (6, PH)										0	0	0	0	1	0	0				
Bill Scherrer, L (6, PR) OBP: 0.667, SLG: 0.500 (7,1)										0	0	0	0	0	0	0				
Inning Stats	R: 0 E: 0 K: 1 S: 5	H: 0 LOB: 0 BB: 0 P: 5	R: 0 E: 0 K: 0 S: 3	H: 0 LOB: 1 BB: 1 P: 7	R: 0 E: 0 K: 0 S: 3	H: 0 LOB: 0 BB: 0 P: 5	R: 0 E: 0 K: 0 S: 3	H: 1 LOB: 3 BB: 3 P: 15	R: 0 E: 0 K: 0 S: 5	H: 0 LOB: 1 BB: 1 P: 7	R: 2 E: 0 K: 0 S: 5	H: 2 LOB: 3 BB: 3 P: 17	R: 0 E: 0 K: 0 S: 3	H: 0 LOB: 0 BB: 0 P: 3	R: 0 E: 0 K: 0 S: 4	H: 2 LOB: 1 BB: 0 P: 4	1B: 3 2B: 2 3B: 0 HR: 0	SF: 0 SAC: 0 DP: 1 HBP: 0	WP: 0 PB: 0 SB: 1 CS: 0	PA: 35
PITCHER	IP WLS BF H R ER SO BB IBB HBP BLK WP HR S P ERA WHIP	IP WLS BF H R ER SO BB IBB HBP BLK WP HR S P ERA WHIP	IP WLS BF H R ER SO BB IBB HBP BLK WP HR S P ERA WHIP	IP WLS BF H R ER SO BB IBB HBP BLK WP HR S P ERA WHIP	IP WLS BF H R ER SO BB IBB HBP BLK WP HR S P ERA WHIP	IP WLS BF H R ER SO BB IBB HBP BLK WP HR S P ERA WHIP	IP WLS BF H R ER SO BB IBB HBP BLK WP HR S P ERA WHIP	IP WLS BF H R ER SO BB IBB HBP BLK WP HR S P ERA WHIP	IP WLS BF H R ER SO BB IBB HBP BLK WP HR S P ERA WHIP	IP WLS BF H R ER SO BB IBB HBP BLK WP HR S P ERA WHIP	IP WLS BF H R ER SO BB IBB HBP BLK WP HR S P ERA WHIP	IP WLS BF H R ER SO BB IBB HBP BLK WP HR S P ERA WHIP	IP WLS BF H R ER SO BB IBB HBP BLK WP HR S P ERA WHIP	IP WLS BF H R ER SO BB IBB HBP BLK WP HR S P ERA WHIP	IP WLS BF H R ER SO BB IBB HBP BLK WP HR S P ERA WHIP	IP WLS BF H R ER SO BB IBB HBP BLK WP HR S P ERA WHIP				
Joaquin Andujar, R ERA: 3.39 (1,1)	7.0	L	31	3	2	2	2	6	2	0	0	0	0	0	0	0	2.57	1.286		
Dave Vonohien, L ERA (8, 1)	0.2		3	2	0	0	0	0	0	0	0	0	0	0	0	0	0.00	3.000		
Doug Bair, R ERA: 2.41 (8, 1)	0.1		1	0	0	0	0	0	0	0	0	0	0	0	0	0	0.00	0.000		

Batter	1	2	3	4	5	6	7	8	9	AB	R	H	RBI	BB	SO	LOB	TOP					
Tom Herr, S (1, 4) Mike Ramsey, S (8, 4) OBP: 0.382, SLG: 0.400 OBP: 0.329, SLG: 0.347	G3	F8				1B BB		6-3		4	2	1	1	1	0	2	St. Louis Cardinals @ Cincinnati Reds Riverfront Stadium, Cincinnati, OH Wed May 25 1983, 3:33 AM EDT Att: 15,023 - Overcast - 60 F livebaseballscorecards.com					
Ken Oberkfell, L (1, 5) OBP: 0.400, SLG: 0.383	S BB		F8 6-3		1B	2H 2B 1B		G3		4	1	3	1	1	0	0						
Lonnie Smith, R (1, 7) David Green, R (9, 7) OBP: 0.373, SLG: 0.469 OBP: 0.302, SLG: 0.346	F8		F8		1B CS	6-3		G3	5	0	1	1	0	0	3							
Keith Hernandez, L (1, 3) OBP: 0.364, SLG: 0.476	S BB		6-3		G3 1-2	K		K	4	0	0	1	1	2	3							
George Hendrick, R (1, 9) OBP: 0.365, SLG: 0.520	F9		K		5-3			G3	5	0	0	0	0	1	3							
Willie McGee, S (1, 8) OBP: 0.395, SLG: 0.404		K			4-3 S 1B			L7	4	2	2	0	0	1	0							
Darrell Porter, L (1, 2) OBP: 0.366, SLG: 0.495		S BB 1B			4-3			K	4	1	2	2	0	1	1							
Ozzie Smith, S (1, 6) OBP: 0.286, SLG: 0.284		S BB			4-3			L4	2	1	0	1	2	0	1							
John Stuper, R (1, 1) OBP: 0.294, SLG: 0.250		K			K			K	4	0	0	0	0	4	3							
Inning Stats	R: 0 E: 0 K: 0 S: 3	H: 0 LOB: 2 BB: 2 P: 11	R: 0 E: 0 K: 2 S: 8	H: 1 LOB: 2 BB: 1 P: 12	R: 1 E: 0 K: 1 S: 6	H: 1 LOB: 0 BB: 0 P: 6	R: 1 E: 0 K: 1 S: 6	H: 1 LOB: 0 BB: 0 P: 6	R: 1 E: 0 K: 0 S: 4	H: 2 LOB: 1 BB: 1 P: 8	R: 4 E: 0 K: 2 S: 11	H: 4 LOB: 1 BB: 1 P: 15	R: 0 E: 0 K: 1 S: 6	H: 0 LOB: 0 BB: 0 P: 6	R: 0 E: 0 K: 1 S: 5	H: 0 LOB: 0 BB: 0 P: 5		R: 0 E: 0 K: 1 S: 5	H: 0 LOB: 0 BB: 0 P: 5	1B: 6 2B: 2 3B: 0 HR: 1	SF: 0 SAC: 0 DP: 0 HBP: 0	WP: 1 PB: 1 SB: 2 CS: 1
PITCHER	IP	WLS	BF	H	R	ER	SO	BB	IBB	HBP	BLK	WP	HR	S	P	ERA	WHIP					
Ted Power, R (1, 1) ERA: 3.43	5.0	L	26	7	6	6	4	5	0	0	0	0	1	29	49	10.80	2.400					
Frank Pastore, R (6, 1) ERA: 8.64	2.0		9	2	1	1	3	0	0	0	0	1	0	15	15	4.50	1.000					
Rich Gale, R (8, 1) ERA: 7.04	2.0		6	0	0	0	2	0	0	0	0	0	0	10	10	0.00	0.000					

Batter	1	2	3	4	5	6	7	8	9	AB	R	H	RBI	BB	SO	LOB	BOTTOM				
Gary Redus, R (1, 7) OBP: 0.331, SLG: 0.500	F S BB G6-4-3	P5			6-3		5-3		P3	4	1	0	0	1	0	4	St. Louis Cardinals @ Cincinnati Reds Riverfront Stadium, Cincinnati, OH Wed May 25 1983, 3:33 AM EDT Att: 15,023 - Overcast - 60 F livebaseballscorecards.com				
Eddie Milner, L (1, 8) OBP: 0.333, SLG: 0.353	G6-4-3 BB		K		F2		4-3			3	0	0	0	1	1						
Dave Concepcion, R (1, 6) OBP: 0.322, SLG: 0.308	G6-4-3		K		4-3			4-3	4	0	0	0	0	1	1						
Johnny Bench, R (1, 3) OBP: 0.365, SLG: 0.500	S BB		1B				G4-6-3 1B	5-3	3	0	2	0	1	0	0						
Ron Oester, S (1, 4) OBP: 0.353, SLG: 0.475	L5		1B		G4-6-3		E3		4	0	1	0	0	0	2						
Paul Hauscholder, S (1, 9) OBP: 0.348, SLG: 0.459		P6	K		P4		K		4	0	0	0	0	2	3						
Wayne Krenchicki, L (1, 5) OBP: 0.216, SLG: 0.229		SH1-3 BB BB			P6		WP 1B SF8 1B		3-1	3	1	1	0	1	0	0					
Alex Trevino, R (1, 2) Tom Foley, L (9, PH) OBP: 0.273, SLG: 0.269 OBP: 0.353, SLG: 0.286		SH1-3 BB			L3		WP 1B		F8	2	0	1	0	1	0	0					
Ted Power, R (1, 1) Frank Pastore, R (6, 1) Duane Walker, L (7, PH) Rich Gale, R (8, 1) Dan Driessen, L (9, PH) OBP: 0.333, SLG: 0.300 OBP: 0.380, SLG: 0.348		SH1-3			K		SF8			1	0	0	0	0	1	0					
Inning Stats	R: 1 E: 0 K: 0 S: 2	H: 0 LOB: 1 BB: 3 P: 14	R: 0 E: 0 K: 0 S: 3	H: 0 LOB: 2 BB: 2 P: 11	R: 0 E: 0 K: 3 S: 11	H: 2 LOB: 0 BB: 0 P: 11	R: 0 E: 0 K: 1 S: 5	H: 0 LOB: 0 BB: 0 P: 5	R: 0 E: 0 K: 0 S: 3	H: 1 LOB: 0 BB: 0 P: 3	R: 1 E: 0 K: 0 S: 5	H: 2 LOB: 1 BB: 0 P: 5	R: 0 E: 1 K: 1 S: 6	H: 0 LOB: 1 BB: 0 P: 6	R: 0 E: 0 K: 0 S: 3	H: 0 LOB: 1 BB: 1 P: 7		1B: 5 2B: 0 3B: 0 HR: 0	SF: 1 SAC: 1 DP: 2 HBP: 0	WP: 1 PB: 0 SB: 1 CS: 0	PA: 37
PITCHER	IP	WLS	BF	H	R	ER	SO	BB	IBB	HBP	BLK	WP	HR	S	P	ERA	WHIP				
John Stuper, R (1, 1) ERA: 3.61	9.0	W	37	5	2	1	5	6	0	0	0	1	0	41	65	1.00	1.222				

Batter	1	2	3	4	5	6	7	8	9	AB	R	H	RBI	BB	SO	LOB	TOP	
Tom Herr, S OBP: 0.375, SLG: 0.382 David Green, R OBP: 0.302, SLG: 0.346	4-0 FC3-6 2B BB	0-0 F9		0-3 K					0-3 K	3	1	0	0	1	2	1		
Ken Oberkfell, L OBP: 0.406, SLG: 0.398	0-0 FC3-6 1B	0-0 1B			0-0 F8		0-0 G3		0-0 1-3 2B	5	0	3	1	0	0	2		
Lonnie Smith, R OBP: 0.373, SLG: 0.464 Mike Ramsey, S OBP: 0.329, SLG: 0.347	0-0 FC3-6 2B				0-0 5-3		4-0 BB		0-0 1-3	4	1	1	0	1	0	3		
Keith Hernandez, L OBP: 0.359, SLG: 0.464	4-0 2B IBB	0-0 6-3			0-0 G3		0-3 K		0-0 4-3	4	1	0	0	1	1	6		
George Hendrick, R OBP: 0.362, SLG: 0.520	0-0 2B		0-0 F9			0-0 2-3		0-0 F7		4	1	1	3	0	0	0		
Willie McGee, S OBP: 0.370, SLG: 0.419	0-0 4-3 2B		0-3 K			0-0 4-3		0-0 1B		4	0	2	1	0	1	0		
Darrell Porter, L OBP: 0.356, SLG: 0.478 Bruce Sutter, R OBP: 0.329, SLG: 0.347	0-0 4-3		0-0 F8			0-0 4-3		0-3 K		4	0	0	0	0	1	2		
Ozzie Smith, S OBP: 0.278, SLG: 0.276	0-0 F8			0-0 F4			0-3 K	0-0 3-1		4	0	0	0	0	1	2		
Bob Forsch, R OBP: 0.238, SLG: 0.350 Dave Vonohlen, L OBP: 0.344, SLG: 0.450 Glenn Brummer, R OBP: 0.444, SLG: 0.529		0-0 F9		0-0 1-3			4-0 G3 SH BB	0-0 2B 1B		1	0	0	0	0	0	0		
Inning Stats	R: 4 E: 0 K: 0 S: 6	H: 3 LOB: 1 BB: 2 P: 14	R: 0 E: 0 K: 0 S: 5	H: 2 LOB: 2 BB: 0 P: 5	R: 0 E: 0 K: 1 S: 5	H: 0 LOB: 0 BB: 0 P: 5	R: 0 E: 0 K: 0 S: 3	H: 0 LOB: 0 BB: 0 P: 3	R: 0 E: 0 K: 2 S: 8	H: 0 LOB: 3 BB: 2 P: 16	R: 0 E: 0 K: 1 S: 6	H: 1 LOB: 1 BB: 0 P: 6	R: 1 E: 0 K: 1 S: 7	H: 2 LOB: 1 BB: 0 P: 7	1B: 5 2B: 3 3B: 0 HR: 0	SF: 0 SAC: 1 DP: 0 HBP: 0	WP: 0 PA: 40 PB: 0 SB: 3 CS: 0	
PITCHER	IP WLS BF H R ER SO BB IBB HBP BLK WP HR S P ERA WHIP	IP WLS BF H R ER SO BB IBB HBP BLK WP HR S P ERA WHIP																
Michael LaCoss, R ERA: 4.75 Dave Smith, R ERA: 4.24	(1, 1) 6.0 L 25 5 4 4 2 1 1 0 0 0 0 0 27 35 6.00 1.000	(7, 1) 3.0 15 3 1 1 4 2 0 0 0 0 0 0 21 29 3.00 1.667																

St. Louis Cardinals @ Houston Astros
Astrodome, Houston, TX
Thu May 26 1983, 8:05 PM EDT
Att: 10,884 - Dome

AB 35
R 5
H 8
RBI 5
BB 4
SO 6
LOB 16



Batter	1	2	3	4	5	6	7	8	9	AB	R	H	RBI	BB	SO	LOB	BOTTOM		
Omar Moreno, L OBP: 0.297, SLG: 0.355	0-0 CS 1B	0-0 F8		0-0 3-1			0-0 G3		0-0 S 1B	5	0	2	0	0	0	1			
Terry Puhl, L OBP: 0.287, SLG: 0.309	4-0 2B FC3-2 BB		0-0 BB 1B 2B 1B	0-0 F8			0-0 F8		0-0 G3	4	1	1	0	1	0	1			
Dickie Thon, R OBP: 0.344, SLG: 0.450	0-0 FC3-2 1-3 2B		0-0 BB 2B 1B		0-0 1-3		0-0 6-3			4	1	2	0	0	0	0			
Phil Garner, R OBP: 0.335, SLG: 0.379	0-0 FC3-2 BB		0-0 F8		0-0 4-3			0-0 4-3		4	0	0	0	0	0	4			
Jose Cruz, L OBP: 0.396, SLG: 0.395	4-0 1-2 BB		4-0 2B BB		0-3 K			0-0 4-3		2	0	0	0	2	1	0			
Ray Knight, R OBP: 0.356, SLG: 0.474 Denny Walling, L OBP: 0.156, SLG: 0.100	0-0 F7		0-0 1-2 2-3 BB	0-0 1-3 2H 3H 2B		0-0 PB 1B 1B		0-0 2B		4	1	3	2	0	0	3			
Bill Doran, S OBP: 0.353, SLG: 0.297		0-0 F7		0-0 1-3		0-3 K		0-0 G3		4	0	0	0	0	1	4			
Luis Pujols, R OBP: 0.276, SLG: 0.222 Kevin Bass, S OBP: 0.231, SLG: 0.377	2-1 BB	4-0 BB	0-0 F9			0-0 F3		0-0 G3		2	0	0	0	1	0	3			
Michael LaCoss, R OBP: 0.083, SLG: 0.043 Tony Scott, S OBP: 0.247, SLG: 0.308 Dave Smith, R OBP: 0.118, SLG: 0.118	0-0 F7		0-0 F7		0-3 K		0-0 1B		0-0 G3	2	0	0	0	0	1	1			
Inning Stats	R: 0 E: 0 K: 0 S: 4	H: 2 LOB: 3 BB: 2 P: 12	R: 0 E: 0 K: 0 S: 3	H: 0 LOB: 1 BB: 1 P: 7	R: 2 E: 0 K: 0 S: 6	H: 3 LOB: 2 BB: 1 P: 10	R: 0 E: 0 K: 1 S: 5	H: 0 LOB: 0 BB: 0 P: 5	R: 0 E: 0 K: 1 S: 6	H: 2 LOB: 1 BB: 0 P: 6	R: 0 E: 0 K: 0 S: 3	H: 0 LOB: 0 BB: 0 P: 3	R: 0 E: 0 K: 0 S: 4	H: 1 LOB: 1 BB: 0 P: 4	R: 0 E: 0 K: 0 S: 4	H: 1 LOB: 1 BB: 0 P: 4	1B: 6 2B: 3 3B: 0 HR: 0	SF: 0 SAC: 0 DP: 0 HBP: 0	WP: 0 PA: 38 PB: 1 SB: 1 CS: 1
PITCHER	IP WLS BF H R ER SO BB IBB HBP BLK WP HR S P ERA WHIP	IP WLS BF H R ER SO BB IBB HBP BLK WP HR S P ERA WHIP																	
Bob Forsch, R ERA: 4.13 Dave Vonohlen, L ERA: 3.29 Bruce Sutter, R ERA: 3.29	(1, 1) 2.1 W 18 3 1 0 3 0 0 0 0 0 0 24 24 0.00 0.562	(8, 1) 1.1 S 5 1 0 0 0 0 0 0 0 0 5 5 0.00 0.750																	

St. Louis Cardinals @ Houston Astros
Astrodome, Houston, TX
Thu May 26 1983, 8:05 PM EDT
Att: 10,884 - Dome

AB 34
R 3
H 9
RBI 3
BB 4
SO 3
LOB 17




Batter	1	2	3	4	5	6	7	8	9	10	11	12	13	14	15	16	17	18	AB	R	H	RBI	BB	SO	LOB													
Tom Herr, S GDP: 0.348, SLG: 0.351 James Quirk, L GDP: 0.227, SLG: 0.286	4-3		F8		K		F6		6-3			F8			K		5-3		6	0	0	0	0	1	2													
Ken Oberkfell, L GDP: 0.399, SLG: 0.390	F6		G4-6-3 1B			F5		1B PB	F6			F5			K		F8		8	0	2	0	0	1	1													
Lonnis Smith, R GDP: 0.388, SLG: 0.459	5-3		G4-6-3 1-2			4-3		WP 1B		6-3			4-3			F8		2B	8	1	2	0	0	0	1													
Keith Hernandez, L GDP: 0.384, SLG: 0.465		F6		F8				F9		K			F7			F8		2B	8	1	2	1	0	1	2													
George Hendrick, R GDP: 0.378, SLG: 0.323		3-1 1B BB			2B				BB				6-3			CI 1B		1B 2B	3	1	1	0	4	1	0													
Willie McGee, S GDP: 0.361, SLG: 0.406		3-1			6-3			1-3		K		G3			K				8	0	2	1	0	2	7													
Danigel Pomeroy, L GDP: 0.330, SLG: 0.447 Bruce Sutter, R GDP: 0.378, SLG: 0.340 David Green, R GDP: 0.378, SLG: 0.340 Jim Kaat, L GDP: 0.361, SLG: 0.300 Rafael Santana, R GDP: 0.332, SLG: 0.338		1B 2H			1B			F7		K			K			G3			5	0	1	1	0	2	4													
Ozzie Smith, S GDP: 0.278, SLG: 0.276					1B			F7				G3			K				7	0	2	0	2	0														
Joaquin Andujar, S GDP: 0.187, SLG: 0.167 Glenn Brummer, R GDP: 0.444, SLG: 0.529 Dane Iorg, L GDP: 0.361, SLG: 0.448 Mike Ramsey, S GDP: 0.332, SLG: 0.338					F4			SH1					4-3			F9			3	0	0	0	0	2	3													
Inning Stats	R: 0 E: 0 S: 3	H: 0 LOB: 0 P: 3	R: 1 E: 0 S: 5	H: 2 LOB: 2 BB: 1 P: 9	R: 0 E: 0 S: 3	H: 1 LOB: 0 BB: 0 P: 3	R: 0 E: 0 S: 4	H: 1 LOB: 1 BB: 0 P: 4	R: 0 E: 0 S: 7	H: 0 LOB: 0 BB: 0 P: 7	R: 0 E: 0 S: 4	H: 1 LOB: 2 BB: 1 P: 8	R: 0 E: 1 S: 4	H: 0 LOB: 1 BB: 0 P: 4	R: 0 E: 0 S: 9	H: 2 LOB: 3 BB: 1 P: 13	R: 0 E: 0 S: 6	H: 1 LOB: 1 BB: 0 P: 6	R: 0 E: 0 S: 7	H: 0 LOB: 0 BB: 0 P: 7	R: 0 E: 0 S: 5	H: 0 LOB: 0 BB: 0 P: 5	R: 0 E: 0 S: 3	H: 0 LOB: 0 BB: 0 P: 3	R: 0 E: 0 S: 7	H: 0 LOB: 0 BB: 0 P: 7	R: 0 E: 1 S: 5	H: 1 LOB: 2 BB: 0 P: 5	R: 0 E: 0 S: 5	H: 0 LOB: 0 BB: 0 P: 5	R: 0 E: 0 S: 5	H: 1 LOB: 2 BB: 0 P: 5	R: 2 E: 0 S: 7	H: 3 LOB: 1 BB: 1 P: 11	1B: 8 2B: 4 HR: 0	SF: 0 SAC: 1 DF: 0 HBP: 0	WP: 1 PB: 1 CS: 0	PA: 70
PITCHER	IP 28	WLS 7.0	BF 28	H 5	R 1	ER 1	SO 2	BB 2	IBB 0	HBP 0	BLK 0	WP 0	HR 0	S 30	P 38	ERA 1.29	WHIP 1.000																					
Vern Ruhle, R ERA: 3.33		Frank DiPino, L ERA: 2.74		Bill Dawley, R ERA: 2.18		Bob Knepper, L ERA: 3.36																																

TOP

St. Louis Cardinals @ Houston Astros
Astrodome, Houston, TX
Fri May 27 1983, 8:05 PM EDT
Att. 12,651 - Dome

AB	R	H	RBI	BB	SO	LOB
6	0	0	0	0	1	2
2	0	0	0	0	1	0
8	0	2	0	0	1	1
8	1	2	0	0	0	1
8	1	2	1	0	1	2
3	1	1	0	4	1	0
8	0	2	1	0	2	7
5	0	1	1	0	2	4
1	0	0	0	0	0	0
0	0	0	0	0	0	0
1	0	0	0	0	0	0
1	0	0	0	0	0	1
7	0	2	0	2	0	0
3	0	0	0	0	2	3
0	0	0	0	0	0	0
1	0	0	0	0	0	0
2	0	0	0	0	0	0

AB 64
R 3
H 12
RBI 3
BB 4
SO 15
LOB 23




Batter	1	2	3	4	5	6	7	8	9	10	11	12	13	14	15	16	17	18	AB	R	H	RBI	BB	SO	LOB															
Omar Moreno, L GDP: 0.285, SLG: 0.340	K		F7		1-3			1-3			K				F5			G3	8	0	0	0	0	2	3															
Terry Puhl, L GDP: 0.295, SLG: 0.326			F7					F7			1-3				F9			F7	8	0	3	0	0	0	1															
Dickie Thorn, R GDP: 0.330, SLG: 0.431	FC1-5-6 BLK			F2				F8			CS 1B				F8				8	0	0	0	0	1	3															
Phil Garner, R GDP: 0.333, SLG: 0.371	K2-3 1-2			F7				6-3			2-3				S 1B			F3	6	0	1	0	1	1	1															
Jose Cruz, L GDP: 0.387, SLG: 0.381				F8				4-3			F8				F7			F7	6	0	0	0	1	0	2															
Ray Knight, R GDP: 0.353, SLG: 0.467 Bill Dawley, R GDP: 0.338, SLG: 0.370 Kevin Bass, S GDP: 0.288, SLG: 0.370 Bob Knepper, L GDP: 0.195, SLG: 0.200				1-3 BB				F4			F7				4-3			F5	4	0	1	0	0	0	1															
Bill Doran, S GDP: 0.346, SLG: 0.291				1-3				K			BB				4-3			5-3	6	0	1	0	1	1	1															
Luis Pujols, R GDP: 0.303, SLG: 0.290 Craig Reynolds, R GDP: 0.185, SLG: 0.118 Alan Ashby, S GDP: 0.258, SLG: 0.434				6-3							1B				4-3				4	1	2	0	0	1	3															
Vern Ruhle, R GDP: 0.250, SLG: 0.143 Denny Walling, L GDP: 0.162, SLG: 0.091 Frank DiPino, L GDP: 0.333, SLG: 0.667 Harry Spillman, L GDP: 0.273, SLG: 0.350											K				G2			SH1-3 2B	6	0	1	0	0	2	2															
Joaquin Andujar, R ERA: 3.67 Bruce Sutter, R ERA: 2.97 Doug Bair, R ERA: 2.41 Jim Kaat, L ERA: 3.12 Jeff Lahaie, R ERA: 3.93											1-3				4-3			SH1-3 2B	4	1	2	0	0	1	3															
Inning Stats	R: 0 E: 0 S: 8	H: 1 LOB: 1 BB: 0 P: 8	R: 0 E: 0 S: 5	H: 0 LOB: 1 BB: 0 P: 7	R: 0 E: 0 S: 5	H: 0 LOB: 0 BB: 0 P: 5	R: 0 E: 0 S: 3	H: 0 LOB: 0 BB: 0 P: 3	R: 0 E: 0 S: 7	H: 2 LOB: 2 BB: 0 P: 7	R: 0 E: 0 S: 3	H: 0 LOB: 0 BB: 0 P: 3	R: 0 E: 0 S: 7	H: 1 LOB: 1 BB: 0 P: 7	R: 0 E: 0 S: 4	H: 0 LOB: 0 BB: 0 P: 3	R: 0 E: 0 S: 9	H: 1 LOB: 2 BB: 1 P: 13	R: 0 E: 0 S: 6	H: 1 LOB: 1 BB: 0 P: 6	R: 0 E: 0 S: 7	H: 0 LOB: 0 BB: 0 P: 7	R: 0 E: 0 S: 5	H: 0 LOB: 0 BB: 0 P: 5	R: 0 E: 0 S: 3	H: 0 LOB: 0 BB: 0 P: 3	R: 0 E: 0 S: 7	H: 0 LOB: 0 BB: 0 P: 7	R: 0 E: 1 S: 5	H: 1 LOB: 2 BB: 0 P: 5	R: 0 E: 0 S: 5	H: 1 LOB: 1 BB: 1 P: 4	R: 0 E: 0 S: 3	H: 0 LOB: 0 BB: 0 P: 3	R: 0 E: 0 S: 3	H: 1 LOB: 1 BB: 0 P: 4	1B: 7 2B: 4 HR: 0	SF: 0 SAC: 1 DF: 0 HBP: 0	WP: 0 PB: 1 CS: 1	PA: 66
PITCHER	IP 37	WLS 10.0	BF 37	H 7	R 1	ER 1	SO 6	BB 1	IBB 0	HBP 0	BLK 1	WP 0	HR 0	S 46	P 52	ERA 0.90	WHIP 0.800																							
Joaquin Andujar, R ERA: 3.67		Bruce Sutter, R ERA: 2.97		Doug Bair, R ERA: 2.41		Jim Kaat, L ERA: 3.12		Jeff Lahaie, R ERA: 3.93																																

BOTTOM

St. Louis Cardinals @ Houston Astros
Astrodome, Houston, TX
Fri May 27 1983, 8:05 PM EDT
Att. 12,651 - Dome

AB	R	H	RBI	BB	SO	LOB
8	0	0	0	0	2	3
8	0	3	0	0	0	1
8	0	0	0	0	1	3
6	0	1	0	1	1	1
6	0	0	0	1	0	2
4	0	1	0	0	0	1
0	0	0	0	0	0	0
2	0	1	0	0	0	1
2	0	1	0	0	0	0
0	0	0	0	0	0	0
4	0	0	0	0	0	3

AB 63
R 1
H 11
RBI 1
BB 2
SO 8
LOB 23



Batter	1	2	3	4	5	6	7	8	9	AB	R	H	RBI	BB	SO	LOB	TOP					
Tom Herr, S (1,4) OBP: 0.347, SLG: 0.341 Mike Ramsey, S (9, PR) OBP: 0.326, SLG: 0.354 (9,4)	0-3 K			0-0 6-3	0-0 4-3		0-0 1B		4-0 BB BB	4	0	1	0	1	1	0	St. Louis Cardinals @ Houston Astros Astrodome, Houston, TX Sun May 29 1983, 4:33 AM EDT Att: 19,600 - Dome AB 35 R 7 H 9 RBI 7 BB 5 SO 4 LOB 19					
Ken Oberkfell, L (1,5) OBP: 0.401, SLG: 0.396	0-0 6-3			0-0 1-3		0-0 FC6 1B		4-0 BB BB	4	0	1	0	1	0	2							
Lonnie Smith, R (1,7) OBP: 0.368, SLG: 0.448 David Green, R (8,7) OBP: 0.295, SLG: 0.338	0-3 K			0-0 4-3		0-0 FC6 1B		0-3 K	4	1	0	0	0	1	3							
Keith Hernandez, L (1,3) OBP: 0.354, SLG: 0.457		0-0 1-3			0-0 1B 1B		0-0 F6		4-0 S 1B BB	4	2	1	0	1	0	3						
George Hendrick, R (1,9) OBP: 0.379, SLG: 0.515		0-0 5-3			0-0 1B HR		1-0 1B HBP		0-0 F8 F2	4	1	1	0	0	0	3						
Willie McGee, S (1,8) OBP: 0.371, SLG: 0.407		0-0 F7			0-0 HR 1B		0-0 1B		4-0 1B FC4-6 BB	3	2	2	2	1	0	0						
Jamie Quirk, L (1,2) OBP: 0.296, SLG: 0.440			4-0 B5-6-4 BB		0-0 HR 1B		0-0 6-3		0-0 FC4-6 1B	3	1	2	4	1	0	2						
Ozzie Smith, S (1,6) OBP: 0.273, SLG: 0.270			0-3 K		0-0 G3		0-0 F6		0-0 FC4-6	4	0	0	1	0	1	2						
Dave LaPoint, L (1,1) OBP: 0.167, SLG: 0.130 Dane Iorg, L (8, PH) OBP: 0.366, SLG: 0.441 Bruce Sutter, R (8,1)			0-0 B5-6-4		0-0 6-3		0-0 1B 1B		0-0 F6	3	0	1	0	0	0	1						
Inning Stats	R: 0 E: 0 K: 2 S: 7	H: 0 LOB: 0 BB: 0 P: 7	R: 0 E: 0 K: 0 S: 3	H: 0 LOB: 0 BB: 0 P: 3	R: 0 E: 0 K: 1 S: 4	H: 0 LOB: 0 BB: 1 P: 8	R: 0 E: 0 K: 0 S: 3	H: 0 LOB: 0 BB: 0 P: 3	R: 4 E: 0 K: 0 S: 7	H: 4 LOB: 0 BB: 0 P: 7	R: 1 E: 1 K: 0 S: 5	H: 2 LOB: 2 BB: 0 P: 6	R: 0 E: 0 K: 0 S: 5	H: 2 LOB: 2 BB: 0 P: 5	R: 2 E: 0 K: 0 S: 4	H: 1 LOB: 1 BB: 2 P: 12		R: 0 E: 0 K: 1 S: 5	H: 0 LOB: 2 BB: 2 P: 13	1B: 8 2B: 0 3B: 0 HR: 1	SF: 0 SAC: 0 DP: 1 HBP: 1	WP: 0 PB: 0 SB: 2 CS: 0
PITCHER	IP WLS BF H R ER SO BB IBB HBP BLK WP HR S P ERA WHIP																					
Mike Scott, R (1,1) ERA: 4.11 Frank LaCorte, R (8,1) ERA: 3.98	7.0 L 30 8 5 5 3 1 0 0 0 0 1 34 39 6.43 1.286																					

Batter	1	2	3	4	5	6	7	8	9	AB	R	H	RBI	BB	SO	LOB	BOTTOM					
Tony Scott, S (1,8) OBP: 0.245, SLG: 0.300	0-0 F8		0-0 5-3		0-0 6-3		0-0 F7			4	0	0	0	0	0	3	St. Louis Cardinals @ Houston Astros Astrodome, Houston, TX Sun May 29 1983, 4:33 AM EDT Att: 19,600 - Dome AB 30 R 3 H 6 RBI 3 BB 3 SO 6 LOB 6					
Kevin Bass, S (1,9) OBP: 0.308, SLG: 0.403	0-0 F8			0-0 1B HR	4-0 CS BB		0-0 F8		3	1	1	0	1	0	0							
Dickie Thon, R (1,6) OBP: 0.335, SLG: 0.442	0-3 K			0-0 HR 1B	0-0 CS	0-3 K2-3		0-0 F3	4	1	1	0	0	2	0							
Phil Garner, R (1,5) OBP: 0.333, SLG: 0.383		0-3 K2-3		0-0 HR 1B	0-0 6-3		0-0 K2-3		4	1	1	3	0	2	0							
Ray Knight, R (1,3) OBP: 0.364, SLG: 0.483		4-0 FC4-6 BB		0-0 1-6-3		0-0 L5		0-0 G1	3	0	0	0	1	0	0							
Tim Tolman, R (1,7) OBP: 0.375, SLG: 0.538 Terry Puhl, L (9, PH) OBP: 0.292, SLG: 0.322		0-0 F8		0-0 CS BB		0-0 F7		0-0 F9	2	0	0	0	1	0	1							
Bill Doran, S (1,4) OBP: 0.339, SLG: 0.280 Craig Reynolds, L (9, PH) OBP: 0.111, SLG: 0.111		0-0 FC4-6		0-0 6-3		0-0 6-3		0-0 6-3	3	0	0	0	0	0	2							
Luis Pujols, R (1,2) OBP: 0.325, SLG: 0.324			0-3 K		0-0 WP SH3-4 1B		0-0 1B 1B		3	0	2	0	0	1	0							
Mike Scott, R (1,1) OBP: 0.250, SLG: 0.250 Alan Ashby, S (7, PH) OBP: 0.304, SLG: 0.439 Denny Walling, L (7, PR) OBP: 0.147, SLG: 0.094 Frank LaCorte, R (8,1)			0-3 K		0-0 SH3-4		0-0 1B		1	0	0	0	0	1	0							
Inning Stats	R: 0 E: 0 K: 1 S: 5	H: 0 LOB: 0 BB: 0 P: 5	R: 0 E: 0 K: 1 S: 5	H: 0 LOB: 1 BB: 1 P: 9	R: 0 E: 0 K: 2 S: 7	H: 0 LOB: 0 BB: 0 P: 7	R: 3 E: 0 K: 0 S: 5	H: 3 LOB: 0 BB: 1 P: 9	R: 0 E: 0 K: 1 S: 5	H: 1 LOB: 1 BB: 1 P: 7	R: 0 E: 0 K: 1 S: 5	H: 0 LOB: 0 BB: 0 P: 5	R: 0 E: 0 K: 0 S: 5	H: 2 LOB: 2 BB: 0 P: 5	R: 0 E: 0 K: 1 S: 5	H: 0 LOB: 0 BB: 0 P: 5		R: 0 E: 0 K: 0 S: 3	H: 0 LOB: 0 BB: 0 P: 3	1B: 5 2B: 0 3B: 0 HR: 1	SF: 0 SAC: 1 DP: 0 HBP: 0	WP: 1 PB: 0 SB: 0 CS: 2
PITCHER	IP WLS BF H R ER SO BB IBB HBP BLK WP HR S P ERA WHIP																					
Dave LaPoint, L (1,1) ERA: 2.27 Bruce Sutter, R (8,1) ERA: 2.79	7.0 W 28 6 3 3 5 3 0 0 0 0 0 0 8 8 0.00 0.000																					

Batter	1	2	3	4	5	6	7	8	9	AB	R	H	RBI	BB	SO	LOB	TOP										
Gary Redus, R OBP: 0.349, SLG: 0.472 (1, 7)	6-3		P4		F7		6-3		E BB BB	4	0	0	0	1	0	0	Cincinnati Reds @ St. Louis Cardinals Busch Stadium, St. Louis, MO Tue May 31 1983, 7:05 PM CDT Att: 29,428 - Unknown AB 33 R 2 H 5 RBI 2 BB 7 SO 4 LOB 17										
Eddie Milner, L OBP: 0.365, SLG: 0.360 (1, 8)	G3		6-3		K		WP 2B		E BB	4	0	1	0	1	1	0											
Dan Driessen, L OBP: 0.369, SLG: 0.362 (1, 3)	4-3		F8		F9		F7		E5	5	0	0	0	0	0	3											
Johnny Bench, R OBP: 0.341, SLG: 0.459 Kelly Paris, R OBP: 0.200, SLG: 0.241 (9, 5)	6-3			6-3		G3	1-3		F7	5	0	0	0	0	0	4											
Ron Oester, S OBP: 0.351, SLG: 0.478 (1, 4)	3-6-1 1B BB			1B 2B		BB BLK BB			3-1	2	2	1	0	2	0	0											
Paul Householder, S OBP: 0.344, SLG: 0.402 (1, 9)	3-6-1 1-2			FC5 2H 1B		F5			K	4	0	1	1	0	1	2											
Alan Knicely, R OBP: 0.263, SLG: 0.222 (1, 2)	1B 2H 1B			1-3		BB BB			L9	3	0	1	1	1	0	1											
Tom Foley, L OBP: 0.391, SLG: 0.278 (1, 6)	1-2 1B			IBB		1-2 2-3 BB			F8	2	0	1	0	2	0	0											
Charlie Puleo, R Bill Scherrer, L OBP: 0.500, SLG: 0.333 (8, 1)	K			FC5 2-3		L1			K	3	0	0	0	0	1	7											
Inning Stats	R: 0 E: 0 K: 0 S: 3	H: 0 LOB: 0 BB: 3 P: 3	R: 1 E: 0 K: 1 S: 7	H: 2 LOB: 2 BB: 1 P: 11	R: 0 E: 0 K: 0 S: 3	H: 0 LOB: 0 BB: 0 P: 3	R: 1 E: 0 K: 0 S: 5	H: 2 LOB: 2 BB: 1 P: 9	R: 0 E: 0 K: 1 S: 5	H: 0 LOB: 0 BB: 0 P: 5	R: 0 E: 0 K: 0 S: 4	H: 1 LOB: 1 BB: 0 P: 4	R: 0 E: 0 K: 1 S: 5	H: 0 LOB: 0 BB: 2 P: 5	R: 0 E: 1 K: 1 S: 6	H: 0 LOB: 3 BB: 2 P: 14	1B: 3 2B: 2 3B: 0 HR: 0	SF: 0 SAC: 0 DP: 0 HBP: 0	WP: 1 PB: 0 SB: 0 CS: 0	PA: 40							
PITCHER	IP	WLS	BF	H	R	ER	SO	BB	IBB	HBP	BLK	WP	HR	S	P	ERA	WHIP										
Joaquin Andujar, R ERA: 2.99 (1, 1)	8.0	L	34	5	2	2	3	4	1	0	1	1	0	35	55	2.25	1.125										
Doug Bair, R ERA: 2.21 (9, 1)	0.2		3	0	0	0	1	1	0	0	0	0	0	4	8	0.00	1.500										
Jim Kaat, L ERA: 4.63 (9, 1)	0.0		2	0	0	0	0	1	0	0	0	0	0	1	5	∞	∞										
Jeff Lahti, R ERA: 4.12 (9, 1)	0.1		1	0	0	0	0	0	0	0	0	0	0	1	1	0.00	0.000										

Batter	1	2	3	4	5	6	7	8	9	AB	R	H	RBI	BB	SO	LOB	BOTTOM										
Tom Herr, S OBP: 0.369, SLG: 0.352 (1, 4)	CS BB		F9		G3			SH3-4 1-2		2	0	0	0	1	0	0	Cincinnati Reds @ St. Louis Cardinals Busch Stadium, St. Louis, MO Tue May 31 1983, 7:05 PM CDT Att: 29,428 - Unknown AB 29 R 1 H 6 RBI 1 BB 5 SO 5 LOB 17										
Ken Oberkfell, L OBP: 0.400, SLG: 0.391 David Green, R OBP: 0.300, SLG: 0.341 (8, PH) (9, 7)	CS BB			P6			1B	F9		2	0	1	0	1	0	0											
Lonnie Smith, R OBP: 0.358, SLG: 0.436 Doug Bair, R Jim Kaat, L Jeff Lahti, R (9, 1)	F9			F9		L7		F9		4	0	0	0	0	0	4											
Keith Hernandez, L OBP: 0.358, SLG: 0.468 (1, 3)	6-3 BB			1B BB		F7		K		2	1	0	0	2	1	1											
George Hendrick, R OBP: 0.377, SLG: 0.507 (1, 9)	6-3			1B		6-3		BB 1B		4	0	2	0	0	0	2											
Willie McGee, S OBP: 0.376, SLG: 0.405 (1, 8)	FC1-6-5-4-6 2-3			1-2 2H 1B		1-3		F9		4	0	1	1	0	0	2											
Darrell Porter, L OBP: 0.438, SLG: 0.496 Mike Ramsey, S OBP: 0.326, SLG: 0.354 (9, PR) (9, PR)	K			6-3		G3-6-3 1B		BB BB BB		3	0	1	0	1	1	3											
Ozzie Smith, S OBP: 0.272, SLG: 0.261 (1, 6)			6-3		K		G3-6-3 1-2		P3	4	0	0	0	0	1	3											
Joaquin Andujar, S OBP: 0.154, SLG: 0.154 Steve Braun, L OBP: 0.438, SLG: 0.250 Rafael Santana, R OBP: 0.500, SLG: 0.400 (8, PH) (9, PR) (9, 5)	K			K				SH3-4 1B		2	0	0	0	0	2	0											
Inning Stats	R: 0 E: 0 K: 0 S: 1	H: 0 LOB: 1 BB: 1 P: 9	R: 0 E: 0 K: 1 S: 5	H: 0 LOB: 1 BB: 1 P: 9	R: 0 E: 0 K: 1 S: 5	H: 0 LOB: 0 BB: 0 P: 5	R: 1 E: 0 K: 0 S: 5	H: 2 LOB: 2 BB: 1 P: 9	R: 0 E: 0 K: 2 S: 7	H: 0 LOB: 0 BB: 0 P: 7	R: 0 E: 0 K: 0 S: 4	H: 1 LOB: 1 BB: 0 P: 4	R: 0 E: 0 K: 0 S: 3	H: 1 LOB: 2 BB: 0 P: 3	R: 0 E: 0 K: 0 S: 4	H: 1 LOB: 2 BB: 0 P: 4	R: 0 E: 0 K: 1 S: 6	H: 1 LOB: 2 BB: 1 P: 10	1B: 6 2B: 0 3B: 0 HR: 0	SF: 0 SAC: 1 DP: 1 HBP: 0	WP: 0 PB: 0 SB: 0 CS: 2	PA: 35					
PITCHER	IP	WLS	BF	H	R	ER	SO	BB	IBB	HBP	BLK	WP	HR	S	P	ERA	WHIP										
Charlie Puleo, R ERA: 6.08 (1, 1)	7.0	W	27	5	1	1	4	4	0	0	0	0	0	31	47	1.29	1.286										
Bill Scherrer, L ERA: 2.45 (8, 1)	2.0	S	8	1	0	0	1	1	0	0	0	0	0	9	13	0.00	1.000										

Batter	1	2	3	4	5	6	7	8	9	AB	R	H	RBI	BB	SO	LOB	TOP		
Gary Redus, R (1,7) OBP: 0.353, SLG: 0.488	F8			SH1-3 SF7 1B					F8	4	1	2	0	0	0	0	Cincinnati Reds @ St. Louis Cardinals Busch Stadium, St. Louis, MO Wed Jun 01 1983, 7:05 PM CDT Att: 25,497 - Unknown		
Eddie Milner, L (1,8) OBP: 0.360, SLG: 0.354	6-3			SH1-3 1-3					P6	3	0	0	0	0	0	1			
Cesar Cedeno, R (1,3) OBP: 0.365, SLG: 0.408	K			SF7					E DI 2B 1B	3	1	2	1	0	1	0			
Johnny Bench, R (1,5) OBP: 0.333, SLG: 0.449		F3		5-3					E5 2B 1B	4	1	0	0	0	1	2			
Paul Householder, S (1,9) OBP: 0.340, SLG: 0.407	F8			5-3					1B 2B	4	0	1	1	0	0	1			
Ron Oester, S (1,4) OBP: 0.348, SLG: 0.473	K			F9					2-3 3-H 1B	4	0	1	1	0	1	1			
Kelly Paris, R (1,6) OBP: 0.176, SLG: 0.212			6-3		F9				F8	4	0	0	0	0	0	2			
Alex Trevino, R (1,2) OBP: 0.273, SLG: 0.292			P4		5-3				6-3	3	0	0	0	0	0	0			
Mario Soto, R (1,1) OBP: 0.167, SLG: 0.200			6-3		5-3				F8	1	0	0	0	0	0	0			
Dann Bilardello, R (6,PH) OBP: 0.238, SLG: 0.317										1	0	0	0	0	0	0			
Frank Pastore, R (6,PH) OBP: 0.278, SLG: 0.235										0	0	0	0	0	0	0			
Alan Knicely, R (8,PH) OBP: 0.250, SLG: 0.211										1	0	0	0	0	0	0			
Ben Hayes, R (8,1)										0	0	0	0	0	0	0			
Inning Stats	R: 0 E: 0 K: 1 S: 5	H: 0 LOB: 0 BB: 0 P: 5	R: 0 E: 0 K: 1 S: 5	H: 0 LOB: 0 BB: 0 P: 5	R: 0 E: 0 K: 0 S: 3	H: 0 LOB: 0 BB: 0 P: 3	R: 1 E: 0 K: 0 S: 4	H: 1 LOB: 0 BB: 0 P: 4	R: 0 E: 0 K: 0 S: 3	H: 0 LOB: 0 BB: 0 P: 3	R: 0 E: 0 K: 1 S: 6	H: 1 LOB: 1 BB: 0 P: 6	R: 0 E: 0 K: 0 S: 3	H: 0 LOB: 0 BB: 0 P: 3	R: 2 E: 1 K: 0 S: 7	H: 3 LOB: 2 BB: 0 P: 7	1B: 3 2B: 2 3B: 1 HR: 0	SF: 1 SAC: 1 DP: 0 HBP: 0	WP: 0 PA: 34 PB: 0 SB: 1 CS: 0
PITCHER	IP WLS BF H R ER SO BB IBB HBP BLK WP HR S P ERA WHIP																		
John Martin, L (1,1) ERA: 3.82	8.2 W 32 5 3 1 3 0 0 0 0 0 0 0 38 38 1.04 0.577																		
Dave Vonohlen, L (9,1) ERA:	0.1 2 1 0 0 0 0 0 0 0 0 0 0 2 2 0.00 3.000																		

AB	32
R	3
H	6
RBI	3
BB	0
SO	3
LOB	7



Batter	1	2	3	4	5	6	7	8	9	AB	R	H	RBI	BB	SO	LOB	BOTTOM		
Tom Herr, S (1,4) OBP: 0.393, SLG: 0.367	1-3 G3 BB									2	1	2	0	2	0	0	Cincinnati Reds @ St. Louis Cardinals Busch Stadium, St. Louis, MO Wed Jun 01 1983, 7:05 PM CDT Att: 25,497 - Unknown		
Mike Ramsey, S (7,FR) OBP: 0.333, SLG: 0.363				FC4-6 1B						1	0	1	0	0	0	0			
Ken Oberkfell, L (1,5) OBP: 0.402, SLG: 0.394	G3 1-2		L9							4	2	2	1	0	0	2			
Willie McGee, S (1,8) OBP: 0.372, SLG: 0.400	1-3 2-3		FC4-6 1-2							4	1	1	1	1	0	3			
Keith Hernandez, L (1,3) OBP: 0.351, SLG: 0.457	3-1			L9						4	0	0	1	0	0	4			
George Hendrick, R (1,9) OBP: 0.373, SLG: 0.507		K		4-3						4	0	1	2	0	1	0			
Dane Iorg, L (1,7) OBP: 0.341, SLG: 0.405				4-3						3	0	0	0	0	0	1			
David Green, R (6,7) OBP: 0.308, SLG: 0.361		F7		4-3						1	1	1	0	0	0	0			
Darrell Porter, L (1,2) OBP: 0.365, SLG: 0.489										2	1	0	0	2	1	0			
Ozzie Smith, S (1,6) OBP: 0.272, SLG: 0.260										4	1	1	0	0	1	3			
John Martin, S (1,1) OBP: 0.300, SLG: 0.400										4	1	2	3	0	0	0			
Dave Vonohlen, L (9,1) ERA:				6-3						0	0	0	0	0	0	0			
Inning Stats	R: 0 E: 0 K: 0 S: 3	H: 0 LOB: 1 BB: 1 P: 7	R: 0 E: 0 K: 2 S: 7	H: 0 LOB: 1 BB: 1 P: 11	R: 0 E: 0 K: 0 S: 4	H: 1 LOB: 0 BB: 0 P: 4	R: 0 E: 0 K: 0 S: 3	H: 0 LOB: 0 BB: 0 P: 3	R: 5 E: 1 K: 0 S: 8	H: 4 LOB: 1 BB: 1 P: 12	R: 0 E: 0 K: 1 S: 5	H: 0 LOB: 0 BB: 0 P: 5	R: 1 E: 0 K: 0 S: 4	H: 3 LOB: 1 BB: 0 P: 4	R: 2 E: 0 K: 0 S: 5	H: 3 LOB: 2 BB: 1 P: 9	1B: 8 2B: 4 3B: 0 HR: 0	SF: 0 SAC: 0 DP: 1 HBP: 0	WP: 0 PA: 37 PB: 0 SB: 1 CS: 0
PITCHER	IP WLS BF H R ER SO BB IBB HBP BLK WP HR S P ERA WHIP																		
Mario Soto, R (1,1) ERA: 2.25	5.0 L 24 5 5 3 2 3 0 0 0 0 0 0 25 37 5.40 1.600																		
Frank Pastore, R (6,1) ERA: 6.47	2.0 7 3 1 1 1 0 0 0 0 0 0 9 9 4.50 1.500																		
Ben Hayes, R (8,1) ERA: 10.34	1.0 6 3 2 2 0 0 0 1 0 0 0 0 5 9 18.00 3.000																		

AB	33
R	8
H	11
RBI	8
BB	4
SO	3
LOB	13



Batter	1	2	3	4	5	6	7	8	9	AB	R	H	RBI	BB	SO	LOB	TOP			
Mike Ramsey, S (1,4) OBP: 0.340, SLG: 0.361	4-0 BB		0-3 K		0-0 F8			0-0 1B		3	0	1	0	1	1	1	St. Louis Cardinals @ Atlanta Braves Atlanta-Fulton County Stadium, Atlanta, GA Thu Jun 02 1983, 7:05 PM EDT Att: 18,756 - Unknown - 69 F			
Ken Oberkfell, L (1,5) OBP: 0.396, SLG: 0.387 David Green, R (8,PH) OBP: 0.304, SLG: 0.357 Jim Kaat, L (8,1)	0-0 F8		0-0 FC4-6		0-0 F7			0-3 K		3	0	0	0	0	0	2				
Keith Hernandez, L (1,3) OBP: 0.343, SLG: 0.447	0-0 F7		0-0 F7		0-0 F8			0-0 4-3		4	0	0	0	0	0	4				
George Hendrick, R (1,9) OBP: 0.365, SLG: 0.493	0-0 F9				0-0 F8			0-0 6-3		4	0	0	0	0	1	1				
Lonnie Smith, R (1,7) OBP: 0.361, SLG: 0.438		0-0 G6-4-3 1B			0-0 1B			0-0 4-3		4	0	2	0	0	0	0				
Willie McGee, S (1,8) OBP: 0.376, SLG: 0.403		0-0 G6-4-3 1B			0-0 F7			0-0 1B		4	1	2	0	0	0	2				
Darrell Porter, L (1,2) OBP: 0.369, SLG: 0.485		4-0 BB			0-3 K			0-0 G4-6-3 1B		3	0	1	0	1	1	2				
Ozzie Smith, S (1,6) OBP: 0.271, SLG: 0.260		0-0 F7			0-0 F7			0-0 F8		4	0	1	1	0	0	1				
Bob Forsch, R (1,1) OBP: 0.261, SLG: 0.333 Rafael Santana, R (8,PH) OBP: 0.500, SLG: 0.333			4-0 FC4-6 BB		0-0 F8			4-0 1B BB		1	0	0	0	1	0	0				
										1	0	0	0	1	0	2				
Inning Stats	R: 0 E: 0 K: 0 S: 3	H: 0 LOB: 1 BB: 1 P: 7	R: 0 E: 0 K: 0 S: 3	H: 1 LOB: 1 BB: 1 P: 7	R: 0 E: 0 K: 1 S: 5	H: 0 LOB: 1 BB: 1 P: 9	R: 0 E: 0 K: 1 S: 6	H: 1 LOB: 1 BB: 0 P: 6	R: 0 E: 0 K: 0 S: 3	H: 0 LOB: 0 BB: 0 P: 3	R: 0 E: 0 K: 0 S: 3	H: 1 LOB: 0 BB: 0 P: 3	R: 0 E: 0 K: 1 S: 6	H: 1 LOB: 2 BB: 1 P: 10	R: 1 E: 0 K: 0 S: 6	H: 3 LOB: 2 BB: 0 P: 6	1B: 7 2B: 0 3B: 0 HR: 0	SF: 0 SAC: 0 DP: 2 HBP: 0	WP: 0 PB: 0 SB: 1 CS: 0	PA: 36
PITCHER	IP WLS BF H R ER SO BB IBB HBP BLK WP HR S P ERA WHIP																			
Pete Falcone, L (1,1) ERA: 2.62	7.1 W 28 4 0 0 3 4 0 0 0 0 0 0 30 46 0.00 1.091																			
Terry Forster, L (8,1) ERA: 0.99	1.2 S 8 3 1 1 1 0 0 0 0 0 0 0 10 10 5.40 1.800																			

AB 32
R 1
H 7
RBI 1
BB 4
SO 4
LOB 17



Batter	1	2	3	4	5	6	7	8	9	AB	R	H	RBI	BB	SO	LOB	BOTTOM			
Brett Butler, L (1,7) OBP: 0.302, SLG: 0.336	0-0 F7		0-0 E3 CS			0-0 4-3	0-0 B1-3	0-0 E5 G5-4-3		5	0	0	0	0	0	2	St. Louis Cardinals @ Atlanta Braves Atlanta-Fulton County Stadium, Atlanta, GA Thu Jun 02 1983, 7:05 PM EDT Att: 18,756 - Unknown - 69 F			
Glenn Hubbard, R (1,4) OBP: 0.385, SLG: 0.440	0-0 FC6-4 1B		0-0 1-3			0-0 E7 WP 1B	0-0 F9	0-0 G5-4-3		5	1	2	0	0	0	4				
Claudell Washington, L (1,9) OBP: 0.329, SLG: 0.494	0-0 F7				0-0 CS 1B	0-0 4-3		0-0 2B HR 2B		4	1	2	0	0	0	2				
Dale Murphy, R (1,8) OBP: 0.410, SLG: 0.569	0-0 FC6-4 1B				0-3 K 1-2	0-0 E 1B BB		0-0 2B HR 2B		3	2	1	0	1	1	2				
Bob Horner, R (1,5) OBP: 0.395, SLG: 0.552		0-0 HR			0-0 1B	0-0 E5 1B		0-0 HR IBB		3	3	2	1	1	0	1				
Chris Chambliss, L (1,3) OBP: 0.317, SLG: 0.430		0-0 4-3			0-0 G3	0-0 1B		0-0 HR		4	1	2	5	0	0	1				
Bruce Benedict, R (1,2) OBP: 0.428, SLG: 0.414		0-0 6-3				0-0 L1		0-0 5-3		4	0	1	1	0	0	0				
Rafael Ramirez, R (1,6) OBP: 0.327, SLG: 0.332		0-0 6-3				0-0 5-3		0-0 E 1B 1B		4	0	1	0	0	0	2				
Pete Falcone, L (1,1) ERA: 3.84					0-0 F8			0-0 E 1B		3	0	0	0	0	0	0				
Terry Forster, L (8,1) ERA: 1.333						0-0 6-3		0-0 P1		1	0	1	0	0	0	0				
Inning Stats	R: 0 E: 0 K: 0 S: 4	H: 1 LOB: 0 BB: 0 P: 4	R: 1 E: 0 K: 0 S: 4	H: 1 LOB: 0 BB: 0 P: 4	R: 0 E: 1 K: 0 S: 3	H: 0 LOB: 0 BB: 0 P: 3	R: 0 E: 0 K: 1 S: 6	H: 2 LOB: 1 BB: 0 P: 6	R: 0 E: 0 K: 0 S: 3	H: 0 LOB: 0 BB: 0 P: 3	R: 3 E: 2 K: 0 S: 7	H: 3 LOB: 2 BB: 1 P: 11	R: 0 E: 0 K: 0 S: 3	H: 0 LOB: 0 BB: 0 P: 3	R: 4 E: 1 K: 0 S: 8	H: 5 LOB: 2 BB: 1 P: 12	1B: 8 2B: 3 3B: 0 HR: 2	SF: 0 SAC: 0 DP: 2 HBP: 0	WP: 1 PB: 0 SB: 0 CS: 2	PA: 38
PITCHER	IP WLS BF H R ER SO BB IBB HBP BLK WP HR S P ERA WHIP																			
Bob Forsch, R (1,1) ERA: 3.84	7.0 L 29 7 4 1 1 1 0 0 0 0 0 0 30 34 1.29 1.143																			
Jim Kaat, L (8,1) ERA: 7.11	1.0 9 5 4 4 0 0 1 0 0 0 0 1 8 12 36.00 5.000																			



Batter	1	2	3	4	5	6	7	8	9	AB	R	H	RBI	BB	SO	LOB	TOP					
Tom Herr, S OBP: 0.393, SLG: 0.361 (1, 4)	F7	FC6-4 BB		4-3		BLK 1B		SF8		3	0	1	1	1	0	1						
Ken Oberkfell, L OBP: 0.391, SLG: 0.382 (1, 5)	1B	FC6-4			F7	L8		F8		5	1	1	0	0	0	5						
Lonnie Smith, R OBP: 0.365, SLG: 0.432 (1, 7)	1B			1B	HR	BB		F8		4	1	2	0	1	1	0						
George Hendrick, R OBP: 0.374, SLG: 0.538 (1, 9)	K			4-3 BB	HR	HR		F9		4	1	2	2	1	1	2						
Willie McGee, S OBP: 0.397, SLG: 0.421 (1, 8)	1B			4-3	1B	1B		6-3		5	0	3	1	0	0	1						
Keith Hernandez, L OBP: 0.337, SLG: 0.433 (1, 3)	4-3			4-3	L8			G4-6-3 1B		5	1	1	0	0	0	6						
Jamie Quirk, L OBP: 0.313, SLG: 0.467 (1, 2)				4-3	K			2B		4	0	1	0	0	1	1						
Ozzie Smith, S OBP: 0.275, SLG: 0.266 (8, PH)										2	0	1	0	1	0	0						
Dane Iorg, L OBP: 0.345, SLG: 0.395 (8, PR)										0	0	0	0	1	0	0						
Mike Ramsey, S OBP: 0.337, SLG: 0.357 (8, 6)										0	0	0	0	0	0	0						
Joaquin Andujar, S OBP: 0.138, SLG: 0.138 Doug Bair, R (7, 1)										3	0	0	0	0	0	2						
Darrell Porter, L OBP: 0.358, SLG: 0.468 (8, PH)										1	0	0	0	0	1	3						
Kevin Hagen, R (8, 1)										0	0	0	0	0	0	0						
Bruce Sutter, R (8, 1)										0	0	0	0	0	0	0						
Inning Stats	R: 1 E: 0 K: 1 S: 8	H: 3 LOB: 2 BB: 0 P: 8	R: 0 E: 0 K: 0 S: 4	H: 1 LOB: 2 BB: 1 P: 8	R: 0 E: 0 K: 0 S: 3	H: 1 LOB: 1 BB: 1 P: 7	R: 0 E: 0 K: 0 S: 3	H: 0 LOB: 1 BB: 1 P: 7	R: 2 E: 0 K: 1 S: 7	H: 2 LOB: 1 BB: 1 P: 11	R: 0 E: 0 K: 0 S: 4	H: 1 LOB: 1 BB: 0 P: 4	R: 0 E: 0 K: 0 S: 3	H: 0 LOB: 0 BB: 0 P: 3	R: 1 E: 0 K: 1 S: 7	H: 2 LOB: 2 BB: 1 P: 11	R: 0 E: 0 K: 1 S: 6	H: 2 LOB: 1 BB: 0 P: 6	1B: 9 2B: 2 3B: 0 HR: 1	SF: 1 SAC: 0 DP: 1 HBP: 0	WP: 0 PB: 0 SB: 0 CS: 0	PA: 42
PITCHER	IP WLS BF H R ER SO BB IBB HBP BLK WP HR S P ERA WHIP																					
Craig McMurtry, R ERA: 3.01 (1, 1)	5.0		25	7	3	3	2	4	0	0	0	0	0	0	1	25	41	5.40	2.200			
Donnie Moore, R ERA: 3.99 (6, 1)	2.0	W	9	3	1	1	0	0	0	0	1	0	0	0	9	9	4.50	1.500				
Gene Garber, R ERA: 2.21 (8, 1)	1.1		7	2	0	0	2	1	0	0	0	0	0	10	14	0.00	2.250					
Terry Forster, L ERA: 0.96 (9, 1)	0.2	S	1	0	0	0	0	0	0	0	0	0	0	1	1	0.00	0.000					

St. Louis Cardinals @ Atlanta Braves
Atlanta-Fulton County Stadium, Atlanta, GA
Sat Jun 04 1983, 3:33 AM EDT
Att: 41,773 - Sunny - 78 F

AB 36
R 4
H 12
RBI 4
BB 5
SO 4
LOB 21



Batter	1	2	3	4	5	6	7	8	9	AB	R	H	RBI	BB	SO	LOB	BOTTOM			
Brett Butler, L OBP: 0.301, SLG: 0.329 (1, 7)	F8				G3			2B		3	1	0	0	1	0	0				
Glenn Hubbard, R OBP: 0.382, SLG: 0.437 (1, 4)	6-3				F8			2B		4	0	1	2	0	0	0				
Dale Murphy, R OBP: 0.405, SLG: 0.556 (1, 8)	P6				BB			F8		3	0	0	0	1	0	1				
Bob Horner, R OBP: 0.399, SLG: 0.550 (1, 5)		1B HR			F8			6-3		3	2	1	0	1	0	1				
Chris Chambliss, L OBP: 0.343, SLG: 0.452 (1, 3)		HR			G4-6-3 BB			E8		2	1	2	0	2	0	0				
Terry Harper, R OBP: 0.586, SLG: 0.413 (1, 9)		HR			G4-6-3			L6		4	1	2	4	0	0	2				
Bruce Benedict, R OBP: 0.420, SLG: 0.401 (1, 2)		6-3			1-3			F7		4	0	0	0	0	0	1				
Rafael Ramirez, R OBP: 0.330, SLG: 0.329 (1, 6)					5-3			SH3-4 2B HBP		2	1	1	0	0	0	0				
Craig McMurtry, R OBP: 0.208, SLG: 0.136 (1, 1)					G3			SH3-4		1	0	0	0	0	1	1				
Ken Smith, L OBP: 0.182, SLG: 0.400 (5, PH)										1	0	0	0	0	0	0				
Donnie Moore, L (6, 1)										0	0	0	0	0	0	0				
Gene Garber, R (8, 1)										0	0	0	0	0	0	0				
Terry Forster, L OBP: 1.000, SLG: 1.333 (9, 1)										0	0	0	0	0	0	0				
Inning Stats	R: 0 E: 0 K: 0 S: 3	H: 0 LOB: 0 BB: 0 P: 3	R: 3 E: 0 K: 1 S: 8	H: 4 LOB: 0 BB: 0 P: 8	R: 0 E: 0 K: 0 S: 3	H: 0 LOB: 1 BB: 1 P: 7	R: 0 E: 0 K: 0 S: 2	H: 0 LOB: 0 BB: 1 P: 6	R: 0 E: 0 K: 0 S: 3	H: 0 LOB: 0 BB: 0 P: 3	R: 1 E: 0 K: 0 S: 3	H: 1 LOB: 2 BB: 2 P: 11	R: 2 E: 0 K: 0 S: 4	H: 1 LOB: 1 BB: 1 P: 9	R: 0 E: 1 K: 0 S: 4	H: 1 LOB: 1 BB: 0 P: 4	1B: 4 2B: 2 3B: 0 HR: 1	SF: 0 SAC: 1 DP: 1 HBP: 1	WP: 0 PB: 0 SB: 0 CS: 1	PA: 34
PITCHER	IP WLS BF H R ER SO BB IBB HBP BLK WP HR S P ERA WHIP																			
Joaquin Andujar, R ERA: 3.36 (7, 1)	0.1		1	0	0	0	0	0	0	0	0	1	1	0.00	0.000					
Kevin Hagen, R ERA: (8, 1)	0.1		2	1	0	0	0	0	0	0	0	2	2	0.00	3.000					
Bruce Sutter, R ERA: 2.73 (8, 1)	0.2		2	0	0	0	0	0	0	0	0	2	2	0.00	0.000					

St. Louis Cardinals @ Atlanta Braves
Atlanta-Fulton County Stadium, Atlanta, GA
Sat Jun 04 1983, 3:33 AM EDT
Att: 41,773 - Sunny - 78 F

AB 27
R 6
H 7
RBI 6
BB 5
SO 1
LOB 6



Batter	1	2	3	4	5	6	7	8	9	AB	R	H	RBI	BB	SO	LOB	TOP			
Tom Herr, S (1,4) OBP: 0.397, SLG: 0.365 Ken Oberkfell, L (9,5) OBP: 0.396, SLG: 0.388	4-3		6-3		4-0 2B BB		G5-4-3 1B			3	0	1	0	1	0	0				
Lonnie Smith, R (1,7) OBP: 0.395, SLG: 0.432	5-3		K		0-0 1-H 2B		G5-4-3 1-2			4	0	1	0	0	1	2				
Keith Hernandez, L (1,3) OBP: 0.344, SLG: 0.440	HR 1B		1B BB		0-0 F7				4-3	3	1	1	0	1	0	1				
George Hendrick, R (1,9) OBP: 0.375, SLG: 0.556	1-H HR		1B		0-0 F2				F7	4	1	2	2	0	0	0				
Willie McGee, S (1,8) OBP: 0.394, SLG: 0.418	1B		F9		0-0 6-3				K	4	0	1	0	0	1	2				
Darrell Porter, L (1,2) OBP: 0.374, SLG: 0.473	4-3			4-0 CS BB		1B			F8	3	0	1	0	1	0	1				
Mike Ramsey, S (1,5) OBP: 0.323, SLG: 0.341		0-3 K		0-3 K		0-0 F9			K	4	0	0	0	0	3	2				
Ozzie Smith, S (1,6) OBP: 0.277, SLG: 0.272	4-3		L7		0-0 E1 1B SH1-4				4-3	4	0	0	0	0	0	0				
Bob Forsch, R (1,1) OBP: 0.240, SLG: 0.304	1-3			0-3 K		0-0 SH1-4				2	0	0	0	0	1	0				
Inning Stats	R: 2 E: 0 K: 0 S: 6	H: 3 LOB: 1 BB: 0 P: 6	R: 0 E: 0 K: 1 S: 5	H: 0 LOB: 0 BB: 0 P: 5	R: 0 E: 0 K: 1 S: 6	H: 1 LOB: 2 BB: 1 P: 10	R: 0 E: 0 K: 1 S: 4	H: 0 LOB: 0 BB: 1 P: 8	R: 0 E: 0 K: 0 S: 5	H: 1 LOB: 1 BB: 0 P: 9	R: 0 E: 1 K: 0 S: 4	H: 1 LOB: 1 BB: 0 P: 4	R: 0 E: 0 K: 0 S: 5	H: 0 LOB: 0 BB: 0 P: 5	R: 0 E: 0 K: 1 S: 5	H: 0 LOB: 0 BB: 0 P: 5	1B: 5 2B: 2 3B: 0 HR: 1	SF: 0 SAC: 1 DP: 2 HBP: 0	WP: 0 PB: 0 SB: 0 CS: 1	PA: 35
PITCHER Steve Carlton, L (1,1) ERA: 2.53	IP: 9.0 WLS: L BF: 35 H: 7 R: 2 ER: 2 SO: 6 BB: 3 IBB: 0 HBP: 0 BLK: 0 WP: 0 HR: 1 S: 44 P: 56 ERA: 2.00 WHIP: 1.111															PITCHER				

St. Louis Cardinals @ Philadelphia Phillies
Veterans Stadium, Philadelphia, PA
Tue Jun 07 1983, 7:05 PM EDT
Att: 34,274 - Unknown

AB 31
R 2
H 7
RBI 2
BB 3
SO 6
LOB 8



Batter	1	2	3	4	5	6	7	8	9	AB	R	H	RBI	BB	SO	LOB	BOTTOM			
Joe Morgan, L (1,4) OBP: 0.378, SLG: 0.306	K		G3			0-0 F9			0-0 P5	4	0	0	0	0	1	0				
Pete Rose, S (1,3) OBP: 0.302, SLG: 0.302	4-3			0-0 B2-3			4-3		4-3	4	0	0	0	0	0	0				
Gary Matthews, R (1,7) OBP: 0.361, SLG: 0.394	3-1			0-0 1-3			F9			3	0	0	0	0	0	0				
Mike Schmidt, R (1,5) OBP: 0.392, SLG: 0.500		HR		0-3 K			F7			3	1	1	1	0	1	0				
Bo Diaz, R (1,2) OBP: 0.300, SLG: 0.359		F7			0-0 6-3					3	0	1	0	0	0	0				
Bob Demier, R (8, PR) OBP: 0.250, SLG: 0.125										0	0	0	0	0	0	0				
Ozzie Virgil, R (9, 2) OBP: 0.233, SLG: 0.448								6-3 S 1B		0	0	0	0	0	0	0				
Von Hayes, L (1,9) OBP: 0.253, SLG: 0.243		L9			0-0 L6			B2		3	0	0	0	0	0	1				
Garry Maddox, R (1,8) OBP: 0.306, SLG: 0.370		F3			0-0 6-3			6-3		3	0	0	0	0	0	1				
Ivan De Jesus, R (1,6) OBP: 0.285, SLG: 0.303									0-0 4-3	2	0	0	0	0	0	0				
Greg Gross, L (8, PH) OBP: 0.267, SLG: 0.360										1	0	0	0	0	0	2				
Kiko Garcia, R (9, 6) OBP: 0.417, SLG: 0.364					0-0 F9					0	0	0	0	0	0	0				
Steve Carlton, L (1,1) OBP: 0.200, SLG: 0.294										2	0	0	0	0	0	0				
Joe Lefebvre, L (9, PH) OBP: 0.276, SLG: 0.222					0-0 1-3				0-0 P6	1	0	0	0	0	0	0				
Inning Stats	R: 0 E: 0 K: 1 S: 5	H: 0 LOB: 0 BB: 0 P: 5	R: 1 E: 0 K: 0 S: 4	H: 1 LOB: 0 BB: 0 P: 4	R: 0 E: 0 K: 0 S: 3	H: 0 LOB: 0 BB: 0 P: 3	R: 0 E: 0 K: 1 S: 5	H: 0 LOB: 0 BB: 0 P: 5	R: 0 E: 0 K: 0 S: 3	H: 0 LOB: 0 BB: 0 P: 3	R: 0 E: 0 K: 0 S: 3	H: 0 LOB: 0 BB: 0 P: 3	R: 0 E: 0 K: 0 S: 4	H: 1 LOB: 2 BB: 0 P: 4	R: 0 E: 0 K: 0 S: 3	H: 0 LOB: 0 BB: 0 P: 3	1B: 1 2B: 0 3B: 0 HR: 1	SF: 0 SAC: 0 DP: 0 HBP: 0	WP: 0 PB: 0 SB: 1 CS: 0	PA: 29
PITCHER Bob Forsch, R (1,1) ERA: 3.51	IP: 9.0 WLS: W BF: 29 H: 2 R: 1 ER: 1 SO: 2 BB: 0 IBB: 0 HBP: 0 BLK: 0 WP: 0 HR: 1 S: 33 P: 33 ERA: 1.00 WHIP: 0.222															PITCHER				

St. Louis Cardinals @ Philadelphia Phillies
Veterans Stadium, Philadelphia, PA
Tue Jun 07 1983, 7:05 PM EDT
Att: 34,274 - Unknown

AB 29
R 1
H 2
RBI 1
BB 0
SO 2
LOB 4



Batter	1	2	3	4	5	6	7	8	9	AB	R	H	RBI	BB	SO	LOB	TOP		
Tom Herr, S OBP: 0.392, SLG: 0.355 (1, 4)	0-0 4-3		0-0 3-1		4-0 FC3-6 BB		0-0 SH5-3		0-0 F9	3	0	0	0	1	0	1			
Ken Oberkfell, L OBP: 0.386, SLG: 0.379 (1, 5)	0-0 F8			0-0 4-3	0-0 FC3-6		0-0 4-3			4	0	0	0	0	0	3			
Lonnie Smith, R OBP: 0.367, SLG: 0.427 (1, 7)	4-0 BB			4-0 1B BB	0-0 4-3		0-0 F7			2	1	0	0	2	0	3			
Keith Hernandez, L OBP: 0.343, SLG: 0.436 (1, 3)	0-0 5-3			0-0 1B 3B 1B	0-0 4-3		0-0 4-3		0-0 4-3	4	1	1	0	0	0	1			
George Hendrick, R OBP: 0.378, SLG: 0.554 (1, 9)		0-0 FC1-6 1B		0-0 1B 3B 1B	0-0 E4 WP		0-0 F3			4	1	2	1	0	0	0			
Willie McGee, S OBP: 0.381, SLG: 0.414 (1, 8)	0-0 FC1-6 CS			0-0 3B 1B	0-0 K		0-0 6-3			4	1	1	0	0	1	2			
Darrell Porter, L OBP: 0.376, SLG: 0.483 (1, 2)	0-3 K			0-0 CS 3B	4-0 BB		0-3 K			3	0	1	3	1	2	1			
Ozzie Smith, S OBP: 0.272, SLG: 0.266 (1, 6)			0-0 6-3	0-0 F3	0-0 4-3		0-0 F2			4	0	0	0	0	0	3			
Dave LaPoint, L OBP: 0.148, SLG: 0.115 (7, PH) Steve Stritzel, L OBP: 0.500, SLG: 0.300 (7, PH) Rafael Santibañez, R OBP: 0.299, SLG: 0.333 (7, 1) Doug Bair, R OBP: 0.225, SLG: 0.354 (9, PH) Dane Iorg, L OBP: 0.320, SLG: 0.419 (9, PH) Bob Forsch, R OBP: 0.288, SLG: 0.324 (9, 1) Bruce Sutter, R OBP: 0.256, SLG: 0.125 (9, 1)			0-0 1-3		0-0 6-3		0-0 SH5-3 1B		0-0 2B	2	0	0	0	0	0	0			
Inning Stats	R: 0 E: 0 K: 0 S: 3	H: 0 LOB: 1 BB: 1 P: 7	R: 0 E: 0 K: 1 S: 5	H: 1 LOB: 0 BB: 0 P: 5	R: 0 E: 0 K: 0 S: 3	H: 0 LOB: 0 BB: 0 P: 3	R: 4 E: 0 K: 0 S: 6	H: 4 LOB: 0 BB: 1 P: 10	R: 0 E: 0 K: 1 S: 3	H: 0 LOB: 2 BB: 1 P: 7	R: 0 E: 0 K: 0 S: 4	H: 1 LOB: 2 BB: 0 P: 4	R: 0 E: 0 K: 0 S: 3	H: 0 LOB: 0 BB: 0 P: 3	R: 0 E: 0 K: 1 S: 6	H: 1 LOB: 1 BB: 0 P: 6	1B: 5 2B: 1 3B: 1 HR: 0	SF: 0 SAC: 1 DP: 0 HBP: 0	WP: 2 PA: 37 PB: 0 SB: 0 CS: 2
PITCHER	IP WLS BF H R ER SO BB IBB HBP BLK WP HR S P ERA WHIP	IP WLS BF H R ER SO BB IBB HBP BLK WP HR S P ERA WHIP	IP WLS BF H R ER SO BB IBB HBP BLK WP HR S P ERA WHIP	IP WLS BF H R ER SO BB IBB HBP BLK WP HR S P ERA WHIP	IP WLS BF H R ER SO BB IBB HBP BLK WP HR S P ERA WHIP	IP WLS BF H R ER SO BB IBB HBP BLK WP HR S P ERA WHIP	IP WLS BF H R ER SO BB IBB HBP BLK WP HR S P ERA WHIP	IP WLS BF H R ER SO BB IBB HBP BLK WP HR S P ERA WHIP	IP WLS BF H R ER SO BB IBB HBP BLK WP HR S P ERA WHIP	IP WLS BF H R ER SO BB IBB HBP BLK WP HR S P ERA WHIP	IP WLS BF H R ER SO BB IBB HBP BLK WP HR S P ERA WHIP	IP WLS BF H R ER SO BB IBB HBP BLK WP HR S P ERA WHIP	IP WLS BF H R ER SO BB IBB HBP BLK WP HR S P ERA WHIP	IP WLS BF H R ER SO BB IBB HBP BLK WP HR S P ERA WHIP	IP WLS BF H R ER SO BB IBB HBP BLK WP HR S P ERA WHIP	IP WLS BF H R ER SO BB IBB HBP BLK WP HR S P ERA WHIP	IP WLS BF H R ER SO BB IBB HBP BLK WP HR S P ERA WHIP	IP WLS BF H R ER SO BB IBB HBP BLK WP HR S P ERA WHIP	IP WLS BF H R ER SO BB IBB HBP BLK WP HR S P ERA WHIP
John Denny, R ERA: 2.16 (1, 1)	3.1	16	5	4	4	1	2	0	0	0	0	0	0	0	16	24	10.80	2.100	
Willie Hernandez, L ERA: 2.43 (4, 1)	2.2	10	0	0	0	1	2	0	0	0	1	0	0	10	18	0.00	0.750		
Ron Reed, R ERA: 2.17 (7, 1)	2.2	10	2	0	0	1	0	0	0	0	0	0	0	12	12	0.00	0.750		
Al Holland, L ERA: 2.37 (9, 1)	0.1	W	1	0	0	0	0	0	0	0	0	0	0	1	1	0.00	0.000		

St. Louis Cardinals @ Philadelphia Phillies
Veterans Stadium, Philadelphia, PA
Wed Jun 08 1983, 7:05 PM EDT
Att: 23,531 - Unknown

AB	32
R	4
H	7
RBI	4
BB	4
SO	3
LOB	14



Batter	1	2	3	4	5	6	7	8	9	AB	R	H	RBI	BB	SO	LOB	BOTTOM				
Joe Morgan, L OBP: 0.376, SLG: 0.298 (1, 4)	4-0 BB 1B BB		0-0 F7		0-0 F9		0-0 G3		4-0 FC1-6 HR BB	3	2	0	0	2	0	1					
Gary Matthews, R OBP: 0.362, SLG: 0.396 (1, 7)	0-0 F8			0-0 E 2B	4-0 2B BB		0-3 K		0-0 FC1-5 HR	4	3	1	0	1	1	3					
Mike Schmidt, R OBP: 0.392, SLG: 0.497 (1, 5)	0-0 FC1-6-4 1B		0-0 E5	0-0 2H 1B	0-0 F8		0-3 K		0-0 F9	5	0	2	1	0	1	3					
Tony Perez, R OBP: 0.328, SLG: 0.444 (1, 3)	4-0 1-2 2-3 BB		0-0 6-3		0-0 1H 2B		0-0 L7		0-0 HR	4	1	2	4	1	0	1					
Bo Diaz, R OBP: 0.299, SLG: 0.351 (1, 2)	0-0 FC1-6-4		0-0 5-3		4-0 BB		0-0 F8			3	0	0	1	1	0	3					
Gary Maddox, R OBP: 0.304, SLG: 0.389 (1, 8)	0-0 F2		0-0 4-3		0-0 F8		0-0 HR			4	1	1	1	0	0	5					
Von Hayes, L OBP: 0.277, SLG: 0.260 (1, 9)		1-0 FC5-4 HBP		0-0 L3		0-0 G6-4-3 1B		0-0 1B		3	0	2	0	0	0	0					
Ivan De Jesus, R OBP: 0.277, SLG: 0.294 (1, 6)		0-0 FC5-4 SH2-4		0-3 K		0-0 G6-4-3		0-0 F9		4	0	0	0	0	1	3					
Al Holland, R (9, 1)		0-0 SH2-4		0-3 K		0-3 K		0-0 FC1-5 S 1B		0	0	0	0	0	0	0					
John Denny, R OBP: 0.186, SLG: 0.154 (4, 1) Willie Hernandez, L OBP: 0.500, SLG: 0.500 (4, PH) Ozzie Virgil, R OBP: 0.225, SLG: 0.433 (7, 1) Ron Reed, R OBP: 0.320, SLG: 0.364 (9, 6) Kiko Garcia, R OBP: 0.320, SLG: 0.306 (9, PH) Pete Rose, S OBP: 0.320, SLG: 0.306 (9, PH) Bob Demler, R OBP: 0.256, SLG: 0.125 (9, PH)			0-0 1-2		0-0 1-2		0-3 K		0-0 FC1-5 S 1B	0	0	0	0	0	0	0					
Inning Stats	R: 1 E: 0 K: 0 S: 4	H: 1 LOB: 2 BB: 2 P: 12	R: 0 E: 0 K: 0 S: 3	H: 0 LOB: 1 BB: 0 P: 4	R: 1 E: 1 K: 0 S: 5	H: 2 LOB: 1 BB: 0 P: 5	R: 0 E: 0 K: 2 S: 7	H: 0 LOB: 0 BB: 0 P: 7	R: 1 E: 0 K: 0 S: 4	H: 1 LOB: 2 BB: 2 P: 12	R: 0 E: 0 K: 1 S: 5	H: 1 LOB: 0 BB: 0 P: 5	R: 0 E: 0 K: 2 S: 7	H: 0 LOB: 0 BB: 0 P: 7	R: 0 E: 0 K: 0 S: 5	H: 2 LOB: 1 BB: 0 P: 5	R: 3 E: 0 K: 0 S: 4	H: 2 LOB: 1 BB: 1 P: 8	1B: 5 2B: 2 3B: 0 HR: 2	SF: 0 SAC: 1 DP: 1 HBP: 1	WP: 0 PA: 40 PB: 0 SB: 1 CS: 0
PITCHER	IP WLS BF H R ER SO BB IBB HBP BLK WP HR S P ERA WHIP	IP WLS BF H R ER SO BB IBB HBP BLK WP HR S P ERA WHIP	IP WLS BF H R ER SO BB IBB HBP BLK WP HR S P ERA WHIP	IP WLS BF H R ER SO BB IBB HBP BLK WP HR S P ERA WHIP	IP WLS BF H R ER SO BB IBB HBP BLK WP HR S P ERA WHIP	IP WLS BF H R ER SO BB IBB HBP BLK WP HR S P ERA WHIP	IP WLS BF H R ER SO BB IBB HBP BLK WP HR S P ERA WHIP	IP WLS BF H R ER SO BB IBB HBP BLK WP HR S P ERA WHIP	IP WLS BF H R ER SO BB IBB HBP BLK WP HR S P ERA WHIP	IP WLS BF H R ER SO BB IBB HBP BLK WP HR S P ERA WHIP	IP WLS BF H R ER SO BB IBB HBP BLK WP HR S P ERA WHIP	IP WLS BF H R ER SO BB IBB HBP BLK WP HR S P ERA WHIP	IP WLS BF H R ER SO BB IBB HBP BLK WP HR S P ERA WHIP	IP WLS BF H R ER SO BB IBB HBP BLK WP HR S P ERA WHIP	IP WLS BF H R ER SO BB IBB HBP BLK WP HR S P ERA WHIP	IP WLS BF H R ER SO BB IBB HBP BLK WP HR S P ERA WHIP	IP WLS BF H R ER SO BB IBB HBP BLK WP HR S P ERA WHIP	IP WLS BF H R ER SO BB IBB HBP BLK WP HR S P ERA WHIP	IP WLS BF H R ER SO BB IBB HBP BLK WP HR S P ERA WHIP		
Dave LaPoint, L ERA: 2.94 (7, 1)	6.0	27	5	3	3	3	4	0	0	0	0	0	0	0	28	45	4.50	1.500			
Doug Bair, R ERA: 2.03 (9, 1)	2.0	8	2	1	1	2	0	0	0	0	0	1	0	12	12	4.50	1.000				
Bruce Sutter, R ERA: 3.48 (9, 1)	0.2	L	5	2	3	3	1	0	0	0	0	1	0	4	8	40.50	4.500				

St. Louis Cardinals @ Philadelphia Phillies
Veterans Stadium, Philadelphia, PA
Wed Jun 08 1983, 7:05 PM EDT
Att: 23,531 - Unknown

AB	33
R	7
H	9
RBI	7
BB	5
SO	5
LOB	19



Batter	1	2	3	4	5	6	7	8	9	10	11	AB	R	H	RBI	BB	SO	LOB	TOP						
Tom Herr, S OBP: 0.390, SLG: 0.354 (1, 4)	K		2B		6-3		E1		4-3	F9		6	1	2	0	0	1	2							
Ken Oberkfell, L OBP: 0.392, SLG: 0.396 (1, 5)	K		L4-6		FC4-6		F4				K	5	0	2	1	1	2	1							
Keith Hernandez, L OBP: 0.342, SLG: 0.430 (1, 3)	K		L4-6		FC4-6				K		L4-6	5	0	1	0	1	2	3							
George Hendrick, R OBP: 0.387, SLG: 0.561 (1, 9)		G1				P4	K					5	2	3	0	1	1	2							
Dane Iorg, L OBP: 0.321, SLG: 0.400 David Green, R OBP: 0.310, SLG: 0.352 (6, 7)		1B			F7		F8		K		L4-6	2	0	0	0	1	0	1							
Willie McGee, S OBP: 0.389, SLG: 0.436 (1, 8)		G1			F8							4	1	2	0	1	0	3							
Darrell Porter, L OBP: 0.385, SLG: 0.507 (1, 2)							2B					3	1	2	3	1	1	1							
Ozzie Smith, S OBP: 0.275, SLG: 0.266 (1, 6)					1-3		FC6-4					4	0	1	1	1	1	3							
Joaquin Andujar, S OBP: 0.400, SLG: 0.474 Bruce Sutter, R OBP: 0.400, SLG: 0.474 Glenn Brummer, R OBP: 0.400, SLG: 0.474 Dave Vonohlen, L OBP: 0.400, SLG: 0.474 Doug Bair, R OBP: 0.400, SLG: 0.474 (1, 1)			K				K		K		K	4	0	0	0	0	4	1							
Inning Stats	R: 0 E: 0 K: 3 S: 9	H: 0 LOB: 0 BB: 0 P: 9	R: 1 E: 0 K: 1 S: 6	H: 2 LOB: 1 BB: 1 P: 10	R: 1 E: 0 K: 1 S: 6	H: 2 LOB: 0 BB: 0 P: 6	R: 2 E: 0 K: 0 S: 5	H: 2 LOB: 0 BB: 0 P: 5	R: 0 E: 0 K: 1 S: 5	H: 0 LOB: 1 BB: 1 P: 9	R: 0 E: 0 K: 2 S: 8	H: 1 LOB: 2 BB: 1 P: 12	R: 1 E: 0 K: 3 S: 11	H: 2 LOB: 1 BB: 0 P: 11	R: 0 E: 0 K: 1 S: 6	H: 1 LOB: 2 BB: 1 P: 10	R: 0 E: 0 K: 1 S: 5	H: 0 LOB: 2 BB: 2 P: 13	R: 0 E: 0 K: 1 S: 6	H: 2 LOB: 1 BB: 0 P: 6	1B: 7 2B: 5 3B: 2 HR: 1	SF: 0 SAC: 1 DP: 2 HBP: 0	WP: 0 PB: 0 SB: 1 CS: 0	PA: 50	
PITCHER	IP 5.2	WLS 2	BF 25	H 7	R 4	ER 4	SO 6	BB 2	IBB 1	HBP 0	BLK 0	WP 0	HR 1	S 34	P 46	ERA 6.35	WHIP 1.588								
Marty Bystrom, R ERA: 6.28 (1, 1)																									
Tug McGraw, L ERA: 3.21 (6, 1)	2.1		11	3	1	1	5	1	0	0	0	0	0	20	24	3.86	1.714								
Al Holland, L ERA: 2.24 (9, 1)	2.0	W	10	1	0	0	2	1	2	0	0	0	0	11	23	0.00	1.000								
Ron Reed, R ERA: 2.1 (11, 1)	1.0		4	2	0	0	1	0	0	0	0	0	0	6	6	0.00	2.000								

St. Louis Cardinals @ Philadelphia Phillies
Veterans Stadium, Philadelphia, PA
Thu Jun 09 1983, 7:05 PM EDT
Att: 27,764 - Unknown

AB 42
R 5
H 13
RBI 5
BB 7
SO 14
LOB 23

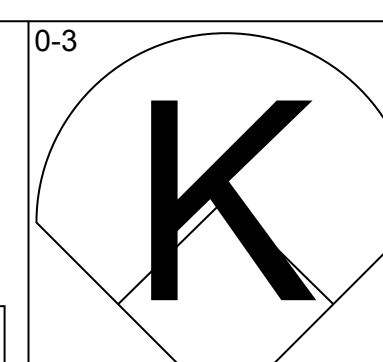
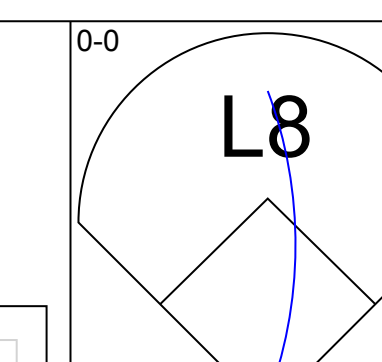
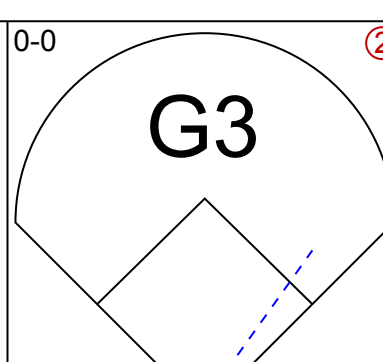
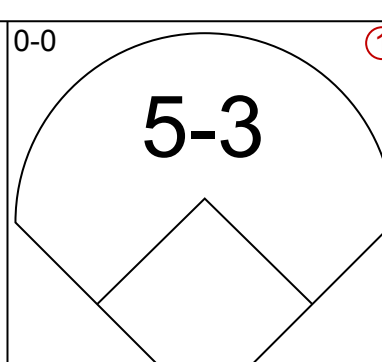
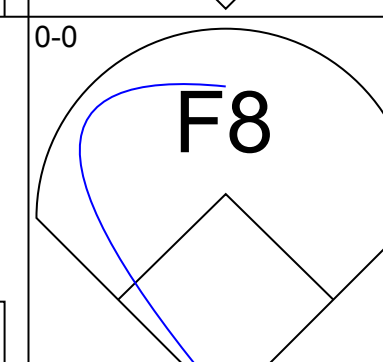
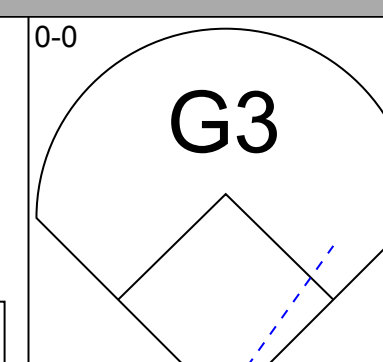
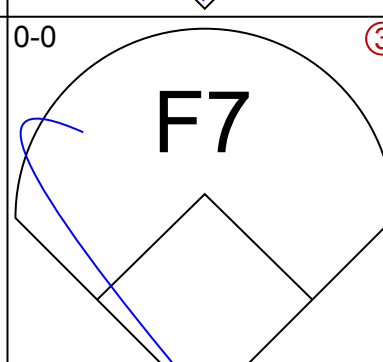
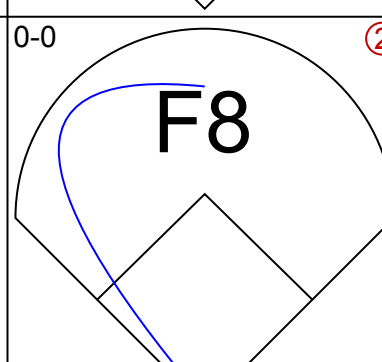
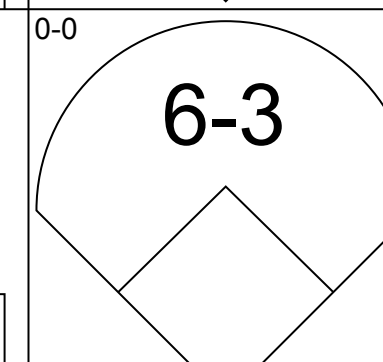
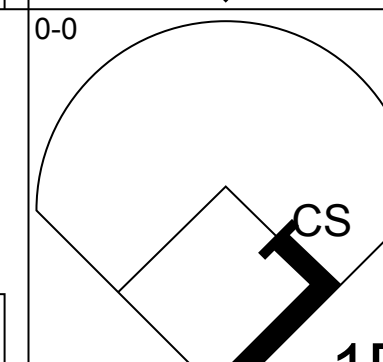
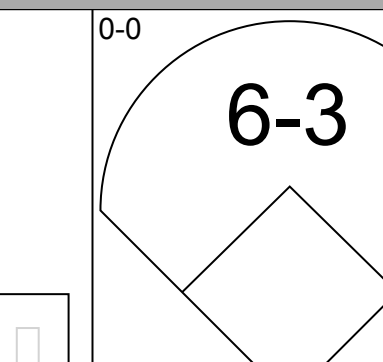
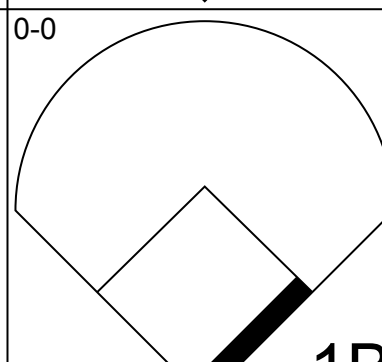
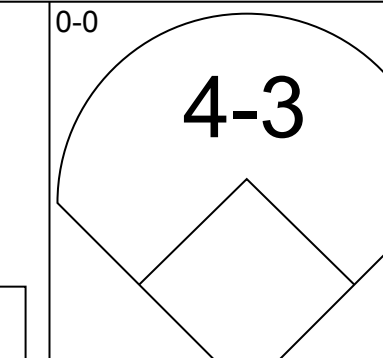
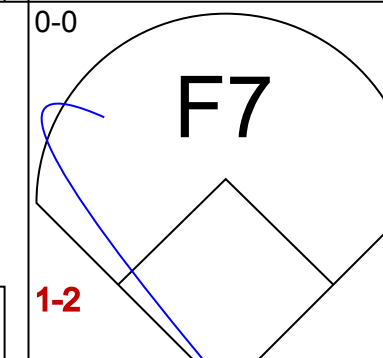
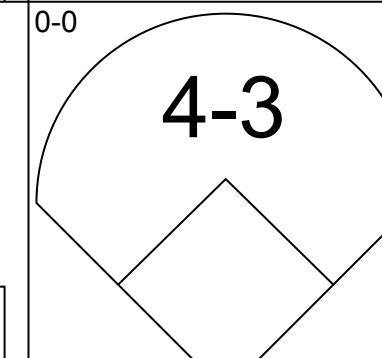
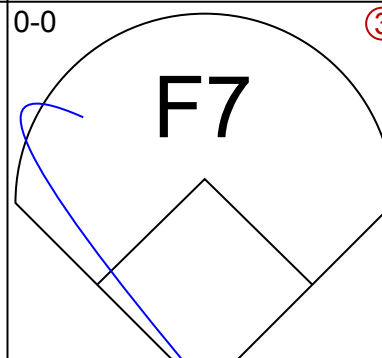
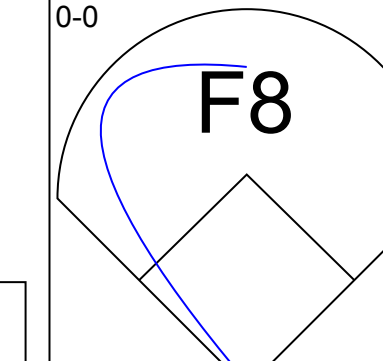
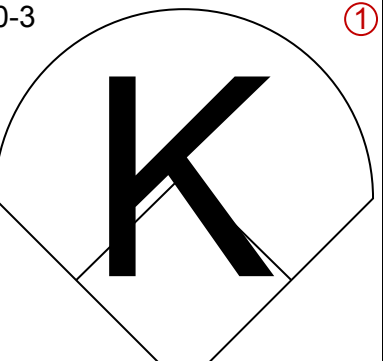
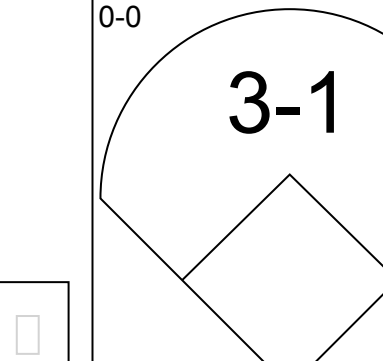

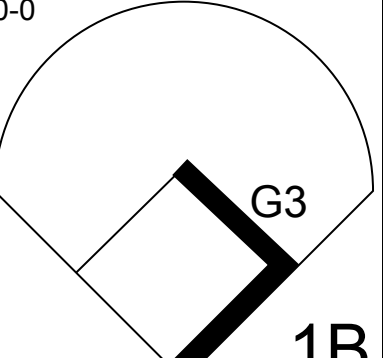
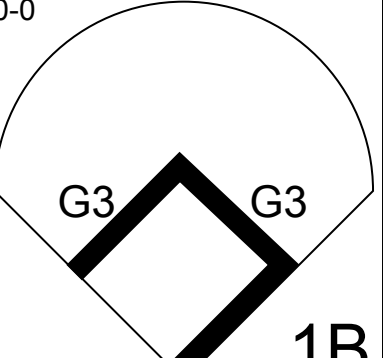
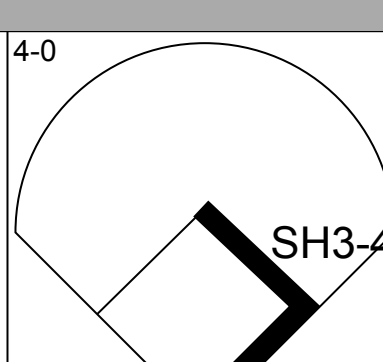
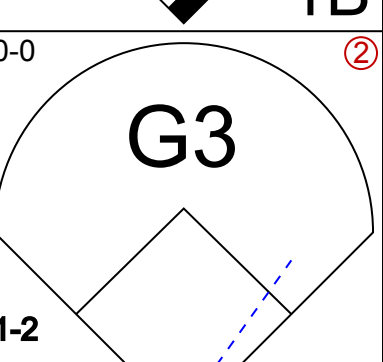
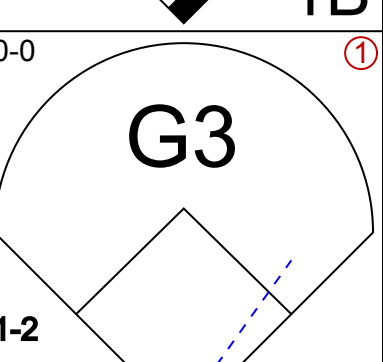
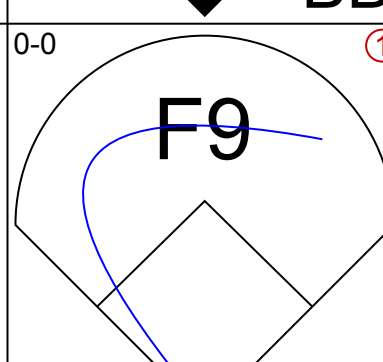
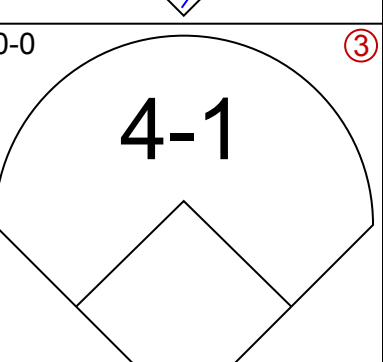
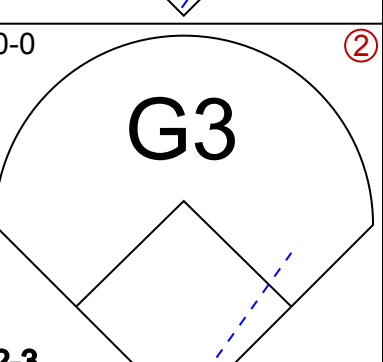
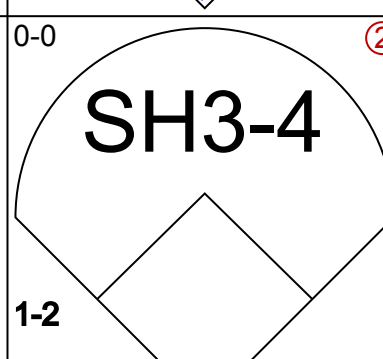
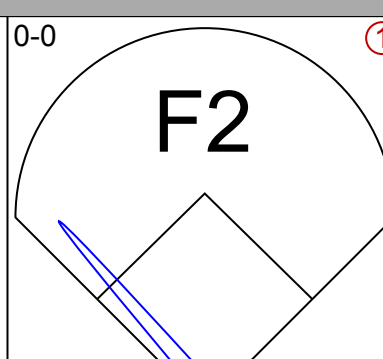
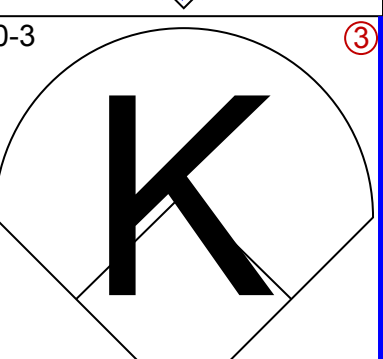


Batter	1	2	3	4	5	6	7	8	9	10	11	AB	R	H	RBI	BB	SO	LOB	BOTTOM						
Joe Morgan, L OBP: 0.386, SLG: 0.356 (1, 4)	HR		L8			4-3		HR		2B		4	2	2	4	1	0	0							
Gary Matthews, R OBP: 0.390, SLG: 0.393 Kiko Garcia, R OBP: 0.462, SLG: 0.500 (9, 6)	G5-4-3				L5		P6	E5		FC5		4	0	1	0	0	0	0							
Mike Schmidt, R OBP: 0.392, SLG: 0.491 (1, 5)	G5-4-3				L5			G5-4-3				4	0	1	0	1	0	2							
Tony Perez, R OBP: 0.326, SLG: 0.446 Al Holland, R OBP: 0.276, SLG: 0.278 Larry Milbourne, S OBP: 0.276, SLG: 0.278 Ron Reed, R OBP: 0.276, SLG: 0.278 (1, 3)	4-3					FC5-4		F3		FC5		4	0	1	0	0	0	1							
Bo Diaz, R OBP: 0.290, SLG: 0.340 (1, 2)			3-1		1-3			K				5	0	0	0	0	2	2							
Von Hayes, L OBP: 0.281, SLG: 0.244 (6, 8)			F8					G3				5	0	0	0	0	0	1							
Garry Maddox, R OBP: 0.300, SLG: 0.383 Tug McGraw, R OBP: 0.311, SLG: 0.318 (8, PH)					1-3			L4				2	0	0	0	0	1	0							
Ivan De Jesus, R OBP: 0.273, SLG: 0.290 Grey Gross, L OBP: 0.381, SLG: 0.365 (8, PH)			K		1-3			1B		5-3		2	0	0	0	0	1	0							
Marty Bystrom, R OBP: 0.300, SLG: 0.383 Joe Lefebvre, L OBP: 0.290, SLG: 0.241 Bob Dernier, R OBP: 0.297, SLG: 0.154 (1, 1)						4-3		HR		F8		1	0	0	0	0	1	0							
Inning Stats	R: 1 E: 0 K: 0 S: 4	H: 2 LOB: 0 BB: 0 P: 4	R: 0 E: 0 K: 1 S: 5	H: 0 LOB: 0 BB: 0 P: 5	R: 0 E: 0 K: 2 S: 7	H: 0 LOB: 0 BB: 0 P: 7	R: 0 E: 0 K: 0 S: 4	H: 1 LOB: 1 BB: 0 P: 4	R: 0 E: 0 K: 0 S: 3	H: 0 LOB: 0 BB: 0 P: 3	R: 0 E: 0 K: 1 S: 6	H: 1 LOB: 1 BB: 0 P: 6	R: 4 E: 1 K: 0 S: 7	H: 4 LOB: 0 BB: 0 P: 7	R: 0 E: 0 K: 1 S: 5	H: 0 LOB: 0 BB: 0 P: 5	R: 0 E: 0 K: 0 S: 4	H: 1 LOB: 3 BB: 2 P: 12	R: 1 E: 1 K: 0 S: 4	H: 2 LOB: 2 BB: 1 P: 8	1B: 6 2B: 3 3B: 0 HR: 2	SF: 0 SAC: 0 DP: 2 HBP: 0	WP: 1 PB: 0 SB: 0 CS: 2	PA: 45	
PITCHER	IP 7.0	WLS 7	BF 28	H 8	R 5	ER 5	SO 4	BB 0	IBB 0	HBP 0	BLK 0	WP 1	HR 2	S 36	P 36	ERA 6.43	WHIP 1.143								
Joaquin Andujar, R ERA: 3.56 (8, 1)	2.0		6	0	0	0	1	0	0	0	0	0	0	8	8	0.00	0.000								
Dave Vonohlen, L ERA: 3.26 (10, 1)	1.2	L	10	2	1	1	0	2	1	0	0	0	0	7	19	5.40	2.400								
Doug Bair, R ERA: 2.03 (11, 1)	0.0		1	1	0	0	0	0	0	0	0	0	0	1	1	∞	∞								

St. Louis Cardinals @ Philadelphia Phillies
Veterans Stadium, Philadelphia, PA
Thu Jun 09 1983, 7:05 PM EDT
Att: 27,764 - Unknown

AB 42
R 6
H 11
RBI 6
BB 3
SO 5
LOB 9

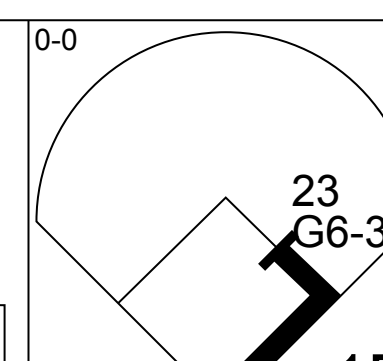
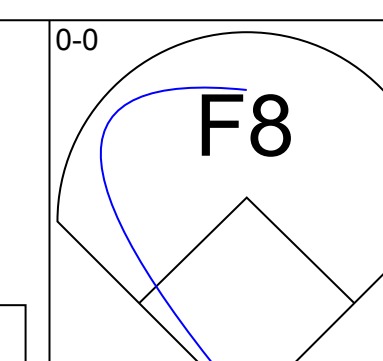
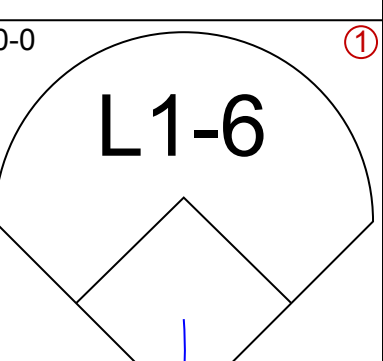
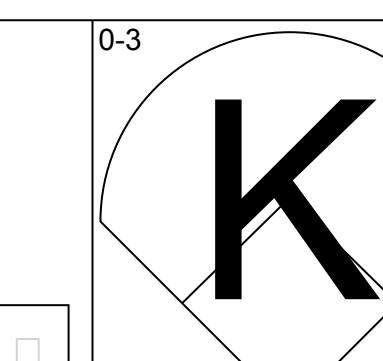
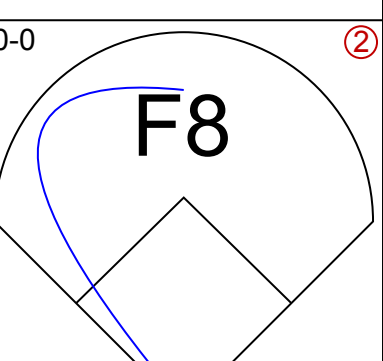
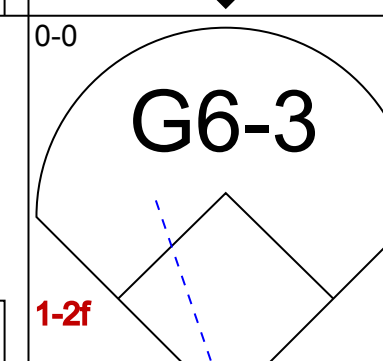
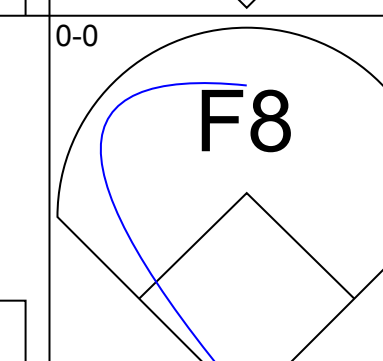
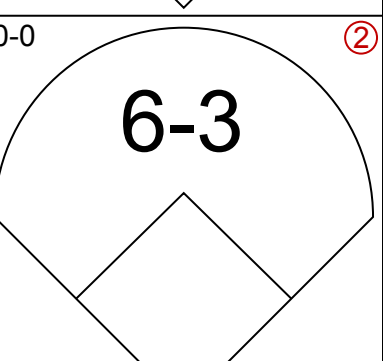
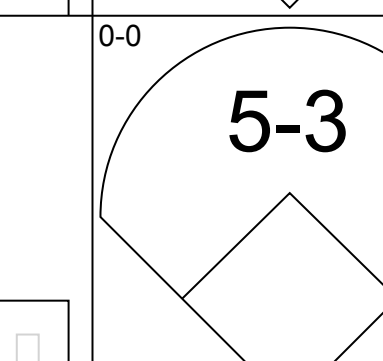
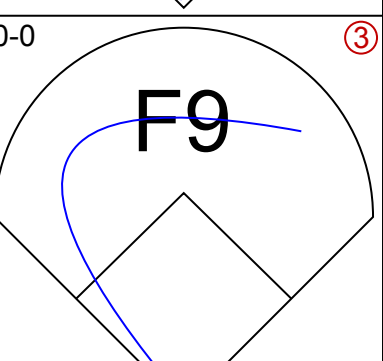
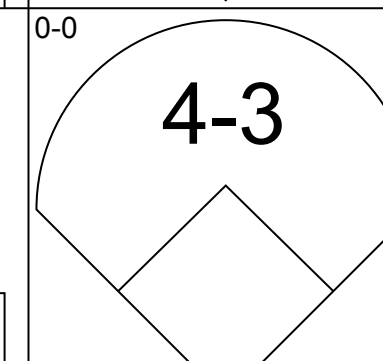
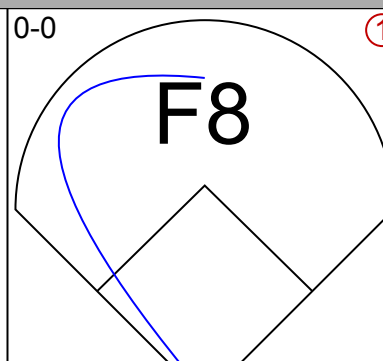
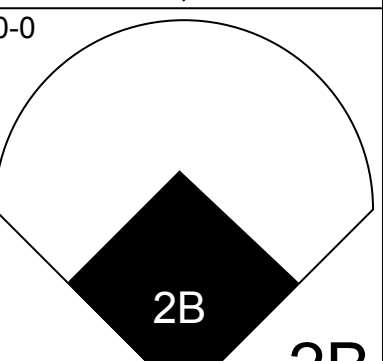
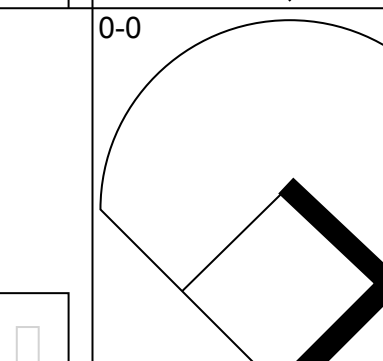
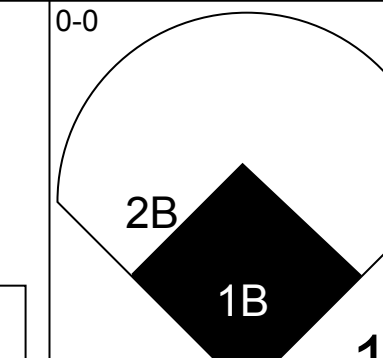
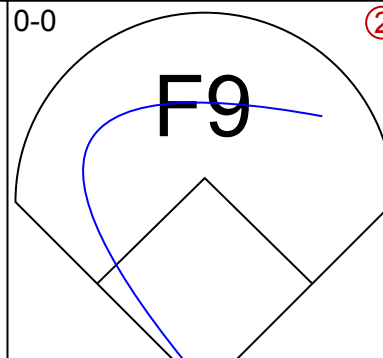
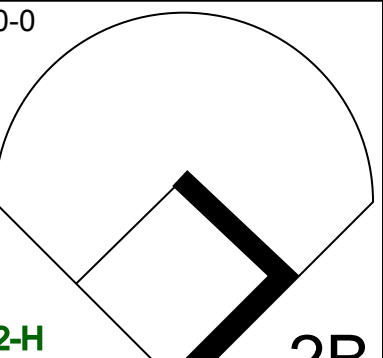
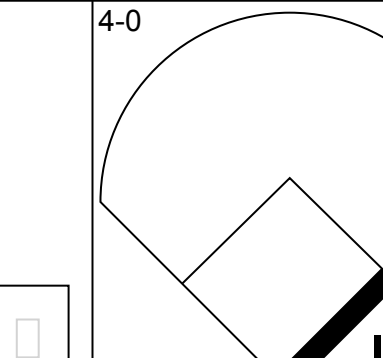
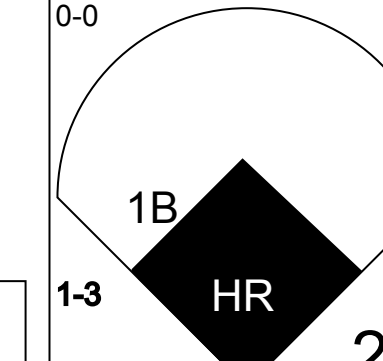
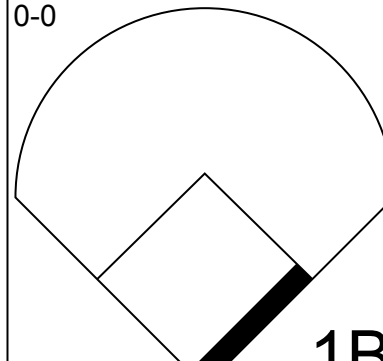
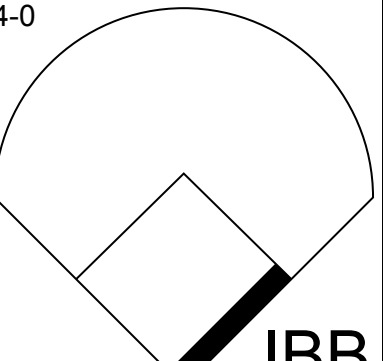
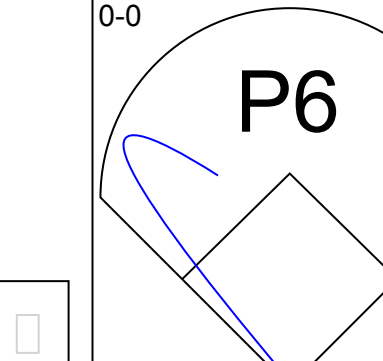
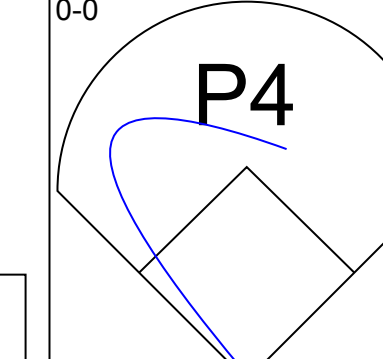
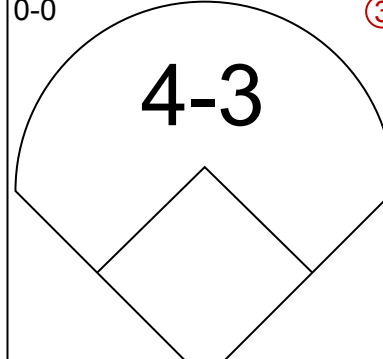
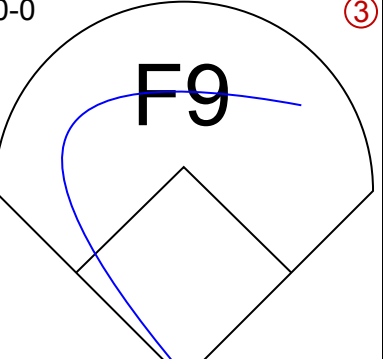
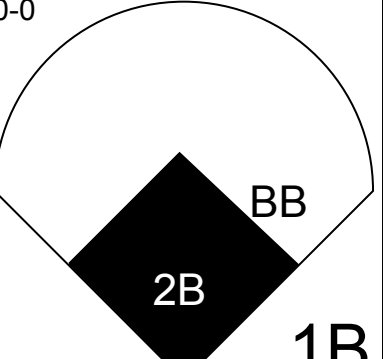
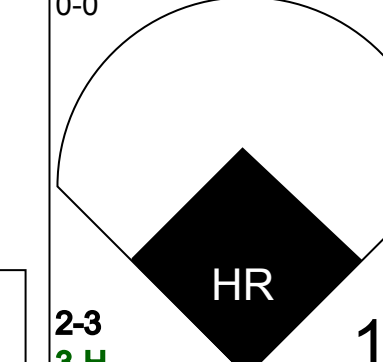
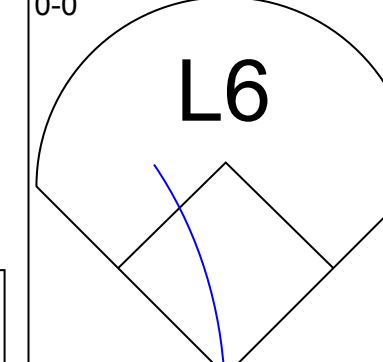
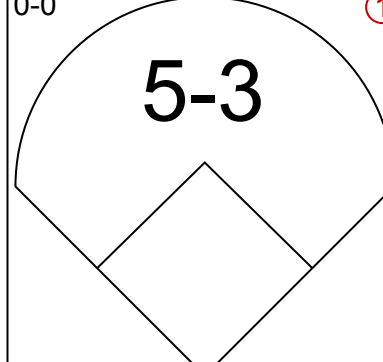
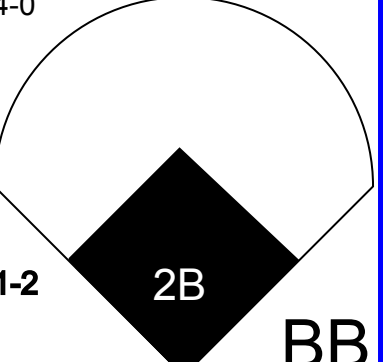
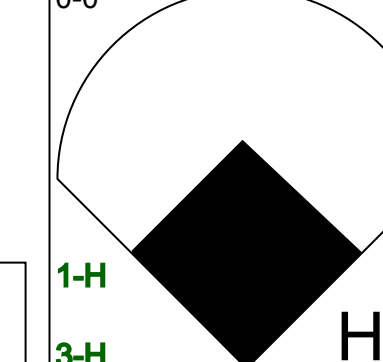
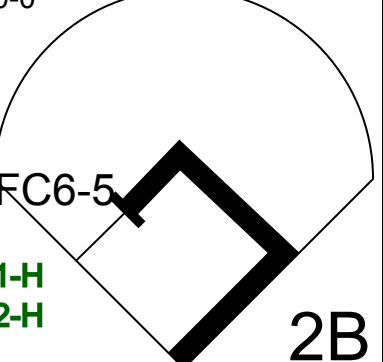
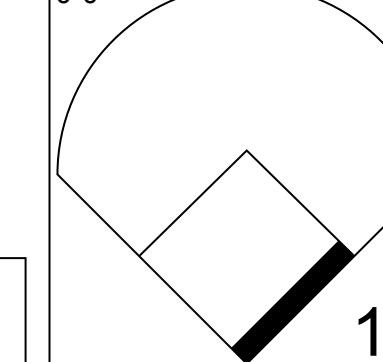
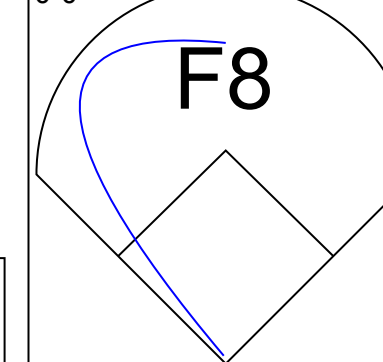
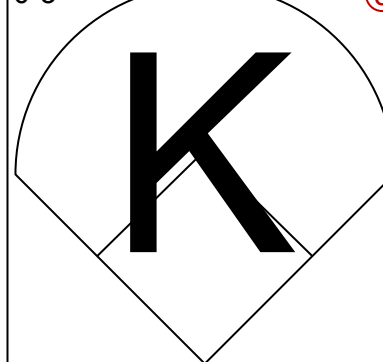
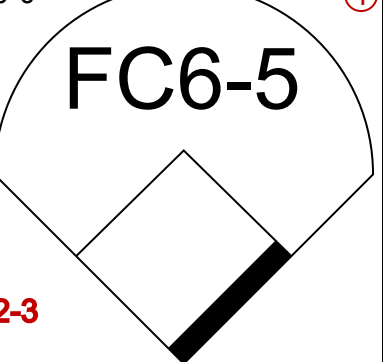
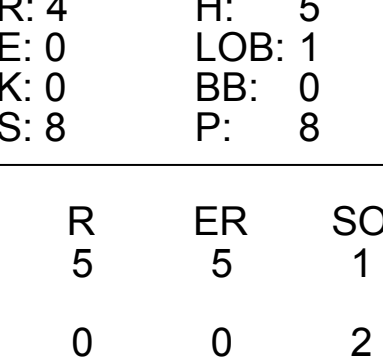
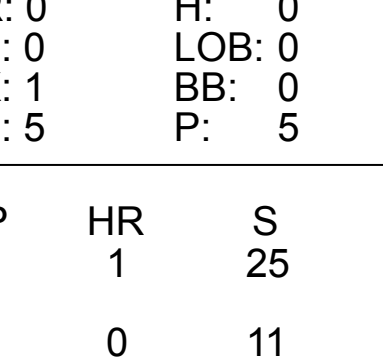
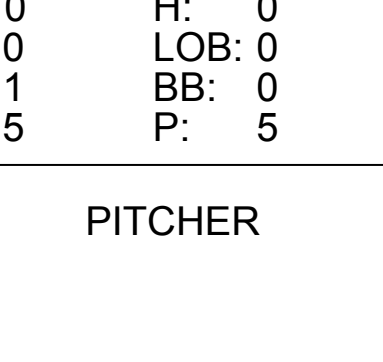
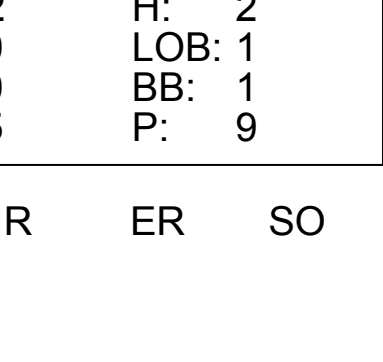


Batter	1	2	3	4	5	6	7	8	9	AB	R	H	RBI	BB	SO	LOB	TOP				
Tom Herr, S OBP: 0.379, SLG: 0.342 (1, 4)										4	0	0	0	0	1	1					
Ken Oberkfell, L OBP: 0.384, SLG: 0.387 (1, 5)										4	0	0	0	0	0	0					
Lonnie Smith, R OBP: 0.370, SLG: 0.429 (1, 7)										4	0	2	0	0	0	0					
Keith Hernandez, L OBP: 0.336, SLG: 0.422 (1, 3)										4	0	0	0	0	0	2					
George Hendrick, R OBP: 0.381, SLG: 0.552 (1, 9)										3	0	0	0	0	1	0					
Willie McGee, S OBP: 0.393, SLG: 0.441 (1, 8)										3	0	2	0	0	1	0					
Darrell Porter, L OBP: 0.384, SLG: 0.500 (1, 2)										2	0	0	0	1	0	2					
Ozzie Smith, S OBP: 0.271, SLG: 0.262 (1, 6)										3	0	0	0	0	0	3					
John Stuper, R OBP: 0.250, SLG: 0.217 (1, 1)										0	0	0	0	0	0	0					
Steve Braun, L OBP: 0.474, SLG: 0.286 (6, PH)										1	0	0	0	0	0	0					
Jim Kaat, L (6, PH)										0	0	0	0	0	0	0					
Dane Iorg, L OBP: 0.345, SLG: 0.391 (8, PH)										1	0	0	0	0	1	1					
Kevin Hagen, R (8, 1)										0	0	0	0	0	0	0					
Inning Stats	R: 0 E: 0 K: 1 S: 5	H: 0 LOB: 0 BB: 0 P: 5	R: 0 E: 0 K: 1 S: 5	H: 0 LOB: 0 BB: 0 P: 5	R: 0 E: 0 K: 0 S: 3	H: 0 LOB: 1 BB: 1 P: 7	R: 0 E: 0 K: 0 S: 3	H: 1 LOB: 0 BB: 0 P: 3	R: 0 E: 0 K: 1 S: 6	H: 1 LOB: 1 BB: 0 P: 6	R: 0 E: 0 K: 0 S: 3	H: 0 LOB: 0 BB: 0 P: 3	R: 0 E: 0 K: 1 S: 6	H: 1 LOB: 1 BB: 0 P: 6	R: 0 E: 0 K: 0 S: 4	H: 1 LOB: 1 BB: 0 P: 4	R: 0 E: 0 K: 0 S: 4	H: 1 LOB: 1 BB: 0 P: 4	1B: 4 2B: 0 3B: 0 HR: 0	SF: 0 SAC: 1 DP: 0 HBP: 0	WP: 0 PA: 31 PB: 0 SB: 0 CS: 1
PITCHER Fergie Jenkins, R ERA: 3.91 (1, 1)	IP: 9.0 WLS: W BF: 31	H: 4 R: 0 ER: 0 SO: 4	BB: 1 IBB: 0 HBP: 0 BLK: 0	WP: 0 HR: 0 S: 38 P: 42	ERA: 0.00 WHIP: 0.556																

St. Louis Cardinals @ Chicago Cubs
Wrigley Field, Chicago, IL
Fri Jun 10 1983, 3:33 AM CDT
Att: 37,024 - Unknown - 64 F

AB 29
R 0
H 4
RBI 0
BB 1
SO 4
LOB 9



Batter	1	2	3	4	5	6	7	8	9	AB	R	H	RBI	BB	SO	LOB	BOTTOM													
Mel Hall, L OBP: 0.431, SLG: 0.420 (1, 8)										5	0	1	0	0	1	2														
23 Ryne Sandberg, R OBP: 0.302, SLG: 0.362 (1, 4)										5	0	0	0	0	0	3														
Bill Buckner, L OBP: 0.283, SLG: 0.414 (1, 3)										4	1	2	0	0	0	0														
Ron Cey, R OBP: 0.324, SLG: 0.395 (1, 5)										3	1	2	1	1	0	0														
Jay Johnstone, L OBP: 0.388, SLG: 0.526 (1, 7)										3	1	2	0	1	0	2														
Keith Moreland, R OBP: 0.328, SLG: 0.439 (1, 9)										4	1	1	0	0	0	5														
Larry Bowa, S OBP: 0.310, SLG: 0.361 (1, 6)										3	2	1	1	1	0	0														
Tom Verzyer, R OBP: 0.231, SLG: 0.269 (9, 6)										0	0	0	0	0	0	0														
Jody Davis, R OBP: 0.297, SLG: 0.450 (1, 2)										4	1	2	4	0	1	0														
Fergie Jenkins, R OBP: 0.231, SLG: 0.308 (1, 1)										4	0	1	0	0	1	1														
Inning Stats	R: 0 E: 0 K: 0 S: 3	H: 1 LOB: 0 BB: 0 P: 3	R: 4 E: 0 K: 0 S: 8	H: 5 LOB: 1 BB: 0 P: 8	R: 0 E: 0 K: 1 S: 5	H: 1 LOB: 1 BB: 0 P: 4	R: 0 E: 0 K: 1 S: 5	H: 0 LOB: 0 BB: 0 P: 5	R: 1 E: 0 K: 0 S: 5	H: 2 LOB: 2 BB: 1 P: 9	R: 0 E: 0 K: 1 S: 6	H: 0 LOB: 0 BB: 0 P: 5	R: 0 E: 0 K: 1 S: 6	H: 1 LOB: 2 BB: 1 P: 10	R: 2 E: 0 K: 0 S: 5	H: 2 LOB: 1 BB: 1 P: 9	R: 0 E: 0 K: 0 S: 4	H: 2 LOB: 1 BB: 1 P: 4	1B: 6 2B: 5 3B: 0 HR: 1	SF: 0 SAC: 0 DP: 1 HBP: 0	WP: 0 PA: 38 PB: 0 SB: 0 CS: 0									
PITCHER John Stuper, R ERA: 3.88 (1, 1)	IP: 5.0 WLS: L BF: 24	H: 9 R: 5 ER: 5 SO: 1	BB: 0 IBB: 1 HBP: 0 BLK: 0	WP: 0 HR: 1 S: 25 P: 29	ERA: 9.00 WHIP: 1.800																									
Jim Kaat, L ERA: 6.14 (6, 1)	2.0	8	1	0	0	2	0	1	0	0	0	11	15	0.00	0.500															
Kevin Hagen, R ERA: 13.5 (8, 1)	1.0	6	2	2	2	0	1	0	0	0	0	5	9	18.00	3.000															

St. Louis Cardinals @ Chicago Cubs
Wrigley Field, Chicago, IL
Fri Jun 10 1983, 3:33 AM CDT
Att: 37,024 - Unknown - 64 F

AB 35
R 7
H 12
RBI 6
BB 3
SO 3
LOB 13




Batter	1	2	3	4	5	6	7	8	9	10	AB	R	H	RBI	BB	SO	LOB				
Tom Herr, S OBP: 0.393, SLG: 0.369 (1, 4)	F8		HR 1B		1B 2B		1-6-3 1B		1B		5	2	4	0	0	0	0				
Ken Oberkfell, L OBP: 0.385, SLG: 0.393 (1, 5)			F8		1B		1-6-3 1-2		4-3		5	0	2	1	0	0	4				
Keith Hernandez, L OBP: 0.338, SLG: 0.418 (1, 3)	FC6-4 BB		F8		1B		G3			6-3	4	0	1	0	1	0	2				
George Hendrick, R OBP: 0.376, SLG: 0.559 (1, 9)	F7		HR		P4			K		K	5	1	1	2	0	2	4				
Willie McGee, S OBP: 0.397, SLG: 0.433 (1, 8)	FC6-4 1-2r		K		F8			5-3		BLK 1B	5	1	1	0	0	1	4				
David Green, R OBP: 0.308, SLG: 0.347 Bruce Sutter, R (8, 1)		E7 4-3 SH1 1B		6-3		F9		K		1B BB	4	1	1	0	0	1	0				
Jamie Quirk, L OBP: 0.333, SLG: 0.467 Kevin Hagen, R (10, 1)											0	0	0	0	0	0	0				
Joaquin Andujar, S OBP: 0.121, SLG: 0.121 (10, 1)											0	0	0	0	1	0	0				
Darrell Porter, L OBP: 0.379, SLG: 0.491 (1, 2)		4-3		4-3		4-3			K		5	0	1	1	0	1	1				
Ozzie Smith, S OBP: 0.286, SLG: 0.256 (1, 6)		SH1		5-3		G3			E5 4-3 S	F8	4	0	0	1	0	0	2				
John Martin, S OBP: 0.250, SLG: 0.333 Doug Bair, R (6, 1)						F2			4-3		2	0	0	0	0	0	0				
Steve Braun, L OBP: 0.450, SLG: 0.267 Dave Vonohlen, L (7, 1)											1	0	0	0	0	0	0				
Dane Iorg, L OBP: 0.339, SLG: 0.383 (8, 7)									1-3		1	0	0	0	0	0	1				
Inning Stats	R: 0 E: 0 K: 0 S: 4	H: 1 LOB: 2 BB: 1 P: 8	R: 1 E: 1 K: 1 S: 4	H: 1 LOB: 0 BB: 0 P: 4	R: 2 E: 0 K: 1 S: 7	H: 2 LOB: 0 BB: 0 P: 7	R: 0 E: 0 K: 0 S: 3	H: 0 LOB: 0 BB: 0 P: 3	R: 1 E: 0 K: 0 S: 6	H: 3 LOB: 2 BB: 0 P: 6	R: 0 E: 0 K: 0 S: 3	H: 1 LOB: 1 BB: 0 P: 4	R: 0 E: 0 K: 2 S: 7	H: 0 LOB: 0 BB: 0 P: 7	R: 0 E: 1 K: 1 S: 7	H: 1 LOB: 2 BB: 0 P: 7	R: 1 E: 0 K: 1 S: 7	H: 2 LOB: 2 BB: 1 P: 11	1B: 8 2B: 2 3B: 0 HR: 1	SF: 0 SAC: 1 DP: 0 HBP: 0	WP: 0 PA: 44
PITCHER	IP WLS BF H R ER SO BB IBB HBP BLK WP HR S P ERA WHIP																				
Craig Lefferts, L ERA: 2.68 Warren Brusstar, R ERA: 4.1 Dickie Noles, R ERA: 6.23 Bill Campbell, R ERA: 3.06 Lee Smith, R ERA: 1.72	(1, 1) 4.1 0.2 1.1 2.1 1.1 L	20 3 5 9 7	6 1 1 1 2	4 0 0 0 1	3 0 0 0 1	1 0 0 3 1	0 0 0 0 0	0 0 0 0 0	0 0 0 0 1	0 0 0 0 0	1 3 5 15 8	21 3 5 15 12	25 3 5 15 12	6.23 0.00 0.00 0.00 6.75	1.615 1.500 0.750 0.429 2.250						

TOP

St. Louis Cardinals @ Chicago Cubs
Wrigley Field, Chicago, IL

Sat Jun 11 1983, 3:33 AM CDT
Alt. 40,448 - Sunny - 76 F

AB 41
R 5
H 11
RBI 5
BB 2
SO 5
LOB 18




Batter	1	2	3	4	5	6	7	8	9	10	AB	R	H	RBI	BB	SO	LOB						
Mel Hall, L OBP: 0.413, SLG: 0.389 (1, 8)	23 1B BB	4-3			F8		K		F7		4	0	0	0	1	1	2						
23 Ryne Sandberg, R OBP: 0.304, SLG: 0.363 (1, 4)			L4		F7		1B		6-3		5	0	2	0	0	0	0						
Bill Buckner, L OBP: 0.261, SLG: 0.410 (1, 3)	F5		P4			F7	F9			G5-4-3 1B	5	0	1	0	0	0	3						
Ron Cey, R OBP: 0.321, SLG: 0.389 (1, 5)	K		F9			1B 1B	F9			G5-4-3 1-2r	5	1	1	0	0	1	4						
Keith Moreland, R OBP: 0.335, SLG: 0.446 (1, 9)	F8					1B FC6-4 1B			SH1-3 HBP	6-3	4	1	2	0	0	0	2						
Gary Woods, R OBP: 0.313, SLG: 0.373 Lee Smith, R (9, 1)		P3		P3		1B FC6-4 1B			SH1-3 1-2		3	0	1	1	0	0	1						
Larry Bowa, S OBP: 0.313, SLG: 0.360 (1, 6)						FC6-4 HR BB			P3		3	1	1	1	1	0	2						
Jody Davis, R OBP: 0.302, SLG: 0.471 (1, 2)					G6-4-3 1-2r				K		4	1	2	2	0	1	3						
Craig Lefferts, L ERA: 3.96 Warren Brusstar, R ERA: 2.33 Tom Wenzler, R OBP: 0.322, SLG: 0.229 Dickie Noles, R ERA: 0.59 Bill Campbell, R ERA: 3.13 Scott Thompson, L ERA: 2.82 (9, 7)	(1, 1) 5.2 0.1 1.1 1.2 0.0	25 2 6 5 1	7 1 1 0 1	3 1 0 0 0	2 0 0 1 0	2 0 0 0 0	0 0 0 0 0	0 0 0 0 0	0 0 0 0 0	0 0 0 0 0	27 2 7 7 1	35 2 8 7 1	35 2 8 7 1	4.76 27.00 0.00 0.00 ∞	1.588 3.000 0.750 0.000 ∞								
Inning Stats	R: 0 E: 0 K: 1 S: 6	H: 1 LOB: 2 BB: 1 P: 10	R: 0 E: 0 K: 1 S: 7	H: 2 LOB: 2 BB: 0 P: 7	R: 0 E: 0 K: 0 S: 3	H: 0 LOB: 0 BB: 0 P: 3	R: 0 E: 0 K: 0 S: 3	H: 1 LOB: 1 BB: 1 P: 7	R: 0 E: 0 K: 0 S: 3	H: 0 LOB: 0 BB: 0 P: 3	R: 4 E: 0 K: 0 S: 7	H: 4 LOB: 0 BB: 0 P: 7	R: 0 E: 0 K: 1 S: 6	H: 1 LOB: 1 BB: 0 P: 6	R: 0 E: 0 K: 1 S: 5	H: 0 LOB: 1 BB: 0 P: 6	R: 0 E: 0 K: 0 S: 3	H: 0 LOB: 0 BB: 0 P: 3	R: 0 E: 0 K: 0 S: 3	H: 1 LOB: 0 BB: 0 P: 3	1B: 8 2B: 1 3B: 0 HR: 1	SF: 0 SAC: 1 DP: 2 HBP: 1	WP: 0 PA: 41
PITCHER	IP WLS BF H R ER SO BB IBB HBP BLK WP HR S P ERA WHIP																						
John Martin, L ERA: 3.96 Doug Bair, R ERA: 2.33 Dave Vonohlen, L ERA: 0.59 Bruce Sutter, R ERA: 3.13 Kevin Hagen, R ERA: 13.5	(1, 1) 5.2 0.1 1.1 1.2 0.0	25 2 6 5 1	7 1 1 0 1	3 1 0 0 0	2 0 0 1 0	2 0 0 0 0	0 0 0 0 0	0 0 0 0 0	0 0 0 0 0	0 0 0 0 0	27 2 7 7 1	35 2 8 7 1	35 2 8 7 1	4.76 27.00 0.00 0.00 ∞	1.588 3.000 0.750 0.000 ∞								

BOTTOM

St. Louis Cardinals @ Chicago Cubs
Wrigley Field, Chicago, IL

Sat Jun 11 1983, 3:33 AM CDT
Alt. 40,448 - Sunny - 76 F

AB 37
R 4
H 10
RBI 4
BB 2
SO 4
LOB 19



Batter	1	2	3	4	5	6	7	8	9	AB	R	H	RBI	BB	SO	LOB	TOP																			
Tom Herr, S OBP: 0.389, SLG: 0.365 Jim Kaat, L (7, 1)	FC4-6 1B		4-3		G4-6-3		4-3			4	0	1	0	0	0	3																				
Ken Oberkfell, L OBP: 0.387, SLG: 0.392	K					L7		2B 1B BB		3	1	1	0	1	1	1																				
Willie McGee, S OBP: 0.384, SLG: 0.435	FC4-6 1B		CS	3-1		L3		1-3 1B 2B		4	1	1	0	0	0	1																				
Keith Hernandez, L OBP: 0.345, SLG: 0.422				4-3 BB		E6		G4-6-3 1B		3	0	2	2	1	0	0																				
Darrell Porter, L OBP: 0.371, SLG: 0.479	4-3			4-3		6-3		G4-6-3 1B		4	0	0	0	0	0	5																				
Dane Iorg, L OBP: 0.333, SLG: 0.392		4-3		4-3			E8 6-3 2B	4-3		4	1	1	0	0	0	1																				
David Green, R OBP: 0.296, SLG: 0.333		5-3			5-3		6-3		K	4	0	0	1	0	1	0																				
Ozzie Smith, S OBP: 0.267, SLG: 0.254 Rafael Santana, R OBP: 0.500, SLG: 0.333 Jamie Quirk, L OBP: 0.324, SLG: 0.452	4-3					BB BB	G3		K	2	0	0	0	1	0	0																				
Bob Forsch, R OBP: 0.231, SLG: 0.292 Steve Braun, L OBP: 0.476, SLG: 0.267 Kevin Hagen, R (7, PH) Mike Ramsey, S OBP: 0.327, SLG: 0.344 (7, 6)			5-3					4-3		1	0	0	0	0	0	0																				
Inning Stats	R: 0 E: 0 K: 1 S: 7	H: 2 LOB: 2 BB: 0 P: 7	R: 0 E: 0 K: 0 S: 3	H: 0 LOB: 0 BB: 0 P: 3	R: 0 E: 0 K: 0 S: 3	H: 1 LOB: 0 BB: 0 P: 3	R: 0 E: 0 K: 0 S: 3	H: 0 LOB: 1 BB: 1 P: 7	R: 0 E: 0 K: 0 S: 2	H: 0 LOB: 1 BB: 2 P: 10	R: 0 E: 1 K: 0 S: 4	H: 0 LOB: 1 BB: 0 P: 4	R: 1 E: 1 K: 0 S: 5	H: 2 LOB: 1 BB: 0 P: 5	R: 2 E: 0 K: 0 S: 4	H: 2 LOB: 0 BB: 1 P: 8	R: 0 E: 0 K: 2 S: 7	H: 0 LOB: 0 BB: 0 P: 7	1B: 5 2B: 2 3B: 0 HR: 0	SF: 0 SAC: 0 DP: 2 HBP: 0	WP: 0 PB: 0 SB: 0 CS: 1	PA: 37														
PITCHER	IP WLS BF H R ER SO BB IBB HBP BLK WP HR S P ERA WHIP	IP WLS BF H R ER SO BB IBB HBP BLK WP HR S P ERA WHIP																																		
Chuck Rainey, R ERA: 3.51	7.0	W	28	5	1	1	1	3	0	0	0	0	0	0	27	39	1.29	1.143																		
Bill Campbell, R ERA: 3.4	0.0		3	2	2	2	0	1	0	0	0	0	0	0	2	6	∞	∞																		
Lee Smith, R ERA: 1.62	2.0	S	5	0	0	0	2	0	0	0	0	0	0	0	9	9	0.00	0.000																		

St. Louis Cardinals @ Chicago Cubs
Wrigley Field, Chicago, IL
Sun Jun 12 1983, 3:33 AM CDT
Att: 38,635 - Sunny - 87 F

AB 32
R 3
H 7
RBI 3
BB 4
SO 3
LOB 11



Batter	1	2	3	4	5	6	7	8	9	AB	R	H	RBI	BB	SO	LOB	BOTTOM																			
Mel Hall, L OBP: 0.418, SLG: 0.414	K		23 5-3 1B		23 6-3 2B		6-3			4	0	2	0	0	1	1																				
23 Ryne Sandberg, R OBP: 0.299, SLG: 0.356	P6		5-3		6-3		F9			4	0	0	0	0	0	3																				
Bill Buckner, L OBP: 0.280, SLG: 0.404	F9			F9 HR 1B HBP	5-3		F8			3	1	0	0	0	0	1																				
Ron Cey, R OBP: 0.319, SLG: 0.387		F7		BB HR 1B	K		P5			4	1	1	0	0	1	1																				
Jay Johnstone, L OBP: 0.386, SLG: 0.517 Gary Woods, R OBP: 0.310, SLG: 0.368		HR 1B		F9		F9		K		3	1	1	0	0	0	2																				
Keith Moreland, R OBP: 0.335, SLG: 0.460		HR		K		4-3				3	1	1	2	0	1	2																				
Larry Bowa, S OBP: 0.314, SLG: 0.356		G3		HR BB		F7				2	1	0	0	1	0	0																				
Jody Davis, R OBP: 0.308, SLG: 0.500		3-1		HR			6-3 2B			3	1	2	4	0	0	0																				
Chuck Rainey, R OBP: 0.208, SLG: 0.136 Jerry Morales, R OBP: 0.149, SLG: 0.174 Bill Campbell, R Lee Smith, R			4-3		6-3		F7			2	0	0	0	0	0	0																				
Inning Stats	R: 0 E: 0 K: 1 S: 5	H: 0 LOB: 0 BB: 0 P: 5	R: 2 E: 0 K: 0 S: 5	H: 2 LOB: 0 BB: 0 P: 5	R: 0 E: 0 K: 0 S: 3	H: 1 LOB: 0 BB: 0 P: 3	R: 4 E: 0 K: 1 S: 7	H: 2 LOB: 0 BB: 1 P: 12	R: 0 E: 0 K: 1 S: 6	H: 1 LOB: 1 BB: 0 P: 6	R: 0 E: 0 K: 0 S: 3	H: 0 LOB: 0 BB: 0 P: 3	R: 0 E: 0 K: 0 S: 4	H: 1 LOB: 1 BB: 0 P: 4	R: 0 E: 0 K: 1 S: 5	H: 0 LOB: 0 BB: 0 P: 5	1B: 3 2B: 2 3B: 0 HR: 2	SF: 0 SAC: 0 DP: 0 HBP: 1	WP: 0 PB: 0 SB: 0 CS: 0	PA: 32																
PITCHER	IP WLS BF H R ER SO BB IBB HBP BLK WP HR S P ERA WHIP	IP WLS BF H R ER SO BB IBB HBP BLK WP HR S P ERA WHIP																																		
Bob Forsch, R ERA: 4.0	4.0	L	18	5	6	6	2	1	0	1	0	0	0	0	20	25	13.50	1.500																		
Kevin Hagen, R ERA: 5.4	2.0		7	1	0	0	1	0	0	0	0	0	0	9	9	0.00	0.500																			
Jim Kaat, L ERA: 5.4	2.0		7	1	0	0	1	0	0	0	0	0	0	9	9	0.00	0.500																			

St. Louis Cardinals @ Chicago Cubs
Wrigley Field, Chicago, IL
Sun Jun 12 1983, 3:33 AM CDT
Att: 38,635 - Sunny - 87 F

AB 30
R 6
H 7
RBI 6
BB 1
SO 4
LOB 11



Batter	1	2	3	4	5	6	7	8	9	AB	R	H	RBI	BB	SO	LOB	TOP				
Joe Morgan, L (1.4) OBP: 0.392, SLG: 0.366	K		G4-6-3	P4			4-3	FC8-6		5	0	0	1	0	1	5	Philadelphia Phillies @ St. Louis Cardinals Busch Stadium, St. Louis, MO Mon Jun 13 1983, 7:05 PM CDT Att: 32,686 - Unknown				
Gary Matthews, R (1.7) Kiko Garcia, R (8.5) OBP: 0.332, SLG: 0.356 OBP: 0.353, SLG: 0.375	K			F8	F3		K	5-3		5	0	0	0	0	2	1					
Mike Schmidt, R (1.5) Greg Gross, L (8.7) OBP: 0.393, SLG: 0.497 OBP: 0.379, SLG: 0.352	K			K2-3	F9			4-3		3	0	0	0	1	2	0					
Tony Perez, R (1.3) Willie Hernandez, L (7.1) OBP: 0.331, SLG: 0.455 OBP: 0.600, SLG: 0.600		6-3								3	1	1	0	1	1	2					
Bo Diaz, R (1.2) OBP: 0.302, SLG: 0.364		E9								1	0	1	0	0	0	0					
Von Hayes, L (1.9) OBP: 0.294, SLG: 0.330		G3								5	2	4	0	0	0	1					
Bob Demier, R (1.8) OBP: 0.300, SLG: 0.250		F7								4	1	2	1	0	0	2					
Ivan De Jesus, R (1.6) OBP: 0.283, SLG: 0.289										3	1	1	1	1	0	0					
Marty Bystrom, R (1.1) Lary Milbourne, S (7, PH) Pete Rose, S (7.3) OBP: 0.417, SLG: 0.300 OBP: 0.271, SLG: 0.273 OBP: 0.320, SLG: 0.320										2	0	2	0	0	0	0					
Inning Stats	R: 0 E: 0 K: 3 S: 9	H: 0 LOB: 0 BB: 0 P: 9	R: 0 E: 1 K: 0 S: 4	H: 1 LOB: 1 BB: 0 P: 4	R: 0 E: 0 K: 0 S: 3	H: 1 LOB: 0 BB: 0 P: 3	R: 3 E: 0 K: 1 S: 10	H: 5 LOB: 3 BB: 1 P: 14	R: 0 E: 0 K: 0 S: 2	H: 0 LOB: 0 BB: 0 P: 3	R: 0 E: 0 K: 0 S: 8	H: 0 LOB: 2 BB: 1 P: 12	R: 3 E: 0 K: 1 S: 9	H: 4 LOB: 1 BB: 0 P: 9	R: 0 E: 0 K: 0 S: 4	H: 2 LOB: 1 BB: 0 P: 4		1B: 10 2B: 3 3B: 0 HR: 0	SF: 0 SAC: 0 DP: 2 HBP: 1	WP: 2 PB: 0 SB: 1 CS: 1	PA: 42
PITCHER	IP	WLS	BF	H	R	ER	SO	BB	IBB	HBP	BLK	WP	HR	S	P	ERA	WHIP				
Dave LaPoint, L (1.1) ERA: 3.02	6.2	L	30	7	3	3	5	1	2	1	0	1	0	36	49	4.05	1.200				
Doug Bair, R (7.1) ERA: 2.93	0.2		4	2	2	2	2	0	0	0	0	1	0	8	8	27.00	3.000				
Bruce Sutter, R (8.1) ERA: 3.32	0.2		4	2	1	1	0	0	0	0	0	0	0	4	4	13.50	3.000				
Dave Vonohien, L (9.1) ERA: 0.55	1.0		4	2	0	0	0	0	0	0	0	0	0	4	4	0.00	2.000				

Batter	1	2	3	4	5	6	7	8	9	AB	R	H	RBI	BB	SO	LOB	BOTTOM					
Tom Herr, S (1.4) OBP: 0.379, SLG: 0.354	6-3									4	0	0	0	0	1	3	Philadelphia Phillies @ St. Louis Cardinals Busch Stadium, St. Louis, MO Mon Jun 13 1983, 7:05 PM CDT Att: 32,686 - Unknown					
Ken Oberkfell, L (1.5) Bruce Sutter, R (8.1) Dave Vonohien, L (9.1) OBP: 0.384, SLG: 0.389 ERA: 2.93	4-3									4	1	1	0	0	0	1						
Keith Hernandez, L (1.3) OBP: 0.343, SLG: 0.419										4	0	1	0	0	0	1						
George Hendrick, R (1.9) OBP: 0.379, SLG: 0.560										3	1	2	1	0	0	0						
Willie McGee, S (1.8) OBP: 0.375, SLG: 0.424	K									4	0	0	0	0	1	3						
Darrell Porter, L (1.2) OBP: 0.366, SLG: 0.473										4	0	1	0	0	1	0						
Dane Iorg, L (1.7) Doug Bair, R (7.1) Mike Ramsey, S (8.5) OBP: 0.333, SLG: 0.407 OBP: 0.324, SLG: 0.341										3	0	1	1	0	1	0						
Ozzie Smith, S (1.6) OBP: 0.267, SLG: 0.254										4	0	1	0	0	1	0						
Dave LaPoint, L (1.1) David Green, R (7.7) OBP: 0.172, SLG: 0.111 OBP: 0.303, SLG: 0.340										1	0	0	0	1	0	0						
Inning Stats	R: 0 E: 0 K: 1 S: 7	H: 2 LOB: 2 BB: 0 P: 7	R: 0 E: 0 K: 2 S: 8	H: 1 LOB: 2 BB: 1 P: 12	R: 1 E: 0 K: 0 S: 4	H: 1 LOB: 0 BB: 0 P: 4	R: 0 E: 0 K: 0 S: 3	H: 0 LOB: 0 BB: 0 P: 3	R: 0 E: 0 K: 1 S: 5	H: 0 LOB: 0 BB: 0 P: 5	R: 1 E: 0 K: 0 S: 5	H: 3 LOB: 2 BB: 0 P: 5	R: 0 E: 0 K: 1 S: 6	H: 1 LOB: 1 BB: 0 P: 6	R: 0 E: 0 K: 0 S: 3	H: 0 LOB: 0 BB: 0 P: 3		R: 0 E: 0 K: 0 S: 3	H: 0 LOB: 0 BB: 0 P: 3	1B: 7 2B: 1 3B: 0 HR: 0	SF: 1 SAC: 0 DP: 0 HBP: 0	WP: 0 PB: 0 SB: 2 CS: 0
PITCHER	IP	WLS	BF	H	R	ER	SO	BB	IBB	HBP	BLK	WP	HR	S	P	ERA	WHIP					
Marty Bystrom, R (1.1) ERA: 5.71	6.0	W	25	7	2	2	4	1	0	0	0	0	0	32	36	3.00	1.333					
Willie Hernandez, L (7.1) ERA: 2.08	3.0	S	10	1	0	0	1	0	0	0	0	0	0	12	12	0.00	0.333					



Batter	1	2	3	4	5	6	7	8	9	AB	R	H	RBI	BB	SO	LOB	TOP					
Joe Morgan, L OBP: 0.398, SLG: 0.385 (1,4)	F7	L4															4 1 2 0 1 0 1					
Von Hayes, L OBP: 0.301, SLG: 0.356 (1,9)			4-3														4 1 2 0 0 0 1					
Al Holland, R (7,1)																	0 0 0 0 0 0 0					
Bo Diaz, R OBP: 0.346, SLG: 0.368 (9,PH)	6-3																1 0 1 1 0 0 0					
Mike Schmidt, R OBP: 0.393, SLG: 0.492 Porfi Altamirano, R (9,1)	6-3																4 0 1 1 1 0 1					
Tony Perez, R OBP: 0.329, SLG: 0.449 (1,3)	K																0 0 0 0 0 0 0					
Gary Matthews, R OBP: 0.335, SLG: 0.356 (1,7)																	4 0 1 0 0 2 1					
Bob Demier, R OBP: 0.279, SLG: 0.231 Ron Reed, R (6,1)																	3 0 1 0 1 0 0					
Joe Lefebvre, L OBP: 0.346, SLG: 0.405 (7,9)																	3 1 0 0 0 1 3					
Ozzie Virgil, R OBP: 0.225, SLG: 0.424 Pete Rose, S OBP: 0.319, SLG: 0.319 (8,PH)																	0 0 0 0 0 0 0					
Ivan De Jesus, R OBP: 0.284, SLG: 0.290 Larry Milbourne, S OBP: 0.297, SLG: 0.268 (9,PH)																	1 0 1 0 0 0 0					
Charles Hudson, S OBP: 0.222, SLG: 0.222 Tug McGraw, R (6,1)																	3 1 1 1 0 1 3					
Greg Gross, L OBP: 0.368, SLG: 0.339 (7,8)																	1 0 0 0 0 0 0					
Inning Stats	R: 1 E: 0 K: 1 S: 6	H: 1 LOB: 0 BB: 0 P: 6	R: 2 E: 0 K: 0 S: 5	H: 2 LOB: 1 BB: 1 P: 9	R: 0 E: 0 K: 0 S: 3	H: 1 LOB: 0 BB: 0 P: 3	R: 0 E: 0 K: 0 S: 3	H: 0 LOB: 0 BB: 0 P: 3	R: 0 E: 0 K: 0 S: 4	H: 2 LOB: 2 BB: 0 P: 4	R: 0 E: 0 K: 2 S: 10	H: 3 LOB: 3 BB: 0 P: 10	R: 0 E: 0 K: 1 S: 4	H: 0 LOB: 1 BB: 2 P: 12	R: 0 E: 0 K: 1 S: 6	H: 1 LOB: 1 BB: 0 P: 6	R: 1 E: 1 K: 0 S: 5	H: 2 LOB: 1 BB: 0 P: 5	1B: 9 2B: 2 3B: 1 HR: 0	SF: 0 SAC: 0 DP: 1 HBP: 0	WP: 0 PB: 0 SB: 0 CS: 0	PA: 40
PITCHER	IP WLS BF H R ER SO BB IBB HBP BLK WP HR S P ERA WHIP																					
Joaquin Andujar, R ERA: 3.59 Bruce Sutter, R ERA: 3.29	(1,1) 8.2 37 11 4 4 5 2 1 0 0 0 0 0 2 2 4.15 1.500																					

Philadelphia Phillies @ St. Louis Cardinals
 Busch Stadium, St. Louis, MO
 Tue Jun 14 1983, 7:05 PM CDT
 Att: 28,813 - Unknown

AB	36
R	4
H	12
RBI	4
BB	3
SO	5
LOB	12



Batter	1	2	3	4	5	6	7	8	9	AB	R	H	RBI	BB	SO	LOB	BOTTOM					
Tom Herr, S OBP: 0.392, SLG: 0.373 (1,4)	K																4 3 3 0 1 1 0					
Ken Oberkfell, L OBP: 0.379, SLG: 0.383 Floyd Rayford, R (7,PH)																	3 0 0 0 0 1 2					
Keith Hernandez, L OBP: 0.352, SLG: 0.431 (1,3)																	1 0 0 0 0 0 2					
George Hendrick, R OBP: 0.384, SLG: 0.559 (1,9)																	3 1 2 2 2 0 0					
Willie McGee, S OBP: 0.372, SLG: 0.420 (1,8)																	4 0 2 2 1 2 1					
Darrell Porter, L OBP: 0.396, SLG: 0.465 (1,2)																	4 0 1 1 0 1 3					
Dane Iorg, L OBP: 0.323, SLG: 0.393 David Green, R OBP: 0.306, SLG: 0.343 (6,PH)																	3 0 0 0 1 0 3					
Ozzie Smith, S OBP: 0.266, SLG: 0.254 (1,6)																	2 0 0 0 0 0 1					
Joaquin Andujar, S OBP: 0.111, SLG: 0.111 Bruce Sutter, R (9,1)																	2 0 1 0 0 0 2					
Inning Stats	R: 0 E: 0 K: 2 S: 7	H: 0 LOB: 0 BB: 0 P: 7	R: 0 E: 0 K: 1 S: 5	H: 0 LOB: 1 BB: 1 P: 9	R: 0 E: 0 K: 0 S: 4	H: 1 LOB: 1 BB: 0 P: 4	R: 0 E: 0 K: 1 S: 5	H: 0 LOB: 1 BB: 1 P: 9	R: 0 E: 0 K: 1 S: 6	H: 0 LOB: 0 BB: 0 P: 5	R: 2 E: 0 K: 0 S: 6	H: 3 LOB: 2 BB: 1 P: 10	R: 2 E: 0 K: 1 S: 8	H: 3 LOB: 2 BB: 1 P: 12	R: 0 E: 0 K: 1 S: 6	H: 1 LOB: 1 BB: 0 P: 6	R: 1 E: 0 K: 0 S: 3	H: 2 LOB: 2 BB: 1 P: 7	1B: 8 2B: 1 3B: 1 HR: 0	SF: 0 SAC: 2 DP: 0 HBP: 0	WP: 0 PB: 0 SB: 2 CS: 0	PA: 40
PITCHER	IP WLS BF H R ER SO BB IBB HBP BLK WP HR S P ERA WHIP																					
Charles Hudson, R ERA: 2.92 Tug McGraw, L ERA: 2.65 Ron Reed, R ERA: 2.21 Al Holland, L ERA: 2.16 Porfi Altamirano, R ERA: 4.05	(1,1) 5.1 23 4 2 2 5 3 0 0 0 0 0 0 1 1 0.00 0.000																					

Philadelphia Phillies @ St. Louis Cardinals
 Busch Stadium, St. Louis, MO
 Tue Jun 14 1983, 7:05 PM CDT
 Att: 28,813 - Unknown

AB	33
R	5
H	10
RBI	5
BB	5
SO	7
LOB	16



Batter	1	2	3	4	5	6	7	8	9	AB	R	H	RBI	BB	SO	LOB	TOP										
Joe Morgan, L OBP: 0.392, SLG: 0.379 (1, 4)	F7	K		1B			F9		F8	5	0	1	0	0	1	1	Philadelphia Phillies @ St. Louis Cardinals Busch Stadium, St. Louis, MO Wed Jun 15 1983, 7:05 PM CDT Att: 37,368 - Unknown										
Von Hayes, L OBP: 0.314, SLG: 0.400 (1, 8)	1B	BB	1B	2B	4-3		HR		G3	4	3	2	2	1	0	0											
Mike Schmidt, R OBP: 0.393, SLG: 0.486 Bob Dernier, R OBP: 0.279, SLG: 0.231 (9, PR)	F9		K		6-3		1B	2B	BB	4	1	1	0	1	1	2											
Tony Perez, R OBP: 0.339, SLG: 0.453 Pete Rose, S OBP: 0.317, SLG: 0.317 (7, PR)	1B	BB	G3	1B	K		2B	1B	4-3	3	1	2	1	1	1	0											
Gary Matthews, R OBP: 0.338, SLG: 0.364 (1, 7)	1B	E	G3	1B	K		2B			4	0	2	2	0	1	1											
Bo Diaz, R OBP: 0.299, SLG: 0.360 (1, 2)	E5		F8		F9		6-3			4	0	0	0	0	0	5											
Joe Lefebvre, L OBP: 0.340, SLG: 0.391 (1, 9)	6-3			L6	4-3				CS	4	0	1	0	0	0	2											
Ivan De Jesus, R OBP: 0.283, SLG: 0.289 (1, 6)		6-3		F8			HR	1B	F8	4	1	1	0	0	0	1											
Steve Carlton, L OBP: 0.209, SLG: 0.286 Al Holland, R (8, 1)	4-3			1B			L8		L1	4	0	1	0	0	0	1											
Inning Stats	R: 2 E: 1 K: 0 S: 5	H: 1 LOB: 2 BB: 2 P: 13	R: 0 E: 0 K: 1 S: 5	H: 0 LOB: 0 BB: 0 P: 5	R: 1 E: 0 K: 1 S: 7	H: 2 LOB: 1 BB: 0 P: 7	R: 0 E: 0 K: 0 S: 4	H: 2 LOB: 2 BB: 0 P: 4	R: 0 E: 0 K: 1 S: 5	H: 0 LOB: 0 BB: 0 P: 5	R: 0 E: 0 K: 1 S: 7	H: 4 LOB: 3 BB: 1 P: 11	R: 0 E: 0 K: 0 S: 3	H: 1 LOB: 0 BB: 0 P: 3	R: 0 E: 0 K: 0 S: 4	H: 1 LOB: 2 BB: 0 P: 4		1B: 8 2B: 2 3B: 0 HR: 1	SF: 0 SAC: 0 DP: 0 HBP: 0	WP: 0 PB: 0 SB: 2 CS: 1	PA: 40						
PITCHER	IP	WLS	BF	H	R	ER	SO	BB	IBB	HBP	BLK	WP	HR	S	P	ERA	WHIP										
John Stuper, R ERA: 3.94 Doug Bair, R ERA: 2.89 Kevin Hagen, R ERA: 4.15 Bruce Sutter, R ERA: 3.2	(1, 1)	6.2	31	8	6	5	4	3	0	0	0	0	1	36	48	6.75	1.650										

Batter	1	2	3	4	5	6	7	8	9	AB	R	H	RBI	BB	SO	LOB	BOTTOM										
Ozzie Smith, S OBP: 0.269, SLG: 0.263 (1, 6)	4-3		K		4-3		5-3	1B		4	1	1	1	1	1	0	Philadelphia Phillies @ St. Louis Cardinals Busch Stadium, St. Louis, MO Wed Jun 15 1983, 7:05 PM CDT Att: 37,368 - Unknown										
David Green, R OBP: 0.310, SLG: 0.346 (1, 9)	K		5-3		4-3		FC5-4	1B	1B	5	0	2	2	0	1	0											
Willie McGee, S OBP: 0.370, SLG: 0.416 (1, 8)	1B		K		K		FC5-4	1B		4	0	1	0	0	2	1											
George Hendrick, R OBP: 0.391, SLG: 0.568 (1, 3)	1B			L7		2B		2B	4-3	4	2	3	0	0	0	0											
Floyd Rayford, R OBP: 0.400, SLG: 0.600 Ken Oberkfell, L OBP: 0.379, SLG: 0.383 (8, PR)	K			5-3		FC4-5	2B	1B	1B	4	0	2	1	0	1	2											
Tom Herr, S OBP: 0.389, SLG: 0.370 (1, 4)				1B		FC4-5		4-3		4	0	1	0	0	0	3											
Dane Iorg, L OBP: 0.333, SLG: 0.490 (1, 7)				F7		F8		4-3	1B	4	1	2	1	0	0	2											
Glenn Brummer, R OBP: 0.375, SLG: 0.409 (1, 2)				F9		K		4-3		3	1	0	1	1	1	3											
John Stuper, R OBP: 0.246, SLG: 0.208 Doug Bair, R OBP: 0.286, SLG: 0.286 Rafael Santana, R OBP: 0.286, SLG: 0.286 Kevin Hagen, R OBP: 0.286, SLG: 0.286 Darrell Porter, L OBP: 0.286, SLG: 0.286 Bruce Sutter, R (9, 1)				G3		SH1-4	3B	BB	1B	1	0	0	0	0	0	1											
Inning Stats	R: 0 E: 0 K: 2 S: 9	H: 2 LOB: 0 BB: 0 P: 9	R: 0 E: 0 K: 0 S: 4	H: 1 LOB: 0 BB: 0 P: 4	R: 0 E: 0 K: 2 S: 7	H: 0 LOB: 0 BB: 0 P: 7	R: 0 E: 0 K: 0 S: 4	H: 1 LOB: 1 BB: 0 P: 4	R: 2 E: 0 K: 1 S: 6	H: 1 LOB: 0 BB: 1 P: 10	R: 1 E: 0 K: 1 S: 7	H: 2 LOB: 1 BB: 0 P: 7	R: 0 E: 0 K: 1 S: 6	H: 1 LOB: 1 BB: 0 P: 6	R: 4 E: 0 K: 0 S: 7	H: 5 LOB: 2 BB: 1 P: 11		1B: 10 2B: 2 3B: 1 HR: 0	SF: 0 SAC: 1 DP: 0 HBP: 0	WP: 0 PB: 0 SB: 0 CS: 0	PA: 38						
PITCHER	IP	WLS	BF	H	R	ER	SO	BB	IBB	HBP	BLK	WP	HR	S	P	ERA	WHIP										
Steve Carlton, L ERA: 3.09 Al Holland, L ERA: 2.13	(1, 1)	7.2	36	12	7	7	7	1	0	0	0	0	0	49	53	8.22	1.696										



Batter	1	2	3	4	5	6	7	8	9	AB	R	H	RBI	BB	SO	LOB	TOP			
Mel Hall, L OBP: 0.407, SLG: 0.408 (1.8)	1-3		SF8 2B		4-3		L4			4	1	1	1	0	0	0				
23 Ryne Sandberg, R OBP: 0.305, SLG: 0.359 (1.4)	CS 1B		CS 1B		1B			5-3		4	0	3	0	0	0	0				
Bill Buckner, L OBP: 0.280, SLG: 0.407 (1.3)	L3		SF8		FC6-4 1B			P4		3	0	1	1	0	0	1				
Ron Cey, R OBP: 0.323, SLG: 0.378 (1.5)		K	CS	FC5 1B BB	FC6-4			5-3		3	0	0	0	1	1	2				
Jay Johnstone, L OBP: 0.402, SLG: 0.520 (1.7)				F9		F2			F7	4	0	1	0	0	0	1				
Keith Moreland, R OBP: 0.325, SLG: 0.446 (1.9)	F9			K		F8			K	4	0	0	0	0	2	2				
Larry Bowa, S OBP: 0.313, SLG: 0.353 (1.6)	L6					6-3			F8	4	0	1	0	0	0	1				
Jody Davis, R OBP: 0.296, SLG: 0.486 (1.2)			SH1-4 2B	FC5			L7			3	1	1	0	0	0	2				
Chuck Rainey, R Warren Brusstar, R Tom Grant, L Dickie Noles, R Jerry Morales, R Mike Proly, R			SH1-4		P6		F9			0	0	0	0	0	0	0				
Inning Stats	R: 0 E: 0 K: 0 S: 3	H: 1 LOB: 0 BB: 0 P: 3	R: 0 E: 0 K: 1 S: 6	H: 1 LOB: 1 BB: 0 P: 6	R: 2 E: 0 K: 0 S: 5	H: 3 LOB: 0 BB: 0 P: 5	R: 0 E: 0 K: 1 S: 6	H: 1 LOB: 2 BB: 0 P: 10	R: 0 E: 0 K: 0 S: 3	H: 0 LOB: 0 BB: 0 P: 3	R: 0 E: 0 K: 0 S: 3	H: 0 LOB: 0 BB: 0 P: 3	R: 0 E: 0 K: 1 S: 5	H: 0 LOB: 0 BB: 0 P: 5	R: 0 E: 0 K: 1 S: 5	H: 0 LOB: 0 BB: 0 P: 5	1B: 6 2B: 2 3B: 0 HR: 0	SF: 1 SAC: 1 DP: 0 HBP: 0	WP: 0 PB: 0 CS: 2	PA: 35
PITCHER Bob Forsch, R ERA: 3.8 (1.1)	IP: 9.0 WLS: W BF: 34 H: 8 R: 2 ER: 2 SO: 3 BB: 1 IBB: 0 HBP: 0 BLK: 0 WP: 0 HR: 0 S: 39 P: 43 ERA: 2.00 WHIP: 1.000																			

Chicago Cubs @ St. Louis Cardinals
Busch Stadium, St. Louis, MO

AB 31
R 2
H 8
RBI 2
BB 1
SO 3
LOB 9



WP: 0
PB: 0
CS: 2

Batter	1	2	3	4	5	6	7	8	9	AB	R	H	RBI	BB	SO	LOB	BOTTOM			
Tom Herr, S OBP: 0.389, SLG: 0.392 (1.4)	F8		4-3				F9 4-3 2B	L5		5	1	2	1	0	0	1				
Ken Oberkfell, L OBP: 0.381, SLG: 0.390 (1.5)	L3 1B			P4			F9			4	0	2	0	0	0	2				
Willie McGee, S OBP: 0.362, SLG: 0.407 (1.8)	L3		3-1		4-3		4-3			4	0	0	1	0	0	2				
George Hendrick, R OBP: 0.397, SLG: 0.577 (1.3)		S 2B 1B		1B 2B 2B		P4		1B		4	2	3	0	0	0	0				
Dane Iorg, L OBP: 0.342, SLG: 0.422 (1.7)		WP 1-H 2B		2B G3 1B			F7			4	1	2	1	0	0	1				
David Green, R OBP: 0.310, SLG: 0.346 (8.7)							4-3			0	0	0	0	0	0	0				
Andy Van Slyke, L OBP: 0.250, SLG: 0.500 (1.9)	K			G3 SH 2B			F8			4	1	1	1	0	1	1				
Darrell Porter, L OBP: 0.367, SLG: 0.463 (1.2)	F7			G3			G3			4	1	1	1	0	0	2				
Ozzie Smith, S OBP: 0.274, SLG: 0.273 (1.6)	3-1			SH SH1-4 3B						3	1	2	1	0	0	1				
Bob Forsch, R OBP: 0.207, SLG: 0.269 (1.1)			6-3	SH1-4		6-3		SF9		2	0	0	1	0	0	1				
Inning Stats	R: 0 E: 0 K: 0 S: 3	H: 1 LOB: 0 BB: 0 P: 3	R: 1 E: 0 K: 1 S: 7	H: 2 LOB: 1 BB: 0 P: 7	R: 0 E: 0 K: 0 S: 4	H: 1 LOB: 1 BB: 0 P: 4	R: 4 E: 1 K: 0 S: 8	H: 4 LOB: 1 BB: 0 P: 8	R: 0 E: 0 K: 0 S: 3	H: 0 LOB: 0 BB: 0 P: 3	R: 0 E: 0 K: 0 S: 4	H: 1 LOB: 1 BB: 0 P: 4	R: 1 E: 0 K: 0 S: 5	H: 2 LOB: 1 BB: 0 P: 5	R: 1 E: 0 K: 0 S: 5	H: 2 LOB: 1 BB: 0 P: 5	1B: 6 2B: 7 3B: 1 HR: 0	SF: 1 SAC: 2 DP: 1 HBP: 0	WP: 1 PB: 0 SB: 2 CS: 0	PA: 37
PITCHER Chuck Rainey, R Warren Brusstar, R Dickie Noles, R Mike Proly, R	IP: 3.2 WLS: L BF: 19 H: 5 R: 5 ER: 4 SO: 4 BB: 0 IBB: 0 HBP: 0 BLK: 0 WP: 0 HR: 0 S: 21 P: 21 ERA: 9.82 WHIP: 2.182																			

Chicago Cubs @ St. Louis Cardinals
Busch Stadium, St. Louis, MO

AB 34
R 7
H 13
RBI 7
BB 0
SO 1
LOB 11



WP: 1
PB: 0
SB: 2
CS: 0

Batter	1	2	3	4	5	6	7	8	9	AB	R	H	RBI	BB	SO	LOB	TOP									
Mel Hall, L OBP: 0.413, SLG: 0.451 (1, 8)	4-3		FC4-7-4-3			23 5-3		4-3		6	1	3	2	0	0	3	Chicago Cubs @ St. Louis Cardinals Busch Stadium, St. Louis, MO Sat Jun 18 1983, 7:05 PM CDT Att: 49,898 - Unknown									
23 Ryne Sandberg, R OBP: 0.310, SLG: 0.368 (1, 4)	K		2B			5-3		1B	F9	5	2	2	1	1	1	5										
Bill Buckner, L OBP: 0.290, SLG: 0.430 (1, 3)	HR		2B			4-3		1B		5	3	4	2	0	0	2										
Ron Cey, R OBP: 0.333, SLG: 0.393 Junior Kennedy, R OBP: 0.182, SLG: 0.150 (9, PR) (9, 5)	F9					1B				5	0	4	2	0	0	0										
Jay Johnstone, L OBP: 0.396, SLG: 0.506 Jerry Morales, R OBP: 0.163, SLG: 0.188 Tom Grant, L (9, 7)		P6	K			1B			1B	4	0	1	1	0	1	2										
Scott Thompson, L OBP: 0.222, SLG: 0.246 Gary Woods, R OBP: 0.307, SLG: 0.375 (5, PH) (5, 9)	6-3	6-3				1B			1B	2	0	0	0	0	0	1										
Larry Bowa, S OBP: 0.312, SLG: 0.351 Tom Verzyer, R OBP: 0.212, SLG: 0.242 (8, 6)	4-3					P4			F8	4	0	1	0	0	0	2										
Steve Lake, R OBP: 0.425, SLG: 0.615 (1, 2)			6-3			1B			1B	4	1	3	1	0	0	0										
Steve Trout, L OBP: 0.226, SLG: 0.226 (1, 1)			HR			SH5-3			K	4	1	1	0	0	3	5										
Inning Stats	R: 1 E: 0 K: 1 S: 6	H: 1 LOB: 0 BB: 0 P: 6	R: 0 E: 0 K: 0 S: 3	H: 0 LOB: 0 BB: 0 P: 3	R: 4 E: 0 K: 1 S: 9	H: 4 LOB: 1 BB: 1 P: 13	R: 0 E: 0 K: 1 S: 5	H: 1 LOB: 1 BB: 0 P: 6	R: 2 E: 0 K: 0 S: 6	H: 4 LOB: 1 BB: 0 P: 6	R: 0 E: 0 K: 0 S: 5	H: 2 LOB: 2 BB: 0 P: 5	R: 0 E: 0 K: 0 S: 4	H: 1 LOB: 1 BB: 0 P: 4	R: 1 E: 0 K: 1 S: 7	H: 3 LOB: 2 BB: 0 P: 7		R: 2 E: 1 K: 1 S: 10	H: 4 LOB: 3 BB: 0 P: 10	1B: 14 2B: 3 3B: 2 HR: 2	SF: 0 SAC: 1 DP: 2 HBP: 1	WP: 0 PB: 0 SB: 0 CS: 0	PA: 47			
PITCHER	IP	WLS	BF	H	R	ER	SO	BB	IBB	HBP	BLK	WP	HR	S	P	ERA		WHIP								
Joaquin Andujar, R ERA: 3.93 John Martin, L ERA: 4.24 Jim Kaat, L ERA: 4.58 Dave Vonohlen, L ERA: 1.47	2.1	L	13	5	5	5	1	1	0	0	0	0	2	14	18	19.29		2.571								

Batter	1	2	3	4	5	6	7	8	9	AB	R	H	RBI	BB	SO	LOB	BOTTOM									
Tom Herr, S OBP: 0.386, SLG: 0.388 (1, 4)	1-3							F8		4	0	1	0	0	0	3	Chicago Cubs @ St. Louis Cardinals Busch Stadium, St. Louis, MO Sat Jun 18 1983, 7:05 PM CDT Att: 49,898 - Unknown									
Ken Oberkfell, L OBP: 0.375, SLG: 0.383 (1, 5)	6-3		F9			4-3		F7		4	0	0	0	0	0	3										
Willie McGee, S OBP: 0.354, SLG: 0.398 (1, 8)	K					1-3			6-3	4	0	0	0	0	1	0										
George Hendrick, R OBP: 0.392, SLG: 0.569 Dave Vonohlen, L (8, 1) Floyd Rayford, R OBP: 0.500, SLG: 1.167 (9, PH)	6-3					P5			HR	3	0	0	0	0	0	0										
Darrell Porter, L OBP: 0.364, SLG: 0.458 (1, 2)	L7					4-3			K	2	0	0	0	0	0	0										
David Green, R OBP: 0.308, SLG: 0.342 (1, 7)	K					F9			1B	4	0	1	0	0	1	0										
Andy Van Slyke, L OBP: 0.250, SLG: 0.286 (1, 9)			F3			L7			K	3	0	0	0	1	1	1										
Ozzie Smith, S OBP: 0.280, SLG: 0.276 Rafael Santana, R OBP: 0.400, SLG: 0.250 (7, 6)			1B			1B		L7		1	0	1	0	1	0	0										
Joaquin Andujar, S OBP: 0.111, SLG: 0.111 John Martin, S OBP: 0.221, SLG: 0.308 Jim Kaat, L (5, 1) Glenn Brummer, R OBP: 0.346, SLG: 0.391 Dane Iorg, L OBP: 0.533, SLG: 0.498 (7, PH) (8, 3)			4-1			F9			BB	0	0	0	0	0	0	0										
Inning Stats	R: 0 E: 0 K: 1 S: 5	H: 0 LOB: 0 BB: 0 P: 5	R: 0 E: 0 K: 1 S: 5	H: 0 LOB: 0 BB: 0 P: 5	R: 0 E: 0 K: 0 S: 4	H: 1 LOB: 2 BB: 1 P: 8	R: 0 E: 0 K: 0 S: 3	H: 0 LOB: 0 BB: 0 P: 3	R: 0 E: 0 K: 0 S: 3	H: 0 LOB: 0 BB: 0 P: 3	R: 0 E: 0 K: 0 S: 3	H: 0 LOB: 1 BB: 1 P: 7	R: 1 E: 0 K: 2 S: 9	H: 2 LOB: 1 BB: 0 P: 9	1B: 3 2B: 0 3B: 0 HR: 1	SF: 0 SAC: 0 DP: 0 HBP: 0		WP: 0 PB: 0 SB: 0 CS: 0	PA: 34							
PITCHER	IP	WLS	BF	H	R	ER	SO	BB	IBB	HBP	BLK	WP	HR	S	P	ERA		WHIP								
Steve Trout, L ERA: 3.72	9.0	W	34	4	1	1	4	3	0	0	0	0	1	39	51	1.00		0.778								



Batter	1	2	3	4	5	6	7	8	9	AB	R	H	RBI	BB	SO	LOB	TOP				
Gary Woods, R OBP: 0.312, SLG: 0.376	0-0 6-3	0-0 23 2B		0-0 F7		0-0 L7			0-0 23 S	5	1	2	2	0	0	0					
23 Ryne Sandberg, R OBP: 0.312, SLG: 0.371	0-3 K	0-0 2B		0-0 F9			0-0 P6		4-0 G6-3 BB	4	0	1	2	1	1	0					
Bill Buckner, L OBP: 0.292, SLG: 0.431	0-0 2B	0-0 BB			0-0 1-3		0-3 K		0-0 G6-3	4	0	1	0	1	1	2					
Ron Cey, R OBP: 0.328, SLG: 0.385	0-3 K	0-0 L7			0-0 F8		0-0 5-3			4	0	0	0	0	1	3					
Keith Moreland, R OBP: 0.336, SLG: 0.451		0-0 1B BB		0-0 FC6-4				0-0 E5 FC6-4		4	1	3	0	0	0	0					
Jerry Morales, R OBP: 0.189, SLG: 0.196		4-0 1B BB		0-0 FC6-4				0-0 P4		3	1	1	0	1	0	2					
Larry Bowa, S OBP: 0.311, SLG: 0.349		0-0 1B 23 2B		0-0 F8			0-0 F9		0-0 FC6-4 FC4	4	1	1	0	0	0	4					
Jody Davis, R OBP: 0.290, SLG: 0.475	0-3 K	0-0 P4				0-0 6-3			0-0 FC4	4	0	0	0	0	1	5					
Dick Ruthven, R OBP: 0.192, SLG: 0.200	0-3 K			0-3 K					0-0 4-3	4	0	0	0	0	3	3					
Inning Stats	R: 0 E: 0 K: 2 S: 8	H: 1 LOB: 1 BB: 0 P: 8	R: 4 E: 0 K: 2 S: 11	H: 4 LOB: 2 BB: 2 P: 19	R: 0 E: 0 K: 0 S: 4	H: 1 LOB: 1 BB: 0 P: 4	R: 0 E: 0 K: 1 S: 5	H: 0 LOB: 0 BB: 0 P: 5	R: 0 E: 0 K: 0 S: 5	H: 0 LOB: 0 BB: 0 P: 5	R: 0 E: 0 K: 1 S: 5	H: 0 LOB: 0 BB: 0 P: 5	R: 0 E: 1 K: 0 S: 4	H: 0 LOB: 1 BB: 0 P: 4	R: 0 E: 0 K: 0 S: 3	H: 1 LOB: 1 BB: 1 P: 7	1B: 7 2B: 2 3B: 0 HR: 0	SF: 0 SAC: 0 DP: 1 HBP: 0	WP: 0 PB: 0 SB: 2 CS: 0	PA: 39	
PITCHER	IP WLS BF H R ER SO BB IBB HBP BLK WP HR S P ERA WHIP	IP WLS BF H R ER SO BB IBB HBP BLK WP HR S P ERA WHIP	IP WLS BF H R ER SO BB IBB HBP BLK WP HR S P ERA WHIP	IP WLS BF H R ER SO BB IBB HBP BLK WP HR S P ERA WHIP	IP WLS BF H R ER SO BB IBB HBP BLK WP HR S P ERA WHIP	IP WLS BF H R ER SO BB IBB HBP BLK WP HR S P ERA WHIP	IP WLS BF H R ER SO BB IBB HBP BLK WP HR S P ERA WHIP	IP WLS BF H R ER SO BB IBB HBP BLK WP HR S P ERA WHIP	IP WLS BF H R ER SO BB IBB HBP BLK WP HR S P ERA WHIP	IP WLS BF H R ER SO BB IBB HBP BLK WP HR S P ERA WHIP	IP WLS BF H R ER SO BB IBB HBP BLK WP HR S P ERA WHIP	IP WLS BF H R ER SO BB IBB HBP BLK WP HR S P ERA WHIP	IP WLS BF H R ER SO BB IBB HBP BLK WP HR S P ERA WHIP	IP WLS BF H R ER SO BB IBB HBP BLK WP HR S P ERA WHIP	IP WLS BF H R ER SO BB IBB HBP BLK WP HR S P ERA WHIP	IP WLS BF H R ER SO BB IBB HBP BLK WP HR S P ERA WHIP	IP WLS BF H R ER SO BB IBB HBP BLK WP HR S P ERA WHIP	IP WLS BF H R ER SO BB IBB HBP BLK WP HR S P ERA WHIP	IP WLS BF H R ER SO BB IBB HBP BLK WP HR S P ERA WHIP	IP WLS BF H R ER SO BB IBB HBP BLK WP HR S P ERA WHIP	IP WLS BF H R ER SO BB IBB HBP BLK WP HR S P ERA WHIP

Chicago Cubs @ St. Louis Cardinals
 Busch Stadium, St. Louis, MO
 Sun Jun 19 1983, 3:33 AM CDT
 Att: 38,995 - Overcast - 75 F

AB	36
R	4
H	9
RBI	4
BB	3
SO	7
LOB	19



Batter	1	2	3	4	5	6	7	8	9	AB	R	H	RBI	BB	SO	LOB	BOTTOM				
Tom Herr, S OBP: 0.377, SLG: 0.377	0-0 6-3		0-0 L6			0-0 6-3			0-0 L7	4	0	0	0	0	0	0					
Ken Oberkfell, L OBP: 0.369, SLG: 0.376	0-0 L7			0-3 K		0-0 L7			0-0 G3	4	0	0	0	0	1	0					
Andy Van Slyke, L OBP: 0.167, SLG: 0.182	0-0 6-3			0-0 L4			0-0 F7		0-0 L7	4	0	0	0	0	0	0					
George Hendrick, R OBP: 0.391, SLG: 0.565		0-0 FC3-6 1B		0-0 F8			0-0 5-3			3	0	1	0	0	0	0					
Willie McGee, S OBP: 0.349, SLG: 0.391		0-3 K			0-0 6-3		0-0 4-3			3	0	0	0	0	1	1					
Steve Braun, L OBP: 0.458, SLG: 0.444		0-0 FC3-6						0-0 F5		3	1	1	1	0	0	1					
Jamie Quirk, L OBP: 0.324, SLG: 0.424		0-3 K			0-3 K			4-0 BB		2	0	0	0	1	2	1					
Ozzie Smith, S OBP: 0.278, SLG: 0.274			0-0 F8						0-0 F8	2	0	0	0	0	0	0					
Floyd Rayford, R OBP: 0.429, SLG: 1.000					0-3 K				0-0 P5	1	0	0	0	0	0	1					
Rafael Santana, R OBP: 0.400, SLG: 0.250										0	0	0	0	0	0	0					
Dave LaPoint, L OBP: 0.161, SLG: 0.103										2	0	0	0	0	2	0					
Darrell Porter, L OBP: 0.362, SLG: 0.455										1	0	0	0	0	0	1					
Dave Vonohien, L OBP: 0.324, SLG: 0.424										0	0	0	0	0	0	0					
Inning Stats	R: 0 E: 0 K: 0 S: 3	H: 0 LOB: 0 BB: 0 P: 3	R: 0 E: 0 K: 2 S: 8	H: 1 LOB: 1 BB: 0 P: 8	R: 0 E: 0 K: 1 S: 5	H: 0 LOB: 0 BB: 0 P: 5	R: 0 E: 0 K: 1 S: 5	H: 0 LOB: 0 BB: 0 P: 5	R: 1 E: 0 K: 1 S: 6	H: 1 LOB: 0 BB: 0 P: 6	R: 0 E: 0 K: 1 S: 5	H: 0 LOB: 0 BB: 0 P: 5	R: 0 E: 0 K: 0 S: 3	H: 0 LOB: 1 BB: 1 P: 7	R: 0 E: 0 K: 0 S: 3	H: 0 LOB: 0 BB: 0 P: 3	1B: 1 2B: 0 3B: 0 HR: 1	SF: 0 SAC: 0 DP: 0 HBP: 0	WP: 0 PB: 0 SB: 0 CS: 0	PA: 30	
PITCHER	IP WLS BF H R ER SO BB IBB HBP BLK WP HR S P ERA WHIP	IP WLS BF H R ER SO BB IBB HBP BLK WP HR S P ERA WHIP	IP WLS BF H R ER SO BB IBB HBP BLK WP HR S P ERA WHIP	IP WLS BF H R ER SO BB IBB HBP BLK WP HR S P ERA WHIP	IP WLS BF H R ER SO BB IBB HBP BLK WP HR S P ERA WHIP	IP WLS BF H R ER SO BB IBB HBP BLK WP HR S P ERA WHIP	IP WLS BF H R ER SO BB IBB HBP BLK WP HR S P ERA WHIP	IP WLS BF H R ER SO BB IBB HBP BLK WP HR S P ERA WHIP	IP WLS BF H R ER SO BB IBB HBP BLK WP HR S P ERA WHIP	IP WLS BF H R ER SO BB IBB HBP BLK WP HR S P ERA WHIP	IP WLS BF H R ER SO BB IBB HBP BLK WP HR S P ERA WHIP	IP WLS BF H R ER SO BB IBB HBP BLK WP HR S P ERA WHIP	IP WLS BF H R ER SO BB IBB HBP BLK WP HR S P ERA WHIP	IP WLS BF H R ER SO BB IBB HBP BLK WP HR S P ERA WHIP	IP WLS BF H R ER SO BB IBB HBP BLK WP HR S P ERA WHIP	IP WLS BF H R ER SO BB IBB HBP BLK WP HR S P ERA WHIP	IP WLS BF H R ER SO BB IBB HBP BLK WP HR S P ERA WHIP	IP WLS BF H R ER SO BB IBB HBP BLK WP HR S P ERA WHIP	IP WLS BF H R ER SO BB IBB HBP BLK WP HR S P ERA WHIP	IP WLS BF H R ER SO BB IBB HBP BLK WP HR S P ERA WHIP	IP WLS BF H R ER SO BB IBB HBP BLK WP HR S P ERA WHIP

Chicago Cubs @ St. Louis Cardinals
 Busch Stadium, St. Louis, MO
 Sun Jun 19 1983, 3:33 AM CDT
 Att: 38,995 - Overcast - 75 F

AB	29
R	1
H	2
RBI	1
BB	1
SO	6
LOB	5



Batter	1	2	3	4	5	6	7	8	9	AB	R	H	RBI	BB	SO	LOB	TOP					
Tom Herr, S OBP: 0.374, SLG: 0.365 (1.4)	K		FC4-6 BB		6-3		5-3			3	0	0	0	1	1	0						
Ken Oberkfell, L OBP: 0.391, SLG: 0.372 (1.5)	1-4-3		FC4-6 1-2		G3			3-1		4	0	0	0	0	0	1						
Willie McGee, S OBP: 0.335, SLG: 0.375 (1.8)	3-1		4-3			4-3		F5		4	0	0	0	0	0	1						
George Hendrick, R OBP: 0.391, SLG: 0.567 (1.3)		G3 FC3-6 2B		FC5-4 1B		4-3		K		4	1	2	0	0	1	0						
Andy Van Slyke, L OBP: 0.200, SLG: 0.118 (1.7)		G3 2-3		F7		HR BB		K		3	1	0	0	1	1	2						
David Green, R OBP: 0.315, SLG: 0.373 (1.9)		FC3-6 1B		FC5-4 2B		HR 1-H		6-3		4	2	2	2	0	0	1						
Jamie Quirk, L OBP: 0.341, SLG: 0.459 (1.2)		FC3-6 1-2 3-H		1-H 2B		K		1B		4	0	2	2	0	1	1						
Ozzie Smith, S OBP: 0.271, SLG: 0.267 (1.6)		F7		L1				K		3	0	0	0	0	0	2						
Darrell Porter, L OBP: 0.394, SLG: 0.456 (9, PH)										0	0	0	0	0	0	0						
Floyd Rayford, R OBP: 0.375, SLG: 0.875 (9, PH)										1	0	0	0	0	1	1						
John Stuper, R OBP: 0.240, SLG: 0.208 (1.1)										0	0	0	0	0	0	0						
John Martin, S OBP: 0.200, SLG: 0.267 (2.1)										2	0	0	0	0	0	0						
Rafael Santana, R OBP: 0.417, SLG: 0.222 (7, PH)										1	0	0	0	0	0	0						
Doug Bair, R (7.1)										0	0	0	0	0	0	0						
Dave Vonohlen, L (7.1)										0	0	0	0	0	0	0						
Inning Stats	R: 0 E: 0 K: 1 S: 5	H: 0 LOB: 0 BB: 0 P: 5	R: 1 E: 0 K: 0 S: 5	H: 2 LOB: 1 BB: 0 P: 5	R: 0 E: 0 K: 0 S: 3	H: 0 LOB: 1 BB: 1 P: 7	R: 1 E: 0 K: 0 S: 5	H: 2 LOB: 0 BB: 0 P: 5	R: 0 E: 0 K: 0 S: 3	H: 0 LOB: 0 BB: 0 P: 3	R: 2 E: 0 K: 1 S: 6	H: 1 LOB: 0 BB: 1 P: 10	R: 0 E: 0 K: 0 S: 3	H: 0 LOB: 0 BB: 0 P: 3	R: 0 E: 0 K: 1 S: 5	H: 1 LOB: 1 BB: 0 P: 8	R: 0 E: 0 K: 2 S: 8	H: 1 LOB: 1 BB: 0 P: 8	1B: 3 2B: 2 3B: 0 HR: 1	SF: 0 SAC: 0 DP: 0 HBP: 0	WP: 0 PB: 0 SB: 0 CS: 0	PA: 35
PITCHER	IP WLS BF H R ER SO BB IBB HBP BLK WP HR S P ERA WHIP																					
Walt Terrell, R ERA: 6.35 (1.1)	5.2 W 24 5 4 4 1 2 0 0 0 0 0 1 24 32 6.35 1.235																					
Carlos Diaz, L ERA: 2.7 (6.1)	1.1 4 0 0 0 1 0 0 0 0 0 0 0 6 6 0.00 0.000																					
Doug Sisk, R ERA: 2.93 (8.1)	1.2 6 1 0 0 2 0 0 0 0 0 0 0 10 10 0.00 0.600																					
Jesse Orosco, L ERA: 1.13 (9.1)	0.1 S 1 0 0 0 1 0 0 0 0 0 0 0 3 3 0.00 0.000																					

St. Louis Cardinals @ New York Mets
Shea Stadium, Flushing, NY
Mon Jun 20 1983, 7:05 PM EDT
Att: 16,668 - Cloudy - 63 F

AB	33
R	4
H	6
RBI	4
BB	2
SO	5
LOB	9



Batter	1	2	3	4	5	6	7	8	9	AB	R	H	RBI	BB	SO	LOB	BOTTOM			
Mookie Wilson, S OBP: 0.276, SLG: 0.332 (1.8)	E5 HR	S 1B 2B	F2			L8	L9			5	2	1	2	0	0	4				
Hobie Brooks, R OBP: 0.302, SLG: 0.363 (1.5)	4-3 1-2	BB 1B		1-3		6-3		5-3		5	0	1	1	0	0	1				
Keith Hernandez, L OBP: 0.368, SLG: 0.447 (1.3)	HR	BB		1-3				F8		4	1	2	2	1	0	0				
George Foster, R OBP: 0.312, SLG: 0.445 (1.7)		F8				F9		1-3		4	0	1	0	1	0	3				
Jesse Orosco, R OBP: 0.333, SLG: 0.333 (9.1)		BB								0	0	0	0	0	0	0				
Danny Heep, L OBP: 0.372, SLG: 0.455 (1.9)	K	K								4	0	1	0	0	2	4				
Daryl Strawberry, L OBP: 0.241, SLG: 0.301 (7, PR)										0	1	0	0	0	0	0				
Bob Bailor, R OBP: 0.294, SLG: 0.310 (1.4)	4-3		SH1-4 S BB		4-3			P1		3	0	0	0	1	0	2				
Ron Hodges, L OBP: 0.331, SLG: 0.203 (1.2)		SH3-4 1B BB	SH1-4 BB					1B IBB		0	1	0	0	4	0	0				
José Oquendo, S OBP: 0.346, SLG: 0.320 (1.6)		SH3-4 2B 1B	K			F7		F9		4	1	1	0	0	1	5				
Walt Terrell, L (1.1)										1	0	0	0	0	0	1				
Carlos Diaz, R (6.1)										0	0	0	0	0	0	0				
Rusty Staub, L OBP: 0.439, SLG: 0.483 (7, PH)										1	0	1	1	0	0	0				
Doug Sisk, R (8.1)										0	0	0	0	0	0	0				
Mark Bradley, R OBP: 0.344, SLG: 0.382 (9.7)										0	0	0	0	0	0	0				
Inning Stats	R: 2 E: 1 K: 1 S: 7	H: 1 LOB: 1 BB: 1 P: 11	R: 3 E: 0 K: 1 S: 8	H: 3 LOB: 2 BB: 2 P: 16	R: 0 E: 0 K: 1 S: 5	H: 0 LOB: 2 BB: 2 P: 13	R: 0 E: 0 K: 0 S: 4	H: 1 LOB: 1 BB: 0 P: 4	R: 0 E: 0 K: 0 S: 3	H: 0 LOB: 1 BB: 1 P: 7	R: 0 E: 0 K: 0 S: 4	H: 1 LOB: 0 BB: 0 P: 4	R: 1 E: 0 K: 0 S: 5	H: 2 LOB: 2 BB: 1 P: 9	R: 0 E: 0 K: 0 S: 3	H: 0 LOB: 0 BB: 0 P: 3	1B: 6 2B: 1 3B: 0 HR: 1	SF: 0 SAC: 2 DP: 0 HBP: 0	WP: 0 PB: 0 SB: 3 CS: 0	PA: 40
PITCHER	IP WLS BF H R ER SO BB IBB HBP BLK WP HR S P ERA WHIP																			
John Stuper, R ERA: 4.32 (1.1)	1.1 L 11 4 5 4 1 11 19 27.00 4.500																			
John Martin, L ERA: 3.5 (2.1)	4.2 20 2 0 0 2 4 0 0 0 0 0 20 36 0.00 1.286																			
Doug Bair, R ERA: 3.14 (7.1)	0.2 4 1 1 1 0 0 1 0 0 0 0 0 3 7 13.50 1.500																			
Dave Vonohlen, L ERA: 1.31 (7.1)	1.1 5 1 0 0 0 0 0 0 0 0 0 0 5 5 0.00 0.750																			

St. Louis Cardinals @ New York Mets
Shea Stadium, Flushing, NY
Mon Jun 20 1983, 7:05 PM EDT
Att: 16,668 - Cloudy - 63 F


AB	31
R	6
H	8
RBI	6
BB	7
SO	3
LOB	20



Batter	1	2	3	4	5	6	7	8	9	AB	R	H	RBI	BB	SO	LOB	TOP					
Tom Herr, S OBP: 0.366, SLG: 0.360 (1, 4)	0-0 6-3			0-0 3-1	4-0 CS BB		0-3 K			3	0	0	0	1	1	1						
Ken Oberkfell, L OBP: 0.355, SLG: 0.365 (1, 5)	0-0 F8			0-0 F8	0-0 F8		0-0 F6			4	0	0	0	0	0	2						
Andy Van Slyke, L OBP: 0.286, SLG: 0.458 (1, 7)	0-0 F5			4-0 1B BB	0-0 CS	0-0 HR		0-0 F9		3	2	1	1	1	0	0						
George Hendrick, R OBP: 0.394, SLG: 0.565 (1, 3)		0-0 4-3		0-0 1B BB 1B	0-0 6-3			0-3 K		4	1	1	0	0	1	0						
Darrell Porter, L OBP: 0.356, SLG: 0.439 (1, 2)		0-3 K		4-0 1B BB	0-0 G3			0-0 F7		3	1	0	0	1	1	0						
Willie McGee, S OBP: 0.335, SLG: 0.373 (1, 8)		0-0 1-3		0-0 1B	0-0 1B				0-0 G3	4	0	2	1	0	0	0						
David Green, R OBP: 0.331, SLG: 0.389 (1, 9)			0-3 K	0-0 S 1B	0-0 5-3				0-0 BB 1B	4	0	2	2	0	1	1						
Ozzie Smith, S OBP: 0.268, SLG: 0.272 (9, PH)			0-0 F8	0-0 F8			0-0 5-3		4-0 BB G6-4-3	3	0	0	0	0	0	2						
Jamie Curk, L OBP: 0.357, SLG: 0.459 (9, PH)			0-0 F8	0-0 F8					1-2 BB	0	0	0	0	1	0	0						
Rafael Santana, R OBP: 0.417, SLG: 0.222 (9, PH)			0-0 F8		0-0 1-3		0-0 1B		0-0 G6-4-3	1	0	0	0	0	0	0						
Bob Forsch, R OBP: 0.200, SLG: 0.259 (3, 1)			0-0 F8		0-0 1-3				1-2 BB	1	0	0	0	0	0	0						
Steve Braun, L OBP: 0.480, SLG: 0.474 (7, PH)										1	0	0	0	0	0	0						
John Martin, S OBP: 0.200, SLG: 0.267 (9, PH)									1-2	1	0	0	0	0	0	0						
Floyd Rayford, R OBP: 0.231, SLG: 0.538 (9, PH)										1	0	0	0	0	0	2						
Inning Stats	R: 0 E: 0 K: 0 S: 3	H: 0 LOB: 0 BB: 0 P: 3	R: 0 E: 0 K: 1 S: 5	H: 0 LOB: 0 BB: 0 P: 5	R: 0 E: 0 K: 1 S: 5	H: 0 LOB: 0 BB: 0 P: 5	R: 3 E: 0 K: 0 S: 6	H: 3 LOB: 2 BB: 1 P: 14	R: 0 E: 0 K: 0 S: 2	H: 0 LOB: 0 BB: 1 P: 6	R: 1 E: 0 K: 0 S: 5	H: 2 LOB: 1 BB: 0 P: 5	R: 0 E: 0 K: 1 S: 6	H: 1 LOB: 1 BB: 0 P: 6	R: 0 E: 0 K: 1 S: 5	H: 0 LOB: 0 BB: 0 P: 5	R: 0 E: 0 K: 0 S: 3	H: 1 LOB: 2 BB: 1 P: 7	1B: 6 2B: 0 3B: 0 HR: 1	SF: 0 SAC: 0 DP: 1 HBP: 0	WP: 0 PB: 0 SB: 1 CS: 1	PA: 37
PITCHER Tom Seaver, R ERA: 2.8 (1, 1)	IP: 9.0 WLS: W BF: 36 H: 7 R: 4 ER: 4 SO: 4 BB: 4 IBB: 0 HBP: 0 BLK: 0 WP: 0 HR: 1 S: 40 P: 56 ERA: 4.00 WHIP: 1.222															PITCHER	IP: 9.0 WLS: W BF: 36 H: 7 R: 4 ER: 4 SO: 4 BB: 4 IBB: 0 HBP: 0 BLK: 0 WP: 0 HR: 1 S: 40 P: 56 ERA: 4.00 WHIP: 1.222					

St. Louis Cardinals @ New York Mets
Shea Stadium, Flushing, NY
Wed Jun 22 1983, 7:05 PM EDT
Sunny - 74 F


AB 32
R 4
H 7
RBI 4
BB 4
SO 4
LOB 8



Batter	1	2	3	4	5	6	7	8	9	AB	R	H	RBI	BB	SO	LOB	BOTTOM			
Bob Bailor, R OBP: 0.301, SLG: 0.317 (4, 6)	0-0 F9		0-0 FC4-6 1B	0-0 E 1B		0-0 FC4-6 1-2 1B				4	1	2	0	0	0	1				
Danny Heep, L OBP: 0.366, SLG: 0.443 (1, 8)	0-0 L7		0-0 FC4-6 1-2 1B	0-0 L6		0-0 1-3				4	0	1	0	0	0	2				
Keith Hernandez, L OBP: 0.361, SLG: 0.437 (1, 3)	0-0 BB HR 1B		0-0 FC4-6 1-2 2-3 2B	0-0 E6 1-2 1B			0-0 6-3			4	2	1	0	0	0	3				
George Foster, R OBP: 0.314, SLG: 0.440 (1, 7)	4-0 HR BB		0-0 2B 1B	0-0 L9			0-0 L9			3	2	1	1	1	0	2				
Darryl Strawberry, L OBP: 0.248, SLG: 0.339 (1, 9)	0-0 1-1H 2-H HR		0-0 1-3 2-H 2B		0-3 K		0-3 K			4	1	2	4	0	2	0				
Junior Ortiz, R OBP: 0.190, SLG: 0.105 (1, 2)	0-0 4-3		0-0 1-3 2B		0-0 L7			0-0 F2		4	0	0	0	0	0	2				
Brian Giles, R OBP: 0.317, SLG: 0.280 (1, 4)		0-0 4-3	4-0 1B BB		0-3 K			0-3 K		3	0	0	0	1	2	0				
José Oquendo, S OBP: 0.340, SLG: 0.315 (4, 5)		0-3 K	0-0 1-3 3-H 1B		0-0 FC4-6 1B			0-0 5-3		2	0	1	1	0	1	0				
Hubie Brooks, R OBP: 0.307, SLG: 0.366 (4, 5)										2	0	1	0	0	0	0				
Tom Seaver, R OBP: 0.242, SLG: 0.355 (1, 1)		0-3 K		0-0 4-3		0-3 K				3	0	0	0	0	2	1				
Inning Stats	R: 3 E: 0 K: 0 S: 5	H: 2 LOB: 0 BB: 1 P: 9	R: 0 E: 0 K: 2 S: 7	H: 0 LOB: 0 BB: 0 P: 7	R: 3 E: 0 K: 0 S: 7	H: 5 LOB: 2 BB: 1 P: 11	R: 0 E: 1 K: 0 S: 5	H: 1 LOB: 2 BB: 0 P: 5	R: 0 E: 0 K: 2 S: 7	H: 0 LOB: 0 BB: 0 P: 7	R: 0 E: 0 K: 1 S: 6	H: 1 LOB: 0 BB: 0 P: 6	R: 0 E: 0 K: 1 S: 5	H: 0 LOB: 0 BB: 0 P: 5	R: 0 E: 0 K: 1 S: 5	H: 0 LOB: 0 BB: 0 P: 5	1B: 7 2B: 1 3B: 0 HR: 1	SF: 0 SAC: 0 DP: 0 HBP: 0	WP: 0 PB: 0 SB: 0 CS: 0	PA: 35
PITCHER Bob Forsch, R ERA: 4.29 Jim Kaat, L ERA: 3.64 John Martin, L ERA: 3.64 (1, 1)	IP: 2.1 WLS: L BF: 13 H: 4 R: 0 ER: 0 SO: 2 BB: 1 IBB: 0 HBP: 0 BLK: 0 WP: 0 HR: 1 S: 16 P: 20 ERA: 23.14 WHIP: 2.571															PITCHER	IP: 2.1 WLS: L BF: 13 H: 4 R: 0 ER: 0 SO: 2 BB: 1 IBB: 0 HBP: 0 BLK: 0 WP: 0 HR: 1 S: 16 P: 20 ERA: 23.14 WHIP: 2.571			

St. Louis Cardinals @ New York Mets
Shea Stadium, Flushing, NY
Wed Jun 22 1983, 7:05 PM EDT
Sunny - 74 F

AB 33
R 6
H 9
RBI 6
BB 2
SO 7
LOB 11




Batter	1	2	3	4	5	6	7	8	9	AB	R	H	RBI	BB	SO	LOB	TOP			
Willie McGee, S (1, 8) OBP: 0.344, SLG: 0.381	0-0 BLK 1B		0-0 4-3	0-0 1B		0-0 1B		0-0 4-3		5	1	3	0	0	0	1				
Steve Braun, L (1, 7) OBP: 0.467, SLG: 0.458	0-0 F7		0-0 HR	0-0 1B		0-0 F7		0-0 4-3		5	1	2	0	0	0	3				
Andy Van Slyke, L (1, 3) OBP: 0.324, SLG: 0.516	0-0 S 2H 1B		0-0 HR	0-3 K			0-0 4-3		0-0 6-3	5	1	2	3	0	1	2				
Darrell Porter, L (1, 2) OBP: 0.348, SLG: 0.428	0-0 F7		0-0 F4		0-0 1-3		0-0 1-6-3		0-0 3-1	5	0	0	0	0	0	1				
David Green, R (1, 9) OBP: 0.354, SLG: 0.409	0-0 4-3		4-0 WP S BB		0-0 1B		0-0 1B E 1B		4-0 BB	3	1	2	0	2	0	1				
Ken Oberkfell, L (1, 4) OBP: 0.354, SLG: 0.360		0-0 E4 1B G6-4-3	4-0 WP BB		0-0 L7		0-0 E9 1B		0-0 6-3	3	1	1	0	1	0	1				
George Hendrick, R (9, PH) OBP: 0.390, SLG: 0.557			1-2 BB		0-0 F2		1-H 1B			1	0	0	0	0	0	1				
Floyd Rayford, R (1, 5) OBP: 0.222, SLG: 0.444			0-3 K		0-0 F2		0-0 5-3			4	0	1	0	0	1	4				
Ozzie Smith, S (1, 6) OBP: 0.261, SLG: 0.264		0-0 G6-4-3		0-0 6-3		0-0 6-3		0-0 4-3		4	0	0	0	0	0	1				
John Stuper, R (1, 1) OBP: 0.231, SLG: 0.200		0-0 3-1		0-3 K		0-0 6-3		0-0 4-3		1	0	0	0	0	0	0				
Dave Vonohlen, L (3, 1)										1	0	0	0	0	1	0				
Jeff Lahti, R (4, 1)										1	0	0	0	0	0	0				
Tom Herr, S (8, PH) OBP: 0.367, SLG: 0.367										1	0	1	0	0	0	0				
Jim Kaat, L (8, 1)										0	0	0	0	0	0	0				
Inning Stats	R: 1 E: 0 K: 0 S: 5	H: 2 LOB: 1 BB: 0 P: 5	R: 1 E: 1 K: 0 S: 4	H: 1 LOB: 0 BB: 0 P: 4	R: 2 E: 0 K: 1 S: 7	H: 2 LOB: 2 BB: 2 P: 15	R: 0 E: 0 K: 2 S: 9	H: 2 LOB: 1 BB: 0 P: 4	R: 0 E: 0 K: 0 S: 4	H: 1 LOB: 1 BB: 0 P: 4	R: 1 E: 1 K: 0 S: 5	H: 2 LOB: 1 BB: 0 P: 5	R: 0 E: 0 K: 0 S: 4	H: 1 LOB: 1 BB: 1 P: 4	R: 0 E: 0 K: 0 S: 3	H: 0 LOB: 1 BB: 1 P: 7	1B: 10 2B: 2 3B: 0 HR: 1	SF: 0 SAC: 0 DP: 1 HBP: 0	WP: 1 PB: 0 SB: 2 CS: 0	PA: 42
PITCHER	IP WLS BF H R ER SO BB IBB HBP BLK WP HR S P ERA WHIP																			
Ed Lynch, R (1, 1) ERA: 3.72	2.2		14	5	4	3	0	1	0	0	0	1	0	13	17	10.12	2.250			
Carlos Diaz, L (3, 1) ERA: 2.51	1.1	W	7	2	0	0	3	1	0	0	0	1	0	12	16	0.00	2.250			
Doug Sisk, R (5, 1) ERA: 2.63	5.0	S	21	5	1	0	0	1	0	0	0	0	0	20	24	0.00	1.200			

Batter	1	2	3	4	5	6	7	8	9	AB	R	H	RBI	BB	SO	LOB	BOTTOM			
Mookie Wilson, S (1, 8) OBP: 0.274, SLG: 0.325	0-0 F8		0-0 1B	0-0 FC6-4 HR		0-0 F6		0-3 K		5	2	1	0	0	1	5				
Hubie Brooks, R (1, 5) OBP: 0.308, SLG: 0.381	0-0 G3		0-0 2B G3	0-0 HR		0-0 G5-4-3		0-0 F9		5	2	2	4	0	0	3				
Keith Hernandez, L (1, 3) OBP: 0.367, SLG: 0.440	0-0 BB 1B		0-3 K	0-0 5-3 1B			0-0 F8 1B			4	0	3	0	0	1	2				
George Foster, R (1, 7) OBP: 0.317, SLG: 0.443	4-0 1-2 BB		0-0 1-3 2H 2B	0-0 5-3			0-0 F8			3	0	1	1	1	0	2				
Darryl Strawberry, L (1, 9) OBP: 0.243, SLG: 0.323	0-3 K		0-0 G3	0-0 G3			4-0 G4-6-3 IBB			3	0	0	1	1	1	4				
Bob Bailor, R (1, 6) OBP: 0.300, SLG: 0.309		0-0 4-3	0-0 F9		0-0 K 1B		0-0 G4-6-3			4	0	1	0	0	0	3				
Brian Giles, R (1, 4) OBP: 0.326, SLG: 0.292		0-0 G4-6-3 1B		0-0 1B 2B	0-3 K 2B		4-0 FC6-4 BB			3	1	2	0	1	1	1				
Junior Ortiz, R (1, 2) OBP: 0.179, SLG: 0.115		0-0 G4-6-3		0-0 FC6-4 HR 1B	0-0 5-3		0-0 FC6-4 SH 1B			4	1	1	1	0	0	2				
Ed Lynch, R (1, 1) OBP: 0.227, SLG: 0.190			4-0 1B		0-0 K 1B		0-0 SH			0	0	0	0	0	0	0				
Carlos Diaz, R (3, 1) ERA: 2.74				0-0 1B			0-0 G5-4-3 1B			0	1	0	0	1	0	0				
Dave Kingman, R (4, PH) OBP: 0.277, SLG: 0.423				0-0 FC6-4						1	0	1	0	0	0	0				
Doug Sisk, R (5, 1) OBP: 0.333, SLG: 0.333				0-0 1B BB	1-2 1B		1-3 1B			1	0	1	0	0	0	0				
Inning Stats	R: 0 E: 0 K: 1 S: 6	H: 1 LOB: 2 BB: 1 P: 10	R: 0 E: 0 K: 0 S: 3	H: 1 LOB: 0 BB: 0 P: 3	R: 3 E: 0 K: 1 S: 8	H: 3 LOB: 1 BB: 1 P: 12	R: 4 E: 0 K: 0 S: 8	H: 5 LOB: 1 BB: 0 P: 8	R: 0 E: 0 K: 1 S: 5	H: 1 LOB: 0 BB: 0 P: 5	R: 0 E: 0 K: 0 S: 3	H: 1 LOB: 1 BB: 1 P: 7	R: 0 E: 1 K: 1 S: 6	H: 0 LOB: 2 BB: 1 P: 10	1B: 10 2B: 2 3B: 0 HR: 1	SF: 0 SAC: 1 DP: 3 HBP: 0	WP: 0 PB: 0 SB: 0 CS: 0	PA: 38		
PITCHER	IP WLS BF H R ER SO BB IBB HBP BLK WP HR S P ERA WHIP																			
John Stuper, R (1, 1) ERA: 4.54	2.0		11	4	3	3	1	2	0	0	0	0	0	11	19	13.50	3.000			
Dave Vonohlen, L (3, 1) ERA: 2.74	1.1	L	10	6	4	4	1	0	0	0	0	0	1	12	12	27.00	4.500			
Jeff Lahti, R (4, 1) ERA: 3.47	3.2		12	3	0	0	1	0	1	0	0	0	0	13	17	0.00	0.818			
Jim Kaat, L (8, 1) ERA: 3.7	1.0		5	0	0	0	1	1	0	0	0	0	0	6	10	0.00	1.000			

St. Louis Cardinals @ New York Mets
Shea Stadium, Flushing, NY
Thu Jun 23 1983, 3:33 AM EDT
Att: 9,128 - Unknown

AB 39
R 5
H 12
RBI 3
BB 3
SO 3
LOB 15



St. Louis Cardinals @ New York Mets
Shea Stadium, Flushing, NY
Thu Jun 23 1983, 3:33 AM EDT
Att: 9,128 - Unknown

AB 33
R 7
H 13
RBI 7
BB 4
SO 4
LOB 22



Batter	1	2	3	4	5	6	7	8	9	AB	R	H	RBI	BB	SO	LOB	TOP								
Lee Lacy, R OBP: 0.305, SLG: 0.388 (1, 9)	L6		HR		FC1-5 2B	1-3		F9	F9	6	2	2	2	0	0	3	Pittsburgh Pirates @ St. Louis Cardinals Busch Stadium, St. Louis, MO Fri Jun 24 1983, 7:05 PM CDT Att: 39,475 - Unknown								
Marvell Wynne, L OBP: 0.413, SLG: 0.463 (1, 8)	F5		BB 1B		FC1-5 2B	3-1		K		5	1	1	0	0	1	3									
Bill Madlock, R OBP: 0.372, SLG: 0.442 Johnny Ray, S OBP: 0.325, SLG: 0.378 (7, 4)	F6		BB		2B			BB 1B		3	2	2	2	1	0	0									
Jason Thompson, L OBP: 0.394, SLG: 0.435 (1, 3)		K	G3		2B			F3	BB 1B	3	0	0	0	2	1	2									
Jim Morrison, R OBP: 0.370, SLG: 0.581 (7, 5)	F7				1-3 2H 3H			1-6-3		5	1	2	3	0	0	3									
Brian Harper, R OBP: 0.148, SLG: 0.385 (1, 7)	F3				1-3			HR		5	1	1	1	0	0	2									
Tony Peña, R OBP: 0.313, SLG: 0.367 (1, 2)			SH1-4 HR 1B		1B			4-3		3	1	2	0	2	0	0									
Dale Berra, R OBP: 0.324, SLG: 0.390 (1, 6)			F4		F6			K		5	0	1	0	0	1	5									
Jim Bibby, R OBP: 0.154, SLG: 0.154 Lee Mazzilli, S OBP: 0.409, SLG: 0.401 Manny Sarmiento, R OBP: 0.325, SLG: 0.378 (6, 1)	SH1-4				FC1-5 1B	1-3		BB 1B	SH1-3	1	0	1	0	0	0	0									
					1B			BB 1B	SH1-3	1	0	0	0	0	0	0									
										0	0	0	0	0	1	0									
Inning Stats	R: 0 E: 0 K: 0 S: 3	H: 0 LOB: 0 BB: 0 P: 3	R: 0 E: 0 K: 1 S: 5	H: 0 LOB: 0 BB: 0 P: 5	R: 2 E: 0 K: 0 S: 6	H: 3 LOB: 2 BB: 1 P: 10	R: 0 E: 0 K: 0 S: 4	H: 1 LOB: 1 BB: 0 P: 4	R: 3 E: 0 K: 0 S: 7	H: 4 LOB: 3 BB: 2 P: 15	R: 0 E: 0 K: 0 S: 3	H: 0 LOB: 0 BB: 0 P: 3	R: 3 E: 0 K: 1 S: 8	H: 3 LOB: 0 BB: 0 P: 8	R: 0 E: 0 K: 1 S: 6	H: 1 LOB: 2 BB: 1 P: 14	R: 0 E: 0 K: 0 S: 4	H: 1 LOB: 2 BB: 1 P: 8	1B: 7 2B: 2 3B: 0 HR: 4	SF: 0 SAC: 2 DP: 0 HBP: 0	WP: 0 PB: 0 SB: 0 CS: 0	PA: 46			
PITCHER	IP	WLS	BF	H	R	ER	SO	BB	IBB	HBP	BLK	WP	HR	S	P	ERA	WHIP								
Dave LaPoint, L ERA: 3.47 (1, 1)	4.1	L	23	8	5	5	1	1	1	0	0	0	1	23	31	10.38	2.077								
John Martin, L ERA: 3.53 (5, 1)	3.1		17	4	3	3	2	2	1	0	0	0	3	18	30	8.10	1.800								
Jim Kaat, L ERA: 3.51 (8, 1)	1.1		6	1	0	0	0	1	0	0	0	0	0	5	9	0.00	1.500								

AB	38
R	8
H	13
RBI	8
BB	6
SO	3
LOB	18



Batter	1	2	3	4	5	6	7	8	9	AB	R	H	RBI	BB	SO	LOB	BOTTOM								
Willie McGee, S OBP: 0.342, SLG: 0.376 (1, 8)	G3		4-3		FC5-4 1-2			FC6-4 BB		3	0	0	0	1	0	1	Pittsburgh Pirates @ St. Louis Cardinals Busch Stadium, St. Louis, MO Fri Jun 24 1983, 7:05 PM CDT Att: 39,475 - Unknown								
Ken Oberkfell, L OBP: 0.352, SLG: 0.358 (8, 4)					6-3			FC6-4		4	0	1	0	0	0	1									
Andy Van Slyke, L OBP: 0.341, SLG: 0.559 (1, 7)					BB 2B			F7		3	1	1	0	1	0	0									
George Hendrick, R OBP: 0.392, SLG: 0.561 (1, 3)					BB 1B			F4		4	1	2	1	0	0	1									
Darrell Porter, L OBP: 0.342, SLG: 0.419 (1, 2)					1H 2B			F9		4	0	0	0	0	1	2									
David Green, R OBP: 0.358, SLG: 0.412 (1, 9)					K			F7		4	0	0	0	0	1	2									
Tom Herr, S OBP: 0.367, SLG: 0.366 Jim Kaat, L OBP: 0.250, SLG: 0.440 Floyd Rayford, R OBP: 0.211, SLG: 0.421 (9, PH)					CS 1B			5-3		4	0	2	1	0	0	0									
Ozzie Smith, S OBP: 0.259, SLG: 0.261 Steve Braun, L OBP: 0.452, SLG: 0.440 Rafael Santana, R OBP: 0.385, SLG: 0.200 (9, 6)					G3			4-3		3	0	1	0	0	0	0									
Dave LaPoint, L OBP: 0.156, SLG: 0.100 John Martin, S OBP: 0.250, SLG: 0.313 Jamie Quirk, L OBP: 0.326, SLG: 0.415 (8, 5)					CS			G6-4-3 1B		1	0	0	0	0	0	2									
					6-3			G6-4-3 1-2		2	0	0	0	0	0	1									
								G3		1	0	0	0	0	0	0									
					K			K		1	0	1	0	0	0	0									
								FC5-4 1B		1	0	0	0	0	1	0									
Inning Stats	R: 0 E: 0 K: 0 S: 4	H: 2 LOB: 1 BB: 0 P: 4	R: 0 E: 0 K: 0 S: 3	H: 0 LOB: 0 BB: 0 P: 3	R: 0 E: 0 K: 1 S: 5	H: 0 LOB: 0 BB: 0 P: 5	R: 2 E: 0 K: 1 S: 6	H: 2 LOB: 0 BB: 1 P: 10	R: 0 E: 0 K: 0 S: 4	H: 2 LOB: 1 BB: 0 P: 4	R: 0 E: 0 K: 0 S: 3	H: 0 LOB: 0 BB: 0 P: 3	R: 0 E: 0 K: 0 S: 3	H: 0 LOB: 0 BB: 0 P: 3	R: 0 E: 0 K: 1 S: 5	H: 0 LOB: 1 BB: 1 P: 9	R: 0 E: 0 K: 0 S: 5	H: 2 LOB: 2 BB: 0 P: 5	1B: 6 2B: 1 3B: 1 HR: 0	SF: 0 SAC: 0 DP: 1 HBP: 0	WP: 0 PB: 0 SB: 0 CS: 2	PA: 35			
PITCHER	IP	WLS	BF	H	R	ER	SO	BB	IBB	HBP	BLK	WP	HR	S	P	ERA	WHIP								
Jim Bibby, R ERA: 8.66 (1, 1)	5.0	W	19	6	2	2	2	1	0	0	0	0	0	22	26	3.60	1.400								
Manny Sarmiento, R ERA: 2.95 (6, 1)	4.0	S	15	2	0	0	1	1	0	0	0	0	0	16	20	0.00	0.750								

AB	32
R	2
H	8
RBI	2
BB	2
SO	3
LOB	8



Batter	1	2	3	4	5	6	7	8	9	AB	R	H	RBI	BB	SO	LOB	TOP					
Marvell Wynne, L (1, 8) OBP: 0.431, SLG: 0.455	F8 WP 6-3 BB		E S BB	G6-4-3 1-2 1B		K		K		3	2	1	0	2	2	0						
Johnny Ray, S (1, 4) OBP: 0.327, SLG: 0.379	F8 1-3		E2 1B	G6-4-3 1-2		F8		S 1B 1B		5	2	2	1	0	0	3						
Bill Madlock, R (1, 5) OBP: 0.370, SLG: 0.436	6-3		5-3			FC4-6 BB		1B 1B		3	0	0	1	1	0	1						
Jim Morrison, R (7, 5) OBP: 0.383, SLG: 0.591	6-3		5-3			FC4-6 BB		1B 1B		1	0	1	0	0	0	0						
Jason Thompson, L (1, 3) OBP: 0.394, SLG: 0.447	K		1B			FC4-6 1B		K		5	2	2	2	0	2	3						
Mike Easter, L (1, 7) OBP: 0.387, SLG: 0.453			K			1B 1-2		K		5	0	3	1	0	2	0						
Dave Parker, L (1, 9) OBP: 0.282, SLG: 0.360			K2 1B			SH3-4 BB		F7		4	2	0	0	1	2	5						
Dale Berra, R (1, 6) OBP: 0.331, SLG: 0.407	CI S		SH3-4 BB			1-3 2-H		HR		3	2	2	3	1	0	0						
Steve Nicosia, R (1, 2) OBP: 0.159, SLG: 0.256			SH3-4 BB			L8		6-3		3	0	1	0	1	0	2						
Don Robinson, R (1, 1) OBP: 0.333, SLG: 0.333			1-2 BB			1B		6-3		2	0	1	2	0	0	2						
Lee Tunnell, R (5, 1) OBP: 0.182, SLG: 0.143	F7		1B			2-H 3-H		4-3		3	0	0	0	0	0	1						
Inning Stats	R: 1 E: 0 K: 1 S: 5	H: 0 LOB: 0 BB: 1 P: 9	R: 0 E: 1 K: 1 S: 6	H: 1 LOB: 2 BB: 1 P: 10	R: 2 E: 1 K: 1 S: 6	H: 2 LOB: 1 BB: 1 P: 10	R: 2 E: 0 K: 0 S: 4	H: 2 LOB: 1 BB: 2 P: 12	R: 1 E: 0 K: 1 S: 5	H: 2 LOB: 2 BB: 1 P: 9	R: 0 E: 0 K: 1 S: 5	H: 0 LOB: 0 BB: 0 P: 5	R: 3 E: 1 K: 1 S: 9	H: 3 LOB: 0 BB: 0 P: 9	R: 1 E: 0 K: 3 S: 12	H: 3 LOB: 2 BB: 0 P: 12	R: 0 E: 0 K: 0 S: 3	H: 0 LOB: 0 BB: 0 P: 3	1B: 11 2B: 1 3B: 0 HR: 2	SF: 0 SAC: 1 DP: 2 HBP: 0	WP: 1 PB: 0 SB: 3 CS: 0	PA: 45
PITCHER	IP WLS BF H R ER SO BB IBB HBP BLK WP HR S P ERA WHIP																					
Kevin Hagen, R (1, 1) ERA: 4.3	3.1 L 18 4 5 4 3 5 0 0 0 0 1 0 19 39 10.80 2.700																					
Dave Vonohlen, L (4, 1) ERA: 2.92	1.2 8 3 1 1 0 1 0 0 0 0 0 0 7 11 5.40 2.400																					
Jim Kaat, L (6, 1) ERA: 3.77	3.0 16 6 4 2 5 0 0 0 0 0 0 2 26 6.00 2.000																					
John Stupper, R (9, 1) ERA: 4.48	1.0 3 0 0 0 0 0 0 0 0 0 0 0 3 3 0.00 0.000																					

Pittsburgh Pirates @ St. Louis Cardinals
 Busch Stadium, St. Louis, MO
 Sat Jun 25 1983, 3:33 AM CDT
 Att: 29,567 - Unknown

AB	37
R	10
H	13
RBI	10
BB	6
SO	8
LOB	17



Batter	1	2	3	4	5	6	7	8	9	AB	R	H	RBI	BB	SO	LOB	BOTTOM					
Tom Herr, S (1, 4) OBP: 0.368, SLG: 0.364	G4-6-3 1B		K 1B BB		5-3		L7		F6	4	0	1	0	1	0	2						
Ken Oberkfell, L (1, 5) OBP: 0.354, SLG: 0.365	G4-6-3 1-2		K 1B		E9 6-3		F5			4	1	2	1	0	0	1						
Andy Van Slyke, L (1, 7) OBP: 0.311, SLG: 0.500	G3		K 1B		6-3		K			4	0	0	1	0	2	2						
George Hendrick, R (1, 3) OBP: 0.390, SLG: 0.555			F6 K		6-3		L5			4	0	1	0	0	1	1						
Willie McGee, S (1, 8) OBP: 0.349, SLG: 0.398			HR		1-3 2B		6-3			3	1	2	1	1	0	0						
David Green, R (1, 9) OBP: 0.355, SLG: 0.407			1-3 1B		1-3 F6		F8			4	0	1	0	0	0	3						
Jamie Quirk, L (1, 2) OBP: 0.300, SLG: 0.378			K 1B		K		5-3		F8	4	0	0	0	0	2	2						
Ozzie Smith, S (1, 6) OBP: 0.258, SLG: 0.258			4-3		4-3		F9		F8	3	0	0	0	1	0	1						
Kevin Hagen, R (1, 1) Dave Vonohlen, L (4, 1) Steve Braun, L (5, PH) Jim Kaat, L (6, 1) John Stupper, R (9, 1) Darrell Porter, L (9, PH)			K 1B		5-3 E BB		K			1	0	0	0	0	0	0						
Inning Stats	R: 0 E: 0 K: 0 S: 3	H: 1 LOB: 2 BB: 1 P: 13	R: 1 E: 0 K: 2 S: 9	H: 2 LOB: 1 BB: 1 P: 13	R: 0 E: 0 K: 2 S: 7	H: 1 LOB: 1 BB: 1 P: 11	R: 0 E: 0 K: 1 S: 6	H: 1 LOB: 1 BB: 0 P: 6	R: 2 E: 1 K: 0 S: 5	H: 2 LOB: 2 BB: 2 P: 13	R: 0 E: 0 K: 1 S: 5	H: 0 LOB: 0 BB: 0 P: 5	R: 0 E: 0 K: 1 S: 5	H: 0 LOB: 0 BB: 0 P: 5	R: 0 E: 0 K: 0 S: 3	H: 0 LOB: 0 BB: 0 P: 3	R: 0 E: 0 K: 0 S: 4	H: 1 LOB: 1 BB: 0 P: 4	1B: 5 2B: 2 3B: 0 HR: 1	SF: 0 SAC: 0 DP: 1 HBP: 0	WP: 0 PB: 0 SB: 1 CS: 0	PA: 37
PITCHER	IP WLS BF H R ER SO BB IBB HBP BLK WP HR S P ERA WHIP																					
Don Robinson, R (1, 1) ERA: 2.53	4.2 23 7 3 3 5 3 0 0 0 0 0 1 29 45 5.79 2.143																					
Lee Tunnell, R (5, 1) ERA: 4.87	4.1 W 14 1 0 0 2 0 0 0 0 0 0 0 18 18 0.00 0.231																					


Pittsburgh Pirates @ St. Louis Cardinals
 Busch Stadium, St. Louis, MO
 Sat Jun 25 1983, 3:33 AM CDT
 Att: 29,567 - Unknown

AB	33
R	3
H	8
RBI	3
BB	4
SO	7
LOB	14




Batter	1	2	3	4	5	6	7	8	9	AB	R	H	RBI	BB	SO	LOB	TOP										
Marvell Wynne, L (1, 8) OBP: 0.411, SLG: 0.417	4-0 1B BB		0-0 3-1		0-0 F8	0-0 F9			0-0 F8	4	0	0	0	1	0	1											
Johnny Ray, S (1, 4) OBP: 0.325, SLG: 0.375	0-0 FC 1B		0-0 3-1		0-0 F8	0-0 F7			0-0 4-3	5	0	1	0	0	0	0											
Bill Madlock, R (1, 5) OBP: 0.370, SLG: 0.435	0-0 FC G4-6-3			0-0 1B BB FC3-6	0-0 1B BB			0-0 F9	0-0 5-3	5	2	2	0	0	0	2											
Jason Thompson, L (1, 3) OBP: 0.396, SLG: 0.443	0-3 K			4-0 FC3-6 1B 1-2 1B	4-0 1B BB			0-0 6-3		2	1	0	0	2	1	3											
Mike Easter, L (1, 7) OBP: 0.390, SLG: 0.455	0-0 G4-6-3			0-0 FC3-6 1B	0-0 1B BB			0-0 4-3		4	0	2	1	0	0	3											
Dave Parker, L (1, 9) OBP: 0.286, SLG: 0.359		0-0 F7		0-0 FC3-6 1B 1-2 2-3 3-H	4-0 FC5-4 1B			0-0 5-3 1B		3	1	1	1	1	0	2											
Tony Peña, R (1, 2) OBP: 0.312, SLG: 0.365	0-3 K			0-0 PB 1B	0-0 FC5-4			0-0 5-3		4	0	1	1	0	1	4											
Dale Berra, R (1, 6) OBP: 0.329, SLG: 0.405	0-0 5-3			0-0 F4		0-0 F9 SH5-4 PB 1B		0-0 L8		4	1	1	0	0	0	2											
Rick Rhoden, R (1, 1) OBP: 0.150, SLG: 0.175			0-0 5-3	0-0 K		0-0 SH5-4		0-3 K		3	0	0	0	0	2	2											
Inning Stats	R: 0 E: 0 K: 1 S: 6	H: 1 LOB: 2 BB: 1 P: 10	R: 0 E: 0 K: 1 S: 5	H: 0 LOB: 0 BB: 0 P: 5	R: 0 E: 0 K: 0 S: 3	H: 0 LOB: 0 BB: 0 P: 3	R: 3 E: 0 K: 1 S: 8	H: 3 LOB: 1 BB: 1 P: 12	R: 1 E: 0 K: 0 S: 5	H: 2 LOB: 3 BB: 2 P: 13	R: 0 E: 0 K: 0 S: 3	H: 0 LOB: 0 BB: 0 P: 3	R: 0 E: 0 K: 1 S: 6	H: 1 LOB: 1 BB: 0 P: 6	R: 0 E: 0 K: 0 S: 3	H: 0 LOB: 0 BB: 0 P: 3	1B: 8 2B: 0 3B: 0 HR: 0	SF: 0 SAC: 1 DP: 1 HBP: 0	WP: 0 PB: 2 SB: 0 CS: 0	PA: 39							
PITCHER	IP	WLS	BF	H	R	ER	SO	BB	IBB	HBP	BLK	WP	HR	S	P	ERA	WHIP										
Neil Allen, R (1, 1) ERA: 4.03	5.0	L	25	6	4	3	3	3	1	0	0	0	0	27	43	5.40	1.800										
Jeff Lahti, R (6, 1) ERA: 3.09	3.0		11	2	1	0	1	0	0	0	0	0	0	13	13	0.00	0.667										
John Martin, L (9, 1) ERA: 3.86	1.0		3	0	0	0	0	0	0	0	0	0	0	3	3	0.00	0.000										

Pittsburgh Pirates @ St. Louis Cardinals
 Busch Stadium, St. Louis, MO
 Sun Jun 26 1983, 3:33 AM CDT
 Att: 32,306 - Unknown

AB	34
R	5
H	8
RBI	3
BB	4
SO	4
LOB	19
	

Batter	1	2	3	4	5	6	7	8	9	AB	R	H	RBI	BB	SO	LOB	BOTTOM										
Ken Oberkfell, L (1, 4) OBP: 0.349, SLG: 0.359	0-0 4-3		0-3 K		0-0 F7			0-0 E6		4	0	0	0	0	1	2											
Willie McGee, S (1, 8) OBP: 0.352, SLG: 0.405	0-0 2B		0-0 F2 1B		0-0 6-3			0-0 F8		4	0	2	0	0	0	2											
Steve Braun, L (1, 7) OBP: 0.444, SLG: 0.414	0-0 G5-4-3 1B		0-0 F2		0-0 L7			0-0 F9		4	0	1	0	0	0	3											
George Hendrick, R (1, 3) OBP: 0.388, SLG: 0.550	0-0 G5-4-3			0-0 G6-3 1B		0-0 6-3		0-0 6-3		4	0	1	0	0	0	2											
Andy Van Slyke, L (1, 5) OBP: 0.306, SLG: 0.476		0-0 BLK 1B		0-0 G6-3		0-0 F6		0-0 4-3		4	0	1	0	0	0	1											
David Green, R (1, 9) OBP: 0.346, SLG: 0.396		0-0 F9		0-0 G3		0-3 K		0-3 K		4	0	0	0	0	2	1											
Darrell Porter, L (1, 2) OBP: 0.345, SLG: 0.418		4-0 BB			0-0 3-1			0-0 F8		2	0	0	0	1	0	0											
Ozzie Smith, S (1, 6) OBP: 0.260, SLG: 0.257		0-0 F5			4-0 BB			0-0 E 1B		1	0	0	0	1	0	2											
Rafael Santana, R (8, 6) OBP: 0.429, SLG: 0.273					0-0 F7			0-0 F9		1	0	0	0	0	0	1											
Neil Allen, R (1, 1) OBP: 0.071, SLG: 0.071		0-3 K			0-0 F7			0-0 F9		0	0	0	0	0	0	0											
Jamie Quirk, L (5, PH) OBP: 0.294, SLG: 0.370										0	0	0	0	0	0	0											
Jeff Lahti, R (6, 1) ERA: 3.09										0	0	0	0	0	0	0											
Tom Herr, S (8, PH) OBP: 0.366, SLG: 0.362										0	0	0	0	0	0	1											
John Martin, S (9, 1) OBP: 0.250, SLG: 0.313										0	0	0	0	0	0	0											
Inning Stats	R: 0 E: 0 K: 0 S: 4	H: 2 LOB: 1 BB: 0 P: 4	R: 0 E: 0 K: 1 S: 6	H: 1 LOB: 2 BB: 1 P: 10	R: 0 E: 0 K: 1 S: 5	H: 1 LOB: 0 BB: 0 P: 5	R: 0 E: 0 K: 0 S: 3	H: 1 LOB: 0 BB: 0 P: 3	R: 0 E: 0 K: 0 S: 3	H: 0 LOB: 1 BB: 1 P: 7	R: 0 E: 0 K: 0 S: 3	H: 0 LOB: 0 BB: 0 P: 3	R: 0 E: 0 K: 1 S: 5	H: 0 LOB: 0 BB: 0 P: 5	R: 0 E: 1 K: 0 S: 5	H: 1 LOB: 2 BB: 0 P: 5	R: 0 E: 0 K: 1 S: 5	H: 0 LOB: 0 BB: 0 P: 5	1B: 5 2B: 1 3B: 0 HR: 0	SF: 0 SAC: 0 DP: 2 HBP: 0	WP: 0 PB: 0 SB: 0 CS: 0	PA: 33					
PITCHER	IP	WLS	BF	H	R	ER	SO	BB	IBB	HBP	BLK	WP	HR	S	P	ERA	WHIP										
Rick Rhoden, R (1, 1) ERA: 3.38	9.0	W	33	6	0	0	4	2	0	0	0	0	0	39	47	0.00	0.889										

Pittsburgh Pirates @ St. Louis Cardinals
 Busch Stadium, St. Louis, MO
 Sun Jun 26 1983, 3:33 AM CDT
 Att: 32,306 - Unknown

AB	31
R	0
H	6
RBI	0
BB	2
SO	4
LOB	17
	

Batter	1	2	3	4	5	6	7	8	9	AB	R	H	RBI	BB	SO	LOB	TOP											
Marvell Wynne, L (1, 8) Lee Lacy, R (6, 8) OBP: 0.424, SLG: 0.420 OBP: 0.307, SLG: 0.386	0-0 4-3 BLK 6-3 1B		0-0 L4		4-0 1B 1-2 SF8 BB		4-0 1B BB	0-0 FC5-4		2	2	1	0	1	0	0												
Johnny Ray, S (1, 4) OBP: 0.326, SLG: 0.375	0-0 4-3 1-3		0-0 6-3		0-0 SF8 1-3 2-H 1B		0-0 1B E 1B	0-3 K		5	1	2	1	0	1	2												
Bill Madlock, R (1, 5) OBP: 0.371, SLG: 0.436	0-0 6-3		0-0 5-3		4-0 IBB		0-0 F8		0-0 1B 2B	4	0	1	1	1	0	2												
Jason Thompson, L (1, 3) OBP: 0.392, SLG: 0.440	0-3 K			0-3 K	0-0 SF8		0-0 E BB 1B		0-0 F5	4	0	1	2	0	2	1												
Mike Easter, L (1, 7) OBP: 0.396, SLG: 0.473		0-0 HR		0-0 E7	0-0 G3		4-0 E BB		0-0 1B	4	1	2	1	1	0	2												
Dave Parker, L (1, 9) OBP: 0.289, SLG: 0.360		0-0 G3 1B		0-0 5-3		0-0 G6-3 1B	0-0 E4		0-0 F5	5	0	2	0	0	0	5												
Tony Peña, R (1, 2) OBP: 0.305, SLG: 0.356	0-0 G3		0-0 4-3		0-0 G6-3	0-0 1B	0-0 6-3		0-0 F8	5	0	0	0	0	0	8												
Dale Berra, R (1, 6) OBP: 0.324, SLG: 0.397	0-0 6-3			0-0 L8	0-0 F4		0-0 F8			4	0	0	0	0	0	1												
John Candelaria, L (1, 1) Cecilio Guante, R (3, 1) OBP: 0.258, SLG: 0.179 OBP: 0.333, SLG: 0.333	0-0 F8				0-0 BB 1B		0-0 L3	0-0 FC5-4 1B		1	0	0	0	0	0	1												
										3	1	2	0	0	0	0												
Inning Stats	R: 1 E: 0 K: 1 S: 6	H: 1 LOB: 0 BB: 0 P: 6	R: 1 E: 0 K: 0 S: 5	H: 2 LOB: 1 BB: 0 P: 5	R: 0 E: 0 K: 0 S: 3	H: 0 LOB: 0 BB: 0 P: 3	R: 0 E: 1 K: 1 S: 6	H: 0 LOB: 1 BB: 0 P: 6	R: 2 E: 0 K: 0 S: 5	H: 2 LOB: 2 BB: 2 P: 13	R: 0 E: 0 K: 0 S: 3	H: 1 LOB: 0 BB: 0 P: 3	R: 2 E: 1 K: 0 S: 6	H: 2 LOB: 2 BB: 2 P: 14	R: 0 E: 0 K: 1 S: 6	H: 1 LOB: 1 BB: 0 P: 6	R: 0 E: 0 K: 0 S: 5	H: 2 LOB: 2 BB: 0 P: 5	1B: 9 2B: 1 3B: 0 HR: 1	SF: 1 SAC: 0 DP: 1 HBP: 0	WP: 0 PB: 0 SB: 0 CS: 0	PA: 43						
PITCHER	IP	WLS	BF	H	R	ER	SO	BB	IBB	HBP	BLK	WP	HR	S	P	ERA	WHIP											
Joaquin Andujar, R (1, 1) ERA: 4.01	4.1	L	19	4	4	4	2	1	0	0	1	0	0	0	3	7	8.31	1.154										
Dave Vonohlen, L (5, 1) ERA: 2.94	0.2		4	1	0	0	0	0	1	0	0	0	0	0	3	7	0.00	1.500										
John Stuper, R (6, 1) ERA: 4.5	1.2		8	3	2	1	0	1	0	0	0	0	0	0	7	11	5.40	2.400										
Jim Kaat, L (7, 1) ERA: 3.6	1.1		7	1	0	0	1	1	0	0	0	0	0	0	8	12	0.00	1.500										
John Martin, L (9, 1) ERA: 3.79	1.0		5	2	0	0	0	0	0	0	0	0	0	0	5	5	0.00	2.000										

Pittsburgh Pirates @ St. Louis Cardinals
 Busch Stadium, St. Louis, MO
 Mon Jun 27 1983, 7:05 PM CDT
 Att: 23,286 - Unknown

AB	38
R	6
H	11
RBI	5
BB	4
SO	3
LOB	23



Batter	1	2	3	4	5	6	7	8	9	AB	R	H	RBI	BB	SO	LOB	BOTTOM										
Ozzie Smith, S (1, 6) OBP: 0.256, SLG: 0.253	0-0 L7		0-0 F9		0-0 F8		0-0 FC4-3 FC6-4			4	0	0	0	0	0	3											
Rafael Santana, R (1, 4) Tom Herr, S (7, PH) OBP: 0.353, SLG: 0.214 OBP: 0.364, SLG: 0.360	0-0 F7		0-3 K		0-0 4-3		0-0 FC6-4			3	0	0	0	0	0	1											
Willie McGee, S (1, 8) OBP: 0.346, SLG: 0.397	0-3 K			0-0 F7		0-0 6-3		0-0 5-3		4	0	0	0	0	1	0											
George Hendrick, R (1, 3) OBP: 0.389, SLG: 0.557		0-0 F8 1B 2B		0-0 L9		0-0 4-3		0-0 2B		4	1	2	0	0	0	0											
David Green, R (1, 9) OBP: 0.350, SLG: 0.395		0-0 F8 2-3		4-0 1B BB		0-0 S 1B		0-0 F8		3	0	1	0	1	0	2											
Floyd Rayford, R (1, 5) Jim Kaat, L (7, 1) OBP: 0.273, SLG: 0.455		0-0 1B		0-0 1B		0-0 F7 1-2		0-0 F7		3	0	2	1	0	0	1											
Jamie Quirk, L (8, PH) John Martin, S (9, 1) OBP: 0.269, SLG: 0.362 OBP: 0.250, SLG: 0.313		0-0 1B		1-2 1B		0-0 F7 1-2		0-0 F7		1	0	0	0	0	0	1											
Andy Van Slyke, L (1, 7) OBP: 0.283, SLG: 0.435		0-3 K		0-0 F8		0-0 F6		0-0 3-1		4	0	0	0	0	1	3											
Glenn Brummer, R (1, 2) Steve Braun, L (5, PH) John Stuper, R (6, 1) Ken Oberkell, L (7, 5) OBP: 0.370, SLG: 0.375 OBP: 0.459, SLG: 0.433 OBP: 0.231, SLG: 0.200 OBP: 0.350, SLG: 0.360		0-0 F8			0-0 1B		0-0 FC4-3 BB 1B		0-0 F8	1	0	0	0	0	0	1											
Joaquin Andujar, S (1, 1) Dave Vonohlen, L (5, 1) Darrell Porter, L (5, PH) OBP: 0.103, SLG: 0.103 OBP: 0.345, SLG: 0.414			0-3 K		0-0 F9		4-0 FC4-3 BB		0-0 F9	1	0	0	0	0	1	0											
										2	0	0	0	1	0	1											
Inning Stats	R: 0 E: 0 K: 1 S: 5	H: 0 LOB: 0 BB: 0 P: 5	R: 1 E: 0 K: 1 S: 7	H: 2 LOB: 1 BB: 0 P: 7	R: 0 E: 0 K: 2 S: 7	H: 0 LOB: 0 BB: 0 P: 7	R: 0 E: 0 K: 0 S: 4	H: 1 LOB: 2 BB: 1 P: 8	R: 0 E: 0 K: 0 S: 4	H: 1 LOB: 1 BB: 0 P: 4	R: 0 E: 0 K: 0 S: 4	H: 1 LOB: 1 BB: 0 P: 4	R: 0 E: 0 K: 0 S: 4	H: 1 LOB: 1 BB: 0 P: 4	R: 0 E: 0 K: 0 S: 3	H: 0 LOB: 0 BB: 0 P: 3	1B: 5 2B: 2 3B: 0 HR: 0	SF: 0 SAC: 0 DP: 0 HBP: 0	WP: 0 PB: 0 SB: 1 CS: 0	PA: 36							
PITCHER	IP	WLS	BF	H	R	ER	SO	BB	IBB	HBP	BLK	WP	HR	S	P	ERA	WHIP										
John Candelaria, L (1, 1) ERA: 4.29	2.0		8	2	1	1	2	0	0	0	0	0	0	12	12	4.50	1.000										
Cecilio Guante, R (3, 1) ERA: 1.32	7.0	W	28	5	0	0	2	2	0	0	0	0	0	30	38	0.00	1.000										

Pittsburgh Pirates @ St. Louis Cardinals
 Busch Stadium, St. Louis, MO
 Mon Jun 27 1983, 7:05 PM CDT
 Att: 23,286 - Unknown

AB	34
R	1
H	7
RBI	1
BB	2
SO	4
LOB	15



Batter	1	2	3	4	5	6	7	8	9	AB	R	H	RBI	BB	SO	LOB	TOP					
Mookie Wilson, S (1, 8) Mark Bradley, R (9, 8) OBP: 0.286, SLG: 0.337 OBP: 0.348, SLG: 0.404			4-3			6-3		1B, 1B, 1B	6-3	6	3	3	0	0	0	1						
Hubie Brooks, R (1, 5) Carlos Diaz, R (9, 1)					5-3	1B, 2B		1B, 1B, FC3-6		6	2	5	1	0	0	1						
Keith Hernandez, L (1, 3) OBP: 0.380, SLG: 0.460					HR	HR, IBB		FC3-6, 1B, SF8	K	5	2	3	1	1	1	3						
George Foster, R (1, 7) OBP: 0.317, SLG: 0.445			K		F5			FC3-6, 1B		4	0	2	2	1	1	3						
Darryl Strawberry, L (1, 9) OBP: 0.263, SLG: 0.405					HR	HR		FC3-6, 1B		5	2	2	5	0	0	6						
Bob Bailor, R (1, 4) OBP: 0.294, SLG: 0.306					6-3	E5		SF8		4	0	1	1	0	0	2						
Ron Hodges, L (1, 2)		5-3			6-3	4-3		G4-6-3, 1B		5	0	1	0	0	0	2						
José Oquendo, S (1, 6) OBP: 0.325, SLG: 0.303		K			FC6-4, 1B	6-3, SH3-4, 2B, BB		FC6-4		4	1	2	0	1	1	2						
Ed Lynch, R (1, 1) Brian Giles, R (9, PH) OBP: 0.200, SLG: 0.167 OBP: 0.320, SLG: 0.289		G3			FC6-4	SH3-4		K	F9	3	0	0	0	0	1	2						
Inning Stats	R: 1 E: 0 K: 0 S: 6	H: 3 LOB: 2 BB: 0 P: 6	R: 0 E: 0 K: 1 S: 5	H: 0 LOB: 0 BB: 0 P: 5	R: 0 E: 0 K: 1 S: 6	H: 2 LOB: 1 BB: 0 P: 6	R: 1 E: 0 K: 0 S: 5	H: 2 LOB: 1 BB: 0 P: 5	R: 3 E: 1 K: 0 S: 6	H: 2 LOB: 1 BB: 1 P: 10	R: 2 E: 0 K: 0 S: 5	H: 2 LOB: 2 BB: 2 P: 13	R: 0 E: 0 K: 1 S: 6	H: 2 LOB: 1 BB: 0 P: 6	R: 3 E: 0 K: 0 S: 8	H: 5 LOB: 5 BB: 0 P: 8	R: 0 E: 0 K: 1 S: 6	H: 1 LOB: 1 BB: 0 P: 6	1B: 13 2B: 2 3B: 2 HR: 2	SF: 1 SAC: 1 DP: 1 HBP: 0	WP: 0 PB: 0 SB: 0 CS: 1	PA: 48
PITCHER	IP WLS BF H R ER SO BB IBB HBP BLK WP HR S P ERA WHIP	IP WLS BF H R ER SO BB IBB HBP BLK WP HR S P ERA WHIP																				
Bob Forsch, R (1, 1) ERA: 4.68	5.2 L 29 10 7 7 2	3.1 19 9 3 3 2																				
Jim Kaat, L (6, 1) ERA: 4.05																						

New York Mets @ St. Louis Cardinals
 Busch Stadium, St. Louis, MO
 Tue Jun 28 1983, 7:05 PM CDT
 Unknown

AB 43
 R 10
 H 19
 RBI 10
 BB 3
 SO 4
 LOB 22



Batter	1	2	3	4	5	6	7	8	9	AB	R	H	RBI	BB	SO	LOB	BOTTOM			
Tom Herr, S (1, 4) Rafael Santana, R (8, PR) OBP: 0.367, SLG: 0.363 OBP: 0.353, SLG: 0.214						6-3		4-3, 1B		4	0	2	0	0	0	0				
Ken Oberkfell, L (1, 5) OBP: 0.345, SLG: 0.358					F9	1B		4-3		4	0	1	0	0	0	3				
Willie McGee, S (1, 8) OBP: 0.344, SLG: 0.395					F4	1B		L3		4	0	1	0	0	0	4				
George Hendrick, R (1, 3) OBP: 0.383, SLG: 0.548		6-3			F8	K		6-3		4	0	0	0	0	1	6				
David Green, R (1, 9) OBP: 0.354, SLG: 0.411		6-3			SF7, 3B	K		G1-6-3, 1B		4	1	2	0	0	1	0				
Andy Van Slyke, L (1, 7) OBP: 0.283, SLG: 0.408		F9			SF7	F8		F7		3	0	0	1	0	0	1				
Darrell Porter, L (1, 2) OBP: 0.343, SLG: 0.411					F4	K		G1-6-3		4	0	1	0	0	1	1				
Ozzie Smith, S (1, 6) Jim Kaat, L (6, 1) OBP: 0.255, SLG: 0.251					F5	F8		F5		2	0	0	0	0	0	0				
Bob Forsch, R (1, 1) Jamie Quirk, L (6, 5) OBP: 0.194, SLG: 0.250 OBP: 0.296, SLG: 0.367					K	4-3		4-3, 1B		1	0	0	0	0	1	0				
Inning Stats	R: 0 E: 0 K: 0 S: 3	H: 0 LOB: 0 BB: 0 P: 3	R: 0 E: 0 K: 1 S: 5	H: 0 LOB: 0 BB: 0 P: 5	R: 0 E: 0 K: 0 S: 4	H: 1 LOB: 1 BB: 0 P: 4	R: 1 E: 0 K: 1 S: 6	H: 1 LOB: 0 BB: 0 P: 6	R: 0 E: 0 K: 1 S: 7	H: 2 LOB: 2 BB: 0 P: 7	R: 0 E: 0 K: 1 S: 6	H: 1 LOB: 1 BB: 0 P: 6	R: 0 E: 0 K: 0 S: 5	H: 2 LOB: 3 BB: 0 P: 5	R: 0 E: 0 K: 0 S: 3	H: 1 LOB: 0 BB: 0 P: 3	1B: 7 2B: 0 3B: 1 HR: 0	SF: 1 SAC: 0 DP: 1 HBP: 0	WP: 0 PB: 0 SB: 0 CS: 0	PA: 34
PITCHER	IP WLS BF H R ER SO BB IBB HBP BLK WP HR S P ERA WHIP	IP WLS BF H R ER SO BB IBB HBP BLK WP HR S P ERA WHIP																		
Ed Lynch, R (1, 1) ERA: 3.38	8.0 W 31 7 1 1 4	1.0 3 1 0 0 0																		
Carlos Diaz, L (9, 1) ERA: 2.25																				

New York Mets @ St. Louis Cardinals
 Busch Stadium, St. Louis, MO
 Tue Jun 28 1983, 7:05 PM CDT
 Unknown

AB 33
 R 1
 H 8
 RBI 1
 BB 0
 SO 4
 LOB 16



Batter	1	2	3	4	5	6	7	8	9	AB	R	H	RBI	BB	SO	LOB	TOP									
Mark Bradley, R (1, 8) OBP: 0.343, SLG: 0.393										4	0	1	0	0	2	3	New York Mets @ St. Louis Cardinals Busch Stadium, St. Louis, MO Tue Jun 28 1983, 7:05 PM CDT Att: 30,810 - Unknown									
Hubie Brooks, R (1, 5) OBP: 0.313, SLG: 0.391										4	0	0	0	0	0	2										
Keith Hernandez, L (1, 3) OBP: 0.382, SLG: 0.462										3	1	1	0	1	0	0										
George Foster, R (1, 7) OBP: 0.316, SLG: 0.446										4	0	1	0	0	0	3										
Dave Kingman, R (1, 9) OBP: 0.275, SLG: 0.424										4	0	1	1	0	0	3										
Bob Bailor, R (1, 6) OBP: 0.286, SLG: 0.297										4	0	0	0	0	0	2										
Brian Giles, R (1, 4) OBP: 0.319, SLG: 0.293										4	0	1	0	0	2	1										
Junior Ortiz, R (1, 2) OBP: 0.139, SLG: 0.088										2	0	0	0	0	0	1										
Ron Hodges, L (5, 2) OBP: 0.341, SLG: 0.201										0	0	0	0	0	1	0										
Tom Gorman, L (1, 1) OBP: 1.000, SLG: 1.000 (5, PH)										1	0	1	0	0	0	0										
Tucker Ashford, R (5, PH) OBP: 0.217, SLG: 0.200										1	0	0	0	0	0	1										
Doug Sisk, R (5, 1) OBP: 0.333, SLG: 0.333										0	0	0	0	0	0	0										
Mookie Wilson, S (8, PH) OBP: 0.285, SLG: 0.336										1	0	0	0	0	1	1										
Scott Holman, R (8, 1) OBP: 0.222, SLG: 0.222										0	0	0	0	0	0	0										
Inning Stats	R: 0 E: 0 K: 0 S: 4	H: 1 LOB: 2 BB: 1 P: 8	R: 0 E: 0 K: 1 S: 5	H: 0 LOB: 0 BB: 0 P: 5	R: 0 E: 0 K: 1 S: 5	H: 1 LOB: 1 BB: 0 P: 5	R: 0 E: 0 K: 0 S: 4	H: 1 LOB: 1 BB: 0 P: 4	R: 0 E: 0 K: 1 S: 6	H: 1 LOB: 0 BB: 0 P: 6	R: 0 E: 0 K: 0 S: 3	H: 0 LOB: 0 BB: 0 P: 3	R: 0 E: 0 K: 0 S: 3	H: 0 LOB: 0 BB: 0 P: 3	R: 0 E: 0 K: 1 S: 5	H: 0 LOB: 1 BB: 1 P: 9	R: 1 E: 0 K: 1 S: 7	H: 2 LOB: 1 BB: 0 P: 7	1B: 2 2B: 5 3B: 0 HR: 0	SF: 0 SAC: 0 DP: 1 HBP: 0	WP: 1 PB: 0 SB: 0 CS: 1	PA: 34				
PITCHER	IP WLS BF H R ER SO BB IBB HBP BLK WP HR S P ERA WHIP	8.1 W 32 6 1 1 4 2 0 0 0 0 0 0 38 46 1.08 0.960	0.2 2 0 0 0 1 0 0 0 0 1 0 4 4 0.00 0.000																							

AB 32
R 1
H 6
RBI 1
BB 2
SO 5
LOB 17



Batter	1	2	3	4	5	6	7	8	9	AB	R	H	RBI	BB	SO	LOB	BOTTOM								
Tom Herr, S (1, 4) OBP: 0.367, SLG: 0.360										4	0	1	0	1	0	1	New York Mets @ St. Louis Cardinals Busch Stadium, St. Louis, MO Tue Jun 28 1983, 7:05 PM CDT Att: 30,810 - Unknown								
Rafael Santana, R (8, PR) OBP: 0.353, SLG: 0.214										0	0	0	0	0	0	0									
Willie McGee, S (1, 8) OBP: 0.341, SLG: 0.388										4	1	0	0	1	0	3									
David Green, R (1, 9) OBP: 0.351, SLG: 0.426										4	1	1	2	0	0	2									
George Hendrick, R (1, 3) OBP: 0.381, SLG: 0.541										3	0	0	0	1	1	3									
Floyd Rayford, R (1, 5) OBP: 0.231, SLG: 0.385										4	0	0	0	0	3	3									
Glenn Brummer, R (1, 2) OBP: 0.387, SLG: 0.429										4	2	2	0	0	0	3									
Andy Van Slyke, L (1, 7) OBP: 0.279, SLG: 0.462										3	2	1	2	1	0	1									
Ozzie Smith, S (1, 6) OBP: 0.251, SLG: 0.247										4	1	0	0	0	0	3									
Dave LaPoint, L (1, 1) OBP: 0.222, SLG: 0.125										2	1	1	1	2	0	0									
Bruce Sutter, R (9, 1) ERA: 4.1										0	0	0	0	0	0	0									
Inning Stats	R: 0 E: 0 K: 0 S: 3	H: 0 LOB: 0 BB: 0 P: 3	R: 0 E: 1 K: 1 S: 6	H: 0 LOB: 1 BB: 0 P: 6	R: 0 E: 0 K: 0 S: 3	H: 0 LOB: 1 BB: 1 P: 7	R: 3 E: 0 K: 1 S: 8	H: 3 LOB: 0 BB: 0 P: 8	R: 2 E: 1 K: 1 S: 7	H: 1 LOB: 2 BB: 2 P: 15	R: 0 E: 0 K: 0 S: 3	H: 0 LOB: 0 BB: 0 P: 3	R: 0 E: 0 K: 0 S: 3	H: 0 LOB: 0 BB: 0 P: 3	R: 3 E: 1 K: 1 S: 7	H: 2 LOB: 2 BB: 3 P: 19	R: 3 E: 1 K: 1 S: 7	H: 2 LOB: 2 BB: 3 P: 19	1B: 3 2B: 1 3B: 0 HR: 2	SF: 0 SAC: 0 DP: 0 HBP: 0	WP: 1 PB: 0 SB: 0 CS: 0	PA: 38			
PITCHER	IP WLS BF H R ER SO BB IBB HBP BLK WP HR S P ERA WHIP	4.0 L 17 3 3 3 2 1 0 0 0 1 0 13 24 6.75 1.000	3.0 13 1 2 1 1 2 0 0 0 1 0 13 21 3.00 1.000	1.0 8 2 3 2 1 2 1 0 0 0 0 7 19 18.00 4.000																					

AB 32
R 8
H 6
RBI 5
BB 6
SO 4
LOB 19



Batter	1	2	3	4	5	6	7	8	9	AB	R	H	RBI	BB	SO	LOB	TOP							
Mookie Wilson, S OBP: 0.287, SLG: 0.340 (1, 8)										5	2	2	0	0	0	0	New York Mets @ St. Louis Cardinals Busch Stadium, St. Louis, MO Wed Jun 29 1983, 7:05 PM CDT Att: 29,456 - Unknown							
Hubie Brooks, R OBP: 0.314, SLG: 0.391 (1, 5)										5	0	2	1	0	0	2								
Keith Hernandez, L OBP: 0.389, SLG: 0.470 (1, 3)										4	1	3	1	1	0	1								
George Foster, R OBP: 0.314, SLG: 0.441 (1, 7)										5	0	1	0	0	0	5								
Darryl Strawberry, L OBP: 0.267, SLG: 0.401 (1, 9)										4	0	1	1	0	2	3								
Brian Giles, R OBP: 0.315, SLG: 0.288 (1, 4)										3	0	0	0	0	0	5								
Danny Heep, L OBP: 0.357, SLG: 0.423 (8, PH)										1	0	0	0	0	0	0								
Bob Bailor, R OBP: 0.286, SLG: 0.297 (8, 4)										0	0	0	0	0	0	0								
Ron Hodges, L OBP: 0.351, SLG: 0.217 (1, 2)										4	0	3	0	0	0	3								
José Oquendo, S OBP: 0.317, SLG: 0.295 (1, 6)										4	0	0	0	0	1	3								
Craig Swan, R OBP: 0.125, SLG: 0.125 (1, 1)										2	0	0	0	0	0	0								
Jesse Orosco, R OBP: 0.286, SLG: 0.286 (6, 1)										0	0	0	0	0	0	0								
Rusty Staub, L OBP: 0.427, SLG: 0.446 (9, PH)										1	0	0	0	0	0	0								
Inning Stats	R: 1 E: 0 K: 0 S: 6	H: 3 LOB: 2 BB: 0 P: 6	R: 0 E: 0 K: 0 S: 5	H: 2 LOB: 2 BB: 0 P: 5	R: 1 E: 0 K: 0 S: 4	H: 1 LOB: 0 BB: 0 P: 4	R: 0 E: 0 K: 0 S: 3	H: 1 LOB: 0 BB: 0 P: 3	R: 1 E: 1 K: 0 S: 6	H: 2 LOB: 3 BB: 0 P: 7	R: 0 E: 0 K: 0 S: 3	H: 0 LOB: 0 BB: 0 P: 3	R: 0 E: 0 K: 0 S: 2	H: 0 LOB: 0 BB: 1 P: 6	R: 0 E: 0 K: 2 S: 8	H: 1 LOB: 1 BB: 0 P: 8	R: 0 E: 1 K: 1 S: 8	H: 2 LOB: 3 BB: 0 P: 8	1B: 10 2B: 2 3B: 0 HR: 0	SF: 0 SAC: 1 DP: 2 HBP: 1	WP: 0 PB: 0 SB: 1 CS: 0	PA: 41		
PITCHER	IP WLS BF H R ER SO BB IBB HBP BLK WP HR S P ERA WHIP	IP WLS BF H R ER SO BB IBB HBP BLK WP HR S P ERA WHIP	IP WLS BF H R ER SO BB IBB HBP BLK WP HR S P ERA WHIP	IP WLS BF H R ER SO BB IBB HBP BLK WP HR S P ERA WHIP	IP WLS BF H R ER SO BB IBB HBP BLK WP HR S P ERA WHIP	IP WLS BF H R ER SO BB IBB HBP BLK WP HR S P ERA WHIP	IP WLS BF H R ER SO BB IBB HBP BLK WP HR S P ERA WHIP	IP WLS BF H R ER SO BB IBB HBP BLK WP HR S P ERA WHIP	IP WLS BF H R ER SO BB IBB HBP BLK WP HR S P ERA WHIP	IP WLS BF H R ER SO BB IBB HBP BLK WP HR S P ERA WHIP	IP WLS BF H R ER SO BB IBB HBP BLK WP HR S P ERA WHIP	IP WLS BF H R ER SO BB IBB HBP BLK WP HR S P ERA WHIP	IP WLS BF H R ER SO BB IBB HBP BLK WP HR S P ERA WHIP	IP WLS BF H R ER SO BB IBB HBP BLK WP HR S P ERA WHIP	IP WLS BF H R ER SO BB IBB HBP BLK WP HR S P ERA WHIP	IP WLS BF H R ER SO BB IBB HBP BLK WP HR S P ERA WHIP	IP WLS BF H R ER SO BB IBB HBP BLK WP HR S P ERA WHIP	IP WLS BF H R ER SO BB IBB HBP BLK WP HR S P ERA WHIP	IP WLS BF H R ER SO BB IBB HBP BLK WP HR S P ERA WHIP	IP WLS BF H R ER SO BB IBB HBP BLK WP HR S P ERA WHIP	IP WLS BF H R ER SO BB IBB HBP BLK WP HR S P ERA WHIP	IP WLS BF H R ER SO BB IBB HBP BLK WP HR S P ERA WHIP	IP WLS BF H R ER SO BB IBB HBP BLK WP HR S P ERA WHIP	IP WLS BF H R ER SO BB IBB HBP BLK WP HR S P ERA WHIP
Kevin Hagen, R ERA: 4.26 (1, 1)	4.1	22	9	3	2	0	0	0	0	0	0	0	0	0	0	0	0	0	0	22	22	4.15	2.077	
John Martin, L ERA: 3.79 (5, 1)	0.0	1	0	0	0	0	0	0	0	0	0	0	0	0	0	0	0	0	0	1	1	∞	∞	
Jeff Lahti, R ERA: 2.79 (5, 1)	2.2	8	0	0	0	0	1	0	0	0	0	0	0	0	0	0	0	0	0	7	11	0.00	0.375	
Bruce Sutter, R ERA: 2.86 (8, 1)	2.0	W 10	3	0	0	3	0	0	0	0	0	0	0	0	0	0	0	0	0	16	16	0.00	1.500	
Batter	1	2	3	4	5	6	7	8	9	AB	R	H	RBI	BB	SO	LOB	BOTTOM							
Tom Herr, S OBP: 0.374, SLG: 0.370 (1, 4)										3	1	2	0	1	0	0	New York Mets @ St. Louis Cardinals Busch Stadium, St. Louis, MO Wed Jun 29 1983, 7:05 PM CDT Att: 29,456 - Unknown							
Willie McGee, S OBP: 0.344, SLG: 0.394 (1, 8)										4	1	2	1	0	0	2								
David Green, R OBP: 0.360, SLG: 0.430 (1, 9)										3	1	2	1	1	0	0								
Dane Iorg, L OBP: 0.333, SLG: 0.409 (9, 3)										0	0	0	0	0	0	0								
George Hendrick, R OBP: 0.383, SLG: 0.539 (1, 3)										3	0	1	1	1	0	2								
Andy Van Slyke, L OBP: 0.292, SLG: 0.473 (1, 7)										3	1	1	0	1	0	1								
Ken Oberkfell, L OBP: 0.350, SLG: 0.359 (1, 5)										2	0	1	1	0	0	0								
Floyd Rayford, R OBP: 0.214, SLG: 0.357 (6, PH)										2	0	0	0	0	0	3								
Darrell Porter, L OBP: 0.340, SLG: 0.407 (1, 2)										3	0	0	0	0	1	1								
Glenn Brummer, R OBP: 0.375, SLG: 0.414 (6, PH)										0	0	0	0	0	0	0								
Mike Ramsey, S OBP: 0.314, SLG: 0.330 (1, 6)										1	0	0	0	0	0	0								
Ozzie Smith, S OBP: 0.251, SLG: 0.247 (9, 6)										0	0	0	0	0	0	0								
Kevin Hagen, R (1, 1)										1	0	0	0	0	0	0								
John Martin, S OBP: 0.250, SLG: 0.313 (5, 1)										0	0	0	0	0	0	0								
Jeff Lahti, R (5, 1)										1	0	0	0	0	0	0								
Bob Forsch, R OBP: 0.188, SLG: 0.241 (7, PH)										1	0	0	0	0	0	0								
Bruce Sutter, R (8, 1)										0	0	0	0	0	0	0								
Inning Stats	R: 0 E: 0 K: 0 S: 2	H: 0 LOB: 0 BB: 1 P: 6	R: 1 E: 0 K: 2 S: 9	H: 2 LOB: 1 BB: 0 P: 9	R: 1 E: 0 K: 0 S: 4	H: 2 LOB: 1 BB: 1 P: 8	R: 0 E: 0 K: 0 S: 3	H: 0 LOB: 0 BB: 0 P: 3	R: 0 E: 0 K: 0 S: 5	H: 1 LOB: 1 BB: 0 P: 4	R: 1 E: 0 K: 0 S: 3	H: 2 LOB: 0 BB: 0 P: 3	R: 0 E: 0 K: 0 S: 3	H: 0 LOB: 0 BB: 0 P: 3	R: 1 E: 0 K: 0 S: 3	H: 2 LOB: 1 BB: 2 P: 11	1B: 6 2B: 4 3B: 0 HR: 0	SF: 0 SAC: 0 DP: 3 HBP: 0	WP: 0 PB: 0 SB: 3 CS: 1	PA: 33				
PITCHER	IP WLS BF H R ER SO BB IBB HBP BLK WP HR S P ERA WHIP	IP WLS BF H R ER SO BB IBB HBP BLK WP HR S P ERA WHIP	IP WLS BF H R ER SO BB IBB HBP BLK WP HR S P ERA WHIP	IP WLS BF H R ER SO BB IBB HBP BLK WP HR S P ERA WHIP	IP WLS BF H R ER SO BB IBB HBP BLK WP HR S P ERA WHIP	IP WLS BF H R ER SO BB IBB HBP BLK WP HR S P ERA WHIP	IP WLS BF H R ER SO BB IBB HBP BLK WP HR S P ERA WHIP	IP WLS BF H R ER SO BB IBB HBP BLK WP HR S P ERA WHIP	IP WLS BF H R ER SO BB IBB HBP BLK WP HR S P ERA WHIP	IP WLS BF H R ER SO BB IBB HBP BLK WP HR S P ERA WHIP	IP WLS BF H R ER SO BB IBB HBP BLK WP HR S P ERA WHIP	IP WLS BF H R ER SO BB IBB HBP BLK WP HR S P ERA WHIP	IP WLS BF H R ER SO BB IBB HBP BLK WP HR S P ERA WHIP	IP WLS BF H R ER SO BB IBB HBP BLK WP HR S P ERA WHIP	IP WLS BF H R ER SO BB IBB HBP BLK WP HR S P ERA WHIP	IP WLS BF H R ER SO BB IBB HBP BLK WP HR S P ERA WHIP	IP WLS BF H R ER SO BB IBB HBP BLK WP HR S P ERA WHIP	IP WLS BF H R ER SO BB IBB HBP BLK WP HR S P ERA WHIP	IP WLS BF H R ER SO BB IBB HBP BLK WP HR S P ERA WHIP	IP WLS BF H R ER SO BB IBB HBP BLK WP HR S P ERA WHIP	IP WLS BF H R ER SO BB IBB HBP BLK WP HR S P ERA WHIP	IP WLS BF H R ER SO BB IBB HBP BLK WP HR S P ERA WHIP	IP WLS BF H R ER SO BB IBB HBP BLK WP HR S P ERA WHIP	IP WLS BF H R ER SO BB IBB HBP BLK WP HR S P ERA WHIP
Craig Swan, R ERA: 4.97 (1, 1)	5.0	22	7	3	3	2	2	0	0	0	0	0	0	0	0	0	0	0	0	24	32	5.40	1.800	
Jesse Orosco, L ERA: 1.33 (6, 1)	3.0	L 11	2	1	1	0	2	0	0	0	1	0	0	0	0	0	0	0	0	9	17	3.00	1.333	

Batter	1	2	3	4	5	6	7	8	9	AB	R	H	RBI	BB	SO	LOB	TOP					
Mookie Wilson, S (1, 8) OBP: 0.282, SLG: 0.334	0-3 K		0-3 K		0-0 5-3		0-0 FC3-6		0-0 5-3	5	0	0	0	0	2	3						
Hubie Brooks, R (1, 5) OBP: 0.317, SLG: 0.392	0-0 1B		0-0 1B		0-0 F8		0-0 4-3			4	0	2	0	0	0	2						
Keith Hernandez, L (1, 3) OBP: 0.384, SLG: 0.463	0-0 F7		0-3 K		0-0 1-3				0-3 K	4	0	0	0	0	2	2						
George Foster, R (1, 7) OBP: 0.309, SLG: 0.434	0-3 K		0-0 F8				0-0 F7		0-0 F9	4	0	0	0	0	1	2						
Darryl Strawberry, L (1, 9) OBP: 0.272, SLG: 0.404		0-3 K		0-0 4-3			0-0 9-3 1B		0-0 1B	4	0	2	0	0	1	0						
Ron Hodges, L (1, 2) OBP: 0.356, SLG: 0.221		4-0 1B		0-0 5-3 1B			0-0 9-3 1B		0-0 F6	2	1	1	0	1	0	1						
Dave Kingman, R (8, PH) OBP: 0.274, SLG: 0.422		1B		5-3 1B			0-0 9-3 1B			1	0	0	0	0	0	1						
Junior Ortiz, R (8, 2) OBP: 0.139, SLG: 0.088		1B		1B			0-0 9-3 1B			0	0	0	0	0	0	0						
Brian Giles, R (1, 4) OBP: 0.314, SLG: 0.288		0-0 F7		0-0 5-3			0-0 FC3-6 1B		0-0 F7	4	0	1	0	0	0	2						
José Oquendo, S (1, 6) OBP: 0.327, SLG: 0.307		0-0 1B		0-0 1B			0-0 FC3-6 1B		0-0 6-3	4	0	3	1	0	0	0						
Walt Terrell, L (1, 1) OBP: 0.354, SLG: 0.419		0-3 K		0-3 K			0-0 F5		0-0 2B	2	0	0	0	0	2	3						
Danny Heep, L (7, PH) OBP: 0.354, SLG: 0.419		0-3 K		0-3 K						1	0	0	0	0	0	2						
Carlos Diaz, R (7, 1) OBP: 0.352, SLG: 0.419		0-3 K		0-3 K						0	0	0	0	0	0	0						
Mark Bradley, R (9, PH) OBP: 0.352, SLG: 0.419		0-3 K		0-3 K						1	0	1	0	0	0	0						
Inning Stats	R: 0 E: 0 K: 2 S: 8	H: 1 LOB: 1 BB: 0 P: 8	R: 0 E: 0 K: 2 S: 8	H: 1 LOB: 2 BB: 1 P: 12	R: 0 E: 0 K: 2 S: 8	H: 1 LOB: 1 BB: 0 P: 8	R: 1 E: 0 K: 1 S: 7	H: 2 LOB: 1 BB: 0 P: 7	R: 0 E: 0 K: 0 S: 3	H: 0 LOB: 0 BB: 0 P: 3	R: 0 E: 0 K: 0 S: 3	H: 1 LOB: 0 BB: 0 P: 3	R: 0 E: 0 K: 0 S: 5	H: 2 LOB: 2 BB: 0 P: 5	R: 0 E: 0 K: 1 S: 6	H: 1 LOB: 1 BB: 0 P: 6	R: 0 E: 0 K: 0 S: 4	H: 1 LOB: 1 BB: 0 P: 4	1B: 9 2B: 2 3B: 0 HR: 0	SF: 0 SAC: 0 DP: 1 HBP: 0	WP: 0 PB: 0 SB: 0 CS: 0	PA: 37
PITCHER	IP WLS BF H R ER SO BB IBB HBP BLK WP HR S P ERA WHIP																					
Neil Allen, R (1, 1) ERA: 3.77	0.0 W 0																					
Dave Vonohien, L (8, 1) ERA: 2.63	2.0 8 2 0 0 1 0 0 0 0 0 0 0 10 10 0.00 1.000																					

New York Mets @ St. Louis Cardinals
 Busch Stadium, St. Louis, MO
 Thu Jun 30 1983, 7:05 PM CDT
 Att: 30,951 - Unknown

AB 36
 R 1
 H 10
 RBI 1
 BB 1
 SO 8
 LOB 18



Batter	1	2	3	4	5	6	7	8	9	AB	R	H	RBI	BB	SO	LOB	BOTTOM			
Tom Herr, S (1, 4) OBP: 0.372, SLG: 0.373	0-0 3-1				0-0 E4		0-0 F9		0-0 SH1-3	4	0	1	1	0	0	3				
Willie McGee, S (1, 8) OBP: 0.345, SLG: 0.394	0-0 4-3				0-0 FC1-6				0-0 1B	5	1	2	1	0	0	2				
David Green, R (1, 9) OBP: 0.362, SLG: 0.429	0-0 FC6-4		0-0 L6		0-0 5-3		0-0 SH3-4		0-0 F7	5	1	2	1	0	0	2				
George Hendrick, R (1, 3) OBP: 0.384, SLG: 0.532	0-0 FC6-4		0-3 K		0-0 F8		0-0 SH3-4		0-0 IBB	3	0	0	0	2	1	2				
Andy Van Slyke, L (1, 7) OBP: 0.304, SLG: 0.466		4-0 1B		0-0 3-1			0-0 SH3-4		0-0 F9	3	1	1	0	1	0	2				
Ken Oberkfell, L (1, 5) OBP: 0.352, SLG: 0.357		0-0 F7		0-0 L6			0-0 G6-2		0-0 5-3	2	0	0	0	2	0	1				
Darrell Porter, L (1, 2) OBP: 0.340, SLG: 0.406		0-0 FC4-6		0-0 4-3			0-0 E6		0-0 5-3	3	0	1	0	0	0	2				
Floyd Rayford, R (7, PH) OBP: 0.207, SLG: 0.345		1-3 1B		0-0 4-3			0-0 G6-2		0-0 5-3	1	0	0	1	0	0	2				
Ozzie Smith, S (8, 6) OBP: 0.251, SLG: 0.247		0-0 FC4-6		0-0 1B			0-0 L1		0-0 6-3	0	0	0	0	0	0	0				
Mike Ramsey, S (1, 6) OBP: 0.312, SLG: 0.320		0-0 FC4-6		0-0 2B			0-0 L1		0-0 6-3	3	1	0	1	1	0	6				
Dave Vonohien, L (8, 1) ERA: 2.63		1-2 2B		0-0 1B			0-0 G6-2		0-0 SH1-3	0	0	0	0	0	0	0				
Neil Allen, R (1, 1) OBP: 0.118, SLG: 0.176		0-0 1B		0-0 5-3						3	0	1	1	0	0	4				
Glenn Brummer, R (8, 2) OBP: 0.394, SLG: 0.433		0-0 2B		0-0 1B						1	1	1	0	0	0	0				
Inning Stats	R: 0 E: 0 K: 0 S: 4	H: 1 LOB: 1 BB: 0 P: 4	R: 3 E: 0 K: 0 S: 6	H: 3 LOB: 1 BB: 1 P: 10	R: 0 E: 0 K: 1 S: 5	H: 0 LOB: 0 BB: 0 P: 5	R: 0 E: 0 K: 0 S: 3	H: 0 LOB: 1 BB: 1 P: 7	R: 0 E: 1 K: 0 S: 4	H: 0 LOB: 1 BB: 0 P: 4	R: 0 E: 1 K: 0 S: 5	H: 1 LOB: 3 BB: 1 P: 9	R: 2 E: 0 K: 0 S: 5	H: 2 LOB: 2 BB: 2 P: 13	R: 1 E: 0 K: 0 S: 5	H: 2 LOB: 2 BB: 1 P: 9	1B: 7 2B: 2 3B: 0 HR: 0	SF: 0 SAC: 2 DP: 0 HBP: 0	WP: 1 PB: 0 SB: 4 CS: 0	PA: 41
PITCHER	IP WLS BF H R ER SO BB IBB HBP BLK WP HR S P ERA WHIP																			
Walt Terrell, L (1, 1) ERA: 5.82	6.0 L 28 5 3 3 3 1 3 0 0 0 0 0 27 39 4.50 1.333																			
Carlos Diaz, L (7, 1) ERA: 2.64	2.0 13 4 3 3 0 0 3 0 0 0 0 0 10 22 13.50 2.000																			

New York Mets @ St. Louis Cardinals
 Busch Stadium, St. Louis, MO
 Thu Jun 30 1983, 7:05 PM CDT
 Att: 30,951 - Unknown

AB 33
 R 5
 H 9
 RBI 6
 BB 6
 SO 1
 LOB 26



Batter	1	2	3	4	5	6	7	8	9	AB	R	H	RBI	BB	SO	LOB	TOP					
Tom Herr, S OBP: 0.366, SLG: 0.376 (1, 4)										3	1	1	0	0	0	1						
Ken Oberkfell, L OBP: 0.351, SLG: 0.351 (1, 5)										3	1	0	0	1	0	2						
David Green, R OBP: 0.356, SLG: 0.429 (1, 9)										4	0	1	2	0	0	1						
George Hendrick, R OBP: 0.392, SLG: 0.541 (1, 3)										4	0	2	0	0	0	1						
Willie McGee, S OBP: 0.342, SLG: 0.388 (1, 8)										4	0	0	0	0	1	3						
Andy Van Slyke, L OBP: 0.333, SLG: 0.471 (1, 7)										3	0	0	0	1	2	1						
Darrell Porter, L OBP: 0.344, SLG: 0.418 (1, 2)										4	1	1	0	0	0	2						
Ozzie Smith, S OBP: 0.253, SLG: 0.249 (1, 6)										3	0	1	0	0	0	0						
Bob Forsch, R OBP: 0.206, SLG: 0.258 (1, 1)										2	0	1	0	0	0	1						
Steve Braun, L OBP: 0.462, SLG: 0.531 (7, PH)										1	1	1	2	0	0	0						
Jeff Lahti, R (7, 1)										0	0	0	0	0	0	0						
Bruce Sutter, R (8, 1)										1	0	0	0	0	0	0						
Inning Stats	R: 2 E: 0 K: 1 S: 7	H: 2 LOB: 2 BB: 2 P: 15	R: 0 E: 0 K: 0 S: 4	H: 1 LOB: 1 BB: 0 P: 4	R: 0 E: 0 K: 0 S: 3	H: 0 LOB: 0 BB: 0 P: 3	R: 0 E: 0 K: 1 S: 5	H: 0 LOB: 0 BB: 0 P: 5	R: 0 E: 0 K: 0 S: 4	H: 1 LOB: 1 BB: 0 P: 4	R: 0 E: 0 K: 0 S: 5	H: 1 LOB: 0 BB: 0 P: 5	R: 2 E: 0 K: 0 S: 5	H: 2 LOB: 0 BB: 0 P: 5	R: 0 E: 0 K: 0 S: 4	H: 1 LOB: 1 BB: 0 P: 4	R: 0 E: 0 K: 0 S: 3	H: 0 LOB: 0 BB: 0 P: 3	1B: 6 2B: 0 3B: 1 HR: 1	SF: 0 SAC: 2 DP: 1 HBP: 0	WP: 0 PB: 0 SB: 0 CS: 0	PA: 36
PITCHER	IP WLS BF H R ER SO BB IBB HBP BLK WP HR S P ERA WHIP																					
Larry McWilliams, L ERA: 3.25 (1, 1)	4.1 19 4 2 2 2 2 0 0 0 0 0 0 21 29 4.15 1.385																					
Manny Sarmiento, R ERA: 3.15 (5, 1)	2.2 L 10 3 2 2 1 0 0 0 0 0 0 1 12 12 6.75 1.125																					
Lee Tunnell, R ERA: 4.8 (8, 1)	2.0 7 1 0 0 0 0 0 0 0 0 0 0 7 7 0.00 0.500																					

St. Louis Cardinals @ Pittsburgh Pirates
Three Rivers Stadium, Pittsburgh, PA
Sun Jul 03 1983, 3:33 AM EDT
Att: 14,469 - Unknown

AB	32
R	4
H	8
RBI	4
BB	2
SO	3
LOB	12



Batter	1	2	3	4	5	6	7	8	9	AB	R	H	RBI	BB	SO	LOB	BOTTOM					
Marvell Wynne, L OBP: 0.376, SLG: 0.461 (1, 8)										4	0	0	0	0	0	1						
Johnny Ray, S OBP: 0.332, SLG: 0.384 (1, 4)										4	0	2	0	0	0	0						
Bill Madlock, R OBP: 0.362, SLG: 0.414 (1, 5)										3	1	0	0	1	0	2						
Jason Thompson, L OBP: 0.395, SLG: 0.440 (1, 3)										3	1	1	2	1	0	1						
Lee Lacy, R OBP: 0.326, SLG: 0.402 (9, PR)										0	1	0	0	0	0	0						
Mike Easter, L OBP: 0.375, SLG: 0.444 (1, 7)										4	0	1	0	0	0	0						
Dave Parker, L OBP: 0.286, SLG: 0.352 (1, 9)										4	0	0	0	0	0	2						
Tony Peña, R OBP: 0.310, SLG: 0.358 (1, 2)										3	0	2	1	1	0	0						
Dale Berra, R OBP: 0.304, SLG: 0.378 (1, 6)										3	0	0	0	1	0	4						
Larry McWilliams, L OBP: 0.171, SLG: 0.175 (1, 1)										1	0	0	0	0	0	0						
Manny Sarmiento, R (5, 1)										1	0	0	0	0	0	1						
Lee Mazzilli, S OBP: 0.403, SLG: 0.390 (7, PH)										1	0	0	0	0	0	1						
Lee Tunnell, R OBP: 0.182, SLG: 0.143 (8, 1)										0	0	0	0	0	0	0						
Riche Hebner, L OBP: 0.356, SLG: 0.361 (9, PH)										1	0	0	0	0	0	2						
Inning Stats	R: 0 E: 0 K: 0 S: 4	H: 1 LOB: 1 BB: 0 P: 4	R: 0 E: 0 K: 0 S: 3	H: 0 LOB: 1 BB: 1 P: 7	R: 0 E: 0 K: 0 S: 4	H: 1 LOB: 1 BB: 0 P: 4	R: 0 E: 0 K: 0 S: 3	H: 0 LOB: 0 BB: 0 P: 3	R: 0 E: 0 K: 0 S: 4	H: 1 LOB: 1 BB: 0 P: 4	R: 2 E: 0 K: 0 S: 4	H: 1 LOB: 0 BB: 1 P: 8	R: 0 E: 0 K: 0 S: 2	H: 0 LOB: 0 BB: 1 P: 6	R: 0 E: 0 K: 0 S: 3	H: 0 LOB: 0 BB: 0 P: 3	R: 1 E: 0 K: 0 S: 5	H: 2 LOB: 2 BB: 1 P: 9	1B: 4 2B: 1 3B: 0 HR: 1	SF: 0 SAC: 0 DP: 1 HBP: 0	WP: 0 PB: 0 SB: 1 CS: 0	PA: 36
PITCHER	IP WLS BF H R ER SO BB IBB HBP BLK WP HR S P ERA WHIP																					
Bob Forsch, R ERA: 4.59 (1, 1)	6.0 W 24 4 2 2 2 2 0 0 0 0 0 1 22 30 3.00 1.000																					
Jeff Lahti, R ERA: 2.61 (7, 1)	1.0 3 0 0 0 0 1 0 0 0 0 0 0 2 6 0.00 1.000																					
Bruce Sutter, R ERA: 2.93 (8, 1)	2.0 S 9 2 1 1 0 1 0 0 0 0 0 0 8 12 4.50 1.500																					

St. Louis Cardinals @ Pittsburgh Pirates
Three Rivers Stadium, Pittsburgh, PA
Sun Jul 03 1983, 3:33 AM EDT
Att: 14,469 - Unknown

AB	32
R	3
H	6
RBI	3
BB	4
SO	0
LOB	14




Batter	1	2	3	4	5	6	7	8	9	AB	R	H	RBI	BB	SO	LOB	TOP					
Tom Herr, S OBP: 0.364, SLG: 0.373 (1, 4)	4-3		K					F7		4	1	1	0	0	1	0						
Willie McGee, S OBP: 0.348, SLG: 0.398 (1, 8)	K			4-3		G5-4-3				4	1	3	0	0	1	0						
David Green, R OBP: 0.354, SLG: 0.425 (1, 9)	6-3			4-3				L3		4	0	1	1	0	0	2						
George Hendrick, R OBP: 0.390, SLG: 0.536 (1, 3)		FC4-6		4-3		G5-4-3		L7		4	0	1	1	0	0	2						
Andy Van Slyke, L OBP: 0.318, SLG: 0.444 (1, 7)	FC4-6			G3				F8		4	0	0	0	0	1	2						
Ken Oberkfell, L OBP: 0.353, SLG: 0.353 (1, 5)	F7							4-3		4	0	2	0	0	0	1						
Darrell Porter, L OBP: 0.340, SLG: 0.413 (1, 2)	K									3	0	0	0	0	1	3						
Ozzie Smith, S OBP: 0.253, SLG: 0.250 (1, 6)			F8							3	0	1	0	0	0	1						
Kevin Hagen, R John Stuper, R Jamie Quirk, S John Martin, L Steve Braun, L Dave Vonohlen, L (1, 1) (4, 1) (5, Ph) (5, 1) (7, Ph) (7, 1)			K					F7		1	0	0	0	0	1	0						
Inning Stats	R: 0 E: 0 K: 1 S: 5	H: 0 LOB: 0 BB: 0 P: 5	R: 0 E: 0 K: 1 S: 6	H: 1 LOB: 1 BB: 0 P: 6	R: 0 E: 0 K: 2 S: 7	H: 0 LOB: 0 BB: 0 P: 7	R: 1 E: 0 K: 0 S: 4	H: 1 LOB: 0 BB: 0 P: 4	R: 0 E: 0 K: 1 S: 6	H: 1 LOB: 1 BB: 0 P: 6	R: 1 E: 0 K: 1 S: 7	H: 3 LOB: 1 BB: 0 P: 7	R: 0 E: 0 K: 0 S: 4	H: 2 LOB: 1 BB: 0 P: 4	R: 0 E: 0 K: 0 S: 3	H: 1 LOB: 0 BB: 0 P: 3	R: 0 E: 0 K: 0 S: 3	H: 0 LOB: 0 BB: 0 P: 3	1B: 8 2B: 2 3B: 0 HR: 0	SF: 0 SAC: 0 DP: 3 HBP: 0	WP: 0 PB: 0 SB: 0 CS: 0	PA: 33
PITCHER Rick Rhoden, R ERA: 3.32 (1, 1)	IP: 9.0 WLS: W BF: 33 H: 9 R: 2 ER: 2 SO: 6 BB: 0 IBB: 0 HBP: 0 BLK: 0 WP: 0 HR: 0 S: 45 P: 45 ERA: 2.00 WHIP: 1.000																					

St. Louis Cardinals @ Pittsburgh Pirates
Three Rivers Stadium, Pittsburgh, PA
Mon Jul 04 1983, 3:33 AM EDT
Cloudy

livebaseballscorecards.com

AB 33
R 2
H 9
RBI 2
BB 0
SO 6
LOB 13




Batter	1	2	3	4	5	6	7	8	9	AB	R	H	RBI	BB	SO	LOB	BOTTOM			
Marvell Wynne, L OBP: 0.367, SLG: 0.444 (1, 8)	6-3 PB		F2	FC6-4			4-3	1-3		5	1	1	0	0	0	3				
Johnny Ray, S OBP: 0.331, SLG: 0.382 (1, 4)	6-3		3-1		5-3		1B HR			4	1	1	0	0	0	1				
Bill Madlock, R OBP: 0.368, SLG: 0.427 (1, 5)	6-3			1B			1B			4	2	3	1	0	0	0				
Jason Thompson, L OBP: 0.396, SLG: 0.453 (1, 3)	K			1B	F5		1B	HR		4	2	2	3	0	1	1				
Mike Easter, L OBP: 0.373, SLG: 0.440 (1, 7)		K		1B	6-3		F4			4	1	1	1	0	1	1				
Dave Parker, L OBP: 0.282, SLG: 0.346 (1, 9)		L7		1B			F7			4	0	0	0	0	1	2				
Tony Peña, R OBP: 0.317, SLG: 0.365 (1, 2)				1B				L4		4	0	3	1	0	0	0				
Dale Berra, R OBP: 0.304, SLG: 0.376 (1, 6)	1-3			1B	FC6-4		F9	E1		4	0	1	1	0	0	2				
Rick Rhoden, R OBP: 0.130, SLG: 0.152 (1, 1)			5-3		F7		F4	6-3		4	0	0	0	0	0	4				
Inning Stats	R: 1 E: 0 K: 1 S: 6	H: 1 LOB: 0 BB: 0 P: 6	R: 0 E: 0 K: 1 S: 6	H: 1 LOB: 0 BB: 0 P: 6	R: 0 E: 0 K: 0 S: 3	H: 0 LOB: 0 BB: 0 P: 3	R: 3 E: 0 K: 0 S: 8	H: 5 LOB: 2 BB: 0 P: 8	R: 0 E: 0 K: 1 S: 6	H: 1 LOB: 1 BB: 0 P: 6	R: 3 E: 0 K: 0 S: 6	H: 3 LOB: 0 BB: 0 P: 6	R: 0 E: 1 K: 0 S: 4	H: 0 LOB: 1 BB: 0 P: 4	R: 0 E: 0 K: 0 S: 3	H: 0 LOB: 0 BB: 0 P: 3	1B: 9 2B: 2 3B: 0 HR: 1	SF: 0 SAC: 0 DP: 0 HBP: 0	WP: 0 PB: 1 SB: 0 CS: 0	PA: 37
PITCHER Kevin Hagen, R ERA: 4.84 John Stuper, R ERA: 4.47 John Martin, L ERA: 3.64 Dave Vonohlen, L ERA: 3.26 (1, 1) (4, 1) (5, 1) (7, 1)	IP: 3.1 WLS: L BF: 17 H: 7 R: 4 ER: 3 SO: 2 BB: 0 IBB: 0 HBP: 0 BLK: 0 WP: 0 HR: 0 S: 21 P: 21 ERA: 8.10 WHIP: 2.100																			

St. Louis Cardinals @ Pittsburgh Pirates
Three Rivers Stadium, Pittsburgh, PA
Mon Jul 04 1983, 3:33 AM EDT
Cloudy

livebaseballscorecards.com

AB 37
R 7
H 12
RBI 7
BB 0
SO 3
LOB 14



Batter	1	2	3	4	5	6	7	8	9	AB	R	H	RBI	BB	SO	LOB	TOP																				
Tom Herr, S OBP: 0.369, SLG: 0.379 Mike Ramsey, S OBP: 0.321, SLG: 0.340 (7, FR)	FC6-4 1B		CS 1B	F8 1B	G3 1B		1B 1B		WP 2B	5	0	3	0	0	0	3																					
Willie McGee, S OBP: 0.348, SLG: 0.396 (1, 8)	FC6-4 1-2 1B		BB 1B	F8 1B		K	1B 1B		K 2-3	6	1	2	1	0	2	2																					
David Green, R OBP: 0.348, SLG: 0.422 (1, 9)	G4-6-3 1-2 1B		L9 1B	F9 1B		1B 2B	K		1-3	6	1	1	0	0	1	5																					
George Hendrick, R OBP: 0.397, SLG: 0.541 (1, 3)		6-3 1B	BB HR 1B		BB WP 1B	1B 2H 1B	1B 2H 1B			5	2	4	2	0	0	0																					
Andy Van Slyke, L OBP: 0.322, SLG: 0.427 (1, 7)	1B 2B BB		BB HR BB		K	F8	4-3			3	2	0	0	2	1	4																					
Ken Oberkfell, L OBP: 0.361, SLG: 0.357 (1, 5)	1-3 2B 1B		1-2 2-3 3H HR BB		1B BB BB	1B			3-1	3	2	2	1	2	0	0																					
Darrell Porter, L OBP: 0.341, SLG: 0.423 Glenn Brummer, R OBP: 0.417, SLG: 0.485 (8, 2)	K		1H 2H 3H HR		1-2 2-3 BB	F6			L4	4	1	1	4	1	1	4	AB 42 R 11 H 18 RBI 11 BB 5 SO 7 LOB 23																				
Ozzie Smith, S OBP: 0.263, SLG: 0.264 (1, 6)	2H 3H 2B		1B		1-2 2-3 3H 1B		1B SH1-4 1B		K	5	1	4	3	0	1	0																					
Neil Allen, R OBP: 0.095, SLG: 0.143 (1, 1)	F2 1B		F7 1B		K		SH1-4 1-2		5-3	4	0	0	0	0	1	5																					
Inning Stats	R: 0 E: 0 K: 0 S: 3	H: 1 LOB: 0 BB: 0 P: 3	R: 2 E: 0 K: 1 S: 7	H: 2 LOB: 1 BB: 1 P: 11	R: 5 E: 0 K: 0 S: 7	H: 5 LOB: 1 BB: 2 P: 15	R: 0 E: 0 K: 0 S: 3	H: 0 LOB: 0 BB: 0 P: 3	R: 1 E: 0 K: 2 S: 9	H: 2 LOB: 3 BB: 2 P: 17	R: 1 E: 0 K: 1 S: 8	H: 3 LOB: 2 BB: 0 P: 8	R: 2 E: 0 K: 1 S: 9	H: 4 LOB: 2 BB: 0 P: 9	R: 0 E: 0 K: 1 S: 5	H: 0 LOB: 0 BB: 0 P: 5	R: 0 E: 0 K: 1 S: 6	H: 1 LOB: 1 BB: 0 P: 6	1B: 14 2B: 3 3B: 0 HR: 1	SF: 0 SAC: 1 DP: 1 HBP: 0	WP: 2 PB: 0 CS: 1 SB: 1	PA: 48															
PITCHER	IP	WLS	BF	H	R	ER	SO	BB	IBB	HBP	BLK	WP	HR	S	P	ERA	WHIP	PITCHER	IP	WLS	BF	H	R	ER	SO	BB	IBB	HBP	BLK	WP	HR	S	P	ERA	WHIP		
Jim Bibby, R ERA: 8.83 Cecilio Guante, R ERA: 3.15 Lee Tunnell, R ERA: 4.92 Kent Tekulve, R ERA: 2.08	3.0	L	18	8	7	7	1	3	0	0	0	0	1	17	29	21.00	3.667																				

St. Louis Cardinals @ Pittsburgh Pirates
Three Rivers Stadium, Pittsburgh, PA
Mon Jul 04 1983, 3:38 AM EDT
Att: 22,185 - Sunny - 81 F

AB 42
R 11
H 18
RBI 11
BB 5
SO 7
LOB 23





Batter	1	2	3	4	5	6	7	8	9	AB	R	H	RBI	BB	SO	LOB	BOTTOM																				
Marvell Wynne, L OBP: 0.351, SLG: 0.424 (1, 8)	K		G3 1B			3-1			K	4	0	0	0	0	2	1																					
Johnny Ray, S OBP: 0.333, SLG: 0.384 (1, 4)	G5-4-3 1B			4-3		3-1			1B HR 1B	4	1	2	0	0	0	0																					
Bill Madlock, R OBP: 0.370, SLG: 0.440 (1, 5)	G5-4-3 1-2 1B			HR		G5-4-3 1B			F7	4	1	2	1	0	0	2																					
Jason Thompson, L OBP: 0.397, SLG: 0.451 (1, 3)		L7		G4-6-3 BB		G5-4-3 1-2 1B			HR 1B	3	1	1	0	1	0	1																					
Richie Hebner, L OBP: 0.350, SLG: 0.400 (1, 9)		3-1		G4-6-3 1-2 1B		K			HR	4	1	1	3	0	1	1																					
Mike Easter, L OBP: 0.370, SLG: 0.436 (1, 7)	K				3-1				F5	4	0	1	0	0	1	0																					
Tony Peña, R OBP: 0.317, SLG: 0.365 (1, 2)			G6-4-3 BB 1B		K				5-3	3	0	1	0	0	1	1																					
Dale Berra, R OBP: 0.304, SLG: 0.373 Kent Tekulve, R (9, 1)			G6-4-3 BB		F9				4-3	2	0	0	0	1	0	1																					
Jim Bibby, R OBP: 0.133, SLG: 0.133 Brian Harper, R OBP: 0.199, SLG: 0.261 Cecilio Guante, L OBP: 0.295, SLG: 0.295 Lee Mazzilli, R OBP: 0.295, SLG: 0.388 Lee Tunnell, R OBP: 0.142, SLG: 0.143 Jim Morrison, R OBP: 0.370, SLG: 0.608 (8, 6)			G6-4-3 1-2 2-3		3-1				F6	0	0	0	0	0	0	0																					
Inning Stats	R: 0 E: 0 K: 1 S: 5	H: 1 LOB: 0 BB: 0 P: 5	R: 0 E: 0 K: 1 S: 5	H: 0 LOB: 0 BB: 0 P: 5	R: 0 E: 0 K: 0 S: 3	H: 1 LOB: 1 BB: 1 P: 7	R: 1 E: 0 K: 0 S: 3	H: 1 LOB: 0 BB: 1 P: 7	R: 0 E: 0 K: 1 S: 5	H: 0 LOB: 0 BB: 0 P: 5	R: 0 E: 0 K: 0 S: 3	H: 0 LOB: 0 BB: 0 P: 3	R: 0 E: 0 K: 1 S: 5	H: 1 LOB: 0 BB: 0 P: 5	R: 0 E: 0 K: 0 S: 4	H: 1 LOB: 1 BB: 0 P: 4	R: 3 E: 0 K: 1 S: 8	H: 3 LOB: 0 BB: 0 P: 8	1B: 6 2B: 0 3B: 0 HR: 2	SF: 0 SAC: 0 DP: 4 HBP: 0	WP: 0 PB: 0 CS: 0	PA: 33															
PITCHER	IP	WLS	BF	H	R	ER	SO	BB	IBB	HBP	BLK	WP	HR	S	P	ERA	WHIP	PITCHER	IP	WLS	BF	H	R	ER	SO	BB	IBB	HBP	BLK	WP	HR	S	P	ERA	WHIP		
Neil Allen, R ERA: 3.8	9.0	W	33	8	4	4	5	2	0	0	0	0	2	41	49	4.00	1.111																				

St. Louis Cardinals @ Pittsburgh Pirates
Three Rivers Stadium, Pittsburgh, PA
Mon Jul 04 1983, 3:38 AM EDT
Att: 22,185 - Sunny - 81 F

AB 31
R 4
H 8
RBI 4
BB 2
SO 5
LOB 10



Batter	1	2	3	4	5	6	7	8	9	AB	R	H	RBI	BB	SO	LOB	TOP				
Tom Herr, S OBP: 0.367, SLG: 0.376 Jeff Lahti, R (7, 1)	4-3		1-3				F3	F8		4	0	1	0	0	0	1	St. Louis Cardinals @ San Diego Padres Jack Murphy Stadium, San Diego, CA Fri Jul 08 1983, 10:05 PM EDT Att: 23,166 - Unknown - 65 F AB 37 R 2 H 9 RBI 2 BB 3 SO 4 LOB 26 				
Andy Van Slyke, L OBP: 0.319, SLG: 0.421 Bruce Sutter, R (8, 1)					1-2					0	0	0	0	0	0						
Willie McGee, S OBP: 0.345, SLG: 0.390	K		5-3				F8			4	0	0	0	1	1						
David Green, R OBP: 0.340, SLG: 0.411										5	1	0	0	0	1						
George Hendrick, R OBP: 0.397, SLG: 0.537										4	1	1	0	1	1						
Lonnie Smith, R OBP: 0.372, SLG: 0.430										4	0	2	0	0	0						
Darrell Porter, L OBP: 0.343, SLG: 0.424										4	0	2	1	0	1						
Mike Ramsey, S OBP: 0.319, SLG: 0.337										4	0	1	1	0	0						
Ken Oberkfell, L OBP: 0.356, SLG: 0.351 (7, 4)										4	0	0	0	0	0						
Neil Allen, R OBP: 0.130, SLG: 0.174 Floyd Rayford, R OBP: 0.229, SLG: 0.324 (7, 5)										2	0	1	0	0	0						
Inning Stats	R: 0 E: 0 K: 1 S: 5	H: 0 LOB: 0 BB: 0 P: 5	R: 0 E: 0 K: 0 S: 5	H: 2 LOB: 2 BB: 0 P: 5	R: 0 E: 0 K: 0 S: 3	H: 0 LOB: 0 BB: 0 P: 3	R: 1 E: 1 K: 0 S: 5	H: 1 LOB: 2 BB: 1 P: 9	R: 0 E: 0 K: 2 S: 9	H: 2 LOB: 2 BB: 0 P: 9	R: 0 E: 0 K: 1 S: 4	H: 1 LOB: 2 BB: 1 P: 8	R: 1 E: 1 K: 0 S: 6	H: 3 LOB: 3 BB: 1 P: 10	R: 0 E: 0 K: 0 S: 3	H: 0 LOB: 0 BB: 0 P: 3	1B: 9 2B: 0 3B: 0 HR: 0	SF: 0 SAC: 0 DP: 0 HBP: 0	WP: 0 PB: 0 SB: 0 CS: 0	PA: 40	
PITCHER	IP	WLS	BF	H	R	ER	SO	BB	IBB	HBP	BLK	WP	HR	S	P	ERA	WHIP				
Tim Lollar, L ERA: 4.74	(1, 1)	7.0	31	7	2	1	4	2	0	0	0	0	0	37	45	1.29	1.286				
Gary Lucas, L ERA: 2.11	(8, 1)	2.0	W	9	2	0	0	0	1	0	0	0	0	8	12	0.00	1.000				

Batter	1	2	3	4	5	6	7	8	9	AB	R	H	RBI	BB	SO	LOB	BOTTOM					
Luis Salazar, R OBP: 0.300, SLG: 0.353 Gene Richards, L OBP: 0.342, SLG: 0.414 (9, PH)	P3		F8	8-2						4	0	0	0	0	0	3	St. Louis Cardinals @ San Diego Padres Jack Murphy Stadium, San Diego, CA Fri Jul 08 1983, 10:05 PM EDT Att: 23,166 - Unknown - 65 F AB 35 R 3 H 13 RBI 3 BB 2 SO 3 LOB 13 					
Alan Wiggins, S OBP: 0.360, SLG: 0.329										4	1	2	0	0	0							
Steve Garvey, R OBP: 0.345, SLG: 0.486										4	0	0	0	0	0							
Terry Kennedy, L OBP: 0.356, SLG: 0.425										4	0	2	1	0	1							
Sixto Lezcano, R OBP: 0.350, SLG: 0.362										4	0	1	0	0	2							
Gary Templeton, S OBP: 0.286, SLG: 0.339										4	0	2	0	0	0							
Tony Gwynn, L OBP: 0.341, SLG: 0.381										3	1	2	0	1	0							
Juan Bonilla, R OBP: 0.306, SLG: 0.311										4	0	1	0	0	0							
Tim Lollar, L OBP: 0.323, SLG: 0.308 Gary Lucas, L ERA: 2.53										3	0	2	1	0	0							
Ruppert Jones, L OBP: 0.274, SLG: 0.315 (9, PH)										0	1	0	0	1	0							
Inning Stats	R: 0 E: 0 K: 0 S: 5	H: 2 LOB: 2 BB: 0 P: 5	R: 0 E: 0 K: 0 S: 4	H: 2 LOB: 1 BB: 0 P: 4	R: 1 E: 0 K: 1 S: 7	H: 2 LOB: 1 BB: 0 P: 7	R: 1 E: 0 K: 0 S: 4	H: 2 LOB: 1 BB: 1 P: 8	R: 0 E: 0 K: 1 S: 5	H: 0 LOB: 0 BB: 0 P: 5	R: 0 E: 0 K: 1 S: 5	H: 1 LOB: 0 BB: 0 P: 5	R: 0 E: 0 K: 0 S: 4	H: 1 LOB: 1 BB: 0 P: 4	R: 0 E: 0 K: 0 S: 5	H: 2 LOB: 2 BB: 0 P: 5	R: 1 E: 0 K: 0 S: 2	H: 1 LOB: 1 BB: 1 P: 6	1B: 12 2B: 2 3B: 0 HR: 0	SF: 0 SAC: 0 DP: 1 HBP: 0	WP: 1 PB: 0 SB: 2 CS: 1	PA: 38
PITCHER	IP	WLS	BF	H	R	ER	SO	BB	IBB	HBP	BLK	WP	HR	S	P	ERA	WHIP					
Neil Allen, R ERA: 3.74	(1, 1)	6.0		25	9	2	2	3	1	0	0	0	0	30	34	0.00	1.667					
Jeff Lahti, R ERA: 2.53	(7, 1)	1.0	4	1	0	0	0	0	0	0	0	0	0	4	4	0.00	1.000					
Bruce Sutter, R ERA: 3.04	(8, 1)	1.1	L	8	3	1	1	0	1	0	0	0	0	7	11	6.75	3.000					

Batter	1	2	3	4	5	6	7	8	9	AB	R	H	RBI	BB	SO	LOB	TOP										
Lonnie Smith, R OBP: 0.374, SLG: 0.431 Andy Van Slyke, L OBP: 0.323, SLG: 0.423	5-3	1B		F8	2B	L8			1B	4	2	2	1	0	0	0											
Willie McGee, S OBP: 0.345, SLG: 0.393	F8	F9		6-3	2B		6-3		L6	6	1	2	1	0	0	3											
David Green, R OBP: 0.341, SLG: 0.411	2B	2B		6-3	6-3		K			5	2	2	3	0	1	2											
George Hendrick, R OBP: 0.397, SLG: 0.536	1B	L9		E	K		L8			4	1	1	1	1	1	2											
Floyd Rayford, R OBP: 0.342, SLG: 0.361 Ken Oberkfell, L OBP: 0.357, SLG: 0.353	1B	2B		E5		3B		6-3		2	0	1	1	1	0	1											
Darrell Porter, L OBP: 0.342, SLG: 0.421 Mike Ramsey, S OBP: 0.325, SLG: 0.343	1B	F8		G3		K			L4-3	4	0	1	1	0	1	4											
Tom Herr, S OBP: 0.368, SLG: 0.383	FC6-4		F8		1B	1B		L4-3		4	2	1	1	1	0	3											
Ozzie Smith, S OBP: 0.266, SLG: 0.267 Glenn Brummer, R OBP: 0.405, SLG: 0.471		E9			FC4-6	6-3		1-3		4	1	2	0	0	0	1											
Dave LaPoint, L OBP: 0.238, SLG: 0.135 Dave Rucker, L OBP: 0.439, SLG: 0.500 John Stuper, R OBP: 0.231, SLG: 0.200		F9		K	FC4-6			F7		3	2	1	2	1	1	2											
Inning Stats	R: 2 E: 1 K: 0 S: 6	H: 3 LOB: 2 BB: 1 P: 10	R: 4 E: 1 K: 0 S: 7	H: 3 LOB: 1 BB: 1 P: 11	R: 0 E: 0 K: 1 S: 5	H: 1 LOB: 0 BB: 0 P: 5	R: 1 E: 1 K: 0 S: 5	H: 1 LOB: 2 BB: 1 P: 9	R: 3 E: 0 K: 1 S: 8	H: 3 LOB: 1 BB: 1 P: 12	R: 2 E: 0 K: 1 S: 8	H: 3 LOB: 0 BB: 0 P: 8	R: 0 E: 0 K: 0 S: 3	H: 1 LOB: 0 BB: 0 P: 3	R: 0 E: 0 K: 0 S: 4	H: 1 LOB: 0 BB: 0 P: 4	1B: 12 2B: 4 3B: 1 HR: 0	SF: 0 SAC: 0 DP: 1 HBP: 0	WP: 0 PB: 0 SB: 2 CS: 1	PA: 47							
PITCHER	IP	WLS	BF	H	R	ER	SO	BB	IBB	HBP	BLK	WP	HR	S	P	ERA	WHIP										
Dave Dravecky, L ERA: 3.29	2.0	L	15	6	6	4	0	2	0	0	0	0	0	13	21	18.00	4.000										
Elias Sosa, R ERA: 6.06	4.0		22	8	6	5	3	2	0	0	0	0	0	26	34	11.25	2.500										
Sid Monge, L ERA: 2.83	2.0		6	1	0	0	1	0	0	0	0	0	0	8	8	0.00	0.500										
John Montefusco, R ERA: 4.21	1.0		4	1	0	0	0	0	0	0	0	0	0	4	4	0.00	1.000										

St. Louis Cardinals @ San Diego Padres
Jack Murphy Stadium, San Diego, CA
Sat Jul 09 1983, 10:05 PM EDT
Att: 25,125 - Unknown - 70 F

AB 43
R 12
H 16
RBI 11
BB 4
SO 4
LOB 19



Batter	1	2	3	4	5	6	7	8	9	AB	R	H	RBI	BB	SO	LOB	BOTTOM										
Luis Salazar, R OBP: 0.298, SLG: 0.350	5-3		6-3		F8		1B		F8	5	0	1	0	0	0	2											
Alan Wiggins, S OBP: 0.356, SLG: 0.323	2B	BB	P4			1-3	F7		1-3	4	1	0	0	1	0	2											
Steve Garvey, R OBP: 0.348, SLG: 0.491 Doug Gwosdz, R OBP: 0.192, SLG: 0.045	1B	2B	6-3			WP	1B	2B	BB	3	1	2	1	0	0	0											
Sixto Lezcano, R OBP: 0.345, SLG: 0.355	5-3			6-3		F8		K		4	0	0	0	0	1	3											
Terry Kennedy, L OBP: 0.359, SLG: 0.428 Sid Monge, S OBP: 0.250, SLG: 0.250 Bruce Bochy, R OBP: 0.200, SLG: 0.250 John Montefusco, R OBP: 0.273, SLG: 0.111				4-3		WP	1B	F9		3	0	2	1	0	0	0											
Gary Templeton, S OBP: 0.284, SLG: 0.337 Elias Sosa, R ERA: 16.2 Kurt Bevacqua, R OBP: 0.439, SLG: 0.446		4-3		4-3		5-3		2B		1	0	0	0	0	0	0											
Tony Gwynn, L OBP: 0.333, SLG: 0.391		4-3			6-3		SF8	F5		4	1	1	0	0	0	1											
Juan Bonilla, R OBP: 0.305, SLG: 0.308					F9		4-3	4-3		3	0	0	0	1	0	1											
Dave Dravecky, R OBP: 0.163, SLG: 0.170 Mario Ramirez, R OBP: 0.369, SLG: 0.337		F9				SF8		BB		0	0	0	0	0	0	0											
Inning Stats	R: 1 E: 0 K: 0 S: 4	H: 2 LOB: 2 BB: 1 P: 8	R: 0 E: 0 K: 0 S: 3	H: 0 LOB: 1 BB: 1 P: 7	R: 0 E: 0 K: 0 S: 3	H: 0 LOB: 0 BB: 0 P: 3	R: 0 E: 0 K: 0 S: 3	H: 0 LOB: 0 BB: 0 P: 3	R: 0 E: 0 K: 0 S: 4	H: 1 LOB: 1 BB: 0 P: 4	R: 1 E: 0 K: 0 S: 5	H: 2 LOB: 1 BB: 0 P: 5	R: 1 E: 0 K: 1 S: 6	H: 1 LOB: 1 BB: 1 P: 10	R: 0 E: 0 K: 0 S: 3	H: 0 LOB: 1 BB: 1 P: 7	1B: 4 2B: 3 3B: 1 HR: 0	SF: 1 SAC: 0 DP: 0 HBP: 0	WP: 3 PB: 0 SB: 0 CS: 0	PA: 38							
PITCHER	IP	WLS	BF	H	R	ER	SO	BB	IBB	HBP	BLK	WP	HR	S	P	ERA	WHIP										
Dave Dravecky, L ERA: 3.38	7.0	W	29	7	3	3	0	2	0	0	0	0	0	27	35	3.86	1.286										
Dave Rucker, L ERA: 16.2	1.0		5	1	1	1	1	1	0	0	0	0	0	6	10	9.00	2.000										
John Stuper, R ERA: 4.41	1.0		4	0	0	0	0	1	0	0	0	0	0	3	7	0.00	1.000										

St. Louis Cardinals @ San Diego Padres
Jack Murphy Stadium, San Diego, CA
Sat Jul 09 1983, 10:05 PM EDT
Att: 25,125 - Unknown - 70 F

AB 33
R 4
H 8
RBI 4
BB 4
SO 1
LOB 12



Batter	1	2	3	4	5	6	7	8	9	AB	R	H	RBI	BB	SO	LOB	TOP								
Lonnie Smith, R OBP: 0.371, SLG: 0.431 (1, 7)	5-3			5-3		2B		FC6-4	K	5	0	1	0	0	1	3									
Willie McGee, S OBP: 0.340, SLG: 0.387 (1, 8)	L6			5-3		F7			4-3	4	0	0	0	0	0	1									
David Green, R OBP: 0.336, SLG: 0.405 Steve Braun, L OBP: 0.452, SLG: 0.571 Bruce Sutter, R (9, 1)	3-1			6-3					3-1	3	0	0	0	0	0	0									
George Hendrick, R OBP: 0.401, SLG: 0.543 (1, 3)									1B	4	1	3	1	0	0	0									
Floyd Rayford, R OBP: 0.268, SLG: 0.342 Andy Van Slyke, L OBP: 0.330, SLG: 0.430 (9, 9)									1B	2	0	0	0	0	1	0									
Tom Herr, S OBP: 0.366, SLG: 0.381 (1, 4)									1B	4	1	1	0	0	0	3									
Glenn Brummer, R OBP: 0.390, SLG: 0.474 (1, 2)									1B	4	0	1	2	0	1	1									
Ozzie Smith, S OBP: 0.262, SLG: 0.263 (1, 6)									2B	4	0	0	0	0	1	1									
Joaquin Andujar, S OBP: 0.133, SLG: 0.156 Darrell Porter, L OBP: 0.344, SLG: 0.424 Mike Ramirez, S OBP: 0.342, SLG: 0.343 Dave Vonohien, L (8, 1) Ken Oberkell, L OBP: 0.359, SLG: 0.353 (9, 9)									1B	2	0	0	0	0	0	0									
Inning Stats	R: 0 E: 0 K: 0 S: 3	H: 0 LOB: 0 BB: 0 P: 3	R: 0 E: 0 K: 0 S: 3	H: 1 LOB: 0 BB: 0 P: 3	R: 0 E: 0 K: 1 S: 5	H: 0 LOB: 0 BB: 0 P: 5	R: 0 E: 0 K: 0 S: 3	H: 0 LOB: 0 BB: 0 P: 3	R: 0 E: 0 K: 1 S: 5	H: 0 LOB: 1 BB: 1 P: 9	R: 0 E: 0 K: 0 S: 4	H: 1 LOB: 1 BB: 0 P: 4	R: 0 E: 0 K: 1 S: 6	H: 1 LOB: 1 BB: 0 P: 6	R: 0 E: 0 K: 1 S: 6	H: 1 LOB: 1 BB: 0 P: 6	R: 4 E: 1 K: 1 S: 10	H: 5 LOB: 2 BB: 1 P: 14	1B: 5 2B: 3 3B: 1 HR: 0	SF: 0 SAC: 0 DP: 0 HBP: 0	WP: 0 PB: 0 SB: 1 CS: 1	PA: 38			
PITCHER	IP	WLS	BF	H	R	ER	SO	BB	IBB	HBP	BLK	WP	HR	S	P	ERA	WHIP								
Mark Thurmond, L ERA: 1.14 (1, 1)	7.2		27	4	0	0	4	1	0	0	0	0	0	34	38	0.00	0.652								
Luis DeLeon, R ERA: 2.39 (8, 1)	0.2	L	4	2	2	2	0	0	0	0	0	0	0	4	4	27.00	3.000								
Gary Lucas, L ERA: 2.49 (9, 1)	0.2	L	6	3	2	1	1	1	0	0	0	0	0	7	11	13.50	6.000								

St. Louis Cardinals @ San Diego Padres
Jack Murphy Stadium, San Diego, CA
Sun Jul 10 1983, 6:33 AM EDT
Att: 15,301 - Sunny - 84 F

AB 35
R 4
H 9
RBI 3
BB 2
SO 5
LOB 11



Batter	1	2	3	4	5	6	7	8	9	AB	R	H	RBI	BB	SO	LOB	BOTTOM								
Alan Wiggins, S OBP: 0.355, SLG: 0.318 (7, 7)	1-3	PO	1B		6-3			6-3		3	0	0	0	1	0	0									
Gene Richards, L OBP: 0.342, SLG: 0.413 Ruppert Jones, L OBP: 0.273, SLG: 0.313 (7, 8)	1-3		S					4-3		3	0	1	0	0	0	0									
Steve Garvey, R OBP: 0.349, SLG: 0.491 (1, 3)	1B		F8					5-3		4	1	2	0	0	0	1									
Terry Kennedy, L OBP: 0.364, SLG: 0.443 (1, 2)	FC6-4		K					2B		4	0	3	1	0	1	1									
Tony Gwynn, L OBP: 0.308, SLG: 0.360 (1, 9)	FC6-4							5-3		4	0	0	0	0	0	4									
Gary Templeton, S OBP: 0.283, SLG: 0.353 (1, 6)			HR					E5		4	1	1	1	0	1	0									
Juan Bonilla, R OBP: 0.305, SLG: 0.308 (1, 4)			PO					SH1-3		3	0	1	0	0	2	0									
Tim Flannery, L OBP: 0.336, SLG: 0.393 (1, 5)			P6					L6		4	0	0	0	0	1	2									
Mark Thurmond, L (1, 1) Luis DeLeon, R OBP: 0.167, SLG: 0.167 Gary Lucas, L (9, 1)			SH1-4					1-3		2	0	0	0	0	0	0									
Inning Stats	R: 0 E: 0 K: 0 S: 5	H: 2 LOB: 2 BB: 0 P: 5	R: 1 E: 0 K: 0 S: 4	H: 2 LOB: 0 BB: 0 P: 4	R: 0 E: 0 K: 1 S: 5	H: 1 LOB: 1 BB: 1 P: 9	R: 0 E: 0 K: 2 S: 7	H: 0 LOB: 0 BB: 0 P: 7	R: 0 E: 0 K: 0 S: 4	H: 1 LOB: 1 BB: 0 P: 4	R: 0 E: 1 K: 0 S: 4	H: 0 LOB: 1 BB: 0 P: 4	R: 1 E: 0 K: 0 S: 5	H: 2 LOB: 1 BB: 0 P: 5	R: 0 E: 0 K: 2 S: 7	H: 0 LOB: 0 BB: 0 P: 7	1B: 5 2B: 1 3B: 1 HR: 1	SF: 0 SAC: 2 DP: 0 HBP: 0	WP: 0 PB: 0 SB: 1 CS: 0	PA: 36					
PITCHER	IP	WLS	BF	H	R	ER	SO	BB	IBB	HBP	BLK	WP	HR	S	P	ERA	WHIP								
Joaquin Andujar, R ERA: 3.9 (1, 1)	7.0		27	4	0	0	4	1	0	0	0	0	0	32	36	1.29	1.000								
Dave Vonohien, L ERA: 3.45 (8, 1)	1.0	W	5	2	1	1	0	0	0	0	0	0	0	5	5	9.00	2.000								
Bruce Sutter, R ERA: 2.98 (9, 1)	1.0	S	3	0	0	0	2	0	0	0	0	0	0	7	7	0.00	0.000								

St. Louis Cardinals @ San Diego Padres
Jack Murphy Stadium, San Diego, CA
Sun Jul 10 1983, 6:33 AM EDT
Att: 15,301 - Sunny - 84 F

AB 32
R 2
H 8
RBI 2
BB 1
SO 5
LOB 9



Batter	1	2	3	4	5	6	7	8	9	AB	R	H	RBI	BB	SO	LOB	TOP								
Tom Herr, S OBP: 0.370, SLG: 0.377 Mike Ramsey, S OBP: 0.325, SLG: 0.343 (8, FR)	5-3		E 1B BB		F8	E2 BB		BB		2	0	0	1	3	0	1	St. Louis Cardinals @ Los Angeles Dodgers Dodger Stadium, Los Angeles, CA Mon Jul 11 1983, 7:05 PM PDT Att: 47,087 - Unknown livebaseballscorecards.com								
Ken Oberkfell, L OBP: 0.356, SLG: 0.350	4-3		E9 FC6-4 1B		1-3	F7		BB		5	0	1	0	0	4										
Lonnie Smith, R OBP: 0.369, SLG: 0.425 Andy Van Slyke, L OBP: 0.326, SLG: 0.425	6-3		FC6-4 1-2		1-3	1-3 BB	4-3 S SF9 BB		0-3 K	3	1	0	0	1	0	2									
George Hendrick, R OBP: 0.401, SLG: 0.544		G5-4-3 1B		F7		1B E 2B	4-3		6-3	5	1	2	0	0	0	1									
Willie McGee, S OBP: 0.341, SLG: 0.385	G5-4-3 1-2			5-3		1B E 4-3 1B	S SF9 IBB		6-3	4	1	1	0	1	0	1									
David Green, R OBP: 0.339, SLG: 0.406				S BB		E5 4-3 1B WP	SF9			2	1	1	1	1	0	1									
Glenn Brummer, R OBP: 0.378, SLG: 0.452	4-3			6-3		WP E 4-3 1B	6-3			4	1	1	0	0	0	3									
Ozzie Smith, S OBP: 0.262, SLG: 0.263			1-3		F8	4-3				4	0	1	1	0	0	2									
Bob Forsch, R OBP: 0.243, SLG: 0.273 Bruce Sutter, R (8, 1)			F8			1-2 2-3 3-H	SH3-4 1-3-2 1B			2	1	1	0	1	0	0									
						1B	E BB		SH3-4 1-2	0	0	0	0	0	0	0									
Inning Stats	R: 0 E: 0 K: 0 S: 3	H: 0 LOB: 0 BB: 0 P: 3	R: 0 E: 0 K: 0 S: 4	H: 2 LOB: 1 BB: 0 P: 4	R: 0 E: 1 K: 0 S: 4	H: 1 LOB: 2 BB: 1 P: 8	R: 0 E: 0 K: 0 S: 3	H: 0 LOB: 1 BB: 1 P: 7	R: 0 E: 0 K: 0 S: 4	H: 1 LOB: 1 BB: 0 P: 4	R: 5 E: 2 K: 0 S: 7	H: 3 LOB: 1 BB: 2 P: 15	R: 1 E: 0 K: 0 S: 3	H: 0 LOB: 1 BB: 2 P: 11	R: 0 E: 0 K: 0 S: 3	H: 1 LOB: 1 BB: 1 P: 7	R: 0 E: 0 K: 1 S: 5	H: 0 LOB: 0 BB: 0 P: 5	1B: 7 2B: 2 3B: 0 HR: 0	SF: 1 SAC: 1 DP: 2 HBP: 0	WP: 1 PB: 0 SB: 3 CS: 0	PA: 41			
PITCHER	IP	WLS	BF	H	R	ER	SO	BB	IBB	HBP	BLK	WP	HR	S	P	ERA	WHIP								
Fernando Valenzuela, L ERA: 3.67	(1, 1)	5.2	27	7	5	1	0	3	0	0	0	0	0	24	36	1.59	1.765								
Dave Stewart, R ERA: 2.13	(6, 1)	1.1	7	0	1	1	0	2	1	0	0	1	0	4	16	6.75	1.500								
Joe Beckwith, R ERA: 3.29	(8, 1)	2.0	W	7	1	0	0	1	1	0	0	0	0	8	12	0.00	1.000								

Batter	1	2	3	4	5	6	7	8	9	AB	R	H	RBI	BB	SO	LOB	BOTTOM								
Steve Sax, R OBP: 0.341, SLG: 0.377	WP BB		4-3		6-3					4	1	2	0	1	0	2	St. Louis Cardinals @ Los Angeles Dodgers Dodger Stadium, Los Angeles, CA Mon Jul 11 1983, 7:05 PM PDT Att: 47,087 - Unknown livebaseballscorecards.com								
Ken Landreaux, L OBP: 0.320, SLG: 0.426	P5		2-3 HR 1B		1-3		F8			5	2	2	2	0	0	3									
Dusty Baker Jr., R OBP: 0.322, SLG: 0.401	5-3		3-H HR 1B			FC6-4 1B		1B 1B		5	3	4	4	0	0	1									
Pedro Guerrero, R OBP: 0.383, SLG: 0.540	K		1-H HR		5-3	F7		1B 1B	2-H HR	4	0	0	0	0	2	3									
Greg Brock, L OBP: 0.333, SLG: 0.396		3-4-1		F8		FC6-4 1B		K		4	0	1	0	0	1	1									
Mike Marshall, R OBP: 0.301, SLG: 0.395	F5			F8		FC6-4		1B		4	0	1	0	0	0	2									
Steve Yeager, R OBP: 0.286, SLG: 0.451						1-2 2-3		1B		3	0	0	0	0	2	2									
Rick Monday, L OBP: 0.340, SLG: 0.382 Dave Anderson, R OBP: 0.190, SLG: 0.218 (8, FR)	K			K		F7		1B		1	0	1	1	0	0	0									
Bill Russell, R OBP: 0.317, SLG: 0.286 Ron Roenicke, S OBP: 0.292, SLG: 0.295 Gilberto Reyes, R OBP: 0.200, SLG: 0.300			E9 4-3 SH1-4 1B			SH1-4 1B		1-4-3	G3	3	1	1	0	0	0	0									
Fernando Valenzuela, L OBP: 0.255, SLG: 0.380 Dave Stewart, R OBP: 0.167, SLG: 0.167 Derrel Thomas, S OBP: 0.369, SLG: 0.375 Joe Beckwith, L Rafael Landestoy, S OBP: 0.227, SLG: 0.214			SH1-4		SH1-4		K		F8	0	0	0	0	0	0	0									
Inning Stats	R: 0 E: 0 K: 1 S: 5	H: 0 LOB: 1 BB: 1 P: 9	R: 0 E: 0 K: 1 S: 5	H: 0 LOB: 0 BB: 0 P: 5	R: 3 E: 1 K: 0 S: 6	H: 2 LOB: 0 BB: 0 P: 6	R: 0 E: 0 K: 1 S: 5	H: 0 LOB: 0 BB: 0 P: 5	R: 0 E: 1 K: 0 S: 5	H: 1 LOB: 2 BB: 0 P: 5	R: 0 E: 0 K: 0 S: 6	H: 1 LOB: 1 BB: 0 P: 6	R: 1 E: 0 K: 2 S: 10	H: 3 LOB: 2 BB: 0 P: 10	R: 3 E: 0 K: 0 S: 4	H: 3 LOB: 0 BB: 0 P: 4	1B: 9 2B: 1 3B: 0 HR: 2	SF: 0 SAC: 2 DP: 0 HBP: 0	WP: 1 PB: 0 SB: 0 CS: 0	PA: 39					
PITCHER	IP	WLS	BF	H	R	ER	SO	BB	IBB	HBP	BLK	WP	HR	S	P	ERA	WHIP								
Bob Forsch, R ERA: 4.38	(1, 1)	7.0	30	7	4	1	4	1	0	0	0	0	1	37	41	1.29	1.143								
Bruce Sutter, R ERA: 3.44	(8, 1)	1.1	L	9	5	3	3	2	0	0	0	0	1	13	13	20.25	3.750								

Batter	1	2	3	4	5	6	7	8	9	AB	R	H	RBI	BB	SO	LOB	TOP						
Tom Herr, S OBP: 0.368, SLG: 0.375 (1,4)	4-3		1-3 1B		5-3			FC3-6 FC6		4	0	1	0	0	0	2							
Willie McGee, S OBP: 0.340, SLG: 0.387 (1,8)	1B 2B		FC6-2			G1		FC6		4	1	1	0	0	0	3							
David Green, R OBP: 0.342, SLG: 0.408 (1,9)	2H 1B		3H 6-3 K			CS 1B		K		4	0	2	1	0	2	3							
George Hendrick, R OBP: 0.396, SLG: 0.536 (1,3)	1-2 K			0-3 K G6-3		1-2 K			0-0 G3	4	0	0	0	0	3	2							
Andy Van Slyke, L OBP: 0.333, SLG: 0.422 (1,7)		4-0 CS BB		0-0 G6-3		1-2 G6-3		FC4-6 1B	0-3 K	3	0	1	0	1	1	1							
Ken Oberkfell, L OBP: 0.356, SLG: 0.347 (7, PH)		4-0 G6-3 BB		0-0 P5				FC4-6 5-3	0-0 5-3	2	0	0	0	1	0	1							
Lonnie Smith, R OBP: 0.367, SLG: 0.423 (9, PH)		1-2 BB						1-2 5-3		1	0	0	0	0	0	0							
Jamie Quirk, L OBP: 0.288, SLG: 0.352 (1,2)		0-0 G6-3			0-0 F7			5-3		3	0	0	0	0	0	2							
Ozzie Smith, S OBP: 0.267, SLG: 0.263 (7, PH)			4-0 1B FC6-2 BB					4-3		0	0	0	0	2	0	0							
Darrell Porter, L OBP: 0.343, SLG: 0.422 (7, PH)										1	0	0	0	0	0	1							
Mike Ramsey, S OBP: 0.325, SLG: 0.343 (7,6)										0	0	0	0	0	0	0							
John Stuper, R OBP: 0.214, SLG: 0.185 (1,1)			0-3 K						4-0 FC3-6 BB	2	0	0	0	0	2	2							
Dave Rucker, L (6,1)										0	0	0	0	0	0	0							
Steve Braun, L OBP: 0.465, SLG: 0.571 (8, PH)										0	0	0	0	1	0	0							
Jeff Lahti, R (8,1)										0	0	0	0	0	0	0							
Dave Vonohlen, L (8,1)										0	0	0	0	0	0	0							
Inning Stats	R: 1 E: 0 K: 1 S: 6	H: 2 LOB: 1 BB: 0 P: 6	R: 0 E: 0 K: 0 S: 1	H: 0 LOB: 0 BB: 2 P: 9	R: 0 E: 0 K: 2 S: 8	H: 1 LOB: 2 BB: 1 P: 12	R: 0 E: 0 K: 1 S: 5	H: 0 LOB: 0 BB: 0 P: 5	R: 0 E: 0 K: 1 S: 5	H: 1 LOB: 1 BB: 0 P: 5	R: 0 E: 0 K: 0 S: 4	H: 1 LOB: 1 BB: 0 P: 4	R: 0 E: 0 K: 1 S: 5	H: 0 LOB: 0 BB: 1 P: 9	R: 0 E: 0 K: 1 S: 5	H: 0 LOB: 0 BB: 0 P: 5	R: 0 E: 0 K: 1 S: 5	H: 0 LOB: 0 BB: 0 P: 5	1B: 4 2B: 3 3B: 0 HR: 0	SF: 0 SAC: 0 DP: 4 HBP: 0	WP: 1 PB: 0 SB: 1 CS: 3	PA: 33	
PITCHER	IP WLS BF H R ER SO BB IBB HBP BLK WP HR S P ERA WHIP	7.0 W 27 5 1 1 6 5 0 0 0 1 0 34 54 1.29 1.429	2.0 S 6 0 0 0 2 0 0 0 0 0 0 10 10 0.00 0.000																				

St. Louis Cardinals @ Los Angeles Dodgers
Dodger Stadium, Los Angeles, CA
Tue Jul 12 1983, 7:05 PM PDT
Att: 44,515 - Unknown

AB 28
R 1
H 5
RBI 1
BB 5
SO 8
LOB 17



Batter	1	2	3	4	5	6	7	8	9	AB	R	H	RBI	BB	SO	LOB	BOTTOM						
Steve Sax, R OBP: 0.343, SLG: 0.380 (1,4)			0-3 K					F7		1	0	1	0	0	0	0							
Derrel Thomas, S OBP: 0.368, SLG: 0.368 (3,4)						G3 HR BB				2	1	0	0	1	1	0							
Ken Landreaux, L OBP: 0.323, SLG: 0.427 (1,8)	CS 1B			0-0 E S 1B		G3		4-3		4	1	2	0	0	0	1							
Dusty Baker Jr., R OBP: 0.327, SLG: 0.414 (1,7)	6-3 1B			0-0 G3-6-3 1B		1-2 1B		4-0 1B BB		3	1	2	3	1	0	1							
Pedro Guerrero, R OBP: 0.384, SLG: 0.543 (1,5)	5-3			0-3 K		2H HR		0-0 1B BB		4	0	2	0	0	1	2							
Greg Brock, L OBP: 0.329, SLG: 0.390 (1,3)		0-0 F7		0-0 G3-6-3		G3		0-0 4-3		4	0	0	0	0	0	4							
Mike Marshall, R OBP: 0.297, SLG: 0.389 (1,9)		0-3 K			0-0 5-3					3	0	0	0	0	1	0							
Ron Roenicke, S OBP: 0.292, SLG: 0.295 (8,9)										0	0	0	0	0	0	0							
Steve Yeager, R OBP: 0.286, SLG: 0.450 (1,2)		0-0 6-3								3	0	1	0	0	0	0							
Bill Russell, R OBP: 0.312, SLG: 0.281 (1,6)					0-0 5-3					3	0	0	0	0	0	1							
Dave Anderson, R OBP: 0.190, SLG: 0.218 (9,6)										0	0	0	0	0	0	0							
Bob Welch, R OBP: 0.132, SLG: 0.237 (1,1)					0-0 L1					3	0	0	0	0	0	1							
Steve Howe, L (8,1)										0	0	0	0	0	0	0							
Inning Stats	R: 0 E: 0 K: 0 S: 4	H: 2 LOB: 1 BB: 0 P: 4	R: 0 E: 0 K: 1 S: 5	H: 0 LOB: 0 BB: 0 P: 5	R: 0 E: 0 K: 1 S: 5	H: 0 LOB: 0 BB: 0 P: 5	R: 1 E: 0 K: 1 S: 6	H: 2 LOB: 0 BB: 0 P: 6	R: 0 E: 0 K: 0 S: 3	H: 0 LOB: 0 BB: 0 P: 3	R: 2 E: 0 K: 0 S: 5	H: 2 LOB: 1 BB: 1 P: 9	R: 0 E: 0 K: 0 S: 4	H: 1 LOB: 1 BB: 0 P: 4	R: 0 E: 0 K: 0 S: 4	H: 1 LOB: 2 BB: 1 P: 8	R: 0 E: 0 K: 0 S: 4	H: 1 LOB: 1 BB: 1 P: 8	1B: 6 2B: 1 3B: 0 HR: 1	SF: 0 SAC: 0 DP: 1 HBP: 0	WP: 1 PB: 0 SB: 1 CS: 1	PA: 32	
PITCHER	IP WLS BF H R ER SO BB IBB HBP BLK WP HR S P ERA WHIP	5.2 L 22 6 3 3 3 1 0 0 0 1 1 27 31 4.76 1.235	1.1 5 1 0 0 0 0 0 0 0 0 0 0 5 5 0.00 0.750	0.2 4 1 0 0 0 1 0 0 0 0 0 0 3 7 0.00 3.000	0.1 1 0 0 0 0 0 0 0 0 0 0 0 1 1 0.00 0.000																		

St. Louis Cardinals @ Los Angeles Dodgers
Dodger Stadium, Los Angeles, CA
Tue Jul 12 1983, 7:05 PM PDT
Att: 44,515 - Unknown

AB 30
R 3
H 8
RBI 3
BB 2
SO 3
LOB 10



Batter	1	2	3	4	5	6	7	8	9	AB	R	H	RBI	BB	SO	LOB	TOP
Lonnie Smith, R OBP: 0.370, SLG: 0.425 Andy Van Slyke, L OBP: 0.330, SLG: 0.414	0-0 FC6-4 1B	0-0 4-3	0-0 4-3	0-0 4-3	0-0 4-3	0-0 FC4-6	0-0 FC4-6	0-0 FC4-6	0-0 WP E 1B	1	0	1	0	0	0	0	St. Louis Cardinals @ Los Angeles Dodgers Dodger Stadium, Los Angeles, CA Wed Jul 13 1983, 7:05 PM PDT Att: 45,895 - Unknown livebaseballscorecards.com
Willie McGee, S OBP: 0.334, SLG: 0.380	0-3 K	0-3 K	0-3 K	0-0 5-3	0-0 1-3	0-0 5-3	0-0 1-3	0-3 K	0-3 K	5	0	0	0	0	3	3	
David Green, R OBP: 0.344, SLG: 0.405	0-0 FC6-4 1B HR	0-0 4-3	4-0 1B BB	0-0 5-3	0-0 5-3	0-0 6-3	0-0 6-3	0-0 E8 E 1B	0-0 E8 E 1B	4	1	1	1	1	0	1	
George Hendrick, R OBP: 0.402, SLG: 0.539	0-0 1B HR	0-0 1B	0-0 1B	0-0 1B	0-0 FC4 1B	0-0 F2	0-0 F2	4-0 E 1B	4-0 E 1B	4	1	3	0	1	0	0	
Floyd Rayford, R OBP: 0.261, SLG: 0.395 Ken Oberkfell, L OBP: 0.356, SLG: 0.347	0-0 HR	0-0 HR	0-0 F9	0-0 FC4	0-0 FC4	0-0 5-3	0-0 5-3	0-0 E5 FC6-4	0-0 E5 FC6-4	5	1	1	3	0	0	5	
Darrell Porter, L OBP: 0.337, SLG: 0.413	0-0 6-3	0-0 4-3	0-0 4-3	0-0 4-3	0-0 K	0-0 K	0-0 K	0-0 P4	0-0 F8	5	0	0	0	0	1	5	
Tom Herr, S OBP: 0.369, SLG: 0.376 Bruce Sutter, R OBP: 0.273, SLG: 0.273	0-0 SH1-4 1B	0-0 K	0-0 K	0-3 K	0-0 K	0-0 2B FC1 1B	0-0 K	0-3 K	0-0 FC6-4 1B	5	1	2	0	0	2	3	
Ozzie Smith, S OBP: 0.273, SLG: 0.273	0-3 K	0-3 K	0-0 SH3-4 1B	0-0 SH3-4 1B	0-0 FC1 FC4-6 2B	0-0 FC1	0-0 K	0-0 K	0-0 K	4	1	3	0	0	1	1	
Neil Allen, R OBP: 0.136, SLG: 0.174 Glenn Schmitz, R OBP: 0.320, SLG: 0.442 Jeff Latini, R OBP: 0.295, SLG: 0.403 Dave Rucker, L OBP: 0.325, SLG: 0.343	0-0 SH1-4	0-0 SH1-4	0-0 SH3-4	0-0 SH3-4	0-0 FC1 FC4-6	0-0 FC1	0-0 K	0-3 K	0-0 K	0	0	0	0	0	0	0	
Inning Stats	R: 3 E: 0 K: 1 S: 8	H: 3 LOB: 0 BB: 0 P: 8	R: 0 E: 0 K: 1 S: 6	H: 1 LOB: 1 BB: 0 P: 6	R: 0 E: 0 K: 1 S: 6	H: 1 LOB: 2 BB: 1 P: 10	R: 0 E: 0 K: 1 S: 6	H: 1 LOB: 1 BB: 0 P: 6	R: 0 E: 0 K: 0 S: 4	H: 0 LOB: 0 BB: 0 P: 3	R: 0 E: 0 K: 2 S: 8	H: 1 LOB: 1 BB: 0 P: 8	R: 1 E: 2 K: 1 S: 8	H: 2 LOB: 3 BB: 1 P: 12	1B: 10 2B: 1 3B: 0 HR: 1	SF: 0 SAC: 2 DP: 0 HBP: 0	
PITCHER	IP WLS BF H R ER SO BB IBB HBP BLK WP HR S P ERA WHIP																
Jerry Reuss, L ERA: 2.88	(1, 1) 6.0 29 9 5 5 5 1 0 0 0 0 1 38 42 7.50 1.667																
Tom Niedenfuer, R ERA: 1.99	(7, 1) 2.0 7 1 0 0 2 0 0 0 0 0 0 0 11 11 0.00 0.500																
Steve Howe, L ERA: 1.06	(9, 1) 1.0 L 7 2 1 1 1 0 1 0 0 0 1 0 8 12 9.00 2.000																

Batter	1	2	3	4	5	6	7	8	9	AB	R	H	RBI	BB	SO	LOB	BOTTOM				
Steve Sax, R OBP: 0.344, SLG: 0.380	0-0 E8 3B	0-0 F9	0-0 F9	0-0 G3	0-0 G3	0-0 F8 BLK SF8 1B	0-0 F8 1B	0-0 F8	0-0 K	5	2	2	0	0	0	1	St. Louis Cardinals @ Los Angeles Dodgers Dodger Stadium, Los Angeles, CA Wed Jul 13 1983, 7:05 PM PDT Att: 45,895 - Unknown livebaseballscorecards.com				
Ken Landreaux, L OBP: 0.328, SLG: 0.441	4-0 3B BB	0-0 WP 6-3 1B	0-0 WP 6-3 1B	0-0 HR	0-0 HR	0-0 F8 1B	0-0 F8	0-3 K	0-3 K	4	2	2	2	1	2						
Dusty Baker Jr., R OBP: 0.328, SLG: 0.422	0-0 3B	0-0 6-3 1B	0-0 6-3 1B	0-0 1B	0-0 1B	0-0 SF8 1B	0-0 SF8	0-0 1-3	0-0 1-3	4	0	2	3	0	2						
Pedro Guerrero, R OBP: 0.382, SLG: 0.539	0-3 K	0-3 K	0-0 P6	0-0 1B	0-0 1B	0-0 K	0-0 K	0-0 K	0-0 K	4	0	1	0	0	2	2					
Greg Brock, L OBP: 0.325, SLG: 0.384	0-0 4-3	0-0 4-3	0-3 K	0-3 K	0-3 K	0-0 P3	0-0 P3	0-0 P3	0-0 P3	4	0	0	0	0	2	3					
Mike Marshall, R OBP: 0.298, SLG: 0.386 Rafael Landestoy, S OBP: 0.227, SLG: 0.214 Steve Howe, L ERA: 1.06	0-0 F9	0-0 F9	0-3 K	0-3 K	0-0 P4	0-0 P4	0-0 P4	0-0 1B	0-0 1B	4	0	1	0	0	1	1					
Steve Yeager, R OBP: 0.282, SLG: 0.442	0-0 5-3	0-0 5-3	0-0 F9	0-0 F9	0-0 6-3	0-0 6-3	0-0 K	0-3 K	0-3 K	4	0	0	0	0	1	1					
Bill Russell, R OBP: 0.316, SLG: 0.291	0-0 P4	0-0 P4	0-0 G3 SH1-4 HR 1B	0-0 G3 SH1-4 HR 1B	0-0 2B	0-0 4-3	0-0 4-3	0-0 K	0-0 K	4	1	2	0	0	0	1					
Jerry Reuss, L OBP: 0.279, SLG: 0.268 Ron Roenicke, S OBP: 0.290, SLG: 0.293 Tom Niedenfuer, R ERA: 1.99	0-3 K	0-3 K	0-0 SH1-4	0-0 SH1-4	0-0 G3	0-0 K	0-0 K	0-0 K	0-3 K	1	0	0	0	0	1	0					
Derrel Thomas, S OBP: 0.368, SLG: 0.368 Jose Morales, R OBP: 0.370, SLG: 0.667	0-0 K	0-0 K	0-0 K	0-0 K	0-0 K	0-0 K	0-0 K	0-0 K	0-0 K	0	0	0	0	0	0	0					
Inning Stats	R: 2 E: 1 K: 1 S: 7	H: 1 LOB: 1 BB: 1 P: 11	R: 0 E: 0 K: 1 S: 5	H: 0 LOB: 0 BB: 0 P: 5	R: 0 E: 0 K: 0 S: 4	H: 1 LOB: 1 BB: 0 P: 4	R: 0 E: 0 K: 2 S: 7	H: 0 LOB: 0 BB: 0 P: 7	R: 2 E: 0 K: 1 S: 9	H: 4 LOB: 2 BB: 0 P: 9	R: 0 E: 0 K: 0 S: 4	H: 1 LOB: 1 BB: 0 P: 4	R: 1 E: 0 K: 1 S: 6	H: 1 LOB: 0 BB: 0 P: 6	R: 0 E: 0 K: 1 S: 6	H: 1 LOB: 1 BB: 0 P: 6	R: 0 E: 0 K: 2 S: 8	H: 1 LOB: 1 BB: 0 P: 8	1B: 7 2B: 1 3B: 1 HR: 1	SF: 1 SAC: 1 DP: 0 HBP: 0	WP: 1 PA: 39 PB: 0 CS: 0 SB: 0
PITCHER	IP WLS BF H R ER SO BB IBB HBP BLK WP HR S P ERA WHIP																				
Neil Allen, R ERA: 3.83	(1, 1) 5.0 23 6 4 3 3 1 0 0 0 0 1 32 36 5.40 1.400																				
Jeff Latini, R ERA: 2.6	(6, 1) 2.0 8 2 1 1 1 0 0 0 0 1 0 0 10 10 4.50 1.000																				
Dave Rucker, L ERA: 12.46	(8, 1) 1.2 W 7 2 0 0 3 0 0 0 0 0 0 0 13 13 0.00 1.200																				
Bruce Sutter, R ERA: 3.42	(9, 1) 0.1 S 1 0 0 0 0 0 0 0 0 0 0 0 1 1 0.00 0.000																				



Batter	1	2	3	4	5	6	7	8	9	AB	R	H	RBI	BB	SO	LOB	TOP	
Tom Herr, S (1,4) OBP: 0.373, SLG: 0.382	F8 SH5-3 BB		6-3		K		2B		HR 1B	4	1	2	1	1	1	2		
Willie McGee, S (1,8) OBP: 0.330, SLG: 0.375	SH5-3		L6		FC4-6		3-1		K	4	0	0	1	0	1	4		
Andy Van Slyke, L (1,9) Floyd Rayford, R (9,PH) Bruce Sutter, R (9,1)	F8		4-3		4-3				6-3 HR	4	0	0	0	0	0	2		
George Hendrick, R (1,3) OBP: 0.399, SLG: 0.532	K				5-3				HR BB K	4	1	0	0	1	3	2		
Darrell Porter, L (1,2) OBP: 0.338, SLG: 0.429			F5		E4				HR K	5	1	2	2	0	1	1		
Dane Iorg, L (1,7) OBP: 0.313, SLG: 0.380			4-3		E5				G3	4	0	0	0	0	0	2		
Ken Oberkfell, L (1,5) OBP: 0.355, SLG: 0.344			E9		G6-4-3				BB BB	3	0	0	0	1	0	3		
Ozzie Smith, S (1,6) OBP: 0.276, SLG: 0.277			1B BB						G3	3	1	1	0	1	0	1		
Dave LaPoint, L (1,1) David Green, R (9,PH) Lonnie Smith, R (9,PR)			1B BB		SH FC4-6				1B 2B	2	0	1	0	0	1	0		
Inning Stats	R: 0 H: 0 E: 0 LOB: 1 K: 1 BB: 1 S: 5 P: 9	R: 0 H: 1 E: 1 LOB: 2 K: 0 BB: 1 S: 4 P: 8	R: 0 H: 0 E: 0 LOB: 0 K: 0 BB: 0 S: 3 P: 3	R: 0 H: 0 E: 2 LOB: 1 K: 0 BB: 0 S: 4 P: 4	R: 1 H: 1 E: 0 LOB: 1 K: 1 BB: 0 S: 7 P: 7	R: 0 H: 1 E: 0 LOB: 1 K: 1 BB: 0 S: 6 P: 6	R: 0 H: 1 E: 0 LOB: 1 K: 1 BB: 0 S: 6 P: 6	R: 2 H: 1 E: 0 LOB: 1 K: 0 BB: 2 S: 4 P: 12	R: 3 H: 3 E: 0 LOB: 1 K: 3 BB: 0 S: 12 P: 12	1B: 2 SF: 0 2B: 4 SAC: 2 3B: 0 DP: 1 HR: 2 HBP: 0	WP: 0 PA: 41 PB: 0 SB: 1 CS: 0							
PITCHER	IP WLS BF H R ER SO BB IBB HBP BLK WP HR S P ERA WHIP																	
Mike Krukow, R (1,1) ERA: 3.69	8.0	35	5	3	3	4	4	0	0	0	0	0	0	1	39	55	3.38	1.125
Gary Lavelle, L (9,1) ERA: 2.96	1.0	L	6	3	3	3	3	0	0	0	0	0	0	1	12	12	27.00	3.000

St. Louis Cardinals @ San Francisco Giants
Candlestick Park, San Francisco, CA
Thu Jul 14, 1983, 10:05 PM EDT
Att: 8,669 - Unknown

AB 35
R 6
H 8
RBI 6
BB 4
SO 7
LOB 17



Batter	1	2	3	4	5	6	7	8	9	AB	R	H	RBI	BB	SO	LOB	BOTTOM	
Johnnie LeMaster, R (1,6) Tom O'Malley, L (9,PH)	F4		1B		5-3				4-3	4	0	1	0	0	0	1		
Darrell Evans, L (1,3) OBP: 0.395, SLG: 0.566	G4-6-3 BB		G3		F8				F4 1B	4	0	1	0	1	0	1		
Jack Clark, R (1,9) OBP: 0.344, SLG: 0.431	G4-6-3				F9				HR BB 1B	4	1	1	0	1	0	1		
Jeffrey Leonard, R (1,7) OBP: 0.322, SLG: 0.432			G3 S BB		1B 1B				5-3 L6	4	1	1	0	1	1	3		
Chili Davis, S (1,8) OBP: 0.318, SLG: 0.391			F3		K				F4	4	1	1	2	0	1	2		
Joel Youngblood, R (1,5) OBP: 0.329, SLG: 0.465			G3		1B				HR	4	1	2	0	0	0	1		
Bob Brenly, R (1,2) OBP: 0.282, SLG: 0.329			K		1B				SH SF7 1B	3	0	1	1	0	1	2		
Brad Wellman, R (1,4) Max Venable, L (9,PH)					K				SH2-4 FC6-4	2	0	0	1	0	1	2		
Mike Krukow, R (1,1) Gary Lavelle, S (9,1)					F9				SF7 4-3	1	1	1	0	0	0	0		
Dave Bergman, L (9,PH) OBP: 0.338, SLG: 0.246			L6						F6	2	0	0	0	0	0	0		
Inning Stats	R: 0 H: 0 E: 0 LOB: 0 K: 0 BB: 1 S: 2 P: 6	R: 0 H: 0 E: 0 LOB: 1 K: 1 BB: 1 S: 5 P: 9	R: 0 H: 1 E: 0 LOB: 0 K: 1 BB: 0 S: 6 P: 6	R: 1 H: 3 E: 0 LOB: 2 K: 1 BB: 0 S: 8 P: 8	R: 0 H: 0 E: 0 LOB: 0 K: 0 BB: 0 S: 3 P: 3	R: 0 H: 0 E: 0 LOB: 0 K: 0 BB: 0 S: 3 P: 3	R: 1 H: 0 E: 1 LOB: 1 K: 0 BB: 0 S: 5 P: 5	R: 2 H: 2 E: 0 LOB: 1 K: 1 BB: 1 S: 7 P: 11	R: 1 H: 3 E: 0 LOB: 2 K: 0 BB: 0 S: 6 P: 6	1B: 7 SF: 1 2B: 0 SAC: 2 3B: 1 DP: 1 HR: 1 HBP: 0	WP: 0 PA: 40 PB: 0 SB: 1 CS: 0							
PITCHER	IP WLS BF H R ER SO BB IBB HBP BLK WP HR S P ERA WHIP																	
Dave LaPoint, L (1,1) ERA: 3.38	8.0	W	34	6	4	3	4	3	0	0	0	0	0	1	39	51	3.38	1.125
Bruce Sutter, R (9,1) ERA: 3.53	1.0	S	6	3	1	1	0	0	0	0	0	0	0	6	6	9.00	3.000	

St. Louis Cardinals @ San Francisco Giants
Candlestick Park, San Francisco, CA
Thu Jul 14, 1983, 10:05 PM EDT
Att: 8,669 - Unknown

AB 34
R 5
H 9
RBI 5
BB 3
SO 4
LOB 14



Batter	1	2	3	4	5	6	7	8	9	AB	R	H	RBI	BB	SO	LOB	TOP								
Lonnie Smith, R OBP: 0.368, SLG: 0.427 Andy Van Slyke, L OBP: 0.324, SLG: 0.402	F8		1B		6-3		E4		1B	4	1	1	0	0	0	1	St. Louis Cardinals @ San Francisco Giants Candlestick Park, San Francisco, CA Fri Jul 15 1983, 10:05 PM EDT Att: 13,168 - Unknown								
Willie McGee, S OBP: 0.331, SLG: 0.375	F9		2B		K		K2		1B	5	0	2	1	0	2	2									
David Green, R OBP: 0.352, SLG: 0.428	F8		1B						FC6-4	4	1	2	1	1	0	2									
George Hendrick, R OBP: 0.398, SLG: 0.527		4-3	4-3						HR	3	0	0	0	1	1	2									
Floyd Rayford, R OBP: 0.275, SLG: 0.458 Ken Oberkfell, L OBP: 0.355, SLG: 0.344	K				F8		F8		1B	4	0	1	0	0	1	1									
Tom Herr, S OBP: 0.379, SLG: 0.388	1B				6-3				1B	4	0	3	0	0	0	0									
Glenn Brummer, R OBP: 0.347, SLG: 0.413 Darrell Porter, L OBP: 0.337, SLG: 0.429	F9				5-3		F7		SF7	3	0	0	0	0	0	3									
Ozzie Smith, S OBP: 0.279, SLG: 0.288			K				HR		F7	3	1	1	1	1	1	0									
Joaquin Andujar, S OBP: 0.125, SLG: 0.146 Steve Braun, L OBP: 0.455, SLG: 0.556			K				6-3		K	3	0	0	0	0	1	1									
Inning Stats	R: 0 E: 0 K: 0 S: 3	H: 0 LOB: 0 BB: 0 P: 3	R: 0 E: 0 K: 1 S: 6	H: 1 LOB: 1 BB: 0 P: 6	R: 1 E: 0 K: 2 S: 9	H: 2 LOB: 2 BB: 1 P: 13	R: 0 E: 0 K: 0 S: 3	H: 0 LOB: 0 BB: 0 P: 3	R: 0 E: 0 K: 1 S: 5	H: 2 LOB: 2 BB: 1 P: 9	R: 0 E: 0 K: 0 S: 4	H: 2 LOB: 2 BB: 1 P: 8	R: 1 E: 1 K: 1 S: 6	H: 1 LOB: 1 BB: 0 P: 6	R: 2 E: 0 K: 1 S: 7	H: 3 LOB: 1 BB: 0 P: 7		R: 0 E: 0 K: 1 S: 7	H: 2 LOB: 2 BB: 0 P: 7	1B: 8 2B: 2 3B: 0 HR: 2	SF: 1 SAC: 0 DP: 1 HBP: 0	WP: 0 PB: 0 SB: 1 CS: 2	PA: 40		
PITCHER	IP	WLS	BF	H	R	ER	SO	BB	IBB	HBP	BLK	WP	HR	S	P	ERA	WHIP								
Atlee Hammaker, L ERA: 1.9	7.1		33	9	4	4	6	3	0	0	0	0	2	42	54	4.91	1.636								
Jim Barr, R ERA: 4.13	1.1	W	5	2	0	0	1	0	0	0	0	0	0	7	7	0.00	1.500								
Greg Minton, R ERA: 4.22	0.1	S	1	0	0	0	0	0	0	0	0	0	0	1	1	0.00	0.000								

AB 35
R 4
H 11
RBI 4
BB 3
SO 7
LOB 12



Batter	1	2	3	4	5	6	7	8	9	AB	R	H	RBI	BB	SO	LOB	BOTTOM								
Johnnie LeMaster, R OBP: 0.353, SLG: 0.342	K		S		6-3		6-3			4	1	1	0	0	1	0	St. Louis Cardinals @ San Francisco Giants Candlestick Park, San Francisco, CA Fri Jul 15 1983, 10:05 PM EDT Att: 13,168 - Unknown								
Darrell Evans, L OBP: 0.397, SLG: 0.561	F5		K		E6				2B	3	1	0	0	1	1	1									
Jack Clark, R OBP: 0.346, SLG: 0.433	K		3B		G4-3				SF9	3	2	1	0	1	1	1									
Jeffrey Leonard, R OBP: 0.321, SLG: 0.439	F9		3B		6-3				SF9	3	0	1	3	0	0	0									
Chili Davis, S OBP: 0.321, SLG: 0.401	K		F8						HR	3	1	1	2	1	1	1									
Joel Youngblood, R OBP: 0.328, SLG: 0.460 Brad Wellman, R OBP: 0.291, SLG: 0.259	1B				F2		K		F8	4	0	1	0	0	1	1									
Tom O'Malley, L OBP: 0.341, SLG: 0.352	1B						4-3		K	4	0	2	0	0	1	1									
Milt May, L OBP: 0.301, SLG: 0.322	K				F8				1B	3	0	1	0	0	1	3									
Atlee Hammaker, S OBP: 0.176, SLG: 0.125 Jim Barr, R OBP: 0.143, SLG: 0.286 Greg Minton, S OBP: 0.500, SLG: 0.500			K		1-3		K			3	0	0	0	0	2	1									
Inning Stats	R: 0 E: 0 K: 2 S: 7	H: 0 LOB: 0 BB: 0 P: 7	R: 0 E: 0 K: 2 S: 9	H: 2 LOB: 2 BB: 0 P: 9	R: 2 E: 0 K: 2 S: 9	H: 2 LOB: 1 BB: 1 P: 13	R: 0 E: 0 K: 0 S: 4	H: 1 LOB: 1 BB: 0 P: 4	R: 0 E: 0 K: 0 S: 3	H: 0 LOB: 0 BB: 0 P: 3	R: 0 E: 0 K: 1 S: 5	H: 0 LOB: 1 BB: 1 P: 9	R: 0 E: 0 K: 1 S: 5	H: 1 LOB: 0 BB: 0 P: 5	R: 3 E: 0 K: 1 S: 7	H: 2 LOB: 0 BB: 1 P: 11		1B: 5 2B: 1 3B: 1 HR: 1	SF: 1 SAC: 0 DP: 1 HBP: 0	WP: 0 PB: 0 SB: 1 CS: 0	PA: 34				
PITCHER	IP	WLS	BF	H	R	ER	SO	BB	IBB	HBP	BLK	WP	HR	S	P	ERA	WHIP								
Joaquin Andujar, R ERA: 4.0	8.0	L	34	8	5	5	9	3	0	0	0	0	1	49	61	5.62	1.375								



AB 30
R 5
H 8
RBI 5
BB 3
SO 9
LOB 9



Batter	1	2	3	4	5	6	7	8	9	AB	R	H	RBI	BB	SO	LOB	TOP					
Lonnie Smith, R OBP: 0.368, SLG: 0.426 Steve Braun, L OBP: 0.455, SLG: 0.556	5-3		K		F8	1B		1B		5	0	2	3	0	1	1	St. Louis Cardinals @ San Francisco Giants Candlestick Park, San Francisco, CA Sat Jul 16 1983, 6:33 AM EDT Att: 39,692 - Unknown					
Willie McGee, S OBP: 0.332, SLG: 0.376	G3		2-3			1B		1B		5	0	2	0	0	0	3						
David Green, R OBP: 0.357, SLG: 0.432	1B				F7	1B		6-3		5	2	3	0	0	0	1						
Darrell Porter, L OBP: 0.334, SLG: 0.422	4-3				F9	1B		F6		4	1	0	0	1	0	2						
Andy Van Slyke, L OBP: 0.327, SLG: 0.423		K2-3			F5	1B		K		5	1	2	2	0	2	0						
Tom Herr, S OBP: 0.380, SLG: 0.387 Mike Ramsey, S OBP: 0.331, SLG: 0.343	2-3					1B		BB		3	2	1	0	1	0	1						
Ken Oberkfell, L OBP: 0.356, SLG: 0.353	F6				HR	1B		HR		4	1	1	2	1	0	4						
Ozzie Smith, S OBP: 0.280, SLG: 0.290					4-3	1B		E6		5	2	2	2	0	0	2						
Bob Forsch, R OBP: 0.237, SLG: 0.265 John Martin, S OBP: 0.250, SLG: 0.313 Jeff Lahti, R OBP: 0.321, SLG: 0.380 Dane Iorg, L OBP: 0.321, SLG: 0.380 Dave Vonohien, L OBP: 0.321, SLG: 0.380			SH1-4			1B		SH1-4		1	0	0	0	0	0	0						
			SH1-4		5-3	1B		SH1-4		0	0	0	0	0	0	0						
						1B				0	0	0	0	1	0	0						
						IBB				0	0	0	0	0	0	0						
Inning Stats	R: 0 E: 0 K: 0 S: 4	H: 1 LOB: 1 BB: 0 P: 4	R: 0 E: 0 K: 1 S: 5	H: 0 LOB: 0 BB: 0 P: 5	R: 0 E: 0 K: 1 S: 6	H: 1 LOB: 1 BB: 0 P: 6	R: 0 E: 0 K: 0 S: 3	H: 0 LOB: 0 BB: 0 P: 3	R: 2 E: 0 K: 0 S: 5	H: 2 LOB: 0 BB: 0 P: 5	R: 5 E: 0 K: 0 S: 7	H: 5 LOB: 2 BB: 3 P: 19	R: 1 E: 0 K: 0 S: 5	H: 2 LOB: 1 BB: 0 P: 5	R: 1 E: 1 K: 0 S: 5	H: 2 LOB: 1 BB: 0 P: 5	R: 0 E: 0 K: 1 S: 5	H: 0 LOB: 2 BB: 1 P: 10	1B: 10 2B: 2 3B: 0 HR: 1	SF: 0 SAC: 2 DP: 0 HBP: 1	WP: 0 PB: 0 SB: 1 CS: 0	PA: 44
PITCHER	IP WLS BF H R ER SO BB IBB HBP BLK WP HR S P ERA WHIP																					
Fred Breining, R ERA: 4.49	(1, 1) 5.1 L 24 7 6 6 2 1 1 0 0 0 1 26 34 10.12 1.500																					
Andy McCaffigan, R ERA: 4.01	(6, 1) 0.2 5 2 1 1 0 0 1 0 0 0 0 4 8 13.50 3.000																					
Pat Larkin, L ERA: 3.0	(7, 1) 3.0 15 4 2 1 1 1 0 1 1 0 0 15 20 3.00 1.667																					

Batter	1	2	3	4	5	6	7	8	9	AB	R	H	RBI	BB	SO	LOB	BOTTOM					
Johnnie LeMaster, R OBP: 0.357, SLG: 0.344	S		6-3	6-3		1B		1B		4	0	2	0	1	0	1	St. Louis Cardinals @ San Francisco Giants Candlestick Park, San Francisco, CA Sat Jul 16 1983, 6:33 AM EDT Att: 39,692 - Unknown					
Darrell Evans, L OBP: 0.395, SLG: 0.555	F9		1B	F9		K		F7		5	1	1	0	0	1	4						
Jack Clark, R OBP: 0.349, SLG: 0.434	BB		2B	SF8	1B	1B		F6		4	1	2	0	1	0	1						
Jeffrey Leonard, R OBP: 0.323, SLG: 0.443	K		SF8	S	1B	5-3		F6		4	0	2	1	0	1	2						
Chili Davis, S OBP: 0.317, SLG: 0.397	F5		SF8	6-3		F9		F9		3	0	0	1	0	0	4						
Tom O'Malley, L OBP: 0.335, SLG: 0.348	F9		K	G6-4-3	1B	4-3		1B		3	0	0	0	1	1	1						
Milt May, L OBP: 0.303, SLG: 0.344 Bob Brenly, R OBP: 0.281, SLG: 0.327	F9			HR	G6-4-3	F9		F9		2	1	1	1	0	0	0						
John Rabb, R OBP: 0.217, SLG: 0.348				HR		F9		F9		1	0	0	0	0	0	0						
Duane Kuiper, L OBP: 0.388, SLG: 0.322 Joel Youngblood, R OBP: 0.325, SLG: 0.457	FC6-4			SH3-4	1B	K		F9		3	0	2	0	0	1	0						
Fred Breining, R OBP: 0.205, SLG: 0.189 Andy McCaffigan, R OBP: 0.380, SLG: 0.083 Brad Wellman, R OBP: 0.289, SLG: 0.257 Pat Larkin, L OBP: 0.321, SLG: 0.380 Joe Pettini, R OBP: 0.224, SLG: 0.182	FC6-4			SH3-4	1B	K		F9		1	0	0	0	0	0	1						
	FC6-4			SH3-4	1B	K		6-3		0	0	0	0	0	0	0						
										1	0	0	0	0	0	0						
										1	0	0	0	0	0	0						
										1	0	0	0	0	0	0						
Inning Stats	R: 0 E: 0 K: 1 S: 5	H: 0 LOB: 2 BB: 2 P: 13	R: 0 E: 0 K: 0 S: 4	H: 1 LOB: 1 BB: 0 P: 4	R: 2 E: 0 K: 1 S: 8	H: 3 LOB: 1 BB: 0 P: 8	R: 1 E: 0 K: 0 S: 5	H: 2 LOB: 1 BB: 0 P: 5	R: 0 E: 0 K: 0 S: 4	H: 2 LOB: 2 BB: 1 P: 8	R: 0 E: 0 K: 3 S: 10	H: 1 LOB: 1 BB: 0 P: 10	R: 0 E: 0 K: 0 S: 3	H: 0 LOB: 0 BB: 0 P: 3	R: 0 E: 0 K: 0 S: 3	H: 0 LOB: 0 BB: 0 P: 3	R: 0 E: 0 K: 0 S: 4	H: 1 LOB: 1 BB: 0 P: 4	1B: 8 2B: 1 3B: 0 HR: 1	SF: 1 SAC: 1 DP: 1 HBP: 0	WP: 0 PB: 0 SB: 2 CS: 0	PA: 39
PITCHER	IP WLS BF H R ER SO BB IBB HBP BLK WP HR S P ERA WHIP																					
Bob Forsch, R ERA: 4.46	(1, 1) 4.0 22 8 3 3 3 2 0 0 0 0 1 24 32 6.75 2.500																					
John Martin, L ERA: 3.02	(5, 1) 0.1 2 0 0 0 0 0 1 0 0 0 0 1 5 0.00 0.000																					
Jeff Lahti, R ERA: 2.55	(5, 1) 0.2 W 1 0 0 0 0 0 0 0 0 0 0 1 1 0.00 0.000																					
Dave Vonohien, L ERA: 3.03	(6, 1) 4.0 S 14 2 0 0 0 3 0 0 0 0 0 0 20 20 0.00 0.500																					

livebaseballscorecards.com

Batter	1	2	3	4	5	6	7	8	9	AB	R	H	RBI	BB	SO	LOB	TOP					
Lonnie Smith, R OBP: 0.371, SLG: 0.429 Dave Rucker, L (7, 1)	F3		K							3	0	1	0	1	1	1	St. Louis Cardinals @ San Francisco Giants Candlestick Park, San Francisco, CA Sun Jul 17 1983, 6:33 AM EDT Att: 25,819 - Unknown					
Willie McGee, S OBP: 0.331, SLG: 0.374 (1, 8)			F6							4	0	1	0	0	1	5						
David Green, R OBP: 0.351, SLG: 0.424 (1, 9)										4	0	0	0	0	1	1						
Darrell Porter, L OBP: 0.333, SLG: 0.424 (1, 2)										4	1	1	0	0	2	1						
Andy Van Slyke, L OBP: 0.325, SLG: 0.416 (1, 3)										4	0	1	1	0	0	0						
Tom Herr, S OBP: 0.376, SLG: 0.385 (1, 4)										4	0	1	0	0	0	1						
Ken Oberkfell, L OBP: 0.351, SLG: 0.348 (1, 5)										4	0	0	0	0	0	2						
Ozzie Smith, S OBP: 0.283, SLG: 0.290 (1, 6)										3	0	1	0	1	0	0						
John Stuper, R OBP: 0.200, SLG: 0.172 Steve Braun, L (7, PH) OBP: 0.467, SLG: 0.595 (7, 7)										2	0	0	0	0	1	1						
										1	0	1	0	0	0	0						
Inning Stats	R: 0 E: 0 K: 2 S: 8	H: 1 LOB: 1 BB: 0 P: 8	R: 0 E: 0 K: 0 S: 3	H: 1 LOB: 0 BB: 0 P: 3	R: 0 E: 0 K: 2 S: 7	H: 0 LOB: 1 BB: 1 P: 11	R: 1 E: 0 K: 0 S: 5	H: 2 LOB: 1 BB: 0 P: 5	R: 0 E: 0 K: 1 S: 6	H: 1 LOB: 1 BB: 0 P: 6	R: 0 E: 0 K: 0 S: 5	H: 0 LOB: 0 BB: 0 P: 5	R: 0 E: 0 K: 0 S: 5	H: 2 LOB: 3 BB: 1 P: 9	R: 0 E: 0 K: 0 S: 3	H: 0 LOB: 0 BB: 0 P: 3	R: 0 E: 0 K: 0 S: 3	H: 0 LOB: 0 BB: 0 P: 3	1B: 4 2B: 3 3B: 0 HR: 0	SF: 0 SAC: 0 DP: 1 HBP: 0	WP: 0 PB: 0 SB: 3 CS: 0	PA: 35
PITCHER Bill Laskey, R ERA: 4.07 (1, 1)	IP: 9.0 WLS: W BF: 35 H: 7 R: 1 ER: 1 SO: 6 BB: 2 IBB: 0 HBP: 0 BLK: 0 WP: 0 HR: 0 S: 45 P: 53 ERA: 1.00 WHIP: 1.000																					

AB 33
R 1
H 7
RBI 1
BB 2
SO 6
LOB 12



Batter	1	2	3	4	5	6	7	8	9	AB	R	H	RBI	BB	SO	LOB	BOTTOM					
Johnnie LeMaster, R OBP: 0.355, SLG: 0.343 (1, 6)	5-3		E4							4	0	1	0	0	0	0	St. Louis Cardinals @ San Francisco Giants Candlestick Park, San Francisco, CA Sun Jul 17 1983, 6:33 AM EDT Att: 25,819 - Unknown					
Darrell Evans, L OBP: 0.391, SLG: 0.548 (1, 3)										4	0	0	0	0	1	2						
Jack Clark, R OBP: 0.349, SLG: 0.436 (1, 9)										3	0	1	0	0	0	1						
Jeffrey Leonard, R OBP: 0.327, SLG: 0.455 (1, 7)										2	1	1	1	1	0	1						
Chili Davis, S OBP: 0.314, SLG: 0.393 (1, 8)										3	1	0	0	0	0	1						
Joel Youngblood, R OBP: 0.320, SLG: 0.448 (1, 5)										3	0	0	0	0	1	1						
Milt May, L OBP: 0.315, SLG: 0.373 (1, 2)										2	1	2	2	1	0	0						
Duane Kuiper, L OBP: 0.380, SLG: 0.314 (1, 4)										3	0	0	0	0	0	1						
Bill Laskey, R OBP: 0.229, SLG: 0.098 (1, 1)										3	0	0	0	0	1	0						
Inning Stats	R: 0 E: 0 K: 0 S: 4	H: 1 LOB: 1 BB: 0 P: 4	R: 1 E: 0 K: 1 S: 6	H: 1 LOB: 0 BB: 0 P: 6	R: 0 E: 1 K: 2 S: 8	H: 0 LOB: 1 BB: 0 P: 8	R: 1 E: 0 K: 0 S: 3	H: 1 LOB: 0 BB: 1 P: 7	R: 0 E: 0 K: 0 S: 3	H: 0 LOB: 0 BB: 0 P: 3	R: 1 E: 0 K: 0 S: 4	H: 1 LOB: 0 BB: 0 P: 4	R: 0 E: 0 K: 0 S: 2	H: 0 LOB: 0 BB: 1 P: 6	R: 0 E: 0 K: 0 S: 3	H: 1 LOB: 0 BB: 0 P: 3	R: 0 E: 0 K: 0 S: 3	H: 1 LOB: 0 BB: 0 P: 3	1B: 2 2B: 1 3B: 0 HR: 2	SF: 0 SAC: 0 DP: 1 HBP: 0	WP: 1 PB: 1 SB: 0 CS: 2	PA: 30
PITCHER John Stuper, R ERA: 4.44 Dave Rucker, L ERA: 10.9 (7, 1)	IP: 6.0 WLS: L BF: 23 H: 4 R: 3 ER: 3 SO: 3 BB: 1 IBB: 0 HBP: 0 BLK: 0 WP: 1 HR: 2 S: 28 P: 32 ERA: 4.50 WHIP: 0.833																					

AB 27
R 3
H 5
RBI 3
BB 2
SO 3
LOB 7



Batter	1	2	3	4	5	6	7	8	9	AB	R	H	RBI	BB	SO	LOB	TOP			
Alan Wiggins, S OBP: 0.357, SLG: 0.313	L9			4-3		K			1B	4	0	1	0	0	1	0	San Diego Padres @ St. Louis Cardinals Busch Stadium, St. Louis, MO Tue Jul 19 1983, 7:05 PM CDT Att: 31,395 - Unknown livebaseballscorecards.com			
Juan Bonilla, R OBP: 0.320, SLG: 0.311	G5-4-3 BB			4-3			F8		5-3	3	0	0	0	1	0					
Steve Garvey, R OBP: 0.348, SLG: 0.473	G5-4-3 1-2			6-3			F7			3	0	0	0	0	1					
Terry Kennedy, L OBP: 0.353, SLG: 0.423		5-3			F9				K	3	0	0	0	1	0					
Garry Templeton, S OBP: 0.288, SLG: 0.352		4-3			1-3				L6	3	0	0	0	0	0					
Ruppert Jones, L OBP: 0.271, SLG: 0.309									3-1	3	0	2	0	0	0					
Tony Gwynn, L OBP: 0.284, SLG: 0.300	CS 1-2		1-3		F8				4-3	3	0	0	0	0	1					
Tim Flannery, L OBP: 0.329, SLG: 0.403			6-3			F7			F8	3	0	0	0	0	0					
Tim Lollar, L OBP: 0.306, SLG: 0.267			4-3			F8			K	2	0	0	0	0	0					
Gene Richards, L OBP: 0.337, SLG: 0.406										1	0	0	0	0	1	0				
Inning Stats	R: 0 E: 0 K: 0 S: 2	H: 0 LOB: 0 BB: 1 P: 6	R: 0 E: 0 K: 0 S: 3	H: 1 LOB: 0 BB: 0 P: 3	R: 0 E: 0 K: 0 S: 3	H: 0 LOB: 0 BB: 0 P: 3	R: 0 E: 0 K: 0 S: 3	H: 0 LOB: 0 BB: 0 P: 3	R: 0 E: 0 K: 0 S: 4	H: 1 LOB: 1 BB: 0 P: 4	R: 0 E: 0 K: 1 S: 5	H: 0 LOB: 0 BB: 0 P: 5	R: 0 E: 0 K: 0 S: 3	H: 0 LOB: 0 BB: 0 P: 3	R: 0 E: 0 K: 1 S: 6	H: 1 LOB: 1 BB: 0 P: 6	1B: 3 2B: 0 3B: 0 HR: 0	SF: 0 SAC: 0 DP: 1 HBP: 0	WP: 0 PB: 0 SB: 1 CS: 0	PA: 30
PITCHER Neil Allen, R ERA: 3.5	IP: 9.0 WLS: W BF: 29 H: 3 R: 0 ER: 0 SO: 3 BB: 1 IBB: 0 HBP: 0 BLK: 0 WP: 0 HR: 0 S: 34 P: 38 ERA: 0.00 WHIP: 0.444															PITCHER				

Batter	1	2	3	4	5	6	7	8	9	AB	R	H	RBI	BB	SO	LOB	BOTTOM	
Lonnie Smith, R OBP: 0.369, SLG: 0.426	FC1-4-2 S 1B		F8		F8		F8			4	0	1	0	0	0	1	San Diego Padres @ St. Louis Cardinals Busch Stadium, St. Louis, MO Tue Jul 19 1983, 7:05 PM CDT Att: 31,395 - Unknown livebaseballscorecards.com	
Andy Van Slyke, L OBP: 0.325, SLG: 0.416										0	0	0	0	0	0			
Willie McGee, S OBP: 0.330, SLG: 0.371	FC1-4-2 S 1-3 6-3		K			BB 2B BB	K			3	2	0	0	1	2	2		
David Green, R OBP: 0.350, SLG: 0.419	6-3 2H			F9		BB 2B 1-2 BB		F7		3	0	0	1	1	0	0		
George Hendrick, R OBP: 0.396, SLG: 0.521	6-3			5-3		P4		BB BB		3	0	0	0	1	0	2		
Floyd Rayford, R OBP: 0.278, SLG: 0.471		F8			F8			BB BB		3	0	1	1	0	0	0		
Ken Oberkfell, L OBP: 0.353, SLG: 0.348						1-3 2H 2B		G5-4-3 BB		0	0	0	0	1	0	0		
Tom Herr, S OBP: 0.380, SLG: 0.382		F8				HR BB		G5-4-3 BB		2	1	0	0	2	0	2		
Mike Ramsey, S OBP: 0.331, SLG: 0.343		F8				IBB		G5-4-3 1-2		0	0	0	0	0	0	0		
Darrell Porter, L OBP: 0.330, SLG: 0.419		G3			K		K			3	0	0	0	0	2	4		
Ozzie Smith, S OBP: 0.287, SLG: 0.302			S BB		HR BB		6-3			2	1	1	2	1	0	3		
Neil Allen, R OBP: 0.115, SLG: 0.154			K 1-2		K		6-3			3	0	0	0	0	2	1		
Inning Stats	R: 1 E: 0 K: 0 S: 4	H: 1 LOB: 0 BB: 0 P: 4	R: 0 E: 0 K: 2 S: 7	H: 0 LOB: 1 BB: 1 P: 11	R: 0 E: 0 K: 0 S: 3	H: 0 LOB: 0 BB: 0 P: 3	R: 2 E: 0 K: 2 S: 8	H: 1 LOB: 0 BB: 1 P: 12	R: 1 E: 0 K: 0 S: 6	H: 1 LOB: 3 BB: 3 P: 18	R: 0 E: 0 K: 1 S: 5	H: 0 LOB: 0 BB: 0 P: 5	R: 0 E: 0 K: 0 S: 2	H: 0 LOB: 1 BB: 2 P: 10	1B: 1 2B: 1 3B: 0 HR: 1	SF: 0 SAC: 0 DP: 1 HBP: 0	WP: 0 PB: 0 SB: 3 CS: 0	PA: 33
PITCHER Tim Lollar, L ERA: 4.61	IP: 8.0 WLS: L BF: 33 H: 3 R: 4 ER: 4 SO: 6 BB: 6 IBB: 1 HBP: 0 BLK: 0 WP: 0 HR: 1 S: 38 P: 66 ERA: 4.50 WHIP: 1.125															PITCHER		

Batter	1	2	3	4	5	6	7	8	9	AB	R	H	RBI	BB	SO	LOB	TOP																		
Luis Salazar, R OBP: 0.297, SLG: 0.359	6-3			4-3 PB SF9 1B	FC6-4			HR		4	2	2	1	0	0	2	San Diego Padres @ St. Louis Cardinals Busch Stadium, St. Louis, MO Wed Jul 20 1983, 7:05 PM CDT Att: 23,671 - Unknown																		
Alan Wiggins, S OBP: 0.352, SLG: 0.309	F7			4-3			F8	4-3		4	0	0	0	0	0	1																			
Steve Garvey, R OBP: 0.344, SLG: 0.469	K			SF9			F9	1-3		3	0	0	1	0	1	0																			
Sixto Lezcano, R OBP: 0.340, SLG: 0.370		E6 G4-6-3		3H 4-0 BB			K		K	3	0	0	0	1	2	0																			
Terry Kennedy, L OBP: 0.351, SLG: 0.421		G4-6-3		G3			4-1			4	0	1	0	0	0	2																			
Gene Richards, L OBP: 0.337, SLG: 0.406								1B	1B	0	1	0	0	0	0	0																			
Doug Gwosdz, R OBP: 0.192, SLG: 0.045								1B	1B	0	0	0	0	0	0	0																			
Gary Templeton, S OBP: 0.287, SLG: 0.350	F8				6-3		F9	1-2	1B	4	1	1	0	0	0	0																			
Ruppert Jones, L OBP: 0.282, SLG: 0.337			K					1B	1B	4	1	3	3	0	1	0																			
Juan Bonilla, R OBP: 0.316, SLG: 0.308		6-3			F7		4-3	6-3		4	0	0	0	0	0	3																			
Dave Dravecky, R OBP: 0.154, SLG: 0.160					F7			K	K	0	0	0	0	0	0	0																			
Tommy Garvin, L OBP: 0.280, SLG: 0.296										1	0	0	0	0	0	0																			
Elias Sosa, R OBP: 0.329, SLG: 0.320										0	0	0	0	0	0	0																			
Bruce Bochy, R OBP: 0.328, SLG: 0.320										0	0	0	0	0	0	0																			
John Montefusco, R OBP: 0.269, SLG: 0.100										0	0	0	0	0	0	0																			
Mario Ramirez, R OBP: 0.143, SLG: 0.143										0	0	0	0	0	0	0																			
Luis DelLeon, R OBP: 0.143, SLG: 0.143										1	0	0	0	0	0	1																			
Sid Monge, L OBP: 0.200, SLG: 0.200										0	0	0	0	0	0	0																			
Inning Stats	R: 0 E: 0 K: 1 S: 5	H: 0 LOB: 0 BB: 0 P: 5	R: 0 E: 1 K: 0 S: 3	H: 0 LOB: 0 BB: 0 P: 3	R: 0 E: 0 K: 1 S: 5	H: 0 LOB: 0 BB: 0 P: 5	R: 1 E: 0 K: 0 S: 4	H: 1 LOB: 1 BB: 1 P: 8	R: 0 E: 0 K: 1 S: 5	H: 2 LOB: 2 BB: 0 P: 5	R: 0 E: 0 K: 0 S: 4	H: 1 LOB: 1 BB: 0 P: 4	R: 1 E: 0 K: 1 S: 6	H: 1 LOB: 0 BB: 0 P: 6	R: 3 E: 0 K: 2 S: 10	H: 3 LOB: 1 BB: 0 P: 10	1B: 6 2B: 0 3B: 0 HR: 2	SF: 1 SAC: 0 DP: 1 HBP: 0	WP: 0 PB: 1 SB: 0 CS: 0	PA: 36															
PITCHER	IP WLS BF H R ER SO BB IBB HBP BLK WP HR S P ERA WHIP																																		
Dave LaPoint, L ERA: 3.26	(1, 1)	7.1	28	5	2	1	4	1	0	0	0	0	0	0	1	35	39	1.23	0.818																
Bruce Sutter, R ERA: 3.93	(8, 1)	1.2	L	8	3	3	3	2	0	0	0	0	0	0	1	12	12	16.20	1.800																

AB 34
R 5
H 8
RBI 5
BB 1
SO 6
LOB 9




Batter	1	2	3	4	5	6	7	8	9	AB	R	H	RBI	BB	SO	LOB	BOTTOM																		
Lonnie Smith, R OBP: 0.378, SLG: 0.438	S 1B				L7-4 S BB					3	1	3	2	1	0	0	San Diego Padres @ St. Louis Cardinals Busch Stadium, St. Louis, MO Wed Jul 20 1983, 7:05 PM CDT Att: 23,671 - Unknown																		
Andy Van Slyke, L OBP: 0.331, SLG: 0.422		2H 3H 2B					1B		1-3 1B	1	0	1	0	0	0	0																			
Willie McGee, S OBP: 0.325, SLG: 0.366	K	5-3			L7-4 1-3		F7		SF9	4	0	0	1	0	1	4																			
David Green, R OBP: 0.347, SLG: 0.414	S 1B			5-3	K			1-3	5-3	5	0	1	1	0	1	1																			
George Hendrick, R OBP: 0.391, SLG: 0.515	P6			F8			F7	G3		4	0	0	0	0	0	1																			
Floyd Rayford, R OBP: 0.268, SLG: 0.453				5-3				1B	1B	2	0	0	0	0	1	1																			
Ken Oberkfell, L OBP: 0.357, SLG: 0.350	K						1B	BB	1B	1	0	1	0	1	0	0																			
Tom Herr, S OBP: 0.385, SLG: 0.385		SH1-4 2B BB			K					3	1	2	0	1	1	0																			
Mike Ramsey, S OBP: 0.331, SLG: 0.343							G4-6-3 1B			0	0	0	0	0	0	0																			
Darrell Porter, L OBP: 0.326, SLG: 0.412				F5			G4-6-3 1-2		F5	4	0	0	0	0	1	5																			
Ozzie Smith, S OBP: 0.292, SLG: 0.303		SH1-4 2B BB								2	2	1	0	2	0	0																			
Dave LaPoint, L OBP: 0.239, SLG: 0.146										2	0	0	0	0	0	1																			
Bruce Sutter, R ERA: 3.93	(8, 1)			SH1-4			4-3		F7	0	0	0	0	0	0	0																			
Steve Braun, L OBP: 0.467, SLG: 0.595	(9, PH)									0	0	0	0	0	0	0																			
Bill Lyons, R ERA: 2.89	(9, PH)			1-2 2-3						1	0	0	0	0	0	1																			
Inning Stats	R: 1 E: 0 K: 2 S: 9	H: 2 LOB: 1 BB: 0 P: 9	R: 2 E: 0 K: 0 S: 4	H: 1 LOB: 2 BB: 2 P: 12	R: 0 E: 0 K: 0 S: 3	H: 0 LOB: 0 BB: 0 P: 3	R: 0 E: 0 K: 2 S: 7	H: 0 LOB: 1 BB: 1 P: 11	R: 0 E: 0 K: 1 S: 4	H: 0 LOB: 0 BB: 1 P: 8	R: 0 E: 0 K: 0 S: 3	H: 1 LOB: 1 BB: 1 P: 7	R: 0 E: 0 K: 0 S: 4	H: 1 LOB: 0 BB: 0 P: 4	R: 0 E: 0 K: 0 S: 5	H: 2 LOB: 2 BB: 0 P: 5	R: 1 E: 0 K: 0 S: 5	H: 2 LOB: 1 BB: 0 P: 5	1B: 8 2B: 2 3B: 0 HR: 0	SF: 1 SAC: 1 DP: 2 HBP: 0	WP: 0 PB: 0 SB: 4 CS: 0	PA: 39													
PITCHER	IP WLS BF H R ER SO BB IBB HBP BLK WP HR S P ERA WHIP																																		
Dave Dravecky, L ERA: 3.45	(1, 1)	2.0		11	3	3	3	2	1	0	0	0	0	0	0	10	14	0.00	0.500																
Elias Sosa, R ERA: 5.73	(3, 1)	2.0	7	0	0	0	2	1	0	0	0	0	0	0	0	10	14	0.00	0.500																
John Montefusco, R ERA: 3.99	(5, 1)	3.0		11	2	0	0	1	2	0	0	0	0	0	0	11	19	0.00	1.333																
Luis DeLeon, R ERA: 2.49	(8, 1)	1.0	W	6	3	1	1	0	0	0	0	0	0	0	6	6	9.00	3.000																	
Sid Monge, L ERA: 2.89	(9, 1)	1.0	S	4	1	0	0	0	0	0	0	0	0	0	4	4	0.00	1.000																	


AB 32
R 4
H 9
RBI 4
BB 5
SO 5
LOB 14



Batter	1	2	3	4	5	6	7	8	9	AB	R	H	RBI	BB	SO	LOB	TOP	
Luis Salazar, R (1.5)	F3		5-3						E6	4	0	1	0	0	0	0	San Diego Padres @ St. Louis Cardinals Busch Stadium, St. Louis, MO Thu Jul 21 1983, 7:05 PM CDT Att: 22,289 - Unknown	
Alan Wiggins, S (1.7)	1B SF8		F8				5-3		K	4	2	1	0	1	1	2		
Steve Garvey, R (1.3)			F3				G3			4	1	2	0	0	0	1		
Terry Kennedy, L (1.2)	SF8			4-3					FC1-5 SH1-4	3	0	2	3	0	0	0		
Sixto Lezcano, R (1.9)				K					SH1-4	2	0	0	0	1	2	1		
Gary Templeton, S (1.6)	L4								FC1-5	3	0	0	0	1	0	3		
Ruppert Jones, L (1.8)			F8						CS	3	1	1	0	1	0	0		
Juan Bonilla, R (1.4)			K						SH5-4	3	0	0	0	0	1	2		
Luis DeLeon, R (6.1)				FC6-4					SH5-4	0	0	0	0	0	0	0		
Mark Thurmond, L (1.1)										2	0	0	0	0	0	0		
Tim Flannery, L (6.4)			4-3						6-3	2	0	0	0	0	0	1		
Inning Stats	R: 1 E: 0 K: 0 S: 5	H: 2 LOB: 2 BB: 1 P: 9	R: 0 E: 0 K: 1 S: 5	H: 0 LOB: 0 BB: 0 P: 5	R: 0 E: 0 K: 1 S: 3	H: 0 LOB: 0 BB: 2 P: 13	R: 2 E: 0 K: 1 S: 6	H: 2 LOB: 1 BB: 1 P: 11	R: 0 E: 0 K: 0 S: 4	H: 1 LOB: 1 BB: 0 P: 4	R: 0 E: 0 K: 0 S: 3	H: 1 LOB: 0 BB: 0 P: 3	R: 1 E: 1 K: 1 S: 7	H: 1 LOB: 1 BB: 0 P: 7	1B: 6 2B: 1 3B: 0 HR: 0	SF: 1 SAC: 2 DP: 0 HBP: 1	WP: 0 PB: 0 SB: 3 CS: 2	PA: 39
PITCHER	IP WLS BF H R ER SO BB IBB HBP BLK WP HR S P ERA WHIP																	
Joaquin Andujar, R (1.1)	8.0 L 33 6 3 3 3 4 0 1 0 0 0 0 34 51 3.38 1.250																	
Dave Rucker, L (9.1)	0.2 3 1 1 0 0 0 0 0 0 0 0 0 3 3 0.00 1.500																	
Jeff Lahti, R (9.1)	0.1 2 0 0 0 1 0 0 0 0 0 0 0 4 4 0.00 0.000																	

Batter	1	2	3	4	5	6	7	8	9	AB	R	H	RBI	BB	SO	LOB	BOTTOM					
Lonnie Smith, R (1.7)	6-3			E S					F9	4	1	1	0	0	0	1	San Diego Padres @ St. Louis Cardinals Busch Stadium, St. Louis, MO Thu Jul 21 1983, 7:05 PM CDT Att: 22,289 - Unknown					
Tom Herr, S (1.4)	6-3			G4-6-3					4-3	2	0	0	0	2	0	1						
David Green, R (1.9)										3	0	0	0	0	0	2						
Andy Van Slyke, L (9. PH)	6-3			G4-6-3					F8	1	0	0	0	0	0	0						
George Hendrick, R (1.3)				F8					6-3	4	0	0	0	0	1	1						
Willie McGee, S (1.8)	6-3								6-3	4	1	1	0	0	0	0						
Floyd Rayford, R (1.5)										2	0	0	0	0	0	1						
Ken Oberkfell, L (7. PH)	P4									1	0	0	0	0	0	0						
Darrell Porter, L (1.2)				K						3	0	1	1	0	2	0						
Ozzie Smith, S (1.6)									F8	3	0	0	0	0	0	1						
Joaquin Andujar, S (1.1)										2	0	0	0	0	0	1						
Steve Braun, L (8. PH)										1	0	1	0	0	0	0						
Mike Ramsey, S (6. PR)										0	0	0	0	0	0	0						
Dave Rucker, L (9.1)										0	0	0	0	0	0	0						
Jeff Lahti, R (9.1)									1B	0	0	0	0	0	0	0						
Inning Stats	R: 0 E: 0 K: 0 S: 3	H: 0 LOB: 0 BB: 0 P: 3	R: 0 E: 0 K: 0 S: 3	H: 0 LOB: 0 BB: 0 P: 3	R: 0 E: 0 K: 1 S: 5	H: 0 LOB: 0 BB: 0 P: 5	R: 1 E: 0 K: 0 S: 3	H: 1 LOB: 1 BB: 1 P: 7	R: 1 E: 0 K: 0 S: 5	H: 2 LOB: 1 BB: 0 P: 5	R: 0 E: 0 K: 1 S: 5	H: 0 LOB: 0 BB: 1 P: 9	R: 0 E: 0 K: 1 S: 5	H: 0 LOB: 0 BB: 0 P: 5	R: 0 E: 0 K: 0 S: 4	H: 1 LOB: 1 BB: 0 P: 4	R: 0 E: 0 K: 0 S: 3	H: 0 LOB: 0 BB: 0 P: 3	1B: 4 2B: 0 3B: 0 HR: 0	SF: 0 SAC: 0 DP: 1 HBP: 0	WP: 0 PB: 0 SB: 2 CS: 0	PA: 32
PITCHER	IP WLS BF H R ER SO BB IBB HBP BLK WP HR S P ERA WHIP																					
Mark Thurmond, L (1.1)	5.1 W 20 3 2 1 1 2 0 0 0 0 0 0 20 28 1.69 0.938																					
Luis DeLeon, R (6.1)	3.2 S 12 1 0 0 2 0 0 0 0 0 0 0 16 16 0.00 0.273																					


Batter	1	2	3	4	5	6	7	8	9	AB	R	H	RBI	BB	SO	LOB	TOP								
Steve Sax, R OBP: 0.337, SLG: 0.365	6-3		G3 1B BB		F8		BB	HR BB		2	2	0	0	3	0	0	Los Angeles Dodgers @ St. Louis Cardinals Busch Stadium, St. Louis, MO Sat Jul 23 1983, 7:05 PM CDT Att: 45,356 - Unknown AB 35 R 10 H 9 RBI 10 BB 9 SO 2 LOB 17 								
Ken Landreaux, L OBP: 0.337, SLG: 0.446	G5-4-3 1B		G3		6-3		4-3	HR		5	1	2	4	0	0	3									
Dusty Baker Jr., R OBP: 0.346, SLG: 0.436	G5-4-3		WP 1B BB		6-3			HR BB		4	1	1	0	1	0	1									
Pedro Guerrero, R OBP: 0.384, SLG: 0.543		F4	WP 1B		5-3			BB E 1B BB	F8	3	1	1	2	1	0	0									
Rafael Landestoy, S OBP: 0.209, SLG: 0.196			1-2 2-H 3-H							1	0	0	0	0	0	0									
Rick Monday, L OBP: 0.377, SLG: 0.422		K			5-3			E6 BB		2	0	0	0	1	1	0									
Derrel Thomas, S OBP: 0.368, SLG: 0.376			1-2 2-3					1B BB	1B	2	1	1	0	0	0	2									
Mike Marshall, R OBP: 0.313, SLG: 0.402					K			FC1-5 1B BB		3	0	1	1	2	1	3									
Steve Yeager, R OBP: 0.276, SLG: 0.439	F4				F9		4-3	WP CS FC1-5 1B	P4	5	0	1	2	0	0	3									
Bill Russell, R OBP: 0.332, SLG: 0.329					F9		6-3	FC1-5 CS WP HR	F3	4	1	1	0	0	0	2									
Dave Anderson, R OBP: 0.224, SLG: 0.270			FC4-6 1B					CS WP HR		1	0	0	0	0	0	2									
Alejandro Pena, R OBP: 0.143, SLG: 0.250			FC4-6 G3 BB 1B		F9			HR		3	2	1	1	0	0	1									
Steve Howe, L OBP: 0.321, SLG: 0.378								HR		0	0	0	0	0	0	0									
Dave Stewart, R OBP: 0.167, SLG: 0.167								HR	IBB	0	0	0	0	0	0	0									
Inning Stats	R: 0 E: 0 K: 1 S: 3	H: 1 LOB: 0 BB: 0 P: 3	R: 0 E: 0 K: 1 S: 6	H: 1 LOB: 1 BB: 0 P: 6	R: 2 E: 0 K: 0 S: 5	H: 2 LOB: 3 BB: 3 P: 17	R: 0 E: 0 K: 0 S: 3	H: 0 LOB: 0 BB: 0 P: 3	R: 0 E: 0 K: 1 S: 5	H: 0 LOB: 0 BB: 0 P: 5	R: 0 E: 0 K: 0 S: 4	H: 0 LOB: 0 BB: 1 P: 8	R: 1 E: 0 K: 0 S: 4	H: 1 LOB: 1 BB: 1 P: 8	R: 7 E: 1 K: 0 S: 6	H: 3 LOB: 0 BB: 4 P: 22		R: 0 E: 0 K: 0 S: 4	H: 1 LOB: 2 BB: 1 P: 8	1B: 6 2B: 1 3B: 0 HR: 2	SF: 0 SAC: 0 DP: 1 HBP: 0	WP: 2 PB: 0 CS: 0	PA: 44		
PITCHER	IP	WLS	BF	H	R	ER	SO	BB	IBB	HBP	BLK	WP	HR	S	P	ERA	WHIP								
John Stuper, R ERA: 4.4	(1, 1)	7.0	29	5	3	3	2	4	0	0	0	1	1	29	45	3.86	1.286								
Dave Rucker, L ERA: 11.48	(8, 1)	0.0	L	3	1	3	3	0	1	0	0	0	0	2	6	∞	∞								
Bruce Sutter, R ERA: 4.53	(8, 1)	1.0		7	2	4	3	0	2	1	0	0	1	4	16	27.00	4.000								
John Martin, L ERA: 3.43	(9, 1)	1.0		5	1	0	0	0	1	0	0	0	0	4	8	0.00	2.000								

Batter	1	2	3	4	5	6	7	8	9	AB	R	H	RBI	BB	SO	LOB	BOTTOM								
Lonnie Smith, R OBP: 0.382, SLG: 0.449							F9		5-3	3	2	2	0	1	0	1	Los Angeles Dodgers @ St. Louis Cardinals Busch Stadium, St. Louis, MO Sat Jul 23 1983, 7:05 PM CDT Att: 45,356 - Unknown AB 31 R 5 H 7 RBI 5 BB 5 SO 3 LOB 15 								
Dave Rucker, L	S FC4-6 2B		G4-6-3 1B		G4-6-3 BB					0	0	0	0	0	0	0									
Bruce Sutter, R										0	0	0	0	0	0	0									
John Martin, S OBP: 0.250, SLG: 0.313										0	0	0	0	0	0	0									
Jamie Quirk, L OBP: 0.293, SLG: 0.345										1	0	0	0	0	0	0									
Tom Herr, S OBP: 0.391, SLG: 0.383	FC4-6 BB		G4-6-3 BB		G4-6-3 1-2			FC6 1B		2	1	1	0	2	0	1									
Andy Van Slyke, L OBP: 0.331, SLG: 0.414	FC4-6 S		G4-6-3				F9	FC6 1B		4	0	1	1	0	0	3									
George Hendrick, R OBP: 0.385, SLG: 0.505	1-2 3-H		1-2 2-3				K	FC6 1B		4	0	1	1	0	2	3									
Steve Braun, L OBP: 0.480, SLG: 0.585			3-H					F8		2	0	0	0	1	0	1									
David Green, R OBP: 0.336, SLG: 0.400	1-2 BB				F8			FC6 2B		1	1	0	0	0	0	2									
Darrell Porter, L OBP: 0.327, SLG: 0.423	F8							FC6 2B		3	1	1	2	1	0	2									
Ken Oberkfell, L OBP: 0.358, SLG: 0.349							SH5-4 1B BB	1-H 3-H	2B	3	0	0	0	0	0	1									
Ozzie Smith, S OBP: 0.287, SLG: 0.297								FC6 2B		4	0	0	0	0	0	1									
John Stuper, R OBP: 0.188, SLG: 0.161										2	0	0	0	0	0	0									
Willie McGee, S OBP: 0.324, SLG: 0.363										2	0	1	1	0	1	0									
Inning Stats	R: 1 E: 0 K: 1 S: 6	H: 1 LOB: 2 BB: 2 P: 14	R: 0 E: 0 K: 0 S: 3	H: 0 LOB: 0 BB: 0 P: 3	R: 1 E: 0 K: 0 S: 4	H: 2 LOB: 1 BB: 1 P: 8	R: 0 E: 0 K: 0 S: 3	H: 0 LOB: 0 BB: 0 P: 3	R: 0 E: 0 K: 1 S: 5	H: 0 LOB: 0 BB: 0 P: 5	R: 0 E: 0 K: 0 S: 4	H: 0 LOB: 0 BB: 1 P: 8	R: 1 E: 0 K: 0 S: 4	H: 1 LOB: 1 BB: 1 P: 8	R: 2 E: 0 K: 0 S: 6	H: 3 LOB: 1 BB: 0 P: 6	R: 0 E: 0 K: 1 S: 5	H: 0 LOB: 0 BB: 0 P: 5	1B: 5 2B: 2 3B: 0 HR: 0	SF: 0 SAC: 1 DP: 2 HBP: 0	WP: 0 PB: 0 SB: 2 CS: 0	PA: 37			
PITCHER	IP	WLS	BF	H	R	ER	SO	BB	IBB	HBP	BLK	WP	HR	S	P	ERA	WHIP								
Alejandro Pena, R ERA: 2.47	(1, 1)	6.2	26	3	3	3	2	5	0	0	0	0	0	25	45	4.05	1.200								
Steve Howe, L ERA: 0.93	(7, 1)	0.1	W	2	1	0	0	0	0	0	0	0	0	2	2	0.00	3.000								
Dave Stewart, R ERA: 2.48	(8, 1)	2.0		9	3	2	2	1	0	0	0	0	0	11	11	9.00	1.500								

Batter	1	2	3	4	5	6	7	8	9	AB	R	H	RBI	BB	SO	LOB	TOP					
Steve Sax, R OBP: 0.339, SLG: 0.366 (1,4)	0-0 4-3		0-0 6-3			0-0 G6-3 1B		0-0 FC4-6 1B		4	0	2	0	0	0	1						
Ken Landreaux, L OBP: 0.336, SLG: 0.447 (1,7) (7,8)	0-0 4-3			0-0 2B		0-0 G6-3 1-2f		0-0 FC4-6 1-2f		4	0	1	0	0	0	2						
Mike Marshall, R OBP: 0.312, SLG: 0.399 (1,9)	0-3 K			0-3 K		0-0 1B			0-0 4-3	4	0	1	0	0	2	1						
Pedro Guerrero, R OBP: 0.380, SLG: 0.537 (1,5)		0-0 F8		0-0 5-3		0-0 F7			0-0 F8	4	0	0	0	0	0	2						
Greg Brock, L OBP: 0.320, SLG: 0.374 (1,3)		0-3 K		4-0 BB			0-0 F5		0-0 E3	3	0	0	0	1	1	0						
Derrel Thomas, S OBP: 0.367, SLG: 0.375 (1,8) Candy Maldonado, R OBP: 0.167, SLG: 0.138 (7,7)	0-0 6-3			0-3 K			0-0 G5-4-3 1B		0-0 P3	3	0	1	0	0	1	2						
Gilberto Reyes, R OBP: 0.192, SLG: 0.269 (1,2)			0-0 SH3-4 1B			0-0 F8		0-0 G5-4-3 1-2f		3	0	1	0	0	0	1						
Dave Anderson, R OBP: 0.214, SLG: 0.258 (1,6)			0-0 F9			0-0 F3			0-0 F8	3	0	0	0	0	0	1						
Jerry Reuss, L OBP: 0.261, SLG: 0.250 (1,1) Rick Monday, L OBP: 0.374, SLG: 0.418 (8,PH) Tom Niedenfuer, R (8,1)			0-0 SH3-4 1-2			0-3 K			0-0 F7	1	0	0	0	0	1	0						
Inning Stats	R: 0 E: 0 K: 1 S: 5	H: 0 LOB: 0 BB: 0 P: 5	R: 0 E: 0 K: 1 S: 5	H: 0 LOB: 0 BB: 0 P: 5	R: 0 E: 0 K: 0 S: 4	H: 1 LOB: 1 BB: 0 P: 4	R: 0 E: 0 K: 2 S: 8	H: 1 LOB: 2 BB: 1 P: 12	R: 0 E: 0 K: 1 S: 5	H: 0 LOB: 0 BB: 0 P: 5	R: 0 E: 0 K: 0 S: 4	H: 2 LOB: 1 BB: 0 P: 4	R: 0 E: 0 K: 0 S: 3	H: 1 LOB: 0 BB: 0 P: 3	R: 0 E: 0 K: 0 S: 4	H: 1 LOB: 1 BB: 0 P: 4	R: 0 E: 1 K: 0 S: 4	H: 0 LOB: 1 BB: 0 P: 4	1B: 5 2B: 1 3B: 0 HR: 0	SF: 0 SAC: 1 DP: 2 HBP: 0	WP: 0 PB: 0 SB: 0 CS: 0	PA: 33
PITCHER Neil Allen, R ERA: 3.21 (1,1)	IP: 9.0 WLS: W BF: 33 H: 6 R: 0 ER: 0 SO: 5 BB: 1 IBB: 0 HBP: 0 BLK: 0 WP: 0 HR: 0 S: 42 P: 46 ERA: 0.00 WHIP: 0.778															PITCHER	IP: 9.0 WLS: W BF: 33 H: 6 R: 0 ER: 0 SO: 5 BB: 1 IBB: 0 HBP: 0 BLK: 0 WP: 0 HR: 0 S: 42 P: 46 ERA: 0.00 WHIP: 0.778					

Los Angeles Dodgers @ St. Louis Cardinals
 Busch Stadium, St. Louis, MO
 Sun Jul 24 1983, 3:33 AM CDT
 Att: 35,928 - Unknown


AB	31
R	0
H	6
RBI	0
BB	1
SO	5
LOB	11



Batter	1	2	3	4	5	6	7	8	9	AB	R	H	RBI	BB	SO	LOB	BOTTOM					
Lonnie Smith, R OBP: 0.384, SLG: 0.462 (1,7) Andy Van Slyke, L OBP: 0.331, SLG: 0.414 (9,7)	0-0 2B	0-0 F9			0-0 FC6-5-2 3B			0-0 E5		4	1	2	0	0	0	1						
Willie McGee, S OBP: 0.326, SLG: 0.367 (1,8)	0-0 6-3 PB 2B		0-0 G4-6-3 1B		0-0 FC6-5-2 3H			0-3 K2-3		4	1	2	1	0	1	2						
David Green, R OBP: 0.331, SLG: 0.393 (1,9)	0-0 F7		0-0 G4-6-3 1-2f		0-3 K			0-3 K		4	0	0	0	0	2	4						
George Hendrick, R OBP: 0.381, SLG: 0.498 (1,3)	0-0 6-3		0-3 K			0-0 5-3		0-0 1-3		4	0	0	0	0	1	2						
Floyd Rayford, R OBP: 0.262, SLG: 0.431 (1,5) Ken Oberkfell, L OBP: 0.358, SLG: 0.349 (7,5)	0-0 F3			0-0 5-3 FC5-2 1B		0-3 K				3	0	1	0	0	1	0						
Bill Lyons, R OBP: 0.200, SLG: 0.200 (1,4)		0-0 4-3		0-0 FC5-2 1-2 CS 1B		0-0 1-3				3	0	1	0	0	0	0						
Glenn Brummer, R OBP: 0.327, SLG: 0.388 (1,2)		0-0 1-3		0-0 5-3			0-0 6-3			3	0	0	0	0	0	2						
Ozzie Smith, S OBP: 0.287, SLG: 0.300 (1,6)		0-0 2B		0-0 FC5-2			0-0 F7			3	1	1	0	0	0	2						
Neil Allen, R OBP: 0.138, SLG: 0.207 (1,1)		0-0 2B		0-0 CS		0-3 K		0-3 K		3	0	1	1	0	2	0						
Inning Stats	R: 2 E: 0 K: 0 S: 5	H: 2 LOB: 0 BB: 0 P: 5	R: 1 E: 0 K: 0 S: 5	H: 2 LOB: 1 BB: 0 P: 5	R: 0 E: 0 K: 1 S: 5	H: 1 LOB: 0 BB: 0 P: 5	R: 0 E: 0 K: 0 S: 4	H: 2 LOB: 1 BB: 0 P: 4	R: 0 E: 0 K: 2 S: 8	H: 1 LOB: 1 BB: 0 P: 8	R: 0 E: 0 K: 1 S: 5	H: 0 LOB: 0 BB: 0 P: 5	R: 0 E: 2 K: 2 S: 8	H: 0 LOB: 1 BB: 0 P: 5	R: 0 E: 2 K: 2 S: 8	H: 0 LOB: 1 BB: 0 P: 8	R: 0 E: 2 K: 2 S: 8	H: 0 LOB: 1 BB: 0 P: 8	1B: 3 2B: 4 3B: 1 HR: 0	SF: 0 SAC: 0 DP: 1 HBP: 0	WP: 0 PB: 1 SB: 0 CS: 1	PA: 32
PITCHER Jerry Reuss, L ERA: 3.02 (1,1) Tom Niedenfuer, R ERA: 1.5 (8,1)	IP: 7.0 WLS: L BF: 27 H: 8 R: 3 ER: 2 SO: 5 BB: 0 IBB: 0 HBP: 0 BLK: 0 WP: 0 HR: 0 S: 37 P: 37 ERA: 2.57 WHIP: 1.143															PITCHER	IP: 1.0 WLS: L BF: 4 H: 0 R: 0 ER: 0 SO: 2 BB: 0 IBB: 0 HBP: 0 BLK: 0 WP: 0 HR: 0 S: 8 P: 8 ERA: 0.00 WHIP: 0.000					

Los Angeles Dodgers @ St. Louis Cardinals
 Busch Stadium, St. Louis, MO
 Sun Jul 24 1983, 3:33 AM CDT
 Att: 35,928 - Unknown

AB	31
R	3
H	8
RBI	2
BB	0
SO	7
LOB	13



Batter	1	2	3	4	5	6	7	8	9	AB	R	H	RBI	BB	SO	LOB	TOP	
Johnnie LeMaster, R OBP: 0.346, SLG: 0.338										4	0	1	0	0	0	1	San Francisco Giants @ St. Louis Cardinals Busch Stadium, St. Louis, MO Mon Jul 25 1983, 7:05 PM CDT Att: 25,158 - Unknown	
Brad Wellman, R OBP: 0.291, SLG: 0.256										3	0	1	0	0	0	1		
Chili Davis, S OBP: 0.315, SLG: 0.390										3	1	0	0	1	0	2		
Jeffrey Leonard, R OBP: 0.326, SLG: 0.464										3	0	0	0	1	1	2		
Joel Youngblood, R OBP: 0.328, SLG: 0.464										3	1	0	0	1	0	2		
Bob Brenly, R OBP: 0.284, SLG: 0.335										4	1	1	1	0	0	0		
Tom O'Malley, L Pat Larkin, L Duane Kuiper, L OBP: 0.330, SLG: 0.333 (5, PH) OBP: 0.382, SLG: 0.308										2	0	0	0	0	0	0		AB 30 R 4 H 4 RBI 4 BB 4 SO 3 LOB 11
John Rabb, R OBP: 0.313, SLG: 0.467									3	1	1	3	1	0	0			
Andy McGaffigan, R Joe Pettini, R OBP: 0.077, SLG: 0.080 OBP: 0.228, SLG: 0.192									1	0	0	0	0	1	0			
Inning Stats	R: 0 E: 0 K: 0 S: 4	H: 1 LOB: 1 BB: 0 P: 4	R: 0 E: 0 K: 0 S: 3	H: 0 LOB: 0 BB: 0 P: 3	R: 0 E: 0 K: 1 S: 5	H: 0 LOB: 0 BB: 0 P: 5	R: 0 E: 0 K: 0 S: 3	H: 0 LOB: 1 BB: 1 P: 7	R: 4 E: 0 K: 1 S: 7	H: 2 LOB: 0 BB: 2 P: 15	R: 0 E: 0 K: 0 S: 4	H: 1 LOB: 0 BB: 0 P: 8	R: 0 E: 0 K: 0 S: 3	H: 0 LOB: 0 BB: 0 P: 3	1B: 3 2B: 0 3B: 0 HR: 1	SF: 0 SAC: 1 DP: 0 HBP: 0		WP: 0 PB: 0 SB: 0 CS: 0
PITCHER	IP WLS BF H R ER SO BB IBB HBP BLK WP HR S P ERA WHIP	7.0 W 27 3 4 4 3 3 0 0 0 0 1 30 42 5.14 0.857	2.0 8 1 0 0 0 1 0 0 0 0 0 7 11 0.00 1.000															

Batter	1	2	3	4	5	6	7	8	9	AB	R	H	RBI	BB	SO	LOB	BOTTOM			
Lonnie Smith, R David Green, R OBP: 0.388, SLG: 0.462 OBP: 0.331, SLG: 0.393										4	1	2	1	1	1	0	San Francisco Giants @ St. Louis Cardinals Busch Stadium, St. Louis, MO Mon Jul 25 1983, 7:05 PM CDT Att: 25,158 - Unknown			
Willie McGee, S OBP: 0.324, SLG: 0.371										5	1	1	1	0	0	4				
Andy Van Slyke, L OBP: 0.333, SLG: 0.409										4	1	1	1	1	1	1				
George Hendrick, R OBP: 0.385, SLG: 0.511										4	2	3	2	0	0	1				
Darrell Porter, L OBP: 0.329, SLG: 0.422										3	2	1	0	1	0	2				
Tom Herr, S Bill Lyons, R OBP: 0.387, SLG: 0.378 OBP: 0.167, SLG: 0.167										3	0	0	0	0	0	4		AB 34 R 9 H 12 RBI 9 BB 4 SO 5 LOB 15		
Ken Oberkfell, L OBP: 0.359, SLG: 0.349									3	1	1	1	1	0	0					
Ozzie Smith, S Mike Ramsey, S OBP: 0.290, SLG: 0.307 OBP: 0.331, SLG: 0.343									3	1	2	3	0	0	1	AB 39 R 3 H 12 RBI 9 BB 4 SO 5 LOB 15				
Dave LaPoint, L Floyd Rayford, R Dave Vonohlen, L OBP: 0.250, SLG: 0.163 OBP: 0.258, SLG: 0.424									2	0	1	0	0	1	1					
Inning Stats	R: 5 E: 0 K: 1 S: 8	H: 3 LOB: 1 BB: 3 P: 20	R: 0 E: 0 K: 0 S: 3	H: 0 LOB: 0 BB: 0 P: 3	R: 0 E: 0 K: 0 S: 3	H: 1 LOB: 0 BB: 0 P: 3	R: 2 E: 0 K: 0 S: 6	H: 3 LOB: 1 BB: 0 P: 6	R: 2 E: 0 K: 0 S: 8	H: 5 LOB: 3 BB: 0 P: 8	R: 0 E: 0 K: 0 S: 3	H: 0 LOB: 1 BB: 1 P: 7	R: 0 E: 0 K: 2 S: 7	H: 0 LOB: 0 BB: 0 P: 7	R: 0 E: 0 K: 2 S: 7	H: 0 LOB: 0 BB: 0 P: 7		1B: 9 2B: 1 3B: 1 HR: 1	SF: 0 SAC: 1 DP: 1 HBP: 0	WP: 0 PB: 0 SB: 3 CS: 0
PITCHER	IP WLS BF H R ER SO BB IBB HBP BLK WP HR S P ERA WHIP	4.0 L 21 7 7 7 1 3 0 0 0 0 0 1 20 32 15.75 2.500	4.0 18 5 2 2 4 1 0 0 0 0 0 0 25 29 4.50 1.500																	

Batter	1	2	3	4	5	6	7	8	9	AB	R	H	RBI	BB	SO	LOB	TOP								
Johnnie LeMaster, R OBP: 0.277, SLG: 0.333 (1, 6)	6-3		F8		F7	F7		F3		5	0	0	0	0	0	1	San Francisco Giants @ St. Louis Cardinals Busch Stadium, St. Louis, MO Tue Jul 26 1983, 7:05 PM CDT Att: 27,226 - Unknown								
Max Venable, L OBP: 0.277, SLG: 0.408 (1, 9)	F8 S 1B		4-3				F4		6-3	5	1	2	0	0	0	0									
Chili Davis, S OBP: 0.316, SLG: 0.386 (1, 8)	F8 1-2 BB		L6				F7		4-3	3	1	0	0	2	0	0									
Darrell Evans, L OBP: 0.380, SLG: 0.526 (1, 5)	F8 1-2 2-3			F3 2B			3-1		5-3	5	1	2	1	0	0	2									
Jeffrey Leonard, R OBP: 0.326, SLG: 0.468 (1, 7)	F4			F3 2-3				F6		4	0	1	2	0	0	3									
Dave Bergman, L OBP: 0.329, SLG: 0.234 (1, 3)		4-3								4	0	1	0	0	0	1									
Greg Minton, S OBP: 0.571, SLG: 0.500 (8, 1)				WP S 1B				4-3		0	0	0	0	0	0	0									
Joel Youngblood, R OBP: 0.337, SLG: 0.478 (1, 4)							F4			3	1	2	0	0	0	1									
Mitt May, L OBP: 0.314, SLG: 0.382 (1, 2)										2	0	0	0	1	0	1									
Bob Brenly, R OBP: 0.286, SLG: 0.345 (8, PH)	F7									1	1	1	1	0	0	0									
Fred Breining, R OBP: 0.182, SLG: 0.167 (1, 1)										3	0	0	0	0	3	4									
John Rabb, R OBP: 0.333, SLG: 0.516 (8, PH)	K									1	0	1	1	0	0	0									
Inning Stats	R: 0 E: 0 K: 0 S: 4	H: 1 LOB: 2 BB: 1 P: 8	R: 0 E: 0 K: 1 S: 6	H: 1 LOB: 1 BB: 0 P: 6	R: 0 E: 0 K: 0 S: 3	H: 0 LOB: 0 BB: 0 P: 3	R: 0 E: 0 K: 1 S: 6	H: 2 LOB: 3 BB: 1 P: 11	R: 3 E: 0 K: 0 S: 5	H: 3 LOB: 1 BB: 1 P: 10	R: 0 E: 0 K: 0 S: 3	H: 0 LOB: 0 BB: 0 P: 3	R: 0 E: 0 K: 0 S: 6	H: 3 LOB: 1 BB: 0 P: 6	R: 0 E: 0 K: 0 S: 3	H: 0 LOB: 0 BB: 0 P: 3	1B: 4 2B: 4 3B: 2 HR: 0	SF: 0 SAC: 0 DP: 0 HBP: 1	WP: 1 PB: 0 SB: 3 CS: 0	PA: 40					
PITCHER	IP	WLS	BF	H	R	ER	SO	BB	IBB	HBP	BLK	WP	HR	S	P	ERA	WHIP								
Joaquin Andujar, R ERA: 4.0 (1, 1)	7.2		34	8	4	4	3	3	0	1	0	1	0	36	49	4.70	1.435								
Dave Vonohlen, L ERA: 3.08 (8, 1)	0.0		2	2	1	1	0	0	0	0	0	0	0	2	2	∞	∞								
Jeff Lahti, R ERA: 3.5 (8, 1)	0.1		1	0	0	0	0	0	0	0	0	0	0	1	1	0.00	0.000								
Dave Rucker, L ERA: 10.8 (9, 1)	1.0	W	3	0	0	0	0	0	0	0	0	0	0	3	3	0.00	0.000								

Batter	1	2	3	4	5	6	7	8	9	AB	R	H	RBI	BB	SO	LOB	BOTTOM								
Lonnie Smith, R OBP: 0.385, SLG: 0.457 (1, 7)	5-3		F9	E6 1-3 2-H 1B			F8		5-3	5	0	1	0	0	0	0	San Francisco Giants @ St. Louis Cardinals Busch Stadium, St. Louis, MO Tue Jul 26 1983, 7:05 PM CDT Att: 27,226 - Unknown								
Willie McGee, S OBP: 0.322, SLG: 0.368 (1, 8)	E4		6-3	F9 1-2 3-H			F8		1B S 1B	5	1	1	0	0	0	1									
Andy Van Slyke, L OBP: 0.328, SLG: 0.400 (1, 9)	K 1-2		K						K	5	0	1	0	0	3	2									
George Hendrick, R OBP: 0.388, SLG: 0.509 (1, 3)		5-3		2B BB					1B IBB	3	1	1	0	2	1	0									
Darrell Porter, L OBP: 0.336, SLG: 0.428 (1, 2)		1B 2B 1B		3-1 1-H 1B 2B			F9		1B	3	2	2	1	2	0	2									
Tom Herr, S OBP: 0.390, SLG: 0.382 (1, 4)		2B 1B		3-1			4-3		6-3 SH5-3 1B	5	0	3	1	0	0	2									
Ken Oberkfell, L OBP: 0.362, SLG: 0.355 (1, 5)				1B E 1B					1-2 2-3 3-H 1B	3	1	2	1	0	0	0									
Ozzie Smith, S OBP: 0.290, SLG: 0.306 (1, 6)		4-3		E S 1B			6-3		6-3	4	1	1	1	0	0	3									
Joaquin Andujar, S OBP: 0.113, SLG: 0.132 (1, 1)		4-3		K					G3	3	0	0	0	0	2	4									
Dave Vonohlen, L OBP: 0.471, SLG: 0.571 (8, PH)										0	0	0	0	0	0	0									
Steve Braun, L OBP: 0.471, SLG: 0.571 (8, PH)										0	0	0	0	0	0	1									
Dave Rucker, L OBP: 0.471, SLG: 0.571 (9, 1)										0	0	0	0	0	0	0									
Inning Stats	R: 0 E: 1 K: 1 S: 5	H: 0 LOB: 0 BB: 0 P: 5	R: 1 E: 0 K: 0 S: 6	H: 3 LOB: 2 BB: 0 P: 6	R: 0 E: 0 K: 1 S: 5	H: 0 LOB: 0 BB: 0 P: 5	R: 4 E: 1 K: 1 S: 9	H: 4 LOB: 1 BB: 1 P: 13	R: 0 E: 0 K: 1 S: 5	H: 0 LOB: 0 BB: 0 P: 5	R: 0 E: 0 K: 0 S: 4	H: 1 LOB: 2 BB: 1 P: 8	R: 0 E: 0 K: 0 S: 4	H: 1 LOB: 1 BB: 0 P: 4	R: 1 E: 0 K: 0 S: 7	H: 3 LOB: 3 BB: 1 P: 11	1B: 10 2B: 2 3B: 0 HR: 0	SF: 0 SAC: 1 DP: 0 HBP: 0	WP: 0 PB: 0 SB: 4 CS: 0	PA: 42					
PITCHER	IP	WLS	BF	H	R	ER	SO	BB	IBB	HBP	BLK	WP	HR	S	P	ERA	WHIP								
Fred Breining, R ERA: 4.45 (1, 1)	7.0		32	8	5	3	5	3	0	0	0	0	0	39	51	5.40	2.400								
Greg Minton, R ERA: 3.99 (8, 1)	1.2	L	10	4	1	1	1	0	1	0	0	0	0	11	15	5.40	2.400								




Batter	1	2	3	4	5	6	7	8	9	10	AB	R	H	RBI	BB	SO	LOB	TOP	
Tom Herr, S OBP: 0.306, SLG: 0.393 (1, 4)	0-0 FC4-2 3B		0-3 K		0-0 F4-3 2B	0-0 F7		0-0 G3	0-0 FC6-4 BB	4-0 FC6-4 BB	5	1	2	1	1	1	1		
Willie McGee, S OBP: 0.323, SLG: 0.372 (1, 8)	4-0 1B BB		0-0 F4-3 1B		0-0 F7		0-0 F4-3	0-0 G3	0-0 FC6-4 BB	1-2 2-3 3-H 0-0	5	1	1	0	1	0	4		
Steve Braun, L OBP: 0.456, SLG: 0.532 David Green, R OBP: 0.333, SLG: 0.396 (1, 7) (9, PR) (9, 9)	0-0 FC4-2 1B		0-0 F4-3		0-0 F4-3		0-0 F7	4-0 BB			4	0	0	0	1	0	4		
George Hendrick, R OBP: 0.366, SLG: 0.506 Bruce Sutter, R (1, 3) (9, 1)	0-0 1B		0-0 5-3		0-0 2B		0-0 F5	0-3 K			5	0	2	1	0	1	2		
Darrell Porter, L OBP: 0.343, SLG: 0.431 (1, 2)	0-0 1B				0-0 1B		4-0 IBB	0-0 5-3		0-0 L3	4	0	2	1	1	0	0		
Andy Van Slyke, L OBP: 0.327, SLG: 0.383 (1, 9) (9, 7) (9, 3)	0-3 K		0-3 F5		0-0 L3		0-3 K		0-0 1B		5	0	1	0	0	2	5		
Ken Oberkfell, L OBP: 0.369, SLG: 0.360 Floyd Rayford, R OBP: 0.270, SLG: 0.424 Mike Ramsey, S OBP: 0.328, SLG: 0.339 (1, 5) (10, PH) (10, PR) (10, 5)		0-0 1-3		4-0 1B		0-0 1B		0-0 2B	4-0 BB 1B	3	0	2	0	1	0	0		AB 39	
Ozzie Smith, S OBP: 0.291, SLG: 0.302 (1, 6)	0-0 G3		0-0 F8		0-0 F9		4-0 IBB		0-0 1B		4	0	1	0	1	0	3		
John Stuper, R OBP: 0.167, SLG: 0.143 Dave Rucker, L Lonnie Smith, R OBP: 0.394, SLG: 0.460 (1, 1) (8, 1) (9, 7)	0-0 5-3		0-3 K		0-3 K		0-3 K		4-0 BB BB	4	0	0	0	0	3	5			
Inning Stats	R: 1 E: 0 K: 1 S: 7	H: 3 LOB: 2 BB: 1 P: 11	R: 0 E: 0 K: 0 S: 3	H: 0 LOB: 0 BB: 0 P: 3	R: 0 E: 0 K: 1 S: 6	H: 1 LOB: 1 BB: 0 P: 6	R: 0 E: 0 K: 1 S: 6	H: 1 LOB: 2 BB: 1 P: 9	R: 0 E: 0 K: 2 S: 8	H: 0 LOB: 0 BB: 0 P: 3	R: 0 E: 0 K: 2 S: 8	H: 1 LOB: 2 BB: 1 P: 12	R: 0 E: 0 K: 1 S: 5	H: 0 LOB: 2 BB: 1 P: 9	R: 1 E: 0 K: 0 S: 4	H: 2 LOB: 3 BB: 3 P: 16	1B: 8 2B: 2 3B: 1 HR: 0	SF: 0 SAC: 0 DP: 0 HBP: 0	WP: 0 PA: 47
PITCHER	IP 9.1	WLS L	BF 41	H 9	R 2	ER 2	SO 7	BB 3	IBB 0	HBP 0	BLK 0	WP 0	HR 0	S 50	P 70	ERA 1.93	WHIP 1.286		
Steve Rogers, R ERA: 2.95																			
Woodie Fryman, L ERA: 21.0																			
Jeff Reardon, R ERA: 2.79																			

St. Louis Cardinals @ Montreal Expos
Olympic Stadium, Montreal, QB
Thu Jul 28 1983, 7:05 PM EDT
Unknown - 66 F

livebaseballscorecards.com

AB 39
R 3
H 11
RBI 3
BB 8
SO 7
LOB 24




Batter	1	2	3	4	5	6	7	8	9	10	AB	R	H	RBI	BB	SO	LOB	BOTTOM	
Tim Raines, S OBP: 0.371, SLG: 0.421 (1, 7) (10, 4)	4-0 1B BB		0-0 F7		0-0 2B			0-0 BB 1B		0-0 G3	4	1	2	0	1	0	0		
Bryan Little, S OBP: 0.357, SLG: 0.329 Terry Crowley, L OBP: 0.480, SLG: 0.235 Chris Speier, R OBP: 0.339, SLG: 0.332 (1, 6) (8, PH) (9, PR) (9, 6)	0-0 FC4-6 1B		0-0 4-3		0-0 1-3		4-0 BB 1B		0-0 1-3	3	0	1	0	0	0	1			
Andre Dawson, R OBP: 0.339, SLG: 0.571 (1, 8)	0-0 FC4-6 1B		4-0 1B BLK		0-0 BB		0-0 G4-6-3 1B		0-0 F8		3	1	2	1	1	0	2		
Al Oliver, L OBP: 0.367, SLG: 0.436 (1, 3)	0-0 FC4-6 BB		0-0 G6-4-3 1B		0-0 G6-4-3		0-0 G4-6-3 1B		0-3 K		4	0	1	0	0	1	5		
Gary Carter, R OBP: 0.330, SLG: 0.419 (1, 2)	0-0 G6-4-3		0-0 G6-4-3		0-0 F8		0-0 F8		0-0 BB 1B		4	0	1	0	0	0	3		
Warren Cromartie, L OBP: 0.354, SLG: 0.373 (1, 9)		0-0 6-3		0-0 1B		0-3 K		0-0 B1		0-0 B1	4	0	1	0	0	1	1		
Tim Wallach, R OBP: 0.342, SLG: 0.449 (1, 5)		0-0 F7		0-3 K		0-0 F8		0-0 BB BB		4-0 G5-4-3 BB	3	0	0	0	1	1	1		
Doug Flynn, R OBP: 0.247, SLG: 0.283 Mike Stenhouse, L (1, 4) (9, PH) (10, 7)		0-0 F7		0-0 F7		0-0 F5-3		0-3 K		0-0 G5-4-3	3	0	0	0	0	1	0		
Woodie Fryman, R OBP: 0.143, SLG: 0.143 Jeff Reardon, R OBP: 0.143, SLG: 0.143 Steve Rogers, R OBP: 0.140, SLG: 0.125 Terry Francona, L OBP: 0.215, SLG: 0.246 (10, 1) (10, 1) (1, 1) (10, 7)			0-3 K		0-0 P3		0-0 B1		0-0 L5		0	0	0	0	0	1	0		
Inning Stats	R: 1 E: 0 K: 0 S: 4	H: 2 LOB: 1 BB: 8 P: 8	R: 0 E: 0 K: 0 S: 3	H: 0 LOB: 0 BB: 0 P: 3	R: 0 E: 0 K: 1 S: 5	H: 0 LOB: 0 BB: 0 P: 5	R: 1 E: 0 K: 1 S: 6	H: 2 LOB: 1 BB: 1 P: 10	R: 0 E: 0 K: 0 S: 4	H: 1 LOB: 1 BB: 0 P: 4	R: 0 E: 0 K: 2 S: 7	H: 0 LOB: 0 BB: 0 P: 7	R: 0 E: 0 K: 1 S: 6	H: 1 LOB: 2 BB: 1 P: 10	R: 0 E: 0 K: 0 S: 3	H: 1 LOB: 1 BB: 7 P: 7	1B: 7 2B: 1 3B: 0 HR: 0	SF: 0 SAC: 0 DP: 4 HBP: 0	WP: 0 PA: 38
PITCHER	IP 7.2	WLS 3	BF 30	H 7	R 2	ER 2	SO 4	BB 3	IBB 0	HBP 0	BLK 1	WP 0	HR 0	S 35	P 47	ERA 2.35	WHIP 1.304		
John Stuper, R ERA: 4.26																			
Dave Rucker, L ERA: 10.99																			
Bruce Sutter, R ERA: 4.31																			

St. Louis Cardinals @ Montreal Expos
Olympic Stadium, Montreal, QB
Thu Jul 28 1983, 7:05 PM EDT
Unknown - 66 F

livebaseballscorecards.com

AB 34
R 2
H 8
RBI 1
BB 4
SO 5
LOB 15



Batter	1	2	3	4	5	6	7	8	9	AB	R	H	RBI	BB	SO	LOB	TOP								
Lonnie Smith, R OBP: 0.395, SLG: 0.458 Andy Van Slyke, L OBP: 0.329, SLG: 0.380										3	2	1	1	1	0	2									
Ozzie Smith, S OBP: 0.294, SLG: 0.312										6	2	3	3	0	0	0									
David Green, R OBP: 0.333, SLG: 0.392										5	0	1	1	1	1	3									
George Hendrick, R OBP: 0.394, SLG: 0.515										4	2	4	1	1	0	0									
Willie McGee, S OBP: 0.327, SLG: 0.375										5	1	3	0	0	0	3									
Floyd Rayford, R OBP: 0.282, SLG: 0.410 Darrell Porter, L OBP: 0.345, SLG: 0.431 Bill Lyons, R OBP: 0.222, SLG: 0.222										2	0	0	0	0	0	2									
Glenn Brummer, R OBP: 0.316, SLG: 0.358										4	0	0	0	1	1	5									
Mike Ramsey, S OBP: 0.339, SLG: 0.368										5	1	3	3	0	0	2									
Bob Forsch, R OBP: 0.273, SLG: 0.308										3	1	1	0	1	1	3									
Inning Stats	R: 2 E: 0 K: 1 S: 8	H: 3 LOB: 2 BB: 1 P: 12	R: 3 E: 0 K: 0 S: 7	H: 6 LOB: 2 BB: 0 P: 7	R: 0 E: 0 K: 0 S: 4	H: 1 LOB: 1 BB: 0 P: 4	R: 0 E: 0 K: 1 S: 5	H: 0 LOB: 0 BB: 0 P: 5	R: 3 E: 0 K: 0 S: 4	H: 2 LOB: 2 BB: 3 P: 16	R: 0 E: 0 K: 1 S: 6	H: 1 LOB: 2 BB: 1 P: 10	R: 1 E: 0 K: 2 S: 9	H: 2 LOB: 2 BB: 1 P: 13	R: 1 E: 0 K: 1 S: 7	H: 2 LOB: 2 BB: 1 P: 11	R: 0 E: 0 K: 0 S: 3	H: 0 LOB: 0 BB: 0 P: 3	1B: 12 2B: 5 3B: 1 HR: 0	SF: 0 SAC: 1 DP: 1 HBP: 0	WP: 1 PB: 0 SB: 3 CS: 0	PA: 48			
PITCHER	IP WLS BF H R ER SO BB IBB HBP BLK WP HR S P ERA WHIP	IP WLS BF H R ER SO BB IBB HBP BLK WP HR S P ERA WHIP	IP WLS BF H R ER SO BB IBB HBP BLK WP HR S P ERA WHIP	IP WLS BF H R ER SO BB IBB HBP BLK WP HR S P ERA WHIP	IP WLS BF H R ER SO BB IBB HBP BLK WP HR S P ERA WHIP	IP WLS BF H R ER SO BB IBB HBP BLK WP HR S P ERA WHIP	IP WLS BF H R ER SO BB IBB HBP BLK WP HR S P ERA WHIP	IP WLS BF H R ER SO BB IBB HBP BLK WP HR S P ERA WHIP	IP WLS BF H R ER SO BB IBB HBP BLK WP HR S P ERA WHIP	IP WLS BF H R ER SO BB IBB HBP BLK WP HR S P ERA WHIP	IP WLS BF H R ER SO BB IBB HBP BLK WP HR S P ERA WHIP	IP WLS BF H R ER SO BB IBB HBP BLK WP HR S P ERA WHIP	IP WLS BF H R ER SO BB IBB HBP BLK WP HR S P ERA WHIP	IP WLS BF H R ER SO BB IBB HBP BLK WP HR S P ERA WHIP	IP WLS BF H R ER SO BB IBB HBP BLK WP HR S P ERA WHIP	IP WLS BF H R ER SO BB IBB HBP BLK WP HR S P ERA WHIP	IP WLS BF H R ER SO BB IBB HBP BLK WP HR S P ERA WHIP	IP WLS BF H R ER SO BB IBB HBP BLK WP HR S P ERA WHIP	IP WLS BF H R ER SO BB IBB HBP BLK WP HR S P ERA WHIP	IP WLS BF H R ER SO BB IBB HBP BLK WP HR S P ERA WHIP	IP WLS BF H R ER SO BB IBB HBP BLK WP HR S P ERA WHIP	IP WLS BF H R ER SO BB IBB HBP BLK WP HR S P ERA WHIP	IP WLS BF H R ER SO BB IBB HBP BLK WP HR S P ERA WHIP	IP WLS BF H R ER SO BB IBB HBP BLK WP HR S P ERA WHIP	IP WLS BF H R ER SO BB IBB HBP BLK WP HR S P ERA WHIP


St. Louis Cardinals @ Montreal Expos
Olympic Stadium, Montreal, QB
Thu Jul 28 1983, 7:05 PM EDT
Att: 50,834 - Unknown - 62 F


AB 40
R 10
H 17
RBI 10
BB 7
SO 6
LOB 22

Batter	1	2	3	4	5	6	7	8	9	AB	R	H	RBI	BB	SO	LOB	BOTTOM								
Tim Raines, S OBP: 0.371, SLG: 0.420 Mike Vail, R OBP: 0.286, SLG: 0.354										3	0	1	0	0	0	1									
Bryan Little, S OBP: 0.357, SLG: 0.329 Chris Speier, R OBP: 0.342, SLG: 0.340										3	0	1	0	0	0	2									
Andre Dawson, R OBP: 0.339, SLG: 0.572 Jim Wohlford, R OBP: 0.297, SLG: 0.389										3	0	1	0	0	0	1									
Gary Carter, R OBP: 0.330, SLG: 0.416 Bobby Ramos, R OBP: 0.395, SLG: 0.349										2	0	0	0	1	0	2									
Mike Stenhouse, L OBP: 0.200, SLG: 0.400										4	0	1	0	0	0	3									
Warren Cromartie, L OBP: 0.351, SLG: 0.371 Bob James, R OBP: 0.462, SLG: 0.222 Jeff Reardon, R OBP: 0.143, SLG: 0.143 Al Oliver, L OBP: 0.369, SLG: 0.437										2	0	0	0	0	0	2									
Tim Wallach, R OBP: 0.339, SLG: 0.445										4	0	0	0	0	0	2									
Doug Flynn, R OBP: 0.247, SLG: 0.286											4	0	1	0	0	1									
Dan Schatzeder, L OBP: 0.200, SLG: 0.200 Ray Burris, R OBP: 0.323, SLG: 0.367 Terry Francona, L OBP: 0.220, SLG: 0.250										0	0	0	0	0	0	0									
Inning Stats	R: 0 E: 0 K: 0 S: 3	H: 1 LOB: 0 BB: 0 P: 3	R: 0 E: 0 K: 0 S: 4	H: 1 LOB: 1 BB: 0 P: 4	R: 0 E: 0 K: 0 S: 4	H: 1 LOB: 1 BB: 0 P: 4	R: 0 E: 0 K: 0 S: 3	H: 0 LOB: 1 BB: 1 P: 7	R: 0 E: 0 K: 1 S: 5	H: 0 LOB: 0 BB: 0 P: 5	R: 0 E: 0 K: 0 S: 5	H: 2 LOB: 2 BB: 0 P: 5	R: 0 E: 0 K: 0 S: 3	H: 0 LOB: 0 BB: 0 P: 3	R: 1 E: 0 K: 0 S: 5	H: 2 LOB: 1 BB: 0 P: 5	R: 0 E: 0 K: 0 S: 4	H: 1 LOB: 1 BB: 0 P: 4	1B: 4 2B: 4 3B: 0 HR: 0	SF: 1 SAC: 0 DP: 0 HBP: 0	WP: 0 PB: 0 SB: 0 CS: 0	PA: 36			
PITCHER	IP WLS BF H R ER SO BB IBB HBP BLK WP HR S P ERA WHIP	IP WLS BF H R ER SO BB IBB HBP BLK WP HR S P ERA WHIP	IP WLS BF H R ER SO BB IBB HBP BLK WP HR S P ERA WHIP	IP WLS BF H R ER SO BB IBB HBP BLK WP HR S P ERA WHIP	IP WLS BF H R ER SO BB IBB HBP BLK WP HR S P ERA WHIP	IP WLS BF H R ER SO BB IBB HBP BLK WP HR S P ERA WHIP	IP WLS BF H R ER SO BB IBB HBP BLK WP HR S P ERA WHIP	IP WLS BF H R ER SO BB IBB HBP BLK WP HR S P ERA WHIP	IP WLS BF H R ER SO BB IBB HBP BLK WP HR S P ERA WHIP	IP WLS BF H R ER SO BB IBB HBP BLK WP HR S P ERA WHIP	IP WLS BF H R ER SO BB IBB HBP BLK WP HR S P ERA WHIP	IP WLS BF H R ER SO BB IBB HBP BLK WP HR S P ERA WHIP	IP WLS BF H R ER SO BB IBB HBP BLK WP HR S P ERA WHIP	IP WLS BF H R ER SO BB IBB HBP BLK WP HR S P ERA WHIP	IP WLS BF H R ER SO BB IBB HBP BLK WP HR S P ERA WHIP	IP WLS BF H R ER SO BB IBB HBP BLK WP HR S P ERA WHIP	IP WLS BF H R ER SO BB IBB HBP BLK WP HR S P ERA WHIP	IP WLS BF H R ER SO BB IBB HBP BLK WP HR S P ERA WHIP	IP WLS BF H R ER SO BB IBB HBP BLK WP HR S P ERA WHIP	IP WLS BF H R ER SO BB IBB HBP BLK WP HR S P ERA WHIP	IP WLS BF H R ER SO BB IBB HBP BLK WP HR S P ERA WHIP	IP WLS BF H R ER SO BB IBB HBP BLK WP HR S P ERA WHIP	IP WLS BF H R ER SO BB IBB HBP BLK WP HR S P ERA WHIP	IP WLS BF H R ER SO BB IBB HBP BLK WP HR S P ERA WHIP	IP WLS BF H R ER SO BB IBB HBP BLK WP HR S P ERA WHIP

St. Louis Cardinals @ Montreal Expos
Olympic Stadium, Montreal, QB
Thu Jul 28 1983, 7:05 PM EDT
Att: 50,834 - Unknown - 62 F

AB 33
R 1
H 8
RBI 1
BB 1
SO 1
LOB 17

Batter	1	2	3	4	5	6	7	8	9	AB	R	H	RBI	BB	SO	LOB	TOP					
Lonnie Smith, R OBP: 0.393, SLG: 0.455	F4-3		F8		F8		F4-6			4	0	1	0	0	0	3	St. Louis Cardinals @ Montreal Expos Olympic Stadium, Montreal, QB Fri Jul 29 1983, 7:05 PM EDT Att: 34,254 - Unknown - 82 F 					
Willie McGee, S OBP: 0.326, SLG: 0.374	K		F8		F4-3		F4-3	FC6-4 1B		4	0	1	0	0	1	1						
Ken Oberkfell, L OBP: 0.370, SLG: 0.368	WP 2B		F9		F9		2B	FC6-4 1-2		4	0	2	0	0	0	2						
George Hendrick, R OBP: 0.392, SLG: 0.510	2-3 BB			6-3	F9			K		3	0	0	0	1	1	2						
Darrell Porter, L OBP: 0.340, SLG: 0.425	K			F4-3	6-3			K		4	0	0	0	0	2	4						
Tom Herr, S OBP: 0.394, SLG: 0.394		6-3		G3			F4-3 1B 2B		F7	4	1	1	0	0	0	0						
Andy Van Slyke, L OBP: 0.327, SLG: 0.398		P5			5-3		F4-3			4	1	1	1	0	0	1						
Ozzie Smith, S OBP: 0.296, SLG: 0.314		F4-3			E5 F4-3			BLK 1B	G1-6-3 1B	4	0	2	1	0	0	0						
Neil Allen, R OBP: 0.129, SLG: 0.194										2	0	0	0	0	0	1						
Dave Vonohlen, L (5, 1)										0	0	0	0	0	0	0						
Steve Braun, L OBP: 0.466, SLG: 0.532										0	0	0	0	1	0	0						
Dave Rucker, L (7, 1)										0	0	0	0	0	0	0						
Jamie Quirk, L OBP: 0.292, SLG: 0.350										1	0	0	0	0	0	1						
Inning Stats	R: 0 E: 0 K: 2 S: 8	H: 1 LOB: 2 BB: 1 P: 12	R: 0 E: 0 K: 0 S: 3	H: 0 LOB: 0 BB: 0 P: 3	R: 0 E: 0 K: 0 S: 4	H: 1 LOB: 1 BB: 0 P: 4	R: 0 E: 0 K: 0 S: 3	H: 0 LOB: 0 BB: 0 P: 3	R: 0 E: 0 K: 0 S: 4	H: 0 LOB: 1 BB: 0 P: 4	R: 0 E: 0 K: 0 S: 4	H: 1 LOB: 1 BB: 0 P: 4	R: 1 E: 0 K: 0 S: 4	H: 2 LOB: 1 BB: 1 P: 8	R: 0 E: 0 K: 2 S: 8	H: 1 LOB: 1 BB: 0 P: 8	R: 1 E: 0 K: 0 S: 4	H: 2 LOB: 0 BB: 0 P: 4	1B: 4 2B: 4 3B: 0 HR: 1	SF: 0 SAC: 0 DP: 2 HBP: 0	WP: 1 PB: 0 SB: 0 CS: 0	PA: 36
PITCHER Bryn Smith, R ERA: 2.6	IP: 9.0 WLS: W BF: 36 H: 8 R: 2 ER: 2 SO: 4 BB: 2 IBB: 0 HBP: 0 BLK: 1 WP: 1 HR: 1 S: 42 P: 50 ERA: 2.00 WHIP: 1.111															PITCHER						

Batter	1	2	3	4	5	6	7	8	9	AB	R	H	RBI	BB	SO	LOB	BOTTOM			
Tim Raines, S OBP: 0.372, SLG: 0.422	K			4-3	G3 1B IBB		6-3 1B 2B			3	2	1	0	1	1	0	St. Louis Cardinals @ Montreal Expos Olympic Stadium, Montreal, QB Fri Jul 29 1983, 7:05 PM EDT Att: 34,254 - Unknown - 82 F 			
Bryan Little, S OBP: 0.352, SLG: 0.324	K			6-3	G3		6-3			4	0	0	1	0	1	3				
Andre Dawson, R OBP: 0.343, SLG: 0.580	5-3									3	1	2	2	1	0	0				
Al Oliver, L OBP: 0.368, SLG: 0.435										4	0	1	2	0	0	1				
Terry Francona, L OBP: 0.220, SLG: 0.250		4-3		L8			F8			0	0	0	0	0	0	0				
Warren Cromartie, L OBP: 0.350, SLG: 0.372		4-3								4	1	1	0	0	0	2				
Gary Carter, R OBP: 0.325, SLG: 0.414										4	1	1	0	0	0	0				
Tim Wallach, R OBP: 0.340, SLG: 0.448			K2-3							4	1	2	1	0	2	0				
Doug Flynn, R OBP: 0.247, SLG: 0.286				F1-3						3	1	1	1	0	0	1				
Bryn Smith, R OBP: 0.143, SLG: 0.143			L1							2	0	0	0	0	0	0				
Inning Stats	R: 0 E: 0 K: 2 S: 7	H: 0 LOB: 0 BB: 0 P: 7	R: 0 E: 0 K: 0 S: 3	H: 0 LOB: 0 BB: 0 P: 3	R: 0 E: 0 K: 1 S: 5	H: 0 LOB: 0 BB: 0 P: 5	R: 1 E: 0 K: 0 S: 4	H: 1 LOB: 0 BB: 0 P: 4	R: 5 E: 0 K: 0 S: 8	H: 5 LOB: 2 BB: 2 P: 16	R: 0 E: 0 K: 0 S: 3	H: 1 LOB: 0 BB: 0 P: 3	R: 1 E: 0 K: 0 S: 5	H: 2 LOB: 1 BB: 0 P: 5	R: 0 E: 0 K: 1 S: 5	H: 0 LOB: 0 BB: 0 P: 5	1B: 5 2B: 3 3B: 0 HR: 1	SF: 0 SAC: 1 DP: 1 HBP: 0	WP: 0 PB: 0 SB: 0 CS: 0	PA: 34
PITCHER Neil Allen, R ERA: 3.55	IP: 4.2 WLS: L BF: 20 H: 5 R: 6 ER: 6 SO: 3 BB: 0 IBB: 0 HBP: 0 BLK: 0 WP: 0 HR: 1 S: 25 P: 29 ERA: 11.57 WHIP: 1.071															PITCHER				
Dave Vonohlen, L ERA: 3.05	1.1	6	2	0	0	0	0	0	0	5	9	0.00	1.500							
Dave Rucker, L ERA: 9.78	2.0	8	2	1	1	1	0	0	0	10	10	4.50	1.000							

Batter	1	2	3	4	5	6	7	8	9	AB	R	H	RBI	BB	SO	LOB	TOP																					
Lonnie Smith, R (1, 7) David Green, R (9, 9) OBP: 0.387, SLG: 0.447 OBP: 0.333, SLG: 0.392	F8			6-3	F9		F4		6-3	5	0	0	0	0	0	0																						
Willie McGee, S (1, 8) OBP: 0.328, SLG: 0.374	K			1B		WP	G3			3	2	1	0	1	1	0																						
Ken Oberkfell, L (1, 5) OBP: 0.369, SLG: 0.366	F8			1B			G3		F4-3	4	1	1	0	0	0	1																						
George Hendrick, R (1, 3) OBP: 0.393, SLG: 0.509		5-3		SF7			E7		1B	3	0	1	1	1	0	0																						
Darrell Porter, L (1, 2) OBP: 0.342, SLG: 0.426	G3			1B			1B		F9	4	0	2	0	0	0	1																						
Tom Herr, S (1, 4) OBP: 0.395, SLG: 0.397	6-3			SF7			1B			3	0	2	1	0	0	0																						
Andy Van Slyke, L (1, 9) OBP: 0.325, SLG: 0.390			F8	P3			1B		K	3	0	0	0	1	1	4																						
Ozzie Smith, S (1, 6) OBP: 0.293, SLG: 0.310			F4				F9		1-3	4	0	0	0	0	1	3																						
Dave LaPoint, L (1, 1) Bruce Sutter, R (7, 1)	1-3						K		K	3	0	0	0	0	2	0																						
Inning Stats	R: 0 E: 0 K: 1 S: 5	H: 0 LOB: 0 BB: 0 P: 5	R: 0 E: 0 K: 0 S: 3	H: 0 LOB: 0 BB: 0 P: 3	R: 0 E: 0 K: 0 S: 3	H: 0 LOB: 0 BB: 0 P: 3	R: 2 E: 0 K: 0 S: 7	H: 4 LOB: 2 BB: 0 P: 7	R: 0 E: 0 K: 2 S: 7	H: 0 LOB: 0 BB: 0 P: 7	R: 1 E: 0 K: 0 S: 5	H: 2 LOB: 3 BB: 2 P: 13	R: 0 E: 0 K: 1 S: 6	H: 0 LOB: 2 BB: 1 P: 10	R: 0 E: 0 K: 1 S: 5	H: 0 LOB: 0 BB: 0 P: 5	1B: 7 2B: 0 3B: 0 HR: 0	SF: 1 SAC: 0 DP: 0 HBP: 0	WP: 1 PB: 0 SB: 1 CS: 0	PA: 37																		
PITCHER	IP	WLS	BF	H	R	ER	SO	BB	IBB	HBP	BLK	WP	HR	S	P	ERA	WHIP	PITCHER				IP	WLS	BF	H	R	ER	SO	BB	IBB	HBP	BLK	WP	HR	S	P	ERA	WHIP
Charlie Lea, R (1, 1) ERA: 3.43	7.0	L	29	6	3	3	4	1	1	0	0	1	0	35	43	3.86	1.000																					
Jeff Reardon, R (8, 1) ERA: 2.75	2.0		8	1	0	0	2	1	0	0	0	0	0	11	15	0.00	1.000																					

St. Louis Cardinals @ Montreal Expos
Olympic Stadium, Montreal, QB
Sat Jul 30 1983, 7:05 PM EDT
Att: 40,797 - Unknown - 72 F

AB	33
R	3
H	7
RBI	2
BB	3
SO	6
LOB	9



Batter	1	2	3	4	5	6	7	8	9	AB	R	H	RBI	BB	SO	LOB	BOTTOM																					
Tim Raines, S (1, 7) OBP: 0.374, SLG: 0.424	WP		K						4-3	3	1	1	0	2	1	1																						
Chris Speier, R (1, 6) OBP: 0.307, SLG: 0.333	K		5-3		P6		P6			4	0	0	0	0	1	5																						
Andre Dawson, R (1, 8) OBP: 0.342, SLG: 0.576	WP		K				6-3			3	0	0	0	1	2	4																						
Al Oliver, L (1, 3) OBP: 0.367, SLG: 0.432				F2			F8		F8	3	0	0	0	1	0	0																						
Gary Carter, R (1, 2) OBP: 0.325, SLG: 0.410	SF9			F8			P3		6-3	3	0	0	1	0	0	0																						
Tim Lincecum, R (1, 5) OBP: 0.340, SLG: 0.444	P4						K		F8	3	0	0	0	1	1	2																						
Mike Vail, R (1, 9) Warren Cromartie, L (9, PH) OBP: 0.268, SLG: 0.343 OBP: 0.352, SLG: 0.375		K		F8					2B	2	1	0	0	1	1	1																						
Doug Flynn, R (1, 4) OBP: 0.248, SLG: 0.287	F4-3						SH1-4		F6	3	0	1	0	0	0	1																						
Charlie Lea, R (1, 1) Jim Wohlford, R (7, PH) Jeff Reardon, R (8, 1) Terry Crowley, L (9, PH) OBP: 0.128, SLG: 0.109 OBP: 0.307, SLG: 0.411 OBP: 0.143, SLG: 0.143 OBP: 0.444, SLG: 0.211		K					SH1-4		L9	1	0	0	0	0	1	0																						
Inning Stats	R: 1 E: 0 K: 1 S: 6	H: 1 LOB: 2 BB: 2 P: 14	R: 0 E: 0 K: 2 S: 7	H: 0 LOB: 0 BB: 0 P: 7	R: 0 E: 0 K: 0 S: 3	H: 0 LOB: 0 BB: 1 P: 7	R: 0 E: 0 K: 1 S: 6	H: 1 LOB: 2 BB: 1 P: 10	R: 0 E: 0 K: 1 S: 5	H: 0 LOB: 0 BB: 0 P: 5	R: 1 E: 0 K: 0 S: 4	H: 1 LOB: 2 BB: 2 P: 12	R: 0 E: 0 K: 0 S: 3	H: 0 LOB: 0 BB: 0 P: 3	R: 0 E: 0 K: 0 S: 4	H: 1 LOB: 1 BB: 0 P: 4	1B: 2 2B: 2 3B: 0 HR: 0	SF: 1 SAC: 2 DP: 0 HBP: 0	WP: 1 PB: 0 SB: 0 CS: 0	PA: 37																		
PITCHER	IP	WLS	BF	H	R	ER	SO	BB	IBB	HBP	BLK	WP	HR	S	P	ERA	WHIP	PITCHER				IP	WLS	BF	H	R	ER	SO	BB	IBB	HBP	BLK	WP	HR	S	P	ERA	WHIP
Dave LaPoint, L (1, 1) ERA: 3.32	6.2	W	29	3	2	2	7	5	1	0	0	0	0	37	61	2.70	1.200																					
Bruce Sutter, R (7, 1) ERA: 4.14	2.1	S	8	1	0	0	0	0	0	0	0	0	0	8	8	0.00	0.429																					

St. Louis Cardinals @ Montreal Expos
Olympic Stadium, Montreal, QB
Sat Jul 30 1983, 7:05 PM EDT
Att: 40,797 - Unknown - 72 F

AB	28
R	2
H	4
RBI	2
BB	6
SO	7
LOB	15



Batter	1	2	3	4	5	6	7	8	9	AB	R	H	RBI	BB	SO	LOB	TOP					
23 Ryne Sandberg, R OBP: 0.318, SLG: 0.382	6-3	SF8		4-3		F9		4-3 S		4	0	1	1	0	0	0	Chicago Cubs @ St. Louis Cardinals Busch Stadium, St. Louis, MO Tue Aug 02 1983, 7:05 PM CDT Att: 35,513 - Unknown - 79 F livebaseballscores.com					
Jay Johnstone, L OBP: 0.364, SLG: 0.416	P6	4-3		G3		4-3		4-3		5	0	0	0	0	0	2						
Bill Buckner, L OBP: 0.301, SLG: 0.450	4-3			BB SF8		F8		SH1 1B		5	1	2	0	0	0	1						
Ron Cey, R OBP: 0.340, SLG: 0.456																						
Keith Moreland, R OBP: 0.364, SLG: 0.461																						
Mel Hall, L OBP: 0.337, SLG: 0.403																						
Gary Woods, R OBP: 0.314, SLG: 0.352																						
Larry Bowa, S																						
Steve Lake, R OBP: 0.333, SLG: 0.444																						
Dickie Noles, R OBP: 0.231, SLG: 0.231																						
Warren Brusstar, R																						
Lee Smith, R																						
Jerry Morales, R OBP: 0.228, SLG: 0.260																						
Inning Stats	R: 0 E: 0 K: 0 S: 3	H: 0 LOB: 0 BB: 0 P: 3	R: 4 E: 1 K: 1 S: 10	H: 4 LOB: 1 BB: 0 P: 10	R: 1 E: 0 K: 1 S: 6	H: 1 LOB: 3 BB: 3 P: 18	R: 0 E: 0 K: 0 S: 3	H: 0 LOB: 0 BB: 0 P: 3	R: 0 E: 0 K: 0 S: 4	H: 1 LOB: 2 BB: 1 P: 8	R: 0 E: 0 K: 0 S: 3	H: 0 LOB: 0 BB: 0 P: 3	R: 0 E: 0 K: 0 S: 5	H: 2 LOB: 2 BB: 1 P: 9	R: 0 E: 0 K: 1 S: 6	H: 1 LOB: 1 BB: 0 P: 6	R: 0 E: 0 K: 1 S: 5	H: 0 LOB: 0 BB: 0 P: 5	1B: 7 2B: 2 3B: 0 HR: 0	SF: 2 SAC: 1 DP: 0 HBP: 0	WP: 0 PB: 0 SB: 1 CS: 0	PA: 42
PITCHER	IP WLS BF H R ER SO BB IBB HBP BLK WP HR S P ERA WHIP																					
Neil Allen, R ERA: 3.72	2.0 L 14 5 5 3 1 2 0 0 0 0 0 0 14 22 13.50 3.500																					
Dave Vonchlen, L ERA: 2.94	3.0 12 1 0 0 1 1 1 0 0 0 0 0 12 20 0.00 0.667																					
John Martin, L ERA: 3.53	2.0 9 2 0 0 0 0 1 0 0 0 0 0 8 12 0.00 1.000																					
Jeff Lahti, R ERA: 3.48	2.0 7 1 0 0 2 0 0 0 0 0 0 0 11 11 0.00 0.500																					

Batter	1	2	3	4	5	6	7	8	9	AB	R	H	RBI	BB	SO	LOB	BOTTOM					
Lonnie Smith, R OBP: 0.389, SLG: 0.448	5-3		F8			4-3 S			G1	5	0	2	2	0	0	2	Chicago Cubs @ St. Louis Cardinals Busch Stadium, St. Louis, MO Tue Aug 02 1983, 7:05 PM CDT Att: 35,513 - Unknown - 79 F livebaseballscores.com					
Willie McGee, S OBP: 0.323, SLG: 0.370	4-3		6-3			F7			F8	4	0	0	0	0	0	4						
Jeff Lahti, R										0	0	0	0	0	0	0						
Jamie Quirk, L OBP: 0.294, SLG: 0.339										1	0	0	0	0	0	1						
Tom Herr, S OBP: 0.399, SLG: 0.405	4-3					4-3				4	1	2	0	0	0	1						
George Hendrick, R OBP: 0.391, SLG: 0.507																						
Darrell Porter, L OBP: 0.336, SLG: 0.415																						
Ken Oberkfell, L OBP: 0.371, SLG: 0.370																						
David Green, R OBP: 0.335, SLG: 0.393																						
Ozzie Smith, S OBP: 0.296, SLG: 0.311																						
Neil Allen, R OBP: 0.139, SLG: 0.194																						
Dave Vonchlen, L																						
Andy Van Slyke, L OBP: 0.325, SLG: 0.387																						
John Martin, S OBP: 0.222, SLG: 0.278																						
Steve Braun, L OBP: 0.492, SLG: 0.520																						
Inning Stats	R: 0 E: 0 K: 0 S: 3	H: 0 LOB: 0 BB: 0 P: 3	R: 0 E: 0 K: 0 S: 3	H: 0 LOB: 1 BB: 1 P: 7	R: 0 E: 0 K: 1 S: 6	H: 1 LOB: 0 BB: 0 P: 6	R: 0 E: 0 K: 0 S: 3	H: 1 LOB: 0 BB: 0 P: 3	R: 0 E: 0 K: 0 S: 3	H: 0 LOB: 1 BB: 1 P: 7	R: 0 E: 0 K: 0 S: 4	H: 1 LOB: 1 BB: 0 P: 4	R: 2 E: 0 K: 0 S: 5	H: 2 LOB: 2 BB: 2 P: 13	R: 0 E: 0 K: 0 S: 5	H: 0 LOB: 1 BB: 0 P: 5	R: 0 E: 0 K: 1 S: 5	H: 0 LOB: 1 BB: 1 P: 9	1B: 5 2B: 2 3B: 0 HR: 0	SF: 0 SAC: 0 DP: 1 HBP: 0	WP: 0 PB: 0 SB: 4 CS: 0	PA: 38
PITCHER	IP WLS BF H R ER SO BB IBB HBP BLK WP HR S P ERA WHIP																					
Dickie Noles, R ERA: 4.29	6.2 W 27 4 2 2 2 4 0 0 0 0 0 0 25 41 2.70 1.200																					
Warren Brusstar, R ERA: 2.29	0.1 3 2 1 1 0 0 0 0 0 0 0 0 3 3 27.00 6.000																					
Lee Smith, R ERA: 1.22	2.0 S 8 1 0 0 1 1 0 0 0 0 0 0 9 13 0.00 1.000																					

Batter	1	2	3	4	5	6	7	8	9	AB	R	H	RBI	BB	SO	LOB	TOP																									
23 Ryne Sandberg, R OBP: 0.316, SLG: 0.380	L7	E2 2B E		S 1B		F9		P4		5	1	1	0	0	0	0																										
Gary Woods, R OBP: 0.310, SLG: 0.353	5-3	E9 1-H 2B		G3 1-2		3-1		5-3		5	0	1	0	0	0	1																										
Bill Buckner, L OBP: 0.302, SLG: 0.447	HR 1B	P6			1B 1B		F5	E 3B 1B		5	3	3	0	0	0	1																										
Ron Cey, R OBP: 0.347, SLG: 0.471	HR 1-H	L8			K		5-3 1B BB	1-H 3B		4	1	2	3	1	1	2																										
Keith Moreland, R OBP: 0.358, SLG: 0.462	HR 1B		4-3		1B 1B		5-3 1B	F8		5	1	3	0	0	0	1																										
Jody Davis, R OBP: 0.309, SLG: 0.497	HR 1-H		F8		1B 1-2 3-H		5-3	CS 1B		5	1	3	3	0	0	2																										
Joe Carter, R OBP: 0.071, SLG: 0.071	F9		5-3		K			FC6-4 1B		3	0	0	0	0	1	2	AB 42																									
Thad Bosley, L OBP: 0.300, SLG: 0.571										0	0	0	0	1	0	0	R 9																									
Lee Smith, R OBP: 0.286, SLG: 0.167								IBB		1	0	1	0	0	0	0	H 16																									
Larry Bowa, S OBP: 0.306, SLG: 0.332		23 S 23 E SH5-4 1B		4-3	3-1		F9	FC6-4 1-2		5	1	1	0	0	0	6	RBI 7																									
Steve Trout, L OBP: 0.234, SLG: 0.234										2	0	0	0	0	0	0	BB 2																									
Mike Proly, R OBP: 0.167, SLG: 0.091		SH5-4		F9		1-3				0	0	0	0	0	0	0	SO 2																									
Craig Lefferts, L OBP: 0.176, SLG: 0.125										0	0	0	0	0	0	0	LOB 16																									
Mel Hall, L OBP: 0.337, SLG: 0.423								HR		2	1	1	1	0	0	1																										
Inning Stats	R: 4 E: 0 K: 0 S: 7	H: 4 LOB: 0 BB: 0 P: 7	R: 2 E: 2 K: 0 S: 6	H: 2 LOB: 1 BB: 0 P: 6	R: 0 E: 0 K: 0 S: 3	H: 0 LOB: 0 BB: 0 P: 3	R: 0 E: 0 K: 0 S: 4	H: 1 LOB: 1 BB: 0 P: 4	R: 1 E: 0 K: 2 S: 10	H: 3 LOB: 2 BB: 0 P: 10	R: 0 E: 0 K: 0 S: 3	H: 0 LOB: 0 BB: 0 P: 3	R: 0 E: 0 K: 0 S: 4	H: 1 LOB: 3 BB: 2 P: 12	R: 2 E: 1 K: 0 S: 6	H: 3 LOB: 1 BB: 0 P: 6	R: 0 E: 0 K: 0 S: 4	H: 2 LOB: 1 BB: 0 P: 4	1B: 11 2B: 1 3B: 1 HR: 3	SF: 0 SAC: 1 DP: 0 HBP: 0	WP: 0 PB: 0 SB: 2 CS: 1	PA: 45																				
PITCHER	IP	WLS	BF	H	R	ER	SO	BB	IBB	HBP	BLK	WP	HR	S	P	ERA	WHIP	PITCHER								IP	WLS	BF	H	R	ER	SO	BB	IBB	HBP	BLK	WP	HR	S	P	ERA	WHIP
Dave LaPoint, L ERA: 3.52	1.2	L	12	6	6	4	0	0	0	0	0	0	2	12	12	21.60	3.600																									
Jeff Lahti, R ERA: 3.43	3.1		14	4	1	1	2	0	0	0	0	0	0	18	18	2.70	1.200																									
Dave Vonohien, L ERA: 2.78	1.0		3	0	0	0	0	0	0	0	0	0	0	3	3	0.00	0.000																									
Joaquin Andujar, R ERA: 4.16	2.0		12	4	2	2	0	1	1	0	0	0	1	10	18	9.00	2.500																									
Dave Rucker, L ERA: 9.3	1.0		4	2	0	0	0	0	0	0	0	0	0	4	4	0.00	2.000																									

Batter	1	2	3	4	5	6	7	8	9	AB	R	H	RBI	BB	SO	LOB	BOTTOM																											
Ozzie Smith, S OBP: 0.289, SLG: 0.303	5-3		F7		F7		F2		4-3	5	0	0	0	0	0	0																												
Willie McGee, S OBP: 0.322, SLG: 0.375	1B		1-3		F9		HR		K	5	1	2	1	0	1	0																												
David Green, R OBP: 0.343, SLG: 0.403	G6-4-3 1B			1B 1B		PB 3B	CS BB			3	2	3	0	1	0	0																												
George Hendrick, R OBP: 0.391, SLG: 0.513	G6-4-3 1-2			F8		SF7 3B	F8			4	1	1	0	0	0	4																												
Floyd Rayford, R OBP: 0.275, SLG: 0.438			K	1B 1B		SF7		G3 2B		3	1	2	1	0	1	0																												
Tom Herr, S OBP: 0.399, SLG: 0.405				1B 1B		3-H		G3		4	1	3	1	0	0	1																												
Andy Van Slyke, L OBP: 0.333, SLG: 0.393	FC6-4 1B			K		FC3-6 1B		K		4	0	1	0	0	2	4																												
Glenn Brummer, R OBP: 0.305, SLG: 0.345	F9			E1		FC3-6		L6		2	0	0	0	0	0	1																												
Darrell Porter, L OBP: 0.337, SLG: 0.413										1	0	0	0	0	0	2																												
Joaquin Andujar, S OBP: 0.111, SLG: 0.130										0	0	0	0	0	0	0																												
Steve Braun, L OBP: 0.485, SLG: 0.509				CS		1-2 2-3				1	0	0	0	0	1	0																												
Dave Rucker, L OBP: 0.275, SLG: 0.333										0	0	0	0	0	0	0																												
Dave LaPoint, L ERA: 3.52										0	0	0	0	0	0	0																												
Jeff Lahti, R ERA: 3.43										1	0	0	0	0	0	0																												
Lonnie Smith, R OBP: 0.345, SLG: 0.443										1	0	0	0	0	0	0																												
Dave Vonohien, L ERA: 2.78										0	0	0	0	0	0	0																												
Bill Lyons, R OBP: 0.300, SLG: 0.320										1	0	0	0	0	0	2																												
Jamie Quirk, L OBP: 0.278, SLG: 0.333										1	0	0	0	0	1	0																												
Inning Stats	R: 0 E: 0 K: 0 S: 4	H: 2 LOB: 1 BB: 0 P: 4	R: 0 E: 0 K: 1 S: 6	H: 1 LOB: 0 BB: 0 P: 6	R: 0 E: 0 K: 0 S: 3	H: 0 LOB: 0 BB: 0 P: 3	R: 3 E: 1 K: 1 S: 8	H: 3 LOB: 0 BB: 0 P: 8	R: 0 E: 0 K: 0 S: 3	H: 0 LOB: 0 BB: 0 P: 3	R: 2 E: 0 K: 0 S: 7	H: 4 LOB: 2 BB: 0 P: 7	R: 1 E: 0 K: 0 S: 3	H: 1 LOB: 0 BB: 1 P: 7	R: 0 E: 0 K: 1 S: 6	H: 1 LOB: 1 BB: 0 P: 6	R: 0 E: 0 K: 2 S: 7	H: 0 LOB: 0 BB: 0 P: 7	1B: 8 2B: 1 3B: 2 HR: 1	SF: 1 SAC: 0 DP: 1 HBP: 0	WP: 0 PB: 1 SB: 0 CS: 2	PA: 39																						
PITCHER	IP	WLS	BF	H	R	ER	SO	BB	IBB	HBP	BLK	WP	HR	S	P	ERA	WHIP	PITCHER								IP	WLS	BF	H	R	ER	SO	BB	IBB	HBP	BLK	WP	HR	S	P	ERA	WHIP		
Steve Trout, L ERA: 4.51	5.0	W	22	8	5	3	2	0	0	0	0	0	0	26	26	5.40	1.600																											
Mike Proly, R ERA: 3.46	0.1		3	2	0	0	0	0	0	0	0	0	0	3	3	0.00	6.000																											
Craig Lefferts, L ERA: 3.05	1.0		4	1	1	1	0	0	0	0	0	0	1	4	4	9.00	1.000																											
Lee Smith, R ERA: 1.17	2.2	S	9	1	0	0	3	1	0	0	0	0	0	14	18	0.00	0.750																											

Chicago Cubs @ St. Louis Cardinals
 Busch Stadium, St. Louis, MO
 Thu Aug 04 1983, 7:05 PM CDT
 Att: 30,187 - Unknown - 88 F

AB 42
 R 9
 H 16
 RBI 7
 BB 2
 SO 2
 LOB 16



Chicago Cubs @ St. Louis Cardinals
 Busch Stadium, St. Louis, MO
 Thu Aug 04 1983, 7:05 PM CDT
 Att: 30,187 - Unknown - 88 F

AB 36
 R 6
 H 12
 RBI 3
 BB 1
 SO 5
 LOB 15



Batter	1	2	3	4	5	6	7	8	9	10	11	AB	R	H	RBI	BB	SO	LOB	TOP																																					
Greg Gross, L OBP: 0.419, SLG: 0.386 Bob Demler, R OBP: 0.294, SLG: 0.299	K		3-1		4-3			1-3		1B		5	0	1	0	0	1	1																																						
Pete Rose, S OBP: 0.328, SLG: 0.310	2B		6-3		G3			F7		F7		5	0	1	0	0	0	2																																						
Joe Morgan, L OBP: 0.360, SLG: 0.366 Kiko Garcia, R OBP: 0.398, SLG: 0.506	2B			K		FC6-5		F7			F8	4	1	2	0	1	1	0																																						
Mike Schmidt, R OBP: 0.385, SLG: 0.489	L6			6-3		FC6-5				F9		5	0	0	0	0	0	4																																						
Joe Lefebvre, L OBP: 0.417, SLG: 0.650	G3				1B	L7-3					E	3	0	1	0	2	0	3																																						
Von Hayes, L OBP: 0.336, SLG: 0.377		6-3			BB						E	5	0	3	1	0	1	1																																						
Bo Diaz, R OBP: 0.297, SLG: 0.367		K			1B			SH1-4			E	4	0	0	0	0	3	5																																						
Ivan De Jesus, R OBP: 0.324, SLG: 0.310					K						E	5	0	0	0	0	2	4																																						
Steve Carlton, L OBP: 0.197, SLG: 0.257 Tony Perez, R OBP: 0.308, SLG: 0.376 Al Holland, R			K			4-3					K	3	0	1	0	0	1	1																																						
												1	0	0	0	0	0	0																																						
												1	0	0	0	0	1	3																																						
Inning Stats	R: 0 E: 0 K: 1 S: 7	H: 2 LOB: 2 BB: 0 P: 7	R: 0 E: 0 K: 2 S: 7	H: 0 LOB: 0 BB: 0 P: 7	R: 0 E: 0 K: 1 S: 5	H: 0 LOB: 0 BB: 0 P: 5	R: 0 E: 0 K: 2 S: 8	H: 1 LOB: 2 BB: 1 P: 12	R: 0 E: 0 K: 0 S: 4	H: 1 LOB: 1 BB: 0 P: 4	R: 0 E: 0 K: 0 S: 3	H: 0 LOB: 0 BB: 0 P: 3	R: 0 E: 0 K: 2 S: 8	H: 1 LOB: 1 BB: 0 P: 8	R: 0 E: 0 K: 0 S: 4	H: 1 LOB: 2 BB: 0 P: 4	R: 1 E: 1 K: 2 S: 10	H: 2 LOB: 3 BB: 1 P: 14	1B: 6 2B: 4 3B: 0 HR: 0	SF: 0 SAC: 1 DP: 1 HBP: 0	WP: 0 PB: 0 SB: 3 CS: 0	PA: 45																																		
PITCHER	IP WLS BF H R ER SO BB IBB HBP BLK WP HR S P ERA WHIP	<table border="1"> <thead> <tr> <th>PITCHER</th> <th>IP</th> <th>WLS</th> <th>BF</th> <th>H</th> <th>R</th> <th>ER</th> <th>SO</th> <th>BB</th> <th>IBB</th> <th>HBP</th> <th>BLK</th> <th>WP</th> <th>HR</th> <th>S</th> <th>P</th> <th>ERA</th> <th>WHIP</th> </tr> </thead> <tbody> <tr> <td>Danny Cox, R ERA: 4.22</td> <td>1.0</td> <td>L</td> <td>7</td> <td>2</td> <td>1</td> <td>1</td> <td>2</td> <td>0</td> <td>1</td> <td>0</td> <td>0</td> <td>0</td> <td>0</td> <td>10</td> <td>14</td> <td>9.00</td> <td>2.000</td> </tr> </tbody> </table>																			PITCHER	IP	WLS	BF	H	R	ER	SO	BB	IBB	HBP	BLK	WP	HR	S	P	ERA	WHIP	Danny Cox, R ERA: 4.22	1.0	L	7	2	1	1	2	0	1	0	0	0	0	10	14	9.00	2.000
PITCHER	IP	WLS	BF	H	R	ER	SO	BB	IBB	HBP	BLK	WP	HR	S	P	ERA	WHIP																																							
Danny Cox, R ERA: 4.22	1.0	L	7	2	1	1	2	0	1	0	0	0	0	10	14	9.00	2.000																																							

Philadelphia Phillies @ St. Louis Cardinals
 Busch Stadium, St. Louis, MO
 Sat Aug 06 1983, 7:05 PM CDT
 Att: 42,469 - Unknown

AB 41
 R 1
 H 9
 RBI 1
 BB 3
 SO 10
 LOB 24



Batter	1	2	3	4	5	6	7	8	9	10	11	AB	R	H	RBI	BB	SO	LOB	BOTTOM																																																							
Lonnie Smith, R OBP: 0.382, SLG: 0.439	FC5-4			5-3		K		5-3		1-3		5	0	1	0	0	1	0																																																								
David Green, R OBP: 0.336, SLG: 0.393	FC5-4			F8		E		F9		K		5	0	1	0	0	1	1																																																								
Tom Herr, S OBP: 0.403, SLG: 0.412	F3			1B		K		FC5-4		1B		5	0	2	0	0	1	2																																																								
George Hendrick, R OBP: 0.389, SLG: 0.507		K				BB		FC5-4				4	0	2	0	1	1	0																																																								
Floyd Rayford, R OBP: 0.270, SLG: 0.412		K				1B		FC5-4		1B		4	0	0	0	1	2	4																																																								
Willie McGee, S OBP: 0.324, SLG: 0.377						BB		FC5				4	0	2	0	0	0	3																																																								
Glenn Brummer, R OBP: 0.286, SLG: 0.322		CS		6-3				4-3		F2		4	0	0	0	0	1	1																																																								
Ozzie Smith, S OBP: 0.291, SLG: 0.303								F7		K2-3		3	0	0	0	1	1	0																																																								
Danny Cox, R Bill Lyons, R Bruce Sutter, R								K				3	0	0	0	0	1	1																																																								
												1	0	0	0	0	0	0																																																								
												0	0	0	0	0	0	0																																																								
Inning Stats	R: 0 E: 0 K: 0 S: 3	H: 1 LOB: 0 BB: 0 P: 3	R: 0 E: 0 K: 2 S: 7	H: 1 LOB: 0 BB: 0 P: 7	R: 0 E: 0 K: 0 S: 3	H: 0 LOB: 0 BB: 0 P: 3	R: 0 E: 0 K: 0 S: 5	H: 2 LOB: 3 BB: 1 P: 9	R: 0 E: 0 K: 2 S: 8	H: 1 LOB: 2 BB: 1 P: 12	R: 0 E: 0 K: 0 S: 3	H: 0 LOB: 1 BB: 0 P: 7	R: 0 E: 0 K: 1 S: 5	H: 1 LOB: 0 BB: 0 P: 5	R: 0 E: 0 K: 1 S: 5	H: 0 LOB: 0 BB: 0 P: 5	R: 0 E: 0 K: 1 S: 5	H: 0 LOB: 0 BB: 0 P: 5	1B: 8 2B: 0 3B: 0 HR: 0	SF: 0 SAC: 0 DP: 0 HBP: 0	WP: 0 PB: 0 SB: 1 CS: 2	PA: 42																																																				
PITCHER	IP WLS BF H R ER SO BB IBB HBP BLK WP HR S P ERA WHIP	<table border="1"> <thead> <tr> <th>PITCHER</th> <th>IP</th> <th>WLS</th> <th>BF</th> <th>H</th> <th>R</th> <th>ER</th> <th>SO</th> <th>BB</th> <th>IBB</th> <th>HBP</th> <th>BLK</th> <th>WP</th> <th>HR</th> <th>S</th> <th>P</th> <th>ERA</th> <th>WHIP</th> </tr> </thead> <tbody> <tr> <td>Steve Carlton, L ERA: 3.09</td> <td>9.0</td> <td></td> <td>35</td> <td>8</td> <td>0</td> <td>0</td> <td>7</td> <td>2</td> <td>1</td> <td>0</td> <td>0</td> <td>0</td> <td>0</td> <td>46</td> <td>58</td> <td>0.00</td> <td>1.111</td> </tr> <tr> <td>Al Holland, L ERA: 2.09</td> <td>2.0</td> <td>W</td> <td>6</td> <td>0</td> <td>0</td> <td>0</td> <td>2</td> <td>0</td> <td>0</td> <td>0</td> <td>0</td> <td>0</td> <td>0</td> <td>10</td> <td>10</td> <td>0.00</td> <td>0.000</td> </tr> </tbody> </table>																			PITCHER	IP	WLS	BF	H	R	ER	SO	BB	IBB	HBP	BLK	WP	HR	S	P	ERA	WHIP	Steve Carlton, L ERA: 3.09	9.0		35	8	0	0	7	2	1	0	0	0	0	46	58	0.00	1.111	Al Holland, L ERA: 2.09	2.0	W	6	0	0	0	2	0	0	0	0	0	0	10	10	0.00	0.000
PITCHER	IP	WLS	BF	H	R	ER	SO	BB	IBB	HBP	BLK	WP	HR	S	P	ERA	WHIP																																																									
Steve Carlton, L ERA: 3.09	9.0		35	8	0	0	7	2	1	0	0	0	0	46	58	0.00	1.111																																																									
Al Holland, L ERA: 2.09	2.0	W	6	0	0	0	2	0	0	0	0	0	0	10	10	0.00	0.000																																																									

Philadelphia Phillies @ St. Louis Cardinals
 Busch Stadium, St. Louis, MO
 Sat Aug 06 1983, 7:05 PM CDT
 Att: 42,469 - Unknown

AB 38
 R 0
 H 8
 RBI 0
 BB 3
 SO 9
 LOB 12



Batter	1	2	3	4	5	6	7	8	9	AB	R	H	RBI	BB	SO	LOB	TOP										
Greg Gross, L (1,7) OBP: 0.414, SLG: 0.376 Bob Demier, R (8,8) OBP: 0.293, SLG: 0.298										3	1	0	0	1	1	3	Philadelphia Phillies @ St. Louis Cardinals Busch Stadium, St. Louis, MO Sun Aug 07 1983, 3:33 AM CDT Att: 46,373 - Unknown										
Pete Ross, S (1,3) OBP: 0.329, SLG: 0.309										4	2	1	0	1	0	1											
Joe Morgan, L (1,4) OBP: 0.359, SLG: 0.364 Kiko Garcia, R (8,4) OBP: 0.393, SLG: 0.500										4	0	1	1	0	0	1											
Mike Schmidt, R (1,5) OBP: 0.386, SLG: 0.496										3	1	1	3	1	0	1											
Joe Lefebvre, L (1,9) OBP: 0.420, SLG: 0.643										3	1	1	0	1	0	1											
Von Hayes, L (1,8) OBP: 0.341, SLG: 0.384										3	0	2	0	1	0	0											
Ozzie Virgil, R (1,2) OBP: 0.245, SLG: 0.365										4	0	0	0	0	2	5											
Ivan De Jesus, R (1,6) OBP: 0.323, SLG: 0.310										4	0	1	1	0	1	0											
Marty Bystrom, R (1,1) OBP: 0.241, SLG: 0.192 Tony Perez, R (7, PH) OBP: 0.311, SLG: 0.379 Ron Reed, R (7, 1) OBP: 0.200, SLG: 0.200										2	0	0	0	0	2	0											
Inning Stats	R: 2 E: 1 K: 0 S: 4	H: 1 LOB: 0 BB: 1 P: 8	R: 0 E: 0 K: 1 S: 5	H: 0 LOB: 0 BB: 0 P: 5	R: 0 E: 0 K: 1 S: 5	H: 0 LOB: 0 BB: 0 P: 5	R: 0 E: 1 K: 1 S: 6	H: 1 LOB: 2 BB: 1 P: 10	R: 0 E: 0 K: 2 S: 7	H: 0 LOB: 0 BB: 0 P: 7	R: 0 E: 0 K: 0 S: 2	H: 0 LOB: 0 BB: 1 P: 6	R: 1 E: 0 K: 1 S: 7	H: 3 LOB: 2 BB: 1 P: 11	R: 0 E: 0 K: 0 S: 6	H: 3 LOB: 1 BB: 0 P: 6		R: 0 E: 0 K: 1 S: 6	H: 1 LOB: 2 BB: 1 P: 10	1B: 7 2B: 2 3B: 0 HR: 1	SF: 0 SAC: 0 DP: 2 HBP: 0	WP: 0 PB: 0 SB: 0 CS: 1	PA: 40				
PITCHER	IP	WLS	BF	H	R	ER	SO	BB	IBB	HBP	BLK	WP	HR	S	P	ERA	WHIP										
Neil Allen, R (1,1) ERA: 3.79	7.1	L	31	7	5	4	6	3	1	0	0	0	1	39	55	4.91	1.364										
Dave Rucker, L (8,1) ERA: 8.59	0.1		2	1	0	0	0	0	0	0	0	0	0	2	2	0.00	3.000										
Jeff Lahti, R (8,1) ERA: 3.4	0.1		1	0	0	0	0	0	0	0	0	0	0	1	1	0.00	0.000										
Dave Vonohlen, L (9,1) ERA: 3.19	0.2		4	1	0	0	0	0	1	0	0	0	0	3	7	0.00	1.500										
Joaquin Andujar, R (9,1) ERA: 4.15	0.1		1	0	0	0	1	0	0	0	0	0	0	3	3	0.00	0.000										

Batter	1	2	3	4	5	6	7	8	9	AB	R	H	RBI	BB	SO	LOB	BOTTOM										
Lonnie Smith, R (1,7) OBP: 0.381, SLG: 0.436										4	0	1	1	0	1	0	Philadelphia Phillies @ St. Louis Cardinals Busch Stadium, St. Louis, MO Sun Aug 07 1983, 3:33 AM CDT Att: 46,373 - Unknown										
Willie McGee, S (1,8) OBP: 0.321, SLG: 0.373										4	0	0	0	0	1	1											
Andy Van Slyke, L (1,5) OBP: 0.341, SLG: 0.414										3	0	1	0	1	2	0											
George Hendrick, R (1,3) OBP: 0.388, SLG: 0.509										4	1	1	0	0	2	2											
Darrell Porter, L (1,2) OBP: 0.338, SLG: 0.416										3	0	2	1	0	0	0											
David Green, R (1,9) OBP: 0.334, SLG: 0.391										4	0	1	0	0	1	2											
Ken Oberkfell, L (1,4) OBP: 0.374, SLG: 0.374										3	0	1	0	0	2	2											
Ozzie Smith, S (1,6) OBP: 0.291, SLG: 0.306										3	1	1	0	0	1	1											
Neil Allen, R (1,1) OBP: 0.321, SLG: 0.182 Dave Rucker, L (8,1) ERA: 8.59 Jeff Lahti, R (8,1) ERA: 3.4 Steve Braun, L (8, PH) OBP: 0.311, SLG: 0.491 Dave Vonohlen, L (9,1) ERA: 3.19 Joaquin Andujar, S (9,1) OBP: 0.111, SLG: 0.132										2	0	0	0	0	2	2											
Inning Stats	R: 0 E: 0 K: 1 S: 5	H: 0 LOB: 0 BB: 0 P: 5	R: 1 E: 0 K: 0 S: 4	H: 1 LOB: 0 BB: 0 P: 4	R: 1 E: 0 K: 1 S: 6	H: 2 LOB: 0 BB: 0 P: 6	R: 0 E: 0 K: 0 S: 2	H: 0 LOB: 0 BB: 1 P: 6	R: 0 E: 0 K: 2 S: 8	H: 1 LOB: 1 BB: 0 P: 8	R: 0 E: 0 K: 2 S: 7	H: 0 LOB: 0 BB: 0 P: 7	R: 0 E: 0 K: 0 S: 4	H: 2 LOB: 1 BB: 0 P: 4	R: 0 E: 0 K: 1 S: 5	H: 0 LOB: 0 BB: 0 P: 5		R: 0 E: 0 K: 0 S: 5	H: 2 LOB: 2 BB: 0 P: 5	1B: 5 2B: 2 3B: 1 HR: 0	SF: 1 SAC: 0 DP: 1 HBP: 0	WP: 0 PB: 0 SB: 0 CS: 2	PA: 33				
PITCHER	IP	WLS	BF	H	R	ER	SO	BB	IBB	HBP	BLK	WP	HR	S	P	ERA	WHIP										
Marty Bystrom, R (1,1) ERA: 4.91	6.0	W	21	4	2	2	6	1	0	0	0	0	0	14	14	3.00	0.833										
Ron Reed, R (7, 1) ERA: 2.83	3.0	S	12	4	0	0	1	0	0	0	0	0	0	14	14	0.00	1.333										

AB	34
R	5
H	9
RBI	5
BB	5
SO	7
LOB	15



Batter	1	2	3	4	5	6	7	8	9	AB	R	H	RBI	BB	SO	LOB	TOP								
Lonnie Smith, R OBP: 0.388, SLG: 0.450 (1, 7)	4-0 BB		0-0 1B		0-0 5-3		4-0 BB		0-0 P2	3	0	1	0	2	0	0	St. Louis Cardinals @ Philadelphia Phillies Veterans Stadium, Philadelphia, PA Fri Aug 12 1983, 7:05 PM EDT Att: 33,521 - Unknown								
Ozzie Smith, S OBP: 0.302, SLG: 0.323 (1, 6)	4-3		0-3 K		0-0 G3		0-3 K			4	0	0	0	0	2	3									
Andy Van Slyke, L OBP: 0.356, SLG: 0.438 (1, 8) (6, 5)	0-3 K		0-1 CI		4-0 BB					2	1	1	0	1	1	1									
George Hendrick, R OBP: 0.384, SLG: 0.500 (1, 3)	0-0 F8		0-3 K		0-0 L7					4	0	0	0	0	1	5									
Darrell Porter, L OBP: 0.339, SLG: 0.418 (1, 2)		4-0 FC6-4 BB	0-3 K		0-0 G5-4-3 1B					3	0	1	0	1	2	3									
David Green, R OBP: 0.337, SLG: 0.408 (1, 9)		0-0 FC6-4 1-2		0-0 SF7 1B		0-0 G5-4-3 1-2		0-0 1B		4	1	2	1	0	0	2									
Ken Oberkfell, L OBP: 0.369, SLG: 0.362 (1, 5)		4-0 BB		0-0 SF7		0-0 F7		0-3 K		1	0	0	1	1	0	0									
Dave Rucker, L OBP: 0.299, SLG: 0.387 (8, FH)		1-2 BB		1-H				0-3 K		0	0	0	0	0	0	0									
Floyd Rayford, R OBP: 0.259, SLG: 0.387 (8, 1)		0-3 K		0-3 K				0-0 F8		4	0	0	0	0	3	2									
Mike Ramsey, S OBP: 0.314, SLG: 0.339 (1, 4)		0-3 K		0-3 K				0-0 F9		2	0	0	0	0	2	2									
Neil Allen, R OBP: 0.114, SLG: 0.171 (1, 1)		0-3 K		0-3 K				0-0 F9		2	0	0	0	0	0	0									
Willie McGee, S OBP: 0.318, SLG: 0.377 (6, 8)							2-3			2	0	0	0	0	0	0									
Inning Stats	R: 0 E: 0 K: 1 S: 5	H: 0 LOB: 1 BB: 1 P: 9	R: 0 E: 0 K: 2 S: 7	H: 0 LOB: 2 BB: 2 P: 15	R: 0 E: 1 K: 3 S: 11	H: 1 LOB: 2 BB: 0 P: 11	R: 1 E: 0 K: 2 S: 8	H: 1 LOB: 1 BB: 0 P: 8	R: 0 E: 0 K: 0 S: 3	H: 0 LOB: 1 BB: 1 P: 7	R: 0 E: 0 K: 0 S: 3	H: 1 LOB: 0 BB: 1 P: 3	R: 0 E: 0 K: 2 S: 7	H: 0 LOB: 1 BB: 1 P: 11	R: 1 E: 0 K: 2 S: 9	H: 2 LOB: 1 BB: 0 P: 9	R: 0 E: 0 K: 0 S: 3	H: 0 LOB: 0 BB: 0 P: 3	1B: 4 2B: 1 3B: 0 HR: 0	SF: 1 SAC: 0 DP: 1 HBP: 0	WP: 0 PB: 0 SB: 4 CS: 0	PA: 37			
PITCHER	IP	WLS	BF	H	R	ER	SO	BB	IBB	HBP	BLK	WP	HR	S	P	ERA	WHIP								
Marty Bystrom, R ERA: 4.8 (1, 1)	6.0	W	25	3	1	0	8	4	0	0	0	0	0	37	53	0.00	1.167								
Willie Hernandez, L ERA: 2.7 (7, 1)	3.0	S	12	2	1	1	4	1	0	0	0	0	0	19	23	3.00	1.000								

Batter	1	2	3	4	5	6	7	8	9	AB	R	H	RBI	BB	SO	LOB	BOTTOM								
Greg Gross, L OBP: 0.418, SLG: 0.403 (1, 7)	4-3		0-0 G3 2B	1-2 3-H 1B		0-0 1-2 2-H 1B		0-0 5-3		5	1	3	2	0	0	0	St. Louis Cardinals @ Philadelphia Phillies Veterans Stadium, Philadelphia, PA Fri Aug 12 1983, 7:05 PM EDT Att: 33,521 - Unknown								
Pete Rose, S OBP: 0.332, SLG: 0.313 (1, 3)	4-0 BB BB BB		0-0 6-3	0-0 P6		0-0 6-3		0-0 1B		4	0	1	0	1	0	5									
Joe Morgan, L OBP: 0.356, SLG: 0.359 (1, 4)	0-0 F7		0-0 G3	0-3 K		0-0 F7		0-0 P3		5	0	0	1	0	1	6									
Mike Schmidt, R OBP: 0.387, SLG: 0.503 (1, 5)	4-0 BB		0-0 6-3		0-3 K		0-0 5-3			2	0	0	0	1	1	0									
Kiko Garcia, R OBP: 0.389, SLG: 0.506 (7, 5)	1-2 BB		0-0 6-3		0-0 K					1	0	0	0	0	0	0									
Joe Lefebvre, L OBP: 0.442, SLG: 0.654 (1, 9)	4-0 1-2 2-3 BB		0-0 G3	0-0 3B 1B		0-0 G3		0-0 HBP 1B		3	1	2	0	1	0	0									
Von Hayes, L OBP: 0.333, SLG: 0.381 (1, 8)	0-3 K		0-0 6-3	0-0 1B 3B		0-0 F8		0-3 K		4	1	1	1	0	2	4									
Bob Dernier, R OBP: 0.284, SLG: 0.289 (8, 8)			1-H 1B 3B		0-0 F8					0	0	0	0	0	0	0									
Ozzie Virgil, R OBP: 0.263, SLG: 0.368 (1, 2)		0-0 F8		4-0 FC6 1B BB		0-0 1B FC6-2 1B		1-0 HBP		2	0	1	0	1	0	0									
Ivan De Jesus, R OBP: 0.332, SLG: 0.316 (1, 6)		0-0 4-3		0-0 E 1B 1B		0-0 FC6-2 1B 1B		0-3 K		4	2	2	1	0	1	2									
Marty Bystrom, R OBP: 0.219, SLG: 0.172 (1, 1)		0-0 F9		0-0 FC6 1B		0-0 FC6-2 1B 1B		0-0 1-3		3	0	0	0	0	0	4									
Willie Hernandez, L OBP: 0.500, SLG: 0.500 (7, 1)				1-3 2-3				0-0 1-3		1	0	0	0	0	0	0									
Inning Stats	R: 0 E: 0 K: 1 S: 5	H: 0 LOB: 3 BB: 3 P: 17	R: 0 E: 0 K: 0 S: 3	H: 0 LOB: 0 BB: 0 P: 3	R: 1 E: 0 K: 0 S: 4	H: 1 LOB: 0 BB: 0 P: 4	R: 3 E: 1 K: 1 S: 9	H: 4 LOB: 2 BB: 1 P: 13	R: 0 E: 0 K: 1 S: 5	H: 0 LOB: 0 BB: 0 P: 5	R: 1 E: 0 K: 0 S: 6	H: 3 LOB: 2 BB: 0 P: 6	R: 0 E: 0 K: 2 S: 8	H: 1 LOB: 2 BB: 0 P: 9	R: 0 E: 0 K: 0 S: 4	H: 1 LOB: 1 BB: 0 P: 4	1B: 8 2B: 1 3B: 1 HR: 0	SF: 0 SAC: 0 DP: 0 HBP: 1	WP: 0 PB: 0 SB: 0 CS: 0	PA: 39					
PITCHER	IP	WLS	BF	H	R	ER	SO	BB	IBB	HBP	BLK	WP	HR	S	P	ERA	WHIP								
Neil Allen, R ERA: 3.97 (1, 1)	5.1	L	28	8	5	5	3	4	0	0	0	0	0	10	11	0.00	0.600								
Dave Rucker, L ERA: 7.0 (6, 1)	1.2		7	1	0	0	2	0	0	1	0	0	0	10	11	0.00	0.600								
Jeff Lahti, R ERA: 3.06 (8, 1)	1.0		4	1	0	0	0	0	0	0	0	0	0	4	4	0.00	1.000								

Batter	1	2	3	4	5	6	7	8	9	AB	R	H	RBI	BB	SO	LOB	TOP										
Tim Raines, S OBP: 0.376, SLG: 0.421 (1, 7)	F7		E6					SF8		3	0	2	1	0	0	0	Montreal Expos @ St. Louis Cardinals Busch Stadium, St. Louis, MO Mon Aug 15 1983, 7:05 PM CDT Att: 29,376 - Unknown livebaseballscorecards.com										
Bryan Little, S OBP: 0.345, SLG: 0.306 Jeff Reardon, R OBP: 0.143, SLG: 0.143 (1, 6) (8, 1)	4-3		CS	6-3		6-3		FC4-6		4	0	0	0	0	0	2											
Andre Dawson, R OBP: 0.343, SLG: 0.564 (1, 8)	K			1-3				F9		4	1	1	0	0	1	1											
Al Oliver, L OBP: 0.355, SLG: 0.416 (1, 3)		4-3			FC6-4		L6			4	1	2	1	0	0	0											
Gary Carter, R OBP: 0.339, SLG: 0.460 (1, 2)		G3			FC6-4		F7			4	1	1	2	0	0	1											
Warren Cromartie, L OBP: 0.346, SLG: 0.369 Mike Stenhouse, L OBP: 0.190, SLG: 0.200 Jim Wohlford, R OBP: 0.309, SLG: 0.385 (1, 9) (2, 9) (9, 9)										1	0	0	0	0	1	0											
Tim Wallach, R Angel Salazar, R OBP: 0.352, SLG: 0.466 OBP: 0.333, SLG: 0.333 (8, PR) (8, 6)			L6			F2		E SH1-4 SF8 BB		2	0	0	0	1	0	0											
Doug Flynn, R OBP: 0.249, SLG: 0.275 (1, 4)						F3-1		SH1-4		3	1	2	0	0	0	0											
Charlie Lea, R OBP: 0.132, SLG: 0.098 Terry Crowley, L OBP: 0.368, SLG: 0.172 Chris Speier, R OBP: 0.328, SLG: 0.326 (1, 1) (8, PH) (8, 5)										1	0	0	0	0	0	0											
			SH1-4				5-3			1	0	0	0	0	0	2											
								E1 FC4-6		1	0	0	0	0	0	1											
Inning Stats	R: 0 E: 0 K: 1 S: 5	H: 0 LOB: 0 BB: 0 P: 5	R: 0 E: 0 K: 1 S: 5	H: 0 LOB: 0 BB: 0 P: 5	R: 1 E: 1 K: 0 S: 4	H: 2 LOB: 0 BB: 0 P: 4	R: 0 E: 0 K: 0 S: 4	H: 1 LOB: 1 BB: 0 P: 4	R: 0 E: 0 K: 0 S: 3	H: 0 LOB: 0 BB: 0 P: 3	R: 0 E: 0 K: 0 S: 3	H: 0 LOB: 0 BB: 0 P: 3	R: 1 E: 1 K: 0 S: 4	H: 0 LOB: 1 BB: 1 P: 8	R: 3 E: 0 K: 1 S: 9	H: 4 LOB: 1 BB: 0 P: 9	1B: 7 2B: 0 3B: 0 HR: 1	SF: 1 SAC: 2 DP: 0 HBP: 0	WP: 0 PA: 37 PB: 0 SB: 1 CS: 1								
PITCHER	IP	WLS	BF	H	R	ER	SO	BB	IBB	HBP	BLK	WP	HR	S	P	ERA	WHIP										
John Stuper, R ERA: 3.97 Bruce Sutter, R ERA: 4.19 (1, 1) (8, 1)	7.0	L	24	4	1	0	2	0	0	0	0	0	0	28	28	0.00	0.571										

Batter	1	2	3	4	5	6	7	8	9	AB	R	H	RBI	BB	SO	LOB	BOTTOM										
Lonnie Smith, R OBP: 0.389, SLG: 0.447 (1, 7)			G3						F9	2	0	0	1	2	0	2	Montreal Expos @ St. Louis Cardinals Busch Stadium, St. Louis, MO Mon Aug 15 1983, 7:05 PM CDT Att: 29,376 - Unknown livebaseballscorecards.com										
Willie McGee, S OBP: 0.321, SLG: 0.378 (1, 8)	F7				F4-3					5	0	1	0	0	1	7											
Andy Van Slyke, L OBP: 0.367, SLG: 0.447 (1, 5)										3	0	1	0	1	0	0											
George Hendrick, R OBP: 0.379, SLG: 0.492 (1, 3)										4	0	2	0	0	0	4											
Darrell Porter, L OBP: 0.339, SLG: 0.417 (1, 2)										4	0	1	0	0	1	3											
David Green, R OBP: 0.332, SLG: 0.410 (1, 9)										4	0	0	0	0	2	4											
Ken Oberkfell, L OBP: 0.373, SLG: 0.369 (1, 4)										4	1	3	0	0	0	0											
Ozzie Smith, S OBP: 0.307, SLG: 0.324 (1, 6)										3	0	1	0	1	0	1											
John Stuper, R OBP: 0.158, SLG: 0.135 Steve Braun, L OBP: 0.468, SLG: 0.475 Bruce Sutter, R OBP: 0.329, SLG: 0.389 (1, 1) (7, PH) (8, 1) (8, PH)										1	0	0	0	0	1	0											
										1	0	0	0	0	0	2											
										0	0	0	0	0	0	0											
										1	0	1	0	0	0	0											
Inning Stats	R: 0 E: 0 K: 0 S: 2	H: 0 LOB: 1 BB: 2 P: 10	R: 0 E: 0 K: 0 S: 3	H: 0 LOB: 0 BB: 0 P: 3	R: 0 E: 0 K: 1 S: 5	H: 0 LOB: 0 BB: 0 P: 5	R: 0 E: 0 K: 2 S: 9	H: 2 LOB: 2 BB: 0 P: 9	R: 1 E: 0 K: 0 S: 5	H: 2 LOB: 1 BB: 0 P: 5	R: 0 E: 0 K: 0 S: 4	H: 2 LOB: 1 BB: 0 P: 4	R: 0 E: 0 K: 0 S: 3	H: 1 LOB: 2 BB: 2 P: 11	R: 0 E: 0 K: 1 S: 6	H: 1 LOB: 1 BB: 0 P: 6	R: 0 E: 0 K: 1 S: 7	H: 2 LOB: 2 BB: 0 P: 7	1B: 9 2B: 0 3B: 1 HR: 0	SF: 1 SAC: 1 DP: 2 HBP: 0	WP: 0 PA: 38 PB: 0 SB: 1 CS: 0						
PITCHER	IP	WLS	BF	H	R	ER	SO	BB	IBB	HBP	BLK	WP	HR	S	P	ERA	WHIP										
Charlie Lea, R ERA: 3.2 Jeff Reardon, R ERA: 2.78 (1, 1) (8, 1)	7.0	W	29	7	1	1	3	4	0	0	0	0	0	31	47	1.29	1.571										

Batter	1	2	3	4	5	6	7	8	9	AB	R	H	RBI	BB	SO	LOB	TOP		
Tim Raines, S OBP: 0.377, SLG: 0.421 (1, 7)	0-0 6-3		0-0 FC6-5 2H S 1B			0-0 E S 1B		0-0 1-3		4	1	2	1	0	0	0			
Bryan Little, S OBP: 0.350, SLG: 0.312 Terry Francona, L OBP: 0.224, SLG: 0.254 (1, 6) (8, 3)	0-0 BB 1B		0-0 FC6-5-4 WP 1B			0-0 E4 L4-3 1H 1B		0-0 1B		4	1	3	0	0	0	1			
Andre Dawson, R OBP: 0.347, SLG: 0.564 (1, 8)	4-0 L4-3 1-2 BB		0-0 CS 1H 1B			0-0 L8		0-0 1B		3	0	2	1	1	0	1			
Al Oliver, L OBP: 0.352, SLG: 0.413 Angel Salazar, R OBP: 0.333, SLG: 0.333 (1, 3) (8, 6)	0-0 L4-3 1-2		0-0 CS 1-2	0-0 4-3		0-0 L4-3 1-2		0-0 F8		4	0	0	0	0	0	5			
Gary Carter, R OBP: 0.336, SLG: 0.455 (1, 2)		0-0 6-3							0-0 5-3	4	0	0	0	0	1	0			
Warren Cromartie, L OBP: 0.343, SLG: 0.364 Jeff Reardon, R OBP: 0.143, SLG: 0.143 (1, 9) (9, 1)		0-0 4-3							0-0 4-3	4	0	0	0	0	0	0			
Tim Wallach, R OBP: 0.353, SLG: 0.465 (1, 5)		0-0 1-3							4-0 BB BB BB BB BB	3	0	1	0	1	0	0			
Doug Flynn, R OBP: 0.249, SLG: 0.275 (1, 4)			0-0 SH1-4 1B 1B			0-0 F6-3		0-0 F8		4	1	1	0	0	0	2			
Bill Gullickson, R OBP: 0.117, SLG: 0.123 Jim Wohford, R OBP: 0.309, SLG: 0.385 (1, 1) (9, 9)			0-0 SH1-4 1-2			0-0 6-3		0-3 K		2	0	0	0	0	1	0			
Inning Stats	R: 0 E: 0 K: 0 S: 3	H: 1 LOB: 1 BB: 1 P: 7	R: 0 E: 0 K: 0 S: 3	H: 0 LOB: 0 BB: 0 P: 3	R: 2 E: 0 K: 0 S: 5	H: 3 LOB: 0 BB: 0 P: 5	R: 0 E: 0 K: 0 S: 3	H: 0 LOB: 0 BB: 0 P: 3	R: 0 E: 0 K: 2 S: 8	H: 1 LOB: 1 BB: 0 P: 8	R: 0 E: 0 K: 1 S: 7	H: 2 LOB: 2 BB: 1 P: 7	R: 0 E: 0 K: 0 S: 3	H: 0 LOB: 1 BB: 1 P: 7	1B: 9 2B: 2 3B: 0 HR: 0	SF: 0 SAC: 1 DP: 2 HBP: 0	WP: 1 PB: 0 SB: 2 CS: 1	PA: 36	
PITCHER	IP WLS BF H R ER SO BB IBB HBP BLK WP HR S P ERA WHIP																		
Danny Cox, R ERA: 3.1 Neil Allen, R ERA: 3.92 (1, 1) (8, 1)	7.0 W 26 7 3 3 2 1 0 0 0 1 0 29 33 3.86 1.143																		

Montreal Expos @ St. Louis Cardinals
 Busch Stadium, St. Louis, MO
 Tue Aug 16 1983, 7:05 PM CDT
 Att: 27,320 - Unknown

AB	32
R	3
H	9
RBI	2
BB	2
SO	3
LOB	9



Batter	1	2	3	4	5	6	7	8	9	AB	R	H	RBI	BB	SO	LOB	BOTTOM		
Lonnie Smith, R OBP: 0.385, SLG: 0.441 Neil Allen, R OBP: 0.114, SLG: 0.171 Floyd Rayford, R OBP: 0.265, SLG: 0.390 (1, 7) (8, 1) (9, PH)	0-0 1-3		0-0 5-3		0-0 6-3		0-0 F8		0-0 1-2 2H 1B	4	0	0	0	0	0	2			
Willie McGee, S OBP: 0.326, SLG: 0.379 (1, 8)	0-0 2B		0-0 F4			0-0 1-3		0-0 F4-3		4	1	1	0	0	0	0			
Andy Van Slyke, L OBP: 0.370, SLG: 0.464 (1, 5)	0-0 F4-1 2H 2B		0-0 F9			0-0 F4-3		0-0 6-3 3B		4	1	2	1	0	0	0			
Dane Iorg, L OBP: 0.326, SLG: 0.382 (1, 3)	0-0 F4-1 2-3			0-0 F4-3		0-0 1B		0-0 6-3		4	0	1	1	0	0	1			
Steve Braun, L OBP: 0.457, SLG: 0.462 (1, 9) (8, 7)	0-0 F4-3			0-0 F4-3 1B		0-0 F9		0-0 F8		4	0	1	0	0	0	2			
Mike Ramsey, S OBP: 0.310, SLG: 0.333 (9, 7)								0-0 F8		0	0	0	0	0	0	0			
Ken Oberkfell, L OBP: 0.375, SLG: 0.372 (1, 4)		4-0 1B CS BB		0-0 F4-3 1-2				0-0 F8		3	0	1	0	1	0	1			
Ozzie Smith, S OBP: 0.305, SLG: 0.322 George Hendrick, R OBP: 0.381, SLG: 0.499 (1, 6) (9, PH)		0-0 F4		0-0 F4				0-0 2B 3B		3	0	0	0	0	0	3			
Glenn Brummer, R OBP: 0.284, SLG: 0.317 David Green, R OBP: 0.336, SLG: 0.415 (1, 2) (7, PH) (8, 9)		0-0 CS 1B			0-0 F4-3			0-0 1B 2B		2	0	1	0	0	0	0			
Danny Cox, R Darrell Porter, L OBP: 0.339, SLG: 0.416 (1, 1) (7, PH) (8, 2)		0-0 L3 1-2 3H				0-3 K		0-0 F8 4-0		2	0	0	0	0	1	2			
Inning Stats	R: 1 E: 0 K: 0 S: 5	H: 2 LOB: 1 BB: 0 P: 5	R: 0 E: 0 K: 0 S: 3	H: 1 LOB: 1 BB: 1 P: 7	R: 0 E: 0 K: 0 S: 3	H: 0 LOB: 0 BB: 0 P: 3	R: 0 E: 0 K: 0 S: 4	H: 1 LOB: 1 BB: 0 P: 4	R: 0 E: 0 K: 0 S: 4	H: 1 LOB: 2 BB: 1 P: 8	R: 0 E: 0 K: 0 S: 4	H: 1 LOB: 0 BB: 0 P: 4	R: 2 E: 0 K: 0 S: 4	H: 3 LOB: 2 BB: 1 P: 8	1B: 4 2B: 4 3B: 2 HR: 0	SF: 0 SAC: 0 DP: 0 HBP: 0	WP: 0 PB: 0 SB: 0 CS: 2	PA: 37	
PITCHER	IP WLS BF H R ER SO BB IBB HBP BLK WP HR S P ERA WHIP																		
Bill Gullickson, R ERA: 3.86 Jeff Reardon, R ERA: 3.05 (1, 1) (9, 1)	8.0 L 5 3 2 2 0 0 1 0 0 0 0 4 8 54.00 9.000																		

Montreal Expos @ St. Louis Cardinals
 Busch Stadium, St. Louis, MO
 Tue Aug 16 1983, 7:05 PM CDT
 Att: 27,320 - Unknown

AB	34
R	4
H	10
RBI	4
BB	3
SO	1
LOB	13



Batter	1	2	3	4	5	6	7	8	9	10	AB	R	H	RBI	BB	SO	LOB	TOP						
Bill Doran, S OBP: 0.373, SLG: 0.335 (1, 4)	4-3	4-3																4 1 1 0 1 1 1						
Terry Puhl, L OBP: 0.359, SLG: 0.446 (1, 9)	1B 2B																	5 2 3 0 0 0 1						
Dickie Thon, R OBP: 0.355, SLG: 0.474 (1, 6)	F8																	5 0 0 0 0 0 5						
Phil Garner, R OBP: 0.319, SLG: 0.360 Denny Walling, L OBP: 0.286, SLG: 0.324 (7, 3)	1B BB																	2 1 0 0 1 0 1 1 0 0 0 1 0 0						
Jose Cruz, L OBP: 0.391, SLG: 0.481 (1, 7)	1B 1-2 2-3																	5 0 3 2 0 0 1						
Ray Knight, R OBP: 0.366, SLG: 0.472 Frank DiPino, L OBP: 0.400, SLG: 0.500 Tim Tolman, R OBP: 0.250, SLG: 0.387 Bill Dawley, R OBP: 0.167, SLG: 0.167 (10, 1)	1B FC6																	4 0 1 2 0 0 3 0 0 0 0 0 0 0 1 0 0 0 0 1 0 0 0 0 0 0 0 0						
Jerry Mumphrey, S OBP: 0.331, SLG: 0.399 (1, 8)	FC6																	4 0 0 0 1 1 2						
John Mizerock, L OBP: 0.300, SLG: 0.353 (1, 2)																		4 0 0 0 0 1 3						
Joe Niekro, R OBP: 0.104, SLG: 0.106 Kevin Bass, S OBP: 0.246, SLG: 0.331 Craig Reynolds, L OBP: 0.302, SLG: 0.328 (7, 5)																		2 0 0 0 0 0 0 1 0 0 0 0 0 0 1 0 0 0 0 0 1						
Inning Stats	R: 2 E: 0 K: 0 S: 6	H: 3 LOB: 2 BB: 1 P: 10	R: 0 E: 0 K: 1 S: 5	H: 0 LOB: 0 BB: 0 P: 5	R: 0 E: 0 K: 1 S: 4	H: 1 LOB: 1 BB: 0 P: 4	R: 0 E: 0 K: 1 S: 5	H: 0 LOB: 0 BB: 0 P: 5	R: 0 E: 0 K: 0 S: 3	H: 1 LOB: 2 BB: 1 P: 8	R: 2 E: 0 K: 0 S: 6	H: 3 LOB: 2 BB: 1 P: 10	R: 0 E: 1 K: 1 S: 6	H: 0 LOB: 1 BB: 0 P: 6	R: 0 E: 0 K: 0 S: 3	H: 0 LOB: 0 BB: 0 P: 3	R: 0 E: 0 K: 1 S: 5	H: 0 LOB: 0 BB: 0 P: 5	1B: 6 2B: 2 3B: 0 HR: 0	SF: 0 SAC: 0 DP: 0 HBP: 0	WP: 0 PB: 0 SB: 1 CS: 0	PA: 43		
PITCHER	IP WLS BF H R ER SO ERA WHIP	IP WLS BF H R ER SO ERA WHIP	IP WLS BF H R ER SO ERA WHIP	IP WLS BF H R ER SO ERA WHIP	IP WLS BF H R ER SO ERA WHIP	IP WLS BF H R ER SO ERA WHIP	IP WLS BF H R ER SO ERA WHIP	IP WLS BF H R ER SO ERA WHIP	IP WLS BF H R ER SO ERA WHIP	IP WLS BF H R ER SO ERA WHIP	IP WLS BF H R ER SO ERA WHIP	IP WLS BF H R ER SO ERA WHIP	IP WLS BF H R ER SO ERA WHIP	IP WLS BF H R ER SO ERA WHIP	IP WLS BF H R ER SO ERA WHIP	IP WLS BF H R ER SO ERA WHIP	IP WLS BF H R ER SO ERA WHIP	IP WLS BF H R ER SO ERA WHIP	IP WLS BF H R ER SO ERA WHIP	IP WLS BF H R ER SO ERA WHIP	IP WLS BF H R ER SO ERA WHIP	IP WLS BF H R ER SO ERA WHIP	IP WLS BF H R ER SO ERA WHIP	IP WLS BF H R ER SO ERA WHIP
Joaquin Andujar, R ERA: 4.13 Neil Allen, R ERA: 3.9 Dave Rucker, L ERA: 6.53	6.1 0.2 3.0	WLS 4 W	BF 29 4 10	H 7 0	R 4 0	ER 4 0	SO 2 0	BB 3 0	IBB 0 0	HBP 0 0	BLK 0 0	WP 0 0	HR 0 0	S 30 3 7 14	P 42 7 14	ERA 5.68 0.00 0.00	WHIP 1.579 3.000 0.000							

Houston Astros @ St. Louis Cardinals
 Busch Stadium, St. Louis, MO
 Thu Aug 18 1983, 7:05 PM CDT
 Att: 27,053 - Unknown

AB	39
R	4
H	8
RBI	4
BB	4
SO	4
LOB	18

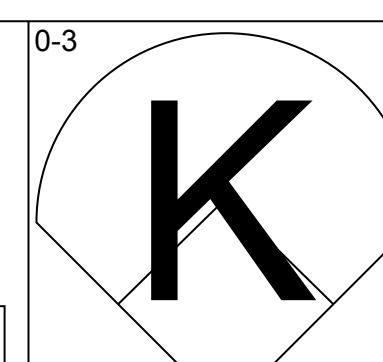
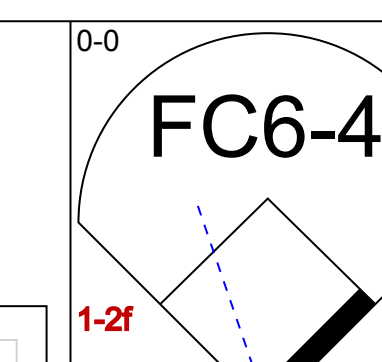
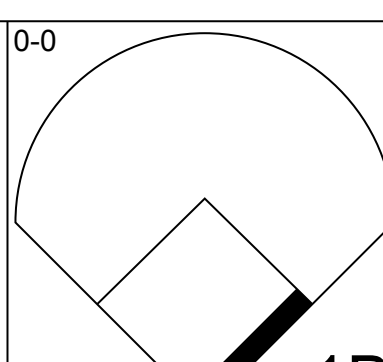
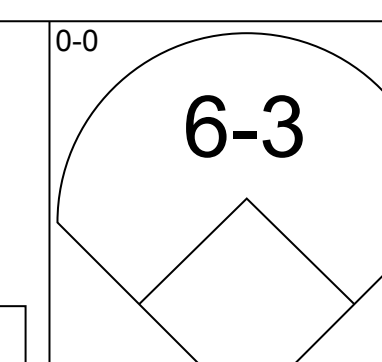
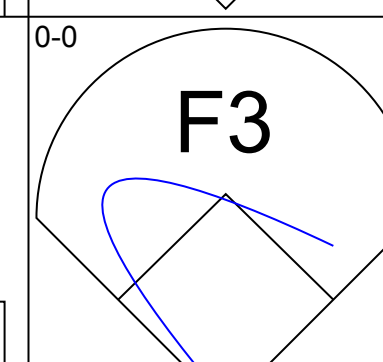
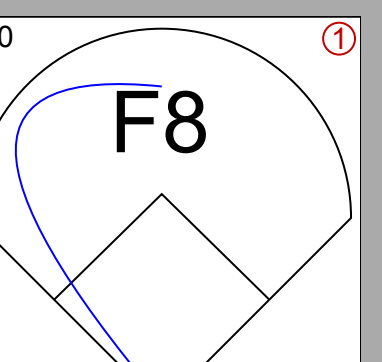
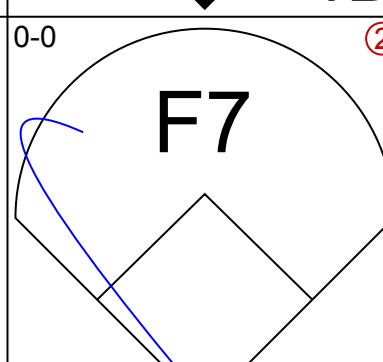
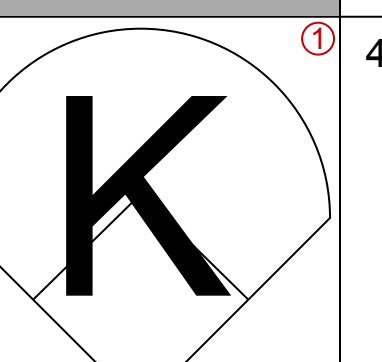
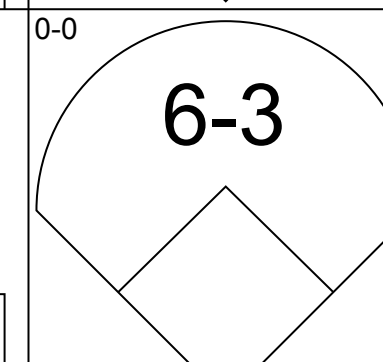
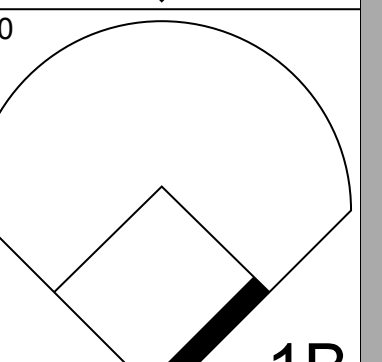
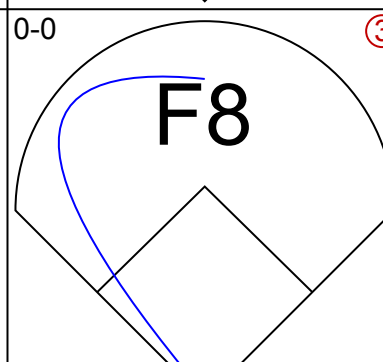
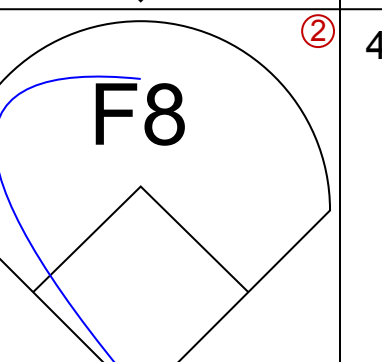
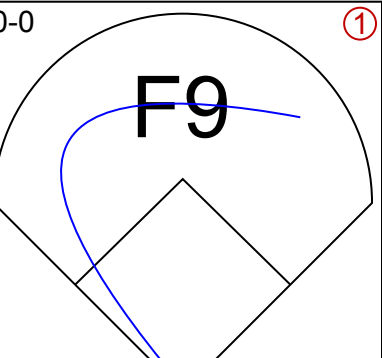
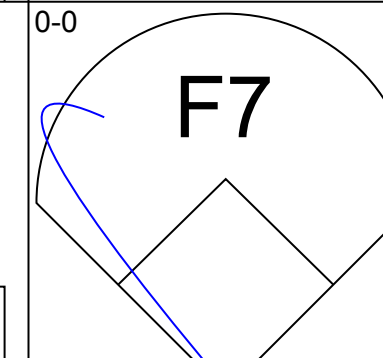
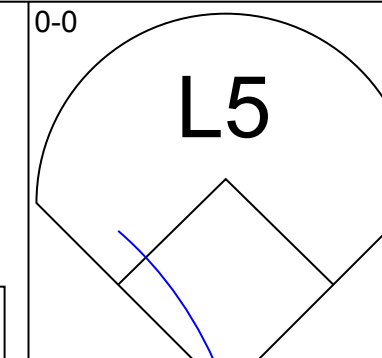
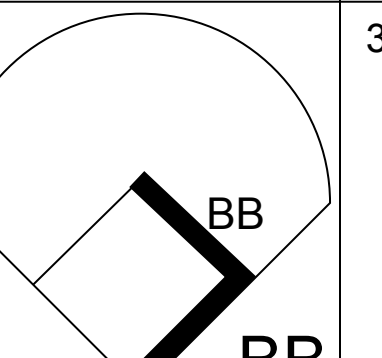
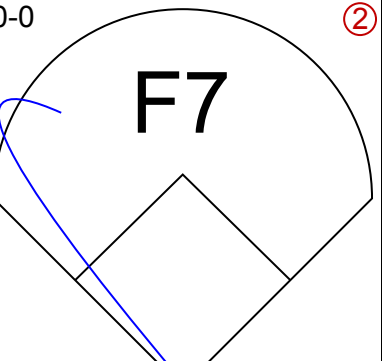
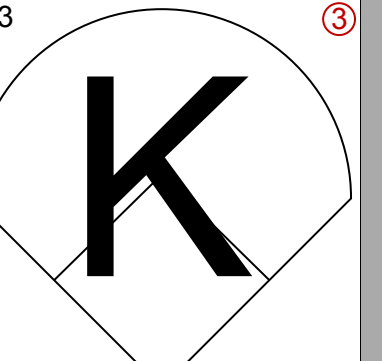
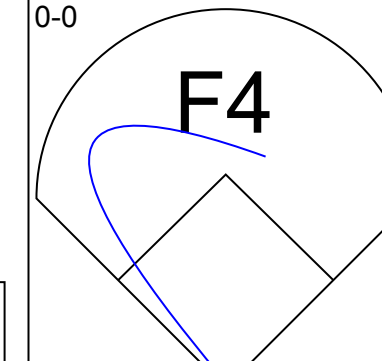
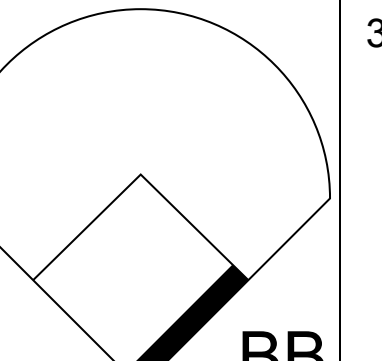
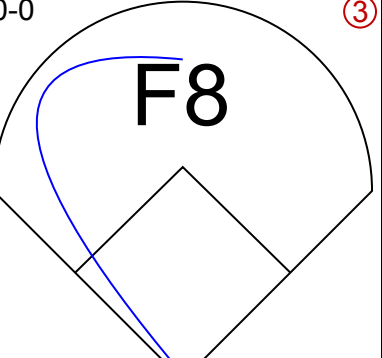
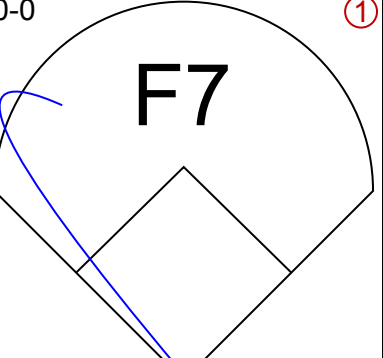
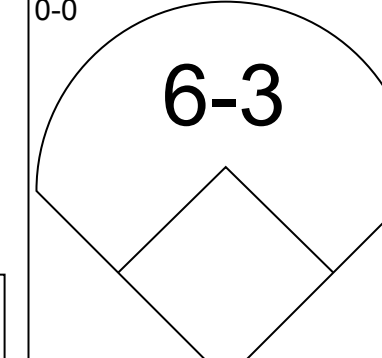
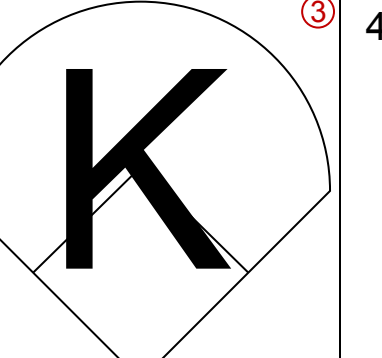
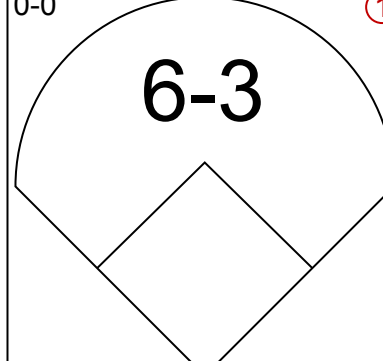
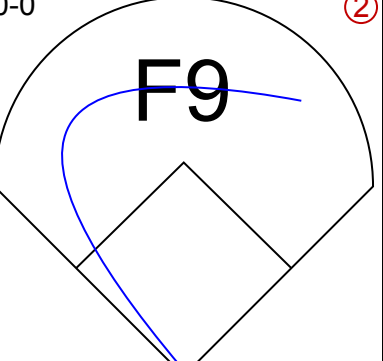
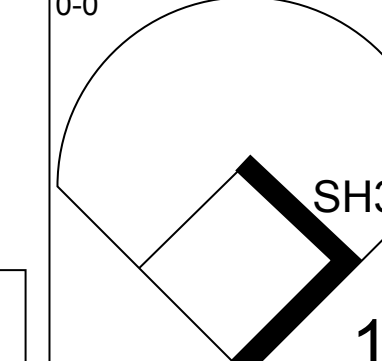
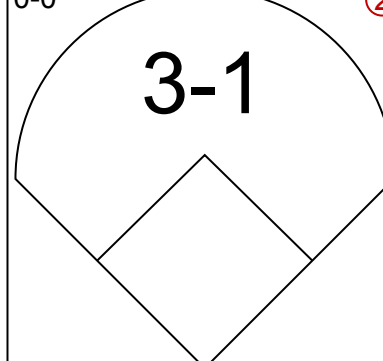
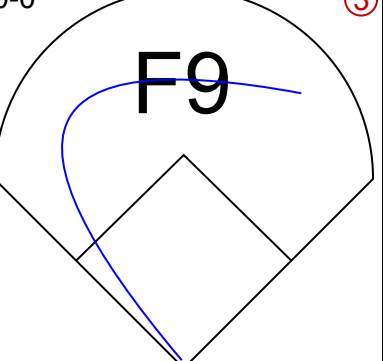
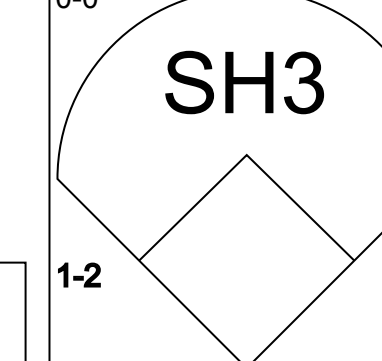
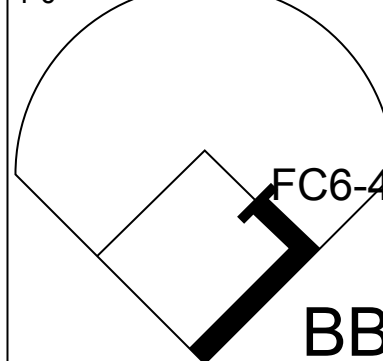
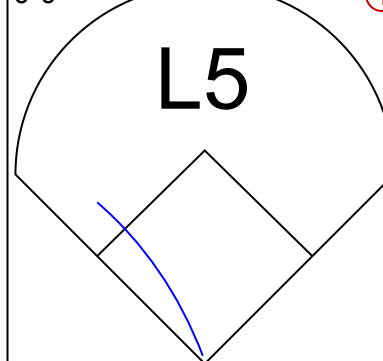
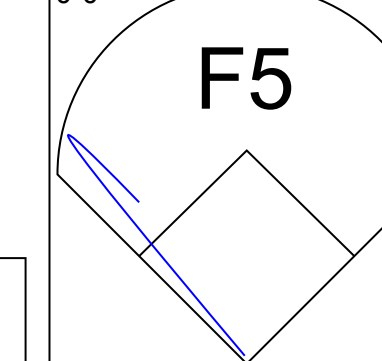


Batter	1	2	3	4	5	6	7	8	9	10	AB	R	H	RBI	BB	SO	LOB	BOTTOM						
Lonnie Smith, R OBP: 0.385, SLG: 0.450 (1, 7)	1B 3B	6-3																5 1 2 0 0 0 1						
Ken Oberkfell, L OBP: 0.373, SLG: 0.368 Dave Rucker, L OBP: 0.451, SLG: 0.455 (8, 1)	F2																	3 0 0 0 1 0 1 0 0 0 0 0 0 0 1 0 0 0 0 0 0						
Steve Braun, L OBP: 0.451, SLG: 0.455 (10, PH)																		4 4 3 2 1 0 2						
Andy Van Slyke, L OBP: 0.380, SLG: 0.497 (1, 5)	1B SF8																	4 4 3 2 1 0 2						
Dane Iorg, L OBP: 0.337, SLG: 0.392 George Hendrick, R OBP: 0.380, SLG: 0.497 (8, PH) (9, 3)	1B																	3 0 2 0 0 0 1 1 0 0 0 0 0 1						
Darrell Porter, L OBP: 0.339, SLG: 0.416 Floyd Rayford, R OBP: 0.262, SLG: 0.385 Glenn Brummer, R OBP: 0.294, SLG: 0.317 (9, 2)	SF8																	2 0 1 2 0 1 2 1 0 0 0 0 1 1 0 0 0 0 0 0 0						
Willie McGee, S OBP: 0.319, SLG: 0.378 (1, 8)	L3																	4 0 1 1 0 1 2						
David Green, R OBP: 0.332, SLG: 0.410 (1, 9)																		4 0 0 0 0 2 1						
Ozzie Smith, S OBP: 0.304, SLG: 0.321 (1, 6)																		4 0 1 0 0 0 0						
Joaquin Andujar, S OBP: 0.105, SLG: 0.123 Neil Allen, R OBP: 0.114, SLG: 0.171 Bill Lyons, R OBP: 0.182, SLG: 0.182 (8, 4)	SH1-4																	1 0 0 0 0 0 0 0 0 0 0 0 0 0 2 0 0 0 0 0 0						
Inning Stats	R: 2 E: 0 K: 0 S: 6	H: 3 LOB: 1 BB: 0 P: 6	R: 0 E: 0 K: 0 S: 4	H: 1 LOB: 1 BB: 0 P: 4	R: 1 E: 0 K: 1 S: 6	H: 1 LOB: 1 BB: 1 P: 10	R: 0 E: 0 K: 1 S: 5	H: 0 LOB: 0 BB: 0 P: 5	R: 0 E: 0 K: 1 S: 6	H: 2 LOB: 2 BB: 1 P: 10	R: 0 E: 0 K: 0 S: 3	H: 0 LOB: 0 BB: 0 P: 3	R: 0 E: 0 K: 2 S: 9	H: 0 LOB: 0 BB: 0 P: 9	R: 1 E: 0 K: 0 S: 3	H: 2 LOB: 1 BB: 0 P: 3	R: 0 E: 0 K: 0 S: 3	H: 0 LOB: 0 BB: 0 P: 3	R: 1 E: 0 K: 0 S: 2	H: 1 LOB: 0 BB: 0 P: 2	1B: 6 2B: 1 3B: 2 HR: 1	SF: 1 SAC: 1 DP: 0 HBP: 0	WP: 0 PB: 0 SB: 1 CS: 0	PA: 39
PITCHER	IP WLS BF H R ER SO ERA WHIP	IP WLS BF H R ER SO ERA WHIP	IP WLS BF H R ER SO ERA WHIP	IP WLS BF H R ER SO ERA WHIP	IP WLS BF H R ER SO ERA WHIP	IP WLS BF H R ER SO ERA WHIP	IP WLS BF H R ER SO ERA WHIP	IP WLS BF H R ER SO ERA WHIP	IP WLS BF H R ER SO ERA WHIP	IP WLS BF H R ER SO ERA WHIP	IP WLS BF H R ER SO ERA WHIP	IP WLS BF H R ER SO ERA WHIP	IP WLS BF H R ER SO ERA WHIP	IP WLS BF H R ER SO ERA WHIP	IP WLS BF H R ER SO ERA WHIP	IP WLS BF H R ER SO ERA WHIP	IP WLS BF H R ER SO ERA WHIP	IP WLS BF H R ER SO ERA WHIP	IP WLS BF H R ER SO ERA WHIP	IP WLS BF H R ER SO ERA WHIP	IP WLS BF H R ER SO ERA WHIP	IP WLS BF H R ER SO ERA WHIP	IP WLS BF H R ER SO ERA WHIP	IP WLS BF H R ER SO ERA WHIP
Joe Niekro, R ERA: 3.41 Frank DiPino, L ERA: 2.69 Bill Dawley, R ERA: 2.57	6.0 3.0 0.1	WLS 11 L	BF 7 2 1	H 3 1	R 3 1	ER 3 1	SO 3 2	BB 2 0	IBB 0 0	HBP 0 0	BLK 0 0	WP 0 0	HR 0 0	S 30 15 2	P 38 15 2	ERA 4.50 3.00 27.00	WHIP 1.500 0.667 3.000							

Houston Astros @ St. Louis Cardinals
 Busch Stadium, St. Louis, MO
 Thu Aug 18 1983, 7:05 PM CDT
 Att: 27,053 - Unknown

AB	35
R	5
H	10
RBI	5
BB	2
SO	5
LOB	12

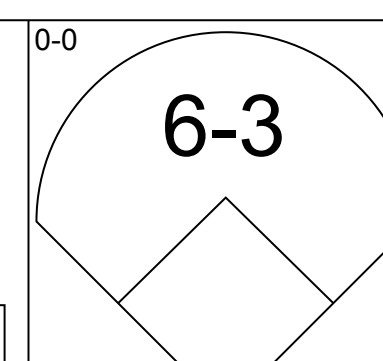
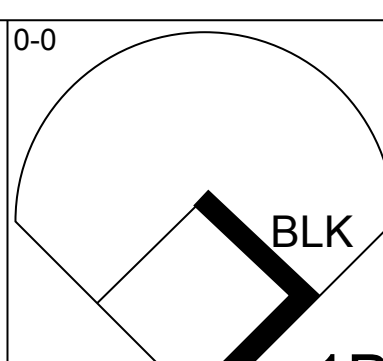
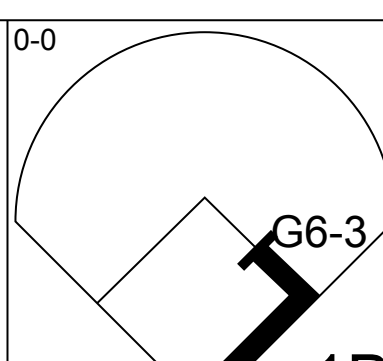
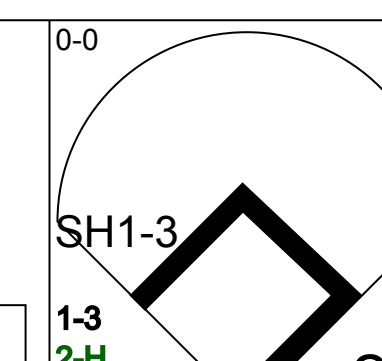
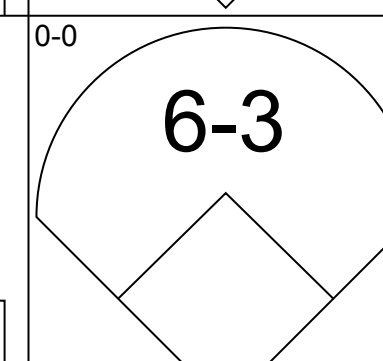
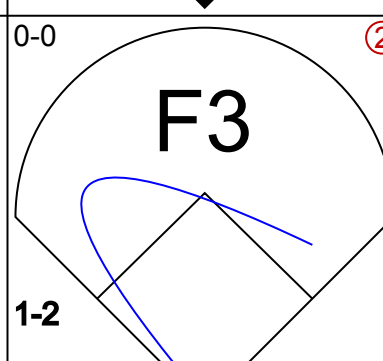
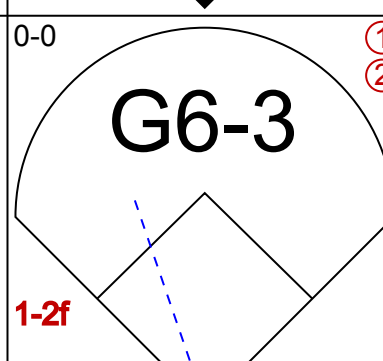
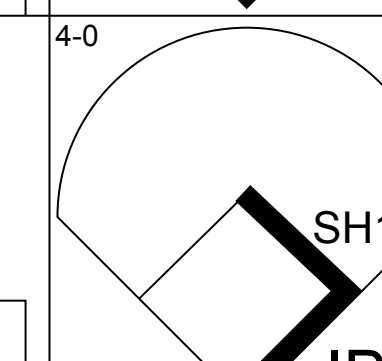
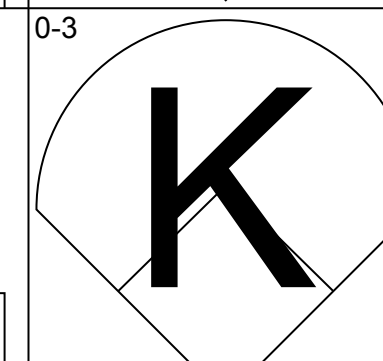
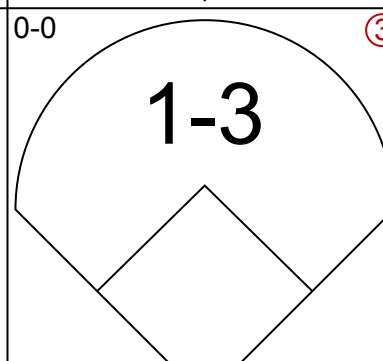
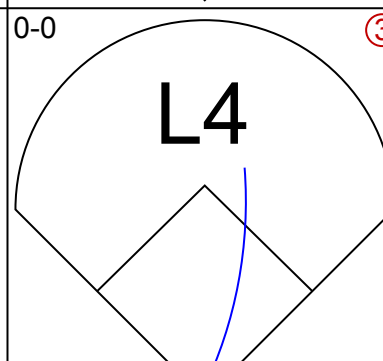
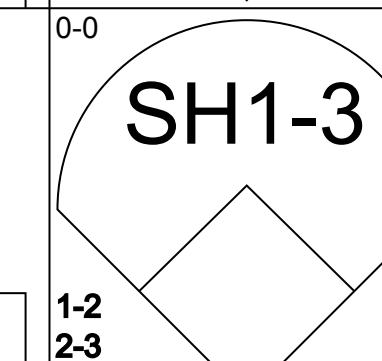
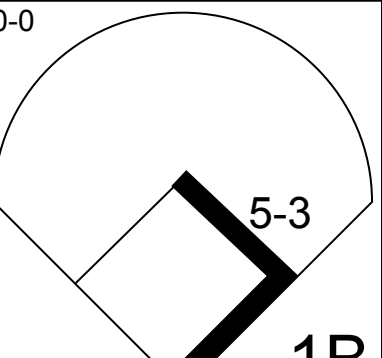
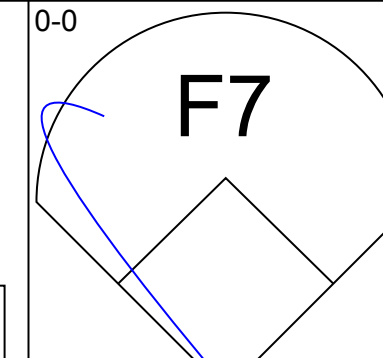
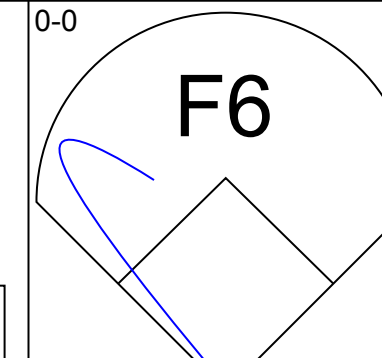

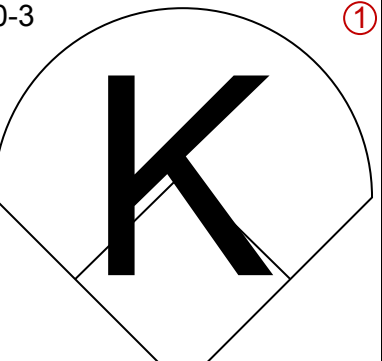
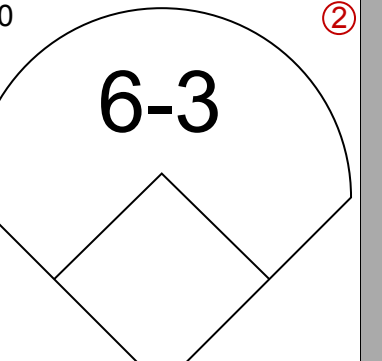
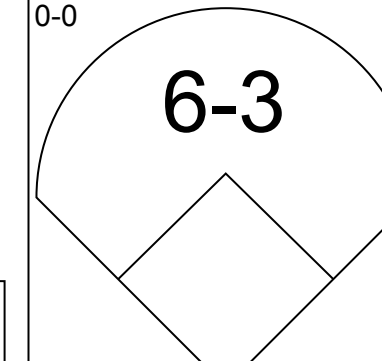

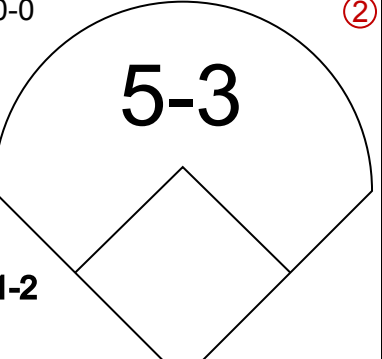
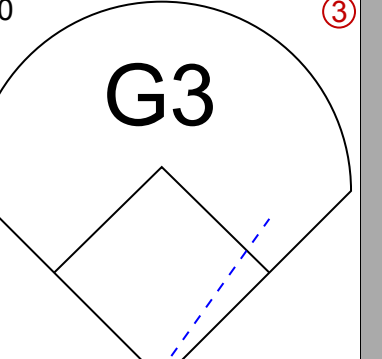
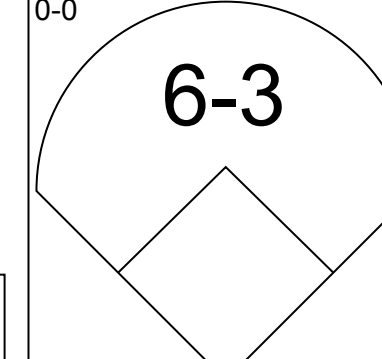
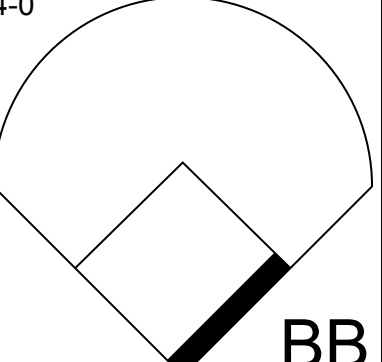
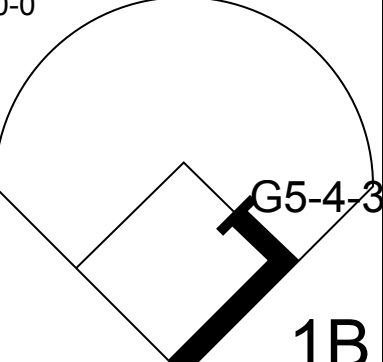
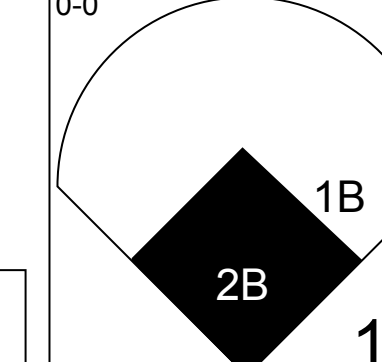
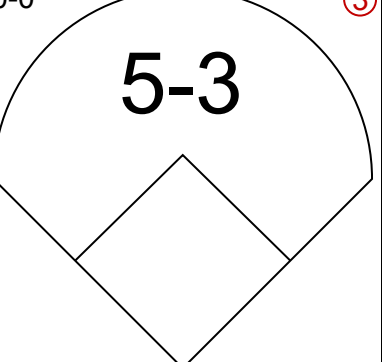
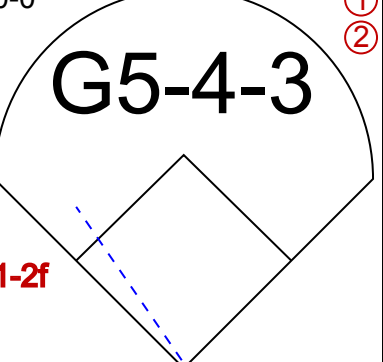
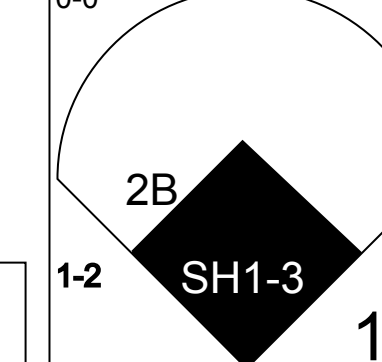
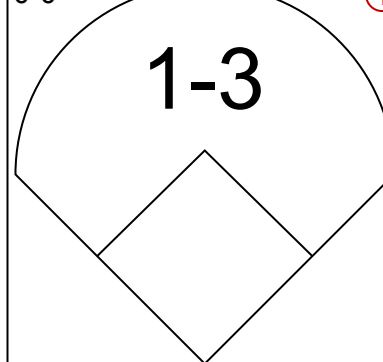
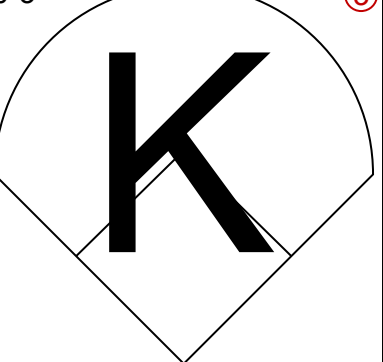
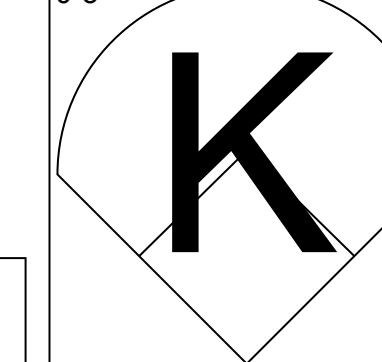


Batter	1	2	3	4	5	6	7	8	9	AB	R	H	RBI	BB	SO	LOB	TOP										
Tony Scott, S OBP: 0.274, SLG: 0.301 (1, 9)										4	0	1	0	0	1	2											
Bill Doran, S OBP: 0.370, SLG: 0.332 (1, 4)										4	0	0	0	0	1	1											
Dickie Thon, R OBP: 0.354, SLG: 0.473 (1, 6)										4	0	1	0	0	0	1											
Phil Garner, R OBP: 0.318, SLG: 0.358 (1, 5)										3	0	0	0	1	0	1											
Jose Cruz, L OBP: 0.390, SLG: 0.477 (1, 7)										3	0	0	0	1	1	1											
Ray Knight, R OBP: 0.363, SLG: 0.468 (1, 3)										4	0	0	0	0	1	2											
Jerry Mumphrey, S OBP: 0.331, SLG: 0.398 (1, 8)										3	0	1	0	0	0	0											
John Mizerock, L OBP: 0.290, SLG: 0.340 (1, 2)										2	0	0	0	0	0	0											
Mike Madden, L OBP: 0.091, SLG: 0.063 (8, 1)										2	0	0	0	1	0	1											
Inning Stats	R: 0 E: 0 K: 1 S: 5	H: 0 LOB: 0 BB: 0 P: 5	R: 0 E: 0 K: 0 S: 3	H: 0 LOB: 0 BB: 0 P: 3	R: 0 E: 0 K: 0 S: 3	H: 0 LOB: 1 BB: 1 P: 7	R: 0 E: 0 K: 1 S: 6	H: 1 LOB: 1 BB: 0 P: 6	R: 0 E: 0 K: 0 S: 3	H: 0 LOB: 0 BB: 0 P: 3	R: 0 E: 0 K: 0 S: 4	H: 1 LOB: 1 BB: 0 P: 4	R: 0 E: 0 K: 0 S: 3	H: 0 LOB: 0 BB: 0 P: 3	R: 0 E: 0 K: 0 S: 4	H: 1 LOB: 1 BB: 2 P: 4	R: 0 E: 0 K: 2 S: 7	H: 0 LOB: 2 BB: 2 P: 15	1B: 3 2B: 0 3B: 0 HR: 0	SF: 0 SAC: 1 DP: 0 HBP: 0	WP: 0 PA: 33 PB: 0 SB: 0 CS: 0						
PITCHER	IP	WLS	BF	H	R	ER	SO	BB	IBB	HBP	BLK	WP	HR	S	P	ERA	WHIP										
Dave LaPoint, L ERA: 3.51 Bruce Sutter, R ERA: 4.16	(1, 1)	8.2	W	32	3	0	0	3	3	0	0	0	0	35	47	0.00	0.692										

Houston Astros @ St. Louis Cardinals
 Busch Stadium, St. Louis, MO
 Fri Aug 19 1983, 7:05 PM CDT
 Att: 28,200 - Unknown

AB	29
R	0
H	3
RBI	0
BB	3
SO	4
LOB	9



Batter	1	2	3	4	5	6	7	8	9	AB	R	H	RBI	BB	SO	LOB	BOTTOM										
Lonnie Smith, R OBP: 0.389, SLG: 0.456 (1, 7)										4	0	3	1	0	0	0											
Ozzie Smith, S OBP: 0.304, SLG: 0.319 (1, 6)										3	0	0	0	1	0	2											
Andy Van Slyke, L OBP: 0.374, SLG: 0.489 (1, 5)										3	0	0	1	0	1	1											
George Hendrick, R OBP: 0.381, SLG: 0.496 (1, 3)										3	0	1	0	1	0	0											
David Green, R OBP: 0.328, SLG: 0.404 (1, 9)										4	0	0	0	0	2	4											
Willie McGee, S OBP: 0.317, SLG: 0.375 (1, 8)										3	0	0	0	0	0	1											
Darrell Porter, L OBP: 0.344, SLG: 0.420 (1, 2)										2	1	2	0	1	0	0											
Mike Ramsey, S OBP: 0.306, SLG: 0.328 (8, PH) Floyd Rayford, R OBP: 0.271, SLG: 0.392 Ken Oberkfell, L OBP: 0.373, SLG: 0.368 (9, 4)										2	0	0	0	0	0	3											
Dave LaPoint, L OBP: 0.214, SLG: 0.137 Bruce Sutter, R (9, 1)										3	0	0	0	0	2	2											
Inning Stats	R: 0 E: 0 K: 1 S: 5	H: 1 LOB: 2 BB: 1 P: 10	R: 0 E: 0 K: 0 S: 4	H: 1 LOB: 1 BB: 0 P: 4	R: 0 E: 0 K: 0 S: 3	H: 0 LOB: 0 BB: 0 P: 3	R: 0 E: 0 K: 0 S: 3	H: 1 LOB: 0 BB: 0 P: 3	R: 0 E: 0 K: 0 S: 3	H: 0 LOB: 0 BB: 0 P: 3	R: 2 E: 0 K: 2 S: 10	H: 3 LOB: 3 BB: 2 P: 18	R: 0 E: 0 K: 0 S: 7	H: 0 LOB: 2 BB: 2 P: 15	1B: 6 2B: 1 3B: 0 HR: 0	SF: 0 SAC: 1 DP: 2 HBP: 0	WP: 0 PA: 32 PB: 0 SB: 0 CS: 0										
PITCHER	IP	WLS	BF	H	R	ER	SO	BB	IBB	HBP	BLK	WP	HR	S	P	ERA	WHIP										
Mike Madden, L ERA: 2.05 Michael LaCoss, R ERA: 4.89	(1, 1)	7.2	L	30	7	2	2	4	1	0	0	0	0	36	44	2.35	1.043										

Houston Astros @ St. Louis Cardinals
 Busch Stadium, St. Louis, MO
 Fri Aug 19 1983, 7:05 PM CDT
 Att: 28,200 - Unknown

AB	28
R	2
H	7
RBI	2
BB	3
SO	5
LOB	13



Batter	1	2	3	4	5	6	7	8	9	AB	R	H	RBI	BB	SO	LOB	TOP			
Bill Doran, S OBP: 0.371, SLG: 0.333 (1, 4)	F7		E 1B		FC5-4 1B			L3		4	0	2	0	0	0	0				
Terry Puhl, L OBP: 0.355, SLG: 0.441 (1, 9)	F7		F2 1-2		F8			3-1		4	0	0	0	0	0	3				
Dickie Thon, R OBP: 0.353, SLG: 0.475 (1, 6)			5-3		FC5-4 1-2			5-3		4	0	1	0	0	0	3				
Phil Garner, R OBP: 0.316, SLG: 0.355 (1, 5)	F9			6-3		4-3			1-3	4	0	0	0	0	0	1				
Jose Cruz, L OBP: 0.389, SLG: 0.474 (1, 7)		L3		S BB		6-3		F9		3	0	0	0	1	0	0				
Ray Knight, R OBP: 0.364, SLG: 0.469 (1, 3)				F6 1-2		5-3			BB	3	0	1	0	1	0	1				
Jerry Mumphrey, S OBP: 0.327, SLG: 0.393 (1, 8)	F3			F8			G3	F8		4	0	0	0	0	0	3				
John Mizerock, L OBP: 0.292, SLG: 0.339 (1, 2)		4-3			1B			F9		3	0	1	0	0	0	1				
Bob Knepper, L OBP: 0.210, SLG: 0.288 Michael LaCoss, R OBP: 0.091, SLG: 0.063 Kevin Bass, S OBP: 0.245, SLG: 0.328 Dave Smith, R OBP: 0.245, SLG: 0.328 (1, 1)			F8		F8			F8		2	0	0	0	0	0	1				
										0	0	0	0	0	0	0				
										1	0	0	0	0	0	0				
										0	0	0	0	0	0	0				
Inning Stats	R: 0 E: 0 K: 0 S: 4	H: 1 LOB: 1 BB: 0 P: 4	R: 0 E: 0 K: 0 S: 4	H: 1 LOB: 1 BB: 0 P: 4	R: 0 E: 1 K: 0 S: 4	H: 1 LOB: 1 BB: 0 P: 4	R: 0 E: 0 K: 0 S: 3	H: 0 LOB: 1 BB: 1 P: 7	R: 0 E: 0 K: 0 S: 5	H: 2 LOB: 2 BB: 0 P: 5	R: 0 E: 0 K: 0 S: 3	H: 0 LOB: 0 BB: 0 P: 3	R: 0 E: 0 K: 0 S: 3	H: 0 LOB: 0 BB: 0 P: 3	R: 0 E: 0 K: 0 S: 3	H: 0 LOB: 1 BB: 1 P: 7	1B: 3 2B: 1 3B: 1 HR: 0	SF: 0 SAC: 0 DP: 0 HBP: 0	WP: 0 PB: 0 SB: 1 CS: 0	PA: 34
PITCHER John Stuper, R ERA: 3.72 (1, 1)	IP: 9.0 WLS: W BF: 34 H: 5 R: 0 ER: 0 SO: 0 BB: 2 IBB: 0 HBP: 0 BLK: 0 WP: 0 HR: 0 S: 32 P: 40 ERA: 0.00 WHIP: 0.778																			

Houston Astros @ St. Louis Cardinals
 Busch Stadium, St. Louis, MO
 Sat Aug 20 1983, 7:05 PM CDT
 Att: 41,539 - Unknown

AB 32
 R 0
 H 5
 RBI 0
 BB 2
 SO 0
 LOB 13



Batter	1	2	3	4	5	6	7	8	9	AB	R	H	RBI	BB	SO	LOB	BOTTOM			
Lonnie Smith, R OBP: 0.387, SLG: 0.452 Ken Oberkfell, L OBP: 0.373, SLG: 0.368 (1, 7)	F8		F4 BB		4-0 BB	FC6-4 1-2				3	0	0	1	1	0	2				
Ozzie Smith, S OBP: 0.305, SLG: 0.321 (1, 6)	K		S 2B		5-3		SH3-4 BB			3	1	1	0	1	1	3				
David Green, R OBP: 0.328, SLG: 0.413 (1, 9)	HR		K 2-H		K		SH3-4 1-2			3	1	1	1	0	2	0				
George Hendrick, R OBP: 0.382, SLG: 0.495 (1, 3)	FC6-4 BB		F8		G6-4-3 1B		F3			3	0	1	0	1	0	1				
Floyd Rayford, R OBP: 0.261, SLG: 0.378 Andy Van Slyke, L OBP: 0.373, SLG: 0.487 (1, 5)	FC6-4 1-2			F8	G6-4-3 1-2		G3			3	0	0	0	0	0	2				
										1	0	0	0	0	0	1				
Willie McGee, S OBP: 0.315, SLG: 0.372 (1, 8)		K		E5 S BB		K		F6		4	1	0	0	0	2	0				
Bill Lyons, R OBP: 0.231, SLG: 0.308 (1, 4)		F8		BB S 1B		F9				4	0	2	0	0	0	0				
Glenn Brummer, R OBP: 0.310, SLG: 0.313 (1, 2)				BB S BB		BB BB		K		1	0	0	0	3	1	1				
John Stuper, R OBP: 0.167, SLG: 0.125 (1, 1)		K		K		FC6-4 1-2		6-3		3	0	0	0	1	2	5				
Inning Stats	R: 1 E: 0 K: 1 S: 6	H: 1 LOB: 1 BB: 1 P: 10	R: 0 E: 0 K: 2 S: 7	H: 0 LOB: 1 BB: 1 P: 11	R: 1 E: 0 K: 1 S: 6	H: 1 LOB: 0 BB: 0 P: 6	R: 1 E: 1 K: 1 S: 7	H: 1 LOB: 3 BB: 2 P: 15	R: 0 E: 0 K: 1 S: 5	H: 1 LOB: 0 BB: 0 P: 5	R: 0 E: 0 K: 1 S: 5	H: 0 LOB: 2 BB: 2 P: 13	R: 0 E: 0 K: 0 S: 3	H: 0 LOB: 1 BB: 1 P: 7	R: 0 E: 0 K: 1 S: 6	H: 1 LOB: 1 BB: 0 P: 6	1B: 2 2B: 1 3B: 1 HR: 1	SF: 0 SAC: 1 DP: 1 HBP: 0	WP: 0 PB: 0 SB: 4 CS: 0	PA: 36
PITCHER Bob Knepper, L ERA: 3.35 Michael LaCoss, R ERA: 4.89 Dave Smith, R ERA: 2.81 (1, 1)	IP: 5.2 WLS: L BF: 27 H: 4 R: 3 ER: 2 SO: 7 BB: 6 IBB: 0 HBP: 0 BLK: 0 WP: 0 HR: 1 S: 35 P: 59 ERA: 3.18 WHIP: 1.765																			
PITCHER	IP: 0.1 WLS: 1 BF: 1 H: 0 R: 0 ER: 0 SO: 0 BB: 0 IBB: 0 HBP: 0 BLK: 0 WP: 0 HR: 0 S: 1 P: 1 ERA: 0.00 WHIP: 0.000																			
PITCHER John Stuper, R ERA: 2.81 (7, 1)	IP: 2.0 WLS: 8 BF: 1 H: 0 R: 0 ER: 0 SO: 1 BB: 1 IBB: 0 HBP: 0 BLK: 0 WP: 0 HR: 0 S: 9 P: 13 ERA: 0.00 WHIP: 1.000																			

Houston Astros @ St. Louis Cardinals
 Busch Stadium, St. Louis, MO
 Sat Aug 20 1983, 7:05 PM CDT
 Att: 41,539 - Unknown

AB 28
 R 3
 H 5
 RBI 2
 BB 7
 SO 8
 LOB 15



Batter	1	2	3	4	5	6	7	8	9	AB	R	H	RBI	BB	SO	LOB	TOP											
Bill Doran, S OBP: 0.374, SLG: 0.337 (1, 4)	0-0 FC3-6 1B		0-0 F8		0-0 1B		0-0 1-3		0-0 1B	5	0	3	0	0	0	2												
Terry Puhl, L OBP: 0.352, SLG: 0.438 (1, 9)	0-0 FC3-6 1-2		0-0 F2		0-0 6-3			0-0 F6	0-0 1-2 1B	5	0	1	0	0	0	2												
Dickie Thon, R OBP: 0.350, SLG: 0.470 (1, 6)	0-3 K		0-3 K			0-0 F9		0-0 F8	0-0 4-3	5	0	0	0	0	2	3												
Jose Cruz, L OBP: 0.388, SLG: 0.479 (1, 7)	0-0 1-3			0-0 3-1		0-0 3-1			HR	4	1	1	1	0	0	1												
Ray Knight, R OBP: 0.365, SLG: 0.472 (1, 3)		0-0 SF8 1B		0-0 F4		0-0 F3			WP 2B	4	1	2	0	0	0	0												
Denny Walling, L OBP: 0.309, SLG: 0.338 (1, 5)		0-0 E3 1-3						0-0 E1 1B	4-0 BB	3	0	2	0	1	0	1												
Jerry Mumphrey, S OBP: 0.327, SLG: 0.392 (1, 8)		0-0 SF8 3-H		0-3 K				0-0 F5		3	0	1	1	0	1	3												
John Mizerock, L OBP: 0.279, SLG: 0.322 Craig Reynolds, L OBP: 0.297, SLG: 0.323 (9, PH)		0-0 F9			0-3 K			0-0 F9		3	0	0	0	0	1	3												
Nolan Ryan, R OBP: 0.091, SLG: 0.057 Harry Spilman, L OBP: 0.227, SLG: 0.267 (7, PH) Vern Ruhle, R OBP: 0.250, SLG: 0.143 Kevin Bass, S OBP: 0.243, SLG: 0.326 (9, PH)		0-3 K			0-0 F9			0-0 F8		2	0	0	0	0	1	1												
										1	0	0	0	0	0	2												
										0	0	0	0	0	0	0												
										1	0	0	0	0	0	0												
Inning Stats	R: 0 E: 0 K: 1 S: 6	H: 1 LOB: 1 BB: 0 P: 6	R: 1 E: 1 K: 1 S: 7	H: 1 LOB: 1 BB: 0 P: 7	R: 0 E: 0 K: 1 S: 5	H: 0 LOB: 0 BB: 0 P: 5	R: 0 E: 0 K: 1 S: 6	H: 1 LOB: 1 BB: 0 P: 6	R: 0 E: 0 K: 0 S: 3	H: 0 LOB: 0 BB: 0 P: 3	R: 0 E: 1 K: 0 S: 5	H: 2 LOB: 2 BB: 0 P: 5	R: 1 E: 0 K: 0 S: 5	H: 2 LOB: 2 BB: 1 P: 9	R: 0 E: 0 K: 0 S: 5	H: 2 LOB: 2 BB: 0 P: 5	1B: 8 2B: 1 3B: 0 HR: 1	SF: 1 SAC: 0 DP: 0 HBP: 0	WP: 1 PB: 0 SB: 0 CS: 0	PA: 39								
PITCHER	IP	WLS	BF	H	R	ER	SO	BB	IBB	HBP	BLK	WP	HR	S	P	ERA	WHIP											
Danny Cox, R ERA: 2.57 Neil Allen, R ERA: 3.87 Bruce Sutter, R ERA: 4.14	(1, 1)	7.2	W	32	8	2	1	5	0	0	0	0	1	42	42	1.17	1.043											
	(8, 1)	1.0		6	2	0	0	0	1	0	0	0	1	0	5	9	0.00	3.000										
	(9, 1)	0.1	S	1	0	0	0	0	0	0	0	0	0	0	1	1	0.00	0.000										

Houston Astros @ St. Louis Cardinals
 Busch Stadium, St. Louis, MO
 Sun Aug 21 1983, 3:33 AM CDT
 Att: 31,962 - Unknown

AB 37
 R 2
 H 10
 RBI 2
 BB 1
 SO 5
 LOB 18



Batter	1	2	3	4	5	6	7	8	9	AB	R	H	RBI	BB	SO	LOB	BOTTOM										
Lonnie Smith, R OBP: 0.391, SLG: 0.457 (1, 7)	0-0 1B 2B		0-0 5-3			4-0 6-3 1B BB		0-0 1-2 1B		3	2	2	1	1	0	0											
Willie McGee, S OBP: 0.316, SLG: 0.373 (1, 8)	0-0 1B 2-H		0-0 5-3			0-0 6-3 1-3		0-0 1-3 2-H 1B		4	1	2	2	0	0	1											
Andy Van Slyke, L OBP: 0.368, SLG: 0.479 (1, 5)	0-1 CI 1B 1-2		0-0 P4		0-3 K			0-0 P4		3	0	0	0	0	1	1											
George Hendrick, R OBP: 0.387, SLG: 0.500 (1, 3)	0-0 BB 1-3 2-H 1B		0-0 G6-4-3 1B		0-0 G6-4-3 1B			0-0 1B		4	0	4	2	0	0	0											
Dane Iorg, L OBP: 0.333, SLG: 0.386 David Green, R OBP: 0.328, SLG: 0.413 (7, PR) (8, 9)	0-3 K		0-0 G6-4-3 1-2		0-0 F7			0-0 G6-4-3 1B		4	0	1	0	0	1	4											
										0	0	0	0	0	0	0											
Darrell Porter, L OBP: 0.344, SLG: 0.421 (1, 2)	0-3 K			0-0 4-3 CS 2B				0-0 K	0-0 G6-4-3 1-2	4	0	1	0	0	2	4											
Ken Oberkfell, L OBP: 0.372, SLG: 0.365 (1, 4)	4-0 FC6-4 1-2 BB			0-0 4-3				0-0 F9		3	0	0	0	1	0	1											
Mike Ramsey, S OBP: 0.311, SLG: 0.328 (1, 6)	0-0 FC6-4 1-2			4-0 BB				0-0 1B 1B		3	1	1	0	1	0	3											
Danny Cox, R OBP: 0.111, SLG: 0.111 Neil Allen, R OBP: 0.111, SLG: 0.167 Bruce Sutter, R ERA: 4.12 (8, 1) (9, 1)		0-3 K		0-0 6-3				0-0 1B 1B	0-3 K	3	1	1	0	0	1	1											
										1	0	0	0	0	1	0											
										0	0	0	0	0	0	0											
Inning Stats	R: 2 E: 1 K: 2 S: 11	H: 3 LOB: 3 BB: 1 P: 15	R: 0 E: 0 K: 1 S: 5	H: 0 LOB: 0 BB: 0 P: 5	R: 0 E: 0 K: 0 S: 3	H: 1 LOB: 0 BB: 0 P: 3	R: 0 E: 0 K: 0 S: 3	H: 1 LOB: 1 BB: 1 P: 7	R: 1 E: 0 K: 1 S: 6	H: 1 LOB: 1 BB: 1 P: 10	R: 2 E: 0 K: 1 S: 8	H: 4 LOB: 2 BB: 0 P: 8	R: 0 E: 0 K: 0 S: 4	H: 2 LOB: 2 BB: 0 P: 4	R: 0 E: 0 K: 1 S: 5	H: 0 LOB: 0 BB: 0 P: 5	1B: 10 2B: 2 3B: 0 HR: 0	SF: 0 SAC: 0 DP: 2 HBP: 0	WP: 0 PB: 0 SB: 1 CS: 1	PA: 36							
PITCHER	IP	WLS	BF	H	R	ER	SO	BB	IBB	HBP	BLK	WP	HR	S	P	ERA	WHIP										
Nolan Ryan, R ERA: 2.51 Vern Ruhle, R ERA: 4.12	(1, 1)	6.0	L	29	10	5	4	5	3	0	0	0	0	36	48	6.00	2.167										
	(7, 1)	2.0		7	2	0	0	1	0	0	0	0	0	9	9	0.00	1.000										

Houston Astros @ St. Louis Cardinals
 Busch Stadium, St. Louis, MO
 Sun Aug 21 1983, 3:33 AM CDT
 Att: 31,962 - Unknown

AB 32
 R 5
 H 12
 RBI 5
 BB 3
 SO 6
 LOB 15



Batter	1	2	3	4	5	6	7	8	9	AB	R	H	RBI	BB	SO	LOB	TOP			
Brett Butler, L OBP: 0.336, SLG: 0.394 (1, 7)	G3		1-3			F9			F7	4	0	0	0	0	0	2				
Glenn Hubbard, R OBP: 0.330, SLG: 0.389 (1, 4)	6-3		F7			6-3			K	4	0	0	0	0	1	2				
Claudell Washington, L OBP: 0.319, SLG: 0.499 (1, 9)	6-3			K					4-3	4	0	0	0	0	2	1				
Dale Murphy, R OBP: 0.400, SLG: 0.538 (1, 8)		1B		K					3-1	3	0	1	0	0	1	0				
Chris Chambliss, L OBP: 0.377, SLG: 0.519 (1, 3)		1B		F9					K	3	0	1	0	0	1	0				
Rafael Ramirez, R OBP: 0.333, SLG: 0.359 (1, 6)		G1-6-3				K			6-3	3	0	1	0	0	1	0				
Randy Johnson, R OBP: 0.409, SLG: 0.357 (1, 5)		G1-6-3				K			F8	3	0	0	0	0	1	2				
Bruce Benedict, R OBP: 0.388, SLG: 0.345 (1, 2)				F3					L7	3	0	1	0	0	0	0				
Pete Falcone, L OBP: 0.126, SLG: 0.155 (4, 1)				SH1-4						0	0	0	0	0	0	0				
Tony Gizzolara, R OBP: 0.221, SLG: 0.399 (6, PH)				SH1-4						0	0	0	0	0	0	0				
Gene Garber, R OBP: 0.365, SLG: 0.182 (6, PH)										0	0	0	0	0	0	0				
Brad Komminsk, R OBP: 0.355, SLG: 0.632 (6, PH)										0	0	0	0	0	0	0				
Ken Dayley, L OBP: 0.405, SLG: 0.632 (6, PH)										0	0	0	0	0	1	0				
Gerald Perry, L OBP: 0.405, SLG: 0.632 (6, PH)										0	0	0	0	0	1	0				
Inning Stats	R: 0 E: 0 K: 0 S: 3	H: 0 LOB: 0 BB: 0 P: 3	R: 0 E: 0 K: 0 S: 4	H: 3 LOB: 1 BB: 0 P: 4	R: 0 E: 0 K: 0 S: 4	H: 1 LOB: 1 BB: 0 P: 4	R: 0 E: 0 K: 2 S: 7	H: 0 LOB: 0 BB: 0 P: 7	R: 0 E: 0 K: 0 S: 7	H: 0 LOB: 0 BB: 0 P: 7	R: 0 E: 0 K: 0 S: 3	H: 0 LOB: 0 BB: 0 P: 7	R: 0 E: 0 K: 0 S: 3	H: 0 LOB: 0 BB: 0 P: 3	R: 0 E: 0 K: 1 S: 5	H: 0 LOB: 1 BB: 1 P: 9	1B: 4 2B: 0 3B: 0 HR: 0	SF: 0 SAC: 1 DP: 1 HBP: 0	WP: 0 PB: 0 SB: 0 CS: 0	PA: 30
PITCHER Joaquin Andujar, R ERA: 3.93 (1, 1)	IP: 9.0 WLS: W BF: 30 H: 4 R: 0 ER: 0 SO: 7 BB: 1 IBB: 0 HBP: 0 BLK: 0 WP: 0 HR: 0 S: 43 P: 47 ERA: 0.00 WHIP: 0.556															PITCHER				

Atlanta Braves @ St. Louis Cardinals
Busch Stadium, St. Louis, MO
Tue Aug 23 1983, 7:05 PM CDT
Att: 32,100 - Unknown

AB 28
R 0
H 4
RBI 0
BB 1
SO 7
LOB 7



Batter	1	2	3	4	5	6	7	8	9	AB	R	H	RBI	BB	SO	LOB	BOTTOM			
Lonnie Smith, R OBP: 0.387, SLG: 0.452 (1, 7)	P6		F8			F9				4	0	0	0	0	1	1				
Andy Van Slyke, L OBP: 0.368, SLG: 0.479 (6, 7)				K						0	0	0	0	0	0	0				
Ozzie Smith, S OBP: 0.309, SLG: 0.325 (1, 6)		2B	HR			F7			FC6-4	2	1	1	0	2	0	0				
David Green, R OBP: 0.330, SLG: 0.424 (1, 9)	6-3		HR			F7			F7	4	2	2	2	0	0	2				
George Hendrick, R OBP: 0.386, SLG: 0.505 (1, 3)	P6		HR			F8			FC6-4	4	1	1	1	0	0	3				
Floyd Rayford, R OBP: 0.267, SLG: 0.373 (1, 5)		1B				5-3			6-3	1	0	0	0	1	0	0				
Ken Oberkfell, L OBP: 0.373, SLG: 0.366 (5, PH) (6, 5)		1B								2	1	1	1	0	0	1				
Willie McGee, S OBP: 0.318, SLG: 0.374 (1, 8)		S				K			F7	4	2	2	1	0	1	0				
Bill Lyons, R OBP: 0.233, SLG: 0.276 (1, 4)		FC5-2-5							F9	3	0	0	0	1	1	2				
Glenn Brummer, R OBP: 0.320, SLG: 0.324 (1, 2)									5-3	4	0	2	0	0	0	0				
Joaquin Andujar, S OBP: 0.102, SLG: 0.119 (1, 1)									K	2	0	0	0	0	2	1				
Inning Stats	R: 0 E: 0 K: 0 S: 4	H: 1 LOB: 1 BB: 0 P: 4	R: 1 E: 0 K: 1 S: 6	H: 2 LOB: 1 BB: 1 P: 10	R: 3 E: 0 K: 1 S: 7	H: 2 LOB: 0 BB: 1 P: 11	R: 0 E: 0 K: 1 S: 5	H: 1 LOB: 1 BB: 1 P: 9	R: 3 E: 0 K: 1 S: 8	H: 3 LOB: 0 BB: 0 P: 8	R: 0 E: 0 K: 1 S: 5	H: 0 LOB: 0 BB: 0 P: 5	R: 0 E: 0 K: 0 S: 3	H: 0 LOB: 1 BB: 1 P: 7	R: 0 E: 0 K: 0 S: 3	H: 0 LOB: 0 BB: 0 P: 3	1B: 6 2B: 1 3B: 0 HR: 2	SF: 0 SAC: 1 DP: 0 HBP: 0	WP: 0 PB: 0 SB: 0 CS: 1	PA: 35
PITCHER Pete Falcone, L ERA: 3.78 (1, 1)	IP: 3.0 WLS: L BF: 16 H: 5 R: 4 ER: 4 SO: 2 BB: 3 IBB: 0 HBP: 0 BLK: 0 WP: 0 HR: 2 S: 2 P: 29 ERA: 12.00 WHIP: 2.667															PITCHER				
Tony Blizzolara, R ERA: 3.75 (4, 1)	1.1 4 1 0 0 1 0 0 0 0 0 0 6 6 0.00 0.750																			
Gene Garber, R ERA: 4.4 (5, 1)	0.2 5 3 3 2 1 0 0 0 0 0 0 7 7 27.00 4.500																			
Ken Dayley, L ERA: 3.99 (6, 1)	3.0 10 0 0 0 1 1 0 0 0 0 0 11 15 0.00 0.333																			

Atlanta Braves @ St. Louis Cardinals
Busch Stadium, St. Louis, MO
Tue Aug 23 1983, 7:05 PM CDT
Att: 32,100 - Unknown

AB 30
R 7
H 9
RBI 5
BB 4
SO 5
LOB 10



Batter	1	2	3	4	5	6	7	8	9	AB	R	H	RBI	BB	SO	LOB	TOP						
Brett Butler, L OBP: 0.337, SLG: 0.399 (1, 7)	0-0 4-3		0-0 1B	0-0 F8			0-3 K	0-0 BB 1B SF8 1B		5	2	2	1	0	1	0							
Randy Johnson, R OBP: 0.435, SLG: 0.383 (1, 5)	4-0 G5-3 1B BB		0-0 2B FC4-6 1B		0-0 F8		0-0 CS 2B 1B	0-0 1-2 1B 1B		4	3	3	2	1	0	0							
Terry Harper, R OBP: 0.360, SLG: 0.420 (1, 9)	0-0 1-2 1B		0-0 1-3 E 2B		0-0 P4		0-0 1-H 1B 2B	0-0 1-2 2-3 BB		4	2	3	1	1	0	0							
Dale Murphy, R OBP: 0.400, SLG: 0.536 Gerald Perry, L OBP: 0.435, SLG: 0.632 (1, 8) (8, 7)	0-0 G5-3		4-0 FC4-6 IBB		0-0 L1		0-0 E BB 2-H 1B	0-0 SF8		3	0	1	2	1	0	2							
Bob Watson, R OBP: 0.407, SLG: 0.534 Mike Jorgensen, L OBP: 0.338, SLG: 0.393 (1, 3) (7, PR) (7, 3)		0-0 F9	0-0 FC4-6 4-3		0-0 6-3		4-0 E BB	0-0 1-3 2-H 1B		3	0	0	1	1	0	1							
Rafael Ramirez, R OBP: 0.333, SLG: 0.366 (1, 6)	0-0 CS 1B		0-0 4-3		0-0 HR		0-3 E6 K			5	1	2	1	0	1	5							
Glenn Hubbard, R OBP: 0.328, SLG: 0.394 (1, 4)	0-0 1-2 HR		0-0 F9		0-0 F7		0-0 3-1		0-0 6-3	5	1	1	1	0	0	4							
Bruce Benedict, R OBP: 0.389, SLG: 0.344 (1, 2)	0-0 F8			4-0 G1-6-3 BB		0-0 5-3		0-0 1B SH1-4 1B 1B		4	1	1	0	1	0	0							
Phil Niekro, R OBP: 0.167, SLG: 0.173 Donnie Moore, L OBP: 0.500, SLG: 0.500 (1, 1) (8, 1)			0-0 3B 2B		0-0 G1-6-3		0-0 5-3	0-0 SH1-4	0-0 6-3	3	1	1	0	0	0	1							
Inning Stats	R: 0 E: 0 K: 0 S: 3	H: 1 LOB: 1 BB: 1 P: 7	R: 1 E: 0 K: 0 S: 4	H: 2 LOB: 0 BB: 0 P: 4	R: 4 E: 1 K: 0 S: 7	H: 4 LOB: 1 BB: 1 P: 11	R: 0 E: 0 K: 0 S: 2	H: 0 LOB: 0 BB: 1 P: 6	R: 0 E: 0 K: 0 S: 3	H: 0 LOB: 0 BB: 0 P: 3	R: 1 E: 0 K: 0 S: 4	H: 1 LOB: 0 BB: 0 P: 4	R: 2 E: 1 K: 1 S: 9	H: 3 LOB: 3 BB: 1 P: 13	R: 3 E: 0 K: 1 S: 9	H: 4 LOB: 2 BB: 1 P: 13	R: 0 E: 0 K: 0 S: 3	H: 0 LOB: 0 BB: 0 P: 3	1B: 9 2B: 3 3B: 1 HR: 2	SF: 1 SAC: 1 DP: 2 HBP: 0	WP: 0 PB: 0 SB: 0 CS: 2	PA: 45	
PITCHER	IP WLS BF H R ER SO BB IBB HBP BLK WP HR S P ERA WHIP																						
Dave LaPoint, L ERA: 3.88 Jeff Lathi, R ERA: 2.99 Bob Forsch, R ERA: 4.75 Dave Vonohlen, L ERA: 3.74 Dave Rucker, L ERA: 6.32	(1, 1) (3, 1) (6, 1) (8, 1) (9, 1)	2.0 3.0 2.0 1.0 1.0	WLS L 11 4 8 3	BF 11 12 8 3	H 6 1 4 0	R 4 3 3 0	ER 4 1 3 0	SO 0 1 1 0	BB 1 1 0 0	IBB 0 0 0 0	HBP 0 0 0 0	BLK 0 0 0 0	WP 0 0 0 0	HR 1 9 1 0	S 10 9 9 3	P 14 17 13 3	ERA 18.00 3.00 4.50 27.00 0.00	WHIP 3.500 0.667 2.500 5.000 0.000					

Atlanta Braves @ St. Louis Cardinals
Busch Stadium, St. Louis, MO
Wed Aug 24 1983, 3:33 AM CDT
Att: 31,049 - Unknown

AB 38
R 11
H 15
RBI 10
BB 5
SO 2
LOB 13



Batter	1	2	3	4	5	6	7	8	9	AB	R	H	RBI	BB	SO	LOB	BOTTOM						
Lonnie Smith, R OBP: 0.387, SLG: 0.451 (1, 7)	0-0 FC1-5 5-3 1B		0-0 F7		0-3 K			0-0 1B 2B 1B	0-3 K	5	1	2	0	0	2	2							
Ken Oberkfell, L OBP: 0.372, SLG: 0.365 (1, 4)	0-0 5-3		0-0 F7		0-0 F7		0-0 F7	0-0 2B SF8 1B		4	1	1	0	0	0	1							
Andy Van Slyke, L OBP: 0.366, SLG: 0.480 (1, 5)	0-0 FC1-5 BB		0-0 3-1		0-0 F9		0-0 F9	0-0 FC5 1-3 2-H 2B		4	0	1	1	0	0	1							
Dane Iorg, L OBP: 0.340, SLG: 0.400 (1, 3)	4-0 1-2 BB		0-0 F7		0-0 F7		0-0 2B	0-0 SF8		2	0	1	1	1	0	0							
Willie McGee, S OBP: 0.315, SLG: 0.371 (1, 8)	0-0 4-3		0-0 F7		0-0 4-3		0-0 K	0-3 K		4	0	0	0	0	1	4							
Darrell Porter, L OBP: 0.340, SLG: 0.416 (1, 2)		0-0 6-3		0-0 G3		0-3 K		0-0 FC5		4	0	0	0	0	1	1							
David Green, R OBP: 0.330, SLG: 0.431 (1, 9)		0-0 G3		0-3 K		0-0 6-3		0-0 HR		4	1	1	1	0	1	0							
Ozzie Smith, S OBP: 0.312, SLG: 0.325 Mike Ramsey, S OBP: 0.316, SLG: 0.333 (1, 6) (7, PR) (8, 6)		4-0 1B BB		0-0 4-3		0-0 4-3		0-0 G5-4-3 1B		2	0	1	0	1	0	0							
Dave LaPoint, L OBP: 0.228, SLG: 0.154 Jeff Lathi, R OBP: 0.275, SLG: 0.310 Jamie Quirk, L OBP: 0.236, SLG: 0.333 Bob Forsch, R OBP: 0.320, SLG: 0.333 Steve Braun, L OBP: 0.448 Dave Vonohlen, L OBP: 0.220, SLG: 0.143 Dave Rucker, L OBP: 0.266, SLG: 0.369 (1, 1) (3, 1) (5, PR) (8, 1) (7, PR) (8, 1) (9, 1) (9, PR)	(1, 1) (3, 1) (5, PR) (8, 1) (7, PR) (8, 1) (9, 1) (9, PR)	7.0 2.0	WLS W 7	BF 30 7	H 7 2	R 2 1	ER 2 1	SO 2 2	BB 2 1	IBB 0 0	HBP 0 0	BLK 0 0	WP 0 0	HR 0 1	S 34 11	P 42 11	ERA 2.57 4.50	WHIP 1.286 1.000					
PITCHER	IP WLS BF H R ER SO BB IBB HBP BLK WP HR S P ERA WHIP																						

Atlanta Braves @ St. Louis Cardinals
Busch Stadium, St. Louis, MO
Wed Aug 24 1983, 3:33 AM CDT
Att: 31,049 - Unknown

AB 34
R 3
H 9
RBI 3
BB 2
SO 5
LOB 11



Batter	1	2	3	4	5	6	7	8	9	AB	R	H	RBI	BB	SO	LOB	TOP					
Brett Butler , L (1, 7) OBP: 0.336, SLG: 0.399	3-1		E3				G4-6-3		F7	5	0	1	0	0	0	2						
Randy Johnson , R (1, 5) OBP: 0.413, SLG: 0.359	G3		6-3						F2	4	0	0	0	0	1	2						
Claudell Washington , L (1, 9) OBP: 0.317, SLG: 0.497	K		1-3						F7	4	1	1	0	0	1	1						
Dale Murphy , R (1, 8) OBP: 0.399, SLG: 0.534		4-3			P6				F9	4	0	1	0	0	0	1						
Chris Chambliss , L (1, 3) OBP: 0.380, SLG: 0.522		F8							1B	4	0	3	0	0	0	0						
Rafael Ramirez , R (1, 6) OBP: 0.335, SLG: 0.365		1B			F7				1B	3	0	1	1	1	0	3						
Glenn Hubbard , R (1, 4) OBP: 0.328, SLG: 0.393					F9				G3	4	0	1	0	0	0	3						
Bruce Benedict , R (1, 2) OBP: 0.387, SLG: 0.343		1-3							5-3	4	0	1	0	0	0	2						
Craig McMurtry , R (1, 1) OBP: 0.121, SLG: 0.073					F2					3	0	0	0	0	2	1						
Mike Jorgensen , L (9, PH) OBP: 0.347, SLG: 0.393										0	0	0	0	1	0	0						
Steve Bedrosian , R (9, 1) OBP: 0.133, SLG: 0.133										0	0	0	0	0	0	0						
Inning Stats	R: 0 E: 0 K: 1 S: 5	H: 0 LOB: 0 BB: 0 P: 5	R: 0 E: 0 K: 0 S: 4	H: 1 LOB: 2 BB: 1 P: 8	R: 0 E: 1 K: 0 S: 4	H: 0 LOB: 1 BB: 0 P: 4	R: 0 E: 0 K: 0 S: 4	H: 1 LOB: 1 BB: 0 P: 4	R: 0 E: 0 K: 2 S: 8	H: 1 LOB: 1 BB: 0 P: 8	R: 1 E: 0 K: 0 S: 5	H: 3 LOB: 3 BB: 0 P: 5	R: 0 E: 0 K: 1 S: 5	H: 1 LOB: 0 BB: 0 P: 5	R: 0 E: 0 K: 0 S: 3	H: 2 LOB: 2 BB: 0 P: 5	R: 0 E: 0 K: 0 S: 3	H: 0 LOB: 1 BB: 1 P: 7	1B: 8 2B: 1 3B: 0 HR: 0	SF: 0 SAC: 0 DP: 1 HBP: 0	WP: 0 PB: 0 SB: 0 CS: 2	PA: 37
PITCHER	IP	WLS	BF	H	R	ER	SO	BB	IBB	HBP	BLK	WP	HR	S	P	ERA	WHIP					
John Stuper , R (1, 1) ERA: 3.58	8.0		33	9	1	1	4	1	0	0	1	0	0	40	44	1.12	1.250					
Neil Allen , R (9, 1) ERA: 3.64	1.0	W	4	0	0	0	0	1	0	0	0	0	0	3	7	0.00	1.000					

Atlanta Braves @ St. Louis Cardinals
 Busch Stadium, St. Louis, MO
 Thu Aug 25 1983, 7:05 PM CDT
 Att: 27,637 - Unknown

AB 35
 R 1
 H 9
 RBI 1
 BB 2
 SO 4
 LOB 15



Batter	1	2	3	4	5	6	7	8	9	AB	R	H	RBI	BB	SO	LOB	BOTTOM					
Lonnie Smith , R (1, 7) OBP: 0.383, SLG: 0.446	P4		F8							4	0	0	0	0	1	1						
Ozzie Smith , S (1, 6) OBP: 0.313, SLG: 0.325	1-3				F7					3	0	1	0	1	0	0						
Andy Van Slyke , L (1, 5) OBP: 0.359, SLG: 0.470	K				K					4	0	0	0	0	2	3						
George Hendrick , R (1, 3) OBP: 0.385, SLG: 0.510		6-3			5-3					4	1	1	1	0	0	1						
Willie McGee , S (1, 8) OBP: 0.317, SLG: 0.374										2	1	1	0	1	0	0						
Ken Oberkfell , L (1, 4) OBP: 0.372, SLG: 0.364										1	0	0	0	1	0	1						
Mike Ramsey , S (6, 4) OBP: 0.314, SLG: 0.331										1	0	0	0	0	0	0						
David Green , R (1, 9) OBP: 0.327, SLG: 0.428										2	0	0	1	0	0	1						
Darrell Porter , L (1, 2) OBP: 0.340, SLG: 0.413										2	0	0	0	1	0	0						
John Stuper , R (1, 1) OBP: 0.159, SLG: 0.119										2	0	0	0	0	1	1						
Steve Braun , L (8, PH) OBP: 0.452, SLG: 0.471										1	0	1	0	0	0	0						
Bob Forsch , R (6, PR) OBP: 0.298, SLG: 0.333										0	0	0	0	0	0	0						
Neil Allen , R (9, 1) OBP: 0.111, SLG: 0.167										0	0	0	0	0	0	0						
Inning Stats	R: 0 E: 0 K: 1 S: 5	H: 0 LOB: 0 BB: 0 P: 5	R: 0 E: 0 K: 0 S: 2	H: 0 LOB: 1 BB: 2 P: 10	R: 0 E: 0 K: 0 S: 3	H: 0 LOB: 0 BB: 0 P: 3	R: 0 E: 0 K: 1 S: 5	H: 0 LOB: 0 BB: 0 P: 5	R: 1 E: 0 K: 1 S: 6	H: 1 LOB: 1 BB: 1 P: 10	R: 0 E: 0 K: 0 S: 4	H: 1 LOB: 1 BB: 0 P: 4	R: 0 E: 0 K: 0 S: 3	H: 0 LOB: 0 BB: 0 P: 3	R: 0 E: 0 K: 1 S: 6	H: 1 LOB: 2 BB: 1 P: 10	R: 1 E: 0 K: 0 S: 1	H: 1 LOB: 0 BB: 0 P: 1	1B: 1 2B: 2 3B: 0 HR: 1	SF: 1 SAC: 0 DP: 0 HBP: 0	WP: 0 PB: 0 SB: 1 CS: 1	PA: 31
PITCHER	IP	WLS	BF	H	R	ER	SO	BB	IBB	HBP	BLK	WP	HR	S	P	ERA	WHIP					
Craig McMurtry , R (1, 1) ERA: 3.19	8.0		30	3	1	1	4	4	0	0	0	0	1	34	50	1.12	0.875					
Steve Bedrosian , R (9, 1) ERA: 2.93	0.0	L	1	1	1	1	0	0	0	0	0	0	1	1	1	∞	∞					

Atlanta Braves @ St. Louis Cardinals
 Busch Stadium, St. Louis, MO
 Thu Aug 25 1983, 7:05 PM CDT
 Att: 27,637 - Unknown

AB 26
 R 2
 H 4
 RBI 2
 BB 4
 SO 4
 LOB 8



Batter	1	2	3	4	5	6	7	8	9	AB	R	H	RBI	BB	SO	LOB	TOP			
Lonnie Smith, R (1,7) OBP: 0.382, SLG: 0.444 Bob Forsch, R (8,1) OBP: 0.298, SLG: 0.333										4	0	1	0	0	1	1	St. Louis Cardinals @ Cincinnati Reds Riverfront Stadium, Cincinnati, OH Fri Aug 26 1983, 7:05 PM EDT Att: 16,576 - Unknown - 91 F			
Ozzie Smith, S (1,6) OBP: 0.313, SLG: 0.325										4	1	1	0	0	0	1				
Andy Van Slyke, L (1,5) OBP: 0.362, SLG: 0.468										3	1	1	0	1	1	0				
George Hendrick, R (1,3) OBP: 0.386, SLG: 0.512										4	1	2	1	0	0	2				
Willie McGee, S (1,8) OBP: 0.317, SLG: 0.373										4	0	1	0	0	0	2				
David Green, R (1,9) OBP: 0.323, SLG: 0.424										3	0	0	1	0	0	1				
Darrell Porter, L (1,2) OBP: 0.339, SLG: 0.410										3	0	0	0	1	0	0				
Mike Ramsey, S (1,4) OBP: 0.316, SLG: 0.333 Steve Braun, L (8,PH) OBP: 0.447, SLG: 0.464										2	0	1	0	0	0	0				
Floyd Rayford, R (9,PH) OBP: 0.261, SLG: 0.365										1	0	0	0	0	0	2				
Danny Cox, R (1,1) OBP: 0.091, SLG: 0.091 Jeff Lahti, R (6,1) Dave Rucker, L (6,1) Dane Iorg, L (8,PH) OBP: 0.337, SLG: 0.395 Bill Lyons, R (8,4) OBP: 0.233, SLG: 0.276										2	0	0	0	0	1	1				
Inning Stats	R: 1 E: 1 K: 1 S: 7	H: 2 LOB: 1 BB: 0 P: 7	R: 0 E: 0 K: 0 S: 3	H: 0 LOB: 0 BB: 0 P: 3	R: 0 E: 0 K: 0 S: 3	H: 0 LOB: 0 BB: 0 P: 3	R: 1 E: 0 K: 1 S: 3	H: 1 LOB: 1 BB: 1 P: 7	R: 0 E: 0 K: 1 S: 5	H: 0 LOB: 0 BB: 0 P: 5	R: 0 E: 0 K: 0 S: 3	H: 0 LOB: 0 BB: 0 P: 3	R: 0 E: 0 K: 0 S: 4	H: 1 LOB: 1 BB: 0 P: 4	R: 1 E: 0 K: 0 S: 5	H: 2 LOB: 2 BB: 1 P: 9	1B: 6 2B: 1 3B: 0 HR: 0	SF: 1 SAC: 0 DP: 0 HBP: 0	WP: 1 PB: 0 SB: 4 CS: 1	PA: 36
PITCHER	IP WLS BF H R ER SO BB IBB HBP BLK WP HR S P ERA WHIP																			
Charlie Puleo, R (1,1) ERA: 4.59 Bill Scherrer, L (9,1) ERA: 3.03	8.2 W 34 7 3 2 3 2 0 0 0 1 0 38 46 2.08 1.038																			
Bill Scherrer, L (9,1) ERA: 3.03	0.1 S 1 0 0 0 0 0 0 0 0 0 0 0 1 1 0.00 0.000																			

Batter	1	2	3	4	5	6	7	8	9	AB	R	H	RBI	BB	SO	LOB	BOTTOM			
Eddie Milner, L (1,8) OBP: 0.354, SLG: 0.385										5	0	0	0	0	0	3	St. Louis Cardinals @ Cincinnati Reds Riverfront Stadium, Cincinnati, OH Fri Aug 26 1983, 7:05 PM EDT Att: 16,576 - Unknown - 91 F			
Duane Walker, L (1,7) OBP: 0.304, SLG: 0.358										4	0	1	0	0	0	0				
Dave Concepcion, R (1,6) OBP: 0.314, SLG: 0.297										4	1	1	0	0	0	1				
Dan Driessen, L (1,3) OBP: 0.393, SLG: 0.450										3	1	1	0	1	0	1				
Johnny Bench, R (1,5) OBP: 0.304, SLG: 0.422 Tom Foley, L (8,6) OBP: 0.274, SLG: 0.273										4	1	1	1	0	0	2				
Ron Oester, S (1,4) OBP: 0.314, SLG: 0.396										3	2	1	1	1	1	1				
Paul Householder, S (1,9) OBP: 0.320, SLG: 0.375										4	1	2	1	0	0	1				
Dann Bilardello, R (1,2) OBP: 0.269, SLG: 0.349										4	1	3	2	0	0	1				
Charlie Puleo, R (1,1) OBP: 0.196, SLG: 0.119 Bill Scherrer, L (9,1) OBP: 0.182, SLG: 0.100										4	0	1	1	0	1	3				
Inning Stats	R: 0 E: 0 K: 0 S: 4	H: 1 LOB: 1 BB: 0 P: 4	R: 0 E: 0 K: 1 S: 7	H: 2 LOB: 2 BB: 0 P: 7	R: 0 E: 0 K: 0 S: 3	H: 0 LOB: 0 BB: 0 P: 3	R: 0 E: 0 K: 0 S: 3	H: 0 LOB: 0 BB: 0 P: 3	R: 1 E: 0 K: 1 S: 6	H: 1 LOB: 1 BB: 0 P: 6	R: 5 E: 2 K: 0 S: 9	H: 6 LOB: 1 BB: 0 P: 9	R: 0 E: 0 K: 0 S: 3	H: 0 LOB: 1 BB: 1 P: 7	R: 1 E: 0 K: 0 S: 4	H: 1 LOB: 1 BB: 1 P: 8		1B: 8 2B: 2 3B: 0 HR: 1	SF: 0 SAC: 0 DP: 1 HBP: 0	WP: 0 PB: 0 SB: 0 CS: 0
PITCHER	IP WLS BF H R ER SO BB IBB HBP BLK WP HR S P ERA WHIP																			
Danny Cox, R (1,1) ERA: 3.51 Jeff Lahti, R (6,1) ERA: 2.99 Dave Rucker, L (6,1) ERA: 6.0 Bob Forsch, R (8,1) ERA: 4.78	5.1 L 25 8 6 5 2 0 0 0 0 0 0 2 2 8.44 1.500																			
Jeff Lahti, R (6,1) ERA: 2.99	0.0 2 2 0 0 0 0 0 0 0 0 0 2 2 0.00 0.600																			
Dave Rucker, L (6,1) ERA: 6.0	1.2 5 0 0 0 0 0 1 0 0 0 0 0 4 8 0.00 2.000																			
Bob Forsch, R (8,1) ERA: 4.78	1.0 5 1 1 1 0 1 0 0 0 0 0 0 4 8 9.00 2.000																			

Batter	1	2	3	4	5	6	7	8	9	AB	R	H	RBI	BB	SO	LOB	TOP										
Lonnie Smith, R OBP: 0.378, SLG: 0.439 David Green, R OBP: 0.325, SLG: 0.426	0-3 K	0-0 FC5-4			0-0 6-3			0-0 F7	0-0 1B	4	0	0	0	0	1	1											
Ozzie Smith, S OBP: 0.316, SLG: 0.329	0-0 4-3			4-0 WP BB	0-0 F9			0-0 BB 3B	0-0 1B	4	1	2	0	1	0	0											
Andy Van Slyke, L OBP: 0.363, SLG: 0.464	0-0 BB E 1B		0-0 P6		0-0 4-3			4-0 BB 3B	0-0 F8	4	1	1	0	1	0	3											
George Hendrick, R OBP: 0.383, SLG: 0.507	0-0 E5		0-0 5-3			0-0 F8		0-3 K		4	0	0	0	0	1	4											
Dane Iorg, L OBP: 0.343, SLG: 0.386 Mike Ramsey, S OBP: 0.316, SLG: 0.333	4-0 BB BB		0-0 5-3			0-0 4-3		4-0 BB 3B		2	0	0	0	2	0	1											
Bruce Sutter, R	1-2 2-3 BB							1-2 2-3 BB		0	0	0	0	0	0	0											
Willie McGee, S OBP: 0.316, SLG: 0.376	0-0 6-3			0-3 K		0-0 F7		0-0 BB 3B		4	0	1	3	0	1	3											
Darrell Porter, L OBP: 0.338, SLG: 0.406		4-0 FC1-6 BB		0-3 K				0-0 G3	0-0 1-3	3	0	0	0	1	1	2											
Ken Oberkfell, L OBP: 0.371, SLG: 0.365		0-0 FC1-6 FC5-4		0-0 2B				0-0 F8		4	0	1	0	0	0	1											
Joaquin Andujar, S OBP: 0.098, SLG: 0.115 Dave Rucker, L	0-3 K		0-0 4-3					0-3 K		2	0	0	0	0	1	2											
Bill Lyons, R OBP: 0.226, SLG: 0.267								0-0 F7		1	0	0	0	0	1	0											
Inning Stats	R: 0 E: 1 K: 1 S: 7	H: 1 LOB: 3 BB: 1 P: 11	R: 0 E: 0 K: 1 S: 5	H: 0 LOB: 1 BB: 1 P: 9	R: 0 E: 0 K: 0 S: 3	H: 0 LOB: 1 BB: 1 P: 7	R: 0 E: 0 K: 2 S: 8	H: 1 LOB: 1 BB: 0 P: 8	R: 0 E: 0 K: 0 S: 3	H: 0 LOB: 0 BB: 0 P: 3	R: 0 E: 0 K: 0 S: 3	H: 0 LOB: 0 BB: 0 P: 3	R: 0 E: 0 K: 1 S: 5	H: 0 LOB: 0 BB: 0 P: 5	R: 3 E: 0 K: 1 S: 7	H: 2 LOB: 2 BB: 2 P: 15	R: 0 E: 0 K: 0 S: 5	H: 2 LOB: 2 BB: 0 P: 5	1B: 3 2B: 2 3B: 1 HR: 0	SF: 0 SAC: 0 DP: 0 HBP: 0	WP: 1 PB: 0 SB: 0 CS: 0	PA: 39					
PITCHER	IP	WLS	BF	H	R	ER	SO	BB	IBB	HBP	BLK	WP	HR	S	P	ERA	WHIP										
Bruce Berenyi, R ERA: 3.94	5.0		21	2	0	0	4	3	0	0	0	1	0	26	38	0.00	1.000										
Ted Power, R ERA: 4.35	2.2	L	11	1	3	3	2	2	0	0	0	0	0	13	21	10.12	1.125										
Bill Scherrer, L ERA: 2.97	1.1		7	3	0	0	0	0	0	0	0	0	0	7	7	0.00	2.250										

St. Louis Cardinals @ Cincinnati Reds
Riverfront Stadium, Cincinnati, OH
Sat Aug 27 1983, 3:33 AM EDT
Att: 17,970 - Sunny - 96 F

AB 34
R 3
H 6
RBI 3
BB 5
SO 6
LOB 17




Batter	1	2	3	4	5	6	7	8	9	AB	R	H	RBI	BB	SO	LOB	BOTTOM										
Eddie Milner, L OBP: 0.354, SLG: 0.382	0-0 4-3		0-0 6-3		4-0 S BB		0-0 4-3			3	0	0	0	1	0	1											
Duane Walker, L OBP: 0.308, SLG: 0.358	0-0 BLK 1B		0-0 3-1		4-0 1-2 BB			0-0 F9		3	1	1	0	1	0	0											
Dave Concepcion, R OBP: 0.315, SLG: 0.299	0-0 1-H 1B			0-3 K	0-0 L1			0-0 L6-4 1B		4	0	2	1	0	1	2											
Dan Driessen, L OBP: 0.392, SLG: 0.447	0-0 F8			0-0 6-3		0-0 F9		0-0 1-2 1B		4	0	1	0	0	0	1											
Ron Oester, S OBP: 0.314, SLG: 0.395 Johnny Bench, R OBP: 0.300, SLG: 0.420 Tom Foley, L OBP: 0.274, SLG: 0.273	0-3 K			4-0 1B BB		0-3 K		0-0 L6-4		2	0	0	0	1	2	1											
Paul Householder, S OBP: 0.328, SLG: 0.381		0-0 4-3 2B		0-0 1-3 1B		0-0 B1		4-0 G5-4-3 BB		3	0	2	0	1	0	0											
Nick Esasky, R OBP: 0.302, SLG: 0.407		0-0 4-3		0-0 G1			0-0 5-3		0-3 K	4	0	0	0	0	1	4											
Dann Bilardello, R OBP: 0.265, SLG: 0.343		0-3 K			0-3 K		0-0 6-3		0-0 G5-4-3	4	0	0	0	0	2	1											
Bruce Berenyi, R OBP: 0.190, SLG: 0.238 Kelly Paris, R OBP: 0.300, SLG: 0.273 Ted Power, R	0-0 K		0-3 K		0-0 F9		4-0 BB			1	0	0	0	0	1	0											
Bill Scherrer, L OBP: 0.182, SLG: 0.100										0	0	0	0	0	0	0											
Inning Stats	R: 1 E: 0 K: 1 S: 7	H: 2 LOB: 1 BB: 0 P: 7	R: 0 E: 0 K: 1 S: 5	H: 1 LOB: 0 BB: 0 P: 5	R: 0 E: 0 K: 1 S: 5	H: 0 LOB: 0 BB: 0 P: 5	R: 0 E: 0 K: 1 S: 6	H: 1 LOB: 2 BB: 1 P: 10	R: 0 E: 0 K: 1 S: 5	H: 0 LOB: 2 BB: 2 P: 13	R: 0 E: 0 K: 0 S: 3	H: 0 LOB: 1 BB: 1 P: 7	R: 0 E: 0 K: 0 S: 4	H: 2 LOB: 1 BB: 0 P: 4	R: 0 E: 0 K: 1 S: 4	H: 0 LOB: 0 BB: 1 P: 8	1B: 5 2B: 2 3B: 0 HR: 0	SF: 0 SAC: 0 DP: 2 HBP: 0	WP: 0 PB: 0 SB: 1 CS: 0	PA: 35							
PITCHER	IP	WLS	BF	H	R	ER	SO	BB	IBB	HBP	BLK	WP	HR	S	P	ERA	WHIP										
Joaquin Andujar, R ERA: 3.88	5.0		21	4	1	1	5	3	0	0	1	0	0	28	40	1.80	1.400										
Dave Rucker, L ERA: 5.6	2.1	W	10	2	0	0	1	1	0	0	0	0	0	11	15	0.00	1.286										
Bruce Sutter, R ERA: 4.04	1.2	S	4	0	0	0	1	1	0	0	0	0	0	5	9	0.00	0.600										

St. Louis Cardinals @ Cincinnati Reds
Riverfront Stadium, Cincinnati, OH
Sat Aug 27 1983, 3:33 AM EDT
Att: 17,970 - Sunny - 96 F

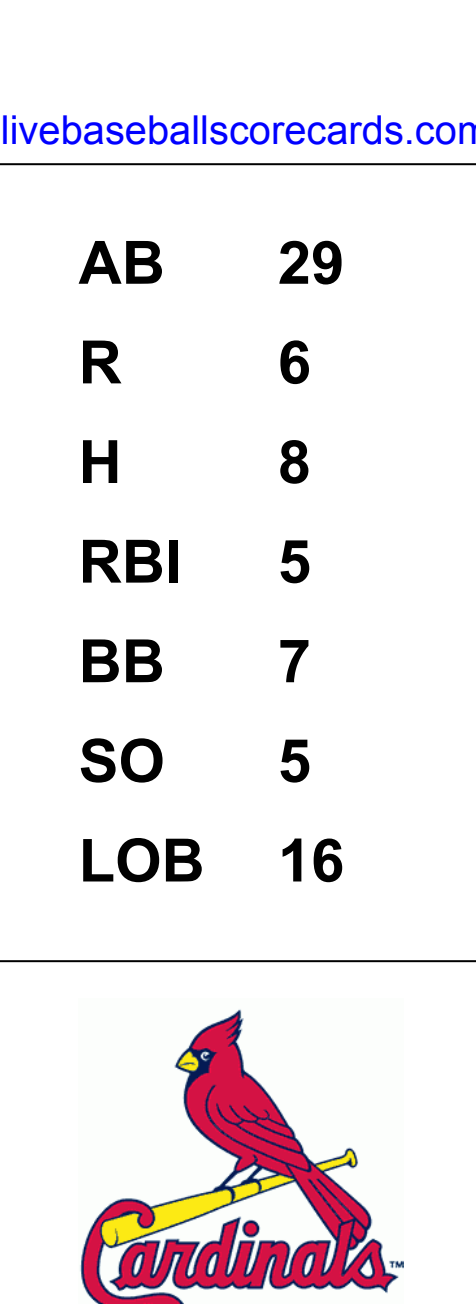
AB 30
R 1
H 6
RBI 1
BB 5
SO 7
LOB 12



Batter	1	2	3	4	5	6	7	8	9	10	11	AB	R	H	RBI	BB	SO	LOB	TOP																																																																																																											
Ozzie Smith, S OBP: 0.316, SLG: 0.333 (1, 6)	F9 1B 2B	F9		1B G3 2B		4-3		F9			F2	6	2	2	0	0	0	2																																																																																																												
Ken Oberkfell, L OBP: 0.373, SLG: 0.374 (1, 4)	F9			6-3 G3 1B		6-3			4-3		BB BB	5	1	2	1	1	0	1																																																																																																												
Willie McGee, S OBP: 0.320, SLG: 0.382 (1, 8)	S 1B			G3		FC6-4 1B			F9		1-2 2-3 BB	5	1	3	2	1	0	1																																																																																																												
George Hendrick, R OBP: 0.378, SLG: 0.501 (1, 3)	5-3			SF8		6-3		FC6-4 1-2	F9		K	5	0	0	1	0	1	6																																																																																																												
Steve Braun, L OBP: 0.460, SLG: 0.464 (7, PH)				1B BB								0	0	0	0	3	0	0																																																																																																												
Lonnie Smith, R OBP: 0.376, SLG: 0.436 (7, 7)												2	0	0	0	0	0	0																																																																																																												
Dane Iorg, L OBP: 0.333, SLG: 0.374 (1, 9)	F7											3	0	0	0	0	1	5																																																																																																												
David Green, R OBP: 0.323, SLG: 0.423 (7, 9)				K		4-3						2	0	0	0	0	1	0																																																																																																												
Andy Van Slyke, L OBP: 0.359, SLG: 0.458 (10, 1)						3-1						5	0	1	0	0	3	0																																																																																																												
Bruce Sutter, R (10, 1)				BB 1B								0	0	0	0	0	0	0																																																																																																												
Darrell Porter, L OBP: 0.338, SLG: 0.404 (8, PH)												2	0	0	0	1	0	0																																																																																																												
Bill Lyons, R OBP: 0.219, SLG: 0.258 (8, 2)	P6			FC5-4 BB		L3			F9		BB SH1-4 1B	1	0	0	0	0	0	0																																																																																																												
Glenn Brummer, R OBP: 0.329, SLG: 0.333 (8, 2)												1	0	1	0	0	0	0																																																																																																												
Dave LaPoint, L OBP: 0.105, SLG: 0.151 (3, 1)				FC5-4								1	0	0	0	1	0	3																																																																																																												
Neil Allen, R OBP: 0.105, SLG: 0.158 (10, 5)						F8						2	0	0	0	0	1	0																																																																																																												
Floyd Rayford, R OBP: 0.251, SLG: 0.365 (10, 5)												0	0	0	0	0	0	0																																																																																																												
Inning Stats	R: 1 E: 0 K: 0 S: 5	H: 2 LOB: 2 BB: 1 P: 9	R: 0 E: 0 K: 1 S: 5	H: 0 LOB: 1 BB: 1 P: 9	R: 2 E: 1 K: 1 S: 8	H: 3 LOB: 3 BB: 2 P: 16	R: 1 E: 0 K: 0 S: 5	H: 2 LOB: 2 BB: 1 P: 9	R: 0 E: 0 K: 0 S: 3	H: 0 LOB: 0 BB: 0 P: 3	R: 0 E: 0 K: 1 S: 4	H: 1 LOB: 1 BB: 0 P: 4	R: 0 E: 0 K: 2 S: 7	H: 0 LOB: 0 BB: 0 P: 7	R: 0 E: 0 K: 1 S: 5	H: 0 LOB: 0 BB: 0 P: 5	R: 0 E: 0 K: 0 S: 3	H: 0 LOB: 0 BB: 0 P: 3	R: 0 E: 0 K: 1 S: 6	H: 1 LOB: 3 BB: 2 P: 14	1B: 5 2B: 2 3B: 1 HR: 1	SF: 1 SAC: 1 DP: 0 HBP: 0	WP: 0 PB: 0 SB: 1 CS: 0	PA: 49																																																																																																						
PITCHER	IP ERA WLS BF H R ER SO BB IBB HBP BLK WP HR S P ERA WHIP	3.0 5.5 11 1 0 0 0 2 1 0 0 0 0 0 10 14 0.00 0.667	2.0 5.5 9 0 0 0 3 0 0 0 0 0 0 0 15 15 0.00 0.000	3.0 5.5 9 1 0 0 2 2 0 0 0 0 0 0 11 19 0.00 1.500	2.0 5.5 9 1 0 0 0 0 0 0 0 0 0 0 10 14 0.00 0.667	3.0 5.5 9 0 0 0 0 0 0 0 0 0 0 0 15 15 0.00 0.000	2.0 5.5 9 0 0 0 0 0 0 0 0 0 0 0 11 19 0.00 1.500	2.0 5.5 9 0 0 0 0 0 0 0 0 0 0 0 10 14 0.00 0.667	3.0 5.5 9 0 0 0 0 0 0 0 0 0 0 0 15 15 0.00 0.000	2.0 5.5 9 1 0 0 2 2 0 0 0 0 0 0 11 19 0.00 1.500	2.0 5.5 9 0 0 0 0 0 0 0 0 0 0 0 10 14 0.00 0.667	3.0 5.5 9 0 0 0 0 0 0 0 0 0 0 0 15 15 0.00 0.000	2.0 5.5 9 0 0 0 0 0 0 0 0 0 0 0 11 19 0.00 1.500	2.0 5.5 9 0 0 0 0 0 0 0 0 0 0 0 10 14 0.00 0.667	3.0 5.5 9 0 0 0 0 0 0 0 0 0 0 0 15 15 0.00 0.000	2.0 5.5 9 0 0 0 0 0 0 0 0 0 0 0 11 19 0.00 1.500	2.0 5.5 9 0 0 0 0 0 0 0 0 0 0 0 10 14 0.00 0.667	3.0 5.5 9 0 0 0 0 0 0 0 0 0 0 0 15 15 0.00 0.000	2.0 5.5 9 0 0 0 0 0 0 0 0 0 0 0 11 19 0.00 1.500	2.0 5.5 9 0 0 0 0 0 0 0 0 0 0 0 10 14 0.00 0.667	3.0 5.5 9 0 0 0 0 0 0 0 0 0 0 0 15 15 0.00 0.000	2.0 5.5 9 0 0 0 0 0 0 0 0 0 0 0 11 19 0.00 1.500	2.0 5.5 9 0 0 0 0 0 0 0 0 0 0 0 10 14 0.00 0.667	3.0 5.5 9 0 0 0 0 0 0 0 0 0 0 0 15 15 0.00 0.000	2.0 5.5 9 0 0 0 0 0 0 0 0 0 0 0 11 19 0.00 1.500	2.0 5.5 9 0 0 0 0 0 0 0 0 0 0 0 10 14 0.00 0.667	3.0 5.5 9 0 0 0 0 0 0 0 0 0 0 0 15 15 0.00 0.000	2.0 5.5 9 0 0 0 0 0 0 0 0 0 0 0 11 19 0.00 1.500	2.0 5.5 9 0 0 0 0 0 0 0 0 0 0 0 10 14 0.00 0.667	3.0 5.5 9 0 0 0 0 0 0 0 0 0 0 0 15 15 0.00 0.000	2.0 5.5 9 0 0 0 0 0 0 0 0 0 0 0 11 19 0.00 1.500	2.0 5.5 9 0 0 0 0 0 0 0 0 0 0 0 10 14 0.00 0.667	3.0 5.5 9 0 0 0 0 0 0 0 0 0 0 0 15 15 0.00 0.000	2.0 5.5 9 0 0 0 0 0 0 0 0 0 0 0 11 19 0.00 1.500	2.0 5.5 9 0 0 0 0 0 0 0 0 0 0 0 10 14 0.00 0.667	3.0 5.5 9 0 0 0 0 0 0 0 0 0 0 0 15 15 0.00 0.000	2.0 5.5 9 0 0 0 0 0 0 0 0 0 0 0 11 19 0.00 1.500	2.0 5.5 9 0 0 0 0 0 0 0 0 0 0 0 10 14 0.00 0.667	3.0 5.5 9 0 0 0 0 0 0 0 0 0 0 0 15 15 0.00 0.000	2.0 5.5 9 0 0 0 0 0 0 0 0 0 0 0 11 19 0.00 1.500	2.0 5.5 9 0 0 0 0 0 0 0 0 0 0 0 10 14 0.00 0.667	3.0 5.5 9 0 0 0 0 0 0 0 0 0 0 0 15 15 0.00 0.000	2.0 5.5 9 0 0 0 0 0 0 0 0 0 0 0 11 19 0.00 1.500	2.0 5.5 9 0 0 0 0 0 0 0 0 0 0 0 10 14 0.00 0.667	3.0 5.5 9 0 0 0 0 0 0 0 0 0 0 0 15 15 0.00 0.000	2.0 5.5 9 0 0 0 0 0 0 0 0 0 0 0 11 19 0.00 1.500	2.0 5.5 9 0 0 0 0 0 0 0 0 0 0 0 10 14 0.00 0.667	3.0 5.5 9 0 0 0 0 0 0 0 0 0 0 0 15 15 0.00 0.000	2.0 5.5 9 0 0 0 0 0 0 0 0 0 0 0 11 19 0.00 1.500	2.0 5.5 9 0 0 0 0 0 0 0 0 0 0 0 10 14 0.00 0.667	3.0 5.5 9 0 0 0 0 0 0 0 0 0 0 0 15 15 0.00 0.000	2.0 5.5 9 0 0 0 0 0 0 0 0 0 0 0 11 19 0.00 1.500	2.0 5.5 9 0 0 0 0 0 0 0 0 0 0 0 10 14 0.00 0.667	3.0 5.5 9 0 0 0 0 0 0 0 0 0 0 0 15 15 0.00 0.000	2.0 5.5 9 0 0 0 0 0 0 0 0 0 0 0 11 19 0.00 1.500	2.0 5.5 9 0 0 0 0 0 0 0 0 0 0 0 10 14 0.00 0.667	3.0 5.5 9 0 0 0 0 0 0 0 0 0 0 0 15 15 0.00 0.000	2.0 5.5 9 0 0 0 0 0 0 0 0 0 0 0 11 19 0.00 1.500	2.0 5.5 9 0 0 0 0 0 0 0 0 0 0 0 10 14 0.00 0.667	3.0 5.5 9 0 0 0 0 0 0 0 0 0 0 0 15 15 0.00 0.000	2.0 5.5 9 0 0 0 0 0 0 0 0 0 0 0 11 19 0.00 1.500	2.0 5.5 9 0 0 0 0 0 0 0 0 0 0 0 10 14 0.00 0.667	3.0 5.5 9 0 0 0 0 0 0 0 0 0 0 0 15 15 0.00 0.000	2.0 5.5 9 0 0 0 0 0 0 0 0 0 0 0 11 19 0.00 1.500	2.0 5.5 9 0 0 0 0 0 0 0 0 0 0 0 10 14 0.00 0.667	3.0 5.5 9 0 0 0 0 0 0 0 0 0 0 0 15 15 0.00 0.000	2.0 5.5 9 0 0 0 0 0 0 0 0 0 0 0 11 19 0.00 1.500	2.0 5.5 9 0 0 0 0 0 0 0 0 0 0 0 10 14 0.00 0.667	3.0 5.5 9 0 0 0 0 0 0 0 0 0 0 0 15 15 0.00 0.000	2.0 5.5 9 0 0 0 0 0 0 0 0 0 0 0 11 19 0.00 1.500	2.0 5.5 9 0 0 0 0 0 0 0 0 0 0 0 10 14 0.00 0.667	3.0 5.5 9 0 0 0 0 0 0 0 0 0 0 0 15 15 0.00 0.000	2.0 5.5 9 0 0 0 0 0 0 0 0 0 0 0 11 19 0.00 1.500	2.0 5.5 9 0 0 0 0 0 0 0 0 0 0 0 10 14 0.00 0.667	3.0 5.5 9 0 0 0 0 0 0 0 0 0 0 0 15 15 0.00 0.000	2.0 5.5 9 0 0 0 0 0 0 0 0 0 0 0 11 19 0.00 1.500	2.0 5.5 9 0 0 0 0 0 0 0 0 0 0 0 10 14 0.00 0.667	3.0 5.5 9 0 0 0 0 0 0 0 0 0 0 0 15 15 0.00 0.000	2.0 5.5 9 0 0 0 0 0 0 0 0 0 0 0 11 19 0.00 1.500	2.0 5.5 9 0 0 0 0 0 0 0 0 0 0 0 10 14 0.00 0.667	3.0 5.5 9 0 0 0 0 0 0 0 0 0 0 0 15 15 0.00 0.000	2.0 5.5 9 0 0 0 0 0 0 0 0 0 0 0 11 19 0.00 1.500	2.0 5.5 9 0 0 0 0 0 0 0 0 0 0 0 10 14 0.00 0.667	3.0 5.5 9 0 0 0 0 0 0 0 0 0 0 0 15 15 0.00 0.000	2.0 5.5 9 0 0 0 0 0 0 0 0 0 0 0 11 19 0.00 1.500	2.0 5.5 9 0 0 0 0 0 0 0 0 0 0 0 10 14 0.00 0.667	3.0 5.5 9 0 0 0 0 0 0 0 0 0 0 0 15 15 0.00 0.000	2.0 5.5 9 0 0 0 0 0 0 0 0 0 0 0 11 19 0.00 1.500	2.0 5.5 9 0 0 0 0 0 0 0 0 0 0 0 10 14 0.00 0.667	3.0 5.5 9 0 0 0 0 0 0 0 0 0 0 0 15 15 0.00 0.000	2.0 5.5 9 0 0 0 0 0 0 0 0 0 0 0 11 19 0.00 1.500	2.0 5.5 9 0 0 0 0 0 0 0 0 0 0 0 10 14 0.00 0.667	3.0 5.5 9 0 0 0 0 0 0 0 0 0 0 0 15 15 0.00 0.000	2.0 5.5 9 0 0 0 0 0 0 0 0 0 0 0 11 19 0.00 1.500	2.0 5.5 9 0 0 0 0 0 0 0 0 0 0 0 10 14 0.00 0.667	3.0 5.5 9 0 0 0 0 0 0 0 0 0 0 0 15 15 0.00 0.000	2.0 5.5 9 0 0 0 0 0 0 0 0 0 0 0 11 19 0.00 1.500	2.0 5.5 9 0 0 0 0 0 0 0 0 0 0 0 10 14 0.00 0.667	3.0 5.5 9 0 0 0 0 0 0 0 0 0 0 0 15 15 0.00 0.000	2.0 5.5 9 0 0 0 0 0 0 0 0 0 0 0 11 19 0.00 1.500	2.0 5.5 9 0 0 0 0 0 0 0 0 0 0 0 10 14 0.00 0.667	3.0 5.5 9 0 0 0 0 0 0 0 0 0 0 0 15 15 0.00 0.000	2.0 5.5 9 0 0 0 0 0 0 0 0 0 0 0 11 19 0.00 1.500	2.0 5.5 9 0 0 0 0 0 0 0 0 0 0 0 10 14 0.00 0.667	3.0 5.5 9 0 0 0 0 0 0 0 0 0 0 0 15 15 0.00 0.000	2.0 5.5 9 0 0 0 0 0 0 0 0 0 0 0 11 19 0.00 1.500	2.0 5.5 9 0 0 0 0 0 0 0 0 0 0 0 10 14 0.00 0.667	3.0 5.5 9 0 0 0 0 0 0 0 0 0 0 0 15 15 0.00 0.000	2.0 5.5 9 0 0 0 0 0 0 0 0 0 0 0 11 19 0.00 1.500	2.0 5.5 9 0 0 0 0 0 0 0 0 0 0 0 10 14 0.00 0.667	3.0 5.5 9 0 0 0 0 0 0 0 0 0 0 0 15 15 0.00 0.000	2.0 5.5 9 0 0 0 0 0 0 0 0 0 0 0 11 19 0.00 1.500	2.0 5.5 9 0 0 0 0 0 0 0 0 0 0 0 10 14 0.00 0.667	3.0 5.5 9 0 0 0 0 0 0 0 0 0 0 0 15 15 0.00 0.000	2.0 5.5 9 0 0 0 0 0 0 0 0 0 0 0 11 19 0.00 1.500	2.0 5.5 9 0 0 0 0 0 0 0 0 0 0 0 10 14 0.00 0.667	3.0 5.5 9 0 0 0 0 0 0 0 0 0 0 0 15 15 0.00 0.000	2.0 5.5 9 0 0 0 0 0 0 0 0 0 0 0 11 19 0.00 1.500	2.0 5.5 9 0 0 0 0 0 0 0 0 0 0 0 10 14 0.00 0.667	3.0 5.5 9 0 0 0 0 0 0 0 0 0 0 0 15 15 0.00 0.000	2.0 5.5 9 0 0 0 0 0 0 0 0 0 0 0 11 19 0.00 1.500	2.0 5.5 9 0 0 0 0 0 0 0 0 0 0 0 10 14 0.00 0.667	3.0 5.5 9 0 0 0 0 0 0 0 0 0 0 0 15 15 0.00 0.000	2.0 5.5 9 0 0 0 0 0 0 0 0 0 0 0 11 19 0.00 1.500	2.0 5.5 9 0 0 0 0 0 0 0 0 0 0 0 10 14 0.00 0.667	3.0 5.5 9 0 0

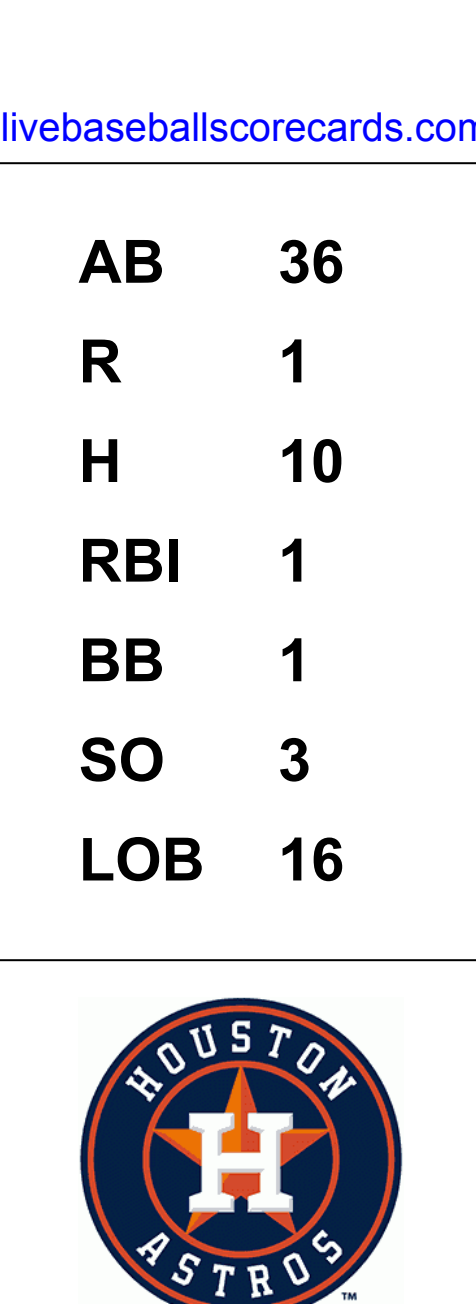
Batter	1	2	3	4	5	6	7	8	9	AB	R	H	RBI	BB	SO	LOB	TOP				
Lonnie Smith, R (1, 7) OBP: 0.377, SLG: 0.437 Andy Van Slyke, L (8, 7) OBP: 0.358, SLG: 0.456	0-0 WP 2B 1B		0-0 6-3			0-0 FC6 SH3-4 1B		0-0 F7 S 1B	0-3 K	4	3	2	0	0	0	1					
Ozzie Smith, S (1, 6) OBP: 0.316, SLG: 0.332	4-0 WP 2B BB		0-0 F6			0-0 SH3-4		0-0 F8		2	1	0	0	1	0	1					
Willie McGee, S (1, 8) OBP: 0.324, SLG: 0.386	0-0 L4-6 1-H 2-H 2B			4-0 G6-4-3 BB		0-0 CS 1B		0-0 F7		3	0	2	4	1	0	1					
George Hendrick, R (1, 3) OBP: 0.379, SLG: 0.500	0-3 K			0-0 F8		0-0 CS 1B		0-0 1B		3	0	1	1	1	1	2					
David Green, R (1, 9) OBP: 0.320, SLG: 0.418	0-0 L4-6 2-3			0-0 G6-4-3 1-2		0-3 K2-3		0-0 F7		4	0	0	0	0	1	5					
Floyd Rayford, R (1, 5) OBP: 0.274, SLG: 0.360 Mike Ramsey, S (7, PR) OBP: 0.314, SLG: 0.331		0-0 4-3			4-0 G4-6-3 BB		4-0 WP BB		0-3 K	1	0	0	0	2	0	0					
Bill Lyons, R (1, 4) OBP: 0.274, SLG: 0.273 Ken Oberkfell, L (7, PH) OBP: 0.371, SLG: 0.372		0-0 G1-6-3 1B			0-0 G4-6-3 1-2		0-0 1-3 1-2 2-H		0-0 F8	2	0	1	0	0	0	1	AB 29 R 6 H 8 RBI 5 BB 7 SO 5 LOB 16				
Glenn Brummer, R (1, 2) OBP: 0.338, SLG: 0.356		0-0 G1-6-3 1-2			0-0 G3		0-0 CS 1B		0-0 2B	4	0	2	0	0	0	1					
John Stuper, R (1, 1) OBP: 0.188, SLG: 0.114			0-0 4-3			4-0 SH3-4 E 1B BB		0-3 K		2	1	0	0	2	1	2					
Inning Stats	R: 2 E: 0 K: 1 S: 6	H: 2 LOB: 0 BB: 1 P: 10	R: 0 E: 0 K: 0 S: 3	H: 1 LOB: 0 BB: 0 P: 3	R: 0 E: 0 K: 0 S: 3	H: 0 LOB: 0 BB: 1 P: 6	R: 0 E: 0 K: 0 S: 2	H: 0 LOB: 0 BB: 1 P: 6	R: 2 E: 1 K: 1 S: 6	H: 1 LOB: 1 BB: 2 P: 14	R: 1 E: 0 K: 1 S: 5	H: 1 LOB: 1 BB: 1 P: 9	R: 1 E: 0 K: 2 S: 5	H: 2 LOB: 1 BB: 0 P: 5	R: 0 E: 0 K: 2 S: 8	H: 1 LOB: 2 BB: 1 P: 12	1B: 6 2B: 3 3B: 0 HR: 0	SF: 0 SAC: 1 DP: 4 HBP: 0	WP: 3 PB: 0 SB: 2 CS: 3	PA: 37	
PITCHER	IP WLS BF H R ER SO BB IBB HBP BLK WP HR S P ERA WHIP	5.1 L 21 4 4 3 1 4 0 0 0 1 0 19 35 5.06 1.500	6.1 1.2 6 1 1 1 2 1 1 0 0 1 0 8 16 5.40 1.200	8.1 2.0 10 3 1 1 2 1 0 0 0 0 0 13 17 4.50 2.000																	

St. Louis Cardinals @ Houston Astros
Astrodome, Houston, TX
Mon Aug 29 1983, 8:05 PM EDT
Att: 9,848 - Dome



Batter	1	2	3	4	5	6	7	8	9	AB	R	H	RBI	BB	SO	LOB	BOTTOM				
Bill Doran, S (1, 4) OBP: 0.375, SLG: 0.354 Dave Smith, R (8, 1)	0-0 FC6-4 1B		4-0 BB		0-0 6-3		0-0 1B 1B		0-0 1B	3	0	2	0	1	0	0					
Terry Puhl, L (1, 9) OBP: 0.361, SLG: 0.446	0-0 FC6-4 1-2		0-0 F7			0-0 1B SF8 1B		0-0 1B	0-0 G3	5	1	2	0	0	0	3					
Dickie Thon, R (1, 6) OBP: 0.347, SLG: 0.471	0-0 F8		0-0 F9			0-0 F8		0-0 5-3		4	0	0	0	0	0	5					
Jose Cruz, L (1, 7) OBP: 0.388, SLG: 0.474	0-0 4-3			0-0 E7 4-3 1B		0-0 1B 1B		0-0 6-3		4	0	2	0	0	0	1					
Ray Knight, R (1, 3) OBP: 0.353, SLG: 0.450		0-0 6-3		0-0 4-3 2-3		0-0 SF8		0-0 F8		3	0	0	1	0	0	1					
Denny Walling, L (1, 5) OBP: 0.326, SLG: 0.427		0-0 4-3		0-0 F5		0-0 1B		0-0 1B		4	0	2	0	0	0	1					
Jerry Mumphrey, S (1, 8) OBP: 0.332, SLG: 0.400		0-0 1B		0-0 G3		0-3 K		0-3 K		4	0	1	0	0	2	4	AB 36 R 1 H 10 RBI 1 BB 1 SO 3 LOB 16				
John Mizerock, L (1, 2) OBP: 0.288, SLG: 0.309 Craig Reynolds, L (7, PH) OBP: 0.294, SLG: 0.308		0-0 F7			0-0 F7		0-3 K		0-0 G3	2	0	0	0	0	0	1					
Mike Madden, L (1, 1) OBP: 0.111, SLG: 0.059 Michael LaCoss, R (6, 1) OBP: 0.118, SLG: 0.091 Alan Ashby, S (7, PH) OBP: 0.303, SLG: 0.415		0-0 F7		0-0 F7		0-0 5-3		0-0 F8		2	0	0	0	0	0	0					
Inning Stats	R: 0 E: 0 K: 0 S: 4	H: 1 LOB: 1 BB: 0 P: 4	R: 0 E: 0 K: 0 S: 4	H: 1 LOB: 1 BB: 0 P: 4	R: 0 E: 0 K: 0 S: 3	H: 0 LOB: 1 BB: 1 P: 7	R: 0 E: 1 K: 0 S: 4	H: 1 LOB: 1 BB: 0 P: 4	R: 0 E: 0 K: 1 S: 8	H: 3 LOB: 2 BB: 0 P: 8	R: 0 E: 0 K: 1 S: 7	H: 2 LOB: 2 BB: 0 P: 7	R: 0 E: 0 K: 1 S: 6	H: 1 LOB: 1 BB: 0 P: 6	R: 0 E: 0 K: 0 S: 4	H: 1 LOB: 1 BB: 0 P: 4	1B: 10 2B: 0 3B: 0 HR: 0	SF: 1 SAC: 0 DP: 0 HBP: 0	WP: 0 PB: 0 SB: 0 CS: 0	PA: 38	
PITCHER	IP WLS BF H R ER SO BB IBB HBP BLK WP HR S P ERA WHIP	9.0 W 38 10 1 1 3 1 0 0 0 0 0 43 47 1.00 1.222																			

St. Louis Cardinals @ Houston Astros
Astrodome, Houston, TX
Mon Aug 29 1983, 8:05 PM EDT
Att: 9,848 - Dome



Batter	1	2	3	4	5	6	7	8	9	AB	R	H	RBI	BB	SO	LOB	TOP										
Lonnie Smith, R (1,7) OBP: 0.374, SLG: 0.432 Bill Lyons, R (8,4) OBP: 0.235, SLG: 0.273	0-0 6-3			0-3 K		0-0 F9		0-0 E5		4	0	0	0	0	1	0											
Ozzie Smith, S (1,6) OBP: 0.314, SLG: 0.329	0-3 K			0-0 F9		0-0 F4		0-0 G1		4	0	0	0	0	1	1											
Willie McGee, S (1,8) OBP: 0.321, SLG: 0.383	0-0 1-3			0-0 6-3		0-0 4-3			0-0 F8	4	0	0	0	0	0	0											
George Hendrick, R (1,3) OBP: 0.378, SLG: 0.505		0-0 F9			0-0 F8		0-0 6-3		0-0 HR	4	1	1	1	0	0	0											
Dane Iorg, L (1,9) OBP: 0.339, SLG: 0.379		0-0 4-3			0-0 BB 1B		0-0 G3		0-0 FC4-6 1B	4	0	2	0	0	0	0											
Andy Van Slyke, L (1,5) OBP: 0.381, SLG: 0.454 David Green, R (9,PH) OBP: 0.321, SLG: 0.420		0-0 4-3			4-0 BB 1-2 BB		4-0 BB		0-0 FC4-6 1B	1	0	0	0	2	0	0											
Ken Oberkfell, L (1,4) OBP: 0.369, SLG: 0.369 Jeff Lahti, R (7,1) Floyd Rayford, R (9,PH) OBP: 0.271, SLG: 0.356			0-0 1-3		0-3 K		0-0 G3		0-0 FC4-6 1-2 2-3	3	0	0	0	0	1	3	AB 32										
Glenn Brummer, R (1,2) OBP: 0.341, SLG: 0.351 Steve Braun, L (8,PH) OBP: 0.456, SLG: 0.451		0-0 6-3			4-0 1-2 2-3 BB			0-0 4-3	0-0 F7	1	0	0	0	1	0	0	R 1										
Danny Cox, R (1,1) OBP: 0.077, SLG: 0.077 Dave Rucker, L (7,1) Mike Ramsey, S (7,4) OBP: 0.314, SLG: 0.331 Darrell Porter, L (8,PH) OBP: 0.337, SLG: 0.403		0-0 5-3			0-0 5-3			0-0 4-3		2	0	0	0	0	0	3	H 4										
Inning Stats	R: 0 E: 0 K: 1 S: 5	H: 0 LOB: 0 BB: 0 P: 5	R: 0 E: 0 K: 0 S: 3	H: 0 LOB: 0 BB: 0 P: 3	R: 0 E: 0 K: 0 S: 3	H: 0 LOB: 0 BB: 0 P: 3	R: 0 E: 0 K: 1 S: 5	H: 0 LOB: 0 BB: 0 P: 5	R: 0 E: 0 K: 1 S: 6	H: 1 LOB: 3 BB: 2 P: 14	R: 0 E: 0 K: 0 S: 3	H: 0 LOB: 1 BB: 1 P: 7	R: 0 E: 1 K: 0 S: 4	H: 0 LOB: 1 BB: 0 P: 4	R: 1 E: 0 K: 0 S: 6	H: 3 LOB: 2 BB: 0 P: 6	1B: 3 2B: 0 3B: 0 HR: 1	SF: 0 SAC: 0 DP: 0 HBP: 0	WP: 0 PA: 35 PB: 0 SB: 0 CS: 0								
PITCHER	IP	WLS	BF	H	R	ER	SO	BB	IBB	HBP	BLK	WP	HR	S	P	ERA	WHIP										
Vern Ruhle, R (1,1) ERA: 3.57 Frank DiPino, L (9,1) ERA: 2.56 Bill Dawley, R (9,1) ERA: 2.4	8.1	W	32	3	1	1	3	3	0	0	0	0	1	35	47	1.08	0.720										

St. Louis Cardinals @ Houston Astros
Astrodome, Houston, TX
Tue Aug 30 1983, 8:05 PM EDT
Att: 11,041 - Dome

AB 32
R 1
H 4
RBI 1
BB 3
SO 3
LOB 11



Batter	1	2	3	4	5	6	7	8	9	AB	R	H	RBI	BB	SO	LOB	BOTTOM										
Bill Doran, S (1,4) OBP: 0.376, SLG: 0.354	0-0 1B G4-6-3		0-0 F2		0-0 3-1		4-0 FC4-6 1-2 2-3 BB			3	1	1	0	1	0	0											
Terry Puhl, L (1,9) OBP: 0.383, SLG: 0.450	0-0 1B G4-6-3		0-0 1B		0-0 4-3		0-0 FC4-6 1-2 2-3 3H			4	0	2	1	0	0	2											
Dickie Thon, R (1,6) OBP: 0.347, SLG: 0.469	0-0 1B G4-6-3 1-2 3H		0-0 1B 2-3		0-0 4-3		0-3 K		0-0 5-3	4	0	1	0	0	1	3											
Jose Cruz, L (1,7) OBP: 0.387, SLG: 0.472	0-0 F7		0-0 4-3			0-0 CS 1B		0-0 6-3		4	0	1	0	0	2												
Ray Knight, R (1,3) OBP: 0.354, SLG: 0.450		0-0 FC3-6 1B		0-0 G6-3		0-0 F9 1-2		0-0 6-3		4	0	2	0	0	1												
Denny Walling, L (1,5) OBP: 0.323, SLG: 0.419 Craig Reynolds, L (9,5) OBP: 0.284, SLG: 0.308		0-0 FC3-6		0-0 G6-3		0-0 4-3		0-0 1B		4	0	1	0	0	2												
Jerry Mumphrey, S (1,8) OBP: 0.334, SLG: 0.404		0-0 F7		0-0 2B		0-0 E SH 1B		0-0 5-3		4	1	2	0	0	2												
John Mizerock, L (1,2) OBP: 0.277, SLG: 0.296		0-0 1-3		0-0 F9		0-0 E3 BB SH FC4-6				3	1	0	0	0	3												
Vern Ruhle, R (1,1) OBP: 0.263, SLG: 0.125 Frank DiPino, L (9,1) OBP: 0.400, SLG: 0.500 Bill Dawley, R (9,1) OBP: 0.125, SLG: 0.125 Tony Scott, S (9,8) OBP: 0.274, SLG: 0.295			0-0 K		0-3 K		0-0 SH FC4-6 BB 1-2 3H			2	0	0	1	0	2	0	AB 32										
Inning Stats	R: 1 E: 0 K: 0 S: 4	H: 2 LOB: 0 BB: 0 P: 4	R: 0 E: 0 K: 0 S: 4	H: 1 LOB: 1 BB: 0 P: 4	R: 0 E: 0 K: 1 S: 7	H: 2 LOB: 2 BB: 0 P: 7	R: 0 E: 0 K: 0 S: 4	H: 2 LOB: 1 BB: 0 P: 4	R: 0 E: 0 K: 1 S: 5	H: 0 LOB: 0 BB: 0 P: 5	R: 0 E: 0 K: 1 S: 5	H: 1 LOB: 0 BB: 0 P: 5	R: 2 E: 1 K: 0 S: 6	H: 1 LOB: 2 BB: 1 P: 10	R: 0 E: 0 K: 0 S: 4	H: 1 LOB: 1 BB: 0 P: 4	1B: 8 2B: 2 3B: 0 HR: 0	SF: 0 SAC: 1 DP: 2 HBP: 0	WP: 0 PA: 34 PB: 0 SB: 0 CS: 1								
PITCHER	IP	WLS	BF	H	R	ER	SO	BB	IBB	HBP	BLK	WP	HR	S	P	ERA	WHIP										
Danny Cox, R (1,1) ERA: 3.18 Dave Rucker, L (7,1) ERA: 5.55 Jeff Lahti, R (7,1) ERA: 2.81	6.1	L	28	9	3	1	3	1	0	0	0	0	0	33	37	1.42	1.579										

St. Louis Cardinals @ Houston Astros
Astrodome, Houston, TX
Tue Aug 30 1983, 8:05 PM EDT
Att: 11,041 - Dome

AB 32
R 3
H 10
RBI 2
BB 1
SO 3
LOB 15



Batter	1	2	3	4	5	6	7	8	9	AB	R	H	RBI	BB	SO	LOB	TOP				
Lonnie Smith, R OBP: 0.372, SLG: 0.429 Mike Ramsey, S OBP: 0.314, SLG: 0.331	K	F3		K					F8	5	0	1	0	0	2	3					
Ozzie Smith, S OBP: 0.314, SLG: 0.336	4-3	G3							HR	5	1	2	1	0	0	3					
Willie McGee, S OBP: 0.374, SLG: 0.381			K		FC1-6 1B	CS		F8	K	5	1	1	0	0	2	1					
George Hendrick, R OBP: 0.374, SLG: 0.499	F8		6-3		F8			6-3	5-3	5	0	0	0	0	0	2					
Dane Iorg, L OBP: 0.357, SLG: 0.398 David Green, R OBP: 0.321, SLG: 0.419		1B E		S 1B	1B 1B			F8		3	2	3	0	0	0	0					
Andy Van Slyke, L OBP: 0.384, SLG: 0.455		E9 1B	K		1B S			B1-3		4	2	2	1	0	1	1					
Ken Oberkfell, L OBP: 0.374, SLG: 0.375		FC1-5 1B		G3-6-3 BB 1B	S 1B			3-1 1B		4	0	4	3	0	0	0					
Darrell Porter, L OBP: 0.339, SLG: 0.402		WP FC1-5 1B		G3-6-3 BB 1B	K			3-1		3	0	1	0	1	1	2					
Joaquin Andujar, S OBP: 0.094, SLG: 0.109 Dave Rucker, L ERA: 3.94 Jeff Lahti, R ERA: 4.53 Bruce Sutter, R ERA: 2.0		FC1-5 WP	G3-6-3		6-3			K		3	0	0	0	0	0	4					
Inning Stats	R: 0 E: 0 K: 1 S: 6	H: 1 LOB: 1 BB: 0 P: 6	R: 2 E: 1 K: 0 S: 7	H: 4 LOB: 2 BB: 0 P: 7	R: 0 E: 0 K: 2 S: 8	H: 1 LOB: 1 BB: 1 P: 8	R: 0 E: 0 K: 1 S: 5	H: 1 LOB: 1 BB: 1 P: 9	R: 3 E: 0 K: 1 S: 9	H: 4 LOB: 1 BB: 0 P: 9	R: 0 E: 0 K: 0 S: 3	H: 0 LOB: 0 BB: 0 P: 3	R: 0 E: 0 K: 1 S: 6	H: 1 LOB: 1 BB: 0 P: 6	R: 1 E: 0 K: 1 S: 6	H: 1 LOB: 0 BB: 0 P: 6	1B: 13 2B: 0 3B: 0 HR: 1	SF: 0 SAC: 0 DP: 1 HBP: 0	WP: 1 PB: 0 SB: 4 CS: 1	PA: 41	
PITCHER	IP WLS BF H R ER SO BB IBB HBP BLK WP HR S P ERA WHIP	IP WLS BF H R ER SO BB IBB HBP BLK WP HR S P ERA WHIP	IP WLS BF H R ER SO BB IBB HBP BLK WP HR S P ERA WHIP	IP WLS BF H R ER SO BB IBB HBP BLK WP HR S P ERA WHIP	IP WLS BF H R ER SO BB IBB HBP BLK WP HR S P ERA WHIP	IP WLS BF H R ER SO BB IBB HBP BLK WP HR S P ERA WHIP	IP WLS BF H R ER SO BB IBB HBP BLK WP HR S P ERA WHIP	IP WLS BF H R ER SO BB IBB HBP BLK WP HR S P ERA WHIP	IP WLS BF H R ER SO BB IBB HBP BLK WP HR S P ERA WHIP	IP WLS BF H R ER SO BB IBB HBP BLK WP HR S P ERA WHIP	IP WLS BF H R ER SO BB IBB HBP BLK WP HR S P ERA WHIP	IP WLS BF H R ER SO BB IBB HBP BLK WP HR S P ERA WHIP	IP WLS BF H R ER SO BB IBB HBP BLK WP HR S P ERA WHIP	IP WLS BF H R ER SO BB IBB HBP BLK WP HR S P ERA WHIP	IP WLS BF H R ER SO BB IBB HBP BLK WP HR S P ERA WHIP	IP WLS BF H R ER SO BB IBB HBP BLK WP HR S P ERA WHIP	IP WLS BF H R ER SO BB IBB HBP BLK WP HR S P ERA WHIP	IP WLS BF H R ER SO BB IBB HBP BLK WP HR S P ERA WHIP	IP WLS BF H R ER SO BB IBB HBP BLK WP HR S P ERA WHIP	IP WLS BF H R ER SO BB IBB HBP BLK WP HR S P ERA WHIP	IP WLS BF H R ER SO BB IBB HBP BLK WP HR S P ERA WHIP

St. Louis Cardinals @ Atlanta Braves
Atlanta-Fulton County Stadium, Atlanta, GA
Wed Aug 31 1983, 7:05 PM EDT
Att: 21,954 - Cloudy - 90 F

AB 39
R 6
H 14
RBI 5
BB 1
SO 7
LOB 17



Batter	1	2	3	4	5	6	7	8	9	AB	R	H	RBI	BB	SO	LOB	BOTTOM				
Brett Butler, L OBP: 0.335, SLG: 0.400	F7		5-3		CS	HR BB	G4-6-3 1B		FC3-6 E BB	3	1	1	0	2	0	1					
Randy Johnson, R OBP: 0.384, SLG: 0.345	K		E6			HR	G4-6-3		E4 FC3-6	5	1	1	2	0	1	4					
Chris Chambliss, L OBP: 0.370, SLG: 0.500	F9		4-3			K			FC3-6 FC6-4	5	0	0	0	0	1	4					
Dale Murphy, R OBP: 0.394, SLG: 0.520		6-3		K		FC5 1B		E FC6-4 2B	FC6-4	5	1	2	0	0	1	2					
Claudell Washington, L OBP: 0.319, SLG: 0.411				F7				E4 FC6-4		4	0	2	0	0	0	1					
Rafael Ramirez, R OBP: 0.335, SLG: 0.361		F9		K		K		FC6-4 1B		4	0	0	1	0	2	4					
Glenn Hubbard, R OBP: 0.325, SLG: 0.388		F8			5-3	FC5				4	0	1	0	0	0	3					
Bruce Benedict, R OBP: 0.389, SLG: 0.345				E SH1-4 1B		L4		E3 1B	6-3	4	0	1	0	0	0	2					
Len Barker, R ERA: 3.86 Pete Falcone, L ERA: 5.25 Gerald Perry, L ERA: 5.55 Gene Garber, R ERA: 4.53 Mike Jorgensen, L ERA: 2.72 Terry Forster, L ERA: 2.0 Bob Watson, R ERA: 4.0			SH1-4			CS 1B		F5	K	0	0	0	0	0	0	0					
Inning Stats	R: 0 E: 0 K: 1 S: 5	H: 0 LOB: 0 BB: 0 P: 5	R: 0 E: 0 K: 0 S: 4	H: 1 LOB: 1 BB: 0 P: 4	R: 0 E: 0 K: 2 S: 7	H: 0 LOB: 0 BB: 0 P: 7	R: 0 E: 0 K: 0 S: 3	H: 1 LOB: 0 BB: 0 P: 3	R: 2 E: 0 K: 2 S: 10	H: 3 LOB: 2 BB: 1 P: 14	R: 0 E: 1 K: 0 S: 4	H: 1 LOB: 1 BB: 0 P: 4	R: 1 E: 1 K: 0 S: 6	H: 2 LOB: 2 BB: 0 P: 6	R: 0 E: 1 K: 1 S: 6	H: 0 LOB: 2 BB: 1 P: 10	1B: 7 2B: 1 3B: 0 HR: 1	SF: 0 SAC: 1 DP: 1 HBP: 0	WP: 0 PB: 0 SB: 0 CS: 1	PA: 41	
PITCHER	IP WLS BF H R ER SO BB IBB HBP BLK WP HR S P ERA WHIP	IP WLS BF H R ER SO BB IBB HBP BLK WP HR S P ERA WHIP	IP WLS BF H R ER SO BB IBB HBP BLK WP HR S P ERA WHIP	IP WLS BF H R ER SO BB IBB HBP BLK WP HR S P ERA WHIP	IP WLS BF H R ER SO BB IBB HBP BLK WP HR S P ERA WHIP	IP WLS BF H R ER SO BB IBB HBP BLK WP HR S P ERA WHIP	IP WLS BF H R ER SO BB IBB HBP BLK WP HR S P ERA WHIP	IP WLS BF H R ER SO BB IBB HBP BLK WP HR S P ERA WHIP	IP WLS BF H R ER SO BB IBB HBP BLK WP HR S P ERA WHIP	IP WLS BF H R ER SO BB IBB HBP BLK WP HR S P ERA WHIP	IP WLS BF H R ER SO BB IBB HBP BLK WP HR S P ERA WHIP	IP WLS BF H R ER SO BB IBB HBP BLK WP HR S P ERA WHIP	IP WLS BF H R ER SO BB IBB HBP BLK WP HR S P ERA WHIP	IP WLS BF H R ER SO BB IBB HBP BLK WP HR S P ERA WHIP	IP WLS BF H R ER SO BB IBB HBP BLK WP HR S P ERA WHIP	IP WLS BF H R ER SO BB IBB HBP BLK WP HR S P ERA WHIP	IP WLS BF H R ER SO BB IBB HBP BLK WP HR S P ERA WHIP	IP WLS BF H R ER SO BB IBB HBP BLK WP HR S P ERA WHIP	IP WLS BF H R ER SO BB IBB HBP BLK WP HR S P ERA WHIP	IP WLS BF H R ER SO BB IBB HBP BLK WP HR S P ERA WHIP	IP WLS BF H R ER SO BB IBB HBP BLK WP HR S P ERA WHIP

St. Louis Cardinals @ Atlanta Braves
Atlanta-Fulton County Stadium, Atlanta, GA
Wed Aug 31 1983, 7:05 PM EDT
Att: 21,954 - Cloudy - 90 F

AB 37
R 3
H 9
RBI 3
BB 2
SO 6
LOB 22



Batter	1	2	3	4	5	6	7	8	9	AB	R	H	RBI	BB	SO	LOB	TOP										
Lonnie Smith, R OBP: 0.370, SLG: 0.426	0-0 6-3	0-0 FC5		0-0 1B	0-0 6-3			0-0 G6-4-3		5	1	1	1	0	0	4											
Ozzie Smith, S OBP: 0.311, SLG: 0.333	0-0 G3		0-0 L7	0-0 F5		0-0 F9			0-0 F8	5	0	0	0	0	0	1											
Willie McGee, S OBP: 0.325, SLG: 0.386	0-0 1B		0-0 G4-6-3	0-0 2B		0-0 6-3			0-0 G5-4-3	5	1	4	1	0	0	0											
Dane Iorg, L OBP: 0.350, SLG: 0.398	0-0 F8		0-0 G4-6-3	0-0 2B		0-0 L7			0-0 G5-4-3	5	0	1	1	0	0	3											
Andy Van Slyke, L OBP: 0.366, SLG: 0.460		0-0 4-3		0-0 1B				0-0 G3		4	1	2	0	0	0	1											
Ken Oberkfell, L OBP: 0.376, SLG: 0.377		0-0 2B		0-0 1B		0-0 F9		0-0 G3		4	2	2	0	0	0	1											
David Green, R OBP: 0.322, SLG: 0.420		0-0 2B		0-0 2B		0-0 K		0-0 L6-5		4	1	2	2	0	1	1											
Darrell Porter, L OBP: 0.343, SLG: 0.414		0-0 FC5		0-0 1B		0-0 2B		0-0 F7		4	2	3	2	0	0	0											
Neil Allen, R OBP: 0.100, SLG: 0.150		0-0 F3		0-0 K		0-0 2B		0-0 G6-4-3		2	0	0	0	0	1	3											
Dave Vonohlen, L OBP: 0.250, SLG: 0.143										0	0	0	0	0	0	0											
Bill Lyons, R OBP: 0.257, SLG: 0.324										1	0	1	1	0	0	0											
Bob Forsch, R OBP: 0.313, SLG: 0.349										1	0	1	0	0	0	0											
Inning Stats	R: 0 E: 0 K: 0 S: 4	H: 1 LOB: 1 BB: 0 P: 4	R: 1 E: 0 K: 0 S: 6	H: 3 LOB: 2 BB: 0 P: 6	R: 0 E: 0 K: 0 S: 3	H: 1 LOB: 0 BB: 0 P: 3	R: 6 E: 0 K: 1 S: 12	H: 7 LOB: 1 BB: 0 P: 12	R: 1 E: 0 K: 1 S: 7	H: 2 LOB: 1 BB: 0 P: 7	R: 0 E: 0 K: 0 S: 3	H: 0 LOB: 0 BB: 0 P: 3	R: 0 E: 0 K: 0 S: 3	H: 1 LOB: 0 BB: 0 P: 3	R: 0 E: 0 K: 0 S: 3	H: 1 LOB: 0 BB: 0 P: 3	1B: 11 2B: 7 3B: 0 HR: 0	SF: 0 SAC: 0 DP: 4 HBP: 0	WP: 1 PB: 0 SB: 1 CS: 0	PA: 40							
PITCHER	IP	WLS	BF	H	R	ER	SO	BB	IBB	HBP	BLK	WP	HR	S	P	ERA	WHIP										
Pascual Perez, R ERA: 3.78	3.0	L	16	8	4	4	0	0	0	0	0	1	0	16	16	12.00	2.667										
Rick Camp, R ERA: 3.5	0.2		5	3	2	2	1	0	0	0	0	0	0	7	7	27.00	4.500										
Pete Falcone, L ERA: 3.68	1.1		7	3	2	2	1	0	0	0	0	0	0	9	9	13.50	2.250										
Donnie Moore, R ERA: 3.81	3.0		9	2	0	0	0	0	0	0	0	0	0	9	9	0.00	0.667										
Gene Garber, R ERA: 4.44	1.0		3	1	0	0	0	0	0	0	0	0	0	3	3	0.00	1.000										

St. Louis Cardinals @ Atlanta Braves
Atlanta-Fulton County Stadium, Atlanta, GA

AB 40
R 8
H 17
RBI 8
BB 0
SO 2
LOB 14



Thu Sep 01 1983, 7:05 PM EDT
Att: 15,062 - Unknown - 78 F

Batter	1	2	3	4	5	6	7	8	9	AB	R	H	RBI	BB	SO	LOB	BOTTOM										
Brett Butler, L OBP: 0.334, SLG: 0.396	0-0 4-3	4-0 BB		0-0 P6		0-0 F7			0-0 3-1	4	0	0	0	1	0	1											
Randy Johnson, R OBP: 0.375, SLG: 0.352	1-0 1B	0-0 FC5		0-0 1B		0-0 G4-6-3			0-0 1B	4	1	2	0	0	0	4											
Chris Chambliss, L OBP: 0.366, SLG: 0.493	0-0 F2		0-0 4-3	0-0 L7			0-0 6-3		0-0 F8	5	0	0	0	0	0	3											
Dale Murphy, R OBP: 0.396, SLG: 0.522	0-0 1B		0-0 E	0-0 FC6		0-3 K				4	1	3	1	0	1	0											
Claudell Washington, L OBP: 0.321, SLG: 0.416	0-0 CS		0-0 WP	0-0 FC6		0-0 1-3				4	1	2	1	0	0	2											
Rafael Ramirez, R OBP: 0.334, SLG: 0.360	0-0 CS	0-3 K	0-0 4-3		0-0 F8			0-0 G4-6-3		4	0	1	0	0	1	1											
Glenn Hubbard, R OBP: 0.324, SLG: 0.386		0-0 F8	4-0 BB	0-0 1B		0-0 6-3		0-0 G4-6-3		3	0	0	0	1	0	2											
Bruce Benedict, R OBP: 0.388, SLG: 0.345		0-0 4-6-3		0-0 BB		0-0 6-3		0-0 G2		3	0	1	0	0	0	1											
Donnie Moore, L OBP: 0.500, SLG: 0.500										0	0	0	0	0	0	0											
Gerald Perry, L OBP: 0.462, SLG: 0.636										1	0	0	0	0	0	0											
Gene Garber, R ERA: 4.62										0	0	0	0	0	0	0											
Pascual Perez, R OBP: 0.182, SLG: 0.156		0-0 FC5		0-0 FC4-6		0-0 G4-6-3			0-0 G3	2	0	1	0	0	0	2											
Rick Camp, R OBP: 0.119, SLG: 0.103										0	0	0	0	0	0	0											
Pete Falcone, L OBP: 0.111, SLG: 0.115										0	0	0	0	0	0	0											
Biff Pocoroba, S OBP: 0.312, SLG: 0.380										2	0	1	0	0	0	0											
Inning Stats	R: 1 E: 0 K: 0 S: 4	H: 2 LOB: 1 BB: 0 P: 5	R: 0 E: 0 K: 1 S: 7	H: 1 LOB: 3 BB: 1 P: 11	R: 2 E: 0 K: 0 S: 6	H: 3 LOB: 2 BB: 1 P: 10	R: 0 E: 0 K: 0 S: 5	H: 2 LOB: 2 BB: 0 P: 5	R: 0 E: 0 K: 0 S: 3	H: 0 LOB: 0 BB: 0 P: 3	R: 0 E: 0 K: 0 S: 3	H: 1 LOB: 0 BB: 0 P: 3	R: 0 E: 0 K: 0 S: 3	H: 1 LOB: 0 BB: 0 P: 3	R: 0 E: 0 K: 0 S: 4	H: 1 LOB: 1 BB: 0 P: 4	1B: 10 2B: 0 3B: 1 HR: 0	SF: 0 SAC: 0 DP: 2 HBP: 1	WP: 2 PB: 0 SB: 2 CS: 1	PA: 40							
PITCHER	IP	WLS	BF	H	R	ER	SO	BB	IBB	HBP	BLK	WP	HR	S	P	ERA	WHIP										
Neil Allen, R ERA: 3.81	3.2		22	8	3	3	1	0	0	0	0	0	0	1	1	0.00	0.000										
Dave Vonohlen, L ERA: 3.72	0.1		1	0	0	0	0	0	0	0	0	0	0	1	1	0.00	0.000										
Bob Forsch, R ERA: 4.62	5.0	W	16	3	0	0	1	0	0	0	0	0	0	18	18	0.00	0.600										

St. Louis Cardinals @ Atlanta Braves
Atlanta-Fulton County Stadium, Atlanta, GA

AB 36
R 3
H 11
RBI 2
BB 2
SO 2
LOB 16



Thu Sep 01 1983, 7:05 PM EDT
Att: 15,062 - Unknown - 78 F

Batter	1	2	3	4	5	6	7	8	9	AB R H RBI BB SO LOB	TOP									
Gary Redus, R OBP: 0.351, SLG: 0.444 (1, 7)										5 2 2 1 0 2 4	Cincinnati Reds @ St. Louis Cardinals Busch Stadium, St. Louis, MO Fri Sep 02 1983, 7:05 PM CDT Att: 22,760 - Unknown									
Dallas Williams, L OBP: 0.167, SLG: 0.167 (1, 8)										5 0 1 1 0 1 3										
Paul Householder, S OBP: 0.316, SLG: 0.376 (1, 9)										5 0 0 1 0 0 4										
Dan Driessen, L OBP: 0.390, SLG: 0.438 (1, 3)										3 0 0 0 2 0 4										
Ron Oester, S OBP: 0.309, SLG: 0.388 (1, 4)										4 0 0 0 0 2 2										
Dave Concepcion, R OBP: 0.308, SLG: 0.289 (1, 6)										4 0 0 0 0 1 2										
Nick Esasky, R OBP: 0.310, SLG: 0.412 (1, 5)										3 0 0 0 1 1 0										
Alan Knicely, R OBP: 0.333, SLG: 0.323 (1, 2)										3 1 1 0 1 1 2										
Frank Pastore, R OBP: 0.200, SLG: 0.250 (1, 1)										4 1 2 0 0 1 1										
Inning Stats	R: 1 E: 1 K: 0 S: 5	H: 1 LOB: 2 BB: 1 P: 9	R: 2 E: 1 K: 1 S: 9	H: 3 LOB: 2 BB: 0 P: 9	R: 0 E: 1 K: 1 S: 6	H: 0 LOB: 1 BB: 0 P: 6	R: 0 E: 0 K: 3 S: 9	H: 0 LOB: 0 BB: 1 P: 9	R: 0 E: 0 K: 1 S: 4	H: 1 LOB: 2 BB: 1 P: 14	R: 0 E: 0 K: 0 S: 3	H: 0 LOB: 0 BB: 0 P: 3	R: 0 E: 0 K: 0 S: 3	H: 0 LOB: 0 BB: 0 P: 3	R: 1 E: 1 K: 0 S: 5	H: 1 LOB: 2 BB: 1 P: 9	1B: 5 2B: 1 3B: 0 HR: 0	SF: 0 SAC: 0 DP: 0 HBP: 0	WP: 0 PB: 1 SB: 0 CS: 1	PA: 40
PITCHER	IP WLS BF H R ER SO BB IBB HBP BLK WP HR S P ERA WHIP																			
John Stuper, R ERA: 3.48 (1, 1)	3.0 L 17 4 3 2 2 1 0 0 0 0 0 0 20 24 6.00 1.667																			
Dave LaPoint, L ERA: 3.72 (4, 1)	3.0 11 1 0 0 7 2 0 0 0 0 0 0 23 31 0.00 1.000																			
Dave Vonohlen, L ERA: 3.59 (7, 1)	2.0 6 0 0 0 0 0 0 0 0 0 0 0 6 6 0.00 0.000																			
Jeff Lahti, R ERA: 2.67 (9, 1)	1.0 6 1 1 0 0 1 0 0 0 0 0 0 5 9 0.00 2.000																			

Batter	1	2	3	4	5	6	7	8	9	AB R H RBI BB SO LOB	BOTTOM									
Ozzie Smith, S OBP: 0.313, SLG: 0.335 (1, 6)										3 0 1 0 1 0 1	Cincinnati Reds @ St. Louis Cardinals Busch Stadium, St. Louis, MO Fri Sep 02 1983, 7:05 PM CDT Att: 22,760 - Unknown									
Ken Oberkfell, L OBP: 0.372, SLG: 0.373 (1, 4)										4 0 0 0 0 1 2										
Willie McGee, S OBP: 0.324, SLG: 0.384 (1, 8)										4 0 1 0 0 0 0										
Dane Iorg, L OBP: 0.350, SLG: 0.396 (1, 3)										3 0 1 0 0 0 0										
Steve Braun, L OBP: 0.441, SLG: 0.432 (1, 7)										3 0 0 0 0 0 1										
Andy Van Slyke, L OBP: 0.362, SLG: 0.454 (1, 5)										3 0 0 0 0 1 1										
David Green, R OBP: 0.320, SLG: 0.416 (1, 9)										3 0 0 0 0 1 0										
Darrell Porter, L OBP: 0.343, SLG: 0.414 (1, 2)										3 0 1 0 0 1 0										
John Stuper, R OBP: 0.186, SLG: 0.154 (3, PH)										0 0 0 0 0 0 0										
Mike Carrozza, S OBP: 0.172, SLG: 0.329 (4, 1)										1 0 0 0 0 0 0										
Dave LaPoint, L OBP: 0.227, SLG: 0.309 (6, PH)										0 0 0 0 0 0 0										
Jamie Cuzzi, R OBP: 0.155 (7, 1)										1 0 0 0 0 1 0										
Dave Vonohlen, L OBP: 0.309, SLG: 0.143 (8, PH)										0 0 0 0 0 0 0										
Lonnie Smith, R OBP: 0.309, SLG: 0.425 (9, 1)										1 0 0 0 0 0 0										
Jeff Lahti, R (9, 1)										0 0 0 0 0 0 0										
Inning Stats	R: 0 E: 0 K: 1 S: 4	H: 1 LOB: 1 BB: 1 P: 8	R: 0 E: 0 K: 1 S: 5	H: 0 LOB: 0 BB: 0 P: 5	R: 0 E: 0 K: 1 S: 6	H: 1 LOB: 1 BB: 0 P: 6	R: 0 E: 0 K: 0 S: 3	H: 0 LOB: 0 BB: 0 P: 3	R: 0 E: 0 K: 2 S: 8	H: 1 LOB: 1 BB: 0 P: 8	R: 0 E: 0 K: 0 S: 4	H: 1 LOB: 1 BB: 0 P: 4	R: 0 E: 0 K: 0 S: 3	H: 0 LOB: 0 BB: 0 P: 3	R: 0 E: 0 K: 0 S: 3	H: 0 LOB: 0 BB: 0 P: 3	1B: 3 2B: 1 3B: 0 HR: 0	SF: 0 SAC: 0 DP: 0 HBP: 0	WP: 0 PB: 0 SB: 0 CS: 1	PA: 30
PITCHER	IP WLS BF H R ER SO BB IBB HBP BLK WP HR S P ERA WHIP																			
Frank Pastore, R ERA: 5.17 (1, 1)	9.0 W 30 4 0 0 5 1 0 0 0 0 0 0 39 43 0.00 0.556																			

AB	36
R	4
H	6
RBI	3
BB	4
SO	9
LOB	22




AB	29
R	0
H	4
RBI	0
BB	1
SO	5
LOB	6



Batter	1	2	3	4	5	6	7	8	9	10	AB	R	H	RBI	BB	SO	LOB									
Gary Redus, R OBP: 0.356, SLG: 0.455 (1, 7)	0-0 1B		0-0 FC3-6 BB 1B	0-0 G1-2-3			4-0 SH2-4 BB		0-0 HR		4	1	3	1	1	0	3									
Dallas Williams, L OBP: 0.200, SLG: 0.111 (1, 8)	0-0 F8		4-0 FC3-6 BB 1B		0-0 B3		0-0 SH2-4		0-0 F5		3	0	0	0	1	0	1									
Paul Householder, S OBP: 0.314, SLG: 0.373 (1, 9)	0-0 1B		0-0 FC3-6 BB		0-0 F9		0-0 F5		0-0 4-3		5	0	1	1	0	0	3									
Dan Driessen, L OBP: 0.393, SLG: 0.435 (1, 3)	0-0 F8		4-0 FC3-6 BB		0-0 E1		4-0 FC6-4 IBB		4-0 BLK SH1-4 BB		2	1	0	0	3	0	1									
Ron Oester, S OBP: 0.356, SLG: 0.385 (1, 4)		0-3 K	0-3 K		0-0 6-3		0-0 FC6-4 1-2		0-0 SH1-4		4	0	0	0	0	2	6									
Dave Concepcion, R OBP: 0.307, SLG: 0.288 (1, 6)	0-0 1-4-3				0-0 6-3		0-0 5-3		0-0 4-3		5	0	1	1	0	0	0									
Nick Esasky, R OBP: 0.315, SLG: 0.414 (1, 5)	0-3 K			4-0 2B G1-2-3 BB		0-0 1B		0-0 CS 1B		2-H K	4	0	2	0	1	2	1									
Alex Trevino, R OBP: 0.281, SLG: 0.283 (1, 2)			0-0 FC1-6 1B	1-3 2B		0-0 F9		0-0 6-3 1-2		0-0 5-3	5	0	2	0	0	0	3									
Mario Soto, R OBP: 0.156, SLG: 0.184 (1, 1)			0-0 FC1-6 BB 1B FC3-6	E5		0-0 K		0-0 F5			4	1	0	0	0	1	4									
Inning Stats	R: 0 E: 0 K: 0 S: 4	H: 2 LOB: 1 BB: 0 P: 4	R: 0 E: 0 K: 2 S: 7	H: 0 LOB: 0 BB: 0 P: 7	R: 1 E: 0 K: 1 S: 7	H: 2 LOB: 3 BB: 2 P: 15	R: 0 E: 1 K: 0 S: 4	H: 1 LOB: 2 BB: 1 P: 8	R: 0 E: 1 K: 0 S: 6	H: 0 LOB: 1 BB: 0 P: 6	R: 0 E: 0 K: 0 S: 3	H: 0 LOB: 2 BB: 2 P: 11	R: 0 E: 0 K: 0 S: 3	H: 1 LOB: 0 BB: 0 P: 3	R: 1 E: 0 K: 0 S: 4	H: 1 LOB: 0 BB: 0 P: 4	R: 1 E: 0 K: 1 S: 6	H: 1 LOB: 1 BB: 1 P: 10	1B: 7 2B: 1 3B: 0 HR: 1	SF: 0 SAC: 2 DP: 1 HBP: 0	WP: 0 PB: 0 SB: 0 CS: 1	PA: 44				
PITCHER	IP 9.0	WLS W	BF 39	H 8	R 2	ER 2	SO 4	BB 4	IBB 0	HBP 0	BLK 0	WP 0	HR 1	S 42	P 62	ERA 2.00	WHIP 1.333									
Danny Cox, R ERA: 2.96 (1, 1)																										
Dave Rucker, L ERA: 5.8 (10, 1)	0.0	L	1	0	1	1	0	1	0	0	0	0	0	0	4	∞	∞									
Bruce Sutter, R ERA: 3.95 (10, 1)	1.0		4	1	0	0	1	0	0	0	1	0	0	6	6	0.00	1.000									

Cincinnati Reds @ St. Louis Cardinals
 Busch Stadium, St. Louis, MO
 Sat Sep 03 1983, 7:05 PM CDT
 Att: 34,798 - Unknown


AB 36
 R 3
 H 9
 RBI 3
 BB 6
 SO 5
 LOB 22



Batter	1	2	3	4	5	6	7	8	9	10	AB	R	H	RBI	BB	SO	LOB									
Ozzie Smith, S OBP: 0.314, SLG: 0.338 (1, 6)	0-0 SF8 2B		0-0 F5		0-0 1-3 1B			0-3 K		0-0 F8 1-2	5	1	2	0	0	1	1									
Ken Oberkfell, L OBP: 0.369, SLG: 0.369 (1, 5)	0-0 F2		0-0 4-3		0-0 2-3			0-0 F8			4	0	0	0	0	0	3									
Willie McGee, S OBP: 0.322, SLG: 0.382 (1, 8)	0-0 SF8		0-3 K		0-0 6-3			0-0 1-3			3	0	0	1	0	1	0									
George Hendrick, R OBP: 0.373, SLG: 0.487 (1, 3)	0-0 E6			0-3 K		0-0 1B		0-0 5-3			4	0	1	0	0	1	0									
Dane Iorg, L OBP: 0.339, SLG: 0.382 (1, 7)	0-3 K			0-0 F7		0-0 F9		0-0 F7			4	0	0	0	0	1	2									
Darrell Porter, L OBP: 0.342, SLG: 0.420 (1, 2)		0-3 K		0-0 F8		0-0 F7		0-0 HR			4	1	1	1	0	1	1									
Andy Van Slyke, L OBP: 0.360, SLG: 0.450 (10, 7)		0-0 1B			0-0 F9		0-0 F7		0-0 F8		4	0	1	0	0	0	0									
Bill Lyons, R OBP: 0.237, SLG: 0.297 Steve Braun, L OBP: 0.436, SLG: 0.427 (10, PH)		0-0 F9			0-0 5-3		0-0 1-3		0-0 F7		3	0	0	0	0	0	1									
Danny Cox, R OBP: 0.125, SLG: 0.125 Dave Rucker, L Bruce Sutter, R David Green, R OBP: 0.322, SLG: 0.418 (10, 9)		0-0 F8			0-0 1B		0-0 K		0-0 CS 1B		3	0	1	0	0	1	1									
Inning Stats	R: 1 E: 1 K: 1 S: 7	H: 1 LOB: 1 BB: 0 P: 7	R: 0 E: 0 K: 1 S: 6	H: 1 LOB: 1 BB: 0 P: 6	R: 0 E: 0 K: 1 S: 5	H: 0 LOB: 0 BB: 0 P: 5	R: 0 E: 0 K: 1 S: 5	H: 0 LOB: 0 BB: 0 P: 5	R: 0 E: 0 K: 1 S: 5	H: 0 LOB: 0 BB: 0 P: 5	R: 0 E: 0 K: 0 S: 3	H: 1 LOB: 0 BB: 0 P: 3	R: 0 E: 0 K: 0 S: 3	H: 1 LOB: 0 BB: 0 P: 3	1B: 5 2B: 1 3B: 0 HR: 1	SF: 1 SAC: 0 DP: 0 HBP: 0	WP: 0 PB: 0 SB: 1 CS: 1	PA: 37								
PITCHER	IP 10.0	WLS W	BF 37	H 7	R 2	ER 2	SO 6	BB 0	IBB 0	HBP 0	BLK 0	WP 0	HR 1	S 49	P 49	ERA 1.80	WHIP 0.700									
Mario Soto, R ERA: 2.56 (1, 1)																										

Cincinnati Reds @ St. Louis Cardinals
 Busch Stadium, St. Louis, MO
 Sat Sep 03 1983, 7:05 PM CDT
 Att: 34,798 - Unknown

AB 36
 R 2
 H 7
 RBI 2
 BB 0
 SO 6
 LOB 9



Batter	1	2	3	4	5	6	7	8	9	AB	R	H	RBI	BB	SO	LOB	TOP										
Eddie Milner, L OBP: 0.355, SLG: 0.381 (1, 8)	G3		4-3			FC4		HR		3	1	0	0	1	0	1	Cincinnati Reds @ St. Louis Cardinals Busch Stadium, St. Louis, MO Sun Sep 04 1983, 3:33 AM CDT Att: 35,255 - Unknown										
Gary Redus, R OBP: 0.355, SLG: 0.453 (1, 7)	E			K		P1		K		4	0	1	0	0	2	3											
Dallas Williams, L OBP: 0.200, SLG: 0.083 Johnny Bench, R OBP: 0.305, SLG: 0.426 Ben Hayes, R (8, 1)	7-4			4-3			6-3	HR		3	0	0	0	0	0	1											
Dan Driessen, L OBP: 0.391, SLG: 0.431 (1, 3)		6-3		F8			4-3	4-3		3	1	0	0	1	0	0											
Ron Oester, S OBP: 0.306, SLG: 0.383 (1, 4)		E			P4		4-3		F8	3	0	0	0	1	0	1											
Nick Esasky, R OBP: 0.321, SLG: 0.425 (1, 5)		E6			G1-6-3				K	3	0	2	1	1	1	0											
Steve Christmas, L OBP: 0.200, SLG: 0.200 Kelly Paris, R OBP: 0.297, SLG: 0.270 Alan Knicely, R OBP: 0.333, SLG: 0.323 (9, 2)				6-3		G1-6-3		G3		4	0	1	0	0	0	3											
Tom Foley, L OBP: 0.250, SLG: 0.247 (1, 6)				1-3			3-1		F7	4	0	0	0	0	0	1											
Joe Price, R OBP: 0.169, SLG: 0.098 Tom Hume, R (5, 1)				4-3						1	0	0	0	0	0	0											
Duane Walker, L OBP: 0.245, SLG: 0.339 Rich Gale, R OBP: 0.245, SLG: 0.339 Paul Householder, S OBP: 0.316, SLG: 0.375 (8, 9)						FC4		HR		1	1	1	0	0	0	0											
Inning Stats	R: 0 E: 1 K: 0 S: 3	H: 1 LOB: 0 BB: 0 P: 3	R: 0 E: 1 K: 0 S: 3	H: 1 LOB: 1 BB: 1 P: 7	R: 0 E: 0 K: 0 S: 3	H: 0 LOB: 0 BB: 0 P: 3	R: 0 E: 0 K: 1 S: 5	H: 0 LOB: 0 BB: 0 P: 5	R: 0 E: 0 K: 0 S: 2	H: 0 LOB: 0 BB: 1 P: 6	R: 0 E: 0 K: 0 S: 4	H: 1 LOB: 1 BB: 0 P: 4	R: 1 E: 0 K: 0 S: 4	H: 1 LOB: 1 BB: 1 P: 8	R: 3 E: 0 K: 1 S: 7	H: 2 LOB: 0 BB: 1 P: 11	R: 0 E: 0 K: 1 S: 6	H: 1 LOB: 1 BB: 0 P: 6	1B: 5 2B: 1 3B: 1 HR: 1	SF: 0 SAC: 0 DP: 2 HBP: 0	WP: 0 PA: 35 PB: 0 SB: 0 CS: 0						
PITCHER	IP	WLS	BF	H	R	ER	SO	BB	IBB	HBP	BLK	WP	HR	S	P	ERA	WHIP										
Joaquin Andujar, R ERA: 3.86 (1, 1)	7.1		28	5	3	3	1	4	0	0	0	0	0	26	42	3.68	1.227										
Bruce Sutter, R ERA: 4.03 (8, 1)	0.2		3	1	1	1	1	0	0	0	0	0	1	5	5	13.50	1.500										
Jeff Lahti, R ERA: 2.63 (9, 1)	1.0	W	4	1	0	0	1	0	0	0	0	0	0	6	6	0.00	1.000										

AB	31
R	4
H	7
RBI	4
BB	4
SO	3
LOB	10



Batter	1	2	3	4	5	6	7	8	9	AB	R	H	RBI	BB	SO	LOB	BOTTOM										
Lonnie Smith, R OBP: 0.369, SLG: 0.427 (1, 7)	K		P6		S		F7		1B	5	2	2	0	0	1	0	Cincinnati Reds @ St. Louis Cardinals Busch Stadium, St. Louis, MO Sun Sep 04 1983, 3:33 AM CDT Att: 35,255 - Unknown										
Ozzie Smith, S OBP: 0.314, SLG: 0.335 (1, 6)	F8		5-3		FC6-4		F7		1B	3	0	0	0	2	0	0											
Willie McGee, S OBP: 0.324, SLG: 0.385 (1, 8)	K				FC6-4				1B	4	1	2	2	1	1	1											
George Hendrick, R OBP: 0.374, SLG: 0.506 (1, 3)		HR		F3		F8		1B		4	1	2	2	0	0	2											
David Green, R OBP: 0.326, SLG: 0.427 (1, 9)		F8			K				1B	4	1	3	0	0	1	0											
Floyd Rayford, R OBP: 0.280, SLG: 0.363 (1, 5)						FC5-2			1B	4	0	2	0	0	0	3											
Bill Lyons, R OBP: 0.345, SLG: 0.300 Steve Braun, L OBP: 0.432, SLG: 0.421 Ken Oberkfell, L OBP: 0.369, SLG: 0.369 (9, 4)						FC5-2			1B	4	0	2	0	0	0	3											
Glenn Brummer, R OBP: 0.345, SLG: 0.347 Dane Iorg, L OBP: 0.336, SLG: 0.378 Jeff Lahti, R (9, 1)		F8			G1-6-3		6-3		1-3	3	0	1	0	0	0	3											
Joaquin Andujar, S OBP: 0.104, SLG: 0.106 Bruce Sutter, R (8, 1)		SH1-3							F5	1	0	0	0	0	0	0											
Darrell Porter, L OBP: 0.341, SLG: 0.419 (9, 2)		SH1-3			G1-6-3				P4	2	0	0	0	1	1	3											
Inning Stats	R: 0 E: 0 K: 2 S: 7	H: 0 LOB: 0 BB: 0 P: 7	R: 2 E: 0 K: 0 S: 6	H: 3 LOB: 1 BB: 0 P: 6	R: 0 E: 0 K: 1 S: 6	H: 1 LOB: 1 BB: 0 P: 4	R: 0 E: 0 K: 1 S: 6	H: 2 LOB: 1 BB: 0 P: 6	R: 1 E: 0 K: 0 S: 3	H: 1 LOB: 1 BB: 2 P: 11	R: 0 E: 0 K: 1 S: 6	H: 1 LOB: 2 BB: 1 P: 10	R: 1 E: 0 K: 0 S: 5	H: 2 LOB: 2 BB: 1 P: 9	R: 0 E: 0 K: 0 S: 3	H: 0 LOB: 0 BB: 0 P: 3	R: 1 E: 0 K: 0 S: 2	H: 2 LOB: 2 BB: 1 P: 6	1B: 7 2B: 3 3B: 1 HR: 1	SF: 0 SAC: 1 DP: 1 HBP: 0	WP: 0 PA: 39 PB: 0 SB: 2 CS: 1						
PITCHER	IP	WLS	BF	H	R	ER	SO	BB	IBB	HBP	BLK	WP	HR	S	P	ERA	WHIP										
Joe Price, L ERA: 2.88 (1, 1)	4.1		20	7	3	3	3	2	0	0	0	0	0	24	32	6.23	2.077										
Tom Hume, R ERA: 5.5 (5, 1)	0.2		2	0	0	0	0	0	0	0	0	0	0	2	2	0.00	0.000										
Rich Gale, R ERA: 5.31 (6, 1)	2.0		11	3	1	1	1	1	1	0	0	0	0	11	19	4.50	2.000										
Ben Hayes, R ERA: 5.63 (8, 1)	1.0	L	6	2	1	1	0	0	1	0	0	0	0	5	9	9.00	2.000										

AB	33
R	5
H	12
RBI	5
BB	5
SO	4
LOB	14



Batter	1	2	3	4	5	6	7	8	9	AB	R	H	RBI	BB	SO	LOB	TOP		
Lee Lacy, R OBP: 0.351, SLG: 0.404 (1, 7)										4	1	0	0	1	0	6			
Johnny Ray, S OBP: 0.320, SLG: 0.393 (1, 4)										5	1	1	0	0	1	3			
Bill Madlock, R OBP: 0.382, SLG: 0.444 (1, 5)										4	0	1	1	0	1	1			
Dave Parker, L OBP: 0.304, SLG: 0.414 (1, 9)										4	1	2	0	0	2	0			
Richie Hebner, L OBP: 0.289, SLG: 0.291 (1, 3)										4	1	1	0	0	2	2			
Tony Peña, R OBP: 0.333, SLG: 0.421 (1, 2)										4	0	1	2	0	1	2			
Marvell Wynne, L OBP: 0.322, SLG: 0.370 Brian Harper, R OBP: 0.218, SLG: 0.432 Joe Orsulak, L OBP: 0.500, SLG: 0.500 (1, 8)										1	0	0	0	0	0	0			
Dale Berra, R OBP: 0.315, SLG: 0.346 (1, 6)										4	0	2	0	0	0	1			
Larry McWilliams, L Manny Sarmiento, R Jim Morrison, R Cecilio Guante, L Rod Scurry, L Ron Wotus, R (1, 1)										1	0	1	0	0	0	0			
Inning Stats	R: 1 E: 0 K: 1 S: 5	H: 0 LOB: 0 BB: 1 P: 9	R: 0 E: 0 K: 1 S: 5	H: 0 LOB: 0 BB: 0 P: 5	R: 0 E: 0 K: 0 S: 3	H: 1 LOB: 0 BB: 0 P: 3	R: 3 E: 0 K: 0 S: 8	H: 5 LOB: 3 BB: 1 P: 12	R: 0 E: 0 K: 3 S: 11	H: 2 LOB: 2 BB: 0 P: 11	R: 0 E: 0 K: 2 S: 7	H: 0 LOB: 0 BB: 0 P: 7	R: 0 E: 0 K: 0 S: 3	H: 1 LOB: 0 BB: 0 P: 3	R: 0 E: 0 K: 0 S: 3	H: 0 LOB: 0 BB: 0 P: 3	1B: 11 2B: 0 3B: 0 HR: 0	SF: 1 SAC: 0 DP: 0 HBP: 0	WP: 0 PA: 38 CS: 2
PITCHER	IP WLS BF H R ER SO BB IBB HBP BLK WP HR S P ERA WHIP	3.1 W 15 5 4 4 2 1 0 0 0 0 0 18 22 10.80 1.800	5.2 W 23 6 0 0 6 1 0 0 0 0 0 34 38 0.00 1.235																

Pittsburgh Pirates @ St. Louis Cardinals
 Busch Stadium, St. Louis, MO
 Mon Sep 05 1983, 3:33 AM CDT
 Unknown

AB	35
R	4
H	11
RBI	4
BB	2
SO	8
LOB	17



Batter	1	2	3	4	5	6	7	8	9	AB	R	H	RBI	BB	SO	LOB	BOTTOM		
Lonnie Smith, R OBP: 0.373, SLG: 0.433 (1, 7)										4	1	3	0	0	0	1			
Ozzie Smith, S OBP: 0.314, SLG: 0.335 (1, 6)										4	1	1	1	0	1	3			
Willie McGee, S OBP: 0.324, SLG: 0.388 (1, 8)										4	1	1	2	0	1	0			
George Hendrick, R OBP: 0.377, SLG: 0.507 (1, 3)										1	1	1	1	2	0	0			
David Green, R OBP: 0.325, SLG: 0.425 (1, 9)										4	0	1	0	0	0	2			
Floyd Rayford, R OBP: 0.277, SLG: 0.359 Andy Van Slyke, L OBP: 0.363, SLG: 0.448 (1, 5)										1	0	0	0	0	0	1			
Bill Lyons, R OBP: 0.341, SLG: 0.293 Ken Oberkfell, L OBP: 0.369, SLG: 0.369 (1, 4)										3	1	1	1	0	1	3			
Glenn Brummer, R OBP: 0.341, SLG: 0.342 Darrell Porter, L OBP: 0.341, SLG: 0.417 (1, 2)										1	0	0	0	0	0	0			
Neil Allen, R OBP: 0.122, SLG: 0.171 Dave LaPoint, L OBP: 0.258, SLG: 0.164 (1, 1)											2	0	1	2	1	1	0		
Inning Stats	R: 0 E: 0 K: 0 S: 3	H: 1 LOB: 0 BB: 0 P: 3	R: 0 E: 0 K: 0 S: 3	H: 0 LOB: 1 BB: 1 P: 7	R: 4 E: 0 K: 0 S: 7	H: 4 LOB: 0 BB: 0 P: 7	R: 0 E: 0 K: 0 S: 2	H: 0 LOB: 0 BB: 1 P: 6	R: 0 E: 0 K: 1 S: 5	H: 1 LOB: 0 BB: 0 P: 5	R: 0 E: 0 K: 2 S: 9	H: 2 LOB: 2 BB: 0 P: 9	R: 0 E: 0 K: 2 S: 7	H: 0 LOB: 1 BB: 1 P: 11	R: 3 E: 0 K: 1 S: 6	H: 2 LOB: 2 BB: 3 P: 18	1B: 8 2B: 1 3B: 1 HR: 0	SF: 1 SAC: 0 DP: 1 HBP: 0	WP: 0 PA: 36 CS: 2
PITCHER	IP WLS BF H R ER SO BB IBB HBP BLK WP HR S P ERA WHIP	2.1 L 12 2 0 0 0 0 0 0 0 0 0 11 15 15.43 2.571	0.2 L 2 0 0 0 0 0 0 0 0 0 0 2 2 0.00 0.000	2.1 L 9 3 0 0 1 1 0 0 0 0 0 10 14 0.00 1.714	2.2 L 13 2 3 3 5 3 1 0 0 0 0 19 35 10.12 1.875														

Pittsburgh Pirates @ St. Louis Cardinals
 Busch Stadium, St. Louis, MO
 Mon Sep 05 1983, 3:33 AM CDT
 Unknown

AB	29
R	7
H	10
RBI	7
BB	6
SO	6
LOB	13



Batter	1	2	3	4	5	6	7	8	9	10	AB	R	H	RBI	BB	SO	LOB	TOP									
Lee Lacy, R OBP: 0.347, SLG: 0.399 Mike Easter, R OBP: 0.350, SLG: 0.453	6-3		6-3			6-3	F9		2B		3	0	0	0	0	0	2										
Lee Mazzilli, S OBP: 0.376, SLG: 0.349	F9			F7				1B	F8	5-3	6	1	2	1	0	0	4										
Bill Madlock, R OBP: 0.362, SLG: 0.444 Ron Wotus, R OBP: 0.366, SLG: 0.508	P6			L6				1B	1-3		4	0	1	2	1	0	1										
Dave Parker, L OBP: 0.305, SLG: 0.412		F7		F8			F7		5-3	FC5	4	0	1	1	1	0	2										
Johnny Ray, S OBP: 0.321, SLG: 0.392 Jim Morrison, R OBP: 0.366, SLG: 0.508					F8			2B	5-3		1	0	0	0	1	0	0										
Milt May, L OBP: 0.324, SLG: 0.371 Tony Peña, R OBP: 0.333, SLG: 0.419						F7		1B		HBP	2	0	1	0	0	0	0										
Marvell Wynne, L OBP: 0.320, SLG: 0.367 Brian Harper, R OBP: 0.216, SLG: 0.429 Joe Orsulak, L OBP: 0.333, SLG: 0.333					P3		P4		F8		2	0	0	0	0	0	1										
Dale Berra, R OBP: 0.316, SLG: 0.349									5-3	F2	5	2	2	0	0	0	0										
Alfonso Pardo, L Don Robinson, R Manny Sarmiento, R Dave Tomlin, L Kent Tekulve, R Ricky Henderson, L Raulo Sallinen, R Bibi Steinz, L Cecilio Guante, R			SH2-4								0	0	0	0	0	0	0										
Inning Stats	R: 0 E: 0 K: 0 S: 3	H: 0 LOB: 0 BB: 0 P: 3	R: 0 E: 0 K: 0 S: 3	H: 1 LOB: 1 BB: 1 P: 7	R: 0 E: 0 K: 0 S: 3	H: 1 LOB: 0 BB: 0 P: 3	R: 0 E: 0 K: 0 S: 3	H: 0 LOB: 0 BB: 0 P: 3	R: 0 E: 0 K: 0 S: 3	H: 0 LOB: 0 BB: 0 P: 3	R: 1 E: 1 K: 0 S: 5	H: 1 LOB: 2 BB: 1 P: 9	R: 2 E: 0 K: 1 S: 8	H: 3 LOB: 1 BB: 0 P: 8	R: 1 E: 0 K: 0 S: 5	H: 2 LOB: 2 BB: 1 P: 9	R: 2 E: 0 K: 0 S: 5	H: 2 LOB: 3 BB: 2 P: 14	R: 0 E: 0 K: 0 S: 4	H: 1 LOB: 2 BB: 1 P: 8	1B: 8 2B: 3 3B: 0 HR: 0	SF: 0 SAC: 1 DP: 0 HBP: 1	WP: 0 PB: 0 SB: 1 CS: 1	PA: 47			
PITCHER	IP	WLS	BF	H	R	ER	SO	BB	IBB	HBP	BLK	WP	HR	S	P	ERA	WHIP										
Bob Forsch, R ERA: 4.45	5.2		21	3	1	0	0	2	0	0	0	0	0	19	27	0.00	0.882										
Dave Rucker, L ERA: 6.14	1.0		6	3	2	2	1	0	0	0	0	0	0	8	8	18.00	3.000										
Jeff Lanti, R ERA: 2.76	0.1		2	1	1	1	0	0	0	0	0	0	0	2	2	27.00	3.000										
Bruce Sutter, R ERA: 4.18	1.2		12	3	2	2	0	1	2	1	0	0	0	8	21	10.80	2.400										
Neil Allen, R ERA: 3.99	1.1	W	6	1	0	0	0	1	0	0	0	0	0	5	9	0.00	1.500										

Pittsburgh Pirates @ St. Louis Cardinals
Busch Stadium, St. Louis, MO
Mon Sep 05 1983, 7:05 PM CDT
Att: 39,687 - Unknown

AB 39
R 6
H 11
RBI 6
BB 6
SO 1
LOB 20



Batter	1	2	3	4	5	6	7	8	9	10	AB	R	H	RBI	BB	SO	LOB	BOTTOM										
Lonnie Smith, R OBP: 0.373, SLG: 0.439	P6					F9		SH1-3	G6-4-3		4	1	1	1	1	0	3											
Ozzie Smith, S OBP: 0.316, SLG: 0.340	1-3			P2				FC		F9	5	2	2	2	1	0	2											
Willie McGee, S OBP: 0.325, SLG: 0.388 Jeff Lanti, R OBP: 0.366, SLG: 0.508 Bruce Sutter, R OBP: 0.366, SLG: 0.508 Neil Allen, R OBP: 0.122, SLG: 0.171 Steve Braun, L OBP: 0.427, SLG: 0.416								SH3		F9	3	0	1	0	1	0	2											
George Hendrick, R OBP: 0.378, SLG: 0.504	F2										4	0	1	0	2	0	4											
David Green, R OBP: 0.322, SLG: 0.421 Dane Iorg, L OBP: 0.333, SLG: 0.378		F4						SH1-3		SF8	4	0	0	0	0	2	5											
Floyd Rayford, R OBP: 0.288, SLG: 0.362 Dave Rucker, L OBP: 0.366, SLG: 0.508 Andy Van Slyke, L OBP: 0.368, SLG: 0.464											2	0	1	0	1	0	1											
Bill Lyons, R OBP: 0.222, SLG: 0.273 Darrell Porter, L OBP: 0.342, SLG: 0.420											3	0	0	0	0	2	3											
Glenn Brummer, R OBP: 0.337, SLG: 0.329 Mike Ramsey, S OBP: 0.310, SLG: 0.326											3	0	0	0	1	1	3											
Bob Forsch, R OBP: 0.327, SLG: 0.432 Ken Oberkell, L OBP: 0.373, SLG: 0.377											1	1	1	1	0	0	0											
Inning Stats	R: 0 E: 0 K: 0 S: 4	H: 1 LOB: 1 BB: 0 P: 4	R: 0 E: 0 K: 1 S: 6	H: 1 LOB: 1 BB: 0 P: 6	R: 3 E: 2 K: 1 S: 8	H: 2 LOB: 2 BB: 1 P: 12	R: 0 E: 0 K: 0 S: 3	H: 0 LOB: 2 BB: 2 P: 11	R: 0 E: 0 K: 1 S: 5	H: 2 LOB: 1 BB: 0 P: 5	R: 0 E: 0 K: 1 S: 6	H: 1 LOB: 2 BB: 1 P: 10	R: 1 E: 0 K: 1 S: 7	H: 1 LOB: 2 BB: 1 P: 11	R: 1 E: 0 K: 0 S: 4	H: 2 LOB: 1 BB: 1 P: 8	R: 1 E: 0 K: 0 S: 3	H: 1 LOB: 1 BB: 1 P: 7	1B: 3 2B: 5 3B: 0 HR: 3	SF: 1 SAC: 4 DP: 1 HBP: 0	WP: 1 PB: 0 SB: 2 CS: 0	PA: 50						
PITCHER	IP	WLS	BF	H	R	ER	SO	BB	IBB	HBP	BLK	WP	HR	S	P	ERA	WHIP											
Alfonso Pardo, L ERA: 9.0	2.0		20	4	3	2	1	4	0	0	0	0	1	0	19	35	2.25	1.500										
Don Robinson, R ERA: 4.46	4.0		11	2	1	1	2	4	0	0	0	0	0	2	6	0.00	3.000											
Manny Sarmiento, R ERA: 3.26	0.1		3	1	0	0	0	0	1	0	0	0	0	5	5	13.50	1.500											
Dave Tomlin, L ERA: 6.75	0.2		3	1	1	1	1	0	0	0	0	0	0	5	5	13.50	1.500											
Kent Tekulve, R ERA: 1.87	1.0		5	0	0	0	1	0	1	0	0	0	0	6	10	0.00	0.000											
PITCHER	IP	WLS	BF	H	R	ER	SO	BB	IBB	HBP	BLK	WP	HR	S	P	ERA	WHIP											
Bob Owchinko, L ERA: 2.97	0.0		0	0	0	0	0	0	0	0	0	0	0	0	0	0	0	0										
Cecilio Guante, R ERA: 2.97	1.2	L	7	1	1	1	0	0	2	0	0	0	0	5	13	5.40	0.600											

Pittsburgh Pirates @ St. Louis Cardinals
Busch Stadium, St. Louis, MO
Mon Sep 05 1983, 7:05 PM CDT
Att: 39,687 - Unknown

AB 36
R 7
H 11
RBI 6
BB 9
SO 5
LOB 27



Batter	1	2	3	4	5	6	7	8	9	AB	R	H	RBI	BB	SO	LOB	TOP								
Joe Orsulak L (1,8) OBP: 0.182, SLG: 0.200	G3	L9-2		F8			4-3		SF8	4	0	1	0	0	3		Pittsburgh Pirates @ St. Louis Cardinals Busch Stadium, St. Louis, MO Tue Sep 06 1983, 7:05 PM CDT Att: 23,604 - Unknown livebaseballscores.com								
Johnny Ray S (1,4) OBP: 0.319, SLG: 0.392	K		F9		F8		2B		6-3	5	0	1	0	0	1	0									
Dave Parker L (1,9) OBP: 0.308, SLG: 0.413					K					2	0	1	0	2	1	0									
Richie Hebner L (1,3) OBP: 0.286, SLG: 0.287	G3		P6		F5		4-3			4	0	0	0	0	4										
Mike Easter L (1,7) OBP: 0.361, SLG: 0.460		6-3	F8			4-3		FC1-5		4	1	2	0	0	0	1									
Tony Peña R (1,2) OBP: 0.332, SLG: 0.417				5-3		4-3		FC1-5		4	1	1	0	0	0	2									
Jim Morrison R (1,5) OBP: 0.370, SLG: 0.528						5-3			F8	3	2	1	2	1	0	1									
Dale Berra R (1,6) OBP: 0.319, SLG: 0.353						F7			SH1-4	3	1	2	1	1	0	0									
Lee Tunnell R (1,1) OBP: 0.152, SLG: 0.178	SH			K			3-1		SH1-4	2	0	0	0	0	1	1									
Inning Stats	R: 0 E: 0 K: 1 S: 6	H: 1 LOB: 1 BB: 0 P: 6	R: 2 E: 1 K: 0 S: 5	H: 2 LOB: 1 BB: 1 P: 9	R: 0 E: 0 K: 0 S: 3	H: 0 LOB: 1 BB: 1 P: 7	R: 1 E: 0 K: 1 S: 6	H: 1 LOB: 1 BB: 1 P: 10	R: 0 E: 0 K: 1 S: 5	H: 0 LOB: 0 BB: 0 P: 5	R: 1 E: 0 K: 0 S: 4	H: 1 LOB: 2 BB: 1 P: 4	R: 0 E: 0 K: 0 S: 4	H: 1 LOB: 0 BB: 0 P: 8	R: 0 E: 0 K: 0 S: 3	H: 1 LOB: 0 BB: 0 P: 3	R: 1 E: 0 K: 0 S: 4	H: 1 LOB: 0 BB: 0 P: 4	1B: 3 2B: 5 3B: 0 HR: 1	SF: 1 SAC: 2 DP: 1 HBP: 0	WP: 0 PB: 0 SB: 0 CS: 1	PA: 38			
PITCHER	IP	WLS	BF	H	R	ER	SO	BB	IBB	HBP	BLK	WP	HR	S	P	ERA	WHIP								
John Stuper R (1,1) ERA: 3.5	6.2	L	30	6	4	3	3	3	1	0	0	0	1	32	48	4.05	1.350								
Dave Vonohlen L (7,1) ERA: 3.57	0.1		1	0	0	0	0	0	0	0	0	0	0	1	1	0.00	0.000								
Steve Baker R (8,1) ERA: 4.34	2.0		7	2	1	1	0	0	0	0	0	0	0	7	7	4.50	1.000								

Batter	1	2	3	4	5	6	7	8	9	AB	R	H	RBI	BB	SO	LOB	BOTTOM								
Lonnie Smith R (1,7) OBP: 0.372, SLG: 0.436	K		4-3		L5			5-3		3	0	0	0	1	1	0	Pittsburgh Pirates @ St. Louis Cardinals Busch Stadium, St. Louis, MO Tue Sep 06 1983, 7:05 PM CDT Att: 23,604 - Unknown livebaseballscores.com								
Ozzie Smith S (1,6) OBP: 0.316, SLG: 0.338	G3		4-3			BLK		G3		3	0	0	0	1	0	1									
Willie McGee S (1,8) OBP: 0.323, SLG: 0.385	K2-3		G3			F7		4-3		4	0	0	0	0	1	2									
George Hendrick R (1,3) OBP: 0.375, SLG: 0.500		F5		F3		K2-3		F9		4	0	0	0	0	1	1									
Andy Van Slyke L (1,9) OBP: 0.363, SLG: 0.456		L6		4-3		L4		G3		4	0	0	0	0	0	1									
Ken Oberkfell L (1,5) OBP: 0.376, SLG: 0.380							F9	6-3		4	0	3	0	0	0	0									
Darrell Porter L (1,2) OBP: 0.342, SLG: 0.418				F8			6-3			2	0	0	0	1	0	2									
Bill Lyons R (1,4) OBP: 0.213, SLG: 0.261					1-3			F9		2	0	0	0	0	0	2									
Dane Iorg L (7,PH) OBP: 0.331, SLG: 0.375		FC5-4					2-3			1	0	0	0	0	0	1									
John Stuper R (1,1) OBP: 0.180, SLG: 0.109										2	0	0	0	0	2	0									
Dave Vonohlen L (7,1) OBP: 0.250, SLG: 0.143										0	0	0	0	0	0	0									
Steve Braun L (7,PH) OBP: 0.423, SLG: 0.410										1	0	0	0	0	0	1									
Steve Baker R (8,1) OBP: 0.319, SLG: 0.353										0	0	0	0	0	0	0									
Inning Stats	R: 0 E: 0 K: 2 S: 7	H: 0 LOB: 0 BB: 0 P: 7	R: 0 E: 0 K: 0 S: 4	H: 1 LOB: 2 BB: 1 P: 8	R: 0 E: 0 K: 1 S: 5	H: 0 LOB: 1 BB: 1 P: 9	R: 0 E: 0 K: 0 S: 4	H: 1 LOB: 0 BB: 0 P: 4	R: 0 E: 0 K: 1 S: 5	H: 0 LOB: 0 BB: 0 P: 5	R: 0 E: 0 K: 1 S: 5	H: 0 LOB: 1 BB: 1 P: 9	R: 0 E: 0 K: 0 S: 4	H: 1 LOB: 0 BB: 0 P: 4	R: 0 E: 0 K: 0 S: 3	H: 0 LOB: 0 BB: 0 P: 3	R: 0 E: 0 K: 0 S: 3	H: 0 LOB: 0 BB: 0 P: 3	1B: 3 2B: 0 3B: 0 HR: 0	SF: 0 SAC: 0 DP: 0 HBP: 0	WP: 0 PB: 0 SB: 0 CS: 0	PA: 33			
PITCHER	IP	WLS	BF	H	R	ER	SO	BB	IBB	HBP	BLK	WP	HR	S	P	ERA	WHIP								
Lee Tunnell R (1,1) ERA: 3.67	9.0	W	33	3	0	0	5	3	0	0	0	0	0	40	52	0.00	0.667								

Batter	1	2	3	4	5	6	7	8	9	AB	R	H	RBI	BB	SO	LOB	TOP			
Marvell Wynne, L OBP: 0.323, SLG: 0.373 (1, 8)										4	1	2	0	0	0	0				
Johnny Ray, S OBP: 0.317, SLG: 0.389 (1, 4)										4	0	0	0	0	0	2				
Dave Parker, L OBP: 0.308, SLG: 0.411 (1, 9)										4	0	1	1	0	0	0				
Richie Hebner, L OBP: 0.295, SLG: 0.324 Gene Tenace, R OBP: 0.317, SLG: 0.218 (9, PH)									3	1	2	1	0	0	0	0				
Mike Easter, L OBP: 0.358, SLG: 0.455 Lee Lacy, R OBP: 0.347, SLG: 0.399 Doug Frobel, L OBP: 0.322, SLG: 0.527 (9, PH)									3	0	0	0	0	0	0	1				
Tony Peña, R OBP: 0.329, SLG: 0.414 (1, 2)										4	0	0	0	0	0	2				
Jim Morrison, R OBP: 0.362, SLG: 0.516 (1, 5)										3	0	0	0	0	1	0				
Dale Berra, R OBP: 0.319, SLG: 0.351 (1, 6)										2	0	0	0	1	1	0				
Rick Rhoden, R OBP: 0.137, SLG: 0.151 Rod Scurry, L (7, 1)										2	0	0	0	0	2	0				
Lee Mazzilli, S OBP: 0.375, SLG: 0.347 Cecilio Guante, R OBP: 0.190, SLG: 0.105 (8, 1)										0	0	0	0	0	0	0				
										1	0	0	0	0	0	1				
										0	0	0	0	0	0	0				
Inning Stats	R: 0 E: 0 K: 0 S: 3	H: 0 LOB: 0 BB: 0 P: 3	R: 1 E: 0 K: 1 S: 6	H: 1 LOB: 0 BB: 0 P: 6	R: 0 E: 0 K: 1 S: 6	H: 1 LOB: 1 BB: 0 P: 6	R: 0 E: 0 K: 0 S: 3	H: 1 LOB: 0 BB: 0 P: 3	R: 0 E: 0 K: 1 S: 5	H: 0 LOB: 0 BB: 0 P: 5	R: 0 E: 0 K: 0 S: 3	H: 0 LOB: 0 BB: 0 P: 3	R: 0 E: 0 K: 0 S: 3	H: 0 LOB: 1 BB: 1 P: 7	R: 1 E: 0 K: 1 S: 7	H: 2 LOB: 2 BB: 1 P: 11	1B: 3 2B: 1 3B: 0 HR: 1	SF: 0 SAC: 0 DP: 1 HBP: 0	WP: 0 PB: 0 SB: 0 CS: 0	PA: 33
PITCHER	IP	WLS	BF	H	R	ER	SO	BB	IBB	HBP	BLK	WP	HR	S	P	ERA	WHIP			
Danny Cox, R ERA: 2.84 (1, 1)	8.1	W	30	5	2	2	4	1	0	0	0	0	1	37	41	2.16	0.720			
Dave Rucker, L ERA: 5.14 (9, 1)	0.0		1	0	0	0	0	1	0	0	0	0	0	0	4	∞	∞			
Bruce Sutter, R ERA: 4.14 (9, 1)	0.2	S	2	0	0	0	1	0	0	0	0	0	0	4	4	0.00	0.000			

Pittsburgh Pirates @ St. Louis Cardinals
 Busch Stadium, St. Louis, MO
 Wed Sep 07 1983, 7:05 PM CDT
 Att: 25,981 - Unknown

AB	31
R	2
H	5
RBI	2
BB	2
SO	5
LOB	8



Batter	1	2	3	4	5	6	7	8	9	AB	R	H	RBI	BB	SO	LOB	BOTTOM			
Lonnie Smith, R OBP: 0.372, SLG: 0.435 (1, 7)										5	1	2	0	0	1	1				
Ozzie Smith, S OBP: 0.319, SLG: 0.341 (1, 6)										4	1	3	1	0	1	0				
Willie McGee, S OBP: 0.326, SLG: 0.388 (1, 8)										3	1	2	1	1	0	2				
Dane Iorg, L OBP: 0.321, SLG: 0.362 George Hendrick, R OBP: 0.375, SLG: 0.590 (9, 3)										4	0	0	0	0	0	5				
Andy Van Slyke, L OBP: 0.362, SLG: 0.456 David Green, R OBP: 0.324, SLG: 0.428 (7, PH)										2	0	1	1	0	0	0				
Ken Oberkfell, L OBP: 0.376, SLG: 0.380 (1, 5)										3	0	1	1	0	1	1				
Darrell Porter, L OBP: 0.341, SLG: 0.414 (1, 2)										3	0	0	0	1	0	2				
Mike Ramsey, S OBP: 0.315, SLG: 0.331 (1, 4)										4	1	2	0	0	0	2				
Danny Cox, R OBP: 0.105, SLG: 0.105 Dave Rucker, L Bruce Sutter, R (9, 1)										3	0	0	0	0	2	1				
										0	0	0	0	0	0	0				
										0	0	0	0	0	0	0				
Inning Stats	R: 2 E: 0 K: 0 S: 7	H: 4 LOB: 2 BB: 0 P: 7	R: 1 E: 0 K: 0 S: 5	H: 2 LOB: 1 BB: 1 P: 9	R: 0 E: 0 K: 0 S: 3	H: 0 LOB: 0 BB: 0 P: 3	R: 0 E: 0 K: 0 S: 5	H: 2 LOB: 2 BB: 0 P: 5	R: 0 E: 0 K: 1 S: 6	H: 1 LOB: 2 BB: 1 P: 10	R: 0 E: 0 K: 2 S: 7	H: 0 LOB: 0 BB: 0 P: 7	R: 2 E: 0 K: 0 S: 5	H: 2 LOB: 0 BB: 0 P: 5	R: 0 E: 0 K: 2 S: 7	H: 1 LOB: 0 BB: 0 P: 7	1B: 10 2B: 1 3B: 1 HR: 0	SF: 1 SAC: 2 DP: 0 HBP: 0	WP: 0 PB: 0 SB: 3 CS: 1	PA: 37
PITCHER	IP	WLS	BF	H	R	ER	SO	BB	IBB	HBP	BLK	WP	HR	S	P	ERA	WHIP			
Rick Rhoden, R ERA: 3.32 (1, 1)	6.1	L	31	10	4	4	3	0	2	0	0	0	0	35	43	5.68	1.579			
Rod Scurry, L ERA: 5.82 (7, 1)	0.2		3	1	1	1	0	0	0	0	0	0	0	3	3	13.50	1.500			
Cecilio Guante, R ERA: 2.94 (8, 1)	1.0		3	1	0	0	2	0	0	0	0	0	0	7	7	0.00	1.000			

Pittsburgh Pirates @ St. Louis Cardinals
 Busch Stadium, St. Louis, MO
 Wed Sep 07 1983, 7:05 PM CDT
 Att: 25,981 - Unknown

AB	32
R	5
H	12
RBI	5
BB	2
SO	5
LOB	14



Batter	1	2	3	4	5	6	7	8	9	10	AB	R	H	RBI	BB	SO	LOB	TOP																																																																																																											
Lonnie Smith, R OBP: 0.376, SLG: 0.437 David Green, R OBP: 0.323, SLG: 0.427	5-3																	3 0 2 0 0 0 0 1 0 0 0 0 0 0																																																																																																											
Ozzie Smith, S OBP: 0.320, SLG: 0.339	F9		L1															3 2 0 0 2 0 2																																																																																																											
Willie McGee, S OBP: 0.328, SLG: 0.390	G3																	5 1 3 1 0 0 1																																																																																																											
George Hendrick, R OBP: 0.378, SLG: 0.507		P6																4 1 2 3 1 0 0																																																																																																											
Andy Van Slyke, L OBP: 0.356, SLG: 0.447	4-3																	5 0 0 0 0 2 4																																																																																																											
Ken Oberkfell, L OBP: 0.374, SLG: 0.378																		5 1 1 0 0 1 4																																																																																																											
Darrell Porter, L OBP: 0.342, SLG: 0.416																		3 1 1 1 1 2 0																																																																																																											
Mike Ramsey, S OBP: 0.313, SLG: 0.336	4-3																	4 0 1 1 0 0 1																																																																																																											
Joaquin Andujar, S OBP: 0.198, SLG: 0.151 Neil Allen, R OBP: 0.102, SLG: 0.171 Dave Rucker, L OBP: 0.102, SLG: 0.171 Jeff Lahti, R OBP: 0.102, SLG: 0.171 Dave LaPoint, L OBP: 0.102, SLG: 0.171 Bruce Sutter, R OBP: 0.102, SLG: 0.171																		3 0 0 0 0 2 1 0 1 0 0 0 0 0 1 0																																																																																																											
Inning Stats	R: 0 E: 0 K: 0 S: 3	H: 0 LOB: 0 BB: 0 P: 3	R: 1 E: 0 K: 0 S: 5	H: 2 LOB: 1 BB: 0 P: 5	R: 0 E: 0 K: 1 S: 4	H: 0 LOB: 0 BB: 0 P: 5	R: 3 E: 0 K: 1 S: 8	H: 3 LOB: 1 BB: 1 P: 12	R: 1 E: 0 K: 2 S: 9	H: 3 LOB: 2 BB: 1 P: 13	R: 0 E: 0 K: 0 S: 5	H: 1 LOB: 0 BB: 0 P: 3	R: 0 E: 0 K: 0 S: 3	H: 0 LOB: 0 BB: 0 P: 3	R: 0 E: 0 K: 2 S: 7	H: 0 LOB: 0 BB: 0 P: 7	R: 1 E: 0 K: 1 S: 6	H: 1 LOB: 2 BB: 2 P: 14	1B: 7 2B: 2 3B: 0 HR: 1	SF: 0 SAC: 0 DP: 0 HBP: 1	WP: 1 PB: 0 SB: 4 CS: 2	PA: 43																																																																																																							
PITCHER	IP WLS BF H R ER SO BB IBB HBP BLK WP HR S P ERA WHIP	<table border="1"> <thead> <tr> <th>PITCHER</th> <th>IP</th> <th>WLS</th> <th>BF</th> <th>H</th> <th>R</th> <th>ER</th> <th>SO</th> <th>BB</th> <th>IBB</th> <th>HBP</th> <th>BLK</th> <th>WP</th> <th>HR</th> <th>S</th> <th>P</th> <th>ERA</th> <th>WHIP</th> </tr> </thead> <tbody> <tr> <td>Fergie Jenkins, R</td> <td>4.0</td> <td>18</td> <td>5</td> <td>4</td> <td>2</td> <td>1</td> <td>0</td> <td>1</td> <td>0</td> <td>0</td> <td>0</td> <td>0</td> <td>0</td> <td>3</td> <td>7</td> <td>9.00</td> <td>12.000</td> </tr> <tr> <td>Alan Hargeshheimer, R</td> <td>0.1</td> <td>4</td> <td>3</td> <td>1</td> <td>1</td> <td>0</td> <td>1</td> <td>0</td> <td>0</td> <td>0</td> <td>0</td> <td>0</td> <td>0</td> <td>3</td> <td>7</td> <td>27.00</td> <td>12.000</td> </tr> <tr> <td>Craig Lefferts, L</td> <td>1.2</td> <td>5</td> <td>0</td> <td>0</td> <td>0</td> <td>3</td> <td>0</td> <td>0</td> <td>0</td> <td>0</td> <td>0</td> <td>0</td> <td>0</td> <td>11</td> <td>11</td> <td>0.00</td> <td>0.000</td> </tr> <tr> <td>Warren Brusstar, R</td> <td>2.0</td> <td>6</td> <td>1</td> <td>0</td> <td>0</td> <td>0</td> <td>0</td> <td>0</td> <td>0</td> <td>0</td> <td>0</td> <td>0</td> <td>6</td> <td>6</td> <td>0.00</td> <td>0.500</td> </tr> <tr> <td>Lee Smith, R</td> <td>2.0</td> <td>L</td> <td>9</td> <td>1</td> <td>1</td> <td>1</td> <td>3</td> <td>1</td> <td>1</td> <td>0</td> <td>0</td> <td>1</td> <td>0</td> <td>13</td> <td>21</td> <td>4.50</td> <td>1.000</td> </tr> </tbody> </table>																	PITCHER	IP	WLS	BF	H	R	ER	SO	BB	IBB	HBP	BLK	WP	HR	S	P	ERA	WHIP	Fergie Jenkins, R	4.0	18	5	4	2	1	0	1	0	0	0	0	0	3	7	9.00	12.000	Alan Hargeshheimer, R	0.1	4	3	1	1	0	1	0	0	0	0	0	0	3	7	27.00	12.000	Craig Lefferts, L	1.2	5	0	0	0	3	0	0	0	0	0	0	0	11	11	0.00	0.000	Warren Brusstar, R	2.0	6	1	0	0	0	0	0	0	0	0	0	6	6	0.00	0.500	Lee Smith, R	2.0	L	9	1	1	1	3	1	1	0	0	1	0	13	21	4.50	1.000
PITCHER	IP	WLS	BF	H	R	ER	SO	BB	IBB	HBP	BLK	WP	HR	S	P	ERA	WHIP																																																																																																												
Fergie Jenkins, R	4.0	18	5	4	2	1	0	1	0	0	0	0	0	3	7	9.00	12.000																																																																																																												
Alan Hargeshheimer, R	0.1	4	3	1	1	0	1	0	0	0	0	0	0	3	7	27.00	12.000																																																																																																												
Craig Lefferts, L	1.2	5	0	0	0	3	0	0	0	0	0	0	0	11	11	0.00	0.000																																																																																																												
Warren Brusstar, R	2.0	6	1	0	0	0	0	0	0	0	0	0	6	6	0.00	0.500																																																																																																													
Lee Smith, R	2.0	L	9	1	1	1	3	1	1	0	0	1	0	13	21	4.50	1.000																																																																																																												

St. Louis Cardinals @ Chicago Cubs
Wrigley Field, Chicago, IL
Fri Sep 09 1983, 3:33 AM CDT
Att. 10,195 - Sunny - 90 F

AB 37
R 6
H 10
RBI 6
BB 4
SO 8
LOB 13



Batter	1	2	3	4	5	6	7	8	9	10	AB	R	H	RBI	BB	SO	LOB	BOTTOM																																																																																																									
23 Ryne Sandberg, R OBP: 0.317, SLG: 0.363	WP G3 1B		L3															3 1 1 0 1 0 3																																																																																																									
Bill Buckner, L OBP: 0.313, SLG: 0.443	G3		L3															5 0 2 1 0 0 3																																																																																																									
Carmelo Martinez, R OBP: 0.309, SLG: 0.577 Jay Johnstone, L OBP: 0.364, SLG: 0.451	F8																	3 0 0 0 0 0 1 2 0 1 2 0 0 1																																																																																																									
Mel Hall, L OBP: 0.355, SLG: 0.491																		4 1 1 0 1 1 3																																																																																																									
Ron Cey, R OBP: 0.346, SLG: 0.454	K																	5 1 2 2 0 2 2																																																																																																									
Keith Mumphrey, R OBP: 0.198, SLG: 0.151 Dan Peltz, L OBP: 0.102, SLG: 0.171 Warren Brusstar, R OBP: 0.102, SLG: 0.171 Thad Bosley, L OBP: 0.102, SLG: 0.171 Lee Smith, R OBP: 0.102, SLG: 0.171 Jerry Morales, R OBP: 0.102, SLG: 0.171																		2 0 0 0 0 0 1 0 0 0 0 0 0 0 0 0 1 0 0 0 0 0 0 1 0 0 0 0 0 0 0 0 1 0 0 0 0 0 1 0 0 0 0 0 0 0 0 0 1 0 0 0 0 0 0 0																																																																																																									
Jody Davis, R OBP: 0.308, SLG: 0.465	F3																	5 0 1 0 0 0 0																																																																																																									
Larry Bowa, S OBP: 0.305, SLG: 0.333 Joe Carter, R OBP: 0.059, SLG: 0.059 Dave Owen, S	F8																	1 1 0 0 2 0 0 1 0 0 0 0 1 1 0 0 0 0 0 0 0																																																																																																									
Fergie Jenkins, R OBP: 0.259, SLG: 0.321 Alan Hargeshheimer, R OBP: 0.259, SLG: 0.321 Tom Grant, L OBP: 0.259, SLG: 0.321 Fritzie Connally, R OBP: 0.259, SLG: 0.321 Gary Woods, R OBP: 0.259, SLG: 0.321																		1 0 1 0 0 0 0 0 0 0 0 0 0 0 1 0 0 0 0 0 1 1 0 0 0 0 1 1 1 1 1 0 0 0 0																																																																																																									
Inning Stats	R: 0 E: 0 K: 1 S: 6	H: 1 LOB: 2 BB: 1 P: 10	R: 0 E: 0 K: 1 S: 5	H: 0 LOB: 0 BB: 0 P: 5	R: 0 E: 0 K: 0 S: 3	H: 1 LOB: 0 BB: 0 P: 3	R: 2 E: 0 K: 1 S: 7	H: 2 LOB: 2 BB: 2 P: 15	R: 0 E: 0 K: 2 S: 8	H: 1 LOB: 1 BB: 0 P: 8	R: 1 E: 0 K: 1 S: 7	H: 2 LOB: 1 BB: 0 P: 7	R: 0 E: 0 K: 1 S: 5	H: 0 LOB: 0 BB: 0 P: 5	1B: 9 2B: 2 3B: 0 HR: 1	SF: 0 SAC: 1 DP: 2 HBP: 0	WP: 1 PB: 0 SB: 0 CS: 0	PA: 43																																																																																																									
PITCHER	IP WLS BF H R ER SO BB IBB HBP BLK WP HR S P ERA WHIP	<table border="1"> <thead> <tr> <th>PITCHER</th> <th>IP</th> <th>WLS</th> <th>BF</th> <th>H</th> <th>R</th> <th>ER</th> <th>SO</th> <th>BB</th> <th>IBB</th> <th>HBP</th> <th>BLK</th> <th>WP</th> <th>HR</th> <th>S</th> <th>P</th> <th>ERA</th> <th>WHIP</th> </tr> </thead> <tbody> <tr> <td>Joaquin Andujar, R</td> <td>5.0</td> <td>20</td> <td>4</td> <td>2</td> <td>2</td> <td>2</td> <td>2</td> <td>2</td> <td>0</td> <td>0</td> <td>0</td> <td>0</td> <td>1</td> <td>8</td> <td>16</td> <td>3.60</td> <td>1.200</td> </tr> <tr> <td>Neil Allen, R</td> <td>1.2</td> <td>8</td> <td>1</td> <td>2</td> <td>2</td> <td>1</td> <td>2</td> <td>0</td> <td>0</td> <td>0</td> <td>0</td> <td>0</td> <td>0</td> <td>8</td> <td>16</td> <td>10.80</td> <td>1.800</td> </tr> <tr> <td>Dave Rucker, L</td> <td>0.0</td> <td>1</td> <td>1</td> <td>0</td> <td>0</td> <td>0</td> <td>0</td> <td>0</td> <td>0</td> <td>0</td> <td>0</td> <td>0</td> <td>1</td> <td>1</td> <td>∞</td> <td>∞</td> </tr> <tr> <td>Jeff Lahti, R</td> <td>0.0</td> <td>1</td> <td>1</td> <td>0</td> <td>0</td> <td>0</td> <td>0</td> <td>0</td> <td>0</td> <td>0</td> <td>0</td> <td>0</td> <td>1</td> <td>1</td> <td>∞</td> <td>∞</td> </tr> <tr> <td>Dave LaPoint, L</td> <td>0.1</td> <td>1</td> <td>0</td> <td>0</td> <td>0</td> <td>0</td> <td>0</td> <td>0</td> <td>0</td> <td>0</td> <td>0</td> <td>0</td> <td>1</td> <td>1</td> <td>0.00</td> <td>0.000</td> </tr> </tbody> </table>																	PITCHER	IP	WLS	BF	H	R	ER	SO	BB	IBB	HBP	BLK	WP	HR	S	P	ERA	WHIP	Joaquin Andujar, R	5.0	20	4	2	2	2	2	2	0	0	0	0	1	8	16	3.60	1.200	Neil Allen, R	1.2	8	1	2	2	1	2	0	0	0	0	0	0	8	16	10.80	1.800	Dave Rucker, L	0.0	1	1	0	0	0	0	0	0	0	0	0	1	1	∞	∞	Jeff Lahti, R	0.0	1	1	0	0	0	0	0	0	0	0	0	1	1	∞	∞	Dave LaPoint, L	0.1	1	0	0	0	0	0	0	0	0	0	0	1	1	0.00	0.000
PITCHER	IP	WLS	BF	H	R	ER	SO	BB	IBB	HBP	BLK	WP	HR	S	P	ERA	WHIP																																																																																																										
Joaquin Andujar, R	5.0	20	4	2	2	2	2	2	0	0	0	0	1	8	16	3.60	1.200																																																																																																										
Neil Allen, R	1.2	8	1	2	2	1	2	0	0	0	0	0	0	8	16	10.80	1.800																																																																																																										
Dave Rucker, L	0.0	1	1	0	0	0	0	0	0	0	0	0	1	1	∞	∞																																																																																																											
Jeff Lahti, R	0.0	1	1	0	0	0	0	0	0	0	0	0	1	1	∞	∞																																																																																																											
Dave LaPoint, L	0.1	1	0	0	0	0	0	0	0	0	0	0	1	1	0.00	0.000																																																																																																											

St. Louis Cardinals @ Chicago Cubs
Wrigley Field, Chicago, IL
Fri Sep 09 1983, 3:33 AM CDT
Att. 10,195 - Sunny - 90 F

AB 38
R 5
H 10
RBI 5
BB 4
SO 7
LOB 17



Batter	1	2	3	4	5	6	7	8	9	AB	R	H	RBI	BB	SO	LOB	TOP											
Lonnie Smith, R OBP: 0.374, SLG: 0.434 (1, 7)										5	1	1	0	0	2	1	St. Louis Cardinals @ Chicago Cubs Wrigley Field, Chicago, IL Sat Sep 10 1983, 3:33 AM CDT Att: 26,388 - Sunny - 92 F											
Ozzie Smith, S OBP: 0.319, SLG: 0.342 (1, 6)										5	1	1	0	0	1	2												
Willie McGee, S OBP: 0.330, SLG: 0.393 (1, 8)										4	1	2	2	0	1	0												
George Hendrick, R OBP: 0.377, SLG: 0.506 (1, 3)										4	0	1	1	0	0	1												
Andy Van Slyke, L OBP: 0.354, SLG: 0.441 (1, 9)										3	0	0	0	1	3	1												
Ken Oberkfell, L OBP: 0.375, SLG: 0.386 (1, 5)										4	1	2	1	0	0	1												
Darrell Porter, L OBP: 0.342, SLG: 0.413 (1, 2)										3	0	0	0	1	0	2												
Mike Ramsey, S OBP: 0.320, SLG: 0.357 Steve Braun, L OBP: 0.416, SLG: 0.405 (9, PH)										2	1	1	1	1	0	1												
Bob Forsch, R OBP: 0.308, SLG: 0.404 (1, 1)										3	0	0	0	0	3	3												
Dave Vonohlen, L OBP: 0.250, SLG: 0.143 Jeff Lahti, R (6, 1)										0	0	0	0	0	0	0												
Steve Baker, R (7, 1)										0	0	0	0	0	0	0												
Orlando Sanchez, L (9, PH)										1	0	0	0	0	1	0												
Inning Stats	R: 0 E: 0 K: 2 S: 7	H: 0 LOB: 0 BB: 7	R: 1 E: 0 K: 1 S: 6	H: 1 LOB: 0 BB: 6	R: 3 E: 0 K: 2 S: 11	H: 4 LOB: 1 BB: 0 P: 11	R: 0 E: 0 K: 1 S: 6	H: 1 LOB: 1 BB: 0 P: 6	R: 1 E: 0 K: 0 S: 4	H: 2 LOB: 0 BB: 0 P: 4	R: 0 E: 0 K: 2 S: 7	H: 0 LOB: 2 BB: 2 P: 15	R: 0 E: 0 K: 1 S: 5	H: 0 LOB: 0 BB: 0 P: 5	R: 0 E: 0 K: 0 S: 3	H: 0 LOB: 1 BB: 1 P: 7	R: 0 E: 0 K: 2 S: 8	H: 0 LOB: 1 BB: 0 P: 8	1B: 3 2B: 2 3B: 1 HR: 2	SF: 0 SAC: 0 DP: 1 HBP: 0	WP: 1 PB: 0 SB: 0 CS: 0	PA: 38						
PITCHER	IP	WLS	BF	H	R	ER	SO	BB	IBB	HBP	BLK	WP	HR	S	P	ERA	WHIP											
Chuck Rainey, R ERA: 4.32 Bill Johnson, R ERA: Craig Lefferts, L ERA: 3.2 Bill Campbell, R ERA: 4.25 Lee Smith, R ERA: 1.52	4.1	0.2	1.0	1.0	2.0	4.1	0.2	1.0	1.0	2.0	0.0	0.0	0.0	0.0	0.0	10.38	1.846											
Batter	1	2	3	4	5	6	7	8	9	AB	R	H	RBI	BB	SO	LOB	BOTTOM											
23 Ryne Sandberg, R OBP: 0.316, SLG: 0.361 (1, 4)										5	1	1	0	0	0	2	St. Louis Cardinals @ Chicago Cubs Wrigley Field, Chicago, IL Sat Sep 10 1983, 3:33 AM CDT Att: 26,388 - Sunny - 92 F											
Bill Buckner, L OBP: 0.313, SLG: 0.443 (1, 7) (8, 3)										5	1	2	0	0	0	1												
Mel Hall, L OBP: 0.361, SLG: 0.516 (1, 8)										5	3	4	4	0	0	1												
Keith Moreland, R OBP: 0.375, SLG: 0.460 (1, 9)										3	1	3	0	1	0	0												
Ron Cey, R OBP: 0.345, SLG: 0.451 (1, 5)										3	1	0	1	1	1	3												
Carmelo Martinez, R OBP: 0.305, SLG: 0.571 Lee Smith, R OBP: 0.222, SLG: 0.125 (1, 3) (8, 1)										4	0	1	1	0	2	3												
Jody Davis, R OBP: 0.307, SLG: 0.465 (1, 2)										4	1	1	0	0	0	1												
Larry Bowa, S OBP: 0.303, SLG: 0.331 Jay Johnstone, L OBP: 0.364, SLG: 0.451 Gary Woods, R OBP: 0.293, SLG: 0.314 Dave Owen, S (7, 6)										2	0	0	0	0	1	0												
Chuck Rainey, R OBP: 0.268, SLG: 0.180 Bill Johnson, R (5, 1) Dan Rohr, L OBP: 0.266, SLG: 0.700 Craig Lefferts, L OBP: 0.347, SLG: 0.611 Jerry Morales, R OBP: 0.293 Thad Bosley, L OBP: 0.249 Bill Campbell, R OBP: 0.100, SLG: 0.100 Tom Grant, L (8, 7)										1	0	0	0	0	1	0												
Inning Stats	R: 1 E: 0 K: 1 S: 7	H: 3 LOB: 2 BB: 1 P: 11	R: 0 E: 0 K: 1 S: 5	H: 0 LOB: 0 BB: 0 P: 5	R: 1 E: 0 K: 0 S: 4	H: 1 LOB: 1 BB: 1 P: 8	R: 0 E: 0 K: 1 S: 5	H: 0 LOB: 0 BB: 0 P: 5	R: 0 E: 0 K: 0 S: 3	H: 0 LOB: 0 BB: 0 P: 3	R: 3 E: 0 K: 1 S: 9	H: 4 LOB: 2 BB: 1 P: 13	R: 3 E: 0 K: 1 S: 9	H: 4 LOB: 1 BB: 0 P: 9	R: 0 E: 0 K: 0 S: 4	H: 1 LOB: 1 BB: 0 P: 4		1B: 7 2B: 4 3B: 0 HR: 2	SF: 0 SAC: 0 DP: 0 HBP: 0	WP: 1 PB: 0 SB: 1 CS: 0	PA: 39							
PITCHER	IP	WLS	BF	H	R	ER	SO	BB	IBB	HBP	BLK	WP	HR	S	P	ERA		WHIP										
Bob Forsch, R ERA: 4.57 Dave Vonohlen, L ERA: 3.57 Jeff Lahti, R ERA: 3.16 Steve Baker, R ERA: 4.21	5.2	0.0	0.2	1.2	5.2	0.0	0.0	0.0	0.0	0.0	0.0	0.0	0.0	0.0	0.0	7.94		1.588										
Batter	1	2	3	4	5	6	7	8	9	AB	R	H	RBI	BB	SO	LOB	TOP											
Bob Forsch, R ERA: 4.57 Dave Vonohlen, L ERA: 3.57 Jeff Lahti, R ERA: 3.16 Steve Baker, R ERA: 4.21	5.2	0.0	0.2	1.2	5.2	0.0	0.0	0.0	0.0	0.0	0.0	0.0	0.0	0.0	0.0	0.0	36											
AB	R	H	RBI	BB	SO	LOB	ERA	WHIP																				
36	8	13	8	3	5	12	7.94	1.588																				

Batter	1	2	3	4	5	6	7	8	9	AB	R	H	RBI	BB	SO	LOB	TOP					
Lonnie Smith, R OBP: 0.372, SLG: 0.431 David Green, R OBP: 0.323, SLG: 0.427	F9		5-3		L1		P4		G3 1B	5	1	1	0	0	0	0						
Ozzie Smith, S OBP: 0.321, SLG: 0.343	P4		FC4-6 1B				G3 1B		G3 1-2	4	0	2	0	1	0	1						
Willie McGee, S OBP: 0.328, SLG: 0.391	5-3		FC4-6 1-2		P4		G3 1-2		BB 1B 2-H	5	0	1	1	0	0	3						
George Hendrick, R OBP: 0.379, SLG: 0.505		F9		G6-3 1B		K			BB 1-2	3	0	1	0	2	1	0						
Andy Van Slyke, L OBP: 0.355, SLG: 0.440	3-1		G6-3 1B			BB SF8 1B			BB 3-1	5	1	2	0	0	1	4						
Ken Oberkfell, L OBP: 0.376, SLG: 0.387			G6-3 1-2 2-3							4	0	2	0	0	0	2						
Darrell Porter, L OBP: 0.345, SLG: 0.412			BB 1B							1	0	0	0	3	1	0						
Mike Ramsey, S OBP: 0.316, SLG: 0.353 Steve Braun, L OBP: 0.414, SLG: 0.405 Bill Lyons, R OBP: 0.208, SLG: 0.255	F7		3-1			SF8				2	0	0	0	0	0	4						
John Stuper, R OBP: 0.170, SLG: 0.102 Orlando Sanchez, L OBP: 0.385, SLG: 0.412 Bruce Sutter, R OBP: 0.208, SLG: 0.255			K			K			P6	3	0	0	0	0	3	2						
Inning Stats	R: 0 E: 0 K: 0 S: 3	H: 0 LOB: 0 BB: 0 P: 3	R: 0 E: 0 K: 0 S: 4	H: 1 LOB: 2 BB: 1 P: 8	R: 0 E: 0 K: 1 S: 6	H: 1 LOB: 1 BB: 0 P: 6	R: 0 E: 0 K: 0 S: 4	H: 2 LOB: 2 BB: 1 P: 8	R: 0 E: 0 K: 1 S: 5	H: 0 LOB: 1 BB: 1 P: 9	R: 1 E: 0 K: 2 S: 9	H: 2 LOB: 2 BB: 1 P: 13	R: 0 E: 0 K: 1 S: 6	H: 1 LOB: 2 BB: 1 P: 10	R: 0 E: 0 K: 1 S: 5	H: 0 LOB: 0 BB: 0 P: 5	R: 1 E: 0 K: 0 S: 5	H: 2 LOB: 2 BB: 1 P: 9	1B: 9 2B: 0 3B: 0 HR: 0	SF: 1 SAC: 0 DP: 1 HBP: 0	WP: 0 PB: 0 SB: 0 CS: 0	PA: 41
PITCHER	IP	WLS	BF	H	R	ER	SO	BB	IBB	HBP	BLK	WP	HR	S	P	ERA	WHIP					
Rick Reuschel, R ERA: 1.5	6.0		27	6	1	1	4	3	1	0	0	0	0	31	47	1.50	1.500					
Bill Campbell, R ERA: 4.18	2.0		8	1	0	0	2	0	1	0	0	0	0	11	15	0.00	0.500					
Lee Smith, R ERA: 1.6	1.0	L	6	2	1	1	0	1	0	0	0	0	0	5	9	9.00	3.000					

St. Louis Cardinals @ Chicago Cubs
Wrigley Field, Chicago, IL
Sun Sep 11 1983, 3:33 AM CDT
Att: 34,634 - Sunny - 68 F

AB 34
R 2
H 9
RBI 2
BB 6
SO 6
LOB 16



Batter	1	2	3	4	5	6	7	8	9	AB	R	H	RBI	BB	SO	LOB	BOTTOM				
Thad Bosley, L OBP: 0.458, SLG: 0.600	G3		FC6-4 BB		K			K		3	0	0	0	1	2	0					
23 Ryne Sandberg, R OBP: 0.316, SLG: 0.361	6-3		FC6-4 4-3 1-2			6-3				4	0	1	0	0	0	1					
Mel Hall, L OBP: 0.358, SLG: 0.510	K		4-3 1-2			F7		L8		4	0	0	0	0	1	2					
Keith Moreland, R OBP: 0.376, SLG: 0.461 Dan Rohn, L OBP: 0.384, SLG: 0.700		BB SF8 1B	P6			4-3			S 1B	4	1	2	0	0	0	1					
Ron Cey, R OBP: 0.344, SLG: 0.449		FC4 1B 1-3		K			5-3		K	4	0	1	0	0	2	1					
Bill Buckner, L OBP: 0.311, SLG: 0.441		SF8		P6			P5		K	3	0	0	1	0	1	1					
Jody Davis, R OBP: 0.309, SLG: 0.466		3-H FC4 1-2		K					5-3	4	0	2	0	0	1	2					
Larry Bowa, S OBP: 0.302, SLG: 0.329		FC4 S 1-2 2-3			F7		F9			3	0	0	0	0	0	3					
Rick Reuschel, R ERA: 1.5 Bill Campbell, R ERA: 4.18 Carmelo Martinez, R OBP: 0.330, SLG: 0.561 Lee Smith, R OBP: 0.222, SLG: 0.125			K		L7			6-3		2	0	0	0	0	1	2					
Inning Stats	R: 0 E: 0 K: 1 S: 5	H: 0 LOB: 0 BB: 0 P: 5	R: 1 E: 0 K: 1 S: 8	H: 3 LOB: 2 BB: 0 P: 8	R: 0 E: 0 K: 2 S: 7	H: 0 LOB: 0 BB: 0 P: 7	R: 0 E: 0 K: 1 S: 5	H: 0 LOB: 0 BB: 0 P: 5	R: 0 E: 0 K: 0 S: 3	H: 0 LOB: 0 BB: 0 P: 3	R: 0 E: 0 K: 0 S: 4	H: 1 LOB: 1 BB: 0 P: 4	R: 0 E: 0 K: 1 S: 6	H: 1 LOB: 1 BB: 0 P: 6	R: 0 E: 0 K: 2 S: 8	H: 1 LOB: 2 BB: 0 P: 8	1B: 6 2B: 0 3B: 0 HR: 0	SF: 1 SAC: 0 DP: 0 HBP: 0	WP: 0 PB: 0 SB: 2 CS: 0	PA: 34	
PITCHER	IP	WLS	BF	H	R	ER	SO	BB	IBB	HBP	BLK	WP	HR	S	P	ERA	WHIP				
John Stuper, R ERA: 3.39	8.0		30	5	1	1	6	1	0	0	0	0	0	41	45	1.12	0.750				
Bruce Sutter, R ERA: 4.05	1.0	S	4	1	0	0	2	0	0	0	0	0	0	8	8	0.00	1.000				

St. Louis Cardinals @ Chicago Cubs
Wrigley Field, Chicago, IL
Sun Sep 11 1983, 3:33 AM CDT
Att: 34,634 - Sunny - 68 F

AB 32
R 1
H 6
RBI 1
BB 1
SO 8
LOB 13



Batter	1	2	3	4	5	6	7	8	9	AB	R	H	RBI	BB	SO	LOB	TOP																																																						
Lonnie Smith, R OBP: 0.373, SLG: 0.434	0-0 4-3 1B 2B	0-0 L8-3 1B			0-3 K		0-3 K		0-3 K	4	1	2	0	0	2	0	St. Louis Cardinals @ Pittsburgh Pirates Three Rivers Stadium, Pittsburgh, PA Mon Sep 12 1983, 7:05 PM EDT Att: 10,458 - Unknown livebaseballscorecards.com																																																						
Bill Lyons, R OBP: 0.208, SLG: 0.255										0	0	0	0	0	0	0																																																							
David Green, R OBP: 0.322, SLG: 0.425										1	0	0	0	0	1	1																																																							
Ozzie Smith, S OBP: 0.319, SLG: 0.340	0-0 4-3 2-3	0-0 L8-3 1-2			0-0 4-3		0-0 4-3		0-0 F8	4	0	0	0	0	0	2																																																							
Willie McGee, S OBP: 0.326, SLG: 0.388	0-0 F6			0-0 4-3		0-0 6-3		0-3 K	4	0	0	0	0	1	1																																																								
George Hendrick, R OBP: 0.380, SLG: 0.504	0-0 1B 2B 1B			0-0 6-3		4-0 2B BB		0-0 L8	3	2	1	1	1	0	0																																																								
Andy Van Slyke, L OBP: 0.361, SLG: 0.449	0-0 1-2 2B 1B			0-0 6-3		0-0 2B		0-0 1B	4	1	3	1	0	0	0																																																								
Ken Oberkfell, L OBP: 0.375, SLG: 0.388	0-0 1-1 2H 2B			0-0 F8		0-0 F8		0-0 L4	4	0	1	2	0	0	1																																																								
Darrell Porter, L OBP: 0.346, SLG: 0.410	4-0 1B BB			4-0 1B BB		0-0 4-3		0-0 G3	2	0	0	0	2	0	0																																																								
Mike Ramsey, S OBP: 0.318, SLG: 0.354	0-0 4-3			0-0 1-3 1B		0-0 HR		0-0 1B	2	0	1	0	0	0	2																																																								
Steve Braun, L OBP: 0.426, SLG: 0.457				0-0 G6-3				0-0 F8	2	1	2	1	0	0	0																																																								
Danny Cox, R OBP: 0.095, SLG: 0.095		0-0 5-3		0-0 G6-3				0-0 F8	2	0	0	0	0	0	2																																																								
Lee Tunnell, R ERA: 3.82	<table border="1"> <thead> <tr> <th>PITCHER</th> <th>IP</th> <th>WLS</th> <th>BF</th> <th>H</th> <th>R</th> <th>ER</th> <th>SO</th> <th>BB</th> <th>IBB</th> <th>HBP</th> <th>BLK</th> <th>WP</th> <th>HR</th> <th>S</th> <th>P</th> <th>ERA</th> <th>WHIP</th> </tr> </thead> <tbody> <tr> <td>Lee Tunnell, R</td> <td>6.0</td> <td>W</td> <td>26</td> <td>8</td> <td>5</td> <td>5</td> <td>1</td> <td>3</td> <td>0</td> <td>0</td> <td>0</td> <td>0</td> <td>1</td> <td>25</td> <td>37</td> <td>7.50</td> <td>1.833</td> </tr> <tr> <td>Manny Sarmiento, R</td> <td>3.0</td> <td>S</td> <td>11</td> <td>2</td> <td>0</td> <td>0</td> <td>4</td> <td>0</td> <td>0</td> <td>0</td> <td>0</td> <td>0</td> <td>0</td> <td>19</td> <td>19</td> <td>0.00</td> <td>0.667</td> </tr> </tbody> </table>																	PITCHER	IP	WLS	BF	H	R	ER	SO	BB	IBB	HBP	BLK	WP	HR	S	P	ERA	WHIP	Lee Tunnell, R	6.0	W	26	8	5	5	1	3	0	0	0	0	1	25	37	7.50	1.833	Manny Sarmiento, R	3.0	S	11	2	0	0	4	0	0	0	0	0	0	19	19	0.00	0.667
PITCHER	IP	WLS	BF	H	R	ER	SO	BB	IBB	HBP	BLK	WP	HR	S	P	ERA		WHIP																																																					
Lee Tunnell, R	6.0	W	26	8	5	5	1	3	0	0	0	0	1	25	37	7.50		1.833																																																					
Manny Sarmiento, R	3.0	S	11	2	0	0	4	0	0	0	0	0	0	19	19	0.00	0.667																																																						
Inning Stats	R: 3 E: 0 K: 0 S: 7	H: 4 LOB: 2 BB: 1 P: 11	R: 0 E: 0 K: 0 S: 3	H: 1 LOB: 0 BB: 0 P: 3	R: 0 E: 0 K: 0 S: 3	H: 0 LOB: 0 BB: 0 P: 3	R: 0 E: 0 K: 0 S: 3	H: 1 LOB: 1 BB: 1 P: 7	R: 0 E: 0 K: 1 S: 5	H: 0 LOB: 0 BB: 0 P: 5	R: 1 E: 0 K: 0 S: 3	H: 1 LOB: 0 BB: 1 P: 7	R: 1 E: 0 K: 2 S: 8	H: 1 LOB: 0 BB: 0 P: 8	R: 0 E: 0 K: 1 S: 6	H: 1 LOB: 1 BB: 0 P: 6	R: 0 E: 0 K: 1 S: 6	H: 1 LOB: 1 BB: 0 P: 6	1B: 6 2B: 4 3B: 0 HR: 1	SF: 0 SAC: 0 DP: 2 HBP: 0	WP: 0 PB: 0 SB: 0 CS: 0	PA: 37																																																	

Batter	1	2	3	4	5	6	7	8	9	AB	R	H	RBI	BB	SO	LOB	BOTTOM																																																																																																											
Marvell Wynne, L OBP: 0.324, SLG: 0.369	0-0 F5		0-0 G3		4-0 1B 1B BB	0-0 1B 2B		0-0 4-3		4	2	1	0	1	0	1	St. Louis Cardinals @ Pittsburgh Pirates Three Rivers Stadium, Pittsburgh, PA Mon Sep 12 1983, 7:05 PM EDT Att: 10,458 - Unknown livebaseballscorecards.com																																																																																																											
Johnny Ray, S OBP: 0.313, SLG: 0.381	0-0 G3		0-0 F9		0-0 1B SF8 1B	4-0 FC4-6 1B IBB		0-0 F8		4	1	1	0	1	0	1																																																																																																												
Bill Madlock, R OBP: 0.303, SLG: 0.445	0-0 5-3			0-0 1B 2B 1B	0-0 1B BB	0-0 FC4-6 1B		0-3 K		3	1	2	1	0	0	0																																																																																																												
Lee Mazzilli, S OBP: 0.217, SLG: 0.343				0-0 1B 2B 1B	0-0 1B BB	0-0 FC4-6 1B				0	0	0	0	0	0	0																																																																																																												
Jason Thompson, L OBP: 0.368, SLG: 0.403		0-0 F9		0-0 F8	4-0 FC4-6	0-0 FC4-6		0-0 K		3	0	0	0	1	0	3																																																																																																												
Dave Parker, L OBP: 0.308, SLG: 0.414		0-0 1B		0-0 F8	0-0 SF8	0-0 L1		0-0 K		3	0	1	1	0	0	3																																																																																																												
Richie Hebner, L OBP: 0.290, SLG: 0.319				0-0 F8	0-0 SF8	0-0 L1		0-0 K		0	0	0	0	0	0	0																																																																																																												
Mike Easter, L OBP: 0.356, SLG: 0.450		0-0 F7		0-0 2B 1B	0-0 K		0-0 1-3		4	1	1	0	0	1	3																																																																																																													
Tony Peña, R OBP: 0.331, SLG: 0.421		0-0 F4		0-0 2B 2B	0-0 L4		0-0 1B		4	1	2	1	0	0	3																																																																																																													
Dale Berra, R OBP: 0.322, SLG: 0.357			0-0 G3 SH1-4 1B	0-0 2B 2B		0-3 K	0-0 P4		4	0	2	2	0	1	1																																																																																																													
Lee Tunnell, R OBP: 0.167, SLG: 0.191			0-0 SH1-4	0-0 F8		0-0 2B 1B 1B	0-0 FC5-4		2	1	1	0	0	0	1																																																																																																													
Manny Sarmiento, R ERA: 3.14	<table border="1"> <thead> <tr> <th>PITCHER</th> <th>IP</th> <th>WLS</th> <th>BF</th> <th>H</th> <th>R</th> <th>ER</th> <th>SO</th> <th>BB</th> <th>IBB</th> <th>HBP</th> <th>BLK</th> <th>WP</th> <th>HR</th> <th>S</th> <th>P</th> <th>ERA</th> <th>WHIP</th> </tr> </thead> <tbody> <tr> <td>Dave Vonohlen, L</td> <td>1.0</td> <td>L</td> <td>3</td> <td>0</td> <td>0</td> <td>0</td> <td>1</td> <td>0</td> <td>0</td> <td>0</td> <td>0</td> <td>0</td> <td>0</td> <td>5</td> <td>5</td> <td>0.00</td> <td>0.000</td> </tr> </tbody> </table>																	PITCHER	IP	WLS	BF	H	R	ER	SO	BB	IBB	HBP	BLK	WP	HR	S	P	ERA	WHIP	Dave Vonohlen, L	1.0	L	3	0	0	0	1	0	0	0	0	0	0	5	5	0.00	0.000																																																																							
PITCHER	IP	WLS	BF	H	R	ER	SO	BB	IBB	HBP	BLK	WP	HR	S	P	ERA		WHIP																																																																																																										
Dave Vonohlen, L	1.0	L	3	0	0	0	1	0	0	0	0	0	0	5	5	0.00		0.000																																																																																																										
Inning Stats	R: 0 E: 0 K: 0 S: 3	H: 0 LOB: 0 BB: 0 P: 3	R: 0 E: 0 K: 0 S: 4	H: 1 LOB: 1 BB: 0 P: 4	R: 0 E: 0 K: 0 S: 4	H: 1 LOB: 1 BB: 0 P: 4	R: 3 E: 0 K: 0 S: 7	H: 4 LOB: 1 BB: 0 P: 7	R: 2 E: 0 K: 1 S: 7	H: 2 LOB: 2 BB: 2 P: 15	R: 2 E: 0 K: 1 S: 8	H: 3 LOB: 2 BB: 1 P: 12	R: 0 E: 0 K: 0 S: 4	H: 1 LOB: 1 BB: 0 P: 4	R: 0 E: 0 K: 1 S: 5	H: 0 LOB: 0 BB: 0 P: 5		1B: 9 2B: 3 3B: 0 HR: 0	SF: 1 SAC: 1 DP: 0 HBP: 0	WP: 0 PB: 0 SB: 0 CS: 0	PA: 39																																																																																																							
Danny Cox, R ERA: 3.25	<table border="1"> <thead> <tr> <th>PITCHER</th> <th>IP</th> <th>WLS</th> <th>BF</th> <th>H</th> <th>R</th> <th>ER</th> <th>SO</th> <th>BB</th> <th>IBB</th> <th>HBP</th> <th>BLK</th> <th>WP</th> <th>HR</th> <th>S</th> <th>P</th> <th>ERA</th> <th>WHIP</th> </tr> </thead> <tbody> <tr> <td>Danny Cox, R</td> <td>4.0</td> <td>L</td> <td>19</td> <td>6</td> <td>4</td> <td>4</td> <td>0</td> <td>1</td> <td>0</td> <td>0</td> <td>0</td> <td>0</td> <td>0</td> <td>18</td> <td>22</td> <td>9.00</td> <td>1.750</td> </tr> <tr> <td>Dave LaPoint, L ERA: 3.71</td> <td>1.1</td> <td></td> <td>9</td> <td>4</td> <td>3</td> <td>3</td> <td>2</td> <td>1</td> <td>0</td> <td>0</td> <td>0</td> <td>0</td> <td>0</td> <td>12</td> <td>16</td> <td>20.25</td> <td>3.750</td> </tr> <tr> <td>Jeff Lahti, R ERA: 3.16</td> <td>0.0</td> <td></td> <td>1</td> <td>0</td> <td>0</td> <td>0</td> <td>0</td> <td>0</td> <td>1</td> <td>0</td> <td>0</td> <td>0</td> <td>0</td> <td>4</td> <td>4</td> <td>∞</td> <td>∞</td> </tr> <tr> <td>Dave Rucker, L ERA: 6.03</td> <td>0.2</td> <td></td> <td>3</td> <td>1</td> <td>0</td> <td>0</td> <td>0</td> <td>0</td> <td>0</td> <td>0</td> <td>0</td> <td>0</td> <td>0</td> <td>3</td> <td>3</td> <td>0.00</td> <td>1.500</td> </tr> <tr> <td>Steve Baker, R ERA: 4.14</td> <td>1.0</td> <td></td> <td>4</td> <td>1</td> <td>0</td> <td>0</td> <td>0</td> <td>0</td> <td>0</td> <td>0</td> <td>0</td> <td>0</td> <td>0</td> <td>4</td> <td>4</td> <td>0.00</td> <td>1.000</td> </tr> </tbody> </table>																PITCHER	IP	WLS	BF	H	R	ER	SO	BB	IBB	HBP	BLK	WP	HR	S	P	ERA	WHIP	Danny Cox, R	4.0	L	19	6	4	4	0	1	0	0	0	0	0	18	22	9.00	1.750	Dave LaPoint, L ERA: 3.71	1.1		9	4	3	3	2	1	0	0	0	0	0	12	16	20.25	3.750	Jeff Lahti, R ERA: 3.16	0.0		1	0	0	0	0	0	1	0	0	0	0	4	4	∞	∞	Dave Rucker, L ERA: 6.03	0.2		3	1	0	0	0	0	0	0	0	0	0	3	3	0.00	1.500	Steve Baker, R ERA: 4.14	1.0		4	1	0	0	0	0	0	0	0	0	0	4	4	0.00	1.000
PITCHER	IP	WLS	BF	H	R	ER	SO	BB	IBB	HBP	BLK	WP	HR	S	P	ERA	WHIP																																																																																																											
Danny Cox, R	4.0	L	19	6	4	4	0	1	0	0	0	0	0	18	22	9.00	1.750																																																																																																											
Dave LaPoint, L ERA: 3.71	1.1		9	4	3	3	2	1	0	0	0	0	0	12	16	20.25	3.750																																																																																																											
Jeff Lahti, R ERA: 3.16	0.0		1	0	0	0	0	0	1	0	0	0	0	4	4	∞	∞																																																																																																											
Dave Rucker, L ERA: 6.03	0.2		3	1	0	0	0	0	0	0	0	0	0	3	3	0.00	1.500																																																																																																											
Steve Baker, R ERA: 4.14	1.0		4	1	0	0	0	0	0	0	0	0	0	4	4	0.00	1.000																																																																																																											

Batter	1	2	3	4	5	6	7	8	9	AB	R	H	RBI	BB	SO	LOB	TOP					
Lonnie Smith, R OBP: 0.374, SLG: 0.437 (1, 7)	0-0 SH1-3 1B		0-0 2B		0-0 FC6-4 1-2			0-0 F8 2		4	0	2	0	0	0	1	St. Louis Cardinals @ Pittsburgh Pirates Three Rivers Stadium, Pittsburgh, PA Tue Sep 13 1983, 7:05 PM EDT Att: 9,771 - Unknown livebaseballscorecards.com					
Ozzie Smith, S OBP: 0.319, SLG: 0.339 (1, 6)	0-0 SH1-3 1-2		4-0 BB			0-0 G3 1		0-0 4-3 3		2	0	0	0	1	0	0						
Willie McGee, S OBP: 0.324, SLG: 0.385 (1, 8)	0-3 K 2		0-0 3-1 3			0-0 F7 2			0-3 K 1	4	0	0	0	0	2	3						
Steve Braun, L OBP: 0.419, SLG: 0.440 (1, 9)	0-3 K 3			0-0 F7 1		0-0 F7 3			4-0 1B BB	3	0	0	0	1	1	1						
Andy Van Slyke, L OBP: 0.359, SLG: 0.446 (1, 3)		0-3 K 1		0-0 F8 2			0-0 F8 1		0-0 1-2 G4-6-3 1B BB	4	0	1	0	0	1	0						
Ken Oberkfell, L OBP: 0.374, SLG: 0.387 (1, 5)		0-0 G1-6-3 1B		0-0 4-3 3			0-0 L1 2		0-0 1-2 G4-6-3 3	4	0	1	0	0	0	2						
Darrell Porter, L OBP: 0.346, SLG: 0.409 (1, 2)				0-0 4-3 1						3	0	1	0	0	0	1						
Ralph Citarella, R (7, 1)										0	0	0	0	0	0	0						
Dave LaPoint, L OBP: 0.258, SLG: 0.164 (8, 1)										0	0	0	0	0	0	0						
Jeff Keener, L (8, 1)										0	0	0	0	0	0	0						
Mike Ramsey, S OBP: 0.318, SLG: 0.350 (1, 4)			0-0 F7 1		4-0 FC6-4 BB			0-0 FC6-4 3		2	0	0	0	1	0	1						
Joaquin Andujar, S OBP: 0.099, SLG: 0.100 (1, 1)			0-3 K 2		0-0 L6 2				0-3 K 1	1	0	0	0	0	1	0						
Dave Vonohlen, L OBP: 0.250, SLG: 0.143 (3, 1)										0	0	0	0	0	0	0						
Jeff Doyle, S (5, PH)										1	0	0	0	0	0	1						
Dave Rucker, L (5, 1)										0	0	0	0	0	0	0						
Orlando Sanchez, L (7, 2)										1	0	0	0	0	1	0						
Inning Stats	R: 0 E: 0 K: 2 S: 8	H: 1 LOB: 1 BB: 0 P: 8	R: 0 E: 0 K: 1 S: 5	H: 1 LOB: 0 BB: 0 P: 5	R: 0 E: 0 K: 1 S: 6	H: 1 LOB: 2 BB: 1 P: 10	R: 0 E: 0 K: 0 S: 3	H: 0 LOB: 0 BB: 0 P: 3	R: 0 E: 0 K: 0 S: 3	H: 0 LOB: 1 BB: 1 P: 7	R: 0 E: 0 K: 0 S: 3	H: 0 LOB: 0 BB: 0 P: 3	R: 0 E: 0 K: 0 S: 4	H: 1 LOB: 1 BB: 0 P: 4	R: 0 E: 0 K: 1 S: 5	H: 0 LOB: 0 BB: 0 P: 5	R: 0 E: 0 K: 1 S: 5	H: 1 LOB: 1 BB: 1 P: 9	1B: 4 2B: 1 3B: 0 HR: 0	SF: 0 SAC: 1 DP: 2 HBP: 0	WP: 0 PB: 0 SB: 0 CS: 0	PA: 33
PITCHER Rick Rhoden, R ERA: 3.19 (1, 1)	IP: 9.0 WLS: W BF: 33 H: 5 R: 0 ER: 0 SO: 6 BB: 3 IBB: 0 HBP: 0 BLK: 0 WP: 0 HR: 0 S: 42 P: 54 ERA: 0.00 WHIP: 0.889											PITCHER	IP: 0.1 WLS: L BF: 1 H: 0 R: 0 ER: 0 SO: 0 BB: 0 IBB: 0 HBP: 0 BLK: 0 WP: 0 HR: 0 S: 1 P: 1 ERA: 0.00 WHIP: 0.000									

Batter	1	2	3	4	5	6	7	8	9	AB	R	H	RBI	BB	SO	LOB	BOTTOM		
Marvell Wynne, L OBP: 0.326, SLG: 0.369 (1, 8)	0-3 K 1		0-0 E 3B 1B		4-0 E 1B BB			0-0 G3 1		3	1	1	1	1	1	0	St. Louis Cardinals @ Pittsburgh Pirates Three Rivers Stadium, Pittsburgh, PA Tue Sep 13 1983, 7:05 PM EDT Att: 9,771 - Unknown livebaseballscorecards.com		
Johnny Ray, S OBP: 0.316, SLG: 0.390 (1, 4)	0-0 6-3 2		0-0 1H 2B 3B		0-0 1H 1B FC6-4			0-0 1B 2B		4	2	3	1	0	0	0			
Bill Madlock, R OBP: 0.384, SLG: 0.447 (1, 5)	0-0 1-3 3		0-0 3H 2B		0-0 1-2 FC6-4			0-0 5-3 2		2	0	1	1	0	0	0			
Jim Morrison, R OBP: 0.351, SLG: 0.503 (3, PR) (4, 5)										2	0	0	0	0	0	2			
Jason Thompson, L OBP: 0.367, SLG: 0.402 (1, 3)		0-0 F8 1	0-0 F7 2		0-0 L8 1			0-0 2H 1B 1B		4	1	1	1	0	0	1			
Dave Parker, L OBP: 0.308, SLG: 0.413 (1, 9)		0-0 4-3 2	0-0 F8 3		0-0 4-3 2			0-0 1-3 1B 1B		4	0	1	0	0	0	1			
Mike Easter, L OBP: 0.357, SLG: 0.448 (1, 7)		0-3 K 3		0-3 K 1		0-0 F8 3		0-0 1-2 3H 1B		4	0	1	1	0	2	0			
Tony Peña, R OBP: 0.331, SLG: 0.426 (1, 2)			0-0 HR		0-0 6-3 2			0-0 1-2 K 6-3		4	1	1	1	0	1	2			
Dale Berra, R OBP: 0.322, SLG: 0.357 (1, 6)			0-0 S 1B 1B		0-0 F7 3			0-0 6-3 2		3	1	1	0	0	0	0			
Rick Rhoden, R OBP: 0.132, SLG: 0.145 (1, 1)			0-3 K 1-2 1		0-3 K 1			0-0 L5 3		3	0	0	0	0	2	1			
Inning Stats	R: 0 E: 0 K: 1 S: 5	H: 0 LOB: 0 BB: 0 P: 5	R: 0 E: 0 K: 1 S: 5	H: 0 LOB: 0 BB: 0 P: 5	R: 4 E: 1 K: 1 S: 10	H: 5 LOB: 1 BB: 0 P: 10	R: 0 E: 0 K: 1 S: 5	H: 0 LOB: 0 BB: 0 P: 5	R: 0 E: 0 K: 0 S: 3	H: 0 LOB: 0 BB: 0 P: 3	R: 0 E: 0 K: 1 S: 5	H: 0 LOB: 0 BB: 0 P: 5	R: 2 E: 0 K: 0 S: 7	H: 4 LOB: 2 BB: 0 P: 7	1B: 6 2B: 2 3B: 1 HR: 1	SF: 0 SAC: 0 DP: 0 HBP: 0		WP: 0 PB: 0 SB: 1 CS: 0	PA: 34
PITCHER Joaquin Andujar, R ERA: 3.98 (1, 1)	IP: 2.1 WLS: L BF: 12 H: 5 R: 4 ER: 4 SO: 3 BB: 0 IBB: 0 HBP: 0 BLK: 0 WP: 0 HR: 1 S: 18 P: 18 ERA: 15.43 WHIP: 2.143											PITCHER Jeff Keener, R ERA: (8, 1)	IP: 0.1 WLS: L BF: 1 H: 0 R: 0 ER: 0 SO: 0 BB: 0 IBB: 0 HBP: 0 BLK: 0 WP: 0 HR: 0 S: 1 P: 1 ERA: 0.00 WHIP: 0.000						
Dave Vonohlen, L ERA: 3.51 (3, 1)	1.2	5	0	0	0	1	0	0	0	0	0	7	7	0.00	0.000				
Dave Rucker, L ERA: 5.72 (5, 1)	2.0	7	1	0	0	1	1	0	0	0	0	8	12	0.00	1.000				
Ralph Citarella, R ERA: 5.4 (7, 1)	1.2	6	1	1	1	1	0	0	0	0	0	8	8	5.40	0.600				
Dave LaPoint, L ERA: 3.76 (8, 1)	0.0	3	3	1	1	0	0	0	0	0	0	3	3	∞	∞				

Batter	1	2	3	4	5	6	7	8	9	AB	R	H	RBI	BB	SO	LOB	TOP					
Lonnie Smith, R OBP: 0.372, SLG: 0.435 David Green, R OBP: 0.322, SLG: 0.425	E5 1B		1B		F8		1-3		F8	5	1	1	0	0	0	0						
Ozzie Smith, S OBP: 0.320, SLG: 0.338	6-3		F9		F9		3-1		FC6-4 1B	4	0	1	0	1	0	2						
Willie McGee, S OBP: 0.323, SLG: 0.384	F9 2-H 1B		L9		F9		K		FC6-4	5	0	1	1	0	1	3						
George Hendrick, R OBP: 0.381, SLG: 0.504	F9				5-3				1B 1B	4	0	2	0	0	0	2						
Andy Van Slyke, L OBP: 0.358, SLG: 0.441	F8						G3		B2	3	0	0	0	1	0	2						
Ken Oberkfell, L OBP: 0.372, SLG: 0.384 Bill Lyons, R OBP: 0.204, SLG: 0.250		F7	F8				4-3		F8	3	0	0	0	0	0	3						
Darrell Porter, L OBP: 0.350, SLG: 0.420					3-1				FC6-4 1B	4	1	3	1	0	0	0						
Mike Ramsey, S OBP: 0.317, SLG: 0.348		K			F7				FC6-4	4	0	1	0	0	1	3						
Neil Allen, R OBP: 0.114, SLG: 0.159 Dave Rucker, L Jeff Lahti, R Bruce Sutter, R		K			6-3		K		5-3	0	0	0	0	0	0	0						
Inning Stats	R: 1 E: 1 K: 0 S: 5	H: 1 LOB: 1 BB: 0 P: 5	R: 0 E: 0 K: 2 S: 8	H: 1 LOB: 1 BB: 0 P: 8	R: 0 E: 0 K: 0 S: 5	H: 2 LOB: 3 BB: 1 P: 9	R: 0 E: 0 K: 0 S: 3	H: 0 LOB: 0 BB: 0 P: 3	R: 0 E: 0 K: 0 S: 3	H: 0 LOB: 1 BB: 1 P: 7	R: 1 E: 0 K: 1 S: 7	H: 2 LOB: 1 BB: 0 P: 7	R: 0 E: 0 K: 1 S: 5	H: 0 LOB: 0 BB: 0 P: 5	R: 0 E: 0 K: 0 S: 5	H: 2 LOB: 2 BB: 0 P: 5	R: 0 E: 0 K: 0 S: 4	H: 1 LOB: 1 BB: 0 P: 4	1B: 8 2B: 0 3B: 0 HR: 1	SF: 0 SAC: 0 DP: 0 HBP: 0	WP: 0 PB: 0 SB: 4 CS: 0	PA: 39
PITCHER	IP	WLS	BF	H	R	ER	SO	BB	IBB	HBP	BLK	WP	HR	S	P	ERA	WHIP					
Tom Seaver, R ERA: 3.7 Carlos Diaz, L ERA: 1.96	7.0	L	30	6	2	1	4	2	0	0	0	0	1	36	44	1.29	1.143					

St. Louis Cardinals @ New York Mets
Shea Stadium, Flushing, NY
Wed Sep 14 1983, 7:05 PM EDT
Att: 5,748 - Unknown

AB 34
R 2
H 9
RBI 2
BB 2
SO 2
LOB 16



Batter	1	2	3	4	5	6	7	8	9	AB	R	H	RBI	BB	SO	LOB	BOTTOM					
Mookie Wilson, S OBP: 0.298, SLG: 0.358	6-3		G6-4-3 1B			F7	K			4	0	1	0	0	1	2						
Hubie Brooks, R OBP: 0.294, SLG: 0.331	1B		G6-4-3 1-2			BB 1B			6-3	4	1	2	0	0	0	1						
Keith Hernandez, L OBP: 0.400, SLG: 0.440	1-2 1B				4-3	E 1-2 BB			4-3	3	0	1	0	1	0	0						
George Foster, R OBP: 0.289, SLG: 0.405 Mark Bradley, R OBP: 0.291, SLG: 0.330	L7				3-1	E8				4	0	2	1	0	0	2						
Darryl Strawberry, L OBP: 0.328, SLG: 0.514	F8					1-3 2-H 1B			1B	0	0	0	0	0	0	0						
Darryl Strawberry, L OBP: 0.328, SLG: 0.514						G3			K	3	0	0	0	1	1	5						
Clint Hurdle, L		5-3			CS				K	4	0	0	0	0	1	0						
Bob Bailor, R OBP: 0.290, SLG: 0.288		6-3							K	4	0	1	0	0	1	0						
Mike Fitzgerald, R OBP: 0.286, SLG: 0.714 Danny Heep, L OBP: 0.329, SLG: 0.401		5-3							3-1	3	0	1	0	0	1	0						
Tom Seaver, R OBP: 0.231, SLG: 0.237 Dave Kingman, R OBP: 0.265, SLG: 0.383 Rusty Staub, L OBP: 0.372, SLG: 0.390 Carlos Diaz, R					K				F8 F9	2	0	0	0	0	1	0						
Inning Stats	R: 0 E: 0 K: 0 S: 5	H: 2 LOB: 2 BB: 0 P: 5	R: 0 E: 0 K: 0 S: 3	H: 0 LOB: 0 BB: 0 P: 3	R: 0 E: 0 K: 1 S: 5	H: 1 LOB: 0 BB: 0 P: 5	R: 0 E: 0 K: 0 S: 2	H: 0 LOB: 0 BB: 1 P: 6	R: 0 E: 0 K: 0 S: 5	H: 0 LOB: 0 BB: 0 P: 5	R: 1 E: 1 K: 0 S: 5	H: 2 LOB: 2 BB: 1 P: 9	R: 0 E: 0 K: 1 S: 7	H: 2 LOB: 2 BB: 0 P: 7	R: 0 E: 0 K: 1 S: 6	H: 1 LOB: 1 BB: 0 P: 6	R: 0 E: 0 K: 2 S: 7	H: 0 LOB: 0 BB: 0 P: 7	1B: 8 2B: 0 3B: 0 HR: 0	SF: 0 SAC: 0 DP: 1 HBP: 0	WP: 0 PB: 0 SB: 0 CS: 1	PA: 36
PITCHER	IP	WLS	BF	H	R	ER	SO	BB	IBB	HBP	BLK	WP	HR	S	P	ERA	WHIP					
Neil Allen, R ERA: 3.92 Dave Rucker, L ERA: 5.63 Jeff Lahti, R ERA: 3.14 Bruce Sutter, R ERA: 3.94	5.2	W	22	5	1	1	2	2	0	0	0	0	0	24	32	1.59	1.235					
	0.2		4	2	0	0	0	0	0	0	0	0	0	4	4	0.00	3.000					
	0.1		1	0	0	0	0	0	0	0	0	0	0	1	1	0.00	0.000					
	2.1	S	8	1	0	0	4	0	0	0	0	0	0	16	16	0.00	0.429					

St. Louis Cardinals @ New York Mets
Shea Stadium, Flushing, NY
Wed Sep 14 1983, 7:05 PM EDT
Att: 5,748 - Unknown

AB 33
R 1
H 8
RBI 1
BB 2
SO 6
LOB 12



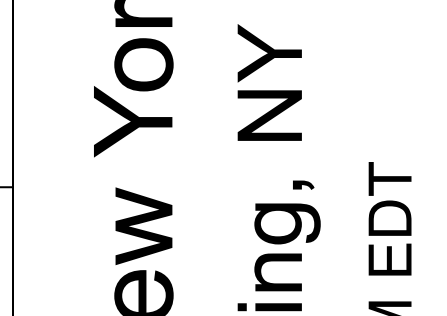
Batter	1	2	3	4	5	6	7	8	9	AB	R	H	RBI	BB	SO	LOB	TOP								
Lonnie Smith, R OBP: 0.375, SLG: 0.444 (1, 7)										4	1	3	1	0	0	0	St. Louis Cardinals @ New York Mets Shea Stadium, Flushing, NY Thu Sep 15 1983, 7:05 PM EDT Att: 5,887 - Unknown								
Ozzie Smith, S OBP: 0.319, SLG: 0.337 (1, 6)										4	0	1	0	0	0	1									
Willie McGee, S OBP: 0.320, SLG: 0.381 (1, 8)										4	0	0	0	0	1	3									
George Hendrick, R OBP: 0.380, SLG: 0.502 (1, 3)										4	1	1	0	0	0	2									
Andy Van Slyke, L OBP: 0.361, SLG: 0.444 (1, 5)										3	1	2	0	0	1	0									
Floyd Rayford, R OBP: 0.286, SLG: 0.358 (8, PH) (8, 5)										1	0	0	0	0	1	2									
Darrell Porter, L OBP: 0.350, SLG: 0.427 (1, 2)										3	1	1	3	0	0	1									
Bill Lyons, R OBP: 0.200, SLG: 0.245 (9, PH)										1	0	0	0	0	0	0									
David Green, R OBP: 0.319, SLG: 0.421 (1, 9)										4	0	0	0	0	0	1									
Mike Ramsey, S OBP: 0.315, SLG: 0.345 (1, 4)										4	0	1	0	0	0	0									
Bob Forsch, R OBP: 0.302, SLG: 0.396 (1, 1)										1	0	0	0	0	1	0									
Dave LaPoint, L OBP: 0.250, SLG: 0.158 (3, 1)										2	0	0	0	0	0	1									
Jeff Lahti, R (8, 1)										0	0	0	0	0	0	0									
Inning Stats	R: 0 E: 0 K: 0 S: 3	H: 0 LOB: 0 BB: 0 P: 3	R: 3 E: 0 K: 1 S: 8	H: 3 LOB: 0 BB: 0 P: 8	R: 0 E: 0 K: 0 S: 3	H: 1 LOB: 0 BB: 0 P: 3	R: 0 E: 0 K: 0 S: 4	H: 1 LOB: 1 BB: 0 P: 4	R: 1 E: 0 K: 0 S: 4	H: 1 LOB: 0 BB: 0 P: 4	R: 0 E: 0 K: 1 S: 5	H: 0 LOB: 0 BB: 0 P: 5	R: 0 E: 0 K: 0 S: 4	H: 1 LOB: 1 BB: 0 P: 4	R: 0 E: 0 K: 2 S: 9	H: 2 LOB: 2 BB: 0 P: 9	R: 0 E: 0 K: 0 S: 3	H: 0 LOB: 0 BB: 0 P: 3	1B: 7 2B: 0 3B: 0 HR: 2	SF: 0 SAC: 0 DP: 1 HBP: 0	WP: 1 PB: 0 SB: 0 CS: 0	PA: 35			
PITCHER	IP	WLS	BF	H	R	ER	SO	BB	IBB	HBP	BLK	WP	HR	S	P	ERA	WHIP								
Ed Lynch, R ERA: 4.23	7.0	W	29	9	4	4	2	0	0	0	0	1	2	33	33	5.14	1.286								
Jesse Orosco, L ERA: 1.35	2.0	S	6	0	0	0	2	0	0	0	0	0	0	10	10	0.00	0.000								

Batter	1	2	3	4	5	6	7	8	9	AB	R	H	RBI	BB	SO	LOB	BOTTOM								
Mookie Wilson, S OBP: 0.298, SLG: 0.358 (1, 8)										5	1	1	0	0	1	3	St. Louis Cardinals @ New York Mets Shea Stadium, Flushing, NY Thu Sep 15 1983, 7:05 PM EDT Att: 5,887 - Unknown								
Hubie Brooks, R OBP: 0.296, SLG: 0.332 (1, 4) (6, 5)										4	0	2	1	0	1	0									
Keith Hernandez, L OBP: 0.399, SLG: 0.439 (1, 3)										3	1	1	1	0	0	1									
George Foster, R OBP: 0.291, SLG: 0.412 (1, 7)										4	1	2	2	0	1	1									
Darryl Strawberry, L OBP: 0.327, SLG: 0.510 (1, 9)										3	0	0	0	1	1	2									
Clint Hurdle, L (1, 5)										1	0	0	0	1	1	0									
Brian Giles, R OBP: 0.298, SLG: 0.277 (5, PH) (6, 4)										2	0	0	0	0	0	1									
Ron Hodges, L OBP: 0.379, SLG: 0.297 (1, 2)										2	1	1	0	0	1	2									
Junior Ortiz, R OBP: 0.267, SLG: 0.276 (6, PH) (7, 2)										2	0	1	0	0	0	0									
José Oquendo, S OBP: 0.274, SLG: 0.260 (1, 6)										3	1	1	0	0	1	3									
Ed Lynch, R OBP: 0.176, SLG: 0.160 (1, 1)										2	1	0	0	0	0	0									
Jesse Orosco, R OBP: 0.309, SLG: 0.333 (8, 1)										0	0	0	0	0	0	0									
Bob Bailor, R OBP: 0.288, SLG: 0.287 (8, 4)										1	0	0	0	0	0	1									
Inning Stats	R: 1 E: 0 K: 0 S: 5	H: 2 LOB: 1 BB: 0 P: 5	R: 3 E: 1 K: 1 S: 9	H: 3 LOB: 1 BB: 0 P: 9	R: 0 E: 0 K: 2 S: 7	H: 0 LOB: 2 BB: 2 P: 15	R: 0 E: 0 K: 1 S: 5	H: 0 LOB: 0 BB: 0 P: 5	R: 0 E: 0 K: 0 S: 4	H: 1 LOB: 1 BB: 0 P: 4	R: 0 E: 0 K: 2 S: 8	H: 1 LOB: 0 BB: 0 P: 8	R: 2 E: 0 K: 1 S: 7	H: 2 LOB: 0 BB: 0 P: 7	R: 0 E: 1 K: 0 S: 4	H: 0 LOB: 1 BB: 0 P: 4	R: 0 E: 1 K: 0 S: 4	H: 0 LOB: 1 BB: 0 P: 4	1B: 7 2B: 1 3B: 0 HR: 1	SF: 1 SAC: 2 DP: 0 HBP: 0	WP: 0 PB: 0 SB: 0 CS: 0	PA: 37			
PITCHER	IP	WLS	BF	H	R	ER	SO	BB	IBB	HBP	BLK	WP	HR	S	P	ERA	WHIP								
Bob Forsch, R ERA: 4.56	15		15	5	4	1	2	2	0	0	0	0	0	17	25	3.86	3.000								
Dave LaPoint, L ERA: 3.77	4.2	L	19	4	2	2	5	0	0	0	0	0	1	29	29	3.86	0.857								
Jeff Lahti, R ERA: 3.09	1.0		3	0	0	0	0	0	0	0	0	0	0	3	3	0.00	0.000								

AB 35
R 4
H 9
RBI 4
BB 0
SO 4
LOB 11



AB 32
R 6
H 9
RBI 4
BB 2
SO 7
LOB 14



Batter	1	2	3	4	5	6	7	8	9	10	11	12	13	AB	R	H	RBI	BB	SO	LOB	TOP						
Lonnie Smith, R OBP: 0.373, SLG: 0.440 (1, 7)	5-3			F8		6-3		CS BB			K			4	0	0	0	1	1	0							
Ozzie Smith, S OBP: 0.320, SLG: 0.335 (1, 6)	F9			S BB		S BB		CS	5-3		6-3			3	0	0	0	2	0	0							
Wille McGee, S OBP: 0.316, SLG: 0.377 (1, 8)	5-3			L4		F7		1-2	L6			4-3		5	0	0	0	0	0	2							
George Hendrick, R OBP: 0.376, SLG: 0.497 (1, 3)		F7		K		F8			F9			F8		5	0	0	0	0	1	2							
Andy Van Slyke, L OBP: 0.388, SLG: 0.440 David Green, R OBP: 0.317, SLG: 0.418 (10, PH) (10, 9)	F8			CI S 2B		F8			F9			1-6-3		2	1	0	0	0	0	0							
Darrell Porter, L OBP: 0.350, SLG: 0.429 (1, 2)	F9			4-3 1-H 2B		F9			K			SH1-4 WP 1B		5	1	2	1	0	1	0							
Ken Oberkfell, L OBP: 0.371, SLG: 0.383 Jeff Doyle, S (10, PR) (10, 4)	P6			4-3		P6						SH1-4 1B		4	0	1	0	0	0	1							
Mike Ramsey, S OBP: 0.310, SLG: 0.339 Floyd Rayford, R OBP: 0.290, SLG: 0.351 (10, PH) (10, 5)	F8			4-3		4-3			6-3			K		3	0	0	1	0	0	0							
Steve Baker, R (13, 1)				4-3		4-3			K			K		2	0	0	0	0	2	2							
John Stuper, R Bruce Sutter, R Jimmy Sexton, R Jeff Lahti, R Bill Hayes, L OBP: 0.180, SLG: 0.240 (11, 1) (8, 1) (11, PH) (11, 1) (13, PH) (13, 9)	K			K		K			K			K		3	0	0	0	0	3	0							
Inning Stats	R: 0 E: 0 K: 0 S: 3	H: 0 LOB: 0 BB: 0 P: 3	R: 0 E: 0 K: 0 S: 3	H: 0 LOB: 0 BB: 0 P: 3	R: 0 E: 0 K: 1 S: 5	H: 0 LOB: 0 BB: 0 P: 5	R: 0 E: 0 K: 1 S: 5	H: 0 LOB: 1 BB: 1 P: 9	R: 2 E: 1 K: 1 S: 7	H: 1 LOB: 0 BB: 0 P: 7	R: 0 E: 0 K: 0 S: 3	H: 0 LOB: 0 BB: 1 P: 7	R: 0 E: 0 K: 0 S: 3	H: 0 LOB: 0 BB: 0 P: 3	R: 0 E: 0 K: 2 S: 8	H: 1 LOB: 1 BB: 0 P: 8	R: 0 E: 0 K: 2 S: 8	H: 0 LOB: 0 BB: 0 P: 7	R: 0 E: 0 K: 0 S: 3	H: 0 LOB: 0 BB: 0 P: 3	R: 0 E: 0 K: 2 S: 8	H: 1 LOB: 1 BB: 0 P: 8	1B: 2 2B: 1 3B: 0 HR: 0	SF: 0 SAC: 1 DP: 0 HBP: 0	WP: 1 PB: 0 SB: 3 CS: 1	PA: 46	
PITCHER	IP	WLS	BF	H	R	ER	SO	BB	IBB	HBP	BLK	WP	HR	S	P	ERA	WHIP										
Charles Hudson, R ERA: 3.38 Al Holland, L ERA: 2.39 Wille Hernandez, L ERA: 3.13	8.0	28	7	1	2	0	4	3	0	0	0	0	0	33	45	0.00	0.500										
Joe Morgan, L OBP: 0.350, SLG: 0.365 (1, 4)	4-3			G4-6-3 1-2		P5		SH SF7 BB			G3			5	1	0	0	1	0	1							
Len Matuszek, L OBP: 0.222, SLG: 0.394 (1, 3)	4-3			CS 1B		K2-3		SH G5-3 1-3 2-H			3-1			5	0	1	0	0	1	0							
Mike Schmidt, R OBP: 0.399, SLG: 0.514 (1, 5)	F9			K 1-2		K		BB IBB			BLK IBB			2	1	0	0	4	1	1							
Joe Lefebvre, L OBP: 0.390, SLG: 0.515 Al Holland, R Sixto Lezcano, R Wille Hernandez, L Kiko Garcia, R OBP: 0.347, SLG: 0.431 (1, 9) (9, 1) (10, PH) (11, 1) (13, PH)	F8			K 1-2		K		SF7			K			3	0	0	1	0	2	1							
Garry Maddox, R OBP: 0.315, SLG: 0.373 (1, 8)	6-3			K 1-2		K		G5-3 2-3F			F8			6	0	1	0	0	0	3							
Greg Gross, L OBP: 0.388, SLG: 0.371 Bob Dernier, R OBP: 0.287, SLG: 0.289 (8, PR) (10, 7)				4-3		4-3		FC6-4 1B			SH1-4 S 1B			4	0	3	0	0	0	1							
Gary Matthews, R OBP: 0.353, SLG: 0.380 (13, PH)				1B				1B						0	0	0	0	1	0	0							
Bo Diaz, R OBP: 0.291, SLG: 0.355 (1, 2)	4-3			F8		F8		FC6-4 1B			SH1-4			5	0	1	0	0	0	4							
Ivan De Jesus, R OBP: 0.314, SLG: 0.312 (1, 6)				C4-6-3 1B		FC6-4 IBB		5-3			K			4	0	1	0	1	1	4							
Charles Hudson, S OBP: 0.157, SLG: 0.104 Pete Rose, S OBP: 0.313, SLG: 0.282 Jeff Stone, L OBP: 1.000, SLG: 1.000 Von Hayes, L OBP: 0.325, SLG: 0.365 (1, 1) (6, PH) (6, PR) (9, 9)	K			K		FC6-4		SH WP 1B			F7			2	0	0	0	0	1	3							
Inning Stats	R: 0 E: 0 K: 0 S: 3	H: 0 LOB: 0 BB: 0 P: 3	R: 0 E: 0 K: 0 S: 4	H: 1 LOB: 1 BB: 0 P: 4	R: 0 E: 0 K: 1 S: 5	H: 1 LOB: 0 BB: 0 P: 5	R: 0 E: 0 K: 2 S: 7	H: 1 LOB: 2 BB: 2 P: 7	R: 0 E: 0 K: 0 S: 4	H: 0 LOB: 1 BB: 1 P: 11	R: 0 E: 0 K: 0 S: 4	H: 1 LOB: 1 BB: 2 P: 4	R: 0 E: 0 K: 1 S: 5	H: 0 LOB: 1 BB: 1 P: 9	R: 0 E: 0 K: 0 S: 4	H: 1 LOB: 1 BB: 0 P: 4	R: 0 E: 0 K: 0 S: 3	H: 0 LOB: 0 BB: 0 P: 3	R: 1 E: 0 K: 0 S: 2	H: 0 LOB: 1 BB: 2 P: 10	1B: 8 2B: 1 3B: 0 HR: 0	SF: 1 SAC: 3 DP: 3 HBP: 0	WP: 3 PB: 0 SB: 1 CS: 1	PA: 52			
PITCHER	IP	WLS	BF	H	R	ER	SO	BB	IBB	HBP	BLK	WP	HR	S	P	ERA	WHIP										
John Stuper, R ERA: 3.36 Bruce Sutter, R ERA: 3.8 Jeff Lahti, R ERA: 3.0 Steve Baker, R ERA: 4.25	7.0	28	6	2	2	5	5	2	1	0	0	1	0	35	47	2.57	1.143										

St. Louis Cardinals @ Philadelphia Phillies
Veterans Stadium, Philadelphia, PA
Fri Sep 16 1983, 7:05 PM EDT
Att. 30,069 - Unknown

AB 40
R 2
H 3
RBI 2
BB 3
SO 10
LOB 8



Batter	1	2	3	4	5	6	7	8	9	10	11	12	13	AB	R	H	RBI	BB	SO	LOB	BOTTOM						
Joe Morgan, L OBP: 0.350, SLG: 0.365 (1, 4)	4-3			G4-6-3 1-2		P5		SH SF7 BB			G3			5	1	0	0	1	0	1							
Len Matuszek, L OBP: 0.222, SLG: 0.394 (1, 3)	4-3			CS 1B		K2-3		SH G5-3 1-3 2-H			3-1			5	0	1	0	0	1	0							
Mike Schmidt, R OBP: 0.399, SLG: 0.514 (1, 5)	F9			K 1-2		K		BB IBB			BLK IBB			2	1	0	0	4	1	1							
Joe Lefebvre, L OBP: 0.390, SLG: 0.515 Al Holland, R Sixto Lezcano, R Wille Hernandez, L Kiko Garcia, R OBP: 0.347, SLG: 0.431 (1, 9) (9, 1) (10, PH) (11, 1) (13, PH)	F8			K 1-2		K		SF7			K			3	0	0	1	0	2	1							
Garry Maddox, R OBP: 0.315, SLG: 0.373 (1, 8)	6-3			K 1-2		K		G5-3 2-3F			F8			6	0	1	0	0	0	3							
Greg Gross, L OBP: 0.388, SLG: 0.371 Bob Dernier, R OBP: 0.287, SLG: 0.289 (8, PR) (10, 7)				4-3		4-3		FC6-4 1B			SH1-4 S 1B			4	0	3	0	0	0	1							
Gary Matthews, R OBP: 0.353, SLG: 0.380 (13, PH)				1B				1B						0	0	0	0	1	0	0							
Bo Diaz, R OBP: 0.291, SLG: 0.355 (1, 2)	4-3			F8		F8		FC6-4 1B			SH1-4			5	0	1	0	0	0	4							
Ivan De Jesus, R OBP: 0.314, SLG: 0.312 (1, 6)				C4-6-3 1B		FC6-4 IBB		5-3			K			4	0	1	0	1	1	4							
Charles Hudson, S OBP: 0.157, SLG: 0.104 Pete Rose, S OBP: 0.313, SLG: 0.282 Jeff Stone, L OBP: 1.000, SLG: 1.000 Von Hayes, L OBP: 0.325, SLG: 0.365 (1, 1) (6, PH) (6, PR) (9, 9)	K			K		FC6-4		SH WP 1B			F7			2	0	0	0	0	1	3							
Inning Stats	R: 0 E: 0 K: 0 S: 3	H: 0 LOB: 0 BB: 0 P: 3	R: 0 E: 0 K: 0 S: 4	H: 1 LOB: 1 BB: 0 P: 4	R: 0 E: 0 K: 1 S: 5	H: 1 LOB: 0 BB: 0 P: 5	R: 0 E: 0 K: 2 S: 7	H: 1 LOB: 2 BB: 2 P: 7	R: 0 E: 0 K: 0 S: 4	H: 0 LOB: 1 BB: 1 P: 11	R: 0 E: 0 K: 0 S: 4	H: 1 LOB: 1 BB: 2 P: 4	R: 0 E: 0 K: 1 S: 5	H: 0 LOB: 1 BB: 1 P: 9	R: 0 E: 0 K: 0 S: 3	H: 0 LOB: 0 BB: 0 P: 3	R: 1 E: 0 K: 0 S: 2	H: 0 LOB: 1 BB: 2 P: 10	1B: 8 2B: 1 3B: 0 HR: 0	SF: 1 SAC: 3 DP: 3 HBP: 0	WP: 3 PB: 0 SB: 1 CS: 1	PA: 52					
PITCHER	IP	WLS	BF	H	R	ER	SO	BB	IBB	HBP	BLK	WP	HR	S	P	ERA	WHIP										
John Stuper, R ERA: 3.36 Bruce Sutter, R ERA: 3.8 Jeff Lahti, R ERA: 3.0 Steve Baker, R ERA: 4.25	7.0	28	6	2	2	5	5	2	1	0	0	1	0	35	47	2.57	1.143										

St. Louis Cardinals @ Philadelphia Phillies
Veterans Stadium, Philadelphia, PA
Fri Sep 16 1983, 7:05 PM EDT
Att. 30,069 - Unknown

AB 41
R 3
H 8
RBI 1
BB 7
SO 7
LOB 21



Batter	1	2	3	4	5	6	7	8	9	AB	R	H	RBI	BB	SO	LOB	TOP			
Lonnie Smith, R OBP: 0.370, SLG: 0.436 (1, 7)										4	1	0	0	0	1	1	St. Louis Cardinals @ Philadelphia Phillies Veterans Stadium, Philadelphia, PA Sat Sep 17 1983, 3:33 AM EDT Att: 23,467 - Unknown			
Ozzie Smith, S OBP: 0.319, SLG: 0.335 (1, 6)										4	0	1	0	0	0	0				
Willie McGee, S OBP: 0.319, SLG: 0.378 (1, 8)										4	0	2	0	0	0	2				
George Hendrick, R OBP: 0.373, SLG: 0.494 (1, 3)										3	0	0	1	0	1	2				
Darrell Porter, L OBP: 0.352, SLG: 0.430 (1, 2)										4	0	2	0	0	0	1				
Andy Van Slyke, L OBP: 0.357, SLG: 0.435 (1, 9)										3	0	0	0	1	2	3				
Ken Oberkfell, L OBP: 0.368, SLG: 0.380 (1, 5)										4	0	0	0	0	1	2				
Jeff Doyle, S OBP: 0.500, SLG: 0.500 (9, PH)										3	0	2	0	0	1	1				
David Green, R OBP: 0.316, SLG: 0.417 (8, PH)										1	0	0	0	0	0	0				
Danny Cox, R OBP: 0.087, SLG: 0.087 (8, 1)										2	0	0	0	0	1	1				
Ralph Citarella, R (8, 1)										0	0	0	0	0	0	0				
Inning Stats	R: 0 E: 0 K: 2 S: 8	H: 1 LOB: 1 BB: 0 P: 8	R: 0 E: 0 K: 2 S: 8	H: 1 LOB: 1 BB: 0 P: 8	R: 0 E: 0 K: 1 S: 5	H: 0 LOB: 0 BB: 0 P: 5	R: 0 E: 0 K: 0 S: 3	H: 0 LOB: 0 BB: 0 P: 3	R: 0 E: 0 K: 0 S: 3	H: 1 LOB: 1 BB: 1 P: 7	R: 1 E: 1 K: 0 S: 6	H: 2 LOB: 2 BB: 0 P: 6	R: 0 E: 0 K: 0 S: 4	H: 1 LOB: 1 BB: 0 P: 4	R: 0 E: 0 K: 2 S: 7	H: 0 LOB: 0 BB: 0 P: 7	1B: 7 2B: 0 3B: 0 HR: 0	SF: 1 SAC: 1 DP: 0 HBP: 0	WP: 0 PB: 0 SB: 0 CS: 1	PA: 35
PITCHER	IP WLS BF H R ER SO BB IBB HBP BLK WP HR S P ERA WHIP																			
John Denny, R ERA: 2.3 (1, 1)	8.0 W 32 7 1 0 5 1 0 0 0 0 0 0 41 45 0.00 1.000																			
Al Holland, L ERA: 2.36 (9, 1)	1.0 S 3 0 0 0 2 0 0 0 0 0 0 0 7 7 0.00 0.000																			

Batter	1	2	3	4	5	6	7	8	9	AB	R	H	RBI	BB	SO	LOB	BOTTOM			
Juan Samuel, R OBP: 0.322, SLG: 0.463 (1, 4)										4	1	2	1	0	0	0	St. Louis Cardinals @ Philadelphia Phillies Veterans Stadium, Philadelphia, PA Sat Sep 17 1983, 3:33 AM EDT Att: 23,467 - Unknown			
Kiko Garcia, R OBP: 0.347, SLG: 0.431 (9, 4)										0	0	0	0	0	0	0				
Len Matuszek, L OBP: 0.225, SLG: 0.405 (1, 3)										4	1	1	1	0	0	1				
Mike Schmidt, R OBP: 0.398, SLG: 0.511 (1, 5)										3	0	0	0	1	1	2				
Joe Lefebvre, L OBP: 0.387, SLG: 0.508 (1, 9)										3	0	0	0	1	1	1				
Gary Matthews, R OBP: 0.357, SLG: 0.392 (9, 1)										4	1	3	2	0	1	0				
Al Holland, R (9, 1)										0	0	0	0	0	0	0				
Greg Gross, L OBP: 0.389, SLG: 0.378 (1, 8)										4	0	2	0	0	0	3				
Bo Diaz, R OBP: 0.291, SLG: 0.354 (1, 2)										4	0	1	0	0	1	2				
Ivan De Jesus, R OBP: 0.316, SLG: 0.313 (1, 6)										2	1	1	0	1	0	0				
John Denny, R OBP: 0.208, SLG: 0.200 (1, 1)										2	0	0	0	0	0	2				
Bob Demier, R OBP: 0.287, SLG: 0.289 (9, 8)										0	0	0	0	0	0	0				
Inning Stats	R: 0 E: 0 K: 1 S: 5	H: 0 LOB: 1 BB: 1 P: 9	R: 1 E: 0 K: 1 S: 7	H: 3 LOB: 1 BB: 0 P: 7	R: 0 E: 0 K: 1 S: 5	H: 0 LOB: 0 BB: 0 P: 5	R: 0 E: 0 K: 1 S: 6	H: 1 LOB: 1 BB: 0 P: 6	R: 1 E: 0 K: 0 S: 4	H: 1 LOB: 1 BB: 1 P: 8	R: 0 E: 0 K: 0 S: 3	H: 1 LOB: 0 BB: 0 P: 3	R: 0 E: 0 K: 0 S: 3	H: 0 LOB: 0 BB: 0 P: 3	R: 2 E: 0 K: 0 S: 6	H: 4 LOB: 2 BB: 1 P: 10	1B: 7 2B: 2 3B: 0 HR: 1	SF: 0 SAC: 1 DP: 2 HBP: 0	WP: 0 PB: 0 SB: 0 CS: 1	PA: 34
PITCHER	IP WLS BF H R ER SO BB IBB HBP BLK WP HR S P ERA WHIP																			
Danny Cox, R ERA: 3.42 (1, 1)	7.1 L 32 9 4 4 4 2 1 0 0 0 0 0 37 49 4.91 1.500																			
Ralph Citarella, R ERA: 3.96 (8, 1)	0.2 2 1 0 0 0 0 0 0 0 0 0 0 2 2 0.00 1.500																			

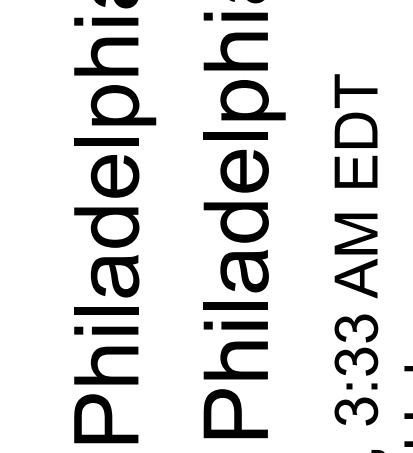
Batter	1	2	3	4	5	6	7	8	9	AB	R	H	RBI	BB	SO	LOB	TOP											
Lonnie Smith, R OBP: 0.373, SLG: 0.439 Andy Van Slyke, L OBP: 0.356, SLG: 0.434	0-0 BLK 1B	0-0 1B			0-0 S 1B		0-3 K		0-0 G3	4	2	3	0	0	1	0	St. Louis Cardinals @ Philadelphia Phillies Veterans Stadium, Philadelphia, PA Sun Sep 18 1983, 3:33 AM EDT Att: 30,915 - Unknown											
Ozzie Smith, S OBP: 0.318, SLG: 0.333	0-0 1B	0-3 K			0-0 5-3		0-0 F2		0-0 P5	5	1	1	1	0	1	3												
Willie McGee, S OBP: 0.318, SLG: 0.377	0-0 F8				0-0 1B		0-3 K			4	0	1	1	0	1	1												
George Hendrick, R OBP: 0.374, SLG: 0.494	0-0 5-3 1B				0-0 G5-4-3 1B			0-3 K		4	0	2	0	0	1	0												
David Green, R OBP: 0.313, SLG: 0.413	0-0 5-3				0-0 G5-4-3			0-0 4-3		4	0	0	1	0	0	3												
Darrell Porter, L OBP: 0.355, SLG: 0.430	4-0 FC5-4 BB				0-0 F7			0-0 1B		2	0	1	0	2	0	0												
Floyd Rayford, R OBP: 0.282, SLG: 0.350 Jim Adduci, L OBP: 0.310, SLG: 0.339	0-0 FC5-4				0-0 FC5-4 1B		0-3 K		0-0 G3	3	0	1	0	0	1	3												
Bill Lyons, R OBP: 0.185, SLG: 0.226					0-3 K		0-3 K		0-0 3-1	3	0	0	0	0	2	2												
Steve Braun, L OBP: 0.415, SLG: 0.435					0-0 K		0-3 K			1	0	0	0	0	0	0												
Joaquin Andujar, S OBP: 0.108, SLG: 0.097 Ken Oberkfell, L OBP: 0.369, SLG: 0.381					0-0 FC5-4		0-3 K		0-0 G3 1B	2	0	0	0	1	1	2												
Inning Stats	R: 2 E: 0 K: 0 S: 6	H: 3 LOB: 2 BB: 1 P: 10	R: 0 E: 0 K: 1 S: 5	H: 1 LOB: 1 BB: 1 P: 9	R: 0 E: 0 K: 1 S: 3	H: 0 LOB: 0 BB: 0 P: 3	R: 0 E: 0 K: 1 S: 6	H: 1 LOB: 1 BB: 0 P: 6	R: 1 E: 0 K: 0 S: 5	H: 3 LOB: 1 BB: 0 P: 5	R: 0 E: 0 K: 3 S: 9	H: 0 LOB: 1 BB: 1 P: 13	R: 0 E: 0 K: 2 S: 7	H: 0 LOB: 0 BB: 0 P: 7	R: 0 E: 0 K: 1 S: 6	H: 1 LOB: 1 BB: 0 P: 6		R: 0 E: 0 K: 0 S: 4	H: 1 LOB: 1 BB: 0 P: 4	1B: 10 2B: 0 3B: 0 HR: 0	SF: 0 SAC: 0 DP: 1 HBP: 0	WP: 0 PB: 0 SB: 1 CS: 0	PA: 38					
PITCHER	IP	WLS	BF	H	R	ER	SO	BB	IBB	HBP	BLK	WP	HR	S	P	ERA		WHIP										
Steve Carlton, L ERA: 3.15	(1, 1)	7.0	W	30	8	3	7	3	0	0	1	0	0	41	53	3.86		1.571										
Ron Reed, R ERA: 3.35	(8, 1)	1.1		6	2	0	1	0	0	0	0	0	0	8	8	0.00	1.500											
Al Holland, L ERA: 2.34	(9, 1)	0.2	S	2	0	0	0	0	0	0	0	0	0	2	2	0.00	0.000											

Batter	1	2	3	4	5	6	7	8	9	AB	R	H	RBI	BB	SO	LOB	BOTTOM											
Joe Morgan, L OBP: 0.352, SLG: 0.361 Bob Demier, R OBP: 0.287, SLG: 0.289	0-0 P4	0-0 P5			0-3 K			0-0 F9		4	0	0	0	0	1	0	St. Louis Cardinals @ Philadelphia Phillies Veterans Stadium, Philadelphia, PA Sun Sep 18 1983, 3:33 AM EDT Att: 30,915 - Unknown											
Len Matuszek, L OBP: 0.273, SLG: 0.500	4-0 HR BB				0-0 FC6-2 3B		0-3 K		0-0 1B 2B	3	2	2	0	1	1	0												
Mike Schmidt, R OBP: 0.399, SLG: 0.516	0-0 HR				0-0 FC6-2 S		0-0 E5 CS		4-0 1B BB	3	1	1	2	1	0	1												
Joe Lefebvre, L OBP: 0.385, SLG: 0.517	0-0 HR				0-3 K		0-0 F8		0-0 F7	4	1	1	1	0	1	4												
Gary Matthews, R OBP: 0.356, SLG: 0.390 Kiko Garcia, R OBP: 0.347, SLG: 0.431	0-3 K				0-0 5-3		0-0 1-3		0-0 1B	4	0	1	1	0	1	1												
Greg Gross, L OBP: 0.393, SLG: 0.387	0-0 1B				0-0 6-3			0-0 SH1-3 SH 2B		3	1	2	0	0	0	0												
Bo Diaz, R OBP: 0.289, SLG: 0.352	0-3 K				0-0 6-3			0-0 SH1-3		2	0	0	0	0	1	1												
Ivan De Jesus, R OBP: 0.315, SLG: 0.312					0-0 6-3			0-0 SH CS		2	0	0	1	0	0	0												
Steve Carlton, L OBP: 0.215, SLG: 0.253 Von Hayes, L OBP: 0.324, SLG: 0.364 Ron Reed, R OBP: 0.167, SLG: 0.167 Al Holland, R	0-3 K				0-0 6-3			0-3 K		2	0	0	0	0	1	0												
Inning Stats	R: 3 E: 0 K: 2 S: 10	H: 3 LOB: 1 BB: 1 P: 14	R: 0 E: 0 K: 1 S: 5	H: 0 LOB: 0 BB: 0 P: 5	R: 0 E: 0 K: 1 S: 6	H: 1 LOB: 0 BB: 0 P: 6	R: 0 E: 0 K: 0 S: 3	H: 0 LOB: 0 BB: 0 P: 3	R: 0 E: 0 K: 0 S: 3	H: 0 LOB: 0 BB: 0 P: 3	R: 1 E: 0 K: 1 S: 6	H: 1 LOB: 0 BB: 0 P: 6	R: 1 E: 0 K: 0 S: 4	H: 2 LOB: 2 BB: 1 P: 8	1B: 2 2B: 2 3B: 1 HR: 2	SF: 0 SAC: 2 DP: 0 HBP: 0		WP: 0 PB: 0 SB: 1 CS: 2	PA: 32									
PITCHER	IP	WLS	BF	H	R	ER	SO	BB	IBB	HBP	BLK	WP	HR	S	P	ERA		WHIP										
Joaquin Andujar, R ERA: 4.04	(1, 1)	8.0	L	32	7	5	7	2	0	0	0	0	2	44	52	5.62		1.125										

AB 35
R 3
H 10
RBI 3
BB 3
SO 8
LOB 16



AB 28
R 5
H 7
RBI 5
BB 2
SO 7
LOB 8



Batter	1	2	3	4	5	6	7	8	9	AB	R	H	RBI	BB	SO	LOB	TOP					
Lonnie Smith, R OBP: 0.370, SLG: 0.435 (1, 7)	F6		F8		FC5-2-5		K			4	0	0	0	0	1	4						
Ozzie Smith, S OBP: 0.316, SLG: 0.331 (1, 6)	3-1		4-3		G3			P5		4	0	0	0	0	0	2						
Willie McGee, S OBP: 0.316, SLG: 0.375 (1, 8)	K			F6-3		K		F7		4	0	0	0	0	2	0						
Darrell Porter, L OBP: 0.354, SLG: 0.429 (1, 2)		P4		2B 1B		F9		3-1		4	0	1	0	0	0	0						
George Hendrick, R OBP: 0.372, SLG: 0.490 (1, 3)		F3		F7		F7		K		4	0	0	0	0	1	1						
Ken Oberkfell, L OBP: 0.372, SLG: 0.388 (1, 5)		BB		2B				P5		3	0	2	0	1	0	0						
Andy Van Slyke, L OBP: 0.354, SLG: 0.429 (1, 9)		P3		K				F9		3	0	0	0	1	1	3						
Jeff Doyle, S OBP: 0.571, SLG: 0.857 (1, 4)			F8 SH5-4 1B		F8 FC5-2-5 3B		F8			3	0	2	0	0	0	2						
Neil Allen, R OBP: 0.111, SLG: 0.156 (7, PH)			SH5-4		K		K			1	0	0	0	0	1	1						
Steve Braun, L OBP: 0.411, SLG: 0.430 (7, 1)			1-2							1	0	0	0	0	1	2						
Jeff Lanti, R (7, 1)										0	0	0	0	0	0	0						
Inning Stats	R: 0 E: 0 K: 1 S: 5	H: 0 LOB: 0 BB: 0 P: 5	R: 0 E: 0 K: 0 S: 3	H: 0 LOB: 1 BB: 1 P: 7	R: 0 E: 0 K: 0 S: 4	H: 1 LOB: 1 BB: 0 P: 4	R: 0 E: 0 K: 1 S: 7	H: 2 LOB: 2 BB: 0 P: 7	R: 0 E: 0 K: 1 S: 6	H: 1 LOB: 1 BB: 0 P: 6	R: 0 E: 0 K: 1 S: 5	H: 0 LOB: 0 BB: 0 P: 5	R: 0 E: 0 K: 2 S: 8	H: 1 LOB: 2 BB: 1 P: 12	R: 0 E: 0 K: 0 S: 3	H: 0 LOB: 0 BB: 0 P: 3	R: 0 E: 0 K: 1 S: 5	H: 0 LOB: 0 BB: 0 P: 5	1B: 2 2B: 2 3B: 1 HR: 0	SF: 0 SAC: 1 DP: 0 HBP: 0	WP: 0 PB: 0 SB: 0 CS: 0	PA: 34
PITCHER Bryn Smith, R ERA: 2.71 (1, 1)	IP: 9.0 WLS: W BF: 34 H: 5 R: 0 ER: 0 SO: 7 BB: 2 IBB: 0 HBP: 0 BLK: 0 WP: 0 HR: 0 S: 46 P: 54 ERA: 0.00 WHIP: 0.778															PITCHER						

St. Louis Cardinals @ Montreal Expos
Olympic Stadium, Montreal, QB
Mon Sep 19 1983, 7:05 PM EDT
Unknown

AB 31
R 0
H 5
RBI 0
BB 2
SO 7
LOB 15



Batter	1	2	3	4	5	6	7	8	9	AB	R	H	RBI	BB	SO	LOB	BOTTOM			
Tim Raines, S OBP: 0.388, SLG: 0.418 (1, 9)	1B 2B		G4-3		S BB			G3 S WP BB		2	2	1	0	2	0	1				
Bryan Little, S OBP: 0.343, SLG: 0.306 (1, 4)	L4-3 2H 1B			3-1	F8			G3		4	0	1	1	0	0	3				
Andre Dawson, R OBP: 0.346, SLG: 0.559 (1, 8)	K					G4-6-3 BB		F8		3	0	1	0	1	1	1				
Al Oliver, L OBP: 0.347, SLG: 0.411 (1, 3)	L4-3			K		G4-6-3		6-3		4	0	0	0	0	1	3				
Gary Carter, R OBP: 0.342, SLG: 0.457 (1, 2)		L8		5-3						3	0	1	0	0	0	1				
Terry Francona, L OBP: 0.276, SLG: 0.342 (1, 7)		G3			2B 1B			F2		3	1	1	0	0	0	1				
Tim Wallach, R OBP: 0.339, SLG: 0.447 (1, 5)		P4			F7		F4			3	0	0	0	0	0	1				
Doug Flynn, R OBP: 0.271, SLG: 0.300 (1, 6)			F9		2B		F5-3			3	0	1	1	0	0	0				
Bryn Smith, R OBP: 0.185, SLG: 0.185 (1, 1)			G4-3 1B		F2		1-3			3	0	1	0	0	0	1				
Inning Stats	R: 1 E: 0 K: 1 S: 6	H: 2 LOB: 0 BB: 0 P: 6	R: 0 E: 0 K: 0 S: 3	H: 0 LOB: 0 BB: 0 P: 3	R: 0 E: 0 K: 0 S: 3	H: 1 LOB: 0 BB: 0 P: 3	R: 0 E: 0 K: 1 S: 6	H: 1 LOB: 1 BB: 0 P: 6	R: 1 E: 0 K: 0 S: 5	H: 2 LOB: 2 BB: 1 P: 9	R: 0 E: 0 K: 0 S: 3	H: 1 LOB: 1 BB: 1 P: 7	R: 0 E: 0 K: 0 S: 3	H: 0 LOB: 0 BB: 0 P: 3	R: 1 E: 0 K: 0 S: 3	H: 0 LOB: 0 BB: 1 P: 7	1B: 3 2B: 5 3B: 0 HR: 0	SF: 0 SAC: 0 DP: 3 HBP: 0	WP: 1 PB: 0 SB: 2 CS: 0	PA: 31
PITCHER Neil Allen, R ERA: 3.89 Jeff Lanti, R ERA: 3.04 (7, 1)	IP: 6.0 WLS: L BF: 24 H: 7 R: 2 ER: 2 SO: 2 BB: 2 IBB: 0 HBP: 0 BLK: 0 WP: 0 HR: 0 S: 26 P: 34 ERA: 3.00 WHIP: 1.500															PITCHER				

St. Louis Cardinals @ Montreal Expos
Olympic Stadium, Montreal, QB
Mon Sep 19 1983, 7:05 PM EDT
Unknown

AB 28
R 3
H 7
RBI 2
BB 3
SO 2
LOB 12



Batter	1	2	3	4	5	6	7	8	9	AB	R	H	RBI	BB	SO	LOB	TOP		
Jeff Doyle, S OBP: 0.286, SLG: 0.429 (1,4)	F8		F6-3			4-3		G1-6-3		4	0	0	0	0	0	3			
Ken Oberkfell, L OBP: 0.370, SLG: 0.386 (1,5) Floyd Rayford, R OBP: 0.277, SLG: 0.343 (7, PR)	F7		F6-3			SF9	2B	6-3		3	0	1	0	0	0	0			
Willie McGee, S OBP: 0.316, SLG: 0.374 (1,8)	5-3		K			4-3				4	0	1	0	0	1	1			
Darrell Porter, L OBP: 0.355, SLG: 0.428 (1,2) Jame Quirk, L OBP: 0.290, SLG: 0.347 (7,2)	L9-3		K				BB	F7		2	0	1	0	1	1	0			
Andy Van Slyke, L OBP: 0.352, SLG: 0.427 (1,7)	L9-3					4-3		G3		3	0	0	1	0	0	2			
Jim Adduci, L (1,3)	K					K		F9		3	0	0	0	0	2	2			
David Green, R OBP: 0.315, SLG: 0.413 (1,9)						F8				3	0	2	0	0	0	0			
Ozzie Smith, S OBP: 0.314, SLG: 0.328 (1,6) Jimmy Sexton, R (6,6)	FC6-4		FC6-4			F9		FC6-4		2	0	0	0	0	0	1			
Bob Forsch, R OBP: 0.332, SLG: 0.396 (5,1) Dave Vonchlien, L OBP: 0.290, SLG: 0.143 (5,1) Steve Baker, R (6, PR) Orlando Sanchez, L (6, PR) Jeff Keener, L (6, PR) Steve Braun, L OBP: 0.400, SLG: 0.427 (6, PR) Ralph Citarella, R (8,1)	SH2-4		SH2-4			K		G1-6-3		0	0	0	0	0	0	0			
Inning Stats	R: 0 E: 0 K: 0 S: 3	H: 0 LOB: 0 BB: 0 P: 3	R: 0 E: 0 K: 1 S: 5	H: 1 LOB: 0 BB: 0 P: 5	R: 0 E: 0 K: 0 S: 4	H: 1 LOB: 1 BB: 0 P: 4	R: 0 E: 0 K: 2 S: 7	H: 0 LOB: 0 BB: 0 P: 7	R: 0 E: 0 K: 1 S: 5	H: 0 LOB: 0 BB: 0 P: 5	R: 1 E: 0 K: 0 S: 4	H: 1 LOB: 2 BB: 1 P: 8	R: 0 E: 0 K: 0 S: 4	H: 2 LOB: 1 BB: 0 P: 4	R: 0 E: 0 K: 0 S: 4	H: 1 LOB: 1 BB: 0 P: 4	1B: 5 2B: 2 3B: 0 HR: 0	SF: 1 SAC: 1 DP: 2 HBP: 0	WP: 0 PA: 32 PB: 0 SB: 0 CS: 0
PITCHER Bill Gullickson, R ERA: 3.88 (1,1)	IP: 9.0 WLS: W BF: 32 H: 6 R: 1 ER: 1 SO: 5 BB: 1 IBB: 0 HBP: 0 BLK: 0 WP: 0 HR: 0 S: 41 P: 45 ERA: 1.00 WHIP: 0.778											PITCHER	IP: 9.0 WLS: W BF: 32 H: 6 R: 1 ER: 1 SO: 5 BB: 1 IBB: 0 HBP: 0 BLK: 0 WP: 0 HR: 0 S: 41 P: 45 ERA: 1.00 WHIP: 0.778						

St. Louis Cardinals @ Montreal Expos
Olympic Stadium, Montreal, QB
Tue Sep 20 1983, 7:05 PM EDT
Att: 33,669 - Unknown

AB 29
R 1
H 6
RBI 1
BB 1
SO 5
LOB 11



Batter	1	2	3	4	5	6	7	8	9	AB	R	H	RBI	BB	SO	LOB	BOTTOM		
Tim Raines, S OBP: 0.391, SLG: 0.421 (1,7) Mike Stenhouse, L OBP: 0.206, SLG: 0.161 (9,7)	F7		F7			1B		G3		4	1	1	0	1	0	3			
Manny Trillo, R OBP: 0.321, SLG: 0.346 (1,4) Bryan Little, S OBP: 0.345, SLG: 0.308 (8,4)	P6		K			L3		5-3		4	0	0	0	0	1	2			
Andre Dawson, R OBP: 0.349, SLG: 0.564 (1,8) Jim Wohlford, R OBP: 0.312, SLG: 0.370 (9,8)			K				CS	F8		5	0	3	0	0	1	1			
Al Oliver, L OBP: 0.347, SLG: 0.410 (1,3) Gene Roof, S (7, PR)	P6					F5		E9		3	1	1	0	0	0	1			
Gary Carter, R OBP: 0.343, SLG: 0.455 (1,2)	6-3					F5		FC5-4		1	1	0	0	0	0	2			
Terry Francona, L OBP: 0.279, SLG: 0.347 (1,9)	6-3					F7		P5		4	2	2	2	1	0	1			
Tim Wallach, R OBP: 0.344, SLG: 0.449 (1,5)						F7		G6-4-3		5	2	2	2	0	0	3			
Doug Flynn, R OBP: 0.270, SLG: 0.298 (1,6) Angel Salazar, R OBP: 0.231, SLG: 0.167 (8,6)	F3					F7		G6-4-3		2	1	1	1	1	0	0			
Bill Gullickson, R OBP: 0.160, SLG: 0.208 (1,1)						F3		E5		4	0	1	1	0	0	5			
Inning Stats	R: 0 E: 0 K: 0 S: 4	H: 1 LOB: 1 BB: 0 P: 4	R: 0 E: 0 K: 0 S: 3	H: 0 LOB: 1 BB: 1 P: 7	R: 1 E: 0 K: 2 S: 8	H: 1 LOB: 0 BB: 0 P: 8	R: 2 E: 0 K: 0 S: 5	H: 2 LOB: 1 BB: 1 P: 9	R: 4 E: 1 K: 0 S: 7	H: 4 LOB: 1 BB: 0 P: 8	R: 0 E: 0 K: 1 S: 5	H: 0 LOB: 1 BB: 1 P: 9	R: 2 E: 1 K: 0 S: 6	H: 3 LOB: 3 BB: 0 P: 7	R: 1 E: 0 K: 0 S: 5	H: 3 LOB: 1 BB: 0 P: 5	1B: 10 2B: 3 3B: 0 HR: 1	SF: 0 SAC: 0 DP: 1 HBP: 2	WP: 0 PA: 42 PB: 2 SB: 1 CS: 1
PITCHER Bob Forsch, R ERA: 4.61 (1,1) Dave Vonchlien, L ERA: 3.54 (5,1) Steve Baker, R ERA: 4.22 (5,1) Jeff Keener, R ERA: 7.71 (6,1) Ralph Citarella, R ERA: 4.5 (8,1)	IP: 21 WLS: L BF: 21 H: 6 R: 5 ER: 4 SO: 0 BB: 0 IBB: 0 HBP: 1 BLK: 0 WP: 0 HR: 1 S: 23 P: 31 ERA: 8.31 WHIP: 1.846											PITCHER	IP: 21 WLS: L BF: 21 H: 6 R: 5 ER: 4 SO: 0 BB: 0 IBB: 0 HBP: 1 BLK: 0 WP: 0 HR: 1 S: 23 P: 31 ERA: 8.31 WHIP: 1.846						

St. Louis Cardinals @ Montreal Expos
Olympic Stadium, Montreal, QB
Tue Sep 20 1983, 7:05 PM EDT
Att: 33,669 - Unknown

AB 37
R 10
H 14
RBI 8
BB 3
SO 3
LOB 19



Batter	1	2	3	4	5	6	7	8	9	AB	R	H	RBI	BB	SO	LOB	TOP					
Wally Backman, S (1,4) OBP: 0.189, SLG: 0.143	F8		6-3			F7		1-3 1B		4	0	1	0	0	0	0	New York Mets @ St. Louis Cardinals Busch Stadium, St. Louis, MO Thu Sep 22 1983, 7:05 PM CDT Att: 11,862 - Unknown livebaseballscorecards.com					
Danny Heep, L (1,8) OBP: 0.322, SLG: 0.392	4-3			G3				F9		4	0	1	0	0	0	2						
Daryl Strawberry, L (1,9) OBP: 0.333, SLG: 0.506				F7		4-3			2B 1B	4	1	2	0	0	0	1						
George Foster, R (1,7) OBP: 0.288, SLG: 0.407	1-3			WP 2B			F3		1B 2B	4	1	2	1	0	0	1						
Gary Rajsich, L (1,3)		F6			5-3		4-3		G3 2B	4	0	0	0	0	0	2						
Clint Hurdle, L (1,5) OBP: 0.192, SLG: 0.125		G3				F9			F7	4	0	0	0	0	0	1						
Mike Fitzgerald, R (1,2) OBP: 0.294, SLG: 0.357										1	0	0	0	2	0	0						
Keith Hernandez, L (8, PH) OBP: 0.397, SLG: 0.435										1	0	1	1	0	0	0						
Brian Giles, R (9, PR) OBP: 0.302, SLG: 0.282										0	0	0	0	0	0	0						
José Oquendo, S (1,6) OBP: 0.269, SLG: 0.255										2	0	0	0	0	0	1						
Ron Hodges, L (8, PH) OBP: 0.365, SLG: 0.312										1	0	1	0	0	0	0						
Ron Gardenhire, R (8, PH) OBP: 0.115, SLG: 0.080										0	0	0	0	0	0	0						
Mookie Wilson, S (9, PH) OBP: 0.300, SLG: 0.359										1	0	0	0	0	0	1						
Ron Darling, R (1,1) OBP: 0.143, SLG: 0.143										2	0	0	0	0	0	0						
Rusty Staub, L (8, PH) OBP: 0.370, SLG: 0.409										1	0	0	0	0	0	2						
Scott Holman, R (8,1) OBP: 0.238, SLG: 0.238										0	0	0	0	0	0	0						
Inning Stats	R: 0 E: 0 K: 0 S: 4	H: 1 LOB: 1 BB: 0 P: 4	R: 0 E: 0 K: 0 S: 3	H: 0 LOB: 0 BB: 0 P: 3	R: 0 E: 0 K: 0 S: 3	H: 0 LOB: 0 BB: 0 P: 3	R: 0 E: 0 K: 0 S: 4	H: 1 LOB: 1 BB: 0 P: 4	R: 0 E: 0 K: 0 S: 2	H: 0 LOB: 0 BB: 0 P: 6	R: 0 E: 0 K: 0 S: 4	H: 1 LOB: 1 BB: 0 P: 4	R: 0 E: 0 K: 0 S: 3	H: 0 LOB: 0 BB: 0 P: 3	R: 0 E: 0 K: 0 S: 4	H: 2 LOB: 2 BB: 1 P: 8	R: 2 E: 0 K: 0 S: 6	H: 3 LOB: 1 BB: 0 P: 6	1B: 5 2B: 4 3B: 0 HR: 0	SF: 0 SAC: 0 DP: 2 HBP: 0	WP: 1 PB: 0 SB: 0 CS: 0	PA: 35
PITCHER	IP WLS BF H R ER SO BB IBB HBP BLK WP HR S P ERA WHIP																					
Danny Cox, R (1,1) ERA: 3.3	8.0 W 31 7 2 2 0 2 2 0 0 0 1 0 29 37 2.25 1.125																					
Bruce Sutter, R (9,1) ERA: 3.92	1.0 S 4 1 0 0 0 0 0 0 0 0 0 0 4 4 0.00 1.000																					

Batter	1	2	3	4	5	6	7	8	9	AB	R	H	RBI	BB	SO	LOB	BOTTOM			
Lonnie Smith, R (1,7) OBP: 0.370, SLG: 0.433										3	1	1	0	1	0	0	New York Mets @ St. Louis Cardinals Busch Stadium, St. Louis, MO Thu Sep 22 1983, 7:05 PM CDT Att: 11,862 - Unknown livebaseballscorecards.com			
Willie McGee, S (8,8) OBP: 0.316, SLG: 0.374	CS 2B									0	0	0	0	0	0	0				
Jeff Doyle, S (1,4) OBP: 0.286, SLG: 0.350	F8									3	0	0	1	0	1	2				
Ken Oberkell, L (1,5) OBP: 0.371, SLG: 0.387										4	0	2	1	0	0	0				
Ozzie Smith, S (8,6) OBP: 0.315, SLG: 0.330										0	0	0	0	0	0	0				
George Hendrick, R (1,3) OBP: 0.371, SLG: 0.487										4	0	1	0	0	3	2				
Andy Van Slyke, L (1,8) OBP: 0.354, SLG: 0.429										3	1	1	0	1	0	1				
David Green, R (1,9) OBP: 0.321, SLG: 0.416										3	0	1	0	1	0	0				
Jamie Quirk, L (1,2) OBP: 0.282, SLG: 0.346										3	0	1	0	0	2	2				
Mike Ramsey, S (1,6) OBP: 0.309, SLG: 0.337										0	0	0	0	0	0	0				
Jimmy Sexton, R (2,6) OBP: 0.400, SLG: 0.500										2	1	1	0	1	0	1				
Danny Cox, R (1,1) OBP: 0.080, SLG: 0.080										2	0	0	0	0	1	2				
Bruce Sutter, R (9,1) ERA: 3.75										0	0	0	0	0	0	0				
Inning Stats	R: 0 E: 0 K: 1 S: 6	H: 2 LOB: 1 BB: 0 P: 6	R: 0 E: 0 K: 0 S: 4	H: 1 LOB: 0 BB: 0 P: 4	R: 0 E: 1 K: 1 S: 5	H: 0 LOB: 0 BB: 0 P: 5	R: 1 E: 0 K: 2 S: 9	H: 2 LOB: 1 BB: 0 P: 9	R: 2 E: 0 K: 1 S: 7	H: 2 LOB: 1 BB: 1 P: 11	R: 0 E: 0 K: 2 S: 6	H: 0 LOB: 2 BB: 3 P: 18	R: 0 E: 0 K: 0 S: 3	H: 0 LOB: 0 BB: 0 P: 3	R: 0 E: 0 K: 0 S: 3	H: 1 LOB: 0 BB: 0 P: 3	1B: 6 2B: 3 3B: 0 HR: 0	SF: 0 SAC: 2 DP: 1 HBP: 0	WP: 0 PB: 0 SB: 3 CS: 2	PA: 33
PITCHER	IP WLS BF H R ER SO BB IBB HBP BLK WP HR S P ERA WHIP																			
Ron Darling, R (1,1) ERA: 3.08	7.0 L 30 7 3 3 7 3 3 0 0 0 0 0 0 40 56 3.86 1.429																			
Scott Holman, R (8,1) ERA: 3.75	1.0 3 1 0 0 0 0 0 0 0 0 0 0 0 3 3 0.00 1.000																			

Batter	1	2	3	4	5	6	7	8	9	AB	R	H	RBI	BB	SO	LOB	TOP				
Joe Morgan, L OBP: 0.369, SLG: 0.408 Kiko Garcia, R OBP: 0.353, SLG: 0.436	F8	G3		F2		2B		G4-3		4	1	1	0	0	0	2	Philadelphia Phillies @ St. Louis Cardinals Busch Stadium, St. Louis, MO Fri Sep 23 1983, 7:05 PM CDT Att: 27,266 - Unknown				
Len Matuszek, L OBP: 0.266, SLG: 0.433	PB		FC5-4		4-3	K		G4-3		5	0	2	0	0	1	2					
Mike Schmidt, R OBP: 0.402, SLG: 0.518	K		FC5-4		S	1B				5	2	3	1	0	1	2					
Joe Lefebvre, L OBP: 0.388, SLG: 0.514	G3				1B	S		4-3		5	1	2	0	0	0	3					
Gary Matthews, R OBP: 0.358, SLG: 0.391 Al Holland, R		1B		K		BB		1B		5	2	3	1	0	1	2					
Greg Gross, L OBP: 0.396, SLG: 0.390	F8				1B	1B				3	0	2	1	1	0	1					
Bo Diaz, R OBP: 0.291, SLG: 0.354	P5							G1-4-3		4	0	1	2	0	1	5					
Ivan De Jesus, R OBP: 0.321, SLG: 0.327				6-3				L4		4	0	1	0	0	0	3					
Steve Carlton, L OBP: 0.216, SLG: 0.253 Bob Demler, R OBP: 0.287, SLG: 0.289				F8				4-3		4	0	1	1	0	0	0					
Inning Stats	R: 0 E: 0 K: 1 S: 6	H: 1 LOB: 1 BB: 0 P: 6	R: 1 E: 0 K: 0 S: 6	H: 3 LOB: 2 BB: 0 P: 6	R: 1 E: 0 K: 2 S: 10	H: 3 LOB: 2 BB: 0 P: 10	R: 0 E: 0 K: 0 S: 3	H: 0 LOB: 0 BB: 0 P: 3	R: 3 E: 0 K: 1 S: 7	H: 4 LOB: 1 BB: 1 P: 7	R: 0 E: 0 K: 0 S: 4	H: 2 LOB: 1 BB: 0 P: 4	R: 0 E: 0 K: 0 S: 3	H: 1 LOB: 0 BB: 0 P: 3	R: 0 E: 0 K: 0 S: 3	H: 1 LOB: 0 BB: 0 P: 3		1B: 14 2B: 4 3B: 0 HR: 0	SF: 0 SAC: 0 DP: 4 HBP: 0	WP: 0 PB: 1 SB: 2 CS: 0	PA: 41
PITCHER	IP	WLS	BF	H	R	ER	SO	BB	IBB	HBP	BLK	WP	HR	S	P	ERA	WHIP				
Joaquin Andujar, R ERA: 4.16	4.1	L	25	11	5	5	3	1	0	0	0	0	0	30	34	10.38	2.769				
Jeff Lahti, R ERA: 3.09	2.2		10	4	1	1	1	0	0	0	0	0	0	12	12	3.38	1.500				
Dave Vonohien, L ERA: 3.43	2.0		6	2	0	0	0	0	0	0	0	0	0	6	6	0.00	1.000				

Batter	1	2	3	4	5	6	7	8	9	AB	R	H	RBI	BB	SO	LOB	BOTTOM					
Lonnie Smith, R OBP: 0.367, SLG: 0.430	F8		K		4-3			F8		4	0	0	0	0	1	1	Philadelphia Phillies @ St. Louis Cardinals Busch Stadium, St. Louis, MO Fri Sep 23 1983, 7:05 PM CDT Att: 27,266 - Unknown					
Ozzie Smith, S OBP: 0.316, SLG: 0.333	K				P6					3	0	1	0	1	1	0						
Willie McGee, S OBP: 0.315, SLG: 0.373										4	0	1	0	0	2	3						
George Hendrick, R OBP: 0.371, SLG: 0.485	K				HR					4	1	1	0	0	2	2						
David Green, R OBP: 0.323, SLG: 0.425								1-3		4	1	2	2	0	1	1						
Jimmy Sexton, R OBP: 0.222, SLG: 0.250										4	0	0	0	0	2	1						
Bill Lyons, R OBP: 0.186, SLG: 0.224										4	0	0	0	0	2	1						
Glenn Brummer, R OBP: 0.351, SLG: 0.345										4	0	3	0	0	1	0						
Joaquin Andujar, S OBP: 0.107, SLG: 0.096 Jeff Lahti, R			SH5-4							1	0	0	0	0	1	1						
Floyd Rayford, R OBP: 0.274, SLG: 0.340 Dave Vonohien, L OBP: 0.250, SLG: 0.143 Ken Oberkfell, L OBP: 0.370, SLG: 0.386										1	0	0	0	0	0	0						
Inning Stats	R: 0 E: 0 K: 2 S: 8	H: 1 LOB: 1 BB: 0 P: 8	R: 0 E: 0 K: 1 S: 5	H: 0 LOB: 0 BB: 0 P: 5	R: 0 E: 0 K: 1 S: 6	H: 1 LOB: 2 BB: 1 P: 10	R: 2 E: 0 K: 2 S: 10	H: 3 LOB: 1 BB: 0 P: 10	R: 0 E: 0 K: 1 S: 5	H: 0 LOB: 0 BB: 0 P: 5	R: 0 E: 0 K: 2 S: 8	H: 1 LOB: 1 BB: 0 P: 8	R: 0 E: 0 K: 1 S: 5	H: 0 LOB: 0 BB: 0 P: 5	R: 0 E: 0 K: 2 S: 8	H: 1 LOB: 1 BB: 0 P: 8	R: 0 E: 0 K: 2 S: 8	H: 1 LOB: 1 BB: 0 P: 8	1B: 6 2B: 0 3B: 1 HR: 1	SF: 0 SAC: 1 DP: 0 HBP: 0	WP: 0 PB: 0 SB: 0 CS: 0	PA: 36
PITCHER	IP	WLS	BF	H	R	ER	SO	BB	IBB	HBP	BLK	WP	HR	S	P	ERA	WHIP					
Steve Carlton, L ERA: 3.12	8.0	W	32	7	2	2	12	1	0	0	0	0	0	55	59	2.25	1.000					
Al Holland, L ERA: 2.27	1.0		4	1	0	0	2	0	0	0	0	0	0	8	8	0.00	1.000					



Batter	1	2	3	4	5	6	7	8	9	10	AB	R	H	RBI	BB	SO	LOB	TOP				
Joe Morgan, L OBP: 0.367, SLG: 0.402	4-3		HR	BB			F8		WP FC5 BB	FC3-6	4	1	1	1	2	0	2					
Len Matuszek, L OBP: 0.282, SLG: 0.485 Al Holland, R	K		HR	4-3			FC6-4 BB		K	K	5	1	1	2	1	3	5					
Mike Schmidt, R OBP: 0.402, SLG: 0.522	K		BB 1B				P3		FC5		4	1	0	0	1	1	3					
Joe Lefebvre, L OBP: 0.369, SLG: 0.511 Larry Andersen, R Tim Corcoran, L	G3	G3	1B BB	1B			FC6-4		G3		5	0	1	0	0	1	3					
Gary Matthews, R Bob Dernier, R	1B	1B	1B	1B			F9		K	SH3-4 SH	2	1	0	0	2	1	0					
Von Hayes, L OBP: 0.330, SLG: 0.369	1B	BB	1B	BB					K	1B	0	1	0	0	1	0	0					
Greg Gross, L OBP: 0.398, SLG: 0.390 Sixto Lezcano, R	1B	1B	1B	1B			F9		2-3	SH	1	0	1	0	0	0	0					
Bo Diaz, R Willie Hernandez, L Garry Maddox, R	1B	1B	1B	G1-2-3			K		2-3	SH3-4	4	0	1	1	0	1	4					
Ivan De Jesus, R OBP: 0.320, SLG: 0.323	P4			6-3			FC2-6		K	FC3-6 1B	4	0	0	0	1	1	3					
Kevin Gross, R Ron Reed, R Ozzie Virgil, R Pete Rose, S Darren Daulton, L			K	5-3			F9		FC5 BB	FC3-6	3	0	0	0	0	1	1					
Inning Stats	R: 0 E: 0 K: 2 S: 7	H: 0 LOB: 0 BB: 0 P: 7	R: 1 E: 0 K: 0 S: 4	H: 2 LOB: 1 BB: 1 P: 8	R: 3 E: 0 K: 1 S: 8	H: 4 LOB: 2 BB: 2 P: 16	R: 0 E: 0 K: 0 S: 3	H: 0 LOB: 1 BB: 1 P: 7	R: 0 E: 0 K: 1 S: 5	H: 0 LOB: 0 BB: 0 P: 5	R: 0 E: 0 K: 0 S: 6	H: 0 LOB: 1 BB: 1 P: 6	R: 0 E: 0 K: 2 S: 8	H: 1 LOB: 1 BB: 0 P: 8	R: 0 E: 0 K: 1 S: 5	H: 0 LOB: 2 BB: 2 P: 13	R: 2 E: 0 K: 1 S: 7	H: 1 LOB: 2 BB: 2 P: 15	1B: 7 2B: 0 3B: 0 HR: 1	SF: 0 SAC: 2 DP: 1 HBP: 0	WP: 2 PA: 47	
PITCHER	IP WLS BF H R ER SO BB IBB HBP BLK WP HR S P ERA WHIP	IP WLS BF H R ER SO BB IBB HBP BLK WP HR S P ERA WHIP	IP WLS BF H R ER SO BB IBB HBP BLK WP HR S P ERA WHIP	IP WLS BF H R ER SO BB IBB HBP BLK WP HR S P ERA WHIP	IP WLS BF H R ER SO BB IBB HBP BLK WP HR S P ERA WHIP	IP WLS BF H R ER SO BB IBB HBP BLK WP HR S P ERA WHIP	IP WLS BF H R ER SO BB IBB HBP BLK WP HR S P ERA WHIP	IP WLS BF H R ER SO BB IBB HBP BLK WP HR S P ERA WHIP	IP WLS BF H R ER SO BB IBB HBP BLK WP HR S P ERA WHIP	IP WLS BF H R ER SO BB IBB HBP BLK WP HR S P ERA WHIP	IP WLS BF H R ER SO BB IBB HBP BLK WP HR S P ERA WHIP	IP WLS BF H R ER SO BB IBB HBP BLK WP HR S P ERA WHIP	IP WLS BF H R ER SO BB IBB HBP BLK WP HR S P ERA WHIP	IP WLS BF H R ER SO BB IBB HBP BLK WP HR S P ERA WHIP	IP WLS BF H R ER SO BB IBB HBP BLK WP HR S P ERA WHIP	IP WLS BF H R ER SO BB IBB HBP BLK WP HR S P ERA WHIP	IP WLS BF H R ER SO BB IBB HBP BLK WP HR S P ERA WHIP	IP WLS BF H R ER SO BB IBB HBP BLK WP HR S P ERA WHIP	IP WLS BF H R ER SO BB IBB HBP BLK WP HR S P ERA WHIP	IP WLS BF H R ER SO BB IBB HBP BLK WP HR S P ERA WHIP	IP WLS BF H R ER SO BB IBB HBP BLK WP HR S P ERA WHIP	
Neil Allen, R ERA: 4.05	2.1	2.2	2.0	1.0	0.1																	
Dave Vonohlen, L ERA: 3.29	3.1	3.1	3.1	3.1	3.1																	
Steve Baker, R ERA: 4.06	6.1	6.1	6.1	6.1	6.1																	
Jeff Keener, R ERA: 5.4	8.1	8.1	8.1	8.1	8.1																	
Dave Rucker, L ERA: 5.44	9.1	9.1	9.1	9.1	9.1																	

Philadelphia Phillies @ St. Louis Cardinals
 Busch Stadium, St. Louis, MO
 Sun Sep 25 1983, 3:33 AM CDT
 Att: 20,029 - Unknown

AB 36
 R 6
 H 8
 RBI 6
 BB 9
 SO 9
 LOB 21



Batter	1	2	3	4	5	6	7	8	9	10	AB	R	H	RBI	BB	SO	LOB	BOTTOM				
Lonnie Smith, R OBP: 0.374, SLG: 0.448	G4-6-3 1B		HR						P6	F7	6	2	4	2	0	0	2					
Ken Oberkfell, L OBP: 0.370, SLG: 0.385	G4-6-3 1-2		F9						FC5-4 1B		5	0	1	0	0	1	4					
Willie McGee, S OBP: 0.313, SLG: 0.370	1B		6-3						FC5-4 1-2		5	1	2	0	0	0	1					
George Hendrick, R OBP: 0.368, SLG: 0.480	K		F7						F9		5	0	1	1	0	1	2					
Darrell Porter, L OBP: 0.353, SLG: 0.435		1B BB		G6-4-3 1B					F9		4	1	2	0	1	0	1					
David Green, R OBP: 0.326, SLG: 0.428		1-2 1B		F9					4-3 1B		5	1	3	0	0	0	2					
Andy Van Slyke, L OBP: 0.354, SLG: 0.425	F7		G6-4-3 1-2						4-3 2B		4	0	1	1	1	0	4					
Ozzie Smith, S OBP: 0.317, SLG: 0.334	P4		G3						F7		4	0	0	1	1	0	5					
Neil Allen, R Dave Vonohlen, L Steve Baker, R Jim Adcox, L Ron Reed, R Willie Hernandez, L Larry Andersen, R Jeff Keener, L Pete Rose, S Darren Daulton, L	K		6-3						E6 1B	K	1	0	0	0	0	0	1					
Inning Stats	R: 0 E: 0 K: 1 S: 6	H: 2 LOB: 1 BB: 0 P: 6	R: 0 E: 0 K: 1 S: 6	H: 1 LOB: 2 BB: 1 P: 10	R: 1 E: 0 K: 0 S: 4	H: 1 LOB: 0 BB: 0 P: 4	R: 0 E: 0 K: 0 S: 3	H: 0 LOB: 0 BB: 0 P: 3	R: 1 E: 1 K: 1 S: 8	H: 2 LOB: 3 BB: 0 P: 8	R: 1 E: 0 K: 1 S: 8	H: 3 LOB: 3 BB: 1 P: 12	R: 0 E: 0 K: 0 S: 4	H: 1 LOB: 1 BB: 0 P: 4	R: 1 E: 0 K: 1 S: 7	H: 2 LOB: 2 BB: 1 P: 11	1B: 10 2B: 2 3B: 0 HR: 2	SF: 0 SAC: 0 DP: 2 HBP: 0	WP: 0 PA: 46			
PITCHER	IP WLS BF H R ER SO BB IBB HBP BLK WP HR S P ERA WHIP	IP WLS BF H R ER SO BB IBB HBP BLK WP HR S P ERA WHIP	IP WLS BF H R ER SO BB IBB HBP BLK WP HR S P ERA WHIP	IP WLS BF H R ER SO BB IBB HBP BLK WP HR S P ERA WHIP	IP WLS BF H R ER SO BB IBB HBP BLK WP HR S P ERA WHIP	IP WLS BF H R ER SO BB IBB HBP BLK WP HR S P ERA WHIP	IP WLS BF H R ER SO BB IBB HBP BLK WP HR S P ERA WHIP	IP WLS BF H R ER SO BB IBB HBP BLK WP HR S P ERA WHIP	IP WLS BF H R ER SO BB IBB HBP BLK WP HR S P ERA WHIP	IP WLS BF H R ER SO BB IBB HBP BLK WP HR S P ERA WHIP	IP WLS BF H R ER SO BB IBB HBP BLK WP HR S P ERA WHIP	IP WLS BF H R ER SO BB IBB HBP BLK WP HR S P ERA WHIP	IP WLS BF H R ER SO BB IBB HBP BLK WP HR S P ERA WHIP	IP WLS BF H R ER SO BB IBB HBP BLK WP HR S P ERA WHIP	IP WLS BF H R ER SO BB IBB HBP BLK WP HR S P ERA WHIP	IP WLS BF H R ER SO BB IBB HBP BLK WP HR S P ERA WHIP	IP WLS BF H R ER SO BB IBB HBP BLK WP HR S P ERA WHIP	IP WLS BF H R ER SO BB IBB HBP BLK WP HR S P ERA WHIP	IP WLS BF H R ER SO BB IBB HBP BLK WP HR S P ERA WHIP	IP WLS BF H R ER SO BB IBB HBP BLK WP HR S P ERA WHIP	IP WLS BF H R ER SO BB IBB HBP BLK WP HR S P ERA WHIP	
Kevin Gross, R ERA: 3.72	6.2	6.2	6.2	6.2	6.2																	
Ron Reed, R ERA: 3.57	7.1	7.1	7.1	7.1	7.1																	
Willie Hernandez, L ERA: 3.3	8.1	8.1	8.1	8.1	8.1																	
Larry Andersen, R ERA: 2.25	9.1	9.1	9.1	9.1	9.1																	
Al Holland, L ERA: 2.33	10.1	10.1	10.1	10.1	10.1																	

Philadelphia Phillies @ St. Louis Cardinals
 Busch Stadium, St. Louis, MO
 Sun Sep 25 1983, 3:33 AM CDT
 Att: 20,029 - Unknown

AB 43
 R 5
 H 14
 RBI 5
 BB 3
 SO 5
 LOB 28



Batter	1	2	3	4	5	6	7	8	9	AB	R	H	RBI	BB	SO	LOB	TOP			
23 Ryne Sandberg, R OBP: 0.319, SLG: 0.354										4	1	0	0	1	0	3	Chicago Cubs @ St. Louis Cardinals Busch Stadium, St. Louis, MO Fri Sep 30 1983, 7:05 PM CDT Att: 19,924 - Unknown - 80 F AB 34 R 2 H 7 RBI 2 BB 5 SO 5 LOB 27 			
Bill Buckner, L OBP: 0.310, SLG: 0.438									4	1	2	0	1	0	2					
Mel Hall, L OBP: 0.347, SLG: 0.479									5	0	1	1	0	1	3					
Keith Moreland, R OBP: 0.379, SLG: 0.461									4	0	1	0	1	1	3					
Ron Cey, R OBP: 0.348, SLG: 0.463									4	0	1	1	0	0	4					
Jody Davis, R OBP: 0.315, SLG: 0.481 Warren Brusstar, R (7, 1)									3	0	0	0	1	0	4					
Joe Carter, R OBP: 0.191, SLG: 0.255									4	0	1	0	0	2	3					
Dave Owen, S OBP: 0.167, SLG: 0.067 Dan Rohn, L OBP: 0.370, SLG: 0.607									3	0	1	0	0	1	4					
Reggie Patterson, R (1, 1) Thad Bosley, L OBP: 0.357, SLG: 0.493 Steve Trout, L OBP: 0.219, SLG: 0.194 Mike Diaz, R OBP: 0.400, SLG: 0.600									1	0	0	0	0	0	1					
Inning Stats	R: 1 E: 0 K: 1 S: 6	H: 1 LOB: 2 BB: 2 P: 14	R: 0 E: 0 K: 1 S: 6	H: 1 LOB: 1 BB: 0 P: 6	R: 0 E: 0 K: 0 S: 5	H: 2 LOB: 2 BB: 0 P: 5	R: 0 E: 0 K: 1 S: 6	H: 1 LOB: 3 BB: 1 P: 6	R: 1 E: 1 K: 0 S: 6	H: 2 LOB: 3 BB: 1 P: 10	R: 0 E: 0 K: 0 S: 3	H: 0 LOB: 0 BB: 0 P: 3	R: 0 E: 0 K: 1 S: 5	H: 0 LOB: 0 BB: 0 P: 5	R: 0 E: 0 K: 1 S: 5	H: 0 LOB: 1 BB: 1 P: 9		1B: 5 2B: 1 3B: 1 HR: 0	SF: 0 SAC: 1 DP: 0 HBP: 0	WP: 0 PB: 0 SB: 1 CS: 0
PITCHER Neil Allen, R ERA: 3.94	IP: 9.0 WLS: W BF: 40 H: 7 R: 2 ER: 2 SO: 5 BB: 4 IBB: 1 HBP: 0 BLK: 0 WP: 0 HR: 0 S: 45 P: 65 ERA: 2.00 WHIP: 1.222																			

Batter	1	2	3	4	5	6	7	8	9	AB	R	H	RBI	BB	SO	LOB	BOTTOM			
Lonnie Smith, R OBP: 0.380, SLG: 0.452 Jim Adduci, L OBP: 0.111, SLG: 0.059									2	2	1	1	1	0	0	0	Chicago Cubs @ St. Louis Cardinals Busch Stadium, St. Louis, MO Fri Sep 30 1983, 7:05 PM CDT Att: 19,924 - Unknown - 80 F AB 31 R 9 H 9 RBI 8 BB 7 SO 4 LOB 21 			
Ken Oberkfell, L OBP: 0.372, SLG: 0.387 Bill Lyons, R OBP: 0.180, SLG: 0.217									3	2	0	1	2	0	6					
Willie McGee, S OBP: 0.312, SLG: 0.366									5	1	1	2	0	1	3					
George Hendrick, R OBP: 0.370, SLG: 0.487									5	1	3	4	0	0	0					
Darrell Porter, L OBP: 0.362, SLG: 0.431									5	0	2	0	0	0	3					
David Green, R OBP: 0.324, SLG: 0.424									5	0	0	0	0	0	4					
Andy Van Slyke, L OBP: 0.359, SLG: 0.419									1	2	0	0	3	1	0					
Ozzie Smith, S OBP: 0.321, SLG: 0.338									2	1	2	0	1	0	0					
Neil Allen, R OBP: 0.102, SLG: 0.143									3	0	0	0	0	2	5					
Inning Stats	R: 1 E: 0 K: 0 S: 4	H: 1 LOB: 0 BB: 0 P: 4	R: 0 E: 0 K: 1 S: 5	H: 1 LOB: 2 BB: 1 P: 10	R: 0 E: 0 K: 0 S: 2	H: 0 LOB: 0 BB: 1 P: 6	R: 2 E: 0 K: 1 S: 7	H: 1 LOB: 3 BB: 2 P: 16	R: 0 E: 0 K: 0 S: 4	H: 1 LOB: 1 BB: 0 P: 4	R: 4 E: 0 K: 0 S: 6	H: 3 LOB: 1 BB: 2 P: 14	R: 0 E: 0 K: 1 S: 6	H: 1 LOB: 1 BB: 0 P: 6	R: 2 E: 0 K: 1 S: 6	H: 1 LOB: 1 BB: 1 P: 11		1B: 4 2B: 5 3B: 0 HR: 0	SF: 0 SAC: 1 DP: 2 HBP: 3	WP: 1 PB: 1 SB: 3 CS: 0
PITCHER Reggie Patterson, R ERA: 4.82 Steve Trout, L ERA: 4.65 Warren Brusstar, R ERA: 2.35	IP: 5.0 WLS: L BF: 24 H: 4 R: 3 ER: 3 SO: 2 BB: 4 IBB: 0 HBP: 2 BLK: 0 WP: 0 HR: 0 S: 22 P: 40 ERA: 1.80 WHIP: 1.600																			

Batter	1	2	3	4	5	6	7	8	9	AB	R	H	RBI	BB	SO	LOB	TOP								
Thad Bosley, L (1, 7) OBP: 0.378, SLG: 0.465										4	0	0	0	0	1	3									
Bill Buckner, L (1, 3) OBP: 0.309, SLG: 0.436										4	1	1	0	0	0	2									
Mel Hall, L (1, 8) OBP: 0.349, SLG: 0.485										3	1	1	2	1	0	0									
Keith Moreland, R (1, 9) OBP: 0.378, SLG: 0.460										4	0	1	0	0	0	2									
Ron Cey, R (1, 5) OBP: 0.346, SLG: 0.460										4	0	0	0	0	0	1									
Jody Davis, R (1, 2) OBP: 0.314, SLG: 0.481										4	0	1	0	0	0	1									
Joe Carter, R (9, PR) OBP: 0.191, SLG: 0.255										0	0	0	0	0	0	0									
23 Ryne Sandberg, R (1, 4) OBP: 0.317, SLG: 0.552										4	0	0	0	0	0	2									
Dave Owen, S (1, 6) OBP: 0.190, SLG: 0.222										3	0	1	0	0	0	0									
Jay Johnstone, L (9, PH) OBP: 0.364, SLG: 0.439										1	0	0	0	0	0	1									
Don Schulze, R (1, 1) OBP: 0.400, SLG: 0.621										1	0	0	0	0	1	1									
Dan Rohn, L (8, PH) OBP: 0.158, SLG: 0.111										1	0	1	0	0	0	0									
Craig Lefferts, L (8, 1) OBP: 0.158, SLG: 0.111										0	0	0	0	0	0	0									
Inning Stats	R: 0 E: 0 K: 1 S: 5	H: 0 LOB: 0 BB: 0 P: 5	R: 0 E: 0 K: 0 S: 3	H: 0 LOB: 0 BB: 0 P: 3	R: 0 E: 0 K: 1 S: 6	H: 1 LOB: 1 BB: 0 P: 6	R: 2 E: 0 K: 0 S: 6	H: 3 LOB: 1 BB: 0 P: 6	R: 0 E: 1 K: 0 S: 4	H: 0 LOB: 1 BB: 0 P: 4	R: 0 E: 0 K: 0 S: 3	H: 0 LOB: 0 BB: 0 P: 3	R: 0 E: 0 K: 0 S: 3	H: 0 LOB: 0 BB: 0 P: 3	R: 0 E: 0 K: 0 S: 4	H: 1 LOB: 2 BB: 1 P: 8	R: 0 E: 0 K: 0 S: 4	H: 1 LOB: 1 BB: 0 P: 4	1B: 3 2B: 1 3B: 1 HR: 1	SF: 0 SAC: 1 DP: 0 HBP: 0	WP: 1 PB: 0 SB: 1 CS: 0	PA: 35			
PITCHER	IP	WLS	BF	H	R	ER	SO	BB	IBB	HBP	BLK	WP	HR	S	P	ERA	WHIP								
Bob Forsch, R (1, 1) ERA: 4.28	8.0	W	31	5	2	2	2	0	1	0	0	1	1	34	38	2.25	0.625								
Bruce Sutter, R (9, 1) ERA: 4.23	1.0	S	4	1	0	0	0	0	0	0	0	0	0	4	4	0.00	1.000								

Chicago Cubs @ St. Louis Cardinals
 Busch Stadium, St. Louis, MO
 Sat Oct 01 1983, 3:33 AM CDT
 Att: 23,543 - Sunny - 82 F

AB 33
 R 2
 H 6
 RBI 2
 BB 1
 SO 2
 LOB 13



Batter	1	2	3	4	5	6	7	8	9	AB	R	H	RBI	BB	SO	LOB	BOTTOM								
Lonnie Smith, R (1, 7) OBP: 0.379, SLG: 0.453										4	0	1	0	0	0	0									
Ken Oberkfell, L (1, 4) OBP: 0.371, SLG: 0.386										2	0	0	0	0	0	0									
Jeff Doyle, S (4, 4) OBP: 0.306, SLG: 0.429										2	0	1	0	0	0	0									
Willie McGee, S (1, 8) OBP: 0.314, SLG: 0.367										3	1	1	0	1	0	0									
George Hendrick, R (1, 3) OBP: 0.371, SLG: 0.492										4	2	2	1	0	0	1									
Andy Van Slyke, L (1, 5) OBP: 0.361, SLG: 0.426										4	0	2	2	0	1	0									
David Green, R (1, 9) OBP: 0.323, SLG: 0.421										3	0	0	0	0	1	2									
Jamie Quirk, L (1, 2) OBP: 0.269, SLG: 0.326										3	0	1	0	0	1	1									
Ozzie Smith, S (1, 6) OBP: 0.321, SLG: 0.336										2	0	0	0	1	0	0									
Bob Forsch, R (1, 1) ERA: 7.07										3	0	0	0	0	0	2									
Bruce Sutter, R (9, 1) ERA: 3.13										0	0	0	0	0	0	0									
Inning Stats	R: 2 E: 0 K: 0 S: 5	H: 2 LOB: 1 BB: 1 P: 9	R: 0 E: 0 K: 1 S: 5	H: 0 LOB: 0 BB: 0 P: 5	R: 0 E: 0 K: 0 S: 4	H: 1 LOB: 1 BB: 0 P: 4	R: 0 E: 0 K: 0 S: 4	H: 2 LOB: 2 BB: 1 P: 8	R: 0 E: 0 K: 0 S: 3	H: 0 LOB: 0 BB: 0 P: 3	R: 0 E: 0 K: 0 S: 3	H: 0 LOB: 0 BB: 0 P: 4	R: 0 E: 0 K: 0 S: 4	H: 2 LOB: 2 BB: 0 P: 4	R: 1 E: 0 K: 2 S: 8	H: 1 LOB: 0 BB: 0 P: 8	1B: 4 2B: 2 3B: 1 HR: 1	SF: 0 SAC: 0 DP: 0 HBP: 1	WP: 0 PB: 0 SB: 0 CS: 1	PA: 33					
PITCHER	IP	WLS	BF	H	R	ER	SO	BB	IBB	HBP	BLK	WP	HR	S	P	ERA	WHIP								
Don Schulze, R (1, 1) ERA: 7.07	7.0		29	7	2	2	1	0	1	0	0	0	0	28	37	2.57	1.286								
Craig Lefferts, L (8, 1) ERA: 3.13	1.0	L	4	1	1	1	2	0	0	0	0	0	1	8	8	9.00	1.000								

Chicago Cubs @ St. Louis Cardinals
 Busch Stadium, St. Louis, MO
 Sat Oct 01 1983, 3:33 AM CDT
 Att: 23,543 - Sunny - 82 F

AB 30
 R 3
 H 8
 RBI 3
 BB 2
 SO 3
 LOB 6



Batter	1	2	3	4	5	6	7	8	9	AB	R	H	RBI	BB	SO	LOB	TOP			
Dan Rohn, L OBP: 0.424, SLG: 0.613 23 Ryne Sandberg, R (7, PH) OBP: 0.316, SLG: 0.351	4-0 1B BB		0-0 P5		0-0 1B		0-0 6-3		0-0 6-3	2	1	1	0	1	0	0				
Bill Buckner, L OBP: 0.310, SLG: 0.436	0-0 G6-4-3 1B		0-0 P4		0-0 G3		0-0 F9		0-0 FC3-6 1B	5	0	2	0	0	0	1				
Mel Hall, L OBP: 0.352, SLG: 0.488 Bill Campbell, R OBP: 0.100, SLG: 0.100 Jay Johnstone, L (9, FH) OBP: 0.362, SLG: 0.436	0-0 G6-4-3 1B			0-0 2B 1B		0-0 F8 1B 2B 1B		0-0 F7	0-0 FC3-6	4	1	3	1	0	0	0				
Jody Davis, R OBP: 0.315, SLG: 0.480 Mike Diaz, R OBP: 0.296, SLG: 0.429	0-0 G6-4-3			0-3 K		0-0 1-2 2B 1B		0-0 P4	0-0 P4	3	0	1	0	0	1	3				
Joe Carter, R OBP: 0.176, SLG: 0.235	0-0 6-3			0-3 K		0-0 F8 2-3		0-0 F8		4	0	0	0	0	1	4				
Camelo Martinez, R OBP: 0.287, SLG: 0.494		0-0 P4		0-0 2B		0-3 K		0-0 HR		4	1	2	1	0	1	2				
Tom Grant, L OBP: 0.291, SLG: 0.200 Fritzie Connally, R OBP: 0.100, SLG: 0.100		0-0 G3		0-0 6-3		0-0 1-1 3-H 2B		0-0 1B		3	0	1	2	0	0	2				
Dave Owen, S OBP: 0.160, SLG: 0.182	0-0 3-1			0-3 K		0-0 F9		0-3 K		4	0	0	0	0	2	3				
Chuck Rainey, R OBP: 0.242, SLG: 0.161 Mike Proly, R OBP: 0.167, SLG: 0.091 Thad Soreley OBP: 0.231, SLG: 0.458 Bill Johnson, R OBP: 0.296, SLG: 0.393 Gary Woods, R (7, PH) OBP: 0.296, SLG: 0.393			0-0 6-3		0-0 6-3		0-0 HR		0-0 23 6-3 E FC3-6 1B	1	0	0	0	0	0	0				
Inning Stats	R: 1 E: 0 K: 0 S: 4	H: 2 LOB: 1 BB: 1 P: 8	R: 0 E: 0 K: 0 S: 3	H: 0 LOB: 0 BB: 0 P: 3	R: 0 E: 0 K: 0 S: 3	H: 2 LOB: 2 BB: 0 P: 9	R: 0 E: 0 K: 1 S: 6	H: 1 LOB: 1 BB: 0 P: 6	R: 2 E: 0 K: 1 S: 8	H: 3 LOB: 0 BB: 0 P: 8	R: 1 E: 0 K: 0 S: 4	H: 1 LOB: 0 BB: 0 P: 4	R: 1 E: 0 K: 1 S: 7	H: 2 LOB: 1 BB: 0 P: 7	R: 1 E: 1 K: 0 S: 5	H: 2 LOB: 1 BB: 0 P: 5	1B: 9 2B: 2 3B: 0 HR: 2	SF: 0 SAC: 0 DP: 1 HBP: 0	WP: 0 PB: 0 SB: 0 CS: 0	PA: 40
PITCHER	IP WLS BF H R ER SO BB IBB HBP BLK WP HR S P ERA WHIP	IP WLS BF H R ER SO BB IBB HBP BLK WP HR S P ERA WHIP																		
John Stuper, R ERA: 3.68	6.0 W 27	9 4 4 4	1 0 0 0	0 0 0 0	0 0 0 0	0 1 11 11	6.00 1.667													
Dave Rucker, L ERA: 5.29	2.0 9	3 2 1 1	0 0 0 0	0 0 0 0	0 0 0 0	0 0 2 2	4.50 1.500													
Jeff Lahti, R ERA: 3.16	0.1 2	1 0 0 0	0 0 0 0	0 0 0 0	0 0 2 2	0.00 3.000														
Dave Vonohlen, L ERA: 3.29	0.2 S 2	0 0 0 0	0 0 0 0	0 0 0 0	0 0 2 2	0.00 0.000														

Chicago Cubs @ St. Louis Cardinals
Busch Stadium, St. Louis, MO
Sun Oct 02 1983, 3:33 AM CDT
Att: 38,763 - Sunny - 85 F

AB 39
R 6
H 13
RBI 6
BB 1
SO 5
LOB 18



Batter	1	2	3	4	5	6	7	8	9	AB	R	H	RBI	BB	SO	LOB	BOTTOM			
Lonnie Smith, R OBP: 0.381, SLG: 0.453 Bill Lyons, R OBP: 0.180, SLG: 0.217	0-0 E S 1B	0-0 3-1 S 1B		4-0 1B 3B BB		0-0 F9		0-0 P5		4	2	2	0	1	0	0				
Ken Oberkfell, L OBP: 0.371, SLG: 0.385 Jeff Doyle, S OBP: 0.316, SLG: 0.432	0-0 E4 G3 1B	0-0 3-1		0-0 1-2 3B 1B		0-0 3B 1B		0-0 E1		3	1	1	0	0	0	2				
Willie McGee, S OBP: 0.314, SLG: 0.374	0-0 G3	0-0 G3		0-0 1-1 2-H 2B 3B		0-0 1-H 3B		0-0 F7		5	1	2	3	0	0	4				
George Hendrick, R OBP: 0.373, SLG: 0.493 Jim Adduci, L OBP: 0.095, SLG: 0.050	0-0 1B 2-H 3-H 1B			0-0 G3		0-3 K		0-3 K		1	1	1	2	1	0	0				
Darrell Porter, L OBP: 0.363, SLG: 0.431 Glenn Brummer, R OBP: 0.351, SLG: 0.356	0-0 1B 1B	0-0 L5		0-0 FC6-5 2B		0-0 5-3				2	1	1	0	0	0	2				
Andy Van Slyke, L OBP: 0.357, SLG: 0.421	0-0 P4		0-0 G3	0-0 FC6-5 2B		0-0 F7				4	0	0	0	0	0	4				
David Green, R OBP: 0.325, SLG: 0.422	0-0 1-3 3-H 1B		0-0 6-3		0-3 K		0-0 S 1B			4	1	2	1	0	1	0				
Ozzie Smith, S OBP: 0.321, SLG: 0.335 Jimmy Sexton, R OBP: 0.200, SLG: 0.222	0-0 1B IBB		0-0 4-3		0-0 P3		0-3 K			2	0	0	0	1	0	0				
John Stuper, R OBP: 0.190, SLG: 0.136 Dave Rucker, L OBP: 0.351, SLG: 0.356 Jeff Lahti, R OBP: 0.250, SLG: 0.143	0-0 1-3 2-H 3-H 1B			0-0 1-3		0-0 1-3		0-0 6-3		3	0	1	2	0	0	0				
Inning Stats	R: 5 E: 1 K: 0 S: 8	H: 5 LOB: 2 BB: 1 P: 12	R: 0 E: 0 K: 0 S: 4	H: 1 LOB: 2 BB: 1 P: 8	R: 0 E: 0 K: 0 S: 3	H: 0 LOB: 0 BB: 0 P: 3	R: 3 E: 0 K: 0 S: 6	H: 3 LOB: 2 BB: 1 P: 10	R: 0 E: 0 K: 1 S: 5	H: 0 LOB: 0 BB: 0 P: 5	R: 1 E: 0 K: 1 S: 7	H: 2 LOB: 1 BB: 0 P: 7	R: 0 E: 0 K: 1 S: 6	H: 1 LOB: 1 BB: 0 P: 6	R: 0 E: 1 K: 1 S: 6	H: 0 LOB: 1 BB: 0 P: 6	1B: 9 2B: 1 3B: 2 HR: 0	SF: 0 SAC: 0 DP: 0 HBP: 0	WP: 0 PB: 0 SB: 4 CS: 0	PA: 40
PITCHER	IP WLS BF H R ER SO BB IBB HBP BLK WP HR S P ERA WHIP	IP WLS BF H R ER SO BB IBB HBP BLK WP HR S P ERA WHIP																		
Chuck Rainey, R ERA: 4.48	3.1 L	8 8	2 1 1 2	0 0 0 0	0 0 0 0	0 0 12 12	10.80 3.000													
Mike Proly, R ERA: 3.58	0.2 3	1 0 0 0	0 0 0 0	0 0 0 0	0 0 3 3	0.00 1.500														
Bill Johnson, R ERA: 4.38	2.0 8	2 1 1 2	0 0 0 0	0 0 0 0	0 0 12 12	4.50 1.000														
Bill Campbell, R ERA: 4.49	2.0 8	1 0 0 2	0 0 0 2	0 0 0 0	0 0 12 12	0.00 0.500														

Chicago Cubs @ St. Louis Cardinals
Busch Stadium, St. Louis, MO
Sun Oct 02 1983, 3:33 AM CDT
Att: 38,763 - Sunny - 85 F

AB 37
R 9
H 12
RBI 9
BB 3
SO 4
LOB 19

