

# St. Louis Cardinals - 1985






Batter	1	2	3	4	5	6	7	8	9	10	11	AB	R	H	RBI	BB	SO	LOB
Lonnie Smith, R OBP: 0.300, SLG: 0.125	(1, 7) 4-0 CS BB		(1, 7) 0-0 F8		(1, 7) 0-0 F8			(1, 7) 0-0 F7		(1, 7) 0-0 F8		4	0	0	0	1	0	2
Tom Herr, S OBP: 0.400, SLG: 0.500	(1, 4) 0-0 6-3		(1, 4) 0-0 F6			(1, 4) 0-0 F7		(1, 4) 0-0 6-3		(1, 4) 0-0 1B		5	0	1	0	0	0	1
Steve Braun, L OBP: 0.143, SLG: 0.143 Tito Landrum, R	(1, 9) 0-0 4-3			(1, 9) 0-0 F4		(1, 9) 0-0 G3			(1, 9) 4-0 G1-6-3 1B BB	(1, 9) 0-0 2-3		3	0	0	0	0	0	0
Willie McGee, S OBP: 0.300, SLG: 0.500 Andy Hassler, L Art Howe, R Neil Allen, R												1	0	0	0	0	0	2
Jack Clark, R OBP: 0.600, SLG: 1.000		(1, 3) 4-0 FC1-6 1B BB		(1, 3) 0-0 1B 2B		(1, 3) 0-0 K			(1, 3) 0-0 G1-6-3 1B		(1, 3) 0-0 6-3	4	1	2	0	1	1	0
Darrell Porter, L OBP: 0.111, SLG: 0.111	(1, 2) 0-0 FC1-6 1B			(1, 2) 0-0 F2			(1, 2) 0-0 F9		(1, 2) 0-0 G1-6-3		(1, 2) 0-0 G3	5	0	1	0	0	0	3
Terry Pendleton, S OBP: 0.200, SLG: 0.111	(1, 5) 0-3 K			(1, 5) 0-0 CS 1B			(1, 5) 0-0 F6		(1, 5) 4-0 S IBB		(1, 5) 0-3 K	4	0	1	1	1	2	2
Andy Van Slyke, L OBP: 0.444, SLG: 0.429	(1, 8) 0-0 FC1-6 S			(1, 8) 0-0 CS 1B		(1, 8) 0-0 CS		(1, 8) 4-0 4-3 2B		(1, 8) 0-3 K		3	0	1	0	1	1	4
Ozzie Smith, S OBP: 0.333, SLG: 0.375	(1, 6) 0-0 F8			(1, 6) 0-0 F8		(1, 6) 0-0 4-3		(1, 6) 0-0 F9		(1, 6) 4-0 1B BB		3	0	0	0	1	0	4
John Tudor, L Ivan De Jesus, R Brian Harper, R	(1, 1) 0-0 4-3			(1, 1) 0-0 G3			(1, 1) 0-5 K			(1, 1) 0-0 F8		3	0	0	0	0	1	1
												1	0	0	0	0	0	1
												0	0	0	0	0	0	0

**St. Louis Cardinals @ New York Mets**  
Shea Stadium, Flushing, NY  
Thu Apr 11 1985, 3:33 AM EST  
Att: 18,864 - Unknown

AB 36  
R 1  
H 6  
RBI 1  
BB 6  
SO 5  
LOB 20




Inning Stats	R	H	E	K	S	P	IP	WLS	BF	H	R	ER	SO	BB	IBB	HBP	BLK	WP	HR	S	P	ERA	WHIP
PITCHER	0	0	0	1	0	6	7.0	0	26	4	1	1	2	3	0	0	0	0	0	27	39	1.29	1.000
Ron Darling, R ERA: 1.29	0	0	0	1	0	6	7.0	0	26	4	1	1	2	3	0	0	0	0	0	27	39	1.29	1.000
Jesse Orosco, L ERA:	0	0	0	1	0	6	7.0	0	26	4	1	1	2	3	0	0	0	0	0	27	39	1.29	1.000
Doug Sisk, R ERA: 3.0	0	0	0	1	0	6	7.0	0	26	4	1	1	2	3	0	0	0	0	0	27	39	1.29	1.000
Roger McDowell, R ERA:	0	0	0	1	0	6	7.0	0	26	4	1	1	2	3	0	0	0	0	0	27	39	1.29	1.000

Batter	1	2	3	4	5	6	7	8	9	10	11	AB	R	H	RBI	BB	SO	LOB
Mookie Wilson, S OBP: 0.182, SLG: 0.182	(1, 8) 0-0 4-3		(1, 8) 0-0 G1-6-3		(1, 8) 0-3 K			(1, 8) 0-0 1-3		(1, 8) 0-0 5-3		5	0	0	0	0	1	3
Kelvin Chapman, R OBP: 0.000, SLG: 0.000	(1, 4) 0-3 K			(1, 4) 0-0 E5 1B		(1, 4) 0-0 F8		(1, 4) 0-0 5-3		(1, 4) 0-0 F9		5	1	0	0	0	1	2
Keith Hernandez, L OBP: 0.636, SLG: 0.600	(1, 3) 0-0 F8			(1, 3) 0-0 E S 1B		(1, 3) 0-0 6-3		(1, 3) 0-0 1B			(1, 3) 0-0 1B BB	5	1	3	0	0	0	0
Gary Carter, R OBP: 0.455, SLG: 0.778		(1, 2) 0-0 6-3		(1, 2) 0-0 F2		(1, 2) 0-0 F7		(1, 2) 0-0 1-3		(1, 2) 0-0 1B		5	0	1	0	0	0	3
George Foster, R OBP: 0.500, SLG: 0.714	(1, 7) 0-0 4-3			(1, 7) 4-0 E BB		(1, 7) 4-0 BB		(1, 7) 0-0 F3		(1, 7) 4-0 BB IBB		2	0	0	0	3	0	0
John Christensen, R Danny Heep, L	(1, 9) 0-0 F8			(1, 9) 0-0 F2		(1, 9) 0-0 1-3		(1, 9) 0-0 K		(1, 9) 4-0 BB IBB		4	0	0	0	0	1	4
Howard Johnson, S OBP: 0.333, SLG: 0.143				(1, 5) 0-0 E5 1B BB		(1, 5) 0-0 K		(1, 5) 0-0 1-3		(1, 5) 0-0 1B		3	0	0	0	1	1	2
Rafael Santana, R OBP: 0.222, SLG: 0.250 Terry Blocker, L Roger McDowell, R	(1, 6) 0-0 L4			(1, 6) 0-0 F9		(1, 6) 0-0 1-3		(1, 6) 0-0 1-3		(1, 6) 4-0 5-3 BB		3	0	0	0	1	0	4
Ron Darling, R Wally Backman, S Jesse Orosco, R Doug Sisk, R Ron Gardenhire, R	(1, 1) 0-0 G1-6-3 1B			(1, 1) 0-0 F9		(1, 1) 0-3 K		(1, 1) 0-0 F5				2	0	1	0	0	0	0
												1	0	0	0	0	0	1
												0	0	0	0	0	0	0
												1	0	0	0	0	0	1

**St. Louis Cardinals @ New York Mets**  
Shea Stadium, Flushing, NY  
Thu Apr 11 1985, 3:33 AM EST  
Att: 18,864 - Unknown

AB 36  
R 2  
H 5  
RBI 1  
BB 6  
SO 5  
LOB 19



Inning Stats	R	H	E	K	S	P	IP	WLS	BF	H	R	ER	SO	BB	IBB	HBP	BLK	WP	HR	S	P	ERA	WHIP
PITCHER	0	0	0	1	0	5	9.0	0	34	3	1	0	5	3	0	0	0	0	0	41	53	0.00	0.667
John Tudor, L ERA:	0	0	0	1	0	5	9.0	0	34	3	1	0	5	3	0	0	0	0	0	41	53	0.00	0.667
Andy Hassler, L ERA: 6.75	0	0	0	1	0	5	9.0	0	34	3	1	0	5	3	0	0	0	0	0	41	53	0.00	0.667
Neil Allen, R ERA: 6.75	0	0	0	1	0	5	9.0	0	34	3	1	0	5	3	0	0	0	0	0	41	53	0.00	0.667







Batter	1	2	3	4	5	6	7	8	9	AB	R	H	RBI	BB	SO	LOB	TOP								
Tom Herr, S OBP: 0.526, SLG: 0.588 (1, 4)										3	3	3	0	1	0	0									
Terry Pendleton, S OBP: 0.211, SLG: 0.167 (1, 5)										4	0	1	0	0	1	3									
Willie McGee, S OBP: 0.364, SLG: 0.500 (1, 8)										3	0	1	1	1	0	2									
Jack Clark, R OBP: 0.556, SLG: 0.692 (1, 3)										3	0	2	2	1	1	1									
Lonnie Smith, R OBP: 0.333, SLG: 0.214 Andy Hassler, L (8, 1)										4	0	0	0	0	1	5									
Andy Van Slyke, L OBP: 0.400, SLG: 0.385 (1, 9)										4	0	1	0	0	0	0									
Michael LaValliere, L Art Howe, R (9, PH)										2	0	0	0	1	0	1									
Ozzie Smith, S OBP: 0.235, SLG: 0.200 (1, 6)										4	0	0	0	0	1	2									
Danny Cox, R Ken Dayley, L Steve Braun, L Bill Campbell, R Neil Allen, R Brian Harper, R (8, 7)										2	0	0	0	0	1	0									
<b>Inning Stats</b>	R: 1 E: 0 K: 0 S: 5	H: 3 LOB: 1 BB: 0 P: 5	R: 0 E: 0 K: 0 S: 3	H: 0 LOB: 0 BB: 0 P: 3	R: 0 E: 0 K: 0 S: 2	H: 0 LOB: 0 BB: 1 P: 6	R: 0 E: 0 K: 1 S: 4	H: 0 LOB: 1 BB: 1 P: 8	R: 0 E: 0 K: 0 S: 2	H: 0 LOB: 0 BB: 1 P: 6	R: 1 E: 0 K: 2 S: 9	H: 2 LOB: 1 BB: 0 P: 9	R: 0 E: 0 K: 0 S: 4	H: 1 LOB: 1 BB: 0 P: 4	R: 1 E: 0 K: 1 S: 7	H: 2 LOB: 2 BB: 1 P: 11	R: 0 E: 0 K: 1 S: 5	H: 0 LOB: 0 BB: 0 P: 5	1B: 6 2B: 3 3B: 1 HR: 0	SF: 0 SAC: 0 DP: 4 HBP: 0	WP: 0 PB: 0 SB: 1 CS: 1	PA: 35			
<b>PITCHER</b>	IP WLS BF H R ER SO BB IBB HBP BLK WP HR S P ERA WHIP																								
Lee Tunnell, R ERA: 1.8 (1, 1)	5.0	17	3	1	1	1	1	3	0	0	0	0	0	0	0	16	28	1.80	1.200						
Rod Scurry, L ERA: 13.5 (6, 1)	0.2	4	2	1	1	1	0	0	0	0	0	0	0	0	6	6	13.50	3.000							
Cecilio Guante, R ERA: 3.38 (6, 1)	1.2	7	2	1	1	1	0	0	0	0	0	0	0	9	9	5.40	1.200								
John Candelaria, L ERA: (8, 1)	1.2	W	7	1	0	0	2	1	0	0	0	0	0	10	14	0.00	1.200								

St. Louis Cardinals @ Pittsburgh Pirates  
Three Rivers Stadium, Pittsburgh, PA  
Sat Apr 13 1985, 6:05 PM EST  
Att: 9,171 - Unknown

AB 31  
R 3  
H 8  
RBI 3  
BB 4  
SO 5  
LOB 14

Batter	1	2	3	4	5	6	7	8	9	AB	R	H	RBI	BB	SO	LOB	BOTTOM						
Marvell Wynne, L OBP: 0.267, SLG: 0.214 Sixto Lezcano, R (7, PH)										3	2	2	0	0	1	0							
Joe Orsulak, L (8, 8)										0	0	0	0	1	0	0							
Johnny Ray, S OBP: 0.313, SLG: 0.357 (1, 4)										4	1	3	2	0	0	2							
Bill Madlock, R OBP: 0.188, SLG: 0.200 (1, 5)										4	1	1	0	0	1	3							
Jason Thompson, L OBP: 0.375, SLG: 0.571 (1, 3)										3	0	0	0	1	0	2							
George Hendrick, R OBP: 0.313, SLG: 0.214 (1, 9)										3	0	2	1	1	0	0							
Tony Peña, R OBP: 0.188, SLG: 0.200 (1, 2)										3	0	0	1	0	0	2							
Doug Frobel, L OBP: 0.364, SLG: 0.222 (1, 7)										2	0	0	0	2	1	0							
Tim Foli, R OBP: 0.200, SLG: 0.143 (1, 6)										4	0	0	0	0	0	4							
Lee Tunnell, R (1, 1)										1	0	0	0	0	1	0							
Bill Almon, R OBP: 0.500, SLG: 0.500 Rod Scurry, L (5, PH)										1	0	0	0	0	1	0							
Cecilio Guante, R (6, 1)										0	0	0	0	0	0	0							
John Candelaria, L (8, 1)										0	0	0	0	1	1	0							
<b>Inning Stats</b>	R: 2 E: 0 K: 0 S: 6	H: 3 LOB: 1 BB: 0 P: 6	R: 0 E: 0 K: 1 S: 5	H: 0 LOB: 0 BB: 0 P: 5	R: 0 E: 0 K: 1 S: 6	H: 1 LOB: 1 BB: 0 P: 6	R: 0 E: 0 K: 1 S: 4	H: 0 LOB: 0 BB: 1 P: 8	R: 1 E: 0 K: 2 S: 9	H: 2 LOB: 1 BB: 0 P: 9	R: 0 E: 0 K: 0 S: 3	H: 0 LOB: 0 BB: 0 P: 3	R: 0 E: 0 K: 1 S: 5	H: 0 LOB: 2 BB: 2 P: 13	R: 1 E: 0 K: 0 S: 4	H: 2 LOB: 2 BB: 2 P: 12	R: 0 E: 0 K: 0 S: 4	H: 0 LOB: 0 BB: 0 P: 5	1B: 6 2B: 2 3B: 0 HR: 0	SF: 1 SAC: 0 DP: 2 HBP: 0	WP: 0 PB: 0 SB: 1 CS: 0	PA: 35	
<b>PITCHER</b>	IP WLS BF H R ER SO BB IBB HBP BLK WP HR S P ERA WHIP																						
Danny Cox, R ERA: 4.05 (7, 1)	0.1	2	0	0	0	0	0	0	1	0	0	0	0	1	5	0.00	0.000						
Bill Campbell, R ERA: 6.75 (8, 1)	0.0	L	2	1	1	1	0	0	1	0	0	0	0	1	5	∞	∞						
Neil Allen, R ERA: 5.4 (8, 1)	0.1	2	1	0	0	0	0	0	0	0	0	0	0	2	2	0.00	3.000						
Andy Hassler, L ERA: 4.5 (8, 1)	0.2	2	0	0	0	0	1	0	0	0	0	0	0	1	5	0.00	1.500						

St. Louis Cardinals @ Pittsburgh Pirates  
Three Rivers Stadium, Pittsburgh, PA  
Sat Apr 13 1985, 6:05 PM EST  
Att: 9,171 - Unknown

AB 29  
R 4  
H 8  
RBI 4  
BB 5  
SO 6  
LOB 14



Batter	1	2	3	4	5	6	7	8	9	AB	R	H	RBI	BB	SO	LOB	TOP			
Tom Herr, S OBP: 0.500, SLG: 0.500 (1, 4)	4-0 BLK E BB		0-0 G3		1-0 HBP		0-0 FC6-4 1B	0-3 K		3	1	0	0	1	1	3				
Terry Pendleton, S OBP: 0.250, SLG: 0.217 (1, 5)	0-0 F7		0-0 4-3		0-0 4-3		0-0 1B		0-0 1B HR	5	1	2	1	0	0	3				
Willie McGee, S OBP: 0.375, SLG: 0.600 (1, 8)	0-0 E7 3B			0-0 5-3		0-0 3-1	0-0 G3		0-0 1B HR	5	2	2	1	0	0	2				
Jack Clark, R OBP: 0.609, SLG: 0.875 Mike Jorgensen, L (9, 3)	0-0 FC6-4 1B			0-0 F7		4-0 G5-4-3 BB		4-0 BB SH1-3 PB BB	0-0 1B HR	3	2	2	3	2	0	0				
Lonnie Smith, R OBP: 0.333, SLG: 0.235 Brian Harper, R OBP: 0.500, SLG: 0.500 (1, 7) (8, 7)	0-0 FC6-4 CS			0-0 1B		0-0 G5-4-3		0-0 SH1-3	0-0 FC5-4 1B	3	0	1	0	0	0	2				
Andy Van Slyke, L OBP: 0.400, SLG: 0.313 (1, 9)	0-0 CS	0-0 4-3		0-0 5-3			4-0 1B BB	4-0 PB BB 1B	0-0 FC5-4 G4-6-3 1B	3	2	0	0	2	0	2				
Michael LaValliere, L OBP: 0.375, SLG: 0.167 (1, 2)		0-0 4-3		0-0 1-3			0-0 FC2-6 1B	4-0 PB 1B BB	0-0 G4-6-3 1B	4	1	1	0	1	0	1				
Ozzie Smith, S OBP: 0.238, SLG: 0.211 (1, 6)		0-0 G3		0-0 L6			0-0 FC6-4 1B	0-0 FC2-6 1B	0-0 2-3	4	1	1	1	0	0	2				
Joaquin Andujar, S OBP: 0.500, SLG: 0.667 Neil Allen, R (8, 1)			0-0 F9		0-0 2B		0-0 FC2-6 FC6-4	0-0 2H 3H	0-0 1B	4	0	2	2	0	0	2				
<b>Inning Stats</b>	R: 2 E: 1 K: 0 S: 4	H: 2 LOB: 0 BB: 1 P: 8	R: 0 E: 0 K: 0 S: 3	H: 0 LOB: 0 BB: 0 P: 3	R: 0 E: 0 K: 0 S: 3	H: 0 LOB: 0 BB: 0 P: 3	R: 0 E: 0 K: 0 S: 4	H: 1 LOB: 1 BB: 0 P: 4	R: 0 E: 0 K: 0 S: 2	H: 0 LOB: 0 BB: 1 P: 6	R: 2 E: 0 K: 0 S: 6	H: 3 LOB: 2 BB: 1 P: 10	R: 3 E: 0 K: 1 S: 6	H: 1 LOB: 1 BB: 3 P: 18	R: 3 E: 0 K: 0 S: 6	H: 4 LOB: 0 BB: 0 P: 6	1B: 9 2B: 1 3B: 1 HR: 1	SF: 0 SAC: 1 DP: 2 HBP: 1	WP: 0 PB: 1 SB: 1 CS: 0	PA: 44
<b>PITCHER</b>	IP WLS BF H R ER SO BB IBB HBP BLK WP HR S P ERA WHIP	IP WLS BF H R ER SO BB IBB HBP BLK WP HR S P ERA WHIP																		
Rick Rhoden, R ERA: 3.95 Kent Tekulve, R ERA: 19.29	(1, 1) (8, 1)	7.0 L 30 7 4 4 0 3 0 0 1 0 0 26 39 5.14 1.429	2.0 13 5 6 5 1 3 0 0 0 0 1 12 24 22.50 4.000																	

St. Louis Cardinals @ Pittsburgh Pirates  
Three Rivers Stadium, Pittsburgh, PA  
Sun Apr 14 1985, 3:33 AM EST  
Att: 12,483 - Unknown

AB	35
R	10
H	12
RBI	8
BB	6
SO	1
LOB	17



Batter	1	2	3	4	5	6	7	8	9	AB	R	H	RBI	BB	SO	LOB	BOTTOM					
Marvell Wynne, L OBP: 0.263, SLG: 0.222 Kent Tekulve, R Jim Morrison, R (9, PH)	0-0 G3 1B		0-0 F7		0-0 L5		0-0 F8		0-0 L5	4	0	1	0	0	0	3						
Johnny Ray, S OBP: 0.286, SLG: 0.316 (1, 4)	0-0 G3		0-0 4-3			0-0 S 1B	0-0 L1		0-0 F8	5	1	1	0	0	0	5						
Bill Madlock, R OBP: 0.190, SLG: 0.200 (1, 5)	0-0 5-3			0-0 1B 1B		0-3 K 1B		0-0 L4	0-0 F8	5	0	1	0	0	1	3						
Jason Thompson, L OBP: 0.350, SLG: 0.500 (1, 3)	0-0 6-3			0-0 F7		0-0 4-3 1B		0-3 K		4	0	1	1	0	1	2						
George Hendrick, R OBP: 0.250, SLG: 0.167 (1, 9)		0-3 K		0-0 L5		0-0 4-3		0-0 5-3		4	0	0	0	0	1	2						
Tony Peña, R OBP: 0.250, SLG: 0.316 (1, 2)		0-0 5-3		0-0 1B		0-0 F5			0-0 1B 2B	4	1	2	0	0	0	1						
Doug Frobel, L OBP: 0.333, SLG: 0.231 (1, 7)		0-3 K		0-0 F8			0-3 K		0-0 1B 1B	4	1	1	0	0	2	2						
Rafael Belliard, R OBP: 0.500, SLG: 0.500 Joe Orsulak, L OBP: 1.000, SLG: 1.000 (7, PH) (8, 8)			0-0 5-3 1B		0-0 1-3		0-0 BB 1B		0-0 1B 1B	2	0	1	0	0	0	0						
Rick Rhoden, R OBP: 0.250, SLG: 0.250 Lee Mazzilli, S OBP: 1.000, SLG: 2.000 Bill Almon, R OBP: 0.667, SLG: 0.667 (1, 1) (7, PH) (8, 6)			0-0 5-3		0-0 F9		4-0 BB		0-0 E8 1B	2	0	0	0	0	0	1						
<b>Inning Stats</b>	R: 0 E: 0 K: 0 S: 4	H: 1 LOB: 1 BB: 0 P: 4	R: 0 E: 0 K: 2 S: 7	H: 0 LOB: 0 BB: 0 P: 7	R: 0 E: 0 K: 0 S: 4	H: 1 LOB: 1 BB: 0 P: 4	R: 0 E: 0 K: 0 S: 5	H: 2 LOB: 2 BB: 0 P: 5	R: 0 E: 0 K: 0 S: 3	H: 0 LOB: 0 BB: 0 P: 3	R: 1 E: 0 K: 1 S: 7	H: 2 LOB: 1 BB: 0 P: 7	R: 0 E: 0 K: 1 S: 6	H: 1 LOB: 2 BB: 1 P: 10	R: 0 E: 0 K: 1 S: 5	H: 0 LOB: 0 BB: 0 P: 5	R: 3 E: 1 K: 0 S: 7	H: 4 LOB: 1 BB: 0 P: 7	1B: 10 2B: 1 3B: 0 HR: 0	SF: 0 SAC: 0 DP: 0 HBP: 0	WP: 0 PB: 0 SB: 1 CS: 0	PA: 39
<b>PITCHER</b>	IP WLS BF H R ER SO BB IBB HBP BLK WP HR S P ERA WHIP	IP WLS BF H R ER SO BB IBB HBP BLK WP HR S P ERA WHIP																				
Joaquin Andujar, R Neil Allen, R ERA: 7.36	(1, 1) (8, 1)	7.0 W 29 4 3 2 1 0 0 0 0 0 0 12 12 9.00 2.000	2.0 10 4 3 2 1 0 0 0 0 0 0 0 12 12 9.00 2.000																			

St. Louis Cardinals @ Pittsburgh Pirates  
Three Rivers Stadium, Pittsburgh, PA  
Sun Apr 14 1985, 3:33 AM EST  
Att: 12,483 - Unknown

AB	38
R	4
H	11
RBI	3
BB	1
SO	5
LOB	20





Batter	1	2	3	4	5	6	7	8	9	AB	R	H	RBI	BB	SO	LOB	TOP					
Tim Raines, S (1, 7) OBP: 0.160, SLG: 0.208	4-3			F8	L6			8-2		4	0	0	0	0	0	3	<b>Montreal Expos @ St. Louis Cardinals</b> Busch Stadium, St. Louis, MO Mon Apr 15 1985, 6:05 PM CST Att: 42,986 - Unknown					
Terry Francona, L (1, 9) OBP: 0.500, SLG: 0.500	4-3			F4	FC6			3-H		4	0	1	0	0	0	2						
Andre Dawson, R (1, 8) OBP: 0.208, SLG: 0.292	K			1B	2B			F9		4	0	1	0	0	1	1						
Dan Driessen, L (1, 3) OBP: 0.333, SLG: 0.591				F3	FC4			F5		4	0	1	0	0	0	0						
Hubie Brooks, R (1, 6) OBP: 0.250, SLG: 0.364				5-3	FC4			F2		4	0	0	0	0	0	2						
Tim Lincecum, R (1, 5) OBP: 0.348, SLG: 0.565				6-3				F8		4	0	0	0	0	0	0						
Vance Law, R (1, 4) OBP: 0.316, SLG: 0.235				F9	2B			0-3		3	1	2	0	0	0	0						
Mike Fitzgerald, R (1, 2) OBP: 0.313, SLG: 0.333				F9	1B			9-3		3	0	1	1	0	0	1						
Bill Gullickson, R (1, 1) OBP: 0.400, SLG: 0.400				1-3						2	0	1	0	0	0	0						
Dan Schatzeder, L (6, 1) Miguel Dilone, S (8, PH) Tim Burke, R (8, 1)					FC6			8-2		0	0	0	0	0	0	0						
					2-3					0	0	0	0	0	0	0						
<b>Inning Stats</b>	R: 0 E: 0 K: 1 S: 5	H: 0 LOB: 0 BB: 0 P: 5	R: 0 E: 0 K: 0 S: 3	H: 0 LOB: 0 BB: 0 P: 3	R: 0 E: 0 K: 0 S: 3	H: 0 LOB: 0 BB: 0 P: 3	R: 0 E: 0 K: 0 S: 5	H: 2 LOB: 2 BB: 0 P: 5	R: 1 E: 0 K: 0 S: 6	H: 3 LOB: 2 BB: 0 P: 6	R: 0 E: 0 K: 0 S: 3	H: 0 LOB: 0 BB: 0 P: 3	R: 0 E: 0 K: 0 S: 3	H: 1 LOB: 0 BB: 0 P: 3	R: 0 E: 0 K: 0 S: 4	H: 2 LOB: 1 BB: 0 P: 4	R: 0 E: 0 K: 0 S: 3	H: 0 LOB: 0 BB: 0 P: 3	1B: 5 2B: 4 3B: 1 HR: 0	SF: 0 SAC: 0 DP: 2 HBP: 0	WP: 0 PB: 0 SB: 0 CS: 0	PA: 33
<b>PITCHER</b> Bob Forsch, R (1, 1) ERA: 1.0	IP: 9.0 WLS: W BF: 33 H: 8 R: 1 ER: 1 SO: 1 BB: 0 IBB: 0 HBP: 0 BLK: 0 WP: 0 HR: 0 S: 35 P: 35 ERA: 1.00 WHIP: 0.889															<b>PITCHER</b>						

AB	33
R	1
H	8
RBI	1
BB	0
SO	1
LOB	9



Batter	1	2	3	4	5	6	7	8	9	AB	R	H	RBI	BB	SO	LOB	BOTTOM			
Tom Herr, S (1, 4) OBP: 0.464, SLG: 0.458	4-3			F8	1B			6-3		4	1	1	2	0	0	1	<b>Montreal Expos @ St. Louis Cardinals</b> Busch Stadium, St. Louis, MO Mon Apr 15 1985, 6:05 PM CST Att: 42,986 - Unknown			
Terry Pendleton, S (1, 5) OBP: 0.321, SLG: 0.333	6-3			F8	FC6-4			CS		4	0	3	1	0	0	1				
Willie McGee, S (1, 8) OBP: 0.300, SLG: 0.474	6-3			4-3	FC6-4			K		4	0	0	0	0	1	3				
Jack Clark, R (1, 3) OBP: 0.556, SLG: 0.750	F9			F7	CS			F7		4	1	1	0	0	0	1				
Steve Braun, L (1, 7) OBP: 0.273, SLG: 0.364				4-3				4-0		2	0	1	0	0	0	0				
Brian Harper, R (6, PH) OBP: 0.750, SLG: 1.000				FC6-4	1B			FC4-6		1	1	1	0	1	0	0				
Andy Van Slyke, L (1, 9) OBP: 0.375, SLG: 0.350				FC6-4				FC4-6		4	0	1	1	0	0	3				
Michael LaValliere, L (1, 2) OBP: 0.333, SLG: 0.125				F7	SH1-4			F6		2	1	0	1	1	0	1				
Ozzie Smith, S (1, 6) OBP: 0.292, SLG: 0.409				F8	SH1-4					3	2	2	1	0	0	0				
Bob Forsch, R (1, 1) OBP: 0.500, SLG: 0.500					SH1-4			K2-3		2	0	1	0	0	1	0				
<b>Inning Stats</b>	R: 0 E: 0 K: 0 S: 4	H: 1 LOB: 1 BB: 0 P: 4	R: 0 E: 0 K: 0 S: 3	H: 1 LOB: 0 BB: 0 P: 3	R: 0 E: 0 K: 0 S: 4	H: 1 LOB: 1 BB: 0 P: 4	R: 0 E: 0 K: 0 S: 4	H: 1 LOB: 0 BB: 0 P: 4	R: 3 E: 0 K: 1 S: 8	H: 3 LOB: 0 BB: 1 P: 8	R: 0 E: 0 K: 1 S: 5	H: 1 LOB: 0 BB: 0 P: 5	R: 0 E: 0 K: 0 S: 3	H: 0 LOB: 1 BB: 1 P: 7	R: 0 E: 0 K: 0 S: 3	H: 0 LOB: 1 BB: 1 P: 7	1B: 7 2B: 3 3B: 0 HR: 1	SF: 1 SAC: 1 DP: 0 HBP: 0	WP: 0 PB: 0 SB: 1 CS: 2	PA: 35
<b>PITCHER</b> Bill Gullickson, R (1, 1) ERA: 3.0	IP: 5.0 WLS: L BF: 22 H: 8 R: 4 ER: 4 SO: 0 BB: 1 IBB: 0 HBP: 0 BLK: 0 WP: 0 HR: 0 S: 21 P: 25 ERA: 7.20 WHIP: 1.800															<b>PITCHER</b>				
Dan Schatzeder, L (6, 1) ERA: 4.5	2.0 8 3 2 2 2 0 0 0 0 0 0 1 12 12 9.00 1.500																			
Tim Burke, R (8, 1) ERA: 5.06	1.0 4 0 0 0 0 1 0 0 0 0 0 0 3 7 0.00 1.000																			









Batter	1	2	3	4	5	6	7	8	9	AB	R	H	RBI	BB	SO	LOB	TOP
<b>Tim Raines, S</b> <small>OBP: 0.206, SLG: 0.242</small> 										5	1	2	0	0	0	2	
<b>Herm Winningham, L</b> <small>OBP: 0.281, SLG: 0.333</small> 										5	0	2	2	0	0	0	
<b>Terry Francona, L</b> <small>OBP: 0.500, SLG: 0.500</small> <b>Jim Wohlford, R</b> <small>OBP: 0.429, SLG: 0.333</small> 										2	0	1	0	0	0	0	
<b>Dan Driessen, L</b> <small>OBP: 0.310, SLG: 0.519</small> 										5	0	1	0	0	1	2	
<b>Hubie Brooks, R</b> <small>OBP: 0.303, SLG: 0.387</small> 										5	1	1	0	0	0	2	
<b>Tim Wallach, R</b> <small>OBP: 0.323, SLG: 0.516</small> 										4	2	2	0	0	0	1	
<b>Vance Law, R</b> <small>OBP: 0.370, SLG: 0.333</small> 										4	2	3	2	0	0	1	
<b>Mike Fitzgerald, R</b> <small>OBP: 0.304, SLG: 0.333</small> 										3	1	1	2	1	1	1	
<b>Steve Rogers, R</b> <small>OBP: 0.143, SLG: 0.143</small> 										4	0	1	1	0	0	2	
<b>Inning Stats</b> <small>R: 1, H: 3, E: 0, LOB: 0, K: 0, S: 4</small>	<small>R: 1, H: 2, E: 0, LOB: 1, K: 0, S: 5</small>	<small>R: 0, H: 0, E: 0, LOB: 0, K: 0, S: 3</small>	<small>R: 4, H: 6, E: 0, LOB: 2, K: 0, S: 9</small>	<small>R: 0, H: 1, E: 0, LOB: 1, K: 1, S: 4</small>	<small>R: 0, H: 0, E: 0, LOB: 0, K: 1, S: 5</small>	<small>R: 0, H: 0, E: 0, LOB: 0, K: 1, S: 5</small>	<small>R: 1, H: 2, E: 0, LOB: 2, K: 0, S: 5</small>	<small>R: 0, H: 1, E: 0, LOB: 1, K: 1, S: 6</small>	<small>R: 0, H: 1, E: 0, LOB: 1, K: 1, S: 6</small>	<small>1B: 12, 2B: 4, 3B: 0, HR: 0</small>	<small>SF: 0, SAC: 0, DP: 1, HBP: 0</small>	<small>WP: 0, PB: 0, SB: 2, CS: 1</small>	<small>PA: 41</small>				
<b>PITCHER</b> <b>Kurt Kepshire, R</b> <small>ERA: 15.63</small> <b>Ken Dayley, L</b> <small>ERA: 3.86</small> <b>Bill Campbell, R</b> <small>ERA: 4.5</small> <b>Andy Hassler, L</b> <small>ERA: 4.5</small>	<small>IP: 3.1, WLS: L, BF: 17, H: 9, R: 6, ER: 6, SO: 0, BB: 0, IBB: 0, HBP: 0, BLK: 0, WP: 0, HR: 0, S: 17, P: 17, ERA: 16.20, WHIP: 2.700</small>						<small>IP: 4.0, WLS: L, BF: 17, H: 8, R: 8, ER: 8, SO: 10, BB: 0, IBB: 0, HBP: 0, BLK: 0, WP: 0, HR: 0, S: 10, P: 10, ERA: 0.00, WHIP: 1.800</small>										
<b>Vince Coleman, S</b> <small>OBP: 0.500, SLG: 0.333</small> 										3	0	1	0	1	0	0	
<b>Terry Pendleton, S</b> <small>OBP: 0.306, SLG: 0.324</small> 										3	0	1	0	1	2	1	
<b>Tom Herr, S</b> <small>OBP: 0.417, SLG: 0.379</small> 										2	0	0	1	1	0	1	
<b>Jack Clark, R</b> <small>OBP: 0.486, SLG: 0.593</small> 										4	0	0	0	0	0	4	
<b>Lonnie Smith, R</b> <small>OBP: 0.310, SLG: 0.208</small> 										4	0	0	0	0	1	0	
<b>Andy Van Slyke, L</b> <small>OBP: 0.344, SLG: 0.321</small> 										4	0	2	0	0	1	0	
<b>Michael LaValliere, L</b> <small>OBP: 0.313, SLG: 0.091</small> 										3	0	0	0	1	0	1	
<b>Ozzie Smith, S</b> <small>OBP: 0.258, SLG: 0.345</small> 										4	1	1	0	0	0	3	
<b>Kurt Kepshire, L</b> <small>OBP: 1.000, SLG: 1.000</small> <b>Ken Dayley, L</b> <small>OBP: 0.308, SLG: 0.308</small> <b>Steve Braun, L</b> <small>OBP: 0.308, SLG: 0.308</small> <b>Bill Campbell, R</b> <small>OBP: 0.308, SLG: 0.308</small> <b>Art Howe, R</b> <small>OBP: 0.308, SLG: 0.308</small> <b>Andy Hassler, L</b> <small>OBP: 0.308, SLG: 0.308</small>	<small>R: 0, H: 1, E: 0, LOB: 1, K: 0, S: 3</small>	<small>R: 0, H: 0, E: 0, LOB: 0, K: 0, S: 3</small>	<small>R: 1, H: 2, E: 0, LOB: 2, K: 0, S: 5</small>	<small>R: 0, H: 1, E: 0, LOB: 1, K: 0, S: 4</small>	<small>R: 0, H: 0, E: 0, LOB: 1, K: 1, S: 5</small>	<small>R: 0, H: 0, E: 0, LOB: 0, K: 1, S: 3</small>	<small>R: 0, H: 0, E: 0, LOB: 0, K: 1, S: 5</small>	<small>R: 0, H: 0, E: 0, LOB: 0, K: 1, S: 5</small>	<small>R: 0, H: 1, E: 0, LOB: 2, K: 1, S: 6</small>	<small>1B: 4, 2B: 1, 3B: 0, HR: 0</small>	<small>SF: 1, SAC: 1, DP: 1, HBP: 0</small>	<small>WP: 0, PB: 0, SB: 2, CS: 0</small>	<small>PA: 35</small>				
<b>PITCHER</b> <b>Steve Rogers, R</b> <small>ERA: 3.57</small>	<small>IP: 9.0, WLS: W, BF: 35, H: 5, R: 1, ER: 1, SO: 4, BB: 4, IBB: 0, HBP: 0, BLK: 0, WP: 0, HR: 0, S: 39, P: 55, ERA: 1.00, WHIP: 1.000</small>						<small>IP: 4.0, WLS: L, BF: 17, H: 8, R: 8, ER: 8, SO: 10, BB: 0, IBB: 0, HBP: 0, BLK: 0, WP: 0, HR: 0, S: 10, P: 10, ERA: 0.00, WHIP: 1.800</small>										

**Montreal Expos @ St. Louis Cardinals**  
 Busch Stadium, St. Louis, MO  
 Thu Apr 18 1985, 3:33 AM CST  
 Att: 19,953 - Unknown

AB	40
R	7
H	15
RBI	7
BB	1
SO	3
LOB	13



**Montreal Expos @ St. Louis Cardinals**  
 Busch Stadium, St. Louis, MO  
 Thu Apr 18 1985, 3:33 AM CST  
 Att: 19,953 - Unknown

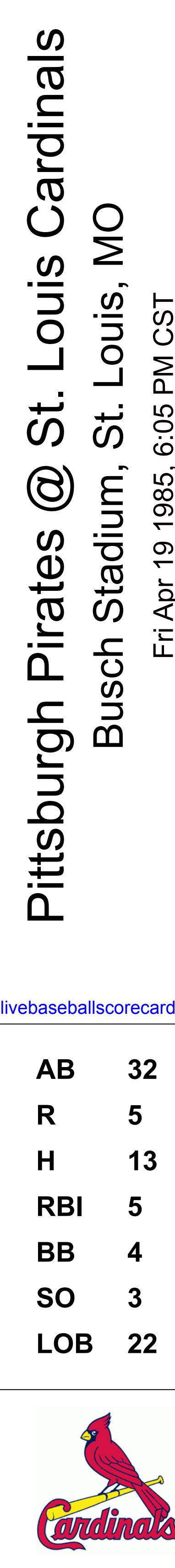
AB	29
R	1
H	5
RBI	1
BB	4
SO	4
LOB	10





Batter	1	2	3	4	5	6	7	8	9	AB	R	H	RBI	BB	SO	LOB	TOP					
Johnny Ray, S (1,4) OBP: 0.314, SLG: 0.364	F7			F7		F9	FC6-4			4	0	1	2	0	0	0	<b>Pittsburgh Pirates @ St. Louis Cardinals</b> Busch Stadium, St. Louis, MO Fri Apr 19 1985, 6:05 PM CST Att: 30,510 - Unknown					
Bill Madlock, R (1,5) OBP: 0.189, SLG: 0.200	6-3			2B 9-5		F7	FC6-4			4	0	1	0	0	0	1						
George Hendrick, R (1,9) OBP: 0.243, SLG: 0.212	5-3			1-3		6-3		K		4	0	1	0	0	1	0						
Jason Thompson, L (1,3) OBP: 0.297, SLG: 0.333		F8			4-0			1-3		3	1	1	0	1	0	0						
Tony Peña, R (1,2) OBP: 0.297, SLG: 0.250	F8				0-0	9-5		6-3		3	1	0	0	1	0	3						
Manvell Wynne, L (1,8) OBP: 0.258, SLG: 0.233					0-0					2	0	1	0	0	0	0						
Joe Orsulak, L (5,8) OBP: 1.000, SLG: 1.667	4-3									0	1	0	0	1	0	0						
Bill Almon, R (9, PH) OBP: 0.600, SLG: 0.667										1	0	1	0	0	0	0						
Doug Frobel, L (1,7) OBP: 0.389, SLG: 0.313										3	1	2	1	0	0	1						
Jim Morrison, R (9, PH) OBP: 0.333, SLG: 0.333										1	0	0	0	0	0	1						
Tim Foli, R (1,6) OBP: 0.261, SLG: 0.150										4	0	1	0	0	0	3						
Rick Rhoden, R (1,1) OBP: 0.167, SLG: 0.167										2	0	0	0	0	0	1						
Lee Mazzilli, S (7, PH) OBP: 0.600, SLG: 0.667										1	0	0	0	0	1	2						
Don Robinson, R (7,1) OBP: 0.600, SLG: 0.667										0	0	0	0	0	0	0						
John Candelaria, L (7,1) OBP: 0.600, SLG: 0.667										0	0	0	0	0	0	0						
<b>Inning Stats</b>	R: 0 E: 0 K: 0 S: 3	H: 0 LOB: 0 BB: 0 P: 3	R: 0 E: 0 K: 0 S: 3	H: 0 LOB: 0 BB: 0 P: 3	R: 0 E: 0 K: 0 S: 3	H: 1 LOB: 1 BB: 0 P: 3	R: 0 E: 0 K: 0 S: 4	H: 2 LOB: 2 BB: 1 P: 8	R: 0 E: 0 K: 0 S: 4	H: 2 LOB: 1 BB: 0 P: 4	R: 0 E: 0 K: 0 S: 3	H: 0 LOB: 0 BB: 0 P: 3	R: 4 E: 1 K: 1 S: 8	H: 3 LOB: 1 BB: 2 P: 16	R: 0 E: 0 K: 1 S: 5	H: 0 LOB: 0 BB: 0 P: 5	R: 0 E: 0 K: 0 S: 3	H: 1 LOB: 0 BB: 0 P: 3	1B: 8 2B: 2 3B: 0 HR: 0	SF: 0 SAC: 0 DP: 3 HBP: 0	WP: 0 PB: 0 SB: 0 CS: 1	PA: 35
<b>PITCHER</b>	IP	WLS	BF	H	R	ER	SO	BB	IBB	HBP	BLK	WP	HR	S	P	ERA	WHIP					
Joaquin Andujar, R (1,1) ERA: 4.05	8.0	W	32	8	4	3	2	2	1	0	0	0	0	33	45	3.38	1.250					
Ricky Horton, L (9,1) ERA	0.0		1	1	0	0	0	0	0	0	0	0	0	1	1	∞	∞					
Neil Allen, R (9,1) ERA: 5.79	1.0	S	2	0	0	0	0	0	0	0	0	0	0	2	2	0.00	0.000					

Batter	1	2	3	4	5	6	7	8	9	AB	R	H	RBI	BB	SO	LOB	BOTTOM					
Vince Coleman, S (1,8) OBP: 0.667, SLG: 1.000										5	1	4	2	0	0	0	<b>Pittsburgh Pirates @ St. Louis Cardinals</b> Busch Stadium, St. Louis, MO Fri Apr 19 1985, 6:05 PM CST Att: 30,510 - Unknown					
Lonnie Smith, R (1,7) OBP: 0.353, SLG: 0.250										4	2	2	0	1	0	3						
Ricky Horton, L (9,1)										0	0	0	0	0	0	0						
Neil Allen, R (9,1)										0	0	0	0	0	0	0						
Tom Herr, S (1,4) OBP: 0.425, SLG: 0.424										4	0	2	3	0	0	2						
Jack Clark, R (1,3) OBP: 0.538, SLG: 0.607										1	0	1	0	3	0	0						
Andy Van Slyke, L (1,9) OBP: 0.343, SLG: 0.323										3	0	1	0	0	0	2						
Art Howe, R (7, PH)										1	0	0	0	0	0	2						
Terry Pendleton, S (1,5) OBP: 0.275, SLG: 0.289										4	0	0	0	0	1	5						
Tom Nieto, R (1,2) OBP: 0.333, SLG: 0.273										4	0	2	0	0	0	2						
Ivan De Jesus, R (8, PH) OBP: 0.500, SLG: 0.500										0	1	0	0	0	0	0						
Michael LaValliere, L (9,2) OBP: 0.313, SLG: 0.091										0	0	0	0	0	0	0						
Ozzie Smith, S (1,6) OBP: 0.265, SLG: 0.344										3	1	1	0	0	0	3						
Joaquin Andujar, S (1,1) OBP: 0.375, SLG: 0.500										2	0	0	0	0	2	1						
Brian Harper, R (8, PH)										1	0	0	0	0	0	2						
<b>Inning Stats</b>	R: 0 E: 0 K: 0 S: 3	H: 1 LOB: 0 BB: 0 P: 3	R: 0 E: 0 K: 1 S: 4	H: 0 LOB: 0 BB: 1 P: 8	R: 1 E: 0 K: 0 S: 6	H: 3 LOB: 2 BB: 0 P: 6	R: 0 E: 0 K: 0 S: 4	H: 1 LOB: 2 BB: 1 P: 8	R: 2 E: 1 K: 1 S: 7	H: 3 LOB: 1 BB: 1 P: 11	R: 0 E: 0 K: 1 S: 6	H: 1 LOB: 1 BB: 0 P: 6	R: 1 E: 0 K: 0 S: 5	H: 2 LOB: 2 BB: 1 P: 9	R: 1 E: 0 K: 0 S: 5	H: 2 LOB: 2 BB: 0 P: 5	R: 0 E: 0 K: 0 S: 3	H: 0 LOB: 0 BB: 0 P: 3	1B: 10 2B: 2 3B: 1 HR: 0	SF: 0 SAC: 2 DP: 0 HBP: 0	WP: 0 PB: 0 SB: 1 CS: 2	PA: 38
<b>PITCHER</b>	IP	WLS	BF	H	R	ER	SO	BB	IBB	HBP	BLK	WP	HR	S	P	ERA	WHIP					
Rick Rhoden, R (1,1) ERA: 4.12	6.0		27	9	3	3	3	3	0	0	0	0	0	30	42	4.50	2.000					
Don Robinson, R (7,1) ERA: 4.05	0.1		4	2	1	1	0	0	1	0	0	0	0	3	7	27.00	6.000					
John Candelaria, L (7,1) ERA: 2.35	1.2	L	7	2	1	1	0	0	0	0	0	0	0	7	7	5.40	1.200					





Batter	1	2	3	4	5	6	7	8	9	AB	R	H	RBI	BB	SO	LOB	TOP								
Johnny Ray, S OBP: 0.300, SLG: 0.342 (1,4)	5-3		6-3				E3		4-3	5	1	1	0	0	0	1	<b>Pittsburgh Pirates @ St. Louis Cardinals</b> Busch Stadium, St. Louis, MO Sat Apr 20 1985, 6:05 PM CST Att: 32,978 - Unknown								
Joe Orsulak, L OBP: 0.600, SLG: 0.875 (1,8)	F8		3-1				F7		F7	5	0	1	2	0	0	1									
Bill Madlock, R OBP: 0.190, SLG: 0.225 (1,5)	6-3						F7		1-3	5	1	1	0	0	0	1									
Jason Thompson, L OBP: 0.293, SLG: 0.306 (1,3) Jerry Dybzinski, R (8, PR) (8, 6)		FC3-6 1B BB		G3			F8		E1 SH1-4 BB	3	0	0	0	1	0	1									
George Hendrick, R OBP: 0.268, SLG: 0.229 (1,9)		F4		SF9					SH1-4 BB	2	0	1	1	1	0	1									
Tony Peña, R OBP: 0.325, SLG: 0.314 (1,2)		FC3-6 1B					F9		SH1-4	3	0	2	0	0	0	1									
Doug Frobel, L OBP: 0.409, SLG: 0.368 (1,7)		FC3-6 FC6		F8					IBB	3	1	1	0	1	0	3									
Tim Foli, R OBP: 0.231, SLG: 0.130 (1,6) Lee Mazzilli, S OBP: 0.500, SLG: 0.500 (8, PH) (8, 3)		FC6					5-3		K	3	0	0	0	0	0	3									
Lee Tunnell, R (1,1) Jim Morrison, R (7, PH) Cecilio Guante, R (7, 1) Sixto Lezcano, R (8, PH) Don Robinson, R (8, 1)				K			2-3		4-3	2	0	0	0	0	1	0									
<b>Inning Stats</b>	R: 0 E: 0 K: 0 S: 3	H: 0 LOB: 0 BB: 0 P: 3	R: 0 E: 0 K: 0 S: 4	H: 1 LOB: 2 BB: 1 P: 8	R: 0 E: 0 K: 1 S: 5	H: 0 LOB: 0 BB: 0 P: 5	R: 1 E: 0 K: 0 S: 5	H: 2 LOB: 1 BB: 0 P: 5	R: 0 E: 0 K: 0 S: 4	H: 1 LOB: 1 BB: 0 P: 4	R: 0 E: 0 K: 0 S: 4	H: 1 LOB: 1 BB: 0 P: 4	R: 2 E: 1 K: 1 S: 8	H: 2 LOB: 1 BB: 0 P: 8	R: 0 E: 1 K: 1 S: 6	H: 0 LOB: 3 BB: 2 P: 14		R: 0 E: 0 K: 0 S: 3	H: 0 LOB: 0 BB: 0 P: 3	1B: 3 2B: 4 3B: 0 HR: 0	SF: 1 SAC: 1 DP: 0 HBP: 0	WP: 0 PB: 0 SB: 0 CS: 0	PA: 39		
<b>PITCHER</b>	IP	WLS	BF	H	R	ER	SO	BB	IBB	HBP	BLK	WP	HR	S	P	ERA	WHIP								
Danny Cox, R ERA: 2.63 (1, 1)	7.0	W	30	7	3	1	2	1	0	0	0	0	0	33	37	1.29	1.143								
Andy Hassler, L ERA: 4.5 (8, 1)	0.0		1	0	0	0	0	0	0	0	0	0	0	1	1	∞	∞								
Neil Allen, R ERA: 4.05 (8, 1)	2.0	S	8	0	0	0	1	1	1	0	0	0	0	8	16	0.00	0.500								

Batter	1	2	3	4	5	6	7	8	9	AB	R	H	RBI	BB	SO	LOB	BOTTOM								
Vince Coleman, S OBP: 0.462, SLG: 0.667 (1,8) (8, 7)	4-3		F8				L4		G3	4	0	0	0	0	0	3	<b>Pittsburgh Pirates @ St. Louis Cardinals</b> Busch Stadium, St. Louis, MO Sat Apr 20 1985, 6:05 PM CST Att: 32,978 - Unknown								
Lonnie Smith, R OBP: 0.342, SLG: 0.313 (1,7) Andy Hassler, L (8, 1) Neil Allen, R (8, 1)	5-3		4-3 3B				5-3		K	4	1	1	1	0	1	0									
Tom Herr, S OBP: 0.409, SLG: 0.389 (1,4)			4-3				6-3		F9	3	0	0	1	1	0	0									
Jack Clark, R OBP: 0.535, SLG: 0.613 (1,3)			K						F6	3	0	1	0	1	1	1									
Andy Van Slyke, L OBP: 0.410, SLG: 0.323 (1,9)									FC1-5 HBP BB	0	1	0	0	3	0	0									
Terry Pendleton, S OBP: 0.273, SLG: 0.268 (1,5)			K						FC1-5 1B E	3	1	0	0	1	2	5									
Michael LaValliere, L OBP: 0.350, SLG: 0.143 (1,2)									E4 E	3	0	1	0	1	0	3									
Ozzie Smith, S OBP: 0.263, SLG: 0.333 (1,6)									E7	4	0	1	1	0	0	4									
Danny Cox, R OBP: 0.200, SLG: 0.200 (1,1) Willie McGee, S OBP: 0.286, SLG: 0.450 (8, 8)									E8	3	1	1	0	0	2	2									
<b>Inning Stats</b>	R: 0 E: 0 K: 1 S: 5	H: 0 LOB: 1 BB: 1 P: 9	R: 0 E: 0 K: 1 S: 4	H: 0 LOB: 2 BB: 2 P: 12	R: 2 E: 0 K: 1 S: 8	H: 3 LOB: 2 BB: 1 P: 12	R: 0 E: 0 K: 1 S: 5	H: 1 LOB: 0 BB: 0 P: 5	R: 0 E: 0 K: 0 S: 3	H: 0 LOB: 0 BB: 0 P: 3	R: 2 E: 2 K: 1 S: 7	H: 1 LOB: 2 BB: 1 P: 12	R: 0 E: 0 K: 1 S: 5	H: 0 LOB: 0 BB: 0 P: 5	R: 0 E: 1 K: 1 S: 5	H: 0 LOB: 2 BB: 2 P: 13		R: 0 E: 0 K: 1 S: 5	H: 0 LOB: 0 BB: 2 P: 13	1B: 3 2B: 1 3B: 1 HR: 0	SF: 0 SAC: 0 DP: 1 HBP: 1	WP: 0 PB: 0 SB: 0 CS: 1	PA: 36		
<b>PITCHER</b>	IP	WLS	BF	H	R	ER	SO	BB	IBB	HBP	BLK	WP	HR	S	P	ERA	WHIP								
Lee Tunnell, R ERA: 3.27 (1, 1)	6.0	L	28	5	4	3	5	5	0	1	0	0	0	32	53	4.50	1.667								
Cecilio Guante, R ERA: 7.2 (7, 1)	1.0		3	0	0	0	1	0	0	0	0	0	0	5	5	0.00	0.000								
Don Robinson, R ERA: 3.52 (8, 1)	1.0		5	0	0	0	1	2	0	0	0	0	0	5	13	0.00	2.000								



Batter	1	2	3	4	5	6	7	8	9	AB	R	H	RBI	BB	SO	LOB	TOP										
Johnny Ray, S OBP: 0.273, SLG: 0.310	F7		G6-4-3			1-3		F8		4	0	0	0	0	0	2											
Joe Orsulak, L OBP: 0.571, SLG: 0.750	1B		3-1			1-3		1B		4	0	2	0	0	0	0											
Bill Madlock, R OBP: 0.174, SLG: 0.205	F7			5-3		F8		FC5		4	0	0	0	0	0	3											
Jason Thompson, L OBP: 0.311, SLG: 0.350	1B			F4			3-1			4	0	2	0	0	0	0											
Steve Kemp, L OBP: 0.174, SLG: 0.205	F8			3-1			F7		F3	4	0	0	0	0	0	3											
Tony Peña, R OBP: 0.318, SLG: 0.308		5-3			F8			6-3		4	0	1	0	0	0	1											
Doug Frobel, L OBP: 0.385, SLG: 0.391	F9				2B	G3		F9		4	0	1	0	0	0	2											
Jerry Dybzinski, R OBP: 0.174, SLG: 0.205	F3				F9			F5		3	0	0	0	0	0	1											
Jose DeLeon, R OBP: 0.500, SLG: 0.250			G6-4-3		4-3			FC5	1B	1	0	0	0	0	1	0											
Rod Scurrey, L OBP: 0.375, SLG: 0.286			BB					BB		0	0	0	0	0	0	0											
Cecilio Guante, R OBP: 0.375, SLG: 0.286										0	0	0	0	1	0	0											
										0	0	0	0	0	0	0											
<b>Inning Stats</b>	R: 0 E: 0 K: 0 S: 5	H: 2 LOB: 2 BB: 0 P: 5	R: 0 E: 0 K: 0 S: 3	H: 0 LOB: 0 BB: 0 P: 3	R: 0 E: 0 K: 0 S: 2	H: 0 LOB: 0 BB: 1 P: 6	R: 0 E: 0 K: 0 S: 3	H: 0 LOB: 0 BB: 0 P: 3	R: 0 E: 0 K: 0 S: 4	H: 1 LOB: 1 BB: 0 P: 4	R: 0 E: 0 K: 0 S: 3	H: 0 LOB: 0 BB: 0 P: 3	R: 0 E: 0 K: 0 S: 4	H: 1 LOB: 1 BB: 0 P: 4	R: 0 E: 0 K: 0 S: 4	H: 1 LOB: 2 BB: 1 P: 8	R: 0 E: 0 K: 0 S: 4	H: 1 LOB: 1 BB: 0 P: 4	1B: 4 2B: 2 3B: 0 HR: 0	SF: 0 SAC: 0 DP: 1 HBP: 0	WP: 0 PB: 0 SB: 0 CS: 0	PA: 34					
<b>PITCHER</b>	IP	WLS	BF	H	R	ER	SO	BB	IBB	HBP	BLK	WP	HR	S	P	ERA	WHIP										
Bob Forsch, R ERA: 0.6	6.0	W	21	3	0	0	0	1	0	0	0	0	0	20	24	0.00	0.667										
Andy Hassler, L ERA: 3.5	1.0		4	1	0	0	0	0	0	0	0	0	0	4	4	0.00	1.000										
Bill Campbell, R ERA: 2.7	2.0		9	2	0	0	0	1	0	0	0	0	0	8	12	0.00	1.500										

Pittsburgh Pirates @ St. Louis Cardinals  
 Busch Stadium, St. Louis, MO  
 Sun Apr 21 1985, 3:33 AM CST  
 Att: 28,860 - Unknown

AB 32  
 R 0  
 H 6  
 RBI 0  
 BB 2  
 SO 0  
 LOB 13



Batter	1	2	3	4	5	6	7	8	9	AB	R	H	RBI	BB	SO	LOB	BOTTOM										
Vince Coleman, S OBP: 0.556, SLG: 0.667	S		CS		S		CS	F2		3	1	2	0	2	0	1											
Lonnie Smith, R OBP: 0.357, SLG: 0.333	E6		4-3		K		BB	1-3		4	1	2	0	0	1	2											
Bill Campbell, R OBP: 0.556, SLG: 0.667	1B		1-2		1-3		HR	1B		1	0	0	0	0	0	1											
Tom Herr, S OBP: 0.458, SLG: 0.447	1B						BB	HR	BB	2	1	2	0	2	0	0											
Jack Clark, R OBP: 0.489, SLG: 0.543	K		K		6-3		K			4	0	0	0	0	3	6											
Andy Van Slyke, L OBP: 0.442, SLG: 0.382		F3		4-3		FC2-5	1B	HR	BB	3	2	2	0	1	0	0											
Terry Pendleton, S OBP: 0.292, SLG: 0.356	F3			2-3		FC3-6	FC2-5	HR		4	1	2	4	0	0	1											
Michael LaValliere, L OBP: 0.375, SLG: 0.176				FC4-6		FC2-5	FC3-6	F4		3	0	1	1	1	0	2											
Ozzie Smith, S OBP: 0.262, SLG: 0.375	F9			FC4-6		FC3-6				4	0	1	0	0	0	4											
Bob Forsch, R OBP: 0.250, SLG: 0.250	F4				6-3		K			2	0	0	0	0	0	1											
Steve Braun, L OBP: 0.214, SLG: 0.286										1	0	0	0	0	1	2											
Andy Hassler, L OBP: 0.273, SLG: 0.429										0	0	0	0	0	0	0											
Willie McGee, S OBP: 0.273, SLG: 0.429										1	0	0	0	0	1	1											
<b>Inning Stats</b>	R: 1 E: 1 K: 1 S: 5	H: 2 LOB: 0 BB: 1 P: 9	R: 1 E: 0 K: 0 S: 5	H: 2 LOB: 1 BB: 0 P: 5	R: 0 E: 0 K: 1 S: 6	H: 2 LOB: 1 BB: 0 P: 6	R: 0 E: 0 K: 0 S: 3	H: 0 LOB: 1 BB: 1 P: 7	R: 0 E: 0 K: 1 S: 5	H: 0 LOB: 2 BB: 2 P: 13	R: 0 E: 0 K: 1 S: 7	H: 2 LOB: 2 BB: 0 P: 7	R: 4 E: 0 K: 1 S: 7	H: 3 LOB: 0 BB: 2 P: 15	R: 0 E: 0 K: 1 S: 6	H: 1 LOB: 1 BB: 0 P: 6	1B: 8 2B: 2 3B: 1 HR: 1	SF: 0 SAC: 0 DP: 0 HBP: 0	WP: 0 PB: 0 SB: 4 CS: 4	PA: 38							
<b>PITCHER</b>	IP	WLS	BF	H	R	ER	SO	BB	IBB	HBP	BLK	WP	HR	S	P	ERA	WHIP										
Jose DeLeon, R ERA: 3.74	6.2	L	32	10	5	5	5	6	0	0	0	0	0	36	60	6.75	2.400										
Rod Scurrey, L ERA: 13.5	0.1		2	1	1	1	0	0	0	0	0	0	1	2	2	27.00	3.000										
Cecilio Guante, R ERA: 6.0	1.0		4	1	0	0	1	0	0	0	0	0	0	6	6	0.00	1.000										

Pittsburgh Pirates @ St. Louis Cardinals  
 Busch Stadium, St. Louis, MO  
 Sun Apr 21 1985, 3:33 AM CST  
 Att: 28,860 - Unknown

AB 32  
 R 6  
 H 12  
 RBI 5  
 BB 6  
 SO 6  
 LOB 21









Batter	1	2	3	4	5	6	7	8	9	AB	R	H	RBI	BB	SO	LOB	TOP			
Wally Backman, S OBP: 0.333, SLG: 0.412	6-3	6-3			4-3			G6-4-3 1B		4	0	1	0	0	0	2				
Mookie Wilson, S OBP: 0.333, SLG: 0.446	K		F8			K		G6-4-3 1B		4	0	0	0	0	2	2				
Keith Hernandez, L OBP: 0.356, SLG: 0.333	F9		4-3			4-3		F7		4	0	0	0	0	0	1				
Gary Carter, R OBP: 0.386, SLG: 0.532		5-3	L5			5-3			FC4-6 1B	4	0	1	0	0	0	0				
Darryl Strawberry, L OBP: 0.280, SLG: 0.532		WP 1B 2B			F7			FC4-6 1B	FC4-6 2B SF8	4	2	2	0	0	0	1				
George Foster, R OBP: 0.326, SLG: 0.537		K BB 1B			1-3			FC4-6 1B		4	1	1	0	0	1	2				
Howard Johnson, S OBP: 0.282, SLG: 0.182																				
Ray Knight, R OBP: 0.444, SLG: 0.333									SF8	2	0	1	0	1	0	0				
Rafael Santana, R OBP: 0.275, SLG: 0.351																				
Doug Sisk, R OBP: 0.313, SLG: 0.287																				
Bruce Berenyi, R OBP: 0.250, SLG: 0.500																				
Tom Gorman, L OBP: 0.300, SLG: 0.333																				
Danny Heep, L OBP: 0.300, SLG: 0.333																				
Ed Lynch, R OBP: 0.333, SLG: 0.333																				
Ron Gardenhire, R OBP: 0.313, SLG: 0.287																				
<b>Inning Stats</b>	R: 0 E: 0 K: 1 S: 5	H: 0 LOB: 0 BB: 0 P: 5	R: 2 E: 0 K: 1 S: 8	H: 2 LOB: 2 BB: 1 P: 12	R: 0 E: 0 K: 0 S: 3	H: 0 LOB: 0 BB: 0 P: 3	R: 0 E: 0 K: 0 S: 3	H: 0 LOB: 0 BB: 0 P: 3	R: 0 E: 0 K: 1 S: 5	H: 0 LOB: 0 BB: 0 P: 5	R: 0 E: 0 K: 0 S: 4	H: 2 LOB: 1 BB: 0 P: 4	R: 0 E: 0 K: 0 S: 4	H: 2 LOB: 1 BB: 0 P: 4	R: 1 E: 0 K: 1 S: 7	H: 2 LOB: 1 BB: 0 P: 7	1B: 7 2B: 2 3B: 0 HR: 0	SF: 1 SAC: 1 DP: 3 HBP: 0	WP: 1 PB: 0 SB: 0 CS: 0	PA: 35
<b>PITCHER</b>	IP WLS BF H R ER SO BB IBB HBP BLK WP HR S P ERA WHIP																			
Kurt Kephire, R ERA: 8.78	(1, 1)	7.0 W 28 7 2 2 3 1 0 0 0 0 1 0 33 37 2.57 1.143																		
Ricky Horton, L ERA: 1.13	(8, 1)	2.0 7 2 1 1 1 0 0 0 0 0 0 0 9 9 4.50 1.000																		

New York Mets @ St. Louis Cardinals  
 Busch Stadium, St. Louis, MO  
 Tue Apr 23 1985, 6:05 PM CST  
 Att: 13,028 - Unknown

AB 32  
 R 3  
 H 9  
 RBI 3  
 BB 1  
 SO 4  
 LOB 12



Batter	1	2	3	4	5	6	7	8	9	AB	R	H	RBI	BB	SO	LOB	BOTTOM			
Vince Coleman, S OBP: 0.429, SLG: 0.480	E4 1B	K		BLK 1B		K		4-3		5	1	1	1	0	2	1				
Lonnie Smith, R OBP: 0.400, SLG: 0.405										3	2	2	1	1	0	1				
Mike Jorgensen, L OBP: 0.400, SLG: 0.250	S 1B		1B S FC5-4 BB		5-3		BB S FC3-2 1B	E BB		0	0	0	0	1	0	0				
Tom Herr, S OBP: 0.483, SLG: 0.444								E6		3	2	2	1	2	0	1				
Jack Clark, R OBP: 0.439, SLG: 0.511	G6-4-3 1B		FC5-4 1B		F7		FC3-2 1B BB	F7		5	0	0	1	0	1	7				
Andy Van Slyke, L OBP: 0.431, SLG: 0.439										3	2	2	1	1	1	1				
Terry Pendleton, S OBP: 0.250, SLG: 0.302	K									4	0	0	0	0	1	5				
Michael LaValliere, L OBP: 0.323, SLG: 0.167										4	0	1	2	0	1	0				
Ozzie Smith, S OBP: 0.320, SLG: 0.364										2	1	0	0	2	0	2				
Kurt Kephire, L OBP: 0.250, SLG: 0.250										3	0	0	0	0	2	2				
Ricky Horton, L ERA: 5.52										1	0	0	0	0	1	0				
<b>Inning Stats</b>	R: 2 E: 1 K: 1 S: 8	H: 3 LOB: 1 BB: 0 P: 8	R: 0 E: 0 K: 2 S: 7	H: 0 LOB: 1 BB: 1 P: 11	R: 1 E: 0 K: 1 S: 6	H: 1 LOB: 1 BB: 1 P: 10	R: 1 E: 0 K: 2 S: 8	H: 1 LOB: 1 BB: 1 P: 12	R: 2 E: 0 K: 0 S: 4	H: 1 LOB: 0 BB: 1 P: 8	R: 0 E: 0 K: 1 S: 5	H: 0 LOB: 0 BB: 0 P: 5	R: 2 E: 0 K: 1 S: 7	H: 2 LOB: 2 BB: 2 P: 15	R: 0 E: 1 K: 1 S: 6	H: 0 LOB: 2 BB: 1 P: 10	1B: 6 2B: 1 3B: 1 HR: 0	SF: 0 SAC: 0 DP: 1 HBP: 0	WP: 0 PB: 0 SB: 0 CS: 0	PA: 40
<b>PITCHER</b>	IP WLS BF H R ER SO BB IBB HBP BLK WP HR S P ERA WHIP																			
Bruce Berenyi, R ERA: 2.63	(1, 1)	2.0 10 2 2 2 3 2 0 0 2 0 0 0 14 22 9.00 2.000																		
Tom Gorman, L ERA: 6.75	(3, 1)	2.0 L 10 2 2 2 3 2 0 0 2 0 0 0 14 22 9.00 2.000																		
Ed Lynch, R ERA: 5.93	(5, 1)	2.0 8 1 2 2 1 1 0 0 0 0 0 0 9 13 9.00 1.000																		
Doug Sisk, R ERA: 5.52	(7, 1)	2.0 12 2 2 2 2 3 0 0 0 0 0 0 13 25 9.00 2.500																		

New York Mets @ St. Louis Cardinals  
 Busch Stadium, St. Louis, MO  
 Tue Apr 23 1985, 6:05 PM CST  
 Att: 13,028 - Unknown

AB 33  
 R 8  
 H 8  
 RBI 7  
 BB 7  
 SO 9  
 LOB 20






Batter	1	2	3	4	5	6	7	8	9	AB	R	H	RBI	BB	SO	LOB	TOP		
Wally Backman, S (1.4) OBP: 0.300, SLG: 0.368	F7		3-1			F5		4-3		4	0	0	0	0	0	2			
Mookie Wilson, S (1.8) OBP: 0.313, SLG: 0.417	4-3						F5		6-3	4	0	0	0	0	0	0			
Keith Hernandez, L (1.3) OBP: 0.349, SLG: 0.345	1-3			G3			6-3		2B	4	1	1	0	0	0	0			
Darryl Strawberry, L (1.9) OBP: 0.278, SLG: 0.510		K		K			1B		F7	4	0	1	0	0	2	1			
Danny Heep, L (1.7) OBP: 0.357, SLG: 0.462	F6				K					4	0	2	1	0	1	0			
Howard Johnson, S (1.5) OBP: 0.256, SLG: 0.162	F9				F2		1B		2H	4	0	0	0	0	0	3			
Clint Hurdle, L (1.2) OBP: 0.250, SLG: 0.500					F8					3	0	1	0	0	0	0			
Rafael Santana, R (1.6) OBP: 0.279, SLG: 0.333						F7				2	0	0	0	1	0	1			
Dwight Gooden, R (1.1) OBP: 0.182, SLG: 0.182										2	0	0	0	0	0	1			
Rusty Staub, L (8, PH) OBP: 0.333, SLG: 0.400										1	0	0	0	0	0	1			
Roger McDowell, R (8.1)										0	0	0	0	0	0	0			
<b>Inning Stats</b>	R: 0 E: 0 K: 0 S: 3	H: 0 LOB: 0 BB: 0 P: 3	R: 0 E: 0 K: 1 S: 5	H: 0 LOB: 0 BB: 0 P: 5	R: 0 E: 0 K: 1 S: 4	H: 1 LOB: 1 BB: 0 P: 4	R: 0 E: 0 K: 1 S: 5	H: 0 LOB: 0 BB: 0 P: 5	R: 0 E: 0 K: 1 S: 5	H: 0 LOB: 0 BB: 0 P: 3	R: 0 E: 0 K: 0 S: 5	H: 2 LOB: 2 BB: 0 P: 5	R: 0 E: 0 K: 0 S: 3	H: 0 LOB: 1 BB: 1 P: 7	R: 1 E: 0 K: 0 S: 5	H: 2 LOB: 1 BB: 0 P: 5	1B: 2 2B: 3 HR: 0	SF: 0 SAC: 0 DP: 0 HBP: 0	WP: 0 PA: 33 PB: 0 SB: 0 CS: 0
<b>PITCHER</b> Joaquin Andujar, R (1.1) ERA: 3.1	IP: 9.0 WLS: W BF: 33 H: 5 R: 1 ER: 1 SO: 3 BB: 1 IBB: 0 HBP: 0 BLK: 0 WP: 0 HR: 0 S: 38 P: 42 ERA: 1.00 WHIP: 0.667															<b>PITCHER</b>			

New York Mets @ St. Louis Cardinals  
 Busch Stadium, St. Louis, MO  
 Wed Apr 24 1985, 3:33 AM CST  
 Att: 29,282 - Unknown


AB	32
R	1
H	5
RBI	1
BB	1
SO	3
LOB	9



Batter	1	2	3	4	5	6	7	8	9	AB	R	H	RBI	BB	SO	LOB	BOTTOM
Vince Coleman, S (1.8) OBP: 0.406, SLG: 0.448	F4		F3			1-3		S		4	1	1	0	0	0	0	
Lonnie Smith, R (1.7) OBP: 0.407, SLG: 0.400										3	0	1	0	1	0	1	
Mike Jorgensen, L (9.3) OBP: 0.400, SLG: 0.250	5-3									0	0	0	0	0	0	0	
Tom Herr, S (1.4) OBP: 0.484, SLG: 0.438	G1-4-3									3	2	1	1	1	0	1	
Jack Clark, R (1.3) OBP: 0.443, SLG: 0.531										4	2	2	1	0	1	1	
Andy Van Slyke, L (1.9) OBP: 0.436, SLG: 0.444										4	0	2	1	0	1	2	
Terry Pendleton, S (1.5) OBP: 0.254, SLG: 0.304										3	0	1	1	0	0	1	
Michael LaValliere, L (1.2) OBP: 0.314, SLG: 0.154										2	0	0	1	1	0	1	
Ozzie Smith, S (1.6) OBP: 0.315, SLG: 0.340										3	0	0	0	1	0	2	
Joaquin Andujar, S (1.1) OBP: 0.273, SLG: 0.364										3	0	0	0	0	2	2	
<b>Inning Stats</b>	R: 0 E: 0 K: 0 S: 3	H: 0 LOB: 0 BB: 0 P: 3	R: 0 E: 0 K: 0 S: 4	H: 1 LOB: 1 BB: 0 P: 4	R: 0 E: 0 K: 1 S: 5	H: 0 LOB: 0 BB: 0 P: 5	R: 0 E: 0 K: 1 S: 5	H: 0 LOB: 1 BB: 1 P: 9	R: 0 E: 0 K: 1 S: 5	H: 0 LOB: 0 BB: 0 P: 3	R: 2 E: 0 K: 0 S: 5	H: 2 LOB: 2 BB: 2 P: 13	R: 3 E: 0 K: 1 S: 9	H: 4 LOB: 2 BB: 1 P: 13	1B: 7 2B: 1 3B: 0 HR: 0	SF: 1 SAC: 1 DP: 0 HBP: 0	WP: 0 PA: 36 PB: 0 SB: 3 CS: 0
<b>PITCHER</b> Dwight Gooden, R (1.1) ERA: 1.5	IP: 7.0 WLS: L BF: 27 H: 4 R: 2 ER: 2 SO: 3 BB: 2 IBB: 1 HBP: 0 BLK: 0 WP: 0 HR: 0 S: 30 P: 42 ERA: 2.57 WHIP: 0.857															<b>PITCHER</b>	
Roger McDowell, R (8.1) ERA: 3.96	IP: 1.0 WLS: L BF: 8 H: 4 R: 3 ER: 3 SO: 1 BB: 1 IBB: 0 HBP: 0 BLK: 1 WP: 0 HR: 0 S: 9 P: 13 ERA: 27.00 WHIP: 5.000															<b>PITCHER</b>	

New York Mets @ St. Louis Cardinals  
 Busch Stadium, St. Louis, MO  
 Wed Apr 24 1985, 3:33 AM CST  
 Att: 29,282 - Unknown

AB	29
R	5
H	8
RBI	5
BB	4
SO	4
LOB	11





Batter	1	2	3	4	5	6	7	8	9	AB	R	H	RBI	BB	SO	LOB	TOP
Vince Coleman, S (1, 8) OBP: 0.389, SLG: 0.424			F6		L5			4-3		4	0	1	0	0	0	0	
Lonnie Smith, R (1, 7) OBP: 0.397, SLG: 0.388	F5					F7		K		4	0	1	0	0	1	1	
Tom Herr, S (1, 4) OBP: 0.485, SLG: 0.442	FC3-2		F7					BB		4	0	2	0	0	0	2	
Jack Clark, R (1, 3) OBP: 0.446, SLG: 0.577	FC5-4					F7		BB		3	1	1	1	1	0	2	
Andy Van Slyke, L (1, 9) OBP: 0.407, SLG: 0.408		E6		F7		G3		4-3		4	1	0	0	0	0	3	
Terry Pendleton, S (1, 5) OBP: 0.254, SLG: 0.300				F7			F7		4-3	4	0	1	0	0	0	0	
Michael LaValliere, L (1, 2) OBP: 0.309, SLG: 0.207		SF8		F8				K		3	0	1	1	0	1	0	
Ozzie Smith, S (1, 6) OBP: 0.293, SLG: 0.314		G4-3			G3		5-3	4-3		4	0	0	0	0	0	2	
Danny Cox, R (1, 1) OBP: 0.143, SLG: 0.143				5-3						2	0	0	0	0	0	0	
Steve Braun, L (7, PH) OBP: 0.188, SLG: 0.250					L3					1	0	0	0	0	0	1	
Jeff Lahti, R (7, 1)										0	0	0	0	0	0	0	
Ricky Horton, L (8, 1)										0	0	0	0	0	0	0	
<b>Inning Stats</b>	R: 0 E: 0 K: 0 S: 4	H: 1 LOB: 1 BB: 0 P: 4	R: 1 E: 1 K: 0 S: 4	H: 1 LOB: 0 BB: 0 P: 4	R: 0 E: 0 K: 0 S: 4	H: 1 LOB: 1 BB: 0 P: 4	R: 1 E: 0 K: 0 S: 4	H: 1 LOB: 0 BB: 0 P: 4	R: 0 E: 0 K: 1 S: 6	H: 1 LOB: 2 BB: 1 P: 10	R: 0 E: 0 K: 1 S: 5	H: 0 LOB: 0 BB: 0 P: 5	1B: 5 2B: 1 3B: 0 HR: 1	SF: 1 SAC: 0 DP: 1 HBP: 0	WP: 0 PB: 0 SB: 2 CS: 0	PA: 35	
<b>PITCHER</b>	IP WLS BF H R ER SO BB IBB HBP BLK WP HR S P ERA WHIP																
Bill Gullickson, R (1, 1) ERA: 1.75	6.2 W 26 6 2 1 0 0 0 0 0 0 0 1 26 26 1.35 0.900																
Jeff Reardon, R (7, 1) ERA: 0.73	2.1 S 9 1 0 0 2 1 0 0 0 0 0 0 12 16 0.00 0.857																

St. Louis Cardinals @ Montreal Expos  
Olympic Stadium, Montreal, QB  
Thu Apr 25 1985, 3:33 AM EST  
Att: 10,203 - Unknown

AB 33  
R 2  
H 7  
RBI 2  
BB 1  
SO 2  
LOB 11



Batter	1	2	3	4	5	6	7	8	9	AB	R	H	RBI	BB	SO	LOB	BOTTOM	
Tim Raines, S (1, 7) OBP: 0.262, SLG: 0.345	F8		K		5-3			1-3		4	0	0	0	0	1	2		
Miguel Dilone, S (1, 8) OBP: 0.353, SLG: 0.400										2	1	0	0	1	0	1		
Herm Winningham, L (8, 8) OBP: 0.265, SLG: 0.267	E		CS	4-3	4-3			E		1	1	1	0	0	0	0		
Andre Dawson, R (1, 9) OBP: 0.315, SLG: 0.500	5-3					F5		BB		4	1	2	2	0	0	0		
Dan Driessen, L (1, 3) OBP: 0.370, SLG: 0.531	F8							BB		4	1	2	0	0	1	1		
Hubie Brooks, R (1, 6) OBP: 0.328, SLG: 0.400		F4		F9		G1-6-3		F7		4	0	0	0	0	0	3		
Tim Lincecum, R (1, 5) OBP: 0.328, SLG: 0.455		K								3	0	1	1	0	2	0		
Vance Law, R (1, 4) OBP: 0.365, SLG: 0.326		F9		F8						3	0	0	0	0	1	1		
Mike Fitzgerald, R (1, 2) OBP: 0.317, SLG: 0.375										2	0	2	0	1	0	0		
Bill Gullickson, R (1, 1) ERA: 2.75										1	0	0	0	0	0	1		
Jeff Reardon, R (7, 1) ERA: 1.04										1	0	0	0	0	1	1		
<b>Inning Stats</b>	R: 1 E: 1 K: 0 S: 3	H: 0 LOB: 0 BB: 1 P: 7	R: 0 E: 0 K: 1 S: 5	H: 0 LOB: 0 BB: 0 P: 5	R: 0 E: 0 K: 1 S: 4	H: 0 LOB: 1 BB: 1 P: 8	R: 2 E: 0 K: 0 S: 6	H: 3 LOB: 1 BB: 0 P: 6	R: 0 E: 0 K: 0 S: 4	H: 1 LOB: 1 BB: 0 P: 4	R: 0 E: 0 K: 3 S: 10	H: 1 LOB: 1 BB: 0 P: 10	R: 1 E: 1 K: 1 S: 7	H: 2 LOB: 1 BB: 0 P: 7	1B: 6 2B: 1 3B: 0 HR: 1	SF: 0 SAC: 1 DP: 1 HBP: 0	WP: 0 PB: 0 SB: 0 CS: 1	PA: 33
<b>PITCHER</b>	IP WLS BF H R ER SO BB IBB HBP BLK WP HR S P ERA WHIP																	
Danny Cox, R (1, 1) ERA: 2.75	6.0 L 23 5 3 2 2 2 0 0 0 0 0 0 1 25 33 3.00 1.167																	
Jeff Lahti, R (7, 1) ERA: 1.04	1.1 7 3 1 0 3 0 0 0 0 0 0 0 13 13 0.00 2.250																	
Ricky Horton, L (8, 1) ERA: 1.04	0.2 2 0 0 0 0 1 0 0 0 0 0 0 4 4 0.00 0.000																	

St. Louis Cardinals @ Montreal Expos  
Olympic Stadium, Montreal, QB  
Thu Apr 25 1985, 3:33 AM EST  
Att: 10,203 - Unknown

AB 29  
R 4  
H 8  
RBI 3  
BB 2  
SO 6  
LOB 10

















Batter	1	2	3	4	5	6	7	8	9	AB	R	H	RBI	BB	SO	LOB	TOP					
Ken Landreaux, L (1, 8) OBP: 0.182, SLG: 0.389	F9	4-3			L5		L7			4	0	0	0	0	0	3	<b>Los Angeles Dodgers @ St. Louis Cardinals</b> Busch Stadium, St. Louis, MO Tue Apr 30 1985, 7:05 PM CDT Att: 20,380 - Unknown <a href="http://livebaseballscorecards.com">livebaseballscorecards.com</a>					
Bill Russell, R (1, 6) OBP: 0.421, SLG: 0.380	4-3			G6-4-3 HBP	F8			5-3		3	0	1	0	0	0	0						
Al Oliver, L (1, 7) OBP: 0.274, SLG: 0.300	4-3			G6-4-3				4-3		4	0	1	0	0	0	2						
Pedro Guerrero, R (1, 5) OBP: 0.367, SLG: 0.365										2	0	1	0	1	1	1						
Mike Marshall, R (1, 3) OBP: 0.364, SLG: 0.468										4	0	0	0	0	1	5						
Mike Scioscia, L (1, 2) OBP: 0.377, SLG: 0.373										4	0	0	0	0	0	1						
Terry Whitfield, L (1, 9) OBP: 0.462, SLG: 0.846										4	1	2	1	0	0	0						
Bob Bailor, R (1, 4) OBP: 0.111, SLG: 0.059										3	0	0	0	0	0	1						
R.J. Reynolds, S (9, PH) OBP: 0.250, SLG: 0.333										1	0	0	0	0	0	0						
Jerry Reuss, L (6, 1) OBP: 0.333, SLG: 0.279										2	0	1	0	0	1	0						
Bobby Castillo, R (6, 1)										0	0	0	0	0	0	0						
Steve Howe, L (6, 1)										0	0	0	0	0	0	0						
Greg Brock, L (7, PH) OBP: 0.166, SLG: 0.133										1	0	1	0	0	0	0						
Carlos Diaz, R (7, 1)										0	0	0	0	0	0	0						
Mike Ramsey, S (6, PH)										1	0	0	0	0	1	0						
<b>Inning Stats</b>	R: 0 E: 0 K: 1 S: 6	H: 1 LOB: 2 BB: 1 P: 10	R: 0 E: 0 K: 0 S: 5	H: 2 LOB: 2 BB: 0 P: 5	R: 0 E: 0 K: 0 S: 3	H: 1 LOB: 1 BB: 0 P: 4	R: 0 E: 0 K: 0 S: 3	H: 0 LOB: 0 BB: 0 P: 3	R: 0 E: 0 K: 1 S: 5	H: 0 LOB: 0 BB: 0 P: 5	R: 0 E: 0 K: 1 S: 6	H: 1 LOB: 1 BB: 0 P: 6	R: 0 E: 0 K: 0 S: 4	H: 1 LOB: 1 BB: 0 P: 4	R: 0 E: 0 K: 0 S: 3	H: 0 LOB: 1 BB: 0 P: 4	R: 1 E: 0 K: 1 S: 6	H: 1 LOB: 0 BB: 0 P: 6	1B: 4 2B: 2 3B: 0 HR: 1	SF: 0 SAC: 0 DP: 1 HBP: 2	WP: 0 PB: 0 SB: 0 CS: 0	PA: 36
<b>PITCHER</b> Joaquin Andujar, R (1, 1) ERA: 2.61	IP: 9.0 WLS: W BF: 36 H: 7 R: 1 ER: 1 SO: 4 BB: 0 IBB: 1 HBP: 2 BLK: 0 WP: 0 HR: 1 S: 41 P: 47 ERA: 1.00 WHIP: 0.778															<b>PITCHER</b>	IP: 9.0 WLS: W BF: 36 H: 7 R: 1 ER: 1 SO: 4 BB: 0 IBB: 1 HBP: 2 BLK: 0 WP: 0 HR: 1 S: 41 P: 47 ERA: 1.00 WHIP: 0.778					

Batter	1	2	3	4	5	6	7	8	9	AB	R	H	RBI	BB	SO	LOB	BOTTOM			
Vince Coleman, S (1, 9) OBP: 0.364, SLG: 0.400	K									5	1	2	0	0	1	0	<b>Los Angeles Dodgers @ St. Louis Cardinals</b> Busch Stadium, St. Louis, MO Tue Apr 30 1985, 7:05 PM CDT Att: 20,380 - Unknown <a href="http://livebaseballscorecards.com">livebaseballscorecards.com</a>			
Lonnie Smith, R (1, 7) OBP: 0.386, SLG: 0.383	F8									4	1	1	2	0	0	1				
Andy Van Slyke, L (7, 9) OBP: 0.394, SLG: 0.400										1	0	1	0	0	0	0				
Tom Herr, S (1, 4) OBP: 0.494, SLG: 0.493	K									5	1	3	1	0	1	2				
Jack Clark, R (1, 3) OBP: 0.417, SLG: 0.500										4	1	1	1	1	0	3				
Willie McGee, S (1, 8) OBP: 0.333, SLG: 0.405										5	1	2	1	0	1	5				
Terry Pendleton, S (1, 5) OBP: 0.291, SLG: 0.315										3	0	0	0	1	1	4				
Tom Nieto, R (1, 2) OBP: 0.450, SLG: 0.353										3	0	2	0	1	0	0				
Ozzie Smith, S (1, 6) OBP: 0.282, SLG: 0.286										4	1	2	1	0	0	3				
Joaquin Andujar, S (1, 1) OBP: 0.200, SLG: 0.267										4	0	0	0	0	2	6				
<b>Inning Stats</b>	R: 0 E: 0 K: 2 S: 7	H: 0 LOB: 0 BB: 0 P: 7	R: 1 E: 1 K: 0 S: 5	H: 2 LOB: 2 BB: 1 P: 9	R: 0 E: 0 K: 0 S: 4	H: 1 LOB: 1 BB: 0 P: 4	R: 0 E: 0 K: 1 S: 7	H: 2 LOB: 2 BB: 0 P: 7	R: 0 E: 1 K: 1 S: 7	H: 1 LOB: 3 BB: 1 P: 11	R: 5 E: 0 K: 1 S: 11	H: 6 LOB: 1 BB: 0 P: 11	R: 0 E: 0 K: 1 S: 4	H: 0 LOB: 0 BB: 1 P: 8	R: 0 E: 0 K: 0 S: 5	H: 2 LOB: 2 BB: 0 P: 5	1B: 10 2B: 3 3B: 1 HR: 0	SF: 0 SAC: 0 DP: 2 HBP: 0	WP: 0 PB: 0 SB: 2 CS: 0	PA: 41
<b>PITCHER</b> Jerry Reuss, L (1, 1) ERA: 4.85	IP: 5.2 WLS: L BF: 29 H: 9 R: 4 ER: 4 SO: 4 BB: 1 IBB: 1 HBP: 0 BLK: 0 WP: 0 HR: 0 S: 37 P: 45 ERA: 6.35 WHIP: 1.765															<b>PITCHER</b>	IP: 5.2 WLS: L BF: 29 H: 9 R: 4 ER: 4 SO: 4 BB: 1 IBB: 1 HBP: 0 BLK: 0 WP: 0 HR: 0 S: 37 P: 45 ERA: 6.35 WHIP: 1.765			
Bobby Castillo, R (6, 1) ERA: 10.8	0.0 3 3 2 2 0 0 0 0 0 0 0 3 3 ∞ ∞																			
Steve Howe, L (6, 1) ERA: 13.5	0.1 1 0 0 0 0 0 0 0 0 0 1 1 0.00 0.000																			
Carlos Diaz, L (7, 1) ERA: 2.25	2.0 8 2 0 0 0 1 1 0 0 0 0 9 13 0.00 1.500																			







Batter	1	2	3	4	5	6	7	8	9	AB	R	H	RBI	BB	SO	LOB	TOP					
Dan Gladden, R OBP: 0.330, SLG: 0.383 (1, 8)										4	1	1	0	0	1	1	San Francisco Giants @ St. Louis Cardinals Busch Stadium, St. Louis, MO Fri May 03 1985, 7:05 PM CDT Att: 32,441 - Unknown					
Manny Trillo, R OBP: 0.320, SLG: 0.299 (1, 4)										4	0	1	0	0	0	2						
Jeffrey Leonard, R OBP: 0.188, SLG: 0.224 (1, 7)										4	0	0	0	0	0	2						
Chili Davis, S OBP: 0.313, SLG: 0.444 (1, 9)										4	0	2	1	0	1	1						
Chris Brown, R OBP: 0.322, SLG: 0.308 (1, 5)										4	0	0	0	0	0	2						
Bob Brenly, R OBP: 0.254, SLG: 0.313 (1, 2)										3	0	0	0	0	0	1						
David Green, R OBP: 0.184, SLG: 0.071 Vida Blue, S (8, 1)										3	0	0	0	0	1	0						
Jose Uribe, S OBP: 0.229, SLG: 0.292 (1, 6)										3	0	0	0	0	1	0						
Mike Krukow, R OBP: 0.222, SLG: 0.250 Frank Williams, R (7, 1)										2	0	1	0	0	1	0						
Rob Deer, R OBP: 0.250, SLG: 1.000 (8, PH) (8, 3)										0	0	0	0	0	0	0						
<b>Inning Stats</b>	R: 0 E: 0 K: 2 S: 8	H: 1 LOB: 1 BB: 0 P: 8	R: 0 E: 0 K: 0 S: 3	H: 0 LOB: 0 BB: 0 P: 3	R: 0 E: 0 K: 1 S: 5	H: 0 LOB: 0 BB: 0 P: 5	R: 0 E: 0 K: 0 S: 3	H: 0 LOB: 0 BB: 0 P: 3	R: 0 E: 0 K: 1 S: 5	H: 0 LOB: 3 BB: 0 P: 5	R: 0 E: 0 K: 0 S: 4	H: 1 LOB: 1 BB: 0 P: 4	R: 0 E: 0 K: 0 S: 4	H: 1 LOB: 0 BB: 0 P: 4	R: 0 E: 0 K: 1 S: 5	H: 0 LOB: 0 BB: 0 P: 5	R: 1 E: 0 K: 0 S: 5	H: 2 LOB: 1 BB: 0 P: 5	1B: 3 2B: 1 3B: 1 HR: 0	SF: 0 SAC: 0 DP: 0 HBP: 0	WP: 0 PB: 0 SB: 0 CS: 0	PA: 32
<b>PITCHER</b> John Tudor, L ERA: 2.55 (1, 1)	IP: 9.0 WLS: W BF: 32 H: 5 R: 1 ER: 1 SO: 5 BB: 0 IBB: 0 HBP: 0 BLK: 0 WP: 0 HR: 0 S: 42 P: 42 ERA: 1.00 WHIP: 0.556															<b>PITCHER</b> John Tudor, L ERA: 2.55 (1, 1)	IP: 9.0 WLS: W BF: 32 H: 5 R: 1 ER: 1 SO: 5 BB: 0 IBB: 0 HBP: 0 BLK: 0 WP: 0 HR: 0 S: 42 P: 42 ERA: 1.00 WHIP: 0.556					

Batter	1	2	3	4	5	6	7	8	9	AB	R	H	RBI	BB	SO	LOB	BOTTOM			
Vince Coleman, S OBP: 0.369, SLG: 0.441 (1, 9) (8, 7)										4	2	2	0	1	0	0	San Francisco Giants @ St. Louis Cardinals Busch Stadium, St. Louis, MO Fri May 03 1985, 7:05 PM CDT Att: 32,441 - Unknown			
Lonnie Smith, R OBP: 0.380, SLG: 0.368 Andy Van Slyke, L OBP: 0.394, SLG: 0.400 (1, 7) (8, 9)										4	0	0	0	0	3	5				
Tom Herr, S OBP: 0.468, SLG: 0.455 (1, 4)										3	1	0	0	1	3	4				
Jack Clark, R OBP: 0.419, SLG: 0.526 (1, 3)										4	1	3	4	0	0	0				
Willie McGee, S OBP: 0.292, SLG: 0.348 (1, 8)										4	1	1	0	0	0	2				
Terry Pendleton, S OBP: 0.284, SLG: 0.296 (1, 5)										3	1	0	0	1	0	1				
Darrell Porter, L OBP: 0.304, SLG: 0.524 (1, 2)										3	2	2	3	1	1	1				
Ozzie Smith, S OBP: 0.278, SLG: 0.296 (1, 6)										4	0	1	1	0	0	0				
John Tudor, L (1, 1)										4	0	0	0	0	2	2				
<b>Inning Stats</b>	R: 1 E: 0 K: 2 S: 9	H: 2 LOB: 1 BB: 0 P: 9	R: 1 E: 0 K: 0 S: 4	H: 1 LOB: 0 BB: 0 P: 4	R: 0 E: 0 K: 2 S: 7	H: 0 LOB: 0 BB: 0 P: 7	R: 0 E: 0 K: 0 S: 3	H: 0 LOB: 0 BB: 0 P: 3	R: 0 E: 0 K: 2 S: 8	H: 1 LOB: 3 BB: 2 P: 16	R: 3 E: 0 K: 0 S: 5	H: 2 LOB: 1 BB: 1 P: 9	R: 3 E: 0 K: 2 S: 10	H: 3 LOB: 1 BB: 1 P: 14	R: 0 E: 0 K: 1 S: 5	H: 0 LOB: 0 BB: 0 P: 5		1B: 4 2B: 2 3B: 1 HR: 2	SF: 0 SAC: 0 DP: 0 HBP: 0	WP: 0 PB: 0 SB: 3 CS: 0
<b>PITCHER</b> Mike Krukow, R ERA: 1.58 Frank Williams, R ERA: 11.37 Vida Blue, L ERA: (1, 1) (7, 1) (8, 1)	IP: 6.0 WLS: L BF: 27 H: 6 R: 5 ER: 5 SO: 6 BB: 2 IBB: 1 HBP: 0 BLK: 0 WP: 0 HR: 1 S: 36 P: 48 ERA: 7.50 WHIP: 1.333															<b>PITCHER</b> Mike Krukow, R ERA: 1.58 Frank Williams, R ERA: 11.37 Vida Blue, L ERA: (1, 1) (7, 1) (8, 1)	IP: 1.0 WLS: L BF: 7 H: 3 R: 3 ER: 3 SO: 2 BB: 1 IBB: 0 HBP: 0 BLK: 0 WP: 0 HR: 1 S: 10 P: 14 ERA: 27.00 WHIP: 4.000			



Batter	1	2	3	4	5	6	7	8	9	AB	R	H	RBI	BB	SO	LOB	TOP										
Dan Gladden, R OBP: 0.326, SLG: 0.388 (1, 8)	0-0 5-3		0-0 5-3			0-0 6-3 2B	0-0 F7			4	1	1	0	0	0	0	San Francisco Giants @ St. Louis Cardinals Busch Stadium, St. Louis, MO Sat May 04 1985, 7:05 PM CDT Att: 41,410 - Unknown										
Manny Trillo, R OBP: 0.304, SLG: 0.282 (1, 4)	0-0 5-3		0-0 E6 G5-4-3			0-0 6-3 2-3		0-3 K		4	0	0	0	0	1	1											
Chris Brown, R OBP: 0.302, SLG: 0.286 (1, 5)	0-0 5-3		0-0 G5-4-3 1-2			0-0 G6-3 3-H		0-0 4-3		4	0	0	1	0	0	1											
Chili Davis, S OBP: 0.310, SLG: 0.434 (1, 9)		0-0 F8		0-0 6-3		0-0 1B 1B		0-0 F7		4	0	1	0	0	0	0											
Rob Deer, R OBP: 0.375, SLG: 0.750 (1, 7)		0-0 2B 1B		0-0 F7		0-0 1-3 1B		0-3 K		4	1	2	0	0	1	0											
Gary Rajsich, L OBP: 0.154, SLG: 0.167 (1, 3)		0-0 1-H E 2B		0-0 F8		0-0 4-3		0-0 F8		4	1	1	1	0	0	2											
Alex Trevino, R OBP: 0.333, SLG: 0.471 (1, 2)		0-3 K		0-0 5-3		0-0 1B G6-4-3 2B		0-0 6-3		4	1	1	0	0	1	1											
Jose Uribe, S OBP: 0.255, SLG: 0.314 (1, 6)		0-0 E2 2-H 1B		0-0 F7		0-0 2-3 1B G6-4-3				3	0	2	0	0	0	0											
Atlee Hammaker, S (1, 1)		0-0 1-3		0-0 K		0-0 1-2 3-H G6-4-3				2	0	0	0	0	1	1											
Greg Minton, S (6, 1)										0	0	0	0	0	0	0											
Scot Thompson, L OBP: 0.139, SLG: 0.139 (7, PH)										1	0	0	0	0	0	1											
Mark Davis, L (7, 1)										0	0	0	0	0	0	0											
<b>Inning Stats</b>	R: 0 E: 0 K: 0 S: 3	H: 0 LOB: 0 BB: 0 P: 3	R: 2 E: 1 K: 1 S: 8	H: 3 LOB: 1 BB: 0 P: 8	R: 0 E: 1 K: 0 S: 3	H: 0 LOB: 0 BB: 0 P: 3	R: 0 E: 0 K: 0 S: 5	H: 0 LOB: 0 BB: 0 P: 5	R: 1 E: 0 K: 0 S: 6	H: 3 LOB: 2 BB: 0 P: 6	R: 1 E: 0 K: 0 S: 4	H: 2 LOB: 0 BB: 0 P: 4	R: 0 E: 0 K: 1 S: 5	H: 0 LOB: 0 BB: 0 P: 5	R: 0 E: 0 K: 1 S: 5	H: 0 LOB: 0 BB: 0 P: 5	1B: 5 2B: 3 3B: 0 HR: 0	SF: 0 SAC: 0 DP: 2 HBP: 0	WP: 0 PB: 0 SB: 0 CS: 0	PA: 34							
<b>PITCHER</b>	IP	WLS	BF	H	R	ER	SO	BB	IBB	HBP	BLK	WP	HR	S	P	ERA	WHIP										
Kurt Kephshire, R ERA: 6.39 (1, 1)	5.2	W	23	6	3	2	2	0	0	0	0	0	0	27	27	3.18	1.059										
Bill Campbell, R ERA: 5.59 (6, 1)	0.1		1	0	0	0	0	0	0	0	0	0	0	1	1	0.00	0.000										
Jeff Lahti, R ERA: 3.52 (7, 1)	3.0	S	10	2	1	1	2	0	0	0	0	0	0	14	14	3.00	0.667										

Batter	1	2	3	4	5	6	7	8	9	AB	R	H	RBI	BB	SO	LOB	BOTTOM										
Vince Coleman, S OBP: 0.386, SLG: 0.444 (1, 9) (7, 7)	0-0 S E WP 1B	4-0 BLK 1B BB		0-0 FC1-6 E S 1-2		0-0 S 1B		0-3 K		4	2	2	0	1	1	1	San Francisco Giants @ St. Louis Cardinals Busch Stadium, St. Louis, MO Sat May 04 1985, 7:05 PM CDT Att: 41,410 - Unknown										
Lonnie Smith, R OBP: 0.386, SLG: 0.366 (1, 7) (7, 1)	4-0 2B 1B 1-H BB	0-0 1B		0-3 K 1-3		0-3 K 1-2		0-3 K		3	0	1	1	1	2	3											
Tom Herr, S OBP: 0.469, SLG: 0.450 (1, 4)	0-0 2B SF 1-2 1B	0-0 6-3		0-0 F9		4-0 IBB				3	1	1	0	1	0	1											
Jack Clark, R OBP: 0.423, SLG: 0.538 (1, 3)	0-0 SF 1B 1-3 2-3		0-3 K		0-0 1B 1B		0-3 K			4	1	2	0	0	2	3											
Willie McGee, S OBP: 0.308, SLG: 0.367 (1, 8)	0-0 SF 1B		0-0 1B 1B		0-0 1-2 1B		0-0 4-3			3	1	2	1	0	0	3											
Terry Pendleton, S OBP: 0.293, SLG: 0.306 (1, 5)	0-0 2-3 3-H 1B		0-0 1B G4-6-3		0-0 F8		0-0 4-3			4	0	2	2	0	0	2											
Tom Nieto, R OBP: 0.375, SLG: 0.286 (1, 2)	0-3 K		0-0 G4-6-3 1-2		0-0 L3		0-3 K			4	0	0	0	0	2	4											
Ozzie Smith, S OBP: 0.289, SLG: 0.320 (1, 6)		0-0 6-3		0-0 FC1-6 1B		0-0 2B 2B		0-3 K		4	1	2	0	0	1	0											
Kurt Kephshire, L OBP: 0.125, SLG: 0.125 (1, 1)		0-0 5-3		0-0 FC1-6 FC1-6 1-2		0-0 1B 2-H 2B		0-3 K		2	0	0	0	0	0	1											
Bill Campbell, R (6, 1)										0	0	0	0	0	0	0											
Ivan De Jesus, R OBP: 0.667, SLG: 1.000 (6, PH)										1	0	1	1	0	0	0											
Andy Van Slyke, L OBP: 0.389, SLG: 0.393 (7, 9)										1	0	0	0	0	1	0											
<b>Inning Stats</b>	R: 4 E: 1 K: 1 S: 8	H: 4 LOB: 0 BB: 1 P: 12	R: 1 E: 0 K: 0 S: 4	H: 1 LOB: 1 BB: 1 P: 8	R: 0 E: 0 K: 1 S: 6	H: 2 LOB: 1 BB: 0 P: 6	R: 0 E: 0 K: 1 S: 6	H: 1 LOB: 0 BB: 0 P: 6	R: 0 E: 0 K: 2 S: 10	H: 2 LOB: 2 BB: 1 P: 14	R: 0 E: 0 K: 2 S: 7	H: 0 LOB: 0 BB: 0 P: 7	R: 0 E: 0 K: 3 S: 9	H: 0 LOB: 0 BB: 0 P: 9	R: 0 E: 0 K: 3 S: 9	H: 0 LOB: 0 BB: 0 P: 9	1B: 10 2B: 3 3B: 0 HR: 0	SF: 1 SAC: 0 DP: 1 HBP: 0	WP: 2 PB: 0 SB: 3 CS: 0	PA: 38							
<b>PITCHER</b>	IP	WLS	BF	H	R	ER	SO	BB	IBB	HBP	BLK	WP	HR	S	P	ERA	WHIP										
Atlee Hammaker, L ERA: 4.76 (1, 1)	5.0	L	27	12	6	5	3	2	0	0	0	1	0	31	39	9.00	2.800										
Greg Minton, R ERA: 4.32 (6, 1)	1.0		5	1	0	0	2	0	1	0	0	0	0	8	12	0.00	1.000										
Mark Davis, L ERA: 1.5 (7, 1)	2.0		6	0	0	0	5	0	0	0	0	0	0	16	16	0.00	0.000										

AB	34
R	4
H	8
RBI	2
BB	0
SO	4
LOB	7





Batter	1	2	3	4	5	6	7	8	9	AB	R	H	RBI	BB	SO	LOB	TOP								
Jose Uribe, S OBP: 0.250, SLG: 0.304 (1, 6)	G3		6-3		1B 2B 1B		E5		K	5	1	1	0	0	1	0	<b>San Francisco Giants @ St. Louis Cardinals</b> <b>Busch Stadium, St. Louis, MO</b> Sun May 05 1985, 3:33 AM CDT Att: 31,322 - Unknown <a href="http://livebaseballscorecards.com">livebaseballscorecards.com</a>								
Brad Wellman, R OBP: 0.384, SLG: 0.355 (1, 4)	5-3		K		2B 1B		F8			4	0	1	1	0	1	1									
Jeffrey Leonard, R OBP: 0.190, SLG: 0.238 (1, 8) (7, 7)	K				2B		K			4	0	1	1	0	2	1									
Chili Davis, S OBP: 0.330, SLG: 0.456 (1, 9)		E FC5 1B			2B		6-3			3	1	2	0	1	0	0									
Chris Brown, R OBP: 0.299, SLG: 0.271 (1, 5)		FC5 SF4-3 BB			K		G6-4-3		K	3	1	0	0	1	2	4									
Gary Rajsich, L OBP: 0.176, SLG: 0.250 (1, 3)		FC5 SF4-3			K		1-3		2B	4	0	1	1	0	1	2									
Rob Deer, R OBP: 0.323, SLG: 0.384 Dan Gladden, R OBP: 0.323, SLG: 0.384 (1, 7) (7, 8)		SF4-3			5-3 2B 1B		K		4-3	2	1	1	1	0	1	0									
Alex Trevino, R OBP: 0.273, SLG: 0.381 (1, 2)		F8			5-3		3-1		6-3	4	0	0	0	0	0	1									
Dave LaPoint, L OBP: 0.364, SLG: 0.455 (1, 1)					1B 1B 2B		K		K	4	1	1	1	0	2	0									
<b>Inning Stats</b>	R: 0 E: 0 K: 1 S: 5	H: 0 LOB: 0 BB: 0 P: 5	R: 2 E: 2 K: 0 S: 4	H: 1 LOB: 0 BB: 1 P: 8	R: 0 E: 0 K: 1 S: 5	H: 0 LOB: 0 BB: 0 P: 5	R: 0 E: 0 K: 2 S: 8	H: 1 LOB: 1 BB: 0 P: 8	R: 3 E: 0 K: 0 S: 7	H: 5 LOB: 2 BB: 1 P: 11	R: 0 E: 0 K: 1 S: 5	H: 0 LOB: 0 BB: 0 P: 5	R: 0 E: 1 K: 2 S: 8	H: 0 LOB: 1 BB: 0 P: 8	R: 0 E: 0 K: 1 S: 6	H: 1 LOB: 1 BB: 0 P: 6	R: 0 E: 0 K: 2 S: 7	H: 0 LOB: 0 BB: 0 P: 7	1B: 4 2B: 5 3B: 0 HR: 0	SF: 1 SAC: 0 DP: 2 HBP: 0	WP: 0 PB: 0 SB: 0 CS: 0	PA: 37			
<b>PITCHER</b>	IP	WLS	BF	H	R	ER	SO	BB	IBB	HBP	BLK	WP	HR	S	P	ERA	WHIP								
Joaquin Andujar, R ERA: 2.98 Ken Dayley, L ERA: 0.97 Andy Hassler, L ERA: 2.25	(1, 1)	4.1	L	21	7	5	3	4	1	0	0	0	0	28	32	6.23	1.846								
	(5, 1)	2.2		9	0	0	0	3	0	1	0	0	0	14	18	0.00	0.000								
	(8, 1)	2.0		7	1	0	0	3	0	0	0	0	0	13	13	0.00	0.500								

Batter	1	2	3	4	5	6	7	8	9	AB	R	H	RBI	BB	SO	LOB	BOTTOM								
Vince Coleman, S OBP: 0.392, SLG: 0.448 (1, 9)	K		CS 1B			B5-3 1B		K		4	0	2	0	0	2	0	<b>San Francisco Giants @ St. Louis Cardinals</b> <b>Busch Stadium, St. Louis, MO</b> Sun May 05 1985, 3:33 AM CDT Att: 31,322 - Unknown <a href="http://livebaseballscorecards.com">livebaseballscorecards.com</a>								
Lonnie Smith, R OBP: 0.391, SLG: 0.356 (1, 7)	FC6-4 BB		FC6 BB			F9		F9		2	0	0	0	2	0	1									
Tom Herr, S OBP: 0.461, SLG: 0.440 (1, 4)	FC6-4		FC6			B5-3		S 1B		4	0	1	0	0	0	3									
Jack Clark, R OBP: 0.406, SLG: 0.512 (1, 3)	P6					F9		F9		4	0	0	0	0	0	3									
Willie McGee, S OBP: 0.304, SLG: 0.396 (1, 8)		FC1-2 3B				6-3		K		4	0	1	0	0	2	0									
Terry Pendleton, S OBP: 0.292, SLG: 0.303 (1, 5)		FC1-5-2				6-3		F9		4	0	1	0	0	0	1									
Darrell Porter, L OBP: 0.259, SLG: 0.440 (1, 2)		3H K				4-3		F8		4	0	0	0	0	1	2									
Ozzie Smith, S OBP: 0.291, SLG: 0.321 (1, 6)		6-3				4-3		1B		3	0	1	0	0	0	1									
Joaquin Andujar, S OBP: 0.188, SLG: 0.250 Ken Dayley, L OBP: 0.500, SLG: 0.556 Andy Hassler, L (7, PH) (8, 1)					P4			P6		1	0	0	0	0	0	0									
					K					1	0	0	0	0	1	0									
										1	0	0	0	0	0	2									
										0	0	0	0	0	0	0									
<b>Inning Stats</b>	R: 0 E: 0 K: 1 S: 5	H: 0 LOB: 1 BB: 1 P: 9	R: 0 E: 0 K: 1 S: 6	H: 1 LOB: 0 BB: 0 P: 6	R: 0 E: 0 K: 0 S: 3	H: 1 LOB: 1 BB: 1 P: 7	R: 0 E: 0 K: 0 S: 3	H: 0 LOB: 0 BB: 0 P: 3	R: 0 E: 0 K: 1 S: 5	H: 0 LOB: 0 BB: 0 P: 5	R: 0 E: 0 K: 0 S: 4	H: 1 LOB: 1 BB: 0 P: 4	R: 0 E: 0 K: 1 S: 7	H: 2 LOB: 2 BB: 0 P: 7	R: 0 E: 0 K: 1 S: 6	H: 1 LOB: 1 BB: 0 P: 6	R: 0 E: 0 K: 1 S: 5	H: 0 LOB: 0 BB: 0 P: 5	1B: 5 2B: 0 3B: 1 HR: 0	SF: 0 SAC: 0 DP: 0 HBP: 0	WP: 0 PB: 0 SB: 1 CS: 1	PA: 34			
<b>PITCHER</b>	IP	WLS	BF	H	R	ER	SO	BB	IBB	HBP	BLK	WP	HR	S	P	ERA	WHIP								
Dave LaPoint, L ERA: 1.69	(1, 1)	9.0	W	34	6	0	0	6	2	0	0	0	0	44	52	0.00	0.889								







Batter	1	2	3	4	5	6	7	8	9	AB	R	H	RBI	BB	SO	LOB	TOP					
Tim Flannery, L (1,4) OBP: 0.351, SLG: 0.365	4-3	F8	F7		1-3		G3			5	0	0	0	0	0	1						
Tony Gwynn, L (1,9) OBP: 0.327, SLG: 0.424 Gerry Davis, R (6,9) OBP: 0.375, SLG: 0.438	F 1B 1B BB	F7		E6 F8 1B 1B		E4 F 1B 1B	4-3			3	3	0	0	1	0	0						
Steve Garvey, R (1,3) OBP: 0.333, SLG: 0.514 Kurt Bevacqua, R (6,PR) OBP: 0.750, SLG: 0.833	E 1B 1B	1B 2B		F8 1B 1B		E 1B 1B	5-3			4	3	4	0	0	0	0						
Graig Nettles, L (1,5) OBP: 0.456, SLG: 0.529 Jerry Royster, R (6,PH) OBP: 0.167, SLG: 0.194	E3 1B 2B	2H 1B		F8 1-2 2-3		K		F7		3	1	1	1	0	0	4						
Kevin McReynolds, R (1,8) OBP: 0.279, SLG: 0.315 Bobby Brown, S (6,8) OBP: 0.125, SLG: 0.250	1-3 2H 3H 1B	P5		4-3		E5 PB SF9 1B		5-3		4	2	1	2	0	0	5						
Terry Kennedy, L (1,2) OBP: 0.240, SLG: 0.348	2B SF8 IBB		3-1			SF9 PB 1B		K		4	1	2	4	1	1	0						
Carmelo Martinez, R (1,7) OBP: 0.332, SLG: 0.532 Greg Booker, R (9,1)	1-3 2H 3H 2B			5-3				F5		4	1	2	3	1	0	1						
Garry Templeton, S (1,6) OBP: 0.315, SLG: 0.415 Mario Ramirez, R (6,6) OBP: 0.250, SLG: 0.250	SF8				4-3	SF9		K		2	0	1	2	0	0	0						
Dave Dravecky, R (1,1)	F8				5-3	4-3		F3		3	0	0	0	0	0	3						
Tim Stoddard, R (7,1)			SH2-4							0	0	0	0	0	0	0						
Bruce Bochy, R (9,PH) OBP: 0.125, SLG: 0.125			1-2							1	0	0	0	0	0	0						
<b>Inning Stats</b>	R: 5 E: 1 K: 0 S: 7	H: 3 LOB: 1 BB: 2 P: 15	R: 1 E: 0 K: 0 S: 5	H: 2 LOB: 1 BB: 0 P: 5	R: 1 E: 0 K: 0 S: 5	H: 2 LOB: 1 BB: 0 P: 5	R: 2 E: 1 K: 0 S: 6	H: 2 LOB: 0 BB: 0 P: 6	R: 0 E: 0 K: 0 S: 3	H: 0 LOB: 0 BB: 0 P: 3	R: 3 E: 2 K: 1 S: 9	H: 2 LOB: 2 BB: 1 P: 13	R: 0 E: 0 K: 0 S: 3	H: 0 LOB: 0 BB: 0 P: 3	R: 0 E: 0 K: 1 S: 5	H: 0 LOB: 0 BB: 0 P: 5	R: 0 E: 0 K: 1 S: 5	H: 0 LOB: 0 BB: 0 P: 5	1B: 8 2B: 2 3B: 0 HR: 1	SF: 2 SAC: 1 DP: 0 HBP: 0	WP: 0 PB: 1 SB: 1 CS: 0	PA: 45
<b>PITCHER</b>	IP WLS BF H R ER SO BB IBB HBP BLK WP HR S P ERA WHIP																					
Bob Forsch, R (1,1) ERA: 4.35	2.1 L 17 7 7 5 0 0 1 1 0 0 0 0 1 15 23 19.29 3.429																					
Bill Campbell, R (3,1) ERA: 4.39	2.2 11 2 2 0 0 0 0 0 0 0 0 0 0 11 11 0.00 0.750																					
Andy Hassler, L (6,1) ERA: 1.8	2.0 11 2 3 0 1 1 0 0 0 0 0 0 0 12 16 0.00 1.500																					
Ken Dayley, L (8,1) ERA: 0.73	2.0 6 0 0 0 2 0 0 0 0 0 0 0 0 10 10 0.00 0.000																					

San Diego Padres @ St. Louis Cardinals  
 Busch Stadium, St. Louis, MO  
 Tue May 07 1985, 3:33 AM CDT  
 Att: 18,682 - Unknown

AB 39  
 R 12  
 H 11  
 RBI 12  
 BB 3  
 SO 3  
 LOB 16



Batter	1	2	3	4	5	6	7	8	9	AB	R	H	RBI	BB	SO	LOB	BOTTOM					
Vince Coleman, S (1,9) OBP: 0.361, SLG: 0.408	L1		F4			K	FC6-4 S		G3	5	0	0	0	0	1	5						
Lonnie Smith, R (1,7) OBP: 0.385, SLG: 0.351 Ken Dayley, L (8,1)	5-3		F9			1B K	1-2 2-3			4	0	1	0	0	1	4						
Tom Herr, S (1,4) OBP: 0.455, SLG: 0.446	1-3		F9			1B K		F8		4	0	1	0	0	0	2						
Jack Clark, R (1,3) OBP: 0.376, SLG: 0.467		5-3		F3		F3		F4		4	0	0	0	0	0	2						
Willie McGee, S (1,8) OBP: 0.359, SLG: 0.492		1B 2B		4-3		K		FC6-4 1B		4	1	2	0	0	1	2						
Terry Pendleton, S (1,5) OBP: 0.306, SLG: 0.330		CS 1B		K		K		FC6-4 1B		4	1	2	1	0	1	1						
Tom Nieto, R (1,2) OBP: 0.370, SLG: 0.261 Steve Braun, L (9,PH) OBP: 0.250, SLG: 0.222		F8			K			FC6-4 1B BB	F7	2	0	0	0	1	1	1						
Ozzie Smith, S (1,6) OBP: 0.293, SLG: 0.305 Andy Hassler, L (6,1)		CS			F6			F4		1	0	0	0	1	0	0						
Andy Van Slyke, L (7,PH) OBP: 0.385, SLG: 0.433		1-2		BLK BB						2	0	1	0	0	0	2						
Bob Forsch, R (1,1) OBP: 0.167, SLG: 0.167 Bill Campbell, R (3,1)					6-3			FC6-4 1B		0	0	0	0	0	0	0						
Ivan De Jesus, R (6,PH) OBP: 0.500, SLG: 0.667				1-2 BB				FC6-4 1B		3	0	1	1	0	0	1						
<b>Inning Stats</b>	R: 0 E: 0 K: 0 S: 3	H: 0 LOB: 0 BB: 0 P: 3	R: 1 E: 0 K: 0 S: 4	H: 2 LOB: 0 BB: 0 P: 4	R: 0 E: 0 K: 0 S: 3	H: 0 LOB: 2 BB: 2 P: 11	R: 0 E: 0 K: 1 S: 5	H: 0 LOB: 0 BB: 0 P: 5	R: 0 E: 0 K: 1 S: 5	H: 0 LOB: 0 BB: 0 P: 5	R: 0 E: 0 K: 2 S: 9	H: 2 LOB: 2 BB: 0 P: 9	R: 0 E: 0 K: 1 S: 7	H: 2 LOB: 1 BB: 1 P: 11	R: 0 E: 0 K: 0 S: 4	H: 1 LOB: 1 BB: 0 P: 4	R: 0 E: 0 K: 0 S: 4	H: 1 LOB: 1 BB: 0 P: 4	1B: 6 2B: 2 3B: 0 HR: 0	SF: 0 SAC: 0 DP: 0 HBP: 0	WP: 0 PB: 0 SB: 1 CS: 1	PA: 38
<b>PITCHER</b>	IP WLS BF H R ER SO BB IBB HBP BLK WP HR S P ERA WHIP																					
Dave Dravecky, L (1,1) ERA: 3.42	6.0 W 23 4 1 1 1 4 2 0 0 0 0 0 0 29 37 1.50 1.000																					
Tim Stoddard, R (7,1) ERA: 4.32	2.0 10 3 1 1 1 1 0 0 0 0 0 0 0 11 15 4.50 2.000																					
Greg Booker, R (9,1) ERA: 2.7	1.0 4 1 0 0 0 0 0 0 0 0 0 0 0 4 4 0.00 1.000																					

San Diego Padres @ St. Louis Cardinals  
 Busch Stadium, St. Louis, MO  
 Tue May 07 1985, 3:33 AM CDT  
 Att: 18,682 - Unknown

AB 34  
 R 2  
 H 8  
 RBI 2  
 BB 3  
 SO 5  
 LOB 20









Batter	1	2	3	4	5	6	7	8	9	10	AB	R	H	RBI	BB	SO	LOB	TOP				
Vince Coleman, S (1, 9) OBP: 0.348, SLG: 0.400 (7, 7)	K		6-3		5-3		S 2B 2B		K		5	1	1	1	0	2	0	<b>St. Louis Cardinals @ Los Angeles Dodgers</b> Dodger Stadium, Los Angeles, CA Thu May 09 1986, 7:05 PM PDT Att: 37,775 - Unknown <a href="http://livebaseballscorecards.com">livebaseballscorecards.com</a>				
Lonnie Smith, R (1, 7) OBP: 0.394, SLG: 0.349 Andy Van Slyke, L (7, 9) OBP: 0.362, SLG: 0.441	K		F9		1B		K		K		4	0	1	0	0	2	1					
Tom Herr, S (1, 4) OBP: 0.454, SLG: 0.446	5-3		5-3		1B		2-3		FC1-5-6		5	0	2	1	0	0	1					
Jack Clark, R (1, 3) OBP: 0.390, SLG: 0.485		E 1B BB	5-3		5-3		3-H		1B		3	1	0	0	2	0	3					
Willie McGee, S (1, 8) OBP: 0.342, SLG: 0.457		E6 1B	4-3				1-2		BB		5	2	2	0	0	1	2					
Terry Pendleton, S (1, 5) OBP: 0.301, SLG: 0.321		1-3 1B	1-3 1B		1-3				F8		5	0	2	2	0	0	1					
Darrell Porter, L (1, 2) OBP: 0.308, SLG: 0.364		F5	1-2 BB		3-1				WP 1B		3	0	1	0	2	0	1					
Ozzie Smith, S (1, 6) OBP: 0.293, SLG: 0.295 Steve Braun, L (10, PH) OBP: 0.238, SLG: 0.211 Ivan De Jesus, R (10, PR) OBP: 0.500, SLG: 0.667		1-3	K				SH1-3 2B BB		F7		3	1	0	0	1	1	4					
Kurt Kepshire, L (1, 1) OBP: 0.091, SLG: 0.091 Ricky Horton, L (9, 1) Neil Allen, R (9, 1) Mike Jorgensen, L (10, PH) OBP: 0.375, SLG: 0.429 Ken Dayley, L (10, 1)		K			K		SH1-3		K		0	0	0	0	0	0	0					
<b>Inning Stats</b>	R: 0 E: 0 K: 2 S: 7	H: 0 LOB: 0 BB: 0 P: 7	R: 2 E: 1 K: 1 S: 7	H: 2 LOB: 1 BB: 1 P: 11	R: 0 E: 0 K: 0 S: 3	H: 0 LOB: 0 BB: 0 P: 3	R: 0 E: 0 K: 1 S: 6	H: 1 LOB: 2 BB: 1 P: 10	R: 0 E: 0 K: 0 S: 3	H: 0 LOB: 0 BB: 0 P: 3	R: 2 E: 0 K: 2 S: 9	H: 2 LOB: 2 BB: 2 P: 17	R: 0 E: 0 K: 1 S: 6	H: 1 LOB: 1 BB: 0 P: 6	R: 0 E: 0 K: 1 S: 6	H: 1 LOB: 1 BB: 0 P: 6	R: 1 E: 2 K: 0 S: 4		H: 1 LOB: 1 BB: 1 P: 8	1B: 9 2B: 1 3B: 0 HR: 0	SF: 0 SAC: 1 DP: 0 HBP: 0	WP: 1 PB: 0 SB: 2 CS: 0
<b>PITCHER</b>	IP 8.0	WLS 36	BF 8	H 4	R 4	ER 3	SO 8	BB 4	IBB 0	HBP 0	BLK 0	WP 1	HR 0	S 48	P 64	ERA 3.38	WHIP 1.500					
Fernando Valenzuela, L ERA: 1.2 Tom Niedenfuer, R ERA: 3.96 Ken Howell, R ERA: 2.14	1.0	4	1	0	0	1	0	0	0	0	0	0	0	6	6	0.00	1.000					
1.0	L	5	1	1	0	0	0	1	0	0	0	0	0	4	8	0.00	1.000					

Batter	1	2	3	4	5	6	7	8	9	10	AB	R	H	RBI	BB	SO	LOB	BOTTOM		
Steve Sax, R (1, 4) OBP: 0.536, SLG: 0.583	S 1B		S BB E BB		SH1-4		1B		1B S BB		3	2	2	0	2	0	0	<b>St. Louis Cardinals @ Los Angeles Dodgers</b> Dodger Stadium, Los Angeles, CA Thu May 09 1986, 7:05 PM PDT Att: 37,775 - Unknown <a href="http://livebaseballscorecards.com">livebaseballscorecards.com</a>		
Mariano Duncan, R (1, 6) OBP: 0.302, SLG: 0.367 Bill Russell, R (9, PH) OBP: 0.411, SLG: 0.375	K		S BB		SH1-4 BB		F6		1B 1B		2	0	0	0	2	1	2			
Ken Landreaux, L (1, 8) OBP: 0.167, SLG: 0.373 Candy Maldonado, R (9, PH) OBP: 0.271, SLG: 0.364 Ken Howell, R (10, 1)	F9		F5		SH1-4		K		K		3	0	0	0	0	1	4			
Pedro Guerrero, R (1, 5) OBP: 0.378, SLG: 0.406	BB		K		1-2 2-3		F6		1B		3	0	1	1	2	1	2			
Mike Marshall, R (1, 9) OBP: 0.347, SLG: 0.466	K		5-3		F2		5-3		5-3		5	0	0	0	0	1	8			
Mike Slocchia, L (1, 2) OBP: 0.345, SLG: 0.378 Steve Yeager, R (10, PH) OBP: 0.200, SLG: 0.179		1B SF8 BB	F8		F9		F8		F8		3	1	0	0	1	0	3			
Greg Brock, L (1, 3) OBP: 0.194, SLG: 0.138			F8		F8		4-3		F6		5	0	1	0	0	0	0			
R.J. Reynolds, S (1, 7) OBP: 0.255, SLG: 0.326			SF8		BB		F9		K		3	0	1	1	1	1	0			
Fernando Valenzuela, L (1, 1) OBP: 0.143, SLG: 0.190 Tom Niedenfuer, R (9, 1) OBP: 0.500, SLG: 0.500 Terry Whitfield, L (9, PH) OBP: 0.444, SLG: 0.741 Mike Ramsey, S (10, PH) OBP: 0.267, SLG: 0.231		G4-6-3	4-3		4-3		F9		HR		3	0	0	0	0	0	2			
<b>Inning Stats</b>	R: 0 E: 0 K: 2 S: 8	H: 1 LOB: 2 BB: 1 P: 12	R: 1 E: 0 K: 0 S: 3	H: 1 LOB: 0 BB: 1 P: 7	R: 1 E: 1 K: 1 S: 5	H: 0 LOB: 1 BB: 1 P: 13	R: 0 E: 0 K: 0 S: 3	H: 0 LOB: 0 BB: 0 P: 3	R: 0 E: 0 K: 1 S: 6	H: 1 LOB: 1 BB: 0 P: 6	R: 0 E: 0 K: 0 S: 3	H: 0 LOB: 0 BB: 0 P: 3	R: 0 E: 0 K: 2 S: 10	H: 3 LOB: 2 BB: 1 P: 14	R: 0 E: 0 K: 1 S: 6	H: 1 LOB: 1 BB: 0 P: 6	1B: 6 2B: 0 3B: 0 HR: 1		SF: 1 SAC: 1 DP: 1 HBP: 0	WP: 0 PB: 0 SB: 5 CS: 0
<b>PITCHER</b>	IP 8.1	WLS 37	BF 37	H 4	R 4	ER 3	SO 5	BB 7	IBB 0	HBP 0	BLK 0	WP 0	HR 1	S 39	P 71	ERA 3.24	WHIP 1.320			
Kurt Kepshire, R ERA: 5.61 Ricky Horton, L ERA: 0.79 Neil Allen, R ERA: 5.56 Ken Dayley, L ERA: 0.68	0.1	2	1	0	0	1	0	0	0	0	0	0	0	4	4	0.00	3.000			
0.1	W	2	1	0	0	0	0	0	0	0	0	0	0	2	2	0.00	3.000			
1.0	S	4	1	0	0	1	0	0	0	0	0	0	0	6	6	0.00	1.000			



Batter	1	2	3	4	5	6	7	8	9	AB	R	H	RBI	BB	SO	LOB	TOP								
Vince Coleman, S (1,9) OBP: 0.337, SLG: 0.386 Tito Landrum, R (6,9) Andy Van Slyke, L (7,PH) OBP: 0.388, SLG: 0.435	F9		F9		G4-3-6		E1		SH1-4	3	0	0	0	0	0	2	<b>St. Louis Cardinals @ San Francisco Giants</b> Candlestick Park, San Francisco, CA Fri May 10 1985, 10:05 PM EDT Att: 12,900 - Unknown								
Lonnie Smith, R (1,7) OBP: 0.379, SLG: 0.333 Mike Jorgensen, L (7,3)	4-3		6-3			K	FC5-2		2B	4	0	0	0	0	1	3									
Tom Herr, S (1,4) OBP: 0.452, SLG: 0.453	6-3		6-3			F4			1B	5	1	2	4	0	0	0									
Jack Clark, R (1,3) OBP: 0.407, SLG: 0.515										4	1	3	1	1	0	2									
Willie McGee, S (1,8) OBP: 0.359, SLG: 0.452										3	1	1	0	2	1	2									
Terry Pendleton, S (1,5) OBP: 0.297, SLG: 0.318										4	2	1	2	0	0	3									
Tom Nieto, R (1,2) OBP: 0.355, SLG: 0.231										3	0	0	0	1	1	2									
Ozzie Smith, S (1,6) OBP: 0.311, SLG: 0.300										2	0	1	1	2	0	0									
Joaquin Andujar, S (1,1) OBP: 0.167, SLG: 0.222 Ivan De Jesus, R (7,PH) OBP: 0.571, SLG: 0.667 Bill Campbell, R (7,1)										2	0	0	0	0	1	3									
Inning Stats	R: 0 E: 0 K: 0 S: 3	H: 0 LOB: 0 BB: 0 P: 3	R: 2 E: 0 K: 2 S: 9	H: 2 LOB: 1 BB: 1 P: 13	R: 0 E: 0 K: 1 S: 3	H: 0 LOB: 0 BB: 0 P: 3	R: 0 E: 0 K: 1 S: 4	H: 0 LOB: 1 BB: 1 P: 8	R: 0 E: 0 K: 0 S: 2	H: 0 LOB: 2 BB: 2 P: 10	R: 0 E: 0 K: 1 S: 6	H: 1 LOB: 1 BB: 0 P: 6	R: 3 E: 1 K: 0 S: 6	H: 2 LOB: 2 BB: 2 P: 14	R: 1 E: 0 K: 0 S: 4	H: 1 LOB: 0 BB: 0 P: 4		R: 3 E: 0 K: 0 S: 4	H: 2 LOB: 1 BB: 3 P: 16	1B: 6 2B: 2 3B: 1 HR: 0	SF: 1 SAC: 1 DP: 3 HBP: 0	WP: 0 PB: 0 SB: 3 CS: 1	PA: 42		
PITCHER	IP	WLS	BF	H	R	ER	SO	BB	IBB	HBP	BLK	WP	HR	S	P	ERA	WHIP								
Dave LaPoint, L (1,1) ERA: 1.85 Greg Minton, R (7,1) ERA: 3.95 Vida Blue, L (9,1) ERA: 5.79 Frank Williams, R (9,1) ERA: 10.29	6.1	L	27	4	5	2	4	6	0	0	0	0	0	29	53	2.84	1.579								

Batter	1	2	3	4	5	6	7	8	9	AB	R	H	RBI	BB	SO	LOB	BOTTOM								
Dan Gladden, R (1,8) OBP: 0.302, SLG: 0.361	F3	G6-4-3			1-5-3			G3		4	0	0	0	0	0	2	<b>St. Louis Cardinals @ San Francisco Giants</b> Candlestick Park, San Francisco, CA Fri May 10 1985, 10:05 PM EDT Att: 12,900 - Unknown								
Manny Trillo, R (1,4) OBP: 0.311, SLG: 0.272	L1				F2			1B		4	0	2	0	0	0	0									
Jeffrey Leonard, R (1,7) OBP: 0.215, SLG: 0.248										4	1	1	0	0	0	2									
Chili Davis, S (1,9) OBP: 0.355, SLG: 0.479										4	1	1	2	0	0	0									
Chris Brown, R (1,5) OBP: 0.326, SLG: 0.299 Brad Wellman, R (6,5) OBP: 0.343, SLG: 0.333										2	0	1	0	0	1	0									
David Green, R (1,3) OBP: 0.189, SLG: 0.087										4	1	1	0	0	0	1									
Alex Trevino, R (1,2) OBP: 0.310, SLG: 0.370										2	0	0	0	1	0	1									
Jose Uribe, S (1,6) OBP: 0.280, SLG: 0.315										3	0	1	0	0	0	1									
Dave LaPoint, L (1,1) OBP: 0.385, SLG: 0.462 Greg Minton, S (7,1) Scot Thompson, L (6,PH) OBP: 0.154, SLG: 0.154 Vida Blue, S (9,1) Frank Williams, R (9,1)										2	0	1	1	0	0	0									
Inning Stats	R: 2 E: 0 K: 1 S: 7	H: 2 LOB: 0 BB: 0 P: 7	R: 1 E: 0 K: 0 S: 5	H: 3 LOB: 1 BB: 0 P: 5	R: 0 E: 0 K: 0 S: 3	H: 1 LOB: 0 BB: 0 P: 3	R: 0 E: 0 K: 0 S: 3	H: 1 LOB: 1 BB: 1 P: 7	R: 0 E: 0 K: 0 S: 3	H: 0 LOB: 0 BB: 0 P: 3	R: 0 E: 0 K: 0 S: 3	H: 0 LOB: 0 BB: 0 P: 3	R: 0 E: 0 K: 0 S: 4	H: 1 LOB: 1 BB: 0 P: 4	R: 0 E: 0 K: 1 S: 5	H: 0 LOB: 0 BB: 0 P: 5		1B: 7 2B: 0 3B: 0 HR: 1	SF: 0 SAC: 0 DP: 3 HBP: 0	WP: 0 PB: 0 SB: 0 CS: 0	PA: 33				
PITCHER	IP	WLS	BF	H	R	ER	SO	BB	IBB	HBP	BLK	WP	HR	S	P	ERA	WHIP								
Joaquin Andujar, R (1,1) ERA: 3.17 Bill Campbell, R (7,1) ERA: 3.52	6.0	W	23	7	3	3	1	1	0	0	0	0	0	24	28	4.50	1.333								





Batter	1	2	3	4	5	6	7	8	9	AB	R	H	RBI	BB	SO	LOB	TOP				
Lonnie Smith, R OBP: 0.364, SLG: 0.319 Tito Landrum, R (8, FH) (8, 7)	F7	6-3		G3	K			5-3		4	0	0	0	0	1	3					
Willie McGee, S OBP: 0.361, SLG: 0.442			G3			6-3		4-3		4	1	1	0	1	0	0					
Tom Herr, S OBP: 0.450, SLG: 0.450	K					G3		4-3		5	2	2	2	0	1	1					
Jack Clark, R OBP: 0.414, SLG: 0.543	F9								F7	4	2	2	2	0	0	1					
Andy Van Slyke, L OBP: 0.400, SLG: 0.452										4	1	2	2	1	0	1					
Terry Pendleton, S OBP: 0.301, SLG: 0.322										5	1	2	0	0	1	1					
Darrell Porter, L OBP: 0.273, SLG: 0.316										5	0	0	0	0	0	5					
Ozzie Smith, S OBP: 0.336, SLG: 0.315										2	2	2	2	2	0	0					
Danny Cox, R OBP: 0.118, SLG: 0.176										3	0	1	1	0	1	2					
<b>Inning Stats</b>	R: 0 E: 0 K: 1 S: 5	H: 0 LOB: 1 BB: 1 P: 9	R: 2 E: 0 K: 0 S: 6	H: 3 LOB: 1 BB: 0 P: 6	R: 2 E: 0 K: 0 S: 6	H: 3 LOB: 1 BB: 0 P: 6	R: 4 E: 0 K: 1 S: 9	H: 4 LOB: 0 BB: 0 P: 9	R: 1 E: 0 K: 1 S: 6	H: 1 LOB: 1 BB: 1 P: 10	R: 0 E: 0 K: 1 S: 3	H: 0 LOB: 1 BB: 0 P: 4	R: 0 E: 0 K: 1 S: 5	H: 0 LOB: 1 BB: 1 P: 9	R: 0 E: 0 K: 0 S: 3	H: 1 LOB: 1 BB: 1 P: 7	1B: 9 2B: 2 3B: 0 HR: 1	SF: 0 SAC: 1 DP: 1 HBP: 1	WP: 0 PB: 0 SB: 3 CS: 0	PA: 43	
<b>PITCHER</b>	IP	WLS	BF	H	R	ER	SO	BB	IBB	HBP	BLK	WP	HR	S	P	ERA	WHIP				
Bill Laskey, R ERA: 5.28	(1, 1)	3.2	L	21	9	7	7	2	1	0	0	0	0	24	28	17.18	2.727				
Vida Blue, L ERA: 7.5	(4, 1)	1.1		7	2	2	2	1	1	0	0	0	1	8	12	13.50	2.250				
Frank Williams, R ERA: 8.0	(6, 1)	2.0		8	0	0	1	1	0	1	0	0	0	8	13	0.00	0.500				
Greg Minton, R ERA: 3.45	(8, 1)	2.0		7	1	0	0	0	1	0	0	0	0	6	10	0.00	1.000				

St. Louis Cardinals @ San Francisco Giants  
Candlestick Park, San Francisco, CA  
Sat May 11 1985, 6:33 AM EDT  
Att: 16,154 - Sunny

AB 37  
R 9  
H 12  
RBI 9  
BB 4  
SO 4  
LOB 14



Batter	1	2	3	4	5	6	7	8	9	AB	R	H	RBI	BB	SO	LOB	BOTTOM					
Dan Gladden, R OBP: 0.294, SLG: 0.351 Frank Williams, R (6, 1)	4-3									3	0	0	0	0	1	1						
Gary Rajsich, L OBP: 0.229, SLG: 0.219 Greg Minton, S (8, 1)										0	0	0	0	0	0	0						
Manny Trillo, R OBP: 0.302, SLG: 0.263 Scot Thompson, L OBP: 0.150, SLG: 0.150 Brad Wellman, R OBP: 0.343, SLG: 0.333	F8									3	0	0	0	0	0	1						
Jeffrey Leonard, R OBP: 0.227, SLG: 0.260 Rob Deer, R OBP: 0.385, SLG: 0.667										3	1	2	0	0	0	0						
Chili Davis, S OBP: 0.360, SLG: 0.485										3	2	1	0	1	1	1						
Chris Brown, R OBP: 0.333, SLG: 0.358										4	1	2	2	0	0	1						
David Green, R OBP: 0.175, SLG: 0.080										4	0	0	0	0	2	3						
Alex Trevino, R OBP: 0.273, SLG: 0.323										4	0	0	0	0	0	0						
Jose Uribe, S OBP: 0.278, SLG: 0.325										4	0	1	0	0	0	0						
Bill Laskey, R Vida Blue, S Duane Kuiper, L OBP: 1.000, SLG: 1.000 Joel Youngblood, R OBP: 0.227, SLG: 0.105										1	0	0	0	0	0	0						
										0	0	0	0	0	0	0						
										0	0	0	0	1	0	0						
										2	0	0	0	0	2	1						
<b>Inning Stats</b>	R: 2 E: 1 K: 1 S: 7	H: 1 LOB: 1 BB: 1 P: 11	R: 0 E: 0 K: 0 S: 3	H: 0 LOB: 0 BB: 0 P: 3	R: 0 E: 0 K: 1 S: 5	H: 0 LOB: 0 BB: 0 P: 5	R: 1 E: 0 K: 1 S: 6	H: 1 LOB: 0 BB: 0 P: 6	R: 0 E: 0 K: 0 S: 3	H: 0 LOB: 1 BB: 1 P: 7	R: 0 E: 0 K: 1 S: 6	H: 1 LOB: 1 BB: 0 P: 6	R: 0 E: 0 K: 1 S: 6	H: 1 LOB: 1 BB: 0 P: 6	R: 1 E: 0 K: 0 S: 5	H: 2 LOB: 1 BB: 0 P: 5	R: 0 E: 0 K: 1 S: 5	H: 0 LOB: 0 BB: 0 P: 5	1B: 2 2B: 3 3B: 0 HR: 1	SF: 0 SAC: 0 DP: 0 HBP: 0	WP: 1 PB: 0 SB: 1 CS: 0	PA: 36
<b>PITCHER</b>	IP	WLS	BF	H	R	ER	SO	BB	IBB	HBP	BLK	WP	HR	S	P	ERA	WHIP					
Danny Cox, R ERA: 2.0	(1, 1)	9.0	W	36	6	4	2	6	1	1	0	0	1	46	54	2.00	0.778					

St. Louis Cardinals @ San Francisco Giants  
Candlestick Park, San Francisco, CA  
Sat May 11 1985, 6:33 AM EDT  
Att: 16,154 - Sunny

AB 34  
R 4  
H 6  
RBI 2  
BB 2  
SO 6  
LOB 9









Batter	1	2	3	4	5	6	7	8	9	AB	R	H	RBI	BB	SO	LOB	TOP							
Vince Coleman, S OBP: 0.330, SLG: 0.376 (1, 7)										5	0	1	0	0	0	3	<b>St. Louis Cardinals @ San Diego Padres</b> Jack Murphy Stadium, San Diego, CA Tue May 14 1985, 10:05 PM EDT Att: 23,904 - Unknown <a href="http://livebaseballscorecards.com">livebaseballscorecards.com</a>							
Willie McGee, S OBP: 0.348, SLG: 0.412 Neil Allen, R (7, 1)										3	0	0	0	1	1	2								
Tom Herr, S OBP: 0.435, SLG: 0.429 (1, 4)										3	0	0	0	1	0	4								
Jack Clark, R OBP: 0.431, SLG: 0.558 (1, 3)										4	0	2	0	0	0	3								
Andy Van Slyke, L OBP: 0.402, SLG: 0.488 (1, 9)										4	1	1	1	0	1	4								
Terry Pendleton, S OBP: 0.282, SLG: 0.301 (1, 5)										4	0	0	0	0	0	2								
Darrell Porter, L OBP: 0.294, SLG: 0.372 (1, 2)										3	1	1	1	1	0	0								
Ozzie Smith, S OBP: 0.330, SLG: 0.340 (1, 6)										4	0	1	0	0	0	2								
John Tudor, L (1, 1)										1	0	0	0	0	0	0								
Mike Jorgensen, L OBP: 0.300, SLG: 0.429 (5, PH)										0	0	0	0	0	0	0								
Kurt Kephshire, L OBP: 0.091, SLG: 0.091 (7, PH)										0	0	0	0	0	0	0								
Lonnie Smith, R OBP: 0.377, SLG: 0.323 (7, 7)										2	0	1	0	0	0	0								
<b>Inning Stats</b>	R: 0 E: 0 K: 0 S: 4	H: 1 LOB: 2 BB: 1 P: 8	R: 0 E: 0 K: 0 S: 3	H: 0 LOB: 0 BB: 0 P: 3	R: 0 E: 0 K: 0 S: 3	H: 0 LOB: 0 BB: 0 P: 3	R: 1 E: 0 K: 0 S: 3	H: 1 LOB: 0 BB: 1 P: 7	R: 1 E: 0 K: 1 S: 7	H: 2 LOB: 2 BB: 0 P: 8	R: 0 E: 0 K: 1 S: 6	H: 1 LOB: 2 BB: 1 P: 10	R: 0 E: 0 K: 0 S: 3	H: 0 LOB: 0 BB: 0 P: 3	R: 0 E: 0 K: 0 S: 4	H: 1 LOB: 1 BB: 0 P: 4	R: 0 E: 0 K: 0 S: 4	H: 1 LOB: 1 BB: 0 P: 4	R: 0 E: 0 K: 0 S: 4	H: 1 LOB: 1 BB: 0 P: 4	1B: 5 2B: 0 3B: 0 HR: 2	SF: 0 SAC: 0 DP: 1 HBP: 1	WP: 0 PB: 0 SB: 2 CS: 0	PA: 37
<b>PITCHER</b>	IP WLS BF H R ER SO BB IBB HBP BLK WP HR S P ERA WHIP																							
Andy Hawkins, R ERA: 2.74 (1, 1)	5.0 W 22 5 2 2 1 2 0 0 1 0 0 2 21 30 3.60 1.400																							
Mark Thurmond, L ERA: 3.05 (6, 1)	4.0 S 15 2 0 0 1 1 0 0 0 0 0 0 16 20 0.00 0.750																							

Batter	1	2	3	4	5	6	7	8	9	AB	R	H	RBI	BB	SO	LOB	BOTTOM							
Jerry Royster, R OBP: 0.204, SLG: 0.250 (1, 4)										4	0	1	1	0	0	0	<b>St. Louis Cardinals @ San Diego Padres</b> Jack Murphy Stadium, San Diego, CA Tue May 14 1985, 10:05 PM EDT Att: 23,904 - Unknown <a href="http://livebaseballscorecards.com">livebaseballscorecards.com</a>							
Tony Gwynn, L OBP: 0.348, SLG: 0.446 (1, 9)										2	1	0	0	1	1	1								
Steve Garvey, R OBP: 0.344, SLG: 0.546 (1, 3)										4	1	0	0	0	0	3								
Kevin McReynolds, R OBP: 0.295, SLG: 0.353 (1, 8)										4	1	1	3	0	0	0								
Graig Nettles, L OBP: 0.435, SLG: 0.426 (1, 5)										3	1	1	0	1	2	0								
Carmelo Martinez, R OBP: 0.340, SLG: 0.488 (1, 7)										4	1	2	1	0	0	1								
Terry Kennedy, L OBP: 0.269, SLG: 0.364 (1, 2)										4	1	2	1	0	0	2								
Garry Templeton, S OBP: 0.310, SLG: 0.427 (1, 6)										4	0	0	0	0	1	2								
Andy Hawkins, R OBP: 0.125, SLG: 0.125 (1, 1)										1	0	0	0	0	0	0								
Mark Thurmond, L (6, 1)										2	0	0	0	0	1	1								
<b>Inning Stats</b>	R: 3 E: 1 K: 1 S: 7	H: 1 LOB: 0 BB: 1 P: 11	R: 1 E: 0 K: 1 S: 7	H: 2 LOB: 2 BB: 0 P: 8	R: 0 E: 0 K: 0 S: 3	H: 0 LOB: 1 BB: 1 P: 7	R: 0 E: 1 K: 0 S: 4	H: 0 LOB: 1 BB: 0 P: 4	R: 1 E: 0 K: 0 S: 5	H: 2 LOB: 1 BB: 0 P: 5	R: 0 E: 0 K: 0 S: 3	H: 0 LOB: 0 BB: 0 P: 3	R: 0 E: 0 K: 1 S: 5	H: 0 LOB: 0 BB: 0 P: 5	R: 1 E: 0 K: 2 S: 9	H: 2 LOB: 1 BB: 0 P: 9	R: 0 E: 0 K: 0 S: 9	H: 2 LOB: 1 BB: 0 P: 9	R: 0 E: 0 K: 0 S: 9	H: 2 LOB: 1 BB: 0 P: 9	1B: 4 2B: 2 3B: 0 HR: 1	SF: 0 SAC: 1 DP: 0 HBP: 1	WP: 0 PB: 0 SB: 1 CS: 0	PA: 36
<b>PITCHER</b>	IP WLS BF H R ER SO BB IBB HBP BLK WP HR S P ERA WHIP																							
John Tudor, L ERA: 2.91 (1, 1)	4.0 L 20 3 4 3 2 2 0 0 1 0 0 0 8 8 4.50 1.000																							
Kurt Kephshire, R ERA: 5.65 (5, 1)	2.0 8 2 1 1 0 0 0 0 0 0 0 0 8 8 4.50 1.000																							
Neil Allen, R ERA: 5.65 (7, 1)	2.0 8 2 1 1 3 0 0 0 0 0 0 0 14 14 4.50 1.000																							







Batter	1	2	3	4	5	6	7	8	9	AB	R	H	RBI	BB	SO	LOB	TOP					
Vince Coleman, S OBP: 0.336, SLG: 0.379										5	1	2	1	0	1	3						
Willie McGee, S OBP: 0.393, SLG: 0.432										5	1	3	0	0	0	2						
Tom Herr, S OBP: 0.446, SLG: 0.445										4	1	2	0	1	0	2						
Jack Clark, R OBP: 0.442, SLG: 0.617										4	2	2	3	0	1	2						
Brian Harper, R OBP: 0.429, SLG: 0.462										3	1	1	0	0	0	1						
Andy Van Slyke, L OBP: 0.404, SLG: 0.494										2	0	1	1	0	0	1						
Terry Pendleton, S OBP: 0.291, SLG: 0.316										5	1	3	1	0	0	0						
Tom Nieto, R OBP: 0.361, SLG: 0.267										4	1	1	2	1	2	3						
Ozzie Smith, S OBP: 0.333, SLG: 0.336										3	0	1	0	1	0	1						
Danny Cox, R OBP: 0.111, SLG: 0.167										1	0	0	0	0	0	0						
Bob Forsch, R OBP: 0.111, SLG: 0.111										0	0	0	0	0	0	0						
Tito Landrum, R OBP: 0.221, SLG: 0.200										0	0	0	0	0	0	2						
Steve Braun, L OBP: 0.221, SLG: 0.200										1	0	0	0	0	0	2						
Ricky Horton, L OBP: 0.444, SLG: 0.900										1	0	0	0	0	0	2						
Bill Campbell, R OBP: 0.444, SLG: 0.900										0	0	0	0	0	0	0						
Ivan De Jesus, R OBP: 0.444, SLG: 0.900										1	0	0	0	0	0	0						
Ken Dawley, L OBP: 0.500, SLG: 0.500										0	0	0	0	0	0	0						
<b>Inning Stats</b>	R: 1 E: 0 K: 0 S: 5	H: 2 LOB: 1 BB: 0 P: 5	R: 0 E: 0 K: 1 S: 5	H: 1 LOB: 0 BB: 0 P: 5	R: 0 E: 0 K: 0 S: 4	H: 2 LOB: 1 BB: 0 P: 4	R: 4 E: 0 K: 0 S: 7	H: 4 LOB: 1 BB: 1 P: 11	R: 0 E: 0 K: 0 S: 2	H: 0 LOB: 0 BB: 1 P: 6	R: 0 E: 0 K: 1 S: 4	H: 1 LOB: 2 BB: 1 P: 8	R: 0 E: 0 K: 1 S: 6	H: 1 LOB: 1 BB: 0 P: 6	R: 0 E: 0 K: 0 S: 3	H: 0 LOB: 0 BB: 0 P: 3	R: 3 E: 0 K: 2 S: 12	H: 5 LOB: 0 BB: 0 P: 12	1B: 12 2B: 3 3B: 0 HR: 1	SF: 1 SAC: 0 DP: 1 HBP: 0	WP: 0 PB: 0 SB: 1 CS: 2	PA: 43
<b>PITCHER</b>	IP WLS BF H R ER SO BB IBB HBP BLK WP HR S P ERA WHIP																					
Bob Knepper, L ERA: 3.95	(1, 1) 3.0 17 9 5 5 1 1 0 0 0 0 0 1 18 22 15.00 3.333																					
Bill Dawley, R ERA: 3.91	(4, 1) 3.2 14 2 0 0 1 2 0 0 0 0 0 0 14 22 0.00 1.091																					
Jeff Calhoun, L ERA: 5.02	(7, 1) 2.0 L 8 2 2 2 1 0 0 0 0 0 0 0 10 10 9.00 1.000																					
Dave Smith, R ERA: 0.75	(9, 1) 0.1 4 3 1 1 1 0 0 0 0 0 0 0 6 6 27.00 9.000																					

St. Louis Cardinals @ Houston Astros  
Astrodome, Houston, TX  
Fri May 17 1985, 8:05 PM EDT  
Att: 14,501 - Unknown

AB 39  
R 8  
H 16  
RBI 8  
BB 3  
SO 4  
LOB 19



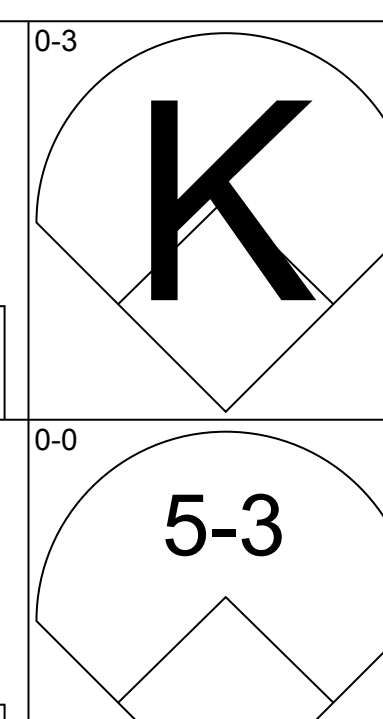
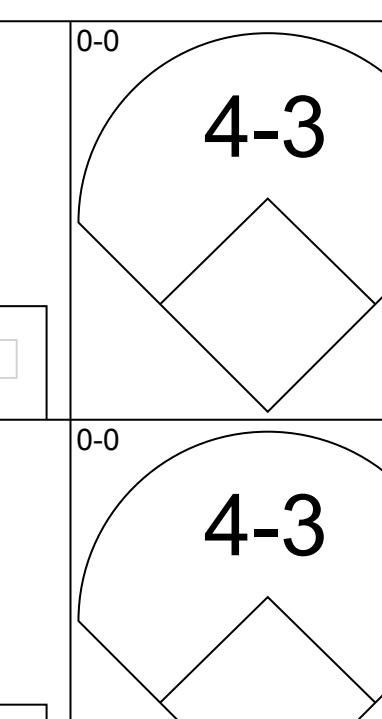
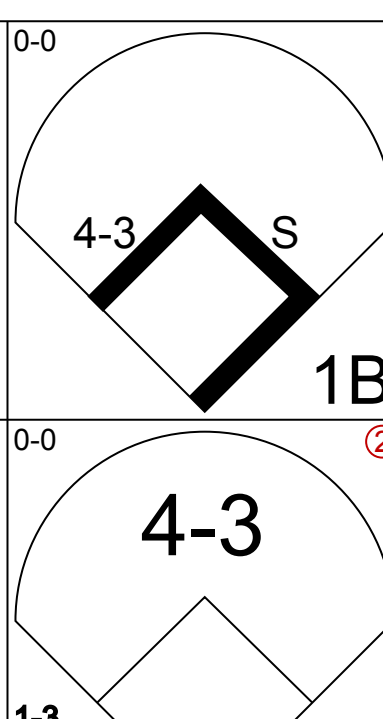
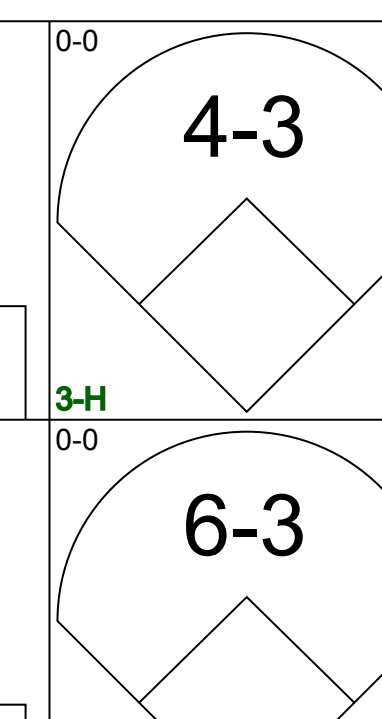
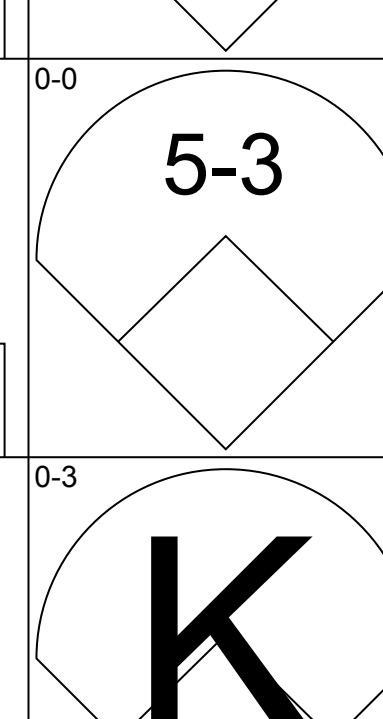
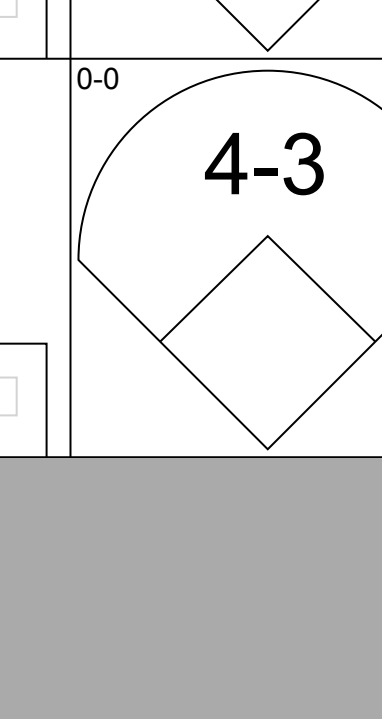
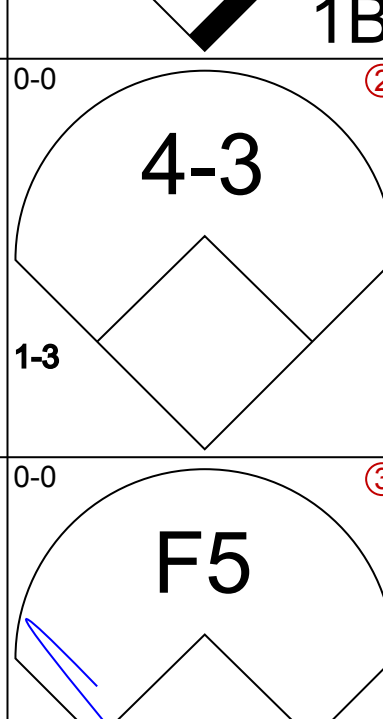
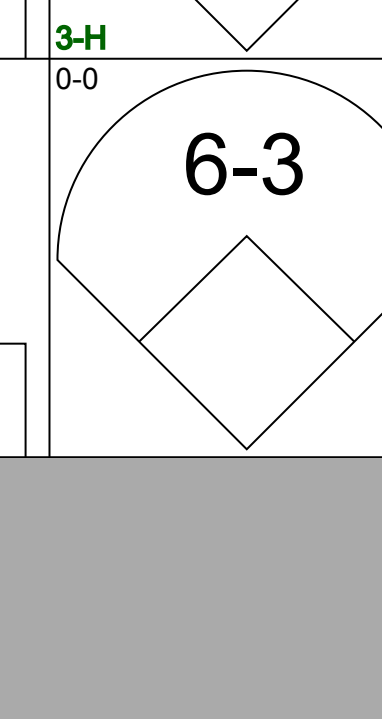
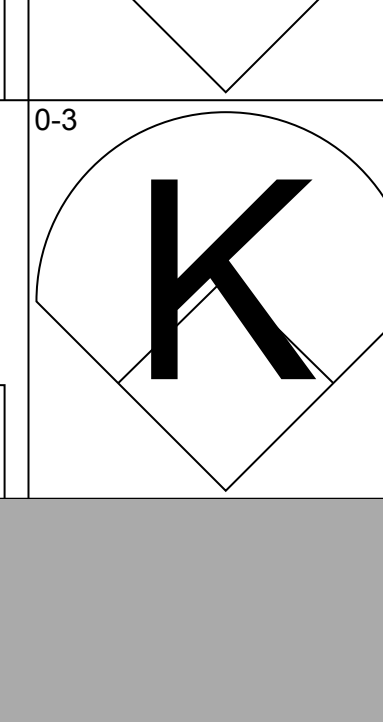
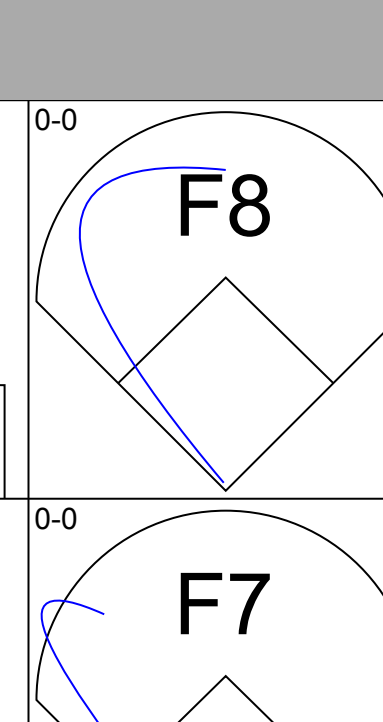
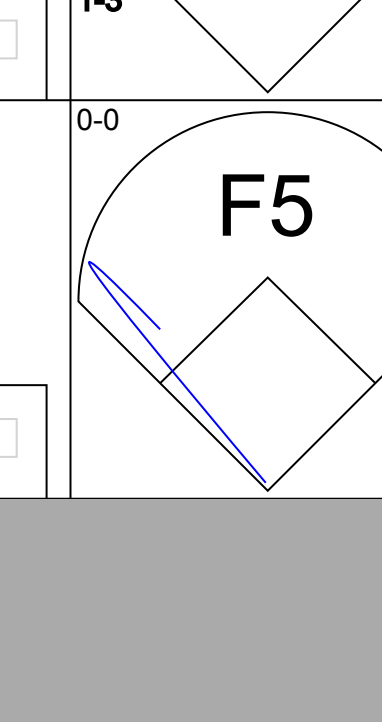
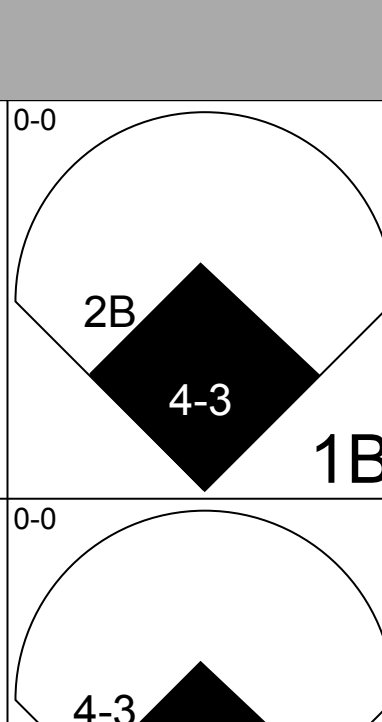
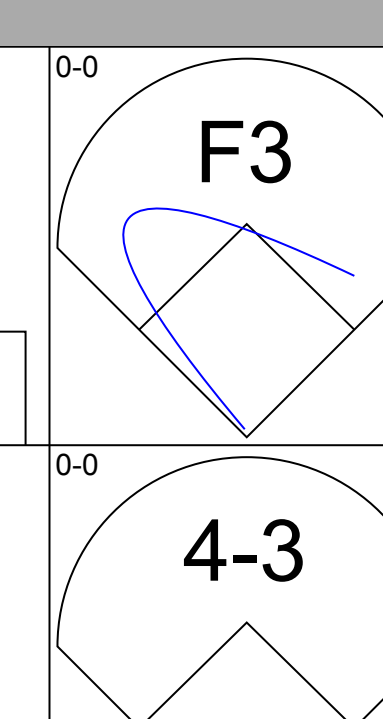
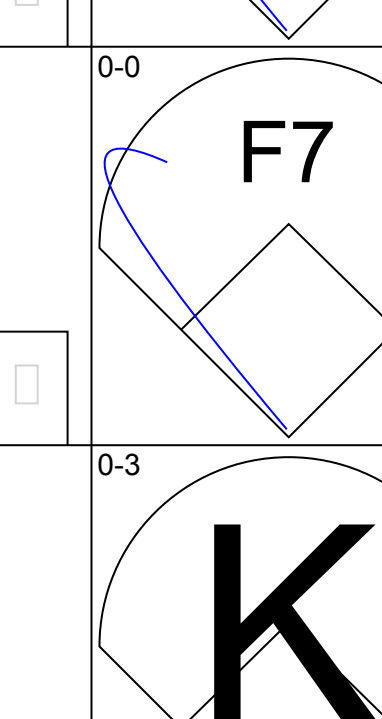
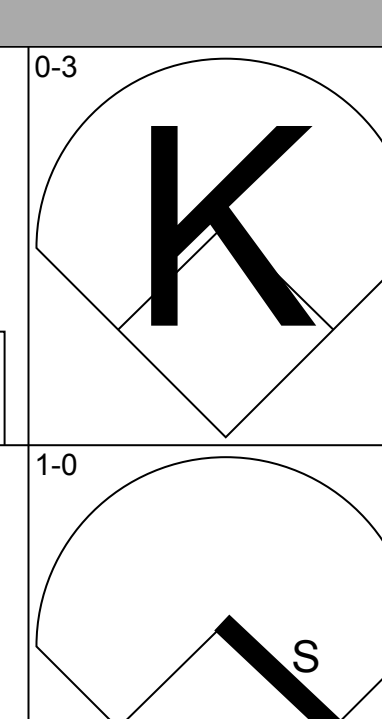
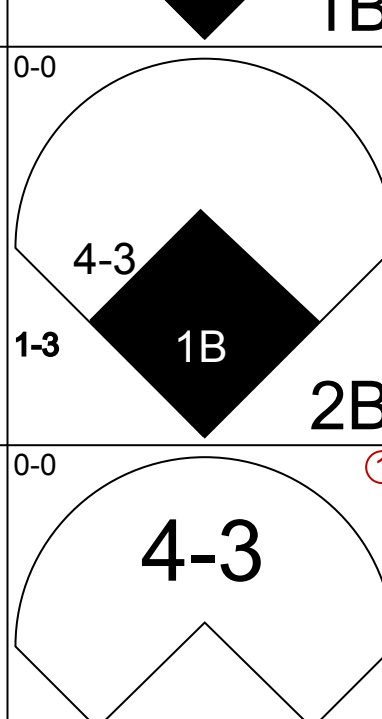
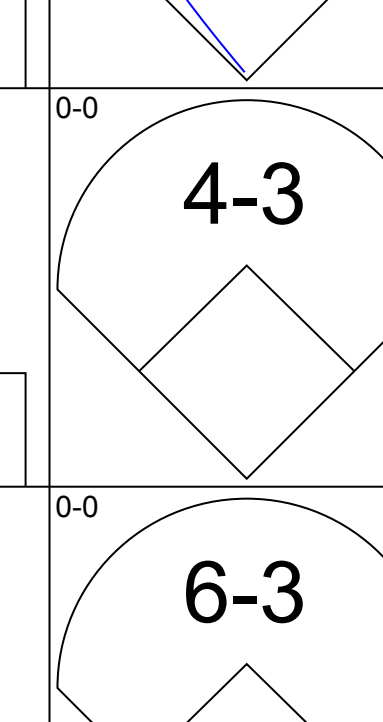
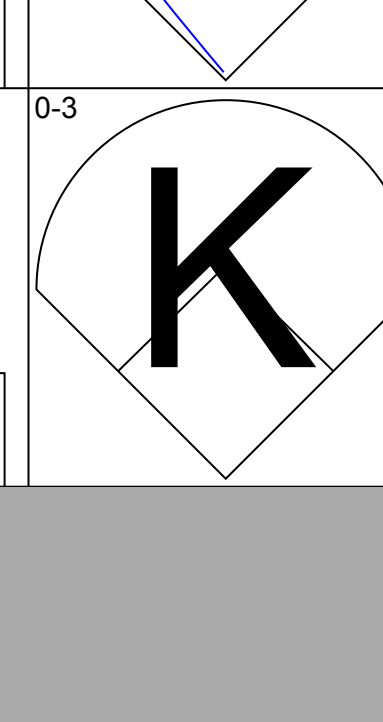
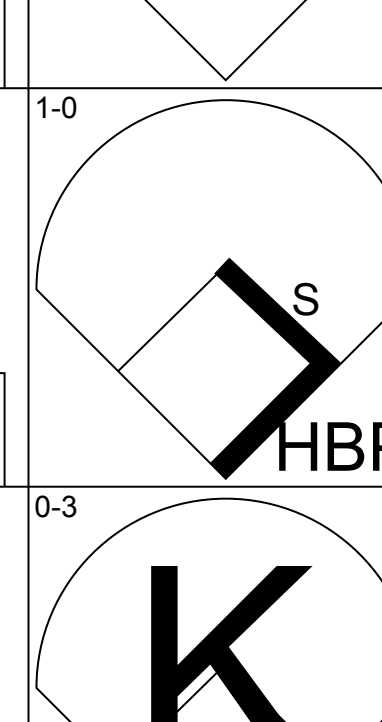
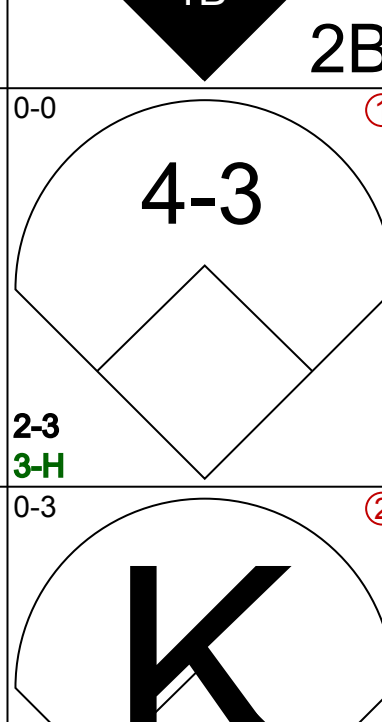
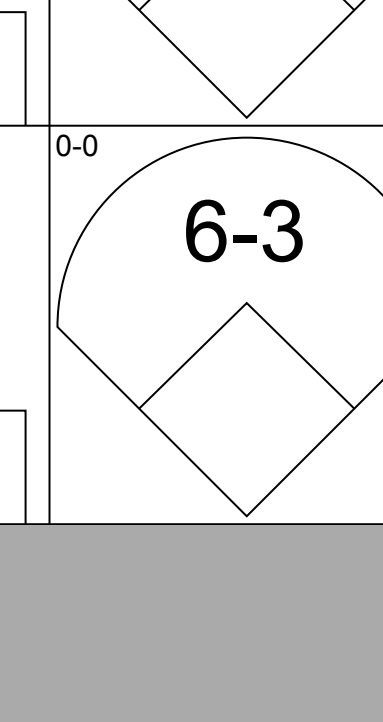
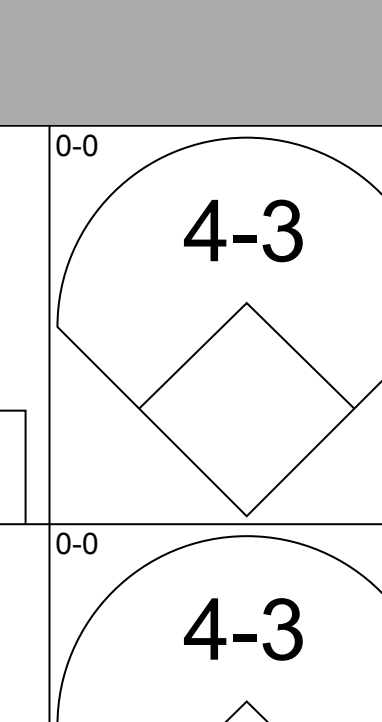
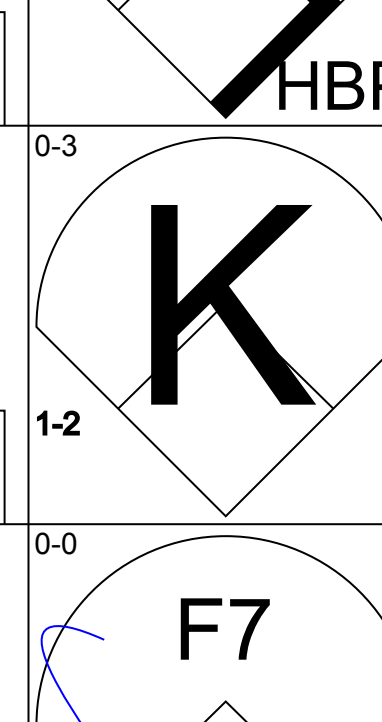
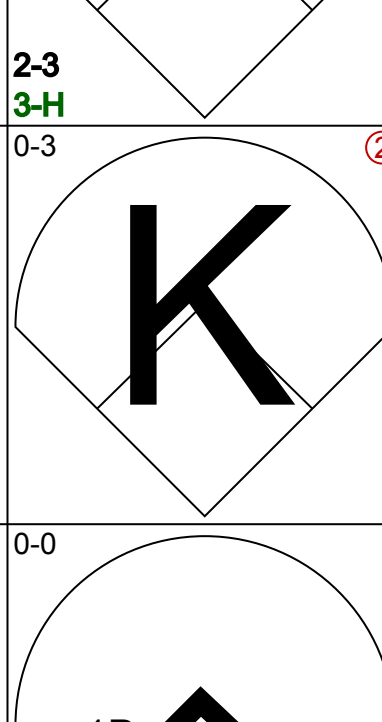
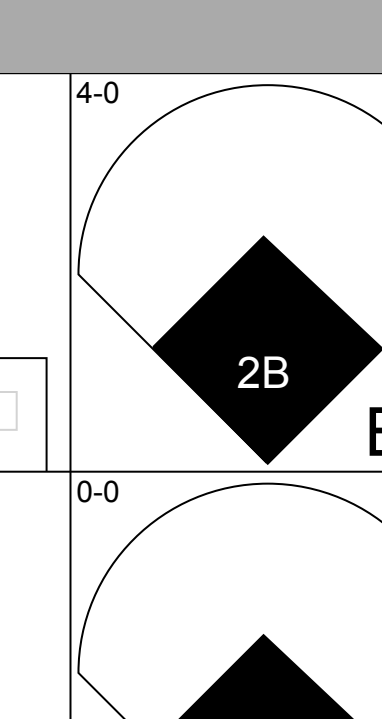
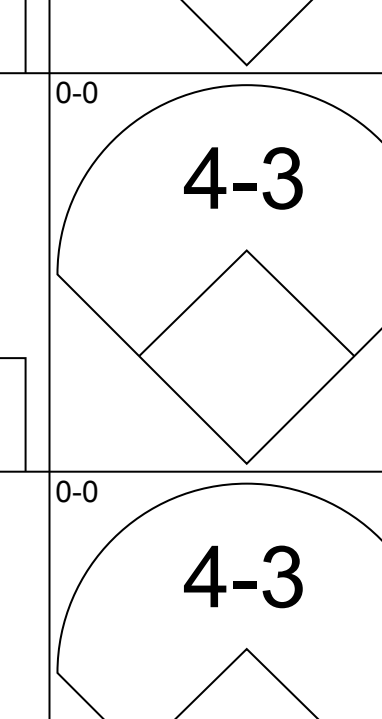
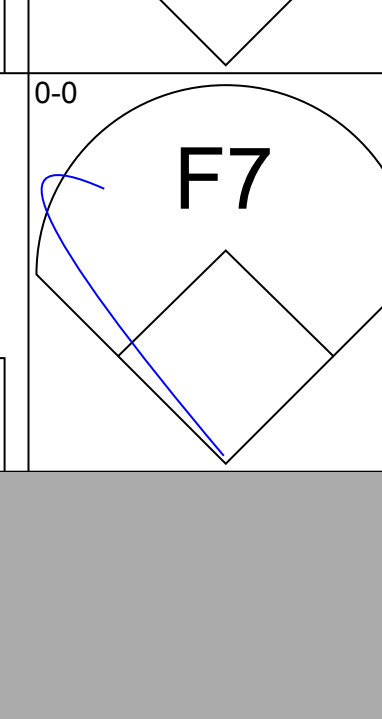
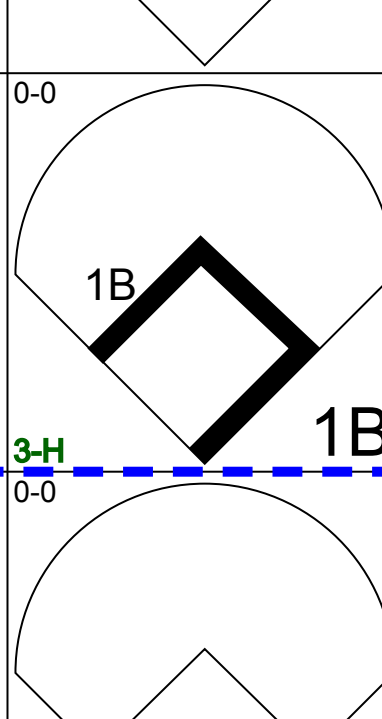
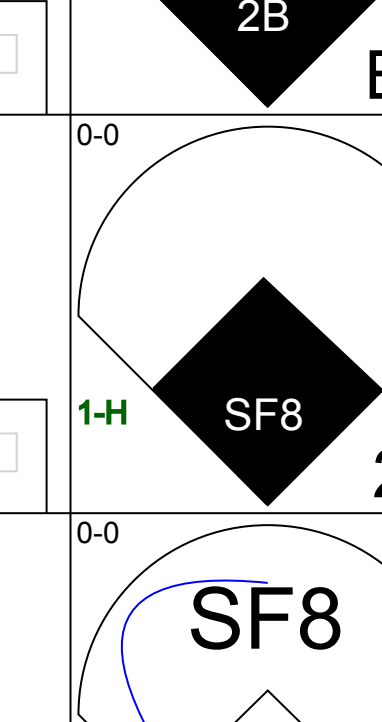
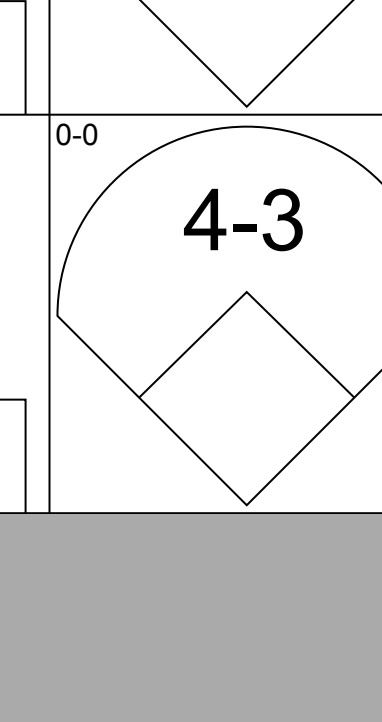
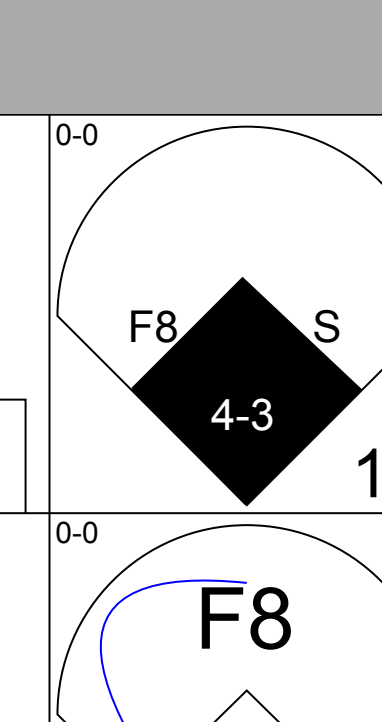
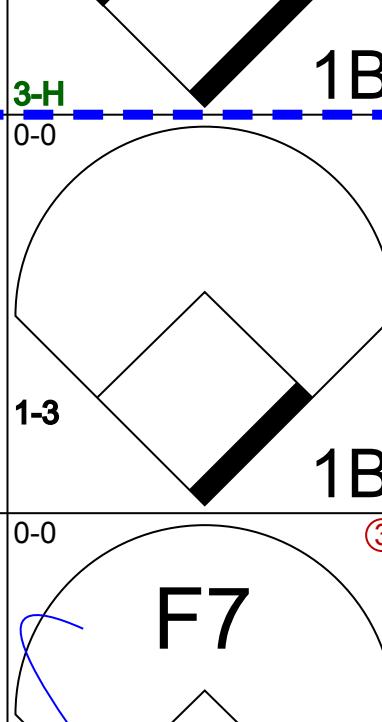
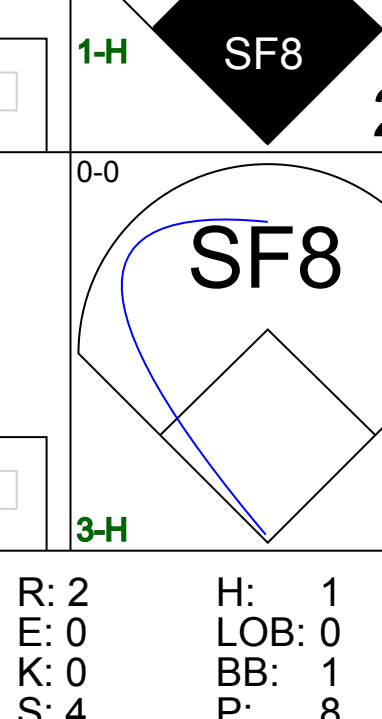
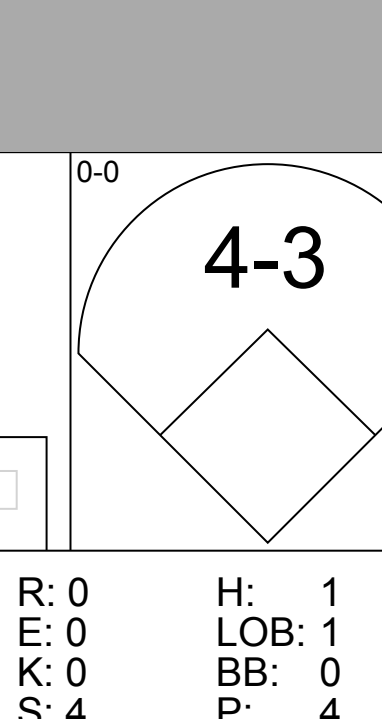
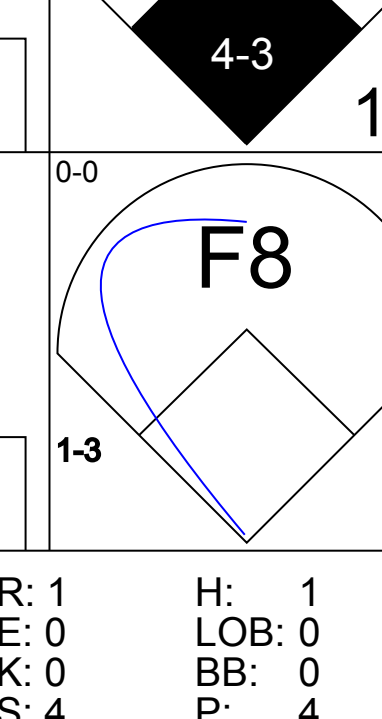
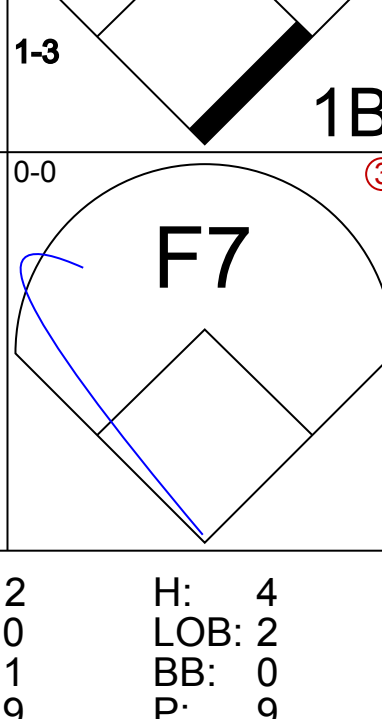
Batter	1	2	3	4	5	6	7	8	9	AB	R	H	RBI	BB	SO	LOB	BOTTOM					
Bill Doran, S OBP: 0.372, SLG: 0.402										4	0	0	0	1	1	0						
Terry Puhl, L OBP: 0.420, SLG: 0.449										5	1	3	1	0	1	2						
Denny Walling, L OBP: 0.384, SLG: 0.505										5	1	2	0	0	1	4						
Jose Cruz, L OBP: 0.379, SLG: 0.504										4	1	3	1	0	0	1						
Jerry Mumphrey, S OBP: 0.333, SLG: 0.369										3	2	2	2	0	1	0						
Phil Garner, R OBP: 0.320, SLG: 0.393										3	1	2	2	1	0	0						
Mark Bailey, S OBP: 0.254										3	0	0	0	0	1	1						
Alan Ashby, S OBP: 0.323, SLG: 0.397										1	0	1	0	0	0	0						
Craig Reynolds, L OBP: 0.316, SLG: 0.431										3	0	1	0	0	0	0						
Jim Pankovits, R OBP: 0.381, SLG: 0.278										0	0	0	0	0	0	0						
Kevin Bass, S OBP: 0.295, SLG: 0.392										1	0	0	0	0	0	2						
Dickie Thon, R OBP: 0.258, SLG: 0.224										0	0	0	0	0	0	0						
Bob Knepper, L ERA: 3.06	(1, 1) 2.0 14 8 6 6 3 1 0 0 0 0 0 0 3 4 0.00 1.000																					
Bob Forsch, R ERA: 4.45	(3, 1) 1.0 3 1 0 0 0 0 0 0 0 0 0 0 3 4 0.00 1.000																					
Ricky Horton, L ERA: 0.55	(4, 1) 4.2 17 4 0 0 2 0 1 0 0 0 0 0 20 24 0.00 0.857																					
Bill Campbell, R ERA: 3.45	(8, 1) 0.1 W 1 0 0 0 0 0 0 0 0 0 0 0 1 1 0.00 0.000																					
Ken Dawley, L ERA: 0.54	(9, 1) 1.0 S 4 1 0 0 2 0 0 0 0 0 0 0 8 8 0.00 1.000																					
<b>Inning Stats</b>	R: 4 E: 0 K: 1 S: 9	H: 5 LOB: 0 BB: 0 P: 9	R: 0 E: 0 K: 2 S: 8	H: 1 LOB: 2 BB: 1 P: 12	R: 2 E: 0 K: 0 S: 5	H: 3 LOB: 0 BB: 0 P: 6	R: 0 E: 0 K: 0 S: 3	H: 0 LOB: 0 BB: 0 P: 3	R: 0 E: 0 K: 1 S: 5	H: 1 LOB: 0 BB: 0 P: 5	R: 0 E: 0 K: 0 S: 3	H: 0 LOB: 0 BB: 0 P: 3	R: 0 E: 0 K: 1 S: 6	H: 1 LOB: 1 BB: 0 P: 6	R: 0 E: 0 K: 0 S: 4	H: 2 LOB: 2 BB: 1 P: 8	R: 0 E: 0 K: 2 S: 8	H: 1 LOB: 1 BB: 0 P: 8	1B: 8 2B: 2 3B: 1 HR: 3	SF: 0 SAC: 1 DP: 2 HBP: 0	WP: 0 PB: 0 SB: 0 CS: 0	PA: 39
<b>PITCHER</b>	IP WLS BF H R ER SO BB IBB HBP BLK WP HR S P ERA WHIP																					
Danny Cox, R ERA: 3.06	(1, 1) 2.0 14 8 6 6 3 1 0 0 0 0 0 0 3 4 0.00 1.000																					
Bob Forsch, R ERA: 4.45	(3, 1) 1.0 3 1 0 0 0 0 0 0 0 0 0 0 3 4 0.00 1.000																					
Ricky Horton, L ERA: 0.55	(4, 1) 4.2 17 4 0 0 2 0 1 0 0 0 0 0 20 24 0.00 0.857																					
Bill Campbell, R ERA: 3.45	(8, 1) 0.1 W 1 0 0 0 0 0 0 0 0 0 0 0 1 1 0.00 0.000																					
Ken Dawley, L ERA: 0.54	(9, 1) 1.0 S 4 1 0 0 2 0 0 0 0 0 0 0 8 8 0.00 1.000																					

St. Louis Cardinals @ Houston Astros  
Astrodome, Houston, TX  
Fri May 17 1985, 8:05 PM EDT  
Att: 14,501 - Unknown

AB 36  
R 6  
H 14  
RBI 6  
BB 2  
SO 7  
LOB 11



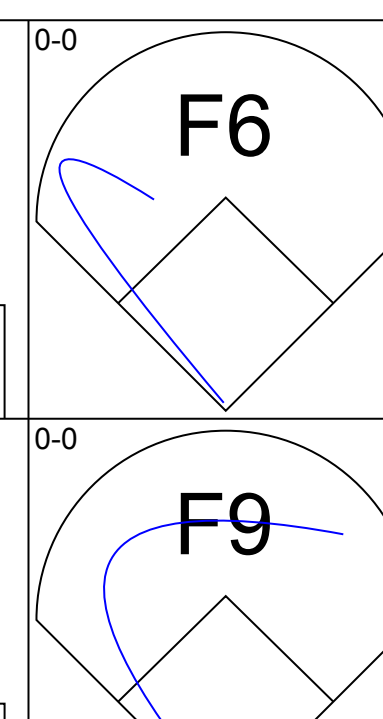
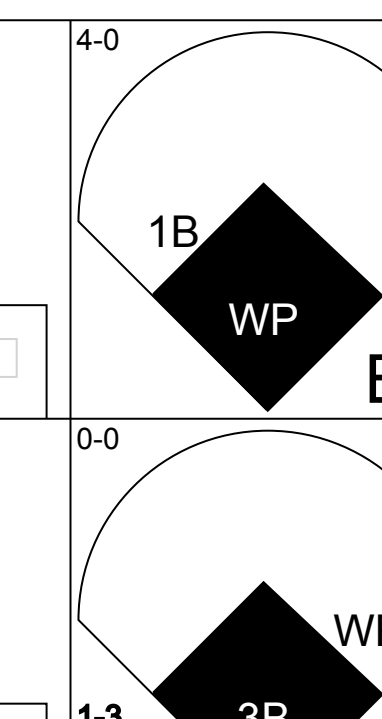
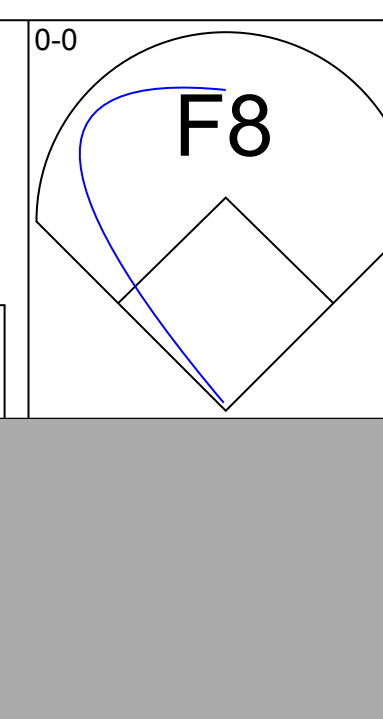
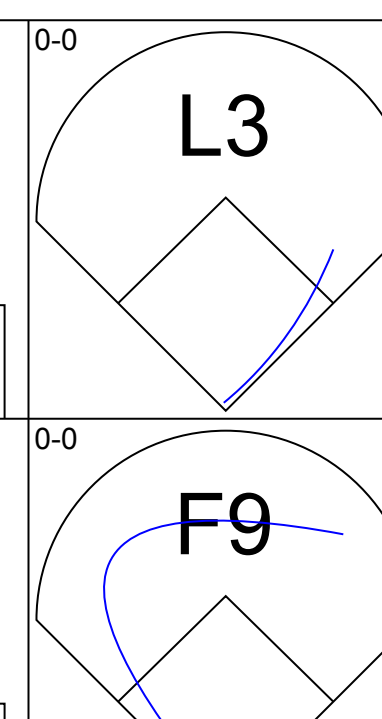
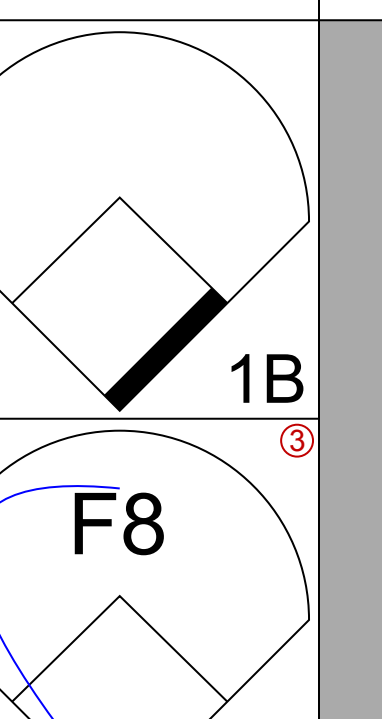
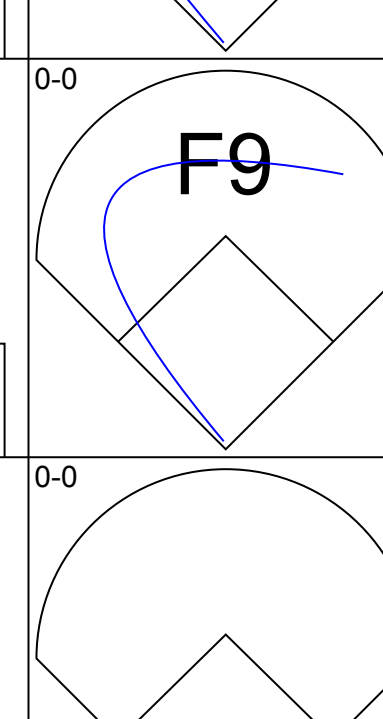
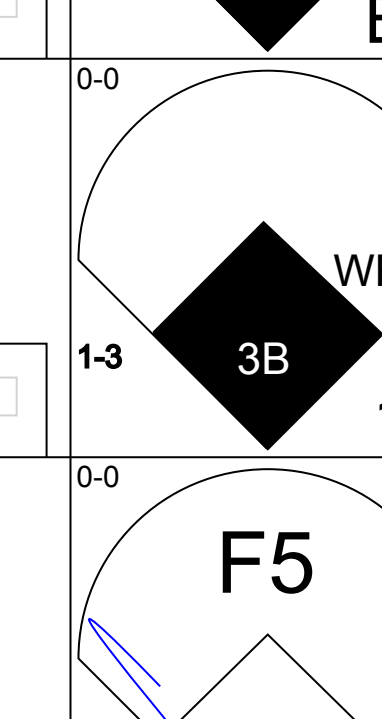
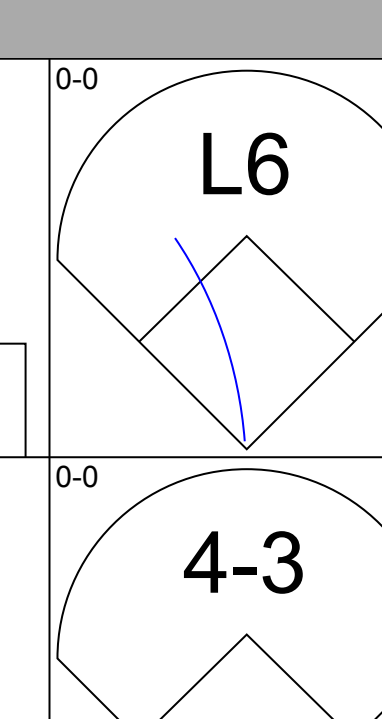
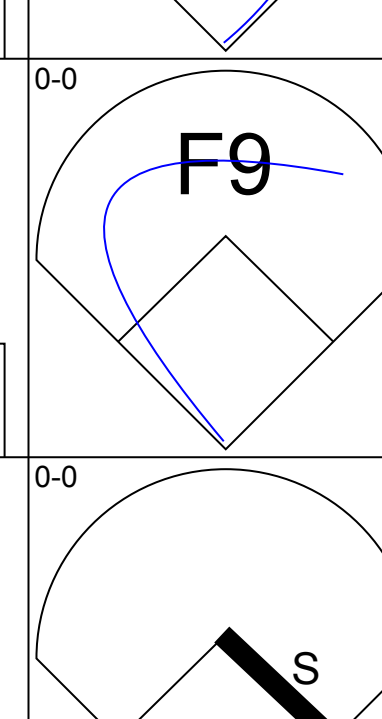
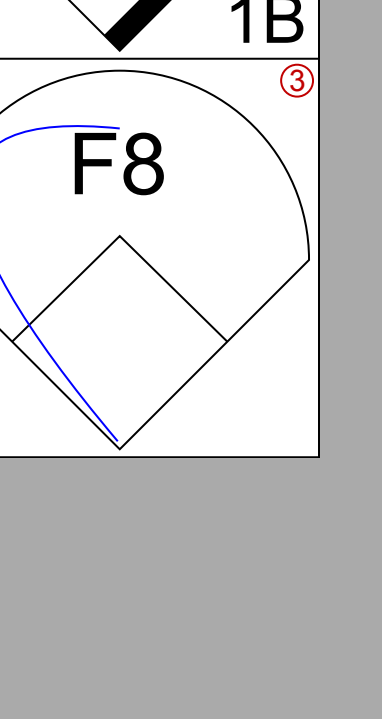
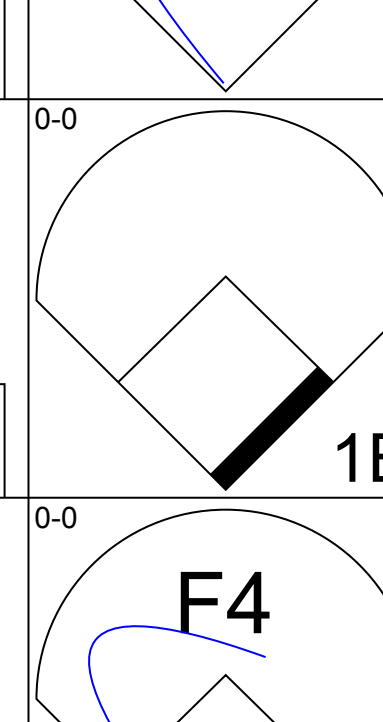
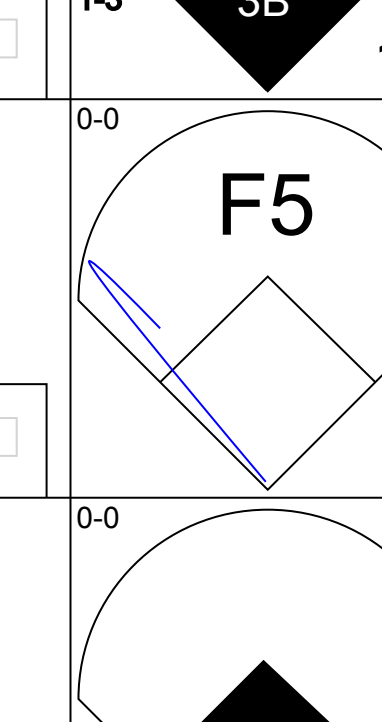
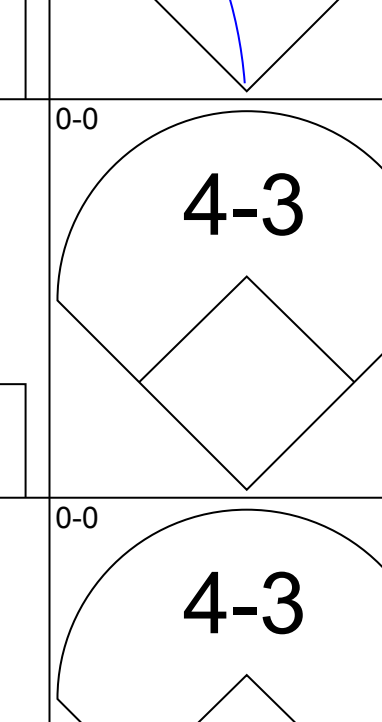
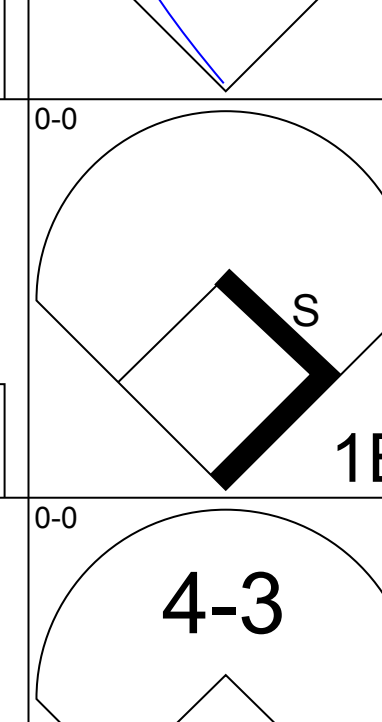
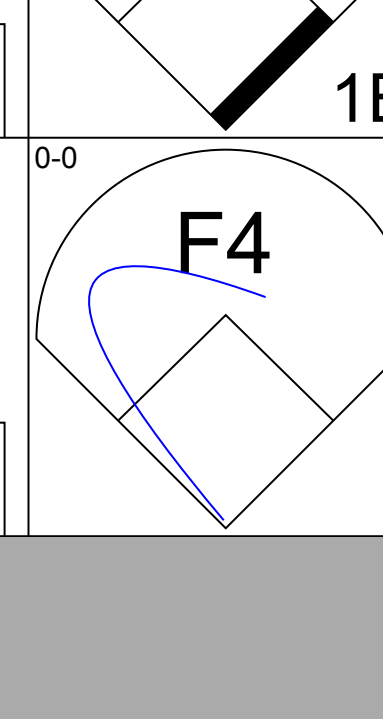
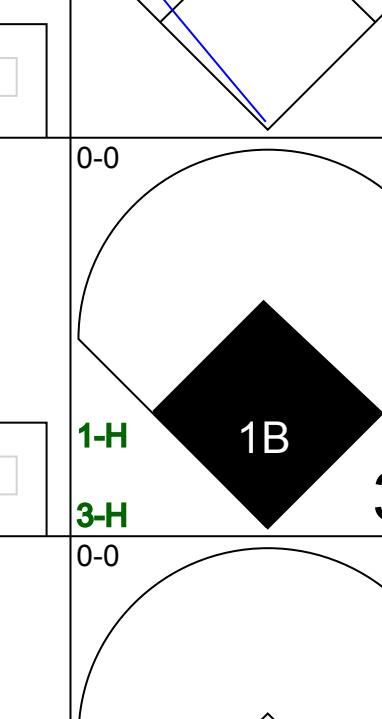
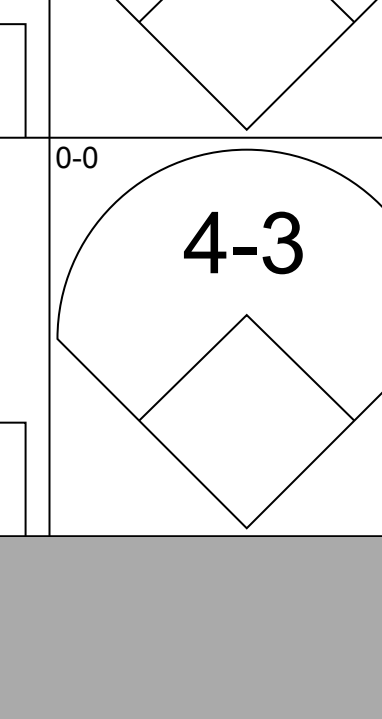
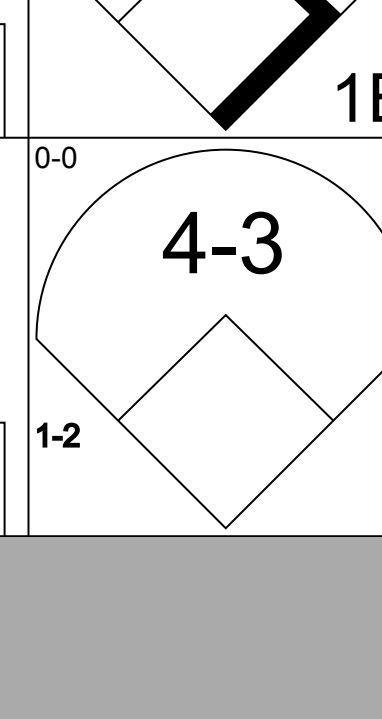
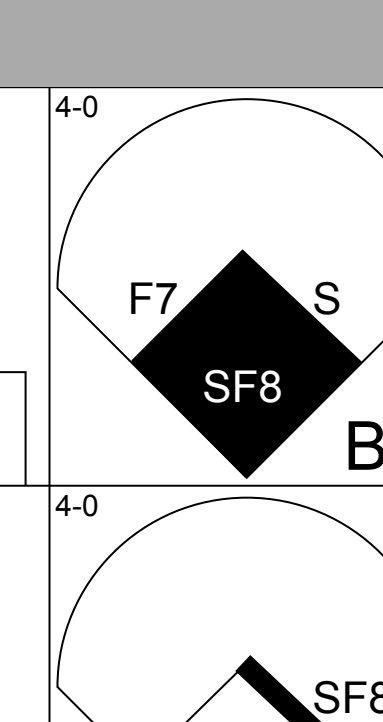
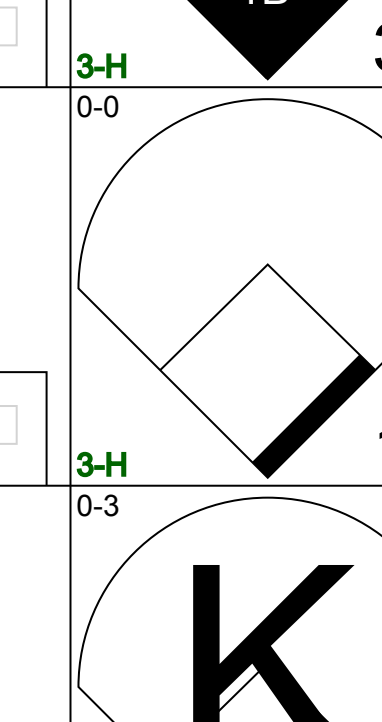
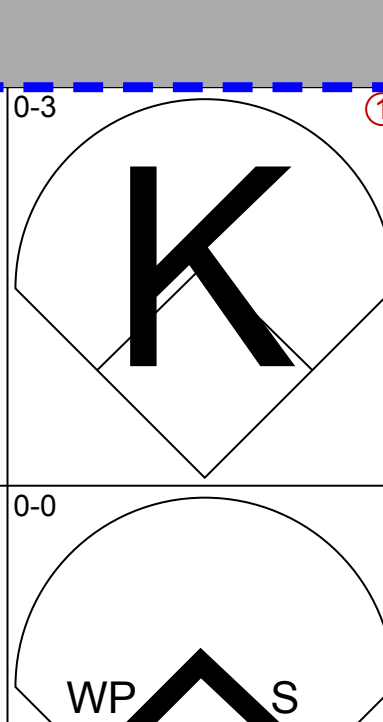
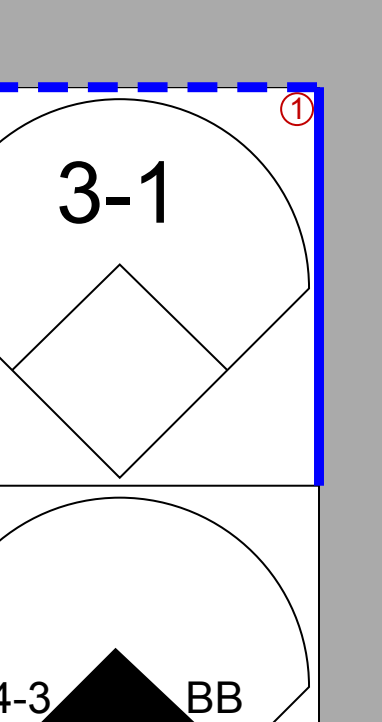
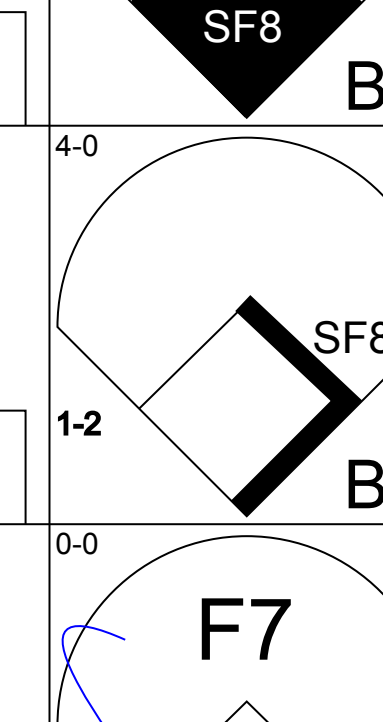
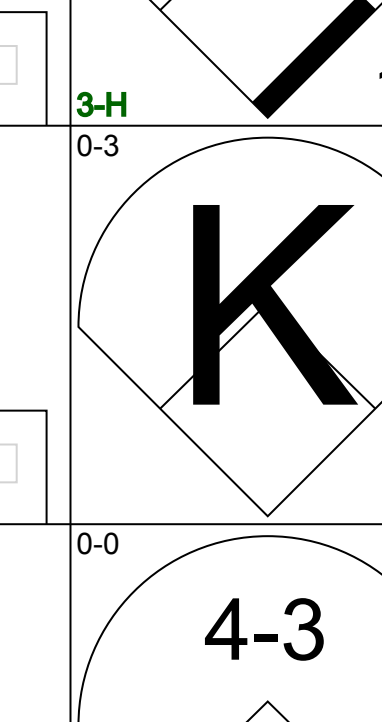
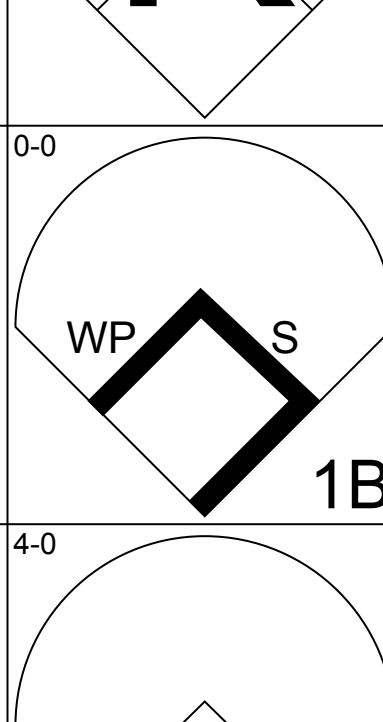
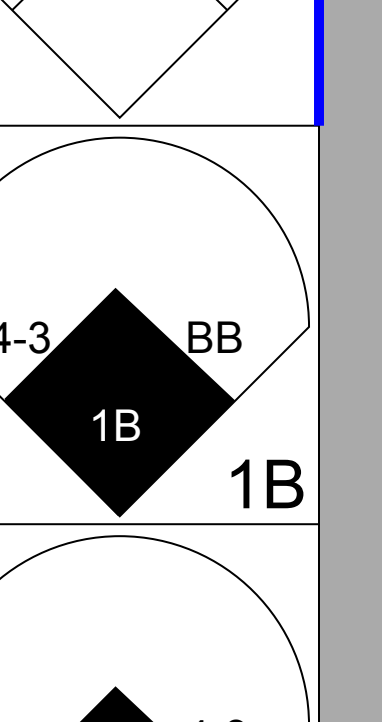
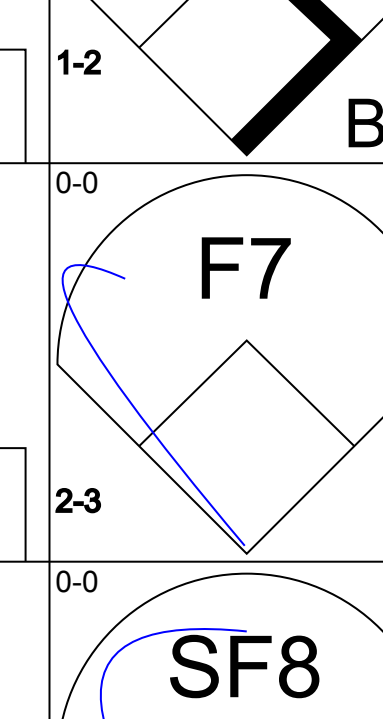
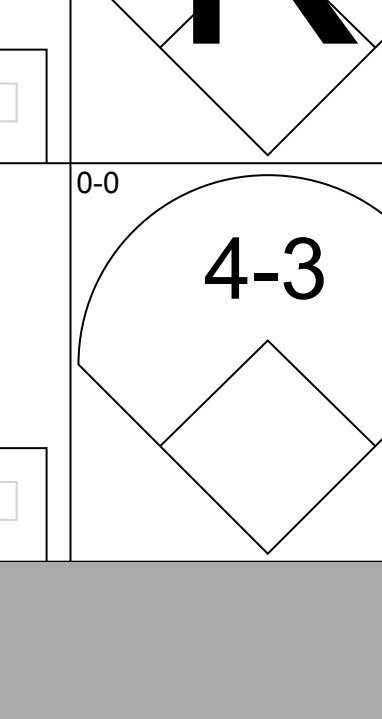
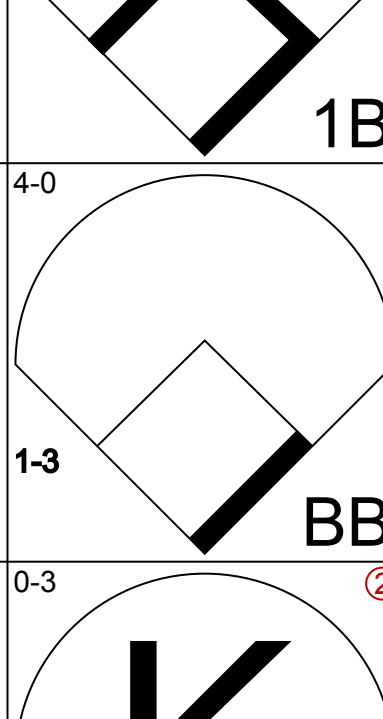
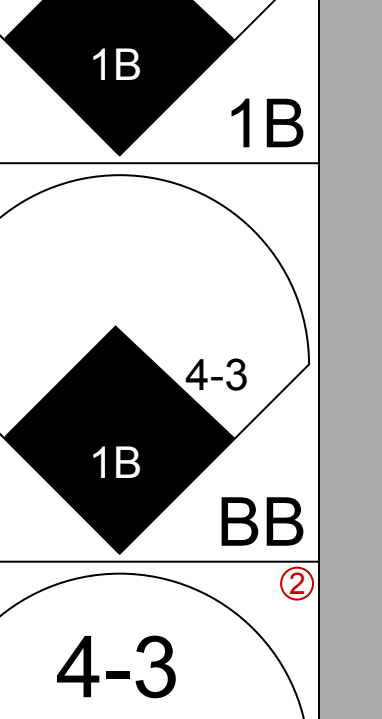
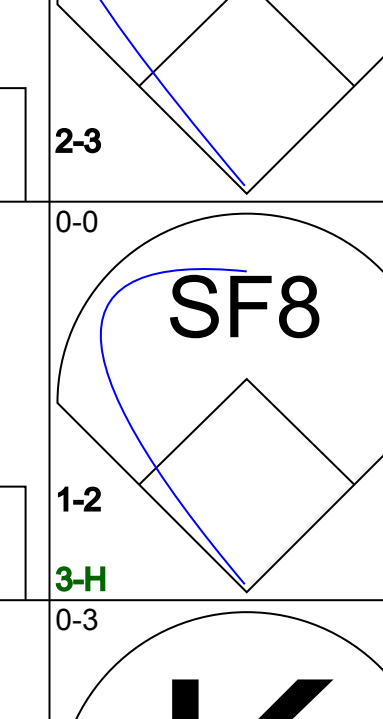
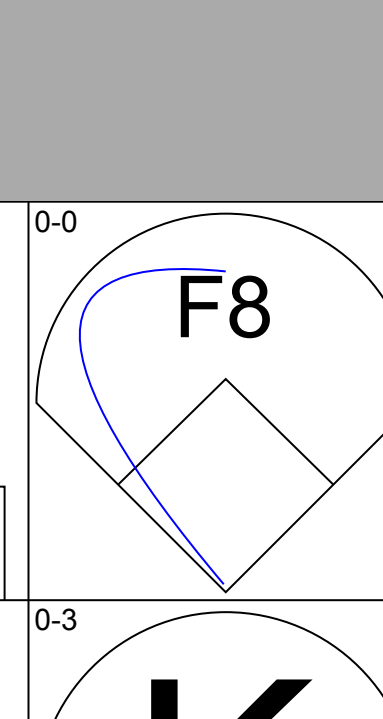
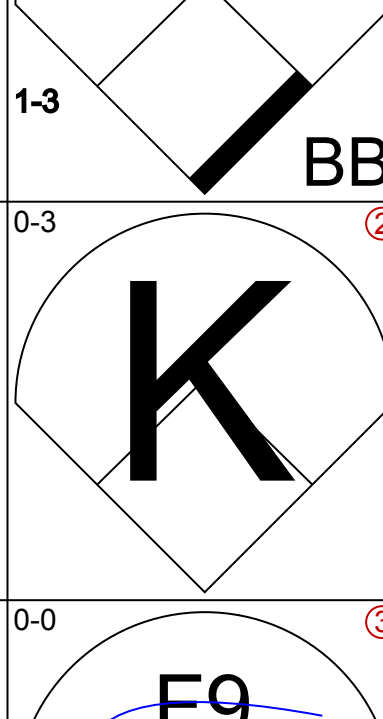
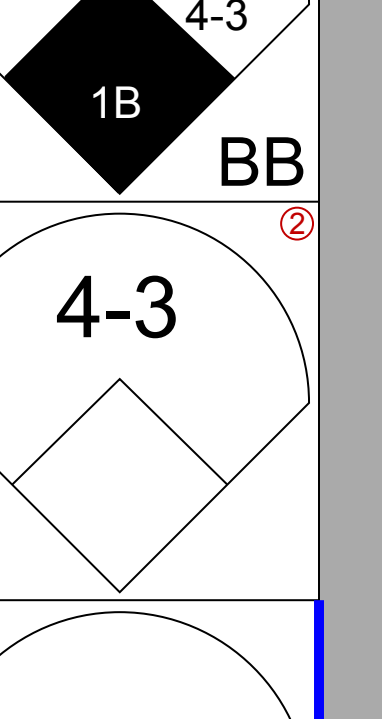

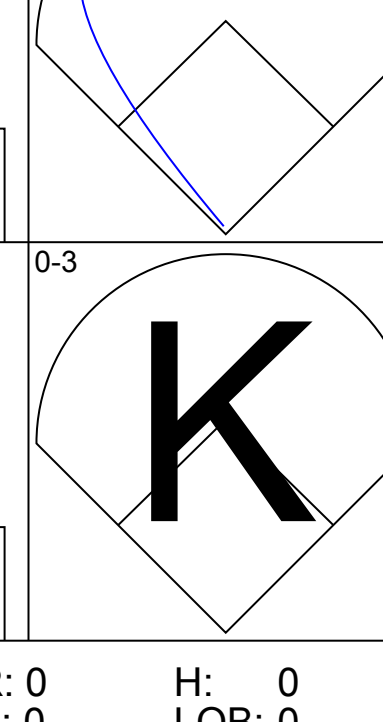
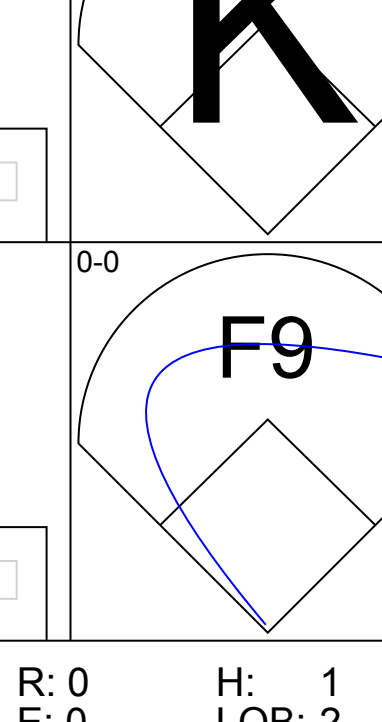
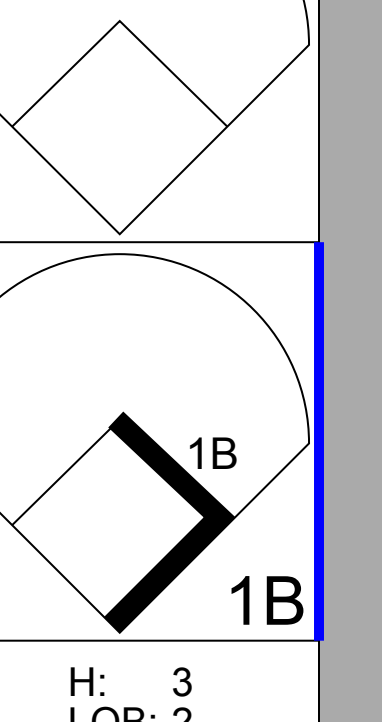


Batter	1	2	3	4	5	6	7	8	9	AB	R	H	RBI	BB	SO	LOB	TOP					
Vince Coleman, S OBP: 0.333, SLG: 0.374 (1, 7)										4	0	1	1	0	1	0						
Willie McGee, S OBP: 0.348, SLG: 0.414 Neil Allen, R (1, 8)										4	0	0	0	0	0	1						
Tom Herr, S OBP: 0.441, SLG: 0.439 (1, 4)										4	1	1	0	0	1	1						
Jack Clark, R OBP: 0.437, SLG: 0.613 (1, 3)										4	1	1	0	0	1	0						
Andy Van Slyke, L OBP: 0.398, SLG: 0.478 (1, 9)										3	0	0	1	0	1	1						
Terry Pendleton, S OBP: 0.283, SLG: 0.307 (1, 5)										4	0	0	0	0	2	2						
Darrell Porter, L OBP: 0.300, SLG: 0.340 Tom Lawless, R (9, PR)										3	1	1	1	1	0	1	AB 33					
Ozzie Smith, S OBP: 0.346, SLG: 0.360 (1, 6)										4	2	3	1	0	0	0	R 5					
Kurt Kepshire, L OBP: 0.083, SLG: 0.091 Steve Braun, L OBP: 0.217, SLG: 0.190 Bill Campbell, R OBP: 0.385, SLG: 0.300 (8, 7)										0	0	0	1	0	0	0	H 7					
<b>Inning Stats</b>	R: 0 E: 0 K: 2 S: 7	H: 0 LOB: 0 BB: 0 P: 7	R: 0 E: 0 K: 0 S: 3	H: 0 LOB: 0 BB: 0 P: 3	R: 2 E: 0 K: 0 S: 4	H: 1 LOB: 0 BB: 1 P: 8	R: 0 E: 0 K: 1 S: 5	H: 0 LOB: 0 BB: 0 P: 5	R: 0 E: 0 K: 0 S: 3	H: 0 LOB: 0 BB: 0 P: 3	R: 0 E: 0 K: 0 S: 4	H: 1 LOB: 1 BB: 0 P: 4	R: 0 E: 0 K: 2 S: 7	H: 0 LOB: 1 BB: 0 P: 8	R: 1 E: 0 K: 0 S: 4	H: 1 LOB: 0 BB: 0 P: 4	R: 2 E: 0 K: 1 S: 9	H: 4 LOB: 2 BB: 0 P: 9	1B: 5 2B: 2 3B: 0 HR: 0	SF: 1 SAC: 0 DP: 0 HBP: 1	WP: 0 PB: 0 SB: 3 CS: 0	PA: 36
<b>PITCHER</b>	IP WLS BF H R ER SO BB IBB HBP BLK WP HR S P ERA WHIP																					
Nolan Ryan, R ERA: 2.63	(1, 1)	8.2 W 34 6 5 5 6 1 0 0 1 0 0 0 0 44 49 5.19 0.808																				
Mark Ross, R ERA:	(9, 1)	0.1 S 2 1 0 0 0 0 0 0 0 0 0 0 0 2 2 0.00 3.000																				

St. Louis Cardinals @ Houston Astros  
Astrodome, Houston, TX  
Sat May 18 1985, 8:05 PM EDT  
Att: 39,828 - Unknown

AB 33  
R 5  
H 7  
RBI 5  
BB 1  
SO 6  
LOB 9



Batter	1	2	3	4	5	6	7	8	9	AB	R	H	RBI	BB	SO	LOB	BOTTOM	
Bill Doran, S OBP: 0.373, SLG: 0.397 (1, 4)										4	1	1	0	1	0	0		
Terry Puhl, L OBP: 0.407, SLG: 0.432 (1, 9)										5	1	1	0	0	0	2		
Denny Walling, L OBP: 0.388, SLG: 0.505 (1, 3)										4	0	2	0	0	0	2		
Jose Cruz, L OBP: 0.376, SLG: 0.511 (1, 7)										4	1	1	1	0	0	2		
Jerry Mumphrey, S OBP: 0.338, SLG: 0.368 Kevin Bass, S OBP: 0.295, SLG: 0.392 (9, 8)										3	1	1	1	1	1	0		
Phil Garner, R OBP: 0.333, SLG: 0.400 (1, 5)										3	1	2	0	1	1	1		
Alan Ashby, S OBP: 0.333, SLG: 0.383 (1, 2)										2	1	0	0	2	0	3	AB 32	
Craig Reynolds, L OBP: 0.300, SLG: 0.413 (1, 6)										3	0	0	1	0	1	4	R 6	
Nolan Ryan, R OBP: 0.048, SLG: 0.048 Mark Ross, R ERA: 6.46 (9, 1)										4	0	1	2	0	2	3	H 9	
<b>Inning Stats</b>	R: 0 E: 0 K: 0 S: 4	H: 1 LOB: 1 BB: 0 P: 4	R: 1 E: 0 K: 1 S: 5	H: 0 LOB: 2 BB: 2 P: 13	R: 3 E: 0 K: 1 S: 8	H: 3 LOB: 1 BB: 1 P: 12	R: 0 E: 0 K: 1 S: 5	H: 0 LOB: 0 BB: 0 P: 5	R: 0 E: 0 K: 2 S: 8	H: 1 LOB: 2 BB: 1 P: 12	R: 0 E: 0 K: 0 S: 4	H: 1 LOB: 1 BB: 0 P: 4	R: 2 E: 0 K: 0 S: 6	H: 3 LOB: 2 BB: 1 P: 10	1B: 8 2B: 0 3B: 1 HR: 0	SF: 1 SAC: 0 DP: 0 HBP: 0	WP: 2 PB: 0 SB: 3 CS: 0	PA: 38
<b>PITCHER</b>	IP WLS BF H R ER SO BB IBB HBP BLK WP HR S P ERA WHIP																	
Kurt Kepshire, R ERA: 5.75	(1, 1)	5.0 L 22 4 4 4 3 3 0 0 0 0 1 0 25 37 7.20 1.400																
Bill Campbell, R ERA: 3.99	(6, 1)	2.0 9 2 0 0 2 1 0 0 0 0 1 0 12 16 0.00 1.500																
Neil Allen, R ERA: 6.46	(8, 1)	1.0 7 3 2 2 0 1 0 0 0 0 0 0 6 10 18.00 4.000																

St. Louis Cardinals @ Houston Astros  
Astrodome, Houston, TX  
Sat May 18 1985, 8:05 PM EDT  
Att: 39,828 - Unknown

AB 32  
R 6  
H 9  
RBI 5  
BB 5  
SO 5  
LOB 17





Batter	1	2	3	4	5	6	7	8	9	AB	R	H	RBI	BB	SO	LOB	TOP			
Vince Coleman, S (1,7) OBP: 0.322, SLG: 0.360	0-0 4-3		0-0 2-3		0-0 F7		0-0 5-3			4	0	0	0	0	0	2				
Willie McGee, S (1,8) OBP: 0.345, SLG: 0.417	0-0 F6		0-0 G3			0-0 1B 2B		0-0 G3		4	1	1	0	0	0	1				
Tom Herr, S (1,4) OBP: 0.449, SLG: 0.452	4-0 BB		0-0 2B			0-0 G3 FC5-2 1B		0-0 F8		3	0	2	2	1	0	0				
Jack Clark, R (1,3) OBP: 0.431, SLG: 0.603 Mike Jorgensen, L (6,PH) OBP: 0.333, SLG: 0.250	0-0 F4		0-0 F8			0-0 G3		0-3 K		2	0	0	0	0	0	2				
Andy Van Slyke, L (1,9) OBP: 0.402, SLG: 0.511		0-0 HR		0-0 3-1		0-0 FC5-2			0-0 FC3-6 1B	4	1	2	1	0	0	1				
Terry Pendleton, S (1,5) OBP: 0.275, SLG: 0.298	0-0 5-3		0-3 K		0-0 F5			0-0 F7		4	0	0	0	0	1	2				
Darrell Porter, L (1,2) OBP: 0.281, SLG: 0.315	0-3 K		0-0 F8				0-0 F8		0-3 K	4	0	0	0	0	2	1				
Ozzie Smith, S (1,6) OBP: 0.336, SLG: 0.348	0-0 6-3				0-0 F8		0-0 4-3		0-0 FC3-6	4	0	0	0	0	0	1				
John Tudor, L (1,1) OBP: 0.063, SLG: 0.063 Tom Lawless, R (7,PH) OBP: 1.000, SLG: 2.000 Jeff Lahti, R (7,1) Neil Allen, R (8,1)			0-0 G3 2-3 2B 1B		0-3 K		0-0 2B			2	1	1	0	0	1	0				
<b>Inning Stats</b>	R: 0 E: 0 K: 0 S: 3	H: 0 LOB: 1 BB: 1 P: 7	R: 1 E: 0 K: 1 S: 6	H: 1 LOB: 0 BB: 0 P: 6	R: 1 E: 0 K: 0 S: 5	H: 2 LOB: 1 BB: 0 P: 5	R: 0 E: 0 K: 1 S: 5	H: 0 LOB: 0 BB: 0 P: 5	R: 0 E: 0 K: 0 S: 5	H: 2 LOB: 1 BB: 0 P: 5	R: 0 E: 0 K: 0 S: 4	H: 1 LOB: 0 BB: 0 P: 4	R: 0 E: 0 K: 1 S: 5	H: 0 LOB: 0 BB: 0 P: 5	R: 0 E: 0 K: 1 S: 6	H: 1 LOB: 1 BB: 0 P: 6	1B: 3 2B: 3 3B: 0 HR: 1	SF: 0 SAC: 0 DP: 0 HBP: 0	WP: 0 PA: 35 PB: 0 SB: 2 CS: 0	
<b>PITCHER</b>	IP WLS BF H R ER SO BB IBB HBP BLK WP HR S P ERA WHIP																			
Ron Mathis, R (1,1) ERA: 3.38 Bill Dawley, R (7,1) ERA: 3.46	6.0 W 24 5 3 3 3 1 0 0 0 0 1 29 33 4.50 1.000																			

St. Louis Cardinals @ Houston Astros  
Astrodome, Houston, TX  
Sun May 19 1985, 4:33 AM EDT  
Att: 15,652 - Unknown

AB 34  
R 3  
H 7  
RBI 3  
BB 1  
SO 5  
LOB 11



Batter	1	2	3	4	5	6	7	8	9	AB	R	H	RBI	BB	SO	LOB	BOTTOM			
Jim Pankovits, R (1,4) OBP: 0.462, SLG: 0.565	0-0 1B		0-0 G6-4-3 1B		0-0 F7		0-0 HR	0-0 2B		5	1	4	1	0	0	1				
Enos Cabell, R (1,3) OBP: 0.274, SLG: 0.343	0-0 HR		0-0 G6-4-3 1-2		4-0 BB		0-0 FC5-4 1B	0-0 6-3		4	1	2	1	1	0	2				
Phil Garner, R (1,5) OBP: 0.328, SLG: 0.387	4-0 1B SF8 BB		0-3 K		0-0 F4		0-0 FC5-4 2B BB	0-0 F8		4	2	0	0	1	1	4				
Jose Cruz, L (1,7) OBP: 0.379, SLG: 0.517	0-0 PB 1B			0-3 K		0-0 F5	0-0 BB 2B			4	0	2	0	0	1	0				
Kevin Bass, S (1,8) OBP: 0.280, SLG: 0.377	0-0 SF8			0-0 F3		0-0 F7	0-0 G3			3	0	0	1	0	0	2				
Terry Puhl, L (1,9) OBP: 0.411, SLG: 0.429	0-0 F9			0-0 L1		0-0 BB 1B	4-0 BB IBB			3	1	1	0	1	0	1				
Alan Ashby, S (1,2) OBP: 0.357, SLG: 0.435		0-0 6-3			0-0 HR	4-0 BB 1B BB	4-0 BB 1B BB	1-2 2-3 3-H BB		2	2	1	2	2	0	0				
Craig Reynolds, L (1,6) OBP: 0.310, SLG: 0.430		0-0 F5			0-0 2B	0-0 1B	0-0 F3			4	0	2	2	0	0	3				
Ron Mathis, R (1,1) Tim Tolman, R (6,PH) Bill Dawley, R (7,1)		0-0 6-3			0-3 K	0-0 5-3		0-0 6-3		2	0	0	0	0	1	1				
<b>Inning Stats</b>	R: 2 E: 0 K: 0 S: 5	H: 3 LOB: 1 BB: 1 P: 9	R: 0 E: 0 K: 0 S: 3	H: 0 LOB: 0 BB: 0 P: 3	R: 0 E: 0 K: 1 S: 5	H: 1 LOB: 0 BB: 0 P: 5	R: 0 E: 0 K: 1 S: 5	H: 0 LOB: 0 BB: 0 P: 5	R: 1 E: 0 K: 1 S: 7	H: 2 LOB: 2 BB: 1 P: 11	R: 2 E: 0 K: 0 S: 5	H: 2 LOB: 1 BB: 1 P: 9	R: 2 E: 0 K: 0 S: 6	H: 3 LOB: 3 BB: 2 P: 14	R: 0 E: 0 K: 0 S: 4	H: 1 LOB: 1 BB: 0 P: 4	1B: 6 2B: 3 3B: 0 HR: 3	SF: 1 SAC: 0 DP: 1 HBP: 0	WP: 0 PA: 39 PB: 1 SB: 0 CS: 0	
<b>PITCHER</b>	IP WLS BF H R ER SO BB IBB HBP BLK WP HR S P ERA WHIP																			
John Tudor, L (1,1) ERA: 3.44 Jeff Lahti, R (7,1) ERA: 4.35 Neil Allen, R (8,1) ERA: 6.06	6.0 L 27 8 5 5 3 3 0 0 0 0 0 2 30 42 7.50 1.833																			

St. Louis Cardinals @ Houston Astros  
Astrodome, Houston, TX  
Sun May 19 1985, 4:33 AM EDT  
Att: 15,652 - Unknown

AB 33  
R 7  
H 12  
RBI 7  
BB 5  
SO 3  
LOB 15





Batter	1	2	3	4	5	6	7	8	9	AB	R	H	RBI	BB	SO	LOB	TOP					
Claudell Washington, L OBP: 0.331, SLG: 0.430	0-0 6-3			0-0 F5		0-0 F8		0-0 4-3		4	0	0	0	0	0	1						
Rafael Ramirez, R OBP: 0.277, SLG: 0.344	0-0 F4			0-3 K		0-0 F5			0-0 F2	4	0	0	0	0	1	0						
Dale Murphy, R OBP: 0.416, SLG: 0.647 Brad Komminsk, R OBP: 0.340, SLG: 0.278	0-0 PO 1B			0-3 K			0-0 FC6-4 1B		0-0 FC6-4 1B	3	0	2	0	0	1	0						
Bob Horner, R OBP: 0.277, SLG: 0.311 Paul Runge, R OBP: 0.267, SLG: 0.500	0-0 PO 1-2	0-0 6-3			0-0 F7		0-0 F8		0-0 F9	3	0	0	0	0	0	1						
Terry Harper, R OBP: 0.521, SLG: 0.474		0-3 K			0-0 1B 1B		0-0 FC6-4 1-2		0-0 FC6-4 1-2	4	0	1	0	0	1	2						
Gerald Perry, L OBP: 0.270, SLG: 0.268		0-0 F8			0-0 1B 1-2		0-0 4-3			3	0	1	0	0	0	1						
Rick Cerone, R OBP: 0.317, SLG: 0.330			0-3 K		0-0 F5			0-0 5-3		3	0	0	0	0	1	2						
Glenn Hubbard, R OBP: 0.351, SLG: 0.333			0-0 5-3		0-0 F4			0-0 F7		3	0	0	0	0	0	2						
Zane Smith, L Craig McMurtry, R Rick Camp, R Albert Hall, S Terry Forster, L	0-0 1-3					0-0 6-3			0-0 1B	1	0	0	0	0	0	0						
<b>Inning Stats</b>	R: 0 E: 0 K: 0 S: 3	H: 1 LOB: 0 BB: 0 P: 3	R: 0 E: 0 K: 1 S: 5	H: 0 LOB: 0 BB: 0 P: 5	R: 0 E: 0 K: 1 S: 5	H: 0 LOB: 0 BB: 0 P: 5	R: 0 E: 0 K: 2 S: 7	H: 0 LOB: 0 BB: 0 P: 7	R: 0 E: 0 K: 0 S: 5	H: 2 LOB: 2 BB: 0 P: 5	R: 0 E: 0 K: 0 S: 3	H: 0 LOB: 0 BB: 0 P: 3	R: 0 E: 0 K: 0 S: 4	H: 1 LOB: 1 BB: 0 P: 4	R: 0 E: 0 K: 0 S: 4	H: 1 LOB: 1 BB: 0 P: 4	R: 0 E: 0 K: 0 S: 4	H: 1 LOB: 1 BB: 0 P: 4	1B: 6 2B: 0 3B: 0 HR: 0	SF: 0 SAC: 0 DP: 0 HBP: 0	WP: 0 PB: 0 SB: 0 CS: 0	PA: 33
<b>PITCHER</b> Joaquin Andujar, R ERA: 2.95	IP: 9.0 WLS: W BF: 32 H: 6 R: 0 ER: 0 SO: 4 BB: 0 IBB: 0 HBP: 0 BLK: 0 WP: 0 HR: 0 S: 40 P: 40 ERA: 0.00 WHIP: 0.667															<b>PITCHER</b>						

Atlanta Braves @ St. Louis Cardinals  
Busch Stadium, St. Louis, MO  
Mon May 20 1985, 7:05 PM CDT  
Att: 25,112 - Unknown

AB 32  
R 0  
H 6  
RBI 0  
BB 0  
SO 4  
LOB 10



Batter	1	2	3	4	5	6	7	8	9	AB	R	H	RBI	BB	SO	LOB	BOTTOM			
Vince Coleman, S OBP: 0.325, SLG: 0.362	0-0 S 5-3 1B		0-0 6-3	0-0 E SH1-3 1B	0-0 1-3		0-0 2-3			5	2	2	0	0	0	0				
Ozzie Smith, S OBP: 0.343, SLG: 0.350 Ivan De Jesus, R OBP: 0.500, SLG: 0.556	4-0 5-3 1-3 BB		0-0 1B 2B	0-0 SH1-3 1-1H	0-0 6-3		0-0 FC6-4 1B			2	1	1	1	1	0	0				
Tom Herr, S OBP: 0.449, SLG: 0.453 Tom Lawless, R OBP: 0.500, SLG: 0.750	0-3 K 1-2		0-0 2B 1-3 1B	0-0 HR 1B 1B		0-0 6-3	0-0 FC6-4 1-2			2	1	1	0	0	1	2				
Jack Clark, R OBP: 0.439, SLG: 0.609 Mike Jorgensen, L OBP: 0.375, SLG: 0.308	4-0 5-3 BB		0-0 HR 2B	4-0 1B 2B BB		0-0 F2		0-0 FC6-4 1B 1B		2	2	1	1	2	0	0				
Willie McGee, S OBP: 0.357, SLG: 0.454	0-0 5-3 1-2 2-3 3-H		0-0 HR 2-H 3-H	0-0 2B 1-2 2B 1B		0-0 E5 2B		0-0 FC6-4 1B		5	3	3	5	0	0	2				
Terry Pendleton, S OBP: 0.286, SLG: 0.317	0-0 6-3		0-0 S BB	0-0 HR 1-1H 2-H	0-0 2B	0-0 1B 2B		0-0 FC6-4 1B		4	2	2	3	1	0	4				
Andy Van Slyke, L OBP: 0.411, SLG: 0.541		0-0 G3	4-0 G6-4-3 BB	0-0 HR 2-H		0-0 1B		0-3 K		4	1	2	3	1	1	2				
Tom Nieto, R OBP: 0.341, SLG: 0.257		0-3 K	0-0 G6-4-3 1-2	0-0 5-3		0-0 4-3		0-0 1B		5	0	1	1	0	1	3				
Joaquin Andujar, S OBP: 0.154, SLG: 0.192		0-3 K2-3		0-3 K	0-0 F7		0-3 K	0-3 K		5	0	0	0	0	4	2				
<b>Inning Stats</b>	R: 1 E: 0 K: 1 S: 6	H: 1 LOB: 2 BB: 2 P: 14	R: 0 E: 0 K: 2 S: 7	H: 0 LOB: 0 BB: 0 P: 7	R: 4 E: 0 K: 0 S: 6	H: 4 LOB: 1 BB: 2 P: 14	R: 6 E: 1 K: 1 S: 10	H: 5 LOB: 0 BB: 1 P: 14	R: 0 E: 0 K: 0 S: 3	H: 0 LOB: 0 BB: 0 P: 3	R: 2 E: 1 K: 0 S: 6	H: 2 LOB: 1 BB: 0 P: 6	R: 0 E: 0 K: 1 S: 6	H: 1 LOB: 1 BB: 0 P: 6	R: 1 E: 0 K: 2 S: 10	H: 3 LOB: 2 BB: 0 P: 10	1B: 11 2B: 3 3B: 0 HR: 2	SF: 0 SAC: 1 DP: 1 HBP: 0	WP: 0 PB: 0 SB: 5 CS: 0	PA: 45
<b>PITCHER</b> Zane Smith, L ERA: 5.23 Craig McMurtry, R ERA: 11.08 Rick Camp, R ERA: 4.22 Terry Forster, L ERA: 1.47	IP: 2.1 WLS: L BF: 14 H: 5 R: 6 ER: 6 SO: 3 BB: 3 IBB: 0 HBP: 0 BLK: 0 WP: 0 HR: 1 S: 18 P: 26 ERA: 19.29 WHIP: 3.000															<b>PITCHER</b>				

Atlanta Braves @ St. Louis Cardinals  
Busch Stadium, St. Louis, MO  
Mon May 20 1985, 7:05 PM CDT  
Att: 25,112 - Unknown

AB 39  
R 14  
H 16  
RBI 14  
BB 5  
SO 7  
LOB 16













Batter	1	2	3	4	5	6	7	8	9	10	11	12	AB	R	H	RBI	BB	SO	LOB	TOP										
Vince Coleman, S OBP: 0.312, SLG: 0.357	F2		K		F8		F5		BB		4-3		5	0	0	0	1	1	3											
Willie McGee, S OBP: 0.364, SLG: 0.458	F8		BB		6-3		F8		BB			F8	5	0	1	1	1	0	1											
Tom Herr, S OBP: 0.448, SLG: 0.450	BB		SF7			5-3	F7		SF7			F6	2	1	0	2	2	0	0											
Jack Clark, R OBP: 0.421, SLG: 0.568	K		K			5-3	K		K			5-3	6	0	0	1	0	4	5											
Andy Van Slyke, L OBP: 0.411, SLG: 0.542		F6			F9		HR		BB		F5		4	1	1	1	1	0	0											
Terry Pendleton, S OBP: 0.263, SLG: 0.308	K		WP		F7		F7		G3		F9		3	1	0	0	1	1	1											
Ozzie Smith, S OBP: 0.333, SLG: 0.338	4-3		F3			F7			4-3		4-3		5	0	0	0	0	0	1											
Tom Nieto, R OBP: 0.353, SLG: 0.289					F9						F8		3	1	2	0	0	0	0											
Steve Braun, L OBP: 0.250, SLG: 0.227			SH				SH1-4		BB				1	1	1	0	0	0	0											
Darrell Porter, L OBP: 0.277, SLG: 0.309			BB				SH1-4		BB		BB		1	0	0	0	0	0	0											
John Tudor, L ERA: 2.74			SH				SH1-4		BB		BB		1	0	0	0	0	0	0											
Jeff Lahti, R ERA: 2.95			BB				SH1-4		BB		BB		1	0	0	0	0	0	0											
Ken Davley, L ERA: 0.56			BB				SH1-4		BB		BB		1	0	0	0	0	0	0											
Neil Allen, R ERA: 6.06			BB				SH1-4		BB		BB		1	0	0	0	0	0	0											
Inning Stats	R: 0 E: 0 K: 1 S: 5	H: 0 LOB: 1 BB: 1 P: 9	R: 0 E: 0 K: 1 S: 5	H: 0 LOB: 0 BB: 0 P: 5	R: 1 E: 0 K: 2 S: 9	H: 1 LOB: 2 BB: 1 P: 13	R: 1 E: 0 K: 0 S: 3	H: 0 LOB: 0 BB: 1 P: 7	R: 0 E: 0 K: 0 S: 3	H: 0 LOB: 0 BB: 0 P: 3	R: 2 E: 0 K: 1 S: 4	H: 1 LOB: 0 BB: 1 P: 8	R: 0 E: 0 K: 0 S: 4	H: 1 LOB: 1 BB: 1 P: 4	R: 0 E: 0 K: 1 S: 5	H: 0 LOB: 1 BB: 1 P: 9	R: 2 E: 0 K: 1 S: 7	H: 2 LOB: 2 BB: 2 P: 15	R: 0 E: 0 K: 0 S: 3	H: 0 LOB: 0 BB: 0 P: 3	R: 0 E: 0 K: 0 S: 3	H: 0 LOB: 0 BB: 0 P: 3	R: 0 E: 0 K: 0 S: 3	H: 0 LOB: 0 BB: 0 P: 3	R: 0 E: 0 K: 0 S: 3	H: 0 LOB: 0 BB: 0 P: 3	1B: 4 2B: 0 3B: 0 HR: 1	SF: 2 SAC: 2 DP: 0 HBP: 0	WP: 2 PB: 0 SB: 3 CS: 0	PA: 49
PITCHER	IP	WLS	BF	H	R	ER	SO	BB	IBB	HBP	BLK	WP	HR	S	P	ERA	WHIP													
Mario Soto, R ERA: 2.74	(1, 1)		29	3	4	4	4	4	0	0	0	0	0	5	9	0.00	1.000													
Tom Hume, R ERA: 2.0	(8, 1)	1.0	4	0	0	0	1	1	0	0	0	0	0	5	9	0.00	1.000													
Ted Power, R ERA: 2.37	(9, 1)	3.0	13	2	2	2	1	2	0	0	0	0	0	13	21	6.00	1.333													
John Franco, L ERA: 3.75	(12, 1)	1.0	W	3	0	0	0	0	0	0	0	0	0	3	3	0.00	0.000													

St. Louis Cardinals @ Cincinnati Reds  
Riverfront Stadium, Cincinnati, OH

Fri May 24 1985, 7:05 PM EDT  
Alt. 20,665 - Unknown

AB 38  
R 6  
H 5  
RBI 5  
BB 7  
SO 6  
LOB 11



Batter	1	2	3	4	5	6	7	8	9	10	11	12	AB	R	H	RBI	BB	SO	LOB	BOTTOM							
Gary Redus, R OBP: 0.274, SLG: 0.484	F4		F8		F7			HBP			F6		3	0	0	0	1	0	1								
Tom Hume, R ERA: 2.0								BB					0	0	0	0	0	0	0								
Ted Power, R ERA: 2.37								BB					0	0	0	0	0	0	0								
Duane Walker, L OBP: 0.328, SLG: 0.556								BB					0	0	0	0	0	0	0								
John Franco, L ERA: 3.75								BB					0	0	0	0	0	0	0								
Dave Concepcion, R OBP: 0.293, SLG: 0.390	BB				G3		F8		F8		5-3		5	1	3	1	0	0	2								
Dave Parker, L OBP: 0.388, SLG: 0.576	BB				SF8			2B		G3			6	1	1	0	0	1	6								
Alan Knipshut, R OBP: 0.343, SLG: 0.464					G3			2B		G3			3	0	2	1	0	0	1								
Ron Oester, S OBP: 0.377, SLG: 0.396					SF8			2B		FC5			0	1	0	0	0	0	0								
Wayne Krenchicki, L OBP: 0.364, SLG: 0.250								2B		1-6-3			2	0	0	0	0	0	1								
Tony Perez, R OBP: 0.524, SLG: 0.941								1B		1-6-3			3	1	2	1	1	0	0								
Eddie Milner, R OBP: 0.326, SLG: 0.250								1B		1-6-3			2	1	0	0	0	1	0								
Eric Davis, R OBP: 0.211, SLG: 0.425								1B		1-6-3			6	1	1	1	0	1	4								
Nick Esasky, R OBP: 0.302, SLG: 0.374								1B		1-6-3			5	0	1	0	1	0	3								
Tom Foley, L OBP: 0.182, SLG: 0.222								2B		4-3			3	0	1	0	0	0	1								
Dave Vanorder, R OBP: 0.267, SLG: 0.298								2B		4-3			3	1	2	3	0	0	0								
Mario Soto, R OBP: 0.293, SLG: 0.276								2B		4-3			2	0	0	0	0	1	1								
Cesar Cedeno, R OBP: 0.304, SLG: 0.298								2B		4-3			3	0	1	0	0	0	1								
Inning Stats	R: 0 E: 0 K: 1 S: 6	H: 1 LOB: 1 BB: 0 P: 3	R: 0 E: 0 K: 0 S: 3	H: 0 LOB: 0 BB: 0 P: 3	R: 0 E: 0 K: 0 S: 3	H: 0 LOB: 0 BB: 0 P: 3	R: 2 E: 0 K: 0 S: 5	H: 2 LOB: 0 BB: 0 P: 6	R: 0 E: 0 K: 0 S: 4	H: 1 LOB: 1 BB: 1 P: 8	R: 4 E: 1 K: 0 S: 8	H: 4 LOB: 3 BB: 1 P: 13	R: 0 E: 0 K: 1 S: 5	H: 0 LOB: 0 BB: 0 P: 5	R: 0 E: 0 K: 0 S: 3	H: 0 LOB: 0 BB: 0 P: 3	R: 0 E: 0 K: 1 S: 6	H: 1 LOB: 1 BB: 1 P: 6	R: 1 E: 0 K: 1 S: 5	H: 2 LOB: 2 BB: 1 P: 9	1B: 9 2B: 4 3B: 0 HR: 1	SF: 1 SAC: 0 DP: 1 HBP: 1	WP: 0 PB: 1 SB: 1 CS: 0	PA: 53			
PITCHER	IP	WLS	BF	H	R	ER	SO	BB	IBB	HBP	BLK	WP	HR	S	P	ERA	WHIP										
John Tudor, L ERA: 2.70	(1, 1)	6.2	28	7	2	2	2	2	0	0	0	0	0	5	5	2.70	1.350										
Bill Campbell, R ERA: 2.95	(7, 1)	0.1	5	2	4	1	0	0	0	0	0	0	0	1	1	13.50	3.000										
Jeff Lahti, R ERA: 2.22	(8, 1)	0.2	1	0	0	0	0	0	0	0	0	0	0	1	1	0.00	0.000										
Ken Davley, L ERA: 0.56	(8, 1)	0.0	2	2	0	0	0	0	0	0	0	0	0	2	2	∞	∞										
Neil Allen, R ERA: 6.06	(8, 1)	0.0	2	0	0	0	0	0	1	1	0	0	0	0	5	∞	∞										

St. Louis Cardinals @ Cincinnati Reds  
Riverfront Stadium, Cincinnati, OH

Fri May 24 1985, 7:05 PM EDT  
Alt. 20,665 - Unknown

AB 47  
R 7  
H 14  
RBI 7  
BB 4  
SO 5  
LOB 21





Batter	1	2	3	4	5	6	7	8	9	AB R H RBI BB SO LOB	TOP										
Vince Coleman, S (1, 7) OBP: 0.322, SLG: 0.356	4-0 1B SF9 BB	4-0 1B BB		0-3 K		0-0 1B		0-0 1-3		3 1 1 0 2 1 0	<b>St. Louis Cardinals @ Cincinnati Reds</b> Riverfront Stadium, Cincinnati, OH Sat May 25 1985, 7:05 PM EDT Att: 24,846 - Unknown										
Willie McGee, S (1, 8) OBP: 0.358, SLG: 0.472	0-0 4-3 1-2	0-3 K		0-0 HR		0-3 K		0-0 4-3		5 1 1 1 0 2 5											
Tom Herr, S (1, 4) OBP: 0.453, SLG: 0.455	0-0 2-3 1B	0-0 1-3 2-H 3-H 4-0 1B		0-0 1B			0-0 G3	0-0 F9		5 0 3 2 0 0 0											
Jack Clark, R (1, 3) OBP: 0.420, SLG: 0.570	0-0 SF9	0-0 1B IBB		0-0 L4			0-0 1B 2B	0-0 F4		3 1 1 1 1 0 1											
Andy Van Slyke, L (1, 9) OBP: 0.398, SLG: 0.523	0-0 F8	0-0 F8			0-0 F8		0-3 K			4 0 0 0 0 1 5											
Terry Pendleton, S (1, 5) OBP: 0.286, SLG: 0.313		0-0 WP G3 1B	0-0 5-3		0-0 F8		0-0 1B			4 1 2 1 0 0 0											
Ozzie Smith, S (1, 6) OBP: 0.325, SLG: 0.328		0-0 G3	0-0 F5		0-3 K		0-0 F4			4 0 0 0 0 1 2											
Tom Nieto, R (1, 2) OBP: 0.345, SLG: 0.286		0-0 BB WP 1B 1B	0-0 5-3		0-0 4-3		0-0 5-3			4 1 1 1 0 0 0											
Joaquin Andujar, S (1, 1) OBP: 0.167, SLG: 0.172 Ken Dayley, L (9, 1) OBP: 0.500, SLG: 0.500	4-0 1-2 BB 1B BB		0-3 K		0-3 K		0-0 5-3			3 1 0 0 1 2 0 0 0 0 0 0 0 0											
<b>Inning Stats</b>	R: 1 E: 0 K: 0 S: 4	H: 1 LOB: 1 BB: 1 P: 8	R: 3 E: 0 K: 1 S: 8	H: 3 LOB: 3 BB: 3 P: 20	R: 0 E: 0 K: 0 S: 3	H: 0 LOB: 0 BB: 0 P: 3	R: 1 E: 0 K: 2 S: 9	H: 2 LOB: 1 BB: 0 P: 9	R: 0 E: 0 K: 1 S: 5	H: 0 LOB: 0 BB: 0 P: 5	R: 0 E: 0 K: 2 S: 8	H: 1 LOB: 1 BB: 0 P: 8	R: 1 E: 0 K: 1 S: 7	H: 2 LOB: 1 BB: 0 P: 7	R: 0 E: 0 K: 0 S: 3	H: 0 LOB: 0 BB: 0 P: 3	R: 0 E: 0 K: 0 S: 3	H: 0 LOB: 0 BB: 0 P: 3	1B: 7 2B: 1 3B: 0 HR: 1	SF: 1 SAC: 0 DP: 0 HBP: 0	WP: 2 PA: 40 PB: 0 SB: 0 CS: 0
<b>PITCHER</b>	IP WLS BF H R ER SO BB IBB HBP BLK WP HR S P ERA WHIP											<b>PITCHER</b>	IP WLS BF H R ER SO BB IBB HBP BLK WP HR S P ERA WHIP								
Jay Tibbs, R (1, 1) ERA: 4.66	1.1 L 10 3 4 4 0 3 0 0 0 0 2 0 7 19 27.00 4.500																				
Joe Price, L (2, 1) ERA: 3.0	2.2 3 1 1 1 3 0 1 0 0 0 0 1 17 21 3.38 1.125																				
Frank Pastore, R (5, 1) ERA: 7.11	2.0 7 1 0 0 3 0 0 0 0 0 0 0 13 13 0.00 0.500																				
Ron Robinson, R (7, 1) ERA: 2.57	3.0 11 2 1 1 1 0 0 0 0 0 0 0 13 13 3.00 0.667																				

Batter	1	2	3	4	5	6	7	8	9	AB R H RBI BB SO LOB	BOTTOM										
Eddie Milner, L (1, 8) OBP: 0.314, SLG: 0.238	0-0 F5		0-0 4-3	0-0 F7		0-0 G3			0-0 F9	5 0 0 0 0 0 3	<b>St. Louis Cardinals @ Cincinnati Reds</b> Riverfront Stadium, Cincinnati, OH Sat May 25 1985, 7:05 PM EDT Att: 24,846 - Unknown										
Pete Rose, S (1, 3) OBP: 0.421, SLG: 0.395 Eric Davis, R (9, FR) OBP: 0.211, SLG: 0.425	1-0 G1-6-3 HBP		0-0 1B 2B		4-0 G4-6-3 BB		0-0 F7		0-0 1B	3 1 2 0 1 0 0 0 0 0 0 0 0 0											
Dave Parker, L (1, 9) OBP: 0.383, SLG: 0.564	0-0 G1-6-3		0-0 2B 1B		0-0 G4-6-3		0-0 4-3		0-0 F8	5 1 1 0 0 0 4											
Alan Knicely, R (1, 2) OBP: 0.361, SLG: 0.500		0-0 BB 1B	0-0 1B 2B		0-0 F7		0-0 F8			4 0 2 1 0 0 0											
Gary Redus, R (1, 7) OBP: 0.511, SLG: 0.486		0-0 F9	0-0 S 1B		0-0 HR 1B		0-0 5-3			4 1 2 1 0 0 1											
Dave Concepcion, R (1, 6) OBP: 0.292, SLG: 0.407		0-0 F8	0-0 6-3		0-0 HR		0-0 6-3			4 1 1 2 0 0 3											
Wayne Krenchicki, L (1, 5) OBP: 0.351, SLG: 0.226		4-0 1B BB		0-0 F9		0-3 K G3		0-0 6-3		3 0 0 0 1 1 0											
Tom Foley, L (1, 4) OBP: 0.186, SLG: 0.224		0-0 1B		0-3 K		0-0 G3		0-0 G3		4 0 1 0 0 1 1											
Jay Tibbs, R (1, 1) OBP: 0.166, SLG: 0.087 Joe Price, L (2, 1) ERA: 3.0 Nick Esasky, R (4, PH) OBP: 0.207, SLG: 0.374 Frank Pastore, R (5, 1) OBP: 0.398, SLG: 1.000 Ron Robinson, R (7, 1) OBP: 0.392, SLG: 0.302 Ron Robinson, R (7, 1) OBP: 0.392, SLG: 0.302 Duane Walker, L (9, PH) OBP: 0.344, SLG: 0.556			0-0 F8	4-0 BB		0-0 5-3		4-0 BB		0 0 0 0 0 0 0 1 0 0 0 0 0 0 0 0 0 0 1 0 0 1 0 0 0 0 0 0 1 0 0 0 0 0 1 0 0 0 0 1 0 0 0 0 0 0 1 0 0											
<b>Inning Stats</b>	R: 0 E: 0 K: 0 S: 2	H: 0 LOB: 0 BB: 0 P: 3	R: 0 E: 0 K: 0 S: 4	H: 2 LOB: 2 BB: 1 P: 8	R: 2 E: 0 K: 0 S: 7	H: 4 LOB: 2 BB: 0 P: 7	R: 0 E: 0 K: 1 S: 5	H: 0 LOB: 1 BB: 1 P: 9	R: 0 E: 0 K: 0 S: 2	H: 0 LOB: 0 BB: 1 P: 6	R: 2 E: 0 K: 1 S: 8	H: 2 LOB: 1 BB: 0 P: 8	R: 0 E: 0 K: 0 S: 3	H: 0 LOB: 0 BB: 0 P: 3	R: 0 E: 0 K: 0 S: 3	H: 0 LOB: 0 BB: 0 P: 3	R: 0 E: 0 K: 0 S: 4	H: 1 LOB: 2 BB: 1 P: 8	1B: 7 2B: 1 3B: 0 HR: 1	SF: 0 SAC: 0 DP: 2 HBP: 1	WP: 1 PA: 39 PB: 0 SB: 2 CS: 0
<b>PITCHER</b>	IP WLS BF H R ER SO BB IBB HBP BLK WP HR S P ERA WHIP											<b>PITCHER</b>	IP WLS BF H R ER SO BB IBB HBP BLK WP HR S P ERA WHIP								
Joaquin Andujar, R (1, 1) ERA: 3.1	8.2 W 38 9 4 4 2 4 0 1 0 0 1 1 37 54 4.15 1.500																				
Ken Dayley, L (9, 1) ERA: 0.95	0.1 S 1 0 0 0 0 0 0 0 0 0 0 0 1 1 0.00 0.000																				



Batter	1	2	3	4	5	6	7	8	9	AB	R	H	RBI	BB	SO	LOB	TOP				
Vince Coleman, S (1, 7) OBP: 0.331, SLG: 0.356	1-3		3B BB		1B		F9		1B BB	3	2	1	0	2	0	0					
Willie McGee, S (1, 8) OBP: 0.374, SLG: 0.512	F8		1-H SF8 3B		1-2 BB			2B 3B	1-H 1B	4	2	3	2	1	0	0					
Tom Herr, S (1, 4) OBP: 0.457, SLG: 0.466			SF8		F8			E SH2-4 2B	FC5-4 BB	3	1	2	2	1	0	1					
Jack Clark, R (1, 3) OBP: 0.409, SLG: 0.551	F7		3-H 4-3		5-3			E6 SH2-4 1B	FC5-4	5	1	0	0	0	0	5					
Andy Van Slyke, L (1, 9) Titto Landrum, R (6, 9) OBP: 0.397, SLG: 0.513		1B SF9 BB	K		4-3			K		2	1	0	0	1	1	0					
Terry Pendleton, S (1, 5) OBP: 0.283, SLG: 0.307		F9			4-3			SH2-4		3	0	0	1	0	0	1					
Ozzie Smith, S (1, 6) OBP: 0.335, SLG: 0.341		SF9 1B			1B			F9		4	0	3	1	0	0	0					
Darrell Porter, L (1, 2) OBP: 0.261, SLG: 0.293		SF9 1-2 3-H			F7			4-3		3	0	0	1	0	0	1					
Danny Cox, R (1, 1) OBP: 0.083, SLG: 0.125		K			F8			4-3		4	0	0	0	0	1	2					
<b>Inning Stats</b>	R: 0 E: 0 K: 0 S: 4	H: 1 LOB: 1 BB: 0 P: 4	R: 1 E: 0 K: 1 S: 6	H: 1 LOB: 1 BB: 1 P: 10	R: 2 E: 0 K: 1 S: 6	H: 1 LOB: 0 BB: 1 P: 10	R: 0 E: 0 K: 0 S: 4	H: 1 LOB: 1 BB: 0 P: 4	R: 0 E: 0 K: 0 S: 3	H: 0 LOB: 0 BB: 0 P: 3	R: 0 E: 0 K: 0 S: 3	H: 0 LOB: 0 BB: 0 P: 3	R: 0 E: 0 K: 1 S: 8	H: 3 LOB: 1 BB: 0 P: 8	R: 1 E: 0 K: 0 S: 4	H: 1 LOB: 2 BB: 2 P: 12	1B: 6 2B: 1 3B: 2 HR: 0	SF: 2 SAC: 1 DP: 0 HBP: 0	WP: 0 PB: 0 SB: 3 CS: 1	PA: 40	
<b>PITCHER</b>	IP	WLS	BF	H	R	ER	SO	BB	IBB	HBP	BLK	WP	HR	S	P	ERA	WHIP				
John Stuper, R (1, 1) ERA: 4.83	6.0	L	25	5	3	3	2	3	0	0	0	0	0	26	38	4.50	1.333				
John Franco, L (7, 1) ERA: 3.89	2.0		9	3	3	1	1	0	0	0	0	0	0	11	11	4.50	1.500				
Tom Hume, R (9, 1) ERA: 2.37	1.0		6	1	1	1	0	2	0	0	0	0	0	4	12	9.00	3.000				

St. Louis Cardinals @ Cincinnati Reds  
Riverfront Stadium, Cincinnati, OH  
Sun May 26 1985, 3:33 AM EDT  
Att: 21,349 - Unknown

AB 32  
R 7  
H 9  
RBI 7  
BB 5  
SO 3  
LOB 12



Batter	1	2	3	4	5	6	7	8	9	AB	R	H	RBI	BB	SO	LOB	BOTTOM					
Eddie Milner, L (1, 8) OBP: 0.328, SLG: 0.250	G4-6-3 BB		CS 1-2	CS 1B		F8		1B		3	0	2	0	1	0	0						
Pete Rose, S (1, 3) OBP: 0.409, SLG: 0.382	G4-6-3 1-2			E7 FC4-6		F7		L6		4	0	0	0	0	0	3						
Dave Parker, L (1, 9) OBP: 0.380, SLG: 0.575			K	FC4-6 2B			HR		F8	4	2	1	1	0	1	1						
Alan Knicely, R (1, 2) OBP: 0.385, SLG: 0.571										3	0	2	1	0	0	0						
Cesar Cedeno, R (7, PR) OBP: 0.304, SLG: 0.298		4-3								0	0	0	0	0	0	0						
Dave Vangorder, R (8, 2) OBP: 0.276, SLG: 0.296				1-H 2B				FC4-6 1B		1	0	1	0	0	0	0						
Gary Redus, R (1, 7) OBP: 0.469, SLG: 0.436		5-3			F5			K		4	0	0	0	0	1	3						
Dave Concepcion, R (1, 6) OBP: 0.285, SLG: 0.396			K			6-3				4	0	0	0	0	1	2						
Wayne Krenchicki, L (1, 5) OBP: 0.325, SLG: 0.296			K			K				3	0	0	0	0	2	2						
Tom Foley, L (1, 4) OBP: 0.177, SLG: 0.213				4-3		F5				3	0	0	0	0	0	0						
John Stuper, R (1, 1) OBP: 0.286, SLG: 0.091										0	0	0	0	1	0	0						
Ron Oester, S (6, PH) OBP: 0.371, SLG: 0.388										1	0	0	0	0	0	0						
John Franco, L (7, 1)										0	0	0	0	0	0	0						
Duane Walker, L (8, PH) OBP: 0.333, SLG: 0.536										1	0	0	0	0	1	0						
Tom Hume, R (9, 1)										0	0	0	0	0	0	0						
<b>Inning Stats</b>	R: 0 E: 0 K: 1 S: 4	H: 0 LOB: 0 BB: 1 P: 8	R: 0 E: 0 K: 1 S: 5	H: 0 LOB: 0 BB: 0 P: 5	R: 0 E: 0 K: 1 S: 4	H: 0 LOB: 0 BB: 1 P: 8	R: 1 E: 1 K: 0 S: 5	H: 2 LOB: 1 BB: 0 P: 5	R: 0 E: 0 K: 1 S: 5	H: 0 LOB: 0 BB: 0 P: 5	R: 0 E: 0 K: 0 S: 3	H: 0 LOB: 0 BB: 0 P: 3	R: 1 E: 0 K: 1 S: 7	H: 2 LOB: 2 BB: 0 P: 7	R: 0 E: 0 K: 1 S: 6	H: 1 LOB: 1 BB: 0 P: 6	R: 0 E: 0 K: 0 S: 4	H: 1 LOB: 1 BB: 0 P: 4	1B: 3 2B: 2 3B: 0 HR: 1	SF: 0 SAC: 0 DP: 1 HBP: 0	WP: 0 PB: 0 SB: 0 CS: 2	PA: 34
<b>PITCHER</b>	IP	WLS	BF	H	R	ER	SO	BB	IBB	HBP	BLK	WP	HR	S	P	ERA	WHIP					
Danny Cox, R (1, 1) ERA: 2.93	9.0	W	33	6	2	1	6	2	0	0	0	0	1	43	51	1.00	0.889					

St. Louis Cardinals @ Cincinnati Reds  
Riverfront Stadium, Cincinnati, OH  
Sun May 26 1985, 3:33 AM EDT  
Att: 21,349 - Unknown

AB 31  
R 2  
H 6  
RBI 2  
BB 2  
SO 6  
LOB 11













Batter	1	2	3	4	5	6	7	8	9	AB	R	H	RBI	BB	SO	LOB	TOP					
Vince Coleman, S (1, 7) OBP: 0.319, SLG: 0.353										5	1	0	0	0	2	4						
Willie McGee, S (1, 8) OBP: 0.396, SLG: 0.497										5	0	1	0	0	1	3						
Tom Herr, S (1, 4) OBP: 0.441, SLG: 0.469										3	0	0	0	1	0	1						
Jack Clark, R (1, 3) OBP: 0.418, SLG: 0.563										2	2	1	1	2	0	1						
Andy Van Slyke, L (1, 9) OBP: 0.393, SLG: 0.533										4	1	2	0	0	0	3						
Terry Pendleton, S (1, 5) OBP: 0.297, SLG: 0.318										3	2	1	2	1	1	1						
Ozzie Smith, S (1, 6) OBP: 0.333, SLG: 0.338										4	0	1	0	0	0	1	AB 34					
Tom Nieto, R (1, 2) OBP: 0.348, SLG: 0.276										4	0	1	1	0	0	1	R 6					
Joaquin Andujar, S (1, 1) OBP: 0.219, SLG: 0.226										2	0	2	1	0	0	0	H 9					
Bill Campbell, R (6, 1)										2	0	0	0	0	2	2	RBI 5					
<b>Inning Stats</b>	R: 0 E: 0 K: 1 S: 5	H: 1 LOB: 0 BB: 0 P: 5	R: 3 E: 0 K: 0 S: 6	H: 3 LOB: 1 BB: 1 P: 10	R: 0 E: 0 K: 0 S: 3	H: 0 LOB: 0 BB: 1 P: 7	R: 0 E: 0 K: 1 S: 5	H: 0 LOB: 0 BB: 0 P: 5	R: 0 E: 0 K: 0 S: 4	H: 1 LOB: 0 BB: 0 P: 5	R: 1 E: 0 K: 0 S: 4	H: 2 LOB: 0 BB: 0 P: 4	R: 0 E: 0 K: 0 S: 5	H: 0 LOB: 0 BB: 0 P: 5	R: 1 E: 3 K: 0 S: 4	H: 0 LOB: 1 BB: 1 P: 8	R: 1 E: 0 K: 2 S: 9	H: 2 LOB: 2 BB: 1 P: 13	1B: 7 2B: 2 3B: 0 HR: 1	SF: 0 SAC: 0 DP: 3 HBP: 0	WP: 0 PB: 0 SB: 0 CS: 1	PA: 38
<b>PITCHER</b>	IP WLS BF H R ER SO BB IBB HBP BLK WP HR S P ERA WHIP																					
Rick Mahler, R (1, 1) ERA: 3.0	5.0 L 20 5 3 3 3 2 0 0 0 0 0 0 24 32 5.40 1.400																					
Jeff Dedmon, R (6, 1) ERA: 2.7	2.0 7 2 1 1 1 0 0 0 0 0 0 1 9 9 4.50 1.000																					
Rick Camp, R (8, 1) ERA: 4.23	2.0 11 2 2 1 2 2 0 0 0 0 0 0 13 21 4.50 2.000																					

St. Louis Cardinals @ Atlanta Braves  
Atlanta-Fulton County Stadium, Atlanta, GA  
Thu May 30 1985, 7:05 PM EDT  
Att: 13,503 - Unknown

AB 34  
R 6  
H 9  
RBI 5  
BB 4  
SO 6  
LOB 17



Batter	1	2	3	4	5	6	7	8	9	AB	R	H	RBI	BB	SO	LOB	BOTTOM			
Claudell Washington, L (1, 9) OBP: 0.321, SLG: 0.395										4	0	1	0	0	0	1				
Paul Zuvella, R (1, 6) OBP: 0.212, SLG: 0.194										4	0	1	0	0	0	1				
Gerald Perry, L (1, 3) OBP: 0.274, SLG: 0.270										4	0	1	0	0	0	2				
Dale Murphy, R (1, 8) OBP: 0.391, SLG: 0.613										4	0	0	0	0	2	1				
Terry Harper, R (1, 7) OBP: 0.333, SLG: 0.452										4	0	0	0	0	0	0				
Ken Oberkfell, L (1, 5) OBP: 0.305, SLG: 0.330										3	0	1	0	1	0	0				
Rick Cerone, R (1, 2) OBP: 0.309, SLG: 0.313										2	0	0	0	1	0	2				
Glenn Hubbard, R (1, 4) OBP: 0.342, SLG: 0.323										3	0	1	0	0	0	1				
Rick Mahler, R (1, 1) OBP: 0.206, SLG: 0.235										1	0	0	0	0	1	1				
Albert Hall, S (5, PH) OBP: 0.300, SLG: 0.222										1	0	0	0	0	0	0				
Jeff Dedmon, L (6, 1) OBP: 0.333, SLG: 0.333										0	0	0	0	0	0	0				
Chris Chambliss, L (7, PH) OBP: 0.294, SLG: 0.308										0	0	0	0	0	0	1				
Rick Camp, R (8, 1)										0	0	0	0	0	0	0				
<b>Inning Stats</b>	R: 0 E: 0 K: 1 S: 6	H: 1 LOB: 0 BB: 0 P: 6	R: 0 E: 0 K: 0 S: 3	H: 1 LOB: 0 BB: 0 P: 3	R: 0 E: 0 K: 0 S: 7	H: 2 LOB: 2 BB: 0 P: 7	R: 0 E: 0 K: 1 S: 5	H: 0 LOB: 1 BB: 1 P: 9	R: 0 E: 0 K: 0 S: 4	H: 1 LOB: 1 BB: 0 P: 4	R: 0 E: 0 K: 0 S: 3	H: 0 LOB: 0 BB: 0 P: 3	R: 0 E: 0 K: 0 S: 3	H: 0 LOB: 0 BB: 0 P: 3	R: 0 E: 0 K: 0 S: 3	H: 0 LOB: 0 BB: 0 P: 3	1B: 4 2B: 1 3B: 0 HR: 0	SF: 0 SAC: 0 DP: 1 HBP: 0	WP: 0 PB: 0 SB: 0 CS: 0	PA: 33
<b>PITCHER</b>	IP WLS BF H R ER SO BB IBB HBP BLK WP HR S P ERA WHIP																			
Joaquin Andujar, R (1, 1) ERA: 2.9	5.0 W 20 0 0 0 0 1 0 0 0 0 0 0 25 29 0.00 0.250																			
Bill Campbell, R (6, 1) ERA: 2.42	4.0 S 13 0 0 0 0 0 0 0 0 0 0 0 12 16 0.00 0.250																			

St. Louis Cardinals @ Atlanta Braves  
Atlanta-Fulton County Stadium, Atlanta, GA  
Thu May 30 1985, 7:05 PM EDT  
Att: 13,503 - Unknown

AB 31  
R 0  
H 5  
RBI 0  
BB 2  
SO 3  
LOB 10





Batter	1	2	3	4	5	6	7	8	9	AB	R	H	RBI	BB	SO	LOB	TOP		
<b>Eddie Milner, L</b> OBP: 0.307, SLG: 0.227 (1, 8)	0-0 4-3			0-0 F5			0-0 F8		0-0 F7	4	0	0	0	0	0	0			
<b>Pete Rose, S</b> OBP: 0.395, SLG: 0.362 (1, 3)	0-0 4-3			0-0 6-3			0-0 4-3		0-0 F7	4	0	0	0	0	0	0			
<b>Dave Parker, L</b> OBP: 0.354, SLG: 0.533 (1, 9)	0-0 5-3			0-0 F5			0-0 6-3			3	0	0	0	0	0	0			
<b>Alan Knicely, R</b> OBP: 0.382, SLG: 0.542 (1, 2)		0-0 F2			0-3 K				0-0 F3	3	0	0	0	0	1	0			
<b>Gary Redus, R</b> OBP: 0.455, SLG: 0.481 (1, 7)		0-0 F8			0-0 F4				0-3 K	3	0	0	0	0	1	0			
<b>Dave Concepcion, R</b> OBP: 0.299, SLG: 0.402 (1, 6)		0-0 6-3			0-0 F9				0-0 1B	3	0	1	0	0	0	0			
<b>Ron Oester, S</b> OBP: 0.369, SLG: 0.388 (1, 4)			0-0 G3			0-0 F8			0-0 1B	3	0	1	0	0	0	0			
<b>Wayne Krenchicki, L</b> OBP: 0.333, SLG: 0.261 (1, 5)			0-0 G3			0-0 4-3			0-0 G3	3	0	0	0	0	0	2			
<b>John Stuper, R</b> OBP: 0.267, SLG: 0.083 (1, 1)				0-3 K		0-0 1-3			0-0 4-3	1	0	0	0	0	1	0			
<b>Tom Foley, L</b> OBP: 0.185, SLG: 0.219 (6, PH)										1	0	0	0	0	0	0			
<b>Frank Pastore, R</b> OBP: 0.333, SLG: 0.667 (6, PH)										0	0	0	0	0	0	0			
<b>Duane Walker, L</b> OBP: 0.306, SLG: 0.484 (9, PH)										1	0	0	0	0	0	0			
<b>Inning Stats</b>	R: 0 E: 0 K: 0 S: 3	H: 0 LOB: 0 BB: 0 P: 3	R: 0 E: 0 K: 0 S: 3	H: 0 LOB: 0 BB: 0 P: 3	R: 0 E: 0 K: 1 S: 5	H: 0 LOB: 0 BB: 0 P: 5	R: 0 E: 0 K: 0 S: 3	H: 0 LOB: 0 BB: 0 P: 3	R: 0 E: 0 K: 0 S: 5	H: 0 LOB: 0 BB: 0 P: 5	R: 0 E: 0 K: 0 S: 3	H: 0 LOB: 0 BB: 0 P: 3	R: 0 E: 0 K: 1 S: 7	H: 2 LOB: 2 BB: 0 P: 7	R: 0 E: 0 K: 0 S: 3	H: 0 LOB: 0 BB: 0 P: 3	1B: 2 2B: 0 3B: 0 HR: 0	SF: 0 SAC: 0 DP: 0 HBP: 0	WP: 0 PA: 29 PB: 0 SB: 0 CS: 0
<b>PITCHER</b> <b>Danny Cox, R</b> ERA: 2.56 (1, 1)	IP: 9.0 WLS: W BF: 29 H: 2 R: 0 ER: 0 SO: 3 BB: 0 IBB: 0 HBP: 0 BLK: 0 WP: 0 HR: 0 S: 35 P: 35 ERA: 0.00 WHIP: 0.222																		

**Cincinnati Reds @ St. Louis Cardinals**  
 Busch Stadium, St. Louis, MO  
 Fri May 31 1985, 7:05 PM CDT  
 Att: 38,910 - Unknown

AB 29  
 R 0  
 H 2  
 RBI 0  
 BB 0  
 SO 3  
 LOB 2



Batter	1	2	3	4	5	6	7	8	9	AB	R	H	RBI	BB	SO	LOB	BOTTOM		
<b>Vince Coleman, S</b> OBP: 0.333, SLG: 0.364 (1, 7)	4-0 4-3 BB		0-0 S 1B SF8 1B	0-0 F4		0-0 1B 1B				4	2	3	0	1	0	0			
<b>Willie McGee, S</b> OBP: 0.380, SLG: 0.500 (1, 8)	4-0 1-2 BB		0-0 SF8 1B HR 1B	4-0 1B BB		0-0 S 1B			0-0 F8	3	2	2	0	2	0	1			
<b>Tom Herr, S</b> OBP: 0.440, SLG: 0.470 (1, 4)	0-0 1-2 2-3		0-0 SF8 1B 1-3 2-H	0-0 1B		0-0 G5-4-3 1B			0-0 3-1	4	0	2	3	0	0	2			
<b>Jack Clark, R</b> OBP: 0.412, SLG: 0.571 (1, 9)	0-0 F6		0-0 HR 1B	0-0 F8		0-0 G5-4-3 1B			0-0 4-3	5	1	1	2	0	0	5			
<b>Terry Pendleton, S</b> OBP: 0.300, SLG: 0.320 (1, 5)	0-0 F7		0-0 4-3			0-0 BB 1B			0-0 F5	5	0	2	0	0	0	2			
<b>Mike Jorgensen, L</b> OBP: 0.435, SLG: 0.250 (1, 3)		0-0 3-1	4-0 1B BB			0-0 F8 1B			4-0 BB	2	0	0	0	2	0	1			
<b>Ozzie Smith, S</b> OBP: 0.337, SLG: 0.338 (1, 6)		4-0 BB	0-0 1B			0-0 BB			0-0 F6	3	0	1	0	1	0	3			
<b>Darrell Porter, L</b> OBP: 0.257, SLG: 0.274 (1, 2)		0-0 F9	0-0 4-3			4-0 IBB			0-3 K	3	0	0	0	1	1	3			
<b>Danny Cox, R</b> OBP: 0.071, SLG: 0.107 (1, 1)		0-0 6-3		0-0 5-3		0-0 F9			0-3 K	4	0	0	0	0	1	3			
<b>Inning Stats</b>	R: 0 E: 0 K: 0 S: 3	H: 0 LOB: 2 BB: 2 P: 11	R: 0 E: 0 K: 0 S: 3	H: 0 LOB: 1 BB: 1 P: 7	R: 3 E: 0 K: 0 S: 7	H: 4 LOB: 2 BB: 1 P: 11	R: 0 E: 0 K: 0 S: 4	H: 1 LOB: 2 BB: 1 P: 8	R: 0 E: 0 K: 0 S: 4	H: 1 LOB: 2 BB: 1 P: 8	R: 2 E: 0 K: 0 S: 6	H: 4 LOB: 2 BB: 1 P: 10	R: 0 E: 0 K: 2 S: 8	H: 1 LOB: 1 BB: 0 P: 8	R: 0 E: 0 K: 0 S: 3	H: 0 LOB: 0 BB: 0 P: 3	1B: 10 2B: 0 3B: 0 HR: 1	SF: 1 SAC: 0 DP: 1 HBP: 0	WP: 0 PA: 41 PB: 0 SB: 4 CS: 0
<b>PITCHER</b> <b>John Stuper, R</b> ERA: 4.88 (1, 1)	IP: 5.0 WLS: L BF: 27 H: 6 R: 3 ER: 3 SO: 3 BB: 5 IBB: 1 HBP: 0 BLK: 0 WP: 0 HR: 1 S: 21 P: 45 ERA: 5.40 WHIP: 2.200																		
<b>Frank Pastore, R</b> ERA: 6.23 (6, 1)	IP: 3.0 WLS: L BF: 14 H: 5 R: 2 ER: 2 SO: 2 BB: 1 IBB: 0 HBP: 0 BLK: 0 WP: 0 HR: 0 S: 17 P: 21 ERA: 6.00 WHIP: 2.000																		

**Cincinnati Reds @ St. Louis Cardinals**  
 Busch Stadium, St. Louis, MO  
 Fri May 31 1985, 7:05 PM CDT  
 Att: 38,910 - Unknown

AB 33  
 R 5  
 H 11  
 RBI 5  
 BB 7  
 SO 2  
 LOB 20





Batter	1	2	3	4	5	6	7	8	9	AB	R	H	RBI	BB	SO	LOB	TOP
<b>Gary Redus, R</b> OBP: 0.437, SLG: 0.448 (1, 7)										4	1	0	0	1	0	6	<b>Cincinnati Reds @ St. Louis Cardinals</b> Busch Stadium, St. Louis, MO Sat Jun 01 1985, 3:33 AM CDT Att: 35,586 - Unknown
<b>Eddie Milner, L</b> OBP: 0.317, SLG: 0.242 (1, 8)										5	2	3	1	0	0		
<b>Pete Rose, S</b> OBP: 0.395, SLG: 0.363 (1, 3)										5	1	2	0	0	0	3	
<b>Dave Parker, L</b> OBP: 0.355, SLG: 0.527 (1, 9)										4	1	1	1	1	1	3	
<b>Alan Knicely, R</b> OBP: 0.383, SLG: 0.585 (1, 2)										5	2	2	3	0	0	2	
<b>Dave Concepcion, R</b> OBP: 0.307, SLG: 0.411 (1, 6)										4	1	2	0	1	0	0	
<b>Ron Oester, S</b> OBP: 0.363, SLG: 0.392 (1, 4)										4	0	1	1	0	0	1	
<b>Wayne Krenchicki, L</b> OBP: 0.328, SLG: 0.286 (1, 5)										3	1	1	1	0	0	1	
<b>Tom Browning, L</b> OBP: 0.174, SLG: 0.050 Tom Hume, R (7, 1)										1	0	1	0	2	0	0	
<b>Inning Stats</b>	R: 1 E: 1 K: 1 S: 5	H: 0 LOB: 0 BB: 1 P: 9	R: 0 E: 0 K: 0 S: 3	H: 1 LOB: 0 BB: 0 P: 3	R: 1 E: 0 K: 0 S: 5	H: 2 LOB: 2 BB: 1 P: 9	R: 1 E: 0 K: 0 S: 4	H: 1 LOB: 1 BB: 0 P: 4	R: 0 E: 0 K: 1 S: 6	H: 0 LOB: 0 BB: 0 P: 6	R: 3 E: 0 K: 0 S: 5	H: 2 LOB: 0 BB: 1 P: 9	1B: 9 2B: 4 3B: 0 HR: 1	SF: 2 SAC: 0 DP: 3 HBP: 0	WP: 0 PB: 1 SB: 2 CS: 0	PA: 43	
<b>PITCHER</b>	IP WLS BF H R ER SO BB IBB HBP BLK WP HR S P ERA WHIP																
<b>Kurt Kephshire, R</b> ERA: 6.02 (1, 1)	5.0 L 24 6 4 3 1 4 0 0 0 0 0 0 22 38 5.40 2.000																
<b>Ken Dayley, L</b> ERA: 1.8 (6, 1)	1.0 7 5 2 2 0 0 0 0 0 0 0 0 7 7 18.00 5.000																
<b>Neil Allen, R</b> ERA: 4.87 (7, 1)	2.0 6 0 0 0 1 0 0 0 0 0 0 0 8 8 0.00 0.000																
<b>Bill Campbell, R</b> ERA: 3.47 (9, 1)	1.0 6 2 3 3 0 0 1 0 0 0 1 5 9 27.00 2.000																

Batter	1	2	3	4	5	6	7	8	9	AB	R	H	RBI	BB	SO	LOB	BOTTOM			
<b>Vince Coleman, S</b> OBP: 0.337, SLG: 0.363 (1, 7)										3	2	1	0	1	1	1	<b>Cincinnati Reds @ St. Louis Cardinals</b> Busch Stadium, St. Louis, MO Sat Jun 01 1985, 3:33 AM CDT Att: 35,586 - Unknown			
<b>Willie McGee, S</b> OBP: 0.370, SLG: 0.487 (1, 8)										4	0	0	0	0	1	3				
<b>Tom Herr, S</b> OBP: 0.437, SLG: 0.470 (1, 4)										4	1	1	0	0	0	2				
<b>Jack Clark, R</b> OBP: 0.419, SLG: 0.578 Bill Campbell, R (9, 1)										3	0	2	2	1	0	0				
<b>Terry Pendleton, S</b> OBP: 0.294, SLG: 0.313 (1, 5)										4	0	0	0	0	0	4				
<b>Tito Landrum, R</b> OBP: 0.417, SLG: 1.000 Steve Braun, L (7, PH) (8, 9)										2	0	1	0	0	1	0				
<b>Ozzie Smith, S</b> OBP: 0.335, SLG: 0.335 (1, 6)										4	0	1	0	0	1	2				
<b>Tom Nieto, R</b> OBP: 0.333, SLG: 0.262 Darrell Porter, L (8, PH) (9, 2)										3	0	0	0	0	1	2				
<b>Kurt Kephshire, L</b> OBP: 0.143, SLG: 0.154 Ken Dayley, L Neil Allen, R Mike Jorgensen, L (8, PH) (9, 3)										2	0	1	0	0	1	0				
<b>Inning Stats</b>	R: 1 E: 0 K: 1 S: 6	H: 1 LOB: 1 BB: 1 P: 10	R: 0 E: 0 K: 2 S: 7	H: 1 LOB: 0 BB: 0 P: 7	R: 0 E: 0 K: 1 S: 6	H: 1 LOB: 1 BB: 0 P: 6	R: 0 E: 0 K: 1 S: 5	H: 0 LOB: 0 BB: 0 P: 5	R: 1 E: 0 K: 0 S: 5	H: 2 LOB: 1 BB: 0 P: 5	R: 0 E: 0 K: 0 S: 2	H: 0 LOB: 0 BB: 1 P: 6	R: 1 E: 1 K: 0 S: 5	H: 1 LOB: 2 BB: 1 P: 9	R: 0 E: 0 K: 0 S: 3	H: 0 LOB: 0 BB: 0 P: 3	1B: 4 2B: 4 3B: 0 HR: 0	SF: 0 SAC: 0 DP: 2 HBP: 0	WP: 0 PB: 0 SB: 3 CS: 1	PA: 35
<b>PITCHER</b>	IP WLS BF H R ER SO BB IBB HBP BLK WP HR S P ERA WHIP																			
<b>Tom Browning, L</b> ERA: 2.75 (7, 1)	6.0 S 23 1 1 0 0 2 0 0 0 0 0 0 10 18 3.00 1.167																			
<b>Tom Hume, R</b> ERA: 3.36 (7, 1)	3.0 S 12 1 1 0 0 0 0 0 0 0 0 0 10 18 0.00 1.000																			



Batter	1	2	3	4	5	6	7	8	9	AB	R	H	RBI	BB	SO	LOB	TOP					
<b>Gary Redus, R</b> OBP: 0.447, SLG: 0.484 (1, 7)	F6			BB			1B 3B	F4		4	2	2	0	1	0	1	<b>Cincinnati Reds @ St. Louis Cardinals</b> Busch Stadium, St. Louis, MO Sun Jun 02 1985, 3:33 AM CDT Att: 33,774 - Unknown					
<b>Eddie Milner, L</b> OBP: 0.313, SLG: 0.234 (1, 8)	F9			BB			4-3		K	4	1	0	0	1	2	1						
<b>Pete Rose, S</b> OBP: 0.404, SLG: 0.388 <b>Cesar Cedeno, R</b> OBP: 0.305, SLG: 0.302 (7, PR) (7, 3)	4-3			BB			1B 2B		K	4	2	3	2	0	0	0						
<b>Dave Parker, L</b> OBP: 0.351, SLG: 0.518 (1, 9)		G3		BB			1B 2B		K	0	0	0	0	0	0	0						
<b>Alan Knicely, R</b> OBP: 0.391, SLG: 0.579 (1, 2)	F7			BB			1B		L6	5	1	1	1	0	0	2						
<b>Dave Concepcion, R</b> OBP: 0.311, SLG: 0.419 (1, 6)		F7		BB			1B			4	0	2	1	0	1	2						
<b>Ron Oester, S</b> OBP: 0.360, SLG: 0.387 (1, 4)	CS		G3	BB			1B		L4	4	1	1	0	0	0	0						
<b>Wayne Krenchicki, L</b> OBP: 0.339, SLG: 0.321 (1, 5)			L4	BB			1B			4	0	2	1	0	0	0						
<b>Jay Tibbs, R</b> OBP: 0.143, SLG: 0.077 (1, 1)			4-3	BB			SH1-4		K	3	0	0	1	0	2	1						
<b>Inning Stats</b>	R: 0 E: 0 K: 0 S: 3	H: 0 LOB: 0 BB: 0 P: 3	R: 0 E: 0 K: 0 S: 3	H: 1 LOB: 0 BB: 0 P: 3	R: 0 E: 0 K: 0 S: 3	H: 0 LOB: 0 BB: 0 P: 3	R: 6 E: 0 K: 1 S: 10	H: 6 LOB: 1 BB: 2 P: 18	R: 1 E: 0 K: 1 S: 7	H: 2 LOB: 1 BB: 0 P: 7	R: 0 E: 0 K: 0 S: 5	H: 0 LOB: 0 BB: 0 P: 5	R: 1 E: 0 K: 0 S: 6	H: 3 LOB: 2 BB: 0 P: 6	R: 0 E: 0 K: 1 S: 6	H: 1 LOB: 1 BB: 0 P: 6		R: 0 E: 0 K: 2 S: 7	H: 0 LOB: 0 BB: 0 P: 7	1B: 8 2B: 4 3B: 1 HR: 0	SF: 0 SAC: 1 DP: 0 HBP: 0	WP: 0 PB: 0 SB: 1 CS: 2
<b>PITCHER</b>	IP	WLS	BF	H	R	ER	SO	BB	IBB	HBP	BLK	WP	HR	S	P	ERA	WHIP					
<b>Bob Forsch, R</b> ERA: 4.5 (1, 1)	3.1	L	15	4	5	2	1	2	0	0	0	0	0	15	23	13.50	1.800					
<b>Ricky Horton, L</b> ERA: 1.42 (4, 1)	1.2		9	5	2	2	1	0	0	0	0	0	0	11	11	10.80	3.000					
<b>Neil Allen, R</b> ERA: 4.84 (6, 1)	2.0		9	3	1	1	1	0	0	0	0	0	0	11	11	4.50	1.500					
<b>Jeff Lahti, R</b> ERA: 2.87 (8, 1)	2.0		7	1	0	0	3	0	0	0	0	0	0	13	13	0.00	0.500					

Batter	1	2	3	4	5	6	7	8	9	AB	R	H	RBI	BB	SO	LOB	BOTTOM					
<b>Vince Coleman, S</b> OBP: 0.341, SLG: 0.363 (1, 7)	E 1B BB							F9		3	1	1	0	1	1	1	<b>Cincinnati Reds @ St. Louis Cardinals</b> Busch Stadium, St. Louis, MO Sun Jun 02 1985, 3:33 AM CDT Att: 33,774 - Unknown					
<b>Willie McGee, S</b> OBP: 0.397, SLG: 0.481 (1, 8)	E3 1B						F7		G3	4	1	1	0	0	0	2						
<b>Tom Herr, S</b> OBP: 0.438, SLG: 0.471 (1, 4)	G5-4-3 1B						K		G3	4	0	2	2	0	1	1						
<b>Jack Clark, R</b> OBP: 0.411, SLG: 0.565 (1, 9)	F4						K		K	4	0	0	0	0	2	2						
<b>Terry Pendleton, S</b> OBP: 0.293, SLG: 0.312 (1, 5)	G5-4-3						F7		FC5-4	4	1	1	0	0	0	2						
<b>Mike Jorgensen, L</b> OBP: 0.393, SLG: 0.200 (1, 3)	F8						BB		FC4-6	3	0	0	0	1	0	2						
<b>Ozzie Smith, S</b> OBP: 0.333, SLG: 0.333 (1, 6)							F4		F6	4	0	1	0	0	0	2						
<b>Darrell Porter, L</b> OBP: 0.260, SLG: 0.266 (1, 2)							F9			1	0	0	0	0	0	1						
<b>Tom Nieto, R</b> OBP: 0.347, SLG: 0.297 (5, 2)							F6			3	0	2	1	0	0	0						
<b>Bob Forsch, R</b> OBP: 0.226, SLG: 0.412 (4, 1)										1	0	0	0	0	0	1						
<b>Ricky Horton, L</b> OBP: 0.336, SLG: 0.385 (5, PH)										0	0	0	0	0	0	0						
<b>Tom Lawless, R</b> OBP: 0.298, SLG: 0.385 (5, PH)										1	0	0	0	0	0	0						
<b>Neil Allen, R</b> OBP: 0.298, SLG: 0.329 (8, 1)										0	0	0	0	0	0	1						
<b>Steve Braun, L</b> OBP: 0.298, SLG: 0.329 (8, 1)										0	0	0	0	0	0	1						
<b>Jeff Lahti, R</b> OBP: 0.298, SLG: 0.329 (8, 1)										1	0	0	0	0	0	0						
<b>Brian Harper, R</b> OBP: 0.298, SLG: 0.429 (9, PH)										0	0	0	0	0	0	1						
<b>Inning Stats</b>	R: 2 E: 1 K: 0 S: 4	H: 1 LOB: 0 BB: 1 P: 8	R: 0 E: 0 K: 0 S: 4	H: 1 LOB: 0 BB: 0 P: 4	R: 0 E: 0 K: 2 S: 7	H: 1 LOB: 0 BB: 0 P: 7	R: 0 E: 0 K: 1 S: 5	H: 0 LOB: 1 BB: 1 P: 9	R: 0 E: 0 K: 0 S: 4	H: 1 LOB: 1 BB: 0 P: 4	R: 0 E: 0 K: 0 S: 4	H: 1 LOB: 1 BB: 0 P: 4	R: 0 E: 0 K: 0 S: 4	H: 0 LOB: 0 BB: 0 P: 5	R: 0 E: 0 K: 1 S: 5	H: 2 LOB: 1 BB: 0 P: 5	R: 1 E: 0 K: 0 S: 5	H: 0 LOB: 0 BB: 0 P: 5	1B: 7 2B: 1 3B: 0 HR: 0	SF: 0 SAC: 0 DP: 1 HBP: 0	WP: 0 PB: 0 SB: 1 CS: 1	PA: 36
<b>PITCHER</b>	IP	WLS	BF	H	R	ER	SO	BB	IBB	HBP	BLK	WP	HR	S	P	ERA	WHIP					
<b>Jay Tibbs, R</b> ERA: 4.88 (1, 1)	9.0	W	36	8	3	2	4	2	0	0	0	0	0	42	50	2.00	1.111					





Batter	1	2	3	4	5	6	7	8	9	AB	R	H	RBI	BB	SO	LOB	TOP								
Bill Doran, S OBP: 0.372, SLG: 0.429 (1, 4)	F8		F9				F9			4	1	1	0	0	0	1	<b>Houston Astros @ St. Louis Cardinals</b> Busch Stadium, St. Louis, MO Mon Jun 03 1985, 7:05 PM CDT Att: 18,891 - Unknown								
Enos Cabell, R OBP: 0.395, SLG: 0.364 (1, 3)	F9			1B		1B		5-3		3	1	1	0	1	0	0									
Jim Pankovits, R OBP: 0.435, SLG: 0.537 (1, 7)	5-3			K				F7		4	1	1	1	0	1	1									
Kevin Bass, S OBP: 0.290, SLG: 0.436 (8, 8)		F8		K				HR		4	2	1	2	0	1	2									
Jerry Mumphy, S OBP: 0.320, SLG: 0.366 Terry Puhl, L OBP: 0.355, SLG: 0.448 (8, 9)	F4							6-3		3	0	1	1	0	0	0									
Phil Garner, R OBP: 0.297, SLG: 0.349 (1, 5)	6-3			F4						4	0	0	1	0	0	2									
Mark Bailey, S OBP: 0.307, SLG: 0.253 (1, 2)			F8			F9		F8		4	0	0	0	0	0	0									
Craig Reynolds, L OBP: 0.316, SLG: 0.403 (1, 6)			K			F7		G3		4	0	0	0	0	1	0									
Nolan Ryan, R OBP: 0.107, SLG: 0.074 Bill Dawley, R (5, 1) Tim Tolman, R (7, PH) Ron Mathis, R (7, 1)						F9				1	0	0	0	1	0	0									
										0	0	0	0	0	0	0									
										1	0	0	0	0	1	0									
										0	0	0	0	0	0	0									
										0	0	0	0	0	0	0									
<b>Inning Stats</b>	R: 0 E: 0 K: 0 S: 3	H: 0 LOB: 0 BB: 0 P: 3	R: 0 E: 0 K: 0 S: 3	H: 0 LOB: 0 BB: 0 P: 3	R: 0 E: 0 K: 1 S: 5	H: 0 LOB: 1 BB: 1 P: 9	R: 0 E: 0 K: 2 S: 9	H: 2 LOB: 2 BB: 0 P: 9	R: 0 E: 0 K: 0 S: 3	H: 0 LOB: 0 BB: 0 P: 3	R: 4 E: 1 K: 0 S: 6	H: 2 LOB: 0 BB: 1 P: 10	R: 0 E: 0 K: 1 S: 5	H: 0 LOB: 0 BB: 0 P: 5	R: 1 E: 0 K: 0 S: 4	H: 1 LOB: 0 BB: 0 P: 4	R: 0 E: 0 K: 0 S: 3	H: 0 LOB: 0 BB: 0 P: 3	1B: 4 2B: 0 3B: 0 HR: 1	SF: 1 SAC: 0 DP: 0 HBP: 0	WP: 0 PB: 0 SB: 0 CS: 0	PA: 35			
<b>PITCHER</b>	IP	WLS	BF	H	R	ER	SO	BB	IBB	HBP	BLK	WP	HR	S	P	ERA	WHIP								
John Tudor, L ERA: 3.73 Ken Dayley, L ERA: 1.88	(1, 1)	5.0	W	21	4	3	2	3	2	0	0	0	0	25	33	3.60	1.200								
	(6, 1)	4.0	S	14	1	2	1	1	0	0	0	0	0	1	16	2.25	0.250								

Batter	1	2	3	4	5	6	7	8	9	AB	R	H	RBI	BB	SO	LOB	BOTTOM								
Vince Coleman, S OBP: 0.343, SLG: 0.360 (1, 7)	1B	CS	K			K		F7		4	1	1	0	1	2	0	<b>Houston Astros @ St. Louis Cardinals</b> Busch Stadium, St. Louis, MO Mon Jun 03 1985, 7:05 PM CDT Att: 18,891 - Unknown								
Willie McGee, S OBP: 0.376, SLG: 0.487 (1, 8)	CS		2B			F7				4	2	3	0	0	0	0									
Tom Herr, S OBP: 0.444, SLG: 0.480 (1, 4)	E		WP			3-1				3	3	2	2	1	0	0									
Jack Clark, R OBP: 0.408, SLG: 0.575 (1, 3)	K		F3			1-3				4	1	1	2	0	1	2									
Andy Van Slyke, L OBP: 0.406, SLG: 0.552 Tito Landrum, R OBP: 0.462, SLG: 1.167 (6, 9)						HR				3	1	3	2	0	0	0									
Terry Pendleton, S OBP: 0.287, SLG: 0.305 (1, 5)	F2		F7			E4		G4-6-3		1	1	1	0	0	0	0									
						1B		3B		4	0	0	1	0	0	3									
Ozzie Smith, S OBP: 0.332, SLG: 0.327 (1, 6)		K				F7				3	0	0	0	1	1	0									
Tom Nieto, R OBP: 0.355, SLG: 0.309 (1, 2)						F9		F9		4	0	2	1	0	0	0									
John Tudor, L OBP: 0.045, SLG: 0.045 Ken Dayley, L OBP: 0.333, SLG: 0.333 (6, 1)						K		4-3		3	0	0	0	0	1	3									
										1	0	0	0	0	0	0									
<b>Inning Stats</b>	R: 2 E: 0 K: 1 S: 6	H: 2 LOB: 1 BB: 2 P: 14	R: 0 E: 0 K: 1 S: 5	H: 1 LOB: 0 BB: 0 P: 5	R: 2 E: 0 K: 1 S: 8	H: 3 LOB: 1 BB: 0 P: 8	R: 0 E: 0 K: 1 S: 5	H: 0 LOB: 0 BB: 0 P: 5	R: 4 E: 1 K: 0 S: 8	H: 6 LOB: 2 BB: 1 P: 12	R: 0 E: 0 K: 1 S: 5	H: 0 LOB: 0 BB: 0 P: 5	R: 1 E: 0 K: 0 S: 4	H: 1 LOB: 0 BB: 0 P: 4	R: 0 E: 0 K: 0 S: 3	H: 0 LOB: 0 BB: 0 P: 3	1B: 9 2B: 2 3B: 1 HR: 1	SF: 0 SAC: 0 DP: 0 HBP: 0	WP: 1 PB: 0 SB: 4 CS: 3	PA: 38					
<b>PITCHER</b>	IP	WLS	BF	H	R	ER	SO	BB	IBB	HBP	BLK	WP	HR	S	P	ERA	WHIP								
Nolan Ryan, R ERA: 3.36 Bill Dawley, R ERA: 3.77 Ron Mathis, R ERA: 3.82	(1, 1)	4.2	L	25	11	8	8	4	3	0	0	0	0	30	42	15.43	3.000								
	(5, 1)	1.1		5	1	0	0	1	0	0	0	0	0	7	7	0.00	0.750								
	(7, 1)	2.0		7	1	1	1	0	0	0	0	0	0	7	7	4.50	0.500								











Batter	1	2	3	4	5	6	7	8	9	10	11	12	13	AB	R	H	RBI	BB	SO	LOB	TOP						
Vince Coleman, S OBP: 0.352, SLG: 0.374 (1, 7)	F7		4-3			K		L6				K	BB 1B	7	1	2	0	0	2	1							
Wille McSee, S OBP: 0.395, SLG: 0.506 (1, 8)	F8		CS			FC4-6 1B				2-3		BB 1B	BB 1B	6	1	4	1	1	0	1							
Tom Herr, S OBP: 0.441, SLG: 0.484 (1, 4)	F8		CS		K	FC4-6 1B		F8				BB 1B	BB 1B	7	1	3	2	0	1	2							
Jack Clark, R OBP: 0.412, SLG: 0.559 (1, 3)		FC4-6 BB				K				2B G1-2-3 1B		FC6-4 BB	BB 1B	4	0	3	2	3	1	1							
Andy Van Slyke, L OBP: 0.401, SLG: 0.541 (1, 9)																											
Tito Landrum, R OBP: 0.421, SLG: 0.889 (12, PH) (12, 9)	K					K		F6		G1-2-3 2B		FC6-4	F8	5	0	1	0	0	3	4							
Terry Pendleton, S OBP: 0.276, SLG: 0.289 (1, 5)		F7				K								2	0	0	0	0	0	5							
Ozzie Smith, S OBP: 0.315, SLG: 0.309 (1, 6)	FC4-6									G1-2-3				6	1	1	0	1	2	4							
Tom Nieto, R OBP: 0.354, SLG: 0.301 Tom Lawless, R OBP: 0.309, SLG: 0.385 (13, PR) Randy Hunt, R OBP: 0.286, SLG: 0.286 (13, 2)			6-3					F4						5	0	1	1	1	1	1							
Kurt Kepshire, L OBP: 0.176, SLG: 0.250 Ricky Horton, L OBP: 0.176, SLG: 0.250 Jeff Lahti, R OBP: 0.176, SLG: 0.250 Steve Braun, L OBP: 0.176, SLG: 0.250 Ken Dayley, L OBP: 0.176, SLG: 0.250 Bill Campbell, R OBP: 0.176, SLG: 0.250 (12, 1)			4-3 1B			4-3		K		4-1				3	1	1	0	0	1	0							
<b>Inning Stats</b>	R: 0 E: 0 K: 0 S: 3	H: 0 LOB: 0 BB: 0 P: 3	R: 0 E: 0 K: 1 S: 5	H: 0 LOB: 1 BB: 1 P: 9	R: 1 E: 0 K: 0 S: 4	H: 2 LOB: 0 BB: 0 P: 4	R: 0 E: 0 K: 3 S: 10	H: 1 LOB: 1 BB: 0 P: 10	R: 0 E: 0 K: 2 S: 8	H: 1 LOB: 1 BB: 0 P: 4	R: 0 E: 0 K: 1 S: 6	H: 1 LOB: 1 BB: 0 P: 6	R: 0 E: 0 K: 2 S: 4	H: 2 LOB: 3 BB: 2 P: 12	R: 0 E: 0 K: 1 S: 6	H: 2 LOB: 2 BB: 1 P: 10	R: 0 E: 0 K: 2 S: 7	H: 0 LOB: 0 BB: 0 P: 7	R: 0 E: 0 K: 2 S: 9	H: 2 LOB: 3 BB: 1 P: 13	R: 2 E: 2 K: 0 S: 9	H: 5 LOB: 2 BB: 1 P: 13	1B: 13 2B: 4 3B: 0 HR: 0	SF: 0 SAC: 0 DP: 1 HBP: 0	W/P: 0 PB: 0 SB: 0 CS: 1	PA: 61	
<b>PITCHER</b>	IP 8.0	WLS 30	BF 6	H 1	R 1	ER 1	SO 7	BB 1	IBB 0	HBP 0	BLK 0	WP 0	HR 0	S 43	P 47	ERA 1.12	WHIP 0.875										
Ron Darling, R ERA: 2.37 Roger McDowell, R ERA: 2.62 Jesse Orosco, L ERA: 2.54 Doug Sisk, R ERA: 7.58	2.0	11	4	0	0	1	0	3	0	0	0	0	0	10	22	0.00	2.000										
	2.0	9	2	0	0	4	1	0	0	0	0	0	0	16	20	0.00	1.500										
	1.0	L	10	5	6	5	0	1	0	0	0	0	0	9	13	45.00	6.000										

St. Louis Cardinals @ New York Mets  
Shea Stadium, Flushing, NY  
Fri Jun 07 1985, 7:05 PM EDT  
Att. 34,490 - Unknown

AB 54  
R 7  
H 17  
RBI 7  
BB 6  
SO 12  
LOB 28



Batter	1	2	3	4	5	6	7	8	9	10	11	12	13	AB	R	H	RBI	BB	SO	LOB	BOTTOM						
Mookie Wilson, S OBP: 0.312, SLG: 0.385 (1, 8)	6-3			G3		K					K			5	0	1	1	1	2	0							
Wally Backman, S OBP: 0.293, SLG: 0.308 Kelvin Chapman, R OBP: 0.210, SLG: 0.184 (6, PH) (9, 4)	6-3			S 1B		4-3					6-3		5-3	3	0	1	0	0	0	0							
Keith Hernandez, L OBP: 0.385, SLG: 0.398 (1, 3)	F8			FC6-4 BB		F7				G3			F7	5	0	0	0	1	1	1							
Gary Carter, R OBP: 0.352, SLG: 0.389 (1, 2)		L5		K				F3		FC6-4 1B			F3	5	0	1	0	0	1	2							
George Foster, R OBP: 0.267, SLG: 0.439 (1, 7)		K		FC6-4		K				F8				5	0	1	0	0	2	3							
Danny Heep, L OBP: 0.353, SLG: 0.495 Doug Sisk, R (13, 1)		L4								FC6-4			F7	5	1	2	1	0	0	2							
Ray Knight, R OBP: 0.238, SLG: 0.333 Howard Johnson, S OBP: 0.242, SLG: 0.211 (8, PR) (9, 5)				F8		K		E5 3-1 SH1-4		K			F6	3	0	0	0	0	1	0							
Rafael Santana, R OBP: 0.256, SLG: 0.276 (1, 6)				F7		F6		SH1-4		K				4	1	1	0	0	1	0							
Ron Darling, R OBP: 0.176, SLG: 0.250 Ricky Horton, L OBP: 0.176, SLG: 0.250 Roger McDowell, R OBP: 0.176, SLG: 0.250 John Christensen, R OBP: 0.176, SLG: 0.250 Jesse Orosco, L OBP: 0.176, SLG: 0.250 Terry Lincecum, R OBP: 0.176, SLG: 0.250 (13, 9)				F8		K		3-1		K			F4	2	0	0	0	0	1	0							
<b>Inning Stats</b>	R: 0 E: 0 K: 0 S: 3	H: 0 LOB: 0 BB: 0 P: 3	R: 0 E: 0 K: 1 S: 5	H: 0 LOB: 0 BB: 0 P: 5	R: 0 E: 0 K: 0 S: 3	H: 1 LOB: 2 BB: 1 P: 10	R: 1 E: 0 K: 2 S: 8	H: 1 LOB: 0 BB: 0 P: 8	R: 0 E: 0 K: 1 S: 5	H: 1 LOB: 1 BB: 0 P: 5	R: 0 E: 0 K: 1 S: 6	H: 0 LOB: 2 BB: 1 P: 10	R: 0 E: 0 K: 2 S: 4	H: 1 LOB: 1 BB: 0 P: 4	R: 0 E: 0 K: 3 S: 9	H: 0 LOB: 0 BB: 0 P: 9	R: 0 E: 0 K: 2 S: 7	H: 0 LOB: 0 BB: 0 P: 7	R: 0 E: 0 K: 0 S: 4	H: 1 LOB: 1 BB: 0 P: 4	R: 1 E: 0 K: 0 S: 5	H: 2 LOB: 1 BB: 0 P: 5	1B: 4 2B: 2 3B: 0 HR: 1	SF: 0 SAC: 1 DP: 0 HBP: 0	W/P: 0 PB: 0 SB: 1 CS: 0	PA: 48	
<b>PITCHER</b>	IP 7.1	WLS 26	BF 3	H 3	R 1	ER 1	SO 6	BB 1	IBB 0	HBP 0	BLK 0	WP 0	HR 1	S 37	P 41	ERA 1.23	WHIP 0.545										
Kurt Kepshire, R ERA: 5.37 Ricky Horton, L ERA: 1.35 Jeff Lahti, R ERA: 3.06 Ken Dayley, L ERA: 1.98 Bill Campbell, R ERA: 3.42	0.1	2	0	0	0	0	0	1	0	0	0	0	0	1	5	0.00	0.000										
	0.1	1	0	0	0	1	0	0	0	0	0	0	0	3	3	0.00	0.000										
	3.0	10	1	0	0	5	0	0	0	0	0	0	0	20	20	0.00	0.333										
	2.0	W	9	3	1	1	0	0	0	0	0	0	0	9	9	4.50	1.500										

St. Louis Cardinals @ New York Mets  
Shea Stadium, Flushing, NY  
Fri Jun 07 1985, 7:05 PM EDT  
Att. 34,490 - Unknown

AB 45  
R 2  
H 7  
RBI 2  
BB 2  
SO 12  
LOB 15





Batter	1	2	3	4	5	6	7	8	9	AB	R	H	RBI	BB	SO	LOB	TOP										
Vince Coleman, S (1,7) OBP: 0.345, SLG: 0.366	F7			F9		4-3			K	4	0	0	0	0	1	0											
Willie McGee, S (1,8) OBP: 0.392, SLG: 0.500	5-3					G3			G3	4	0	1	0	0	0	0											
Tom Herr, S (1,4) OBP: 0.442, SLG: 0.497	K			F8					HR	3	1	1	1	1	1	1											
Jack Clark, R (1,3) OBP: 0.404, SLG: 0.547		5-3		F6					F7	4	0	0	0	0	0	2											
Andy Van Slyke, L (1,9) OBP: 0.394, SLG: 0.529		F7			L6				F8	3	0	0	0	0	0	1											
Terry Pendleton, S (1,5) OBP: 0.277, SLG: 0.290		6-3							F7	3	0	1	0	0	0	1											
Ozzie Smith, S (1,6) OBP: 0.310, SLG: 0.304			F4		F5				5-3	3	0	0	0	0	0	1											
Tom Nieto, R (1,2) OBP: 0.341, SLG: 0.289			F7		F8				6-3	3	0	0	0	0	0	1											
John Tudor, L (1,1) OBP: 0.040, SLG: 0.040			G3						F5	3	0	0	0	0	0	0											
<b>Inning Stats</b>	R: 0 E: 0 K: 1 S: 5	H: 0 LOB: 0 BB: 0 P: 5	R: 0 E: 0 K: 0 S: 3	H: 0 LOB: 0 BB: 0 P: 3	R: 0 E: 0 K: 0 S: 3	H: 1 LOB: 1 BB: 0 P: 4	R: 0 E: 0 K: 0 S: 4	H: 1 LOB: 1 BB: 0 P: 4	R: 0 E: 0 K: 0 S: 3	H: 0 LOB: 0 BB: 0 P: 3	R: 0 E: 0 K: 0 S: 3	H: 0 LOB: 1 BB: 1 P: 7	R: 0 E: 0 K: 0 S: 3	H: 0 LOB: 0 BB: 0 P: 3	R: 1 E: 0 K: 1 S: 6	H: 1 LOB: 0 BB: 0 P: 6	1B: 2 2B: 0 3B: 0 HR: 1	SF: 0 SAC: 0 DP: 0 HBP: 0	WP: 0 PB: 0 SB: 0 CS: 0	PA: 31							
<b>PITCHER</b>	IP	WLS	BF	H	R	ER	SO	BB	IBB	HBP	BLK	WP	HR	S	P	ERA	WHIP										
Ed Lynch, R (1,1) ERA: 2.73	8.0		27	2	0	0	1	1	0	0	0	0	0	28	32	0.00	0.375										
Tom Gorman, L (9,1) ERA: 2.63	1.0	L	4	1	1	1	1	0	0	0	0	0	1	6	6	9.00	1.000										

St. Louis Cardinals @ New York Mets  
Shea Stadium, Flushing, NY  
Sat Jun 08 1985, 3:33 AM EDT  
Att: 36,424 - Unknown

AB 30  
R 1  
H 3  
RBI 1  
BB 1  
SO 2  
LOB 7



Batter	1	2	3	4	5	6	7	8	9	AB	R	H	RBI	BB	SO	LOB	BOTTOM										
Mookie Wilson, S (1,8) OBP: 0.305, SLG: 0.376	G3		F2			G3		6-3		4	0	0	0	0	0	3											
Kelvin Chapman, R (1,4) OBP: 0.200, SLG: 0.175	F7			F9		F7			L6	4	0	0	0	0	0	0											
Ray Knight, R (1,5) OBP: 0.227, SLG: 0.316	F8			4-3		L6			F9	4	0	0	0	0	0	0											
George Foster, R (1,7) OBP: 0.260, SLG: 0.427		F7		K		F8			F8	4	0	0	0	1	1	0											
Danny Heep, L (1,3) OBP: 0.345, SLG: 0.481		K			K		F8			3	0	0	0	0	2	0											
John Christensen, R (1,9) OBP: 0.286, SLG: 0.185		5-3			1-3			WP SH1-3 1B		3	0	1	0	0	0	0											
Ronn Reynolds, R (1,2) OBP: 0.500, SLG: 0.500			K			FC4 1B		SH1-3 1-2		2	0	1	0	0	1	0											
Rafael Santana, R (1,6) OBP: 0.251, SLG: 0.270		F3			FC4 1-2			6-3		3	0	0	0	0	0	2											
Ed Lynch, R (1,1) OBP: 0.182, SLG: 0.100										2	0	1	0	0	1	0											
Keith Hernandez, L (8,PH) OBP: 0.388, SLG: 0.398										0	0	0	0	1	0	0											
Ron Darling, R (6,PR) OBP: 0.167, SLG: 0.233										0	0	0	0	0	0	0											
Tom Gorman, L (9,1)										0	0	0	0	0	0	0											
<b>Inning Stats</b>	R: 0 E: 0 K: 0 S: 3	H: 0 LOB: 0 BB: 0 P: 3	R: 0 E: 0 K: 1 S: 5	H: 0 LOB: 0 BB: 0 P: 5	R: 0 E: 0 K: 1 S: 6	H: 1 LOB: 1 BB: 0 P: 6	R: 0 E: 0 K: 1 S: 5	H: 0 LOB: 0 BB: 0 P: 5	R: 0 E: 0 K: 0 S: 3	H: 0 LOB: 0 BB: 0 P: 3	R: 0 E: 0 K: 0 S: 4	H: 1 LOB: 3 BB: 1 P: 8	R: 0 E: 0 K: 0 S: 3	H: 0 LOB: 0 BB: 0 P: 3	1B: 3 2B: 0 3B: 0 HR: 0	SF: 0 SAC: 1 DP: 0 HBP: 0	WP: 1 PB: 0 SB: 0 CS: 0	PA: 31									
<b>PITCHER</b>	IP	WLS	BF	H	R	ER	SO	BB	IBB	HBP	BLK	WP	HR	S	P	ERA	WHIP										
John Tudor, L (1,1) ERA: 3.3	9.0	W	31	3	0	0	5	0	1	0	0	1	0	40	44	0.00	0.333										

St. Louis Cardinals @ New York Mets  
Shea Stadium, Flushing, NY  
Sat Jun 08 1985, 3:33 AM EDT  
Att: 36,424 - Unknown

AB 29  
R 0  
H 3  
RBI 0  
BB 1  
SO 5  
LOB 5





Batter	1	2	3	4	5	6	7	8	9	AB	R	H	RBI	BB	SO	LOB	TOP					
Vince Coleman, S (1,7) OBP: 0.348, SLG: 0.366	F2		F9		F9			1B		3	0	1	0	1	0	0	<b>St. Louis Cardinals @ New York Mets</b> Shea Stadium, Flushing, NY Sun Jun 09 1985, 3:33 AM EDT Unknown					
Willie McGee, S (1,8) OBP: 0.399, SLG: 0.506	CS		S			F7		S		4	0	3	1	0	0							
Tom Herr, S (1,4) OBP: 0.434, SLG: 0.487	G3-4		F6			1-3		K		4	0	0	0	0	1	5						
Jack Clark, R (1,3) OBP: 0.402, SLG: 0.539	CS		F9			K		F9		3	0	0	0	1	1	4						
Ken Dayley, L (8,1) OBP: 0.333, SLG: 0.333			FC3-4					1-2		0	0	0	0	0	0	0						
Andy Van Slyke, L (1,9) OBP: 0.384, SLG: 0.514		F9						1-4-3		4	0	0	0	0	0	1						
Terry Pendleton, S (1,5) OBP: 0.277, SLG: 0.286	FC3-4					6-3		F7		3	0	0	0	1	0	1						
Ozzie Smith, S (1,6) OBP: 0.314, SLG: 0.314						F8		E8		4	0	2	0	0	0	1						
Randy Hunt, R (1,2) OBP: 0.222, SLG: 0.222						K		G1-6-3		2	0	0	0	0	2	2						
Mike Jorgensen, L (7,PH) OBP: 0.379, SLG: 0.190								6-3		1	0	0	0	0	0	2						
Tom Nieto, R (7,2) OBP: 0.337, SLG: 0.286										1	0	0	0	0	0	1						
Bob Forsch, R (1,1) OBP: 0.263, SLG: 0.474								F6		2	1	1	0	0	0	0						
Ricky Horton, L (7,1) OBP: 0.500, SLG: 0.250										0	0	0	0	0	0	0						
Bill Campbell, R (8,PH) OBP: 0.267, SLG: 0.192										0	0	0	0	0	0	0						
Steve Braun, L (8,PH) OBP: 0.267, SLG: 0.192										1	0	0	0	0	0	0						
<b>Inning Stats</b>	R: 0 E: 0 K: 0 S: 3	H: 1 LOB: 0 BB: 0 P: 3	R: 0 E: 0 K: 1 S: 6	H: 1 LOB: 2 BB: 1 P: 10	R: 1 E: 0 K: 0 S: 4	H: 2 LOB: 2 BB: 1 P: 8	R: 0 E: 0 K: 0 S: 3	H: 0 LOB: 0 BB: 0 P: 3	R: 0 E: 0 K: 1 S: 5	H: 0 LOB: 0 BB: 0 P: 5	R: 0 E: 0 K: 0 S: 5	H: 0 LOB: 0 BB: 0 P: 5	R: 0 E: 1 K: 0 S: 3	H: 0 LOB: 1 BB: 1 P: 7	R: 0 E: 0 K: 1 S: 7	H: 2 LOB: 2 BB: 0 P: 7	R: 0 E: 0 K: 0 S: 4	H: 1 LOB: 1 BB: 0 P: 4	1B: 5 2B: 2 3B: 0 HR: 0	SF: 0 SAC: 0 DP: 1 HBP: 0	WP: 1 PB: 0 SB: 3 CS: 1	PA: 36
<b>PITCHER</b>	IP WLS BF H R ER SO BB IBB HBP BLK WP HR S P ERA WHIP																					
Dwight Gooden, R (1,1) ERA: 1.67	8.0 W 31 6 1 1 4 3 0 0 0 1 0 36 48 1.12 1.125																					
Jesse Orosco, L (9,1) ERA: 2.45	1.0 4 1 0 0 0 0 0 0 0 0 0 4 4 0.00 1.000																					

Batter	1	2	3	4	5	6	7	8	9	AB	R	H	RBI	BB	SO	LOB	BOTTOM			
Mookie Wilson, S (1,8) OBP: 0.308, SLG: 0.374	1B	6-3		6-3			FC3-6	FC5-2-5-1		4	1	1	0	1	0	2	<b>St. Louis Cardinals @ New York Mets</b> Shea Stadium, Flushing, NY Sun Jun 09 1985, 3:33 AM EDT Unknown			
Wally Backman, S (1,4) OBP: 0.287, SLG: 0.301	F7	4-3			4-3	FC3-6	F6			3	0	0	0	0	0	2				
Kelvin Chapman, R (7,PH) OBP: 0.207, SLG: 0.173						FC3-6				1	0	0	0	0	0	1				
Keith Hernandez, L (1,3) OBP: 0.385, SLG: 0.394	F8		F8		F7	FC3-6				4	1	1	1	0	0	2				
Gary Carter, R (1,2) OBP: 0.345, SLG: 0.380	F8		5-3		5-3	K				4	0	0	0	0	1	4				
Danny Heep, L (1,9) OBP: 0.358, SLG: 0.481	1B					4-3		2B		2	1	1	0	2	0	0				
George Foster, R (1,7) OBP: 0.272, SLG: 0.438						F7		1B		3	1	2	2	1	0	0				
Howard Johnson, S (1,5) OBP: 0.250, SLG: 0.214	K					K		1B		3	1	1	0	1	2	2				
Rafael Santana, R (1,6) OBP: 0.263, SLG: 0.278						F8		HBP		3	1	2	2	1	0	0				
Dwight Gooden, R (1,1) OBP: 0.286, SLG: 0.219								WP		2	0	0	0	0	1	1				
Ray Knight, R (8,PH) OBP: 0.225, SLG: 0.313								FC3-6		1	0	0	0	0	1	1				
Jesse Orosco, R (9,1) OBP: 0.500, SLG: 0.500								F2		0	0	0	0	0	0	0				
<b>Inning Stats</b>	R: 2 E: 0 K: 1 S: 7	H: 2 LOB: 2 BB: 2 P: 15	R: 0 E: 0 K: 0 S: 4	H: 1 LOB: 0 BB: 0 P: 4	R: 0 E: 0 K: 0 S: 4	H: 2 LOB: 2 BB: 1 P: 8	R: 0 E: 0 K: 1 S: 5	H: 0 LOB: 0 BB: 0 P: 5	R: 0 E: 0 K: 0 S: 3	H: 0 LOB: 0 BB: 0 P: 3	R: 0 E: 0 K: 1 S: 5	H: 0 LOB: 0 BB: 0 P: 5	R: 1 E: 0 K: 1 S: 6	H: 1 LOB: 2 BB: 1 P: 11	R: 3 E: 0 K: 1 S: 7	H: 2 LOB: 1 BB: 2 P: 15	1B: 7 2B: 1 3B: 0 HR: 0	SF: 0 SAC: 1 DP: 0 HBP: 1	WP: 1 PB: 1 SB: 0 CS: 0	PA: 38
<b>PITCHER</b>	IP WLS BF H R ER SO BB IBB HBP BLK WP HR S P ERA WHIP																			
Bob Forsch, R (1,1) ERA: 4.47	6.1 L 28 6 3 3 3 4 0 0 0 0 0 30 46 4.26 1.579																			
Ricky Horton, L (7,1) ERA: 1.33	0.1 2 0 0 0 0 0 0 0 1 0 0 0 1 2 0.00 0.000																			
Bill Campbell, R (7,1) ERA: 3.38	0.1 1 0 0 0 0 1 0 0 0 0 0 0 3 3 0.00 0.000																			
Ken Dayley, L (8,1) ERA: 2.86	1.0 7 2 3 3 1 1 1 0 0 1 0 7 15 27.00 3.000																			



Batter	1	2	3	4	5	6	7	8	9	AB	R	H	RBI	BB	SO	LOB	TOP							
Vince Coleman, S (1,7) OBP: 0.349, SLG: 0.366										5	2	2	0	0	0	2								
Willie McGee, S (1,8) OBP: 0.398, SLG: 0.503										3	0	1	1	0	1	1								
Tito Landrum, R (5,9) OBP: 0.381, SLG: 0.800										4	2	2	0	0	0	1								
Tom Herr, S (1,4) OBP: 0.435, SLG: 0.488										1	0	0	0	0	0	0								
Tom Lawless, R (6, PR) OBP: 0.286, SLG: 0.357										4	2	2	0	0	0	1								
Jack Clark, R (1,3) OBP: 0.406, SLG: 0.540										5	1	3	1	0	0	1								
Andy Van Slyke, L (1,9) OBP: 0.380, SLG: 0.503										5	1	3	1	0	0	1								
Terry Pendleton, S (1,5) OBP: 0.281, SLG: 0.304										3	1	0	0	1	0	3								
Ozzie Smith, S (1,6) OBP: 0.317, SLG: 0.317										4	2	2	4	0	0	1								
Tom Nieto, R (1,2) OBP: 0.344, SLG: 0.296										4	0	2	1	0	0	1								
Joaquin Andujar, S (1,1) OBP: 0.179, SLG: 0.184										4	0	2	1	0	0	1								
Joaquin Andujar, S (1,1) OBP: 0.179, SLG: 0.184										4	0	0	0	0	3	3								
<b>Inning Stats</b>	R: 2 E: 0 K: 0 S: 6	H: 3 LOB: 1 BB: 0 P: 6	R: 0 E: 0 K: 1 S: 5	H: 1 LOB: 0 BB: 0 P: 5	R: 1 E: 0 K: 0 S: 5	H: 3 LOB: 1 BB: 0 P: 5	R: 1 E: 0 K: 1 S: 7	H: 3 LOB: 1 BB: 0 P: 7	R: 4 E: 0 K: 1 S: 9	H: 3 LOB: 1 BB: 1 P: 13	R: 0 E: 0 K: 0 S: 4	H: 1 LOB: 0 BB: 0 P: 4	R: 0 E: 0 K: 0 S: 3	H: 0 LOB: 0 BB: 0 P: 3	R: 0 E: 0 K: 1 S: 5	H: 0 LOB: 0 BB: 0 P: 5	R: 0 E: 0 K: 0 S: 3	H: 0 LOB: 0 BB: 0 P: 3	1B: 13 2B: 2 3B: 0 HR: 1	SF: 0 SAC: 0 DP: 3 HBP: 0	WP: 0 PB: 0 SB: 3 CS: 0	PA: 40		
<b>PITCHER</b>	IP WLS BF H R ER SO BB IBB HBP BLK WP HR S P ERA WHIP	IP WLS BF H R ER SO BB IBB HBP BLK WP HR S P ERA WHIP	IP WLS BF H R ER SO BB IBB HBP BLK WP HR S P ERA WHIP	IP WLS BF H R ER SO BB IBB HBP BLK WP HR S P ERA WHIP	IP WLS BF H R ER SO BB IBB HBP BLK WP HR S P ERA WHIP	IP WLS BF H R ER SO BB IBB HBP BLK WP HR S P ERA WHIP	IP WLS BF H R ER SO BB IBB HBP BLK WP HR S P ERA WHIP	IP WLS BF H R ER SO BB IBB HBP BLK WP HR S P ERA WHIP	IP WLS BF H R ER SO BB IBB HBP BLK WP HR S P ERA WHIP	IP WLS BF H R ER SO BB IBB HBP BLK WP HR S P ERA WHIP	IP WLS BF H R ER SO BB IBB HBP BLK WP HR S P ERA WHIP	IP WLS BF H R ER SO BB IBB HBP BLK WP HR S P ERA WHIP	IP WLS BF H R ER SO BB IBB HBP BLK WP HR S P ERA WHIP	IP WLS BF H R ER SO BB IBB HBP BLK WP HR S P ERA WHIP	IP WLS BF H R ER SO BB IBB HBP BLK WP HR S P ERA WHIP	IP WLS BF H R ER SO BB IBB HBP BLK WP HR S P ERA WHIP	IP WLS BF H R ER SO BB IBB HBP BLK WP HR S P ERA WHIP	IP WLS BF H R ER SO BB IBB HBP BLK WP HR S P ERA WHIP	IP WLS BF H R ER SO BB IBB HBP BLK WP HR S P ERA WHIP	IP WLS BF H R ER SO BB IBB HBP BLK WP HR S P ERA WHIP	IP WLS BF H R ER SO BB IBB HBP BLK WP HR S P ERA WHIP	IP WLS BF H R ER SO BB IBB HBP BLK WP HR S P ERA WHIP	IP WLS BF H R ER SO BB IBB HBP BLK WP HR S P ERA WHIP	IP WLS BF H R ER SO BB IBB HBP BLK WP HR S P ERA WHIP

St. Louis Cardinals @ New York Mets  
Shea Stadium, Flushing, NY  
Sun Jun 09 1985, 3:38 AM EDT  
Att: 41,431 - Unknown

AB 39  
R 8  
H 14  
RBI 7  
BB 1  
SO 4  
LOB 13



Batter	1	2	3	4	5	6	7	8	9	AB	R	H	RBI	BB	SO	LOB	BOTTOM							
Wally Backman, S (1,4) OBP: 0.279, SLG: 0.292										4	0	0	0	0	0	0								
Terry Blocker, L (1,8) OBP: 0.325, SLG: 0.067										2	0	0	0	0	0	1								
John Christensen, R (5,9) OBP: 0.259, SLG: 0.179										2	0	0	0	0	0	0								
Keith Hernandez, L (1,3) OBP: 0.387, SLG: 0.402										4	1	2	0	0	0	0								
Gary Carter, R (1,2) OBP: 0.341, SLG: 0.376										2	0	0	0	0	1	2								
Clint Hurdle, L (6,2) OBP: 0.316, SLG: 0.500										2	1	2	2	0	0	0								
Danny Heep, L (1,9) OBP: 0.354, SLG: 0.473										4	0	1	0	0	1	1								
George Foster, R (1,7) OBP: 0.267, SLG: 0.430										3	0	0	0	0	0	1								
Ray Knight, R (1,5) OBP: 0.228, SLG: 0.313										3	0	1	0	0	1	0								
Howard Johnson, S (1,6) OBP: 0.252, SLG: 0.217										3	0	1	0	0	0	1								
Calvin Schiraldi, R (1,1) OBP: 0.125, SLG: 0.125										1	0	0	0	0	0	1								
Joe Sambito, L (4,1) OBP: 0.205, SLG: 0.171										0	0	0	0	0	0	0								
Kelvin Chapman, R (6, PR) OBP: 0.205, SLG: 0.171										1	0	0	0	0	0	0								
Doug Sisk, R (7,1) OBP: 0.192, SLG: 0.389										0	0	0	0	0	0	0								
Rusty Staub, L (8, PR) OBP: 0.192, SLG: 0.389										1	0	0	0	0	0	0								
Tom Gorman, L (9,1) OBP: 0.192, SLG: 0.389										0	0	0	0	0	0	0								
<b>Inning Stats</b>	R: 0 E: 0 K: 0 S: 3	H: 0 LOB: 0 BB: 0 P: 3	R: 0 E: 0 K: 2 S: 7	H: 0 LOB: 0 BB: 0 P: 7	R: 0 E: 0 K: 1 S: 5	H: 1 LOB: 0 BB: 0 P: 5	R: 0 E: 0 K: 0 S: 4	H: 1 LOB: 1 BB: 0 P: 4	R: 0 E: 0 K: 0 S: 4	H: 2 LOB: 1 BB: 0 P: 4	R: 0 E: 0 K: 0 S: 3	H: 0 LOB: 0 BB: 0 P: 3	R: 2 E: 0 K: 0 S: 5	H: 2 LOB: 0 BB: 0 P: 5	R: 0 E: 0 K: 0 S: 3	H: 0 LOB: 0 BB: 0 P: 3	R: 0 E: 0 K: 0 S: 4	H: 1 LOB: 1 BB: 0 P: 4	1B: 4 2B: 2 3B: 0 HR: 1	SF: 0 SAC: 0 DP: 3 HBP: 0	WP: 0 PB: 0 SB: 0 CS: 0	PA: 32		
<b>PITCHER</b>	IP WLS BF H R ER SO BB IBB HBP BLK WP HR S P ERA WHIP	IP WLS BF H R ER SO BB IBB HBP BLK WP HR S P ERA WHIP	IP WLS BF H R ER SO BB IBB HBP BLK WP HR S P ERA WHIP	IP WLS BF H R ER SO BB IBB HBP BLK WP HR S P ERA WHIP	IP WLS BF H R ER SO BB IBB HBP BLK WP HR S P ERA WHIP	IP WLS BF H R ER SO BB IBB HBP BLK WP HR S P ERA WHIP	IP WLS BF H R ER SO BB IBB HBP BLK WP HR S P ERA WHIP	IP WLS BF H R ER SO BB IBB HBP BLK WP HR S P ERA WHIP	IP WLS BF H R ER SO BB IBB HBP BLK WP HR S P ERA WHIP	IP WLS BF H R ER SO BB IBB HBP BLK WP HR S P ERA WHIP	IP WLS BF H R ER SO BB IBB HBP BLK WP HR S P ERA WHIP	IP WLS BF H R ER SO BB IBB HBP BLK WP HR S P ERA WHIP	IP WLS BF H R ER SO BB IBB HBP BLK WP HR S P ERA WHIP	IP WLS BF H R ER SO BB IBB HBP BLK WP HR S P ERA WHIP	IP WLS BF H R ER SO BB IBB HBP BLK WP HR S P ERA WHIP	IP WLS BF H R ER SO BB IBB HBP BLK WP HR S P ERA WHIP	IP WLS BF H R ER SO BB IBB HBP BLK WP HR S P ERA WHIP	IP WLS BF H R ER SO BB IBB HBP BLK WP HR S P ERA WHIP	IP WLS BF H R ER SO BB IBB HBP BLK WP HR S P ERA WHIP	IP WLS BF H R ER SO BB IBB HBP BLK WP HR S P ERA WHIP	IP WLS BF H R ER SO BB IBB HBP BLK WP HR S P ERA WHIP	IP WLS BF H R ER SO BB IBB HBP BLK WP HR S P ERA WHIP	IP WLS BF H R ER SO BB IBB HBP BLK WP HR S P ERA WHIP	IP WLS BF H R ER SO BB IBB HBP BLK WP HR S P ERA WHIP

St. Louis Cardinals @ New York Mets  
Shea Stadium, Flushing, NY  
Sun Jun 09 1985, 3:38 AM EDT  
Att: 41,431 - Unknown

AB 32  
R 2  
H 7  
RBI 2  
BB 0  
SO 3  
LOB 7





Batter	1	2	3	4	5	6	7	8	9	AB	R	H	RBI	BB	SO	LOB	TOP			
Vince Coleman, S (1,7) OBP: 0.346, SLG: 0.359	6-3	FC6-4 BB		4-3		K			K	4	0	0	0	1	2	1				
Willie McGee, S (1,8) OBP: 0.398, SLG: 0.500	BLK 1B	FC6-4 S		K			CS 1B		F8	5	1	2	0	0	1	3				
Tom Herr, S (1,4) OBP: 0.436, SLG: 0.485	S 1B			5-3			1-2		1-3	3	1	1	1	1	0	1				
Jack Clark, R (1,3) OBP: 0.403, SLG: 0.550	K	K				HR			5-3	4	1	1	1	0	2	4				
Andy Van Slyke, L (1,9) OBP: 0.383, SLG: 0.503	1B			5-3 1B		F7			G3	4	1	2	1	0	0	0				
Terry Pendleton, S (1,5) OBP: 0.276, SLG: 0.298		K		5-3		4-3			F8	4	0	0	0	0	1	1				
Ozzie Smith, S (1,6) OBP: 0.321, SLG: 0.321		2B 1B		G3 S 1B		F8			F9	4	1	2	1	0	0	0				
Tom Nieto, R (1,2) OBP: 0.340, SLG: 0.306		1B		G3		4-3			F7	4	1	1	0	0	0	1				
Danny Cox, R (1,1) OBP: 0.121, SLG: 0.152		FC6-4 BB 1B		F9		6-3			1B	4	0	2	2	0	0	1				
<b>Inning Stats</b>	R: 2 E: 0 K: 1 S: 7	H: 3 LOB: 1 BB: 0 P: 7	R: 2 E: 0 K: 2 S: 10	H: 3 LOB: 3 BB: 2 P: 18	R: 1 E: 0 K: 0 S: 5	H: 2 LOB: 1 BB: 0 P: 5	R: 0 E: 0 K: 1 S: 5	H: 0 LOB: 0 BB: 0 P: 5	R: 1 E: 0 K: 0 S: 4	H: 1 LOB: 0 BB: 0 P: 4	R: 0 E: 0 K: 0 S: 3	H: 1 LOB: 0 BB: 0 P: 3	R: 0 E: 0 K: 0 S: 3	H: 0 LOB: 0 BB: 0 P: 3	R: 0 E: 0 K: 1 S: 6	H: 1 LOB: 1 BB: 0 P: 6	1B: 9 2B: 1 3B: 0 HR: 1	SF: 0 SAC: 0 DP: 0 HBP: 0	WP: 0 PB: 0 SB: 3 CS: 1	PA: 38
<b>PITCHER</b>	IP	WLS	BF	H	R	ER	SO	BB	IBB	HBP	BLK	WP	HR	S	P	ERA	WHIP			
Rick Rhoden, R (1,1) ERA: 4.54	8.0	L	34	10	6	6	5	2	0	0	1	0	1	42	50	6.75	1.500			
Al Holland, L (9,1) ERA: 3.03	1.0		4	1	0	0	1	0	0	0	0	0	0	6	6	0.00	1.000			

St. Louis Cardinals @ Pittsburgh Pirates  
Three Rivers Stadium, Pittsburgh, PA  
Mon Jun 10 1985, 7:05 PM EDT  
Att: 5,557 - Unknown

AB 36  
R 6  
H 11  
RBI 6  
BB 2  
SO 6  
LOB 12



Batter	1	2	3	4	5	6	7	8	9	AB	R	H	RBI	BB	SO	LOB	BOTTOM			
Johnny Ray, S (1,4) OBP: 0.306, SLG: 0.365	6-3		3		G3			G3		4	0	0	0	0	0	1				
Joe Orsulak, L (1,8) OBP: 0.330, SLG: 0.370	1B		E3			2-3		FC6-4 1B		4	0	2	0	0	0	0				
Bill Madlock, R (1,5) OBP: 0.297, SLG: 0.348	F2		K			F9		FC6-4		4	0	0	0	0	1	3				
Jason Thompson, L (1,3) OBP: 0.359, SLG: 0.458	1B			HR		K			F7	4	1	2	1	0	1	0				
Tony Peña, R (1,2) OBP: 0.294, SLG: 0.339	F9			5-3			6-3		5-3	4	0	0	0	0	0	2				
Steve Kemp, L (1,7) OBP: 0.331, SLG: 0.282		K		6-3			4-3		1-3	4	0	0	0	0	1	0				
Sixto Lezcano, R (1,9) OBP: 0.361, SLG: 0.268		K		6-3						2	0	0	0	1	1	0				
Johnnie LeMaster, R (1,6) OBP: 0.159, SLG: 0.141		F8				F7		F9		3	0	0	0	0	0	1				
Rick Rhoden, R (1,1) OBP: 0.207, SLG: 0.179										1	0	0	0	1	1	0				
Doug Frobel, L (8,PH) OBP: 0.373, SLG: 0.302										1	0	0	0	0	0	0				
Al Holland, R (9,1) ERA: 2.67									4-3	0	0	0	0	0	0	0				
<b>Inning Stats</b>	R: 0 E: 0 K: 0 S: 5	H: 2 LOB: 2 BB: 0 P: 5	R: 0 E: 0 K: 2 S: 7	H: 0 LOB: 0 BB: 0 P: 7	R: 0 E: 1 K: 1 S: 5	H: 0 LOB: 1 BB: 1 P: 9	R: 0 E: 0 K: 0 S: 4	H: 1 LOB: 0 BB: 0 P: 4	R: 0 E: 0 K: 1 S: 5	H: 0 LOB: 0 BB: 0 P: 5	R: 0 E: 0 K: 1 S: 3	H: 0 LOB: 1 BB: 1 P: 7	R: 0 E: 0 K: 0 S: 4	H: 1 LOB: 1 BB: 0 P: 4	R: 0 E: 0 K: 0 S: 3	H: 0 LOB: 0 BB: 0 P: 3	1B: 3 2B: 1 3B: 0 HR: 1	SF: 0 SAC: 0 DP: 1 HBP: 0	WP: 0 PB: 0 SB: 0 CS: 0	PA: 33
<b>PITCHER</b>	IP	WLS	BF	H	R	ER	SO	BB	IBB	HBP	BLK	WP	HR	S	P	ERA	WHIP			
Danny Cox, R (1,1) ERA: 2.67	9.0	W	33	4	1	1	5	2	0	0	0	0	1	41	49	1.00	0.667			

St. Louis Cardinals @ Pittsburgh Pirates  
Three Rivers Stadium, Pittsburgh, PA  
Mon Jun 10 1985, 7:05 PM EDT  
Att: 5,557 - Unknown

AB 31  
R 1  
H 4  
RBI 1  
BB 2  
SO 5  
LOB 7









Batter	1	2	3	4	5	6	7	8	9	AB	R	H	RBI	BB	SO	LOB	TOP		
Vince Coleman, S (1, 7) OBP: 0.338, SLG: 0.347	4-0 CS BB		0-0 F8			0-0 F8		0-0 L3		3	0	0	0	1	0	1			
Willie McGee, S (1, 8) OBP: 0.396, SLG: 0.484	0-3 K		0-0 FC6-4			0-0 F9		0-0 F9		4	0	0	0	0	1	2			
Tom Herr, S (1, 4) OBP: 0.434, SLG: 0.478	0-3 K			0-0 5-3			4-0 WP 2B BB		0-0 1-3	3	1	0	0	1	1	0			
Jack Clark, R (1, 3) OBP: 0.398, SLG: 0.553		0-0 HR		0-0 F7			0-0 F9		0-0 F9	4	1	1	1	0	0	1			
Tito Landrum, R (1, 9) OBP: 0.346, SLG: 0.720		0-0 F3		0-0 6-3			0-0 1-H 2B		0-0 6-3	4	0	1	1	0	0	0			
Terry Pendleton, S (1, 5) OBP: 0.270, SLG: 0.291		0-0 4-3			0-0 F8		0-3 K			3	0	0	0	0	1	1			
Ozzie Smith, S (1, 6) OBP: 0.319, SLG: 0.316		0-0 F5			0-0 F8		4-0 BB			2	0	0	0	1	0	0			
Tom Nieto, R (1, 2) OBP: 0.333, SLG: 0.300			0-0 F8		0-0 F9		0-0 F9			3	0	0	0	0	0	2			
John Tudor, L (1, 1) OBP: 0.071, SLG: 0.037			4-0 FC6-4 BB			0-0 4-3		0-0 1-3		2	0	0	0	1	0	0			
Jeff Lahti, R (9, 1)										0	0	0	0	0	0	0			
<b>Inning Stats</b>	R: 0 E: 0 K: 2 S: 6	H: 0 LOB: 0 BB: 1 P: 10	R: 1 E: 0 K: 0 S: 4	H: 1 LOB: 0 BB: 0 P: 4	R: 0 E: 0 K: 0 S: 3	H: 0 LOB: 1 BB: 1 P: 7	R: 0 E: 0 K: 0 S: 3	H: 0 LOB: 0 BB: 0 P: 3	R: 0 E: 0 K: 0 S: 3	H: 0 LOB: 0 BB: 0 P: 3	R: 1 E: 0 K: 1 S: 6	H: 1 LOB: 2 BB: 2 P: 14	R: 0 E: 0 K: 0 S: 3	H: 0 LOB: 0 BB: 0 P: 3	R: 0 E: 0 K: 0 S: 3	H: 0 LOB: 0 BB: 0 P: 3	1B: 0 2B: 2 3B: 0 HR: 1	SF: 0 SAC: 0 DP: 1 HBP: 0	WP: 1 PA: 32 PB: 0 SB: 0 CS: 1
<b>PITCHER</b>	IP	WLS	BF	H	R	ER	SO	BB	IBB	HBP	BLK	WP	HR	S	P	ERA	WHIP		
Larry McWilliams, L (1, 1) ERA: 4.53	7.0	L	26	2	2	2	3	4	0	0	0	1	1	28	44	2.57	0.857		
John Candelaria, L (8, 1) ERA: 3.69	2.0		6	0	0	0	0	0	0	0	0	0	0	6	6	0.00	0.000		

St. Louis Cardinals @ Pittsburgh Pirates  
Three Rivers Stadium, Pittsburgh, PA  
Thu Jun 13 1985, 7:05 PM EDT  
Att: 4,833 - Unknown

AB 28  
R 2  
H 2  
RBI 2  
BB 4  
SO 3  
LOB 7



Batter	1	2	3	4	5	6	7	8	9	AB	R	H	RBI	BB	SO	LOB	BOTTOM		
Johnnie LeMaster, R (1, 6) OBP: 0.171, SLG: 0.155	0-0 P4		0-0 F9			0-0 5-3		0-0 F7		3	0	0	0	0	0	0			
Johnny Ray, S (8, PH) OBP: 0.362, SLG: 0.360								1-2		1	0	0	0	0	0	1			
Jim Morrison, R (1, 4) OBP: 0.326, SLG: 0.348	0-0 F9		0-0 G4-6-3 1B			0-3 K			0-3 K	4	0	1	0	0	2	0			
Bill Madlock, R (1, 5) OBP: 0.297, SLG: 0.362	0-3 K		0-0 G4-6-3			0-0 5-3			0-0 5-3	4	0	0	0	0	1	1			
George Hendrick, R (1, 9) OBP: 0.279, SLG: 0.313		0-0 FC4-6 1B		0-0 G4-6-3 1B		0-0 5-3		0-3 K		4	0	2	0	0	1	0			
Jason Thompson, L (1, 3) OBP: 0.354, SLG: 0.470		0-0 F9		0-0 F9		0-0 HR				3	1	1	1	0	0	2			
Tony Peña, R (1, 2) OBP: 0.295, SLG: 0.354		0-0 FC4-6 1B BB		0-0 G4-6-3		0-0 F9				3	0	0	0	0	0	2			
Sixto Lezcano, R (1, 7) OBP: 0.380, SLG: 0.267		4-0 1B BB			0-0 6-3					2	0	0	0	1	0	0			
John Candelaria, L (8, 1)										0	0	0	0	0	0	0			
Joe Orsulak, L (1, 8) OBP: 0.344, SLG: 0.382		0-0 1B			0-0 P3			0-0 6-3		3	0	1	0	0	0	0			
Larry McWilliams, L (1, 1) OBP: 0.167, SLG: 0.176		1-2 2-3 1B			0-0 F8					2	0	0	0	0	1	3			
Bill Almon, R (8, 7) OBP: 0.351, SLG: 0.382		0-3 K						0-0 CS 1B		1	0	1	0	0	0	0			
<b>Inning Stats</b>	R: 0 E: 0 K: 1 S: 5	H: 2 LOB: 3 BB: 1 P: 5	R: 0 E: 0 K: 1 S: 7	H: 2 LOB: 3 BB: 1 P: 11	R: 0 E: 0 K: 0 S: 3	H: 1 LOB: 0 BB: 0 P: 3	R: 0 E: 0 K: 0 S: 3	H: 1 LOB: 0 BB: 0 P: 3	R: 0 E: 0 K: 1 S: 5	H: 0 LOB: 0 BB: 0 P: 5	R: 1 E: 0 K: 0 S: 4	H: 1 LOB: 0 BB: 0 P: 4	R: 0 E: 0 K: 0 S: 3	H: 1 LOB: 0 BB: 0 P: 3	R: 0 E: 0 K: 2 S: 7	H: 0 LOB: 0 BB: 0 P: 7	1B: 5 2B: 0 3B: 0 HR: 1	SF: 0 SAC: 0 DP: 2 HBP: 0	WP: 0 PA: 31 PB: 0 SB: 0 CS: 1
<b>PITCHER</b>	IP	WLS	BF	H	R	ER	SO	BB	IBB	HBP	BLK	WP	HR	S	P	ERA	WHIP		
John Tudor, L (1, 1) ERA: 3.08	8.2	W	30	6	1	1	4	1	0	0	0	0	1	37	41	1.04	0.808		
Jeff Lahti, R (9, 1) ERA: 2.84	0.1	S	1	0	0	0	1	0	0	0	0	0	0	3	3	0.00	0.000		

St. Louis Cardinals @ Pittsburgh Pirates  
Three Rivers Stadium, Pittsburgh, PA  
Thu Jun 13 1985, 7:05 PM EDT  
Att: 4,833 - Unknown

AB 30  
R 1  
H 6  
RBI 1  
BB 1  
SO 5  
LOB 9









Batter	1	2	3	4	5	6	7	8	9	AB	R	H	RBI	BB	SO	LOB	TOP										
Vince Coleman, S (1, 7) OBP: 0.342, SLG: 0.357	0-0 6-3 3B		4-0 F9-6 BB			0-0 F9		0-0 6-3		3	1	1	0	1	0	0											
Willie McGee, S (1, 8) OBP: 0.390, SLG: 0.483	0-0 1-3		0-0 F9-6 1-2			0-0 6-3			0-0 CS 1B	4	0	1	0	0	0	2											
Tom Herr, S (1, 4) OBP: 0.430, SLG: 0.468	0-0 6-3		0-3 K			0-0 5-3			0-3 K 1-2	4	0	0	1	0	2	1											
Jack Clark, R (1, 3) OBP: 0.407, SLG: 0.563	4-0 1B BB					0-0 F9			4-0 BB	2	1	1	1	2	0	0											
Tito Landrum, R (1, 9) OBP: 0.379, SLG: 0.714 Andy Van Slyke, L (8, 9) OBP: 0.384, SLG: 0.519	0-0 1-2 1B					0-0 FC4-6 1B			0-0 BB	3	0	2	0	0	0	0											
Tom Lawless, R (1, 5) OBP: 0.273, SLG: 0.364	0-0 4-3					0-0 FC4-6 CS			0-0 F5	1	0	0	0	0	0	1											
Ozzie Smith, S (1, 6) OBP: 0.318, SLG: 0.315						0-0 CS			0-0 CS 1B	3	0	2	0	0	0	0											
Tom Nieto, R (1, 2) OBP: 0.324, SLG: 0.292						0-0 FC4-6 1-2 G6-4-3			0-0 CS F4	3	0	0	0	0	0	1											
Danny Cox, R (1, 1) OBP: 0.111, SLG: 0.139						0-0 G6-4-3			0-3 K	3	0	0	0	0	1	1											
<b>Inning Stats</b>	R: 1 E: 0 K: 0 S: 5	H: 2 LOB: 2 BB: 1 P: 9	R: 0 E: 0 K: 0 S: 3	H: 0 LOB: 0 BB: 0 P: 3	R: 0 E: 0 K: 1 S: 4	H: 0 LOB: 0 BB: 1 P: 8	R: 0 E: 0 K: 0 S: 3	H: 1 LOB: 0 BB: 0 P: 3	R: 0 E: 0 K: 0 S: 3	H: 0 LOB: 0 BB: 0 P: 3	R: 1 E: 0 K: 0 S: 4	H: 2 LOB: 0 BB: 0 P: 4	R: 0 E: 0 K: 1 S: 5	H: 0 LOB: 0 BB: 0 P: 5	R: 0 E: 0 K: 1 S: 5	H: 1 LOB: 1 BB: 1 P: 9	1B: 5 2B: 2 3B: 1 HR: 1	SF: 0 SAC: 0 DP: 3 HBP: 0	WP: 0 PB: 0 SB: 0 CS: 3	PA: 34							
<b>PITCHER</b>	IP	WLS	BF	H	R	ER	SO	BB	IBB	HBP	BLK	WP	HR	S	P	ERA	WHIP										
Ray Fontenot, L (1, 1) ERA: 3.18	7.0	L	25	6	2	2	1	2	0	0	0	0	1	25	33	2.57	1.143										
Lary Sorensen, R (8, 1) ERA: 4.57	1.0		4	1	0	0	1	0	0	0	0	0	0	6	6	0.00	1.000										
Lee Smith, R (9, 1) ERA: 2.4	1.0		3	0	0	0	1	1	0	0	0	0	0	4	8	0.00	1.000										

St. Louis Cardinals @ Chicago Cubs  
Wrigley Field, Chicago, IL  
Sat Jun 15 1985, 3:33 AM CDT  
Att: 34,716 - Unknown

AB 29  
R 2  
H 7  
RBI 2  
BB 3  
SO 3  
LOB 9



Batter	1	2	3	4	5	6	7	8	9	AB	R	H	RBI	BB	SO	LOB	BOTTOM										
Davey Lopes, R (1, 8) OBP: 0.436, SLG: 0.475	0-0 CS 1B		0-3 K					0-0 6-3		4	0	1	0	0	2	0											
23 Ryne Sandberg, R (1, 4) OBP: 0.297, SLG: 0.393	0-0 F7		4-0 S BB			0-0 5-3		0-0 5-3		3	0	0	0	1	0	1											
Keith Moreland, R (1, 9) OBP: 0.377, SLG: 0.395	4-0 1B BB		0-0 F9 1-2			0-0 1B		0-0 5-3		3	0	1	0	1	0	1											
Leon Durham, L (1, 3) OBP: 0.341, SLG: 0.455	0-0 1-3 1B		0-0 4-3			0-0 F9			0-0 2B	4	0	2	0	0	0	2											
Jody Davis, R (1, 2) OBP: 0.329, SLG: 0.439	0-3 K					0-0 5-3		0-0 F9		4	0	0	0	0	1	4											
Ron Cox, R (1, 5) OBP: 0.326, SLG: 0.451			0-0 5-3			0-3 K		0-3 K		4	0	0	0	0	2	1											
Gary Woods, R (1, 7) OBP: 0.308, SLG: 0.156			4-0 FC4-6 BB			0-0 5-3		4-0 BB		2	0	0	0	2	1	1											
Larry Bowa, S (1, 6) OBP: 0.212, SLG: 0.229 Thad Bosley, L (7, PH) OBP: 0.333, SLG: 0.327 Chris Speier, R (8, 6) OBP: 0.271, SLG: 0.333			0-0 FC4-6 1-2			0-0 6-3		0-0 F7		2	0	0	0	0	0	1											
Ray Fontenot, L (1, 1) OBP: 0.333, SLG: 0.368 Lary Sorensen, R (8, 1) OBP: 0.384, SLG: 0.519 Lee Smith, R (9, 1) OBP: 0.318, SLG: 0.315 Chico Walker, S (9, 9) OBP: 0.324, SLG: 0.292			0-0 6-3			0-3 K		0-0 1-3		2	0	0	0	0	1	1											
<b>Inning Stats</b>	R: 0 E: 0 K: 1 S: 6	H: 2 LOB: 2 BB: 1 P: 10	R: 0 E: 0 K: 0 S: 3	H: 0 LOB: 1 BB: 1 P: 7	R: 0 E: 0 K: 1 S: 5	H: 0 LOB: 1 BB: 1 P: 9	R: 0 E: 0 K: 1 S: 5	H: 0 LOB: 0 BB: 0 P: 5	R: 0 E: 0 K: 2 S: 7	H: 0 LOB: 0 BB: 0 P: 7	R: 0 E: 0 K: 0 S: 4	H: 1 LOB: 1 BB: 0 P: 4	R: 0 E: 0 K: 1 S: 5	H: 0 LOB: 1 BB: 1 P: 9	R: 0 E: 0 K: 0 S: 3	H: 0 LOB: 0 BB: 0 P: 3	R: 0 E: 0 K: 1 S: 6	H: 1 LOB: 1 BB: 0 P: 6	1B: 3 2B: 1 3B: 0 HR: 0	SF: 0 SAC: 0 DP: 0 HBP: 0	WP: 0 PB: 0 SB: 1 CS: 1	PA: 34					
<b>PITCHER</b>	IP	WLS	BF	H	R	ER	SO	BB	IBB	HBP	BLK	WP	HR	S	P	ERA	WHIP										
Danny Cox, R (1, 1) ERA: 2.41	9.0	W	34	4	0	0	7	4	0	0	0	0	0	44	60	0.00	0.889										

St. Louis Cardinals @ Chicago Cubs  
Wrigley Field, Chicago, IL  
Sat Jun 15 1985, 3:33 AM CDT  
Att: 34,716 - Unknown

AB 30  
R 0  
H 4  
RBI 0  
BB 4  
SO 7  
LOB 14





Batter	1	2	3	4	5	6	7	8	9	AB	R	H	RBI	BB	SO	LOB	TOP			
Vince Coleman, S (1, 7) OBP: 0.339, SLG: 0.353										5	1	1	1	0	0	4	<b>St. Louis Cardinals @ Chicago Cubs</b> Wrigley Field, Chicago, IL Sun Jun 16 1985, 3:33 AM CDT Att: 36,262 - Unknown			
Willie McGee, S (1, 8) OBP: 0.380, SLG: 0.485										5	1	2	2	0	0	2				
Tom Herr, S (1, 4) OBP: 0.430, SLG: 0.466										5	1	2	0	0	1	1				
Jack Clark, R (1, 3) OBP: 0.401, SLG: 0.553										4	0	0	0	0	2	3				
Andy Van Slyke, L (1, 9) OBP: 0.381, SLG: 0.509										3	0	0	0	1	2	1				
Tom Lawless, R (1, 5) OBP: 0.269, SLG: 0.320										3	0	0	1	1	0	1				
Ozzie Smith, S (1, 6) OBP: 0.319, SLG: 0.320										3	1	1	1	0	0	0				
Tom Nieto, R (1, 2) OBP: 0.333, SLG: 0.289										1	1	0	0	1	0	0				
Kurt Kepshire, L (1, 1) OBP: 0.200, SLG: 0.263										3	0	1	0	0	0	4				
Steve Braun, L (9, PH) OBP: 0.273, SLG: 0.241										1	0	0	0	0	1	2				
Bill Campbell, R (9, 1) OBP: 0.500, SLG: 0.250										0	0	0	0	0	0	0				
<b>Inning Stats</b>	R: 1 E: 1 K: 1 S: 6	H: 1 LOB: 0 BB: 0 P: 6	R: 0 E: 0 K: 1 S: 5	H: 0 LOB: 0 BB: 0 P: 5	R: 0 E: 0 K: 0 S: 3	H: 1 LOB: 0 BB: 0 P: 3	R: 2 E: 0 K: 1 S: 7	H: 2 LOB: 3 BB: 3 P: 19	R: 0 E: 0 K: 1 S: 5	H: 0 LOB: 0 BB: 0 P: 5	R: 0 E: 1 K: 0 S: 4	H: 0 LOB: 2 BB: 0 P: 5	R: 0 E: 1 K: 0 S: 4	H: 1 LOB: 1 BB: 0 P: 4	R: 2 E: 0 K: 1 S: 8	H: 2 LOB: 1 BB: 0 P: 8	1B: 5 2B: 2 3B: 0 HR: 0	SF: 0 SAC: 2 DP: 0 HBP: 1	WP: 0 PB: 0 SB: 1 CS: 1	PA: 40
<b>PITCHER</b> Dennis Eckersley, R (1, 1) ERA: 2.69	IP: 9.0 WLS: L BF: 39 H: 7 R: 5 ER: 4 SO: 6 BB: 1 IBB: 2 HBP: 1 BLK: 0 WP: 0 HR: 0 S: 47 P: 60 ERA: 4.00 WHIP: 0.889															<b>PITCHER</b>				

AB 33  
R 5  
H 7  
RBI 5  
BB 3  
SO 6  
LOB 18



Batter	1	2	3	4	5	6	7	8	9	AB	R	H	RBI	BB	SO	LOB	BOTTOM					
Thad Bosley, L (1, 8) OBP: 0.313, SLG: 0.304										4	0	0	0	0	1	2	<b>St. Louis Cardinals @ Chicago Cubs</b> Wrigley Field, Chicago, IL Sun Jun 16 1985, 3:33 AM CDT Att: 36,262 - Unknown					
23 Ryne Sandberg, R (1, 4) OBP: 0.301, SLG: 0.410										4	2	2	1	0	0	0						
Keith Moreland, R (1, 9) OBP: 0.374, SLG: 0.389										3	0	0	0	1	1	0						
Leon Durham, L (1, 3) OBP: 0.349, SLG: 0.461										4	0	3	0	0	0	2						
Jody Davis, R (1, 2) OBP: 0.322, SLG: 0.432										3	0	0	1	0	0	3						
Ron Cey, R (1, 5) OBP: 0.325, SLG: 0.444										3	0	0	0	1	0	1						
Brian Dayett, R (1, 7) OBP: 0.259, SLG: 0.346										4	0	1	0	0	1	3						
Chris Speier, R (1, 6) OBP: 0.273, SLG: 0.344										3	0	1	0	0	0	0						
Richie Hebner, L (9, PH) OBP: 0.349, SLG: 0.385										1	0	1	0	0	0	0						
Larry Bowa, S (9, FR) OBP: 0.212, SLG: 0.229										0	0	0	0	0	0	0						
Dennis Eckersley, R (1, 1) OBP: 0.216, SLG: 0.094										3	0	0	0	0	1	1						
Davey Lopes, R (9, PH) OBP: 0.433, SLG: 0.471										1	0	0	0	0	0	2						
<b>Inning Stats</b>	R: 0 E: 0 K: 0 S: 3	H: 0 LOB: 0 BB: 0 P: 3	R: 0 E: 0 K: 0 S: 4	H: 1 LOB: 1 BB: 0 P: 4	R: 0 E: 0 K: 2 S: 7	H: 0 LOB: 0 BB: 0 P: 7	R: 0 E: 0 K: 0 S: 4	H: 1 LOB: 1 BB: 0 P: 4	R: 0 E: 1 K: 1 S: 7	H: 1 LOB: 2 BB: 0 P: 7	R: 1 E: 0 K: 0 S: 4	H: 1 LOB: 2 BB: 2 P: 12	R: 0 E: 0 K: 0 S: 3	H: 0 LOB: 0 BB: 0 P: 3	R: 1 E: 0 K: 1 S: 6	H: 2 LOB: 0 BB: 0 P: 6	R: 0 E: 0 K: 0 S: 4	H: 2 LOB: 2 BB: 0 P: 4	1B: 6 2B: 1 3B: 0 HR: 1	SF: 1 SAC: 0 DP: 2 HBP: 0	WP: 0 PB: 0 SB: 0 CS: 0	PA: 36
<b>PITCHER</b> Kurt Kepshire, R (1, 1) ERA: 4.96	IP: 8.0 WLS: W BF: 32 H: 6 R: 2 ER: 2 SO: 4 BB: 2 IBB: 0 HBP: 0 BLK: 0 WP: 1 HR: 38 S: 46 P: 46 ERA: 2.25 WHIP: 1.000															<b>PITCHER</b>						
Bill Campbell, R (9, 1) ERA: 3.96	IP: 1.0 WLS: S BF: 4 H: 2 R: 0 ER: 0 SO: 0 BB: 0 IBB: 0 HBP: 0 BLK: 0 WP: 0 HR: 4 S: 4 P: 4 ERA: 0.00 WHIP: 2.000															<b>PITCHER</b>						

AB 33  
R 2  
H 8  
RBI 2  
BB 2  
SO 4  
LOB 14





Batter	1	2	3	4	5	6	7	8	9	AB	R	H	RBI	BB	SO	LOB	TOP					
Juan Samuel, R (1,4) OBP: 0.293, SLG: 0.405										4	1	2	0	0	1	1	Philadelphia Phillies @ St. Louis Cardinals Busch Stadium, St. Louis, MO Tue Jun 18 1985, 7:05 PM CDT Att: 34,089 - Unknown					
Rick Schu, R (1,5) OBP: 0.336, SLG: 0.391										4	0	0	0	0	0	3						
Von Hayes, L (1,8) OBP: 0.365, SLG: 0.404										3	0	0	0	1	2							
Mike Schmidt, R (1,3) OBP: 0.314, SLG: 0.369										3	1	1	1	1	0	1						
Glenn Wilson, R (1,9) OBP: 0.287, SLG: 0.461										4	0	1	0	0	1	2						
Bo Diaz, R (1,2) OBP: 0.225, SLG: 0.263											4	0	0	1	0	1						
John Russell, R (1,7) OBP: 0.328, SLG: 0.309											4	0	1	0	0	1						
Steve Jeltz, S (1,6) OBP: 0.296, SLG: 0.202 Larry Andersen, R (5,1) John Wockenfuss, R (7,PH) Shane Rawley, R (7,1) Dave Rucker, L (8,1) Tim Corcoran, L (9,PH) OBP: 0.145, SLG: 0.053 OBP: 0.067, SLG: 1.000 OBP: 0.338, SLG: 0.291											2	0	0	0	0	1		AB 33 R 2 H 6 RBI 2 BB 2 SO 5 LOB 13				
Steve Carlton, L (1,1) OBP: 0.160, SLG: 0.174 Luis Aguayo, R (5,6) OBP: 0.329, SLG: 0.388										1	0	0	0	0	0	0						
<b>Inning Stats</b>	R: 0 E: 0 K: 0 S: 4	H: 1 LOB: 1 BB: 0 P: 4	R: 0 E: 0 K: 2 S: 8	H: 1 LOB: 1 BB: 0 P: 8	R: 0 E: 0 K: 1 S: 5	H: 0 LOB: 0 BB: 0 P: 5	R: 0 E: 0 K: 1 S: 5	H: 0 LOB: 0 BB: 0 P: 5	R: 0 E: 0 K: 0 S: 3	H: 0 LOB: 0 BB: 0 P: 3	R: 1 E: 0 K: 0 S: 5	H: 2 LOB: 2 BB: 1 P: 9	R: 0 E: 0 K: 0 S: 3	H: 0 LOB: 0 BB: 0 P: 3	R: 0 E: 0 K: 0 S: 4	H: 1 LOB: 1 BB: 0 P: 4		R: 1 E: 0 K: 1 S: 6	H: 1 LOB: 1 BB: 1 P: 10	1B: 4 2B: 1 3B: 1 HR: 0	SF: 0 SAC: 0 DP: 0 HBP: 0	WP: 0 PB: 0 SB: 1 CS: 0
<b>PITCHER</b>	IP WLS BF H R ER SO BB IBB HBP BLK WP HR S P ERA WHIP																					
John Tudor, L (1,1) ERA: 3.01	8.0 W 32 6 2 2 4 2 0 0 0 0 0 0 38 46 2.25 1.000																					
Jeff Lahti, R (9,1) ERA: 3.57	1.0 3 0 0 0 1 0 0 0 0 0 0 0 5 5 0.00 0.000																					

Batter	1	2	3	4	5	6	7	8	9	AB	R	H	RBI	BB	SO	LOB	BOTTOM			
Vince Coleman, S (1,7) OBP: 0.344, SLG: 0.359										5	2	3	0	0	0	2	Philadelphia Phillies @ St. Louis Cardinals Busch Stadium, St. Louis, MO Tue Jun 18 1985, 7:05 PM CDT Att: 34,089 - Unknown			
Willie McGee, S (1,8) OBP: 0.381, SLG: 0.483										5	0	2	0	0	1	2				
Tom Herr, S (1,4) OBP: 0.429, SLG: 0.462										2	2	0	1	2	0	1				
Jack Clark, R (1,3) OBP: 0.401, SLG: 0.548										4	1	1	0	1	2	3				
Tito Landrum, R (1,9) OBP: 0.394, SLG: 0.667 Andy Van Slyke, L (8,9) OBP: 0.379, SLG: 0.506										2	1	0	0	2	0	1				
Tom Lawless, R (1,5) OBP: 0.300, SLG: 0.345										4	0	2	3	0	1	0				
Ozzie Smith, S (1,6) OBP: 0.326, SLG: 0.319										1	0	0	0	3	0	0				
Tom Nieto, R (1,2) OBP: 0.333, SLG: 0.290										3	0	1	1	0	0	3				
John Tudor, L (1,1) OBP: 0.094, SLG: 0.065 Jeff Lahti, R (9,1)										4	0	1	0	0	1	5				
<b>Inning Stats</b>	R: 0 E: 0 K: 0 S: 4	H: 2 LOB: 1 BB: 0 P: 4	R: 0 E: 0 K: 0 S: 3	H: 0 LOB: 0 BB: 0 P: 3	R: 0 E: 0 K: 1 S: 4	H: 1 LOB: 1 BB: 0 P: 4	R: 1 E: 0 K: 1 S: 6	H: 1 LOB: 3 BB: 3 P: 18	R: 4 E: 1 K: 1 S: 8	H: 2 LOB: 2 BB: 3 P: 20	R: 1 E: 0 K: 1 S: 7	H: 2 LOB: 1 BB: 0 P: 7	R: 0 E: 0 K: 1 S: 6	H: 2 LOB: 2 BB: 1 P: 10	R: 0 E: 0 K: 1 S: 5	H: 0 LOB: 1 BB: 1 P: 9		1B: 10 2B: 0 3B: 0 HR: 0	SF: 1 SAC: 1 DP: 0 HBP: 0	WP: 0 PB: 0 SB: 5 CS: 1
<b>PITCHER</b>	IP WLS BF H R ER SO BB IBB HBP BLK WP HR S P ERA WHIP																			
Steve Carlton, L (1,1) ERA: 2.43	4.1 L 24 6 5 3 1 1 0 0 0 0 0 0 21 41 6.23 2.538																			
Larry Andersen, R (5,1) ERA: 3.73	1.2 8 2 1 1 2 1 0 0 0 0 0 0 11 15 5.40 1.800																			
Shane Rawley, L (7,1) ERA: 3.61	1.0 5 2 0 0 1 1 0 0 0 0 0 0 6 10 0.00 3.000																			
Dave Rucker, L (8,1) ERA: 3.91	1.0 4 0 0 0 1 1 0 0 0 0 0 0 5 9 0.00 1.000																			





Batter	1	2	3	4	5	6	7	8	9	AB	R	H	RBI	BB	SO	LOB	TOP					
Juan Samuel, R (1,4) OBP: 0.288, SLG: 0.399	0-0 6-3		0-3 K		0-0 6-3			0-3 K		4	0	0	0	0	2	1	Philadelphia Phillies @ St. Louis Cardinals Busch Stadium, St. Louis, MO Wed Jun 19 1985, 7:05 PM CDT Att: 32,146 - Unknown <a href="http://livebaseballscores.com">livebaseballscores.com</a>					
Rick Schu, R (1,5) OBP: 0.346, SLG: 0.397	0-3 K		0-0 F6			0-0 1B		0-0 1B		4	0	2	0	0	1	0						
Von Hayes, L (1,8) OBP: 0.360, SLG: 0.396	0-3 K			0-0 3-1		0-0 F7		0-3 K		4	0	0	0	0	2	2						
Mike Schmidt, R (1,3)		0-0 FC5 1B		0-0 F8		0-0 F8		0-0 F4		4	0	1	0	0	0	2						
Glenn Wilson, R (1,9) OBP: 0.291, SLG: 0.462		0-0 FC5 1B		0-0 S 1B		0-0 F8		0-0 F2		4	1	2	0	0	0	1						
Ozzie Virgil, R (1,2) OBP: 0.359, SLG: 0.474		0-0 FC5 1B		0-3 K			0-0 F8		0-0 5-3	4	0	0	0	0	1	3						
Greg Gross, L (1,7) OBP: 0.351, SLG: 0.343		0-0 G1-6-3 1B		0-0 F6		4-0 B1-3 BB		0-0 4-3		3	0	1	1	1	0	0						
Steve Jeltz, S (1,6) OBP: 0.257, SLG: 0.198		0-0 G1-6-3		4-0 SH2-3 BB		0-0 B1-3				2	0	0	0	1	0	3						
Jerry Koosman, R (1,1)			0-0 1-3		0-0 SH2-3		0-0 F7			1	0	0	0	0	0	0						
Tim Corcoran, L (7, PH) OBP: 0.315, SLG: 0.288 Don Carman, L (7, 1)				0-0 1-3						1	0	0	0	0	0	1						
										0	0	0	0	0	0	0						
<b>Inning Stats</b>	R: 0 E: 0 K: 2 S: 7	H: 0 LOB: 0 BB: 0 P: 7	R: 1 E: 0 K: 0 S: 5	H: 3 LOB: 1 BB: 0 P: 5	R: 0 E: 0 K: 1 S: 5	H: 0 LOB: 0 BB: 0 P: 5	R: 0 E: 0 K: 1 S: 6	H: 1 LOB: 1 BB: 0 P: 6	R: 0 E: 0 K: 0 S: 3	H: 0 LOB: 1 BB: 1 P: 7	R: 0 E: 0 K: 0 S: 4	H: 1 LOB: 1 BB: 0 P: 4	R: 0 E: 0 K: 0 S: 3	H: 0 LOB: 1 BB: 1 P: 7	R: 0 E: 0 K: 2 S: 8	H: 1 LOB: 0 BB: 0 P: 8	R: 0 E: 0 K: 0 S: 3	H: 0 LOB: 0 BB: 0 P: 3	1B: 6 2B: 0 3B: 0 HR: 0	SF: 0 SAC: 1 DP: 1 HBP: 0	WP: 0 PB: 0 SB: 2 CS: 0	PA: 34
<b>PITCHER</b> Joaquin Andujar, R (1,1) ERA: 2.62	IP: 9.0 WLS: L BF: 34 H: 6 R: 1 ER: 1 SO: 6 BB: 2 IBB: 0 HBP: 0 BLK: 0 WP: 0 HR: 0 S: 44 P: 52 ERA: 1.00 WHIP: 0.889																					

Batter	1	2	3	4	5	6	7	8	9	AB	R	H	RBI	BB	SO	LOB	BOTTOM	
Vince Coleman, S (1,7) OBP: 0.339, SLG: 0.353	0-0 F9		0-0 F8		0-0 F3		0-0 F8			4	0	0	0	0	0	2	Philadelphia Phillies @ St. Louis Cardinals Busch Stadium, St. Louis, MO Wed Jun 19 1985, 7:05 PM CDT Att: 32,146 - Unknown <a href="http://livebaseballscores.com">livebaseballscores.com</a>	
Willie McGee, S (1,8) OBP: 0.383, SLG: 0.484	0-0 FC9-6 1B		0-0 G5-4-3 1B		0-0 L5		0-3 K			4	0	2	0	0	1	1		
Tom Herr, S (1,4) OBP: 0.423, SLG: 0.454	0-0 FC9-6 1-2		0-0 G5-4-3 1-2		0-0 1-3		0-0 F8			4	0	0	0	0	0	3		
Jack Clark, R (1,3) OBP: 0.399, SLG: 0.542	0-0 F9			0-0 SH2-3 1B		0-0 F9		0-3 K		4	0	1	0	0	1	1		
Tito Landrum, R (1,9) OBP: 0.405, SLG: 0.647		0-0 FC5 BB 1B		0-0 SH2-3 1B		0-0 1-3		0-3 K		4	0	2	0	0	1	0		
Tom Lawless, R (1,5) OBP: 0.303, SLG: 0.323		4-0 FC5 BB		0-0 SH2-3		0-0 F9		0-0 F4		2	0	0	0	1	0	0		
Ozzie Smith, S (1,6) OBP: 0.321, SLG: 0.313		0-0 FC5 1-2 2-3		0-3 K			0-0 6-3		0-0 6-3	4	0	0	0	0	1	4		
Tom Nieto, R (1,2) OBP: 0.333, SLG: 0.284 Randy Hunt, R (7, PR) OBP: 0.273, SLG: 0.273 (8, 2)		0-0 F9		0-0 F3		4-0 BB				2	0	0	0	1	0	4		
Joaquin Andujar, S (1,1) OBP: 0.205, SLG: 0.214		0-0 F7		4-0 S BB		0-3 K				2	0	0	0	1	1	3		
<b>Inning Stats</b>	R: 0 E: 0 K: 0 S: 4	H: 1 LOB: 1 BB: 0 P: 4	R: 0 E: 0 K: 0 S: 4	H: 1 LOB: 2 BB: 1 P: 8	R: 0 E: 0 K: 1 S: 7	H: 2 LOB: 2 BB: 0 P: 7	R: 0 E: 0 K: 0 S: 3	H: 0 LOB: 0 BB: 0 P: 3	R: 0 E: 0 K: 1 S: 5	H: 0 LOB: 1 BB: 1 P: 9	R: 0 E: 0 K: 2 S: 7	H: 0 LOB: 0 BB: 0 P: 7	R: 0 E: 0 K: 1 S: 5	H: 0 LOB: 0 BB: 0 P: 5	1B: 5 2B: 0 3B: 0 HR: 0	SF: 0 SAC: 1 DP: 1 HBP: 0		WP: 0 PB: 0 SB: 1 CS: 0
<b>PITCHER</b> Jerry Koosman, L (1,1) ERA: 3.38 Don Carman, L (7, 1) ERA: 2.32	IP: 6.0 WLS: W BF: 24 H: 5 R: 0 ER: 0 SO: 1 BB: 2 IBB: 0 HBP: 0 BLK: 0 WP: 0 HR: 0 S: 24 P: 32 ERA: 0.00 WHIP: 1.167																	
<b>PITCHER</b>	IP: 3.0 WLS: S BF: 10 H: 0 R: 0 ER: 0 SO: 4 BB: 1 IBB: 0 HBP: 0 BLK: 0 WP: 0 HR: 0 S: 17 P: 21 ERA: 0.00 WHIP: 0.333																	



Batter	1	2	3	4	5	6	7	8	9	AB	R	H	RBI	BB	SO	LOB	TOP		
Juan Samuel, R OBP: 0.283, SLG: 0.392 (1, 4)	5-3		FC6-4 6-3		F8		L3		4-3	5	0	0	0	0	0	3	Philadelphia Phillies @ St. Louis Cardinals Busch Stadium, St. Louis, MO Thu Jun 20 1985, 7:05 PM CDT Att: 32,397 - Unknown		
Rick Schu, R OBP: 0.353, SLG: 0.403 (1, 5)	K		6-3		G4-6-3 1B		1B			4	0	2	0	0	1				
Von Hayes, L OBP: 0.358, SLG: 0.391 (1, 8)	F7				G4-6-3 1-2		G4-1			3	0	0	0	1	0	4			
Mike Schmidt, R OBP: 0.307, SLG: 0.360 (1, 3)		F7	K				1-3		K	4	0	0	0	0	2	2			
Glenn Wilson, R OBP: 0.290, SLG: 0.463 (1, 9)				K			6-3		F6	4	0	1	0	0	1	0			
Ozzie Virgil, R OBP: 0.362, SLG: 0.475 (1, 2)		2B			1B 3-1 1B		6-3		FC6-4 1B	4	0	2	0	0	0	1			
Greg Gross, L OBP: 0.346, SLG: 0.329 Kent Tekulve, R (8, 1)					3-1			L5	FC6-4	3	0	0	0	1	0	2			
Steve Jeltz, S OBP: 0.264, SLG: 0.208 (1, 6)		K			1-2				FC6-4	0	0	0	0	0	0	0			
Kevin Gross, R OBP: 0.285, SLG: 0.211 John Russell, R OBP: 0.324, SLG: 0.304 Dave Rucker, L OBP: 0.287, SLG: 0.300 Dwight Gooden, R OBP: 0.142, SLG: 0.023 Shane Rawley, L OBP: 0.142, SLG: 0.023 Tim Lincecum, L OBP: 0.131, SLG: 0.206 (1, 1) (4, PH) (4, 1) (7, PH) (7, 1) (8, 7)					2-3 1B				1B 1B 1B	1	0	1	0	0	0	0			
<b>Inning Stats</b>	R: 0 E: 0 K: 1 S: 5	H: 0 LOB: 0 BB: 0 P: 5	R: 0 E: 0 K: 1 S: 6	H: 1 LOB: 2 BB: 1 P: 10	R: 0 E: 0 K: 1 S: 6	H: 1 LOB: 2 BB: 1 P: 10	R: 0 E: 0 K: 2 S: 9	H: 2 LOB: 2 BB: 0 P: 9	R: 0 E: 0 K: 0 S: 3	H: 0 LOB: 0 BB: 0 P: 3	R: 0 E: 0 K: 0 S: 3	H: 3 LOB: 3 BB: 0 P: 6	R: 0 E: 0 K: 1 S: 6	H: 1 LOB: 1 BB: 0 P: 6	R: 0 E: 0 K: 1 S: 5	H: 0 LOB: 0 BB: 0 P: 5		1B: 8 2B: 1 3B: 0 HR: 0	SF: 0 SAC: 0 DP: 1 HBP: 0
<b>PITCHER</b> Danny Cox, R ERA: 2.2 (1, 1)	IP: 9.0 WLS: W BF: 37 H: 9 R: 0 ER: 0 SO: 7 BB: 2 IBB: 0 HBP: 0 BLK: 0 WP: 0 HR: 0 S: 49 P: 57 ERA: 0.00 WHIP: 1.222																		

Batter	1	2	3	4	5	6	7	8	9	AB	R	H	RBI	BB	SO	LOB	BOTTOM		
Vince Coleman, S OBP: 0.340, SLG: 0.348 (1, 7)	E 1B BB			5-3		1-3		4-3		3	1	0	0	2	0	0	Philadelphia Phillies @ St. Louis Cardinals Busch Stadium, St. Louis, MO Thu Jun 20 1985, 7:05 PM CDT Att: 32,397 - Unknown		
Willie McGee, S OBP: 0.383, SLG: 0.482 (1, 8)	1B 2B 1B		K	1-3		2B 1B		E4 2B		5	2	2	1	0	1	2			
Tom Herr, S OBP: 0.422, SLG: 0.461 (1, 4)	K		F8	F8						5	0	2	1	0	1	3			
Jack Clark, R OBP: 0.399, SLG: 0.537 (1, 3)	2B 1B		F5		K			F7		4	0	1	0	1	1	1			
Andy Van Slyke, L OBP: 0.387, SLG: 0.512 (1, 9)			S 1B BB		BB 1B BB		K			2	2	1	1	2	1	3			
Tom Lawless, R OBP: 0.324, SLG: 0.324 (1, 5)	F8		G3 1B		1B BB			4-3		3	0	1	1	1	0	2			
Ozzie Smith, S OBP: 0.315, SLG: 0.307 (1, 6)	4-3		G3		F2		4-3			4	0	0	0	0	0	5			
Tom Nieto, R OBP: 0.339, SLG: 0.286 (1, 2)		F7					6-3			3	0	1	1	1	0	0			
Danny Cox, R OBP: 0.125, SLG: 0.150 (1, 1)		BB 1B	F8		F9		F8			4	0	1	0	0	0	2			
<b>Inning Stats</b>	R: 2 E: 1 K: 1 S: 8	H: 3 LOB: 2 BB: 1 P: 12	R: 0 E: 0 K: 1 S: 6	H: 1 LOB: 2 BB: 1 P: 10	R: 1 E: 0 K: 0 S: 4	H: 1 LOB: 2 BB: 2 P: 12	R: 0 E: 0 K: 0 S: 3	H: 0 LOB: 0 BB: 0 P: 3	R: 1 E: 0 K: 1 S: 5	H: 1 LOB: 2 BB: 2 P: 13	R: 0 E: 0 K: 1 S: 7	H: 2 LOB: 3 BB: 1 P: 11	R: 0 E: 0 K: 0 S: 3	H: 0 LOB: 0 BB: 0 P: 3	R: 1 E: 1 K: 0 S: 5	H: 1 LOB: 1 BB: 0 P: 5		1B: 6 2B: 3 3B: 0 HR: 0	SF: 0 SAC: 0 DP: 0 HBP: 0
<b>PITCHER</b> Kevin Gross, R ERA: 3.56 Dave Rucker, L ERA: 3.81 Shane Rawley, L ERA: 3.55 Kent Tekulve, R ERA: 3.77 (1, 1) (4, 1) (7, 1) (8, 1)	IP: 3.0 WLS: L BF: 18 H: 5 R: 3 ER: 3 SO: 2 BB: 3 IBB: 1 HBP: 0 BLK: 0 WP: 0 HR: 0 S: 15 P: 27 ERA: 9.00 WHIP: 2.667																		



Batter	1	2	3	4	5	6	7	8	9	AB	R	H	RBI	BB	SO	LOB	TOP			
<b>Thad Bosley, L</b> OBP: 0.303, SLG: 0.338 (1, 7)										5	1	3	1	0	0	2	<b>Chicago Cubs @ St. Louis Cardinals</b> Busch Stadium, St. Louis, MO Fri Jun 21 1985, 7:05 PM CDT Att: 46,005 - Unknown			
<b>23 Ryne Sandberg, R</b> OBP: 0.300, SLG: 0.407 (1, 4)										5	0	1	0	0	0	4				
<b>Davey Lopes, R</b> OBP: 0.413, SLG: 0.434 (1, 8)										4	0	1	0	0	0	2				
<b>Leon Durham, L</b> OBP: 0.345, SLG: 0.443 (1, 3)										4	0	1	0	0	1	2				
<b>Keith Moreland, R</b> OBP: 0.385, SLG: 0.399 (1, 9)										4	1	1	0	0	0	2				
<b>Ron Cey, R</b> OBP: 0.327, SLG: 0.431 (1, 5)										4	2	2	0	0	1	2				
<b>Chris Speier, R</b> OBP: 0.299, SLG: 0.396 (1, 6)										4	1	3	2	0	0	0				
<b>Steve Lake, R</b> OBP: 0.143, SLG: 0.229 (1, 2)										3	0	0	0	0	0	3				
<b>Richie Hebner, L</b> OBP: 0.320, SLG: 0.333 (9, PH)										1	0	0	1	0	0	2				
<b>Dennis Eckersley, R</b> OBP: 0.200, SLG: 0.086 (1, 1)										3	0	0	0	0	1	0				
<b>Lee Smith, R</b> OBP: 0.381, SLG: 0.386 (7, 1)										0	0	0	0	0	0	0				
<b>George Frazier, R</b> OBP: 0.361, SLG: 0.386 (9, PH)										1	0	1	1	0	0	0				
<b>Larry Bowa, S</b> OBP: 0.212, SLG: 0.229 (9, PR)										0	0	0	0	0	0	0				
<b>Inning Stats</b>	R: 0 E: 0 K: 0 S: 3	H: 1 LOB: 0 BB: 0 P: 3	R: 0 E: 1 K: 0 S: 5	H: 2 LOB: 2 BB: 0 P: 5	R: 0 E: 0 K: 0 S: 3	H: 1 LOB: 1 BB: 0 P: 3	R: 0 E: 0 K: 2 S: 8	H: 0 LOB: 0 BB: 0 P: 3	R: 0 E: 0 K: 0 S: 4	H: 1 LOB: 1 BB: 0 P: 4	R: 2 E: 0 K: 1 S: 7	H: 2 LOB: 2 BB: 0 P: 7	R: 1 E: 0 K: 0 S: 4	H: 1 LOB: 0 BB: 0 P: 4	R: 2 E: 0 K: 0 S: 7	H: 4 LOB: 2 BB: 0 P: 7	1B: 11 2B: 0 3B: 0 HR: 2	SF: 0 SAC: 0 DP: 3 HBP: 0	WP: 0 PB: 0 SB: 2 CS: 0	PA: 38
<b>PITCHER</b>	IP WLS BF H R ER SO BB IBB HBP BLK WP HR S P ERA WHIP																			
<b>Kurt Kephshire, R</b> ERA: 4.91 (1, 1)	8.0 W 32 10 4 4 3 0 0 0 0 0 2 38 38 4.50 1.250																			
<b>Bill Campbell, R</b> ERA: 4.15 (9, 1)	0.0 2 2 0 0 0 0 0 0 0 0 0 2 2 ∞ ∞																			
<b>Ken Dayley, L</b> ERA: 3.34 (9, 1)	0.1 1 0 0 0 0 0 0 0 0 0 0 1 1 0.00 0.000																			
<b>Jeff Lahti, R</b> ERA: 3.47 (9, 1)	0.2 S 3 1 1 1 0 0 0 0 0 0 0 3 3 13.50 1.500																			


Batter	1	2	3	4	5	6	7	8	9	AB	R	H	RBI	BB	SO	LOB	BOTTOM			
<b>Vince Coleman, S</b> OBP: 0.341, SLG: 0.346 (1, 7)										4	2	1	0	1	1	3	<b>Chicago Cubs @ St. Louis Cardinals</b> Busch Stadium, St. Louis, MO Fri Jun 21 1985, 7:05 PM CDT Att: 46,005 - Unknown			
<b>Willie McGee, S</b> OBP: 0.388, SLG: 0.491 (1, 8)										4	1	2	1	1	0	1				
<b>Tom Herr, S</b> OBP: 0.422, SLG: 0.458 (1, 4)										4	1	1	2	1	1	2				
<b>Jack Clark, R</b> OBP: 0.396, SLG: 0.541 (1, 3)										4	0	1	3	0	2	2				
<b>Andy Van Slyke, L</b> OBP: 0.384, SLG: 0.518 (1, 9)										4	1	1	0	0	0	2				
<b>Tom Lawless, R</b> OBP: 0.317, SLG: 0.297 (1, 5)										3	0	0	0	1	1	1				
<b>Ozzie Smith, S</b> OBP: 0.318, SLG: 0.315 (1, 6)										4	0	2	1	0	0	2				
<b>Tom Nieto, R</b> OBP: 0.336, SLG: 0.278 (1, 2)										3	0	0	0	0	1	3				
<b>Kurt Kephshire, L</b> OBP: 0.261, SLG: 0.333 (1, 1)										2	2	1	0	1	1	0				
<b>Bill Campbell, R</b> OBP: 0.500, SLG: 0.250 (9, 1)										0	0	0	0	0	0	0				
<b>Ken Dayley, L</b> OBP: 0.333, SLG: 0.333 (9, 1)										0	0	0	0	0	0	0				
<b>Jeff Lahti, R</b> OBP: 0.333, SLG: 0.333 (9, 1)										0	0	0	0	0	0	0				
<b>Inning Stats</b>	R: 1 E: 0 K: 0 S: 4	H: 1 LOB: 1 BB: 1 P: 8	R: 0 E: 0 K: 1 S: 5	H: 0 LOB: 0 BB: 0 P: 5	R: 1 E: 0 K: 1 S: 7	H: 2 LOB: 1 BB: 0 P: 7	R: 1 E: 0 K: 0 S: 5	H: 2 LOB: 2 BB: 0 P: 6	R: 0 E: 0 K: 1 S: 6	H: 1 LOB: 1 BB: 0 P: 6	R: 4 E: 0 K: 0 S: 5	H: 2 LOB: 2 BB: 4 P: 21	R: 0 E: 0 K: 3 S: 10	H: 1 LOB: 1 BB: 0 P: 10	R: 0 E: 0 K: 0 S: 7	H: 4 LOB: 2 BB: 0 P: 7	1B: 4 2B: 2 3B: 3 HR: 0	SF: 0 SAC: 1 DP: 0 HBP: 1	WP: 0 PB: 0 SB: 3 CS: 0	PA: 39
<b>PITCHER</b>	IP WLS BF H R ER SO BB IBB HBP BLK WP HR S P ERA WHIP																			
<b>Dennis Eckersley, R</b> ERA: 2.95 (1, 1)	6.0 L 28 7 5 5 4 2 0 0 0 0 0 0 1 1 9 ∞ ∞																			
<b>Lee Smith, R</b> ERA: 2.76 (7, 1)	0.0 3 1 2 2 0 2 0 0 0 0 0 0 1 9 ∞ ∞																			
<b>George Frazier, R</b> ERA: 6.12 (7, 1)	2.0 8 1 0 0 3 1 0 0 0 0 0 0 13 17 0.00 1.000																			



Batter	1	2	3	4	5	6	7	8	9	10	AB	R	H	RBI	BB	SO	LOB	TOP						
<b>Thad Bosley, L</b> OBP: 0.304, SLG: 0.329 <b>Gary Woods, R</b> OBP: 0.235, SLG: 0.147	(1, 7) 0-3 K		(1, 4) 4-0 BB		(1, 2) 0-0 F9		(1, 2) 0-0 G3		(1, 2) 0-0 F8		2	0	0	0	1	1	1	<b>Chicago Cubs @ St. Louis Cardinals</b> Busch Stadium, St. Louis, MO Sat Jun 22 1985, 7:05 PM CDT Att: 49,231 - Unknown						
<b>23 Ryne Sandberg, R</b> OBP: 0.302, SLG: 0.404	(1, 4) 0-0 4-3		(1, 2) 0-0 FC5		(1, 2) 4-0 BB		(1, 2) 0-0 WP		(1, 3) 0-0 6-3		4	0	1	0	1	0	2							
<b>Davey Lopes, R</b> OBP: 0.419, SLG: 0.432	(1, 8) 4-0 BB		(1, 3) 0-0 FC6-4		(1, 2) 4-0 BB		(1, 3) 0-0 F7			(1, 1) 0-0 1B	3	0	1	0	2	0	3							
<b>Leon Durham, L</b> OBP: 0.346, SLG: 0.437	(1, 3) 0-0 F5			(1, 1) 0-0 4-3		(1, 2) 4-0 FC6-4		(1, 1) 4-0 BB		(1, 2) 0-0 1-3	3	0	0	1	2	0	1							
<b>Keith Moreland, R</b> OBP: 0.355, SLG: 0.394		(1, 9) 4-0 BB		(1, 1) 4-0 BB		(1, 3) 0-0 FC6-4		(1, 1) 0-0 G6-4-3		(1, 3) 0-0 F7	3	0	0	0	2	0	4							
<b>Ron Cay, R</b> OBP: 0.325, SLG: 0.425	(1, 5) 0-0 F6			(1, 2) 0-3 K			(1, 1) 0-3 K				3	0	0	0	1	2	2							
<b>Chris Speier, R</b> OBP: 0.289, SLG: 0.382	(1, 6) 0-0 G4-6-3			(1, 3) 0-0 6-3			(1, 2) 0-3 K				4	0	0	0	0	2	4							
<b>Steve Lake, R</b> OBP: 0.179, SLG: 0.263	(1, 2) 0-0 F6		(1, 1) 0-0 23 FC5		(1, 1) 1-0 BB		(1, 3) 0-0 5-3				3	1	1	0	0	0	2							
<b>Rick Sutcliffe, L</b> OBP: 0.235, SLG: 0.281 <b>Gary Matthews, R</b> OBP: 0.358, SLG: 0.382 <b>Lee Smith, R</b> OBP: 0.358, SLG: 0.382	(1, 1) 0-0 K		(1, 1) 0-3 K		(1, 1) 0-3 K		(1, 1) 0-0 4-3		(1, 1) 0-3 K		3	0	0	0	0	2	2							
<b>Inning Stats</b>	R: 0 E: 0 K: 1 S: 5	H: 0 LOB: 1 BB: 1 P: 9	R: 0 E: 0 K: 0 S: 2	H: 0 LOB: 0 BB: 1 P: 6	R: 0 E: 0 K: 1 S: 6	H: 1 LOB: 2 BB: 1 P: 10	R: 0 E: 0 K: 1 S: 5	H: 0 LOB: 1 BB: 1 P: 9	R: 1 E: 0 K: 1 S: 5	H: 0 LOB: 3 BB: 3 P: 18	R: 0 E: 0 K: 2 S: 7	H: 0 LOB: 0 BB: 0 P: 7	R: 0 E: 0 K: 0 S: 4	H: 1 LOB: 1 BB: 0 P: 4	R: 0 E: 0 K: 1 S: 5	H: 0 LOB: 2 BB: 2 P: 13	R: 0 E: 0 K: 1 S: 5		H: 0 LOB: 0 BB: 0 P: 5	R: 0 E: 0 K: 0 S: 3	H: 1 LOB: 0 BB: 0 P: 3	1B: 2 2B: 1 3B: 0 HR: 0	SF: 0 SAC: 0 DP: 1 HBP: 1	WP: 1 PB: 0 SB: 1 CS: 0
<b>PITCHER</b>	IP	WLS	BF	H	R	ER	SO	BB	IBB	HBP	BLK	WP	HR	S	P	ERA	WHIP							
<b>Bob Forsch, R</b> ERA: 4.23	4.2		21	1	1	1	4	6	0	0	0	0	0	22	47	1.93	1.500							
<b>Ricky Horton, L</b> ERA: 2.25	3.1		14	1	0	0	3	2	1	0	1	1	0	17	29	0.00	0.900							
<b>Ken Dayley, L</b> ERA: 3.13	2.0	W	6	1	0	0	1	0	0	0	0	0	0	8	8	0.00	0.500							

**Chicago Cubs @ St. Louis Cardinals**  
 Busch Stadium, St. Louis, MO  
 Sat Jun 22 1985, 7:05 PM CDT  
 Att: 49,231 - Unknown


AB 31  
 R 1  
 H 3  
 RBI 1  
 BB 9  
 SO 8  
 LOB 21



Batter	1	2	3	4	5	6	7	8	9	10	AB	R	H	RBI	BB	SO	LOB	BOTTOM						
<b>Vince Coleman, S</b> OBP: 0.340, SLG: 0.345	(1, 7) 0-0 L4			(1, 1) 0-0 1B		(1, 1) 0-0 6-3		(1, 2) 0-0 G3			4	0	1	0	0	0	0	<b>Chicago Cubs @ St. Louis Cardinals</b> Busch Stadium, St. Louis, MO Sat Jun 22 1985, 7:05 PM CDT Att: 49,231 - Unknown						
<b>Willie McGee, S</b> OBP: 0.389, SLG: 0.491	(1, 8) 0-0 6-3			(1, 2) 0-0 1B		(1, 2) 0-0 6-3		(1, 2) 0-0 FC6-4			4	0	2	0	0	0	0							
<b>Tom Herr, S</b> OBP: 0.419, SLG: 0.454	(1, 4) 0-3 K			(1, 1) 0-0 F7		(1, 1) 0-0 PO		(1, 3) 0-0 FC6-4			4	0	1	0	0	1	3							
<b>Jack Clark, R</b> OBP: 0.394, SLG: 0.536	(1, 3) 0-0 K			(1, 2) 0-0 F7		(1, 3) 0-0 PO		(1, 1) 0-0 F9		(1, 1) 0-0 G3-6-3	4	0	1	0	0	1	2							
<b>Andy Van Slyke, L</b> OBP: 0.351, SLG: 0.516	(1, 9) 0-3 K			(1, 3) 0-3 K		(1, 2) 0-0 1B		(1, 3) 0-0 2B		(1, 3) 0-0 G3-6-3	4	1	1	0	0	2	3							
<b>Tom Lawless, R</b> OBP: 0.302, SLG: 0.282 <b>Steve Braun, L</b> OBP: 0.294, SLG: 0.267 <b>Ivan De Jesus, R</b> OBP: 0.353, SLG: 0.375	(1, 5) 0-0 5-3			(1, 1) 0-0 F8		(1, 1) 0-0 F4		(1, 1) 0-0 1B		(1, 3) 0-0 F3	2	0	0	0	0	0	0							
<b>Ozzie Smith, S</b> OBP: 0.321, SLG: 0.323	(1, 6) 0-0 F5			(1, 1) 0-0 G3		(1, 2) 0-0 2B		(1, 2) 0-0 F4		(1, 1) 0-0 WP	4	1	2	0	0	0	1							
<b>Tom Nieto, R</b> OBP: 0.325, SLG: 0.268	(1, 2) 0-3 K			(1, 2) 0-0 G3		(1, 3) 0-0 K		(1, 3) 0-3 K		(1, 2) 0-3 K	4	0	0	0	0	3	3							
<b>Bob Forsch, R</b> OBP: 0.250, SLG: 0.450 <b>Ricky Horton, L</b> OBP: 0.344, SLG: 0.167 <b>Mike Jorgensen, L</b> OBP: 0.353, SLG: 0.333 <b>Ken Dayley, L</b> OBP: 0.353, SLG: 0.333 <b>Curt Ford, L</b> OBP: 1.000, SLG: 1.000	(1, 1) 0-0 6-3			(1, 3) 0-0 1-3		(1, 1) 0-0 1B		(1, 1) 0-3 K		(1, 1) 0-0 1B	1	0	0	0	0	0	0							
<b>Inning Stats</b>	R: 0 E: 0 K: 1 S: 5	H: 0 LOB: 0 BB: 0 P: 5	R: 0 E: 0 K: 2 S: 7	H: 0 LOB: 0 BB: 0 P: 7	R: 0 E: 0 K: 1 S: 5	H: 0 LOB: 0 BB: 0 P: 5	R: 0 E: 0 K: 1 S: 7	H: 2 LOB: 2 BB: 0 P: 7	R: 0 E: 0 K: 0 S: 4	H: 1 LOB: 1 BB: 0 P: 4	R: 0 E: 0 K: 3 S: 3	H: 1 LOB: 0 BB: 0 P: 3	R: 1 E: 0 K: 1 S: 7	H: 2 LOB: 1 BB: 0 P: 7	R: 0 E: 0 K: 1 S: 6	H: 1 LOB: 1 BB: 0 P: 6	R: 0 E: 0 K: 0 S: 3		H: 1 LOB: 0 BB: 0 P: 3	R: 1 E: 0 K: 1 S: 5	H: 2 LOB: 1 BB: 0 P: 5	1B: 8 2B: 2 3B: 0 HR: 0	SF: 0 SAC: 0 DP: 1 HBP: 0	WP: 1 PB: 0 SB: 0 CS: 0
<b>PITCHER</b>	IP	WLS	BF	H	R	ER	SO	BB	IBB	HBP	BLK	WP	HR	S	P	ERA	WHIP							
<b>Rick Sutcliffe, R</b> ERA: 2.06	8.0		30	7	1	1	7	0	0	0	0	0	0	44	44	1.12	0.875							
<b>Lee Smith, R</b> ERA: 2.89	1.1	L	6	3	1	1	1	0	0	0	0	1	0	8	8	6.75	2.250							

**Chicago Cubs @ St. Louis Cardinals**  
 Busch Stadium, St. Louis, MO  
 Sat Jun 22 1985, 7:05 PM CDT  
 Att: 49,231 - Unknown

AB 36  
 R 2  
 H 10  
 RBI 2  
 BB 0  
 SO 8  
 LOB 13





Batter	1	2	3	4	5	6	7	8	9	AB	R	H	RBI	BB	SO	LOB	TOP		
Davey Lopes, R OBP: 0.415, SLG: 0.423 (1, 8)	F7		F3			BB			F7	3	0	0	0	1	0	1	<b>Chicago Cubs @ St. Louis Cardinals</b> Busch Stadium, St. Louis, MO Sun Jun 23 1985, 3:33 AM CDT Att: 45,881 - Unknown  <b>AB 27</b> <b>R 0</b> <b>H 2</b> <b>RBI 0</b> <b>BB 1</b> <b>SO 6</b> <b>LOB 3</b>		
23 Ryne Sandberg, R OBP: 0.391, SLG: 0.402 (1, 4)	6-3			G5-4-3 1B					6-3	4	0	1	0	0	1				
Gary Matthews, R OBP: 0.348, SLG: 0.370 (1, 7)	F9			G5-4-3 1-2					F3	3	0	0	0	0	0	1			
Keith Moreland, R OBP: 0.381, SLG: 0.389 (1, 9)		5-3		F7					L6	3	0	0	0	0	0	0			
Ron Cey, R OBP: 0.321, SLG: 0.419 (1, 5)	F8				K				K	3	0	0	0	0	2	0			
Leon Durham, L OBP: 0.342, SLG: 0.431 (1, 3)					K					3	0	0	0	0	2	0			
Chris Speier, R OBP: 0.282, SLG: 0.372 (1, 6)			6-3						4-3	3	0	0	0	0	0	0			
Steve Lake, R OBP: 0.190, SLG: 0.268 (1, 2)				SH1 1B					6-3	3	0	1	0	0	0	0			
Dick Ruthven, R OBP: 0.133, SLG: 0.133 (1, 1)										0	0	0	0	0	0	0			
Darrin Jackson, R OBP: 0.091, SLG: 0.091 (6, PH)			SH1							1	0	0	0	0	1	0			
Lary Sorensen, R (6, 1)										0	0	0	0	0	0	0			
Warren Brusstar, R (8, 1)										0	0	0	0	0	0	0			
Chico Walker, S OBP: 0.091, SLG: 0.091 (9, PH)									F3	1	0	0	0	0	0	0			
<b>Inning Stats</b>	R: 0 E: 0 K: 0 S: 3	H: 0 LOB: 0 BB: 0 P: 3	R: 0 E: 0 K: 1 S: 5	H: 0 LOB: 0 BB: 0 P: 5	R: 0 E: 0 K: 0 S: 4	H: 1 LOB: 1 BB: 0 P: 4	R: 0 E: 0 K: 0 S: 3	H: 1 LOB: 0 BB: 0 P: 3	R: 0 E: 0 K: 2 S: 7	H: 0 LOB: 0 BB: 0 P: 7	R: 0 E: 0 K: 1 S: 5	H: 0 LOB: 1 BB: 1 P: 11	R: 0 E: 0 K: 0 S: 3	H: 0 LOB: 0 BB: 0 P: 3	R: 0 E: 0 K: 0 S: 3	H: 0 LOB: 0 BB: 0 P: 3	1B: 2 2B: 0 3B: 0 HR: 0	SF: 0 SAC: 1 DP: 1 HBP: 0	WP: 0 PA: 29 PB: 0 SB: 0 CS: 0
<b>PITCHER</b> John Tudor, L ERA: 2.75 (1, 1)	IP: 9.0 WLS: W BF: 29 H: 2 R: 0 ER: 0 SO: 6 BB: 1 IBB: 0 HBP: 0 BLK: 0 WP: 0 HR: 0 S: 40 P: 44 ERA: 0.00 WHIP: 0.333															<b>PITCHER</b> IP: 9.0 WLS: W BF: 29 H: 2 R: 0 ER: 0 SO: 6 BB: 1 IBB: 0 HBP: 0 BLK: 0 WP: 0 HR: 0 S: 40 P: 44 ERA: 0.00 WHIP: 0.333			

Batter	1	2	3	4	5	6	7	8	9	AB	R	H	RBI	BB	SO	LOB	BOTTOM		
Vince Coleman, S OBP: 0.341, SLG: 0.354 (1, 7)	F8								6-3	5	1	2	2	0	0	0	<b>Chicago Cubs @ St. Louis Cardinals</b> Busch Stadium, St. Louis, MO Sun Jun 23 1985, 3:33 AM CDT Att: 45,881 - Unknown  <b>AB 33</b> <b>R 7</b> <b>H 12</b> <b>RBI 7</b> <b>BB 3</b> <b>SO 2</b> <b>LOB 9</b>		
Willie McGee, S OBP: 0.382, SLG: 0.483 (1, 8)	G3								6-3	4	0	0	1	0	0	1			
Tom Herr, S OBP: 0.420, SLG: 0.459 (1, 4)									4-3	4	1	2	0	0	0	0			
Jack Clark, R OBP: 0.399, SLG: 0.542 (1, 3)									6-3	3	1	2	0	1	0	0			
Andy Van Slyke, L OBP: 0.379, SLG: 0.509 (1, 9)	F2								6-3	3	0	0	0	1	1	3			
Ivan De Jesus, R OBP: 0.381, SLG: 0.500 (1, 5)									4-3	4	1	2	2	0	0	0			
Ozzie Smith, S OBP: 0.328, SLG: 0.327 (1, 6)									6-3	3	1	2	0	1	0	0			
Randy Hunt, R OBP: 0.214, SLG: 0.214 (1, 2)									F3	3	0	0	1	0	1	4			
John Tudor, L OBP: 0.139, SLG: 0.143 (1, 1)									6-3	4	2	2	1	0	0	1			
<b>Inning Stats</b>	R: 0 E: 0 K: 0 S: 4	H: 1 LOB: 2 BB: 1 P: 8	R: 2 E: 0 K: 0 S: 6	H: 3 LOB: 1 BB: 0 P: 6	R: 0 E: 0 K: 0 S: 3	H: 1 LOB: 0 BB: 0 P: 3	R: 0 E: 0 K: 0 S: 3	H: 0 LOB: 0 BB: 0 P: 3	R: 2 E: 0 K: 1 S: 5	H: 2 LOB: 1 BB: 0 P: 7	R: 1 E: 0 K: 1 S: 7	H: 2 LOB: 1 BB: 0 P: 7	R: 2 E: 0 K: 1 S: 8	H: 3 LOB: 2 BB: 2 P: 16	R: 0 E: 0 K: 0 S: 3	H: 0 LOB: 0 BB: 0 P: 3		1B: 6 2B: 5 3B: 1 HR: 0	SF: 1 SAC: 1 DP: 1 HBP: 0
<b>PITCHER</b> Dick Ruthven, R ERA: 4.07 (1, 1)	IP: 5.0 WLS: L BF: 22 H: 7 R: 4 ER: 4 SO: 4 BB: 1 IBB: 0 HBP: 0 BLK: 0 WP: 0 HR: 0 S: 21 P: 25 ERA: 7.20 WHIP: 1.600															<b>PITCHER</b> Lary Sorensen, R ERA: 4.84 (6, 1)			
Lary Sorensen, R (6, 1)	2.0 13 5 3 3 2 0 2 0 0 0 0 0 15 23 13.50 2.500															<b>PITCHER</b> Warren Brusstar, R ERA: 4.44 (8, 1)			
Warren Brusstar, R (8, 1)	1.0 3 0 0 0 0 0 0 0 0 0 0 0 3 3 0.00 0.000																		



Batter	1	2	3	4	5	6	7	8	9	AB	R	H	RBI	BB	SO	LOB	TOP					
Vince Coleman, S OBP: 0.336, SLG: 0.348 (1, 7)	F9		FC5-4			L6		F9		4	0	0	0	0	0	2	<b>St. Louis Cardinals @ Philadelphia Phillies</b> Veterans Stadium, Philadelphia, PA Tue Jun 25 1985, 7:05 PM EDT Att: 24,432 - Unknown					
Willie McGee, S OBP: 0.379, SLG: 0.487 Bill Campbell, R OBP: 0.500, SLG: 0.250 (1, 8)	L4		K					F9		4	0	1	0	0	1	2						
Tom Herr, S OBP: 0.415, SLG: 0.452 (1, 4)	F8		5-3							4	0	0	0	0	1	3						
Jack Clark, R OBP: 0.401, SLG: 0.543 (1, 3)		FC1-6		F8						3	0	1	0	1	1	0						
Tito Landrum, R OBP: 0.366, SLG: 0.579 (1, 9)	FC1-6			F8		F9				4	1	0	0	0	0	3						
Ivan De Jesus, R OBP: 0.320, SLG: 0.417 (1, 5)	K							F9		4	0	0	0	0	2	1						
Ozzie Smith, S OBP: 0.324, SLG: 0.323 (1, 6)	E5					F7		F7		3	0	0	0	0	0	0						
Tom Nieto, R OBP: 0.318, SLG: 0.261 (1, 2)	K					K		F8		3	0	0	0	0	2	1						
Joaquin Andujar, S OBP: 0.217, SLG: 0.209 Brian Harper, R OBP: 0.421, SLG: 0.500 (8, PH)			FC5-4			K				1	0	0	0	1	1	0						
Inning Stats	R: 0 E: 0 K: 0 S: 3	H: 0 LOB: 0 BB: 0 P: 3	R: 1 E: 1 K: 2 S: 9	H: 1 LOB: 1 BB: 0 P: 9	R: 0 E: 0 K: 1 S: 5	H: 0 LOB: 0 BB: 1 P: 9	R: 0 E: 0 K: 1 S: 5	H: 0 LOB: 0 BB: 0 P: 5	R: 0 E: 0 K: 2 S: 7	H: 0 LOB: 0 BB: 0 P: 7	R: 0 E: 0 K: 1 S: 6	H: 1 LOB: 2 BB: 1 P: 10	R: 0 E: 0 K: 0 S: 3	H: 0 LOB: 0 BB: 0 P: 3	R: 0 E: 0 K: 0 S: 4	H: 1 LOB: 1 BB: 0 P: 4	R: 0 E: 0 K: 1 S: 5	H: 0 LOB: 0 BB: 0 P: 5	1B: 0 2B: 2 3B: 1 HR: 0	SF: 0 SAC: 0 DP: 0 HBP: 0	WP: 0 PB: 0 SB: 1 CS: 0	PA: 33
PITCHER Jerry Koosman, L ERA: 2.76 (1, 1)	IP: 9.0 WLS: W BF: 33	H: 3 R: 1 ER: 0 SO: 8	BB: 2 IBB: 0 HBP: 0 BLK: 0	WP: 0 HR: 0 S: 47 P: 55	ERA: 0.00 WHIP: 0.556	PITCHER										IP: 9.0 WLS: W BF: 33	H: 3 R: 1 ER: 0 SO: 8	BB: 2 IBB: 0 HBP: 0 BLK: 0	WP: 0 HR: 0 S: 47 P: 55	ERA: 0.00 WHIP: 0.556		

Batter	1	2	3	4	5	6	7	8	9	AB	R	H	RBI	BB	SO	LOB	BOTTOM			
Juan Samuel, R OBP: 0.290, SLG: 0.399 (1, 4)	1-3		K			F9		F3		4	0	0	0	0	1	1	<b>St. Louis Cardinals @ Philadelphia Phillies</b> Veterans Stadium, Philadelphia, PA Tue Jun 25 1985, 7:05 PM EDT Att: 24,432 - Unknown			
Rick Schu, R OBP: 0.330, SLG: 0.370 (1, 5)	F9		K			6-3		1-3		4	0	0	0	0	1	1				
Greg Gross, L OBP: 0.356, SLG: 0.316 (1, 7)	4-3		1B 2B BB					F8		3	1	1	0	1	0	0				
Mike Schmidt, R OBP: 0.317, SLG: 0.381 (1, 3)	F8		2B 1B			F8		K		4	1	1	0	0	1	1				
Glenn Wilson, R OBP: 0.294, SLG: 0.459 (1, 9)	G3		2B			F8				3	0	1	3	0	0	0				
Ozzie Virgil, R OBP: 0.348, SLG: 0.452 (1, 2)	1B		K			K				3	0	1	0	0	2	1				
Garry Maddox, R OBP: 0.314, SLG: 0.333 (1, 8)	1B					4-3				3	0	1	0	0	0	0				
Derrel Thomas, S OBP: 0.333, SLG: 0.381 Steve Jeltz, S OBP: 0.257, SLG: 0.201 (8, 6)	4-3		1B			G1-6-3		F8		3	0	1	0	0	0	2				
Jerry Koosman, R OBP: 0.063, SLG: 0.063 (1, 1)			1B 2B 1B			G1-6-3		K		3	1	1	0	0	1	1				
Inning Stats	R: 0 E: 0 K: 0 S: 3	H: 0 LOB: 0 BB: 0 P: 3	R: 0 E: 0 K: 0 S: 5	H: 2 LOB: 2 BB: 0 P: 5	R: 3 E: 0 K: 3 S: 12	H: 3 LOB: 1 BB: 1 P: 16	R: 0 E: 0 K: 0 S: 3	H: 1 LOB: 0 BB: 0 P: 3	R: 0 E: 0 K: 0 S: 4	H: 1 LOB: 1 BB: 0 P: 4	R: 0 E: 0 K: 1 S: 5	H: 0 LOB: 0 BB: 0 P: 5	R: 0 E: 0 K: 1 S: 5	H: 0 LOB: 0 BB: 0 P: 5	R: 0 E: 0 K: 1 S: 5	H: 0 LOB: 0 BB: 0 P: 5	1B: 6 2B: 1 3B: 0 HR: 0	SF: 0 SAC: 0 DP: 1 HBP: 0	WP: 0 PB: 0 SB: 0 CS: 0	PA: 31
PITCHER Joaquin Andujar, R ERA: 2.69 Bill Campbell, R ERA: 4.02 (8, 1)	IP: 7.0 WLS: L BF: 28	H: 7 R: 3 ER: 3 SO: 5	BB: 1 IBB: 0 HBP: 0 BLK: 0	WP: 0 HR: 0 S: 37 P: 41	ERA: 3.86 WHIP: 1.143	PITCHER										IP: 1.0 WLS: 3 BF: 3	H: 0 R: 0 ER: 0 SO: 1	BB: 0 IBB: 0 HBP: 0 BLK: 0	WP: 0 HR: 0 S: 5 P: 5	ERA: 0.00 WHIP: 0.000



Batter	1	2	3	4	5	6	7	8	9	AB	R	H	RBI	BB	SO	LOB	TOP					
Vince Coleman, S (1, 7) OBP: 0.335, SLG: 0.344	0-3 K		0-3 K		0-0 FC6-4 S 1B		4-0 K2-6 BB			3	1	0	0	1	2	3	<b>St. Louis Cardinals @ Philadelphia Phillies</b> <b>Veterans Stadium, Philadelphia, PA</b> Wed Jun 26 1985, 7:05 PM EDT Att: 22,213 - Unknown					
Willie McGee, S (1, 8) OBP: 0.391, SLG: 0.485	0-0 F2		0-0 1B		4-0 1B		0-3 K2-6			3	1	1	1	1	1	1						
Tom Herr, S (1, 4) OBP: 0.412, SLG: 0.448	0-0 4-3				0-0 F8		0-0 1B		0-0 F8	4	1	1	2	0	0	0						
Jack Clark, R (1, 3) OBP: 0.402, SLG: 0.543		0-0 5-3		0-0 FC6-4 1B	0-0 1B		0-3 K			4	0	2	1	0	1	0						
Andy Van Slyke, L (1, 9) OBP: 0.376, SLG: 0.503		0-0 F6		0-0 FC6-4 1B	0-0 6-3		0-0 F6			4	0	1	0	0	0	1						
Ivan De Jesus, R (1, 5) OBP: 0.286, SLG: 0.370		0-0 4-3		0-0 FC6-4		0-0 F7		0-0 4-3	3	0	0	0	0	0	2							
Curt Ford, L (9, PH) OBP: 0.500, SLG: 0.500				0-0 FC6-4				0-0 4-3	1	0	0	0	0	0	0							
Ozzie Smith, S (1, 6) OBP: 0.323, SLG: 0.322			0-0 1B	0-0 FC6-4		0-0 4-3		0-3 K	4	1	1	0	0	1	2							
Tom Nieto, R (1, 2) OBP: 0.318, SLG: 0.263			0-3 K		0-0 6-3		0-0 4-3	3	0	1	0	0	0	1	1							
Mike Jorgensen, L (9, PH) OBP: 0.333, SLG: 0.160			1-2 K		0-0 FC6-4 1B		0-0 6-3	1	0	0	0	0	0	0	0							
Danny Cox, R (1, 1) OBP: 0.143, SLG: 0.146			4-0 1B		0-3 K		0-0 F3			1	0	0	0	1	1							
Steve Erdahl, L (7, PH) OBP: 0.294, SLG: 0.287										0	0	0	0	0	0							
Tom Lawless, R (7, PH) OBP: 0.222, SLG: 0.275										0	0	0	0	0	0							
Bob Forsch, R (7, 1) OBP: 0.329, SLG: 0.430										0	0	0	0	0	0							
Jeff Lahti, R (8, 1) OBP: 0.396, SLG: 0.579										0	0	0	0	0	0							
Tilo Landrum, R (8, 9) OBP: 0.396, SLG: 0.579										0	0	0	0	0	0							
<b>Inning Stats</b>	R: 0 E: 0 K: 1 S: 5	H: 0 LOB: 0 BB: 0 P: 5	R: 0 E: 0 K: 0 S: 3	H: 0 LOB: 0 BB: 0 P: 3	R: 1 E: 0 K: 2 S: 8	H: 2 LOB: 2 BB: 1 P: 12	R: 0 E: 0 K: 0 S: 5	H: 2 LOB: 2 BB: 0 P: 5	R: 3 E: 0 K: 1 S: 8	H: 3 LOB: 1 BB: 1 P: 12	R: 0 E: 0 K: 0 S: 3	H: 0 LOB: 0 BB: 0 P: 3	R: 0 E: 0 K: 1 S: 4	H: 0 LOB: 1 BB: 1 P: 8	R: 0 E: 0 K: 1 S: 5	H: 0 LOB: 0 BB: 0 P: 5	R: 0 E: 0 K: 1 S: 5	H: 0 LOB: 0 BB: 0 P: 5	1B: 7 2B: 1 3B: 0 HR: 0	SF: 0 SAC: 0 DP: 1 HBP: 0	WP: 0 PB: 0 SB: 4 CS: 0	PA: 35
<b>PITCHER</b>	IP WLS BF H R ER SO BB IBB HBP BLK WP HR S P ERA WHIP	IP WLS BF H R ER SO BB IBB HBP BLK WP HR S P ERA WHIP	IP WLS BF H R ER SO BB IBB HBP BLK WP HR S P ERA WHIP	IP WLS BF H R ER SO BB IBB HBP BLK WP HR S P ERA WHIP	IP WLS BF H R ER SO BB IBB HBP BLK WP HR S P ERA WHIP	IP WLS BF H R ER SO BB IBB HBP BLK WP HR S P ERA WHIP	IP WLS BF H R ER SO BB IBB HBP BLK WP HR S P ERA WHIP	IP WLS BF H R ER SO BB IBB HBP BLK WP HR S P ERA WHIP	IP WLS BF H R ER SO BB IBB HBP BLK WP HR S P ERA WHIP	IP WLS BF H R ER SO BB IBB HBP BLK WP HR S P ERA WHIP	IP WLS BF H R ER SO BB IBB HBP BLK WP HR S P ERA WHIP	IP WLS BF H R ER SO BB IBB HBP BLK WP HR S P ERA WHIP	IP WLS BF H R ER SO BB IBB HBP BLK WP HR S P ERA WHIP	IP WLS BF H R ER SO BB IBB HBP BLK WP HR S P ERA WHIP	IP WLS BF H R ER SO BB IBB HBP BLK WP HR S P ERA WHIP	IP WLS BF H R ER SO BB IBB HBP BLK WP HR S P ERA WHIP						
John Denny, R (1, 1) ERA: 4.0	6.0 W 26 7 4 4 4 2 0 0 0 0 0 0 32 40 6.00 1.500	2.0 L 6 0 0 0 2 1 0 0 0 0 0 0 9 13 0.00 0.500	1.0 S 3 0 0 0 1 0 0 0 0 0 0 0 5 5 0.00 0.000																			
Don Carman, L (7, 1) ERA: 1.95																						
Kent Tekulve, R (9, 1) ERA: 3.28																						

AB 32  
R 4  
H 7  
RBI 4  
BB 3  
SO 7  
LOB 11



Batter	1	2	3	4	5	6	7	8	9	AB	R	H	RBI	BB	SO	LOB	BOTTOM			
Juan Samuel, R (1, 4) OBP: 0.289, SLG: 0.402	0-0 SF7 3B		0-0 1-3		0-0 F9		0-0 F8	0-3 K		5	1	1	0	0	1	2	<b>St. Louis Cardinals @ Philadelphia Phillies</b> <b>Veterans Stadium, Philadelphia, PA</b> Wed Jun 26 1985, 7:05 PM EDT Att: 22,213 - Unknown			
Rick Schu, R (1, 5) OBP: 0.327, SLG: 0.365	0-3 K		0-0 6-3		0-0 BB 1B		0-0 F8			4	0	1	0	0	1	1				
Greg Gross, L (1, 7) OBP: 0.362, SLG: 0.321	0-0 SF7		0-0 F9		4-0 1B		0-0 1B			2	0	1	1	1	0	0				
Mike Schmidt, R (1, 3) OBP: 0.316, SLG: 0.391	0-0 F3			0-0 HR	0-0 F8		0-0 F7			4	1	1	1	0	0	3				
Glenn Wilson, R (1, 9) OBP: 0.297, SLG: 0.459		0-3 K		0-0 F5		0-0 HR 1B		0-0 S 1B 1B		4	2	2	0	0	1	0				
Ozzie Virgil, R (1, 2) OBP: 0.355, SLG: 0.471		0-0 5-3		4-0 BB		0-0 HR		0-0 1B		3	1	2	3	1	0	0				
Von Hayes, L (8, FR) OBP: 0.360, SLG: 0.389										0	0	0	0	0	0	0				
Bo Diaz, R (9, 2) OBP: 0.217, SLG: 0.250						1-1 HR		1-1 1B		0	0	0	0	0	0	0				
Garry Maddox, R (1, 8) OBP: 0.321, SLG: 0.371				0-0 F6		0-0 1B		0-0 F8		4	1	2	1	0	0	2				
Derrel Thomas, S (1, 6) OBP: 0.333, SLG: 0.348		4-0 HR		0-0 F7		0-3 K		0-3 K		2	0	0	0	1	1	1				
Steve Jeltz, S (7, 6) OBP: 0.255, SLG: 0.200										1	0	0	0	0	1	1				
John Denny, R (1, 1) OBP: 0.195, SLG: 0.158					0-0 6-3		0-0 5-3		4-0 IBB	3	0	0	0	0	0	1				
Don Carman, L (7, 1) ERA: 1.95										0	0	0	0	0	0	0				
Tim Corcoran, L (8, PH) OBP: 0.321, SLG: 0.289										0	0	0	0	1	0	0				
Kent Tekulve, R (9, 1) ERA: 3.33										0	0	0	0	0	0	0				
<b>Inning Stats</b>	R: 1 E: 0 K: 1 S: 6	H: 1 LOB: 0 BB: 0 P: 6	R: 1 E: 0 K: 1 S: 6	H: 1 LOB: 1 BB: 1 P: 10	R: 0 E: 0 K: 0 S: 3	H: 0 LOB: 0 BB: 0 P: 3	R: 1 E: 0 K: 0 S: 4	H: 1 LOB: 1 BB: 1 P: 8	R: 0 E: 0 K: 0 S: 4	H: 1 LOB: 2 BB: 1 P: 8	R: 2 E: 0 K: 1 S: 7	H: 3 LOB: 0 BB: 0 P: 7	R: 0 E: 0 K: 0 S: 4	H: 1 LOB: 1 BB: 0 P: 4	R: 1 E: 1 K: 2 S: 9	H: 2 LOB: 2 BB: 1 P: 13	1B: 6 2B: 0 3B: 1 HR: 3	SF: 1 SAC: 0 DP: 0 HBP: 0	WP: 0 PB: 0 SB: 1 CS: 0	PA: 37
<b>PITCHER</b>	IP WLS BF H R ER SO BB IBB HBP BLK WP HR S P ERA WHIP	IP WLS BF H R ER SO BB IBB HBP BLK WP HR S P ERA WHIP	IP WLS BF H R ER SO BB IBB HBP BLK WP HR S P ERA WHIP	IP WLS BF H R ER SO BB IBB HBP BLK WP HR S P ERA WHIP	IP WLS BF H R ER SO BB IBB HBP BLK WP HR S P ERA WHIP	IP WLS BF H R ER SO BB IBB HBP BLK WP HR S P ERA WHIP	IP WLS BF H R ER SO BB IBB HBP BLK WP HR S P ERA WHIP	IP WLS BF H R ER SO BB IBB HBP BLK WP HR S P ERA WHIP	IP WLS BF H R ER SO BB IBB HBP BLK WP HR S P ERA WHIP	IP WLS BF H R ER SO BB IBB HBP BLK WP HR S P ERA WHIP	IP WLS BF H R ER SO BB IBB HBP BLK WP HR S P ERA WHIP	IP WLS BF H R ER SO BB IBB HBP BLK WP HR S P ERA WHIP	IP WLS BF H R ER SO BB IBB HBP BLK WP HR S P ERA WHIP	IP WLS BF H R ER SO BB IBB HBP BLK WP HR S P ERA WHIP	IP WLS BF H R ER SO BB IBB HBP BLK WP HR S P ERA WHIP	IP WLS BF H R ER SO BB IBB HBP BLK WP HR S P ERA WHIP				
Danny Cox, R (1, 1) ERA: 2.49	6.0 L 27 5 5 5 3 3 0 0 0 0 0 0 30 42 7.50 1.667	1.0 6 3 1 1 0 0 0 0 0 0 0 0 6 6 9.00 3.000	1.0 4 0 0 0 2 0 1 0 0 0 0 0 7 11 0.00 0.000																	
Bob Forsch, R (7, 1) ERA: 4.31																				
Jeff Lahti, R (8, 1) ERA: 3.33																				





Batter	1	2	3	4	5	6	7	8	9	AB	R	H	RBI	BB	SO	LOB	TOP				
Vince Coleman, S (1, 7) OBP: 0.330, SLG: 0.339	4-3		K		FC6-4		5-3			4	0	0	0	0	1	1					
Willie McGee, S (1, 8) OBP: 0.391, SLG: 0.500	6-3				WP E	2B	6-3	K E	1B	3	3	3	0	1	0	0					
Tom Herr, S (1, 4) OBP: 0.407, SLG: 0.441	6-3				E6	6-3	6-3	G6-4-3		4	0	0	1	0	0	2					
Jack Clark, R (1, 3) OBP: 0.400, SLG: 0.542	K				K	6-3	2B	K		4	0	1	1	0	3	2					
Tito Landrum, R (1, 9) OBP: 0.364, SLG: 0.550 Andy Van Slyke, L (6, 9) OBP: 0.374, SLG: 0.500		G4-3 BB			F3	6-3	6-3	G3		2	0	0	0	1	0	2					
Brian Harper, R (1, 5) OBP: 0.394, SLG: 0.429 Tom Lawless, R (6, 5) OBP: 0.289, SLG: 0.268	G4-3				6-3		K	1-3		3	0	0	0	0	1	3					
Ozzie Smith, S (1, 6) OBP: 0.326, SLG: 0.342	F4				6-3		HR	E9		4	1	2	1	0	0	0					
Tom Nieto, R (1, 2) OBP: 0.324, SLG: 0.270			3-1			FC1-6 1B		F9		4	0	2	0	0	0	1					
Kurt Kephshire, L (1, 1) OBP: 0.231, SLG: 0.292 Bill Campbell, R (7, 1) OBP: 0.500, SLG: 0.250 Jeff Lahti, R (8, 1)			1-3			FC1-6 FC6-4		F8		3	0	0	0	0	0	2					
<b>Inning Stats</b>	R: 1 E: 0 K: 1 S: 6	H: 1 LOB: 0 BB: 0 P: 6	R: 0 E: 0 K: 0 S: 2	H: 0 LOB: 0 BB: 1 P: 6	R: 0 E: 0 K: 1 S: 5	H: 0 LOB: 0 BB: 0 P: 5	R: 1 E: 1 K: 1 S: 7	H: 1 LOB: 1 BB: 0 P: 7	R: 0 E: 0 K: 0 S: 4	H: 1 LOB: 1 BB: 0 P: 4	R: 1 E: 0 K: 0 S: 4	H: 2 LOB: 0 BB: 0 P: 4	R: 0 E: 1 K: 1 S: 5	H: 1 LOB: 0 BB: 0 P: 5	R: 0 E: 1 K: 0 S: 4	H: 1 LOB: 1 BB: 0 P: 4	1B: 4 2B: 2 3B: 1 HR: 1	SF: 0 SAC: 0 DP: 1 HBP: 0	WP: 1 PB: 0 SB: 0 CS: 1	PA: 35	
<b>PITCHER</b>	IP	WLS	BF	H	R	ER	SO	BB	IBB	HBP	BLK	WP	HR	S	P	ERA	WHIP				
Shane Rawley, L (1, 1) ERA: 3.69	6.0	L	26	6	4	3	4	2	0	0	0	1	1	32	40	4.50	1.333				
Dave Rucker, L (7, 1) ERA: 3.3	1.0		2	0	0	0	0	0	0	0	0	0	0	2	2	0.00	0.000				
Larry Andersen, R (8, 1) ERA: 3.48	2.0	S	7	2	0	0	1	0	0	0	0	0	0	9	9	0.00	1.000				

St. Louis Cardinals @ Philadelphia Phillies  
Veterans Stadium, Philadelphia, PA  
Thu Jun 27 1985, 3:33 AM EDT  
Att: 22,691 - Unknown

AB 33  
R 4  
H 8  
RBI 3  
BB 2  
SO 5  
LOB 13



Batter	1	2	3	4	5	6	7	8	9	AB	R	H	RBI	BB	SO	LOB	BOTTOM				
Juan Samuel, R (1, 4) OBP: 0.287, SLG: 0.397	K		K			L5	S		4-3	4	0	0	0	1	2	0					
Rick Schu, R (1, 5) OBP: 0.324, SLG: 0.360	1B		F9			F8	6-3			4	0	1	0	0	0	1					
Greg Gross, L (1, 7) OBP: 0.378, SLG: 0.325	1-3				4-3	BB	BB	1B		2	1	1	0	2	0	0					
Mike Schmidt, R (1, 3) OBP: 0.319, SLG: 0.391	F8				K	BB	BB	2B		3	0	1	0	1	1	2					
Glenn Wilson, R (1, 9) OBP: 0.300, SLG: 0.462	F3				K	BB	BB	FC6-5		3	0	1	1	1	1	2					
Ozzie Virgil, R (1, 2) OBP: 0.353, SLG: 0.482		F4			HR	F2		K		4	1	1	1	0	1	4					
Garry Maddox, R (1, 8) OBP: 0.309, SLG: 0.356		F8			F7		L5	FC6-5		4	0	0	0	0	0	1					
Derrel Thomas, S (1, 6) OBP: 0.290, SLG: 0.296		F7			F5		5-3		6-3	4	0	0	0	0	0	0					
Shane Rawley, R (1, 1) OBP: 0.130, SLG: 0.048 Dave Rucker, L (7, 1) OBP: 0.750, SLG: 1.000 Von Hayes, L (7, PH) OBP: 0.362, SLG: 0.405 Larry Andersen, R (8, 1)			F8			K		HR	4-3	2	0	0	0	0	1	0					
Tim Corcoran, L (8, PH) OBP: 0.318, SLG: 0.287										1	0	0	0	0	0	0					
<b>Inning Stats</b>	R: 0 E: 0 K: 1 S: 7	H: 2 LOB: 2 BB: 0 P: 7	R: 0 E: 0 K: 0 S: 3	H: 0 LOB: 0 BB: 0 P: 3	R: 0 E: 0 K: 1 S: 5	H: 0 LOB: 0 BB: 0 P: 5	R: 0 E: 0 K: 2 S: 7	H: 0 LOB: 0 BB: 0 P: 7	R: 1 E: 0 K: 1 S: 6	H: 1 LOB: 0 BB: 0 P: 6	R: 0 E: 0 K: 0 S: 3	H: 0 LOB: 3 BB: 3 P: 15	R: 1 E: 0 K: 0 S: 4	H: 1 LOB: 1 BB: 1 P: 8	R: 0 E: 0 K: 1 S: 6	H: 0 LOB: 0 BB: 0 P: 3	1B: 3 2B: 1 3B: 0 HR: 2	SF: 0 SAC: 0 DP: 0 HBP: 0	WP: 0 PB: 0 SB: 1 CS: 0	PA: 37	
<b>PITCHER</b>	IP	WLS	BF	H	R	ER	SO	BB	IBB	HBP	BLK	WP	HR	S	P	ERA	WHIP				
Kurt Kephshire, R (1, 1) ERA: 4.72	6.2	W	28	4	2	2	5	4	0	0	0	0	2	34	50	2.70	1.200				
Bill Campbell, R (7, 1) ERA: 4.22	0.2		4	2	1	1	0	1	0	0	0	0	0	3	7	13.50	4.500				
Jeff Lahti, R (8, 1) ERA: 3.12	1.2	S	5	0	0	0	1	0	0	0	0	0	0	7	7	0.00	0.000				

St. Louis Cardinals @ Philadelphia Phillies  
Veterans Stadium, Philadelphia, PA  
Thu Jun 27 1985, 3:33 AM EDT  
Att: 22,691 - Unknown

AB 32  
R 3  
H 6  
RBI 3  
BB 5  
SO 6  
LOB 10









Batter	1	2	3	4	5	6	7	8	9	AB	R	H	RBI	BB	SO	LOB	TOP					
<b>Wally Backman, S</b> OBP: 0.305, SLG: 0.285 (1,4)	F7		4-3			6-3		4-3		4	0	0	0	0	0	1						
<b>Danny Heep, L</b> OBP: 0.324, SLG: 0.415 (1,8)	F5		1B			6-3			F7	4	0	1	0	0	0	0						
<b>Keith Hernandez, L</b> OBP: 0.350, SLG: 0.352 (1,3)	5-3		F8			5-3			FC5-4 BB	3	0	0	0	1	0	1						
<b>Gary Carter, R</b> OBP: 0.367, SLG: 0.453 (1,2)		4-3		5-3			F8		FC5-4 1B	4	0	0	0	0	0	1						
<b>Clint Hurdle, L</b> OBP: 0.353, SLG: 0.442 (1,9)	K			K			F5			4	0	1	0	0	2	0						
<b>George Foster, R</b> OBP: 0.298, SLG: 0.451 (1,7)	1B			F7			4-3		L6	4	0	1	0	0	0	2						
<b>Howard Johnson, S</b> OBP: 0.262, SLG: 0.263 (1,5)									K	3	0	2	0	0	1	0						
<b>Rafael Santana, R</b> OBP: 0.283, SLG: 0.295 (1,6)		5-3		F6						3	0	1	0	0	0	3						
<b>Rick Aquilera, R</b> OBP: 0.260, SLG: 0.330 (3, Ph) <b>John Christensen, R</b> OBP: 0.294, SLG: 0.291 (3, Ph) <b>Roger McDowell, R</b> OBP: 0.142, SLG: 0.100 (5, Ph) <b>Ray Knight, L</b> OBP: 0.310, SLG: 0.299 (5, Ph) <b>Terry Leach, R</b> OBP: 0.303, SLG: 0.408 (5, Ph) <b>Rusty Staub, L</b> OBP: 0.303, SLG: 0.408 (5, Ph) <b>Doug Sisk, R</b> OBP: 0.303, SLG: 0.408 (5, Ph)			6-3			G5-4-3 1B		F8		0	0	0	0	0	0	0						
<b>Inning Stats</b>	R: 0 E: 0 K: 0 S: 3	H: 0 LOB: 0 BB: 0 P: 3	R: 0 E: 0 K: 1 S: 7	H: 2 LOB: 2 BB: 0 P: 7	R: 0 E: 0 K: 0 S: 4	H: 1 LOB: 1 BB: 0 P: 4	R: 0 E: 0 K: 1 S: 5	H: 0 LOB: 0 BB: 0 P: 5	R: 0 E: 0 K: 0 S: 3	H: 1 LOB: 0 BB: 0 P: 3	R: 0 E: 0 K: 0 S: 3	H: 0 LOB: 0 BB: 0 P: 3	R: 0 E: 0 K: 0 S: 3	H: 0 LOB: 0 BB: 0 P: 3	R: 0 E: 0 K: 1 S: 6	H: 1 LOB: 1 BB: 0 P: 6	R: 0 E: 0 K: 0 S: 4	H: 1 LOB: 2 BB: 1 P: 8	1B: 6 2B: 0 3B: 0 HR: 0	SF: 0 SAC: 0 DP: 1 HBP: 0	WP: 0 PB: 0 SB: 0 CS: 0	PA: 33
<b>PITCHER</b> <b>Joaquin Andujar, R</b> ERA: 2.5 (1,1)	IP: 9.0 WLS: W BF: 33 H: 6 R: 0 ER: 0 SO: 3 BB: 1 IBB: 0 HBP: 0 BLK: 0 WP: 0 HR: 0 S: 38 P: 42 ERA: 0.00 WHIP: 0.778																					

**New York Mets @ St. Louis Cardinals**  
Busch Stadium, St. Louis, MO  
Sat Jun 29 1985, 7:05 PM CDT  
Att: 47,891 - Unknown

AB 32  
R 0  
H 6  
RBI 0  
BB 1  
SO 3  
LOB 10



Batter	1	2	3	4	5	6	7	8	9	AB	R	H	RBI	BB	SO	LOB	BOTTOM					
<b>Vince Coleman, S</b> OBP: 0.326, SLG: 0.332 (1,7)	6-3			K				G3		4	2	1	1	1	1	1						
<b>Ozzie Smith, S</b> OBP: 0.326, SLG: 0.342 (1,6)	E6 2B			6-3			SH1-3 BB			3	0	1	1	0	0	0						
<b>Tom Herr, S</b> OBP: 0.413, SLG: 0.466 (1,4)		G3			4-3					4	0	2	1	0	0	1						
<b>Jack Clark, R</b> OBP: 0.393, SLG: 0.529 (1,3)	F8				5-3		K			4	0	1	0	0	1	2						
<b>Willie McGee, S</b> OBP: 0.379, SLG: 0.484 (1,8)		4-3		FC6-4 6-3		4-3		4-3		4	0	0	0	0	0	2						
<b>Curt Ford, L</b> OBP: 0.400, SLG: 0.400 (1,9) <b>Tito Landrum, R</b> OBP: 0.378, SLG: 0.550 (8,9)				6-3		G3				3	1	1	0	0	0	1						
<b>Ivan De Jesus, R</b> OBP: 0.314, SLG: 0.364 (1,5)		3B 1B		6-3				L4 BB		0	1	0	0	1	0	0						
<b>Tom Nieto, R</b> OBP: 0.322, SLG: 0.287 (1,2)		E5 3B			6-3		F7		1-3	4	1	1	2	0	0	4						
<b>Joaquin Andujar, S</b> OBP: 0.220, SLG: 0.213 (1,1)		K			4-3		K			4	0	1	1	0	2	2						
<b>Inning Stats</b>	R: 0 E: 1 K: 0 S: 4	H: 1 LOB: 1 BB: 0 P: 4	R: 4 E: 1 K: 1 S: 10	H: 4 LOB: 1 BB: 0 P: 10	R: 0 E: 0 K: 0 S: 4	H: 1 LOB: 2 BB: 1 P: 8	R: 0 E: 0 K: 1 S: 5	H: 0 LOB: 0 BB: 0 P: 5	R: 0 E: 0 K: 0 S: 3	H: 0 LOB: 0 BB: 0 P: 3	R: 0 E: 0 K: 1 S: 6	H: 1 LOB: 1 BB: 0 P: 6	R: 1 E: 0 K: 1 S: 6	H: 1 LOB: 1 BB: 1 P: 10	R: 1 E: 0 K: 0 S: 4	H: 1 LOB: 1 BB: 1 P: 8	R: 1 E: 0 K: 0 S: 4	H: 1 LOB: 1 BB: 1 P: 8	1B: 6 2B: 2 3B: 1 HR: 0	SF: 0 SAC: 1 DP: 0 HBP: 0	WP: 0 PB: 0 SB: 3 CS: 0	PA: 37
<b>PITCHER</b> <b>Rick Aquilera, R</b> ERA: 4.73 (1,1) <b>Roger McDowell, R</b> ERA: 3.19 (3,1) <b>Terry Leach, R</b> ERA: 1.23 (5,1) <b>Doug Sisk, R</b> ERA: 6.91 (8,1)	IP: 2.0 WLS: L BF: 12 H: 5 R: 4 ER: 4 SO: 1 BB: 0 IBB: 0 HBP: 0 BLK: 0 WP: 0 HR: 0 S: 14 P: 14 ERA: 4.50 WHIP: 2.500																					

**New York Mets @ St. Louis Cardinals**  
Busch Stadium, St. Louis, MO  
Sat Jun 29 1985, 7:05 PM CDT  
Att: 47,891 - Unknown

AB 33  
R 6  
H 9  
RBI 6  
BB 3  
SO 4  
LOB 15





Batter	1	2	3	4	5	6	7	8	9	10	11	AB	R	H	RBI	BB	SO	LOB	TOP					
Wally Backman, S OBP: 0.308, SLG: 0.290 Kelvin Chapman, R OBP: 0.248, SLG: 0.209	FC3-6 FC1-2 1B		F7		K2-3			E5 SF8 1B		1-3		4	1	2	0	0	1	0						
Danny Heep, L OBP: 0.333, SLG: 0.413 Mookie Wilson, S OBP: 0.305, SLG: 0.387	FC3-6 1-2 1B		F7				F8	SF8		K		3	0	1	1	0	0	0						
Keith Hernandez, L OBP: 0.348, SLG: 0.349	FC3-6 FC1-2 1-2 2-3		FC6-4 1B				G3	F6		K		5	0	1	0	0	1	2						
Gary Carter, R OBP: 0.368, SLG: 0.449	FC1-2 1-2 3-H		FC6-4 1-2				HBP	5-3				4	0	1	0	0	0	3						
Darryl Strawberry, L OBP: 0.292, SLG: 0.426	K				4-3		G3				FC6-5 1B	5	0	1	0	0	1	3						
George Foster, R OBP: 0.305, SLG: 0.455			F9								FC6-5 1B	5	0	3	0	0	0	2						
Howard Johnson, S OBP: 0.254, SLG: 0.255			K		L4		F7	F4			F8	5	0	0	0	0	1	5						
Rafael Santana, R OBP: 0.287, SLG: 0.299 Rusty Staub, L OBP: 0.321, SLG: 0.440 Ray Knight, R OBP: 0.216, SLG: 0.293					5-3		F8				K	4	0	2	0	0	0	1						
Dwight Gooden, R OBP: 0.346, SLG: 0.432 Clint Hurdle, L OBP: 0.500, SLG: 0.500			5-3		5-3		6-3				F9	3	0	0	0	0	0	2						
<b>Inning Stats</b>	R: 0 E: 0 K: 1 S: 7	H: 2 LOB: 2 BB: 0 P: 7	R: 0 E: 0 K: 1 S: 6	H: 1 LOB: 1 BB: 0 P: 6	R: 0 E: 0 K: 0 S: 4	H: 1 LOB: 1 BB: 0 P: 4	R: 0 E: 0 K: 0 S: 3	H: 1 LOB: 0 BB: 0 P: 3	R: 0 E: 0 K: 1 S: 5	H: 0 LOB: 0 BB: 0 P: 5	R: 0 E: 0 K: 0 S: 3	H: 0 LOB: 1 BB: 0 P: 4	R: 0 E: 0 K: 0 S: 5	H: 2 LOB: 2 BB: 0 P: 5	R: 0 E: 0 K: 2 S: 7	H: 2 LOB: 2 BB: 0 P: 7	R: 0 E: 0 K: 1 S: 7	H: 2 LOB: 2 BB: 0 P: 7	1B: 11 2B: 0 3B: 0 HR: 0	SF: 1 SAC: 0 DP: 0 HBP: 1	WP: 0 PB: 1 SB: 0 CS: 1	PA: 44		
<b>PITCHER</b>	IP 9.0	WLS 1.0	BF 5	H 2	R 0	ER 0	SO 3	BB 0	IBB 0	HBP 0	BLK 0	WP 0	HR 0	S 41	P 42	ERA 0.00	WHIP 1.000							
Danny Cox, R ERA: 2.3 Ricky Horton, L ERA: 2.18 Jeff Lahti, R ERA: 3.0 Ken Dayley, L ERA: 2.97																								

New York Mets @ St. Louis Cardinals  
 Busch Stadium, St. Louis, MO  
 Sun Jun 30 1985, 3:33 AM CDT  
 Att: 47,425 - Unknown

AB 42  
 R 1  
 H 11  
 RBI 1  
 BB 0  
 SO 6  
 LOB 22



Batter	1	2	3	4	5	6	7	8	9	10	11	AB	R	H	RBI	BB	SO	LOB	BOTTOM					
Vince Coleman, S OBP: 0.328, SLG: 0.333	SH4-3 2-5 1B			L4		K		F9			1B	5	0	2	1	0	1	2						
Wille McCee, S OBP: 0.375, SLG: 0.476	SH4-3 1-3			G3				F8		5-3		3	0	0	0	0	0	0						
Tom Herr, S OBP: 0.410, SLG: 0.463	F5			6-3				F8				4	0	1	0	0	0	1						
Jack Clark, R OBP: 0.391, SLG: 0.536	2-5 3-H			5-3		K				G5-4-3 1B		4	1	1	1	0	1	1						
Andy Van Slyke, L OBP: 0.383, SLG: 0.514 Tito Landrum, R OBP: 0.391, SLG: 0.561				K							G5-4-3 1B	2	0	1	0	1	1	0						
Terry Pendleton, S OBP: 0.287, SLG: 0.288 Ken Dayley, L OBP: 0.333, SLG: 0.333				4-3		FC1-6-5 1B PO		F7		G5-4-3		4	0	0	0	0	0	3						
Ozzie Smith, S OBP: 0.325, SLG: 0.340				F3				F3		F4		4	0	1	0	0	0	0						
Tom Nieto, R OBP: 0.322, SLG: 0.288 Tom Lawless, R OBP: 0.289, SLG: 0.268 Randy Hunt, R OBP: 0.200, SLG: 0.200				F8		PO		F9			K	3	0	1	0	0	0	0						
Danny Cox, R OBP: 0.333, SLG: 0.136 Ricky Horton, L OBP: 0.333, SLG: 0.412				6-3				G3		5-3 1B		3	0	0	0	0	0	1						
<b>Inning Stats</b>	R: 0 E: 0 K: 0 S: 3	H: 1 LOB: 1 BB: 0 P: 3	R: 0 E: 0 K: 1 S: 5	H: 0 LOB: 0 BB: 0 P: 5	R: 0 E: 0 K: 0 S: 3	H: 0 LOB: 0 BB: 0 P: 3	R: 0 E: 0 K: 1 S: 6	H: 2 LOB: 1 BB: 0 P: 6	R: 0 E: 0 K: 1 S: 5	H: 0 LOB: 0 BB: 0 P: 5	R: 1 E: 0 K: 0 S: 4	H: 1 LOB: 2 BB: 0 P: 4	R: 0 E: 0 K: 0 S: 3	H: 1 LOB: 0 BB: 0 P: 3	R: 0 E: 0 K: 0 S: 3	H: 1 LOB: 0 BB: 0 P: 3	R: 1 E: 0 K: 1 S: 5	H: 2 LOB: 1 BB: 0 P: 5	1B: 6 2B: 2 3B: 0 HR: 1	SF: 0 SAC: 1 DP: 2 HBP: 0	WP: 0 PB: 0 SB: 2 CS: 0	PA: 38		
<b>PITCHER</b>	IP 8.0	WLS 2.1	BF 9	H 4	R 1	ER 1	SO 3	BB 1	IBB 0	HBP 0	BLK 0	WP 0	HR 1	S 33	P 37	ERA 1.12	WHIP 0.750							
Dwight Gooden, R ERA: 1.65 Jesse Orosco, L ERA: 2.87																								

New York Mets @ St. Louis Cardinals  
 Busch Stadium, St. Louis, MO  
 Sun Jun 30 1985, 3:33 AM CDT  
 Att: 47,425 - Unknown

AB 35  
 R 2  
 H 9  
 RBI 2  
 BB 1  
 SO 4  
 LOB 8





Batter	1	2	3	4	5	6	7	8	9	10	AB	R	H	RBI	BB	SO	LOB	TOP			
Vince Coleman, S OBP: 0.325, SLG: 0.331 (1, 7)	K		4-3		F7		HR		FC1-6		5	1	1	0	0	1	1	<b>St. Louis Cardinals @ Montreal Expos</b> Olympic Stadium, Montreal, QB Mon Jul 01 1986, 3:33 AM EDT Att: 22,781 - Unknown			
Willie McGee, S OBP: 0.379, SLG: 0.486 (1, 8)	F8		1B		2B		HR		F8		5	1	3	2	0	0	1				
Tom Herr, S OBP: 0.413, SLG: 0.461 (1, 4)	1B		BB		F6		BB		6-3		3	0	1	0	2	0	1				
Jack Clark, R OBP: 0.391, SLG: 0.536 (1, 3)	BB		F7		K		K		G3		4	0	1	0	1	2	3				
Andy Van Slyke, L OBP: 0.374, SLG: 0.500 (1, 9)	F4				F8		F7		G3		5	0	0	0	0	0	3				
Terry Pendleton, S OBP: 0.266, SLG: 0.283 Ricky Horton, L (10, 1)	4-3		F9		BB		4-3		F9		4	0	0	0	1	0	1				
Bob Forsch, R OBP: 0.250, SLG: 0.450 (10, 1)	4-3										0	0	0	0	0	0	0				
Ozzie Smith, S OBP: 0.327, SLG: 0.348 (1, 6)	4-3				F9		BB		CS		3	0	1	0	1	0	1				
Tom Nieto, R OBP: 0.318, SLG: 0.284 Steve Braun, L OBP: 0.314, SLG: 0.267 Randy Hunt, R OBP: 0.188, SLG: 0.188 (1, 2)	K		K				G4-6-3		F6		2	0	0	0	0	2	1				
Kurt Keppshire, L OBP: 0.214, SLG: 0.289 Mike Jorgensen, R OBP: 0.281, SLG: 0.154 Neil Allen, R (7, 1)	F9				K		G4-6-3		FC1-6		0	0	0	0	0	0	0				
Tito Landrum, R OBP: 0.004, SLG: 0.071 Bill Campbell, R OBP: 0.002, SLG: 0.250 Jeff Lahti, R (9, 1)											1	0	0	0	0	0	0				
Ivan De Jesus, R OBP: 0.333, SLG: 0.412 (10, 5)											0	0	0	0	0	0	0				
<b>Inning Stats</b>	R: 0 E: 0 K: 1 S: 6	H: 1 LOB: 2 BB: 1 P: 10	R: 0 E: 0 K: 1 S: 5	H: 0 LOB: 0 BB: 0 P: 5	R: 0 E: 0 K: 0 S: 4	H: 1 LOB: 2 BB: 1 P: 8	R: 0 E: 0 K: 1 S: 6	H: 1 LOB: 1 BB: 0 P: 6	R: 0 E: 0 K: 1 S: 5	H: 0 LOB: 1 BB: 1 P: 9	R: 2 E: 0 K: 1 S: 6	H: 2 LOB: 1 BB: 2 P: 14	R: 0 E: 0 K: 0 S: 2	H: 0 LOB: 0 BB: 1 P: 6	R: 0 E: 0 K: 0 S: 4	H: 1 LOB: 1 BB: 0 P: 4	R: 0 E: 0 K: 0 S: 4	H: 1 LOB: 1 BB: 0 P: 4	1B: 4 2B: 2 3B: 1 HR: 1	SF: 0 SAC: 0 DP: 1 HBP: 0	WP: 0 PA: 43
<b>PITCHER</b>	IP 6.2	WLS 30	BF 6	H 2	R 2	ER 2	SO 5	BB 5	IBB 0	HBP 0	BLK 0	WP 0	HR 1	S 35	P 55	ERA 2.70	WHIP 1.650				
Floyd Youmans, R ERA: 2.7 (1, 1)																					
Tim Burke, R ERA: 1.74 (7, 1)	1.1	4	0	0	0	1	1	0	0	0	0	0	0	5	9	0.00	0.750				
Gary Lucas, L ERA: 2.25 (9, 1)	2.0	W 8	2	0	0	0	0	0	0	0	0	0	0	8	8	0.00	1.000				

AB	36
R	2
H	8
RBI	2
BB	6
SO	6
LOB	13



Batter	1	2	3	4	5	6	7	8	9	10	AB	R	H	RBI	BB	SO	LOB	BOTTOM			
Tim Raines, S OBP: 0.366, SLG: 0.436 (1, 7)	F7			L3		WP		F7		1B	3	1	1	0	2	0	0	<b>St. Louis Cardinals @ Montreal Expos</b> Olympic Stadium, Montreal, QB Mon Jul 01 1986, 3:33 AM EDT Att: 22,781 - Unknown			
Mitch Webster, S OBP: 0.259, SLG: 0.500 (1, 8)	F5			L3		F9		F5		F9	5	0	0	0	0	0	3				
Andre Dawson, R OBP: 0.293, SLG: 0.432 (1, 9)	F9			K		K				6-3	5	0	1	1	0	2	0				
Dan Driessen, L OBP: 0.326, SLG: 0.380 Al Newman, S OBP: 0.125, SLG: 0.125 (10, 4)	F5			WP		G3				1-3	3	1	1	0	1	0	0				
Hubie Brooks, R OBP: 0.307, SLG: 0.385 (1, 6)	5-3			1B		BB		L3		1-3	4	0	0	0	0	0	2				
Tim Wallach, R OBP: 0.331, SLG: 0.435 (1, 5)	F8			BB		1B		F9		1-3	3	0	1	1	1	0	0				
Vance Law, R OBP: 0.343, SLG: 0.360 (10, 3)						F7				F8	3	0	0	0	1	0	3				
Mike Fitzgerald, R OBP: 0.305, SLG: 0.272 (1, 2)								L6		K2-3	3	0	0	0	1	1	1				
Floyd Youmans, R (1, 1)											2	0	0	0	0	2	2				
Tim Burke, R OBP: 0.333, SLG: 0.333 Miguel Dilone, S OBP: 0.239, SLG: 0.235 Gary Lucas, L (9, 1)	K							4-3		F9	0	0	0	0	0	0	0				
Jim Wohlford, R OBP: 0.263, SLG: 0.247 (10, PH)										1B	0	1	0	0	1	0	0				
<b>Inning Stats</b>	R: 0 E: 0 K: 0 S: 3	H: 0 LOB: 0 BB: 0 P: 3	R: 0 E: 0 K: 0 S: 3	H: 0 LOB: 0 BB: 0 P: 3	R: 0 E: 0 K: 1 S: 5	H: 0 LOB: 0 BB: 1 P: 5	R: 0 E: 0 K: 1 S: 4	H: 0 LOB: 0 BB: 0 P: 8	R: 1 E: 0 K: 1 S: 6	H: 1 LOB: 2 BB: 2 P: 14	R: 1 E: 0 K: 0 S: 3	H: 0 LOB: 1 BB: 1 P: 7	R: 0 E: 0 K: 0 S: 3	H: 0 LOB: 0 BB: 0 P: 3	R: 0 E: 0 K: 0 S: 4	H: 1 LOB: 2 BB: 1 P: 8	R: 1 E: 0 K: 1 S: 5	H: 1 LOB: 2 BB: 2 P: 13	1B: 3 2B: 1 3B: 1 HR: 0	SF: 0 SAC: 0 DP: 1 HBP: 0	WP: 2 PA: 39
<b>PITCHER</b>	IP 6.0	WLS 22	BF 7	H 2	R 2	ER 2	SO 4	BB 3	IBB 0	HBP 0	BLK 0	WP 2	HR 0	S 27	P 39	ERA 3.00	WHIP 0.833				
Kurt Keppshire, R ERA: 4.59 (1, 1)																					
Neil Allen, R ERA: 6.08 (7, 1)	2.0	7	0	0	0	0	1	0	0	0	0	0	0	6	10	0.00	0.500				
Bill Campbell, R ERA: 4.13 (9, 1)	0.2	4	1	0	0	0	0	1	0	0	0	0	0	3	7	0.00	1.500				
Jeff Lahti, R ERA: 2.96 (9, 1)	0.1	1	0	0	0	0	0	0	0	0	0	0	0	1	1	0.00	0.000				
Ricky Horton, L ERA: 2.41 (10, 1)	0.2	L 4	0	1	1	1	1	2	0	0	0	0	0	4	12	13.50	3.000				
<b>PITCHER</b>	IP 0.0	WLS 1	BF 1	H 1	R 0	ER 0	SO 0	BB 0	IBB 0	HBP 0	BLK 0	WP 0	HR 0	S 1	P 1	ERA ∞	WHIP ∞				
Bob Forsch, R ERA: 4.31 (10, 1)																					

AB	32
R	3
H	4
RBI	2
BB	7
SO	5
LOB	11





Batter	1	2	3	4	5	6	7	8	9	AB R H RBI BB SO LOB	TOP											
Vince Coleman, S (1.7) OBP: 0.323, SLG: 0.328										5 1 1 0 0 2 1	<b>St. Louis Cardinals @ Montreal Expos</b> Olympic Stadium, Montreal, QB Tue Jul 02 1985, 7:05 PM EDT Att: 25,487 - Unknown  <a href="http://livebaseballscorecards.com">livebaseballscorecards.com</a>											
Willie McGee, S (1.8) OBP: 0.397, SLG: 0.502										5 0 4 1 0 1 0												
Tom Herr, S (1.4) OBP: 0.410, SLG: 0.455										4 1 0 0 1 1 3												
Jack Clark, R (1.3) OBP: 0.401, SLG: 0.544										3 1 3 1 2 0 0												
Andy Van Slyke, L (1.9) OBP: 0.365, SLG: 0.487										5 0 0 0 0 1 7												
Terry Pendleton, S (1.5) OBP: 0.274, SLG: 0.291										4 1 3 1 0 0 1												
Ozzie Smith, S (1.6) OBP: 0.327, SLG: 0.345										2 0 0 0 1 0 1												
Tom Nieto, R (1.2) OBP: 0.316, SLG: 0.283										4 0 1 1 0 0 3												
John Tudor, L (1.1) OBP: 0.140, SLG: 0.167										4 0 1 0 0 0 1												
<b>Inning Stats</b>	R: 3 E: 0 K: 1 S: 8	H: 4 LOB: 2 BB: 2 P: 16	R: 0 E: 0 K: 1 S: 6	H: 1 LOB: 1 BB: 0 P: 6	R: 0 E: 0 K: 0 S: 3	H: 1 LOB: 0 BB: 0 P: 3	R: 0 E: 0 K: 0 S: 4	H: 1 LOB: 1 BB: 0 P: 4	R: 0 E: 0 K: 1 S: 5	H: 0 LOB: 1 BB: 1 P: 9	R: 0 E: 0 K: 0 S: 4	H: 1 LOB: 1 BB: 0 P: 4	R: 0 E: 0 K: 1 S: 7	H: 2 LOB: 2 BB: 0 P: 7	R: 1 E: 0 K: 0 S: 4	H: 2 LOB: 0 BB: 0 P: 4	R: 0 E: 0 K: 1 S: 6	H: 1 LOB: 2 BB: 1 P: 10	1B: 11 2B: 2 3B: 0 HR: 0	SF: 0 SAC: 1 DP: 1 HBP: 0	WP: 0 PB: 0 SB: 4 CS: 2	PA: 41
<b>PITCHER</b>	IP WLS BF H R ER SO BB IBB HBP BLK WP HR S P ERA WHIP																					
David Palmer, R (1.1) ERA: 2.75	6.0 L 27 8 3 3 3 3 0 0 0 0 0 0 30 42 4.50 1.833																					
Randy St. Claire, R (7.1) ERA: 2.86	2.0 9 4 1 1 1 0 0 0 0 0 0 0 11 11 4.50 2.000																					
Jack O'Connor, L (9.1) ERA: 12.71	1.0 5 1 0 0 1 0 1 0 0 0 0 0 6 10 0.00 1.000																					


Batter	1	2	3	4	5	6	7	8	9	AB R H RBI BB SO LOB	BOTTOM											
Tim Raines, S (1.7) OBP: 0.361, SLG: 0.430										4 0 0 0 0 1 1	<b>St. Louis Cardinals @ Montreal Expos</b> Olympic Stadium, Montreal, QB Tue Jul 02 1985, 7:05 PM EDT Att: 25,487 - Unknown  <a href="http://livebaseballscorecards.com">livebaseballscorecards.com</a>											
Mitch Webster, S (1.8) OBP: 0.226, SLG: 0.433										4 0 0 0 0 1 1												
Andre Dawson, R (1.9) OBP: 0.294, SLG: 0.430										3 0 1 0 0 0 0												
Hubie Brooks, R (1.6) OBP: 0.304, SLG: 0.381										3 0 0 0 0 1 1												
Tim Wallach, R (1.5) OBP: 0.327, SLG: 0.430										3 0 0 0 0 0 0												
Vance Law, R (1.3) OBP: 0.343, SLG: 0.359										3 0 1 0 0 0 0												
Al Newman, S (1.4) OBP: 0.091, SLG: 0.091										3 0 0 0 0 2 1												
Mike Fitzgerald, R (1.2) OBP: 0.300, SLG: 0.267										3 0 0 0 0 1 1												
David Palmer, R (1.1) OBP: 0.107, SLG: 0.143										1 0 0 0 0 0 0												
Steve Nicosia, R (6. PH) OBP: 0.230, SLG: 0.205										1 0 1 0 0 0 0												
Randy St. Claire, R (7.1) OBP: 0.500, SLG: 0.333										0 0 0 0 0 0 0												
Jack O'Connor, L (9.1) ERA: 12.71										0 0 0 0 0 0 0												
Skeeter Barnes, R (9. PH) OBP: 0.176, SLG: 0.235										1 0 0 0 0 0 0												
<b>Inning Stats</b>	R: 0 E: 0 K: 2 S: 8	H: 1 LOB: 1 BB: 0 P: 8	R: 0 E: 0 K: 0 S: 3	H: 0 LOB: 0 BB: 0 P: 3	R: 0 E: 0 K: 1 S: 5	H: 0 LOB: 0 BB: 0 P: 5	R: 0 E: 0 K: 0 S: 3	H: 0 LOB: 0 BB: 0 P: 3	R: 0 E: 0 K: 1 S: 5	H: 0 LOB: 0 BB: 0 P: 5	R: 0 E: 0 K: 0 S: 4	H: 1 LOB: 1 BB: 0 P: 4	R: 0 E: 0 K: 0 S: 3	H: 0 LOB: 0 BB: 0 P: 3	R: 0 E: 0 K: 1 S: 5	H: 1 LOB: 0 BB: 0 P: 5	R: 0 E: 0 K: 1 S: 5	H: 0 LOB: 0 BB: 0 P: 5	1B: 3 2B: 0 3B: 0 HR: 0	SF: 0 SAC: 0 DP: 1 HBP: 0	WP: 0 PB: 1 SB: 0 CS: 0	PA: 29
<b>PITCHER</b>	IP WLS BF H R ER SO BB IBB HBP BLK WP HR S P ERA WHIP																					
John Tudor, L (1.1) ERA: 2.53	9.0 W 29 3 0 0 6 0 0 0 0 0 0 0 41 41 0.00 0.333																					



Batter	1	2	3	4	5	6	7	8	9	AB	R	H	RBI	BB	SO	LOB	TOP		
Dave Anderson, R (1.5) OBP: 0.321, SLG: 0.280 Al Oliver, L (9, FH) OBP: 0.298, SLG: 0.321	0-0 6-3		0-3 K		0-0 1-4-3		4-0 FC5-6 BB		0-0 4-3	3	0	0	0	1	1	1			
Mariano Duncan, R (1.6) OBP: 0.292, SLG: 0.320	0-0 F8		0-3 K			0-0 3-1	0-0 FC5-6 1-2 2-3f			4	0	0	0	0	1	3			
Ken Landreaux, L (1.8) OBP: 0.278, SLG: 0.364	0-0 4-3		0-0 FC4 1B			4-0 CS BB	0-3 K			3	0	1	0	1	1	2			
Pedro Guerrero, R (1.7) OBP: 0.397, SLG: 0.556		0-0 S 1B	0-0 FC4			4-0 E 1B BB	0-0 L5			3	1	1	0	1	0	4			
Greg Brock, L (1.3) OBP: 0.338, SLG: 0.479	0-0 1B			0-0 F5		0-0 E 1B		0-3 K		4	0	2	1	0	1	0			
R.J. Reynolds, S (1.9) OBP: 0.313, SLG: 0.352 Ken Howell, R (8.1)	0-0 F8			0-0 G3		4-0 BB		0-0 F6		2	0	0	0	1	0	1			
Mike Scioscia, L (1.2) OBP: 0.363, SLG: 0.361	0-0 F8			0-0 4-3		0-0 4-3		0-0 L8		4	0	0	0	0	0	4			
Steve Sax, R (1.4) OBP: 0.311, SLG: 0.253	0-3 K				0-0 G1-6-3 1B		0-0 2B 1B		0-0 6-3	4	1	2	0	0	1	1			
Rick Honeycutt, L (1.1) OBP: 0.154, SLG: 0.125 Tom Niedenfuer, R (6.1) OBP: 0.200, SLG: 0.200 Terry Whitfield, L (6.9) OBP: 0.288, SLG: 0.431 Jay Johnstone, L (8, FH) OBP: 0.111, SLG: 0.222				4-0 1B BB		0-0 G1-6-3 1-2f	0-0 FC5-6 1-H 2B		0-0 1B	1	0	0	0	1	0	1			
<b>Inning Stats</b>	R: 0 E: 0 K: 0 S: 3	H: 0 LOB: 0 BB: 0 P: 3	R: 1 E: 0 K: 1 S: 7	H: 2 LOB: 1 BB: 0 P: 7	R: 0 E: 0 K: 2 S: 8	H: 1 LOB: 2 BB: 1 P: 12	R: 0 E: 0 K: 0 S: 3	H: 0 LOB: 0 BB: 0 P: 3	R: 0 E: 1 K: 0 S: 3	H: 1 LOB: 3 BB: 3 P: 15	R: 1 E: 0 K: 1 S: 7	H: 2 LOB: 0 BB: 1 P: 11	R: 0 E: 0 K: 1 S: 5	H: 0 LOB: 0 BB: 0 P: 5	R: 0 E: 0 K: 0 S: 3	H: 1 LOB: 0 BB: 0 P: 3	1B: 7 2B: 1 3B: 0 HR: 0	SF: 0 SAC: 0 DP: 1 HBP: 0	WP: 0 PA: 37 PB: 0 SB: 1 CS: 1
<b>PITCHER</b> Joaquin Andujar, R (1.1) ERA: 2.47	IP: 9.0 WLS: W BF: 37 H: 8 R: 2 ER: 2 SO: 5 BB: 5 IBB: 0 HBP: 0 BLK: 0 WP: 0 HR: 0 S: 42 P: 62 ERA: 2.00 WHIP: 1.444															<b>PITCHER</b>			

Los Angeles Dodgers @ St. Louis Cardinals  
 Busch Stadium, St. Louis, MO  
 Thu Jul 04 1985, 3:33 AM CDT  
 Att: 38,394 - Unknown


AB	32
R	2
H	8
RBI	2
BB	5
SO	5
LOB	17



Batter	1	2	3	4	5	6	7	8	9	AB	R	H	RBI	BB	SO	LOB	BOTTOM		
Vince Coleman, S (1.7) OBP: 0.326, SLG: 0.338	0-0 S 2B	0-0 1-3 2B		0-0 FC5-4 PO 1-2f		0-0 6-3				4	0	2	0	0	0	2			
Willie McGee, S (1.8) OBP: 0.385, SLG: 0.498	0-3 K 2-3	0-3 K		0-0 PO	0-0 2B 1B		0-0 F7			4	1	1	0	0	2	3			
Tom Herr, S (1.4) OBP: 0.408, SLG: 0.455	0-3 K		0-0 6-3		0-0 G5-3 1-H 2B		0-0 F7			4	0	1	1	0	1	1			
Jack Clark, R (1.3) OBP: 0.402, SLG: 0.540	4-0 BB		0-0 6-3		4-0 G5-3 BB		0-3 K			2	0	0	0	2	1	0			
Tito Landrum, R (1.9) OBP: 0.400, SLG: 0.556 Andy Van Slyke, L (8, FH) OBP: 0.364, SLG: 0.485	0-0 F9		0-0 1B 1B		0-0 G5-3 1-2 2-3f		0-0 F8			3	0	1	0	0	0	4			
Terry Pendleton, S (1.5) OBP: 0.277, SLG: 0.295		0-0 1-3	0-0 S 1B		0-0 4-3		0-0 S 1B			4	1	2	0	0	0	1			
Ozzie Smith, S (1.6) OBP: 0.330, SLG: 0.352		0-0 E 1B	0-0 5-3			0-0 4-3 2B		0-0 F4		4	1	2	0	0	0	3			
Tom Nieto, R (1.2) OBP: 0.321, SLG: 0.289		0-0 2B 1B		0-0 E4 FC3-6		0-0 4-3		0-0 1B		4	0	2	2	0	0	1			
Joaquin Andujar, S (1.1) OBP: 0.204, SLG: 0.196	0-3 K		0-0 FC3-6 FC5-4			0-3 K		0-3 K		4	0	0	0	0	3	4			
<b>Inning Stats</b>	R: 0 E: 0 K: 2 S: 8	H: 1 LOB: 2 BB: 1 P: 12	R: 1 E: 1 K: 2 S: 10	H: 3 LOB: 0 BB: 0 P: 10	R: 0 E: 0 K: 0 S: 5	H: 2 LOB: 2 BB: 0 P: 5	R: 0 E: 1 K: 0 S: 3	H: 0 LOB: 0 BB: 0 P: 3	R: 1 E: 0 K: 0 S: 4	H: 2 LOB: 1 BB: 1 P: 8	R: 0 E: 0 K: 1 S: 6	H: 1 LOB: 0 BB: 0 P: 6	R: 0 E: 0 K: 1 S: 5	H: 0 LOB: 0 BB: 0 P: 5	R: 1 E: 0 K: 1 S: 7	H: 2 LOB: 1 BB: 0 P: 7	1B: 7 2B: 4 3B: 0 HR: 0	SF: 0 SAC: 0 DP: 1 HBP: 0	WP: 0 PA: 37 PB: 0 SB: 3 CS: 0
<b>PITCHER</b> Rick Honeycutt, L (1.1) ERA: 2.76 Tom Niedenfuer, R (6.1) ERA: 2.22 Ken Howell, R (8.1) ERA: 3.16	IP: 5.0 WLS: 25 BF: 25 H: 9 R: 2 ER: 2 SO: 4 BB: 2 IBB: 0 HBP: 0 BLK: 0 WP: 0 HR: 0 S: 31 P: 39 ERA: 3.60 WHIP: 2.200															<b>PITCHER</b>			

Los Angeles Dodgers @ St. Louis Cardinals  
 Busch Stadium, St. Louis, MO  
 Thu Jul 04 1985, 3:33 AM CDT  
 Att: 38,394 - Unknown

AB	34
R	3
H	11
RBI	3
BB	2
SO	7
LOB	19














Batter	1	2	3	4	5	6	7	8	9	AB	R	H	RBI	BB	SO	LOB	TOP			
Dave Anderson, R OBP: 0.337, SLG: 0.293	SH1-3 4-3 2B		F4		E6			1B BB		3	1	2	0	1	0	1	<b>Los Angeles Dodgers @ St. Louis Cardinals</b> Busch Stadium, St. Louis, MO Sun Jul 07 1985, 3:33 AM CDT Att: 36,313 - Unknown <a href="http://livebaseballscorecards.com">livebaseballscorecards.com</a>			
Mariano Duncan, R OBP: 0.286, SLG: 0.317	SH1-3 2-3		4-3		5-3			F8		3	0	0	0	0	0	3				
R.J. Reynolds, S OBP: 0.303, SLG: 0.351	4-3				5-3			F9		4	0	0	1	0	0	1				
Pedro Guerrero, R OBP: 0.405, SLG: 0.578	F4				1B			1B		4	0	3	0	0	0	0				
Candy Maldonado, R OBP: 0.229, SLG: 0.250		6-3			K			F9		4	0	0	0	0	1	4				
Steve Yeager, R OBP: 0.216, SLG: 0.233	F9				1B			F4		4	0	1	0	0	0	1				
Bill Russell, R OBP: 0.323, SLG: 0.298	3-1				K			F8		4	0	0	0	0	1	2				
Steve Sax, R OBP: 0.326, SLG: 0.269					6-3			K		4	0	1	0	0	2	0				
Orel Hershiser, R Bobby Castillo, R Carlos Diaz, R Terry Whitfield, L Dennis Powell, R Ken Landreaux, L					F9			4-3		2	0	1	0	0	0	0				
					1B			F9		0	0	0	0	0	0	0				
<b>Inning Stats</b>	R: 1 E: 0 K: 0 S: 4	H: 1 LOB: 0 BB: 0 P: 4	R: 0 E: 0 K: 0 S: 3	H: 0 LOB: 0 BB: 0 P: 3	R: 0 E: 0 K: 1 S: 6	H: 1 LOB: 1 BB: 0 P: 6	R: 0 E: 0 K: 2 S: 9	H: 2 LOB: 2 BB: 0 P: 9	R: 0 E: 1 K: 0 S: 4	H: 1 LOB: 1 BB: 0 P: 4	R: 0 E: 0 K: 1 S: 5	H: 0 LOB: 0 BB: 0 P: 5	R: 0 E: 0 K: 0 S: 4	H: 1 LOB: 2 BB: 1 P: 8	R: 0 E: 0 K: 0 S: 4	H: 1 LOB: 1 BB: 0 P: 4	1B: 7 2B: 1 3B: 0 HR: 0	SF: 0 SAC: 1 DP: 0 HBP: 0	WP: 0 PB: 0 SB: 0 CS: 0	PA: 36
<b>PITCHER</b> John Tudor, L ERA: 2.42	IP: 9.0 WLS: W BF: 36 H: 8 R: 1 ER: 1 SO: 4 BB: 1 IBB: 0 HBP: 0 BLK: 0 WP: 0 HR: 0 S: 43 P: 47 ERA: 1.00 WHIP: 1.000															<b>PITCHER</b>				

Batter	1	2	3	4	5	6	7	8	9	AB	R	H	RBI	BB	SO	LOB	BOTTOM			
Willie McGee, S OBP: 0.381, SLG: 0.491	SH4-3 E 1B		1-3	E S 1B		E9 1B	F4			5	2	3	0	0	0	2	<b>Los Angeles Dodgers @ St. Louis Cardinals</b> Busch Stadium, St. Louis, MO Sun Jul 07 1985, 3:33 AM CDT Att: 36,313 - Unknown <a href="http://livebaseballscorecards.com">livebaseballscorecards.com</a>			
Ozzie Smith, S OBP: 0.334, SLG: 0.357	SH4-3 1-3		S 1B	1-3 BB		E 1B		4-3 FC4-6 2B		3	2	3	2	1	0	0				
Tom Herr, S OBP: 0.404, SLG: 0.448	4-0 BB		S 1B	L8		E1 WP 1B		4-3		4	0	1	0	1	0	3				
Jack Clark, R OBP: 0.395, SLG: 0.523	F9		F7		6-3	K		FC4-6 IBB		4	0	0	0	1	1	4				
Andy Van Slyke, L OBP: 0.354, SLG: 0.478	K		4-3		F9	3-1		FC4-6 1-2 3-H		5	0	0	1	0	1	5				
Terry Pendleton, S OBP: 0.275, SLG: 0.291		G3		WP 1B				1-3		5	1	3	0	0	0	1				
Tito Landrum, R OBP: 0.404, SLG: 0.520		L5		WP 1B		5-3		K		4	1	1	0	0	1	2				
Tom Nieto, R OBP: 0.323, SLG: 0.285				S6-3 1B		4-3		6-3		3	0	1	2	1	0	1				
John Tudor, L OBP: 0.170, SLG: 0.178		K		G6-3 1-2		E 1B		BB		3	1	1	0	1	1	2				
<b>Inning Stats</b>	R: 1 E: 1 K: 1 S: 6	H: 1 LOB: 1 BB: 1 P: 10	R: 0 E: 0 K: 1 S: 5	H: 0 LOB: 1 BB: 1 P: 9	R: 0 E: 0 K: 0 S: 5	H: 2 LOB: 2 BB: 0 P: 5	R: 2 E: 1 K: 0 S: 6	H: 4 LOB: 2 BB: 1 P: 10	R: 0 E: 0 K: 0 S: 4	H: 1 LOB: 1 BB: 0 P: 4	R: 3 E: 2 K: 1 S: 9	H: 3 LOB: 1 BB: 0 P: 9	R: 0 E: 0 K: 1 S: 6	H: 1 LOB: 2 BB: 1 P: 10	R: 0 E: 0 K: 0 S: 4	H: 1 LOB: 1 BB: 1 P: 8		1B: 12 2B: 1 3B: 0 HR: 0	SF: 0 SAC: 1 DP: 1 HBP: 0	WP: 3 PB: 0 SB: 4 CS: 0
<b>PITCHER</b> Orel Hershiser, R Bobby Castillo, R Carlos Diaz, L Dennis Powell, L	IP: 5.1 WLS: L BF: 30 H: 11 R: 6 ER: 5 SO: 2 BB: 3 IBB: 0 HBP: 0 BLK: 0 WP: 0 HR: 0 S: 31 P: 43 ERA: 8.44 WHIP: 2.625															<b>PITCHER</b>				





Batter	1	2	3	4	5	6	7	8	9	AB	R	H	RBI	BB	SO	LOB	TOP			
Dan Gladden, R OBP: 0.290, SLG: 0.311 Ron Roenicke, S (5, 8)	0-0 6-3		0-0 G3		0-0 F8		0-0 FC4-6 1B	0-3 K		3	0	0	0	0	0	0				
Manny Trillo, R OBP: 0.304, SLG: 0.316 Brad Wellman, R OBP: 0.300, SLG: 0.333 (1, 4) (8, 4)	0-0 6-3		0-0 G4-6-3 1B		0-0 6-3		0-0 1B	0-0 P3		4	0	2	0	0	0	0				
Chili Davis, S OBP: 0.338, SLG: 0.417 (1, 9)	0-0 1B		0-0 G4-6-3 1-2		0-0 1B		0-0 4-3	0-0 4-3		5	0	2	0	0	0	3				
Jeffrey Leonard, R OBP: 0.282, SLG: 0.386 Scott Garrelts, R OBP: 0.222, SLG: 0.125 David Green, R OBP: 0.233, SLG: 0.250 (1, 7) (8, 1) (9, PH)	0-0 F8		0-0 1B		0-0 F3		0-0 F8	0-0 6-3		4	0	1	0	0	0	2				
Bob Brently, R OBP: 0.327, SLG: 0.429 (1, 2)		0-0 FC4-6 1B		0-3 K		4-0 1B BB		0-0 L5		3	0	1	0	1	1	1				
Chris Brown, R OBP: 0.339, SLG: 0.452 (1, 5)		0-0 FC4-6 1-2		0-0 5-3		0-0 1B		0-0 1B BB		4	1	2	0	0	0	2				
Scot Thompson, L OBP: 0.230, SLG: 0.265 (1, 3)		0-0 1B		0-0 F7		0-0 F9		0-0 1B		4	0	2	0	0	0	4				
Ricky Adams, R OBP: 0.237, SLG: 0.362 (1, 6)		0-0 P6		0-0 6-3		0-0 FC4-6 1B		0-0 1B BB		4	0	2	0	0	0	2				
Dave LaPoint, L OBP: 0.324, SLG: 0.290 Greg Minton, S OBP: 0.276, SLG: 0.216 Joel Youngblood, R OBP: 0.276, SLG: 0.216 Mike Jeffcoat, L OBP: 0.284, SLG: 0.385 Rob Deer, R OBP: 0.288, SLG: 0.385 (1, 1) (6, 1) (7, PH) (7, 1) (8, PH) (8, 7)		0-0 F8		0-0 5-3		0-0 P6		0-0 1B BB		2	0	0	0	0	0	2				
<b>Inning Stats</b>	R: 0 E: 0 K: 0 S: 4	H: 1 LOB: 1 BB: 0 P: 4	R: 0 E: 1 K: 0 S: 5	H: 2 LOB: 2 BB: 0 P: 5	R: 0 E: 0 K: 1 S: 3	H: 1 LOB: 1 BB: 0 P: 3	R: 0 E: 0 K: 1 S: 6	H: 0 LOB: 0 BB: 0 P: 3	R: 0 E: 0 K: 0 S: 5	H: 2 LOB: 3 BB: 1 P: 9	R: 0 E: 0 K: 0 S: 5	H: 2 LOB: 2 BB: 0 P: 5	R: 1 E: 0 K: 1 S: 8	H: 3 LOB: 3 BB: 1 P: 12	R: 0 E: 0 K: 0 S: 3	H: 0 LOB: 0 BB: 0 P: 3	1B: 12 2B: 0 3B: 0 HR: 0	SF: 0 SAC: 0 DP: 1 HBP: 0	WP: 0 PB: 0 SB: 2 CS: 0	PA: 40
<b>PITCHER</b> Joaquin Andujar, R ERA: 2.38 (1, 1)	IP: 9.0 WLS: W BF: 40	H: 12 R: 1 ER: 1 SO: 2	BB: 2 IBB: 0 HBP: 0 BLK: 0	WP: 0 HR: 0 S: 42 P: 50	ERA: 1.00 WHIP: 1.556	<b>PITCHER</b>	IP: 9.0 WLS: W BF: 40	H: 12 R: 1 ER: 1 SO: 2	BB: 2 IBB: 0 HBP: 0 BLK: 0	WP: 0 HR: 0 S: 42 P: 50	ERA: 1.00 WHIP: 1.556	<b>PITCHER</b>	IP: 9.0 WLS: W BF: 40	H: 12 R: 1 ER: 1 SO: 2	BB: 2 IBB: 0 HBP: 0 BLK: 0	WP: 0 HR: 0 S: 42 P: 50	ERA: 1.00 WHIP: 1.556			

San Francisco Giants @ St. Louis Cardinals  
Busch Stadium, St. Louis, MO  
Mon Jul 08 1985, 7:05 PM CDT  
Att: 25,102 - Unknown

AB 38  
R 1  
H 12  
RBI 1  
BB 2  
SO 2  
LOB 21



Batter	1	2	3	4	5	6	7	8	9	AB	R	H	RBI	BB	SO	LOB	BOTTOM			
Vince Coleman, S OBP: 0.332, SLG: 0.357 (1, 7)	0-0 G3 3B		0-0 CS S 1B		0-0 6-3	0-0 1-2 2-H 1B		0-0 5-3		5	1	3	0	0	0	0				
Willie McGee, S OBP: 0.380, SLG: 0.491 (1, 8)	0-0 G3		0-0 L4		0-0 F9		0-0 6-3 1B			4	1	1	1	0	0	1				
Tom Herr, S OBP: 0.402, SLG: 0.446 (1, 4)	0-3 K		0-0 2-3 1B		0-0 4-3		0-0 6-3			4	0	1	0	0	1	1				
Jack Clark, R OBP: 0.394, SLG: 0.517 (1, 3)	0-0 5-3		0-3 K		0-3 K		4-0 1B BB			3	0	0	0	1	2	1				
Tito Landrum, R OBP: 0.426, SLG: 0.519 (1, 9)		0-0 G3		4-0 CS BB		4-0 1B BB		0-0 1B BB		2	1	1	1	2	0	0				
Terry Pendleton, S OBP: 0.282, SLG: 0.298 Ivan De Jesus, R OBP: 0.351, SLG: 0.429 (1, 5) (8, 5)		0-0 2B 1B		0-0 1B		0-0 1B		0-0 F7		4	2	3	0	0	0	2				
Ozzie Smith, S OBP: 0.340, SLG: 0.367 (1, 6)		0-0 5-3 1-H 2B		0-0 1B		0-0 1B		0-0 F8		4	1	3	1	0	0	2				
Tom Nieto, R OBP: 0.322, SLG: 0.284 (1, 2)		0-0 5-3		0-0 G6-4-3		0-0 1B		0-3 K		4	0	1	2	0	1	3				
Joaquin Andujar, S OBP: 0.207, SLG: 0.200 (1, 1)		0-0 6-3		0-3 K		0-0 1B		0-3 K		4	0	1	1	0	2	1				
<b>Inning Stats</b>	R: 1 E: 0 K: 1 S: 6	H: 1 LOB: 0 BB: 0 P: 6	R: 1 E: 0 K: 0 S: 5	H: 2 LOB: 1 BB: 0 P: 5	R: 0 E: 0 K: 1 S: 6	H: 2 LOB: 1 BB: 1 P: 7	R: 0 E: 0 K: 1 S: 3	H: 2 LOB: 1 BB: 1 P: 7	R: 0 E: 0 K: 1 S: 5	H: 0 LOB: 0 BB: 0 P: 5	R: 3 E: 0 K: 1 S: 9	H: 5 LOB: 2 BB: 1 P: 13	R: 1 E: 0 K: 0 S: 5	H: 2 LOB: 2 BB: 1 P: 9	R: 0 E: 0 K: 2 S: 7	H: 0 LOB: 0 BB: 0 P: 7	1B: 11 2B: 2 3B: 1 HR: 0	SF: 0 SAC: 0 DP: 1 HBP: 0	WP: 0 PB: 0 SB: 1 CS: 2	PA: 37
<b>PITCHER</b> Dave LaPoint, L ERA: 2.91 Greg Minton, R ERA: 3.29 Mike Jeffcoat, L ERA: 2.84 Scott Garrelts, R ERA: 0.97 (1, 1) (6, 1) (7, 1) (8, 1)	IP: 5.2 WLS: L BF: 27	H: 11 R: 5 ER: 5 SO: 4	BB: 2 IBB: 0 HBP: 0 BLK: 0	WP: 0 HR: 0 S: 33 P: 41	ERA: 7.94 WHIP: 2.294	<b>PITCHER</b>	IP: 5.2 WLS: L BF: 27	H: 11 R: 5 ER: 5 SO: 4	BB: 2 IBB: 0 HBP: 0 BLK: 0	WP: 0 HR: 0 S: 33 P: 41	ERA: 7.94 WHIP: 2.294	<b>PITCHER</b>	IP: 5.2 WLS: L BF: 27	H: 11 R: 5 ER: 5 SO: 4	BB: 2 IBB: 0 HBP: 0 BLK: 0	WP: 0 HR: 0 S: 33 P: 41	ERA: 7.94 WHIP: 2.294			

San Francisco Giants @ St. Louis Cardinals  
Busch Stadium, St. Louis, MO  
Mon Jul 08 1985, 7:05 PM CDT  
Att: 25,102 - Unknown

AB 34  
R 6  
H 14  
RBI 6  
BB 3  
SO 6  
LOB 11





Batter	1	2	3	4	5	6	7	8	9	AB	R	H	RBI	BB	SO	LOB	TOP		
Ron Roenicke, S (1, 8)										2	0	0	0	2	1	0	San Francisco Giants @ St. Louis Cardinals Busch Stadium, St. Louis, MO Tue Jul 09 1985, 7:05 PM CDT Att: 25,019 - Unknown - 95 F		
Manny Trillo, R (1, 4) OBP: 0.300, SLG: 0.311										4	0	0	0	0	1	3			
Chili Davis, S (1, 9) OBP: 0.340, SLG: 0.422										4	1	2	0	0	0	0			
Jeffrey Leonard, R (1, 7) OBP: 0.285, SLG: 0.388										4	0	2	0	0	0	1			
Bob Brently, R (1, 2) OBP: 0.322, SLG: 0.421										4	0	0	0	0	2	3			
Chris Brown, R (1, 5) OBP: 0.337, SLG: 0.448										4	0	1	1	0	1	1			
Scot Thompson, L (1, 3) OBP: 0.221, SLG: 0.255										4	0	0	0	0	0	2			
Ricky Adams, R (1, 6) OBP: 0.226, SLG: 0.344										3	0	0	0	0	0	0			
Bill Laskey, R (1, 1) OBP: 0.240, SLG: 0.095										1	0	0	0	1	1	0			
Joel Youngblood, R (8, PH) OBP: 0.275, SLG: 0.214										1	0	0	0	0	0	0			
Greg Minton, S (8, 1)										0	0	0	0	0	0	0			
<b>Inning Stats</b>	R: 0 E: 0 K: 2 S: 7	H: 0 LOB: 0 BB: 0 P: 7	R: 0 E: 0 K: 0 S: 3	H: 0 LOB: 0 BB: 0 P: 3	R: 0 E: 0 K: 0 S: 3	H: 1 LOB: 2 BB: 2 P: 11	R: 0 E: 0 K: 1 S: 6	H: 0 LOB: 0 BB: 0 P: 6	R: 0 E: 0 K: 1 S: 5	H: 0 LOB: 0 BB: 0 P: 5	R: 0 E: 0 K: 1 S: 5	H: 0 LOB: 0 BB: 0 P: 5	R: 0 E: 0 K: 1 S: 5	H: 0 LOB: 1 BB: 1 P: 7	R: 1 E: 0 K: 1 S: 7	H: 3 LOB: 1 BB: 0 P: 7	1B: 4 2B: 1 3B: 0 HR: 0	SF: 0 SAC: 0 DP: 1 HBP: 0	WP: 0 PA: 34 PB: 0 SB: 0 CS: 0
<b>PITCHER</b> Danny Cox, R (1, 1) ERA: 2.3	IP: 9.0 WLS: W BF: 34 H: 5 R: 1 ER: 1 SO: 6 BB: 3 IBB: 0 HBP: 0 BLK: 0 WP: 0 HR: 0 S: 43 P: 55 ERA: 1.00 WHIP: 0.889																		

Batter	1	2	3	4	5	6	7	8	9	AB	R	H	RBI	BB	SO	LOB	BOTTOM	
Vince Coleman, S (1, 7) OBP: 0.334, SLG: 0.356										3	1	1	0	1	1	1	San Francisco Giants @ St. Louis Cardinals Busch Stadium, St. Louis, MO Tue Jul 09 1985, 7:05 PM CDT Att: 25,019 - Unknown - 95 F	
Tito Landrum, R (7, 7) OBP: 0.426, SLG: 0.519										0	0	0	0	0	0	0		
Willie McGee, S (1, 8) OBP: 0.378, SLG: 0.488										4	0	1	0	0	0	3		
Tom Herr, S (1, 4) OBP: 0.406, SLG: 0.451										3	0	2	2	1	0	1		
Jack Clark, R (1, 3) OBP: 0.392, SLG: 0.514										4	1	1	0	0	1	4		
Andy Van Slyke, L (1, 9) OBP: 0.352, SLG: 0.473										4	0	1	1	0	0	1		
Terry Pendleton, S (1, 5) OBP: 0.276, SLG: 0.294										4	0	0	0	0	1	2		
Ozzie Smith, S (1, 6) OBP: 0.339, SLG: 0.369										4	0	1	0	0	0	0		
Tom Nieto, R (1, 2) OBP: 0.322, SLG: 0.285										3	1	1	0	0	1	1		
Danny Cox, R (1, 1) OBP: 0.146, SLG: 0.130										1	0	0	0	1	0	0		
<b>Inning Stats</b>	R: 2 E: 0 K: 0 S: 6	H: 4 LOB: 1 BB: 0 P: 6	R: 1 E: 1 K: 0 S: 5	H: 1 LOB: 3 BB: 2 P: 13	R: 0 E: 0 K: 0 S: 4	H: 1 LOB: 1 BB: 0 P: 4	R: 0 E: 0 K: 0 S: 3	H: 0 LOB: 0 BB: 0 P: 3	R: 0 E: 0 K: 2 S: 7	H: 0 LOB: 1 BB: 1 P: 11	R: 0 E: 0 K: 1 S: 5	H: 1 LOB: 0 BB: 0 P: 5	R: 0 E: 0 K: 1 S: 5	H: 0 LOB: 0 BB: 0 P: 5	R: 0 E: 0 K: 1 S: 5	1B: 6 2B: 2 3B: 0 HR: 0	SF: 0 SAC: 1 DP: 1 HBP: 0	WP: 1 PA: 34 PB: 0 SB: 2 CS: 0
<b>PITCHER</b> Bill Laskey, R (1, 1) ERA: 3.83 Greg Minton, R (8, 1) ERA: 3.2	IP: 7.0 WLS: L BF: 31 H: 8 R: 3 ER: 2 SO: 3 BB: 3 IBB: 0 HBP: 0 BLK: 0 WP: 0 HR: 0 S: 34 P: 46 ERA: 2.57 WHIP: 1.571																	







Batter	1	2	3	4	5	6	7	8	9	AB	R	H	RBI	BB	SO	LOB	TOP			
Jerry Royster, R OBP: 0.382, SLG: 0.418 (1,4)										4	0	1	0	0	0	0				
Tony Gwynn, L OBP: 0.346, SLG: 0.424 (1,9)										4	0	0	0	0	2	1				
Steve Carvey, R OBP: 0.291, SLG: 0.439 (1,3)										4	0	1	0	0	1	1				
Kurt Bevacqua, R OBP: 0.397, SLG: 0.419 (1,5)										4	0	2	0	0	0	1				
Kevin McReynolds, R OBP: 0.309, SLG: 0.406 (1,8)										3	0	0	0	1	0	1				
Terry Kennedy, L OBP: 0.297, SLG: 0.389 (1,2)										3	0	1	0	0	1	3				
Camelo Martinez, R OBP: 0.343, SLG: 0.453 (1,7)										3	0	0	0	0	0	1				
Garry Templeton, S OBP: 0.344, SLG: 0.401 (1,6)										3	0	0	0	0	0	0				
Mark Thurmond, L (1,1)										1	0	0	0	0	1	0				
Gerry Davis, R (5,PH) OBP: 0.368, SLG: 0.417										1	0	0	0	0	0	0				
Roy Lee Jackson, R (5,1)										0	0	0	0	0	0	0				
Bobby Brown, S (8,PH) OBP: 0.208, SLG: 0.200										1	0	0	0	0	0	0				
Craig Lefferts, L (8,1) OBP: 0.333, SLG: 0.333										0	0	0	0	0	0	0				
<b>Inning Stats</b>	R: 0 E: 0 K: 1 S: 7	H: 2 LOB: 3 BB: 1 P: 11	R: 0 E: 0 K: 1 S: 5	H: 0 LOB: 0 BB: 0 P: 5	R: 0 E: 0 K: 0 S: 4	H: 1 LOB: 1 BB: 0 P: 4	R: 0 E: 0 K: 1 S: 5	H: 0 LOB: 0 BB: 0 P: 5	R: 0 E: 0 K: 0 S: 3	H: 0 LOB: 0 BB: 0 P: 3	R: 0 E: 0 K: 1 S: 5	H: 1 LOB: 0 BB: 0 P: 3	R: 0 E: 0 K: 0 S: 3	H: 0 LOB: 0 BB: 0 P: 3	R: 0 E: 0 K: 1 S: 6	H: 1 LOB: 1 BB: 0 P: 6	1B: 5 2B: 0 3B: 0 HR: 0	SF: 0 SAC: 0 DP: 1 HBP: 0	WP: 0 PB: 0 SB: 1 CS: 0	PA: 32
<b>PITCHER</b> John Tudor, L ERA: 2.27 (1,1)	IP: 9.0 WLS: W BF: 32 H: 5 R: 0 ER: 0 SO: 5 BB: 1 IBB: 0 HBP: 0 BLK: 0 WP: 0 HR: 0 S: 41 P: 45 ERA: 0.00 WHIP: 0.667																	<b>PITCHER</b>		

San Diego Padres @ St. Louis Cardinals  
 Busch Stadium, St. Louis, MO  
 Thu Jul 11 1985, 7:05 PM CDT  
 Att: 32,805 - Unknown

AB	31
R	0
H	5
RBI	0
BB	1
SO	5
LOB	8



Batter	1	2	3	4	5	6	7	8	9	AB	R	H	RBI	BB	SO	LOB	BOTTOM	
Vince Coleman, S (1,7) OBP: 0.340, SLG: 0.360										4	2	2	0	1	0	2		
Willie McGee, S (1,8) OBP: 0.380, SLG: 0.488										4	2	2	0	1	1	3		
Tom Herr, S (1,4) OBP: 0.400, SLG: 0.443										5	0	0	0	0	0	6		
Jack Clark, R (1,3) OBP: 0.397, SLG: 0.542										4	1	2	2	0	1	2		
Tito Landrum, R (1,9) OBP: 0.448, SLG: 0.544										3	0	2	2	0	1	1		
Andy Van Slyke, L (7,PH) OBP: 0.353, SLG: 0.474 (8,9)										1	0	1	0	0	0	0		
Terry Pendleton, S (1,5) OBP: 0.270, SLG: 0.285										4	0	0	0	0	1	3		
Ozzie Smith, S (1,6) OBP: 0.344, SLG: 0.384										4	1	2	0	0	0	1		
Tom Nieto, R (1,2) OBP: 0.315, SLG: 0.285										4	0	1	1	0	2	4		
John Tudor, L (1,1) OBP: 0.176, SLG: 0.167										3	0	0	0	1	0	1		
<b>Inning Stats</b>	R: 2 E: 0 K: 0 S: 6	H: 3 LOB: 1 BB: 0 P: 6	R: 1 E: 1 K: 1 S: 7	H: 2 LOB: 2 BB: 1 P: 11	R: 0 E: 1 K: 1 S: 7	H: 2 LOB: 1 BB: 1 P: 11	R: 0 E: 0 K: 1 S: 2	H: 0 LOB: 0 BB: 1 P: 6	R: 1 E: 0 K: 2 S: 9	H: 2 LOB: 1 BB: 0 P: 9	R: 0 E: 0 K: 0 S: 4	H: 1 LOB: 1 BB: 0 P: 4	1B: 8 2B: 3 3B: 0 HR: 1	SF: 0 SAC: 0 DP: 0 HBP: 0	WP: 0 PB: 0 SB: 8 CS: 1	PA: 39		
<b>PITCHER</b> Mark Thurmond, L ERA: 4.91 (1,1)	IP: 4.0 WLS: L BF: 23 H: 9 R: 5 ER: 5 SO: 3 BB: 2 IBB: 0 HBP: 0 BLK: 0 WP: 0 HR: 0 S: 0 P: 27 ERA: 11.25 WHIP: 2.750																	<b>PITCHER</b>
Roy Lee Jackson, R (5,1) ERA: 1.8	3.0 12 2 1 1 3 1 0 0 0 0 1 17 21 3.00 1.000																	
Craig Lefferts, L (8,1) ERA: 3.97	1.0 4 1 0 0 0 0 0 0 0 0 0 4 4 0.00 1.000																	

San Diego Padres @ St. Louis Cardinals  
 Busch Stadium, St. Louis, MO  
 Thu Jul 11 1985, 7:05 PM CDT  
 Att: 32,805 - Unknown

AB	36
R	6
H	12
RBI	5
BB	3
SO	6
LOB	23









Batter	1	2	3	4	5	6	7	8	9	AB	R	H	RBI	BB	SO	LOB	TOP									
Tim Flannery, L (1.4) OBP: 0.376, SLG: 0.367										4	1	2	0	0	1	0	<b>San Diego Padres @ St. Louis Cardinals</b> Busch Stadium, St. Louis, MO Sat Jul 13 1985, 7:05 PM CDT Att: 47,720 - Unknown									
Bobby Brown, S (1.9) OBP: 0.214, SLG: 0.192										4	1	1	0	0	1	1										
Steve Garvey, R (1.3) OBP: 0.287, SLG: 0.431										4	0	0	0	0	0	3										
Graig Nettles, L (1.5) OBP: 0.398, SLG: 0.412										4	1	3	2	0	1	1										
Terry Kennedy, L (1.2) OBP: 0.302, SLG: 0.399										4	0	2	0	0	0	1										
Carmelo Martinez, R (1.7) OBP: 0.341, SLG: 0.443										2	0	0	0	2	0	2										
Craig Lefferts, L (8.1) OBP: 0.333, SLG: 0.333										0	0	0	0	0	0	0										
Kevin McReynolds, R (1.8) OBP: 0.309, SLG: 0.402										4	0	0	1	0	0	3										
Garry Templeton, S (1.6) OBP: 0.345, SLG: 0.399										1	0	0	0	0	1	1										
Jerry Royster, R (4. PH) OBP: 0.374, SLG: 0.409										3	0	0	0	0	0	0										
Ed Wojna, R (1.1) OBP: 0.167, SLG: 0.167										2	0	0	0	0	2	0										
Tim Stoddard, R (6.1)										0	0	0	0	0	0	0										
Al Bumbry, L (8. PH) OBP: 0.279, SLG: 0.246										2	0	0	0	0	0	0										
<b>Inning Stats</b>	R: 0 E: 0 K: 2 S: 8	H: 1 LOB: 1 BB: 0 P: 8	R: 0 E: 0 K: 1 S: 5	H: 0 LOB: 1 BB: 1 P: 9	R: 0 E: 0 K: 1 S: 5	H: 0 LOB: 0 BB: 0 P: 5	R: 1 E: 0 K: 0 S: 4	H: 2 LOB: 1 BB: 1 P: 8	R: 0 E: 0 K: 1 S: 7	H: 0 LOB: 0 BB: 0 P: 7	R: 0 E: 0 K: 0 S: 4	H: 1 LOB: 1 BB: 0 P: 4	R: 0 E: 0 K: 0 S: 3	H: 0 LOB: 0 BB: 0 P: 3	R: 2 E: 0 K: 0 S: 7	H: 4 LOB: 2 BB: 0 P: 7	R: 0 E: 0 K: 0 S: 3	H: 0 LOB: 0 BB: 0 P: 3	1B: 6 2B: 2 3B: 0 HR: 0	SF: 0 SAC: 0 DP: 0 HBP: 0	WP: 1 PB: 0 SB: 0 CS: 0	PA: 37				
<b>PITCHER</b>	IP: 7.2 W: 3 L: 1 S: 8	WLS: 32 BF: 8 S: 4	H: 8 R: 3 ER: 0	R: 3 ER: 0	ER: 3 SO: 6	BB: 2 IBB: 0 HBP: 0 BLK: 0	WP: 1 HR: 0 S: 4	HR: 0 S: 4	P: 50 ERA: 3.52 WHIP: 1.304	<b>PITCHER</b>	IP: 7.2 W: 3 L: 1 S: 8	WLS: 32 BF: 8 S: 4	H: 8 R: 3 ER: 0	R: 3 ER: 0	ER: 3 SO: 6	BB: 2 IBB: 0 HBP: 0 BLK: 0	WP: 1 HR: 0 S: 4	HR: 0 S: 4	P: 50 ERA: 3.52 WHIP: 1.304							

Batter	1	2	3	4	5	6	7	8	9	AB	R	H	RBI	BB	SO	LOB	BOTTOM									
Vince Coleman, S (1.7) OBP: 0.338, SLG: 0.357										4	1	2	0	0	0	2	<b>San Diego Padres @ St. Louis Cardinals</b> Busch Stadium, St. Louis, MO Sat Jul 13 1985, 7:05 PM CDT Att: 47,720 - Unknown									
Willie McGee, S (1.8) OBP: 0.370, SLG: 0.475										4	2	0	0	0	1	3										
Tom Herr, S (1.4) OBP: 0.397, SLG: 0.441										4	1	2	2	0	0	0										
Jack Clark, R (1.3) OBP: 0.395, SLG: 0.539										4	0	1	2	0	1	1										
Andy Van Slyke, L (1.9) OBP: 0.351, SLG: 0.465										3	0	1	0	1	0	1										
Terry Pendleton, S (1.5) OBP: 0.294, SLG: 0.278										4	0	0	0	0	1	3										
Ozzie Smith, S (1.6) OBP: 0.346, SLG: 0.383										3	1	1	0	0	1	0										
Tom Nieto, R (1.2) OBP: 0.319, SLG: 0.288										3	1	0	0	1	0	1										
Danny Cox, R (1.1) OBP: 0.176, SLG: 0.146										2	1	1	0	1	1	0										
Jeff Lahti, R (8.1) ERA: 2.7										1	0	0	0	0	0	0										
<b>Inning Stats</b>	R: 0 E: 0 K: 1 S: 5	H: 0 LOB: 0 BB: 1 P: 5	R: 0 E: 0 K: 0 S: 2	H: 0 LOB: 0 BB: 1 P: 6	R: 4 E: 2 K: 0 S: 6	H: 3 LOB: 0 BB: 1 P: 10	R: 0 E: 0 K: 0 S: 3	H: 0 LOB: 1 BB: 0 P: 4	R: 3 E: 1 K: 1 S: 9	H: 3 LOB: 1 BB: 0 P: 9	R: 0 E: 0 K: 1 S: 6	H: 1 LOB: 1 BB: 1 P: 10	R: 0 E: 0 K: 2 S: 8	H: 1 LOB: 1 BB: 0 P: 8	R: 0 E: 0 K: 0 S: 3	H: 0 LOB: 0 BB: 0 P: 3	1B: 6 2B: 4 3B: 0 HR: 0	SF: 0 SAC: 0 DP: 2 HBP: 1	WP: 0 PB: 0 SB: 2 CS: 0	PA: 36						
<b>PITCHER</b>	IP: 5.0 W: 5 L: 24	WLS: 24 BF: 9 S: 3	H: 6 R: 7 ER: 4	R: 4 ER: 2	ER: 4 SO: 2	BB: 2 IBB: 0 HBP: 1 BLK: 0	WP: 0 HR: 0 S: 3	HR: 0 S: 3	P: 25 ERA: 7.20 WHIP: 1.600	<b>PITCHER</b>	IP: 5.0 W: 5 L: 24	WLS: 24 BF: 9 S: 3	H: 6 R: 7 ER: 4	R: 4 ER: 2	ER: 4 SO: 2	BB: 2 IBB: 0 HBP: 1 BLK: 0	WP: 0 HR: 0 S: 3	HR: 0 S: 3	P: 25 ERA: 7.20 WHIP: 1.600							



Batter	1	2	3	4	5	6	7	8	9	AB	R	H	RBI	BB	SO	LOB	TOP										
Tim Flannery, L (1,4) OBP: 0.382, SLG: 0.371	0-0 4-3		0-0 FC4-6 1B			0-0 G4-6-3 1B		4-0 FC4-6 BB		3	0	2	0	1	0	0											
Tony Gwynn, L (1,9) OBP: 0.343, SLG: 0.419	0-0 4-3		0-0 FC4-6 1-2			0-0 G4-6-3 1-2		0-0 F7		4	0	0	0	0	0	3											
Steve Garvey, R (1,3) OBP: 0.284, SLG: 0.426	0-0 6-3			0-0 F9			0-0 F9	0-0 FC4-6 1-2		4	0	0	0	0	0	1											
Graig Nettles, L (1,5) OBP: 0.392, SLG: 0.405		0-3 K		0-0 F8			0-0 F8		0-3 K	4	0	0	0	0	2	0											
Terry Kennedy, L (1,2) OBP: 0.302, SLG: 0.397		0-0 6-3		0-0 F8			0-0 1B 1B		0-0 F7	4	1	1	0	0	0	0											
Carmelo Martinez, R (1,7) OBP: 0.343, SLG: 0.442		4-0 BB			0-3 K		0-0 1B 1-2		0-0 L3	3	0	1	0	1	1	0											
Kevin McReynolds, R (1,8) OBP: 0.309, SLG: 0.402		0-0 1-3			0-0 6-3		0-0 1B 1-3 2-H			3	0	1	1	0	0	1											
Mario Ramirez, R (1,6) OBP: 0.308, SLG: 0.400			0-0 F6		0-0 1-3		0-0 5-3			3	0	0	0	0	0	2											
Eric Show, R (1,1) OBP: 0.077, SLG: 0.077			0-3 K			0-0 F3		0-0 F8		2	0	0	0	0	1	0											
Al Bumbry, L (8, PH) OBP: 0.274, SLG: 0.241										1	0	0	0	0	0	0											
Dave Dravecky, R (8, 1) OBP: 0.154, SLG: 0.135										0	0	0	0	0	0	0											
<b>Inning Stats</b>	R: 0 E: 0 K: 0 S: 3	H: 0 LOB: 0 BB: 0 P: 3	R: 0 E: 0 K: 1 S: 5	H: 0 LOB: 1 BB: 1 P: 9	R: 0 E: 0 K: 1 S: 6	H: 1 LOB: 1 BB: 0 P: 6	R: 0 E: 0 K: 0 S: 3	H: 0 LOB: 0 BB: 0 P: 3	R: 0 E: 0 K: 1 S: 5	H: 0 LOB: 0 BB: 0 P: 5	R: 0 E: 0 K: 0 S: 3	H: 1 LOB: 0 BB: 0 P: 3	R: 1 E: 0 K: 0 S: 6	H: 3 LOB: 2 BB: 0 P: 6	R: 0 E: 0 K: 0 S: 3	H: 0 LOB: 1 BB: 0 P: 7	R: 0 E: 0 K: 1 S: 5	H: 0 LOB: 0 BB: 0 P: 5	1B: 5 2B: 0 3B: 0 HR: 0	SF: 0 SAC: 0 DP: 1 HBP: 0	WP: 0 PB: 0 SB: 0 CS: 0	PA: 33					
<b>PITCHER</b>	IP	WLS	BF	H	R	ER	SO	BB	IBB	HBP	BLK	WP	HR	S	P	ERA	WHIP										
Kurt Kephire, R (1,1) ERA: 4.47	8.0	W	30	5	1	1	3	2	0	0	0	0	0	34	42	1.12	0.875										
Ken Dayley, L (9,1) ERA: 2.5	0.2		2	0	0	0	1	0	0	0	0	0	0	4	4	0.00	0.000										
Jeff Lahti, R (9,1) ERA: 2.67	0.1	S	1	0	0	0	0	0	0	0	0	0	0	1	1	0.00	0.000										

**San Diego Padres @ St. Louis Cardinals**  
 Busch Stadium, St. Louis, MO  
 Sun Jul 14 1985, 3:33 AM CDT  
 Att: 38,509 - Unknown

AB	31
R	1
H	5
RBI	1
BB	2
SO	4
LOB	7



Batter	1	2	3	4	5	6	7	8	9	AB	R	H	RBI	BB	SO	LOB	BOTTOM										
Vince Coleman, S (1,7) OBP: 0.340, SLG: 0.362	0-0 F9		0-0 E1 CS			0-0 1B 1B		0-0 1B 2B		4	1	2	0	0	0	0											
Willie McGee, S (1,8) OBP: 0.369, SLG: 0.472	0-3 K		0-0 1-2 1B			0-0 F9		0-3 K		4	0	1	0	0	2	2											
Tom Herr, S (1,4) OBP: 0.398, SLG: 0.445	0-0 2B			0-0 F7		0-0 BB 1B		0-0 5-3		4	0	2	0	0	0	1											
Jack Clark, R (1,3) OBP: 0.396, SLG: 0.536	0-3 K			0-3 K		0-0 1-2 BB		4-0 1B IBB		2	0	0	0	2	2	1											
Andy Van Slyke, L (1,9) OBP: 0.351, SLG: 0.461		4-0 BB BB		0-0 CS BB		0-0 F4		0-0 F6		2	0	0	0	1	0	3											
Tito Landrum, R (8, PH) OBP: 0.456, SLG: 0.552								1-3 2-H 1B		1	0	1	1	0	0	0											
Terry Pendleton, S (1,5) OBP: 0.294, SLG: 0.288		0-0 F7			0-0 4-3		0-0 HR	0-0 5-3		4	1	1	1	0	0	3											
Ozzie Smith, S (1,6) OBP: 0.346, SLG: 0.383		0-0 1-2 1B			0-0 F4		0-0 G3			3	0	1	0	0	0	0											
Tom Nieto, R (1,2) OBP: 0.314, SLG: 0.283		0-3 K			0-0 F8		0-0 1-3			3	0	0	0	0	1	1											
Kurt Kephire, L (1,1) OBP: 0.182, SLG: 0.226			0-3 K			0-0 F7		0-0 F8		3	0	0	0	0	1	0											
Ken Dayley, L (9,1) OBP: 0.333, SLG: 0.333										0	0	0	0	0	0	0											
Jeff Lahti, R (9,1)										0	0	0	0	0	0	0											
<b>Inning Stats</b>	R: 0 E: 0 K: 2 S: 8	H: 1 LOB: 1 BB: 0 P: 8	R: 0 E: 0 K: 1 S: 5	H: 1 LOB: 1 BB: 1 P: 9	R: 0 E: 1 K: 1 S: 5	H: 1 LOB: 1 BB: 0 P: 5	R: 0 E: 0 K: 1 S: 5	H: 0 LOB: 0 BB: 0 P: 5	R: 0 E: 0 K: 0 S: 3	H: 0 LOB: 0 BB: 0 P: 3	R: 0 E: 0 K: 0 S: 5	H: 2 LOB: 3 BB: 1 P: 9	R: 1 E: 0 K: 0 S: 4	H: 1 LOB: 0 BB: 0 P: 4	R: 1 E: 0 K: 1 S: 7	H: 2 LOB: 2 BB: 1 P: 11	R: 0 E: 0 K: 0 S: 5	H: 0 LOB: 0 BB: 0 P: 5	1B: 5 2B: 2 3B: 0 HR: 1	SF: 0 SAC: 0 DP: 0 HBP: 0	WP: 0 PB: 0 SB: 0 CS: 2	PA: 33					
<b>PITCHER</b>	IP	WLS	BF	H	R	ER	SO	BB	IBB	HBP	BLK	WP	HR	S	P	ERA	WHIP										
Eric Show, R (1,1) ERA: 3.38	7.0		27	6	1	1	5	2	0	0	0	0	0	35	43	1.29	1.143										
Dave Dravecky, L (8,1) ERA: 2.17	1.0	L	6	2	1	1	1	0	1	0	0	0	0	7	11	9.00	2.000										

**San Diego Padres @ St. Louis Cardinals**  
 Busch Stadium, St. Louis, MO  
 Sun Jul 14 1985, 3:33 AM CDT  
 Att: 38,509 - Unknown

AB	30
R	2
H	8
RBI	2
BB	3
SO	6
LOB	11





Batter	1	2	3	4	5	6	7	8	9	AB	R	H	RBI	BB	SO	LOB	TOP					
Vince Coleman, S (1, 7) OBP: 0.339, SLG: 0.361										4	0	1	0	0	1	2						
Willie McGee, S (1, 8) OBP: 0.397, SLG: 0.476										4	1	1	0	0	0	2						
Tom Herr, S (1, 4) OBP: 0.399, SLG: 0.444										3	0	1	1	1	1	0						
Jack Clark, R (1, 3) OBP: 0.392, SLG: 0.529										4	0	0	0	0	1	3						
Andy Van Slyke, L (1, 9) OBP: 0.353, SLG: 0.464										3	0	1	0	1	0	2						
Terry Pendleton, S (1, 5) OBP: 0.280, SLG: 0.284										4	0	0	0	0	2	2						
Ken Dayley, L (8, 1) OBP: 0.333, SLG: 0.333										0	0	0	0	0	0	0						
Ozzie Smith, S (1, 6) OBP: 0.342, SLG: 0.378										4	0	0	0	0	0	1						
Tom Nieto, R (1, 2) OBP: 0.320, SLG: 0.286										2	0	1	0	1	1	0						
Steve Braun, L (9, PH) OBP: 0.286, SLG: 0.222										0	0	0	0	1	0	0						
Ivan De Jesus, R (9, PR) OBP: 0.351, SLG: 0.429										0	0	0	0	0	0	0						
Joaquin Andujar, S (1, 1) OBP: 0.194, SLG: 0.186										2	0	0	0	0	1	3						
Ricky Horton, L (6, 1) OBP: 0.625, SLG: 0.400										1	0	1	0	0	0	0						
Tom Lawless, R (8, 5) OBP: 0.283, SLG: 0.262										1	0	0	0	0	0	0						
Mike Jorgensen, L (9, PH) OBP: 0.324, SLG: 0.172										1	0	0	0	0	1	1						
<b>Inning Stats</b>	R: 0 E: 0 K: 2 S: 8	H: 1 LOB: 1 BB: 0 P: 8	R: 0 E: 0 K: 1 S: 6	H: 1 LOB: 2 BB: 1 P: 10	R: 0 E: 0 K: 0 S: 4	H: 1 LOB: 2 BB: 1 P: 8	R: 0 E: 0 K: 1 S: 6	H: 1 LOB: 0 BB: 0 P: 6	R: 1 E: 0 K: 0 S: 4	H: 1 LOB: 0 BB: 0 P: 4	R: 0 E: 0 K: 0 S: 3	H: 0 LOB: 0 BB: 0 P: 3	R: 0 E: 0 K: 1 S: 6	H: 1 LOB: 1 BB: 0 P: 6	R: 0 E: 0 K: 2 S: 7	H: 0 LOB: 1 BB: 1 P: 11	R: 0 E: 0 K: 1 S: 5	H: 0 LOB: 2 BB: 1 P: 9	1B: 4 2B: 1 3B: 1 HR: 0	SF: 0 SAC: 1 DP: 0 HBP: 0	WP: 0 PB: 0 SB: 2 CS: 0	PA: 37
<b>PITCHER</b>	IP WLS BF H R ER SO BB IBB HBP BLK WP HR S P ERA WHIP																					
Orel Hershiser, R (1, 1) ERA: 2.64	7.0 W 29 6 1 1 5 1 1 0 0 0 0 0 37 45 1.29 1.000																					
Tom Niedenfuer, R (8, 1) ERA: 1.95	2.0 S 8 0 0 0 3 2 0 0 0 0 0 0 12 20 0.00 1.000																					

St. Louis Cardinals @ Los Angeles Dodgers  
 Dodger Stadium, Los Angeles, CA  
 Thu Jul 18 1985, 7:05 PM PDT  
 Att: 46,484 - Unknown

AB 32  
 R 1  
 H 6  
 RBI 1  
 BB 4  
 SO 8  
 LOB 16



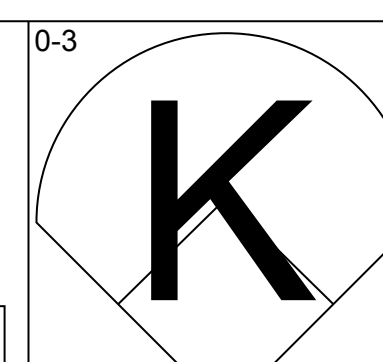
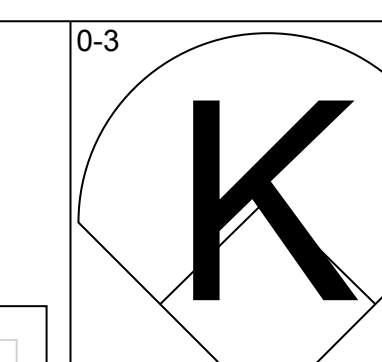
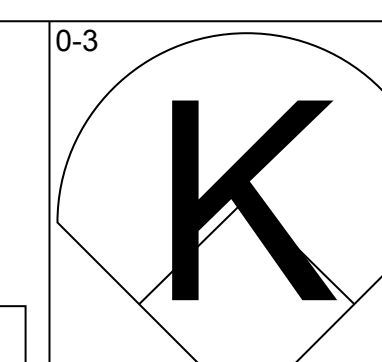
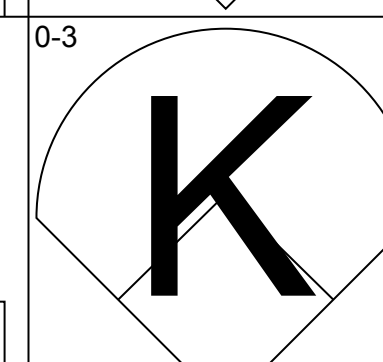
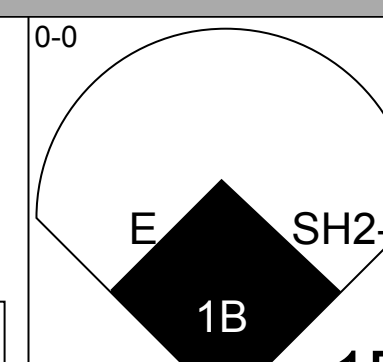
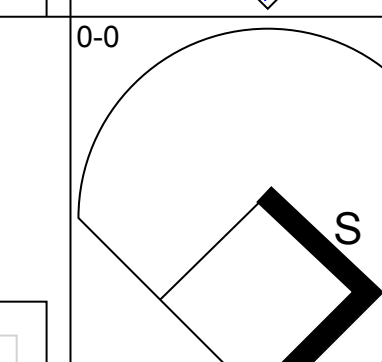
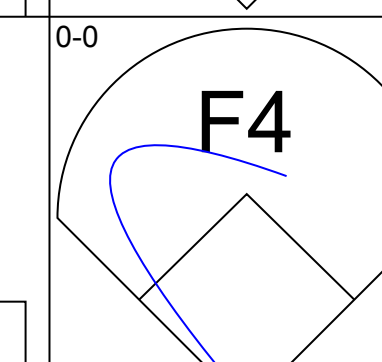
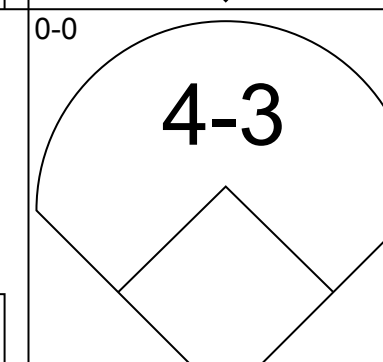
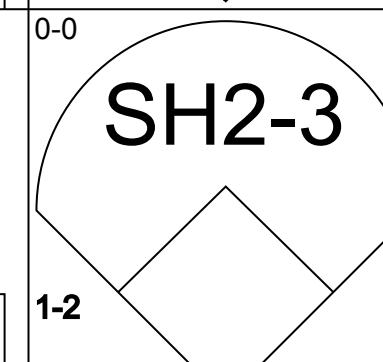
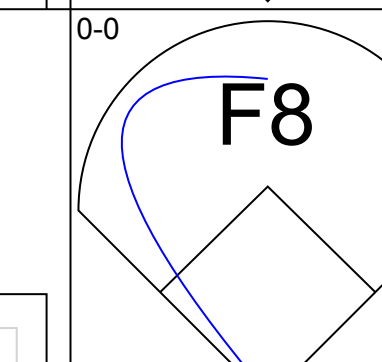
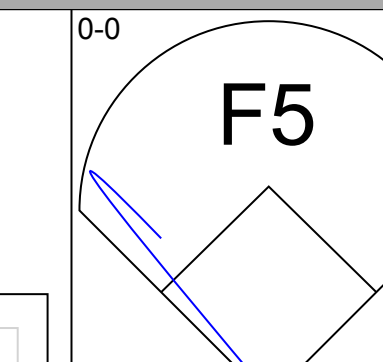
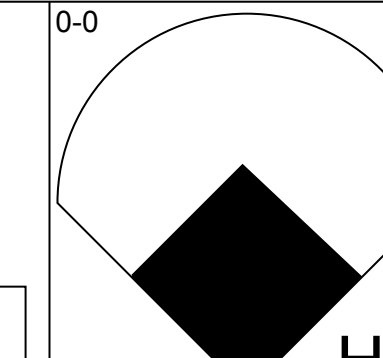
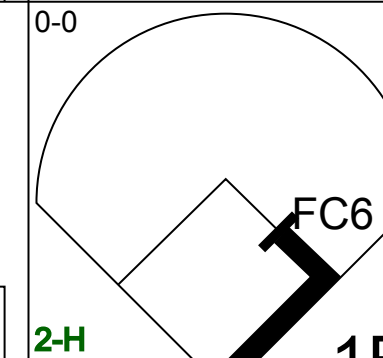
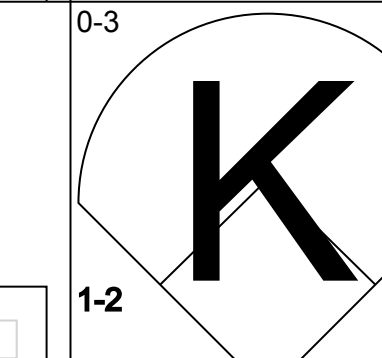
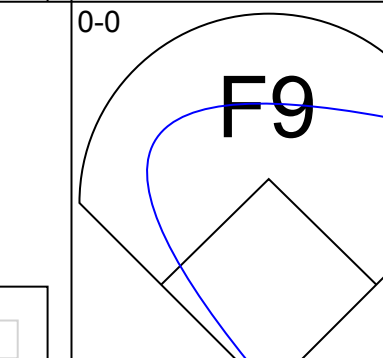
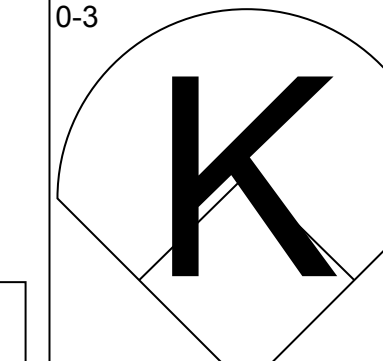
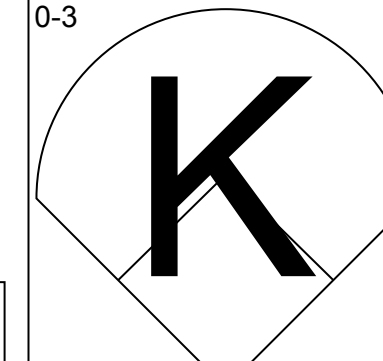
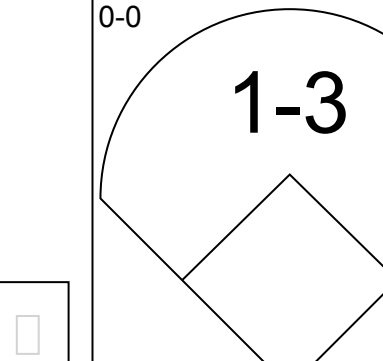
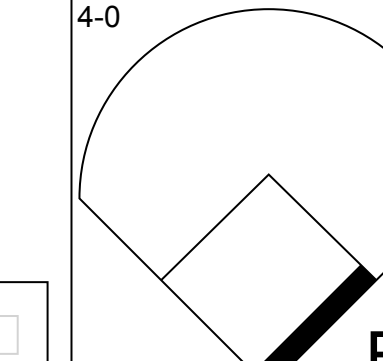
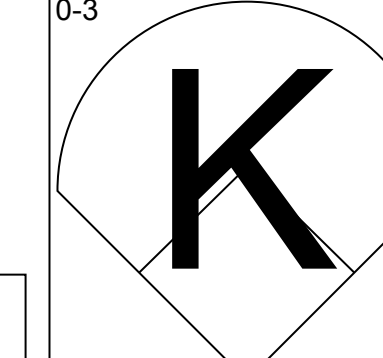
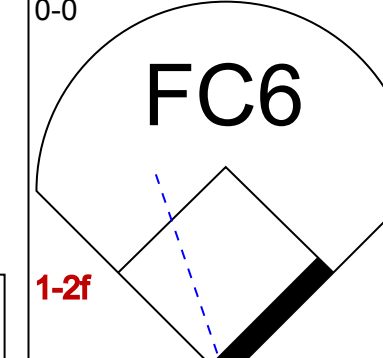
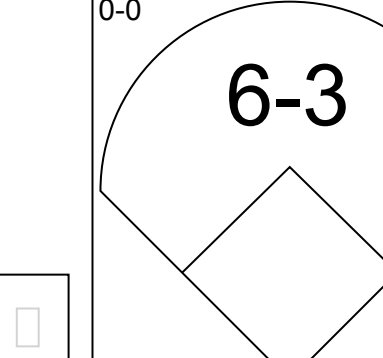
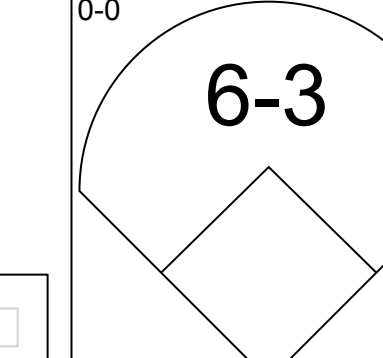
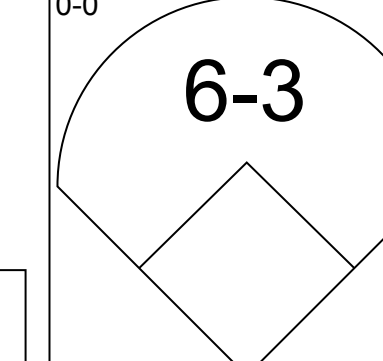
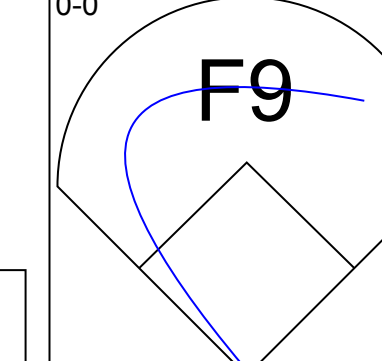
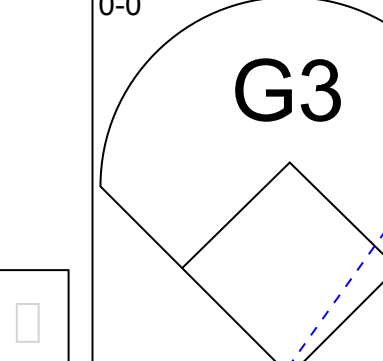
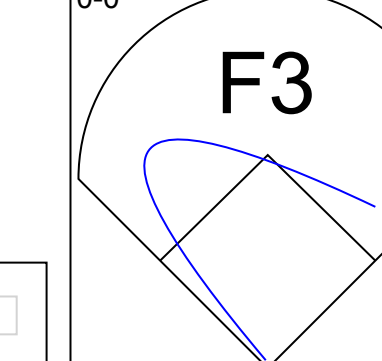
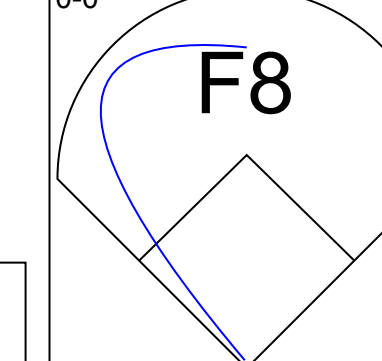
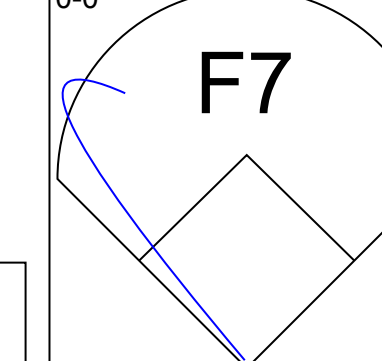
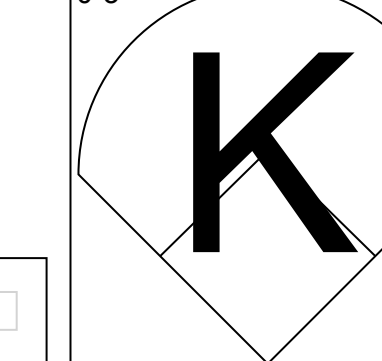
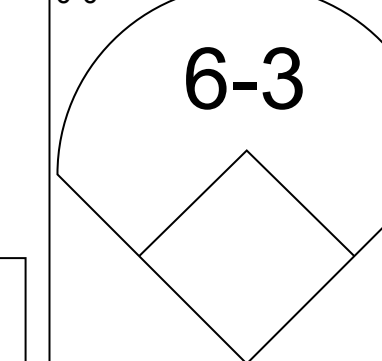
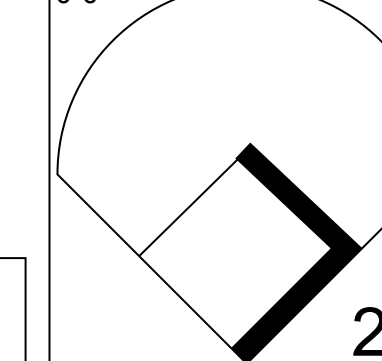
Batter	1	2	3	4	5	6	7	8	9	AB	R	H	RBI	BB	SO	LOB	BOTTOM			
Dave Anderson, R (1, 5) OBP: 0.329, SLG: 0.314										4	1	2	0	0	0	0				
Mariano Duncan, R (1, 6) OBP: 0.283, SLG: 0.326										3	0	0	0	0	2	0				
Ken Landreaux, L (1, 8) OBP: 0.282, SLG: 0.380										4	0	1	0	0	1	1				
Greg Brock, L (1, 3) OBP: 0.336, SLG: 0.483										4	0	2	1	0	2	1				
Mike Marshall, R (1, 9) OBP: 0.322, SLG: 0.437										4	0	1	0	0	1	2				
Candy Maldonado, R (9, 9) OBP: 0.240, SLG: 0.279										0	0	0	0	0	0	0				
Terry Whitfield, L (1, 7) OBP: 0.320, SLG: 0.444										2	0	2	0	0	0	0				
Enos Cabell, R (6, PH) OBP: 0.330, SLG: 0.364										1	0	0	0	0	0	2				
Steve Yeager, R (8, 2) OBP: 0.233, SLG: 0.239										0	0	0	0	0	0	0				
Mike Scioscia, L (1, 2) OBP: 0.377, SLG: 0.385										3	0	2	0	0	0	1				
Bill Russell, R (7, PR) OBP: 0.338, SLG: 0.307										0	1	0	0	0	0	0				
Steve Sax, R (1, 4) OBP: 0.341, SLG: 0.284										2	0	0	0	0	0	2				
Orel Hershiser, R (1, 1) OBP: 0.200, SLG: 0.205										2	0	0	0	0	0	1				
Len Matuszek, L (7, PH) OBP: 0.254, SLG: 0.325										0	0	0	1	0	0	0				
Tom Niedenfuer, R (8, 1) OBP: 0.125, SLG: 0.125										0	0	0	0	0	0	0				
<b>Inning Stats</b>	R: 0 E: 0 K: 1 S: 5	H: 0 LOB: 0 BB: 0 P: 5	R: 0 E: 0 K: 1 S: 6	H: 1 LOB: 0 BB: 0 P: 6	R: 0 E: 0 K: 0 S: 3	H: 0 LOB: 0 BB: 0 P: 3	R: 0 E: 0 K: 1 S: 6	H: 1 LOB: 1 BB: 0 P: 6	R: 0 E: 0 K: 0 S: 4	H: 2 LOB: 1 BB: 0 P: 4	R: 1 E: 0 K: 0 S: 6	H: 3 LOB: 2 BB: 0 P: 6	R: 1 E: 0 K: 0 S: 4	H: 2 LOB: 1 BB: 0 P: 4	R: 0 E: 0 K: 3 S: 10	H: 1 LOB: 1 BB: 0 P: 10	1B: 8 2B: 3 3B: 0 HR: 0	SF: 1 SAC: 2 DP: 1 HBP: 0	WP: 0 PB: 0 SB: 1 CS: 1	PA: 33
<b>PITCHER</b>	IP WLS BF H R ER SO BB IBB HBP BLK WP HR S P ERA WHIP																			
Joaquin Andujar, R (1, 1) ERA: 2.34	5.2 21 5 1 1 3 0 0 0 0 0 0 0 27 27 1.59 0.882																			
Ricky Horton, L (6, 1) ERA: 2.69	0.0 2 2 0 0 0 0 0 0 0 0 0 0 2 2 ∞ ∞																			
Bill Campbell, R (6, 1) ERA: 4.23	1.1 L 5 2 1 1 0 0 0 0 0 0 0 0 5 5 6.75 1.500																			
Ken Dayley, L (8, 1) ERA: 2.72	1.0 4 1 0 0 3 0 0 0 0 0 0 0 10 10 0.00 1.000																			

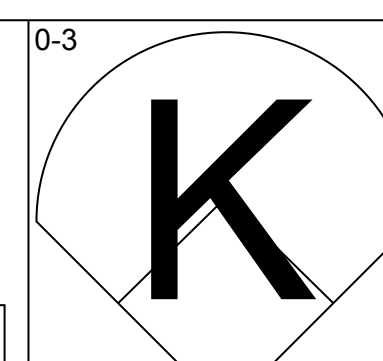
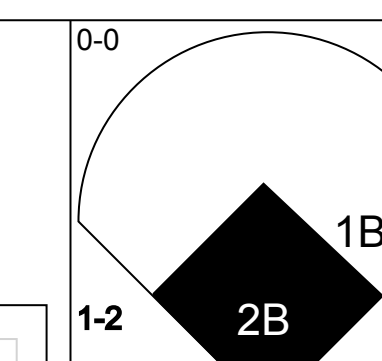
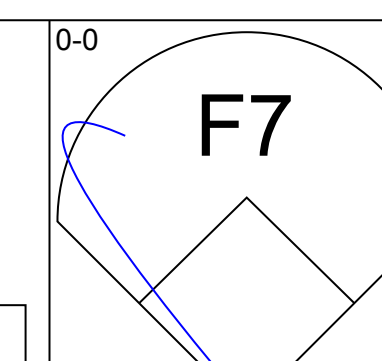
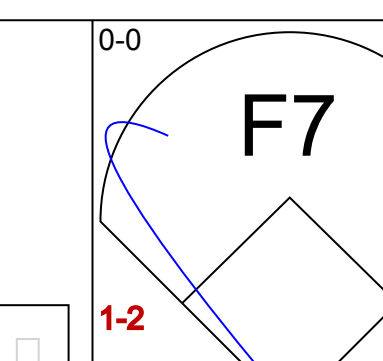
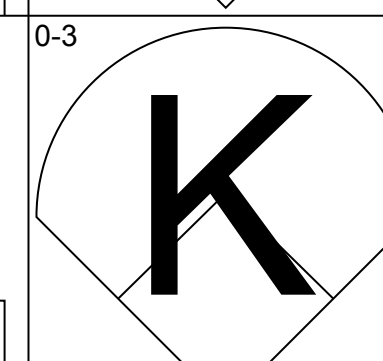
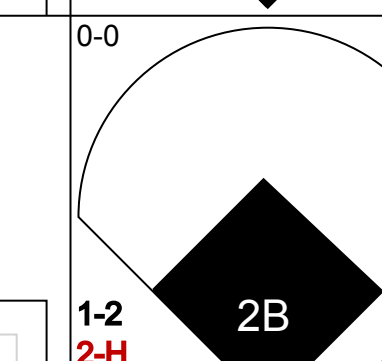
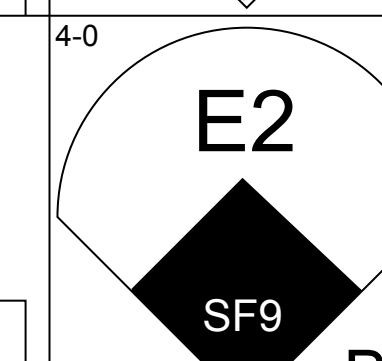
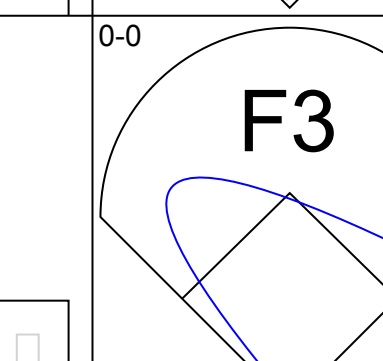
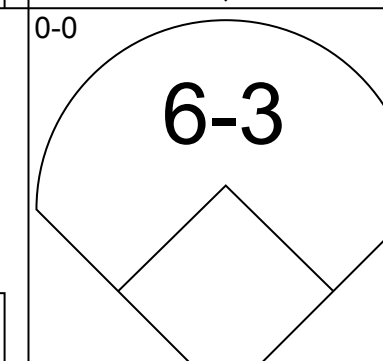
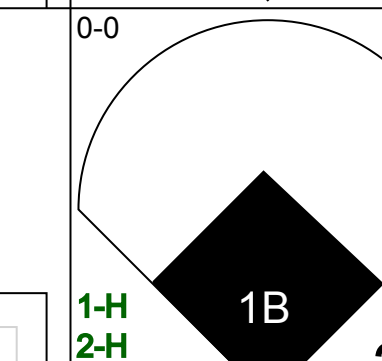
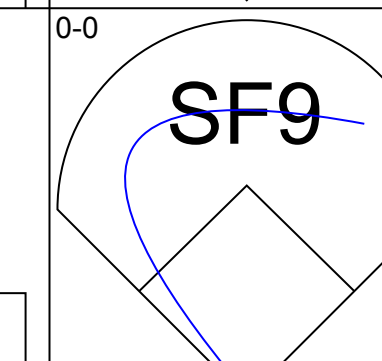
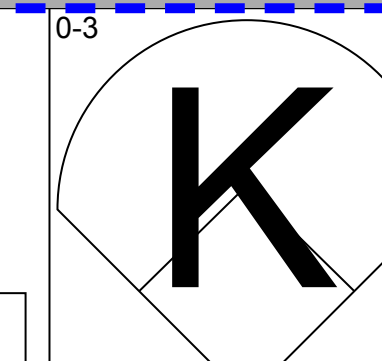
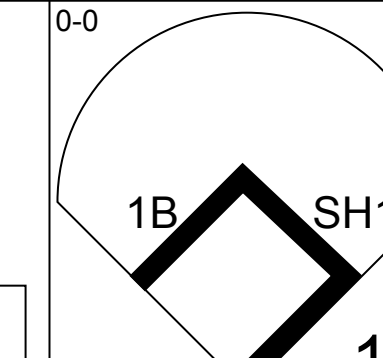
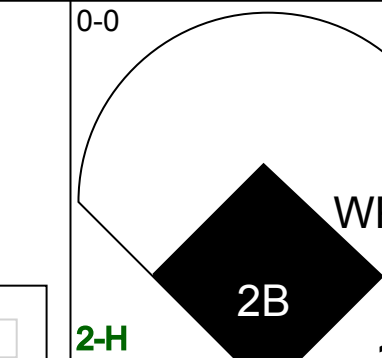
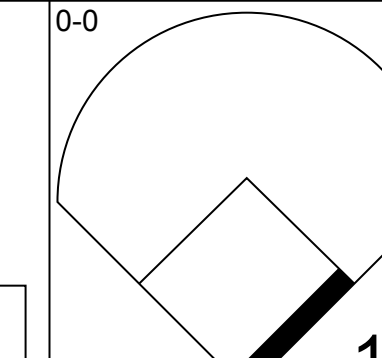
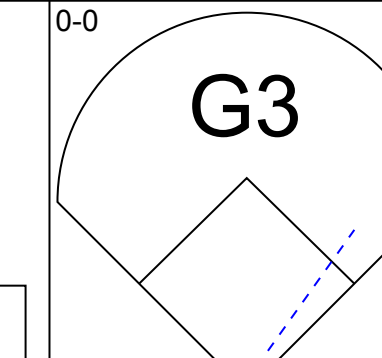
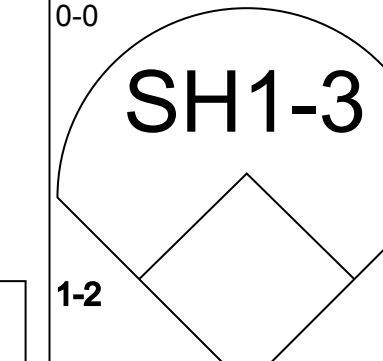
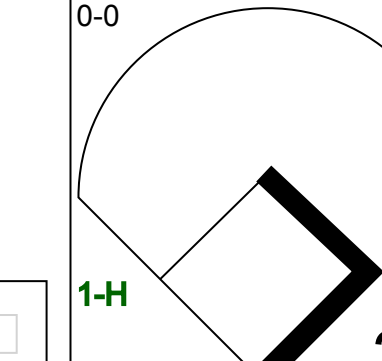
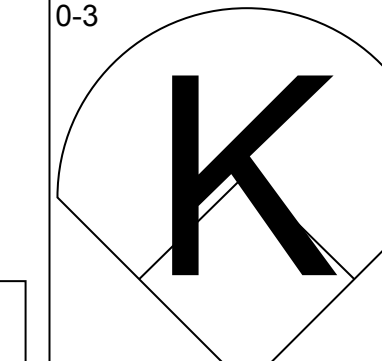
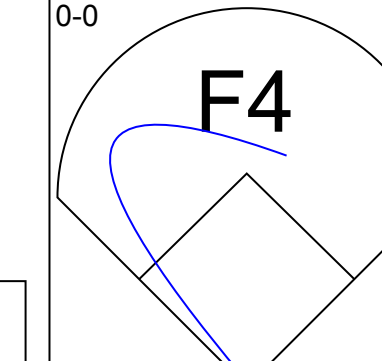
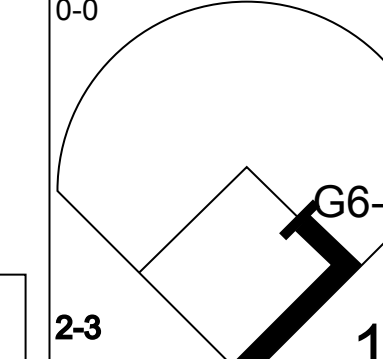
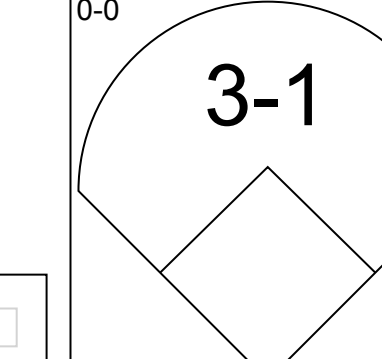
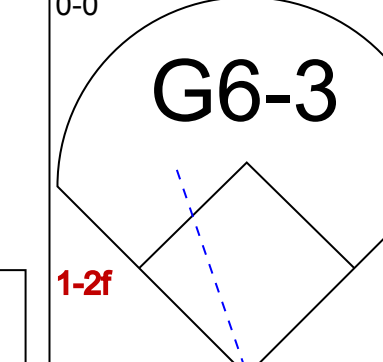
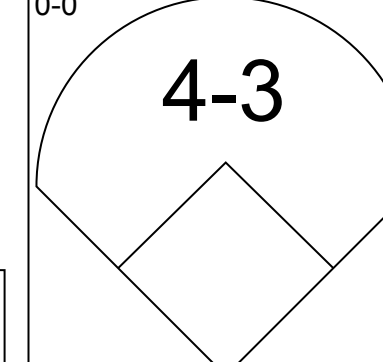
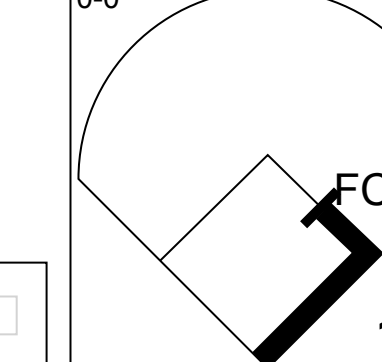
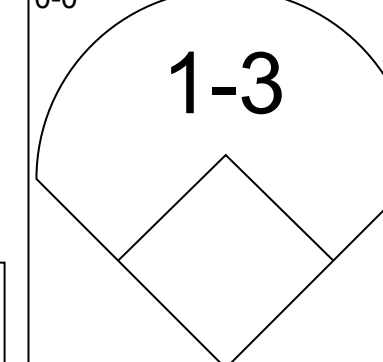
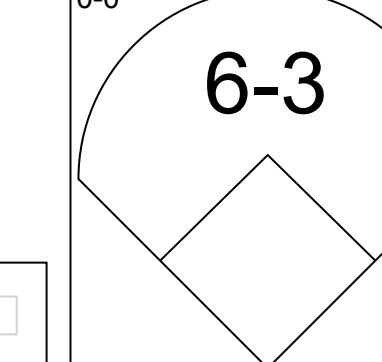
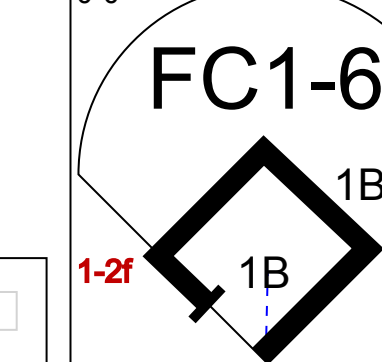
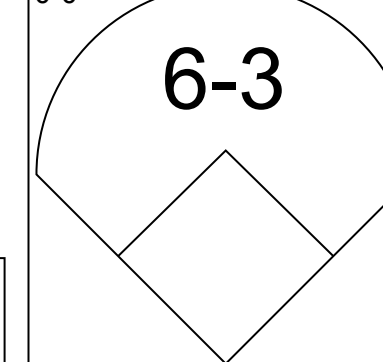
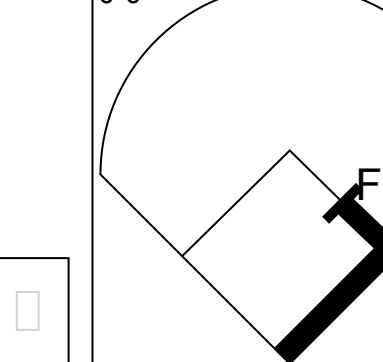
St. Louis Cardinals @ Los Angeles Dodgers  
 Dodger Stadium, Los Angeles, CA  
 Thu Jul 18 1985, 7:05 PM PDT  
 Att: 46,484 - Unknown

AB 29  
 R 2  
 H 10  
 RBI 2  
 BB 0  
 SO 6  
 LOB 10





Batter	1	2	3	4	5	6	7	8	9	AB	R	H	RBI	BB	SO	LOB	TOP				
Vince Coleman, S (1, 7) OBP: 0.335, SLG: 0.356										4	0	0	0	0	3	1	<b>St. Louis Cardinals @ Los Angeles Dodgers</b> Dodger Stadium, Los Angeles, CA Fri Jul 19 1985, 7:05 PM PDT Att: 49,472 - Unknown				
Willie McGee, S (1, 8) OBP: 0.369, SLG: 0.476										4	1	2	0	0	1	1					
Tom Herr, S (1, 4) OBP: 0.396, SLG: 0.440										3	0	0	0	0	0	1					
Jack Clark, R (1, 3) OBP: 0.393, SLG: 0.538										4	1	2	2	0	1	1					
Andy Van Slyke, L (1, 9) OBP: 0.352, SLG: 0.457											3	0	0	0	1	2		1			
Terry Pendleton, S (1, 5) OBP: 0.257, SLG: 0.280											4	0	0	0	0	1		2			
Ozzie Smith, S (1, 6) OBP: 0.338, SLG: 0.374										3	0	0	0	0	0	0					
Tom Nieto, R (1, 2) OBP: 0.316, SLG: 0.282										2	0	0	0	0	0	0					
Steve Braun, L (8, PH) OBP: 0.279, SLG: 0.216										1	0	0	0	0	0	0					
Joe Boever, R (8, 1)										0	0	0	0	0	0	0					
Danny Cox, R (1, 1) OBP: 0.173, SLG: 0.143										1	0	0	0	0	1	0					
Ricky Horton, L (3, 1)										1	0	0	0	0	0	0					
Darrell Porter, L (8, PH) OBP: 0.260, SLG: 0.292										1	0	1	0	0	0	0					
<b>Inning Stats</b>	R: 0 E: 0 K: 2 S: 7	H: 0 LOB: 0 BB: 0 P: 7	R: 1 E: 0 K: 2 S: 8	H: 1 LOB: 0 BB: 0 P: 8	R: 0 E: 0 K: 2 S: 7	H: 0 LOB: 0 BB: 0 P: 7	R: 1 E: 1 K: 1 S: 7	H: 2 LOB: 1 BB: 0 P: 7	R: 0 E: 0 K: 0 S: 3	H: 0 LOB: 0 BB: 0 P: 3	R: 0 E: 0 K: 1 S: 6	H: 1 LOB: 1 BB: 0 P: 6	R: 0 E: 0 K: 0 S: 3	H: 0 LOB: 0 BB: 0 P: 3	R: 0 E: 0 K: 1 S: 6	H: 1 LOB: 1 BB: 0 P: 6	R: 0 E: 0 K: 0 S: 3	H: 0 LOB: 1 BB: 1 P: 7	1B: 3 2B: 1 3B: 0 HR: 1	SF: 0 SAC: 1 DP: 0 HBP: 0	WP: 0 PA: 33 PB: 0 SB: 1 CS: 0
<b>PITCHER</b> Bob Welch, R (1, 1) ERA: 2.13	IP: 9.0 WLS: W BF: 33 H: 5 R: 2 ER: 2 SO: 9 BB: 1 IBB: 0 HBP: 0 BLK: 0 WP: 0 HR: 1 S: 50 P: 54 ERA: 2.00 WHIP: 0.667											<b>PITCHER</b>	IP: 9.0 WLS: W BF: 33 H: 5 R: 2 ER: 2 SO: 9 BB: 1 IBB: 0 HBP: 0 BLK: 0 WP: 0 HR: 1 S: 50 P: 54 ERA: 2.00 WHIP: 0.667								

Batter	1	2	3	4	5	6	7	8	9	AB	R	H	RBI	BB	SO	LOB	BOTTOM				
Dave Anderson, R (1, 5) OBP: 0.327, SLG: 0.313											4	1	1	0	0	1	1				
Mariano Duncan, R (1, 6) OBP: 0.286, SLG: 0.326											3	2	1	0	1	1	0				
Ken Landreaux, L (1, 8) OBP: 0.281, SLG: 0.383										3	1	1	3	0	1	0					
Greg Brock, L (1, 3) OBP: 0.342, SLG: 0.487										4	1	3	1	0	0	0					
Mike Marshall, R (1, 9) OBP: 0.323, SLG: 0.440										3	0	1	1	0	1	1					
Len Matuszek, L (1, 7) OBP: 0.257, SLG: 0.327										2	0	1	0	0	0	1					
Candy Maldonado, R (6, PH) OBP: 0.238, SLG: 0.277										1	0	0	0	0	1	0					
Mike Scioscia, L (1, 2) OBP: 0.373, SLG: 0.380										3	0	0	0	0	0	2					
Steve Sax, R (1, 4) OBP: 0.341, SLG: 0.284											3	0	1	0	0	0	0				
Bob Welch, R (1, 1) OBP: 0.333, SLG: 0.286										3	0	1	0	0	0	1					
<b>Inning Stats</b>	R: 0 E: 0 K: 2 S: 7	H: 0 LOB: 0 BB: 0 P: 7	R: 0 E: 0 K: 0 S: 4	H: 2 LOB: 1 BB: 0 P: 4	R: 4 E: 0 K: 0 S: 8	H: 6 LOB: 1 BB: 0 P: 8	R: 0 E: 0 K: 0 S: 3	H: 0 LOB: 0 BB: 0 P: 3	R: 1 E: 1 K: 1 S: 6	H: 1 LOB: 1 BB: 1 P: 10	R: 0 E: 0 K: 1 S: 5	H: 0 LOB: 0 BB: 0 P: 5	R: 0 E: 0 K: 1 S: 5	H: 0 LOB: 0 BB: 0 P: 5	R: 0 E: 0 K: 1 S: 5	H: 0 LOB: 0 BB: 0 P: 5	R: 0 E: 0 K: 0 S: 3	H: 0 LOB: 0 BB: 0 P: 7	1B: 8 2B: 2 3B: 0 HR: 0	SF: 1 SAC: 1 DP: 1 HBP: 0	WP: 2 PA: 32 PB: 0 SB: 0 CS: 0
<b>PITCHER</b> Danny Cox, R (1, 1) ERA: 2.57	IP: 2.2 WLS: L BF: 14 H: 8 R: 4 ER: 4 SO: 2 BB: 0 IBB: 0 HBP: 0 BLK: 0 WP: 1 HR: 0 S: 18 P: 18 ERA: 13.50 WHIP: 3.000											<b>PITCHER</b>	IP: 2.2 WLS: L BF: 14 H: 8 R: 4 ER: 4 SO: 2 BB: 0 IBB: 0 HBP: 0 BLK: 0 WP: 1 HR: 0 S: 18 P: 18 ERA: 13.50 WHIP: 3.000								
Ricky Horton, L (3, 1) ERA: 2.61	IP: 4.1 WLS: 15 BF: 2 H: 1 R: 1 ER: 1 SO: 2 BB: 1 IBB: 0 HBP: 0 BLK: 0 WP: 0 HR: 0 S: 18 P: 22 ERA: 2.08 WHIP: 0.692											<b>PITCHER</b>	IP: 4.1 WLS: 15 BF: 2 H: 1 R: 1 ER: 1 SO: 2 BB: 1 IBB: 0 HBP: 0 BLK: 0 WP: 0 HR: 0 S: 18 P: 22 ERA: 2.08 WHIP: 0.692								
Joe Boever, R (8, 1) ERA:	IP: 1.0 WLS: 3 BF: 0 H: 0 R: 0 ER: 0 SO: 1 BB: 0 IBB: 0 HBP: 0 BLK: 0 WP: 0 HR: 0 S: 5 P: 5 ERA: 0.00 WHIP: 0.000											<b>PITCHER</b>	IP: 1.0 WLS: 3 BF: 0 H: 0 R: 0 ER: 0 SO: 1 BB: 0 IBB: 0 HBP: 0 BLK: 0 WP: 0 HR: 0 S: 5 P: 5 ERA: 0.00 WHIP: 0.000								

AB	31
R	2
H	5
RBI	2
BB	1
SO	9
LOB	7



AB	29
R	5
H	10
RBI	5
BB	1
SO	5
LOB	6





Batter	1	2	3	4	5	6	7	8	9	AB	R	H	RBI	BB	SO	LOB	TOP			
Vince Coleman, S (1, 7) OBP: 0.331, SLG: 0.352										4	0	0	0	0	2	0				
Willie McGee, S (1, 8) OBP: 0.398, SLG: 0.476										4	0	1	0	0	2	1				
Tom Herr, S (1, 4) OBP: 0.394, SLG: 0.437										4	0	1	0	0	1	1				
Jack Clark, R (1, 3) OBP: 0.395, SLG: 0.538										2	0	1	0	1	0	0				
Tito Landrum, R (1, 9) OBP: 0.437, SLG: 0.525										3	0	0	0	0	1	2				
Terry Pendleton, S (1, 5) OBP: 0.254, SLG: 0.277										3	0	0	0	0	0	1				
Ozzie Smith, S (1, 6) OBP: 0.335, SLG: 0.370										3	0	0	0	0	0	1				
Tom Nieto, R (1, 2) OBP: 0.312, SLG: 0.278										3	0	0	0	0	1	0				
John Tudor, L (1, 1) OBP: 0.173, SLG: 0.163										1	0	0	0	0	0	0				
Ivan De Jesus, R (6, PH) OBP: 0.342, SLG: 0.417										1	0	0	0	0	0	0				
Bob Forsch, R (6, PH) OBP: 0.250, SLG: 0.450										0	0	0	0	0	0	0				
Brian Harper, R (8, PH) OBP: 0.348, SLG: 0.409										1	0	0	0	0	0	0				
Bill Campbell, R (8, 1) OBP: 0.625, SLG: 0.400										0	0	0	0	0	0	0				
<b>Inning Stats</b>	R: 0 E: 0 K: 2 S: 7	H: 0 LOB: 0 BB: 0 P: 7	R: 0 E: 0 K: 1 S: 6	H: 1 LOB: 1 BB: 0 P: 6	R: 0 E: 0 K: 0 S: 3	H: 0 LOB: 0 BB: 0 P: 3	R: 0 E: 0 K: 1 S: 5	H: 1 LOB: 1 BB: 0 P: 9	R: 0 E: 0 K: 1 S: 5	H: 0 LOB: 0 BB: 0 P: 5	R: 0 E: 1 K: 1 S: 6	H: 1 LOB: 1 BB: 0 P: 6	R: 0 E: 0 K: 0 S: 3	H: 0 LOB: 0 BB: 0 P: 3	R: 0 E: 0 K: 1 S: 5	H: 0 LOB: 0 BB: 0 P: 5	1B: 2 2B: 1 3B: 0 HR: 0	SF: 0 SAC: 0 DP: 0 HBP: 0	WP: 0 PB: 0 SB: 0 CS: 0	PA: 30
<b>PITCHER</b> Fernando Valenzuela, L (1, 1) ERA: 2.17	IP: 9.0 WLS: W BF: 30 H: 3 R: 0 ER: 0 SO: 7 BB: 1 IBB: 0 HBP: 0 BLK: 0 WP: 0 HR: 0 S: 43 P: 47 ERA: 0.00 WHIP: 0.444																			

St. Louis Cardinals @ Los Angeles Dodgers  
 Dodger Stadium, Los Angeles, CA  
 Sat Jul 20 1985, 7:05 PM PDT  
 Att: 48,582 - Unknown

AB 29  
 R 0  
 H 3  
 RBI 0  
 BB 1  
 SO 7  
 LOB 6



Batter	1	2	3	4	5	6	7	8	9	AB	R	H	RBI	BB	SO	LOB	BOTTOM			
Dave Anderson, R (1, 5) OBP: 0.321, SLG: 0.306										4	0	0	0	0	3	2				
Mariano Duncan, R (1, 6) OBP: 0.285, SLG: 0.325										4	1	1	0	0	1	0				
Bill Russell, R (1, 7) OBP: 0.349, SLG: 0.321										4	1	3	1	0	0	0				
Mike Marshall, R (1, 9) OBP: 0.321, SLG: 0.437										4	0	1	0	0	2	2				
Enos Cabell, R (1, 3) OBP: 0.328, SLG: 0.361										4	0	1	1	0	0	2				
Candy Maldonado, R (1, 8) OBP: 0.240, SLG: 0.278										3	1	1	0	0	1	2				
Steve Yeager, R (1, 2) OBP: 0.224, SLG: 0.229										3	0	0	0	0	1	3				
Steve Sax, R (1, 4) OBP: 0.341, SLG: 0.282										2	0	0	0	1	1	0				
Fernando Valenzuela, L (1, 1) OBP: 0.203, SLG: 0.220										3	0	1	1	0	0	0				
<b>Inning Stats</b>	R: 2 E: 0 K: 2 S: 11	H: 4 LOB: 2 BB: 0 P: 11	R: 0 E: 0 K: 2 S: 7	H: 0 LOB: 0 BB: 0 P: 7	R: 0 E: 1 K: 1 S: 6	H: 1 LOB: 1 BB: 0 P: 6	R: 1 E: 0 K: 0 S: 4	H: 2 LOB: 1 BB: 1 P: 8	R: 0 E: 0 K: 0 S: 4	H: 1 LOB: 1 BB: 0 P: 4	R: 0 E: 0 K: 1 S: 5	H: 0 LOB: 0 BB: 0 P: 5	R: 0 E: 0 K: 2 S: 7	H: 0 LOB: 0 BB: 0 P: 7	R: 0 E: 0 K: 1 S: 5	H: 0 LOB: 0 BB: 0 P: 5	1B: 8 2B: 1 3B: 0 HR: 0	SF: 0 SAC: 0 DP: 1 HBP: 0	WP: 0 PB: 0 SB: 1 CS: 0	PA: 32
<b>PITCHER</b> John Tudor, L (1, 1) ERA: 2.38	IP: 5.0 WLS: L BF: 23 H: 8 R: 3 ER: 3 SO: 5 BB: 1 IBB: 0 HBP: 0 BLK: 0 WP: 0 HR: 0 S: 32 P: 36 ERA: 5.40 WHIP: 1.800																			
Bob Forsch, R (6, 1) ERA: 4.33	2.0 6 0 0 0 3 0 0 0 0 0 0 12 12 0.00 0.000																			
Bill Campbell, R (8, 1) ERA: 4.12	1.0 3 0 0 0 1 0 0 0 0 0 0 5 5 0.00 0.000																			

St. Louis Cardinals @ Los Angeles Dodgers  
 Dodger Stadium, Los Angeles, CA  
 Sat Jul 20 1985, 7:05 PM PDT  
 Att: 48,582 - Unknown

AB 31  
 R 3  
 H 8  
 RBI 3  
 BB 1  
 SO 9  
 LOB 11





Batter	1	2	3	4	5	6	7	8	9	10	AB	R	H	RBI	BB	SO	LOB	TOP										
Vince Coleman, S OBP: 0.330, SLG: 0.350 (1, 7)											5	1	1	0	0	1	0	<b>St. Louis Cardinals @ Los Angeles Dodgers</b> Dodger Stadium, Los Angeles, CA Sun Jul 21 1985, 3:33 AM PDT Att: 40,830 - Unknown <a href="http://livebaseballscorecards.com">livebaseballscorecards.com</a>										
Ozzie Smith, S OBP: 0.330, SLG: 0.364 (1, 6)											5	0	0	0	0	0	1											
Tom Herr, S OBP: 0.395, SLG: 0.436 (1, 4)											3	1	1	1	1	0	0											
Jack Clark, R OBP: 0.396, SLG: 0.538 (1, 3)											4	0	2	0	0	1	0											
Willie McGee, S OBP: 0.396, SLG: 0.477 (1, 8)											4	0	1	1	0	0	2											
Tito Landrum, R OBP: 0.418, SLG: 0.500 Andy Van Slyke, L OBP: 0.350, SLG: 0.455 (9, PH) (9, 9)											3	0	0	0	0	1	1											
Ivan De Jesus, R OBP: 0.341, SLG: 0.395 Terry Pendleton, S OBP: 0.256, SLG: 0.283 (10, PH) (10, 5)											2	0	0	0	1	0	0											
Darrell Porter, L OBP: 0.299, SLG: 0.290 (1, 2)											4	0	1	0	0	0	2											
Kurt Keppshire, L OBP: 0.167, SLG: 0.286 Ken Boyer, R OBP: 0.333, SLG: 0.333 Joe Boever, R OBP: 0.333, SLG: 0.333 Jeff Lahti, R OBP: 0.333, SLG: 0.333 Steve Braun, L OBP: 0.333, SLG: 0.333 Ricky Horton, L OBP: 0.333, SLG: 0.333 Bob Forsch, R OBP: 0.256, SLG: 0.450 (8, 1) (8, 1) (8, 1) (10, PH) (10, 1) (10, 1)											3	0	0	0	0	0	1											
<b>Inning Stats</b>	R: 2 E: 0 K: 0 S: 6	H: 4 LOB: 1 BB: 0 P: 6	R: 0 E: 0 K: 0 S: 2	H: 0 LOB: 0 BB: 1 P: 6	R: 0 E: 0 K: 1 S: 4	H: 1 LOB: 2 BB: 1 P: 8	R: 0 E: 0 K: 2 S: 5	H: 0 LOB: 0 BB: 0 P: 5	R: 0 E: 0 K: 0 S: 3	H: 1 LOB: 1 BB: 0 P: 4	R: 0 E: 0 K: 2 S: 7	H: 0 LOB: 0 BB: 0 P: 3	R: 0 E: 0 K: 0 S: 4	H: 0 LOB: 0 BB: 0 P: 7	R: 0 E: 0 K: 0 S: 3	H: 0 LOB: 0 BB: 0 P: 3	R: 0 E: 0 K: 2 S: 7		H: 0 LOB: 0 BB: 0 P: 7	R: 2 E: 0 K: 0 S: 5	H: 2 LOB: 0 BB: 0 P: 5	1B: 5 2B: 2 3B: 0 HR: 1	SF: 0 SAC: 0 DP: 0 HBP: 0	WP: 0 PB: 0 SB: 1 CS: 1	PA: 38			
<b>PITCHER</b>	IP 8.0	WLS 30	BF 6	H 2	R 2	ER 2	SO 3	BB 2	IBB 0	HBP 0	BLK 0	WP 0	HR 0	S 34	P 42	ERA 2.25	WHIP 1.000											
Jerry Reuss, L ERA: 3.14																												
Ken Howell, R ERA: 2.79	1.0	3	0	0	0	2	0	0	0	0	0	0	0	7	7	0.00	0.000											
Tom Niedenfuer, R ERA: 2.21	1.0	L	5	2	2	2	0	0	0	0	0	0	0	1	5	5	18.00	2.000										

Batter	1	2	3	4	5	6	7	8	9	10	AB	R	H	RBI	BB	SO	LOB	BOTTOM									
Steve Sax, R OBP: 0.342, SLG: 0.285 (1, 4)											5	0	2	1	0	0	0	<b>St. Louis Cardinals @ Los Angeles Dodgers</b> Dodger Stadium, Los Angeles, CA Sun Jul 21 1985, 3:33 AM PDT Att: 40,830 - Unknown <a href="http://livebaseballscorecards.com">livebaseballscorecards.com</a>									
Mariano Duncan, R OBP: 0.287, SLG: 0.324 (1, 6)										4	0	1	0	0	0	2											
Ken Landreaux, L OBP: 0.278, SLG: 0.379 Bill Russell, R OBP: 0.347, SLG: 0.318 (8, PH) (9, 7)										3	0	0	0	0	0	1											
Greg Brock, L OBP: 0.340, SLG: 0.481 (1, 3)										5	1	1	0	0	1	2											
Mike Marshall, R OBP: 0.327, SLG: 0.438 (1, 9)										4	0	2	0	1	0	1											
Len Matuszek, L OBP: 0.253, SLG: 0.321 Candy Maldonado, R OBP: 0.244, SLG: 0.282 (1, 7) (9, 8)										3	0	0	0	0	0	2											
Mike Scioscia, L OBP: 0.373, SLG: 0.380 Steve Yeager, R OBP: 0.238, SLG: 0.233 (1, 2) (1, 2)										0	0	0	0	0	0	0											
Bob Bailor, R OBP: 0.273, SLG: 0.302 Terry Whitfield, L OBP: 0.329, SLG: 0.452 Ken Howell, R OBP: 0.333, SLG: 0.333 Pedro Guerrero, R OBP: 0.406, SLG: 0.580 Tom Niedenfuer, R OBP: 0.125, SLG: 0.125 Jerry Reuss, L OBP: 0.214, SLG: 0.195 Enos Cabell, R OBP: 0.330, SLG: 0.363 (1, 5) (8, PH) (9, 1) (9, PH) (10, 1) (1, 1) (8, PH) (9, 5)										2	0	0	0	0	0	1											
<b>Inning Stats</b>	R: 0 E: 0 K: 0 S: 3	H: 0 LOB: 0 BB: 0 P: 3	R: 1 E: 0 K: 0 S: 5	H: 2 LOB: 1 BB: 0 P: 5	R: 0 E: 0 K: 0 S: 4	H: 1 LOB: 1 BB: 1 P: 4	R: 0 E: 0 K: 1 S: 3	H: 0 LOB: 0 BB: 0 P: 3	R: 0 E: 0 K: 1 S: 6	H: 1 LOB: 1 BB: 0 P: 6	R: 1 E: 0 K: 0 S: 5	H: 3 LOB: 1 BB: 0 P: 5	R: 0 E: 0 K: 2 S: 9	H: 2 LOB: 3 BB: 1 P: 13	R: 0 E: 0 K: 0 S: 4	H: 1 LOB: 3 BB: 1 P: 9	1B: 10 2B: 0 3B: 0 HR: 0		SF: 0 SAC: 1 DP: 1 HBP: 1	WP: 0 PB: 0 SB: 1 CS: 0	PA: 42						
<b>PITCHER</b>	IP 7.0	WLS 28	BF 7	H 2	R 2	ER 2	SO 2	BB 0	IBB 0	HBP 0	BLK 0	WP 0	HR 0	S 32	P 32	ERA 2.57	WHIP 1.000										
Kurt Keppshire, L ERA: 4.34																											
Ken Dayley, L ERA: 2.63	1.1	5	2	0	0	1	0	0	0	0	0	0	0	7	7	0.00	1.500										
Joe Boever, R ERA: 2.63	0.0	1	0	0	0	0	0	1	0	0	0	0	0	4	4	=	=										
Jeff Lahti, R ERA: 2.61	0.2	W	2	0	0	0	1	0	0	0	0	0	0	4	4	0.00	0.000										
Ricky Horton, L ERA: 2.57	0.2	5	1	0	0	0	0	0	1	1	0	0	0	3	8	0.00	1.500										
<b>PITCHER</b>	IP 10.1	WLS 1	BF 10	H 0	R 0	ER 0	SO 0	BB 0	IBB 0	HBP 0	BLK 0	WP 0	HR 0	S 1	P 1	ERA 0.00	WHIP 0.000										
Bob Forsch, R ERA: 4.3																											



Batter	1	2	3	4	5	6	7	8	9	AB	R	H	RBI	BB	SO	LOB	TOP			
Vince Coleman, S (1,7) OBP: 0.331, SLG: 0.348										4	1	1	0	1	0	5	<b>St. Louis Cardinals @ San Francisco Giants</b> <b>Candlestick Park, San Francisco, CA</b> Mon Jul 22 1985, 6:33 AM EDT Att: 5,954 - Unknown			
Ozzie Smith, S (1,6) OBP: 0.326, SLG: 0.361										5	1	1	0	0	0	4				
Tom Herr, S (1,4) OBP: 0.393, SLG: 0.433										5	0	1	2	0	0	1				
Jack Clark, R (1,3) OBP: 0.396, SLG: 0.534										4	0	1	0	1	1	2				
Willie McGee, S (1,8) OBP: 0.367, SLG: 0.477										4	1	1	0	1	2	2				
Tito Landrum, R (1,9) OBP: 0.418, SLG: 0.493										5	1	2	0	0	1	1				
Ivan De Jesus, R (1,5) OBP: 0.317, SLG: 0.366										3	0	0	0	0	2	2				
Andy Van Slyke, L (8, PH) OBP: 0.349, SLG: 0.453										1	0	0	0	0	1	2				
Darrell Porter, L (8, 2) OBP: 0.259, SLG: 0.290										0	0	0	0	0	0	0				
Tom Nieto, R (1,2) OBP: 0.317, SLG: 0.291										2	0	1	0	1	1	0				
Terry Pendleton, S (8, PH) OBP: 0.259, SLG: 0.286										1	0	1	1	0	0	0				
Joaquin Andujar, S (1,1) OBP: 0.185, SLG: 0.177										3	0	0	0	0	0	4				
Steve Braun, L (8, PH) OBP: 0.311, SLG: 0.333										1	0	1	1	0	0	0				
John Tudor, L (8, PR) OBP: 0.173, SLG: 0.163										0	0	0	0	0	0	0				
Jeff Lahti, R (8, 1) OBP: 0.173, SLG: 0.163										0	0	0	0	0	0	0				
<b>Inning Stats</b>	R: 0 E: 0 K: 1 S: 5	H: 0 LOB: 1 BB: 1 P: 9	R: 0 E: 0 K: 1 S: 5	H: 0 LOB: 0 BB: 0 P: 5	R: 2 E: 0 K: 1 S: 8	H: 3 LOB: 1 BB: 0 P: 8	R: 0 E: 0 K: 0 S: 5	H: 2 LOB: 3 BB: 1 P: 9	R: 0 E: 0 K: 2 S: 6	H: 1 LOB: 1 BB: 0 P: 6	R: 0 E: 0 K: 0 S: 3	H: 0 LOB: 0 BB: 0 P: 3	R: 2 E: 1 K: 1 S: 9	H: 3 LOB: 3 BB: 1 P: 13	R: 0 E: 0 K: 1 S: 5	H: 0 LOB: 1 BB: 1 P: 9	1B: 8 2B: 1 3B: 1 HR: 0	SF: 0 SAC: 0 DP: 0 HBP: 0	WP: 1 PB: 1 SB: 2 CS: 0	PA: 42
<b>PITCHER</b>	IP WLS BF H R ER SO BB IBB HBP BLK WP HR S P ERA WHIP	7.1 L 33 8 4 3 6 2 1 0 0 0 1 0 42 54 3.68 1.364	1.2 9 2 0 0 2 1 0 0 0 0 0 0 12 16 0.00 1.800																	

Batter	1	2	3	4	5	6	7	8	9	AB	R	H	RBI	BB	SO	LOB	BOTTOM					
Dan Gladden, R (1,8) OBP: 0.293, SLG: 0.310										3	1	1	1	1	0	1	<b>St. Louis Cardinals @ San Francisco Giants</b> <b>Candlestick Park, San Francisco, CA</b> Mon Jul 22 1985, 6:33 AM EDT Att: 5,954 - Unknown					
Manny Trillo, R (1,4) OBP: 0.295, SLG: 0.301										3	0	0	0	1	0	2						
Ron Roenicke, S (1,9) OBP: 0.417, SLG: 0.421										4	0	1	1	0	0	2						
Jeffrey Leonard, R (1,7) OBP: 0.276, SLG: 0.389										4	1	1	1	0	0	1						
Chris Brown, R (1,5) OBP: 0.325, SLG: 0.419										4	0	0	0	0	0	1						
Bob Brenly, R (1,2) OBP: 0.316, SLG: 0.415										4	0	2	0	0	0	0						
David Green, R (1,3) OBP: 0.270, SLG: 0.302										4	1	1	0	0	0	2						
Jose Uribe, S (1,6) OBP: 0.273, SLG: 0.322										3	0	1	0	0	0	1						
Chili Davis, S (8, PH) OBP: 0.341, SLG: 0.418										1	0	0	0	0	1	0						
Dave LaPoint, L (1,1) OBP: 0.282, SLG: 0.250										2	0	0	0	0	0	1						
Scott Garrelts, R (8, 1) OBP: 0.222, SLG: 0.125										0	0	0	0	0	0	0						
Scott Thompson, L (8, PH) OBP: 0.216, SLG: 0.250										1	0	0	0	0	0	0						
<b>Inning Stats</b>	R: 1 E: 0 K: 0 S: 5	H: 2 LOB: 1 BB: 0 P: 5	R: 0 E: 0 K: 0 S: 4	H: 1 LOB: 0 BB: 0 P: 4	R: 0 E: 0 K: 0 S: 3	H: 0 LOB: 0 BB: 0 P: 3	R: 0 E: 0 K: 0 S: 3	H: 0 LOB: 0 BB: 0 P: 3	R: 1 E: 0 K: 0 S: 5	H: 2 LOB: 1 BB: 0 P: 5	R: 1 E: 0 K: 0 S: 5	H: 2 LOB: 1 BB: 0 P: 5	R: 0 E: 0 K: 0 S: 3	H: 0 LOB: 2 BB: 2 P: 11	R: 0 E: 0 K: 0 S: 3	H: 0 LOB: 0 BB: 0 P: 3	R: 0 E: 0 K: 1 S: 5	H: 0 LOB: 0 BB: 0 P: 5	1B: 6 2B: 0 3B: 0 HR: 1	SF: 0 SAC: 1 DP: 0 HBP: 0	WP: 0 PB: 0 SB: 2 CS: 0	PA: 36
<b>PITCHER</b>	IP WLS BF H R ER SO BB IBB HBP BLK WP HR S P ERA WHIP	7.0 W 30 7 3 3 3 2 0 0 0 0 0 0 28 36 3.86 1.286	2.0 S 6 0 0 0 1 0 0 0 0 0 0 0 8 8 0.00 0.000																			

AB	38
R	4
H	10
RBI	4
BB	4
SO	8
LOB	23





Batter	1	2	3	4	5	6	7	8	9	AB	R	H	RBI	BB	SO	LOB	TOP					
Vince Coleman, S OBP: 0.329, SLG: 0.346 (1, 7)										5	0	1	0	0	2	3	<b>St. Louis Cardinals @ San Francisco Giants</b> <b>Candlestick Park, San Francisco, CA</b> Tue Jul 23 1985, 6:33 AM EDT Att: 7,688 - Sunny					
Willie McGee, S OBP: 0.370, SLG: 0.482 (1, 8)										5	2	3	0	0	0	1						
Tom Herr, S OBP: 0.395, SLG: 0.434 (1, 4)										4	1	2	0	1	1	1						
Jack Clark, R OBP: 0.394, SLG: 0.532 (1, 3)										5	1	1	1	0	1	4						
Andy Van Slyke, L OBP: 0.346, SLG: 0.449 Tito Landrum, R OBP: 0.407, SLG: 0.479 (6, PH) (6, 9)										2	0	0	0	0	1	0						
Terry Pendleton, S OBP: 0.295, SLG: 0.283 (1, 5)										3	1	0	0	1	0	1						
Darrell Porter, L OBP: 0.282, SLG: 0.361 (1, 2)										3	1	2	2	1	0	0						
Ivan De Jesus, R OBP: 0.292, SLG: 0.333 (1, 6)										4	0	0	1	0	1	3						
Danny Cox, R OBP: 0.179, SLG: 0.151 (1, 1)										4	0	1	1	0	2	1						
<b>Inning Stats</b>	R: 0 E: 0 K: 1 S: 5	H: 1 LOB: 0 BB: 0 P: 5	R: 0 E: 0 K: 0 S: 3	H: 0 LOB: 0 BB: 0 P: 3	R: 0 E: 0 K: 1 S: 6	H: 1 LOB: 1 BB: 0 P: 6	R: 1 E: 0 K: 1 S: 7	H: 1 LOB: 0 BB: 0 P: 7	R: 1 E: 0 K: 1 S: 6	H: 1 LOB: 1 BB: 0 P: 6	R: 4 E: 0 K: 2 S: 11	H: 4 LOB: 2 BB: 2 P: 19	R: 0 E: 0 K: 1 S: 4	H: 0 LOB: 0 BB: 0 P: 4	R: 0 E: 0 K: 1 S: 5	H: 0 LOB: 0 BB: 0 P: 5	R: 0 E: 0 K: 2 S: 8	H: 1 LOB: 2 BB: 1 P: 12	1B: 6 2B: 3 3B: 0 HR: 1	SF: 0 SAC: 0 DP: 1 HBP: 0	WP: 2 PB: 0 SB: 1 CS: 0	PA: 40
<b>PITCHER</b>	IP WLS BF H R ER SO BB IBB HBP BLK WP HR S P ERA WHIP	IP WLS BF H R ER SO BB IBB HBP BLK WP HR S P ERA WHIP																				
Mike Krukow, R ERA: 3.52 (1, 1)	5.0 L 22 7 0 5 4 0 0 0 0 0 1 1 30 30 9.00 1.400																					
Mark Davis, L ERA: 2.33 (6, 1)	0.1 3 0 0 0 1 1 1 0 0 0 0 0 3 11 0.00 3.000																					
Greg Minton, R ERA: 2.88 (6, 1)	0.2 3 1 1 1 1 0 0 0 0 0 0 0 5 5 13.50 1.500																					
Mike Jeffcoat, L ERA: 1.93 (7, 1)	2.0 7 1 0 0 1 0 0 0 0 0 0 0 9 9 0.00 0.500																					
Vida Blue, L ERA: 3.97 (9, 1)	1.0 5 1 0 0 2 1 0 0 0 0 1 0 8 12 0.00 2.000																					

Batter	1	2	3	4	5	6	7	8	9	AB	R	H	RBI	BB	SO	LOB	BOTTOM					
Dan Gladden, R OBP: 0.292, SLG: 0.308 (1, 8)										5	0	1	1	0	1	1	<b>St. Louis Cardinals @ San Francisco Giants</b> <b>Candlestick Park, San Francisco, CA</b> Tue Jul 23 1985, 6:33 AM EDT Att: 7,688 - Sunny					
Manny Trillo, R OBP: 0.297, SLG: 0.306 (1, 4)										5	1	2	0	0	0	1						
Chili Davis, S OBP: 0.342, SLG: 0.418 (1, 9)										5	1	2	0	0	0	1						
Jeffrey Leonard, R OBP: 0.279, SLG: 0.390 (1, 7)										4	0	2	1	0	0	2						
Chris Brown, R OBP: 0.331, SLG: 0.432 (1, 5)										4	0	3	1	0	1	1						
Bob Brenly, R OBP: 0.312, SLG: 0.409 (1, 2)										4	0	0	0	0	0	4						
Rob Deer, R OBP: 0.291, SLG: 0.362 (1, 3)										2	1	0	0	2	1	2						
Jose Uribe, S OBP: 0.269, SLG: 0.318 (1, 6)										4	0	0	0	0	0	4						
Mike Krukow, R OBP: 0.258, SLG: 0.297 (6, 1) Mark Davis, L OBP: 0.200, SLG: 0.400 (6, 1) Greg Minton, S OBP: 0.300, SLG: 0.400 (6, PH) Ron Roenicke, S OBP: 0.300, SLG: 0.400 (7, 1) Mike Jeffcoat, L OBP: 0.215, SLG: 0.248 (8, PH) Scott Thompson, L OBP: 0.215, SLG: 0.248 (9, 1)										1	0	0	0	0	0	0						
<b>Inning Stats</b>	R: 0 E: 0 K: 1 S: 6	H: 1 LOB: 1 BB: 0 P: 6	R: 0 E: 0 K: 1 S: 6	H: 1 LOB: 1 BB: 0 P: 6	R: 2 E: 0 K: 0 S: 7	H: 4 LOB: 2 BB: 0 P: 7	R: 1 E: 0 K: 0 S: 4	H: 1 LOB: 1 BB: 1 P: 8	R: 0 E: 0 K: 0 S: 4	H: 2 LOB: 1 BB: 0 P: 4	R: 0 E: 0 K: 0 S: 3	H: 0 LOB: 1 BB: 1 P: 7	R: 0 E: 0 K: 1 S: 6	H: 1 LOB: 1 BB: 0 P: 6	R: 0 E: 1 K: 0 S: 4	H: 0 LOB: 1 BB: 0 P: 4	R: 0 E: 0 K: 0 S: 3	H: 0 LOB: 0 BB: 0 P: 3	1B: 7 2B: 3 3B: 0 HR: 0	SF: 0 SAC: 1 DP: 0 HBP: 0	WP: 0 PB: 0 SB: 0 CS: 0	PA: 39
<b>PITCHER</b>	IP WLS BF H R ER SO BB IBB HBP BLK WP HR S P ERA WHIP	IP WLS BF H R ER SO BB IBB HBP BLK WP HR S P ERA WHIP																				
Danny Cox, R ERA: 2.59 (1, 1)	9.0 W 39 10 3 3 3 2 0 0 0 0 0 0 43 51 3.00 1.333																					

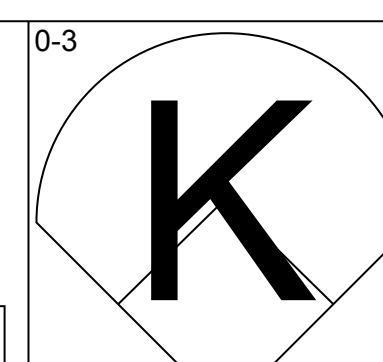
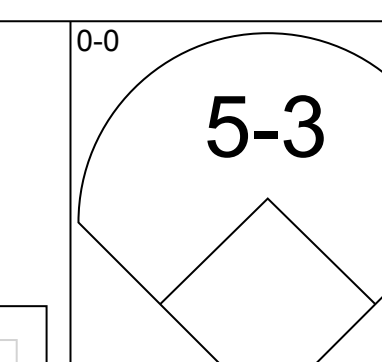
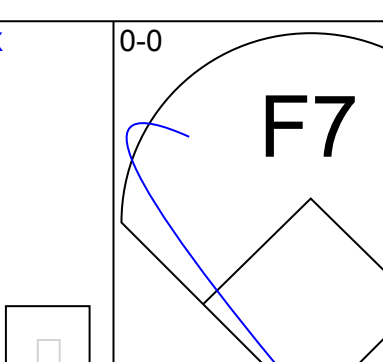
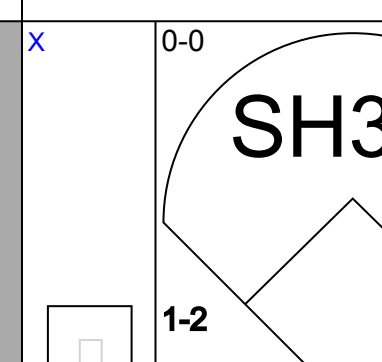
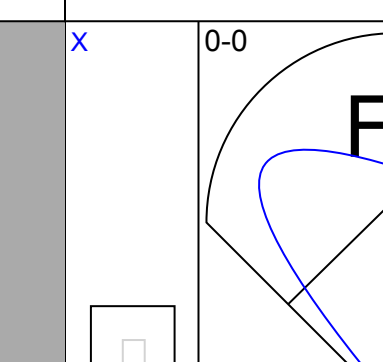
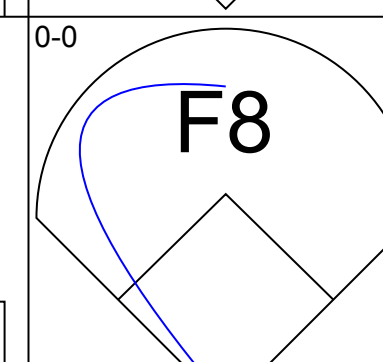
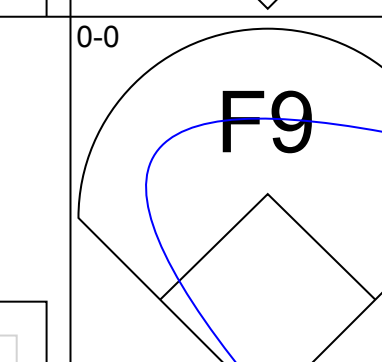
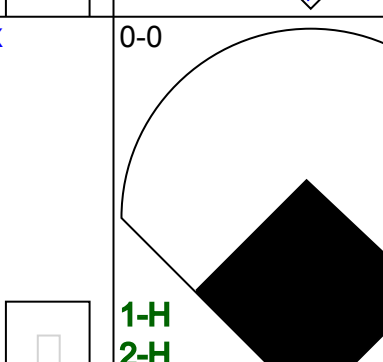
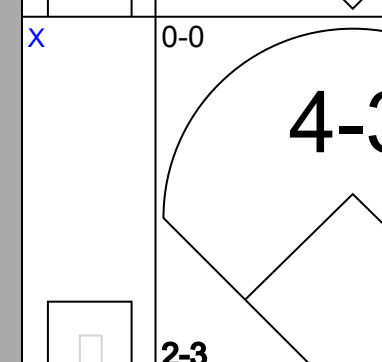
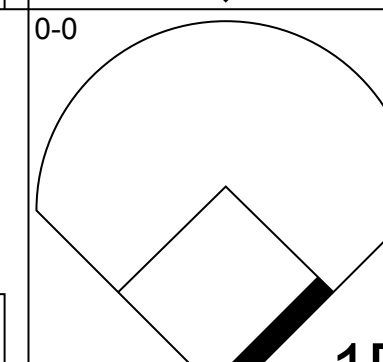
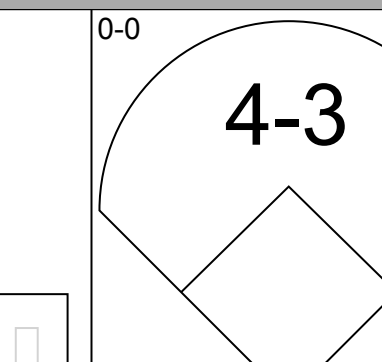
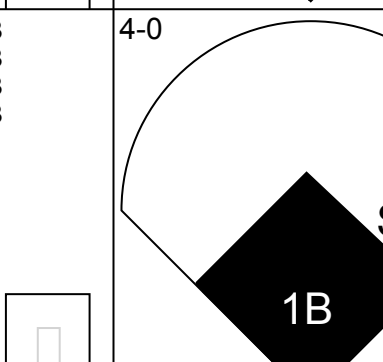
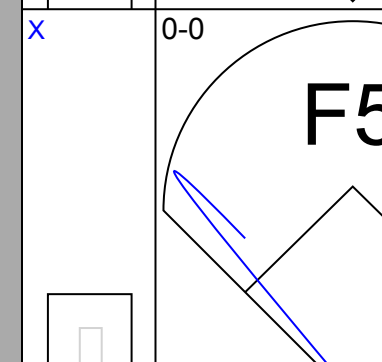
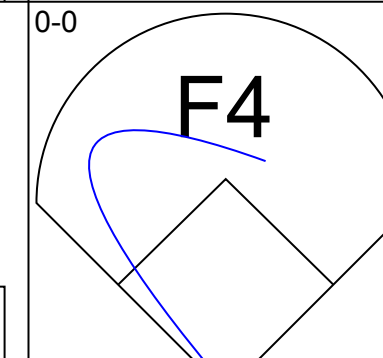
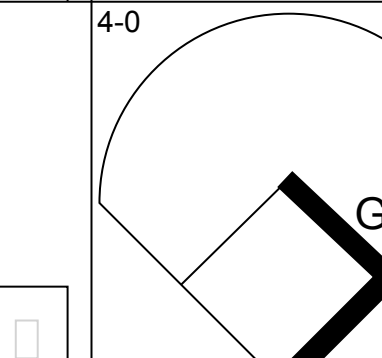
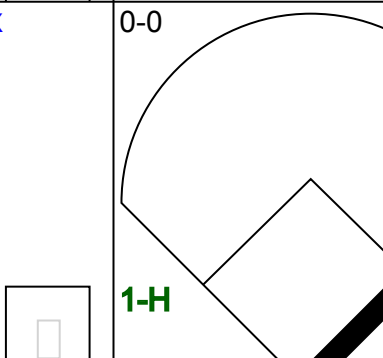
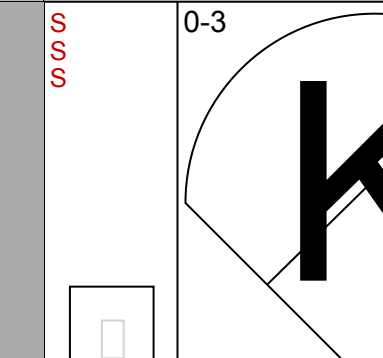
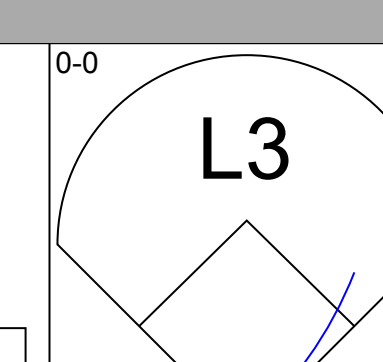
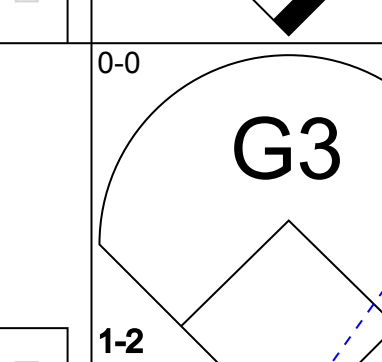
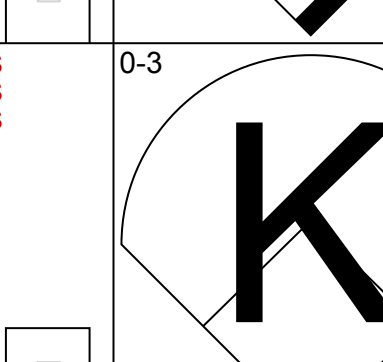
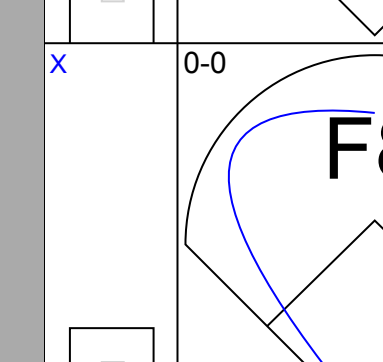
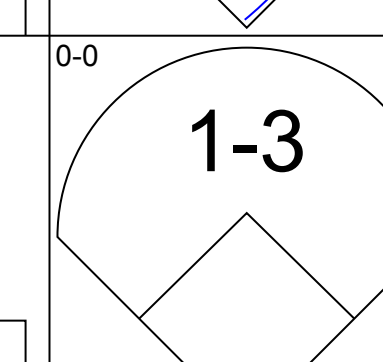
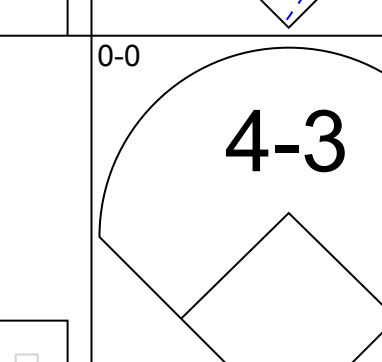
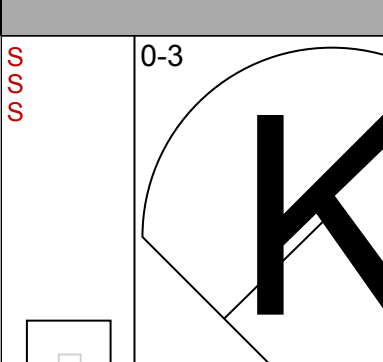
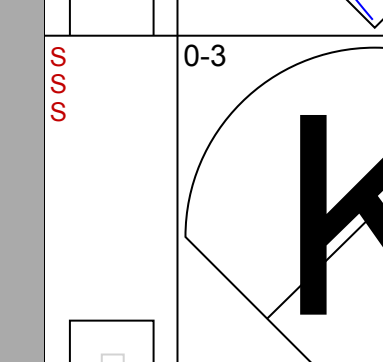
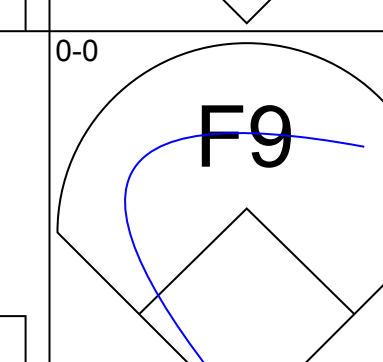
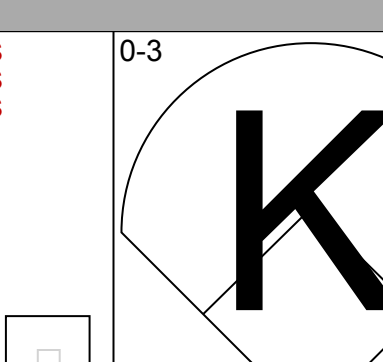
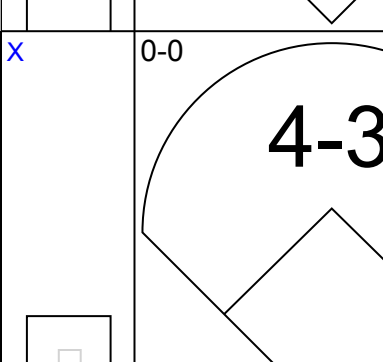

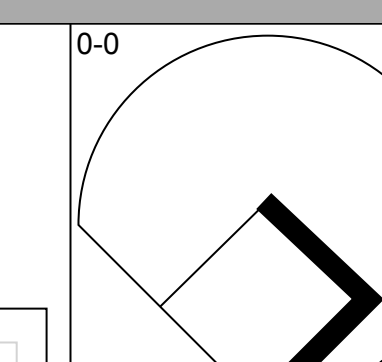
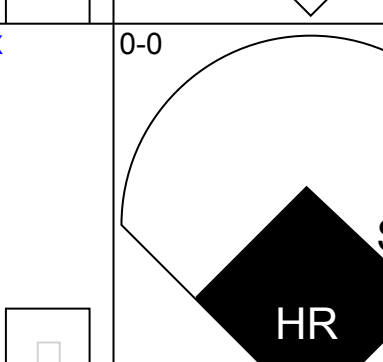
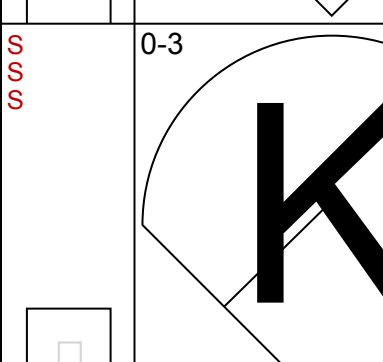

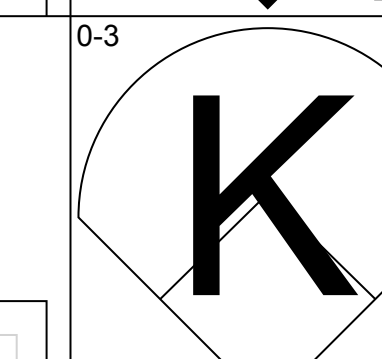
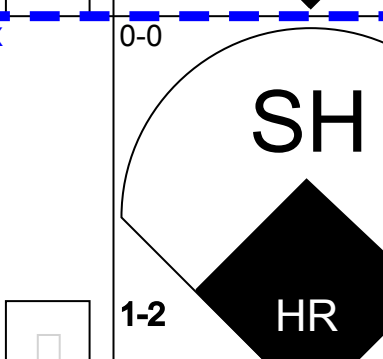
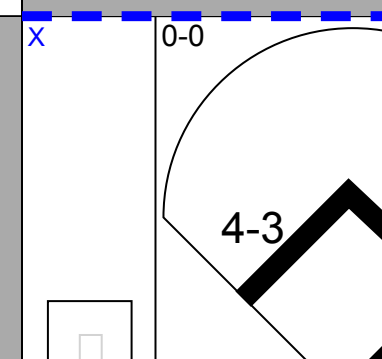

AB	37
R	6
H	10
RBI	5
BB	3
SO	9
LOB	17

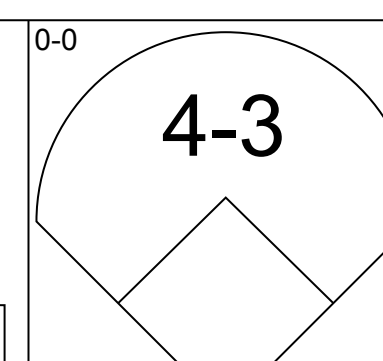
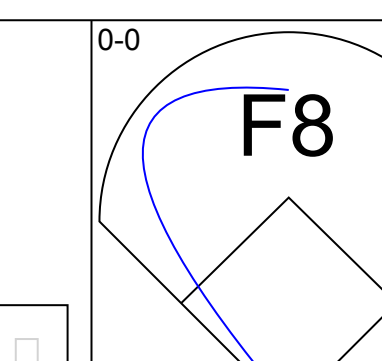
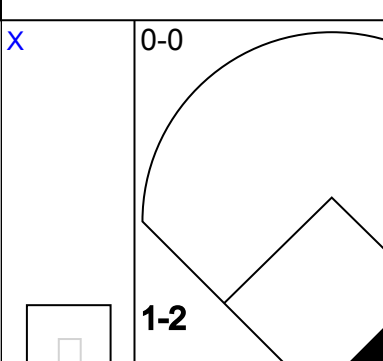
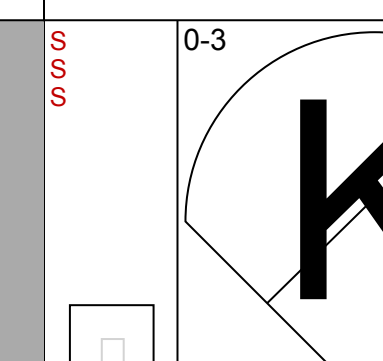
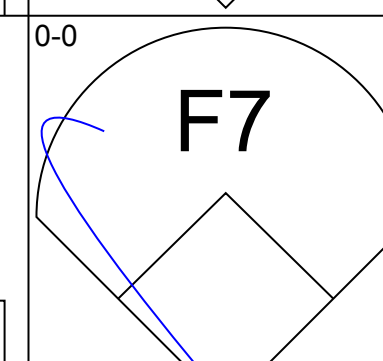
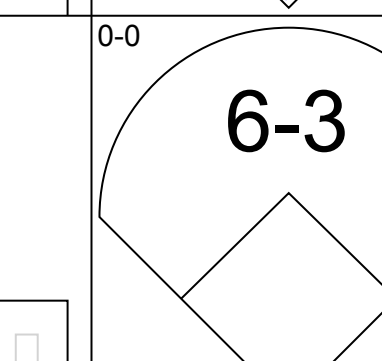
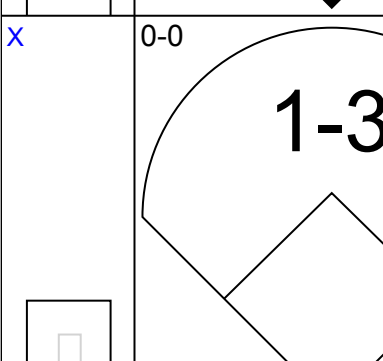

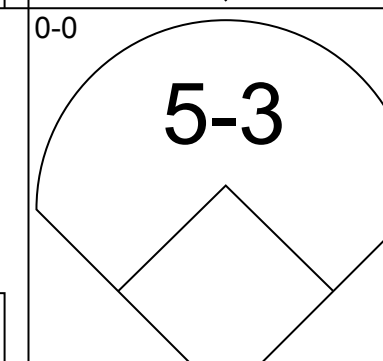
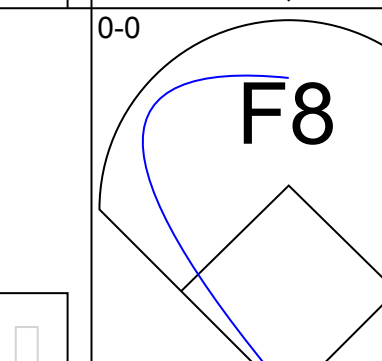
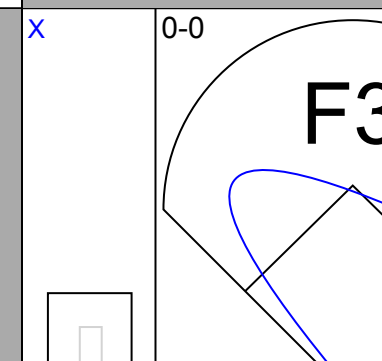
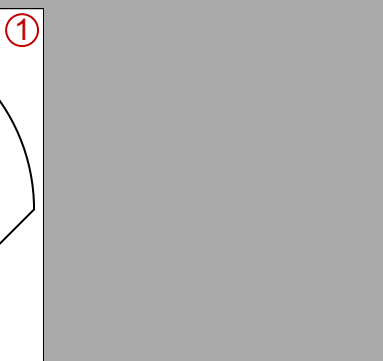
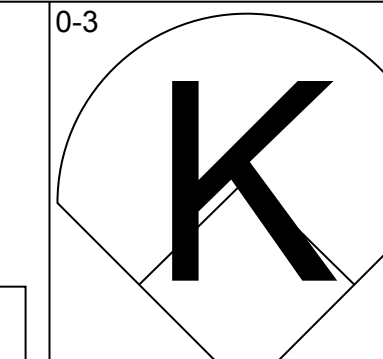
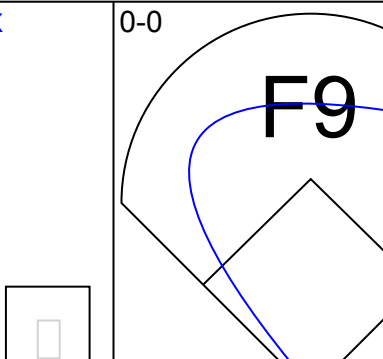
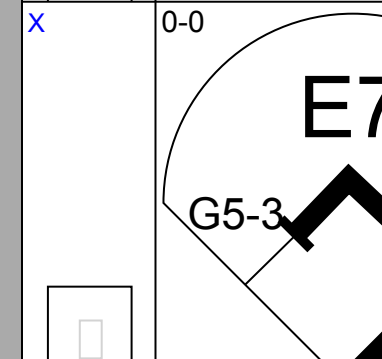

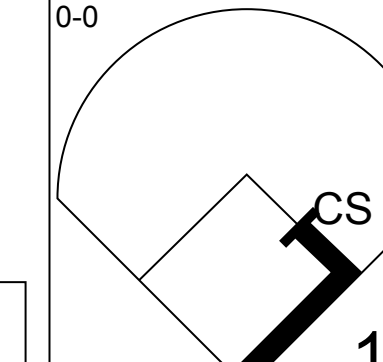
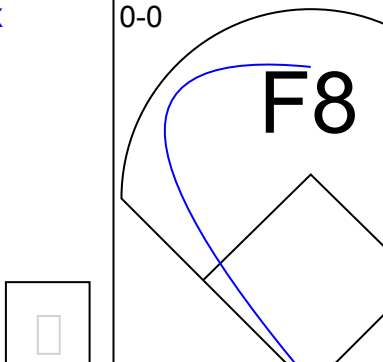
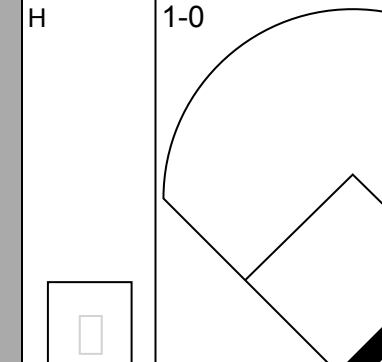

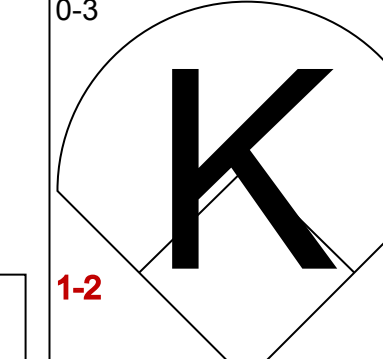
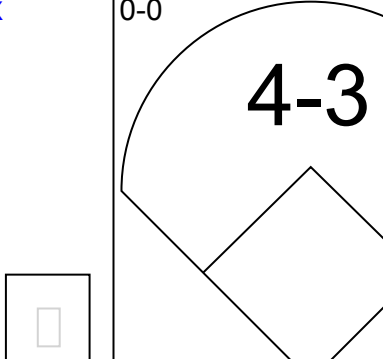
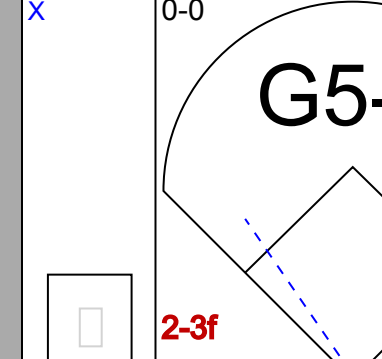


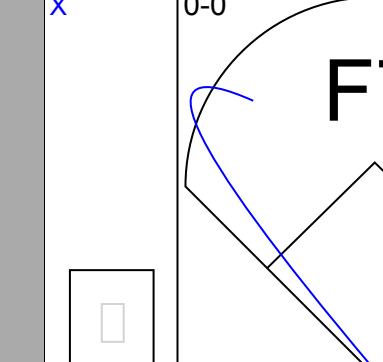
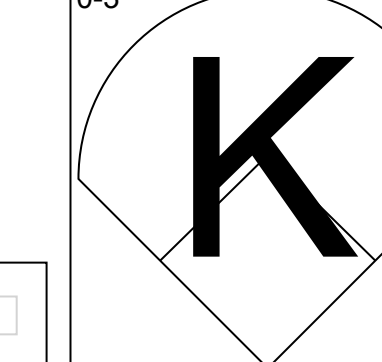
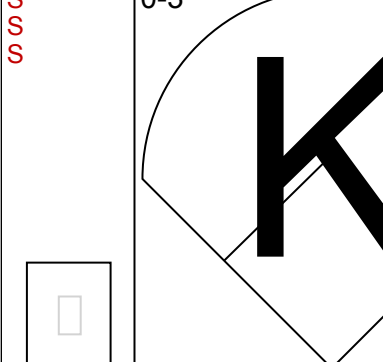
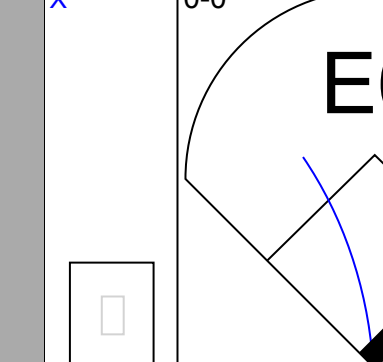
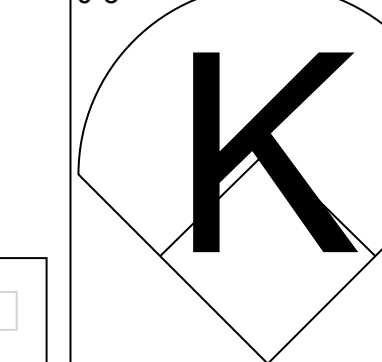
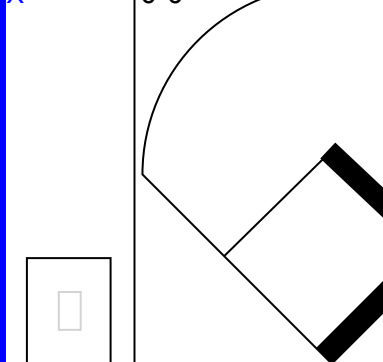
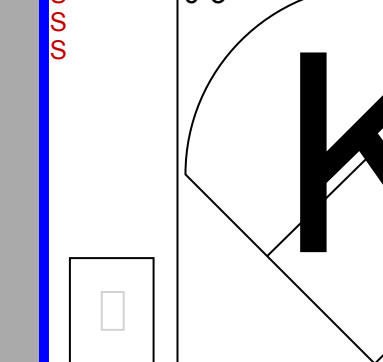
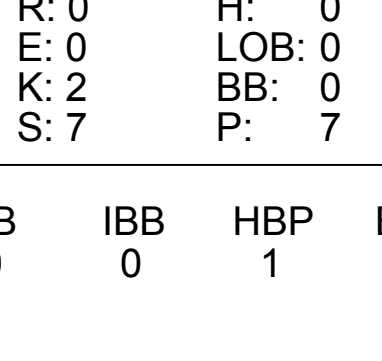
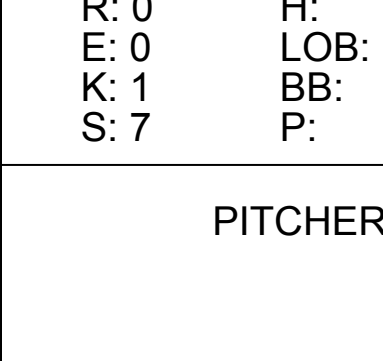
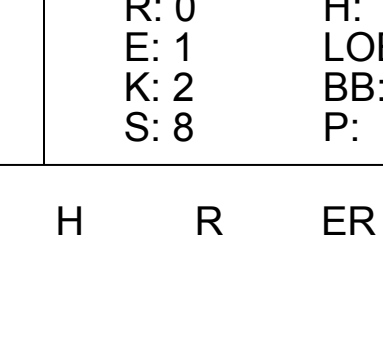


AB	36
R	3
H	10
RBI	3
BB	2
SO	3
LOB	18





Batter	1	2	3	4	5	6	7	8	9	AB	R	H	RBI	BB	SO	LOB	TOP					
Vince Coleman, S (1, 7) OBP: 0.325, SLG: 0.342										4	0	0	0	0	1	4	<b>St. Louis Cardinals @ San Francisco Giants</b> <b>Candlestick Park, San Francisco, CA</b> Wed Jul 24 1985, 6:33 AM EDT Att: 11,012 - Sunny					
Willie McGee, S (1, 8) OBP: 0.399, SLG: 0.488										4	1	1	3	0	0	2						
Tom Herr, S (1, 4) OBP: 0.396, SLG: 0.433										3	1	1	0	1	0	1						
Jack Clark, R (1, 3) OBP: 0.395, SLG: 0.530										3	0	1	1	1	1	1						
Andy Van Slyke, L (1, 9)										4	0	0	0	0	1	2						
Terry Pendleton, S (1, 5) OBP: 0.296, SLG: 0.279										4	0	0	0	0	2	1						
Darrell Porter, L (1, 2) OBP: 0.270, SLG: 0.342										4	0	0	0	0	2	0						
Ivan De Jesus, R (1, 6) OBP: 0.327, SLG: 0.388										4	1	3	0	0	1	0						
John Tudor, L (1, 1) OBP: 0.182, SLG: 0.173										3	1	1	0	0	2	2						
<b>Inning Stats</b>	R: 0 E: 0 K: 1 S: 6	H: 1 LOB: 1 BB: 0 P: 6	R: 0 E: 0 K: 0 S: 3	H: 0 LOB: 0 BB: 0 P: 3	R: 0 E: 0 K: 1 S: 6	H: 1 LOB: 1 BB: 0 P: 6	R: 0 E: 0 K: 0 S: 3	H: 0 LOB: 1 BB: 1 P: 7	R: 4 E: 1 K: 2 S: 11	H: 3 LOB: 1 BB: 1 P: 15	R: 0 E: 0 K: 2 S: 7	H: 0 LOB: 0 BB: 0 P: 7	R: 0 E: 0 K: 0 S: 4	H: 1 LOB: 1 BB: 0 P: 4	R: 0 E: 0 K: 2 S: 7	H: 0 LOB: 0 BB: 0 P: 7		R: 0 E: 0 K: 8 S: 8	H: 1 LOB: 1 BB: 0 P: 8	1B: 5 2B: 1 3B: 0 HR: 1	SF: 0 SAC: 2 DP: 0 HBP: 0	WP: 0 PB: 0 SB: 1 CS: 0
<b>PITCHER</b>	IP WLS BF H R ER SO BB IBB HBP BLK WP HR S P ERA WHIP																					
Jim Gott, R (1, 1) ERA: 3.69	4.1 L 17 3 1 0 3 1 0 0 0 0 0 0 22 26 0.00 0.923																					
Mark Davis, L (5, 1) ERA: 2.27	1.2 9 2 3 0 3 1 0 0 0 0 0 1 14 18 0.00 1.800																					
Scott Garretts, R (7, 1) ERA: 1.0	2.0 7 1 0 0 2 0 0 0 0 0 0 0 11 11 0.00 0.500																					
Vida Blue, L (9, 1) ERA: 3.88	1.0 4 1 0 0 2 0 0 0 0 0 0 0 8 8 0.00 1.000																					

Batter	1	2	3	4	5	6	7	8	9	AB	R	H	RBI	BB	SO	LOB	BOTTOM			
Dan Gladden, R (1, 8) OBP: 0.291, SLG: 0.308										4	0	1	0	0	1	1	<b>St. Louis Cardinals @ San Francisco Giants</b> <b>Candlestick Park, San Francisco, CA</b> Wed Jul 24 1985, 6:33 AM EDT Att: 11,012 - Sunny			
Manny Trillo, R (1, 4) OBP: 0.296, SLG: 0.305										4	0	1	0	0	0	2				
Chili Davis, S (1, 9) OBP: 0.341, SLG: 0.416										4	0	1	0	0	0	0				
Jeffrey Leonard, R (1, 7) OBP: 0.279, SLG: 0.388										4	0	1	0	0	1	2				
Chris Brown, R (1, 5) OBP: 0.333, SLG: 0.431										3	0	1	0	0	1	2				
Alex Trevino, R (1, 2) OBP: 0.276, SLG: 0.265										3	0	0	0	0	1	3				
Bob Brenly, R (9, FH) OBP: 0.311, SLG: 0.408										1	0	0	0	0	1	2				
David Green, R (1, 3) OBP: 0.266, SLG: 0.297										3	0	0	0	0	0	0				
Jose Uribe, S (1, 6) OBP: 0.267, SLG: 0.314										3	0	0	0	0	2	0				
Jim Gott, R (1, 1) OBP: 0.176, SLG: 0.333										1	0	0	0	0	1	0				
<b>Inning Stats</b>	R: 0 E: 0 K: 0 S: 3	H: 0 LOB: 0 BB: 0 P: 3	R: 0 E: 0 K: 2 S: 7	H: 1 LOB: 1 BB: 0 P: 7	R: 0 E: 0 K: 2 S: 7	H: 0 LOB: 0 BB: 0 P: 7	R: 0 E: 0 K: 0 S: 3	H: 0 LOB: 0 BB: 0 P: 3	R: 0 E: 0 K: 1 S: 7	H: 2 LOB: 2 BB: 0 P: 7	R: 0 E: 1 K: 0 S: 3	H: 1 LOB: 1 BB: 0 P: 4	R: 0 E: 1 K: 2 S: 8	H: 0 LOB: 1 BB: 0 P: 8	R: 0 E: 0 K: 2 S: 9	H: 2 LOB: 2 BB: 0 P: 9	1B: 6 2B: 1 3B: 0 HR: 0	SF: 0 SAC: 0 DP: 2 HBP: 1	WP: 0 PB: 0 SB: 0 CS: 1	PA: 33
<b>PITCHER</b>	IP WLS BF H R ER SO BB IBB HBP BLK WP HR S P ERA WHIP																			
John Tudor, L (1, 1) ERA: 2.24	9.0 W 33 6 0 0 9 0 0 1 0 0 0 50 51 0.00 0.667																			

AB	33
R	4
H	7
RBI	4
BB	2
SO	10
LOB	13





Batter	1	2	3	4	5	6	7	8	9	AB	R	H	RBI	BB	SO	LOB	TOP																	
Vince Coleman, S (1.7) OBP: 0.332, SLG: 0.349										5	2	4	1	0	1	0	<b>St. Louis Cardinals @ San Diego Padres</b> Jack Murphy Stadium, San Diego, CA Thu Jul 25 1985, 6:33 AM EDT Att: 24,164 - Unknown																	
Willie McGee, S (1.8) OBP: 0.394, SLG: 0.481										5	0	0	0	0	2	5																		
Tom Herr, S (1.4) OBP: 0.394, SLG: 0.431										4	2	1	1	0	0	3																		
Jack Clark, R (1.3) OBP: 0.398, SLG: 0.539										4	2	2	3	1	2	0																		
Andy Van Slyke, L (1.9) OBP: 0.343, SLG: 0.438										2	0	0	0	2	0	0																		
Ken Dayley, L (7.1) OBP: 0.333, SLG: 0.333										0	0	0	0	0	0	0																		
Mike Jorgensen, L (9, PH) OBP: 0.316, SLG: 0.167										1	0	0	0	0	1	2																		
Jeff Lahti, R (9.1)										0	0	0	0	0	0	0																		
Terry Pendleton, S (1.5) OBP: 0.294, SLG: 0.284										2	1	2	2	2	0	0																		
Ivan De Jesus, R (9.5) OBP: 0.327, SLG: 0.388										0	0	0	0	0	0	0																		
Darrell Porter, L (1.2) OBP: 0.266, SLG: 0.325										4	0	0	0	1	1	4																		
Ozzie Smith, S (1.6) OBP: 0.325, SLG: 0.357										4	0	0	0	0	0	3																		
Kurt Kephire, L (1.1) OBP: 0.158, SLG: 0.194										2	0	0	0	0	1	0																		
Ricky Horton, L (5.1)										0	0	0	0	0	0	0																		
Steve Braun, L (7, PH) OBP: 0.340, SLG: 0.390										2	2	2	0	0	0	0																		
Tito Landrum, R (9.9) OBP: 0.407, SLG: 0.479										0	0	0	0	0	0	0																		
<b>Inning Stats</b>	R: 0 E: 0 K: 1 S: 5	H: 1 LOB: 0 BB: 0 P: 5	R: 0 E: 0 K: 1 S: 5	H: 0 LOB: 1 BB: 1 P: 9	R: 0 E: 0 K: 0 S: 4	H: 1 LOB: 1 BB: 0 P: 4	R: 0 E: 0 K: 2 S: 7	H: 0 LOB: 2 BB: 2 P: 15	R: 0 E: 0 K: 2 S: 7	H: 2 LOB: 3 BB: 2 P: 15	R: 3 E: 0 K: 0 S: 6	H: 3 LOB: 0 BB: 0 P: 6	R: 0 E: 0 K: 0 S: 3	H: 1 LOB: 0 BB: 0 P: 3	R: 5 E: 2 K: 1 S: 9	H: 3 LOB: 0 BB: 1 P: 13	1B: 9 2B: 1 3B: 0 HR: 1	SF: 2 SAC: 0 DP: 1 HBP: 0	WP: 0 PA: 43 PB: 0 SB: 2 CS: 1															
<b>PITCHER</b>	IP WLS BF H R ER SO BB IBB HBP BLK WP HR S P ERA WHIP																																	
Eric Show, R (1.1) ERA: 3.42	6.0	28	6	3	3	7	5	0	0	0	0	0	0	0	37	57	4.50	1.833																
Craig Lefferts, L (7.1) ERA: 3.59	1.0	4	1	1	1	0	0	0	0	0	0	0	0	1	4	4	9.00	1.000																
Rich Gossage, R (8.1) ERA: 1.92	2.0	L	11	4	5	2	1	1	0	0	0	0	0	0	12	16	9.00	2.500																

Batter	1	2	3	4	5	6	7	8	9	AB	R	H	RBI	BB	SO	LOB	BOTTOM																	
Al Bumbry, L (1.8) OBP: 0.254, SLG: 0.212										4	1	0	0	1	0	5	<b>St. Louis Cardinals @ San Diego Padres</b> Jack Murphy Stadium, San Diego, CA Thu Jul 25 1985, 6:33 AM EDT Att: 24,164 - Unknown																	
Tony Gwynn, L (1.9) OBP: 0.339, SLG: 0.413										4	1	1	1	1	0	3																		
Steve Garvey, R (1.3) OBP: 0.286, SLG: 0.419										3	0	0	1	1	1	1																		
Graig Nettles, L (1.5) OBP: 0.404, SLG: 0.447										4	1	1	1	0	2	4																		
Terry Kennedy, L (1.2) OBP: 0.295, SLG: 0.409										4	0	1	2	0	1	0																		
Garry Templeton, S (1.6) OBP: 0.347, SLG: 0.399										4	1	1	0	0	1	2																		
Carmelo Martinez, R (1.7) OBP: 0.343, SLG: 0.440										4	0	0	0	0	2	1																		
Tim Flannery, L (1.4) OBP: 0.381, SLG: 0.360										3	1	1	1	1	1	0																		
Eric Show, R (1.1) OBP: 0.116, SLG: 0.116										3	1	2	0	0	1	0																		
Craig Lefferts, L (7.1) OBP: 0.333, SLG: 0.333										0	0	0	0	0	0	0																		
Rich Gossage, R (8.1)										0	0	0	0	0	0	0																		
Bobby Brown, S (9, PH) OBP: 0.220, SLG: 0.200										1	0	1	0	0	0	0																		
<b>Inning Stats</b>	R: 0 E: 0 K: 1 S: 5	H: 0 LOB: 0 BB: 0 P: 5	R: 1 E: 0 K: 0 S: 4	H: 1 LOB: 0 BB: 0 P: 4	R: 0 E: 0 K: 0 S: 3	H: 1 LOB: 1 BB: 1 P: 7	R: 0 E: 0 K: 1 S: 5	H: 0 LOB: 0 BB: 0 P: 5	R: 0 E: 0 K: 2 S: 13	H: 5 LOB: 2 BB: 1 P: 17	R: 0 E: 0 K: 3 S: 9	H: 0 LOB: 0 BB: 0 P: 9	R: 0 E: 0 K: 1 S: 5	H: 0 LOB: 0 BB: 0 P: 5	R: 0 E: 0 K: 0 S: 3	H: 1 LOB: 1 BB: 1 P: 7	1B: 6 2B: 2 3B: 0 HR: 1	SF: 0 SAC: 0 DP: 2 HBP: 0	WP: 1 PA: 38 PB: 0 SB: 0 CS: 0															
<b>PITCHER</b>	IP WLS BF H R ER SO BB IBB HBP BLK WP HR S P ERA WHIP																																	
Kurt Kephire, R (1.1) ERA: 4.5	4.1	21	6	6	4	2	2	0	0	0	0	0	0	0	23	31	8.31	1.846																
Ricky Horton, L (5.1) ERA: 2.47	1.2	6	1	0	0	5	0	0	0	0	0	0	0	16	16	0.00	0.600																	
Ken Dayley, L (7.1) ERA: 2.5	2.0	W	7	0	0	0	2	1	0	0	0	1	0	10	14	0.00	0.500																	
Jeff Lahti, R (9.1) ERA: 2.38	1.0	S	4	1	0	0	0	1	0	0	0	0	0	3	7	0.00	2.000																	



Batter	1	2	3	4	5	6	7	8	9	10	11	12	AB	R	H	RBI	BB	SO	LOB	TOP							
Vince Coleman, S OBP: 0.330, SLG: 0.347	0-0 SH1-3 S 6-3 1B		0-0 G3			0-3 K		0-0 FC6-4			0-0 F8		5	1	1	0	0	1	1								
Willie McGee, S OBP: 0.364, SLG: 0.478	4-0 6-3 SH1-3 BB		0-0 4-3			0-3 K					0-0 F8		4	0	1	0	1	1	0								
Tom Herr, S OBP: 0.393, SLG: 0.430	0-0 SH1-3			0-0 4-3				0-0 FC6-4 1B		0-0 SH1-3			3	0	1	0	0	0	0								
Jack Clark, R OBP: 0.400, SLG: 0.537	0-0 6-3			4-0 CS BB				0-0 F9		4-0 IBB		0-0 6-3 SH1-4 1B	3	1	1	1	2	0	2								
Tito Landrum, R OBP: 0.388, SLG: 0.453 Andy Van Slyke, L OBP: 0.343, SLG: 0.438	0-0 K			0-3 K				0-0 FC6-4		0-0 F7		0-0 SH1-4	4	0	0	0	0	2	5								
Terry Pendleton, S OBP: 0.260, SLG: 0.279		0-0 3-1		0-0 CS		0-0 6-3		0-0 3-1		0-3 K		0-0 6-3	5	0	0	0	0	1	4								
Ozzie Smith, S OBP: 0.326, SLG: 0.357		0-0 5-3				0-0 6-3				0-0 FC6-4 1B		0-0 F9	5	0	2	1	0	0	0								
Tom Nieto, R OBP: 0.311, SLG: 0.285 Steve Braun, L OBP: 0.354, SLG: 0.390 Darrell Porter, L OBP: 0.266, SLG: 0.325		0-0 5-3				0-0 6-3				0-0 F7		0-0 K	4	0	0	0	0	1	1								
Joaquin Andujar, S OBP: 0.174, SLG: 0.167 Mike Jorgensen, L OBP: 0.308, SLG: 0.161 Ken Dayley, L OBP: 0.333, SLG: 0.333			0-0 5-3			0-3 K				0-0 F3		0-0 K	4	0	0	0	0	2	1								
<b>Inning Stats</b>	R: 1 E: 0 K: 1 S: 6	H: 1 LOB: 1 BB: 10	R: 0 E: 0 K: 0 S: 3	H: 0 LOB: 0 BB: 3	R: 0 E: 0 K: 0 S: 3	H: 0 LOB: 0 BB: 3	R: 0 E: 0 K: 1 S: 6	H: 0 LOB: 0 BB: 8	R: 0 E: 0 K: 0 S: 3	H: 1 LOB: 1 BB: 4	R: 0 E: 0 K: 0 S: 4	H: 1 LOB: 1 BB: 4	R: 0 E: 0 K: 1 S: 6	H: 0 LOB: 0 BB: 10	R: 0 E: 0 K: 0 S: 7	H: 0 LOB: 0 BB: 7	R: 0 E: 0 K: 0 S: 3	H: 2 LOB: 2 BB: 9	1B: 6 2B: 0 3B: 0 HR: 0	SF: 0 SAC: 3 DP: 0 HBP: 0	WP: 0 PB: 0 SB: 2 CS: 1	PA: 46					
<b>PITCHER</b>	IP WLS BF H R ER SO BB IBB HBP BLK WP HR S P ERA WHIP	IP WLS BF H R ER SO BB IBB HBP BLK WP HR S P ERA WHIP													IP WLS BF H R ER SO BB IBB HBP BLK WP HR S P ERA WHIP												
Dave Dravecky, L ERA: 2.25	1.1 9.0	0.0 33	0.0 4	0.0 1	0.0 6	0.0 2	0.0 0	0.0 0	0.0 0	0.0 0	0.0 0	0.0 10	0.0 10	1.00 0.667													
Rich Gossage, R ERA: 1.85	10.1 2.0	6 0	0 0	0 0	2 2	0 0	0 0	0 0	0 0	0 0	0 0	10 10	0.00 0.000														
Tim Stoddard, R ERA: 3.64	12.1 1.0	L 6	2 1	1 1	0 0	0 0	1 0	0 0	0 0	0 0	5 9	9.00 2.000															

St. Louis Cardinals @ San Diego Padres  
Jack Murphy Stadium, San Diego, CA  
Fri Jul 26 1985, 10:05 PM EDT  
Att: 28,811 - Unknown

AB	38
R	2
H	6
RBI	2
BB	4
SO	8
LOB	16



Batter	1	2	3	4	5	6	7	8	9	10	11	12	AB	R	H	RBI	BB	SO	LOB	BOTTOM							
Tim Flannery, L OBP: 0.383, SLG: 0.359	0-0 4-3 1B		4-0 FC6-4 BB		0-0 SF7			4-0 FC4 BB		0-0 1-3	0-0 4-3		3	0	1	1	2	0	2								
Tony Gwynn, L OBP: 0.337, SLG: 0.407	0-0 4-3		0-0 FC6-4		0-0 F6			0-0 FC4 HBP		4-0 1B BB		0-3 K	5	0	0	0	1	1	3								
Steve Garvey, R OBP: 0.285, SLG: 0.414	0-0 F7		0-0 G6-4-3					1-0 HBP		0-0 F9		0-0 F9	5	0	0	0	0	0	3								
Graig Nettles, L OBP: 0.399, SLG: 0.440	0-0 F9				0-0 F9			0-0 G3		0-0 F9		0-3 K	6	0	1	0	0	1	3								
Terry Kennedy, L OBP: 0.286, SLG: 0.408		0-0 1B 1B								0-0 G3		0-0 F8	5	0	2	0	0	0	2								
Carmelo Martinez, R OBP: 0.342, SLG: 0.436 Bobby Brown, S OBP: 0.233, SLG: 0.214		0-3 K						0-0 F8		4-0 S BB		0-0 SH1-4 1B	3	0	0	0	1	1	2								
Kevin McReynolds, R OBP: 0.288, SLG: 0.363		0-0 F9			0-0 5-3			0-0 F8		0-0 F9		0-0 SH1-4	4	0	0	0	0	0	3								
Garry Templeton, S OBP: 0.353, SLG: 0.405		0-0 1B			0-0 SH5-4 SF7 2B			0-0 5-3		4-0 1B IBB		4-0 IBB	3	1	2	0	2	0	0								
Dave Dravecky, R OBP: 0.140, SLG: 0.122 Kurt Bevacqua, R OBP: 0.369, SLG: 0.382 Rich Gossage, R OBP: 0.377, SLG: 0.403 Jerry Royster, R OBP: 0.377, SLG: 0.403 Tim Stoddard, R ERA: 2.43		0-0 F9			0-0 SH5-4			0-0 5-3		0-0 L1		0-0 F5	2	0	0	0	0	0	2								
<b>Inning Stats</b>	R: 0 E: 0 K: 0 S: 4	H: 1 LOB: 1 BB: 0	R: 0 E: 0 K: 1 S: 7	H: 2 LOB: 2 BB: 0	R: 0 E: 0 K: 0 S: 6	H: 0 LOB: 0 BB: 6	R: 0 E: 0 K: 0 S: 4	H: 1 LOB: 1 BB: 4	R: 1 E: 0 K: 0 S: 4	H: 1 LOB: 0 BB: 4	R: 0 E: 0 K: 0 S: 3	H: 0 LOB: 2 BB: 1	R: 0 E: 0 K: 0 S: 3	H: 0 LOB: 2 BB: 2	R: 0 E: 0 K: 0 S: 4	H: 1 LOB: 2 BB: 8	R: 0 E: 0 K: 0 S: 4	H: 1 LOB: 2 BB: 6	R: 0 E: 0 K: 2 S: 7	H: 0 LOB: 0 BB: 7	1B: 6 2B: 1 3B: 0 HR: 0	SF: 1 SAC: 2 DP: 1 HBP: 1	WP: 0 PB: 1 SB: 1 CS: 0	PA: 49			
<b>PITCHER</b>	IP WLS BF H R ER SO BB IBB HBP BLK WP HR S P ERA WHIP	IP WLS BF H R ER SO BB IBB HBP BLK WP HR S P ERA WHIP													IP WLS BF H R ER SO BB IBB HBP BLK WP HR S P ERA WHIP												
Joaquin Andujar, R ERA: 2.31	11.0 11.0	W 46	7 7	1 1	1 1	4 4	2 2	1 1	0 0	0 0	0 0	41 41	0.82 1.000														
Ken Dayley, L ERA: 2.43	12.1 1.0	S 3	0 0	0 0	0 2	0 0	0 0	0 0	0 0	0 0	7 7	0.00 0.000															

St. Louis Cardinals @ San Diego Padres  
Jack Murphy Stadium, San Diego, CA  
Fri Jul 26 1985, 10:05 PM EDT  
Att: 28,811 - Unknown

AB	39
R	1
H	7
RBI	1
BB	6
SO	3
LOB	24









Batter	1	2	3	4	5	6	7	8	9	AB	R	H	RBI	BB	SO	LOB	TOP			
Vince Coleman, S (1, 7) OBP: 0.322, SLG: 0.338										5	0	0	0	0	0	3	1			
Willie McGee, S (1, 8) OBP: 0.397, SLG: 0.484										4	2	3	0	0	0	0	0			
Tom Herr, S (1, 4) OBP: 0.393, SLG: 0.424										3	1	0	1	1	0	1	0			
Jack Clark, R (1, 3) OBP: 0.397, SLG: 0.529										4	0	0	0	0	1	2	0			
Darrell Porter, L (1, 2) OBP: 0.287, SLG: 0.395										3	1	2	3	1	1	0	0			
Terry Pendleton, S (1, 5) OBP: 0.283, SLG: 0.282										4	0	3	0	0	0	0	0			
Andy Van Slyke, L (1, 9) OBP: 0.341, SLG: 0.429										4	0	0	0	0	1	3	0			
Ozzie Smith, S (1, 6) OBP: 0.325, SLG: 0.356										4	0	1	0	0	1	0	0			
John Tudor, L (1, 1) OBP: 0.186, SLG: 0.179										4	0	1	0	0	1	3	0			
Jeff Lahti, R (9, 1)										0	0	0	0	0	0	0	0			
<b>Inning Stats</b>	R: 2 E: 0 K: 1 S: 7	H: 3 LOB: 2 BB: 1 P: 11	R: 0 E: 0 K: 1 S: 6	H: 1 LOB: 1 BB: 0 P: 6	R: 0 E: 0 K: 1 S: 5	H: 0 LOB: 0 BB: 0 P: 5	R: 1 E: 0 K: 0 S: 4	H: 1 LOB: 1 BB: 0 P: 4	R: 0 E: 0 K: 1 S: 6	H: 2 LOB: 3 BB: 1 P: 11	R: 1 E: 0 K: 1 S: 6	H: 1 LOB: 0 BB: 0 P: 6	R: 0 E: 0 K: 1 S: 5	H: 1 LOB: 0 BB: 0 P: 5	R: 0 E: 0 K: 1 S: 5	H: 0 LOB: 0 BB: 0 P: 5	1B: 7 2B: 1 3B: 1 HR: 1	SF: 0 SAC: 0 DP: 0 HBP: 0	WP: 0 PB: 0 SB: 1 CS: 1	PA: 37
<b>PITCHER</b>	IP WLS BF H R ER SO BB IBB HBP BLK WP HR S P ERA WHIP																			
LaMarr Hoyt, R (1, 1) ERA: 3.02	7.0 L 31 9 4 4 6 2 0 0 0 0 0 1 41 49 5.14 1.571																			
Mark Thurmond, L (8, 1) ERA: 4.95	2.0 6 1 0 0 2 0 0 0 0 0 0 0 10 10 0.00 0.500																			

St. Louis Cardinals @ San Diego Padres  
Jack Murphy Stadium, San Diego, CA  
Sun Jul 28 1985, 6:33 AM EDT  
Att: 38,762 - Unknown

AB 35  
R 4  
H 10  
RBI 4  
BB 2  
SO 8  
LOB 10



Batter	1	2	3	4	5	6	7	8	9	AB	R	H	RBI	BB	SO	LOB	BOTTOM					
Jerry Royster, R (1, 4) OBP: 0.368, SLG: 0.392										4	0	0	0	0	1	0	0					
Tony Gwynn, L (1, 9) OBP: 0.337, SLG: 0.407										4	1	2	0	0	0	0	0					
Steve Garvey, R (1, 3) OBP: 0.289, SLG: 0.425										4	0	3	0	0	0	1	0					
Graig Nettles, L (1, 5) OBP: 0.396, SLG: 0.434										4	0	0	1	0	2	3	0					
Carmelo Martinez, R (1, 7) OBP: 0.338, SLG: 0.430										4	0	0	0	0	0	1	0					
Terry Kennedy, L (1, 2) OBP: 0.293, SLG: 0.403										4	0	1	0	0	1	0	0					
Kevin McReynolds, R (1, 8) OBP: 0.288, SLG: 0.364										4	1	2	0	0	0	0	0					
Garry Templeton, S (1, 6) OBP: 0.357, SLG: 0.409										4	0	2	1	0	0	2	0					
LaMarr Hoyt, R (1, 1) OBP: 0.102, SLG: 0.083										2	0	0	0	0	0	1	0					
Kurt Bevacqua, R (7, PH) OBP: 0.365, SLG: 0.377										1	0	0	0	0	0	1	0					
Mark Thurmond, L (8, 1) OBP: 0.219, SLG: 0.200										0	0	0	0	0	0	0	0					
Bobby Brown, S (8, PH)										1	0	0	0	0	1	2	0					
<b>Inning Stats</b>	R: 0 E: 0 K: 1 S: 5	H: 1 LOB: 0 BB: 0 P: 5	R: 0 E: 0 K: 0 S: 3	H: 0 LOB: 0 BB: 0 P: 3	R: 0 E: 0 K: 0 S: 3	H: 0 LOB: 0 BB: 0 P: 3	R: 1 E: 0 K: 0 S: 5	H: 2 LOB: 1 BB: 0 P: 5	R: 0 E: 0 K: 1 S: 6	H: 1 LOB: 1 BB: 0 P: 6	R: 0 E: 0 K: 1 S: 6	H: 1 LOB: 1 BB: 0 P: 6	R: 1 E: 0 K: 1 S: 5	H: 2 LOB: 1 BB: 0 P: 5	R: 0 E: 0 K: 1 S: 6	H: 1 LOB: 0 BB: 0 P: 6	R: 0 E: 0 K: 1 S: 7	H: 2 LOB: 2 BB: 0 P: 7	1B: 7 2B: 3 3B: 0 HR: 0	SF: 0 SAC: 0 DP: 1 HBP: 0	WP: 0 PB: 0 SB: 0 CS: 0	PA: 36
<b>PITCHER</b>	IP WLS BF H R ER SO BB IBB HBP BLK WP HR S P ERA WHIP																					
John Tudor, L (1, 1) ERA: 2.23	8.1 W 33 9 2 2 4 0 0 0 0 0 0 0 41 41 2.16 1.080																					
Jeff Lahti, R (9, 1) ERA: 2.34	0.2 S 3 1 0 0 1 0 0 0 0 0 0 0 5 5 0.00 1.500																					

St. Louis Cardinals @ San Diego Padres  
Jack Murphy Stadium, San Diego, CA  
Sun Jul 28 1985, 6:33 AM EDT  
Att: 38,762 - Unknown

AB 36  
R 2  
H 10  
RBI 2  
BB 0  
SO 5  
LOB 11






Batter	1	2	3	4	5	6	7	8	9	AB	R	H	RBI	BB	SO	LOB	TOP					
Vince Coleman, S OBP: 0.325, SLG: 0.345 (1, 7)	F8	S SF7 1B BB		2B 3B	SF8			1-3	1B	4	2	2	2	1	0	0	<b>St. Louis Cardinals @ Chicago Cubs</b> Wrigley Field, Chicago, IL Tue Jul 30 1985, 3:33 AM CDT Att: 33,083 - Unknown					
Willie McGee, S OBP: 0.374, SLG: 0.501 (1, 8)	HR	FC6-4 S 1B		1B G4-6-3 2B	6-3			1B HR 1B	1B	6	3	5	2	0	0	1						
Tom Herr, S OBP: 0.395, SLG: 0.422 (1, 4)	K	FC6-4 1B BB		G4-6-3 1B BB				1B HR 1B	F7	4	1	1	0	2	1	2						
Jack Clark, R OBP: 0.399, SLG: 0.537 (1, 3)	1B BB 1B BB	SF7		G4-6-3 1B				1B HR	F9	4	2	2	4	1	0	2						
Tito Landrum, R OBP: 0.391, SLG: 0.455 (1, 9)	BB 1B	FC6-4		G4-6-3 1B				1B HR		2	1	1	0	0	0	2						
Andy Van Slyke, L OBP: 0.341, SLG: 0.428 (4, PH) (4, 9)	BB 1B BB	FC6-4		G4-6-3 1B				1B HR		3	0	1	0	0	0	2						
Terry Pendleton, S OBP: 0.286, SLG: 0.290 (1, 5)	BB BB 1B			B3 K				6-3 2B	FC5-4 1B	5	0	3	0	0	1	1						
Ozzie Smith, S OBP: 0.327, SLG: 0.356 (6, PH) (6, 6)	1B BB			F3				F9	FC5-4 FC6-4	3	1	1	1	1	0	1						
Ivan De Jesus, R OBP: 0.321, SLG: 0.380 (6, 6)	1-2 2-3 3-H			F3				F9	FC5-4 FC6-4	1	0	0	0	0	0	2						
Tom Nieto, R OBP: 0.313, SLG: 0.280 (1, 2)	FC4-6 BB			F8				6-3	FC6-4	3	0	0	1	1	0	3						
Kurt Kephshire, L OBP: 0.167, SLG: 0.225 (1, 1)	FC4-6							K		4	1	1	0	0	1	4						
Bill Campbell, R OBP: 0.625, SLG: 0.400 (9, 1)					3B 2B				F7	0	0	0	0	0	0	0						
<b>Inning Stats</b>	R: 3 E: 0 K: 1 S: 8	H: 3 LOB: 3 BB: 3 P: 20	R: 1 E: 0 K: 0 S: 3	H: 1 LOB: 2 BB: 2 P: 11	R: 0 E: 0 K: 0 S: 3	H: 0 LOB: 0 BB: 0 P: 3	R: 3 E: 0 K: 1 S: 8	H: 4 LOB: 1 BB: 1 P: 12	R: 1 E: 0 K: 0 S: 4	H: 1 LOB: 1 BB: 0 P: 5	R: 0 E: 0 K: 0 S: 3	H: 0 LOB: 0 BB: 0 P: 3	R: 0 E: 0 K: 1 S: 6	H: 1 LOB: 1 BB: 0 P: 6	R: 3 E: 0 K: 0 S: 8	H: 5 LOB: 2 BB: 0 P: 8	R: 0 E: 0 K: 0 S: 5	H: 2 LOB: 2 BB: 0 P: 5	1B: 11 2B: 3 3B: 1 HR: 2	SF: 2 SAC: 1 DP: 1 HBP: 1	WP: 0 PB: 0 SB: 2 CS: 0	PA: 49
<b>PITCHER</b>	IP WLS BF H R ER SO BB IBB HBP BLK WP HR S P ERA WHIP																					
Steve Engel, L ERA: 18.0 (1, 1)	3.0 L 19 6 6 6 1 5 0 0 0 0 0 1 16 36 18.00 3.667																					
Warren Brusstar, R ERA: 5.29 (4, 1)	2.0 10 3 2 2 1 1 0 1 0 0 0 0 10 15 9.00 2.000																					
Ron Meridith, L ERA: 4.38 (6, 1)	2.1 12 5 3 3 1 0 0 0 0 0 0 1 14 14 11.57 2.143																					
Dick Ruthven, R ERA: 4.63 (8, 1)	1.2 8 3 0 0 0 0 0 0 0 0 0 0 8 8 0.00 1.800																					

Batter	1	2	3	4	5	6	7	8	9	AB	R	H	RBI	BB	SO	LOB	BOTTOM				
Bob Dernier, R OBP: 0.311, SLG: 0.307 (1, 8)	FC1-6 BB		F9		F6			5-3		3	0	0	0	1	0	1	<b>St. Louis Cardinals @ Chicago Cubs</b> Wrigley Field, Chicago, IL Tue Jul 30 1985, 3:33 AM CDT Att: 33,083 - Unknown				
23 Ryne Sandberg, R OBP: 0.348, SLG: 0.478 (1, 4)	FC1-6		K		6-3			5-3		4	0	0	0	0	1	2					
Gary Matthews, R OBP: 0.379, SLG: 0.399 (1, 7)	1B BB								1B 1B	3	1	3	0	1	0	0					
Keith Moreland, R OBP: 0.365, SLG: 0.414 (1, 9)	K				F9			G6-4-3	1B	4	1	1	0	0	1	4					
Leon Durham, L OBP: 0.355, SLG: 0.438 (1, 3)	F9				K			1-3		4	0	1	1	0	1	3					
Jody Davis, R OBP: 0.292, SLG: 0.393 (1, 2)			F8		F9					3	0	0	0	0	0	1					
Dick Ruthven, R OBP: 0.182, SLG: 0.182 (8, 1)									F9	0	0	0	0	0	0	0					
Richie Hebner, L OBP: 0.347, SLG: 0.348 (9, PH)										1	0	0	0	0	0	2					
Ron Cey, R OBP: 0.316, SLG: 0.385 (1, 5)										3	1	1	0	1	1	2					
Chris Speier, R OBP: 0.302, SLG: 0.358 (1, 6)										4	0	0	0	0	0	3					
Steve Engel, R Warren Brusstar, R Thad Bosley, L Ron Meridith, L Steve Lake, R										1	0	0	0	0	1	0					
<b>Inning Stats</b>	R: 0 E: 1 K: 1 S: 5	H: 0 LOB: 2 BB: 2 P: 13	R: 0 E: 0 K: 0 S: 2	H: 0 LOB: 0 BB: 1 P: 6	R: 0 E: 0 K: 2 S: 7	H: 0 LOB: 0 BB: 0 P: 7	R: 0 E: 0 K: 1 S: 6	H: 1 LOB: 1 BB: 0 P: 6	R: 1 E: 0 K: 0 S: 5	H: 2 LOB: 1 BB: 0 P: 5	R: 0 E: 0 K: 0 S: 3	H: 1 LOB: 0 BB: 0 P: 3	R: 0 E: 0 K: 0 S: 3	H: 0 LOB: 0 BB: 0 P: 3	R: 0 E: 0 K: 0 S: 3	R: 2 E: 1 K: 2 S: 11	H: 3 LOB: 2 BB: 0 P: 11	1B: 6 2B: 1 3B: 0 HR: 0	SF: 0 SAC: 0 DP: 2 HBP: 0	WP: 1 PB: 0 SB: 1 CS: 0	PA: 36
<b>PITCHER</b>	IP WLS BF H R ER SO BB IBB HBP BLK WP HR S P ERA WHIP																				
Kurt Kephshire, R ERA: 4.34 (1, 1)	8.0 W 32 7 3 2 4 0 0 0 0 0 0 0 37 49 2.25 1.250																				
Bill Campbell, R ERA: 4.02 (9, 1)	1.0 4 0 0 0 2 0 0 0 0 0 0 0 8 8 0.00 0.000																				

AB 39  
R 11  
H 17  
RBI 10  
BB 6  
SO 3  
LOB 20



AB 33  
R 3  
H 7  
RBI 1  
BB 3  
SO 6  
LOB 20





Batter	1	2	3	4	5	6	7	8	9	AB	R	H	RBI	BB	SO	LOB	TOP				
Vince Coleman, S OBP: 0.329, SLG: 0.346	4-0 S BB		FC6-4 CS 1-2			E S 1B		FC5-4 BB		2	0	1	0	2	0	1	<b>St. Louis Cardinals @ Chicago Cubs</b> Wrigley Field, Chicago, IL Wed Jul 31 1985, 3:33 AM CDT Att: 31,417 - Unknown				
Willie McGee, S OBP: 0.373, SLG: 0.501	0-3 K		CS	1B FC6-4 2B		K		FC5-4 1-2		4	1	1	0	0	2	3					
Tom Herr, S OBP: 0.393, SLG: 0.420	4-3			FC6-4 1B		5-3		K		4	0	1	0	0	1	3					
Jack Clark, R OBP: 0.397, SLG: 0.534	0-0 F8			FC6-4 G6-4-3		6-3		FC6-4 1B		4	0	1	1	0	0	2					
Tito Landrum, R OBP: 0.389, SLG: 0.463 Andy Van Slyke, L OBP: 0.339, SLG: 0.426		5-3		G6-4-3		2B		FC6-4 S		3	1	1	0	0	0	1					
Terry Pendleton, S OBP: 0.285, SLG: 0.286		6-3				6-3		F8		4	0	0	0	0	1	2					
Ozzie Smith, S OBP: 0.326, SLG: 0.357		G3				6-3		3-1		4	0	1	1	0	0	1					
Tom Nieto, R OBP: 0.308, SLG: 0.276			F7			F8		6-3		3	0	0	0	0	0	1					
Joaquin Andujar, S OBP: 0.186, SLG: 0.187 Ivan Loe, PH OBP: 0.319, SLG: 0.373 Bob Forsch, R OBP: 0.259, SLG: 0.450 Ricky Horton, L OBP: 0.249, SLG: 0.372 Steve Braun, L OBP: 0.340, SLG: 0.372 Joe Boever, R OBP: 0.273, SLG: 0.372			FC6-4 BB			4-3		K		0	0	0	0	1	0	0					
<b>Inning Stats</b>	R: 0 E: 0 K: 1 S: 5	H: 0 LOB: 1 BB: 1 P: 9	R: 0 E: 0 K: 0 S: 3	H: 0 LOB: 0 BB: 0 P: 3	R: 0 E: 0 K: 0 S: 2	H: 0 LOB: 0 BB: 1 P: 6	R: 1 E: 0 K: 0 S: 4	H: 2 LOB: 0 BB: 0 P: 4	R: 0 E: 0 K: 0 S: 3	H: 0 LOB: 0 BB: 0 P: 3	R: 0 E: 1 K: 1 S: 6	H: 1 LOB: 1 BB: 0 P: 6	R: 1 E: 0 K: 0 S: 5	H: 2 LOB: 1 BB: 0 P: 5	R: 0 E: 0 K: 1 S: 7	H: 0 LOB: 1 BB: 1 P: 11		R: 0 E: 0 K: 1 S: 6	H: 1 LOB: 1 BB: 0 P: 6	1B: 3 2B: 3 3B: 0 HR: 0	SF: 0 SAC: 0 DP: 1 HBP: 0
<b>PITCHER</b>	IP WLS BF H R ER SO BB IBB HBP BLK WP HR S P ERA WHIP	7.0 W 26 5 2 2 2 2 0 0 0 0 0 0 28 36 2.57 1.000	2.0 S 8 1 0 0 3 1 0 0 0 0 0 0 13 17 0.00 1.000																		

Batter	1	2	3	4	5	6	7	8	9	AB	R	H	RBI	BB	SO	LOB	BOTTOM				
Bob Dernier, R OBP: 0.310, SLG: 0.304 Gary Woods, R OBP: 0.350, SLG: 0.275	4-0 23 1B BB	0-3 K			6-3		6-3			3	1	0	0	1	1	0	<b>St. Louis Cardinals @ Chicago Cubs</b> Wrigley Field, Chicago, IL Wed Jul 31 1985, 3:33 AM CDT Att: 31,417 - Unknown				
23 Ryne Sandberg, R OBP: 0.352, SLG: 0.484	0-0 1B HR	0-0 F8			E 2B		S 1B			4	2	3	0	0	0	0					
Davey Lopes, R OBP: 0.407, SLG: 0.468	0-0 S HR		K		1-3		6-3			4	1	1	1	0	1	1					
Gary Matthews, R OBP: 0.388, SLG: 0.421 Lee Smith, R ERA: 2.73	0-0 1-3 2-H HR		FC6-4 BB		K		IBB			2	1	1	3	2	1	0					
Leon Durham, L OBP: 0.354, SLG: 0.439	0-0 2B		FC6-4 1-2		F7		1-3			4	0	1	0	0	0	3					
Richie Hebner, L OBP: 0.346, SLG: 0.347 Chris Speier, R OBP: 0.300, SLG: 0.356	0-0 F9		F6		BB 1B		F9			3	0	1	0	0	0	2					
Jody Davis, R OBP: 0.292, SLG: 0.389	0-0 6-3				5-3		F9			3	0	0	0	1	0	1					
Larry Bowa, S OBP: 0.266, SLG: 0.296	0-0 F6				4-3		S 1B			4	0	2	0	0	0	1					
Ray Fontenot, L OBP: 0.042, SLG: 0.042 Keith Moreland, R OBP: 0.364, SLG: 0.413		6-3			5-3		3-1			3	0	0	0	0	0	2					
<b>Inning Stats</b>	R: 4 E: 0 K: 0 S: 7	H: 4 LOB: 1 BB: 1 P: 11	R: 0 E: 0 K: 1 S: 5	H: 0 LOB: 0 BB: 0 P: 5	R: 0 E: 0 K: 1 S: 5	H: 0 LOB: 1 BB: 1 P: 9	R: 0 E: 0 K: 0 S: 3	H: 0 LOB: 0 BB: 0 P: 3	R: 1 E: 1 K: 1 S: 6	H: 1 LOB: 0 BB: 0 P: 6	R: 0 E: 0 K: 0 S: 4	H: 2 LOB: 2 BB: 1 P: 8	R: 0 E: 0 K: 0 S: 4	H: 1 LOB: 2 BB: 1 P: 8	R: 0 E: 0 K: 0 S: 4	H: 1 LOB: 1 BB: 0 P: 4		1B: 6 2B: 2 3B: 0 HR: 1	SF: 0 SAC: 0 DP: 0 HBP: 0	WP: 0 PA: 36 PB: 0 SB: 3 CS: 0	
<b>PITCHER</b>	IP WLS BF H R ER SO BB IBB HBP BLK WP HR S P ERA WHIP	5.0 L 22 5 5 4 3 2 0 0 0 0 0 0 7 15 0.00 2.400	1.2 9 3 0 0 0 1 1 0 0 0 0 0 0 7 15 0.00 2.400	0.1 1 0 0 0 0 0 0 0 0 0 0 0 0 1 1 0.00 0.000	1.0 4 1 0 0 0 0 0 0 0 0 0 0 0 4 4 0.00 1.000																

AB	31
R	2
H	6
RBI	2
BB	3
SO	5
LOB	15









Batter	1	2	3	4	5	6	7	8	9	AB	R	H	RBI	BB	SO	LOB	TOP			
Juan Samuel, R (1, 4) OBP: 0.299, SLG: 0.420	0-3 K		0-0 F3			0-0 F8		0-0 1B 1B		4	1	1	0	0	1	0	Philadelphia Phillies @ St. Louis Cardinals Busch Stadium, St. Louis, MO Fri Aug 02 1985, 7:05 PM CDT Att: 47,805 - Unknown			
Von Hayes, L (1, 8) OBP: 0.366, SLG: 0.450 (7, 7)	0-3 K		0-3 K			0-0 5-3 1B		0-0 1B 1B		4	0	2	0	0	2	0				
Mike Schmidt, R (1, 3) OBP: 0.338, SLG: 0.451	4-0 BB			0-0 HR		0-0 5-3		0-0 1B 1B		3	1	2	2	1	0	1				
Glenn Wilson, R (1, 9) OBP: 0.294, SLG: 0.416	0-0 F9			0-3 K		0-3 K		0-0 3-1		4	0	0	0	0	2	4				
Bo Diaz, R (1, 2) OBP: 0.268, SLG: 0.382		0-0 3-1		0-0 5-3			0-0 F8		0-0 F7	4	0	0	0	0	0	0				
John Russell, R (1, 7) OBP: 0.319, SLG: 0.393 Garry Maddox, R (7, 8) OBP: 0.290, SLG: 0.342		0-0 6-3		0-3 K			0-3 K		0-0 6-3	3	0	0	0	0	2	0				
Rick Schu, R (1, 5) OBP: 0.341, SLG: 0.389		0-0 1B			0-0 G4-6-3 1B		0-0 6-3		0-0 F5	4	0	2	0	0	0	0				
Luis Aguayo, R (1, 6) OBP: 0.348, SLG: 0.358		0-0 F7			0-0 G4-6-3 1-2			0-0 4-3		3	0	0	0	0	0	2				
Charles Hudson, S (1, 1) OBP: 0.097, SLG: 0.097 John Wockenfuss, R (8, PH) OBP: 0.318, SLG: 0.167 Don Carman, L (8, 1)			0-0 6-3		0-3 K			0-3 K		2	0	0	0	0	1	0				
										1	0	0	0	0	1	0				
										0	0	0	0	0	0	0				
<b>Inning Stats</b>	R: 0 E: 0 K: 2 S: 7	H: 0 LOB: 1 BB: 1 P: 11	R: 0 E: 0 K: 0 S: 4	H: 1 LOB: 1 BB: 0 P: 4	R: 0 E: 0 K: 1 S: 5	H: 0 LOB: 0 BB: 0 P: 5	R: 1 E: 0 K: 2 S: 8	H: 1 LOB: 0 BB: 0 P: 8	R: 0 E: 0 K: 1 S: 6	H: 1 LOB: 1 BB: 0 P: 6	R: 0 E: 0 K: 1 S: 5	H: 0 LOB: 0 BB: 0 P: 5	R: 1 E: 0 K: 0 S: 8	H: 3 LOB: 2 BB: 0 P: 8	R: 0 E: 0 K: 0 S: 3	H: 0 LOB: 0 BB: 0 P: 3	1B: 6 2B: 0 3B: 0 HR: 1	SF: 0 SAC: 0 DP: 1 HBP: 0	WP: 0 PB: 0 SB: 0 CS: 0	PA: 34
<b>PITCHER</b> John Tudor, L (1, 1) ERA: 2.22	IP: 9.0 WLS: W BF: 34 H: 7 R: 2 ER: 2 SO: 9 BB: 1 IBB: 0 HBP: 0 BLK: 0 WP: 0 HR: 1 S: 51 P: 55 ERA: 2.00 WHIP: 0.889															<b>PITCHER</b>				

Batter	1	2	3	4	5	6	7	8	9	AB	R	H	RBI	BB	SO	LOB	BOTTOM
Vince Coleman, S (1, 7) OBP: 0.333, SLG: 0.360	0-0 4-3		0-0 FC6-4 1B			0-0 4-3	0-0 F7			4	0	1	0	0	0	1	Philadelphia Phillies @ St. Louis Cardinals Busch Stadium, St. Louis, MO Fri Aug 02 1985, 7:05 PM CDT Att: 47,805 - Unknown
Willie McGee, S (1, 8) OBP: 0.368, SLG: 0.493	0-0 5-3		0-0 FC6-4 1-2			0-0 F8		0-3 K		4	0	0	0	0	1	1	
Tom Herr, S (1, 4) OBP: 0.388, SLG: 0.413	0-3 K			0-0 F8		0-0 F8		0-0 F8		4	0	0	0	0	1	0	
Jack Clark, R (1, 3) OBP: 0.403, SLG: 0.541		4-0 FC3-5 WP BB		0-0 2B		0-0 F7		0-0 F8		3	0	1	0	1	0	0	
Darrell Porter, L (1, 2) OBP: 0.288, SLG: 0.379		0-0 FC3-5 1-3		0-3 K		0-0 FC1-4 1B				3	0	1	0	0	1	2	
Terry Pendleton, S (1, 5) OBP: 0.294, SLG: 0.283		0-0 F8		0-0 F7		0-0 FC1-4 1B				3	1	0	0	0	0	3	
Andy Van Slyke, L (1, 9) OBP: 0.339, SLG: 0.423		0-0 G3			0-0 F8		0-0 1B E	0-3 1B		3	1	1	0	0	0	1	
Ozzie Smith, S (1, 6) OBP: 0.323, SLG: 0.354			0-0 6-3		0-0 4-3		0-0 E9 E	0-0 1B		3	1	1	1	0	0	0	
John Tudor, L (1, 1) OBP: 0.177, SLG: 0.169			0-3 K		0-3 K		0-0 E6			3	0	0	0	0	2	0	
										1B: 4 2B: 1 3B: 0 HR: 0	SF: 0 SAC: 0 DP: 0 HBP: 0	WP: 1 PB: 0 SB: 0 CS: 0	PA: 31				
<b>PITCHER</b> Charles Hudson, R (1, 1) ERA: 3.78 Don Carman, L (8, 1) ERA: 2.57	IP: 7.0 WLS: L BF: 28 H: 5 R: 3 ER: 1 SO: 4 BB: 1 IBB: 0 HBP: 0 BLK: 0 WP: 0 HR: 0 S: 35 P: 39 ERA: 1.29 WHIP: 0.857															<b>PITCHER</b>	















Batter	1	2	3	4	5	6	7	8	9	AB	R	H	RBI	BB	SO	LOB	TOP										
Bob Dernier, R OBP: 0.310, SLG: 0.302	F8			F8		1-3			6-3	4	0	0	0	0	0	0											
23 Ryne Sandberg, R OBP: 0.343, SLG: 0.461	6-3			F9		F7			F7	4	0	0	0	0	0	0											
Gary Matthews, R OBP: 0.371, SLG: 0.410	1-3			BB					5-3	2	0	0	0	1	0	0											
Keith Moreland, R OBP: 0.362, SLG: 0.411				F8					K	3	0	0	0	0	1	1											
Ron Cey, R OBP: 0.320, SLG: 0.380						6-3			5-3	3	0	0	0	0	1	0											
Leon Durham, L OBP: 0.357, SLG: 0.439									K	3	0	1	0	0	2	0											
Steve Lake, R OBP: 0.160, SLG: 0.195				F8		5-3			F8	3	0	0	0	0	0	1											
Larry Bowa, S OBP: 0.283, SLG: 0.321				F7		F8				2	0	0	0	0	0	1											
Jody Davis, R OBP: 0.289, SLG: 0.381									K	1	0	0	0	0	1	0											
George Frazier, R OBP: 0.297, SLG: 0.351										0	0	0	0	0	0	0											
Scott Sanderson, R OBP: 0.121, SLG: 0.065									5-3	1	0	0	0	0	1	0											
Warren Brusstar, R OBP: 0.315, SLG: 0.238				K						0	0	0	0	0	0	0											
Gary Woods, R OBP: 0.315, SLG: 0.238										1	0	0	0	0	0	0											
Lary Sorensen, R OBP: 0.297, SLG: 0.351										0	0	0	0	0	0	0											
Chris Speier, R OBP: 0.297, SLG: 0.351										1	0	0	0	0	0	0											
<b>Inning Stats</b>	R: 0 E: 0 K: 0 S: 3	H: 0 LOB: 0 BB: 0 P: 3	R: 0 E: 0 K: 2 S: 7	H: 0 LOB: 0 BB: 0 P: 7	R: 0 E: 0 K: 1 S: 5	H: 0 LOB: 1 BB: 0 P: 5	R: 0 E: 0 K: 0 S: 3	H: 0 LOB: 1 BB: 0 P: 7	R: 0 E: 0 K: 0 S: 4	H: 1 LOB: 1 BB: 0 P: 4	R: 0 E: 0 K: 0 S: 3	H: 0 LOB: 0 BB: 0 P: 3	R: 0 E: 0 K: 1 S: 5	H: 0 LOB: 0 BB: 0 P: 5	R: 0 E: 0 K: 2 S: 7	H: 0 LOB: 0 BB: 0 P: 7	R: 0 E: 0 K: 0 S: 3	H: 0 LOB: 0 BB: 0 P: 3	1B: 1 2B: 0 3B: 0 HR: 0	SF: 0 SAC: 0 DP: 0 HBP: 0	WP: 0 PA: 29 PB: 0 SB: 0 CS: 0						
<b>PITCHER</b>	IP	WLS	BF	H	R	ER	SO	BB	IBB	HBP	BLK	WP	HR	S	P	ERA	WHIP										
John Tudor, L ERA: 2.11	9.0	W	29	1	0	0	6	1	0	0	0	0	0	40	44	0.00	0.222										

Chicago Cubs @ St. Louis Cardinals  
 Busch Stadium, St. Louis, MO  
 Thu Aug 08 1985, 7:05 PM CDT  
 Att: 39,203 - Unknown

AB	28
R	0
H	1
RBI	0
BB	1
SO	6
LOB	3



Batter	1	2	3	4	5	6	7	8	9	AB	R	H	RBI	BB	SO	LOB	BOTTOM										
Vince Coleman, S OBP: 0.329, SLG: 0.355	E9	G3			S		4-3			4	2	2	1	0	0	0											
Willie McGee, S OBP: 0.372, SLG: 0.500		5-3			1B		K			4	2	2	2	0	1	0											
Tom Herr, S OBP: 0.387, SLG: 0.408				4-3			6-3			4	1	2	1	0	0	0											
Jack Clark, R OBP: 0.399, SLG: 0.529	F7			F3	SF9					2	0	0	1	1	0	1											
Andy Van Slyke, L OBP: 0.336, SLG: 0.427				F6	F8					4	1	2	2	0	0	1											
Terry Pendleton, S OBP: 0.294, SLG: 0.291				4-3	F6					4	1	1	1	0	0	3											
Darrell Porter, L OBP: 0.280, SLG: 0.356	F7			F7						3	0	0	0	0	0	0											
Ozzie Smith, S OBP: 0.315, SLG: 0.342	F9			F2						3	0	0	0	0	0	0											
John Tudor, L OBP: 0.185, SLG: 0.210				F8						3	1	1	0	0	0	0											
<b>Inning Stats</b>	R: 5 E: 1 K: 0 S: 8	H: 5 LOB: 0 BB: 0 P: 8	R: 0 E: 0 K: 0 S: 3	H: 0 LOB: 0 BB: 0 P: 3	R: 0 E: 0 K: 0 S: 3	H: 0 LOB: 0 BB: 0 P: 3	R: 0 E: 0 K: 0 S: 3	H: 0 LOB: 0 BB: 0 P: 3	R: 3 E: 0 K: 0 S: 7	H: 4 LOB: 1 BB: 0 P: 7	R: 0 E: 0 K: 0 S: 3	H: 0 LOB: 0 BB: 0 P: 3	R: 0 E: 0 K: 1 S: 5	H: 0 LOB: 0 BB: 0 P: 5	R: 0 E: 0 K: 0 S: 2	H: 1 LOB: 0 BB: 1 P: 6	1B: 5 2B: 2 3B: 2 HR: 2	SF: 1 SAC: 0 DP: 0 HBP: 0	WP: 0 PA: 33 PB: 0 SB: 1 CS: 0								
<b>PITCHER</b>	IP	WLS	BF	H	R	ER	SO	BB	IBB	HBP	BLK	WP	HR	S	P	ERA	WHIP										
Scott Sanderson, R ERA: 3.02	4.0	L	20	8	8	8	0	0	0	0	0	0	0	4	4	0.00	1.000										
Warren Brusstar, R ERA: 4.8	1.0		4	1	0	0	0	0	0	0	0	0	0	4	4	0.00	1.000										
Lary Sorensen, R ERA: 4.8	2.0		6	0	0	0	1	0	0	0	0	0	0	8	8	0.00	0.000										
George Frazier, R ERA: 4.39	1.0		3	1	0	0	0	1	0	0	0	0	0	2	6	0.00	2.000										

Chicago Cubs @ St. Louis Cardinals  
 Busch Stadium, St. Louis, MO  
 Thu Aug 08 1985, 7:05 PM CDT  
 Att: 39,203 - Unknown

AB	31
R	8
H	10
RBI	8
BB	1
SO	1
LOB	5









Batter	1	2	3	4	5	6	7	8	9	AB	R	H	RBI	BB	SO	LOB	TOP					
<b>Tito Landrum, R</b> OBP: 0.358, SLG: 0.427 (1, 9)	F9		FC6-4		1B		F7		L5	5	1	1	1	0	0	1	<b>St. Louis Cardinals @ Philadelphia Phillies</b> <b>Veterans Stadium, Philadelphia, PA</b> Sat Aug 10 1985, 7:05 PM EDT Unknown					
<b>Willie McGee, S</b> OBP: 0.374, SLG: 0.497 (1, 8)	6-3			BLK	PB		BLK		4-3	5	2	3	1	0	0	0						
<b>Tom Herr, S</b> OBP: 0.384, SLG: 0.406 (1, 4)	F7			SF8	E5		BLK			3	0	1	1	0	0	1						
<b>Jack Clark, R</b> OBP: 0.397, SLG: 0.525 (1, 3)		F8		SF9	F3		K			3	1	0	0	1	1	4						
<b>Brian Harper, R</b> OBP: 0.321, SLG: 0.346 <b>Andy Van Slyke, L</b> OBP: 0.333, SLG: 0.434 <b>Jeff Lahti, R</b> (8, 1)	F7			E4	4-3				P4	3	0	0	0	0	0	2						
<b>Terry Pendleton, S</b> OBP: 0.281, SLG: 0.297 (1, 5)	P6			SF9					F9	3	0	0	1	0	1	0						
<b>Ozzie Smith, S</b> OBP: 0.316, SLG: 0.339 (1, 6)			FC6-4	FC6-4					P6	3	0	1	0	1	0	1						
<b>Tom Nieto, R</b> OBP: 0.298, SLG: 0.266 (1, 2)			F9		F9				F9	4	0	0	0	0	1	2						
<b>Danny Cox, R</b> OBP: 0.222, SLG: 0.172 <b>Ken Dayley, L</b> OBP: 0.333, SLG: 0.333 <b>Vince Coleman, S</b> OBP: 0.326, SLG: 0.353 (8, 1)			K		2B		4-3		K	2	1	0	0	0	1	1						
<b>Inning Stats</b>	R: 0 E: 0 K: 0 S: 3	H: 0 LOB: 0 BB: 0 P: 3	R: 0 E: 0 K: 0 S: 3	H: 0 LOB: 0 BB: 0 P: 3	R: 0 E: 0 K: 1 S: 5	H: 0 LOB: 1 BB: 1 P: 9	R: 2 E: 2 K: 0 S: 5	H: 1 LOB: 1 BB: 1 P: 9	R: 3 E: 1 K: 0 S: 6	H: 2 LOB: 1 BB: 0 P: 7	R: 0 E: 0 K: 2 S: 7	H: 0 LOB: 0 BB: 0 P: 7	R: 0 E: 0 K: 1 S: 4	H: 2 LOB: 2 BB: 0 P: 7	R: 0 E: 0 K: 0 S: 4	H: 1 LOB: 1 BB: 0 P: 4		R: 0 E: 0 K: 1 S: 5	H: 0 LOB: 0 BB: 0 P: 5	1B: 5 2B: 1 3B: 0 HR: 0	SF: 2 SAC: 0 DP: 0 HBP: 1	WP: 0 PB: 1 SB: 1 CS: 0
<b>PITCHER</b>	IP	WLS	BF	H	R	ER	SO	BB	IBB	HBP	BLK	WP	HR	S	P	ERA	WHIP					
<b>Jerry Koosman, L</b> ERA: 3.71 (1, 1)	5.0	L	23	3	5	2	1	2	0	0	1	0	0	22	31	3.60	1.000					
<b>Dave Shipanoff, R</b> ERA: (6, 1)	3.0		12	3	0	0	3	0	0	0	1	0	0	18	18	0.00	1.000					
<b>Don Carman, L</b> ERA: 2.54 (9, 1)	1.0		3	0	0	0	1	0	0	0	0	0	0	5	5	0.00	0.000					

AB	33
R	5
H	6
RBI	4
BB	2
SO	5
LOB	12



Batter	1	2	3	4	5	6	7	8	9	AB	R	H	RBI	BB	SO	LOB	BOTTOM					
<b>Juan Samuel, R</b> OBP: 0.291, SLG: 0.409 (1, 4)	6-3		F8			K		E3		4	1	0	0	0	1	2	<b>St. Louis Cardinals @ Philadelphia Phillies</b> <b>Veterans Stadium, Philadelphia, PA</b> Sat Aug 10 1985, 7:05 PM EDT Unknown					
<b>Tom Foley, L</b> OBP: 0.273, SLG: 0.324 (1, 6)	L5		P5			L3		G3		4	0	0	1	0	0	2						
<b>Von Hayes, L</b> OBP: 0.361, SLG: 0.438 (1, 8)	3-1			5-3	PB	K		K		4	0	1	0	0	2	2						
<b>Mike Schmidt, R</b> OBP: 0.348, SLG: 0.466 (1, 5)		PB	SF8	F8		1-3				4	1	2	2	0	0	1						
<b>Glenn Wilson, R</b> OBP: 0.298, SLG: 0.414 <b>Don Carman, L</b> (9, 1)		SF8		5-3				5-3		3	0	1	1	0	0	2						
<b>Tim Corcoran, L</b> OBP: 0.308, SLG: 0.272 (1, 3)			K	F7						4	0	0	0	0	1	2						
<b>Ozzie Virgil, R</b> OBP: 0.370, SLG: 0.480 <b>Darren Daulton, L</b> OBP: 0.357, SLG: 0.190 (9, PR)					G6-3					1	0	0	0	2	0	1						
<b>John Russell, R</b> OBP: 0.312, SLG: 0.413 (1, 7)			F7		K					4	1	1	0	0	2	3						
<b>Jerry Koosman, R</b> OBP: 0.114, SLG: 0.091 <b>Greg Gross, L</b> OBP: 0.350, SLG: 0.299 <b>Dave Shipanoff, R</b> (6, 1)			6-3		G6-3					1	0	0	0	0	0	0						
<b>Derrel Thomas, S</b> OBP: 0.297, SLG: 0.373 (9, 8)					1-2			G3		1	1	0	0	1	0	1						
<b>Inning Stats</b>	R: 0 E: 0 K: 0 S: 3	H: 1 LOB: 1 BB: 0 P: 7	R: 1 E: 0 K: 1 S: 6	H: 1 LOB: 0 BB: 0 P: 7	R: 0 E: 0 K: 0 S: 3	H: 0 LOB: 0 BB: 0 P: 3	R: 0 E: 0 K: 0 S: 4	H: 1 LOB: 1 BB: 0 P: 4	R: 0 E: 0 K: 1 S: 4	H: 0 LOB: 0 BB: 1 P: 8	R: 0 E: 0 K: 2 S: 7	H: 0 LOB: 0 BB: 0 P: 7	R: 0 E: 0 K: 0 S: 4	H: 1 LOB: 1 BB: 0 P: 4	R: 3 E: 1 K: 1 S: 8	H: 2 LOB: 1 BB: 1 P: 12	R: 0 E: 0 K: 1 S: 5	H: 0 LOB: 1 BB: 1 P: 9	1B: 2 2B: 3 3B: 0 HR: 0	SF: 1 SAC: 0 DP: 1 HBP: 1	WP: 0 PB: 2 SB: 0 CS: 0	PA: 36
<b>PITCHER</b>	IP	WLS	BF	H	R	ER	SO	BB	IBB	HBP	BLK	WP	HR	S	P	ERA	WHIP					
<b>Danny Cox, R</b> ERA: 3.02 (1, 1)	7.0	W	28	4	4	1	4	2	0	1	0	0	0	33	42	1.29	0.857					
<b>Ken Dayley, L</b> ERA: (8, 1)	0.2		2	0	0	0	1	0	0	0	0	0	0	4	4	0.00	0.000					
<b>Jeff Lahti, R</b> ERA: 2.36 (8, 1)	1.1	S	6	1	0	0	1	1	0	0	0	0	0	7	11	0.00	1.500					

AB	31
R	4
H	5
RBI	4
BB	3
SO	6
LOB	17





Batter	1	2	3	4	5	6	7	8	9	AB	R	H	RBI	BB	SO	LOB	TOP										
Vince Coleman, S (1, 7) OBP: 0.326, SLG: 0.352	0-3 K	0-3 K		0-0 1B S	0-0 1B 3-1	0-0 1-3		0-0 E4		6	2	2	2	0	2	4	<b>St. Louis Cardinals @ Philadelphia Phillies</b> <b>Veterans Stadium, Philadelphia, PA</b> Sat Aug 10 1985, 7:05 PM EDT Att: 37,321 - Unknown										
Willie McGee, S (1, 8) OBP: 0.379, SLG: 0.509	0-0	0-0		0-0 1B S	0-0 1B 3-1		0-0	0-0 F9		5	2	4	4	0	0	2											
Tito Landrum, R (7, FR) OBP: 0.355, SLG: 0.423	0-0 CS	1-H 2-H		0-0 FC4-6	1-2 2-3		0-0 1B	0-0		1	0	0	0	0	0	2											
Tom Herr, S (1, 4) OBP: 0.388, SLG: 0.411	0-0	4-0		0-0 E6	0-0 F6		0-0	0-0	0-0	5	1	3	0	1	0	3											
Ivan De Jesus, R (9, 5) OBP: 0.293, SLG: 0.345	0-0	0-0		0-0 FC4-6	1-3		0-0 1B	0-0 1B	0-0	0	0	0	0	0	0	0											
Darrell Porter, L (1, 2) OBP: 0.297, SLG: 0.394	4-0	0-0		0-0 F7	0-0 F4		0-0	0-0	0-0	5	0	1	2	1	1	6											
Andy Van Slyke, L (1, 9) OBP: 0.337, SLG: 0.443	0-3 K			0-0 FC4-6	0-0 K		0-0	0-0	0-0	6	1	3	2	0	2	4											
Terry Pendleton, S (1, 5) OBP: 0.257, SLG: 0.292	0-0	0-0		0-0 2B	0-0 3B		0-0	0-0	0-0	5	0	0	0	0	0	5											
Tom Lawless, R (8, 5) OBP: 0.260, SLG: 0.239	0-0	1-3		0-0 6-3	0-0 4-3		0-0	0-0 F8	0-0	1	0	0	0	0	0	1											
Mike Jorgensen, L (1, 3) OBP: 0.300, SLG: 0.294	0-0	4-0		0-0 1B FC	0-0 1B CS		0-0	0-0	0-0	3	3	3	1	3	0	0											
Ozzie Smith, S (1, 6) OBP: 0.322, SLG: 0.342	0-0	0-0		0-0 FC	0-0		0-0	0-0	0-0	5	2	3	1	1	0	3											
Kurt Kephshire, L (1, 1) OBP: 0.159, SLG: 0.214	0-0	0-0		1-3 HR	0-0 1B		0-0	0-0	0-0	1	1	0	1	0	0	1											
Ricky Horton, L (2, 1) OBP: 0.159, SLG: 0.214	0-0	0-0		0-0 FC	0-0 K		0-0	0-0	0-0	2	1	0	0	1	1	3											
<b>Inning Stats</b>	R: 0 E: 0 K: 2 S: 8	H: 2 LOB: 2 BB: 1 P: 12	R: 4 E: 0 K: 1 S: 8	H: 2 LOB: 1 BB: 2 P: 16	R: 1 E: 0 K: 1 S: 7	H: 3 LOB: 2 BB: 0 P: 7	R: 2 E: 1 K: 0 S: 6	H: 2 LOB: 1 BB: 3 P: 6	R: 4 E: 0 K: 1 S: 7	H: 2 LOB: 1 BB: 0 P: 19	R: 1 E: 0 K: 0 S: 5	H: 2 LOB: 1 BB: 0 P: 5	R: 0 E: 1 K: 1 S: 7	H: 3 LOB: 3 BB: 0 P: 7	R: 0 E: 0 K: 0 S: 4	H: 0 LOB: 2 BB: 1 P: 8	R: 1 E: 0 K: 0 S: 6	H: 3 LOB: 2 BB: 0 P: 6	1B: 14 2B: 4 3B: 1 HR: 1	SF: 0 SAC: 1 DP: 1 HBP: 0	WP: 0 PB: 0 SB: 2 CS: 2	PA: 53					
<b>PITCHER</b>	IP	WLS	BF	H	R	ER	SO	BB	IBB	HBP	BLK	WP	HR	S	P	ERA	WHIP										
Kevin Gross, R (1, 1) ERA: 3.08	2.1	L	17	7	5	5	3	3	0	0	0	0	1	20	32	19.29	4.286										
Dave Rucker, L (3, 1) ERA: 4.43	1.2		7	2	2	1	1	0	0	0	0	0	0	9	9	5.40	1.200										
Larry Andersen, R (5, 1) ERA: 4.99	3.0		18	7	5	5	2	3	0	0	0	0	0	19	31	15.00	3.333										
Dave Shipanoff, R (8, 1) ERA: 4.15	1.0		5	0	0	0	0	1	0	0	0	0	0	4	8	0.00	1.000										
Kent Tekulve, R (9, 1) ERA: 4.15	1.0		6	3	1	1	0	0	0	0	0	0	0	6	6	9.00	3.000										

Batter	1	2	3	4	5	6	7	8	9	AB	R	H	RBI	BB	SO	LOB	BOTTOM										
Juan Samuel, R (1, 4) OBP: 0.291, SLG: 0.406	0-3 K			0-0 FC5-4		0-0 5-3			0-0 6-3	3	0	0	1	1	1	2	<b>St. Louis Cardinals @ Philadelphia Phillies</b> <b>Veterans Stadium, Philadelphia, PA</b> Sat Aug 10 1985, 7:05 PM EDT Att: 37,321 - Unknown										
Luis Aguayo, R (7, 4) OBP: 0.367, SLG: 0.381				1-2 2-3 3-H						1	0	0	0	0	0	0											
Tom Foley, L (1, 6) OBP: 0.281, SLG: 0.308	0-0 4-3	0-0 F8		0-0 1-3			0-0 F7		0-0 E1	5	0	0	0	0	0	5											
Von Hayes, L (1, 8) OBP: 0.360, SLG: 0.443	0-0			0-0 G3		0-0 G3	0-3 K		0-0 F6	5	1	1	1	0	1	1											
Mike Schmidt, R (1, 5) OBP: 0.347, SLG: 0.466	0-0 F6			0-0 F9			0-3 K			4	1	1	0	0	1	0											
Derrel Thomas, S (8, 5) OBP: 0.297, SLG: 0.373				0-0			0-3 K			0	0	0	0	0	0	0											
Glenn Wilson, R (1, 9) OBP: 0.300, SLG: 0.414				0-0 K					0-0 1B	3	1	1	0	1	1	1											
Tim Corcoran, L (1, 3) OBP: 0.313, SLG: 0.273				0-0 K					0-0 F5	3	0	1	1	1	1	1											
Darren Daulton, L (1, 2) OBP: 0.375, SLG: 0.240				0-0 1B BB					0-0 F7	4	1	2	1	0	0	2											
Greg Gross, L (1, 7) OBP: 0.348, SLG: 0.292				0-0 4-3					0-0 1-3	3	0	0	0	1	1	3											
Kevin Gross, R (1, 1) ERA: 3.08	1.0			0-0 FC5-4					0-0 F4	1	0	0	0	0	1	2											
Dave Rucker, L (3, 1) ERA: 4.43	1.2			1-2 2-3 3-H						0	0	0	0	0	0	0											
John Kuznetsov, L (4, PR) OBP: 0.316, SLG: 0.417	0-0			0-0 K						1	0	1	0	0	0	0											
Larry Andersen, R (5, 1) ERA: 4.99	3.0			0-0 FC5-4						0	0	0	0	0	0	0											
Dave Shipanoff, R (8, 1) ERA: 4.15	1.0			1-2 2-3						0	0	0	0	0	0	0											
Kent Tekulve, R (9, 1) ERA: 4.15	1.0			0-0						0	0	0	0	0	0	0											
Gary Maddox, R (9, 9) OBP: 0.268, SLG: 0.340	1.0			0-0						1	0	0	0	0	0	0											
<b>Inning Stats</b>	R: 1 E: 0 K: 1 S: 6	H: 1 LOB: 0 BB: 0 P: 6	R: 1 E: 0 K: 1 S: 6	H: 1 LOB: 3 BB: 3 P: 18	R: 0 E: 0 K: 1 S: 5	H: 0 LOB: 0 BB: 0 P: 5	R: 1 E: 0 K: 1 S: 7	H: 2 LOB: 2 BB: 1 P: 11	R: 1 E: 0 K: 0 S: 5	H: 2 LOB: 1 BB: 0 P: 5	R: 0 E: 0 K: 1 S: 5	H: 0 LOB: 0 BB: 0 P: 5	R: 0 E: 0 K: 2 S: 7	H: 0 LOB: 0 BB: 0 P: 7	R: 0 E: 0 K: 0 S: 4	H: 1 LOB: 1 BB: 0 P: 4	R: 0 E: 1 K: 0 S: 4	H: 0 LOB: 1 BB: 0 P: 4	1B: 5 2B: 1 3B: 0 HR: 1	SF: 0 SAC: 0 DP: 0 HBP: 0	WP: 0 PB: 0 SB: 0 CS: 0	PA: 39					
<b>PITCHER</b>	IP	WLS	BF	H	R	ER	SO	BB	IBB	HBP	BLK	WP	HR	S	P	ERA	WHIP										
Kurt Kephshire, R (1, 1) ERA: 4.5	1.0		32	5	2	2	6	1	1	0	0	0	0	42	50	2.25	0.750										
Ricky Horton, L (2, 1) ERA: 2.29	8.0	W	32	5	2	2	6	1	1	0	0	0	0	42	50	2.25	0.750										

AB 45  
R 13  
H 19  
RBI 13  
BB 7  
SO 6  
LOB 34





Batter	1	2	3	4	5	6	7	8	9	AB	R	H	RBI	BB	SO	LOB	TOP			
Vince Coleman, S (1, 7) OBP: 0.326, SLG: 0.351										4	1	1	0	0	2	1	<b>St. Louis Cardinals @ Philadelphia Phillies</b> <b>Veterans Stadium, Philadelphia, PA</b> Sun Aug 11 1985, 3:33 AM EDT Att: 31,602 - Unknown			
Tom Lawless, R (1, 4) OBP: 0.241, SLG: 0.220										4	0	0	0	0	1	1				
Willie McGee, S (1, 8) OBP: 0.378, SLG: 0.506										4	0	1	1	0	1	0				
Jack Clark, R (1, 3) OBP: 0.395, SLG: 0.521										3	0	0	0	1	1	0				
Tito Landrum, R (1, 9) OBP: 0.360, SLG: 0.426										4	0	2	0	0	0	1				
Terry Pendleton, S (1, 5) OBP: 0.295, SLG: 0.289										4	0	0	0	0	1	2				
Tom Nieto, R (1, 2) OBP: 0.298, SLG: 0.267										3	0	1	0	0	0	0				
Ivan De Jesus, R (1, 6) OBP: 0.279, SLG: 0.328										3	0	0	0	0	0	1				
Bob Forsch, R (1, 1) OBP: 0.273, SLG: 0.455										2	0	1	0	0	0	0				
Brian Harper, R (8, PH) OBP: 0.310, SLG: 0.333										1	0	0	0	0	0	0				
Joe Boever, R (8, 1)										0	0	0	0	0	0	0				
<b>Inning Stats</b>	R: 1 E: 0 K: 1 S: 6	H: 2 LOB: 1 BB: 1 P: 10	R: 0 E: 0 K: 0 S: 3	H: 0 LOB: 0 BB: 0 P: 3	R: 0 E: 0 K: 1 S: 5	H: 0 LOB: 0 BB: 0 P: 5	R: 0 E: 0 K: 1 S: 6	H: 1 LOB: 1 BB: 0 P: 6	R: 0 E: 0 K: 0 S: 4	H: 0 LOB: 0 BB: 0 P: 5	R: 0 E: 0 K: 0 S: 4	H: 1 LOB: 1 BB: 0 P: 4	R: 0 E: 0 K: 1 S: 5	H: 0 LOB: 0 BB: 0 P: 5	R: 0 E: 0 K: 1 S: 6	H: 1 LOB: 1 BB: 0 P: 6	1B: 6 2B: 0 3B: 0 HR: 0	SF: 0 SAC: 0 DP: 0 HBP: 0	WP: 0 PB: 0 SB: 1 CS: 1	PA: 33
<b>PITCHER</b> Shane Rawley, L (1, 1) ERA: 2.75	IP: 9.0 WLS: W BF: 33 H: 6 R: 1 ER: 1 SO: 6 BB: 1 IBB: 0 HBP: 0 BLK: 0 WP: 0 HR: 0 S: 44 P: 48 ERA: 1.00 WHIP: 0.778															<b>PITCHER</b>				

Batter	1	2	3	4	5	6	7	8	9	AB	R	H	RBI	BB	SO	LOB	BOTTOM			
Juan Samuel, R (1, 4) OBP: 0.293, SLG: 0.407										4	1	2	1	0	0	1	<b>St. Louis Cardinals @ Philadelphia Phillies</b> <b>Veterans Stadium, Philadelphia, PA</b> Sun Aug 11 1985, 3:33 AM EDT Att: 31,602 - Unknown			
Tom Foley, L (1, 6) OBP: 0.281, SLG: 0.306										4	0	1	0	0	0	2				
Von Hayes, L (1, 8) OBP: 0.358, SLG: 0.441										4	0	1	1	0	1	1				
Mike Schmidt, R (1, 5) OBP: 0.349, SLG: 0.473										3	1	1	1	1	1	1				
Glenn Wilson, R (1, 9) OBP: 0.301, SLG: 0.413										3	0	1	0	1	1	1				
Tim Corcoran, L (1, 3) OBP: 0.306, SLG: 0.266										4	0	0	0	0	1	4				
Ozzie Virgil, R (1, 2) OBP: 0.371, SLG: 0.493										4	2	2	1	0	1	1				
John Russell, R (1, 7) OBP: 0.310, SLG: 0.408										3	0	0	0	0	0	1				
Shane Rawley, R (1, 1) OBP: 0.163, SLG: 0.103										3	0	1	0	0	2	0				
<b>Inning Stats</b>	R: 1 E: 0 K: 0 S: 5	H: 2 LOB: 2 BB: 1 P: 9	R: 1 E: 0 K: 0 S: 5	H: 2 LOB: 1 BB: 0 P: 5	R: 0 E: 0 K: 1 S: 5	H: 0 LOB: 1 BB: 1 P: 9	R: 1 E: 0 K: 1 S: 6	H: 2 LOB: 0 BB: 0 P: 6	R: 1 E: 0 K: 0 S: 4	H: 1 LOB: 0 BB: 0 P: 4	R: 0 E: 0 K: 0 S: 3	H: 0 LOB: 0 BB: 0 P: 3	R: 0 E: 0 K: 2 S: 8	H: 1 LOB: 1 BB: 0 P: 8	R: 0 E: 0 K: 3 S: 10	H: 1 LOB: 1 BB: 0 P: 10	1B: 6 2B: 1 3B: 0 HR: 2	SF: 0 SAC: 0 DP: 0 HBP: 0	WP: 0 PB: 0 SB: 1 CS: 1	PA: 35
<b>PITCHER</b> Bob Forsch, R (1, 1) ERA: 4.36	IP: 7.0 WLS: L BF: 30 H: 8 R: 4 ER: 4 SO: 4 BB: 2 IBB: 0 HBP: 0 BLK: 0 WP: 0 HR: 2 S: 36 P: 44 ERA: 5.14 WHIP: 1.429															<b>PITCHER</b>				
Joe Boever, R (8, 1) ERA: 1.04	IP: 1.0 WLS: L BF: 4 H: 1 R: 0 ER: 0 SO: 3 BB: 0 IBB: 0 HBP: 0 BLK: 0 WP: 0 HR: 0 S: 10 P: 10 ERA: 0.00 WHIP: 1.000															<b>PITCHER</b>				



Batter	1	2	3	4	5	6	7	8	9	AB	R	H	RBI	BB	SO	LOB	TOP										
Bill Almon, R OBP: 0.349, SLG: 0.429 Lee Mazzilli, S OBP: 0.418, SLG: 0.371	4-0 CS BB		0-3 K			0-0 6-3		0-3 K	4-0 1-2 2-3 BB	3	0	0	0	1	2	1											
Denny Gonzalez, R OBP: 0.400, SLG: 0.500	0-0 PB 1-2 2B		0-0 F8			4-0 BB		0-3 K	0-3 K	4	0	1	0	1	2	4											
Bill Madlock, R OBP: 0.314, SLG: 0.361	0-0 6-3 2-3			0-0 6-3		0-0 G3		4-0 1B 1-2 BB		3	0	0	0	1	0	2											
Mike Brown, R OBP: 0.306, SLG: 0.424	0-0 1-3			0-3 K			0-0 1B 2B	0-0 1-2 2-3 1B		4	1	2	0	0	1	1											
Jason Thompson, L OBP: 0.379, SLG: 0.397		0-0 F7		0-3 K			0-3 K	0-0 6-3		4	0	0	0	0	2	4											
Tony Peña, R OBP: 0.285, SLG: 0.351		0-0 1-3			0-0 F4		0-0 F8		0-0 E1 BB 1B	4	0	0	0	0	0	1											
Sam Khalifa, R OBP: 0.285, SLG: 0.301		4-0 BB			0-0 4-3		0-0 2-H 1B		0-0 F6	3	0	1	1	1	0	1											
Joe Orsulak, L OBP: 0.326, SLG: 0.349		0-3 K			0-0 F6		0-0 4-3		0-0 1-2 BB 1B	4	0	1	0	0	1	2											
Jim Winn, R OBP: 0.133, SLG: 0.143 Larry McWilliams, L OBP: 0.139, SLG: 0.143 Sixto Lezcano, R OBP: 0.406, SLG: 0.343 Rod Scurrey, L OBP: 0.350, SLG: 0.337			0-0 6-3			0-0 6-3		0-0 1B BB 1B	0-0 F8	1	0	0	0	0	0	0											
<b>Inning Stats</b>	R: 0 E: 0 K: 0 S: 3	H: 1 LOB: 1 BB: 1 P: 7	R: 0 E: 0 K: 1 S: 5	H: 0 LOB: 1 BB: 1 P: 9	R: 0 E: 0 K: 1 S: 5	H: 0 LOB: 0 BB: 0 P: 5	R: 0 E: 0 K: 2 S: 7	H: 0 LOB: 0 BB: 0 P: 7	R: 0 E: 0 K: 0 S: 3	H: 0 LOB: 1 BB: 1 P: 3	R: 1 E: 0 K: 1 S: 7	H: 2 LOB: 1 BB: 0 P: 7	R: 0 E: 0 K: 2 S: 9	H: 2 LOB: 3 BB: 1 P: 13	R: 0 E: 1 K: 1 S: 7	H: 1 LOB: 3 BB: 1 P: 11	1B: 4 2B: 2 3B: 0 HR: 0	SF: 0 SAC: 0 DP: 0 HBP: 0	WP: 0 PB: 1 SB: 0 CS: 1	PA: 38							
<b>PITCHER</b>	IP	WLS	BF	H	R	ER	SO	BB	IBB	HBP	BLK	WP	HR	S	P	ERA	WHIP										
John Tudor, L ERA: 2.07 Bill Campbell, R ERA: 3.97	(1, 1) (9, 1)	8.0 1.0	W 6	32 6	5 1	1 0	7 1	4 1	0 0	0 0	0 0	0 0	0 0	42 7	58 11	1.12 0.00	1.125 2.000										

Pittsburgh Pirates @ St. Louis Cardinals  
Busch Stadium, St. Louis, MO  
Mon Aug 12 1985, 7:05 PM CDT  
Att: 24,516 - Unknown

AB	33
R	1
H	6
RBI	1
BB	5
SO	8
LOB	18



Batter	1	2	3	4	5	6	7	8	9	AB	R	H	RBI	BB	SO	LOB	BOTTOM										
Vince Coleman, S OBP: 0.327, SLG: 0.352	0-0 G3 S 1B		0-0 G3			0-0 F8		0-0 5-3		5	1	2	0	0	0	0											
Willie McGee, S OBP: 0.382, SLG: 0.516	0-0 G3 1-3		0-0 WP 1B 2B		4-0 S 1B BB	0-0 SF9 3B		0-0 1B		4	3	3	0	1	0	1											
Tom Herr, S OBP: 0.391, SLG: 0.413 Tom Lawless, R OBP: 0.236, SLG: 0.216	4-0 G5-4-3 BB		0-0 E 2-H 1B		4-0 F9 1-2 HR BB	0-0 SF9 3-H		0-0 F9		1	1	1	2	2	0	0											
Jack Clark, R OBP: 0.391, SLG: 0.514	0-0 G5-4-3 1-2		0-0 E6 1-2		0-0 F4	0-0 F4		0-3 K		5	0	0	0	0	1	7											
Andy Van Slyke, L OBP: 0.338, SLG: 0.444 Tito Landrum, R OBP: 0.363, SLG: 0.427		0-0 S 1B 1B	0-3 K		0-0 HR 1-2 2-H 3-H 1B		0-0 6-3			2	1	1	0	0	1	2											
Terry Pendleton, S OBP: 0.294, SLG: 0.289		0-0 1B 1-H 1B	0-0 G3		0-0 F9		0-3 K			4	0	1	1	0	1	4											
Darrell Porter, L OBP: 0.303, SLG: 0.420		0-0 F9		0-0 G3		0-0 HR 1-H 3-H		4-0 HBP BB		3	1	1	3	1	0	1											
Ozzie Smith, S OBP: 0.326, SLG: 0.343		0-0 2-3 1B		0-0 F7		0-0 BB BB		1-0 HBP		2	0	1	0	1	0	0											
John Tudor, L OBP: 0.174, SLG: 0.197 Bill Campbell, R OBP: 0.625, SLG: 0.400		0-0 1-3		0-0 F5		0-0 1-3		0-0 F8		4	0	0	0	0	0	4											
<b>Inning Stats</b>	R: 0 E: 0 K: 0 S: 3	H: 1 LOB: 1 BB: 1 P: 7	R: 1 E: 0 K: 0 S: 5	H: 3 LOB: 0 BB: 0 P: 5	R: 1 E: 1 K: 1 S: 8	H: 2 LOB: 2 BB: 0 P: 8	R: 0 E: 0 K: 0 S: 3	H: 0 LOB: 0 BB: 0 P: 3	R: 5 E: 0 K: 0 S: 6	H: 3 LOB: 1 BB: 3 P: 18	R: 1 E: 0 K: 0 S: 4	H: 1 LOB: 0 BB: 0 P: 4	R: 0 E: 0 K: 1 S: 5	H: 0 LOB: 2 BB: 1 P: 10	R: 0 E: 0 K: 1 S: 6	H: 1 LOB: 1 BB: 0 P: 6	1B: 8 2B: 1 3B: 1 HR: 1	SF: 1 SAC: 0 DP: 1 HBP: 1	WP: 1 PB: 0 SB: 5 CS: 0	PA: 40							
<b>PITCHER</b>	IP	WLS	BF	H	R	ER	SO	BB	IBB	HBP	BLK	WP	HR	S	P	ERA	WHIP										
Jim Winn, R ERA: 4.92 Larry McWilliams, L ERA: 4.89 Rod Scurrey, L ERA: 3.6	(1, 1) (5, 1) (8, 1)	4.1 2.2 1.0	L 14	22 3	5 3	5 3	1 1	3 2	0 0	0 1	0 0	0 0	0 1	13 6	22 6	10.12 0.00	1.875 1.000										

Pittsburgh Pirates @ St. Louis Cardinals  
Busch Stadium, St. Louis, MO  
Mon Aug 12 1985, 7:05 PM CDT  
Att: 24,516 - Unknown

AB	33
R	8
H	11
RBI	8
BB	5
SO	3
LOB	20





Batter	1	2	3	4	5	6	7	8	9	AB	R	H	RBI	BB	SO	LOB	TOP																			
Joe Orsulak, L (1, 9) OBP: 0.325, SLG: 0.347 Sixto Lezcano, R (9, PH) OBP: 0.403, SLG: 0.340	0-0 1B		L9		F8		F9		G6-4-3	4	0	1	0	0	0	2																				
Marvell Wynne, L (1, 8) OBP: 0.282, SLG: 0.278	0-0 F8		1-3		4-3				FC1-4 1B	4	0	1	0	0	0	2																				
Bill Madlock, R (1, 5) OBP: 0.314, SLG: 0.360	0-0 6-3			BB FC6-4 1B		F3		FC1-4 1B FC6-4		4	2	1	0	0	0	2																				
Jason Thompson, L (1, 3) OBP: 0.383, SLG: 0.399		0-0 1B		FC6-4 BB 1B		4-3		1B E 1B		3	2	2	0	1	0	0																				
Steve Kemp, L (1, 7) OBP: 0.309, SLG: 0.337	0-0 L7			FC6-4 BB		K		FC6-4 1B		3	0	1	0	1	1	1																				
Tony Peña, R (1, 2) OBP: 0.283, SLG: 0.347	0-0 F8			FC6-4 BB			B1-3	FC6-4		4	0	0	1	0	0	5																				
Denny Gonzalez, R (1, 4) OBP: 0.333, SLG: 0.750	0-0 F4			FC6-4 1B				K		4	1	1	2	0	1	4																				
Sam Khalifa, R (1, 6) OBP: 0.290, SLG: 0.307			6-3							4	0	2	1	0	0	0																				
Don Robinson, R (1, 1) OBP: 0.222, SLG: 0.235 Lee Mazzilli, S (7, PH) OBP: 0.423, SLG: 0.378 Pat Clements, R (7, 1) Johnny Ray, S (9, PH) OBP: 0.290, SLG: 0.362										1	0	0	0	0	1	0																				
<b>Inning Stats</b>	R: 0 E: 0 K: 0 S: 3	H: 1 LOB: 0 BB: 0 P: 3	R: 0 E: 0 K: 0 S: 4	H: 1 LOB: 1 BB: 0 P: 4	R: 0 E: 0 K: 0 S: 3	H: 0 LOB: 1 BB: 0 P: 4	R: 2 E: 0 K: 0 S: 4	H: 2 LOB: 2 BB: 2 P: 12	R: 0 E: 0 K: 1 S: 5	H: 0 LOB: 0 BB: 0 P: 5	R: 1 E: 0 K: 0 S: 5	H: 2 LOB: 1 BB: 0 P: 5	R: 2 E: 1 K: 1 S: 8	H: 3 LOB: 1 BB: 0 P: 8	R: 0 E: 0 K: 0 S: 3	H: 1 LOB: 0 BB: 0 P: 3	1B: 9 2B: 1 3B: 0 HR: 1	SF: 0 SAC: 0 DP: 2 HBP: 1	WP: 0 PA: 37 PB: 0 SB: 0 CS: 0																	
<b>PITCHER</b>	IP	WLS	BF	H	R	ER	SO	BB	IBB	HBP	BLK	WP	HR	S	P	ERA	WHIP	<b>PITCHER</b>		IP	WLS	BF	H	R	ER	SO	BB	IBB	HBP	BLK	WP	HR	S	P	ERA	WHIP
Joaquin Andujar, R (1, 1) ERA: 2.62	7.1	W	32	9	5	4	2	2	0	1	0	0	1	33	42	4.91	1.500																			
Jeff Lahti, R (8, 1) ERA: 2.32	0.2		3	1	0	0	1	0	0	0	0	0	0	5	5	0.00	1.500																			
Ken Dayley, L (9, 1) ERA: 2.42	1.0	S	2	0	0	0	0	0	0	0	0	0	0	2	2	0.00	0.000																			

Pittsburgh Pirates @ St. Louis Cardinals  
 Busch Stadium, St. Louis, MO  
 Tue Aug 13 1985, 7:05 PM CDT  
 Att: 30,469 - Unknown

AB	34
R	5
H	10
RBI	4
BB	2
SO	3
LOB	18



Batter	1	2	3	4	5	6	7	8	9	AB	R	H	RBI	BB	SO	LOB	BOTTOM																			
Vince Coleman, S (1, 7) OBP: 0.328, SLG: 0.357	4-0 CS BB		5-3		4-3					3	1	1	0	1	0	3																				
Willie McGee, S (1, 8) OBP: 0.394, SLG: 0.516	0-0 6-3					E6 FC3-2 1B		1B CS 1B		4	0	2	2	0	0	1																				
Tom Herr, S (1, 4) OBP: 0.392, SLG: 0.413	0-0 F7		CS 1B		F8			FC3-2 BB 1B		4	1	2	0	0	0	0																				
Jack Clark, R (1, 3) OBP: 0.392, SLG: 0.515		0-0 4-3 6-3 2B			5-3			1B FC3-2 BB 2B		3	2	1	0	1	0	2																				
Andy Van Slyke, L (1, 9) OBP: 0.334, SLG: 0.439 Tito Landrum, R (7, PH) OBP: 0.360, SLG: 0.423		0-0 4-3			G3			FC3-2 1B		3	1	0	0	0	0	4																				
Terry Pendleton, S (1, 5) OBP: 0.294, SLG: 0.288		0-0 6-3						FC3-2 BB 1B		4	0	1	2	0	0	0																				
Darrell Porter, L (1, 2) OBP: 0.309, SLG: 0.431		0-0 K						1B 1B		4	0	2	2	0	2	0																				
Ozzie Smith, S (1, 6) OBP: 0.333, SLG: 0.351								1B 1B		3	1	3	0	1	0	0																				
Joaquin Andujar, S (1, 1) OBP: 0.179, SLG: 0.151 Jeff Lahti, R (8, 1) Ken Dayley, L (9, 1) OBP: 0.333, SLG: 0.333			SH1-4 1B					1B 1B		2	0	0	0	0	2	4																				
<b>Inning Stats</b>	R: 0 E: 0 K: 0 S: 2	H: 0 LOB: 0 BB: 1 P: 6	R: 1 E: 0 K: 1 S: 6	H: 1 LOB: 0 BB: 0 P: 6	R: 1 E: 0 K: 0 S: 4	H: 2 LOB: 0 BB: 0 P: 4	R: 0 E: 0 K: 0 S: 3	H: 0 LOB: 0 BB: 0 P: 3	R: 0 E: 0 K: 1 S: 7	H: 2 LOB: 2 BB: 0 P: 7	R: 3 E: 1 K: 1 S: 8	H: 3 LOB: 2 BB: 2 P: 16	R: 1 E: 0 K: 1 S: 7	H: 3 LOB: 2 BB: 0 P: 7	R: 0 E: 0 K: 1 S: 6	H: 1 LOB: 1 BB: 0 P: 6	1B: 8 2B: 4 3B: 1 HR: 0	SF: 0 SAC: 1 DP: 1 HBP: 0	WP: 0 PA: 37 PB: 0 SB: 1 CS: 3																	
<b>PITCHER</b>	IP	WLS	BF	H	R	ER	SO	BB	IBB	HBP	BLK	WP	HR	S	P	ERA	WHIP	<b>PITCHER</b>		IP	WLS	BF	H	R	ER	SO	BB	IBB	HBP	BLK	WP	HR	S	P	ERA	WHIP
Don Robinson, R (1, 1) ERA: 4.5	6.0	L	27	8	5	4	3	2	1	0	0	0	0	30	42	6.00	1.667																			
Pat Clements, L (7, 1) ERA: 3.15	2.0		9	4	1	1	2	0	0	0	0	0	0	13	13	4.50	2.000																			

Pittsburgh Pirates @ St. Louis Cardinals  
 Busch Stadium, St. Louis, MO  
 Tue Aug 13 1985, 7:05 PM CDT  
 Att: 30,469 - Unknown

AB	32
R	6
H	12
RBI	6
BB	3
SO	5
LOB	17





Batter	1	2	3	4	5	6	7	8	9	AB	R	H	RBI	BB	SO	LOB	TOP
Joe Orsulak, L (1, 9) OBP: 0.324, SLG: 0.345	F8			F8			3-1		G5-2-3 1B 1B	4	1	1	0	0	0	0	<b>Pittsburgh Pirates @ St. Louis Cardinals</b> Busch Stadium, St. Louis, MO Thu Aug 15 1985, 3:33 AM CDT Unknown <a href="http://livebaseballscorecards.com">livebaseballscorecards.com</a>
Johnny Ray, S (1, 4) OBP: 0.292, SLG: 0.366	F5			4-3			6-3 2B		1B G5-2-3 1B	4	0	2	0	0	0	0	
Bill Madlock, R (1, 5) OBP: 0.310, SLG: 0.356	F8			5-3			6-3		G5-2-3 1B 1-2 2-3 3-H	4	0	0	0	0	0	4	
Jason Thompson, L (1, 3) OBP: 0.381, SLG: 0.397 Bill Almon, R (9, PR) OBP: 0.349, SLG: 0.429		G3			4-3		K		1B 2-3 3-H	4	0	1	1	0	1	1	
Steve Kemp, L (1, 7) OBP: 0.309, SLG: 0.337 Sixto Lezcano, R (9, PH) OBP: 0.400, SLG: 0.337		F9			4-3			FC6-4 1B	F8	3	0	1	0	0	0	0	
Tony Peña, R (1, 2) OBP: 0.280, SLG: 0.345		6-3			F5			FC6-4 1-2		3	0	0	0	0	0	1	
Marvell Wynne, L (1, 8) OBP: 0.259, SLG: 0.275				F9			F1		F8	3	0	0	0	0	0	1	
Sam Khalifa, R (1, 6) OBP: 0.285, SLG: 0.301				F9			4-3			3	0	0	0	0	0	1	
Rick Reuschel, R (1, 1) OBP: 0.194, SLG: 0.200 Lee Mazzilli, S (9, PH) OBP: 0.427, SLG: 0.384				F2			F5		1B G5-2-3 1B	2	0	0	0	0	0	0	
<b>Inning Stats</b>	R: 0 E: 0 K: 0 S: 3	H: 0 LOB: 0 BB: 0 P: 3	R: 0 E: 0 K: 0 S: 3	H: 0 LOB: 0 BB: 0 P: 3	R: 0 E: 0 K: 0 S: 3	H: 0 LOB: 0 BB: 0 P: 3	R: 0 E: 0 K: 0 S: 3	H: 0 LOB: 0 BB: 0 P: 3	R: 0 E: 0 K: 1 S: 6	H: 1 LOB: 1 BB: 0 P: 6	R: 0 E: 0 K: 0 S: 4	H: 1 LOB: 1 BB: 0 P: 4	R: 1 E: 0 K: 0 S: 6	H: 4 LOB: 2 BB: 0 P: 6	1B: 5 2B: 1 3B: 0 HR: 0	SF: 0 SAC: 0 DP: 1 HBP: 0	WP: 0 PA: 32 PB: 0 SB: 0 CS: 0
<b>PITCHER</b>	IP WLS BF H R ER SO BB IBB HBP BLK WP HR S P ERA WHIP																
Kurt Kephshire, R (1, 1) ERA: 4.29	8.0 W 29 5 1 1 1 0 0 0 0 0 0 0 0 0 0 0 1.12 0.625																
Jeff Lahti, R (9, 1) ERA: 2.29	0.2 1 0 0 0 0 0 0 0 0 0 0 0 0 0 0 0 0.00 0.000																
Ken Dayley, L (9, 1) ERA: 2.4	0.1 S 2 1 0 0 0 0 0 0 0 0 0 0 0 0 0 0 0.00 3.000																

Batter	1	2	3	4	5	6	7	8	9	AB	R	H	RBI	BB	SO	LOB	BOTTOM
Vince Coleman, S (1, 7) OBP: 0.325, SLG: 0.353	1-3	F7		4-3			1-3			4	0	0	0	0	0	1	<b>Pittsburgh Pirates @ St. Louis Cardinals</b> Busch Stadium, St. Louis, MO Thu Aug 15 1985, 3:33 AM CDT Unknown <a href="http://livebaseballscorecards.com">livebaseballscorecards.com</a>
Willie McGee, S (1, 8) OBP: 0.397, SLG: 0.520	2B 1B	2B			F7			SH 1B		4	1	3	1	0	0	0	
Tom Herr, S (1, 4) OBP: 0.396, SLG: 0.417	1-3 1B	2B			4-0 BB			SH 1-2		1	1	1	0	2	0	0	
Darrell Porter, L (1, 2) OBP: 0.307, SLG: 0.425	2B 1B	K			F7			K		4	0	1	2	0	2	4	
Mike Jorgensen, L (1, 3) OBP: 0.388, SLG: 0.316	2B			4-3			K		K	4	0	1	0	0	2	1	
Andy Van Slyke, L (1, 9) OBP: 0.331, SLG: 0.434	L4			4-3			3-1			3	0	0	0	0	0	2	
Terry Pendleton, S (1, 5) OBP: 0.253, SLG: 0.286	6-3			F8			K			3	0	0	0	0	1	2	
Ozzie Smith, S (1, 6) OBP: 0.333, SLG: 0.349		SH2-4 2B BB		4-3			3-1			2	1	0	0	1	0	0	
Kurt Kephshire, L (1, 1) OBP: 0.152, SLG: 0.205 Jeff Lahti, R (9, 1) Ken Dayley, L (9, 1) OBP: 0.333, SLG: 0.333		SH2-4		K			4-3			2	0	0	0	0	1	0	
<b>Inning Stats</b>	R: 2 E: 0 K: 0 S: 7	H: 4 LOB: 2 BB: 0 P: 7	R: 1 E: 0 K: 1 S: 6	H: 1 LOB: 2 BB: 2 P: 14	R: 0 E: 0 K: 0 S: 3	H: 0 LOB: 0 BB: 0 P: 3	R: 0 E: 0 K: 1 S: 5	H: 0 LOB: 0 BB: 0 P: 5	R: 0 E: 0 K: 2 S: 7	H: 0 LOB: 0 BB: 0 P: 7	R: 0 E: 0 K: 0 S: 3	H: 0 LOB: 0 BB: 0 P: 3	R: 0 E: 0 K: 2 S: 8	H: 1 LOB: 1 BB: 0 P: 8	1B: 3 2B: 3 3B: 0 HR: 0	SF: 0 SAC: 2 DP: 0 HBP: 0	WP: 0 PA: 32 PB: 0 SB: 0 CS: 1
<b>PITCHER</b>	IP WLS BF H R ER SO BB IBB HBP BLK WP HR S P ERA WHIP																
Rick Reuschel, R (1, 1) ERA: 2.94	8.0 L 32 6 3 3 3 2 1 0 0 0 0 0 0 0 0 0 3.38 1.000																







Batter	1	2	3	4	5	6	7	8	9	AB	R	H	RBI	BB	SO	LOB	TOP			
Tim Raines, S OBP: 0.374, SLG: 0.423 (1, 7)	F9		F7			F7		L6		4	0	0	0	0	0	1				
Vance Law, R OBP: 0.362, SLG: 0.403 (1, 4)	F9			F8		5-3		F8		4	0	0	0	0	0	0				
Andre Dawson, R OBP: 0.317, SLG: 0.448 (1, 9)	1B		5-3			5-3		K		4	0	1	0	0	1	0				
Hubie Brooks, R OBP: 0.312, SLG: 0.417 (1, 6)	F3		1-3			6-3		F7		4	0	0	0	0	0	1				
Terry Francona, L OBP: 0.322, SLG: 0.364 (1, 3)		3-1				FC6-4 1B		F5		3	0	1	0	0	0	0				
Tim Lincecum, R OBP: 0.318, SLG: 0.438 (1, 5)	F7			FC6-4 1-2		K				3	0	0	0	0	1	1				
Herm Winningham, L OBP: 0.324, SLG: 0.370 (1, 8)	F5			F9				1B 2B		3	1	1	0	0	0	1				
Steve Nicosia, R OBP: 0.244, SLG: 0.197 (1, 2)			F9			FC6-4 1-2		F9		3	0	0	0	0	0	2				
Bill Laskewy, R ERA: 2.32, SLG: 0.125 (4, 1)										1	0	0	0	0	0	0				
Gary Lucas, L ERA: 2.89 (4, 1)										0	0	0	0	0	0	0				
Mitch Webster, S ERA: 2.64 (6, 1)										0	0	0	0	0	0	0				
Randy St. Claire, R ERA: 2.64 (6, 1)										0	0	0	0	0	0	0				
Scott Thompson, L ERA: 2.64 (6, 1)										1	0	1	1	0	0	0				
Tim Burke, R ERA: 1.58 (8, 1)										0	0	0	0	0	0	0				
<b>Inning Stats</b>	R: 0 E: 0 K: 0 S: 4	H: 1 LOB: 1 BB: 0 P: 4	R: 0 E: 0 K: 0 S: 3	H: 0 LOB: 0 BB: 0 P: 3	R: 0 E: 0 K: 0 S: 3	H: 0 LOB: 0 BB: 0 P: 3	R: 0 E: 0 K: 0 S: 3	H: 1 LOB: 1 BB: 0 P: 4	R: 0 E: 0 K: 0 S: 3	H: 0 LOB: 0 BB: 0 P: 3	R: 0 E: 0 K: 0 S: 3	H: 0 LOB: 0 BB: 0 P: 3	R: 1 E: 0 K: 1 S: 7	H: 2 LOB: 1 BB: 0 P: 7	R: 0 E: 0 K: 1 S: 5	H: 0 LOB: 0 BB: 0 P: 5	1B: 3 2B: 1 3B: 0 HR: 0	SF: 0 SAC: 0 DP: 0 HBP: 0	WP: 0 PB: 0 SB: 0 CS: 0	PA: 31
<b>PITCHER</b> Bob Forsch, R ERA: 4.0 (1, 1)	IP: 9.0 WLS: W BF: 31 H: 4 R: 1 ER: 1 SO: 2 BB: 0 IBB: 0 HBP: 0 BLK: 0 WP: 0 HR: 0 S: 35 P: 35 ERA: 1.00 WHIP: 0.444																			

**Montreal Expos @ St. Louis Cardinals**  
 Busch Stadium, St. Louis, MO  
 Fri Aug 16 1985, 7:05 PM CDT  
 Att: 40,873 - Unknown

AB	31
R	1
H	4
RBI	1
BB	0
SO	2
LOB	6



Batter	1	2	3	4	5	6	7	8	9	AB	R	H	RBI	BB	SO	LOB	BOTTOM			
Vince Coleman, S OBP: 0.320, SLG: 0.347 (1, 7)	6-3	FC6-4 1-2		K			4-3			4	0	0	0	0	1	2				
Andy Van Slyke, L OBP: 0.336, SLG: 0.446 (1, 8)	F9		1-3		5-3 1B 2B		F8			4	1	1	0	0	0	0				
Tom Herr, S OBP: 0.400, SLG: 0.428 (1, 4)	4-3		G6-4-3 BB		5-3 2-3		1B			3	0	1	0	1	0	1				
Jack Clark, R OBP: 0.394, SLG: 0.518 (1, 3)		HR	G6-4-3 1-2		1B IBB		F6			3	1	1	1	1	0	2				
Darrell Porter, L OBP: 0.303, SLG: 0.416 (1, 2)	F8			3-1			G4-1 1-2 3-H			4	0	1	1	0	0	0				
Terry Pendleton, S OBP: 0.295, SLG: 0.282 (1, 5)		2B BB		HR BB			9-3 1-2			1	2	0	0	3	0	2				
Tito Landrum, R OBP: 0.355, SLG: 0.450 (1, 9)	F8			HR		4-3		K		4	1	1	2	0	1	2				
Ozzie Smith, S OBP: 0.337, SLG: 0.353 (1, 6)		1B 2B		SH1-4 1B		G3				4	1	3	1	0	0	0				
Bob Forsch, R OBP: 0.280, SLG: 0.440 (1, 1)		FC6-4 2-H 1B		SH1-4 1-2		K		K		3	0	1	1	0	2	2				
<b>Inning Stats</b>	R: 0 E: 0 K: 0 S: 3	H: 0 LOB: 0 BB: 0 P: 3	R: 3 E: 0 K: 0 S: 6	H: 3 LOB: 1 BB: 1 P: 10	R: 0 E: 0 K: 0 S: 2	H: 0 LOB: 0 BB: 1 P: 6	R: 2 E: 0 K: 1 S: 7	H: 2 LOB: 1 BB: 1 P: 11	R: 1 E: 0 K: 0 S: 4	H: 2 LOB: 1 BB: 1 P: 8	R: 0 E: 0 K: 1 S: 5	H: 0 LOB: 0 BB: 0 P: 5	R: 0 E: 0 K: 0 S: 4	H: 1 LOB: 1 BB: 0 P: 4	R: 0 E: 0 K: 2 S: 8	H: 1 LOB: 2 BB: 1 P: 12	1B: 5 2B: 3 3B: 0 HR: 2	SF: 0 SAC: 1 DP: 2 HBP: 0	WP: 0 PB: 0 SB: 0 CS: 0	PA: 36
<b>PITCHER</b> Bill Laskewy, R ERA: 3.98 (1, 1)	IP: 3.1 WLS: L BF: 17 H: 5 R: 5 ER: 5 SO: 0 BB: 3 IBB: 0 HBP: 0 BLK: 0 WP: 0 HR: 2 S: 14 P: 26 ERA: 13.50 WHIP: 2.400																			
<b>PITCHER</b> Gary Lucas, L ERA: 2.89 (4, 1)	IP: 1.2 WLS: 7 BF: 2 H: 1 R: 1 ER: 1 SO: 1 BB: 0 IBB: 0 HBP: 0 BLK: 0 WP: 0 HR: 0 S: 8 P: 12 ERA: 5.40 WHIP: 1.200																			
<b>PITCHER</b> Randy St. Claire, R ERA: 2.64 (6, 1)	IP: 2.0 WLS: 7 BF: 1 H: 0 R: 0 ER: 0 SO: 1 BB: 0 IBB: 0 HBP: 0 BLK: 0 WP: 0 HR: 0 S: 9 P: 9 ERA: 0.00 WHIP: 0.500																			
<b>PITCHER</b> Tim Burke, R ERA: 1.58 (8, 1)	IP: 1.0 WLS: 5 BF: 1 H: 0 R: 0 ER: 0 SO: 2 BB: 1 IBB: 0 HBP: 0 BLK: 0 WP: 0 HR: 0 S: 8 P: 12 ERA: 0.00 WHIP: 2.000																			

**Montreal Expos @ St. Louis Cardinals**  
 Busch Stadium, St. Louis, MO  
 Fri Aug 16 1985, 7:05 PM CDT  
 Att: 40,873 - Unknown

AB	30
R	6
H	9
RBI	6
BB	5
SO	4
LOB	11





Batter	1	2	3	4	5	6	7	8	9	AB	R	H	RBI	BB	SO	LOB	TOP		
Tim Raines, S OBP: 0.376, SLG: 0.424 (1, 7)										4	2	2	0	1	0	0	<b>Montreal Expos @ St. Louis Cardinals</b> Busch Stadium, St. Louis, MO Sat Aug 17 1985, 7:05 PM CDT Att: 45,093 - Unknown		
U L Washington, S OBP: 0.325, SLG: 0.382 Terry Francona, L OBP: 0.320, SLG: 0.361 (1, 4) (7, 3)										3	0	0	0	0	0	1			
Andre Dawson, R OBP: 0.316, SLG: 0.447 (1, 9)										3	0	1	2	0	0	0			
Hubie Brooks, R OBP: 0.309, SLG: 0.413 (1, 6)										4	0	0	0	0	2	3			
Tim Wallach, R OBP: 0.317, SLG: 0.436 (1, 5)										4	1	1	0	0	0	2			
Vance Law, R OBP: 0.365, SLG: 0.409 (1, 3) (7, 4)										4	2	3	0	0	0	0			
Mitch Webster, S OBP: 0.167, SLG: 0.466 Herm Winningham, L OBP: 0.324, SLG: 0.370 (1, 8) (7, 8)										3	0	2	2	0	0	1			
Sal Butera, R OBP: 0.284, SLG: 0.290 Mike Fitzgerald, R OBP: 0.236, SLG: 0.281 (1, 2) (9, PH) (9, 2)										3	0	1	0	0	0	2			
Floyd Youmans, R (1, 1)										3	0	0	0	0	0	2			
Jeff Reardon, R OBP: 0.167, SLG: 0.167 Tim Burke, R OBP: 0.167, SLG: 0.167 Jim Wohlford, R OBP: 0.291, SLG: 0.296 Gary Lucas, L OBP: 0.291, SLG: 0.296 (8, 1) (8, 1) (9, PH) (9, 1)										0	0	0	0	0	0	0			
<b>Inning Stats</b>	R: 0 E: 0 K: 0 S: 3	H: 0 LOB: 0 BB: 0 P: 3	R: 2 E: 0 K: 0 S: 6	H: 3 LOB: 1 BB: 0 P: 6	R: 0 E: 0 K: 1 S: 3	H: 0 LOB: 0 BB: 0 P: 3	R: 0 E: 0 K: 1 S: 5	H: 1 LOB: 0 BB: 0 P: 3	R: 1 E: 1 K: 0 S: 5	H: 2 LOB: 1 BB: 0 P: 5	R: 0 E: 0 K: 0 S: 4	H: 2 LOB: 1 BB: 0 P: 4	R: 1 E: 1 K: 1 S: 7	H: 1 LOB: 1 BB: 0 P: 7	R: 1 E: 0 K: 0 S: 5	H: 2 LOB: 2 BB: 1 P: 9	1B: 9 2B: 1 3B: 1 HR: 0	SF: 1 SAC: 2 DP: 2 HBP: 0	WP: 0 PA: 38 PB: 0 SB: 1 CS: 1
<b>PITCHER</b>	IP WLS BF H R ER SO BB IBB HBP BLK WP HR S P ERA WHIP																		
John Tudor, L ERA: 2.13 (1, 1)	7.0		27	8	3	3	1	0	0	0	0	0	0	0	29	29	3.86	1.143	
Bill Campbell, R ERA: 4.18 (8, 1)	1.0	L	6	2	2	2	1	0	0	0	0	0	0	0	8	8	18.00	2.000	
Ken Dayley, L ERA: 2.22 (9, 1)	1.0		5	1	0	0	0	0	1	0	0	0	0	0	4	8	0.00	1.000	

AB	34
R	5
H	11
RBI	5
BB	1
SO	2
LOB	14



Batter	1	2	3	4	5	6	7	8	9	AB	R	H	RBI	BB	SO	LOB	BOTTOM				
Vince Coleman, S OBP: 0.320, SLG: 0.346 (1, 7)										4	1	1	0	0	0	2	<b>Montreal Expos @ St. Louis Cardinals</b> Busch Stadium, St. Louis, MO Sat Aug 17 1985, 7:05 PM CDT Att: 45,093 - Unknown				
Andy Van Slyke, L OBP: 0.334, SLG: 0.442 (1, 8)										5	1	1	0	0	1	5					
Tom Herr, S OBP: 0.398, SLG: 0.423 (1, 4)										4	0	0	0	1	0	6					
Jack Clark, R OBP: 0.395, SLG: 0.516 (1, 3) (9, 9)										3	1	1	1	1	1	1					
Darrell Porter, L OBP: 0.302, SLG: 0.411 (1, 2)										4	0	1	1	0	0	1					
Terry Pendleton, S OBP: 0.297, SLG: 0.283 (1, 5)										3	0	1	0	1	1	0					
Tito Landrum, R OBP: 0.335, SLG: 0.456 Mike Jorgensen, L OBP: 0.400, SLG: 0.316 (1, 9) (8, PH) (9, 3)										3	1	1	0	0	1	1					
Ozzie Smith, S OBP: 0.336, SLG: 0.350 (1, 6)										3	0	0	0	1	0	5					
John Tudor, L OBP: 0.183, SLG: 0.194 Steve Stritt, L OBP: 0.233, SLG: 0.302 Bill Campbell, R OBP: 0.325, SLG: 0.400 Ken Dayley, L OBP: 0.325, SLG: 0.290 Brian Harper, R OBP: 0.345 Tom Lawless, R OBP: 0.236, SLG: 0.216 (1, 1) (7, PH) (8, 1) (9, 1) (9, PH) (9, PH)										1	0	0	0	1	1	1					
<b>Inning Stats</b>	R: 1 E: 0 K: 1 S: 7	H: 2 LOB: 1 BB: 0 P: 7	R: 0 E: 0 K: 2 S: 8	H: 1 LOB: 1 BB: 0 P: 8	R: 0 E: 0 K: 1 S: 5	H: 0 LOB: 0 BB: 1 P: 9	R: 0 E: 0 K: 1 S: 5	H: 0 LOB: 0 BB: 0 P: 5	R: 0 E: 0 K: 0 S: 3	H: 0 LOB: 2 BB: 2 P: 11	R: 0 E: 0 K: 0 S: 3	H: 0 LOB: 0 BB: 0 P: 3	R: 1 E: 0 K: 0 S: 4	H: 1 LOB: 0 BB: 0 P: 4	R: 2 E: 0 K: 0 S: 4	H: 2 LOB: 2 BB: 3 P: 16		R: 0 E: 0 K: 0 S: 4	H: 1 LOB: 2 BB: 0 P: 4	1B: 6 2B: 1 3B: 0 HR: 0	SF: 0 SAC: 1 DP: 0 HBP: 0
<b>PITCHER</b>	IP WLS BF H R ER SO BB IBB HBP BLK WP HR S P ERA WHIP																				
Floyd Youmans, R ERA: 1.9 (1, 1)	7.0		28	4	2	2	5	3	0	0	0	0	0	0	35	47	2.57	1.000			
Jeff Reardon, R ERA: 2.7 (8, 1)	0.1		6	2	2	2	0	3	0	0	0	0	0	0	3	15	54.00	15.000			
Tim Burke, R ERA: 1.56 (8, 1)	0.2	W	1	0	0	0	0	0	0	0	0	0	0	1	1	0.00	0.000				
Gary Lucas, L ERA: 2.82 (9, 1)	1.0	S	4	1	0	0	0	0	0	0	0	0	0	4	4	0.00	1.000				

AB	32
R	4
H	7
RBI	3
BB	6
SO	5
LOB	22





Batter	1	2	3	4	5	6	7	8	9	10	AB	R	H	RBI	BB	SO	LOB	TOP				
Tim Raines, S OBP: 0.381, SLG: 0.428 (1, 7)											3	2	2	0	2	0	2	<b>Montreal Expos @ St. Louis Cardinals</b> Busch Stadium, St. Louis, MO Sun-Aug 18 1985, 3:33 AM CDT Att: 39,813 - Unknown <a href="http://livebaseballscorecards.com">livebaseballscorecards.com</a>				
Vance Law, R OBP: 0.366, SLG: 0.413 (1, 4)											4	2	1	1	1	1	3					
Andre Dawson, R OBP: 0.312, SLG: 0.442 (1, 9)											4	0	0	1	0	0	3					
Hubie Brooks, R OBP: 0.308, SLG: 0.410 (1, 6)											4	0	0	0	1	0	1					
Terry Francona, L OBP: 0.322, SLG: 0.366 (1, 3)											5	0	2	2	0	0	0					
Tim Wallach, R OBP: 0.316, SLG: 0.433 (1, 5)											5	1	1	0	0	0	3					
Herm Winningham, L OBP: 0.319, SLG: 0.364 (1, 8)											4	0	0	0	0	2	2					
Sal Butera, R OBP: 0.300, SLG: 0.344 Mitch Webster, S OBP: 0.288, SLG: 0.466 Mike Fitzgerald, R OBP: 0.298, SLG: 0.281 U L Washington, S OBP: 0.326, SLG: 0.382 Steve Nicosia, R OBP: 0.244, SLG: 0.197 (1, 2)											2	1	1	2	1	0	1					
Joe Hesketh, R OBP: 0.148, SLG: 0.091 Razor Shivers, S OBP: 0.162, SLG: 0.125 Bert Roberge, R OBP: 0.182, SLG: 0.232 Scott Thompson, L OBP: 0.204, SLG: 0.262 Gary Lucas, L OBP: 0.197, SLG: 0.167 (7, PR)											0	0	0	0	0	0	0					
											1	0	0	0	1	1	0					
<b>Inning Stats</b>	R: 0 E: 0 K: 1 S: 6	H: 1 LOB: 1 BB: 0 P: 6	R: 2 E: 0 K: 1 S: 7	H: 2 LOB: 0 BB: 0 P: 7	R: 2 E: 0 K: 1 S: 4	H: 1 LOB: 0 BB: 1 P: 8	R: 0 E: 1 K: 1 S: 6	H: 0 LOB: 2 BB: 1 P: 10	R: 0 E: 0 K: 1 S: 5	H: 0 LOB: 0 BB: 0 P: 5	R: 0 E: 0 K: 0 S: 2	H: 0 LOB: 2 BB: 2 P: 10	R: 0 E: 0 K: 0 S: 4	H: 1 LOB: 1 BB: 0 P: 4	R: 0 E: 0 K: 0 S: 2	H: 0 LOB: 1 BB: 1 P: 6	R: 2 E: 0 K: 0 S: 4	H: 2 LOB: 1 BB: 2 P: 12	1B: 3 2B: 2 3B: 1 HR: 1	SF: 1 SAC: 0 DP: 3 HBP: 0	WP: 0 PB: 0 SB: 2 CS: 0	PA: 42
<b>PITCHER</b>	IP 9.1	WLS L	BF 39	H 6	R 6	ER 6	SO 4	BB 5	IBB 1	HBP 0	BLK 0	WP 0	HR 1	S 41	P 65	ERA 5.79	WHIP 1.179					
Joaquin Andujar, R ERA: 2.76 Ken Dayley, L ERA: 2.22 Jeff Lahti, R ERA: 2.25 (10, 1)	0.0	2	1	0	0	0	0	0	1	0	0	0	0	1	5	∞	∞					
(10, 1)	0.2	1	0	0	0	0	0	0	0	0	0	0	0	1	1	0.00	0.000					

AB	34
R	6
H	7
RBI	6
BB	7
SO	4
LOB	17



Batter	1	2	3	4	5	6	7	8	9	10	AB	R	H	RBI	BB	SO	LOB	BOTTOM						
Vince Coleman, S OBP: 0.319, SLG: 0.347 (1, 7)											5	1	1	0	0	2	2	<b>Montreal Expos @ St. Louis Cardinals</b> Busch Stadium, St. Louis, MO Sun-Aug 18 1985, 3:33 AM CDT Att: 39,813 - Unknown <a href="http://livebaseballscorecards.com">livebaseballscorecards.com</a>						
Ozzie Smith, S OBP: 0.336, SLG: 0.351 (1, 6)											5	2	2	1	0	0	0							
Tom Herr, S OBP: 0.398, SLG: 0.430 (1, 4)											5	1	2	1	0	0	1							
Jack Clark, R OBP: 0.397, SLG: 0.516 (1, 3)											4	1	2	0	1	1	3							
Tito Landrum, R OBP: 0.359, SLG: 0.483 Steve Braun, L OBP: 0.345, SLG: 0.362 Tom Lawless, R OBP: 0.236, SLG: 0.216 (1, 9)											4	0	2	2	0	0	2							
Terry Pendleton, S OBP: 0.259, SLG: 0.282 (1, 5)											4	0	1	1	1	1	2							
Andy Van Slyke, L OBP: 0.332, SLG: 0.438 (1, 8)											5	0	1	0	0	1	4							
Tom Nieto, R OBP: 0.289, SLG: 0.270 Darrell Porter, L OBP: 0.305, SLG: 0.408 (7, PH)											2	0	1	0	0	0	1							
Joaquin Andujar, S OBP: 0.171, SLG: 0.143 Ken Dayley, L OBP: 0.250, SLG: 0.250 Jeff Lahti, R (10, 1)											4	0	0	0	0	3	2							
											0	0	0	0	0	0	0							
<b>Inning Stats</b>	R: 2 E: 0 K: 1 S: 8	H: 3 LOB: 1 BB: 0 P: 8	R: 0 E: 0 K: 2 S: 8	H: 1 LOB: 1 BB: 0 P: 8	R: 0 E: 0 K: 0 S: 3	H: 0 LOB: 1 BB: 1 P: 7	R: 0 E: 0 K: 0 S: 3	H: 1 LOB: 0 BB: 0 P: 3	R: 0 E: 0 K: 1 S: 5	H: 0 LOB: 0 BB: 0 P: 5	R: 1 E: 0 K: 1 S: 7	H: 2 LOB: 1 BB: 0 P: 7	R: 0 E: 0 K: 0 S: 2	H: 0 LOB: 1 BB: 1 P: 6	R: 1 E: 0 K: 0 S: 5	H: 3 LOB: 2 BB: 0 P: 5	R: 0 E: 0 K: 2 S: 7	H: 0 LOB: 0 BB: 0 P: 7	R: 1 E: 0 K: 2 S: 9	H: 2 LOB: 3 BB: 2 P: 17	1B: 7 2B: 3 3B: 1 HR: 1	SF: 0 SAC: 0 DP: 0 HBP: 0	WP: 0 PB: 0 SB: 3 CS: 1	PA: 44
<b>PITCHER</b>	IP 6.0	WLS 9	BF 25	H 7	R 3	ER 3	SO 5	BB 1	IBB 0	HBP 0	BLK 0	WP 0	HR 0	S 34	P 38	ERA 4.50	WHIP 1.333							
Joe Hesketh, L ERA: 2.52 Bert Roberge, R ERA: 2.49 Gary Lucas, L ERA: 2.93 Jeff Reardon, R ERA: 2.67 (7, 1)	2.0	3	1	1	0	0	0	0	0	0	0	0	1	7	11	4.50	2.000							
(9, 1)	1.1	W	6	2	1	1	3	0	0	0	0	0	0	12	12	6.75	1.500							
(10, 1)	0.2	S	4	0	0	0	1	2	0	0	0	0	0	4	12	0.00	3.000							

AB	39
R	5
H	12
RBI	5
BB	4
SO	9
LOB	17









Batter	1	2	3	4	5	6	7	8	9	AB	R	H	RBI	BB	SO	LOB	TOP															
Vince Coleman, S OBP: 0.323, SLG: 0.356 (1, 7)										5	1	3	0	0	0	1																
Willie McGee, S OBP: 0.397, SLG: 0.518 (1, 8)										5	1	1	0	0	1	3																
Tom Herr, S OBP: 0.396, SLG: 0.428 (1, 4)										4	1	0	1	1	0	2																
Jack Clark, R OBP: 0.396, SLG: 0.515 Jeff Lahti, R (8, 1)										3	1	1	1	1	1	0																
Tito Landrum, R OBP: 0.356, SLG: 0.475 Andy Van Slyke, L OBP: 0.333, SLG: 0.436 (9, PH) (9, 9)										3	0	0	0	0	1	3																
Brian Harper, R OBP: 0.306, SLG: 0.324 Terry Pendleton, S OBP: 0.260, SLG: 0.281 (1, 5) (7, 5)										3	0	1	2	0	0	0																
Ozzie Smith, S OBP: 0.336, SLG: 0.353 (1, 6)										4	1	2	0	0	0	0																
Tom Nieto, R OBP: 0.294, SLG: 0.265 Darrell Porter, L OBP: 0.303, SLG: 0.425 (9, PH) (9, 2)										3	0	0	0	0	1	2																
Danny Cox, R OBP: 0.221, SLG: 0.175 Ken Dayley, L OBP: 0.250, SLG: 0.250 Mike Jorgensen, L OBP: 0.415, SLG: 0.325 (1, 1) (7, 1) (8, 3)										3	0	0	0	0	2	1																
<b>Inning Stats</b>	R: 4 E: 1 K: 1 S: 9	H: 4 LOB: 0 BB: 0 P: 9	R: 0 E: 0 K: 0 S: 3	H: 0 LOB: 0 BB: 0 P: 3	R: 0 E: 0 K: 1 S: 5	H: 0 LOB: 1 BB: 1 P: 9	R: 0 E: 1 K: 0 S: 3	H: 0 LOB: 0 BB: 0 P: 3	R: 0 E: 0 K: 1 S: 6	H: 1 LOB: 1 BB: 0 P: 6	R: 0 E: 0 K: 0 S: 3	H: 0 LOB: 0 BB: 0 P: 3	R: 0 E: 0 K: 2 S: 8	H: 1 LOB: 1 BB: 0 P: 8	R: 0 E: 0 K: 1 S: 5	H: 0 LOB: 0 BB: 0 P: 5	R: 3 E: 0 K: 2 S: 12	H: 5 LOB: 3 BB: 1 P: 16	1B: 7 2B: 3 3B: 0 HR: 1	SF: 0 SAC: 0 DP: 1 HBP: 0	WP: 0 PB: 0 SB: 1 CS: 0	PA: 40										
<b>PITCHER</b>	IP WLS BF H R ER SO BB IBB HBP BLK WP HR S P ERA WHIP																															
Bob Knepper, L ERA: 3.54 Jeff Calhoun, L ERA: 2.14 Dave Smith, R ERA: 2.85 Frank DiPino, L ERA: 3.32	(1, 1) (8, 1) (9, 1) (9, 1)	7.0 1.0 0.1 0.2	28 3 6 3	6 0 5 0	4 0 3 0	3 0 3 0	5 1 0 1	1 0 0 1	0 0 0 0	0 0 0 0	0 0 1 0	0 0 8 4	37 5 8 8	41 5 8 8	3.86 0.00 81.00 0.00	1.000 0.000 15.000 1.500																

St. Louis Cardinals @ Houston Astros  
Astrodome, Houston, TX  
Wed Aug 21 1985, 8:05 PM EDT  
Att: 14,164 - Unknown

AB 38  
R 7  
H 11  
RBI 7  
BB 2  
SO 8  
LOB 16

Batter	1	2	3	4	5	6	7	8	9	AB	R	H	RBI	BB	SO	LOB	BOTTOM														
Bill Doran, S OBP: 0.365, SLG: 0.437 (1, 4)										5	0	0	0	0	0	2															
Terry Puhl, L OBP: 0.350, SLG: 0.432 (1, 9)										4	1	2	0	1	0	0															
Denny Walling, L OBP: 0.303, SLG: 0.380 Phil Garner, R OBP: 0.300, SLG: 0.361 (1, 5) (7, PH) (8, 5)										3	1	1	1	0	0	1															
Jose Cruz, L OBP: 0.339, SLG: 0.412 (1, 7)										3	0	0	1	0	1	2															
Jerry Mumphrey, S OBP: 0.337, SLG: 0.400 (1, 8)										3	1	2	0	1	1	0															
Glenn Davis, R OBP: 0.317, SLG: 0.427 (1, 3)										2	0	1	0	1	0	1															
Mark Bailey, S OBP: 0.365, SLG: 0.434 (1, 2)										3	0	1	1	1	2	3															
Dickie Thon, R OBP: 0.280, SLG: 0.364 (1, 6)										4	0	0	0	0	2	4															
Bob Knepper, L ERA: 2.17 Craig Reynolds, S ERA: 2.37 Jeff Calhoun, L ERA: 2.17 Kevin Bass, S ERA: 2.37 Dave Smith, R ERA: 2.85 Frank DiPino, L ERA: 3.32 (1, 1) (7, PH) (8, 1) (8, PH) (9, 1) (9, 1)	(1, 1) (7, PH) (8, 1) (8, PH) (9, 1) (9, 1)	6.2 0.2 1.2	29 5 5	7 2 0	3 1 0	3 1 0	6 0 3	3 1 0	0 0 0	0 0 0	0 0 0	0 4 11	0 4 11	0.00 13.50 0.00	0.000 4.500 0.000																
<b>Inning Stats</b>	R: 2 E: 0 K: 0 S: 6	H: 3 LOB: 1 BB: 0 P: 6	R: 0 E: 0 K: 1 S: 5	H: 0 LOB: 1 BB: 1 P: 9	R: 0 E: 0 K: 0 S: 3	H: 0 LOB: 0 BB: 0 P: 3	R: 0 E: 0 K: 1 S: 7	H: 2 LOB: 2 BB: 0 P: 7	R: 0 E: 0 K: 0 S: 3	H: 1 LOB: 0 BB: 0 P: 3	R: 0 E: 0 K: 3 S: 9	H: 0 LOB: 1 BB: 1 P: 13	R: 1 E: 0 K: 1 S: 7	H: 2 LOB: 2 BB: 1 P: 11	R: 1 E: 0 K: 2 S: 8	H: 1 LOB: 1 BB: 1 P: 12	R: 0 E: 0 K: 1 S: 5	H: 0 LOB: 0 BB: 0 P: 5	1B: 7 2B: 1 3B: 1 HR: 0	SF: 1 SAC: 1 DP: 1 HBP: 0	WP: 0 PB: 0 SB: 1 CS: 0	PA: 39									
<b>PITCHER</b>	IP WLS BF H R ER SO BB IBB HBP BLK WP HR S P ERA WHIP																														
Danny Cox, R ERA: 2.97 Ken Dayley, L ERA: 2.37 Jeff Lahti, R ERA: 2.17	(1, 1) (7, 1) (8, 1)	6.2 0.2 1.2	29 5 5	7 2 0	3 1 0	3 1 0	6 0 3	3 1 0	0 0 0	0 0 0	0 0 0	0 4 11	0 4 11	0.00 13.50 0.00	0.000 4.500 0.000																

St. Louis Cardinals @ Houston Astros  
Astrodome, Houston, TX  
Wed Aug 21 1985, 8:05 PM EDT  
Att: 14,164 - Unknown

AB 33  
R 4  
H 9  
RBI 4  
BB 4  
SO 9  
LOB 17











Batter	1	2	3	4	5	6	7	8	9	AB	R	H	RBI	BB	SO	LOB	TOP			
Vince Coleman, S (1, 7) OBP: 0.324, SLG: 0.356										4	0	3	1	0	1	1	<b>St. Louis Cardinals @ Atlanta Braves</b> Atlanta-Fulton County Stadium, Atlanta, GA Sat Aug 24 1985, 7:05 PM EDT Att: 31,109 - Unknown <a href="http://livebaseballscores.com">livebaseballscores.com</a>			
Willie McGee, S (1, 8) OBP: 0.388, SLG: 0.522										4	0	0	0	0	1	4				
Tom Herr, S (1, 4) OBP: 0.395, SLG: 0.430										3	2	1	0	1	1	2				
Darrell Porter, L (1, 2) OBP: 0.311, SLG: 0.408										2	1	1	1	2	0	1				
Andy Van Slyke, L (1, 9) OBP: 0.330, SLG: 0.439										3	0	0	0	1	0	5				
Mike Jorgensen, L (1, 3) OBP: 0.435, SLG: 0.326										1	2	0	0	2	0	2				
Terry Pendleton, S (1, 5) OBP: 0.267, SLG: 0.291										3	1	2	2	0	0	1				
Ozzie Smith, S (1, 6) OBP: 0.335, SLG: 0.351										3	1	2	2	0	0	1				
Bob Forsch, R (1, 1) OBP: 0.296, SLG: 0.444										2	0	1	0	0	0	2				
Steve Braun, L (5, PH) OBP: 0.322, SLG: 0.340										1	0	0	0	0	0	1				
Bill Campbell, R (5, 1) OBP: 0.625, SLG: 0.400										0	0	0	0	0	0	0				
<b>Inning Stats</b>	R: 0 E: 0 K: 1 S: 6	H: 1 LOB: 2 BB: 1 P: 10	R: 2 E: 0 K: 2 S: 9	H: 2 LOB: 1 BB: 1 P: 13	R: 2 E: 1 K: 0 S: 6	H: 3 LOB: 2 BB: 1 P: 10	R: 1 E: 1 K: 0 S: 5	H: 2 LOB: 1 BB: 0 P: 5	R: 2 E: 0 K: 0 S: 5	H: 2 LOB: 1 BB: 1 P: 9	R: 0 E: 0 K: 0 S: 1	H: 0 LOB: 2 BB: 2 P: 9					1B: 9 2B: 1 3B: 0 HR: 0	SF: 0 SAC: 0 DP: 0 HBP: 0	WP: 1 PB: 0 GB: 4 CS: 0	PA: 32
<b>PITCHER</b>	IP WLS BF H R ER SO BB IBB HBP BLK WP HR S P ERA WHIP																<b>PITCHER</b>	IP WLS BF H R ER SO BB IBB HBP BLK WP HR S P ERA WHIP		
Len Barker, R (1, 1) ERA: 6.21	2.2 L 17 6 4 4 3 3 0 0 0 0 1 0 20 32 13.50 3.375																			
Rick Camp, R (3, 1) ERA: 3.96	2.2 15 4 3 3 0 3 0 0 0 0 0 0 12 24 10.12 2.625																			

Batter	1	2	3	4	5	6	7	8	9	AB	R	H	RBI	BB	SO	LOB	BOTTOM			
Milt Thompson, L (1, 9) OBP: 0.366, SLG: 0.457										3	0	1	0	0	0	0	<b>St. Louis Cardinals @ Atlanta Braves</b> Atlanta-Fulton County Stadium, Atlanta, GA Sat Aug 24 1985, 7:05 PM EDT Att: 31,109 - Unknown <a href="http://livebaseballscores.com">livebaseballscores.com</a>			
Rafael Ramirez, R (1, 6) OBP: 0.296, SLG: 0.357										2	0	0	0	0	0	1				
Dale Murphy, R (1, 8) OBP: 0.379, SLG: 0.569										1	0	0	0	1	0	1				
Terry Harper, R (1, 7) OBP: 0.310, SLG: 0.391										1	0	0	0	1	0	1				
Gerald Perry, L (1, 3) OBP: 0.281, SLG: 0.236										2	0	0	0	0	0	2				
Ken Oberkfell, L (1, 5) OBP: 0.397, SLG: 0.395										2	0	1	0	0	0	0				
Rick Cerone, R (1, 2) OBP: 0.290, SLG: 0.289										2	0	1	0	0	0	1				
Paul Zuvella, R (1, 4) OBP: 0.256, SLG: 0.239										2	0	0	0	0	0	1				
Len Barker, R (1, 1) Rick Camp, R (3, 1) OBP: 0.250, SLG: 0.455										1	0	0	0	0	0	1				
<b>Inning Stats</b>	R: 0 E: 0 K: 0 S: 3	H: 0 LOB: 2 BB: 2 P: 11	R: 0 E: 0 K: 0 S: 4	H: 1 LOB: 1 BB: 0 P: 4	R: 0 E: 0 K: 0 S: 4	H: 1 LOB: 1 BB: 0 P: 4	R: 0 E: 0 K: 0 S: 3	H: 1 LOB: 0 BB: 0 P: 3	R: 0 E: 0 K: 0 S: 3	H: 0 LOB: 0 BB: 0 P: 3	R: 0 E: 0 K: 0 S: 0	H: 0 LOB: 0 BB: 0 P: 0						1B: 3 2B: 0 3B: 0 HR: 0	SF: 0 SAC: 0 DP: 1 HBP: 0	WP: 0 PB: 0 GB: 1 CS: 0
<b>PITCHER</b>	IP WLS BF H R ER SO BB IBB HBP BLK WP HR S P ERA WHIP																<b>PITCHER</b>	IP WLS BF H R ER SO BB IBB HBP BLK WP HR S P ERA WHIP		
Bob Forsch, R (1, 1) ERA: 4.23	4.0 W 16 3 0 0 0 0 0 0 0 0 0 0 14 22 0.00 1.250																			
Bill Campbell, R (5, 1) ERA: 4.01	1.0 3 0 0 0 0 0 0 0 0 0 0 0 3 3 0.00 0.000																			

**St. Louis Cardinals @ Atlanta Braves**  
 Atlanta-Fulton County Stadium, Atlanta, GA  
 Sat Aug 24 1985, 7:05 PM EDT  
 Att: 31,109 - Unknown



**St. Louis Cardinals @ Atlanta Braves**  
 Atlanta-Fulton County Stadium, Atlanta, GA  
 Sat Aug 24 1985, 7:05 PM EDT  
 Att: 31,109 - Unknown





Batter	1	2	3	4	5	6	7	8	9	AB	R	H	RBI	BB	SO	LOB	TOP										
Vince Coleman, S (1, 7) OBP: 0.325, SLG: 0.356										5	2	2	0	0	2	0	<b>St. Louis Cardinals @ Atlanta Braves</b> Atlanta-Fulton County Stadium, Atlanta, GA Sun Aug 25 1985, 3:33 AM EDT Att: 14,711 - Unknown										
Willie McGee, S (1, 8) OBP: 0.388, SLG: 0.519										4	1	1	0	1	0	0											
Tom Herr, S (1, 4) OBP: 0.397, SLG: 0.438										5	0	3	2	0	0	0											
Darrell Porter, L (1, 2) OBP: 0.310, SLG: 0.411										4	1	1	1	0	1	4											
Andy Van Slyke, L (1, 9)										4	1	1	1	0	0	4											
Mike Jorgensen, L (1, 3) OBP: 0.424, SLG: 0.320										4	0	1	1	0	0	0											
Terry Pendleton, S (1, 5) OBP: 0.269, SLG: 0.291										3	0	1	0	1	0	0											
Ozzie Smith, S (1, 6) OBP: 0.334, SLG: 0.348										3	0	0	0	1	0	3											
Kurt Kephire, L (1, 1) OBP: 0.137, SLG: 0.184										4	0	0	0	0	1	2											
Jeff Lahti, R (8, 1)										0	0	0	0	0	0	0											
Ken Dayley, L (9, 1) OBP: 0.250, SLG: 0.250										0	0	0	0	0	0	0											
Bill Campbell, R (9, 1) OBP: 0.625, SLG: 0.400										0	0	0	0	0	0	0											
<b>Inning Stats</b>	R: 0 E: 0 K: 2 S: 8	H: 1 LOB: 1 BB: 0 P: 8	R: 1 E: 0 K: 0 S: 4	H: 1 LOB: 0 BB: 0 P: 4	R: 1 E: 0 K: 1 S: 8	H: 3 LOB: 2 BB: 0 P: 8	R: 0 E: 0 K: 0 S: 4	H: 1 LOB: 0 BB: 0 P: 4	R: 0 E: 0 K: 0 S: 3	H: 0 LOB: 0 BB: 0 P: 3	R: 1 E: 0 K: 0 S: 4	H: 2 LOB: 1 BB: 1 P: 8	R: 2 E: 0 K: 0 S: 5	H: 2 LOB: 1 BB: 1 P: 9	R: 0 E: 0 K: 0 S: 3	H: 0 LOB: 1 BB: 1 P: 7	R: 0 E: 0 K: 1 S: 5	H: 0 LOB: 0 BB: 0 P: 5	1B: 6 2B: 3 3B: 1 HR: 1	SF: 0 SAC: 0 DP: 1 HBP: 0	WP: 0 PB: 0 SB: 0 CS: 0	PA: 39					
<b>PITCHER</b>	IP	WLS	BF	H	R	ER	SO	BB	IBB	HBP	BLK	WP	HR	S	P	ERA	WHIP										
Rick Mahler, R (1, 1) ERA: 3.44	6.1	L	30	10	5	5	3	2	0	0	0	0	1	34	42	7.11	1.895										
Terry Forster, L (7, 1) ERA: 1.95	1.2		6	0	0	0	0	1	0	0	0	0	0	5	9	0.00	0.600										
Jeff Dedmon, R (9, 1) ERA: 3.38	1.0	S	3	0	0	0	1	0	0	0	0	0	0	5	5	0.00	0.000										

AB	36
R	5
H	10
RBI	5
BB	3
SO	4
LOB	13



Batter	1	2	3	4	5	6	7	8	9	AB	R	H	RBI	BB	SO	LOB	BOTTOM										
Milt Thompson, L (1, 9) OBP: 0.349, SLG: 0.435										4	0	0	0	0	2	1	<b>St. Louis Cardinals @ Atlanta Braves</b> Atlanta-Fulton County Stadium, Atlanta, GA Sun Aug 25 1985, 3:33 AM EDT Att: 14,711 - Unknown										
Rick Cerone, R (9, FH) OBP: 0.289, SLG: 0.288										1	0	0	0	0	0	3											
Rafael Ramirez, R (1, 6) OBP: 0.295, SLG: 0.356										4	0	1	0	0	0	0											
Dale Murphy, R (1, 8) OBP: 0.376, SLG: 0.566										4	0	1	0	0	1	2											
Terry Harper, R (1, 7) OBP: 0.314, SLG: 0.410										4	2	3	2	0	0	1											
Gerald Perry, L (1, 3) OBP: 0.276, SLG: 0.231										4	0	0	0	0	0	1											
Ken Oberkell, L (1, 5) OBP: 0.369, SLG: 0.393										2	0	0	0	2	0	0											
Paul Zuvella, R (1, 4) OBP: 0.256, SLG: 0.248										4	0	1	0	0	0	1											
Bruce Benedict, R (1, 2) OBP: 0.313, SLG: 0.229										3	0	1	0	0	0	0											
Brad Komminsk, R (9, FH) OBP: 0.307, SLG: 0.290										1	0	0	0	0	1	2											
Rick Mahler, R (1, 1) OBP: 0.196, SLG: 0.179										2	0	0	0	0	1	1											
Terry Forster, L (7, 1) ERA: 1.95	1.2		6	2	1	1	2	1	0	0	0	0	0	0	0	0											
Claudell Washington, L (9, PH) OBP: 0.256, SLG: 0.445										0	0	0	0	0	1	0											
Jeff Dedmon, L (9, 1) OBP: 0.250, SLG: 0.250										0	0	0	0	0	0	0											
Chris Chambliss, L (9, PH) OBP: 0.344, SLG: 0.520										0	0	0	0	0	0	0											
Bob Horner, R (9, PH) OBP: 0.344, SLG: 0.520										0	0	0	0	1	0	0											
Paul Runge, R (9, PH) OBP: 0.256, SLG: 0.250										0	0	0	0	0	0	0											
<b>Inning Stats</b>	R: 0 E: 0 K: 1 S: 6	H: 1 LOB: 1 BB: 0 P: 6	R: 0 E: 0 K: 0 S: 3	H: 0 LOB: 0 BB: 0 P: 3	R: 0 E: 0 K: 0 S: 3	H: 0 LOB: 0 BB: 0 P: 3	R: 0 E: 0 K: 0 S: 4	H: 1 LOB: 1 BB: 0 P: 4	R: 0 E: 0 K: 1 S: 5	H: 1 LOB: 1 BB: 1 P: 9	R: 1 E: 0 K: 0 S: 4	H: 1 LOB: 0 BB: 0 P: 4	R: 0 E: 0 K: 2 S: 8	H: 1 LOB: 2 BB: 1 P: 12	R: 1 E: 0 K: 1 S: 7	H: 2 LOB: 3 BB: 2 P: 15	1B: 4 2B: 1 3B: 0 HR: 2	SF: 0 SAC: 0 DP: 1 HBP: 0	WP: 0 PB: 0 SB: 0 CS: 0	PA: 37							
<b>PITCHER</b>	IP	WLS	BF	H	R	ER	SO	BB	IBB	HBP	BLK	WP	HR	S	P	ERA	WHIP										
Kurt Kephire, R (1, 1) ERA: 4.31	7.2	W	29	5	1	1	3	2	0	0	0	0	1	33	41	1.17	0.913										
Jeff Lahti, R (8, 1) ERA: 2.23	1.0		6	2	1	1	2	1	0	0	0	0	1	9	13	9.00	3.000										
Ken Dayley, L (9, 1) ERA: 2.32	0.0	S	1	0	0	0	0	0	1	0	0	0	0	0	4	∞	∞										
Bill Campbell, R (9, 1) ERA: 3.99	0.1	S	1	0	0	0	0	0	0	0	0	0	0	1	1	0.00	0.000										

AB	33
R	2
H	7
RBI	2
BB	4
SO	5
LOB	12





Batter	1	2	3	4	5	6	7	8	9	AB	R	H	RBI	BB	SO	LOB	TOP										
Vince Coleman, S (1, 7) OBP: 0.324, SLG: 0.355	0-3 K		0-0 1-3		0-0 CS 1B		0-0 4-3			4	0	1	0	0	1	1											
Willie McGee, S (1, 8) OBP: 0.398, SLG: 0.517	0-0 1-3		0-0 5-3		0-0 1-2 1B			0-0 1-3		4	0	1	0	0	0	0											
Tom Herr, S (1, 4) OBP: 0.396, SLG: 0.436	0-0 4-3		4-0 BB		0-0 F5			0-0 F6		3	0	0	0	1	0	1											
Darrell Porter, L (1, 2) OBP: 0.309, SLG: 0.407		0-0 2B 1B	0-0 F5			0-3 K		0-3 K		4	1	1	0	0	2	1											
Andy Van Slyke, L (1, 9) OBP: 0.332, SLG: 0.452		0-0 1B E 2B		0-0 6 1B		0-0 3-1			0-3 K	3	1	2	0	0	0	0											
Tito Landrum, R (9, PH) OBP: 0.358, SLG: 0.472		1-3 E 2B		0-0 6 1B		0-0 3-1			0-0 K	1	0	0	0	0	1	0											
Terry Pendleton, S (1, 5) OBP: 0.271, SLG: 0.293		0-0 G3 SH1-3 1B		0-0 6 1B		0-0 6-3			0-0 1B	4	1	2	1	0	0	1											
Mike Jorgensen, L (1, 3) OBP: 0.429, SLG: 0.308		0-0 G3 1B		4-0 BB		4-0 FC6-4 BB		0-0 F9		2	0	0	0	2	0	2											
Ozzie Smith, S (1, 6) OBP: 0.332, SLG: 0.345		1-3 3-H SH1-3		0-0 4-3		0-0 FC6-4 SH1-4		0-0 F2		3	0	0	1	0	0	3											
Danny Cox, R (1, 1) OBP: 0.214, SLG: 0.169	0-3 K				0-0 4-3		0-0 SH1-4			2	0	0	0	0	1	0											
<b>Inning Stats</b>	R: 0 E: 0 K: 1 S: 5	H: 0 LOB: 0 BB: 0 P: 5	R: 3 E: 1 K: 1 S: 8	H: 3 LOB: 0 BB: 0 P: 8	R: 0 E: 0 K: 0 S: 3	H: 0 LOB: 1 BB: 1 P: 7	R: 0 E: 0 K: 0 S: 3	H: 1 LOB: 1 BB: 1 P: 7	R: 0 E: 0 K: 0 S: 4	H: 2 LOB: 1 BB: 0 P: 4	R: 0 E: 0 K: 1 S: 5	H: 0 LOB: 0 BB: 0 P: 5	R: 0 E: 0 K: 0 S: 3	H: 0 LOB: 1 BB: 1 P: 7	R: 0 E: 0 K: 1 S: 5	H: 0 LOB: 0 BB: 0 P: 5	R: 0 E: 0 K: 1 S: 6	H: 1 LOB: 1 BB: 0 P: 6	1B: 6 2B: 2 3B: 0 HR: 0	SF: 0 SAC: 2 DP: 1 HBP: 0	WP: 0 PB: 0 SB: 0 CS: 1	PA: 35					
<b>PITCHER</b>	IP	WLS	BF	H	R	ER	SO	BB	IBB	HBP	BLK	WP	HR	S	P	ERA	WHIP										
Jay Tibbs, R (1, 1) ERA: 4.11	8.0	L	31	6	3	2	4	3	0	0	0	0	0	36	48	2.25	1.125										
Joe Price, L (9, 1) ERA: 3.96	1.0		4	1	0	0	1	0	0	0	0	0	0	6	6	0.00	1.000										

St. Louis Cardinals @ Cincinnati Reds  
Riverfront Stadium, Cincinnati, OH  
Mon Aug 26 1985, 7:05 PM EDT  
Att: 28,071 - Unknown

AB 30  
R 3  
H 7  
RBI 2  
BB 3  
SO 5  
LOB 9



Batter	1	2	3	4	5	6	7	8	9	AB	R	H	RBI	BB	SO	LOB	BOTTOM										
Eddie Milner, L (1, 8) OBP: 0.341, SLG: 0.327	4-0 G4-6-3 1B BB		0-0 F5		4-0 CS BB			0-0 4-3		2	0	0	0	2	0	1											
Pete Rose, S (1, 3) OBP: 0.391, SLG: 0.323	0-0 G4-6-3 1B		0-0 5-3		0-0 6-3			0-0 F7		4	0	1	0	0	0	2											
Dave Parker, L (1, 9) OBP: 0.349, SLG: 0.518	0-0 G4-6-3 1-2 2-3		0-0 4-3		0-0 G5-4-3 1B			0-0 F7		4	0	1	0	0	0	3											
Nick Esasky, R (1, 7) OBP: 0.344, SLG: 0.476	0-0 F8			0-0 5-3		0-0 F7		0-0 F7		4	0	0	0	0	0	2											
Buddy Bell, R (1, 5) OBP: 0.306, SLG: 0.315		0-0 5-3		0-0 E5 4-3		0-0 G5-4-3		0-0 F5		4	0	0	0	0	0	1											
Dave Concepcion, R (1, 6) OBP: 0.316, SLG: 0.340		0-0 F8		0-0 4-3		0-0 F8		0-0 3-1		4	0	0	0	0	0	1											
Bo Diaz, R (1, 2) OBP: 0.257, SLG: 0.305		0-0 1B 1B		4-0 BB		0-0 1B				2	0	2	0	1	0	0											
Ron Oester, S (1, 4) OBP: 0.348, SLG: 0.370		0-0 1-2 1B		0-0 2-3 BB		0-0 G3				3	0	1	0	0	0	2											
Jay Tibbs, R (1, 1) OBP: 0.104, SLG: 0.065		0-3 K			0-0 3-1			0-0 4-3 1B		2	0	0	0	0	1	2											
Max Venable, L (8, PH) OBP: 0.313, SLG: 0.375										1	0	1	0	0	0	0											
Joe Price, R (9, 1) ERA: 2.83										0	0	0	0	0	0	0											
<b>Inning Stats</b>	R: 0 E: 0 K: 0 S: 3	H: 1 LOB: 1 BB: 1 P: 7	R: 0 E: 0 K: 1 S: 7	H: 2 LOB: 2 BB: 0 P: 7	R: 0 E: 0 K: 0 S: 3	H: 0 LOB: 0 BB: 0 P: 3	R: 0 E: 0 K: 0 S: 4	H: 0 LOB: 2 BB: 1 P: 8	R: 0 E: 0 K: 0 S: 2	H: 0 LOB: 0 BB: 1 P: 6	R: 0 E: 0 K: 0 S: 3	H: 1 LOB: 0 BB: 0 P: 3	R: 0 E: 0 K: 0 S: 3	H: 1 LOB: 1 BB: 0 P: 3	R: 0 E: 0 K: 0 S: 4	H: 1 LOB: 0 BB: 0 P: 4	R: 0 E: 0 K: 0 S: 3	H: 0 LOB: 0 BB: 0 P: 3	1B: 6 2B: 0 3B: 0 HR: 0	SF: 0 SAC: 0 DP: 2 HBP: 0	WP: 0 PB: 0 SB: 0 CS: 1	PA: 33					
<b>PITCHER</b>	IP	WLS	BF	H	R	ER	SO	BB	IBB	HBP	BLK	WP	HR	S	P	ERA	WHIP										
Danny Cox, R (1, 1) ERA: 2.83	9.0	W	33	6	0	0	1	3	0	0	0	0	0	32	44	0.00	1.000										

St. Louis Cardinals @ Cincinnati Reds  
Riverfront Stadium, Cincinnati, OH  
Mon Aug 26 1985, 7:05 PM EDT  
Att: 28,071 - Unknown

AB 30  
R 0  
H 6  
RBI 0  
BB 3  
SO 1  
LOB 14





Batter	1	2	3	4	5	6	7	8	9	AB	R	H	RBI	BB	SO	LOB	TOP								
Vince Coleman, S (1, 7) OBP: 0.324, SLG: 0.354	5-3		6-3		K			3B		4	1	1	0	0	1	2	<b>St. Louis Cardinals @ Cincinnati Reds</b> Riverfront Stadium, Cincinnati, OH Tue Aug 27 1985, 7:05 PM EDT Att: 22,268 - Unknown  <b>AB 32</b> <b>R 6</b> <b>H 11</b> <b>RBI 6</b> <b>BB 2</b> <b>SO 3</b> <b>LOB 15</b>								
Willie McGee, S (1, 8) OBP: 0.388, SLG: 0.521	6-3			BB	FC3-6	1B	F6	1B		4	2	2	2	0	0	1									
Tom Herr, S (1, 4) OBP: 0.397, SLG: 0.435	K			FC3-6	BB	1B		6-3		3	1	1	0	1	1	2									
Darrell Porter, L (1, 2) OBP: 0.309, SLG: 0.401		G3		FC3-6	BB		4-3			2	0	0	0	1	0	1									
Tito Landrum, R (8, PH) OBP: 0.363, SLG: 0.476				1-2	2-3	BB				1	0	1	1	0	0	0									
Ricky Horton, L (8, 1)				1-2	2-3	BB				0	0	0	0	0	0	0									
Jeff Lahti, R (8, 1)				1-2	2-3	BB				0	0	0	0	0	0	0									
Andy Van Slyke, L (1, 9) OBP: 0.331, SLG: 0.449				FC3-6	S	1B		G3		4	1	1	1	0	0	4									
Terry Pendleton, S (1, 5) OBP: 0.271, SLG: 0.293		G4-6-3		1-2	2-3	3-H				4	0	1	0	0	1	3									
Mike Jorgensen, L (1, 3) OBP: 0.425, SLG: 0.309			4-3			1B			6-3	3	0	1	2	0	0	0									
Ozzie Smith, S (1, 6) OBP: 0.331, SLG: 0.345			6-3			1B			SH1-3	4	0	1	0	0	0	1									
John Tudor, L (1, 1) OBP: 0.189, SLG: 0.214										1	0	1	0	0	0	0									
Bill Campbell, R (7, 1) OBP: 0.625, SLG: 0.400										0	0	0	0	0	0	0									
Steve Braun, L (8, PH) OBP: 0.333, SLG: 0.373										1	0	1	0	0	0	0									
Tom Lawless, R (8, PR) OBP: 0.228, SLG: 0.208										0	1	0	0	0	0	0									
Tom Nieto, R (8, 2) OBP: 0.293, SLG: 0.264								1B	6-3	1	0	0	0	0	0	1									
<b>Inning Stats</b>	R: 0 E: 0 K: 1 S: 5	H: 0 LOB: 0 BB: 0 P: 5	R: 0 E: 0 K: 0 S: 3	H: 1 LOB: 0 BB: 0 P: 3	R: 0 E: 0 K: 0 S: 4	H: 1 LOB: 1 BB: 0 P: 4	R: 3 E: 0 K: 1 S: 7	H: 3 LOB: 1 BB: 1 P: 11	R: 0 E: 0 K: 1 S: 6	H: 1 LOB: 1 BB: 0 P: 6	R: 0 E: 0 K: 0 S: 2	H: 0 LOB: 0 BB: 1 P: 6	R: 0 E: 0 K: 0 S: 3	H: 0 LOB: 0 BB: 0 P: 3	R: 3 E: 0 K: 0 S: 6	H: 4 LOB: 1 BB: 0 P: 6	R: 0 E: 0 K: 0 S: 4	H: 1 LOB: 1 BB: 0 P: 4	1B: 8 2B: 3 3B: 1 HR: 0	SF: 0 SAC: 2 DP: 2 HBP: 0	WP: 0 PB: 1 SB: 2 CS: 1	PA: 36			
<b>PITCHER</b>	IP	WLS	BF	H	R	ER	SO	BB	IBB	HBP	BLK	WP	HR	S	P	ERA	WHIP								
Andy McGaffigan, R (1, 1) ERA: 3.25	7.0		26	6	3	3	3	2	0	0	0	0	0	30	38	3.86	1.143								
Ted Power, R (8, 1) ERA: 2.98	0.0	L	3	3	3	3	0	0	0	0	0	0	0	3	3	∞	∞								
John Franco, L (8, 1) ERA: 1.6	2.0		7	2	0	0	0	0	0	0	0	0	0	7	7	0.00	1.000								

Batter	1	2	3	4	5	6	7	8	9	AB	R	H	RBI	BB	SO	LOB	BOTTOM								
Gary Redus, R (1, 8) OBP: 0.375, SLG: 0.423	5-3					K				3	0	1	0	1	1	0	<b>St. Louis Cardinals @ Cincinnati Reds</b> Riverfront Stadium, Cincinnati, OH Tue Aug 27 1985, 7:05 PM EDT Att: 22,268 - Unknown  <b>AB 34</b> <b>R 4</b> <b>H 11</b> <b>RBI 3</b> <b>BB 4</b> <b>SO 6</b> <b>LOB 11</b>								
Wayne Krenchicki, L (9, PH) OBP: 0.374, SLG: 0.407							FC5			0	0	0	0	1	0	0									
Buddy Bell, R (1, 5) OBP: 0.307, SLG: 0.321	F8						FC5			4	1	1	1	1	0	4									
Dave Parker, L (1, 9) OBP: 0.348, SLG: 0.516	F8						HR			4	0	1	0	0	1	1									
Nick Esasky, R (1, 7) OBP: 0.343, SLG: 0.472										4	0	1	0	0	2	1									
Tony Perez, R (1, 3) OBP: 0.405, SLG: 0.489										3	1	1	0	1	0	0									
Eddie Milner, L (8, PR) OBP: 0.341, SLG: 0.327										0	0	0	0	0	0	0									
Dave Concepcion, R (1, 6) OBP: 0.315, SLG: 0.339										4	0	1	0	0	0	2									
Bo Diaz, R (1, 2) OBP: 0.266, SLG: 0.313										3	0	2	0	0	0	0									
Tom Runnels, S (7, PR) OBP: 0.250, SLG: 0.143										0	1	0	0	0	0	0									
Dave Vangorder, R (8, 2) OBP: 0.287, SLG: 0.310										1	0	0	0	0	0	0									
Ron Oester, S (1, 4) OBP: 0.349, SLG: 0.374										4	1	2	0	0	0	2									
Andy McGaffigan, R (1, 1) ERA: 2.12										2	0	0	0	0	2	0									
Cesar Cedeno, R (7, PH) OBP: 0.310, SLG: 0.339										1	0	1	2	0	0	0									
Ted Power, R (8, 1) ERA: 3.05										0	0	0	0	0	0	0									
John Franco, L (8, 1) OBP: 0.333, SLG: 0.333										0	0	0	0	0	0	0									
Max Venable, L (9, PH) OBP: 0.289, SLG: 0.371										1	0	0	0	0	0	1									
<b>Inning Stats</b>	R: 0 E: 0 K: 0 S: 3	H: 0 LOB: 0 BB: 0 P: 3	R: 1 E: 1 K: 0 S: 4	H: 3 LOB: 1 BB: 1 P: 8	R: 0 E: 0 K: 1 S: 5	H: 1 LOB: 1 BB: 1 P: 9	R: 0 E: 0 K: 1 S: 5	H: 0 LOB: 0 BB: 0 P: 5	R: 0 E: 0 K: 1 S: 5	H: 0 LOB: 0 BB: 0 P: 5	R: 1 E: 0 K: 3 S: 10	H: 1 LOB: 0 BB: 0 P: 10	R: 2 E: 0 K: 0 S: 6	H: 3 LOB: 2 BB: 1 P: 10	R: 0 E: 0 K: 0 S: 4	H: 2 LOB: 2 BB: 0 P: 4	R: 0 E: 0 K: 0 S: 4	H: 1 LOB: 2 BB: 1 P: 8	1B: 9 2B: 1 3B: 0 HR: 1	SF: 0 SAC: 0 DP: 2 HBP: 0	WP: 0 PB: 0 SB: 0 CS: 1	PA: 38			
<b>PITCHER</b>	IP	WLS	BF	H	R	ER	SO	BB	IBB	HBP	BLK	WP	HR	S	P	ERA	WHIP								
John Tudor, L (1, 1) ERA: 2.12	6.2		28	8	4	3	6	3	0	0	0	0	0	1	37	4.05	1.650								
Bill Campbell, R (7, 1) ERA: 3.96	0.1	W	1	0	0	0	0	0	0	0	0	0	0	1	1	0.00	0.000								
Ricky Horton, L (8, 1) ERA: 3.05	0.0		1	1	0	0	0	0	0	0	0	0	0	1	1	∞	∞								
Jeff Lahti, R (8, 1) ERA: 2.15	2.0	S	8	2	0	0	0	1	0	0	0	0	0	7	11	0.00	1.500								







Batter	1	2	3	4	5	6	7	8	9	AB R H RBI BB SO LOB	TOP									
Bill Doran, S OBP: 0.364, SLG: 0.444 (1, 4)										5 1 2 0 0 1 0	<b>Houston Astros @ St. Louis Cardinals</b> Busch Stadium, St. Louis, MO Fri Aug 30 1985, 7:05 PM CDT Att: 31,975 - Unknown									
Craig Reynolds, L OBP: 0.307, SLG: 0.403 (1, 6)										5 2 2 0 0 0 2										
Denny Walling, L OBP: 0.310, SLG: 0.380 (1, 5)										5 2 3 3 0 0 0										
Jose Cruz, L OBP: 0.350, SLG: 0.420 (1, 7)										4 0 2 2 0 0 2										
Jerry Mumphrey, S OBP: 0.332, SLG: 0.384 (1, 9)										3 0 0 0 1 1 1										
Glenn Davis, R OBP: 0.317, SLG: 0.428 (1, 3)										4 1 2 1 0 0 4										
Kevin Bass, S OBP: 0.286, SLG: 0.392 (1, 8)										3 0 0 1 0 1 1										
Mark Bailey, S OBP: 0.389, SLG: 0.433 (1, 2)										4 0 0 0 0 2 3										
Mike Scott, R OBP: 0.206, SLG: 0.246 Frank DiPino, L OBP: 0.250, SLG: 0.250 Dave Smith, R (9, 1)										2 1 0 0 1 1 1 1 0 0 0 0 1 0 0 0 0 0 0 0 0										
<b>Inning Stats</b>	R: 3 E: 0 K: 0 S: 7	H: 4 LOB: 2 BB: 1 P: 11	R: 1 E: 0 K: 0 S: 4	H: 2 LOB: 1 BB: 1 P: 8	R: 1 E: 0 K: 1 S: 6	H: 1 LOB: 0 BB: 0 P: 6	R: 0 E: 0 K: 0 S: 3	H: 0 LOB: 0 BB: 0 P: 3	R: 0 E: 0 K: 2 S: 8	H: 1 LOB: 1 BB: 0 P: 8		R: 2 E: 0 K: 2 S: 10	H: 3 LOB: 1 BB: 0 P: 10	R: 0 E: 0 K: 2 S: 7	H: 0 LOB: 0 BB: 0 P: 7	R: 0 E: 0 K: 0 S: 3	H: 0 LOB: 0 BB: 0 P: 3	1B: 7 2B: 3 3B: 0 HR: 1	SF: 1 SAC: 0 DP: 1 HBP: 0	WP: 0 PB: 0 SB: 2 CS: 1
<b>PITCHER</b>	IP WLS BF H R ER SO BB IBB HBP BLK WP HR S P ERA WHIP											IP WLS BF H R ER SO BB IBB HBP BLK WP HR S P ERA WHIP								
Kurt Kephre, R ERA: 4.53 Ricky Horton, L ERA: 3.05 Bill Campbell, R ERA: 3.83 Bob Forsch, R ERA: 4.17	(1, 1) (2, 1) (7, 1) (9, 1)	1.0 5.1 1.2 1.0	L 21 5 3	10 6 5 0	5 3 0 0	4 2 0 0	0 4 0 0	0 0 0 0	0 0 0 0	0 0 0 0	0 1 0 0	8 29 11 3	16 29 11 3	0.00 3.38 0.00 0.00	0.00 1.125 0.00 0.000					

AB	36
R	7
H	11
RBI	7
BB	2
SO	7
LOB	14



Batter	1	2	3	4	5	6	7	8	9	AB R H RBI BB SO LOB	BOTTOM										
Vince Coleman, S OBP: 0.322, SLG: 0.350 (1, 7)										5 1 1 1 0 0 1	<b>Houston Astros @ St. Louis Cardinals</b> Busch Stadium, St. Louis, MO Fri Aug 30 1985, 7:05 PM CDT Att: 31,975 - Unknown										
Willie McGee, S OBP: 0.395, SLG: 0.524 (1, 8)										5 1 4 1 0 0 0											
Tom Herr, S OBP: 0.396, SLG: 0.433 (1, 4)										5 0 3 1 0 0 1											
Darrell Porter, L OBP: 0.321, SLG: 0.395 Ivan De Jesus, R OBP: 0.277, SLG: 0.311 Steve Braun, L OBP: 0.328, SLG: 0.365 Andy Van Slyke, L OBP: 0.329, SLG: 0.442 Tito Landrum, R OBP: 0.367, SLG: 0.472	(1, 2) (8, PH) (9, PH) (9, PH) (1, 9) (8, PH) (9, 9)	0-3 0-3 0-3	L K K	10 10 10	5 3 3	4 0 0	0 0 0	0 0 0	0 0 0	2 0 0 0 1 1 3 1 0 0 0 0 1 0 1 0 0 0 0 0 2 3 0 0 0 0 1 2 0 0 0 0 1 0 0											
Terry Pendleton, S OBP: 0.285, SLG: 0.293 Bob Forsch, R OBP: 0.296, SLG: 0.444 (1, 5) (9, 1)										4 0 0 0 0 0 2 0 0 0 0 0 0 0											
Mike Jorgensen, L OBP: 0.407, SLG: 0.302 Bill Campbell, R OBP: 0.625, SLG: 0.400 Brian Harper, R OBP: 0.333, SLG: 0.378 (1, 3) (7, 1) (9, 2)										3 0 0 0 0 0 1 0 0 0 0 0 0 0 1 1 1 0 0 0 0											
Ozzie Smith, S OBP: 0.330, SLG: 0.342 (1, 6)										3 1 0 0 1 1 1											
Kurt Kephre, L OBP: 0.137, SLG: 0.184 Ricky Horton, L Cesar Cedeno, R OBP: 0.309, SLG: 0.351 (1, 1) (2, 1) (7, 3)										0 0 0 0 0 0 0 2 0 0 0 0 0 1 2 1 1 1 0 0 2											
<b>Inning Stats</b>	R: 1 E: 1 K: 2 S: 9	H: 2 LOB: 1 BB: 0 P: 9	R: 0 E: 0 K: 0 S: 3	H: 0 LOB: 1 BB: 1 P: 7	R: 0 E: 0 K: 0 S: 3	H: 0 LOB: 1 BB: 1 P: 7	R: 1 E: 0 K: 1 S: 8	H: 3 LOB: 2 BB: 0 P: 8	R: 0 E: 0 K: 0 S: 3	H: 0 LOB: 0 BB: 0 P: 3		R: 1 E: 0 K: 0 S: 5	H: 2 LOB: 1 BB: 0 P: 5	R: 0 E: 0 K: 1 S: 4	H: 0 LOB: 0 BB: 1 P: 8	R: 2 E: 1 K: 0 S: 7	H: 3 LOB: 2 BB: 0 P: 7	1B: 8 2B: 1 3B: 0 HR: 1	SF: 0 SAC: 0 DP: 1 HBP: 0	WP: 0 PB: 0 SB: 1 CS: 0	PA: 40
<b>PITCHER</b>	IP WLS BF H R ER SO BB IBB HBP BLK WP HR S P ERA WHIP											IP WLS BF H R ER SO BB IBB HBP BLK WP HR S P ERA WHIP									
Mike Scott, R ERA: 2.78 Frank DiPino, L ERA: 3.84 Dave Smith, R ERA: 2.66	(1, 1) (7, 1) (9, 1)	6.2 2.0 0.1	W 10 S	29 3 1	3 2 0	2 0 0	0 1 0	0 0 0	0 0 0	0 0 0	0 0 0	11 15 1	33 15 1	0.00 2.000 0.000	0.000 1.350 0.000						

AB	37
R	5
H	10
RBI	4
BB	3
SO	4
LOB	16



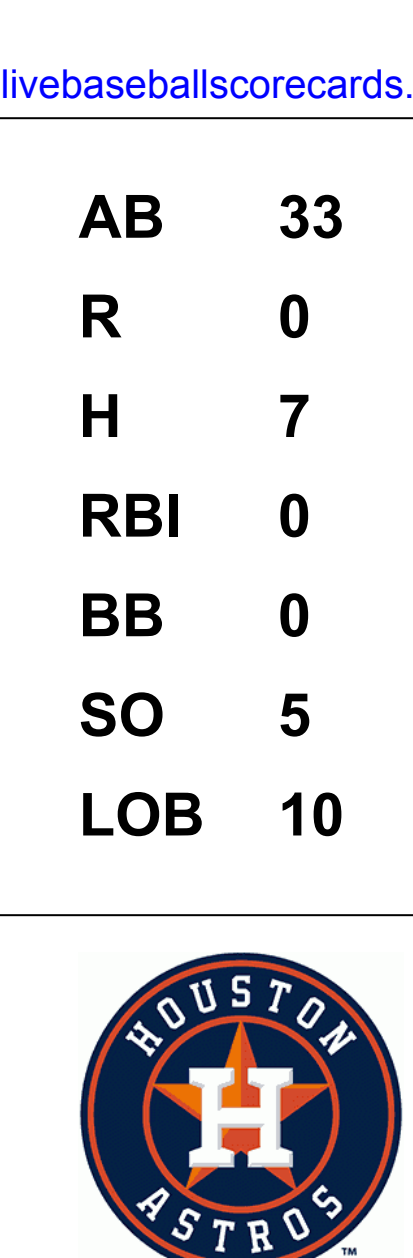






Batter	1	2	3	4	5	6	7	8	9	AB	R	H	RBI	BB	SO	LOB	TOP					
Bill Doran, S OBP: 0.362, SLG: 0.442 (1,4)	5-3		6-3			K		F3		4	0	0	0	0	1	1	<b>Houston Astros @ St. Louis Cardinals</b> Busch Stadium, St. Louis, MO Sun Sep 01 1985, 3:33 AM CDT Att: 31,927 - Unknown  <b>AB 33</b> <b>R 0</b> <b>H 7</b> <b>RBI 0</b> <b>BB 0</b> <b>SO 5</b> <b>LOB 10</b>					
Phil Garner, R OBP: 0.307, SLG: 0.362 (1,5)	F9				F8	6-3		FC4 1B		4	0	1	0	0	0	0						
Kevin Bass, S OBP: 0.288, SLG: 0.392 (1,8)	F3				CS 1B			FC4 1-2		4	0	2	0	0	0	2						
Jose Cruz, L OBP: 0.353, SLG: 0.424 (1,7)					1-2 1B	K			F8	4	0	2	0	0	1	1						
Jerry Mumphy, S OBP: 0.328, SLG: 0.378 (1,9)	F7 1-2				K			F7	6-3	4	0	0	0	0	1	2						
Glenn Davis, R OBP: 0.318, SLG: 0.437 (1,3)	F6					5-3		F7	F7	4	0	0	0	0	0	1						
Dickie Thon, R OBP: 0.281, SLG: 0.347 (1,6)	3-1							F9		3	0	1	0	0	0	1						
John Mizerock, L OBP: 0.261, SLG: 0.318 (8, PH)									4-3	2	0	0	0	0	1	1						
Jim Pankovits, R OBP: 0.358, SLG: 0.387 (8, PH)						F7				1	0	0	0	0	0	0						
Bill Dawley, R (8, 1)										0	0	0	0	0	0	0						
Joe Niekro, R OBP: 0.265, SLG: 0.273 (6, 1)										2	0	0	0	0	1	1						
Mike Madden, L (8, PH)										0	0	0	0	0	0	0						
Mark Bailey, S OBP: 0.386, SLG: 0.429 (8, 2)										1	0	1	0	0	0	0						
<b>Inning Stats</b>	R: 0 E: 0 K: 0 S: 3	H: 0 LOB: 0 BB: 0 P: 3	R: 0 E: 0 K: 0 S: 4	H: 1 LOB: 1 BB: 0 P: 4	R: 0 E: 0 K: 2 S: 7	H: 0 LOB: 0 BB: 0 P: 7	R: 0 E: 0 K: 1 S: 6	H: 2 LOB: 1 BB: 0 P: 6	R: 0 E: 0 K: 0 S: 4	H: 1 LOB: 1 BB: 0 P: 4	R: 0 E: 0 K: 2 S: 8	H: 1 LOB: 0 BB: 0 P: 8	R: 0 E: 0 K: 0 S: 3	H: 0 LOB: 0 BB: 0 P: 3	R: 0 E: 0 K: 0 S: 5	H: 2 LOB: 2 BB: 0 P: 5	R: 0 E: 0 K: 0 S: 3	H: 0 LOB: 0 BB: 0 P: 3	1B: 7 2B: 0 3B: 0 HR: 0	SF: 0 SAC: 0 DP: 0 HBP: 0	WP: 0 PB: 0 SB: 0 CS: 1	PA: 33
<b>PITCHER</b> John Tudor, L ERA: 2.03 (1, 1)	IP: 9.0 WLS: W BF: 33 H: 7 R: 0 ER: 0 SO: 5 BB: 0 IBB: 0 HBP: 0 BLK: 0 WP: 0 HR: 0 S: 43 P: 43 ERA: 0.00 WHIP: 0.778															<b>PITCHER</b>						

Batter	1	2	3	4	5	6	7	8	9	AB	R	H	RBI	BB	SO	LOB	BOTTOM			
Vince Coleman, S OBP: 0.319, SLG: 0.346 (1,7)	4-3		F3		4-3	FC6-4 1B 1-2 2-3 CS 1B		G1		5	0	1	0	0	0	0	<b>Houston Astros @ St. Louis Cardinals</b> Busch Stadium, St. Louis, MO Sun Sep 01 1985, 3:33 AM CDT Att: 31,927 - Unknown  <b>AB 34</b> <b>R 5</b> <b>H 12</b> <b>RBI 5</b> <b>BB 3</b> <b>SO 4</b> <b>LOB 19</b>			
Willie McGee, S OBP: 0.394, SLG: 0.528 (1,8)	1-3		G3 1B		HR	FC6-4 1B 1-2 2-3 3-H				4	1	3	2	0	0	0				
Tom Herr, S OBP: 0.392, SLG: 0.428 (1,4)	K		G3 1-2		G3 1B	FC6-4 1B 1-2 2-3 3-H				4	0	1	1	0	1	3				
Darrell Porter, L OBP: 0.325, SLG: 0.394 (1,2)			F2		G3	CS 3-H				3	1	1	0	1	0	2				
Andy Van Slyke, L OBP: 0.333, SLG: 0.447 (1,9)			2B 1B		S 1B					3	1	2	1	1	0	1				
Terry Pendleton, S OBP: 0.271, SLG: 0.294 (1,5)			1B 4-3 2B		S 1B					4	0	2	0	0	0	3				
Mike Jorgensen, L OBP: 0.400, SLG: 0.299 (1,3)	F9 1-2				1-3 1B	FC6-4 1B 1-2 2-3 3-H				4	0	1	0	0	1	4				
Ozzie Smith, S OBP: 0.336, SLG: 0.349 (1,6)	4-3				1-3 1B	FC1-6 1B 1-2 2-3 3-H				3	1	1	1	1	0	1				
John Tudor, L OBP: 0.179, SLG: 0.203 (1, 1)	4-3				K	FC1-6 1B 1-2 2-3 3-H				4	1	0	0	0	2	5				
<b>Inning Stats</b>	R: 0 E: 0 K: 1 S: 5	H: 0 LOB: 0 BB: 0 P: 5	R: 2 E: 0 K: 0 S: 6	H: 3 LOB: 1 BB: 0 P: 6	R: 0 E: 0 K: 2 S: 4	H: 1 LOB: 1 BB: 0 P: 4	R: 0 E: 0 K: 2 S: 8	H: 1 LOB: 2 BB: 1 P: 12	R: 1 E: 0 K: 0 S: 5	H: 2 LOB: 2 BB: 1 P: 9	R: 2 E: 0 K: 0 S: 6	H: 4 LOB: 1 BB: 0 P: 6	R: 0 E: 0 K: 0 S: 3	H: 1 LOB: 1 BB: 1 P: 7	R: 0 E: 0 K: 1 S: 5	H: 0 LOB: 0 BB: 0 P: 5		1B: 10 2B: 2 3B: 0 HR: 1	SF: 0 SAC: 0 DP: 1 HBP: 0	WP: 0 PB: 0 SB: 0 CS: 1
<b>PITCHER</b> Joe Niekro, R ERA: 3.55 (1, 1)	IP: 5.1 WLS: L BF: 28 H: 10 R: 5 ER: 3 SO: 3 BB: 1 IBB: 0 HBP: 0 BLK: 0 WP: 0 HR: 1 S: 32 P: 40 ERA: 8.44 WHIP: 2.062															<b>PITCHER</b>				
Mike Madden, L ERA: 5.25 (6, 1)	1.2 6 2 0 0 0 1 0 0 0 0 0 0 5 9 0.00 1.800																			
Bill Dawley, R ERA: 4.01 (8, 1)	1.0 3 0 0 0 0 1 0 0 0 0 0 0 5 5 0.00 0.000																			





Batter	1	2	3	4	5	6	7	8	9	AB	R	H	RBI	BB	SO	LOB	TOP								
<b>Eddie Milner, L</b> (1.8) OBP: 0.338, SLG: 0.328	0-0 4-3		0-0 2B		0-0 G6-3		0-0 4-3		0-0 4-3	5	1	1	0	0	0	2	<b>Cincinnati Reds @ St. Louis Cardinals</b> Busch Stadium, St. Louis, MO Mon Sep 02 1985, 7:05 PM CDT Att: 29,026 - Unknown <a href="http://livebaseballscorecards.com">livebaseballscorecards.com</a>								
<b>Max Venable, L</b> (1.7) OBP: 0.327, SLG: 0.417	0-0 F5		0-0 2B		0-0 F9			0-0 3-1		4	0	1	1	0	0	0									
<b>Pete Rose, S</b> (1.3) OBP: 0.390, SLG: 0.316	0-3 K		0-0 F7			4-0 HR		0-0 4-3		3	1	0	0	1	1	1									
<b>Dave Parker, L</b> (1.9) OBP: 0.348, SLG: 0.516		0-0 F9	4-0 IBB			0-0 HR		0-0 2B		3	2	2	2	1	0	0									
<b>Buddy Bell, R</b> (1.5) OBP: 0.306, SLG: 0.330		0-0 4-3	0-0 6-3			0-0 F8		0-0 2B		4	0	1	1	0	0	2									
<b>Dave Concepcion, R</b> (1.6) OBP: 0.320, SLG: 0.342		0-0 1B		0-0 6-3		0-0 4-3		0-3 K		4	0	1	0	0	1	1									
<b>Bo Diaz, R</b> (1.2) OBP: 0.289, SLG: 0.349		0-0 2B		0-0 6-3		0-0 5-3			0-0 F8	4	0	1	0	0	0	0									
<b>Ron Oester, S</b> (1.4) OBP: 0.353, SLG: 0.376	0-3 K		0-0 4-3				0-0 3-1		0-0 SH2-4	4	0	1	0	0	1	2									
<b>Tom Browning, L</b> (1.1) OBP: 0.197, SLG: 0.191			0-0 4-3						0-0 SH2-4	3	0	1	0	0	0	0									
<b>John Franco, L</b> (7.1) OBP: 0.333, SLG: 0.333					0-0 G6-3				1-2	0	0	0	0	0	0	0									
<b>Inning Stats</b>	R: 0 E: 0 K: 1 S: 5	H: 0 LOB: 0 BB: 0 P: 5	R: 0 E: 0 K: 1 S: 7	H: 2 LOB: 2 BB: 0 P: 7	R: 1 E: 0 K: 0 S: 5	H: 2 LOB: 2 BB: 1 P: 9	R: 0 E: 0 K: 0 S: 3	H: 0 LOB: 0 BB: 0 P: 3	R: 0 E: 0 K: 0 S: 3	H: 0 LOB: 0 BB: 0 P: 3	R: 2 E: 0 K: 0 S: 4	H: 1 LOB: 0 BB: 1 P: 8	R: 0 E: 0 K: 0 S: 3	H: 0 LOB: 0 BB: 0 P: 3	R: 1 E: 0 K: 1 S: 7	H: 2 LOB: 1 BB: 0 P: 7	R: 0 E: 0 K: 0 S: 4	H: 1 LOB: 1 BB: 0 P: 4	1B: 3 2B: 5 3B: 0 HR: 1	SF: 0 SAC: 1 DP: 1 HBP: 0	WP: 0 PB: 0 SB: 0 CS: 0	PA: 37			
<b>PITCHER</b>	IP	WLS	BF	H	R	ER	SO	BB	IBB	HBP	BLK	WP	HR	S	P	ERA	WHIP								
<b>Joaquin Andujar, R</b> (1.1) ERA: 2.97	6.0	L	25	6	3	3	2	1	1	0	0	0	1	27	35	4.50	1.167								
<b>Todd Worrell, R</b> (7.1) ERA: 2.45	2.0		8	2	1	1	1	0	0	0	0	0	0	10	10	4.50	1.000								
<b>Bill Campbell, R</b> (9.1) ERA: 3.76	1.0		4	1	0	0	0	0	0	0	0	0	0	4	4	0.00	1.000								

Batter	1	2	3	4	5	6	7	8	9	AB	R	H	RBI	BB	SO	LOB	BOTTOM								
<b>Vince Coleman, S</b> (1.7) OBP: 0.320, SLG: 0.345	0-0 F8			0-3 K		4-0 G5-4-3		0-0 1B		3	0	1	0	1	1	0	<b>Cincinnati Reds @ St. Louis Cardinals</b> Busch Stadium, St. Louis, MO Mon Sep 02 1985, 7:05 PM CDT Att: 29,026 - Unknown <a href="http://livebaseballscorecards.com">livebaseballscorecards.com</a>								
<b>Ozzie Smith, S</b> (1.6) OBP: 0.333, SLG: 0.346	0-3 K			0-0 4-3		0-0 G5-4-3		0-3 K		4	0	0	0	0	2	4									
<b>Tom Herr, S</b> (1.4) OBP: 0.391, SLG: 0.426	0-0 6-3			0-0 F7			0-0 F9	0-0 G5-4-3		4	0	1	0	0	0	0									
<b>Cesar Cedeno, R</b> (1.3) OBP: 0.308, SLG: 0.358		0-0 6-3			0-0 2B		0-3 K	0-0 G5-4-3		4	0	1	0	0	1	3									
<b>Willie McGee, S</b> (1.8) OBP: 0.395, SLG: 0.536		0-3 K			0-0 1B		0-0 HR		0-0 4-3	4	1	2	1	0	1	0									
<b>Tito Landrum, R</b> (1.9) OBP: 0.383, SLG: 0.459		0-0 5-3			0-0 2B		4-0 HR		0-0 5-3	3	0	1	0	1	0	0									
<b>Terry Pendleton, S</b> (1.5) OBP: 0.273, SLG: 0.294			0-0 6-3		0-0 3-4		0-0 1B		4-0 FC6-4	3	0	1	0	1	0	2									
<b>Tom Nieto, R</b> (1.2) OBP: 0.293, SLG: 0.261			0-0 F9			4-0 BB		0-0 F9	0-0 FC6-4	3	0	0	0	1	0	3									
<b>Joaquin Andujar, S</b> (1.1) OBP: 0.170, SLG: 0.145			0-3 K			0-0 F4		0-0 1B		1	0	0	0	0	1	0									
<b>Ivan De Jesus, R</b> (6, PH) OBP: 0.273, SLG: 0.306										1	0	0	0	0	0	1									
<b>Todd Worrell, R</b> (7.1)										0	0	0	0	0	0	0									
<b>Brian Harper, R</b> (8, PH) OBP: 0.326, SLG: 0.366										1	0	1	0	0	0	0									
<b>Bill Campbell, R</b> (9.1) OBP: 0.625, SLG: 0.400										0	0	0	0	0	0	0									
<b>Inning Stats</b>	R: 0 E: 0 K: 1 S: 5	H: 0 LOB: 0 BB: 0 P: 5	R: 0 E: 0 K: 1 S: 5	H: 0 LOB: 0 BB: 0 P: 5	R: 0 E: 0 K: 1 S: 5	H: 0 LOB: 0 BB: 0 P: 5	R: 0 E: 0 K: 0 S: 4	H: 3 LOB: 1 BB: 0 P: 4	R: 0 E: 0 K: 0 S: 2	H: 0 LOB: 1 BB: 2 P: 10	R: 1 E: 0 K: 1 S: 7	H: 2 LOB: 2 BB: 1 P: 11	R: 0 E: 0 K: 1 S: 7	H: 3 LOB: 2 BB: 0 P: 7	R: 0 E: 0 K: 0 S: 3	H: 0 LOB: 1 BB: 1 P: 7	1B: 5 2B: 3 3B: 0 HR: 1	SF: 0 SAC: 0 DP: 3 HBP: 0	WP: 0 PB: 0 SB: 0 CS: 0	PA: 35					
<b>PITCHER</b>	IP	WLS	BF	H	R	ER	SO	BB	IBB	HBP	BLK	WP	HR	S	P	ERA	WHIP								
<b>Tom Browning, L</b> (1.1) ERA: 3.4	6.2	W	24	4	1	1	5	3	0	0	0	0	1	31	43	1.35	1.050								
<b>John Franco, L</b> (7.1) ERA: 1.49	2.1	S	11	4	0	0	1	1	0	0	0	0	0	12	16	0.00	2.143								









Batter	1	2	3	4	5	6	7	8	9	AB	R	H	RBI	BB	SO	LOB	TOP																			
Eddie Milner, L OBP: 0.340, SLG: 0.329 Gary Redus, R OBP: 0.370, SLG: 0.417 (8, 7)	F4		1B			5-3		1B	K	3	0	1	0	0	0	0	<b>Cincinnati Reds @ St. Louis Cardinals</b> Busch Stadium, St. Louis, MO Wed Sep 04 1985, 7:05 PM CDT Att: 25,425 - Unknown																			
Max Venable, L OBP: 0.327, SLG: 0.412 Nick Esasky, R OBP: 0.338, SLG: 0.457 (8, 3)	CS		F8			F8		K		3	0	1	0	0	0	2																				
Pete Rose, S OBP: 0.391, SLG: 0.317 Eric Davis, R OBP: 0.211, SLG: 0.413 (8, 8)	K				F7	BB		1B	SF8	3	0	1	0	1	1	1																				
Dave Parker, L OBP: 0.352, SLG: 0.525 (1, 9)		1-3			HR				SF8	4	1	3	2	0	0	0																				
Buddy Bell, R OBP: 0.307, SLG: 0.328 (1, 5)	G6-3				5-3			1B	FC4	2	0	1	0	2	0	0																				
Dave Concepcion, R OBP: 0.317, SLG: 0.339 (1, 6)	G6-3				K			BB	IBB	3	0	0	1	0	1	4																				
Bo Diaz, R OBP: 0.289, SLG: 0.346 (1, 2)			6-3			G1-6-3		K	FC4	4	0	1	0	0	1	2																				
Ron Oester, S OBP: 0.355, SLG: 0.377 (1, 4)			1B			G1-6-3			K	4	0	2	0	0	1	1																				
Andy McGaffigan, R Wayne Krenchicki, L OBP: 0.369, SLG: 0.396 Ron Robinson, R (7, 1)	K		K			K		G3-6-3	K	2	0	0	0	0	2	1																				
<b>Inning Stats</b>	R: 0 E: 0 K: 1 S: 5	H: 1 LOB: 0 BB: 0 P: 5	R: 0 E: 0 K: 0 S: 3	H: 1 LOB: 0 BB: 0 P: 3	R: 0 E: 0 K: 1 S: 7	H: 2 LOB: 2 BB: 0 P: 7	R: 1 E: 0 K: 1 S: 6	H: 1 LOB: 0 BB: 0 P: 6	R: 0 E: 0 K: 1 S: 5	H: 1 LOB: 3 BB: 2 P: 12	R: 0 E: 0 K: 1 S: 5	H: 1 LOB: 0 BB: 0 P: 5	R: 2 E: 0 K: 3 S: 8	H: 3 LOB: 2 BB: 1 P: 12	R: 0 E: 0 K: 3 S: 9	H: 0 LOB: 0 BB: 0 P: 9	1B: 10 2B: 0 3B: 0 HR: 1	SF: 1 SAC: 0 DP: 3 HBP: 0	WP: 0 PA: 37 PB: 0 SB: 0 CS: 1																	
<b>PITCHER</b>	IP	WLS	BF	H	R	ER	SO	BB	IBB	HBP	BLK	WP	HR	S	P	ERA	WHIP	<b>PITCHER</b>		IP	WLS	BF	H	R	ER	SO	BB	IBB	HBP	BLK	WP	HR	S	P	ERA	WHIP
Kurt Kephire, R ERA: 4.38 Ken Dayley, L ERA: 2.47 Todd Worrell, R ERA: 1.59	7.0		27	8	1	1	5	2	0	0	0	0	1	35	43	1.29	1.429																			



Batter	1	2	3	4	5	6	7	8	9	AB	R	H	RBI	BB	SO	LOB	BOTTOM																			
Vince Coleman, S OBP: 0.323, SLG: 0.349 Ken Dayley, L OBP: 0.250, SLG: 0.250 Todd Worrell, R (8, 1)	S		K		4-3			CS		4	1	2	0	0	1	2	<b>Cincinnati Reds @ St. Louis Cardinals</b> Busch Stadium, St. Louis, MO Wed Sep 04 1985, 7:05 PM CDT Att: 25,425 - Unknown																			
Willie McGee, S OBP: 0.391, SLG: 0.529 (1, 8)	F7		G3			K		F7		4	0	0	0	0	1	1																				
Tom Herr, S OBP: 0.393, SLG: 0.424 (1, 4)	S					F5		F8		2	0	0	0	2	0	0																				
Darrell Porter, L OBP: 0.318, SLG: 0.389 (1, 2)	K		F8			F8		K		4	0	0	0	0	2	3																				
Andy Van Slyke, L OBP: 0.339, SLG: 0.465 (1, 9)	1B		4-3			F8			E	3	1	1	0	1	0	1																				
Terry Pendleton, S OBP: 0.273, SLG: 0.294 (1, 5)	1B					5-3		E6		4	2	2	1	0	0	0																				
Mike Jorgensen, L OBP: 0.424, SLG: 0.319 (1, 3)	S					F8			1B	3	0	2	1	1	0	0																				
Ozzie Smith, S OBP: 0.331, SLG: 0.342 (1, 6)	F9					SH1-4				3	0	1	1	0	0	1																				
Kurt Kephire, L OBP: 0.135, SLG: 0.180 Steve Braun, L OBP: 0.323, SLG: 0.358 Tito Landrum, R OBP: 0.363, SLG: 0.459 (8, 7)	F3					SH1-4		1-3		1	0	0	0	0	0	0																				
<b>Inning Stats</b>	R: 1 E: 0 K: 1 S: 6	H: 2 LOB: 2 BB: 2 P: 14	R: 0 E: 0 K: 1 S: 5	H: 0 LOB: 1 BB: 1 P: 9	R: 0 E: 0 K: 0 S: 3	H: 0 LOB: 1 BB: 1 P: 7	R: 1 E: 0 K: 0 S: 5	H: 3 LOB: 1 BB: 0 P: 5	R: 0 E: 0 K: 1 S: 3	H: 0 LOB: 0 BB: 0 P: 3	R: 0 E: 0 K: 0 S: 3	H: 1 LOB: 0 BB: 0 P: 3	R: 0 E: 0 K: 1 S: 5	H: 0 LOB: 0 BB: 0 P: 5	R: 2 E: 1 K: 0 S: 3	H: 2 LOB: 1 BB: 0 P: 3	1B: 7 2B: 1 3B: 0 HR: 0	SF: 0 SAC: 1 DP: 0 HBP: 0	WP: 0 PA: 35 PB: 0 SB: 4 CS: 1																	
<b>PITCHER</b>	IP	WLS	BF	H	R	ER	SO	BB	IBB	HBP	BLK	WP	HR	S	P	ERA	WHIP	<b>PITCHER</b>		IP	WLS	BF	H	R	ER	SO	BB	IBB	HBP	BLK	WP	HR	S	P	ERA	WHIP
Andy McGaffigan, R ERA: 3.67 Ron Robinson, R ERA: 4.12	6.0		25	5	2	2	3	3	1	0	0	0	0	11	11	3.00	1.333																			





Batter	1	2	3	4	5	6	7	8	9	AB	R	H	RBI	BB	SO	LOB	TOP			
Bob Dernier, R (1, 8) OBP: 0.309, SLG: 0.325	5-3		F8			3B			BB	3	0	1	0	1	0	0				
Shawon Dunston, R (1, 6) OBP: 0.275, SLG: 0.319	2B			F7			K		L6	4	1	1	0	0	1	1				
23 Ryne Sandberg, R (1, 4) OBP: 0.355, SLG: 0.500	SF8			5-3			5-3			2	0	0	1	0	0	0				
Keith Moreland, R (1, 9) OBP: 0.363, SLG: 0.427	5-3			4-3			5-3			3	0	0	0	0	0	0				
Leon Durham, L (1, 3) OBP: 0.365, SLG: 0.461			F8			K			F9	3	0	0	0	0	1	0				
Gary Matthews, R (1, 7) OBP: 0.353, SLG: 0.376				K		4-3			F8	3	0	0	0	0	1	0				
Jody Davis, R (1, 2) OBP: 0.291, SLG: 0.379				5-3		K			5-3	3	0	0	0	0	1	0				
Chris Speier, R (1, 5) OBP: 0.287, SLG: 0.341										2	0	0	0	0	0	0				
Thad Bosley, L (9, PH) OBP: 0.397, SLG: 0.525			1-3						F7	1	0	0	0	0	0	0				
Steve Engel, R (1, 1) OBP: 0.286, SLG: 0.462										1	0	0	0	0	1	0				
Billy Hatcher, R (6, PH) OBP: 0.330, SLG: 0.418										1	0	0	0	0	0	0				
Lary Sorensen, R (6, 1) OBP: 0.274, SLG: 0.292									F4	0	0	0	0	0	0	0				
Richie Hebner, L (9, PH)										1	0	0	0	0	0	0				
<b>Inning Stats</b>	R: 1 E: 0 K: 0 S: 4	H: 1 LOB: 0 BB: 0 P: 4	R: 0 E: 0 K: 1 S: 5	H: 0 LOB: 0 BB: 0 P: 5	R: 0 E: 0 K: 1 S: 5	H: 0 LOB: 0 BB: 0 P: 5	R: 0 E: 0 K: 0 S: 3	H: 0 LOB: 0 BB: 0 P: 3	R: 0 E: 0 K: 2 S: 7	H: 0 LOB: 0 BB: 0 P: 7	R: 0 E: 0 K: 0 S: 3	H: 0 LOB: 0 BB: 0 P: 5	R: 0 E: 0 K: 0 S: 3	H: 0 LOB: 0 BB: 0 P: 3	R: 0 E: 0 K: 0 S: 3	H: 0 LOB: 1 BB: 1 P: 7	1B: 0 2B: 1 3B: 1 HR: 0	SF: 1 SAC: 0 DP: 0 HBP: 0	WP: 0 PB: 0 SB: 1 CS: 0	PA: 29
<b>PITCHER</b> Danny Cox, R (1, 1) ERA: 2.79	IP: 9.0 WLS: W BF: 29 H: 2 R: 1 ER: 1 SO: 5 BB: 1 IBB: 0 HBP: 0 BLK: 0 WP: 0 HR: 0 S: 38 P: 42 ERA: 1.00 WHIP: 0.333															<b>PITCHER</b>				

Chicago Cubs @ St. Louis Cardinals  
Busch Stadium, St. Louis, MO  
Thu Sep 05 1985, 7:05 PM CDT  
Att: 33,693 - Unknown

AB 27  
R 1  
H 2  
RBI 1  
BB 1  
SO 5  
LOB 1



Batter	1	2	3	4	5	6	7	8	9	AB	R	H	RBI	BB	SO	LOB	BOTTOM			
Vince Coleman, S (1, 7) OBP: 0.322, SLG: 0.349	F7	F4		5-3		2B		G3		5	0	1	0	0	0	3				
Willie McGee, S (1, 8) OBP: 0.394, SLG: 0.533	1B		F9	1B	1B	6-3				4	2	3	0	0	0	1				
Tom Herr, S (1, 4) OBP: 0.390, SLG: 0.421	F9		F9	F9	F9		F7			4	0	0	0	0	0	3				
Cesar Cedeno, R (1, 3) OBP: 0.318, SLG: 0.368	1B		CS	1B	1B		F7			4	1	3	1	0	0	0				
Tito Landrum, R (1, 9) OBP: 0.367, SLG: 0.482	F8		F9	HR	HR		S			4	1	2	3	0	0	3				
Terry Pendleton, S (1, 5) OBP: 0.270, SLG: 0.291		F9		6-3	5-3		6-3			4	0	0	0	0	0	1				
Ozzie Smith, S (1, 6) OBP: 0.332, SLG: 0.345		3-1		1B	2B		4-3			3	2	1	0	1	0	0				
Tom Nieto, R (1, 2) OBP: 0.293, SLG: 0.262										3	0	1	1	0	0	1				
Darrell Porter, L (7, 2) OBP: 0.322, SLG: 0.393		3-1		SH1-4	1B		4-3			1	0	1	0	0	0	0				
Danny Cox, R (1, 1) OBP: 0.216, SLG: 0.176				SH1-4	1B		5-3			2	0	1	1	0	0	0				
<b>Inning Stats</b>	R: 0 E: 0 K: 0 S: 5	H: 2 LOB: 2 BB: 0 P: 5	R: 1 E: 0 K: 0 S: 4	H: 1 LOB: 1 BB: 1 P: 8	R: 1 E: 0 K: 0 S: 4	H: 2 LOB: 0 BB: 0 P: 4	R: 1 E: 0 K: 0 S: 5	H: 2 LOB: 1 BB: 0 P: 5	R: 3 E: 0 K: 0 S: 4	H: 3 LOB: 0 BB: 0 P: 6	R: 0 E: 0 K: 0 S: 4	H: 1 LOB: 1 BB: 0 P: 4	R: 0 E: 0 K: 0 S: 4	H: 1 LOB: 1 BB: 0 P: 4	R: 0 E: 0 K: 0 S: 4	H: 1 LOB: 1 BB: 0 P: 4	1B: 9 2B: 3 3B: 0 HR: 1	SF: 0 SAC: 2 DP: 0 HBP: 0	WP: 0 PB: 0 SB: 1 CS: 1	PA: 37
<b>PITCHER</b> Steve Engel, L (1, 1) ERA: 6.29	IP: 5.0 WLS: L BF: 25 H: 10 R: 6 ER: 6 SO: 10 BB: 1 IBB: 0 HBP: 0 BLK: 1 WP: 0 HR: 1 S: 24 P: 28 ERA: 10.80 WHIP: 2.200															<b>PITCHER</b>				
Lary Sorensen, R (6, 1) ERA: 5.09	IP: 3.0 WLS: L BF: 12 H: 3 R: 0 ER: 0 SO: 0 BB: 0 IBB: 0 HBP: 0 BLK: 0 WP: 0 HR: 0 S: 12 P: 12 ERA: 0.00 WHIP: 1.000															<b>PITCHER</b>				

Chicago Cubs @ St. Louis Cardinals  
Busch Stadium, St. Louis, MO  
Thu Sep 05 1985, 7:05 PM CDT  
Att: 33,693 - Unknown

AB 34  
R 6  
H 13  
RBI 6  
BB 1  
SO 0  
LOB 12





Batter	1	2	3	4	5	6	7	8	9	AB	R	H	RBI	BB	SO	LOB	TOP			
Rafael Ramirez, R OBP: 0.285, SLG: 0.343 Jeff Dedmon, L OBP: 0.200, SLG: 0.111 John Rabb, R (8, 7)	1-3		1-3		F5		F7			4	0	0	0	0	0	3	<b>Atlanta Braves @ St. Louis Cardinals</b> Busch Stadium, St. Louis, MO Fri Sep 06 1985, 7:05 PM CDT Att: 25,821 - Unknown			
Glenn Hubbard, R OBP: 0.316, SLG: 0.303 (1, 4)	FC1-6 1B		1-2 1B		6-3			F9	4	0	2	0	0	0	0					
Dale Murphy, R OBP: 0.375, SLG: 0.547 Steve Shields, R OBP: 0.071, SLG: 0.071 (1, 8) (8, 1)	FC1-6 BB		2-3 K			K		6-3	4	0	0	0	0	2	3					
Bob Horner, R OBP: 0.350, SLG: 0.524 (1, 3)	1-2 BB		5-3		1-3			FC6-4 1B	3	0	1	0	1	0	2					
Terry Harper, R OBP: 0.317, SLG: 0.407 Albert Hall, S OBP: 0.212, SLG: 0.226 (1, 7) (6, 7) (8, 8)	L5				E6 FC6-4		F8	FC6-4 1-2	3	0	0	0	0	0	2					
Ken Oberkfell, L OBP: 0.385, SLG: 0.383 (1, 5)		K			FC6-4 1-2			1B 2B	4	0	1	0	0	1	1					
Brad Komminsk, R OBP: 0.312, SLG: 0.309 (1, 9)		K			F8			K	4	0	0	0	0	3	2					
Bruce Benedict, R OBP: 0.315, SLG: 0.253 (1, 2)			F7		F7				4	0	2	0	0	0	1					
Rick Mahler, R OBP: 0.195, SLG: 0.181 Zane Smith, L OBP: 0.133, SLG: 0.133 Gene Garber, R OBP: 0.250, SLG: 0.250 Paul Runge, R OBP: 0.323, SLG: 0.235 (7, PH) (7, 6)			1B 1-3 1B		1-3			K	2	0	1	0	0	0	0					
<b>Inning Stats</b>	R: 0 E: 0 K: 0 S: 4	H: 1 LOB: 2 BB: 1 P: 8	R: 0 E: 0 K: 2 S: 7	H: 0 LOB: 0 BB: 0 P: 7	R: 0 E: 0 K: 1 S: 7	H: 2 LOB: 2 BB: 0 P: 7	R: 0 E: 1 K: 0 S: 4	H: 0 LOB: 1 BB: 0 P: 4	R: 0 E: 0 K: 2 S: 5	H: 0 LOB: 0 BB: 0 P: 5	R: 0 E: 0 K: 2 S: 9	H: 2 LOB: 2 BB: 0 P: 9	R: 0 E: 0 K: 0 S: 4	H: 1 LOB: 1 BB: 0 P: 4	R: 0 E: 0 K: 1 S: 6	H: 1 LOB: 1 BB: 0 P: 6		1B: 5 2B: 2 3B: 0 HR: 0	SF: 0 SAC: 0 DP: 0 HBP: 0	WP: 0 PB: 0 SB: 0 CS: 0
<b>PITCHER</b> John Tudor, L ERA: 1.95 (1, 1)	IP: 9.0 WLS: W BF: 36 H: 7 R: 0 ER: 0 SO: 7 BB: 1 IBB: 0 HBP: 0 BLK: 0 WP: 0 HR: 0 S: 49 P: 53 ERA: 0.00 WHIP: 0.889															<b>PITCHER</b>				

Batter	1	2	3	4	5	6	7	8	9	AB	R	H	RBI	BB	SO	LOB	BOTTOM			
Vince Coleman, S OBP: 0.323, SLG: 0.350 (1, 7)	FC4-6 1B				F7	F9		FC6-4 1-2		5	0	2	1	0	0	3	<b>Atlanta Braves @ St. Louis Cardinals</b> Busch Stadium, St. Louis, MO Fri Sep 06 1985, 7:05 PM CDT Att: 25,821 - Unknown			
Willie McGee, S OBP: 0.391, SLG: 0.529 (1, 8)	FC4-6 1B	CS 1B	4-3		F9	FC6			4	1	0	0	0	0	2					
Tom Herr, S OBP: 0.391, SLG: 0.420 (1, 4)	1B S 1-3 1B		4-3			S 1B BB	5-3		3	1	1	0	1	0	0					
Darrell Porter, L OBP: 0.325, SLG: 0.413 (1, 2)	K			HR		1B BB HR 1B	F5		4	2	2	1	0	1	2					
Andy Van Slyke, L OBP: 0.340, SLG: 0.465 (6, PH) Tito Landrum, R OBP: 0.368, SLG: 0.478 (7, 9)			F7			1B HR BB	G3		2	0	1	1	0	0	0					
Terry Pendleton, S OBP: 0.270, SLG: 0.291 (1, 5)	5-3				G3			K	4	1	1	1	0	1	2					
Mike Jorgensen, L OBP: 0.415, SLG: 0.311 Cesar Cedeno, R OBP: 0.319, SLG: 0.381 (6, PH) (7, 3)		4-3			K			F6	2	0	0	0	0	1	0					
Ozzie Smith, S OBP: 0.333, SLG: 0.343 (1, 6)		K			4-3			1B BB	2	0	0	0	2	1	0					
John Tudor, L OBP: 0.195, SLG: 0.244 (1, 1)			1B 3B		F8	K		FC6-4 1B	4	1	2	0	0	1	1					
<b>Inning Stats</b>	R: 1 E: 0 K: 1 S: 8	H: 3 LOB: 0 BB: 0 P: 8	R: 1 E: 0 K: 1 S: 6	H: 2 LOB: 0 BB: 0 P: 6	R: 1 E: 0 K: 0 S: 4	H: 1 LOB: 0 BB: 0 P: 4	R: 0 E: 0 K: 1 S: 5	H: 0 LOB: 0 BB: 0 P: 5	R: 0 E: 0 K: 1 S: 3	H: 0 LOB: 0 BB: 0 P: 3	R: 5 E: 0 K: 1 S: 8	H: 3 LOB: 1 BB: 3 P: 20	R: 0 E: 0 K: 0 S: 3	H: 0 LOB: 0 BB: 0 P: 3	R: 0 E: 0 K: 1 S: 6	H: 1 LOB: 2 BB: 1 P: 10		1B: 7 2B: 0 3B: 1 HR: 2	SF: 0 SAC: 0 DP: 0 HBP: 0	WP: 0 PB: 0 SB: 2 CS: 1
<b>PITCHER</b> Rick Mahler, R ERA: 3.85 Zane Smith, L ERA: 3.55 Gene Garber, R ERA: 4.0 Jeff Dedmon, R ERA: 3.88 Steve Shields, R ERA: 4.29 (1, 1) (6, 1) (6, 1) (7, 1) (8, 1)	IP: 5.0 WLS: L BF: 22 H: 7 R: 5 ER: 5 SO: 3 BB: 1 IBB: 0 HBP: 0 BLK: 0 WP: 0 HR: 1 S: 27 P: 31 ERA: 9.00 WHIP: 1.600															<b>PITCHER</b>				

AB	35
R	0
H	7
RBI	0
BB	1
SO	7
LOB	18

AB	33
R	8
H	10
RBI	8
BB	4
SO	5
LOB	10







Batter	1	2	3	4	5	6	7	8	9	AB	R	H	RBI	BB	SO	LOB	TOP										
Milt Thompson, L (1,7) OBP: 0.347, SLG: 0.393	0-0 6-3		0-0 4-3		0-0 2B		0-0 4-3			4	0	1	0	0	0	1	<b>Atlanta Braves @ St. Louis Cardinals</b> Busch Stadium, St. Louis, MO Sat Sep 07 1985, 7:05 PM CDT Att: 38,091 - Unknown										
Rafael Ramirez, R (1,6) OBP: 0.285, SLG: 0.344	0-0 F2		0-0 5-3		0-0 1B		0-0 6-3			4	0	1	1	0	0	1											
Dale Murphy, R (1,8) OBP: 0.375, SLG: 0.545	0-0 F2			0-0 1B	0-0 1B			0-0 5-3		3	1	1	0	1	0	0											
Gerald Perry, L (1,3) OBP: 0.279, SLG: 0.237		0-0 4-3		0-0 1B	0-0 F7			0-0 F8		4	0	1	0	0	0	3											
Claudell Washington, L (1,9) OBP: 0.344, SLG: 0.452		0-0 1B		0-0 1B		0-0 6-3		0-0 K		4	0	1	0	0	1	2											
Ken Oberkfell, L (1,5) OBP: 0.397, SLG: 0.385		0-0 1B		0-0 1B		0-0 1B		0-0 6-3		4	0	2	1	0	0	1											
Glenn Hubbard, R (1,4) OBP: 0.315, SLG: 0.305			0-0 2B	0-0 CS	0-0 5-3		0-0 F5		0-0 F8	4	1	1	0	0	0	1											
Bruce Benedict, R (1,2) OBP: 0.321, SLG: 0.262			0-0 2B		0-0 BB		0-0 FC5		0-0 F7	2	0	1	1	1	0	1											
Zane Smith, L (6,1) OBP: 0.133, SLG: 0.133			0-0 2B		0-0 BB		0-0 BB			0	0	0	0	0	0	0											
Chris Chambliss, L (9,PH) OBP: 0.292, SLG: 0.329			0-0 2B		0-0 BB		0-0 1-3			1	0	0	0	0	0	0											
Bruce Sutter, R (9,1) OBP: 0.289, SLG: 0.285			0-0 1B		0-0 2B		0-0 F7			0	0	0	0	0	0	0											
Steve Bedrosian, R (1,1) OBP: 0.071, SLG: 0.071			0-0 1B		0-0 2B		0-0 F7			2	1	0	0	0	0	2											
Rick Cerone, R (6,2) OBP: 0.289, SLG: 0.285					0-0 2B					1	0	0	0	0	0	0											
<b>Inning Stats</b>	R: 0 E: 0 K: 0 S: 3	H: 0 LOB: 0 BB: 0 P: 3	R: 0 E: 0 K: 0 S: 3	H: 1 LOB: 0 BB: 0 P: 3	R: 1 E: 0 K: 0 S: 5	H: 2 LOB: 1 BB: 0 P: 5	R: 1 E: 0 K: 0 S: 4	H: 3 LOB: 0 BB: 0 P: 4	R: 1 E: 0 K: 0 S: 5	H: 2 LOB: 3 BB: 2 P: 13	R: 0 E: 0 K: 0 S: 4	H: 1 LOB: 1 BB: 0 P: 4	R: 0 E: 0 K: 0 S: 3	H: 0 LOB: 0 BB: 0 P: 3	R: 0 E: 0 K: 1 S: 5	H: 0 LOB: 0 BB: 0 P: 5	R: 0 E: 0 K: 0 S: 3	H: 0 LOB: 0 BB: 0 P: 3	R: 0 E: 0 K: 0 S: 3	H: 0 LOB: 0 BB: 0 P: 3	1B: 6 2B: 3 3B: 0 HR: 0	SF: 0 SAC: 0 DP: 2 HBP: 0	WP: 0 PB: 0 SB: 1 CS: 1	PA: 36			
<b>PITCHER</b>	IP	WLS	BF	H	R	ER	SO	BB	IBB	HBP	BLK	WP	HR	S	P	ERA	WHIP										
Joaquin Andujar, R (1,1) ERA: 3.0	7.0	L	29	9	3	3	0	1	1	0	0	0	0	27	35	3.86	1.429										
Bill Campbell, R (8,1) ERA: 3.62	2.0		6	0	0	0	1	0	0	0	0	0	0	8	8	0.00	0.000										

Batter	1	2	3	4	5	6	7	8	9	AB	R	H	RBI	BB	SO	LOB	BOTTOM										
Vince Coleman, S (1,7) OBP: 0.322, SLG: 0.348	0-0 G3		0-0 1B	0-0 G3			0-0 FC5-4		0-0 G3	5	0	1	0	0	0	3	<b>Atlanta Braves @ St. Louis Cardinals</b> Busch Stadium, St. Louis, MO Sat Sep 07 1985, 7:05 PM CDT Att: 38,091 - Unknown										
Willie McGee, S (1,8) OBP: 0.392, SLG: 0.527	0-0 1B		0-0 BB	0-0 BB		0-0 6-3		0-0 5-3		3	0	1	0	1	0	1											
Tom Herr, S (1,4) OBP: 0.388, SLG: 0.417	0-0 G3		0-0 1B	0-0 6-3		0-0 3-1		0-0 1-3		4	0	0	0	0	0	4											
Darrell Porter, L (1,2) OBP: 0.320, SLG: 0.406	0-0 F4		0-0 K2-3	0-0 4-3				0-0 1-3		3	0	0	0	0	1	3											
Brian Harper, R (9,PH) OBP: 0.333, SLG: 0.395			0-0 1B		0-0 1B			0-0 F6		1	0	0	0	0	0	0											
Andy Van Slyke, L (1,9) OBP: 0.343, SLG: 0.464		0-0 1B		0-0 1B		0-0 F6		0-0 F8		1	1	0	0	2	0	0											
Tito Landrum, R (8,PH) OBP: 0.366, SLG: 0.475		0-0 BB		0-0 1B		0-0 1B		0-0 6-3		1	0	0	0	0	0	0											
Terry Pendleton, S (1,5) OBP: 0.270, SLG: 0.290	0-0 F7		0-0 F7		0-0 1B		0-0 1B		0-0 6-3	4	0	1	0	0	0	4											
Mike Jorgensen, L (1,3) OBP: 0.418, SLG: 0.303	0-0 K		0-0 BB	0-0 BB		0-0 BB		0-0 E6		2	0	0	0	2	1	1											
Ozzie Smith, S (1,6) OBP: 0.333, SLG: 0.342	0-0 1B		0-0 1B		0-0 BB		0-0 BB		0-0 3	4	0	1	1	0	0	4											
Joaquin Andujar, S (1,1) OBP: 0.167, SLG: 0.141	0-0 4-3		0-0 1B		0-0 F3		0-0 FC5-4		0-0 BB	2	0	0	0	0	0	2											
Ivan De Jesus, R (7,PH) OBP: 0.294, SLG: 0.317			0-0 1B							1	0	1	0	0	0	0											
Bill Campbell, R (8,1) OBP: 0.625, SLG: 0.400			0-0 1B							0	0	0	0	0	0	0											
Steve Braun, L (9,PH) OBP: 0.333, SLG: 0.358			0-0 1B							0	0	0	0	1	0	0											
Tom Lavielee, R (9,PR) OBP: 0.228, SLG: 0.208			0-0 1B							0	0	0	0	0	0	0											
<b>Inning Stats</b>	R: 0 E: 1 K: 0 S: 4	H: 1 LOB: 1 BB: 0 P: 4	R: 1 E: 0 K: 1 S: 6	H: 1 LOB: 1 BB: 1 P: 10	R: 0 E: 0 K: 1 S: 6	H: 1 LOB: 3 BB: 2 P: 14	R: 0 E: 0 K: 0 S: 3	H: 0 LOB: 1 BB: 1 P: 7	R: 0 E: 0 K: 0 S: 3	H: 0 LOB: 0 BB: 0 P: 3	R: 0 E: 0 K: 0 S: 3	H: 1 LOB: 1 BB: 1 P: 7	R: 0 E: 0 K: 0 S: 4	H: 1 LOB: 1 BB: 0 P: 4	R: 0 E: 0 K: 0 S: 3	H: 0 LOB: 0 BB: 0 P: 3	R: 0 E: 0 K: 0 S: 3	H: 0 LOB: 1 BB: 1 P: 7	R: 0 E: 1 K: 0 S: 3	H: 0 LOB: 0 BB: 0 P: 3	R: 0 E: 0 K: 0 S: 3	H: 0 LOB: 0 BB: 0 P: 3	1B: 5 2B: 1 3B: 0 HR: 0	SF: 0 SAC: 0 DP: 2 HBP: 0	WP: 0 PB: 0 SB: 3 CS: 0	PA: 37	
<b>PITCHER</b>	IP	WLS	BF	H	R	ER	SO	BB	IBB	HBP	BLK	WP	HR	S	P	ERA	WHIP										
Steve Bedrosian, R (1,1) ERA: 3.32	5.1	W	25	4	1	1	2	4	1	0	0	0	0	24	44	1.69	1.500										
Zane Smith, L (6,1) ERA: 3.47	2.2		8	1	0	0	0	0	0	0	0	0	0	8	8	0.00	0.375										
Bruce Sutter, R (9,1) ERA: 4.0	1.0	S	4	0	0	0	0	1	0	0	0	0	0	3	7	0.00	1.000										

**AB 33**  
**R 3**  
**H 9**  
**RBI 3**  
**BB 2**  
**SO 1**  
**LOB 12**



**AB 31**  
**R 1**  
**H 5**  
**RBI 1**  
**BB 6**  
**SO 2**  
**LOB 22**





Batter	1	2	3	4	5	6	7	8	9	AB	R	H	RBI	BB	SO	LOB	TOP										
Milt Thompson, L OBP: 0.336, SLG: 0.380 Jeff Dedmon, L OBP: 0.200, SLG: 0.111 Paul Runge, R OBP: 0.333, SLG: 0.235 Bruce Sutter, R (9, 1)	0-0 4-3		0-0 F8		0-0 G3		0-3 K		0-0 G5-4-3 BB	4	0	0	0	0	1	4											
Rafael Ramirez, R OBP: 0.282, SLG: 0.341	0-0 F3		0-0 F7		0-0 4-3		0-3 K		0-0 G5-4-3	5	0	0	0	0	1	4											
Dale Murphy, R OBP: 0.376, SLG: 0.545	0-0 2B			0-0 4-3		0-0 F9		4-0 1B BB	0-0 F3	4	1	1	0	1	0	0											
Gerald Perry, L OBP: 0.280, SLG: 0.239 Terry Harper, R OBP: 0.316, SLG: 0.409	0-0 6-3			0-0 6-3 1B		0-0 4-3		0-0 1B 1B		3	0	1	0	0	0	1											
Claudell Washington, L OBP: 0.343, SLG: 0.449		0-0 F7		0-0 6-3 1-2		0-0 F8		0-0 1B 1B		4	1	1	1	0	0	1											
Ken Oberkfell, L OBP: 0.386, SLG: 0.381		0-0 G3			0-0 F8		4-0 WP HBP BB 3B	0-3 K		3	1	0	0	1	1	2											
Glenn Hubbard, R OBP: 0.317, SLG: 0.308		0-0 4-3			0-0 2B		1-0 3B HBP	0-0 F9		3	2	1	0	0	0	2											
Bruce Benedict, R OBP: 0.317, SLG: 0.259 Chris Chambliss, L OBP: 0.297, SLG: 0.329 Andres Thomas, R (7, PR) Larry Owen, R OBP: 0.317, SLG: 0.304			0-0 5-3		0-0 F6		4-0 3B IBB	0-0 1B		2	0	0	0	0	0	1											
Joe Johnson, R OBP: 0.200, SLG: 0.118 Bob Horner, R OBP: 0.350, SLG: 0.529 (7, 3)				4-0 BB		0-0 2B		0-0 F4		1	0	1	1	1	0	0											
<b>Inning Stats</b>	R: 0 E: 0 K: 0 S: 4	H: 1 LOB: 1 BB: 0 P: 4	R: 0 E: 0 K: 0 S: 3	H: 0 LOB: 0 BB: 0 P: 3	R: 0 E: 0 K: 0 S: 3	H: 0 LOB: 1 BB: 1 P: 7	R: 0 E: 0 K: 0 S: 3	H: 1 LOB: 0 BB: 0 P: 3	R: 1 E: 0 K: 0 S: 5	H: 2 LOB: 1 BB: 0 P: 5	R: 0 E: 0 K: 0 S: 3	H: 0 LOB: 0 BB: 0 P: 3	R: 3 E: 0 K: 1 S: 8	H: 3 LOB: 1 BB: 1 P: 12	R: 0 E: 0 K: 0 S: 2	H: 0 LOB: 0 BB: 1 P: 6	1B: 4 2B: 4 3B: 1 HR: 0	SF: 0 SAC: 0 DP: 2 HBP: 1	WP: 1 PB: 0 SB: 0 CS: 0	PA: 39							
<b>PITCHER</b>	IP	WLS	BF	H	R	ER	SO	BB	IBB	HBP	BLK	WP	HR	S	P	ERA	WHIP										
Bob Forsch, R ERA: 4.28	6.1	L	25	4	3	3	0	2	0	1	0	0	0	22	31	4.26	0.947										
Todd Worrell, R ERA: 5.88	0.2		6	2	3	3	2	1	1	0	0	1	0	8	16	40.50	4.500										
Ken Dayley, L ERA: 2.62	0.1		2	1	0	0	1	0	0	0	0	0	0	4	4	0.00	3.000										
Bill Campbell, R ERA: 3.58	0.2		3	1	1	1	0	0	0	0	0	0	0	3	3	13.50	1.500										
Doug Bair, R ERA: 6.12	1.0		3	0	0	0	0	1	0	0	0	0	0	2	6	0.00	1.000										

Atlanta Braves @ St. Louis Cardinals  
 Busch Stadium, St. Louis, MO  
 Sun Sep 08 1985, 3:33 AM CDT  
 Att: 24,930 - Unknown

AB 33  
 R 7  
 H 8  
 RBI 7  
 BB 5  
 SO 3  
 LOB 16



Batter	1	2	3	4	5	6	7	8	9	AB	R	H	RBI	BB	SO	LOB	BOTTOM										
Vince Coleman, S OBP: 0.321, SLG: 0.347	0-3 K		0-0 F8		0-0 4-3			0-0 G6-3 1B		4	0	1	0	0	1	1											
Willie McGee, S OBP: 0.388, SLG: 0.523	0-0 F8			0-0 F9		0-0 4-3		0-0 G6-3 1-2 2-3		4	0	0	0	0	0	2											
Tom Herr, S OBP: 0.389, SLG: 0.417	0-0 1B			0-0 F4		0-0 4-3		0-0 S 1B		4	0	2	1	0	0	0											
Darrell Porter, L OBP: 0.324, SLG: 0.421	0-0 F5			0-0 HR		4-0 S BB		0-0 F8 1-2		3	1	1	1	1	0	2											
Andy Van Slyke, L OBP: 0.339, SLG: 0.458		0-0 F8		0-0 F9		0-0 3-1			0-0 G3	4	0	0	0	0	0	1											
Terry Pendleton, S OBP: 0.286, SLG: 0.288		0-0 6-3			0-3 K		0-0 F9		0-0 3-1	4	0	0	0	0	1	0											
Mike Jorgensen, L OBP: 0.406, SLG: 0.291 Bill Campbell, R OBP: 0.625, SLG: 0.400 Doug Bair, R (9, 1) Steve Braun, L OBP: 0.328, SLG: 0.352 (9, PH)			0-3 K			0-3 K			0-0 G3	3	0	0	0	0	2	0											
Ozzie Smith, S OBP: 0.333, SLG: 0.342			0-0 F8			0-0 3B 1B				3	1	1	0	0	0	0											
Bob Forsch, R OBP: 0.323, SLG: 0.516 Todd Worrell, R (7, 1) Ken Dayley, L OBP: 0.250, SLG: 0.250 Cesar Cedeno, R OBP: 0.322, SLG: 0.384 (8, 3)				0-0 5-3			0-0 1B 3B		0-0 G6-3 1B 1B	2	0	1	1	0	0	0											
<b>Inning Stats</b>	R: 0 E: 0 K: 1 S: 6	H: 1 LOB: 1 BB: 0 P: 6	R: 0 E: 0 K: 1 S: 5	H: 0 LOB: 0 BB: 0 P: 5	R: 0 E: 0 K: 0 S: 3	H: 0 LOB: 0 BB: 0 P: 3	R: 1 E: 0 K: 0 S: 4	H: 1 LOB: 0 BB: 0 P: 4	R: 1 E: 0 K: 2 S: 9	H: 2 LOB: 1 BB: 0 P: 9	R: 0 E: 0 K: 0 S: 3	H: 0 LOB: 1 BB: 1 P: 7	R: 0 E: 0 K: 0 S: 3	H: 0 LOB: 0 BB: 0 P: 3	R: 1 E: 0 K: 0 S: 5	H: 3 LOB: 1 BB: 0 P: 5	R: 0 E: 0 K: 0 S: 3	H: 0 LOB: 0 BB: 0 P: 3	1B: 5 2B: 0 3B: 1 HR: 1	SF: 0 SAC: 0 DP: 1 HBP: 0	WP: 0 PB: 0 SB: 2 CS: 0	PA: 34					
<b>PITCHER</b>	IP	WLS	BF	H	R	ER	SO	BB	IBB	HBP	BLK	WP	HR	S	P	ERA	WHIP										
Joe Johnson, R ERA: 2.17	6.0	W	23	4	2	2	4	1	0	0	0	0	0	30	34	3.00	0.833										
Jeff Dedmon, R ERA: 3.5	2.0		8	3	1	1	0	0	0	0	0	0	0	8	8	4.50	1.500										
Bruce Sutter, R ERA: 3.95	1.0		3	0	0	0	0	0	0	0	0	0	0	3	3	0.00	0.000										

Atlanta Braves @ St. Louis Cardinals  
 Busch Stadium, St. Louis, MO  
 Sun Sep 08 1985, 3:33 AM CDT  
 Att: 24,930 - Unknown

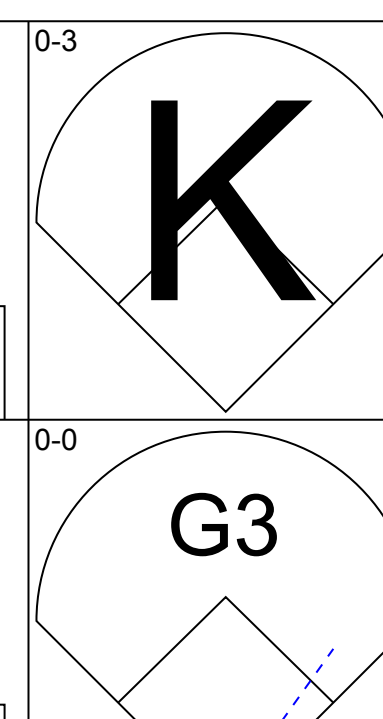
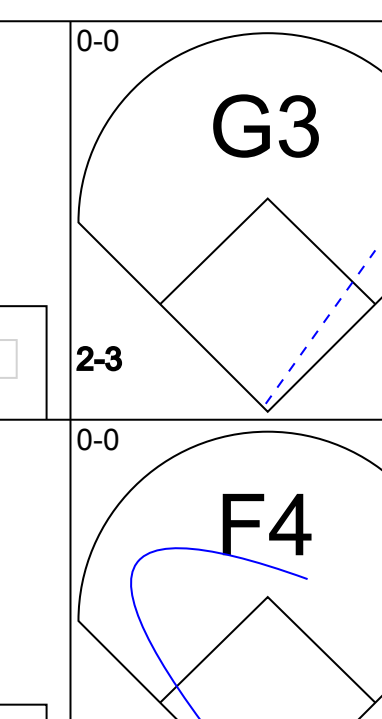
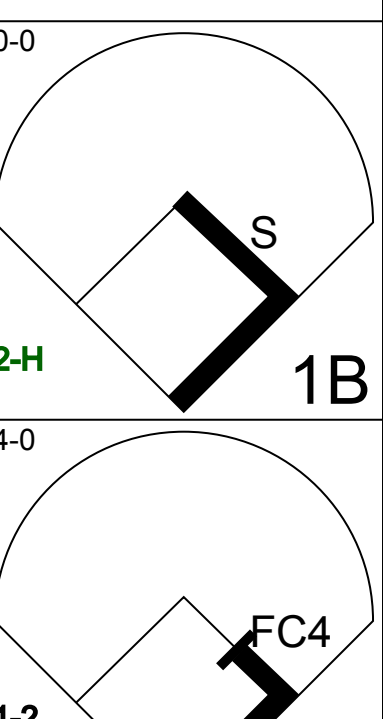
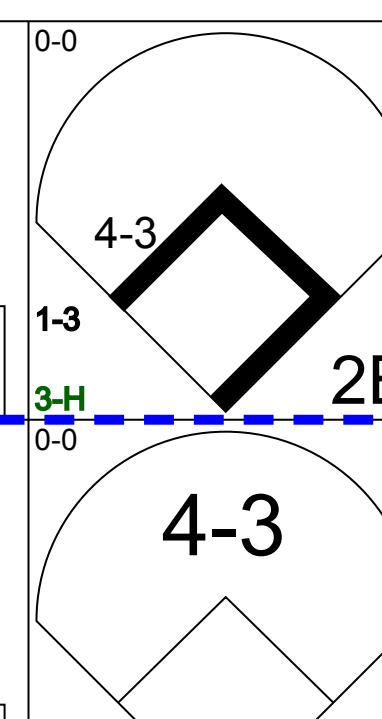
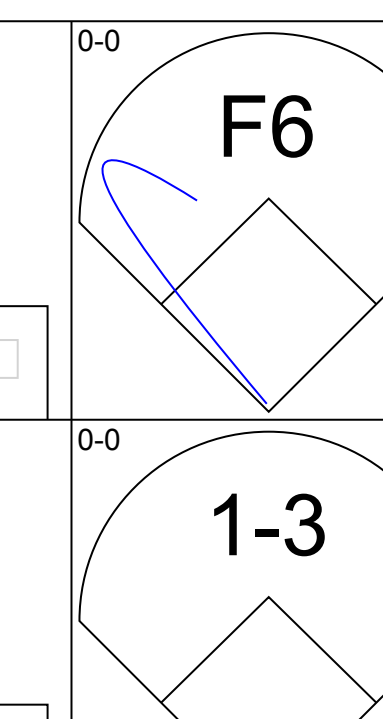
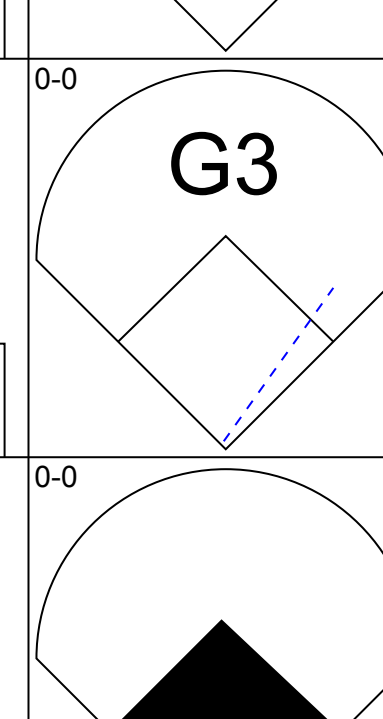
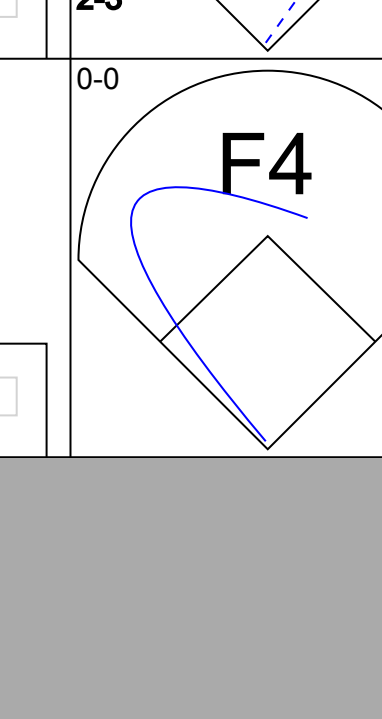
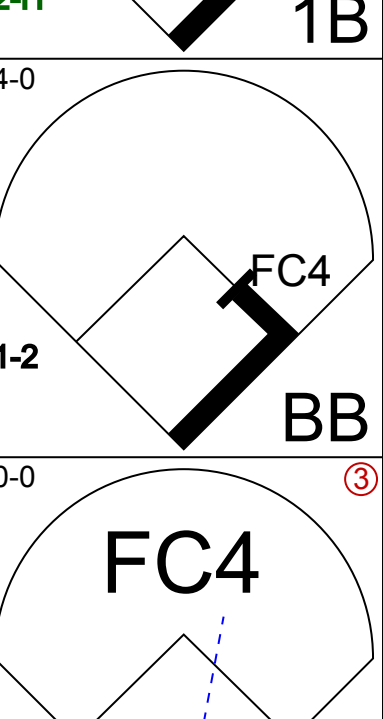
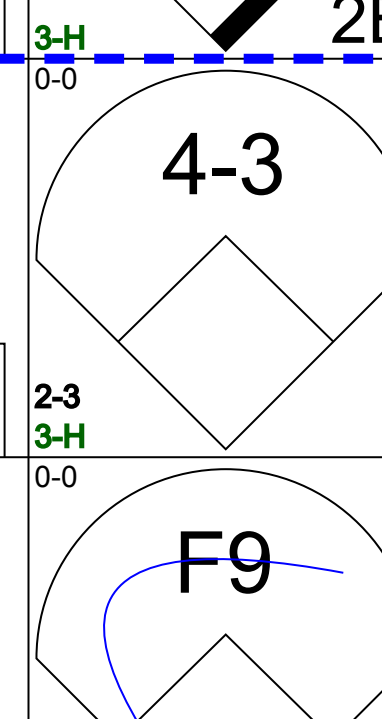
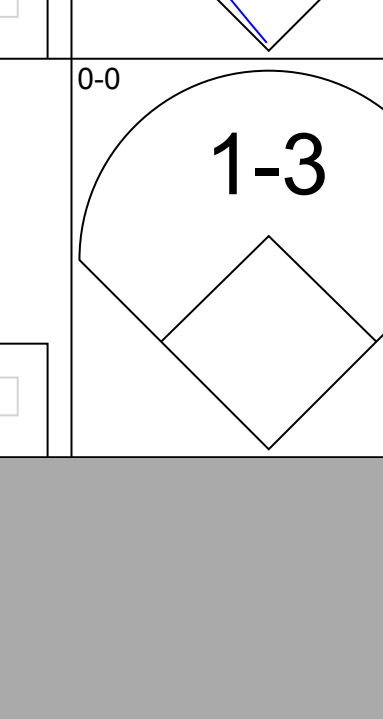
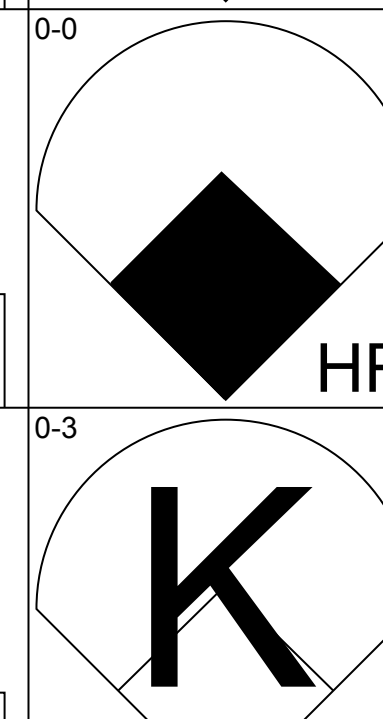
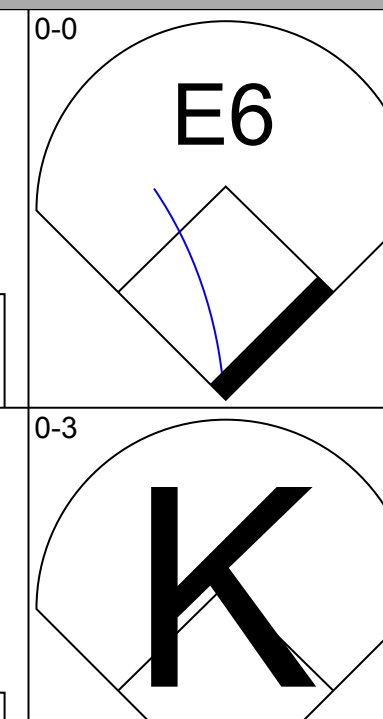
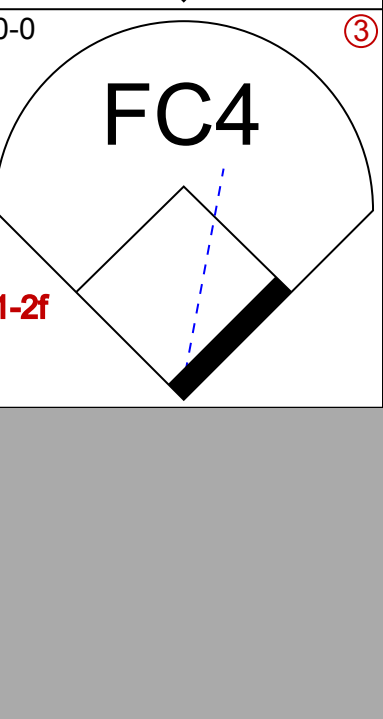
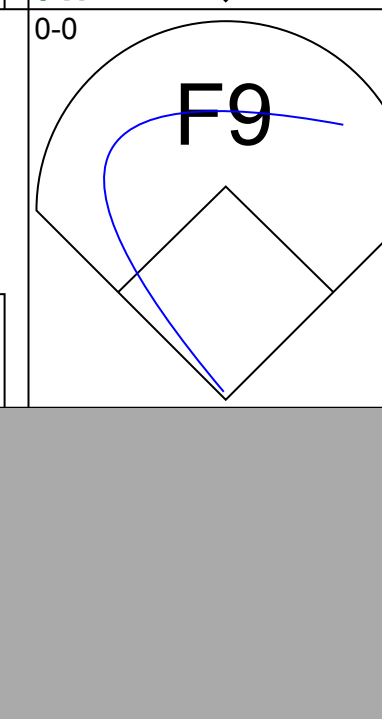
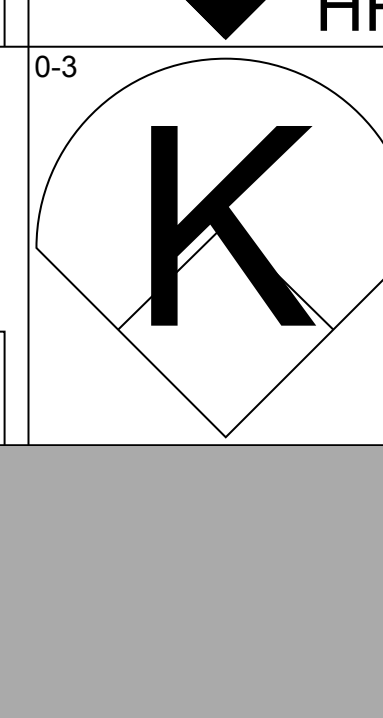
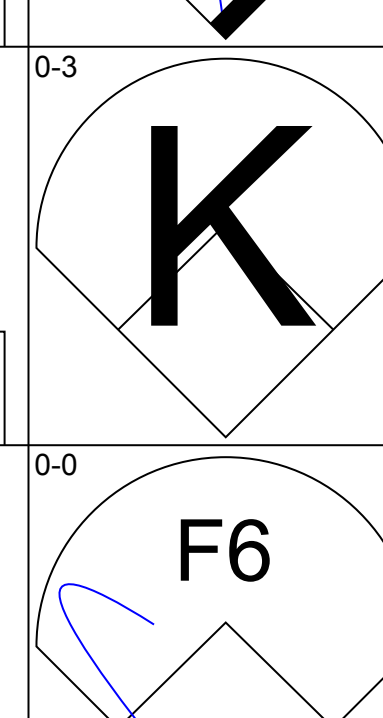
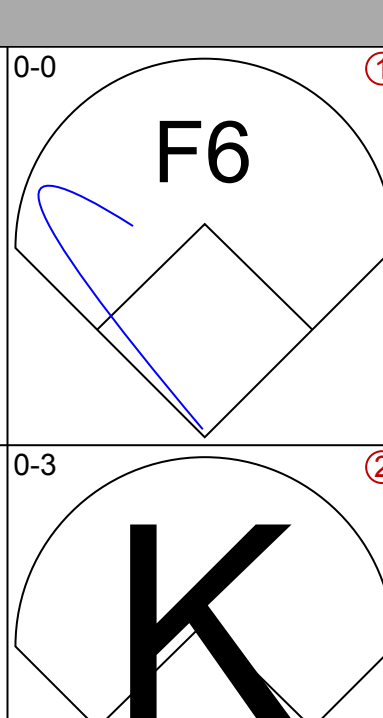
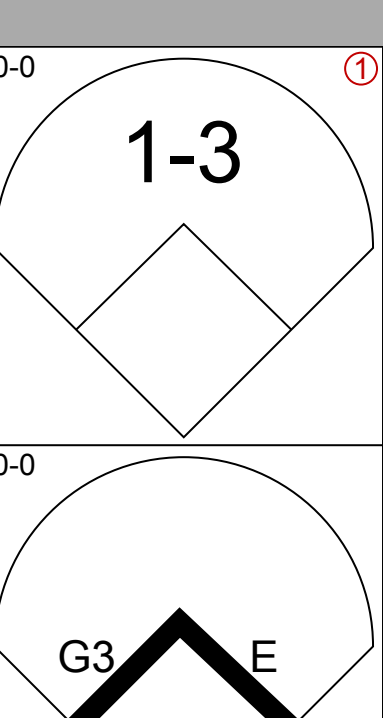
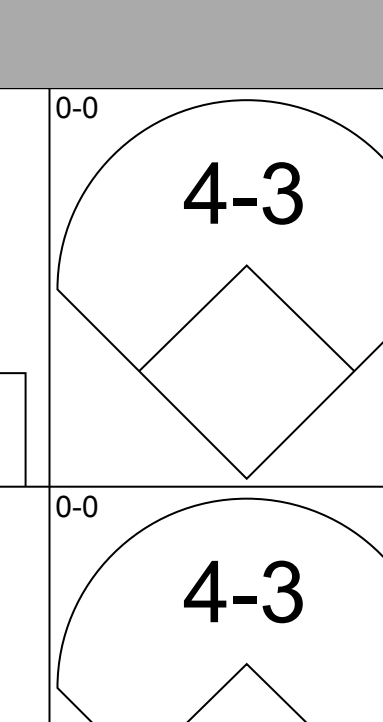
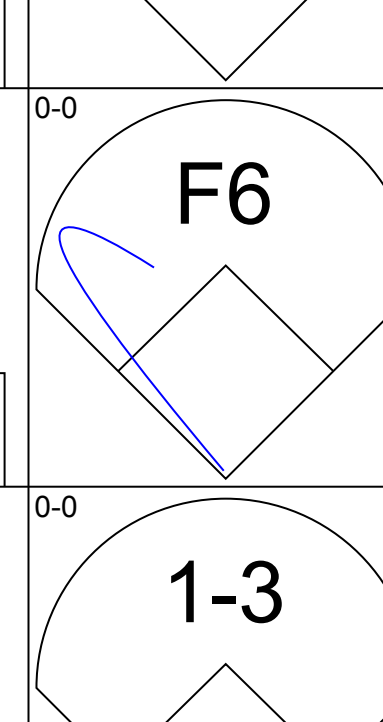
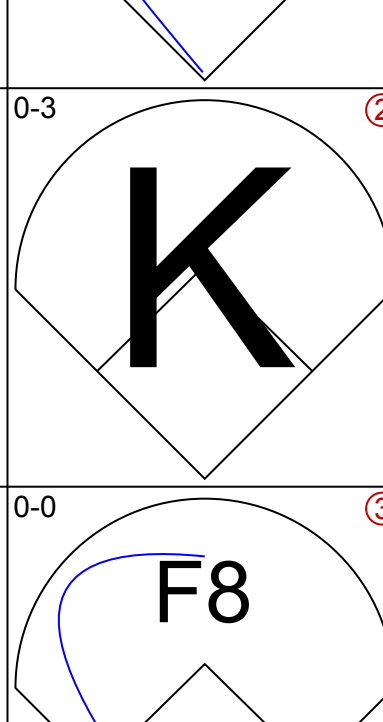
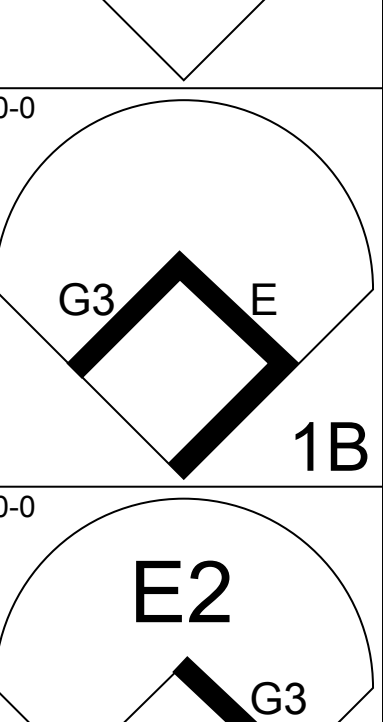

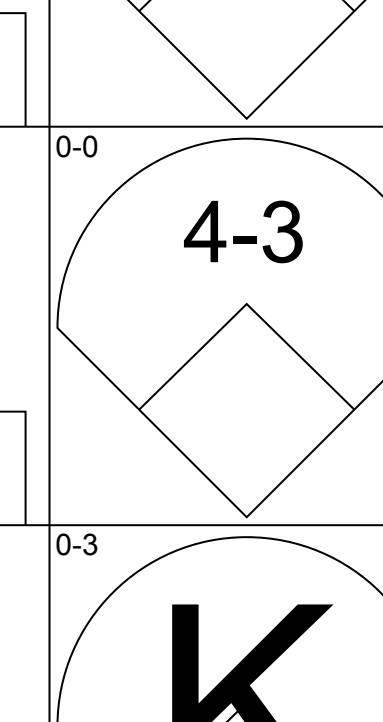
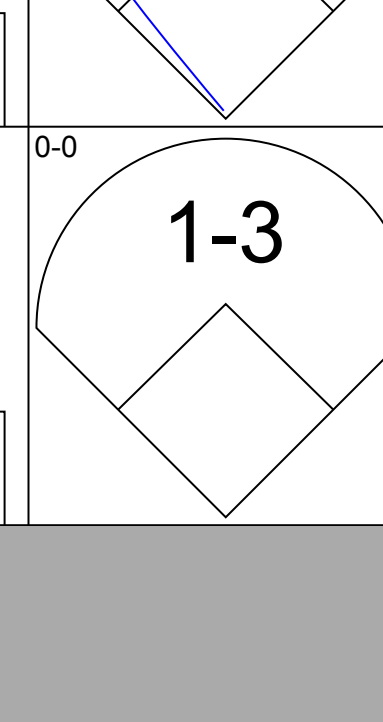
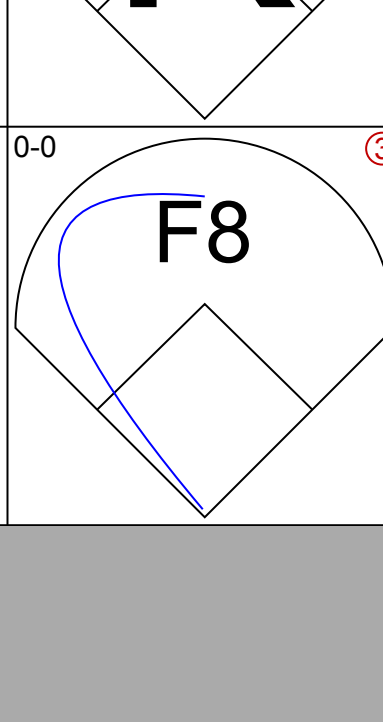
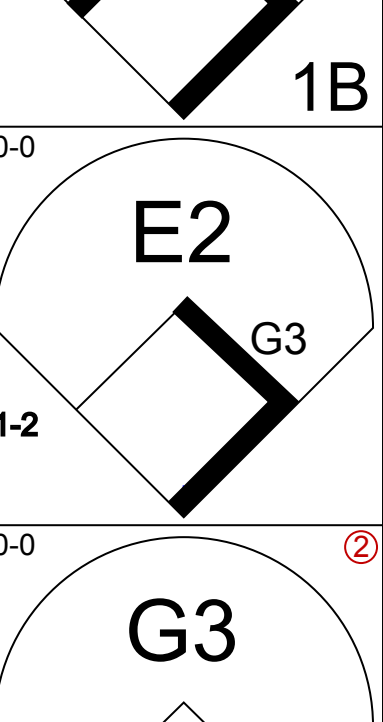

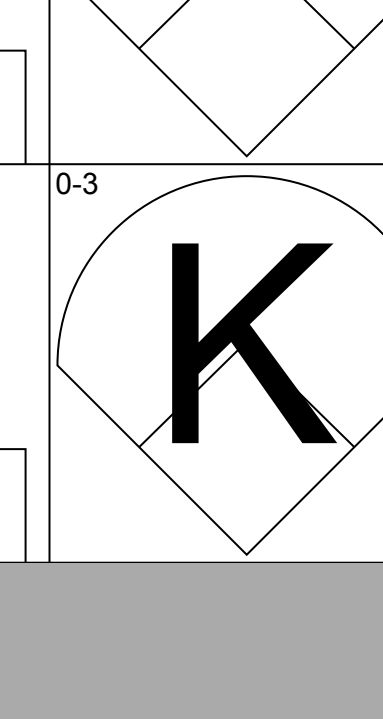
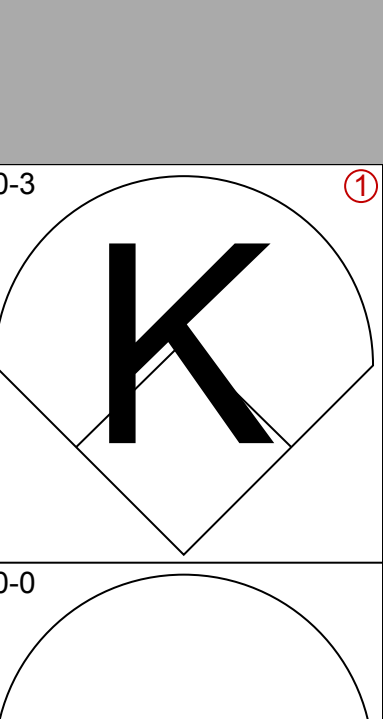
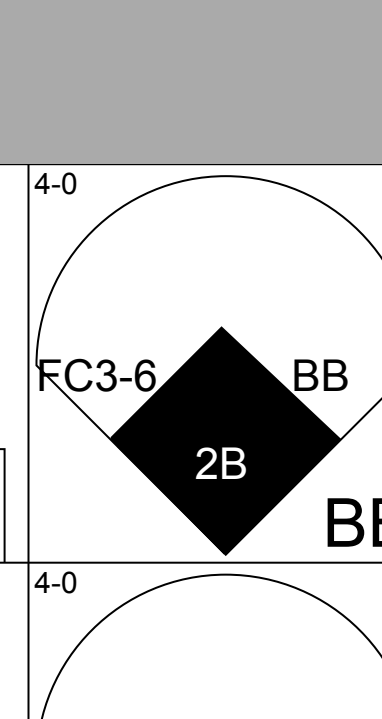
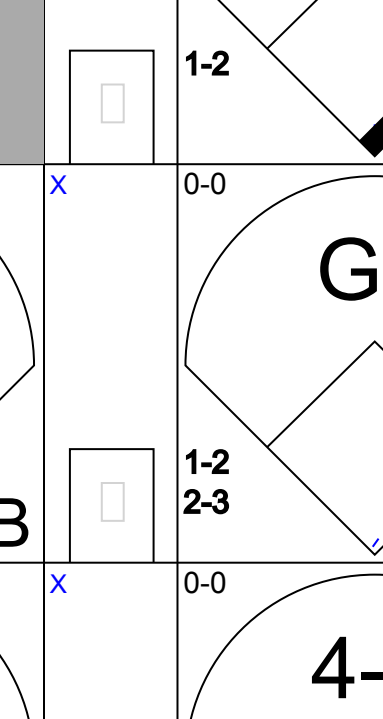

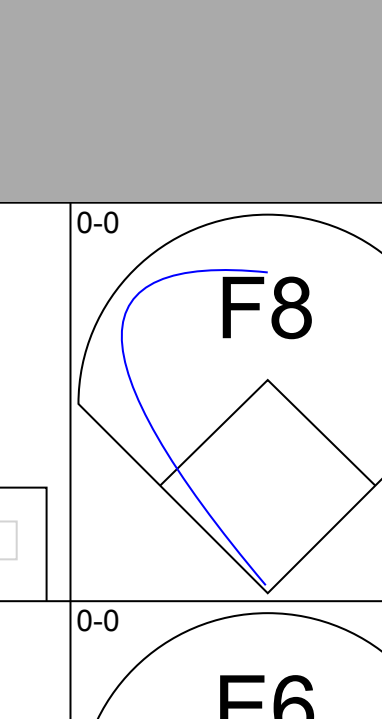
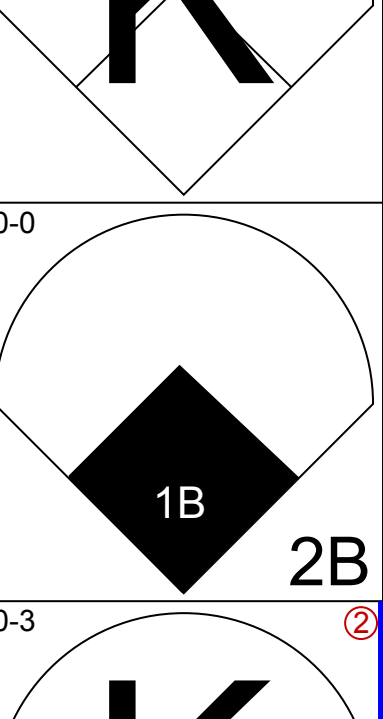
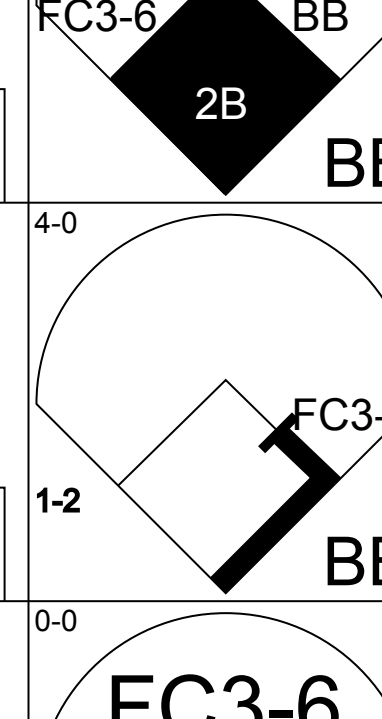
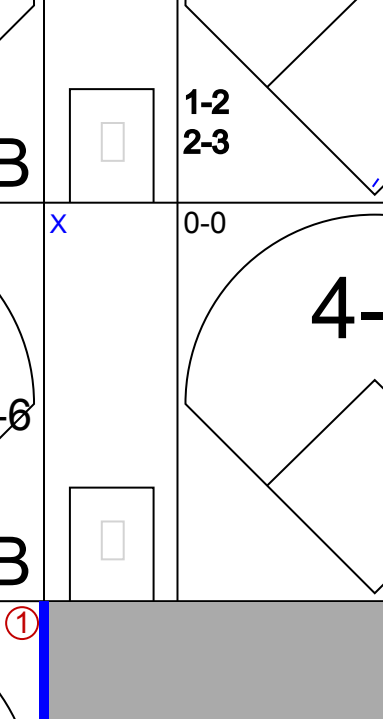

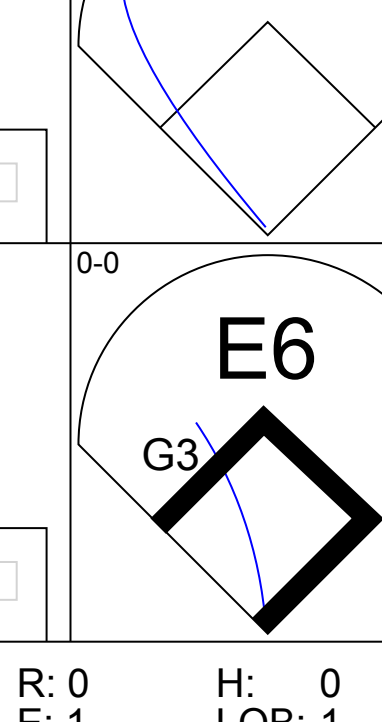
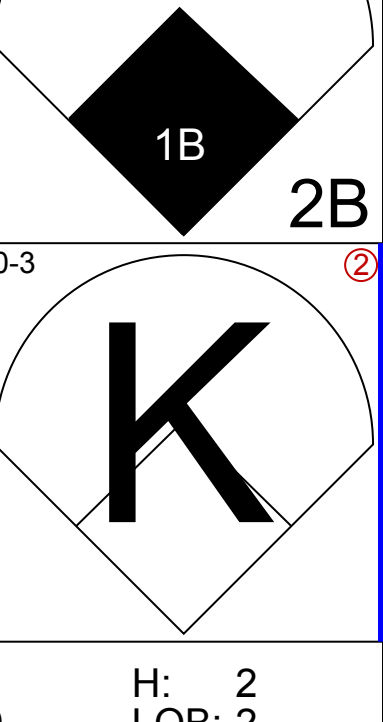
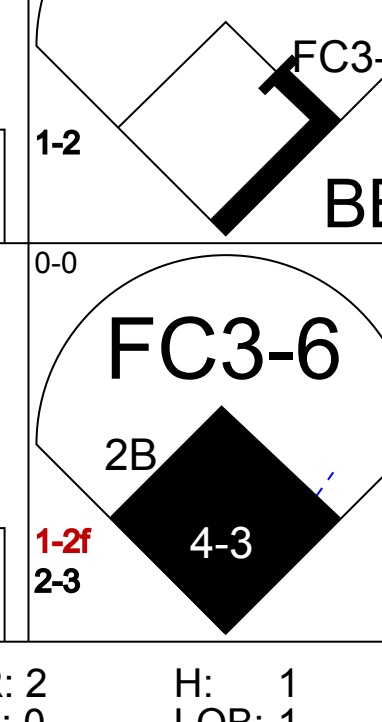
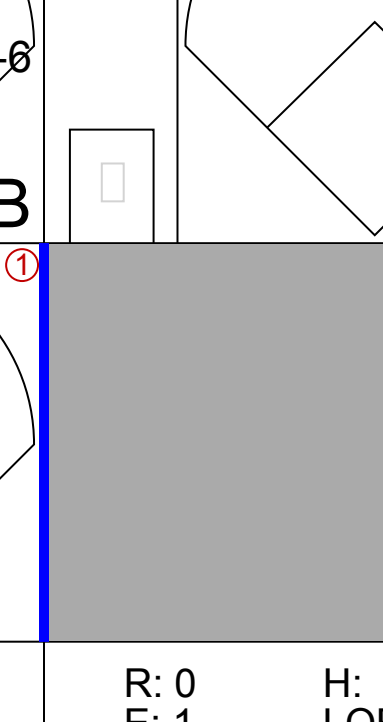
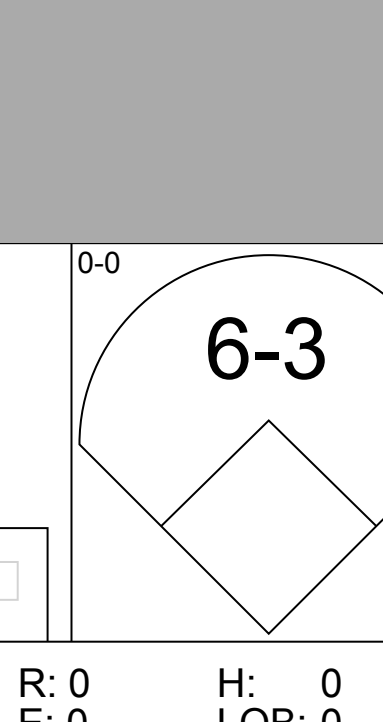
AB 33  
 R 3  
 H 7  
 RBI 3  
 BB 1  
 SO 4  
 LOB 6





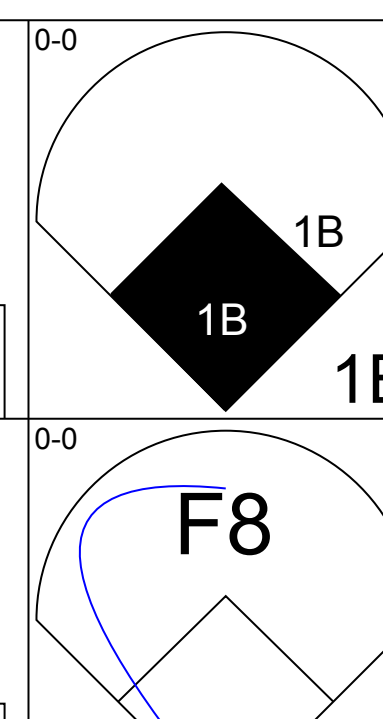
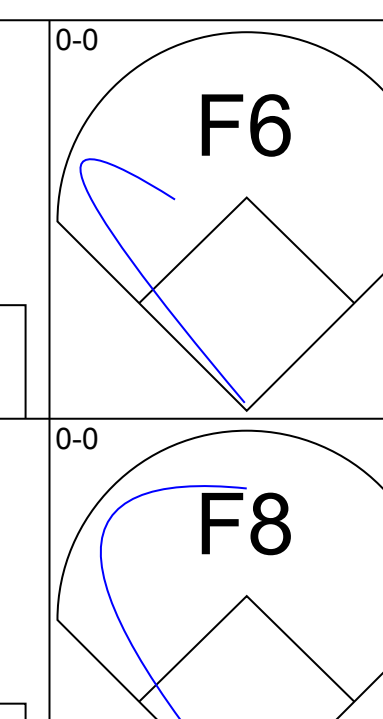
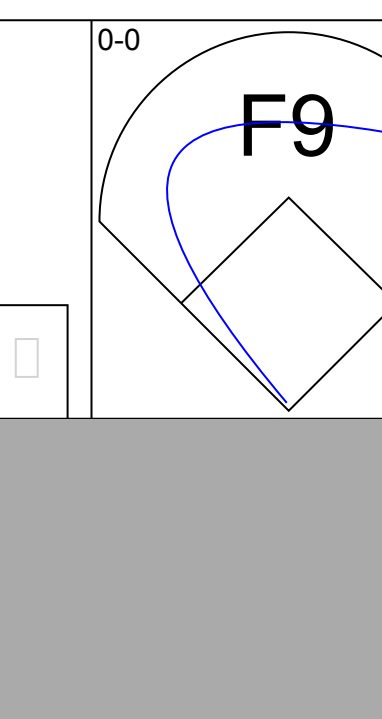
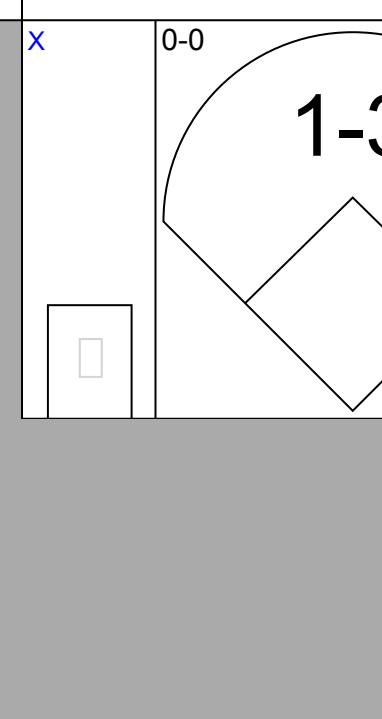
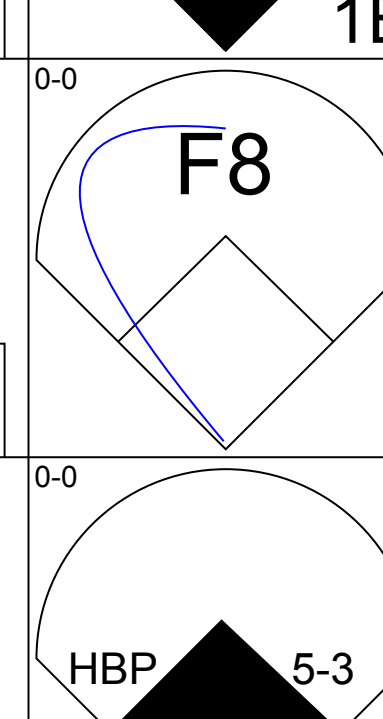
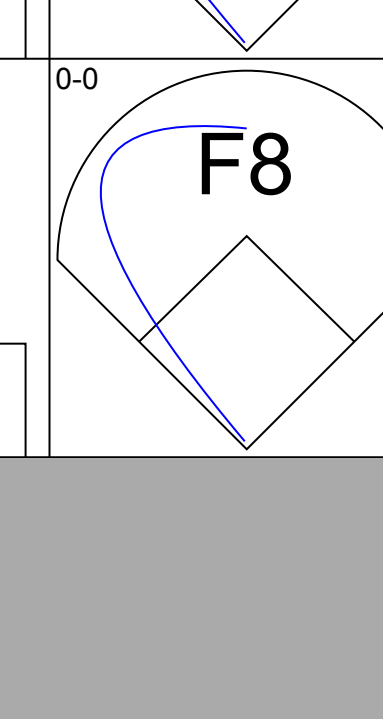
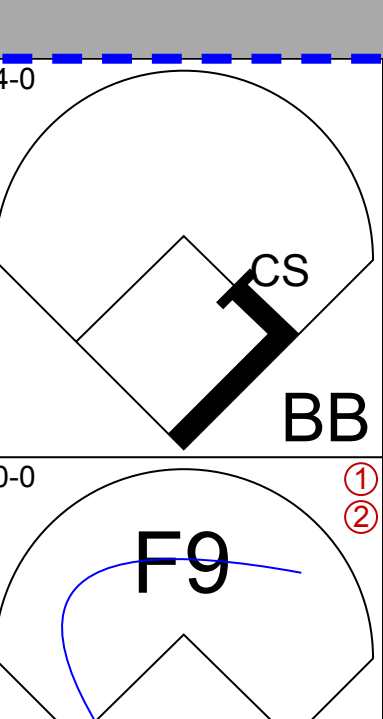
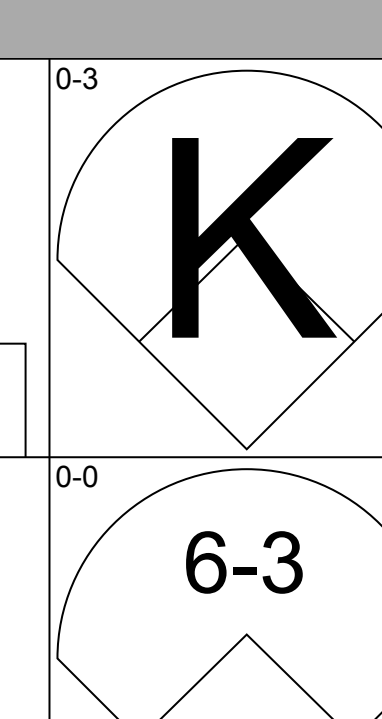
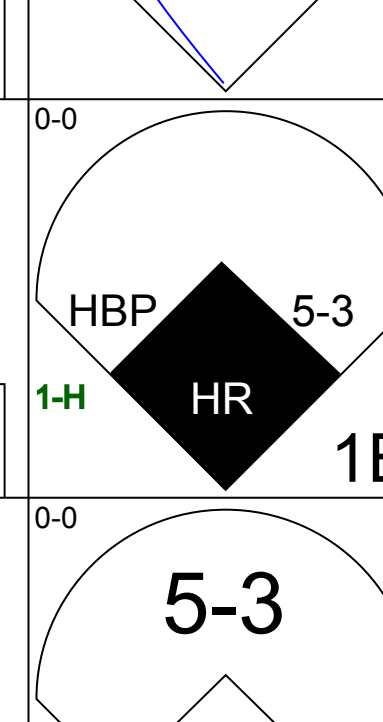
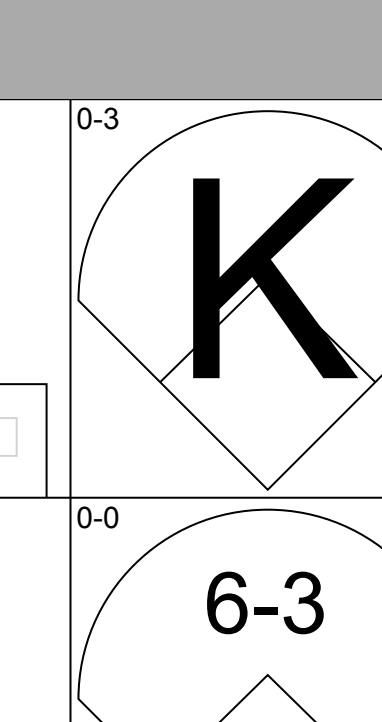
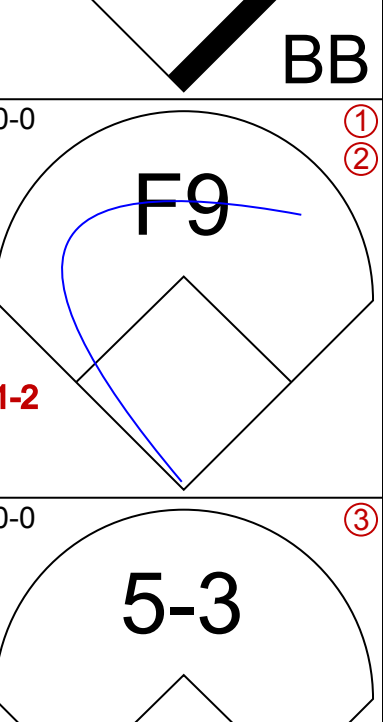
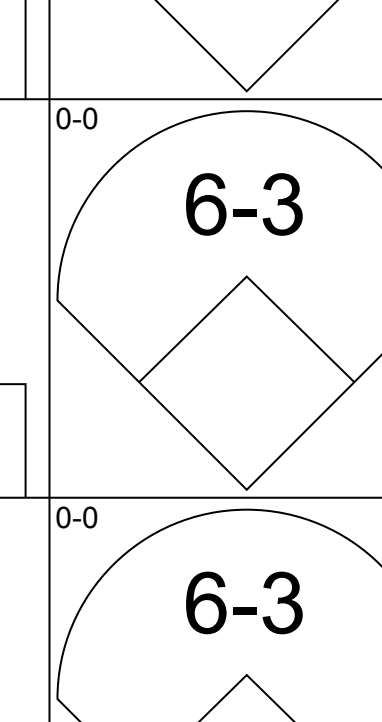
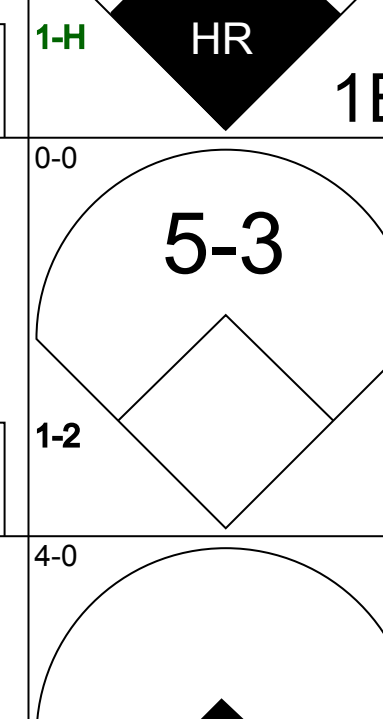
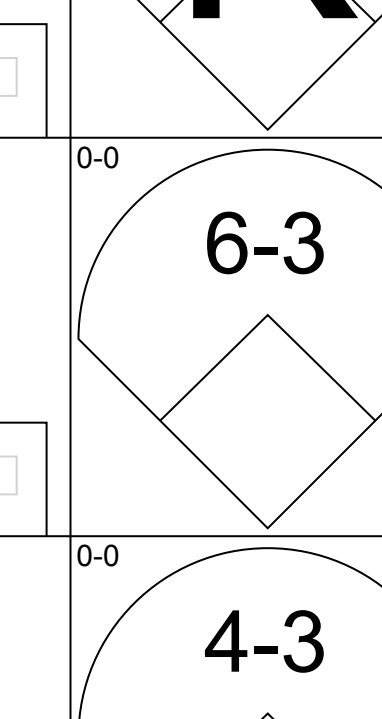
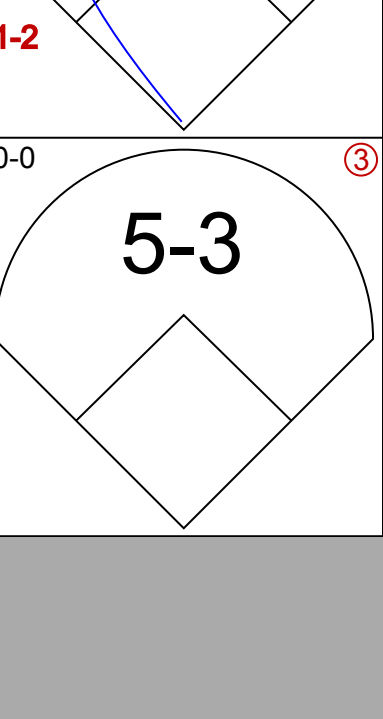
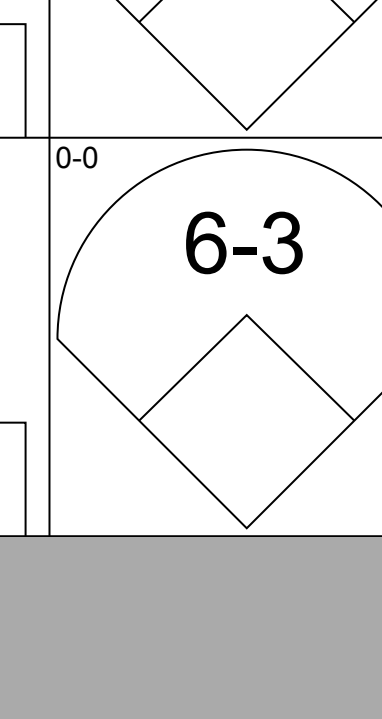
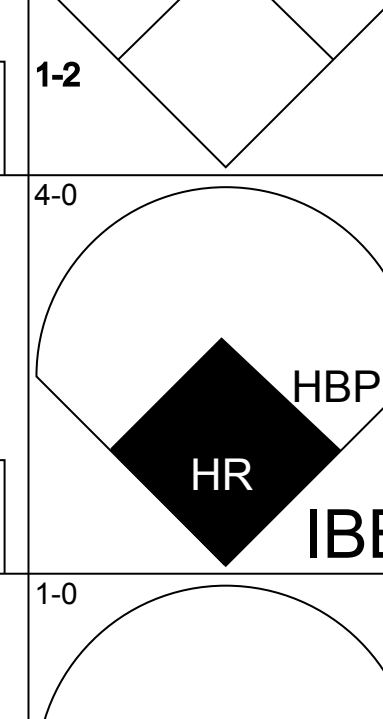
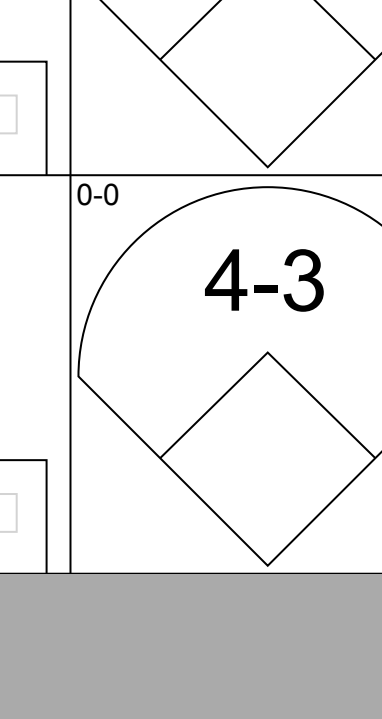
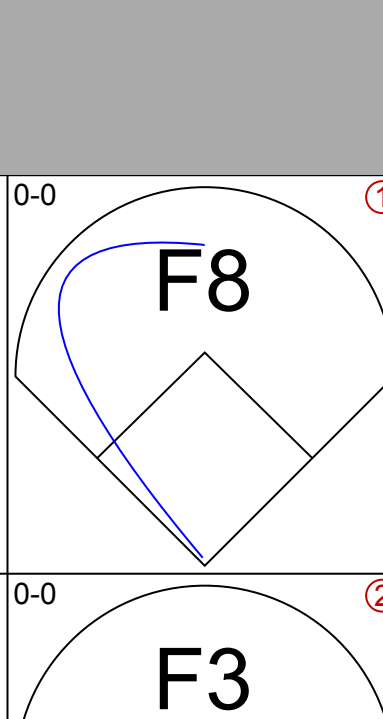
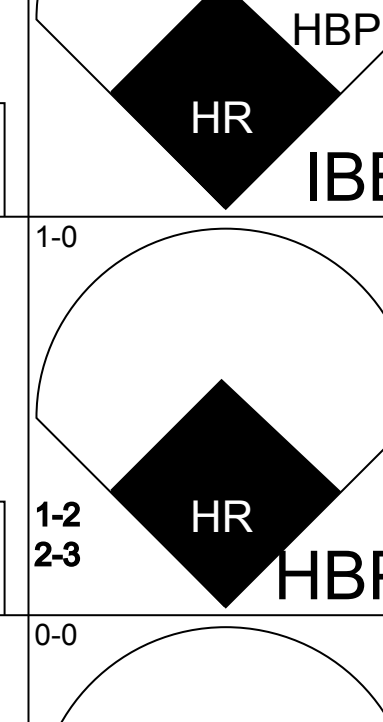
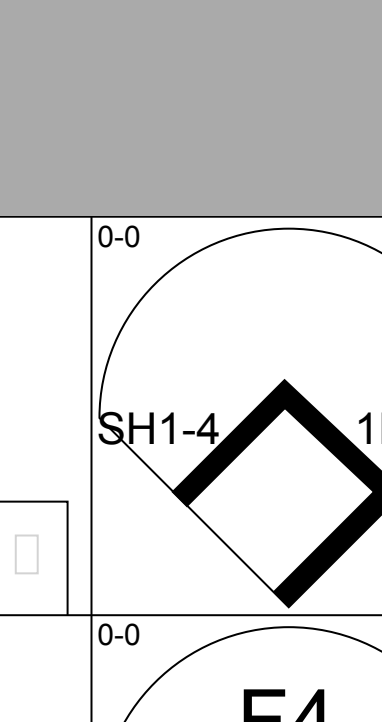

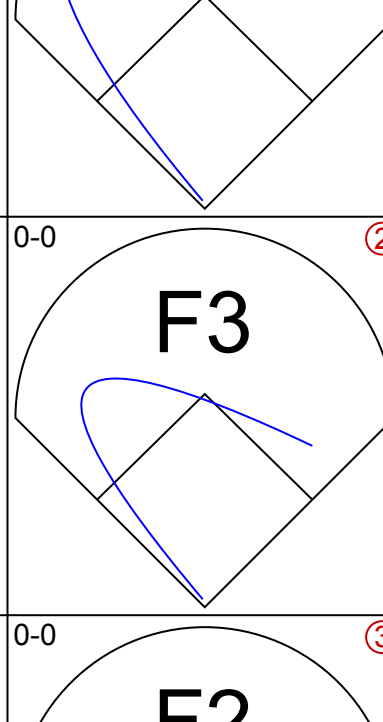
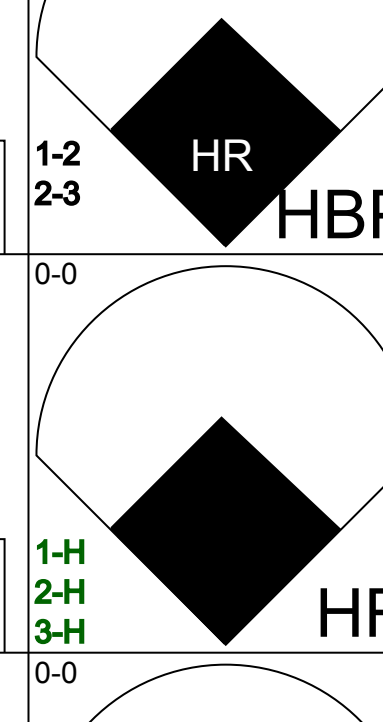
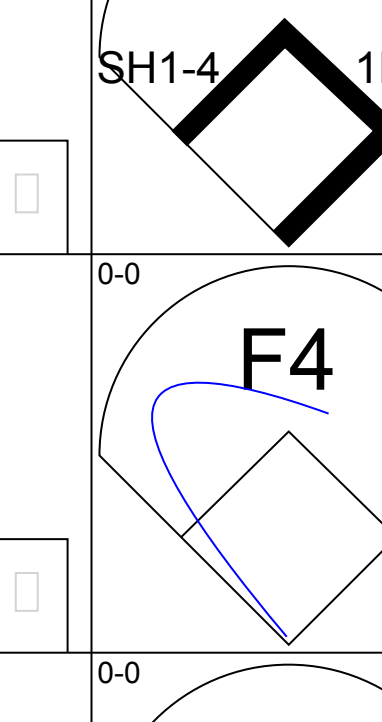
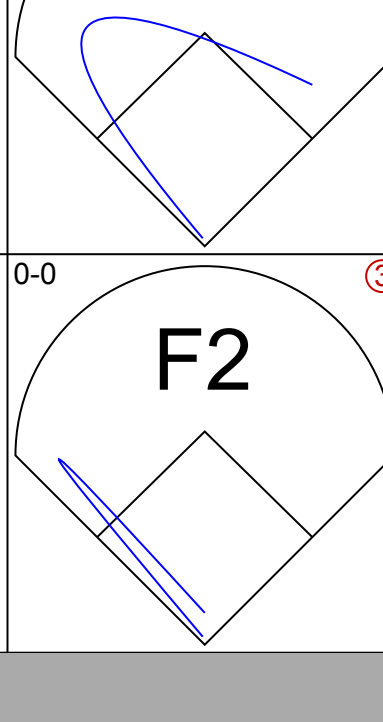
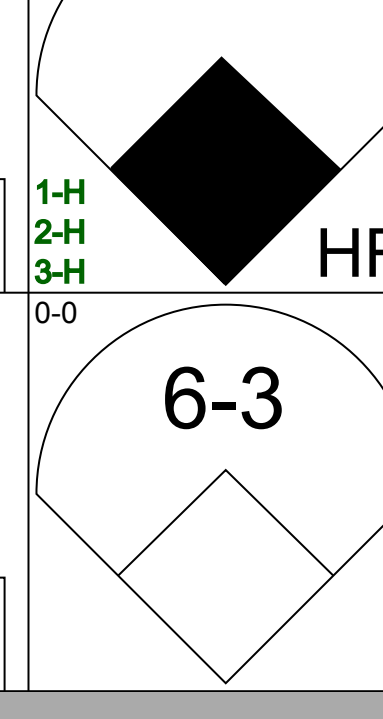
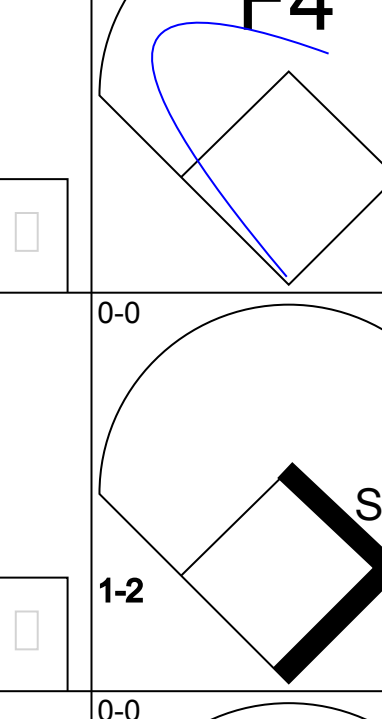

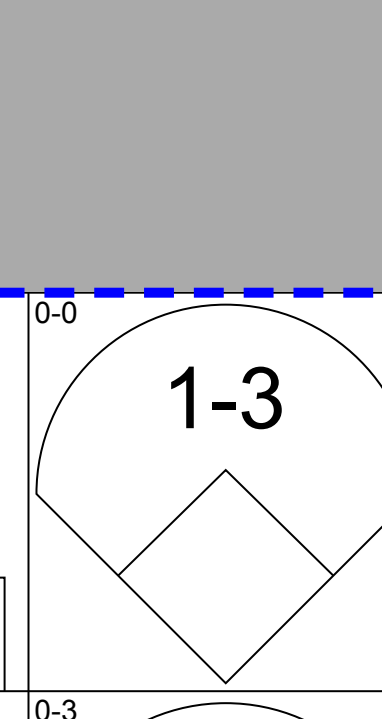
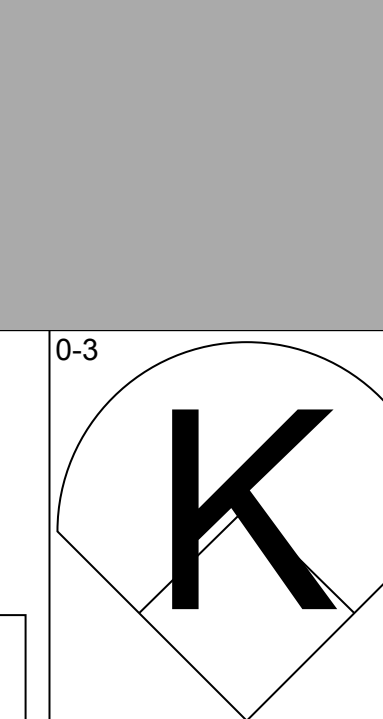
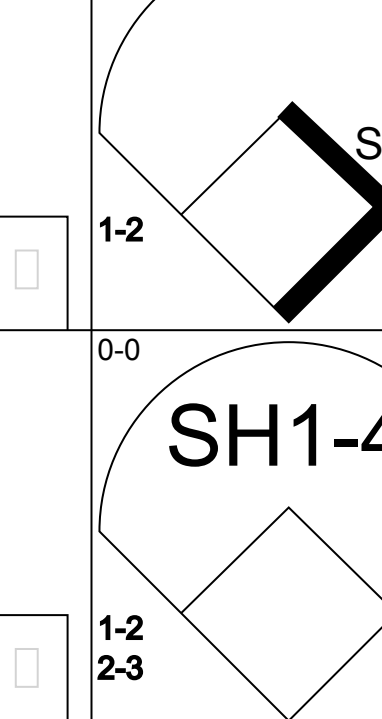
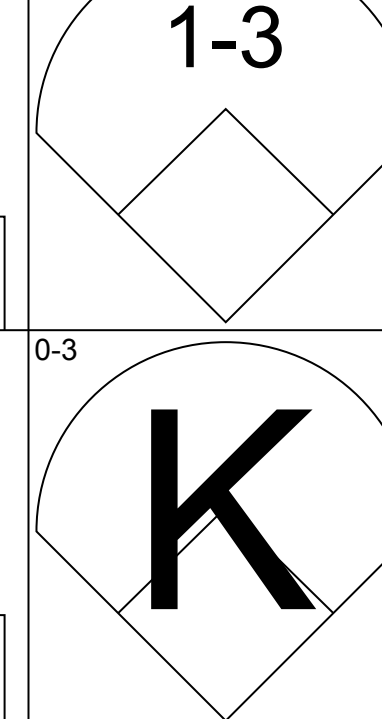


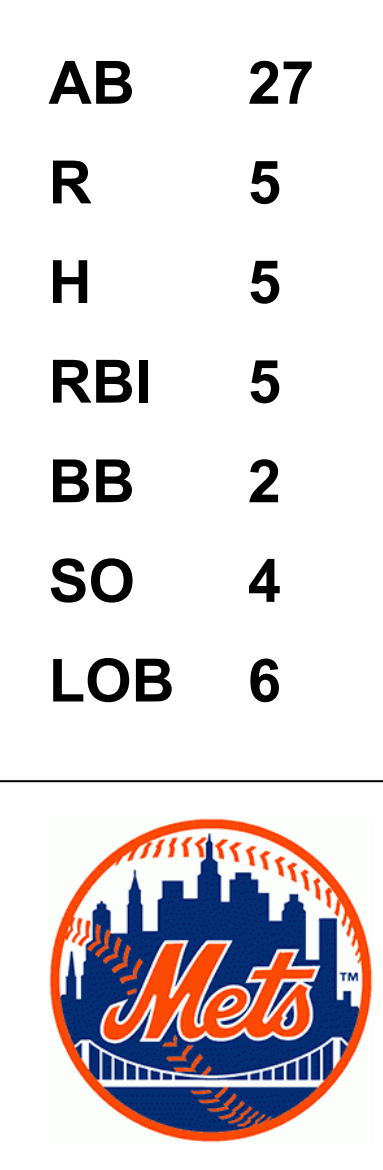


Batter	1	2	3	4	5	6	7	8	9	AB	R	H	RBI	BB	SO	LOB	TOP					
Vince Coleman, S OBP: 0.323, SLG: 0.351 (1, 7)										5	0	2	2	0	1	1	<b>St. Louis Cardinals @ New York Mets</b> Shea Stadium, Flushing, NY Tue Sep 10 1985, 7:05 PM EDT Att: 50,195 - Unknown					
Willie McGee, S OBP: 0.386, SLG: 0.517 (1, 8)										4	0	0	1	1	0	2						
Tom Herr, S OBP: 0.385, SLG: 0.419 (1, 4)										4	1	1	1	0	0	3						
Darrell Porter, L OBP: 0.316, SLG: 0.410 (1, 2)										4	0	0	0	0	2	1						
Andy Van Slyke, L OBP: 0.337, SLG: 0.453 (1, 9)										4	0	1	0	0	1	1						
Terry Pendleton, S OBP: 0.287, SLG: 0.287 (1, 5)										4	0	0	0	0	0	2						
Mike Jorgensen, L OBP: 0.300, SLG: 0.280 (1, 3)										3	1	0	0	1	2	2						
Ozzie Smith, S OBP: 0.334, SLG: 0.344 (1, 6)										3	1	1	0	1	0	2						
Danny Cox, R Curt Ford, L Ricky Horton, L Steve Braun, L Tom Lawless, R Ken Dayley, L Cesar Cedeno, R (1, 1) (5, PH) (5, 1) (7, PH) (7, PH) (7, 1) (9, PH)										1	0	0	0	0	0	0						
<b>Inning Stats</b>	R: 1 E: 0 K: 2 S: 8	H: 1 LOB: 0 BB: 0 P: 8	R: 0 E: 0 K: 1 S: 5	H: 0 LOB: 0 BB: 0 P: 5	R: 0 E: 1 K: 0 S: 4	H: 0 LOB: 1 BB: 0 P: 4	R: 0 E: 1 K: 1 S: 6	H: 0 LOB: 1 BB: 0 P: 6	R: 1 E: 0 K: 2 S: 9	H: 2 LOB: 2 BB: 1 P: 13	R: 0 E: 0 K: 1 S: 5	H: 0 LOB: 0 BB: 0 P: 5	R: 2 E: 0 K: 0 S: 4	H: 1 LOB: 1 BB: 2 P: 12	R: 0 E: 0 K: 0 S: 5	H: 1 LOB: 2 BB: 0 P: 5		R: 0 E: 0 K: 0 S: 3	H: 0 LOB: 0 BB: 0 P: 3	1B: 2 2B: 2 3B: 0 HR: 1	SF: 0 SAC: 0 DP: 0 HBP: 0	WP: 0 PB: 0 SB: 1 CS: 0
<b>PITCHER</b>	IP WLS BF H R ER SO BB IBB HBP BLK WP HR S P ERA WHIP																					
Ron Darling, R ERA: 2.75 (1, 1)	6.1 W 28 4 4 4 7 3 0 0 0 0 0 1 39 51 5.68 1.105																					
Roger McDowell, R ERA: 3.06 (7, 1)	2.2 S 10 1 0 0 0 0 0 0 0 0 0 0 10 10 0.00 0.375																					

AB	35
R	4
H	5
RBI	4
BB	3
SO	7
LOB	17



Batter	1	2	3	4	5	6	7	8	9	AB	R	H	RBI	BB	SO	LOB	BOTTOM			
Mookie Wilson, S OBP: 0.306, SLG: 0.392 (1, 8)										4	1	1	0	0	0	2	<b>St. Louis Cardinals @ New York Mets</b> Shea Stadium, Flushing, NY Tue Sep 10 1985, 7:05 PM EDT Att: 50,195 - Unknown			
Wally Backman, S OBP: 0.333, SLG: 0.354 (1, 4)										3	0	0	0	1	1	1				
Keith Hernandez, L OBP: 0.371, SLG: 0.421 (1, 3)										4	1	1	1	0	1	1				
Gary Carter, R OBP: 0.365, SLG: 0.487 (1, 2)										4	0	0	0	0	0	1				
Darryl Strawberry, L OBP: 0.389, SLG: 0.555 (1, 9)										2	1	0	0	1	0	0				
George Foster, R OBP: 0.327, SLG: 0.444 (1, 7)										2	1	1	0	0	0	0				
Howard Johnson, S OBP: 0.303, SLG: 0.380 Roger McDowell, R OBP: 0.267, SLG: 0.286 (1, 5) (7, 1)										3	1	1	4	0	0	1				
Rafael Santana, R OBP: 0.289, SLG: 0.294 (1, 6)										3	0	1	0	0	0	0				
Ron Darling, R OBP: 0.188, SLG: 0.235 Ray Knight, R OBP: 0.243, SLG: 0.332 (1, 1) (7, 5)										1	0	0	0	0	1	0				
<b>Inning Stats</b>	R: 5 E: 0 K: 0 S: 6	H: 3 LOB: 0 BB: 1 P: 11	R: 0 E: 0 K: 1 S: 5	H: 0 LOB: 0 BB: 0 P: 5	R: 0 E: 0 K: 1 S: 5	H: 0 LOB: 0 BB: 0 P: 5	R: 0 E: 0 K: 0 S: 5	H: 2 LOB: 2 BB: 0 P: 5	R: 0 E: 0 K: 0 S: 3	H: 0 LOB: 0 BB: 0 P: 3	R: 0 E: 0 K: 1 S: 5	H: 0 LOB: 0 BB: 0 P: 5	R: 0 E: 0 K: 1 S: 5	H: 0 LOB: 0 BB: 0 P: 5	R: 0 E: 0 K: 1 S: 5	H: 0 LOB: 0 BB: 0 P: 5		1B: 4 2B: 0 3B: 0 HR: 1	SF: 0 SAC: 1 DP: 0 HBP: 1	WP: 0 PB: 0 SB: 0 CS: 1
<b>PITCHER</b>	IP WLS BF H R ER SO BB IBB HBP BLK WP HR S P ERA WHIP																			
Danny Cox, R ERA: 2.94 (5, 1)	4.0 L 19 5 5 5 2 0 1 0 0 0 0 0 5 9 0.00 0.500																			
Ricky Horton, L ERA: 2.96 (7, 1)	2.0 6 0 0 0 0 0 0 0 0 0 0 0 10 10 0.00 0.000																			
Ken Dayley, L ERA: 2.53 (7, 1)	2.0 6 0 0 0 0 2 0 0 0 0 0 0 10 10 0.00 0.000																			






Batter	1	2	3	4	5	6	7	8	9	10	AB	R	H	RBI	BB	SO	LOB	TOP			
Vince Coleman, S OBP: 0.322, SLG: 0.351 (1, 7)	1-3			F5		5-3		2B		K2-3-2	5	0	1	0	0	1	1				
Willie McGee, S OBP: 0.388, SLG: 0.518 (1, 8)	P6-3 1B			1B			K	1B			3	0	2	0	1	1	0				
Tom Herr, S OBP: 0.384, SLG: 0.417 (1, 4)	P6-3 1-2f			K			1B	F5			4	0	1	0	0	1	5				
Andy Van Slyke, L OBP: 0.333, SLG: 0.448 (1, 9)		K		K				F9		4-3	4	0	0	0	0	2	2				
Terry Pendleton, S OBP: 0.287, SLG: 0.287 (1, 5)		6-3								4-3	4	0	1	0	0	0	0				
Darrell Porter, L OBP: 0.311, SLG: 0.401 (1, 2)		G3						1B			4	0	0	0	0	1	2				
Mike Jorgensen, L OBP: 0.398, SLG: 0.274 Cesar Cedeno, R OBP: 0.318, SLG: 0.391 (8, 3)			K					FC3-5 BB		HR	2	0	0	0	1	2	0				
Ozzie Smith, S OBP: 0.335, SLG: 0.343 (1, 6)			F7					FC3-5 BB		K2-3-2 BB	2	0	0	0	2	0	0				
John Tudor, L OBP: 0.188, SLG: 0.232 (1, 1)			F7					FC3-5 2B		K	4	0	0	0	0	1	3				
<b>Inning Stats</b>	R: 0 E: 0 K: 0 S: 3	H: 1 LOB: 0 BB: 0 P: 3	R: 0 E: 0 K: 1 S: 5	H: 0 LOB: 0 BB: 0 P: 5	R: 0 E: 0 K: 1 S: 5	H: 0 LOB: 0 BB: 0 P: 5	R: 0 E: 0 K: 2 S: 8	H: 1 LOB: 1 BB: 0 P: 8	R: 0 E: 0 K: 1 S: 5	H: 0 LOB: 0 BB: 0 P: 3	R: 0 E: 0 K: 1 S: 7	H: 2 LOB: 2 BB: 0 P: 7	R: 0 E: 0 K: 0 S: 3	H: 1 LOB: 3 BB: 3 P: 15	R: 0 E: 0 K: 1 S: 5	H: 0 LOB: 0 BB: 0 P: 5	R: 1 E: 0 K: 2 S: 7	H: 1 LOB: 1 BB: 1 P: 11	1B: 4 2B: 3 3B: 0 HR: 1	SF: 0 SAC: 0 DP: 2 HBP: 0	WP: 0 PA: 37
<b>PITCHER</b>	IP 9.0	WLS L	BF 4	H 1	R 1	ER 1	SO 2	BB 1	IBB 0	HBP 0	BLK 0	WP 0	HR 0	S 44	P 56	ERA 0.00	WHIP 0.778				
Dwight Gooden, R ERA: 1.68 (1, 1)	1.0	L	4	1	1	1	2	1	0	0	0	0	0	1	7	11	9.00	2.000			
Jesse Orosco, L ERA: 2.93 (10, 1)																					

St. Louis Cardinals @ New York Mets  
Shea Stadium, Flushing, NY  
Wed Sep 11 1985, 7:05 PM EDT  
Att: 52,616 - Unknown


AB 33  
R 1  
H 6  
RBI 1  
BB 4  
SO 9  
LOB 13



Batter	1	2	3	4	5	6	7	8	9	10	AB	R	H	RBI	BB	SO	LOB	BOTTOM	
Mookie Wilson, S OBP: 0.301, SLG: 0.386 (1, 8)	F9			F6		K				5-3	4	0	0	0	0	1	1		
Wally Backman, S OBP: 0.334, SLG: 0.354 (1, 4)	K			FC6-4 BB				F8		L4-3 1B	3	0	1	0	1	1	0		
Keith Hernandez, L OBP: 0.369, SLG: 0.418 (1, 3)	4-3			FC6-4 1-2f				F7		L4-3	4	0	0	0	0	0	2		
Gary Carter, R OBP: 0.354, SLG: 0.484 Lenny Dykstra, L OBP: 0.338, SLG: 0.335 (10, PR)		F9		K				F2		BB	3	0	0	0	1	1	1		
Darryl Strawberry, L OBP: 0.398, SLG: 0.551 (1, 9)		K								K	4	0	1	0	0	2	1		
George Foster, R OBP: 0.325, SLG: 0.440 (1, 7)		F6						G5-4-3 1B		K	3	0	0	0	0	0	1		
Ray Knight, R OBP: 0.240, SLG: 0.328 (1, 5)								1-2f			3	0	0	0	0	0	0		
Rafael Santana, R OBP: 0.289, SLG: 0.295 (1, 6)								F8		F3	3	0	1	0	0	0	0		
Dwight Gooden, R OBP: 0.238, SLG: 0.203 Tom Paciorek, R OBP: 0.309, SLG: 0.313 Jesse Orosco, R OBP: 0.400, SLG: 0.400 (10, 1)			G1-4-3					1B		F8	2	0	0	0	0	2	1		
<b>Inning Stats</b>	R: 0 E: 0 K: 1 S: 5	H: 0 LOB: 0 BB: 0 P: 5	R: 0 E: 0 K: 1 S: 5	H: 0 LOB: 0 BB: 0 P: 5	R: 0 E: 0 K: 1 S: 5	H: 0 LOB: 1 BB: 0 P: 9	R: 0 E: 0 K: 2 S: 7	H: 1 LOB: 0 BB: 0 P: 7	R: 0 E: 0 K: 0 S: 3	H: 0 LOB: 0 BB: 0 P: 3	R: 0 E: 0 K: 0 S: 3	H: 1 LOB: 0 BB: 0 P: 3	R: 0 E: 0 K: 0 S: 3	H: 0 LOB: 0 BB: 0 P: 3	R: 0 E: 0 K: 1 S: 5	H: 1 LOB: 1 BB: 1 P: 9	1B: 3 2B: 1 3B: 0 HR: 0	SF: 0 SAC: 0 DP: 2 HBP: 0	WP: 0 PA: 32
<b>PITCHER</b>	IP 10.0	WLS W	BF 32	H 3	R 0	ER 0	SO 7	BB 2	IBB 0	HBP 0	BLK 0	WP 0	HR 0	S 44	P 52	ERA 0.00	WHIP 0.500		
John Tudor, L ERA: 1.87 (1, 1)																			

St. Louis Cardinals @ New York Mets  
Shea Stadium, Flushing, NY  
Wed Sep 11 1985, 7:05 PM EDT  
Att: 52,616 - Unknown

AB 30  
R 0  
H 3  
RBI 0  
BB 2  
SO 7  
LOB 7





Batter	1	2	3	4	5	6	7	8	9	AB	R	H	RBI	BB	SO	LOB	TOP			
Vince Coleman, S (1.8) OBP: 0.320, SLG: 0.348	F8		K	4-3			G3		5-3	5	0	0	0	0	1	3				
Willie McGee, S (1.7) OBP: 0.390, SLG: 0.524	F8		2B				BB		HR	5	2	3	2	0	0	0				
Tom Herr, S (1.4) OBP: 0.384, SLG: 0.418	L5		2B				FC5-4		F8	4	0	1	2	1	0	0				
Andy Van Slyke, L (1.9) OBP: 0.333, SLG: 0.446			F6							4	0	1	0	0	0	3				
Ken Dayley, L (7.1) OBP: 0.400, SLG: 0.400			F6				FC5-4			1	0	1	0	0	0	0				
Terry Pendleton, S (1.5) OBP: 0.265, SLG: 0.284	F9			4-3					K	5	0	0	0	0	1	2				
Cesar Cedeno, R (1.3) OBP: 0.318, SLG: 0.391										0	0	0	0	0	0	0				
Mike Jorgensen, L (2. PH) OBP: 0.402, SLG: 0.287	K			1B			3-1		1B	3	1	1	0	1	1	0				
Tom Lawless, R (8. PR) OBP: 0.228, SLG: 0.208				2B					2B	0	0	0	0	0	0	0				
Randy Hunt, R (8.2) OBP: 0.188, SLG: 0.188				BB						0	0	0	0	0	0	0				
Ozzie Smith, S (1.6) OBP: 0.339, SLG: 0.346			K				G1-6-3		S	4	1	3	0	0	1	0				
Tom Nieto, R (1.2) OBP: 0.299, SLG: 0.278				1B					1B	3	1	2	2	0	0	1				
Darrell Porter, L (8. PH) OBP: 0.311, SLG: 0.401							G1-6-3			0	0	0	0	0	0	0				
Tito Landrum, R (8. PH) OBP: 0.365, SLG: 0.468			1B						G6-3	0	0	0	0	1	0	0				
Joaquin Andujar, S (1.1) OBP: 0.167, SLG: 0.141				1B						0	0	0	0	0	0	0				
Ricky Horton, L (2.1) OBP: 0.320, SLG: 0.429				1B						1	1	1	0	0	0	0				
Curt Ford, L (3. PH) OBP: 0.320, SLG: 0.429				1B						1	0	0	0	0	0	1				
Pat Perry, L (3.1) OBP: 0.320, SLG: 0.351				1B						1	0	0	0	0	0	0				
Steve Braun, L (7. PH) OBP: 0.320, SLG: 0.351				1B						1	0	0	0	0	0	0				
Brian Harper, R (8. PH) OBP: 0.318, SLG: 0.378				1B						1	0	0	0	0	0	3				
<b>Inning Stats</b>	R: 0 E: 0 K: 0 S: 3	H: 0 LOB: 0 BB: 0 P: 3	R: 0 E: 0 K: 1 S: 5	H: 0 LOB: 0 BB: 0 P: 5	R: 3 E: 0 K: 2 S: 11	H: 4 LOB: 1 BB: 0 P: 11	R: 2 E: 0 K: 0 S: 5	H: 2 LOB: 1 BB: 1 P: 9	R: 0 E: 0 K: 0 S: 4	H: 1 LOB: 1 BB: 0 P: 4	R: 0 E: 0 K: 0 S: 3	H: 1 LOB: 2 BB: 1 P: 8	R: 0 E: 0 K: 0 S: 4	H: 2 LOB: 2 BB: 1 P: 8	R: 1 E: 0 K: 1 S: 7	H: 2 LOB: 1 BB: 0 P: 7	1B: 9 2B: 3 3B: 0 HR: 1	SF: 0 SAC: 0 DP: 2 HBP: 0	WP: 0 PB: 0 SB: 1 CS: 0	PA: 41
<b>PITCHER</b>	IP WLS BF H R ER SO BB IBB HBP BLK WP HR S P ERA WHIP																			
Ed Lynch, R (1.1) ERA: 3.25	5.0	23	7	5	5	3	1	0	0	0	0	0	0	0	28	32	9.00	1.600		
Doug Sisk, R (6.1) ERA: 5.23	2.0	8	2	0	0	0	1	0	0	0	0	0	0	7	11	0.00	1.500			
Roger McDowell, R (8.1) ERA: 3.05	0.1	3	2	0	0	0	0	0	0	0	0	0	0	3	3	0.00	6.000			
Jesse Orosco, L (8.1) ERA: 2.99	1.2	W 7	2	1	1	1	1	0	0	0	0	1	8	12	5.40	1.800				

St. Louis Cardinals @ New York Mets  
Shea Stadium, Flushing, NY  
Thu Sep 12 1985, 3:33 AM EDT  
Att: 46,295 - Unknown

AB 38  
R 6  
H 13  
RBI 6  
BB 3  
SO 4  
LOB 13



Batter	1	2	3	4	5	6	7	8	9	AB	R	H	RBI	BB	SO	LOB	BOTTOM			
Mookie Wilson, S (1.8) OBP: 0.310, SLG: 0.392	1B	2B	5-3						SH1	4	3	3	0	1	0	0				
Wally Backman, S (1.4) OBP: 0.335, SLG: 0.358	1B	1B		5-3			F8		SH1	4	1	2	1	0	0	2				
Keith Hernandez, L (1.3) OBP: 0.367, SLG: 0.416	G6-4-3	1-3		6-3			F8			5	0	1	1	0	0	4				
Gary Carter, R (1.2) OBP: 0.365, SLG: 0.483	2B	HBP		F6			6-3			3	1	1	0	1	0	0				
Darryl Strawberry, L (1.9) OBP: 0.392, SLG: 0.554	2B	HBP		F6			G5-4-3			2	1	1	1	2	0	0				
Danny Heep, L (1.7) OBP: 0.338, SLG: 0.423	2B	BB		F6						2	1	1	2	0	0	0				
Doug Sisk, R (6.1) ERA: 5.23	2B			5-3			G5-4-3			0	0	0	0	0	0	0				
Ray Knight, R (7. PH) OBP: 0.239, SLG: 0.326	2B			5-3						1	0	0	0	0	1	0				
Roger McDowell, R (8.1) OBP: 0.267, SLG: 0.286	2B									0	0	0	0	0	0	0				
Jesse Orosco, R (8.1) OBP: 0.400, SLG: 0.400	2B	HBP								0	0	0	0	0	0	0				
Howard Johnson, S (1.5) OBP: 0.303, SLG: 0.381	2B	F8		K						4	0	1	1	0	2	3				
Rafael Santana, R (1.6) OBP: 0.287, SLG: 0.292	5-3		F9				K		5-3	4	0	0	0	0	1	1				
Ed Lynch, R (1.1) OBP: 0.132, SLG: 0.080			G3							2	0	0	0	0	1	0				
Tom Paciorek, R (6.7) OBP: 0.310, SLG: 0.315			K				1B		5-3	2	0	1	0	0	0	0				
Lenny Dykstra, L (8.8) OBP: 0.336, SLG: 0.335							1B			0	0	0	0	0	0	0				
<b>Inning Stats</b>	R: 4 E: 0 K: 0 S: 7	H: 5 LOB: 1 BB: 1 P: 11	R: 2 E: 0 K: 0 S: 5	H: 2 LOB: 2 BB: 2 P: 14	R: 0 E: 0 K: 1 S: 5	H: 0 LOB: 0 BB: 0 P: 5	R: 0 E: 0 K: 0 S: 3	H: 0 LOB: 0 BB: 0 P: 3	R: 0 E: 0 K: 1 S: 7	H: 2 LOB: 2 BB: 0 P: 7	R: 0 E: 0 K: 0 S: 2	H: 0 LOB: 0 BB: 1 P: 6	R: 0 E: 0 K: 1 S: 5	H: 0 LOB: 0 BB: 0 P: 5	R: 1 E: 0 K: 0 S: 3	H: 2 LOB: 1 BB: 0 P: 3	1B: 7 2B: 4 3B: 0 HR: 0	SF: 0 SAC: 1 DP: 2 HBP: 1	WP: 0 PB: 0 SB: 0 CS: 0	PA: 39
<b>PITCHER</b>	IP WLS BF H R ER SO BB IBB HBP BLK WP HR S P ERA WHIP																			
Joaquin Andujar, R (1.1) ERA: 3.21	1.1	11	7	6	6	0	1	0	0	0	10	14	40.50	6.000						
Ricky Horton, L (2.1) ERA: 2.53	0.2	5	0	0	0	0	1	1	1	0	0	2	11	0.00	1.500					
Pat Perry, L (3.1) ERA:	4.0	14	2	0	0	3	0	0	0	0	20	20	0.00	0.500						
Ken Dayley, L (7.1) ERA: 2.58	2.1	L 9	2	1	1	1	1	0	0	0	10	14	3.86	1.286						

St. Louis Cardinals @ New York Mets  
Shea Stadium, Flushing, NY  
Thu Sep 12 1985, 3:33 AM EDT  
Att: 46,295 - Unknown

AB 33  
R 7  
H 11  
RBI 6  
BB 4  
SO 4  
LOB 11





Batter	1	2	3	4	5	6	7	8	9	AB	R	H	RBI	BB	SO	LOB	TOP										
Vince Coleman, S (1.7) OBP: 0.321, SLG: 0.347	4-0 S 1B BB	0-0 6-3	0-0 F8		0-3 K			4-0 G3 BB	0-0 1B 1-H 3-H	4	1	1	2	2	1	3											
Willie McGee, S (1.8) OBP: 0.392, SLG: 0.522	0-0 S 1B 1B 1-H	4-0 1B BB		0-0 3-1		4-0 WP S SF7 BB		0-0 G3	0-0 F2	4	3	1	1	2	0	2											
Tom Herr, S (1.4) OBP: 0.386, SLG: 0.417	4-0 E 1B 1-2 BB	0-0 1B		0-0 F7		4-0 WP BB		0-0 F8		3	1	1	0	2	0	1											
Cesar Cedeno, R (1.3) OBP: 0.320, SLG: 0.391	0-0 E8 3-1 1-3 2-H	0-0 1B		0-3 K		0-0 F8		0-0 6-3		5	0	2	2	0	1	3											
Mike Jorgensen, L (8.3) OBP: 0.402, SLG: 0.287		0-0 1B								0	0	0	0	0	0	0											
Tito Landrum, R (1.9) OBP: 0.367, SLG: 0.469	0-0 3-1	0-0 1B				0-0 S 1B		0-0 SF7		2	0	1	1	0	0	1											
Andy Van Slyke, L (5.9) OBP: 0.335, SLG: 0.449	0-0 2-3 3-H	0-0 1B				0-0 S 1B		0-0 SF7		2	2	2	1	0	0	0											
Terry Pendleton, S (1.5) OBP: 0.286, SLG: 0.285	0-3 K	0-0 G3				0-0 WP S 1B 1-H		0-0 6-3		5	1	2	1	0	1	4											
Ozzie Smith, S (1.6) OBP: 0.341, SLG: 0.346	4-0 S BB			0-0 G3		4-0 PB BB		0-0 F8		3	0	1	1	2	0	0											
Tom Nieto, R (1.2) OBP: 0.305, SLG: 0.286	4-0 BB			0-0 G3		0-3 K		0-0 4-3		1	0	1	0	1	0	0											
Darrell Porter, L (5.2) OBP: 0.311, SLG: 0.397	1-2 IBB			0-0 2B		2-3 K		0-0 4-3		2	1	0	0	1	1	2											
Bob Forsch, R (1.1) OBP: 0.286, SLG: 0.457	0-0 4-3			0-0 F8		0-0 4-3		0-0 4-3		4	0	0	0	0	0	6											
Ricky Horton, L (7.1)										0	0	0	0	0	0	0											
Todd Worrell, R (7.1)										1	0	0	0	0	1	2											
<b>Inning Stats</b>	R: 3 E: 1 K: 1 S: 7	H: 2 LOB: 3 BB: 4 P: 23	R: 1 E: 0 K: 0 S: 5	H: 3 LOB: 2 BB: 1 P: 9	R: 0 E: 0 K: 0 S: 4	H: 1 LOB: 1 BB: 0 P: 4	R: 0 E: 0 K: 1 S: 5	H: 0 LOB: 0 BB: 0 P: 5	R: 1 E: 0 K: 2 S: 9	H: 2 LOB: 2 BB: 1 P: 13	R: 1 E: 0 K: 0 S: 3	H: 0 LOB: 1 BB: 2 P: 11	R: 0 E: 0 K: 0 S: 3	H: 0 LOB: 1 BB: 1 P: 7	R: 3 E: 0 K: 1 S: 8	H: 4 LOB: 1 BB: 1 P: 12	1B: 11 2B: 1 3B: 0 HR: 0	SF: 1 SAC: 0 DP: 0 HBP: 0	WP: 2 PB: 1 SB: 8 CS: 0	PA: 47							
<b>PITCHER</b>	IP	WLS	BF	H	R	ER	SO	BB	IBB	HBP	BLK	WP	HR	S	P	ERA	WHIP										
Steve Trout, L (1.1) ERA: 3.18	1.2	L	14	5	4	4	1	4	1	0	0	0	0	11	31	21.60	5.400										
Reggie Patterson, R (2.1) ERA: 3.86	1.1		5	1	0	0	0	0	0	0	0	0	0	5	5	0.00	0.750										
George Frazier, R (4.1) ERA: 5.79	2.0		9	2	1	1	3	1	0	0	0	1	0	14	18	4.50	1.500										
Jon Perlman, R (6.1) ERA: 4.26	2.0		8	0	1	1	0	2	0	0	0	1	0	6	14	4.50	1.000										
Dave Beard, R (8.1) ERA: 6.43	2.0		11	4	3	3	1	1	1	0	0	0	0	11	19	13.50	2.500										

St. Louis Cardinals @ Chicago Cubs  
Wrigley Field, Chicago, IL  
Fri Sep 13 1985, 3:33 AM CDT  
Att: 16,110 - Unknown

AB 36  
R 9  
H 12  
RBI 9  
BB 10  
SO 5  
LOB 24



Batter	1	2	3	4	5	6	7	8	9	AB	R	H	RBI	BB	SO	LOB	BOTTOM										
Bob Dernier, R (1.8) OBP: 0.313, SLG: 0.322	4-0 S 23 6-3 BB		0-0 F3		0-0 F2		0-0 1B		0-0 F3	4	0	1	1	1	0	2											
Gary Matthews, R (1.7) OBP: 0.356, SLG: 0.387	0-0 5-3 1-2		0-0 1B 1-H			0-0 5-3	0-3 K		4-0 BB	4	0	1	1	1	1	3											
23 Ryne Sandberg, R (1.4) OBP: 0.360, SLG: 0.500	0-0 6-3 2-3		0-0 5-3			0-0 1B		0-0 2B	0-0 3-1	5	0	2	0	0	0	4											
Keith Moreland, R (1.9) OBP: 0.361, SLG: 0.421	0-0 6-3			4-0 1B 9-2 BB		0-0 1B		0-0 F3		3	0	1	0	1	0	2											
Ron Cey, R (1.5) OBP: 0.323, SLG: 0.415		0-0 6-3		0-0 1B		0-0 G6-4-3		0-3 K		4	0	1	0	0	1	3											
Leon Durham, L (1.3) OBP: 0.360, SLG: 0.467		0-0 F8		0-0 F7		0-0 F7		0-3 K		4	0	0	0	0	1	3											
Jody Davis, R (1.2) OBP: 0.287, SLG: 0.375		0-0 5-3		0-0 9-2			0-0 FC6-4 1B		0-0 HR	4	2	2	1	0	0	2											
Shawon Dunston, R (1.6) OBP: 0.293, SLG: 0.331			0-0 FC5-4 1B		0-0 F9		4-0 FC6-4 BB		0-0 BB	3	0	2	0	1	0	0											
Steve Trout, L (1.1) ERA: 3.18			0-0 FC5-4 1B		0-0 F4		0-0 FC6-4 1B		0-3 K	0	0	0	0	0	0	0											
Reggie Patterson, R (2.1) ERA: 3.86										0	0	0	0	0	0	0											
George Frazier, R (4.1) ERA: 5.79										0	0	0	0	0	0	0											
Jon Perlman, R (6.1) ERA: 4.26										0	0	0	0	0	0	0											
Dave Beard, R (8.1) ERA: 6.43										0	0	0	0	0	0	0											
<b>Inning Stats</b>	R: 0 E: 0 K: 0 S: 3	H: 0 LOB: 1 BB: 1 P: 7	R: 0 E: 0 K: 0 S: 3	H: 0 LOB: 0 BB: 0 P: 3	R: 1 E: 0 K: 0 S: 5	H: 2 LOB: 1 BB: 0 P: 5	R: 0 E: 0 K: 0 S: 3	H: 1 LOB: 1 BB: 1 P: 7	R: 0 E: 0 K: 0 S: 4	H: 2 LOB: 1 BB: 0 P: 4	R: 1 E: 0 K: 1 S: 7	H: 2 LOB: 2 BB: 1 P: 11	R: 0 E: 0 K: 2 S: 8	H: 1 LOB: 1 BB: 0 P: 8	R: 1 E: 0 K: 1 S: 7	H: 2 LOB: 2 BB: 1 P: 11	1B: 8 2B: 2 3B: 0 HR: 1	SF: 0 SAC: 0 DP: 2 HBP: 0	WP: 0 PB: 0 SB: 2 CS: 0	PA: 39							
<b>PITCHER</b>	IP	WLS	BF	H	R	ER	SO	BB	IBB	HBP	BLK	WP	HR	S	P	ERA	WHIP										
Bob Forsch, R (1.1) ERA: 4.2	6.1	W	26	6	2	2	0	3	0	0	0	0	0	23	35	2.84	1.421										
Ricky Horton, L (7.1) ERA: 2.91	0.1		2	1	0	0	0	0	0	0	0	0	0	2	2	0.00	3.000										
Todd Worrell, R (7.1) ERA: 4.22	2.1	S	11	3	1	1	4	1	0	0	0	0	1	18	22	3.86	1.714										

St. Louis Cardinals @ Chicago Cubs  
Wrigley Field, Chicago, IL  
Fri Sep 13 1985, 3:33 AM CDT  
Att: 16,110 - Unknown

AB 35  
R 3  
H 10  
RBI 3  
BB 4  
SO 4  
LOB 23





Batter	1	2	3	4	5	6	7	8	9	AB	R	H	RBI	BB	SO	LOB	TOP										
Vince Coleman, S OBP: 0.320, SLG: 0.346 (1, 7)	F3		S		6-3		6-3		F8	5	0	1	1	0	0	2											
Willie McGee, S OBP: 0.391, SLG: 0.520 (1, 8)	4-3		6-3		6-3		G3			4	0	1	1	0	0	1											
Tom Herr, S OBP: 0.385, SLG: 0.416 (1, 4)	K				G5-4-3		K			4	1	1	0	0	2	1											
Cesar Cedeno, R OBP: 0.322, SLG: 0.390 Jeff Lahti, R (8, 1)		6-3		G4-6-3		BLK		F2		3	1	1	0	1	0	0											
Tito Landrum, R OBP: 0.369, SLG: 0.469 Andy Van Slyke, L (6, PH) OBP: 0.333, SLG: 0.447 (6, 9)	6-3			G4-6-3		F7		4-3		2	0	1	0	0	0	0											
Terry Pendleton, S OBP: 0.286, SLG: 0.285 (1, 5)	5-3		G4-6-3		2B		K			4	1	1	1	0	1	2											
Ozzie Smith, S OBP: 0.346, SLG: 0.351 (1, 6)			4-3	S		FC6-5		WP		2	1	2	1	2	0	0											
Tom Nieto, R OBP: 0.300, SLG: 0.281 (1, 2)		4-3		6-3		FC6-5		F9		4	0	0	0	0	0	5											
Kurt Kinschire, L OBP: 0.135, SLG: 0.180 Matt Keough, R OBP: 0.176, SLG: 0.176 Randy Hunt, R OBP: 0.200, SLG: 0.233 Ivan De Jesus, R OBP: 0.200, SLG: 0.233 Bill Campbell, R OBP: 0.200, SLG: 0.233 Mike Jorgensen, R OBP: 0.200, SLG: 0.233 (1, 1) (1, 1) (3, PH) (3, 1) (5, PH) (5, 1) (8, 3)			K		6-3		6-3		F6	0	0	0	0	0	0	0											
<b>Inning Stats</b>	R: 0 E: 0 K: 1 S: 5	H: 0 LOB: 0 BB: 0 P: 5	R: 0 E: 0 K: 0 S: 3	H: 0 LOB: 0 BB: 0 P: 3	R: 1 E: 0 K: 1 S: 7	H: 2 LOB: 1 BB: 0 P: 7	R: 1 E: 0 K: 0 S: 5	H: 3 LOB: 2 BB: 1 P: 9	R: 1 E: 0 K: 0 S: 4	H: 2 LOB: 0 BB: 0 P: 4	R: 2 E: 0 K: 0 S: 5	H: 2 LOB: 1 BB: 1 P: 9	R: 0 E: 0 K: 1 S: 5	H: 0 LOB: 0 BB: 0 P: 5	R: 0 E: 0 K: 1 S: 3	H: 0 LOB: 0 BB: 0 P: 7	1B: 8 2B: 1 3B: 0 HR: 0	SF: 0 SAC: 0 DP: 2 HBP: 0	WP: 1 PB: 0 SB: 3 CS: 0	PA: 37							
<b>PITCHER</b>	IP	WLS	BF	H	R	ER	SO	BB	IBB	HBP	BLK	WP	HR	S	P	ERA	WHIP										
Ray Fontenot, L ERA: 3.75 (1, 1)	5.0		22	7	4	4	2	2	0	0	0	0	0	24	32	7.20	1.800										
Lary Sorensen, R ERA: 4.72 (6, 1)	1.0	L	5	2	1	1	0	0	0	0	1	0	0	5	5	9.00	2.000										
Jay Baller, R ERA: 3.34 (7, 1)	3.0		10	0	0	0	2	1	0	0	0	1	0	13	17	0.00	0.333										

St. Louis Cardinals @ Chicago Cubs  
Wrigley Field, Chicago, IL  
Sat Sep 14 1985, 3:33 AM CDT  
Att: 29,852 - Unknown

AB 34  
R 5  
H 9  
RBI 4  
BB 3  
SO 4  
LOB 15



Batter	1	2	3	4	5	6	7	8	9	AB	R	H	RBI	BB	SO	LOB	BOTTOM										
Shawon Dunston, R OBP: 0.296, SLG: 0.347 (1, 6)	23 BB	F3		HR		K			5-3	4	2	1	1	1	1	3											
Gary Matthews, R OBP: 0.354, SLG: 0.381 (1, 7)	23 BB	5-3		K			F8		K	4	1	0	0	1	2	3											
23 Ryne Sandberg, R OBP: 0.362, SLG: 0.506 (1, 4)	G4-6-3			HR		S		5-3	F9	4	1	2	1	1	0	1											
Keith Moreland, R OBP: 0.362, SLG: 0.420 (1, 9)	G4-6-3			E		6-3		6-3		3	0	1	1	1	0	1											
Leon Durham, L OBP: 0.359, SLG: 0.464 (1, 3)	G4-6-3			K					F8	3	0	0	0	1	1	3											
Ron Cey, R OBP: 0.321, SLG: 0.412 Dave Owen, S OBP: 0.429, SLG: 0.429 (8, FR) (9, 5)	F9			E6		F9		E6		4	0	0	0	0	0	4											
Jody Davis, R OBP: 0.289, SLG: 0.377 (1, 2)		SH1-4		G5-4-3		K			G1-4-3	3	0	1	0	1	1	4											
Billy Hatcher, R OBP: 0.304, SLG: 0.365 (1, 8)	SH1-4			K			F6		G1-4-3	3	0	0	0	0	1	2											
Ray Fontenot, L OBP: 0.051, SLG: 0.051 Lary Sorensen, R (6, 1)	SH1-4			K			F3			1	0	0	0	0	1	0											
Gary Woods, R OBP: 0.348, SLG: 0.263 Jay Baller, L (7, 1) Thad Bosley, L OBP: 0.401, SLG: 0.553 (8, PH)									5-3	1	0	0	0	0	0	0											
<b>Inning Stats</b>	R: 2 E: 0 K: 0 S: 2	H: 0 LOB: 1 BB: 4 P: 18	R: 0 E: 0 K: 0 S: 4	H: 1 LOB: 2 BB: 0 P: 5	R: 1 E: 1 K: 1 S: 7	H: 2 LOB: 1 BB: 0 P: 7	R: 1 E: 0 K: 3 S: 10	H: 1 LOB: 0 BB: 0 P: 10	R: 0 E: 0 K: 1 S: 6	H: 1 LOB: 2 BB: 1 P: 10	R: 0 E: 0 K: 1 S: 5	H: 0 LOB: 0 BB: 0 P: 5	R: 0 E: 0 K: 0 S: 3	H: 0 LOB: 0 BB: 0 P: 3	R: 0 E: 1 K: 0 S: 3	H: 0 LOB: 1 BB: 1 P: 7	R: 0 E: 0 K: 1 S: 6	H: 1 LOB: 1 BB: 0 P: 6	1B: 3 2B: 1 3B: 0 HR: 2	SF: 0 SAC: 1 DP: 3 HBP: 1	WP: 0 PB: 0 SB: 1 CS: 0	PA: 39					
<b>PITCHER</b>	IP	WLS	BF	H	R	ER	SO	BB	IBB	HBP	BLK	WP	HR	S	P	ERA	WHIP										
Kurt Kinschire, R ERA: 4.65 (1, 1)	0.0		3	0	2	2	0	3	0	0	0	0	0	6	11	0.00	1.000										
Joe Boever, R ERA: 4.2 (3, 1)	2.0		9	3	2	2	4	0	0	0	0	0	2	17	17	9.00	1.500										
Bill Campbell, R ERA: 3.39 (5, 1)	3.0	W	11	1	0	0	2	0	1	0	0	0	0	14	18	0.00	0.333										
Jeff Lahti, R ERA: 2.06 (8, 1)	2.0	S	8	1	0	0	1	1	0	0	0	0	0	9	13	0.00	1.000										

St. Louis Cardinals @ Chicago Cubs  
Wrigley Field, Chicago, IL  
Sat Sep 14 1985, 3:33 AM CDT  
Att: 29,852 - Unknown

AB 31  
R 4  
H 6  
RBI 3  
BB 6  
SO 7  
LOB 21





Batter	1	2	3	4	5	6	7	8	9	AB	R	H	RBI	BB	SO	LOB	TOP
Vince Coleman, S (1, 7) OBP: 0.318, SLG: 0.343	F3		K	F7		K		K		5	0	0	0	0	3	3	<b>St. Louis Cardinals @ Chicago Cubs</b> Wrigley Field, Chicago, IL Sun Sep 15 1985, 3:33 AM CDT Att: 28,430 - Unknown
Willie McGee, S (1, 8) OBP: 0.391, SLG: 0.521	K2-3		K			1B	4-3	5-3 2B		5	1	2	0	0	2	0	
Tom Herr, S (1, 4) OBP: 0.385, SLG: 0.417	F7		1B	2B		K	HR	5-3		4	2	1	0	1	1	2	
Cesar Cedeno, R (1, 3) OBP: 0.335, SLG: 0.422 Todd Worrell, R (8, 1)		E7	S	1B		G5-4-3	1B	HR	2B	5	1	5	4	0	0	0	
Tito Landrum, R (1, 9) OBP: 0.378, SLG: 0.466 Andy Van Slyke, L (8, PH) OBP: 0.333, SLG: 0.445		CS	BB	1B		G5-4-3	1B	HR	2B	1	1	0	0	3	0	2	
Terry Pendleton, S (1, 5) OBP: 0.295, SLG: 0.288		FC3-2-5	FC6-4			SH2-4	1B	FC4-6	1B	5	0	3	0	0	0	4	
Ozzie Smith, S (1, 6) OBP: 0.347, SLG: 0.350		BB	BB			F6	F7	FC4-6	1B	2	0	0	0	2	0	1	
Tom Nieto, R (1, 2) OBP: 0.304, SLG: 0.283 Steve Braun, L (7, PH) OBP: 0.328, SLG: 0.351 Brian Harper, R (7, PH) OBP: 0.313, SLG: 0.370 Darrell Porter, L (7, 2) OBP: 0.309, SLG: 0.395		BB	BB			5-3	SH2-4	FC4-6	FC6	2	0	1	0	1	0	0	
Danny Cox, R (1, 1) OBP: 0.218, SLG: 0.181 Mike Jorgensen, L (8, 3) OBP: 0.395, SLG: 0.281		K				SH2-4	FC6		K	3	0	1	0	0	1	5	
<b>Inning Stats</b>	R: 0 E: 0 K: 1 S: 5	H: 0 LOB: 0 BB: 0 P: 5	R: 1 E: 1 K: 1 S: 5	H: 2 LOB: 3 BB: 3 P: 17	R: 0 E: 0 K: 2 S: 9	H: 1 LOB: 1 BB: 1 P: 4	R: 0 E: 0 K: 1 S: 6	H: 2 LOB: 2 BB: 0 P: 7	R: 3 E: 0 K: 0 S: 5	H: 2 LOB: 2 BB: 3 P: 17	R: 1 E: 0 K: 1 S: 7	H: 2 LOB: 1 BB: 0 P: 7	R: 0 E: 0 K: 1 S: 6	H: 1 LOB: 1 BB: 0 P: 6	1B: 8 2B: 4 3B: 0 HR: 1	SF: 0 SAC: 2 DP: 1 HBP: 0	
<b>PITCHER</b>	IP WLS BF H R ER SO BB IBB HBP BLK WP HR S P ERA WHIP	IP WLS BF H R ER SO BB IBB HBP BLK WP HR S P ERA WHIP	IP WLS BF H R ER SO BB IBB HBP BLK WP HR S P ERA WHIP	IP WLS BF H R ER SO BB IBB HBP BLK WP HR S P ERA WHIP	IP WLS BF H R ER SO BB IBB HBP BLK WP HR S P ERA WHIP	IP WLS BF H R ER SO BB IBB HBP BLK WP HR S P ERA WHIP	IP WLS BF H R ER SO BB IBB HBP BLK WP HR S P ERA WHIP	IP WLS BF H R ER SO BB IBB HBP BLK WP HR S P ERA WHIP	IP WLS BF H R ER SO BB IBB HBP BLK WP HR S P ERA WHIP	IP WLS BF H R ER SO BB IBB HBP BLK WP HR S P ERA WHIP	IP WLS BF H R ER SO BB IBB HBP BLK WP HR S P ERA WHIP	IP WLS BF H R ER SO BB IBB HBP BLK WP HR S P ERA WHIP	IP WLS BF H R ER SO BB IBB HBP BLK WP HR S P ERA WHIP	IP WLS BF H R ER SO BB IBB HBP BLK WP HR S P ERA WHIP	IP WLS BF H R ER SO BB IBB HBP BLK WP HR S P ERA WHIP	IP WLS BF H R ER SO BB IBB HBP BLK WP HR S P ERA WHIP	IP WLS BF H R ER SO BB IBB HBP BLK WP HR S P ERA WHIP

Batter	1	2	3	4	5	6	7	8	9	AB	R	H	RBI	BB	SO	LOB	BOTTOM
Shawon Dunston, R (1, 6) OBP: 0.289, SLG: 0.339	F3		FC6-4 23 2B			4-3		F8		4	1	0	0	0	0	1	<b>St. Louis Cardinals @ Chicago Cubs</b> Wrigley Field, Chicago, IL Sun Sep 15 1985, 3:33 AM CDT Att: 28,430 - Unknown
Thad Bosley, L (1, 9) OBP: 0.395, SLG: 0.542		BB	F8			F7		4-3		3	0	0	0	1	0	1	
23 Ryne Sandberg, R (1, 4) OBP: 0.363, SLG: 0.506	F9		1B	2B		G6-3	BB	5-3		3	0	1	1	1	0	1	
Keith Moreland, R (1, 5) OBP: 0.361, SLG: 0.419	5-3			1B		G6-3		F8		4	0	1	0	0	0	2	
Leon Durham, L (1, 3) OBP: 0.358, SLG: 0.464		K	F7				2B	F6		4	0	1	0	0	1	2	
Gary Matthews, R (1, 7) OBP: 0.359, SLG: 0.382		1B				L3			BB	2	0	1	0	2	0	0	
Jody Davis, R (1, 2) OBP: 0.289, SLG: 0.376	F9			1B		F9		F3		4	0	1	0	0	0	4	
Billy Hatcher, R (1, 8) OBP: 0.297, SLG: 0.356 Richie Hebner, L (9, PH) OBP: 0.297, SLG: 0.284		L6				G4-6-3	1B		K	3	0	0	0	0	0	2	
Steve Engel, R (1, 1) OBP: 0.333, SLG: 0.400 Jay Baller, R (7, 1) Ron Meridith, L (7, 1) Dave Owen, S (7, PH) OBP: 0.375, SLG: 0.375 Dave Beard, L (8, 1)			FC6-4			K		F9		1	0	0	0	1	1	0	
<b>Inning Stats</b>	R: 0 E: 0 K: 0 S: 3	H: 0 LOB: 1 BB: 1 P: 7	R: 0 E: 0 K: 1 S: 6	H: 1 LOB: 0 BB: 0 P: 6	R: 1 E: 0 K: 0 S: 5	H: 2 LOB: 2 BB: 1 P: 9	R: 0 E: 0 K: 0 S: 3	H: 1 LOB: 0 BB: 0 P: 3	R: 0 E: 0 K: 0 S: 3	H: 0 LOB: 0 BB: 0 P: 3	R: 0 E: 0 K: 0 S: 3	H: 0 LOB: 0 BB: 0 P: 3	R: 0 E: 0 K: 1 S: 5	H: 0 LOB: 1 BB: 1 P: 9	1B: 3 2B: 2 3B: 0 HR: 0	SF: 0 SAC: 0 DP: 2 HBP: 0	
<b>PITCHER</b>	IP WLS BF H R ER SO BB IBB HBP BLK WP HR S P ERA WHIP	IP WLS BF H R ER SO BB IBB HBP BLK WP HR S P ERA WHIP	IP WLS BF H R ER SO BB IBB HBP BLK WP HR S P ERA WHIP	IP WLS BF H R ER SO BB IBB HBP BLK WP HR S P ERA WHIP	IP WLS BF H R ER SO BB IBB HBP BLK WP HR S P ERA WHIP	IP WLS BF H R ER SO BB IBB HBP BLK WP HR S P ERA WHIP	IP WLS BF H R ER SO BB IBB HBP BLK WP HR S P ERA WHIP	IP WLS BF H R ER SO BB IBB HBP BLK WP HR S P ERA WHIP	IP WLS BF H R ER SO BB IBB HBP BLK WP HR S P ERA WHIP	IP WLS BF H R ER SO BB IBB HBP BLK WP HR S P ERA WHIP	IP WLS BF H R ER SO BB IBB HBP BLK WP HR S P ERA WHIP	IP WLS BF H R ER SO BB IBB HBP BLK WP HR S P ERA WHIP	IP WLS BF H R ER SO BB IBB HBP BLK WP HR S P ERA WHIP	IP WLS BF H R ER SO BB IBB HBP BLK WP HR S P ERA WHIP	IP WLS BF H R ER SO BB IBB HBP BLK WP HR S P ERA WHIP	IP WLS BF H R ER SO BB IBB HBP BLK WP HR S P ERA WHIP	IP WLS BF H R ER SO BB IBB HBP BLK WP HR S P ERA WHIP









Batter	1	2	3	4	5	6	7	8	9	AB	R	H	RBI	BB	SO	LOB	TOP			
Vince Coleman, S (1, 7) OBP: 0.319, SLG: 0.345	0-0 4-3		0-0 5-3			0-0 6-3		0-0 1B 2B	0-0 F8	5	1	1	0	0	0	2				
Willie McGee, S (1, 8) OBP: 0.393, SLG: 0.520	0-3 K2-3		0-0 G3			4-0 1B S WP BB		0-0 4-3 1B	0-0 6-3	4	2	1	1	1	1	1				
Tom Herr, S (1, 4) OBP: 0.386, SLG: 0.415	0-0 3-1			0-0 L7		0-0 WP 1B		0-0 4-3		4	0	1	0	0	0	1				
Andy Van Slyke, L (1, 9) OBP: 0.333, SLG: 0.449		0-0 F8		0-0 4-3		0-0 F3		4-0 1B BB		3	0	0	0	0	0	1				
Brian Harper, R (8, PH) OBP: 0.319, SLG: 0.370										0	0	0	0	0	0	0				
Curt Ford, L (8, PH) OBP: 0.556, SLG: 0.429										0	0	0	0	1	0	0				
Tito Landrum, R (8, 9) OBP: 0.373, SLG: 0.459										0	0	0	0	0	0	0				
Terry Pendleton, S (1, 5) OBP: 0.272, SLG: 0.291		0-0 BB G1-2-3 1B								4	0	3	1	0	1	0				
Darrell Porter, L (1, 2) OBP: 0.312, SLG: 0.391		0-0 BB 1B			0-0 G4-6-3 1B			0-0 G3	0-3 K	4	0	2	0	0	1	3				
Mike Jorgensen, L (1, 3) OBP: 0.390, SLG: 0.272		4-0 1-2 2-3 BB		0-0 G4-6-3 1-2 BB		0-0 K	0-3 K	0-3 K		3	0	0	0	1	2	4				
Ozzie Smith, S (1, 6) OBP: 0.344, SLG: 0.344		0-0 G1-2-3		0-3 K			4-0 IBB		0-0 F5	3	0	0	0	1	1	3				
Ricky Horton, L (1, 1) OBP: 0.200, SLG: 0.077			0-0							2	0	1	0	0	0	0				
Steve Braun, L (7, PH) OBP: 0.324, SLG: 0.345										1	0	0	0	0	0	2				
Bill Campbell, R (7, 1) OBP: 0.556, SLG: 0.333										0	0	0	0	0	0	0				
Pat Perry, L (7, 1) OBP: 0.500, SLG: 0.500										1	0	1	0	0	0	0				
<b>Inning Stats</b>	R: 0 E: 0 K: 1 S: 5	H: 0 LOB: 0 BB: 0 P: 5	R: 0 E: 0 K: 0 S: 4	H: 2 LOB: 2 BB: 1 P: 8	R: 0 E: 0 K: 0 S: 3	H: 1 LOB: 0 BB: 0 P: 3	R: 0 E: 0 K: 1 S: 5	H: 0 LOB: 0 BB: 0 P: 5	R: 0 E: 0 K: 1 S: 5	H: 1 LOB: 1 BB: 1 P: 8	R: 0 E: 0 K: 1 S: 6	H: 1 LOB: 2 BB: 1 P: 10	R: 2 E: 0 K: 2 S: 10	H: 3 LOB: 2 BB: 1 P: 14	R: 0 E: 0 K: 0 S: 4	H: 1 LOB: 1 BB: 0 P: 4	1B: 9 2B: 2 3B: 0 HR: 0	SF: 0 SAC: 0 DP: 3 HBP: 0	WP: 1 PB: 0 SB: 1 CS: 0	PA: 38
<b>PITCHER</b>	IP	WLS	BF	H	R	ER	SO	BB	IBB	HBP	BLK	WP	HR	S	P	ERA	WHIP			
Rick Rhoden, R (1, 1) ERA: 3.83	7.0		27	6	1	1	4	2	1	0	0	1	0	32	44	1.29	1.143			
Pat Clements, L (8, 1) ERA: 3.29	0.1	L	3	2	2	2	0	0	0	0	0	0	0	3	3	54.00	6.000			
Don Robinson, R (8, 1) ERA: 4.05	1.2		8	2	0	0	2	1	0	0	0	0	0	11	15	0.00	1.800			

St. Louis Cardinals @ Pittsburgh Pirates  
Three Rivers Stadium, Pittsburgh, PA  
Mon Sep 16 1985, 3:38 AM EDT  
Att: 3,601 - Unknown

livebaseballscores.com

AB 34  
R 3  
H 10  
RBI 2  
BB 4  
SO 6  
LOB 17



Batter	1	2	3	4	5	6	7	8	9	AB	R	H	RBI	BB	SO	LOB	BOTTOM			
Bill Almon, R (1, 3) OBP: 0.336, SLG: 0.429	0-0 5-3		0-0 6-3		0-0 L8		4-0 1-2 2-3 IBB			3	0	0	0	0	0	1				
Jason Thompson, L (7, PH) OBP: 0.370, SLG: 0.379										0	0	0	0	0	0	0				
Sixto Lezcano, R (7, PH) OBP: 0.399, SLG: 0.313										0	0	0	0	1	0	0				
Pat Clements, R (8, 1) OBP: 0.286, SLG: 0.500										0	0	0	0	0	0	0				
Don Robinson, R (8, 1) OBP: 0.286, SLG: 0.500										0	0	0	0	0	0	0				
R.J. Reynolds, S (1, 8) OBP: 0.323, SLG: 0.388		0-0 1B		0-0 6-3		0-3 K	0-0 F9			4	0	1	0	0	1	3				
Johnny Ray, S (1, 4) OBP: 0.313, SLG: 0.361		0-0 G5-4-3 1B		0-0 6-3		0-0 1B		0-3 K		4	0	2	0	0	1	0				
Mike Brown, R (1, 9) OBP: 0.339, SLG: 0.464		0-0 G5-4-3 1-2		0-0 F2		0-0 F6		0-0 5-3		4	0	0	0	0	0	3				
Jim Morrison, R (1, 5) OBP: 0.274, SLG: 0.323		0-3 K		0-0 F9		0-0 F9		0-0 F7		4	0	0	0	0	1	1				
Denny Gonzalez, R (1, 7) OBP: 0.307, SLG: 0.388		0-0 F3		0-0 6-3 SH2-4 1B		0-0 1B		0-0 G3		4	1	1	0	0	0	0				
Sam Khalifa, R (1, 6) OBP: 0.286, SLG: 0.318		4-0 BB		0-0 SH2-4 1-2		0-0 WP BB BB		0-0 F9		1	0	0	0	2	0	0				
Junior Ortiz, R (1, 2) OBP: 0.260, SLG: 0.250		0-0 1-6-3		0-0 6-3		0-0 6-3		0-0 F9		2	0	0	0	0	0	2				
Lee Mazzilli, S (7, PH) OBP: 0.423, SLG: 0.376										1	0	0	0	1	0	0				
Rick Rhoden, R (1, 1) OBP: 0.222, SLG: 0.243										2	0	1	1	0	0	0				
Steve Kemp, L (7, PH) OBP: 0.315, SLG: 0.342										1	0	0	0	0	1	2				
Tony Peña, R (8, 2) OBP: 0.282, SLG: 0.354										0	0	0	0	0	0	0				
<b>Inning Stats</b>	R: 0 E: 0 K: 0 S: 4	H: 2 LOB: 1 BB: 0 P: 4	R: 0 E: 0 K: 1 S: 5	H: 0 LOB: 1 BB: 1 P: 9	R: 0 E: 0 K: 0 S: 3	H: 0 LOB: 0 BB: 0 P: 3	R: 0 E: 0 K: 0 S: 3	H: 0 LOB: 0 BB: 0 P: 3	R: 1 E: 0 K: 1 S: 6	H: 2 LOB: 1 BB: 0 P: 6	R: 0 E: 0 K: 1 S: 5	H: 0 LOB: 3 BB: 3 P: 17	R: 0 E: 0 K: 1 S: 5	H: 0 LOB: 0 BB: 0 P: 5	R: 0 E: 0 K: 0 S: 3	H: 0 LOB: 0 BB: 0 P: 3	1B: 5 2B: 0 3B: 0 HR: 0	SF: 0 SAC: 1 DP: 1 HBP: 0	WP: 1 PB: 0 SB: 0 CS: 0	PA: 35
<b>PITCHER</b>	IP	WLS	BF	H	R	ER	SO	BB	IBB	HBP	BLK	WP	HR	S	P	ERA	WHIP			
Ricky Horton, L (1, 1) ERA: 2.8	6.0		23	5	1	1	2	1	0	0	0	0	0	26	30	1.50	1.000			
Bill Campbell, R (7, 1) ERA: 3.36	0.2		4	0	0	0	1	2	0	0	0	0	0	4	12	0.00	3.000			
Pat Perry, L (7, 1) ERA:	2.1	W	8	0	0	0	1	0	1	0	0	1	0	9	13	0.00	0.000			

St. Louis Cardinals @ Pittsburgh Pirates  
Three Rivers Stadium, Pittsburgh, PA  
Mon Sep 16 1985, 3:38 AM EDT  
Att: 3,601 - Unknown

livebaseballscores.com

AB 30  
R 1  
H 5  
RBI 1  
BB 4  
SO 4  
LOB 12





Batter	1	2	3	4	5	6	7	8	9	AB	R	H	RBI	BB	SO	LOB	TOP								
Vince Coleman, S (1, 7) OBP: 0.321, SLG: 0.346	6-3		E		K	E3		F9		4	2	2	1	1	1	0	<b>St. Louis Cardinals @ Pittsburgh Pirates</b> Three Rivers Stadium, Pittsburgh, PA Tue Sep 17 1985, 7:05 PM EDT Att: 3,924 - Unknown <a href="http://livebaseballscorecards.com">livebaseballscorecards.com</a>								
Willie McGee, S (1, 8) OBP: 0.391, SLG: 0.522	1-3		K		K2-3			F9		5	1	1	2	0	2										
Tom Herr, S (1, 4) OBP: 0.386, SLG: 0.415 Tom Lawless, R (6, PH) OBP: 0.254, SLG: 0.259	6-3		E6							3	1	1	0	0	0										
Cesar Cedeno, R (1, 3) OBP: 0.337, SLG: 0.428 Mike Jorgensen, L (8, 3) OBP: 0.390, SLG: 0.272		F8	F8					F6		4	1	1	2	1	0	3									
Tito Landrum, R (1, 9) OBP: 0.371, SLG: 0.454 Andy Van Slyke, L (8, PH) OBP: 0.332, SLG: 0.448			F7							4	1	1	0	0	1	3									
Terry Pendleton, S (1, 5) OBP: 0.271, SLG: 0.290										5	1	1	0	0	0	0									
Ozzie Smith, S (1, 6) OBP: 0.348, SLG: 0.354										4	2	3	3	1	0	1									
Tom Nieto, R (1, 2) OBP: 0.301, SLG: 0.280										5	1	1	0	0	1	3									
Joaquin Andujar, S (1, 1) OBP: 0.161, SLG: 0.136										3	0	0	0	0	2	2									
<b>Inning Stats</b>	R: 0 E: 0 K: 0 S: 3	H: 0 LOB: 0 BB: 0 P: 3	R: 3 E: 0 K: 0 S: 6	H: 3 LOB: 0 BB: 0 P: 6	R: 1 E: 1 K: 1 S: 6	H: 0 LOB: 1 BB: 1 P: 10	R: 0 E: 0 K: 1 S: 5	H: 0 LOB: 1 BB: 1 P: 9	R: 2 E: 0 K: 2 S: 9	H: 2 LOB: 0 BB: 0 P: 9	R: 4 E: 1 K: 1 S: 10	H: 5 LOB: 2 BB: 1 P: 14	R: 0 E: 1 K: 2 S: 8	H: 0 LOB: 1 BB: 0 P: 8	R: 0 E: 0 K: 1 S: 6	H: 1 LOB: 2 BB: 1 P: 10		R: 0 E: 0 K: 0 S: 3	H: 1 LOB: 0 BB: 0 P: 3	1B: 8 2B: 0 3B: 1 HR: 3	SF: 0 SAC: 1 DP: 1 HBP: 0	WP: 0 PB: 0 SB: 2 CS: 0	PA: 44		
<b>PITCHER</b>	IP	WLS	BF	H	R	ER	SO	BB	IBB	HBP	BLK	WP	HR	S	P	ERA	WHIP								
Bob Kipper, L (1, 1) ERA: 14.84	5.0	L	23	5	6	5	4	2	0	0	0	0	2	29	37	9.00	1.400								
Larry McWilliams, L (6, 1) ERA: 5.08	0.2		7	5	4	4	0	0	0	0	0	0	1	7	7	54.00	7.500								
Ray Krawczyk, R (6, 1) ERA: 12.75	1.1		6	0	0	0	3	1	0	0	0	0	0	11	15	0.00	0.750								
Jim Winn, R (8, 1) ERA: 5.05	2.0		8	2	0	0	1	1	0	0	0	0	0	9	13	0.00	1.500								

Batter	1	2	3	4	5	6	7	8	9	AB	R	H	RBI	BB	SO	LOB	BOTTOM								
Joe Orsulak, L (1, 8) OBP: 0.323, SLG: 0.340	G3		E		E3			F8		5	2	3	1	0	0	1	<b>St. Louis Cardinals @ Pittsburgh Pirates</b> Three Rivers Stadium, Pittsburgh, PA Tue Sep 17 1985, 7:05 PM EDT Att: 3,924 - Unknown <a href="http://livebaseballscorecards.com">livebaseballscorecards.com</a>								
R.J. Reynolds, S (1, 7) OBP: 0.318, SLG: 0.383	F9		E5		G4-3			FC4-6		4	0	0	2	0	0	4									
Johnny Ray, S (1, 4) OBP: 0.311, SLG: 0.358	G3		5-3							4	0	0	0	0	0	3									
Sid Bream, L (1, 3) OBP: 0.259, SLG: 0.290					4-3			F7		4	0	2	1	0	0	0									
Mike Brown, R (1, 9) OBP: 0.338, SLG: 0.465	5-3				K			F8		4	0	1	0	0	1	2									
Tony Peña, R (1, 2) OBP: 0.282, SLG: 0.353										4	0	1	0	0	0	2									
Denny Gonzalez, R (1, 5) OBP: 0.297, SLG: 0.374			K							4	0	0	0	0	1	2									
Sam Khalifa, R (1, 6) OBP: 0.285, SLG: 0.320			K							4	1	1	0	0	3	0									
Bob Kipper, R (1, 1) Steve Kemp, L (5, PH) OBP: 0.136, SLG: 0.143 Larry McWilliams, L (8, 1) OBP: 0.391, SLG: 0.522 Ray Krawczyk, R (6, 1) OBP: 0.390, SLG: 0.272 Bill Almon, R (7, PH) OBP: 0.337, SLG: 0.428 Jim Winn, R (8, 1) OBP: 0.271, SLG: 0.290 Jim Morrison, R (9, PH) OBP: 0.275, SLG: 0.322										1	0	0	0	0	0	0									
<b>Inning Stats</b>	R: 1 E: 0 K: 0 S: 5	H: 2 LOB: 1 BB: 0 P: 5	R: 0 E: 0 K: 2 S: 7	H: 0 LOB: 0 BB: 0 P: 7	R: 1 E: 1 K: 0 S: 4	H: 1 LOB: 0 BB: 0 P: 4	R: 0 E: 0 K: 1 S: 6	H: 1 LOB: 1 BB: 0 P: 6	R: 0 E: 1 K: 0 S: 4	H: 1 LOB: 1 BB: 0 P: 4	R: 2 E: 1 K: 0 S: 6	H: 3 LOB: 1 BB: 0 P: 6	R: 0 E: 0 K: 0 S: 4	H: 1 LOB: 1 BB: 0 P: 4	R: 0 E: 0 K: 1 S: 5	H: 0 LOB: 0 BB: 0 P: 5		1B: 6 2B: 3 3B: 1 HR: 0	SF: 0 SAC: 0 DP: 1 HBP: 0	WP: 0 PB: 0 SB: 1 CS: 1	PA: 37				
<b>PITCHER</b>	IP	WLS	BF	H	R	ER	SO	BB	IBB	HBP	BLK	WP	HR	S	P	ERA	WHIP								
Joaquin Andujar, R (1, 1) ERA: 3.2	9.0	W	37	10	4	3	5	0	0	0	0	0	0	47	47	3.00	1.111								



Batter	1	2	3	4	5	6	7	8	9	AB	R	H	RBI	BB	SO	LOB	TOP								
Vince Coleman, S (1.7) OBP: 0.324, SLG: 0.347	G3		3-1														4 2 2 0 1 0 0								
Willie McGee, S (1.8) OBP: 0.393, SLG: 0.525	4-3		2B														5 2 3 1 0 0 1								
Tom Herr, S (1.4) OBP: 0.388, SLG: 0.417	F8		2B														4 1 2 3 1 0 1								
Cesar Cedeno, R (1.3) OBP: 0.271, SLG: 0.425 Mike Jorgensen, L (8.3) OBP: 0.397, SLG: 0.269		1B	K														4 1 1 0 0 1 4 1 0 0 0 0 0 0								
Andy Van Slyke, L (1.9) OBP: 0.333, SLG: 0.446		1B															4 0 1 1 1 0 0								
Darrell Porter, L (1.2) OBP: 0.316, SLG: 0.408		1B															4 1 2 1 1 2 0								
Terry Pendleton, S (1.5) OBP: 0.271, SLG: 0.288 Ivan De Jesus, R (9.5) OBP: 0.290, SLG: 0.323		1B															3 0 0 1 1 0 2 0 0 0 0 0 0 0								
Ozzie Smith, S (1.6) OBP: 0.346, SLG: 0.351		G6-3															4 0 0 0 0 1 6								
Bob Forsch, R (1.1) OBP: 0.256, SLG: 0.410			K														4 0 0 0 0 2 1								
<b>Inning Stats</b>	R: 0 E: 0 K: 0 S: 3	H: 0 LOB: 0 BB: 0 P: 3	R: 1 E: 0 K: 0 S: 4	H: 2 LOB: 1 BB: 1 P: 8	R: 1 E: 0 K: 2 S: 9	H: 2 LOB: 1 BB: 0 P: 9	R: 0 E: 0 K: 1 S: 5	H: 0 LOB: 0 BB: 0 P: 5	R: 1 E: 1 K: 0 S: 6	H: 1 LOB: 2 BB: 2 P: 14	R: 1 E: 1 K: 0 S: 5	H: 1 LOB: 1 BB: 0 P: 5	R: 3 E: 1 K: 0 S: 6	H: 4 LOB: 2 BB: 2 P: 14	R: 0 E: 0 K: 1 S: 6	H: 1 LOB: 1 BB: 0 P: 6	R: 0 E: 0 K: 1 S: 5	H: 0 LOB: 0 BB: 0 P: 5	1B: 8 2B: 2 3B: 0 HR: 1	SF: 0 SAC: 0 DP: 2 HBP: 0	WP: 1 PB: 0 SB: 3 CS: 0	PA: 42			
<b>PITCHER</b>	IP	WLS	BF	H	R	ER	SO	BB	IBB	HBP	BLK	WP	HR	S	P	ERA	WHIP								
John Denny, R (1.1) ERA: 3.59	6.0	L	29	8	6	5	4	3	0	0	0	0	1	34	46	7.50	1.833								
Dave Stewart, R (7.1) ERA: 5.44	0.1		5	2	1	1	0	2	0	0	0	1	0	3	11	27.00	12.000								
Rocky Childress, R (7.1) ERA: 5.64	1.2		5	1	0	0	1	0	0	0	0	0	0	7	7	0.00	0.600								
Don Carman, L (9.1) ERA: 2.17	1.0		3	0	0	0	1	0	0	0	0	0	0	5	5	0.00	0.000								

St. Louis Cardinals @ Philadelphia Phillies  
Veterans Stadium, Philadelphia, PA  
Wed Sep 18 1985, 7:05 PM EDT  
Att: 17,354 - Unknown

AB 37  
R 7  
H 11  
RBI 7  
BB 5  
SO 6  
LOB 15



Batter	1	2	3	4	5	6	7	8	9	AB	R	H	RBI	BB	SO	LOB	BOTTOM								
Jeff Stone, L (1.7) OBP: 0.297, SLG: 0.335	F7		F8														4 0 0 0 0 1 1								
Juan Samuel, R (1.4) OBP: 0.293, SLG: 0.431	1-3																4 0 0 0 0 1 0								
Von Hayes, L (1.8) OBP: 0.343, SLG: 0.423		BB															3 0 1 0 1 0 0								
Mike Schmidt, R (1.3) OBP: 0.371, SLG: 0.530	F8																4 0 1 0 0 2 2								
Glenn Wilson, R (1.9) OBP: 0.313, SLG: 0.424																	3 0 1 0 1 0 1								
Ozzie Virgil, R (1.2) OBP: 0.337, SLG: 0.456		G6-4-3															4 0 0 0 0 0 3								
Tom Foley, L (1.6) OBP: 0.274, SLG: 0.300		2-3															2 0 0 0 1 0 0								
Rick Schu, R (1.5) OBP: 0.318, SLG: 0.383			F9														3 0 1 0 0 0 1								
John Denny, R (1.1) OBP: 0.171, SLG: 0.141 Dave Stewart, R (7.1) Rocky Childress, R (7.1) Derrel Thomas, S (8, PH) OBP: 0.290, SLG: 0.381 Don Carman, L (9.1)		G6-4-3															2 0 0 0 0 0 1 0 0 0 0 0 0 0 0 0 0 0 0 0 0 1 0 0 0 0 0 2 0 0 0 0 0 0 0								
<b>Inning Stats</b>	R: 0 E: 0 K: 0 S: 3	H: 0 LOB: 1 BB: 1 P: 7	R: 0 E: 0 K: 0 S: 3	H: 1 LOB: 0 BB: 0 P: 3	R: 0 E: 0 K: 1 S: 6	H: 0 LOB: 0 BB: 0 P: 6	R: 0 E: 0 K: 1 S: 5	H: 0 LOB: 1 BB: 1 P: 7	R: 0 E: 0 K: 1 S: 5	H: 0 LOB: 0 BB: 0 P: 5	R: 0 E: 0 K: 1 S: 5	H: 0 LOB: 0 BB: 0 P: 5	R: 0 E: 1 K: 0 S: 4	H: 1 LOB: 1 BB: 0 P: 4	R: 0 E: 0 K: 1 S: 6	H: 1 LOB: 2 BB: 1 P: 10	1B: 3 2B: 0 3B: 1 HR: 0	SF: 0 SAC: 0 DP: 2 HBP: 0	WP: 0 PB: 0 SB: 0 CS: 0	PA: 33					
<b>PITCHER</b>	IP	WLS	BF	H	R	ER	SO	BB	IBB	HBP	BLK	WP	HR	S	P	ERA	WHIP								
Bob Forsch, R (1.1) ERA: 3.88	9.0	W	33	4	0	0	4	3	0	0	0	0	0	38	50	0.00	0.778								

St. Louis Cardinals @ Philadelphia Phillies  
Veterans Stadium, Philadelphia, PA  
Wed Sep 18 1985, 7:05 PM EDT  
Att: 17,354 - Unknown

AB 30  
R 0  
H 4  
RBI 0  
BB 3  
SO 4  
LOB 11





Batter	1	2	3	4	5	6	7	8	9	AB	R	H	RBI	BB	SO	LOB	TOP			
Vince Coleman, S (1, 7) OBP: 0.324, SLG: 0.346	4-3		6-3		4-0	4-3	K		0-0	4	1	1	0	1	1	0	<b>St. Louis Cardinals @ Philadelphia Phillies</b> <b>Veterans Stadium, Philadelphia, PA</b> Thu Sep 19 1985, 7:05 PM EDT Att: 17,120 - Unknown			
Willie McGee, S (1, 8) OBP: 0.398, SLG: 0.520	6-3		K		0-0	4-3	K		0-0	5	0	0	0	0	2	2				
Tom Herr, S (1, 4) OBP: 0.385, SLG: 0.414	F3		F8		0-0	6-3			0-0	4	0	0	1	0	0	0				
Jack Clark, R (1, 9) OBP: 0.398, SLG: 0.512		BB 1B BB		1B 1B SF8	0-0	1B 1B		FC6-4 1B		2	2	2	0	2	0	0				
Cesar Cedeno, R (1, 3) OBP: 0.338, SLG: 0.426		1B BB 1B		SF8 1B	0-0	1B		F9		4	0	2	0	0	0	2				
Terry Pendleton, S (1, 5) OBP: 0.275, SLG: 0.289		1B BB		1B	0-0	1B		FC6-4		2	0	1	0	2	0	1				
Ozzie Smith, S (1, 6) OBP: 0.345, SLG: 0.351		F2		SF8	0-0	1B		F9		3	0	1	1	0	0	4				
Tom Nieto, R (1, 2) OBP: 0.303, SLG: 0.282				K	0-0	FC6-4		K		2	0	1	1	0	1	2				
Andy Van Slyke, L (6, PH) OBP: 0.332, SLG: 0.444				K	0-0	FC6-4		K		1	0	0	0	0	0	1				
Ricky Horton, L (6, PH) OBP: 0.200, SLG: 0.077				K	0-0	FC6-4		K		0	0	0	0	0	0	0				
Ivan De Jesus, R (9, PH) OBP: 0.286, SLG: 0.318				K	0-0	F3		K		1	0	0	0	0	0	1				
Matt Keough, R (1, 1) Joe Boever, R (3, 1) Bill Campbell, R (3, 1) Brian Harper, R (4, PH) Pat Perry, L (4, 1) Darrell Porter, L (5, PH) Tito Landrum, R (5, PH)		G6-4-3		1-3	0-0	F3		K		1	0	0	0	0	0	3				
<b>Inning Stats</b>	R: 0 E: 0 K: 0 S: 3	H: 0 LOB: 0 BB: 0 P: 3	R: 1 E: 0 K: 0 S: 4	H: 2 LOB: 2 BB: 2 P: 12	R: 0 E: 0 K: 1 S: 5	H: 0 LOB: 0 BB: 0 P: 5	R: 1 E: 0 K: 1 S: 8	H: 3 LOB: 2 BB: 0 P: 8	R: 1 E: 0 K: 0 S: 3	H: 0 LOB: 1 BB: 2 P: 11	R: 0 E: 0 K: 2 S: 7	H: 0 LOB: 0 BB: 0 P: 7	R: 0 E: 0 K: 0 S: 4	H: 1 LOB: 1 BB: 0 P: 4	R: 0 E: 0 K: 2 S: 8	H: 1 LOB: 1 BB: 0 P: 8	1B: 8 2B: 0 3B: 0 HR: 0	SF: 1 SAC: 0 DP: 1 HBP: 0	WP: 0 PB: 0 SB: 2 CS: 1	PA: 38
<b>PITCHER</b>	IP WLS BF H R ER SO BB IBB HBP BLK WP HR S P ERA WHIP																			
Dave Rucker, L (1, 1) ERA: 4.02	5.0 W 23 5 3 3 2 4 0 0 0 0 0 0 23 39 5.40 1.800																			
Rocky Childress, R (6, 1) ERA: 5.4	1.0 4 1 0 0 0 1 0 0 0 0 0 0 3 7 0.00 2.000																			
Don Carman, L (7, 1) ERA: 2.09	3.0 S 11 2 0 0 4 0 0 0 0 0 0 0 19 19 0.00 0.667																			

AB 32  
R 3  
H 8  
RBI 3  
BB 5  
SO 6  
LOB 18



Batter	1	2	3	4	5	6	7	8	9	AB	R	H	RBI	BB	SO	LOB	BOTTOM			
Jeff Stone, L (1, 7) OBP: 0.301, SLG: 0.339									L4	3	1	2	0	0	0	3	<b>St. Louis Cardinals @ Philadelphia Phillies</b> <b>Veterans Stadium, Philadelphia, PA</b> Thu Sep 19 1985, 7:05 PM EDT Att: 17,120 - Unknown			
Gary Maddox, R (6, PH) OBP: 0.294, SLG: 0.356										2	0	1	0	0	0	1				
Juan Samuel, R (1, 4) OBP: 0.292, SLG: 0.429	5-3		1B BB BB		L5		F9			3	1	0	0	1	0	3				
Von Hayes, L (1, 8) OBP: 0.343, SLG: 0.420	F8		BB 1B BB		6-3		F9			3	1	0	0	1	0	2				
Mike Schmidt, R (1, 3) OBP: 0.372, SLG: 0.530		3B 1B	1B 1B		F7		6-3			4	2	2	1	0	0	0				
Glenn Wilson, R (1, 9) OBP: 0.310, SLG: 0.421		K	P6		P6		6-3			4	0	0	0	0	1	4				
Ozzie Virgil, R (1, 2) OBP: 0.339, SLG: 0.460		2B 3B	1B 1B BB		5-3		5-3			3	1	1	2	1	0	0				
Luis Aguayo, R (1, 6) OBP: 0.388, SLG: 0.454					5-3					4	0	3	2	0	0	0				
Rick Schu, R (1, 5) OBP: 0.320, SLG: 0.383					5-3		F9 1B BB			3	0	1	1	1	0	2				
Dave Rucker, L (1, 1) OBP: 0.444, SLG: 0.500					K		F9			2	0	0	0	0	2	4				
Rocky Childress, R (6, 1) ERA: 4.7					K		K			0	0	0	0	0	0	0				
John Russell, R (6, PH) OBP: 0.292, SLG: 0.410					K		F9			1	0	0	0	0	0	1				
Don Carman, L (7, 1) ERA: 2.69										0	0	0	0	0	0	0				
<b>Inning Stats</b>	R: 0 E: 0 K: 0 S: 3	H: 1 LOB: 0 BB: 0 P: 3	R: 2 E: 0 K: 2 S: 10	H: 3 LOB: 1 BB: 0 P: 10	R: 4 E: 0 K: 1 S: 9	H: 4 LOB: 3 BB: 3 P: 21	R: 0 E: 0 K: 0 S: 3	H: 0 LOB: 0 BB: 0 P: 3	R: 0 E: 0 K: 0 S: 3	H: 0 LOB: 0 BB: 0 P: 3	R: 0 E: 0 K: 0 S: 4	H: 1 LOB: 2 BB: 1 P: 8	R: 0 E: 0 K: 0 S: 3	H: 0 LOB: 0 BB: 0 P: 3	R: 0 E: 0 K: 0 S: 4	H: 1 LOB: 1 BB: 0 P: 4	1B: 8 2B: 1 3B: 1 HR: 0	SF: 0 SAC: 1 DP: 0 HBP: 0	WP: 0 PB: 0 SB: 1 CS: 1	PA: 37
<b>PITCHER</b>	IP WLS BF H R ER SO BB IBB HBP BLK WP HR S P ERA WHIP																			
Matt Keough, R (1, 1) ERA: 5.63	2.0 L 12 5 5 5 2 2 0 0 0 0 0 0 3 7 0.00 9.000																			
Joe Boever, R (3, 1) ERA: 4.7	0.1 4 2 0 0 0 1 0 0 0 0 0 0 3 7 0.00 9.000																			
Bill Campbell, R (3, 1) ERA: 3.32	0.2 3 1 1 1 1 0 0 0 0 0 0 0 5 5 13.50 1.500																			
Pat Perry, L (4, 1) ERA: 2.09	2.0 6 0 0 0 0 0 0 0 0 0 0 0 6 6 0.00 0.000																			
Ricky Horton, L (6, 1) ERA: 2.69	3.0 12 2 0 0 0 1 0 0 0 0 0 0 11 15 0.00 1.000																			

AB 32  
R 6  
H 10  
RBI 6  
BB 4  
SO 3  
LOB 20









Batter	1	2	3	4	5	6	7	8	9	AB	R	H	RBI	BB	SO	LOB	TOP										
Tim Raines, S OBP: 0.401, SLG: 0.459 (1, 7)										4	2	3	0	1	1	0	<b>Montreal Expos @ St. Louis Cardinals</b> Busch Stadium, St. Louis, MO Sat Sep 21 1985, 3:33 AM CDT Att: 32,788 - Unknown  <b>AB 36</b> <b>R 6</b> <b>H 10</b> <b>RBI 6</b> <b>BB 3</b> <b>SO 6</b> <b>LOB 11</b> 										
Vance Law, R OBP: 0.361, SLG: 0.398 (1, 4)										5	1	1	0	0	0	5											
Andre Dawson, R OBP: 0.288, SLG: 0.406 (1, 9)										4	1	1	4	1	0	1											
Hubie Brooks, R OBP: 0.308, SLG: 0.411 (1, 6)										5	0	1	1	0	2	2											
Tim Wallach, R OBP: 0.308, SLG: 0.437 (1, 5)										4	0	1	0	0	0	1											
Andres Galarraga, R OBP: 0.222, SLG: 0.242 (1, 3)										4	1	1	1	0	1	1											
Mitch Webster, S OBP: 0.308, SLG: 0.452 (1, 8)										3	0	0	0	1	0	1											
Sal Butera, R OBP: 0.292, SLG: 0.284 (8, PH)										3	0	1	0	0	1	0											
Terry Francona, L OBP: 0.309, SLG: 0.357 (8, 2)										1	0	0	0	0	0	0											
Mike O'Berry, R OBP: 0.368, SLG: 0.250 (8, 2)										0	0	0	0	0	0	0											
Bill Gullickson, R OBP: 0.200, SLG: 0.267 Gary Lucas, L (6, 1) Bert Roberge, R (6, 1) Scot Thompson, L OBP: 0.255, SLG: 0.274 (9, PH)										2	1	1	0	0	1	0											
<b>Inning Stats</b>	R: 1 E: 0 K: 0 S: 5	H: 2 LOB: 1 BB: 0 P: 5	R: 0 E: 0 K: 1 S: 5	H: 0 LOB: 0 BB: 0 P: 5	R: 4 E: 0 K: 1 S: 10	H: 5 LOB: 1 BB: 0 P: 10	R: 0 E: 0 K: 3 S: 9	H: 0 LOB: 0 BB: 0 P: 9	R: 0 E: 0 K: 1 S: 5	H: 0 LOB: 0 BB: 0 P: 5	R: 0 E: 0 K: 0 S: 3	H: 0 LOB: 0 BB: 0 P: 3	R: 0 E: 0 K: 0 S: 3	H: 0 LOB: 0 BB: 0 P: 3	R: 0 E: 0 K: 0 S: 4	H: 1 LOB: 2 BB: 1 P: 8	1B: 8 2B: 0 3B: 0 HR: 2	SF: 0 SAC: 1 DP: 0 HBP: 0	WP: 0 PB: 0 SB: 3 CS: 0	PA: 40							
<b>PITCHER</b>	IP	WLS	BF	H	R	ER	SO	BB	IBB	HBP	BLK	WP	HR	S	P	ERA	WHIP										
John Tudor, L ERA: 2.11 Kurt Kephart, R ERA: 4.69 Bill Campbell, R ERA: 3.3 Jeff Lahti, R ERA: 1.9 Todd Worrell, R ERA: 2.93	5.0		22	7	5	5	6	0	0	0	0	0	1	34	34	9.00	1.400										
Vince Coleman, S OBP: 0.323, SLG: 0.343 Jeff Lahti, R Todd Worrell, R										4	0	0	0	0	1	2											
Willie McGee, S OBP: 0.389, SLG: 0.517 (1, 8)										4	0	1	0	0	0	2											
Tom Herr, S OBP: 0.388, SLG: 0.419 (1, 4)										3	2	2	0	0	0	1											
Jack Clark, R OBP: 0.398, SLG: 0.515 Mike Jorgensen, L OBP: 0.397, SLG: 0.269 (1, 3) (8, 3)									4	2	2	2	0	0	2												
Andy Van Slyke, L OBP: 0.333, SLG: 0.446 (1, 9)										3	2	1	1	1	0	0											
Terry Pendleton, S OBP: 0.276, SLG: 0.294 (1, 5)									4	1	1	2	0	0	1												
Darrell Porter, L OBP: 0.318, SLG: 0.406 Tito Landrum, R OBP: 0.364, SLG: 0.445 Tom Nieto, R OBP: 0.302, SLG: 0.285 (1, 2) (6, PH) (7, 2)										0	0	0	1	1	0	0											
Ozzie Smith, S OBP: 0.348, SLG: 0.350 (1, 6)										2	0	0	0	2	0	0											
John Tudor, L Steve Stritt, L Kurt Kephart, R Bill Campbell, R Cesar Cedeno, R (1, 1) (5, PH) (8, 1) (8, 1) (8, PH) (7, 7)										1	0	0	0	0	0	2											
<b>Inning Stats</b>	R: 0 E: 0 K: 0 S: 4	H: 1 LOB: 1 BB: 0 P: 4	R: 0 E: 0 K: 0 S: 3	H: 0 LOB: 2 BB: 2 P: 11	R: 0 E: 0 K: 0 S: 4	H: 1 LOB: 1 BB: 0 P: 4	R: 1 E: 0 K: 0 S: 3	H: 0 LOB: 0 BB: 1 P: 7	R: 0 E: 0 K: 0 S: 3	H: 0 LOB: 0 BB: 0 P: 3	R: 4 E: 0 K: 1 S: 10	H: 5 LOB: 2 BB: 1 P: 14	R: 2 E: 0 K: 0 S: 4	H: 1 LOB: 0 BB: 0 P: 5	R: 0 E: 0 K: 0 S: 3	H: 0 LOB: 0 BB: 0 P: 3	1B: 5 2B: 2 3B: 0 HR: 1	SF: 1 SAC: 0 DP: 0 HBP: 1	WP: 0 PB: 0 SB: 1 CS: 0	PA: 37							
<b>PITCHER</b>	IP	WLS	BF	H	R	ER	SO	BB	IBB	HBP	BLK	WP	HR	S	P	ERA	WHIP										
Bill Gullickson, R ERA: 3.6 Gary Lucas, L ERA: 3.36 Bert Roberge, R ERA: 2.73	5.0		23	5	4	4	4	3	0	0	0	0	0	20	32	7.20	1.600										
Bill Gullickson, R ERA: 3.6 Gary Lucas, L ERA: 3.36 Bert Roberge, R ERA: 2.73	2.2	L	11	2	3	3	1	0	0	1	0	0	1	12	13	10.12	0.750										



Batter	1	2	3	4	5	6	7	8	9	AB	R	H	RBI	BB	SO	LOB	TOP																	
Tim Raines, S (1, 7) OBP: 0.403, SLG: 0.459	4-0 1B S BB	0-0 S 1B		0-0 4-3		4-0 1B IBB		0-0 L8	3 0 1 1 2 0 0																									
Vance Law, R (1, 4) OBP: 0.360, SLG: 0.396	0-3 K	0-0 F9		0-3 K		0-0 1B		0-0 L8	5 0 1 2 0 2 3																									
Andre Dawson, R (1, 9) OBP: 0.291, SLG: 0.413	0-0 1B	4-0 IBB			0-0 F5		0-0 HR	0-0 6-3	4 1 2 1 1 0 0																									
Hubie Brooks, R (1, 6) OBP: 0.306, SLG: 0.408	0-3 K	0-0 F9			0-0 F6		0-0 4-3		4 0 0 0 0 1 5																									
Terry Francona, L (1, 3) OBP: 0.305, SLG: 0.355	0-0 1B		0-0 F9		0-0 6-3		0-0 F8		4 0 1 0 0 0 0																									
Tim Wallach, R (1, 5) OBP: 0.307, SLG: 0.436	0-0 F3		0-0 5-3		0-0 4-3 1B		0-0 5-3		4 1 1 0 0 0 3																									
Mitch Webster, S (1, 8) OBP: 0.312, SLG: 0.471		0-0 1B BB		0-0 HR		0-0 F7		0-3 K	4 2 2 1 0 1 1																									
Sal Butera, R (1, 2) OBP: 0.287, SLG: 0.279		0-0 L4		0-0 6-3		4-0 1B BB		0-0 3-1	2 0 0 0 0 0 1																									
Razor Shines, S (6, PH) OBP: 0.196, SLG: 0.140						1-2 1B BB			0 0 0 0 1 0 0																									
Fred Manrique, R (6, PH) OBP: 0.333, SLG: 0.333									0 1 0 0 0 0 0																									
Mike O'Berry, R (6, 2) OBP: 0.350, SLG: 0.235									1 0 0 0 0 0 0																									
Floyd Youmans, R (1, 1) OBP: 0.211, SLG: 0.063		4-0 1B		0-0 5-3		0-0 4-3		0-3 K	1 0 0 0 1 0 0																									
Scot Thompson, L (6, PH) OBP: 0.254, SLG: 0.272						1-2 2-3			1 0 0 0 0 0 2																									
Tim Burke, R (6, 1) OBP: 0.200, SLG: 0.111		1-2 BB							1 0 0 0 0 1 0																									
Jack O'Connor, L (8, 1) OBP: 0.200, SLG: 0.111									0 0 0 0 0 0 0																									
<b>Inning Stats</b>	R: 0 E: 0 K: 2 S: 9	H: 2 LOB: 3 BB: 1 P: 13	R: 1 E: 0 K: 0 S: 5	H: 2 LOB: 3 BB: 2 P: 13	R: 1 E: 0 K: 0 S: 4	H: 1 LOB: 0 BB: 0 P: 4	R: 0 E: 0 K: 1 S: 5	H: 0 LOB: 0 BB: 0 P: 5	R: 0 E: 0 K: 0 S: 3	H: 0 LOB: 0 BB: 0 P: 3	R: 2 E: 0 K: 0 S: 4	H: 2 LOB: 2 BB: 2 P: 12	R: 1 E: 0 K: 0 S: 4	H: 1 LOB: 0 BB: 0 P: 4	R: 0 E: 0 K: 2 S: 7	H: 0 LOB: 0 BB: 0 P: 7	R: 0 E: 0 K: 0 S: 3	H: 0 LOB: 0 BB: 0 P: 3	1B: 6 2B: 0 3B: 0 HR: 2	SF: 0 SAC: 0 DP: 0 HBP: 0	WP: 0 PB: 0 SB: 2 CS: 0	PA: 39												
<b>PITCHER</b>	IP WLS BF H R ER SO BB IBB HBP BLK WP HR S P ERA WHIP																																	
Joaquin Andujar, R (1, 1) ERA: 3.29	7.0	33	8	5	5	3	3	2	0	0	0	0	0	2	34	54	6.43	1.571																
Ken Dayley, L (8, 1) ERA: 2.46	2.0	W	6	0	0	0	2	0	0	0	0	0	0	0	10	10	0.00	0.000																

**Montreal Expos @ St. Louis Cardinals**  
 Busch Stadium, St. Louis, MO  
 Sun Sep 22 1985, 3:33 AM CDT  
 Att: 32,968 - Unknown

AB	34
R	5
H	8
RBI	5
BB	5
SO	5
LOB	15



Batter	1	2	3	4	5	6	7	8	9	AB	R	H	RBI	BB	SO	LOB	BOTTOM																
Vince Coleman, S (1, 7) OBP: 0.322, SLG: 0.341	0-0 F4	0-0 F7			0-0 4-3		0-0 WP 1B		0-0 F8	5 0 1 0 0 0 1																							
Willie McGee, S (1, 8) OBP: 0.388, SLG: 0.514	0-0 5-3		0-0 F4		0-0 5-3		0-0 F7		0-0 HR 1B	5 1 1 0 0 0 1																							
Tom Herr, S (1, 4) OBP: 0.388, SLG: 0.423	4-0 BB		0-0 G3		0-0 4-3		0-0 F8		0-0 HR	4 1 1 2 1 0 2																							
Cesar Cedeno, R (1, 3) OBP: 0.346, SLG: 0.440	0-3 K		0-0 E6 1B		0-0 1B G3		0-0 5-3			4 1 2 0 0 1 3																							
Andy Van Slyke, L (1, 9) OBP: 0.335, SLG: 0.447		0-0 6-3		0-0 F8		0-0 G3 1B		0-0 SH3-4 1B	4 0 2 0 0 0 1																								
Terry Pendleton, S (1, 5) OBP: 0.276, SLG: 0.294		4-0 S 1B BB		0-0 F7		4-0 G3 BB		0-0 SH3-4	1 1 0 0 2 0 0																								
Darrell Porter, L (1, 2) OBP: 0.318, SLG: 0.405				0-3 K		0-0 G3		0-3 K	3 1 1 1 0 1 2																								
Tito Landrum, R (6, PH) OBP: 0.362, SLG: 0.442						1-2 2-3 3-H			1 0 0 0 0 1 1																								
Tom Nieto, R (9, 2) OBP: 0.302, SLG: 0.285		1-2 E 1B		0-0 K		1-2 2-3 3-H			0 0 0 0 0 0 0																								
Ozzie Smith, S (1, 6) OBP: 0.347, SLG: 0.349		0-0 E3 1B		0-0 F6		0-0 4-3		0-0 F8	4 0 1 1 0 0 3																								
Joaquin Andujar, S (1, 1) OBP: 0.158, SLG: 0.133		0-3 K			0-3 K		0-0 1B WP		0-0 5-3	2 0 0 0 0 2 1																							
Steve Braun, L (7, PH) OBP: 0.329, SLG: 0.350									1 0 1 0 0 0 0																								
Tom Lawless, R (7, PR) OBP: 0.254, SLG: 0.259									0 1 0 0 0 0 0																								
Ken Dayley, L (8, 1) OBP: 0.400, SLG: 0.400									0 0 0 0 0 0 0																								
Brian Harper, R (9, PH) OBP: 0.302, SLG: 0.354									1 0 0 0 0 0 0																								
<b>Inning Stats</b>	R: 0 E: 0 K: 1 S: 5	H: 0 LOB: 1 BB: 1 P: 9	R: 2 E: 1 K: 1 S: 7	H: 2 LOB: 1 BB: 1 P: 11	R: 0 E: 1 K: 0 S: 4	H: 1 LOB: 1 BB: 0 P: 4	R: 0 E: 0 K: 1 S: 5	H: 0 LOB: 0 BB: 0 P: 5	R: 0 E: 0 K: 0 S: 5	H: 0 LOB: 0 BB: 0 P: 5	R: 1 E: 0 K: 0 S: 5	H: 2 LOB: 2 BB: 1 P: 9	R: 1 E: 0 K: 0 S: 5	H: 2 LOB: 2 BB: 0 P: 5	R: 0 E: 0 K: 1 S: 6	H: 1 LOB: 1 BB: 0 P: 6	R: 2 E: 0 K: 0 S: 4	H: 2 LOB: 0 BB: 0 P: 4	1B: 9 2B: 0 3B: 0 HR: 1	SF: 0 SAC: 1 DP: 0 HBP: 0	WP: 1 PB: 0 SB: 3 CS: 0	PA: 39											
<b>PITCHER</b>	IP WLS BF H R ER SO BB IBB HBP BLK WP HR S P ERA WHIP																																
Floyd Youmans, R (1, 1) ERA: 2.53	5.0	20	3	2	1	4	2	0	0	0	0	0	0	26	34	1.80	1.000																
Tim Burke, R (6, 1) ERA: 2.42	2.0	12	5	2	2	0	1	0	0	0	1	0	11	15	9.00	3.000																	
Jack O'Connor, L (8, 1) ERA: 5.21	1.2	L	7	2	2	1	0	0	0	0	0	1	9	9	10.80	1.200																	

**Montreal Expos @ St. Louis Cardinals**  
 Busch Stadium, St. Louis, MO  
 Sun Sep 22 1985, 3:33 AM CDT  
 Att: 32,968 - Unknown

AB	35
R	6
H	10
RBI	4
BB	3
SO	5
LOB	15





Batter	1	2	3	4	5	6	7	8	9	AB	R	H	RBI	BB	SO	LOB	TOP										
Joe Orsulak, L (1, 8) OBP: 0.328, SLG: 0.350	0-3 K	0-0	0-3 K	0-0	0-0	0-0	0-0	G4-6-3	0-0	5	0	2	2	0	2	2											
R.J. Reynolds, S (1, 7) OBP: 0.319, SLG: 0.389	4-0	0-0 L5	0-0	0-0	4-3	0-0 F3	0-0	0-0	0-0 G3	4	1	0	0	1	0	3											
Johnny Ray, S (1, 4) OBP: 0.312, SLG: 0.360	0-0 F7	0-0	0-0 1-3	0-0	0-0 6-3	0-0	0-0 F3	0-0	0-0 F7	5	0	0	0	0	0	1											
Sid Bream, L (1, 3) Marvell Wynne, L (9, PR) OBP: 0.318, SLG: 0.406 OBP: 0.254, SLG: 0.265	0-0	0-0	0-0 F8	0-0	0-0	0-0	0-0	0-0	0-0	5	0	4	1	0	0	0											
Mike Brown, R (1, 9) OBP: 0.339, SLG: 0.449	0-3 K	0-0	0-0	0-0	0-0 4-3	0-0	0-0	0-0	0-0	4	0	1	0	1	1	3											
Tony Peña, R (1, 2) OBP: 0.282, SLG: 0.362	0-0	0-0	0-0 F8	0-0	0-0	0-0	0-0	0-0	0-0	4	1	1	0	0	1	3											
Jim Morrison, R (1, 5) OBP: 0.272, SLG: 0.333	0-0	0-0	0-3 K	0-0	0-0	0-0	0-0	0-0	0-0	4	1	1	1	0	2	3											
Sam Khalifa, R (1, 6) OBP: 0.296, SLG: 0.318	0-0	0-0	0-0	0-0	0-0	0-0	0-0	0-0	0-0	3	1	2	0	1	0	0											
Bob Walk, R (1, 1) Pat Clements, R (7, 1) Cecilio Guante, R (8, 1) Larry McWilliams, L (8, 1) OBP: 0.162, SLG: 0.167	0-0	0-0	0-0	0-0	0-0	0-0	0-0	0-0	0-0	1	0	0	0	0	0	2											
<b>Inning Stats</b>	R: 1 E: 0 K: 2 S: 8	H: 1 LOB: 1 BB: 1 P: 12	R: 1 E: 0 K: 0 S: 5	H: 2 LOB: 2 BB: 1 P: 9	R: 0 E: 0 K: 0 S: 4	H: 1 LOB: 1 BB: 0 P: 4	R: 0 E: 0 K: 2 S: 8	H: 1 LOB: 1 BB: 0 P: 8	R: 0 E: 0 K: 0 S: 6	H: 3 LOB: 1 BB: 0 P: 6	R: 0 E: 0 K: 2 S: 8	H: 1 LOB: 2 BB: 1 P: 12	R: 0 E: 0 K: 0 S: 3	H: 1 LOB: 0 BB: 0 P: 3	R: 0 E: 0 K: 0 S: 4	H: 1 LOB: 1 BB: 0 P: 4	1B: 9 2B: 2 3B: 0 HR: 1	SF: 0 SAC: 2 DP: 1 HBP: 0	WP: 0 PB: 0 SB: 1 CS: 0	PA: 41							
<b>PITCHER</b>	IP	WLS	BF	H	R	ER	SO	BB	IBB	HBP	BLK	WP	HR	S	P	ERA	WHIP										
Bob Forsch, R (1, 1) ERA: 3.99	5.2		28	9	4	4	4	2	0	0	0	0	1	34	42	6.35	1.941										
Pat Perry, L (6, 1) ERA	0.2		4	1	0	0	0	1	0	0	0	0	0	3	7	0.00	3.000										
Bill Campbell, R (7, 1) ERA: 3.26	0.2		2	0	0	0	2	0	0	0	0	0	0	6	6	0.00	0.000										
Jeff Lahti, R (8, 1) ERA: 1.85	1.2	W	6	2	0	0	0	0	0	0	0	0	0	6	6	0.00	1.200										
Todd Worrell, R (9, 1) ERA: 2.87	0.1	S	1	0	0	0	0	0	0	0	0	0	0	1	1	0.00	0.000										
Batter	1	2	3	4	5	6	7	8	9	AB	R	H	RBI	BB	SO	LOB	BOTTOM										
Vince Coleman, S (1, 7) OBP: 0.320, SLG: 0.339	0-0 4-3	0-0	0-0 4-3	0-0	0-0	0-0	0-0	0-0	0-0	4	0	0	0	0	0	1											
Jeff Lahti, R (8, 1)	0-0	0-0	0-0	0-0	0-0	0-0	0-0	0-0	0-0	0	0	0	0	0	0	0											
Todd Worrell, R (9, 1)	0-0	0-0	0-0	0-0	0-0	0-0	0-0	0-0	0-0	0	0	0	0	0	0	0											
Willie McGee, S (1, 8) OBP: 0.388, SLG: 0.514	0-0 G3	0-0	0-0	0-0	0-0	0-0	0-0	0-0	0-0	4	1	2	0	0	0	0											
Tom Herr, S (1, 4) OBP: 0.386, SLG: 0.420	0-0 L8	0-0	0-0	0-0	0-0	0-0	0-0	0-0	0-0	4	0	0	0	0	1	2											
Darrell Porter, L (1, 2) OBP: 0.318, SLG: 0.404	0-0	0-0	0-0	0-0	0-0	0-0	0-0	0-0	0-0	3	1	1	0	0	0	1											
Brian Harper, R (8, PH) OBP: 0.294, SLG: 0.347	0-0	0-0	0-0	0-0	0-0	0-0	0-0	0-0	0-0	1	0	0	0	0	0	1											
Andy Van Slyke, L (1, 9) OBP: 0.335, SLG: 0.446	0-0	0-0	0-0	0-0	0-0	0-0	0-0	0-0	0-0	3	0	1	0	0	0	0											
Cesar Cedeno, R (8, PH) OBP: 0.348, SLG: 0.442	0-0	0-0	0-0	0-0	0-0	0-0	0-0	0-0	0-0	1	0	1	0	0	0	0											
Tom Lawless, R (8, PR) OBP: 0.254, SLG: 0.259	0-0	0-0	0-0	0-0	0-0	0-0	0-0	0-0	0-0	0	0	0	0	0	0	0											
Tom Nieto, R (9, 2) OBP: 0.302, SLG: 0.285	0-0	0-0	0-0	0-0	0-0	0-0	0-0	0-0	0-0	0	0	0	0	0	0	0											
Terry Pendleton, S (1, 5) OBP: 0.280, SLG: 0.301	0-0	0-0	0-0	0-0	0-0	0-0	0-0	0-0	0-0	4	2	2	2	0	0	2											
Mike Jorgensen, L (1, 3) OBP: 0.398, SLG: 0.274	0-0	0-0	0-0	0-0	0-0	0-0	0-0	0-0	0-0	2	0	1	1	2	0	1											
Ozzie Smith, S (1, 6) OBP: 0.346, SLG: 0.349	0-0	0-0	0-0	0-0	0-0	0-0	0-0	0-0	0-0	4	0	1	2	0	0	4											
Bob Forsch, R (1, 1) Pat Perry, L (6, 1) Bill Campbell, R (7, 1) Steve Bream, L (7, PH) Tilo Landrum, R (8, 7) OBP: 0.244, SLG: 0.390 OBP: 0.200, SLG: 0.500 OBP: 0.166, SLG: 0.333 OBP: 0.162, SLG: 0.167	0-0	0-0	0-0	0-0	0-0	0-0	0-0	0-0	0-0	2	0	0	0	0	2	1											
<b>Inning Stats</b>	R: 0 E: 0 K: 0 S: 3	H: 0 LOB: 0 BB: 0 P: 3	R: 2 E: 0 K: 1 S: 8	H: 3 LOB: 1 BB: 0 P: 8	R: 0 E: 0 K: 0 S: 4	H: 1 LOB: 1 BB: 0 P: 4	R: 0 E: 0 K: 0 S: 3	H: 0 LOB: 1 BB: 1 P: 7	R: 0 E: 0 K: 1 S: 5	H: 0 LOB: 0 BB: 0 P: 5	R: 0 E: 0 K: 1 S: 5	H: 0 LOB: 0 BB: 0 P: 5	R: 1 E: 0 K: 0 S: 5	H: 2 LOB: 1 BB: 0 P: 5	R: 2 E: 0 K: 0 S: 6	H: 3 LOB: 2 BB: 1 P: 10	1B: 7 2B: 1 3B: 1 HR: 0	SF: 0 SAC: 0 DP: 0 HBP: 0	WP: 0 PB: 1 SB: 2 CS: 0	PA: 35							
<b>PITCHER</b>	IP	WLS	BF	H	R	ER	SO	BB	IBB	HBP	BLK	WP	HR	S	P	ERA	WHIP										
Bob Walk, R (1, 1) ERA: 3.83	6.1		26	6	3	3	3	1	0	0	0	0	0	31	35	4.26	1.105										
Pat Clements, L (7, 1) ERA: 3.39	1.1		5	1	1	1	0	0	0	0	0	0	0	5	5	6.75	0.750										
Cecilio Guante, R (8, 1) ERA: 2.45	0.0	L	2	2	1	1	0	0	0	0	0	0	0	2	2	*	*										
Larry McWilliams, L (8, 1) ERA: 4.92	0.1		2	0	0	0	0	1	0	0	0	0	0	1	5	0.00	3.000										

Pittsburgh Pirates @ St. Louis Cardinals  
 Busch Stadium, St. Louis, MO  
 Mon Sep 23 1985, 7:05 PM CDT  
 Att: 17,611 - Unknown

AB 36  
 R 4  
 H 12  
 RBI 4  
 BB 3  
 SO 6  
 LOB 17



Pittsburgh Pirates @ St. Louis Cardinals  
 Busch Stadium, St. Louis, MO  
 Mon Sep 23 1985, 7:05 PM CDT  
 Att: 17,611 - Unknown

AB 33  
 R 5  
 H 9  
 RBI 5  
 BB 2  
 SO 3  
 LOB 14






Batter	1	2	3	4	5	6	7	8	9	AB	R	H	RBI	BB	SO	LOB	TOP										
Bill Almon, R OBP: 0.337, SLG: 0.433 Steve Kemp, L OBP: 0.316, SLG: 0.348 Pat Clements, R OBP: 0.500, SLG: 0.500 Sixto Lezcano, R OBP: 0.397, SLG: 0.307	E6 SH2-4		K				K		F4	3	0	1	1	0	1	0	<b>Pittsburgh Pirates @ St. Louis Cardinals</b> Busch Stadium, St. Louis, MO Tue Sep 24 1985, 7:05 PM CDT Att: 20,054 - Unknown										
R.J. Reynolds, S OBP: 0.314, SLG: 0.391	E4 SH2-4		1B	2B	6-3		4-3			4	1	1	0	0	0	2											
Johnny Ray, S OBP: 0.314, SLG: 0.362	SH2-4		1B	2B					F7	3	0	2	0	0	0	0											
Mike Brown, R OBP: 0.341, SLG: 0.448									F7	3	0	1	1	1	0	1											
Sid Bream, L OBP: 0.316, SLG: 0.430										4	1	1	1	0	1	4											
Tony Peña, R OBP: 0.282, SLG: 0.363	F4								F8	4	1	1	0	0	0	3											
Jim Morrison, R OBP: 0.271, SLG: 0.332 Marvell Wynne, L OBP: 0.254, SLG: 0.265			K							4	0	1	0	0	2	1											
Sam Khalifa, R OBP: 0.296, SLG: 0.317										4	1	1	1	0	1	1											
Lee Tunnell, R OBP: 0.109, SLG: 0.136 Larry McWilliams, L OBP: 0.162, SLG: 0.167 Joe Orsulak, L OBP: 0.327, SLG: 0.349 Lee Mazzilli, S OBP: 0.415, SLG: 0.368	L4									2	0	0	0	0	0	1											
<b>Inning Stats</b>	R: 0 E: 2 K: 1 S: 7	H: 0 LOB: 3 BB: 1 P: 11	R: 0 E: 0 K: 1 S: 5	H: 0 LOB: 0 BB: 0 P: 5	R: 1 E: 0 K: 1 S: 7	H: 3 LOB: 1 BB: 0 P: 7	R: 2 E: 1 K: 0 S: 6	H: 3 LOB: 1 BB: 0 P: 6	R: 0 E: 0 K: 0 S: 3	H: 1 LOB: 0 BB: 0 P: 3	R: 0 E: 0 K: 1 S: 5	H: 0 LOB: 0 BB: 0 P: 5	R: 0 E: 0 K: 1 S: 5	H: 0 LOB: 0 BB: 0 P: 5	R: 1 E: 0 K: 2 S: 8	H: 1 LOB: 1 BB: 0 P: 8		1B: 5 2B: 3 3B: 0 HR: 1	SF: 0 SAC: 1 DP: 1 HBP: 0	WP: 0 PB: 0 SB: 0 CS: 0	PA: 37						
<b>PITCHER</b>	IP	WLS	BF	H	R	ER	SO	BB	IBB	HBP	BLK	WP	HR	S	P	ERA	WHIP										
Ricky Horton, L ERA: 2.85	5.0	W	23	7	3	3	3	0	1	0	0	0	0	28	32	5.40	1.400										
Matt Keough, R ERA: 4.5	2.0		6	0	0	0	2	0	0	0	0	0	0	10	10	0.00	0.000										
Todd Worrell, R ERA: 3.18	1.1	S	2	0	0	0	1	0	0	0	0	0	1	8	8	6.75	1.500										
Ken Dayley, L ERA: 2.45	0.2		2	0	0	0	1	0	0	0	0	0	0	4	4	0.00	0.000										

Batter	1	2	3	4	5	6	7	8	9	AB	R	H	RBI	BB	SO	LOB	BOTTOM										
Vince Coleman, S OBP: 0.321, SLG: 0.339	4-3									5	0	2	1	0	0	1	<b>Pittsburgh Pirates @ St. Louis Cardinals</b> Busch Stadium, St. Louis, MO Tue Sep 24 1985, 7:05 PM CDT Att: 20,054 - Unknown										
Willie McGee, S OBP: 0.390, SLG: 0.514										4	1	2	0	1	0	2											
Tom Herr, S OBP: 0.388, SLG: 0.422										4	2	2	0	1	0	3											
Darrell Porter, L OBP: 0.321, SLG: 0.403 Tom Nieto, R OBP: 0.302, SLG: 0.285	L5									3	0	1	0	1	1	3											
Andy Van Slyke, L OBP: 0.336, SLG: 0.444 Cesar Cedeno, R OBP: 0.350, SLG: 0.442										2	0	0	0	2	1	2											
Terry Pendleton, S OBP: 0.281, SLG: 0.301										4	1	1	2	1	0	6											
Mike Jorgensen, L OBP: 0.386, SLG: 0.263 Tito Landrum, R OBP: 0.358, SLG: 0.437	4-3									4	0	0	0	0	0	3											
Ozzie Smith, S OBP: 0.349, SLG: 0.352										3	1	2	0	1	0	0											
Ricky Horton, L ERA: 3.92 Brian Harper, R OBP: 0.298, SLG: 0.340 Matt Keough, R OBP: 0.319, SLG: 0.319 Todd Worrell, R OBP: 0.327, SLG: 0.349 Ken Dayley, L OBP: 0.400, SLG: 0.400	SH3-4									1	0	0	0	0	1	2											
<b>Inning Stats</b>	R: 2 E: 0 K: 0 S: 6	H: 3 LOB: 2 BB: 1 P: 10	R: 0 E: 0 K: 0 S: 4	H: 1 LOB: 1 BB: 0 P: 4	R: 2 E: 1 K: 2 S: 9	H: 1 LOB: 2 BB: 2 P: 17	R: 0 E: 0 K: 0 S: 4	H: 1 LOB: 3 BB: 2 P: 12	R: 1 E: 0 K: 0 S: 5	H: 2 LOB: 2 BB: 1 P: 9	R: 0 E: 0 K: 1 S: 6	H: 1 LOB: 1 BB: 0 P: 6	R: 0 E: 0 K: 0 S: 4	H: 1 LOB: 1 BB: 0 P: 4	R: 0 E: 0 K: 0 S: 3	H: 0 LOB: 2 BB: 2 P: 11		1B: 8 2B: 2 3B: 0 HR: 0	SF: 0 SAC: 2 DP: 0 HBP: 0	WP: 0 PB: 0 SB: 3 CS: 0	PA: 43						
<b>PITCHER</b>	IP	WLS	BF	H	R	ER	SO	BB	IBB	HBP	BLK	WP	HR	S	P	ERA	WHIP										
Lee Tunnell, R ERA: 3.92	3.2	L	23	6	4	2	2	4	1	0	0	0	0	12	16	3.86	1.714										
Larry McWilliams, L ERA: 4.89	2.1		11	3	1	1	1	1	0	0	0	0	0	7	15	0.00	1.000										
Pat Clements, L ERA: 3.31	2.0		9	1	0	0	0	1	1	0	0	0	0	7	15	0.00	1.000										



Batter	1	2	3	4	5	6	7	8	9	AB	R	H	RBI	BB	SO	LOB	TOP			
Von Hayes, L OBP: 0.340, SLG: 0.414 (1, 8)										5	1	1	0	0	1	3	<b>Philadelphia Phillies @ St. Louis Cardinals</b> <b>Busch Stadium, St. Louis, MO</b> Wed Sep 25 1985, 7:05 PM CDT Att: 17,733 - Unknown			
Rick Schu, R OBP: 0.322, SLG: 0.381 (1, 5)										5	1	2	0	0	0	2				
Juan Samuel, R OBP: 0.289, SLG: 0.427 (1, 4)										3	1	1	1	0	0	3				
Mike Schmidt, R OBP: 0.373, SLG: 0.529 (1, 3)										3	0	2	1	1	0	1				
Glenn Wilson, R OBP: 0.305, SLG: 0.413 (1, 9)										4	0	1	1	0	0	2				
Ozzie Virgil, R OBP: 0.328, SLG: 0.441 (1, 2)										4	0	1	0	0	1	3				
John Russell, R OBP: 0.286, SLG: 0.395 (1, 7)										4	0	0	0	0	0	4				
Tom Foley, L OBP: 0.270, SLG: 0.303 (1, 6)										4	0	1	0	0	0	1				
Charles Hudson, S Rocky Childress, R Jeff Stone, L Larry Andersen, R Derrel Thomas, S Dave Shipanoff, R Kent Tekulve, R Tim Corcoran, L										1	0	0	0	0	0	1				
<b>Inning Stats</b>	R: 2 E: 2 K: 1 S: 9	H: 3 LOB: 2 BB: 0 P: 9	R: 0 E: 0 K: 1 S: 6	H: 1 LOB: 1 BB: 0 P: 6	R: 1 E: 0 K: 0 S: 4	H: 1 LOB: 1 BB: 1 P: 8	R: 0 E: 0 K: 1 S: 7	H: 2 LOB: 2 BB: 0 P: 7	R: 0 E: 0 K: 0 S: 3	H: 1 LOB: 0 BB: 0 P: 3	R: 0 E: 0 K: 0 S: 4	H: 1 LOB: 1 BB: 0 P: 4	R: 0 E: 0 K: 0 S: 4	H: 1 LOB: 1 BB: 0 P: 4	R: 0 E: 0 K: 0 S: 2	H: 0 LOB: 0 BB: 1 P: 6		1B: 6 2B: 4 3B: 0 HR: 0	SF: 1 SAC: 0 DP: 2 HBP: 0	WP: 0 PB: 1 SB: 0 CS: 0
<b>PITCHER</b>	IP WLS BF H R ER SO BB IBB HBP BLK WP HR S P ERA WHIP	7.0 W 31 9 3 1 3 1 0 0 0 0 0 0 36 40 1.29 1.429	2.0 S 7 1 0 0 0 1 0 0 0 0 0 0 6 10 0.00 1.000	<b>PITCHER</b>																

AB	35
R	3
H	10
RBI	3
BB	2
SO	3
LOB	20



Batter	1	2	3	4	5	6	7	8	9	AB	R	H	RBI	BB	SO	LOB	BOTTOM					
Vince Coleman, S OBP: 0.325, SLG: 0.341 (1, 7)										3	3	2	1	2	0	1	<b>Philadelphia Phillies @ St. Louis Cardinals</b> <b>Busch Stadium, St. Louis, MO</b> Wed Sep 25 1985, 7:05 PM CDT Att: 17,733 - Unknown					
Willie McGee, S OBP: 0.390, SLG: 0.517 (1, 8)										5	1	2	1	0	0	3						
Tom Herr, S OBP: 0.388, SLG: 0.426 (1, 4)										4	1	1	3	1	0	1						
Darrell Porter, L OBP: 0.327, SLG: 0.402 (1, 2)										3	0	1	1	2	0	0						
Andy Van Slyke, L OBP: 0.333, SLG: 0.439 (1, 9)										4	0	0	0	0	1	4						
Terry Pendleton, S OBP: 0.283, SLG: 0.301 (1, 5)										3	0	1	0	1	0	2						
Mike Jorgensen, L OBP: 0.382, SLG: 0.272 (1, 3)										4	1	1	0	0	1	4						
Ozzie Smith, S OBP: 0.350, SLG: 0.352 (1, 6)										3	0	1	0	1	0	1						
Danny Cox, R Steve Braun, L Tom Lawless, R Jeff Lahti, R										3	0	0	0	0	0	5						
<b>Inning Stats</b>	R: 3 E: 0 K: 1 S: 10	H: 5 LOB: 3 BB: 1 P: 14	R: 1 E: 0 K: 1 S: 6	H: 1 LOB: 2 BB: 2 P: 14	R: 2 E: 0 K: 0 S: 6	H: 3 LOB: 1 BB: 0 P: 6	R: 0 E: 0 K: 0 S: 3	H: 0 LOB: 0 BB: 0 P: 3	R: 0 E: 0 K: 0 S: 3	H: 0 LOB: 2 BB: 2 P: 11	R: 0 E: 0 K: 0 S: 3	H: 0 LOB: 2 BB: 2 P: 11	R: 0 E: 0 K: 0 S: 3	H: 1 LOB: 1 BB: 0 P: 3	R: 0 E: 0 K: 0 S: 3	H: 0 LOB: 0 BB: 0 P: 3		1B: 7 2B: 2 3B: 1 HR: 1	SF: 0 SAC: 0 DP: 1 HBP: 0	WP: 0 PB: 0 SB: 4 CS: 0	PA: 40	
<b>PITCHER</b>	IP WLS BF H R ER SO BB IBB HBP BLK WP HR S P ERA WHIP	1.1 L 13 6 4 4 1 3 0 0 0 0 0 0 10 10 27.00 6.750	1.2 8 3 2 2 1 0 0 0 0 0 0 0 0 10 10 10.80 1.800	2.0 8 0 0 0 0 2 0 0 0 0 0 0 6 14 0.00 1.000	2.0 8 1 0 0 0 2 0 0 0 0 0 0 6 14 0.00 1.500	1.5 3 0 0 0 0 0 0 0 0 0 0 0 3 3 0.00 0.000	<b>PITCHER</b>															

AB	33
R	6
H	10
RBI	6
BB	7
SO	2
LOB	21





Batter	1	2	3	4	5	6	7	8	9	AB	R	H	RBI	BB	SO	LOB	TOP
Luis Aquayo, R OBP: 0.384, SLG: 0.478 (1, 6)	5-3		F9			F8			1-3	4	0	0	0	0	0	0	
Rick Schu, R OBP: 0.321, SLG: 0.380 (1, 5)	F3			F6		K			1B	4	0	1	0	0	1	0	
Juan Samuel, R OBP: 0.287, SLG: 0.424 (1, 4)	F3			K			K		F4	4	0	0	0	0	2	1	
Mike Schmidt, R OBP: 0.370, SLG: 0.525 (1, 3)		K		5-3			F8		5-3	4	0	0	0	0	1	1	
Glenn Wilson, R OBP: 0.308, SLG: 0.418 (1, 9)		1B				4-3	2B			3	0	3	0	0	0	0	
Ozzie Virgil, R OBP: 0.326, SLG: 0.438 (1, 2)		1B	F9			4-3				3	0	0	0	0	1	3	
Garry Maddox, R OBP: 0.293, SLG: 0.360 (1, 8)		1-3				2-3	K			3	0	0	0	0	1	2	
John Russell, R OBP: 0.282, SLG: 0.388 (1, 7)			F8			4-3			F3	3	0	0	0	0	0	1	
Kevin Gross, R OBP: 0.180, SLG: 0.237 (1, 1)										1	0	0	0	0	1	0	
Derrel Thomas, S OBP: 0.278, SLG: 0.364 (6, PH)										1	0	0	0	0	0	0	
Larry Andersen, R OBP: 0.311, SLG: 0.390 (8, PH)										0	0	0	0	0	0	0	
Alan Knicely, R OBP: 0.311, SLG: 0.390 (8, PH)										1	0	0	0	0	0	0	
Don Carman, L ERA: 2.04 (8, 1)										0	0	0	0	0	0	0	
<b>Inning Stats</b>	R: 0 E: 0 K: 0 S: 3	H: 0 LOB: 0 BB: 0 P: 3	R: 0 E: 0 K: 1 S: 6	H: 1 LOB: 1 BB: 0 P: 6	R: 0 E: 0 K: 1 S: 5	H: 0 LOB: 0 BB: 0 P: 5	R: 0 E: 0 K: 1 S: 5	H: 0 LOB: 0 BB: 0 P: 5	R: 0 E: 0 K: 2 S: 8	H: 1 LOB: 1 BB: 0 P: 8	R: 0 E: 0 K: 0 S: 3	H: 0 LOB: 0 BB: 0 P: 3	R: 0 E: 0 K: 0 S: 4	H: 1 LOB: 1 BB: 0 P: 4	1B: 3 2B: 1 3B: 0 HR: 0	SF: 0 SAC: 0 DP: 0 HBP: 0	WP: 0 PA: 31 PB: 0 SB: 0 CS: 0
<b>PITCHER</b> John Tudor, L ERA: 2.04 (1, 1)	IP: 9.0 WLS: W BF: 31 H: 4 R: 0 ER: 0 SO: 7 BB: 0 IBB: 0 HBP: 0 BLK: 0 WP: 0 HR: 0 S: 45 P: 45 ERA: 0.00 WHIP: 0.444																

Philadelphia Phillies @ St. Louis Cardinals  
 Busch Stadium, St. Louis, MO  
 Thu Sep 26 1985, 7:05 PM CDT  
 Att: 23,598 - Unknown

AB	31
R	0
H	4
RBI	0
BB	0
SO	7
LOB	8



Batter	1	2	3	4	5	6	7	8	9	AB	R	H	RBI	BB	SO	LOB	BOTTOM
Vince Coleman, S OBP: 0.324, SLG: 0.341 (1, 7)	5-3		F7		G6-4-3					4	0	1	0	0	0	2	
Willie McGee, S OBP: 0.388, SLG: 0.515 (1, 8)	K			K			1B		6-3	4	0	1	1	0	2	1	
Tom Herr, S OBP: 0.385, SLG: 0.423 (1, 4)	F7			F4	L1				4-3	4	0	0	0	0	0	1	
Darrell Porter, L OBP: 0.333, SLG: 0.407 (1, 2)		1B		3B		FC3-6			K	2	2	1	0	1	1	0	
Andy Van Slyke, L OBP: 0.337, SLG: 0.441 (1, 9)		G6-4-3		3B		FC3-6			F9	3	2	2	0	1	0	1	
Terry Pendleton, S OBP: 0.286, SLG: 0.307 (1, 5)		G6-4-3							BB	3	0	2	2	1	0	1	
Mike Jorgensen, L OBP: 0.378, SLG: 0.264 (1, 3)		1-2		1-2					BB	3	0	0	0	1	1	3	
Ozzie Smith, S OBP: 0.351, SLG: 0.351 (1, 6)			G3		G6-4-3		F1			2	1	0	0	2	0	2	
John Tudor, L OBP: 0.183, SLG: 0.225 (1, 1)			K		SH		K		K	3	0	0	0	0	3	5	
<b>Inning Stats</b>	R: 0 E: 0 K: 1 S: 5	H: 2 LOB: 0 BB: 0 P: 4	R: 0 E: 0 K: 1 S: 5	H: 0 LOB: 0 BB: 0 P: 5	R: 2 E: 0 K: 2 S: 8	H: 1 LOB: 2 BB: 2 P: 16	R: 1 E: 0 K: 0 S: 4	H: 1 LOB: 1 BB: 1 P: 8	R: 1 E: 0 K: 1 S: 6	H: 1 LOB: 2 BB: 1 P: 11	R: 0 E: 0 K: 0 S: 3	H: 1 LOB: 0 BB: 0 P: 3	R: 0 E: 0 K: 2 S: 8	H: 1 LOB: 3 BB: 2 P: 16	1B: 5 2B: 1 3B: 1 HR: 0	SF: 0 SAC: 1 DP: 2 HBP: 1	WP: 0 PA: 36 PB: 0 SB: 5 CS: 0
<b>PITCHER</b> Kevin Gross, R ERA: 3.58 (1, 1)	IP: 5.0 WLS: L BF: 21 H: 4 R: 4 ER: 4 SO: 4 BB: 3 IBB: 0 HBP: 0 BLK: 0 WP: 0 HR: 0 S: 26 P: 38 ERA: 7.20 WHIP: 1.400																
Larry Andersen, R ERA: 4.54 (6, 1)	IP: 2.0 WLS: 9 BF: 2 H: 1 R: 1 ER: 1 SO: 1 BB: 1 IBB: 0 HBP: 0 BLK: 0 WP: 0 HR: 0 S: 9 P: 14 ERA: 4.50 WHIP: 1.500																
Don Carman, L ERA: 2.07 (8, 1)	IP: 1.0 WLS: 6 BF: 1 H: 0 R: 0 ER: 0 SO: 2 BB: 2 IBB: 0 HBP: 0 BLK: 0 WP: 0 HR: 0 S: 8 P: 16 ERA: 0.00 WHIP: 3.000																

Philadelphia Phillies @ St. Louis Cardinals  
 Busch Stadium, St. Louis, MO  
 Thu Sep 26 1985, 7:05 PM CDT  
 Att: 23,598 - Unknown

AB	28
R	5
H	7
RBI	3
BB	6
SO	7
LOB	16





Batter	1	2	3	4	5	6	7	8	9	AB	R	H	RBI	BB	SO	LOB	TOP	
Vince Coleman, S (1, 7) OBP: 0.322, SLG: 0.338	4-3		5-3			F7		F7		4	0	0	0	0	0	2	<b>St. Louis Cardinals @ Montreal Expos</b> Olympic Stadium, Montreal, QB Sat Sep 28 1985, 3:33 AM EDT Unknown <a href="http://livebaseballscorecards.com">livebaseballscorecards.com</a>	
Willie McGee, S (1, 8) OBP: 0.397, SLG: 0.511	K		5-3			F8		F8		4	0	0	0	0	1	1		
Tom Herr, S (1, 4) OBP: 0.388, SLG: 0.424	BB					F9		BB		2	0	1	0	2	0	0		
Darrell Porter, L (1, 2) OBP: 0.328, SLG: 0.400	G3					F9		F8		4	0	0	0	0	0	3		
Andy Van Slyke, L (1, 9) OBP: 0.339, SLG: 0.440		4-3				F7		F8		3	0	1	0	1	0	1		
Terry Pendleton, S (1, 5) OBP: 0.284, SLG: 0.304	4-3					FC6-4		F7		4	0	0	0	0	1	4		
Mike Jorgensen, L (1, 3) OBP: 0.370, SLG: 0.257	F9					L3		F8		3	0	0	0	0	0	1		
Ozzie Smith, S (1, 6) OBP: 0.353, SLG: 0.353						6-3				3	0	2	0	0	0	0		
Joaquin Andujar, S (1, 1) OBP: 0.155, SLG: 0.130						5-3				2	0	0	0	0	0	1		
Steve Braun, L (8, PH) OBP: 0.333, SLG: 0.355			B1-3					F8		1	0	0	0	0	0	1		
Todd Worrell, R (8, 1)										0	0	0	0	0	0	0		
<b>Inning Stats</b>	R: 0 E: 0 K: 1 S: 5	H: 0 LOB: 1 BB: 1 P: 9	R: 0 E: 0 K: 0 S: 3	H: 1 LOB: 0 BB: 0 P: 3	R: 0 E: 0 K: 0 S: 4	H: 1 LOB: 1 BB: 0 P: 4	R: 0 E: 0 K: 0 S: 4	H: 0 LOB: 0 BB: 0 P: 4	R: 0 E: 0 K: 0 S: 3	H: 0 LOB: 0 BB: 0 P: 3	R: 0 E: 0 K: 0 S: 4	H: 1 LOB: 1 BB: 2 P: 4	R: 0 E: 0 K: 1 S: 5	H: 0 LOB: 2 BB: 2 P: 13	1B: 4 2B: 0 3B: 0 HR: 0	SF: 0 SAC: 0 DP: 0 HBP: 0	WP: 0 PB: 0 SB: 3 CS: 0	PA: 33
<b>PITCHER</b>	IP WLS BF H R ER SO BB IBB HBP BLK WP HR S P ERA WHIP																	
Bill Gullickson, R (1, 1) ERA: 3.44	8.0 W 28 4 0 0 1 1 0 0 0 0 0 29 33 0.00 0.625																	
Jeff Reardon, R (9, 1) ERA: 3.06	1.0 S 5 0 0 0 1 2 0 0 0 0 0 0 5 13 0.00 2.000																	

Batter	1	2	3	4	5	6	7	8	9	AB	R	H	RBI	BB	SO	LOB	BOTTOM			
Tim Raines, S (1, 7) OBP: 0.399, SLG: 0.458	F8		K			K				4	0	1	0	0	2	0	<b>St. Louis Cardinals @ Montreal Expos</b> Olympic Stadium, Montreal, QB Sat Sep 28 1985, 3:33 AM EDT Unknown <a href="http://livebaseballscorecards.com">livebaseballscorecards.com</a>			
Vance Law, R (1, 4) OBP: 0.361, SLG: 0.398	K		K			F8		3B		3	0	0	0	1	2	0				
Andre Dawson, R (1, 9) OBP: 0.294, SLG: 0.440	F9					5-3		BB		4	1	1	1	0	0	2				
Hubie Brooks, R (1, 6) OBP: 0.307, SLG: 0.404		6-3				5-3		HR		3	0	0	0	0	1	0				
Terry Francona, L (1, 3) OBP: 0.305, SLG: 0.353		F8						1B		3	0	1	0	0	0	0				
Tim Lincecum, R (1, 5) OBP: 0.310, SLG: 0.452		4-0				F9		BB		2	1	0	0	1	0	1				
Mitch Webster, S (1, 8) OBP: 0.327, SLG: 0.478								CS		2	0	1	1	1	0	0				
Sal Butera, R (1, 2) OBP: 0.294, SLG: 0.301		5-3				K				3	0	0	0	0	1	2				
Bill Gullickson, R (1, 1) OBP: 0.194, SLG: 0.258										2	0	0	0	0	0	0				
Razor Shines, S (8, PH) OBP: 0.204, SLG: 0.133						F6				1	0	0	0	0	0	0				
Jeff Reardon, R (9, 1) OBP: 0.286, SLG: 0.286						F8				0	0	0	0	0	0	0				
<b>Inning Stats</b>	R: 0 E: 0 K: 1 S: 5	H: 0 LOB: 0 BB: 0 P: 5	R: 1 E: 0 K: 0 S: 4	H: 1 LOB: 1 BB: 1 P: 8	R: 0 E: 0 K: 2 S: 7	H: 0 LOB: 0 BB: 0 P: 7	R: 0 E: 0 K: 0 S: 4	H: 1 LOB: 1 BB: 0 P: 4	R: 0 E: 0 K: 1 S: 4	H: 0 LOB: 0 BB: 1 P: 8	R: 1 E: 0 K: 2 S: 8	H: 1 LOB: 0 BB: 0 P: 8	R: 0 E: 0 K: 0 S: 3	H: 0 LOB: 0 BB: 0 P: 3	R: 0 E: 0 K: 0 S: 4	H: 1 LOB: 2 BB: 1 P: 8	1B: 2 2B: 1 3B: 1 HR: 1	SF: 0 SAC: 0 DP: 1 HBP: 0	WP: 0 PB: 0 SB: 2 CS: 1	PA: 30
<b>PITCHER</b>	IP WLS BF H R ER SO BB IBB HBP BLK WP HR S P ERA WHIP																			
Joaquin Andujar, R (1, 1) ERA: 3.27	7.0 L 25 3 2 2 0 2 0 0 0 0 0 1 35 43 2.57 0.714																			
Todd Worrell, R (8, 1) ERA: 3.0	1.0 5 1 0 0 0 1 0 0 0 0 0 0 4 8 0.00 2.000																			







Batter	1	2	3	4	5	6	7	8	9	AB	R	H	RBI	BB	SO	LOB	TOP					
Vince Coleman, S (1,7) OBP: 0.319, SLG: 0.334	6-3		F4			5-3	L6			4	0	0	0	0	0	1						
Willie McGee, S (1,8) OBP: 0.397, SLG: 0.508	1-4-3			FC5 S 1B		E5 HR		4-3		4	1	1	0	0	0	0						
Tom Herr, S (1,4) OBP: 0.385, SLG: 0.425	F8			F7			HR	E1 WP		4	1	1	2	0	0	1						
Cesar Cedeno, R (1,3) OBP: 0.341, SLG: 0.428		L5		FC5 S 1-3		F7		F9		4	0	0	0	0	0	2						
Tito Landrum, R (1,9) OBP: 0.352, SLG: 0.429		5-3				K		K		3	0	0	0	0	0	2						
Andy Van Slyke, L (8,PH) OBP: 0.335, SLG: 0.435										0	0	0	0	0	0	0						
Ivan De Jesus, R (8,PH) OBP: 0.278, SLG: 0.309										1	0	0	0	0	1	1						
Curt Ford, L (8,9) OBP: 0.636, SLG: 0.625										0	0	0	0	0	0	0						
Terry Pendleton, S (1,5) OBP: 0.286, SLG: 0.306	5-3				K				F5	4	1	1	0	0	1	0						
Ozzie Smith, S (1,6) OBP: 0.354, SLG: 0.360			5-3						G3	4	2	2	2	0	0	0						
Tom Nieto, R (1,2) OBP: 0.299, SLG: 0.282			F8							3	0	0	0	0	1	1						
Steve Braun, L (9,PH) OBP: 0.338, SLG: 0.349					K				5-3	1	0	0	0	0	0	0						
Ricky Horton, L (1,1) OBP: 0.222, SLG: 0.067										1	0	0	0	1	1	0						
Bill Campbell, R (6,1) OBP: 0.556, SLG: 0.333										0	0	0	0	0	0	0						
Brian Harper, R (7,PH) OBP: 0.283, SLG: 0.340										0	0	0	1	0	0	0						
Ken Dayley, L (7,1) OBP: 0.400, SLG: 0.400										0	0	0	0	0	0	0						
Jeff Lahti, R (7,1) OBP: 0.400, SLG: 0.400										0	0	0	0	0	0	0						
<b>Inning Stats</b>	R: 0 E: 0 K: 0 S: 3	H: 0 LOB: 0 BB: 0 P: 3	R: 0 E: 0 K: 0 S: 3	H: 0 LOB: 0 BB: 0 P: 3	R: 0 E: 0 K: 0 S: 3	H: 0 LOB: 1 BB: 1 P: 7	R: 0 E: 0 K: 1 S: 6	H: 1 LOB: 1 BB: 0 P: 6	R: 1 E: 0 K: 3 S: 10	H: 1 LOB: 0 BB: 0 P: 10	R: 2 E: 2 K: 1 S: 7	H: 1 LOB: 0 BB: 0 P: 7	R: 2 E: 0 K: 0 S: 5	H: 2 LOB: 2 BB: 0 P: 5	R: 0 E: 1 K: 1 S: 6	H: 0 LOB: 1 BB: 0 P: 6	R: 0 E: 0 K: 0 S: 3	H: 0 LOB: 0 BB: 0 P: 3	1B: 2 2B: 1 3B: 0 HR: 2	SF: 1 SAC: 0 DP: 0 HBP: 0	WP: 1 PA: 35	
<b>PITCHER</b>	IP WLS BF H R ER SO BB IBB HBP BLK WP HR S P ERA WHIP																					
Dan Schatzeder, L (1,1) ERA: 3.9	6.0		24	4	4	3	5	1	0	0	0	0	0	0	0	0	0	2	33	37	4.50	0.833
Gary Lucas, L (7,1) ERA: 3.29	1.0	W	4	1	1	1	0	0	0	0	0	0	0	0	0	0	0	4	4	4	9.00	1.000
Tim Burke, R (8,1) ERA: 2.38	0.2		3	0	0	0	0	0	0	0	0	0	0	0	0	0	0	1	0	3	0.00	0.000
Jack O'Connor, L (8,1) ERA: 4.79	0.1		1	0	0	0	1	0	0	0	0	0	0	0	0	0	0	0	3	3	0.00	0.000
Jeff Reardon, R (9,1) ERA: 3.24	1.0	S	3	0	0	0	0	0	0	0	0	0	0	0	0	0	0	0	3	3	0.00	0.000

Batter	1	2	3	4	5	6	7	8	9	AB	R	H	RBI	BB	SO	LOB	BOTTOM					
Tim Raines, S (1,7) OBP: 0.399, SLG: 0.456	1-3	L1			1-3					3	1	0	0	2	0	1						
Vance Law, R (1,4) OBP: 0.362, SLG: 0.401				K2-3	5-3					5	1	2	0	0	2	2						
Andre Dawson, R (1,9) OBP: 0.298, SLG: 0.444										2	2	1	0	2	1	0						
Hubie Brooks, R (1,6) OBP: 0.307, SLG: 0.407										4	0	1	2	0	1	3						
Tim Wallach, R (1,5) OBP: 0.311, SLG: 0.455	F8				6-3					3	1	1	2	1	0	2						
Andres Galarraga, R (1,3) OBP: 0.273, SLG: 0.333										3	1	0	0	1	2	2						
Mitch Webster, S (1,8) OBP: 0.333, SLG: 0.503										4	1	3	2	0	0	0						
Mike O'Berry, R (1,2) OBP: 0.320, SLG: 0.190										2	0	0	0	0	0	1						
Fred Manrique, R (7,PH) OBP: 0.400, SLG: 0.800										1	0	0	0	0	0	0						
Sal Butera, R (8,2) OBP: 0.294, SLG: 0.301										0	0	0	0	0	0	0						
Dan Schatzeder, L (1,1) BP: 0.233, SLG: 0.448										1	0	0	0	0	0	0						
Gary Lucas, L (7,1) ERA: 3.29										0	0	0	0	0	0	0						
Jim Wohlford, R (7,PH) OBP: 0.294, SLG: 0.263										1	0	0	0	0	0	0						
Tim Burke, R (8,1) ERA: 2.38										0	0	0	0	0	0	0						
Jack O'Connor, L (8,1) ERA: 4.79										0	0	0	0	0	0	0						
Razor Shines, S (8,PH) OBP: 0.205, SLG: 0.130										1	0	0	0	0	0	1						
Jeff Reardon, R (9,1) ERA: 3.24										0	0	0	0	0	0	0						
<b>Inning Stats</b>	R: 0 E: 0 K: 1 S: 6	H: 1 LOB: 2 BB: 1 P: 10	R: 1 E: 0 K: 0 S: 4	H: 1 LOB: 1 BB: 1 P: 8	R: 0 E: 0 K: 2 S: 7	H: 0 LOB: 0 BB: 0 P: 7	R: 1 E: 0 K: 1 S: 6	H: 1 LOB: 0 BB: 0 P: 6	R: 0 E: 0 K: 0 S: 3	H: 0 LOB: 0 BB: 0 P: 3	R: 2 E: 0 K: 1 S: 7	H: 2 LOB: 0 BB: 0 P: 7	R: 3 E: 1 K: 0 S: 5	H: 2 LOB: 2 BB: 3 P: 17	R: 0 E: 0 K: 1 S: 6	H: 1 LOB: 2 BB: 1 P: 10	1B: 2 2B: 3 3B: 1 HR: 2	SF: 0 SAC: 2 DP: 0 HBP: 0	WP: 0 PA: 38			
<b>PITCHER</b>	IP WLS BF H R ER SO BB IBB HBP BLK WP HR S P ERA WHIP																					
Ricky Horton, L (1,1) ERA: 2.99	5.1		22	4	3	3	4	2	0	0	0	0	0	0	0	0	0	1	28	36	5.06	1.125
Bill Campbell, R (6,1) ERA: 3.38	0.2		3	1	1	1	1	0	0	0	0	0	0	0	0	0	0	1	5	5	13.50	1.500
Ken Dayley, L (7,1) ERA: 2.69	0.2	L	4	1	2	2	0	1	0	0	0	0	0	0	3	7	27.00	3.000				
Jeff Lahti, R (7,1) ERA: 1.85	1.1		9	2	1	1	1	1	2	0	0	0	0	0	8	20	6.75	2.250				

St. Louis Cardinals @ Montreal Expos  
Olympic Stadium, Montreal, QB  
Sun Sep 29 1985, 3:33 AM EDT  
Att: 20,577 - Unknown

AB 33  
R 5  
H 5  
RBI 5  
BB 1  
SO 6  
LOB 7



St. Louis Cardinals @ Montreal Expos  
Olympic Stadium, Montreal, QB  
Sun Sep 29 1985, 3:33 AM EDT  
Att: 20,577 - Unknown

AB 30  
R 7  
H 8  
RBI 6  
BB 6  
SO 6  
LOB 12













Batter	1	2	3	4	5	6	7	8	9	AB	R	H	RBI	BB	SO	LOB	TOP						
Mookie Wilson, S (1, 8) OBP: 0.327, SLG: 0.416	0-0 6-3 1B	0-0 F9			0-0 B5-3 2B		0-3 K		0-0 F4	5	2	2	0	0	1	2							
Wally Backman, S (1, 4) OBP: 0.332, SLG: 0.348	0-0 6-3	0-0 4-3			0-0 B5-3		0-3 K		0-0 F9	3	0	0	0	0	0	3							
Tom Pacliorek, R (7, PH) OBP: 0.336, SLG: 0.306	1-2				1-3					1	0	0	0	0	1	1							
Roger McDowell, R (7, 1) OBP: 0.211, SLG: 0.222										0	0	0	0	0	0	0							
John Christensen, R (9, PH) OBP: 0.365, SLG: 0.351										1	0	0	0	0	0	0							
Keith Hernandez, L (1, 3) OBP: 0.382, SLG: 0.426	0-0 1B FC5-2 2H		0-0 G6-4-3 1B		0-0 2B		0-0 2B		0-0 1B	5	0	5	2	0	0	0							
Gary Carter, R (1, 2) OBP: 0.365, SLG: 0.492	0-0 FC5-2 1B		0-0 G6-4-3		0-0 F9		0-0 F4		0-0 F9	5	0	1	0	0	0	5							
Darryl Strawberry, L (1, 9) OBP: 0.386, SLG: 0.548	0-0 FC5 1-2 2-3 1B		0-0 6-3				0-3 K		0-0 PB 1B 2B	4	1	2	0	0	1	0							
George Foster, R (1, 7) OBP: 0.332, SLG: 0.461	0-0 FC5-2 1-2 2-3 3H			0-0 F7		0-3 K		0-3 K		4	0	0	0	0	2	4							
Howard Johnson, S (1, 5) OBP: 0.305, SLG: 0.402	0-0 FC5 2-3F			0-0 F9		0-0 2B		0-0 2B		4	0	2	1	0	0	3							
Rafael Santana, R (1, 6) OBP: 0.299, SLG: 0.307		0-0 4-3		0-0 5-3		0-3 K		0-0 F8		3	0	0	0	0	1	1							
Danny Heep, L (8, PH) OBP: 0.340, SLG: 0.423										0	0	0	0	0	0	0							
Ray Knight, R (8, PH) OBP: 0.252, SLG: 0.330										1	0	0	0	0	1	0							
Larry Bowa, S (8, 6) OBP: 0.276, SLG: 0.303										0	0	0	0	0	0	0							
Rick Aguilera, R (1, 1) OBP: 0.297, SLG: 0.333					0-0 5-3		4-0 2B BB		0-3 K	2	0	1	0	0	0	0							
Lenny Dykstra, L (7, PH) OBP: 0.341, SLG: 0.336										0	0	0	0	1	0	0							
Ron Gardenhire, R (7, 4) OBP: 0.310, SLG: 0.176										1	0	0	0	0	1	1							
<b>Inning Stats</b>	R: 1 E: 0 K: 0 S: 7	H: 4 LOB: 3 BB: 0 P: 7	R: 0 E: 0 K: 0 S: 4	H: 1 LOB: 1 BB: 0 P: 4	R: 0 E: 0 K: 0 S: 3	H: 1 LOB: 0 BB: 0 P: 3	R: 0 E: 0 K: 0 S: 3	H: 0 LOB: 0 BB: 0 P: 3	R: 1 E: 0 K: 3 S: 10	H: 2 LOB: 1 BB: 0 P: 10	R: 0 E: 0 K: 3 S: 8	H: 1 LOB: 2 BB: 1 P: 12	R: 1 E: 0 K: 2 S: 9	H: 2 LOB: 1 BB: 0 P: 9	R: 0 E: 0 K: 0 S: 4	H: 1 LOB: 1 BB: 0 P: 4	1B: 9 2B: 4 3B: 0 HR: 0	SF: 0 SAC: 0 DP: 1 HBP: 0	WP: 0 PB: 1 SB: 0 CS: 0	PA: 40			
<b>PITCHER</b>	IP WLS BF H R ER SO BB IBB HBP BLK WP HR S P ERA WHIP	IP WLS BF H R ER SO BB IBB HBP BLK WP HR S P ERA WHIP	IP WLS BF H R ER SO BB IBB HBP BLK WP HR S P ERA WHIP	IP WLS BF H R ER SO BB IBB HBP BLK WP HR S P ERA WHIP	IP WLS BF H R ER SO BB IBB HBP BLK WP HR S P ERA WHIP	IP WLS BF H R ER SO BB IBB HBP BLK WP HR S P ERA WHIP	IP WLS BF H R ER SO BB IBB HBP BLK WP HR S P ERA WHIP	IP WLS BF H R ER SO BB IBB HBP BLK WP HR S P ERA WHIP	IP WLS BF H R ER SO BB IBB HBP BLK WP HR S P ERA WHIP	IP WLS BF H R ER SO BB IBB HBP BLK WP HR S P ERA WHIP	IP WLS BF H R ER SO BB IBB HBP BLK WP HR S P ERA WHIP	IP WLS BF H R ER SO BB IBB HBP BLK WP HR S P ERA WHIP	IP WLS BF H R ER SO BB IBB HBP BLK WP HR S P ERA WHIP	IP WLS BF H R ER SO BB IBB HBP BLK WP HR S P ERA WHIP	IP WLS BF H R ER SO BB IBB HBP BLK WP HR S P ERA WHIP	IP WLS BF H R ER SO BB IBB HBP BLK WP HR S P ERA WHIP	IP WLS BF H R ER SO BB IBB HBP BLK WP HR S P ERA WHIP	IP WLS BF H R ER SO BB IBB HBP BLK WP HR S P ERA WHIP	IP WLS BF H R ER SO BB IBB HBP BLK WP HR S P ERA WHIP	IP WLS BF H R ER SO BB IBB HBP BLK WP HR S P ERA WHIP	IP WLS BF H R ER SO BB IBB HBP BLK WP HR S P ERA WHIP		
Danny Cox, R (1, 1) ERA: 2.88	6.0	W	27	9	2	2	3	1	0	0	0	0	0	0	0	0	0	0	0	32	36	3.00	1.667
Ken Dayley, L (7, 1) ERA: 2.79	0.2		3	1	0	0	2	0	0	0	0	0	0	0	0	0	0	0	0	7	7	0.00	1.500
Todd Worrell, R (7, 1) ERA: 3.05	0.2		4	2	1	1	1	0	0	0	0	0	0	0	6	6	13.50	3.000					
Ricky Horton, L (8, 1) ERA: 2.94	1.1	S	5	1	0	0	1	0	0	0	0	0	0	0	7	7	0.00	0.750					
Jeff Latini, R (9, 1) ERA: 1.64	0.1		1	0	0	0	0	0	0	0	0	0	0	0	1	1	0.00	0.000					
<b>Batter</b>	<b>1</b>	<b>2</b>	<b>3</b>	<b>4</b>	<b>5</b>	<b>6</b>	<b>7</b>	<b>8</b>	<b>9</b>	<b>AB</b>	<b>R</b>	<b>H</b>	<b>RBI</b>	<b>BB</b>	<b>SO</b>	<b>LOB</b>	<b>BOTTOM</b>						
Vince Coleman, S (1, 7) OBP: 0.321, SLG: 0.334	0-0 FC6-4 1B		0-0 3-1	0-0 2H 3H 1B		0-0 2-3 1B				4	0	3	2	0	0	0							
Willie McGee, S (1, 8) OBP: 0.385, SLG: 0.502	0-0 FC6-4 G3 1-2F		0-0 5-3	0-0 4-3		0-0 1-2 3H 1B				4	0	1	1	0	0	2							
Tom Herr, S (1, 4) OBP: 0.383, SLG: 0.419	0-0 G3 1-2		4-0 1B BB		0-3 K		0-0 F8			3	0	0	0	1	1	3							
Jack Clark, R (1, 3) OBP: 0.395, SLG: 0.509	0-0 F8		0-0 1-3 1B		0-0 E7 1B		0-0 4-3			4	0	2	0	0	0	1							
Andy Van Slyke, L (1, 9) OBP: 0.333, SLG: 0.429		0-0 F8	0-0 G3		0-0 F7		0-0 F8			4	0	0	0	0	0	3							
Terry Pendleton, S (1, 5) OBP: 0.284, SLG: 0.305		0-0 WP FC4-6 1B		0-0 6-3		0-0 F8		0-0 4-3		4	1	1	0	0	0	1							
Darrell Porter, L (1, 2) OBP: 0.330, SLG: 0.404		4-0 FC4-6 1-3 BB		4-0 SH1-4 1B BB		0-3 K		0-3 K		2	1	0	0	2	2	0							
Ozzie Smith, S (1, 6) OBP: 0.356, SLG: 0.359		0-0 FC4-6 1-2 3H		0-0 SH1-4 1B 1B		0-0 1B BLK 1B 1B		0-0 6-3		4	2	2	1	0	0	1							
Danny Cox, R (1, 1) OBP: 0.200, SLG: 0.165										2	0	0	0	0	1	2							
Ken Dayley, L (7, 1) OBP: 0.400, SLG: 0.400										0	0	0	0	0	0	0							
Todd Worrell, R (7, 1) ERA: 2.9										0	0	0	0	0	0	0							
Ricky Horton, L (8, 1) OBP: 0.211, SLG: 0.063										1	0	0	0	0	1	0							
Jeff Latini, R (9, 1)										0	0	0	0	0	0	0							
<b>Inning Stats</b>	R: 0 E: 0 K: 0 S: 4	H: 1 LOB: 1 BB: 1 P: 4	R: 1 E: 0 K: 0 S: 4	H: 1 LOB: 1 BB: 1 P: 8	R: 0 E: 0 K: 0 S: 4	H: 1 LOB: 2 BB: 1 P: 8	R: 2 E: 0 K: 0 S: 5	H: 2 LOB: 1 BB: 1 P: 9	R: 0 E: 0 K: 1 S: 6	H: 1 LOB: 1 BB: 0 P: 6	R: 1 E: 0 K: 2 S: 10	H: 3 LOB: 2 BB: 0 P: 10	R: 0 E: 0 K: 0 S: 3	H: 0 LOB: 0 BB: 0 P: 3	R: 0 E: 0 K: 2 S: 7	H: 0 LOB: 0 BB: 0 P: 7	1B: 9 2B: 0 3B: 0 HR: 0	SF: 0 SAC: 1 DP: 0 HBP: 0	WP: 2 PB: 0 SB: 0 CS: 0	PA: 36			
<b>PITCHER</b>	IP WLS BF H R ER SO BB IBB HBP BLK WP HR S P ERA WHIP	IP WLS BF H R ER SO BB IBB HBP BLK WP HR S P ERA WHIP	IP WLS BF H R ER SO BB IBB HBP BLK WP HR S P ERA WHIP	IP WLS BF H R ER SO BB IBB HBP BLK WP HR S P ERA WHIP	IP WLS BF H R ER SO BB IBB HBP BLK WP HR S P ERA WHIP	IP WLS BF H R ER SO BB IBB HBP BLK WP HR S P ERA WHIP	IP WLS BF H R ER SO BB IBB HBP BLK WP HR S P ERA WHIP	IP WLS BF H R ER SO BB IBB HBP BLK WP HR S P ERA WHIP	IP WLS BF H R ER SO BB IBB HBP BLK WP HR S P ERA WHIP	IP WLS BF H R ER SO BB IBB HBP BLK WP HR S P ERA WHIP	IP WLS BF H R ER SO BB IBB HBP BLK WP HR S P ERA WHIP	IP WLS BF H R ER SO BB IBB HBP BLK WP HR S P ERA WHIP	IP WLS BF H R ER SO BB IBB HBP BLK WP HR S P ERA WHIP	IP WLS BF H R ER SO BB IBB HBP BLK WP HR S P ERA WHIP	IP WLS BF H R ER SO BB IBB HBP BLK WP HR S P ERA WHIP	IP WLS BF H R ER SO BB IBB HBP BLK WP HR S P ERA WHIP	IP WLS BF H R ER SO BB IBB HBP BLK WP HR S P ERA WHIP	IP WLS BF H R ER SO BB IBB HBP BLK WP HR S P ERA WHIP	IP WLS BF H R ER SO BB IBB HBP BLK WP HR S P ERA WHIP	IP WLS BF H R ER SO BB IBB HBP BLK WP HR S P ERA WHIP	IP WLS BF H R ER SO BB IBB HBP BLK WP HR S P ERA WHIP		
Rick Aguilera, R (1, 1) ERA: 3.24	6.0	L	30	9	4	4	3	3	0	0	0	1	1	0	0	0	0	0	0	33	45	6.00	2.000
Roger McDowell, R (7, 1) ERA: 2.9	2.0		6	0	0	0	2	0	0	0	0	0	0	0	10	10	0.00	0.000					

New York Mets @ St. Louis Cardinals  
 Busch Stadium, St. Louis, MO  
 Thu Oct 03 1985, 7:05 PM CDT  
 Att: 47,720 - Unknown

AB 39  
 R 3  
 H 13  
 RBI 3  
 BB 1  
 SO 7  
 LOB 21



New York Mets @ St. Louis Cardinals  
 Busch Stadium, St. Louis, MO  
 Thu Oct 03 1985, 7:05 PM CDT  
 Att: 47,720 - Unknown

AB 32  
 R 4  
 H 9  
 RBI 4  
 BB 3  
 SO 5  
 LOB 13





Batter	1	2	3	4	5	6	7	8	9	AB	R	H	RBI	BB	SO	LOB	TOP								
Bob Dernier, R OBP: 0.319, SLG: 0.320 (1, 8)	F7		6-3			6-3			SF9 23 2B 1-2	4	1	1	0	0	0	0									
Gary Matthews, R OBP: 0.357, SLG: 0.399 (1, 7)	L1					K			K	4	0	1	0	0	0	2									
23 Ryne Sandberg, R OBP: 0.367, SLG: 0.509 (1, 4)									SF9 1-3 2-H	4	0	2	1	0	0	1									
Keith Moreland, R OBP: 0.376, SLG: 0.442 (1, 9)	F4								SF9 2-3 3-H	3	0	1	1	0	0	1									
Jody Davis, R OBP: 0.301, SLG: 0.404 (1, 2)									F5	4	0	0	0	0	0	3									
Leon Durham, L OBP: 0.360, SLG: 0.469 (1, 3)	F6									3	0	0	0	0	1	0									
Ron Cey, R OBP: 0.318, SLG: 0.412 (1, 5)										3	0	0	0	0	1	0									
Shawn Dunston, R OBP: 0.311, SLG: 0.389 (8, PH)										2	0	0	0	0	1	0									
Thad Bosley, L OBP: 0.397, SLG: 0.520 (8, PH)										1	0	0	0	0	0	0									
Dave Owen, S OBP: 0.412, SLG: 0.375 (8, PH)										0	0	0	0	0	0	0									
Dennis Eckersley, R OBP: 0.222, SLG: 0.179 (1, 1)										2	0	0	0	0	0	0									
Jay Baller, R (7, 1)										0	0	0	0	0	0	0									
Davey Lopes, R OBP: 0.380, SLG: 0.432 (9, PH)									23 2B 1B	1	1	1	0	0	0	0									
<b>Inning Stats</b>	R: 0 E: 0 K: 0 S: 4	H: 1 LOB: 1 BB: 0 P: 4	R: 0 E: 0 K: 1 S: 5	H: 0 LOB: 0 BB: 0 P: 5	R: 0 E: 0 K: 0 S: 3	H: 0 LOB: 0 BB: 0 P: 3	R: 0 E: 0 K: 0 S: 4	H: 2 LOB: 1 BB: 0 P: 4	R: 0 E: 0 K: 2 S: 7	H: 0 LOB: 0 BB: 0 P: 7	R: 0 E: 0 K: 1 S: 5	H: 0 LOB: 0 BB: 0 P: 5	R: 0 E: 0 K: 0 S: 3	H: 0 LOB: 0 BB: 0 P: 3	R: 0 E: 0 K: 0 S: 3	H: 0 LOB: 0 BB: 0 P: 3	R: 2 E: 0 K: 1 S: 8	H: 3 LOB: 1 BB: 0 P: 8	1B: 5 2B: 1 3B: 0 HR: 0	SF: 1 SAC: 0 DP: 1 HBP: 0	WP: 0 PB: 0 SB: 0 CS: 0	PA: 32			
<b>PITCHER</b>	IP	WLS	BF	H	R	ER	SO	BB	IBB	HBP	BLK	WP	HR	S	P	ERA	WHIP								
Bob Forsch, R ERA: 3.9 (1, 1)	8.0	W	28	5	2	2	4	0	0	0	0	0	0	36	36	2.25	0.625								
Todd Worrell, R ERA: 2.91 (9, 1)	1.0	S	4	1	0	0	1	0	0	0	0	0	0	6	6	0.00	1.000								

Chicago Cubs @ St. Louis Cardinals  
 Busch Stadium, St. Louis, MO  
 Fri Oct 04 1985, 7:05 PM CDT  
 Att: 40,618 - Unknown

AB 31  
 R 2  
 H 6  
 RBI 2  
 BB 0  
 SO 5  
 LOB 7



Batter	1	2	3	4	5	6	7	8	9	AB	R	H	RBI	BB	SO	LOB	BOTTOM								
Vince Coleman, S OBP: 0.322, SLG: 0.337 (1, 7)	SF8 6-3 2B		1B S						G3 2-3	4	1	2	0	0	1	1									
Willie McGee, S OBP: 0.394, SLG: 0.501 (1, 8)	6-3		S 1B						6-3	4	0	1	0	0	0	2									
Tom Herr, S OBP: 0.380, SLG: 0.417 (1, 4)	SF8 3-H		K						6-3	3	0	0	1	0	1	2									
Jack Clark, R OBP: 0.392, SLG: 0.505 (1, 3)	F9		K							4	0	0	0	0	1	1									
Andy Van Slyke, L OBP: 0.334, SLG: 0.436 (1, 9)										3	1	1	1	1	0	0									
Terry Pendleton, S OBP: 0.282, SLG: 0.303 (1, 5)	F7 1-2		K							4	0	0	0	0	1	1									
Darrell Porter, L OBP: 0.333, SLG: 0.412 (1, 2)	F8 2-3									3	1	2	0	0	0	1									
Ozzie Smith, S OBP: 0.357, SLG: 0.363 (1, 6)										2	1	1	1	1	0	1									
Bob Forsch, R OBP: 0.244, SLG: 0.400 (1, 1)	F7									3	0	1	1	0	0	3									
Todd Worrell, R (9, 1)										0	0	0	0	0	0	0									
<b>Inning Stats</b>	R: 1 E: 0 K: 0 S: 4	H: 1 LOB: 0 BB: 0 P: 4	R: 0 E: 0 K: 0 S: 3	H: 0 LOB: 2 BB: 2 P: 11	R: 0 E: 0 K: 2 S: 8	H: 2 LOB: 1 BB: 0 P: 8	R: 1 E: 0 K: 1 S: 7	H: 2 LOB: 1 BB: 0 P: 7	R: 0 E: 0 K: 1 S: 5	H: 0 LOB: 0 BB: 0 P: 5	R: 0 E: 0 K: 0 S: 3	H: 0 LOB: 0 BB: 0 P: 3	R: 2 E: 1 K: 0 S: 6	H: 3 LOB: 1 BB: 0 P: 6	R: 0 E: 0 K: 0 S: 3	H: 0 LOB: 0 BB: 0 P: 3	R: 0 E: 0 K: 0 S: 3	H: 0 LOB: 0 BB: 0 P: 3	1B: 3 2B: 3 3B: 1 HR: 1	SF: 1 SAC: 0 DP: 0 HBP: 0	WP: 0 PB: 0 SB: 2 CS: 0	PA: 33			
<b>PITCHER</b>	IP	WLS	BF	H	R	ER	SO	BB	IBB	HBP	BLK	WP	HR	S	P	ERA	WHIP								
Dennis Eckersley, R ERA: 3.08 (1, 1)	6.0	L	27	8	4	4	4	1	1	0	1	0	1	33	41	6.00	1.500								
Jay Baller, R ERA: 3.22 (7, 1)	2.0		6	0	0	0	0	0	0	0	0	0	0	6	6	0.00	0.000								

Chicago Cubs @ St. Louis Cardinals  
 Busch Stadium, St. Louis, MO  
 Fri Oct 04 1985, 7:05 PM CDT  
 Att: 40,618 - Unknown

AB 30  
 R 4  
 H 8  
 RBI 4  
 BB 2  
 SO 4  
 LOB 12





Batter	1	2	3	4	5	6	7	8	9	AB	R	H	RBI	BB	SO	LOB	TOP		
Bob Dernier, R OBP: 0.316, SLG: 0.317 (1, 8)	F8			F7		5-3			F6	4	0	0	0	0	0	0			
Gary Matthews, R OBP: 0.381, SLG: 0.407 (1, 7)	G4-6-3 1B			WP 1B		F8				4	1	3	0	0	0	0			
23 Ryne Sandberg, R OBP: 0.365, SLG: 0.506 (1, 4)	G4-6-3 1-2			F7					F9	4	0	0	0	0	0	3			
Keith Moreland, R OBP: 0.376, SLG: 0.441 (1, 9)		6-3		FC6 1B						3	0	1	1	0	0	0			
Leon Durham, L OBP: 0.358, SLG: 0.467 (1, 3)		4-3		FC6 1-2						3	0	0	0	0	1	1			
Jody Davis, R OBP: 0.299, SLG: 0.401 (1, 2)		5-3								3	0	0	0	0	1	0			
Ron Cey, R OBP: 0.316, SLG: 0.409 (1, 5)				5-3		6-3				3	0	0	0	0	0	0			
Shawon Dunston, R OBP: 0.307, SLG: 0.385 Ron Meridith, L OBP: 0.400, SLG: 0.250 (8, 1)				F7		4-3			F8	3	0	0	0	0	0	0			
Steve Trout, L OBP: 0.146, SLG: 0.130 Jay Baller, R Chris Speier, R OBP: 0.295, SLG: 0.349 (6, 6)				6-3					G3	2	0	0	0	0	0	0			
										0	0	0	0	0	0	0			
										1	0	0	0	0	0	0			
<b>Inning Stats</b>	R: 0 E: 0 K: 0 S: 3	H: 1 LOB: 0 BB: 0 P: 3	R: 0 E: 0 K: 0 S: 3	H: 0 LOB: 0 BB: 0 P: 3	R: 0 E: 0 K: 0 S: 3	H: 0 LOB: 0 BB: 0 P: 3	R: 1 E: 0 K: 0 S: 5	H: 2 LOB: 1 BB: 0 P: 5	R: 0 E: 0 K: 1 S: 5	H: 0 LOB: 0 BB: 0 P: 5	R: 0 E: 0 K: 0 S: 5	H: 0 LOB: 0 BB: 0 P: 5	R: 0 E: 0 K: 0 S: 3	H: 0 LOB: 0 BB: 0 P: 3	R: 0 E: 0 K: 0 S: 4	H: 1 LOB: 1 BB: 0 P: 4	1B: 3 2B: 1 3B: 0 HR: 0	SF: 0 SAC: 0 DP: 1 HBP: 0	WP: 1 PA: 30 PB: 0 CS: 0
<b>PITCHER</b> John Tudor, L ERA: 1.93 (1, 1)	IP: 9.0 WLS: W BF: 30 H: 4 R: 1 ER: 1 SO: 2 BB: 0 IBB: 0 HBP: 0 BLK: 0 WP: 1 HR: 0 S: 34 P: 34 ERA: 1.00 WHIP: 0.444															<b>PITCHER</b>			

Chicago Cubs @ St. Louis Cardinals  
 Busch Stadium, St. Louis, MO  
 Sat Oct 05 1985, 3:33 AM CDT  
 Att: 44,825 - Unknown

AB 30  
 R 1  
 H 4  
 RBI 1  
 BB 0  
 SO 2  
 LOB 4



Batter	1	2	3	4	5	6	7	8	9	AB	R	H	RBI	BB	SO	LOB	BOTTOM		
Vince Coleman, S OBP: 0.321, SLG: 0.335 (1, 7)	4-3		4-3		6-3	K		E7 1B		5	1	1	1	0	1	3			
Willie McGee, S OBP: 0.394, SLG: 0.503 (1, 8)	6-3		6-3		K2-3		SF8 3B	G1-6-3 1B		5	1	2	1	0	1	0			
Tom Herr, S OBP: 0.379, SLG: 0.416 (1, 4)	5-3		6-3			1B SF7 1B	SF8	G1-6-3 1-2		4	1	1	1	0	0	1			
Jack Clark, R OBP: 0.394, SLG: 0.505 (1, 3)		1B SF8 BB		1B 9-2 BB		4-3 BB 1B	F8			2	2	1	0	2	0	0			
Cesar Cedeno, R OBP: 0.348, SLG: 0.444 Andy Van Slyke, L OBP: 0.334, SLG: 0.436 (8, 9)		S 1B		1B		SF7		HR		3	1	3	2	0	0	0			
Terry Pendleton, S OBP: 0.285, SLG: 0.306 (1, 5)		F3		1B		BB 4-3 1B		S 1B		4	0	3	0	0	0	2			
Ozzie Smith, S OBP: 0.355, SLG: 0.361 (1, 6)		SF8		K		4-3		G3		3	0	0	1	0	1	6			
Tom Nieto, R OBP: 0.305, SLG: 0.281 (1, 2)		3-H 4-0 1-2 IBB		9-2		BB IBB		SH5-4 E BB		1	1	0	0	3	0	3			
John Tudor, L OBP: 0.182, SLG: 0.213 (1, 1)		4-3				K		SH5-4		2	0	0	1	1	1	2			
										1-2 2-3 3-H									
<b>Inning Stats</b>	R: 0 E: 0 K: 0 S: 3	H: 0 LOB: 0 BB: 0 P: 3	R: 1 E: 0 K: 0 S: 4	H: 1 LOB: 2 BB: 2 P: 12	R: 0 E: 0 K: 0 S: 3	H: 0 LOB: 0 BB: 0 P: 3	R: 0 E: 0 K: 1 S: 6	H: 2 LOB: 1 BB: 1 P: 10	R: 0 E: 0 K: 2 S: 7	H: 0 LOB: 0 BB: 0 P: 7	R: 2 E: 0 K: 0 S: 6	H: 3 LOB: 3 BB: 2 P: 16	R: 2 E: 0 K: 0 S: 6	H: 3 LOB: 1 BB: 0 P: 6	R: 2 E: 1 K: 0 S: 4	H: 2 LOB: 0 BB: 1 P: 8	1B: 9 2B: 1 3B: 1 HR: 1	SF: 3 SAC: 1 DP: 2 HBP: 0	WP: 0 PA: 39 PB: 0 SB: 2 CS: 0
<b>PITCHER</b> Steve Trout, L ERA: 3.39 Jay Baller, R ERA: 3.46 Ron Meridith, L ERA: 4.47 (6, 1)	IP: 5.1 WLS: L BF: 24 H: 6 R: 3 ER: 3 SO: 3 BB: 2 IBB: 1 HBP: 0 BLK: 0 WP: 0 HR: 0 S: 27 P: 39 ERA: 5.06 WHIP: 1.500															<b>PITCHER</b>			
	IP: 1.2 WLS: L BF: 10 H: 3 R: 2 ER: 2 SO: 1 BB: 1 IBB: 0 HBP: 0 BLK: 0 WP: 0 HR: 1 S: 10 P: 18 ERA: 10.80 WHIP: 2.400															<b>PITCHER</b>			
	IP: 1.0 WLS: L BF: 5 H: 2 R: 2 ER: 1 SO: 0 BB: 1 IBB: 0 HBP: 0 BLK: 0 WP: 0 HR: 0 S: 4 P: 8 ERA: 9.00 WHIP: 3.000															<b>PITCHER</b>			

Chicago Cubs @ St. Louis Cardinals  
 Busch Stadium, St. Louis, MO  
 Sat Oct 05 1985, 3:33 AM CDT  
 Att: 44,825 - Unknown

AB 29  
 R 7  
 H 11  
 RBI 7  
 BB 6  
 SO 4  
 LOB 17





Batter	1	2	3	4	5	6	7	8	9	AB	R	H	RBI	BB	SO	LOB	TOP																			
Bob Dernier, R OBP: 0.315, SLG: 0.316 Davey Lopes, R OBP: 0.383, SLG: 0.444	L6	F6		HR			HBP 1B BB	5-3		2	0	0	0	0	0	1																				
Gary Matthews, R OBP: 0.382, SLG: 0.406 Billy Hatcher, R OBP: 0.290, SLG: 0.368	6-3		BB	L4			1B FC4-6 HBP	F9		1	0	0	0	1	0	0																				
23 Ryne Sandberg, R OBP: 0.364, SLG: 0.504 Dave Owen, S OBP: 0.400, SLG: 0.368	5-3		F9		F9		FC4-6 1B	K		2	0	0	0	0	0	1																				
Keith Moreland, R OBP: 0.374, SLG: 0.440 Thad Bosley, L OBP: 0.391, SLG: 0.511		6-3	F7		F8		FC4-6 1-2	K		3	0	0	0	0	0	1																				
Leon Durham, L OBP: 0.357, SLG: 0.465		BB 1B	F7		F5		K			4	1	1	0	0	1	2																				
Jody Davis, R OBP: 0.300, SLG: 0.400 Steve Lake, R OBP: 0.177, SLG: 0.193		E 1B 2B BB		F7		F9		FC4-6 1B		1	1	0	0	1	0	0																				
Ron Cey, R OBP: 0.316, SLG: 0.408		E7 2B 1B		K		K		L5		4	1	1	1	0	2	1																				
Shawon Dunston, R OBP: 0.310, SLG: 0.388				1B HR BB		F3		FC4-6 BB		3	1	1	2	1	0	1																				
Reggie Patterson, R OBP: 0.182, SLG: 0.100		2H 3-H K		1-3 HR 1B			K			3	1	1	0	1	2	1																				
<b>Inning Stats</b>	R: 0 E: 0 K: 0 S: 3	H: 0 LOB: 0 BB: 0 P: 3	R: 3 E: 1 K: 1 S: 8	H: 3 LOB: 1 BB: 1 P: 12	R: 0 E: 0 K: 0 S: 3	H: 0 LOB: 1 BB: 1 P: 7	R: 3 E: 0 K: 1 S: 7	H: 2 LOB: 0 BB: 1 P: 11	R: 0 E: 0 K: 0 S: 3	H: 0 LOB: 0 BB: 0 P: 3	R: 0 E: 0 K: 1 S: 5	H: 0 LOB: 0 BB: 0 P: 5	R: 2 E: 0 K: 2 S: 8	H: 1 LOB: 1 BB: 1 P: 13	R: 0 E: 0 K: 0 S: 4	H: 1 LOB: 2 BB: 1 P: 8	R: 0 E: 0 K: 2 S: 7	H: 0 LOB: 0 BB: 0 P: 7	1B: 5 2B: 1 3B: 0 HR: 1	SF: 0 SAC: 0 DP: 0 HBP: 1	WP: 0 PB: 0 SB: 0 CS: 0	PA: 40														
<b>PITCHER</b>	IP	WLS	BF	H	R	ER	SO	BB	IBB	HBP	BLK	WP	HR	S	P	ERA	WHIP	<b>PITCHER</b>		IP	WLS	BF	H	R	ER	SO	BB	IBB	HBP	BLK	WP	HR	S	P	ERA	WHIP
Joaquin Andujar, R ERA: 3.4	1.1	L	7	2	3	2	0	1	0	0	0	0	0	6	10	13.50	2.250	Joe Boever, R ERA: 4.41		1.0		3	0	0	0	2	0	0	0	0	0	7	7	0.00	0.000	
Kurt Kephshire, R ERA: 4.75	3.2		16	3	3	3	2	2	0	0	0	0	1	18	26	7.36	1.364																			
Ricky Horton, L ERA: 2.91	1.0		3	0	0	0	1	0	0	0	0	0	0	5	5	0.00	0.000																			
Bill Campbell, R ERA: 3.5	1.0		6	1	2	2	2	1	0	1	0	0	0	8	13	18.00	2.000																			
Doug Bair, R ERA: 6.0	1.0		5	1	0	0	0	1	0	0	0	0	0	4	8	0.00	2.000																			

Chicago Cubs @ St. Louis Cardinals  
Busch Stadium, St. Louis, MO  
Sun Oct 06 1985, 3:33 AM CDT  
Att: 43,665 - Unknown

AB 34  
R 8  
H 7  
RBI 8  
BB 5  
SO 7  
LOB 11



Batter	1	2	3	4	5	6	7	8	9	AB	R	H	RBI	BB	SO	LOB	BOTTOM																			
Curt Ford, L OBP: 0.625, SLG: 0.667	4-3				4-3			FC3-6 1B		4	0	2	1	0	0	0																				
Steve Braun, L OBP: 0.342, SLG: 0.343			2H 2B			3-1		FC3-6 1B		3	0	1	0	1	0	1																				
Terry Pendleton, S OBP: 0.285, SLG: 0.306 Bill Campbell, R OBP: 0.556, SLG: 0.333 Doug Bair, R	F6		1-3				CS 1B	F6		3	0	1	0	0	0	2																				
Cesar Cedeno, R OBP: 0.347, SLG: 0.443 Joe Boever, R										0	0	0	0	0	0	0																				
Jack Clark, R OBP: 0.393, SLG: 0.502 Mike Jorgensen, L OBP: 0.375, SLG: 0.250	K			F7		F8		FC3-6		2	0	0	0	0	1	1																				
Andy Van Slyke, L OBP: 0.335, SLG: 0.439		F9		1B 1B			5-3 SF8 2B	6-3		4	1	2	0	0	0	2																				
Darrell Porter, L OBP: 0.335, SLG: 0.413 Randy Hunt, R OBP: 0.158, SLG: 0.158		L3		L6-3 1B			5-3			2	0	1	0	0	0	0																				
Ivan De Jesus, R OBP: 0.280, SLG: 0.292		F7		L6-3			SF8			3	0	0	1	0	1	2																				
Tom Lawless, R OBP: 0.270, SLG: 0.293				2B 2B		F8		6-3		4	1	2	0	0	0	0																				
Joaquin Andujar, S OBP: 0.152, SLG: 0.128 Kurt Kephshire, L OBP: 0.132, SLG: 0.176 Vince Coleman, S OBP: 0.320, SLG: 0.335 Ricky Horton, L OBP: 0.211, SLG: 0.063 Brian Harper, R OBP: 0.273, SLG: 0.327			K2-3		6-3		FC6-4			0	0	0	0	0	0	0																				
<b>Inning Stats</b>	R: 0 E: 0 K: 1 S: 5	H: 0 LOB: 1 BB: 1 P: 9	R: 0 E: 0 K: 0 S: 3	H: 0 LOB: 0 BB: 0 P: 3	R: 1 E: 0 K: 1 S: 7	H: 2 LOB: 1 BB: 0 P: 7	R: 0 E: 0 K: 0 S: 4	H: 2 LOB: 2 BB: 0 P: 4	R: 0 E: 0 K: 0 S: 3	H: 0 LOB: 0 BB: 0 P: 3	R: 0 E: 0 K: 0 S: 5	H: 1 LOB: 1 BB: 0 P: 3	R: 1 E: 0 K: 0 S: 5	H: 2 LOB: 1 BB: 0 P: 5	R: 0 E: 0 K: 0 S: 5	H: 2 LOB: 2 BB: 0 P: 5	R: 0 E: 0 K: 1 S: 5	H: 0 LOB: 0 BB: 0 P: 5	1B: 6 2B: 4 3B: 0 HR: 0	SF: 1 SAC: 0 DP: 1 HBP: 0	WP: 0 PB: 0 SB: 0 CS: 1	PA: 35														
<b>PITCHER</b>	IP	WLS	BF	H	R	ER	SO	BB	IBB	HBP	BLK	WP	HR	S	P	ERA	WHIP	<b>PITCHER</b>		IP	WLS	BF	H	R	ER	SO	BB	IBB	HBP	BLK	WP	HR	S	P	ERA	WHIP
Reggie Patterson, R ERA: 3.0	9.0	W	35	9	2	2	3	1	0	0	0	0	0	40	44	2.00	1.111	Joe Boever, R ERA: 4.41		1.0		3	0	0	0	2	0	0	0	7	7	0.00	0.000			

Chicago Cubs @ St. Louis Cardinals  
Busch Stadium, St. Louis, MO  
Sun Oct 06 1985, 3:33 AM CDT  
Att: 43,665 - Unknown

AB 33  
R 2  
H 9  
RBI 2  
BB 1  
SO 3  
LOB 16





Batter	1	2	3	4	5	6	7	8	9	AB	R	H	RBI	BB	SO	LOB	TOP					
Vince Coleman, S (1,7)										4	0	0	0	0	1	3						
Willie McGee, S (1,8)										4	0	0	0	0	3	0						
Tom Herr, S (1,4) OBP: 0.500, SLG: 0.667										3	0	1	0	1	0	0						
Jack Clark, R (1,3) OBP: 0.500, SLG: 0.333										3	0	1	0	1	1							
Cesar Cedeno, R (1,9)										4	0	0	0	0	4							
Terry Pendleton, S (1,5) OBP: 0.500, SLG: 0.500										4	1	2	0	0	1	0						
Darrell Porter, L (1,2) OBP: 0.250, SLG: 0.250										4	0	1	0	0	1	1						
Ozzie Smith, S (1,6) OBP: 0.500, SLG: 0.500										4	0	2	0	0	0	1						
John Tudor, L (1,1) Ken Dayley, L (6,1) Tito Landrum, R (7,PH) Bill Campbell, R (7,1) Todd Worrell, R (8,1) Andy Van Slyke, L (8,9)										2	0	0	0	0	1	2						
<b>Inning Stats</b>	R: 0 E: 0 K: 1 S: 6	H: 1 LOB: 2 BB: 1 P: 10	R: 0 E: 0 K: 1 S: 6	H: 1 LOB: 1 BB: 0 P: 6	R: 0 E: 0 K: 0 S: 3	H: 0 LOB: 0 BB: 0 P: 3	R: 0 E: 0 K: 0 S: 3	H: 1 LOB: 0 BB: 0 P: 3	R: 0 E: 0 K: 2 S: 8	H: 1 LOB: 1 BB: 0 P: 8	R: 0 E: 0 K: 2 S: 7	H: 0 LOB: 1 BB: 1 P: 11	R: 0 E: 0 K: 0 S: 5	H: 3 LOB: 1 BB: 0 P: 5	R: 0 E: 0 K: 1 S: 6	H: 1 LOB: 1 BB: 0 P: 6	R: 0 E: 0 K: 1 S: 5	H: 0 LOB: 0 BB: 0 P: 5	1B: 7 2B: 1 3B: 0 HR: 0	SF: 0 SAC: 0 DP: 1 HBP: 0	WP: 0 PB: 0 SB: 1 CS: 1	PA: 36
<b>PITCHER</b>	IP	WLS	BF	H	R	ER	SO	BB	IBB	HBP	BLK	WP	HR	S	P	ERA	WHIP					
Fernando Valenzuela, L (1,1) ERA: 1.42	6.1	W	27	7	1	1	6	2	0	0	0	0	0	37	45	1.42	1.421					
Tom Niedenfuer, R (7,1) ERA:	2.2	S	8	1	0	0	2	0	0	0	0	0	0	12	12	0.00	0.375					

St. Louis Cardinals @ Los Angeles Dodgers  
 Dodger Stadium, Los Angeles, CA  
 Wed Oct 09 1985, 3:33 AM PDT  
 Att: 55,270 - Sunny - 75 F

livebaseballscores.com

AB 33  
 R 1  
 H 8  
 RBI 1  
 BB 2  
 SO 8  
 LOB 12

Batter	1	2	3	4	5	6	7	8	9	AB	R	H	RBI	BB	SO	LOB	BOTTOM				
Mariano Duncan, R (1,6)										4	0	0	0	0	2						
Enos Cabell, R (1,3)										4	0	0	0	0	1	0					
Bill Madlock, R (1,5) OBP: 0.250, SLG: 0.500										4	2	1	0	0	0	0					
Pedro Guerrero, R (1,7) OBP: 0.750, SLG: 0.667										3	1	2	1	1	1	0					
Mike Marshall, R (1,9)										4	0	0	0	0	4						
Mike Scioscia, L (1,2) OBP: 0.250, SLG: 0.250										4	1	1	1	0	2						
Candy Maldonado, R (1,8) Ken Landreaux, L (8,PH) (9,8)										3	0	1	1	0	1	0					
Steve Sax, R (1,4) OBP: 0.667, SLG: 1.000										3	0	2	1	0	0	0					
Fernando Valenzuela, L (1,1) Tom Niedenfuer, R (7,1)										2	0	1	0	0	2						
<b>Inning Stats</b>	R: 0 E: 0 K: 0 S: 3	H: 0 LOB: 0 BB: 0 P: 3	R: 0 E: 0 K: 1 S: 5	H: 0 LOB: 0 BB: 0 P: 5	R: 0 E: 0 K: 0 S: 4	H: 1 LOB: 1 BB: 0 P: 4	R: 1 E: 1 K: 1 S: 7	H: 1 LOB: 1 BB: 0 P: 7	R: 0 E: 0 K: 1 S: 6	H: 1 LOB: 1 BB: 0 P: 6	R: 3 E: 0 K: 0 S: 7	H: 4 LOB: 2 BB: 1 P: 11	R: 0 E: 0 K: 0 S: 3	H: 0 LOB: 0 BB: 0 P: 3	R: 0 E: 0 K: 0 S: 4	H: 1 LOB: 1 BB: 0 P: 4	1B: 6 2B: 2 3B: 0 HR: 0	SF: 0 SAC: 1 DP: 0 HBP: 0	WP: 1 PB: 0 SB: 3 CS: 0	PA: 34	
<b>PITCHER</b>	IP	WLS	BF	H	R	ER	SO	BB	IBB	HBP	BLK	WP	HR	S	P	ERA	WHIP				
John Tudor, L (1,1) ERA: 4.76	5.2	L	26	7	4	3	3	0	0	0	0	0	0	31	35	4.76	1.235				
Ken Dayley, L (6,1) ERA:	0.1		1	0	0	0	0	0	0	0	0	0	0	1	1	0.00	0.000				
Bill Campbell, R (7,1) ERA:	1.0		4	1	0	0	0	0	0	0	0	0	0	4	4	0.00	1.000				
Todd Worrell, R (8,1) ERA:	1.0		3	0	0	0	0	0	0	0	0	1	0	3	3	0.00	0.000				

St. Louis Cardinals @ Los Angeles Dodgers  
 Dodger Stadium, Los Angeles, CA  
 Wed Oct 09 1985, 3:33 AM PDT  
 Att: 55,270 - Sunny - 75 F

livebaseballscores.com

AB 32  
 R 4  
 H 8  
 RBI 4  
 BB 1  
 SO 3  
 LOB 11



Batter	1	2	3	4	5	6	7	8	9	AB	R	H	RBI	BB	SO	LOB	TOP			
Vince Coleman, S OBP: 0.222, SLG: 0.222 (1, 7)										5	0	2	1	0	0	0				
Willie McGee, S OBP: 0.111, SLG: 0.111 (1, 8)										5	1	1	0	0	0	3				
Tom Herr, S OBP: 0.500, SLG: 0.667 (1, 4)										3	0	1	0	1	0	0				
Jack Clark, R OBP: 0.500, SLG: 0.333 (1, 3)										3	0	1	0	1	1	2				
Andy Van Slyke, L (1, 9)										3	0	0	0	1	0	2				
Terry Pendleton, S OBP: 0.375, SLG: 0.375 (1, 5)										4	1	1	0	0	1	3				
Darrell Porter, L OBP: 0.375, SLG: 0.167 (1, 2)										2	0	0	0	2	1	1				
Ozzie Smith, S OBP: 0.500, SLG: 0.500 (1, 6)										4	0	2	0	0	0	2				
Joaquin Andujar, S Ricky Horton, L Bill Campbell, R Steve Braun, L Ken Dayley, L Jeff Lahti, R Mike Jorgensen, L (1, 1) (5, 1) (6, 1) (7, PH) (7, 1) (8, 1) (9, PH)										2	0	0	0	0	1	3				
<b>Inning Stats</b>	R: 0 E: 1 K: 1 S: 6	H: 2 LOB: 1 BB: 0 P: 6	R: 0 E: 0 K: 2 S: 8	H: 1 LOB: 2 BB: 1 P: 12	R: 1 E: 0 K: 0 S: 4	H: 1 LOB: 2 BB: 2 P: 12	R: 0 E: 0 K: 0 S: 3	H: 1 LOB: 0 BB: 0 P: 3	R: 0 E: 0 K: 1 S: 6	H: 1 LOB: 1 BB: 0 P: 6	R: 0 E: 0 K: 0 S: 3	H: 0 LOB: 0 BB: 0 P: 3	R: 0 E: 0 K: 0 S: 3	H: 0 LOB: 1 BB: 1 P: 7	R: 1 E: 0 K: 0 S: 5	H: 2 LOB: 2 BB: 1 P: 9	1B: 7 2B: 1 3B: 0 HR: 0	SF: 0 SAC: 0 DP: 1 HBP: 0	WP: 3 PB: 0 SB: 0 CS: 2	PA: 38
<b>PITCHER</b> Orel Hershiser, R ERA: 2.0 (1, 1)	IP: 9.0 WLS: W BF: 38 H: 8 R: 2 ER: 2 SO: 4 BB: 5 IBB: 0 HBP: 0 BLK: 0 WP: 1 HR: 0 S: 41 P: 61 ERA: 2.00 WHIP: 1.444															<b>PITCHER</b> (1, 1)	IP: 9.0 WLS: W BF: 38 H: 8 R: 2 ER: 2 SO: 4 BB: 5 IBB: 0 HBP: 0 BLK: 0 WP: 1 HR: 0 S: 41 P: 61 ERA: 2.00 WHIP: 1.444			

**St. Louis Cardinals @ Los Angeles Dodgers**  
 Dodger Stadium, Los Angeles, CA  
 Thu Oct 10 1985, 3:33 AM PDT  
 Att: 55,222 - Cloudy - 75 F

AB 33  
 R 2  
 H 8  
 RBI 1  
 BB 5  
 SO 4  
 LOB 18

Batter	1	2	3	4	5	6	7	8	9	AB	R	H	RBI	BB	SO	LOB	BOTTOM			
Mariano Duncan, R OBP: 0.125, SLG: 0.250 Dave Anderson, R (6, PR) (7, 6)										4	0	1	0	0	1	1				
Ken Landreaux, L OBP: 0.667, SLG: 1.000 (1, 8)										4	3	3	1	1	1	0				
Bill Madlock, R OBP: 0.444, SLG: 0.556 Bob Bailor, R (6, PR) (9, 5)										5	0	3	2	0	1	1				
Pedro Guerrero, R OBP: 0.667, SLG: 0.500 Candy Maldonado, R OBP: 0.333, SLG: 0.333 (1, 7) (9, 7)										3	0	1	1	2	1	2				
Mike Marshall, R OBP: 0.125, SLG: 0.125 (1, 9)										4	0	1	1	0	2	4				
Mike Scioscia, L OBP: 0.375, SLG: 0.286 (1, 2)										3	1	1	0	1	0	0				
Greg Brock, L OBP: 0.250, SLG: 1.000 (1, 3)										4	1	1	2	0	0	3				
Steve Sax, R OBP: 0.429, SLG: 0.571 (1, 4)										4	1	1	0	0	1	0				
Orel Hershiser, R OBP: 0.250, SLG: 0.250 (1, 1)										4	1	1	1	0	1	0				
<b>Inning Stats</b>	R: 0 E: 0 K: 2 S: 7	H: 0 LOB: 0 BB: 0 P: 7	R: 0 E: 0 K: 2 S: 7	H: 0 LOB: 0 BB: 0 P: 7	R: 3 E: 1 K: 0 S: 7	H: 4 LOB: 2 BB: 1 P: 11	R: 2 E: 0 K: 2 S: 9	H: 2 LOB: 0 BB: 0 P: 9	R: 1 E: 0 K: 0 S: 4	H: 2 LOB: 2 BB: 2 P: 12	R: 2 E: 0 K: 1 S: 8	H: 3 LOB: 1 BB: 1 P: 12	R: 0 E: 0 K: 0 S: 3	H: 0 LOB: 0 BB: 0 P: 3	R: 0 E: 0 K: 1 S: 7	H: 2 LOB: 2 BB: 0 P: 7	1B: 9 2B: 3 3B: 0 HR: 1	SF: 0 SAC: 0 DP: 1 HBP: 0	WP: 0 PB: 1 SB: 0 CS: 0	PA: 40
<b>PITCHER</b> Joaquin Andujar, R ERA: 12.46 Ricky Horton, L ERA: 13.5 Bill Campbell, R ERA: Ken Dayley, L ERA: Jeff Lahti, R ERA:	IP: 4.1 WLS: L BF: 23 H: 8 R: 6 ER: 6 SO: 6 BB: 1 IBB: 1 HBP: 0 BLK: 0 WP: 0 HR: 0 S: 33 P: 41 ERA: 12.46 WHIP: 1.846															<b>PITCHER</b> (1, 1)	IP: 4.1 WLS: L BF: 23 H: 8 R: 6 ER: 6 SO: 6 BB: 1 IBB: 1 HBP: 0 BLK: 0 WP: 0 HR: 0 S: 33 P: 41 ERA: 12.46 WHIP: 1.846			

**St. Louis Cardinals @ Los Angeles Dodgers**  
 Dodger Stadium, Los Angeles, CA  
 Thu Oct 10 1985, 3:33 AM PDT  
 Att: 55,222 - Cloudy - 75 F

AB 36  
 R 8  
 H 13  
 RBI 8  
 BB 4  
 SO 8  
 LOB 11











Batter	1	2	3	4	5	6	7	8	9	AB	R	H	RBI	BB	SO	LOB	TOP					
Mariano Duncan, R OBP: 0.143, SLG: 0.154	4-2 BB G6-4-3		0-0 G3		2-2 5-3		0-0 P2			3	0	0	0	1	0	2						
Ken Landreaux, L OBP: 0.533, SLG: 0.714	2-2 F8			0-0 HR 1B		2-2 1B		1-1 F7		4	1	2	0	0	0	1						
Pedro Guerrero, R OBP: 0.429, SLG: 0.353	0-0 G6-4-3 1-2			1-0 F8		2-2 F9		0-2 P3		4	0	0	0	0	0	3						
Bill Madlock, R OBP: 0.300, SLG: 0.650		0-0 L5		1-0 HR		1-1 F9		0-2 G3		4	1	1	2	0	0	1						
Mike Marshall, R OBP: 0.250, SLG: 0.316		1-0 6-3		4-0 CI BB		2-2 1-3			2-1 6-3	3	0	0	0	1	0	1						
Mike Scioscia, L OBP: 0.375, SLG: 0.231		2-2 1B		2-0 CI G5-4-3 1-2		4-0 1-3 1B BB			1-0 F9	2	0	1	0	1	0	0						
Greg Brock, L OBP: 0.100, SLG: 0.400 Enos Cabell, R OBP: 0.083, SLG: 0.083 Tom Niedenfuer, R ERA: 1.88	1-2 1B 1-3		1-1 G5-4-3 1-2		0-0 1-3 1B BB		0-0 1-2 1B		3-1 F8	3	1	0	0	0	0	1	AB 30 R 2 H 5 RBI 2 BB 3 SO 2 LOB 15					
Steve Sax, R OBP: 0.412, SLG: 0.563			0-1 5-3		0-3 K		3-3 K			3	0	0	0	0	2	2						
Fernando Valenzuela, L OBP: 0.200, SLG: 0.200 Len Matuszek, L OBP: 1.000, SLG: 1.000			1-0 F7		0-1 P6		0-0 1-3			3	0	0	0	0	0	2						
<b>Inning Stats</b>	R: 0 E: 0 K: 0 S: 7	H: 0 LOB: 0 BB: 1 P: 13	R: 0 E: 0 K: 0 S: 8	H: 1 LOB: 1 BB: 0 P: 12	R: 0 E: 0 K: 0 S: 4	H: 0 LOB: 0 BB: 0 P: 5	R: 2 E: 1 K: 0 S: 7	H: 2 LOB: 1 BB: 1 P: 14	R: 0 E: 0 K: 1 S: 10	H: 0 LOB: 0 BB: 0 P: 12	R: 0 E: 0 K: 0 S: 12	H: 1 LOB: 1 BB: 0 P: 19	R: 0 E: 0 K: 1 S: 6	H: 1 LOB: 2 BB: 1 P: 13	R: 0 E: 0 K: 0 S: 8	H: 0 LOB: 0 BB: 0 P: 9	R: 0 E: 0 K: 0 S: 5	H: 0 LOB: 0 BB: 0 P: 11	1B: 4 2B: 0 3B: 0 HR: 1	SF: 0 SAC: 0 DP: 2 HBP: 0	WP: 0 PB: 0 CS: 0	PA: 34
<b>PITCHER</b>	IP WLS BF H R ER SO BB IBB HBP BLK WP HR S P ERA WHIP	IP WLS BF H R ER SO BB IBB HBP BLK WP HR S P ERA WHIP															IP WLS BF H R ER SO BB IBB HBP BLK WP HR S P ERA WHIP					
Bob Forsch, R ERA: 5.4	3.1 2.2	15 10	3 2	2 0	2 0	0 1	0 0	0 0	0 0	0 0	0 0	0 0	0 0	0 0	0 0	0 0	5.40 0.00	1.500 1.125				
Ken Dayley, L ERA: 3.50	4.1	2.0	6	0	0	1	0	0	0	0	0	0	0	0	0	0	0.00	0.000				
Todd Worrell, R ERA: 3.00	7.1	2.0	6	0	0	1	0	0	0	0	0	0	0	0	0	0	0.00	0.000				
Jeff Lahti, R ERA: 3.00	9.1	1.0	3	0	0	0	0	0	0	0	0	0	0	0	0	0	0.00	0.000				

Los Angeles Dodgers @ St. Louis Cardinals  
 Busch Stadium, St. Louis, MO  
 Mon Oct 14 1985, 3:33 AM CDT  
 Att: 53,706 - Cloudy - 68 F

Batter	1	2	3	4	5	6	7	8	9	AB	R	H	RBI	BB	SO	LOB	BOTTOM			
Willie McGee, S OBP: 0.292, SLG: 0.238	4-2 BB 2B			1-3 K			4-0 6-3 SH1-4 BB		2-1 P5	3	1	0	0	2	2	4				
Ozzie Smith, S OBP: 0.476, SLG: 0.632	4-0 2B 1-2		1-0 P6		2-0 F7		1-0 SH1-4 1-2		1-2 HR	3	2	1	1	1	0	2				
Tom Herr, S OBP: 0.409, SLG: 0.722	0-0 E 1H 2H 2B		0-1 6-3		2-2 F7		0-0 6-3			4	0	1	2	0	0	1				
Jack Clark, R OBP: 0.524, SLG: 0.375	0-1 L5 2-3		3-3 K		3-1 FC5 WP 1B		4-0 1B			3	0	1	0	1	1	1				
Cesar Cedeno, R OBP: 0.308, SLG: 0.273	2-2 K		2-2 P3		4-0 1-2 IBB		1-1 F8			3	0	0	0	1	1	3				
Tito Landrum, R OBP: 0.545, SLG: 0.500	2-1 F8			0-1 5-3		0-1 FC5		4-1 S BB		3	0	0	0	1	0	3				
Terry Pendleton, S OBP: 0.286, SLG: 0.300		0-0 SH1-4 2B		0-0 6-3		2-2 K		1 SAFE M 1 SAFE X 1 SAFE P S 1 SAFE	2-2 F7	4	0	1	0	0	1	1	AB 28 R 3 H 5 RBI 3 BB 8 SO 7 LOB 17			
Darrell Porter, L OBP: 0.438, SLG: 0.273		4-0 SH1-4 BB		4-2 1B BB		0-3 K		2-3 K		2	0	0	0	2	2	1				
Bob Forsch, R ERA: 1.88 Ken Dayley, L OBP: 0.500 Todd Worrell, R ERA: 3.00 Brian Harper, R ERA: 3.00 Jeff Lahti, R ERA: 3.00	0-0 SH1-4		0-0 SH1-4		2-2 1B BB		1-2 3-1		0-0 F7	0	0	0	0	0	0	0	AB 28 R 3 H 5 RBI 3 BB 8 SO 7 LOB 17			
<b>Inning Stats</b>	R: 2 E: 1 K: 1 S: 11	H: 1 LOB: 2 BB: 2 P: 23	R: 0 E: 0 K: 1 S: 7	H: 1 LOB: 1 BB: 1 P: 12	R: 0 E: 0 K: 1 S: 8	H: 0 LOB: 0 BB: 0 P: 13	R: 0 E: 0 K: 1 S: 11	H: 1 LOB: 2 BB: 1 P: 18	R: 0 E: 0 K: 2 S: 11	H: 0 LOB: 2 BB: 0 P: 14	R: 0 E: 0 K: 0 S: 4	H: 0 LOB: 2 BB: 2 P: 14	R: 0 E: 0 K: 1 S: 9	H: 0 LOB: 1 BB: 1 P: 16	R: 1 E: 0 K: 0 S: 5	H: 1 LOB: 0 BB: 0 P: 8	1B: 2 2B: 2 3B: 0 HR: 1	SF: 0 SAC: 2 DP: 0 HBP: 0	WP: 1 PB: 0 SB: 1 CS: 0	PA: 38
<b>PITCHER</b>	IP WLS BF H R ER SO BB IBB HBP BLK WP HR S P ERA WHIP	IP WLS BF H R ER SO BB IBB HBP BLK WP HR S P ERA WHIP															IP WLS BF H R ER SO BB IBB HBP BLK WP HR S P ERA WHIP			
Fernando Valenzuela, L ERA: 1.88	8.0	2.0	4	2	2	7	6	2	0	0	0	0	0	0	0	0	2.25	1.250		
Tom Niedenfuer, R ERA: 3.00	9.1	0.1	2	1	1	0	0	0	0	0	0	0	0	0	0	0	27.00	3.000		

Los Angeles Dodgers @ St. Louis Cardinals  
 Busch Stadium, St. Louis, MO  
 Mon Oct 14 1985, 3:33 AM CDT  
 Att: 53,706 - Cloudy - 68 F



Batter	1	2	3	4	5	6	7	8	9	AB	R	H	RBI	BB	SO	LOB	TOP					
Willie McGee, S OBP: 0.345, SLG: 0.308	6-3		6-3														5 2 3 2 0 0 1					
Ozzie Smith, S OBP: 0.500, SLG: 0.696	FC4-6 1B		K														4 1 2 1 1 1 2					
Tom Herr, S OBP: 0.444, SLG: 0.667	FC4-6 FC5-4 1-2		1B														3 0 1 1 2 0 3					
Jack Clark, R OBP: 0.500, SLG: 0.524	FC5-4 1-2		1B														5 1 2 3 0 1 4					
Andy Van Slyke, L OBP: 0.231, SLG: 0.091		4-3	F7														5 0 0 0 0 1 5					
Terry Pendleton, S OBP: 0.240, SLG: 0.250	6-3																4 0 0 0 0 0 1					
Darrell Porter, L OBP: 0.450, SLG: 0.333		1B															4 1 2 0 0 0 0					
Tito Landrum, R OBP: 0.467, SLG: 0.429	6-3																4 1 1 0 0 0 1					
Joaquin Andujar, S OBP: 0.250, SLG: 0.500																	2 1 1 0 0 0 0					
Steve Braun, L (7, PH)																	1 0 0 0 0 0 2					
Todd Worrell, R (7, PH)																	0 0 0 0 0 0 0					
Cesar Cedeno, R OBP: 0.286, SLG: 0.250																	1 0 0 0 0 1 0					
Ken Dayley, L OBP: 0.500, SLG: 0.500																	0 0 0 0 0 0 0					
<b>Inning Stats</b>	R: 0 E: 0 K: 0 S: 7	H: 1 LOB: 1 BB: 0 P: 12	R: 0 E: 0 K: 0 S: 6	H: 1 LOB: 1 BB: 0 P: 7	R: 1 E: 0 K: 1 S: 15	H: 3 LOB: 2 BB: 0 P: 23	R: 0 E: 0 K: 0 S: 5	H: 0 LOB: 0 BB: 0 P: 8	R: 0 E: 0 K: 0 S: 9	H: 1 LOB: 0 BB: 1 P: 18	R: 0 E: 0 K: 0 S: 8	H: 0 LOB: 1 BB: 1 P: 13	R: 3 E: 0 K: 2 S: 18	H: 4 LOB: 2 BB: 1 P: 30	R: 0 E: 0 K: 0 S: 7	H: 0 LOB: 0 BB: 0 P: 9	R: 3 E: 0 K: 1 S: 15	H: 2 LOB: 0 BB: 1 P: 24	1B: 9 2B: 1 3B: 1 HR: 1	SF: 0 SAC: 0 DP: 0 HBP: 0	WP: 0 PB: 0 SB: 1 CS: 1	PA: 41
<b>PITCHER</b>	IP WLS BF H R ER SO BB IBB HBP BLK WP HR S P ERA WHIP																					
Orel Hershiser, R ERA: 3.52	(1, 1) 6.1 28 9 4 4 1 1 0 0 0 0 58 93 5.68 1.579																					
Tom Niedenfuer, R ERA: 6.35	(7, 1) 2.2 L 13 3 3 3 3 1 1 0 0 0 1 32 51 10.12 1.500																					

**St. Louis Cardinals @ Los Angeles Dodgers**  
**Dodger Stadium, Los Angeles, CA**  
 Wed Oct 16 1985, 3:33 AM PDT  
 Att: 55,208 - Sunny - 80 F

livebaseballscorecards.com

AB 38  
R 7  
H 12  
RBI 7  
BB 3  
SO 4  
LOB 19




Batter	1	2	3	4	5	6	7	8	9	AB	R	H	RBI	BB	SO	LOB	BOTTOM					
Mariano Duncan, R OBP: 0.263, SLG: 0.444	1B 2B	1-2 2-H 1B															5 2 3 1 0 1 0					
Ken Landreaux, L OBP: 0.421, SLG: 0.556	F7																4 0 0 0 0 0 5					
Enos Cabell, R OBP: 0.077, SLG: 0.077		F8															1 0 0 0 0 1 0					
Pedro Guerrero, R OBP: 0.385, SLG: 0.300	P4																3 0 0 1 1 0 1					
Bill Madlock, R OBP: 0.333, SLG: 0.750																	4 1 2 2 0 1 2					
Dave Anderson, R																	0 0 0 0 0 0 0					
Mike Marshall, R OBP: 0.250, SLG: 0.435	2-H 1B																4 1 1 1 0 1 1					
Mike Scioscia, L OBP: 0.400, SLG: 0.250																	3 0 1 0 1 0 0					
Greg Brock, L OBP: 0.214, SLG: 0.333																	2 1 0 0 2 0 2					
Steve Sax, R OBP: 0.333, SLG: 0.450																	4 0 0 0 0 1 4					
Orel Hershiser, R OBP: 0.286, SLG: 0.286																	3 0 1 0 0 1 2					
Tom Niedenfuer, R																	1 0 0 0 0 1 1					
<b>Inning Stats</b>	R: 1 E: 0 K: 1 S: 10	H: 2 LOB: 1 BB: 0 P: 15	R: 1 E: 0 K: 0 S: 10	H: 2 LOB: 2 BB: 1 P: 17	R: 0 E: 0 K: 1 S: 6	H: 0 LOB: 0 BB: 0 P: 7	R: 0 E: 0 K: 0 S: 6	H: 1 LOB: 1 BB: 0 P: 10	R: 2 E: 1 K: 1 S: 8	H: 1 LOB: 0 BB: 0 P: 11	R: 0 E: 0 K: 1 S: 7	H: 0 LOB: 1 BB: 1 P: 12	R: 0 E: 0 K: 0 S: 4	H: 1 LOB: 1 BB: 1 P: 10	R: 1 E: 0 K: 2 S: 13	H: 1 LOB: 1 BB: 1 P: 21	R: 0 E: 0 K: 2 S: 7	H: 0 LOB: 0 BB: 0 P: 9	1B: 4 2B: 1 3B: 1 HR: 2	SF: 1 SAC: 0 DP: 1 HBP: 0	WP: 0 PB: 0 SB: 1 CS: 0	PA: 39
<b>PITCHER</b>	IP WLS BF H R ER SO BB IBB HBP BLK WP HR S P ERA WHIP																					
Joaquin Andujar, R ERA: 6.97	(1, 1) 6.0 27 6 4 2 3 2 0 0 0 0 1 47 72 3.00 1.333																					
Todd Worrell, R ERA: 1.42	(7, 1) 2.0 W 9 2 1 1 2 1 1 0 0 0 0 17 31 4.50 1.500																					
Ken Dayley, L ERA:	(9, 1) 1.0 S 3 0 0 0 2 0 0 0 0 0 0 7 9 0.00 0.000																					

**St. Louis Cardinals @ Los Angeles Dodgers**  
**Dodger Stadium, Los Angeles, CA**  
 Wed Oct 16 1985, 3:33 AM PDT  
 Att: 55,208 - Sunny - 80 F

livebaseballscorecards.com

AB 34  
R 5  
H 8  
RBI 5  
BB 4  
SO 7  
LOB 18





Batter	1	2	3	4	5	6	7	8	9	AB	R	H	RBI	BB	SO	LOB	TOP									
Willie McGee, S OBP: 0.333, SLG: 0.333	1-3 K		0-0 4-3		0-0 2B			2-2 4-3		4	0	1	1	0	1	1	<b>St. Louis Cardinals @ Kansas City Royals</b> Royals Stadium, Kansas City, MO Sat Oct 19 1985, 8:05 PM EDT Att: 41,650 - Unknown - 50 F <a href="http://livebaseballscorecards.com">livebaseballscorecards.com</a>									
Ozzie Smith, S OBP: 0.467, SLG: 0.615	2-1 6-3		2-3 3-H 4-0 S BB		3-2 4-3			2-0 6-3		3	0	0	0	1	0	0										
Tom Herr, S OBP: 0.419, SLG: 0.600	2-0 5-3		0-1 1-3		1-2		0-0 B5-3		1-1 2B	4	1	1	0	0	0	2										
Jack Clark, R OBP: 0.467, SLG: 0.520		0-2 F3		2-3 K			1-0 F9		1-0 2B	4	0	1	1	0	1	0										
Tito Landrum, R OBP: 0.474, SLG: 0.500		0-1 L4		3-2 2B			0-2 F2		1-1 2B	4	1	2	0	0	0	0										
Cesar Cedeno, R OBP: 0.294, SLG: 0.333 Todd Worrell, R (7, 1)		2-3 K		2-2 4-3 2H 2B			1-2 F3		0-3 K	3	0	1	1	0	1	0										
Terry Pendleton, S OBP: 0.276, SLG: 0.231			4-1 1B 4-3 BB		0-0 4-3		0-3 K		4-1 K	2	1	0	0	2	1	1										
Darrell Porter, L OBP: 0.456, SLG: 0.333			1-0 4-3 SH1-4 1B		2-3 K		3-3 K		4-1 K	3	0	1	0	1	2	1										
John Tudor, L Andy Van Slyke, L OBP: 0.200, SLG: 0.077			1-0 SH1-4		1-3 K			2-3 K	1-3 K	1	0	0	0	0	1	0										
			1-2							2	0	0	0	0	2	3										
<b>Inning Stats</b>	R: 0 E: 0 K: 1 S: 6	H: 0 LOB: 0 BB: 0 P: 11	R: 0 E: 0 K: 1 S: 9	H: 0 LOB: 0 BB: 0 P: 11	R: 1 E: 0 K: 0 S: 7	H: 1 LOB: 2 BB: 2 P: 16	R: 1 E: 0 K: 2 S: 13	H: 2 LOB: 1 BB: 0 P: 22	R: 0 E: 0 K: 0 S: 6	H: 0 LOB: 0 BB: 0 P: 7	R: 0 E: 0 K: 2 S: 9	H: 0 LOB: 0 BB: 0 P: 13	R: 0 E: 0 K: 1 S: 8	H: 0 LOB: 0 BB: 0 P: 14	R: 1 E: 0 K: 2 S: 13	H: 3 LOB: 3 BB: 2 P: 25	1B: 3 2B: 4 3B: 0 HR: 0	SF: 0 SAC: 1 DP: 0 HBP: 0	WP: 0 PB: 1 SB: 1 CS: 0	PA: 36						
<b>PITCHER</b>	IP	WLS	BF	H	R	ER	SO	BB	IBB	HBP	BLK	WP	HR	S	P	ERA	WHIP									
Danny Jackson, L ERA: 1.06	(1, 1)	7.0	L	26	4	2	2	7	2	0	0	0	0	0	57	91	2.57	0.857								
Dan Quisenberry, R ERA: 4.25	(8, 1)	1.2		7	3	1	1	2	0	0	0	0	0	16	25	5.40	1.800									
Bud Black, L ERA: 1.64	(9, 1)	0.1		3	0	0	0	1	1	1	0	0	0	5	14	0.00	3.000									

Batter	1	2	3	4	5	6	7	8	9	AB	R	H	RBI	BB	SO	LOB	BOTTOM								
Lonnie Smith, R OBP: 0.343, SLG: 0.323	2-2 F9		2-1 CS 1B		2-3 K		4-2 BB			3	0	1	0	1	1	0	<b>St. Louis Cardinals @ Kansas City Royals</b> Royals Stadium, Kansas City, MO Sat Oct 19 1985, 8:05 PM EDT Att: 41,650 - Unknown - 50 F <a href="http://livebaseballscorecards.com">livebaseballscorecards.com</a>								
Willie Wilson, S OBP: 0.324, SLG: 0.394	0-0 F9		0-2 P4 1-2		0-0 1B		1-1 1B		0-0 F7	4	0	1	0	0	0	4									
George Brett, L OBP: 0.471, SLG: 0.741	2-3 K		0-0 1B		0-0 P4		1-0 F9		1-0 F2	4	0	1	0	0	1	1									
Frank White, R OBP: 0.194, SLG: 0.172		0-0 G2-3		3-1 G3		2-0 F7		1-0 F2	4	0	0	0	0	0	2	2									
Jim Sundberg, R OBP: 0.241, SLG: 0.444		4-2 1B BB		0-0 F9 P5-2 2B		3-2 5-3		0-1 5-3	3	1	1	0	1	0	1	1									
Darryl Motley, R OBP: 0.375, SLG: 0.333 Pat Sheridan, L OBP: 0.261, SLG: 0.524		1-0 1B		0-1 F9		1-2 F7		0-0 G3	3	0	1	0	0	0	0	1									
Steve Balboni, R OBP: 0.194, SLG: 0.138		3-1 E5 CS 1B		1-2 P5-2		2-3 K		1-0 G3	4	0	1	1	0	1	2	2									
Buddy Biancalana, S OBP: 0.286, SLG: 0.263 Lynn Jones, R OBP: 1.000, SLG: 3.000 Dan Quisenberry, R (8, 1) Bud Black, L (9, 1) Jorge Orta, L (9, PH)		4-2 1B		1-0 6-3		0-1 K		0-1 F8	1	0	0	0	1	0	0	0									
Danny Jackson, R Hal McRae, R OBP: 0.346, SLG: 0.348 Onix Concepcion, R (7, PR) (8, 6)		1-3 3-H BB		1-3 K		2-3 K		3-2 F9	2	0	0	0	0	2	2	2									
Dane Iorg, L OBP: 0.600, SLG: 0.667		1-3 K		1-3 K		3-0 BB		3-2 F9	0	0	0	0	0	0	0	0									
										1	0	0	0	0	0	1									
<b>Inning Stats</b>	R: 0 E: 0 K: 1 S: 10	H: 0 LOB: 0 BB: 0 P: 14	R: 1 E: 1 K: 1 S: 11	H: 2 LOB: 2 BB: 2 P: 24	R: 0 E: 0 K: 0 S: 8	H: 2 LOB: 1 BB: 0 P: 13	R: 0 E: 0 K: 0 S: 6	H: 1 LOB: 0 BB: 0 P: 7	R: 0 E: 0 K: 2 S: 7	H: 0 LOB: 0 BB: 0 P: 12	R: 0 E: 0 K: 0 S: 11	H: 1 LOB: 1 BB: 0 P: 17	R: 0 E: 0 K: 1 S: 11	H: 1 LOB: 3 BB: 1 P: 21	R: 0 E: 0 K: 0 S: 4	H: 0 LOB: 0 BB: 0 P: 6	R: 0 E: 0 K: 0 S: 10	H: 1 LOB: 1 BB: 0 P: 14	1B: 5 2B: 3 3B: 1 HR: 0	SF: 0 SAC: 0 DP: 1 HBP: 1	WP: 0 PB: 0 SB: 0 CS: 3	PA: 36			
<b>PITCHER</b>	IP	WLS	BF	H	R	ER	SO	BB	IBB	HBP	BLK	WP	HR	S	P	ERA	WHIP								
John Tudor, L ERA: 2.33	(1, 1)	6.2	W	27	7	1	1	5	2	0	1	0	0	61	101	1.35	1.350								
Todd Worrell, R ERA: 1.04	(7, 1)	2.1	S	9	1	0	0	0	1	0	0	0	0	17	27	0.00	0.857								












Batter	1	2	3	4	5	6	7	8	9	AB	R	H	RBI	BB	SO	LOB	TOP					
Lonnie Smith, R OBP: 0.333, SLG: 0.341 (1, 7)	B2		K														4 0 0 0 0 2 1					
Willie Wilson, S OBP: 0.340, SLG: 0.391 (1, 8)	G3 1B			G3													4 0 1 0 0 0 1					
George Brett, L OBP: 0.489, SLG: 0.676 (1, 5)	G3			K													4 0 1 0 0 2 2					
Frank White, R OBP: 0.295, SLG: 0.400 (1, 4)	F9			4-3													4 0 0 0 0 0 2					
Jim Sundberg, R OBP: 0.286, SLG: 0.378 (1, 2)		L9			L9												4 0 1 0 0 0 0					
Darryl Motley, R OBP: 0.250, SLG: 0.200 (1, 9)		K			5-3												4 0 0 0 0 1 2					
Steve Balboni, R OBP: 0.233, SLG: 0.154 (1, 3)		5-3															2 0 1 0 1 0 0					
Buddy Biancalana, S OBP: 0.323, SLG: 0.259 (1, 6)																	2 0 0 0 0 1 1					
Hai McRae, R OBP: 0.333, SLG: 0.333 (7, PH)																	1 0 0 0 0 0 3					
Onix Concepcion, R (7, 6)																	0 0 0 0 0 0 0					
Bud Black, L (1, 1)																	1 0 0 0 0 1 0					
John Wathan, R (6, PH)																	1 0 0 0 0 1 0					
Joe Beckwith, L (6, 1)																	0 0 0 0 0 0 0					
Lynn Jones, R OBP: 1.000, SLG: 2.500 (8, PH)																	1 0 1 0 0 0 0					
Dan Quisenberry, R (8, 1)																	0 0 0 0 0 0 0					
<b>Inning Stats</b>	R: 0 E: 0 K: 0 S: 9	H: 1 LOB: 1 BB: 0 P: 10	R: 0 E: 0 K: 1 S: 12	H: 0 LOB: 0 BB: 0 P: 15	R: 0 E: 0 K: 3 S: 9	H: 0 LOB: 0 BB: 0 P: 13	R: 0 E: 0 K: 1 S: 7	H: 0 LOB: 0 BB: 0 P: 9	R: 0 E: 0 K: 0 S: 8	H: 1 LOB: 1 BB: 0 P: 13	R: 0 E: 0 K: 1 S: 6	H: 0 LOB: 0 BB: 0 P: 7	R: 0 E: 0 K: 0 S: 10	H: 2 LOB: 3 BB: 1 P: 17	R: 0 E: 0 K: 2 S: 11	H: 1 LOB: 1 BB: 0 P: 15	R: 0 E: 0 K: 0 S: 8	H: 0 LOB: 0 BB: 0 P: 9	1B: 4 2B: 1 3B: 0 HR: 0	SF: 0 SAC: 0 DP: 0 HBP: 0	WP: 0 PB: 0 SB: 0 CS: 0	PA: 33
<b>PITCHER</b> John Tudor, L ERA: 1.59 (1, 1)	IP: 9.0 WLS: W BF: 33 H: 5 R: 0 ER: 0 SO: 8 BB: 1 IBB: 0 HBP: 0 BLK: 0 WP: 0 HR: 0 S: 80 P: 108 ERA: 0.00 WHIP: 0.667											<b>PITCHER</b>	IP: 9.0 WLS: W BF: 33 H: 5 R: 0 ER: 0 SO: 8 BB: 1 IBB: 0 HBP: 0 BLK: 0 WP: 0 HR: 0 S: 80 P: 108 ERA: 0.00 WHIP: 0.667									

Kansas City Royals @ St. Louis Cardinals  
Busch Stadium, St. Louis, MO  
Wed Oct 23 1985, 7:05 PM CDT  
Att: 53,634 - Unknown - 73 F


AB 32  
R 0  
H 5  
RBI 0  
BB 1  
SO 8  
LOB 12



Batter	1	2	3	4	5	6	7	8	9	AB	R	H	RBI	BB	SO	LOB	BOTTOM					
Willie McGee, S OBP: 0.356, SLG: 0.439 (1, 8)	5-3																3 1 2 1 1 0 0					
Ozzie Smith, S OBP: 0.390, SLG: 0.472 (1, 6)	CS BB																2 0 0 0 1 0 2					
Tom Herr, S OBP: 0.395, SLG: 0.514 (1, 4)	K																3 0 1 0 1 1 1					
Jack Clark, R OBP: 0.452, SLG: 0.457 (1, 3)																	3 0 1 0 1 2 1					
Tito Landrum, R OBP: 0.433, SLG: 0.586 (1, 7)																	4 1 1 1 0 0 3					
Cesar Cedeno, R OBP: 0.250, SLG: 0.238 (1, 9)																	3 0 0 0 0 0 1					
Andy Van Slyke, L OBP: 0.150, SLG: 0.056 (7, 9)																	0 0 0 0 0 0 0					
Terry Pendleton, S OBP: 0.300, SLG: 0.351 (1, 5)																	3 1 1 0 0 0 0					
Tom Nieto, R (1, 2)																	1 0 0 1 1 1 0					
John Tudor, L (1, 1)																	3 0 0 0 0 2 2					
<b>Inning Stats</b>	R: 0 E: 0 K: 1 S: 4	H: 0 LOB: 1 BB: 1 P: 10	R: 1 E: 0 K: 1 S: 11	H: 1 LOB: 0 BB: 0 P: 16	R: 1 E: 0 K: 0 S: 8	H: 1 LOB: 0 BB: 1 P: 14	R: 0 E: 0 K: 0 S: 9	H: 1 LOB: 0 BB: 0 P: 11	R: 1 E: 1 K: 1 S: 11	H: 1 LOB: 2 BB: 1 P: 21	R: 0 E: 0 K: 1 S: 6	H: 1 LOB: 1 BB: 0 P: 9	R: 0 E: 0 K: 2 S: 7	H: 0 LOB: 0 BB: 1 P: 9	R: 0 E: 0 K: 0 S: 12	H: 1 LOB: 2 BB: 2 P: 26	R: 0 E: 0 K: 0 S: 8	H: 0 LOB: 0 BB: 0 P: 9	1B: 2 2B: 2 3B: 1 HR: 2	SF: 0 SAC: 2 DP: 1 HBP: 0	WP: 2 PB: 0 SB: 0 CS: 1	PA: 32
<b>PITCHER</b> Bud Black, L ERA: 2.81 (1, 1)	IP: 5.0 WLS: L BF: 20 H: 4 R: 3 ER: 3 SO: 3 BB: 2 IBB: 1 HBP: 0 BLK: 0 WP: 0 HR: 2 S: 43 P: 72 ERA: 5.40 WHIP: 1.200											<b>PITCHER</b>	IP: 5.0 WLS: L BF: 20 H: 4 R: 3 ER: 3 SO: 3 BB: 2 IBB: 1 HBP: 0 BLK: 0 WP: 0 HR: 2 S: 43 P: 72 ERA: 5.40 WHIP: 1.200									
<b>PITCHER</b> Joe Beckwith, R ERA (6, 1)	IP: 2.0 WLS: 7 BF: 1 H: 0 R: 0 ER: 0 SO: 3 BB: 0 IBB: 0 HBP: 0 BLK: 0 WP: 0 HR: 13 S: 18 P: 18 ERA: 0.00 WHIP: 0.500											<b>PITCHER</b>	IP: 2.0 WLS: 7 BF: 1 H: 0 R: 0 ER: 0 SO: 3 BB: 0 IBB: 0 HBP: 0 BLK: 0 WP: 0 HR: 13 S: 18 P: 18 ERA: 0.00 WHIP: 0.500									
<b>PITCHER</b> Dan Quisenberry, R ERA: 3.52 (8, 1)	IP: 1.0 WLS: 5 BF: 1 H: 0 R: 0 ER: 0 SO: 0 BB: 1 IBB: 1 HBP: 0 BLK: 0 WP: 1 HR: 0 S: 12 P: 26 ERA: 0.00 WHIP: 2.000											<b>PITCHER</b>	IP: 1.0 WLS: 5 BF: 1 H: 0 R: 0 ER: 0 SO: 0 BB: 1 IBB: 1 HBP: 0 BLK: 0 WP: 1 HR: 0 S: 12 P: 26 ERA: 0.00 WHIP: 2.000									

Kansas City Royals @ St. Louis Cardinals  
Busch Stadium, St. Louis, MO  
Wed Oct 23 1985, 7:05 PM CDT  
Att: 53,634 - Unknown - 73 F

AB 25  
R 3  
H 6  
RBI 3  
BB 5  
SO 6  
LOB 10













Batter	1	2	3	4	5	6	7	8	9	AB	R	H	RBI	BB	SO	LOB	TOP		
<b>Ozzie Smith, S</b> OBP: 0.358, SLG: 0.391	F8		4-3					F5		4	0	1	0	0	0	0	<b>St. Louis Cardinals @ Kansas City Royals</b> Royals Stadium, Kansas City, MO Sun Oct 27 1985, 8:05 PM EST Att: 41,658 - Unknown - 62 F		
<b>Willie McGee, S</b> OBP: 0.316, SLG: 0.377	F8			4-3		F9		4-3		4	0	0	0	0	0	1			
<b>Tom Herr, S</b> OBP: 0.327, SLG: 0.426	F6			F7		P6			4-3	4	0	0	0	0	0	1			
<b>Jack Clark, R</b> OBP: 0.407, SLG: 0.413				6-3				F7		4	0	1	0	0	0	0			
<b>Andy Van Slyke, L</b> OBP: 0.167, SLG: 0.091		K						F8	F9	4	0	1	0	0	1	1			
<b>Terry Pendleton, S</b> OBP: 0.294, SLG: 0.319	F8									3	0	1	0	0	0	1			
<b>Tito Landrum, R</b> OBP: 0.400, SLG: 0.513										2	0	1	0	0	0	1			
<b>Ken Dayley, L</b> OBP: 0.500, SLG: 0.500										0	0	0	0	0	0	0			
<b>Darrell Porter, L</b> OBP: 0.351, SLG: 0.233										3	0	0	0	0	0	3			
<b>John Tudor, L</b> <b>Bill Campbell, R</b> <b>Jeff Lahti, R</b> <b>Ricky Horton, L</b> <b>Joaquin Andujar, S</b> <b>Mike Jorgensen, L</b> <b>Bob Forsch, R</b> <b>Steve Braun, L</b>			K							1	0	0	0	0	0	1			
<b>Inning Stats</b>	R: 0 E: 0 K: 0 S: 10	H: 0 LOB: 0 BB: 0 P: 13	R: 0 E: 0 K: 1 S: 9	H: 1 LOB: 1 BB: 0 P: 12	R: 0 E: 0 K: 1 S: 6	H: 0 LOB: 0 BB: 0 P: 9	R: 0 E: 0 K: 0 S: 5	H: 0 LOB: 0 BB: 0 P: 8	R: 0 E: 0 K: 0 S: 11	H: 1 LOB: 1 BB: 0 P: 17	R: 0 E: 0 K: 0 S: 6	H: 2 LOB: 2 BB: 0 P: 8	R: 0 E: 0 K: 0 S: 7	H: 0 LOB: 0 BB: 0 P: 9	R: 0 E: 0 K: 0 S: 5	H: 0 LOB: 0 BB: 0 P: 7	1B: 5 2B: 0 3B: 0 HR: 0	SF: 0 SAC: 0 DP: 0 HBP: 0	WP: 0 PA: 32 PB: 0 SB: 0 CS: 0
<b>PITCHER</b> <b>Bret Saberhagen, R</b> ERA: 2.13	IP: 9.0 WLS: W BF: 32 H: 5 R: 0 ER: 0 SO: 2 BB: 0 IBB: 0 HBP: 0 BLK: 0 WP: 0 HR: 0 S: 64 P: 92 ERA: 0.00 WHIP: 0.556																		

Batter	1	2	3	4	5	6	7	8	9	AB	R	H	RBI	BB	SO	LOB	BOTTOM		
<b>Lonnie Smith, R</b> OBP: 0.361, SLG: 0.382	F9		S	F9						3	2	1	2	1	0	0	<b>St. Louis Cardinals @ Kansas City Royals</b> Royals Stadium, Kansas City, MO Sun Oct 27 1985, 8:05 PM EST Att: 41,658 - Unknown - 62 F		
<b>Lynn Jones, R</b> OBP: 0.667, SLG: 1.667			BB							1	0	0	0	0	0	0			
<b>Willie Wilson, S</b> OBP: 0.391, SLG: 0.424	6-3		F9	S						5	1	2	1	0	0	1			
<b>George Brett, L</b> OBP: 0.475, SLG: 0.600			SAFE	SAFE	SAFE	SAFE	SAFE			5	2	4	0	0	0	0			
<b>Frank White, R</b> OBP: 0.276, SLG: 0.340	F8		BB	G5-4-3	WP					4	1	1	1	1	0	3			
<b>Jim Sundberg, R</b> OBP: 0.309, SLG: 0.375		F8	G3							3	1	1	1	2	0	0			
<b>Steve Balboni, R</b> OBP: 0.316, SLG: 0.220		HR								4	2	2	2	1	0	2			
<b>Darryl Motley, R</b> OBP: 0.375, SLG: 0.571			G3							4	1	3	3	0	0	2			
<b>Buddy Biancalana, S</b> OBP: 0.357, SLG: 0.278	L5									3	0	0	0	1	1	3			
<b>Bret Saberhagen, R</b>			K	K						4	1	0	0	0	3	5			
<b>Inning Stats</b>	R: 0 E: 0 K: 0 S: 8	H: 1 LOB: 1 BB: 0 P: 10	R: 2 E: 0 K: 1 S: 13	H: 1 LOB: 0 BB: 1 P: 22	R: 3 E: 0 K: 1 S: 18	H: 2 LOB: 3 BB: 4 P: 40	R: 0 E: 0 K: 0 S: 9	H: 2 LOB: 1 BB: 0 P: 12	R: 6 E: 0 K: 1 S: 32	H: 7 LOB: 2 BB: 1 P: 47	R: 0 E: 0 K: 1 S: 10	H: 1 LOB: 0 BB: 0 P: 15	R: 0 E: 0 K: 0 S: 4	H: 0 LOB: 0 BB: 0 P: 8	R: 0 E: 0 K: 0 S: 8	H: 0 LOB: 0 BB: 0 P: 11	1B: 12 2B: 1 3B: 0 HR: 1	SF: 0 SAC: 0 DP: 2 HBP: 0	WP: 1 PA: 42 PB: 0 SB: 3 CS: 0
<b>PITCHER</b> <b>John Tudor, L</b> ERA: 2.93 <b>Bill Campbell, R</b> ERA: 1.42 <b>Jeff Lahti, R</b> ERA: 7.94 <b>Ricky Horton, L</b> ERA: 7.71 <b>Joaquin Andujar, R</b> ERA: 7.53	IP: 2.1 WLS: L BF: 14 H: 3 R: 5 ER: 5 SO: 1 BB: 4 IBB: 0 HBP: 0 BLK: 0 WP: 0 HR: 1 S: 31 P: 55 ERA: 19.29 WHIP: 3.000																		
<b>PITCHER</b> <b>Bob Forsch, R</b> ERA: 8.53 <b>Ken Dayley, L</b> ERA:	IP: 5.1 WLS: BF: 4 H: 1 R: 1 ER: 1 SO: 1 BB: 0 IBB: 0 HBP: 0 BLK: 0 WP: 0 HR: 0 S: 12 P: 19 ERA: 6.75 WHIP: 0.750																		
	IP: 7.1 WLS: BF: 6 H: 0 R: 0 ER: 0 SO: 0 BB: 0 IBB: 0 HBP: 0 BLK: 0 WP: 0 HR: 0 S: 19 P: 19 ERA: 0.00 WHIP: 0.000																		