

St. Louis Cardinals - 1986

Batter	1	2	3	4	5	6	7	8	9	AB	R	H	RBI	BB	SO	LOB	TOP					
Bob Dernier, R (1,8) OBP: 0.250, SLG: 0.250	F8		1-3			F9		F9		4	0	1	0	0	0	0	Chicago Cubs @ St. Louis Cardinals Busch Stadium, St. Louis, MO Tue Apr 08 1986, 6:05 PM CST Att: 48,672 - Unknown					
Manny Trillo, R (1,5)	L6			G5-4-3 BB		F9		1-3	1-3	3	0	0	0	1	0							
23 Ryne Sandberg, R (1,4) OBP: 0.500, SLG: 0.500				G5-4-3 1-2			FC5-4 1B		6-3	4	0	2	0	0	0	1						
Keith Moreland, R (1,9)	F4			F3			FC5-4 1B SF7			4	1	1	0	0	0	2						
Leon Durham, L (1,3)		K				F5		SF7 1B		4	0	1	0	0	1	1						
Jody Davis, R (1,2)		5-3				5-3		SF7 1-2		2	0	0	1	0	0	0						
Brian Dayett, R (1,7)		5-3				F3		3-H F7		3	0	0	0	0	0	1						
Shawon Dunston, R (1,6)						F9				3	0	0	0	0	0	0						
Rick Sutcliffe, L (1,1)						1-3				2	0	0	0	0	0	0						
Davey Lopes, R (8,PH)						F5				1	0	0	0	0	0	0						
Jay Baller, R (8,1)								F3		0	0	0	0	0	0	0						
Inning Stats	R: 0 E: 0 K: 0 S: 4	H: 1 LOB: 1 BB: 0 P: 4	R: 0 E: 0 K: 1 S: 5	H: 0 LOB: 0 BB: 0 P: 5	R: 0 E: 0 K: 0 S: 3	H: 0 LOB: 0 BB: 1 P: 3	R: 0 E: 0 K: 0 S: 2	H: 0 LOB: 0 BB: 1 P: 6	R: 0 E: 0 K: 0 S: 3	H: 0 LOB: 0 BB: 0 P: 3	R: 0 E: 0 K: 0 S: 4	H: 1 LOB: 1 BB: 0 P: 4	R: 1 E: 0 K: 0 S: 5	H: 2 LOB: 1 BB: 0 P: 5	R: 0 E: 0 K: 0 S: 3	H: 0 LOB: 0 BB: 0 P: 3	R: 0 E: 0 K: 0 S: 4	H: 1 LOB: 1 BB: 0 P: 4	1B: 5 2B: 0 3B: 0 HR: 0	SF: 1 SAC: 0 DP: 1 HBP: 0	WP: 0 PB: 0 SB: 0 CS: 0	PA: 32
PITCHER John Tudor, L (1,1) ERA: 1.0	IP: 9.0 WLS: W BF: 32 H: 5 R: 1 ER: 1 SO: 1 BB: 1 IBB: 0 HBP: 0 BLK: 0 WP: 0 HR: 0 S: 33 P: 37 ERA: 1.00 WHIP: 0.667															PITCHER						

Chicago Cubs @ St. Louis Cardinals
 Busch Stadium, St. Louis, MO
 Tue Apr 08 1986, 6:05 PM CST
 Att: 48,672 - Unknown

AB 30
 R 1
 H 5
 RBI 1
 BB 1
 SO 1
 LOB 6



Batter	1	2	3	4	5	6	7	8	9	AB	R	H	RBI	BB	SO	LOB	BOTTOM			
Vince Coleman, S (1,7)	F7		F7		K			F8		4	0	0	0	0	1	0	Chicago Cubs @ St. Louis Cardinals Busch Stadium, St. Louis, MO Tue Apr 08 1986, 6:05 PM CST Att: 48,672 - Unknown			
Willie McGee, S (1,8)	4-3		5-3		K2-3			F7		4	0	0	0	0	1	0				
Tom Herr, S (1,4)				1B BB	1-3			E6		2	1	0	0	2	0	0				
Jack Clark, R (1,3) OBP: 0.750, SLG: 0.500				1B BB		5-3				2	1	1	0	2	0	0				
Andy Van Slyke, L (1,9)				1B		L9		G3		4	0	1	2	0	1	4				
Terry Pendleton, S (1,5)		K			F8			K		3	0	0	0	0	2	1				
Mike Heath, R (1,2)		6-3			FC5-4 1-2			6-3		3	0	0	0	0	0	1				
Ozzie Smith, S (1,6)		F7			IBB			F8		2	0	0	0	1	0	0				
John Tudor, L (1,1)			K		K			4-3		3	0	0	0	0	2	2				
Inning Stats	R: 0 E: 0 K: 1 S: 5	H: 0 LOB: 2 BB: 2 P: 13	R: 0 E: 0 K: 1 S: 5	H: 0 LOB: 0 BB: 0 P: 5	R: 0 E: 0 K: 1 S: 5	H: 0 LOB: 0 BB: 0 P: 5	R: 2 E: 0 K: 1 S: 7	H: 2 LOB: 2 BB: 2 P: 15	R: 0 E: 0 K: 2 S: 7	H: 0 LOB: 0 BB: 0 P: 7	R: 0 E: 0 K: 1 S: 5	H: 0 LOB: 0 BB: 0 P: 5	R: 0 E: 0 K: 0 S: 3	H: 0 LOB: 0 BB: 0 P: 3	R: 0 E: 1 K: 0 S: 4	H: 0 LOB: 2 BB: 1 P: 8		1B: 2 2B: 0 3B: 0 HR: 0	SF: 0 SAC: 0 DP: 0 HBP: 0	WP: 0 PB: 0 SB: 2 CS: 0
PITCHER Rick Sutcliffe, R (1,1) ERA: 2.57 Jay Baller, R (8,1) ERA:	IP: 7.0 WLS: L BF: 27 H: 2 R: 2 ER: 2 SO: 7 BB: 3 IBB: 1 HBP: 0 BLK: 0 WP: 0 HR: 0 S: 37 P: 53 ERA: 2.57 WHIP: 0.714															PITCHER				

Chicago Cubs @ St. Louis Cardinals
 Busch Stadium, St. Louis, MO
 Tue Apr 08 1986, 6:05 PM CST
 Att: 48,672 - Unknown

AB 27
 R 2
 H 2
 RBI 2
 BB 5
 SO 7
 LOB 8



Batter	1	2	3	4	5	6	7	8	9	AB	R	H	RBI	BB	SO	LOB	TOP								
Bob Dernier, R OBP: 0.125, SLG: 0.125	5-3		F8			K	FC6-4			4	0	0	0	0	1	2									
Manny Trillo, R OBP: 0.625, SLG: 0.400	23 CS BB			23 1B SF8		1B			23 G4-6-3 BB	2	1	2	0	2	0	0									
23 Ryne Sandberg, R OBP: 0.500, SLG: 0.429	S BB			1-3 1B		F8			G4-6-3	3	0	1	0	1	0	2									
Keith Moreland, R OBP: 0.250, SLG: 0.286	6-3			SF8		L5			BB 1B	3	0	1	1	0	0	2									
Leon Durham, L OBP: 0.375, SLG: 0.167		F7		F8			E 1B SF7		BB	2	1	0	0	2	0	1									
Jody Davis, R OBP: 0.143, SLG: 0.167		F8		F9			BB		K	4	0	1	0	0	1	3									
Brian Dayett, R						F8			FC6-4 BB	1	0	0	0	3	0	0									
Shawn Dunston, R									G6-4-3 BB																
Thad Bosley, L (9, PH)	CS	6-3		F4		K			F8	3	0	0	0	0	1	3									
Dennis Eckersley, R										1	0	0	0	3	0	0									
Jerry Mumphrey, S (7, PH)																									
Jay Baller, R (7, PH)			F2			K			G6-4-3	2	0	0	0	1	0	0									
Gary Matthews, R (9, PH)										1	0	0	0	0	0	1									
Inning Stats	R: 0 E: 0 K: 0 S: 2	H: 0 LOB: 1 BB: 2 P: 10	R: 0 E: 0 K: 0 S: 2	H: 0 LOB: 0 BB: 1 P: 6	R: 0 E: 0 K: 0 S: 3	H: 0 LOB: 0 BB: 0 P: 3	R: 1 E: 0 K: 0 S: 5	H: 2 LOB: 1 BB: 0 P: 5	R: 0 E: 0 K: 1 S: 5	H: 0 LOB: 0 BB: 0 P: 5	R: 0 E: 0 K: 1 S: 6	H: 1 LOB: 1 BB: 0 P: 6	R: 1 E: 1 K: 1 S: 6	H: 1 LOB: 2 BB: 2 P: 14	R: 0 E: 0 K: 1 S: 5	H: 1 LOB: 2 BB: 2 P: 13	R: 0 E: 0 K: 0 S: 2	H: 0 LOB: 0 BB: 1 P: 6	1B: 5 2B: 0 3B: 0 HR: 0	SF: 2 SAC: 0 DP: 2 HBP: 0	WP: 0 PB: 0 SB: 1 CS: 2	PA: 37			
PITCHER	IP	WLS	BF	H	R	ER	SO	BB	IBB	HBP	BLK	WP	HR	S	P	ERA	WHIP								
Rick Ownbey, R ERA: 3.0	6.0	W	24	4	2	2	2	4	0	0	0	0	0	24	40	3.00	1.333								
Todd Worrell, R ERA:	3.0	S	12	1	0	0	2	4	0	0	0	0	0	12	28	0.00	1.667								

Chicago Cubs @ St. Louis Cardinals
 Busch Stadium, St. Louis, MO
 Thu Apr 10 1986, 3:33 AM CST
 Att: 32,952 - Unknown

AB	26
R	2
H	5
RBI	2
BB	8
SO	4
LOB	15



Batter	1	2	3	4	5	6	7	8	9	AB	R	H	RBI	BB	SO	LOB	BOTTOM								
Vince Coleman, S	4-3 1B		4-3	L5						2	2	0	0	2	0	2									
Willie McGee, S	1-3		4-3			K			E6 S	4	0	0	0	0	1	1									
Tom Herr, S	4-3		3-1			1B			K	4	0	1	0	0	1	2									
Jack Clark, R	1B			SH5-4 1B		F7			K	3	1	1	0	1	1	2									
Andy Van Slyke, L	1-3 3H			SH5-4 1B		F6			F8	3	1	1	1	1	0	1									
Terry Pendleton, S	F7			SH5-4					F7	3	0	0	0	0	0	2									
Mike Heath, R		6-3		SH1-4 1B					6-3	3	0	0	0	0	0	0									
Ozzie Smith, S				SH1-4 1B						3	0	1	2	0	0	0									
Rick Ownbey, R										1	0	0	0	0	0	0									
Todd Worrell, R				SH1-4					K	1	0	0	0	0	1	0									
Inning Stats	R: 1 E: 0 K: 0 S: 4	H: 1 LOB: 2 BB: 2 P: 12	R: 0 E: 0 K: 0 S: 3	H: 0 LOB: 0 BB: 0 P: 3	R: 0 E: 0 K: 0 S: 3	H: 0 LOB: 0 BB: 0 P: 3	R: 2 E: 0 K: 0 S: 5	H: 2 LOB: 2 BB: 1 P: 10	R: 0 E: 0 K: 1 S: 6	H: 1 LOB: 1 BB: 0 P: 6	R: 0 E: 0 K: 0 S: 3	H: 0 LOB: 0 BB: 0 P: 3	R: 1 E: 1 K: 3 S: 10	H: 0 LOB: 1 BB: 1 P: 14	R: 0 E: 0 K: 0 S: 3	H: 0 LOB: 0 BB: 0 P: 3	1B: 4 2B: 0 3B: 0 HR: 0	SF: 0 SAC: 2 DP: 0 HBP: 1	WP: 0 PB: 0 SB: 1 CS: 0	PA: 34					
PITCHER	IP	WLS	BF	H	R	ER	SO	BB	IBB	HBP	BLK	WP	HR	S	P	ERA	WHIP								
Dennis Eckersley, R ERA: 4.5	6.0	L	26	4	3	3	1	3	0	1	0	0	0	24	37	4.50	1.167								
Jay Baller, R ERA:	2.0		8	0	1	0	3	1	0	0	1	0	0	13	17	0.00	0.500								


Chicago Cubs @ St. Louis Cardinals
 Busch Stadium, St. Louis, MO
 Thu Apr 10 1986, 3:33 AM CST
 Att: 32,952 - Unknown

AB	27
R	4
H	4
RBI	3
BB	4
SO	4
LOB	10



Batter	1	2	3	4	5	6	7	8	9	AB	R	H	RBI	BB	SO	LOB	TOP										
Tim Raines, S (1, 7) OBP: 0.222, SLG: 0.188	F9			5-3		BB BB	F9		K	4	0	0	0	1	1	1	Montreal Expos @ St. Louis Cardinals Busch Stadium, St. Louis, MO Sat Apr 12 1986, 6:05 PM CST Att: 38,362 - Unknown										
Vance Law, R (1, 4) OBP: 0.176, SLG: 0.125	K			F8		1-2 2-3	K		L8	4	0	0	0	0	2	3											
Andre Dawson, R (1, 9) OBP: 0.188, SLG: 0.214	F8			BB		BB	SF9		1B 1B	2	1	1	1	1	0	0											
Hubie Brooks, R (1, 6) OBP: 0.500, SLG: 0.571		6-3		F6		BB	FC6-4 BB		1B 1B	3	0	1	0	1	0	1											
Tim Wallach, R (1, 5) OBP: 0.143, SLG: 0.077	F8				5-3		FC6-4 BB		1B 1B	4	0	1	1	0	0	3											
Mitch Webster, S (1, 8) OBP: 0.487, SLG: 0.538	5-3				F7		K		FC6-4	4	0	0	0	0	1	2											
Andres Galarraga, R (1, 3) OBP: 0.687, SLG: 1.250				1-3 CS			K		K	4	1	2	0	0	2	2											
Jeff Reardon, R (8, 1)										0	0	0	0	0	0	0											
Tom Nieto, R (1, 2) OBP: 0.333, SLG: 0.444				1-3			BB SF9		G3	3	1	2	1	0	0	1											
Herm Winningham, L (9, PH)				2-3			1B 1B		2B	1	0	0	0	0	0	0											
Floyd Youmans, R (1, 1) George Riley, L (4, 1) Al Newman, S (6, PH) Jeff Parrett, R (6, 1) Jim Wohlford, R (7, PH) Tim Burke, R (7, 1) Wayne Krenchicki, L (8, 3)	K			3-H			SF9 BB		F9	1	0	0	0	0	0	1											
Inning Stats	R: 0 E: 0 K: 1 S: 5	H: 0 LOB: 0 BB: 0 P: 5	R: 0 E: 0 K: 0 S: 3	H: 0 LOB: 0 BB: 0 P: 3	R: 0 E: 0 K: 1 S: 5	H: 1 LOB: 0 BB: 0 P: 5	R: 0 E: 0 K: 0 S: 3	H: 0 LOB: 1 BB: 1 P: 7	R: 0 E: 0 K: 1 S: 5	H: 0 LOB: 0 BB: 0 P: 5	R: 1 E: 0 K: 1 S: 7	H: 2 LOB: 3 BB: 2 P: 15	R: 1 E: 0 K: 1 S: 7	H: 2 LOB: 1 BB: 0 P: 7	R: 1 E: 0 K: 1 S: 8	H: 3 LOB: 2 BB: 0 P: 8	R: 0 E: 0 K: 1 S: 5	H: 0 LOB: 0 BB: 0 P: 5	1B: 6 2B: 2 3B: 0 HR: 0	SF: 1 SAC: 0 DP: 0 HBP: 0	WP: 0 PA: 37 PB: 0 SB: 0 CS: 1						
PITCHER	IP	WLS	BF	H	R	ER	SO	BB	IBB	HBP	BLK	WP	HR	S	P	ERA	WHIP										
John Tudor, L (1, 1) ERA: 1.76	6.1	W	26	5	2	2	5	3	0	0	0	0	0	33	45	2.84	1.263										
Ken Dayley, L (7, 1) ERA: 9.0	1.0		5	2	1	1	0	0	0	0	0	0	0	5	5	9.00	2.000										
Todd Worrell, R (8, 1) ERA:	1.2	S	6	1	0	0	2	0	0	0	0	0	0	10	10	0.00	0.600										

AB 33
R 3
H 8
RBI 3
BB 3
SO 7
LOB 15



Batter	1	2	3	4	5	6	7	8	9	AB	R	H	RBI	BB	SO	LOB	BOTTOM										
Vince Coleman, S (1, 7) OBP: 0.389, SLG: 0.267	6-3 BLK E			1B 1B			F9		FC1-6 S	5	2	2	0	0	1	4	Montreal Expos @ St. Louis Cardinals Busch Stadium, St. Louis, MO Sat Apr 12 1986, 6:05 PM CST Att: 38,362 - Unknown										
Willie McGee, S (1, 8) OBP: 0.167, SLG: 0.294	6-3			F6		1B 2-H	L7		BB	4	0	1	1	1	0	1											
Tom Herr, S (1, 4) OBP: 0.444, SLG: 0.167	S 3-H			F9 S		1B 2-H	F9		BB	2	0	1	1	3	0	2											
Jack Clark, R (1, 3) OBP: 0.611, SLG: 0.769	K			F9		FC4-6 IBB	1B 1B		PB SH1-3 B3-4 BB	3	1	1	0	2	1	2											
Andy Van Slyke, L (1, 9) OBP: 0.300, SLG: 0.222				K			FC4-6		SH1-3	2	0	0	0	0	2	2											
Tito Landrum, R (4, PH) OBP: 0.429, SLG: 0.857	K			K			FC4-6		SH1-3	2	0	1	0	0	0	3											
Terry Pendleton, S (1, 5) OBP: 0.200, SLG: 0.214				L8			6-3		K	5	0	0	1	0	1	3											
Mike Heath, R (1, 2) OBP: 0.188, SLG: 0.071				1B BB			L3		1B 6-3	4	1	1	0	1	1	3											
Ozzie Smith, S (1, 6) OBP: 0.571, SLG: 0.455				1B S			1B BB		K	3	1	2	0	1	1	0											
John Tudor, L (1, 1) OBP: 0.167, SLG: 0.167				K			6-3		FC1-6 1B	3	1	1	2	0	1	3											
Ken Dayley, L (7, 1) OBP: 1.000, SLG: 1.000				1-2			1B			1	0	1	0	0	0	0											
Todd Worrell, R (8, 1) ERA:				1-2			1B			0	0	0	0	0	0	0											
Inning Stats	R: 1 E: 1 K: 2 S: 8	H: 1 LOB: 1 BB: 1 P: 12	R: 0 E: 0 K: 2 S: 8	H: 1 LOB: 2 BB: 1 P: 12	R: 0 E: 0 K: 1 S: 5	H: 0 LOB: 1 BB: 1 P: 9	R: 3 E: 0 K: 0 S: 7	H: 4 LOB: 3 BB: 2 P: 15	R: 1 E: 0 K: 1 S: 7	H: 2 LOB: 1 BB: 0 P: 7	R: 0 E: 0 K: 1 S: 7	H: 2 LOB: 3 BB: 1 P: 11	R: 0 E: 0 K: 1 S: 6	H: 1 LOB: 2 BB: 1 P: 10	R: 1 E: 0 K: 0 S: 3	H: 0 LOB: 0 BB: 1 P: 7	1B: 11 2B: 0 3B: 0 HR: 0	SF: 0 SAC: 1 DP: 0 HBP: 0	WP: 0 PA: 43 PB: 1 SB: 6 CS: 0								
PITCHER	IP	WLS	BF	H	R	ER	SO	BB	IBB	HBP	BLK	WP	HR	S	P	ERA	WHIP										
Floyd Youmans, R (1, 1) ERA: 7.36	3.2	L	22	6	4	3	5	4	1	0	1	0	0	8	8	6.75	1.500										
George Riley, L (4, 1) ERA: 4.5	1.1		6	2	1	1	1	0	0	0	0	0	0	8	8	6.75	1.500										
Jeff Parrett, R (6, 1) ERA: 3.86	1.0		6	2	0	0	1	1	0	0	0	0	0	7	11	0.00	3.000										
Tim Burke, R (7, 1) ERA: 3.86	1.0		5	1	0	0	1	1	0	0	0	0	0	6	10	0.00	2.000										
Jeff Reardon, R (8, 1) ERA:	1.0		4	0	1	0	0	1	0	0	0	0	0	3	7	0.00	1.000										

AB 34
R 6
H 11
RBI 5
BB 8
SO 8
LOB 23



Batter	1	2	3	4	5	6	7	8	9	AB	R	H	RBI	BB	SO	LOB	TOP										
Tim Raines, S OBP: 0.217, SLG: 0.150	F8	BB			4-3		F8		G3	4	0	0	0	1	0	1											
Vance Law, R OBP: 0.238, SLG: 0.158	FC3-6	BB			K		K			3	0	1	1	1	2	0											
Mitch Webster, S OBP: 0.421, SLG: 0.647	FC3-6	F5			HR				F4	4	1	1	1	0	0	4											
Jason Thompson, L OBP: 0.462, SLG: 0.455	BB				3-1				K	3	0	0	0	1	2	0											
Al Newman, S OBP: 1.000, SLG: 1.000	BB				K					0	0	0	0	0	0	0											
Hubie Brooks, R OBP: 0.450, SLG: 0.556	1-3				F5		6-3		2B	4	0	1	0	0	0	2											
Wayne Krenchicki, L OBP: 0.125, SLG: 0.125					F5		K		K	4	0	1	0	0	2	1											
Jeff Reardon, R										0	0	0	0	0	0	0											
Herm Winningham, L OBP: 0.143, SLG: 0.571		G3-6			G3		HR		6-3	4	1	1	1	0	0	1											
Dann Bilardello, R OBP: 0.125, SLG: 0.125		BLK			6-3		6-3		F9	4	1	1	0	0	0	0											
Bryn Smith, R					F6					1	0	0	0	1	0	0											
Jim Wohlford, R										1	0	0	0	0	0	0											
George Riley, L										0	0	0	0	0	0	0											
Tim Burke, R										0	0	0	0	0	0	0											
Andres Galarraga, R OBP: 0.700, SLG: 1.200	BB								BB	0	0	0	0	1	0	0											
Inning Stats	R: 0 E: 0 K: 0 S: 4	H: 1 LOB: 2 BB: 1 P: 8	R: 1 E: 0 K: 0 S: 4	H: 2 LOB: 3 BB: 3 P: 16	R: 0 E: 0 K: 0 S: 3	H: 0 LOB: 0 BB: 0 P: 3	R: 0 E: 0 K: 0 S: 3	H: 0 LOB: 0 BB: 0 P: 3	R: 1 E: 0 K: 2 S: 8	H: 1 LOB: 0 BB: 0 P: 8	R: 0 E: 0 K: 1 S: 5	H: 0 LOB: 0 BB: 0 P: 5	R: 0 E: 0 K: 2 S: 8	H: 1 LOB: 1 BB: 0 P: 8	R: 0 E: 0 K: 0 S: 3	H: 0 LOB: 1 BB: 1 P: 7	1B: 3 2B: 1 3B: 0 HR: 2	SF: 0 SAC: 0 DP: 1 HBP: 0	WP: 0 PB: 0 SB: 1 CS: 0	PA: 37							
PITCHER	IP	WLS	BF	H	R	ER	SO	BB	IBB	HBP	BLK	WP	HR	S	P	ERA	WHIP										
Kurt Kephshire, R ERA: 3.86	7.0	L	29	5	3	3	4	4	0	0	1	0	2	33	49	3.86	1.286										
Jeff Lahti, R ERA:	1.0		4	1	0	0	2	0	0	0	0	0	0	8	8	0.00	1.000										
Pat Perry, L ERA:	1.0		4	0	0	0	0	1	0	0	0	0	0	3	7	0.00	1.000										

Montreal Expos @ St. Louis Cardinals
 Busch Stadium, St. Louis, MO
 Sun Apr 13 1986, 3:33 AM CST
 Att: 39,666 - Unknown

AB	32
R	3
H	6
RBI	3
BB	5
SO	6
LOB	9



Batter	1	2	3	4	5	6	7	8	9	AB	R	H	RBI	BB	SO	LOB	BOTTOM										
Vince Coleman, S OBP: 0.435, SLG: 0.368	F9		BLK		BB				F6	4	0	2	1	1	0	0											
Willie McGee, S OBP: 0.130, SLG: 0.227	E6		1-3		F5		K		K	5	0	0	0	0	2	5											
Tom Herr, S OBP: 0.364, SLG: 0.125	3-1		K2-3		4-3		K			4	0	0	0	0	2	5											
Jack Clark, R OBP: 0.500, SLG: 0.588					1-3		K		K	4	0	0	0	0	2	0											
Andy Van Slyke, L OBP: 0.357, SLG: 0.250					E		3-1			3	0	1	0	1	0	0											
Terry Pendleton, S OBP: 0.211, SLG: 0.222					K		K		K	4	0	1	0	0	3	2											
Michael LaValliere, L										1	0	0	0	1	0	1											
Tito Landrum, R OBP: 0.500, SLG: 0.857										0	1	0	0	0	0	0											
Jeff Lahti, R										0	0	0	0	1	0	0											
Jerry White, S										0	0	0	0	1	0	0											
Pat Perry, L										0	0	0	0	0	0	0											
Ozzie Smith, S OBP: 0.500, SLG: 0.400					1B		5-3		F8	4	1	1	0	0	0	5											
Kurt Kephshire, L					BLK					1	0	0	0	0	0	0											
Mike Heath, R OBP: 0.222, SLG: 0.067	SH3				SH3		F7		5-3	1	0	0	0	1	0	0											
Inning Stats	R: 0 E: 1 K: 0 S: 3	H: 0 LOB: 0 BB: 0 P: 3	R: 0 E: 0 K: 0 S: 4	H: 1 LOB: 1 BB: 0 P: 4	R: 1 E: 0 K: 1 S: 7	H: 2 LOB: 1 BB: 0 P: 7	R: 0 E: 1 K: 1 S: 5	H: 0 LOB: 2 BB: 2 P: 13	R: 0 E: 0 K: 2 S: 7	H: 0 LOB: 0 BB: 0 P: 7	R: 1 E: 0 K: 2 S: 8	H: 1 LOB: 2 BB: 1 P: 13	R: 0 E: 0 K: 2 S: 8	H: 1 LOB: 2 BB: 1 P: 12	R: 0 E: 0 K: 1 S: 5	H: 0 LOB: 0 BB: 0 P: 5	1B: 4 2B: 1 3B: 0 HR: 0	SF: 0 SAC: 1 DP: 0 HBP: 1	WP: 0 PB: 0 SB: 2 CS: 1	PA: 38							
PITCHER	IP	WLS	BF	H	R	ER	SO	BB	IBB	HBP	BLK	WP	HR	S	P	ERA	WHIP										
Bryn Smith, R ERA: 2.92	6.0	W	24	3	1	1	4	3	0	0	1	0	0	29	41	1.50	1.000										
George Riley, L ERA: 7.71	0.1		3	0	1	1	0	1	0	1	0	0	0	1	6	27.00	3.000										
Tim Burke, R ERA: 3.38	0.2		3	1	0	0	2	0	0	0	0	0	0	7	7	0.00	1.500										
Jeff Reardon, R ERA:	2.0	S	8	1	0	0	3	1	0	0	0	0	0	13	17	0.00	1.000										

Montreal Expos @ St. Louis Cardinals
 Busch Stadium, St. Louis, MO
 Sun Apr 13 1986, 3:33 AM CST
 Att: 39,666 - Unknown

AB	31
R	2
H	5
RBI	1
BB	5
SO	9
LOB	18



Batter	1	2	3	4	5	6	7	8	9	10	11	12	13	AB R H RBI BB SO LOB	TOP						
Vince Coleman, S OBP: 0.367, SLG: 0.385 (1, 7)	F8		F8			1B 3B		F6		5-3		K	F8	7 1 1 0 0 1 7	St. Louis Cardinals @ New York Mets Shea Stadium, Flushing, NY Mon Apr 14 1986 3:33 AM EST Att. 47,752 - Unknown						
Wille McGee, S OBP: 0.172, SLG: 0.259 (1, 8)	G3			K		E S 1B		SF7			K		BB SH E 1B	5 1 2 2 0 2 0							
Tom Herr, S OBP: 0.296, SLG: 0.095 (1, 4)	4-1			6-3		F7		F7			6-3		SH BB E	5 1 0 0 0 0 2							
Jack Clark, R OBP: 0.464, SLG: 0.545 (1, 3)		K			6-3	F3				F6			1B E FC4-2 BB	5 0 1 0 1 1 1							
Andy Van Slyke, L OBP: 0.389, SLG: 0.287 (11, PH) Tito Landrum, R OBP: 0.400, SLG: 0.667 (11, 9)		K				F9 6-3 BB		F4					E5 FC4-2 1B 2B	3 0 1 0 1 1 0 2 1 0 0 0 1 2							
Terry Pendleton, S OBP: 0.240, SLG: 0.217 (1, 5)		F7			6-3			F8			K		FC3-5 BB 2B	5 1 1 0 1 1 2							
Mike Heath, R OBP: 0.208, SLG: 0.050 (1, 2)				K		F9		K			4-3		FC4-2 1B	5 0 0 0 1 2 5							
Ozzie Smith, S OBP: 0.500, SLG: 0.524 (1, 6)						K							FC3-5 BB 2B	6 1 3 2 0 1 3							
Ricky Horton, L Clint Hurdle, L Tom Lawless, R Ken Davley, L Todd Worrell, R Jerry White, S Pat Perry, L (12, 1)				5-3		F8		SF7 1B			K		F6 K	2 0 0 0 0 0 1 1 0 1 0 0 0 0 0 0 0 0 0 0 0 0 0 0 0 0 0 0 1 0 0 0 0 1 0 1 0 0 0 0 1 2							
Inning Stats	R: 0 E: 0 K: 0 S: 3	H: 0 LOB: 0 BB: 0 P: 3	R: 0 E: 0 K: 2 S: 7	H: 0 LOB: 0 BB: 0 P: 7	R: 0 E: 0 K: 1 S: 6	H: 1 LOB: 1 BB: 0 P: 6	R: 0 E: 0 K: 1 S: 5	H: 0 LOB: 0 BB: 0 P: 5	R: 0 E: 0 K: 1 S: 5	H: 0 LOB: 0 BB: 0 P: 5	R: 0 E: 0 K: 1 S: 6	H: 1 LOB: 1 BB: 0 P: 6	R: 0 E: 0 K: 2 S: 8	H: 0 LOB: 2 BB: 2 P: 13		R: 4 E: 1 K: 1 S: 10	H: 3 LOB: 2 BB: 1 P: 14	1B: 6 2B: 3 3B: 1 HR: 0	SF: 1 SAC: 1 DP: 0 HBP: 0	WP: 0 PB: 0 SB: 2 CS: 0	PA: 55
PITCHER	IP WLS BF H R ER SO BB IBB HBP BLK WP HR S P ERA WHIP	PITCHER																			
Dwight Gooden, R ERA: 2.12 (1, 1)	8.0	2.0	2.0	0.0	1.0	0.0	0.0	0.0	0.0	0.0	0.0	0.0	0.0	2.25		0.750					
Roger McDowell, R ERA: 4.15 (9, 1)	7	1	9	0	0	2	0	0	0	0	0	0	0	0.00		0.500					
Jesse Orosco, L ERA: (11, 1)	2.0	0	7	1	0	0	2	0	0	0	0	0	0	0.00	1.500						
Randy Niemann, L ERA: 18.0 (13, 1)	0.0	L	2	1	2	2	0	0	0	0	0	0	0	∞	∞						
Bruce Berenyi, R ERA: 4.5 (13, 1)	1.0	7	2	2	1	1	1	0	0	0	0	0	0	9.00	3.000						

AB	49
R	6
H	10
RBI	4
BB	4
SO	12
LOB	27



Batter	1	2	3	4	5	6	7	8	9	10	11	12	13	AB R H RBI BB SO LOB	BOTTOM								
Lenny Dykstra, L OBP: 0.423, SLG: 0.318 (1, 8)	F9		SF9 BB		4-3			1-3				F8		5 0 1 0 1 0 1	St. Louis Cardinals @ New York Mets Shea Stadium, Flushing, NY Mon Apr 14 1986 3:33 AM EST Att. 47,752 - Unknown								
Tim Lincecum, R OBP: 0.276, SLG: 0.267 (1, 4)	K		SF9			F9			FC6-4 BB	K		5-3	4 0 0 1 1 2 1										
Keith Hernandez, L Wally Backman, S OBP: 0.333, SLG: 0.231 (9, PR)	4-3		4-3			G6-4-3 1B			FC6-4 S 1B		F3	2-3	4 0 1 0 0 0 3 2 1 0 0 0 0 0										
Gary Carter, R OBP: 0.385, SLG: 0.500 (1, 2)		F9				G6-4-3 1B			1B BB			F7	4 0 1 0 2 0 1										
Darryl Strawberry, L OBP: 0.320, SLG: 0.286 (1, 9)		G3			FC5-4 BB			K		1-3 2H 1B		F7	5 0 1 1 0 1 2										
George Foster, R OBP: 0.300, SLG: 0.316 (1, 7)		F8			G6-4-3 BB			F4			F2	F9	4 0 0 0 1 0 3										
Ray Knight, R OBP: 0.500, SLG: 1.091 (1, 5)					G6-4-3			K			F6	5-3	2 1 0 0 1 1 2 2 0 0 0 0 0 2										
Howard Johnson, S OBP: 0.364, SLG: 0.400 (10, 5)			SH1-3 BB SF9 BB		G6-4-3			K						1 0 0 0 0 0 0 1 0 0 0 0 0 1 0 0 0 0 0 0 0 1 0 0 0 0 0 1 0 0 0 0 0 0 0 0 0 0 0 0 1 0 0 0 0 0 0 0 0									
Rafael Santana, R OBP: 0.167, SLG: 0.095 (1, 6)			SF9 SH1-3 BB		6-3			1-3				K		4 0 0 0 1 1 0									
Dwight Gooden, R Kevin Mitchell, R Roger McDowell, R Darryl Strawberry, L Jesse Orosco, R Rick Aquilino, R Randy Niemann, L Bruce Berenyi, R (12, 1)			SH1-3		F8			K				WP BB		1 0 0 0 0 0 0 1 0 0 0 0 0 1 0 0 0 0 0 0 0 1 0 0 0 0 0 1 0 0 0 0 0 0 0 0 0 0 0 0 1 0 0 0 0 0 0 0 0									
Inning Stats	R: 0 E: 0 K: 1 S: 5	H: 0 LOB: 0 BB: 0 P: 5	R: 0 E: 0 K: 0 S: 3	H: 0 LOB: 0 BB: 0 P: 3	R: 1 E: 0 K: 0 S: 3	H: 1 LOB: 2 BB: 3 P: 15	R: 0 E: 0 K: 0 S: 3	H: 1 LOB: 1 BB: 1 P: 7	R: 0 E: 0 K: 0 S: 3	H: 0 LOB: 0 BB: 0 P: 3	R: 0 E: 0 K: 2 S: 7	H: 0 LOB: 0 BB: 0 P: 7	R: 0 E: 0 K: 2 S: 8	H: 1 LOB: 1 BB: 1 P: 8		R: 0 E: 0 K: 1 S: 5	H: 0 LOB: 1 BB: 1 P: 9	R: 0 E: 0 K: 0 S: 3	H: 0 LOB: 0 BB: 0 P: 3	1B: 4 2B: 0 3B: 0 HR: 0	SF: 1 SAC: 1 DP: 2 HBP: 0	WP: 1 PB: 0 SB: 2 CS: 0	PA: 49
PITCHER	IP WLS BF H R ER SO BB IBB HBP BLK WP HR S P ERA WHIP	PITCHER																					
Ricky Horton, L ERA: 1.29 (1, 1)	7.0	1.1	2.2	2.0	0.0	0.0	0.0	0.0	0.0	0.0	0.0	0.0	0.0	1.29		0.857							
Ken Davley, L ERA: 7.71 (8, 1)	5	0	12	2	0	0	0	0	0	0	0	0	0	6.75	0.750								
Todd Worrell, R ERA: (9, 1)	2.2	2	0	0	0	2	0	0	0	0	0	0	0	0.00	1.500								
Pat Perry, L ERA: (12, 1)	2.0	W	7	0	0	0	1	0	0	0	0	0	0	0.00	0.500								

AB	39
R	2
H	4
RBI	2
BB	8
SO	7
LOB	15



Batter	1	2	3	4	5	6	7	8	9	AB	R	H	RBI	BB	SO	LOB	TOP					
Vince Coleman, S (1, 7) OBP: 0.371, SLG: 0.452	0-3 K		0-0 1B		0-0 3B		0-0 F6		0-0 6-3	5	0	2	0	0	1	0						
Willie McGee, S (1, 8) OBP: 0.176, SLG: 0.226	0-3 K		0-0 6-3		0-3 K		0-3 K		4-0 PB BB	4	1	0	0	1	3	2						
Tom Herr, S (1, 4) OBP: 0.344, SLG: 0.200	0-0 S		0-0 4-3		0-0 L4		0-0 2B		4-0 BB PB	4	0	2	0	1	0	1						
Jack Clark, R (1, 3) OBP: 0.515, SLG: 0.625	4-0 1-2			0-0 2B		0-0 5-3		4-0 IBB	4-0 BB	2	1	1	0	3	0	1						
Tito Landrum, R (1, 9) OBP: 0.400, SLG: 0.538 Andy Van Slyke, L (9, PR) OBP: 0.389, SLG: 0.267	0-0 F6			0-0 5-3		0-0 HR		0-0 F8	4-0 1-2 2-3 3-4	4	1	1	1	1	0	5						
Mike Heath, R (1, 2) OBP: 0.276, SLG: 0.360		0-0 8-5-4		0-0 CS		0-0 1-H		0-0 F4	0-0 4-3	5	1	3	3	0	0	3						
Terry Pendleton, S (1, 5) OBP: 0.276, SLG: 0.200		4-0 BB		0-3 CS		0-3 K		0-0 5-3		2	0	0	0	2	1	0						
Ozzie Smith, S (1, 6) OBP: 0.464, SLG: 0.458		0-0 8-5-4		4-0 1-2 2-3		0-0 F7		0-0 F5		3	0	0	0	1	0	2						
John Tudor, L (1, 1) OBP: 0.100, SLG: 0.100 Todd Worrell, R (9, 1)	0-3 K		0-3 K		0-0 F9		0-0 F8		0-0 F8	4	0	0	0	0	2	3						
Inning Stats	R: 0 E: 0 K: 2 S: 8	H: 1 LOB: 2 BB: 1 P: 12	R: 0 E: 0 K: 1 S: 5	H: 1 LOB: 1 BB: 1 P: 9	R: 0 E: 0 K: 0 S: 3	H: 1 LOB: 0 BB: 0 P: 3	R: 1 E: 0 K: 1 S: 6	H: 2 LOB: 2 BB: 2 P: 14	R: 0 E: 0 K: 1 S: 6	H: 1 LOB: 1 BB: 0 P: 6	R: 2 E: 0 K: 1 S: 7	H: 2 LOB: 0 BB: 0 P: 7	R: 0 E: 0 K: 0 S: 6	H: 1 LOB: 2 BB: 1 P: 10	R: 0 E: 0 K: 0 S: 3	H: 0 LOB: 0 BB: 0 P: 3	R: 1 E: 0 K: 0 S: 3	H: 0 LOB: 3 BB: 4 P: 19	1B: 3 2B: 4 3B: 2 HR: 1	SF: 0 SAC: 0 DP: 1 HBP: 0	WP: 0 PB: 1 SB: 1 CS: 2	PA: 42
PITCHER	IP WLS BF H R ER SO BB IBB HBP BLK WP HR S P ERA WHIP	8.0 L 35 9 3 3 7 4 1 0 0 0 1 44 64 3.38 1.625	1.0 S 7 0 1 1 0 3 1 0 0 0 0 3 19 9.00 3.000	PITCHER	IP WLS BF H R ER SO BB IBB HBP BLK WP HR S P ERA WHIP	8.0 L 35 9 3 3 7 4 1 0 0 0 1 44 64 3.38 1.625	1.0 S 7 0 1 1 0 3 1 0 0 0 0 3 19 9.00 3.000															

St. Louis Cardinals @ Montreal Expos
Olympic Stadium, Montreal, QB
Fri Apr 18 1986, 3:33 AM EST
Att: 10,015 - Unknown

AB 33
R 4
H 9
RBI 4
BB 9
SO 7
LOB 17



Batter	1	2	3	4	5	6	7	8	9	AB	R	H	RBI	BB	SO	LOB	BOTTOM			
Tim Raines, S (1, 7) OBP: 0.297, SLG: 0.290	0-0 F2		0-0 F5			0-0 CS		0-0 5-3		4	0	1	0	0	0	0				
Vance Law, R (1, 4) OBP: 0.243, SLG: 0.125	0-0 6-3		0-0 5-3			4-0 FC6-4			0-0 F9	3	0	0	0	1	0	0				
Andre Dawson, R (1, 9) OBP: 0.219, SLG: 0.433	0-0 HR			0-0 F9		0-3 K			0-0 E7	4	2	2	1	0	1	1				
Hubie Brooks, R (1, 6) OBP: 0.400, SLG: 0.576	0-0 F9			0-0 6-3		0-0 FC6-4			0-0 F3	4	0	0	0	0	0	2				
Tim Wallach, R (1, 5) OBP: 0.448, SLG: 0.500		0-0 1B		0-0 4-3			0-0 G6-3		0-0 2B	4	0	3	1	0	0	0				
Mitch Webster, S (1, 8) OBP: 0.294, SLG: 0.419		0-0 F9			0-0 F8		0-0 G6-3		0-0 F7	4	0	0	0	0	0	3				
Andres Galarraga, R (1, 3) OBP: 0.550, SLG: 1.000		0-0 CS			0-0 F9		0-0 F9			3	0	1	0	0	0	0				
Tom Nieto, R (1, 2) OBP: 0.300, SLG: 0.333		0-3 K			4-0 BB			0-0 F2		2	0	0	0	1	1	2				
Joe Hesketh, R (1, 1) Jim Wohlford, R (8, PH) George Riley, L (9, 1)			0-3 K			0-3 K		0-0 F8		2	0	0	0	0	2	1				
Inning Stats	R: 1 E: 0 K: 0 S: 4	H: 1 LOB: 0 BB: 0 P: 4	R: 0 E: 0 K: 1 S: 6	H: 2 LOB: 0 BB: 0 P: 6	R: 0 E: 0 K: 1 S: 5	H: 0 LOB: 0 BB: 0 P: 5	R: 0 E: 0 K: 0 S: 3	H: 0 LOB: 0 BB: 0 P: 3	R: 0 E: 0 K: 1 S: 5	H: 1 LOB: 1 BB: 1 P: 9	R: 0 E: 0 K: 0 S: 3	H: 1 LOB: 0 BB: 0 P: 3	R: 0 E: 0 K: 0 S: 3	H: 0 LOB: 0 BB: 0 P: 3	R: 1 E: 1 K: 0 S: 5	H: 2 LOB: 1 BB: 0 P: 5	1B: 5 2B: 1 3B: 0 HR: 1	SF: 0 SAC: 0 DP: 1 HBP: 0	WP: 0 PB: 0 SB: 0 CS: 2	PA: 33
PITCHER	IP WLS BF H R ER SO BB IBB HBP BLK WP HR S P ERA WHIP	8.2 W 32 7 2 1 4 2 0 0 0 0 0 1 38 46 1.04 1.038	0.1 S 1 0 0 0 0 0 0 0 0 0 0 0 1 1 0.00 0.000	PITCHER	IP WLS BF H R ER SO BB IBB HBP BLK WP HR S P ERA WHIP	8.2 W 32 7 2 1 4 2 0 0 0 0 0 1 38 46 1.04 1.038	0.1 S 1 0 0 0 0 0 0 0 0 0 0 0 1 1 0.00 0.000													

St. Louis Cardinals @ Montreal Expos
Olympic Stadium, Montreal, QB
Fri Apr 18 1986, 3:33 AM EST
Att: 10,015 - Unknown

AB 31
R 2
H 7
RBI 2
BB 2
SO 4
LOB 9



Batter	1	2	3	4	5	6	7	8	9	AB	R	H	RBI	BB	SO	LOB	TOP					
Vince Coleman, S (1, 7) OBP: 0.362, SLG: 0.452	F8		K		K			F9		4	0	0	0	0	2	3						
Willie McGee, S (1, 8) OBP: 0.255, SLG: 0.279	5-3		4-3			G4-6-3 1B		1B		4	0	2	0	0	0	1						
Tom Herr, S (1, 4) OBP: 0.286, SLG: 0.147	E5 2B			1-3		G4-6-3 1-2		F9		4	0	0	0	0	0	2						
Jack Clark, R (1, 3) OBP: 0.422, SLG: 0.583	1-H 2B			F9		4-3		K		4	0	1	0	0	1	1						
Andy Van Slyke, L (1, 9) OBP: 0.333, SLG: 0.261		F7		4-3				F8		4	0	0	0	0	0	0						
Terry Pendleton, S (1, 5) OBP: 0.293, SLG: 0.250		1-3				F7		G3 1B		4	0	1	0	0	1	0						
Michael LaValliere, L (1, 2) OBP: 0.375, SLG: 0.286						SH5-4 1B		G3 1B		4	0	2	0	0	0	0						
Ozzie Smith, S (1, 6) OBP: 0.487, SLG: 0.485						SH5-4 1B		G3		3	0	2	0	0	0	2						
Ricky Horton, L (1, 1) Jeff Lahti, R (8, 1)				SH2-4 1-2		SH5-4 1-2 2-3		K		1	0	0	0	0	1	2						
										0	0	0	0	0	0	0						
Inning Stats	R: 0 E: 1 K: 0 S: 4	H: 1 LOB: 2 BB: 0 P: 4	R: 0 E: 0 K: 0 S: 3	H: 0 LOB: 0 BB: 0 P: 3	R: 0 E: 0 K: 1 S: 6	H: 1 LOB: 1 BB: 0 P: 6	R: 0 E: 0 K: 0 S: 3	H: 0 LOB: 0 BB: 0 P: 3	R: 0 E: 0 K: 1 S: 7	H: 2 LOB: 2 BB: 0 P: 7	R: 0 E: 0 K: 0 S: 3	H: 1 LOB: 0 BB: 0 P: 3	R: 0 E: 0 K: 1 S: 7	H: 2 LOB: 2 BB: 0 P: 7	R: 0 E: 0 K: 1 S: 6	H: 1 LOB: 1 BB: 0 P: 6	R: 0 E: 0 K: 1 S: 5	H: 0 LOB: 0 BB: 0 P: 5	1B: 7 2B: 1 3B: 0 HR: 0	SF: 0 SAC: 2 DP: 1 HBP: 0	WP: 0 PB: 0 SB: 0 CS: 0	PA: 34
PITCHER Jay Tibbs, R (1, 1) ERA: 1.29	IP: 9.0 WLS: W BF: 34 H: 8 R: 0 ER: 0 SO: 5 BB: 0 IBB: 0 HBP: 0 BLK: 0 WP: 0 HR: 0 S: 44 P: 44 ERA: 0.00 WHIP: 0.889																					

St. Louis Cardinals @ Montreal Expos
Olympic Stadium, Montreal, QB
Sun Apr 20 1986, 3:33 AM EST
Att: 12,994 - Unknown

AB 32
R 0
H 8
RBI 0
BB 0
SO 5
LOB 11



Batter	1	2	3	4	5	6	7	8	9	AB	R	H	RBI	BB	SO	LOB	BOTTOM			
Tim Raines, S (1, 7) OBP: 0.286, SLG: 0.268	F9		L1-6 2B			F7		F9		4	0	1	0	0	0	0				
Jim Wehford, R (1, 9) Herm Winningham, L (8, FR) OBP: 0.100, SLG: 0.200 OBP: 0.316, SLG: 0.375	F3		L8			K		B1-3 2B		4	0	1	0	0	1	1				
Mitch Webster, S (1, 8) OBP: 0.282, SLG: 0.417	3-1		L1-6 2-3			2B		B1-3		4	0	1	0	0	0	2				
Hubie Brooks, R (1, 6) OBP: 0.426, SLG: 0.500		6-3 1B BB				FC5-4 1B IBB		2B 1B IBB		1	1	1	0	3	0	0				
Tim Wallach, R (1, 5) OBP: 0.378, SLG: 0.438		K				F7		FC5-4 1-2		4	0	1	1	0	1	3				
Andres Galarraga, R (1, 3) OBP: 0.483, SLG: 0.750						K		FC1-6 1B		3	0	2	0	1	1	0				
Vance Law, R (1, 4) OBP: 0.244, SLG: 0.175		6-3 1-2 2-3				5-3		FC1-6 1-2		4	0	1	1	0	0	3				
Tom Nieto, R (1, 2) OBP: 0.320, SLG: 0.318						K		F8		2	0	0	0	1	1	1				
Jay Tibbs, R (1, 1)						K		K		3	0	0	0	0	2	4				
Inning Stats	R: 0 E: 0 K: 0 S: 3	H: 0 LOB: 0 BB: 0 P: 3	R: 0 E: 0 K: 1 S: 6	H: 1 LOB: 2 BB: 2 P: 14	R: 0 E: 0 K: 0 S: 3	H: 1 LOB: 0 BB: 0 P: 3	R: 0 E: 0 K: 1 S: 5	H: 1 LOB: 0 BB: 0 P: 5	R: 0 E: 0 K: 2 S: 7	H: 0 LOB: 0 BB: 0 P: 7	R: 0 E: 0 K: 1 S: 6	H: 1 LOB: 2 BB: 1 P: 10	R: 0 E: 0 K: 1 S: 6	H: 1 LOB: 1 BB: 0 P: 6	R: 2 E: 0 K: 0 S: 5	H: 3 LOB: 3 BB: 2 P: 13	1B: 4 2B: 5 3B: 0 HR: 0	SF: 0 SAC: 0 DP: 1 HBP: 0	WP: 0 PB: 0 SB: 0 CS: 0	PA: 34
PITCHER Ricky Horton, L (1, 1) ERA: 1.84 Jeff Lahti, R (8, 1) ERA:	IP: 7.2 WLS: L BF: 32 H: 7 R: 2 ER: 2 SO: 6 BB: 1 IBB: 3 HBP: 0 BLK: 0 WP: 0 HR: 0 S: 40 P: 56 ERA: 2.35 WHIP: 1.043																			

St. Louis Cardinals @ Montreal Expos
Olympic Stadium, Montreal, QB
Sun Apr 20 1986, 3:33 AM EST
Att: 12,994 - Unknown

AB 29
R 2
H 8
RBI 2
BB 5
SO 6
LOB 14



Batter	1	2	3	4	5	6	7	8	9	AB	R	H	RBI	BB	SO	LOB	TOP		
Vince Coleman, S (1, 7) OBP: 0.333, SLG: 0.413	F8		FC4-6			F8		5-3		4	0	0	0	0	0	1			
Willie McGee, S (1, 8) OBP: 0.255, SLG: 0.277	6-3		F9			1B		G3		4	0	1	0	0	0	1			
Tom Herr, S (1, 4) OBP: 0.304, SLG: 0.162	BB			6-3		1B		6-3		3	0	1	0	1	0	0			
Jack Clark, R (1, 3) OBP: 0.388, SLG: 0.525	5-3			G3		4-3			5-3	4	0	0	0	0	0	3			
Tito Landrum, R (1, 9) OBP: 0.273, SLG: 0.350		K		K				5-3	1-3	4	0	0	0	0	2	0			
Mike Heath, R (1, 2) OBP: 0.244, SLG: 0.257	6-3				6-3		FC8-6	BB	1B	2	1	0	0	2	0	0			
Terry Pendleton, S (1, 5) OBP: 0.311, SLG: 0.256	5-3				BB	FC8-6	BB	BB	1B	3	1	1	0	1	0	1			
Ozzie Smith, S (1, 6) OBP: 0.476, SLG: 0.457			5-3							2	0	0	0	1	0	1			
Clint Hurdle, L (9, PH) OBP: 1.000, SLG: 1.667					F3					1	0	1	2	0	0	0			
José Oquendo, S (9, PH) OBP: 0.750, SLG: 0.667						1-2		IBB	3B	0	0	0	0	0	0	0			
John Tudor, L (1, 1) OBP: 0.154, SLG: 0.154									F6	3	0	1	0	0	1	2			
Jerry White, S (9, PH)										1	0	0	0	0	0	1			
Pat Perry, L (9, 1)										0	0	0	0	0	0	0			
Todd Worrell, R (9, 1)										0	0	0	0	0	0	0			
Inning Stats	R: 0 E: 0 K: 0 S: 3	H: 0 LOB: 1 BB: 1 P: 7	R: 0 E: 0 K: 1 S: 5	H: 0 LOB: 0 BB: 0 P: 5	R: 0 E: 1 K: 0 S: 4	H: 1 LOB: 1 BB: 0 P: 4	R: 0 E: 0 K: 1 S: 5	H: 0 LOB: 0 BB: 1 P: 6	R: 0 E: 0 K: 0 S: 2	H: 2 LOB: 2 BB: 2 P: 5	R: 0 E: 0 K: 1 S: 5	H: 0 LOB: 2 BB: 2 P: 13	R: 0 E: 0 K: 0 S: 3	H: 0 LOB: 0 BB: 0 P: 3	R: 2 E: 0 K: 0 S: 5	H: 2 LOB: 1 BB: 1 P: 9	1B: 4 2B: 0 3B: 1 HR: 0	SF: 0 SAC: 0 DP: 0 HBP: 0	WP: 0 PA: 36 PB: 0 SB: 0 CS: 1
PITCHER	IP WLS BF H R ER SO BB IBB HBP BLK WP HR S P ERA WHIP																		
Steve Trout, L (1, 1) ERA: 3.32	8.2	34	4	2	2	3	4	1	0	0	1	0	0	35	55	2.08	0.923		
Jay Baller, R (9, 1) ERA: 3.27	0.1	W	2	1	0	0	0	0	0	0	0	0	0	2	2	0.00	3.000		

St. Louis Cardinals @ Chicago Cubs
Wrigley Field, Chicago, IL
Tue Apr 22 1986, 3:33 AM CST
Att: 8,747 - Unknown

AB 31
R 2
H 5
RBI 2
BB 5
SO 3
LOB 10



Batter	1	2	3	4	5	6	7	8	9	AB	R	H	RBI	BB	SO	LOB	BOTTOM		
Shawon Dunston, R (1, 6) OBP: 0.319, SLG: 0.500	F4	4-3			4-3		6-3		FC6-2	4	0	0	0	0	0	2			
Thad Bosley, L (9, PH) OBP: 0.267, SLG: 0.357									IBB	0	0	0	0	1	0	0			
Davey Lopes, R (1, 5) OBP: 0.421, SLG: 0.500	K		6-3			5-3		6-3	FC6-2	5	0	0	0	0	1	3			
23 Ryne Sandberg, R (1, 4) OBP: 0.241, SLG: 0.380	1B		4-3			K		1B	SF8	4	1	2	1	0	1	0			
Keith Moreland, R (1, 9) OBP: 0.365, SLG: 0.370	FC6		F8			1B		1B	5-3	4	1	3	1	0	0	0			
Leon Durham, L (1, 3) OBP: 0.346, SLG: 0.442	FC6			F6		1B		5-3	1B	4	0	1	0	0	0	3			
Gary Matthews, R (1, 7) OBP: 0.296, SLG: 0.136		1B			5-3					2	0	1	1	2	0	0			
Brian Dayett, R (8, PH) OBP: 0.250, SLG: 0.077		BB				1B		1B		0	0	0	0	0	0	0			
Jody Davis, R (1, 2) OBP: 0.239, SLG: 0.256		B1-3			1-3	1B		4-3		4	0	1	0	0	0	4			
Bob Dernier, R (1, 8) OBP: 0.236, SLG: 0.200		B1-3				F9		F9	SH	3	0	0	0	1	0	2			
Steve Trout, L (1, 1) OBP: 0.125, SLG: 0.125									SH	3	0	0	0	0	3	2			
Jay Baller, R (9, 1)										0	0	0	0	0	0	0			
Manny Trillo, R (9, PH) OBP: 0.316, SLG: 0.188									SH	0	1	0	0	0	0	0			
Inning Stats	R: 0 E: 0 K: 1 S: 7	H: 2 LOB: 2 BB: 0 P: 7	R: 0 E: 0 K: 1 S: 6	H: 1 LOB: 2 BB: 1 P: 10	R: 0 E: 0 K: 0 S: 3	H: 0 LOB: 0 BB: 0 P: 3	R: 0 E: 0 K: 0 S: 3	H: 0 LOB: 0 BB: 0 P: 3	R: 0 E: 0 K: 1 S: 5	H: 2 LOB: 3 BB: 1 P: 11	R: 0 E: 0 K: 1 S: 5	H: 0 LOB: 0 BB: 0 P: 5	R: 2 E: 0 K: 0 S: 6	H: 3 LOB: 1 BB: 0 P: 6	R: 1 E: 0 K: 0 S: 3	H: 0 LOB: 2 BB: 2 P: 11	1B: 7 2B: 0 3B: 1 HR: 0	SF: 1 SAC: 1 DP: 0 HBP: 0	WP: 0 PA: 39 PB: 1 SB: 1 CS: 0
PITCHER	IP WLS BF H R ER SO BB IBB HBP BLK WP HR S P ERA WHIP																		
John Tudor, L (1, 1) ERA: 1.69	8.0	34	4	2	2	5	2	0	0	0	0	0	0	42	50	2.25	1.250		
Pat Perry, L (9, 1) ERA: 2.25	0.0	L	1	0	1	1	1	0	0	0	0	0	0	4	4	∞	∞		
Todd Worrell, R (9, 1) ERA:	0.2	4	0	0	0	0	0	1	0	0	0	0	0	3	7	0.00	0.000		

St. Louis Cardinals @ Chicago Cubs
Wrigley Field, Chicago, IL
Tue Apr 22 1986, 3:33 AM CST
Att: 8,747 - Unknown

AB 33
R 3
H 8
RBI 3
BB 4
SO 5
LOB 16



Batter	1	2	3	4	5	6	7	8	9	AB	R	H	RBI	BB	SO	LOB	TOP					
Vince Coleman, S (1, 7) OBP: 0.309, SLG: 0.380 Kurt Kephshire, L (8, 1)	F8			K		G3-6-3		1-3		4	0	0	0	0	1	2						
Willie McGee, S (1, 8) OBP: 0.255, SLG: 0.275	F7			6-3				F8		4	0	1	0	0	0	0						
Tom Herr, S (1, 4) OBP: 0.280, SLG: 0.146	K			G3				F7		4	0	0	0	0	1	1						
Jack Clark, R (1, 3) OBP: 0.396, SLG: 0.512		K						K		3	0	1	0	1	2	1						
Andy Van Slyke, L (1, 9) OBP: 0.323, SLG: 0.259	K							F7		4	0	1	0	0	1	2						
Terry Pendleton, S (1, 5) OBP: 0.292, SLG: 0.238	4-3							L9		3	0	0	0	0	0	3						
Mike Heath, R (1, 2) OBP: 0.227, SLG: 0.237				1-3				F7		3	0	0	0	0	1	1						
Ozzie Smith, S (1, 6) OBP: 0.444, SLG: 0.421				K				F8		3	0	0	0	0	1	0						
Rick Ownbey, R (1, 1) José Oquendo, S (6, PH) Pat Perry, L (8, PH) Jerry White, S (8, PH)	F2							G3-6-3		1	0	0	0	0	0	0						
										1	0	1	0	0	0	0						
										1	0	1	0	0	0	0						
										1	0	1	0	0	0	0						
										1	0	1	0	0	0	0						
Inning Stats	R: 0 E: 0 K: 1 S: 5	H: 0 LOB: 0 BB: 0 P: 5	R: 0 E: 0 K: 2 S: 7	H: 0 LOB: 0 BB: 0 P: 7	R: 0 E: 0 K: 1 S: 5	H: 0 LOB: 0 BB: 0 P: 5	R: 0 E: 0 K: 1 S: 5	H: 0 LOB: 0 BB: 0 P: 5	R: 0 E: 0 K: 0 S: 4	H: 1 LOB: 1 BB: 0 P: 4	R: 0 E: 0 K: 0 S: 3	H: 1 LOB: 0 BB: 0 P: 3	R: 0 E: 0 K: 0 S: 4	H: 1 LOB: 2 BB: 1 P: 8	R: 0 E: 0 K: 1 S: 6	H: 1 LOB: 1 BB: 0 P: 6	R: 0 E: 0 K: 1 S: 6	H: 1 LOB: 1 BB: 0 P: 6	1B: 5 2B: 0 3B: 0 HR: 0	SF: 0 SAC: 0 DP: 1 HBP: 0	WP: 0 PB: 0 SB: 0 CS: 0	PA: 32
PITCHER Scott Sanderson, R (1, 1) ERA: 4.97	IP: 9.0 WLS: W BF: 32 H: 5 R: 0 ER: 0 SO: 7 BB: 1 IBB: 0 HBP: 0 BLK: 0 WP: 0 HR: 0 S: 45 P: 49 ERA: 0.00 WHIP: 0.667															PITCHER						

St. Louis Cardinals @ Chicago Cubs
Wrigley Field, Chicago, IL
Wed Apr 23 1986, 3:33 AM CST
Att: 11,936 - Unknown

AB 31
R 0
H 5
RBI 0
BB 1
SO 7
LOB 10



Batter	1	2	3	4	5	6	7	8	9	AB	R	H	RBI	BB	SO	LOB	BOTTOM					
Shawon Dunston, R (1, 6) Chris Speier, R (7, 6)	F3		B1-3					5-3		3	1	1	1	0	0	0						
Davey Lopes, R (1, 5) OBP: 0.391, SLG: 0.421	F8		F8					K		3	1	0	0	1	1	0						
23 Ryne Sandberg, R (1, 4) OBP: 0.276, SLG: 0.444	F							K		4	2	3	1	0	1	0						
Keith Moreland, R (1, 9) Brian Dayett, R (9, 9)	E1							1-3		4	1	2	1	0	0	1						
Leon Durham, L (1, 3) OBP: 0.357, SLG: 0.447	F6							1B		4	1	2	1	0	0	2						
Gary Matthews, R (1, 7) Manny Trillo, R (6, FR)	F9							1B		2	0	1	0	1	0	0						
Jody Davis, R (1, 2) OBP: 0.260, SLG: 0.277	5-3							1B		4	0	2	2	0	0	1						
Bob Dernier, R (1, 8) OBP: 0.220, SLG: 0.185	5-3							1B		4	0	0	0	0	1	4						
Scott Sanderson, R (1, 1) OBP: 0.200, SLG: 0.200			K					K		4	0	0	0	0	2	4						
Inning Stats	R: 1 E: 1 K: 0 S: 5	H: 2 LOB: 1 BB: 0 P: 5	R: 0 E: 0 K: 0 S: 3	H: 0 LOB: 0 BB: 0 P: 3	R: 0 E: 0 K: 1 S: 5	H: 0 LOB: 0 BB: 0 P: 5	R: 1 E: 0 K: 0 S: 5	H: 3 LOB: 1 BB: 0 P: 5	R: 2 E: 0 K: 0 S: 4	H: 2 LOB: 1 BB: 1 P: 8	R: 1 E: 0 K: 0 S: 5	H: 2 LOB: 2 BB: 1 P: 9	R: 0 E: 0 K: 2 S: 7	H: 0 LOB: 0 BB: 0 P: 7	R: 1 E: 0 K: 2 S: 10	H: 3 LOB: 3 BB: 0 P: 10	R: 1 E: 0 K: 2 S: 10	H: 3 LOB: 3 BB: 0 P: 10	1B: 8 2B: 3 3B: 0 HR: 1	SF: 0 SAC: 0 DP: 0 HBP: 0	WP: 1 PB: 0 SB: 0 CS: 1	PA: 36
PITCHER Rick Ownbey, R (1, 1) ERA: 4.91 Pat Perry, L (6, 1) ERA: 3.0 Kurt Kephshire, R (8, 1) ERA: 4.5	IP: 5.0 WLS: L BF: 21 H: 7 R: 4 ER: 4 SO: 1 BB: 1 IBB: 0 HBP: 0 BLK: 0 WP: 1 HR: 1 S: 22 P: 26 ERA: 7.20 WHIP: 1.600															PITCHER						

St. Louis Cardinals @ Chicago Cubs
Wrigley Field, Chicago, IL
Wed Apr 23 1986, 3:33 AM CST
Att: 11,936 - Unknown

AB 34
R 6
H 12
RBI 6
BB 2
SO 5
LOB 12



Batter	1	2	3	4	5	6	7	8	9	AB	R	H	RBI	BB	SO	LOB	TOP						
Kevin Mitchell, R OBP: 0.400, SLG: 0.526 Lenny Dykstra, L OBP: 0.386, SLG: 0.350	G4-6-3 1B		5-3		F9		2B	1B		4	0	2	1	0	0	1							
Tim Tauler, R OBP: 0.293, SLG: 0.333	K			FC1-5 2B		1-3	F6	F9		5	0	1	0	0	1	4							
Keith Hernandez, L OBP: 0.373, SLG: 0.340	G4-6-3 1-2			4-3		G3		F8		5	1	1	0	0	0	4							
Gary Carter, R OBP: 0.441, SLG: 0.511		K		FC1-5 E		1B		2B	HR	2	2	0	0	3	1	1							
Darryl Strawberry, L OBP: 0.386, SLG: 0.413	1-3			E3		1B		E	F8	5	1	2	1	0	0	2							
George Foster, R OBP: 0.348, SLG: 0.359	5-3			4-3		1-3		E	K	4	1	0	0	1	1	5							
Ray Knight, R OBP: 0.447, SLG: 0.970			F9		HR		F7	SF8	HR	4	2	2	4	0	0	0							
Rafael Santana, R OBP: 0.235, SLG: 0.200			SH1-4 1B		5-3		SH1-4 2B	E1 1B	4-3	5	2	3	0	0	0	0							
Dwight Gooden, R OBP: 0.300, SLG: 0.300			SH1-4		4-3		SH1-4	F9 1B		2	0	1	1	0	0	0							
Inning Stats	R: 0 E: 0 K: 1 S: 5	H: 1 LOB: 0 BB: 0 P: 5	R: 0 E: 0 K: 1 S: 5	H: 0 LOB: 0 BB: 0 P: 5	R: 0 E: 0 K: 0 S: 4	H: 1 LOB: 1 BB: 0 P: 4	R: 0 E: 0 K: 0 S: 5	H: 1 LOB: 2 BB: 0 P: 5	R: 1 E: 0 K: 0 S: 4	H: 1 LOB: 0 BB: 0 P: 4	R: 0 E: 0 K: 0 S: 4	H: 1 LOB: 2 BB: 1 P: 8	R: 1 E: 0 K: 0 S: 5	H: 2 LOB: 1 BB: 0 P: 5	R: 5 E: 1 K: 0 S: 8	H: 5 LOB: 2 BB: 2 P: 16	R: 2 E: 0 K: 1 S: 6	H: 1 LOB: 0 BB: 1 P: 10	1B: 8 2B: 3 3B: 0 HR: 2	SF: 1 SAC: 2 DP: 1 HBP: 0	WP: 0 PB: 0 SB: 0 CS: 0	PA: 44	
PITCHER	IP	WLS	BF	H	R	ER	SO	BB	IBB	HBP	BLK	WP	HR	S	P	ERA	WHIP						
Ricky Horton, L ERA: 3.32	(1, 1)	7.0	L	32	9	5	5	2	2	0	0	0	0	1	34	42	6.43	1.571					
Pat Perry, L ERA: 6.75	(8, 1)	2.0		12	4	4	4	1	1	1	0	0	0	1	12	20	18.00	2.500					

New York Mets @ St. Louis Cardinals
 Busch Stadium, St. Louis, MO
 Fri Apr 25 1986, 6:05 PM CST
 Att: 43,721 - Unknown

AB 37
 R 9
 H 13
 RBI 7
 BB 4
 SO 3
 LOB 17



Batter	1	2	3	4	5	6	7	8	9	AB	R	H	RBI	BB	SO	LOB	BOTTOM					
Vince Coleman, S OBP: 0.297, SLG: 0.345	L6		FC4-6 PO			F8			5-3	4	0	0	0	0	0	2						
Willie McGee, S OBP: 0.250, SLG: 0.267	K		PO	6-3		FC6-4			3-1	4	0	0	0	0	1	1						
Tom Herr, S OBP: 0.259, SLG: 0.143	4-3			G3			G3		G3	4	0	0	0	0	0	0						
Jack Clark, R OBP: 0.377, SLG: 0.460		1B		6-3			F9			3	0	1	0	0	0	0						
Andy Van Slyke, L OBP: 0.282, SLG: 0.229		K			F7		K			3	0	0	0	0	2	1						
Terry Pendleton, S OBP: 0.304, SLG: 0.245			G3-6-3 1B		F8			K		3	0	1	0	0	1	0						
Michael LaValliere, L OBP: 0.368, SLG: 0.250		G3-6-3 1-2			K			F8		3	0	0	0	0	1	2						
Ozzie Smith, S OBP: 0.423, SLG: 0.400			1-3			FC1-6 1B			FC4-6 1B	3	0	2	0	0	0	0						
Ricky Horton, L OBP: 0.200, SLG: 0.200	(1, 1)					FC1-6 1B			FC4-6	2	0	1	0	0	0	1						
Clint Hurdle, L OBP: 0.750, SLG: 1.250	(8, 1)			FC4-6 1B				1-2		1	0	0	0	0	0	1						
Inning Stats	R: 0 E: 0 K: 1 S: 5	H: 0 LOB: 0 BB: 0 P: 5	R: 0 E: 0 K: 1 S: 6	H: 2 LOB: 1 BB: 0 P: 6	R: 0 E: 0 K: 0 S: 3	H: 1 LOB: 0 BB: 0 P: 3	R: 0 E: 0 K: 0 S: 3	H: 0 LOB: 0 BB: 0 P: 3	R: 0 E: 0 K: 1 S: 5	H: 0 LOB: 0 BB: 0 P: 5	R: 0 E: 0 K: 0 S: 4	H: 1 LOB: 1 BB: 0 P: 4	R: 0 E: 0 K: 1 S: 5	H: 0 LOB: 0 BB: 0 P: 5	R: 0 E: 0 K: 1 S: 6	H: 1 LOB: 1 BB: 0 P: 6	R: 0 E: 0 K: 0 S: 3	H: 0 LOB: 0 BB: 0 P: 3	1B: 5 2B: 0 3B: 0 HR: 0	SF: 0 SAC: 0 DP: 1 HBP: 0	WP: 0 PB: 0 SB: 0 CS: 0	PA: 31
PITCHER	IP	WLS	BF	H	R	ER	SO	BB	IBB	HBP	BLK	WP	HR	S	P	ERA	WHIP					
Dwight Gooden, R ERA: 1.29	(1, 1)	9.0	W	30	5	0	0	5	0	0	0	0	0	40	40	0.00	0.556					

New York Mets @ St. Louis Cardinals
 Busch Stadium, St. Louis, MO
 Fri Apr 25 1986, 6:05 PM CST
 Att: 43,721 - Unknown

AB 30
 R 0
 H 5
 RBI 0
 BB 0
 SO 5
 LOB 8



Batter	1	2	3	4	5	6	7	8	9	AB	R	H	RBI	BB	SO	LOB	TOP			
Lenny Dykstra, L OBP: 0.396, SLG: 0.419										3	1	1	1	1	0	1	New York Mets @ St. Louis Cardinals Busch Stadium, St. Louis, MO Sat Apr 26 1986, 6:05 PM CST Att: 44,769 - Unknown			
Wally Backman, S OBP: 0.414, SLG: 0.462										4	0	0	0	0	1	2				
Keith Hernandez, L OBP: 0.397, SLG: 0.358										3	1	2	0	1	0	0				
Darryl Strawberry, L OBP: 0.377, SLG: 0.400										4	1	1	0	0	0	3				
Gary Carter, R OBP: 0.429, SLG: 0.510										4	1	1	1	0	0	0				
Danny Heep, L OBP: 0.400, SLG: 0.714										4	0	2	2	0	0	0				
Ray Knight, R OBP: 0.405, SLG: 0.865										4	0	0	0	0	1	2				
Howard Johnson, S OBP: 0.409, SLG: 0.550										3	0	1	0	0	0	0				
Rafael Santana, R OBP: 0.231, SLG: 0.196										1	0	0	0	0	0	1				
Sid Fernandez, L OBP: 0.500, SLG: 0.429										2	0	0	0	0	2	0				
Roger McDowell, R OBP: 0.231, SLG: 0.196										0	0	0	0	0	0	0				
Jesse Orosco, R										0	0	0	0	0	0	0				
Inning Stats	R: 4 E: 0 K: 0 S: 7	H: 5 LOB: 0 BB: 0 P: 7	R: 0 E: 0 K: 0 S: 4	H: 1 LOB: 1 BB: 0 P: 4	R: 0 E: 0 K: 1 S: 3	H: 1 LOB: 0 BB: 0 P: 3	R: 0 E: 0 K: 1 S: 5	H: 0 LOB: 0 BB: 0 P: 5	R: 0 E: 0 K: 0 S: 3	H: 0 LOB: 0 BB: 0 P: 3	R: 0 E: 0 K: 0 S: 3	H: 0 LOB: 0 BB: 0 P: 3	R: 0 E: 0 K: 2 S: 7	H: 0 LOB: 2 BB: 2 P: 15	R: 0 E: 0 K: 0 S: 4	H: 1 LOB: 1 BB: 0 P: 4	1B: 6 2B: 1 3B: 0 HR: 1	SF: 0 SAC: 1 DP: 2 HBP: 0	WP: 0 PB: 0 SB: 1 CS: 0	PA: 35
PITCHER	IP WLS BF H R ER SO BB IBB HBP BLK WP HR S P ERA WHIP																			
Danny Cox, R ERA: 12.0	(1, 1) 3.0 L 14 7 4 4 0 0 0 0 0 0 0 1 14 14 12.00 2.333																			
Tim Conroy, L ERA: 1.08	(4, 1) 5.0 17 0 0 0 4 2 0 0 0 0 0 0 23 31 0.00 0.400																			
Ken Dayley, L ERA: 5.4	(9, 1) 1.0 4 1 0 0 0 0 0 0 0 0 0 0 4 4 0.00 1.000																			

Batter	1	2	3	4	5	6	7	8	9	AB	R	H	RBI	BB	SO	LOB	BOTTOM
Vince Coleman, S OBP: 0.294, SLG: 0.328										3	1	0	0	1	3	1	New York Mets @ St. Louis Cardinals Busch Stadium, St. Louis, MO Sat Apr 26 1986, 6:05 PM CST Att: 44,769 - Unknown
Willie McGee, S OBP: 0.250, SLG: 0.266										4	1	1	0	0	2	1	
Tom Herr, S OBP: 0.274, SLG: 0.189										4	1	2	1	0	0	0	
Jack Clark, R OBP: 0.369, SLG: 0.444										4	0	1	2	0	2	1	
José Oquendo, S OBP: 0.200, SLG: 0.750										0	0	0	0	0	0	0	
Tito Landrum, R OBP: 0.269, SLG: 0.333										4	0	1	0	0	0	1	
Mike Heath, R OBP: 0.204, SLG: 0.209										4	0	0	0	0	1	2	
Terry Pendleton, S OBP: 0.283, SLG: 0.226										4	0	0	0	0	0	2	
Ozzie Smith, S OBP: 0.418, SLG: 0.383										2	0	0	0	1	1	0	
Danny Cox, R										0	0	0	0	0	0	0	
Tom Lawless, R (3, PH)										1	0	0	0	0	1	0	
Tim Conroy, L (4, 1)										1	0	0	0	0	0	1	
Jerry White, S OBP: 0.286, SLG: 0.167										1	0	0	0	0	1	0	
Ken Dayley, L OBP: 0.333, SLG: 0.333										0	0	0	0	0	0	0	
Inning Stats	R: 1 E: 0 K: 0 S: 4	H: 1 LOB: 1 BB: 1 P: 8	R: 0 E: 0 K: 2 S: 7	H: 0 LOB: 0 BB: 0 P: 7	R: 0 E: 0 K: 3 S: 9	H: 0 LOB: 0 BB: 0 P: 9	R: 0 E: 0 K: 1 S: 5	H: 0 LOB: 0 BB: 0 P: 5	R: 0 E: 0 K: 1 S: 6	H: 0 LOB: 1 BB: 0 P: 6	R: 2 E: 0 K: 0 S: 6	H: 4 LOB: 2 BB: 0 P: 6	1B: 4 2B: 1 3B: 0 HR: 0	SF: 0 SAC: 0 DP: 1 HBP: 0	WP: 0 PB: 0 SB: 2 CS: 0	PA: 34	
PITCHER	IP WLS BF H R ER SO BB IBB HBP BLK WP HR S P ERA WHIP																
Sid Fernandez, L ERA: 2.66	(1, 1) 8.0 W 29 2 2 2 10 2 0 0 0 0 0 0 4 4 2.25 0.500																
Roger McDowell, R ERA: 3.39	(9, 1) 0.1 4 3 1 1 0 0 0 0 0 0 0 0 4 4 27.00 9.000																
Jesse Orosco, L ERA:	(9, 1) 0.2 S 1 0 0 0 0 0 0 0 0 0 0 0 1 1 0.00 0.000																

Batter	1	2	3	4	5	6	7	8	9	AB	R	H	RBI	BB	SO	LOB	TOP																					
Kevin Mitchell, R (1, 6) OBP: 0.417, SLG: 0.652 Rafael Santana, R (8, 6) OBP: 0.226, SLG: 0.191	0-0 4-3			0-0 HR	0-0 HR 1B			0-0 F9	0-0 F3	4	2	2	1	0	0	0																						
Tim Tauler, R (1, 4) OBP: 0.311, SLG: 0.410	0-0 1-3			0-0 5-3	0-0 HR			1-0 HBP		3	1	1	2	0	0	0																						
Keith Hernandez, L (1, 3) OBP: 0.388, SLG: 0.351	0-0 6-3			0-0 G3 1B	0-0 F8			0-0 F5		4	1	1	0	0	0	1																						
Gary Carter, R (1, 2) OBP: 0.403, SLG: 0.473		0-0 F9		0-0 G3 1B		0-0 6-3		0-0 5-3		4	1	0	0	0	0	2																						
Darryl Strawberry, L (1, 9) OBP: 0.389, SLG: 0.407	0-3 K			0-0 G3	0-0 F8			0-0 1B FC4-2 2B		4	0	1	1	0	1	1																						
George Foster, R (1, 7) OBP: 0.362, SLG: 0.372	0-0 3-1			0-0 2-3 3-H 1B	0-0 F8			0-0 FC4-2 5-3 1B		4	0	2	1	0	0	0																						
Ray Knight, R (1, 5) OBP: 0.370, SLG: 0.780			0-0 4-3	0-0 F8			0-0 F9	0-0 5-3		4	0	0	0	0	0	3																						
Lenny Dykstra, L (1, 8) OBP: 0.385, SLG: 0.391			0-3 K		0-0 F8		0-0 F7	4-0 FC4-2 IBB		3	0	0	0	1	1	0																						
Bob Ojeda, L (1, 1) OBP: 0.222, SLG: 0.222			0-0 3-1		0-3 K		0-0 6-3	0-0 FC4-2 1-2 2-3 3-H		4	0	0	0	0	1	3																						
Inning Stats	R: 0 E: 0 K: 0 S: 3	H: 0 LOB: 0 BB: 0 P: 3	R: 0 E: 0 K: 1 S: 5	H: 0 LOB: 0 BB: 0 P: 5	R: 0 E: 0 K: 1 S: 5	H: 0 LOB: 0 BB: 0 P: 5	R: 3 E: 1 K: 0 S: 7	H: 3 LOB: 1 BB: 0 P: 7	R: 2 E: 0 K: 1 S: 7	H: 2 LOB: 0 BB: 0 P: 7	R: 0 E: 0 K: 0 S: 3	H: 0 LOB: 0 BB: 0 P: 3	R: 0 E: 0 K: 0 S: 3	H: 0 LOB: 1 BB: 0 P: 4	R: 0 E: 0 K: 0 S: 5	H: 2 LOB: 3 BB: 1 P: 9	1B: 4 2B: 1 3B: 0 HR: 2	SF: 0 SAC: 0 DP: 0 HBP: 1	WP: 0 PB: 0 SB: 0 CS: 0	PA: 37																		
PITCHER	IP	WLS	BF	H	R	ER	SO	BB	IBB	HBP	BLK	WP	HR	S	P	ERA	WHIP	PITCHER				IP	WLS	BF	H	R	ER	SO	BB	IBB	HBP	BLK	WP	HR	S	P	ERA	WHIP
John Tudor, L (1, 1) ERA: 2.08	7.0	L	27	5	5	3	3	0	0	0	0	0	2	33	33	3.86	0.714																					
Todd Worrell, R (8, 1) ERA: 1.26	2.0		10	2	0	0	0	0	1	1	0	0	0	8	13	0.00	1.000																					

New York Mets @ St. Louis Cardinals
 Busch Stadium, St. Louis, MO
 Sun Apr 27 1986, 3:33 AM CDT
 Att: 39,193 - Unknown

AB 35
 R 5
 H 7
 RBI 5
 BB 1
 SO 3
 LOB 13



Batter	1	2	3	4	5	6	7	8	9	AB	R	H	RBI	BB	SO	LOB	BOTTOM																					
Vince Coleman, S (1, 7) OBP: 0.306, SLG: 0.338	0-0 1B E 1B		0-0 6-3 S 1B		0-0 F5		0-3 K			4	1	2	0	0	1	0																						
Ozzie Smith, S (1, 6) OBP: 0.407, SLG: 0.373	0-0 F8 E 1B		0-0 6-3		0-0 F4		0-0 F6			4	0	1	0	0	0	1																						
Tom Herr, S (1, 4) OBP: 0.273, SLG: 0.211	0-0 E4		0-0 6-3		0-0 F7		0-0 2B	0-0 F7		4	0	1	1	0	0	2																						
Jack Clark, R (1, 3) OBP: 0.362, SLG: 0.483	0-0 F8		0-0 F9		0-0 6-3			0-0 HR		4	1	1	1	0	0	4																						
Willie McGee, S (1, 8) OBP: 0.264, SLG: 0.324	0-3 K			0-0 HR		0-0 5-3		0-0 HR	0-0 G6-4-3 1B	4	1	2	1	0	1	2																						
Tito Landrum, R (1, 9) OBP: 0.233, SLG: 0.286	0-0 4-3			0-0 F8		0-0 5-3		0-0 G6-4-3	0-0 G6-4-3	4	0	0	0	0	0	3																						
Terry Pendleton, S (1, 5) OBP: 0.297, SLG: 0.246		0-0 F3		0-0 S 1B		0-0 S 1B		0-0 F7		4	0	2	0	0	0	0																						
Mike Heath, R (1, 2) OBP: 0.189, SLG: 0.191		0-0 6-3		0-0 1-3		0-0 4-3		0-0 F9		4	0	0	0	0	0	2																						
John Tudor, L (1, 1) OBP: 0.133, SLG: 0.133 Jerry White, S (7, PH) OBP: 0.250, SLG: 0.143 Todd Worrell, R (8, 1) Clint Hurdle, L (8, PH) OBP: 0.600, SLG: 1.000		0-0 6-3		0-0 F9		0-0 F6		0-0 F9		2	0	0	0	0	0	1																						
Inning Stats	R: 1 E: 1 K: 1 S: 8	H: 2 LOB: 2 BB: 0 P: 8	R: 0 E: 0 K: 0 S: 4	H: 0 LOB: 0 BB: 0 P: 3	R: 0 E: 0 K: 0 S: 4	H: 1 LOB: 1 BB: 0 P: 4	R: 1 E: 0 K: 0 S: 5	H: 2 LOB: 1 BB: 0 P: 5	R: 0 E: 0 K: 0 S: 4	H: 1 LOB: 1 BB: 0 P: 4	R: 0 E: 0 K: 1 S: 5	H: 0 LOB: 0 BB: 0 P: 5	R: 0 E: 0 K: 0 S: 4	H: 2 LOB: 0 BB: 0 P: 4	R: 1 E: 0 K: 0 S: 4	H: 2 LOB: 0 BB: 0 P: 4	R: 0 E: 0 K: 0 S: 3	H: 0 LOB: 0 BB: 0 P: 3	1B: 6 2B: 1 3B: 0 HR: 2	SF: 0 SAC: 0 DP: 1 HBP: 0	WP: 0 PB: 0 SB: 3 CS: 0	PA: 36																
PITCHER	IP	WLS	BF	H	R	ER	SO	BB	IBB	HBP	BLK	WP	HR	S	P	ERA	WHIP	PITCHER				IP	WLS	BF	H	R	ER	SO	BB	IBB	HBP	BLK	WP	HR	S	P	ERA	WHIP
Bob Ojeda, L (1, 1) ERA: 2.11	9.0	W	36	9	3	3	2	0	0	0	0	0	2	40	40	3.00	1.000																					

New York Mets @ St. Louis Cardinals
 Busch Stadium, St. Louis, MO
 Sun Apr 27 1986, 3:33 AM CDT
 Att: 39,193 - Unknown

AB 36
 R 3
 H 9
 RBI 3
 BB 0
 SO 2
 LOB 15



Batter	1	2	3	4	5	6	7	8	9	AB	R	H	RBI	BB	SO	LOB	TOP				
Vince Coleman, S (1, 7) OBP: 0.305, SLG: 0.333	4-3		6-3			K		CS	4-3	4	0	0	0	0	1	1					
Willie McGee, S (1, 8) OBP: 0.247, SLG: 0.299	4-3			6-3		6-3			1-3	4	0	0	0	0	0	0					
Tom Herr, S (1, 4) OBP: 0.253, SLG: 0.200	4-3			K			4-3		6-3	4	0	0	0	0	1	0					
Clint Hurdle, L (1, 3) OBP: 0.417, SLG: 0.583		G4-6-3 1B		1B			G3			3	0	2	0	0	0	0					
Andy Van Slyke, L (1, 9) OBP: 0.326, SLG: 0.250		G4-6-3 1-2		4-3			BB			2	0	0	0	1	0	2					
Terry Pendleton, S (1, 5) OBP: 0.292, SLG: 0.234			K		6-3		4-3			3	0	0	0	0	1	1					
Michael LaValliere, L (1, 2) OBP: 0.294, SLG: 0.250			SH2-3 1B		4-3			6-3		3	0	1	0	0	0	0					
José Oquendo, S (1, 6) OBP: 0.714, SLG: 0.600			SH2-3 1-3		F7			CS BB		1	0	0	0	1	0	0					
Bob Forsch, R (1, 1) OBP: 0.200, SLG: 0.300			1-3			6-3		L6		2	0	0	0	0	0	1					
Jerry White, S (8, PH) OBP: 0.200, SLG: 0.125										1	0	0	0	0	0	1					
Tim Conroy, L (8, 1)										0	0	0	0	0	0	0					
Inning Stats	R: 0 E: 0 K: 0 S: 3	H: 0 LOB: 0 BB: 0 P: 3	R: 0 E: 0 K: 1 S: 5	H: 1 LOB: 0 BB: 0 P: 5	R: 0 E: 0 K: 0 S: 4	H: 1 LOB: 1 BB: 0 P: 4	R: 0 E: 0 K: 1 S: 6	H: 1 LOB: 1 BB: 0 P: 6	R: 0 E: 0 K: 0 S: 3	H: 0 LOB: 0 BB: 0 P: 3	R: 0 E: 0 K: 0 S: 3	H: 0 LOB: 1 BB: 1 P: 7	R: 0 E: 0 K: 0 S: 2	H: 0 LOB: 0 BB: 1 P: 6	R: 0 E: 0 K: 0 S: 3	H: 0 LOB: 0 BB: 0 P: 3	1B: 3 2B: 0 3B: 0 HR: 0	SF: 0 SAC: 1 DP: 1 HBP: 0	WP: 1 PB: 0 SB: 0 CS: 1	PA: 31	
PITCHER	IP	WLS	BF	H	R	ER	SO	BB	IBB	HBP	BLK	WP	HR	S	P	ERA	WHIP				
Michael LaCoss, R (1, 1) ERA: 2.2	7.1	W	26	3	0	0	3	2	0	0	0	1	0	30	38	0.00	0.682				
Greg Minton, R (8, 1) ERA: 3.23	1.2	S	4	0	0	0	0	0	0	0	0	0	0	4	4	0.00	0.000				

St. Louis Cardinals @ San Francisco Giants
Candlestick Park, San Francisco, CA
Tue Apr 29 1986, 10:05 PM EDT
Att: 18,219 - Unknown

AB	27
R	0
H	3
RBI	0
BB	2
SO	3
LOB	6



Batter	1	2	3	4	5	6	7	8	9	AB	R	H	RBI	BB	SO	LOB	BOTTOM				
Candy Maldonado, R (1, 8) OBP: 0.360, SLG: 0.708	G5-3		K		L5		F8			4	0	0	0	0	1	0					
Will Clark, L (1, 3) OBP: 0.381, SLG: 0.520	F6		K		K		K			4	0	0	0	0	3	0					
Chris Brown, R (1, 5) OBP: 0.391, SLG: 0.448	E7 3B		K			2-3	F9			4	1	1	0	0	1	0					
Jeffrey Leonard, R (1, 7) OBP: 0.360, SLG: 0.575	3B			F8		K		F8		4	0	1	1	0	1	0					
Chili Davis, S (1, 9) OBP: 0.303, SLG: 0.420	G3			WP S 1B		WP 1B 2B		1-3		4	1	2	0	0	0	1					
Bob Brenly, R (1, 2) OBP: 0.411, SLG: 0.448		K		F3		1B BB BB		5-3		3	0	0	0	1	1	1					
Robby Thompson, R (1, 4) OBP: 0.325, SLG: 0.292		6-3		BB		1B BB				1	0	0	0	2	0	0					
Jose Uribe, S (1, 6) OBP: 0.323, SLG: 0.288					F9		1-2 2-3 3-H 1B			3	0	2	1	0	0	2					
Michael LaCoss, R (1, 1) Greg Minton, S (8, 1)		K			F9		F7			3	0	0	0	0	1	4					
										0	0	0	0	0	0	0					
Inning Stats	R: 1 E: 1 K: 0 S: 5	H: 2 LOB: 1 BB: 0 P: 5	R: 0 E: 0 K: 2 S: 8	H: 1 LOB: 1 BB: 0 P: 8	R: 0 E: 0 K: 3 S: 9	H: 0 LOB: 0 BB: 0 P: 9	R: 0 E: 0 K: 0 S: 4	H: 1 LOB: 2 BB: 1 P: 8	R: 0 E: 0 K: 1 S: 5	H: 0 LOB: 0 BB: 0 P: 5	R: 1 E: 0 K: 1 S: 7	H: 2 LOB: 3 BB: 2 P: 15	R: 0 E: 0 K: 1 S: 5	H: 0 LOB: 0 BB: 0 P: 5	R: 0 E: 0 K: 0 S: 3	H: 0 LOB: 0 BB: 0 P: 3	1B: 3 2B: 2 3B: 1 HR: 0	SF: 0 SAC: 0 DP: 0 HBP: 0	WP: 2 PB: 0 SB: 1 CS: 0	PA: 33	
PITCHER	IP	WLS	BF	H	R	ER	SO	BB	IBB	HBP	BLK	WP	HR	S	P	ERA	WHIP				
Bob Forsch, R (1, 1) ERA: 2.6	7.0	L	30	6	2	2	8	3	0	0	0	2	0	43	55	2.57	1.286				
Tim Conroy, L (8, 1) ERA: 0.96	1.0		3	0	0	0	0	0	0	0	0	0	0	3	3	0.00	0.000				

St. Louis Cardinals @ San Francisco Giants
Candlestick Park, San Francisco, CA
Tue Apr 29 1986, 10:05 PM EDT
Att: 18,219 - Unknown

AB	30
R	2
H	6
RBI	2
BB	3
SO	8
LOB	8



Batter	1	2	3	4	5	6	7	8	9	AB	R	H	RBI	BB	SO	LOB	TOP			
Vince Coleman, S (1,7) OBP: 0.302, SLG: 0.321	0-0 5-3			0-0 F9			0-0 F8		0-0 BB	3	0	0	0	1	0	0				
Willie McGee, S (1,8) OBP: 0.247, SLG: 0.296	0-0 F9			0-0 5-3			0-0 1B		0-0 F8	4	0	1	0	0	0	1				
Tom Herr, S (1,4) OBP: 0.244, SLG: 0.191	0-0 6-3			0-0 5-3			0-0 L1			3	0	0	0	0	0	1				
Jack Clark, R (1,3) OBP: 0.342, SLG: 0.446 Clint Hurdle, L (5,3) OBP: 0.395, SLG: 0.538			0-0 F7			0-3 K			0-3 K	2	0	0	0	0	1	0				
Tito Landrum, R (1,9) OBP: 0.212, SLG: 0.258			0-0 4-3			0-0 F3			0-0 6-3	3	0	0	0	0	0	0				
Terry Pendleton, S (1,5) OBP: 0.280, SLG: 0.224			0-0 6-3			0-0 5-3			0-0 5-3	3	0	0	0	0	0	0				
Ozzie Smith, S (1,6) OBP: 0.394, SLG: 0.362				0-0 L4					0-0 5-3	3	0	0	0	0	0	0				
Mike Heath, R (1,2) OBP: 0.179, SLG: 0.180				0-3 K					0-0 6-3	3	0	0	0	0	2	0				
Ricky Horton, L (1,1) OBP: 0.167, SLG: 0.167 Tom Lawless, R (6,PH) Greg Bargar, R (6,PH) Jerry White, S (9,PH) OBP: 0.182, SLG: 0.111				0-0 6-3					0-0 F7	1	0	0	0	0	0	0				
									0-0 F8	1	0	0	0	0	0	0				
										1	0	0	0	0	0	0				
										1	0	0	0	0	0	0				
										1	0	0	0	0	0	0				
										1	0	0	0	0	0	0				
Inning Stats	R: 0 E: 0 K: 0 S: 3	H: 0 LOB: 0 BB: 0 P: 3	R: 0 E: 0 K: 0 S: 3	H: 0 LOB: 0 BB: 0 P: 3	R: 0 E: 0 K: 1 S: 5	H: 0 LOB: 0 BB: 0 P: 5	R: 0 E: 0 K: 0 S: 3	H: 0 LOB: 0 BB: 0 P: 3	R: 0 E: 0 K: 1 S: 5	H: 0 LOB: 0 BB: 0 P: 5	R: 0 E: 0 K: 1 S: 6	H: 1 LOB: 1 BB: 0 P: 6	R: 0 E: 0 K: 0 S: 3	H: 0 LOB: 0 BB: 0 P: 3	R: 0 E: 0 K: 0 S: 3	H: 0 LOB: 1 BB: 1 P: 7	1B: 1 2B: 0 3B: 0 HR: 0	SF: 0 SAC: 0 DP: 0 HBP: 0	WP: 0 PB: 0 SB: 0 CS: 0	PA: 29
PITCHER Mark Thurmond, L (1,1) ERA: 4.18	IP: 9.0 WLS: W BF: 29 H: 1 R: 0 ER: 0 SO: 4 BB: 1 IBB: 0 HBP: 0 BLK: 0 WP: 0 HR: 0 S: 36 P: 40 ERA: 0.00 WHIP: 0.222															PITCHER	IP: 9.0 WLS: W BF: 29 H: 1 R: 0 ER: 0 SO: 4 BB: 1 IBB: 0 HBP: 0 BLK: 0 WP: 0 HR: 0 S: 36 P: 40 ERA: 0.00 WHIP: 0.222			

St. Louis Cardinals @ San Diego Padres
Jack Murphy Stadium, San Diego, CA
Wed Apr 30 1986, 10:05 PM EDT
Att: 16,637 - Unknown

livebaseballscorecards.com

AB 28
R 0
H 1
RBI 0
BB 1
SO 4
LOB 3




Batter	1	2	3	4	5	6	7	8	9	AB	R	H	RBI	BB	SO	LOB	BOTTOM			
Bip Roberts, S (1,4) OBP: 0.244, SLG: 0.191	0-0 6-3		0-0 6-3	0-3 K			0-3 K			4	0	0	0	0	2	1				
Tony Gwynn, L (1,9) OBP: 0.372, SLG: 0.506	0-0 2B		0-0 F5			0-0 G3			0-0 1B	4	1	2	0	0	0	0				
Kevin McReynolds, R (1,8) OBP: 0.321, SLG: 0.395	0-0 E		0-0 HR			0-0 F8			0-0 F9	4	1	2	2	0	0	1				
Steve Garvey, R (1,3) OBP: 0.241, SLG: 0.380	0-0 1-3		0-3 K			0-0 HR			0-0 G5-4-3	4	1	2	1	0	1	1				
Carmelo Martinez, R (1,7) OBP: 0.356, SLG: 0.425 Marvell Wynne, L (9,8) OBP: 0.353, SLG: 0.552	0-0 E5		0-0 FC6-4			0-0 5-3			0-0 G5-4-3	4	0	0	0	0	0	2				
Jerry Royster, R (1,5) OBP: 0.294, SLG: 0.375	0-0 FC6-4			0-0 1B			0-0 F7		0-0 F8	4	1	1	0	0	0	2				
Garry Templeton, S (1,6) OBP: 0.280, SLG: 0.213			0-0 1-3			0-0 1B			0-0 F7	2	0	0	0	1	0	0				
Bruce Bochy, R (1,2) OBP: 0.286, SLG: 0.538			0-0 5-3			0-0 1B			0-0 F4	3	1	1	0	0	0	0				
Mark Thurmond, L (1,1) OBP: 0.300, SLG: 0.300			0-3 K			0-0 1B			0-0 6-3	3	0	1	1	0	1	0				
Inning Stats	R: 1 E: 1 K: 0 S: 6	H: 2 LOB: 2 BB: 0 P: 6	R: 0 E: 0 K: 1 S: 5	H: 0 LOB: 0 BB: 0 P: 5	R: 1 E: 0 K: 1 S: 6	H: 1 LOB: 0 BB: 0 P: 6	R: 2 E: 0 K: 1 S: 7	H: 3 LOB: 1 BB: 1 P: 11	R: 1 E: 0 K: 0 S: 4	H: 1 LOB: 0 BB: 0 P: 4	R: 0 E: 0 K: 0 S: 3	H: 0 LOB: 0 BB: 0 P: 3	R: 0 E: 0 K: 1 S: 6	H: 1 LOB: 1 BB: 0 P: 6	R: 0 E: 0 K: 0 S: 3	H: 1 LOB: 0 BB: 0 P: 3	1B: 5 2B: 2 3B: 0 HR: 2	SF: 0 SAC: 0 DP: 1 HBP: 0	WP: 1 PB: 0 SB: 1 CS: 0	PA: 33
PITCHER Ricky Horton, L (1,1) ERA: 4.39 Greg Bargar, R (6,1) ERA: 2.7	IP: 5.0 WLS: L BF: 23 H: 7 R: 5 ER: 5 SO: 3 BB: 0 IBB: 1 HBP: 0 BLK: 0 WP: 1 HR: 2 S: 28 P: 32 ERA: 9.00 WHIP: 1.400															PITCHER	IP: 3.0 WLS: L BF: 10 H: 2 R: 0 ER: 0 SO: 1 BB: 0 IBB: 0 HBP: 0 BLK: 0 WP: 0 HR: 0 S: 12 P: 12 ERA: 0.00 WHIP: 0.667			

St. Louis Cardinals @ San Diego Padres
Jack Murphy Stadium, San Diego, CA
Wed Apr 30 1986, 10:05 PM EDT
Att: 16,637 - Unknown

livebaseballscorecards.com

AB 32
R 5
H 9
RBI 4
BB 1
SO 4
LOB 7



Batter	1	2	3	4	5	6	7	8	9	AB	R	H	RBI	BB	SO	LOB	TOP					
Vince Coleman, S (1.7) OBP: 0.286, SLG: 0.313	F8		4-3		SF8		SF7		SF9	2	0	0	3	0	0	1	St. Louis Cardinals @ San Diego Padres Jack Murphy Stadium, San Diego, CA Thu May 01 1986, 6:33 AM EDT Att: 28,472 - Unknown livebaseballscorecards.com					
Willie McGee, S (1.8) OBP: 0.244, SLG: 0.282	K		F7		F7		6-3		FC4-6 BB	4	0	0	0	1	1							
Jack Clark, R (1.3) OBP: 0.346, SLG: 0.426	K			K		BB BB		G1 1B BB	FC4-6 1-2	3	0	0	0	2	2							
Clint Hurdle, L (1.2) OBP: 0.412, SLG: 0.500		K		BB 1B		BB BB		K		3	0	1	0	1	2	1						
Andy Van Slyke, L (1.9) OBP: 0.320, SLG: 0.250		F6		F5		K		G1 1B		4	0	1	0	0	1	3						
Terry Pendleton, S (1.5) OBP: 0.291, SLG: 0.229		1B		BB		K		G1		3	0	1	0	1	1	4						
Tom Herr, S (1.4) OBP: 0.235, SLG: 0.183										3	0	0	0	0	1	5						
Ken Dayley, L (6.1) OBP: 0.333, SLG: 0.333	F4			F9		K		F6		0	0	0	0	0	0	0						
Jerry White, S (8. PH) OBP: 0.167, SLG: 0.100										1	0	0	0	0	0	2						
Pat Perry, L (8.1) OBP: 0.167, SLG: 0.100										0	0	0	0	0	0	0						
Ozzie Smith, S (1.6) OBP: 0.429, SLG: 0.400			4-3 SH3-4 1B		SH3-4 SF8 BB		SF7 2B		E SF9 BB	2	3	2	0	2	0	0						
Danny Cox, R (1.1) OBP: 0.556, SLG: 0.429			SH3-4		SH3-4		F9		K	0	0	0	0	0	0	0						
José Oquendo, S (6.4) OBP: 0.556, SLG: 0.429										2	0	0	0	0	1	2						
Inning Stats	R: 0 E: 0 K: 2 S: 7	H: 0 LOB: 0 BB: 0 P: 7	R: 0 E: 0 K: 1 S: 6	H: 1 LOB: 1 BB: 0 P: 6	R: 0 E: 0 K: 0 S: 4	H: 1 LOB: 1 BB: 0 P: 4	R: 0 E: 0 K: 1 S: 6	H: 1 LOB: 2 BB: 1 P: 10	R: 1 E: 0 K: 0 S: 3	H: 0 LOB: 0 BB: 1 P: 7	R: 0 E: 0 K: 3 S: 9	H: 0 LOB: 2 BB: 2 P: 17	R: 1 E: 0 K: 0 S: 4	H: 1 LOB: 0 BB: 0 P: 4	R: 0 E: 0 K: 1 S: 6	H: 1 LOB: 2 BB: 1 P: 10	R: 1 E: 0 K: 1 S: 5	H: 0 LOB: 1 BB: 2 P: 13	1B: 4 2B: 1 3B: 0 HR: 0	SF: 3 SAC: 2 DP: 0 HBP: 0	WP: 0 PB: 0 SB: 3 CS: 0	PA: 39
PITCHER	IP WLS BF H R ER SO BB IBB HBP BLK WP HR S P ERA WHIP																					
Eric Show, R (1.1) ERA: 2.91	6.0 W 26 4 2 2 7 4 0 0 0 0 0 0 36 52 3.00 1.333																					
Craig Lefferts, L (7.1) ERA: 2.7	1.0 3 0 0 0 0 0 0 0 0 0 0 0 3 3 0.00 0.000																					
Rich Gossage, R (8.1) ERA: 2.57	2.0 S 10 1 1 0 2 3 0 0 0 0 0 0 11 23 0.00 2.000																					

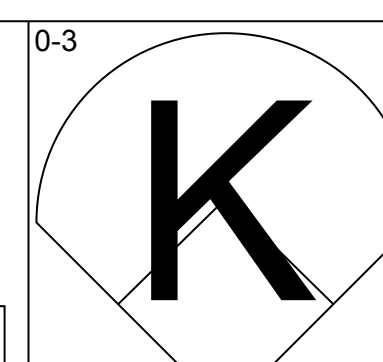
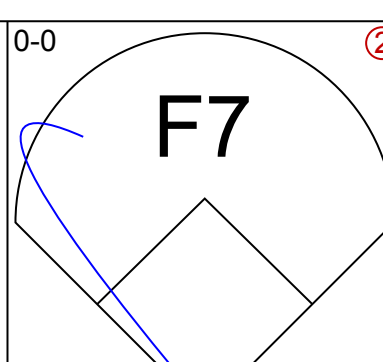
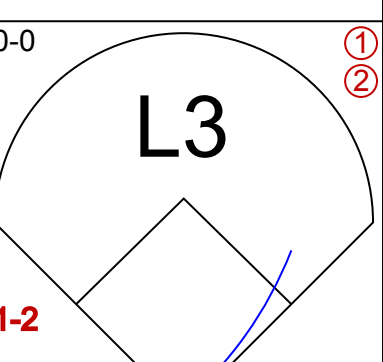
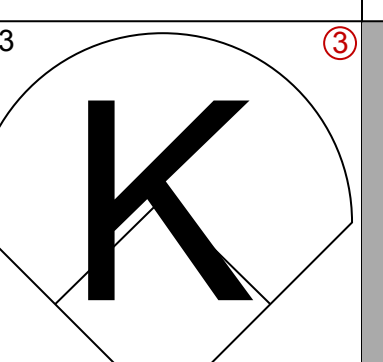
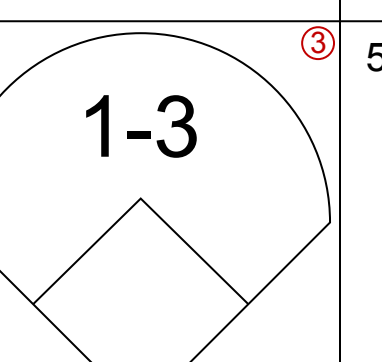
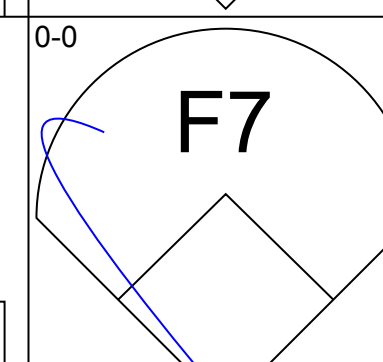
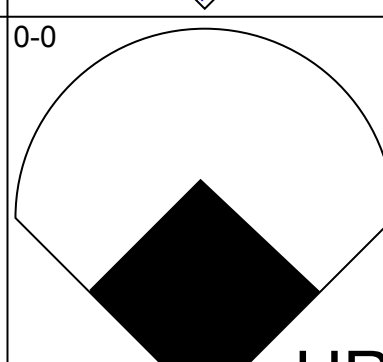
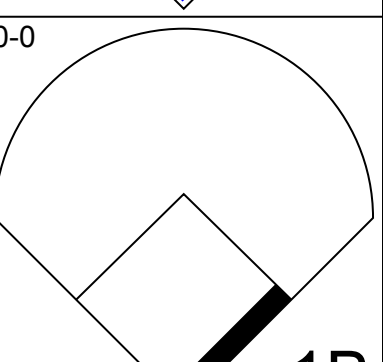

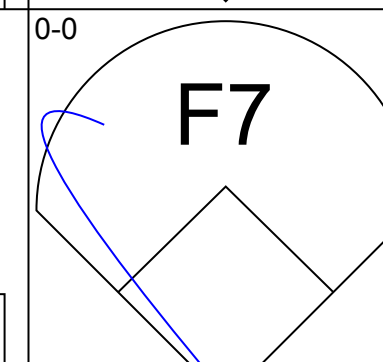
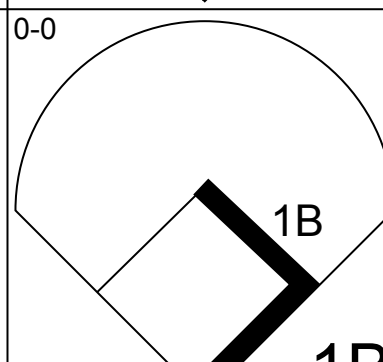
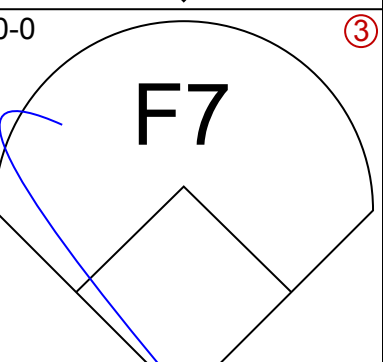

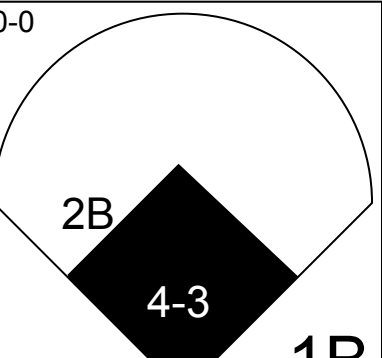
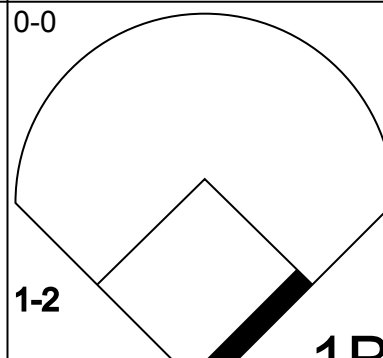
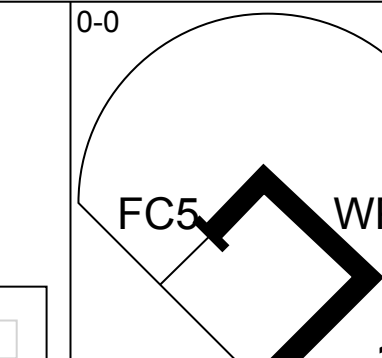

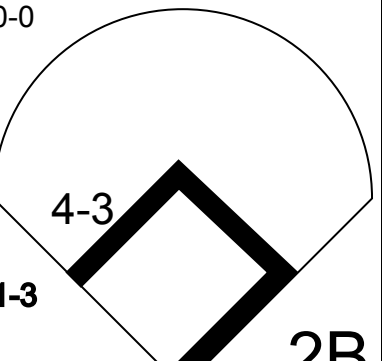
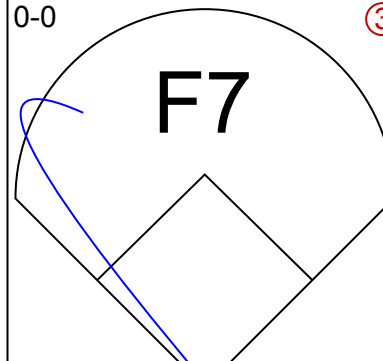
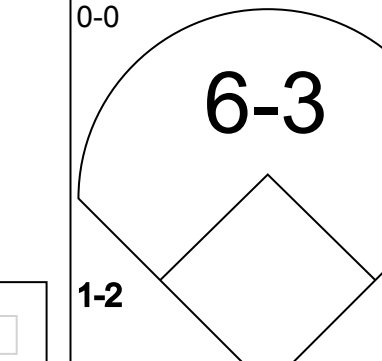

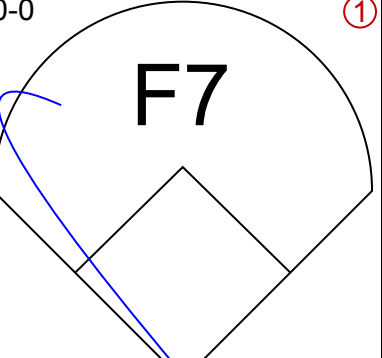
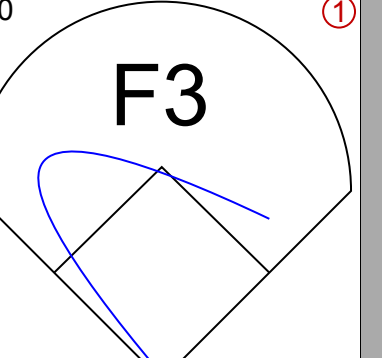
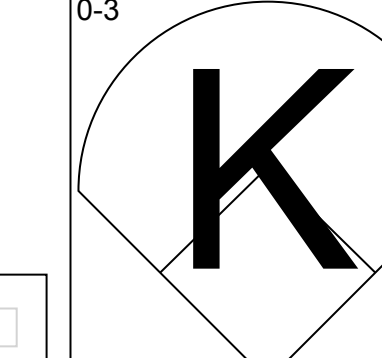
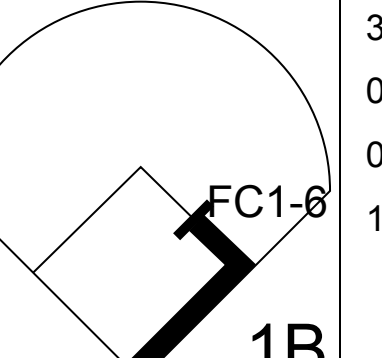
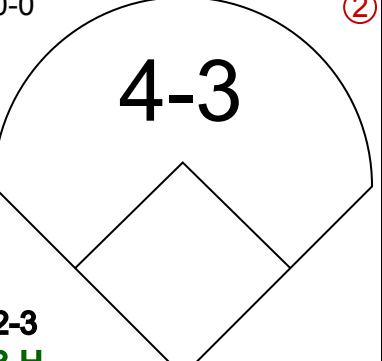
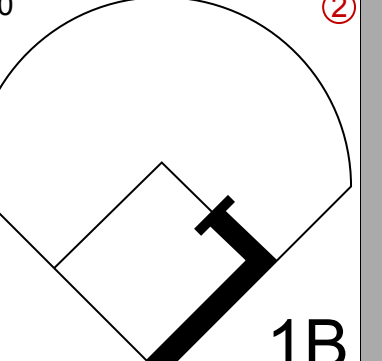
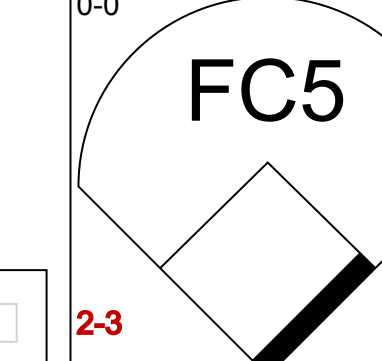
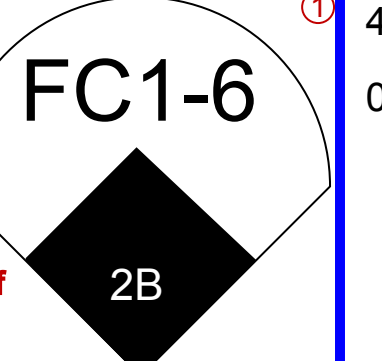
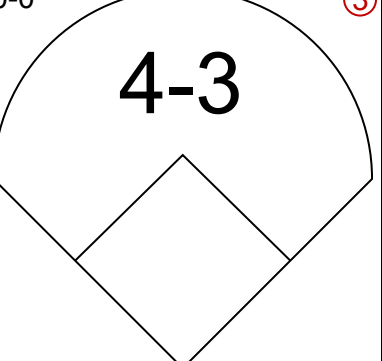
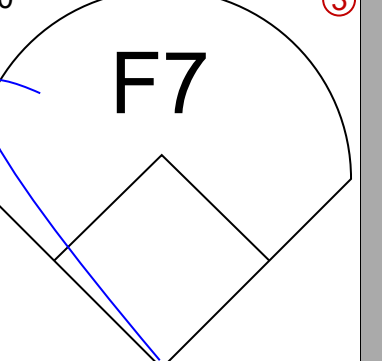
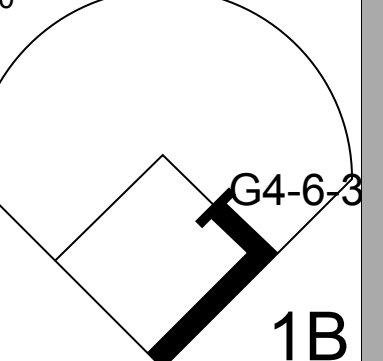
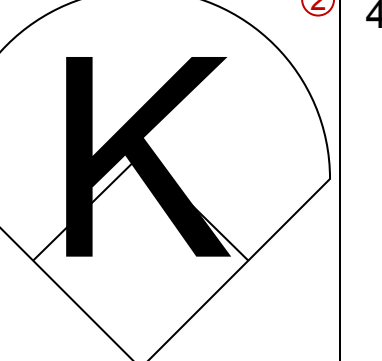
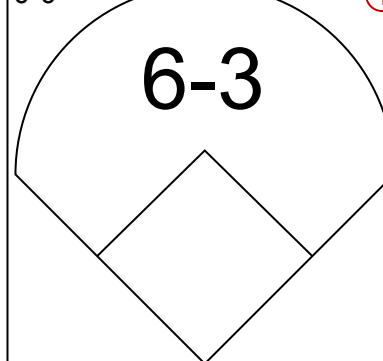

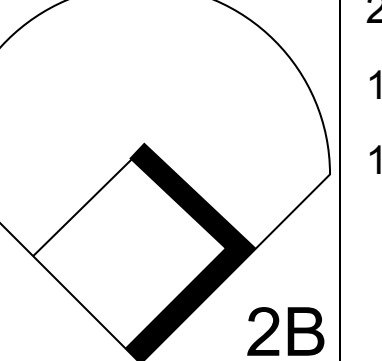
Batter	1	2	3	4	5	6	7	8	9	AB	R	H	RBI	BB	SO	LOB	BOTTOM	
Marvell Wynne, L (1.8) OBP: 0.314, SLG: 0.515	5-3		4-3				F8			4	0	1	0	0	0	0	St. Louis Cardinals @ San Diego Padres Jack Murphy Stadium, San Diego, CA Thu May 01 1986, 6:33 AM EDT Att: 28,472 - Unknown livebaseballscorecards.com	
Tim Flannery, L (1.4) OBP: 0.385, SLG: 0.385	BB 1B		BB 1B		G4-6-3 1B		1-3			3	0	1	0	1	0	1		
Kevin McReynolds, R (1.9) OBP: 0.341, SLG: 0.387	4-0 1-2 BB		L7			E 2B 1B		BB		2	1	1	0	2	0	1		
Steve Garvey, R (1.3) OBP: 0.241, SLG: 0.373	F7					L9		1-3		4	0	1	0	0	0	4		
Terry Kennedy, L (1.2) OBP: 0.304, SLG: 0.380	K		F8			2H 2B		K		4	0	1	1	0	2	4		
Carmelo Martínez, R (1.7) OBP: 0.387, SLG: 0.488		E5 1B		F7		PB E BB		HR		3	3	1	1	1	0	0		
Graig Nettles, L (1.5) OBP: 0.270, SLG: 0.264		K		4-3		E4 1H		K		4	0	0	0	0	2	1		
Garry Templeton, S (1.6) OBP: 0.291, SLG: 0.218		2H 1B		6-3		IBB		K		3	0	1	1	1	1	0		
Eric Show, R (1.1) OBP: 0.200, SLG: 0.200					5-3					3	0	0	0	0	1	2		
Craig Lefferts, L (7.1) OBP: 1.000, SLG: 4.000										0	0	0	0	0	0	0		
Rich Gossage, R (8.1) ERA: 6.52										0	0	0	0	0	0	0		
Inning Stats	R: 0 E: 0 K: 1 S: 6	H: 1 LOB: 2 BB: 1 P: 10	R: 1 E: 1 K: 1 S: 6	H: 1 LOB: 0 BB: 0 P: 6	R: 0 E: 0 K: 0 S: 4	H: 1 LOB: 2 BB: 1 P: 8	R: 0 E: 0 K: 0 S: 3	H: 0 LOB: 0 BB: 0 P: 3	R: 0 E: 0 K: 1 S: 7	H: 2 LOB: 2 BB: 2 P: 15	R: 0 E: 0 K: 0 S: 3	H: 0 LOB: 1 BB: 1 P: 7	R: 1 E: 0 K: 3 S: 10	H: 1 LOB: 0 BB: 0 P: 10	1B: 5 2B: 1 3B: 0 HR: 1	SF: 0 SAC: 0 DP: 1 HBP: 0	WP: 0 PB: 1 SB: 1 CS: 0	PA: 35
PITCHER	IP WLS BF H R ER SO BB IBB HBP BLK WP HR S P ERA WHIP																	
Danny Cox, R (1.1) ERA: 5.19	5.2 L 24 6 3 1 2 3 0 0 0 0 0 0 7 15 0.00 0.750																	
Ken Dayley, L (6.1) ERA: 5.4	1.1 7 0 0 0 1 1 1 0 0 0 0 0 7 15 0.00 0.750																	
Pat Perry, L (8.1) ERA: 6.52	1.0 4 1 1 1 3 0 0 0 0 0 0 1 10 10 9.00 1.000																	

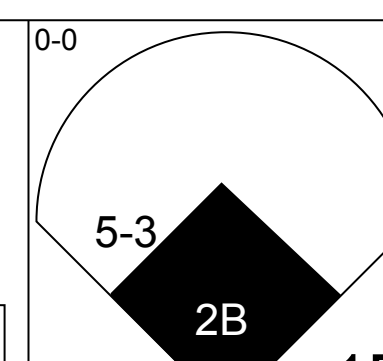
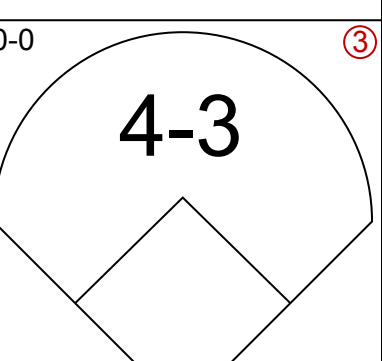
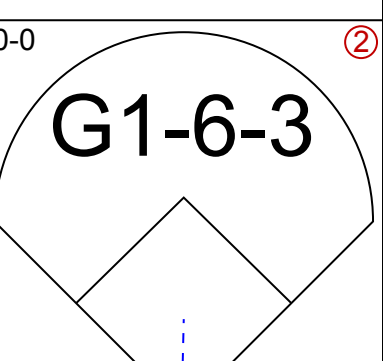
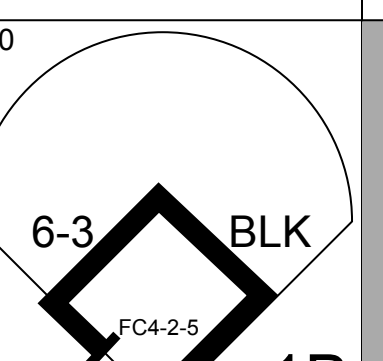
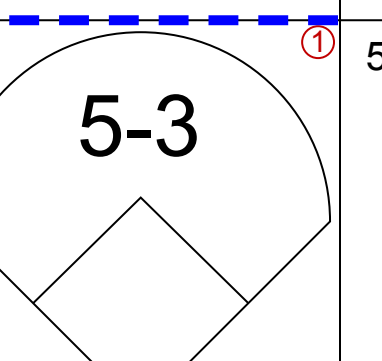
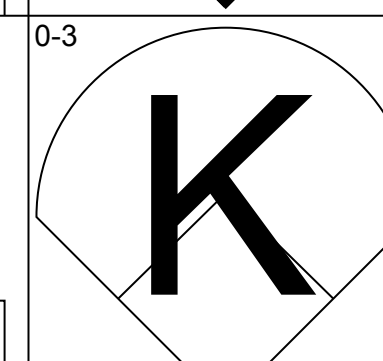
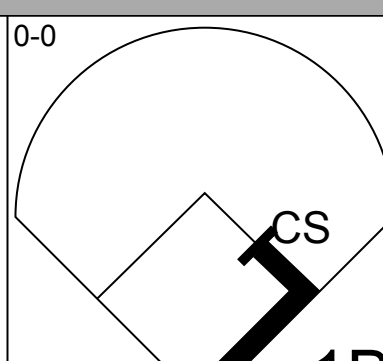
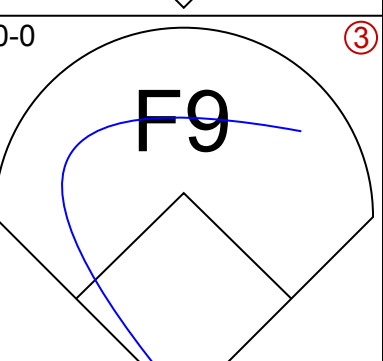
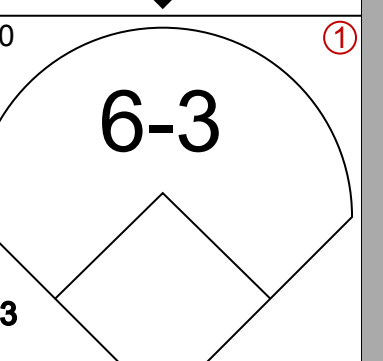
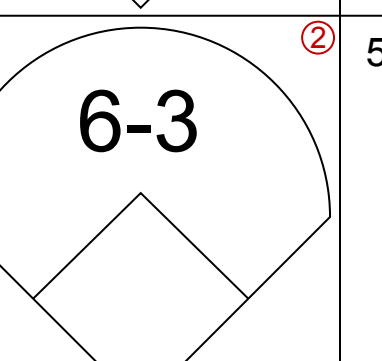
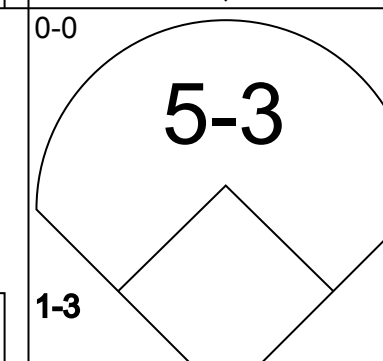
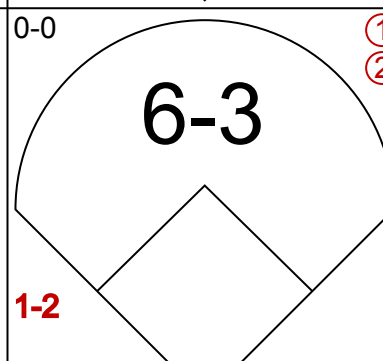
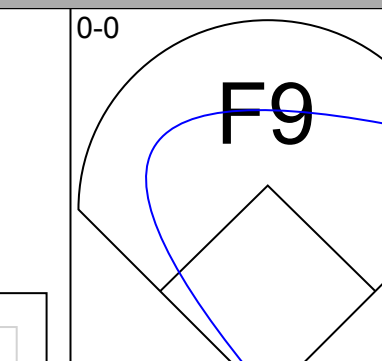

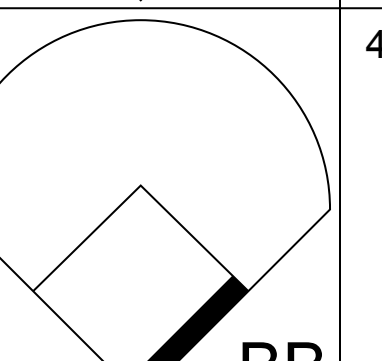
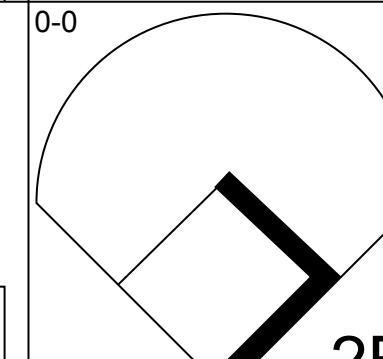
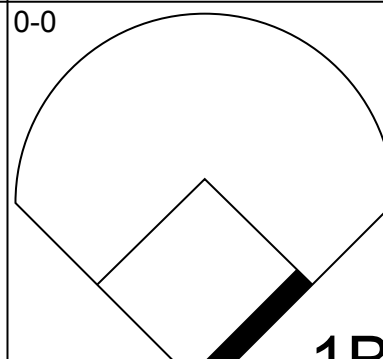
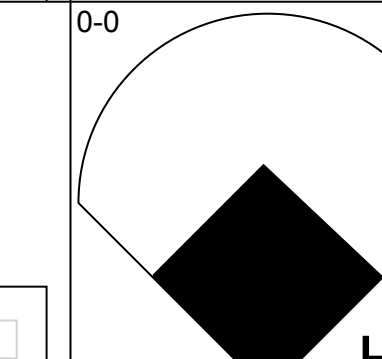
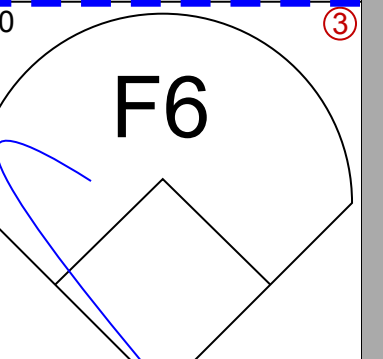
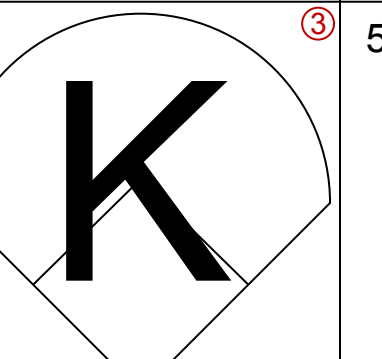
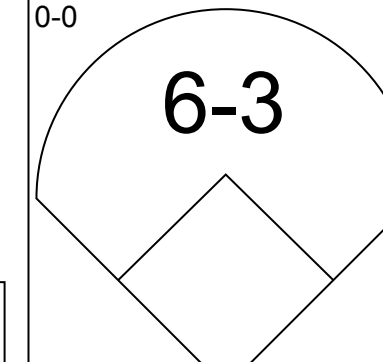
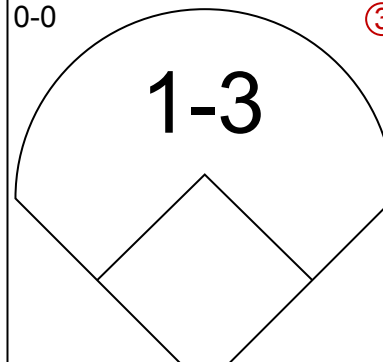
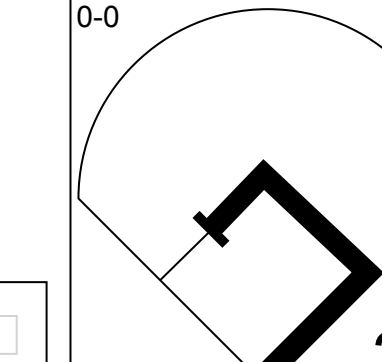

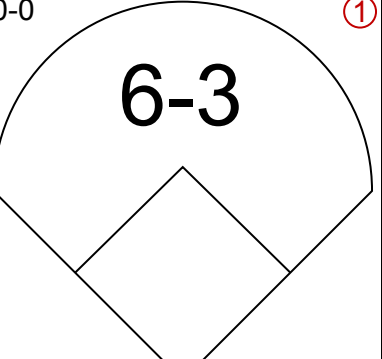
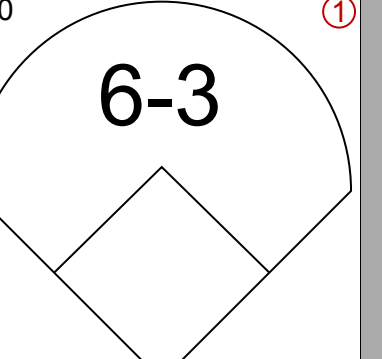
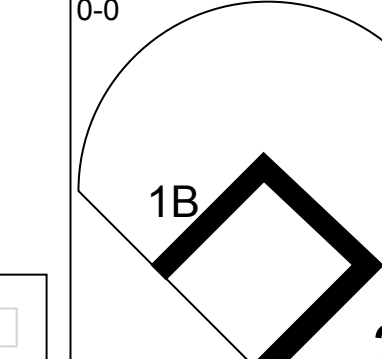

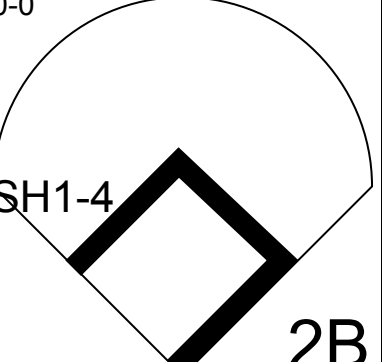
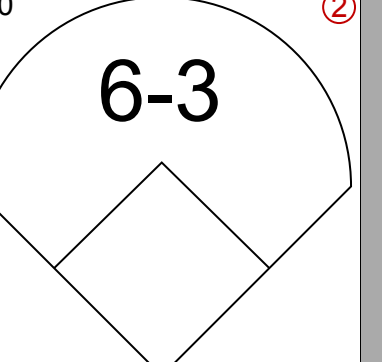
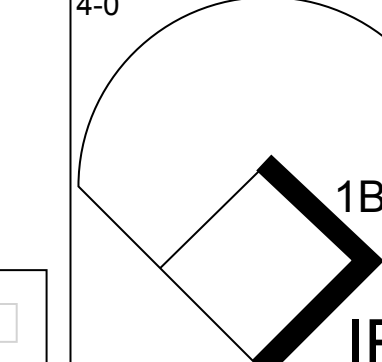

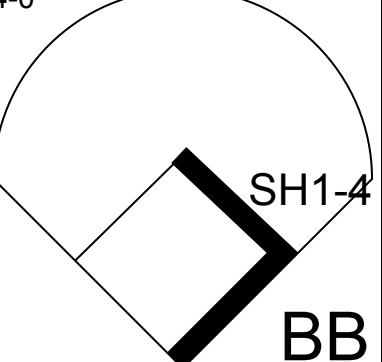
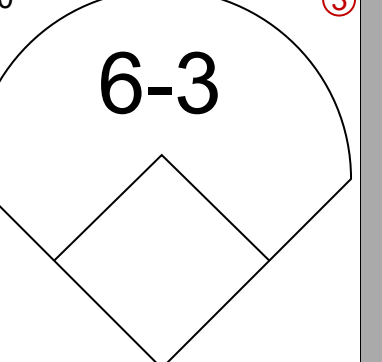
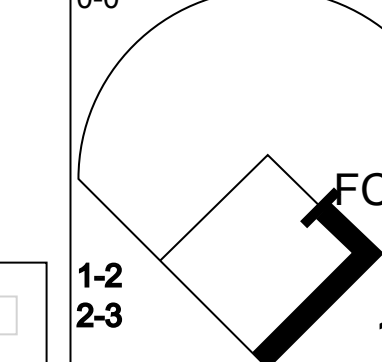

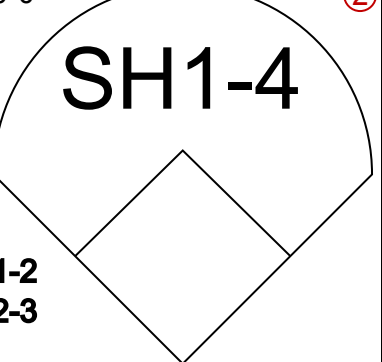
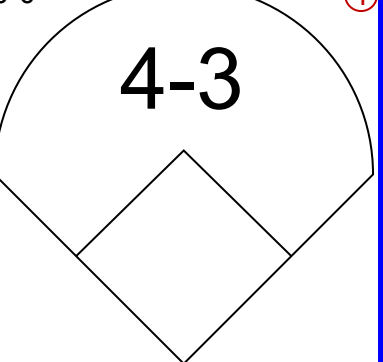
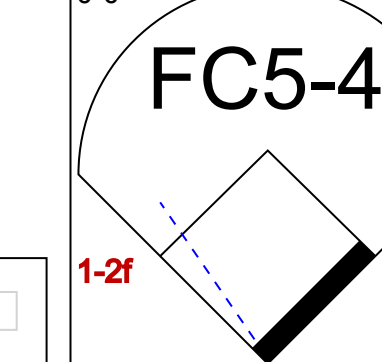

Batter	1	2	3	4	5	6	7	8	9	AB	R	H	RBI	BB	SO	LOB	TOP		
Willie McGee, S OBP: 0.245, SLG: 0.263 (1, 8)	1-3		K				4-3			3	0	0	0	1	1	1	St. Louis Cardinals @ Los Angeles Dodgers Dodger Stadium, Los Angeles, CA Sun May 04 1986, 3:33 AM PDT Att: 45,445 - Unknown		
Andy Van Slyke, L OBP: 0.327, SLG: 0.271 (1, 9)	2B		WP S 2-3 BB	K			G3			3	0	1	0	1	1	3			
Tom Herr, S OBP: 0.258, SLG: 0.210 (1, 4)	G3		4-3				4-3			4	0	1	0	0	0	2			
Jack Clark, R OBP: 0.344, SLG: 0.413 (1, 3)	5-3		SH1-4 1B	1B			5-3			4	1	1	0	0	0	2			
Clint Hurdle, L OBP: 0.348, SLG: 0.381 Tito Landrum, R OBP: 0.190, SLG: 0.225 (8, PH) (8, 7)	F7		1B SH1-4 1B BB	K			K			2	1	0	0	1	1	0			
Terry Pendleton, S OBP: 0.287, SLG: 0.210 (1, 5)	3-1		SH1-4				5-3			3	0	0	0	0	0	1			
Michael LaValliere, L OBP: 0.318, SLG: 0.286 (1, 2)	G3		2-3 3-H 1B	F6			F6			4	0	1	1	0	0	0			
Ozzie Smith, S OBP: 0.407, SLG: 0.380 (1, 6)			4-3	3-1			3-1			4	0	1	1	0	0	0			
Bob Forsch, R OBP: 0.231, SLG: 0.385 Greg Bargar, R (7, 1)			FC1-4 1B				K			3	1	1	0	0	1	2			
Ricky Horton, L OBP: 0.167, SLG: 0.167 Todd Worrell, R (9, 1)	WP 2B		WP 2B	FC1-4 BB			K			1	0	0	0	0	1	0			
Inning Stats	R: 0 E: 0 K: 0 S: 4	H: 1 LOB: 1 BB: 0 P: 4	R: 0 E: 0 K: 0 S: 3	H: 0 LOB: 0 BB: 0 P: 3	R: 1 E: 0 K: 1 S: 6	H: 1 LOB: 1 BB: 1 P: 10	R: 2 E: 0 K: 1 S: 8	H: 3 LOB: 3 BB: 2 P: 16	R: 0 E: 0 K: 0 S: 5	H: 0 LOB: 0 BB: 0 P: 5	R: 0 E: 0 K: 1 S: 5	H: 0 LOB: 0 BB: 0 P: 5	R: 0 E: 0 K: 1 S: 6	H: 1 LOB: 1 BB: 0 P: 6	R: 0 E: 0 K: 1 S: 5	H: 0 LOB: 0 BB: 0 P: 5	1B: 4 2B: 2 3B: 0 HR: 0	SF: 0 SAC: 1 DP: 0 HBP: 0	WP: 2 PA: 36 PB: 0 SB: 1 CS: 0
PITCHER	IP WLS BF H R ER SO BB IBB HBP BLK WP HR S P ERA WHIP	IP WLS BF H R ER SO BB IBB HBP BLK WP HR S P ERA WHIP	IP WLS BF H R ER SO BB IBB HBP BLK WP HR S P ERA WHIP	IP WLS BF H R ER SO BB IBB HBP BLK WP HR S P ERA WHIP	IP WLS BF H R ER SO BB IBB HBP BLK WP HR S P ERA WHIP	IP WLS BF H R ER SO BB IBB HBP BLK WP HR S P ERA WHIP	IP WLS BF H R ER SO BB IBB HBP BLK WP HR S P ERA WHIP	IP WLS BF H R ER SO BB IBB HBP BLK WP HR S P ERA WHIP	IP WLS BF H R ER SO BB IBB HBP BLK WP HR S P ERA WHIP	IP WLS BF H R ER SO BB IBB HBP BLK WP HR S P ERA WHIP	IP WLS BF H R ER SO BB IBB HBP BLK WP HR S P ERA WHIP	IP WLS BF H R ER SO BB IBB HBP BLK WP HR S P ERA WHIP	IP WLS BF H R ER SO BB IBB HBP BLK WP HR S P ERA WHIP	IP WLS BF H R ER SO BB IBB HBP BLK WP HR S P ERA WHIP	IP WLS BF H R ER SO BB IBB HBP BLK WP HR S P ERA WHIP	IP WLS BF H R ER SO BB IBB HBP BLK WP HR S P ERA WHIP	IP WLS BF H R ER SO BB IBB HBP BLK WP HR S P ERA WHIP	IP WLS BF H R ER SO BB IBB HBP BLK WP HR S P ERA WHIP	IP WLS BF H R ER SO BB IBB HBP BLK WP HR S P ERA WHIP

Batter	1	2	3	4	5	6	7	8	9	AB	R	H	RBI	BB	SO	LOB	BOTTOM		
Mariano Duncan, R OBP: 0.250, SLG: 0.226 (1, 6)	K		4-3				K			4	0	0	0	0	3	2	St. Louis Cardinals @ Los Angeles Dodgers Dodger Stadium, Los Angeles, CA Sun May 04 1986, 3:33 AM PDT Att: 45,445 - Unknown		
Steve Sax, R OBP: 0.360, SLG: 0.395 (1, 4)	5-3		F9				G3			4	0	0	0	0	1	0			
Ken Landreaux, L OBP: 0.295, SLG: 0.380 (1, 8)	1B BB		K				F6			3	0	0	0	1	1	0			
Greg Brock, L OBP: 0.283, SLG: 0.317 (1, 3)	1-3 1B		4-3				F7			4	0	1	0	0	0	0			
Mike Marshall, R OBP: 0.291, SLG: 0.471 (1, 9)	F3		G3				F9			4	0	0	0	0	0	2			
Mike Scioscia, L OBP: 0.429, SLG: 0.408 (1, 2)			G4-3 BB				BB SF9 BB			2	1	1	0	2	0	0			
Franklin Stubbs, L OBP: 0.246, SLG: 0.400 Cesar Cedeno, R OBP: 0.289, SLG: 0.275 (9, PH) (9, 1)	G4-3		1-2 1B				SF9 BB			2	0	0	0	1	0	2			
Dave Anderson, R OBP: 0.302, SLG: 0.271 Terry Whitfield, L (7, PH) Bob Welch, R (7, PR) Ed Vande Berg, R (8, 1)	2B		K				1-2 2-3 BB			0	0	0	0	1	0	0			
Orel Hershiser, R OBP: 0.182, SLG: 0.100 Enos Cabell, R OBP: 0.267, SLG: 0.200 (8, 5)	K		G3				SF9			2	0	0	0	0	1	1			
Inning Stats	R: 0 E: 0 K: 1 S: 6	H: 1 LOB: 2 BB: 1 P: 10	R: 0 E: 0 K: 1 S: 5	H: 1 LOB: 1 BB: 1 P: 9	R: 0 E: 0 K: 1 S: 5	H: 0 LOB: 0 BB: 0 P: 5	R: 0 E: 0 K: 0 S: 4	H: 1 LOB: 1 BB: 0 P: 4	R: 0 E: 0 K: 2 S: 7	H: 0 LOB: 0 BB: 0 P: 7	R: 0 E: 0 K: 0 S: 3	H: 0 LOB: 0 BB: 0 P: 3	R: 0 E: 0 K: 1 S: 5	H: 0 LOB: 0 BB: 0 P: 5	R: 0 E: 0 K: 1 S: 5	H: 0 LOB: 0 BB: 0 P: 5		1B: 2 2B: 1 3B: 0 HR: 0	SF: 1 SAC: 0 DP: 1 HBP: 0
PITCHER	IP WLS BF H R ER SO BB IBB HBP BLK WP HR S P ERA WHIP	IP WLS BF H R ER SO BB IBB HBP BLK WP HR S P ERA WHIP	IP WLS BF H R ER SO BB IBB HBP BLK WP HR S P ERA WHIP	IP WLS BF H R ER SO BB IBB HBP BLK WP HR S P ERA WHIP	IP WLS BF H R ER SO BB IBB HBP BLK WP HR S P ERA WHIP	IP WLS BF H R ER SO BB IBB HBP BLK WP HR S P ERA WHIP	IP WLS BF H R ER SO BB IBB HBP BLK WP HR S P ERA WHIP	IP WLS BF H R ER SO BB IBB HBP BLK WP HR S P ERA WHIP	IP WLS BF H R ER SO BB IBB HBP BLK WP HR S P ERA WHIP	IP WLS BF H R ER SO BB IBB HBP BLK WP HR S P ERA WHIP	IP WLS BF H R ER SO BB IBB HBP BLK WP HR S P ERA WHIP	IP WLS BF H R ER SO BB IBB HBP BLK WP HR S P ERA WHIP	IP WLS BF H R ER SO BB IBB HBP BLK WP HR S P ERA WHIP	IP WLS BF H R ER SO BB IBB HBP BLK WP HR S P ERA WHIP	IP WLS BF H R ER SO BB IBB HBP BLK WP HR S P ERA WHIP	IP WLS BF H R ER SO BB IBB HBP BLK WP HR S P ERA WHIP	IP WLS BF H R ER SO BB IBB HBP BLK WP HR S P ERA WHIP	IP WLS BF H R ER SO BB IBB HBP BLK WP HR S P ERA WHIP	IP WLS BF H R ER SO BB IBB HBP BLK WP HR S P ERA WHIP

AB	32
R	3
H	6
RBI	2
BB	3
SO	6
LOB	12



Batter	1	2	3	4	5	6	7	8	9	AB	R	H	RBI	BB	SO	LOB	TOP									
Tim Flannery, L (1.4) OBP: 0.352, SLG: 0.359 (9.5)										5	0	0	0	0	2	3	San Diego Padres @ St. Louis Cardinals Busch Stadium, St. Louis, MO Tue May 06 1986, 7:05 PM CDT Att: 21,705 - Unknown									
Tony Gwynn, L (1.9) OBP: 0.402, SLG: 0.538										4	1	3	1	0	0	0										
Terry Kennedy, L (1.2) OBP: 0.315, SLG: 0.373										4	0	1	0	0	1	2										
Steve Garvey, R (1.3) OBP: 0.260, SLG: 0.400										4	1	3	0	0	0	1										
Kevin McReynolds, R (1.8) OBP: 0.330, SLG: 0.372 Gene Walter, L (8.1) OBP: 0.500, SLG: 0.667 Rich Gossage, R (9.1)										4	0	1	0	0	1	4										
Carmelo Martinez, R (1.7) OBP: 0.329, SLG: 0.446 Craig Lefferts, L (6.1) OBP: 1.000, SLG: 4.000 Lance McCullers, S (7.1) Marvell Wynne, L (8.8) OBP: 0.316, SLG: 0.500										3	0	0	0	0	1	3										
Graig Nettles, L (1.5) OBP: 0.267, SLG: 0.262 Bip Roberts, S (9. PR) OBP: 0.087, SLG: 0.045										4	0	1	1	0	0	3										
Garry Templeton, S (1.6) OBP: 0.275, SLG: 0.213										4	0	1	0	0	1	2										
Mark Thurmond, L (1.1) OBP: 0.333, SLG: 0.333 John Kruk, L (6.7) OBP: 0.290, SLG: 0.310 Jerry Royster, R (9. PH) OBP: 0.293, SLG: 0.410										2	0	1	0	0	0	0										
Inning Stats	R: 0 E: 0 K: 1 S: 5	H: 0 LOB: 0 BB: 0 P: 5	R: 1 E: 0 K: 0 S: 5	H: 2 LOB: 1 BB: 0 P: 5	R: 1 E: 0 K: 0 S: 6	H: 3 LOB: 2 BB: 0 P: 6	R: 0 E: 0 K: 0 S: 3	H: 1 LOB: 0 BB: 0 P: 3	R: 0 E: 0 K: 0 S: 4	H: 2 LOB: 1 BB: 0 P: 4	R: 0 E: 0 K: 1 S: 6	H: 1 LOB: 1 BB: 0 P: 6	R: 0 E: 0 K: 1 S: 5	H: 1 LOB: 0 BB: 0 P: 5	R: 0 E: 0 K: 2 S: 8	H: 1 LOB: 1 BB: 0 P: 8		R: 1 E: 0 K: 1 S: 7	H: 2 LOB: 2 BB: 0 P: 7	1B: 10 2B: 3 3B: 0 HR: 1	SF: 0 SAC: 0 DP: 2 HBP: 0	WP: 1 PB: 0 SB: 0 CS: 0	PA: 37			
PITCHER	IP	WLS	BF	H	R	ER	SO	BB	IBB	HBP	BLK	WP	HR	S	P	ERA		WHIP								
Danny Cox, R (1.1) ERA: 4.3	6.0		25	9	2	2	2	0	0	0	0	1	1	29	29	3.00		1.500								
Ricky Horton, L (7.1) ERA: 4.13	1.1		5	2	0	0	2	0	0	0	0	0	0	9	9	0.00		1.500								
Greg Bargar, R (8.1) ERA: 1.42	0.2		2	0	0	0	1	0	0	0	0	0	0	4	4	0.00		0.000								
Ken Dayley, L (9.1) ERA: 6.59	1.0	L	5	2	1	1	1	0	0	0	0	0	0	7	7	9.00		2.000								

Batter	1	2	3	4	5	6	7	8	9	AB	R	H	RBI	BB	SO	LOB	BOTTOM									
Vince Coleman, S (1.7) OBP: 0.287, SLG: 0.311										5	1	2	0	0	0	2	San Diego Padres @ St. Louis Cardinals Busch Stadium, St. Louis, MO Tue May 06 1986, 7:05 PM CDT Att: 21,705 - Unknown									
Willie McGee, S (1.8) OBP: 0.243, SLG: 0.260										5	0	1	0	0	1	2										
Tom Herr, S (1.4) OBP: 0.255, SLG: 0.200										4	0	0	0	1	0	3										
Jack Clark, R (1.3) OBP: 0.357, SLG: 0.471										5	1	3	2	0	1	2										
Tito Landrum, R (1.9) OBP: 0.200, SLG: 0.256 Andy Van Slyke, L (8. PH) OBP: 0.339, SLG: 0.286										3	0	1	0	0	0	2										
Ozzie Smith, S (1.6) OBP: 0.405, SLG: 0.392										3	0	1	0	0	0	0										
Terry Pendleton, S (1.5) OBP: 0.287, SLG: 0.229										2	0	1	0	2	0	0										
Mike Heath, R (1.2) OBP: 0.185, SLG: 0.172										3	0	1	0	1	0	2										
Danny Cox, R (1.1) Jerry White, S (6. PH) OBP: 0.118, SLG: 0.087 Ricky Horton, L (7.1) OBP: 0.107, SLG: 0.167 Greg Bargar, R (8.1) Clint Hurdle, L (8. PH) OBP: 0.333, SLG: 0.364 Ken Dayley, L (9.1) OBP: 0.333, SLG: 0.333										1	0	0	0	0	0	0										
Inning Stats	R: 1 E: 0 K: 1 S: 7	H: 2 LOB: 1 BB: 0 P: 7	R: 0 E: 0 K: 0 S: 4	H: 1 LOB: 2 BB: 1 P: 8	R: 0 E: 0 K: 0 S: 4	H: 2 LOB: 1 BB: 0 P: 4	R: 0 E: 0 K: 0 S: 3	H: 0 LOB: 0 BB: 0 P: 3	R: 0 E: 0 K: 0 S: 3	H: 0 LOB: 0 BB: 0 P: 3	R: 1 E: 0 K: 0 S: 6	H: 4 LOB: 3 BB: 1 P: 10	R: 0 E: 0 K: 0 S: 4	H: 1 LOB: 1 BB: 0 P: 4	R: 0 E: 0 K: 1 S: 6	H: 1 LOB: 2 BB: 1 P: 10		R: 0 E: 0 K: 1 S: 5	H: 0 LOB: 1 BB: 1 P: 9	1B: 6 2B: 4 3B: 0 HR: 1	SF: 0 SAC: 2 DP: 0 HBP: 0	WP: 0 PB: 0 SB: 0 CS: 1	PA: 40			
PITCHER	IP	WLS	BF	H	R	ER	SO	BB	IBB	HBP	BLK	WP	HR	S	P	ERA		WHIP								
Mark Thurmond, L (1.1) ERA: 4.01	5.2		24	8	2	2	1	1	0	0	0	0	0	5	9	0.00		2.000								
Craig Lefferts, L (6.1) ERA: 2.7	1.0		6	2	0	0	0	0	1	0	1	0	0	5	9	0.00		2.000								
Lance McCullers, R (7.1) ERA: 1.59	1.0		5	1	0	0	0	0	1	0	0	0	0	4	8	0.00		1.000								
Gene Walter, L (8.1) ERA: 2.25	0.1	W	1	0	0	0	1	0	0	0	0	0	0	3	3	0.00		0.000								
Rich Gossage, R (9.1) ERA: 3.71	1.0	S	4	0	0	0	1	1	0	0	0	0	0	5	9	0.00		1.000								

Batter	1	2	3	4	5	6	7	8	9	AB	R	H	RBI	BB	SO	LOB	TOP			
Bip Roberts, S OBP: 0.188, SLG: 0.200 (1,4)										4	1	1	0	0	0	1	San Diego Padres @ St. Louis Cardinals Busch Stadium, St. Louis, MO Thu May 08 1986, 3:33 AM CDT Att: 26,060 - Unknown livebaseballscorecards.com			
Tony Gwynn, L OBP: 0.385, SLG: 0.509 Dane Iorg, L OBP: 0.200, SLG: 0.300 (1,9) (8,3)										3	0	1	2	0	0	0				
Kevin McReynolds, R OBP: 0.345, SLG: 0.382 (1,8)										3	1	2	0	1	0	0				
Steve Garvey, R OBP: 0.257, SLG: 0.407 Gene Walter, L OBP: 0.500, SLG: 0.667 (1,3) (8,1)										3	0	0	0	1	1	2				
Carmelo Martinez, R OBP: 0.329, SLG: 0.422 (1,7)										3	0	1	0	1	0	4				
Jerry Royster, R OBP: 0.320, SLG: 0.413 (1,5)										2	0	0	1	1	0	1				
Terry Kennedy, L OBP: 0.290, SLG: 0.341 Tim Stoddard, R (6,1) John Kruk, L OBP: 0.303, SLG: 0.323 (8,9)										3	0	0	0	0	0	2				
Garry Templeton, S OBP: 0.255, SLG: 0.196 Tim Flannery, L OBP: 0.344, SLG: 0.350 (1,6) (8,6)										3	0	0	0	0	1	0				
Dave Dravecky, R OBP: 0.235, SLG: 0.375 Craig Lefferts, L OBP: 1.000, SLG: 4.000 Bruce Bochy, R OBP: 0.333, SLG: 0.765 (1,1) (6,1) (6,2)										1	1	0	0	1	0	0				
Inning Stats	R: 1 E: 1 K: 0 S: 5	H: 2 LOB: 1 BB: 0 P: 5	R: 0 E: 0 K: 1 S: 5	H: 0 LOB: 0 BB: 0 P: 5	R: 1 E: 0 K: 0 S: 4	H: 2 LOB: 2 BB: 2 P: 12	R: 0 E: 0 K: 0 S: 2	H: 0 LOB: 0 BB: 1 P: 6	R: 0 E: 0 K: 0 S: 3	H: 0 LOB: 0 BB: 0 P: 3	R: 1 E: 0 K: 0 S: 3	H: 0 LOB: 0 BB: 2 P: 11	R: 0 E: 0 K: 0 S: 3	H: 0 LOB: 0 BB: 0 P: 3	R: 0 E: 0 K: 1 S: 5	H: 1 LOB: 1 BB: 0 P: 4		1B: 4 2B: 1 3B: 0 HR: 0	SF: 2 SAC: 0 DP: 2 HBP: 0	WP: 2 PB: 0 SB: 1 CS: 0
PITCHER Tim Conroy, L ERA: 1.85 (1,1)	IP: 9.0 WLS: W BF: 35 H: 5 R: 3 ER: 3 SO: 2 BB: 4 IBB: 1 HBP: 0 BLK: 0 WP: 2 HR: 0 S: 34 P: 54 ERA: 3.00 WHIP: 1.000															PITCHER				

Batter	1	2	3	4	5	6	7	8	9	AB	R	H	RBI	BB	SO	LOB	BOTTOM	
Vince Coleman, S OBP: 0.296, SLG: 0.340 (1,7)										6	2	3	1	0	0	3	San Diego Padres @ St. Louis Cardinals Busch Stadium, St. Louis, MO Thu May 08 1986, 3:33 AM CDT Att: 26,060 - Unknown livebaseballscorecards.com	
Ozzie Smith, S OBP: 0.494, SLG: 0.422 Tom Lawless, R (1,6) (9,4)										5	1	1	2	0	0	4		
Willie McGee, S OBP: 0.271, SLG: 0.306 (1,8)										6	1	4	1	0	2	1		
Jack Clark, R OBP: 0.389, SLG: 0.505 (1,3)										4	0	2	1	1	1	2		
Tito Landrum, R OBP: 0.240, SLG: 0.313 Andy Van Slyke, L OBP: 0.317, SLG: 0.268 (1,9) (7,9)										3	1	3	1	0	0	0		
Terry Pendleton, S OBP: 0.279, SLG: 0.228 (1,5)										4	1	1	1	1	0	4		
Mike Heath, R OBP: 0.211, SLG: 0.177 (1,2)										3	2	1	0	2	0	1		
José Oquendo, S OBP: 0.688, SLG: 0.692 (1,4) (9,6)										4	4	3	1	1	0	1		
Tim Conroy, L OBP: 0.600, SLG: 0.750 (1,1)										3	1	2	4	0	0	1		
Inning Stats	R: 1 E: 0 K: 0 S: 5	H: 2 LOB: 2 BB: 1 P: 9	R: 0 E: 1 K: 0 S: 4	H: 0 LOB: 2 BB: 1 P: 8	R: 0 E: 0 K: 1 S: 6	H: 2 LOB: 1 BB: 0 P: 6	R: 1 E: 0 K: 0 S: 5	H: 3 LOB: 1 BB: 0 P: 5	R: 2 E: 0 K: 1 S: 8	H: 3 LOB: 1 BB: 0 P: 8	R: 5 E: 0 K: 0 S: 8	H: 5 LOB: 2 BB: 2 P: 16	R: 3 E: 0 K: 1 S: 8	H: 3 LOB: 1 BB: 1 P: 12	1B: 13 2B: 5 3B: 2 HR: 0	SF: 0 SAC: 3 DP: 1 HBP: 0		WP: 0 PB: 0 SB: 2 CS: 1
PITCHER Dave Dravecky, L ERA: 2.27 (1,1) Craig Lefferts, L ERA: 2.65 (6,1) Tim Stoddard, R ERA: 4.3 (6,1) Gene Walter, L ERA: 3.32 (8,1)	IP: 5.1 WLS: L BF: 28 H: 11 R: 5 ER: 5 SO: 1 BB: 2 IBB: 0 HBP: 0 BLK: 0 WP: 0 HR: 0 S: 28 P: 36 ERA: 8.44 WHIP: 2.438															PITCHER		

Batter	1	2	3	4	5	6	7	8	9	10	11	12	13	AB	R	H	RBI	BB	SO	LOB	TOP					
Mariano Duncan, R OBP: 0.265, SLG: 0.272	F9			F9		F9		F9		F6		1-3		6	0	0	0	0	0	1						
Steve Sax, R OBP: 0.264, SLG: 0.478	E5			6-3									6-3	6	1	3	0	0	0	0						
Bill Madlock, R OBP: 0.270, SLG: 0.327														4	1	1	1	0	0	2						
Ken Howell, R OBP: 0.318, SLG: 0.414	6-3			F7							F5		HR	2	1	1	0	0	0	1						
Mike Marshall, R OBP: 0.306, SLG: 0.463		5-3												5	2	2	2	1	0	2						
Cesar Cedeno, R OBP: 0.268, SLG: 0.275		4-3												3	0	1	0	0	1	1						
Franklin Stubbs, L OBP: 0.289, SLG: 0.412				K										2	0	0	0	0	0	1						
Enos Cabell, R OBP: 0.292, SLG: 0.254														6	0	1	2	0	0	2						
Mike Scioscia, L OBP: 0.421, SLG: 0.364			5-3											2	0	0	0	0	0	1						
Alex Trevino, R OBP: 0.258, SLG: 0.250					4-3									3	0	0	0	0	0	3						
Reggie Williams, R OBP: 0.286, SLG: 0.325														4	0	1	0	0	0	2						
Tom Niedenfuer, R OBP: 0.650, SLG: 0.500			6-3											1	1	1	0	0	0	0						
Rick Honeycutt, L OBP: 0.299, SLG: 0.298														0	0	0	0	0	0	0						
Jerry Reuss, L OBP: 0.444, SLG: 0.444														1	0	0	0	0	1	0						
Bill Russell, R OBP: 0.243, SLG: 0.257				K										1	0	0	0	0	0	0						
Ed Vande Berg, R OBP: 0.299, SLG: 0.298														3	0	1	1	0	0	1						
Dave Anderson, R OBP: 0.299, SLG: 0.298														0	0	0	0	0	0	0						
Inning Stats	R: 0 E: 1 K: 0 S: 3	H: 0 LOB: 0 BB: 0 P: 3	R: 0 E: 0 K: 0 S: 3	H: 0 LOB: 0 BB: 0 P: 3	R: 0 E: 0 K: 1 S: 5	H: 0 LOB: 0 BB: 0 P: 5	R: 0 E: 0 K: 0 S: 3	H: 1 LOB: 1 BB: 0 P: 6	R: 0 E: 0 K: 0 S: 3	H: 0 LOB: 0 BB: 0 P: 3	R: 2 E: 1 K: 0 S: 7	H: 3 LOB: 2 BB: 0 P: 7	R: 0 E: 0 K: 0 S: 4	H: 1 LOB: 1 BB: 0 P: 4	R: 1 E: 0 K: 0 S: 3	H: 1 LOB: 0 BB: 0 P: 7	R: 0 E: 0 K: 0 S: 4	H: 1 LOB: 1 BB: 0 P: 4	R: 1 E: 0 K: 0 S: 5	H: 2 LOB: 1 BB: 0 P: 5	R: 2 E: 0 K: 0 S: 5	H: 2 LOB: 0 BB: 0 P: 5	1B: 7 2B: 5 3B: 0 HR: 1	SF: 0 SAC: 1 DP: 2 HBP: 0	WIP: 0 PB: 0 SB: 0 CS: 1	PA: 51
PITCHER	IP	WLS	BF	H	R	ER	SO	BB	IBB	HBP	BLK	WP	HR	S	P	ERA	WHIP									
John Tudor, L ERA: 2.61	9.0		35	7	3	3	2	1	0	0	0	0	0	38	42	3.00	0.889									
Todd Worrell, R ERA: 1.03	2.0	6	1	0	0	0	0	0	0	0	0	0	6	6	0.00	0.500										
Ken Dayley, L ERA: 6.88	2.0	L	10	4	3	3	0	0	0	0	0	0	1	10	10	13.50	2.000									

Los Angeles Dodgers @ St. Louis Cardinals
 Busch Stadium, St. Louis, MO
 Tue May 13 1986, 7:05 PM CDT
 Att. 40,727 - Unknown

livebaseballscores.com

AB 49
 R 6
 H 12
 RBI 6
 BB 1
 SO 2
 LOB 17



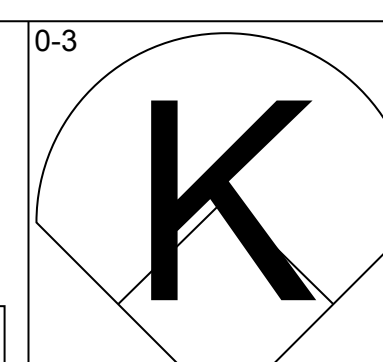
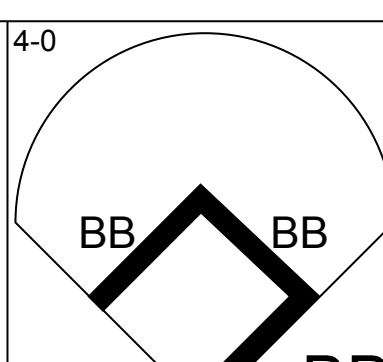
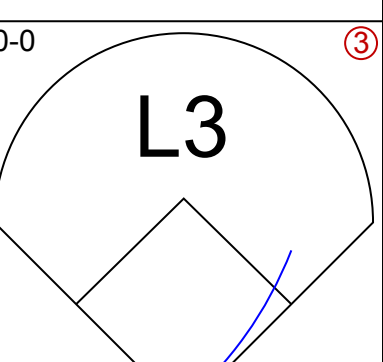
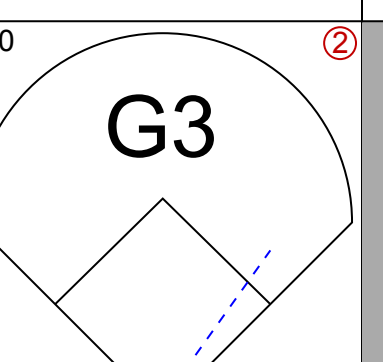
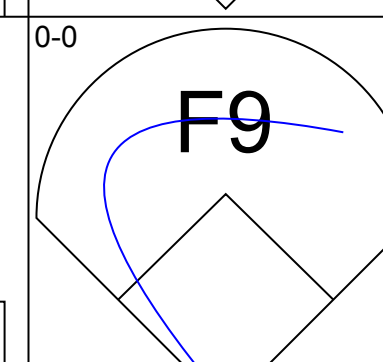
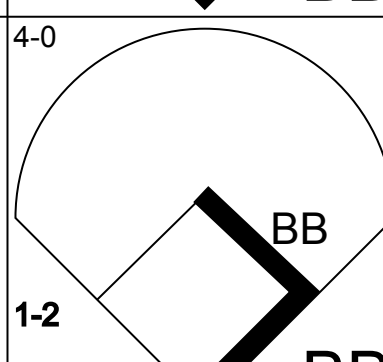
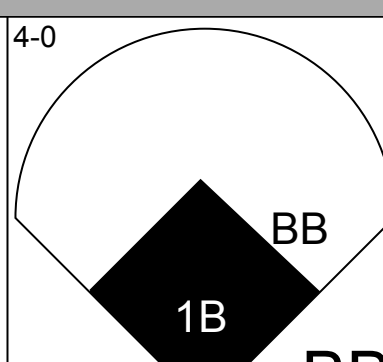
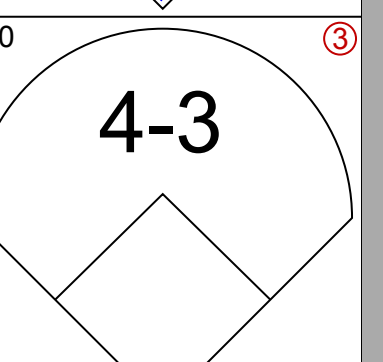
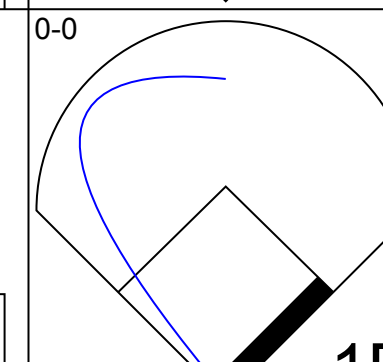
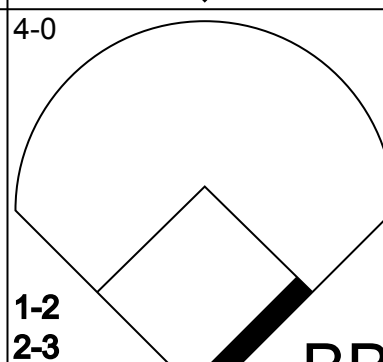
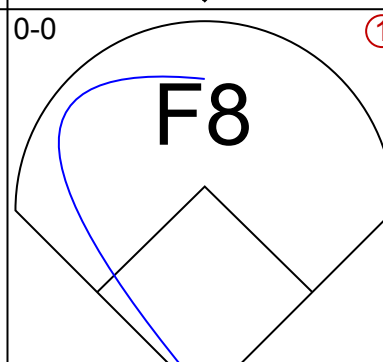
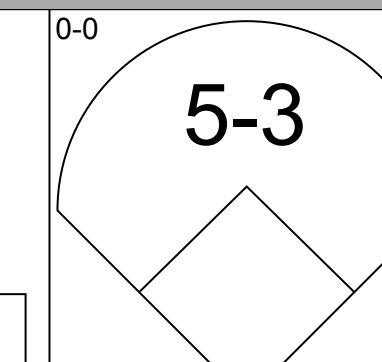
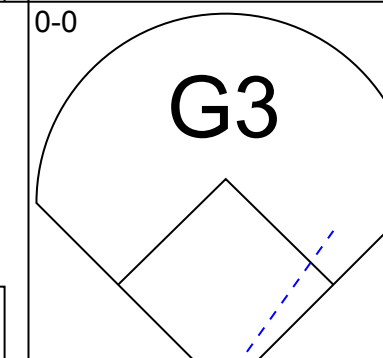
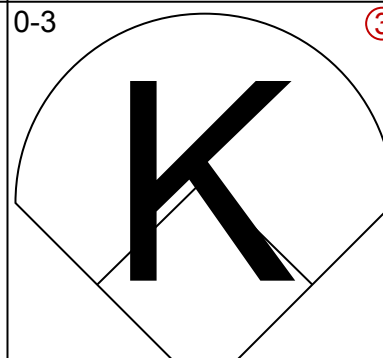
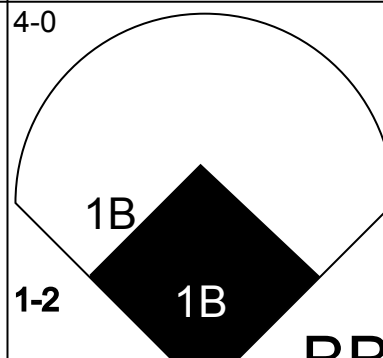
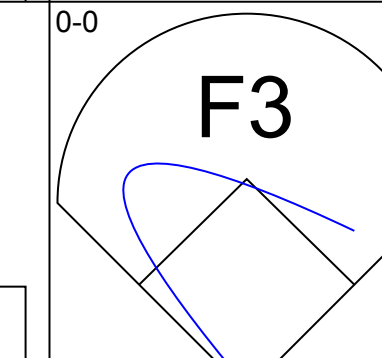
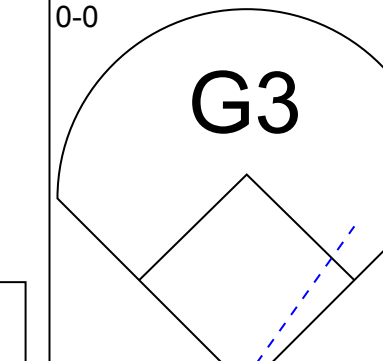
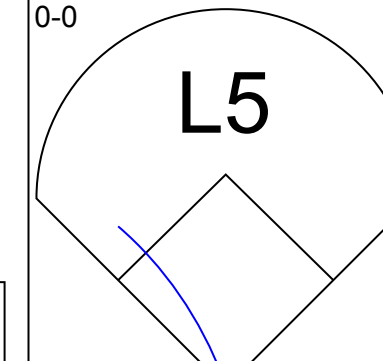
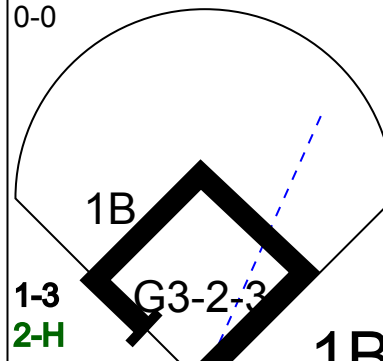
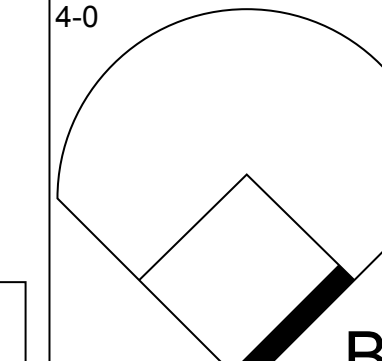


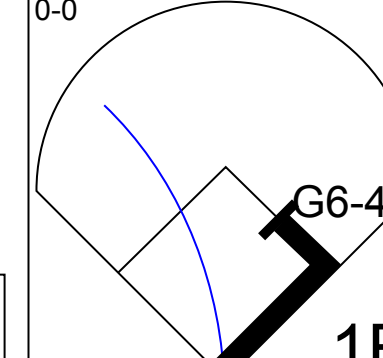
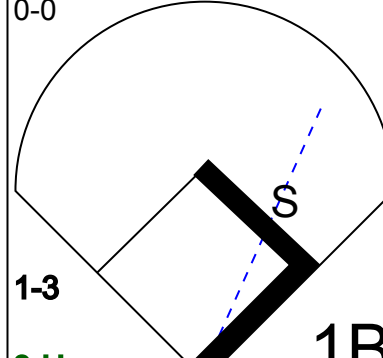
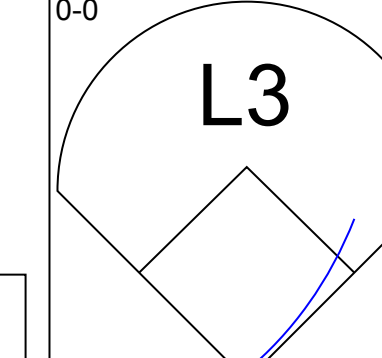

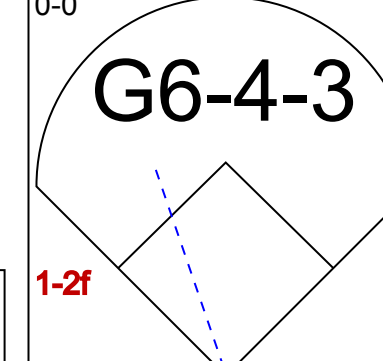
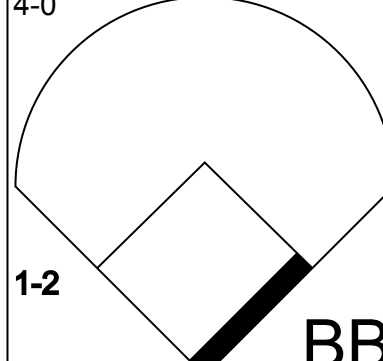
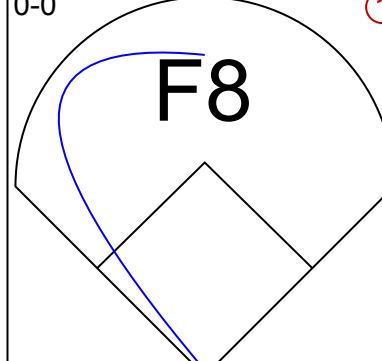
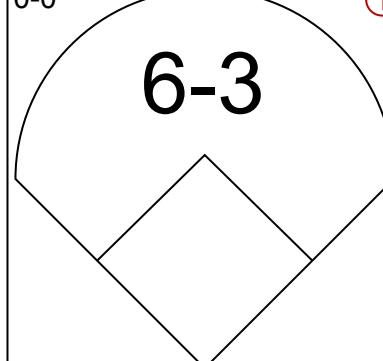
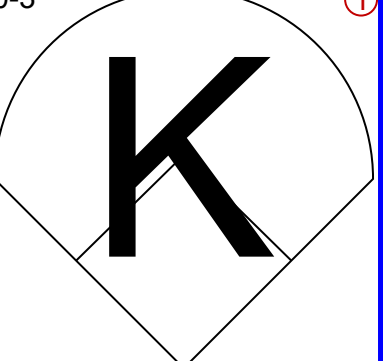
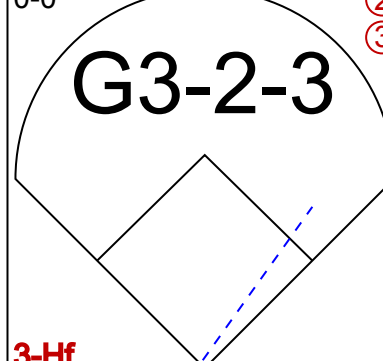
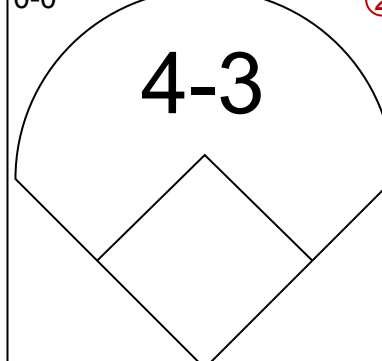
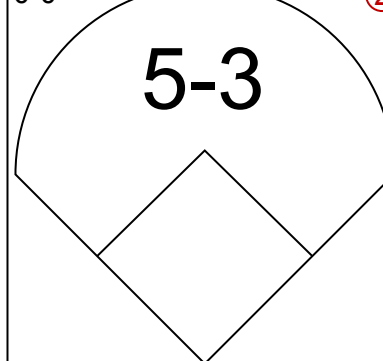
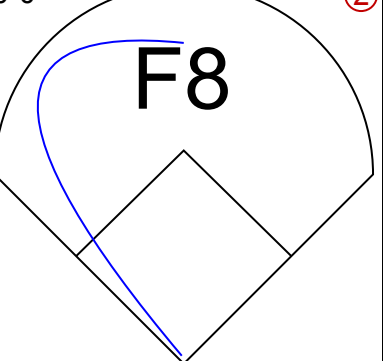
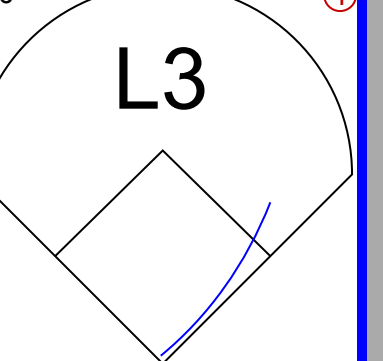
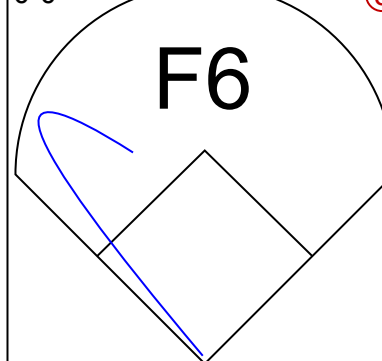
Batter	1	2	3	4	5	6	7	8	9	10	11	12	13	AB	R	H	RBI	BB	SO	LOB	BOTTOM					
Vince Coleman, S OBP: 0.296, SLG: 0.325	F9													5	2	2	0	1	1	2						
Michael LaValliere, L OBP: 0.287, SLG: 0.241														0	0	0	0	0	0	0						
Ozzie Smith, S OBP: 0.402, SLG: 0.415	1-3													4	0	1	0	1	0	1						
Willie McGee, S OBP: 0.287, SLG: 0.318														6	0	2	3	0	0	2						
Jack Clark, R OBP: 0.390, SLG: 0.495														6	1	1	0	0	1	4						
Tito Landrum, R OBP: 0.222, SLG: 0.294														3	0	0	0	0	0	1						
Andy Van Slyke, L OBP: 0.325, SLG: 0.294														2	0	1	1	1	1	0						
Tom Herr, S OBP: 0.261, SLG: 0.198														4	0	2	0	0	1	0						
Ken Dayley, L OBP: 0.500, SLG: 0.333														0	0	0	0	0	0	0						
Tom Lawless, R OBP: 0.325, SLG: 0.294														1	0	0	0	0	0	1						
Terry Pendleton, S OBP: 0.256, SLG: 0.204														5	0	0	0	0	0	2						
Mike Heath, R OBP: 0.238, SLG: 0.217														4	1	1	0	0	0	1						
Jerry White, S OBP: 0.161, SLG: 0.313														1	1	1	1	0	0	0						
John Tudor, L OBP: 0.095, SLG: 0.095														3	0	0	0	0	0	1						
Todd Worrell, R OBP: 0.325, SLG: 0.294														0	0	0	0	0	0	0						
José Oquendo, S OBP: 0.352, SLG: 0.583														1	0	1	0	1	0	0						
Clint Hurdle, L OBP: 0.270, SLG: 0.265														1	0	0	0	0	1	2						
Inning Stats	R: 0 E: 0 K: 0 S: 4	H: 1 LOB: 1 BB: 0 P: 4	R: 0 E: 0 K: 0 S: 3	H: 1 LOB: 0 BB: 0 P: 3	R: 2 E: 0 K: 0 S: 4	H: 2 LOB: 1 BB: 2 P: 12	R: 0 E: 0 K: 0 S: 4	H: 1 LOB: 1 BB: 0 P: 4	R: 0 E: 0 K: 0 S: 5	H: 0 LOB: 0 BB: 0 P: 3	R: 1 E: 1 K: 1 S: 6	H: 1 LOB: 0 BB: 0 P: 6	R: 0 E: 0 K: 1 S: 5	H: 0 LOB: 0 BB: 0 P: 5	R: 0 E: 0 K: 1 S: 4	H: 0 LOB: 1 BB: 1 P: 8	R: 0 E: 0 K: 1 S: 6	H: 1 LOB: 2 BB: 1 P: 10	R: 1 E: 0 K: 0 S: 4	H: 2 LOB: 1 BB: 0 P: 4	R: 1 E: 0 K: 0 S: 5	H: 2 LOB: 1 BB: 0 P: 5	1B: 9 2B: 3 3B: 1 HR: 1	SF: 0 SAC: 1 DP: 2 HBP: 0	WIP: 0 PB: 0 SB: 2 CS: 3	PA: 51
PITCHER	IP	WLS	BF	H	R	ER	SO	BB	IBB	HBP	BLK	WP	HR	S	P	ERA	WHIP									
Jerry Reuss, L ERA: 3.82	5.0		21	6	2	2	0	2	0	0	0	0	0	19	27	3.60	1.600									
Ed Vande Berg, L ERA: 3.52	2.0	6	0	0	0	1	0	0	0	0	0	0	8	8	0.00	0.000										
Ken Howell, R ERA: 1.44	2.0	7	1	1	1	2	0	0	0	0	0	0	11	11	4.50	0.500										
Tom Niedenfuer, R ERA: 3.48	2.1	11	3	1	1	2	1	1	0	0	0	0	1	13	21	3.86	1.714									
Rick Honeycutt, L ERA: 3.31	1.2	W	7	2	1	1	0	0	0	0	0	0	6	6	5.40	1.200										

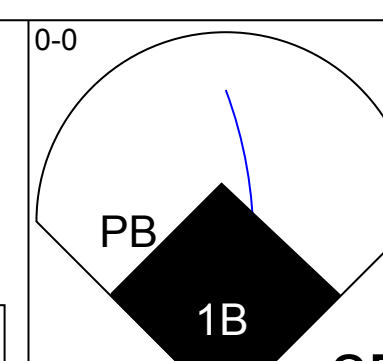
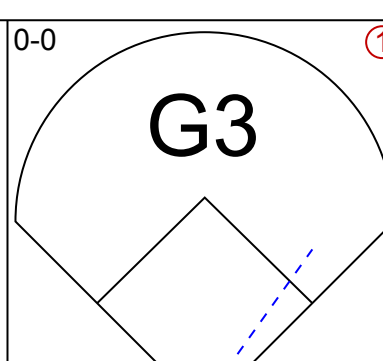
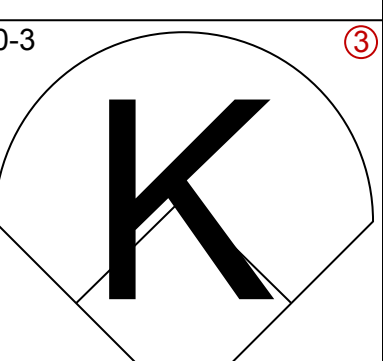
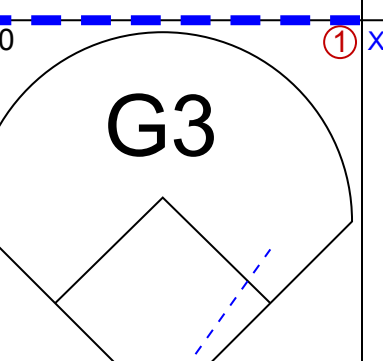
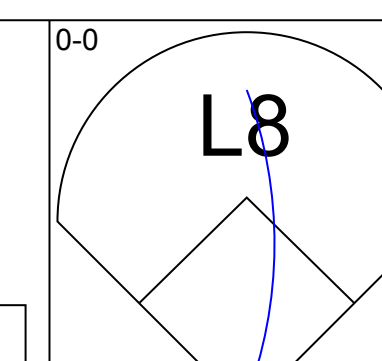
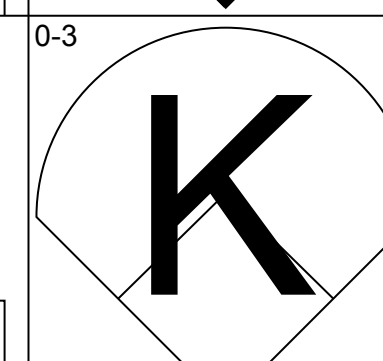
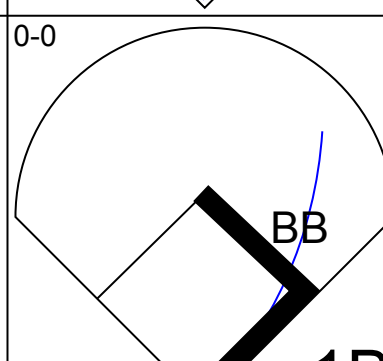
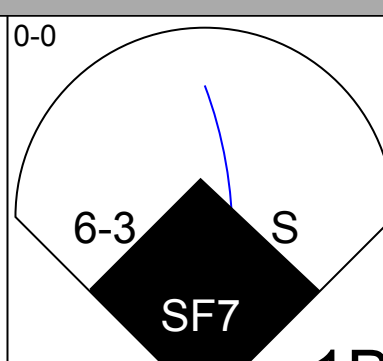
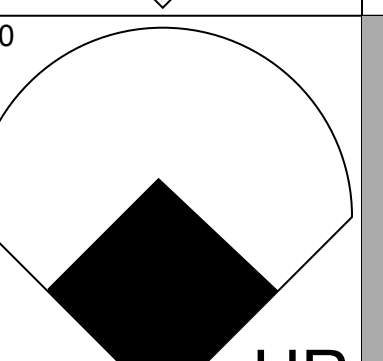
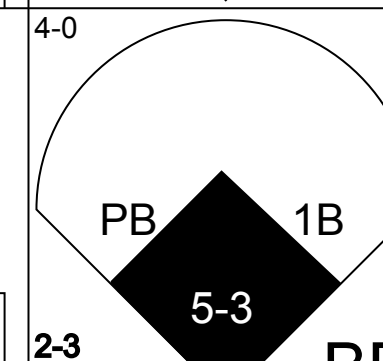
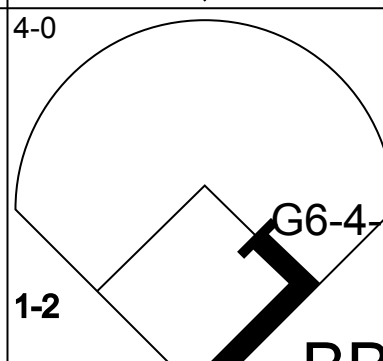
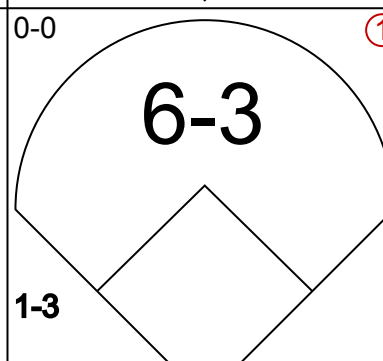
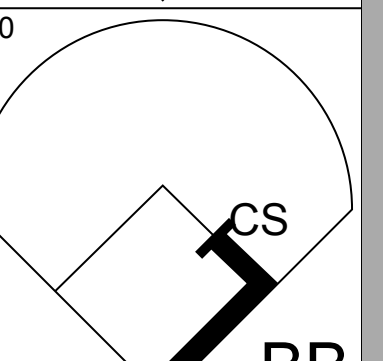
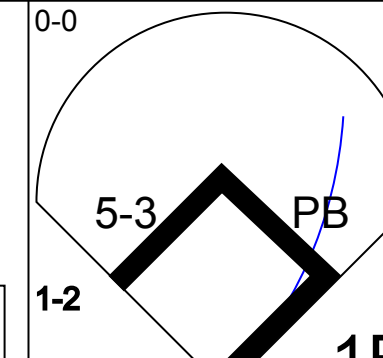
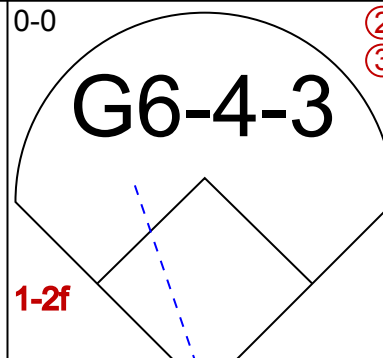
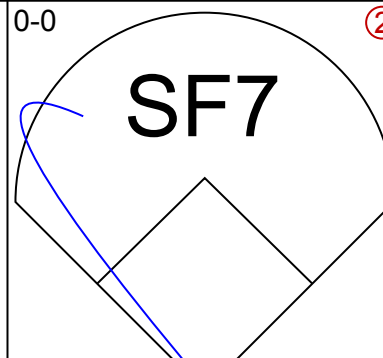
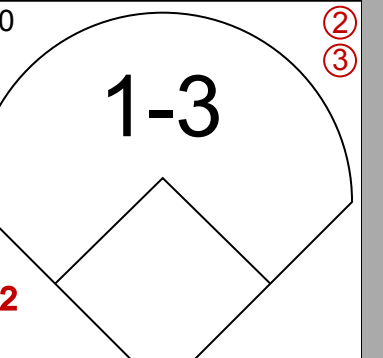
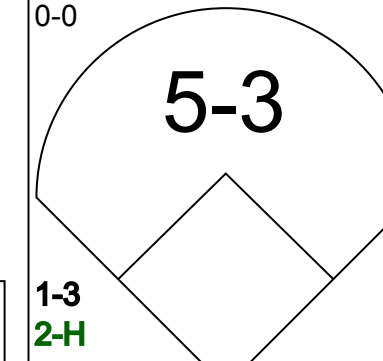
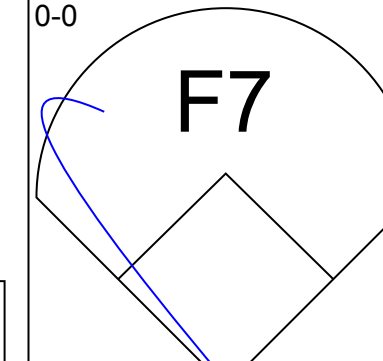
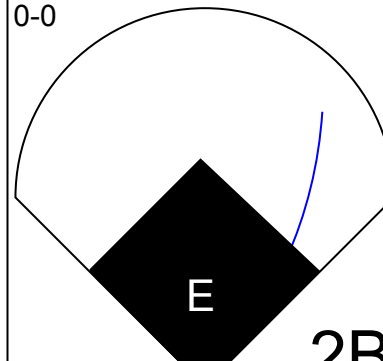
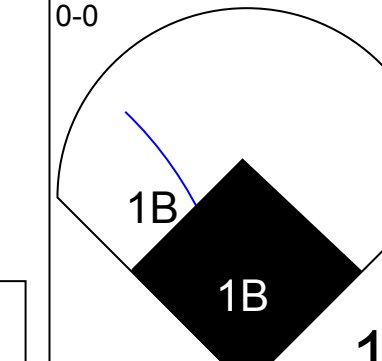
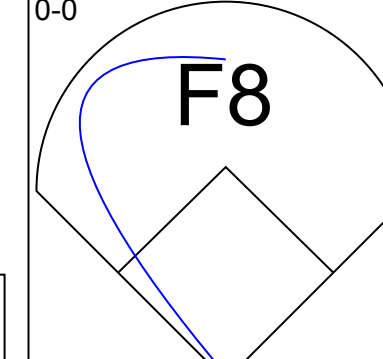
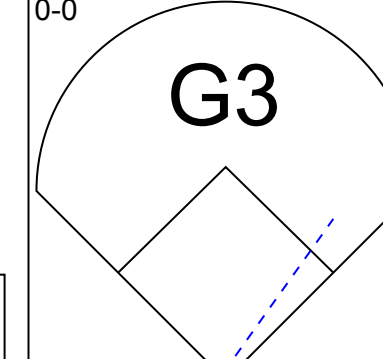
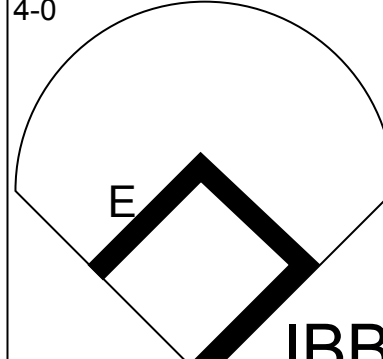
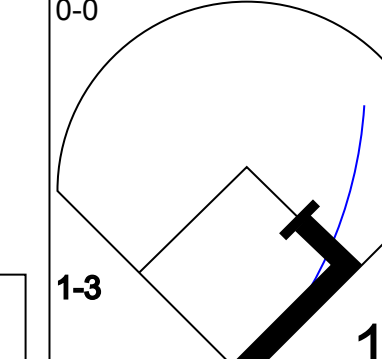
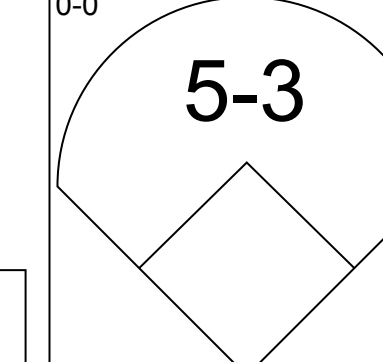
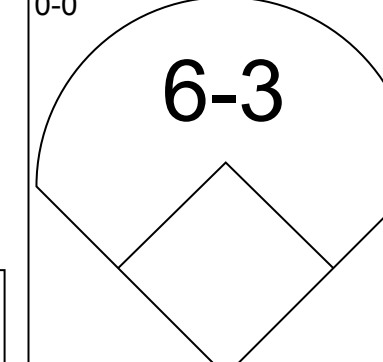
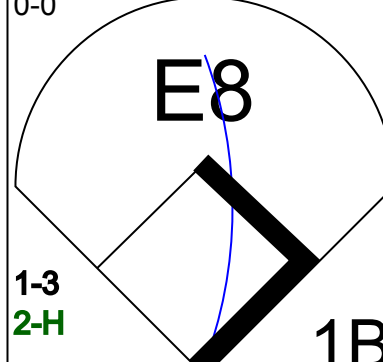
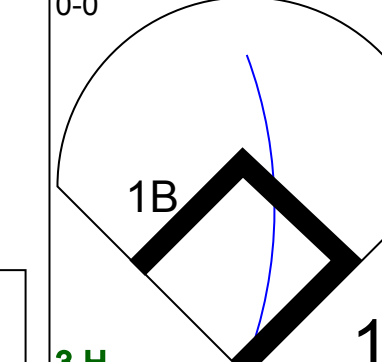
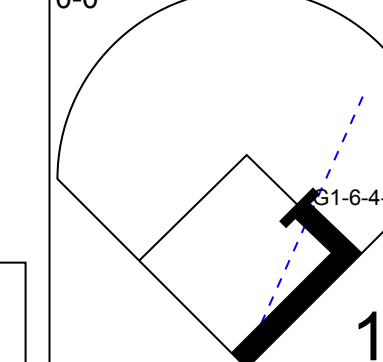
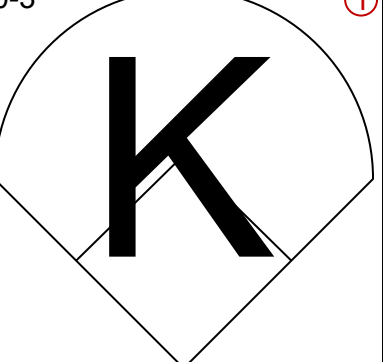
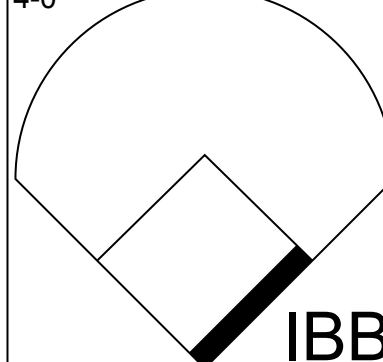
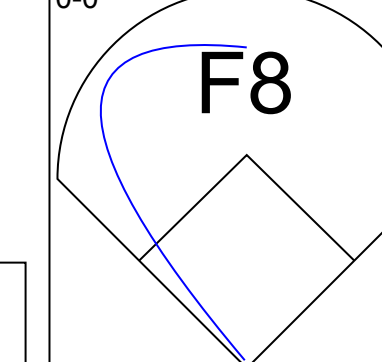
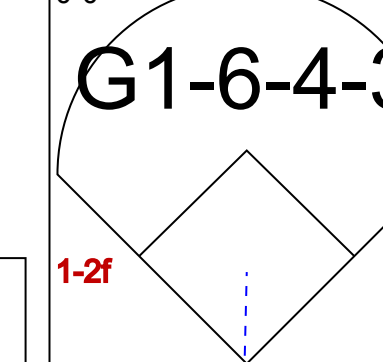
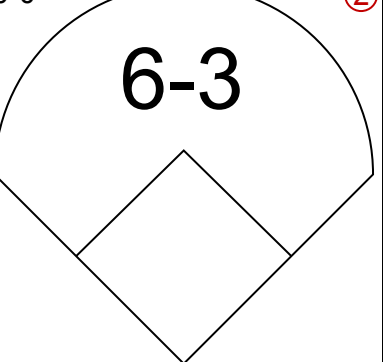
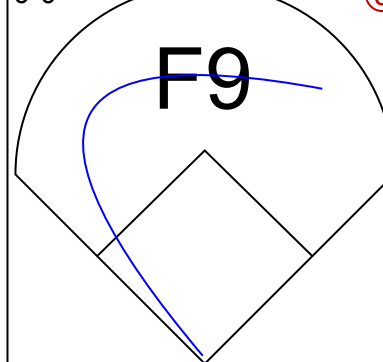
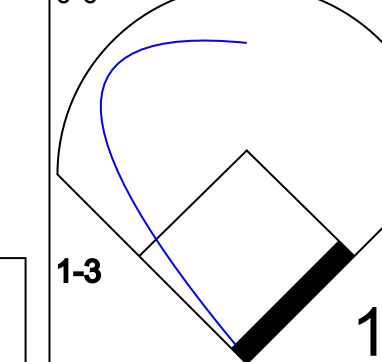
Los Angeles Dodgers @ St. Louis Cardinals
 Busch Stadium, St. Louis, MO
 Tue May 13 1986, 7:05 PM CDT
 Att. 40,727 - Unknown

livebaseballscores.com

AB 46
 R 5
 H 12
 RBI 5
 BB 4
 SO 5
 LOB 17



Batter	1	2	3	4	5	6	7	8	9	AB	R	H	RBI	BB	SO	LOB	TOP			
Vince Coleman, S (1, 7) OBP: 0.301, SLG: 0.320										3	0	0	0	1	1	0	St. Louis Cardinals @ Atlanta Braves Atlanta-Fulton County Stadium, Atlanta, GA Fri May 16 1986, 7:05 PM EDT Att: 15,551 - Unknown			
Ozzie Smith, S (1, 6) OBP: 0.405, SLG: 0.400										2	1	0	0	2	0	0				
Willie McGee, S (1, 8) OBP: 0.290, SLG: 0.309										3	0	1	0	1	0	1				
Jack Clark, R (1, 3) OBP: 0.389, SLG: 0.472										3	1	0	0	1	1	4				
Andy Van Slyke, L (1, 9)										3	0	1	1	1	0	0				
Tom Herr, S (1, 4) OBP: 0.269, SLG: 0.204										4	0	2	1	0	0	1				
Terry Pendleton, S (1, 5) OBP: 0.256, SLG: 0.200										3	0	0	0	1	0	1				
Mike Heath, R (1, 2) OBP: 0.244, SLG: 0.216										2	0	0	0	0	1	0				
Jerry White, S (6, PH) OBP: 0.150, SLG: 0.278										1	0	0	0	0	0	3				
Michael LaValliere, L (6, 2) OBP: 0.254, SLG: 0.233										1	0	0	0	0	0	0				
Bob Forsch, R (1, 1) OBP: 0.176, SLG: 0.294										2	0	0	0	0	0	0				
Clint Hurdle, L (7, PH) OBP: 0.263, SLG: 0.257										1	0	0	0	0	0	0				
Greg Bargar, R (7, 1)										0	0	0	0	0	0	0				
Ken Dayley, L (8, PH) OBP: 0.400, SLG: 0.250										1	0	0	0	0	0	0				
Inning Stats	R: 0 E: 0 K: 1 S: 6	H: 1 LOB: 1 BB: 0 P: 6	R: 0 E: 0 K: 0 S: 3	H: 0 LOB: 0 BB: 0 P: 3	R: 0 E: 0 K: 1 S: 5	H: 0 LOB: 3 BB: 3 P: 17	R: 0 E: 0 K: 0 S: 3	H: 1 LOB: 0 BB: 0 P: 3	R: 0 E: 0 K: 1 S: 5	H: 0 LOB: 0 BB: 0 P: 5	R: 2 E: 0 K: 0 S: 4	H: 2 LOB: 2 BB: 3 P: 16	R: 0 E: 0 K: 0 S: 3	H: 0 LOB: 1 BB: 1 P: 7	R: 0 E: 0 K: 0 S: 3	H: 0 LOB: 0 BB: 0 P: 3	1B: 4 2B: 0 3B: 0 HR: 0	SF: 0 SAC: 0 DP: 2 HBP: 0	WP: 0 PB: 0 SB: 1 CS: 0	PA: 36
PITCHER Rick Mahler, R (1, 1) ERA: 4.47	IP: 9.0 WLS: W BF: 36	H: 4 R: 2 ER: 2 SO: 3	BB: 7 IBB: 0 HBP: 0 BLK: 0	WP: 0 HR: 0 S: 35 P: 63	ERA: 2.00 WHIP: 1.222	PITCHER										IP: 9.0 WLS: W BF: 36	H: 4 R: 2 ER: 2 SO: 3	BB: 7 IBB: 0 HBP: 0 BLK: 0	WP: 0 HR: 0 S: 35 P: 63	ERA: 2.00 WHIP: 1.222

Batter	1	2	3	4	5	6	7	8	9	AB	R	H	RBI	BB	SO	LOB	BOTTOM			
Omar Moreno, L (1, 7) OBP: 0.294, SLG: 0.413										5	1	1	0	0	1	2	St. Louis Cardinals @ Atlanta Braves Atlanta-Fulton County Stadium, Atlanta, GA Fri May 16 1986, 7:05 PM EDT Att: 15,551 - Unknown			
Bill Sample, R (1, 9) OBP: 0.356, SLG: 0.465										4	2	3	1	0	1	1				
Dale Murphy, R (1, 8) OBP: 0.401, SLG: 0.561										1	1	0	0	3	0	1				
Bob Horner, R (1, 3) OBP: 0.284, SLG: 0.385										3	0	1	2	0	0	3				
Rafael Ramirez, R (1, 6) OBP: 0.295, SLG: 0.377										4	2	2	1	0	0	1				
Ken Oberkfell, L (1, 5) OBP: 0.414, SLG: 0.392										3	0	1	0	1	0	1				
Ozzie Virgil, R (1, 2) OBP: 0.270, SLG: 0.326										4	0	2	2	0	0	0				
Glenn Hubbard, R (1, 4) OBP: 0.355, SLG: 0.382										3	0	1	0	1	1	1				
Rick Mahler, R (1, 1) OBP: 0.280, SLG: 0.292										4	0	1	0	0	0	4				
Inning Stats	R: 2 E: 0 K: 1 S: 7	H: 2 LOB: 1 BB: 1 P: 11	R: 0 E: 0 K: 0 S: 3	H: 1 LOB: 0 BB: 0 P: 3	R: 0 E: 0 K: 0 S: 3	H: 0 LOB: 0 BB: 0 P: 3	R: 0 E: 0 K: 2 S: 7	H: 0 LOB: 0 BB: 0 P: 7	R: 2 E: 1 K: 0 S: 6	H: 3 LOB: 3 BB: 2 P: 14	R: 1 E: 0 K: 0 S: 3	H: 1 LOB: 0 BB: 1 P: 7	R: 1 E: 0 K: 0 S: 6	H: 4 LOB: 2 BB: 0 P: 6	1B: 9 2B: 2 3B: 0 HR: 1	SF: 1 SAC: 0 DP: 2 HBP: 0		WP: 0 PB: 2 SB: 1 CS: 1	PA: 37	
PITCHER Bob Forsch, R (1, 1) ERA: 2.44	IP: 6.0 WLS: L BF: 27	H: 7 R: 4 ER: 3 SO: 3	BB: 2 IBB: 2 HBP: 0 BLK: 0	WP: 0 HR: 0 S: 29 P: 45	ERA: 4.50 WHIP: 1.500	PITCHER										IP: 6.0 WLS: L BF: 27	H: 7 R: 4 ER: 3 SO: 3	BB: 2 IBB: 2 HBP: 0 BLK: 0	WP: 0 HR: 0 S: 29 P: 45	ERA: 4.50 WHIP: 1.500
Greg Bargar, R (7, 1) ERA: 4.09	IP: 2.0 WLS: 10 BF: 5	H: 2 R: 2 ER: 2 SO: 0	BB: 1 IBB: 0 HBP: 0 BLK: 0	WP: 0 HR: 1 S: 9 P: 13	ERA: 9.00 WHIP: 3.000	PITCHER										IP: 2.0 WLS: 10 BF: 5	H: 2 R: 2 ER: 2 SO: 0	BB: 1 IBB: 0 HBP: 0 BLK: 0	WP: 0 HR: 1 S: 9 P: 13	ERA: 9.00 WHIP: 3.000

Batter	1	2	3	4	5	6	7	8	9	AB	R	H	RBI	BB	SO	LOB	TOP					
Vince Coleman, S (1, 7) OBP: 0.307, SLG: 0.325	1-3		F7			1B		1-2 1B		4	0	2	0	0	0	1						
Ozzie Smith, S (1, 6) OBP: 0.392, SLG: 0.385	F5			6-3		4-3		F7		4	0	0	0	0	0	3						
Willie McGee, S (1, 8) OBP: 0.289, SLG: 0.307	6-3			K				PB BLK 1B	4-3	4	0	1	0	0	1	0						
Jack Clark, R (1, 3) OBP: 0.377, SLG: 0.455		1-3		5-3				5-3	K	4	0	0	0	0	1	1						
Andy Van Slyke, L (1, 9) OBP: 0.315, SLG: 0.278	F7				G3			F5	K	4	0	0	0	0	1	1						
Tom Herr, S (1, 4) OBP: 0.262, SLG: 0.198	6-3				F8			F8		3	0	0	0	0	0	1						
Terry Pendleton, S (1, 5) OBP: 0.250, SLG: 0.195			F7		4-3				K	3	0	0	0	0	1	0						
Michael LaValliere, L (1, 2) OBP: 0.294, SLG: 0.226			SH1-4 BB			F3		FC1-6 BB		1	0	0	0	2	0	0						
Danny Cox, R (1, 1) OBP: 0.167, SLG: 0.333			SH1-4			K		FC1-6 1B		2	0	0	0	0	1	1						
Inning Stats	R: 0 E: 0 K: 0 S: 3	H: 0 LOB: 0 BB: 0 P: 3	R: 0 E: 0 K: 0 S: 3	H: 0 LOB: 0 BB: 0 P: 3	R: 0 E: 0 K: 0 S: 3	H: 0 LOB: 1 BB: 1 P: 7	R: 0 E: 0 K: 1 S: 5	H: 0 LOB: 0 BB: 0 P: 5	R: 0 E: 0 K: 0 S: 3	H: 0 LOB: 0 BB: 0 P: 3	R: 0 E: 0 K: 1 S: 6	H: 1 LOB: 1 BB: 0 P: 6	R: 0 E: 0 K: 0 S: 4	H: 1 LOB: 1 BB: 0 P: 4	R: 0 E: 0 K: 1 S: 6	H: 1 LOB: 2 BB: 1 P: 10	R: 0 E: 0 K: 2 S: 7	H: 0 LOB: 0 BB: 0 P: 7	1B: 3 2B: 0 3B: 0 HR: 0	SF: 0 SAC: 1 DP: 0 HBP: 0	WP: 0 PB: 1 SB: 0 CS: 0	PA: 32
PITCHER	IP	WLS	BF	H	R	ER	SO	BB	IBB	HBP	BLK	WP	HR	S	P	ERA	WHIP					
Joe Johnson, R (1, 1) ERA: 4.04	8.0	W	29	3	0	0	3	2	0	0	1	0	0	33	41	0.00	0.625					
Bruce Sutter, R (9, 1) ERA: 3.31	1.0	S	3	0	0	0	2	0	0	0	0	0	0	7	7	0.00	0.000					

St. Louis Cardinals @ Atlanta Braves
Atlanta-Fulton County Stadium, Atlanta, GA
Sat May 17 1986, 7:05 PM EDT
Att: 37,350 - Unknown

AB 29
R 0
H 3
RBI 0
BB 2
SO 5
LOB 8





Batter	1	2	3	4	5	6	7	8	9	AB	R	H	RBI	BB	SO	LOB	BOTTOM				
Omar Moreno, L (1, 7) OBP: 0.291, SLG: 0.400	K2-3		4-3			F7		F8 2B		4	1	1	0	0	1	1					
Bill Sample, R (1, 9) OBP: 0.347, SLG: 0.447	K		K			5-3 BLK 1B		F8		4	0	1	0	0	2	2					
Dale Murphy, R (1, 8) OBP: 0.411, SLG: 0.560	F9					5-3 1B		5-3 IBB		2	1	1	0	2	0	0					
Bob Horner, R (1, 3) OBP: 0.297, SLG: 0.395		G4-3 BB				5-3		5-3 IBB		2	0	1	2	2	0	2					
Rafael Ramirez, R (1, 6) OBP: 0.287, SLG: 0.366		G4-3				6-3		6-3		4	0	0	0	0	1	5					
Ken Oberkfell, L (1, 5) OBP: 0.420, SLG: 0.394				CS		F8		G6-4-3 BB		2	0	1	0	1	0	0					
Ozzie Virgil, R (1, 2) OBP: 0.262, SLG: 0.315						5-3		G6-4-3		3	0	0	0	0	1	2					
Glenn Hubbard, R (1, 4) OBP: 0.363, SLG: 0.400						5-3		5-3		3	0	2	0	0	0	0					
Joe Johnson, R (1, 1) OBP: 0.287, SLG: 0.214			4-3 SH1-3 1B			6-3				1	0	0	0	0	0	1					
Claudell Washington, L (8, PH) OBP: 0.300, SLG: 0.465			SH1-3							1	0	0	0	0	0	0					
Bruce Sutter, R (9, 1) ERA: 3.33								4-3		0	0	0	0	0	0	0					
Inning Stats	R: 0 E: 0 K: 2 S: 7	H: 0 LOB: 0 BB: 0 P: 7	R: 0 E: 0 K: 1 S: 5	H: 1 LOB: 1 BB: 1 P: 9	R: 0 E: 0 K: 1 S: 6	H: 1 LOB: 0 BB: 0 P: 6	R: 0 E: 0 K: 1 S: 4	H: 1 LOB: 0 BB: 1 P: 8	R: 0 E: 0 K: 0 S: 4	H: 1 LOB: 2 BB: 1 P: 8	R: 0 E: 0 K: 0 S: 2	H: 0 LOB: 0 BB: 1 P: 6	R: 2 E: 0 K: 0 S: 5	H: 2 LOB: 1 BB: 1 P: 9	R: 0 E: 0 K: 0 S: 5	H: 0 LOB: 0 BB: 0 P: 7	1B: 5 2B: 2 3B: 0 HR: 0	SF: 0 SAC: 1 DP: 2 HBP: 0	WP: 0 PB: 0 SB: 1 CS: 1	PA: 33	
PITCHER	IP	WLS	BF	H	R	ER	SO	BB	IBB	HBP	BLK	WP	HR	S	P	ERA	WHIP				
Danny Cox, R (1, 1) ERA: 3.33	8.0	L	32	7	2	2	5	3	2	0	1	0	0	37	57	2.25	1.250				

St. Louis Cardinals @ Atlanta Braves
Atlanta-Fulton County Stadium, Atlanta, GA
Sat May 17 1986, 7:05 PM EDT
Att: 37,350 - Unknown

AB 26
R 2
H 7
RBI 2
BB 5
SO 5
LOB 13



Batter	1	2	3	4	5	6	7	8	9	AB	R	H	RBI	BB	SO	LOB	TOP					
Vince Coleman, S (1, 7) OBP: 0.299, SLG: 0.315	5-3		6-3			4-3		1-3		4	0	0	0	0	0	2	St. Louis Cardinals @ Atlanta Braves Atlanta-Fulton County Stadium, Atlanta, GA Sun May 18 1986, 3:33 AM EDT Att: 22,861 - Unknown livebaseballscores.com					
Ozzie Smith, S (1, 6) OBP: 0.395, SLG: 0.389	G4-6-3 1B				1-3	2-3 1B		5-3		4	0	2	1	0	0	0						
Tom Herr, S (1, 4) OBP: 0.254, SLG: 0.191	G4-6-3 1-2				5-3	3-H F8		F7		4	0	0	0	0	0	2						
Jack Clark, R (1, 3) OBP: 0.373, SLG: 0.447		FC1-4 1B			L4			5-3		4	0	1	0	0	1	0						
Willie McGee, S (1, 8) OBP: 0.288, SLG: 0.306		FC1-4 1-2 L4-3			4-3			E8 1B		4	1	1	0	0	0	1						
Tito Landrum, R (1, 9) OBP: 0.237, SLG: 0.291		L4-3 1-2			4-0 BB G6-3			F9		3	0	1	1	1	0	1						
Terry Pendleton, S (1, 5) OBP: 0.252, SLG: 0.198			FC3-6 1B		G6-3 1-2			6-3		3	0	1	0	0	0	2						
Mike Heath, R (1, 2) OBP: 0.258, SLG: 0.213			FC3-6 1-2		4-3 SH1-4 1B BB			IBB		1	1	0	0	2	0	1						
John Tudor, L (1, 1) OBP: 0.087, SLG: 0.087 Todd Worrell, R (7, 1)			K		SH1-4 1-2			K		2	0	0	0	0	2	3						
										0	0	0	0	0	0	0						
Inning Stats	R: 0 E: 0 K: 0 S: 3	H: 1 LOB: 0 BB: 0 P: 3	R: 0 E: 0 K: 0 S: 3	H: 1 LOB: 0 BB: 0 P: 3	R: 0 E: 0 K: 1 S: 6	H: 1 LOB: 0 BB: 0 P: 6	R: 0 E: 0 K: 0 S: 3	H: 0 LOB: 0 BB: 0 P: 3	R: 0 E: 0 K: 0 S: 2	H: 0 LOB: 0 BB: 1 P: 6	R: 1 E: 0 K: 0 S: 4	H: 1 LOB: 1 BB: 1 P: 8	R: 1 E: 1 K: 1 S: 7	H: 2 LOB: 2 BB: 1 P: 11	R: 0 E: 0 K: 0 S: 3	H: 0 LOB: 0 BB: 0 P: 3	R: 0 E: 0 K: 1 S: 5	H: 0 LOB: 0 BB: 0 P: 5	1B: 6 2B: 1 3B: 0 HR: 0	SF: 0 SAC: 1 DP: 3 HBP: 0	WP: 0 PB: 0 SB: 0 CS: 0	PA: 33
PITCHER	IP WLS BF H R ER SO BB IBB HBP BLK WP HR S P ERA WHIP																					
Zane Smith, L (1, 1) ERA: 2.29	7.0 W 27 6 2 1 2 2 1 0 0 0 0 0 28 40 1.29 1.143																					
Paul Assenmacher, L (8, 1) ERA: 1.96	2.0 S 6 0 0 0 1 0 0 0 0 0 0 0 0 8 8 0.00 0.000																					

Batter	1	2	3	4	5	6	7	8	9	AB	R	H	RBI	BB	SO	LOB	BOTTOM			
Bill Sample, R (1, 9) OBP: 0.333, SLG: 0.423	F3		FC4-6 1-2 2-3		F9		S 1B	F4		5	1	1	0	0	0	4	St. Louis Cardinals @ Atlanta Braves Atlanta-Fulton County Stadium, Atlanta, GA Sun May 18 1986, 3:33 AM EDT Att: 22,861 - Unknown livebaseballscores.com			
Omar Moreno, L (1, 7) OBP: 0.288, SLG: 0.426	K		K		HR 3B		6-3			4	1	1	0	0	2	3				
Dale Murphy, R (1, 8) OBP: 0.407, SLG: 0.550	F7		K		K		2-H HR 1B			4	1	1	1	0	2	3				
Bob Horner, R (1, 3) OBP: 0.310, SLG: 0.451		1B BB		F7		HR		HR		3	2	2	4	1	0	0				
Rafael Ramirez, R (1, 6) OBP: 0.279, SLG: 0.355		L8		G3		2-3		6-3		4	0	0	0	0	0	1				
Ken Oberkfell, L (1, 5) OBP: 0.423, SLG: 0.392			G6-4-3 1B		2B BB		4-3			3	0	1	0	1	0	0				
Bruce Benedict, R (1, 2) OBP: 0.429, SLG: 0.500		G6-4-3 1-2		1-3 2B		1-3		2B		4	0	2	0	0	0	2				
Glenn Hubbard, R (1, 4) OBP: 0.375, SLG: 0.396			FC4-6 BB		IBB		B1-3			1	0	0	0	3	0	0				
Zane Smith, L (1, 1) OBP: 0.080, SLG: 0.080 Terry Harper, R (7, Ph) OBP: 0.301, SLG: 0.298 Paul Assenmacher, L (8, 1)			CI 1-2		F3		6-3		K	1	0	0	0	0	0	0				
										1	0	0	0	0	1	2				
Inning Stats	R: 0 E: 0 K: 1 S: 5	H: 0 LOB: 0 BB: 0 P: 5	R: 0 E: 0 K: 0 S: 3	H: 1 LOB: 1 BB: 1 P: 7	R: 0 E: 1 K: 2 S: 8	H: 0 LOB: 2 BB: 1 P: 12	R: 0 E: 0 K: 0 S: 4	H: 1 LOB: 3 BB: 2 P: 12	R: 2 E: 0 K: 1 S: 7	H: 2 LOB: 0 BB: 0 P: 7	R: 0 E: 0 K: 0 S: 3	H: 0 LOB: 0 BB: 0 P: 3	R: 3 E: 0 K: 0 S: 6	H: 3 LOB: 0 BB: 0 P: 6	R: 0 E: 0 K: 1 S: 6	H: 1 LOB: 2 BB: 1 P: 10	1B: 3 2B: 2 3B: 1 HR: 2	SF: 0 SAC: 0 DP: 1 HBP: 0	WP: 0 PB: 0 SB: 1 CS: 0	PA: 37
PITCHER	IP WLS BF H R ER SO BB IBB HBP BLK WP HR S P ERA WHIP																			
John Tudor, L (1, 1) ERA: 2.88	6.2 L 30 6 4 4 4 3 1 0 0 0 0 0 1 34 50 5.40 1.350																			
Todd Worrell, R (7, 1) ERA: 1.3	1.1 7 2 1 1 1 1 0 0 0 0 0 0 1 8 12 6.75 2.250																			

Batter	1	2	3	4	5	6	7	8	9	AB	R	H	RBI	BB	SO	LOB	TOP								
Tracy Jones, R OBP: 0.397, SLG: 0.429 (1, 7)	4-0 WP BB		5-3			5-3	2B			3	1	1	3	1	0	0	Cincinnati Reds @ St. Louis Cardinals Busch Stadium, St. Louis, MO Thu May 22 1986, 3:33 AM CDT Att: 26,791 - Unknown								
Eric Davis, R OBP: 0.264, SLG: 0.312 (7, PR)										0	0	0	0	0	0	0									
Ron Robinson, R (7, 1)										0	0	0	0	0	0	0									
Tom Runnels, S (9, 4)										0	0	0	0	0	0	0									
John Franco, L (9, 1)										0	0	0	0	0	0	0									
Eddie Milner, L OBP: 0.337, SLG: 0.384 (1, 8)	4-3			K		F8	4-3			4	0	0	0	0	1	2									
Dave Parker, L OBP: 0.335, SLG: 0.507 (1, 9)	4-0 G5-4-3 BB			G3		F7		F7		3	0	0	0	1	0	0									
Nick Esasky, R OBP: 0.333, SLG: 0.398 (1, 3)	0-0 G5-4-3			K			5-3	F3		4	0	0	0	0	1	1									
Buddy Bell, R OBP: 0.311, SLG: 0.324 (1, 5)		6-3					6-3	1-3		4	0	0	0	0	1	0									
Dave Concepcion, R OBP: 0.287, SLG: 0.295 (1, 6)		F8				1B SF7 BB		E		3	2	1	0	1	0	0									
Bo Diaz, R OBP: 0.336, SLG: 0.386 (1, 2)		F7				1-3 FC5-4 1B		E7 BB 2B 1B		4	1	2	1	0	0	0									
Ron Oester, S OBP: 0.319, SLG: 0.367 (1, 4)			6-3			SF7		BB 2B IBB		2	1	1	1	1	0	0									
Mario Soto, R OBP: 0.063, SLG: 0.063 Max Venable, L OBP: 0.242, SLG: 0.290 (7, PH) (7, 7)			5-3			3-H FC5-4 1-2		1-2 2-3 2B BB		2	0	0	0	0	0	1									
										1	1	0	0	1	0	1									
Inning Stats	R: 1 E: 0 K: 0 S: 2	H: 0 LOB: 0 BB: 2 P: 10	R: 0 E: 0 K: 0 S: 3	H: 0 LOB: 0 BB: 0 P: 3	R: 0 E: 0 K: 0 S: 3	H: 0 LOB: 0 BB: 0 P: 3	R: 0 E: 0 K: 2 S: 7	H: 0 LOB: 0 BB: 0 P: 7	R: 1 E: 0 K: 1 S: 6	H: 1 LOB: 1 BB: 1 P: 10	R: 0 E: 0 K: 0 S: 3	H: 0 LOB: 0 BB: 0 P: 3	R: 4 E: 1 K: 0 S: 6	H: 3 LOB: 1 BB: 2 P: 14	R: 0 E: 0 K: 0 S: 3	H: 0 LOB: 0 BB: 0 P: 3	R: 0 E: 0 K: 0 S: 4	H: 1 LOB: 1 BB: 0 P: 4	1B: 3 2B: 2 3B: 0 HR: 0	SF: 1 SAC: 0 DP: 1 HBP: 0	WP: 1 PB: 0 SB: 1 CS: 0	PA: 36			
PITCHER	IP	WLS	BF	H	R	ER	SO	BB	IBB	HBP	BLK	WP	HR	S	P	ERA	WHIP								
Danny Cox, R ERA: 4.17 (1, 1)	6.2	L	28	4	6	6	3	4	1	0	0	1	0	29	49	8.10	1.200								
Ricky Horton, L ERA: 3.99 (7, 1)	0.1		1	0	0	0	0	0	0	0	0	0	0	1	1	0.00	0.000								
Greg Bargar, R ERA: 3.95 (8, 1)	2.0		7	1	0	0	0	0	0	0	0	0	0	7	7	0.00	0.500								

AB	30
R	6
H	5
RBI	5
BB	5
SO	3
LOB	5



Batter	1	2	3	4	5	6	7	8	9	AB	R	H	RBI	BB	SO	LOB	BOTTOM								
Vince Coleman, S OBP: 0.310, SLG: 0.340 (1, 7)	F6				4-3		4-3 S 1B			5	1	3	1	0	0	0	Cincinnati Reds @ St. Louis Cardinals Busch Stadium, St. Louis, MO Thu May 22 1986, 3:33 AM CDT Att: 26,791 - Unknown								
Willie McGee, S OBP: 0.297, SLG: 0.318 (1, 8)			2H 3B			2-3 1B			1-2 1B	5	1	2	2	0	2	3									
Tom Herr, S OBP: 0.250, SLG: 0.195 (1, 4)			3H 3B		4-3					5	0	0	1	0	0	4									
Jack Clark, R OBP: 0.378, SLG: 0.432 (1, 3)	4-0 BB		F4			4-0 BB BB			0-3 K K	3	0	0	0	2	2	2									
Andy Van Slyke, L OBP: 0.340, SLG: 0.330 (1, 9)	0-0 F8		F6			4-0 1-2 BB			1-3	3	0	0	0	1	0	2									
Terry Pendleton, S OBP: 0.295, SLG: 0.227 (1, 5)		0-3 K			4-3				0-0 F7	4	0	1	0	0	1	2									
Michael LaValliere, L OBP: 0.167, SLG: 0.235 Tom Lawless, R OBP: 0.256, SLG: 0.250 Mike Heath, R OBP: 0.278, SLG: 0.235 (8, PR) (9, 2)					F2				4-0 2B BB	3	0	1	0	1	0	2									
Ozzie Smith, S OBP: 0.390, SLG: 0.381 (1, 6)		0-0 G3			K				0-0 F8	4	1	1	0	0	1	2									
Danny Cox, R OBP: 0.250, SLG: 0.500 Ricky Horton, L OBP: 0.167, SLG: 0.167 Clint Hurdle, L OBP: 0.256, SLG: 0.250 Greg Bargar, R (8, 1) Jerry White, S OBP: 0.182, SLG: 0.263 (9, PH)					G3				4-0 F9 1B BB	2	1	1	0	0	0	0									
										1	0	0	0	0	0	1									
										0	0	0	0	0	0	0									
Inning Stats	R: 0 E: 0 K: 0 S: 4	H: 1 LOB: 2 BB: 1 P: 8	R: 0 E: 0 K: 1 S: 5	H: 1 LOB: 0 BB: 0 P: 5	R: 3 E: 0 K: 0 S: 6	H: 3 LOB: 0 BB: 0 P: 6	R: 0 E: 0 K: 1 S: 5	H: 0 LOB: 0 BB: 0 P: 5	R: 0 E: 0 K: 0 S: 3	H: 0 LOB: 2 BB: 2 P: 11	R: 1 E: 0 K: 0 S: 5	H: 2 LOB: 1 BB: 0 P: 5	R: 0 E: 0 K: 1 S: 6	H: 1 LOB: 1 BB: 1 P: 10	R: 0 E: 0 K: 2 S: 8	H: 1 LOB: 2 BB: 1 P: 12	1B: 3 2B: 4 3B: 2 HR: 0	SF: 0 SAC: 0 DP: 0 HBP: 0	WP: 0 PB: 0 SB: 1 CS: 0	PA: 40					
PITCHER	IP	WLS	BF	H	R	ER	SO	BB	IBB	HBP	BLK	WP	HR	S	P	ERA	WHIP								
Mario Soto, R ERA: 4.14 (1, 1)	6.0	W	25	5	3	3	3	3	0	0	0	0	0	28	40	4.50	1.333								
Ron Robinson, R ERA: 1.95 (7, 1)	2.0		11	3	1	1	1	2	0	0	0	0	0	11	19	4.50	2.500								
John Franco, L ERA: 2.48 (9, 1)	1.0	S	4	1	0	0	2	0	0	0	0	0	0	8	8	0.00	1.000								

AB	35
R	4
H	9
RBI	4
BB	5
SO	6
LOB	18



Batter	1	2	3	4	5	6	7	8	9	AB	R	H	RBI	BB	SO	LOB	TOP				
Omar Moreno, L (1, 7) OBP: 0.324, SLG: 0.522 Andres Thomas, R (8, PH) OBP: 0.373, SLG: 0.464 Gene Garber, R (8, 1)	0-0 F6		0-0 6-3			0-0 F7		0-0 F3		3	0	0	0	0	0	0					
Bill Sample, R (1, 9) OBP: 0.302, SLG: 0.367 Gerald Perry, L (8, PH) OBP: 0.250, SLG: 0.250	0-0 F3		0-0 F8			0-0 F7		0-0 FC6		3	0	0	0	0	0	0					
Dale Murphy, R (1, 8) OBP: 0.393, SLG: 0.534	0-0 G3			0-0 6-3		0-0 6-3			0-0 1-3	4	0	0	0	0	0	0					
Bob Horner, R (1, 3) OBP: 0.319, SLG: 0.442		0-0 2B G3 1B		0-0 F8			0-3 K		0-0 F9	4	1	1	0	0	1	0					
Rafael Ramirez, R (1, 6) OBP: 0.292, SLG: 0.395		0-0 1-3 E 2B		0-0 1B			0-0 F9		0-0 L5	4	1	2	0	0	0	0					
Ken Oberkfell, L (1, 5) OBP: 0.416, SLG: 0.388		0-0 G3		0-0 4-3			0-0 F9			3	0	0	1	0	0	1					
Ozzie Virgil, R (1, 2) OBP: 0.284, SLG: 0.350		0-0 L5-3 1B			0-0 3-1			0-0 5-3		3	0	1	0	0	0	0					
Glenn Hubbard, R (1, 4) OBP: 0.373, SLG: 0.395		0-0 L5-3			0-3 K			0-0 BB 1B		3	0	1	0	0	1	1					
Zane Smith, L (1, 1) OBP: 0.074, SLG: 0.074 Terry Harper, R (8, PH) OBP: 0.295, SLG: 0.284			0-0 6-3		0-3 K			4-0 FC6 BB		2	0	0	0	0	1	0					
										0	0	0	0	0	1	0					
Inning Stats	R: 0 E: 0 K: 0 S: 3	H: 0 LOB: 0 BB: 0 P: 3	R: 2 E: 1 K: 0 S: 5	H: 3 LOB: 0 BB: 0 P: 5	R: 0 E: 0 K: 0 S: 3	H: 0 LOB: 0 BB: 0 P: 3	R: 0 E: 0 K: 0 S: 4	H: 1 LOB: 1 BB: 0 P: 4	R: 0 E: 0 K: 0 S: 7	H: 0 LOB: 0 BB: 0 P: 7	R: 0 E: 0 K: 0 S: 5	H: 0 LOB: 0 BB: 0 P: 5	R: 0 E: 0 K: 0 S: 4	H: 1 LOB: 2 BB: 1 P: 8	R: 0 E: 0 K: 0 S: 3	H: 0 LOB: 0 BB: 0 P: 3	1B: 4 2B: 2 3B: 0 HR: 0	SF: 0 SAC: 0 DP: 1 HBP: 0	WP: 0 PB: 0 SB: 0 CS: 0	PA: 32	
PITCHER	IP	WLS	BF	H	R	ER	SO	BB	IBB	HBP	BLK	WP	HR	S	P	ERA	WHIP				
John Tudor, L (1, 1) ERA: 2.84	7.1	W	27	5	2	2	3	1	0	0	0	0	0	32	36	2.46	0.818				
Ricky Horton, L (8, 1) ERA: 3.94	0.1		1	0	0	0	0	0	0	0	0	0	0	1	1	0.00	0.000				
Todd Worrell, R (8, 1) ERA: 1.24	1.1	S	4	0	0	0	0	0	0	0	0	0	0	4	4	0.00	0.000				

Atlanta Braves @ St. Louis Cardinals
Busch Stadium, St. Louis, MO
Fri May 23 1986, 7:05 PM CDT
Att: 33,774 - Unknown

AB 31
R 2
H 5
RBI 1
BB 1
SO 3
LOB 6



Batter	1	2	3	4	5	6	7	8	9	AB	R	H	RBI	BB	SO	LOB	BOTTOM				
Vince Coleman, S (1, 7) OBP: 0.321, SLG: 0.342	0-0 FC5-2 1B		0-0 4-3		4-0 K S BB		4-0 G5-4-3 BB			2	0	1	0	2	0	1					
Willie McGee, S (1, 8) OBP: 0.281, SLG: 0.311	0-0 1-3		0-0 4-3		0-3 K		0-0 G5-4-3			4	0	0	0	0	1	5					
Tom Herr, S (1, 4) OBP: 0.257, SLG: 0.198	0-0 FC5-2 BB 2B		4-0 G5-4-3 BB		0-0 6-3			0-0 WP S FC3-2 1B		3	1	1	0	1	0	1					
Jack Clark, R (1, 3) OBP: 0.382, SLG: 0.425	4-0 BB 2B BB		4-0 G5-4-3 BB			0-3 K		0-0 1-3		2	1	0	0	2	1	1					
Tito Landrum, R (1, 9) OBP: 0.250, SLG: 0.305 Andy Van Slyke, L (8, PH) OBP: 0.337, SLG: 0.326	4-0 BB 2B BB		0-0 G5-4-3			0-0 4-3		0-0 FC3-2 S		2	1	0	0	1	0	2					
Terry Pendleton, S (1, 5) OBP: 0.272, SLG: 0.244	0-0 BB 2B		0-0 6-3			0-0 S 1B		4-0 BB 1B		3	0	2	3	1	0	1					
Mike Heath, R (1, 2) OBP: 0.250, SLG: 0.238 Jerry White, S (8, PH) OBP: 0.174, SLG: 0.250 Michael LaValliere, L (9, 2) OBP: 0.316, SLG: 0.235	0-3 K			0-0 G6-4-3 1B		0-0 F9		0-3 K		3	0	1	0	0	1	2					
Ozzie Smith, S (1, 6) OBP: 0.396, SLG: 0.392		4-0 E SH1-4 BB		0-0 G6-4-3					0-0 2B	2	0	1	0	1	0	1					
John Tudor, L (1, 1) OBP: 0.080, SLG: 0.080 Ricky Horton, L (8, 1) OBP: 0.167, SLG: 0.167 Todd Worrell, R (8, 1)			0-0 SH1-4		0-0 1-3			0-3 K		2	0	0	0	0	1	1					
										0	0	0	0	0	0	0					
										0	0	0	0	0	0	0					
Inning Stats	R: 3 E: 0 K: 1 S: 7	H: 2 LOB: 1 BB: 2 P: 15	R: 0 E: 1 K: 0 S: 3	H: 0 LOB: 1 BB: 1 P: 7	R: 0 E: 0 K: 0 S: 2	H: 0 LOB: 0 BB: 2 P: 10	R: 0 E: 0 K: 0 S: 3	H: 1 LOB: 0 BB: 0 P: 3	R: 0 E: 0 K: 1 S: 4	H: 0 LOB: 0 BB: 1 P: 8	R: 0 E: 0 K: 1 S: 6	H: 1 LOB: 1 BB: 0 P: 6	R: 0 E: 0 K: 1 S: 5	H: 1 LOB: 1 BB: 1 P: 9	R: 0 E: 0 K: 1 S: 6	H: 1 LOB: 2 BB: 1 P: 10	1B: 4 2B: 2 3B: 0 HR: 0	SF: 0 SAC: 1 DP: 3 HBP: 0	WP: 1 PB: 0 SB: 6 CS: 0	PA: 34	
PITCHER	IP	WLS	BF	H	R	ER	SO	BB	IBB	HBP	BLK	WP	HR	S	P	ERA	WHIP				
Zane Smith, L (1, 1) ERA: 2.43	7.0	L	29	5	3	3	4	7	0	0	0	0	0	30	58	3.86	1.714				
Gene Garber, R (8, 1) ERA: 1.83	1.0		5	1	0	0	1	0	1	0	0	1	0	6	10	0.00	1.000				

Atlanta Braves @ St. Louis Cardinals
Busch Stadium, St. Louis, MO
Fri May 23 1986, 7:05 PM CDT
Att: 33,774 - Unknown

AB 25
R 3
H 6
RBI 3
BB 8
SO 5
LOB 18



Batter	1	2	3	4	5	6	7	8	9	AB	R	H	RBI	BB	SO	LOB	TOP								
Omar Moreno, L (1,9) OBP: 0.333, SLG: 0.534 Bill Sample, R (9, PH) OBP: 0.313, SLG: 0.377	F8		CS			G3		F8	E8	4	1	2	1	0	0	0									
Ken Oberkfell, L (1,5) OBP: 0.415, SLG: 0.383	F8		CS	2B		G3		BB	E5	4	1	1	1	0	0	2									
Dale Murphy, R (1,8) OBP: 0.393, SLG: 0.536	F3			1B		1B		F4	K	5	0	2	1	0	1	3									
Bob Horner, R (1,3) OBP: 0.315, SLG: 0.430		4-3		K		F9		2B	FC5-4	4	0	0	0	1	1	5									
Gerald Perry, L (1,7) OBP: 0.333, SLG: 0.417	F9			F5		FC6-4		FC5		4	0	2	1	0	0	2									
Rafael Ramirez, R (1,6) OBP: 0.285, SLG: 0.385	5-3			F6		FC6-4		FC5		4	0	0	0	0	0	6									
Ozzie Virgil, R (1,2) OBP: 0.292, SLG: 0.343			FC5-4			6-3			1B	2	1	0	0	1	0	0									
Glenn Hubbard, R (1,4) OBP: 0.366, SLG: 0.385 Chris Chambliss, L (9, PH) OBP: 0.546, SLG: 0.560			FC5-4			F9			K	3	1	0	0	0	0	1									
David Palmer, R (1,1) OBP: 0.100, SLG: 0.100 Duane Ward, R (4,1)			SH1-4			F2			E	0	0	0	0	0	0	0									
Terry Harper, R (7, PH) OBP: 0.292, SLG: 0.282 Craig McMurtry, R (7,1)										1	0	0	0	0	0	0									
Ted Simmons, S (9, PH) OBP: 0.342, SLG: 0.273									E	1	1	1	0	0	0	0									
Inning Stats	R: 0 E: 0 K: 0 S: 3	H: 0 LOB: 0 BB: 0 P: 3	R: 0 E: 0 K: 0 S: 3	H: 0 LOB: 0 BB: 0 P: 3	R: 1 E: 0 K: 1 S: 3	H: 1 LOB: 0 BB: 0 P: 4	R: 0 E: 0 K: 1 S: 7	H: 2 LOB: 2 BB: 0 P: 7	R: 0 E: 0 K: 0 S: 3	H: 0 LOB: 0 BB: 0 P: 3	R: 1 E: 0 K: 0 S: 6	H: 3 LOB: 2 BB: 0 P: 6	R: 0 E: 0 K: 0 S: 3	H: 0 LOB: 0 BB: 0 P: 3	R: 1 E: 0 K: 0 S: 4	H: 1 LOB: 2 BB: 1 P: 9	R: 2 E: 2 K: 2 S: 10	H: 2 LOB: 2 BB: 1 P: 14	1B: 6 2B: 3 3B: 0 HR: 0	SF: 0 SAC: 1 DP: 0 HBP: 2	WP: 0 PB: 0 SB: 0 CS: 1	PA: 41			
PITCHER	IP	WLS	BF	H	R	ER	SO	BB	IBB	HBP	BLK	WP	HR	S	P	ERA	WHIP	PITCHER							
Ray Burris, R (1,1) ERA: 3.0	6.0	W	24	6	2	2	1	0	0	1	0	0	0	25	26	3.00	1.000								
Ricky Horton, L (7,1) ERA: 4.91	1.2		6	0	1	1	0	0	0	1	0	0	0	5	6	5.40	0.000								
Greg Bargar, R (8,1) ERA: 4.4	0.2		6	2	2	1	1	2	0	0	0	0	0	6	14	13.50	6.000								
Ken Dayley, L (9,1) ERA: 5.85	0.0		2	1	0	0	0	0	0	0	0	0	0	2	2	∞	∞								
Todd Worrell, R (9,1) ERA: 1.21	0.2	S	2	0	0	0	1	0	0	0	0	0	0	4	4	0.00	0.000								

Atlanta Braves @ St. Louis Cardinals
Busch Stadium, St. Louis, MO
Sat May 24 1986, 7:05 PM CDT
Att: 39,352 - Unknown

AB 35
R 5
H 9
RBI 4
BB 2
SO 3
LOB 20





Batter	1	2	3	4	5	6	7	8	9	AB	R	H	RBI	BB	SO	LOB	BOTTOM								
Vince Coleman, S (1,7) OBP: 0.317, SLG: 0.338	K	K		PB	G4-6-3			F7		5	0	1	1	0	2	3									
Willie McGee, S (1,8) OBP: 0.294, SLG: 0.321	1-3		4-3	PB		1-3		F7		4	1	1	0	1	0	0									
Tom Herr, S (1,4) OBP: 0.257, SLG: 0.200	6-3		4-3	G3						4	0	1	1	0	0	2									
Jack Clark, R (1,3) OBP: 0.385, SLG: 0.419		5-3	5-3		1B	BB		K		2	2	0	0	2	1	1									
Andy Van Slyke, L (1,9) OBP: 0.333, SLG: 0.315		K	1-3		1B			G3		3	1	0	0	1	1	2									
Terry Pendleton, S (1,5) OBP: 0.277, SLG: 0.259		E4			2B			F8		4	3	2	0	0	0	1									
Mike Heath, R (1,2) OBP: 0.288, SLG: 0.261		5-3		6-3	1B			F9		4	1	2	3	0	0	2									
Ozzie Smith, S (1,6) OBP: 0.392, SLG: 0.382		2B		F2	FC4-6			F9		3	1	0	0	1	0	3									
Ray Burris, R (1,1) OBP: 0.500, SLG: 0.833 Ricky Horton, L (7,1) OBP: 0.167, SLG: 0.167 Greg Bargar, R (8,1)				6-3				K		3	0	2	4	0	0	1									
Ken Dayley, L (9,1) OBP: 0.333, SLG: 0.200 Todd Worrell, R (9,1)					1B					0	0	0	0	0	0	0									
Inning Stats	R: 0 E: 0 K: 1 S: 5	H: 0 LOB: 0 BB: 0 P: 5	R: 3 E: 1 K: 2 S: 9	H: 1 LOB: 1 BB: 2 P: 17	R: 1 E: 0 K: 0 S: 4	H: 1 LOB: 0 BB: 0 P: 4	R: 2 E: 0 K: 0 S: 6	H: 3 LOB: 2 BB: 1 P: 10	R: 3 E: 0 K: 0 S: 5	H: 3 LOB: 1 BB: 2 P: 13	R: 0 E: 0 K: 1 S: 6	H: 1 LOB: 1 BB: 0 P: 6	R: 0 E: 0 K: 0 S: 3	H: 0 LOB: 0 BB: 0 P: 3	R: 0 E: 0 K: 1 S: 5	H: 0 LOB: 0 BB: 0 P: 5	1B: 5 2B: 3 3B: 1 HR: 0	SF: 0 SAC: 0 DP: 1 HBP: 0	WP: 0 PB: 1 SB: 1 CS: 0	PA: 38					
PITCHER	IP	WLS	BF	H	R	ER	SO	BB	IBB	HBP	BLK	WP	HR	S	P	ERA	WHIP	PITCHER							
David Palmer, R (1,1) ERA: 2.48	3.0	L	14	7	5	5	1	3	0	0	0	0	0	17	29	15.00	3.333								
Duane Ward, R (4,1) ERA: 7.5	3.0		18	7	5	5	1	3	0	0	0	0	0	17	29	15.00	3.333								
Craig McMurtry, R (7,1) ERA: 4.12	2.0		6	0	0	0	1	0	0	0	0	0	0	8	8	0.00	0.000								

Atlanta Braves @ St. Louis Cardinals
Busch Stadium, St. Louis, MO
Sat May 24 1986, 7:05 PM CDT
Att: 39,352 - Unknown

AB 33
R 9
H 9
RBI 9
BB 5
SO 5
LOB 15



Batter	1	2	3	4	5	6	7	8	9	AB	R	H	RBI	BB	SO	LOB	TOP				
Bill Sample, R OBP: 0.308, SLG: 0.422	0-0 HR	0-0 SF8		0-0 5-3		0-0 F3				3	1	1	2	0	0	0	Atlanta Braves @ St. Louis Cardinals Busch Stadium, St. Louis, MO Sun May 25 1986, 3:33 AM CDT Att: 37,966 - Unknown AB 24 R 6 H 7 RBI 5 BB 2 SO 4 LOB 7 				
Andres Thomas, R OBP: 0.355, SLG: 0.441	0-0 F5	0-0 5-3		0-3 K						3	0	0	0	0	1	0					
Dale Murphy, R OBP: 0.403, SLG: 0.542	0-0 2B		4-0 E	0-0 1B						2	2	2	0	1	0	0					
Bob Horner, R OBP: 0.310, SLG: 0.421	0-0 F8		0-0 F8	0-0 5-3						3	0	0	0	0	0	3					
Ted Simmons, S OBP: 0.341, SLG: 0.306 Ken Oberkfell, L OBP: 0.415, SLG: 0.383	0-0 2B		0-3 K		0-0 F8					3	0	1	1	0	1	1					
Terry Harper, R OBP: 0.286, SLG: 0.274	0-0 F9		0-0 E5	0-0 1B	0-0 5-3					3	1	0	0	0	0	1					
Bruce Benedict, R OBP: 0.423, SLG: 0.500		0-0 2B	4-0 1B		0-0 6-3					2	1	1	0	1	0	0					
Glenn Hubbard, R OBP: 0.372, SLG: 0.400		0-0 SH5-4	0-0 1B		0-3 K					3	1	2	2	0	1	0					
Rick Mahler, R OBP: 0.267, SLG: 0.310		0-0 SH5-4	0-3 K		0-0 6-3					2	0	0	0	0	1	2					
Inning Stats	R: 2 E: 0 K: 0 S: 6	H: 3 LOB: 1 BB: 0 P: 6	R: 2 E: 0 K: 0 S: 5	H: 2 LOB: 0 BB: 0 P: 5	R: 2 E: 1 K: 2 S: 9	H: 1 LOB: 2 BB: 2 P: 17	R: 0 E: 0 K: 1 S: 6	H: 1 LOB: 1 BB: 0 P: 6	R: 0 E: 0 K: 0 S: 3	H: 0 LOB: 0 BB: 0 P: 3	R: 0 E: 0 K: 1 S: 5	H: 0 LOB: 0 BB: 0 P: 5									
PITCHER	IP	WLS	BF	H	R	ER	SO	BB	IBB	HBP	BLK	WP	HR	S	P	ERA	WHIP	PITCHER			
Tim Conroy, L ERA: 3.89	(1, 1)	1.0	L	8	5	4	4	0	0	0	0	0	1	8	8	36.00	5.000				
Rick Ownbey, R ERA: 2.42	(2, 1)	5.0		20	2	2	0	4	2	0	0	0	0	26	34	0.00	0.800				

Batter	1	2	3	4	5	6	7	8	9	AB	R	H	RBI	BB	SO	LOB	BOTTOM				
Vince Coleman, S OBP: 0.318, SLG: 0.351	0-0 F5	0-3 K			0-0 SF7					3	1	1	0	0	1	1	Atlanta Braves @ St. Louis Cardinals Busch Stadium, St. Louis, MO Sun May 25 1986, 3:33 AM CDT Att: 37,966 - Unknown AB 18 R 2 H 5 RBI 2 BB 2 SO 3 LOB 7 				
Willie McGee, S OBP: 0.285, SLG: 0.323	0-0 BB		0-0 4-3		0-0 SF7					2	1	1	1	0	0	0					
Tom Herr, S OBP: 0.258, SLG: 0.203	0-0 FC4-6		0-3 K		0-0 5-3					3	0	1	0	0	1	0					
Jack Clark, R OBP: 0.384, SLG: 0.412	4-0 FC4-6		0-0 F8		0-0 6-3					2	0	0	0	1	0	0					
Andy Van Slyke, L OBP: 0.327, SLG: 0.309	0-0 FC4-6				0-0 F9					2	0	0	1	0	0	2					
Terry Pendleton, S OBP: 0.277, SLG: 0.259 Clint Hurdle, L OBP: 0.244, SLG: 0.237	0-0 G3				0-0 F9					0	0	0	0	0	0	0					
Michael LaValliere, L OBP: 0.325, SLG: 0.250		0-3 K			0-0 1B					2	0	1	0	0	1	0					
Ozzie Smith, S OBP: 0.400, SLG: 0.387		4-0 SH5-4			0-0 1B					1	0	1	0	1	0	0					
Tim Conroy, L OBP: 0.500, SLG: 0.714 Rick Ownbey, R		0-0 SH5-4			0-0 6-3					0	0	0	0	0	0	0					
Inning Stats	R: 1 E: 0 K: 0 S: 5	H: 2 LOB: 2 BB: 1 P: 9	R: 0 E: 0 K: 2 S: 7	H: 0 LOB: 1 BB: 1 P: 11	R: 0 E: 0 K: 1 S: 5	H: 0 LOB: 0 BB: 0 P: 5	R: 0 E: 0 K: 0 S: 5	H: 2 LOB: 2 BB: 0 P: 5	R: 1 E: 0 K: 0 S: 4	H: 1 LOB: 0 BB: 0 P: 4											
PITCHER	IP	WLS	BF	H	R	ER	SO	BB	IBB	HBP	BLK	WP	HR	S	P	ERA	WHIP	PITCHER			
Rick Mahler, R ERA: 4.52	(1, 1)	5.0	W	22	5	2	2	3	2	0	0	0	0	26	34	3.60	1.400				

Batter	1	2	3	4	5	6	7	8	9	AB	R	H	RBI	BB	SO	LOB	TOP					
Bill Doran, S OBP: 0.379, SLG: 0.338 (1, 4)	6-3		4-3				F3		4-3	4	1	0	0	1	0	0	Houston Astros @ St. Louis Cardinals Busch Stadium, St. Louis, MO Mon May 26 1986, 7:05 PM CDT Att: 20,099 - Unknown					
Terry Puhl, L OBP: 0.323, SLG: 0.349 (1, 9)	F8						1B			4	1	3	1	0	0	0						
Jose Cruz, L OBP: 0.313, SLG: 0.291 Billy Hatcher, R OBP: 0.303, SLG: 0.302 (1, 7) (9, 7)	6-3									3	0	2	0	1	0	0						
Denny Walling, L OBP: 0.370, SLG: 0.407 Phil Garner, R OBP: 0.357, SLG: 0.533 (1, 5) (7, PH) (7, 5)	K									3	1	1	2	0	1	1						
Kevin Bass, S OBP: 0.319, SLG: 0.414 Tony Walker, R OBP: 0.286, SLG: 0.387 (1, 8) (9, 8)	S									4	0	1	0	0	1	4						
Glenn Davis, R OBP: 0.302, SLG: 0.445 (1, 3)	G3-6-3									3	0	1	1	1	0	3						
Mark Bailey, S OBP: 0.295, SLG: 0.273 (1, 2)	G3-6-3									3	0	0	0	1	0	3						
Dickie Thon, R OBP: 0.308, SLG: 0.358 (1, 6)			5-3							4	1	1	0	0	0	1						
Jim Deshaies, L OBP: 0.250, SLG: 0.250 (1, 1) Frank DiPino, L OBP: 0.250, SLG: 0.250 (8, 1)	K									2	0	0	0	0	1	0						
Inning Stats	R: 0 E: 0 K: 0 S: 3	H: 0 LOB: 0 BB: 0 P: 3	R: 0 E: 0 K: 1 S: 5	H: 1 LOB: 1 BB: 1 P: 9	R: 0 E: 0 K: 1 S: 5	H: 0 LOB: 0 BB: 0 P: 5	R: 2 E: 0 K: 0 S: 6	H: 3 LOB: 1 BB: 0 P: 6	R: 2 E: 1 K: 0 S: 6	H: 3 LOB: 3 BB: 2 P: 14	R: 0 E: 0 K: 0 S: 2	H: 0 LOB: 0 BB: 1 P: 6	R: 0 E: 0 K: 1 S: 5	H: 2 LOB: 1 BB: 0 P: 4	R: 0 E: 0 K: 1 S: 5	H: 0 LOB: 0 BB: 0 P: 5		R: 0 E: 0 K: 0 S: 3	H: 0 LOB: 0 BB: 0 P: 3	1B: 8 2B: 1 3B: 0 HR: 0	SF: 0 SAC: 1 DP: 3 HBP: 0	WP: 1 PB: 0 SB: 2 CS: 0
PITCHER	IP	WLS	BF	H	R	ER	SO	BB	IBB	HBP	BLK	WP	HR	S	P	ERA	WHIP					
Bob Forsch, R ERA: 2.93 Pat Perry, L ERA: 4.5 Greg Bargar, R ERA: 4.11 (1, 1) (5, 1) (9, 1)	4.1	L	22	7	4	4	2	2	1	0	0	1	0	23	35	8.31	2.077					

Batter	1	2	3	4	5	6	7	8	9	AB	R	H	RBI	BB	SO	LOB	BOTTOM					
Vince Coleman, S OBP: 0.316, SLG: 0.348 (1, 7)	K		F4					FC6-4		4	0	1	0	0	1	1	Houston Astros @ St. Louis Cardinals Busch Stadium, St. Louis, MO Mon May 26 1986, 7:05 PM CDT Att: 20,099 - Unknown					
Willie McGee, S OBP: 0.279, SLG: 0.316 (1, 8)	K		F9					F1		4	0	0	0	0	1	2						
Tom Herr, S OBP: 0.258, SLG: 0.199 (1, 4)	BB		K					F9		3	0	0	0	1	2	1						
Jack Clark, R OBP: 0.374, SLG: 0.400 (1, 3)	K							5-3		4	0	0	0	0	3	1						
Tito Landrum, R OBP: 0.250, SLG: 0.290 (1, 9)			F9					K		3	0	0	0	1	2	0						
Terry Pendleton, S OBP: 0.276, SLG: 0.261 (1, 5)								F6		3	1	1	0	0	0	1						
Mike Heath, R OBP: 0.290, SLG: 0.275 (1, 2)								F7		3	0	1	1	0	0	1						
Ozzie Smith, S OBP: 0.399, SLG: 0.381 (1, 6)								F4		2	0	0	0	1	0	1						
Bob Forsch, R OBP: 0.150, SLG: 0.250 Pat Perry, L OBP: 0.500, SLG: 0.519 Greg Bargar, R OBP: 0.303, SLG: 0.302 (1, 1) (5, 1) (9, 1)	K							K		1	0	0	0	0	1	1						
Inning Stats	R: 0 E: 0 K: 3 S: 9	H: 0 LOB: 1 BB: 1 P: 13	R: 1 E: 0 K: 1 S: 7	H: 2 LOB: 1 BB: 0 P: 7	R: 0 E: 0 K: 1 S: 5	H: 0 LOB: 0 BB: 0 P: 5	R: 0 E: 0 K: 2 S: 7	H: 0 LOB: 0 BB: 0 P: 7	R: 0 E: 0 K: 1 S: 5	H: 0 LOB: 0 BB: 0 P: 5	R: 0 E: 0 K: 1 S: 5	H: 1 LOB: 1 BB: 0 P: 5	R: 0 E: 0 K: 1 S: 5	H: 0 LOB: 1 BB: 1 P: 9	R: 0 E: 0 K: 1 S: 5	H: 0 LOB: 1 BB: 1 P: 9		R: 0 E: 0 K: 1 S: 5	H: 0 LOB: 0 BB: 0 P: 5	1B: 2 2B: 2 3B: 0 HR: 0	SF: 0 SAC: 0 DP: 1 HBP: 0	WP: 0 PB: 0 SB: 0 CS: 1
PITCHER	IP	WLS	BF	H	R	ER	SO	BB	IBB	HBP	BLK	WP	HR	S	P	ERA	WHIP					
Jim Deshaies, L ERA: 4.91 Frank DiPino, L ERA: 1.71 (1, 1) (8, 1)	7.0	S	26	3	1	1	10	3	0	0	0	0	0	10	10	0.00	0.000					



Batter	1	2	3	4	5	6	7	8	9	AB	R	H	RBI	BB	SO	LOB	TOP								
Bill Doran, S OBP: 0.375, SLG: 0.333 Phil Garner, R OBP: 0.351, SLG: 0.523	K		F5		5-3			K		2	0	0	0	0	1	0									
Terry Puhl, L OBP: 0.313, SLG: 0.337 Billy Hatcher, R OBP: 0.299, SLG: 0.297	K		F8				G3	FC4-6		3	0	0	0	0	1	0									
Jose Cruz, L OBP: 0.319, SLG: 0.311 Charlie Kerfeld, R OBP: 0.250, SLG: 0.250 Frank DiPino, L OBP: 0.250, SLG: 0.250 Dave Smith, R	BB		4-3				F3	E9		3	1	1	1	1	0	0									
Denny Walling, L OBP: 0.365, SLG: 0.400	BB				F8		G3	F6		4	0	1	0	0	0	0									
Kevin Bass, S OBP: 0.318, SLG: 0.410	F8				2-3					4	1	1	0	0	0	2									
Glenn Davis, R OBP: 0.301, SLG: 0.437	K						5-3			3	0	0	0	1	1										
Mark Bailey, S OBP: 0.303, SLG: 0.308	HR				F7		G3			3	1	1	1	1	0	1									
Dickie Thon, R OBP: 0.306, SLG: 0.354	K				5-3			1B		4	1	1	0	0	1	1									
Bob Knepper, L OBP: 0.061, SLG: 0.061 Craig Reynolds, L OBP: 0.311, SLG: 0.391 Tony Walker, R OBP: 0.278, SLG: 0.375	K				F8			1B		2	0	0	0	0	1	0									
Inning Stats	R: 0 E: 0 K: 2 S: 8	H: 1 LOB: 2 BB: 1 P: 12	R: 1 E: 0 K: 3 S: 10	H: 1 LOB: 0 BB: 0 P: 10	R: 0 E: 0 K: 0 S: 3	H: 0 LOB: 0 BB: 0 P: 3	R: 0 E: 0 K: 0 S: 3	H: 0 LOB: 1 BB: 0 P: 7	R: 0 E: 0 K: 0 S: 3	H: 0 LOB: 0 BB: 0 P: 3	R: 0 E: 0 K: 0 S: 3	H: 0 LOB: 0 BB: 0 P: 3	R: 0 E: 0 K: 0 S: 3	H: 0 LOB: 0 BB: 0 P: 3	R: 3 E: 1 K: 1 S: 8	H: 3 LOB: 0 BB: 0 P: 8	R: 1 E: 1 K: 0 S: 4	H: 1 LOB: 1 BB: 1 P: 8	1B: 4 2B: 0 3B: 1 HR: 1	SF: 0 SAC: 0 DP: 0 HBP: 0	WP: 0 PB: 0 SB: 1 CS: 0	PA: 36			
PITCHER	IP	WLS	BF	H	R	ER	SO	BB	IBB	HBP	BLK	WP	HR	S	P	ERA	WHIP								
Danny Cox, R ERA: 4.09	7.1		28	4	3	3	6	2	0	0	0	0	1	38	46	3.68	0.818								
Ken Dayley, L ERA: 5.66	0.2	L	4	2	2	0	0	0	0	0	0	0	0	4	4	0.00	3.000								
Todd Worrell, R ERA: 1.17	1.0		4	0	0	0	0	0	1	0	0	0	0	3	7	0.00	0.000								

Houston Astros @ St. Louis Cardinals
Busch Stadium, St. Louis, MO
Tue May 27 1986, 7:05 PM CDT
Att: 20,146 - Unknown

AB 33
R 5
H 6
RBI 3
BB 3
SO 6
LOB 9



Batter	1	2	3	4	5	6	7	8	9	AB	R	H	RBI	BB	SO	LOB	BOTTOM								
Vince Coleman, S OBP: 0.318, SLG: 0.342	F8			F9		1B		SH3-4	K	3	1	0	0	2	1	1									
Ozzie Smith, S OBP: 0.404, SLG: 0.388	5-3			G6-4-3		BB		SH3-4		3	0	2	0	0	0	0									
Willie McGee, S OBP: 0.283, SLG: 0.320	CS			G6-4-3		1B		BB		4	0	2	1	0	0	4									
Jack Clark, R OBP: 0.377, SLG: 0.406	CS	F3			6-3		2B			3	1	1	0	1	0	0									
Tito Landrum, R OBP: 0.254, SLG: 0.308 Andy Van Slyke, L OBP: 0.324, SLG: 0.305	F8				K		SH2-4	F7		3	1	1	1	0	1	0									
Terry Pendleton, S OBP: 0.273, SLG: 0.255	F9				G1		SH2-4	K		3	0	0	0	0	1	2									
Tom Herr, S OBP: 0.264, SLG: 0.229				6-3						4	1	2	2	0	0	0									
Mike Heath, R OBP: 0.291, SLG: 0.277				5-3						3	0	1	0	0	0	0									
Danny Cox, R OBP: 0.200, SLG: 0.400 Ken Dayley, L OBP: 0.333, SLG: 0.200 Todd Worrell, R OBP: 0.278, SLG: 0.375 Jerry White, S OBP: 0.167, SLG: 0.238	K				K					2	0	0	0	0	1	0									
Inning Stats	R: 0 E: 0 K: 0 S: 3	H: 1 LOB: 0 BB: 0 P: 3	R: 0 E: 0 K: 0 S: 3	H: 0 LOB: 0 BB: 0 P: 3	R: 0 E: 0 K: 1 S: 5	H: 0 LOB: 0 BB: 0 P: 5	R: 0 E: 0 K: 0 S: 3	H: 1 LOB: 0 BB: 0 P: 3	R: 0 E: 0 K: 1 S: 5	H: 0 LOB: 0 BB: 0 P: 5	R: 0 E: 0 K: 0 S: 5	H: 2 LOB: 3 BB: 1 P: 9	R: 3 E: 0 K: 0 S: 6	H: 3 LOB: 0 BB: 0 P: 6	R: 1 E: 0 K: 1 S: 6	H: 1 LOB: 2 BB: 2 P: 14	R: 0 E: 0 K: 1 S: 6	H: 1 LOB: 1 BB: 0 P: 6	1B: 6 2B: 2 3B: 0 HR: 1	SF: 0 SAC: 4 DP: 1 HBP: 0	WP: 0 PB: 0 SB: 0 CS: 1	PA: 38			
PITCHER	IP	WLS	BF	H	R	ER	SO	BB	IBB	HBP	BLK	WP	HR	S	P	ERA	WHIP								
Bob Knepper, L ERA: 2.13	27		7	3	3	2	1	0	0	0	0	0	0	30	34	3.86	1.143								
Charlie Kerfeld, R ERA: 1.53	0.0		1	0	1	1	0	1	0	0	0	0	0	0	4	∞	∞								
Frank DiPino, L ERA: 1.69	0.1		2	1	0	0	0	0	0	0	0	0	0	2	2	0.00	3.000								
Dave Smith, R ERA: 2.12	1.2	W	7	1	0	0	2	1	0	0	0	0	0	10	14	0.00	1.200								

Houston Astros @ St. Louis Cardinals
Busch Stadium, St. Louis, MO
Tue May 27 1986, 7:05 PM CDT
Att: 20,146 - Unknown

AB 30
R 4
H 9
RBI 4
BB 3
SO 4
LOB 10



Batter	1	2	3	4	5	6	7	8	9	10	11	AB	R	H	RBI	BB	SO	LOB	TOP																		
Billy Hatcher, R OBP: 0.306, SLG: 0.319 (1, 7)												5	1	2	0	0	0	0																			
Jim Pankovits, R OBP: 0.252, SLG: 0.190 Terry Puhl, L OBP: 0.309, SLG: 0.333 Charlie Kerfeld, R (10, 1)												3	0	0	0	1	0	0																			
Phil Garner, R OBP: 0.345, SLG: 0.509 (10, 4)												5	0	1	0	0	0	2																			
Glenn Davis, R OBP: 0.315, SLG: 0.451 (1, 3)												4	2	3	0	0	0	0																			
Kevin Bass, S OBP: 0.314, SLG: 0.422 (1, 9)												5	1	1	2	0	0	3																			
Dickie Thon, R OBP: 0.316, SLG: 0.366 Craig Reynolds, L OBP: 0.316, SLG: 0.423 (9, 6)												2	0	1	0	1	0	0																			
Mark Bailey, S OBP: 0.298, SLG: 0.302 (1, 2)												5	0	1	0	0	0	5																			
Tony Walker, R OBP: 0.275, SLG: 0.343 (1, 8)												3	0	0	0	1	0	1																			
Mike Madden, L (1, 1) Jose Cruz, L (7, PH) Frank C. White, S (7, 1) Larry Andersen, R (7, 1) Alan Ashby, S (10, PH) Denny Walling, L (10, 5)												2	0	0	0	0	1	0																			
Inning Stats	R: 1 E: 1 K: 0 S: 4	H: 1 LOB: 0 BB: 0 P: 4	R: 0 E: 0 K: 0 S: 3	H: 1 LOB: 0 BB: 0 P: 3	R: 0 E: 0 K: 0 S: 3	H: 0 LOB: 0 BB: 0 P: 3	R: 2 E: 0 K: 0 S: 5	H: 2 LOB: 0 BB: 0 P: 5	R: 0 E: 1 K: 0 S: 2	H: 0 LOB: 0 BB: 1 P: 6	R: 0 E: 0 K: 0 S: 3	H: 0 LOB: 0 BB: 0 P: 3	R: 0 E: 0 K: 0 S: 4	H: 1 LOB: 1 BB: 0 P: 4	R: 0 E: 0 K: 1 S: 6	H: 1 LOB: 1 BB: 0 P: 6	R: 1 E: 0 K: 0 S: 5	H: 3 LOB: 1 BB: 0 P: 5	1B: 5 2B: 4 3B: 1 HR: 1	SF: 0 SAC: 0 DP: 4 HBP: 1	WP: 0 PB: 0 SB: 1 CS: 2	PA: 43															
PITCHER	IP ERA WLS BF H R ER SO BB IBB HBP BLK WP HR S P ERA WHIP	IP ERA WLS BF H R ER SO BB IBB HBP BLK WP HR S P ERA WHIP																																			
John Tudor, L ERA: 2.79 (1, 1)	3.0	L	13	5	1	1	1	0	0	0	0	0	0	0	15	15	3.00	1.667																			
Todd Worrell, R ERA: 1.34 (9, 1)																																					

Houston Astros @ St. Louis Cardinals
 Busch Stadium, St. Louis, MO
 Wed May 28 1986, 3:33 AM CDT
 Att: 17,562 - Unknown

AB 39
 R 4
 H 10
 RBI 3
 BB 3
 SO 2
 LOB 16



Batter	1	2	3	4	5	6	7	8	9	10	11	AB	R	H	RBI	BB	SO	LOB	BOTTOM																		
Vince Coleman, S OBP: 0.332, SLG: 0.354 (1, 7)												3	1	2	0	2	0	1																			
José Oquendo, S OBP: 0.500, SLG: 0.483 (1, 6)												2	1	0	0	2	1	2																			
Willie McGee, S OBP: 0.276, SLG: 0.311 (1, 8)												5	1	0	0	0	2	5																			
Jack Clark, R OBP: 0.378, SLG: 0.413 (1, 3)												5	0	2	2	0	1	2																			
Tito Landrum, R OBP: 0.243, SLG: 0.294 Andy Van Slyke, L OBP: 0.318, SLG: 0.299 (8, 9)												3	0	0	1	0	0	2																			
Tom Herr, S OBP: 0.288, SLG: 0.229 (1, 4)												4	0	1	0	1	2	1																			
Terry Pendleton, S OBP: 0.273, SLG: 0.255 Todd Worrell, R (9, 1)												4	0	1	0	0	0	3																			
Ozzie Smith, S OBP: 0.401, SLG: 0.385 (11, PH)												0	0	0	0	0	0	0																			
Mike Heath, R OBP: 0.289, SLG: 0.276 Clint Hurdle, L OBP: 0.238, SLG: 0.231 (11, PH)												4	0	1	0	0	0	1																			
John Tudor, L OBP: 0.071, SLG: 0.071 Tom Lawless, R (9, 5)												3	0	0	0	0	1	0																			
Inning Stats	R: 2 E: 0 K: 1 S: 7	H: 2 LOB: 2 BB: 2 P: 15	R: 0 E: 0 K: 0 S: 4	H: 1 LOB: 2 BB: 1 P: 8	R: 0 E: 0 K: 0 S: 4	H: 1 LOB: 1 BB: 0 P: 4	R: 0 E: 0 K: 0 S: 3	H: 0 LOB: 1 BB: 1 P: 7	R: 1 E: 1 K: 0 S: 4	H: 1 LOB: 0 BB: 0 P: 4	R: 0 E: 0 K: 1 S: 5	H: 0 LOB: 1 BB: 1 P: 5	R: 0 E: 1 K: 0 S: 3	H: 0 LOB: 1 BB: 1 P: 7	R: 0 E: 0 K: 2 S: 7	H: 0 LOB: 0 BB: 0 P: 7	R: 0 E: 0 K: 1 S: 6	H: 1 LOB: 1 BB: 0 P: 6	R: 0 E: 0 K: 2 S: 7	H: 0 LOB: 0 BB: 0 P: 7	R: 0 E: 0 K: 1 S: 5	H: 0 LOB: 0 BB: 0 P: 5	1B: 5 2B: 3 3B: 0 HR: 0	SF: 0 SAC: 1 DP: 3 HBP: 0	WP: 0 PB: 0 SB: 4 CS: 0	PA: 44											
PITCHER	IP ERA WLS BF H R ER SO BB IBB HBP BLK WP HR S P ERA WHIP	IP ERA WLS BF H R ER SO BB IBB HBP BLK WP HR S P ERA WHIP																																			
Mike Madden, L ERA: 2.25 (1, 1)	6.0	0.1	3	0	0	0	2	4	0	0	0	0	0	0	27	43	3.00	1.667																			
Frank DiPino, L ERA: 1.66 (7, 1)	0.1	3	0	0	0	0	0	0	0	0	0	0	0	2	6	0.00	3.000																				
Larry Andersen, R ERA: 3.15 (7, 1)	2.2	8	1	0	0	3	0	0	0	0	0	0	0	14	14	0.00	0.375																				
Charlie Kerfeld, R ERA: 1.45 (10, 1)	2.0	W	6	0	0	0	3	0	0	0	0	0	0	12	12	0.00	0.000																				

Houston Astros @ St. Louis Cardinals
 Busch Stadium, St. Louis, MO
 Wed May 28 1986, 3:33 AM CDT
 Att: 17,562 - Unknown

AB 38
 R 3
 H 7
 RBI 3
 BB 5
 SO 8
 LOB 18



Batter	1	2	3	4	5	6	7	8	9	AB	R	H	RBI	BB	SO	LOB	TOP										
Vince Coleman, S (1.7) OBP: 0.339, SLG: 0.357	0-0 1B		0-0 FC6-5 2B	4-0 BB			0-0 4-3		0-0 1B	4	1	2	1	1	0	1											
Willie McGee, S (1.8) OBP: 0.278, SLG: 0.319	0-0 3-1 BLK 1B		0-0 1B 2B	0-0 6-3			0-3 K		0-0 1-3	5	1	2	1	0	1	2											
Andy Van Slyke, L (1.9) OBP: 0.316, SLG: 0.297	0-0 3-1		0-0 2B SF7 1B		0-0 F6		0-0 1-3			4	1	1	0	0	0	1											
Jack Clark, R (1.3) OBP: 0.375, SLG: 0.415	0-3 K		0-0 1-3 2B		0-0 6-3			0-0 6-3		4	0	1	1	0	1	1											
Tom Herr, S (1.4) OBP: 0.268, SLG: 0.224		0-0 4-3	0-0 FC6-4 IBB		0-0 6-3			0-3 K		3	0	0	0	1	1	0											
Terry Pendleton, S (1.5) OBP: 0.272, SLG: 0.252		4-0 2B 7-2 BB	0-0 SF7		0-0 F8			0-0 6-3		2	0	0	1	1	0	0											
Ozzie Smith, S (1.6) OBP: 0.410, SLG: 0.398		0-0 1-3 2B	0-0 FC6-4 1-2		4-0 BB			0-0 5-3 1B		3	1	2	0	1	0	2											
Mike Heath, R (1.2) OBP: 0.280, SLG: 0.265	0-0 7-2		0-0 F9		0-0 F7			0-0 5-3		4	0	0	0	0	0	4											
Ray Burris, R (1.1) OBP: 0.444, SLG: 0.778			0-0 FC6-5 2B		0-3 K			0-0 6-3		3	0	1	0	0	2	1											
Rick Ownbey, R (6.1)										0	0	0	0	0	0	0											
Pat Perry, L (7.1)										0	0	0	0	0	0	0											
Greg Bargar, R (7.1)										0	0	0	0	0	0	0											
Tito Landrum, R (7.9) OBP: 0.240, SLG: 0.290										1	0	0	0	0	0	1											
Inning Stats	R: 0 E: 0 K: 1 S: 6	H: 2 LOB: 1 BB: 0 P: 6	R: 0 E: 0 K: 0 S: 3	H: 1 LOB: 1 BB: 1 P: 7	R: 3 E: 0 K: 0 S: 7	H: 4 LOB: 2 BB: 1 P: 11	R: 0 E: 0 K: 1 S: 5	H: 0 LOB: 1 BB: 1 P: 9	R: 0 E: 0 K: 0 S: 3	H: 0 LOB: 0 BB: 0 P: 3	R: 0 E: 0 K: 1 S: 5	H: 0 LOB: 0 BB: 0 P: 5	R: 0 E: 0 K: 1 S: 5	H: 0 LOB: 0 BB: 0 P: 5	R: 1 E: 0 K: 0 S: 5	H: 2 LOB: 1 BB: 0 P: 5	1B: 5 2B: 5 3B: 0 HR: 0	SF: 1 SAC: 0 DP: 1 HBP: 0	WP: 0 PB: 0 SB: 1 CS: 0	PA: 38							
PITCHER	IP	WLS	BF	H	R	ER	SO	BB	IBB	HBP	BLK	WP	HR	S	P	ERA	WHIP										
John Denny, R (1.1) ERA: 5.88	2.1		13	7	3	3	1	1	0	0	1	0	0	14	18	11.57	3.429										
Joe Price, L (3.1) ERA: 3.33	3.2	W	14	0	0	0	2	2	1	0	0	0	0	15	27	0.00	0.545										
John Franco, L (7.1) ERA: 2.31	3.0	S	11	2	1	1	2	0	0	0	0	0	0	15	15	3.00	0.667										

St. Louis Cardinals @ Cincinnati Reds
Riverfront Stadium, Cincinnati, OH
Fri May 30 1986, 7:05 PM EDT
Att: 24,331 - Unknown

AB 33
R 4
H 9
RBI 4
BB 4
SO 5
LOB 13



Batter	1	2	3	4	5	6	7	8	9	AB	R	H	RBI	BB	SO	LOB	BOTTOM										
Eddie Milner, L (1.8) OBP: 0.330, SLG: 0.404	0-0 S 1B		0-0 G3		0-0 1-3		0-0 F9			4	0	1	0	0	0	1											
Pete Rose, S (1.3) OBP: 0.278, SLG: 0.206	0-0 L8		0-0 F8			1-0 1B 2B HBP	0-0 BB 1B			3	1	1	0	0	0	1											
Dave Parker, L (1.9) OBP: 0.365, SLG: 0.538	4-0 BB			0-0 F8		0-0 1B HBP	0-0 BB 1B			3	0	2	0	1	0	0											
Nick Esasky, R (1.7) OBP: 0.338, SLG: 0.386	0-0 G6-4-3			0-0 L5		0-0 FC5 2B	4-0 BB			3	0	1	1	0	0	2											
Eric Davis, R (6, PR) OBP: 0.296, SLG: 0.367	0-0 1-2			0-0 F8		0-0 FC5 2B	0-0 BB			0	0	0	1	1	0	0											
Buddy Bell, R (1.5) OBP: 0.301, SLG: 0.316		0-0 F9		0-0 F8		0-0 FC5 1B	0-0 F3			4	0	0	0	0	0	4											
Dave Concepcion, R (1.6) OBP: 0.311, SLG: 0.317		0-0 L4			0-0 F3		0-0 6-3			3	0	1	0	0	0	0											
John Franco, L (7.1)										1	0	0	0	0	0	3											
Bo Diaz, R (1.2) OBP: 0.341, SLG: 0.383					4-0 HR		0-0 G4-3 1B			3	2	2	1	1	1	2											
Ron Oester, S (1.4) OBP: 0.314, SLG: 0.390		0-3 K			0-0 HR		0-0 G4-3			4	2	2	3	0	1	1											
John Denny, R (1.1) OBP: 0.250, SLG: 0.211					0-0 4-3					0	0	0	0	0	0	0											
Joe Price, R (3.1) OBP: 0.250, SLG: 0.250						0-0 5-3				2	0	0	0	0	0	0											
Kurt Stillwell, S (7.6) OBP: 0.324, SLG: 0.259							0-0 1B BB 1B			2	1	1	0	0	0	0											
Inning Stats	R: 0 E: 0 K: 0 S: 3	H: 1 LOB: 1 BB: 1 P: 7	R: 1 E: 0 K: 1 S: 6	H: 1 LOB: 0 BB: 0 P: 6	R: 0 E: 0 K: 0 S: 3	H: 0 LOB: 0 BB: 0 P: 3	R: 0 E: 0 K: 0 S: 3	H: 0 LOB: 0 BB: 0 P: 3	R: 2 E: 0 K: 0 S: 4	H: 1 LOB: 0 BB: 1 P: 8	R: 1 E: 0 K: 1 S: 7	H: 3 LOB: 2 BB: 0 P: 8	R: 2 E: 0 K: 0 S: 7	H: 4 LOB: 3 BB: 1 P: 11	R: 0 E: 0 K: 0 S: 3	H: 1 LOB: 0 BB: 0 P: 3	1B: 7 2B: 1 3B: 0 HR: 3	SF: 0 SAC: 0 DP: 2 HBP: 1	WP: 0 PB: 0 SB: 1 CS: 0	PA: 36							
PITCHER	IP	WLS	BF	H	R	ER	SO	BB	IBB	HBP	BLK	WP	HR	S	P	ERA	WHIP										
Ray Burris, R (1.1) ERA: 3.92	5.2	L	24	6	4	4	1	2	0	1	0	0	2	23	32	6.35	1.412										
Rick Ownbey, R (6.1) ERA: 3.04	0.2		5	3	2	2	1	0	0	0	0	0	1	7	7	27.00	4.500										
Pat Perry, L (7.1) ERA: 4.5	0.0		2	1	0	0	0	1	0	0	0	0	0	1	5	∞	∞										
Greg Bargar, R (7.1) ERA: 3.71	1.2		5	1	0	0	0	0	0	0	0	0	0	5	5	0.00	0.600										

St. Louis Cardinals @ Cincinnati Reds
Riverfront Stadium, Cincinnati, OH
Fri May 30 1986, 7:05 PM EDT
Att: 24,331 - Unknown

AB 32
R 6
H 11
RBI 6
BB 3
SO 2
LOB 14



Batter	1	2	3	4	5	6	7	8	9	AB	R	H	RBI	BB	SO	LOB	TOP				
Vince Coleman, S (1, 7) OBP: 0.345, SLG: 0.360										4	3	2	2	1	1	3					
Willie McGee, S (1, 8) OBP: 0.282, SLG: 0.332										5	1	2	1	0	1	1					
Tito Landrum, R (8, FR) OBP: 0.240, SLG: 0.290										0	0	0	0	0	0	0					
Andy Van Slyke, L (1, 9) OBP: 0.319, SLG: 0.330										5	2	2	4	0	0	1					
Jack Clark, R (1, 3) OBP: 0.376, SLG: 0.414										5	2	2	0	0	0	0					
Tom Herr, S (1, 4) OBP: 0.282, SLG: 0.219										4	0	0	0	0	2	3					
José Oquendo, S (7, 4) OBP: 0.514, SLG: 0.500										1	0	1	0	0	0	0					
Mike Heath, R (1, 2) OBP: 0.293, SLG: 0.308										5	1	3	4	0	1	1					
Ozzie Smith, S (1, 6) OBP: 0.400, SLG: 0.387										4	0	0	0	0	2						
Terry Pendleton, S (1, 5) OBP: 0.285, SLG: 0.273										3	2	3	0	0	0	0					
Tom Lawless, R (5, FR) OBP: 0.285, SLG: 0.194										1	0	0	0	0	0	0					
Bob Forsch, R (1, 1) OBP: 0.143, SLG: 0.238										1	0	0	0	0	0	0					
Inning Stats	R: 3 E: 0 K: 0 S: 6	H: 3 LOB: 1 BB: 1 P: 10	R: 1 E: 0 K: 0 S: 4	H: 1 LOB: 0 BB: 0 P: 4	R: 2 E: 0 K: 1 S: 7	H: 2 LOB: 0 BB: 0 P: 7	R: 4 E: 0 K: 1 S: 9	H: 4 LOB: 3 BB: 0 P: 9	R: 0 E: 0 K: 1 S: 5	H: 0 LOB: 0 BB: 0 P: 5	R: 0 E: 0 K: 1 S: 5	H: 0 LOB: 0 BB: 0 P: 5	R: 1 E: 0 K: 0 S: 5	H: 2 LOB: 1 BB: 0 P: 5	R: 0 E: 0 K: 0 S: 3	H: 1 LOB: 0 BB: 0 P: 3	1B: 11 2B: 1 3B: 1 HR: 2	SF: 0 SAC: 3 DP: 1 HBP: 0	WP: 1 PB: 0 SB: 1 CS: 0	PA: 42	
PITCHER	IP WLS BF H R ER SO BB IBB HBP BLK WP HR S P ERA WHIP	IP WLS BF H R ER SO BB IBB HBP BLK WP HR S P ERA WHIP	IP WLS BF H R ER SO BB IBB HBP BLK WP HR S P ERA WHIP	IP WLS BF H R ER SO BB IBB HBP BLK WP HR S P ERA WHIP	IP WLS BF H R ER SO BB IBB HBP BLK WP HR S P ERA WHIP	IP WLS BF H R ER SO BB IBB HBP BLK WP HR S P ERA WHIP	IP WLS BF H R ER SO BB IBB HBP BLK WP HR S P ERA WHIP	IP WLS BF H R ER SO BB IBB HBP BLK WP HR S P ERA WHIP	IP WLS BF H R ER SO BB IBB HBP BLK WP HR S P ERA WHIP	IP WLS BF H R ER SO BB IBB HBP BLK WP HR S P ERA WHIP	IP WLS BF H R ER SO BB IBB HBP BLK WP HR S P ERA WHIP	IP WLS BF H R ER SO BB IBB HBP BLK WP HR S P ERA WHIP	IP WLS BF H R ER SO BB IBB HBP BLK WP HR S P ERA WHIP	IP WLS BF H R ER SO BB IBB HBP BLK WP HR S P ERA WHIP	IP WLS BF H R ER SO BB IBB HBP BLK WP HR S P ERA WHIP	IP WLS BF H R ER SO BB IBB HBP BLK WP HR S P ERA WHIP	IP WLS BF H R ER SO BB IBB HBP BLK WP HR S P ERA WHIP	IP WLS BF H R ER SO BB IBB HBP BLK WP HR S P ERA WHIP	IP WLS BF H R ER SO BB IBB HBP BLK WP HR S P ERA WHIP	IP WLS BF H R ER SO BB IBB HBP BLK WP HR S P ERA WHIP	IP WLS BF H R ER SO BB IBB HBP BLK WP HR S P ERA WHIP

St. Louis Cardinals @ Cincinnati Reds
Riverfront Stadium, Cincinnati, OH
Sat May 31 1986, 3:33 AM EDT
Att: 23,071 - Unknown

AB 38
R 11
H 15
RBI 11
BB 1
SO 5
LOB 11



Batter	1	2	3	4	5	6	7	8	9	AB	R	H	RBI	BB	SO	LOB	BOTTOM					
Eddie Milner, L (1, 8) OBP: 0.318, SLG: 0.388										4	0	0	0	0	1	0						
Pete Rose, S (1, 3) OBP: 0.285, SLG: 0.194										4	0	0	0	0	1	0						
Dave Parker, L (1, 9) OBP: 0.368, SLG: 0.551										3	2	1	1	1	0	0						
Max Venable, L (1, 7) OBP: 0.273, SLG: 0.293										3	0	1	0	1	0	0						
Buddy Bell, R (1, 5) OBP: 0.308, SLG: 0.324										3	0	2	1	0	0	1						
Dave Concepcion, R (1, 6) OBP: 0.307, SLG: 0.313										2	0	0	0	0	1	1						
Kurt Stillwell, S (7, 6) OBP: 0.319, SLG: 0.254										1	0	0	0	0	2							
Bo Diaz, R (1, 2) OBP: 0.336, SLG: 0.377										2	0	0	0	0	0	0						
Sal Butera, R (7, 2) OBP: 0.303, SLG: 0.321										1	0	0	0	0	0	0						
Ron Oester, S (1, 4) OBP: 0.310, SLG: 0.384										2	0	0	0	0	0	0						
Tom Runnels, S (7, 4) OBP: 0.111, SLG: 0.222										1	0	0	0	0	0	0						
Tom Browning, L (1, 1) OBP: 0.091, SLG: 0.091										0	0	0	0	0	0	0						
Wade Rowdon, R (3, PH) OBP: 0.125, SLG: 0.286										1	0	0	0	0	1	0						
Scott Terry, R (4, 1) OBP: 0.250, SLG: 0.143										1	0	0	0	0	0	0						
Tony Perez, R (8, PH) OBP: 0.250, SLG: 0.143										0	0	0	0	0	0	0						
Ted Power, R (9, 1) OBP: 0.250, SLG: 0.143										0	0	0	0	0	0	0						
Inning Stats	R: 0 E: 0 K: 0 S: 3	H: 0 LOB: 0 BB: 0 P: 3	R: 0 E: 0 K: 0 S: 3	H: 1 LOB: 0 BB: 0 P: 3	R: 0 E: 0 K: 1 S: 5	H: 0 LOB: 0 BB: 0 P: 5	R: 0 E: 0 K: 1 S: 5	H: 0 LOB: 0 BB: 0 P: 5	R: 0 E: 0 K: 1 S: 4	H: 0 LOB: 0 BB: 1 P: 8	R: 0 E: 0 K: 0 S: 3	H: 0 LOB: 0 BB: 0 P: 3	R: 1 E: 0 K: 1 S: 7	H: 2 LOB: 2 BB: 1 P: 11	R: 0 E: 0 K: 0 S: 3	H: 0 LOB: 0 BB: 0 P: 3	R: 1 E: 0 K: 0 S: 4	H: 1 LOB: 0 BB: 0 P: 4	1B: 3 2B: 0 3B: 0 HR: 1	SF: 0 SAC: 0 DP: 2 HBP: 0	WP: 0 PB: 0 SB: 0 CS: 0	PA: 31
PITCHER	IP WLS BF H R ER SO BB IBB HBP BLK WP HR S P ERA WHIP	IP WLS BF H R ER SO BB IBB HBP BLK WP HR S P ERA WHIP	IP WLS BF H R ER SO BB IBB HBP BLK WP HR S P ERA WHIP	IP WLS BF H R ER SO BB IBB HBP BLK WP HR S P ERA WHIP	IP WLS BF H R ER SO BB IBB HBP BLK WP HR S P ERA WHIP	IP WLS BF H R ER SO BB IBB HBP BLK WP HR S P ERA WHIP	IP WLS BF H R ER SO BB IBB HBP BLK WP HR S P ERA WHIP	IP WLS BF H R ER SO BB IBB HBP BLK WP HR S P ERA WHIP	IP WLS BF H R ER SO BB IBB HBP BLK WP HR S P ERA WHIP	IP WLS BF H R ER SO BB IBB HBP BLK WP HR S P ERA WHIP	IP WLS BF H R ER SO BB IBB HBP BLK WP HR S P ERA WHIP	IP WLS BF H R ER SO BB IBB HBP BLK WP HR S P ERA WHIP	IP WLS BF H R ER SO BB IBB HBP BLK WP HR S P ERA WHIP	IP WLS BF H R ER SO BB IBB HBP BLK WP HR S P ERA WHIP	IP WLS BF H R ER SO BB IBB HBP BLK WP HR S P ERA WHIP	IP WLS BF H R ER SO BB IBB HBP BLK WP HR S P ERA WHIP	IP WLS BF H R ER SO BB IBB HBP BLK WP HR S P ERA WHIP	IP WLS BF H R ER SO BB IBB HBP BLK WP HR S P ERA WHIP	IP WLS BF H R ER SO BB IBB HBP BLK WP HR S P ERA WHIP	IP WLS BF H R ER SO BB IBB HBP BLK WP HR S P ERA WHIP	IP WLS BF H R ER SO BB IBB HBP BLK WP HR S P ERA WHIP	

St. Louis Cardinals @ Cincinnati Reds
Riverfront Stadium, Cincinnati, OH
Sat May 31 1986, 3:33 AM EDT
Att: 23,071 - Unknown

AB 29
R 2
H 4
RBI 2
BB 2
SO 4
LOB 4



Batter	1	2	3	4	5	6	7	8	9	AB	R	H	RBI	BB	SO	LOB	TOP			
Vince Coleman, S (1, 7) OBP: 0.354, SLG: 0.366										3	0	2	0	1	0	1	St. Louis Cardinals @ Cincinnati Reds Riverfront Stadium, Cincinnati, OH Sun Jun 01 1986, 3:33 AM EDT Att: 26,165 - Unknown			
Willie McGee, S (1, 8) OBP: 0.292, SLG: 0.326										3	1	0	0	1	1	1				
Andy Van Slyke, L (1, 9) OBP: 0.317, SLG: 0.327										4	0	1	0	0	0	3				
Jack Clark, R (1, 3) OBP: 0.373, SLG: 0.406										3	0	0	0	0	0	1				
Tom Herr, S (1, 4) OBP: 0.273, SLG: 0.234										3	0	2	1	1	0	1				
Mike Heath, R (1, 2) OBP: 0.291, SLG: 0.306										4	0	1	0	0	1	3				
Ozzie Smith, S (1, 6) OBP: 0.402, SLG: 0.390										4	1	2	0	0	0	3				
Terry Pendleton, S (1, 5) OBP: 0.278, SLG: 0.266										4	0	0	0	0	1	3				
Danny Cox, R (1, 1) OBP: 0.250, SLG: 0.417										2	0	1	1	0	0	0				
Pat Perry, L (6, 1)										1	0	0	0	0	0	0				
Todd Worrell, R (7, 1)										0	0	0	0	0	0	0				
Inning Stats	R: 1 E: 0 K: 0 S: 3	H: 1 LOB: 2 BB: 2 P: 12	R: 1 E: 0 K: 1 S: 6	H: 2 LOB: 0 BB: 0 P: 6	R: 0 E: 0 K: 0 S: 3	H: 0 LOB: 0 BB: 0 P: 3	R: 0 E: 0 K: 0 S: 3	H: 1 LOB: 1 BB: 1 P: 7	R: 0 E: 0 K: 1 S: 6	H: 1 LOB: 1 BB: 0 P: 6	R: 0 E: 0 K: 0 S: 3	H: 1 LOB: 0 BB: 0 P: 3	R: 0 E: 0 K: 0 S: 4	H: 1 LOB: 1 BB: 0 P: 4	R: 0 E: 0 K: 0 S: 3	H: 1 LOB: 0 BB: 0 P: 3	1B: 8 2B: 2 3B: 0 HR: 0	SF: 0 SAC: 0 DP: 3 HBP: 1	WP: 0 PB: 0 SB: 5 CS: 2	PA: 36
PITCHER	IP WLS BF H R ER SO BB IBB HBP BLK WP HR S P ERA WHIP	IP WLS BF H R ER SO BB IBB HBP BLK WP HR S P ERA WHIP																		
Chris Welsh, L (1, 1) ERA: 2.57	7.0 L 28 7 2 2 3 3 0 0 1 0 0 0 30 43 2.57 1.429																			
John Franco, L (8, 1) ERA: 2.19	2.0 7 2 0 0 0 0 0 0 0 1 0 0 7 7 0.00 1.000																			

AB	31
R	2
H	9
RBI	2
BB	3
SO	3
LOB	16



Batter	1	2	3	4	5	6	7	8	9	AB	R	H	RBI	BB	SO	LOB	BOTTOM			
Eddie Milner, L (1, 8) OBP: 0.322, SLG: 0.388										5	1	2	0	0	0	3	St. Louis Cardinals @ Cincinnati Reds Riverfront Stadium, Cincinnati, OH Sun Jun 01 1986, 3:33 AM EDT Att: 26,165 - Unknown			
Pete Rose, S (1, 3) OBP: 0.276, SLG: 0.200										3	0	1	1	1	0	0				
Dave Parker, L (1, 9) OBP: 0.360, SLG: 0.539										4	0	0	0	0	0	1				
Max Venable, L (1, 7) OBP: 0.271, SLG: 0.273										3	0	0	0	1	0	0				
Buddy Bell, R (1, 5) OBP: 0.300, SLG: 0.315										4	0	0	0	0	0	3				
Dave Concepcion, R (1, 6) OBP: 0.315, SLG: 0.322										2	0	2	0	0	0	0				
Kurt Stillwell, S (6, 6) OBP: 0.338, SLG: 0.267										1	0	1	0	1	0	0				
Bo Diaz, R (1, 2) OBP: 0.326, SLG: 0.365										4	0	0	0	0	0	6				
Ron Oester, S (1, 4) OBP: 0.314, SLG: 0.387										4	0	2	0	0	1	1				
Chris Welsh, L (1, 1) ERA: 3.86										2	0	0	0	0	0	2				
Tony Perez, R (7, PH) OBP: 0.288, SLG: 0.143										0	0	0	0	1	0	0				
John Franco, L (8, 1) ERA: 4.02										0	0	0	0	0	0	0				
Nick Esasky, R (9, PH) OBP: 0.336, SLG: 0.383										1	0	0	0	1	0	0				
Inning Stats	R: 1 E: 1 K: 0 S: 5	H: 2 LOB: 1 BB: 0 P: 5	R: 0 E: 0 K: 0 S: 3	H: 1 LOB: 0 BB: 0 P: 3	R: 0 E: 0 K: 0 S: 3	H: 0 LOB: 0 BB: 0 P: 3	R: 0 E: 0 K: 0 S: 3	H: 0 LOB: 0 BB: 0 P: 3	R: 0 E: 0 K: 0 S: 3	H: 0 LOB: 0 BB: 0 P: 3	R: 0 E: 1 K: 0 S: 4	H: 1 LOB: 3 BB: 2 P: 12	R: 0 E: 0 K: 0 S: 4	H: 1 LOB: 3 BB: 2 P: 12	R: 0 E: 0 K: 2 S: 7	H: 0 LOB: 0 BB: 0 P: 7	1B: 8 2B: 1 3B: 0 HR: 0	SF: 0 SAC: 0 DP: 1 HBP: 0	WP: 0 PB: 0 SB: 0 CS: 0	PA: 37
PITCHER	IP WLS BF H R ER SO BB IBB HBP BLK WP HR S P ERA WHIP	IP WLS BF H R ER SO BB IBB HBP BLK WP HR S P ERA WHIP																		
Danny Cox, R (1, 1) ERA: 3.86	5.0 W 19 6 1 1 0 0 0 0 0 0 1 19 19 1.80 1.200																			
Pat Perry, L (6, 1) ERA: 4.02	1.2 7 1 0 0 0 1 0 0 0 0 0 6 10 0.00 1.200																			
Todd Worrell, R (7, 1) ERA: 1.25	2.1 S 11 1 0 0 2 3 0 0 0 0 0 12 24 0.00 1.714																			

AB	33
R	1
H	8
RBI	1
BB	4
SO	2
LOB	16



Batter	1	2	3	4	5	6	7	8	9	AB	R	H	RBI	BB	SO	LOB	TOP					
Vince Coleman, S (1, 7) OBP: 0.341, SLG: 0.351	0-3 K		0-3 K		0-0 F4			0-0 FC5-4-5-3		4	0	0	0	0	2	1						
Willie McGee, S (1, 8) OBP: 0.292, SLG: 0.328	0-3 K			0-3 K		0-0 F4			0-0 4-3	4	0	0	0	0	2	0						
Andy Van Slyke, L (1, 9) OBP: 0.316, SLG: 0.345	0-0 F6			0-0 HR		0-3 K			0-0 4-3	4	1	1	0	0	1	0						
Jack Clark, R (1, 3) OBP: 0.379, SLG: 0.432		0-3 K		0-0 HR		0-0 F5			0-0 6-3	4	1	1	2	0	1	0						
Tom Herr, S (1, 4) OBP: 0.281, SLG: 0.231		4-0 BLK BB		0-0 3-1				0-0 F8		2	0	0	0	1	0	0						
Mike Heath, R (1, 2) OBP: 0.287, SLG: 0.288	0-3 K			0-0 F9				0-0 6-3		3	0	0	0	0	1	1						
Ozzie Smith, S (1, 6) OBP: 0.416, SLG: 0.399	0-0 F5				4-0 SH1 BLK BB			0-0 5-3		2	1	0	0	1	0	1						
Terry Pendleton, S (1, 5) OBP: 0.281, SLG: 0.269			0-0 F3		0-0 5-3			0-0 FC5-4-5 S 1B		3	0	1	0	0	0	1						
Greg Mathews, R (1, 1) Todd Worrell, R (9, 1)			0-3 K		0-0 SH1			0-0 B1		2	0	0	1	0	1	1						
										0	0	0	0	0	0	0						
Inning Stats	R: 0 E: 0 K: 2 S: 7	H: 0 LOB: 0 BB: 0 P: 7	R: 0 E: 0 K: 2 S: 7	H: 0 LOB: 1 BB: 1 P: 11	R: 0 E: 0 K: 2 S: 7	H: 0 LOB: 0 BB: 0 P: 7	R: 2 E: 0 K: 1 S: 7	H: 2 LOB: 0 BB: 0 P: 7	R: 1 E: 0 K: 0 S: 3	H: 0 LOB: 0 BB: 1 P: 7	R: 0 E: 0 K: 0 S: 5	H: 0 LOB: 0 BB: 0 P: 5	R: 0 E: 0 K: 0 S: 3	H: 0 LOB: 0 BB: 0 P: 3	R: 0 E: 0 K: 0 S: 3	H: 1 LOB: 0 BB: 0 P: 3	R: 0 E: 0 K: 0 S: 3	H: 0 LOB: 0 BB: 0 P: 3	1B: 2 2B: 1 3B: 0 HR: 1	SF: 0 SAC: 1 DP: 1 HBP: 0	WP: 0 PB: 0 SB: 1 CS: 0	PA: 31
PITCHER	IP WLS BF H R ER SO BB IBB HBP BLK WP HR S P ERA WHIP																					
Jim Deshaies, L (1, 1) ERA: 4.82	6.0 L 22 2 3 3 8 2 0 0 0 0 0 1 36 44 4.50 0.667																					
Frank DiPino, L (7, 1) ERA: 1.45	2.0 6 1 0 0 0 0 0 0 0 0 0 0 6 6 0.00 0.500																					
Charlie Kerfeld, R (9, 1) ERA: 1.31	1.0 3 0 0 0 0 0 0 0 0 0 0 0 3 3 0.00 0.000																					

St. Louis Cardinals @ Houston Astros
Astrodome, Houston, TX
Tue Jun 03 1986, 8:05 PM EDT
Att: 6,430 - Unknown

AB 28
R 3
H 3
RBI 3
BB 2
SO 8
LOB 5



Batter	1	2	3	4	5	6	7	8	9	AB	R	H	RBI	BB	SO	LOB	BOTTOM					
Bill Doran, S (1, 4) OBP: 0.373, SLG: 0.337	0-0 4-3			0-0 F6		0-0 FC6-4 1B		0-3 K		4	0	1	0	0	1	0						
Billy Hatcher, R (1, 8) OBP: 0.294, SLG: 0.317	0-0 F9			0-0 6-3		0-0 FC6-4 1-2			0-0 S 1B	4	1	1	0	0	0	1						
Jose Cruz, L (1, 7) OBP: 0.309, SLG: 0.296	0-0 F9			4-0 BB		0-0 6-3			0-3 K	3	0	0	0	1	1	2						
Glenn Davis, R (1, 3) OBP: 0.330, SLG: 0.506		0-0 F9		0-0 F9			4-0 1B BB		0-0 5-3	3	0	0	0	1	0	2						
Kevin Bass, S (1, 9) OBP: 0.313, SLG: 0.425		0-0 F8			0-0 F8				0-0 1B 1B	4	0	1	1	0	0	1						
Phil Garner, R (1, 5) OBP: 0.336, SLG: 0.480		0-0 6-3			0-0 BLK 1B				0-0 1B 1B	4	0	3	0	0	0	0						
Mark Bailey, S (1, 2) OBP: 0.310, SLG: 0.306				0-0 G6-4-3 1B		0-0 F8			0-0 L6-4 1-2	4	0	1	0	0	0	5						
Dickie Thon, R (1, 6) OBP: 0.283, SLG: 0.325				0-0 G6-4-3 1-2		0-0 5-3			0-0 F9	3	0	0	0	0	0	2						
Jim Deshaies, L (1, 1) Tony Walker, R (6, PH) Frank DiPino, L (7, 1) Jim Pankovits, R (8, PH) Charlie Kerfeld, R (9, 1)				0-0 5-3					0-0 2-3	1	0	0	0	0	0	0						
										1	0	0	0	0	0	0						
										0	0	0	0	0	0	0						
										0	0	0	0	0	0	0						
										0	0	0	0	0	0	0						
Inning Stats	R: 0 E: 0 K: 0 S: 3	H: 0 LOB: 0 BB: 0 P: 3	R: 0 E: 0 K: 0 S: 3	H: 0 LOB: 0 BB: 0 P: 3	R: 0 E: 0 K: 0 S: 3	H: 1 LOB: 0 BB: 0 P: 3	R: 0 E: 0 K: 0 S: 3	H: 0 LOB: 1 BB: 1 P: 7	R: 0 E: 0 K: 0 S: 4	H: 1 LOB: 1 BB: 0 P: 4	R: 0 E: 0 K: 1 S: 6	H: 1 LOB: 1 BB: 0 P: 6	R: 0 E: 0 K: 0 S: 3	H: 1 LOB: 1 BB: 1 P: 7	R: 0 E: 0 K: 1 S: 5	H: 0 LOB: 0 BB: 0 P: 5	R: 1 E: 0 K: 1 S: 8	H: 3 LOB: 2 BB: 0 P: 8	1B: 7 2B: 1 3B: 0 HR: 0	SF: 0 SAC: 0 DP: 2 HBP: 0	WP: 0 PB: 0 SB: 1 CS: 0	PA: 34
PITCHER	IP WLS BF H R ER SO BB IBB HBP BLK WP HR S P ERA WHIP																					
Greg Mathews, L (1, 1) ERA: 1.04	8.2 W 33 7 1 1 3 2 0 0 0 0 0 0 37 45 1.04 1.038																					
Todd Worrell, R (9, 1) ERA: 1.24	0.1 S 1 0 0 0 0 0 0 0 0 0 0 0 1 1 0.00 0.000																					

St. Louis Cardinals @ Houston Astros
Astrodome, Houston, TX
Tue Jun 03 1986, 8:05 PM EDT
Att: 6,430 - Unknown

AB 32
R 1
H 7
RBI 1
BB 2
SO 3
LOB 13



Batter	1	2	3	4	5	6	7	8	9	AB	R	H	RBI	BB	SO	LOB	TOP		
Vince Coleman, S (1,7) OBP: 0.349, SLG: 0.362	4-0 S S BB		0-0 4-3			0-0 1B S 1B		0-0 1B S 2B		3	1	2	0	1	0	0			
Willie McGee, S (1,8) OBP: 0.295, SLG: 0.332	0-0 F5			0-0 1-3		0-0 S 1B		0-0 G3 1B		4	0	2	2	0	0	1			
Andy Van Slyke, L (1,9) OBP: 0.307, SLG: 0.333	0-3 K			0-0 F8		0-3 K		0-0 G3 1B		4	0	0	0	0	2	4			
Jack Clark, R (1,3) OBP: 0.372, SLG: 0.422	0-3 K			0-0 6-3		0-3 K		0-0 F8 1B		4	0	0	0	0	2	4			
Tom Herr, S (1,4) OBP: 0.280, SLG: 0.227		0-0 F8			0-3 K	4-0 BB		0-0 F4		3	0	0	0	1	1	1			
Terry Pendleton, S (1,5) OBP: 0.275, SLG: 0.263		0-0 1-3			0-3 K	0-3 K			0-0 4-3	4	0	0	0	0	2	3			
Ozzie Smith, S (1,6) OBP: 0.412, SLG: 0.395		0-0 F6			0-0 1B		0-0 4-3		0-0 4-3	4	0	1	0	0	0	0			
Mike Heath, R (1,2) OBP: 0.283, SLG: 0.283			0-0 5-3		0-3 K		0-0 F9		0-3 K	2	0	0	0	0	1	1			
Pat Perry, L (5,1) Clint Hurdle, L (9,PH) OBP: 0.233, SLG: 0.225			0-0 5-3		0-0 K		0-0 F9		0-3 K	1	0	0	0	0	0	0			
Ray Burris, R (1,1) Michael LaValliere, L (5,2) OBP: 0.333, SLG: 0.263			0-0 5-3		0-0 1B	0-0 1B	0-0 F9			1	0	0	0	0	0	0			
										2	1	1	0	0	0	0			
Inning Stats	R: 0 E: 0 K: 2 S: 7	H: 0 LOB: 1 BB: 1 P: 11	R: 0 E: 0 K: 0 S: 3	H: 0 LOB: 0 BB: 0 P: 3	R: 0 E: 0 K: 0 S: 3	H: 0 LOB: 0 BB: 0 P: 3	R: 0 E: 0 K: 3 S: 10	H: 1 LOB: 1 BB: 0 P: 10	R: 1 E: 0 K: 3 S: 12	H: 3 LOB: 3 BB: 1 P: 16	R: 0 E: 0 K: 0 S: 3	H: 0 LOB: 0 BB: 0 P: 3	R: 1 E: 0 K: 0 S: 5	H: 2 LOB: 1 BB: 0 P: 5	R: 0 E: 0 K: 1 S: 5	H: 0 LOB: 0 BB: 0 P: 5	1B: 5 2B: 1 3B: 0 HR: 0	SF: 0 SAC: 0 DP: 0 HBP: 0	WP: 0 PA: 35 PB: 0 SB: 4 CS: 0
PITCHER	IP WLS BF H R ER SO BB IBB HBP BLK WP HR S P ERA WHIP	IP WLS BF H R ER SO BB IBB HBP BLK WP HR S P ERA WHIP																	
Mike Scott, R (1,1) ERA: 2.79	8.0 W 32 6 2 2 8 2 0 0 0 0 0 46 54 2.25 1.000	1.0 S 3 0 0 0 1 0 0 0 0 0 0 5 5 0.00 0.000																	
Dave Smith, R (9,1) ERA: 1.6																			

St. Louis Cardinals @ Houston Astros
Astrodome, Houston, TX
Wed Jun 04 1986, 8:05 PM EDT
Att: 11,396 - Unknown

AB 33
R 2
H 6
RBI 2
BB 2
SO 9
LOB 14



Batter	1	2	3	4	5	6	7	8	9	AB	R	H	RBI	BB	SO	LOB	BOTTOM		
Bill Doran, S (1,4) OBP: 0.371, SLG: 0.352	0-0 HR	0-0 F6			0-0 F8	0-0 6-3				4	1	1	1	0	0	0			
Craig Reynolds, L (1,6) OBP: 0.333, SLG: 0.430	0-0 FC6-4 1B		0-0 L4		0-0 F3		0-0 G1-6-3 1B			4	0	2	0	0	0	0			
Denny Walling, L (1,5) OBP: 0.353, SLG: 0.393	0-0 F9		0-0 4-3		0-0 BB 1B		0-0 G1-6-3 1B			4	1	1	0	0	0	2			
Glenn Davis, R (1,3) OBP: 0.328, SLG: 0.497	0-0 FC6-4 2B		0-0 4-3		4-0 1B BB		0-0 F7			3	2	0	0	1	0	1			
Jose Cruz, L (1,7) OBP: 0.314, SLG: 0.310	0-0 1-H 2B			0-0 6-3	0-0 1B		0-0 3-1			4	0	2	2	0	0	0			
Tony Walker, R (9,8) OBP: 0.262, SLG: 0.324				0-0 1-2 2-H 1B	0-0 1B		0-0 F7			0	0	0	0	0	0	0			
Kevin Bass, S (1,8) OBP: 0.322, SLG: 0.426	4-0 BB			4-0 S BB	0-0 FC6-4 1B		0-0 F7			2	0	1	1	2	0	0			
Terry Puhl, L (1,9) OBP: 0.284, SLG: 0.303	0-0 G3			0-3 K	0-0 FC6-4		0-3 K			4	0	0	0	0	2	5			
Dave Smith, R (9,1) ERA: 1.6				0-0 K	0-0 FC6-4		0-3 K			0	0	0	0	0	0	0			
Mark Bailey, S (1,2) OBP: 0.311, SLG: 0.300		0-3 K		4-0 1-2 IBB	0-0 5-3					2	0	0	0	1	1	0			
Mike Scott, R (1,1) OBP: 0.069, SLG: 0.036		0-0 5-3			0-3 K					3	0	0	0	0	1	2			
Billy Hatcher, R (9,7) OBP: 0.294, SLG: 0.317				0-0 F8		0-3 K				0	0	0	0	0	0	0			
										1B: 5 2B: 1 3B: 0 HR: 1	SF: 0 SAC: 0 DP: 1 HBP: 0	WP: 0 PA: 34 PB: 0 SB: 1 CS: 0							
Inning Stats	R: 2 E: 0 K: 0 S: 6	H: 3 LOB: 2 BB: 1 P: 10	R: 0 E: 0 K: 1 S: 5	H: 0 LOB: 0 BB: 0 P: 5	R: 0 E: 0 K: 0 S: 3	H: 0 LOB: 0 BB: 0 P: 3	R: 0 E: 0 K: 1 S: 5	H: 0 LOB: 2 BB: 2 P: 13	R: 2 E: 0 K: 0 S: 6	H: 3 LOB: 2 BB: 1 P: 10	R: 0 E: 0 K: 1 S: 5	H: 0 LOB: 0 BB: 0 P: 5	R: 0 E: 0 K: 1 S: 5	H: 0 LOB: 0 BB: 0 P: 5	R: 0 E: 0 K: 1 S: 5	H: 0 LOB: 0 BB: 0 P: 5	1B: 5 2B: 1 3B: 0 HR: 1	SF: 0 SAC: 0 DP: 1 HBP: 0	WP: 0 PA: 34 PB: 0 SB: 1 CS: 0
PITCHER	IP WLS BF H R ER SO BB IBB HBP BLK WP HR S P ERA WHIP	IP WLS BF H R ER SO BB IBB HBP BLK WP HR S P ERA WHIP																	
Ray Burris, R (1,1) ERA: 4.62	3.1 L 10 1 0 0 2 0 0 0 0 0 0 14 14 0.00 0.300																		
Pat Perry, L (5,1) ERA: 3.32																			

St. Louis Cardinals @ Houston Astros
Astrodome, Houston, TX
Wed Jun 04 1986, 8:05 PM EDT
Att: 11,396 - Unknown

AB 30
R 4
H 7
RBI 4
BB 4
SO 4
LOB 10



Batter	1	2	3	4	5	6	7	8	9	AB	R	H	RBI	BB	SO	LOB	TOP						
Shawn Dunston, R OBP: 0.321, SLG: 0.453 (1, 6)	0-0 6-3		0-0 HBP 1B		0-3 K			0-0 F8	0-3 K	5	0	1	0	0	2	4	Chicago Cubs @ St. Louis Cardinals Busch Stadium, St. Louis, MO Thu Jun 05 1986, 7:05 PM CDT Att: 30,575 - Unknown						
Davey Lopes, R OBP: 0.400, SLG: 0.420 Ron Cey, R OBP: 0.337, SLG: 0.418 (1, 5) (4, 5)	0-0 6-3		1-0 2-3 HBP G5-4-3		0-3 K			0-0 L6		1	0	0	0	0	0	0							
23 Ryne Sandberg, R OBP: 0.354, SLG: 0.466 (1, 4)	0-0 1B		0-0 G5-4-3 1-2					0-0 F8	0-0 E4 1B E	4	1	1	0	0	0	4							
Keith Moreland, R OBP: 0.344, SLG: 0.385 (1, 9)	0-0 F8			0-0 5-3				0-0 5-3	0-0 E9 1B 1B	4	1	1	1	0	0	1							
Leon Durham, L OBP: 0.343, SLG: 0.386 (1, 3)		0-0 F8		0-3 K				0-0 4-3	0-0 1B	4	0	1	1	0	1	0							
Gary Matthews, R OBP: 0.335, SLG: 0.379 (1, 7)		4-0 BB G6-4-3		0-3 K				0-0 F8	0-0 F9	3	0	0	0	1	1	1							
Jody Davis, R OBP: 0.300, SLG: 0.457 (1, 2)		0-0 G6-4-3 1-2			0-0 1B 1B			0-0 5-3	0-0 F7	4	0	1	0	0	0	1							
Bob Dernier, R OBP: 0.241, SLG: 0.231 George Frazier, R Lee Smith, R Thad Bosley, L OBP: 0.340, SLG: 0.268 (1, 8) (7, 1) (8, 1) (8, 7)			0-0 6-3		0-3 K			0-0 F7	0-0 1B	3	0	0	0	0	1	1							
Matt Keough, R OBP: 0.400, SLG: 0.600 Terry Francona, L OBP: 0.222, SLG: 0.222 Ray Fontenot, L OBP: 1.000, SLG: 1.000 Jerry Mumphrey, S OBP: 0.353, SLG: 0.356 (1, 1) (5, PH) (5, 1) (7, 8)			0-0 1B 2B			0-0 1-2 1B			4-0 23 E 1B BB	1	0	1	0	0	0	0							
Inning Stats	R: 0 E: 0 K: 0 S: 4	H: 1 LOB: 1 BB: 0 P: 4	R: 0 E: 0 K: 0 S: 2	H: 0 LOB: 0 BB: 1 P: 6	R: 0 E: 0 K: 0 S: 4	H: 2 LOB: 2 BB: 0 P: 5	R: 0 E: 0 K: 2 S: 7	H: 0 LOB: 0 BB: 0 P: 7	R: 0 E: 0 K: 3 S: 11	H: 2 LOB: 2 BB: 0 P: 11	R: 0 E: 0 K: 0 S: 3	H: 0 LOB: 0 BB: 0 P: 3	R: 0 E: 0 K: 0 S: 3	H: 0 LOB: 0 BB: 0 P: 3	R: 3 E: 2 K: 0 S: 6	H: 2 LOB: 1 BB: 1 P: 10		R: 0 E: 0 K: 2 S: 8	H: 1 LOB: 1 BB: 0 P: 8	1B: 7 2B: 1 3B: 0 HR: 0	SF: 0 SAC: 0 DP: 2 HBP: 1	WP: 0 PB: 0 SB: 1 CS: 0	PA: 37
PITCHER	IP WLS BF H R ER SO BB IBB HBP BLK WP HR S P ERA WHIP	7.2 W 31 6 3 0 5 2 0 1 0 0 0 0 38 47 0.00 1.043	8.1 0.0 1 1 0 0 0 0 0 0 0 0 0 0 1 1 ∞ ∞	8.1 1.1 S 5 1 0 0 2 0 0 0 0 0 0 9 9 0.00 0.750	PITCHER										IP WLS BF H R ER SO BB IBB HBP BLK WP HR S P ERA WHIP								

AB	34
R	3
H	8
RBI	2
BB	2
SO	7
LOB	16



Batter	1	2	3	4	5	6	7	8	9	AB	R	H	RBI	BB	SO	LOB	BOTTOM				
Vince Coleman, S OBP: 0.352, SLG: 0.365 (1, 7)	0-0 F8 BLK 1B		0-0 L4-3 1B		0-0 6-3			0-0 6-3		4	0	2	0	0	0	1	Chicago Cubs @ St. Louis Cardinals Busch Stadium, St. Louis, MO Thu Jun 05 1986, 7:05 PM CDT Att: 30,575 - Unknown				
Willie McGee, S OBP: 0.295, SLG: 0.327 (1, 8)	0-0 F7 1-2		0-0 L4-3 1-2		0-0 6-3			4-0 3B IBB		3	1	0	0	1	0	2					
Andy Van Slyke, L OBP: 0.312, SLG: 0.354 (1, 9)	0-0 F8 2-3		0-0 F7		0-0 1B			0-0 1H 3H 3B		4	0	2	2	0	0	1					
Jack Clark, R OBP: 0.369, SLG: 0.418 (1, 3)	0-0 6-3			0-0 SH1-4 2B 1B	0-0 6-3			0-0 K		4	1	1	0	0	1	3					
Tom Herr, S OBP: 0.285, SLG: 0.235 (1, 4)		0-0 G3		4-0 SH1-4 2B BB				0-0 G3	0-0 SH5-4 CS 2B	3	1	1	0	1	0	0					
Michael LaValliere, L OBP: 0.341, SLG: 0.256 (1, 2)		0-0 E1 FC3		0-0 SH1-4 1-2 2-3				4-0 G4-6-3 BB	0-0 SH5-4 2-3	1	0	0	0	1	0	0					
Ozzie Smith, S OBP: 0.414, SLG: 0.400 (1, 6)		0-0 FC3 1-2		0-0 4-3 2H 3H 2B				0-0 G4-6-3 1-2	4-0 IBB IBB	3	0	1	2	1	0	2					
Terry Pendleton, S OBP: 0.285, SLG: 0.266 (1, 5)		0-0 1B		0-0 4-3				4-0 6-3 SH1-4 3B BB	4-0 1-2 IBB	2	1	1	0	2	0	1					
Bob Forsch, R OBP: 0.130, SLG: 0.217 Ken Dayley, L OBP: 0.333, SLG: 0.200 Todd Worrell, R (1, 1) (8, 1) (8, 1)		0-3 K		0-3 K				0-0 SH1-4 1-2	0-3 K	2	0	0	0	0	2	3					
Inning Stats	R: 0 E: 0 K: 0 S: 4	H: 1 LOB: 1 BB: 0 P: 4	R: 0 E: 1 K: 1 S: 7	H: 1 LOB: 2 BB: 0 P: 7	R: 0 E: 0 K: 0 S: 3	H: 1 LOB: 1 BB: 0 P: 3	R: 2 E: 0 K: 1 S: 7	H: 2 LOB: 1 BB: 1 P: 11	R: 0 E: 0 K: 0 S: 4	H: 1 LOB: 1 BB: 0 P: 4	R: 0 E: 0 K: 0 S: 2	H: 0 LOB: 0 BB: 1 P: 6	R: 2 E: 0 K: 1 S: 6	H: 1 LOB: 1 BB: 2 P: 14	R: 0 E: 0 K: 1 S: 5	H: 1 LOB: 2 BB: 2 P: 13		1B: 5 2B: 3 3B: 1 HR: 0	SF: 0 SAC: 3 DP: 2 HBP: 0	WP: 0 PB: 0 SB: 0 CS: 1	PA: 36
PITCHER	IP WLS BF H R ER SO BB IBB HBP BLK WP HR S P ERA WHIP	4.0 L 18 5 2 2 2 2 1 0 0 1 0 0 9 21 6.75 1.500	5.1 2.2 12 2 2 2 0 2 1 0 0 0 0 0 9 21 6.75 1.500	7.1 0.1 2 1 0 0 1 0 0 0 0 0 0 4 4 0.00 3.000	8.1 1.0 4 0 0 0 1 0 2 0 0 0 0 4 12 0.00 0.000	PITCHER										IP WLS BF H R ER SO BB IBB HBP BLK WP HR S P ERA WHIP					

AB	27
R	4
H	8
RBI	4
BB	6
SO	4
LOB	16



Batter	1	2	3	4	5	6	7	8	9	AB	R	H	RBI	BB	SO	LOB	TOP				
Shawn Dunston, R OBP: 0.332, SLG: 0.468 Steve Lake, R OBP: 0.250, SLG: 0.250	E6 1B		23 CS 2B		CS 1B		23 2B	HBP		4	2	3	0	0	0	0	0				
Gary Matthews, R OBP: 0.352, SLG: 0.415 Bob Dernier, R OBP: 0.240, SLG: 0.229	1B		6-3		HR		23 2B	F5		3	1	2	2	1	0	1	1				
23 Ryne Sandberg, R OBP: 0.351, SLG: 0.464	F7		K		F7		1-3 2-H 2B		F9	5	0	1	1	0	1	2	2				
Keith Moreland, R OBP: 0.345, SLG: 0.388	F9			HR BB	6-3		L3		F8 2B	4	1	1	0	1	0	4	4				
Leon Durham, L OBP: 0.349, SLG: 0.404	F9			HR			F7		1B HR BB	3	2	1	2	2	0	1	3				
Jerry Mumphy, S OBP: 0.346, SLG: 0.347		4-3		5-3 1B			F7		F8	5	0	1	0	0	0	3	3				
Jody Davis, R Lee Smith, R		F3		5-3 1-2			K		HR 1B	4	1	1	0	0	1	1	1				
Chris Speier, R OBP: 0.417, SLG: 0.600		HR		6-3			F8		HR	4	2	2	4	0	0	1	1				
Guy Hoffman, L Jay Baller, R Terry Francona, L OBP: 0.217, SLG: 0.217		K		G3			F3		3-1	2	0	0	0	0	1	1	1				
Inning Stats	R: 1 E: 1 K: 0 S: 5	H: 1 LOB: 1 BB: 0 P: 5	R: 0 E: 0 K: 1 S: 6	H: 1 LOB: 1 BB: 0 P: 6	R: 2 E: 0 K: 0 S: 5	H: 2 LOB: 1 BB: 1 P: 9	R: 1 E: 0 K: 1 S: 4	H: 2 LOB: 0 BB: 0 P: 4	R: 0 E: 0 K: 0 S: 5	H: 0 LOB: 0 BB: 0 P: 5	R: 1 E: 0 K: 0 S: 5	H: 2 LOB: 3 BB: 1 P: 9	R: 3 E: 0 K: 0 S: 5	H: 2 LOB: 1 BB: 1 P: 10	R: 0 E: 0 K: 1 S: 6	H: 1 LOB: 2 BB: 1 P: 10	1B: 4 2B: 5 3B: 0 HR: 4	SF: 0 SAC: 0 DP: 1 HBP: 1	WP: 1 PB: 0 SB: 1 CS: 2	PA: 43	
PITCHER	IP	WLS	BF	H	R	ER	SO	BB	IBB	HBP	BLK	WP	HR	S	P	ERA	WHIP				
Danny Cox, R ERA: 4.08	4.0	L	18	5	4	3	2	1	0	0	0	0	2	21	25	6.75	1.500				
Rick Ownbey, R ERA: 3.9	3.1		16	5	4	4	1	2	0	0	0	0	1	16	24	10.80	2.100				
Greg Bargar, R ERA: 3.86	1.2		9	2	1	1	1	1	0	1	0	1	1	9	14	5.40	1.800				

Chicago Cubs @ St. Louis Cardinals
Busch Stadium, St. Louis, MO
Fri Jun 06 1986, 7:05 PM CDT
Att: 41,154 - Unknown

AB 38
R 9
H 12
RBI 9
BB 4
SO 4
LOB 17



Batter	1	2	3	4	5	6	7	8	9	AB	R	H	RBI	BB	SO	LOB	BOTTOM				
Vince Coleman, S OBP: 0.357, SLG: 0.367	6-3		BB S 2-H 1B		CS BB		E S 1B		4-3	4	1	2	1	1	0	0	0				
Willie McGee, S OBP: 0.294, SLG: 0.322	6-3		K		5-3 1-2		FC6 BB			3	0	0	0	1	1	2	2				
Andy Van Slyke, L OBP: 0.317, SLG: 0.349	F8		BB		BB 1B BB		FC6 L5-4 1-2 2-H			2	1	0	0	2	0	1	1				
Jack Clark, R OBP: 0.377, SLG: 0.419		FC4-6 1B	1-2 2-3 BB		1B BB		L5-4			2	0	1	0	2	0	1	1				
Tom Herr, S OBP: 0.284, SLG: 0.235	FC4-6 5-3 1-2		4-3		1-2 2-H 1B				K	4	0	1	1	0	1	4	4				
Mike Heath, R OBP: 0.275, SLG: 0.279 Clint Hurdle, L OBP: 0.222, SLG: 0.214	5-3 1-2				F8		K		F9	2	0	0	0	0	1	1	2				
Ozzie Smith, S OBP: 0.405, SLG: 0.390	F7				F9		4-3		K	4	0	0	0	0	1	1	1				
Terry Pendleton, S OBP: 0.284, SLG: 0.271			K SH1-4 1B		S 2B		F8		4-3	4	1	1	0	0	1	0	0				
Danny Cox, R OBP: 0.250, SLG: 0.417 Jerry White, S OBP: 0.160, SLG: 0.227 Rick Ownbey, R Greg Bargar, R José Oquendo, S OBP: 0.500, SLG: 0.484			SH1-4		F2		1-3		6-3	0	0	0	0	0	0	0	0				
Inning Stats	R: 0 E: 0 K: 0 S: 3	H: 0 LOB: 0 BB: 0 P: 3	R: 0 E: 0 K: 2 S: 9	H: 1 LOB: 3 BB: 2 P: 17	R: 0 E: 0 K: 0 S: 4	H: 1 LOB: 1 BB: 0 P: 4	R: 1 E: 0 K: 1 S: 5	H: 1 LOB: 2 BB: 3 P: 17	R: 0 E: 0 K: 0 S: 3	H: 0 LOB: 0 BB: 0 P: 3	R: 1 E: 1 K: 0 S: 3	H: 1 LOB: 0 BB: 1 P: 7	R: 0 E: 0 K: 2 S: 7	H: 0 LOB: 0 BB: 0 P: 7	R: 0 E: 0 K: 0 S: 3	H: 0 LOB: 0 BB: 0 P: 3	1B: 4 2B: 2 3B: 0 HR: 0	SF: 0 SAC: 1 DP: 1 HBP: 0	WP: 1 PB: 0 SB: 3 CS: 1	PA: 37	
PITCHER	IP	WLS	BF	H	R	ER	SO	BB	IBB	HBP	BLK	WP	HR	S	P	ERA	WHIP				
Guy Hoffman, L ERA: 4.6	4.2		23	4	2	2	2	5	0	0	0	0	0	22	42	3.86	1.929				
Jay Baller, R ERA: 4.7	2.1	W	8	1	1	0	1	1	0	0	0	0	0	9	13	0.00	0.857				
Lee Smith, R ERA: 3.21	2.0		6	0	0	0	2	0	0	0	0	0	0	10	10	0.00	0.000				

Chicago Cubs @ St. Louis Cardinals
Busch Stadium, St. Louis, MO
Fri Jun 06 1986, 7:05 PM CDT
Att: 41,154 - Unknown

AB 30
R 3
H 5
RBI 2
BB 6
SO 5
LOB 13



Batter	1	2	3	4	5	6	7	8	9	AB	R	H	RBI	BB	SO	LOB	TOP					
Shawon Dunston, R OBP: 0.326, SLG: 0.459										4	0	0	0	0	1	1						
Gary Matthews, R OBP: 0.356, SLG: 0.407										2	1	0	0	2	0	0						
Davey Lopes, R OBP: 0.400, SLG: 0.420										0	0	0	0	0	0	0						
23 Ryne Sandberg, R OBP: 0.349, SLG: 0.774										4	1	1	2	0	0	1						
Keith Moreland, R OBP: 0.339, SLG: 0.380										4	0	0	0	0	1	1						
Leon Durham, L OBP: 0.344, SLG: 0.396										3	0	0	0	0	1	0						
Chris Speier, R OBP: 0.385, SLG: 0.545										3	0	0	0	0	1	0						
Jody Davis, R OBP: 0.295, SLG: 0.445										3	0	0	0	0	0	0						
Bob Dernier, R OBP: 0.241, SLG: 0.238										3	0	1	0	0	0	0						
Rick Sutcliffe, L OBP: 0.222, SLG: 0.407										2	0	0	0	0	1	1						
Ron Cey, R OBP: 0.343, SLG: 0.418										0	0	0	0	1	0	0						
Terry Francona, L OBP: 0.217, SLG: 0.217										0	0	0	0	0	0	0						
Ray Fontenot, L OBP: 1.000, SLG: 1.000										0	0	0	0	0	0	0						
Inning Stats	R: 0 E: 0 K: 1 S: 5	H: 0 LOB: 0 BB: 0 P: 5	R: 0 E: 0 K: 1 S: 5	H: 0 LOB: 0 BB: 0 P: 5	R: 0 E: 0 K: 0 S: 3	H: 0 LOB: 0 BB: 0 P: 3	R: 2 E: 0 K: 0 S: 4	H: 1 LOB: 0 BB: 1 P: 8	R: 0 E: 0 K: 1 S: 6	H: 1 LOB: 1 BB: 0 P: 6	R: 0 E: 0 K: 0 S: 3	H: 0 LOB: 0 BB: 0 P: 3	R: 0 E: 0 K: 2 S: 7	H: 0 LOB: 0 BB: 0 P: 7	R: 0 E: 0 K: 0 S: 3	H: 0 LOB: 1 BB: 1 P: 7	R: 0 E: 0 K: 0 S: 2	H: 0 LOB: 1 BB: 1 P: 6	1B: 0 2B: 1 3B: 0 HR: 1	SF: 0 SAC: 0 DP: 0 HBP: 0	WP: 0 PB: 0 SB: 0 CS: 0	PA: 31
PITCHER John Tudor, L ERA: 2.65	IP: 9.0 WLS: W BF: 31 H: 2 R: 2 ER: 2 SO: 5 BB: 3 IBB: 0 HBP: 0 BLK: 0 WP: 0 HR: 1 S: 38 P: 50 ERA: 2.00 WHIP: 0.556																					

Chicago Cubs @ St. Louis Cardinals
Busch Stadium, St. Louis, MO
Sat Jun 07 1986, 3:33 AM CDT
Att: 42,151 - Unknown

AB 28
R 2
H 2
RBI 2
BB 3
SO 5
LOB 4



Batter	1	2	3	4	5	6	7	8	9	AB	R	H	RBI	BB	SO	LOB	BOTTOM			
Vince Coleman, S OBP: 0.360, SLG: 0.380										4	0	2	1	0	0	0				
Willie McGee, S OBP: 0.297, SLG: 0.349										4	1	2	1	0	2	2				
Andy Van Slyke, L OBP: 0.309, SLG: 0.338										4	0	0	0	0	1	1				
Jack Clark, R OBP: 0.376, SLG: 0.429										3	1	1	0	0	0	0				
Tom Herr, S OBP: 0.285, SLG: 0.237										3	0	1	1	0	0	0				
Michael LaValliere, L OBP: 0.328, SLG: 0.244										2	0	0	0	0	0	0				
Ozzie Smith, S OBP: 0.410, SLG: 0.391										2	0	1	0	1	0	0				
Terry Pendleton, S OBP: 0.285, SLG: 0.272										3	1	1	0	0	0	3				
John Tudor, L OBP: 0.061, SLG: 0.061										2	0	0	0	0	1	0				
Inning Stats	R: 0 E: 0 K: 1 S: 5	H: 1 LOB: 0 BB: 0 P: 5	R: 0 E: 0 K: 0 S: 3	H: 0 LOB: 0 BB: 0 P: 3	R: 1 E: 0 K: 1 S: 7	H: 2 LOB: 1 BB: 0 P: 7	R: 0 E: 0 K: 0 S: 3	H: 0 LOB: 0 BB: 0 P: 3	R: 0 E: 0 K: 0 S: 3	H: 1 LOB: 0 BB: 0 P: 3	R: 1 E: 0 K: 1 S: 6	H: 1 LOB: 0 BB: 0 P: 6	R: 1 E: 0 K: 0 S: 4	H: 2 LOB: 1 BB: 1 P: 8	R: 0 E: 0 K: 1 S: 6	H: 1 LOB: 1 BB: 0 P: 6	1B: 4 2B: 0 3B: 3 HR: 1	SF: 0 SAC: 2 DP: 1 HBP: 0	WP: 0 PB: 0 SB: 0 CS: 0	PA: 30
PITCHER Rick Sutcliffe, R ERA: 4.09 Ray Fontenot, L ERA: 2.14	IP: 7.0 WLS: L BF: 26 H: 7 R: 3 ER: 3 SO: 3 BB: 0 IBB: 1 HBP: 0 BLK: 0 WP: 0 HR: 1 S: 31 P: 35 ERA: 3.86 WHIP: 1.000																			

Chicago Cubs @ St. Louis Cardinals
Busch Stadium, St. Louis, MO
Sat Jun 07 1986, 3:33 AM CDT
Att: 42,151 - Unknown

AB 27
R 3
H 8
RBI 3
BB 1
SO 4
LOB 6



Batter	1	2	3	4	5	6	7	8	9	AB	R	H	RBI	BB	SO	LOB	TOP																				
Shawon Dunston, R OBP: 0.326, SLG: 0.456 (1, 6)	F2		L3		4-3	23 1B	K		FC5-4 1B	6	1	2	2	0	1	3																					
Davey Lopes, R OBP: 0.396, SLG: 0.425 (1, 5)	F3		6-3		23 1B	2B	L7		FC5-4 1B	6	2	2	2	0	0	3																					
23 Ryne Sandberg, R OBP: 0.351, SLG: 0.745 Chris Speier, R OBP: 0.366, SLG: 0.514 (1, 4) (6, 4)	F3			5-3		HR		5-3	F9	4	1	2	3	0	0	0																					
Keith Moreland, R OBP: 0.346, SLG: 0.404 Thad Bosley, L OBP: 0.395, SLG: 0.302 (1, 9) (6, 9)		F9		4-3		BB		BB	1B	3	2	2	3	1	0	0																					
Gary Matthews, R OBP: 0.353, SLG: 0.411 Terry Francona, L OBP: 0.229, SLG: 0.229 (1, 7) (6, 7)		K		4-3		L6		1B	3-1	4	0	1	0	0	1	2																					
Leon Durham, L OBP: 0.356, SLG: 0.410 George Frazier, R (8, 1) (8, 1)		FC6-4 BB		K				4-3	1B	2	1	1	1	3	1	1																					
Jerry Mumphrey, S OBP: 0.357, SLG: 0.354 (1, 8)		FC6-4			1B	BLK		4-3	1B	4	2	2	1	1	0	3																					
Steve Lake, R OBP: 0.444, SLG: 0.556 (1, 2)							F7	4-3		0	2	0	0	0	0	0																					
Steve Trout, L OBP: 0.217, SLG: 0.261 Jody Davis, R OBP: 0.293, SLG: 0.443 (8, PH) (8, 3)			SH5-3		SH1-4	1B		L5		2	1	2	0	0	0	0																					
Inning Stats	R: 0 E: 0 K: 0 S: 3	H: 0 LOB: 0 BB: 0 P: 3	R: 0 E: 0 K: 1 S: 5	H: 0 LOB: 1 BB: 1 P: 9	R: 0 E: 0 K: 0 S: 4	H: 1 LOB: 1 BB: 0 P: 4	R: 0 E: 0 K: 1 S: 6	H: 1 LOB: 1 BB: 0 P: 6	R: 3 E: 0 K: 0 S: 6	H: 4 LOB: 1 BB: 3 P: 22	R: 0 E: 0 K: 1 S: 6	H: 1 LOB: 1 BB: 0 P: 6	R: 2 E: 0 K: 0 S: 6	H: 3 LOB: 2 BB: 1 P: 10	R: 0 E: 0 K: 0 S: 5	H: 2 LOB: 2 BB: 0 P: 5	1B: 14 2B: 5 3B: 1 HR: 1	SF: 0 SAC: 2 DP: 1 HBP: 0	WP: 0 PA: 50 PB: 0 SB: 0 CS: 0																		
PITCHER	IP	WLS	BF	H	R	ER	SO	BB	IBB	HBP	BLK	WP	HR	S	P	ERA	WHIP	PITCHER			IP	WLS	BF	H	R	ER	SO	BB	IBB	HBP	BLK	WP	HR	S	P	ERA	WHIP
Greg Mathews, L ERA: 3.86 (1, 1)	5.1	L	24	7	5	5	2	2	0	0	1	0	0	26	34	8.44	1.688																				
Greg Bargar, R ERA: 5.73 (6, 1)	0.0		4	3	1	1	0	0	1	0	0	0	0	3	7	∞	∞																				
Pat Perry, L ERA: 4.35 (6, 1)	1.2		10	5	6	6	1	1	0	0	0	0	1	11	15	32.40	3.600																				
Rick Ownbey, R ERA: 4.22 (8, 1)	2.0		12	5	2	2	0	1	0	0	0	0	0	11	15	9.00	3.000																				

Chicago Cubs @ St. Louis Cardinals
Busch Stadium, St. Louis, MO
Sun Jun 08 1986, 3:33 AM CDT
Att: 41,919 - Unknown

AB	38
R	14
H	17
RBI	12
BB	5
SO	3
LOB	17



Batter	1	2	3	4	5	6	7	8	9	AB	R	H	RBI	BB	SO	LOB	BOTTOM																				
Vince Coleman, S OBP: 0.361, SLG: 0.377 (1, 7)	4-3				G3			F7		4	1	1	0	1	0	2																					
Willie McGee, S OBP: 0.302, SLG: 0.350 Tito Landrum, R OBP: 0.234, SLG: 0.282 (1, 8) (7, 8)	F8				1B			4-3	F7	2	0	1	0	1	0	0																					
Andy Van Slyke, L OBP: 0.303, SLG: 0.331 Jerry White, S OBP: 0.185, SLG: 0.261 (1, 9) (7, 9)	F9				F3			SF8		3	0	0	0	0	0	4																					
Jack Clark, R OBP: 0.374, SLG: 0.425 Rick Ownbey, R (8, 1) Michael LaValliere, L OBP: 0.319, SLG: 0.238 (9, PH)		E5			F6			5-3	F7	4	0	1	0	0	0	3																					
Tom Herr, S OBP: 0.281, SLG: 0.233 Clint Hurdle, L OBP: 0.213, SLG: 0.205 (1, 4) (8, 3)		F9			5-3			F8	F9	3	0	0	0	0	1	3																					
Mike Heath, R OBP: 0.285, SLG: 0.286 (1, 2)		F8			FC4-6			1B		4	1	2	0	0	0	1																					
Ozzie Smith, S OBP: 0.144, SLG: 0.396 Tom Lawless, R OBP: 0.167, SLG: 0.167 (1, 6) (6, PR) (7, 4)		FC6-4			FC4-6			1B		3	0	2	0	0	0	1																					
Terry Pendleton, S OBP: 0.284, SLG: 0.272 (1, 5)					FC4-6			L9		4	0	1	0	0	0	5																					
Greg Mathews, R (1, 1) Greg Bargar, R (6, 1) Pat Perry, L (6, 1) José Oquendo, S OBP: 0.500, SLG: 0.485 (7, 6)					K			FC4-6		2	0	0	0	0	1	3																					
Inning Stats	R: 0 E: 0 K: 0 S: 3	H: 0 LOB: 0 BB: 0 P: 3	R: 0 E: 1 K: 0 S: 4	H: 0 LOB: 1 BB: 0 P: 4	R: 0 E: 0 K: 1 S: 7	H: 2 LOB: 3 BB: 1 P: 11	R: 0 E: 0 K: 0 S: 5	H: 2 LOB: 2 BB: 0 P: 5	R: 0 E: 0 K: 1 S: 7	H: 2 LOB: 2 BB: 0 P: 7	R: 0 E: 0 K: 0 S: 4	H: 1 LOB: 1 BB: 0 P: 4	R: 1 E: 0 K: 0 S: 3	H: 0 LOB: 0 BB: 1 P: 7	R: 1 E: 0 K: 0 S: 6	H: 3 LOB: 2 BB: 0 P: 6	R: 0 E: 0 K: 0 S: 4	H: 1 LOB: 1 BB: 0 P: 4	1B: 11 2B: 0 3B: 0 HR: 0	SF: 1 SAC: 0 DP: 0 HBP: 0	WP: 0 PA: 41 PB: 0 SB: 2 CS: 0																
PITCHER	IP	WLS	BF	H	R	ER	SO	BB	IBB	HBP	BLK	WP	HR	S	P	ERA	WHIP	PITCHER			IP	WLS	BF	H	R	ER	SO	BB	IBB	HBP	BLK	WP	HR	S	P	ERA	WHIP
Steve Trout, L ERA: 4.56 (1, 1)	7.0	W	31	7	1	1	2	1	1	0	0	0	0	33	41	1.29	1.143																				
George Frazier, R ERA: 3.23 (8, 1)	2.0		10	4	1	1	0	0	0	0	0	0	0	10	10	4.50	2.000																				

Chicago Cubs @ St. Louis Cardinals
Busch Stadium, St. Louis, MO
Sun Jun 08 1986, 3:33 AM CDT
Att: 41,919 - Unknown


AB	38
R	2
H	11
RBI	2
BB	2
SO	2
LOB	26



Batter	1	2	3	4	5	6	7	8	9	AB	R	H	RBI	BB	SO	LOB	TOP
Al Newman, S (1,4) OBP: 0.333, SLG: 0.267 Vance Law, R (9, PH) OBP: 0.292, SLG: 0.311	E3 1-3 1B		F2			G3	6-3		E4 1-H 2-3	4	1	0	0	0	0	1	
Mitch Webster, S (1,9) OBP: 0.357, SLG: 0.410	1-3		3-1			FC5 1B		F8	F8	5	0	1	0	0	0	2	
Tim Raines, S (1,7) OBP: 0.409, SLG: 0.500	G4-6-3 1B			F7				K		4	0	2	1	0	1	0	
Hubie Brooks, R (1,6) OBP: 0.380, SLG: 0.645	G4-6-3 1-2			G6-4-3 1B		K		E6		4	0	1	0	0	1	3	
Tim Wallach, R (1,5) OBP: 0.336, SLG: 0.505				G6-4-3 1-2		FC5 2-3		F9		4	1	1	1	0	0	4	
Andres Galarraga, R (1,3) OBP: 0.397, SLG: 0.477				HR		K		HR		4	2	2	1	0	1	0	
Herm Winningham, L (1,8) OBP: 0.333, SLG: 0.422						F7				4	0	3	1	0	0	0	
Mike Fitzgerald, R (1,2) OBP: 0.318, SLG: 0.408	L4-3 1-2									4	0	1	0	0	1	3	
Bryn Smith, R (1,1) Wayne Krenchicki, L (7, PH) Jim Wolford, R (7, PH) Tim Burke, R (7,1) Jason Thompson, L (9, PH) Casey Candaele, S (9, PH) Jeff Reardon, R (9,1)						F8				2	0	0	0	0	1	1	
Inning Stats	R: 1 E: 1 K: 0 S: 4	H: 1 LOB: 0 BB: 0 P: 4	R: 1 E: 0 K: 0 S: 4	H: 2 LOB: 0 BB: 0 P: 4	R: 0 E: 0 K: 0 S: 3	H: 0 LOB: 0 BB: 0 P: 3	R: 0 E: 0 K: 2 S: 8	H: 1 LOB: 1 BB: 0 P: 8	R: 0 E: 0 K: 1 S: 7	H: 2 LOB: 1 BB: 0 P: 7	R: 1 E: 0 K: 1 S: 6	H: 2 LOB: 1 BB: 0 P: 6	R: 0 E: 1 K: 1 S: 7	H: 2 LOB: 1 BB: 1 P: 11	1B: 7 2B: 3 3B: 0 HR: 2	SF: 0 SAC: 0 DP: 3 HBP: 0	WP: 0 PA: 38 CS: 2
PITCHER	IP WLS BF H R ER SO BB IBB HBP BLK WP HR S P ERA WHIP																
Ray Burris, R (1,1) ERA: 4.26	6.1	26	9	3	2	3	0	0	0	0	0	0	2	32	32	2.84	1.421
Ken Dayley, L (7,1) ERA: 5.48	0.2	2	0	0	0	1	0	0	0	0	0	0	0	4	4	0.00	0.000
Todd Worrell, R (8,1) ERA: 1.36	2.0	L	10	2	2	1	2	0	1	0	0	0	0	13	17	4.50	1.000

Montreal Expos @ St. Louis Cardinals
 Busch Stadium, St. Louis, MO
 Mon Jun 09 1986, 7:05 PM CDT
 Att: 24,722 - Unknown

AB	37
R	5
H	11
RBI	4
BB	1
SO	6
LOB	16



Batter	1	2	3	4	5	6	7	8	9	AB	R	H	RBI	BB	SO	LOB	BOTTOM		
Vince Coleman, S (1,7) OBP: 0.353, SLG: 0.368	F8		F8		G3		K		K	5	0	0	0	0	2	1			
Willie McGee, S (1,8) OBP: 0.301, SLG: 0.348	6-3			K		FC4-6 1B		E6 CS		4	0	1	0	0	1	0			
Andy Van Slyke, L (1,9) OBP: 0.308, SLG: 0.336	6-3			S 1B		FC4-6 1-2 3B		S 1B		4	2	2	0	0	0	1			
Jack Clark, R (1,3) OBP: 0.367, SLG: 0.415		5-3		F9 1-2		K		K		4	0	0	0	0	2	3			
Tom Herr, S (1,4) OBP: 0.290, SLG: 0.247		BB BB BB		F7		1-H 1B 3B		1B IBB		2	1	1	1	2	0	1			
Michael LaValliere, L (1,2) OBP: 0.333, SLG: 0.261				K		5-3				4	0	2	2	0	1	1			
Ozzie Smith, S (1,6) OBP: 0.405, SLG: 0.387				4-3		K		3-H 1B		4	0	0	0	0	1	4			
Terry Pendleton, S (1,5) OBP: 0.284, SLG: 0.277				6-3		S E 2B				4	1	1	0	0	1	0			
Ray Burris, R (1,1) Ken Dayley, L (7,1) Jerry White, S (7, PH) Todd Worrell, R (8,1) José Quiendo, S (9, PH)				F6		E6				2	0	0	0	0	0	0			
Inning Stats	R: 0 E: 0 K: 0 S: 3	H: 0 LOB: 0 BB: 0 P: 3	R: 0 E: 0 K: 1 S: 5	H: 0 LOB: 1 BB: 1 P: 9	R: 0 E: 0 K: 0 S: 3	H: 0 LOB: 0 BB: 0 P: 3	R: 0 E: 0 K: 1 S: 6	H: 1 LOB: 1 BB: 0 P: 6	R: 1 E: 1 K: 1 S: 7	H: 1 LOB: 1 BB: 0 P: 7	R: 2 E: 0 K: 3 S: 9	H: 3 LOB: 0 BB: 0 P: 9	R: 0 E: 1 K: 1 S: 7	H: 2 LOB: 2 BB: 1 P: 11	R: 0 E: 0 K: 1 S: 5	H: 0 LOB: 0 BB: 0 P: 5	1B: 5 2B: 1 3B: 1 HR: 0	SF: 0 SAC: 0 DP: 0 HBP: 0	WP: 0 PA: 37 CS: 1
PITCHER	IP WLS BF H R ER SO BB IBB HBP BLK WP HR S P ERA WHIP																		
Bryn Smith, R (1,1) ERA: 3.62	6.0	25	5	3	2	4	1	0	0	0	0	0	0	16	20	4.50	1.000		
Tim Burke, R (7,1) ERA: 2.05	2.0	W	9	2	1	1	4	0	1	0	0	0	0	5	5	0.00	0.000		
Jeff Reardon, R (9,1) ERA: 2.68	1.0	S	3	0	0	0	1	0	0	0	0	0	0	5	5	0.00	0.000		

Montreal Expos @ St. Louis Cardinals
 Busch Stadium, St. Louis, MO
 Mon Jun 09 1986, 7:05 PM CDT
 Att: 24,722 - Unknown

AB	35
R	4
H	7
RBI	3
BB	2
SO	9
LOB	11



Batter	1	2	3	4	5	6	7	8	9	AB	R	H	RBI	BB	SO	LOB	TOP										
Al Newman, S (1, 4) OBP: 0.330, SLG: 0.266	1-3		E6		FC6-2		S			4	0	1	0	0	0	2	Montreal Expos @ St. Louis Cardinals Busch Stadium, St. Louis, MO Tue Jun 10 1986, 7:05 PM CDT Att: 25,207 - Unknown livebaseballscorecards.com										
Mitch Webster, S (1, 9) OBP: 0.355, SLG: 0.403	K		F7		FC6		F7			3	0	0	0	1	1	2											
Tim Raines, S (1, 7) OBP: 0.407, SLG: 0.495	1B		F8		F8					4	1	1	0	0	0	4											
Hubie Brooks, R (1, 6) OBP: 0.388, SLG: 0.659	2B				FC6					4	3	3	0	0	0	3											
Tim Wallach, R (1, 5) OBP: 0.335, SLG: 0.508	2B		SF9				F3			3	0	1	3	0	1	1											
Andres Galarraga, R (1, 3) OBP: 0.355, SLG: 0.471	F8		K		F9					4	0	1	1	0	1	1											
Herm Winningham, L (1, 8) OBP: 0.321, SLG: 0.404			F7		F8					4	0	0	0	0	1	0											
Dann Bilardello, R (1, 2) OBP: 0.242, SLG: 0.311	5-3				FC6-2		F8			3	0	1	0	0	0	0											
Mike Fitzgerald, R (8, 2) OBP: 0.315, SLG: 0.404					1B					1	0	0	0	0	0	0											
Jay Tibbs, R (1, 1) OBP: 0.200, SLG: 0.174	K				E3		K			3	0	0	0	0	2	1											
Tim Burke, R (7, 1)					BB					0	0	0	0	0	0	0											
Jeff Reardon, R (8, 1)					FC6-2					1	0	0	0	0	1	0											
Inning Stats	R: 2 E: 0 K: 1 S: 8	H: 3 LOB: 1 BB: 0 P: 8	R: 0 E: 0 K: 2 S: 7	H: 0 LOB: 0 BB: 0 P: 7	R: 0 E: 1 K: 0 S: 3	H: 0 LOB: 0 BB: 0 P: 3	R: 1 E: 0 K: 1 S: 6	H: 1 LOB: 0 BB: 0 P: 6	R: 0 E: 1 K: 0 S: 5	H: 1 LOB: 3 BB: 1 P: 9	R: 0 E: 0 K: 0 S: 3	H: 0 LOB: 0 BB: 0 P: 3	R: 0 E: 0 K: 1 S: 6	H: 1 LOB: 1 BB: 0 P: 6	R: 1 E: 0 K: 1 S: 6	H: 2 LOB: 1 BB: 0 P: 6	R: 0 E: 0 K: 1 S: 5	H: 0 LOB: 0 BB: 0 P: 5	1B: 6 2B: 1 3B: 1 HR: 0	SF: 1 SAC: 0 DP: 0 HBP: 0	WP: 1 PB: 0 SB: 1 CS: 1	PA: 36					
PITCHER	IP	WLS	BF	H	R	ER	SO	BB	IBB	HBP	BLK	WP	HR	S	P	ERA	WHIP										
Bob Forsch, R (1, 1) ERA: 2.63	7.0	L	29	6	3	3	5	1	0	0	0	0	0	38	42	3.86	1.000										
Rick Ownbey, R (8, 1) ERA: 4.24	2.0		7	2	1	1	2	0	0	0	0	1	0	11	11	4.50	1.000										

Batter	1	2	3	4	5	6	7	8	9	AB	R	H	RBI	BB	SO	LOB	BOTTOM										
Vince Coleman, S (1, 7) OBP: 0.347, SLG: 0.362	K		4-3		K		F8			4	0	0	0	0	2	2	Montreal Expos @ St. Louis Cardinals Busch Stadium, St. Louis, MO Tue Jun 10 1986, 7:05 PM CDT Att: 25,207 - Unknown livebaseballscorecards.com										
Willie McGee, S (1, 8) OBP: 0.296, SLG: 0.342	E5		K		K					4	0	0	0	0	2	1											
Andy Van Slyke, L (1, 9) OBP: 0.300, SLG: 0.326	F8		F7				F5			4	0	0	0	0	0	1											
Jack Clark, R (1, 3) OBP: 0.365, SLG: 0.417					6-3		4-3			4	1	1	0	0	0	0											
Tom Herr, S (1, 4) OBP: 0.289, SLG: 0.247							6-3			4	0	1	0	0	0	1											
Michael LaValliere, L (1, 2) OBP: 0.352, SLG: 0.255										1	0	0	0	2	0	1											
Tom Lawless, R (7, PH) OBP: 0.167, SLG: 0.167										0	1	0	0	0	0	0											
Mike Heath, R (8, 2) OBP: 0.283, SLG: 0.283							SH2-4			1	0	0	0	0	0	0											
Ozzie Smith, S (1, 6) OBP: 0.407, SLG: 0.390							SH2-4			4	0	2	1	0	0	1											
Terry Pendleton, S (1, 5) OBP: 0.286, SLG: 0.279							SH2-4			2	0	1	0	0	0	2											
Bob Forsch, R (1, 1) ERA: 3.39										2	0	0	0	0	1	3											
José Oquendo, S (7, PH) ERA: 2.01										0	0	0	1	0	0	0											
Rick Ownbey, R (8, 1) ERA: 2.55										0	0	0	0	0	0	0											
Inning Stats	R: 0 E: 1 K: 1 S: 5	H: 0 LOB: 1 BB: 0 P: 5	R: 1 E: 0 K: 1 S: 7	H: 2 LOB: 2 BB: 1 P: 11	R: 0 E: 0 K: 1 S: 5	H: 0 LOB: 0 BB: 0 P: 5	R: 0 E: 0 K: 0 S: 4	H: 1 LOB: 1 BB: 0 P: 4	R: 0 E: 0 K: 2 S: 8	H: 1 LOB: 1 BB: 0 P: 8	R: 0 E: 0 K: 0 S: 3	H: 0 LOB: 0 BB: 0 P: 3	R: 1 E: 0 K: 0 S: 4	H: 1 LOB: 1 BB: 1 P: 8	R: 0 E: 0 K: 0 S: 3	H: 0 LOB: 0 BB: 0 P: 3	R: 0 E: 0 K: 0 S: 3	H: 0 LOB: 0 BB: 0 P: 3	1B: 4 2B: 1 3B: 0 HR: 0	SF: 1 SAC: 1 DP: 0 HBP: 0	WP: 0 PB: 0 SB: 1 CS: 0	PA: 34					
PITCHER	IP	WLS	BF	H	R	ER	SO	BB	IBB	HBP	BLK	WP	HR	S	P	ERA	WHIP										
Jay Tibbs, R (1, 1) ERA: 3.39	6.0		25	5	2	2	5	2	0	0	0	0	0	33	41	3.00	1.167										
Tim Burke, R (7, 1) ERA: 2.01	1.0		3	0	0	0	0	0	0	0	0	0	0	3	3	0.00	0.000										
Jeff Reardon, R (8, 1) ERA: 2.55	2.0	S	6	0	0	0	0	0	0	0	0	0	0	6	6	0.00	0.000										

Batter	1	2	3	4	5	6	7	8	9	10	AB	R	H	RBI	BB	SO	LOB	TOP										
Al Newman, S OBP: 0.347, SLG: 0.280 (1,4)	0-0 CS 1B		0-0 1B			4-0 BB 1B	0-0 F8		0-0 SH1		3	1	2	0	1	0	0											
Mitch Webster, S OBP: 0.352, SLG: 0.395 (1,9) (10,8)	0-0 F9 1-2		0-0 F6			4-0 BB 1B	0-0 F9		0-0 G3		4	1	0	0	1	0	4											
Tim Raines, S OBP: 0.411, SLG: 0.500 (1,7)	4-0 BB					0-0 BB 1B	0-0		0-0 F8		4	1	2	1	1	1	2											
Hubie Brooks, R OBP: 0.388, SLG: 0.650 (1,6)	0-0 6-3					0-0 BB 1B	0-0 HBP 1B		0-0 K		4	0	1	1	1	2	1											
Tim Wallach, R OBP: 0.336, SLG: 0.503 (1,5)		0-0 5-3				0-0 HBP 1B	0-0 F7		0-0 1B SF9		4	1	1	0	0	0	2											
Andres Gattuso, R OBP: 0.340, SLG: 0.462 Vance Law, R OBP: 0.294, SLG: 0.314 (1,3) (7,3)		0-0 5-3				0-0 HBP 1B	0-0 K		0-0 SF9 1B		3	0	0	1	0	0	2											
Herm Wittingham, L OBP: 0.309, SLG: 0.388 Jim Wohlford, R OBP: 0.220, SLG: 0.282 (1,8) (10,PH) (10,9)		0-3 K				0-0 BB 1B	0-0 F8		0-0 SF9 1B		4	0	0	0	0	2	2											
Mike Fitzgerald, R OBP: 0.336, SLG: 0.406 (1,2)						4-0 BB 1B	4-0 F9		4-0 IBB		2	0	1	0	3	0	0											
Joe Hesketh, R Wayne Krenchicki, L Casey Candaele, S Jeff Reardon, R Dann Bilardello, R Bert Roberge, R (1,11) (9,PH) (9,PH) (9,PH) (10,PH) (10,PH)						0-0 BB 1B	0-0 K		0-0 G3 SH1 1B		3	0	0	0	0	2	5											
Inning Stats	R: 0 E: 0 K: 0 S: 3	H: 1 LOB: 1 BB: 1 P: 7	R: 0 E: 0 K: 1 S: 5	H: 0 LOB: 0 BB: 0 P: 5	R: 0 E: 0 K: 0 S: 4	H: 2 LOB: 1 BB: 0 P: 4	R: 0 E: 0 K: 2 S: 7	H: 0 LOB: 0 BB: 0 P: 7	R: 0 E: 0 K: 1 S: 5	H: 0 LOB: 1 BB: 1 P: 9	R: 3 E: 0 K: 2 S: 9	H: 2 LOB: 3 BB: 3 P: 22	R: 0 E: 0 K: 0 S: 4	H: 1 LOB: 2 BB: 1 P: 8	R: 0 E: 0 K: 1 S: 5	H: 0 LOB: 0 BB: 0 P: 5	R: 0 E: 0 K: 0 S: 4	H: 1 LOB: 2 BB: 0 P: 4	R: 1 E: 0 K: 1 S: 7	H: 2 LOB: 1 BB: 1 P: 11	1B: 8 2B: 1 3B: 0 HR: 0	SF: 1 SAC: 1 DP: 1 HBP: 1	WP: 0 PB: 0 SB: 0 CS: 1	PA: 45				
PITCHER	IP	WLS	BF	H	R	ER	SO	BB	IBB	HBP	BLK	WP	HR	S	P	ERA	WHIP											
Danny Cox, R ERA: 4.19 (1,1)	5.0		23	5	3	3	4	4	0	1	0	0	0	0	26	43	5.40	1.800										
Ken Dayley, L ERA: 5.09 (6,1)	1.2		8	1	0	0	2	0	2	0	0	0	0	10	18	0.00	0.600											
Todd Worrell, R ERA: 1.29 (7,1)	2.1		8	1	0	0	1	0	0	0	0	0	0	10	10	0.00	0.429											
Greg Bargar, R ERA: 6.16 (10,1)	0.1	L	3	2	1	1	1	0	0	0	0	0	0	5	5	27.00	6.000											
Pat Perry, L ERA: 4.22 (10,1)	0.2		3	0	0	0	0	0	1	0	0	0	0	2	6	0.00	0.000											

Montreal Expos @ St. Louis Cardinals
Busch Stadium, St. Louis, MO
Wed Jun 11 1986, 7:05 PM CDT
Att: 31,926 - Unknown

AB	35
R	4
H	9
RBI	4
BB	7
SO	8
LOB	20



Batter	1	2	3	4	5	6	7	8	9	10	AB	R	H	RBI	BB	SO	LOB	BOTTOM									
Vince Coleman, S OBP: 0.340, SLG: 0.353 (1,7)	0-0 5-3		0-0 F4			0-0 F9			0-0 6-3		5	0	0	0	0	0	1										
Terry Pendleton, S OBP: 0.280, SLG: 0.273 (1,5)	0-0 F8		0-0 E1 F9 S			0-0 5-3			0-0 F8		4	0	0	0	0	0	0										
Tom Herr, S OBP: 0.288, SLG: 0.247 (1,4)	0-0 BLK 2B 1B		0-0 F9 1-3			0-0 6-3			0-3 K		4	1	1	0	0	1	1										
Jack Clark, R OBP: 0.367, SLG: 0.429 (1,3)	0-0 1H 2B		0-3 K			0-3 K			0-0 4-3 SH3 2B		4	1	2	1	0	2	1										
Tito Landrum, R OBP: 0.225, SLG: 0.270 Todd Worrell, R ERA: 1.29 (1,9) (7,1)	0-3 K		0-0 F8			0-0 6-3			0-0 4-3		3	0	0	0	0	1	2										
Ozzie Smith, S OBP: 0.405, SLG: 0.387 Greg Bargar, R Pat Perry, L (9,PH) (10,1) (10,1)									2-3		0	0	0	0	0	0	0										
Mike Heath, R OBP: 0.277, SLG: 0.277 Michael LaValliere, L OBP: 0.352, SLG: 0.255 (1,2) (9,PH) (10,2)		0-0 F9				0-0 F9			0-0 SH3		3	0	0	0	0	0	0										
Andy Van Slyke, L OBP: 0.299, SLG: 0.338 (1,8) (7,9)		0-0 2B 3B				0-0 F5			0-3 K		4	1	1	0	0	1	0										
José Quiendo, S OBP: 0.478, SLG: 0.500 (1,6)		0-0 F9 3H 2B				0-0 F3			0-0 F7		4	0	2	1	0	0	0										
Danny Cox, R OBP: 0.214, SLG: 0.357 Ken Dayley, L OBP: 0.353, SLG: 0.200 Willie McGee, S OBP: 0.294, SLG: 0.339 (1,1) (6,1) (7,8)		0-0 F9				0-3 K			0-0 G3		2	0	0	0	0	1	1										
Inning Stats	R: 1 E: 0 K: 1 S: 7	H: 2 LOB: 1 BB: 0 P: 7	R: 1 E: 0 K: 0 S: 5	H: 2 LOB: 1 BB: 0 P: 5	R: 0 E: 1 K: 1 S: 6	H: 0 LOB: 1 BB: 0 P: 6	R: 0 E: 0 K: 0 S: 3	H: 0 LOB: 0 BB: 0 P: 3	R: 0 E: 0 K: 1 S: 5	H: 0 LOB: 0 BB: 0 P: 5	R: 0 E: 0 K: 0 S: 4	H: 1 LOB: 1 BB: 0 P: 4	R: 0 E: 0 K: 1 S: 5	H: 0 LOB: 0 BB: 0 P: 5	R: 1 E: 0 K: 1 S: 6	H: 1 LOB: 0 BB: 0 P: 6	R: 0 E: 0 K: 0 S: 3	H: 0 LOB: 0 BB: 0 P: 3	1B: 2 2B: 3 3B: 1 HR: 0	SF: 0 SAC: 1 DP: 0 HBP: 0	WP: 0 PB: 0 SB: 1 CS: 0	PA: 37					
PITCHER	IP	WLS	BF	H	R	ER	SO	BB	IBB	HBP	BLK	WP	HR	S	P	ERA	WHIP										
Joe Hesketh, L ERA: 6.42 (1,1)	8.0		30	5	2	2	5	0	0	0	1	0	0	40	40	9.00	1.000										
Jeff Reardon, R ERA: 2.7 (9,1)	1.0	W	4	1	1	1	1	0	0	0	0	0	0	6	6	9.00	1.000										
Bert Roberge, R ERA: 5.54 (10,1)	1.0	S	3	0	0	0	0	0	0	0	0	0	0	3	3	0.00	0.000										

Montreal Expos @ St. Louis Cardinals
Busch Stadium, St. Louis, MO
Wed Jun 11 1986, 7:05 PM CDT
Att: 31,926 - Unknown


AB	36
R	3
H	6
RBI	3
BB	0
SO	6
LOB	8



Batter	1	2	3	4	5	6	7	8	9	10	AB	R	H	RBI	BB	SO	LOB	TOP					
Vince Coleman, S (1, 7) OBP: 0.335, SLG: 0.347	F8			4-3		B3		G6-3		PO	4	0	0	0	0	0	2						
Willie McGee, S (1, 8) OBP: 0.297, SLG: 0.342	6-3			E S 1B					F8		4	0	2	0	0	0	0						
Tom Herr, S (1, 4) OBP: 0.263, SLG: 0.242	G3			F6				F7		F7	4	0	0	0	0	0	2						
Jack Clark, R (1, 3) OBP: 0.365, SLG: 0.423				5-3				F8			3	0	0	0	1	1	2						
Andy Van Slyke, L (1, 9) OBP: 0.298, SLG: 0.336										BB	4	0	1	0	0	2	1						
Michael Lavalliere, L (1, 2) OBP: 0.345, SLG: 0.294											4	0	1	0	0	1	2						
Tom Lawless, R (10, PR) OBP: 0.167, SLG: 0.167				4-3							0	1	0	0	0	0	0						
Mike Heath, R (10, 2) OBP: 0.277, SLG: 0.277										G3-4-3	0	0	0	0	0	0	0						
Terry Pendleton, S (1, 5) OBP: 0.280, SLG: 0.273											4	0	1	1	0	0	0						
José Oquendo, S (1, 6) OBP: 0.480, SLG: 0.500											4	0	2	0	0	0	1						
Greg Mathews, R (1, 1)											3	0	0	0	0	2	3						
Curt Ford, L (10, PH)											0	0	0	0	1	0	0						
Todd Worrell, R (10, 1)											0	0	0	0	0	0	0						
Inning Stats	R: 0 E: 0 K: 0 S: 3	H: 0 LOB: 0 BB: 0 P: 3	R: 0 E: 0 K: 2 S: 7	H: 0 LOB: 0 BB: 0 P: 7	R: 0 E: 0 K: 1 S: 5	H: 0 LOB: 0 BB: 0 P: 5	R: 0 E: 0 K: 0 S: 4	H: 1 LOB: 1 BB: 0 P: 4	R: 0 E: 0 K: 1 S: 5	H: 0 LOB: 0 BB: 0 P: 5	R: 0 E: 0 K: 0 S: 3	H: 1 LOB: 0 BB: 0 P: 3	R: 0 E: 0 K: 0 S: 5	H: 2 LOB: 2 BB: 0 P: 5	R: 0 E: 0 K: 1 S: 6	H: 2 LOB: 1 BB: 0 P: 6	R: 0 E: 0 K: 1 S: 5	H: 0 LOB: 1 BB: 1 P: 9	R: 1 E: 0 K: 0 S: 3	H: 1 LOB: 1 BB: 1 P: 7	1B: 6 2B: 1 3B: 1 HR: 0	SF: 0 SAC: 0 DP: 2 HBP: 0	WP: 0 PA: 37
PITCHER Rick Sutcliffe, R ERA: 3.77	IP: 10.0 WLS: L BF: 36 H: 7 R: 1 ER: 1 SO: 6 BB: 2 IBB: 0 HBP: 0 BLK: 0 WP: 0 HR: 0 S: 46 P: 54 ERA: 0.90 WHIP: 0.900																						

St. Louis Cardinals @ Chicago Cubs
Wrigley Field, Chicago, IL
Fri Jun 13 1986, 3:33 AM CDT
Unknown


AB 34
R 1
H 7
RBI 1
BB 2
SO 6
LOB 13



Batter	1	2	3	4	5	6	7	8	9	10	AB	R	H	RBI	BB	SO	LOB	BOTTOM			
Bob Dernier, R (1, 8) OBP: 0.247, SLG: 0.244				5-3					F2		4	0	2	0	0	0	0				
Shawon Dunston, R (1, 6) OBP: 0.331, SLG: 0.453											3	0	2	0	1	0	0				
23 Ryne Sandberg, R (1, 4) OBP: 0.349, SLG: 0.470											4	0	0	0	0	0	5				
Keith Moreland, R (1, 9) OBP: 0.332, SLG: 0.388											4	0	0	0	0	0	3				
Jody Davis, R (1, 2) OBP: 0.301, SLG: 0.445											4	0	1	0	0	1	0				
Leon Durham, L (1, 3) OBP: 0.344, SLG: 0.385											4	0	0	0	0	1	1				
Gary Mathews, R (1, 7) OBP: 0.366, SLG: 0.397											1	0	0	0	2	0	0				
Terry Francona, L (8, PR) OBP: 0.235, SLG: 0.235											0	0	0	0	0	0	0				
Chris Speier, R (1, 5) OBP: 0.327, SLG: 0.422											3	0	0	0	0	1	2				
Rick Sutcliffe, L (1, 1) OBP: 0.200, SLG: 0.367											3	0	0	0	0	0	1				
Inning Stats	R: 0 E: 0 K: 0 S: 4	H: 2 LOB: 1 BB: 0 P: 4	R: 0 E: 0 K: 0 S: 3	H: 1 LOB: 0 BB: 0 P: 3	R: 0 E: 0 K: 1 S: 5	H: 0 LOB: 0 BB: 0 P: 5	R: 0 E: 0 K: 0 S: 2	H: 0 LOB: 0 BB: 1 P: 6	R: 0 E: 0 K: 1 S: 5	H: 0 LOB: 1 BB: 0 P: 9	R: 0 E: 0 K: 0 S: 4	H: 2 LOB: 2 BB: 0 P: 4	R: 0 E: 0 K: 0 S: 3	H: 0 LOB: 0 BB: 0 P: 3	R: 0 E: 0 K: 0 S: 3	H: 0 LOB: 0 BB: 0 P: 3	R: 0 E: 0 K: 1 S: 5	H: 0 LOB: 0 BB: 0 P: 5	1B: 5 2B: 1 3B: 0 HR: 0	SF: 0 SAC: 0 DP: 3 HBP: 0	WP: 0 PA: 33
PITCHER Greg Mathews, L ERA: 2.35	IP: 9.0 WLS: W BF: 30 H: 5 R: 0 ER: 0 SO: 2 BB: 3 IBB: 0 HBP: 0 BLK: 0 WP: 0 HR: 0 S: 31 P: 43 ERA: 0.00 WHIP: 0.889																				
Todd Worrell, R (10, 1) ERA: 1.26	IP: 1.0 WLS: S BF: 3 H: 0 R: 0 ER: 0 SO: 1 BB: 0 IBB: 0 HBP: 0 BLK: 0 WP: 0 HR: 0 S: 5 P: 5 ERA: 0.00 WHIP: 0.000																				

St. Louis Cardinals @ Chicago Cubs
Wrigley Field, Chicago, IL
Fri Jun 13 1986, 3:33 AM CDT
Unknown

AB 30
R 0
H 5
RBI 0
BB 3
SO 3
LOB 12



Batter	1	2	3	4	5	6	7	8	9	10	11	AB	R	H	RBI	BB	SO	LOB	TOP							
Vince Coleman, S OBP: 0.336, SLG: 0.342 (1, 7)												3	1	0	0	2	2	1								
Ozzie Smith, S OBP: 0.410, SLG: 0.390 (1, 6)												4	1	2	1	1	0	1								
Tom Herr, S OBP: 0.281, SLG: 0.241 Todd Worrell, R (10, 1)												5	0	1	0	0	0	2								
Ken Dayley, L OBP: 0.333, SLG: 0.200 (11, 1)												0	0	0	0	0	0	0								
Jack Clark, R OBP: 0.366, SLG: 0.416 (1, 3)												3	0	0	0	2	0	3								
Willie McGee, S OBP: 0.295, SLG: 0.339 (1, 8)												5	0	1	1	0	1	1								
Mike Heath, R OBP: 0.263, SLG: 0.286 Curt Ford, L (11, PH)												3	0	1	0	1	0	0								
Michael LaValliere, L OBP: 0.345, SLG: 0.294 (11, 2)												1	0	0	0	0	0	1								
Andy Van Slyke, L OBP: 0.295, SLG: 0.327 (1, 9)												4	0	0	0	1	1	3								
Terry Pendleton, S OBP: 0.284, SLG: 0.279 (1, 5)												3	0	1	0	1	0	1								
John Tudor, L OBP: 0.060, SLG: 0.056 José Oquendo, S OBP: 0.480, SLG: 0.500 (10, 4)												3	0	0	0	0	1	1								
Inning Stats	R: 0 E: 0 K: 1 S: 5	H: 1 LOB: 1 BB: 1 P: 9	R: 0 E: 0 K: 0 S: 2	H: 0 LOB: 1 BB: 2 P: 10	R: 0 E: 0 K: 0 S: 4	H: 1 LOB: 2 BB: 1 P: 8	R: 0 E: 0 K: 0 S: 3	H: 0 LOB: 0 BB: 0 P: 3	R: 0 E: 0 K: 0 S: 3	H: 1 LOB: 0 BB: 0 P: 3	R: 1 E: 0 K: 0 S: 5	H: 2 LOB: 2 BB: 1 P: 9	R: 1 E: 0 K: 0 S: 3	H: 1 LOB: 0 BB: 1 P: 7	R: 0 E: 0 K: 1 S: 5	H: 0 LOB: 0 BB: 0 P: 5	R: 0 E: 0 K: 2 S: 7	H: 0 LOB: 1 BB: 1 P: 11	R: 0 E: 0 K: 1 S: 5	H: 0 LOB: 0 BB: 0 P: 5	R: 0 E: 0 K: 0 S: 3	H: 0 LOB: 1 BB: 1 P: 7	1B: 4 2B: 3 3B: 0 HR: 0	SF: 0 SAC: 1 DP: 1 HBP: 0	WP: 0 PB: 0 SB: 1 CS: 3	PA: 45
PITCHER	IP: 6.0 WLS: 4.32 BF: 25 H: 5 R: 1 ER: 1 SO: 3 BB: 2 IBB: 0 HBP: 0 BLK: 0 WP: 0 HR: 0 S: 22 P: 42 ERA: 1.50 WHIP: 1.667	IP: 3.0 WLS: 4.21 BF: 11 H: 1 R: 1 ER: 1 SO: 3 BB: 0 IBB: 0 HBP: 0 BLK: 0 WP: 0 HR: 0 S: 15 P: 23 ERA: 3.00 WHIP: 1.000	IP: 2.0 WLS: 2.97 BF: 7 H: 0 R: 0 ER: 0 SO: 1 BB: 1 IBB: 0 HBP: 0 BLK: 0 WP: 0 HR: 0 S: 8 P: 12 ERA: 0.00 WHIP: 0.500												IP: 6.0 WLS: 4.32 BF: 25 H: 5 R: 1 ER: 1 SO: 3 BB: 2 IBB: 0 HBP: 0 BLK: 0 WP: 0 HR: 0 S: 22 P: 42 ERA: 1.50 WHIP: 1.667	IP: 3.0 WLS: 4.21 BF: 11 H: 1 R: 1 ER: 1 SO: 3 BB: 0 IBB: 0 HBP: 0 BLK: 0 WP: 0 HR: 0 S: 15 P: 23 ERA: 3.00 WHIP: 1.000	IP: 2.0 WLS: 2.97 BF: 7 H: 0 R: 0 ER: 0 SO: 1 BB: 1 IBB: 0 HBP: 0 BLK: 0 WP: 0 HR: 0 S: 8 P: 12 ERA: 0.00 WHIP: 0.500									

St. Louis Cardinals @ Chicago Cubs
Wrigley Field, Chicago, IL
Fri Jun 13 1986, 3:38 AM CDT
Att: 34,037 - Unknown

AB 34
R 2
H 6
RBI 2
BB 8
SO 5
LOB 14



Batter	1	2	3	4	5	6	7	8	9	10	11	AB	R	H	RBI	BB	SO	LOB	BOTTOM	
Bob Dernier, R OBP: 0.243, SLG: 0.240 Davey Lopes, R OBP: 0.407, SLG: 0.469 (7, PH)												3	0	0	0	0	0	1		
Shawon Dunston, R OBP: 0.332, SLG: 0.456 (1, 6)												2	0	0	0	0	1	2		
23 Ryne Sandberg, R OBP: 0.346, SLG: 0.483 (1, 4)												5	2	2	0	0	1	1		
Keith Moreland, R OBP: 0.333, SLG: 0.386 (1, 9)												4	1	0	0	1	0	1		
Ron Cey, R OBP: 0.240, SLG: 0.500 Jay Ballew, R (7, 1)												4	1	0	0	1	0	1		
Gary Matthews, R OBP: 0.363, SLG: 0.393 Lee Smith, R (9, PH)												4	0	1	0	1	0	1		
Thad Bosley, L OBP: 0.302, SLG: 0.306 (11, PH)												4	0	1	1	0	1	0		
Leon Durham, L OBP: 0.338, SLG: 0.376 (1, 3)												4	0	1	0	1	0	1		
Jerry Mumphrey, S OBP: 0.354, SLG: 0.353 (8, 8)												4	0	2	0	0	0	0		
Steve Lake, R OBP: 0.417, SLG: 0.500 (1, 2)												3	0	1	0	0	0	1		
Steve Trout, L OBP: 0.240, SLG: 0.250 Chris Speier, R OBP: 0.321, SLG: 0.413 (7, 5)												1	0	0	0	1	0	0		
Inning Stats	R: 0 E: 0 K: 1 S: 5	H: 0 LOB: 0 BB: 0 P: 5	R: 0 E: 0 K: 0 S: 3	H: 0 LOB: 0 BB: 0 P: 3	R: 0 E: 0 K: 0 S: 3	H: 1 LOB: 1 BB: 1 P: 7	R: 1 E: 0 K: 0 S: 3	H: 2 LOB: 2 BB: 1 P: 13	R: 0 E: 0 K: 0 S: 3	H: 0 LOB: 0 BB: 0 P: 3	R: 0 E: 0 K: 0 S: 3	H: 0 LOB: 0 BB: 0 P: 3	R: 0 E: 0 K: 0 S: 4	H: 1 LOB: 1 BB: 0 P: 4	R: 1 E: 0 K: 0 S: 2	H: 2 LOB: 2 BB: 1 P: 6	1B: 6 2B: 2 3B: 0 HR: 0	SF: 0 SAC: 2 DP: 1 HBP: 0	WP: 0 PB: 0 SB: 0 CS: 0	PA: 41
PITCHER	IP: 9.1 WLS: 2.51 BF: 36 H: 6 R: 2 ER: 1 SO: 4 BB: 1 IBB: 1 HBP: 0 BLK: 0 WP: 0 HR: 0 S: 42 P: 50 ERA: 0.96 WHIP: 0.750	IP: 0.2 WLS: 1.44 BF: 4 H: 1 R: 1 ER: 1 SO: 0 BB: 0 IBB: 0 HBP: 0 BLK: 0 WP: 0 HR: 0 S: 3 P: 7 ERA: 13.50 WHIP: 3.000	IP: 0.0 WLS: 5.09 BF: 1 H: 1 R: 0 ER: 0 SO: 0 BB: 0 IBB: 0 HBP: 0 BLK: 0 WP: 0 HR: 0 S: 1 P: 1 ERA: ∞ WHIP: ∞												IP: 9.1 WLS: 2.51 BF: 36 H: 6 R: 2 ER: 1 SO: 4 BB: 1 IBB: 1 HBP: 0 BLK: 0 WP: 0 HR: 0 S: 42 P: 50 ERA: 0.96 WHIP: 0.750	IP: 0.2 WLS: 1.44 BF: 4 H: 1 R: 1 ER: 1 SO: 0 BB: 0 IBB: 0 HBP: 0 BLK: 0 WP: 0 HR: 0 S: 3 P: 7 ERA: 13.50 WHIP: 3.000	IP: 0.0 WLS: 5.09 BF: 1 H: 1 R: 0 ER: 0 SO: 0 BB: 0 IBB: 0 HBP: 0 BLK: 0 WP: 0 HR: 0 S: 1 P: 1 ERA: ∞ WHIP: ∞			

St. Louis Cardinals @ Chicago Cubs
Wrigley Field, Chicago, IL
Fri Jun 13 1986, 3:38 AM CDT
Att: 34,037 - Unknown

AB 36
R 3
H 8
RBI 2
BB 3
SO 4
LOB 13



Batter	1	2	3	4	5	6	7	8	9	AB	R	H	RBI	BB	SO	LOB	TOP																					
Vince Coleman, S (1, 7) OBP: 0.335, SLG: 0.338	1-3		F8			G3		BB		3	0	0	0	1	0	0	St. Louis Cardinals @ Chicago Cubs Wrigley Field, Chicago, IL Sat Jun 14 1986, 3:33 AM CDT Att: 31,894 - Unknown																					
Willie McGee, S (1, 8) OBP: 0.295, SLG: 0.342	2B		G3			F8		BB		4	0	1	0	0	0	1																						
Terry Pendleton, S (1, 5) OBP: 0.279, SLG: 0.273	L8				G3					4	0	0	0	0	0	1																						
Jack Clark, R (1, 3) OBP: 0.364, SLG: 0.410	5-3				K					3	0	0	0	1	1	1																						
Andy Van Slyke, L (1, 9)			F8		K					4	0	0	0	0	2	1																						
Tom Herr, S (1, 4) OBP: 0.286, SLG: 0.263						4-3				3	1	2	1	0	0	0																						
Michael LaValliere, L (1, 2) OBP: 0.329, SLG: 0.276			L8			F2				3	0	0	0	0	1	2																						
Ozzie Smith, S (1, 6) OBP: 0.404, SLG: 0.383			1-3			L5				3	0	0	0	0	0	0																						
Ray Burris, R (1, 1) OBP: 0.267, SLG: 0.467 Todd Worrell, R (9, 1)					6-3					3	0	0	0	0	1	0																						
										0	0	0	0	0	0	0																						
Inning Stats	R: 0 E: 0 K: 0 S: 4	H: 1 LOB: 1 BB: 0 P: 4	R: 1 E: 0 K: 0 S: 4	H: 1 LOB: 0 BB: 0 P: 4	R: 0 E: 0 K: 0 S: 3	H: 0 LOB: 0 BB: 0 P: 3	R: 0 E: 0 K: 2 S: 7	H: 0 LOB: 0 BB: 0 P: 7	R: 0 E: 0 K: 1 S: 5	H: 0 LOB: 0 BB: 0 P: 5	R: 0 E: 0 K: 2 S: 8	H: 1 LOB: 2 BB: 1 P: 12	R: 0 E: 0 K: 0 S: 3	H: 0 LOB: 1 BB: 1 P: 7	R: 0 E: 0 K: 0 S: 3	H: 0 LOB: 0 BB: 0 P: 3	1B: 1 2B: 1 3B: 0 HR: 1	SF: 0 SAC: 0 DP: 0 HBP: 0	WP: 0 PB: 0 SB: 1 CS: 0	PA: 32																		
PITCHER	IP	WLS	BF	H	R	ER	SO	BB	IBB	HBP	BLK	WP	HR	S	P	ERA	WHIP	PITCHER				IP	WLS	BF	H	R	ER	SO	BB	IBB	HBP	BLK	WP	HR	S	P	ERA	WHIP
Scott Sanderson, R (1, 1) ERA: 4.09	6.0	L	20	2	1	1	3	0	0	0	0	0	1	26	26	1.50	0.333																					
Ray Fontenot, L (7, 1) ERA: 1.67	3.0		12	1	0	0	2	2	0	0	0	0	0	14	22	0.00	1.000																					

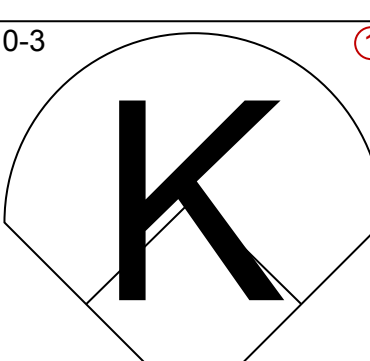
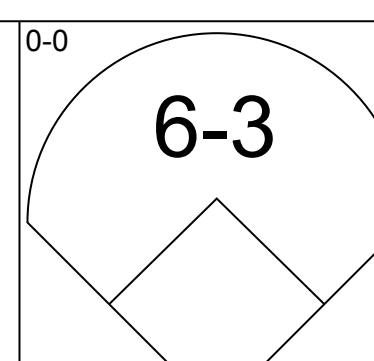
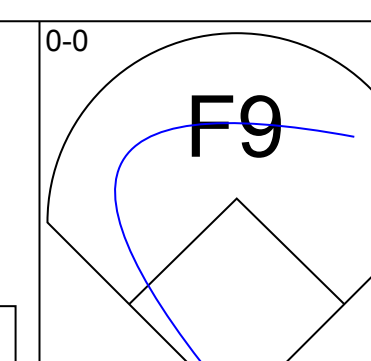
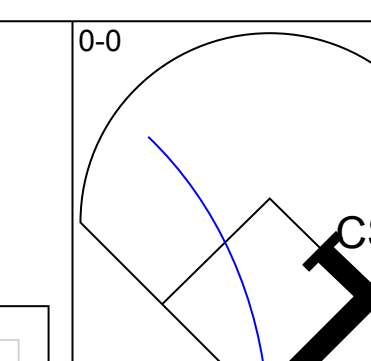
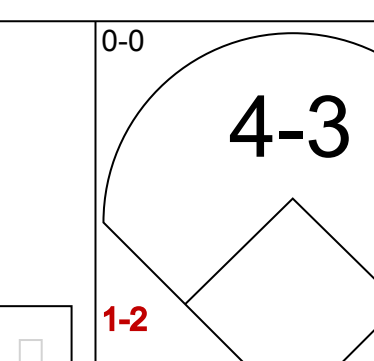
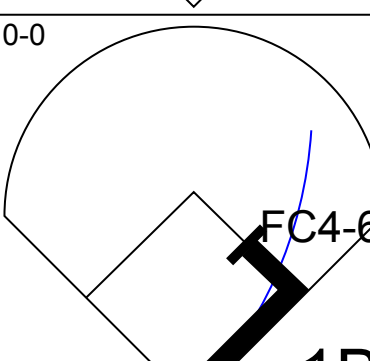
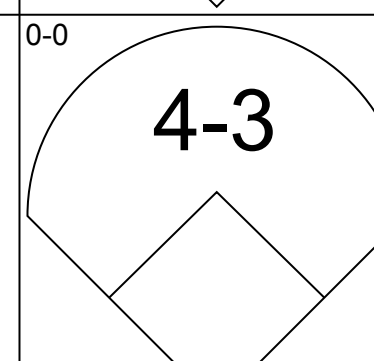
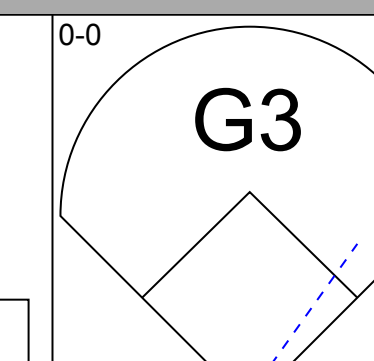
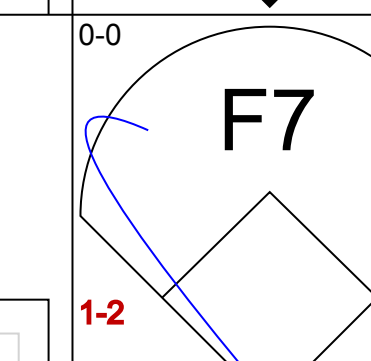
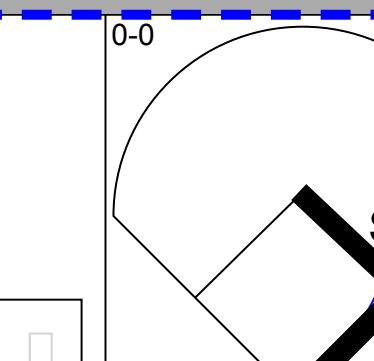
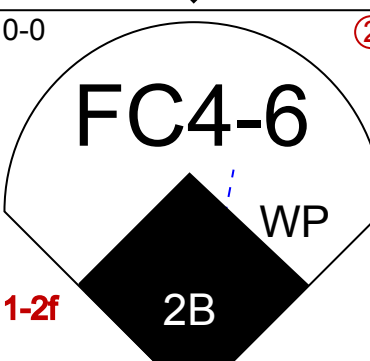
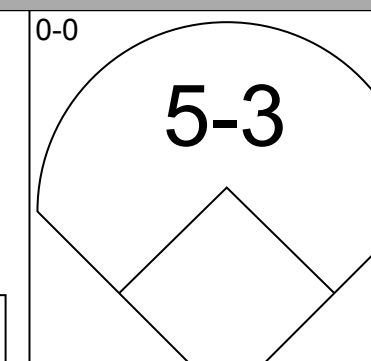
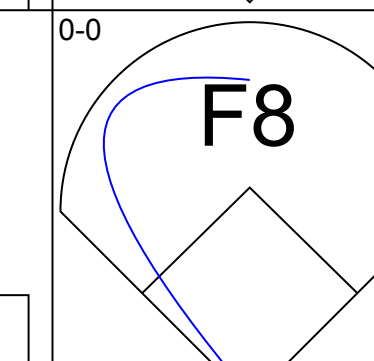
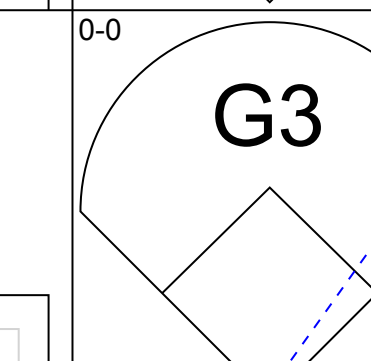
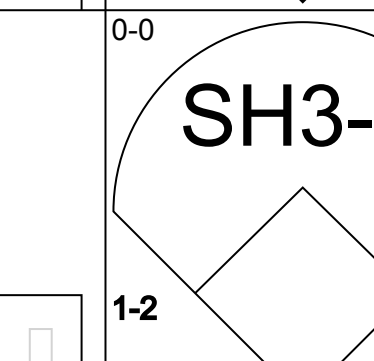
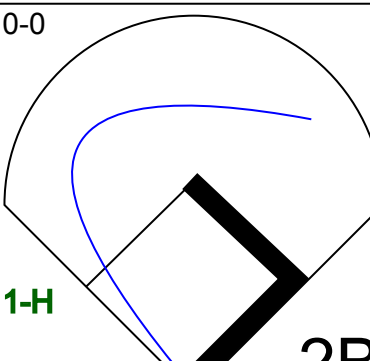
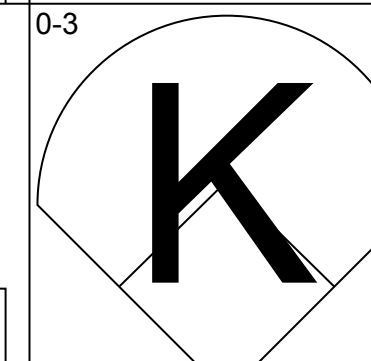
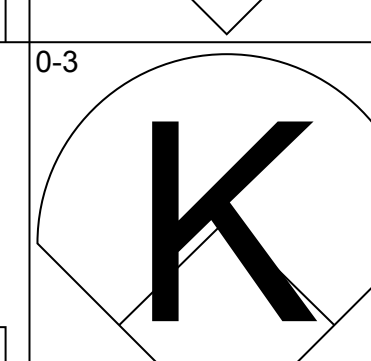
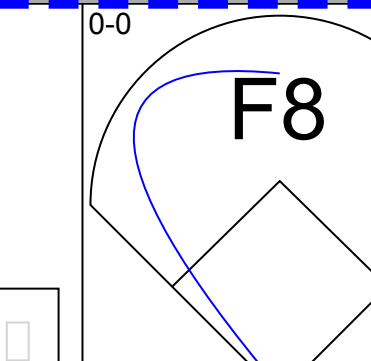
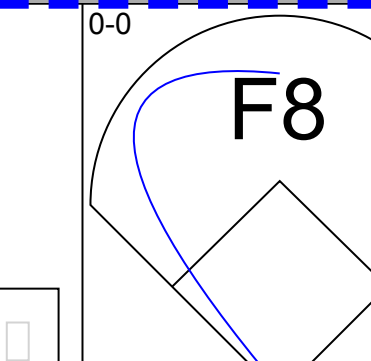
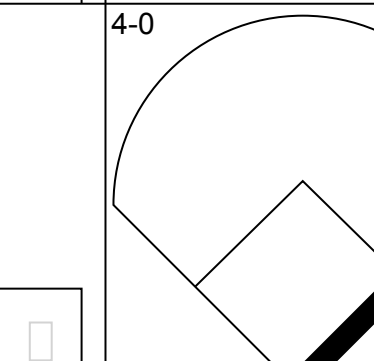
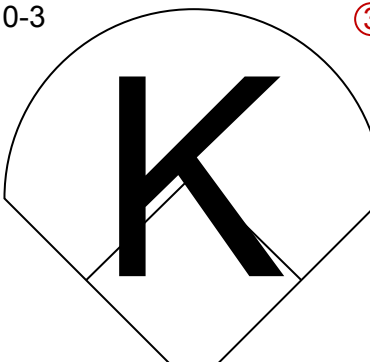
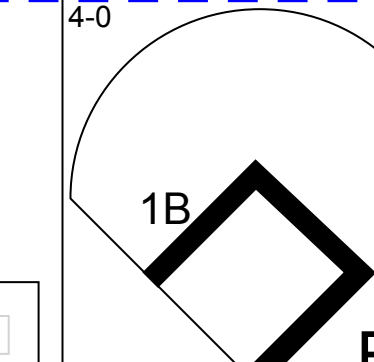
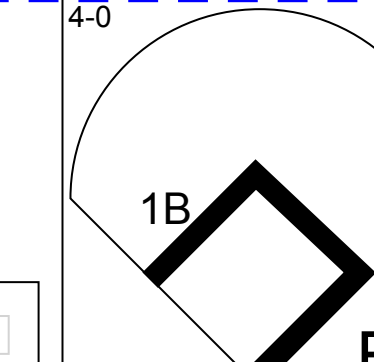
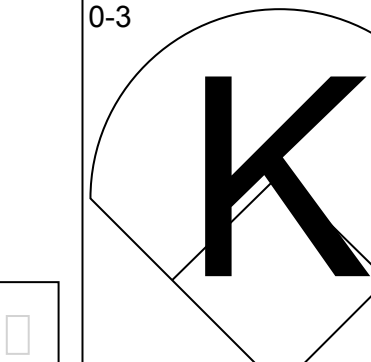
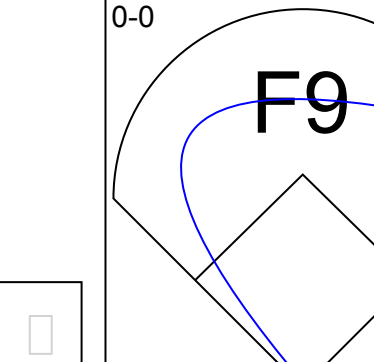
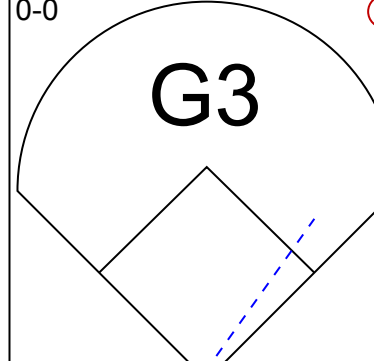
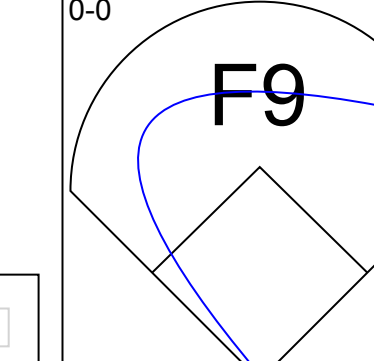
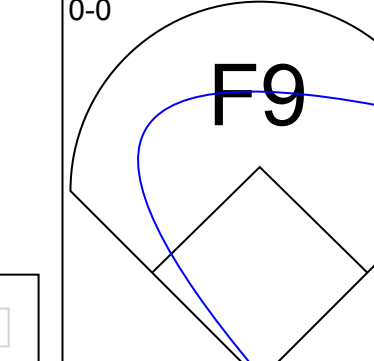
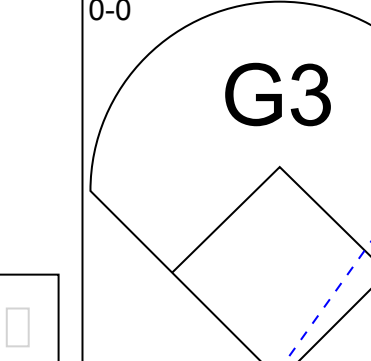
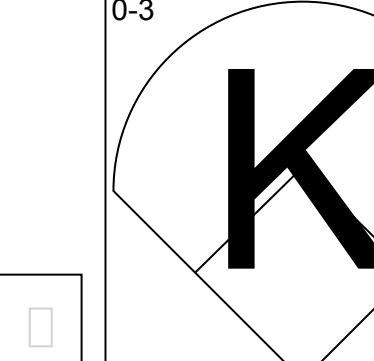
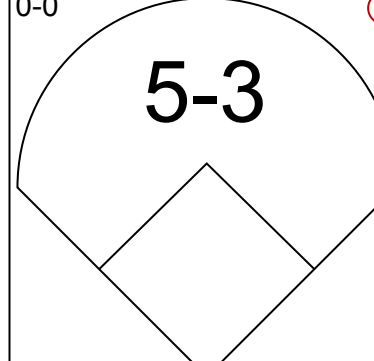
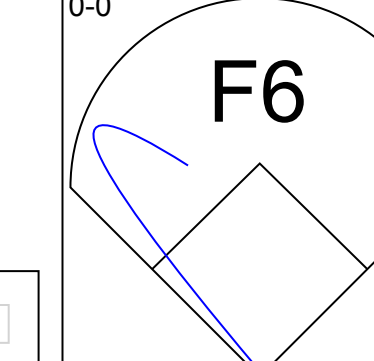
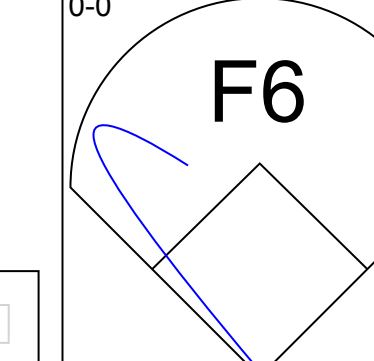
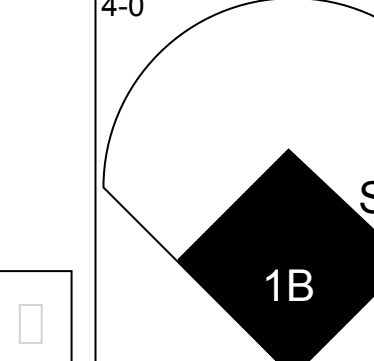
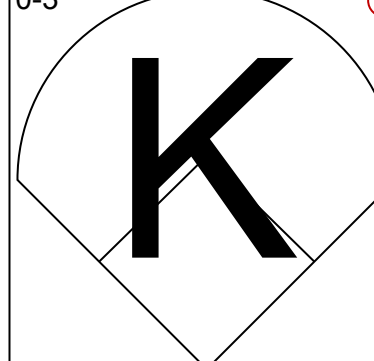
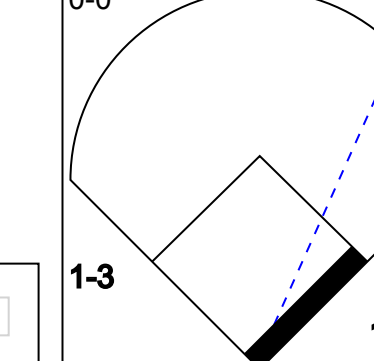
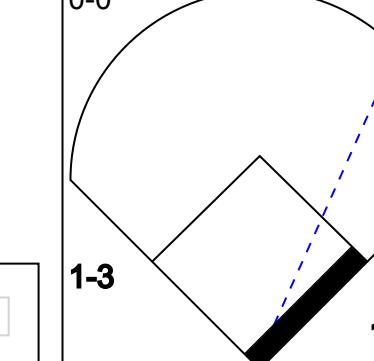
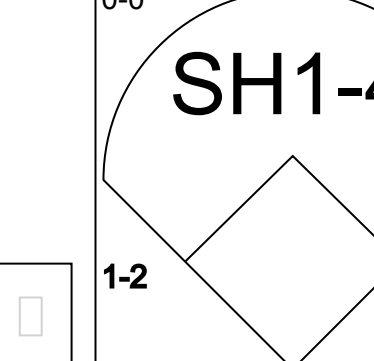
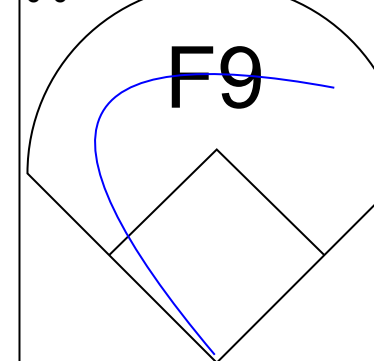
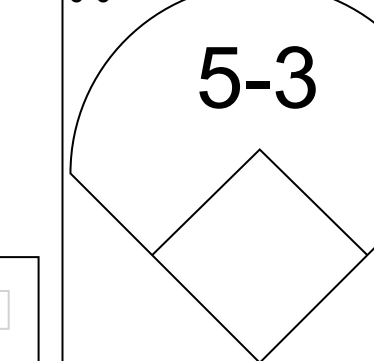
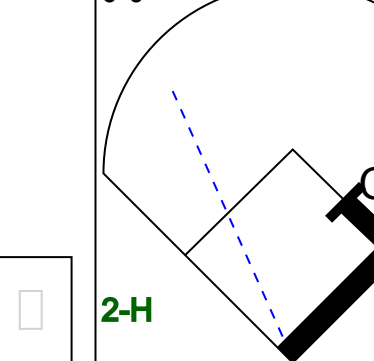
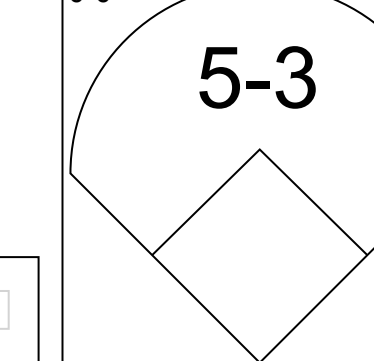
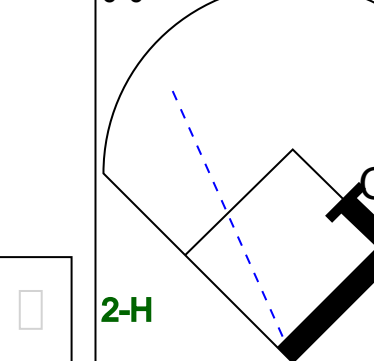
AB	30
R	1
H	3
RBI	1
BB	2
SO	5
LOB	6



Batter	1	2	3	4	5	6	7	8	9	AB	R	H	RBI	BB	SO	LOB	BOTTOM																					
Bob Dernier, R (1, 8) OBP: 0.239, SLG: 0.235 Jerry Mumphrey, S (7, PH) OBP: 0.351, SLG: 0.350	5-3		K							3	0	0	0	0	2	0	St. Louis Cardinals @ Chicago Cubs Wrigley Field, Chicago, IL Sat Jun 14 1986, 3:33 AM CDT Att: 31,894 - Unknown																					
Gary Matthews, R (1, 7) OBP: 0.397, SLG: 0.400	2B		F4							3	0	1	0	1	0	1																						
23 Ryne Sandberg, R (1, 4) OBP: 0.341, SLG: 0.455	F7				5-3					4	0	0	0	0	0	2																						
Keith Moreland, R (1, 9) OBP: 0.328, SLG: 0.379	5-3				4-3					4	0	0	0	0	0	3																						
Leon Durham, L (1, 3) OBP: 0.341, SLG: 0.384					1B					4	0	2	0	0	0	0																						
Jody Davis, R (1, 2) OBP: 0.304, SLG: 0.443					6-3					3	0	1	0	1	1	1																						
Ron Cey, R (1, 5) OBP: 0.361, SLG: 0.491 Ray Fontenot, L (7, 1) OBP: 1.000, SLG: 1.000 Thad Bosley, L (9, PH) OBP: 0.356, SLG: 0.300										2	0	0	0	1	0	2																						
Shawon Dunston, R (1, 6) OBP: 0.327, SLG: 0.448										0	0	0	0	0	0	0																						
Scott Sanderson, R (1, 1) ERA: 3.4 Chris Speier, R (7, 5) OBP: 0.333, SLG: 0.426					5-3					1	0	1	0	0	0	0																						
										1	0	1	0	0	0	0																						
Inning Stats	R: 0 E: 0 K: 0 S: 4	H: 1 LOB: 1 BB: 0 P: 4	R: 0 E: 0 K: 0 S: 4	H: 1 LOB: 1 BB: 0 P: 4	R: 0 E: 0 K: 1 S: 5	H: 0 LOB: 0 BB: 0 P: 5	R: 0 E: 0 K: 0 S: 5	H: 2 LOB: 3 BB: 1 P: 9	R: 0 E: 0 K: 2 S: 8	H: 0 LOB: 2 BB: 1 P: 12	R: 0 E: 0 K: 0 S: 2	H: 0 LOB: 0 BB: 1 P: 6	R: 0 E: 0 K: 0 S: 4	H: 1 LOB: 1 BB: 0 P: 4	R: 0 E: 0 K: 0 S: 3	H: 0 LOB: 0 BB: 0 P: 3	R: 0 E: 0 K: 2 S: 7	H: 0 LOB: 0 BB: 0 P: 7	1B: 3 2B: 2 3B: 0 HR: 0	SF: 0 SAC: 0 DP: 1 HBP: 0	WP: 0 PB: 0 SB: 0 CS: 0	PA: 35																
PITCHER	IP	WLS	BF	H	R	ER	SO	BB	IBB	HBP	BLK	WP	HR	S	P	ERA	WHIP	PITCHER				IP	WLS	BF	H	R	ER	SO	BB	IBB	HBP	BLK	WP	HR	S	P	ERA	WHIP
Ray Burris, R (1, 1) ERA: 3.4	8.0	W	32	5	0	0	3	3	0	0	0	0	0	35	47	0.00	1.000																					
Todd Worrell, R (9, 1) ERA: 1.41	1.0	S	3	0	0	0	2	0	0	0	0	0	0	7	7	0.00	0.000																					

AB	32
R	0
H	5
RBI	0
BB	3
SO	5
LOB	14



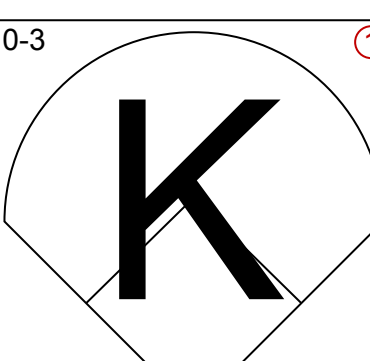
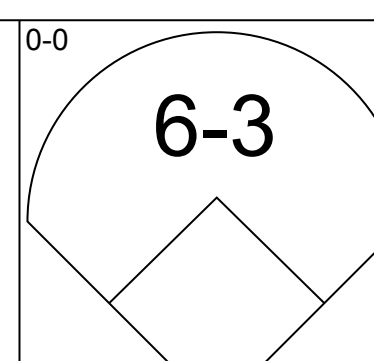
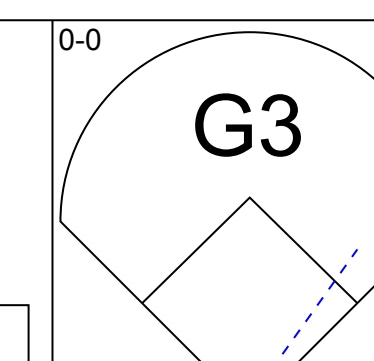
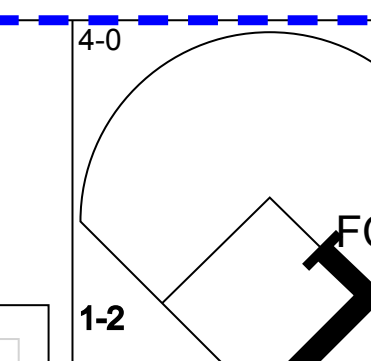
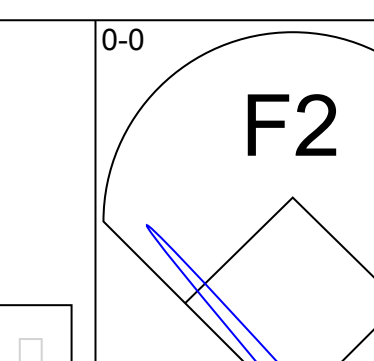
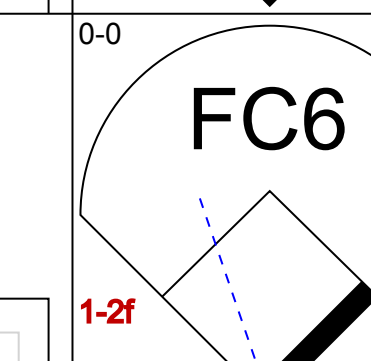
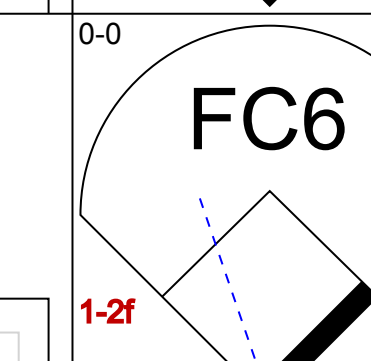

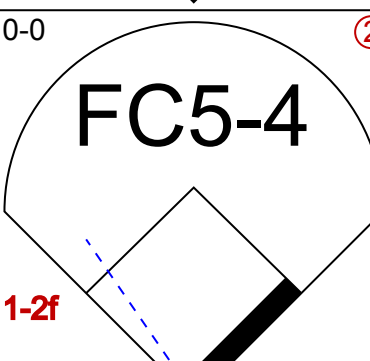

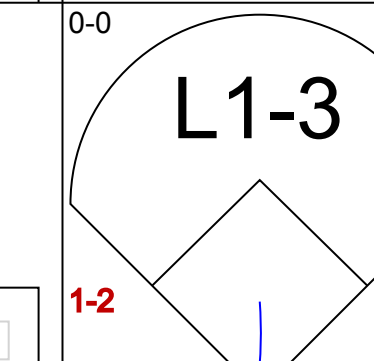


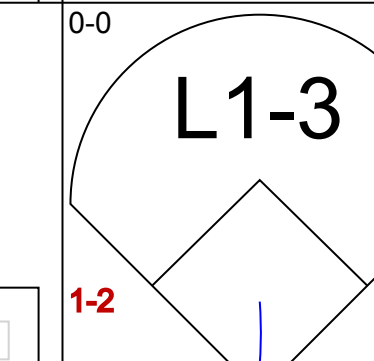


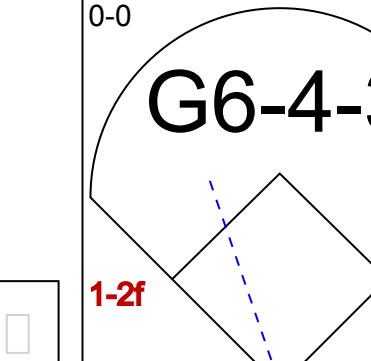




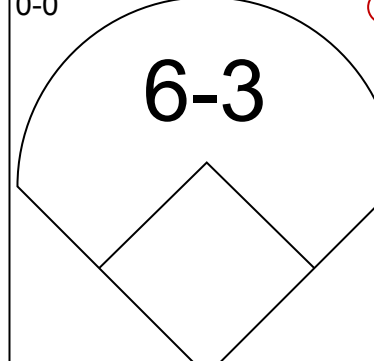

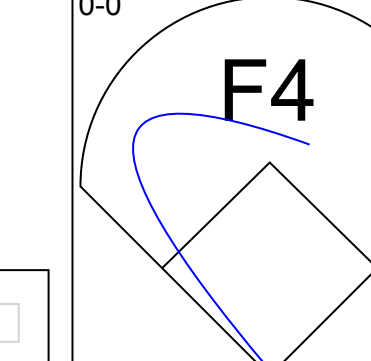


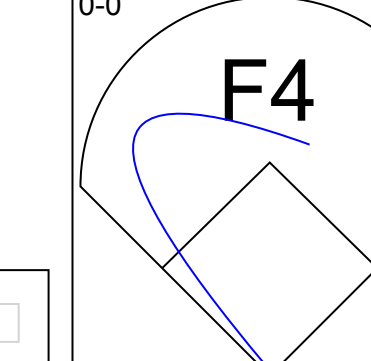
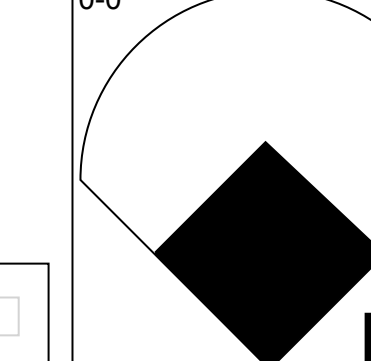
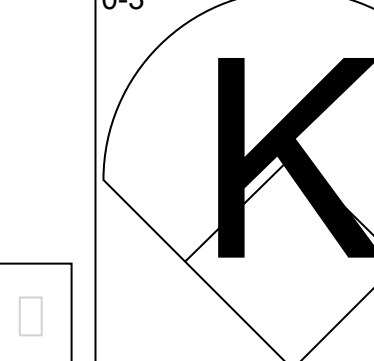

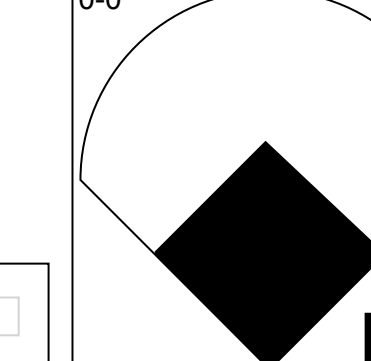
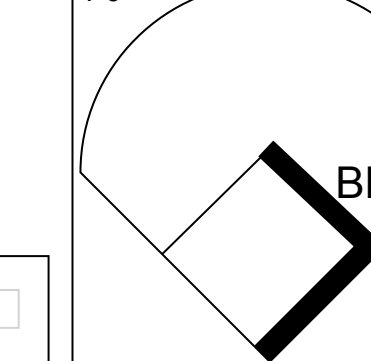
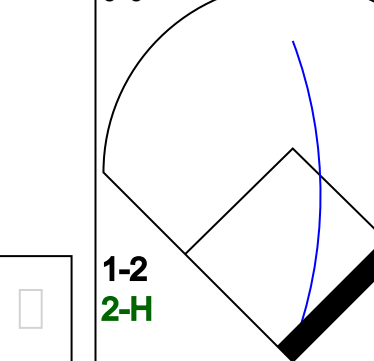
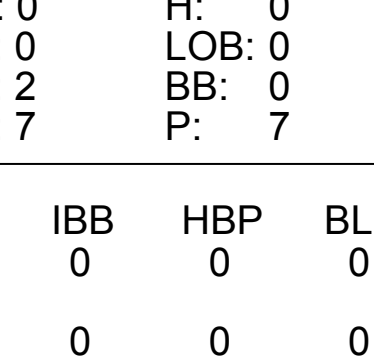
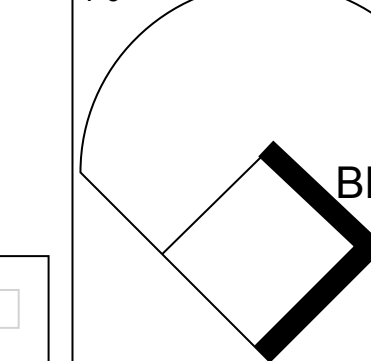
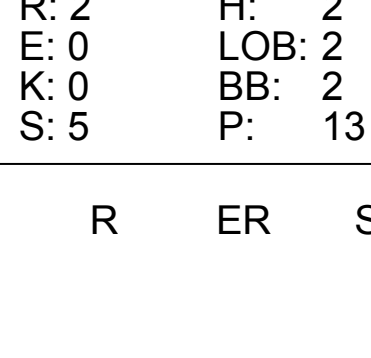
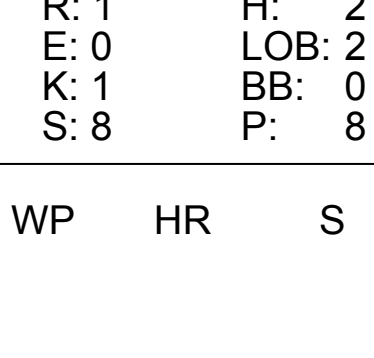
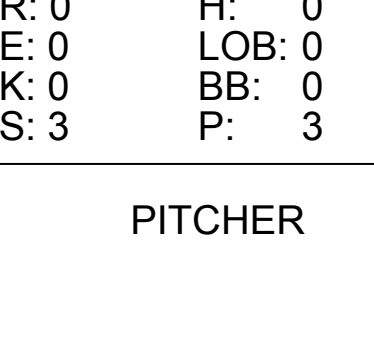
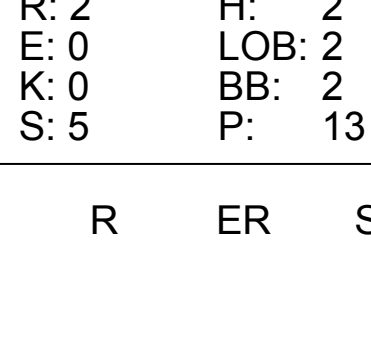
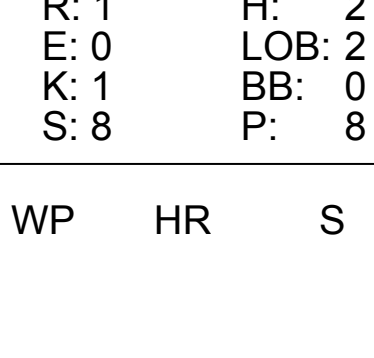
Batter	1	2	3	4	5	6	7	8	9	10	11	AB	R	H	RBI	BB	SO	LOB	TOP																		
Willie McGee, S OBP: 0.293, SLG: 0.339 (1, 8)												5	0	1	0	0	1	2																			
Terry Pendleton, S OBP: 0.281, SLG: 0.276 (1, 5)												5	0	2	0	0	0	1																			
Curt Ford, L (1, 7)												4	1	0	0	0	0	1																			
Clint Hurdle, L OBP: 0.216, SLG: 0.229 Tito Landrum, R OBP: 0.235, SLG: 0.270 (11, PH) (11, 9)												4	0	1	1	0	1	0																			
Tom Herr, S OBP: 0.284, SLG: 0.257 (1, 4)												4	0	0	0	1	3	3																			
Andy Van Slyke, L OBP: 0.290, SLG: 0.321 (1, 9) (11, 3)												5	1	1	0	0	1	3																			
Ozzie Smith, S OBP: 0.401, SLG: 0.377 (1, 6)												3	1	0	0	1	0	2																			
Michael LaValliere, L OBP: 0.344, SLG: 0.298 (1, 2)												3	0	2	1	0	1	0																			
Bob Forsch, R OBP: 0.107, SLG: 0.179 Ken Dayley, L OBP: 0.333, SLG: 0.200 Jack Clark, R OBP: 0.397, SLG: 0.413 Vince Coleman, S OBP: 0.335, SLG: 0.338 Todd Worrell, R (10, 1)													3	0	0	0	0	0	3																		
Inning Stats	R: 1 E: 0 K: 2 S: 9	H: 2 LOB: 1 BB: 0 P: 9	R: 0 E: 0 K: 1 S: 5	H: 0 LOB: 0 BB: 0 P: 5	R: 0 E: 0 K: 0 S: 3	H: 0 LOB: 0 BB: 0 P: 3	R: 0 E: 0 K: 2 S: 7	H: 0 LOB: 0 BB: 0 P: 7	R: 1 E: 0 K: 0 S: 5	H: 2 LOB: 1 BB: 0 P: 5	R: 0 E: 0 K: 0 S: 3	H: 0 LOB: 0 BB: 0 P: 3	R: 0 E: 0 K: 0 S: 4	H: 1 LOB: 2 BB: 1 P: 8	R: 0 E: 0 K: 0 S: 3	H: 1 LOB: 0 BB: 0 P: 3	R: 0 E: 0 K: 1 S: 5	H: 0 LOB: 0 BB: 0 P: 5	R: 1 E: 0 K: 0 S: 3	H: 1 LOB: 1 BB: 1 P: 7	R: 0 E: 0 K: 1 S: 6	H: 1 LOB: 2 BB: 1 P: 10	1B: 6 2B: 2 3B: 0 HR: 0	SF: 0 SAC: 2 DP: 0 HBP: 0	WP: 1 PB: 0 SB: 0 CS: 2	PA: 42											
PITCHER	IP WLS BF H R ER SO BB IBB HBP BLK WP HR S P ERA WHIP																																				
Dennis Eckerstey, R ERA: 5.73 Guy Hoffman, L ERA: 4.08 Lee Smith, R ERA: 3.06 Ray Fontenot, L ERA: 1.61	(1, 1) (7, 1) (9, 1) (11, 1)	6.0 2.0 2.0 1.0	WLS 8 7 5	BF 22 8 7 5	H 4 2 1 0	R 2 1 0	ER 2 0 0 0	SO 5 0 1 1	BB 0 1 0 0	IBB 0 0 0 0	HBP 0 0 0 0	BLK 0 0 0 0	WP 0 0 0 0	HR 0 0 0 0	S 32 7 8 6	P 32 11 12 10	ERA 3.00 0.00 4.50 0.00	WHIP 0.667 1.500 1.000 1.000																			

St. Louis Cardinals @ Chicago Cubs
Wrigley Field, Chicago, IL
Sun Jun 15 1986, 3:33 AM CDT
Att: 31,244 - Unknown

livebaseballscorecards.com

AB 37
R 3
H 8
RBI 3
BB 3
SO 7
LOB 15



Batter	1	2	3	4	5	6	7	8	9	10	11	AB	R	H	RBI	BB	SO	LOB	BOTTOM																		
Dave Martinez, L (1, 8)												3	0	0	0	0	1	0																			
Davey Lopes, R OBP: 0.408, SLG: 0.465 (8, PH) (9, 7)												1	0	0	0	1	0	2																			
Ray Fontenot, L OBP: 1.000, SLG: 1.000 (11, 1)												0	0	0	0	0	0	0																			
Jerry Mumphrey, S OBP: 0.353, SLG: 0.347 (1, 7) (8, 8)												4	0	1	0	1	0	4																			
23 Ryne Sandberg, R OBP: 0.335, SLG: 0.448 (1, 4)												5	0	0	0	0	1	2																			
Keith Moreland, R OBP: 0.330, SLG: 0.381 (1, 9)												4	1	1	0	1	0	2																			
Leon Durham, L OBP: 0.342, SLG: 0.397 (1, 3)												4	1	1	1	1	0	1																			
Jody Davis, R OBP: 0.393, SLG: 0.440 Chris Speier, R OBP: 0.327, SLG: 0.417 (10, PR) (11, 5)												4	0	1	0	0	0	0																			
Ron Cey, R OBP: 0.352, SLG: 0.477 Steve Lake, R OBP: 0.462, SLG: 0.538 (1, 5) (11, 2)												3	0	0	0	0	1	0																			
Shawon Dunston, R OBP: 0.325, SLG: 0.458 (1, 6)												4	1	1	1	0	2	2																			
Dennis Eckerstey, R ERA: 2.61 Terry Harpootian, L ERA: 5.231 Guy Hoffman, L ERA: 4.81 Lee Smith, R ERA: 1.75	(1, 1) (8, PH) (7, 1) (8, PH) (9, 1) (10, PR) (11, 7)	7.2 1.1 1.2	WLS 27 5 11	BF 27 3 11	H 3 0 4	R 2 0 2	ER 2 0 2	SO 5 0 1	BB 0 2 0	IBB 0 0 1	HBP 0 0 0	BLK 0 0 0	WP 0 0 0	HR 2 0 0	S 35 3 12	P 43 11 16	ERA 2.35 0.00 10.80	WHIP 0.652 1.500 2.400																			
PITCHER	IP WLS BF H R ER SO BB IBB HBP BLK WP HR S P ERA WHIP																																				
Bob Forsch, R ERA: 2.61 Ken Dayley, L ERA: 4.81 Todd Worrell, R ERA: 1.75	(1, 1) (8, 1) (10, 1)	7.2 1.1 1.2	WLS 27 5 11	BF 27 3 11	H 3 0 4	R 2 0 2	ER 2 0 2	SO 5 0 1	BB 0 2 0	IBB 0 0 1	HBP 0 0 0	BLK 0 0 0	WP 0 0 0	HR 2 0 0	S 35 3 12	P 43 11 16	ERA 2.35 0.00 10.80	WHIP 0.652 1.500 2.400																			

St. Louis Cardinals @ Chicago Cubs
Wrigley Field, Chicago, IL
Sun Jun 15 1986, 3:33 AM CDT
Att: 31,244 - Unknown

livebaseballscorecards.com

AB 37
R 4
H 7
RBI 4
BB 5
SO 6
LOB 15



Batter	1	2	3	4	5	6	7	8	9	AB	R	H	RBI	BB	SO	LOB	TOP					
Curt Ford, L OBP: 0.182, SLG: 0.100 (1, 7)	F7		1-3		1B E 1B		K2-3		G3	5	1	1	0	0	1	1						
Ozzie Smith, S OBP: 0.403, SLG: 0.380 (1, 6)	3-1			1B BLK 1B	E9 1B		6-3			4	1	2	1	0	0	0						
Terry Pendleton, S OBP: 0.277, SLG: 0.271 (1, 5)	4-3			F5 1-2	F8 1B		K			4	0	0	0	0	1	2						
Jack Clark, R OBP: 0.369, SLG: 0.426 (1, 3)		HR		1B BB	6-3			K		3	1	1	1	1	1	1						
Willie McGee, S OBP: 0.300, SLG: 0.343 (1, 8)		1-3 1B		1-2 2-H 1B		6-3 BB		K		3	0	2	1	1	1	0						
Andy Van Slyke, L OBP: 0.281, SLG: 0.315 Tito Landrum, R OBP: 0.232, SLG: 0.267 (6, 9)	F7			F8	F9			F3		3	0	0	0	0	0	4						
Michael LaValliere, L OBP: 0.339, SLG: 0.283 (1, 2)	4-3			3-1		6-3			BB	3	0	0	0	1	0	4						
José Oquendo, S OBP: 0.463, SLG: 0.467 (1, 4)			6-3		B2			F3		3	0	0	0	1	0	1						
Danny Cox, R OBP: 0.250, SLG: 0.333 Clint Hurdle, L OBP: 0.212, SLG: 0.224 Pat Perry, L (6, 1) Todd Worrell, R (8, 1)			K		1B BB		K		K	1	1	0	0	1	1	0						
Inning Stats	R: 0 E: 0 K: 0 S: 3	H: 0 LOB: 0 BB: 0 P: 3	R: 1 E: 0 K: 0 S: 4	H: 2 LOB: 0 BB: 0 P: 4	R: 0 E: 0 K: 1 S: 5	H: 0 LOB: 0 BB: 0 P: 5	R: 1 E: 0 K: 0 S: 5	H: 2 LOB: 2 BB: 1 P: 9	R: 2 E: 1 K: 0 S: 5	H: 2 LOB: 1 BB: 1 P: 9	R: 0 E: 0 K: 1 S: 5	H: 0 LOB: 0 BB: 0 P: 13	R: 0 E: 0 K: 2 S: 7	H: 0 LOB: 0 BB: 0 P: 7	R: 0 E: 0 K: 2 S: 7	H: 0 LOB: 0 BB: 0 P: 7	R: 0 E: 0 K: 1 S: 5	H: 0 LOB: 1 BB: 1 P: 9	1B: 5 2B: 0 3B: 0 HR: 1	SF: 0 SAC: 0 DP: 0 HBP: 0	WP: 0 PB: 0 SB: 0 CS: 0	PA: 37
PITCHER	IP	WLS	BF	H	R	ER	SO	BB	IBB	HBP	BLK	WP	HR	S	P	ERA	WHIP					
Rick Rhoden, R ERA: 2.85 Jim Winn, R ERA: 3.35 Pat Clements, L ERA: 3.18	(1, 1) (6, 1) (9, 1)	5.1 2.2 1.0	L 9 4	24 0 0	6 0 0	4 0 0	1 5 1	3 1 1	0 0 0	0 0 0	1 0 0	0 0 0	1 18 5	23 22 9	35 22 9	6.75 0.00 0.00	1.688 0.375 1.000					

St. Louis Cardinals @ Pittsburgh Pirates
Three Rivers Stadium, Pittsburgh, PA
Tue Jun 17 1986, Postponed
Att: 7,834 - Unknown

AB	32
R	4
H	6
RBI	3
BB	5
SO	7
LOB	16



Batter	1	2	3	4	5	6	7	8	9	AB	R	H	RBI	BB	SO	LOB	BOTTOM					
Barry Bonds, L OBP: 0.402, SLG: 0.556 (1, 8)	F8		HR			G3		K		4	1	1	1	0	1	1						
Rafael Belliard, R OBP: 0.317, SLG: 0.290 Johnny Ray, S OBP: 0.386, SLG: 0.416 (8, 4)						G5-4-3 BB		K		2	0	1	0	1	0	0						
Joe Orsulak, L OBP: 0.305, SLG: 0.341 Bill Almon, R OBP: 0.336, SLG: 0.441 (6, 7)	F9		F7			G5-4-3			5-3	2	0	0	0	0	0	1						
Sid Bream, L OBP: 0.353, SLG: 0.498 (1, 3)	K			CS 2B			F5		K	4	0	1	0	0	2	1						
R.J. Reynolds, S OBP: 0.368, SLG: 0.480 (7, 9)		4-3		K			5-3		K	4	0	0	0	0	2	1						
Tony Peña, R OBP: 0.330, SLG: 0.353 (1, 2)		S BB		6-3			5-3			2	0	0	0	1	0	1						
Jim Morrison, R OBP: 0.317, SLG: 0.429 (1, 5)			K			G5-4-3 1B		1B WP SF8 BB		2	1	1	0	1	1	1						
Sam Khalifa, R OBP: 0.289, SLG: 0.244 Mike Brown, R OBP: 0.319, SLG: 0.349 (8, 9)	F9					K			1B	2	0	0	0	0	1	2						
Rick Rhoden, R OBP: 0.265, SLG: 0.258 Jim Winn, R (6, 1) Lee Mazzilli, S OBP: 0.400, SLG: 0.269 Pat Clements, R (9, 1)			6-3			G5-4-3		SF8		2	0	0	0	0	0	1						
Inning Stats	R: 0 E: 0 K: 1 S: 6	H: 1 LOB: 1 BB: 0 P: 6	R: 0 E: 0 K: 1 S: 5	H: 0 LOB: 1 BB: 1 P: 9	R: 1 E: 0 K: 0 S: 4	H: 1 LOB: 0 BB: 0 P: 4	R: 0 E: 0 K: 1 S: 5	H: 1 LOB: 0 BB: 0 P: 5	R: 0 E: 0 K: 0 S: 2	H: 0 LOB: 0 BB: 1 P: 6	R: 0 E: 0 K: 0 S: 3	H: 0 LOB: 0 BB: 0 P: 3	R: 0 E: 0 K: 2 S: 8	H: 1 LOB: 1 BB: 1 P: 12	R: 0 E: 0 K: 2 S: 7	H: 0 LOB: 0 BB: 0 P: 7	1B: 3 2B: 1 3B: 0 HR: 1	SF: 1 SAC: 0 DP: 2 HBP: 0	WP: 1 PB: 0 SB: 2 CS: 1	PA: 32		
PITCHER	IP	WLS	BF	H	R	ER	SO	BB	IBB	HBP	BLK	WP	HR	S	P	ERA	WHIP					
Danny Cox, R ERA: 4.0 Pat Perry, L ERA: 4.24 Todd Worrell, R ERA: 1.68	(1, 1) (6, 1) (8, 1)	5.0 2.0 2.0	W 7 S	18 0 7	4 1 1	1 1 0	4 0 4	1 2 0	0 0 0	0 0 0	0 0 0	0 0 1	5 13 15	25 13 15	29 13 15	1.80 4.50 0.00	1.000 1.000 0.500					

St. Louis Cardinals @ Pittsburgh Pirates
Three Rivers Stadium, Pittsburgh, PA
Tue Jun 17 1986, Postponed
Att: 7,834 - Unknown

AB	28
R	2
H	5
RBI	2
BB	3
SO	8
LOB	11



Batter	1	2	3	4	5	6	7	8	9	10	11	12	AB	R	H	RBI	BB	SO	LOB	TOP							
Curt Ford, L OBP: 0.266, SLG: 0.222 (1.7)	F7			6-3		CS BB		CS	6-3 4-3 BB		K		3	0	0	0	2	1	0								
Ozzie Smith, S OBP: 0.400, SLG: 0.374 (1.6)	4-3			S 1B		F9		F9	4-3		4-3		5	0	1	0	0	0	2								
Terry Pendleton, S OBP: 0.269, SLG: 0.260 (1.5)	3-1			K		CS	4-3	CS	6-3			F2	5	0	0	0	0	1	2								
Jack Clark, R OBP: 0.372, SLG: 0.433 (1.3)		K		FC6-4 BB			K			BB		6-3	3	0	0	0	2	2	0								
Willie McGee, S OBP: 0.286, SLG: 0.333 (1.8)	4-3			FC6-4 BB		4-3		4-3	K			1B BB	4	0	0	0	1	1	4								
Clint Hurdle, L OBP: 0.237, SLG: 0.278 (1.9)					F7			F8 BLK 1B BB			K		2	0	0	0	1	0	0								
Vince Coleman, S OBP: 0.335, SLG: 0.338 (8. FR)								F8			F8		0	1	0	0	0	0	0								
Tito Landrum, R OBP: 0.235, SLG: 0.269 (8. 9)											2-3		2	0	1	0	0	1	0								
Michael LaValliere, L OBP: 0.321, SLG: 0.286 (1.2)				L3								1B	5	0	0	0	0	1	3								
Todd Worrell, R OBP: 0.286, SLG: 0.286 (12.1)					4-3							K	0	0	0	0	0	0	0								
José Oquendo, S OBP: 0.452, SLG: 0.462 (1.4)													4	0	1	1	0	1	0								
Ken Dayley, L OBP: 0.353, SLG: 0.200 (10.1)				K									0	0	0	0	0	0	0								
Mike Heath, R OBP: 0.283, SLG: 0.286 (12.2)													0	0	0	0	0	0	0								
John Tudor, L OBP: 0.051, SLG: 0.051 (1.1)				G4-1									3	0	0	0	0	1	1								
Tom Herr, S OBP: 0.283, SLG: 0.256 (10.4)					5-3							4-3	1	0	0	0	0	0	0								
Inning Stats	R: 0 E: 0 K: 3	H: 0 LOB: 0 BB: 3	R: 0 E: 0 K: 1 S: 5	H: 0 LOB: 0 BB: 0 P: 5	R: 0 E: 0 K: 1 S: 5	H: 0 LOB: 0 BB: 0 P: 5	R: 0 E: 0 K: 1 S: 6	H: 1 LOB: 2 BB: 1 P: 10	R: 0 E: 0 K: 0 S: 3	H: 0 LOB: 0 BB: 1 P: 3	R: 0 E: 0 K: 1 S: 5	H: 0 LOB: 0 BB: 0 P: 5	R: 1 E: 0 K: 1 S: 5	H: 1 LOB: 1 BB: 1 P: 9	R: 0 E: 0 K: 1 S: 5	H: 0 LOB: 2 BB: 2 P: 13	R: 0 E: 0 K: 1 S: 5	H: 0 LOB: 0 BB: 0 P: 5	R: 0 E: 0 K: 1 S: 6	H: 1 LOB: 2 BB: 1 P: 10	1B: 3 2B: 0 3B: 0 HR: 0	SF: 0 SAC: 0 DP: 0 HBP: 0	WP: 0 PB: 0 SB: 1 CS: 2	PA: 45			
PITCHER	IP WLS BF H R ER SO BB IBB HBP BLK WP HR S P ERA WHIP													PITCHER	IP WLS BF H R ER SO BB IBB HBP BLK WP HR S P ERA WHIP												
Mike Bielecki, R ERA: 4.88 (1.1)	8.0	28	2	1	1	5	4	0	0	0	0	0	0	0	0	2	2	0.00	0.000								
Pat Clements, L ERA: 3.1 (9.1)	0.2	2	0	0	0	0	0	0	0	0	0	0	0	0	0	2	2	0.00	0.000								
Cecilio Guante, R ERA: 2.74 (9.1)	1.1	5	0	0	0	2	1	0	0	0	0	0	0	0	8	12	0.00	0.750									
Don Robinson, R ERA: 5.4 (11.1)	2.0	W 8	1	0	0	2	1	0	0	0	0	0	0	0	11	15	0.00	1.000									

St. Louis Cardinals @ Pittsburgh Pirates
Three Rivers Stadium, Pittsburgh, PA

Wed Jun 18 1986, 7:05 PM EDT
Alt. 10,455 - Unknown

AB 37
R 1
H 3
RBI 1
BB 6
SO 9
LOB 12



Batter	1	2	3	4	5	6	7	8	9	10	11	12	AB	R	H	RBI	BB	SO	LOB	BOTTOM							
Barry Bonds, L OBP: 0.492, SLG: 0.532 (1.8)	K		K			P4		4-3		BB			4	0	0	0	2	2	0								
Bill Almon, R OBP: 0.326, SLG: 0.426 (1.7)	E FC6-4 1B		F8			F9		5-3		F3		SF9	5	1	1	1	0	0	2								
Johnny Ray, S OBP: 0.376, SLG: 0.404 (1.4)	E4 FC6-4			4-3		2B 1B		F7				G3	5	0	1	0	0	0	1								
Jim Morrison, R OBP: 0.322, SLG: 0.436 (1.5)	FC6-4					2B			6-3			K	5	0	2	1	0	1	1								
Mike Diaz, R OBP: 0.327, SLG: 0.333 (1.3)						2B							2	0	0	0	1	1	2								
Sid Bream, L OBP: 0.354, SLG: 0.493 (7.3)	K			F7					P6				2	0	1	0	0	0	0								
Tony Peña, R OBP: 0.321, SLG: 0.342 (1.2)			F9			L1-3			F9			K	5	0	0	0	0	1	5								
Mike Brown, R OBP: 0.314, SLG: 0.345 (1.9)													3	0	0	0	0	0	0								
Joe Orsuta, L OBP: 0.313, SLG: 0.349 (10.9)			4-3			F9			F3				2	1	2	0	0	0	0								
Rafael Belliard, R OBP: 0.308, SLG: 0.283 (1.6)			F9			5-3			F2			SH1	3	0	0	0	0	0	0								
Mike Bielecki, R ERA: 2.32 (1.1)													3	0	0	0	0	2	0								
Cecilio Guante, R ERA: 2.32 (9.1)													0	0	0	0	0	0	0								
Lee Mazzilli, S OBP: 0.346, SLG: 0.349 (10. PR)													1	0	0	0	0	1	1								
Don Robinson, R ERA: 5.4 (11.1)													0	0	0	0	0	0	0								
R.J. Reynolds, S ERA: 3.41 (12. PR)													0	0	0	0	1	0	0								
Inning Stats	R: 1 E: 1 K: 2 S: 9	H: 1 LOB: 1 BB: 0	R: 0 E: 0 K: 0 S: 3	H: 0 LOB: 0 BB: 0 P: 3	R: 0 E: 0 K: 2 S: 7	H: 0 LOB: 0 BB: 0 P: 7	R: 0 E: 0 K: 0 S: 4	H: 1 LOB: 1 BB: 0 P: 4	R: 0 E: 0 K: 1 S: 5	H: 0 LOB: 0 BB: 0 P: 5	R: 0 E: 0 K: 0 S: 3	H: 0 LOB: 0 BB: 0 P: 3	R: 0 E: 0 K: 1 S: 6	H: 1 LOB: 2 BB: 1 P: 10	R: 0 E: 0 K: 2 S: 8	H: 1 LOB: 1 BB: 0 P: 8	R: 0 E: 0 K: 0 S: 3	H: 1 LOB: 2 BB: 2 P: 11	1B: 5 2B: 2 3B: 0 HR: 0	SF: 1 SAC: 2 DP: 0 HBP: 0	WP: 0 PB: 0 SB: 1 CS: 0	PA: 47					
PITCHER	IP WLS BF H R ER SO BB IBB HBP BLK WP HR S P ERA WHIP													PITCHER	IP WLS BF H R ER SO BB IBB HBP BLK WP HR S P ERA WHIP												
John Tudor, L ERA: 4.44 (1.1)	9.0	33	4	1	0	5	1	0	0	0	0	0	0	0	0	42	46	0.00	0.556								
Ken Dayley, L ERA: 4.44 (10.1)	2.0	9	2	0	0	3	1	0	0	0	0	0	0	0	14	18	0.00	1.500									
Todd Worrell, R ERA: 1.84 (12.1)	0.2	L 5	1	1	1	0	0	2	0	0	0	0	0	0	3	11	13.50	1.500									

St. Louis Cardinals @ Pittsburgh Pirates
Three Rivers Stadium, Pittsburgh, PA

Wed Jun 18 1986, 7:05 PM EDT
Alt. 10,455 - Unknown

AB 40
R 2
H 7
RBI 2
BB 4
SO 8
LOB 12



Batter	1	2	3	4	5	6	7	8	9	AB	R	H	RBI	BB	SO	LOB	TOP									
Curt Ford, L OBP: 0.280, SLG: 0.318 (1, 7)	G3		FC6			FC3-6 3B		3B		4	1	1	0	0	0	2	St. Louis Cardinals @ Philadelphia Phillies Veterans Stadium, Philadelphia, PA Thu Jun 19 1986, 7:05 PM EDT Att: 22,376 - Unknown									
Ozzie Smith, S OBP: 0.402, SLG: 0.384 (1, 6)	4-3					1B 3B		K		3	1	1	1	1	1	1										
Tom Herr, S OBP: 0.256, SLG: 0.256 Rick Ownbey, R (8, 1) Pat Perry, L (8, 1)	4-3					1B 3B		F7		4	0	1	1	0	0	2										
Jack Clark, R OBP: 0.366, SLG: 0.425 (1, 3)						1B				4	0	0	0	0	1	2										
Willie McGee, S OBP: 0.292, SLG: 0.328 (1, 8)	6-3							6-3		4	0	0	0	0	1	0										
Terry Pendleton, S OBP: 0.285, SLG: 0.260 (1, 5)	F8							S BB 1B		4	0	1	0	0	1	0										
Clint Hurdle, L OBP: 0.263, SLG: 0.263 Vince Coleman, S (9, PR)			K					1-2 BB		3	0	0	0	1	1	0										
Michael LaValliere, L OBP: 0.346, SLG: 0.347 Titto Landrum, R OBP: 0.233, SLG: 0.266 (9, PH)								2-3 K		2	1	2	1	1	0	0										
Ray Burris, R OBP: 0.250, SLG: 0.438 Tom Lawless, R OBP: 0.143, SLG: 0.143 Greg Bargar, R (6, PH) José Oquendo, S OBP: 0.444, SLG: 0.453 (8, 4)			FC6 1B			FC4-6 BB		HR K		1	0	0	0	0	0	1										
Inning Stats	R: 0 E: 0 K: 0 S: 3	H: 0 LOB: 0 BB: 0 P: 3	R: 0 E: 0 K: 0 S: 3	H: 0 LOB: 0 BB: 0 P: 3	R: 0 E: 0 K: 1 S: 6	H: 1 LOB: 1 BB: 0 P: 6	R: 0 E: 0 K: 0 S: 2	H: 0 LOB: 0 BB: 1 P: 6	R: 0 E: 0 K: 1 S: 5	H: 0 LOB: 0 BB: 1 P: 5	R: 2 E: 0 K: 1 S: 7	H: 2 LOB: 1 BB: 1 P: 11	R: 0 E: 0 K: 1 S: 5	H: 0 LOB: 0 BB: 0 P: 5	R: 1 E: 0 K: 2 S: 9	H: 2 LOB: 1 BB: 0 P: 9		R: 0 E: 0 K: 1 S: 6	H: 1 LOB: 2 BB: 1 P: 10	1B: 3 2B: 0 3B: 2 HR: 1	SF: 0 SAC: 0 DP: 1 HBP: 0	WP: 0 PB: 0 SB: 1 CS: 0	PA: 35			
PITCHER	IP	WLS	BF	H	R	ER	SO	BB	IBB	HBP	BLK	WP	HR	S	P	ERA		WHIP								
Kevin Gross, R ERA: 4.26 Don Carman, L ERA: 4.06	(1, 1)	8.2	W	34	6	3	3	6	3	0	0	0	0	1	43	55		3.12	1.038							
Don Carman, L ERA: 4.06	(9, 1)	0.1	S	1	0	0	0	1	0	0	0	0	0	0	3	3	0.00	0.000								

Batter	1	2	3	4	5	6	7	8	9	AB	R	H	RBI	BB	SO	LOB	BOTTOM									
Jeff Stone, L OBP: 0.310, SLG: 0.292 Milt Thompson, L OBP: 0.235, SLG: 0.240 (8, 8)	FC5-4 BB		F7					G1-6-3 1B		3	0	1	0	1	0	1	St. Louis Cardinals @ Philadelphia Phillies Veterans Stadium, Philadelphia, PA Thu Jun 19 1986, 7:05 PM EDT Att: 22,376 - Unknown									
Ron Roenicke, S OBP: 0.371, SLG: 0.391 (8, 7)	FC5-4 1-2 BB		G3					G1-6-3 1-2		3	0	0	0	1	0	2										
Juan Samuel, R OBP: 0.309, SLG: 0.383 (1, 4)	FC5-4 1-2 2-3 CS							K		4	0	0	0	0	1	3										
Mike Schmidt, R OBP: 0.389, SLG: 0.528 (1, 5)	CS		F3					G3		4	1	1	1	0	0	1										
Von Hayes, L OBP: 0.393, SLG: 0.453 (1, 3)								K		3	0	1	0	1	1	0										
Glenn Wilson, R OBP: 0.288, SLG: 0.349 (1, 9)								1-3 2B		3	1	2	0	1	0	1										
Darren Daulton, L OBP: 0.392, SLG: 0.444 (1, 2)								1-3 2B		4	1	1	0	0	0	4										
Steve Jeltz, S OBP: 0.362, SLG: 0.284 (1, 6)			4-3					1-3 2H 2B		3	1	1	1	1	0	2										
Kevin Gross, R OBP: 0.229, SLG: 0.353 Don Carman, L (9, 1)								4-3		4	1	2	3	0	0	4										
Inning Stats	R: 0 E: 0 K: 0 S: 1	H: 0 LOB: 0 BB: 2 P: 9	R: 0 E: 0 K: 0 S: 3	H: 0 LOB: 1 BB: 1 P: 7	R: 0 E: 0 K: 0 S: 4	H: 1 LOB: 1 BB: 0 P: 4	R: 0 E: 0 K: 0 S: 3	H: 0 LOB: 0 BB: 0 P: 3	R: 4 E: 0 K: 0 S: 6	H: 3 LOB: 0 BB: 1 P: 10	R: 1 E: 0 K: 0 S: 6	H: 3 LOB: 2 BB: 0 P: 6	R: 0 E: 0 K: 1 S: 6	H: 1 LOB: 1 BB: 0 P: 6	R: 0 E: 0 K: 1 S: 6	H: 1 LOB: 2 BB: 1 P: 10		1B: 5 2B: 2 3B: 0 HR: 2	SF: 0 SAC: 0 DP: 1 HBP: 0	WP: 0 PB: 0 SB: 0 CS: 1	PA: 37					
PITCHER	IP	WLS	BF	H	R	ER	SO	BB	IBB	HBP	BLK	WP	HR	S	P	ERA		WHIP								
Ray Burris, R ERA: 3.83 Greg Bargar, R ERA: 6.0 Rick Ownbey, R ERA: 4.19 Pat Perry, L ERA: 4.13	(1, 1)	5.0	L	21	4	4	4	0	4	0	0	0	0	1	17	33		7.20	1.600							
Greg Bargar, R ERA: 6.0	(6, 1)	2.0		10	4	1	1	1	0	0	0	0	0	1	12	12	4.50	2.000								
Rick Ownbey, R ERA: 4.19	(8, 1)	0.1		2	1	0	0	1	0	0	0	0	0	0	4	4	0.00	3.000								
Pat Perry, L ERA: 4.13	(8, 1)	0.2		3	0	0	0	0	0	1	0	0	0	0	2	6	0.00	0.000								

Batter	1	2	3	4	5	6	7	8	9	AB R H RBI BB SO LOB	TOP											
Curt Ford, L OBP: 0.355, SLG: 0.481 (1, 7)										5 3 3 1 1 1 2	St. Louis Cardinals @ Philadelphia Phillies Veterans Stadium, Philadelphia, PA Fri Jun 20 1986, 7:05 PM EDT Att: 25,292 - Unknown											
Ozzie Smith, S OBP: 0.396, SLG: 0.377 (1, 6)										6 0 1 1 0 0 5												
Tom Herr, S OBP: 0.285, SLG: 0.259 (1, 4)										5 0 2 0 0 0 2												
Jack Clark, R OBP: 0.366, SLG: 0.443 (1, 3)										5 2 2 2 0 2 3												
Willie McGee, S OBP: 0.294, SLG: 0.333 (1, 8)										5 2 2 1 0 0 0												
Michael LaValliere, L OBP: 0.372, SLG: 0.373 (1, 2)										3 1 2 1 2 0 0												
Clint Hurdle, L OBP: 0.246, SLG: 0.259 (1, 9)										1 0 0 0 1 0 0												
Tito Landrum, R OBP: 0.236, SLG: 0.259 (5, PH)										2 1 0 0 1 0 3												
Terry Pendleton, S OBP: 0.268, SLG: 0.259 (1, 5)										5 0 1 1 0 1 6												
Bob Forsch, R OBP: 0.125, SLG: 0.188 (1, 1)										4 0 1 1 0 1 2												
Inning Stats	R: 1 E: 0 K: 0 S: 4	H: 2 LOB: 0 BB: 0 P: 4	R: 0 E: 0 K: 0 S: 3	H: 0 LOB: 0 BB: 0 P: 3	R: 0 E: 0 K: 1 S: 6	H: 1 LOB: 1 BB: 0 P: 6	R: 2 E: 0 K: 1 S: 7	H: 2 LOB: 2 BB: 2 P: 15	R: 3 E: 0 K: 0 S: 7	H: 4 LOB: 1 BB: 0 P: 7	R: 1 E: 0 K: 0 S: 4	H: 1 LOB: 1 BB: 1 P: 8	R: 0 E: 1 K: 1 S: 6	H: 0 LOB: 2 BB: 1 P: 10	R: 0 E: 0 K: 1 S: 7	H: 2 LOB: 2 BB: 0 P: 7	R: 2 E: 1 K: 1 S: 8	H: 2 LOB: 2 BB: 1 P: 12	1B: 9 2B: 3 3B: 0 HR: 2	SF: 0 SAC: 1 DP: 1 HBP: 0	WP: 0 PB: 1 SB: 2 CS: 0	PA: 47
PITCHER	IP WLS BF H R ER SO BB IBB HBP BLK WP HR S P ERA WHIP																					
Charles Hudson, R ERA: 4.09 (1, 1)	4.2 L 23 8 6 6 2 2 0 0 0 0 2 25 33 11.57 2.143																					
Randy Lerch, L ERA: 7.5 (5, 1)	4.1 24 6 3 2 3 3 0 0 0 0 0 27 39 4.15 2.077																					

AB 41
R 9
H 14
RBI 8
BB 5
SO 5
LOB 23



Batter	1	2	3	4	5	6	7	8	9	AB R H RBI BB SO LOB	BOTTOM											
Jeff Stone, L OBP: 0.324, SLG: 0.340 (1, 7)										5 1 3 1 0 0 1	St. Louis Cardinals @ Philadelphia Phillies Veterans Stadium, Philadelphia, PA Fri Jun 20 1986, 7:05 PM EDT Att: 25,292 - Unknown											
Ron Roenicke, S OBP: 0.372, SLG: 0.381 (1, 8)										3 0 0 0 2 0 1												
Juan Samuel, R OBP: 0.301, SLG: 0.373 (1, 4)										5 0 0 0 0 0 5												
Mike Schmidt, R OBP: 0.386, SLG: 0.523 (1, 5)										4 0 1 0 0 0 0												
Von Hayes, L OBP: 0.391, SLG: 0.454 (1, 3)										4 1 1 0 0 1 1												
Glenn Wilson, R OBP: 0.295, SLG: 0.353 (1, 9)										3 0 2 0 1 0 0												
Darren Daulton, L OBP: 0.394, SLG: 0.437 (1, 2)										2 0 0 0 2 0 1												
Steve Jeltz, S OBP: 0.355, SLG: 0.279 (1, 6)										3 0 0 1 0 1 2												
Charles Hudson, S ERA: 2.55 (1, 1)										1 0 0 0 0 1 0												
Randy Lerch, L OBP: 0.333, SLG: 0.667 (5, 1)										2 0 1 0 0 0 2												
Greg Gross, L OBP: 0.472, SLG: 0.366 (9, PH)										1 0 0 0 0 0 0												
Inning Stats	R: 1 E: 0 K: 0 S: 5	H: 2 LOB: 1 BB: 0 P: 5	R: 0 E: 0 K: 0 S: 3	H: 0 LOB: 0 BB: 0 P: 3	R: 0 E: 0 K: 1 S: 6	H: 1 LOB: 1 BB: 0 P: 6	R: 0 E: 0 K: 1 S: 6	H: 1 LOB: 2 BB: 1 P: 10	R: 0 E: 0 K: 0 S: 3	H: 1 LOB: 1 BB: 1 P: 7	R: 1 E: 0 K: 0 S: 4	H: 1 LOB: 2 BB: 2 P: 12	R: 0 E: 0 K: 0 S: 3	H: 0 LOB: 0 BB: 0 P: 3	R: 0 E: 0 K: 1 S: 6	H: 1 LOB: 1 BB: 0 P: 6	R: 0 E: 0 K: 0 S: 4	H: 1 LOB: 2 BB: 1 P: 8	1B: 5 2B: 2 3B: 0 HR: 1	SF: 1 SAC: 0 DP: 1 HBP: 0	WP: 0 PB: 0 SB: 1 CS: 0	PA: 39
PITCHER	IP WLS BF H R ER SO BB IBB HBP BLK WP HR S P ERA WHIP																					
Bob Forsch, R ERA: 2.55 (1, 1)	9.0 W 39 8 2 2 3 5 0 0 0 0 0 1 40 60 2.00 1.444																					

AB 33
R 2
H 8
RBI 2
BB 5
SO 3
LOB 13



Batter	1	2	3	4	5	6	7	8	9	AB	R	H	RBI	BB	SO	LOB	TOP										
Vince Coleman, S OBP: 0.328, SLG: 0.330	K		K	F7		K		FC4-6		5	0	0	0	0	0	3	1										
Ozzie Smith, S OBP: 0.396, SLG: 0.375	F3		BB SF7 BB		FC5-4 1B	4-3		F7		4	2	1	0	1	0	1											
Tom Herr, S OBP: 0.296, SLG: 0.269	BB 1B		BB 1B BB		FC5-4 1B	6-3			FC6-4 1B	4	1	3	0	1	0	0											
Jack Clark, R OBP: 0.371, SLG: 0.439	FC4-6 BB		BB 1B BB		F8		S BB		FC6-4 1B 2B	2	1	0	0	3	0	3											
Willie McGee, S OBP: 0.292, SLG: 0.332	FC4-6		SF7		FC5-4 1B		F5		2B 1B	4	2	1	1	0	0	5											
Tito Lundy, R OBP: 0.344, SLG: 0.464		4-0	3-H		4-0		K		K	1	1	1	1	2	0	0											
Todd Worrell, R José Oquendo, S Ken Dayley, L			1-2 2-H		1-2 2B BB		1-2 K		K	0	0	0	0	0	0	0											
Mike Heath, R OBP: 0.287, SLG: 0.297	K		1-3		1-2 2-H 3-H		F8		2B	5	1	2	4	0	1	4											
Tom Lawless, R Terry Pendleton, S	6-3				1-2 2-H		F8		IBB	3	0	1	2	0	0	1											
Danny Cox, R Pat Perry, L Andy Van Slyke, L	K						K		F9	3	0	0	0	0	0	2											
Inning Stats	R: 0 E: 0 K: 1 S: 6	H: 1 LOB: 2 BB: 1 P: 10	R: 0 E: 0 K: 2 S: 7	H: 0 LOB: 1 BB: 1 P: 11	R: 2 E: 0 K: 1 S: 6	H: 1 LOB: 2 BB: 3 P: 18	R: 0 E: 0 K: 1 S: 5	H: 0 LOB: 0 BB: 0 P: 5	R: 4 E: 0 K: 1 S: 9	H: 4 LOB: 1 BB: 1 P: 13	R: 0 E: 0 K: 1 S: 5	H: 0 LOB: 0 BB: 0 P: 5	R: 0 E: 0 K: 1 S: 5	H: 0 LOB: 1 BB: 1 P: 9	R: 0 E: 0 K: 0 S: 3	H: 0 LOB: 1 BB: 1 P: 7	R: 2 E: 0 K: 1 S: 8	H: 3 LOB: 2 BB: 1 P: 12	1B: 7 2B: 2 3B: 0 HR: 0	SF: 1 SAC: 0 DP: 0 HBP: 0	WP: 0 PA: 45 PB: 0 SB: 4 CS: 0						
PITCHER	IP	WLS	BF	H	R	ER	SO	BB	IBB	HBP	BLK	WP	HR	S	P	ERA	WHIP										
Steve Carlton, L ERA: 6.18	(1, 1)	5.0	27	6	6	6	6	6	0	0	0	0	0	33	57	10.80	2.400										
Tom Hume, R ERA: 5.32	(6, 1)	3.0	11	0	0	0	2	2	0	0	0	0	0	13	21	0.00	0.667										
Don Carman, L ERA: 4.5	(9, 1)	1.0	L	7	3	2	2	1	0	1	0	0	0	8	12	18.00	3.000										

St. Louis Cardinals @ Philadelphia Phillies
Veterans Stadium, Philadelphia, PA
Sat Jun 21 1986, 7:05 PM EDT
Att: 38,601 - Unknown

AB 35
R 8
H 9
RBI 8
BB 9
SO 9
LOB 22



Batter	1	2	3	4	5	6	7	8	9	AB	R	H	RBI	BB	SO	LOB	BOTTOM										
Jeff Stone, L OBP: 0.330, SLG: 0.347	F7			F6			S 1B		FC6-4 1B	4	0	2	2	0	0	0											
Luis Aguayo, R OBP: 0.225, SLG: 0.288		2-H 3-H 1B								1	0	1	0	0	0	0											
Juan Samuel, R OBP: 0.304, SLG: 0.374	E6 1B	K			1B 1B		F7		FC6-4 1B	5	2	2	0	0	1	3											
Ron Roenicke, S OBP: 0.381, SLG: 0.385	2B 1B		F9		1B G4-6-3 1B		BB		F8	4	1	2	1	1	0	2											
Mike Schmidt, R OBP: 0.383, SLG: 0.516	F3		F7		G4-6-3 1B		K		5-3	5	0	1	1	0	1	4											
Von Hayes, L OBP: 0.389, SLG: 0.455	1-H 2B		F8		G4-6-3 1B		K			4	0	1	0	0	1	3											
Glenn Wilson, R OBP: 0.298, SLG: 0.360		K			G3				K	4	0	2	0	0	1	0											
Darren Daulton, L OBP: 0.391, SLG: 0.428		1B 2B BB		F9			F6		K	3	1	0	0	1	1	2											
Steve Jeltz, S OBP: 0.357, SLG: 0.280		2B 1B 1B		6-3			F9		BB	3	1	1	0	1	0	0											
Steve Carlton, L Tom Hume, R Tom Foley, L Don Carman, L		1B 2B		4-3			F4		K	2	1	1	1	0	0	0											
Inning Stats	R: 1 E: 1 K: 0 S: 5	H: 3 LOB: 2 BB: 0 P: 5	R: 3 E: 0 K: 2 S: 10	H: 3 LOB: 1 BB: 1 P: 14	R: 0 E: 0 K: 0 S: 4	H: 1 LOB: 0 BB: 0 P: 4	R: 0 E: 0 K: 0 S: 3	H: 0 LOB: 0 BB: 0 P: 3	R: 2 E: 0 K: 0 S: 5	H: 3 LOB: 0 BB: 0 P: 5	R: 0 E: 0 K: 0 S: 3	H: 0 LOB: 0 BB: 0 P: 3	R: 0 E: 0 K: 2 S: 8	H: 1 LOB: 2 BB: 1 P: 12	R: 0 E: 0 K: 2 S: 7	H: 1 LOB: 1 BB: 1 P: 11	R: 0 E: 0 K: 0 S: 4	H: 1 LOB: 1 BB: 0 P: 4	1B: 10 2B: 3 3B: 0 HR: 0	SF: 0 SAC: 0 DP: 1 HBP: 0	WP: 0 PA: 40 PB: 0 SB: 1 CS: 0						
PITCHER	IP	WLS	BF	H	R	ER	SO	BB	IBB	HBP	BLK	WP	HR	S	P	ERA	WHIP										
Danny Cox, R ERA: 4.57	(1, 1)	4.0	22	10	6	6	2	1	0	0	0	0	0	7	11	0.00	0.857										
Pat Perry, L ERA: 3.76	(5, 1)	2.1	8	1	0	0	0	1	0	0	0	0	0	7	11	0.00	0.857										
Todd Worrell, R ERA: 1.78	(7, 1)	1.2	W	6	1	0	0	4	1	0	0	0	0	13	17	0.00	1.200										
Ken Dayley, L ERA: 4.28	(9, 1)	1.0	S	4	1	0	0	0	0	0	0	0	0	4	4	0.00	1.000										

St. Louis Cardinals @ Philadelphia Phillies
Veterans Stadium, Philadelphia, PA
Sat Jun 21 1986, 7:05 PM EDT
Att: 38,601 - Unknown

AB 37
R 6
H 13
RBI 5
BB 3
SO 6
LOB 15



Batter	1	2	3	4	5	6	7	8	9	AB	R	H	RBI	BB	SO	LOB	TOP								
Vince Coleman, S (1, 7) OBP: 0.322, SLG: 0.324	F6		F9		4-3	F9			4-3	5	0	0	0	0	0	2									
Ozzie Smith, S (1, 6) OBP: 0.400, SLG: 0.377	L5		WP S 1B			2B	1B	1B WP BB	B5-3	4	2	2	0	1	0	0									
Tom Herr, S (1, 4) OBP: 0.298, SLG: 0.276	K		K			2B	1B	1B	5-3	5	1	2	1	0	2	1									
Jack Clark, R (1, 3) OBP: 0.373, SLG: 0.438		F7		6-3		2B	2B	1B		3	1	1	1	1	0	0									
Willie McGee, S (1, 8) OBP: 0.298, SLG: 0.339	E5 4-3 1B			CS BB		2B	BB	3-H 1B	K	3	2	2	1	1	1	1									
Curt Ford, L (1, 9) OBP: 0.343, SLG: 0.433 Andy Van Slyke, L (6, 9) OBP: 0.282, SLG: 0.312	4-3			F8		2B	BB		K	2	1	0	0	1	0	2									
Michael LaValliere, L (1, 2) OBP: 0.376, SLG: 0.380		1B		CS		1B			G3	4	0	2	1	0	0	3									
Terry Pendleton, S (1, 5) OBP: 0.269, SLG: 0.262	4-3			K		K			4-3	4	0	1	3	0	1	2									
Greg Mathews, R (1, 1) Todd Worrell, R (8, 1)			K		K	F4			6-3	4	0	0	0	0	2	2									
										0	0	0	0	0	0	0									
Inning Stats	R: 0 E: 0 K: 1 S: 5	H: 0 LOB: 0 BB: 0 P: 5	R: 1 E: 1 K: 0 S: 5	H: 2 LOB: 1 BB: 0 P: 5	R: 0 E: 0 K: 2 S: 8	H: 1 LOB: 1 BB: 0 P: 8	R: 0 E: 0 K: 0 S: 2	H: 0 LOB: 0 BB: 1 P: 6	R: 0 E: 0 K: 2 S: 8	H: 1 LOB: 1 BB: 0 P: 8	R: 5 E: 0 K: 0 S: 7	H: 4 LOB: 1 BB: 2 P: 15	R: 1 E: 0 K: 2 S: 8	H: 2 LOB: 1 BB: 1 P: 12	R: 0 E: 0 K: 0 S: 3	H: 0 LOB: 0 BB: 0 P: 3	R: 0 E: 0 K: 0 S: 3	H: 0 LOB: 0 BB: 0 P: 3	1B: 7 2B: 3 3B: 0 HR: 0	SF: 0 SAC: 0 DP: 0 HBP: 0	WP: 2 PB: 0 SB: 1 CS: 1	PA: 40			
PITCHER	IP	WLS	BF	H	R	ER	SO	BB	IBB	HBP	BLK	WP	HR	S	P	ERA	WHIP								
Mike Maddux, R (1, 1) ERA: 9.98	5.0	L	23	7	5	4	5	2	0	0	0	1	0	31	39	7.20	1.800								
Randy Lerch, L (6, 1) ERA: 7.88	2.0	10	3	2	2	2	2	0	0	0	0	1	0	12	20	9.00	2.500								
Tom Hume, R (8, 1) ERA: 5.09	1.0	3	0	0	0	0	0	0	0	0	0	0	0	3	3	0.00	0.000								
Kent Tekulve, R (9, 1) ERA: 2.82	1.0	3	0	0	0	0	0	0	0	0	0	0	0	3	3	0.00	0.000								

St. Louis Cardinals @ Philadelphia Phillies
Veterans Stadium, Philadelphia, PA
Sun Jun 22 1986, 3:33 AM EDT
Att: 32,570 - Unknown

AB 35
R 7
H 10
RBI 7
BB 4
SO 7
LOB 14



Batter	1	2	3	4	5	6	7	8	9	AB	R	H	RBI	BB	SO	LOB	BOTTOM								
Jeff Stone, L (1, 7) OBP: 0.327, SLG: 0.343	B1-3		6-3			F7		HR		4	1	1	0	0	0	0									
Juan Samuel, R (1, 4) OBP: 0.303, SLG: 0.386	K		K			5-3		HR		4	1	1	2	0	2	0									
Ron Roenicke, S (1, 8) OBP: 0.377, SLG: 0.375	2B			F4		K		K		3	0	0	0	1	2	0									
Mike Schmidt, R (1, 5) OBP: 0.388, SLG: 0.538				E5 1B				K		4	2	3	1	0	1	0									
Von Hayes, L (1, 3) OBP: 0.391, SLG: 0.453	F7			G5-4-3 1B				HR		3	0	1	1	1	1	2									
Glenn Wilson, R (1, 9) OBP: 0.301, SLG: 0.366			K	G5-4-3				BB		4	0	2	0	0	1	1									
John Russell, R (1, 2) OBP: 0.344, SLG: 0.438			K					1B		4	0	0	0	0	3	3									
Steve Jeltz, S (1, 6) OBP: 0.353, SLG: 0.276 Tom Foley, L (9, PH) OBP: 0.412, SLG: 0.393	4-3					F9				3	0	0	0	0	0	1									
Mike Maddux, L (1, 1) Randy Lerch, L (6, 1) Tom Hume, R (8, 1) Rick Schu, R (9, PH) Kent Tekulve, R (9, 1) Greg Gross, L (9, PH)			5-3					F9		2	0	0	0	0	0	0									
										0	0	0	0	0	0	0									
										0	0	0	0	0	0	0									
										1	0	0	0	0	0	0									
										1	0	0	0	0	1	2									
Inning Stats	R: 0 E: 0 K: 1 S: 6	H: 1 LOB: 2 BB: 1 P: 10	R: 0 E: 0 K: 2 S: 7	H: 0 LOB: 0 BB: 0 P: 7	R: 0 E: 0 K: 1 S: 5	H: 0 LOB: 0 BB: 0 P: 5	R: 1 E: 1 K: 0 S: 4	H: 2 LOB: 0 BB: 0 P: 4	R: 0 E: 0 K: 1 S: 5	H: 0 LOB: 0 BB: 0 P: 5	R: 0 E: 0 K: 1 S: 5	H: 0 LOB: 0 BB: 0 P: 5	R: 1 E: 0 K: 1 S: 7	H: 2 LOB: 1 BB: 0 P: 7	R: 2 E: 0 K: 2 S: 9	H: 2 LOB: 2 BB: 0 P: 9	R: 0 E: 0 K: 3 S: 10	H: 1 LOB: 2 BB: 1 P: 14	1B: 4 2B: 2 3B: 0 HR: 2	SF: 0 SAC: 0 DP: 1 HBP: 0	WP: 0 PB: 0 SB: 0 CS: 0	PA: 36			
PITCHER	IP	WLS	BF	H	R	ER	SO	BB	IBB	HBP	BLK	WP	HR	S	P	ERA	WHIP								
Greg Mathews, L (1, 1) ERA: 2.5	7.2	W	30	7	4	3	8	1	0	0	0	0	0	45	49	3.52	1.043								
Todd Worrell, R (8, 1) ERA: 1.73	1.1	S	6	1	0	0	4	1	0	0	0	0	0	13	17	0.00	1.500								

St. Louis Cardinals @ Philadelphia Phillies
Veterans Stadium, Philadelphia, PA
Sun Jun 22 1986, 3:33 AM EDT
Att: 32,570 - Unknown

AB 34
R 4
H 8
RBI 4
BB 2
SO 12
LOB 11



Batter	1	2	3	4	5	6	7	8	9	10	AB	R	H	RBI	BB	SO	LOB	TOP	
Barry Bonds, L OBP: 0.365, SLG: 0.476 (1, 8)	F7		F7			4-3		K2-3			4	0	0	0	0	1	1		
Joe Orsulak, L OBP: 0.313, SLG: 0.338 (1, 9)	2-3		4-3			4-3				SH2-3 1B	4	0	1	0	0	0	0		
Johnny Ray, S OBP: 0.367, SLG: 0.396 (1, 4)	6-3				6-3					SH2-3	3	0	0	0	0	0	0		
Sid Bream, L OBP: 0.354, SLG: 0.482 (1, 3)			K		4-3					G4-6-3 IBB	3	0	0	0	1	1	0		
R.J. Reynolds, S OBP: 0.352, SLG: 0.447 (1, 7)					4-3					G4-6-3 1-2f	4	0	1	0	0	0	2		
Tony Peña, R OBP: 0.321, SLG: 0.379 (1, 2)			K			6-3				F9	4	1	1	0	0	1	1		
Bill Almon, R OBP: 0.347, SLG: 0.472 (1, 5)						5-3				BB	2	0	0	0	2	0	1		
Rafael Belliard, R OBP: 0.287, SLG: 0.258 (1, 6)										BB	2	0	0	0	0	1	2		
U.L. Washington, S OBP: 0.412, SLG: 0.286 (8, 6)			K2-3			5-3				F8	2	0	1	1	0	0	1		
Bob Walk, R OBP: 0.308, SLG: 0.417 (1, 1)										K	2	0	0	0	0	0	0		
Lee Mazzilli, S OBP: 0.394, SLG: 0.267 (8, PH)											1	0	0	0	0	0	1		
Cecilio Guante, R (8, 1)											0	0	0	0	0	0	0		
Mike Diaz, R OBP: 0.339, SLG: 0.365 (10, PH)											1	0	0	0	1	1			
Pat Clements, R (10, 1)											0	0	0	0	0	0	0		
Inning Stats	R: 0 E: 0 K: 0 S: 3	H: 0 LOB: 0 BB: 0 P: 3	R: 0 E: 0 K: 3 S: 10	H: 1 LOB: 2 BB: 1 P: 14	R: 0 E: 0 K: 0 S: 3	H: 0 LOB: 0 BB: 0 P: 3	R: 0 E: 0 K: 0 S: 3	H: 0 LOB: 0 BB: 0 P: 3	R: 0 E: 0 K: 0 S: 3	H: 0 LOB: 0 BB: 0 P: 3	R: 1 E: 0 K: 1 S: 7	H: 2 LOB: 1 BB: 0 P: 7	R: 0 E: 0 K: 0 S: 3	H: 1 LOB: 1 BB: 1 P: 7	R: 0 E: 0 K: 1 S: 5	H: 0 LOB: 1 BB: 1 P: 9	1B: 2 2B: 2 3B: 0 HR: 0	SF: 0 SAC: 1 DP: 1 HBP: 0	WP: 0 PA: 36
PITCHER	IP 9.0	WLS 32	BF 4	H 1	R 1	ER 1	SO 4	BB 1	IBB 0	HBP 0	BLK 0	WP 0	HR 0	S 38	P 46	ERA 1.00	WHIP 0.556		
Danny Cox, R ERA: 4.14																			
Ricky Horton, L ERA: 3.89	1.0	W	4	0	0	0	1	1	0	0	0	0	0	5	9	0.00	1.000		

Pittsburgh Pirates @ St. Louis Cardinals
Busch Stadium, St. Louis, MO
Wed Jun 25 1986, 7:05 PM CDT
Att: 29,146 - Unknown

AB 32
R 1
H 4
RBI 1
BB 3
SO 5
LOB 10



Batter	1	2	3	4	5	6	7	8	9	10	AB	R	H	RBI	BB	SO	LOB	BOTTOM			
Vince Coleman, S OBP: 0.333, SLG: 0.328 (1, 7)	E7 1B		4-3		5-3						4	1	2	0	1	0	1				
Curt Ford, L OBP: 0.333, SLG: 0.425 (1, 9)	F3		4-3								4	0	1	0	0	1	2				
Tito Landrum, R OBP: 0.263, SLG: 0.262 (10, PH)					K						0	0	0	0	1	0	0				
Tom Herr, S OBP: 0.322, SLG: 0.300 (1, 4)	FC3-2-5										4	0	2	0	1	1	3				
Wille McGee, S OBP: 0.295, SLG: 0.335 (1, 8)	6-3										4	0	1	0	0	0	4				
Michael LaValliere, L OBP: 0.384, SLG: 0.379 (1, 2)											3	0	1	0	1	0	2				
Tom Lawless, R OBP: 0.290, SLG: 0.300 (9, PH)			3-1								0	0	0	0	0	0	0				
Mike Heath, R OBP: 0.292, SLG: 0.296 (10, 2)											0	0	0	0	0	0	0				
Terry Pendleton, S OBP: 0.272, SLG: 0.265 (1, 5)											4	0	1	0	0	0	3				
Andy Van Slyke, L OBP: 0.289, SLG: 0.328 (1, 3)											3	1	1	1	1	1	1				
José Quiendo, S OBP: 0.441, SLG: 0.439 (1, 6)			4-3								3	0	1	0	1	0	1				
Danny Cox, R OBP: 0.190, SLG: 0.250 (1, 1)											2	0	0	0	0	1	0				
Clint Hurdle OBP: 0.259, SLG: 0.250 (9, PH)											1	0	0	0	0	0	2				
Ricky Horton, L OBP: 0.167, SLG: 0.167 (10, 1)											0	0	0	0	0	0	0				
Inning Stats	R: 0 E: 1 K: 0 S: 4	H: 1 LOB: 1 BB: 0 P: 4	R: 0 E: 0 K: 0 S: 3	H: 1 LOB: 1 BB: 1 P: 7	R: 0 E: 0 K: 1 S: 5	H: 0 LOB: 0 BB: 0 P: 5	R: 0 E: 0 K: 0 S: 4	H: 2 LOB: 1 BB: 0 P: 4	R: 1 E: 0 K: 1 S: 7	H: 2 LOB: 1 BB: 0 P: 7	R: 0 E: 0 K: 0 S: 2	H: 0 LOB: 0 BB: 0 P: 3	R: 0 E: 0 K: 1 S: 5	H: 1 LOB: 1 BB: 1 P: 9	R: 0 E: 0 K: 1 S: 6	H: 1 LOB: 2 BB: 1 P: 10	R: 1 E: 1 K: 0 S: 2	H: 2 LOB: 2 BB: 1 P: 6	1B: 9 2B: 0 3B: 0 HR: 1	SF: 0 SAC: 1 DP: 1 HBP: 0	WP: 1 PA: 39
PITCHER	IP 7.0	WLS 27	BF 6	H 1	R 1	ER 1	SO 2	BB 3	IBB 0	HBP 0	BLK 1	WP 0	HR 1	S 28	P 40	ERA 1.29	WHIP 1.286				
Bob Walk, R ERA: 3.53																					
Cecilio Guante, R ERA: 2.5	2.0	9	2	0	0	2	1	1	0	0	0	0	0	11	19	0.00	1.500				
Pat Clements, L ERA: 3.06	0.0	L	3	2	1	0	0	1	0	0	0	1	0	2	6	∞	∞				

Pittsburgh Pirates @ St. Louis Cardinals
Busch Stadium, St. Louis, MO
Wed Jun 25 1986, 7:05 PM CDT
Att: 29,146 - Unknown

AB 32
R 2
H 10
RBI 1
BB 6
SO 4
LOB 19



Batter	1	2	3	4	5	6	7	8	9	10	AB	R	H	RBI	BB	SO	LOB	TOP
Ron Roenicke, S OBP: 0.419, SLG: 0.432 (1.8) (9.7)	4-0 BLK 2B BB	0-0 5-3		0-0 2B			4-0 FC5-4 BB		0-0 F9	0-0 SF7	3	1	1	1	2	0	2	
Rick Schu, R OBP: 0.333, SLG: 0.381 Milt Thompson, L OBP: 0.256, SLG: 0.281 (9, PR) (9.8)	0-3 K	4-0 1B BB		0-0 F3			0-0 FC5-4 FC6-4 1-2		0-0 BB 1B	1-2 2-3 3-H 0-0 E3 1B	4	0	1	0	1	1	3	
Juan Samuel, R OBP: 0.297, SLG: 0.410 (1.4)	0-0 1B 2B	0-0 1B			0-0 F6		0-0 K		0-3 K	0-3 5-3	6	1	2	2	0	2	3	
Mike Schmidt, R OBP: 0.381, SLG: 0.638 (1.3) (9.5)	0-0 6-3	0-0 F7			0-0 F9		0-0 FC6-4 1-2		0-0 FC5 BB		4	0	0	0	1	0	5	
Von Hayes, L OBP: 0.380, SLG: 0.431 (1.7) (9.3)	0-0 1B 2H		0-3 K		0-0 3-1			0-0 1B 1B	0-0 FC5 1-2		5	0	2	1	0	1	2	
Glenn Wilson, R OBP: 0.297, SLG: 0.347 (1.9)	0-0 5-3		0-0 5-3			0-0 F7		0-0 F7		0-0 F1	5	0	0	0	0	0	2	
Ronn Reynolds, R OBP: 0.667, SLG: 2.000 (1.2)		4-0 5-3 1B BB		0-0 F9			0-0 HR		0-0 F9	4-0 1B 1B SF7 BB	3	3	1	1	2	0	1	
Steve Jeltz, S OBP: 0.359, SLG: 0.284 (1.6)		0-0 1B 5-3 1B		0-0 F8			0-0 B2		0-0 1B	0-0 SF7 1B 1B	5	1	3	0	0	0	0	
Bruce Ruffin, S Don Carman, L John Russell, R Steve Bedrosian, R Luis Aguayo, R Tom Hume, R (7.1) (8. PH) (8. PH) (8. PH) (10. PH) (10. PH)		0-3 K		0-0 F6			0-0 4-3		0-0 F9	0-0 SF7 E 1B	3	0	0	0	0	0	1	2
Inning Stats	R: 2 E: 0 K: 1 S: 7	H: 2 LOB: 1 BB: 1 P: 11	R: 1 E: 0 K: 1 S: 7	H: 2 LOB: 3 BB: 2 P: 15	R: 0 E: 0 K: 1 S: 5	H: 0 LOB: 0 BB: 0 P: 4	R: 0 E: 0 K: 0 S: 4	H: 1 LOB: 1 BB: 0 P: 4	R: 0 E: 0 K: 0 S: 3	H: 0 LOB: 1 BB: 1 P: 9	R: 0 E: 0 K: 1 S: 6	H: 1 LOB: 2 BB: 1 P: 10	R: 3 E: 1 K: 0 S: 6	H: 3 LOB: 1 BB: 1 P: 10	1B: 9 2B: 2 3B: 0 HR: 1	SF: 1 SAC: 0 DP: 0 HBP: 0	WP: 0 PA: 48	
PITCHER	IP WLS BF H R ER SO ERA WHIP	IP WLS BF H R ER SO ERA WHIP	IP WLS BF H R ER SO ERA WHIP	IP WLS BF H R ER SO ERA WHIP	IP WLS BF H R ER SO ERA WHIP	IP WLS BF H R ER SO ERA WHIP	IP WLS BF H R ER SO ERA WHIP	IP WLS BF H R ER SO ERA WHIP	IP WLS BF H R ER SO ERA WHIP	IP WLS BF H R ER SO ERA WHIP	IP WLS BF H R ER SO ERA WHIP	IP WLS BF H R ER SO ERA WHIP	IP WLS BF H R ER SO ERA WHIP	IP WLS BF H R ER SO ERA WHIP	IP WLS BF H R ER SO ERA WHIP	IP WLS BF H R ER SO ERA WHIP	IP WLS BF H R ER SO ERA WHIP	
Greg Mathews, L ERA: 2.89 Rick Ownbey, R ERA: 4.1 Ken Dayley, L ERA: 3.77 Pat Perry, L ERA: 3.73	(1.1) 7.0	(8.1) 0.2	(8.1) 1.1	(10.1) 1.0														

Philadelphia Phillies @ St. Louis Cardinals
Busch Stadium, St. Louis, MO
Sat Jun 28 1986, 7:05 PM CDT
Att. 43,513 - Unknown

AB	41
R	7
H	12
RBI	6
BB	6
SO	5
LOB	22



Batter	1	2	3	4	5	6	7	8	9	10	AB	R	H	RBI	BB	SO	LOB	BOTTOM					
Vince Coleman, S OBP: 0.330, SLG: 0.322 (1.7)	0-0 4-3		0-0 5-3		0-0 FC4-6 1B FC4-2 1-2		0-0 S 1B 2H		0-0 SH 1B		4	1	1	1	0	0	1						
Ozzie Smith, S OBP: 0.401, SLG: 0.370 (1.6)	0-0 F6		0-0 1B		0-0 FC4-2 1B		0-0 S 2B 1B 1-H		0-0 IBB		4	1	3	1	1	0	0						
Tom Herr, S OBP: 0.318, SLG: 0.294 (1.4)	1-0 BB HBP		0-0 1B		0-0 FC4-2 1-2		0-0 K 1-2		0-3 K		4	0	1	0	0	2	6						
Willie McGee, S OBP: 0.293, SLG: 0.334 (1.8) (9.9)	4-0 1B BB		0-0 3-1		0-0 6-3		0-0 S 2B 2-H		0-3 K		4	0	1	1	1	1	6						
Alan Knicely, R Ken Dayley, L Michael LaValliere, L Pat Perry, L (1.3) (8.1) (9. PH) (10.1)	0-0 4-3		0-0 5-3		0-0 K2-3		0-0 5-3		0-0 F6		4	0	0	0	0	1	3						
Tito Landrum, R Curt Ford, L (1.9) (8. PH) (9.9)		0-0 E5 4-3 5-3		0-3 K		0-0 6-3		0-0 F5		0-0 1B	3	0	0	0	0	1	0						
Mike Heath, R OBP: 0.287, SLG: 0.307 (1.2)		0-0 5-3		0-0 HR		0-3 K		0-0 F9		0-0 F7	5	1	1	1	0	1	2						
Terry Pendleton, S OBP: 0.267, SLG: 0.264 (1.5)		0-0 4-3		0-0 6-3		0-0 S 1B 2B		0-0 4-3		0-0 F9	5	1	1	0	0	0	2						
Greg Mathews, R José Oquendo, S Rick Ownbey, R Andy Van Slyke, L (1.1) (7. PH) (8.1) (8.3)		0-3 K		0-0 FC4-6 1B		0-3 K		0-0 SH S 1B		0-3 K	2	0	1	0	0	1	1						
Inning Stats	R: 0 E: 0 K: 0 S: 3	H: 0 LOB: 2 BB: 1 P: 8	R: 0 E: 1 K: 1 S: 6	H: 0 LOB: 1 BB: 0 P: 6	R: 0 E: 0 K: 0 S: 4	H: 2 LOB: 1 BB: 0 P: 4	R: 1 E: 0 K: 1 S: 6	H: 1 LOB: 0 BB: 0 P: 6	R: 0 E: 0 K: 0 S: 5	H: 2 LOB: 2 BB: 0 P: 5	R: 0 E: 0 K: 2 S: 7	H: 0 LOB: 0 BB: 0 P: 7	R: 3 E: 0 K: 2 S: 11	H: 4 LOB: 1 BB: 0 P: 11	R: 0 E: 0 K: 0 S: 3	H: 0 LOB: 0 BB: 0 P: 3	R: 0 E: 1 K: 2 S: 9	H: 1 LOB: 3 BB: 1 P: 13	R: 0 E: 0 K: 1 S: 6	H: 1 LOB: 1 BB: 0 P: 6	1B: 8 2B: 2 3B: 0 HR: 1	SF: 0 SAC: 1 DP: 0 HBP: 1	WP: 0 PA: 45
PITCHER	IP WLS BF H R ER SO ERA WHIP	IP WLS BF H R ER SO ERA WHIP	IP WLS BF H R ER SO ERA WHIP	IP WLS BF H R ER SO ERA WHIP	IP WLS BF H R ER SO ERA WHIP	IP WLS BF H R ER SO ERA WHIP	IP WLS BF H R ER SO ERA WHIP	IP WLS BF H R ER SO ERA WHIP	IP WLS BF H R ER SO ERA WHIP	IP WLS BF H R ER SO ERA WHIP	IP WLS BF H R ER SO ERA WHIP	IP WLS BF H R ER SO ERA WHIP	IP WLS BF H R ER SO ERA WHIP	IP WLS BF H R ER SO ERA WHIP	IP WLS BF H R ER SO ERA WHIP	IP WLS BF H R ER SO ERA WHIP	IP WLS BF H R ER SO ERA WHIP						
Bruce Ruffin, L Don Carman, L Steve Bedrosian, R Tom Hume, R (1.1) (7.1) (8.1) (10.1)	(1.1) 6.1	(7.1) 0.2	(8.1) 2.0	(10.1) 1.0																			

Philadelphia Phillies @ St. Louis Cardinals
Busch Stadium, St. Louis, MO
Sat Jun 28 1986, 7:05 PM CDT
Att. 43,513 - Unknown

AB	41
R	4
H	11
RBI	4
BB	2
SO	9
LOB	26



Batter	1	2	3	4	5	6	7	8	9	AB	R	H	RBI	BB	SO	LOB	TOP				
Jeff Stone, L OBP: 0.323, SLG: 0.336 Steve Bedrosian, R (9, 1)	0-0 6-3	0-0 3-1		0-0 F8			0-0 F9		0-0 F7	5	0	0	0	0	0	3					
Greg Gross, L OBP: 0.450, SLG: 0.375 (9, 7)	0-0 1B 1B		0-0 5-3	0-0 6-3			0-0 2B		0-0 E6 HR	5	1	2	0	0	0	2					
Juan Samuel, R OBP: 0.299, SLG: 0.421 (1, 4)	0-0 F8		4-0 2B 2B		0-3 K		0-0 F8		0-0 HR	4	2	1	4	1	1	2					
Mike Schmidt, R OBP: 0.381, SLG: 0.539 (1, 5)	0-0 1B 1B		0-0 2B 2B		0-0 F3			0-0 6-3	0-0 F3	5	1	2	0	0	0	0					
Von Hayes, L OBP: 0.382, SLG: 0.430 (1, 3)	0-0 1-2 2H 1B		4-0 2B IBB		0-0 F7			0-0 1-3		3	1	1	0	1	0	0					
Ron Roenicke, S OBP: 0.415, SLG: 0.448 Mitt Thompson, L OBP: 0.256, SLG: 0.281 (8, 8)		0-0 HR	0-0 F5		0-0 F4			0-3 K		4	1	1	1	0	1	3					
John Russell, R OBP: 0.361, SLG: 0.524 (1, 2)		0-0 F9	0-0 2B		0-3 K			0-0 F7		4	0	1	3	0	1	0					
Steve Jeltz, S OBP: 0.357, SLG: 0.280 (1, 6)		0-0 E6 SH1-4	0-0 G3		0-0 4-3			4-0 E HR 1B BB		3	1	0	0	1	0	1					
Kevin Gross, R OBP: 0.225, SLG: 0.333 Don Carman, L (7, 1)		0-0 SH1-4		0-0 F6			0-3 K		0-0 E HR 1B	2	0	0	0	0	1	0					
Tom Foley, L OBP: 0.425, SLG: 0.455 Glenn Wilson, R OBP: 0.287, SLG: 0.347 (9, 9)	1-2							1-2 HR 1B		0	0	0	0	0	0	0					
Inning Stats	R: 0 E: 0 K: 0 S: 5	H: 3 LOB: 2 BB: 0 P: 5	R: 1 E: 1 K: 0 S: 5	H: 1 LOB: 1 BB: 0 P: 5	R: 3 E: 0 K: 0 S: 5	H: 2 LOB: 1 BB: 2 P: 13	R: 0 E: 0 K: 0 S: 3	H: 0 LOB: 0 BB: 0 P: 3	R: 0 E: 0 K: 1 S: 5	H: 0 LOB: 0 BB: 0 P: 5	R: 0 E: 0 K: 1 S: 6	H: 1 LOB: 1 BB: 0 P: 6	R: 0 E: 0 K: 1 S: 5	H: 0 LOB: 0 BB: 1 P: 5	R: 4 E: 1 K: 0 S: 6	H: 2 LOB: 0 BB: 1 P: 10	1B: 4 2B: 3 3B: 0 HR: 2	SF: 0 SAC: 1 DP: 0 HBP: 0	WP: 0 PB: 0 SB: 0 CS: 0	PA: 40	
PITCHER	IP	WLS	BF	H	R	ER	SO	BB	IBB	HBP	BLK	WP	HR	S	P	ERA	WHIP				
Ray Burris, R ERA: 3.88 (1, 1)	7.0		30	7	4	4	3	1	1	0	0	0	1	34	42	5.14	1.143				
Ricky Horton, L ERA: 3.55 (8, 1)	1.0		3	0	0	0	1	0	0	0	0	0	0	5	5	0.00	0.000				
Todd Worrell, R ERA: 1.62 (9, 1)	1.0	L	7	2	4	0	0	1	0	0	0	0	1	6	10	0.00	3.000				

Philadelphia Phillies @ St. Louis Cardinals
 Busch Stadium, St. Louis, MO
 Sun Jun 29 1986, 3:33 AM CDT
 Att: 42,959 - Unknown

AB	36
R	8
H	9
RBI	8
BB	3
SO	4
LOB	11



Batter	1	2	3	4	5	6	7	8	9	AB	R	H	RBI	BB	SO	LOB	BOTTOM					
Vince Coleman, S OBP: 0.324, SLG: 0.316 (1, 7)	0-3 K		0-0 B2		0-0 F7		0-3 K		0-0 F7	5	0	0	0	0	2	0						
Ozzie Smith, S OBP: 0.397, SLG: 0.366 (1, 6)	0-0 S 2B 1B		0-0 4-3		0-0 3-1			0-0 F9	0-0 F4	5	1	1	0	0	0	0						
Tom Herr, S OBP: 0.320, SLG: 0.294 (1, 4)	1-0 2B 1-2 HBP		0-0 G1		0-0 5-3			0-0 2B 1B		3	1	1	0	0	0	0						
Willie McGee, S OBP: 0.292, SLG: 0.331 (1, 8)	0-0 F7		0-0 5-3		0-0 4-3			4-0 2B SH1-3 BB		3	1	0	0	1	0	2						
Curt Ford, L OBP: 0.370, SLG: 0.500 Todd Worrell, R (9, 1)	0-0 1-3 2H 2B		4-0 3B BB		0-0 G3			0-0 SH1-3 1B 2B		3	2	2	2	1	0	0						
Michael LaValliere, L OBP: 0.382, SLG: 0.355 (1, 2)	0-0 3-1		0-0 F8		0-0 F8			0-0 SH1-3		3	0	0	1	0	0	3						
Andy Van Slyke, L OBP: 0.310, SLG: 0.354 (9, 9)		0-0 F7		0-0 3B			4-0 S 2B BB	0-0 3H 1B		3	1	2	2	1	0	0						
Terry Pendleton, S OBP: 0.270, SLG: 0.268 (1, 5)		1-0 CS HBP		0-0 G3			0-0 S SF7 2B	0-0 F8		3	1	1	1	0	0	2						
Ray Burris, R OBP: 0.190, SLG: 0.333 Clint Hurdle, L OBP: 0.235, SLG: 0.246 Tito Landrum, R OBP: 0.260, SLG: 0.253 Ricky Horton, L OBP: 0.167, SLG: 0.167 Alan Knicely, R OBP: 0.444, SLG: 0.333 (9, 3)		0-3 K		0-0 F8			0-0 SF7	0-0 6-3		2	0	0	0	0	1	1						
Inning Stats	R: 1 E: 0 K: 1 S: 7	H: 2 LOB: 2 BB: 0 P: 8	R: 0 E: 0 K: 1 S: 4	H: 0 LOB: 0 BB: 0 P: 5	R: 0 E: 0 K: 0 S: 3	H: 0 LOB: 0 BB: 0 P: 3	R: 1 E: 0 K: 0 S: 4	H: 1 LOB: 1 BB: 1 P: 8	R: 0 E: 0 K: 0 S: 3	H: 0 LOB: 0 BB: 0 P: 3	R: 0 E: 0 K: 0 S: 3	H: 0 LOB: 0 BB: 0 P: 3	R: 2 E: 0 K: 1 S: 6	H: 1 LOB: 0 BB: 1 P: 10	R: 3 E: 0 K: 0 S: 6	H: 3 LOB: 1 BB: 1 P: 10	R: 0 E: 0 K: 0 S: 3	H: 0 LOB: 0 BB: 0 P: 3	1B: 3 2B: 3 3B: 1 HR: 0	SF: 1 SAC: 1 DP: 0 HBP: 2	WP: 0 PB: 0 SB: 3 CS: 1	PA: 38
PITCHER	IP	WLS	BF	H	R	ER	SO	BB	IBB	HBP	BLK	WP	HR	S	P	ERA	WHIP					
Kevin Gross, R ERA: 4.34 (1, 1)	6.1		26	4	4	4	2	2	0	2	0	0	0	26	36	5.68	0.947					
Don Carman, L ERA: 4.91 (7, 1)	1.2		9	3	3	3	1	1	0	0	0	0	0	10	14	16.20	2.400					
Steve Bedrosian, R ERA: 3.76 (9, 1)	1.0	W	3	0	0	0	0	0	0	0	0	0	0	3	3	0.00	0.000					

Philadelphia Phillies @ St. Louis Cardinals
 Busch Stadium, St. Louis, MO
 Sun Jun 29 1986, 3:33 AM CDT
 Att: 42,959 - Unknown

AB	31
R	7
H	7
RBI	7
BB	3
SO	3
LOB	8



Batter	1	2	3	4	5	6	7	8	9	AB	R	H	RBI	BB	SO	LOB	TOP							
Mookie Wilson, S OBP: 0.340, SLG: 0.460 (1, 8)	3-1		1B 1B 2B	K		G6-4-3			K	5	1	1	0	0	2	1								
Kevin Mitchell, R OBP: 0.423, SLG: 0.584 (1, 9)	FC6-4 BB		1B 2-3 1B		HR		1B FC5-2 BB		1B 1B	3	3	3	1	2	0	0								
Keith Hernandez, L OBP: 0.385, SLG: 0.411 (1, 3)	K		F3		6-3		FC5-2 1B		1B 1B	5	1	2	0	0	1	3								
Gary Carter, R OBP: 0.340, SLG: 0.447 (1, 2)	FC6-4		FC5 1B 1-2 3-H 1B		6-3		FC5-2 G4-3-6		1B 1B	5	1	2	2	0	0	3								
George Foster, R OBP: 0.322, SLG: 0.497 Lenny Dykstra, L OBP: 0.387, SLG: 0.442 (1, 7) (7, 8)		F8	K		1B 1B		G4-3-6		1B 1B	4	0	1	0	0	1	4								
Ray Knight, R OBP: 0.362, SLG: 0.479 (1, 5)	6-3		1-2 2-H 1B		1B				1-3 2-H 1B	5	0	3	2	0	0	0								
Tim Lincecum, R OBP: 0.308, SLG: 0.374 (1, 4)		1B 2B	FC5		F8				F6	5	1	1	0	0	0	6								
Rafael Santana, R OBP: 0.237, SLG: 0.192 (1, 6)		2-H 1B			1B		G6-4-3 BB		F6	3	0	2	1	1	0	0								
Bob Ojeda, L OBP: 0.083, SLG: 0.083 (1, 1)	6-3		6-3		6-3		K		4-3	4	0	0	0	0	1	2								
Inning Stats	R: 0 E: 0 K: 1 S: 5	H: 0 LOB: 1 BB: 1 P: 9	R: 1 E: 0 K: 0 S: 5	H: 2 LOB: 1 BB: 0 P: 5	R: 2 E: 0 K: 1 S: 9	H: 4 LOB: 2 BB: 0 P: 9	R: 0 E: 0 K: 1 S: 5	H: 1 LOB: 0 BB: 0 P: 5	R: 1 E: 0 K: 0 S: 6	H: 3 LOB: 2 BB: 0 P: 6	R: 0 E: 0 K: 1 S: 4	H: 0 LOB: 0 BB: 1 P: 8	R: 0 E: 0 K: 0 S: 3	H: 1 LOB: 1 BB: 1 P: 7	R: 0 E: 0 K: 0 S: 3	H: 0 LOB: 0 BB: 0 P: 3	R: 3 E: 0 K: 1 S: 10	H: 5 LOB: 2 BB: 0 P: 10	1B: 13 2B: 2 3B: 0 HR: 1	SF: 0 SAC: 0 DP: 2 HBP: 0	WP: 0 PB: 0 SB: 0 CS: 0	PA: 43		
PITCHER	IP	WLS	BF	H	R	ER	SO	BB	IBB	HBP	BLK	WP	HR	S	P	ERA	WHIP							
John Tudor, L ERA: 2.41 (1, 1)	5.0	L	25	10	4	4	3	1	0	0	0	0	1	30	34	7.20	2.200							
Rick Ownbey, R ERA: 3.89 (6, 1)	2.0		7	1	0	0	1	2	0	0	0	0	0	7	15	0.00	1.500							
Pat Perry, L ERA: 4.36 (8, 1)	1.2		9	4	3	3	1	0	0	0	0	0	0	11	11	16.20	2.400							
Ricky Horton, L ERA: 3.62 (9, 1)	0.1		2	1	0	0	0	0	0	0	0	0	0	2	2	0.00	3.000							

New York Mets @ St. Louis Cardinals
Busch Stadium, St. Louis, MO
Mon Jun 30 1986, 7:05 PM CDT
Att: 38,819 - Unknown

AB 40
R 7
H 16
RBI 7
BB 3
SO 5
LOB 19



Batter	1	2	3	4	5	6	7	8	9	AB	R	H	RBI	BB	SO	LOB	BOTTOM							
Vince Coleman, S OBP: 0.330, SLG: 0.327 (1, 7)			S BB		FC5-4 S			S 1B		3	0	2	0	1	0	1								
Ozzie Smith, S OBP: 0.399, SLG: 0.363 (1, 6)	K		F8		S BB		G6-4-3 BB			2	0	0	0	2	1	3								
Tom Herr, S OBP: 0.316, SLG: 0.290 (1, 4)	F3		F9		K			F2		4	0	0	0	0	1	7								
Willie McGee, S OBP: 0.289, SLG: 0.327 (1, 8)	1-3				5-3		K		G6-4-3	4	0	0	0	0	1	3								
Alan Knicely, R OBP: 0.462, SLG: 0.500 (1, 3)		F6			1B		6-3		1B 2B	4	0	2	0	0	0	0								
Tito Landrum, R OBP: 0.250, SLG: 0.242 (1, 9)	K		K		F3		F9		F3	4	0	0	0	0	1	2								
Mike Heath, R OBP: 0.280, SLG: 0.299 (1, 2)	F9				4-3				F7	4	0	0	0	0	0	2								
Terry Pendleton, S OBP: 0.273, SLG: 0.272 (1, 5)			F8 SH3-4 1B		F9		F9		1B	4	0	2	0	0	0	0								
John Tudor, L OBP: 0.071, SLG: 0.071 Jose Cordero, S OBP: 0.037, SLG: 0.037 Rick Ownbey, R OBP: 0.423, SLG: 0.423 (1, 1) (5, PH) (8, 1) (7, PH) (8, 1) (9, 1) Ricky Horton, L OBP: 0.197, SLG: 0.167 Curt Ford, L OBP: 0.490, SLG: 0.490 (9, PH)			SH3-4		FC5-4 1B		K		K	0	0	0	0	0	0	0								
Inning Stats	R: 0 E: 0 K: 1 S: 6	H: 1 LOB: 0 BB: 0 P: 6	R: 0 E: 0 K: 1 S: 5	H: 0 LOB: 0 BB: 0 P: 5	R: 0 E: 0 K: 0 S: 4	H: 1 LOB: 2 BB: 1 P: 8	R: 0 E: 0 K: 0 S: 4	H: 1 LOB: 1 BB: 0 P: 4	R: 0 E: 0 K: 1 S: 6	H: 1 LOB: 2 BB: 1 P: 10	R: 0 E: 0 K: 1 S: 5	H: 0 LOB: 0 BB: 0 P: 5	R: 0 E: 0 K: 1 S: 5	H: 0 LOB: 0 BB: 0 P: 5	R: 0 E: 0 K: 0 S: 3	H: 1 LOB: 1 BB: 1 P: 7	R: 0 E: 0 K: 1 S: 7	H: 2 LOB: 2 BB: 0 P: 7	1B: 5 2B: 1 3B: 1 HR: 0	SF: 0 SAC: 1 DP: 1 HBP: 0	WP: 0 PB: 0 SB: 0 CS: 0	PA: 36		
PITCHER	IP	WLS	BF	H	R	ER	SO	BB	IBB	HBP	BLK	WP	HR	S	P	ERA	WHIP							
Bob Ojeda, L ERA: 2.54 (1, 1)	9.0	W	36	7	0	0	6	3	0	0	0	0	0	45	57	0.00	1.111							

New York Mets @ St. Louis Cardinals
Busch Stadium, St. Louis, MO
Mon Jun 30 1986, 7:05 PM CDT
Att: 38,819 - Unknown

AB 32
R 0
H 7
RBI 0
BB 3
SO 6
LOB 20



Batter	1	2	3	4	5	6	7	8	9	AB	R	H	RBI	BB	SO	LOB	TOP					
Mookie Wilson, S OBP: 0.342, SLG: 0.479 (1, 8)	0-3 K		0-0 HR		0-0 4-3		0-0 1B		0-3 K	5	1	2	1	0	2	0	New York Mets @ St. Louis Cardinals Busch Stadium, St. Louis, MO Tue Jul 01 1986, 7:05 PM CDT Att: 25,869 - Unknown AB 35 R 2 H 7 RBI 2 BB 2 SO 4 LOB 15					
Wally Backman, S OBP: 0.401, SLG: 0.415 (1, 4)	0-0 6-3		0-0 1B		0-0 FC5-4 1B		0-0 1-2 1B			4	0	3	0	0	0	0						
Keith Hernandez, L OBP: 0.380, SLG: 0.495 (1, 3)	0-0 6-3		0-3 K		0-0 F2		0-0 G3			4	0	0	0	0	1	4						
Gary Carter, R OBP: 0.336, SLG: 0.439 (1, 2)		0-0 3-1	0-0 E4 1-2		0-0 FC5-4 1-2			0-0 F9		4	0	0	0	0	0	2						
Darryl Strawberry, L OBP: 0.391, SLG: 0.528 (1, 9)		0-0 1B 2B	0-0 F7		0-0 G3			0-0 G3		4	1	1	0	0	0	2						
Danny Heep, L OBP: 0.412, SLG: 0.447 Roger McDowell, R OBP: 0.400, SLG: 0.333 (8, 1)		0-0 FC4-6 2H 1B	0-0 4-3		0-0 4-3			4-0 BB		3	0	1	1	1	0	2						
Ray Knight, R OBP: 0.360, SLG: 0.473 (1, 5)		4-0 FC4-6 BB		0-3 K		0-0 4-3		0-0 1-3		3	0	0	0	1	1	1						
Howard Johnson, S OBP: 0.356, SLG: 0.426 Rafael Santana, R OBP: 0.236, SLG: 0.191 (8, 6)		0-0 FC4-6 1-2 2-3		0-0 F8			0-0 5-3		0-0 3-1	3	0	0	0	0	0	2						
Sid Fernandez, L OBP: 0.189, SLG: 0.143 Kevin Mitchell, R OBP: 0.420, SLG: 0.579 Lenny Dykstra, L OBP: 0.387, SLG: 0.442 (9, 8)		0-0 4-3		0-0 4-3			0-0 1-3		0-0 F6	1	0	0	0	0	0	0						
Inning Stats	R: 0 E: 0 K: 1 S: 5	H: 0 LOB: 0 BB: 0 P: 5	R: 1 E: 0 K: 0 S: 5	H: 2 LOB: 2 BB: 1 P: 9	R: 1 E: 1 K: 1 S: 8	H: 2 LOB: 2 BB: 0 P: 8	R: 0 E: 0 K: 0 S: 5	H: 0 LOB: 0 BB: 0 P: 5	R: 0 E: 0 K: 0 S: 4	H: 1 LOB: 1 BB: 0 P: 4	R: 0 E: 0 K: 0 S: 3	H: 0 LOB: 0 BB: 0 P: 3	R: 0 E: 0 K: 0 S: 5	H: 2 LOB: 2 BB: 0 P: 5	R: 0 E: 0 K: 0 S: 3	H: 0 LOB: 1 BB: 1 P: 7		R: 0 E: 0 K: 1 S: 5	H: 0 LOB: 0 BB: 0 P: 5	1B: 5 2B: 1 3B: 0 HR: 1	SF: 0 SAC: 0 DP: 0 HBP: 0	WP: 0 PB: 0 SB: 0 CS: 0
PITCHER	IP WLS BF L	WLS BF L	H R ER SO	R ER SO	BB IBB HBP BLK	WP HR S P	ERA WHIP	PITCHER	IP WLS BF L	WLS BF L	H R ER SO	R ER SO	BB IBB HBP BLK	WP HR S P	ERA WHIP							
Danny Cox, R ERA: 4.01 Ken Dayley, L ERA: 3.55 (8, 1)	7.0 L	30	7 2 2 3	2 2 0 1	1 0 0 0	0 0 8 12	2.57 1.143		2.0 L	7	0 0 0 1	0 0 0 0	0 0 0 0	0 0 8 12	0.00 0.500							

Batter	1	2	3	4	5	6	7	8	9	AB	R	H	RBI	BB	SO	LOB	BOTTOM					
Vince Coleman, S OBP: 0.329, SLG: 0.326 (1, 7)	0-3 K		0-0 5-3		0-0 S 1B		0-0 F8 2-3			4	0	1	0	0	1	3	New York Mets @ St. Louis Cardinals Busch Stadium, St. Louis, MO Tue Jul 01 1986, 7:05 PM CDT Att: 25,869 - Unknown AB 34 R 1 H 9 RBI 1 BB 1 SO 6 LOB 14					
Ozzie Smith, S OBP: 0.393, SLG: 0.357 Ken Dayley, L OBP: 0.333, SLG: 0.200 (8, 1)	0-0 F7		0-0 F8		0-0 F5 1-2		0-0 F8			4	0	0	0	0	0	5						
Tom Herr, S OBP: 0.312, SLG: 0.285 (1, 4)	0-0 5-3			0-0 F7		0-3 K		0-0 F8		4	0	0	0	0	1	0						
Alan Knicely, R OBP: 0.500, SLG: 0.500 Andy Van Slyke, L OBP: 0.309, SLG: 0.352 (8, PH)		0-3 K		0-0 L5-3 1B		4-0 BB		0-0 4-3		2	0	1	0	1	1	0						
Willie McGee, S OBP: 0.285, SLG: 0.322 (1, 8)		0-3 K		0-0 L5-3 1-2		0-3 K		0-0 E6		4	0	0	0	0	2	2						
Mike Heath, R OBP: 0.285, SLG: 0.310 (1, 2)		0-0 1B			0-0 2B 2B		0-0 F9		0-0 5-3	4	1	2	0	0	0	2						
Tito Landrum, R OBP: 0.252, SLG: 0.255 Curt Ford, L OBP: 0.357, SLG: 0.480 (8, PH)		0-0 F9			0-0 L3-6 2H 2B		0-0 F4		0-3 K	3	0	1	1	0	0	1						
Terry Pendleton, S OBP: 0.276, SLG: 0.275 (1, 5)			0-0 SH1-4 1B		0-0 L3-6 2-3		0-0 F8 1B		0-0 4-3	4	0	2	0	0	0	1						
Danny Cox, R OBP: 0.227, SLG: 0.286 José Oquendo, S OBP: 0.438, SLG: 0.435 (7, PH)			0-0 SH1-4		0-0 1B 1-2		0-0 1-2 1B		0-0 4-3	1	0	1	0	0	0	0						
Inning Stats	R: 0 E: 0 K: 1 S: 5	H: 0 LOB: 0 BB: 0 P: 5	R: 0 E: 0 K: 2 S: 8	H: 1 LOB: 1 BB: 0 P: 8	R: 0 E: 0 K: 0 S: 4	H: 1 LOB: 1 BB: 0 P: 4	R: 0 E: 0 K: 0 S: 3	H: 1 LOB: 0 BB: 0 P: 3	R: 1 E: 0 K: 0 S: 6	H: 4 LOB: 2 BB: 0 P: 6	R: 0 E: 0 K: 2 S: 7	H: 0 LOB: 1 BB: 1 P: 11	R: 0 E: 0 K: 0 S: 5	H: 2 LOB: 2 BB: 0 P: 5	R: 0 E: 1 K: 0 S: 4	H: 0 LOB: 1 BB: 0 P: 4		R: 0 E: 0 K: 1 S: 5	H: 0 LOB: 0 BB: 0 P: 5	1B: 7 2B: 4 3B: 0 HR: 0	SF: 0 SAC: 1 DP: 2 HBP: 0	WP: 0 PB: 0 SB: 1 CS: 0
PITCHER	IP WLS BF S	WLS BF S	H R ER SO	R ER SO	BB IBB HBP BLK	WP HR S P	ERA WHIP	PITCHER	IP WLS BF S	WLS BF S	H R ER SO	R ER SO	BB IBB HBP BLK	WP HR S P	ERA WHIP							
Sid Fernandez, L ERA: 2.99 Roger McDowell, R ERA: 2.04 (8, 1)	7.0 S	29	9 1 1 5	1 1 0 1	0 0 0 0	0 0 9 9	0.00 0.000		2.0 S	7	0 0 0 1	0 0 0 0	0 0 0 0	0 0 9 9	0.00 0.000							

Batter	1	2	3	4	5	6	7	8	9	AB	R	H	RBI	BB	SO	LOB	TOP										
Mookie Wilson, S (1, 8) OBP: 0.338, SLG: 0.470	6-3		1B SF9	G3		K			K	5	1	1	0	0	2	1											
Wally Backman, S (1, 4) OBP: 0.403, SLG: 0.423	1B 2B		1-3 2B	F6			1-3			4	2	2	0	0	0	0											
Keith Hernandez, L (1, 3) OBP: 0.381, SLG: 0.404	1B BB		F8				F6			3	0	1	0	1	0	2											
Gary Carter, R (1, 2) OBP: 0.334, SLG: 0.438	1-3 2H 1B		SF9				FC3-6			3	0	1	2	0	1	1											
Darryl Strawberry, L (1, 9) OBP: 0.392, SLG: 0.530	G5-4-3 IBB		3B				K			3	1	1	1	1	1	1											
George Foster, R (1, 7) OBP: 0.322, SLG: 0.505	G5-4-3		2B				F9			3	0	1	1	0	0	4											
Jesse Orosco, R (8, 1)	1-2		3B							0	0	0	0	0	0	0											
Ray Knight, R (1, 5) OBP: 0.358, SLG: 0.467		6-3		HBP			F8			3	0	0	0	0	0	0											
Rafael Santana, R (1, 6) OBP: 0.236, SLG: 0.193		F9	F8						K2-3	4	0	1	0	0	1	2											
Rick Aguilera, R (1, 1) OBP: 0.200, SLG: 0.357										2	0	0	0	0	0	0											
Randy Niemann, L (5, 1) OBP: 0.400, SLG: 0.250	5-3								F8	0	0	0	0	0	0	0											
Doug Sisk, R (5, 1)										1	0	0	0	0	0	0											
Lenny Dykstra, L (5, 8) OBP: 0.383, SLG: 0.437										2	0	0	0	0	0	1											
Inning Stats	R: 1 E: 0 K: 0 S: 4	H: 2 LOB: 2 BB: 2 P: 12	R: 0 E: 0 K: 0 S: 3	H: 0 LOB: 0 BB: 3	R: 3 E: 0 K: 0 S: 7	H: 4 LOB: 2 BB: 0 P: 8	R: 0 E: 0 K: 0 S: 3	H: 0 LOB: 0 BB: 0 P: 3	R: 0 E: 0 K: 1 S: 6	H: 1 LOB: 1 BB: 0 P: 6	R: 0 E: 0 K: 1 S: 5	H: 0 LOB: 0 BB: 0 P: 5	R: 0 E: 0 K: 0 S: 3	H: 0 LOB: 0 BB: 0 P: 3	R: 0 E: 0 K: 2 S: 7	H: 0 LOB: 0 BB: 0 P: 7	1B: 5 2B: 2 3B: 1 HR: 0	SF: 1 SAC: 0 DP: 1 HBP: 1	WP: 0 PA: 37 PB: 0 SB: 0 CS: 0								
PITCHER	IP	WLS	BF	H	R	ER	SO	BB	IBB	HBP	BLK	WP	HR	S	P	ERA	WHIP										
Bob Forsch, R ERA: 2.64	5.0	L	24	7	4	4	1	1	1	1	0	0	0	23	32	7.20	1.600										
Rick Ownbey, R ERA: 3.89	0.1		2	1	0	0	0	0	0	0	0	0	0	2	2	0.00	3.000										
Ricky Horton, L ERA: 3.38	2.2		8	0	0	0	2	0	0	0	0	0	0	12	12	0.00	0.000										
Ken Dayley, L ERA: 3.44	1.0		3	0	0	0	2	0	0	0	0	0	0	7	7	0.00	0.000										

New York Mets @ St. Louis Cardinals
 Busch Stadium, St. Louis, MO
 Wed Jul 02 1986, 7:05 PM CDT
 Att: 29,794 - Unknown

AB	33
R	4
H	8
RBI	4
BB	2
SO	5
LOB	12



Batter	1	2	3	4	5	6	7	8	9	AB	R	H	RBI	BB	SO	LOB	BOTTOM										
Vince Coleman, S (1, 7) OBP: 0.330, SLG: 0.327	6-3		G3							5	0	2	0	0	0	0											
Ozzie Smith, S (1, 6) OBP: 0.393, SLG: 0.358	FC6-4 1B		F3							5	1	2	0	0	0	4											
Tom Herr, S (1, 4) OBP: 0.313, SLG: 0.285	FC6-4 1-2 FC4-6		1B BB							4	1	1	0	1	0	3											
Willie McGee, S (1, 8) OBP: 0.287, SLG: 0.324	FC4-6		1B							5	0	2	1	0	0	1											
Curt Ford, L (1, 9) OBP: 0.377, SLG: 0.509			F8 S 2B 1B							5	1	3	1	0	0	2											
Michael LaValliere, L (1, 2) OBP: 0.355, SLG: 0.347			F8							2	0	0	0	0	0	1											
Alan Knicely, R (5, PH) OBP: 0.500, SLG: 0.462			1-3							1	0	0	0	1	1	1											
Andy Van Slyke, L (1, 3) OBP: 0.311, SLG: 0.359										2	0	1	1	0	0	0											
Mike Heath, R (5, PH) OBP: 0.287, SLG: 0.313			3H 2B							2	0	1	0	0	0	3											
Terry Pendleton, S (1, 5) OBP: 0.273, SLG: 0.271			F7							4	0	0	0	0	0	2											
Bob Forsch, R (5, PH) OBP: 0.147, SLG: 0.306										1	0	0	0	0	1	1											
Jose Cuatrecasas, S (5, PH) OBP: 0.432, SLG: 0.429										0	0	0	0	0	0	0											
Rick Ownbey, R (5, 1)										0	0	0	0	0	0	0											
Ricky Horton, L (5, PH) OBP: 0.310, SLG: 0.167										0	0	0	0	0	1	0											
Clint Hurdles (5, PH) OBP: 0.250, SLG: 0.246										0	0	0	0	0	0	0											
Tilo Landrum, R (5, PH) OBP: 0.226, SLG: 0.253										1	0	0	0	0	0	1											
Ken Dayley, L (5, 1) OBP: 0.383, SLG: 0.200										0	0	0	0	0	0	0											
Inning Stats	R: 0 E: 0 K: 0 S: 4	H: 1 LOB: 1 BB: 0 P: 4	R: 1 E: 0 K: 1 S: 7	H: 2 LOB: 1 BB: 0 P: 7	R: 0 E: 0 K: 0 S: 4	H: 1 LOB: 2 BB: 1 P: 8	R: 0 E: 0 K: 0 S: 3	H: 0 LOB: 0 BB: 0 P: 3	R: 2 E: 0 K: 0 S: 7	H: 4 LOB: 3 BB: 1 P: 11	R: 0 E: 0 K: 0 S: 4	H: 1 LOB: 2 BB: 1 P: 8	R: 0 E: 0 K: 1 S: 5	H: 0 LOB: 0 BB: 0 P: 5	R: 0 E: 0 K: 0 S: 5	H: 2 LOB: 2 BB: 0 P: 5	R: 0 E: 0 K: 0 S: 3	H: 0 LOB: 0 BB: 0 P: 3	1B: 10 2B: 2 3B: 0 HR: 0	SF: 0 SAC: 0 DP: 0 HBP: 0	WP: 1 PA: 41 PB: 0 SB: 1 CS: 1						
PITCHER	IP	WLS	BF	H	R	ER	SO	BB	IBB	HBP	BLK	WP	HR	S	P	ERA	WHIP										
Rick Aguilera, R ERA: 5.89	4.2		23	8	3	3	1	1	0	0	0	0	0	24	28	5.79	1.929										
Randy Niemann, L ERA: 3.89	0.0		1	0	0	0	0	1	0	0	0	1	0	0	4	∞	∞										
Doug Sisk, R ERA: 1.33	2.2	W	11	3	0	0	1	1	0	0	0	0	0	12	16	0.00	1.500										
Jesse Orosco, L ERA: 2.72	1.2	S	6	1	0	0	0	0	0	0	0	0	0	6	6	0.00	0.600										

New York Mets @ St. Louis Cardinals
 Busch Stadium, St. Louis, MO
 Wed Jul 02 1986, 7:05 PM CDT
 Att: 29,794 - Unknown

AB	38
R	3
H	12
RBI	3
BB	3
SO	2
LOB	19



Batter	1	2	3	4	5	6	7	8	9	AB	R	H	RBI	BB	SO	LOB	TOP			
Vince Coleman, S (1,7) OBP: 0.329, SLG: 0.324	0-0 4-3			0-0 6-3		4-0 F9 S BB		0-0 5-3		3	0	0	0	1	0	0	St. Louis Cardinals @ San Francisco Giants Candlestick Park, San Francisco, CA Thu Jul 03 1986, 10:05 PM EDT Att: 47,167 - Unknown			
Ozzie Smith, S (1,6) OBP: 0.394, SLG: 0.357	0-0 5-3			0-0 G3 E 1B		4-0 1-2 BB			0-0 4-3	3	0	1	0	1	0	0				
Willie McGee, S (1,8) OBP: 0.284, SLG: 0.320	0-0 F7			0-0 E4 G3		0-0 F9			0-0 F9	4	0	0	0	0	0	3				
Clint Hurdle, L (1,3) OBP: 0.222, SLG: 0.231 Tom Lawless, R (9, PR) OBP: 0.133, SLG: 0.200		0-0 G3		0-0 G3		0-0 G3			0-0 E3 E 1B	4	0	0	0	0	0	4				
Curt Ford, L (1,9) OBP: 0.369, SLG: 0.492		0-3 K		0-0 6-3					0-0 E1 1-3 1B	4	0	1	0	0	1	2				
Tom Herr, S (1,4) OBP: 0.316, SLG: 0.292		0-3 K			0-0 2B				0-0 P6	4	0	2	0	0	1	3				
Michael LaValliere, L (1,2) OBP: 0.345, SLG: 0.337			0-0 F9		0-0 6-3				0-0 9-3	3	0	0	0	0	0	1				
Terry Pendleton, S (1,5) OBP: 0.270, SLG: 0.268			0-0 4-3		0-0 F9				0-3 K	3	0	0	0	0	1	0				
Greg Mathews, R (1,1) OBP: 0.059, SLG: 0.059 Rick Ownbey, R (5,1) Andy Van Slyke, L (8, PH) OBP: 0.309, SLG: 0.357 Todd Worrell, R (8,1)			0-0 4-3			0-0 5-3			0-3 K	1	0	0	0	0	0	0				
Inning Stats	R: 0 E: 0 K: 0 S: 3	H: 0 LOB: 0 BB: 0 P: 3	R: 0 E: 0 K: 2 S: 7	H: 0 LOB: 0 BB: 0 P: 7	R: 0 E: 0 K: 0 S: 3	H: 0 LOB: 0 BB: 0 P: 3	R: 0 E: 1 K: 0 S: 5	H: 1 LOB: 2 BB: 0 P: 5	R: 0 E: 0 K: 0 S: 3	H: 0 LOB: 0 BB: 2 P: 11	R: 0 E: 0 K: 0 S: 3	H: 1 LOB: 0 BB: 0 P: 3	R: 0 E: 0 K: 2 S: 7	H: 0 LOB: 0 BB: 0 P: 7	R: 0 E: 2 K: 0 S: 5	H: 1 LOB: 3 BB: 0 P: 5		1B: 3 2B: 2 3B: 0 HR: 0	SF: 0 SAC: 0 DP: 1 HBP: 0	WP: 0 PB: 0 SB: 1 CS: 0
PITCHER Mike Krukow, R (1,1) ERA: 3.17	IP: 9.0 WLS: W BF: 33 H: 4 R: 0 ER: 0 SO: 4 BB: 2 IBB: 0 HBP: 0 BLK: 0 WP: 0 HR: 0 S: 39 P: 47 ERA: 0.00 WHIP: 0.667																			

Batter	1	2	3	4	5	6	7	8	9	AB	R	H	RBI	BB	SO	LOB	BOTTOM	
Randy Kutcher, R (1,8) OBP: 0.266, SLG: 0.476	0-0 5-3		0-3 K					0-3 K		4	1	1	1	0	2	1	St. Louis Cardinals @ San Francisco Giants Candlestick Park, San Francisco, CA Thu Jul 03 1986, 10:05 PM EDT Att: 47,167 - Unknown	
Robby Thompson, R (1,4) OBP: 0.329, SLG: 0.345	0-0 5-3			0-0 CS 1B		4-0 BB				2	0	1	0	1	0	0		
Joel Youngblood, R (1,7) OBP: 0.361, SLG: 0.437	0-0 F7			0-0 5-3		0-0 1-3				3	0	0	0	0	0	2		
Chili Davis, S (1,9) OBP: 0.375, SLG: 0.467		0-0 F8		0-0 F9					0-0 F7	3	0	0	0	0	0	0		
Chris Brown, R (1,5) OBP: 0.404, SLG: 0.475		0-0 CS 1B			0-0 5-3				0-0 FC5-4 1B	3	0	2	0	0	0	0		
Bob Brenly, R (1,3) OBP: 0.381, SLG: 0.341		0-0 F8			0-0 P6				0-0 F7	3	0	0	0	0	0	2		
Bob Melvin, R (1,2) OBP: 0.284, SLG: 0.360		0-0 CS	0-0 F9		0-0 6-3				0-0 FC5-4	3	0	0	0	0	0	1		
Jose Uribe, S (1,6) OBP: 0.307, SLG: 0.278				0-0 S 1B					0-0 F4	3	0	1	0	0	0	0		
Mike Krukow, R (1,1) OBP: 0.234, SLG: 0.222			0-3 K			0-3 K			0-3 K	3	0	0	0	0	3	1		
Inning Stats	R: 0 E: 0 K: 0 S: 3	H: 0 LOB: 0 BB: 0 P: 3	R: 0 E: 0 K: 2 S: 8	H: 1 LOB: 1 BB: 0 P: 8	R: 0 E: 0 K: 0 S: 3	H: 1 LOB: 0 BB: 0 P: 3	R: 0 E: 0 K: 1 S: 6	H: 1 LOB: 1 BB: 1 P: 10	R: 0 E: 0 K: 0 S: 4	H: 1 LOB: 1 BB: 0 P: 4	R: 0 E: 0 K: 2 S: 7	H: 0 LOB: 0 BB: 0 P: 7	R: 0 E: 0 K: 0 S: 7	H: 0 LOB: 0 BB: 0 P: 7	1B: 4 2B: 0 3B: 0 HR: 1	SF: 0 SAC: 0 DP: 0 HBP: 0		WP: 0 PB: 0 SB: 1 CS: 2
PITCHER Greg Mathews, L (1,1) ERA: 2.66 Rick Ownbey, R (5,1) ERA: 3.8 Todd Worrell, R (8,1) ERA: 1.59	IP: 4.0 WLS: L BF: 12 H: 2 R: 1 ER: 1 SO: 1 BB: 0 IBB: 0 HBP: 0 BLK: 0 WP: 0 HR: 1 S: 13 P: 17 ERA: 3.00 WHIP: 1.000																	

AB	31
R	0
H	4
RBI	0
BB	2
SO	4
LOB	13



AB	27
R	1
H	5
RBI	1
BB	1
SO	5
LOB	7




Batter	1	2	3	4	5	6	7	8	9	AB	R	H	RBI	BB	SO	LOB	TOP			
Vince Coleman, S (1, 7) OBP: 0.331, SLG: 0.327	4-0 1B S 1B BB		0-0 4-3 2B		0-0 6-3			0-0 6-3		3	1	1	0	1	0	0				
Ozzie Smith, S (1, 6) OBP: 0.392, SLG: 0.356	0-0 FC4-6 1B 1-3 1B		0-0 4-3			0-0 F7		0-0 G3		4	0	1	0	0	0	1				
Willie McGee, S (1, 8) OBP: 0.283, SLG: 0.319	0-0 FC4-6 1-2 3-H 1B		0-0 6-3			0-0 E4		0-0 F8		4	0	1	1	0	0	1				
Clint Hurdle, L (1, 3) OBP: 0.211, SLG: 0.217	0-3 K		0-0 G4-1			0-3 K		0-0 F8		4	0	0	0	0	2	4				
Curt Ford, L (1, 9) OBP: 0.348, SLG: 0.460	0-0 FC4-6 CS 1-2 2-3			0-0 F8		0-0 P4		0-0 F7		4	0	0	0	0	0	3				
Tom Herr, S (1, 4) OBP: 0.316, SLG: 0.292	0-0 CS 1-2	0-0 CS 1B		0-0 L5			0-0 1-3			3	0	1	0	0	0	0				
Michael LaValliere, L (1, 2) OBP: 0.345, SLG: 0.337		0-0 FC4-6 1B 1-2		0-0 5-3			0-0 4-3			3	0	1	0	0	0	0				
Terry Pendleton, S (1, 5) OBP: 0.267, SLG: 0.265		0-0 P6			0-0 F8		0-3 K			3	0	0	0	0	1	1				
Ray Burris, R (1, 1) OBP: 0.182, SLG: 0.318		0-0 FC4-6			0-0 5-3			0-0 4-3		1	0	0	0	0	0	1				
Ricky Horton, L (4, 1) OBP: 0.250, SLG: 0.143										1	0	0	0	0	0	0				
Andy Van Slyke, L (6, PH) OBP: 0.308, SLG: 0.355										1	0	0	0	0	0	0				
Pat Perry, L (8, 1) OBP: 0.308, SLG: 0.355										0	0	0	0	0	0	0				
Inning Stats	R: 1 E: 0 K: 1 S: 6	H: 2 LOB: 1 BB: 1 P: 10	R: 0 E: 0 K: 0 S: 4	H: 2 LOB: 1 BB: 0 P: 4	R: 0 E: 0 K: 0 S: 4	H: 1 LOB: 1 BB: 0 P: 4	R: 0 E: 0 K: 0 S: 3	H: 0 LOB: 0 BB: 0 P: 3	R: 0 E: 0 K: 0 S: 3	H: 0 LOB: 0 BB: 0 P: 3	R: 0 E: 1 K: 1 S: 6	H: 0 LOB: 1 BB: 0 P: 6	R: 0 E: 0 K: 0 S: 5	H: 0 LOB: 0 BB: 0 P: 5	R: 0 E: 0 K: 0 S: 3	H: 0 LOB: 0 BB: 0 P: 3	1B: 4 2B: 1 3B: 0 HR: 0	SF: 0 SAC: 0 DP: 0 HBP: 0	WP: 0 PB: 0 SB: 1 CS: 2	PA: 33
PITCHER Michael LaCoss, R (1, 1) ERA: 2.61	IP: 9.0 WLS: W BF: 32 H: 5 R: 1 ER: 1 SO: 3 BB: 1 IBB: 0 HBP: 0 BLK: 0 WP: 0 HR: 0 S: 37 P: 41 ERA: 1.00 WHIP: 0.667															PITCHER				

St. Louis Cardinals @ San Francisco Giants
Candlestick Park, San Francisco, CA
Fri Jul 04, 1986, 6:33 AM EDT
Att: 18,971 - Unknown

livebaseballscores.com

AB 31
R 1
H 5
RBI 1
BB 1
SO 3
LOB 11




Batter	1	2	3	4	5	6	7	8	9	AB	R	H	RBI	BB	SO	LOB	BOTTOM			
Randy Kutcher, R (1, 8) OBP: 0.279, SLG: 0.522	0-0 HR		0-0 6-3	0-0 1B 1-2 2-H 1B		0-0 6-3				4	1	2	3	0	0	0				
Robby Thompson, R (1, 4) OBP: 0.328, SLG: 0.343	0-0 6-3		0-0 1-3	0-0 1B 1-3 2-H			0-0 F7			4	0	1	1	0	0	0				
Joel Youngblood, R (1, 7) OBP: 0.368, SLG: 0.440	0-0 G6-4-3 1B			HBP 1B F9			0-0 5-3			4	1	2	0	0	0	2				
Chili Davis, S (1, 9) OBP: 0.374, SLG: 0.464	0-0 G6-4-3 1-2			0-0 HBP 2B 1B	0-0 F3		0-0 F7			4	1	1	0	0	0	1				
Chris Brown, R (1, 5) OBP: 0.406, SLG: 0.477		0-0 5-3		1-0 2B FC1-2 HBP	0-0 K		0-3 K			3	0	1	0	0	1	0				
Harry Spillman, L (1, 3) OBP: 0.314, SLG: 0.470		0-0 G3		1-2 2-3 FC1-2 HBP	0-0 K		0-3 K			2	1	1	2	0	0	0				
Bob Brenly, R (5, PH) OBP: 0.378, SLG: 0.338				1-3 2-H 3-H FC1-2 1B 2B	0-0 K		0-0 6-3			2	0	0	0	0	1	1				
Bob Melvin, R (1, 2) OBP: 0.283, SLG: 0.364		0-0 2B		0-0 K	0-0 L5		0-0 4-3			4	0	1	0	0	1	3				
Jose Uribe, S (1, 6) OBP: 0.307, SLG: 0.276		0-0 F9		4-0 FC1-2 1B IBB		0-0 5-3				2	1	0	0	1	0	1				
Michael LaCoss, R (1, 1) OBP: 0.324, SLG: 0.528			0-3 K	0-0 FC1-2 1B		0-0 5-3				3	1	0	0	0	1	3				
Inning Stats	R: 1 E: 0 K: 0 S: 4	H: 2 LOB: 0 BB: 0 P: 4	R: 0 E: 0 K: 0 S: 4	H: 1 LOB: 0 BB: 0 P: 4	R: 0 E: 0 K: 1 S: 5	H: 0 LOB: 0 BB: 0 P: 5	R: 5 E: 0 K: 1 S: 10	H: 5 LOB: 2 BB: 1 P: 15	R: 0 E: 0 K: 1 S: 6	H: 1 LOB: 1 BB: 0 P: 6	R: 0 E: 0 K: 0 S: 3	H: 0 LOB: 0 BB: 0 P: 3	R: 0 E: 0 K: 0 S: 3	H: 0 LOB: 0 BB: 0 P: 3	R: 0 E: 0 K: 1 S: 5	H: 0 LOB: 0 BB: 0 P: 5	1B: 5 2B: 3 3B: 0 HR: 1	SF: 0 SAC: 0 DP: 1 HBP: 1	WP: 0 PB: 0 SB: 0 CS: 0	PA: 34
PITCHER Ray Burris, R (1, 1) ERA: 4.52	IP: 3.2 WLS: L BF: 20 H: 8 R: 6 ER: 6 SO: 2 BB: 0 IBB: 1 HBP: 1 BLK: 0 WP: 0 HR: 1 S: 22 P: 27 ERA: 14.73 WHIP: 2.182															PITCHER				
Ricky Horton, L (4, 1) ERA: 3.12	IP: 3.1 WLS: L BF: 11 H: 1 R: 0 ER: 0 SO: 1 BB: 0 IBB: 0 HBP: 0 BLK: 0 WP: 0 HR: 0 S: 13 P: 13 ERA: 0.00 WHIP: 0.300															PITCHER				
Pat Perry, L (8, 1) ERA: 4.24	IP: 1.0 WLS: L BF: 3 H: 0 R: 0 ER: 0 SO: 1 BB: 0 IBB: 0 HBP: 0 BLK: 0 WP: 0 HR: 0 S: 5 P: 5 ERA: 0.00 WHIP: 0.000															PITCHER				

St. Louis Cardinals @ San Francisco Giants
Candlestick Park, San Francisco, CA
Fri Jul 04, 1986, 6:33 AM EDT
Att: 18,971 - Unknown

livebaseballscores.com

AB 32
R 6
H 9
RBI 6
BB 1
SO 4
LOB 11



Batter	1	2	3	4	5	6	7	8	9	AB	R	H	RBI	BB	SO	LOB	TOP										
Vince Coleman, S (1, 7) OBP: 0.332, SLG: 0.328	0-0 6-3		0-0 L6		0-3 K			0-0 F9		4	0	0	0	0	1	1	St. Louis Cardinals @ Los Angeles Dodgers Dodger Stadium, Los Angeles, CA Mon Jul 07 1986, 7:05 PM PDT Att: 31,976 - Unknown livebaseballscorecards.com										
Ozzie Smith, S (1, 6) OBP: 0.392, SLG: 0.362	4-0 BB		0-0 F5		0-0 F8			0-0 G3		3	0	0	0	1	0	1											
Curt Ford, L (1, 9) OBP: 0.347, SLG: 0.433	0-0 F7		4-0 E S BB		0-0 B1-3			0-0 4-3		3	0	0	0	1	0	1											
Alan Knicely, R (1, 3) OBP: 0.433, SLG: 0.300	0-0 F8		0-0 F9		0-0 F9			0-3 K		4	0	0	0	0	1	2											
Andy Van Slyke, L (1, 8) OBP: 0.312, SLG: 0.351		0-0 CS 1B		0-3 K				0-0 4-3		4	0	1	0	0	2	0											
Tom Herr, S (1, 4) OBP: 0.311, SLG: 0.285		0-0 E3 E 1-2		0-0 CS 1B				0-0 F8		3	0	1	0	0	0	1											
Michael LaValliere, L (1, 2) OBP: 0.333, SLG: 0.324		0-0 E4 1-2		0-3 K 1-2				0-0 F9		3	0	0	0	0	1	2											
Terry Pendleton, S (1, 5) OBP: 0.267, SLG: 0.266		0-0 F7			4-0 SH1-4 BB			0-0 F8		2	0	0	0	1	0	2											
Bob Forsch, R (1, 1) OBP: 0.162, SLG: 0.297					0-0 SH1-4			0-0 3-1		1	0	0	0	0	1	2											
Willie McGee, S (8, PH) OBP: 0.284, SLG: 0.316					1-2					1	0	0	0	0	0	0											
Ray Burris, R (8, 1) OBP: 0.182, SLG: 0.318										0	0	0	0	0	0	0											
Inning Stats	R: 0 E: 0 K: 0 S: 3	H: 0 LOB: 1 BB: 1 P: 7	R: 0 E: 2 K: 1 S: 7	H: 1 LOB: 2 BB: 0 P: 7	R: 0 E: 0 K: 0 S: 3	H: 0 LOB: 1 BB: 0 P: 7	R: 0 E: 0 K: 2 S: 7	H: 1 LOB: 1 BB: 0 P: 7	R: 0 E: 0 K: 1 S: 5	H: 0 LOB: 0 BB: 1 P: 9	R: 0 E: 0 K: 0 S: 3	H: 0 LOB: 0 BB: 0 P: 3	R: 0 E: 0 K: 0 S: 3	H: 0 LOB: 0 BB: 0 P: 3	R: 0 E: 0 K: 2 S: 7	H: 0 LOB: 0 BB: 0 P: 7	1B: 2 2B: 1 3B: 0 HR: 0	SF: 0 SAC: 1 DP: 1 HBP: 0	WP: 0 PB: 0 SB: 1 CS: 2	PA: 32							
PITCHER	IP	WLS	BF	H	R	ER	SO	BB	IBB	HBP	BLK	WP	HR	S	P	ERA	WHIP										
Alejandro Pena, R (1, 1) ERA: 4.63	5.0	W	20	2	0	0	4	3	0	0	0	0	0	25	37	0.00	1.000										
Carlos Diaz, L (6, 1) ERA: 4.41	1.0		3	0	0	0	0	0	0	0	0	0	0	3	3	0.00	0.000										
Tom Niedenfuer, R (7, 1) ERA: 3.04	2.0		6	0	0	0	0	0	0	0	0	0	0	6	6	0.00	0.000										
Ken Howell, R (9, 1) ERA: 1.94	1.0	S	3	0	0	0	2	0	0	0	0	0	0	7	7	0.00	0.000										

Batter	1	2	3	4	5	6	7	8	9	AB	R	H	RBI	BB	SO	LOB	BOTTOM										
Steve Sax, R (1, 4) OBP: 0.384, SLG: 0.439	0-0 F9		0-0 F9 S 1B		0-0 1-3 1B			0-0 G6-3 1B		4	0	3	0	0	0	0	St. Louis Cardinals @ Los Angeles Dodgers Dodger Stadium, Los Angeles, CA Mon Jul 07 1986, 7:05 PM PDT Att: 31,976 - Unknown livebaseballscorecards.com										
Ed Amelung, L (1, 9) OBP: 0.091, SLG: 0.091	0-0 F7		0-0 F6		0-3 K			0-0 G6-3 1-2		4	0	0	0	0	1	5											
Ken Landreaux, L (1, 7) OBP: 0.323, SLG: 0.370	0-0 1B E		0-0 F9 1-3		4-0 1B			0-0 F7		3	1	1	0	1	0	1											
Len Matuszek, L (1, 3) OBP: 0.333, SLG: 0.500	0-0 E7 1B 1-H		0-3 K		0-0 4-3			0-0 F9		4	0	1	0	0	1	4											
Alex Trevino, R (1, 2) OBP: 0.390, SLG: 0.414	0-0 6-3			0-0 4-3				0-3 K		4	0	1	0	0	1	1											
Ken Howell, R (9, 1)						0-0 SH1-4 G1-2-3 1B		0-3 K		0	0	0	0	0	0	0											
Jeff Hamilton, R (1, 5) OBP: 0.194, SLG: 0.235		0-3 K		0-0 5-3				0-3 K		4	0	1	0	0	2	0											
Reggie Williams, R (1, 8) OBP: 0.345, SLG: 0.390			0-0 1B		0-0 F9			0-0 SH1-4		2	0	1	0	0	0	0											
Craig Shipley, R (1, 6) OBP: 0.200, SLG: 0.148			0-0 F9		0-0 F9			4-0 IBB		2	0	0	0	0	0	1											
Bill Russell, R (6, PH) OBP: 0.303, SLG: 0.289			0-0 F9		0-0 1B			0-0 G1-2-3		0	0	0	0	1	0	0											
Alejandro Pena, R (1, 1) OBP: 0.205, SLG: 0.220			0-0 L5		0-0 1B			0-0 G1-2-3		1	0	0	0	0	0	1											
Fernando Valenzuela, L (5, PH) OBP: 0.276, SLG: 0.276										1	0	0	0	0	0	0											
Orel Hershiser, R (5, PH) OBP: 0.276, SLG: 0.276										0	0	0	0	0	0	0											
Carlos Diaz, R (8, 1) OBP: 0.255, SLG: 0.255										0	0	0	0	0	0	0											
Enos Cabell, R (5, PH) OBP: 0.255, SLG: 0.255										1	0	0	0	0	0	3											
Tom Niedenfuer, R (7, 1) OBP: 0.305, SLG: 0.305										0	0	0	0	0	0	0											
Jack Timple, R (9, 2) OBP: 0.100, SLG: 0.100										0	0	0	0	0	0	0											
Inning Stats	R: 1 E: 1 K: 0 S: 5	H: 2 LOB: 1 BB: 0 P: 5	R: 0 E: 0 K: 1 S: 6	H: 1 LOB: 0 BB: 0 P: 6	R: 0 E: 0 K: 1 S: 6	H: 1 LOB: 1 BB: 0 P: 6	R: 0 E: 0 K: 0 S: 3	H: 0 LOB: 0 BB: 0 P: 3	R: 0 E: 0 K: 1 S: 7	H: 2 LOB: 3 BB: 1 P: 11	R: 0 E: 0 K: 0 S: 4	H: 2 LOB: 2 BB: 1 P: 8	R: 0 E: 0 K: 0 S: 3	H: 1 LOB: 0 BB: 0 P: 3	R: 0 E: 0 K: 2 S: 7	H: 0 LOB: 0 BB: 0 P: 7	1B: 9 2B: 0 3B: 0 HR: 0	SF: 0 SAC: 1 DP: 2 HBP: 0	WP: 0 PB: 0 SB: 1 CS: 0	PA: 33							
PITCHER	IP	WLS	BF	H	R	ER	SO	BB	IBB	HBP	BLK	WP	HR	S	P	ERA	WHIP										
Bob Forsch, R (1, 1) ERA: 2.48	7.0	L	30	9	1	0	3	0	0	0	0	0	0	34	42	0.00	1.286										
Ray Burris, R (8, 1) ERA: 4.45	1.0		3	0	0	0	2	0	0	0	0	0	0	7	7	0.00	0.000										

AB 28
R 0
H 2
RBI 0
BB 3
SO 6
LOB 12



AB 30
R 1
H 9
RBI 0
BB 2
SO 5
LOB 16



Batter	1	2	3	4	5	6	7	8	9	AB	R	H	RBI	BB	SO	LOB	TOP								
Vince Coleman, S (1, 7) OBP: 0.328, SLG: 0.323	4-3			K		G3		5-3		4	0	0	0	0	1	0									
Ozzie Smith, S (1, 6) OBP: 0.387, SLG: 0.357	6-3			F8				6-3	5-3	4	0	0	0	0	0	0									
Tom Herr, S (1, 4) OBP: 0.307, SLG: 0.281	6-3			K			E6 1B		F8	4	1	0	0	0	1	0									
Andy Van Slyke, L (1, 8) OBP: 0.320, SLG: 0.359		F7								4	0	3	0	0	0	0									
Curt Ford, L (1, 9) OBP: 0.333, SLG: 0.414		F6								3	0	0	0	0	0	0									
Ricky Horton, L (7, 1) OBP: 0.250, SLG: 0.143		F7							CS	0	0	0	0	0	0	0									
Michael LaValliere, L (1, 2) OBP: 0.333, SLG: 0.324		F8								3	0	1	1	0	0	1									
Clint Hurdle, L (1, 3) OBP: 0.203, SLG: 0.208				K						3	0	0	0	0	2	3									
Terry Pendleton, S (1, 5) OBP: 0.264, SLG: 0.263				G3						3	0	0	0	0	0	0									
Tim Conroy, L (1, 1) OBP: 0.400, SLG: 0.556										2	0	0	0	0	2	0									
Tito Landrum, R (7, 9) OBP: 0.252, SLG: 0.248				K						1	0	0	0	0	1	0									
Inning Stats	R: 0 E: 0 K: 0 S: 3	H: 0 LOB: 0 BB: 0 P: 3	R: 0 E: 0 K: 0 S: 3	H: 0 LOB: 0 BB: 0 P: 3	R: 0 E: 0 K: 2 S: 7	H: 0 LOB: 0 BB: 0 P: 7	R: 0 E: 0 K: 2 S: 7	H: 0 LOB: 0 BB: 0 P: 7	R: 0 E: 0 K: 1 S: 4	H: 1 LOB: 1 BB: 0 P: 4	R: 0 E: 0 K: 1 S: 5	H: 0 LOB: 0 BB: 0 P: 5	R: 1 E: 1 K: 1 S: 8	H: 2 LOB: 2 BB: 0 P: 8	R: 0 E: 0 K: 1 S: 5	H: 0 LOB: 0 BB: 0 P: 5	R: 0 E: 0 K: 0 S: 3	H: 1 LOB: 0 BB: 0 P: 3	1B: 4 2B: 0 3B: 0 HR: 0	SF: 0 SAC: 0 DP: 0 HBP: 0	WP: 0 PB: 0 SB: 0 CS: 1	PA: 32			
PITCHER	IP	WLS	BF	H	R	ER	SO	BB	IBB	HBP	BLK	WP	HR	S	P	ERA	WHIP								
Bob Welch, R (1, 1) ERA: 3.75	7.0	L	25	3	1	0	6	0	0	0	0	0	0	37	37	0.00	0.429								
Carlos Diaz, L (8, 1) ERA: 3.93	2.0		6	1	0	0	1	0	0	0	0	0	0	8	8	0.00	0.500								

St. Louis Cardinals @ Los Angeles Dodgers
 Dodger Stadium, Los Angeles, CA
 Tue Jul 08 1986, 7:05 PM PDT
 Att: 32,723 - Unknown


AB 31
 R 1
 H 4
 RBI 1
 BB 0
 SO 7
 LOB 7



Batter	1	2	3	4	5	6	7	8	9	AB	R	H	RBI	BB	SO	LOB	BOTTOM								
Steve Sax, R (1, 4) OBP: 0.385, SLG: 0.438	1-3							F8		3	0	1	0	1	0	0									
Bill Russell, R (1, 9) OBP: 0.291, SLG: 0.277	F3							6-3		4	0	0	0	0	0	3									
Enos Cabell, R (1, 3) OBP: 0.267, SLG: 0.255	K									4	0	1	0	0	1	2									
Jeff Hamilton, R (1, 5) OBP: 0.175, SLG: 0.211		K								4	0	0	0	0	2	1									
Alex Trevino, R (1, 2) OBP: 0.379, SLG: 0.400		F3								4	0	0	0	0	2	0									
Reggie Williams, R (1, 8) OBP: 0.342, SLG: 0.386										4	0	1	0	0	1	0									
Ken Landreaux, L (1, 7) OBP: 0.322, SLG: 0.368										4	0	1	0	0	0	1									
Mariano Duncan, R (1, 6) OBP: 0.282, SLG: 0.309										3	0	1	0	0	1	1									
Bob Welch, R (1, 1) ERA: 3.32										2	0	0	0	0	0	1									
Mike Marshall, R (7, PH) OBP: 0.326, SLG: 0.484										1	0	0	0	0	0	1									
Carlos Diaz, R (8, 1) ERA: 2.91										0	0	0	0	0	0	0									
Inning Stats	R: 0 E: 0 K: 1 S: 5	H: 0 LOB: 0 BB: 0 P: 5	R: 0 E: 0 K: 1 S: 6	H: 1 LOB: 1 BB: 0 P: 6	R: 0 E: 1 K: 0 S: 5	H: 1 LOB: 2 BB: 0 P: 5	R: 0 E: 0 K: 2 S: 7	H: 0 LOB: 0 BB: 0 P: 7	R: 0 E: 0 K: 1 S: 6	H: 1 LOB: 2 BB: 1 P: 10	R: 0 E: 0 K: 1 S: 5	H: 0 LOB: 0 BB: 0 P: 5	R: 0 E: 0 K: 0 S: 4	H: 1 LOB: 1 BB: 0 P: 4	R: 0 E: 0 K: 0 S: 4	H: 1 LOB: 1 BB: 0 P: 4	R: 0 E: 0 K: 1 S: 5	H: 0 LOB: 0 BB: 0 P: 5	1B: 5 2B: 0 3B: 0 HR: 0	SF: 0 SAC: 0 DP: 0 HBP: 0	WP: 0 PB: 0 SB: 1 CS: 0	PA: 34			
PITCHER	IP	WLS	BF	H	R	ER	SO	BB	IBB	HBP	BLK	WP	HR	S	P	ERA	WHIP								
Tim Conroy, L (1, 1) ERA: 3.32	6.0	W	23	3	0	0	6	0	0	0	0	0	0	13	13	0.00	0.667								
Ricky Horton, L (7, 1) ERA: 2.91	3.0	S	11	2	0	0	1	0	0	0	0	0	0	13	13	0.00	0.667								

St. Louis Cardinals @ Los Angeles Dodgers
 Dodger Stadium, Los Angeles, CA
 Tue Jul 08 1986, 7:05 PM PDT
 Att: 32,723 - Unknown

AB 33
 R 0
 H 5
 RBI 0
 BB 1
 SO 7
 LOB 10



Batter	1	2	3	4	5	6	7	8	9	AB	R	H	RBI	BB	SO	LOB	TOP					
Vince Coleman, S OBP: 0.327, SLG: 0.322 (1, 7)	F8		F3			F4			1B WP 4-3 1B	4	1	1	0	0	0	1						
Ozzie Smith, S OBP: 0.383, SLG: 0.353 José Oquendo, S OBP: 0.434, SLG: 0.431 (1, 6) (6, 6)	F2			F7		6-3			1-3 1B 1B	3	0	0	0	0	0	0						
Tom Herr, S OBP: 0.307, SLG: 0.284 (1, 4)	K					1-3			4-3 1-2 3-H 1B	4	0	1	1	0	1	1						
Alan Knicely, R OBP: 0.412, SLG: 0.292 (1, 3)		F9		K				4-3	2-H 1B	4	0	1	1	0	1	1						
Tito Landrum, R OBP: 0.244, SLG: 0.239 (1, 9)	F4			F9				6-3	F7	4	0	0	0	0	0	2						
Mike Heath, R OBP: 0.281, SLG: 0.322 Clint Hurdle, L OBP: 0.200, SLG: 0.205 (1, 2) (7, 2)					F7				K	3	0	0	0	0	1	0						
Andy Van Slyke, L OBP: 0.315, SLG: 0.354 (1, 8)			K		K				3-1	3	0	0	0	0	2	0						
Terry Pendleton, S OBP: 0.268, SLG: 0.265 Ken Dayley, L OBP: 0.355, SLG: 0.200 (1, 5) (8, 1)			SH1 1B						K	2	0	1	0	1	1	0						
Greg Matthews, R OBP: 0.089, SLG: 0.059 Ray Burns, R OBP: 0.192, SLG: 0.318 Curt Ford, L OBP: 0.329, SLG: 0.408 Pat Perry, L OBP: 0.259, SLG: 0.300 (1, 1) (4, 1) (5, PH) (5, 1) (8, PH) (8, 9)			SH1						K	3	0	0	0	0	0	0						
Inning Stats	R: 0 E: 0 K: 1 S: 5	H: 0 LOB: 0 BB: 0 P: 5	R: 0 E: 0 K: 0 S: 3	H: 0 LOB: 0 BB: 0 P: 3	R: 0 E: 0 K: 1 S: 6	H: 1 LOB: 1 BB: 0 P: 6	R: 0 E: 0 K: 1 S: 6	H: 1 LOB: 1 BB: 0 P: 6	R: 0 E: 0 K: 2 S: 7	H: 0 LOB: 1 BB: 1 P: 11	R: 0 E: 0 K: 0 S: 3	H: 0 LOB: 0 BB: 0 P: 3	R: 0 E: 0 K: 1 S: 5	H: 0 LOB: 0 BB: 0 P: 5	R: 0 E: 0 K: 2 S: 7	H: 0 LOB: 0 BB: 0 P: 7	R: 2 E: 0 K: 1 S: 8	H: 3 LOB: 1 BB: 0 P: 8	1B: 4 2B: 1 3B: 0 HR: 0	SF: 0 SAC: 1 DP: 0 HBP: 0	WP: 1 PB: 0 SB: 0 CS: 0	PA: 33
PITCHER Fernando Valenzuela, L ERA: 3.01 (1, 1)	IP: 9.0 WLS: W BF: 33 H: 5 R: 2 ER: 2 SO: 9 BB: 1 IBB: 0 HBP: 0 BLK: 0 WP: 1 HR: 0 S: 50 P: 54 ERA: 2.00 WHIP: 0.667											PITCHER	IP: 9.0 WLS: W BF: 33 H: 5 R: 2 ER: 2 SO: 9 BB: 1 IBB: 0 HBP: 0 BLK: 0 WP: 1 HR: 0 S: 50 P: 54 ERA: 2.00 WHIP: 0.667									

St. Louis Cardinals @ Los Angeles Dodgers
Dodger Stadium, Los Angeles, CA
Wed Jul 09 1986, 7:05 PM PDT
Att: 38,246 - Unknown

AB 31
R 2
H 5
RBI 2
BB 1
SO 9
LOB 7



Batter	1	2	3	4	5	6	7	8	9	AB	R	H	RBI	BB	SO	LOB	BOTTOM	
Steve Sax, R OBP: 0.382, SLG: 0.437 Craig Shipley, R OBP: 0.200, SLG: 0.148 (1, 4) (8, FR) (9, 4)	1B 2B	5-3		E5 CS 1B	G6-4-3 1-2			E5 1B 1B		5	0	1	0	0	0	3		
Ken Landreaux, L OBP: 0.324, SLG: 0.369 (1, 7)	1B 2H 1B	6-3		F6			3-1	1-3 2-H 1B 1B		5	1	2	1	0	0	1		
Bill Russell, R OBP: 0.296, SLG: 0.276 Ralph Bryant, L (9, 9)	1B 2B BB			F7	1-2 2B 1B		F7	F4		4	2	1	0	1	0	2		
Enos Cabell, R OBP: 0.277, SLG: 0.274 (1, 3)	2B 1B			F9	1-H 2-3 2B		F9	1-2 3-H 1B		5	2	3	3	0	0	0		
Alex Trevino, R OBP: 0.379, SLG: 0.395 (1, 2)	2B BB			K	2-H 1B		F6	K		4	1	1	1	1	2	3		
Jeff Hamilton, R OBP: 0.222, SLG: 0.302 (1, 5)	1B 2B			2B 1B	K			F9		5	0	3	3	0	1	4		
Reggie Williams, R OBP: 0.346, SLG: 0.396 (1, 8)	1B			2B						4	0	2	0	0	1	1		
Mariano Duncan, R OBP: 0.285, SLG: 0.307 (1, 6)	F4				1B IBB BB			F9		2	0	0	0	2	0	3		
Fernando Valenzuela, L ERA: 0.219, SLG: 0.254 (1, 1)	F8			4-3				G6-4-3 1-3 1B 2B		4	1	2	0	0	0	5		
Inning Stats	R: 4 E: 0 K: 0 S: 7	H: 5 LOB: 2 BB: 2 P: 15	R: 0 E: 0 K: 0 S: 3	H: 0 LOB: 0 BB: 0 P: 3	R: 0 E: 0 K: 1 S: 7	H: 2 LOB: 3 BB: 1 P: 11	R: 2 E: 1 K: 1 S: 8	H: 3 LOB: 1 BB: 0 P: 8	R: 0 E: 0 K: 0 S: 3	H: 0 LOB: 0 BB: 0 P: 3	R: 0 E: 0 K: 1 S: 6	H: 1 LOB: 1 BB: 0 P: 7	R: 2 E: 1 K: 1 S: 9	H: 3 LOB: 3 BB: 0 P: 9	1B: 9 2B: 6 3B: 0 HR: 0	SF: 0 SAC: 0 DP: 1 HBP: 0	WP: 0 PB: 1 SB: 0 CS: 1	PA: 42
PITCHER Greg Matthews, L ERA: 3.48 Ray Burns, R ERA: 4.43 Pat Perry, L ERA: 3.89 Ken Dayley, L ERA: 3.44 (1, 1) (4, 1) (5, 1) (8, 1)	IP: 3.2 WLS: L BF: 22 H: 9 R: 6 ER: 6 SO: 1 BB: 2 IBB: 0 HBP: 0 BLK: 0 WP: 0 HR: 0 S: 21 P: 33 ERA: 14.73 WHIP: 3.000											PITCHER	IP: 3.2 WLS: L BF: 22 H: 9 R: 6 ER: 6 SO: 1 BB: 2 IBB: 0 HBP: 0 BLK: 0 WP: 0 HR: 0 S: 21 P: 33 ERA: 14.73 WHIP: 3.000					

St. Louis Cardinals @ Los Angeles Dodgers
Dodger Stadium, Los Angeles, CA
Wed Jul 09 1986, 7:05 PM PDT
Att: 38,246 - Unknown

AB 38
R 8
H 15
RBI 8
BB 4
SO 4
LOB 22



Batter	1	2	3	4	5	6	7	8	9	AB	R	H	RBI	BB	SO	LOB	TOP								
Vince Coleman, S (1.7)	F8		SH1-4 1B	B1-3			F8			3	1	0	0	1	0	0	St. Louis Cardinals @ San Diego Padres Jack Murphy Stadium, San Diego, CA Thu Jul 10 1986, 6:33 AM EDT Att: 20,453 - Unknown livebaseballscorecards.com								
Willie McGee, S (1.8)	G5-4-3 1B		1B SH1-4 SF9		5-3		K			3	1	1	0	1	1	0									
Tom Herr, S (1.4)	G5-4-3		SH1-4		5-3			K		3	0	0	0	0	1	1									
Alan Knicely, R (1.3)		S 1B	SF9 1B		FC6-4 1B			5-3		3	1	2	0	1	0	0									
Tito Landrum, R (1.9) Andy Van Slyke, L (8, PR) (8.9)	K				FC6-4 1B					4	0	2	1	0	1	2									
Mike Heath, R (1.2)	K		SF9			G1-6-3 1B				3	0	1	1	0	1	2									
Terry Pendleton, S (1.5)			F4		G1-6-3 1B			F8		4	0	1	1	0	0	3									
José Oquendo, S (1.6)				B1-3				K		4	0	1	0	0	1	0									
John Tudor, L (1.1) Todd Worrell, R (8.1)	K									3	0	0	0	0	2	2									
Ozzie Smith, S (9, PH) (8.1)	K						F6			0	0	0	0	0	0	0									
Inning Stats	R: 0 E: 0 K: 0 S: 3	H: 1 LOB: 0 BB: 0 P: 3	R: 1 E: 0 K: 3 S: 12	H: 3 LOB: 2 BB: 0 P: 12	R: 2 E: 0 K: 0 S: 4	H: 1 LOB: 2 BB: 3 P: 16	R: 0 E: 0 K: 1 S: 5	H: 0 LOB: 0 BB: 0 P: 5	R: 0 E: 0 K: 0 S: 4	H: 1 LOB: 0 BB: 0 P: 4	R: 0 E: 0 K: 0 S: 3	H: 0 LOB: 0 BB: 0 P: 3	R: 0 E: 0 K: 1 S: 5	H: 0 LOB: 0 BB: 0 P: 5	R: 0 E: 0 K: 1 S: 6	H: 1 LOB: 1 BB: 0 P: 6	R: 0 E: 0 K: 2 S: 7	H: 0 LOB: 0 BB: 0 P: 7	1B: 7 2B: 1 3B: 0 HR: 0	SF: 1 SAC: 1 DP: 2 HBP: 0	WP: 0 PB: 0 SB: 2 CS: 0	PA: 36			
PITCHER	IP	WLS	BF	H	R	ER	SO	BB	IBB	HBP	BLK	WP	HR	S	P	ERA	WHIP								
Dave Dravecky, L (1.1)	5.0		23	6	3	3	4	3	0	0	0	0	0	28	40	5.40	1.800								
Dave LaPoint, L (6.1)	2.0		6	1	0	0	1	0	0	0	0	0	0	8	8	0.00	0.500								
Craig Lefferts, L (8.1)	2.0	W	7	1	0	0	3	0	0	0	0	0	0	13	13	0.00	0.500								

Batter	1	2	3	4	5	6	7	8	9	AB	R	H	RBI	BB	SO	LOB	BOTTOM								
Jerry Royster, R (1.5)	K		6-3				F9			4	0	1	0	0	1	2	St. Louis Cardinals @ San Diego Padres Jack Murphy Stadium, San Diego, CA Thu Jul 10 1986, 6:33 AM EDT Att: 20,453 - Unknown livebaseballscorecards.com								
Tony Gwynn, L (1.9)	F5			1B 2B	1B PO			HR		4	1	3	2	0	0	0									
Kevin McReynolds, R (1.7)	F9			F9 1B	PO	6-3		HR		4	1	2	1	0	0	0									
Steve Garvey, R (1.3)		F7		K		4-3		F6		4	0	0	0	0	1	2									
Garry Templeton, S (1.6)		F8		F9		1-3				4	0	1	0	0	0	2									
Bruce Bochy, R (1.2) Lance McCullers, S (7, PR) (8.2)				K				L6		3	1	2	1	0	1	2									
Terry Kennedy, L (8.2)		HR					1-3 1B			0	0	0	0	0	0	0									
Marvell Wynne, L (1.8)		K			K		B2			3	0	0	0	1	2	1									
Bip Roberts, S (1.4) Tim Flannery, L (8, PH) (9.4)			6-3		FC6-4 1B		1-3			3	0	1	0	0	0	1									
Dave Dravecky, R (1.1) Carmelo Martínez, R (6, PH) (8.1) Dave LaPoint, L (6.1) John Kruk, L (7, PH) (8.1) Craig Lefferts, L (8.1)			6-3		FC6-4 1B					1	0	0	0	0	0	0									
Inning Stats	R: 0 E: 0 K: 1 S: 5	H: 0 LOB: 0 BB: 0 P: 5	R: 1 E: 0 K: 1 S: 6	H: 1 LOB: 0 BB: 0 P: 6	R: 0 E: 0 K: 0 S: 3	H: 0 LOB: 0 BB: 0 P: 3	R: 0 E: 0 K: 2 S: 9	H: 2 LOB: 2 BB: 0 P: 9	R: 1 E: 0 K: 1 S: 7	H: 3 LOB: 1 BB: 0 P: 7	R: 0 E: 0 K: 0 S: 3	H: 0 LOB: 0 BB: 0 P: 3	R: 0 E: 0 K: 0 S: 4	H: 1 LOB: 2 BB: 1 P: 8	R: 2 E: 0 K: 1 S: 8	H: 3 LOB: 2 BB: 1 P: 12	1B: 5 2B: 2 3B: 0 HR: 3	SF: 0 SAC: 0 DP: 0 HBP: 0	WP: 0 PB: 0 SB: 0 CS: 0	PA: 36					
PITCHER	IP	WLS	BF	H	R	ER	SO	BB	IBB	HBP	BLK	WP	HR	S	P	ERA	WHIP								
John Tudor, L (1.1)	7.0	L	30	9	4	4	5	1	0	0	0	0	0	39	43	5.14	1.429								
Todd Worrell, R (8.1)	1.0		5	1	0	0	1	0	1	0	0	0	0	6	10	0.00	1.000								

Batter	1	2	3	4	5	6	7	8	9	AB	R	H	RBI	BB	SO	LOB	TOP										
Vince Coleman, S (1, 7) OBP: 0.330, SLG: 0.322	G3 1B		FC6 BB	FC4-6 E		BLK 1B		5-3		4	1	2	1	1	0	2											
Ozzie Smith, S (1, 6) OBP: 0.376, SLG: 0.345	F6		FC6 1B	E3		F7		F8		5	0	0	0	0	0	3											
Willie McGee, S (1, 8) OBP: 0.288, SLG: 0.315	G3		1B	6-3				F8		4	0	1	0	1	0	2											
Andy Van Slyke, L (1, 3) OBP: 0.313, SLG: 0.350	1-3		F5		1B 6-3 SF8	3-1		F6		5	1	1	0	0	0	5											
Curt Ford, L (1, 9) OBP: 0.329, SLG: 0.405		1B 1B	4-3		6-3			4-3		3	0	1	0	0	0	3											
Tito Landrum, R (7, PH) OBP: 0.248, SLG: 0.252							K			2	0	0	0	0	1	0											
Michael LaValliere, L (1, 2) OBP: 0.339, SLG: 0.324		F4		F8 FC4-6 BB	2-3 1B		4-3			3	1	1	0	1	0	1											
Terry Pendleton, S (1, 5) OBP: 0.271, SLG: 0.288		F8		FC4-6 BB 1B	SF8		1B			3	1	2	1	0	0	1											
José Oquendo, S (1, 4) OBP: 0.417, SLG: 0.411		1-3 1B		F8	F8		4-3			4	0	1	0	0	0	4											
Danny Cox, R (1, 1) OBP: 0.222, SLG: 0.240				2-3 1B						3	0	0	0	1	3	2											
Todd Worrell, R (8, 1)	K			FC4-6 BB		K		K		0	0	0	0	0	0	0											
Inning Stats	R: 0 E: 0 K: 0 S: 4	H: 1 LOB: 1 BB: 0 P: 4	R: 0 E: 0 K: 1 S: 7	H: 2 LOB: 2 BB: 0 P: 7	R: 0 E: 0 K: 0 S: 4	H: 1 LOB: 2 BB: 1 P: 8	R: 3 E: 1 K: 0 S: 5	H: 1 LOB: 1 BB: 2 P: 13	R: 1 E: 0 K: 0 S: 5	H: 2 LOB: 1 BB: 0 P: 5	R: 0 E: 0 K: 1 S: 6	H: 1 LOB: 1 BB: 0 P: 6	R: 0 E: 0 K: 1 S: 5	H: 0 LOB: 0 BB: 0 P: 5	R: 0 E: 0 K: 0 S: 3	H: 0 LOB: 0 BB: 0 P: 3	1B: 9 2B: 0 3B: 0 HR: 0	SF: 1 SAC: 0 DP: 0 HBP: 0	WP: 0 PB: 0 SB: 1 CS: 0	PA: 41							
PITCHER	IP	WLS	BF	H	R	ER	SO	BB	IBB	HBP	BLK	WP	HR	S	P	ERA	WHIP										
Andy Hawkins, R (1, 1) ERA: 4.21	5.0	L	26	7	4	2	1	3	0	0	0	0	0	25	37	3.60	2.000										
Dave LaPoint, L (6, 1) ERA: 5.33	3.0		12	2	0	0	3	0	1	0	1	0	0	17	21	0.00	0.667										
Bob Stoddard, R (9, 1) ERA:	1.0		3	0	0	0	0	0	0	0	0	0	0	3	3	0.00	0.000										
Batter	1	2	3	4	5	6	7	8	9	AB	R	H	RBI	BB	SO	LOB	BOTTOM										
Marvell Wynne, L (1, 8) OBP: 0.317, SLG: 0.440	E4 E S 4-3		F5		1-2 1B			F8		4	1	1	0	0	0	1											
Tony Gwynn, L (1, 9) OBP: 0.399, SLG: 0.494	F7		K		F7			1B		4	0	1	0	0	1	3											
Kevin McReynolds, R (1, 7) OBP: 0.341, SLG: 0.466	4-3				K			5-3		4	0	0	1	0	2	2											
Graig Nettles, L (1, 5) OBP: 0.307, SLG: 0.412	E9 2B				5-3			F8		4	0	1	0	0	1	2											
Steve Garvey, R (1, 3) OBP: 0.263, SLG: 0.391	6-3				F6			F7		4	0	0	0	0	0	1											
Gary Templeton, S (1, 6) OBP: 0.281, SLG: 0.279		6-3			4-3			F9		4	0	0	0	0	1	0											
Terry Kennedy, L (1, 2) OBP: 0.326, SLG: 0.399		F7			1B SF8	2B		3-1		4	1	1	0	0	0	0											
Tim Flannery, L (1, 4) OBP: 0.371, SLG: 0.374		G3			1B	1B		3-1		3	0	1	0	0	0	0											
Andy Hawkins, R (1, 1) OBP: 0.216, SLG: 0.194										1	0	0	0	0	1	0											
Dane Iorg, L (5, PH) OBP: 0.221, SLG: 0.288										0	0	0	1	0	0	0											
Dave LaPoint, L (6, 1) OBP: 0.221, SLG: 0.288										0	0	0	0	0	0	0											
John Kruk, L (8, PH) OBP: 0.386, SLG: 0.395										0	0	0	0	1	0	0											
Bob Stoddard, R (9, 1) ERA:										0	0	0	0	0	0	0											
Inning Stats	R: 1 E: 2 K: 0 S: 5	H: 1 LOB: 1 BB: 0 P: 5	R: 0 E: 0 K: 0 S: 3	H: 0 LOB: 0 BB: 0 P: 3	R: 0 E: 0 K: 2 S: 7	H: 0 LOB: 0 BB: 0 P: 7	R: 0 E: 0 K: 1 S: 5	H: 0 LOB: 0 BB: 0 P: 5	R: 1 E: 0 K: 0 S: 6	H: 3 LOB: 2 BB: 0 P: 6	R: 0 E: 0 K: 0 S: 3	H: 0 LOB: 0 BB: 0 P: 3	R: 0 E: 0 K: 0 S: 3	H: 0 LOB: 0 BB: 0 P: 3	R: 0 E: 0 K: 2 S: 8	H: 1 LOB: 2 BB: 1 P: 12	R: 0 E: 0 K: 1 S: 5	H: 0 LOB: 0 BB: 0 P: 5	1B: 3 2B: 2 3B: 0 HR: 0	SF: 1 SAC: 0 DP: 0 HBP: 0	WP: 0 PB: 0 SB: 1 CS: 0	PA: 34					
PITCHER	IP	WLS	BF	H	R	ER	SO	BB	IBB	HBP	BLK	WP	HR	S	P	ERA	WHIP										
Danny Cox, R (1, 1) ERA: 3.79	7.1	W	29	5	2	1	3	1	0	0	0	0	0	34	38	1.23	0.818										
Todd Worrell, R (8, 1) ERA: 1.75	1.2	S	5	0	0	0	3	0	0	0	0	0	0	11	11	0.00	0.000										

St. Louis Cardinals @ San Diego Padres
Jack Murphy Stadium, San Diego, CA
Fri Jul 11 1986, 10:05 PM EDT
Att: 21,730 - Unknown

AB 36
R 4
H 9
RBI 2
BB 4
SO 4
LOB 23



St. Louis Cardinals @ San Diego Padres
Jack Murphy Stadium, San Diego, CA
Fri Jul 11 1986, 10:05 PM EDT
Att: 21,730 - Unknown

AB 32
R 2
H 5
RBI 2
BB 1
SO 6
LOB 9



Batter	1	2	3	4	5	6	7	8	9	AB	R	H	RBI	BB	SO	LOB	TOP			
Vince Coleman, S OBP: 0.330, SLG: 0.321	0-0 4-3 S 1B	0-0 3-1			0-0 1-3		0-0 F9			4	1	1	0	0	0	0				
Ozzie Smith, S OBP: 0.372, SLG: 0.340	0-0 4-3	0-0 3-1			0-0 4-3		0-0 F9			4	0	0	0	0	0	1				
Willie McGee, S OBP: 0.290, SLG: 0.318	0-0 2B		0-0 F9		0-0 1B		0-0 F9			4	1	2	1	0	0	0				
Andy Van Slyke, L OBP: 0.312, SLG: 0.353	0-0 2B		0-0 3-1		0-0 K		0-0 K			4	1	1	1	0	2	1				
Curt Ford, L OBP: 0.329, SLG: 0.416	0-0 2B		0-0 F8			0-0 B1			0-0 6-3	3	0	1	1	0	0	0				
Tito Landrum, R OBP: 0.246, SLG: 0.250	0-0 2B					0-0 F6			0-0 4-3	3	0	0	0	1	0	0				
Michael LaValliere, L OBP: 0.336, SLG: 0.316	0-0 BB		0-0 F9			0-0 F5			0-0 5-3	4	1	1	0	0	1	2				
Terry Pendleton, S OBP: 0.271, SLG: 0.288	0-0 K		0-0 1B			0-0 F3				3	0	1	1	0	0	2				
José Oquendo, S OBP: 0.414, SLG: 0.408	0-0 1-3		0-0 1B		0-0 B2-6-4		0-0 F3			3	0	1	1	0	0	2				
Bob Forsch, R OBP: 0.150, SLG: 0.275		0-0 F9		0-0 1B		0-0 K				3	0	0	0	0	1	1				
Ken Dayley, L OBP: 0.333, SLG: 0.200			0-0 F9		0-0 B2-6-4		0-0 K			0	0	0	0	0	0	0				
Todd Worrell, R OBP: 0.333, SLG: 0.275			0-0 F9		0-0 B2-6-4		0-0 K			0	0	0	0	0	0	0				
Inning Stats	R: 3 E: 0 K: 1 S: 9	H: 4 LOB: 2 BB: 1 P: 13	R: 0 E: 0 K: 0 S: 3	H: 0 LOB: 0 BB: 0 P: 3	R: 0 E: 0 K: 0 S: 3	H: 0 LOB: 0 BB: 0 P: 3	R: 1 E: 0 K: 0 S: 4	H: 2 LOB: 1 BB: 0 P: 4	R: 0 E: 0 K: 1 S: 6	H: 1 LOB: 1 BB: 0 P: 6	R: 0 E: 0 K: 0 S: 3	H: 0 LOB: 0 BB: 0 P: 3	R: 0 E: 0 K: 1 S: 5	H: 0 LOB: 0 BB: 0 P: 5	R: 0 E: 0 K: 0 S: 3	H: 0 LOB: 0 BB: 0 P: 3	1B: 5 2B: 2 3B: 0 HR: 0	SF: 0 SAC: 0 DP: 1 HBP: 0	WP: 0 PB: 0 SB: 2 CS: 0	PA: 34
PITCHER	IP WLS BF H R ER SO BB IBB HBP BLK WP HR S P ERA WHIP																			
Ed Whitson, R ERA: 7.5	(1, 1) 5.0 L 22 7 4 4 2 1 0 0 0 0 0 0 25 29 7.20 1.600																			
Craig Lefferts, L ERA: 1.92	(6, 1) 3.0 9 0 0 0 2 0 0 0 0 0 0 0 13 13 0.00 0.000																			
Gene Walter, L ERA: 3.78	(9, 1) 1.0 3 0 0 0 0 0 0 0 0 0 0 0 3 3 0.00 0.000																			

St. Louis Cardinals @ San Diego Padres
Jack Murphy Stadium, San Diego, CA
Sat Jul 12 1986, 10:05 PM EDT
Att: 38,621 - Unknown

AB 33
R 4
H 7
RBI 4
BB 1
SO 4
LOB 7



Batter	1	2	3	4	5	6	7	8	9	AB	R	H	RBI	BB	SO	LOB	BOTTOM					
Marvell Wynne, L OBP: 0.310, SLG: 0.429	0-0 4-3		0-0 G4-6-3		0-0 G3-6-3			0-0 L6		4	0	0	0	0	0	3						
Tony Gwynn, L OBP: 0.401, SLG: 0.494	0-0 F7			0-0 1B		0-0 FC3-6		0-0 K		4	1	2	0	0	1	0						
John Kruk, L OBP: 0.391, SLG: 0.400	0-0 4-3			0-0 1B		0-0 FC3-6		0-0 1B		4	0	2	0	0	0	1						
Graig Nettles, L OBP: 0.306, SLG: 0.409		0-0 L5		0-0 1B		0-0 L3		0-0 F9		4	0	1	1	0	0	2						
Carmelo Martinez, R OBP: 0.353, SLG: 0.379		0-0 L9		0-0 1B		0-0 L3		0-0 L5		3	0	0	0	1	0	3						
Gary Templeton, S OBP: 0.277, SLG: 0.275		0-0 6-3		0-0 6-3		0-0 K		0-0 4-3		4	0	0	0	0	1	3						
Terry Kennedy, L OBP: 0.232, SLG: 0.418			0-0 HR		0-0 1B		0-0 1B			3	1	3	1	0	0	0						
Bip Roberts, S OBP: 0.282, SLG: 0.283					0-0 1B		0-0 1B			0	0	0	0	0	0	0						
Tim Flannery, L OBP: 0.372, SLG: 0.375					0-0 1B		0-0 1B			2	0	1	0	0	0	1						
Jerry Royster, R OBP: 0.293, SLG: 0.308					0-0 1B		0-0 1B			1	0	0	0	0	0	2						
Bruce Bochy, R OBP: 0.333, SLG: 0.571					0-0 1B		0-0 1B			0	0	0	0	0	0	0						
Ed Whitson, R ERA: 7.5	(1, 1) 5.0 L 22 7 4 4 2 1 0 0 0 0 0 0 25 29 7.20 1.600																					
Dane Iorg, L OBP: 0.232, SLG: 0.299	(5, PH) 6.0 W 23 8 2 2 2 0 0 0 0 0 0 0 1 22 26 3.00 1.500																					
Craig Lefferts, L OBP: 0.167, SLG: 0.667	(6, 1) 3.0 9 0 0 0 2 0 0 0 0 0 0 0 13 13 0.00 0.000																					
Steve Garvey, R OBP: 0.262, SLG: 0.389	(8, PH) 1.0 S 4 1 0 0 0 0 0 0 0 0 0 0 4 4 0.00 1.000																					
Gene Walter, L ERA: 3.78	(9, 1) 1.0 3 0 0 0 0 0 0 0 0 0 0 0 3 3 0.00 0.000																					
Inning Stats	R: 0 E: 0 K: 0 S: 3	H: 0 LOB: 0 BB: 0 P: 3	R: 0 E: 0 K: 0 S: 3	H: 0 LOB: 0 BB: 0 P: 3	R: 1 E: 0 K: 0 S: 4	H: 2 LOB: 1 BB: 0 P: 4	R: 1 E: 0 K: 0 S: 5	H: 3 LOB: 1 BB: 0 P: 5	R: 0 E: 0 K: 0 S: 4	H: 2 LOB: 1 BB: 0 P: 4	R: 0 E: 0 K: 0 S: 3	H: 1 LOB: 0 BB: 0 P: 3	R: 0 E: 0 K: 1 S: 5	H: 1 LOB: 2 BB: 1 P: 9	R: 0 E: 0 K: 1 S: 5	H: 0 LOB: 0 BB: 0 P: 5	R: 0 E: 0 K: 0 S: 4	H: 1 LOB: 1 BB: 0 P: 4	1B: 9 2B: 1 3B: 0 HR: 1	SF: 0 SAC: 0 DP: 5 HBP: 0	WP: 0 PB: 0 SB: 0 CS: 0	PA: 33
PITCHER	IP WLS BF H R ER SO BB IBB HBP BLK WP HR S P ERA WHIP																					
Bob Forsch, R ERA: 2.51	(1, 1) 6.0 W 23 8 2 2 2 0 0 0 0 0 0 0 1 22 26 3.00 1.500																					
Ken Dayley, L ERA: 3.29	(7, 1) 2.0 6 1 0 0 2 0 0 0 0 0 0 0 10 10 0.00 0.500																					
Todd Worrell, R ERA: 1.73	(9, 1) 1.0 S 4 1 0 0 0 0 0 0 0 0 0 0 4 4 0.00 1.000																					

St. Louis Cardinals @ San Diego Padres
Jack Murphy Stadium, San Diego, CA
Sat Jul 12 1986, 10:05 PM EDT
Att: 38,621 - Unknown

AB 32
R 2
H 10
RBI 2
BB 1
SO 2
LOB 16



Batter	1	2	3	4	5	6	7	8	9	AB	R	H	RBI	BB	SO	LOB	TOP				
Steve Sax, R OBP: 0.381, SLG: 0.431 (1, 4)	F9		5-3		G5-4-3			5-3		4	0	0	0	0	0	1					
Ken Landreaux, L OBP: 0.318, SLG: 0.364 (1, 8)	F6		5-3			E5		F2		4	0	0	0	0	0	0					
Bill Madlock, R OBP: 0.285, SLG: 0.339 Jeff Hamilton, R OBP: 0.210, SLG: 0.267 (1, 5) (7, 5)	HR		F6			F9-3			6-3	3	1	1	0	0	0	1					
Franklin Stubbs, L OBP: 0.331, SLG: 0.518 (1, 7)	2B				F5			F9		4	1	1	2	0	0	0					
Len Matuszek, L OBP: 0.306, SLG: 0.526 (1, 3)	HR				4-3			G3		4	1	1	1	0	1	0					
Mike Scioscia, L OBP: 0.402, SLG: 0.362 (1, 2)					F9			6-3		3	0	0	0	0	0	0					
Mariano Duncan, R OBP: 0.287, SLG: 0.317 (1, 6)			3-1			4-3				3	0	1	0	0	0	0					
Reggie Williams, R OBP: 0.335, SLG: 0.402 (1, 9)			3-1			HR		1B		3	1	1	1	0	1	1					
Fernando Valenzuela, L OBP: 0.221, SLG: 0.254 Ken Howell, R OBP: 0.500, SLG: 0.500 (1, 1) (8, 1) (8, 1)			K					6-3		3	0	1	0	0	1	0					
						G5-4-3				0	0	0	0	0	0	0					
										0	0	0	0	0	0	0					
Inning Stats	R: 3 E: 0 K: 0 S: 6	H: 3 LOB: 0 BB: 0 P: 6	R: 0 E: 0 K: 1 S: 5	H: 0 LOB: 0 BB: 0 P: 5	R: 0 E: 0 K: 0 S: 3	H: 0 LOB: 0 BB: 0 P: 3	R: 0 E: 0 K: 0 S: 3	H: 0 LOB: 0 BB: 0 P: 3	R: 1 E: 0 K: 0 S: 4	H: 2 LOB: 0 BB: 0 P: 4	R: 0 E: 1 K: 0 S: 3	H: 0 LOB: 1 BB: 0 P: 3	R: 0 E: 0 K: 1 S: 6	H: 0 LOB: 0 BB: 0 P: 6	R: 0 E: 0 K: 1 S: 5	H: 0 LOB: 0 BB: 0 P: 5	1B: 2 2B: 2 3B: 0 HR: 3	SF: 0 SAC: 0 DP: 2 HBP: 0	WP: 0 PB: 0 SB: 0 CS: 0	PA: 32	
PITCHER	IP	WLS	BF	H	R	ER	SO	BB	IBB	HBP	BLK	WP	HR	S	P	ERA	WHIP				
Danny Cox, R ERA: 3.84 Ricky Horton, L ERA: 2.85 (1, 1) (9, 1)	8.0	L	29	6	4	4	2	0	0	0	0	0	3	33	33	4.50	0.750				

Los Angeles Dodgers @ St. Louis Cardinals
 Busch Stadium, St. Louis, MO
 Fri Jul 18, 1986, 7:05 PM CDT
 Att: 34,704 - Unknown

livebaseballscorecards.com

AB 32
 R 4
 H 6
 RBI 4
 BB 0
 SO 3
 LOB 3




Batter	1	2	3	4	5	6	7	8	9	AB	R	H	RBI	BB	SO	LOB	BOTTOM				
Vince Coleman, S OBP: 0.322, SLG: 0.317 (1, 7)	K		4-3		F7			K	F6	5	0	0	0	0	2	2					
Ozzie Smith, S OBP: 0.377, SLG: 0.351 (1, 6)	5-3		F8			E		4-3		3	1	1	0	1	0	0					
Willie McGee, S OBP: 0.290, SLG: 0.319 (1, 8)	1B		3-1			K		4-3		4	1	1	0	0	1	3					
Alan Knicely, R OBP: 0.439, SLG: 0.333 Andy Van Slyke, L OBP: 0.413, SLG: 0.358 (1, 3) (8, PH) (9, 3)	BB				K			E3		3	0	1	1	0	1	1					
Terry Pendleton, S OBP: 0.279, SLG: 0.277 (1, 5)	1B					G5-4-3		1B		0	0	0	0	1	0	0					
Tom Herr, S OBP: 0.313, SLG: 0.297 (1, 4)	F9							F3	3-1	4	0	1	0	0	0	4					
Tito Landrum, R ERA: 2.99 Curt Ford, L OBP: 0.333, SLG: 0.420 (1, 1) (9, PH)			6-3			K		F8		3	0	0	0	0	1	1					
Mike Heath, R OBP: 0.280, SLG: 0.316 Tom Lawless, R OBP: 0.238, SLG: 0.286 (1, 2) (9, PR)			K					F9		3	0	0	0	1	2	0					
Danny Cox, R OBP: 0.207, SLG: 0.222 José Oquendo, S OBP: 0.413, SLG: 0.392 Ricky Horton, L OBP: 0.250, SLG: 0.143 Clint Hurdle, L OBP: 0.205, SLG: 0.250 (1, 1) (8, PH) (9, 1) (9, PH)			6-3							2	0	0	0	0	1	0					
								4-3		0	1	0	0	1	0	0					
										1	0	0	0	0	1	1					
Inning Stats	R: 1 E: 0 K: 1 S: 7	H: 2 LOB: 2 BB: 1 P: 11	R: 0 E: 0 K: 1 S: 5	H: 0 LOB: 0 BB: 0 P: 5	R: 0 E: 0 K: 3 S: 10	H: 1 LOB: 1 BB: 0 P: 10	R: 0 E: 0 K: 2 S: 7	H: 0 LOB: 0 BB: 0 P: 7	R: 0 E: 1 K: 1 S: 6	H: 1 LOB: 1 BB: 0 P: 6	R: 0 E: 0 K: 0 S: 3	H: 0 LOB: 0 BB: 0 P: 3	R: 2 E: 0 K: 1 S: 6	H: 1 LOB: 2 BB: 3 P: 18	R: 0 E: 0 K: 1 S: 5	H: 0 LOB: 1 BB: 1 P: 9	1B: 4 2B: 1 3B: 0 HR: 0	SF: 0 SAC: 0 DP: 1 HBP: 0	WP: 0 PB: 0 SB: 0 CS: 0	PA: 37	
PITCHER	IP	WLS	BF	H	R	ER	SO	BB	IBB	HBP	BLK	WP	HR	S	P	ERA	WHIP				
Fernando Valenzuela, L ERA: 2.99 Ken Howell, R ERA: 2.31 Tom Niedenfuer, R ERA: 3.21 (1, 1) (8, 1) (8, 1)	7.0	W	27	4	2	2	8	2	0	0	0	0	0	5	13	13.50	4.500				

Los Angeles Dodgers @ St. Louis Cardinals
 Busch Stadium, St. Louis, MO
 Fri Jul 18, 1986, 7:05 PM CDT
 Att: 34,704 - Unknown

livebaseballscorecards.com

AB 32
 R 3
 H 5
 RBI 3
 BB 5
 SO 10
 LOB 14



Batter	1	2	3	4	5	6	7	8	9	AB	R	H	RBI	BB	SO	LOB	TOP										
Steve Sax, R OBP: 0.385, SLG: 0.438 (1, 4)										4	1	3	0	0	0	0	Los Angeles Dodgers @ St. Louis Cardinals Busch Stadium, St. Louis, MO Sat Jul 19 1986, 3:33 AM CDT Att: 32,083 - Unknown livebaseballscorecards.com										
Ken Landreau, L OBP: 0.315, SLG: 0.360 Bill Russell, R OBP: 0.305, SLG: 0.296 (1, 8) (8, PH) (8, 9)										3	0	0	0	0	0	2											
Franklin Stubbs, L OBP: 0.333, SLG: 0.522 (1, 7)										4	0	2	0	0	0	2											
Bill Madlock, R OBP: 0.279, SLG: 0.332 (1, 5)										4	0	0	1	0	0	2											
Mike Marshall, R OBP: 0.316, SLG: 0.476 Reggie Williams, R OBP: 0.331, SLG: 0.398 (1, 9) (4, 9) (8, 8)										2	0	0	0	0	1	1											
Len Matuszek, L OBP: 0.303, SLG: 0.525 (1, 3)										4	0	1	0	0	1	0											
Mike Scioscia, L OBP: 0.396, SLG: 0.355 (1, 2)										3	0	0	0	0	0	1											
Mariano Duncan, R OBP: 0.284, SLG: 0.313 (1, 6)										3	0	0	0	0	2	1											
Bob Welch, R OBP: 0.125, SLG: 0.152 Greg Brock, L OBP: 0.300, SLG: 0.374 Tom Niedenfuer, R OBP: 0.500, SLG: 0.500 (1, 1) (8, PH) (8, 1)										2	0	0	0	0	0	1											
Inning Stats	R: 1 E: 0 K: 1 S: 7	H: 2 LOB: 1 BB: 0 P: 7	R: 0 E: 0 K: 1 S: 6	H: 1 LOB: 1 BB: 0 P: 6	R: 0 E: 0 K: 0 S: 4	H: 1 LOB: 0 BB: 0 P: 4	R: 0 E: 0 K: 0 S: 3	H: 0 LOB: 0 BB: 0 P: 3	R: 0 E: 0 K: 1 S: 6	H: 1 LOB: 1 BB: 0 P: 6	R: 0 E: 0 K: 0 S: 3	H: 0 LOB: 0 BB: 0 P: 3	R: 0 E: 0 K: 0 S: 4	H: 2 LOB: 1 BB: 0 P: 4	R: 0 E: 0 K: 1 S: 5	H: 0 LOB: 0 BB: 0 P: 5	1B: 4 2B: 3 3B: 0 HR: 0	SF: 0 SAC: 0 DP: 1 HBP: 0	WP: 0 PB: 0 SB: 0 CS: 0	PA: 33							
PITCHER	IP	WLS	BF	H	R	ER	SO	BB	IBB	HBP	BLK	WP	HR	S	P	ERA	WHIP										
Bob Forsch, R ERA: 2.44 (1, 1)	7.1	W	28	6	1	1	3	0	0	0	0	0	0	34	34	1.23	0.818										
Ricky Horton, L ERA: 2.51 (8, 1)	0.2		2	1	0	0	0	0	0	0	0	0	0	2	2	0.00	1.500										
Todd Worrell, R ERA: 1.71 (9, 1)	1.0	S	3	0	0	0	1	0	0	0	0	0	0	5	5	0.00	0.000										

Batter	1	2	3	4	5	6	7	8	9	AB	R	H	RBI	BB	SO	LOB	BOTTOM										
Vince Coleman, S OBP: 0.319, SLG: 0.313 (1, 7)										4	0	0	0	0	2	1	Los Angeles Dodgers @ St. Louis Cardinals Busch Stadium, St. Louis, MO Sat Jul 19 1986, 3:33 AM CDT Att: 32,083 - Unknown livebaseballscorecards.com										
Ozzie Smith, S OBP: 0.379, SLG: 0.357 (1, 6)										3	1	2	0	0	0	0											
Willie McGee, S OBP: 0.288, SLG: 0.317 (1, 8)										3	0	0	0	0	2	2											
Andy Van Slyke, L OBP: 0.331, SLG: 0.376 (1, 3)										3	1	2	1	0	0	0											
Curt Ford, L OBP: 0.323, SLG: 0.407 (1, 9)										3	0	0	0	0	0	1											
Tom Herr, S OBP: 0.313, SLG: 0.297 (1, 4)										3	0	1	0	0	0	0											
Michael LaValliere, L OBP: 0.349, SLG: 0.320 (1, 2)										3	0	0	0	0	0	1											
Terry Pendleton, S OBP: 0.276, SLG: 0.274 (1, 5)										3	0	0	0	0	0	0											
Bob Forsch, R OBP: 0.143, SLG: 0.262 Ricky Horton, L OBP: 0.250, SLG: 0.143 José Quiendo, S OBP: 0.419, SLG: 0.400 Todd Worrell, R (1, 1) (8, 1) (8, PH) (9, 1)										2	0	0	0	0	2	0											
Inning Stats	R: 1 E: 1 K: 2 S: 9	H: 2 LOB: 1 BB: 0 P: 9	R: 0 E: 0 K: 0 S: 3	H: 0 LOB: 0 BB: 0 P: 3	R: 0 E: 1 K: 2 S: 8	H: 1 LOB: 1 BB: 0 P: 8	R: 0 E: 0 K: 0 S: 3	H: 0 LOB: 0 BB: 0 P: 3	R: 0 E: 0 K: 1 S: 5	H: 0 LOB: 0 BB: 0 P: 5	R: 0 E: 0 K: 0 S: 5	H: 0 LOB: 0 BB: 0 P: 5	R: 1 E: 0 K: 0 S: 4	H: 2 LOB: 0 BB: 0 P: 4	R: 0 E: 0 K: 0 S: 3	H: 1 LOB: 0 BB: 0 P: 3	1B: 4 2B: 2 3B: 0 HR: 1	SF: 0 SAC: 0 DP: 1 HBP: 0	WP: 0 PB: 0 SB: 0 CS: 0	PA: 28							
PITCHER	IP	WLS	BF	H	R	ER	SO	BB	IBB	HBP	BLK	WP	HR	S	P	ERA	WHIP										
Bob Welch, R ERA: 3.6 (1, 1)	7.0	L	25	5	2	1	6	0	0	0	0	0	0	37	37	1.29	0.714										
Tom Niedenfuer, R ERA: 3.16 (8, 1)	1.0		3	1	0	0	0	0	0	0	0	0	0	3	3	0.00	1.000										

Batter	1	2	3	4	5	6	7	8	9	AB	R	H	RBI	BB	SO	LOB	TOP					
Mariano Duncan, R OBP: 0.286, SLG: 0.315										5	1	2	1	0	1	4						
Steve Sax, R OBP: 0.385, SLG: 0.446										5	2	2	1	0	0	2						
Enos Cabell, R OBP: 0.287, SLG: 0.296										5	1	3	1	0	0	0						
Bill Madlock, R OBP: 0.279, SLG: 0.330										4	0	1	0	0	0	2						
Jeff Hamilton, R OBP: 0.222, SLG: 0.267										0	0	0	0	0	1	0						
Alex Trevino, R OBP: 0.366, SLG: 0.386										3	0	0	0	1	1	2						
Ken Howell, R OBP: 0.335, SLG: 0.532										1	0	0	0	0	1	3						
Franklin Stubbs, L OBP: 0.335, SLG: 0.532										5	1	2	3	0	1	1						
Bill Russell, R OBP: 0.303, SLG: 0.295										4	0	1	0	0	0	0						
Ken Landreaux, L OBP: 0.313, SLG: 0.358										1	0	0	0	0	1	2						
Reggie Williams, R OBP: 0.330, SLG: 0.394										4	1	1	0	0	0	1						
Rick Honeycutt, L OBP: 0.115, SLG: 0.120										2	0	1	0	1	1	1						
Tom Niedenfuer, R OBP: 0.500, SLG: 0.500										0	0	0	0	0	0	0						
Mike Scioscia, L OBP: 0.399, SLG: 0.359										1	1	1	0	0	0	0						
Inning Stats	R: 1 E: 0 K: 1 S: 7	H: 2 LOB: 1 BB: 0 P: 7	R: 0 E: 0 K: 2 S: 8	H: 1 LOB: 2 BB: 1 P: 12	R: 1 E: 0 K: 0 S: 4	H: 2 LOB: 1 BB: 1 P: 8	R: 0 E: 0 K: 0 S: 4	H: 1 LOB: 1 BB: 0 P: 4	R: 0 E: 0 K: 0 S: 4	H: 1 LOB: 1 BB: 0 P: 4	R: 2 E: 0 K: 1 S: 8	H: 3 LOB: 1 BB: 0 P: 8	R: 0 E: 0 K: 0 S: 3	H: 0 LOB: 0 BB: 0 P: 3	R: 0 E: 0 K: 0 S: 3	H: 0 LOB: 0 BB: 0 P: 3	R: 3 E: 0 K: 2 S: 11	H: 4 LOB: 2 BB: 1 P: 15	1B: 10 2B: 2 3B: 0 HR: 2	SF: 0 SAC: 0 DP: 1 HBP: 0	WP: 1 PB: 0 SB: 5 CS: 0	PA: 43
PITCHER	IP WLS BF H R ER SO BB IBB HBP BLK WP HR S P ERA WHIP	5.2 L 28 10 4 3 4 2 0 0 0 0 0 0 4 4 4.76 2.118	6.1 1.1 4 0 0 0 0 0 0 0 0 0 0 4 4 0.00 0.000	6.1 1.1 8 3 3 3 0 0 1 0 0 0 0 7 11 20.25 2.250	9.1 0.2 3 1 0 0 2 0 0 0 0 0 0 7 7 0.00 1.500	PITCHER																

Los Angeles Dodgers @ St. Louis Cardinals
 Busch Stadium, St. Louis, MO
 Sun Jul 20 1986, 3:33 AM CDT
 Att: 34,234 - Unknown

AB 40
 R 7
 H 14
 RBI 6
 BB 3
 SO 6
 LOB 18



Batter	1	2	3	4	5	6	7	8	9	AB	R	H	RBI	BB	SO	LOB	BOTTOM					
Vince Coleman, S OBP: 0.316, SLG: 0.310										4	0	0	0	0	0	3						
Ozzie Smith, S OBP: 0.381, SLG: 0.357										3	1	1	0	1	0	0						
Willie McGee, S OBP: 0.290, SLG: 0.332										4	1	2	2	0	0	1						
Alan Knicely, R OBP: 0.400, SLG: 0.294										4	0	0	0	0	2	1						
Ray Burris, R OBP: 0.182, SLG: 0.318										0	0	0	0	0	0	0						
Tito Landrum, R OBP: 0.241, SLG: 0.238										2	0	0	0	1	0	0						
José Oquendo, S OBP: 0.415, SLG: 0.395										1	0	0	0	0	1	0						
Tom Herr, S OBP: 0.315, SLG: 0.297										3	0	1	0	0	0	0						
Mike Heath, R OBP: 0.277, SLG: 0.313										2	0	0	0	0	2	1						
Michael LaValliere, L OBP: 0.343, SLG: 0.315										2	0	0	0	0	1	2						
Terry Pendleton, S OBP: 0.274, SLG: 0.271										3	0	0	0	0	0	3						
Tim Conroy, L OBP: 0.286, SLG: 0.385										2	0	0	0	0	1	0						
Ray Sof, R										0	0	0	0	0	0	0						
Curt Ford, L OBP: 0.330, SLG: 0.407										0	0	0	0	1	0	0						
Pat Perry, L										0	0	0	0	0	0	0						
Andy Van Slyke, L OBP: 0.331, SLG: 0.376										0	0	0	0	0	0	0						
Inning Stats	R: 1 E: 0 K: 1 S: 6	H: 2 LOB: 0 BB: 0 P: 6	R: 0 E: 0 K: 1 S: 5	H: 0 LOB: 0 BB: 0 P: 6	R: 0 E: 0 K: 1 S: 5	H: 0 LOB: 1 BB: 1 P: 9	R: 0 E: 0 K: 0 S: 3	H: 0 LOB: 0 BB: 0 P: 3	R: 0 E: 0 K: 1 S: 5	H: 0 LOB: 0 BB: 0 P: 5	R: 1 E: 0 K: 0 S: 4	H: 1 LOB: 0 BB: 0 P: 4	R: 0 E: 0 K: 1 S: 6	H: 1 LOB: 3 BB: 2 P: 14	R: 0 E: 0 K: 1 S: 5	H: 0 LOB: 0 BB: 0 P: 5	R: 0 E: 0 K: 1 S: 5	H: 0 LOB: 0 BB: 0 P: 5	1B: 2 2B: 0 3B: 1 HR: 1	SF: 0 SAC: 0 DP: 0 HBP: 1	WP: 0 PB: 0 SB: 0 CS: 0	PA: 34
PITCHER	IP WLS BF H R ER SO BB IBB HBP BLK WP HR S P ERA WHIP	6.0 W 24 4 2 2 4 2 0 1 0 0 0 0 5 9 3.00 1.000	7.1 1.0 4 0 0 0 1 1 0 0 0 0 0 5 9 0.00 1.000	8.1 2.0 S 6 0 0 0 2 0 0 0 0 0 0 0 10 10 0.00 0.000	PITCHER																	

Los Angeles Dodgers @ St. Louis Cardinals
 Busch Stadium, St. Louis, MO
 Sun Jul 20 1986, 3:33 AM CDT
 Att: 34,234 - Unknown

AB 30
 R 2
 H 4
 RBI 2
 BB 3
 SO 7
 LOB 11



Batter	1	2	3	4	5	6	7	8	9	AB	R	H	RBI	BB	SO	LOB	TOP				
Randy Kutcher, R (1, 8) OBP: 0.276, SLG: 0.479	6-3	F8			L9		L5			4	0	0	0	0	0	0	San Francisco Giants @ St. Louis Cardinals Busch Stadium, St. Louis, MO Mon Jul 21 1986, 7:05 PM CDT Att: 23,340 - Unknown				
Robby Thompson, R (1, 4) OBP: 0.339, SLG: 0.372	5-3		K		E			FC1-4 BB		3	0	1	0	1	1	0					
Jeffrey Leonard, R (1, 7) OBP: 0.328, SLG: 0.392			K		E5			FC1-4 1-2		3	0	0	0	1	1	2					
Chili Davis, S (1, 9) OBP: 0.372, SLG: 0.450	G3		6-3		F8			F7		4	0	0	0	0	0	4					
Chris Brown, R (1, 5) OBP: 0.401, SLG: 0.463		F8						K		3	0	0	0	0	1	1					
Bob Brenly, R (1, 3) OBP: 0.366, SLG: 0.352		2B HR BB			F9		L5		6-3	3	1	0	0	1	0	1					
Bob Melvin, R (1, 2) OBP: 0.274, SLG: 0.348							6-3		3-1	4	1	2	0	0	0	0					
Jose Uribe, S (1, 6) OBP: 0.311, SLG: 0.285 (9, PH) Harry Spillman, L (9, PH) OBP: 0.316, SLG: 0.506		K			FC5-4			F8	K	3	0	0	0	0	1	3					
Steve Carlton, L (1, 1) OBP: 0.225, SLG: 0.308 (7, PH) Joel Youngblood, R (7, PH) OBP: 0.330, SLG: 0.387 Jeff Robinson, R (7, 1) OBP: 0.111, SLG: 0.125 Greg Minton, S (7, 1)							4-3		6-3	2	1	1	3	0	0	0					
Inning Stats	R: 0 E: 0 K: 0 S: 3	H: 0 LOB: 1 BB: 1 P: 7	R: 3 E: 0 K: 1 S: 7	H: 2 LOB: 0 BB: 1 P: 11	R: 0 E: 0 K: 2 S: 7	H: 0 LOB: 0 BB: 0 P: 7	R: 0 E: 0 K: 0 S: 3	H: 1 LOB: 2 BB: 0 P: 4	R: 0 E: 1 K: 0 S: 5	H: 0 LOB: 0 BB: 0 P: 3	R: 0 E: 0 K: 0 S: 3	H: 0 LOB: 1 BB: 1 P: 9	R: 0 E: 0 K: 1 S: 5	H: 0 LOB: 0 BB: 0 P: 5	R: 0 E: 0 K: 1 S: 5	H: 0 LOB: 0 BB: 0 P: 5		1B: 2 2B: 1 3B: 0 HR: 1	SF: 0 SAC: 0 DP: 0 HBP: 1	WP: 0 PB: 0 SB: 1 CS: 1	PA: 35
PITCHER	IP	WLS	BF	H	R	ER	SO	BB	IBB	HBP	BLK	WP	HR	S	P	ERA	WHIP				
Greg Mathews, L (1, 1) ERA: 3.36	7.0	W	28	4	3	3	3	2	0	1	0	0	1	31	40	3.86	0.857				
Ray Soff, R (8, 1) ERA:	2.0		7	0	0	0	2	1	0	0	0	0	0	10	14	0.00	0.500				

Batter	1	2	3	4	5	6	7	8	9	AB	R	H	RBI	BB	SO	LOB	BOTTOM					
Vince Coleman, S (1, 7) OBP: 0.315, SLG: 0.309	F8		F7		F6					4	1	1	1	0	0	0	San Francisco Giants @ St. Louis Cardinals Busch Stadium, St. Louis, MO Mon Jul 21 1986, 7:05 PM CDT Att: 23,340 - Unknown					
Ozzie Smith, S (1, 6) OBP: 0.379, SLG: 0.354	F8			HR BB	K		1-3 2B 1B			3	1	0	0	1	1	2						
Willie McGee, S (1, 8) OBP: 0.294, SLG: 0.352							1-2 2H 2-3			3	3	2	3	1	0	0						
Alan Knicely, R (1, 3) OBP: 0.396, SLG: 0.324 (7, PH) Curt Ford, L (8, 9) OBP: 0.337, SLG: 0.424					L1					3	1	1	0	0	0	0						
Tom Herr, S (1, 4) OBP: 0.315, SLG: 0.298					F8		SH1-3			3	0	1	1	0	0	0						
Andy Van Slyke, L (1, 9) OBP: 0.329, SLG: 0.374 (8, 3)										4	0	1	0	0	0	1						
Tom Lawless, R (1, 5) OBP: 0.281, SLG: 0.304 (7, PH) Terry Pendleton, S (8, 5) OBP: 0.275, SLG: 0.273										2	0	1	0	0	0	0						
Michael LaValliere, L (1, 2) OBP: 0.340, SLG: 0.308										2	1	1	0	0	0	1						
Greg Mathews, R (1, 1) OBP: 0.100, SLG: 0.053 (7, PR) Bob Forsch, R (7, PR) OBP: 0.143, SLG: 0.262 Ray Soff, R (8, 1) ERA:					F9					2	0	0	0	0	0	0						
Inning Stats	R: 1 E: 0 K: 0 S: 4	H: 1 LOB: 0 BB: 0 P: 4	R: 0 E: 0 K: 0 S: 3	H: 0 LOB: 0 BB: 0 P: 3	R: 0 E: 0 K: 0 S: 3	H: 0 LOB: 0 BB: 0 P: 3	R: 2 E: 0 K: 0 S: 6	H: 3 LOB: 2 BB: 1 P: 10	R: 0 E: 0 K: 1 S: 5	H: 0 LOB: 0 BB: 0 P: 5	R: 1 E: 1 K: 0 S: 4	H: 1 LOB: 0 BB: 0 P: 4	R: 4 E: 0 K: 0 S: 5	H: 3 LOB: 2 BB: 1 P: 10	R: 0 E: 0 K: 1 S: 6	H: 1 LOB: 2 BB: 1 P: 10		1B: 5 2B: 2 3B: 0 HR: 2	SF: 0 SAC: 1 DP: 0 HBP: 1	WP: 0 PB: 0 SB: 0 CS: 0	PA: 36	
PITCHER	IP	WLS	BF	H	R	ER	SO	BB	IBB	HBP	BLK	WP	HR	S	P	ERA	WHIP					
Steve Carlton, L (1, 1) ERA: 6.12	6.0	L	24	5	4	3	1	1	0	0	0	0	0	2	25	29	4.50	1.000				
Jeff Robinson, R (7, 1) ERA: 4.42	0.1		4	2	3	3	0	0	0	1	0	0	0	3	4	81.00	6.000					
Greg Minton, R (7, 1) ERA: 4.22	1.2		8	2	1	1	1	0	2	0	0	0	0	8	16	5.40	1.200					

Batter	1	2	3	4	5	6	7	8	9	AB	R	H	RBI	BB	SO	LOB	TOP						
Joel Youngblood, R (1, 9) OBP: 0.348, SLG: 0.455	0-0 4-3			0-0 SH3 2B		0-0 E7 2H 1B		0-0 F8		4	0	2	1	0	0	0	San Francisco Giants @ St. Louis Cardinals Busch Stadium, St. Louis, MO Wed Jul 23 1986, 7:05 PM CDT Att: 26,824 - Unknown						
Robby Thompson, R (1, 4) OBP: 0.338, SLG: 0.370 Candy Maldonado, R (6, PH) OBP: 0.296, SLG: 0.472 Juan Berenguer, R (8, 1)	0-0 L4			0-0 SH3 2-3		0-0 5-3		0-0 6-3		2	0	0	0	0	0	1							
Jeffrey Leonard, R (1, 7) OBP: 0.325, SLG: 0.386	0-0 3-1			0-0 6-3		0-0 6-3			0-0 1B SF8 1B	4	1	1	0	0	0	2							
Chris Brown, R (1, 5) OBP: 0.400, SLG: 0.464		0-0 F9		0-0 5-3			0-0 6-3		0-0 1B 1-3 1B	4	0	1	0	0	0	1							
Chili Davis, S (1, 8) OBP: 0.376, SLG: 0.457		0-0 F6			0-0 L5		0-0 1B 2B		0-0 SF8	3	1	1	1	0	0	0							
Harry Scillman, L (1, 3) OBP: 0.303, SLG: 0.484 Bob Brenly, R (9, PH) OBP: 0.364, SLG: 0.361		0-0 F8			0-0 F9		0-0 F8		0-0 F8 3H	3	0	0	0	0	0	1							
Bob Melvin, R (1, 2) OBP: 0.273, SLG: 0.343			0-0 6-3		0-0 5-3		0-0 1B 2H		0-0 L9	4	0	1	1	0	0	1							
Jose Uribe, S (1, 6) OBP: 0.306, SLG: 0.280			0-0 F9			0-0 E4 SH2-4 E		0-0 F9		3	1	0	0	0	0	1							
Michael LaCoss, R (1, 1) OBP: 0.273, SLG: 0.442 Scott Garretts, R (6, 1) OBP: 0.194, SLG: 0.189 Randy Kutcher, R (6, PH) OBP: 0.271, SLG: 0.472			0-3 K			0-0 SH2-4 1-2		0-0 5-3		1	0	0	0	0	1	0							
Inning Stats	R: 0 E: 0 K: 0 S: 3	H: 0 LOB: 0 BB: 0 P: 3	R: 0 E: 0 K: 0 S: 3	H: 0 LOB: 0 BB: 0 P: 3	R: 0 E: 0 K: 1 S: 5	H: 0 LOB: 0 BB: 0 P: 5	R: 0 E: 0 K: 0 S: 4	H: 1 LOB: 1 BB: 0 P: 4	R: 0 E: 0 K: 0 S: 3	H: 0 LOB: 0 BB: 0 P: 3	R: 1 E: 2 K: 0 S: 5	H: 1 LOB: 1 BB: 0 P: 5	R: 1 E: 0 K: 0 S: 5	H: 2 LOB: 1 BB: 0 P: 5	R: 0 E: 0 K: 0 S: 3	H: 0 LOB: 0 BB: 0 P: 3		R: 1 E: 0 K: 0 S: 5	H: 2 LOB: 1 BB: 0 P: 5	1B: 4 2B: 2 3B: 0 HR: 0	SF: 1 SAC: 2 DP: 0 HBP: 0	WP: 0 PB: 0 SB: 0 CS: 0	PA: 34
PITCHER	IP	WLS	BF	H	R	ER	SO	BB	IBB	HBP	BLK	WP	HR	S	P	ERA	WHIP					ERA	WHIP
Danny Cox, R (1, 1) ERA: 3.73	8.0	W	31	6	3	2	1	0	0	0	0	0	0	33	33	2.25	0.750						
Ricky Horton, L (9, 1) ERA: 2.79	0.1		1	0	0	0	0	0	0	0	0	0	0	1	1	0.00	0.000						
Todd Worrell, R (9, 1) ERA: 1.64	0.2	S	2	0	0	0	0	0	0	0	0	0	0	2	2	0.00	0.000						

Batter	1	2	3	4	5	6	7	8	9	AB	R	H	RBI	BB	SO	LOB	BOTTOM						
Vince Coleman, S (1, 7) OBP: 0.318, SLG: 0.306	0-0 SH1-3 BLK 1B		0-0 G3			4-0 WP E 1B BB		0-0 FC6-4 4-3 S 1-2		3	1	1	0	1	0	2	San Francisco Giants @ St. Louis Cardinals Busch Stadium, St. Louis, MO Wed Jul 23 1986, 7:05 PM CDT Att: 26,824 - Unknown						
Ozzie Smith, S (1, 6) OBP: 0.382, SLG: 0.355	0-0 SH1-3 1-3		0-0 F9			0-0 SH1-3 3B 1B		0-0 4-3		3	1	1	1	0	0	2							
Willie McGee, S (1, 8) OBP: 0.299, SLG: 0.362 Clint Hurdle, L (4, PR) OBP: 0.202, SLG: 0.247	0-3 K			0-0 SF7 3B		0-0 SH1-3 1-2		0-3 K		2	0	1	0	0	1	1							
Andy Van Slyke, L (1, 3) OBP: 0.335, SLG: 0.410	0-0 3-1			0-0 SF7 3H		0-0 SF8 3B 2H		0-3 K		3	1	1	2	0	1	1							
Curt Ford, L (1, 9) OBP: 0.333, SLG: 0.411		0-0 6-3		0-3 K		4-0 SF8 BB		0-0 G3		3	0	0	0	1	1	1							
Terry Pendleton, S (1, 5) OBP: 0.289, SLG: 0.268		0-0 E5 L4-3		0-0 L1		0-0 SF8 1-2		0-0 4-3		3	0	0	1	0	0	1							
Michael LaValliere, L (1, 2) OBP: 0.344, SLG: 0.311		0-0 L4-3 1-2			0-0 G3-4-1		4-0 BB			2	0	0	0	1	0	1							
José Oquendo, S (1, 4) OBP: 0.408, SLG: 0.388			0-0 G3 SH1-4 1B		0-0 6-3		0-3 K			3	0	1	0	0	1	2							
Danny Cox, R (1, 1) OBP: 0.226, SLG: 0.241 Ricky Horton, L (9, 1) OBP: 0.230, SLG: 0.143 Todd Worrell, R (9, 1)			0-0 SH1-4 1-2		0-0 1-3		0-0 FC6-4 1B			2	0	1	0	0	0	0							
Inning Stats	R: 0 E: 0 K: 1 S: 6	H: 1 LOB: 1 BB: 0 P: 6	R: 0 E: 1 K: 0 S: 3	H: 0 LOB: 0 BB: 0 P: 3	R: 0 E: 0 K: 0 S: 4	H: 1 LOB: 1 BB: 0 P: 4	R: 1 E: 0 K: 1 S: 6	H: 1 LOB: 1 BB: 0 P: 6	R: 0 E: 0 K: 1 S: 6	H: 1 LOB: 1 BB: 0 P: 6	R: 3 E: 1 K: 1 S: 7	H: 2 LOB: 2 BB: 3 P: 19	R: 0 E: 0 K: 1 S: 6	H: 1 LOB: 1 BB: 0 P: 6	R: 0 E: 0 K: 1 S: 5	H: 0 LOB: 0 BB: 0 P: 5		1B: 4 2B: 1 3B: 2 HR: 0	SF: 2 SAC: 3 DP: 1 HBP: 0	WP: 1 PB: 0 SB: 1 CS: 0	PA: 33		
PITCHER	IP	WLS	BF	H	R	ER	SO	BB	IBB	HBP	BLK	WP	HR	S	P	ERA	WHIP					ERA	WHIP
Michael LaCoss, R (1, 1) ERA: 2.91	5.1	L	22	5	4	4	2	1	0	0	1	1	0	25	29	6.75	1.125						
Scott Garretts, R (6, 1) ERA: 3.43	1.2		8	1	0	0	2	2	0	0	0	0	0	10	18	0.00	1.800						
Juan Berenguer, R (8, 1) ERA: 2.92	1.0		3	0	0	0	1	0	0	0	0	0	0	5	5	0.00	0.000						



Batter	1	2	3	4	5	6	7	8	9	AB	R	H	RBI	BB	SO	LOB	TOP	
Tim Flannery, L (1, 4) OBP: 0.376, SLG: 0.374 Jerry Royster, R (8, PH) OBP: 0.321, SLG: 0.331	6-3 2B		G4-6-3 1B		G4-6-3 BB			K		2	1	2	0	1	0	0		
Tony Gwynn, L (1, 9) OBP: 0.392, SLG: 0.488	6-3 2-3		F7		G4-6-3 1-2			1B		4	0	1	1	0	0	4		
John Kruk, L (1, 3) OBP: 0.398, SLG: 0.404	6-3 3-H		G4-6-3 1-2					1B		4	0	1	1	0	0	1		
Kevin McReynolds, R (1, 7)	E5				G1			F9		4	0	0	0	0	0	2		
Terry Kennedy, L (1, 2)	K							1-3		4	0	1	0	0	1	3		
Graig Nettles, L (1, 5) OBP: 0.298, SLG: 0.397 Bip Roberts, S (9, PR) OBP: 0.265, SLG: 0.279			FC3-6 1B		L4					4	0	2	0	0	0	1		
Marvell Wynne, L (1, 8) OBP: 0.304, SLG: 0.441			P6		F8					3	0	0	0	0	0	2		
Garry Templeton, S (1, 6)			FC3-6 1-2							4	0	1	0	0	0	3		
Ed Whitson, R (1, 1) Dane Iorg, L (8, PH) OBP: 0.247, SLG: 0.324 Craig Lefferts, L (8, 1) OBP: 0.167, SLG: 0.667 Steve Garvey, R (9, PH) OBP: 0.265, SLG: 0.390			L4		FC1-6 BB					2	0	0	0	0	0	2		
Inning Stats	R: 1 E: 1 K: 1 S: 7	H: 1 LOB: 1 BB: 0 P: 7	R: 0 E: 0 K: 0 S: 4	H: 1 LOB: 1 BB: 0 P: 4	R: 0 E: 0 K: 0 S: 3	H: 1 LOB: 0 BB: 0 P: 3	R: 0 E: 0 K: 0 S: 4	H: 1 LOB: 1 BB: 1 P: 7	R: 0 E: 0 K: 1 S: 8	H: 3 LOB: 2 BB: 0 P: 8	R: 0 E: 0 K: 0 S: 4	H: 1 LOB: 2 BB: 0 P: 4	1B: 7 2B: 2 3B: 0 HR: 0	SF: 0 SAC: 1 DP: 2 HBP: 0	WP: 0 PB: 0 SB: 0 CS: 0	PA: 36		
PITCHER	IP	WLS	BF	H	R	ER	SO	BB	IBB	HBP	BLK	WP	HR	S	P	ERA	WHIP	
Bob Forsch, R (1, 1) ERA: 2.44	7.0	W	27	6	2	2	1	1	0	0	0	0	0	28	32	2.57	1.000	
Ricky Horton, L (8, 1) ERA: 2.77	0.1		3	2	0	0	1	0	0	0	0	0	0	5	5	0.00	6.000	
Todd Worrell, R (8, 1) ERA: 1.6	1.2	S	6	1	0	0	0	0	0	0	0	0	0	6	6	0.00	0.600	

San Diego Padres @ St. Louis Cardinals
 Busch Stadium, St. Louis, MO
 Fri Jul 25 1986, 7:05 PM CDT
 Att: 29,518 - Unknown

AB 34
 R 2
 H 9
 RBI 2
 BB 1
 SO 2
 LOB 21



Batter	1	2	3	4	5	6	7	8	9	AB	R	H	RBI	BB	SO	LOB	BOTTOM			
Vince Coleman, S (1, 7) OBP: 0.322, SLG: 0.307	G3 1B	1B 1-2 3-H			E3			S SH1-3 BB		2	1	1	1	2	0	0				
Ozzie Smith, S (1, 6) OBP: 0.381, SLG: 0.355	G3 1-3	S 1B 1-3 2-H			F9			SH1-3		3	0	1	1	0	0	1				
Tom Herr, S (1, 4) OBP: 0.319, SLG: 0.298	1B BB	K 1-2			P4			CS IBB		2	0	0	0	2	1	2				
Andy Van Slyke, L (1, 8) OBP: 0.337, SLG: 0.409	G3-6-3 1-2 3-H				6-3					3	0	1	1	1	0	0				
Curt Ford, L (1, 9) OBP: 0.333, SLG: 0.408 Tito Landrum, R (8, PH) OBP: 0.239, SLG: 0.236	G3-6-3 1-2				F8					3	0	1	0	0	0	2				
Michael LaValliere, L (1, 2) OBP: 0.344, SLG: 0.319		1B 1B 2B			K					3	1	1	0	0	1	1				
Clint Hurdle, L (1, 3) OBP: 0.218, SLG: 0.253		1B 1B			G6-4-3 BB					2	1	1	0	1	1	0				
Terry Pendleton, S (1, 5) OBP: 0.267, SLG: 0.265		P6			G6-4-3 1-2					3	0	0	0	0	0	3				
Bob Forsch, R (1, 1) ERA: 6.43 Ricky Horton, L (8, 1) OBP: 0.250, SLG: 0.143 Todd Worrell, R (8, 1)		F7			K					3	0	0	0	0	1	2				
Inning Stats	R: 1 E: 0 K: 0 S: 3	H: 1 LOB: 1 BB: 2 P: 11	R: 2 E: 0 K: 1 S: 9	H: 4 LOB: 2 BB: 0 P: 9	R: 0 E: 0 K: 1 S: 5	H: 0 LOB: 0 BB: 0 P: 5	R: 0 E: 0 K: 1 S: 4	H: 0 LOB: 0 BB: 1 P: 8	R: 0 E: 1 K: 0 S: 3	H: 0 LOB: 0 BB: 0 P: 3	R: 0 E: 0 K: 0 S: 3	H: 1 LOB: 0 BB: 0 P: 3	R: 0 E: 0 K: 1 S: 5	H: 0 LOB: 0 BB: 0 P: 5	R: 0 E: 0 K: 0 S: 2	H: 0 LOB: 2 BB: 3 P: 14	1B: 5 2B: 1 3B: 0 HR: 0	SF: 0 SAC: 1 DP: 2 HBP: 0	WP: 0 PB: 0 SB: 3 CS: 2	PA: 33
PITCHER	IP	WLS	BF	H	R	ER	SO	BB	IBB	HBP	BLK	WP	HR	S	P	ERA	WHIP			
Ed Whitson, R (1, 1) ERA: 6.43	7.0	L	27	6	3	3	4	3	0	0	0	0	0	32	44	3.86	1.286			
Craig Lefferts, L (8, 1) ERA: 2.13	1.0		5	0	0	0	0	2	1	0	0	0	0	2	14	0.00	2.000			

San Diego Padres @ St. Louis Cardinals
 Busch Stadium, St. Louis, MO
 Fri Jul 25 1986, 7:05 PM CDT
 Att: 29,518 - Unknown

AB 25
 R 3
 H 6
 RBI 3
 BB 6
 SO 4
 LOB 13



Batter	1	2	3	4	5	6	7	8	9	AB	R	H	RBI	BB	SO	LOB	TOP										
Jerry Royster, R OBP: 0.331, SLG: 0.338 Carmelo Martinez, R OBP: 0.350, SLG: 0.368	4-0 1B BB		0-0 SH2-4		0-0 SH1-4 1B		0-0 6-3		0-0 5-3	2	0	1	0	1	0	0	San Diego Padres @ St. Louis Cardinals Busch Stadium, St. Louis, MO Sun Jul 27 1986, 3:33 AM CDT Att: 35,923 - Unknown livebaseballscorecards.com										
Tony Gwynn, L OBP: 0.394, SLG: 0.491	0-0 CS 1B		0-0 6-3		0-0 SH1-4 1B		0-0 2B			4	0	3	0	0	0	1											
John Kruk, L OBP: 0.392, SLG: 0.406 Marvell Wynne, L OBP: 0.304, SLG: 0.441	0-3 K		0-3 K		0-0 SH1-4 1-2 2-3		0-3 K			3	0	0	0	0	3	4											
Kevin McReynolds, R OBP: 0.350, SLG: 0.462	0-0 L7 1-2			0-0 1B 2B	0-0 IBB			0-3 K		3	1	1	0	1	1	2											
Steve Garvey, R OBP: 0.265, SLG: 0.387		0-0 F9		0-0 2B SF8 1B	0-0 9-2			0-0 1B		4	1	2	0	0	0	3											
Bruce Bochy, R OBP: 0.341, SLG: 0.575 Terry Kennedy, L OBP: 0.328, SLG: 0.397		0-0 1B		0-0 1-3 3-H 2B	0-0 3-H 2B	0-0 5-3		0-3 K		3	0	2	1	0	0	0											
Graig Nettles, L OBP: 0.293, SLG: 0.392		0-0 F8		0-0 SF8	0-0 F7			0-0 L9		3	0	0	1	0	0	2											
Bip Roberts, S OBP: 0.264, SLG: 0.279		0-0 5-3		0-0 L1	0-0 5-3			0-0 F7		4	0	0	0	0	0	2											
Lance McCullers, S OBP: 0.176, SLG: 0.133 Craig Lefferts, L OBP: 0.167, SLG: 0.667 Gene Walter, L OBP: 0.333, SLG: 0.400 Tim Flannery, L OBP: 0.376, SLG: 0.372			0-0 SH2-4 2B	0-0 F3			0-0 5-3	0-3 K		3	0	1	0	0	0	1											
Inning Stats	R: 0 E: 0 K: 1 S: 5	H: 1 LOB: 1 BB: 1 P: 9	R: 0 E: 0 K: 0 S: 4	H: 1 LOB: 1 BB: 0 P: 4	R: 0 E: 0 K: 1 S: 6	H: 1 LOB: 1 BB: 0 P: 6	R: 2 E: 0 K: 0 S: 6	H: 3 LOB: 1 BB: 1 P: 6	R: 0 E: 0 K: 0 S: 4	H: 2 LOB: 2 BB: 1 P: 8	R: 0 E: 0 K: 0 S: 3	H: 0 LOB: 0 BB: 0 P: 3	R: 0 E: 0 K: 1 S: 6	H: 1 LOB: 1 BB: 0 P: 6	R: 0 E: 0 K: 2 S: 8	H: 1 LOB: 1 BB: 0 P: 8		R: 0 E: 0 K: 1 S: 5	H: 0 LOB: 0 BB: 0 P: 5	1B: 6 2B: 5 3B: 0 HR: 0	SF: 1 SAC: 2 DP: 1 HBP: 0	WP: 0 PB: 0 SB: 0 CS: 1	PA: 37				
PITCHER	IP	WLS	BF	H	R	ER	SO	BB	IBB	HBP	BLK	WP	HR	S	P	ERA	WHIP										
John Tudor, L ERA: 2.64	7.0	W	30	9	2	2	3	1	1	0	0	0	0	34	42	2.57	1.429										
Ray Sofl, R ERA:	0.1		2	1	0	0	1	0	0	0	0	0	0	4	4	0.00	3.000										
Pat Perry, L ERA: 4.54	0.2		2	0	0	0	1	0	0	0	0	0	0	4	4	0.00	0.000										
Todd Worrell, R ERA: 1.88	1.0	S	3	0	0	0	1	0	0	0	0	0	0	5	5	0.00	0.000										

Batter	1	2	3	4	5	6	7	8	9	AB	R	H	RBI	BB	SO	LOB	BOTTOM										
Vince Coleman, S OBP: 0.323, SLG: 0.308	0-0 G3 1B		0-3 K		0-0 1-3		0-0 1B 1B	0-0 F3		5	1	2	0	0	1	1	San Diego Padres @ St. Louis Cardinals Busch Stadium, St. Louis, MO Sun Jul 27 1986, 3:33 AM CDT Att: 35,923 - Unknown livebaseballscorecards.com										
Ozzie Smith, S OBP: 0.381, SLG: 0.351	0-0 G3 1-2		4-0 G3 BB		0-0 F8		0-0 HBP 1B			3	1	1	1	1	0	1											
Tom Herr, S OBP: 0.326, SLG: 0.300	0-0 BB 1B		0-0 G3		4-0 E S BB		1-0 FC4-3 1B HBP			2	0	1	0	1	0	2											
Andy Van Slyke, L OBP: 0.342, SLG: 0.405	4-0 1-2 BB		4-0 BB		0-3 K		0-0 FC4-3 1B			2	0	1	2	2	1	1											
Curt Ford, L OBP: 0.328, SLG: 0.406	0-0 F9		0-0 F9		0-0 4-3		0-0 FC4-3 BB			4	0	0	0	0	0	7											
Michael LaValliere, L OBP: 0.339, SLG: 0.306		0-0 F7		0-0 F9		0-0 F8	4-0 1-2 BB			3	0	0	0	1	0	0											
Clint Hurdle, L OBP: 0.223, SLG: 0.247 Alan Knicely, R OBP: 0.370, SLG: 0.302		0-0 F8		0-0 F6		0-0 F7	0-0 4-3			3	0	0	0	0	0	0											
Terry Pendleton, S OBP: 0.272, SLG: 0.269		0-0 1-3		0-0 1B		0-0 4-3	0-0 F9			4	0	1	0	0	0	0											
John Tudor, L OBP: 0.127, SLG: 0.127 Jose Contreras, S OBP: 0.214, SLG: 0.388 Ray Sofl, R ERA: 2.05 Pat Perry, L ERA: 4.54 Tilo Landrum, R OBP: 0.234 Todd Worrell, R ERA: 1.88			0-0 G3 BB 1B	0-3 K		0-0 4-0 1B BB	0-0 F5			2	0	1	0	0	1	1											
Inning Stats	R: 0 E: 0 K: 0 S: 4	H: 2 LOB: 2 BB: 1 P: 8	R: 0 E: 0 K: 0 S: 3	H: 0 LOB: 0 BB: 0 P: 3	R: 0 E: 0 K: 1 S: 6	H: 1 LOB: 3 BB: 2 P: 14	R: 0 E: 0 K: 1 S: 6	H: 1 LOB: 1 BB: 0 P: 6	R: 0 E: 0 K: 0 S: 5	H: 0 LOB: 1 BB: 1 P: 9	R: 0 E: 0 K: 0 S: 3	H: 0 LOB: 0 BB: 0 P: 3	R: 3 E: 0 K: 0 S: 6	H: 3 LOB: 3 BB: 2 P: 15	R: 0 E: 0 K: 0 S: 3	H: 0 LOB: 0 BB: 0 P: 3		1B: 7 2B: 0 3B: 0 HR: 0	SF: 0 SAC: 0 DP: 0 HBP: 1	WP: 0 PB: 0 SB: 1 CS: 0	PA: 37						
PITCHER	IP	WLS	BF	H	R	ER	SO	BB	IBB	HBP	BLK	WP	HR	S	P	ERA	WHIP										
Lance McCullers, R ERA: 2.42	6.1	L	29	6	3	3	3	5	0	0	0	0	0	30	50	4.26	1.737										
Craig Lefferts, L ERA: 2.05	0.2		5	1	0	0	0	1	0	1	0	0	0	3	8	0.00	3.000										
Gene Walter, L ERA: 3.46	1.0		3	0	0	0	0	0	0	0	0	0	0	3	3	0.00	0.000										



Batter	1	2	3	4	5	6	7	8	9	AB	R	H	RBI	BB	SO	LOB	TOP		
Vince Coleman, S OBP: 0.319, SLG: 0.305	F4	FC4-6			F4			5-3		4	0	0	0	0	0	1			
Ozzie Smith, S OBP: 0.380, SLG: 0.348	2B		G4-1-3			4-3		5-3		3	1	0	0	1	0	0			
Tom Herr, S OBP: 0.328, SLG: 0.303	1-H		4-3			FC5-4		F9		3	0	1	1	1	0	0			
Alan Knicely, R OBP: 0.379, SLG: 0.370	BB		6-3			F9				3	1	1	1	1	0	1			
Tito Landrum, R OBP: 0.238, SLG: 0.234	F8				F3	FC5-4			HR	4	1	1	0	0	0	3			
Andy Van Slyke, L OBP: 0.337, SLG: 0.398	6-3				K				1B	4	0	0	0	0	2	3			
Terry Pendleton, S OBP: 0.272, SLG: 0.271		4-3			6-3				2B	4	0	1	1	0	0	0			
Michael LaValliere, L OBP: 0.337, SLG: 0.304					K				L6	4	0	1	0	0	1	1			
Danny Cox, R OBP: 0.206, SLG: 0.219					K	G3				3	0	0	0	0	1	1			
Inning Stats	R: 1 E: 0 K: 0 S: 4	H: 1 LOB: 2 BB: 2 P: 12	R: 0 E: 0 K: 1 S: 6	H: 1 LOB: 1 BB: 0 P: 6	R: 0 E: 0 K: 0 S: 3	H: 0 LOB: 0 BB: 0 P: 3	R: 0 E: 0 K: 1 S: 5	H: 0 LOB: 0 BB: 0 P: 5	R: 0 E: 0 K: 0 S: 3	H: 0 LOB: 1 BB: 1 P: 7	R: 0 E: 0 K: 1 S: 5	H: 0 LOB: 0 BB: 0 P: 5	R: 0 E: 0 K: 0 S: 3	H: 0 LOB: 0 BB: 0 P: 3	R: 2 E: 0 K: 0 S: 6	H: 3 LOB: 1 BB: 0 P: 6	1B: 2 2B: 2 3B: 0 HR: 1	SF: 0 SAC: 0 DP: 0 HBP: 0	WP: 0 PA: 35 PB: 0 SB: 0 CS: 0
PITCHER Bruce Ruffin, L ERA: 3.16	IP: 9.0 WLS: L BF: 35	H: 5 R: 3 ER: 3 SO: 4	BB: 3 IBB: 0 HBP: 0 BLK: 0	WP: 0 HR: 1 S: 40 P: 52	ERA: 3.00 WHIP: 0.889	PITCHER	IP: 9.0 WLS: L BF: 35	H: 5 R: 3 ER: 3 SO: 4	BB: 3 IBB: 0 HBP: 0 BLK: 0	WP: 0 HR: 1 S: 40 P: 52	ERA: 3.00 WHIP: 0.889	PITCHER	IP: 9.0 WLS: L BF: 35	H: 5 R: 3 ER: 3 SO: 4	BB: 3 IBB: 0 HBP: 0 BLK: 0	WP: 0 HR: 1 S: 40 P: 52	ERA: 3.00 WHIP: 0.889		

St. Louis Cardinals @ Philadelphia Phillies
Veterans Stadium, Philadelphia, PA
Mon Jul 28 1986, 7:05 PM EDT
Att: 21,553 - Unknown

AB 32
R 3
H 5
RBI 3
BB 3
SO 4
LOB 10



Batter	1	2	3	4	5	6	7	8	9	AB	R	H	RBI	BB	SO	LOB	BOTTOM		
Jeff Stone, L OBP: 0.313, SLG: 0.349	K			L9		L4			F8	4	0	0	0	0	1	0			
Juan Samuel, R OBP: 0.303, SLG: 0.437	F9			F8		5-3			5-3	4	1	1	0	0	0	0			
Ron Roenicke, S OBP: 0.373, SLG: 0.391	F6			F8				F9		3	0	0	0	0	0	1			
Mike Schmidt, R OBP: 0.377, SLG: 0.535		K				6-3				3	0	1	1	0	1	0			
Von Hayes, L OBP: 0.379, SLG: 0.440	K			FC6		4-3				3	0	0	0	0	1	1			
Glenn Wilson, R OBP: 0.296, SLG: 0.351	K					5-3			6-3	3	0	0	0	0	1	0			
Ronn Reynolds, R OBP: 0.240, SLG: 0.522				K		F4			F9	3	0	0	0	0	1	0			
Steve Jeltz, S OBP: 0.356, SLG: 0.270				G3						3	0	1	0	0	1	0			
Bruce Ruffin, S OBP: 0.111, SLG: 0.167 Greg Gross, L (9, PH) OBP: 0.395, SLG: 0.310				K					CS	2	0	0	0	0	2	0			
Inning Stats	R: 0 E: 0 K: 1 S: 5	H: 0 LOB: 0 BB: 0 P: 5	R: 0 E: 0 K: 3 S: 9	H: 0 LOB: 0 BB: 0 P: 9	R: 0 E: 0 K: 2 S: 7	H: 0 LOB: 0 BB: 0 P: 7	R: 1 E: 0 K: 0 S: 5	H: 2 LOB: 1 BB: 0 P: 5	R: 0 E: 0 K: 1 S: 5	H: 0 LOB: 0 BB: 0 P: 5	R: 0 E: 0 K: 1 S: 5	H: 0 LOB: 0 BB: 0 P: 5	R: 0 E: 0 K: 0 S: 3	H: 1 LOB: 0 BB: 0 P: 3	R: 0 E: 0 K: 0 S: 3	H: 0 LOB: 0 BB: 0 P: 3	1B: 2 2B: 1 3B: 0 HR: 0	SF: 0 SAC: 0 DP: 0 HBP: 0	WP: 0 PA: 30 PB: 0 SB: 0 CS: 1
PITCHER Danny Cox, R ERA: 3.53	IP: 9.0 WLS: W BF: 29	H: 3 R: 1 ER: 1 SO: 8	BB: 0 IBB: 0 HBP: 0 BLK: 0	WP: 0 HR: 0 S: 45 P: 45	ERA: 1.00 WHIP: 0.333	PITCHER	IP: 9.0 WLS: W BF: 29	H: 3 R: 1 ER: 1 SO: 8	BB: 0 IBB: 0 HBP: 0 BLK: 0	WP: 0 HR: 0 S: 45 P: 45	ERA: 1.00 WHIP: 0.333	PITCHER	IP: 9.0 WLS: W BF: 29	H: 3 R: 1 ER: 1 SO: 8	BB: 0 IBB: 0 HBP: 0 BLK: 0	WP: 0 HR: 0 S: 45 P: 45	ERA: 1.00 WHIP: 0.333		

St. Louis Cardinals @ Philadelphia Phillies
Veterans Stadium, Philadelphia, PA
Mon Jul 28 1986, 7:05 PM EDT
Att: 21,553 - Unknown


AB 29
R 1
H 3
RBI 1
BB 0
SO 8
LOB 2



Batter	1	2	3	4	5	6	7	8	9	AB	R	H	RBI	BB	SO	LOB	TOP					
Vince Coleman, S (1, 8) OBP: 0.320, SLG: 0.306										5	0	1	0	0	0	4						
Ozzie Smith, S (1, 6) OBP: 0.335, SLG: 0.350										5	1	2	1	0	0	1						
Tom Herr, S (1, 4) OBP: 0.335, SLG: 0.308										5	1	1	0	0	0	2						
Curt Ford, L (1, 9) OBP: 0.347, SLG: 0.416										4	2	2	1	1	0	0						
Terry Pendleton, S (1, 5) OBP: 0.275, SLG: 0.278										5	1	2	2	0	0	1						
Michael LaValliere, L (1, 2) OBP: 0.331, SLG: 0.299										4	0	1	1	0	0	3						
Clint Hurdle, L (1, 3) OBP: 0.235, SLG: 0.242										4	0	0	0	1	2	5	AB 40 R 6 H 14 RBI 6 BB 2 SO 2 LOB 18					
Tito Landrum, R (1, 7) OBP: 0.250, SLG: 0.255										4	1	3	0	0	0	0						
Bob Forsch, R (1, 1) OBP: 0.128, SLG: 0.234										2	0	0	1	0	0	2						
Ray Sofl, R (7, 1)										0	0	0	0	0	0	0						
Ricky Horton, L (7, 1) OBP: 0.222, SLG: 0.125										0	0	0	0	0	0	0						
Todd Worrell, R (7, 1) OBP: 0.167, SLG: 0.500										1	0	1	0	0	0	0						
Mike Heath, R (7, 2) OBP: 0.294, SLG: 0.319										1	0	1	0	0	0	0						
Inning Stats	R: 0 E: 0 K: 0 S: 3	H: 1 LOB: 0 BB: 0 P: 3	R: 2 E: 1 K: 0 S: 6	H: 2 LOB: 2 BB: 1 P: 10	R: 0 E: 0 K: 0 S: 3	H: 0 LOB: 0 BB: 0 P: 3	R: 0 E: 0 K: 0 S: 4	H: 1 LOB: 2 BB: 1 P: 8	R: 2 E: 0 K: 1 S: 9	H: 4 LOB: 2 BB: 0 P: 9	R: 0 E: 0 K: 0 S: 3	H: 0 LOB: 0 BB: 0 P: 3	R: 1 E: 0 K: 0 S: 5	H: 2 LOB: 1 BB: 0 P: 5	R: 1 E: 0 K: 1 S: 8	H: 3 LOB: 2 BB: 0 P: 8	R: 0 E: 0 K: 0 S: 4	H: 1 LOB: 1 BB: 0 P: 4	1B: 12 2B: 1 3B: 1 HR: 0	SF: 0 SAC: 1 DP: 0 HBP: 0	WP: 0 PB: 0 SB: 1 CS: 0	PA: 43
PITCHER	IP	WLS	BF	H	R	ER	SO	BB	IBB	HBP	BLK	WP	HR	S	P	ERA	WHIP					
Charles Hudson, R (1, 1) ERA: 4.74	4.1	L	23	8	4	3	0	2	0	0	0	0	0	21	29	6.23	2.308					
Tom Hume, R (5, 1) ERA: 3.52	2.2		10	2	1	1	1	0	0	0	0	0	0	12	12	3.38	0.750					
Kent Tekulve, R (8, 1) ERA: 2.94	2.0		10	4	1	1	1	0	0	0	0	0	0	12	12	4.50	2.000					

St. Louis Cardinals @ Philadelphia Phillies
Veterans Stadium, Philadelphia, PA
Wed Jul 30 1986, 7:05 PM EDT
Att: 24,324 - Unknown


AB 40
R 6
H 14
RBI 6
BB 2
SO 2
LOB 18



Batter	1	2	3	4	5	6	7	8	9	AB	R	H	RBI	BB	SO	LOB	BOTTOM					
Gary Redus, R (1, 7) OBP: 0.333, SLG: 0.439										5	1	4	0	0	0	1						
Juan Samuel, R (1, 4) OBP: 0.303, SLG: 0.443										4	0	0	0	1	1	3						
Ron Roenicke, S (1, 8) OBP: 0.380, SLG: 0.389										2	0	1	1	2	1	0						
Mike Schmidt, R (1, 5) OBP: 0.377, SLG: 0.529										4	0	0	0	0	0	5						
Von Hayes, L (1, 3) OBP: 0.381, SLG: 0.447										4	1	1	0	0	0	4						
Glenn Wilson, R (1, 9) OBP: 0.299, SLG: 0.370										4	1	3	1	0	0	0						
Ronn Reynolds, R (1, 2) OBP: 0.303, SLG: 0.516										4	0	2	0	0	1	1	AB 34 R 3 H 11 RBI 2 BB 3 SO 3 LOB 19					
Steve Jeltz, S (1, 6) OBP: 0.351, SLG: 0.266										4	0	0	0	0	0	3						
Charles Hudson, S (1, 1) OBP: 0.059, SLG: 0.030										1	0	0	0	0	0	2						
Tom Hume, R (5, 1)										0	0	0	0	0	0	0						
Jeff Stone, L (7, PH) OBP: 0.310, SLG: 0.345										1	0	0	0	0	0	0						
Kent Tekulve, R (8, 1)										0	0	0	0	0	0	0						
Greg Gross, L (8, PH) OBP: 0.393, SLG: 0.311										1	0	0	0	0	0	0						
Inning Stats	R: 0 E: 0 K: 0 S: 3	H: 1 LOB: 1 BB: 1 P: 7	R: 0 E: 0 K: 0 S: 5	H: 2 LOB: 2 BB: 0 P: 5	R: 1 E: 0 K: 0 S: 5	H: 2 LOB: 1 BB: 0 P: 5	R: 1 E: 0 K: 2 S: 7	H: 2 LOB: 0 BB: 0 P: 7	R: 0 E: 0 K: 0 S: 4	H: 2 LOB: 3 BB: 2 P: 4	R: 0 E: 0 K: 0 S: 4	H: 1 LOB: 3 BB: 2 P: 12	R: 0 E: 0 K: 1 S: 5	H: 0 LOB: 0 BB: 0 P: 5	R: 0 E: 0 K: 0 S: 3	H: 1 LOB: 0 BB: 0 P: 3	1B: 8 2B: 4 3B: 0 HR: 1	SF: 0 SAC: 1 DP: 3 HBP: 0	WP: 0 PB: 0 SB: 2 CS: 0	PA: 38		
PITCHER	IP	WLS	BF	H	R	ER	SO	BB	IBB	HBP	BLK	WP	HR	S	P	ERA	WHIP					
Bob Forsch, R (1, 1) ERA: 2.53	6.0	W	26	9	3	3	2	1	0	0	0	0	0	29	33	4.50	1.667					
Ray Sofl, R (7, 1)	0.1		3	1	0	0	0	1	0	0	0	0	0	2	6	0.00	6.000					
Ricky Horton, L (7, 1) ERA: 2.63	0.0		1	0	0	0	0	1	0	0	0	0	0	4	∞	∞						
Todd Worrell, R (7, 1) ERA: 1.52	2.2	S	8	1	0	0	1	0	0	0	0	0	0	10	10	0.00	0.375					

St. Louis Cardinals @ Philadelphia Phillies
Veterans Stadium, Philadelphia, PA
Wed Jul 30 1986, 7:05 PM EDT
Att: 24,324 - Unknown

AB 34
R 3
H 11
RBI 2
BB 3
SO 3
LOB 19



Batter	1	2	3	4	5	6	7	8	9	AB	R	H	RBI	BB	SO	LOB	TOP			
Vince Coleman, S (1,7) OBP: 0.319, SLG: 0.306	0-0 6-3			0-0 8-3 1B		0-0 FC4-6			0-0 B3	4	0	1	0	0	0	2				
Ozzie Smith, S (1,6) OBP: 0.376, SLG: 0.346	0-0 F6			0-0 8-3 1-2		0-0 1-3			0-0 3-1	4	0	0	0	0	0	3				
Tom Herr, S (1,4) OBP: 0.332, SLG: 0.305	0-0 F7			0-0 F8					0-0 6-3	3	0	0	0	0	0	0				
Willie McGee, S (1,8) OBP: 0.297, SLG: 0.359		0-0 F7				0-0 1-3			0-0 1-3	3	0	0	0	0	0	0				
Curt Ford, L (1,9) OBP: 0.339, SLG: 0.405		0-0 F7				0-0 3-1			0-0 5-3	3	0	0	0	0	0	0				
Terry Pendleton, S (1,5) OBP: 0.275, SLG: 0.278		0-0 6-3				0-0 G3			0-0 G6-3 1B	3	0	1	0	0	0	0				
Clint Hurdle, L (1,3) OBP: 0.238, SLG: 0.245			0-0 B3-6-4 1B			0-0 F8			0-0 G6-3 1-2	3	0	1	0	0	0	1				
Michael LaValliere, L (1,2) OBP: 0.331, SLG: 0.299			0-3 K			0-0 FC4-6 1B			0-0 F9	3	0	1	0	0	1	1				
Greg Mathews, R (1,1) OBP: 0.083, SLG: 0.043			0-0 B3-6-4			0-0 FC4-6 1-2 1B			0-3 K	1	0	0	0	0	0	1				
Tito Landrum, R (6,PH) OBP: 0.255, SLG: 0.261										1	0	1	0	0	0	0				
Ray Burris, R (6,1) OBP: 0.174, SLG: 0.304										0	0	0	0	0	0	0				
José Oquendo, S (9,PH) OBP: 0.412, SLG: 0.386										1	0	0	0	0	1	0				
Inning Stats	R: 0 E: 0 K: 0 S: 3	H: 0 LOB: 0 BB: 0 P: 3	R: 0 E: 0 K: 0 S: 3	H: 0 LOB: 0 BB: 0 P: 3	R: 0 E: 0 K: 1 S: 5	H: 1 LOB: 0 BB: 0 P: 5	R: 0 E: 0 K: 0 S: 3	H: 1 LOB: 0 BB: 0 P: 3	R: 0 E: 0 K: 0 S: 3	H: 0 LOB: 0 BB: 0 P: 3	R: 0 E: 0 K: 0 S: 3	H: 1 LOB: 0 BB: 0 P: 3	R: 0 E: 0 K: 1 S: 5	H: 0 LOB: 0 BB: 0 P: 5	R: 0 E: 0 K: 0 S: 3	H: 0 LOB: 0 BB: 0 P: 5	1B: 5 2B: 1 3B: 0 HR: 0	SF: 0 SAC: 0 DP: 3 HBP: 0	WP: 0 PB: 0 SB: 1 CS: 0	PA: 29
PITCHER Rick Rhoden, R (1,1) ERA: 2.17	IP: 9.0 WLS: W BF: 29 H: 5 R: 0 ER: 0 SO: 2 BB: 0 IBB: 0 HBP: 0 BLK: 0 WP: 0 HR: 0 S: 33 P: 33 ERA: 0.00 WHIP: 0.556																			

St. Louis Cardinals @ Pittsburgh Pirates
Three Rivers Stadium, Pittsburgh, PA
Fri Aug 01 1986, 7:05 PM EDT
Att: 9,794 - Unknown

livebaseballscores.com

AB 29
R 0
H 5
RBI 0
BB 0
SO 2
LOB 8



Batter	1	2	3	4	5	6	7	8	9	AB	R	H	RBI	BB	SO	LOB	BOTTOM			
Barry Bonds, L (1,8) OBP: 0.325, SLG: 0.426	0-0 G3		0-0 F7		0-0 4-3		0-3 K			4	0	0	0	0	1	3				
Bobby Bonilla, S (1,7) OBP: 0.368, SLG: 0.355	4-0 2B BB		0-0 HR 2B		4-0 FC6-4 BB			0-0 G3		2	2	1	1	2	0	0				
Johnny Ray, S (1,4) OBP: 0.365, SLG: 0.387	0-0 F9 1-H 2B		0-3 K		0-0 FC6-4 1-2			0-0 6-3		4	0	1	1	0	1	2				
Jim Morrison, R (1,5) OBP: 0.327, SLG: 0.438	0-0 F9 2-3		0-0 HR		0-0 L3-6 2B			4-0 BB		3	1	2	2	1	0	1				
Mike Brown, R (1,9) OBP: 0.298, SLG: 0.312	0-0 F3		0-0 6-3			0-3 K		0-0 4-3		2	0	0	0	0	0	1				
R.J. Reynolds, S (6,PH) OBP: 0.371, SLG: 0.478										2	0	0	0	0	1	2				
Tony Peña, R (1,2) OBP: 0.326, SLG: 0.376		0-0 G4-6-3 1B		0-0 1-3		0-0 L3-6 2-3				3	0	1	0	0	0	1				
Sid Bream, L (1,3) OBP: 0.359, SLG: 0.472		0-0 G4-6-3 1-2		0-0 F7				0-0 F6		3	0	0	0	0	0	1				
Sam Khalifa, R (1,6) OBP: 0.288, SLG: 0.238		0-0 F7		0-0 F7				4-0 SH3-4 BB		2	0	0	0	1	0	0				
Rick Rhoden, R (1,1) OBP: 0.339, SLG: 0.393			0-0 2B 2B		0-0 4-3 CS 2B			0-0 SH3-4 1-2		2	1	2	0	0	0	0				
Inning Stats	R: 1 E: 0 K: 0 S: 4	H: 1 LOB: 1 BB: 1 P: 8	R: 0 E: 0 K: 0 S: 3	H: 1 LOB: 0 BB: 0 P: 3	R: 3 E: 0 K: 1 S: 8	H: 3 LOB: 0 BB: 0 P: 8	R: 0 E: 0 K: 0 S: 3	H: 0 LOB: 0 BB: 0 P: 3	R: 0 E: 0 K: 1 S: 5	H: 1 LOB: 0 BB: 0 P: 5	R: 0 E: 0 K: 1 S: 5	H: 0 LOB: 1 BB: 1 P: 9	R: 0 E: 0 K: 0 S: 3	H: 0 LOB: 1 BB: 1 P: 7	R: 0 E: 0 K: 0 S: 3	H: 0 LOB: 1 BB: 1 P: 7	1B: 1 2B: 6 3B: 0 HR: 1	SF: 0 SAC: 1 DP: 2 HBP: 0	WP: 0 PB: 0 SB: 0 CS: 1	PA: 32
PITCHER Greg Mathews, L (1,1) ERA: 3.57	IP: 5.0 WLS: L BF: 21 H: 6 R: 4 ER: 4 SO: 1 BB: 2 IBB: 0 HBP: 0 BLK: 0 WP: 0 HR: 1 S: 21 P: 29 ERA: 7.20 WHIP: 1.600																			
Ray Burris, R (6,1) ERA: 5.66	IP: 3.0 WLS: L BF: 11 H: 1 R: 0 ER: 0 SO: 2 BB: 2 IBB: 0 HBP: 0 BLK: 0 WP: 0 HR: 0 S: 13 P: 21 ERA: 0.00 WHIP: 1.000																			

St. Louis Cardinals @ Pittsburgh Pirates
Three Rivers Stadium, Pittsburgh, PA
Fri Aug 01 1986, 7:05 PM EDT
Att: 9,794 - Unknown

livebaseballscores.com

AB 27
R 4
H 7
RBI 4
BB 4
SO 3
LOB 11



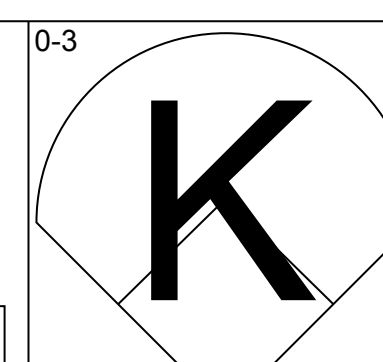
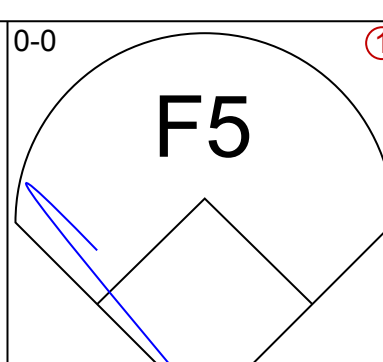
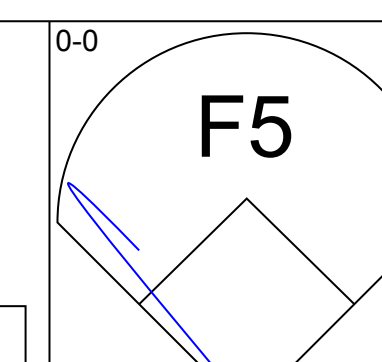
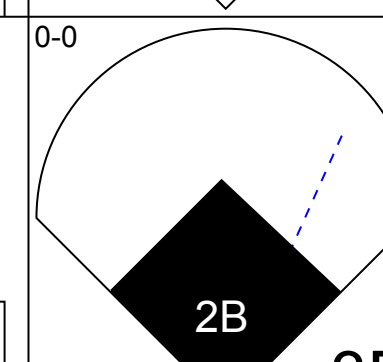
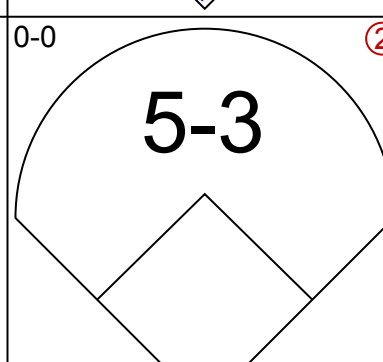
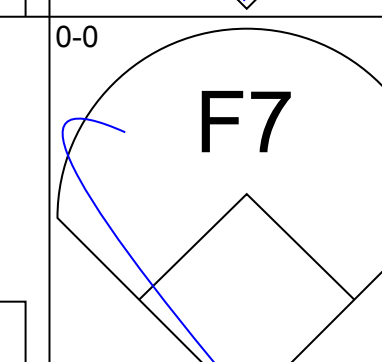
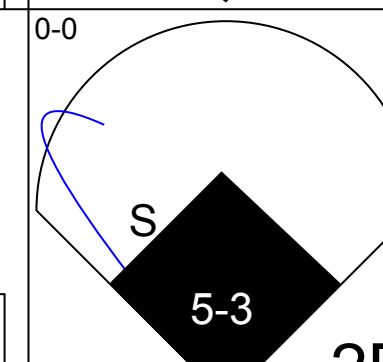
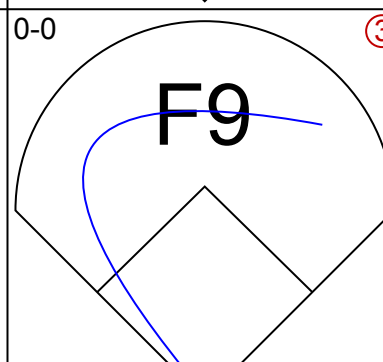
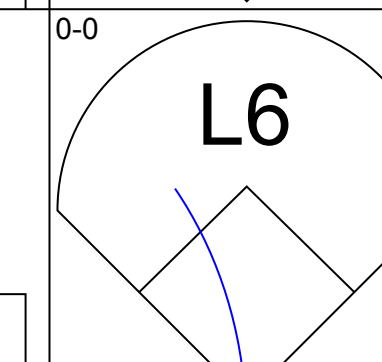
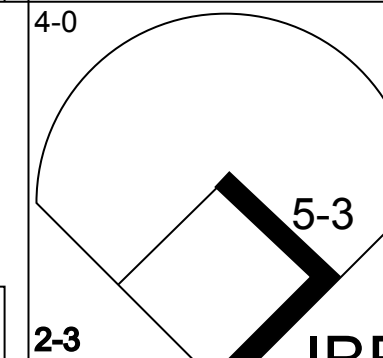

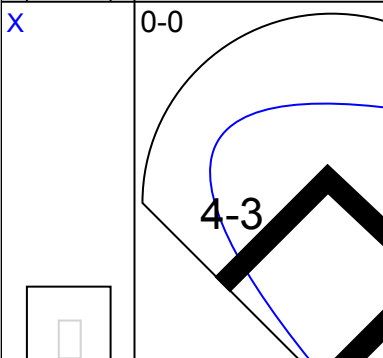

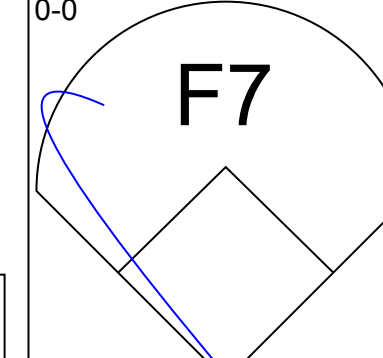
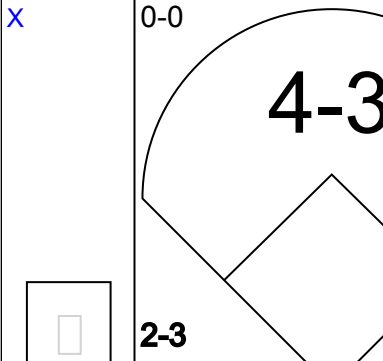


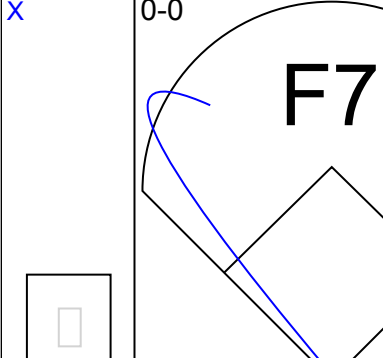


Batter	1	2	3	4	5	6	7	8	9	AB R H RBI BB SO LOB	TOP											
Vince Coleman, S (1,7) OBP: 0.318, SLG: 0.302 (9,8)	0-0 6-3		0-0 5-3		4-0 E BB		0-0 6-3		0-0 E8 E	4 2 0 0 1 0 0	St. Louis Cardinals @ Pittsburgh Pirates Three Rivers Stadium, Pittsburgh, PA Sat Aug 02 1986, 7:05 PM EDT Att: 14,233 - Unknown livebaseballscorecards.com											
Ozzie Smith, S (1,6) OBP: 0.381, SLG: 0.349	0-0 F8		0-0 3-1		0-0 E2 1B		0-0 BB 1B		0-0 E8 1B	5 1 3 3 0 0 0												
Willie McGee, S (1,8) José Oquendo, S (9,7) OBP: 0.412, SLG: 0.386	0-3 K		0-0 1-3		0-0 F6		4-0 BB 1-2		0-0 3-1	4 0 0 0 1 1 2 0 0 0 0 0 0 0												
Tito Landrum, R (1,9) Curt Ford, L (9,PH) OBP: 0.248, SLG: 0.254 OBP: 0.344, SLG: 0.410		0-0 5-3		0-3 K		0-0 5-3		0-0 K	0-0 BB 2B 1B	4 0 0 0 0 2 2 1 1 1 1 0 0 0												
Tom Herr, S (1,4) OBP: 0.331, SLG: 0.302		0-0 E5 1B		0-0 F7		0-0 L6		0-0 F9	0-0 BB 2B 1B	4 2 0 0 1 0 2												
Alan Kneisely, R (1,3) Clint Hurdle, L (9,PH) OBP: 0.355, SLG: 0.321 OBP: 0.245, SLG: 0.263		0-3 K		0-0 F4		4-0 BB 2B		0-0 L5	0-0 BB 2B	3 0 0 0 1 1 1 1 0 1 2 0 0 0												
Terry Pendleton, S (1,5) OBP: 0.279, SLG: 0.291		0-0 WP 1B		0-0 E 3B		0-0 1-3 2B		0-0 6-3	0-3 K	5 1 3 1 0 1 0												
Mike Heath, R (1,2) OBP: 0.292, SLG: 0.321		4-0 1-2 IBB		0-0 5-3		4-0 IBB		0-0 1B		2 0 1 0 2 0 1												
John Tudor, L (1,1) Ray Soff, R (9,1) Ricky Horton, L (9,1) OBP: 0.119, SLG: 0.119 OBP: 0.222, SLG: 0.125		0-0 F8		0-3 K		0-3 K		0-0 5-3		4 0 0 0 0 2 7 0 0 0 0 0 0 0 0 0 0 0 0 0 0												
Inning Stats	R: 0 E: 0 K: 1 S: 5	H: 0 LOB: 0 BB: 0 P: 5	R: 1 E: 1 K: 1 S: 7	H: 1 LOB: 2 BB: 1 P: 11	R: 0 E: 0 K: 0 S: 3	H: 0 LOB: 0 BB: 0 P: 3	R: 0 E: 0 K: 1 S: 5	H: 0 LOB: 0 BB: 0 P: 5	R: 2 E: 1 K: 1 S: 7	H: 2 LOB: 1 BB: 1 P: 11		R: 0 E: 0 K: 1 S: 6	H: 1 LOB: 3 BB: 2 P: 14	R: 0 E: 0 K: 1 S: 6	H: 1 LOB: 2 BB: 1 P: 10	R: 0 E: 0 K: 0 S: 4	H: 1 LOB: 0 BB: 0 P: 4	R: 4 E: 2 K: 1 S: 8	H: 3 LOB: 0 BB: 1 P: 12	1B: 6 2B: 2 3B: 1 HR: 0	SF: 0 SAC: 0 DP: 0 HBP: 0	WP: 1 PB: 0 SB: 1 CS: 0
PITCHER	IP WLS BF H R ER SO BB IBB HBP BLK WP HR S P ERA WHIP																					
Larry McWilliams, L (1,1) ERA: 4.85	6.0 L 27 4 3 3 2 5 2 2 0 0 0 1 0 33 49 3.00 1.000																					
Barry Jones, R (7,1) ERA: 3.29	1.0 5 1 0 0 1 1 0 0 0 0 0 0 6 10 0.00 2.000																					
Don Robinson, R (8,1) ERA: 3.41	1.1 9 3 4 3 0 1 0 0 0 0 0 0 8 12 20.25 3.000																					
Cecilio Guante, R (9,1) ERA: 3.15	0.2 2 1 0 0 1 0 0 0 0 0 0 0 4 4 0.00 1.500																					

Batter	1	2	3	4	5	6	7	8	9	AB R H RBI BB SO LOB	BOTTOM									
Bill Almon, R (1,7) OBP: 0.324, SLG: 0.394	0-0 1B		0-0 F4		0-0 4-3			0-0 5-3		4 0 1 0 0 0 0	St. Louis Cardinals @ Pittsburgh Pirates Three Rivers Stadium, Pittsburgh, PA Sat Aug 02 1986, 7:05 PM EDT Att: 14,233 - Unknown livebaseballscorecards.com									
Bobby Bonilla, S (1,8) OBP: 0.366, SLG: 0.353	0-0 1B		0-0 4-3		0-3 K		0-0 G3		0-0 1B	4 0 1 0 0 1 0										
Johnny Ray, S (1,4) OBP: 0.361, SLG: 0.383	0-0 G1-6-3 1-2				0-0 L7		0-0 4-3		0-0 4-3	4 0 0 0 0 0 2										
Jim Morrison, R (1,5) OBP: 0.323, SLG: 0.432	0-0 L9				0-0 6-3		0-0 F7		0-0 F4	4 0 0 0 0 0 1										
Mike Diaz, R (1,3) OBP: 0.344, SLG: 0.553		0-0 HR			0-0 HR			0-0 1B 1B	0-0 E7 1B 2B	3 2 3 2 0 0 0 0 0 0 0 0 0 0 1 1 1 0 0 0 0										
Rick Reuschel, R (7,PR) OBP: 0.146, SLG: 0.149																				
Sid Bream, L (8,3) OBP: 0.360, SLG: 0.477																				
Tony Peña, R (1,2) OBP: 0.331, SLG: 0.380		0-0 F8			0-0 1B		0-0 1-2 1B		0-0 1B	4 0 3 1 0 0 0										
Mike Brown, R (1,9) OBP: 0.294, SLG: 0.308		0-0 F2			0-0 F7		0-0 B3		0-0 1B	3 0 0 0 0 0 3 1 0 1 0 0 0 0										
Joe Orsulak, L (8,9) OBP: 0.322, SLG: 0.371																				
Sam Khalifa, R (1,6) OBP: 0.287, SLG: 0.238		0-0 L9			0-0 CS 1B		0-0 F6		0-0 F8	4 0 1 0 0 0 4										
Larry McWilliams, L (1,1) Barry Jones, R (7,1) U.L. Washington, S (9,PH) Don Robinson, R (8,1) Cecilio Guante, R (9,1) R.J. Reynolds, S (9,PH) OBP: 0.200, SLG: 0.174 OBP: 0.344, SLG: 0.344 OBP: 0.370, SLG: 0.476			0-0 1-3		0-0 1-3		0-3 K		0-3 K	2 0 0 0 0 0 1 0 0 0 0 0 0 0 1 0 0 0 0 0 1 0 0 0 0 0 0 0 0 0 0 0 0 0 0 1 0 0 0 0 1 2										
Inning Stats	R: 0 E: 0 K: 0 S: 4	H: 2 LOB: 1 BB: 0 P: 4	R: 1 E: 0 K: 0 S: 4	H: 1 LOB: 0 BB: 0 P: 4	R: 0 E: 0 K: 0 S: 3	H: 0 LOB: 0 BB: 0 P: 3	R: 1 E: 0 K: 0 S: 5	H: 2 LOB: 1 BB: 0 P: 5	R: 0 E: 0 K: 1 S: 7	H: 0 LOB: 0 BB: 0 P: 5	R: 0 E: 0 K: 1 S: 7	H: 2 LOB: 2 BB: 0 P: 7	R: 0 E: 0 K: 0 S: 3	H: 0 LOB: 0 BB: 0 P: 3	R: 1 E: 1 K: 1 S: 8	H: 3 LOB: 2 BB: 0 P: 8	1B: 8 2B: 1 3B: 0 HR: 2	SF: 0 SAC: 0 DP: 1 HBP: 0	WP: 0 PB: 0 SB: 0 CS: 1	PA: 36
PITCHER	IP WLS BF H R ER SO BB IBB HBP BLK WP HR S P ERA WHIP																			
John Tudor, L (1,1) ERA: 2.66	8.1 W 32 9 3 3 3 2 0 0 0 0 0 2 36 36 3.24 1.080																			
Ray Soff, R (9,1) ERA:	0.0 1 1 0 0 0 0 0 0 0 0 0 0 1 1 ∞ ∞																			
Ricky Horton, L (9,1) ERA: 2.6	0.2 3 1 0 0 1 0 0 0 0 0 0 0 5 5 0.00 1.500																			



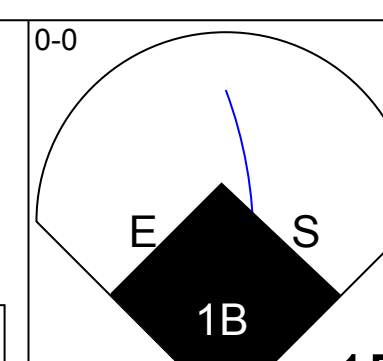
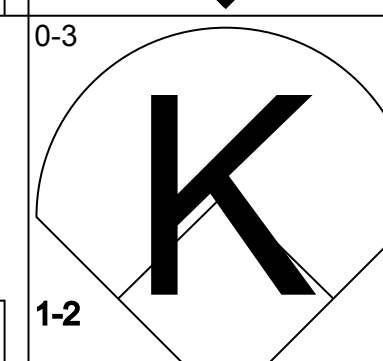
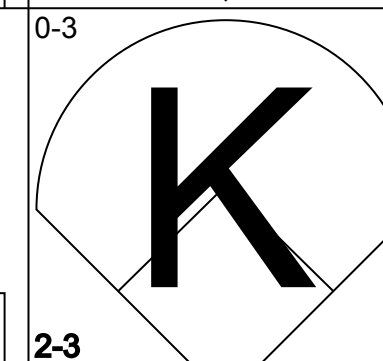
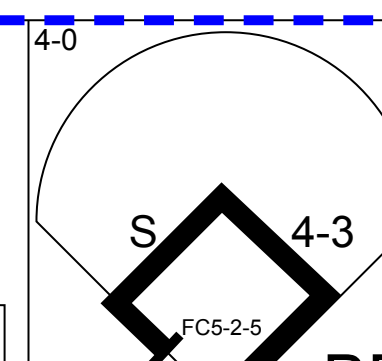
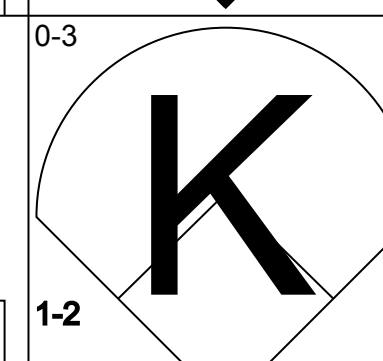
Batter	1	2	3	4	5	6	7	8	9	AB	R	H	RBI	BB	SO	LOB	TOP					
Vince Coleman, S (1,8) OBP: 0.317, SLG: 0.302	0-0 3-1		0-0 4-3			0-0 1-3		0-0 1B		4	0	1	0	0	0	0	St. Louis Cardinals @ Pittsburgh Pirates Three Rivers Stadium, Pittsburgh, PA Sun Aug 03 1986, 3:33 AM EDT Att: 14,849 - Unknown livebaseballscorecards.com					
Terry Pendleton, S (1,5) OBP: 0.282, SLG: 0.294	0-0 6-3			0-0 1B		0-0 1B		0-0 4-3		4	0	2	0	0	0	1						
Tom Herr, S (1,4) OBP: 0.327, SLG: 0.298	0-3 K			0-0 F8		0-0 F7			0-0 5-3	4	0	0	0	0	1	2						
Curt Ford, L (1,7) OBP: 0.333, SLG: 0.397		0-0 3-1		0-0 F7		0-0 L8			0-0 F9	4	0	0	0	0	0	2						
Clint Hurdle, L (1,3) OBP: 0.264, SLG: 0.276		4-0 BB		0-0 1B			0-3 K		0-0 1B	3	0	2	0	1	1	0						
Michael LaValliere, L (1,2) OBP: 0.324, SLG: 0.292	0-0 F5			0-0 1-3			0-0 4-3		0-0 4-3	4	0	0	0	0	0	4						
Tito Landrum, R (1,9) OBP: 0.250, SLG: 0.255	0-0 F7				0-0 G4-6-3 1B					3	0	1	0	0	1	1						
José Oquendo, S (1,6) OBP: 0.400, SLG: 0.374			0-0 1-3		0-0 G4-6-3 1-2			0-0 G3		3	0	0	0	0	0	1						
Danny Cox, R (1,1) OBP: 0.200, SLG: 0.212			0-3 K		0-3 K			0-0 F7		1	0	0	0	0	1	0						
Pat Perry, L (4,1) Ozzie Smith, S (8, PH) Ricky Horton, L (8,1) OBP: 0.380, SLG: 0.348 OBP: 0.222, SLG: 0.125										1	0	0	0	0	1	0						
										1	0	0	0	0	0	0						
										0	0	0	0	0	0	0						
Inning Stats	R: 0 E: 0 K: 1 S: 5	H: 0 LOB: 0 BB: 0 P: 5	R: 0 E: 0 K: 0 S: 3	H: 0 LOB: 1 BB: 1 P: 7	R: 0 E: 0 K: 1 S: 5	H: 0 LOB: 0 BB: 0 P: 5	R: 0 E: 0 K: 0 S: 5	H: 2 LOB: 2 BB: 0 P: 5	R: 0 E: 0 K: 1 S: 5	H: 1 LOB: 0 BB: 0 P: 5	R: 0 E: 0 K: 2 S: 4	H: 0 LOB: 0 BB: 0 P: 4	R: 0 E: 0 K: 0 S: 7	H: 0 LOB: 0 BB: 0 P: 7	R: 0 E: 0 K: 0 S: 4	H: 1 LOB: 1 BB: 0 P: 4	R: 0 E: 0 K: 0 S: 4	H: 1 LOB: 1 BB: 0 P: 4	1B: 6 2B: 0 3B: 0 HR: 0	SF: 0 SAC: 0 DP: 1 HBP: 0	WP: 0 PB: 0 SB: 2 CS: 0	PA: 33
PITCHER Rick Reuschel, R (1,1) ERA: 4.13	IP: 9.0 WLS: W BF: 33 H: 6 R: 0 ER: 0 SO: 5 BB: 1 IBB: 0 HBP: 0 BLK: 0 WP: 0 HR: 0 S: 42 P: 46 ERA: 0.00 WHIP: 0.778															PITCHER	IP: 9.0 WLS: W BF: 33 H: 6 R: 0 ER: 0 SO: 5 BB: 1 IBB: 0 HBP: 0 BLK: 0 WP: 0 HR: 0 S: 42 P: 46 ERA: 0.00 WHIP: 0.778					

Batter	1	2	3	4	5	6	7	8	9	AB	R	H	RBI	BB	SO	LOB	BOTTOM
Joe Orsulak, L (1,9) OBP: 0.322, SLG: 0.369	0-0 1B		0-0 4-3			0-0 4-3		0-0 5-3		4	1	1	0	0	0	1	St. Louis Cardinals @ Pittsburgh Pirates Three Rivers Stadium, Pittsburgh, PA Sun Aug 03 1986, 3:33 AM EDT Att: 14,849 - Unknown livebaseballscorecards.com
Barry Bonds, L (1,8) OBP: 0.323, SLG: 0.423	0-0 2B		0-0 F9		0-0 F7		0-0 4-3			4	1	1	1	0	0	0	
Johnny Ray, S (1,4) OBP: 0.362, SLG: 0.387	0-0 SF8		0-0 G3		0-0 6-3		0-0 G6-3 1B			4	1	2	1	0	0	0	
Sid Bream, L (1,3) OBP: 0.356, SLG: 0.471	0-0 3-1		0-0 F8			0-0 6-3		0-0 G6-3 1-2		4	0	0	0	0	0	2	
R.J. Reynolds, S (1,7) OBP: 0.366, SLG: 0.473	0-0 SF8			0-0 6-3		0-0 L9				2	0	0	1	0	0	0	
Tony Peña, R (1,2) OBP: 0.333, SLG: 0.383	0-0 1B			0-0 1B		0-0 6-3				3	0	2	0	0	0	0	
Jim Morrison, R (1,5) OBP: 0.323, SLG: 0.431	0-0 F9			0-0 1B			0-0 5-3			3	0	1	0	0	0	1	
U.L. Washington, S (1,6) OBP: 0.338, SLG: 0.328		0-3 K		0-0 F7			0-0 F8			3	0	0	0	0	1	2	
Rick Reuschel, R (1,1) OBP: 0.137, SLG: 0.140	0-0 F8			0-0 L9			0-0 E6			3	0	0	0	0	0	2	
										1B: 6 2B: 1 3B: 0 HR: 0	SF: 1 SAC: 0 DP: 1 HBP: 0	WP: 0 PB: 0 SB: 2 CS: 0	PA: 31				
Inning Stats	R: 3 E: 0 K: 0 S: 7	H: 4 LOB: 1 BB: 0 P: 7	R: 0 E: 0 K: 1 S: 5	H: 0 LOB: 0 BB: 0 P: 5	R: 0 E: 0 K: 0 S: 3	H: 0 LOB: 0 BB: 0 P: 3	R: 0 E: 0 K: 0 S: 5	H: 2 LOB: 2 BB: 0 P: 5	R: 0 E: 0 K: 0 S: 3	H: 0 LOB: 0 BB: 0 P: 3	R: 0 E: 0 K: 0 S: 3	H: 0 LOB: 0 BB: 0 P: 3	R: 0 E: 1 K: 0 S: 4	H: 0 LOB: 1 BB: 0 P: 4	R: 0 E: 0 K: 0 S: 3	H: 1 LOB: 0 BB: 0 P: 3	
PITCHER Danny Cox, R (1,1) ERA: 3.66 Pat Perry, L (4,1) ERA: 4.34 Ricky Horton, L (8,1) ERA: 2.55	IP: 3.0 WLS: L BF: 13 H: 4 R: 3 ER: 3 SO: 3 BB: 0 IBB: 0 HBP: 0 BLK: 0 WP: 0 HR: 0 S: 15 P: 15 ERA: 9.00 WHIP: 1.333															PITCHER	IP: 3.0 WLS: L BF: 13 H: 4 R: 3 ER: 3 SO: 3 BB: 0 IBB: 0 HBP: 0 BLK: 0 WP: 0 HR: 0 S: 15 P: 15 ERA: 9.00 WHIP: 1.333

Batter	1	2	3	4	5	6	7	8	9	AB	R	H	RBI	BB	SO	LOB	TOP										
Gary Redus, R OBP: 0.333, SLG: 0.448 (1, 7)										3	0	0	0	1	1	0	Philadelphia Phillies @ St. Louis Cardinals Busch Stadium, St. Louis, MO Mon Aug 04 1986, 7:05 PM CDT Att: 27,059 - Unknown										
Jeff Stone, L OBP: 0.317, SLG: 0.384 (1, 8)										4	1	1	0	0	0	1											
Juan Samuel, R OBP: 0.305, SLG: 0.452 (1, 4)										4	1	1	1	1	0	0											
Mike Schmidt, R OBP: 0.388, SLG: 0.550 (1, 3) (9, 5)										3	0	2	0	1	0	0											
Glenn Wilson, R OBP: 0.300, SLG: 0.390 (1, 9)										4	0	1	1	0	1	3											
Rick Schu, R OBP: 0.339, SLG: 0.405 (1, 5) Von Hayes, L OBP: 0.376, SLG: 0.437 (9, 3) (9, 3)										3	0	0	0	0	0	3											
John Russell, R OBP: 0.307, SLG: 0.467 (1, 2)										4	0	0	0	0	0	2											
Steve Jeltz, S OBP: 0.338, SLG: 0.262 (1, 6)										3	0	0	0	0	2	0											
Charles Hudson, S OBP: 0.056, SLG: 0.029 (1, 1) Francisco Melendez, L OBP: 0.333, SLG: 0.333 (7, PH) Dan Schatzeder, L OBP: 0.538, SLG: 0.714 (7, 1)										2	0	0	0	0	1	0											
Inning Stats	R: 2 E: 0 K: 1 S: 7	H: 2 LOB: 1 BB: 1 P: 11	R: 0 E: 0 K: 0 S: 7	H: 0 LOB: 0 BB: 0 P: 7	R: 0 E: 0 K: 0 S: 3	H: 0 LOB: 0 BB: 0 P: 3	R: 0 E: 0 K: 0 S: 4	H: 1 LOB: 1 BB: 0 P: 4	R: 0 E: 1 K: 1 S: 5	H: 0 LOB: 1 BB: 1 P: 9	R: 0 E: 0 K: 0 S: 4	H: 0 LOB: 0 BB: 0 P: 4	R: 0 E: 0 K: 0 S: 3	H: 0 LOB: 0 BB: 0 P: 3	R: 0 E: 0 K: 1 S: 6	H: 1 LOB: 1 BB: 0 P: 6		1B: 2 2B: 2 3B: 1 HR: 0	SF: 0 SAC: 0 DP: 0 HBP: 0	WP: 0 PB: 0 SB: 1 CS: 0	PA: 34						
PITCHER	IP	WLS	BF	H	R	ER	SO	BB	IBB	HBP	BLK	WP	HR	S	P	ERA	WHIP										
Tim Conroy, L ERA: 4.87 Todd Worrell, R ERA: 1.5	(1, 1) (9, 1)	8.0 W	30 4	4 1	2 0	2 0	4 1	1 0	1 0	0 0	0 0	0 0	0 0	36 6	44 6	2.25 0.00	0.625 1.000										

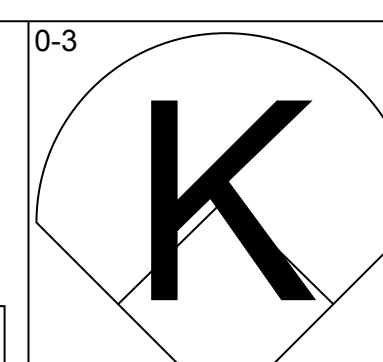
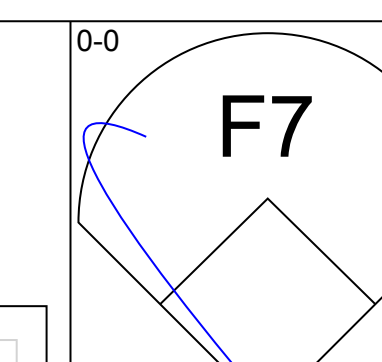
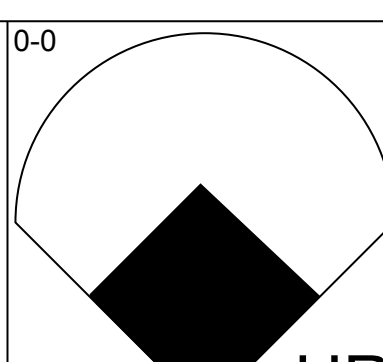
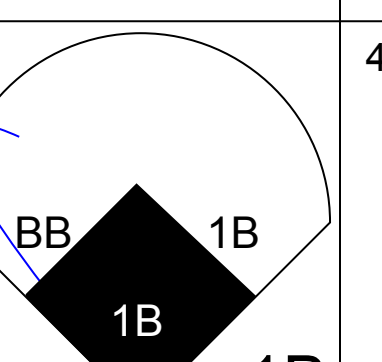
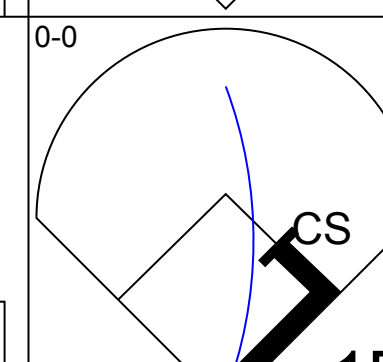
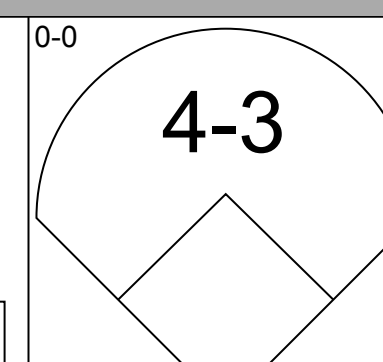
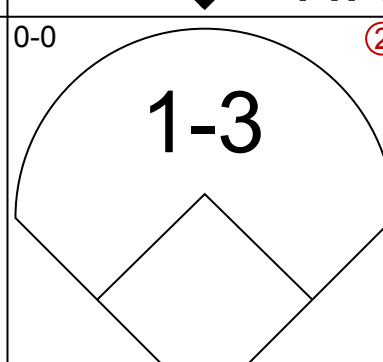
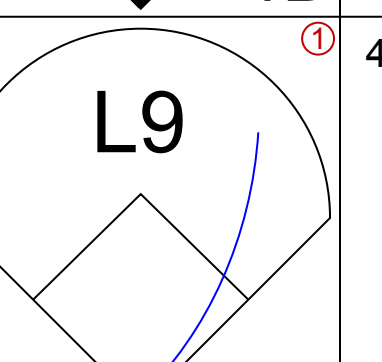
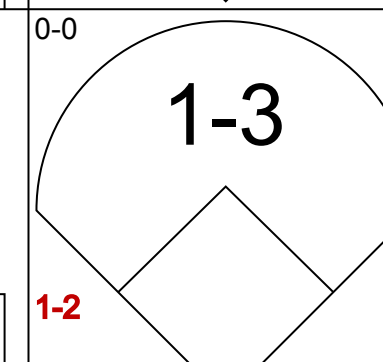
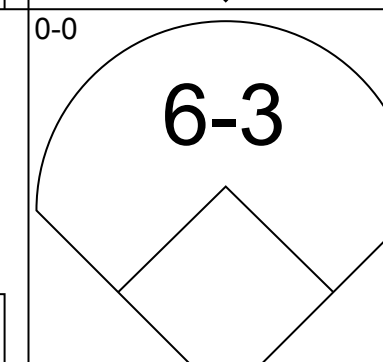
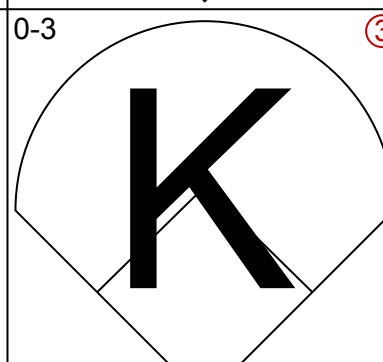
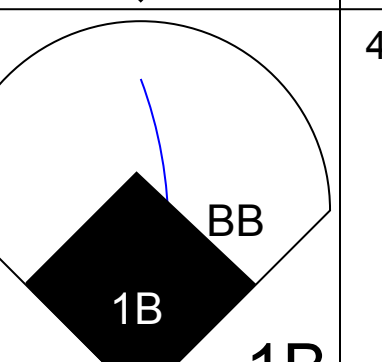
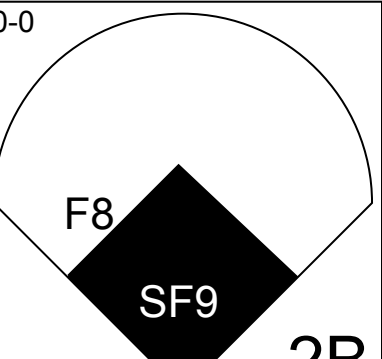
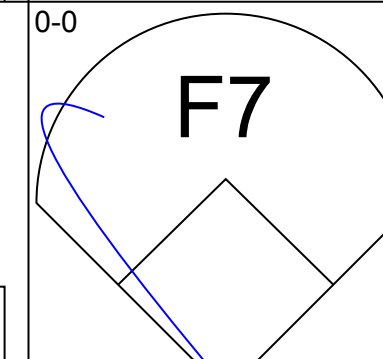
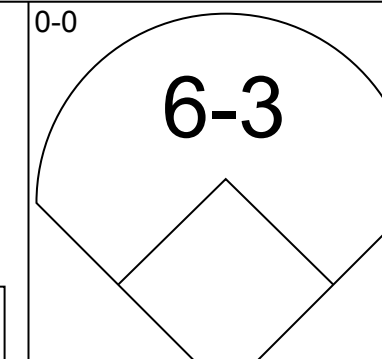
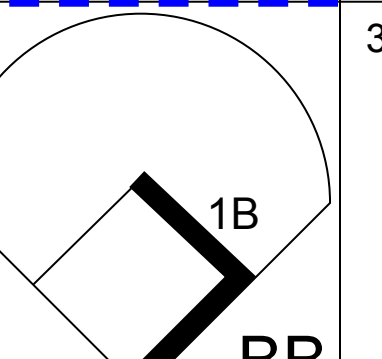
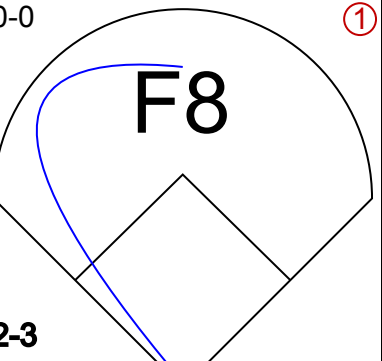
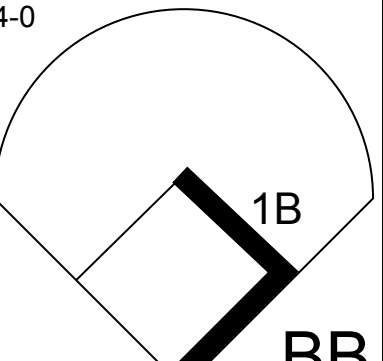
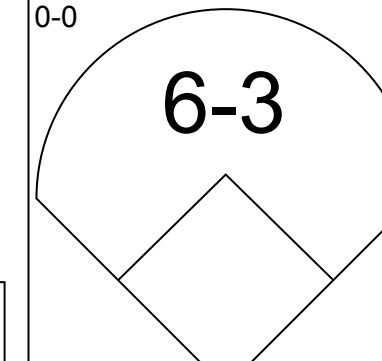
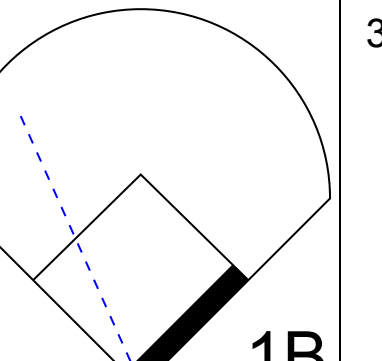
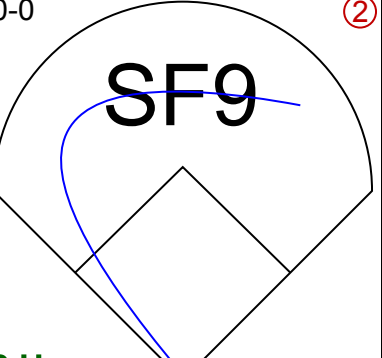
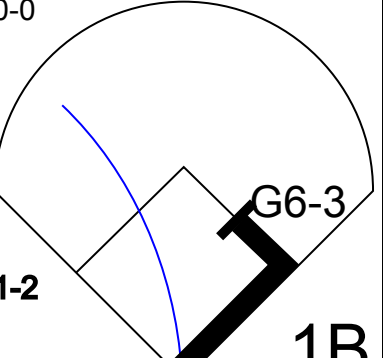
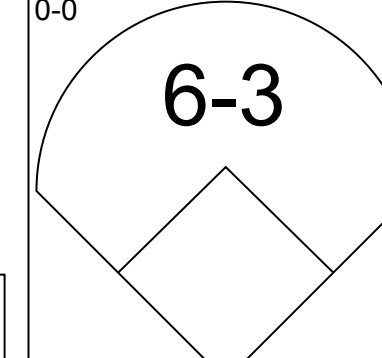
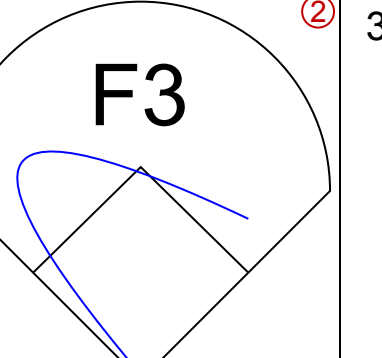
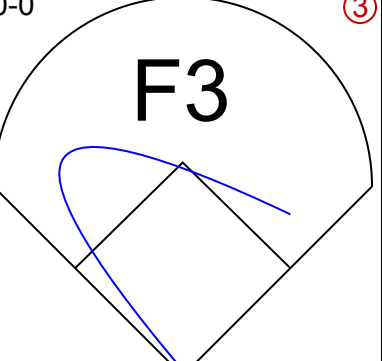
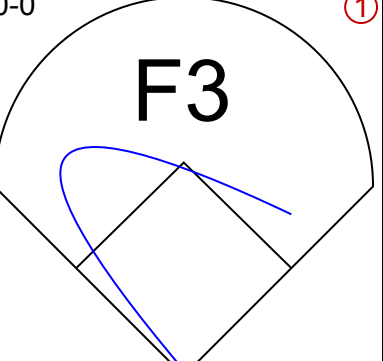
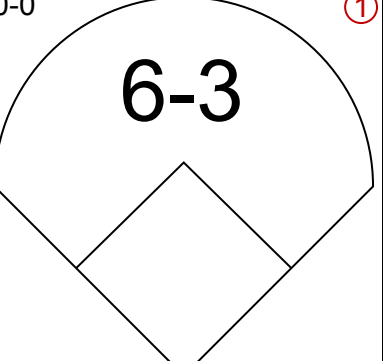
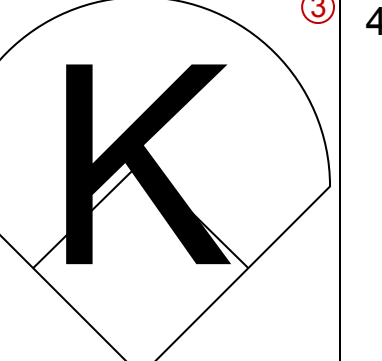
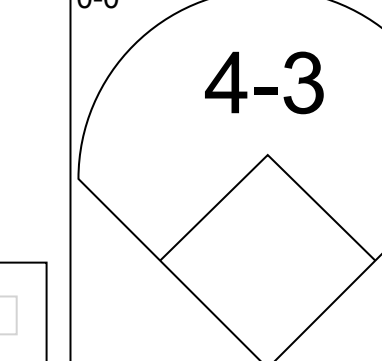
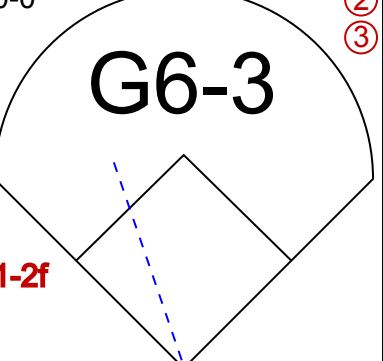
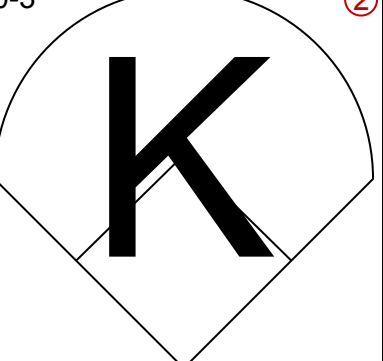
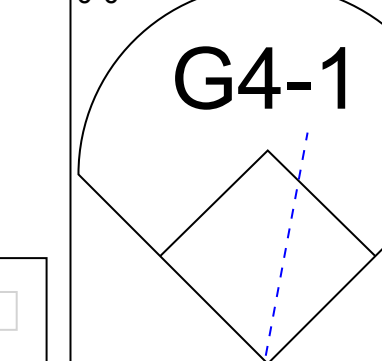

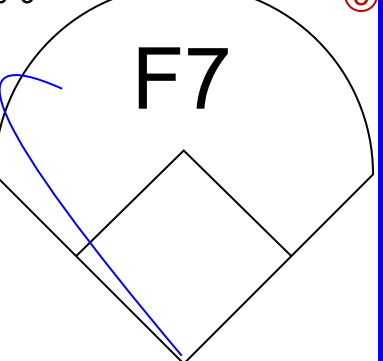

AB 32
R 2
H 5
RBI 2
BB 2
SO 5
LOB 10

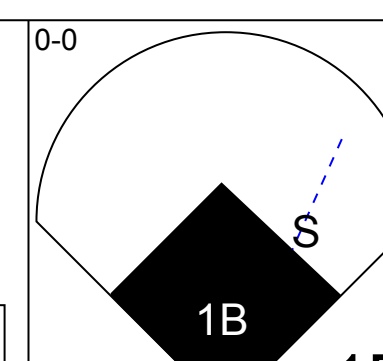
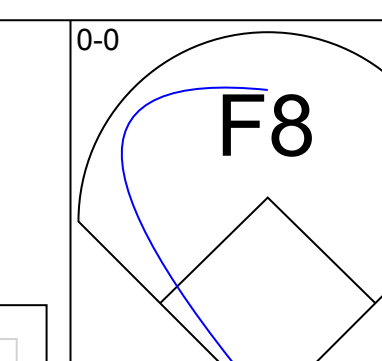
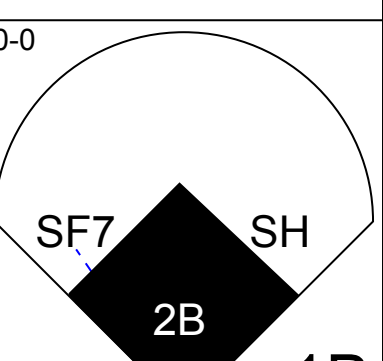
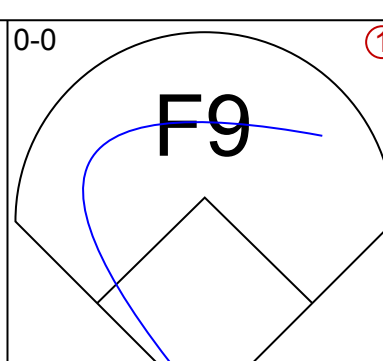
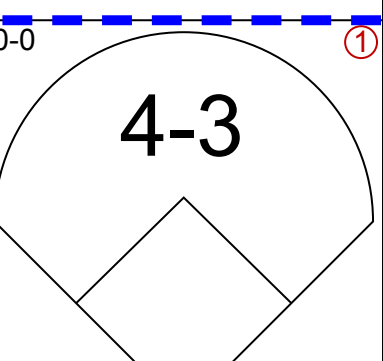
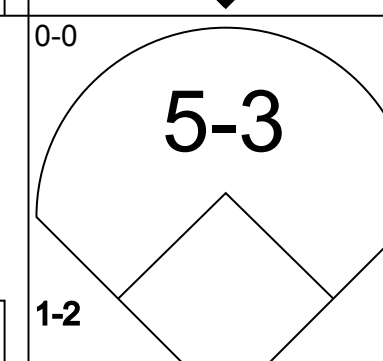
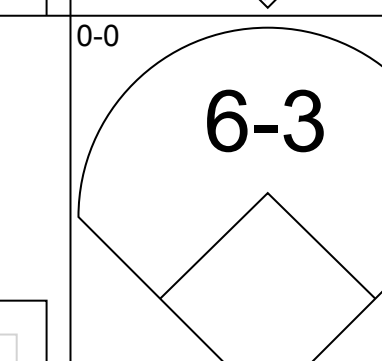
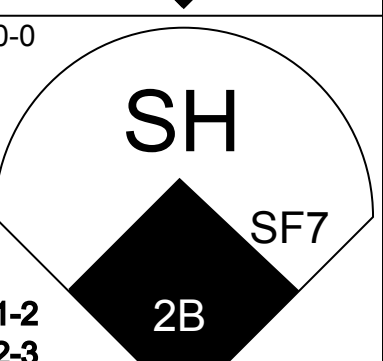
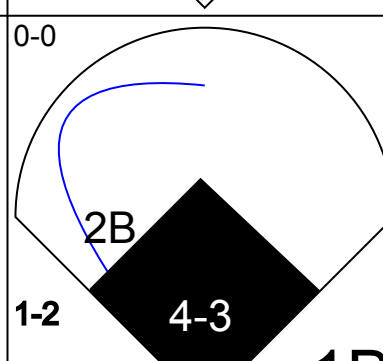
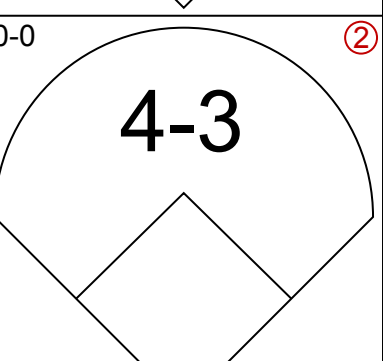

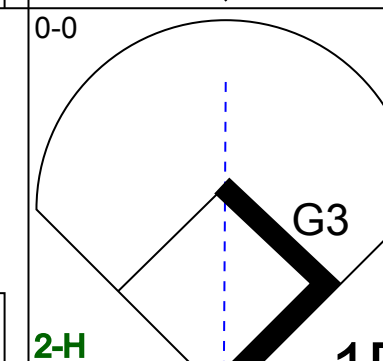
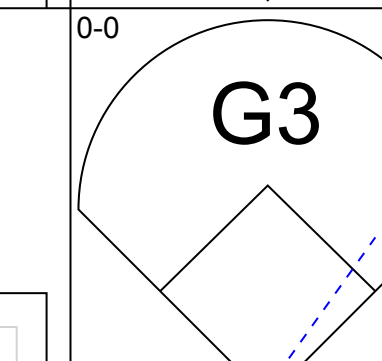
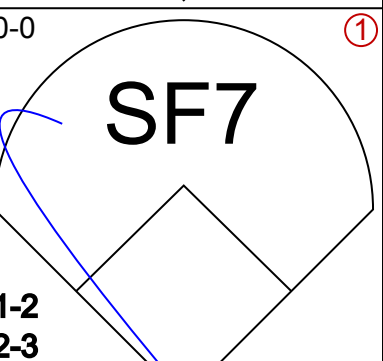
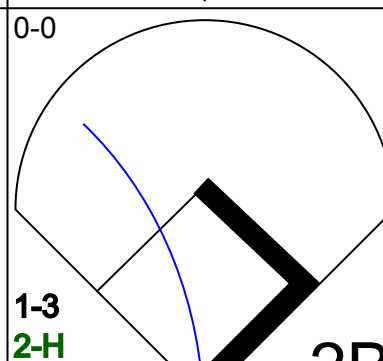
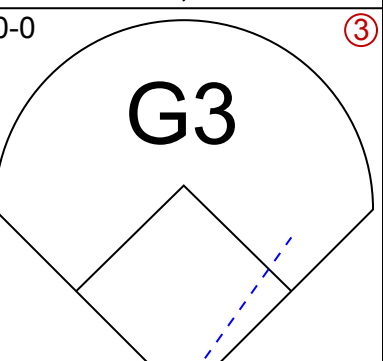

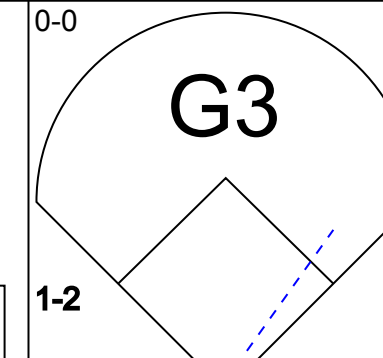
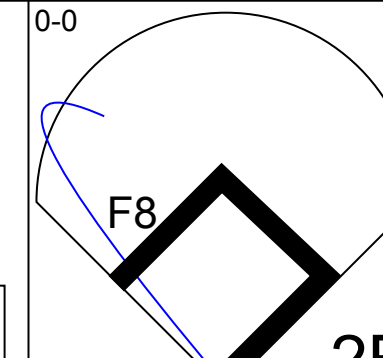
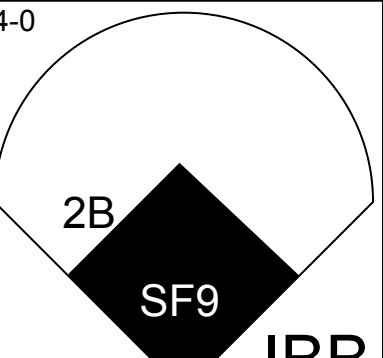
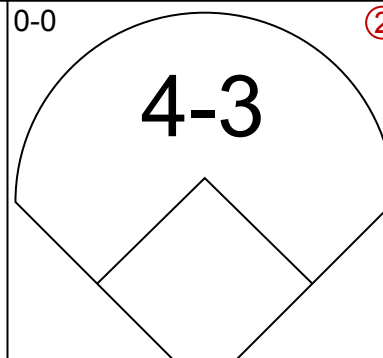


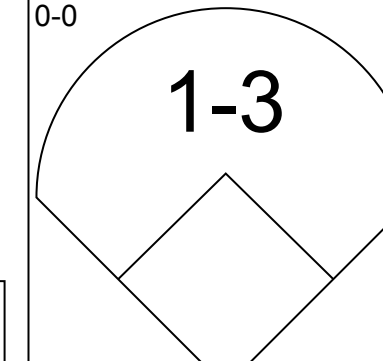
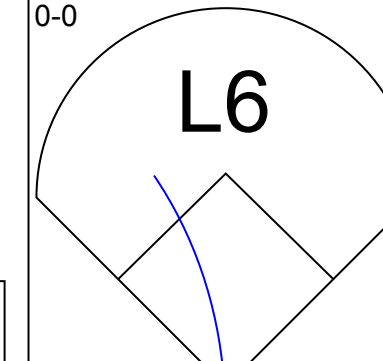
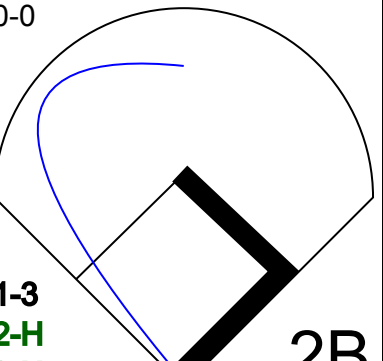
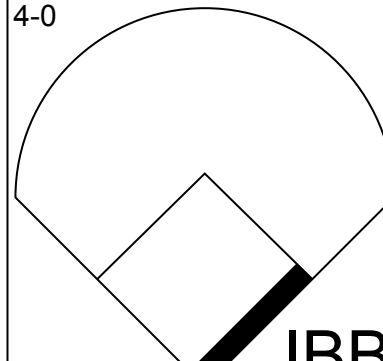


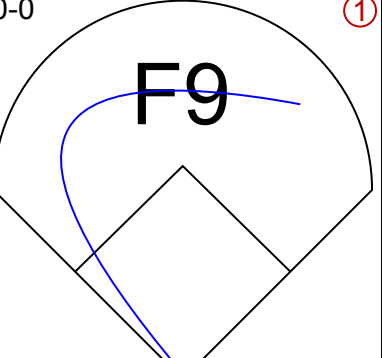
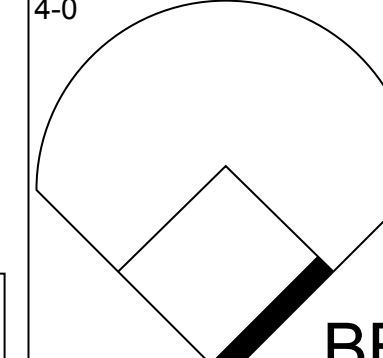
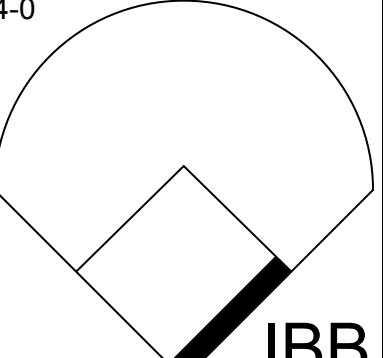
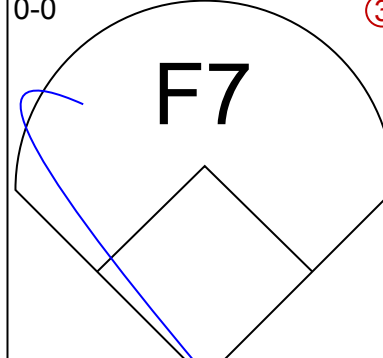


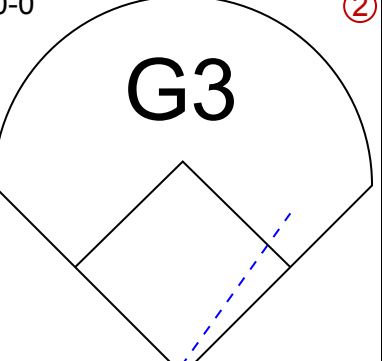
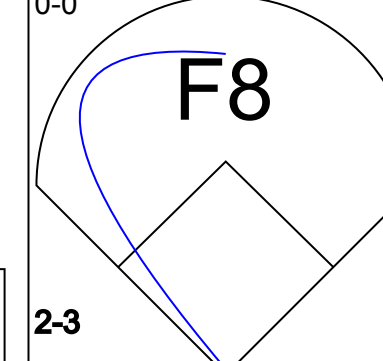
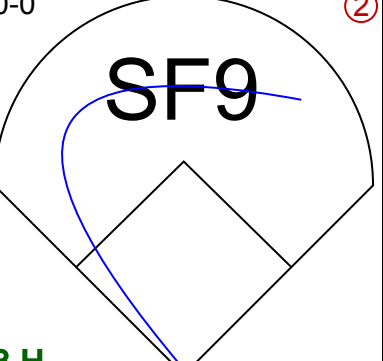


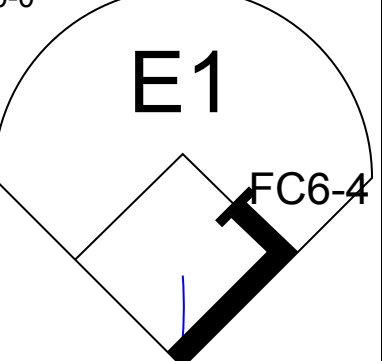
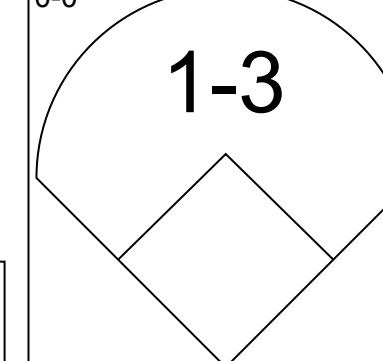
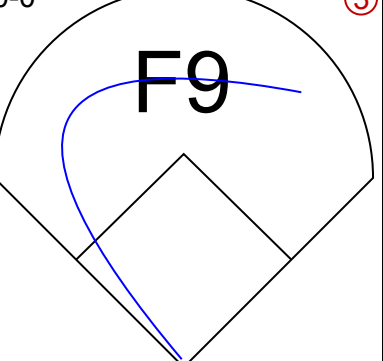


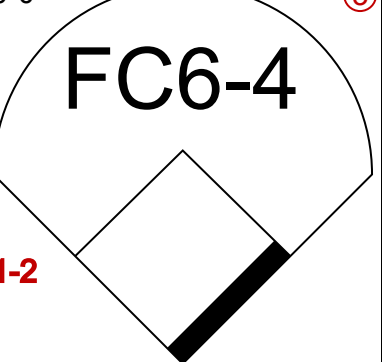
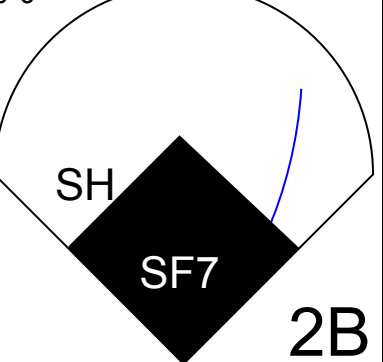
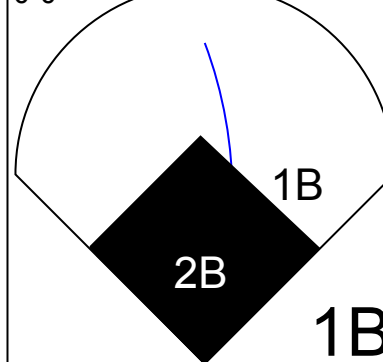




Batter	1	2	3	4	5	6	7	8	9	AB	R	H	RBI	BB	SO	LOB	BOTTOM										
Vince Coleman, S OBP: 0.323, SLG: 0.309 (1, 8)										4	1	3	1	1	0	2	Philadelphia Phillies @ St. Louis Cardinals Busch Stadium, St. Louis, MO Mon Aug 04 1986, 7:05 PM CDT Att: 27,059 - Unknown										
Ozzie Smith, S OBP: 0.376, SLG: 0.344 (1, 6)										4	1	0	0	1	2	4											
Tom Herr, S OBP: 0.328, SLG: 0.296 (1, 4)										3	0	0	0	2	1	2											
Curt Ford, L OBP: 0.343, SLG: 0.395 (1, 7)										3	0	1	1	2	0	4											
Terry Pendleton, S OBP: 0.281, SLG: 0.293 (1, 5)										4	0	1	1	0	0	4											
Michael LaValliere, L OBP: 0.317, SLG: 0.285 (1, 2)										4	0	0	0	0	0	1											
Clint Hurdle, L OBP: 0.272, SLG: 0.277 (1, 3)										3	1	1	0	1	0	0											
Tito Landrum, R OBP: 0.256, SLG: 0.262 (1, 9)										4	0	2	0	0	1	1											
Tim Conroy, L OBP: 0.294, SLG: 0.333 Alan Knicely, R OBP: 0.353, SLG: 0.315 Todd Worrell, R OBP: 0.167, SLG: 0.500 (1, 1) (8, PH) (9, 1)										1	0	0	0	1	0	0											
Inning Stats	R: 1 E: 1 K: 2 S: 9	H: 3 LOB: 2 BB: 0 P: 9	R: 0 E: 0 K: 0 S: 3	H: 0 LOB: 2 BB: 2 P: 11	R: 0 E: 0 K: 0 S: 3	H: 0 LOB: 1 BB: 1 P: 7	R: 1 E: 0 K: 1 S: 8	H: 3 LOB: 2 BB: 0 P: 8	R: 0 E: 0 K: 0 S: 3	H: 0 LOB: 1 BB: 1 P: 7	R: 0 E: 0 K: 1 S: 5	H: 0 LOB: 0 BB: 0 P: 5	R: 0 E: 0 K: 0 S: 3	H: 0 LOB: 2 BB: 2 P: 11	R: 0 E: 0 K: 0 S: 4	H: 1 LOB: 1 BB: 0 P: 4		R: 1 E: 0 K: 0 S: 3	H: 1 LOB: 3 BB: 2 P: 11	1B: 7 2B: 1 3B: 0 HR: 0	SF: 0 SAC: 2 DP: 0 HBP: 0	WP: 0 PB: 0 SB: 6 CS: 0	PA: 41				
PITCHER	IP	WLS	BF	H	R	ER	SO	BB	IBB	HBP	BLK	WP	HR	S	P	ERA	WHIP										
Charles Hudson, R ERA: 4.65 Dan Schatzeder, L ERA: 3.08	(1, 1) (7, 1)	6.0 L	27 14	4 2	1 1	2 1	2 0	4 2	0 2	0 0	0 0	0 0	0 0	31 10	47 26	3.00 3.86	1.667 1.714										

AB 31
R 3
H 8
RBI 3
BB 8
SO 4
LOB 19



Batter	1	2	3	4	5	6	7	8	9	AB	R	H	RBI	BB	SO	LOB	TOP			
Gary Redus, R OBP: 0.337, SLG: 0.466										4	2	2	1	0	1	0	Philadelphia Phillies @ St. Louis Cardinals Busch Stadium, St. Louis, MO Tue Aug 05 1986, 7:05 PM CDT Att: 24,870 - Unknown			
Jeff Stone, L OBP: 0.316, SLG: 0.381										4	0	1	0	0	0	1				
Juan Samuel, R OBP: 0.305, SLG: 0.450										4	1	1	0	0	1	1				
Mike Schmidt, R OBP: 0.389, SLG: 0.551										3	1	1	0	1	0	0				
Von Hayes, L OBP: 0.377, SLG: 0.436										3	0	1	2	1	0	1				
Glenn Wilson, R OBP: 0.300, SLG: 0.389										3	0	1	1	0	0	2				
John Russell, R OBP: 0.302, SLG: 0.458										4	0	0	0	0	1	4				
Steve Jeltz, S OBP: 0.335, SLG: 0.260										3	0	0	0	0	1	2				
Mike Maddux, L Tom Hume, R Francisco Melendez, L Tom Gorman, L Greg Gross, L Kent Tekulve, R										1	0	0	0	0	0	0				
Inning Stats	R: 0 E: 0 K: 1 S: 5	H: 1 LOB: 0 BB: 0 P: 5	R: 1 E: 0 K: 0 S: 4	H: 1 LOB: 0 BB: 0 P: 4	R: 0 E: 0 K: 0 S: 3	H: 0 LOB: 0 BB: 0 P: 3	R: 0 E: 0 K: 0 S: 3	H: 0 LOB: 0 BB: 0 P: 3	R: 0 E: 0 K: 2 S: 8	H: 1 LOB: 1 BB: 0 P: 7	R: 0 E: 0 K: 0 S: 3	H: 0 LOB: 0 BB: 0 P: 3	R: 0 E: 0 K: 1 S: 5	H: 0 LOB: 0 BB: 0 P: 5	R: 2 E: 0 K: 1 S: 8	H: 3 LOB: 2 BB: 1 P: 12		1B: 5 2B: 1 3B: 0 HR: 1	SF: 1 SAC: 0 DP: 1 HBP: 0	WP: 0 PA: 34 PB: 0 SB: 0 CS: 1
PITCHER	IP WLS BF H R ER SO BB IBB HBP BLK WP HR S P ERA WHIP	8.1 W 30 6 4 4 4 1 0 0 0 0 1 37 41 4.32 0.840	0.2 4 1 0 0 1 1 0 0 0 0 0 5 9 0.00 3.000																	

Batter	1	2	3	4	5	6	7	8	9	AB	R	H	RBI	BB	SO	LOB	BOTTOM					
Vince Coleman, S OBP: 0.323, SLG: 0.310											5	2	2	0	0	0	1					
Ozzie Smith, S OBP: 0.377, SLG: 0.343											4	2	1	0	0	0	1					
Tom Herr, S OBP: 0.329, SLG: 0.301											4	0	2	3	0	0	0					
Curt Ford, L OBP: 0.348, SLG: 0.402											3	1	1	1	1	0	2					
Terry Pendleton, S OBP: 0.284, SLG: 0.296											3	0	1	2	1	0	2					
John Morris, L											2	0	0	0	2	0	2					
Clint Hurdle, L OBP: 0.263, SLG: 0.269										3	0	0	1	0	0	2						
Michael LaValliere, L OBP: 0.311, SLG: 0.278										4	0	0	0	0	0	4						
Bob Forsch, R Todd Worrell, R											4	2	2	0	0	1	1					
Inning Stats	R: 1 E: 0 K: 0 S: 5	H: 2 LOB: 1 BB: 0 P: 5	R: 0 E: 1 K: 0 S: 4	H: 0 LOB: 1 BB: 0 P: 4	R: 0 E: 0 K: 0 S: 3	H: 0 LOB: 0 BB: 0 P: 3	R: 0 E: 0 K: 0 S: 4	H: 1 LOB: 2 BB: 1 P: 8	R: 4 E: 0 K: 0 S: 7	H: 3 LOB: 2 BB: 2 P: 15	R: 2 E: 0 K: 0 S: 6	H: 3 LOB: 2 BB: 1 P: 10	R: 0 E: 0 K: 1 S: 5	H: 0 LOB: 0 BB: 0 P: 5	R: 0 E: 0 K: 0 S: 3	H: 0 LOB: 0 BB: 0 P: 3	1B: 5 2B: 4 3B: 0 HR: 0	SF: 2 SAC: 1 DP: 0 HBP: 0	WP: 0 PA: 39 PB: 0 SB: 1 CS: 0			
PITCHER	IP WLS BF H R ER SO BB IBB HBP BLK WP HR S P ERA WHIP	4.1 L 23 6 5 5 0 0 1 0 0 0 0 2 29 10.38 1.615	0.2 3 0 0 0 0 0 1 0 0 0 0 2 6 0.00 0.000	2.0 10 3 2 2 1 0 1 0 0 0 0 11 15 9.00 1.500	1.0 3 0 0 0 0 0 0 0 0 0 0 3 3 0.00 0.000																	

Batter	1	2	3	4	5	6	7	8	9	AB	R	H	RBI	BB	SO	LOB	TOP			
Gary Redus, R OBP: 0.340, SLG: 0.467 (1, 7)	6-3		2H 1B			1B WP 1-3 1B		5-3		4	1	2	0	0	0	0	Philadelphia Phillies @ St. Louis Cardinals Busch Stadium, St. Louis, MO Wed Aug 06 1986, 7:05 PM CDT Att: 32,714 - Unknown			
Jeff Stone, L OBP: 0.319, SLG: 0.383 (1, 8)	F7			G3		BB 1-3 1B		G6-4-3 1B		4	0	2	0	0	0					
Juan Samuel, R OBP: 0.302, SLG: 0.445 (1, 4)	K			F8		1-3		G6-4-3 1B		4	0	0	1	0	1	2				
Mike Schmidt, R OBP: 0.387, SLG: 0.547 (1, 5)		F9		F8		BB IBB		6-3		3	0	0	0	1	0	0				
Von Hayes, L OBP: 0.376, SLG: 0.433 (1, 3)	1-3				F8	FC6-4 BB		4-3		3	0	0	0	1	0	0				
Glenn Wilson, R OBP: 0.302, SLG: 0.391 (1, 9)	F8				FC4-6 1B	FC6-4 1-2 2-3 BB		1B		4	0	2	0	0	0	3				
Ronn Reynolds, R OBP: 0.306, SLG: 0.500 (1, 2)					F7			F9		3	0	1	0	0	0	1				
Ron Roenicke, S OBP: 0.379, SLG: 0.387 (9, PH)			SH5 1B							1	0	0	0	0	0	1				
Luis Aguayo, R OBP: 0.240, SLG: 0.303 (1, 6)			F6		FC4-6 1-2			5-3		3	0	0	0	0	0	2				
Don Carman, L (1, 1)			SH5			4-3		6-3		2	0	0	0	0	0	0				
Inning Stats	R: 0 E: 0 K: 1 S: 5	H: 0 LOB: 0 BB: 0 P: 5	R: 0 E: 0 K: 0 S: 3	H: 0 LOB: 0 BB: 0 P: 3	R: 0 E: 0 K: 0 S: 4	H: 2 LOB: 2 BB: 0 P: 4	R: 0 E: 0 K: 0 S: 3	H: 0 LOB: 0 BB: 0 P: 3	R: 0 E: 0 K: 0 S: 4	H: 1 LOB: 1 BB: 0 P: 4	R: 1 E: 0 K: 0 S: 5	H: 2 LOB: 3 BB: 2 P: 13	R: 0 E: 0 K: 0 S: 3	H: 0 LOB: 0 BB: 0 P: 3	R: 0 E: 0 K: 0 S: 3	H: 1 LOB: 1 BB: 0 P: 4	1B: 7 2B: 0 3B: 0 HR: 0	SF: 0 SAC: 1 DP: 1 HBP: 0	WP: 1 PB: 0 SB: 0 CS: 0	PA: 34
PITCHER	IP WLS BF H R ER SO BB IBB HBP BLK WP HR S P ERA WHIP																			
Greg Mathews, L ERA: 3.33 (1, 1)	8.0 W 30 6 1 1 1 1 1 1 0 0 0 0 0 0 1.12 0.875																			
Todd Worrell, R ERA: 1.47 (9, 1)	1.0 S 4 1 0 0 0 0 0 0 0 0 0 0 0 0 0.00 1.000																			

Batter	1	2	3	4	5	6	7	8	9	AB	R	H	RBI	BB	SO	LOB	BOTTOM			
Vince Coleman, S OBP: 0.323, SLG: 0.310 (1, 8)	5-3			BLK 1B		F8		1-3		4	1	1	0	0	0	0	Philadelphia Phillies @ St. Louis Cardinals Busch Stadium, St. Louis, MO Wed Aug 06 1986, 7:05 PM CDT Att: 32,714 - Unknown			
Ozzie Smith, S OBP: 0.375, SLG: 0.345 (1, 6)	F8			F4		F8		BLK 2B		4	1	1	0	0	0	1				
Tom Herr, S OBP: 0.331, SLG: 0.301 (1, 4)	5-3			S 1B		F9		BLK S IBB		3	0	1	1	1	0	0				
Alan Knicely, R OBP: 0.361, SLG: 0.328 (1, 3)		G5-4-3 1B		K		1B		F7		4	0	2	0	0	1	2				
Terry Pendleton, S OBP: 0.281, SLG: 0.294 (1, 5)		G5-4-3 1-2		L9		F2				3	0	0	0	0	0	3				
Mike Heath, R OBP: 0.293, SLG: 0.321 (1, 2)		K			FC4-6 1B	F5				3	0	1	0	0	1	1				
Tito Landrum, R OBP: 0.257, SLG: 0.263 (1, 9)				5-3		F8		1-2 1B		3	0	1	0	0	0	1				
Curt Ford, L OBP: 0.340, SLG: 0.392 (1, 7)				5-3		FC4-6 FC5-4 1-2		1-3		3	0	0	0	0	0	3				
Greg Mathews, R OBP: 0.074, SLG: 0.038 (1, 1)					F8			F4		3	0	0	0	0	0	1				
Todd Worrell, R OBP: 0.167, SLG: 0.500 (9, 1)						FC5-4 1-2				0	0	0	0	0	0	0				
Inning Stats	R: 0 E: 0 K: 0 S: 3	H: 1 LOB: 0 BB: 0 P: 5	R: 0 E: 0 K: 0 S: 3	H: 0 LOB: 0 BB: 0 P: 3	R: 0 E: 0 K: 0 S: 7	H: 0 LOB: 0 BB: 0 P: 7	R: 1 E: 0 K: 0 S: 4	H: 2 LOB: 1 BB: 0 P: 4	R: 0 E: 0 K: 0 S: 3	H: 0 LOB: 0 BB: 0 P: 3	R: 0 E: 0 K: 0 S: 5	H: 2 LOB: 2 BB: 0 P: 5	R: 0 E: 0 K: 0 S: 4	H: 1 LOB: 1 BB: 1 P: 8	R: 1 E: 0 K: 0 S: 4	H: 1 LOB: 1 BB: 1 P: 8	1B: 6 2B: 1 3B: 0 HR: 0	SF: 0 SAC: 0 DP: 1 HBP: 0	WP: 0 PB: 0 SB: 3 CS: 0	PA: 31
PITCHER	IP WLS BF H R ER SO BB IBB HBP BLK WP HR S P ERA WHIP																			
Don Carman, L ERA: 3.38 (1, 1)	8.0 L 31 7 2 2 2 2 0 1 0 0 0 0 0 0 2.25 0.875																			

Batter	1	2	3	4	5	6	7	8	9	AB	R	H	RBI	BB	SO	LOB	TOP								
Gary Redus, R OBP: 0.338, SLG: 0.478 (1, 7)	F7		HR		4-3			F9		4	1	1	1	0	0	1	Philadelphia Phillies @ St. Louis Cardinals Busch Stadium, St. Louis, MO Thu Aug 07 1986, 3:33 AM CDT Att: 23,171 - Unknown livebaseballscores.com								
Juan Samuel, R OBP: 0.299, SLG: 0.441 (1, 4)	E7		4-3				6-3	FC6-4		4	1	0	0	0	0	0									
Von Hayes, L OBP: 0.373, SLG: 0.428 (1, 3)	6-3		E1				K		3-1	4	0	0	0	0	1	0									
Mike Schmidt, R OBP: 0.389, SLG: 0.546 (1, 5)			CS				6-3		1-3	4	0	2	0	0	0	0									
Glenn Wilson, R OBP: 0.301, SLG: 0.397 (1, 9)	F8									4	1	1	1	0	1	2									
Ron Roenicke, S OBP: 0.377, SLG: 0.382 (1, 8)		6-3			F8			F7		3	1	0	0	1	0	1									
John Russell, R OBP: 0.302, SLG: 0.461 (1, 2)										3	0	1	0	0	0	0									
Dan Schatzeder, L OBP: 0.538, SLG: 0.714 (7, 1)	F9									0	0	0	0	0	0	0									
Steve Bedrosian, R OBP: 0.400, SLG: 0.250 (8, 1)										0	0	0	0	0	0	0									
Steve Jeltz, S OBP: 0.335, SLG: 0.260 (9, PH)										0	0	0	0	0	0	0									
Rick Schu, R OBP: 0.342, SLG: 0.426 (8, 4)										1	1	1	2	0	0	0									
Luis Aguayo, R OBP: 0.230, SLG: 0.290 (1, 6)	6-3				F4			K	F4	4	0	0	0	0	1	0									
Kevin Gross, R OBP: 0.182, SLG: 0.278 (1, 1)										2	0	0	0	0	1	0									
Ronn Reynolds, R OBP: 0.324, SLG: 0.514 (7, 2)										1	0	1	0	0	0	0									
Inning Stats	R: 1 E: 1 K: 0 S: 5	H: 1 LOB: 1 BB: 0 P: 5	R: 0 E: 0 K: 0 S: 3	H: 0 LOB: 0 BB: 0 P: 3	R: 1 E: 1 K: 0 S: 4	H: 1 LOB: 0 BB: 0 P: 4	R: 0 E: 0 K: 1 S: 6	H: 2 LOB: 2 BB: 0 P: 6	R: 0 E: 0 K: 1 S: 5	H: 0 LOB: 0 BB: 0 P: 5	R: 0 E: 0 K: 0 S: 3	H: 0 LOB: 0 BB: 0 P: 3	R: 0 E: 0 K: 1 S: 6	H: 1 LOB: 1 BB: 0 P: 6	R: 3 E: 0 K: 0 S: 5	H: 2 LOB: 0 BB: 1 P: 9		1B: 3 2B: 1 3B: 0 HR: 3	SF: 0 SAC: 0 DP: 0 HBP: 0	WP: 0 PB: 0 SB: 0 CS: 1	PA: 36				
PITCHER	IP	WLS	BF	H	R	ER	SO	BB	IBB	HBP	BLK	WP	HR	S	P	ERA	WHIP								
John Tudor, L ERA: 2.73 (1, 1)	8.2	W	34	7	5	4	4	1	0	0	0	0	3	41	45	4.15	0.923								
Todd Worrell, R ERA: 1.46 (9, 1)	0.1	S	1	0	0	0	0	0	0	0	0	0	0	1	1	0.00	0.000								

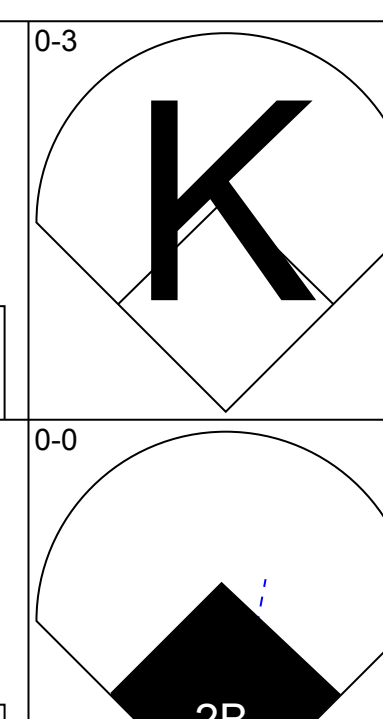
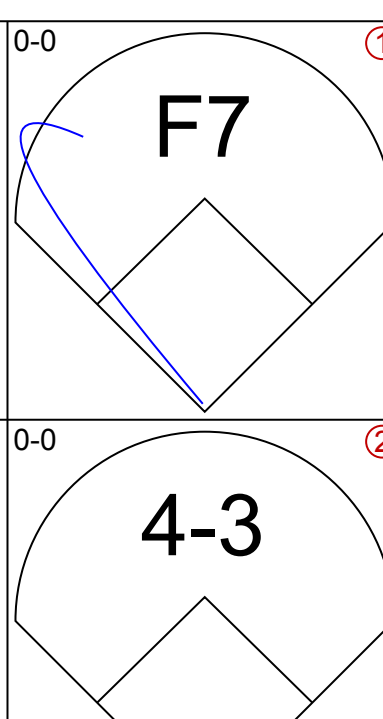
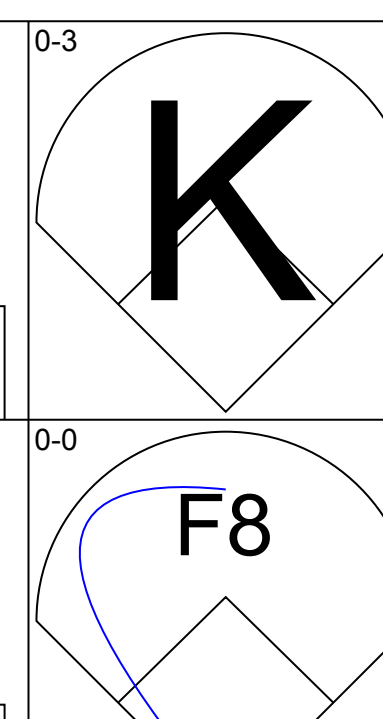
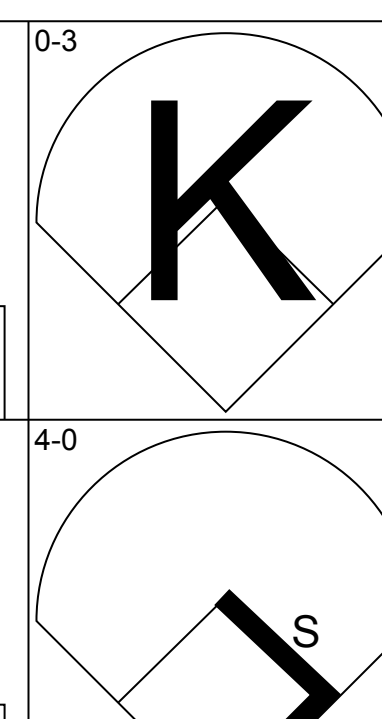
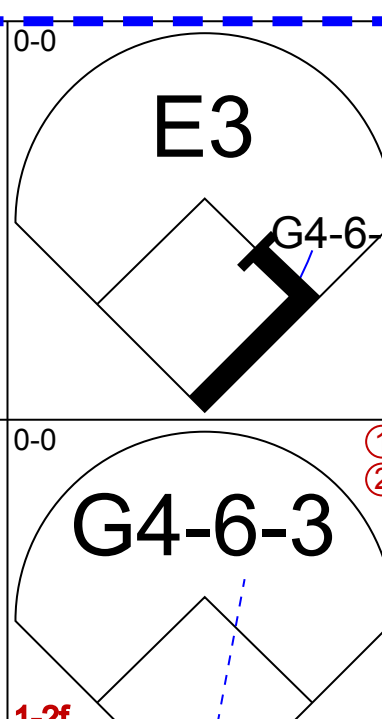

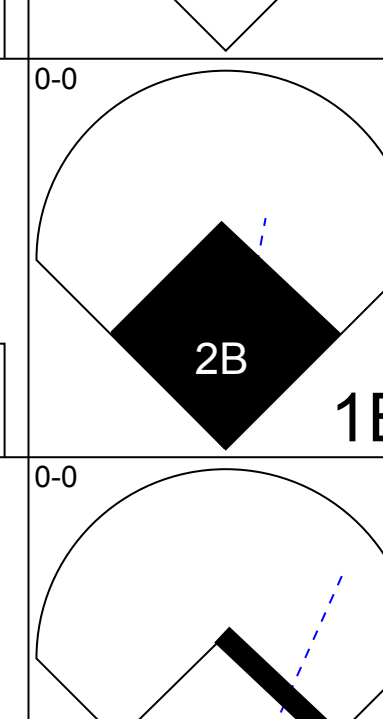
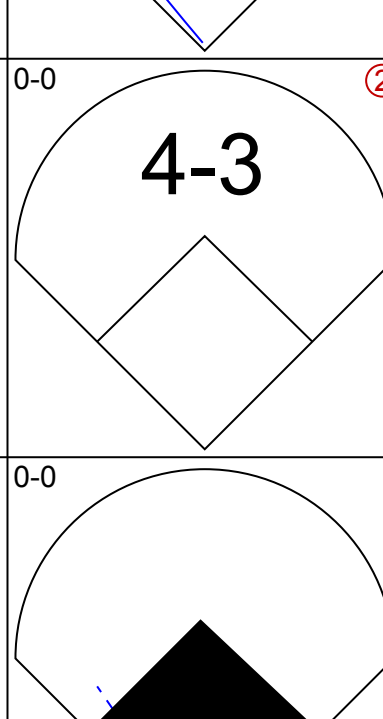
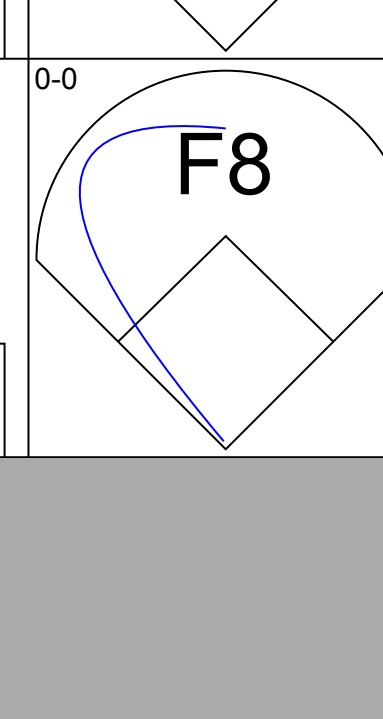
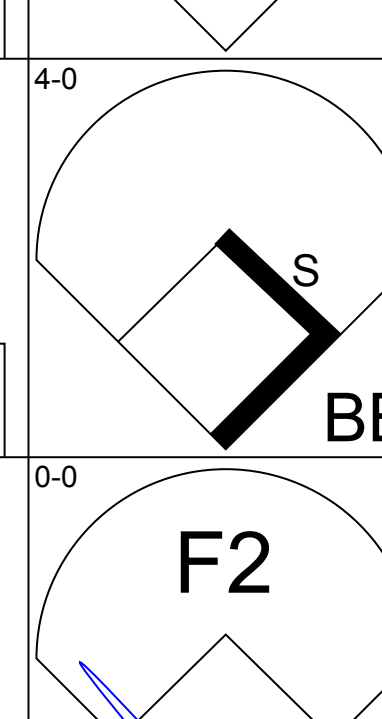
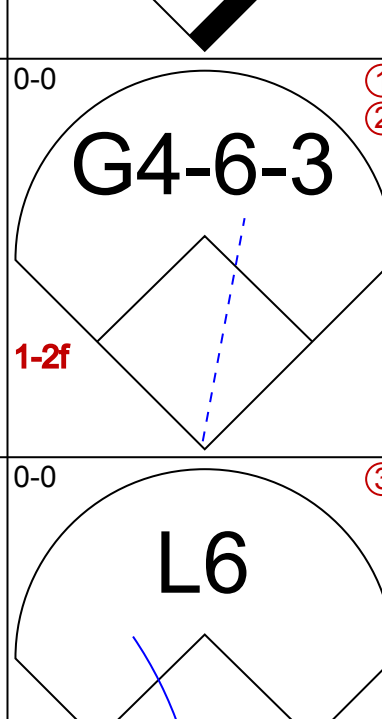
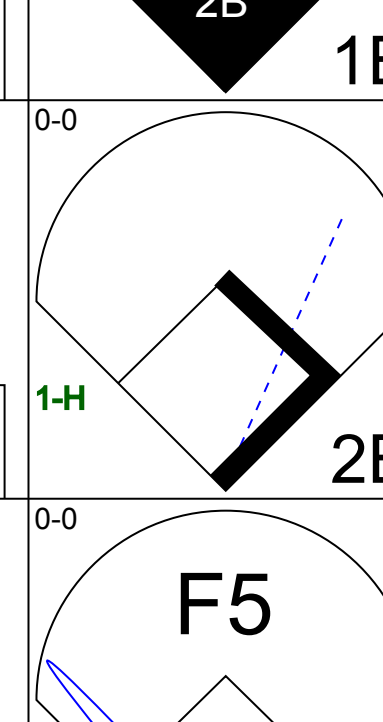
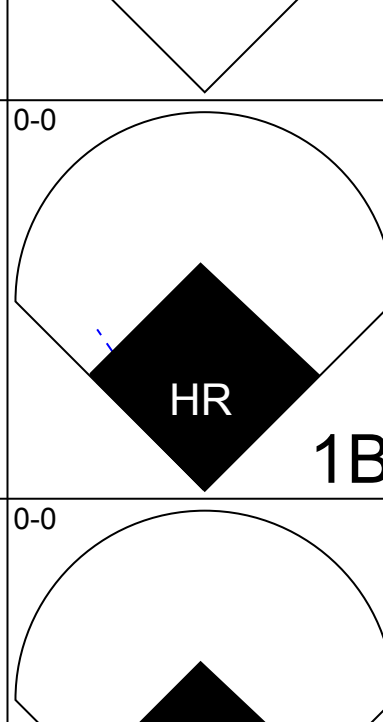

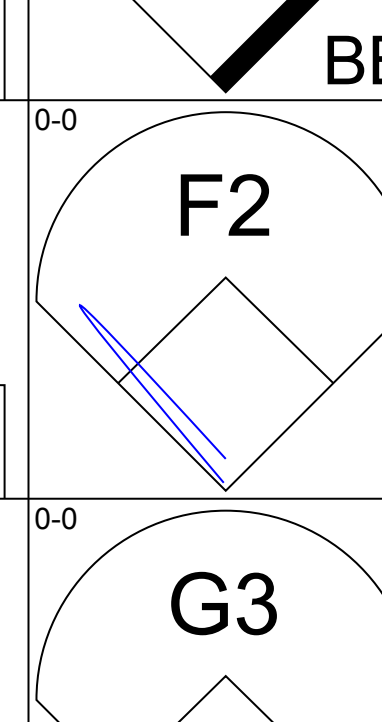
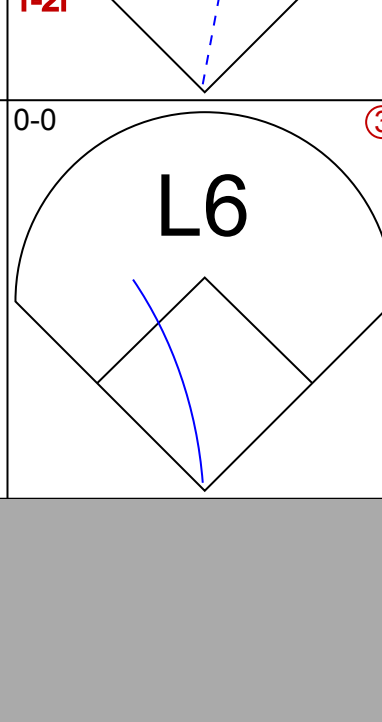
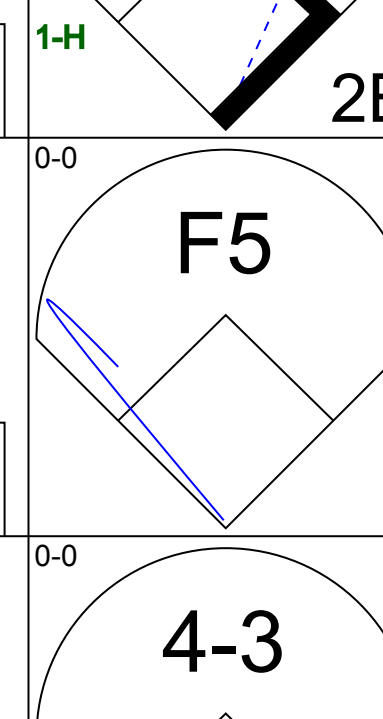
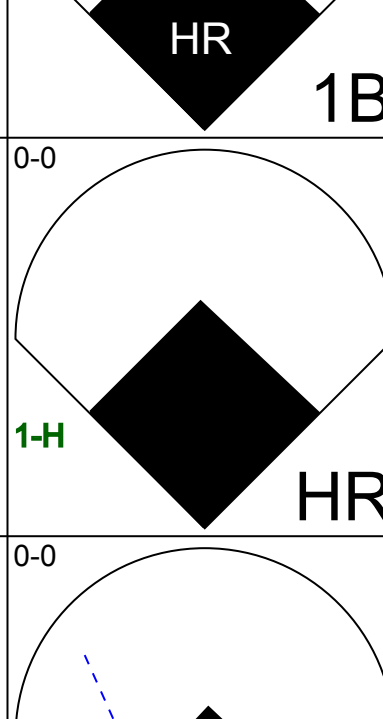

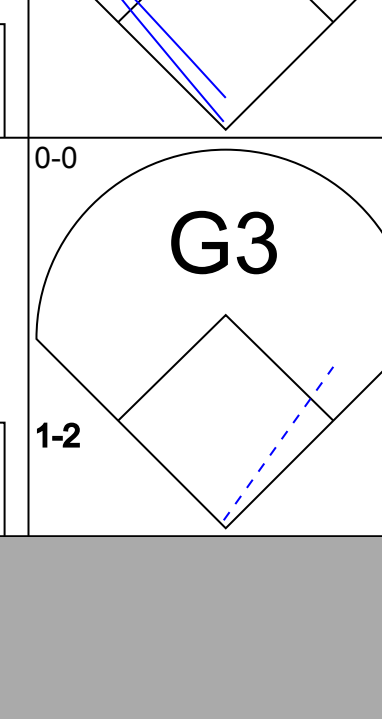

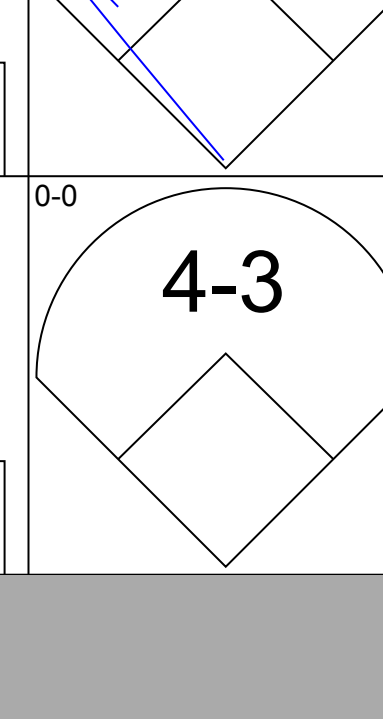
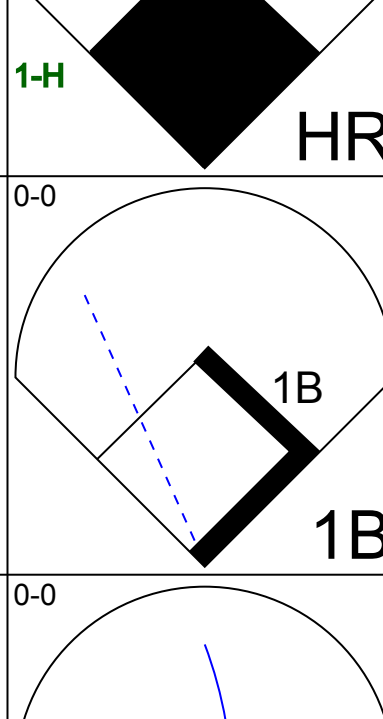


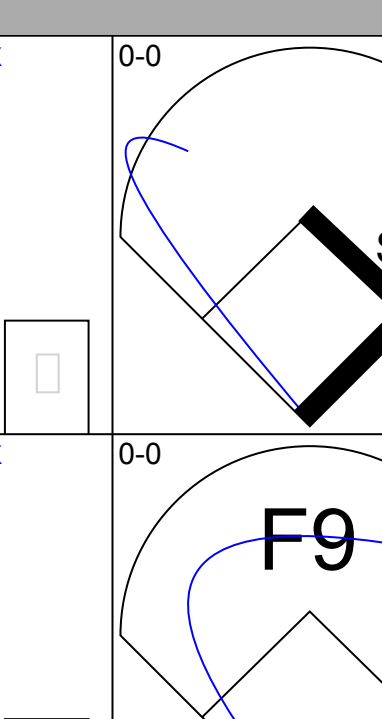
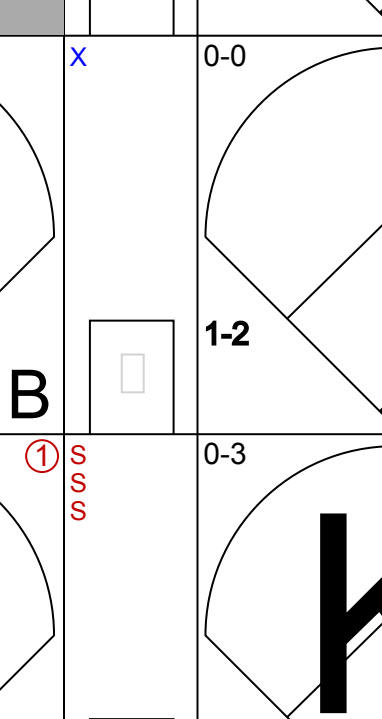
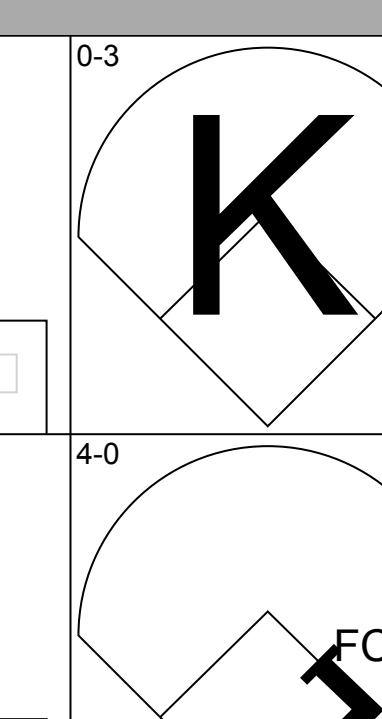
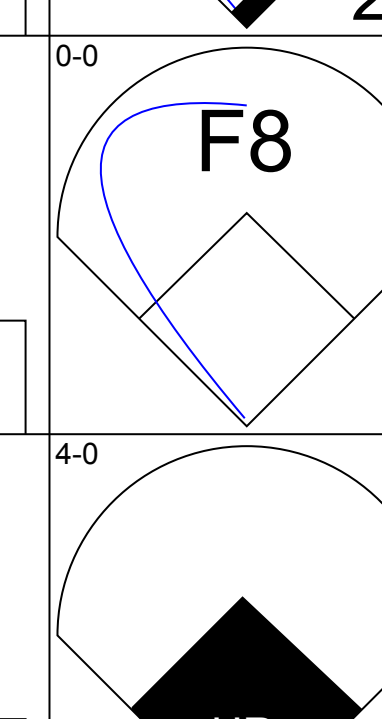
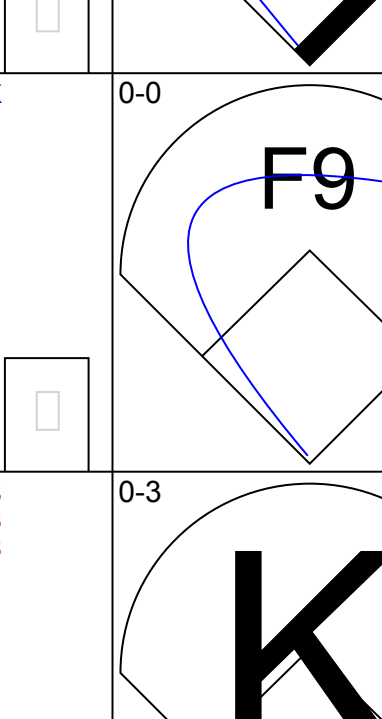
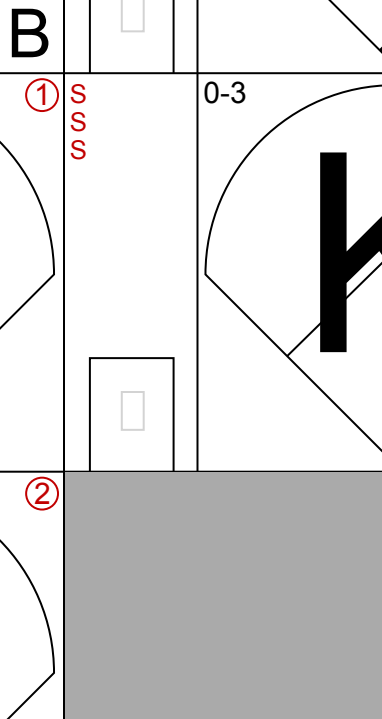
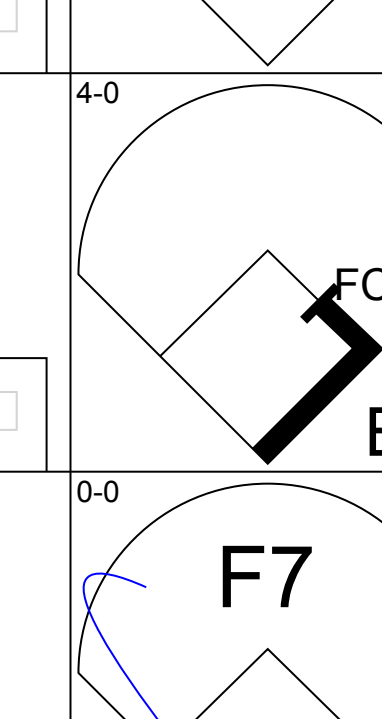
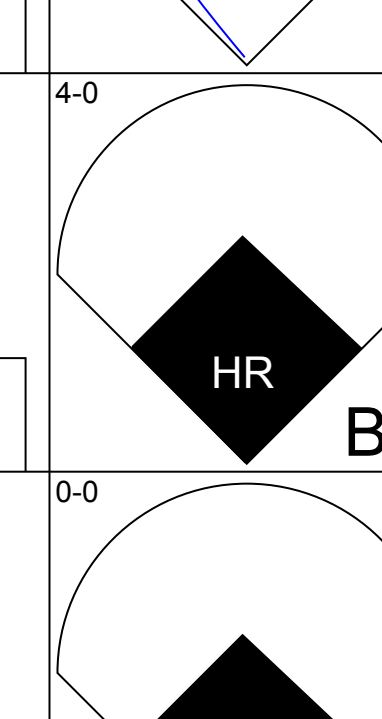
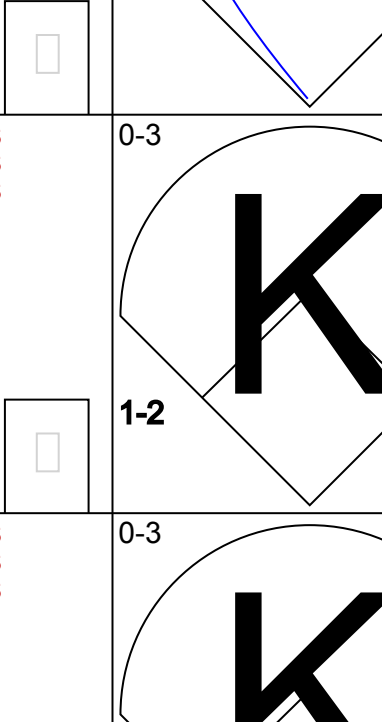
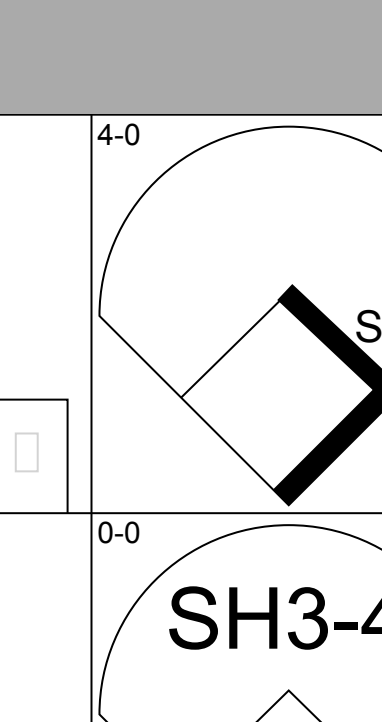
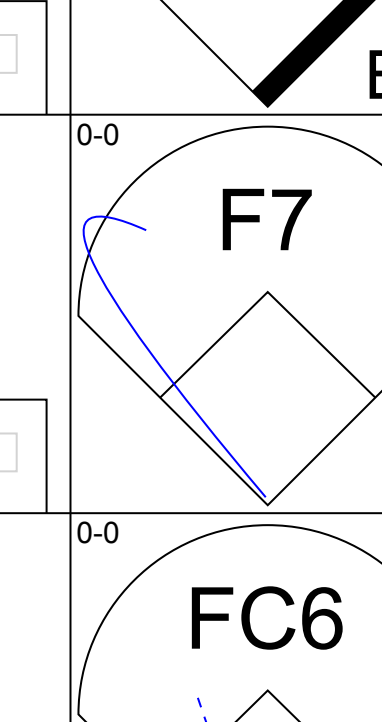
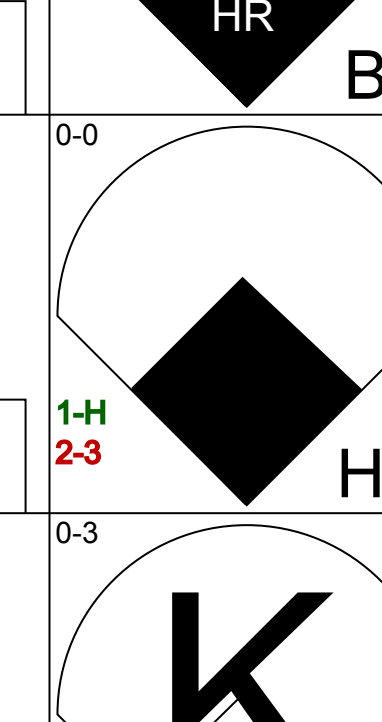
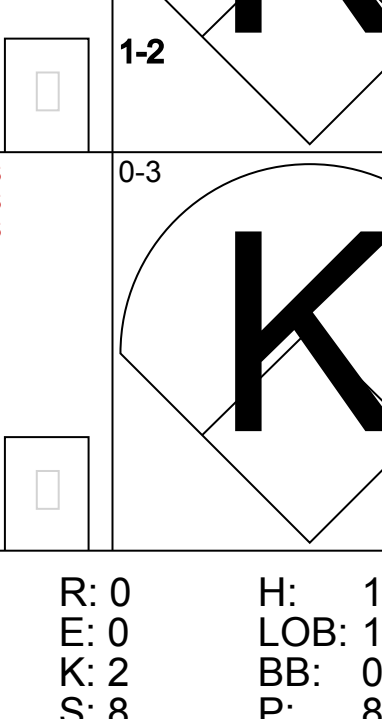
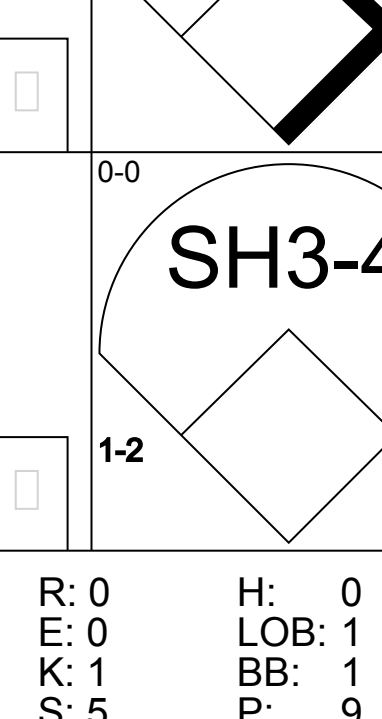
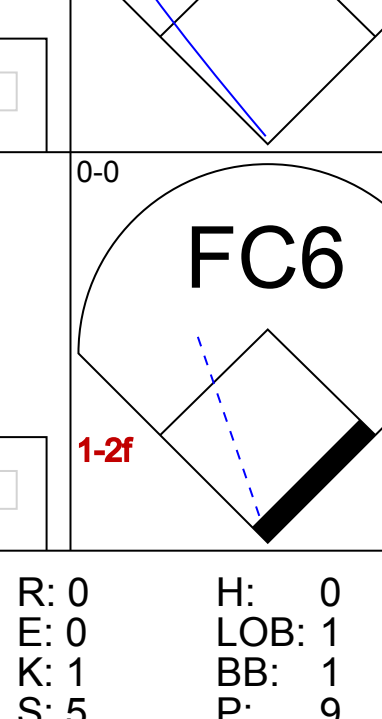
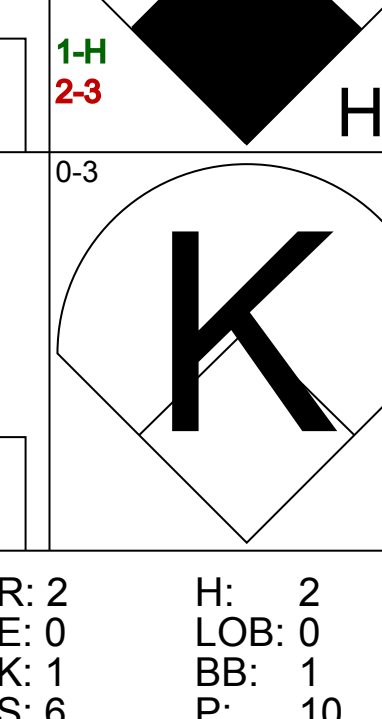
Batter	1	2	3	4	5	6	7	8	9	AB	R	H	RBI	BB	SO	LOB	BOTTOM									
Vince Coleman, S OBP: 0.322, SLG: 0.309 (1, 8)	S WP SF9 1B		K		F9	K		SH BB 1B		4	2	1	0	0	2	3	Philadelphia Phillies @ St. Louis Cardinals Busch Stadium, St. Louis, MO Thu Aug 07 1986, 3:33 AM CDT Att: 23,171 - Unknown livebaseballscores.com									
Ozzie Smith, S OBP: 0.376, SLG: 0.345 (1, 6)	SF9 S BB		6-3		BB BB 1B	K		BB 1B		3	0	1	1	2	1	2										
Tom Herr, S OBP: 0.332, SLG: 0.301 (1, 4)	F7		F8		BB BB		K			4	0	1	2	1	1	2										
Curt Ford, L OBP: 0.349, SLG: 0.398 (1, 7)	SF9 1-3 2H				F8 G4-6-3 1B			F7		3	1	2	1	1	0	2										
Terry Pendleton, S OBP: 0.278, SLG: 0.290 (1, 5)	F5				G4-6-3 1-2			4-3		5	0	0	0	0	0	8										
John Morris, L OBP: 0.500, SLG: 0.333 (1, 9)		S 1B			F8			F7		4	0	2	1	0	0	1										
Clint Hurdle, L OBP: 0.270, SLG: 0.271 (1, 3)		F6			F9			BB 1B		3	1	1	0	1	0	2										
Michael LaValliere, L OBP: 0.309, SLG: 0.277 (1, 2)			K					F8		4	0	1	0	0	1	3										
John Tudor, L OBP: 0.145, SLG: 0.161 (1, 1)								SH 1B		3	2	2	1	0	1	1										
Todd Worrell, R OBP: 0.167, SLG: 0.500 (9, 1)					F9 1B 2B			SH 1B		0	0	0	0	0	0	0										
Inning Stats	R: 1 E: 0 K: 0 S: 4	H: 1 LOB: 1 BB: 1 P: 8	R: 0 E: 0 K: 2 S: 8	H: 1 LOB: 0 BB: 0 P: 8	R: 0 E: 0 K: 1 S: 5	H: 0 LOB: 0 BB: 0 P: 5	R: 0 E: 0 K: 0 S: 4	H: 1 LOB: 1 BB: 0 P: 4	R: 1 E: 0 K: 0 S: 5	H: 2 LOB: 3 BB: 2 P: 13	R: 1 E: 1 K: 2 S: 10	H: 2 LOB: 2 BB: 0 P: 10	R: 1 E: 0 K: 1 S: 7	H: 2 LOB: 2 BB: 1 P: 11	R: 2 E: 0 K: 0 S: 5	H: 2 LOB: 1 BB: 1 P: 9		1B: 10 2B: 2 3B: 0 HR: 0	SF: 1 SAC: 2 DP: 1 HBP: 0	WP: 1 PB: 0 SB: 5 CS: 0	PA: 41					
PITCHER	IP	WLS	BF	H	R	ER	SO	BB	IBB	HBP	BLK	WP	HR	S	P	ERA		WHIP								
Kevin Gross, R ERA: 4.0 (1, 1)	6.2	L	34	9	4	4	6	4	0	0	0	0	0	42	58	5.40		1.950								
Dan Schatzeder, L ERA: 3.34 (7, 1)	0.1		4	1	2	2	0	1	0	0	0	0	0	3	7	54.00		6.000								
Steve Bedrosian, R ERA: 2.9 (8, 1)	1.0		3	1	0	0	0	0	0	0	0	0	0	3	3	0.00		1.000								

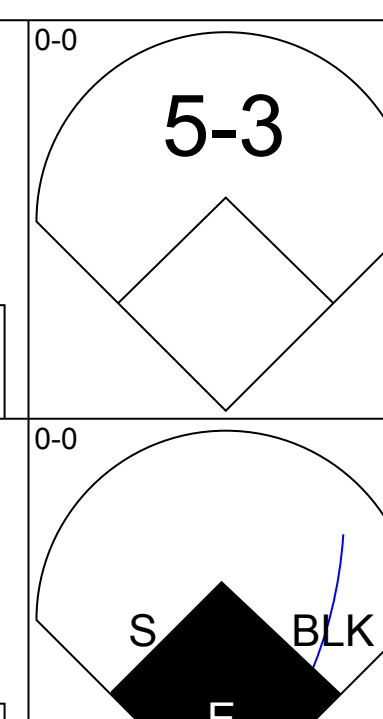
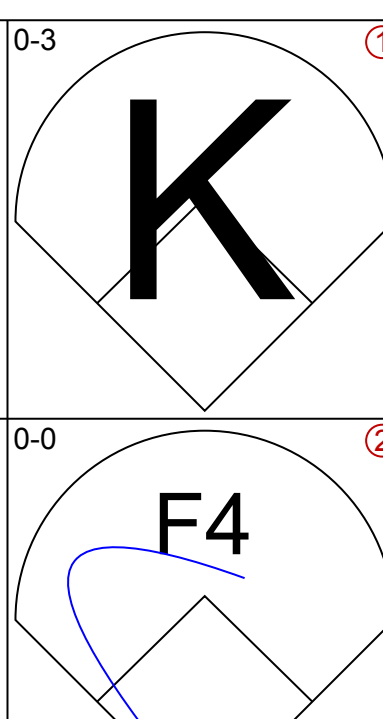
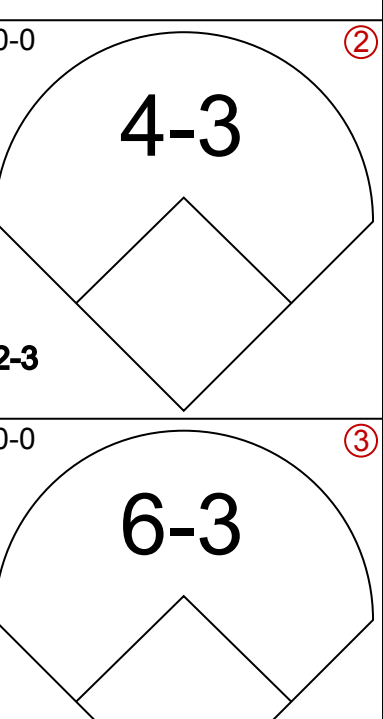
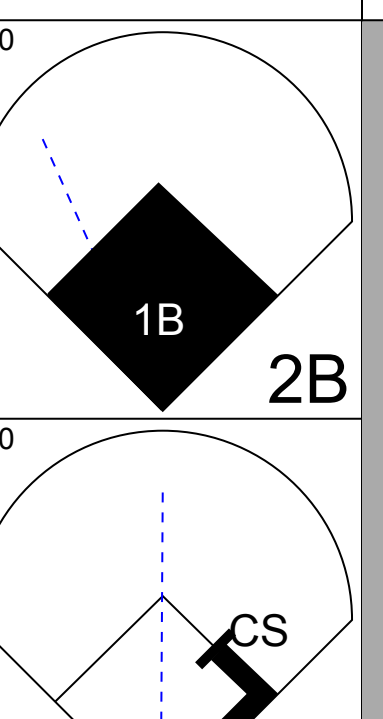
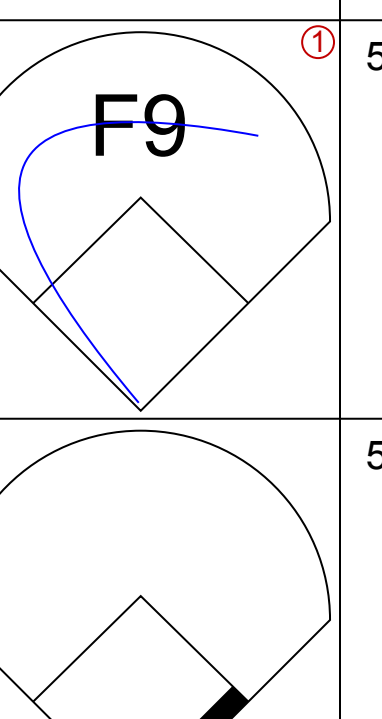

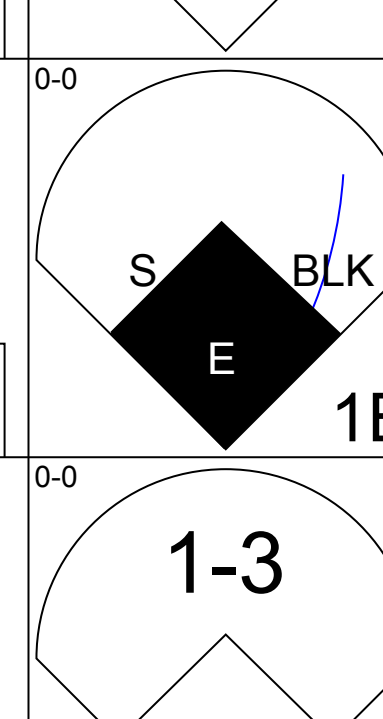
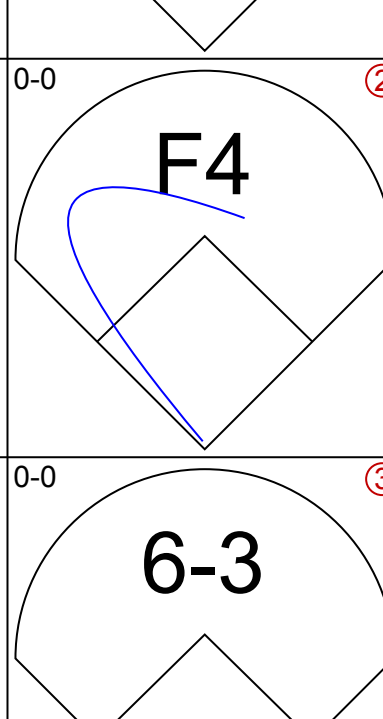
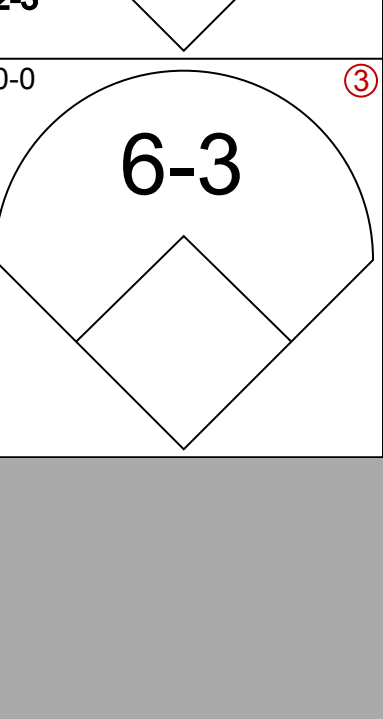
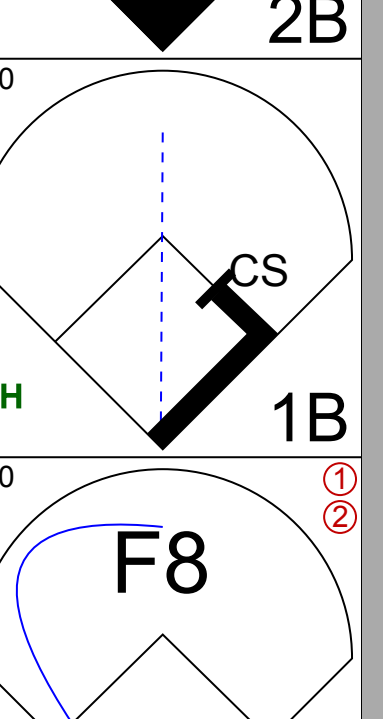
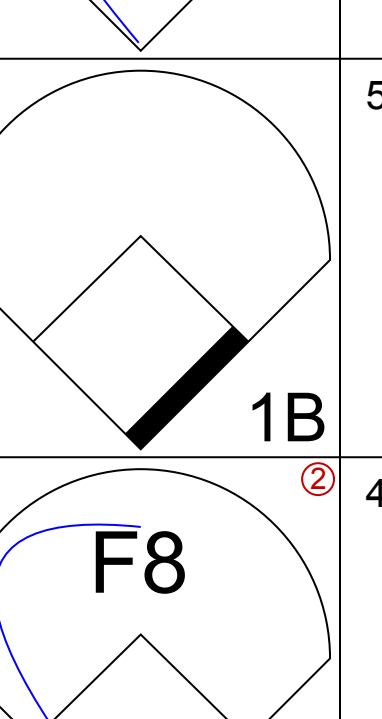
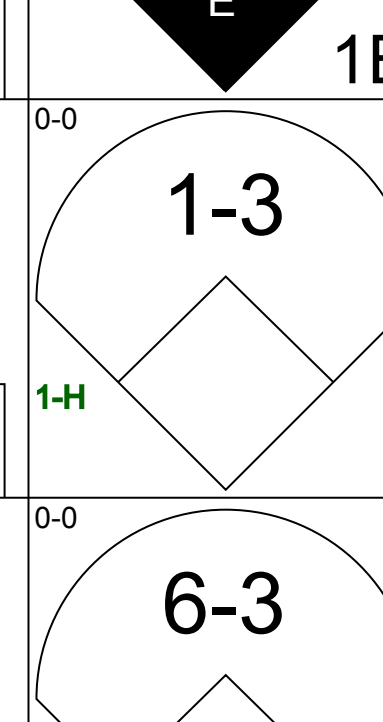
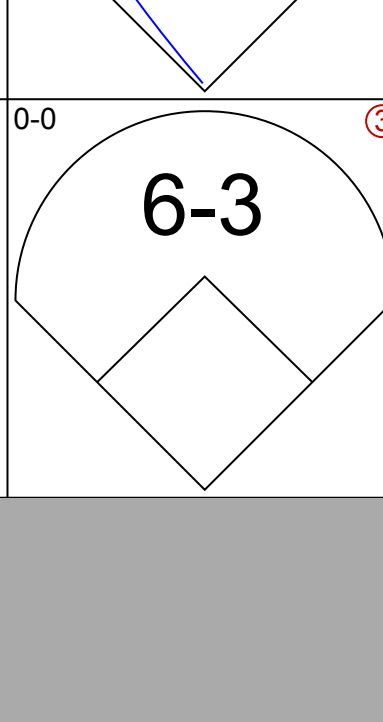
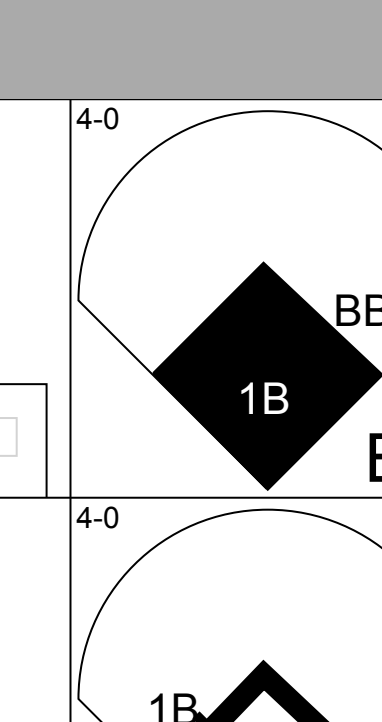
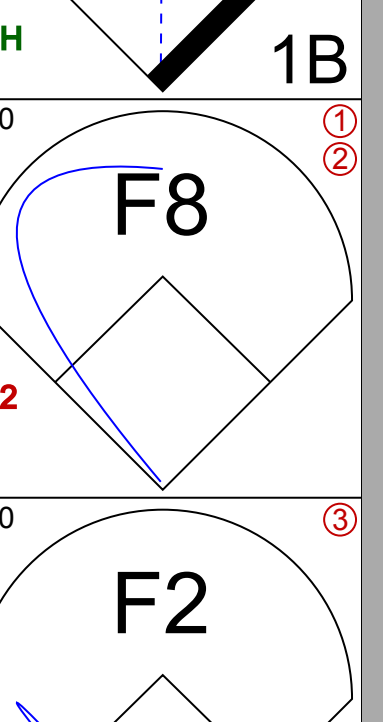
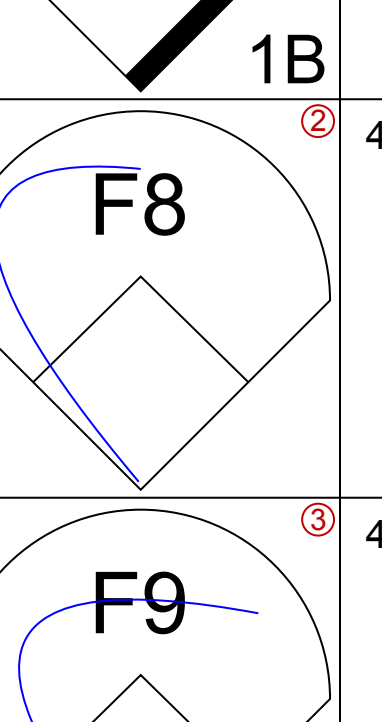
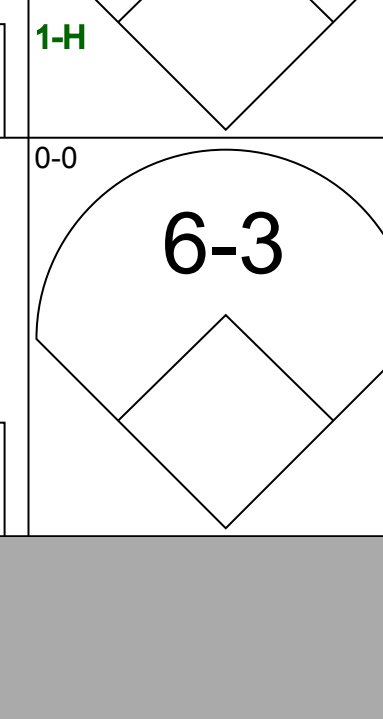
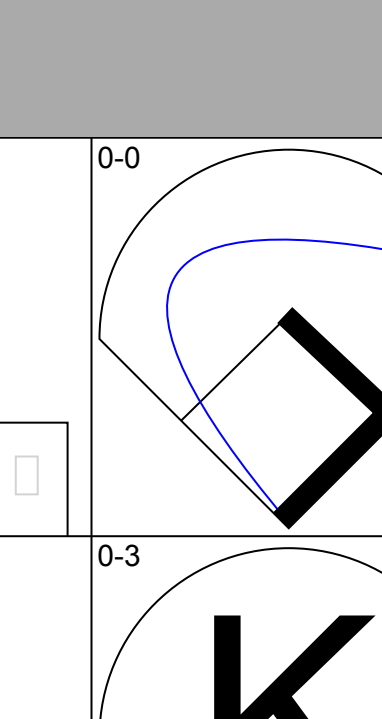
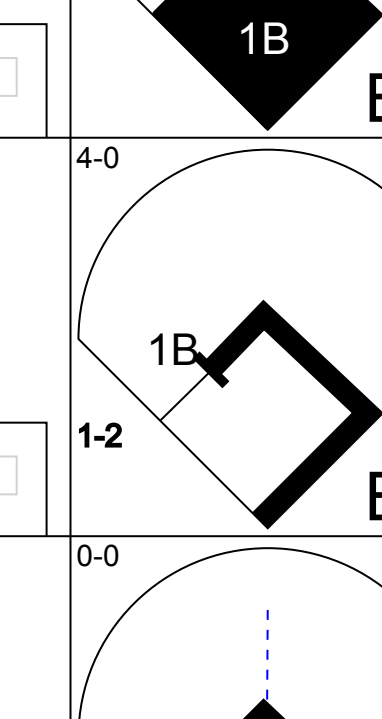
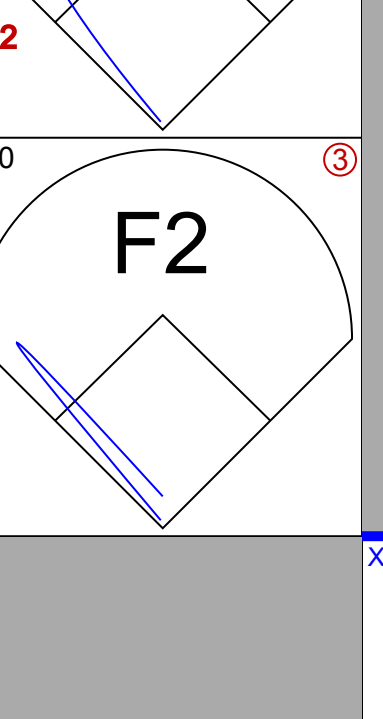
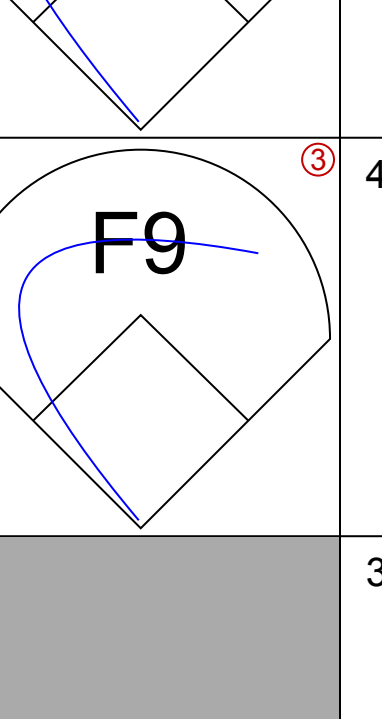
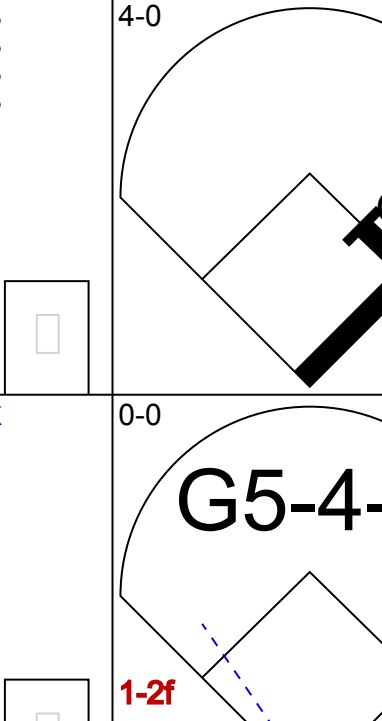
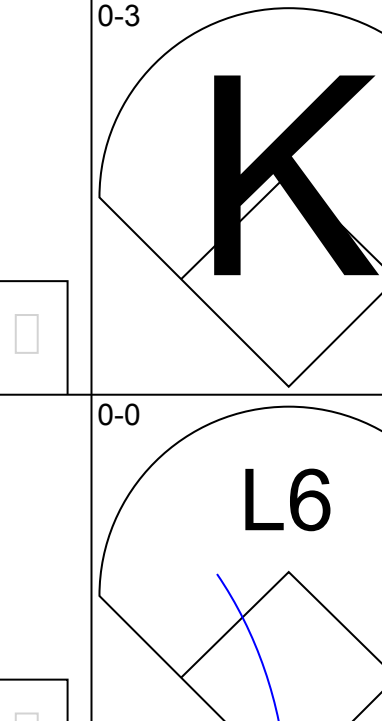
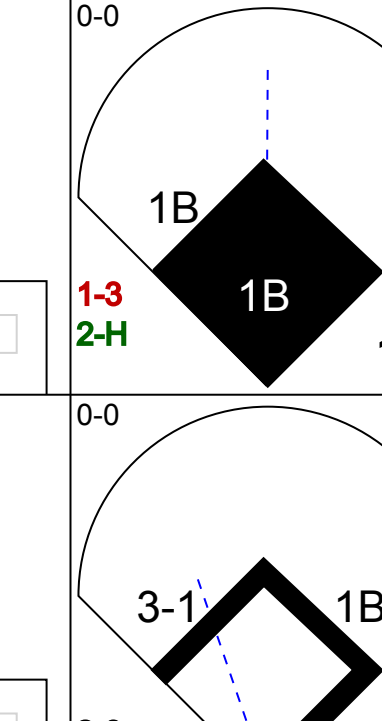
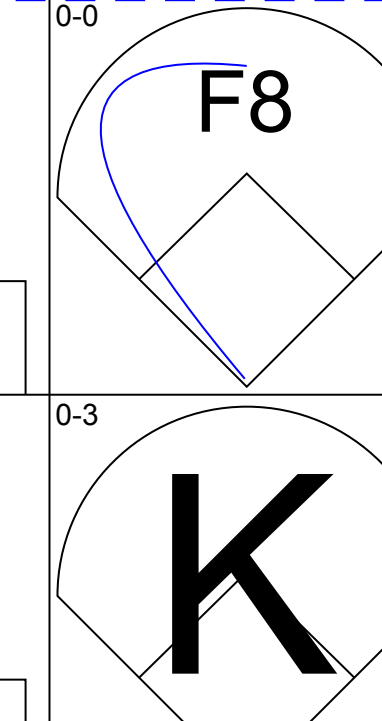
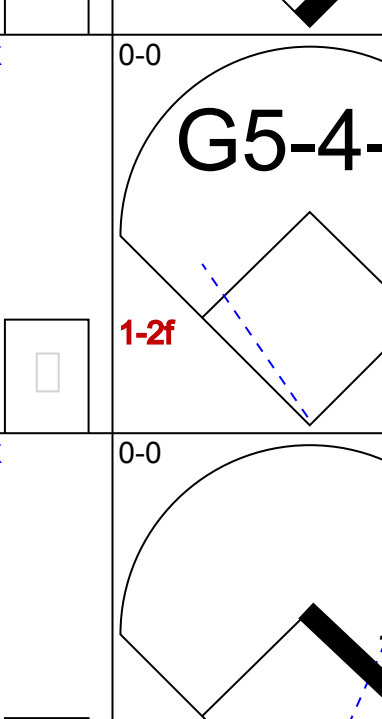
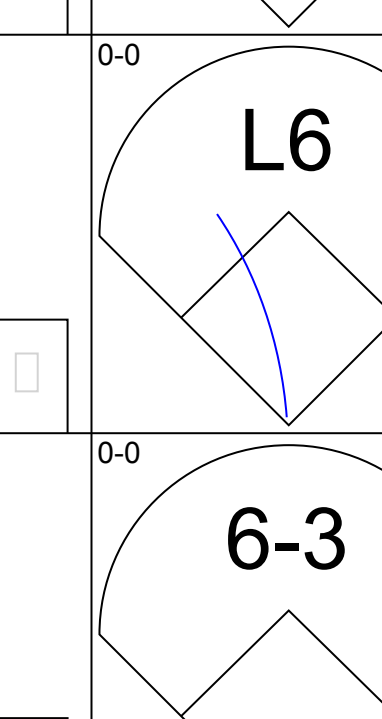
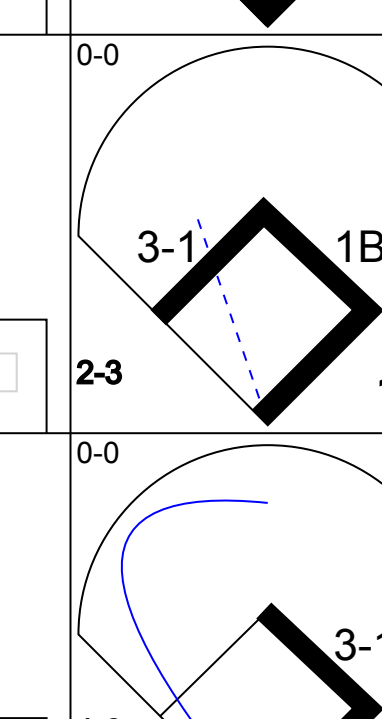
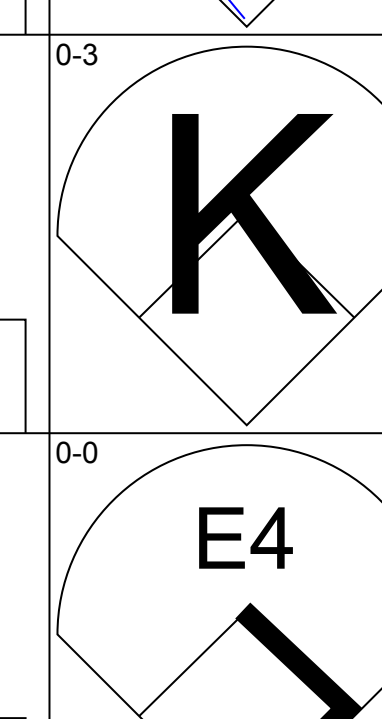
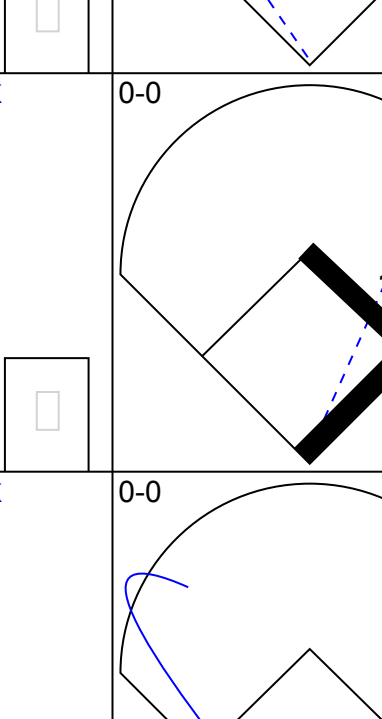
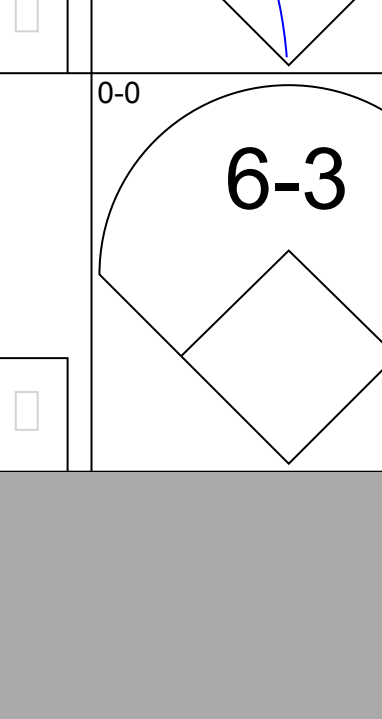
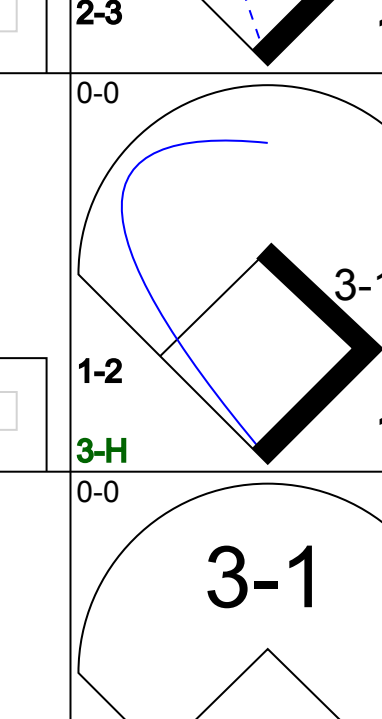
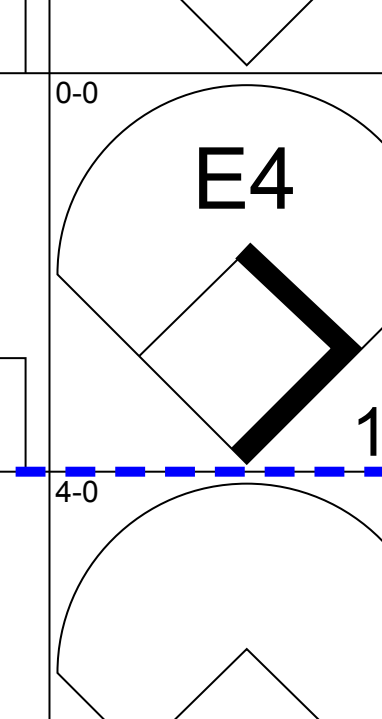
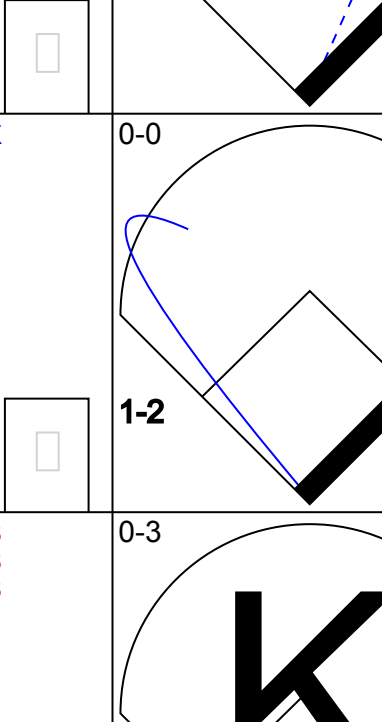

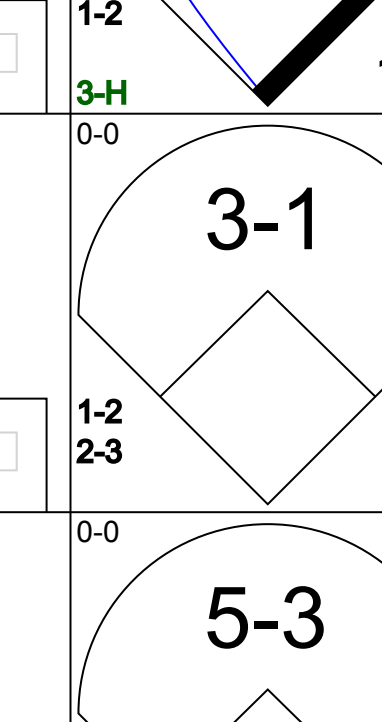
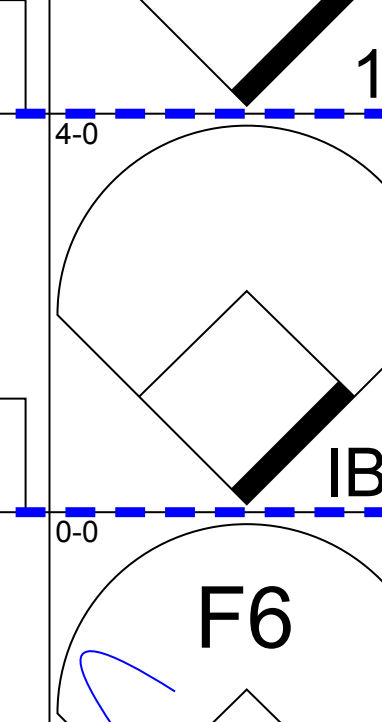
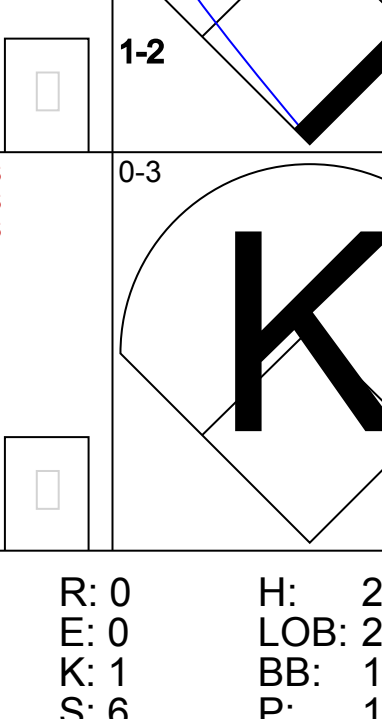

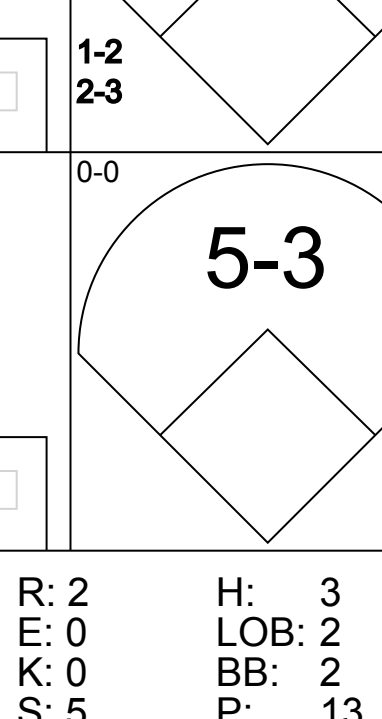
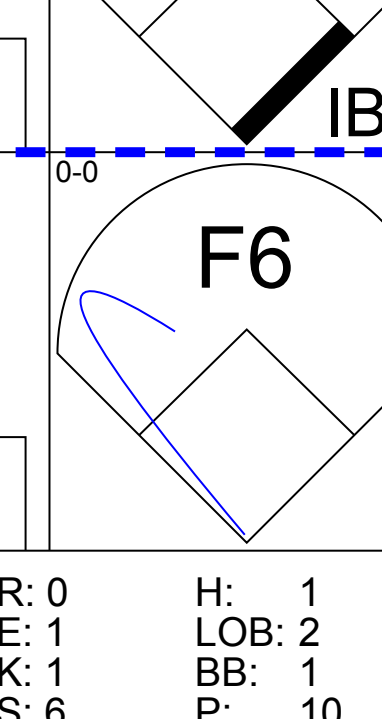
Batter	1	2	3	4	5	6	7	8	9	AB	R	H	RBI	BB	SO	LOB	TOP										
Joe Orsulak, L (1,9) OBP: 0.312, SLG: 0.357 Pat Clements, R (8,1)	0-0 4-3		0-3 K			0-0 F9		0-0 F8		4	0	0	0	0	1	1	Pittsburgh Pirates @ St. Louis Cardinals Busch Stadium, St. Louis, MO Fri Aug 08 1986, 7:05 PM CDT Att: 36,244 - Unknown livebaseballscorecards.com										
Barry Bonds, L (1,8) OBP: 0.327, SLG: 0.443	0-0 4-3		4-0 BB			4-0 BB			0-0 1B	2	0	1	0	2	0	0											
Johnny Ray, S (1,4) OBP: 0.362, SLG: 0.384	0-0 1B		0-0 1-3			0-0 G6-4-3			0-0 G5-4-3	4	0	1	0	0	4												
Sid Bream, L (1,3) OBP: 0.352, SLG: 0.458 Bobby Bonilla, S (9,PH) OBP: 0.360, SLG: 0.344	0-0 F7				0-0 6-3			0-0 F9	0-0 F9	3	0	0	0	0	0	1											
R.J. Reynolds, S (1,7) OBP: 0.353, SLG: 0.451		0-3 K			0-0 F7			0-0 F8		3	0	0	0	0	1	0											
Tony Peña, R (1,2) OBP: 0.333, SLG: 0.380		0-0 3-1			0-3 K			0-0 F5		3	0	0	0	0	1	0											
Jim Morrison, R (1,5) OBP: 0.332, SLG: 0.447		0-0 F3			0-3 K			0-0 E9		3	1	0	0	0	1	0											
Sam Khalifa, R (1,6) OBP: 0.285, SLG: 0.239 U L Washington, S (8,PH) OBP: 0.314, SLG: 0.293			0-0 BB		0-0 F5			0-0 1-3		2	0	1	0	0	0	0											
Rick Reuschel, R (1,1) OBP: 0.132, SLG: 0.135 Benny Distefano, L (8,PH) (8,9)			0-3 K		0-0 F8			0-0 G3		2	0	0	0	0	1	1											
Inning Stats	R: 0 E: 0 K: 0 S: 4	H: 1 LOB: 1 BB: 0 P: 4	R: 0 E: 0 K: 1 S: 5	H: 0 LOB: 0 BB: 0 P: 5	R: 0 E: 0 K: 2 S: 8	H: 1 LOB: 2 BB: 1 P: 12	R: 0 E: 0 K: 1 S: 5	H: 0 LOB: 0 BB: 0 P: 5	R: 0 E: 0 K: 1 S: 5	H: 0 LOB: 0 BB: 1 P: 6	R: 0 E: 0 K: 0 S: 3	H: 0 LOB: 0 BB: 0 P: 3	R: 0 E: 2 K: 0 S: 4	H: 0 LOB: 0 BB: 0 P: 4	R: 0 E: 0 K: 0 S: 3	H: 1 LOB: 0 BB: 0 P: 3		1B: 3 2B: 0 3B: 0 HR: 0	SF: 0 SAC: 0 DP: 2 HBP: 0	WP: 0 PB: 0 SB: 0 CS: 0	PA: 31						
PITCHER	IP	WLS	BF	H	R	ER	SO	BB	IBB	HBP	BLK	WP	HR	S	P	ERA	WHIP										
Danny Cox, R (1,1) ERA: 3.44 Ricky Horton, L (9,1) ERA: 2.5	8.0	W	29	3	1	0	5	2	0	0	0	0	0	37	45	0.00	0.625										

Batter	1	2	3	4	5	6	7	8	9	AB	R	H	RBI	BB	SO	LOB	BOTTOM										
Vince Coleman, S (1,8) OBP: 0.322, SLG: 0.308	0-0 3-1 1B		0-0 6-3		0-0 F7			0-0 FC4-6		4	1	1	0	0	0	3	Pittsburgh Pirates @ St. Louis Cardinals Busch Stadium, St. Louis, MO Fri Aug 08 1986, 7:05 PM CDT Att: 36,244 - Unknown livebaseballscorecards.com										
Ozzie Smith, S (1,6) OBP: 0.377, SLG: 0.344	0-0 3-1 1-3 1B		0-0 4-3		0-0 CS		0-0 PO	0-0 6-3		4	0	1	0	0	0	1											
Tom Herr, S (1,4) OBP: 0.333, SLG: 0.303	0-3 K		0-0 F8		0-0 1B			0-0 G3		4	2	2	0	0	1	1											
Curt Ford, L (1,7) OBP: 0.353, SLG: 0.401	0-0 1B		0-0 1B		0-0 F7			0-0 G3		4	0	2	1	0	0	2											
Terry Pendleton, S (1,5) OBP: 0.285, SLG: 0.297	0-0 1-3 1B		0-0 1-2 1B		0-0 1B			0-0 CS		4	0	4	1	0	0	0											
John Morris, L (1,9) OBP: 0.455, SLG: 0.333 Tito Landrum, R (8,PH) OBP: 0.262, SLG: 0.268	0-0 F6		0-0 F9		0-0 1B			0-0 CS	0-0 S	3	0	1	1	0	0	4											
Clint Hurdle, L (1,3) OBP: 0.276, SLG: 0.288		0-0 4-3 2B		0-0 6-3 1B		0-0 3-1		0-0 F8		4	0	2	0	0	0	3											
Michael LaValliere, L (1,2) OBP: 0.308, SLG: 0.277		0-0 4-3		0-0 6-3		0-0 FC4-6		0-0 4-3		4	0	1	0	0	0	3											
Danny Cox, R (1,1) OBP: 0.179, SLG: 0.189 Ricky Horton, L (9,1) OBP: 0.222, SLG: 0.125		0-3 K		0-0 6-3		0-3 K		0-0 4-3		4	0	0	0	0	2	4											
Inning Stats	R: 1 E: 0 K: 1 S: 8	H: 3 LOB: 2 BB: 0 P: 8	R: 0 E: 0 K: 1 S: 6	H: 1 LOB: 1 BB: 0 P: 6	R: 0 E: 0 K: 0 S: 5	H: 2 LOB: 0 BB: 0 P: 5	R: 0 E: 0 K: 0 S: 4	H: 1 LOB: 1 BB: 0 P: 4	R: 1 E: 0 K: 0 S: 6	H: 4 LOB: 2 BB: 0 P: 6	R: 0 E: 0 K: 1 S: 5	H: 1 LOB: 0 BB: 0 P: 5	R: 1 E: 0 K: 0 S: 4	H: 2 LOB: 0 BB: 0 P: 4	R: 0 E: 0 K: 0 S: 4	H: 1 LOB: 1 BB: 0 P: 4		1B: 14 2B: 1 3B: 0 HR: 0	SF: 0 SAC: 0 DP: 0 HBP: 0	WP: 0 PB: 0 SB: 2 CS: 2	PA: 38						
PITCHER	IP	WLS	BF	H	R	ER	SO	BB	IBB	HBP	BLK	WP	HR	S	P	ERA	WHIP										
Rick Reuschel, R (1,1) ERA: 4.11 Pat Clements, L (8,1) ERA: 3.29	7.0	L	32	14	3	3	3	0	0	0	0	0	0	4	4	0.00	1.000										

Batter	1	2	3	4	5	6	7	8	9	AB	R	H	RBI	BB	SO	LOB	TOP								
U L Washington, S OBP: 0.322, SLG: 0.295 (1,4)	F6		G3							3	1	1	1	1	0	1	Pittsburgh Pirates @ St. Louis Cardinals Busch Stadium, St. Louis, MO Sun Aug 10 1986, 3:33 AM CDT Att: 36,286 - Unknown								
Bobby Bonilla, S OBP: 0.358, SLG: 0.349 (1,7)	4-3			F6		F7				4	0	1	2	0	0	1									
Barry Bonds, L OBP: 0.325, SLG: 0.441 Mike Diaz, R OBP: 0.357, SLG: 0.545 Cecilio Guante, R (8,1)	3-1			L6		F9		6-3		3	0	0	0	0	0	1									
Sid Bream, L OBP: 0.350, SLG: 0.463 (1,3)		1-3		F5			F9	F8		4	0	0	0	0	0	1									
R.J. Reynolds, S OBP: 0.353, SLG: 0.450 (8,7)		4-3			1-3		K		4-3	4	0	0	0	0	1	0									
Jim Morrison, R OBP: 0.332, SLG: 0.450 (1,5)		5-3			F5		F9			4	0	1	0	0	0	0									
Junior Ortiz, R OBP: 0.368, SLG: 0.397 Tony Peña, R OBP: 0.336, SLG: 0.383 (9,PH)			6-3		K2-3					3	1	1	0	0	1	0									
Sam Khalifa, R OBP: 0.285, SLG: 0.230 Johnny Ray, S OBP: 0.397, SLG: 0.398 (8,PH)			K			1-3				2	0	0	0	0	1	0									
Mike Bielecki, R OBP: 0.079, SLG: 0.054 Joe Orsulak, L OBP: 0.311, SLG: 0.359 Jim Winn, R (6,PH)										1	1	1	0	1	0	0									
Benny Distefano, L (8,PH)										0	0	0	0	1	0	0									
Inning Stats	R: 0 E: 0 K: 0 S: 3	H: 0 LOB: 0 BB: 0 P: 3	R: 0 E: 0 K: 0 S: 3	H: 0 LOB: 0 BB: 0 P: 3	R: 0 E: 0 K: 1 S: 5	H: 0 LOB: 1 BB: 1 P: 9	R: 0 E: 0 K: 0 S: 3	H: 0 LOB: 0 BB: 0 P: 3	R: 0 E: 0 K: 1 S: 5	H: 0 LOB: 0 BB: 0 P: 5	R: 1 E: 0 K: 0 S: 5	H: 2 LOB: 1 BB: 0 P: 5	R: 0 E: 0 K: 1 S: 5	H: 0 LOB: 0 BB: 0 P: 5	R: 3 E: 0 K: 0 S: 6	H: 3 LOB: 1 BB: 1 P: 10	R: 0 E: 0 K: 1 S: 6	H: 1 LOB: 2 BB: 1 P: 10	1B: 3 2B: 3 3B: 0 HR: 0	SF: 1 SAC: 0 DP: 0 HBP: 0	WP: 0 PB: 1 SB: 0 CS: 0	PA: 36			
PITCHER	IP	WLS	BF	H	R	ER	SO	BB	IBB	HBP	BLK	WP	HR	S	P	ERA	WHIP								
Bob Forsch, R ERA: 2.73 (1,1)	7.1	W	28	4	4	4	3	2	0	0	0	0	0	32	40	4.91	0.818								
Ricky Horton, L ERA: 2.5 (8,1)	0.0		1	1	0	0	0	0	0	0	0	0	0	1	1	∞	∞								
Todd Worrell, R ERA: 1.43 (8,1)	1.2	S	7	1	0	0	1	0	1	0	0	0	0	8	12	0.00	0.600								

Batter	1	2	3	4	5	6	7	8	9	AB	R	H	RBI	BB	SO	LOB	BOTTOM								
Vince Coleman, S OBP: 0.328, SLG: 0.313 (1,8)	4-3 SF8 BB									3	1	2	0	1	1	0	Pittsburgh Pirates @ St. Louis Cardinals Busch Stadium, St. Louis, MO Sun Aug 10 1986, 3:33 AM CDT Att: 36,286 - Unknown								
Curt Ford, L OBP: 0.333, SLG: 0.377 (1,7)	4-3		G3		G3		4-3			4	0	0	0	0	0	3									
Tom Herr, S OBP: 0.326, SLG: 0.296 (1,4)	SF8			G3	G3			F7		3	0	0	1	0	0	1									
Andy Van Slyke, L OBP: 0.333, SLG: 0.397 (1,9)	L3			6-3	F8			F4		4	0	0	0	0	0	1									
Terry Pendleton, S OBP: 0.284, SLG: 0.296 (1,5)		F9		F7		F8		F2		4	0	0	0	0	0	0									
Clint Hurdle, L OBP: 0.286, SLG: 0.289 (1,3)		F9				1B HR BB		4-3 BB		1	1	0	0	2	0	0									
Michael LaValliere, L OBP: 0.314, SLG: 0.276 (1,2)		F8				1B HR 1B		4-3		3	1	1	0	0	0	1									
José Oquendo, S OBP: 0.398, SLG: 0.372 (1,6)			F8			1B HR 1B		K		3	1	1	0	0	1	1									
Bob Forsch, R OBP: 0.167, SLG: 0.333 Ricky Horton, L OBP: 0.222, SLG: 0.125 Todd Worrell, R OBP: 0.167, SLG: 0.500 (1,1)				K						3	1	1	4	0	1	0									
Inning Stats	R: 1 E: 0 K: 0 S: 3	H: 0 LOB: 0 BB: 1 P: 7	R: 0 E: 0 K: 0 S: 3	H: 0 LOB: 0 BB: 0 P: 3	R: 0 E: 0 K: 1 S: 6	H: 1 LOB: 1 BB: 0 P: 6	R: 0 E: 0 K: 0 S: 3	H: 0 LOB: 0 BB: 0 P: 3	R: 4 E: 0 K: 0 S: 7	H: 4 LOB: 1 BB: 1 P: 11	R: 0 E: 0 K: 1 S: 5	H: 0 LOB: 0 BB: 1 P: 9	R: 0 E: 0 K: 1 S: 5	H: 0 LOB: 0 BB: 0 P: 5	R: 0 E: 0 K: 0 S: 3	H: 0 LOB: 0 BB: 0 P: 3		1B: 4 2B: 0 3B: 0 HR: 1	SF: 1 SAC: 0 DP: 0 HBP: 0	WP: 0 PB: 0 SB: 4 CS: 0	PA: 32				
PITCHER	IP	WLS	BF	H	R	ER	SO	BB	IBB	HBP	BLK	WP	HR	S	P	ERA	WHIP								
Mike Bielecki, R ERA: 4.79 (1,1)	5.0	L	22	5	5	5	1	2	0	0	0	0	0	10	14	0.00	0.500								
Jim Winn, R ERA: 3.52 (8,1)	2.0		7	0	0	0	2	1	0	0	0	0	0	3	3	0.00	0.000								
Cecilio Guante, R ERA: 3.25 (8,1)	1.0		3	0	0	0	0	0	0	0	0	0	0	3	3	0.00	0.000								


Batter	1	2	3	4	5	6	7	8	9	AB	R	H	RBI	BB	SO	LOB	TOP						
Vince Coleman, S OBP: 0.325, SLG: 0.309 (1, 8)										5	0	0	0	0	3	1	St. Louis Cardinals @ Montreal Expos Olympic Stadium, Montreal, QB Mon Aug 11 1986, 7:05 PM EDT Att: 14,540 - Unknown livebaseballscores.com AB 34 R 5 H 9 RBI 5 BB 4 SO 8 LOB 15 						
Ozzie Smith, S OBP: 0.380, SLG: 0.343 (1, 6)										4	1	1	0	1	0	2							
Tom Herr, S OBP: 0.327, SLG: 0.300 (1, 4)										5	1	2	1	0	0	1							
Curt Ford, L OBP: 0.331, SLG: 0.393 (1, 7)										4	1	1	2	0	0	2							
Terry Pendleton, S OBP: 0.286, SLG: 0.300 (1, 5)										4	0	2	0	0	0	1							
Andy Van Slyke, L OBP: 0.337, SLG: 0.400 John Morris, L OBP: 0.400, SLG: 0.308 (1, 9) (6, 9)										3	0	2	0	0	1	0							
Clint Hurdle, L OBP: 0.294, SLG: 0.284 (1, 3)										2	1	0	0	2	1	3							
Michael LaValliere, L OBP: 0.317, SLG: 0.293 (1, 2)										3	1	1	2	1	1	2							
Greg Mathews, R OBP: 0.069, SLG: 0.036 José Oquendo, S OBP: 0.394, SLG: 0.368 Ray Sofi, R (8, PH) (8, 1) Ricky Horton, L OBP: 0.222, SLG: 0.125 Todd Worrell, R OBP: 0.167, SLG: 0.500 (8, 1) (8, 1)										2	0	0	0	0	1	2							
Inning Stats	R: 1 E: 0 K: 1 S: 7	H: 2 LOB: 1 BB: 0 P: 7	R: 0 E: 0 K: 2 S: 8	H: 1 LOB: 1 BB: 0 P: 8	R: 2 E: 0 K: 1 S: 9	H: 4 LOB: 2 BB: 0 P: 9	R: 0 E: 0 K: 1 S: 5	H: 0 LOB: 1 BB: 0 P: 9	R: 0 E: 0 K: 0 S: 3	H: 0 LOB: 0 BB: 0 P: 3	R: 0 E: 0 K: 1 S: 5	H: 0 LOB: 1 BB: 1 P: 9	R: 0 E: 0 K: 1 S: 5	H: 0 LOB: 0 BB: 1 P: 9	R: 2 E: 0 K: 1 S: 6	H: 2 LOB: 0 BB: 1 P: 10		R: 0 E: 1 K: 0 S: 3	H: 0 LOB: 0 BB: 0 P: 3	1B: 5 2B: 2 3B: 0 HR: 2	SF: 0 SAC: 1 DP: 1 HBP: 0	WP: 0 PB: 0 SB: 2 CS: 1	PA: 39
PITCHER	IP WLS BF H R ER SO BB IBB HBP BLK WP HR S P ERA WHIP																						
Floyd Youmans, R ERA: 3.87 Bob McClure, L ERA: 4.34 (1, 1) (9, 1)	8.0 L 36 9 5 5 8 4 0 0 0 0 0 2 48 64 5.62 1.625																						

Batter	1	2	3	4	5	6	7	8	9	AB	R	H	RBI	BB	SO	LOB	BOTTOM						
Luis Rivera, R OBP: 0.364, SLG: 0.259 (1, 6)										5	1	1	0	0	1	1	St. Louis Cardinals @ Montreal Expos Olympic Stadium, Montreal, QB Mon Aug 11 1986, 7:05 PM EDT Att: 14,540 - Unknown livebaseballscores.com AB 34 R 4 H 11 RBI 3 BB 5 SO 4 LOB 17 						
Mitch Webster, S OBP: 0.368, SLG: 0.424 (1, 8)										5	1	3	1	0	0	1							
Tim Raines, S OBP: 0.405, SLG: 0.495 (1, 7)										4	1	0	0	1	0	2							
Andre Dawson, R OBP: 0.320, SLG: 0.482 (1, 9)										4	0	1	0	1	0	1							
Tim Wallach, R OBP: 0.326, SLG: 0.441 (1, 5)										3	1	1	1	1	1	1							
Vance Law, R OBP: 0.298, SLG: 0.304 (1, 3) (7, 4)										4	0	1	0	0	1	2							
Tom Foley, L OBP: 0.366, SLG: 0.378 Wallace Johnson, S OBP: 0.243, SLG: 0.389 (1, 4) (6, PH) (7, 3)										2	0	1	0	0	0	1							
Dann Bilardello, R OBP: 0.261, SLG: 0.276 Wayne Krenchicki, L OBP: 0.307, SLG: 0.329 Jim Wothford, R OBP: 0.258, SLG: 0.267 Tom Nieto, R OBP: 0.255, SLG: 0.280 (1, 2) (8, PH) (8, PH) (9, 2)										2	0	1	0	1	0	2							
Floyd Youmans, R OBP: 0.246, SLG: 0.231 George Wright, S OBP: 0.286, SLG: 0.303 Bob McClure, R (1, 1) (8, PH) (9, 1)										2	0	0	0	0	1	4							
Inning Stats	R: 1 E: 0 K: 0 S: 4	H: 1 LOB: 0 BB: 0 P: 4	R: 0 E: 0 K: 1 S: 6	H: 2 LOB: 1 BB: 1 P: 10	R: 0 E: 0 K: 1 S: 5	H: 0 LOB: 0 BB: 0 P: 5	R: 0 E: 0 K: 1 S: 6	H: 1 LOB: 1 BB: 0 P: 6	R: 0 E: 0 K: 0 S: 3	H: 0 LOB: 1 BB: 1 P: 7	R: 2 E: 0 K: 0 S: 5	H: 3 LOB: 2 BB: 2 P: 13	R: 1 E: 0 K: 0 S: 4	H: 2 LOB: 0 BB: 0 P: 4	R: 0 E: 1 K: 1 S: 6	H: 1 LOB: 2 BB: 1 P: 10		R: 0 E: 0 K: 0 S: 4	H: 1 LOB: 1 BB: 0 P: 4	1B: 9 2B: 2 3B: 0 HR: 0	SF: 0 SAC: 1 DP: 1 HBP: 0	WP: 0 PB: 0 SB: 1 CS: 1	PA: 40
PITCHER	IP WLS BF H R ER SO BB IBB HBP BLK WP HR S P ERA WHIP																						
Greg Mathews, L ERA: 3.38 Ray Sofi, R ERA: 2.16 Ricky Horton, L ERA: 2.5 Todd Worrell, R ERA: 1.4 (1, 1) (8, 1) (8, 1) (8, 1)	7.0 W 31 9 4 3 3 4 0 0 0 0 0 0 5 5 3.86 1.857																						

Batter	1	2	3	4	5	6	7	8	9	AB	R	H	RBI	BB	SO	LOB	TOP					
Vince Coleman, S (1, 8) Titto Landrum, R (6, 8) OBP: 0.327, SLG: 0.312 OBP: 0.259, SLG: 0.265	5-3		1B			6-3	K			3	0	2	0	0	0	0	1 3					
Ozzie Smith, S (1, 6) José Oquendo, S (6, 6) OBP: 0.379, SLG: 0.343 OBP: 0.400, SLG: 0.375	K		1B			F8	FC6-4			3	0	1	0	0	1	1	1 1					
Tom Herr, S (1, 4) Tom Lawless, R (6, 4) OBP: 0.325, SLG: 0.298 OBP: 0.231, SLG: 0.280	F9		F7			6-3	FC6-4			3	0	0	0	0	0	3	3					
Curt Ford, L (1, 7) OBP: 0.329, SLG: 0.386		1B BLK G3-6-1 BB				K				3	1	0	0	1	1	1						
Terry Pendleton, S (1, 5) Alan Knicely, R (7, 3) OBP: 0.286, SLG: 0.301 OBP: 0.365, SLG: 0.333		1B G3-6-1				G3	G4-1			3	0	1	0	0	0	0	1 1					
John Morris, L (1, 9) OBP: 0.368, SLG: 0.294		1B G3-6-1				F8	1B			4	1	1	0	0	0	1						
Clint Hurdle, L (1, 3) OBP: 0.293, SLG: 0.283						K	HBP 1B			4	1	1	0	0	1	0						
Michael LaValliere, L (1, 2) Steve Lake, R (6, 2) OBP: 0.314, SLG: 0.290 OBP: 0.455, SLG: 0.476			F8			F5	1B HBP			2	0	0	0	0	0	0	2 0					
John Tudor, L (1, 1) Ray Burris, R (2, 1) Andy Van Slyke, L (7, PH) Ray Soff, R (7, 1) Tim Conroy, L (9, PH) OBP: 0.145, SLG: 0.161 OBP: 0.149, SLG: 0.259 OBP: 0.339, SLG: 0.400						K	1B HBP			0	0	0	0	0	0	0	0 0					
Inning Stats	R: 0 E: 0 K: 1 S: 5	H: 0 LOB: 0 BB: 0 P: 5	R: 1 E: 0 K: 0 S: 3	H: 1 LOB: 0 BB: 1 P: 7	R: 0 E: 0 K: 1 S: 7	H: 2 LOB: 2 BB: 0 P: 7	R: 0 E: 0 K: 0 S: 3	H: 0 LOB: 0 BB: 0 P: 3	R: 0 E: 0 K: 2 S: 7	H: 0 LOB: 0 BB: 0 P: 7	R: 0 E: 0 K: 1 S: 6	H: 1 LOB: 1 BB: 0 P: 6	R: 2 E: 0 K: 1 S: 9	H: 4 LOB: 3 BB: 0 P: 10	R: 0 E: 0 K: 0 S: 3	H: 0 LOB: 0 BB: 0 P: 3	R: 0 E: 0 K: 0 S: 3	H: 0 LOB: 0 BB: 0 P: 3	1B: 8 2B: 3 3B: 0 HR: 0	SF: 0 SAC: 0 DP: 1 HBP: 1	WP: 0 PB: 0 SB: 3 CS: 0	PA: 36
PITCHER Bob Sebra, R (1, 1) ERA: 4.88	IP: 9.0 WLS: W BF: 36 H: 8 R: 3 ER: 3 SO: 6 BB: 1 IBB: 0 HBP: 1 BLK: 1 WP: 0 HR: 0 S: 46 P: 51 ERA: 3.00 WHIP: 1.000															PITCHER	IP: 9.0 WLS: W BF: 36 H: 8 R: 3 ER: 3 SO: 6 BB: 1 IBB: 0 HBP: 1 BLK: 1 WP: 0 HR: 0 S: 46 P: 51 ERA: 3.00 WHIP: 1.000					

St. Louis Cardinals @ Montreal Expos
Olympic Stadium, Montreal, QB
Tue Aug 12 1986, 7:05 PM EDT
Att: 20,158 - Unknown


AB 34
R 3
H 8
RBI 2
BB 1
SO 6
LOB 12



Batter	1	2	3	4	5	6	7	8	9	AB	R	H	RBI	BB	SO	LOB	BOTTOM			
Luis Rivera, R (1, 6) OBP: 0.395, SLG: 0.290	2B 1B BB					F7				4	2	2	2	1	0	2				
Mitch Webster, S (1, 8) OBP: 0.368, SLG: 0.427	1B 2B					F9	4-3			5	2	2	0	0	0	2				
Tim Raines, S (1, 7) OBP: 0.407, SLG: 0.499	E 2B 2H 3H	1B HR				F8	F8			5	2	3	4	0	0	0				
Andre Dawson, R (1, 9) George Wright, S (8, 9) OBP: 0.324, SLG: 0.497 OBP: 0.295, SLG: 0.303	1B 2B	HR				6-3	BB 1B			5	1	3	4	0	0	1				
Tim Wallach, R (1, 5) OBP: 0.330, SLG: 0.442	1-3 1B	6-3 1B				F7	FC4-6 BB			4	1	2	0	1	0	1				
Wallace Johnson, S (1, 3) OBP: 0.214, SLG: 0.341	K	F9				5-3	FC4-6			5	0	0	0	0	1	5				
Tom Nieto, R (1, 2) OBP: 0.287, SLG: 0.278						6-3				4	1	1	0	1	0	1				
Tom Foley, L (1, 4) OBP: 0.362, SLG: 0.374	K	6-3				1B	1B			4	0	1	0	0	1	4				
Bob Sebra, R (1, 1) OBP: 0.429, SLG: 0.333		1B BB				1B	1B			3	1	2	0	1	0	0				
Inning Stats	R: 3 E: 0 K: 2 S: 10	H: 3 LOB: 2 BB: 2 P: 18	R: 7 E: 0 K: 0 S: 11	H: 8 LOB: 2 BB: 1 P: 15	R: 0 E: 0 K: 0 S: 3	H: 0 LOB: 0 BB: 0 P: 3	R: 0 E: 0 K: 0 S: 5	H: 2 LOB: 2 BB: 0 P: 5	R: 0 E: 0 K: 0 S: 4	H: 1 LOB: 2 BB: 1 P: 8	R: 0 E: 0 K: 0 S: 3	H: 0 LOB: 0 BB: 0 P: 3	R: 0 E: 0 K: 0 S: 4	H: 1 LOB: 1 BB: 0 P: 4	R: 0 E: 0 K: 0 S: 3	H: 1 LOB: 0 BB: 0 P: 3	1B: 12 2B: 3 3B: 0 HR: 1	SF: 0 SAC: 0 DP: 1 HBP: 0	WP: 0 PB: 0 SB: 1 CS: 0	PA: 43
PITCHER John Tudor, L (1, 1) ERA: 3.05 Ray Burris, R (2, 1) ERA: 5.45 Ray Soff, R (7, 1) ERA: 1.74	IP: 1.0 WLS: L BF: 12 H: 7 R: 7 ER: 7 SO: 2 BB: 2 IBB: 0 HBP: 0 BLK: 0 WP: 0 HR: 0 S: 14 P: 22 ERA: 63.00 WHIP: 9.000															PITCHER	IP: 1.0 WLS: L BF: 12 H: 7 R: 7 ER: 7 SO: 2 BB: 2 IBB: 0 HBP: 0 BLK: 0 WP: 0 HR: 0 S: 14 P: 22 ERA: 63.00 WHIP: 9.000			

St. Louis Cardinals @ Montreal Expos
Olympic Stadium, Montreal, QB
Tue Aug 12 1986, 7:05 PM EDT
Att: 20,158 - Unknown

AB 39
R 10
H 16
RBI 10
BB 4
SO 2
LOB 16



Batter	1	2	3	4	5	6	7	8	9	AB	R	H	RBI	BB	SO	LOB	TOP								
Vince Coleman, S (1, 8) OBP: 0.324, SLG: 0.309	4-3	K			1-3		F6			4	0	0	0	0	1	2									
Ozzie Smith, S (1, 6) OBP: 0.376, SLG: 0.344	4-3		2B		F8			F7		4	1	1	0	0	0	0									
Tom Herr, S (1, 4) OBP: 0.324, SLG: 0.300	4-3		4-3		6-3			4-3		4	1	1	1	1	0	0									
Curt Ford, L (1, 7) OBP: 0.333, SLG: 0.395		SF8	4-3					B3		4	2	2	0	0	0	1									
Terry Pendleton, S (1, 5) OBP: 0.283, SLG: 0.298		E3	4-3					1-3		4	1	0	1	0	0	2									
John Morris, L (1, 9) OBP: 0.391, SLG: 0.316		SF8	F7					S		2	1	1	2	1	0	0									
Clint Hurdle, L (1, 3) OBP: 0.299, SLG: 0.293		SH1-3			F9			1-3		3	0	1	1	1	0	1									
Michael LaValliere, L (1, 2) OBP: 0.313, SLG: 0.286		SH1-3			K			4-3		3	0	0	0	0	1	1									
Danny Cox, R (1, 1) OBP: 0.167, SLG: 0.175		SH1-3			K			K		3	0	0	1	0	3	1									
Inning Stats	R: 0 E: 0 K: 0 S: 3	H: 0 LOB: 0 BB: 0 P: 3	R: 2 E: 1 K: 1 S: 7	H: 1 LOB: 2 BB: 1 P: 12	R: 2 E: 0 K: 0 S: 5	H: 2 LOB: 0 BB: 0 P: 5	R: 0 E: 0 K: 2 S: 7	H: 0 LOB: 0 BB: 0 P: 7	R: 0 E: 0 K: 0 S: 3	H: 0 LOB: 0 BB: 0 P: 3	R: 1 E: 0 K: 0 S: 4	H: 2 LOB: 0 BB: 0 P: 4	R: 0 E: 0 K: 1 S: 5	H: 0 LOB: 0 BB: 0 P: 5	R: 0 E: 0 K: 0 S: 3	H: 0 LOB: 0 BB: 0 P: 3	R: 1 E: 0 K: 1 S: 6	H: 1 LOB: 1 BB: 1 P: 10	1B: 2 2B: 4 3B: 0 HR: 0	SF: 1 SAC: 1 DP: 0 HBP: 1	WP: 0 PB: 0 SB: 3 CS: 1	PA: 36			
PITCHER	IP	WLS	BF	H	R	ER	SO	BB	IBB	HBP	BLK	WP	HR	S	P	ERA	WHIP								
Bryn Smith, R (1, 1) ERA: 3.96	7.0	L	28	5	5	4	4	1	0	1	0	0	0	34	39	5.14	0.857								
Dave Tomlin, L (8, 1) ERA: 4.32	2.0		8	1	1	1	1	1	0	0	0	0	0	9	13	4.50	1.000								

St. Louis Cardinals @ Montreal Expos
Olympic Stadium, Montreal, QB
Wed Aug 13 1986, 7:05 PM EDT
Att: 23,373 - Unknown

AB	31
R	6
H	6
RBI	6
BB	2
SO	5
LOB	8



Batter	1	2	3	4	5	6	7	8	9	AB	R	H	RBI	BB	SO	LOB	BOTTOM								
Tom Foley, L (1, 4) OBP: 0.359, SLG: 0.370	F8		F7		3-1			G4-6-3		4	0	1	0	0	0	0									
Mitch Webster, S (1, 8) OBP: 0.369, SLG: 0.431	S		2B			K		G4-6-3		3	2	1	0	1	1	1									
Tim Raines, S (1, 7) OBP: 0.410, SLG: 0.501	1B		3B			BLK		F8		2	0	1	1	2	0	0									
Andre Dawson, R (1, 9) OBP: 0.323, SLG: 0.494	FC6-4		F3-2			5-3				4	0	1	1	0	1	2									
Tim Wallach, R (1, 5) OBP: 0.329, SLG: 0.440	F2				4-3			1B		4	0	1	0	0	0	3									
Wayne Krenchicki, L (1, 3) OBP: 0.299, SLG: 0.320	FC6-4				F4			F9		4	0	0	0	0	0	3									
Luis Rivera, R (1, 6) OBP: 0.405, SLG: 0.343			F2		1-3			E5		4	0	2	0	0	0	0									
Dann Bilardello, R (1, 2) OBP: 0.256, SLG: 0.271			F9					K		2	0	0	0	0	0	0									
George Wright, S (7, PH) OBP: 0.254, SLG: 0.302								K		1	0	0	0	0	1	1									
Tom Nieto, R (8, 2) OBP: 0.262, SLG: 0.273								K		1	0	0	0	0	1	2									
Bryn Smith, R (1, 1) OBP: 0.140, SLG: 0.130										2	0	0	0	0	1	0									
Wallace Johnson, S (7, PH) OBP: 0.209, SLG: 0.333										1	0	0	0	0	0	1									
Dave Tomlin, L (8, 1) ERA: 3.35										0	0	0	0	0	0	0									
Inning Stats	R: 1 E: 0 K: 0 S: 4	H: 1 LOB: 2 BB: 2 P: 12	R: 0 E: 0 K: 0 S: 3	H: 0 LOB: 0 BB: 0 P: 3	R: 1 E: 0 K: 0 S: 4	H: 2 LOB: 0 BB: 0 P: 4	R: 0 E: 0 K: 0 S: 3	H: 0 LOB: 0 BB: 0 P: 3	R: 0 E: 0 K: 1 S: 5	H: 0 LOB: 0 BB: 0 P: 5	R: 0 E: 0 K: 1 S: 5	H: 0 LOB: 1 BB: 1 P: 9	R: 0 E: 0 K: 1 S: 6	H: 1 LOB: 1 BB: 0 P: 6	R: 0 E: 0 K: 0 S: 3	H: 1 LOB: 2 BB: 0 P: 3	R: 0 E: 1 K: 2 S: 9	H: 2 LOB: 2 BB: 0 P: 9	1B: 4 2B: 3 3B: 1 HR: 0	SF: 0 SAC: 0 DP: 2 HBP: 0	WP: 0 PB: 0 SB: 2 CS: 0	PA: 35			
PITCHER	IP	WLS	BF	H	R	ER	SO	BB	IBB	HBP	BLK	WP	HR	S	P	ERA	WHIP								
Danny Cox, R (1, 1) ERA: 3.35	9.0	W	35	7	2	2	5	3	0	0	0	0	0	42	54	2.00	1.111								

St. Louis Cardinals @ Montreal Expos
Olympic Stadium, Montreal, QB
Wed Aug 13 1986, 7:05 PM EDT
Att: 23,373 - Unknown

AB	32
R	2
H	7
RBI	2
BB	3
SO	5
LOB	13



Batter	1	2	3	4	5	6	7	8	9	AB	R	H	RBI	BB	SO	LOB	TOP										
Vince Coleman, S OBP: 0.325, SLG: 0.310	K						L8		E6	5	0	2	1	0	1	3											
Ozzie Smith, S OBP: 0.374, SLG: 0.340 Todd Worrell, R OBP: 0.167, SLG: 0.500	P5		F8				P6	5-3	5-3	5	0	0	0	0	0	6											
Tom Herr, S OBP: 0.323, SLG: 0.302	K			G3-1	F8			L8		4	0	1	0	0	1	2											
Curt Ford, L OBP: 0.331, SLG: 0.391		K		F6			K			4	0	1	0	0	2	1											
Terry Pendleton, S OBP: 0.283, SLG: 0.304		HR		G3-1			6-3	L8		4	1	1	1	0	0	2											
John Morris, L OBP: 0.346, SLG: 0.273 José Oquendo, S OBP: 0.396, SLG: 0.371	L8			K			K		6-3	3	0	0	0	0	2	1											
Clint Hurdle, L OBP: 0.306, SLG: 0.296 Tito Landrum, R OBP: 0.263, SLG: 0.269	K				FC1-5			FC3-6	1B	2	0	1	0	1	1	0											
Michael LaValliere, L OBP: 0.313, SLG: 0.283 Alan Krivicky, R OBP: 0.373, SLG: 0.333 Andy Van Slyke, L OBP: 0.339, SLG: 0.400	3-1				1B		L7		E	2	1	0	0	1	0	1											
Tim Conroy, L OBP: 0.238, SLG: 0.263 Ray Sofl, R	K				FC1-5		FC3-6		E	3	0	0	0	0	1	3											
Tom Lawless, R OBP: 0.299, SLG: 0.308 Steve Lake, R OBP: 0.455, SLG: 0.476					1B		1-2		1B	1	0	0	0	0	0	0											
Inning Stats	R: 0 E: 0 K: 2 S: 7	H: 0 LOB: 0 BB: 0 P: 7	R: 1 E: 0 K: 2 S: 8	H: 1 LOB: 0 BB: 0 P: 8	R: 0 E: 0 K: 1 S: 6	H: 1 LOB: 1 BB: 0 P: 6	R: 0 E: 0 K: 1 S: 6	H: 1 LOB: 1 BB: 0 P: 6	R: 1 E: 0 K: 0 S: 4	H: 1 LOB: 2 BB: 2 P: 12	R: 0 E: 0 K: 2 S: 7	H: 0 LOB: 0 BB: 0 P: 7	R: 0 E: 0 K: 0 S: 4	H: 1 LOB: 1 BB: 0 P: 4	R: 0 E: 0 K: 0 S: 4	H: 1 LOB: 1 BB: 0 P: 4	R: 1 E: 1 K: 0 S: 5	H: 2 LOB: 3 BB: 1 P: 9	1B: 6 2B: 1 3B: 0 HR: 1	SF: 0 SAC: 0 DP: 0 HBP: 0	WP: 0 PB: 0 SB: 0 CS: 1	PA: 38					
PITCHER	IP	WLS	BF	H	R	ER	SO	BB	IBB	HBP	BLK	WP	HR	S	P	ERA	WHIP										
Ron Darling, R ERA: 2.8	7.0		28	5	2	2	8	2	0	0	0	0	1	42	50	2.57	1.000										
Jesse Orosco, L ERA: 2.53	1.1		9	3	1	0	0	1	0	0	0	0	0	8	12	0.00	3.000										
Roger McDowell, R ERA: 2.37	0.2	W	1	0	0	0	0	0	0	0	0	0	0	1	1	0.00	0.000										

St. Louis Cardinals @ New York Mets
Shea Stadium, Flushing, NY
Thu Aug 14 1986, 3:33 AM EDT
Unknown

AB 35
R 3
H 8
RBI 2
BB 3
SO 8
LOB 19



Batter	1	2	3	4	5	6	7	8	9	AB	R	H	RBI	BB	SO	LOB	BOTTOM										
Mookie Wilson, S OBP: 0.359, SLG: 0.475	K		G3		8-5		HR		1B	4	2	2	0	1	1	1											
Kevin Mitchell, R OBP: 0.375, SLG: 0.530	L3		K		K		HR		1B	5	1	2	3	0	2	1											
Keith Hernandez, L OBP: 0.393, SLG: 0.435			G3			1B			1B	2	0	1	0	2	0	1											
Gary Carter, R OBP: 0.339, SLG: 0.432	P6		F9				5-3			4	0	1	0	0	0	3											
Darryl Strawberry, L OBP: 0.368, SLG: 0.508		F8		K			3		L4	4	0	0	0	0	1	2											
Ray Knight, R OBP: 0.353, SLG: 0.434		2B		K					F9	3	1	1	0	1	1	0											
Tim Teufel, R OBP: 0.313, SLG: 0.348 Roger McDowell, R OBP: 0.400, SLG: 0.357		2B					5-3		K	4	0	2	0	0	1	2											
Rafael Santana, R OBP: 0.263, SLG: 0.218		FC6-5-6		G3					1B	4	0	1	1	0	0	2											
Ron Darling, R OBP: 0.111, SLG: 0.098 Lee Mazzilli, S OBP: 0.385, SLG: 0.317 Jesse Orosco, R	K								B5-3	2	0	1	0	0	1	1											
Wally Backman, S OBP: 0.373, SLG: 0.379					8-5					1	0	0	0	0	0	1											
Inning Stats	R: 0 E: 0 K: 1 S: 5	H: 0 LOB: 1 BB: 1 P: 9	R: 1 E: 0 K: 1 S: 7	H: 2 LOB: 1 BB: 0 P: 7	R: 0 E: 0 K: 1 S: 5	H: 0 LOB: 1 BB: 1 P: 9	R: 0 E: 0 K: 2 S: 8	H: 1 LOB: 0 BB: 0 P: 8	R: 0 E: 0 K: 1 S: 5	H: 1 LOB: 0 BB: 0 P: 5	R: 0 E: 0 K: 0 S: 3	H: 1 LOB: 2 BB: 2 P: 11	R: 2 E: 0 K: 1 S: 8	H: 3 LOB: 1 BB: 0 P: 8	R: 0 E: 0 K: 1 S: 5	H: 0 LOB: 0 BB: 0 P: 5	R: 1 E: 0 K: 0 S: 4	H: 3 LOB: 1 BB: 0 P: 4	1B: 6 2B: 6 3B: 0 HR: 1	SF: 0 SAC: 0 DP: 2 HBP: 0	WP: 0 PB: 0 SB: 1 CS: 0	PA: 38					
PITCHER	IP	WLS	BF	H	R	ER	SO	BB	IBB	HBP	BLK	WP	HR	S	P	ERA	WHIP										
Tim Conroy, L ERA: 5.14	6.2		30	8	3	3	7	4	0	0	0	0	0	40	56	4.05	1.800										
Ray Sofl, R ERA: 1.54	1.1		4	0	0	0	1	0	0	0	0	0	0	6	6	0.00	0.000										
Todd Worrell, R ERA: 1.51	0.2	L	4	3	1	1	0	0	0	0	0	0	0	4	4	13.50	4.500										

St. Louis Cardinals @ New York Mets
Shea Stadium, Flushing, NY
Thu Aug 14 1986, 3:33 AM EDT
Unknown

AB 34
R 4
H 11
RBI 4
BB 4
SO 8
LOB 14



Batter	1	2	3	4	5	6	7	8	9	AB	R	H	RBI	BB	SO	LOB	TOP										
Vince Coleman, S OBP: 0.324, SLG: 0.309	0-0 1B		0-3 K		0-0 1-3		0-0 FC6-4			4	0	1	0	0	1	1											
John Morris, L OBP: 0.400, SLG: 0.346	0-0 3B 1B		0-0 CS 1B		0-0 L7			0-0 FC3-6 1B		4	1	3	0	0	0	0											
Tom Herr, S OBP: 0.323, SLG: 0.307	0-0 HR 3B		0-0 F5			0-3 K		0-0 FC3-6 6-3		4	1	1	1	0	1	2											
Andy Van Slyke, L OBP: 0.341, SLG: 0.421	0-0 HR			0-0 FC 3B		0-0 4-3		0-0 6-3		4	2	2	2	0	0	1											
Terry Pendleton, S OBP: 0.281, SLG: 0.301	0-3 K		0-3 FC FC6		0-0 4-3			0-3 K		4	0	0	1	0	2	1											
Clint Hurdle, L OBP: 0.305, SLG: 0.289	0-0 4-3		0-0 F7				0-0 4-3		0-0 BB	3	0	0	0	1	0	1											
José Oquendo, S OBP: 0.391, SLG: 0.376		0-0 6-3		0-0 FC6		0-0 E 2B		0-3 K		4	1	1	0	0	1	2	AB 35										
Steve Lake, R OBP: 0.423, SLG: 0.440	0-0 F7		0-0 F4		0-0 E8 FC6-4 1B		0-0 F8			4	0	1	0	0	0	2	R 5										
Ricky Horton, L OBP: 0.167, SLG: 0.091	0-0 L7				0-0 F7		0-3 K		0-0 1-3	3	0	0	0	0	1	1	H 9										
Pat Perry, L (8, 1)										1	0	0	0	0	0	1	RBI 4										
Inning Stats	R: 3 E: 0 K: 1 S: 8	H: 4 LOB: 0 BB: 0 P: 8	R: 0 E: 0 K: 0 S: 3	H: 0 LOB: 0 BB: 0 P: 3	R: 0 E: 0 K: 1 S: 5	H: 1 LOB: 1 BB: 0 P: 5	R: 1 E: 0 K: 0 S: 5	H: 1 LOB: 0 BB: 0 P: 5	R: 0 E: 0 K: 1 S: 5	H: 0 LOB: 0 BB: 0 P: 5	R: 1 E: 1 K: 1 S: 7	H: 2 LOB: 1 BB: 0 P: 7	R: 0 E: 0 K: 1 S: 6	H: 1 LOB: 1 BB: 0 P: 6	R: 0 E: 0 K: 1 S: 5	H: 0 LOB: 1 BB: 1 P: 9	1B: 5 2B: 1 3B: 2 HR: 1	SF: 0 SAC: 0 DP: 0 HBP: 0	WP: 0 PB: 0 SB: 0 CS: 1	PA: 36							
PITCHER	IP	WLS	BF	H	R	ER	SO	BB	IBB	HBP	BLK	WP	HR	S	P	ERA	WHIP										
Rick Anderson, R ERA: 2.43	(1, 1)	6.0	L	23	6	4	4	3	0	0	0	0	1	29	29	6.00	1.000										
Doug Sisk, R ERA: 2.75	(7, 1)	2.0		9	3	1	0	2	0	0	0	0	0	13	13	0.00	1.500										
Randy Myers, L ERA: 2.08	(9, 1)	1.0		4	0	0	0	1	1	0	0	0	0	5	9	0.00	1.000										

St. Louis Cardinals @ New York Mets
Shea Stadium, Flushing, NY
Thu Aug 14 1986, 7:05 PM EDT
Att: 48,949 - Unknown

AB 35
R 5
H 9
RBI 4
BB 1
SO 6
LOB 12



Batter	1	2	3	4	5	6	7	8	9	AB	R	H	RBI	BB	SO	LOB	BOTTOM										
Lenny Dykstra, L OBP: 0.395, SLG: 0.487	0-3 K		0-0 4-3			0-3 K		0-0 1-3		4	0	0	0	0	2	1											
Mookie Wilson, S OBP: 0.354, SLG: 0.467	0-0 L4		0-0 4-3			0-0 F6			0-0 5-3	4	0	0	0	0	0	0											
Keith Hernandez, L OBP: 0.393, SLG: 0.434	0-0 BB 1B			0-3 K		0-3 K		0-3 K		3	0	1	0	0	2	0											
Lee Mazzilli, S OBP: 0.382, SLG: 0.314									0-3 K	1	0	0	0	0	1	0											
Kevin Mitchell, R OBP: 0.377, SLG: 0.532	4-0 BB 1B			0-0 F8		0-0 F8 1B 2B		0-0 F8		3	1	1	0	1	0	0											
Ray Knight, R OBP: 0.350, SLG: 0.431	0-0 F5			0-0 1-3		0-0 6-3				3	0	0	0	0	0	3											
Tim Lincecum, R OBP: 0.313, SLG: 0.347		0-0 5-3			0-0 4-3		0-0 1B			3	0	1	1	0	0	0											
Ed Hearn, R OBP: 0.355, SLG: 0.493		0-0 6-3			0-3 K		0-0 G3			3	0	0	0	0	1	1	AB 29										
Rafael Santana, R OBP: 0.260, SLG: 0.216		0-0 F2			0-3 K			0-0 5-3		3	0	0	0	0	1	0	R 1										
Rick Anderson, R OBP: 0.111, SLG: 0.111																	H 3										
Howard Johnson, S OBP: 0.356, SLG: 0.497			0-0 L9														RBI 1										
Doug Sisk, R																	BB 2										
Wally Backman, S OBP: 0.375, SLG: 0.379																	SO 7										
Randy Myers, L																	LOB 5										
Inning Stats	R: 0 E: 0 K: 1 S: 6	H: 1 LOB: 2 BB: 1 P: 10	R: 0 E: 0 K: 0 S: 3	H: 0 LOB: 0 BB: 0 P: 3	R: 0 E: 0 K: 0 S: 3	H: 0 LOB: 0 BB: 0 P: 3	R: 0 E: 0 K: 1 S: 5	H: 0 LOB: 0 BB: 0 P: 5	R: 0 E: 0 K: 2 S: 7	H: 0 LOB: 0 BB: 0 P: 7	R: 0 E: 0 K: 1 S: 5	H: 0 LOB: 0 BB: 0 P: 5	R: 1 E: 0 K: 1 S: 7	H: 2 LOB: 1 BB: 0 P: 7	R: 0 E: 0 K: 0 S: 2	H: 0 LOB: 1 BB: 1 P: 6	R: 0 E: 0 K: 1 S: 5	H: 0 LOB: 0 BB: 0 P: 5	1B: 2 2B: 2 3B: 0 HR: 0	SF: 0 SAC: 0 DP: 1 HBP: 0	WP: 0 PB: 0 SB: 0 CS: 0	PA: 31					
PITCHER	IP	WLS	BF	H	R	ER	SO	BB	IBB	HBP	BLK	WP	HR	S	P	ERA	WHIP										
Ricky Horton, L ERA: 2.36	(1, 1)	7.0	W	25	3	1	1	6	1	0	0	0	0	36	40	1.29	0.571										
Pat Perry, L ERA: 4.17	(8, 1)	2.0		6	0	0	0	1	1	0	0	0	0	7	11	0.00	0.500										

St. Louis Cardinals @ New York Mets
Shea Stadium, Flushing, NY
Thu Aug 14 1986, 7:05 PM EDT
Att: 48,949 - Unknown



Batter	1	2	3	4	5	6	7	8	9	10	AB	R	H	RBI	BB	SO	LOB	TOP						
Vince Coleman, S (1, 8) OBP: 0.321, SLG: 0.306	G3	K			K		1-3		FC6-4		5	0	0	0	0	2	4							
Ozzie Smith, S (1, 6) OBP: 0.376, SLG: 0.340	2B		F9		6-3			BB		FC6-4	3	1	1	0	2	0	0							
Tom Herr, S (1, 4) OBP: 0.324, SLG: 0.309			K			F8		BB		FC6-4	4	1	1	1	1	1	1							
Alan Knicely, R (1, 3) OBP: 0.359, SLG: 0.317	L8		F9				5-3			F8	3	0	0	0	0	0	1							
Andy Van Slyke, L (8, PH) OBP: 0.339, SLG: 0.418								K			2	0	0	0	0	1	3							
Terry Pendleton, S (1, 5) OBP: 0.292, SLG: 0.299					5-3		L8		F3		3	1	0	0	2	0	2							
Tito Landrum, R (1, 9) OBP: 0.261, SLG: 0.267	FC4-6				F9			K		6-3	5	1	1	0	0	1	4							
Tom Lawless, R (1, 7) OBP: 0.333, SLG: 0.357											2	0	2	0	1	0	0							
John Morris, L (7, 9) OBP: 0.438, SLG: 0.393					E	S		2B		FC6-4	2	0	2	2	0	0	0							
Steve Lake, R (1, 2) OBP: 0.387, SLG: 0.433		K			F4				F2		5	0	1	0	0	1	4							
Bob Forsch, R (1, 1) OBP: 0.158, SLG: 0.316											3	0	0	0	0	3	3							
José Oquendo, S (9, PH) OBP: 0.388, SLG: 0.373		K									1	0	0	0	0	0	1							
Pat Perry, L (9, 1)											0	0	0	0	0	0	0							
Todd Worrell, R (10, 1) OBP: 0.167, SLG: 0.500											0	0	0	0	0	0	0							
Inning Stats	R: 1 E: 0 K: 0 S: 5	H: 2 LOB: 2 BB: 1 P: 9	R: 0 E: 0 K: 3 S: 9	H: 0 LOB: 1 BB: 1 P: 13	R: 0 E: 0 K: 1 S: 5	H: 0 LOB: 0 BB: 0 P: 5	R: 0 E: 0 K: 2 S: 4	H: 1 LOB: 1 BB: 0 P: 4	R: 0 E: 0 K: 1 S: 7	H: 0 LOB: 0 BB: 0 P: 7	R: 0 E: 0 K: 0 S: 3	H: 2 LOB: 2 BB: 0 P: 9	R: 0 E: 0 K: 1 S: 5	H: 0 LOB: 2 BB: 2 P: 13	R: 0 E: 0 K: 0 S: 4	H: 1 LOB: 1 BB: 0 P: 4	R: 3 E: 1 K: 0 S: 5	H: 2 LOB: 1 BB: 2 P: 13	1B: 6 2B: 2 3B: 0 HR: 0	SF: 0 SAC: 0 DP: 0 HBP: 0	WP: 0 PB: 0 SB: 2 CS: 0	PA: 44		
PITCHER	IP	WLS	BF	H	R	ER	SO	BB	IBB	HBP	BLK	WP	HR	S	P	ERA	WHIP							
Sid Fernandez, L (1, 1) ERA: 3.27	7.0		28	5	1	1	8	2	0	0	0	0	0	42	50	1.29	1.000							
Doug Sisk, R (8, 1) ERA: 2.76	0.0		2	0	0	0	0	2	0	0	0	0	0	0	8	∞	∞							
Jesse Orosco, L (8, 1) ERA: 2.82	3.0	L	14	3	3	2	1	2	0	0	0	0	0	14	22	6.00	1.667							

St. Louis Cardinals @ New York Mets
Shea Stadium, Flushing, NY
Fri Aug 15 1986, 7:05 PM EDT
Att.: 46,780 - Unknown

AB 38
R 4
H 8
RBI 3
BB 6
SO 9
LOB 23



Batter	1	2	3	4	5	6	7	8	9	10	AB	R	H	RBI	BB	SO	LOB	BOTTOM						
Lenny Dykstra, L (1, 8) OBP: 0.389, SLG: 0.479	G3		F9		4-3					FC6-5	5	0	0	0	0	0	2							
Wally Backman, S (1, 4) OBP: 0.379, SLG: 0.383	BB		4-3			F1					5	0	3	0	0	0	0							
Keith Hernandez, L (1, 3) OBP: 0.395, SLG: 0.434								CS			3	0	1	0	2	0	3							
Gary Carter, R (1, 2) OBP: 0.335, SLG: 0.427	G5-3		FC5-4					BB			5	0	0	0	0	1	6							
Darryl Strawberry, L (1, 9) OBP: 0.395, SLG: 0.501					L3						4	0	0	0	0	0	1							
Danny Heep, L (1, 7) OBP: 0.387, SLG: 0.406											3	0	1	0	0	0	0							
Kevin Mitchell, R (9, PH) OBP: 0.376, SLG: 0.529											1	0	0	0	0	0	0							
Howard Johnson, S (1, 5) OBP: 0.348, SLG: 0.484											4	0	0	0	0	1	1							
Rafael Santana, R (1, 6) OBP: 0.267, SLG: 0.231											4	2	3	0	0	0	0							
Sid Fernandez, L (1, 1) OBP: 0.208, SLG: 0.216											2	0	0	0	0	2	2							
Lee Mazzilli, S (7, PH) OBP: 0.356, SLG: 0.320											1	0	1	1	0	0	0							
Doug Sisk, R (8, 1)											0	0	0	0	0	0	0							
Jesse Orosco, R (8, 1)											0	0	0	0	0	0	0							
Mookie Wilson, S (10, PH) OBP: 0.356, SLG: 0.473											1	0	1	1	0	0	0							
Inning Stats	R: 0 E: 0 K: 0 S: 3	H: 1 LOB: 1 BB: 1 P: 7	R: 0 E: 0 K: 2 S: 9	H: 2 LOB: 2 BB: 0 P: 9	R: 0 E: 0 K: 0 S: 4	H: 1 LOB: 1 BB: 0 P: 4	R: 0 E: 0 K: 0 S: 3	H: 0 LOB: 0 BB: 0 P: 3	R: 0 E: 0 K: 1 S: 5	H: 0 LOB: 1 BB: 1 P: 9	R: 1 E: 0 K: 0 S: 5	H: 2 LOB: 1 BB: 0 P: 5	R: 0 E: 0 K: 0 S: 3	H: 1 LOB: 0 BB: 0 P: 3	R: 0 E: 0 K: 0 S: 3	H: 0 LOB: 0 BB: 0 P: 3	R: 1 E: 0 K: 0 S: 6	H: 3 LOB: 2 BB: 0 P: 6	1B: 7 2B: 3 3B: 0 HR: 0	SF: 0 SAC: 0 DP: 1 HBP: 0	WP: 0 PB: 0 SB: 0 CS: 1	PA: 40		
PITCHER	IP	WLS	BF	H	R	ER	SO	BB	IBB	HBP	BLK	WP	HR	S	P	ERA	WHIP							
Bob Forsch, R (1, 1) ERA: 2.65	8.0		31	7	1	1	4	2	0	0	0	0	0	37	45	1.12	1.125							
Pat Perry, L (9, 1) ERA: 4.09	1.0	W	3	0	0	0	0	0	0	0	0	0	0	3	3	0.00	0.000							
Todd Worrell, R (10, 1) ERA: 1.6	1.0	S	6	3	1	1	0	0	0	0	0	0	0	6	6	9.00	3.000							

St. Louis Cardinals @ New York Mets
Shea Stadium, Flushing, NY
Fri Aug 15 1986, 7:05 PM EDT
Att.: 46,780 - Unknown

AB 38
R 2
H 10
RBI 2
BB 2
SO 4
LOB 15



Batter	1	2	3	4	5	6	7	8	9	10	11	AB	R	H	RBI	BB	SO	LOB	TOP			
Ozzie Smith, S OBP: 0.374, SLG: 0.336 (1, 6)	3-1		G3				F8			G1		4	0	0	0	1	0	3				
Curt Ford, L OBP: 0.322, SLG: 0.380 (1, 7)	F7			K	F7		F2			4-3		5	0	0	0	0	1	5				
Tom Herr, S OBP: 0.325, SLG: 0.312 (1, 4)	1-3				FC6-4 1B			6-3 2B		1-3		5	0	2	0	0	1	0				
Andy Van Slyke, L OBP: 0.333, SLG: 0.410 (7, 3)		L4			FC6-4 1-2		F3			L6		5	0	0	0	0	0	2				
Terry Pendleton, S OBP: 0.283, SLG: 0.299 (1, 5)	F4				F8		6-3					4	1	1	0	1	0	2				
John Morris, L OBP: 0.405, SLG: 0.424 (1, 9)	F7						L5			4-3		5	1	1	1	0	0	2				
Clint Hurdle, L OBP: 0.318, SLG: 0.295 Vince Coleman, S OBP: 0.320, SLG: 0.304 (7, 8)					FC3-6 1B		SH5-4 BB			F1		1	0	1	0	1	0	0				
Michael LaValliere, L OBP: 0.318, SLG: 0.287 Tom Lawless, R OBP: 0.333, SLG: 0.357 Steve Lake, R OBP: 0.387, SLG: 0.433 (11, 2)					FC3-6 1-2		SH5-4 BB			4-3		4	0	1	1	1	0	2				
Greg Mathews, R OBP: 0.063, SLG: 0.033 José Oquendo, S OBP: 0.385, SLG: 0.369 Pat Perry, L OBP: 0.167, SLG: 0.500 (11, 1)					F3		SH5-4 BB			4-3		2	0	0	0	0	0	1				
Todd Worrell, R OBP: 0.167, SLG: 0.500 (11, 1)							1-2 2-3			4-3		0	0	0	0	0	0	0				
Inning Stats	R: 0 E: 0 K: 0 S: 3	H: 0 LOB: 0 BB: 0 P: 3	R: 0 E: 0 K: 0 S: 3	H: 0 LOB: 0 BB: 0 P: 3	R: 0 E: 0 K: 0 S: 4	H: 1 LOB: 1 BB: 0 P: 4	R: 0 E: 0 K: 1 S: 6	H: 1 LOB: 1 BB: 0 P: 6	R: 0 E: 0 K: 0 S: 3	H: 0 LOB: 3 BB: 3 P: 15	R: 0 E: 0 K: 1 S: 5	H: 0 LOB: 1 BB: 1 P: 9	R: 0 E: 0 K: 0 S: 3	H: 0 LOB: 0 BB: 0 P: 3	R: 0 E: 0 K: 0 S: 3	H: 0 LOB: 1 BB: 0 P: 6	R: 2 E: 0 K: 0 S: 6	H: 2 LOB: 1 BB: 1 P: 6	1B: 3 2B: 2 3B: 1 HR: 0	SF: 0 SAC: 2 DP: 0 HBP: 1	WP: 0 PB: 0 SB: 2 CS: 0	PA: 45
PITCHER	IP WLS BF H R ER SO BB IBB HBP BLK WP HR S P ERA WHIP											IP WLS BF H R ER SO BB IBB HBP BLK WP HR S P ERA WHIP										
Dwight Gooden, R ERA: 3.01 Roger McDowell, R ERA: 2.48 (1, 1) (9, 1)	3.0	L	12	2	2	2	0	0	0	0	0	0	0	0	0	0	0	0	12	12	6.00	0.667

St. Louis Cardinals @ New York Mets
Shea Stadium, Flushing, NY
Sat Aug 16 1986, 3:33 AM EDT
Att: 44,873 - Unknown

AB 38
R 3
H 6
RBI 3
BB 4
SO 2
LOB 18



Batter	1	2	3	4	5	6	7	8	9	10	11	AB	R	H	RBI	BB	SO	LOB	BOTTOM			
Mookie Wilson, S OBP: 0.362, SLG: 0.476 Roger McDowell, R OBP: 0.400, SLG: 0.357 Wally Backman, S OBP: 0.381, SLG: 0.383 (1, 8) (9, 1) (11, PH)	E S 1B					WP SH1-3 1B		5-3				3	0	2	0	1	0	0				
Tim Teufel, R OBP: 0.312, SLG: 0.345 Howard Johnson, S OBP: 0.348, SLG: 0.484 (1, 4) (11, PR)	E3				5-3	SH1-3		5-3				4	0	1	0	0	0	2				
Kevin Mitchell, R OBP: 0.389, SLG: 0.519 (1, 7)	F3					K		K				5	0	0	0	0	2	5				
Gary Carter, R OBP: 0.334, SLG: 0.426 Lee Mazzilli, S OBP: 0.362, SLG: 0.346 (1, 3) (4, 3)	G6-4-3					K		F8				1	0	0	0	0	0	2				
Darryl Strawberry, L OBP: 0.360, SLG: 0.494 (1, 9)						4-3		F8				4	1	1	1	0	1	3				
Ray Knight, R OBP: 0.351, SLG: 0.431 (1, 5)												5	0	0	0	0	2	2				
Ed Hearn, R OBP: 0.338, SLG: 0.466 (1, 2)												4	0	2	0	0	0	0				
Rafael Santana, R OBP: 0.263, SLG: 0.228 (1, 6)												4	0	0	0	0	0	2				
Dwight Gooden, R ERA: 3.13 Pat Perry, L ERA: 4.09 Todd Worrell, R ERA: 1.58 (1, 1) (11, 1) (11, 1)												2	0	0	0	0	0	1				
Inning Stats	R: 0 E: 1 K: 0 S: 4	H: 1 LOB: 1 BB: 0 P: 4	R: 0 E: 0 K: 0 S: 3	H: 0 LOB: 0 BB: 0 P: 3	R: 0 E: 0 K: 0 S: 3	H: 0 LOB: 0 BB: 1 P: 7	R: 0 E: 0 K: 2 S: 7	H: 0 LOB: 0 BB: 0 P: 7	R: 0 E: 0 K: 0 S: 4	H: 1 LOB: 1 BB: 0 P: 6	R: 0 E: 0 K: 1 S: 5	H: 0 LOB: 0 BB: 0 P: 5	R: 0 E: 0 K: 0 S: 3	H: 0 LOB: 0 BB: 0 P: 3	R: 0 E: 0 K: 1 S: 6	H: 1 LOB: 2 BB: 1 P: 10	1B: 5 2B: 0 3B: 0 HR: 1	SF: 0 SAC: 1 DP: 1 HBP: 0	WP: 1 PB: 0 SB: 1 CS: 0	PA: 41		
PITCHER	IP WLS BF H R ER SO BB IBB HBP BLK WP HR S P ERA WHIP											IP WLS BF H R ER SO BB IBB HBP BLK WP HR S P ERA WHIP										
Greg Mathews, L ERA: 3.13 Pat Perry, L ERA: 4.09 Todd Worrell, R ERA: 1.58 (1, 1) (11, 1) (11, 1)	0.0	2	1	0	0	0	0	0	0	0	0	0	0	0	0	0	0	0	5	5	0.00	0.000

St. Louis Cardinals @ New York Mets
Shea Stadium, Flushing, NY
Sat Aug 16 1986, 3:33 AM EDT
Att: 44,873 - Unknown

AB 38
R 1
H 6
RBI 1
BB 2
SO 6
LOB 19



Batter	1	2	3	4	5	6	7	8	9	AB	R	H	RBI	BB	SO	LOB	TOP	
Vince Coleman, S (1, 8) OBP: 0.319, SLG: 0.304	4-3		G3-6-3 1B		F4		G3			4	0	1	0	0	0	3		
Ozzie Smith, S (1, 6) OBP: 0.371, SLG: 0.332	F7		G3-6-3 1-2			1-3		F8		4	0	0	0	0	0	1		
Tom Herr, S (1, 4) OBP: 0.326, SLG: 0.315	2B			1B BB		F7		F8		3	2	1	0	1	0	0		
Andy Van Slyke, L (1, 3) OBP: 0.339, SLG: 0.423	2B			1B		4-3		2B		4	0	3	1	0	0	0		
Terry Pendleton, S (1, 5) OBP: 0.283, SLG: 0.298	F7			1B			BB 4-3 1B	4-3		4	0	1	0	0	1	4		
John Morris, L (1, 9) OBP: 0.390, SLG: 0.389		4-3		IBB		F9			K	3	0	0	0	1	1	1		
Curt Ford, L (1, 7) OBP: 0.317, SLG: 0.375	F9					4-3			K	2	0	0	1	0	0	1		
Tito Landrum, R (9, PH) OBP: 0.260, SLG: 0.265				SF8-3-5		1-2			K	1	0	0	0	0	1	0		
Michael LaValliere, L (1, 2) OBP: 0.314, SLG: 0.283	3-1					1-3			K	3	0	0	0	1	1	0		
John Tudor, L (1, 1) OBP: 0.154, SLG: 0.156						4-3				2	0	0	0	1	0	0		
Ray Sofl, R (8, 1)										0	0	0	0	0	0	0		
Pat Perry, L (9, 1)										0	0	0	0	0	0	0		
Inning Stats	R: 1 E: 0 K: 0 S: 5	H: 2 LOB: 1 BB: 0 P: 5	R: 0 E: 0 K: 0 S: 3	H: 0 LOB: 0 BB: 0 P: 3	R: 0 E: 0 K: 1 S: 3	H: 1 LOB: 1 BB: 2 P: 13	R: 0 E: 0 K: 0 S: 3	H: 0 LOB: 0 BB: 0 P: 3	R: 0 E: 0 K: 0 S: 4	H: 1 LOB: 1 BB: 0 P: 12	R: 0 E: 0 K: 3 S: 9	H: 1 LOB: 1 BB: 0 P: 9	R: 0 E: 0 K: 3 S: 9	H: 0 LOB: 0 BB: 0 P: 9	1B: 3 2B: 4 3B: 0 HR: 0	SF: 1 SAC: 0 DP: 2 HBP: 0	WP: 0 PB: 0 SB: 1 CS: 0	PA: 35
PITCHER	IP WLS BF H R ER SO BB IBB HBP BLK WP HR S P ERA WHIP																	
Rick Aguilera, R (1, 1) ERA: 3.92	1.1 L 6 2 1 1 0 0 0 0 0 0 0 0 6 6 6.75 1.500																	
Rick Anderson, R (2, 1) ERA: 2.43	3.2 13 2 1 1 1 1 1 1 0 0 0 0 13 21 2.46 0.818																	
Doug Sisk, R (6, 1) ERA: 2.65	2.0 9 1 0 0 0 1 1 0 0 0 0 0 7 15 0.00 1.000																	
Jesse Orosco, L (8, 1) ERA: 2.72	2.0 7 1 0 0 3 0 0 0 0 0 0 0 13 13 0.00 0.500																	

St. Louis Cardinals @ New York Mets
Shea Stadium, Flushing, NY
Sun Aug 17 1986, 3:33 AM EDT
Unknown

AB 30
R 2
H 6
RBI 2
BB 4
SO 4
LOB 10



Batter	1	2	3	4	5	6	7	8	9	AB	R	H	RBI	BB	SO	LOB	BOTTOM			
Mookie Wilson, S (1, 8) OBP: 0.359, SLG: 0.470	CS 1B		K		F6		F7		F8	5	0	1	0	0	1	1				
Lee Mazzilli, S (1, 7) OBP: 0.379, SLG: 0.342	K				F3		F6			4	0	1	0	0	1	1				
Danny Heep, L (8, 7) OBP: 0.387, SLG: 0.406	1-2 K									0	0	0	0	0	0	0				
Keith Hernandez, L (1, 3) OBP: 0.396, SLG: 0.433	6-3		L6			BB SF8 1B BB		1-3 F7 1B		3	1	1	0	1	0	1				
Kevin Mitchell, R (1, 9) OBP: 0.369, SLG: 0.516		F2						F7		3	0	1	0	0	1	1				
Darryl Strawberry, L (8, PH) OBP: 0.359, SLG: 0.493			K							1	0	0	0	0	0	1				
Ray Knight, R (1, 5) OBP: 0.353, SLG: 0.431		F8						1-3		3	0	1	0	1	0	1				
Tim Lincecum, R (1, 4) OBP: 0.315, SLG: 0.347		BB 1B BB						1-2 2-3 BB		2	0	1	1	1	0	1				
Ed Hearn, R (1, 2) OBP: 0.333, SLG: 0.455		BB 1B						SF8		2	0	1	1	1	0	1				
Rafael Santana, R (1, 6) OBP: 0.266, SLG: 0.229		BB 1B						3-H F5		2	4	0	1	0	0	3				
Rick Aguilera, R (1, 1) OBP: 0.256, SLG: 0.351										1	0	0	0	0	0	0				
Rick Anderson, R (2, 1) OBP: 0.105, SLG: 0.100										1	0	0	0	0	1	3				
Lenny Dykstra, L (5, PH) OBP: 0.346, SLG: 0.475										1	0	0	0	0	0	0				
Doug Sisk, R (6, 1) ERA: 2.65										0	0	0	0	0	0	0				
Wally Backman, S (7, PH) OBP: 0.389, SLG: 0.382										1	0	0	0	0	0	0				
Jesse Orosco, R (8, 1) ERA: 2.72										1	0	0	0	0	0	1				
Howard Johnson, S (9, PH) OBP: 0.346, SLG: 0.441										0	0	0	0	0	0	1				
Inning Stats	R: 0 E: 0 K: 1 S: 5	H: 1 LOB: 3 BB: 2 P: 14	R: 0 E: 0 K: 2 S: 8	H: 1 LOB: 1 BB: 0 P: 8	R: 0 E: 0 K: 1 S: 6	H: 2 LOB: 1 BB: 0 P: 6	R: 0 E: 0 K: 0 S: 3	H: 0 LOB: 0 BB: 0 P: 3	R: 1 E: 0 K: 0 S: 4	H: 1 LOB: 2 BB: 2 P: 12	R: 0 E: 0 K: 0 S: 3	H: 0 LOB: 0 BB: 0 P: 3	R: 0 E: 0 K: 0 S: 4	H: 1 LOB: 1 BB: 0 P: 4	R: 0 E: 0 K: 0 S: 4	H: 1 LOB: 1 BB: 0 P: 4	1B: 8 2B: 0 3B: 0 HR: 0	SF: 1 SAC: 0 DP: 0 HBP: 0	WP: 1 PB: 0 SB: 0 CS: 1	PA: 37
PITCHER	IP WLS BF H R ER SO BB IBB HBP BLK WP HR S P ERA WHIP																			
John Tudor, L (1, 1) ERA: 2.99	7.0 W 30 7 1 1 1 0 4 0 0 0 0 0 36 52 1.29 1.571																			
Ray Sofl, R (8, 1) ERA: 1.38	1.1 5 1 0 0 0 0 0 0 0 0 0 0 5 5 0.00 0.750																			
Pat Perry, L (9, 1) ERA: 4.03	0.2 S 2 0 0 0 0 0 0 0 0 0 0 0 2 2 0.00 0.000																			

St. Louis Cardinals @ New York Mets
Shea Stadium, Flushing, NY
Sun Aug 17 1986, 3:33 AM EDT
Unknown

AB 32
R 1
H 8
RBI 1
BB 4
SO 5
LOB 17



Batter	1	2	3	4	5	6	7	8	9	AB	R	H	RBI	BB	SO	LOB	TOP									
Vince Coleman, S (1, 8) OBP: 0.319, SLG: 0.303 Ray Burris, R (8, 1) OBP: 0.148, SLG: 0.259	B5-3			K		G4-6-3 1B		G3		4	0	1	0	0	1	1	St. Louis Cardinals @ New York Mets Shea Stadium, Flushing, NY Sun Aug 17 1986, 3:38 AM EDT Att: 44,843 - Unknown livebaseballscorecards.com									
Terry Pendleton, S (1, 5) OBP: 0.280, SLG: 0.296	6-3			4-3		G4-6-3 1B		5-3		4	0	0	0	0	0	3										
Tom Herr, S (1, 4) OBP: 0.323, SLG: 0.312	5-3			F8		F7		3-1		4	0	0	0	0	1											
Alan Kniceley, R (1, 3) OBP: 0.354, SLG: 0.313	6-3					K 1B		F6		4	1	1	0	0	1	0										
Tito Landrum, R (1, 7) OBP: 0.257, SLG: 0.262 Curt Ford, L (7, PH) OBP: 0.314, SLG: 0.371	F9			F8		F8		4-3		2	0	0	0	0	1	1										
Steve Lake, R (1, 2) OBP: 0.384, SLG: 0.438 Ozzie Smith, S (7, PH) OBP: 0.370, SLG: 0.332 Michael LaValliere, L (7, 2) OBP: 0.314, SLG: 0.283	5-3			E5 1B		F8		F8		2	1	1	0	0	0	0										
John Morris, L (1, 9) OBP: 0.386, SLG: 0.385	6-3					L6-3 1B		4-3		3	0	1	2	0	0	1										
José Oquendo, S (1, 6) OBP: 0.375, SLG: 0.358	5-3			L6-3 1B				4-3		3	0	0	0	0	1	1										
Danny Cox, R (1, 1) OBP: 0.163, SLG: 0.171 Tom Lawless, R (6, PH) OBP: 0.355, SLG: 0.379 Ricky Horton, L (6, 1) OBP: 0.167, SLG: 0.091 Andy Van Slyke, L (8, PH) OBP: 0.341, SLG: 0.425	K					G4-6-3 1B		G3 1B		1	0	0	0	0	1	0										
Inning Stats	R: 0 E: 0 K: 0 S: 3	H: 0 LOB: 0 BB: 0 P: 3	R: 0 E: 0 K: 0 S: 3	H: 0 LOB: 0 BB: 0 P: 3	R: 0 E: 0 K: 1 S: 5	H: 0 LOB: 0 BB: 0 P: 5	R: 0 E: 0 K: 1 S: 5	H: 0 LOB: 0 BB: 0 P: 5	R: 2 E: 0 K: 0 S: 4	H: 3 LOB: 1 BB: 0 P: 4	R: 0 E: 0 K: 1 S: 6	H: 0 LOB: 1 BB: 0 P: 6	R: 0 E: 0 K: 0 S: 4	H: 1 LOB: 0 BB: 0 P: 4	R: 0 E: 0 K: 0 S: 3	H: 0 LOB: 0 BB: 0 P: 3		1B: 6 2B: 1 3B: 0 HR: 0	SF: 0 SAC: 0 DP: 2 HBP: 0	WP: 1 PB: 0 SB: 0 CS: 0	PA: 32					
PITCHER	IP	WLS	BF	H	R	ER	SO	BB	IBB	HBP	BLK	WP	HR	S	P	ERA		WHIP								
Randy Niemann, L (1, 1) ERA: 3.88 Roger McDowell, R (7, 1) ERA: 2.41	6.0	W	21	5	2	1	2	0	0	0	0	0	0	25	25	1.50		0.833								
Roger McDowell, R (7, 1) ERA: 2.41	3.0	S	11	1	0	0	1	0	0	0	0	1	0	13	13	0.00	0.333									

Batter	1	2	3	4	5	6	7	8	9	AB	R	H	RBI	BB	SO	LOB	BOTTOM									
Lenny Dykstra, L (1, 8) OBP: 0.384, SLG: 0.480	K		K		F9	F3		HR		5	1	1	3	0	2	3	St. Louis Cardinals @ New York Mets Shea Stadium, Flushing, NY Sun Aug 17 1986, 3:38 AM EDT Att: 44,843 - Unknown livebaseballscorecards.com									
Wally Backman, S (1, 4) OBP: 0.383, SLG: 0.389	K		2B		E 1B	5-3		G3-6-1 1B		5	1	3	1	0	1	0										
Keith Hernandez, L (1, 3) OBP: 0.394, SLG: 0.430	5-3		4-3		L9			G3-6-1 1B		5	0	1	0	0	0	5										
Darryl Strawberry, L (1, 9) OBP: 0.358, SLG: 0.488	4-3			HR	E8 2B	F8		F8		3	1	0	0	1	0	2										
Danny Heep, L (1, 7) OBP: 0.392, SLG: 0.438 Mookie Wilson, S (7, PH) OBP: 0.361, SLG: 0.470	F8			HR	2B			BB		3	1	2	3	0	0	0										
Howard Johnson, S (1, 5) OBP: 0.346, SLG: 0.475 Ray Knight, R (7, PH) OBP: 0.352, SLG: 0.429	F7			4-3	4-3	7-4 BB		7-4 1B		2	0	0	0	1	0	0										
John Gibbons, R (1, 2) OBP: 0.500, SLG: 0.667			2B	K	K			HR		3	2	1	0	1	2	3										
Rafael Santana, R (1, 6) OBP: 0.269, SLG: 0.230			2B	F6		6-3		HR		3	1	1	0	1	0	0										
Randy Niemann, L (1, 1) OBP: 0.429, SLG: 0.333 Tim Teufel, R (6, PH) OBP: 0.318, SLG: 0.365 Roger McDowell, R (7, 1) OBP: 0.375, SLG: 0.333	K				E 1B	HR		K		2	1	1	0	0	0	0										
Inning Stats	R: 0 E: 0 K: 2 S: 7	H: 0 LOB: 0 BB: 0 P: 7	R: 0 E: 0 K: 0 S: 3	H: 0 LOB: 0 BB: 0 P: 3	R: 1 E: 0 K: 2 S: 9	H: 2 LOB: 2 BB: 1 P: 13	R: 2 E: 0 K: 1 S: 6	H: 1 LOB: 0 BB: 1 P: 10	R: 2 E: 1 K: 1 S: 9	H: 3 LOB: 3 BB: 1 P: 13	R: 1 E: 0 K: 0 S: 4	H: 1 LOB: 0 BB: 0 P: 4	R: 0 E: 0 K: 0 S: 3	H: 1 LOB: 1 BB: 1 P: 7	R: 3 E: 0 K: 1 S: 7	H: 3 LOB: 0 BB: 1 P: 11		1B: 5 2B: 4 3B: 0 HR: 3	SF: 0 SAC: 0 DP: 2 HBP: 0	WP: 0 PB: 0 SB: 0 CS: 0	PA: 39					
PITCHER	IP	WLS	BF	H	R	ER	SO	BB	IBB	HBP	BLK	WP	HR	S	P	ERA		WHIP								
Danny Cox, R (1, 1) ERA: 3.42 Ricky Horton, L (6, 1) ERA: 2.43 Ray Burris, R (8, 1) ERA: 5.71	5.0	L	25	6	5	3	6	2	1	0	0	0	1	7	11	4.50		1.500								
Ricky Horton, L (6, 1) ERA: 2.43	2.0		8	2	1	1	0	1	0	0	0	0	1	7	11	4.50	1.500									
Ray Burris, R (8, 1) ERA: 5.71	1.0		6	3	3	3	1	1	0	0	0	0	1	7	11	27.00	4.000									

Batter	1	2	3	4	5	6	7	8	9	AB	R	H	RBI	BB	SO	LOB	TOP			
Vince Coleman, S OBP: 0.316, SLG: 0.301 (1, 7)	F7		6-3			F8		F9		4	0	0	1	0	0	2				
Ozzie Smith, S OBP: 0.367, SLG: 0.328 (1, 6)	5-3		F9			1-3		F9		4	0	0	0	0	0	2				
Tom Herr, S Ray Soff, R OBP: 0.323, SLG: 0.311 (1, 4) (8, 1)	F8			K		FC5-4 1B		K		4	0	1	0	0	2	1				
Alan Knicely, R OBP: 0.360, SLG: 0.304 (1, 3)		G4-3 BB				FC5-4 1-2		K		2	0	0	0	2	1	1				
Terry Pendleton, S OBP: 0.278, SLG: 0.293 (1, 5)	F7		F8					F8		4	0	0	0	0	0	2				
Tito Landrum, R OBP: 0.282, SLG: 0.268 (1, 9)	G4-3					FC6-4 1B		4-3		4	0	2	0	0	0	1				
Andy Van Slyke, L OBP: 0.343, SLG: 0.422 (1, 8)			SH5-4 1B 6-3 BB			F8		G3		2	1	0	0	2	0	2				
Steve Lake, R OBP: 0.389, SLG: 0.429 (1, 2)			SH5-4 1B			FC6-4 1-2		6-3		3	0	1	0	0	0	2				
Tim Conroy, L Tom Lawless, R OBP: 0.227, SLG: 0.250 (8, PH) (8, 4)			SH5-4			F7		CI		1	0	0	0	0	0	1				
Inning Stats	R: 0 E: 0 K: 0 S: 3	H: 0 LOB: 0 BB: 0 P: 3	R: 0 E: 0 K: 0 S: 2	H: 0 LOB: 0 BB: 1 P: 6	R: 1 E: 0 K: 0 S: 4	H: 1 LOB: 1 BB: 1 P: 8	R: 0 E: 0 K: 1 S: 4	H: 0 LOB: 0 BB: 0 P: 8	R: 0 E: 0 K: 0 S: 4	H: 1 LOB: 1 BB: 0 P: 4	R: 0 E: 0 K: 0 S: 3	H: 0 LOB: 1 BB: 1 P: 7	R: 0 E: 1 K: 1 S: 6	H: 0 LOB: 1 BB: 0 P: 6	R: 0 E: 0 K: 1 S: 6	H: 1 LOB: 1 BB: 0 P: 6	1B: 4 2B: 0 3B: 0 HR: 0	SF: 0 SAC: 1 DP: 1 HBP: 0	WP: 0 PB: 0 SB: 2 CS: 1	PA: 34
PITCHER Tom Browning, L ERA: 3.86 (1, 1)	IP: 9.0 WLS: W BF: 34 H: 4 R: 1 ER: 1 SO: 3	BB: 4 IBB: 0 HBP: 0 BLK: 0	WP: 0 HR: 0 S: 36 P: 52	ERA: 1.00 WHIP: 0.889	PITCHER	IP: 9.0 WLS: W BF: 34 H: 4 R: 1 ER: 1 SO: 3	BB: 4 IBB: 0 HBP: 0 BLK: 0	WP: 0 HR: 0 S: 36 P: 52	ERA: 1.00 WHIP: 0.889											

St. Louis Cardinals @ Cincinnati Reds
Riverfront Stadium, Cincinnati, OH
Tue Aug 19 1986, 7:05 PM EDT
Att: 18,713 - Unknown

AB 28
R 1
H 4
RBI 1
BB 4
SO 3
LOB 14



Batter	1	2	3	4	5	6	7	8	9	AB	R	H	RBI	BB	SO	LOB	BOTTOM	
Barry Larkin, R OBP: 0.368, SLG: 0.471 (1, 6)	F9		L7 3B BB			5-3		1B		3	1	1	0	1	0	0		
Buddy Bell, R OBP: 0.353, SLG: 0.438 (1, 5)			L7			F8		F3		3	0	0	0	1	0	2		
Dave Parker, L OBP: 0.331, SLG: 0.476 (1, 9)	F8					K		6-3		4	0	1	1	0	1	2		
Eric Davis, R OBP: 0.385, SLG: 0.523 (9, 7)	1-3		K							3	1	1	1	1	1	2		
Bo Diaz, R OBP: 0.312, SLG: 0.375 (1, 2)			K			F4				4	2	2	0	0	1	1		
Tony Perez, R Eddie Milner, L OBP: 0.331, SLG: 0.305 (8, FR) (9, 8)			K			F8		F8		4	0	1	1	0	1	1		
Nick Esasky, R OBP: 0.319, SLG: 0.397 (9, 3)						5-3		SF7		3	1	2	3	0	0	0		
Ron Oester, S OBP: 0.319, SLG: 0.354 (1, 4)			1B							4	0	2	0	0	2	1		
Tom Browning, L OBP: 0.161, SLG: 0.148 (1, 1)	F5					1-3		1-3		4	0	0	0	0	1	4		
Inning Stats	R: 0 E: 0 K: 0 S: 3	H: 2 LOB: 2 BB: 0 P: 9	R: 1 E: 0 K: 1 S: 6	H: 1 LOB: 1 BB: 1 P: 10	R: 0 E: 0 K: 0 S: 4	H: 1 LOB: 1 BB: 0 P: 4	R: 0 E: 0 K: 1 S: 5	H: 0 LOB: 0 BB: 0 P: 5	R: 2 E: 0 K: 1 S: 6	H: 2 LOB: 0 BB: 1 P: 10	R: 0 E: 0 K: 1 S: 6	H: 1 LOB: 1 BB: 0 P: 6	R: 3 E: 0 K: 1 S: 8	H: 3 LOB: 1 BB: 0 P: 8	1B: 5 2B: 1 3B: 2 HR: 2	SF: 1 SAC: 0 DP: 0 HBP: 0	WP: 1 PB: 0 SB: 1 CS: 0	PA: 36
PITCHER Tim Conroy, L Ray Soff, R ERA: 5.02 ERA: 3.21 (8, 1)	IP: 7.0 WLS: L BF: 30 H: 7 R: 3 ER: 3 SO: 6	BB: 3 IBB: 0 HBP: 0 BLK: 0	WP: 1 HR: 1 S: 39 P: 51	ERA: 3.86 WHIP: 1.429	PITCHER	IP: 1.0 WLS: L BF: 6 H: 3 R: 3 ER: 3 SO: 1	BB: 0 IBB: 0 HBP: 0 BLK: 0	WP: 1 HR: 1 S: 8 P: 8	ERA: 27.00 WHIP: 3.000									

St. Louis Cardinals @ Cincinnati Reds
Riverfront Stadium, Cincinnati, OH
Tue Aug 19 1986, 7:05 PM EDT
Att: 18,713 - Unknown

AB 32
R 6
H 10
RBI 6
BB 3
SO 7
LOB 13



Batter	1	2	3	4	5	6	7	8	9	AB	R	H	RBI	BB	SO	LOB	TOP			
Tom Lawless, R (1, 4) OBP: 0.324, SLG: 0.344 Curt Ford, L (7, PH) Pat Perry, L (7, 1)	F8			6-3		5-3	1B			3	0	0	0	0	0	2	St. Louis Cardinals @ Cincinnati Reds Riverfront Stadium, Cincinnati, OH Thu Aug 21 1986, 7:05 PM EDT Att: 18,242 - Unknown			
Terry Pendleton, S (1, 5) OBP: 0.276, SLG: 0.292	5-3			L7		1B	4-3			4	0	1	2	0	0	3				
Andy Van Slyke, L (1, 8) OBP: 0.347, SLG: 0.442	F8			6-3		G3-6-3	1B			4	0	0	0	0	0	1				
Alan Knicely, R (1, 3) OBP: 0.356, SLG: 0.301		F8					1B	1B	K	4	1	1	0	0	1	0				
Tito Landrum, R (1, 7) OBP: 0.267, SLG: 0.269		4-3				FC3-6	1B	K		3	1	1	0	1	1	0				
John Morris, L (1, 9) OBP: 0.365, SLG: 0.348		4-3				FC3-6	1B			3	0	1	0	1	0	1				
Steve Lake, R (1, 2) Vince Coleman, S (9, PH) OBP: 0.317, SLG: 0.302			F8		L1		FC6-4	1B		3	0	0	1	0	0	3				
José Oquendo, S (1, 6) OBP: 0.359, SLG: 0.345			K				SF7			3	1	1	1	0	1	2				
Greg Mathews, R (1, 1) Ray Burris, R (5, 1) Ozzie Smith, S (6, PH) Ray Soff, R (6, 1) Tom Herr, S (7, PH)			K				5-3	1B		1	0	0	0	0	1	0				
							1-2	1B		1	0	0	0	0	0	0				
Inning Stats	R: 0 E: 0 K: 0 S: 3	H: 0 LOB: 0 BB: 0 P: 3	R: 0 E: 0 K: 0 S: 3	H: 0 LOB: 0 BB: 0 P: 3	R: 0 E: 0 K: 2 S: 7	H: 0 LOB: 0 BB: 0 P: 7	R: 0 E: 0 K: 0 S: 3	H: 0 LOB: 1 BB: 1 P: 7	R: 2 E: 0 K: 0 S: 5	H: 3 LOB: 0 BB: 0 P: 5	R: 2 E: 0 K: 0 S: 7	H: 4 LOB: 3 BB: 1 P: 11	R: 0 E: 0 K: 2 S: 7	H: 0 LOB: 0 BB: 0 P: 7	R: 0 E: 0 K: 1 S: 5	H: 1 LOB: 1 BB: 1 P: 9	1B: 8 2B: 0 3B: 0 HR: 0	SF: 1 SAC: 0 DP: 2 HBP: 0	WP: 0 PB: 0 SB: 0 CS: 0	PA: 36
PITCHER	IP WLS BF H R ER SO BB IBB HBP BLK WP HR S P ERA WHIP																			
Chris Welsh, L (1, 1) ERA: 4.46	6.0 W 24 6 4 4 2 1 0 0 0 0 0 0 27 31 6.00 1.167																			
Rob Murphy, L (7, 1) ERA: 0.75	0.2 3 0 0 0 0 1 0 0 0 0 0 0 2 6 0.00 1.500																			
Ron Robinson, R (7, 1) ERA: 2.55	2.1 S 9 2 0 0 3 1 0 0 0 0 0 0 14 18 0.00 1.286																			

Batter	1	2	3	4	5	6	7	8	9	AB	R	H	RBI	BB	SO	LOB	BOTTOM	
Barry Larkin, R (1, 6) OBP: 0.296, SLG: 0.375	5-3		1-3	5-3		1B		SF7		4	1	1	1	0	0	1	St. Louis Cardinals @ Cincinnati Reds Riverfront Stadium, Cincinnati, OH Thu Aug 21 1986, 7:05 PM EDT Att: 18,242 - Unknown	
Buddy Bell, R (1, 5) OBP: 0.355, SLG: 0.453	F8		1B			K		F9		5	2	2	1	0	1	0		
Dave Parker, L (1, 9) OBP: 0.331, SLG: 0.477	6-3		1B			K				4	1	2	0	0	1	0		
Eric Davis, R (1, 8) OBP: 0.387, SLG: 0.542		HR	HR			4-3		F5		3	2	2	4	1	0	0		
Bo Diaz, R (1, 2) OBP: 0.312, SLG: 0.373		1B	F9			4-3		F8		4	0	1	0	0	0	2		
Tony Perez, R (1, 3) Eddie Milner, L (8, 8) OBP: 0.323, SLG: 0.296 OBP: 0.292, SLG: 0.406		F8	F8			L9		F3		4	0	0	0	0	0	3		
Nick Esasky, R (1, 7) OBP: 0.315, SLG: 0.403		F9				K				4	1	1	1	0	1	3		
Ron Oester, S (1, 4) OBP: 0.323, SLG: 0.358		1B				4-3		HR		4	0	3	0	0	0	0		
Chris Welsh, L (1, 1) Rob Murphy, L (7, 1) Ron Robinson, R (7, 1) OBP: 0.222, SLG: 0.320 OBP: 0.077, SLG: 0.077		K				SH5-4		FC4-6		1	1	0	0	1	1	2		
								1B		0	0	0	0	0	0	0		
Inning Stats	R: 0 E: 0 K: 0 S: 3	H: 3 LOB: 2 BB: 0 P: 8	R: 3 E: 0 K: 0 S: 6	H: 3 LOB: 0 BB: 0 P: 6	R: 0 E: 0 K: 0 S: 4	H: 1 LOB: 1 BB: 0 P: 4	R: 1 E: 0 K: 1 S: 7	H: 2 LOB: 2 BB: 1 P: 11	R: 2 E: 1 K: 2 S: 8	H: 1 LOB: 0 BB: 1 P: 12	R: 0 E: 0 K: 0 S: 3	H: 0 LOB: 0 BB: 0 P: 3	R: 2 E: 1 K: 0 S: 5	H: 2 LOB: 0 BB: 0 P: 5	1B: 8 2B: 0 3B: 0 HR: 4	SF: 1 SAC: 1 DP: 0 HBP: 0	WP: 1 PB: 0 SB: 3 CS: 0	PA: 38
PITCHER	IP WLS BF H R ER SO BB IBB HBP BLK WP HR S P ERA WHIP																	
Greg Mathews, L (1, 1) ERA: 3.44	4.0 L 21 4 0 0 0 1 1 0 0 0 0 0 5 9 0.00 1.000																	
Ray Burris, R (5, 1) ERA: 5.64	1.0 5 1 2 0 2 1 0 0 0 0 0 0 8 12 0.00 2.000																	
Pat Perry, L (7, 1) ERA: 4.05	2.0 8 2 2 1 0 0 0 0 0 0 1 1 8 8 4.50 1.000																	

Batter	1	2	3	4	5	6	7	8	9	AB	R	H	RBI	BB	SO	LOB	TOP										
Billy Hatcher, R OBP: 0.290, SLG: 0.339 (1, 8)	5-3	1B		1B		4-3		6-3		5	0	2	1	0	0	0	Houston Astros @ St. Louis Cardinals Busch Stadium, St. Louis, MO Sun Aug 24 1986, 3:33 AM CDT Att: 33,687 - Unknown										
Jim Pankovits, R OBP: 0.366, SLG: 0.400 (1, 4)	E	1B		G6-4-3		BB		F9		5	0	4	1	0	0												
Davey Lopes, R OBP: 0.380, SLG: 0.435 (1, 5)	E5	F5-2		G6-4-3		BB				4	0	1	0	1	0												
Glenn Davis, R OBP: 0.334, SLG: 0.484 (1, 3)	G5-4-3			5-3		1B		F8		4	1	0	0	1	0												
Kevin Bass, S OBP: 0.361, SLG: 0.498 (1, 9)		F8		1B		F7		1-3		4	0	0	0	0	0												
Jose Cruz, L OBP: 0.346, SLG: 0.388 (1, 7)		FC1		1B		K		F8		3	1	1	0	1	1												
Alan Ashby, S OBP: 0.336, SLG: 0.352 (1, 2)		E		5-3		1B		K		4	1	2	0	0	1												
Dickie Thon, R OBP: 0.300, SLG: 0.324 (1, 6)		FC1						6-3		4	1	2	2	0	0												
Jim Deshaies, L OBP: 0.171, SLG: 0.056 Aurelio Lopez, R (6, 1)	E1	F5-2		2B		K		F4		2	1	0	0	1	1												
Inning Stats	R: 0 E: 1 K: 0 S: 4	H: 1 LOB: 1 BB: 0 P: 4	R: 3 E: 2 K: 0 S: 7	H: 3 LOB: 2 BB: 1 P: 11	R: 0 E: 0 K: 0 S: 3	H: 1 LOB: 1 BB: 0 P: 4	R: 1 E: 0 K: 0 S: 4	H: 3 LOB: 1 BB: 1 P: 8	R: 1 E: 0 K: 2 S: 9	H: 2 LOB: 2 BB: 1 P: 13	R: 0 E: 0 K: 0 S: 4	H: 0 LOB: 0 BB: 0 P: 5	R: 0 E: 0 K: 0 S: 3	H: 0 LOB: 0 BB: 0 P: 3	R: 0 E: 0 K: 0 S: 3	H: 1 LOB: 0 BB: 0 P: 3	1B: 11 2B: 2 3B: 0 HR: 0	SF: 0 SAC: 0 DP: 3 HBP: 1	WP: 0 PB: 0 SB: 0 CS: 2	PA: 41							
PITCHER	IP	WLS	BF	H	R	ER	SO	BB	IBB	HBP	BLK	WP	HR	S	P	ERA	WHIP										
Tim Conroy, L ERA: 5.03	3.1	L	20	8	4	2	0	2	0	1	0	0	0	17	26	5.40	3.000										
Ray Burris, R ERA: 5.6	0.2		1	0	0	0	0	0	0	0	0	0	0	1	1	0.00	0.000										
Ray Sofr, R ERA: 3.18	2.0		11	3	1	1	2	2	0	0	0	0	0	13	21	4.50	2.500										
Pat Perry, L ERA: 3.83	3.0		9	1	0	0	1	0	0	0	0	0	0	11	11	0.00	0.333										

Batter	1	2	3	4	5	6	7	8	9	AB	R	H	RBI	BB	SO	LOB	BOTTOM										
Vince Coleman, S OBP: 0.313, SLG: 0.294 (1, 7)	K		4-3			F7		K		4	0	0	0	1	2	3	Houston Astros @ St. Louis Cardinals Busch Stadium, St. Louis, MO Sun Aug 24 1986, 3:33 AM CDT Att: 33,687 - Unknown										
Ozzie Smith, S OBP: 0.367, SLG: 0.327 Ray Sofr, R (5, 1)	F2		F8		F6			F7		3	0	0	0	0	0	3											
John Morris, L OBP: 0.352, SLG: 0.333 Pat Perry, L (7, 1)						K				1	0	0	0	0	1												
Curt Ford, L OBP: 0.327, SLG: 0.390 Tom Herr, S OBP: 0.326, SLG: 0.310 (1, 4)										1	0	0	0	0	0												
Tito Landrum, R OBP: 0.271, SLG: 0.273 (1, 9)			F9		F4		4-3			3	0	1	0	2	1												
Terry Pendleton, S OBP: 0.277, SLG: 0.295 Tom Lawless, R OBP: 0.342, SLG: 0.343 (5, 5)	5-3									5	0	2	0	0	0												
Andy Van Slyke, L OBP: 0.347, SLG: 0.437 (1, 8)										1	0	0	0	0	2												
Alan Knicely, R OBP: 0.351, SLG: 0.289 (1, 3)										3	1	1	0	1	1												
Steve Lake, R OBP: 0.395, SLG: 0.415 (1, 2)										3	0	2	1	1	0												
Tim Conroy, L OBP: 0.217, SLG: 0.238 Ray Burris, R OBP: 0.149, SLG: 0.259 José Quiendo, S OBP: 0.359, SLG: 0.345 (5, 6)										1	0	0	0	0	0												
Inning Stats	R: 0 E: 0 K: 1 S: 6	H: 1 LOB: 2 BB: 1 P: 10	R: 0 E: 0 K: 1 S: 6	H: 1 LOB: 1 BB: 0 P: 6	R: 0 E: 0 K: 0 S: 3	H: 0 LOB: 1 BB: 1 P: 7	R: 1 E: 0 K: 0 S: 3	H: 0 LOB: 3 BB: 4 P: 19	R: 0 E: 0 K: 0 S: 5	H: 2 LOB: 2 BB: 0 P: 5	R: 0 E: 0 K: 1 S: 6	H: 1 LOB: 1 BB: 0 P: 6	R: 0 E: 0 K: 0 S: 3	H: 0 LOB: 0 BB: 0 P: 3	R: 0 E: 0 K: 2 S: 8	H: 1 LOB: 2 BB: 1 P: 12	R: 0 E: 0 K: 2 S: 8	H: 1 LOB: 1 BB: 0 P: 8	1B: 7 2B: 0 3B: 0 HR: 0	SF: 0 SAC: 0 DP: 0 HBP: 0	WP: 0 PB: 0 SB: 2 CS: 0	PA: 41					
PITCHER	IP	WLS	BF	H	R	ER	SO	BB	IBB	HBP	BLK	WP	HR	S	P	ERA	WHIP										
Jim Deshaies, L ERA: 3.38	5.0	W	25	4	1	1	2	6	0	0	0	0	0	23	47	1.80	2.000										
Aurelio Lopez, R ERA: 2.79	4.0	S	16	3	0	0	5	1	0	0	0	0	0	25	29	0.00	1.000										

AB	36
R	5
H	12
RBI	4
BB	4
SO	3
LOB	21



AB	34
R	1
H	7
RBI	1
BB	7
SO	7
LOB	22



Batter	1	2	3	4	5	6	7	8	9	AB	R	H	RBI	BB	SO	LOB	TOP					
Omar Moreno, L (1,9) OBP: 0.285, SLG: 0.378	0-0 CS 1B		0-0 F7			0-3 K		0-0 FC4-6 2B		4	1	1	0	0	1	3	Atlanta Braves @ St. Louis Cardinals Busch Stadium, St. Louis, MO Mon Aug 25 1986, 7:05 PM CDT Att: 21,808 - Unknown					
Ken Oberkfell, L (1,5) OBP: 0.385, SLG: 0.381	0-0 F7			0-0 F9		0-0 F9		4-0 2B BB		3	1	0	0	1	0	2						
Dale Murphy, R (1,8) OBP: 0.375, SLG: 0.513	0-3 K 1-2			0-3 K		0-0 G3		0-0 2B		4	0	1	2	0	2	2						
Bob Horner, R (1,3) OBP: 0.326, SLG: 0.446		0-0 F5		0-0 6-3			0-0 6-3	0-0 6-3		4	0	0	0	0	0	2						
Ken Griffey, L (1,7) OBP: 0.350, SLG: 0.515		0-0 P4			0-0 FC6-2 3B		0-3 K		0-0 HR	4	1	2	1	0	1	0						
Rafael Ramirez, R (1,6) OBP: 0.265, SLG: 0.333	0-0 5-3			0-0 5-3		0-0 HR		0-0 F8		4	1	1	1	0	0	1						
Ozzie Virgil, R (1,2) OBP: 0.334, SLG: 0.372			0-0 F9		0-0 FC6-2 FC6-4		0-0 6-3		0-0 1B	4	0	1	0	0	0	1						
Glenn Hubbard, R (1,4) OBP: 0.347, SLG: 0.305			0-0 SH3-4 1B		0-0 FC6-4			0-0 P3	0-0 F3	4	0	1	0	0	0	2						
David Palmer, R (1,1) OBP: 0.207, SLG: 0.298			0-0 SH3-4			0-0 1B		0-0 FC4-6 1B	0-0 F8	1	0	1	0	0	0	0						
Chris Chambliss, L (8, PH) OBP: 0.400, SLG: 0.446										1	0	1	0	0	0	0						
Zane Smith, L (8, PH) OBP: 0.123, SLG: 0.091										0	0	0	0	0	0	0						
Paul Assenmacher, L (8, 1) OBP: 0.333, SLG: 0.200										0	0	0	0	0	0	0						
Gene Garber, R (8, 1) OBP: 0.333, SLG: 0.200										1	0	0	0	0	0	1						
Inning Stats	R: 0 E: 0 K: 1 S: 5	H: 1 LOB: 1 BB: 0 P: 5	R: 0 E: 0 K: 0 S: 3	H: 0 LOB: 0 BB: 0 P: 3	R: 0 E: 0 K: 0 S: 4	H: 1 LOB: 1 BB: 0 P: 4	R: 0 E: 0 K: 1 S: 5	H: 0 LOB: 0 BB: 0 P: 5	R: 0 E: 0 K: 0 S: 4	H: 1 LOB: 1 BB: 0 P: 4	R: 0 E: 0 K: 1 S: 6	H: 1 LOB: 0 BB: 0 P: 6	R: 1 E: 0 K: 1 S: 6	H: 1 LOB: 0 BB: 0 P: 6	R: 2 E: 0 K: 0 S: 5	H: 2 LOB: 2 BB: 1 P: 9	R: 1 E: 0 K: 0 S: 5	H: 2 LOB: 1 BB: 0 P: 5	1B: 5 2B: 2 3B: 1 HR: 2	SF: 0 SAC: 1 DP: 1 HBP: 0	WP: 0 PB: 0 SB: 1 CS: 1	PA: 36
PITCHER	IP WLS BF H R ER SO BB IBB HBP BLK WP HR S P ERA WHIP																					
Bob Forsch, R (1, 1) ERA: 2.69	7.2 L 29 6 3 3 4 1 0 0 0 0 1 36 40 3.52 0.913																					
Todd Worrell, R (8, 1) ERA: 1.95	1.1 7 3 1 1 0 0 0 0 0 0 1 7 7 6.75 2.250																					

Batter	1	2	3	4	5	6	7	8	9	AB	R	H	RBI	BB	SO	LOB	BOTTOM					
Vince Coleman, S (1,7) OBP: 0.312, SLG: 0.294	0-0 4-3		0-0 4-3 S SF9 1B		0-0 6-3		0-3 K			4	1	1	0	0	1	1	Atlanta Braves @ St. Louis Cardinals Busch Stadium, St. Louis, MO Mon Aug 25 1986, 7:05 PM CDT Att: 21,808 - Unknown					
Curt Ford, L (1,9) OBP: 0.322, SLG: 0.384	0-3 K		0-0 4-3			0-3 K		0-0 6-3		3	0	0	0	0	2	1						
Tom Lawless, R (8, 5) OBP: 0.333, SLG: 0.333			1-3							1	0	0	0	0	0	0						
Tom Herr, S (1,4) OBP: 0.330, SLG: 0.312	4-0 PB BB BB		0-0 SF9			4-0 S 2B BB		0-0 E6 1B		1	1	1	1	2	0	0						
Andy Van Slyke, L (1,3) OBP: 0.349, SLG: 0.439	4-0 PB BB		0-0 F5			0-0 6-3 1-H 2B		0-0 G3		3	0	1	1	1	0	1						
John Morris, L (1,8) OBP: 0.333, SLG: 0.314	0-3 K			0-0 4-3		0-0 6-3		0-0 1-3		3	0	0	0	0	1	3						
Tito Landrum, R (8, PH) OBP: 0.271, SLG: 0.273										0	0	0	0	0	0	0						
Terry Pendleton, S (8, PH) OBP: 0.276, SLG: 0.294	1-2 2-3					2-3				1	0	0	0	0	0	1						
Clint Hurdle, L (1,5) OBP: 0.316, SLG: 0.294	0-0 G3			0-0 4-3		0-0 F7			0-0 1B	4	0	1	0	0	0	4						
Ozzie Smith, S (1,6) OBP: 0.364, SLG: 0.324		0-0 4-3		0-3 K			0-3 K		0-0 P4	4	0	0	0	0	2	1						
Michael LaValliere, L (1,2) OBP: 0.314, SLG: 0.305		0-0 4-3			0-0 CS 3B				0-3 K	4	0	2	0	0	1	1						
Bob Forsch, R (1, 1) OBP: 0.161, SLG: 0.306					0-0 5-3		0-3 K		0-3 K	3	0	0	0	0	1	2						
Todd Worrell, R (8, 1) OBP: 0.167, SLG: 0.500										0	0	0	0	0	0	0						
Alan Kniceley, R (8, PH) OBP: 0.347, SLG: 0.286										1	0	0	0	0	1	1						
Inning Stats	R: 0 E: 0 K: 2 S: 8	H: 0 LOB: 3 BB: 2 P: 16	R: 0 E: 0 K: 0 S: 3	H: 0 LOB: 0 BB: 0 P: 3	R: 1 E: 0 K: 0 S: 4	H: 1 LOB: 0 BB: 0 P: 4	R: 0 E: 0 K: 1 S: 5	H: 0 LOB: 0 BB: 0 P: 5	R: 0 E: 0 K: 0 S: 3	H: 1 LOB: 0 BB: 0 P: 3	R: 1 E: 0 K: 1 S: 6	H: 1 LOB: 1 BB: 1 P: 10	R: 0 E: 0 K: 3 S: 10	H: 1 LOB: 0 BB: 0 P: 10	R: 0 E: 1 K: 0 S: 4	H: 1 LOB: 1 BB: 0 P: 4	R: 0 E: 0 K: 2 S: 8	H: 1 LOB: 1 BB: 0 P: 8	1B: 3 2B: 2 3B: 1 HR: 0	SF: 1 SAC: 0 DP: 0 HBP: 0	WP: 0 PB: 1 SB: 2 CS: 1	PA: 36
PITCHER	IP WLS BF H R ER SO BB IBB HBP BLK WP HR S P ERA WHIP																					
David Palmer, R (1, 1) ERA: 3.32	7.0 W 28 4 2 2 7 3 0 0 0 0 0 39 51 2.57 1.000																					
Paul Assenmacher, L (8, 1) ERA: 2.65	0.2 S 3 1 0 0 0 0 0 0 0 0 0 3 3 0.00 1.500																					
Gene Garber, R (8, 1) ERA: 1.72	1.1 S 5 1 0 0 2 0 0 0 0 0 0 9 9 0.00 0.750																					




Batter	1	2	3	4	5	6	7	8	9	AB	R	H	RBI	BB	SO	LOB	TOP										
Bill Sample, R OBP: 0.316, SLG: 0.405 (1, 9)	L5			F6		FC6-4		SF8		3	0	0	1	0	0	1	Atlanta Braves @ St. Louis Cardinals Busch Stadium, St. Louis, MO Tue Aug 26 1986, 7:05 PM CDT Att: 19,300 - Unknown										
Rafael Ramirez, R OBP: 0.285, SLG: 0.332 (1, 5)	6-3			6-3			FC3-6 1B	6-3		4	0	1	0	0	0	0											
Dale Murphy, R OBP: 0.374, SLG: 0.510 (1, 8)	F8			4-3			FC3-6 1-2	FC6-4 BB		3	0	0	0	1	0	1											
Bob Horner, R OBP: 0.326, SLG: 0.444 (1, 3)		F9			G6-4-3 1B		F8	FC6-4 1-2		4	0	1	0	0	0	2											
Terry Harper, R OBP: 0.306, SLG: 0.344 (1, 7)		F4			G6-4-3 1-2		F7			3	0	0	0	0	0	2											
Andres Thomas, R OBP: 0.295, SLG: 0.434 (1, 6)		K			K			F3		3	0	0	0	0	2	0											
Ozzie Virgil, R OBP: 0.331, SLG: 0.368 (1, 2)			F3			F5		F8		3	0	0	0	0	0	0											
Glenn Hubbard, R OBP: 0.346, SLG: 0.303 (1, 4)			K				FC6-4 BB	F8		2	0	0	0	1	1	0											
Jim Acker, R OBP: 0.125, SLG: 0.188 (6, PH)			K							1	0	0	0	0	1	0											
Chris Chambliss, L OBP: 0.397, SLG: 0.441 (6, PH)			K							1	0	0	0	0	1	1											
Ed Ollivier, R OBP: 0.687, SLG: 0.500 (6, PH)										0	0	0	0	0	0	0											
Paul Assenmacher, L (8, PH)										0	0	0	0	0	0	0											
Bruce Benedict, R OBP: 0.345, SLG: 0.363 (9, PH)								SF8 3B		1	1	1	0	0	0	0											
Inning Stats	R: 0 E: 0 K: 0 S: 3	H: 0 LOB: 0 BB: 0 P: 3	R: 0 E: 0 K: 1 S: 5	H: 0 LOB: 0 BB: 0 P: 5	R: 0 E: 0 K: 2 S: 7	H: 0 LOB: 0 BB: 0 P: 7	R: 0 E: 0 K: 0 S: 3	H: 1 LOB: 0 BB: 0 P: 3	R: 0 E: 0 K: 1 S: 5	H: 0 LOB: 1 BB: 1 P: 9	R: 0 E: 0 K: 0 S: 4	H: 1 LOB: 1 BB: 0 P: 4	R: 0 E: 0 K: 0 S: 3	H: 0 LOB: 2 BB: 0 P: 3	R: 1 E: 0 K: 0 S: 4	H: 1 LOB: 1 BB: 1 P: 8	1B: 2 2B: 0 3B: 1 HR: 0	SF: 1 SAC: 0 DP: 1 HBP: 0	WP: 0 PB: 0 SB: 0 CS: 0	PA: 31							
PITCHER	IP	WLS	BF	H	R	ER	SO	BB	IBB	HBP	BLK	WP	HR	S	P	ERA	WHIP										
Greg Mathews, L ERA: 3.2 (1, 1)	8.0	W	26	2	0	0	5	1	0	0	0	0	0	35	39	0.00	0.375										
Pat Perry, L ERA: 3.92 (9, 1)	1.0		5	1	1	1	0	1	0	0	0	0	0	4	8	9.00	2.000										

Batter	1	2	3	4	5	6	7	8	9	AB	R	H	RBI	BB	SO	LOB	BOTTOM										
Vince Coleman, S OBP: 0.317, SLG: 0.298 (1, 7)	CS 1B		S 4-3 1B		1B E 1B	F8		1B BB		4	2	3	0	1	0	1	Atlanta Braves @ St. Louis Cardinals Busch Stadium, St. Louis, MO Tue Aug 26 1986, 7:05 PM CDT Att: 19,300 - Unknown										
John Morris, L OBP: 0.355, SLG: 0.339 (1, 8)	3-1		4-3		S E 1B		S 1B	1B BB		5	1	3	2	0	0	2											
Tom Herr, S OBP: 0.329, SLG: 0.309 (1, 4)	3-1				E3 E 1B		F7	K		4	0	0	1	1	1	4											
Andy Van Slyke, L OBP: 0.349, SLG: 0.439 (1, 3)		1B 4-3 1B	G3		F7		K			5	1	2	2	0	1	4											
Terry Pendleton, S OBP: 0.279, SLG: 0.296 (1, 5)		1B 4-3 1B		4-3	E6		FC4 1B	1-3		4	0	2	0	1	0	2											
Curt Ford, L OBP: 0.317, SLG: 0.378 (1, 9)				K						3	0	0	1	0	1	3											
Tito Landrum, R OBP: 0.269, SLG: 0.271 (7, PH)				K	4-3		FC4			1	0	0	0	0	0	2											
Ozzie Smith, S OBP: 0.368, SLG: 0.328 (1, 6)				4-3						4	0	3	0	0	0	0											
Michael LaValliere, L OBP: 0.314, SLG: 0.306 (8, PH)										3	0	1	0	0	0	3											
Tom Lawless, R OBP: 0.325, SLG: 0.324 (9, 1)										1	1	0	0	0	0	1											
Pat Perry, L (9, 1)										0	0	0	0	0	0	0											
Greg Mathews, R OBP: 0.086, SLG: 0.030 (1, 1)				4-3						2	1	0	0	0	0	1											
Steve Lake, R OBP: 0.409, SLG: 0.415 (8, PH)					FC1-6 1B			1B BB		0	1	0	0	1	0	0											
Inning Stats	R: 0 E: 0 K: 0 S: 3	H: 1 LOB: 0 BB: 0 P: 3	R: 1 E: 0 K: 0 S: 5	H: 3 LOB: 1 BB: 0 P: 5	R: 0 E: 0 K: 0 S: 4	H: 1 LOB: 2 BB: 1 P: 8	R: 0 E: 0 K: 1 S: 5	H: 0 LOB: 0 BB: 0 P: 5	R: 3 E: 2 K: 0 S: 8	H: 4 LOB: 2 BB: 0 P: 8	R: 0 E: 0 K: 0 S: 3	H: 1 LOB: 1 BB: 0 P: 4	R: 0 E: 0 K: 1 S: 6	H: 1 LOB: 2 BB: 1 P: 10	R: 3 E: 0 K: 1 S: 8	H: 3 LOB: 2 BB: 2 P: 16	1B: 14 2B: 0 3B: 0 HR: 0	SF: 0 SAC: 0 DP: 2 HBP: 1	WP: 0 PB: 0 SB: 4 CS: 1	PA: 41							
PITCHER	IP	WLS	BF	H	R	ER	SO	BB	IBB	HBP	BLK	WP	HR	S	P	ERA	WHIP										
Jim Acker, R ERA: 3.75 (1, 1)	5.0	L	24	9	4	3	1	1	0	0	0	0	0	25	29	5.40	2.000										
Ed Ollivier, L ERA: 4.18 (6, 1)	2.1		12	3	2	2	1	1	1	1	0	0	0	11	20	7.71	1.714										
Paul Assenmacher, L ERA: 2.78 (8, 1)	0.2		5	2	1	1	1	1	0	0	0	0	0	6	10	13.50	4.500										



Batter	1	2	3	4	5	6	7	8	9	AB	R	H	RBI	BB	SO	LOB	TOP			
Kal Daniels, L OBP: 0.390, SLG: 0.488	F8			WP E 5-3 1B	G3		F7			4	1	1	0	0	0	3	Cincinnati Reds @ St. Louis Cardinals Busch Stadium, St. Louis, MO Fri Aug 29 1986, 7:05 PM CDT Att: 24,262 - Unknown			
Buddy Bell, R OBP: 0.362, SLG: 0.449	5-3			5-3 1-2			HR	F8		4	1	1	1	0	0	1				
Dave Parker, L OBP: 0.332, SLG: 0.482	F2			5-3 2-3			F8	F8		4	0	0	0	0	0	1				
Eric Davis, R OBP: 0.402, SLG: 0.568		4-3		E5 3-H			BB	2B		3	0	1	0	1	0	0				
Bo Diaz, R OBP: 0.321, SLG: 0.371				F5			5-3 1-3	BB		3	0	1	0	1	0	2				
Barry Larkin, R OBP: 0.276, SLG: 0.352							F8	F8		4	0	0	0	0	1	4				
Nick Esasky, R OBP: 0.328, SLG: 0.413				4-3			K	3B		4	0	1	0	0	1	0				
Ron Oester, S OBP: 0.318, SLG: 0.348				F8			G3	1B BB		3	0	0	0	1	0	1				
Bill Gullickson, R OBP: 0.116, SLG: 0.090				6-3			K	1B		4	0	1	0	0	1	1				
Inning Stats	R: 0 E: 0 K: 0 S: 3	H: 0 LOB: 0 BB: 0 P: 3	R: 0 E: 0 K: 1 S: 5	H: 1 LOB: 0 BB: 0 P: 5	R: 0 E: 0 K: 0 S: 3	H: 0 LOB: 0 BB: 0 P: 3	R: 1 E: 1 K: 0 S: 5	H: 1 LOB: 1 BB: 0 P: 5	R: 0 E: 0 K: 1 S: 6	H: 1 LOB: 2 BB: 1 P: 10	R: 0 E: 0 K: 1 S: 6	H: 1 LOB: 1 BB: 0 P: 6	R: 0 E: 0 K: 0 S: 4	H: 1 LOB: 2 BB: 1 P: 8	R: 0 E: 0 K: 0 S: 3	H: 0 LOB: 0 BB: 0 P: 3	1B: 3 2B: 1 3B: 1 HR: 1	SF: 0 SAC: 0 DP: 0 HBP: 0	WP: 1 PB: 0 SB: 1 CS: 1	PA: 36
PITCHER Danny Cox, R ERA: 3.16	IP: 9.0 WLS: L BF: 36	H: 6 R: 2 ER: 1 SO: 3	BB: 3 IBB: 0 HBP: 0 BLK: 0	WP: 1 HR: 1 S: 39 P: 51	ERA: 1.00 WHIP: 1.000	PITCHER	IP: 9.0 WLS: L BF: 36	H: 6 R: 2 ER: 1 SO: 3	BB: 3 IBB: 0 HBP: 0 BLK: 0	WP: 1 HR: 1 S: 39 P: 51	ERA: 1.00 WHIP: 1.000									

Batter	1	2	3	4	5	6	7	8	9	AB	R	H	RBI	BB	SO	LOB	BOTTOM			
Vince Coleman, S OBP: 0.314, SLG: 0.295	4-3		1-3			G3			F8	4	0	0	0	0	0	1	Cincinnati Reds @ St. Louis Cardinals Busch Stadium, St. Louis, MO Fri Aug 29 1986, 7:05 PM CDT Att: 24,262 - Unknown			
Willie McGee, S OBP: 0.305, SLG: 0.363	F7			S 1B		4-3			1B	4	0	2	0	0	0	0				
Tom Herr, S OBP: 0.325, SLG: 0.304	6-3			K					4-3	4	0	0	0	0	1	2				
Andy Van Slyke, L OBP: 0.351, SLG: 0.440		F8		K					F8	3	0	0	0	0	1	1				
Terry Pendleton, S OBP: 0.277, SLG: 0.292		6-3		6-3					6-3	3	0	0	0	0	0	1				
Curt Ford, L OBP: 0.313, SLG: 0.372				K		4-3			L6	3	0	0	0	0	1	0				
Ozzie Smith, S OBP: 0.365, SLG: 0.326				6-3		4-3			F3	3	0	0	0	0	0	0				
Michael LaValliere, L OBP: 0.315, SLG: 0.306				SH5-4 1B		F6			F6	3	0	1	0	0	0	0				
Danny Cox, R OBP: 0.146, SLG: 0.152 John Morris, L OBP: 0.343, SLG: 0.317				SH5-4 1B		K			K	1	0	0	0	0	1	0				
Inning Stats	R: 0 E: 0 K: 0 S: 3	H: 0 LOB: 0 BB: 0 P: 3	R: 0 E: 0 K: 1 S: 5	H: 0 LOB: 0 BB: 0 P: 5	R: 0 E: 0 K: 2 S: 8	H: 1 LOB: 1 BB: 0 P: 8	R: 0 E: 0 K: 0 S: 3	H: 0 LOB: 0 BB: 0 P: 3	R: 0 E: 0 K: 1 S: 5	H: 0 LOB: 0 BB: 0 P: 5	R: 0 E: 0 K: 0 S: 3	H: 0 LOB: 0 BB: 0 P: 3	R: 0 E: 0 K: 0 S: 3	H: 0 LOB: 0 BB: 0 P: 3	R: 0 E: 0 K: 1 S: 6	H: 1 LOB: 1 BB: 0 P: 6	1B: 3 2B: 0 3B: 0 HR: 0	SF: 0 SAC: 1 DP: 0 HBP: 0	WP: 0 PB: 0 SB: 1 CS: 0	PA: 30
PITCHER Bill Gullickson, R ERA: 2.84	IP: 9.0 WLS: W BF: 30	H: 3 R: 0 ER: 0 SO: 5	BB: 0 IBB: 0 HBP: 0 BLK: 0	WP: 0 HR: 0 S: 40 P: 40	ERA: 0.00 WHIP: 0.333	PITCHER	IP: 9.0 WLS: W BF: 30	H: 3 R: 0 ER: 0 SO: 5	BB: 0 IBB: 0 HBP: 0 BLK: 0	WP: 0 HR: 0 S: 40 P: 40	ERA: 0.00 WHIP: 0.333									

Batter	1	2	3	4	5	6	7	8	9	AB	R	H	RBI	BB	SO	LOB	TOP		
Kal Daniels, L OBP: 0.387, SLG: 0.479 (1, 7)	4-0 F9 SF7 BB		0-0 1-3			0-0 F7		0-0 4-3	3 1 0 0 1 0 0								Cincinnati Reds @ St. Louis Cardinals Busch Stadium, St. Louis, MO Sat Aug 30 1986, 7:05 PM CDT Att: 34,664 - Unknown livebaseballscorecards.com		
Buddy Bell, R OBP: 0.361, SLG: 0.445 (1, 5)	0-0 F9			0-0 6-3			0-3 K	4-0 2B BB	3 0 0 0 1 1 1										
Dave Parker, L OBP: 0.332, SLG: 0.483 (1, 9)	0-0 SF7			0-0 F9			0-0 F7	0-0 2B	3 0 1 1 0 0 0										
Eric Davis, R OBP: 0.397, SLG: 0.561 (1, 8)	0-0 6-3			0-0 F9			0-3 K	0-0 F3	4 0 0 0 0 1 2										
Bo Diaz, R OBP: 0.321, SLG: 0.373 (1, 2)		0-0 F7			0-0 6-3			0-0 1B SF9 2B	3 1 1 0 0 0 0										
Barry Larkin, R OBP: 0.279, SLG: 0.351 (1, 6)		0-0 4-3			0-0 6-3			0-0 G6-4-3 2B 1B	3 0 1 0 0 0 0										
Nick Esasky, R OBP: 0.325, SLG: 0.410 (1, 3)					0-3 K			0-0 SF9	2 0 0 1 0 2 0										
Ron Oester, S OBP: 0.316, SLG: 0.346 (1, 4)				0-0 F4			0-0 F4	0-0 G6-4-3 1-2	3 0 0 0 0 0 1										
Chris Welsh, L OBP: 0.194, SLG: 0.276 (1, 1)				0-0 1-3			0-3 K	0-3 K	2 0 0 0 0 1 0										
Rob Murphy, L (7, 1)									0 0 0 0 0 0 0										
Kurt Stillwell, S OBP: 0.298, SLG: 0.244 (9, PH)									1 0 0 0 0 1 0										
Inning Stats	R: 1 E: 0 K: 0 S: 3	H: 0 LOB: 0 BB: 1 P: 7	R: 0 E: 0 K: 1 S: 5	H: 0 LOB: 0 BB: 0 P: 5	R: 0 E: 0 K: 0 S: 3	H: 0 LOB: 0 BB: 0 P: 3	R: 0 E: 0 K: 0 S: 3	H: 0 LOB: 0 BB: 0 P: 3	R: 0 E: 0 K: 1 S: 5	H: 0 LOB: 0 BB: 0 P: 5	R: 0 E: 0 K: 0 S: 7	H: 0 LOB: 0 BB: 0 P: 7	R: 0 E: 0 K: 0 S: 4	H: 2 LOB: 0 BB: 0 P: 4	R: 0 E: 0 K: 1 S: 6	H: 1 LOB: 2 BB: 1 P: 10	1B: 1 2B: 2 3B: 0 HR: 0	SF: 2 SAC: 0 DP: 1 HBP: 0	WP: 0 PA: 31 PB: 0 SB: 1 CS: 0
PITCHER	IP WLS BF H R ER SO BB IBB HBP BLK WP HR S P ERA WHIP																		
Tim Conroy, L ERA: 4.74 (1, 1)	8.2 W 30 3 2 2 6 2 0 0 0 0 0 0 40 48 2.08 0.577																		
Todd Worrell, R ERA: 1.89 (9, 1)	0.1 S 1 0 0 0 0 0 0 0 0 0 0 0 1 1 0.00 0.000																		

Batter	1	2	3	4	5	6	7	8	9	AB	R	H	RBI	BB	SO	LOB	BOTTOM		
Vince Coleman, S OBP: 0.317, SLG: 0.297 (1, 7)	4-0 3B BB		0-0 4-3			0-0 FC6-4 1B		0-0 2B 1B	3 2 2 0 1 0 0								Cincinnati Reds @ St. Louis Cardinals Busch Stadium, St. Louis, MO Sat Aug 30 1986, 7:05 PM CDT Att: 34,664 - Unknown livebaseballscorecards.com		
Willie McGee, S OBP: 0.304, SLG: 0.364 (1, 8)	0-0 F9		0-0 5-3		0-0 FC6-4 1-2		0-0 2B	4 0 1 2 0 0 2											
Tom Herr, S OBP: 0.329, SLG: 0.311 (1, 4)	0-0 1H SF8 3B		0-0 1B		4-0 G6-4-3 BB		0-0 1-3	3 1 2 1 1 0 1											
Tito Landrum, R OBP: 0.269, SLG: 0.268 (1, 9)	0-0 SF8		0-0 5-3		0-0 G6-4-3 1-2		4-0 G3 4-3 BB	2 0 0 1 1 0 2											
Terry Pendleton, S OBP: 0.275, SLG: 0.290 (1, 5)	0-0 L6			0-0 5-3		0-0 F7		0-0 4-3 1-2	4 0 0 0 0 0 1										
Andy Van Slyke, L OBP: 0.353, SLG: 0.442 (1, 3)		0-0 SH1 2B		0-3 K		4-0 FC4 BB		0-0 G3	3 0 1 0 1 1 1										
Ozzie Smith, S OBP: 0.365, SLG: 0.324 (1, 6)		0-0 SH1		0-0 F7		0-0 FC4 1B S		4-0 IBB	2 1 0 0 1 0 1										
Michael LaValliere, L OBP: 0.310, SLG: 0.300 (1, 2)		0-3 K			0-0 4-3		0-0 F8	0-0 F3-2	4 0 0 0 0 1 4										
Todd Worrell, R OBP: 0.143, SLG: 0.429 (9, 1)					0-0 K				0 0 0 0 0 0 0										
Tim Conroy, L OBP: 0.231, SLG: 0.250 (1, 1)		0-3 K			0-0 6-3		0-0 2B 1B	3 1 1 1 0 1 1											
Steve Lake, R OBP: 0.383, SLG: 0.386 (9, 2)									0 0 0 0 0 0 0										
Inning Stats	R: 2 E: 0 K: 0 S: 4	H: 1 LOB: 0 BB: 1 P: 8	R: 0 E: 0 K: 2 S: 8	H: 1 LOB: 1 BB: 0 P: 8	R: 0 E: 0 K: 0 S: 4	H: 1 LOB: 1 BB: 0 P: 4	R: 0 E: 0 K: 1 S: 5	H: 0 LOB: 0 BB: 0 P: 5	R: 0 E: 0 K: 0 S: 4	H: 1 LOB: 1 BB: 0 P: 4	R: 0 E: 0 K: 0 S: 2	H: 0 LOB: 0 BB: 1 P: 6	R: 3 E: 0 K: 0 S: 6	H: 3 LOB: 1 BB: 1 P: 10	R: 0 E: 0 K: 0 S: 3	H: 0 LOB: 2 BB: 2 P: 11	1B: 4 2B: 2 3B: 1 HR: 0	SF: 1 SAC: 1 DP: 1 HBP: 0	WP: 0 PA: 35 PB: 0 SB: 1 CS: 0
PITCHER	IP WLS BF H R ER SO BB IBB HBP BLK WP HR S P ERA WHIP																		
Chris Welsh, L ERA: 4.63 (7, 1)	6.2 L 29 7 5 5 3 3 0 0 0 0 0 0 4 12 6.75 1.500																		
Rob Murphy, L ERA: 0.87 (7, 1)	1.1 6 0 0 0 0 1 1 0 0 0 0 0 4 12 0.00 0.750																		



Batter	1	2	3	4	5	6	7	8	9	AB	R	H	RBI	BB	SO	LOB	TOP			
Kal Daniels, L OBP: 0.389, SLG: 0.497				4-3						4	1	2	2	0	0	2	Cincinnati Reds @ St. Louis Cardinals Busch Stadium, St. Louis, MO Sun Aug 31 1986, 3:33 AM CDT Att: 40,315 - Unknown			
Buddy Bell, R OBP: 0.356, SLG: 0.441										4	0	0	0	0	0	2				
Dave Parker, L OBP: 0.331, SLG: 0.481	4-3									4	0	1	1	0	1	0				
Eric Davis, R OBP: 0.396, SLG: 0.555	5-3									3	0	0	0	1	1	2				
Bo Diaz, R OBP: 0.321, SLG: 0.370										3	0	0	0	1	0	0				
Barry Larkin, R OBP: 0.277, SLG: 0.344										4	0	1	0	0	0	3				
Nick Esasky, R OBP: 0.324, SLG: 0.408										4	0	1	0	0	0	1				
Ron Oester, S OBP: 0.318, SLG: 0.346										3	1	1	0	1	0	1				
Tom Browning, L E: 0.188, SLG: 0.176										1	1	1	0	0	0	0				
Eddie Murray, L OBP: 0.289, SLG: 0.401										1	0	0	0	0	0	1				
Carl Willis, L ERA: 5.05										0	0	0	0	0	0	0				
Bill Landrum, R ERA: 0.00										0	0	0	0	0	0	0				
Kurt Stillwell, S OBP: 0.301, SLG: 0.248										1	0	1	0	0	0	0				
Rob Murphy, L ERA: 1.09										0	0	0	0	0	0	0				
Max Venable, L OBP: 0.283, SLG: 0.278										1	0	0	0	0	0	2				
Inning Stats	R: 1 E: 0 K: 0 S: 4	H: 1 LOB: 0 BB: 0 P: 4	R: 0 E: 0 K: 0 S: 3	H: 0 LOB: 0 BB: 0 P: 3	R: 2 E: 0 K: 1 S: 8	H: 3 LOB: 3 BB: 2 P: 16	R: 0 E: 0 K: 0 S: 4	H: 1 LOB: 1 BB: 0 P: 4	R: 0 E: 0 K: 0 S: 3	H: 0 LOB: 0 BB: 0 P: 3	R: 0 E: 0 K: 0 S: 3	H: 1 LOB: 0 BB: 0 P: 3	R: 0 E: 0 K: 0 S: 3	H: 0 LOB: 2 BB: 0 P: 5	R: 0 E: 0 K: 0 S: 5	H: 2 LOB: 2 BB: 0 P: 5	1B: 7 2B: 0 3B: 0 HR: 1	SF: 0 SAC: 0 DP: 1 HBP: 0	WP: 1 PB: 0 SB: 0 CS: 1	PA: 37
PITCHER Bob Forsch, R ERA: 2.7	IP: 9.0 WLS: W BF: 36 H: 8 R: 3 ER: 3 SO: 2 BB: 3 IBB: 0 HBP: 0 BLK: 0 WP: 1 HR: 1 S: 37 P: 49 ERA: 3.00 WHIP: 1.222																			



Batter	1	2	3	4	5	6	7	8	9	AB	R	H	RBI	BB	SO	LOB	BOTTOM			
Vince Coleman, S OBP: 0.320, SLG: 0.301		4-3								4	3	2	0	1	0	1	Cincinnati Reds @ St. Louis Cardinals Busch Stadium, St. Louis, MO Sun Aug 31 1986, 3:33 AM CDT Att: 40,315 - Unknown			
Willie McGee, S OBP: 0.308, SLG: 0.364										3	1	1	1	2	0	1				
Tom Herr, S OBP: 0.330, SLG: 0.313										4	0	2	2	0	0	2				
Tito Landrum, R OBP: 0.272, SLG: 0.264										3	1	0	0	2	0	3				
Terry Pendleton, S OBP: 0.278, SLG: 0.297										5	3	3	2	0	1	3				
Andy Van Slyke, L OBP: 0.354, SLG: 0.448										3	0	2	2	0	0	2				
Ozzie Smith, S OBP: 0.364, SLG: 0.322										3	1	0	0	1	0	1				
Steve Lake, R OBP: 0.353, SLG: 0.354										4	0	0	0	0	1	3				
Bob Forsch, R OBP: 0.167, SLG: 0.303										4	0	1	0	0	1	2				
Inning Stats	R: 0 E: 0 K: 0 S: 4	H: 1 LOB: 1 BB: 0 P: 4	R: 2 E: 2 K: 0 S: 6	H: 3 LOB: 1 BB: 0 P: 6	R: 3 E: 0 K: 0 S: 4	H: 1 LOB: 0 BB: 0 P: 12	R: 1 E: 0 K: 1 S: 6	H: 1 LOB: 1 BB: 1 P: 10	R: 1 E: 0 K: 0 S: 5	H: 2 LOB: 2 BB: 1 P: 9	R: 1 E: 0 K: 1 S: 7	H: 1 LOB: 1 BB: 1 P: 11	R: 0 E: 0 K: 1 S: 5	H: 0 LOB: 0 BB: 0 P: 5	R: 1 E: 0 K: 0 S: 4	H: 2 LOB: 1 BB: 1 P: 8		1B: 8 2B: 3 3B: 1 HR: 0	SF: 1 SAC: 1 DP: 1 HBP: 0	WP: 0 PB: 0 SB: 4 CS: 0
PITCHER Tom Browning, L ERA: 4.11	IP: 3.0 WLS: L BF: 16 H: 5 R: 5 ER: 4 SO: 0 BB: 2 IBB: 0 HBP: 0 BLK: 0 WP: 0 HR: 0 S: 14 P: 22 ERA: 12.00 WHIP: 2.333																			
Carl Willis, R ERA: 5.05	2.1 4 3 3 1 2 1 0 0 1 0 0 14 26 11.57 2.571																			
Bill Landrum, R ERA: 0.00	0.2 2 0 0 0 1 0 0 0 0 0 0 4 4 0.00 0.000																			
Rob Murphy, L ERA: 1.09	2.0 8 2 1 1 1 1 0 0 0 0 0 9 13 4.50 1.500																			



Batter	1	2	3	4	5	6	7	8	9	AB	R	H	RBI	BB	SO	LOB	TOP			
Vince Coleman, S (1, 7) OBP: 0.319, SLG: 0.299	6-3		G1			5-3		BB	1-4-3	4	0	0	0	1	0	1				
Willie McGee, S (1, 8) OBP: 0.307, SLG: 0.365	6-3			4-3		F9		BB	1-3	4	0	1	0	0	0	1				
Tom Herr, S (1, 4) OBP: 0.331, SLG: 0.317	2B			FC5-4		F9			6-3	4	1	2	0	0	0	1				
Andy Van Slyke, L (1, 3) OBP: 0.353, SLG: 0.445	F7			E6		K			2B	4	1	1	0	0	1	3				
Terry Pendleton, S (1, 5) OBP: 0.278, SLG: 0.299		4-3		FC5-4			F8		1B	4	1	1	2	0	0	1				
John Morris, L (1, 9) OBP: 0.338, SLG: 0.313	L6			F8			4-3		2B	4	1	1	1	0	0	1				
Ozzie Smith, S (1, 6) OBP: 0.363, SLG: 0.326	G3				3-1		6-3		3B	4	1	1	1	0	0	0				
Michael LaValliere, L (1, 2) OBP: 0.246, SLG: 0.296			G3					E4	E4	3	0	0	0	0	0	0				
Tom Lawless, R (8, PH) OBP: 0.282, SLG: 0.324					4-3					0	0	0	0	0	0	0				
Ray Sofl, R (8, 1) OBP: 0.294, SLG: 0.294										0	0	0	0	0	0	0				
Clint Hurdle, L (8, PH) OBP: 0.271, SLG: 0.282										1	0	0	0	0	0	0				
Tito Landrum, R (8, PH) OBP: 0.143, SLG: 0.429										0	0	0	0	0	0	0				
Todd Worrell, R (8, 1) OBP: 0.143, SLG: 0.429										0	0	0	0	0	0	0				
Greg Mathews, R (1, 1) OBP: 0.081, SLG: 0.029					4-3				F8	2	0	0	0	0	1	0				
Curt Ford, L (8, PH) OBP: 0.311, SLG: 0.370									F8	1	0	0	0	0	0	1				
Steve Lake, R (8, 2) OBP: 0.346, SLG: 0.347									F8	1	0	0	0	0	0	1				
Inning Stats	R: 0 E: 0 K: 0 S: 4	H: 1 LOB: 1 BB: 0 P: 4	R: 0 E: 0 K: 0 S: 3	H: 0 LOB: 0 BB: 0 P: 3	R: 0 E: 0 K: 1 S: 5	H: 0 LOB: 0 BB: 0 P: 5	R: 1 E: 1 K: 0 S: 5	H: 1 LOB: 1 BB: 0 P: 5	R: 0 E: 0 K: 1 S: 6	H: 1 LOB: 1 BB: 0 P: 6	R: 0 E: 0 K: 0 S: 3	H: 0 LOB: 0 BB: 0 P: 3	R: 0 E: 1 K: 0 S: 3	H: 0 LOB: 1 BB: 1 P: 7	R: 4 E: 1 K: 0 S: 8	H: 4 LOB: 1 BB: 0 P: 8	1B: 3 2B: 3 3B: 1 HR: 0	SF: 0 SAC: 0 DP: 0 HBP: 0	WP: 0 PB: 0 SB: 0 CS: 1	PA: 37
PITCHER	IP WLS BF H R ER SO BB IBB HBP BLK WP HR S P ERA WHIP																			
Jim Acker, R (1, 1) ERA: 3.72	8.1 L 34 7 5 3 2 1 0 0 0 0 0 0 37 41 3.24 0.960																			
Paul Assenmacher, L (8, 1) ERA: 2.75	0.2 3 0 0 0 0 0 0 0 0 0 0 0 3 3 0.00 0.000																			

St. Louis Cardinals @ Atlanta Braves
Atlanta-Fulton County Stadium, Atlanta, GA
Mon Sep 01 1986, 7:05 PM EDT
Att. 4,572 - Unknown

AB 36
R 5
H 7
RBI 4
BB 1
SO 2
LOB 10

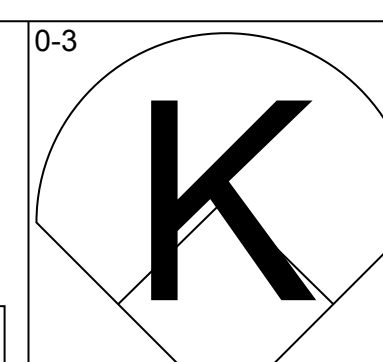
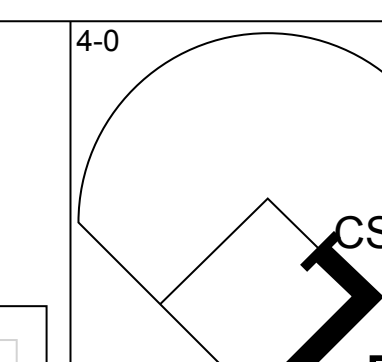
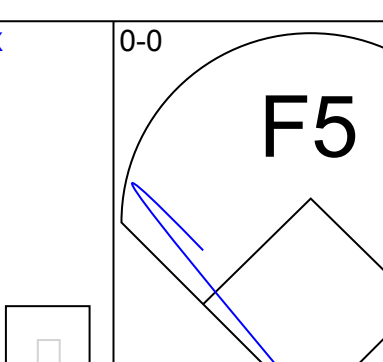
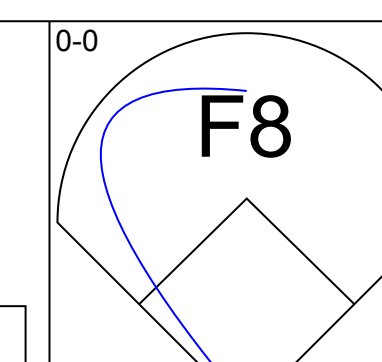
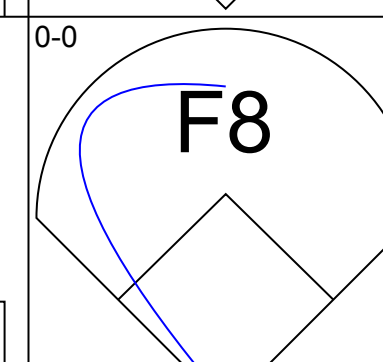
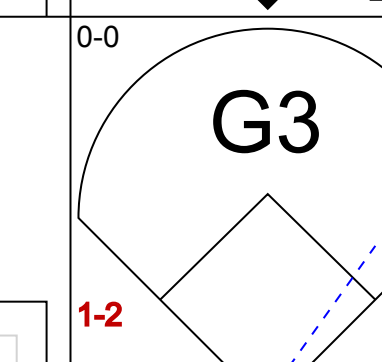
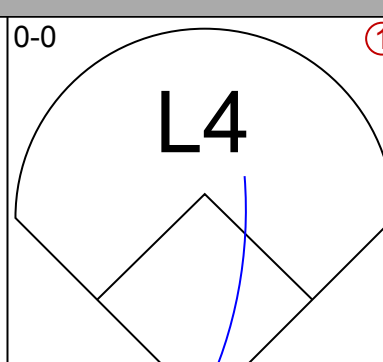
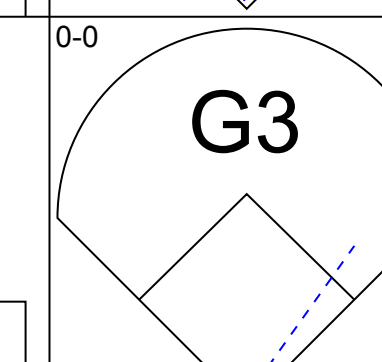
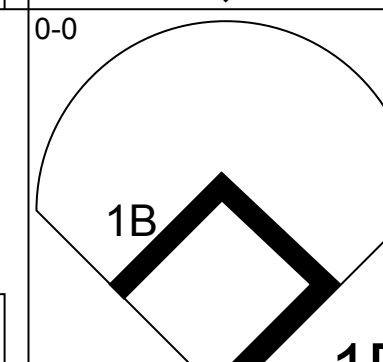
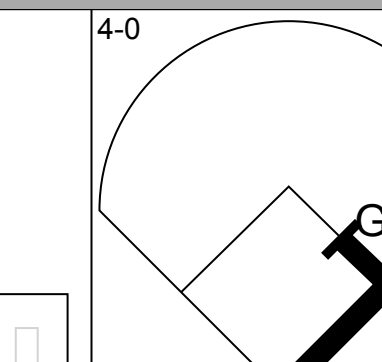
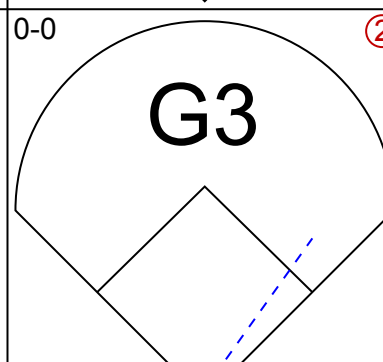
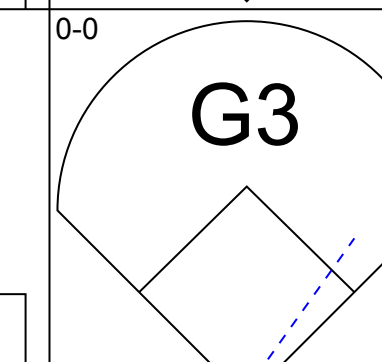
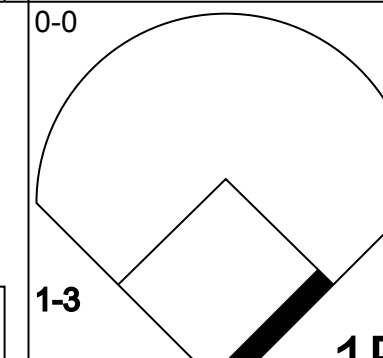
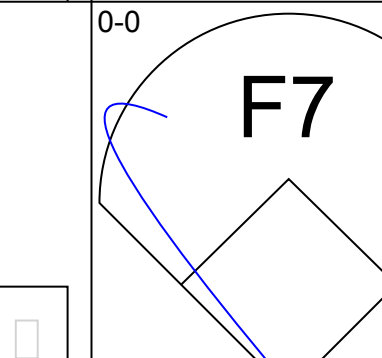
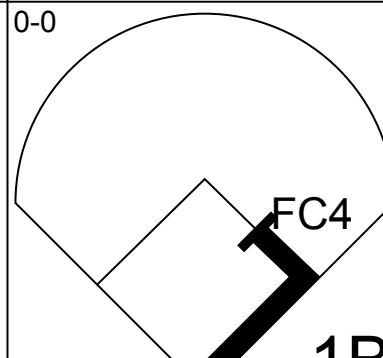
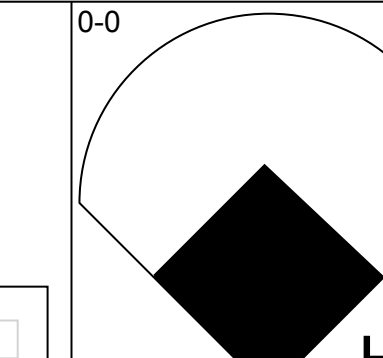
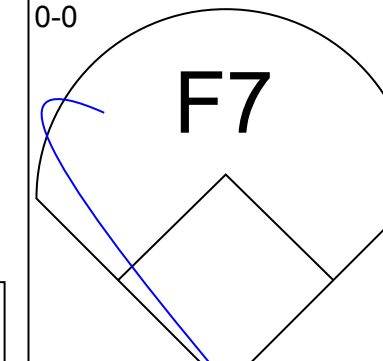
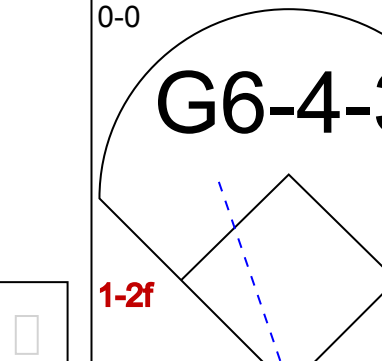
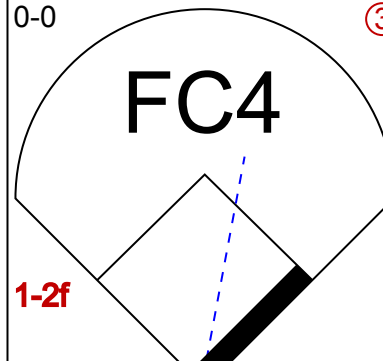
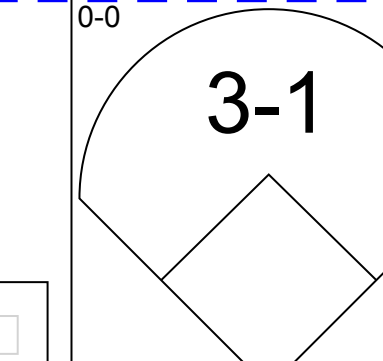
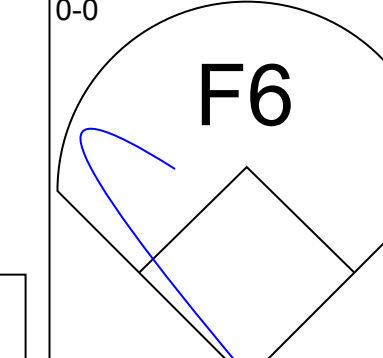
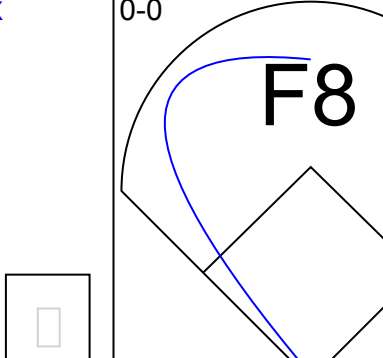
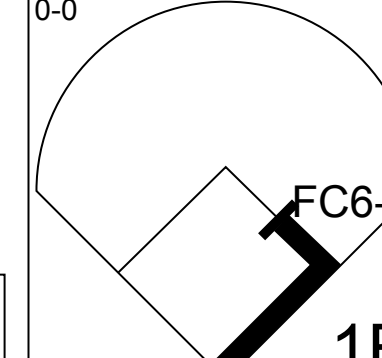
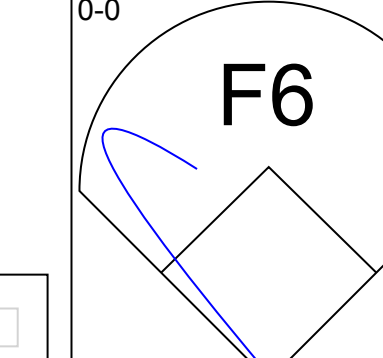
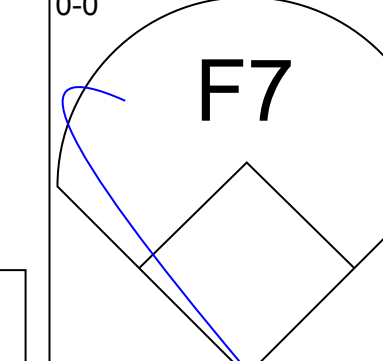
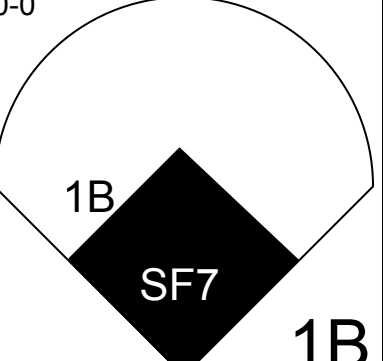
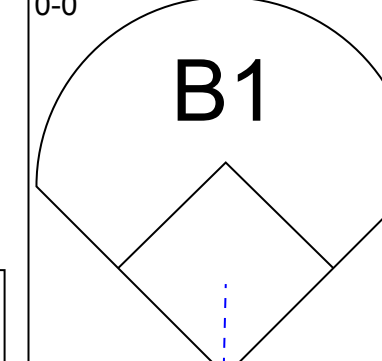
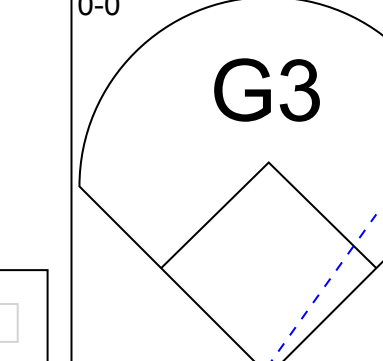
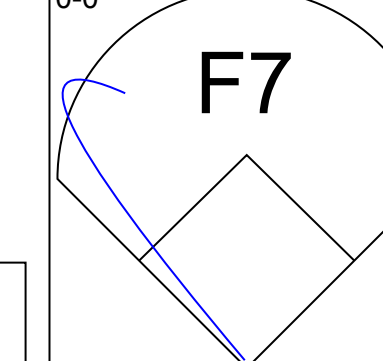
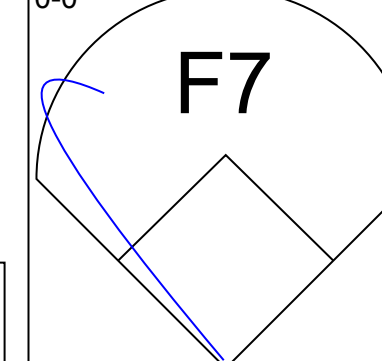
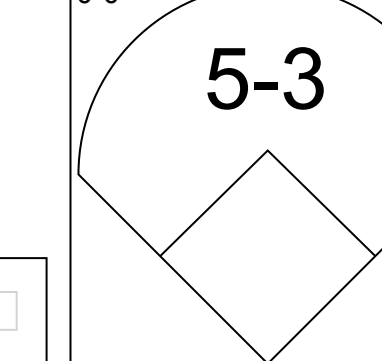
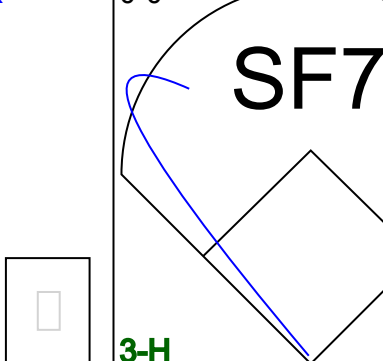
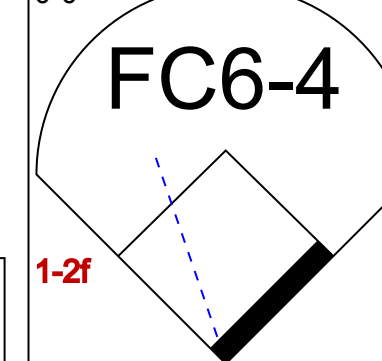


Batter	1	2	3	4	5	6	7	8	9	AB	R	H	RBI	BB	SO	LOB	BOTTOM			
Bill Sample, R (1, 9) OBP: 0.323, SLG: 0.408	F5				K			1B		3	0	1	0	0	1	0				
Omar Moreno, L (8, PH) OBP: 0.287, SLG: 0.377			1B					1B		1	0	1	0	0	0	0				
Rafael Ramirez, R (1, 5) OBP: 0.272, SLG: 0.336	5-3					G3		BB		2	0	0	0	1	0	2				
Ken Oberkfell, L (8, PH) OBP: 0.389, SLG: 0.385			F8					1B		1	0	1	0	0	0	0				
Dale Murphy, R (1, 8) OBP: 0.368, SLG: 0.507	F6				K			K		4	0	0	0	0	2	3				
Bob Horner, R (1, 3) OBP: 0.336, SLG: 0.464		F9			HR			G3		4	1	1	1	0	0	3				
Ken Griffey, L (1, 7) OBP: 0.343, SLG: 0.502		F7			F8			4-3		4	0	0	0	0	1	1				
Andres Thomas, R (1, 6) OBP: 0.288, SLG: 0.422		F7			F9			4-3		4	0	0	0	0	1	0				
Bruce Benedict, R (1, 2) OBP: 0.341, SLG: 0.361			F7			4-3		BB		3	0	0	0	1	0	0				
Glenn Hubbard, R (1, 4) OBP: 0.343, SLG: 0.309			K			HR		F9		3	1	1	1	0	1	1				
Jim Acker, R (1, 1) OBP: 0.158, SLG: 0.211			1B			K		K		3	0	1	0	0	2	1				
Paul Assenmacher, L (8, 1) ERA: 1.87										0	0	0	0	0	0	0				
Inning Stats	R: 0 E: 0 K: 0 S: 3	H: 0 LOB: 0 BB: 0 P: 3	R: 0 E: 0 K: 0 S: 3	H: 0 LOB: 0 BB: 0 P: 3	R: 0 E: 0 K: 1 S: 7	H: 2 LOB: 2 BB: 0 P: 7	R: 1 E: 0 K: 1 S: 6	H: 1 LOB: 0 BB: 0 P: 6	R: 1 E: 0 K: 2 S: 8	H: 1 LOB: 0 BB: 0 P: 8	R: 0 E: 0 K: 0 S: 3	H: 0 LOB: 1 BB: 1 P: 7	R: 0 E: 0 K: 1 S: 6	H: 2 LOB: 1 BB: 0 P: 6	R: 0 E: 0 K: 2 S: 7	H: 0 LOB: 0 BB: 0 P: 7	1B: 4 2B: 0 3B: 0 HR: 2	SF: 0 SAC: 0 DP: 1 HBP: 0	WP: 0 PB: 0 SB: 0 CS: 0	PA: 34
PITCHER	IP WLS BF H R ER SO BB IBB HBP BLK WP HR S P ERA WHIP																			
Greg Mathews, L (1, 1) ERA: 3.16	7.0 W 4 2 2 0 1 0 0 0 0 0 0 6 6 2.57 0.857																			
Ray Sofl, R (8, 1) ERA: 3.0	1.0 W 4 2 0 0 1 0 0 0 0 0 0 6 6 0.00 2.000																			
Todd Worrell, R (8, 1) ERA: 1.87	1.0 S 3 0 0 0 2 0 0 0 0 0 0 7 7 0.00 0.000																			

St. Louis Cardinals @ Atlanta Braves
Atlanta-Fulton County Stadium, Atlanta, GA
Mon Sep 01 1986, 7:05 PM EDT
Att. 4,572 - Unknown

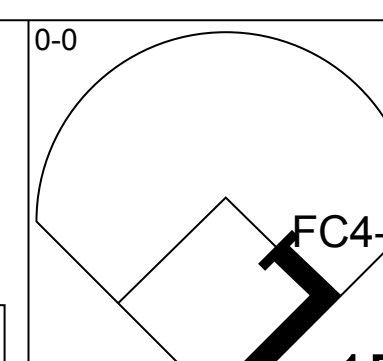
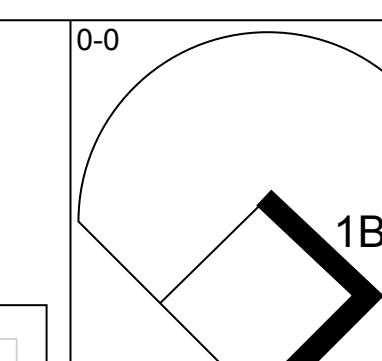
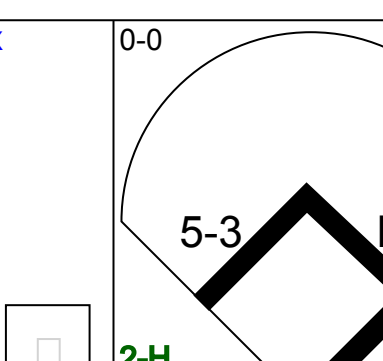
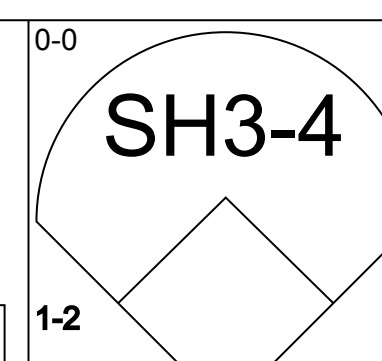
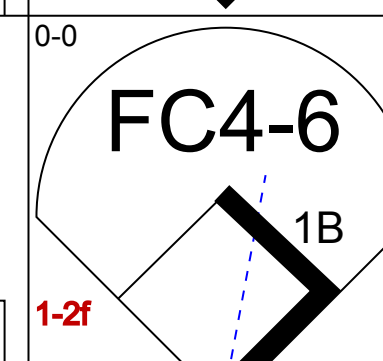
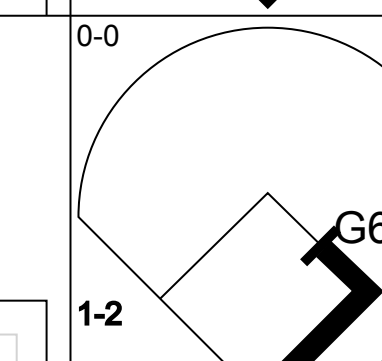
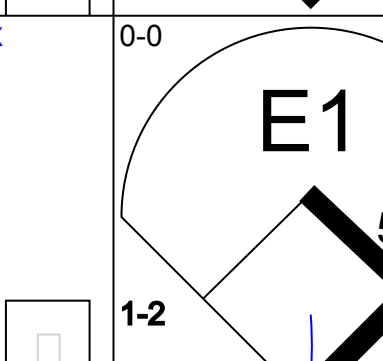
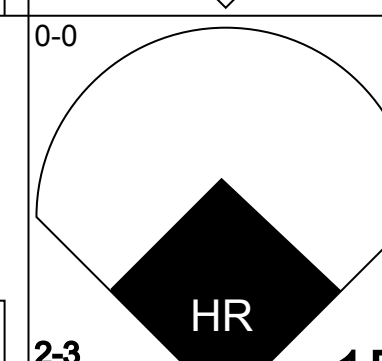
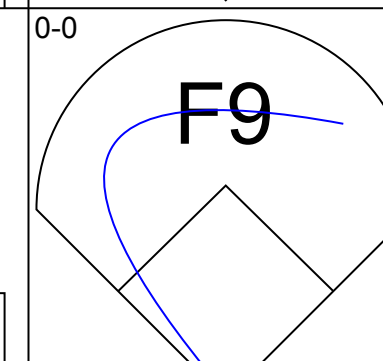
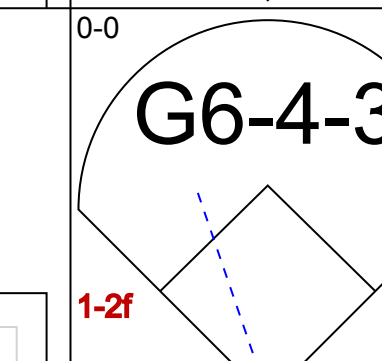
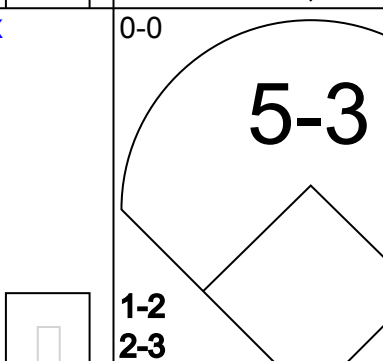
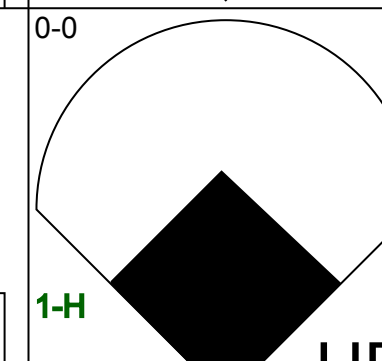
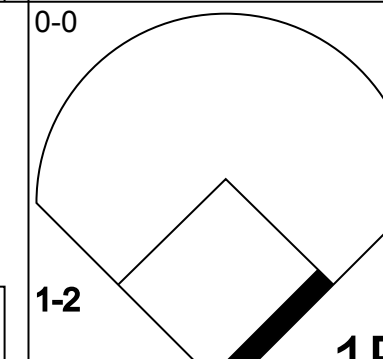

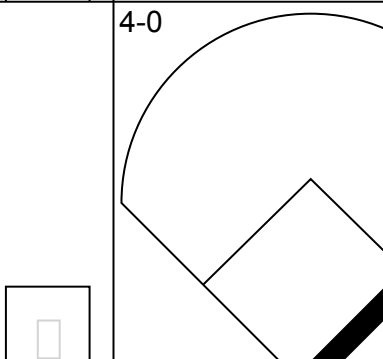
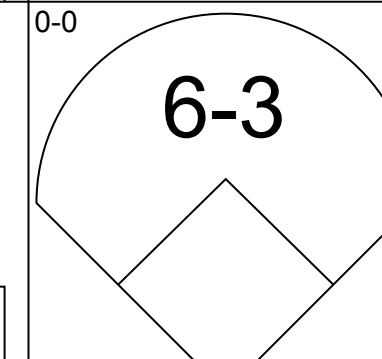
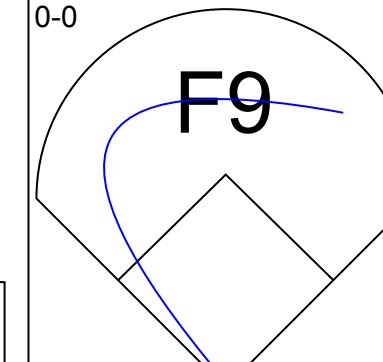
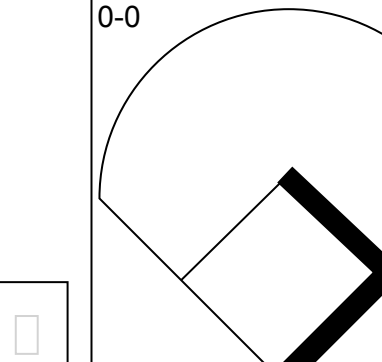
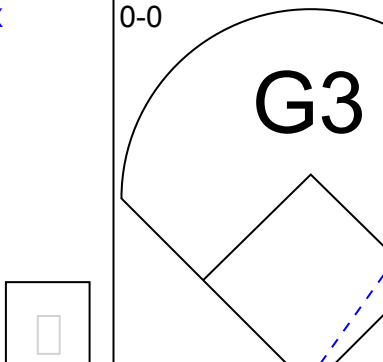
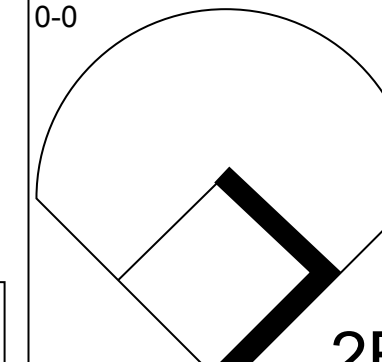

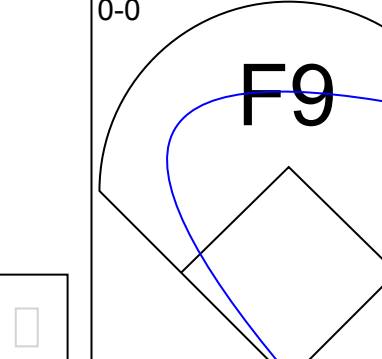

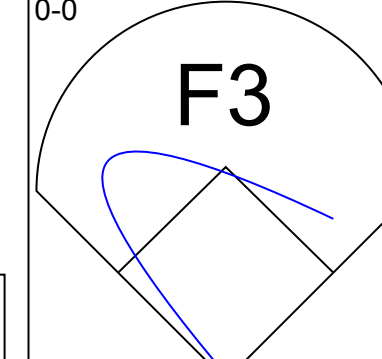
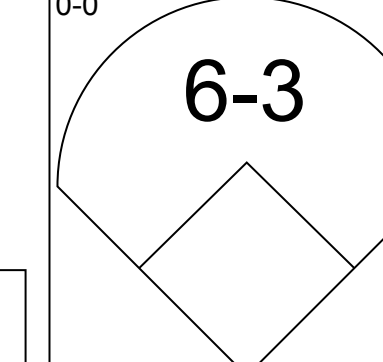
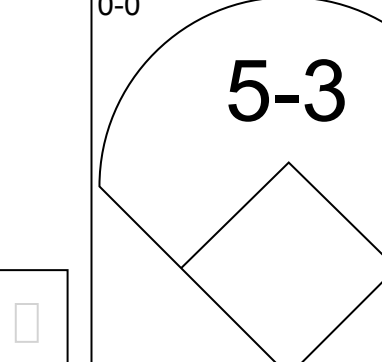
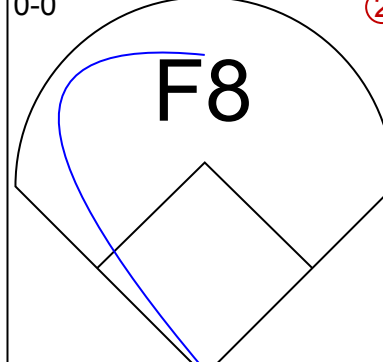

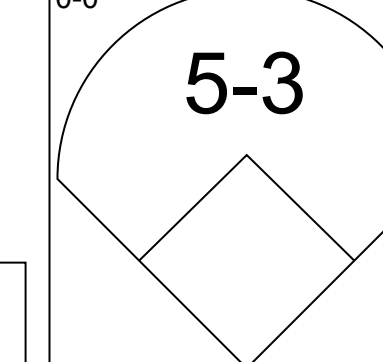

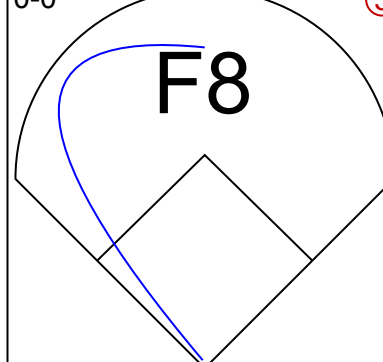
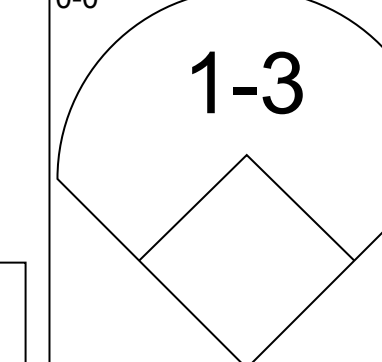

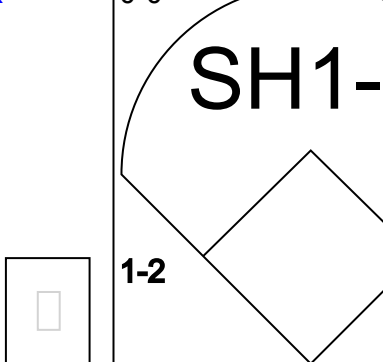

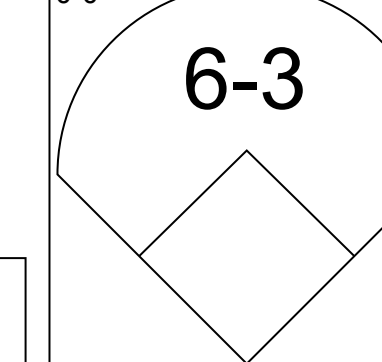
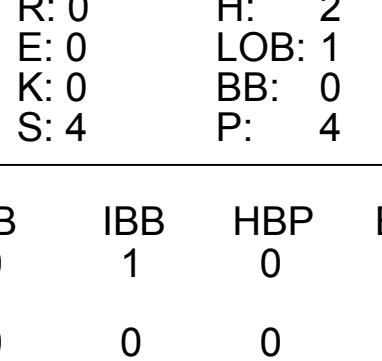
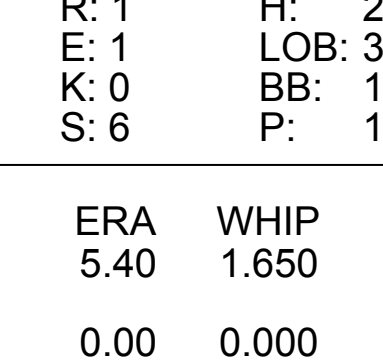
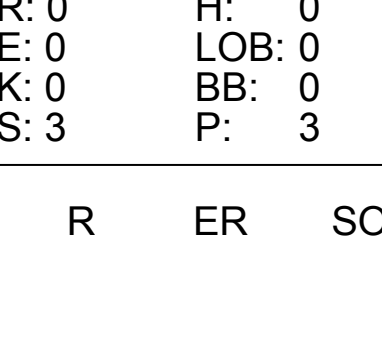
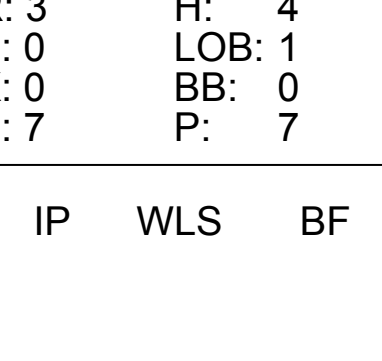
AB 32
R 2
H 6
RBI 2
BB 2
SO 8
LOB 11



Batter	1	2	3	4	5	6	7	8	9	AB	R	H	RBI	BB	SO	LOB	TOP					
Vince Coleman, S (1, 7) OBP: 0.318, SLG: 0.297										3	0	0	0	1	1	1	St. Louis Cardinals @ Atlanta Braves Atlanta-Fulton County Stadium, Atlanta, GA Tue Sep 02, 1986, 7:05 PM EDT Att: 2,719 - Unknown					
Willie McGee, S (1, 8) OBP: 0.304, SLG: 0.362										4	0	0	0	0	0	1						
Tom Herr, S (1, 4) OBP: 0.333, SLG: 0.317										3	0	1	0	1	0	0						
Andy Van Slyke, L (1, 3) OBP: 0.358, SLG: 0.459										4	1	3	1	0	0	1						
Terry Pendleton, S (1, 5) OBP: 0.276, SLG: 0.297										4	0	0	0	0	0	4						
John Morris, L (1, 9)										4	0	1	0	0	0	0						
Ozzie Smith, S (1, 6) OBP: 0.362, SLG: 0.325										4	1	1	0	0	0	1						
Michael LaValliere, L (1, 2) OBP: 0.306, SLG: 0.297										3	0	1	0	0	0	1						
John Tudor, L (1, 1) OBP: 0.164, SLG: 0.169										2	0	0	1	0	0	1						
Ray Sofl, R (7, 1)										0	0	0	0	0	0	0						
Ricky Horton, L (8, 1) OBP: 0.167, SLG: 0.091										0	0	0	0	0	0	0						
Inning Stats	R: 0 E: 0 K: 1 S: 7	H: 2 LOB: 2 BB: 0 P: 7	R: 0 E: 0 K: 0 S: 3	H: 0 LOB: 0 BB: 0 P: 3	R: 0 E: 0 K: 0 S: 2	H: 0 LOB: 0 BB: 1 P: 6	R: 0 E: 0 K: 0 S: 2	H: 0 LOB: 0 BB: 1 P: 6	R: 1 E: 0 K: 0 S: 5	H: 2 LOB: 1 BB: 0 P: 5	R: 0 E: 0 K: 0 S: 4	H: 1 LOB: 1 BB: 0 P: 4	R: 0 E: 0 K: 0 S: 4	H: 1 LOB: 0 BB: 0 P: 4	R: 0 E: 0 K: 0 S: 3	H: 0 LOB: 0 BB: 0 P: 3	R: 1 E: 0 K: 0 S: 4	H: 1 LOB: 0 BB: 0 P: 4	1B: 6 2B: 0 3B: 0 HR: 1	SF: 1 SAC: 0 DP: 1 HBP: 0	WP: 0 PB: 0 SB: 0 CS: 1	PA: 34
PITCHER	IP WLS BF H R ER SO BB IBB HBP BLK WP HR S P ERA WHIP																					
Rick Mahler, R (1, 1) ERA: 5.15	8.0 W 31 7 2 2 1 2 2 0 0 0 0 1 31 39 2.25 1.125																					
Gene Garber, R (9, 1) ERA: 1.65	1.0 S 3 0 0 0 0 0 0 0 0 0 0 0 3 3 0.00 0.000																					

AB	31
R	2
H	7
RBI	2
BB	2
SO	1
LOB	10



Batter	1	2	3	4	5	6	7	8	9	AB	R	H	RBI	BB	SO	LOB	BOTTOM					
Bill Sample, R (1, 9) OBP: 0.333, SLG: 0.418										3	0	3	1	0	0	0	St. Louis Cardinals @ Atlanta Braves Atlanta-Fulton County Stadium, Atlanta, GA Tue Sep 02, 1986, 7:05 PM EDT Att: 2,719 - Unknown					
Omar Moreno, L (9, 9) OBP: 0.287, SLG: 0.377										0	0	0	0	0	0	0						
Ken Oberkfell, L (1, 5) OBP: 0.390, SLG: 0.387										4	1	2	0	0	0	2						
Dale Murphy, R (1, 8) OBP: 0.367, SLG: 0.511										4	1	1	3	0	0	5						
Bob Horner, R (1, 3) OBP: 0.337, SLG: 0.463										3	0	1	0	1	0	0						
Ken Griffey, L (1, 7) OBP: 0.345, SLG: 0.507										4	0	2	0	0	0	5						
Andres Thomas, R (1, 6) OBP: 0.284, SLG: 0.416										4	0	0	0	0	0	2						
Bruce Benedict, R (1, 2) OBP: 0.331, SLG: 0.348										4	0	0	0	0	0	1						
Glenn Hubbard, R (1, 4) OBP: 0.342, SLG: 0.309										4	1	1	0	0	0	0						
Rick Mahler, R (1, 1) OBP: 0.224, SLG: 0.208										3	1	1	0	0	0	0						
Gene Garber, R (9, 1) OBP: 0.286, SLG: 0.167										0	0	0	0	0	0	0						
Inning Stats	R: 0 E: 0 K: 0 S: 5	H: 2 LOB: 2 BB: 0 P: 5	R: 0 E: 0 K: 0 S: 3	H: 0 LOB: 0 BB: 0 P: 3	R: 0 E: 0 K: 0 S: 4	H: 2 LOB: 1 BB: 0 P: 4	R: 0 E: 0 K: 0 S: 4	H: 1 LOB: 0 BB: 0 P: 4	R: 1 E: 1 K: 0 S: 6	H: 2 LOB: 3 BB: 1 P: 10	R: 0 E: 0 K: 0 S: 3	H: 0 LOB: 0 BB: 0 P: 3	R: 3 E: 0 K: 0 S: 7	H: 4 LOB: 1 BB: 0 P: 7	R: 0 E: 0 K: 0 S: 3	H: 0 LOB: 0 BB: 0 P: 3	R: 0 E: 0 K: 0 S: 3	H: 0 LOB: 0 BB: 0 P: 3	1B: 8 2B: 2 3B: 0 HR: 1	SF: 0 SAC: 2 DP: 1 HBP: 0	WP: 1 PB: 0 SB: 0 CS: 0	PA: 36
PITCHER	IP WLS BF H R ER SO BB IBB HBP BLK WP HR S P ERA WHIP																					
John Tudor, L (1, 1) ERA: 2.96	6.2 L 32 11 4 4 0 0 0 0 0 0 0 0 1 31 35 5.40 1.650																					
Ray Sofl, R (7, 1) ERA: 2.95	0.1 1 0 0 0 0 0 0 0 0 0 0 0 1 1 0.00 0.000																					
Ricky Horton, L (8, 1) ERA: 2.35	1.0 3 0 0 0 0 0 0 0 0 0 0 0 3 3 0.00 0.000																					



Batter	1	2	3	4	5	6	7	8	9	AB R H RBI BB SO LOB	TOP						
Vince Coleman, S (1, 7) OBP: 0.318, SLG: 0.296	F3		K		S BLK E 1B		G3		3B BB	4 2 1 0 1 1 2	St. Louis Cardinals @ Houston Astros Astrodome, Houston, TX Fri Sep 05 1986, 8:05 PM EDT Att: 23,547 - Unknown						
Tom Herr, S (1, 4) OBP: 0.336, SLG: 0.322	CS BB		1B		F9		1B		3B	4 0 3 4 1 0 0							
Willie McGee, S (1, 8) OBP: 0.302, SLG: 0.356	K		F9		BB		4-3		K	4 0 0 0 1 2 4							
Jim Lindeman, R (1, 3) OBP: 0.429, SLG: 1.000		HR		E4 1B	6-3			F9	K	3 1 2 1 0 0 1							
John Morris, L (8, PH) OBP: 0.325, SLG: 0.300										2 0 0 0 0 1 1							
Terry Pendleton, S (1, 5) OBP: 0.279, SLG: 0.300	4-3			4-3 1B			F9		L6	4 0 0 0 0 0 1							
Andy Van Slyke, L (1, 9) OBP: 0.350, SLG: 0.447	K			K			6-3		4-3	4 0 0 0 0 2 1							
Ozzie Smith, S (1, 6) OBP: 0.361, SLG: 0.324	K			F3			4-3			4 1 1 0 0 1 1							
Michael LaValliere, L (1, 2) OBP: 0.310, SLG: 0.302			E1 1B		5-3		G3 SH1-4 1B		SH2-4 1B	3 2 2 0 0 0 0							
Tim Conroy, L (1, 1) Fred Martinez, R (5, PH) Ray Sofl, R (5, 1) Ricky Horton, L (8, 1) Curt Ford, L (9, PH) Todd Worrell, R (9, 1)			SH5-4 1B				SH1-4 1B		S 3B 1B	0 0 0 0 0 0 0 1 1 1 1 0 0 0 0 0 0 0 0 0 0 0 0 0 0 0 0 0 1 1 1 1 0 0 0 0 0 0 0 0 0 0							
Inning Stats	R: 0 H: 0 E: 0 LOB: 0 K: 1 BB: 1 S: 4 P: 8	R: 1 H: 1 E: 0 LOB: 0 K: 2 BB: 0 S: 8 P: 8	R: 1 H: 2 E: 1 LOB: 1 K: 1 BB: 0 S: 7 P: 7	R: 0 H: 1 E: 1 LOB: 1 K: 1 BB: 0 S: 6 P: 6	R: 2 H: 2 E: 0 LOB: 1 K: 0 BB: 1 S: 5 P: 9	R: 0 H: 0 E: 0 LOB: 0 K: 0 BB: 0 S: 3 P: 3	R: 1 H: 2 E: 0 LOB: 1 K: 0 BB: 0 S: 5 P: 5	R: 0 H: 0 E: 0 LOB: 0 K: 0 BB: 0 S: 3 P: 3	R: 3 H: 3 E: 0 LOB: 1 K: 2 BB: 1 S: 10 P: 14	1B: 8 SF: 0 2B: 0 SAC: 3 3B: 1 DP: 0 HR: 2 HBP: 0	WP: 0 PA: 40 PB: 0 SB: 2 CS: 1						
PITCHER	IP WLS BF H R ER SO BB IBB HBP BLK WP HR S P ERA WHIP	PITCHER															
Jim Deshaies, L (1, 1) ERA: 3.64	4.2	21	6	4	3	5	2	0	0	0	1	0	2	29	37	5.79	1.714
Larry Andersen, R (5, 1) ERA: 3.53	1.1	4	0	0	0	0	0	0	0	0	0	0	0	4	4	0.00	0.000
Aurelio Lopez, R (7, 1) ERA: 3.18	2.1	L 12	4	4	4	0	1	0	0	0	0	0	0	11	15	15.43	2.143
Charlie Kerfeld, R (9, 1) ERA: 2.81	0.2	3	1	0	0	2	0	0	0	0	0	0	0	7	7	0.00	1.500

Batter	1	2	3	4	5	6	7	8	9	AB R H RBI BB SO LOB	BOTTOM						
Billy Hatcher, R (1, 8) OBP: 0.306, SLG: 0.391	SF8 3B		F7	HR		5-3			F3	5 2 2 2 0 0 1	St. Louis Cardinals @ Houston Astros Astrodome, Houston, TX Fri Sep 05 1986, 8:05 PM EDT Att: 23,547 - Unknown						
Bill Doran, S (1, 4) OBP: 0.368, SLG: 0.361	SF8		BB 1B	1B			F8		G3	3 1 1 1 1 0 0							
Phil Garner, R (1, 5) OBP: 0.334, SLG: 0.415	1-3		1B	1-3 1B					FC6-4 1B	2 0 1 0 1 0 0							
Denny Walling, L (7, PH) OBP: 0.375, SLG: 0.497			1-2 BB				1B			2 0 2 0 0 0 0							
Glenn Davis, R (1, 3) OBP: 0.331, SLG: 0.484	1B		F9		L4		F3		FC6-4	5 0 1 0 0 0 4							
Kevin Bass, S (1, 9) OBP: 0.358, SLG: 0.487	K		1-3 2-H 1B		3-1		4-3			4 0 1 1 0 1 2							
Jose Cruz, L (1, 7) OBP: 0.335, SLG: 0.380	F6		F9		FC4-6 1B			6-3		4 0 1 0 0 0 2							
Alan Ashby, S (1, 2) OBP: 0.330, SLG: 0.339	6-3			F5	FC4-6			5-3		4 0 0 0 0 0 1							
Dickie Thon, R (1, 6) OBP: 0.311, SLG: 0.333	1B			K				5-3		3 0 1 0 1 1 0							
Jim Deshaies, L (1, 1) Larry Andersen, R (5, PH) Terry Puhl, L (5, PH) Aurelio Lopez, R (7, 1) Charlie Kerfeld, R (9, 1) Dan Brannaman, L (9, PH)	K			HR BB			F8		HR	1 1 0 0 0 1 1 0 0 0 0 0 0 0 1 0 1 1 1 1 0 0 0							
Inning Stats	R: 1 H: 2 E: 0 LOB: 1 K: 1 BB: 0 S: 7 P: 7	R: 0 H: 1 E: 0 LOB: 1 K: 1 BB: 0 S: 6 P: 6	R: 1 H: 1 E: 0 LOB: 2 K: 0 BB: 2 S: 4 P: 12	R: 2 H: 3 E: 0 LOB: 2 K: 1 BB: 1 S: 7 P: 11	R: 0 H: 1 E: 0 LOB: 1 K: 0 BB: 0 S: 4 P: 4	R: 0 H: 0 E: 0 LOB: 0 K: 0 BB: 1 S: 2 P: 6	R: 0 H: 1 E: 0 LOB: 1 K: 0 BB: 0 S: 4 P: 4	R: 0 H: 0 E: 0 LOB: 0 K: 0 BB: 0 S: 3 P: 3	R: 1 H: 2 E: 0 LOB: 1 K: 0 BB: 0 S: 5 P: 5	1B: 8 SF: 1 2B: 0 SAC: 0 3B: 1 DP: 0 HR: 2 HBP: 0	WP: 0 PA: 40 PB: 0 SB: 0 CS: 1						
PITCHER	IP WLS BF H R ER SO BB IBB HBP BLK WP HR S P ERA WHIP	PITCHER															
Tim Conroy, L (1, 1) ERA: 4.93	4.0	21	7	4	4	3	3	0	0	0	0	0	0	10	14	0.00	1.000
Ray Sofl, R (5, 1) ERA: 2.53	3.0	W 11	2	0	0	0	1	0	0	0	0	0	0	3	3	0.00	0.000
Ricky Horton, L (8, 1) ERA: 2.32	1.0	3	0	0	0	0	0	0	0	0	0	0	0	3	3	0.00	0.000
Todd Worrell, R (9, 1) ERA: 2.0	1.0	5	2	1	1	0	0	0	0	0	0	0	1	5	5	9.00	2.000

Batter	1	2	3	4	5	6	7	8	9	AB	R	H	RBI	BB	SO	LOB	TOP																				
Vince Coleman, S (1.7) OBP: 0.317, SLG: 0.295			6-3		F8	4-3		5-3		5	0	1	0	0	0	1	St. Louis Cardinals @ Houston Astros Astrodome, Houston, TX Sat Sep 06 1986, 4:33 AM EDT Att: 21,802 - Unknown																				
Tom Herr, S (1.4) OBP: 0.340, SLG: 0.330			L5						5	0	4	0	0	0	0	0																					
Willie McGee, S (1.8) OBP: 0.301, SLG: 0.354	K				F8	G1		G4-6-3		5	0	1	0	0	1	6																					
Jim Lindeman, R (1.3) OBP: 0.400, SLG: 0.778 Andy Van Slyke, L (7, PH) OBP: 0.348, SLG: 0.444	K		K					E3		3	1	1	0	0	2	3																					
Tito Landrum, R (1.9) OBP: 0.276, SLG: 0.265 John Morris, L (7, PH) OBP: 0.329, SLG: 0.306	K				F7			F5		3	1	1	0	0	1	2																					
Todd Worrell, R (9.1) OBP: 0.143, SLG: 0.429										2	0	1	0	0	0	0																					
Ozzie Smith, S (1.6) OBP: 0.384, SLG: 0.326					6-3			6-3		4	1	2	2	1	0	1																					
Terry Pendleton, S (1.5) OBP: 0.279, SLG: 0.299		F9			5-3			K		5	1	1	1	0	1	3																					
Steve Lake, R (1.2) OBP: 0.358, SLG: 0.411 Mike Laga, L (7, PH) OBP: 0.294, SLG: 0.422 Michael LaValliere, L (7.2) OBP: 0.310, SLG: 0.332		G3								3	1	2	3	0	0	1																					
Bob Forsch, R (1.1) OBP: 0.164, SLG: 0.299 Pat Perry, L (3.1) Curt Ford, L (7, PH) OBP: 0.313, SLG: 0.371 Ricky Horton, L (7.1) OBP: 0.167, SLG: 0.091 Clint Hurdle, L (9.3) OBP: 0.316, SLG: 0.294		F7			K	6-3		F4		1	0	0	0	0	0	1																					
Inning Stats	R: 0 E: 0 K: 3 S: 11	H: 2 LOB: 2 BB: 0 P: 11	R: 0 E: 0 K: 0 S: 4	H: 1 LOB: 1 BB: 0 P: 4	R: 0 E: 0 K: 1 S: 6	H: 1 LOB: 1 BB: 0 P: 6	R: 0 E: 0 K: 0 S: 3	H: 0 LOB: 0 BB: 0 P: 3	R: 0 E: 0 K: 1 S: 7	H: 2 LOB: 2 BB: 0 P: 7	R: 5 E: 0 K: 0 S: 9	H: 6 LOB: 1 BB: 0 P: 9	R: 1 E: 1 K: 1 S: 7	H: 1 LOB: 2 BB: 1 P: 11	R: 0 E: 0 K: 0 S: 3	H: 1 LOB: 1 BB: 1 P: 7	R: 0 E: 0 K: 0 S: 3	H: 0 LOB: 1 BB: 1 P: 7	1B: 12 2B: 1 3B: 0 HR: 1	SF: 0 SAC: 0 DP: 1 HBP: 0	WP: 0 PB: 0 SB: 3 CS: 0	PA: 43															
PITCHER	IP	WLS	BF	H	R	ER	SO	BB	IBB	HBP	BLK	WP	HR	S	P	ERA	WHIP	PITCHER	IP	WLS	BF	H	R	ER	SO	BB	IBB	HBP	BLK	WP	HR	S	P	ERA	WHIP		
Bob Knepper, L (1.1) ERA: 2.88	6.0		30	12	5	5	5	0	0	0	0	0	1	40	40	7.50	2.000																				
Larry Andersen, R (7.1) ERA: 3.43	2.0		9	2	1	0	1	0	1	0	0	0	0	10	14	0.00	1.000																				
Charlie Kerfeld, R (9.1) ERA: 2.78	1.0	W	4	0	0	0	0	1	0	0	0	0	0	3	7	0.00	1.000																				

Batter	1	2	3	4	5	6	7	8	9	AB	R	H	RBI	BB	SO	LOB	BOTTOM																			
Billy Hatcher, R (1.8) OBP: 0.305, SLG: 0.388	F8		F8	F7		1-3				5	0	1	0	0	0	2	St. Louis Cardinals @ Houston Astros Astrodome, Houston, TX Sat Sep 06 1986, 4:33 AM EDT Att: 21,802 - Unknown																			
Bill Doran, S (1.4) OBP: 0.368, SLG: 0.362	F8				1-3			FC5		5	1	2	0	0	0	3																				
Denny Walling, L (1.5) OBP: 0.376, SLG: 0.498	F5						L6	L6		5	1	2	0	0	0	1																				
Glenn Davis, R (1.3) OBP: 0.335, SLG: 0.493 Tony Walker, R (9, PR) OBP: 0.322, SLG: 0.382							F8			4	2	3	3	1	0	1																				
Kevin Bass, S (1.9) OBP: 0.354, SLG: 0.482		4-3	F8		G5-4-3		F9	F8		5	0	0	0	0	0	5																				
Jose Cruz, L (1.7) OBP: 0.340, SLG: 0.391							F4			3	2	2	3	2	0	0																				
Craig Reynolds, L (1.6) OBP: 0.281, SLG: 0.363 Dickie Thon, R (6, PH) OBP: 0.313, SLG: 0.332		F9	L6			F8				2	0	0	0	0	0	2																				
John Mizerock, L (1.2) OBP: 0.386, SLG: 0.266 Davey Lopes, R (6, PH) OBP: 0.362, SLG: 0.436 Robbie Wine, R (7.2) OBP: 0.250, SLG: 0.250					F9		F6	F8		2	0	1	1	0	0	0																				
Bob Knepper, L (1.1) OBP: 0.096, SLG: 0.120 Jim Pankovits, R (6, PH) OBP: 0.368, SLG: 0.389 Larry Andersen, R (7.1) Phil Garner, R (8, PH) OBP: 0.337, SLG: 0.415 Charlie Kerfeld, R (9.1) OBP: 0.250, SLG: 0.143		F2			K			FC5		1	0	1	0	0	0	0																				
Inning Stats	R: 0 E: 0 K: 0 S: 3	H: 0 LOB: 0 BB: 0 P: 3	R: 2 E: 0 K: 0 S: 6	H: 3 LOB: 1 BB: 0 P: 6	R: 3 E: 0 K: 0 S: 6	H: 3 LOB: 1 BB: 1 P: 10	R: 0 E: 0 K: 1 S: 5	H: 0 LOB: 0 BB: 0 P: 5	R: 0 E: 0 K: 0 S: 3	H: 1 LOB: 2 BB: 1 P: 7	R: 0 E: 0 K: 0 S: 4	H: 1 LOB: 1 BB: 1 P: 8	R: 0 E: 0 K: 0 S: 4	H: 1 LOB: 1 BB: 0 P: 4	R: 0 E: 0 K: 0 S: 4	H: 1 LOB: 3 BB: 2 P: 12		R: 2 E: 0 K: 0 S: 4	H: 2 LOB: 1 BB: 0 P: 4	1B: 8 2B: 2 3B: 0 HR: 2	SF: 0 SAC: 0 DP: 1 HBP: 0	WP: 0 PB: 0 SB: 0 CS: 0	PA: 42													
PITCHER	IP	WLS	BF	H	R	ER	SO	BB	IBB	HBP	BLK	WP	HR	S	P	ERA	WHIP	PITCHER	IP	WLS	BF	H	R	ER	SO	BB	IBB	HBP	BLK	WP	HR	S	P	ERA	WHIP	
Bob Forsch, R (1.1) ERA: 2.89	15		15	6	5	5	0	1	0	0	0	0	0	14	18	16.88	2.625																			
Pat Perry, L (3.1) ERA: 3.71	3.1		13	2	0	0	1	1	1	0	0	0	0	13	21	0.00	0.900																			
Ricky Horton, L (7.1) ERA: 2.24	2.1		11	2	0	0	0	2	0	0	0	0	0	9	17	0.00	1.714																			
Todd Worrell, R (9.1) ERA: 2.19	0.1	L	3	2	2	2	0	0	0	0	0	0	1	3	3	54.00	6.000																			



Batter	1	2	3	4	5	6	7	8	9	AB	R	H	RBI	BB	SO	LOB	TOP			
Vince Coleman, S (1, 7) OBP: 0.314, SLG: 0.292	K	F7			K		F8		F8	5	0	0	0	0	2	2				
Tom Herr, S (1, 4) OBP: 0.339, SLG: 0.328	BB 1B	K			F7		4-3		4-3	5	1	1	0	0	1	2				
Willie McGee, S (1, 8) OBP: 0.302, SLG: 0.354	1B						E1			0	0	0	0	1	0	0				
Curt Ford, L (1, PR) OBP: 0.317, SLG: 0.376	1B	F7			1B		BB		BB	3	1	1	0	1	0	2				
Andy Van Slyke, L (1, 3) OBP: 0.349, SLG: 0.442	F8				K				G3	4	0	1	1	1	1	3				
Terry Pendleton, S (1, 5) OBP: 0.278, SLG: 0.299					1-3				G3	4	0	1	1	0	0	3				
John Morris, L (1, 9) OBP: 0.313, SLG: 0.289	F5				F6				4-3	4	0	0	0	0	0	2				
Ozzie Smith, S (1, 6) OBP: 0.367, SLG: 0.328					F7					3	1	2	0	1	0	0				
Michael LaValliere, L (1, 2) OBP: 0.309, SLG: 0.301					4-3				F9	4	0	1	0	0	1	2				
Greg Mathews, R (1, 1) OBP: 0.075, SLG: 0.026					K				4-3	3	0	0	1	0	2	2				
Greg Bargar, R (6, 1)										0	0	0	0	0	0	0				
Mike Laga, L (8, PH) OBP: 0.275, SLG: 0.413										1	0	0	0	0	0	1				
Joe Boever, R (8, 1)										0	0	0	0	0	0	0				
Inning Stats	R: 1 E: 0 K: 1 S: 7	H: 2 LOB: 2 BB: 1 P: 11	R: 1 E: 0 K: 1 S: 8	H: 2 LOB: 2 BB: 0 P: 8	R: 0 E: 0 K: 1 S: 5	H: 0 LOB: 0 BB: 0 P: 5	R: 0 E: 0 K: 1 S: 5	H: 0 LOB: 1 BB: 0 P: 7	R: 0 E: 1 K: 0 S: 4	H: 1 LOB: 2 BB: 1 P: 4	R: 0 E: 0 K: 0 S: 3	H: 0 LOB: 1 BB: 1 P: 7	1B: 6 2B: 1 3B: 0 HR: 0	SF: 0 SAC: 0 DP: 0 HBP: 0	WP: 0 PB: 0 SB: 2 CS: 0	PA: 40				
PITCHER	IP WLS BF H R ER SO BB IBB HBP BLK WP HR S P ERA WHIP																			
Danny Darwin, R (1, 1) ERA: 3.58	5.0	23	6	3	3	5	1	0	0	0	1	0	0	0	0	0	7	11	0.00	1.000
Jeff Calhoun, L (6, 1) ERA: 3.63	1.0	W	4	0	0	0	2	1	0	0	0	0	0	0	0	0	7	11	0.00	1.000
Aurelio Lopez, R (7, 1) ERA: 3.08	2.0	S	9	1	0	0	2	1	0	0	0	0	0	0	0	0	8	12	0.00	1.000
Dave Smith, R (9, 1) ERA: 2.36	1.0	S	4	0	0	0	1	0	0	0	0	0	0	0	0	0	3	7	0.00	1.000

St. Louis Cardinals @ Houston Astros
Astrodome, Houston, TX
Sun Sep 07 1986, 4:33 AM EDT
Att: 20,773 - Unknown

AB 36
R 3
H 7
RBI 3
BB 4
SO 7
LOB 19



Batter	1	2	3	4	5	6	7	8	9	AB	R	H	RBI	BB	SO	LOB	BOTTOM			
Billy Hatcher, R (1, 8) OBP: 0.309, SLG: 0.386					F4				K	2	0	0	0	2	1	3				
Bill Doran, S (1, 4) OBP: 0.367, SLG: 0.361					F7				F7	4	0	1	1	0	0	5				
Phil Garner, R (1, 5) OBP: 0.337, SLG: 0.425										3	1	1	1	0	0	2				
Denny Walling, L (6, PH) OBP: 0.376, SLG: 0.497										1	0	0	0	1	0	3				
Glenn Davis, R (1, 3) OBP: 0.336, SLG: 0.495										4	1	1	0	1	0	2				
Kevin Bass, S (1, 9) OBP: 0.355, SLG: 0.483										5	1	2	0	0	0	3				
Jose Cruz, L (1, 7) OBP: 0.339, SLG: 0.388										3	0	0	0	1	1	2				
Alan Ashby, S (1, 2) OBP: 0.336, SLG: 0.346										3	2	2	0	1	0	1				
Dickie Thon, R (1, 6) OBP: 0.319, SLG: 0.339										4	1	3	0	0	0	1				
Danny Darwin, R (1, 1) ERA: 3.38	5.2	L	27	9	5	5	2	2	1	1	28	40	7.94	1.941						
Greg Bargar, R (6, 1) ERA: 6.64	1.1		8	2	1	1	0	1	0	6	11	6.75	2.250							
Joe Boever, R (8, 1) ERA:	1.0		6	1	0	0	1	2	0	6	14	0.00	3.000							
Inning Stats	R: 0 E: 0 K: 0 S: 2	H: 0 LOB: 0 BB: 1 P: 6	R: 0 E: 0 K: 0 S: 3	H: 0 LOB: 0 BB: 0 P: 3	R: 0 E: 0 K: 1 S: 7	H: 2 LOB: 2 BB: 0 P: 7	R: 1 E: 0 K: 0 S: 4	H: 2 LOB: 0 BB: 0 P: 4	R: 2 E: 0 K: 1 S: 6	H: 3 LOB: 3 BB: 1 P: 10	R: 2 E: 0 K: 1 S: 8	H: 3 LOB: 3 BB: 1 P: 13	R: 1 E: 0 K: 0 S: 4	H: 1 LOB: 1 BB: 1 P: 8	R: 0 E: 0 K: 1 S: 6	H: 1 LOB: 3 BB: 2 P: 14	1B: 8 2B: 2 3B: 1 HR: 1	SF: 0 SAC: 1 DP: 1 HBP: 1	WP: 3 PB: 0 SB: 2 CS: 1	PA: 41
PITCHER	IP WLS BF H R ER SO BB IBB HBP BLK WP HR S P ERA WHIP																			

St. Louis Cardinals @ Houston Astros
Astrodome, Houston, TX
Sun Sep 07 1986, 4:33 AM EDT
Att: 20,773 - Unknown

AB 33
R 6
H 12
RBI 5
BB 6
SO 3
LOB 26



Batter	1	2	3	4	5	6	7	8	9	AB	R	H	RBI	BB	SO	LOB	TOP				
Vince Coleman, S OBP: 0.314, SLG: 0.294	F4		F8		F8			FC6-2 2B		4	0	1	0	0	0	1					
Tom Herr, S OBP: 0.338, SLG: 0.330	E		4-3		FC4-6			1-3		4	1	1	0	0	0	2					
Terry Pendleton, S OBP: 0.278, SLG: 0.298	E8				F9			FC6-2		4	0	1	1	0	0	1					
Jim Lindeman, R Ray Sof, R OBP: 0.286, SLG: 0.538	F8				F3			E3		4	0	0	0	0	0	2					
Tito Landrum, R OBP: 0.271, SLG: 0.259	F2				E7			F9		4	0	0	0	0	1	3					
Andy Van Slyke, L OBP: 0.350, SLG: 0.444			F4		FC4-6 BB			1B G1-4-3 2B		3	1	1	0	1	1	0					
Ozzie Smith, S OBP: 0.368, SLG: 0.330	1-3				FC4-6			G1-4-3 1B		4	0	2	0	0	0	2					
Steve Lake, R OBP: 0.333, SLG: 0.383	F5				6-3			G1-4-3 1-2 3-H		4	0	0	0	0	0	2					
Danny Cox, R Fred Manrique, R Pat Perry, L Alan Knicely, R OBP: 0.135, SLG: 0.140					K			F7		2	0	0	0	0	1	0					
					E3			F8		1	0	0	0	0	0	0					
					FC4-6					1	0	0	0	0	0	1					
Inning Stats	R: 1 E: 1 K: 0 S: 5	H: 2 LOB: 1 BB: 0 P: 5	R: 0 E: 0 K: 0 S: 3	H: 0 LOB: 0 BB: 0 P: 3	R: 0 E: 0 K: 1 S: 5	H: 0 LOB: 0 BB: 0 P: 5	R: 0 E: 1 K: 0 S: 4	H: 0 LOB: 2 BB: 1 P: 8	R: 0 E: 0 K: 1 S: 5	H: 0 LOB: 0 BB: 0 P: 4	R: 0 E: 0 K: 0 S: 4	H: 2 LOB: 0 BB: 0 P: 4	R: 0 E: 1 K: 1 S: 6	H: 1 LOB: 2 BB: 0 P: 5	R: 0 E: 0 K: 1 S: 6	H: 1 LOB: 1 BB: 0 P: 6	1B: 3 2B: 3 3B: 0 HR: 0	SF: 0 SAC: 0 DP: 1 HBP: 0	WP: 0 PB: 0 SB: 1 CS: 0	PA: 36	
PITCHER	IP	WLS	BF	H	R	ER	SO	BB	IBB	HBP	BLK	WP	HR	S	P	ERA	WHIP				
Bob Patterson, L ERA: 4.97	7.0	W	28	5	2	2	2	1	0	0	0	0	0	31	35	2.57	0.857				
Hipolito Pena, L ERA:	2.0	S	8	1	0	0	1	0	0	0	0	0	0	10	10	0.00	0.500				

St. Louis Cardinals @ Pittsburgh Pirates
Three Rivers Stadium, Pittsburgh, PA
Mon Sep 08 1986, 7:05 PM EDT
Att: 4,990 - Unknown

AB 35
R 2
H 6
RBI 1
BB 1
SO 3
LOB 14



Batter	1	2	3	4	5	6	7	8	9	AB	R	H	RBI	BB	SO	LOB	BOTTOM				
Barry Bonds, L OBP: 0.336, SLG: 0.445	K				F8			F2		4	0	0	0	0	1	2					
Bobby Bonilla, S OBP: 0.380, SLG: 0.340	3-1				2B 6-3 BB			K		2	1	0	0	2	1	0					
Johnny Ray, S OBP: 0.364, SLG: 0.394	2B				F8			1-3		4	1	1	0	0	0	2					
Sid Bream, L OBP: 0.351, SLG: 0.473	E				6-3			L3		4	1	2	1	0	0	0					
Mike Diaz, R Joe Orsulak, L OBP: 0.373, SLG: 0.606	E2				6-3			F9		4	0	2	2	0	0	1					
Tony Peña, R OBP: 0.352, SLG: 0.405	1B				4-3			FC4-6 2B		3	0	2	0	1	0	1					
Jim Morrison, R OBP: 0.321, SLG: 0.449					6-3			FC4-6 1B		4	0	1	0	0	0	3					
Rafael Belliard, R OBP: 0.296, SLG: 0.264	SH5-4 BB				F9			G6-4-3		2	0	0	0	1	0	3					
Bob Patterson, R Hipolito Pena, L	SH5-4				K			K		2	0	0	0	0	0	0					
Inning Stats	R: 2 E: 1 K: 1 S: 8	H: 4 LOB: 2 BB: 0 P: 8	R: 0 E: 0 K: 0 S: 3	H: 0 LOB: 1 BB: 1 P: 7	R: 1 E: 0 K: 0 S: 4	H: 1 LOB: 1 BB: 1 P: 8	R: 0 E: 0 K: 1 S: 6	H: 1 LOB: 1 BB: 0 P: 6	R: 0 E: 0 K: 0 S: 4	H: 2 LOB: 1 BB: 0 P: 4	R: 0 E: 0 K: 1 S: 5	H: 0 LOB: 1 BB: 1 P: 9	R: 0 E: 0 K: 0 S: 3	H: 0 LOB: 1 BB: 1 P: 7	1B: 5 2B: 3 3B: 0 HR: 0	SF: 0 SAC: 1 DP: 1 HBP: 0	WP: 0 PB: 0 SB: 0 CS: 0	PA: 34			
PITCHER	IP	WLS	BF	H	R	ER	SO	BB	IBB	HBP	BLK	WP	HR	S	P	ERA	WHIP				
Danny Cox, R ERA: 3.19	6.0	L	26	8	3	3	3	2	0	0	0	0	0	30	38	4.50	1.667				
Pat Perry, L ERA: 3.61	1.2		7	0	0	0	1	2	0	0	0	0	0	7	15	0.00	1.200				
Ray Sof, R ERA: 2.49	0.1		1	0	0	0	0	0	0	0	0	0	0	1	1	0.00	0.000				

St. Louis Cardinals @ Pittsburgh Pirates
Three Rivers Stadium, Pittsburgh, PA
Mon Sep 08 1986, 7:05 PM EDT
Att: 4,990 - Unknown

AB 29
R 3
H 8
RBI 3
BB 4
SO 4
LOB 13



Batter	1	2	3	4	5	6	7	8	9	AB	R	H	RBI	BB	SO	LOB	TOP		
Vince Coleman, S (1, 7) OBP: 0.315, SLG: 0.295	5-3		1B		4-3		3-1		6-3	5	1	2	0	0	0	1	St. Louis Cardinals @ Pittsburgh Pirates Three Rivers Stadium, Pittsburgh, PA Tue Sep 09 1986, 7:05 PM EDT Att: 4,291 - Unknown livebaseballscorecards.com		
Tom Herr, S (1, 4) OBP: 0.336, SLG: 0.327	F9		F9		K		3-1			4	0	0	0	0	1	2			
Andy Van Slyke, L (1, 8) OBP: 0.354, SLG: 0.448							4-3			4	0	3	1	0	0	0			
Curt Ford, L (1, 9) OBP: 0.312, SLG: 0.370	F7		4-3		1-3				4-3	3	0	0	0	0	0	3			
Tito Landrum, R (8, PH) OBP: 0.270, SLG: 0.258										1	0	0	0	0	0	0			
Clint Hurdle, L (1, 3) OBP: 0.324, SLG: 0.317		G3							5-3	2	2	1	1	1	0	0			
Fred Manrique, R (8, PH) OBP: 0.333, SLG: 1.333										1	0	0	0	0	0	0			
Todd Worrell, R (8, 1) OBP: 0.143, SLG: 0.429										0	0	0	0	0	0	0			
Terry Pendleton, S (1, 5) OBP: 0.276, SLG: 0.298	4-3								F8	4	0	1	0	0	0	1			
Ozzie Smith, S (1, 6) OBP: 0.367, SLG: 0.329									5-3	4	0	1	0	0	1	1			
Michael LaValliere, L (1, 2) OBP: 0.305, SLG: 0.296		G3							F7	4	0	0	0	0	0	3			
Ricky Horton, L (1, 1) OBP: 0.143, SLG: 0.077										2	0	0	0	0	1	1			
John Morris, L (6, PH) OBP: 0.310, SLG: 0.286										1	0	0	0	0	0	1			
Ray Soff, R (6, 1)										0	0	0	0	0	0	0			
Pat Perry, L (7, 1)										0	0	0	0	0	0	0			
Jim Lindeman, R (8, 3) OBP: 0.333, SLG: 0.643									2B	1	0	1	0	0	0	0			
Inning Stats	R: 0 E: 0 K: 0 S: 4	H: 1 LOB: 1 BB: 0 P: 4	R: 0 E: 1 K: 0 S: 4	H: 0 LOB: 1 BB: 0 P: 4	R: 1 E: 0 K: 0 S: 5	H: 2 LOB: 1 BB: 0 P: 5	R: 1 E: 2 K: 2 S: 9	H: 2 LOB: 1 BB: 0 P: 9	R: 0 E: 0 K: 1 S: 6	H: 1 LOB: 1 BB: 1 P: 8	R: 0 E: 0 K: 0 S: 3	H: 1 LOB: 0 BB: 0 P: 3	R: 0 E: 0 K: 0 S: 3	H: 0 LOB: 0 BB: 0 P: 3	R: 0 E: 0 K: 0 S: 4	H: 1 LOB: 1 BB: 0 P: 4	1B: 7 2B: 1 3B: 0 HR: 1	SF: 0 SAC: 0 DP: 0 HBP: 0	WP: 1 PA: 37 PB: 0 SB: 1 CS: 0
PITCHER	IP WLS BF H R ER SO BB IBB HBP BLK WP HR S P ERA WHIP																		
Rick Reuschel, R (1, 1) ERA: 4.2	7.0 L 30 8 3 3 3 1 0 0 0 0 1 1 35 39 3.86 1.286																		
John Smiley, L (8, 1) ERA: 7.71	1.0 3 0 0 0 0 0 0 0 0 0 0 0 3 3 0.00 0.000																		
Larry McWilliams, L (9, 1) ERA: 5.08	1.0 4 1 0 0 0 0 0 0 0 0 0 0 4 4 0.00 1.000																		

Batter	1	2	3	4	5	6	7	8	9	AB	R	H	RBI	BB	SO	LOB	BOTTOM		
Barry Bonds, L (1, 8) OBP: 0.339, SLG: 0.448	G3		K				F7		S	5	0	3	0	0	1	1	St. Louis Cardinals @ Pittsburgh Pirates Three Rivers Stadium, Pittsburgh, PA Tue Sep 09 1986, 7:05 PM EDT Att: 4,291 - Unknown livebaseballscorecards.com		
Tony Peña, R (1, 2) OBP: 0.351, SLG: 0.402	G3		F4		FC5-4				K	5	0	1	0	0	1	5			
Johnny Ray, S (1, 4) OBP: 0.363, SLG: 0.392	L4		K							4	0	1	0	0	1	3			
Jim Morrison, R (1, 5) OBP: 0.323, SLG: 0.453							F8		1-3	3	1	1	0	1	0	2			
Mike Diaz, R (1, 7) OBP: 0.363, SLG: 0.593	K									3	0	0	1	0	2	2			
Sid Bream, L (1, 3) OBP: 0.350, SLG: 0.471		G3							F3	4	0	1	0	0	1	0			
Mike Brown, R (1, 9) OBP: 0.294, SLG: 0.307										3	0	1	0	0	0	1			
Joe Orsulak, L (9, PH) OBP: 0.301, SLG: 0.355		F8							4-3	1	0	0	0	0	0	0			
Rafael Belliard, R (1, 6) OBP: 0.300, SLG: 0.266										2	0	1	0	1	0	1			
U L Washington, S (9, PH) OBP: 0.295, SLG: 0.265									E5	1	0	0	0	0	0	0			
Rick Reuschel, R (1, 1) OBP: 0.156, SLG: 0.161										2	0	1	0	0	0	1			
Benny Distefano, L (7, PH) OBP: 0.176, SLG: 0.333										1	0	0	0	0	0	1			
John Smiley, L (8, 1)										0	0	0	0	0	0	0			
Larry McWilliams, L (9, 1) OBP: 0.194, SLG: 0.172										0	0	0	0	0	0	0			
Bobby Bonilla, S (9, PH) OBP: 0.339, SLG: 0.339										1	0	0	0	0	1	1			
Inning Stats	R: 0 E: 0 K: 1 S: 6	H: 1 LOB: 2 BB: 1 P: 10	R: 0 E: 0 K: 0 S: 4	H: 1 LOB: 1 BB: 0 P: 4	R: 0 E: 0 K: 2 S: 7	H: 0 LOB: 0 BB: 0 P: 7	R: 1 E: 0 K: 1 S: 7	H: 2 LOB: 1 BB: 0 P: 7	R: 0 E: 0 K: 0 S: 5	H: 3 LOB: 2 BB: 0 P: 5	R: 0 E: 0 K: 0 S: 3	H: 1 LOB: 2 BB: 1 P: 3	R: 0 E: 0 K: 1 S: 5	H: 0 LOB: 0 BB: 0 P: 5	R: 0 E: 1 K: 2 S: 9	H: 1 LOB: 2 BB: 0 P: 9		1B: 9 2B: 1 3B: 1 HR: 0	SF: 1 SAC: 0 DP: 2 HBP: 0
PITCHER	IP WLS BF H R ER SO BB IBB HBP BLK WP HR S P ERA WHIP																		
Ricky Horton, L (1, 1) ERA: 2.21	5.0 W 22 7 1 1 4 1 0 0 0 0 0 0 6 10 1.80 1.600																		
Ray Soff, R (6, 1) ERA: 2.31	1.2 7 2 0 0 0 1 0 0 0 0 0 0 6 10 0.00 1.800																		
Pat Perry, L (7, 1) ERA: 3.59	0.1 1 0 0 0 0 0 0 0 0 0 1 0 1 1 0.00 0.000																		
Todd Worrell, R (8, 1) ERA: 2.14	2.0 S 8 1 0 0 3 0 0 0 0 0 0 0 14 14 0.00 0.500																		

Batter	1	2	3	4	5	6	7	8	9	AB	R	H	RBI	BB	SO	LOB	TOP							
Vince Coleman, S OBP: 0.314, SLG: 0.298 (1, 7)	6-3		F8		FC1-6		6-3			5	0	1	1	0	0	2								
Tom Herr, S OBP: 0.335, SLG: 0.326 (1, 4)	6-3			1B	L6		K		G3	5	1	1	0	0	1	2								
Andy Van Slyke, L OBP: 0.352, SLG: 0.447 (1, 3) (8, 8)	3-1			K				K	F9	5	1	1	0	0	2	2								
Curt Ford, L OBP: 0.313, SLG: 0.369 (8, PH) Tito Landrum, R OBP: 0.273, SLG: 0.262 (8, 9)		L7				F7				3	0	1	0	0	0	1								
Terry Pendleton, S OBP: 0.278, SLG: 0.297 (1, 5)		F8		FC4				E5		4	0	1	2	0	0	2								
John Morris, L OBP: 0.299, SLG: 0.275 (8, PH) Jim Lindeman, R OBP: 0.375, SLG: 0.667 (8, 3)				F8		F6				3	0	0	0	0	1	3								
Michael LaValliere, L OBP: 0.304, SLG: 0.292 (1, 2)			4-3	F8				B1-5		3	0	0	0	1	0	4								
José Oquendo, S OBP: 0.363, SLG: 0.350 (1, 6)					F4	F7			SH3-4	4	1	2	0	0	0	2								
Tim Conroy, L OBP: 0.285, SLG: 0.240 (5, 1) Joe Boever, R OBP: 0.266, SLG: 0.238 (7, PH) Ozzie Smith, S OBP: 0.359, SLG: 0.528 (7, 1) Ray Soff, R OBP: 0.329, SLG: 0.334 (9, PH) Todd Worrell, R OBP: 0.143, SLG: 0.429 (9, 1)			K			FC1-6	4-3		SH3-4	1	0	0	0	0	1	1								
Inning Stats	R: 0 E: 0 K: 0 S: 3	H: 0 LOB: 0 BB: 0 P: 3	R: 0 E: 0 K: 1 S: 5	H: 0 LOB: 0 BB: 0 P: 5	R: 0 E: 0 K: 1 S: 6	H: 1 LOB: 1 BB: 0 P: 6	R: 1 E: 1 K: 1 S: 8	H: 2 LOB: 2 BB: 0 P: 8	R: 0 E: 0 K: 0 S: 3	H: 0 LOB: 1 BB: 1 P: 7	R: 1 E: 0 K: 0 S: 5	H: 2 LOB: 2 BB: 1 P: 9	R: 0 E: 0 K: 1 S: 5	H: 0 LOB: 0 BB: 0 P: 5	R: 1 E: 1 K: 1 S: 7	H: 2 LOB: 1 BB: 0 P: 7	R: 1 E: 0 K: 0 S: 5	H: 2 LOB: 1 BB: 0 P: 5	1B: 7 2B: 2 3B: 1 HR: 0	SF: 0 SAC: 1 DP: 1 HBP: 0	WP: 0 PB: 0 SB: 2 CS: 0	PA: 39		
PITCHER	IP	WLS	BF	H	R	ER	SO	BB	IBB	HBP	BLK	WP	HR	S	P	ERA	WHIP							
Rick Rhoden, R ERA: 2.48 Hipolito Pena, L ERA: Barry Jones, R ERA: 2.9 Larry McWilliams, L ERA: 5.04	7.0	29	5	2	2	4	2	0	0	0	1	0	0	35	43	2.57	1.000							

St. Louis Cardinals @ Pittsburgh Pirates
Three Rivers Stadium, Pittsburgh, PA
Wed Sep 10 1986, 7:05 PM EDT
Att: 7,479 - Unknown

AB	36
R	4
H	9
RBI	4
BB	2
SO	5
LOB	19



Batter	1	2	3	4	5	6	7	8	9	AB	R	H	RBI	BB	SO	LOB	BOTTOM							
Barry Bonds, L OBP: 0.345, SLG: 0.459 (1, 8)			1B				K			3	2	1	2	1	0									
Tony Peña, R OBP: 0.353, SLG: 0.402 (1, 2)							4-3		FC6-4	3	0	1	0	2	0	1								
Johnny Ray, S OBP: 0.366, SLG: 0.393 (1, 4)										2	0	1	1	2	0	1								
Jim Morrison, R OBP: 0.322, SLG: 0.450 (1, 5)										3	0	0	0	1	0	6								
Mike Diaz, R OBP: 0.354, SLG: 0.576 Bill Almon, R OBP: 0.317, SLG: 0.382 (9, 7)										4	0	0	0	0	0	4								
Sid Bream, L OBP: 0.347, SLG: 0.467 (1, 3)										4	0	0	0	0	0	0								
Mike Brown, R OBP: 0.293, SLG: 0.303 (1, 9)										3	0	0	0	1	1	0								
Rafael Belliard, R OBP: 0.300, SLG: 0.266 Joe Orsulak, L OBP: 0.301, SLG: 0.354 (9, PH)										3	0	1	0	0	0	1								
Rick Rhoden, R OBP: 0.306, SLG: 0.383 Hipolito Pena, L ERA: Barry Jones, R OBP: 0.293, SLG: 0.290 Larry McWilliams, L OBP: 0.194, SLG: 0.172 U L Washington, S OBP: 0.263, SLG: 0.262 (9, PH)										3	1	1	0	0	0	1								
Inning Stats	R: 1 E: 0 K: 0 S: 3	H: 1 LOB: 1 BB: 2 P: 11	R: 0 E: 0 K: 0 S: 2	H: 0 LOB: 0 BB: 1 P: 6	R: 1 E: 0 K: 0 S: 4	H: 2 LOB: 1 BB: 1 P: 8	R: 0 E: 0 K: 1 S: 5	H: 0 LOB: 0 BB: 0 P: 5	R: 1 E: 0 K: 0 S: 5	H: 2 LOB: 3 BB: 2 P: 13	R: 0 E: 0 K: 0 S: 4	H: 1 LOB: 1 BB: 0 P: 4	R: 0 E: 0 K: 1 S: 5	H: 0 LOB: 1 BB: 1 P: 9	R: 0 E: 0 K: 0 S: 3	H: 0 LOB: 0 BB: 0 P: 3	R: 0 E: 0 K: 0 S: 3	H: 0 LOB: 1 BB: 1 P: 7	1B: 4 2B: 1 3B: 0 HR: 1	SF: 0 SAC: 0 DP: 3 HBP: 0	WP: 1 PB: 0 SB: 1 CS: 0	PA: 38		
PITCHER	IP	WLS	BF	H	R	ER	SO	BB	IBB	HBP	BLK	WP	HR	S	P	ERA	WHIP							
Tim Conroy, L ERA: 4.99 Joe Boever, R ERA: Ray Soff, R ERA: 2.13 Todd Worrell, R ERA: 2.12	4.1	21	6	1	0	0	0	0	0	0	0	0	0	6	6	0.00	0.600							

St. Louis Cardinals @ Pittsburgh Pirates
Three Rivers Stadium, Pittsburgh, PA
Wed Sep 10 1986, 7:05 PM EDT
Att: 7,479 - Unknown

AB	30
R	3
H	6
RBI	2
BB	8
SO	2
LOB	14



Batter	1	2	3	4	5	6	7	8	9	10	11	AB	R	H	RBI	BB	SO	LOB	TOP	
Casey Candaele, S OBP: 0.200, SLG: 0.222	G3	4-3			F8			F9		K		5	0	0	0	0	1	2		
Mitch Webster, S OBP: 0.359, SLG: 0.421	F9		K		F8			4-3		L4		5	0	0	0	0	1	1		
Tim Raines, S OBP: 0.409, SLG: 0.485	BB		3-1		6-3			K		FC4-6		4	1	0	0	1	1	1		
Andre Dawson, R OBP: 0.328, SLG: 0.474	E8		5-3			6-3			3-1			5	0	1	0	0	0	0		
Wayne Krenchicki, L OBP: 0.311, SLG: 0.319	F8				F7			3-1				5	1	1	0	0	0	2		
Andres Galaraga, R OBP: 0.335, SLG: 0.404		1B		6-3		4-3			K			5	1	2	0	0	1	1		
Tom Foley, L OBP: 0.343, SLG: 0.389												3	1	2	0	0	0	0		
Jim Wohlford, R OBP: 0.302, SLG: 0.367								F7				0	0	0	0	1	0	0		
Luis Rivera, R OBP: 0.304, SLG: 0.270												1	0	0	0	0	1	2		
Randy Hunt, R OBP: 0.294, SLG: 0.250												2	0	2	2	0	0	0		
Herm Winningham, L OBP: 0.279, SLG: 0.350												1	0	0	0	0	0	0		
Dann Biardello, R OBP: 0.222, SLG: 0.247												0	0	0	0	0	0	0		
Tim Wallach, R OBP: 0.308, SLG: 0.397												1	0	0	0	0	0	2		
Tom Nieto, R OBP: 0.290, SLG: 0.339												1	0	1	1	0	0	0		
Floyd Youmans, R OBP: 0.302, SLG: 0.219												2	0	0	0	0	0	2		
George Wright, S OBP: 0.290, SLG: 0.290												1	0	0	0	0	0	0		
Scott MacLure, S OBP: 0.333, SLG: 0.333												0	0	0	0	0	0	0		
Wallace Johnson, S OBP: 0.333, SLG: 0.333												1	0	1	0	0	0	0		
Andy McCaffigan, R OBP: 0.285, SLG: 0.328												0	0	0	0	0	0	0		
Al Newman, S OBP: 0.260, SLG: 0.260												1	0	1	0	0	0	0		
Jeff Reardon, R OBP: 0.143, SLG: 0.143												0	0	0	0	0	0	0		
Inning Stats	R: 1 E: 1 K: 0 S: 4	H: 0 LOB: 1 BB: 1 P: 8	R: 1 E: 0 K: 0 S: 5	H: 3 LOB: 1 BB: 0 P: 5	R: 0 E: 0 K: 1 S: 5	H: 0 LOB: 0 BB: 0 P: 5	R: 1 E: 0 K: 0 S: 5	H: 2 LOB: 1 BB: 0 P: 5	R: 0 E: 0 K: 0 S: 3	H: 0 LOB: 0 BB: 0 P: 3	R: 0 E: 0 K: 1 S: 5	H: 1 LOB: 2 BB: 1 P: 10	R: 0 E: 0 K: 1 S: 6	H: 1 LOB: 1 BB: 0 P: 6	R: 1 E: 0 K: 1 S: 8	H: 4 LOB: 2 BB: 0 P: 8	1B: 10 2B: 1 3B: 0 HR: 0	SF: 0 SAC: 0 DP: 0 HBP: 0	WP: 0 PB: 0 SB: 1 CS: 1	PA: 45
PITCHER	IP WLS BF H R ER SO BB IBB HBP BLK WP HR S P ERA WHIP																			
Bob Forsch, R ERA: 2.87	8.0	0.2	3	1	0	0	1	0	0	0	0	0	0	0	5	5	0.00	1.500		
Ray Soff, R ERA: 2.06	(9, 1)	0.0	1	0	0	0	0	0	1	0	0	0	0	0	0	4	∞	∞		
Ricky Horton, L ERA: 2.21	(9, 1)	1.1	5	1	0	0	1	0	0	0	0	0	0	7	7	0.00	0.750			
Todd Worrell, R ERA: 2.09	(11, 1)	1.0	L	6	4	1	1	1	0	0	0	0	0	8	8	9.00	4.000			

Montreal Expos @ St. Louis Cardinals
 Busch Stadium, St. Louis, MO
 Fri Sep 12 1986, 7:05 PM CDT
 Att. 26,381 - Unknown

livebaseballscorecards.com

AB 43
 R 4
 H 11
 RBI 3
 BB 2
 SO 5
 LOB 13



Batter	1	2	3	4	5	6	7	8	9	10	11	AB	R	H	RBI	BB	SO	LOB	BOTTOM					
Vince Coleman, S OBP: 0.314, SLG: 0.297	F9	6-3			K		B5-3			BLK		5	0	1	0	1	1	1						
Ozzie Smith, S OBP: 0.365, SLG: 0.325	F9		F5					6-3		F9		4	0	0	0	1	0	2						
Tom Herr, S OBP: 0.333, SLG: 0.324	F5		F6		3-1							5	0	1	0	0	0	3						
Andy Van Slyke, L OBP: 0.351, SLG: 0.443	F8		K									5	0	1	0	0	2	2						
Terry Pendleton, S OBP: 0.281, SLG: 0.302			F7		F7							5	0	3	0	0	0	0						
John Morris, L OBP: 0.289, SLG: 0.265												3	0	0	0	0	2	1						
Tito Landrum, R OBP: 0.276, SLG: 0.262			K		F8			K				0	0	0	0	1	0	0						
Curt Ford, L OBP: 0.316, SLG: 0.369												0	0	0	0	1	0	0						
Jim Lindeman, R OBP: 0.300, SLG: 0.379												4	1	1	0	0	1	4						
Ray Soff, R ERA: 2.06												0	0	0	0	0	0	0						
Ricky Horton, L ERA: 2.21												0	0	0	0	0	0	0						
Todd Worrell, R ERA: 2.09												0	0	0	0	0	0	0						
Willie McCee, R OBP: 0.345, SLG: 0.354												1	0	0	0	0	1	2						
Joe Boever, R ERA: 1.93												0	0	0	0	0	0	0						
Michael LaValliere, L OBP: 0.338, SLG: 0.292												0	1	0	0	2	0	0						
Fred Mantique, R OBP: 0.250, SLG: 1.000												1	0	0	0	0	0	0						
Steve Laker, R OBP: 0.328, SLG: 0.377												1	0	0	0	0	0	0						
José Cegueta, S OBP: 0.260, SLG: 0.347												1	0	0	0	0	1	0						
Bob Forsch, R ERA: 2.87												2	1	1	3	0	0	0						
Clint Hurdle, L OBP: 0.320, SLG: 0.313												2	0	0	0	0	1	0						
Inning Stats	R: 0 E: 0 K: 0 S: 3	H: 0 LOB: 1 BB: 1 P: 7	R: 3 E: 0 K: 1 S: 7	H: 2 LOB: 0 BB: 1 P: 11	R: 0 E: 0 K: 1 S: 5	H: 0 LOB: 0 BB: 0 P: 5	R: 0 E: 0 K: 1 S: 5	H: 0 LOB: 0 BB: 0 P: 5	R: 0 E: 0 K: 1 S: 5	H: 2 LOB: 1 BB: 1 P: 6	R: 0 E: 0 K: 0 S: 3	H: 0 LOB: 0 BB: 0 P: 3	R: 0 E: 0 K: 0 S: 5	H: 2 LOB: 3 BB: 1 P: 9	R: 0 E: 0 K: 1 S: 6	H: 1 LOB: 1 BB: 0 P: 6	R: 0 E: 0 K: 2 S: 8	H: 1 LOB: 2 BB: 1 P: 12	R: 0 E: 0 K: 1 S: 5	H: 0 LOB: 0 BB: 0 P: 5	1B: 6 2B: 1 3B: 0 HR: 1	SF: 0 SAC: 1 DP: 0 HBP: 0	WP: 0 PB: 0 SB: 2 CS: 0	PA: 46
PITCHER	IP WLS BF H R ER SO BB IBB HBP BLK WP HR S P ERA WHIP																							
Floyd Youmans, R ERA: 3.45	6.0	3.0	13	3	0	0	1	1	0	0	1	0	0	0	14	18	0.00	1.333						
Bob McClure, L ERA: 3.2	(7, 1)	1.0	W	5	1	0	0	2	0	1	0	0	0	8	12	0.00	1.000							
Andy McCaffigan, R ERA: 2.87	(10, 1)	1.0	S	3	0	0	0	1	0	0	0	0	0	5	5	0.00	0.000							
Jeff Reardon, R ERA: 3.59	(11, 1)																							

Montreal Expos @ St. Louis Cardinals
 Busch Stadium, St. Louis, MO
 Fri Sep 12 1986, 7:05 PM CDT
 Att. 26,381 - Unknown

livebaseballscorecards.com

AB 39
 R 3
 H 8
 RBI 3
 BB 6
 SO 9
 LOB 15



Batter	1	2	3	4	5	6	7	8	9	AB	R	H	RBI	BB	SO	LOB	TOP
Casey Candaele, S (1, 4) OBP: 0.267, SLG: 0.308	0-0 5-3		0-0 6-3		0-0 2B		4-0 BB		0-0 G4-6-3	4	0	1	0	1	0	2	Montreal Expos @ St. Louis Cardinals Busch Stadium, St. Louis, MO Sat Sep 13 1986, 7:05 PM CDT Att: 34,988 - Unknown
Mitch Webster, S (1, 8) OBP: 0.359, SLG: 0.425	0-3 K		0-0 HR		0-0 F9		0-3 K		1-2	4	1	1	1	0	2	2	
Tim Raines, S (1, 7) OBP: 0.406, SLG: 0.482	0-0 6-3		0-0 F8			0-0 F6		0-0 F8		4	0	0	0	0	0	0	
Andre Dawson, R (1, 9) OBP: 0.327, SLG: 0.475		0-0 F3		0-0 2B		0-0 F7		0-0 F9		4	0	1	0	0	0	0	
Tim Wallach, R (1, 5) OBP: 0.310, SLG: 0.397		0-0 F8		0-0 5-3		0-0 HR		4-0 BB		3	1	1	0	1	0	1	
Andres Galarraga, R (1, 3) OBP: 0.337, SLG: 0.417		0-0 2B		0-3 K		0-0 HR		0-0 F9		4	2	2	2	0	1	2	
Luis Rivera, R (1, 6) OBP: 0.311, SLG: 0.298		0-0 1B		0-3 K2-3		0-0 F5		0-0 2B		4	1	2	1	0	1	1	
Wilfredo Tejada, R (1, 2) OBP: 0.222, SLG: 0.222		0-0 2B		0-3 K		0-3 K		0-0 G4-6-3		4	0	2	1	0	2	0	
Dennis Martinez, R (1, 1) OBP: 0.077, SLG: 0.080			0-0 4-3		0-3 K		0-0 F9		0-3 K	4	0	0	0	0	2	2	
Jeff Reardon, R (9, 1) OBP: 0.143, SLG: 0.143									0-3 K	0	0	0	0	0	0	0	
Inning Stats	R: 0 E: 0 K: 1 S: 5	H: 0 LOB: 0 BB: 0 P: 5	R: 2 E: 0 K: 0 S: 5	H: 3 LOB: 1 BB: 0 P: 5	R: 1 E: 0 K: 0 S: 4	H: 1 LOB: 0 BB: 0 P: 4	R: 0 E: 0 K: 2 S: 8	H: 1 LOB: 1 BB: 0 P: 8	R: 0 E: 0 K: 0 S: 5	H: 2 LOB: 1 BB: 1 P: 11	R: 0 E: 0 K: 0 S: 3	H: 0 LOB: 1 BB: 1 P: 7	R: 0 E: 0 K: 1 S: 6	H: 2 LOB: 1 BB: 0 P: 6	1B: 4 2B: 4 3B: 0 HR: 2	SF: 0 SAC: 0 DP: 1 HBP: 0	WP: 0 PA: 37 PB: 0 SB: 1 CS: 0
PITCHER	IP WLS BF H R ER SO BB IBB HBP BLK WP HR S P ERA WHIP																
Greg Mathews, L (1, 1) ERA: 3.45	5.0 L 20 6 3 3 5 0 0 0 0 0 0 1 30 30 5.40 1.200																
Joe Boever, R (6, 1) ERA: 3.52	3.0 13 2 2 2 2 2 0 0 0 0 0 1 15 23 6.00 1.333																
Greg Bargar, R (9, 1) ERA: 5.79	1.0 4 2 0 0 1 0 0 0 0 0 0 0 6 6 0.00 2.000																

Batter	1	2	3	4	5	6	7	8	9	AB	R	H	RBI	BB	SO	LOB	BOTTOM		
Vince Coleman, S (1, 7) OBP: 0.312, SLG: 0.294	0-0 1-3		0-0 L1			0-0 6-3		0-3 K		4	0	0	0	0	1	1	Montreal Expos @ St. Louis Cardinals Busch Stadium, St. Louis, MO Sat Sep 13 1986, 7:05 PM CDT Att: 34,988 - Unknown		
Ozzie Smith, S (1, 6) OBP: 0.366, SLG: 0.325	0-0 G3		4-0 F9		0-3 K		0-0 FC1-4		0-0 1B	3	0	1	0	1	1	0			
Willie McGee, S (1, 8) OBP: 0.301, SLG: 0.353	0-0 L6		0-0 F7		0-0 1B		0-0 FC1-4		1-2	4	0	1	0	0	0	2			
Andy Van Slyke, L (1, 9) OBP: 0.347, SLG: 0.438		0-3 K		0-0 F9		0-0 G3		0-3 K		4	0	0	0	0	2	2			
Terry Pendleton, S (1, 5) OBP: 0.279, SLG: 0.300		0-0 F8		0-0 4-3			0-0 F8		0-0 1-3	4	0	0	0	0	0	1			
Jim Lindeman, R (1, 3) OBP: 0.292, SLG: 0.478		0-0 F4			0-0 F7		0-0 G3		0-0 E5	4	1	0	0	0	0	0			
José Oquendo, S (1, 4) OBP: 0.364, SLG: 0.352			0-3 K		0-0 6-3		0-0 1B		0-0 1B	4	0	2	0	0	1	0			
Michael LaValliere, L (1, 2) OBP: 0.315, SLG: 0.300			0-0 SH5-4		0-0 1B		0-0 F8		0-0 1B	4	0	3	1	0	0	1			
Tom Lawless, R (9, PR) OBP: 0.325, SLG: 0.324					0-0 1B		0-0 F8		1-2 2H	0	0	0	0	0	0	0			
Greg Mathews, R (1, 1) ERA: 3.45			0-0 SH5-4		0-0 5-3		0-0 4-3		0-0 F6	0	0	0	0	0	0	0			
Clint Hurdle, L (5, PH) OBP: 0.318, SLG: 0.311										1	0	0	0	0	0	1			
Joe Boever, R (5, 1) ERA: 3.52										0	0	0	0	0	0	0			
Curt Ford, L (8, PH) OBP: 0.314, SLG: 0.308										0	0	0	0	0	0	0			
Greg Bargar, R (9, 1) ERA: 5.79										0	0	0	0	0	0	0			
John Morris, L (9, PH) OBP: 0.296, SLG: 0.292										1	0	0	0	0	0	2			
Inning Stats	R: 0 E: 0 K: 0 S: 3	H: 0 LOB: 0 BB: 0 P: 3	R: 0 E: 0 K: 1 S: 5	H: 0 LOB: 0 BB: 0 P: 5	R: 0 E: 0 K: 1 S: 6	H: 1 LOB: 1 BB: 0 P: 6	R: 0 E: 0 K: 0 S: 3	H: 0 LOB: 1 BB: 1 P: 7	R: 0 E: 0 K: 0 S: 4	H: 1 LOB: 1 BB: 0 P: 4	R: 0 E: 0 K: 1 S: 6	H: 1 LOB: 1 BB: 0 P: 6	R: 0 E: 0 K: 0 S: 4	H: 1 LOB: 1 BB: 0 P: 4	R: 0 E: 0 K: 1 S: 6	H: 1 LOB: 2 BB: 0 P: 6	1B: 7 2B: 0 3B: 0 HR: 0	SF: 0 SAC: 1 DP: 0 HBP: 0	WP: 0 PA: 36 PB: 0 SB: 0 CS: 0
PITCHER	IP WLS BF H R ER SO BB IBB HBP BLK WP HR S P ERA WHIP																		
Dennis Martinez, R (1, 1) ERA: 4.85	8.2 W 35 7 1 0 5 1 0 0 0 0 0 0 44 48 0.00 0.923																		
Jeff Reardon, R (9, 1) ERA: 3.59	0.1 S 1 0 0 0 0 0 0 0 0 0 0 0 1 1 0.00 0.000																		

AB	35
R	5
H	10
RBI	5
BB	2
SO	8
LOB	10



AB	34
R	1
H	7
RBI	1
BB	1
SO	5
LOB	10



Batter	1	2	3	4	5	6	7	8	9	AB	R	H	RBI	BB	SO	LOB	TOP				
Casey Candaele, S (1.4) OBP: 0.316, SLG: 0.313	0-0 4-3			0-0 G3		0-0 3B 1B		4-0 FC3-6 BB		3	1	1	0	1	0	0	Montreal Expos @ St. Louis Cardinals Busch Stadium, St. Louis, MO Sun Sep 14 1986, 3:33 AM CDT Att: 28,569 - Unknown livebaseballscorecards.com				
Mitch Webster, S (1.8) OBP: 0.361, SLG: 0.431	0-0 CS 1B			4-0 BB		0-0 1-H 3B		0-0 F8		3	0	2	1	1	0	1					
Tim Raines, S (1.7) OBP: 0.403, SLG: 0.478	0-3 K			0-0 F7		0-0 L3		0-0 FC3-6		4	0	0	0	0	1	4					
Andree Dawson, R (1.9) OBP: 0.325, SLG: 0.470		0-0 F6		0-0 F8		0-0 5-3		0-0 F7		4	0	0	0	0	0	3					
Tim Wallach, R (1.5) OBP: 0.308, SLG: 0.395		0-0 F8			0-0 6-3		0-0 F8		0-3 K	2	0	0	0	0	0	0					
Luis Rivera, R (5.6) OBP: 0.306, SLG: 0.292										2	0	0	0	0	1	1					
Andres Galarraga, R (1.3) OBP: 0.339, SLG: 0.416		0-0 6-3			4-0 6-3 2B BB		0-0 1B		0-0 F8	3	1	1	0	1	0	0					
Tom Foley, L (1.6) OBP: 0.340, SLG: 0.385				0-0 F9		0-0 6-3		0-3 K		2	0	0	0	0	0	1					
Curt Brown, R (5.1) OBP: 0.295, SLG: 0.289										0	0	0	0	0	0	0					
George Wright, S (7. PH) OBP: 0.289, SLG: 0.289										1	0	0	0	0	1	1					
Tim Burke, R (7.1) OBP: 0.289, SLG: 0.289										0	0	0	0	0	0	0					
Wallace Johnson, S (9. PH) OBP: 0.330, SLG: 0.364										1	0	0	0	0	0	0					
Wilfredo Tejada, R (1.2) OBP: 0.333, SLG: 0.417				0-0 6-3		0-0 2H 2B		0-0 G4-6-3 1B		3	0	2	1	0	0	0					
Bob Sebra, R (1.1) OBP: 0.300, SLG: 0.316				0-0 4-3		0-0 3-1		0-0 G4-6-3 1B		0	0	0	0	0	0	0					
Bert Roberge, R (1.1) OBP: 0.309, SLG: 0.316										1	0	0	0	0	0	0					
Wayne Krenchicki, L (5. PH) OBP: 0.309, SLG: 0.316										2	0	0	0	0	0	3					
Inning Stats	R: 0 E: 0 K: 1 S: 5	H: 1 LOB: 0 BB: 0 P: 5	R: 0 E: 0 K: 0 S: 3	H: 0 LOB: 0 BB: 0 P: 3	R: 0 E: 0 K: 0 S: 3	H: 0 LOB: 0 BB: 0 P: 3	R: 0 E: 0 K: 0 S: 3	H: 0 LOB: 1 BB: 1 P: 7	R: 1 E: 0 K: 0 S: 4	H: 1 LOB: 1 BB: 1 P: 8	R: 1 E: 0 K: 0 S: 5	H: 2 LOB: 1 BB: 0 P: 5	R: 0 E: 0 K: 1 S: 6	H: 2 LOB: 1 BB: 0 P: 6	R: 0 E: 0 K: 0 S: 3	H: 0 LOB: 0 BB: 1 P: 7	R: 0 E: 0 K: 1 S: 5	H: 0 LOB: 0 BB: 0 P: 5	1B: 4 2B: 1 3B: 1 HR: 0	SF: 0 SAC: 0 DP: 1 HBP: 0	WP: 0 PA: 34
PITCHER Danny Cox, R (1.1) ERA: 3.13	IP: 9.0 WLS: W BF: 34 H: 6 R: 2 ER: 2 SO: 3 BB: 3 IBB: 0 HBP: 0 BLK: 0 WP: 0 HR: 0 S: 37 P: 49 ERA: 2.00 WHIP: 1.000															PITCHER	IP: WLS: BF: H: R: ER: SO: BB: IBB: HBP: BLK: WP: HR: S: P: ERA: WHIP:				

Batter	1	2	3	4	5	6	7	8	9	AB	R	H	RBI	BB	SO	LOB	BOTTOM	
Vince Coleman, S (1.7) OBP: 0.313, SLG: 0.294	0-0 K			4-0 S 2B BB		0-0 FC5-4 CS S		0-0 FC1-6 1B		4	3	1	0	1	1	4	Montreal Expos @ St. Louis Cardinals Busch Stadium, St. Louis, MO Sun Sep 14 1986, 3:33 AM CDT Att: 28,569 - Unknown livebaseballscorecards.com	
Willie McGee, S (1.8) OBP: 0.307, SLG: 0.367	0-0 HR	0-0 S 1B		0-0 WP SF9 2B		0-0 CS		0-0 1B		5	3	4	2	0	0	0		
Andy Van Slyke, L (1.9) OBP: 0.345, SLG: 0.436	0-0 F9	0-0 F9		0-0 SF9		0-0 4-3		0-0 1B		4	0	1	2	0	0	2		
Mike Laga, L (1.3) OBP: 0.286, SLG: 0.471	0-0 HR	0-3 K		0-0 4-3		0-0 2B 1B		0-3 K		5	2	2	2	0	2	3		
Terry Pendleton, S (1.5) OBP: 0.278, SLG: 0.300	0-0 PB S 1B	0-3 K		0-0 4-3		0-0 F9				4	1	1	0	0	1	2		
Tom Herr, S (1.4) OBP: 0.335, SLG: 0.326	4-0 1B BB			0-0 4-3		0-0 1-3		0-0 1B		3	1	1	1	1	0	0		
Ozzie Smith, S (1.6) OBP: 0.365, SLG: 0.325	0-0 SH1-4 1B			0-0 F9		0-0 F3		0-0 G3		4	0	1	1	0	0	1		
Michael LaValliere, L (1.2) OBP: 0.322, SLG: 0.307	0-0 SH1-4 1B			0-0 K2-3		0-0 FC5-4 1B		0-0 FC1-6 1B		4	0	3	1	0	1	0		
Danny Cox, R (1.1) OBP: 0.127, SLG: 0.132	0-0 SH1-4			0-0 5-3		0-3 K		0-3 K		3	0	0	0	0	2	2		
Inning Stats	R: 5 E: 1 K: 1 S: 11	H: 5 LOB: 2 BB: 1 P: 15	R: 0 E: 0 K: 2 S: 8	H: 1 LOB: 0 BB: 0 P: 8	R: 0 E: 0 K: 1 S: 5	H: 0 LOB: 0 BB: 0 P: 5	R: 2 E: 0 K: 0 S: 4	H: 1 LOB: 0 BB: 1 P: 8	R: 0 E: 0 K: 1 S: 5	H: 1 LOB: 0 BB: 0 P: 5	R: 2 E: 0 K: 0 S: 6	H: 3 LOB: 1 BB: 0 P: 6	R: 1 E: 0 K: 2 S: 10	H: 3 LOB: 2 BB: 0 P: 10	1B: 10 2B: 2 3B: 0 HR: 2	SF: 1 SAC: 1 DP: 0 HBP: 0		WP: 1 PA: 41
PITCHER Bob Sebra, R (1.1) ERA: 4.48	IP: 0.1 WLS: L BF: 7 H: 4 R: 5 ER: 4 SO: 0 BB: 1 IBB: 0 HBP: 0 BLK: 0 WP: 1 HR: 0 S: 6 P: 10 ERA: 108.00 WHIP: 15.000															PITCHER		IP: WLS: BF: H: R: ER: SO: BB: IBB: HBP: BLK: WP: HR: S: P: ERA: WHIP:
Bert Roberge, R (1.1) ERA: 6.85	3.2 BF: 15 H: 3 R: 2 ER: 2 SO: 4 BB: 1 IBB: 0 HBP: 0 BLK: 0 WP: 0 HR: 22 S: 26 P: 26 ERA: 4.91 WHIP: 1.091																	
Curt Brown, R (5.1) ERA:	2.0 BF: 6 H: 1 R: 0 ER: 0 SO: 1 BB: 0 IBB: 0 HBP: 0 BLK: 0 WP: 0 HR: 8 S: 8 P: 8 ERA: 0.00 WHIP: 0.500																	
Tim Burke, R (7.1) ERA: 2.85	2.0 BF: 12 H: 6 R: 3 ER: 3 SO: 2 BB: 0 IBB: 0 HBP: 0 BLK: 0 WP: 0 HR: 16 S: 16 P: 16 ERA: 13.50 WHIP: 3.000																	



Batter	1	2	3	4	5	6	7	8	9	10	11	12	13	AB	R	H	RBI	BB	SO	LOB	TOP			
Mookie Wilson, S (1.8) 1B OBP: 0.353, SLG: 0.447 (13, 7)	K		5-3			F8			F3		L4		K	6	0	0	0	0	2	2				
Kevin Mitchell, R (1.7) 1B Lenny Dykstra, L (13, 8) OBP: 0.375, SLG: 0.457	1B			4-3		FC6-4			5-3		F6			5	0	1	0	0	0	1				
Keith Hernandez, L (1.3) 1B OBP: 0.415, SLG: 0.449	1B				4-0			F7			1B			3	0	1	0	2	0	0				
Gary Carter, R (1.2) 1B OBP: 0.325, SLG: 0.416	G3-6-1			G1-4-3					1-3		1B			5	0	1	0	0	0	3				
Darryl Strawberry, L (1.9) 1B OBP: 0.349, SLG: 0.477						F9					K			4	0	2	0	1	1	2				
Ray Knight, R (1.5) 1B Roger McDowell, R (12, 1) OBP: 0.350, SLG: 0.415 OBP: 0.333, SLG: 0.294	F4							5-3			6-3			5	0	1	0	0	0	3				
Tim Teufel, R (1.4) 1B Jesse Orosco, R (10, 1) Howard Johnson, S (12, 5) OBP: 0.325, SLG: 0.378 OBP: 0.335, SLG: 0.438	F8					L4			F8		K			4	0	0	0	0	1	1				
Rafael Santana, R (1.6) 1B Lee Mazzilli, S (13, PH) Kevin Elister, R (13, 6) OBP: 0.281, SLG: 0.254 OBP: 0.373, SLG: 0.336 OBP: 0.429, SLG: 0.417						F9			F9		F9			4	0	0	0	0	0	0				
Ron Darling, R (1.1) 1B Wally Backman, S (10, 4) OBP: 0.143, SLG: 0.135 OBP: 0.385, SLG: 0.386				K				5-3			1-3			3	0	1	0	0	1	0				
Inning Stats	R: 0 E: 0 K: 1 S: 6	H: 2 LOB: 1 BB: 0 P: 6	R: 0 E: 0 K: 0 S: 3	H: 1 LOB: 0 BB: 0 P: 3	R: 0 E: 0 K: 1 S: 5	H: 0 LOB: 0 BB: 0 P: 5	R: 0 E: 0 K: 0 S: 2	H: 0 LOB: 0 BB: 1 P: 6	R: 0 E: 0 K: 0 S: 4	H: 1 LOB: 1 BB: 0 P: 4	R: 0 E: 0 K: 0 S: 3	H: 0 LOB: 0 BB: 0 P: 3	R: 0 E: 0 K: 1 S: 6	H: 0 LOB: 0 BB: 0 P: 10	R: 0 E: 0 K: 0 S: 5	H: 0 LOB: 0 BB: 0 P: 5	R: 0 E: 0 K: 0 S: 4	H: 1 LOB: 1 BB: 0 P: 4	R: 0 E: 0 K: 1 S: 6	H: 2 LOB: 1 BB: 0 P: 6	1B: 8 2B: 2 3B: 0 HR: 0	SF: 0 SAC: 0 DP: 3 HBP: 0	WIP: 1 PB: 0 SB: 1 CS: 1	PA: 46
PITCHER	IP	WLS	BF	H	R	ER	SO	BB	IBB	HBP	BLK	WP	HR	S	P	ERA	WHIP							
John Tudor, L (1.1) ERA: 2.92	3.0		10	3	0	0	2	0	0	0	0	0	0	14	14	0.00	1.000							
Ricky Horton, L (4, 1) ERA: 2.02	7.0		25	3	0	0	2	3	0	0	0	0	0	26	38	0.00	0.857							
Pat Perry, L (11, 1) ERA: 3.5	1.2		6	1	0	0	0	0	0	0	0	0	0	6	6	0.00	0.600							
Todd Worrell, R (12, 1) ERA: 2.06	1.1	W	5	2	0	0	1	0	0	0	0	1	0	7	7	0.00	1.500							

New York Mets @ St. Louis Cardinals
 Busch Stadium, St. Louis, MO
 Mon Sep 15 1986, 7:05 PM CDT
 Att. 29,566 - Unknown

AB	43
R	0
H	9
RBI	0
BB	3
SO	5
LOB	12



Batter	1	2	3	4	5	6	7	8	9	10	11	12	13	AB	R	H	RBI	BB	SO	LOB	BOTTOM									
Vince Coleman, S (1.7) 1B OBP: 0.309, SLG: 0.291	F7		K			G3			K		K		5-3	6	0	0	0	0	3	2										
Willie McGee, S (1.8) 1B OBP: 0.311, SLG: 0.369	F7							E6						4	1	2	0	2	0	0										
Andy Van Slyke, L (1.9) 1B OBP: 0.346, SLG: 0.433	K							F8						3	0	0	0	2	2	2										
Mike Laga, L (1.3) 1B Jim Lindeman, R (11, PH) John Morris, L (13, PH) OBP: 0.283, SLG: 0.473 OBP: 0.320, SLG: 0.478 OBP: 0.293, SLG: 0.271														4	0	1	0	0	2	5										
Terry Pendleton, S (1.5) 1B OBP: 0.279, SLG: 0.299														5	0	1	0	1	0	2										
Tom Herr, S (1.4) 1B Todd Worrell, R (12, 1) Curt Ford, L (13, PH) OBP: 0.332, SLG: 0.323 OBP: 0.143, SLG: 0.429 OBP: 0.317, SLG: 0.366														5	0	0	0	0	1	3										
Ozzie Smith, S (1.6) 1B OBP: 0.367, SLG: 0.325														3	0	1	0	2	0	0										
Michael LaValliere, L (1.2) 1B Tom Lawless, R (12, PH) Steve Lake, R (13, 2) OBP: 0.319, SLG: 0.305 OBP: 0.325, SLG: 0.324 OBP: 0.328, SLG: 0.377														5	0	1	0	0	1	4										
John Tudor, L (1.1) 1B Ricky Horton, L (4, 1) Fred Manrique, R (10, PH) Pat Perry, L (11, 1) Jose Oquendo, S (12, 4) OBP: 0.162, SLG: 0.167 OBP: 0.125, SLG: 0.067 OBP: 0.200, SLG: 0.800 OBP: 0.362, SLG: 0.349														1	0	0	0	0	0	0										
Inning Stats	R: 0 E: 0 K: 1 S: 5	H: 0 LOB: 0 BB: 0 P: 5	R: 0 E: 0 K: 1 S: 6	H: 2 LOB: 1 BB: 1 P: 10	R: 0 E: 0 K: 2 S: 7	H: 0 LOB: 2 BB: 2 P: 15	R: 0 E: 0 K: 0 S: 3	H: 0 LOB: 0 BB: 0 P: 3	R: 0 E: 0 K: 1 S: 5	H: 0 LOB: 0 BB: 0 P: 5	R: 0 E: 0 K: 0 S: 4	H: 1 LOB: 1 BB: 0 P: 4	R: 0 E: 0 K: 0 S: 3	H: 0 LOB: 0 BB: 0 P: 3	R: 0 E: 0 K: 2 S: 8	H: 0 LOB: 2 BB: 1 P: 12	R: 0 E: 0 K: 0 S: 4	H: 1 LOB: 1 BB: 0 P: 4	R: 0 E: 0 K: 2 S: 8	H: 1 LOB: 1 BB: 0 P: 8	R: 0 E: 0 K: 0 S: 2	H: 0 LOB: 0 BB: 1 P: 6	R: 0 E: 0 K: 0 S: 3	H: 1 LOB: 1 BB: 1 P: 7	R: 1 E: 0 K: 0 S: 2	H: 1 LOB: 3 BB: 3 P: 14	1B: 6 2B: 1 3B: 0 HR: 0	SF: 0 SAC: 1 DP: 2 HBP: 0	WIP: 0 PB: 0 SB: 3 CS: 1	PA: 51
PITCHER	IP	WLS	BF	H	R	ER	SO	BB	IBB	HBP	BLK	WP	HR	S	P	ERA	WHIP													
Ron Darling, R (1.1) ERA: 2.9	9.0		35	4	0	0	7	4	0	0	0	0	0	45	61	0.00	0.889													
Jesse Orosco, L (10, 1) ERA: 2.56	2.0		7	1	0	0	2	1	0	0	0	0	0	10	14	0.00	1.000													
Roger McDowell, R (12, 1) ERA: 2.91	1.1	L	9	2	1	1	0	3	1	0	0	0	0	5	21	6.75	3.750													

New York Mets @ St. Louis Cardinals
 Busch Stadium, St. Louis, MO
 Mon Sep 15 1986, 7:05 PM CDT
 Att. 29,566 - Unknown

AB	41
R	1
H	7
RBI	1
BB	9
SO	9
LOB	19




Batter	1	2	3	4	5	6	7	8	9	AB	R	H	RBI	BB	SO	LOB	TOP		
Mookie Wilson, S OBP: 0.353, SLG: 0.443 (1, 8)	K		G3 WP BB	L5		F6		IBB		3	1	0	0	2	1	3	New York Mets @ St. Louis Cardinals Busch Stadium, St. Louis, MO Tue Sep 16 1986, 7:05 PM CDT Att: 30,935 - Unknown		
Kevin Mitchell, R OBP: 0.359, SLG: 0.485 Lenny Dykstra, L OBP: 0.373, SLG: 0.454 (1, 7)	F9		WP G3 BB	3-1			K	F5		2	1	0	0	1	0	0			
Keith Hernandez, L OBP: 0.414, SLG: 0.446 (1, 3)	6-3		G3		F7		F5	L5-4 1B		5	0	1	0	0	0	2			
Gary Carter, R OBP: 0.331, SLG: 0.422 (1, 2)		1B BB	WP 1B IBB		G4-6-3 1B		WP 2B		1B	3	1	3	0	2	0	0			
Darryl Strawberry, L OBP: 0.350, SLG: 0.476 Jesse Orosco, R (7, 1)		1B	1B BB		G4-6-3		F6	B3		3	0	1	0	1	0	2			
Ray Knight, R OBP: 0.348, SLG: 0.413 (1, 5)	F7		1B BB			5-3		5-3	L5-4	5	0	1	2	0	0	4			
Tim Teufel, R Wally Backman, S OBP: 0.387, SLG: 0.394 (6, PR)	F9		1B BB			FC5-6 E BB		1B	3B	1	0	0	0	2	0	2			
Rafael Santana, R OBP: 0.280, SLG: 0.254 (1, 6)	F8		L8			E6		WP	1B	4	0	1	1	0	0	6			
Rick Aguilera, R Lee Mazzilli, S OBP: 0.376, SLG: 0.333 (7, 9)			K	F4		FC5-6		K		3	0	0	0	0	1	2			
										1	0	0	0	0	1	1			
Inning Stats	R: 0 E: 0 K: 1 S: 5	H: 0 LOB: 0 BB: 0 P: 5	R: 0 E: 0 K: 0 S: 4	H: 1 LOB: 2 BB: 1 P: 8	R: 3 E: 0 K: 1 S: 6	H: 1 LOB: 3 BB: 5 P: 26	R: 0 E: 0 K: 0 S: 3	H: 0 LOB: 0 BB: 0 P: 3	R: 0 E: 0 K: 0 S: 4	H: 0 LOB: 3 BB: 1 P: 8	R: 0 E: 0 K: 1 S: 6	H: 1 LOB: 1 BB: 0 P: 6	R: 1 E: 0 K: 1 S: 7	H: 2 LOB: 2 BB: 1 P: 11	R: 0 E: 0 K: 0 S: 4	H: 2 LOB: 1 BB: 0 P: 4	1B: 6 2B: 2 3B: 1 HR: 0	SF: 0 SAC: 0 DP: 2 HBP: 0	WP: 3 PA: 42 PB: 0 SB: 0 CS: 0
PITCHER	IP WLS BF H R ER SO BB IBB HBP BLK WP HR S P ERA WHIP																		
Tim Conroy, L ERA: 5.13 Joe Boever, R ERA: 2.45 Pat Perry, L ERA: 3.53 Ray Sof, R ERA: 2.0	(1, 1) (3, 1) (7, 1) (9, 1)	2.2 3.1 2.0 1.0	L 14 10 4	14 2 3 2	1 0 1 0	3 0 1 0	3 0 2 0	2 0 1 0	2 0 0 0	0 0 2 0	0 0 13 4	13 20 17 4	33 20 17 4	10.12 0.00 4.50 0.00	1.875 1.200 1.500 2.000				

Batter	1	2	3	4	5	6	7	8	9	AB	R	H	RBI	BB	SO	LOB	BOTTOM				
Vince Coleman, S OBP: 0.309, SLG: 0.290 (1, 7)	K		G6-3 1B		F8		1-3		K	5	0	1	0	0	2	1	New York Mets @ St. Louis Cardinals Busch Stadium, St. Louis, MO Tue Sep 16 1986, 7:05 PM CDT Att: 30,935 - Unknown				
Willie McGee, S OBP: 0.315, SLG: 0.377 (1, 8)	BLK 1B		G6-3			BB HBP	1B			4	2	3	0	0	0	1					
Andy Van Slyke, L OBP: 0.345, SLG: 0.431 (1, 9)	K			L7		K				4	0	1	0	0	2	2					
Mike Laga, L OBP: 0.302, SLG: 0.474 Jim Lindeman, R OBP: 0.308, SLG: 0.458 (7, PH)				1-3		HBP BB	1B			2	0	1	1	1	0	0					
Terry Pendleton, S OBP: 0.279, SLG: 0.302 (1, 5)	FC4-6					HBP BB				1	0	0	0	0	1	2					
										4	0	1	0	0	0	3					
Tom Herr, S OBP: 0.331, SLG: 0.321 (1, 4)	K			F8		HBP BB		6-3		3	0	0	0	1	1	1					
Ozzie Smith, S Pat Perry, L Fred Manrique, R Ray Sof, R (1, 6) (7, 1) (8, PH) (9, 1)		6-3			G4-6-3 BB			K		1	0	0	1	1	0	0					
Michael LaValliere, L Tito Landrum, R OBP: 0.316, SLG: 0.301 OBP: 0.275, SLG: 0.260 (8, PH)		F7			G4-6-3		K		F8	3	0	0	0	0	1	4					
										1	0	0	0	0	0	0					
Inning Stats	R: 1 E: 0 K: 2 S: 9	H: 2 LOB: 1 BB: 0 P: 9	R: 0 E: 0 K: 1 S: 5	H: 0 LOB: 0 BB: 0 P: 5	R: 0 E: 0 K: 0 S: 3	H: 1 LOB: 0 BB: 0 P: 3	R: 0 E: 0 K: 0 S: 4	H: 1 LOB: 1 BB: 0 P: 4	R: 0 E: 0 K: 0 S: 3	H: 1 LOB: 1 BB: 1 P: 7	R: 1 E: 0 K: 2 S: 8	H: 1 LOB: 3 BB: 2 P: 17	R: 0 E: 0 K: 2 S: 9	H: 2 LOB: 2 BB: 0 P: 9	R: 0 E: 0 K: 1 S: 5	H: 0 LOB: 0 BB: 0 P: 5	R: 0 E: 0 K: 1 S: 5	H: 0 LOB: 0 BB: 0 P: 5	1B: 5 2B: 2 3B: 1 HR: 0	SF: 0 SAC: 0 DP: 2 HBP: 1	WP: 0 PA: 37 PB: 0 SB: 0 CS: 0
PITCHER	IP WLS BF H R ER SO BB IBB HBP BLK WP HR S P ERA WHIP																				
Rick Aguilera, R Jesse Orosco, L ERA: 4.06 ERA: 2.49	(1, 1) (7, 1)	6.2 2.1	W S	30 7	8 0	2 0	2 0	6 3	0 0	0 0	0 0	0 0	0 13	13 13	0.00 0.000						

Batter	1	2	3	4	5	6	7	8	9	AB	R	H	RBI	BB	SO	LOB	TOP										
Vince Coleman, S (1, 7) OBP: 0.307, SLG: 0.286	F7		K				FC1-6		F7	4	1	0	0	1	1	3											
Willie McGee, S (1, 8) OBP: 0.315, SLG: 0.377 Steve Lake, R (7, 2) OBP: 0.323, SLG: 0.371	4-3			6-3		K	6-3			4	0	0	0	0	1	4											
Tom Herr, S (1, 4) OBP: 0.328, SLG: 0.319	F7			K					F9	4	0	0	0	0	1	0											
Mike Laga, L (1, 3) OBP: 0.313, SLG: 0.517		FC4-6 HBP		K		K				3	1	1	1	0	2	1											
Terry Pendleton, S (1, 5) OBP: 0.280, SLG: 0.303	L7						F7		K	4	0	1	0	0	1	2											
Andy Van Slyke, L (1, 9) OBP: 0.344, SLG: 0.429	FC4-6					6-3			F6	4	0	1	0	0	0	2											
Ozzie Smith, S (1, 6) OBP: 0.307, SLG: 0.321	G3					4-3			F7	4	1	0	0	0	0	3											
Michael LaValliere, L (1, 2) OBP: 0.321, SLG: 0.304 Tom Lawless, R (7, PH) OBP: 0.325, SLG: 0.324 Joe Boever, R (7, 1) OBP: 0.500, SLG: 0.500 John Morris, L (9, PH) OBP: 0.295, SLG: 0.273			G3							2	0	1	0	1	0	0											
Greg Mathews, R (1, 1) OBP: 0.071, SLG: 0.025 Ray Sof, R (5, 1) Curt Ford, L (7, PH) OBP: 0.322, SLG: 0.369			K							0	0	0	0	0	0	0											
Inning Stats	R: 0 E: 0 K: 0 S: 3	H: 0 LOB: 0 BB: 0 P: 3	R: 0 E: 0 K: 0 S: 3	H: 0 LOB: 1 BB: 0 P: 4	R: 0 E: 0 K: 2 S: 7	H: 0 LOB: 0 BB: 0 P: 7	R: 0 E: 0 K: 2 S: 7	H: 0 LOB: 0 BB: 0 P: 7	R: 0 E: 0 K: 1 S: 6	H: 1 LOB: 2 BB: 1 P: 10	R: 1 E: 1 K: 2 S: 8	H: 0 LOB: 1 BB: 1 P: 12	R: 1 E: 0 K: 0 S: 6	H: 3 LOB: 2 BB: 0 P: 6	R: 1 E: 0 K: 1 S: 6	H: 1 LOB: 0 BB: 0 P: 6	R: 0 E: 0 K: 0 S: 4	H: 1 LOB: 1 BB: 0 P: 4	1B: 5 2B: 0 3B: 0 HR: 1	SF: 0 SAC: 0 DP: 0 HBP: 1	WP: 0 PA: 37 PB: 0 SB: 3 CS: 0						
PITCHER	IP	WLS	BF	H	R	ER	SO	BB	IBB	HBP	BLK	WP	HR	S	P	ERA	WHIP										
Mike Maddux, R (1, 1) ERA: 5.61	6.1	W	27	4	2	1	7	1	1	1	0	0	0	38	47	1.42	0.789										
Kent Tekulve, R (7, 1) ERA: 2.52	0.2		2	0	0	0	0	0	0	0	0	0	0	2	2	0.00	0.000										
Steve Bedrosian, R (8, 1) ERA: 3.31	2.0	S	8	2	1	1	1	0	0	0	0	0	1	10	10	4.50	1.000										

St. Louis Cardinals @ Philadelphia Phillies
Veterans Stadium, Philadelphia, PA
Thu Sep 18 1986, 7:05 PM EDT
Att: 12,847 - Unknown


AB 34
R 3
H 6
RBI 2
BB 2
SO 8
LOB 18



Batter	1	2	3	4	5	6	7	8	9	AB	R	H	RBI	BB	SO	LOB	BOTTOM										
Gary Redus, R (1, 7) OBP: 0.343, SLG: 0.449	K									3	1	2	1	1	1	0											
Juan Samuel, R (1, 4) OBP: 0.294, SLG: 0.440	K									4	1	1	1	0	1	3											
Von Hayes, L (1, 3) OBP: 0.385, SLG: 0.478										1	0	1	0	3	0	0											
Mike Schmidt, R (1, 5) OBP: 0.385, SLG: 0.562										2	0	0	1	1	0	2											
Glenn Wilson, R (1, 9) OBP: 0.311, SLG: 0.408	F3									4	0	0	0	0	0	5											
Ron Roenicke, S (1, 8) OBP: 0.382, SLG: 0.373 Milt Thompson, L (8, 8) OBP: 0.306, SLG: 0.357										3	1	1	0	0	1	2											
John Russell, R (1, 2) OBP: 0.305, SLG: 0.464										2	1	0	0	1	1	1											
Steve Jeltz, S (1, 6) OBP: 0.327, SLG: 0.268										3	0	0	0	1	1	3											
Mike Maddux, L (1, 1) OBP: 0.100, SLG: 0.053 Kent Tekulve, R (7, 1) Joe Boever, R (7, 1) ERA: 2.08										2	0	1	1	0	1	0											
Inning Stats	R: 0 E: 0 K: 2 S: 7	H: 2 LOB: 2 BB: 2 P: 15	R: 1 E: 0 K: 0 S: 5	H: 2 LOB: 2 BB: 1 P: 9	R: 0 E: 0 K: 1 S: 5	H: 0 LOB: 1 BB: 1 P: 9	R: 0 E: 0 K: 1 S: 4	H: 0 LOB: 0 BB: 0 P: 5	R: 2 E: 0 K: 0 S: 6	H: 3 LOB: 1 BB: 0 P: 6	R: 1 E: 0 K: 1 S: 6	H: 1 LOB: 1 BB: 1 P: 10	R: 0 E: 0 K: 0 S: 2	H: 0 LOB: 0 BB: 1 P: 6	R: 0 E: 0 K: 2 S: 7	H: 0 LOB: 1 BB: 1 P: 11	1B: 5 2B: 1 3B: 0 HR: 0	SF: 1 SAC: 1 DP: 1 HBP: 1	WP: 0 PA: 36 PB: 0 SB: 0 CS: 1								
PITCHER	IP	WLS	BF	H	R	ER	SO	BB	IBB	HBP	BLK	WP	HR	S	P	ERA	WHIP										
Greg Mathews, L (1, 1) ERA: 3.55	4.0	L	21	5	3	3	4	4	0	1	0	0	0	24	41	6.75	2.250										
Ray Sof, R (5, 1) ERA: 2.17	2.0		8	1	1	1	1	1	0	0	1	0	0	9	13	4.50	1.000										
Joe Boever, R (7, 1) ERA: 2.08	2.0		7	0	0	0	2	2	0	0	0	0	0	9	17	0.00	1.000										

St. Louis Cardinals @ Philadelphia Phillies
Veterans Stadium, Philadelphia, PA
Thu Sep 18 1986, 7:05 PM EDT
Att: 12,847 - Unknown

AB 26
R 4
H 6
RBI 4
BB 7
SO 7
LOB 17




Batter	1	2	3	4	5	6	7	8	9	10	11	AB	R	H	RBI	BB	SO	LOB	TOP							
Vince Coleman, S OBP: 0.307, SLG: 0.286	(1,7) X 0-0 L4-3 1B		X 0-0 F9		X 0-0 1B 1B		X 0-0 6-3		X 0-3 K		X 0-0 F9	6	1	2	0	0	1	1								
Wille McCree, S OBP: 0.313, SLG: 0.374	(1,8) X 0-0 L4-3 1-2 1B		X 0-0 E6 1B		X 0-0 F8 1-2 1B		X 0-3 K		X 0-0 6-3		X 0-3 K 1-2	6	0	1	0	0	2	2								
Tom Herr, S OBP: 0.334, SLG: 0.323	(1,4) B 4-0 1B BB		X 0-0 1B		X 0-0 1-3 1B		X 0-0 1-2 2-H 1B		X 0-0 S BB		X 0-0 1B	3	0	3	1	3	0	0								
Jim Lindeman, R OBP: 0.314, SLG: 0.424	(1,3) X 0-0 FC6		X 0-0 F4		X 0-0 F8		X 0-0 4-3		X 0-0 K		X 0-3 K	4	0	1	0	0	0	5								
Mike Laga, L OBP: 0.309, SLG: 0.508	(10, PH) (10, 3)		X 0-0 FC6 1B		X 0-0 F8		X 0-0 4-3		X 0-0 K		X 0-3 K	1	0	0	0	0	1	0								
Alan Knisely, R OBP: 0.340, SLG: 0.278	(11, PH) (11, 3)		X 0-0 FC6 1-2 1B		X 0-0 L4		X 0-0 F8		X 0-0 S 1B		X 0-0 4-3	5	1	1	0	0	0	4								
Terry Pendleton, S OBP: 0.280, SLG: 0.302	(1,5) X 0-0 FC6 1-2 1B		X 0-0 F4		X 0-0 G3		X 0-0 G5-4-3 1B		X 0-3 K 1-2		X 0-0 2B	5	0	2	0	0	1	1								
Andy Van Slyke, L OBP: 0.345, SLG: 0.431	(1,9)		X 0-0 F4		X 0-0 G3		X 0-0 G5-4-3 1B		X 0-3 K 1-2		X 0-0 2B	5	0	2	0	0	1	1								
Ozzie Smith, S OBP: 0.389, SLG: 0.323	(1,6)		X 0-0 F3		X 0-0 1B		X 0-0 G5-4-3 1-2 1B		X 0-0 S 1B 2-H		X 4-0 IBB	4	0	2	1	1	0	1								
Michael LaValliere, L OBP: 0.119, SLG: 0.123	(1,2)		X 0-0 F5		X 0-0 F8		X 0-0 BB		X 0-3 K 1-2		X 0-3 K	3	0	0	0	1	1	2								
Curt Ford, L OBP: 0.320, SLG: 0.387	(10, PH)		X 0-0 F5		X 0-0 F8		X 0-0 BB		X 0-3 K 1-2		X 0-3 K	1	0	0	0	0	1	2								
Steve Lake, R OBP: 0.323, SLG: 0.371	(10, 2)		X 0-0 F5		X 0-0 F8		X 0-0 BB		X 0-3 K 1-2		X 0-3 K	0	0	0	0	0	0	0								
Danny Cox, R OBP: 0.143, SLG: 0.429	(1,1)		X 0-0 4-3		X 0-0 6-3		X 0-0 4-3		X 0-3 K		X 4-0 S BB	4	0	0	0	0	1	2								
Todd Worrell, R OBP: 0.143, SLG: 0.429	(9, 1)		X 0-0 4-3		X 0-0 6-3		X 0-0 4-3		X 0-3 K		X 4-0 S BB	0	0	0	0	0	0	0								
Fred Manrique, R OBP: 0.296, SLG: 0.267	(11, PH)		X 0-0 4-3		X 0-0 6-3		X 0-0 4-3		X 0-3 K		X 4-0 S BB	0	0	0	0	1	0	0								
Pat Perry, L OBP: 0.296, SLG: 0.267	(11, 1)		X 0-0 4-3		X 0-0 6-3		X 0-0 4-3		X 0-3 K		X 4-0 S BB	0	0	0	0	0	0	0								
Inning Stats	R: 0 E: 0 K: 0 S: 4	H: 2 LOB: 2 BB: 1 P: 8	R: 0 E: 0 K: 0 S: 3	H: 0 LOB: 0 BB: 0 P: 3	R: 0 E: 1 K: 0 S: 5	H: 1 LOB: 2 BB: 0 P: 5	R: 0 E: 0 K: 0 S: 4	H: 1 LOB: 1 BB: 0 P: 4	R: 1 E: 0 K: 0 S: 6	H: 3 LOB: 2 BB: 0 P: 6	R: 0 E: 0 K: 1 S: 3	H: 0 LOB: 1 BB: 1 P: 9	R: 0 E: 0 K: 3 S: 11	H: 2 LOB: 1 BB: 0 P: 11	R: 0 E: 0 K: 1 S: 5	H: 1 LOB: 0 BB: 0 P: 5	R: 0 E: 0 K: 2 S: 8	H: 1 LOB: 2 BB: 1 P: 12	R: 0 E: 0 K: 2 S: 7	H: 0 LOB: 2 BB: 2 P: 15	1B: 11 2B: 2 3B: 0 HR: 0	SF: 0 SAC: 0 DP: 2 HBP: 0	WP: 0 PB: 0 SB: 4 CS: 0	PA: 49		
PITCHER	IP 5.0	WLS 23	BF 23	H 7	R 1	ER 1	SO 0	BB 1	IBB 0	HBP 0	BLK 0	WP 0	HR 0	S 22	P 26	ERA 1.80	WHIP 1.600									
Bob Owcinko, L ERA: 1.8	(1, 1)																									
Andy McGaffigan, R ERA: 2.78	(6, 1)																									
Randy St. Claire, R ERA: 4.05	(10, 1)																									
Bob McClure, L ERA: 3.15	(11, 1)																									

St. Louis Cardinals @ Montreal Expos
Olympic Stadium, Montreal, QB
Fri Sep 19 1986, 7:05 PM EDT
Att: 7,261 - Unknown

livebaseballscorecards.com

AB 43
R 2
H 12
RBI 2
BB 6
SO 9
LOB 22




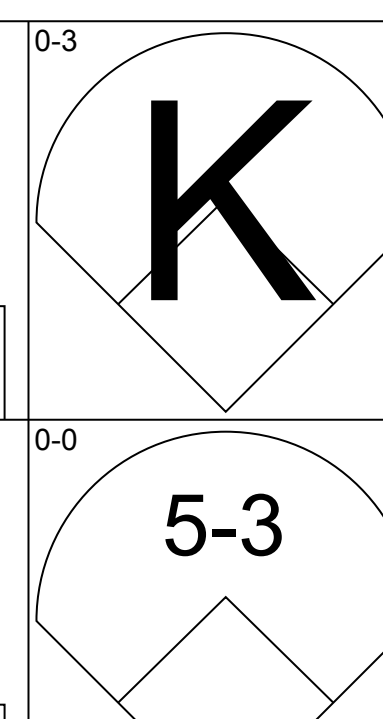
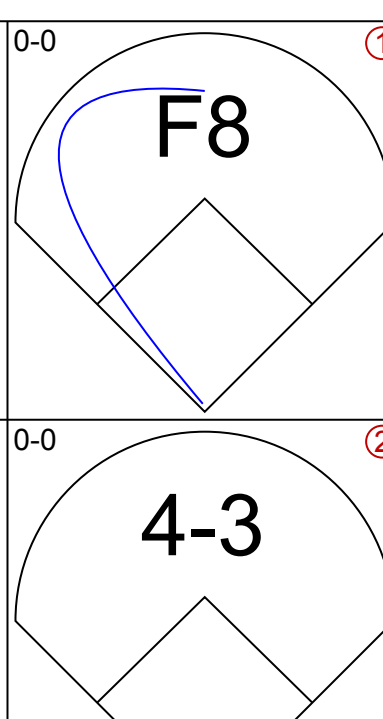
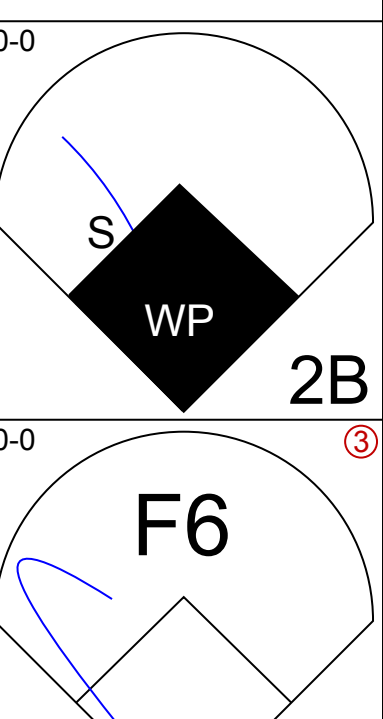
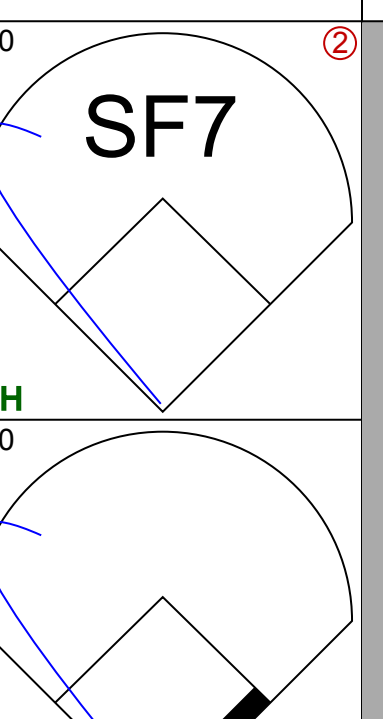
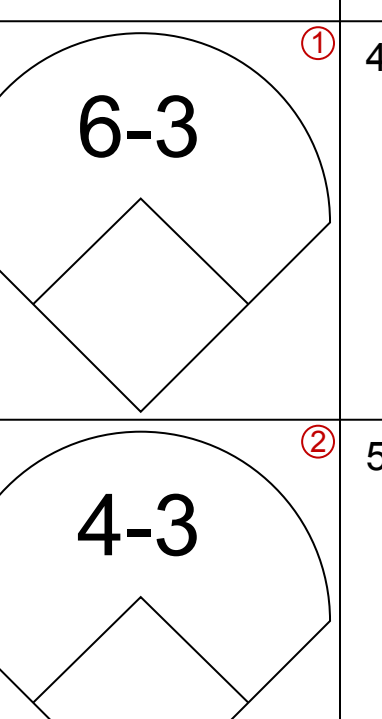

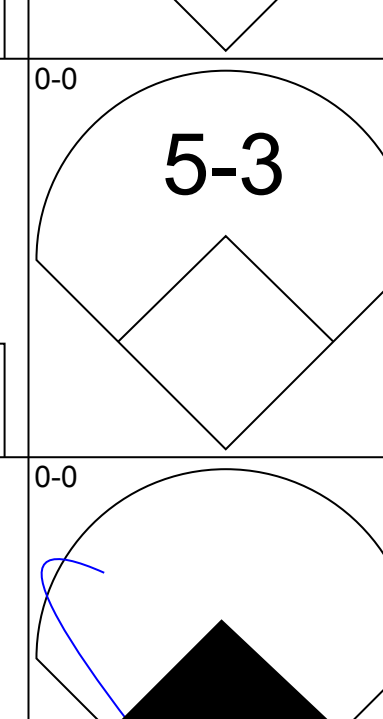
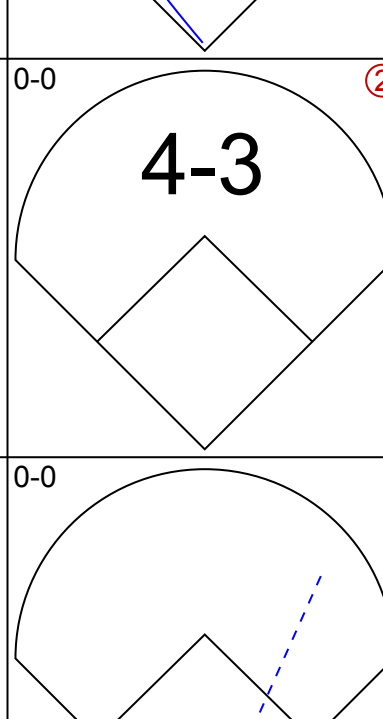
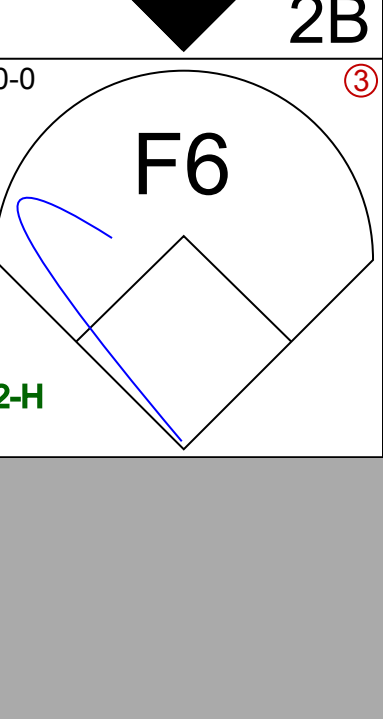
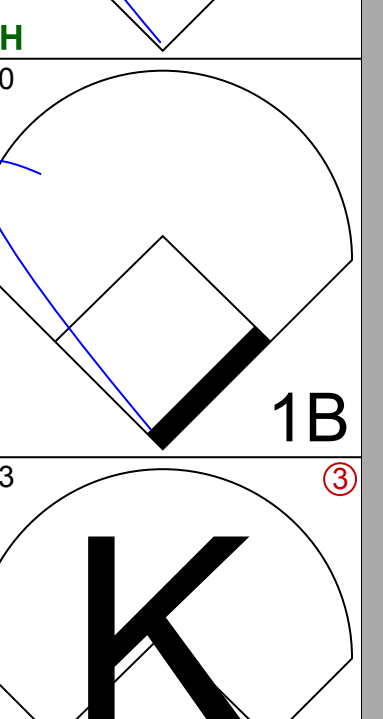
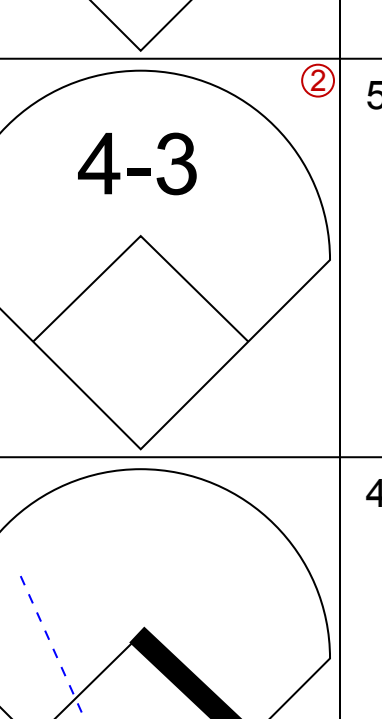
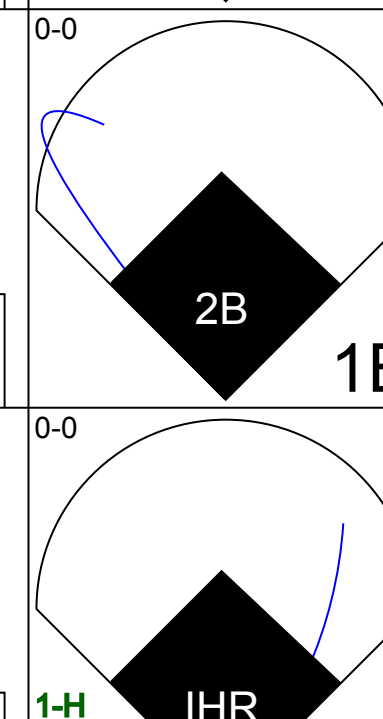
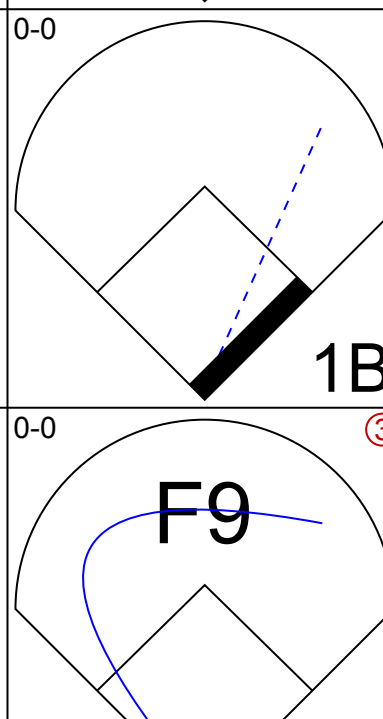

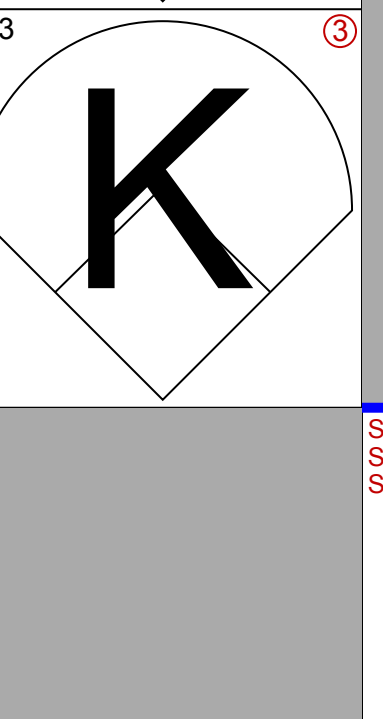
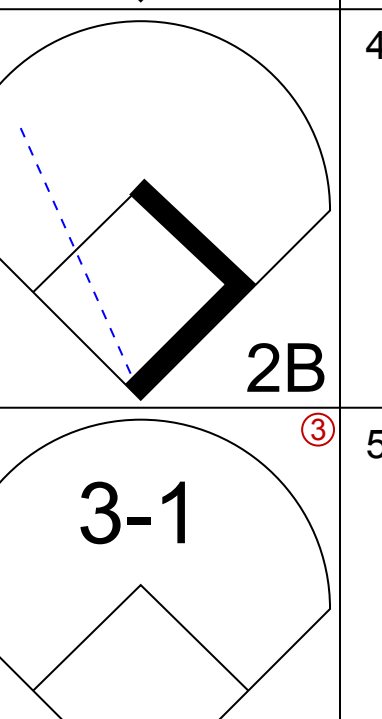
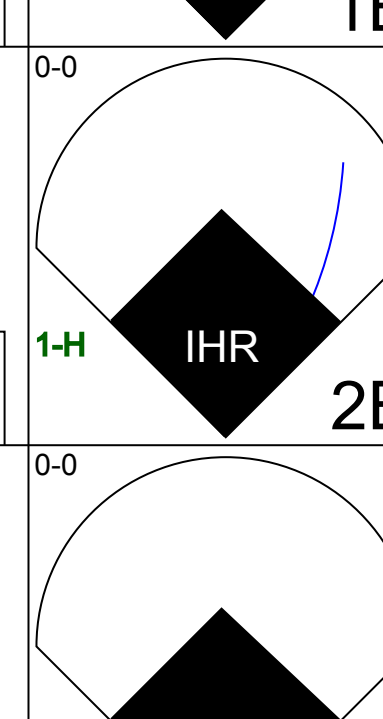
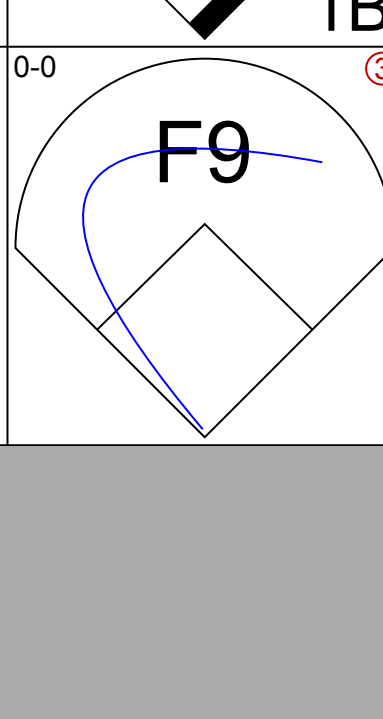


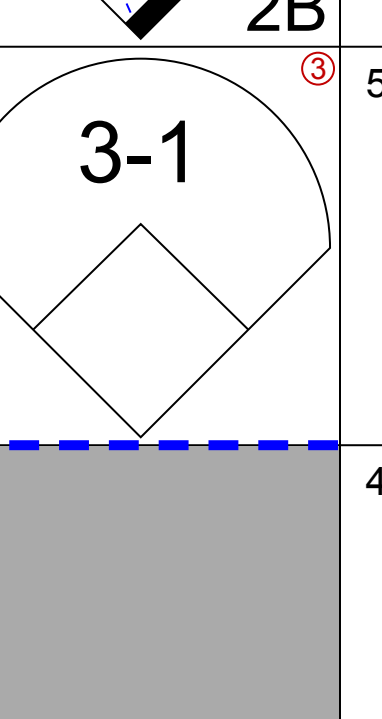
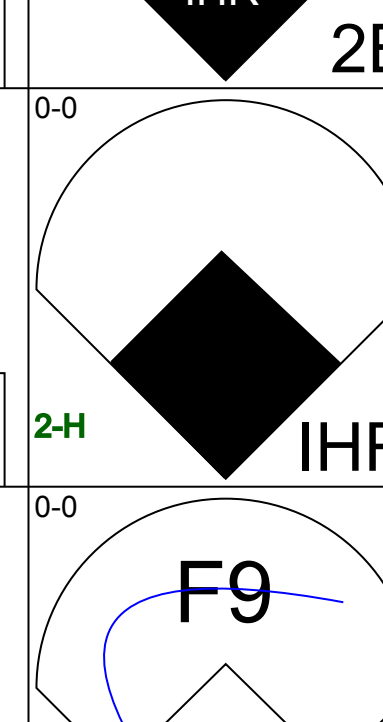
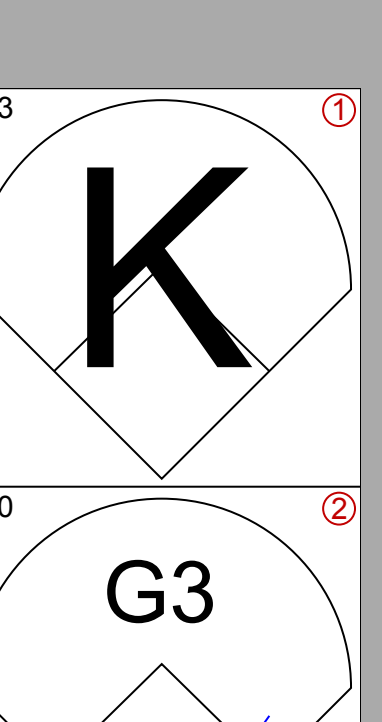
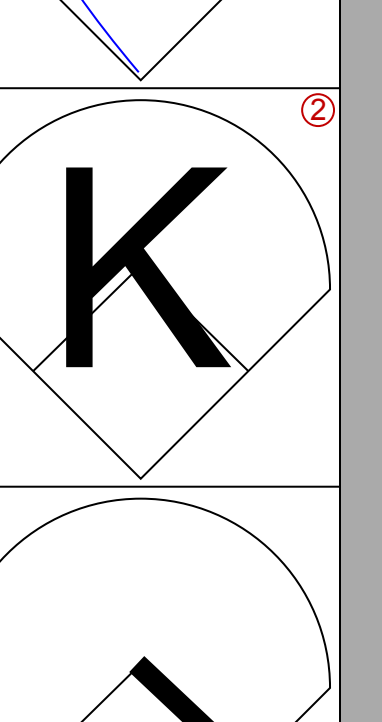
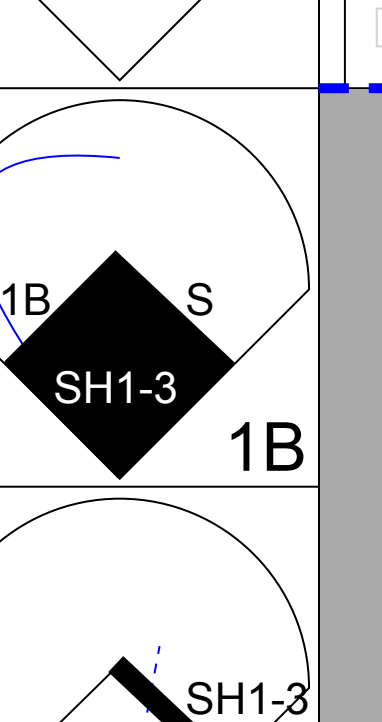
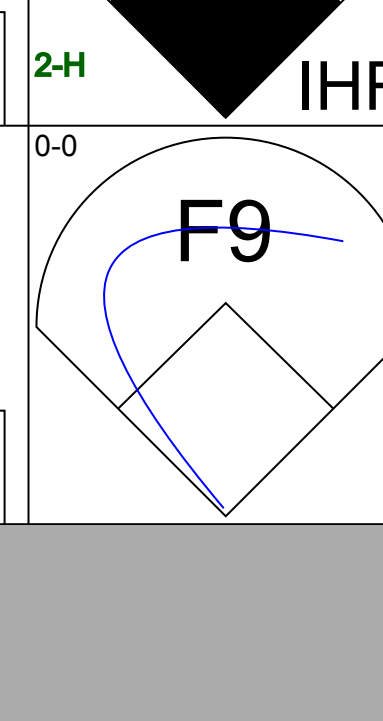
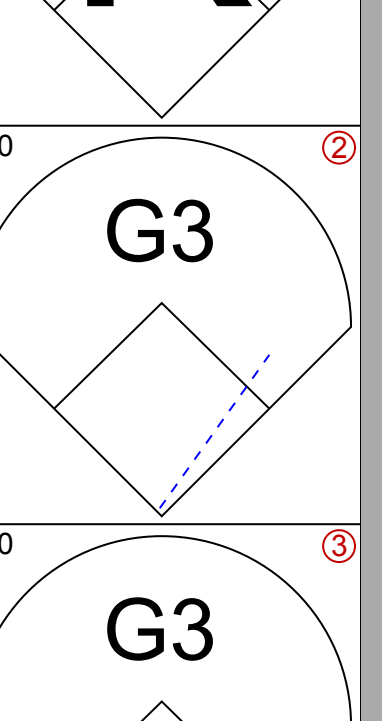
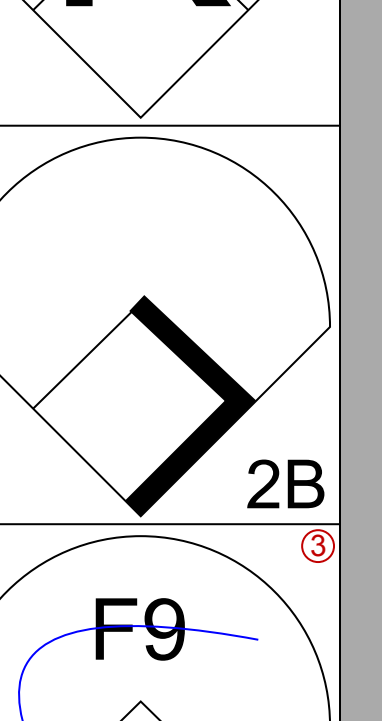
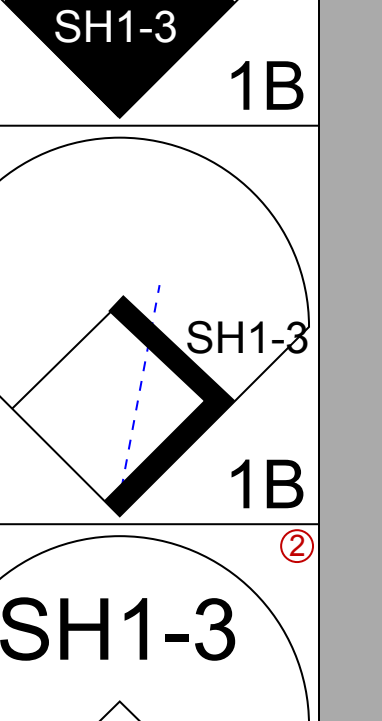
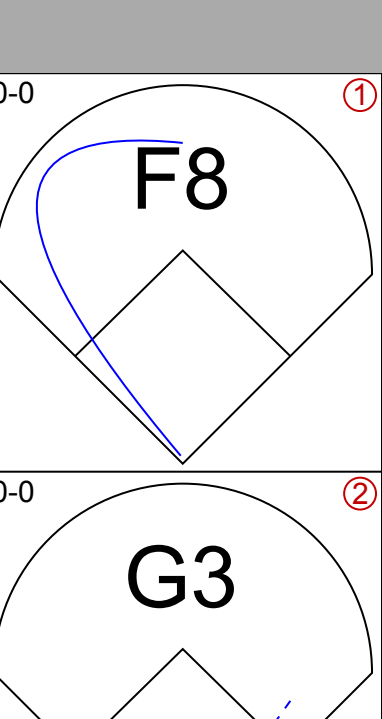
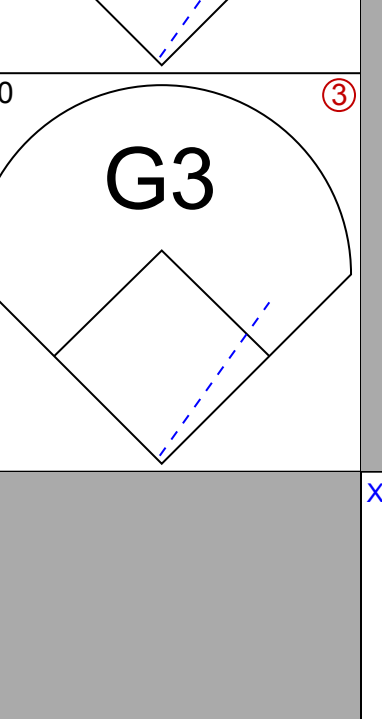
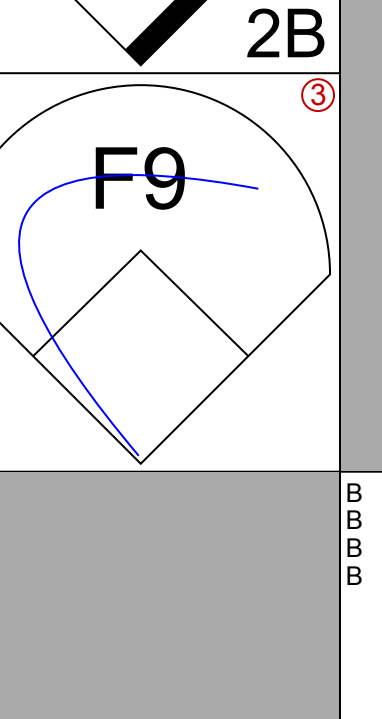
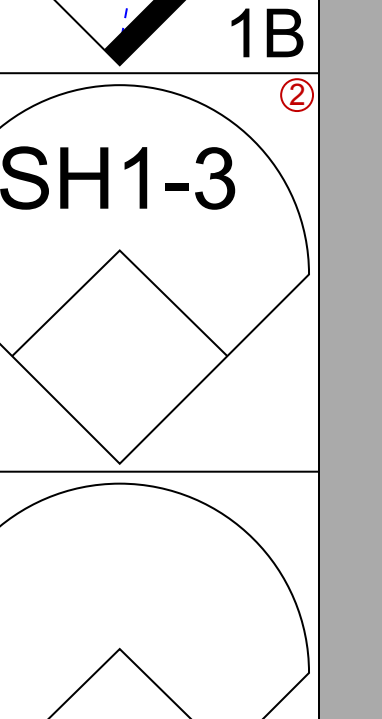
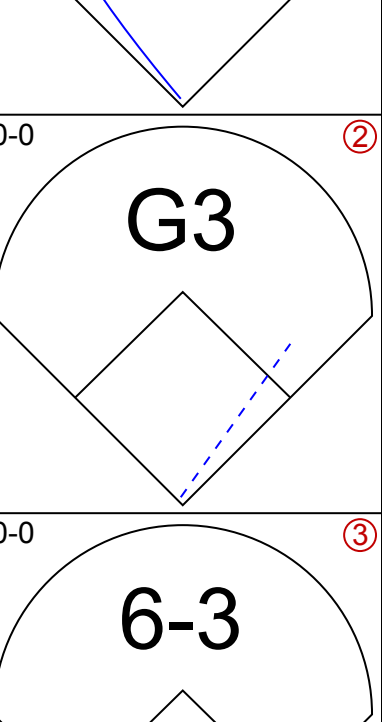
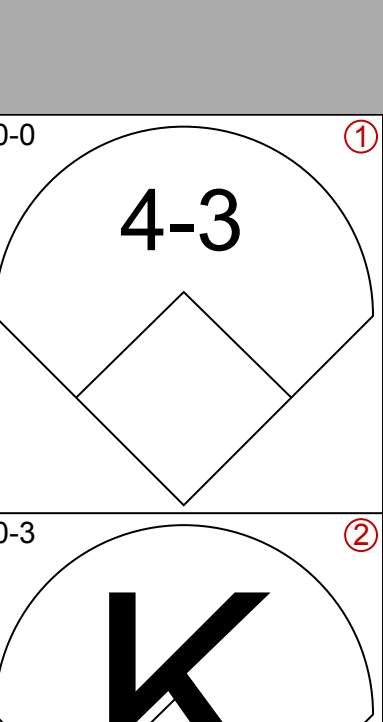
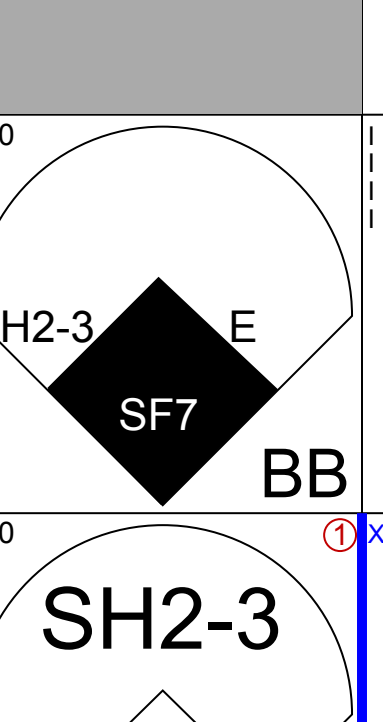


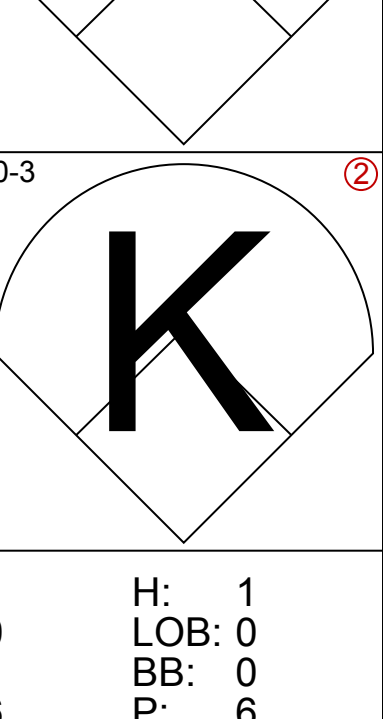
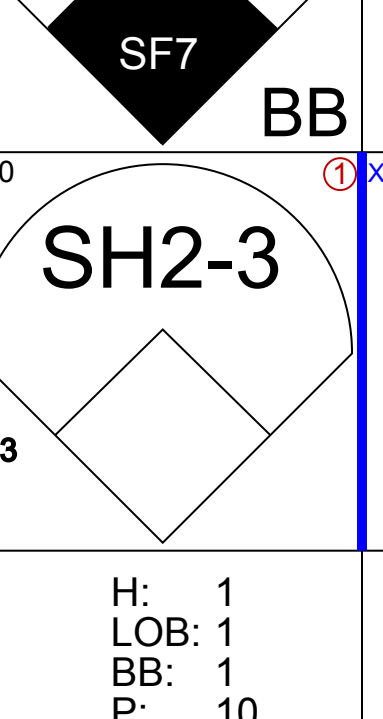

Batter	1	2	3	4	5	6	7	8	9	10	11	AB	R	H	RBI	BB	SO	LOB	BOTTOM						
Casey Candaele, S OBP: 0.340, SLG: 0.333	(1,4) X 0-0 CS 1B		X 0-0 FC6-4 E S 1-2 1B		X 0-0 L5-4 BB 1B		X 0-0 F5		X 0-0 4-3		X 0-0 1-2 2-3 3-H 1B	6	0	3	1	0	0	4							
Mitch Webster, S OBP: 0.363, SLG: 0.437	(1,8) X 0-0 F5		X 0-0 F9 1-3		X 4-0 BB		X 0-0 F8 1-2		X 0-0 F7		X 0-0 F7	4	0	0	0	1	0	3							
Tim Raines, S OBP: 0.407, SLG: 0.477	(1,7) X 0-0 S 1B 1-2		X 0-0 F9		X 4-0 1B S FC1-4 BB 2-3		X 0-0 L5-4		X 0-0 F8		X 0-0 4-3	4	1	1	0	1	0	2							
Andre Dawson, R OBP: 0.327, SLG: 0.465	(1,9) X 0-0 1B		X 0-0 F7		X 0-0 FC1-4 1B		X 0-0 F7		X 0-0 5-3		X 0-0 1B 1B	5	0	3	0	0	0	1							
Wayne Krenchicki, L OBP: 0.308, SLG: 0.315	(1,5)		X 0-0 F9		X 0-0 FC1-4 G3 1B 1-2 3-H		X 4-0 CS BB		X 0-0 4-3		X 0-0 1B 1B	3	0	0	1	1	0	1							
Rene Gonzales, R OBP: 0.182, SLG: 0.182	(9, 5)		X 0-0 F9		X 0-0 FC1-4 G3 1B 1-2 3-H		X 4-0 CS BB		X 0-0 4-3		X 0-0 1B 1B	1	0	1	0	0	0	0							
Andres Gattuso, R OBP: 0.348, SLG: 0.417	(1, 3)		X 0-0 F9		X 0-0 FC1-4 G3 1B 1-2 3-H		X 4-0 CS BB		X 0-0 4-3		X 0-0 1B 1B	3	0	2	0	1	1	1							
Al Newman, S OBP: 0.297, SLG: 0.243	(9, PR)		X 0-0 F9		X 0-0 FC1-4 G3 1B 1-2 3-H		X 4-0 CS BB		X 0-0 4-3		X 0-0 1B 1B	0	1	0	0	0	0	0							
Randy St. Claire, R OBP: 0.298, SLG: 0.388	(10, 1)		X 0-0 F9		X 0-0 FC1-4 G3 1B 1-2 3-H		X 4-0 CS BB		X 0-0 4-3		X 0-0 1B 1B	0	0	0	0	0	0	0							
Jim Wohlford, R OBP: 0.298, SLG: 0.388	(10, PH)		X 0-0 F9		X 0-0 FC1-4 G3 1B 1-2 3-H		X 4-0 CS BB		X 0-0 4-3		X 0-0 1B 1B	1	0	0	0	0	0	2							
Bob McClure, R OBP: 0.337, SLG: 0.333	(11, 1)		X 0-0 F9		X 0-0 FC1-4 G3 1B 1-2 3-H		X 4-0 CS BB		X 0-0 4-3		X 0-0 1B 1B	0	0	0	0	0	0	0							
Tom Foley, L OBP: 0.333, SLG: 0.366	(1,6)		X 0-0 G4-6-3 1-2 1B		X 0-0 G3		X 0-0 F9		X 0-3 K		X 4-0 1B BB	4	1	0	0	1	1	5							
Wilfredo Tejada, R OBP: 0.348, SLG: 0.333	(1, 2)		X 0-0 5-3		X 0-0 CS		X 4-0 CS		X 0-0 K		X 0-0 1B BB	1	0	0	0	1	0	0							
Herm Winningham, L OBP: 0.276, SLG: 0.339	(7, PH)		X 0-0 5-3		X 0-0 CS		X 4-0 CS		X 0-0 K		X 0-0 1B BB	0	0	0	0	1	0	0							
Randy Hunt, R OBP: 0.250, SLG: 0.211	(8, 2)		X 0-0 5-3		X 0-0 CS		X 4-0 CS		X 0-0 K		X 0-0 1B BB	0	0	0	0	0	0	0							
Wallace Johnson, S OBP: 0.342, SLG: 0.375	(9, PH) (10, 3)		X 0-0 5-3		X 0-0 CS		X 4-0 CS		X 0-0 K		X 0-0 1B BB	2	0	2	0	0	0	0							
Bob Owcinko, L OBP: 0.500, SLG: 0.500	(1, 1)		X 0-0 5-3		X 0-0 CS		X 4-0 CS		X 0-0 K		X 0-0 1B BB	2	0	1	0	0	1	3							
Andy McGaffigan, R OBP: 0.091, SLG: 0.063	(6, 1)		X 0-0 5-3		X 0-0 CS		X 4-0 CS		X 0-0 K		X 0-0 1B BB	1	0	0	0	0	1	1							
George Wright, S OBP: 0.293, SLG: 0.284	(9, PH)		X 0-0 5-3		X 0-0 CS		X 4-0 CS		X 0-0 K		X 0-0 1B BB	0	0	0	1	0	0	0							
Dann Bilardello, R OBP: 0.226, SLG: 0.247	(10, 2)		X 0-0 5-3		X 0-0 CS		X 4-0 CS		X 0-0 K		X 0-0 1B BB	0	0	0	0	1	0	0							
Inning Stats	R: 0 E: 0 K: 0 S: 4	H: 3 LOB: 2 BB: 0 P: 4	R: 0 E: 0 K: 0 S: 2	H: 0 LOB: 0 BB: 1 P: 6	R: 0 E: 0 K: 0 S: 4	H: 1 LOB: 1 BB: 0 P: 4	R: 1 E: 0 K: 1 S: 7	H: 2 LOB: 3 BB: 2 P: 15	R: 0 E: 0 K: 0 S: 3	H: 0 LOB: 0 BB: 1 P: 8	R: 0 E: 0 K: 1 S: 5	H: 0 LOB: 1 BB: 1 P: 9	R: 0 E: 0 K: 0 S: 3	H: 0 LOB: 0 BB: 0 P: 3	R: 1 E: 0 K: 1 S: 7	H: 2 LOB: 2 BB: 0 P: 7	R: 0 E: 0 K: 0 S: 5	H: 2 LOB: 2 BB: 1 P: 5	R: 1 E: 0 K: 0 S: 2	H: 2 LOB: 3 BB: 2 P: 10	1B: 13 2B: 1 3B: 0 HR: 0	SF: 1 SAC: 0 DP: 2 HBP: 0	WP: 0 PB: 0 SB: 4 CS: 2	PA: 47	
PITCHER	IP 8.0	WLS 7	BF 32	H 4	R 1	ER 1	SO 3	BB 5	IBB 1	HBP 0	BLK 0	WP 0	HR 0	S 32	P 56	ERA 1.12	WHIP 1.500								
Danny Cox, R ERA: 3.05	(1, 1)																								
Todd Worrell, R ERA: 2.08	(9, 1)																								
Pat Perry, L ERA: 3.66	(11, 1)																								

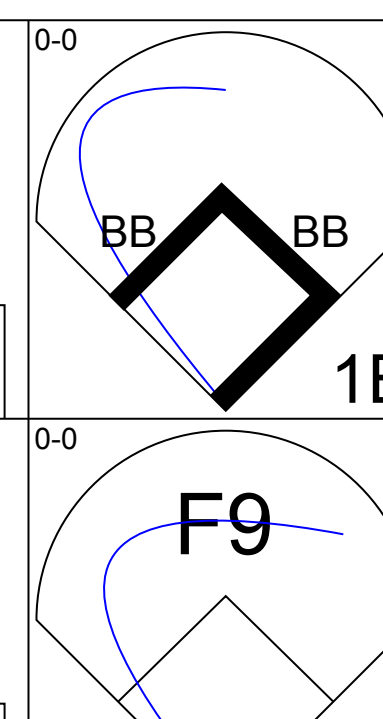
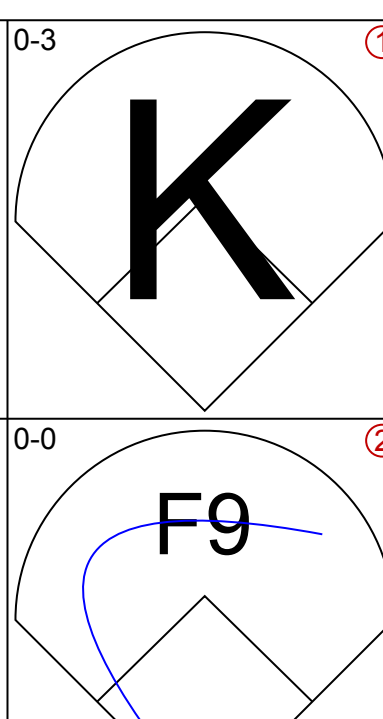
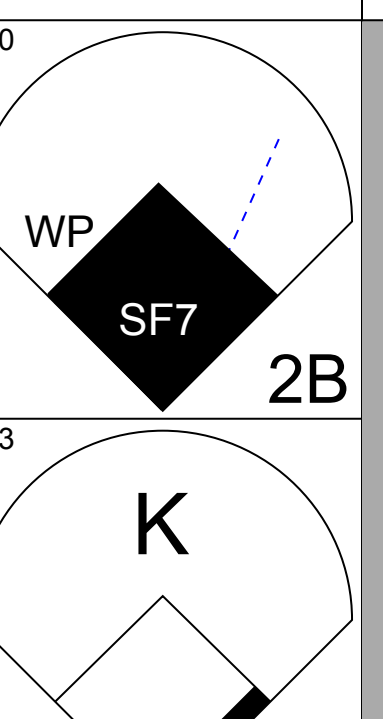
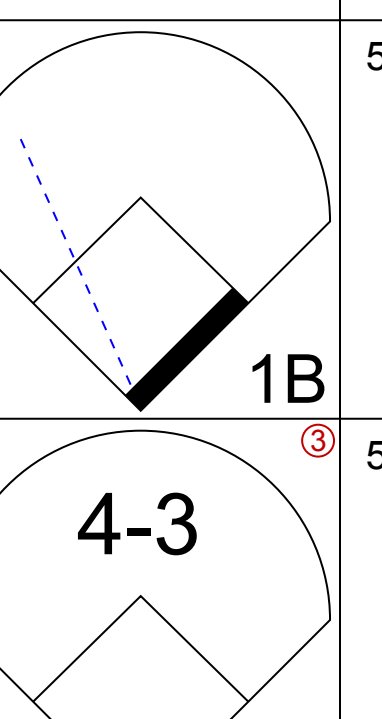

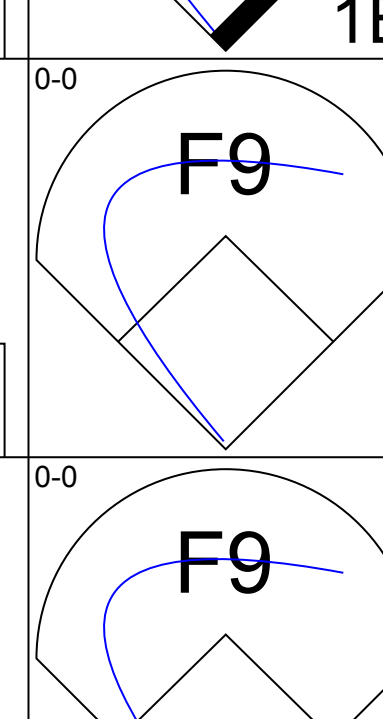
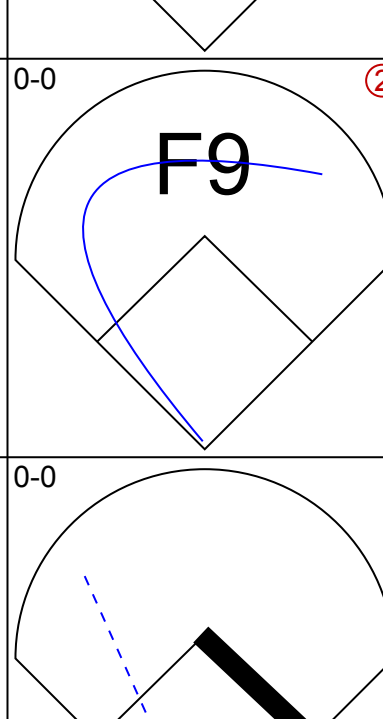
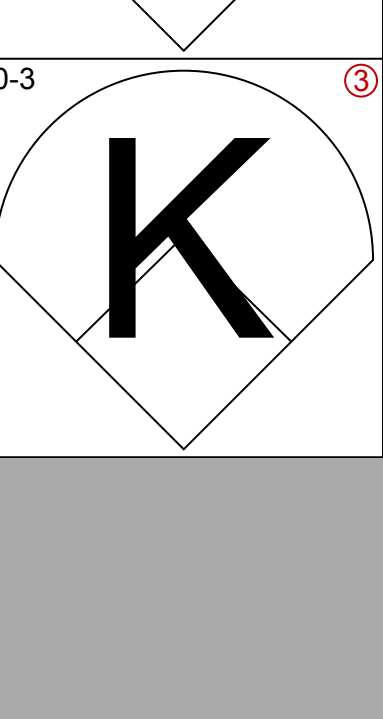
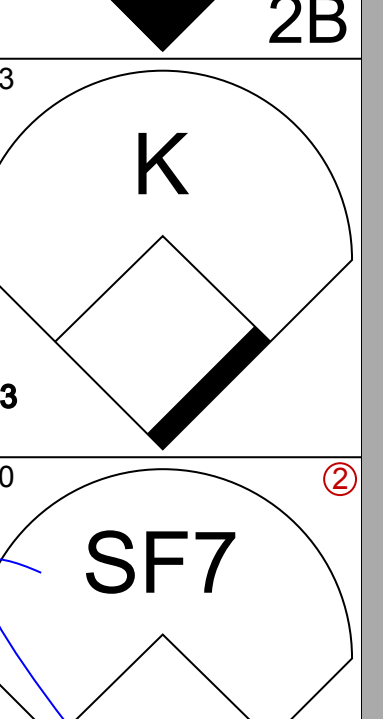
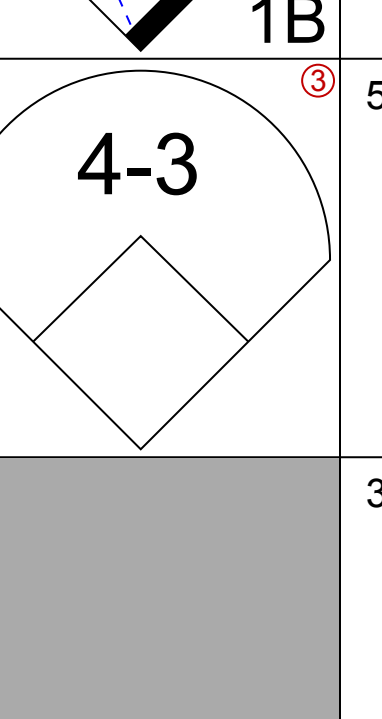
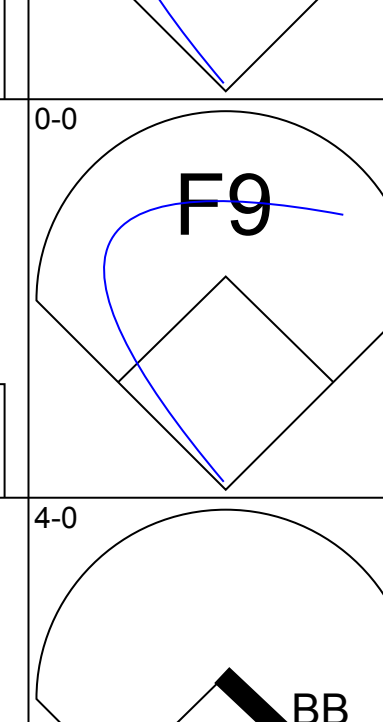
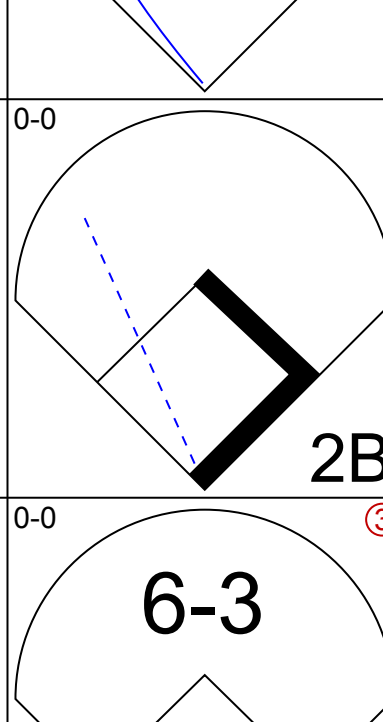

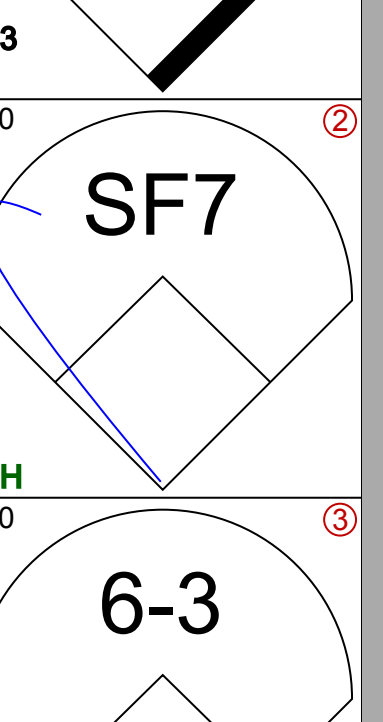
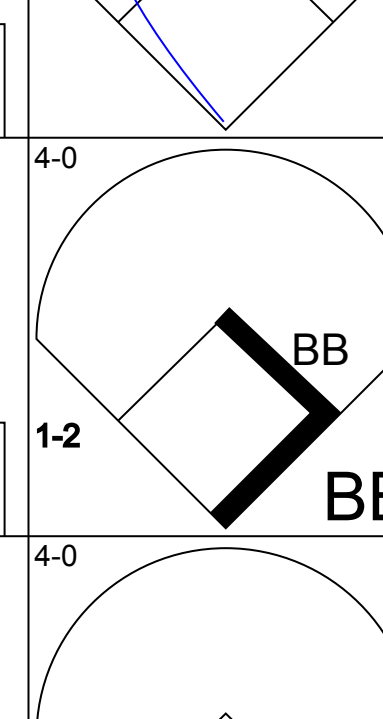
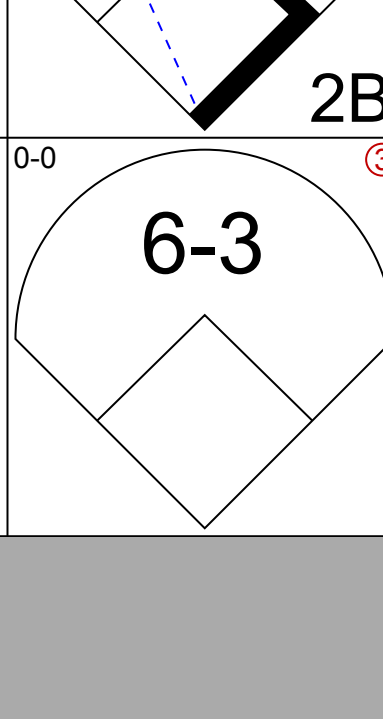

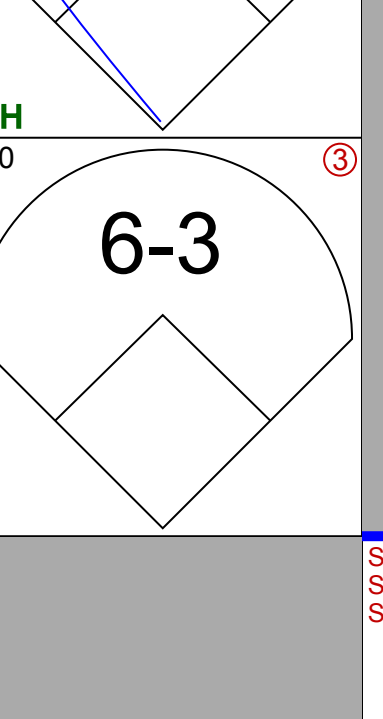
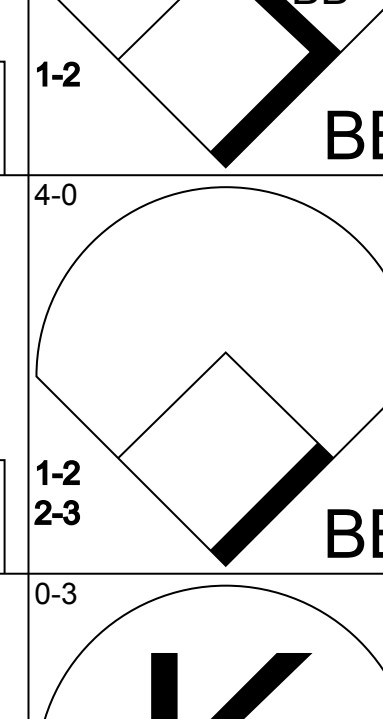
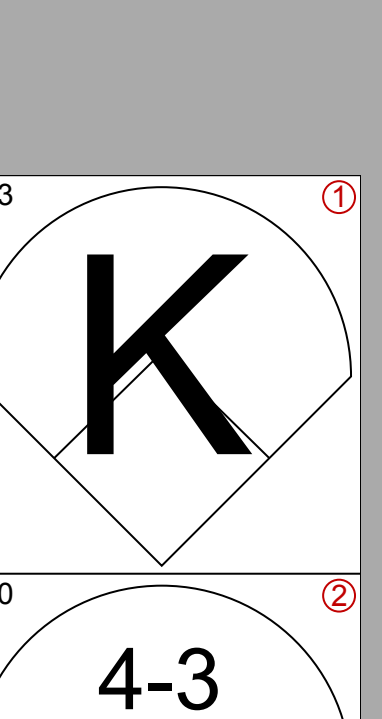
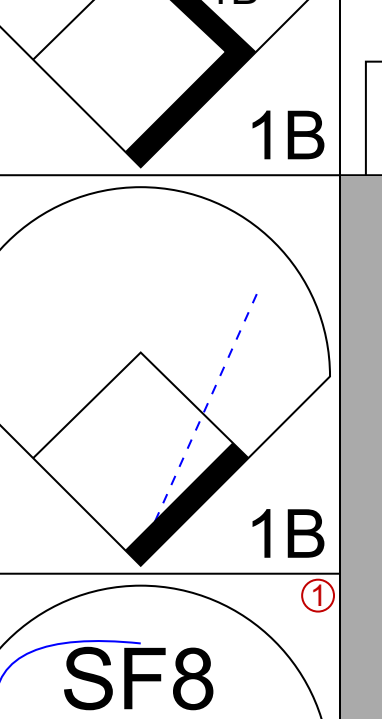
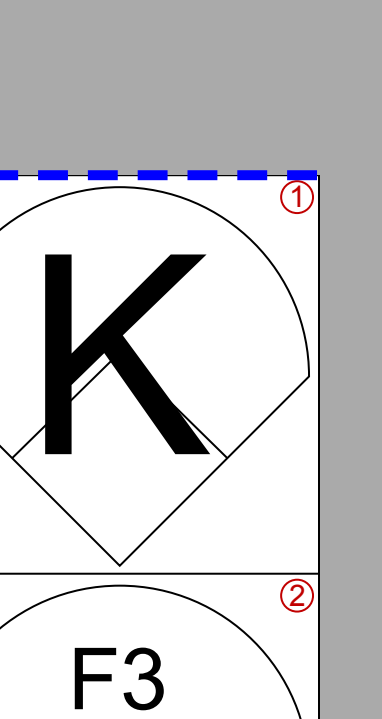
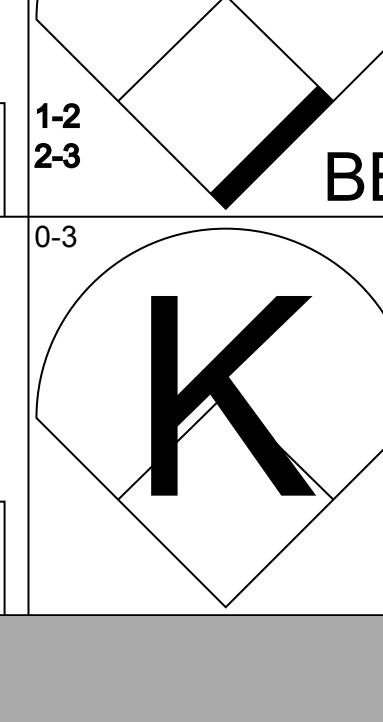
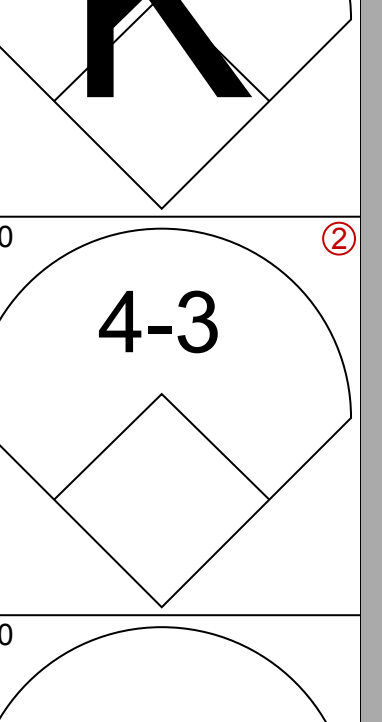
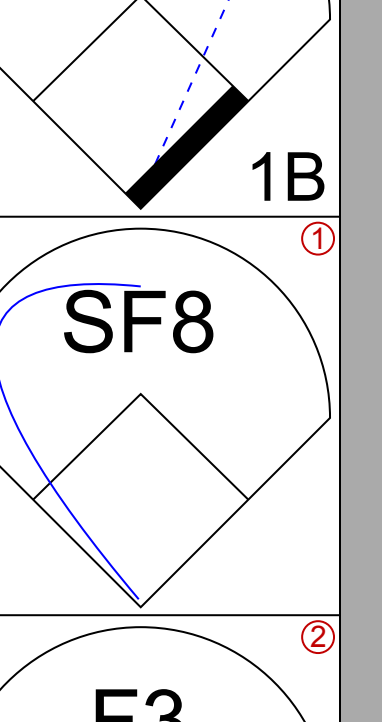
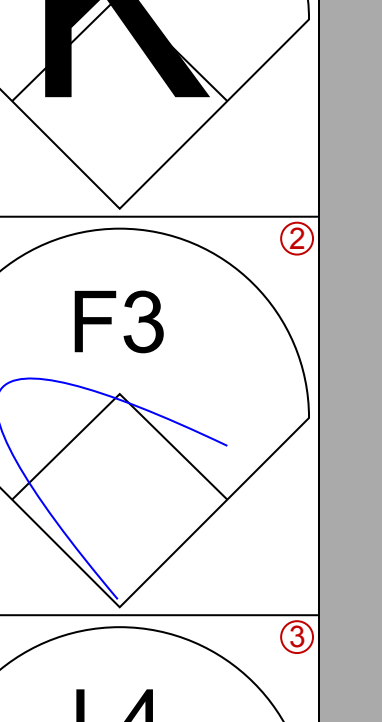
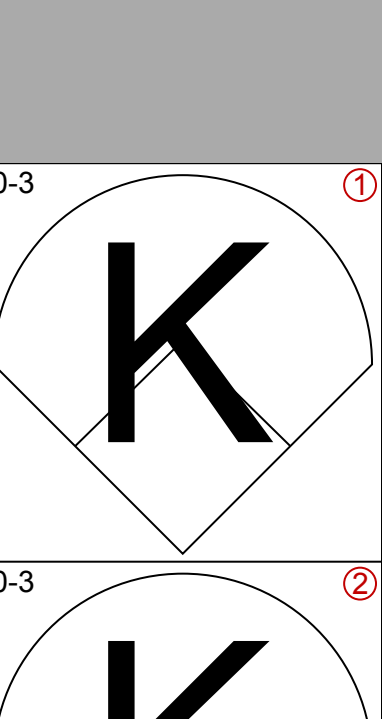
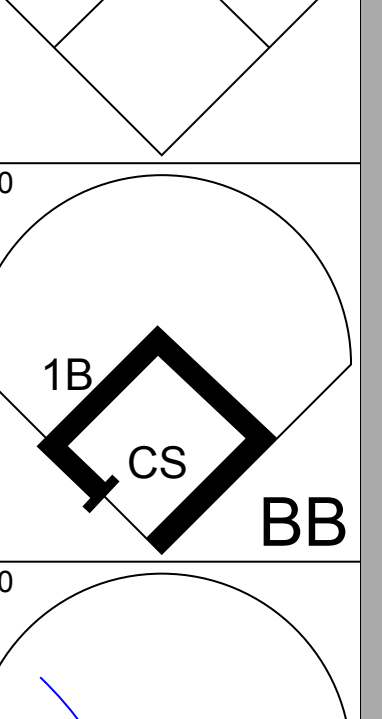
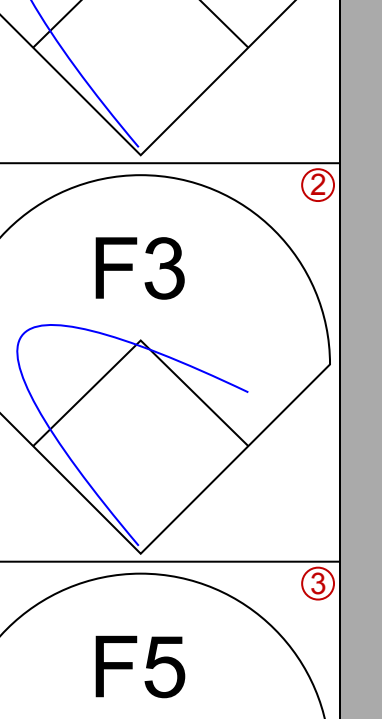
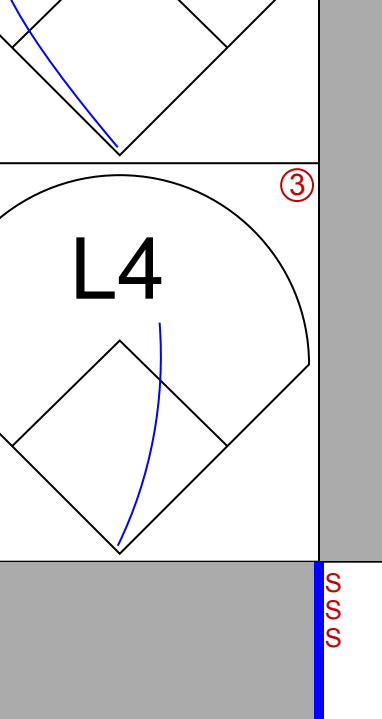
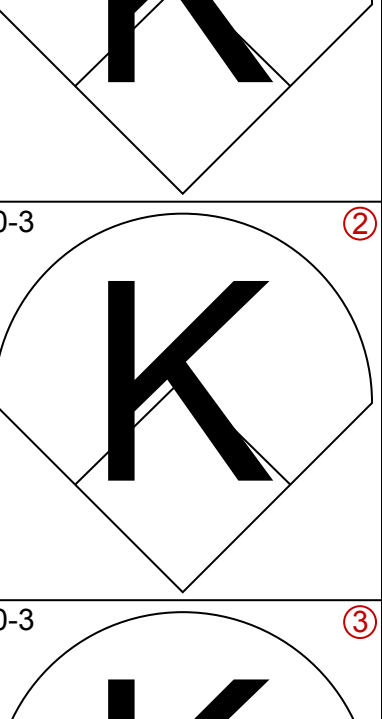
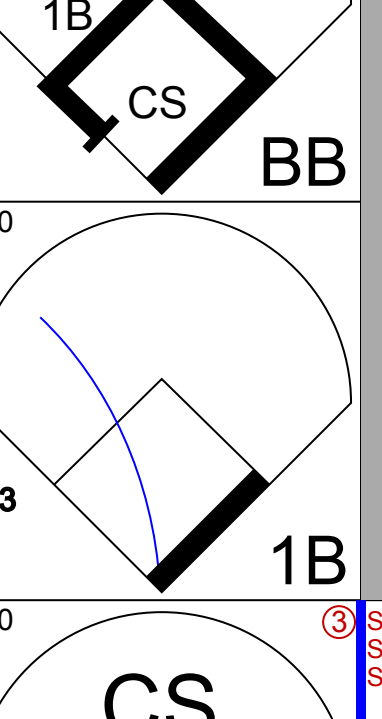
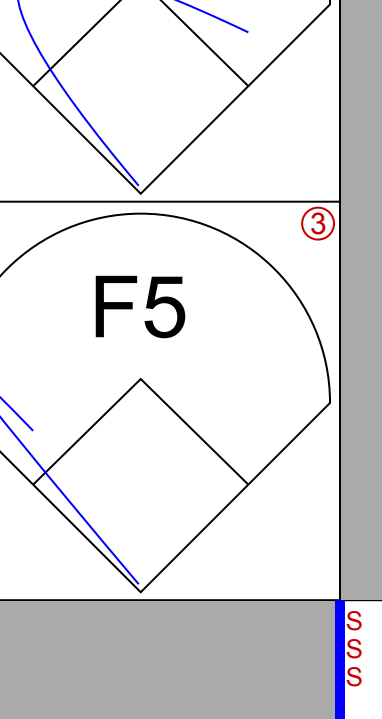
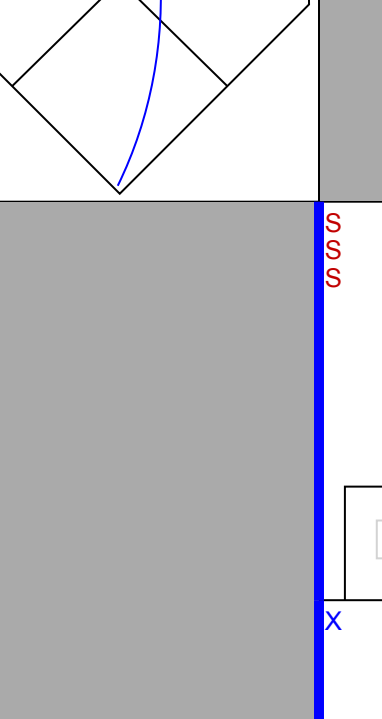
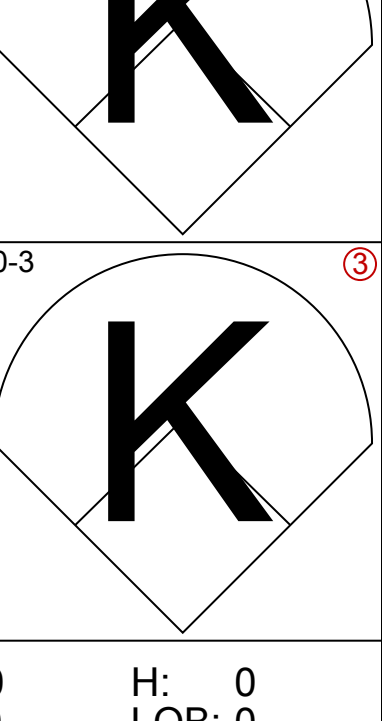
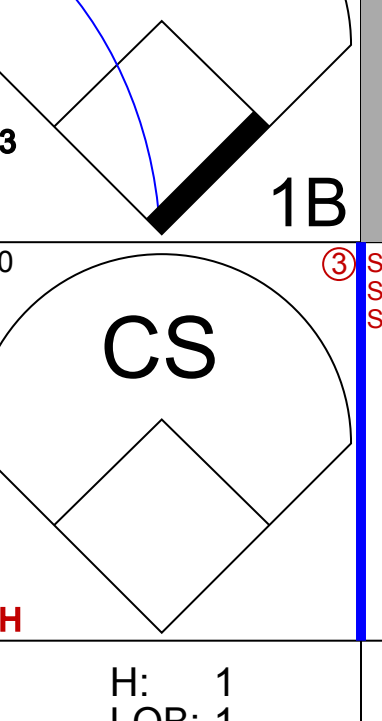
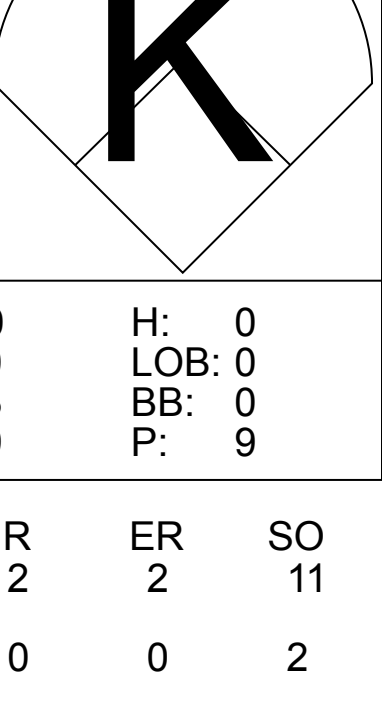
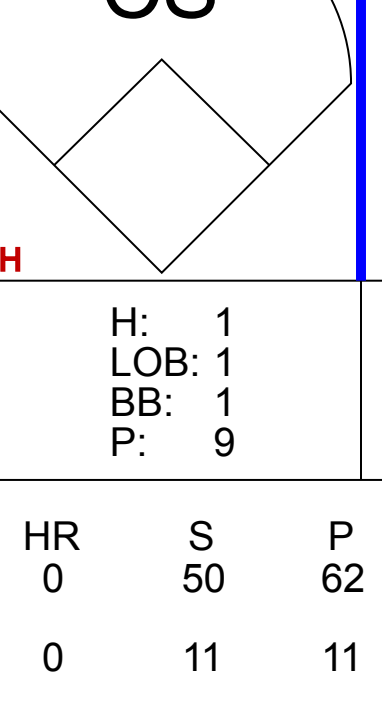
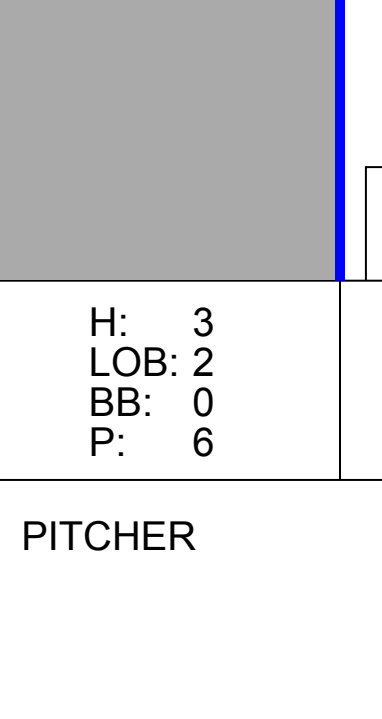
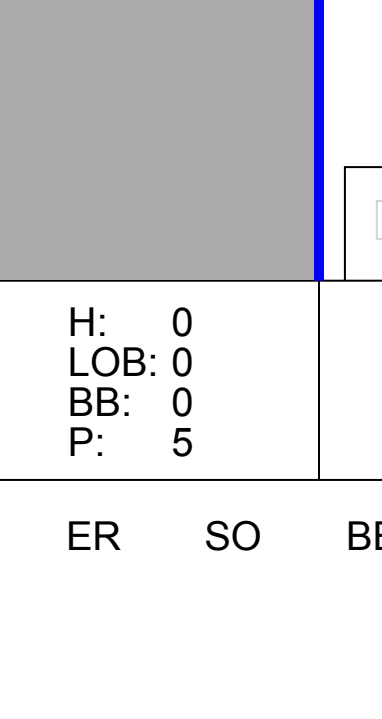
St. Louis Cardinals @ Montreal Expos
Olympic Stadium, Montreal, QB
Fri Sep 19 1986, 7:05 PM EDT
Att: 7,261 - Unknown

livebaseballscorecards.com

AB 37
R 3
H 13
RBI 3
BB 8
SO 4
LOB 23



Batter	1	2	3	4	5	6	7	8	9	AB	R	H	RBI	BB	SO	LOB	TOP					
Vince Coleman, S OBP: 0.306, SLG: 0.287 (1, 7)										4	1	1	1	0	1	0	St. Louis Cardinals @ Montreal Expos Olympic Stadium, Montreal, QB Sun Sep 21 1986, 3:33 AM EDT Att: 10,686 - Unknown livebaseballscores.com AB 34 R 7 H 10 RBI 6 BB 3 SO 6 LOB 8 					
Willie McGee, S OBP: 0.312, SLG: 0.371 (1, 8)										5	0	1	0	0	0	0						
Tom Herr, S OBP: 0.340, SLG: 0.331 (1, 4)										4	2	3	0	1	1	1						
Mike Laga, L OBP: 0.299, SLG: 0.486 (1, 3)										5	1	1	1	0	1	3						
Andy Van Slyke, L OBP: 0.345, SLG: 0.440 (1, 9)										4	2	2	2	0	2	1						
Terry Pendleton, S OBP: 0.281, SLG: 0.305 (1, 5)										4	0	2	1	0	0	0						
Michael LaValliere, L OBP: 0.317, SLG: 0.298 (1, 2)										3	0	0	1	0	0	1						
José Oquendo, S OBP: 0.361, SLG: 0.338 (1, 6)										2	1	0	0	2	0	0						
Tim Conroy, L OBP: 0.233, SLG: 0.222 (8, PH)										2	0	0	0	0	1	0						
Curt Ford, L OBP: 0.319, SLG: 0.365 (8, 1)										1	0	0	0	0	0	2						
Ray Sofl, R (8, 1)										0	0	0	0	0	0	0						
Inning Stats	R: 3 E: 0 K: 1 S: 8	H: 3 LOB: 0 BB: 0 P: 8	R: 0 E: 0 K: 0 S: 3	H: 0 LOB: 0 BB: 0 P: 3	R: 0 E: 0 K: 0 S: 4	H: 1 LOB: 1 BB: 0 P: 4	R: 0 E: 0 K: 1 S: 5	H: 0 LOB: 0 BB: 0 P: 5	R: 1 E: 0 K: 1 S: 6	H: 1 LOB: 1 BB: 1 P: 6	R: 1 E: 0 K: 1 S: 6	H: 1 LOB: 1 BB: 1 P: 10	R: 1 E: 1 K: 1 S: 6	H: 1 LOB: 1 BB: 1 P: 10	R: 1 E: 0 K: 1 S: 7	H: 2 LOB: 2 BB: 1 P: 11	R: 0 E: 0 K: 0 S: 4	H: 1 LOB: 1 BB: 0 P: 4	1B: 5 2B: 4 3B: 0 HR: 1	SF: 1 SAC: 2 DP: 0 HBP: 0	WP: 1 PB: 0 SB: 3 CS: 0	PA: 40
PITCHER	IP WLS BF H R ER SO BB IBB HBP BLK WP HR S P ERA WHIP																					
Jay Tibbs, R ERA: 3.93 (1, 1)	5.0 L 20 5 4 4 3 0 0 0 0 0 1 0 26 26 7.20 1.000																					
Bert Roberge, R ERA: 8.75 (6, 1)	2.0 10 2 2 2 2 2 0 0 0 0 0 0 12 20 9.00 2.000																					
Curt Brown, R ERA: 6.0 (8, 1)	2.0 10 3 1 1 1 0 1 0 0 0 0 0 11 15 4.50 1.500																					

Batter	1	2	3	4	5	6	7	8	9	AB	R	H	RBI	BB	SO	LOB	BOTTOM					
Casey Candaele, S OBP: 0.339, SLG: 0.353 (1, 4)										5	1	3	0	0	2	0	St. Louis Cardinals @ Montreal Expos Olympic Stadium, Montreal, QB Sun Sep 21 1986, 3:33 AM EDT Att: 10,686 - Unknown livebaseballscores.com AB 33 R 2 H 8 RBI 2 BB 3 SO 13 LOB 13 					
Mitch Webster, S OBP: 0.358, SLG: 0.430 (1, 8)										5	0	0	0	0	2	3						
Tim Raines, S OBP: 0.408, SLG: 0.480 (1, 7)										3	1	2	1	0	0	1						
Andre Dawson, R OBP: 0.328, SLG: 0.462 (1, 9)										3	0	1	0	1	0	2						
Andres Galarraga, R OBP: 0.345, SLG: 0.419 (1, 3)										3	0	1	0	1	2	0						
Luis Rivera, R OBP: 0.286, SLG: 0.282 (1, 6)										3	0	0	1	0	1	3						
Rene Gonzales, R OBP: 0.196, SLG: 0.125 (1, 5)										2	0	0	0	1	1	2						
Tom Foley, L OBP: 0.332, SLG: 0.364 (8, PH) (9, 5)										1	0	0	0	0	0	0						
Wilfredo Tejada, R OBP: 0.296, SLG: 0.280 (1, 2)										1	0	0	0	0	1	0						
Dann Ellardello, R OBP: 0.229, SLG: 0.250 (4, 2)										2	0	1	0	0	0	2						
Herm Winningham, L OBP: 0.274, SLG: 0.337 (9, PH)										1	0	0	0	0	1	0						
Jay Tibbs, R OBP: 0.196, SLG: 0.154 (5, PH) George Vignoli, S OBP: 0.247, SLG: 0.282 (8, 1) Bert Roberge, R OBP: 0.324, SLG: 0.341 (7, PH) Al Newman, S OBP: 0.299, SLG: 0.241 (9, 1) Curt Brown, R OBP: 0.338, SLG: 0.371 (8, PH)										1	0	0	0	0	0	0						
Inning Stats	R: 0 E: 0 K: 1 S: 6	H: 1 LOB: 3 BB: 2 P: 14	R: 0 E: 0 K: 3 S: 9	H: 0 LOB: 0 BB: 0 P: 9	R: 0 E: 0 K: 1 S: 6	H: 1 LOB: 1 BB: 0 P: 6	R: 0 E: 0 K: 1 S: 5	H: 1 LOB: 1 BB: 1 P: 9	R: 0 E: 0 K: 3 S: 9	H: 0 LOB: 0 BB: 0 P: 9	R: 1 E: 0 K: 0 S: 6	H: 3 LOB: 2 BB: 0 P: 6	R: 1 E: 0 K: 2 S: 9	H: 1 LOB: 1 BB: 0 P: 9	R: 0 E: 0 K: 1 S: 5	H: 0 LOB: 0 BB: 0 P: 5	R: 0 E: 0 K: 1 S: 6	H: 1 LOB: 1 BB: 0 P: 6	1B: 6 2B: 2 3B: 0 HR: 0	SF: 2 SAC: 0 DP: 0 HBP: 0	WP: 1 PB: 0 SB: 0 CS: 1	PA: 39
PITCHER	IP WLS BF H R ER SO BB IBB HBP BLK WP HR S P ERA WHIP																					
Tim Conroy, L ERA: 4.96 (1, 1)	7.0 W 31 7 2 2 11 3 0 0 0 0 1 0 50 62 2.57 1.429																					
Ray Sofl, R ERA: 2.03 (8, 1)	2.0 7 1 0 0 2 0 0 0 0 0 0 0 11 11 0.00 0.500																					

Batter	1	2	3	4	5	6	7	8	9	AB	R	H	RBI	BB	SO	LOB	TOP			
Vince Coleman, S (1.7) OBP: 0.306, SLG: 0.286	0-0 4-3		0-0 1-3			0-3 K			4-0 3-1 S E BB	3	1	0	0	1	1	1				
Willie McGee, S (1.8) OBP: 0.309, SLG: 0.368	0-0 6-3			0-0 E3 4-3 1B		0-0 F7			0-0 3-1	4	1	0	0	0	0	1				
Tom Herr, S (1.4) OBP: 0.337, SLG: 0.328	0-3 K			0-0 4-3		0-0 5-3			0-0 E4	4	0	0	1	0	1	1				
Mike Laga, L (1.3) OBP: 0.284, SLG: 0.459		0-3 K		0-0 4-3			0-0 F4		0-3 K	4	0	0	0	0	2	2				
Andy Van Slyke, L (1.9) OBP: 0.344, SLG: 0.438		0-0 F7		0-0 S 1B			0-0 3-1		0-3 K	4	0	1	1	0	1	1				
Terry Pendleton, S (1.5) OBP: 0.279, SLG: 0.303		0-0 F8		0-3 K			0-0 4-3			3	0	0	0	0	1	1				
Ozzie Smith, S (1.6) OBP: 0.366, SLG: 0.320			0-0 6-3 BLK 1B		0-0 3-1			0-0 4-1		3	0	1	0	0	0	0				
Michael LaValliere, L (1.2) OBP: 0.315, SLG: 0.296			0-0 6-3		0-0 F7			0-0 F8		2	0	0	0	0	0	0				
John Morris, L (8. PH) OBP: 0.292, SLG: 0.270			1-3		0-0 F7					1	0	0	0	0	0	0				
Fred Manrique, R (8.5) OBP: 0.286, SLG: 0.667					0-0 F7					0	0	0	0	0	0	0				
Bob Forsch, R (1.1) OBP: 0.162, SLG: 0.329			0-3 K		0-0 F3			0-3 K		2	0	0	0	0	1	1				
Bill Earley, R (7.1)										0	0	0	0	0	0	0				
Tom Lawless, R (7.5) OBP: 0.325, SLG: 0.324										0	0	0	0	0	0	0				
Curt Ford, L (8. PH) OBP: 0.318, SLG: 0.364										1	0	0	0	0	1	0				
Steve Lake, R (8.2) OBP: 0.323, SLG: 0.371										0	0	0	0	0	0	0				
Inning Stats	R: 0 E: 0 K: 1 S: 5	H: 0 LOB: 0 BB: 0 P: 5	R: 0 E: 0 K: 1 S: 5	H: 0 LOB: 0 BB: 0 P: 5	R: 0 E: 0 K: 1 S: 6	H: 1 LOB: 1 BB: 0 P: 6	R: 1 E: 1 K: 1 S: 7	H: 1 LOB: 1 BB: 0 P: 7	R: 0 E: 0 K: 0 S: 3	H: 0 LOB: 0 BB: 0 P: 3	R: 0 E: 0 K: 0 S: 3	H: 0 LOB: 0 BB: 0 P: 3	R: 0 E: 0 K: 1 S: 5	H: 0 LOB: 0 BB: 0 P: 5	R: 1 E: 1 K: 2 S: 8	H: 0 LOB: 1 BB: 1 P: 12	1B: 2 2B: 0 3B: 0 HR: 0	SF: 0 SAC: 0 DP: 0 HBP: 0	WP: 0 PB: 0 SB: 2 CS: 0	PA: 32
PITCHER Dwight Gooden, R (1.1) ERA: 2.92	IP: 9.0 WLS: W BF: 32 H: 2 R: 2 ER: 1 SO: 8 BB: 1 IBB: 0 HBP: 0 BLK: 1 WP: 0 HR: 0 S: 47 P: 51 ERA: 1.00 WHIP: 0.333															PITCHER	IP: 9.0 WLS: W BF: 32 H: 2 R: 2 ER: 1 SO: 8 BB: 1 IBB: 0 HBP: 0 BLK: 1 WP: 0 HR: 0 S: 47 P: 51 ERA: 1.00 WHIP: 0.333			

St. Louis Cardinals @ New York Mets
Shea Stadium, Flushing, NY
Mon Sep 22 1986, 7:05 PM EDT
Att: 25,714 - Unknown

AB 31
R 2
H 2
RBI 2
BB 1
SO 8
LOB 9



Batter	1	2	3	4	5	6	7	8	9	AB	R	H	RBI	BB	SO	LOB	BOTTOM			
Lenny Dykstra, L (1.8) OBP: 0.373, SLG: 0.449	0-0 1-3		0-0 4-3	0-0 4-3		0-0 L3				4	0	0	0	0	0	2				
Wally Backman, S (1.4) OBP: 0.389, SLG: 0.405	0-0 3-1			2B		0-0 G3			HR	4	1	2	1	0	0	0				
Keith Hernandez, L (1.3) OBP: 0.414, SLG: 0.445	4-0 FC6-4 BB		4-0 G6-4-3 IBB		0-0 1-3			0-3 K		2	0	0	0	2	1	0				
Gary Carter, R (1.2) OBP: 0.329, SLG: 0.422	0-0 FC6-4		0-0 G6-4-3					4-0 BB		3	0	1	0	1	0	3				
Darryl Strawberry, L (1.9) OBP: 0.352, SLG: 0.488		0-0 G3 SF9 2B		HR				0-3 K		4	2	2	1	0	2	2				
Mookie Wilson, S (1.7) OBP: 0.351, SLG: 0.438		0-0 G3		1-3 2B		0-0 6-3		0-0 F5		4	1	1	0	0	0	2				
Ray Knight, R (1.5) OBP: 0.350, SLG: 0.416		4-0 E BB		0-0 1-3		0-0 WP 1B		0-0 6-3		3	1	1	0	1	0	1				
Rafael Santana, R (1.6) OBP: 0.276, SLG: 0.251		0-0 SF9		0-0 4-3 2B		0-3 K		0-0 F8		3	0	1	2	0	1	1				
Dwight Gooden, R (1.1) OBP: 0.115, SLG: 0.118		3-H F7		3-H 4-3		0-0 2H 1B		0-0 F8		4	0	1	1	0	0	2				
Inning Stats	R: 0 E: 0 K: 0 S: 3	H: 0 LOB: 1 BB: 1 P: 7	R: 1 E: 1 K: 0 S: 4	H: 1 LOB: 1 BB: 1 P: 8	R: 0 E: 0 K: 0 S: 3	H: 1 LOB: 1 BB: 1 P: 7	R: 2 E: 0 K: 0 S: 6	H: 3 LOB: 1 BB: 0 P: 6	R: 0 E: 0 K: 1 S: 6	H: 1 LOB: 1 BB: 0 P: 6	R: 1 E: 0 K: 2 S: 8	H: 1 LOB: 1 BB: 1 P: 12	R: 0 E: 0 K: 0 S: 3	H: 0 LOB: 0 BB: 0 P: 3	R: 1 E: 1 K: 2 S: 8	H: 0 LOB: 0 BB: 0 P: 12	1B: 2 2B: 4 3B: 1 HR: 2	SF: 1 SAC: 0 DP: 1 HBP: 0	WP: 1 PB: 0 SB: 0 CS: 0	PA: 36
PITCHER Bob Forsch, R (1.1) ERA: 3.11	IP: 6.0 WLS: L BF: 29 H: 9 R: 5 ER: 5 SO: 2 BB: 2 IBB: 1 HBP: 0 BLK: 0 WP: 1 HR: 2 S: 30 P: 42 ERA: 7.50 WHIP: 1.833															PITCHER	IP: 6.0 WLS: L BF: 29 H: 9 R: 5 ER: 5 SO: 2 BB: 2 IBB: 1 HBP: 0 BLK: 0 WP: 1 HR: 2 S: 30 P: 42 ERA: 7.50 WHIP: 1.833			
PITCHER Bill Earley, L (7.1) ERA:	IP: 2.0 WLS: 7 BF: 7 H: 0 R: 0 ER: 0 SO: 2 BB: 1 IBB: 0 HBP: 0 BLK: 0 WP: 0 HR: 10 S: 14 P: 14 ERA: 0.00 WHIP: 0.500															PITCHER	IP: 2.0 WLS: 7 BF: 7 H: 0 R: 0 ER: 0 SO: 2 BB: 1 IBB: 0 HBP: 0 BLK: 0 WP: 0 HR: 10 S: 14 P: 14 ERA: 0.00 WHIP: 0.500			

St. Louis Cardinals @ New York Mets
Shea Stadium, Flushing, NY
Mon Sep 22 1986, 7:05 PM EDT
Att: 25,714 - Unknown

AB 31
R 5
H 9
RBI 5
BB 4
SO 4
LOB 13



Batter	1	2	3	4	5	6	7	8	9	AB	R	H	RBI	BB	SO	LOB	TOP										
Vince Coleman, S (1,7) OBP: 0.305, SLG: 0.286	0-0 6-3		0-3 K			0-0 5-3		0-0 1B		4	0	1	0	0	1	0											
Willie McGee, S (1,8) OBP: 0.309, SLG: 0.369	0-3 K			0-0 F8		0-0 2B		0-0 F8		4	0	1	0	0	1	0											
Tom Herr, S (1,4) Clint Hurdle, L (7,5) OBP: 0.337, SLG: 0.330 OBP: 0.316, SLG: 0.309	0-0 F8			0-0 2B		0-0 F7		0-0 F8		3	0	1	0	0	0	1											
Jim Lindeman, R (1,3) OBP: 0.308, SLG: 0.389		0-3 K		0-0 F8		0-0 3-1		4-0 BB		3	0	0	0	1	1	2											
Terry Pendleton, S (1,5) José Oquendo, S (7,6) OBP: 0.278, SLG: 0.302 OBP: 0.358, SLG: 0.336		0-0 4-3		0-0 E5		0-0 5-3		0-0 E4		3	0	0	0	0	0	1											
Ozzie Smith, S (1,6) Greg Bargar, R (7,1) OBP: 0.384, SLG: 0.318 OBP: 0.271, SLG: 0.256	0-3 K			0-0 2-3		0-0 5-3		0-3 K		3	0	0	0	0	1	2											
Tito Landrum, R (9,PH) OBP: 0.271, SLG: 0.256				0-0 5-3		0-0 F7		0-0 K		1	0	0	0	0	1	2											
Andy Van Slyke, L (1,9) OBP: 0.342, SLG: 0.435			0-0 F9		0-0 F7		0-0 F7			3	0	0	0	0	0	0											
Steve Lake, R (1,2) Alan Knicely, R (7,2) OBP: 0.328, SLG: 0.422 OBP: 0.337, SLG: 0.275			0-0 HR		0-0 6-3		0-0 6-3			2	1	1	1	0	0	0											
Greg Mathews, R (1,1) Tom Lawless, R (5,PH) Joe Boever, R (5,1) Fred Manrique, R (7,4) OBP: 0.070, SLG: 0.024 OBP: 0.317, SLG: 0.316 OBP: 0.500, SLG: 0.500 OBP: 0.250, SLG: 0.571			0-0 L4		0-3 K		0-0 F7			1	0	0	0	0	0	0											
Inning Stats	R: 0 E: 0 K: 1 S: 5	H: 0 LOB: 0 BB: 0 P: 5	R: 0 E: 0 K: 2 S: 7	H: 0 LOB: 0 BB: 0 P: 7	R: 1 E: 0 K: 1 S: 6	H: 1 LOB: 0 BB: 0 P: 6	R: 0 E: 0 K: 0 S: 5	H: 1 LOB: 2 BB: 0 P: 5	R: 0 E: 0 K: 1 S: 4	H: 0 LOB: 0 BB: 0 P: 4	R: 0 E: 0 K: 0 S: 3	H: 0 LOB: 0 BB: 0 P: 3	R: 0 E: 0 K: 0 S: 3	H: 1 LOB: 1 BB: 0 P: 3	R: 0 E: 1 K: 1 S: 6	H: 0 LOB: 2 BB: 1 P: 10	1B: 1 2B: 2 3B: 0 HR: 1	SF: 0 SAC: 0 DP: 0 HBP: 0	WP: 0 PB: 0 SB: 0 CS: 0	PA: 33							
PITCHER	IP	WLS	BF	H	R	ER	SO	BB	IBB	HBP	BLK	WP	HR	S	P	ERA	WHIP										
Bob Ojeda, L (1,1) ERA: 2.71	6.0	W	22	3	1	1	5	0	0	0	0	0	1	32	32	1.50	0.500										
Jesse Orosco, L (7,1) ERA: 2.39	3.0	S	11	1	0	0	1	1	0	0	0	0	0	12	16	0.00	0.667										

St. Louis Cardinals @ New York Mets
Shea Stadium, Flushing, NY
Tue Sep 23 1986, 7:05 PM EDT
Att: 11,203 - Unknown

AB 32
R 1
H 4
RBI 1
BB 1
SO 6
LOB 9



Batter	1	2	3	4	5	6	7	8	9	AB	R	H	RBI	BB	SO	LOB	BOTTOM										
Mookie Wilson, S (1,8) Kevin Elster, R (8,6) OBP: 0.354, SLG: 0.442 OBP: 0.381, SLG: 0.333	0-0 G3 4-3 1B	0-0 2B 4-3 1B		0-0 G5-4-3 1B		0-0 4-3	0-0 SF9			4	1	3	1	0	0	0											
Lee Mazzilli, S (1,7) OBP: 0.381, SLG: 0.340	0-0 4-3 1-2	0-0 4-3 2B		0-0 G5-4-3 1-2		4-0 E 1B BB	0-0 3H 1B			4	1	2	3	1	0	2											
Keith Hernandez, L (1,3) Howard Johnson, S (7,5) OBP: 0.413, SLG: 0.449 OBP: 0.341, SLG: 0.441	0-0 G3	0-0 4-3		0-0 HR		0-0 E3 1B 1-2	0-0 L3			4	1	1	2	0	0	3											
Gary Carter, R (1,2) Ed Hearn, R (7,2) OBP: 0.332, SLG: 0.422 OBP: 0.333, SLG: 0.410	4-0 BB	4-0 BB		0-0 L7		0-0 1-3 2H 1B		0-0 1-3		2	0	1	1	2	0	0											
Darryl Strawberry, L (1,9) OBP: 0.353, SLG: 0.492	0-0 F4	0-0 4-3		0-0 HR		4-0 1-2 1B		0-3 K		4	1	1	1	1	1	4											
Ray Knight, R (1,5) Jesse Orosco, R (7,1) OBP: 0.348, SLG: 0.421		0-0 HR	0-0 F9		0-0 5-3	0-0 L7		0-0 G3		4	1	1	1	0	0	3											
Tim Teufel, R (1,4) OBP: 0.331, SLG: 0.377		0-0 6-3		0-0 F9		0-0 5-3		0-0 5-3		4	0	0	0	0	0	0											
Rafael Santana, R (1,6) Lenny Dykstra, L (8,8) OBP: 0.281, SLG: 0.255 OBP: 0.373, SLG: 0.449		4-0 1B 1B 2B BB		0-0 FC3-6 1B		0-0 F9		0-0 2B SF9 1B		3	2	2	0	1	0	0											
Bob Ojeda, L (1,1) Danny Heep, L (6,PH) OBP: 0.134, SLG: 0.121 OBP: 0.385, SLG: 0.429		0-0 1-2 2B 1B		0-0 FC3-6 1-2		0-0 4-3		0-0 SF9 1B 2B		2	1	1	0	0	0	1											
Inning Stats	R: 0 E: 0 K: 0 S: 4	H: 1 LOB: 2 BB: 1 P: 8	R: 4 E: 0 K: 0 S: 7	H: 4 LOB: 2 BB: 2 P: 15	R: 0 E: 0 K: 0 S: 4	H: 1 LOB: 1 BB: 0 P: 4	R: 1 E: 0 K: 0 S: 4	H: 2 LOB: 0 BB: 0 P: 4	R: 1 E: 0 K: 0 S: 4	H: 1 LOB: 0 BB: 0 P: 4	R: 1 E: 1 K: 0 S: 5	H: 3 LOB: 1 BB: 2 P: 13	R: 2 E: 0 K: 0 S: 6	H: 3 LOB: 1 BB: 0 P: 6	R: 0 E: 0 K: 1 S: 5	H: 0 LOB: 0 BB: 0 P: 5	1B: 8 2B: 2 3B: 0 HR: 3	SF: 1 SAC: 0 DP: 1 HBP: 0	WP: 0 PB: 0 SB: 0 CS: 0	PA: 42							
PITCHER	IP	WLS	BF	H	R	ER	SO	BB	IBB	HBP	BLK	WP	HR	S	P	ERA	WHIP										
Greg Mathews, L (1,1) ERA: 3.77	4.0	L	22	8	5	5	0	3	0	0	0	0	2	19	31	11.25	2.750										
Joe Boever, R (5,1) ERA: 2.4	2.0		11	2	2	1	0	2	0	0	0	0	1	9	17	4.50	2.000										
Greg Bargar, R (7,1) ERA: 6.04	2.0		9	3	2	2	1	0	0	0	0	0	0	11	11	9.00	1.500										

St. Louis Cardinals @ New York Mets
Shea Stadium, Flushing, NY
Tue Sep 23 1986, 7:05 PM EDT
Att: 11,203 - Unknown

AB 36
R 9
H 13
RBI 9
BB 5
SO 1
LOB 14




Batter	1	2	3	4	5	6	7	8	9	AB	R	H	RBI	BB	SO	LOB	TOP			
Mitt Thompson, L OBP: 0.307, SLG: 0.351 (1, 8)	0-0 6-3 1B		0-0 4-3		0-0 5-3			0-0 F9		4	0	1	0	0	0	1	Philadelphia Phillies @ St. Louis Cardinals Busch Stadium, St. Louis, MO Wed Sep 24 1986, 7:05 PM CDT Att: 21,272 - Unknown			
Juan Samuel, R OBP: 0.296, SLG: 0.441 (1, 4)	0-0 6-3		0-0 2B		0-0 2B			0-0 F3		4	0	2	1	0	0	1				
Von Hayes, L OBP: 0.379, SLG: 0.474 (1, 3)	0-3 K		0-0 L9		0-0 3-1			0-0 F7		4	0	0	0	0	1	3				
Mike Schmidt, R OBP: 0.389, SLG: 0.560 Rick Schu, R OBP: 0.333, SLG: 0.430 (1, 5) (8, 5)	0-0 F3			0-0 1B 1B		0-0 F4			0-0 BB 1B	3	0	1	0	0	0	1				
Glenn Wilson, R OBP: 0.314, SLG: 0.416 (1, 9)		0-0 5-3		0-3 K		0-3 K			0-3 K	4	0	0	0	0	3	2				
Gary Redus, R OBP: 0.347, SLG: 0.444 (1, 7)		0-0 6-3		0-0 L9		0-0 6-3			0-0 F4	4	0	0	0	0	0	2				
Ronn Reynolds, R OBP: 0.244, SLG: 0.298 Greg Gross, L OBP: 0.397, SLG: 0.306 (1, 2) (9, PH)		0-0 5-3		0-0 1B		0-0 5-3			4-0 BB 1-2 BB	3	0	1	0	0	0	0				
Steve Jeltz, S OBP: 0.326, SLG: 0.269 (1, 6)			0-0 4-3 2B 1B		0-0 L6		0-0 F2		0-0 F7	4	1	1	0	0	0	4				
Kevin Gross, R OBP: 0.266, SLG: 0.311 Tom Hume, R OBP: 0.350, SLG: 0.477 Greg Legg, R OBP: 0.335, SLG: 0.417 Charles Hudson, S OBP: 0.295, SLG: 0.327 Chris James, R OBP: 0.325, SLG: 0.333 Michael Jackson, R OBP: 0.311, SLG: 0.415 (1, 1) (3, 1) (5, PH) (5, 1) (7, PH) (7, 1)			0-0 B2		0-0 F9		0-3 K			1	0	0	0	0	0	1				
Inning Stats	R: 0 E: 0 K: 1 S: 6	H: 1 LOB: 1 BB: 0 P: 6	R: 0 E: 0 K: 0 S: 3	H: 0 LOB: 0 BB: 0 P: 3	R: 1 E: 0 K: 0 S: 5	H: 2 LOB: 1 BB: 0 P: 5	R: 0 E: 0 K: 1 S: 7	H: 2 LOB: 2 BB: 0 P: 7	R: 0 E: 0 K: 1 S: 5	H: 0 LOB: 0 BB: 0 P: 5	R: 0 E: 0 K: 1 S: 5	H: 0 LOB: 0 BB: 0 P: 5	R: 0 E: 0 K: 0 S: 3	H: 0 LOB: 0 BB: 0 P: 3	R: 0 E: 0 K: 1 S: 6	H: 1 LOB: 2 BB: 1 P: 10		1B: 5 2B: 2 3B: 0 HR: 0	SF: 0 SAC: 0 DP: 0 HBP: 0	WP: 0 PB: 0 SB: 0 CS: 0
PITCHER Danny Cox, R ERA: 2.96 (1, 1)	IP: 9.0 WLS: W BF: 35 H: 7 R: 1 ER: 1 SO: 5 BB: 1 IBB: 0 HBP: 0 BLK: 0 WP: 0 HR: 0 S: 44 P: 48 ERA: 1.00 WHIP: 0.889															PITCHER				

Batter	1	2	3	4	5	6	7	8	9	AB	R	H	RBI	BB	SO	LOB	BOTTOM			
Willie McGee, S OBP: 0.310, SLG: 0.369 (1, 8)	4-0 S 1B BB		0-3 K		0-3 K			0-0 2H 1B		3	1	1	1	1	2	2	Philadelphia Phillies @ St. Louis Cardinals Busch Stadium, St. Louis, MO Wed Sep 24 1986, 7:05 PM CDT Att: 21,272 - Unknown			
Tom Herr, S OBP: 0.337, SLG: 0.330 (1, 4)	0-0 F5-3 1B		0-0 F7		0-3 K		0-0 L8			4	0	1	1	0	1	2				
Andy Van Slyke, L OBP: 0.343, SLG: 0.446 (1, 9)	0-0 F5		0-0 HR		0-0 2B		0-0 F9			4	2	2	1	0	0	1				
Mike Laga, L OBP: 0.282, SLG: 0.462 (1, 3)	0-0 F5-3		0-3 K		0-0 4-3 2B		0-0 6-3			4	0	1	1	0	1	1				
John Morris, L OBP: 0.290, SLG: 0.301 (1, 7)		0-0 HR	0-0 6-3		0-0 4-3		0-0 3-1			4	1	1	1	0	0	1				
Terry Pendleton, S OBP: 0.276, SLG: 0.300 (1, 5)		0-0 F6	0-0 F8		0-0 3-1			0-0 6-3		4	0	0	0	0	0	1				
Ozzie Smith, S OBP: 0.367, SLG: 0.320 (1, 6)		0-0 BB E 1B		0-0 6-3		0-0 6-3 1B		4-0 BB 1B BB		3	2	2	0	1	0	0				
Michael LaValliere, L OBP: 0.321, SLG: 0.300 (1, 2)		4-0 E BB		0-0 1B		0-0 6-3 1B		0-0 G5-4-3 1B		3	1	2	0	1	0	1				
Danny Cox, R OBP: 0.111, SLG: 0.115 (1, 1)	0-0 E1		0-3 K		0-3 K		0-0 G5-4-3			4	0	0	0	0	2	4				
Inning Stats	R: 1 E: 0 K: 0 S: 3	H: 1 LOB: 0 BB: 1 P: 7	R: 3 E: 1 K: 1 S: 8	H: 2 LOB: 1 BB: 1 P: 12	R: 1 E: 0 K: 1 S: 6	H: 1 LOB: 0 BB: 0 P: 6	R: 0 E: 0 K: 2 S: 8	H: 1 LOB: 1 BB: 0 P: 8	R: 1 E: 0 K: 1 S: 7	H: 2 LOB: 1 BB: 0 P: 7	R: 1 E: 0 K: 1 S: 7	H: 2 LOB: 1 BB: 0 P: 7	R: 0 E: 0 K: 0 S: 3	H: 0 LOB: 0 BB: 0 P: 3	R: 0 E: 0 K: 0 S: 3	H: 1 LOB: 1 BB: 1 P: 7		1B: 6 2B: 3 3B: 0 HR: 2	SF: 0 SAC: 0 DP: 2 HBP: 0	WP: 0 PB: 0 SB: 1 CS: 0
PITCHER Kevin Gross, R ERA: 3.99 Tom Hume, R ERA: 2.72 Charles Hudson, R ERA: 5.04 Michael Jackson, R ERA: 1.59 (1, 1) (3, 1) (5, 1) (7, 1)	IP: 2.0 WLS: L BF: 12 H: 4 R: 5 ER: 3 SO: 3 BB: 2 IBB: 0 HBP: 0 BLK: 0 WP: 0 HR: 2 S: 12 P: 20 ERA: 13.50 WHIP: 3.000															PITCHER				

Batter	1	2	3	4	5	6	7	8	9	AB	R	H	RBI	BB	SO	LOB	TOP										
Gary Redus, R OBP: 0.346, SLG: 0.440 Kent Tekulve, R (8, 1)	0-0 6-3		0-0 F3			4-0 2B 4-3 BB		0-3 K		3	1	0	0	1	1	0											
Juan Samuel, R OBP: 0.296, SLG: 0.441	0-3 K			0-0 5-3		0-0 4-3 1-3 2B		0-3 K		4	0	1	0	0	2	0											
Von Hayes, L OBP: 0.378, SLG: 0.477	0-0 3-1			0-0 G3		0-0 4-3		0-0 HR		4	1	1	2	0	0	1											
Mike Schmidt, R OBP: 0.387, SLG: 0.556		0-0 5-3		0-0 F8		0-0 F8		0-3 K		4	0	0	0	0	1	1											
Glenn Wilson, R OBP: 0.312, SLG: 0.413		0-0 6-3			0-3 K			0-0 5-3		4	0	0	0	0	1	0											
Ron Roenicke, S OBP: 0.384, SLG: 0.367 (8, 7)		0-0 1B			0-0 5-3			0-0 F5		3	0	1	0	0	0	0											
Ronn Reynolds, R OBP: 0.246, SLG: 0.323			0-0 HR		0-0 6-3			0-0 F9		3	1	1	1	0	0	0											
Steve Jeltz, S OBP: 0.324, SLG: 0.267			0-0 5-3			0-0 F8		0-0 6-3		3	0	0	0	0	0	0											
Bruce Ruffin, S OBP: 0.064, SLG: 0.085 Rick Schu, R OBP: 0.336, SLG: 0.448 Dan Schatzeder, L OBP: 0.483, SLG: 0.625 Milt Thompson, L OBP: 0.306, SLG: 0.349 (8, 8)			0-0 6-3			0-0 HR		0-3 K		1	0	0	0	0	0	0											
Inning Stats	R: 0 E: 0 K: 1 S: 5	H: 0 LOB: 0 BB: 0 P: 5	R: 0 E: 0 K: 0 S: 3	H: 1 LOB: 1 BB: 0 P: 3	R: 1 E: 0 K: 0 S: 4	H: 1 LOB: 0 BB: 0 P: 4	R: 0 E: 0 K: 0 S: 3	H: 0 LOB: 0 BB: 0 P: 3	R: 0 E: 0 K: 1 S: 5	H: 0 LOB: 0 BB: 0 P: 5	R: 0 E: 0 K: 0 S: 5	H: 0 LOB: 0 BB: 0 P: 3	R: 0 E: 0 K: 2 S: 7	H: 0 LOB: 0 BB: 0 P: 7	R: 1 E: 0 K: 2 S: 8	H: 1 LOB: 0 BB: 0 P: 8	1B: 1 2B: 1 3B: 0 HR: 3	SF: 0 SAC: 0 DP: 0 HBP: 0	WP: 0 PB: 0 SB: 0 CS: 0	PA: 32							
PITCHER	IP	WLS	BF	H	R	ER	SO	BB	IBB	HBP	BLK	WP	HR	S	P	ERA	WHIP										
Ricky Horton, L ERA: 2.08	(1, 1)	5.2	21	4	3	3	2	1	0	0	0	0	2	24	28	4.76	0.882										
Ray Sofr, R ERA: 1.95	(6, 1)	1.1	W	4	0	0	0	0	0	0	0	0	0	4	4	0.00	0.000										
Todd Worrell, R ERA: 2.12	(8, 1)	2.0	S	7	1	1	1	4	0	0	0	0	1	15	15	4.50	0.500										

Philadelphia Phillies @ St. Louis Cardinals
 Busch Stadium, St. Louis, MO
 Thu Sep 25 1986, 7:05 PM CDT
 Att: 15,595 - Unknown


AB 31
 R 4
 H 5
 RBI 4
 BB 1
 SO 6
 LOB 2



Batter	1	2	3	4	5	6	7	8	9	AB	R	H	RBI	BB	SO	LOB	BOTTOM										
Vince Coleman, S OBP: 0.304, SLG: 0.285	0-0 1B				0-0 F8		0-0 F8	0-3 K		5	1	1	0	0	2	5											
Willie McGee, S OBP: 0.310, SLG: 0.370	0-3 K			0-0 4-3		0-0 2B		0-3 K		4	0	1	0	0	2	1											
Tom Herr, S OBP: 0.338, SLG: 0.328 Todd Worrell, R OBP: 0.143, SLG: 0.429	0-0 L5			4-0 BB		4-0 G4-6-3 IBB		0-3 K		2	0	0	0	2	1	1											
Jim Lindeman, R OBP: 0.310, SLG: 0.385 Ray Sofr, R OBP: 0.275, SLG: 0.333 José Oquendo, S OBP: 0.356, SLG: 0.333	0-0 CS			0-3 K		0-0 G4-6-3		0-0 L7		3	0	1	1	0	1	4											
Terry Pendleton, S OBP: 0.279, SLG: 0.306	0-0 CS		0-0 4-3 HR		0-0 F9			0-0 L8 1B		4	2	3	0	0	0	1											
Ozzie Smith, S OBP: 0.386, SLG: 0.320		0-0 4-3			0-0 4-3			0-0 BB L8 1B		4	0	1	0	0	0	2											
Andy Van Slyke, L OBP: 0.342, SLG: 0.449		0-3 K			0-0 CS			0-0 L8		4	0	1	0	0	1	4											
Michael LaValliere, L OBP: 0.323, SLG: 0.311		0-0 HR			0-3 K			4-0 BB IBB		3	1	1	2	1	1	2											
Ricky Horton, L OBP: 0.238, SLG: 0.059 Tito Landrum, R OBP: 0.275, SLG: 0.275 Mike Laga, L OBP: 0.291, SLG: 0.462		3-H 4-0 BB			4-0 2B			4-0 HR		0	0	0	0	2	0	0											
Inning Stats	R: 1 E: 0 K: 1 S: 6	H: 2 LOB: 0 BB: 0 P: 6	R: 2 E: 0 K: 2 S: 9	H: 2 LOB: 1 BB: 1 P: 13	R: 0 E: 0 K: 1 S: 5	H: 0 LOB: 1 BB: 1 P: 9	R: 0 E: 0 K: 1 S: 5	H: 1 LOB: 0 BB: 0 P: 5	R: 0 E: 0 K: 0 S: 4	H: 1 LOB: 2 BB: 0 P: 4	R: 1 E: 0 K: 2 S: 8	H: 1 LOB: 0 BB: 0 P: 8	R: 1 E: 0 K: 1 S: 7	H: 2 LOB: 3 BB: 2 P: 15	1B: 5 2B: 1 3B: 2 HR: 2	SF: 0 SAC: 0 DP: 1 HBP: 0	WP: 0 PB: 0 SB: 3 CS: 2	PA: 38									
PITCHER	IP	WLS	BF	H	R	ER	SO	BB	IBB	HBP	BLK	WP	HR	S	P	ERA	WHIP										
Bruce Ruffin, L ERA: 2.74	(1, 1)	5.0	22	6	3	3	5	3	1	0	0	0	1	28	44	5.40	1.800										
Dan Schatzeder, L ERA: 3.39	(6, 1)	2.0	L	8	2	1	1	2	0	0	0	0	1	12	12	4.50	1.000										
Kent Tekulve, R ERA: 2.63	(8, 1)	1.0		7	2	1	1	1	1	1	0	0	0	7	15	9.00	3.000										

Philadelphia Phillies @ St. Louis Cardinals
 Busch Stadium, St. Louis, MO
 Thu Sep 25 1986, 7:05 PM CDT
 Att: 15,595 - Unknown

AB 31
 R 5
 H 10
 RBI 5
 BB 6
 SO 8
 LOB 20



Batter	1	2	3	4	5	6	7	8	9	AB	R	H	RBI	BB	SO	LOB	TOP								
Bob Dernier, R OBP: 0.272, SLG: 0.310 (1, 8)										4	1	2	0	1	0	1									
23 Ryne Sandberg, R OBP: 0.328, SLG: 0.406 (1, 4)										5	0	0	0	0	1	4									
Gary Matthews, R OBP: 0.364, SLG: 0.486 Guy Hoffman, L (7, 1)										4	1	2	2	0	1	1									
Scott Sanderson, R OBP: 0.077, SLG: 0.078 Theod Bosley, L OBP: 0.386, SLG: 0.342 Manny Trillo, R OBP: 0.360, SLG: 0.393 (9, 5)										0	0	0	0	0	0	0									
Keith Moreland, R OBP: 0.330, SLG: 0.388 Lee Smith, R (9, 1)										5	0	2	0	0	0	3									
Leon Durham, L OBP: 0.349, SLG: 0.458 Terry Francona, L OBP: 0.289, SLG: 0.328 (6, 3)										3	0	0	0	0	2	2									
Jody Davis, R OBP: 0.291, SLG: 0.409 (1, 2)										2	1	0	0	2	0	3									
Brian Dayett, R OBP: 0.255, SLG: 0.370 (7, 7)										4	1	1	2	0	0	1									
Shawon Dunston, R OBP: 0.279, SLG: 0.413 (1, 6)										4	0	0	0	0	1	1									
Rick Sutcliffe, L OBP: 0.250, SLG: 0.302 Chico Walker, S OBP: 0.359, SLG: 0.410 (7, 9)										2	0	1	0	1	0	1									
										1	0	0	0	0	0	0									
Inning Stats	R: 0 E: 0 K: 0 S: 3	H: 0 LOB: 1 BB: 1 P: 7	R: 2 E: 0 K: 2 S: 8	H: 1 LOB: 1 BB: 2 P: 16	R: 0 E: 0 K: 1 S: 6	H: 1 LOB: 1 BB: 0 P: 6	R: 0 E: 0 K: 0 S: 3	H: 0 LOB: 1 BB: 1 P: 7	R: 2 E: 0 K: 1 S: 8	H: 3 LOB: 1 BB: 0 P: 8	R: 0 E: 0 K: 0 S: 5	H: 2 LOB: 2 BB: 0 P: 5	R: 0 E: 0 K: 0 S: 4	H: 2 LOB: 1 BB: 0 P: 4	R: 0 E: 0 K: 0 S: 3	H: 0 LOB: 0 BB: 0 P: 3	R: 0 E: 0 K: 1 S: 6	H: 1 LOB: 1 BB: 0 P: 6	1B: 7 2B: 1 3B: 0 HR: 2	SF: 0 SAC: 0 DP: 1 HBP: 0	WP: 0 PB: 0 SB: 3 CS: 0	PA: 40			
PITCHER	IP	WLS	BF	H	R	ER	SO	BB	IBB	HBP	BLK	WP	HR	S	P	ERA	WHIP								
Tim Conroy, L ERA: 5.06 Joe Boever, R ERA: 2.0 Greg Bargar, R ERA: 5.81	5.0	L	24	5	4	4	4	4	0	0	0	0	2	28	44	7.20	1.800								
	3.0		12	4	0	0	0	0	0	0	0	0	0	12	12	0.00	1.333								
	1.0		4	1	0	0	1	0	0	0	0	0	0	6	6	0.00	1.000								

Chicago Cubs @ St. Louis Cardinals
Busch Stadium, St. Louis, MO
Fri Sep 26 1986, 7:05 PM CDT
Att: 23,364 - Unknown

AB	36
R	4
H	10
RBI	4
BB	4
SO	5
LOB	17



Batter	1	2	3	4	5	6	7	8	9	AB	R	H	RBI	BB	SO	LOB	BOTTOM								
Vince Coleman, S OBP: 0.302, SLG: 0.283 (1, 7)										4	0	0	0	0	0	2									
Willie McGee, S OBP: 0.311, SLG: 0.375 (1, 8)										4	1	2	0	0	0	1									
Tom Herr, S OBP: 0.337, SLG: 0.328 (1, 4)										4	0	1	0	0	0	2									
Mike Laga, L OBP: 0.281, SLG: 0.444 Jim Lindeman, R OBP: 0.310, SLG: 0.385 Curt Ford, L OBP: 0.316, SLG: 0.362 (8, 9)										3	0	0	0	0	1	0									
Andy Van Slyke, L OBP: 0.342, SLG: 0.446 (9, 3)										0	0	0	0	0	0	0									
Terry Pendleton, S OBP: 0.277, SLG: 0.304 (1, 5)										4	0	0	0	0	0	1									
Ozzie Smith, S OBP: 0.369, SLG: 0.323 (1, 6)										4	0	3	0	0	0	1									
Michael LaValliere, L OBP: 0.324, SLG: 0.312 Fred Manrique, R OBP: 0.223, SLG: 0.500 Steve Lake, R OBP: 0.338, SLG: 0.422 José Oquendo, S OBP: 0.353, SLG: 0.331 (8, 9)										2	0	1	0	0	0	1									
Tim Conroy, L OBP: 0.226, SLG: 0.214 Clint Hurdle, L OBP: 0.315, SLG: 0.307 Joe Boever, R OBP: 0.500, SLG: 0.500 Tito Landrum, R OBP: 0.278, SLG: 0.275 Greg Bargar, R (9, 1)										1	0	0	0	0	1	2									
										1	0	0	0	0	0	1									
										0	0	0	0	0	0	0									
										0	0	0	0	1	0	0									
										0	0	0	0	0	0	0									
Inning Stats	R: 1 E: 1 K: 1 S: 7	H: 1 LOB: 1 BB: 0 P: 7	R: 0 E: 0 K: 1 S: 6	H: 2 LOB: 1 BB: 0 P: 6	R: 0 E: 0 K: 1 S: 3	H: 0 LOB: 0 BB: 0 P: 3	R: 0 E: 0 K: 1 S: 5	H: 0 LOB: 0 BB: 0 P: 5	R: 0 E: 0 K: 0 S: 4	H: 1 LOB: 1 BB: 0 P: 4	R: 0 E: 0 K: 0 S: 3	H: 1 LOB: 0 BB: 0 P: 3	R: 0 E: 0 K: 0 S: 3	H: 0 LOB: 1 BB: 1 P: 7	R: 0 E: 0 K: 0 S: 4	H: 1 LOB: 2 BB: 1 P: 8	R: 0 E: 0 K: 1 S: 6	H: 1 LOB: 1 BB: 0 P: 6	1B: 5 2B: 3 3B: 0 HR: 0	SF: 0 SAC: 0 DP: 1 HBP: 0	WP: 2 PB: 0 SB: 0 CS: 1	PA: 35			
PITCHER	IP	WLS	BF	H	R	ER	SO	BB	IBB	HBP	BLK	WP	HR	S	P	ERA	WHIP								
Rick Sutcliffe, R ERA: 4.64 Guy Hoffman, L ERA: 4.2 Scott Sanderson, R ERA: 4.22 Lee Smith, R ERA: 2.85	6.0	W	22	5	1	1	3	0	0	0	0	2	0	28	28	1.50	0.833								
	1.2		8	1	0	0	0	2	0	0	1	0	0	6	14	0.00	1.800								
	0.1		1	0	0	0	0	0	0	0	0	0	0	1	1	0.00	0.000								
	1.0	S	4	1	0	0	1	0	0	0	0	0	0	6	6	0.00	1.000								

Chicago Cubs @ St. Louis Cardinals
Busch Stadium, St. Louis, MO
Fri Sep 26 1986, 7:05 PM CDT
Att: 23,364 - Unknown


AB	33
R	1
H	7
RBI	0
BB	2
SO	4
LOB	16



Batter	1	2	3	4	5	6	7	8	9	10	AB	R	H	RBI	BB	SO	LOB				
Chico Walker, S OBP: 0.340, SLG: 0.386 (1.8)	3-1		F8			6-3		F8		E1 23 3B	5	1	0	0	0	0	2				
23 Ryne Sandberg, R OBP: 0.327, SLG: 0.408 (1.4)	5-3			6-3		F8			L7	1B 3B	5	1	1	2	0	0	0				
Rafael Palmeiro, L OBP: 0.286, SLG: 0.414 Bob Diermer, R OBP: 0.274, SLG: 0.312 (1.7)	F5			1B 1B			HR		4-3	1B SF8 1B	4	1	2	1	0	0	0				
Keith Moreland, R OBP: 0.290, SLG: 0.387 Dave Martinez, L OBP: 0.190, SLG: 0.194 Leon Durham, L OBP: 0.350, SLG: 0.459 (1.5)		4-3		K		F7		BB BB 1B		1B	4	0	1	0	0	1	1				
Brian Dayett, R OBP: 0.268, SLG: 0.367 (1.9)	F4			1B		F7		FC5 BB 1-2		SF8	3	0	1	1	1	0	0				
Terry Francona, L OBP: 0.290, SLG: 0.328 Manny Trillo, R OBP: 0.362, SLG: 0.390 (1.3)						L7				F8	3	0	1	0	0	0	0				
Shawon Dunston, R OBP: 0.277, SLG: 0.410 (1.6)						F7				BB	4	0	0	0	0	1	4				
Mike Martin, L OBP: 0.200, SLG: 0.154 (1.2)						F7				L8	4	0	1	0	0	0	0				
Dennis Eckersley, R OBP: 0.198, SLG: 0.290 Frank DiPino, L OBP: 0.190, SLG: 0.257 Jerry Mumphrey, S OBP: 0.250, SLG: 0.320 Ed Lynch, R OBP: 0.190, SLG: 0.282 Thad Bosley, R OBP: 0.276, SLG: 0.304 Lee Smith, R OBP: 0.374, SLG: 0.327 (1.1)						5-3				E 23 3B 2B	2	0	0	0	0	0	0				
Inning Stats	R: 0 E: 0 K: 0 S: 3	H: 0 LOB: 0 BB: 0 P: 3	R: 0 E: 0 K: 1 S: 6	H: 1 LOB: 1 BB: 0 P: 6	R: 0 E: 0 K: 0 S: 3	H: 0 LOB: 0 BB: 0 P: 3	R: 0 E: 0 K: 0 S: 3	H: 2 LOB: 2 BB: 0 P: 6	R: 0 E: 0 K: 0 S: 3	H: 0 LOB: 0 BB: 0 P: 3	R: 1 E: 0 K: 0 S: 4	H: 1 LOB: 0 BB: 0 P: 4	R: 0 E: 0 K: 0 S: 4	H: 1 LOB: 1 BB: 0 P: 4	R: 0 E: 0 K: 0 S: 4	H: 1 LOB: 3 BB: 2 P: 12	R: 4 E: 1 K: 0 S: 8	H: 4 LOB: 1 BB: 0 P: 8	1B: 6 2B: 2 3B: 1 HR: 1	SF: 1 SAC: 0 DP: 0 HBP: 0	WP: 0 PA: 42
PITCHER	IP 8.2	WLS 0.0	BF 32	H 6	R 1	ER 1	SO 2	BB 1	IBB 0	HBP 0	BLK 0	WP 0	HR 1	S 35	P 39	ERA 1.04	WHIP 0.808				
Bob Forsch, R ERA: 3.03 Bill Earley, L ERA: 2.45 Ray Soff, R ERA: 2.45 Pat Perry, L ERA: 3.76	(1.1)	(9.1)	(9.1)	(10.1)																	

Chicago Cubs @ St. Louis Cardinals
 Busch Stadium, St. Louis, MO
 Sat Sep 27 1986, 3:33 AM CDT
 Att: 31,968 - Unknown


AB 39
 R 5
 H 10
 RBI 5
 BB 2
 SO 2
 LOB 9



Batter	1	2	3	4	5	6	7	8	9	10	AB	R	H	RBI	BB	SO	LOB				
Willie McGee, S OBP: 0.310, SLG: 0.375 (1.8)	6-3		K			2B 2B		5-3		5-3	5	1	1	0	0	1	4				
Tom Herr, S OBP: 0.334, SLG: 0.325 (1.4)	6-3			4-3		L4		K		6-3	5	0	0	0	0	1	1				
Andy Van Slyke, L OBP: 0.342, SLG: 0.446 (1.9)	L4			3-1		2B		F7		BB BB 1B BB	4	1	1	1	1	0	0				
Mike Laga, L OBP: 0.290, SLG: 0.429 Vince Coleman, S OBP: 0.304, SLG: 0.283 (1.3)		F7		K		K		BB		BB BB 1B BB	3	0	0	0	1	2	1				
John Morris, L OBP: 0.268, SLG: 0.292 Clint Hurdle, L OBP: 0.313, SLG: 0.305 (1.7)		6-3				L5		BB		F7	3	0	0	0	1	0	1				
Terry Pendleton, S OBP: 0.276, SLG: 0.304 (1.5)						K		BB 1B		G3	4	0	1	0	1	2	2				
Ozzie Smith, S OBP: 0.374, SLG: 0.327 (1.6)						SH2-3 BB		1-2 BB		SH1-4 1B	3	0	3	2	2	0	0				
Michael LaValiere, L OBP: 0.319, SLG: 0.307 (1.2)						F7		L7		F5	5	0	0	0	0	0	7				
Bob Forsch, R OBP: 0.160, SLG: 0.324 Bill Earley, R Ray Soff, R Curt Ford, L OBP: 0.319, SLG: 0.370 Pat Perry, L OBP: 0.374, SLG: 0.327 (1.1)						SH2-3		5-3		SH1-4	1	0	0	0	0	0	2				
Inning Stats	R: 0 E: 0 K: 0 S: 3	H: 0 LOB: 0 BB: 0 P: 3	R: 0 E: 0 K: 1 S: 5	H: 0 LOB: 0 BB: 0 P: 5	R: 0 E: 0 K: 1 S: 5	H: 0 LOB: 1 BB: 1 P: 9	R: 0 E: 0 K: 1 S: 5	H: 0 LOB: 0 BB: 0 P: 5	R: 0 E: 0 K: 0 S: 4	H: 1 LOB: 2 BB: 1 P: 8	R: 1 E: 0 K: 0 S: 7	H: 2 LOB: 2 BB: 1 P: 11	R: 0 E: 0 K: 1 S: 5	H: 0 LOB: 1 BB: 1 P: 9	R: 0 E: 0 K: 1 S: 7	H: 2 LOB: 2 BB: 0 P: 7	R: 2 E: 0 K: 0 S: 4	H: 1 LOB: 2 BB: 3 P: 16	1B: 4 2B: 3 3B: 0 HR: 0	SF: 0 SAC: 2 DP: 0 HBP: 0	WP: 0 PA: 44
PITCHER	IP 6.0	WLS 3	BF 24	H 3	R 1	ER 1	SO 4	BB 3	IBB 0	HBP 0	BLK 0	WP 0	HR 0	S 29	P 41	ERA 1.50	WHIP 1.000				
Dennis Eckersley, R ERA: 4.57 Frank DiPino, L ERA: 4.21 Ed Lynch, R ERA: 3.74 Lee Smith, R ERA: 3.02	(1.1)	(7.1)	(8.1)	(10.1)																	

Chicago Cubs @ St. Louis Cardinals
 Busch Stadium, St. Louis, MO
 Sat Sep 27 1986, 3:33 AM CDT
 Att: 31,968 - Unknown

AB 35
 R 3
 H 7
 RBI 3
 BB 7
 SO 6
 LOB 20



Batter	1	2	3	4	5	6	7	8	9	AB	R	H	RBI	BB	SO	LOB	TOP											
Bob Dernier, R OBP: 0.275, SLG: 0.313 Thad Bosley, L OBP: 0.368, SLG: 0.353 Guy Hoffman, L (8, 1)	F8		B1-3			G4-3 S 1B		F8		3	0	1	0	0	0	1	Chicago Cubs @ St. Louis Cardinals Busch Stadium, St. Louis, MO Sun Sep 28 1986, 3:33 AM CDT Att: 28,829 - Unknown											
Manny Trillo, R OBP: 0.359, SLG: 0.383 (1, 4)	K		F3			G4-3 BB		5-3		3	0	0	0	1	1													
Gary Matthews, R OBP: 0.361, SLG: 0.481 (1, 7)	F8			K		G4-3 1-2 2-3			K	4	0	0	0	0	2													
Jody Davis, R OBP: 0.291, SLG: 0.407 (1, 2)		6-3				4-3			F8	4	0	1	0	0	1													
Brian Dayett, R OBP: 0.271, SLG: 0.365 Rafael Palmeiro, L OBP: 0.281, SLG: 0.407 (9, PH)									6-3	3	0	1	0	0	0													
Chris Speier, R OBP: 0.357, SLG: 0.464 (1, 5)									6-3	3	1	1	0	0	2													
Shawon Dunston, R OBP: 0.276, SLG: 0.408 (1, 6)									F2	3	0	0	0	0	2													
Terry Francona, L OBP: 0.286, SLG: 0.323 Keith Moreland, R OBP: 0.330, SLG: 0.388 (7, PH)			K						F3	2	0	0	0	0	1													
Steve Trout, L OBP: 0.214, SLG: 0.220 Dave Gumpert, R (6, 1)									F6	2	0	0	0	0	1													
Chico Walker, S OBP: 0.337, SLG: 0.382 (8, 8)									4-3	1	0	0	0	0	0													
Inning Stats	R: 0 E: 0 K: 1 S: 5	H: 0 LOB: 0 BB: 0 P: 5	R: 0 E: 0 K: 0 S: 4	H: 1 LOB: 1 BB: 0 P: 4	R: 0 E: 0 K: 1 S: 6	H: 1 LOB: 1 BB: 0 P: 6	R: 0 E: 0 K: 1 S: 6	H: 1 LOB: 1 BB: 0 P: 6	R: 0 E: 0 K: 0 S: 3	H: 0 LOB: 0 BB: 0 P: 3	R: 0 E: 0 K: 0 S: 3	H: 1 LOB: 1 BB: 1 P: 7	R: 1 E: 0 K: 0 S: 4	H: 2 LOB: 1 BB: 0 P: 4	R: 0 E: 0 K: 1 S: 5	H: 0 LOB: 0 BB: 0 P: 5	R: 0 E: 0 K: 1 S: 5	H: 0 LOB: 0 BB: 0 P: 5	1B: 5 2B: 1 3B: 0 HR: 0	SF: 0 SAC: 0 DP: 1 HBP: 0	WP: 0 PB: 0 SB: 1 CS: 0	PA: 32						
PITCHER	IP	WLS	BF	H	R	ER	SO	BB	IBB	HBP	BLK	WP	HR	S	P	ERA	WHIP											
Greg Matthews, L ERA: 3.65 Todd Worrell, R ERA: 2.08	(1, 1)	7.0	W	26	6	1	1	3	1	0	0	0	0	0	31	35	1.29	1.000										

Batter	1	2	3	4	5	6	7	8	9	AB	R	H	RBI	BB	SO	LOB	BOTTOM												
Vince Coleman, S OBP: 0.302, SLG: 0.282 (1, 7)	F9		FC6-4 S E			B1-3		SH1		3	1	0	0	0	0	1	Chicago Cubs @ St. Louis Cardinals Busch Stadium, St. Louis, MO Sun Sep 28 1986, 3:33 AM CDT Att: 28,829 - Unknown												
Willie McGee, S OBP: 0.308, SLG: 0.372 (1, 8)	6-3		E7 CS 1-H			5-3		3-1		4	0	0	0	0	0	1													
Tom Herr, S OBP: 0.334, SLG: 0.324 (1, 4)	1-6-3		F4 2-3			L6				4	0	1	1	0	0	1													
Jim Lindeman, R OBP: 0.304, SLG: 0.372 Todd Worrell, R OBP: 0.143, SLG: 0.429 (8, 1)						6-3		G3		4	0	1	0	0	0	1													
Terry Pendleton, S OBP: 0.282, SLG: 0.307 (1, 5)								F9		0	0	0	0	0	0	0													
Ozzie Smith, S OBP: 0.375, SLG: 0.329 (1, 6)										4	2	3	0	0	0	1													
Andy Van Slyke, L OBP: 0.339, SLG: 0.442 (1, 9)										3	0	1	0	1	0	2													
Steve Lake, R OBP: 0.324, SLG: 0.412 (1, 2)										4	0	0	0	0	0	7													
Greg Matthews, R OBP: 0.089, SLG: 0.047 Curt Ford, L OBP: 0.322, SLG: 0.370 Mike Laga, L OBP: 0.280, SLG: 0.429 (8, 3)										4	0	0	0	0	0	7													
Inning Stats	R: 0 E: 0 K: 0 S: 3	H: 0 LOB: 0 BB: 0 P: 3	R: 0 E: 1 K: 0 S: 5	H: 1 LOB: 2 BB: 0 P: 5	R: 1 E: 1 K: 0 S: 4	H: 1 LOB: 0 BB: 0 P: 4	R: 1 E: 0 K: 0 S: 5	H: 2 LOB: 2 BB: 1 P: 9	R: 0 E: 0 K: 0 S: 3	H: 0 LOB: 0 BB: 0 P: 3	R: 1 E: 0 K: 1 S: 7	H: 2 LOB: 1 BB: 0 P: 7	R: 1 E: 0 K: 0 S: 4	H: 1 LOB: 1 BB: 1 P: 8	R: 0 E: 0 K: 0 S: 4	H: 1 LOB: 1 BB: 0 P: 4		R: 0 E: 0 K: 0 S: 4	H: 1 LOB: 1 BB: 0 P: 4	1B: 7 2B: 1 3B: 0 HR: 0	SF: 0 SAC: 1 DP: 0 HBP: 0	WP: 1 PB: 0 SB: 2 CS: 1	PA: 35						
PITCHER	IP	WLS	BF	H	R	ER	SO	BB	IBB	HBP	BLK	WP	HR	S	P	ERA	WHIP												
Steve Trout, L ERA: 4.71 Dave Gumpert, R ERA: 4.32 Guy Hoffman, L ERA: 4.14	(1, 1)	5.2	L	25	6	3	2	0	1	0	0	0	0	1	0	7	11	6.75	1.500										

AB	31
R	1
H	6
RBI	1
BB	1
SO	5
LOB	10



AB	32
R	4
H	8
RBI	2
BB	2
SO	1
LOB	20



Batter	1	2	3	4	5	6	7	8	9	AB	R	H	RBI	BB	SO	LOB	TOP			
Joe Orsulak, L (1, 9) OBP: 0.304, SLG: 0.348	E7 1B	1-3			G6-4-3 1B			4-3		4	0	2	0	0	0	1	Pittsburgh Pirates @ St. Louis Cardinals Busch Stadium, St. Louis, MO Tue Sep 30 1986, 7:05 PM CDT Att: 12,338 - Unknown livebaseballscores.com			
Bobby Bonilla, S (1, 7) OBP: 0.355, SLG: 0.338	1B BB	3-1			G6-4-3 1-2			F7		3	1	0	0	1	0	2				
Johnny Ray, S (1, 4) OBP: 0.361, SLG: 0.384	1B 1B				F8			4-3		4	0	1	0	0	0	0				
Sid Bream, L (1, 3) OBP: 0.343, SLG: 0.451	F7								K	4	0	0	0	0	1	3				
Barry Bonds, L (1, 8) OBP: 0.334, SLG: 0.428	FC6-4 1-2 2-H 1B								F8	4	0	1	1	0	1	0				
Tony Peña, R (1, 2) OBP: 0.358, SLG: 0.408	FC6-4 1-2								F7	4	0	0	0	0	0	3				
Jim Morrison, R (1, 5) OBP: 0.332, SLG: 0.474										3	1	1	0	0	0	0				
Rafael Belliard, R (1, 6) OBP: 0.301, SLG: 0.265 U L Washington, S (7, PH) OBP: 0.287, SLG: 0.268	SH5-3 2B	SH5-3								1	0	0	0	0	1	0				
Rick Rhoden, R (1, 1) OBP: 0.298, SLG: 0.411	1-3 3-H 2B									1	0	0	0	0	0	0				
Inning Stats	R: 1 E: 1 K: 0 S: 5	H: 3 LOB: 3 BB: 1 P: 9	R: 1 E: 0 K: 0 S: 5	H: 2 LOB: 1 BB: 0 P: 5	R: 0 E: 0 K: 0 S: 3	H: 0 LOB: 0 BB: 0 P: 3	R: 0 E: 0 K: 1 S: 5	H: 0 LOB: 0 BB: 0 P: 5	R: 1 E: 0 K: 0 S: 4	H: 2 LOB: 0 BB: 0 P: 4	R: 0 E: 0 K: 0 S: 5	H: 0 LOB: 0 BB: 0 P: 5	R: 0 E: 0 K: 1 S: 5	H: 0 LOB: 0 BB: 0 P: 3	R: 0 E: 0 K: 1 S: 5	H: 0 LOB: 0 BB: 0 P: 5	1B: 4 2B: 2 3B: 0 HR: 1	SF: 0 SAC: 1 DP: 1 HBP: 0	WP: 0 PB: 0 SB: 0 CS: 0	PA: 33
PITCHER Danny Cox, R (1, 1) ERA: 2.96	IP: 9.0 WLS: W BF: 33 H: 7 R: 3 ER: 3 SO: 3 BB: 1 IBB: 0 HBP: 0 BLK: 0 WP: 0 HR: 1 S: 38 P: 42 ERA: 3.00 WHIP: 0.889															PITCHER				

Batter	1	2	3	4	5	6	7	8	9	AB	R	H	RBI	BB	SO	LOB	BOTTOM			
Vince Coleman, S (1, 7) OBP: 0.302, SLG: 0.281	6-3									4	1	1	0	0	1	0	Pittsburgh Pirates @ St. Louis Cardinals Busch Stadium, St. Louis, MO Tue Sep 30 1986, 7:05 PM CDT Att: 12,338 - Unknown livebaseballscores.com			
Willie McGee, S (1, 8) OBP: 0.309, SLG: 0.373	K									4	0	2	0	0	1	1				
Tom Herr, S (1, 4) OBP: 0.337, SLG: 0.326	2B 1B									3	1	2	1	1	0	1				
Mike Laga, L (1, 3) OBP: 0.278, SLG: 0.432	1B 2B									4	1	1	0	0	1	2				
Andy Van Slyke, L (1, 9) OBP: 0.345, SLG: 0.453	1B									3	1	3	3	1	0	0				
Terry Pendleton, S (1, 5) OBP: 0.281, SLG: 0.308	4-3									4	1	1	0	0	0	4				
Ozzie Smith, S (1, 6) OBP: 0.375, SLG: 0.329										3	0	1	1	0	0	0				
Michael LaValliere, L (1, 2) OBP: 0.316, SLG: 0.303										3	0	0	0	0	0	0				
Danny Cox, R (1, 1) OBP: 0.106, SLG: 0.109	4-3									3	0	0	0	0	1	0				
Inning Stats	R: 2 E: 0 K: 1 S: 8	H: 3 LOB: 1 BB: 0 P: 8	R: 0 E: 0 K: 0 S: 3	H: 0 LOB: 0 BB: 0 P: 3	R: 0 E: 0 K: 2 S: 7	H: 1 LOB: 1 BB: 1 P: 11	R: 2 E: 0 K: 1 S: 7	H: 3 LOB: 0 BB: 0 P: 7	R: 0 E: 0 K: 0 S: 3	H: 1 LOB: 0 BB: 0 P: 3	R: 0 E: 0 K: 0 S: 3	H: 1 LOB: 0 BB: 0 P: 3	R: 0 E: 0 K: 0 S: 5	H: 0 LOB: 2 BB: 1 P: 9	R: 1 E: 0 K: 0 S: 5	H: 2 LOB: 2 BB: 1 P: 9	1B: 8 2B: 2 3B: 0 HR: 1	SF: 0 SAC: 0 DP: 1 HBP: 0	WP: 0 PB: 0 SB: 1 CS: 2	PA: 33
PITCHER Rick Rhoden, R (1, 1) ERA: 2.84	IP: 8.0 WLS: L BF: 33 H: 11 R: 5 ER: 5 SO: 4 BB: 1 IBB: 1 HBP: 0 BLK: 1 WP: 0 HR: 1 S: 39 P: 47 ERA: 5.62 WHIP: 1.500															PITCHER				

Batter	1	2	3	4	5	6	7	8	9	AB	R	H	RBI	BB	SO	LOB	TOP								
Barry Bonds, L (1, 8) OBP: 0.333, SLG: 0.426	G3			G4-6-3 1B	4-3		F8			4	0	1	1	0	0	3	Pittsburgh Pirates @ St. Louis Cardinals Busch Stadium, St. Louis, MO Wed Oct 01 1986, 7:05 PM CDT Att: 16,039 - Unknown								
Bobby Bonilla, S (1, 9) OBP: 0.354, SLG: 0.337	G3			G4-6-3 1B	F8		F8			4	0	1	0	0	0	3									
Johnny Ray, S (1, 4) OBP: 0.361, SLG: 0.388	1-3			6-3			F3			4	1	1	1	0	0	1									
Jim Morrison, R (1, 5) OBP: 0.333, SLG: 0.475		6-3			1B	1B	2B			3	1	1	0	1	1	0									
Mike Diaz, R (1, 7) OBP: 0.341, SLG: 0.502					1B	BB	2B			4	0	2	0	0	0	1									
Bill Almon, R (8, 7) OBP: 0.320, SLG: 0.385					1B	1B	F9			0	0	0	0	0	0	0									
Don Robinson, R (8, 1) OBP: 0.667, SLG: 0.833					1B	1B	F9			0	0	0	0	0	0	0									
Tony Peña, R (1, 2) OBP: 0.355, SLG: 0.410	G4-6-3				1B	1B	6-3			4	1	2	1	0	0	2									
Sid Bream, L (1, 3) OBP: 0.344, SLG: 0.451				4-3	1B	1B	SH3-4			3	1	1	0	1	0	1									
Rafael Belliard, R (1, 6) OBP: 0.299, SLG: 0.263				F4	1B	1B	SH3-4			2	0	0	0	0	0	3									
U L Washington, S (7, PH) OBP: 0.265, SLG: 0.266				F4	1B	1B	SH3-4			1	0	0	0	0	1	1									
Rick Reuschel, R (1, 1) OBP: 0.192, SLG: 0.186				1-3	1B	1B	F9			2	0	1	1	0	0	0									
Benny Distefano, L (7, PH) OBP: 0.176, SLG: 0.290				1-3	1B	1B	F9			1	0	0	0	0	0	1									
Larry McWilliams, L (7, 1) OBP: 0.194, SLG: 0.172				1-3	1B	1B	F9			0	0	0	0	0	0	0									
Joe Orsulak, L (8, 9) OBP: 0.303, SLG: 0.347				1-3	1B	1B	F9			1	0	0	0	0	0	1									
Inning Stats	R: 0 E: 0 K: 0 S: 3	H: 1 LOB: 0 BB: 0 P: 3	R: 0 E: 0 K: 0 S: 3	H: 1 LOB: 0 BB: 0 P: 3	R: 0 E: 0 K: 0 S: 3	H: 0 LOB: 0 BB: 0 P: 3	R: 0 E: 0 K: 0 S: 3	H: 1 LOB: 0 BB: 0 P: 3	R: 3 E: 0 K: 0 S: 7	H: 4 LOB: 1 BB: 1 P: 11	R: 0 E: 0 K: 0 S: 4	H: 1 LOB: 1 BB: 0 P: 4	R: 0 E: 0 K: 0 S: 3	H: 0 LOB: 1 BB: 1 P: 7	R: 1 E: 0 K: 1 S: 6	H: 1 LOB: 0 BB: 0 P: 6	R: 0 E: 0 K: 1 S: 6	H: 1 LOB: 1 BB: 0 P: 6	1B: 7 2B: 2 3B: 0 HR: 1	SF: 0 SAC: 1 DP: 2 HBP: 0	WP: 0 PB: 0 SB: 0 CS: 1	PA: 36			
PITCHER	IP	WLS	BF	H	R	ER	SO	BB	IBB	HBP	BLK	WP	HR	S	P	ERA	WHIP								
Ricky Horton, L (1, 1) ERA: 2.24	5.1		22	8	3	3	0	1	0	0	0	0	0	21	25	5.06	1.688								
Ray Sof, R (6, 1) ERA: 2.52	2.2	L	11	2	1	1	1	1	0	0	0	0	1	12	16	3.38	1.125								
Pat Perry, L (9, 1) ERA: 3.71	1.0		3	0	0	0	1	0	0	0	0	0	0	5	5	0.00	0.000								

Batter	1	2	3	4	5	6	7	8	9	AB	R	H	RBI	BB	SO	LOB	BOTTOM								
Vince Coleman, S (1, 7) OBP: 0.302, SLG: 0.281	K				4-3					4	0	1	0	0	1	1	Pittsburgh Pirates @ St. Louis Cardinals Busch Stadium, St. Louis, MO Wed Oct 01 1986, 7:05 PM CDT Att: 16,039 - Unknown								
John Morris, L (9, PH) OBP: 0.286, SLG: 0.289	K			FC6-4 CS	4-3				F2	1	0	0	0	0	0	1									
Willie McGee, S (1, 8) OBP: 0.305, SLG: 0.374	4-3			F8	1B				F8	4	1	1	0	0	0	2									
Tom Herr, S (1, 4) OBP: 0.341, SLG: 0.331					1B	1B	1B			4	1	4	1	0	0	0									
Clint Hurdle, L (1, 3) OBP: 0.313, SLG: 0.301					1B	1B	1B			2	1	0	0	1	0	1									
Tito Landrum, R (8, PH) OBP: 0.276, SLG: 0.275					1B	1B	1B			0	0	0	0	0	0	0									
Mike Laga, L (8, PH) OBP: 0.276, SLG: 0.427					1B	1B	1B			1	0	0	0	0	1	2									
Andy Van Slyke, L (1, 9) OBP: 0.346, SLG: 0.452										3	0	1	1	1	0	0									
Terry Pendleton, S (1, 5) OBP: 0.279, SLG: 0.307										3	0	0	1	0	0	3									
Ozzie Smith, S (1, 6) OBP: 0.374, SLG: 0.327										3	0	0	0	1	0	1									
Michael LaValliere, L (1, 2) OBP: 0.313, SLG: 0.300										3	0	0	0	0	0	2									
Ricky Horton, L (1, 1) OBP: 0.261, SLG: 0.056										1	0	0	0	1	0	0									
Ray Sof, R (6, 1)										1	0	0	0	0	1	0									
Pat Perry, L (9, 1)										0	0	0	0	0	0	0									
Tom Lawless, R (9, 5) OBP: 0.317, SLG: 0.316										0	0	0	0	0	0	0									
Curt Ford, L (9, PH) OBP: 0.321, SLG: 0.368										1	0	0	0	0	1	1									
Inning Stats	R: 0 E: 0 K: 1 S: 6	H: 1 LOB: 1 BB: 0 P: 6	R: 0 E: 1 K: 0 S: 4	H: 0 LOB: 1 BB: 0 P: 4	R: 0 E: 0 K: 0 S: 2	H: 0 LOB: 0 BB: 1 P: 6	R: 2 E: 0 K: 0 S: 5	H: 2 LOB: 1 BB: 1 P: 9	R: 1 E: 0 K: 0 S: 4	H: 2 LOB: 1 BB: 0 P: 4	R: 0 E: 0 K: 0 S: 3	H: 0 LOB: 0 BB: 0 P: 3	R: 0 E: 0 K: 1 S: 5	H: 0 LOB: 0 BB: 0 P: 5	R: 0 E: 0 K: 1 S: 7	H: 2 LOB: 3 BB: 1 P: 11	R: 0 E: 0 K: 1 S: 5	H: 0 LOB: 1 BB: 1 P: 9	1B: 6 2B: 1 3B: 0 HR: 0	SF: 1 SAC: 1 DP: 0 HBP: 0	WP: 1 PB: 0 SB: 2 CS: 1	PA: 37			
PITCHER	IP	WLS	BF	H	R	ER	SO	BB	IBB	HBP	BLK	WP	HR	S	P	ERA	WHIP								
Rick Reuschel, R (1, 1) ERA: 3.96	6.0		24	5	3	3	1	2	0	0	0	0	0	24	32	4.50	1.167								
Larry McWilliams, L (7, 1) ERA: 5.04	1.1	W	6	2	0	0	1	0	0	0	0	0	0	8	8	0.00	1.500								
Don Robinson, R (8, 1) ERA: 9.53	1.2	S	7	0	0	0	2	1	1	0	0	1	0	9	17	0.00	0.600								



Batter	1	2	3	4	5	6	7	8	9	AB	R	H	RBI	BB	SO	LOB	TOP	
Willie McGee, S (1, 8) <small>OBP: 0.306, SLG: 0.370</small> Vince Coleman, S (6, FR) <small>OBP: 0.301, SLG: 0.279</small>	F9	FC6-4			4-3	E7		F6		4	0	0	1	0	0	3	St. Louis Cardinals @ Chicago Cubs Wrigley Field, Chicago, IL Sat Oct 04 1986, 3:33 AM CDT Att: 20,021 - Unknown	
Ozzie Smith, S (1, 6) <small>OBP: 0.375, SLG: 0.331</small>	FC1-6	G4-6-3			1B	SF7		1B		3	1	2	1	1	0	2		
Tom Herr, S (1, 4) <small>OBP: 0.342, SLG: 0.332</small>	1B				1B	4-3		3-1		4	0	2	0	1	0	2		
Jim Lindeman, R (1, 7) <small>OBP: 0.296, SLG: 0.353</small>	FC1-6				1B			3-1		4	0	2	1	0	1	4		
Ray Soff, R (6, 1) Clint Hurdle, L (8, PH) Bill Earley, R (8, 1)	1B				1B	K		3-1		0	0	0	0	0	0	0		
Alan Knicely, R (1, 3) <small>OBP: 0.330, SLG: 0.268</small> Andy Van Slyke, L (5, PH) <small>OBP: 0.344, SLG: 0.455</small>	K				1-6-3-6	G3		F8		2	0	0	0	0	1	4		
Tito Landrum, R (1, 9) <small>OBP: 0.280, SLG: 0.287</small> Mike Laga, L (5, PH) <small>OBP: 0.287, SLG: 0.462</small>		1B			F3					2	1	1	0	0	0	1		
Fred Manrique, R (1, 5) <small>OBP: 0.297, SLG: 0.385</small> Curt Ford, L (5, PH) <small>OBP: 0.319, SLG: 0.366</small>		3B			F3			K		2	1	1	1	1	1	0		
Pat Perry, L (5, 1) José Oquendo, S (6, 5) Michael LaValliere, L (1, 2)		1B			6-3	F3		4-3		2	1	1	0	0	0	0		
Bob Forsch, R (1, 1) Joe Boever, R (5, 1) John Morris, L (5, 7)		1B			K			K		4	1	2	1	1	2	1		
Bob Forsch, R (1, 1) <small>OBP: 0.169, SLG: 0.329</small> Joe Boever, R (5, 1) <small>OBP: 0.500, SLG: 0.500</small> John Morris, L (5, 7) <small>OBP: 0.287, SLG: 0.290</small>		1B			6-3			1B		2	0	1	0	0	0	0		
Inning Stats	R: 0 H: 2 E: 0 K: 1 S: 7	R: 2 H: 4 E: 0 K: 0 S: 6	R: 0 H: 1 E: 0 K: 0 S: 3	R: 0 H: 0 E: 0 K: 1 S: 5	R: 1 H: 2 E: 0 K: 0 S: 5	R: 2 H: 2 E: 1 K: 1 S: 8	R: 1 H: 1 E: 0 K: 2 S: 8	R: 0 H: 1 E: 0 K: 0 S: 4	R: 1 H: 1 E: 0 K: 1 S: 6	1B: 10 2B: 2 3B: 1 HR: 2	SF: 1 SAC: 0 DP: 2 HBP: 0	WP: 0 PA: 45 PB: 1 SB: 0 CS: 0						
PITCHER	IP WLS BF H R ER SO BB IBB HBP BLK WP HR S P ERA WHIP	PITCHER																
Steve Trout, L (1, 1) <small>ERA: 4.75</small> Ed Lynch, R (5, 1) <small>ERA: 3.73</small> Frank DiPino, L (7, 1) <small>ERA: 4.37</small> Scott Sanderson, R (8, 1) <small>ERA: 4.19</small> Lee Smith, R (9, 1) <small>ERA: 3.09</small>	4.1 W 9 2 2 1 1 1 0 0 0 0 0 0 24 32 6.23 2.538																	
Chico Walker, S (1, 8) <small>OBP: 0.343, SLG: 0.371</small>	G3				4-3			4-3		3	2	1	0	2	0	0		St. Louis Cardinals @ Chicago Cubs Wrigley Field, Chicago, IL Sat Oct 04 1986, 3:33 AM CDT Att: 20,021 - Unknown
23 Ryne Sandberg, R (1, 4) <small>OBP: 0.327, SLG: 0.406</small>	F8				1B	K		6-3		4	0	1	1	1	1	2		
Rafael Palmeiro, L (1, 7) <small>OBP: 0.361, SLG: 0.420</small> Bob Dernier, R (9, 8)	K				1B			3-1		5	0	2	2	0	1	3		
Keith Moreland, R (1, 5) <small>OBP: 0.328, SLG: 0.387</small> Frank DiPino, L (7, 1) <small>OBP: 0.167, SLG: 0.167</small> Scott Sanderson, R (8, 1) <small>OBP: 0.077, SLG: 0.078</small> Gary Matthews, R (8, PH) <small>OBP: 0.361, SLG: 0.478</small> Lee Smith, R (9, 1)		4-3			FC3-6	F8		F8		4	2	2	1	0	0	3		
Leon Durham, L (1, 3) <small>OBP: 0.350, SLG: 0.452</small>		2B			1B			2B		0	0	0	0	0	0	0		
Jody Davis, R (1, 2) <small>OBP: 0.300, SLG: 0.424</small>		1B			1B			1B		5	1	1	0	0	0	4		
Brian Dayett, R (1, 9) <small>OBP: 0.292, SLG: 0.453</small>		BB			6-3			2B		3	1	2	1	1	0	2		
Shawon Dunston, R (1, 6) <small>OBP: 0.279, SLG: 0.411</small>		BB			1B			2B		3	1	1	2	0	0	3		
Steve Trout, L (1, 1) <small>OBP: 0.227, SLG: 0.233</small> Ed Lynch, R (5, 1) <small>OBP: 0.094, SLG: 0.033</small> Manny Trillo, R (7, 5) <small>OBP: 0.359, SLG: 0.382</small>		SF9			HR	F4		FC		3	0	1	1	1	1	1		
Bob Forsch, R (1, 1) <small>ERA: 3.25</small> Joe Boever, R (5, 1) <small>ERA: 1.66</small> Pat Perry, L (5, 1) <small>ERA: 3.8</small> Ray Soff, R (6, 1) <small>ERA: 2.41</small> Bill Earley, L (8, 1)	4.0 L 24 3 1 0 0 0 0 0 0 0 0 0 0 3 3 0.00 1.500	PITCHER																
Inning Stats	R: 0 H: 0 E: 0 K: 1 S: 5	R: 1 H: 1 E: 0 K: 1 S: 6	R: 1 H: 2 E: 0 K: 0 S: 5	R: 3 H: 4 E: 0 K: 2 S: 11	R: 2 H: 3 E: 0 K: 0 S: 6	R: 1 H: 2 E: 0 K: 0 S: 5	R: 0 H: 0 E: 0 K: 1 S: 5	R: 0 H: 0 E: 0 K: 0 S: 3	R: 0 H: 0 E: 0 K: 0 S: 3	1B: 7 2B: 4 3B: 0 HR: 1	SF: 1 SAC: 0 DP: 0 HBP: 0	WP: 0 PA: 41 PB: 0 SB: 0 CS: 0						
PITCHER	IP WLS BF H R ER SO BB IBB HBP BLK WP HR S P ERA WHIP	PITCHER																
Bob Forsch, R (1, 1) <small>ERA: 3.25</small> Joe Boever, R (5, 1) <small>ERA: 1.66</small> Pat Perry, L (5, 1) <small>ERA: 3.8</small> Ray Soff, R (6, 1) <small>ERA: 2.41</small> Bill Earley, L (8, 1)	0.2 3 1 0 0 0 0 0 0 0 0 0 0 3 3 0.00 1.500																	

Batter	1	2	3	4	5	6	7	8	9	AB	R	H	RBI	BB	SO	LOB	TOP					
Vince Coleman, S (1, 7) OBP: 0.301, SLG: 0.280	0-0 CS, PB 1B		0-0 F8		0-3 K			0-0 4-3		2	0	1	0	0	0	0	St. Louis Cardinals @ Chicago Cubs Wrigley Field, Chicago, IL Sun Oct 05 1986, 3:33 AM CDT Att: 20,016 - Unknown					
Curt Ford, L (3, 7) OBP: 0.318, SLG: 0.364	4-0 1B		0-3 K		0-0 4-3			0-0 4-3		3	0	0	0	1	1							
Terry Pendleton, S (8, PH) OBP: 0.279, SLG: 0.306	1-3 BB							2-3														
Ray Sofl, R (8, 1)																						
Andy Van Slyke, L (1, 8) OBP: 0.343, SLG: 0.452	4-0 1B		0-3 K		0-0 4-3			0-0 4-3		3	0	0	0	1	1							
Tom Herr, S (1, 4) OBP: 0.342, SLG: 0.331	0-0 G6-4-3 1B		0-0 4-3		0-0 F8			0-0 6-3		4	0	1	0	0	0	1						
Jim Lindeman, R (1, 3) OBP: 0.276, SLG: 0.327	0-0 G6-4-3		0-0 F9		0-0 F3			0-3 K		4	0	0	0	0	1	2						
Tito Landrum, R (1, 9) OBP: 0.279, SLG: 0.283		0-0 L8		0-0 F9		0-3 K		4-0 G6-4-3 BB		3	0	0	0	1	1	0						
Fred Manrique, R (1, 5) OBP: 0.222, SLG: 0.353	0-0 E, 1B 1B		0-0 1-3		0-0 5-3			0-0 G6-4-3		4	0	1	0	0	0	1						
José Oquendo, S (1, 6) OBP: 0.359, SLG: 0.341	0-0 E8 1B		0-0 2B		0-0 F9					3	1	2	0	0	0	0						
Michael LaValliere, L (1, 2) OBP: 0.318, SLG: 0.310	0-3 K		0-0 SH1-3 2B		0-0 L5					3	0	1	1	0	1	2						
Danny Cox, R (1, 1) OBP: 0.104, SLG: 0.108	0-3 K		0-0 SH1-3		0-0 4-3 1B					1	0	0	0	0	1	2						
Ozzie Smith, S (8, PH) OBP: 0.376, SLG: 0.333										1	0	1	0	0	0	0						
John Morris, L (8, 7) OBP: 0.287, SLG: 0.290										0	0	0	0	0	0	0						
Inning Stats	R: 0 E: 0 K: 0 S: 3	H: 2 LOB: 1 BB: 1 P: 7	R: 0 E: 1 K: 2 S: 9	H: 2 LOB: 2 BB: 0 P: 9	R: 0 E: 0 K: 1 S: 5	H: 0 LOB: 0 BB: 0 P: 5	R: 0 E: 0 K: 0 S: 3	H: 0 LOB: 0 BB: 0 P: 3	R: 1 E: 0 K: 1 S: 7	H: 2 LOB: 1 BB: 0 P: 7	R: 0 E: 0 K: 0 S: 5	H: 0 LOB: 0 BB: 0 P: 5	R: 0 E: 0 K: 0 S: 3	H: 0 LOB: 0 BB: 0 P: 3	R: 0 E: 0 K: 0 S: 4	H: 1 LOB: 1 BB: 0 P: 4	R: 0 E: 0 K: 1 S: 4	H: 0 LOB: 0 BB: 1 P: 8	1B: 5 2B: 2 3B: 0 HR: 0	SF: 0 SAC: 1 DP: 2 HBP: 0	WP: 0 PB: 1 SB: 0 CS: 1	PA: 33
PITCHER	IP WLS BF H R ER SO BB IBB HBP BLK WP HR S P ERA WHIP	7.0 W 26 6 1 1 5 1 0 0 0 0 0 35 39 1.29 1.000	2.0 S 7 1 0 0 1 1 0 0 0 0 0 8 12 0.00 1.000	PITCHER																		
Guy Hoffman, L (1, 1) ERA: 3.86																						
Drew Hall, L (8, 1) ERA: 4.56																						

AB	30
R	1
H	7
RBI	1
BB	2
SO	6
LOB	12



Batter	1	2	3	4	5	6	7	8	9	AB	R	H	RBI	BB	SO	LOB	BOTTOM					
Chico Walker, S (1, 8) OBP: 0.339, SLG: 0.376	0-0 23 E 2B	0-0 G4-6-3			0-0 5-3		0-3 K			4	1	1	0	0	1	3	St. Louis Cardinals @ Chicago Cubs Wrigley Field, Chicago, IL Sun Oct 05 1986, 3:33 AM CDT Att: 20,016 - Unknown					
23 Ryne Sandberg, R (1, 4) OBP: 0.330, SLG: 0.411	0-0 E6 K2-3 1B		0-0 5-3		0-0 2B			0-0 2B		4	2	3	1	0	0	0						
Rafael Palmeiro, L (1, 7) OBP: 0.295, SLG: 0.425	0-3 K2-3		0-0 4-3		0-0 L8			0-0 4-3 HR 2B		4	1	1	1	0	1	1						
Terry Francona, L (9, 3) OBP: 0.286, SLG: 0.323	1-3 1B				0-0 F9			2-3 4-3		0	0	0	0	0	0	0						
Keith Moreland, R (1, 3) OBP: 0.326, SLG: 0.384	0-3 K		0-0 1-3		0-0 F9			0-0 4-3		4	0	0	0	0	1	2						
Bob Demler, R (9, 8) OBP: 0.275, SLG: 0.312								2-3		0	0	0	0	0	0	0						
Jody Davis, R (1, 2) OBP: 0.300, SLG: 0.428	0-0 F4				0-0 F8		0-3 K	0-0 HR		4	1	1	2	0	1	0						
Chris Speier, R (1, 5) OBP: 0.349, SLG: 0.452		0-0 6-3		0-0 4-3		0-0 6-3		0-3 K		4	0	0	0	0	1	0						
Brian Dayett, R (1, 9) OBP: 0.316, SLG: 0.507	4-0 2B 1B BB		0-0 1B		0-0 K			0-0 HR		3	2	2	1	1	1	0						
Shawon Dunston, R (1, 6) OBP: 0.278, SLG: 0.411	0-0 1B 2B		0-0 F3		0-0 K			0-0 5-3		4	0	1	0	0	1	1						
Guy Hoffman, L (1, 1) OBP: 0.176, SLG: 0.067					0-0 E8 23 2B					2	1	1	1	0	0	0						
Thad Bosley, L (7, PH) OBP: 0.365, SLG: 0.350										1	0	0	0	0	0	0						
Drew Hall, L (8, 1) OBP: 0.250, SLG: 0.143										0	0	0	0	0	0	0						
Inning Stats	R: 2 E: 1 K: 2 S: 9	H: 2 LOB: 0 BB: 0 P: 9	R: 1 E: 0 K: 0 S: 4	H: 2 LOB: 1 BB: 1 P: 8	R: 0 E: 0 K: 0 S: 3	H: 0 LOB: 0 BB: 0 P: 3	R: 0 E: 0 K: 0 S: 4	H: 1 LOB: 1 BB: 0 P: 4	R: 1 E: 1 K: 0 S: 5	H: 1 LOB: 1 BB: 0 P: 5	R: 0 E: 0 K: 2 S: 7	H: 0 LOB: 0 BB: 0 P: 7	R: 0 E: 0 K: 2 S: 7	H: 0 LOB: 0 BB: 0 P: 7	R: 4 E: 0 K: 1 S: 9	H: 4 LOB: 0 BB: 0 P: 9	R: 4 E: 0 K: 1 S: 9	H: 4 LOB: 0 BB: 0 P: 9	1B: 3 2B: 5 3B: 0 HR: 2	SF: 0 SAC: 0 DP: 1 HBP: 0	WP: 0 PB: 0 SB: 1 CS: 0	PA: 35
PITCHER	IP WLS BF H R ER SO BB IBB HBP BLK WP HR S P ERA WHIP	7.0 L 28 6 4 4 6 1 0 0 0 0 2 9 9 36.00 4.000	PITCHER																			
Danny Cox, R (1, 1) ERA: 2.9																						
Ray Sofl, R (8, 1) ERA: 3.29																						

AB	34
R	8
H	10
RBI	6
BB	1
SO	7
LOB	7

