

St. Louis Cardinals - 1987

Batter	1	2	3	4	5	6	7	8	9	AB	R	H	RBI	BB	SO	LOB	TOP					
Vince Coleman, S OBP: 0.500, SLG: 0.400	4-3		5-3			3-4-1 BLK 1B	2B 6-3 1B	FC6-4		5	1	2	0	1	0	3						
Ozzie Smith, S OBP: 0.333, SLG: 0.400	4-3		BB 1B			F7	6-3 2B		F8	5	1	1	2	1	0	4						
Tom Herr, S OBP: 0.333, SLG: 0.333	F7		BB 1B	6-3		3-4-1	6-3		1B	6	1	2	1	0	0	2						
Jack Clark, R		FC1-6 BB	BB 1B BB	K			K		K	3	1	0	0	3	3	2						
Jim Lindeman, R Bill Dawley, R	F4		BB 1B BB	1-3		4-3		BB 1B BB	L1	4	1	1	2	0	0	3						
Tony Peña, R	FC1-6 2B		BB 1B BB		K		E6 1B		K	4	2	0	0	1	2	2						
Terry Pendleton, S			F5		K		K		F8	5	0	1	0	0	2	5						
Tito Landrum, R			1B BB				1B 2B 1B		1B	3	1	3	2	2	0	0						
John Tudor, L Willie McGee, S	F2		1-3 2-H 3-H 1B	4-3			1-2 2B BB		FC6-4 BB	3	0	1	2	0	0	4						
Inning Stats	R: 0 E: 0 K: 0 S: 3	H: 0 LOB: 0 BB: 3 P: 3	R: 0 E: 0 K: 0 S: 4	H: 1 LOB: 3 BB: 2 P: 12	R: 5 E: 0 K: 0 S: 6	H: 3 LOB: 3 BB: 5 P: 26	R: 0 E: 0 K: 1 S: 5	H: 0 LOB: 0 BB: 0 P: 5	R: 0 E: 0 K: 2 S: 8	H: 1 LOB: 1 BB: 0 P: 8	R: 0 E: 0 K: 0 S: 4	H: 1 LOB: 2 BB: 1 P: 8	R: 4 E: 1 K: 2 S: 11	H: 3 LOB: 1 BB: 1 P: 15	R: 0 E: 0 K: 1 S: 6	H: 1 LOB: 3 BB: 2 P: 14	R: 0 E: 0 K: 1 S: 6	H: 1 LOB: 1 BB: 0 P: 6	1B: 9 2B: 2 3B: 0 HR: 0	SF: 0 SAC: 0 DP: 0 HBP: 0	WP: 0 PB: 0 SB: 2 CS: 0	PA: 50
PITCHER	IP	WLS	BF	H	R	ER	SO	BB	IBB	HBP	BLK	WP	HR	S	P	ERA	WHIP					
Rick Sutcliffe, R ERA: 16.88	2.2	L	19	4	5	5	0	6	1	0	0	0	0	12	40	16.88	3.750					
Greg Maddux, R ERA:	3.1		13	2	0	0	3	1	0	0	1	0	0	18	22	0.00	0.900					
Dickie Noles, R ERA: 81.0	0.1		5	2	4	3	1	1	0	0	0	0	0	6	10	81.00	9.000					
Jamie Moyer, L ERA:	0.1		2	1	0	0	0	0	0	0	0	0	0	2	2	0.00	3.000					
Les Lancaster, R ERA:	2.1		11	2	0	0	3	2	0	0	0	0	0	15	23	0.00	1.714					

St. Louis Cardinals @ Chicago Cubs
Wrigley Field, Chicago, IL
Tue Apr 07 1987, 3:33 AM CDT
Att: 38,240 - Unknown

AB 39
R 9
H 11
RBI 9
BB 11
SO 7
LOB 26



Batter	1	2	3	4	5	6	7	8	9	AB	R	H	RBI	BB	SO	LOB	BOTTOM				
Bob Dernier, R Dave Martinez, L	23 2B E	23 BB					3-1		G3	3	1	3	0	0	0	0					
23 Ryne Sandberg, R	E SF7						K			2	1	1	1	2	1	0					
Andre Dawson, R	E4 G6-4-3						F8			4	0	0	1	0	1	6					
Keith Moreland, R	SF7						6-3		F9	3	0	1	1	0	0	0					
Jody Davis, R Jim Sundberg, R	G6-4-3						F8		F7	2	0	0	0	0	0	2					
Brian Davett, R							5-3		K	4	0	2	0	0	1	0					
Leon Durham, L	9-5						G3		1B	4	0	1	0	0	1	2					
Shawon Dunston, R	1B 23 BB						F8		F3	4	1	1	0	0	0	1					
Rick Sutcliffe, L Greg Maddux, R Gary Matthews, R Dickie Noles, R Jamie Moyer, L Les Lancaster, R Chico Walker, S							F7		K	0	0	0	0	0	1	0					
Inning Stats	R: 2 E: 1 K: 0 S: 5	H: 2 LOB: 3 BB: 2 P: 5	R: 1 E: 0 K: 1 S: 7	H: 3 LOB: 2 BB: 1 P: 15	R: 0 E: 0 K: 1 S: 6	H: 2 LOB: 1 BB: 0 P: 6	R: 0 E: 0 K: 0 S: 4	H: 1 LOB: 2 BB: 1 P: 8	R: 0 E: 0 K: 0 S: 3	H: 0 LOB: 0 BB: 0 P: 3	R: 0 E: 0 K: 1 S: 5	H: 0 LOB: 0 BB: 0 P: 5	R: 0 E: 0 K: 1 S: 5	H: 0 LOB: 0 BB: 0 P: 5	R: 0 E: 0 K: 1 S: 6	H: 1 LOB: 1 BB: 0 P: 6	1B: 5 2B: 4 3B: 1 HR: 0	SF: 1 SAC: 0 DP: 3 HBP: 0	WP: 0 PB: 0 SB: 0 CS: 0	PA: 37	
PITCHER	IP	WLS	BF	H	R	ER	SO	BB	IBB	HBP	BLK	WP	HR	S	P	ERA	WHIP				
John Tudor, L ERA: 5.4	5.0	W	24	8	3	3	2	3	0	0	0	0	0	25	37	5.40	2.200				
Bill Dawley, R ERA:	4.0	S	13	1	0	0	3	0	0	0	0	0	0	19	19	0.00	0.250				

St. Louis Cardinals @ Chicago Cubs
Wrigley Field, Chicago, IL
Tue Apr 07 1987, 3:33 AM CDT
Att: 38,240 - Unknown

AB 33
R 3
H 9
RBI 3
BB 3
SO 5
LOB 13




Batter	1	2	3	4	5	6	7	8	9	AB	R	H	RBI	BB	SO	LOB	TOP					
Vince Coleman, S (1, 7) OBP: 0.455, SLG: 0.333	4-3		4-3		B5-3		4-3		4-3	4	2	1	0	1	0	0	St. Louis Cardinals @ Chicago Cubs Wrigley Field, Chicago, IL Thu Apr 09 1987, 3:33 AM CDT Att: 12,441 - Unknown livebaseballscorecards.com					
Ozzie Smith, S (1, 6) OBP: 0.400, SLG: 0.429	5-3		L5				SF8			2	0	1	1	1	0	1						
Tom Herr, S (1, 4) OBP: 0.200, SLG: 0.200	5-3		4-3		6-3		K			4	0	0	1	0	1	2						
Jack Clark, R (1, 3) OBP: 0.400, SLG: 0.143	K				6-3		F9			4	0	1	0	0	1	2						
Jim Lindeman, R (1, 9) OBP: 0.375, SLG: 0.500 Todd Worrell, R (8, 1)			K						6-3	4	0	2	0	0	1	1						
Tony Peña, R (1, 2) OBP: 0.222, SLG: 0.125		FC3-6			K		WP		6-3	4	1	1	0	0	1	2						
Terry Pendleton, S (1, 5) OBP: 0.333, SLG: 0.778		L8					HR		4-3	4	1	2	2	0	0	2						
Tito Landrum, R (1, 8) OBP: 0.667, SLG: 0.500					6-3		K		6-3	3	0	0	0	1	1	1						
Danny Cox, R (1, 1)					6-3					3	0	0	0	0	0	3						
Bill Dawley, R (7, 1)					6-3		1-3			0	0	0	0	0	0	0						
Willie McGee, S (8, 8)									K	1	0	0	0	0	1	0						
Inning Stats	R: 0 E: 0 K: 1 S: 5	H: 0 LOB: 1 BB: 1 P: 9	R: 0 E: 0 K: 0 S: 4	H: 1 LOB: 2 BB: 1 P: 8	R: 1 E: 0 K: 1 S: 6	H: 1 LOB: 1 BB: 1 P: 10	R: 0 E: 0 K: 1 S: 6	H: 1 LOB: 1 BB: 0 P: 6	R: 0 E: 0 K: 0 S: 4	H: 1 LOB: 1 BB: 0 P: 4	R: 2 E: 0 K: 1 S: 7	H: 2 LOB: 0 BB: 0 P: 7	R: 1 E: 0 K: 1 S: 6	H: 1 LOB: 0 BB: 0 P: 6	R: 0 E: 0 K: 0 S: 3	H: 1 LOB: 0 BB: 0 P: 3	R: 0 E: 0 K: 1 S: 5	H: 0 LOB: 0 BB: 0 P: 5	1B: 6 2B: 1 3B: 0 HR: 1	SF: 1 SAC: 0 DP: 0 HBP: 0	WP: 1 PB: 0 SB: 6 CS: 1	PA: 37
PITCHER	IP WLS BF H R ER SO BB IBB HBP BLK WP HR S P ERA WHIP	7.0 L 31 7 4 4 5 3 0 0 0 0 1 1 38 50 5.14 1.429	2.0 6 1 0 0 1 0 0 0 0 0 0 0 8 8 0.00 0.500																			

Batter	1	2	3	4	5	6	7	8	9	AB	R	H	RBI	BB	SO	LOB	BOTTOM					
Chico Walker, S (1, 7) OBP: 0.167, SLG: 0.167	6-3		F7				FC6-4			5	0	1	0	0	1	3	St. Louis Cardinals @ Chicago Cubs Wrigley Field, Chicago, IL Thu Apr 09 1987, 3:33 AM CDT Att: 12,441 - Unknown livebaseballscorecards.com					
23 Ryne Sandberg, R (1, 4) OBP: 0.556, SLG: 1.000	PB		5-3			HR			F6	4	1	1	1	1	1	1						
Andre Dawson, R (1, 9) OBP: 0.125, SLG: 0.500	K				K		F8			4	1	1	1	0	2	1						
Keith Moreland, R (1, 5) OBP: 0.250, SLG: 0.286	K				6-3		F6			4	0	1	0	0	1	1						
Leon Durham, L (1, 3) OBP: 0.500, SLG: 0.333			FC5-4		FC6		F5			2	0	1	0	2	0	0						
Dave Martinez, L (1, 8)			F8		FC6					4	0	0	0	0	2	4						
Shawon Dunston, R (1, 6) OBP: 0.250, SLG: 0.286			FC5-4							3	0	0	0	1	0	3						
Jim Sundberg, R (1, 2)										2	0	0	0	1	2	2						
Manny Trillo, R (9, PH)			K							1	0	0	0	0	0	0						
Steve Trout, L (1, 1)										2	0	0	0	0	1	1						
Jerry Mumphrey, S (7, PH)										0	0	0	0	1	0	0						
Dickie Noles, R (8, 1)										0	0	0	0	0	0	0						
Gary Matthews, R (9, PH)										1	0	0	0	0	1	0						
Inning Stats	R: 0 E: 0 K: 2 S: 7	H: 0 LOB: 1 BB: 1 P: 11	R: 0 E: 0 K: 1 S: 5	H: 0 LOB: 1 BB: 1 P: 9	R: 0 E: 0 K: 0 S: 3	H: 0 LOB: 0 BB: 0 P: 3	R: 0 E: 0 K: 1 S: 5	H: 0 LOB: 1 BB: 1 P: 9	R: 0 E: 0 K: 3 S: 9	H: 0 LOB: 1 BB: 1 P: 13	R: 1 E: 0 K: 0 S: 4	H: 1 LOB: 0 BB: 0 P: 4	R: 0 E: 0 K: 1 S: 5	H: 0 LOB: 2 BB: 2 P: 13	R: 1 E: 0 K: 1 S: 8	H: 3 LOB: 2 BB: 0 P: 8	R: 0 E: 0 K: 2 S: 8	H: 1 LOB: 1 BB: 0 P: 8	1B: 3 2B: 0 3B: 0 HR: 2	SF: 0 SAC: 0 DP: 0 HBP: 0	WP: 0 PB: 1 SB: 1 CS: 0	PA: 38
PITCHER	IP WLS BF H R ER SO BB IBB HBP BLK WP HR S P ERA WHIP	6.2 W 27 1 1 1 8 6 0 0 0 0 0 1 37 61 1.35 1.050	0.2 3 1 1 1 0 0 0 0 0 0 0 1 3 3 13.50 1.500	1.2 S 8 3 0 0 3 0 0 0 0 0 0 0 14 14 0.00 1.800																		


St. Louis Cardinals @ Chicago Cubs
 Wrigley Field, Chicago, IL
 Thu Apr 09 1987, 3:33 AM CDT
 Att: 12,441 - Unknown

AB 33
 R 4
 H 8
 RBI 4
 BB 3
 SO 6
 LOB 14



St. Louis Cardinals @ Chicago Cubs
 Wrigley Field, Chicago, IL
 Thu Apr 09 1987, 3:33 AM CDT
 Att: 12,441 - Unknown

AB 32
 R 2
 H 5
 RBI 2
 BB 6
 SO 11
 LOB 16



Batter	1	2	3	4	5	6	7	8	9	AB	R	H	RBI	BB	SO	LOB	TOP								
Vince Coleman, S OBP: 0.467, SLG: 0.385																									
Ricky Horton, L																									
Jack Clark, R OBP: 0.364, SLG: 0.125																									
Dave LaPoint, L																									
Ozzie Smith, S OBP: 0.400, SLG: 0.417																									
Tom Herr, S OBP: 0.214, SLG: 0.154																									
Mike Laga, L OBP: 0.250, SLG: 1.000																									
Jim Lindeman, R OBP: 0.250, SLG: 0.333																									
Tony Peña, R OBP: 0.308, SLG: 0.100																									
Steve Lake, R																									
Terry Pendleton, S OBP: 0.385, SLG: 0.789																									
Tito Landrum, R OBP: 0.545, SLG: 0.375																									
Willie McGee, S																									
Greg Mathews, R OBP: 0.500, SLG: 0.500																									
Pat Perry, L																									
Curt Ford, L OBP: 1.000, SLG: 1.500																									
Inning Stats	R: 0 E: 0 K: 1 S: 6	H: 1 LOB: 2 BB: 1 P: 10	R: 0 E: 0 K: 0 S: 3	H: 0 LOB: 0 BB: 0 P: 3	R: 0 E: 0 K: 1 S: 7	H: 2 LOB: 2 BB: 0 P: 7	R: 0 E: 0 K: 0 S: 3	H: 0 LOB: 0 BB: 0 P: 3	R: 0 E: 0 K: 0 S: 4	H: 1 LOB: 1 BB: 0 P: 4	R: 1 E: 0 K: 1 S: 7	H: 2 LOB: 2 BB: 1 P: 11	R: 0 E: 0 K: 0 S: 3	H: 1 LOB: 0 BB: 0 P: 3	R: 0 E: 0 K: 0 S: 3	H: 0 LOB: 0 BB: 0 P: 3	R: 2 E: 0 K: 1 S: 7	H: 3 LOB: 2 BB: 0 P: 8	1B: 7 2B: 2 3B: 0 HR: 1	SF: 0 SAC: 0 DP: 1 HBP: 1	WP: 0 PB: 0 SB: 2 CS: 0	PA: 38			
PITCHER	IP	WLS	BF	H	R	ER	SO	BB	IBB	HBP	BLK	WP	HR	S	P	ERA	WHIP								
Rick Reuschel, R ERA: 1.59	(1, 1)	5.2	25	6	1	1	3	2	0	0	0	0	1	29	37	1.59	1.412								
Barry Jones, R ERA:	(6, 1)	1.1	4	1	0	0	0	0	0	0	0	0	0	4	4	0.00	0.750								
Brian Fisher, R ERA: 9.0	(8, 1)	1.0	5	1	2	2	0	0	0	1	0	0	0	4	5	18.00	1.000								
Don Robinson, R ERA:	(9, 1)	1.0	W	4	2	0	0	1	0	0	0	0	0	6	6	0.00	2.000								

St. Louis Cardinals @ Pittsburgh Pirates
Three Rivers Stadium, Pittsburgh, PA
Fri Apr 10 1987, 7:05 PM EDT
Att: 52,119 - Unknown

AB 35
R 3
H 10
RBI 3
BB 2
SO 4
LOB 19



Batter	1	2	3	4	5	6	7	8	9	AB	R	H	RBI	BB	SO	LOB	BOTTOM								
Barry Bonds, L OBP: 0.333, SLG: 0.273																									
Andy Van Slyke, L OBP: 0.231, SLG: 0.417																									
Johnny Ray, S OBP: 0.214, SLG: 0.154																									
Jim Morrison, R OBP: 0.692, SLG: 1.364																									
Bobby Bonilla, S OBP: 0.286, SLG: 0.357																									
Sid Bream, L OBP: 0.482, SLG: 0.500																									
Junior Ortiz, R OBP: 0.556, SLG: 0.333																									
Rafael Belliard, R OBP: 0.100, SLG: 0.100																									
Rick Reuschel, R OBP: 0.500, SLG: 0.500																									
Barry Jones, R ERA:	(6, 1)	1.0	4	1	0	0	0	1	0	0	0	0	0	3	7	0.00	2.000								
Brian Fisher, R ERA:	(8, 1)	1.0	5	1	2	2	0	0	0	1	0	0	0	4	5	18.00	1.000								
Don Robinson, R ERA:	(9, 1)	1.0	W	4	2	0	0	1	0	0	0	0	0	6	6	0.00	2.000								
Inning Stats	R: 0 E: 0 K: 1 S: 5	H: 0 LOB: 0 BB: 0 P: 5	R: 1 E: 0 K: 1 S: 6	H: 1 LOB: 2 BB: 2 P: 14	R: 0 E: 0 K: 0 S: 4	H: 1 LOB: 3 BB: 2 P: 12	R: 0 E: 1 K: 0 S: 5	H: 1 LOB: 2 BB: 0 P: 5	R: 2 E: 0 K: 0 S: 6	H: 3 LOB: 1 BB: 0 P: 6	R: 0 E: 0 K: 0 S: 3	H: 1 LOB: 1 BB: 1 P: 7	R: 0 E: 0 K: 3 S: 9	H: 1 LOB: 2 BB: 0 P: 9	R: 0 E: 0 K: 0 S: 3	H: 0 LOB: 0 BB: 0 P: 9	R: 1 E: 0 K: 1 S: 5	H: 1 LOB: 1 BB: 1 P: 9	1B: 5 2B: 2 3B: 0 HR: 2	SF: 0 SAC: 1 DP: 1 HBP: 0	WP: 1 PB: 0 SB: 0 CS: 0	PA: 42			
PITCHER	IP	WLS	BF	H	R	ER	SO	BB	IBB	HBP	BLK	WP	HR	S	P	ERA	WHIP								
Greg Mathews, L ERA: 5.4	(1, 1)	5.0	26	6	3	3	2	4	0	0	0	0	1	26	42	5.40	2.000								
Pat Perry, L ERA:	(6, 1)	1.0	4	1	0	0	0	1	0	0	0	0	0	3	7	0.00	2.000								
Ricky Horton, L ERA:	(7, 1)	2.0	8	1	0	0	4	1	0	0	0	0	0	15	19	0.00	1.000								
Dave LaPoint, L ERA: 13.5	(9, 1)	0.2	L	4	1	1	1	1	0	0	0	0	0	5	9	13.50	3.000								

St. Louis Cardinals @ Pittsburgh Pirates
Three Rivers Stadium, Pittsburgh, PA
Fri Apr 10 1987, 7:05 PM EDT
Att: 52,119 - Unknown

AB 34
R 4
H 9
RBI 4
BB 7
SO 7
LOB 25



Batter	1	2	3	4	5	6	7	8	9	AB	R	H	RBI	BB	SO	LOB	TOP		
Vince Coleman, S OBP: 0.400, SLG: 0.294 José Oquendo, S (9, 6)	4-0 F8 2B BB	0-3 K	0-0 K	0-3 K		0-0 1-3		0-0 4-3		4	1	0	0	1	2	3			
Ozzie Smith, S OBP: 0.350, SLG: 0.353 Todd Worrell, R (9, 1)	0-0 F8 1-3		0-0 F7		0-0 CS 1B		0-0 4-3		0-0 G3	5	0	1	0	0	0	1			
Tom Herr, S OBP: 0.263, SLG: 0.235 (1, 4)	0-0 2B		0-0 F8		0-0 3-1 1-2		4-0 HR BB		0-0 4-3	4	1	1	1	1	0	1			
Jack Clark, R OBP: 0.500, SLG: 0.500 (1, 3)	0-3 K		4-0 BB		4-0 1B BB		0-0 HR BB		4-0 BB	2	1	1	2	3	1	1			
Willie McGee, S OBP: 0.300, SLG: 0.125 (1, 8)	0-0 F8		0-0 F8		0-0 1-2 1B		0-0 6-3		0-3 K	5	0	1	0	0	1	3			
Jim Lindeman, R OBP: 0.313, SLG: 0.750 Bill Dawley, R (7, 1)		0-0 HR		0-0 HR		0-3 K		0-3 K		4	2	2	2	0	2	2			
Ricky Horton, L (8, 1)										0	0	0	0	0	0	0			
Curt Ford, L OBP: 1.000, SLG: 1.500 (6, 7)										0	0	0	0	0	0	0			
Terry Pendleton, S OBP: 0.353, SLG: 0.647 (1, 5)		0-0 4-3 S 1B		0-0 F3		0-0 4-3		0-0 G3		4	0	1	0	0	0	0			
Steve Lake, R OBP: 0.500, SLG: 1.750 (1, 2)		0-0 4-3		0-0 HR		0-0 FC1-2 3B		0-0 5-3		4	1	2	1	0	0	1			
Bob Forsch, R (1, 1)		0-3 K		0-3 K		0-0 FC1-2 3H		4-0 BB		3	0	0	0	0	2	2			
Tito Landrum, R OBP: 0.593, SLG: 0.375 (7, 9)										0	0	0	0	1	0	0			
Inning Stats	R: 1 E: 0 K: 1 S: 6	H: 1 LOB: 1 BB: 1 P: 10	R: 1 E: 0 K: 2 S: 9	H: 2 LOB: 1 BB: 0 P: 9	R: 0 E: 0 K: 0 S: 3	H: 0 LOB: 1 BB: 1 P: 7	R: 2 E: 0 K: 2 S: 9	H: 2 LOB: 0 BB: 0 P: 9	R: 0 E: 0 K: 1 S: 6	H: 2 LOB: 2 BB: 1 P: 10	R: 2 E: 0 K: 1 S: 6	H: 1 LOB: 0 BB: 1 P: 10	R: 0 E: 0 K: 0 S: 3	H: 0 LOB: 1 BB: 1 P: 7	R: 0 E: 0 K: 1 S: 5	H: 0 LOB: 1 BB: 1 P: 9	1B: 3 2B: 1 3B: 1 HR: 4	SF: 0 SAC: 0 DP: 0 HBP: 0	WP: 0 PA: 41 PB: 0 SB: 3 CS: 1
PITCHER	IP WLS BF H R ER SO BB IBB HBP BLK WP HR S P ERA WHIP	IP WLS BF H R ER SO BB IBB HBP BLK WP HR S P ERA WHIP	IP WLS BF H R ER SO BB IBB HBP BLK WP HR S P ERA WHIP	IP WLS BF H R ER SO BB IBB HBP BLK WP HR S P ERA WHIP	IP WLS BF H R ER SO BB IBB HBP BLK WP HR S P ERA WHIP	IP WLS BF H R ER SO BB IBB HBP BLK WP HR S P ERA WHIP	IP WLS BF H R ER SO BB IBB HBP BLK WP HR S P ERA WHIP	IP WLS BF H R ER SO BB IBB HBP BLK WP HR S P ERA WHIP	IP WLS BF H R ER SO BB IBB HBP BLK WP HR S P ERA WHIP	IP WLS BF H R ER SO BB IBB HBP BLK WP HR S P ERA WHIP	IP WLS BF H R ER SO BB IBB HBP BLK WP HR S P ERA WHIP	IP WLS BF H R ER SO BB IBB HBP BLK WP HR S P ERA WHIP	IP WLS BF H R ER SO BB IBB HBP BLK WP HR S P ERA WHIP	IP WLS BF H R ER SO BB IBB HBP BLK WP HR S P ERA WHIP	IP WLS BF H R ER SO BB IBB HBP BLK WP HR S P ERA WHIP	IP WLS BF H R ER SO BB IBB HBP BLK WP HR S P ERA WHIP	IP WLS BF H R ER SO BB IBB HBP BLK WP HR S P ERA WHIP	IP WLS BF H R ER SO BB IBB HBP BLK WP HR S P ERA WHIP	IP WLS BF H R ER SO BB IBB HBP BLK WP HR S P ERA WHIP

St. Louis Cardinals @ Pittsburgh Pirates
Three Rivers Stadium, Pittsburgh, PA
Sat Apr 11 1987, 3:33 AM EDT
Att: 6,720 - Unknown

AB 35
R 6
H 9
RBI 6
BB 6
SO 8
LOB 14



Batter	1	2	3	4	5	6	7	8	9	AB	R	H	RBI	BB	SO	LOB	BOTTOM		
Barry Bonds, L OBP: 0.316, SLG: 0.214 (1, 8)	0-0 F8		0-0 L6 2-3			0-0 F2		4-0 3-1 2B BB		3	1	0	0	1	0	2			
Andy Van Slyke, L OBP: 0.235, SLG: 0.333 (1, 9)	0-0 F5		0-0 F9			4-0 2B 1-2 BB		0-0 3-1 1-2 2-3		3	0	0	0	1	0	2			
Johnny Ray, S OBP: 0.276, SLG: 0.250 (1, 4)	4-0 BB				0-0 5-3		0-0 F7		0-0 BB	3	0	1	2	1	0	2			
Bobby Bonilla, S OBP: 0.278, SLG: 0.389 (1, 7)	0-0 F6				0-0 G3		0-0 2B		0-0 6-3 2H 3H	4	0	1	1	0	0	2			
Sid Bream, L OBP: 0.353, SLG: 0.375 John Smiley, L (9, 1)		0-0 F8		0-0 P6		0-0 K		0-0 1-3		4	0	0	0	0	1	3			
Jim Morrison, R OBP: 0.529, SLG: 1.000 (1, 5)		0-0 6-3			0-0 E5 G4-6-3		0-0 F3		0-0 6-3	4	0	0	0	0	0	0			
Michael LaValliere, L OBP: 0.286, SLG: 0.167 (1, 2)		0-0 1B			0-0 G4-6-3 1-2		0-0 F9		0-0 F9	4	0	1	0	0	0	1			
Rafael Belliard, R OBP: 0.077, SLG: 0.077 Mike Diaz, R (9, PH)		0-0 6-3			0-0 6-3		0-0 1-6-3		0-0 F9	3	0	0	0	0	0	1			
Bob Kipper, R OBP: 0.200, SLG: 2.000 Bob Walk, R John Cangelosi, S Logan Easley, R R.J. Reynolds, S OBP: 0.500, SLG: 1.000 (9, 7)			0-0 L6 2B			0-0 E8 2B		0-0 E7 3-1 2B		1	0	1	0	0	0	0			
Inning Stats	R: 0 E: 0 K: 0 S: 3	H: 0 LOB: 1 BB: 1 P: 7	R: 0 E: 0 K: 0 S: 4	H: 1 LOB: 0 BB: 0 P: 4	R: 0 E: 0 K: 0 S: 3	H: 1 LOB: 0 BB: 0 P: 3	R: 0 E: 0 K: 0 S: 3	H: 0 LOB: 0 BB: 0 P: 3	R: 1 E: 1 K: 1 S: 7	H: 1 LOB: 2 BB: 1 P: 11	R: 0 E: 0 K: 0 S: 3	H: 0 LOB: 0 BB: 0 P: 3	R: 2 E: 1 K: 0 S: 5	H: 1 LOB: 1 BB: 1 P: 9	R: 0 E: 0 K: 0 S: 3	H: 0 LOB: 0 BB: 0 P: 3	1B: 1 2B: 4 3B: 0 HR: 0	SF: 0 SAC: 0 DP: 2 HBP: 0	WP: 0 PA: 35 PB: 0 SB: 0 CS: 0
PITCHER	IP WLS BF H R ER SO BB IBB HBP BLK WP HR S P ERA WHIP	IP WLS BF H R ER SO BB IBB HBP BLK WP HR S P ERA WHIP	IP WLS BF H R ER SO BB IBB HBP BLK WP HR S P ERA WHIP	IP WLS BF H R ER SO BB IBB HBP BLK WP HR S P ERA WHIP	IP WLS BF H R ER SO BB IBB HBP BLK WP HR S P ERA WHIP	IP WLS BF H R ER SO BB IBB HBP BLK WP HR S P ERA WHIP	IP WLS BF H R ER SO BB IBB HBP BLK WP HR S P ERA WHIP	IP WLS BF H R ER SO BB IBB HBP BLK WP HR S P ERA WHIP	IP WLS BF H R ER SO BB IBB HBP BLK WP HR S P ERA WHIP	IP WLS BF H R ER SO BB IBB HBP BLK WP HR S P ERA WHIP	IP WLS BF H R ER SO BB IBB HBP BLK WP HR S P ERA WHIP	IP WLS BF H R ER SO BB IBB HBP BLK WP HR S P ERA WHIP	IP WLS BF H R ER SO BB IBB HBP BLK WP HR S P ERA WHIP	IP WLS BF H R ER SO BB IBB HBP BLK WP HR S P ERA WHIP	IP WLS BF H R ER SO BB IBB HBP BLK WP HR S P ERA WHIP	IP WLS BF H R ER SO BB IBB HBP BLK WP HR S P ERA WHIP	IP WLS BF H R ER SO BB IBB HBP BLK WP HR S P ERA WHIP	IP WLS BF H R ER SO BB IBB HBP BLK WP HR S P ERA WHIP	IP WLS BF H R ER SO BB IBB HBP BLK WP HR S P ERA WHIP

St. Louis Cardinals @ Pittsburgh Pirates
Three Rivers Stadium, Pittsburgh, PA
Sat Apr 11 1987, 3:33 AM EDT
Att: 6,720 - Unknown

AB 32
R 3
H 4
RBI 3
BB 3
SO 1
LOB 13



Batter	1	2	3	4	5	6	7	8	9	AB	R	H	RBI	BB	SO	LOB	TOP					
Vince Coleman, S (1.7) OBP: 0.400, SLG: 0.364										5	1	2	0	0	2	5	St. Louis Cardinals @ Pittsburgh Pirates Three Rivers Stadium, Pittsburgh, PA Sun Apr 12 1987, 3:33 AM EDT Att: 6,749 - Unknown livebaseballscorecards.com					
Willie McGee, S (1.8) OBP: 0.333, SLG: 0.231										5	0	2	2	0	0	2						
Tom Herr, S (1.4) OBP: 0.292, SLG: 0.286										4	1	1	0	1	1	5						
Jack Clark, R (1.3) OBP: 0.476, SLG: 0.500 Dave LaPoint, L (8.1)										4	0	1	1	1	0	2						
Jim Lindeman, R (1.9) OBP: 0.286, SLG: 0.667										5	1	1	0	0	0	6						
Terry Pendleton, S (1.5) OBP: 0.409, SLG: 0.636										5	0	3	1	0	0	1						
Steve Lake, R (1.2) Curt Ford, L (7. PH) Tom Pagnozzi, R (7.2)										3	0	2	0	0	1	1						
José Oquendo, S (1.6) OBP: 0.400, SLG: 0.250										4	1	1	0	1	0	4						
John Tudor, L (1.1) OBP: 0.250, SLG: 0.250 Pat Perry, L (6.1) Ray Soff, R (6.1) Mike Laga, L (8. PH)										1	0	0	0	0	0	2						
Inning Stats	R: 1 E: 0 K: 0 S: 5	H: 2 LOB: 1 BB: 0 P: 5	R: 0 E: 0 K: 2 S: 9	H: 2 LOB: 2 BB: 0 P: 9	R: 0 E: 0 K: 0 S: 3	H: 0 LOB: 1 BB: 1 P: 7	R: 0 E: 0 K: 0 S: 5	H: 2 LOB: 1 BB: 0 P: 5	R: 1 E: 0 K: 0 S: 5	H: 2 LOB: 1 BB: 0 P: 5	R: 1 E: 0 K: 0 S: 4	H: 2 LOB: 1 BB: 1 P: 8	R: 0 E: 0 K: 2 S: 8	H: 1 LOB: 0 BB: 2 P: 16	R: 0 E: 0 K: 0 S: 3	H: 0 LOB: 0 BB: 0 P: 3		1B: 9 2B: 4 3B: 0 HR: 0	SF: 0 SAC: 2 DP: 1 HBP: 0	WP: 1 PB: 0 SB: 0 CS: 0	PA: 44	
PITCHER	IP WLS BF H R ER SO BB IBB HBP BLK WP HR S P ERA WHIP	5.0 W 24 8 2 2 2 2 1 0 0 0 0 0 0 8 12 3.60 1.800	6.1 1.1 9 4 2 2 0 1 0 0 0 0 0 0 8 20 0.00 3.750	7.1 1.1 7 1 0 0 2 3 0 0 0 0 0 0 8 20 0.00 3.000	8.1 1.1 S 4 0 0 0 0 0 0 0 0 0 0 0 4 4 0.00 0.000																	

Batter	1	2	3	4	5	6	7	8	9	AB	R	H	RBI	BB	SO	LOB	BOTTOM					
John Cangelosi, S (1.8) OBP: 0.625, SLG: 0.714										4	3	4	1	1	0	0	St. Louis Cardinals @ Pittsburgh Pirates Three Rivers Stadium, Pittsburgh, PA Sun Apr 12 1987, 3:33 AM EDT Att: 6,749 - Unknown livebaseballscorecards.com					
Andy Van Slyke, L (1.9) OBP: 0.273, SLG: 0.350										5	2	2	2	0	0	3						
Johnny Ray, S (1.4) OBP: 0.261, SLG: 0.238										5	0	1	1	0	0	3						
Jim Morrison, R (1.5) OBP: 0.571, SLG: 1.158										4	1	3	3	0	0	1						
Mike Diaz, R (1.7) Barry Jones, R (6.1) Brian Fisher, R (7.1) Don Robinson, R (8.1)										2	0	0	0	1	0	1						
Sid Bream, L (1.3) OBP: 0.333, SLG: 0.316										3	0	0	0	1	1	2						
Junior Ortiz, R (1.2) OBP: 0.462, SLG: 0.300										4	0	1	0	0	1	3						
Rafael Belliard, R (1.6) OBP: 0.176, SLG: 0.250										3	1	1	0	0	1	0						
Bob Patterson, R (1.1) Bobby Bonilla, S (6.7)										2	0	0	0	0	0	2						
Inning Stats	R: 1 E: 0 K: 0 S: 5	H: 2 LOB: 1 BB: 0 P: 5	R: 0 E: 0 K: 1 S: 5	H: 1 LOB: 0 BB: 0 P: 6	R: 2 E: 0 K: 0 S: 5	H: 2 LOB: 2 BB: 2 P: 13	R: 0 E: 0 K: 0 S: 4	H: 1 LOB: 1 BB: 0 P: 4	R: 1 E: 0 K: 1 S: 6	H: 1 LOB: 1 BB: 1 P: 10	R: 3 E: 1 K: 0 S: 7	H: 4 LOB: 1 BB: 0 P: 7	R: 0 E: 0 K: 1 S: 5	H: 0 LOB: 0 BB: 0 P: 5	R: 0 E: 0 K: 0 S: 4	H: 1 LOB: 1 BB: 0 P: 4		1B: 8 2B: 3 3B: 1 HR: 1	SF: 0 SAC: 0 DP: 1 HBP: 1	WP: 0 PB: 0 SB: 3 CS: 0	PA: 39	
PITCHER	IP WLS BF H R ER SO BB IBB HBP BLK WP HR S P ERA WHIP	5.1 L 28 9 6 6 2 2 0 0 0 0 0 0 2 28 7.84	6.1 0.0 2 2 1 1 0 0 0 0 0 0 0 2 2	6.1 1.2 5 0 0 0 1 0 0 0 0 0 0 7 7	8.1 1.0 4 1 0 0 0 0 0 0 0 0 4 4																	

Batter	1	2	3	4	5	6	7	8	9	AB	R	H	RBI	BB	SO	LOB	TOP								
Vince Coleman, S (1, 7) OBP: 0.367, SLG: 0.308	G3		F2			K	4-3		L1-3 BB	4	0	0	0	1	1	0									
José Oquendo, S (1, 6) OBP: 0.400, SLG: 0.250	G3		4-3			2B	1B	1B 3B BB	L1-3	4	2	1	0	1	0	1									
Tom Herr, S (1, 4) OBP: 0.379, SLG: 0.375	G3			FC5-4 BB		1-H HR	2B	1B 3B 1B	CS BB	3	2	2	1	2	0	0									
Jack Clark, R (1, 3) OBP: 0.480, SLG: 0.667		K		F8		2-H HR		1-2 3B	1B	4	2	2	2	0	1	1									
Willie McGee, S (1, 8) OBP: 0.368, SLG: 0.412		1B 1B		FC5-4		1-3		1-H 2-H 3-H	1B	4	1	2	3	0	0	1									
Jim Lindeman, R (1, 9) OBP: 0.280, SLG: 0.720		K		P6		HR		F8		4	1	1	1	0	1	3									
Terry Pendleton, S (1, 5) OBP: 0.423, SLG: 0.615		1B				F8				4	0	2	1	0	0	0									
Steve Lake, R (1, 2) OBP: 0.364, SLG: 0.818		K2-3				F7		3-H P4		4	0	0	0	0	1	3									
Danny Cox, R (1, 1) Mike Laga, L (7, PH) Ricky Horton, L (7, 1)				K		1-3		K	K	2	0	0	0	0	1	0									
										1	0	0	0	0	1	0									
										1	0	0	0	0	1	1									
Inning Stats	R: 0 E: 0 K: 0 S: 3	H: 0 LOB: 0 BB: 0 P: 3	R: 0 E: 0 K: 3 S: 11	H: 2 LOB: 2 BB: 0 P: 11	R: 0 E: 0 K: 1 S: 5	H: 0 LOB: 0 BB: 0 P: 5	R: 0 E: 0 K: 0 S: 3	H: 0 LOB: 1 BB: 1 P: 7	R: 0 E: 0 K: 0 S: 3	H: 0 LOB: 0 BB: 0 P: 3	R: 4 E: 0 K: 1 S: 9	H: 4 LOB: 0 BB: 0 P: 9	R: 0 E: 0 K: 1 S: 5	H: 0 LOB: 0 BB: 0 P: 5	R: 4 E: 0 K: 1 S: 9	H: 4 LOB: 1 BB: 1 P: 13	R: 0 E: 0 K: 0 S: 1	H: 0 LOB: 0 BB: 2 P: 9	1B: 6 2B: 2 3B: 1 HR: 2	SF: 0 SAC: 0 DP: 1 HBP: 0	WP: 0 PB: 0 SB: 1 CS: 0	PA: 40			
PITCHER	IP	WLS	BF	H	R	ER	SO	BB	IBB	HBP	BLK	WP	HR	S	P	ERA	WHIP								
Doug Drabek, R (1, 1) ERA: 4.5	6.0	L	25	6	4	4	5	1	0	0	0	0	2	34	38	6.00	1.167								
Bob Walk, R (7, 1) ERA:	1.0		3	0	0	0	1	0	0	0	0	0	0	5	5	0.00	0.000								
Brian Fisher, R (8, 1) ERA: 14.73	0.1		5	3	4	4	0	1	0	0	0	0	0	4	8	108.00	12.000								
John Smiley, L (8, 1) ERA:	1.2		6	1	0	0	1	2	0	0	0	0	0	6	14	0.00	1.800								

St. Louis Cardinals @ Pittsburgh Pirates
Three Rivers Stadium, Pittsburgh, PA
Mon Apr 13 1987, 3:33 AM EDT
Att: 5,182 - Unknown

AB	35
R	8
H	10
RBI	8
BB	4
SO	7
LOB	10



Batter	1	2	3	4	5	6	7	8	9	AB	R	H	RBI	BB	SO	LOB	BOTTOM								
Barry Bonds, L (1, 8) OBP: 0.333, SLG: 0.222	S 1B BB		F8			1B E 1B	K		K	4	2	1	0	1	2	1									
Andy Van Slyke, L (1, 9) OBP: 0.308, SLG: 0.391	F7		K			E G4-6-3 BB		6-3 2B		3	2	1	0	1	1	1									
Johnny Ray, S (1, 4) OBP: 0.296, SLG: 0.280	FC6-4 2-H 1B		6-3			E4 G4-6-3 1B		6-3		4	0	2	1	0	0	1									
Sid Bream, L (1, 3) OBP: 0.320, SLG: 0.348	F7					G4-6-3				4	0	1	1	0	0	2									
Jim Morrison, R (1, 5) OBP: 0.520, SLG: 1.000	FC6-4					1B BB		K		3	0	0	0	1	1	2									
R.J. Reynolds, S (1, 7) OBP: 0.333, SLG: 0.500		4-3		4-3		1B		5-3		4	0	1	0	0	0	1									
Michael LaValliere, L (1, 2) OBP: 0.200, SLG: 0.111 John Cangelosi, S (9, PH) OBP: 0.556, SLG: 0.625		K				1-3		F9		3	0	0	0	0	1	2									
Rafael Belliard, R (1, 6) OBP: 0.200, SLG: 0.222 Bill Almon, R (9, PH)						5-3		F9		2	0	0	0	1	0	0									
Doug Drabek, R (1, 1) Bob Walk, R (7, 1) Denny Gonzalez, R (7, PH) Brian Fisher, R (8, 1) John Smiley, L (8, 1) Mike Diaz, R (9, PH)		K				K		F9		2	0	0	0	0	2	1									
Inning Stats	R: 1 E: 0 K: 0 S: 4	H: 1 LOB: 1 BB: 1 P: 8	R: 0 E: 0 K: 2 S: 7	H: 0 LOB: 1 BB: 1 P: 11	R: 0 E: 0 K: 1 S: 5	H: 0 LOB: 0 BB: 0 P: 5	R: 0 E: 0 K: 0 S: 3	H: 0 LOB: 0 BB: 0 P: 3	R: 0 E: 0 K: 1 S: 5	H: 0 LOB: 0 BB: 0 P: 5	R: 2 E: 1 K: 0 S: 5	H: 3 LOB: 2 BB: 2 P: 13	R: 0 E: 0 K: 1 S: 5	H: 0 LOB: 0 BB: 0 P: 5	R: 1 E: 0 K: 1 S: 7	H: 2 LOB: 1 BB: 0 P: 7	R: 0 E: 1 K: 2 S: 8	H: 0 LOB: 1 BB: 0 P: 8	1B: 4 2B: 2 3B: 0 HR: 0	SF: 0 SAC: 0 DP: 1 HBP: 0	WP: 0 PB: 0 SB: 1 CS: 0	PA: 37			
PITCHER	IP	WLS	BF	H	R	ER	SO	BB	IBB	HBP	BLK	WP	HR	S	P	ERA	WHIP								
Danny Cox, R (1, 1) ERA: 2.84	6.0	W	25	4	3	3	4	4	0	0	0	0	0	29	45	4.50	1.333								
Ricky Horton, L (7, 1) ERA: 1.5	3.0	S	12	2	1	1	4	0	0	0	0	0	0	20	20	3.00	0.667								

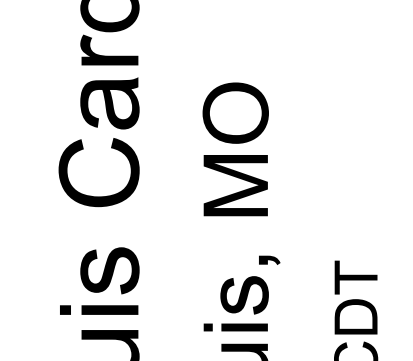
St. Louis Cardinals @ Pittsburgh Pirates
Three Rivers Stadium, Pittsburgh, PA
Mon Apr 13 1987, 3:33 AM EDT
Att: 5,182 - Unknown


AB	33
R	4
H	6
RBI	2
BB	4
SO	8
LOB	12




Batter	1	2	3	4	5	6	7	8	9	AB	R	H	RBI	BB	SO	LOB	TOP								
Casey Candaele, S (1, 8) OBP: 0.500, SLG: 0.545 Herm Winningham, L (8, 8) OBP: 0.290, SLG: 0.273	0-0 3-1		0-0 FC4-6		0-0 1B		0-0 G1-6-3 1B		0-0 1-2 1B	4	0	2	0	0	0	1	Montreal Expos @ St. Louis Cardinals Busch Stadium, St. Louis, MO Thu Apr 16 1987, 3:33 AM CDT Att: 26,976 - Unknown livebaseballscorecards.com								
Mitch Webster, S (1, 9) OBP: 0.290, SLG: 0.367	0-0 1B		0-0 F4		0-0 F7		0-0 F8		0-3 K	5	0	1	0	0	1	5									
Andres Galarraga, R (1, 3) OBP: 0.333, SLG: 0.497	1-0 HBP			0-0 L3		0-0 2B		0-0 G1-6-3		3	1	1	0	0	0	1									
Tim Wallach, R (1, 5) OBP: 0.345, SLG: 0.444	0-0 F9			0-0 1B		0-0 2B		0-0 L5		4	1	2	1	0	0	1									
Jeff Reed, L (1, 2) OBP: 0.261, SLG: 0.286		0-0 F8		0-0 F7		0-0 F6		0-0 L7		4	0	0	0	0	0	2									
Alonzo Powell, R (1, 7) OBP: 0.333, SLG: 0.375		0-0 6-3		0-3 K		0-3 K		0-3 K		4	0	0	0	0	3	2									
Vance Law, R (1, 4) OBP: 0.321, SLG: 0.538		0-0 F8			0-0 HR	4-0 2B		0-0 F7		3	2	1	1	1	0	0									
Tom Foley, L (1, 6) OBP: 0.222, SLG: 0.333			0-3 K		0-0 F4	0-0 2B		0-0 F9		4	0	1	2	0	1	0									
Neal Heaton, L (1, 1) OBP: 0.200, SLG: 0.200 Randy St. Claire, R (8, 1) OBP: 1.000, SLG: 1.000			0-0 FC4-6 1B		0-0 4-3	0-3 K		0-0 1B		3	0	1	0	0	1	1									
Inning Stats	R: 0 E: 0 K: 0 S: 3	H: 1 LOB: 1 BB: 0 P: 4	R: 0 E: 0 K: 0 S: 3	H: 0 LOB: 0 BB: 0 P: 3	R: 0 E: 0 K: 1 S: 6	H: 1 LOB: 1 BB: 0 P: 6	R: 0 E: 0 K: 1 S: 6	H: 1 LOB: 1 BB: 0 P: 6	R: 1 E: 0 K: 0 S: 5	H: 2 LOB: 1 BB: 0 P: 5	R: 3 E: 0 K: 0 S: 10	H: 3 LOB: 1 BB: 1 P: 14	R: 0 E: 0 K: 0 S: 3	H: 1 LOB: 0 BB: 0 P: 3	R: 0 E: 0 K: 1 S: 5	H: 0 LOB: 0 BB: 0 P: 5		R: 0 E: 0 K: 1 S: 7	H: 2 LOB: 2 BB: 0 P: 7	1B: 7 2B: 3 3B: 0 HR: 1	SF: 0 SAC: 0 DP: 1 HBP: 1	WP: 0 PB: 0 SB: 0 CS: 0	PA: 38		
PITCHER	IP	WLS	BF	H	R	ER	SO	BB	IBB	HBP	BLK	WP	HR	S	P	ERA	WHIP								
Bob Forsch, R (1, 1) ERA: 3.0	6.0	L	27	8	4	4	4	1	0	1	1	0	1	33	38	6.00	1.500								
Bill Dawley, R (7, 1) ERA: 2.35	2.0		6	1	0	0	1	0	0	0	0	0	0	8	8	0.00	0.500								
Pat Perry, L (9, 1) ERA: 1.8	1.0		5	2	0	0	1	0	0	0	0	0	0	7	7	0.00	2.000								

Batter	1	2	3	4	5	6	7	8	9	AB	R	H	RBI	BB	SO	LOB	BOTTOM								
Ozzie Smith, S (1, 6) OBP: 0.385, SLG: 0.364	4-0 F8 2B		0-0 F6		0-0 L3			0-0 FC3-6 2H 1B		3	1	1	1	1	0	1	Montreal Expos @ St. Louis Cardinals Busch Stadium, St. Louis, MO Thu Apr 16 1987, 3:33 AM CDT Att: 26,976 - Unknown livebaseballscorecards.com								
Terry Pendleton, S (1, 5) OBP: 0.324, SLG: 0.471	0-0 1-3 1-2		0-0 F7		0-0 F9		0-0 FC3-6 1-2		0-0 FC3-6	4	0	0	0	0	0	2									
Tom Herr, S (1, 4) OBP: 0.324, SLG: 0.344	0-0 F8 2-3		0-0 6-3		0-0 F3		0-0 F9		0-0 F9	4	0	0	0	0	0	2									
Jim Lindeman, R (1, 9) OBP: 0.242, SLG: 0.625	0-0 2B		0-0 5-3		0-3 K			0-0 F8		4	0	1	1	0	1	0									
Willie McGee, S (1, 8) OBP: 0.333, SLG: 0.360	0-0 4-3			0-0 6-3			0-0 L9		0-0 1B	4	0	1	0	0	0	1									
Tito Landrum, R (1, 7) OBP: 0.533, SLG: 0.364 Curt Ford, L (9, PH) OBP: 0.800, SLG: 1.000		0-0 G3-6-3 1B		0-0 F8		0-0 6-3		0-0 1B		3	0	1	0	0	0	0									
Mike Laga, L (1, 3) OBP: 0.273, SLG: 0.500		0-0 G3-6-3 1-2		0-0 F9		0-3 K		0-0 F4		4	0	0	0	0	1	3									
Steve Lake, R (1, 2) OBP: 0.333, SLG: 0.611 Jack Clark, R (9, PH) OBP: 0.467, SLG: 0.591		0-0 2B		0-0 F4		0-0 F6		0-3 K		3	1	1	0	0	0	0									
Bob Forsch, R (1, 1) OBP: 0.200, SLG: 0.400 Bill Dawley, R (7, 1)		0-0 1B		0-3 K			0-0 1B			2	0	1	1	0	1	0									
José Oquendo, S (8, PH) OBP: 0.500, SLG: 0.455 Pat Perry, L (9, 1)		0-0 1B		0-0 1B			0-0 2B			0	0	0	0	0	0	0									
Inning Stats	R: 1 E: 0 K: 0 S: 4	H: 1 LOB: 1 BB: 1 P: 8	R: 1 E: 0 K: 0 S: 5	H: 3 LOB: 1 BB: 0 P: 5	R: 0 E: 0 K: 0 S: 3	H: 0 LOB: 0 BB: 0 P: 3	R: 0 E: 0 K: 0 S: 3	H: 0 LOB: 0 BB: 0 P: 3	R: 0 E: 0 K: 1 S: 5	H: 0 LOB: 0 BB: 0 P: 5	R: 0 E: 0 K: 1 S: 5	H: 0 LOB: 0 BB: 0 P: 5	R: 0 E: 0 K: 0 S: 5	H: 2 LOB: 1 BB: 0 P: 5	R: 0 E: 0 K: 1 S: 7	H: 2 LOB: 2 BB: 0 P: 7	1B: 5 2B: 3 3B: 0 HR: 0	SF: 0 SAC: 0 DP: 1 HBP: 0	WP: 0 PB: 0 SB: 1 CS: 0	PA: 35					
PITCHER	IP	WLS	BF	H	R	ER	SO	BB	IBB	HBP	BLK	WP	HR	S	P	ERA	WHIP								
Neal Heaton, L (1, 1) ERA: 5.84	7.1	W	28	6	3	3	3	1	0	0	0	0	0	33	37	3.68	0.955								
Randy St. Claire, R (8, 1) ERA: 7.2	1.2	S	7	2	0	0	1	0	0	0	0	0	0	9	9	0.00	1.200								



Batter	1	2	3	4	5	6	7	8	9	AB	R	H	RBI	BB	SO	LOB	TOP			
Mookie Wilson, S OBP: 0.333, SLG: 0.500 (1, 8)	F9		4-3		1B		K		G6-4-3 1B	5	1	2	0	0	1	0	New York Mets @ St. Louis Cardinals Busch Stadium, St. Louis, MO Fri Apr 17 1987, 7:05 PM CDT Att: 43,699 - Unknown AB 36 R 3 H 12 RBI 3 BB 2 SO 7 LOB 16 			
Tim Lincecum, R OBP: 0.455, SLG: 0.545 (1, 4)	4-3 1B		E8 1B		G1-4-3 BB 1B		K		G6-4-3 1B	5	2	3	1	0	1	1				
Keith Hernandez, L OBP: 0.283, SLG: 0.206 (1, 3)	4-3		K		G1-4-3 BB					3	0	1	0	1	1	2				
Gary Carter, R OBP: 0.342, SLG: 0.541 (1, 2)	1B				G1-4-3					3	0	2	2	1	0	2				
Darryl Strawberry, L OBP: 0.417, SLG: 0.935 (1, 9)	1-2 1B		F7		1-3					4	0	1	0	0	0	4				
Kevin Reynolds, R OBP: 0.333, SLG: 0.531 (1, 7)	F9				1-3					4	0	2	0	0	0	2				
Howard Johnson, S OBP: 0.361, SLG: 0.345 (1, 5)		F7			F8				5-3	4	0	0	0	0	0	2				
Rafael Santana, R OBP: 0.188, SLG: 0.161 (1, 6)		6-3			K				6-3	4	0	1	0	0	1	1				
Bob Ojeda, L Gene Walter, L Lenny Dykstra, L OBP: 0.414, SLG: 0.731 (1, 1) (8, 1) (9, PH)	4-3				K				K	3	0	0	0	0	2	2				
Inning Stats	R: 1 E: 0 K: 0 S: 6	H: 3 LOB: 2 BB: 0 P: 6	R: 0 E: 0 K: 0 S: 3	H: 0 LOB: 0 BB: 0 P: 3	R: 1 E: 1 K: 1 S: 7	H: 2 LOB: 1 BB: 0 P: 7	R: 0 E: 0 K: 2 S: 8	H: 1 LOB: 1 BB: 0 P: 8	R: 1 E: 0 K: 0 S: 4	H: 2 LOB: 1 BB: 1 P: 8	R: 0 E: 0 K: 1 S: 6	H: 1 LOB: 2 BB: 1 P: 12	R: 0 E: 0 K: 0 S: 3	H: 1 LOB: 0 BB: 0 P: 3	R: 0 E: 0 K: 1 S: 5	H: 1 LOB: 0 BB: 0 P: 5	1B: 11 2B: 0 3B: 1 HR: 0	SF: 0 SAC: 0 DP: 2 HBP: 0	WP: 0 PB: 0 SB: 0 CS: 0	PA: 38
PITCHER	IP WLS BF H R ER SO BB IBB HBP BLK WP HR S P ERA WHIP	IP WLS BF H R ER SO BB IBB HBP BLK WP HR S P ERA WHIP																		
John Tudor, L ERA: 6.06 Ricky Horton, L ERA: 1.0	(1, 1) (7, 1)	6.0 W 27 9 3 2 4	3.0 S 11 3 0 0 3	1.0 L 28 6 4 3 3	0.0 L 4 1 0 0 0	0.0 L 4 1 0 0 0	0.0 L 4 1 0 0 0	0.0 L 4 1 0 0 0	0.0 L 4 1 0 0 0	0.0 L 4 1 0 0 0	0.0 L 4 1 0 0 0	0.0 L 4 1 0 0 0	0.0 L 4 1 0 0 0	0.0 L 4 1 0 0 0	0.0 L 4 1 0 0 0	0.0 L 4 1 0 0 0	3.00 1.667	0.00 1.333	ERA WHIP	ERA WHIP

Batter	1	2	3	4	5	6	7	8	9	AB	R	H	RBI	BB	SO	LOB	BOTTOM			
Vince Coleman, S OBP: 0.368, SLG: 0.281 (1, 7)	F8 S 5-3 BB		6-3		E6 1B		K			3	2	1	0	1	1	0	New York Mets @ St. Louis Cardinals Busch Stadium, St. Louis, MO Fri Apr 17 1987, 7:05 PM CDT Att: 43,699 - Unknown AB 31 R 4 H 7 RBI 4 BB 1 SO 3 LOB 9 			
Ozzie Smith, S OBP: 0.333, SLG: 0.308 (1, 6)	F8		F8		P3				5-3	4	0	0	0	0	3					
Tom Herr, S OBP: 0.317, SLG: 0.333 (1, 4)	5-3		F8		1B				6-3	4	0	1	3	0	0					
Jack Clark, R Tom Lawless, R Mike Laga, L OBP: 0.441, SLG: 0.538 (8, PR) (9, R) (9, S)	F9				F9				FC6-4 1B	4	0	1	0	0	1	1				
Willie McGee, S OBP: 0.323, SLG: 0.379 (1, 8)		1-3			2B				FC6-4	4	0	1	0	0	1					
Jim Lindeman, R OBP: 0.250, SLG: 0.629 (1, 9)		1B			F9				K	3	1	1	0	0	1	1				
Terry Pendleton, S OBP: 0.297, SLG: 0.432 (1, 5)		F9			6-3				F9	3	0	0	0	0	2					
Steve Lake, R OBP: 0.333, SLG: 0.571 (1, 2)		2H			1B				P4	3	0	1	1	0	0					
John Tudor, L Ricky Horton, L OBP: 0.333, SLG: 0.333 (7, 1)		P6			E 1B				4-3	2	1	1	0	0	0	1				
Inning Stats	R: 1 E: 0 K: 0 S: 3	H: 0 LOB: 0 BB: 1 P: 7	R: 1 E: 0 K: 0 S: 5	H: 2 LOB: 1 BB: 0 P: 5	R: 0 E: 0 K: 0 S: 3	H: 0 LOB: 0 BB: 0 P: 3	R: 0 E: 0 K: 1 S: 6	H: 1 LOB: 1 BB: 0 P: 6	R: 2 E: 1 K: 0 S: 6	H: 3 LOB: 1 BB: 0 P: 6	R: 0 E: 0 K: 1 S: 5	H: 0 LOB: 0 BB: 0 P: 5	R: 0 E: 0 K: 1 S: 5	H: 0 LOB: 0 BB: 0 P: 5	R: 0 E: 0 K: 0 S: 4	H: 1 LOB: 1 BB: 0 P: 4	1B: 5 2B: 2 3B: 0 HR: 0	SF: 0 SAC: 0 DP: 0 HBP: 0	WP: 0 PB: 0 SB: 1 CS: 0	PA: 32
PITCHER	IP WLS BF H R ER SO BB IBB HBP BLK WP HR S P ERA WHIP	IP WLS BF H R ER SO BB IBB HBP BLK WP HR S P ERA WHIP																		
Bob Ojeda, L Gene Walter, L ERA	(1, 1) (8, 1)	7.0 L 28 6 4 3 3	1.0 L 4 1 0 0 0	0.0 L 4 1 0 0 0	0.0 L 4 1 0 0 0	0.0 L 4 1 0 0 0	0.0 L 4 1 0 0 0	0.0 L 4 1 0 0 0	0.0 L 4 1 0 0 0	0.0 L 4 1 0 0 0	0.0 L 4 1 0 0 0	0.0 L 4 1 0 0 0	0.0 L 4 1 0 0 0	0.0 L 4 1 0 0 0	0.0 L 4 1 0 0 0	0.0 L 4 1 0 0 0	3.86 1.000	0.00 1.000	ERA WHIP	ERA WHIP

Batter	1	2	3	4	5	6	7	8	9	10	AB	R	H	RBI	BB	SO	LOB	TOP					
Lenny Dykstra, L OBP: 0.400, SLG: 0.688 (1, 8)	4-3	1B		F9 SF7 2B		F7		F7		G3	6	1	2	1	0	0	4	New York Mets @ St. Louis Cardinals Busch Stadium, St. Louis, MO Sat Apr 18 1987, 7:05 PM CDT Att: 41,942 - Unknown AB 36 R 8 H 11 RBI 7 BB 9 SO 4 LOB 19					
Wally Backman, S OBP: 0.353, SLG: 0.323 Tim Teufel, R OBP: 0.500, SLG: 0.545 (10, PH)	1B	1-3		F9		4-3			BB 1B BB		4	1	1	0	1	0	2						
Keith Hernandez, L OBP: 0.273, SLG: 0.211 (1, 3)	1B		L9	SF7		L9			BB 1B BB	G1-4-3	4	1	1	1	1	0	1						
Gary Carter, R OBP: 0.326, SLG: 0.488 (1, 2)	FC5-4 BB		F8	5-3		F7			F8		4	0	0	0	1	0	2						
Darryl Strawberry, L OBP: 0.415, SLG: 0.859 (1, 9)	F5		HR	2B		K			L7		5	1	2	0	0	1	5						
Kevin McReynolds, R OBP: 0.341, SLG: 0.500 Jesse Orosco, R (9, 1)	FC5-4		HR	BB		6-3			F9	1B	4	1	1	1	1	0	4						
Howard Johnson, S OBP: 0.390, SLG: 0.455 (9, 7)			K	HR		5-3			BB BB	1B	4	1	2	4	1	1	0						
Rafael Santana, R OBP: 0.229, SLG: 0.206 Lee Mazzilli, S Al Pedrique, R (8, PH)	SH1-4 1B		1B	1B		4-3			BB BB	G3 SH3-4 WP BB	3	1	2	0	0	0	0						
Ron Darling, R David Cone, L Mookie Wilson, S Gene Walter, L Dave Magadan, L (8, PH)	SH1-4		K	K		K			1-2 2-3 BB	SH3-4	1	0	0	0	0	1	1						
Inning Stats	R: 0 E: 0 K: 0 S: 5	H: 2 LOB: 3 BB: 1 P: 9	R: 1 E: 0 K: 1 S: 7	H: 2 LOB: 1 BB: 0 P: 7	R: 3 E: 0 K: 1 S: 8	H: 3 LOB: 1 BB: 1 P: 12	R: 1 E: 0 K: 0 S: 4	H: 1 LOB: 0 BB: 0 P: 4	R: 0 E: 0 K: 1 S: 5	H: 0 LOB: 0 BB: 0 P: 5	R: 0 E: 0 K: 0 S: 3	H: 0 LOB: 0 BB: 0 P: 3	R: 0 E: 0 K: 0 S: 3	H: 1 LOB: 3 BB: 3 P: 15	R: 2 E: 0 K: 0 S: 4	H: 2 LOB: 2 BB: 2 P: 12	R: 1 E: 0 K: 0 S: 3		H: 0 LOB: 1 BB: 2 P: 11	1B: 8 2B: 2 3B: 0 HR: 1	SF: 1 SAC: 2 DP: 0 HBP: 0	WP: 1 PB: 0 SB: 0 CS: 1	
PITCHER	IP WLS BF H R ER SO BB IBB HBP BLK WP HR S P ERA WHIP	IP WLS BF H R ER SO BB IBB HBP BLK WP HR S P ERA WHIP	IP WLS BF H R ER SO BB IBB HBP BLK WP HR S P ERA WHIP	IP WLS BF H R ER SO BB IBB HBP BLK WP HR S P ERA WHIP	IP WLS BF H R ER SO BB IBB HBP BLK WP HR S P ERA WHIP	IP WLS BF H R ER SO BB IBB HBP BLK WP HR S P ERA WHIP	IP WLS BF H R ER SO BB IBB HBP BLK WP HR S P ERA WHIP	IP WLS BF H R ER SO BB IBB HBP BLK WP HR S P ERA WHIP	IP WLS BF H R ER SO BB IBB HBP BLK WP HR S P ERA WHIP	IP WLS BF H R ER SO BB IBB HBP BLK WP HR S P ERA WHIP	IP WLS BF H R ER SO BB IBB HBP BLK WP HR S P ERA WHIP	IP WLS BF H R ER SO BB IBB HBP BLK WP HR S P ERA WHIP	IP WLS BF H R ER SO BB IBB HBP BLK WP HR S P ERA WHIP	IP WLS BF H R ER SO BB IBB HBP BLK WP HR S P ERA WHIP	IP WLS BF H R ER SO BB IBB HBP BLK WP HR S P ERA WHIP	IP WLS BF H R ER SO BB IBB HBP BLK WP HR S P ERA WHIP	IP WLS BF H R ER SO BB IBB HBP BLK WP HR S P ERA WHIP	IP WLS BF H R ER SO BB IBB HBP BLK WP HR S P ERA WHIP	IP WLS BF H R ER SO BB IBB HBP BLK WP HR S P ERA WHIP	IP WLS BF H R ER SO BB IBB HBP BLK WP HR S P ERA WHIP			
Danny Cox, R ERA: 4.6 Pat Perry, L ERA: 2.0 Todd Worrell, R ERA: 4.91 Bill Dawley, R ERA: 3.0 Dave LaPoint, L ERA: 6.75 (1, 1)	3.0	18	7	4	4	2	2	0	0	0	0	0	0	0	0	0	0	18	18	12.00	3.000		
Vince Coleman, S OBP: 0.341, SLG: 0.263 (1, 7)	K		K	BB BB 1B		F5		1-3		G3	6	0	1	0	0	2	2	New York Mets @ St. Louis Cardinals Busch Stadium, St. Louis, MO Sat Apr 18 1987, 7:05 PM CDT Att: 41,942 - Unknown AB 41 R 12 H 14 RBI 11 BB 6 SO 14 LOB 14					
Ozzie Smith, S OBP: 0.417, SLG: 0.321 (1, 6)	S 1B		1-3	BB BB		2B BB			S SH1-3 E BB	HR BB	2	3	1	0	4	0	0						
Tom Herr, S OBP: 0.391, SLG: 0.487 (1, 4)	BB		BB	1B		2B			SH1-3	HR	3	2	3	6	2	0	0						
Jack Clark, R OBP: 0.410, SLG: 0.484 (1, 3)	F7		K	BB		K			K		5	1	1	0	0	3	6						
Willie McGee, S OBP: 0.333, SLG: 0.382 Dave LaPoint, L (10, 1)	K		2B 1B	G5-4-3 1B		K			K		5	1	2	1	0	3	2						
Jim Lindeman, R OBP: 0.256, SLG: 0.632 Tito Landrum, R OBP: 0.471, SLG: 0.308 (7, 9)		K	4-3	1B 2B		G5-4-3			K		3	1	1	2	0	1	1						
Terry Pendleton, S OBP: 0.310, SLG: 0.429 (1, 5)	K		4-3	FC6-4 1B		K			K		5	1	2	0	0	2	1						
Sveve Lake, R OBP: 0.348, SLG: 0.538 Tom Lawless, R (10, PR)	1-3		BB BB 1B	FC6-4 1B		P4			K		5	1	2	1	0	0	1						
Danny Cox, R José Oquendo, S Pat Perry, L Todd Worrell, R Bill Dawley, R Curt Flood, L Tom Lawless, R Jesse Orosco, L (10, PH)	F8		K	K		5-3			K		0	0	0	0	0	0	0						
Inning Stats	R: 0 E: 0 K: 2 S: 8	H: 1 LOB: 2 BB: 1 P: 12	R: 0 E: 0 K: 2 S: 7	H: 0 LOB: 0 BB: 0 P: 7	R: 0 E: 0 K: 1 S: 5	H: 0 LOB: 0 BB: 0 P: 5	R: 5 E: 0 K: 2 S: 13	H: 6 LOB: 3 BB: 2 P: 21	R: 0 E: 0 K: 0 S: 4	H: 2 LOB: 1 BB: 0 P: 4	R: 1 E: 0 K: 1 S: 6	H: 1 LOB: 1 BB: 1 P: 10	R: 0 E: 0 K: 3 S: 9	H: 0 LOB: 0 BB: 0 P: 9	R: 0 E: 0 K: 1 S: 5	H: 0 LOB: 0 BB: 0 P: 5	R: 1 E: 0 K: 2 S: 7		H: 0 LOB: 0 BB: 1 P: 11	R: 5 E: 0 K: 0 S: 6	H: 4 LOB: 1 BB: 1 P: 10	1B: 11 2B: 2 3B: 0 HR: 1	SF: 0 SAC: 1 DP: 1 HBP: 0
PITCHER	IP WLS BF H R ER SO BB IBB HBP BLK WP HR S P ERA WHIP	IP WLS BF H R ER SO BB IBB HBP BLK WP HR S P ERA WHIP	IP WLS BF H R ER SO BB IBB HBP BLK WP HR S P ERA WHIP	IP WLS BF H R ER SO BB IBB HBP BLK WP HR S P ERA WHIP	IP WLS BF H R ER SO BB IBB HBP BLK WP HR S P ERA WHIP	IP WLS BF H R ER SO BB IBB HBP BLK WP HR S P ERA WHIP	IP WLS BF H R ER SO BB IBB HBP BLK WP HR S P ERA WHIP	IP WLS BF H R ER SO BB IBB HBP BLK WP HR S P ERA WHIP	IP WLS BF H R ER SO BB IBB HBP BLK WP HR S P ERA WHIP	IP WLS BF H R ER SO BB IBB HBP BLK WP HR S P ERA WHIP	IP WLS BF H R ER SO BB IBB HBP BLK WP HR S P ERA WHIP	IP WLS BF H R ER SO BB IBB HBP BLK WP HR S P ERA WHIP	IP WLS BF H R ER SO BB IBB HBP BLK WP HR S P ERA WHIP	IP WLS BF H R ER SO BB IBB HBP BLK WP HR S P ERA WHIP	IP WLS BF H R ER SO BB IBB HBP BLK WP HR S P ERA WHIP	IP WLS BF H R ER SO BB IBB HBP BLK WP HR S P ERA WHIP	IP WLS BF H R ER SO BB IBB HBP BLK WP HR S P ERA WHIP	IP WLS BF H R ER SO BB IBB HBP BLK WP HR S P ERA WHIP	IP WLS BF H R ER SO BB IBB HBP BLK WP HR S P ERA WHIP	IP WLS BF H R ER SO BB IBB HBP BLK WP HR S P ERA WHIP			
Ron Darling, R ERA: 6.0 David Cone, R ERA: 3.12 Gene Walter, L ERA: 8.1 Jesse Orosco, L ERA: 8.1 (1, 1)	3.2	21	5	5	1	5	1	0	0	0	0	0	0	0	0	0	0	21	21	12.27	2.727		

Batter	1	2	3	4	5	6	7	8	9	AB	R	H	RBI	BB	SO	LOB	TOP										
Mookie Wilson, S OBP: 0.375, SLG: 0.478 (1, 8)	0-0 1B		0-3 K				0-0 E1		0-0 2B								5 1 2 0 0 1 1										
Lee Mazzilli, S Randy Myers, L Gary Carter, R OBP: 0.316, SLG: 0.476 (7, PH)	0-0 F6		0-0 F9				0-0 F7		0-0 F4								3 0 0 0 0 0 3 0 0 0 0 0 0 0 1 0 0 0 0 0 2										
Keith Hernandez, L Doug Sisk, R (1, 3)	0-0 F8		0-0 1B				0-0 G3		0-0 2B								4 0 2 2 0 0 2 0 0 0 0 0 0 0										
Darryl Strawberry, L OBP: 0.378, SLG: 0.800 (1, 9)	0-0 F7		0-0 G3				0-0 4-3		0-0 3-1								4 0 0 0 0 0 4										
Tim Lincecum, R OBP: 0.438, SLG: 0.467 (1, 4)		0-0 1B					0-3 K		0-0 L6								4 0 1 0 0 1 0										
Howard Johnson, S OBP: 0.378, SLG: 0.417 (1, 5)		0-3 K					0-0 F7		0-0 F6								3 0 0 0 1 1 1										
Barry Lyons, R OBP: 0.167, SLG: 0.167 (1, 2)		0-0 F8					0-0 F8		0-0 F9								4 0 1 0 0 0 2										
Al Pedrique, R (1, 6)		0-0 F8					0-3 K		0-0 F9								4 0 0 0 0 1 2										
Sid Fernandez, L Lenny Dykstra, L OBP: 0.250, SLG: 0.250 OBP: 0.395, SLG: 0.647 (5, PH)			0-0 1B				0-0 F7		4-0 1B								1 0 1 0 0 0 0 2 1 0 0 1 0 0										
Inning Stats	R: 0 E: 0 K: 0 S: 4	H: 1 LOB: 1 BB: 0 P: 4	R: 0 E: 0 K: 1 S: 6	H: 1 LOB: 1 BB: 0 P: 6	R: 0 E: 0 K: 1 S: 7	H: 2 LOB: 2 BB: 0 P: 7	R: 0 E: 0 K: 1 S: 6	H: 1 LOB: 1 BB: 0 P: 6	R: 0 E: 1 K: 0 S: 4	H: 0 LOB: 1 BB: 0 P: 4	R: 0 E: 0 K: 1 S: 5	H: 0 LOB: 1 BB: 1 P: 9	R: 2 E: 0 K: 0 S: 5	H: 2 LOB: 1 BB: 1 P: 9	R: 0 E: 0 K: 0 S: 3	H: 0 LOB: 0 BB: 0 P: 3	R: 0 E: 0 K: 0 S: 3	H: 0 LOB: 0 BB: 0 P: 3	1B: 6 2B: 1 3B: 0 HR: 0	SF: 0 SAC: 0 DP: 0 HBP: 0	WP: 0 PB: 0 SB: 1 CS: 0	PA: 37					
PITCHER	IP	WLS	BF	H	R	ER	SO	BB	IBB	HBP	BLK	WP	HR	S	P	ERA	WHIP										
Greg Mathews, L ERA: 7.82	(1, 1)	6.2	W	30	7	2	2	4	2	0	0	0	0	36	44	2.70	1.350										
Ricky Horton, L ERA: 0.73	(7, 1)	2.1	S	7	0	0	0	0	0	0	0	0	0	7	7	0.00	0.000										

New York Mets @ St. Louis Cardinals
Busch Stadium, St. Louis, MO
Sun Apr 19 1987, 3:33 AM CDT
Att: 28,034 - Unknown

AB 35
R 2
H 7
RBI 2
BB 2
SO 4
LOB 17

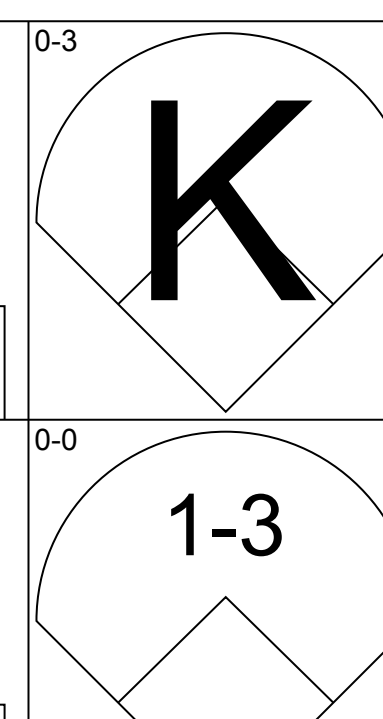
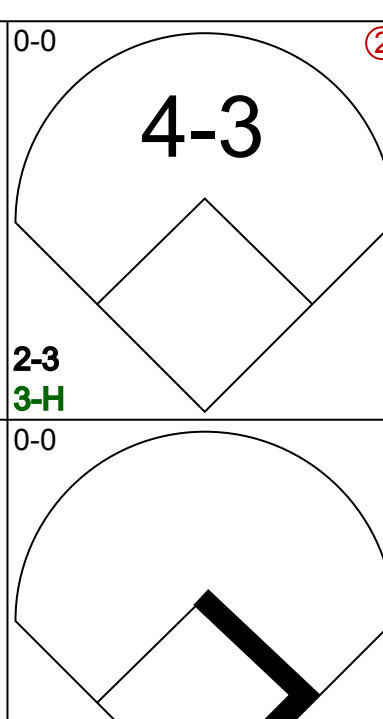
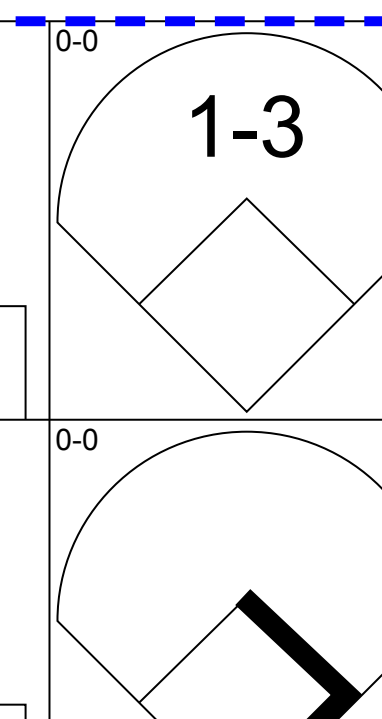
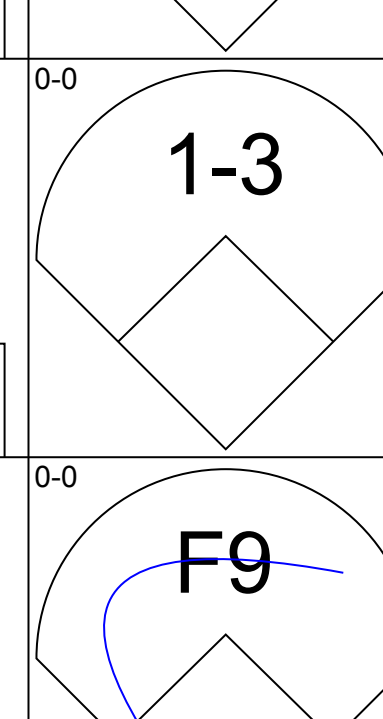
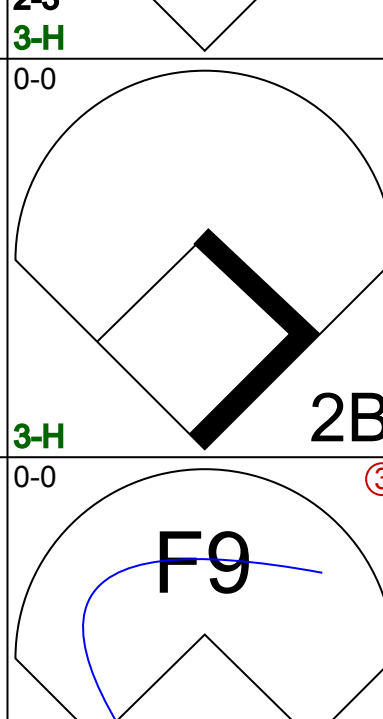
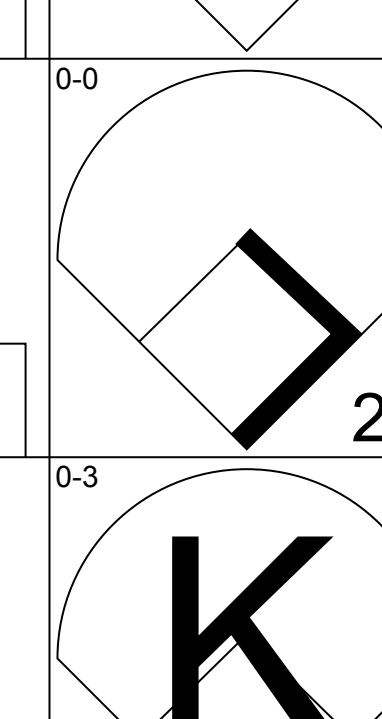
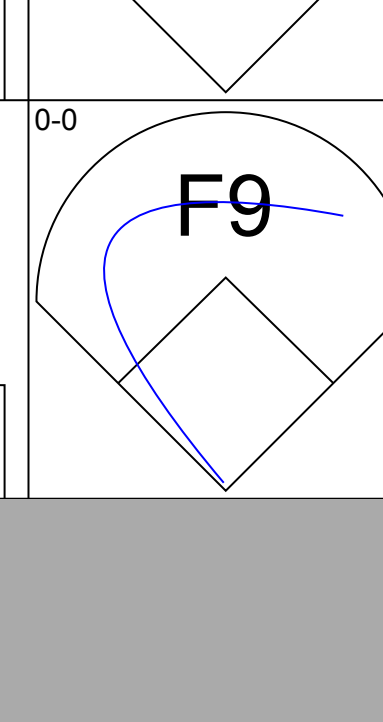
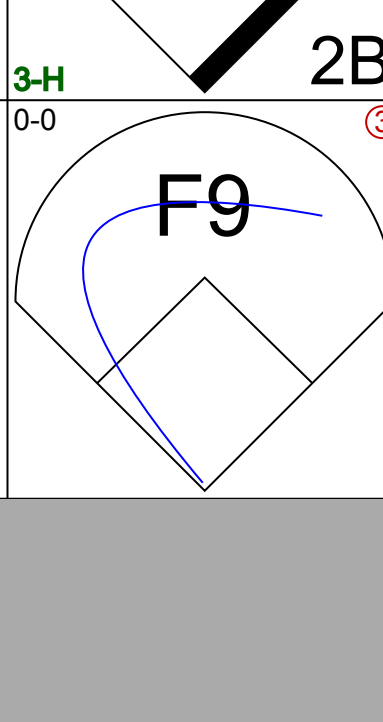
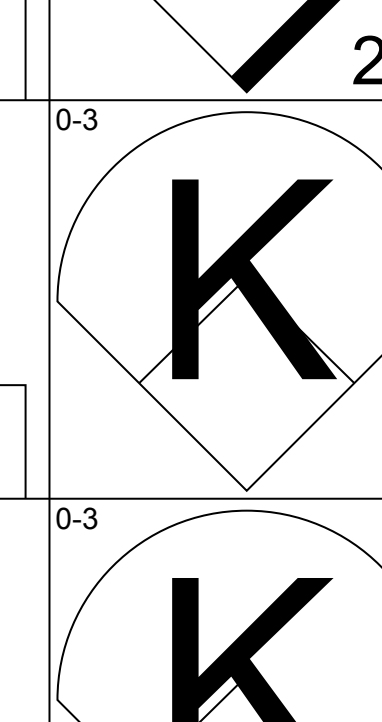
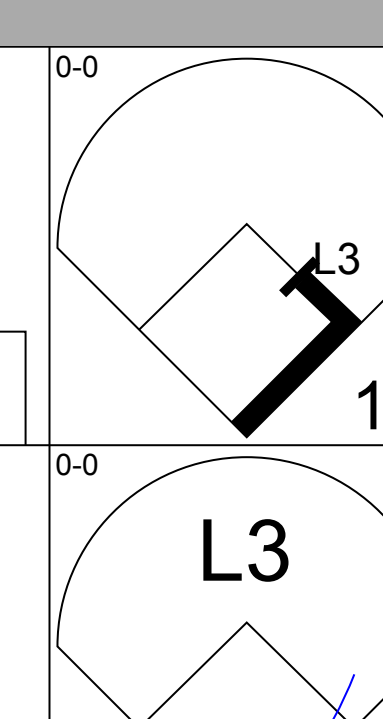
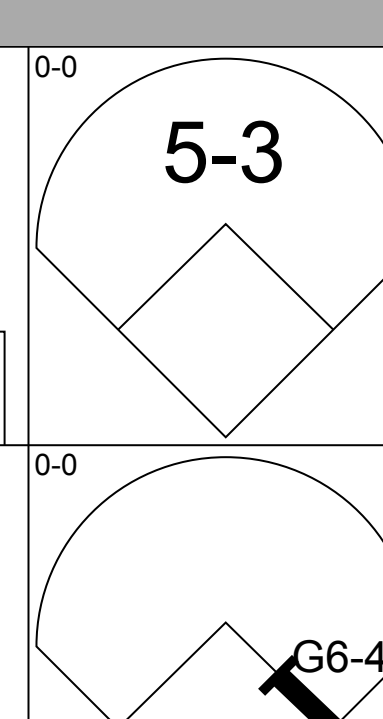
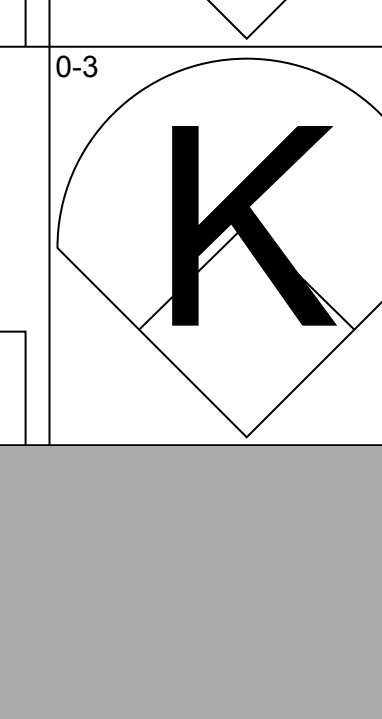
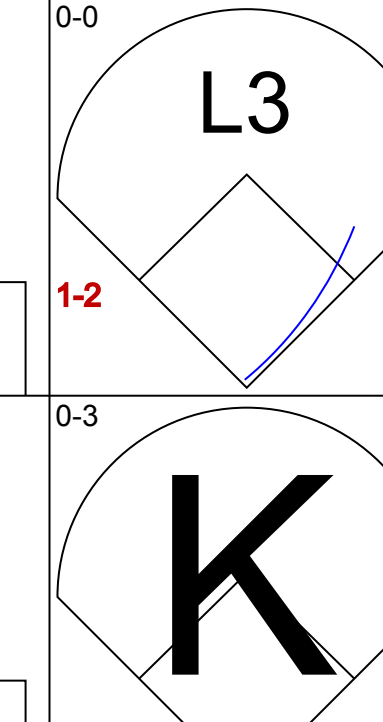
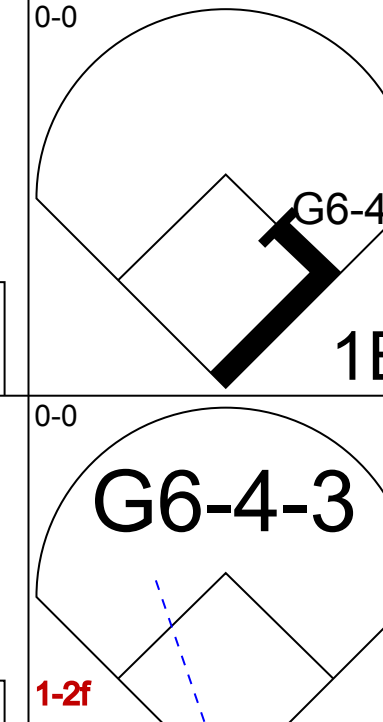
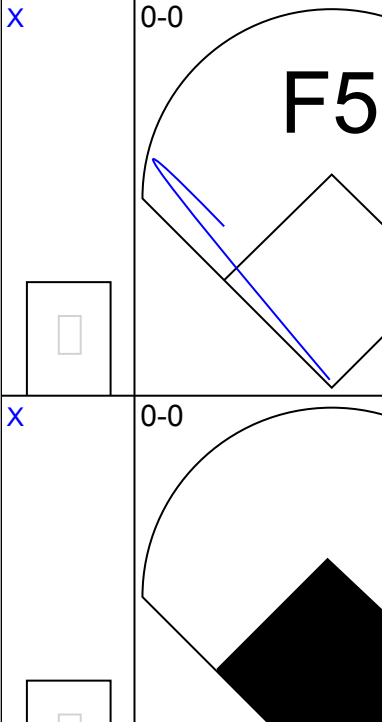
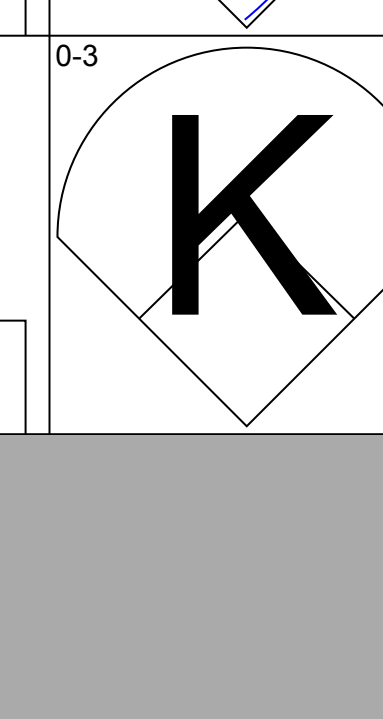
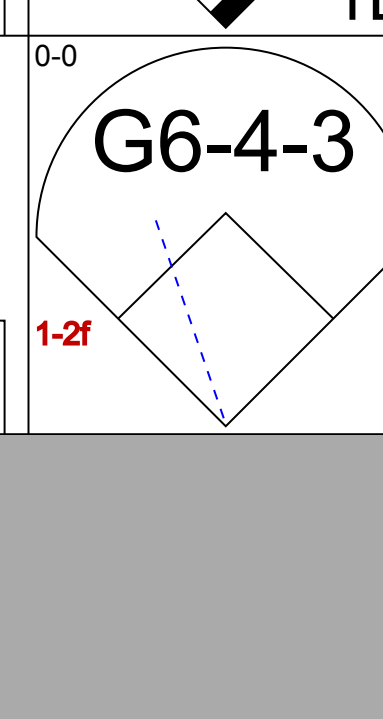
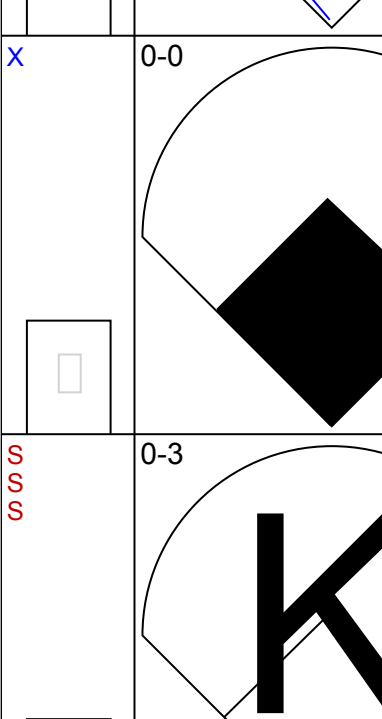
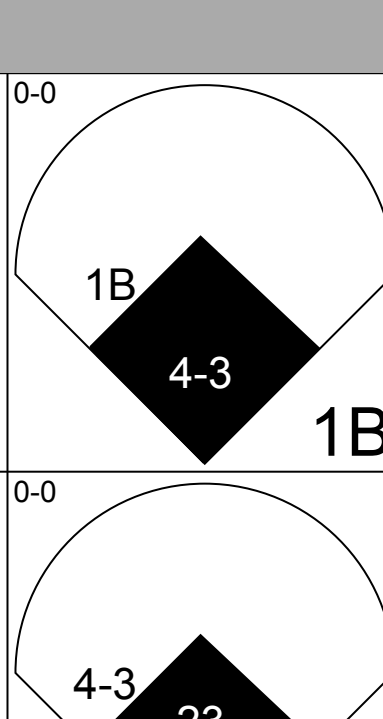
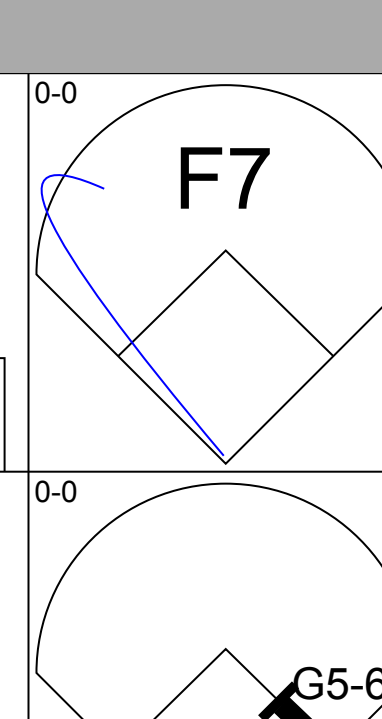
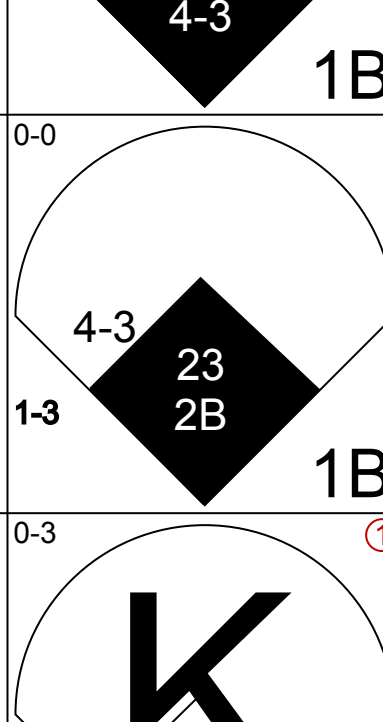
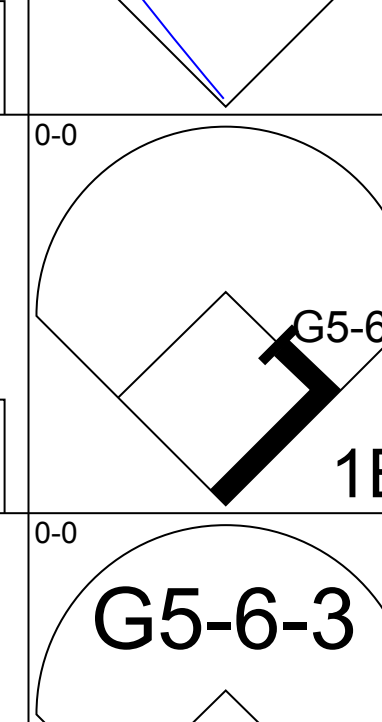
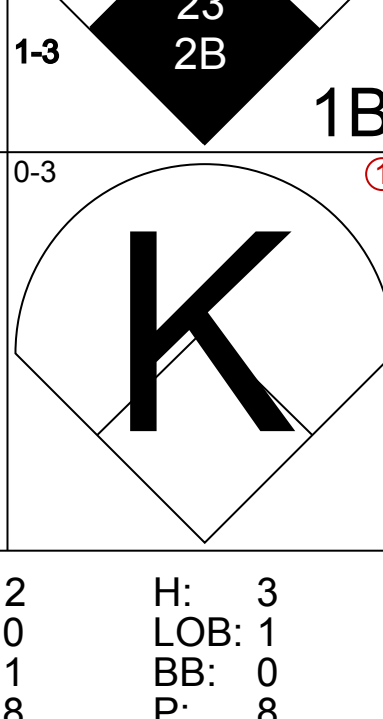
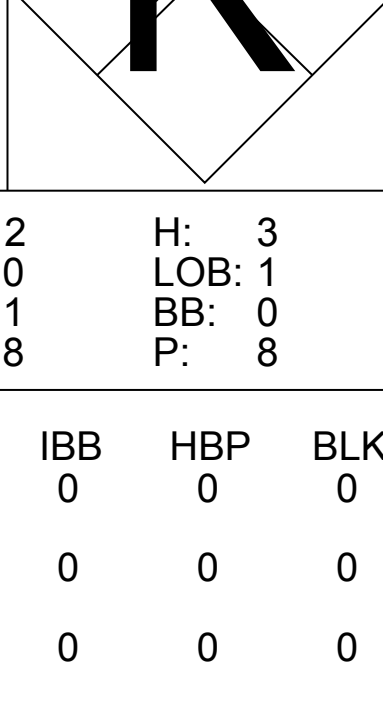
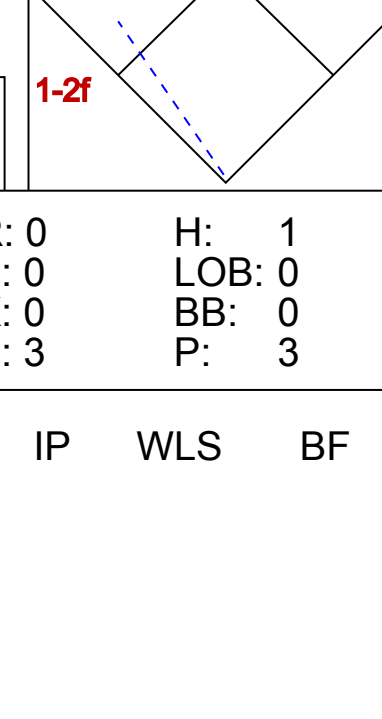


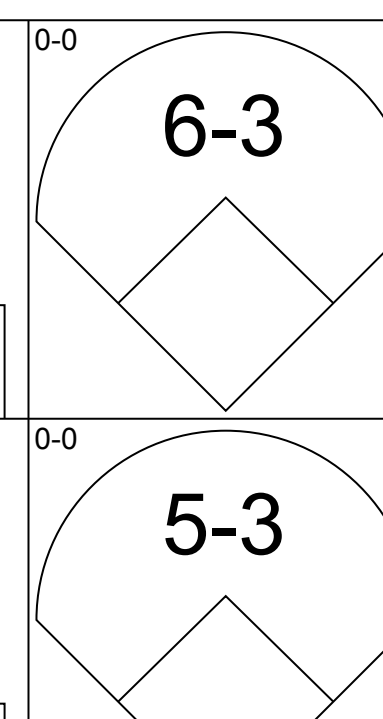
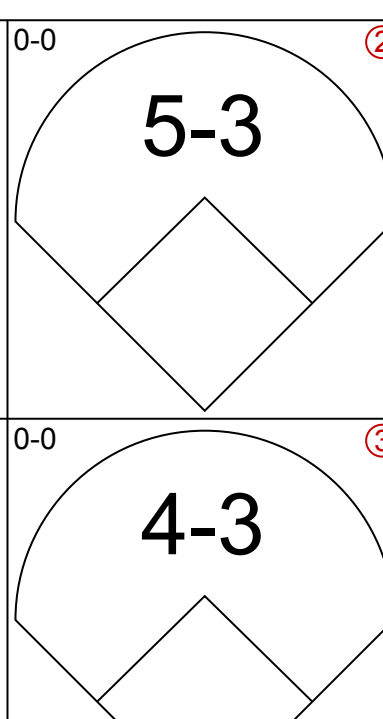
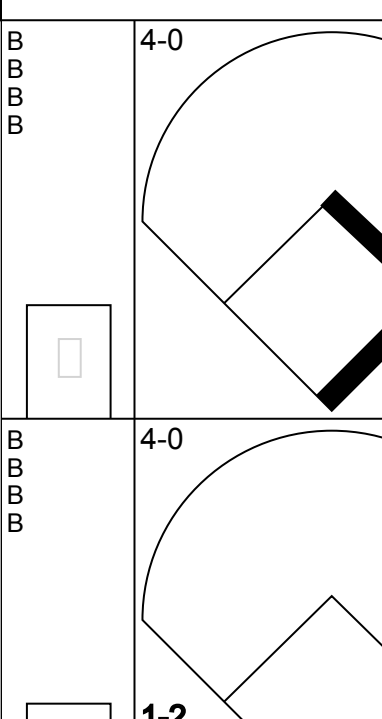
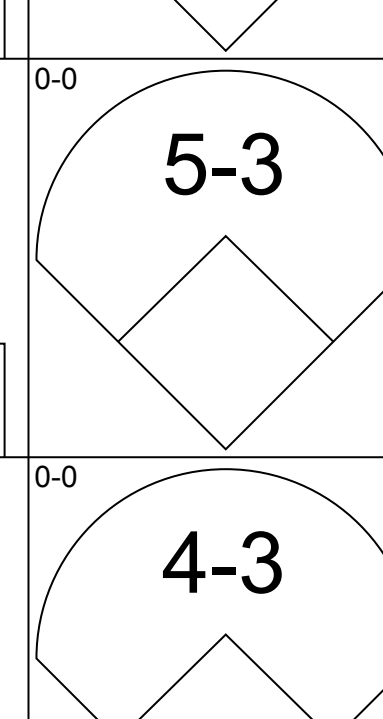

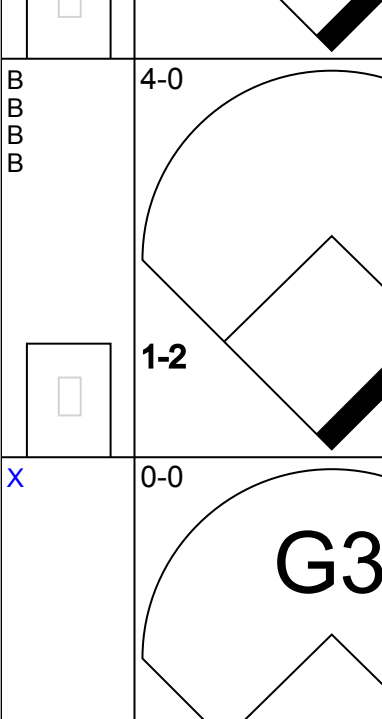
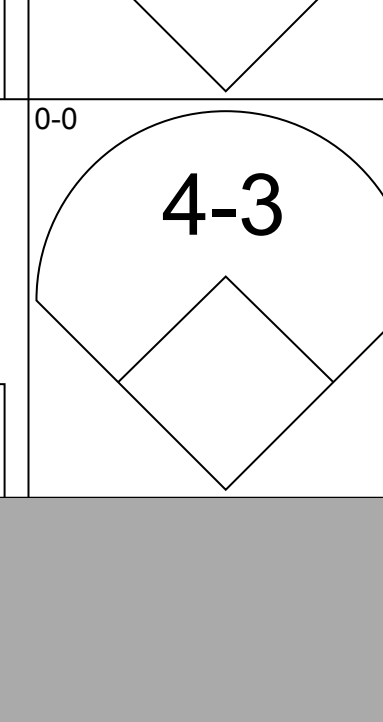
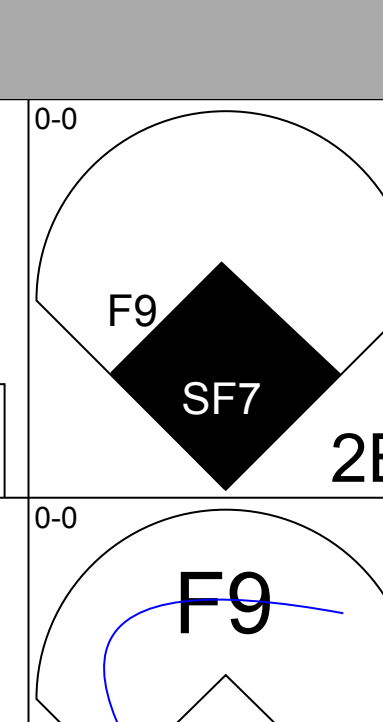
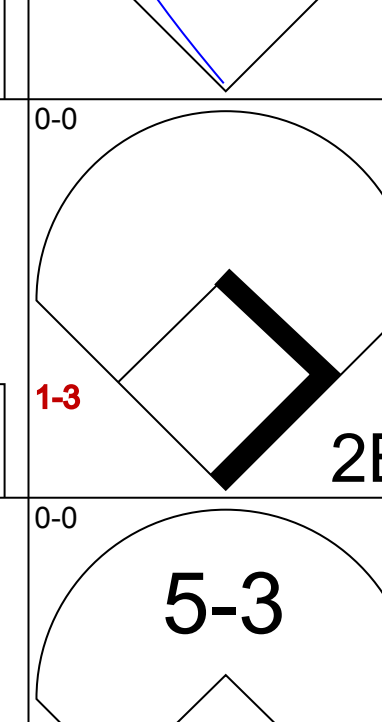
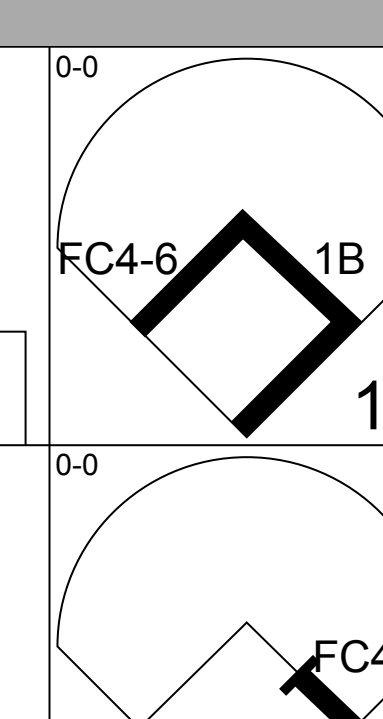
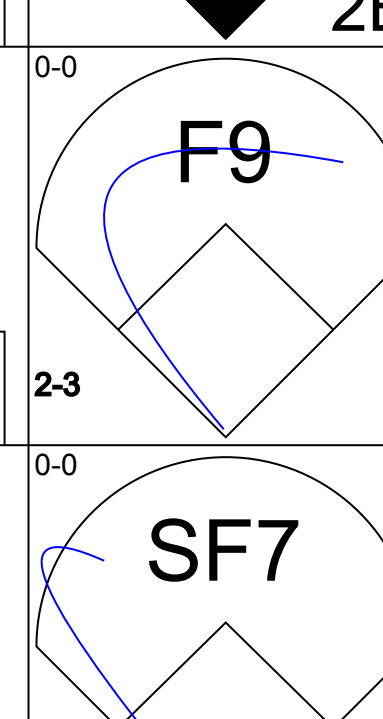
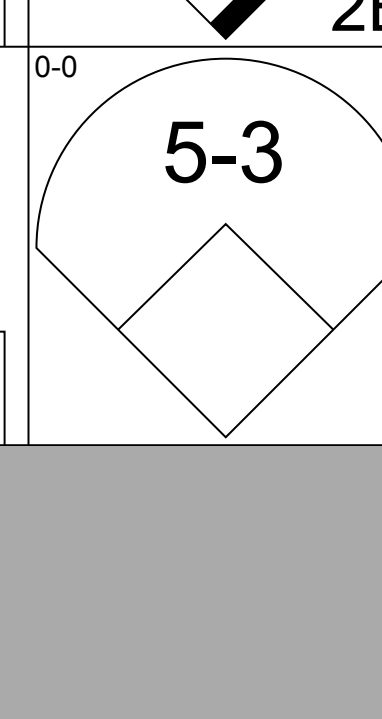
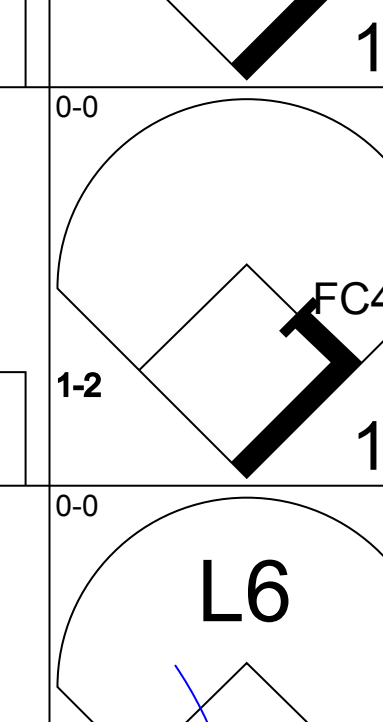
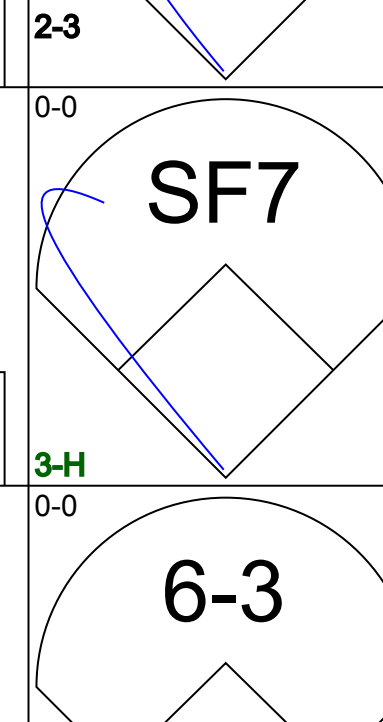

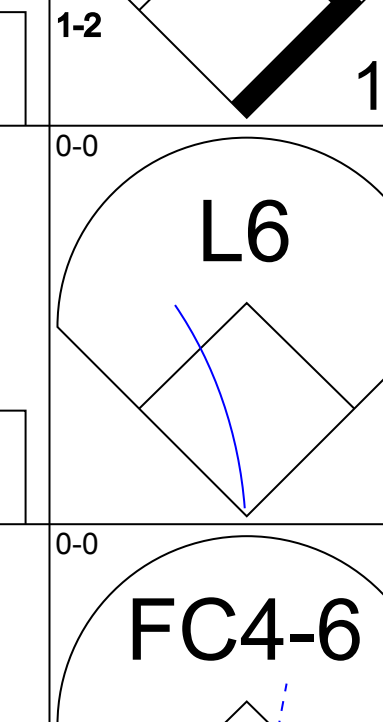
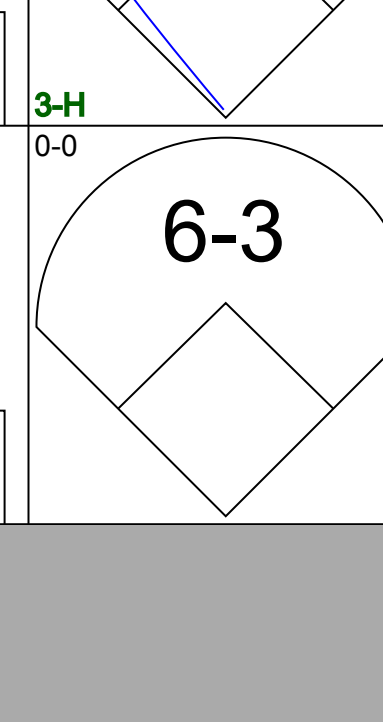
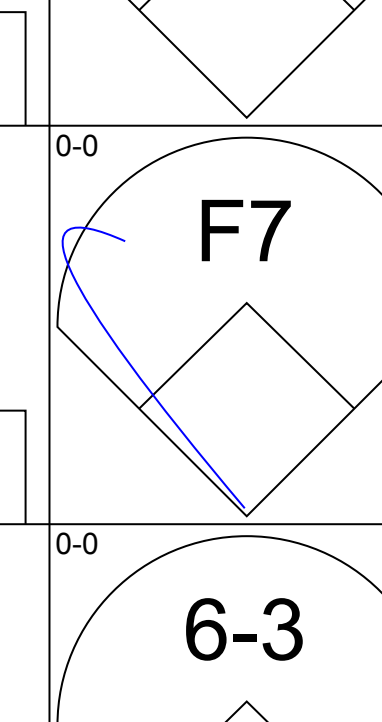
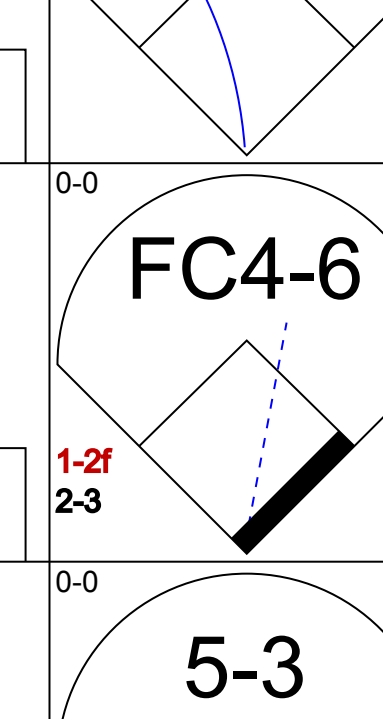
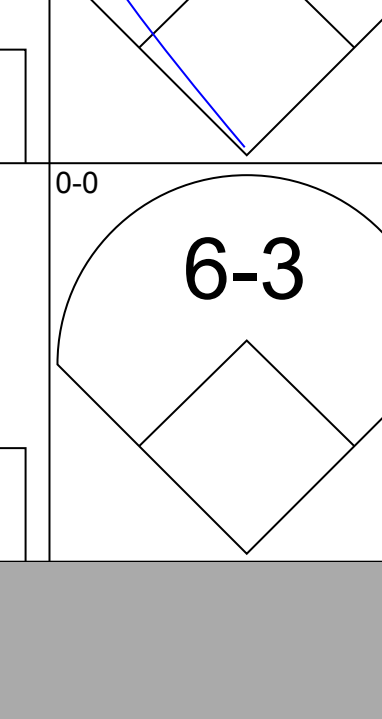
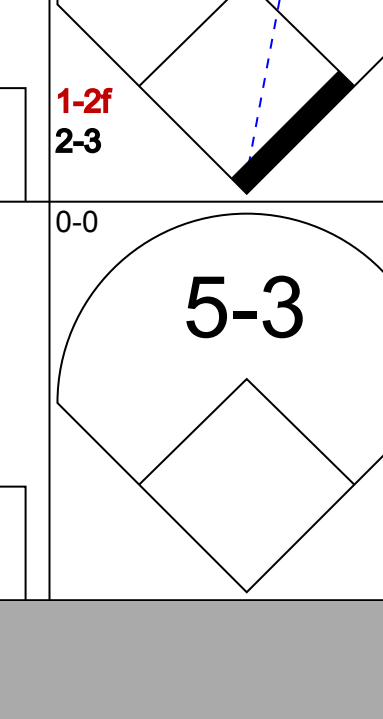
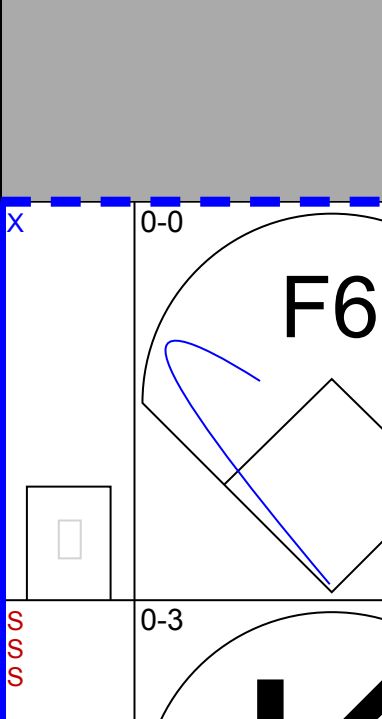
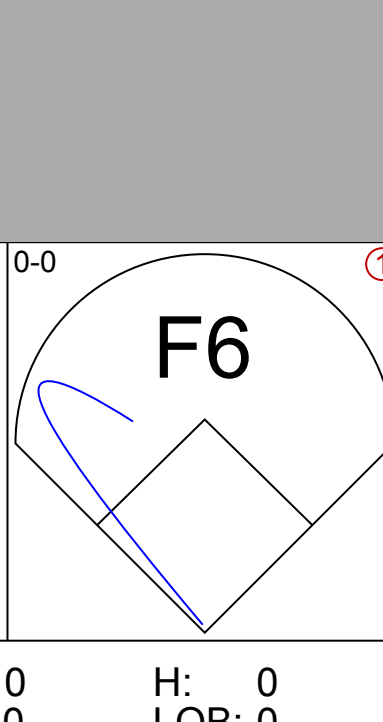
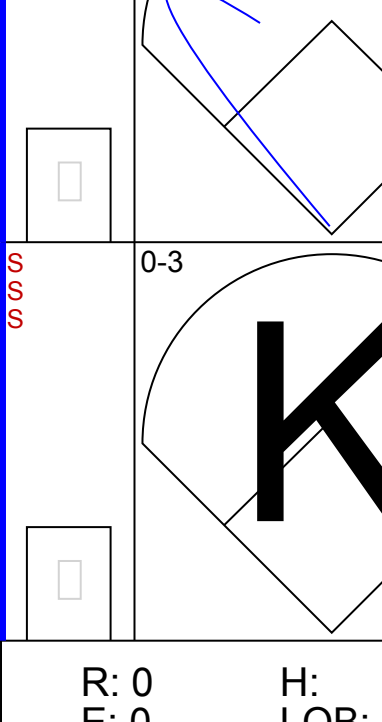
Batter	1	2	3	4	5	6	7	8	9	AB	R	H	RBI	BB	SO	LOB	BOTTOM										
Vince Coleman, S OBP: 0.347, SLG: 0.244 (1, 7)	0-3 K		4-0 S				0-0 B5		0-0 FC5-4								3 1 0 0 2 1 2										
Ozzie Smith, S OBP: 0.375, SLG: 0.281 (1, 6)	0-0 F8		0-0 6-3				0-0 K		0-0 F9								4 0 0 1 0 1 2										
Tom Herr, S OBP: 0.380, SLG: 0.465 (1, 4)	0-3 K		0-0 6-3				0-0 L4		0-0 E8								4 0 1 0 0 1 1										
Jack Clark, R OBP: 0.419, SLG: 0.514 (1, 3)		0-0 1B	0-0 HR				0-3 K		0-0 1-3								4 1 2 0 0 1 1										
Willie McGee, S OBP: 0.350, SLG: 0.474 (1, 8)		0-0 FC1-2-5	0-0 1B				0-3 K		0-0 4-3								4 1 2 2 0 1 1										
Tito Landrum, R OBP: 0.476, SLG: 0.313 (1, 9)		0-0 L6	0-0 1B				4-0 BB		0-0 1-3								3 0 1 0 1 0 3										
Terry Pendleton, S OBP: 0.283, SLG: 0.391 (1, 5)		0-0 FC1-2-5	0-0 F8				0-0 F8		0-0 F7								4 0 0 0 0 0 4										
Tom Pagnozzi, R OBP: 0.500, SLG: 1.000 (1, 2)		4-0 IBB					0-0 HR		0-0 5-3								3 1 1 1 1 0 0										
Greg Mathews, R Ricky Horton, L OBP: 0.400, SLG: 0.400 OBP: 0.333, SLG: 0.333 (7, 1)		0-0 F8					0-0 1B		0-0 6-3								3 0 1 0 0 0 3 1 0 1 0 0 0 0										
Inning Stats	R: 0 E: 0 K: 2 S: 7	H: 0 LOB: 0 BB: 0 P: 7	R: 0 E: 0 K: 0 S: 5	H: 2 LOB: 3 BB: 1 P: 9	R: 3 E: 0 K: 0 S: 6	H: 3 LOB: 1 BB: 1 P: 10	R: 1 E: 0 K: 1 S: 7	H: 2 LOB: 1 BB: 0 P: 7	R: 0 E: 0 K: 2 S: 7	H: 0 LOB: 1 BB: 1 P: 11	R: 0 E: 0 K: 0 S: 3	H: 0 LOB: 1 BB: 1 P: 7	R: 0 E: 1 K: 0 S: 4	H: 1 LOB: 1 BB: 0 P: 4	R: 0 E: 0 K: 0 S: 4	H: 1 LOB: 1 BB: 0 P: 4	1B: 6 2B: 1 3B: 0 HR: 2	SF: 0 SAC: 0 DP: 0 HBP: 0	WP: 0 PB: 0 SB: 4 CS: 0	PA: 37							
PITCHER	IP	WLS	BF	H	R	ER	SO	BB	IBB	HBP	BLK	WP	HR	S	P	ERA	WHIP										
Sid Fernandez, L ERA: 3.71	(1, 1)	4.0	L	21	7	4	4	3	1	0	0	0	0	25	33	9.00	2.000										
Randy Myers, L ERA: 18.0	(5, 1)	2.0		8	0	0	0	2	2	0	0	0	0	10	18	0.00	1.000										
Doug Sisk, R ERA: 4.05	(7, 1)	2.0		8	2	0	0	0	0	0	0	0	0	8	8	0.00	1.000										

New York Mets @ St. Louis Cardinals
Busch Stadium, St. Louis, MO
Sun Apr 19 1987, 3:33 AM CDT
Att: 28,034 - Unknown

AB 33
R 4
H 9
RBI 4
BB 4
SO 5
LOB 17



Batter	1	2	3	4	5	6	7	8	9	AB	R	H	RBI	BB	SO	LOB	TOP					
Chico Walker, S OBP: 0.238, SLG: 0.139 (1, 7)										4	0	0	1	0	1	2	Chicago Cubs @ St. Louis Cardinals Busch Stadium, St. Louis, MO Tue Apr 21 1987, 7:05 PM CDT Att: 26,333 - Unknown					
23 Ryne Sandberg, R OBP: 0.392, SLG: 0.457 (1, 4)										4	0	3	2	0	0							
Andre Dawson, R OBP: 0.231, SLG: 0.313 (1, 9)										4	0	0	0	0	1	3						
Keith Moreland, R OBP: 0.208, SLG: 0.227 Lee Smith, R (9, 1)										4	0	1	0	0	1	1						
Leon Durham, L OBP: 0.327, SLG: 0.372 (1, 3)										4	0	1	0	0	0	1						
Jody Davis, R OBP: 0.412, SLG: 0.710 (1, 2)										4	1	1	1	0	1	1						
Shawon Dunston, R OBP: 0.213, SLG: 0.261 (1, 6)										4	2	2	0	0	1	0						
Dave Martinez, L OBP: 0.273, SLG: 0.276 (1, 8)										4	2	3	1	0	0	0						
Steve Trout, L OBP: 0.143, SLG: 0.143 Dickie Noles, R (7, 1)										3	0	0	0	0	2	4						
Manny Trillo, R OBP: 0.333, SLG: 0.200 (9, 5)										0	0	0	0	0	0	0						
Inning Stats	R: 0 E: 0 K: 1 S: 5	H: 0 LOB: 0 BB: 0 P: 5	R: 0 E: 0 K: 1 S: 5	H: 1 LOB: 0 BB: 0 P: 5	R: 2 E: 0 K: 1 S: 8	H: 3 LOB: 1 BB: 0 P: 8	R: 0 E: 0 K: 0 S: 3	H: 1 LOB: 0 BB: 0 P: 3	R: 2 E: 0 K: 1 S: 8	H: 3 LOB: 1 BB: 0 P: 8	R: 0 E: 0 K: 0 S: 3	H: 0 LOB: 0 BB: 0 P: 3	R: 0 E: 0 K: 0 S: 3	H: 1 LOB: 0 BB: 0 P: 3	R: 0 E: 0 K: 2 S: 8	H: 1 LOB: 1 BB: 0 P: 8	R: 1 E: 0 K: 1 S: 6	H: 1 LOB: 0 BB: 0 P: 6	1B: 7 2B: 4 3B: 0 HR: 1	SF: 0 SAC: 0 DP: 3 HBP: 0	WP: 0 PB: 0 SB: 0 CS: 0	PA: 35
PITCHER	IP WLS BF H R ER SO BB IBB HBP BLK WP HR S P ERA WHIP																					
Bob Forsch, R ERA: 4.24 (1, 1)	5.0 21 8 4 4 4 0 0 0 0 0 0 29 29 7.20 1.600																					
Ray Soff, R ERA: (6, 1)	2.0 6 1 0 0 0 0 0 0 0 0 0 6 6 0.00 0.500																					
Bill Dawley, R ERA: 3.27 (8, 1)	2.0 L 8 2 1 1 3 0 0 0 0 0 0 1 14 14 4.50 1.000																					

Batter	1	2	3	4	5	6	7	8	9	AB	R	H	RBI	BB	SO	LOB	BOTTOM					
Vince Coleman, S OBP: 0.352, SLG: 0.244 (1, 7)										4	0	1	2	1	1	2	Chicago Cubs @ St. Louis Cardinals Busch Stadium, St. Louis, MO Tue Apr 21 1987, 7:05 PM CDT Att: 26,333 - Unknown					
Ozzie Smith, S OBP: 0.356, SLG: 0.250 (1, 6)										4	0	0	0	1	0	3						
Tom Herr, S OBP: 0.382, SLG: 0.500 (1, 4)										5	1	2	0	0	0	2						
Jack Clark, R OBP: 0.426, SLG: 0.500 (1, 3)										3	1	1	0	1	0	2						
Willie McGee, S OBP: 0.364, SLG: 0.512 (1, 8)										3	0	2	1	0	0	0						
Terry Pendleton, S OBP: 0.280, SLG: 0.360 (1, 5)										4	0	0	1	0	0	3						
Tito Landrum, R OBP: 0.440, SLG: 0.350 (1, 9)										4	0	1	0	0	0	3						
Steve Lake, R OBP: 0.345, SLG: 0.552 Curt Ford, L OBP: 0.667, SLG: 0.800 (9, PH)										3	1	1	0	0	0	3						
Bob Forsch, R Jim Lindeman, R Danny Cox, R Ray Soff, R José Quiendo, S Bill Dawley, R Mike Lago, L (5, PH) (5, PH) (8, 1) (7, PH) (8, 1) (9, PH)										1	0	0	0	0	0	0						
Inning Stats	R: 0 E: 0 K: 0 S: 3	H: 0 LOB: 0 BB: 0 P: 3	R: 0 E: 0 K: 0 S: 5	H: 2 LOB: 2 BB: 0 P: 5	R: 0 E: 0 K: 0 S: 3	H: 0 LOB: 0 BB: 0 P: 3	R: 1 E: 0 K: 0 S: 4	H: 1 LOB: 0 BB: 0 P: 4	R: 0 E: 0 K: 1 S: 6	H: 1 LOB: 2 BB: 1 P: 10	R: 1 E: 0 K: 0 S: 4	H: 1 LOB: 1 BB: 1 P: 8	R: 2 E: 0 K: 0 S: 6	H: 4 LOB: 1 BB: 0 P: 6	R: 0 E: 0 K: 0 S: 3	H: 0 LOB: 0 BB: 0 P: 3		R: 0 E: 0 K: 1 S: 5	H: 0 LOB: 2 BB: 2 P: 13	1B: 3 2B: 6 3B: 0 HR: 0	SF: 1 SAC: 0 DP: 0 HBP: 0	WP: 0 PB: 0 SB: 2 CS: 1
PITCHER	IP WLS BF H R ER SO BB IBB HBP BLK WP HR S P ERA WHIP																					
Steve Trout, L ERA: 3.6 (1, 1)	6.0 3 3 1 1 0 0 0 0 0 0 0 26 34 4.50 1.333																					
Dickie Noles, R ERA: 4.63 (7, 1)	2.0 W 8 3 1 1 0 0 0 0 0 0 0 8 8 4.50 1.500																					
Lee Smith, R ERA: 1.69 (9, 1)	1.0 S 5 0 0 0 1 2 0 0 0 0 0 5 13 0.00 2.000																					

Batter	1	2	3	4	5	6	7	8	9	AB	R	H	RBI	BB	SO	LOB	TOP																						
Bob Dernier, R (1, 8) OBP: 0.450, SLG: 0.684 Dave Martinez, L (9, 8) OBP: 0.273, SLG: 0.276	5-3		FC6-5 23 E S							4	1	2	0	1	0	1	Chicago Cubs @ St. Louis Cardinals Busch Stadium, St. Louis, MO Wed Apr 22 1987, 7:05 PM CDT Att: 23,784 - Unknown																						
23 Ryne Sandberg, R (1, 4) OBP: 0.397, SLG: 0.420	K		E6 FC6-4							4	1	0	1	1	1	2																							
Andre Dawson, R (1, 9) OBP: 0.232, SLG: 0.365	F6		FC6-4							4	1	1	4	0	0	2																							
Keith Moreland, R (1, 5) OBP: 0.231, SLG: 0.234 Manny Trillo, R (8, 5) OBP: 0.333, SLG: 0.200										3	0	1	0	1	1	1																							
Jody Davis, R (1, 2) OBP: 0.368, SLG: 0.629										4	0	0	0	0	0	2																							
Brian Davett, R (1, 7) OBP: 0.409, SLG: 0.619 Lee Smith, R (8, 1)										3	0	2	0	1	1	0																							
Leon Durham, L (1, 3) OBP: 0.321, SLG: 0.362										4	1	1	0	0	1	4																							
Shawon Dunston, R (1, 6) OBP: 0.216, SLG: 0.260										4	0	1	0	0	0	2																							
Rick Sutcliffe, L (1, 1) OBP: 0.556, SLG: 0.714 Gary Matthews, R (7, PH) OBP: 0.250, SLG: 0.250 Jamie Moyer, L (7, PR) OBP: 0.200, SLG: 0.200 Ed Lynch, R (7, 1) Chico Walker, S (8, 7) OBP: 0.233, SLG: 0.135										1	0	0	0	0	1	0																							
Inning Stats	R: 0 E: 0 K: 1 S: 5	H: 0 LOB: 0 BB: 0 P: 5	R: 0 E: 0 K: 0 S: 3	H: 0 LOB: 1 BB: 1 P: 7	R: 0 E: 1 K: 0 S: 5	H: 1 LOB: 2 BB: 0 P: 5	R: 0 E: 0 K: 0 S: 4	H: 2 LOB: 1 BB: 0 P: 4	R: 0 E: 0 K: 1 S: 5	H: 1 LOB: 0 BB: 0 P: 5	R: 0 E: 0 K: 0 S: 3	H: 0 LOB: 1 BB: 1 P: 7	R: 5 E: 0 K: 2 S: 10	H: 3 LOB: 1 BB: 2 P: 18	R: 0 E: 0 K: 1 S: 6	H: 1 LOB: 1 BB: 0 P: 6		R: 0 E: 0 K: 1 S: 5	H: 1 LOB: 0 BB: 0 P: 5	1B: 8 2B: 0 3B: 0 HR: 1	SF: 0 SAC: 1 DP: 2 HBP: 0	WP: 0 PB: 0 SB: 1 CS: 1	PA: 39																
PITCHER	IP	WLS	BF	H	R	ER	SO	BB	IBB	HBP	BLK	WP	HR	S	P	ERA	WHIP	PITCHER				IP	WLS	BF	H	R	ER	SO	BB	IBB	HBP	BLK	WP	HR	S	P	ERA	WHIP	
Tim Conroy, L (1, 1) ERA: 4.05	6.2		28	6	3	3	3	3	0	0	0	0	0	31	43	4.05	1.350																						
Bill Dawley, R (7, 1) ERA: 4.09	0.0	L	1	0	0	0	0	1	0	0	0	0	0	0	4	∞	∞																						
Todd Worrell, R (7, 1) ERA: 6.75	0.1		2	1	2	2	1	0	0	0	0	0	1	4	4	54.00	3.000																						
Ricky Horton, L (8, 1) ERA: 0.68	2.0		7	2	0	0	2	0	0	0	0	0	0	11	11	0.00	1.000																						
Vince Coleman, S (1, 7) OBP: 0.328, SLG: 0.224 Mike Laga, L (9, PH) OBP: 0.231, SLG: 0.417	4-3		G3																		4	0	0	0	0	0	0	2								Chicago Cubs @ St. Louis Cardinals Busch Stadium, St. Louis, MO Wed Apr 22 1987, 7:05 PM CDT Att: 23,784 - Unknown			
Ozzie Smith, S (1, 6) OBP: 0.347, SLG: 0.231 Ricky Horton, L (8, 1) OBP: 0.333, SLG: 0.333	K		F7																		3	0	0	0	1	1	2												
Tom Herr, S (1, 4) OBP: 0.373, SLG: 0.471	K																				3	0	0	0	0	1	0												
Jack Clark, R (1, 3) OBP: 0.431, SLG: 0.643																					4	2	2	2	0	0	2												
Willie McGee, S (1, 8) OBP: 0.356, SLG: 0.500 Tito Landrum, R (4, 8) OBP: 0.393, SLG: 0.304																					1	0	0	0	0	0	0												
Curt Ford, L (1, 9) OBP: 0.500, SLG: 0.556																					4	1	1	0	0	2	0												
Terry Pendleton, S (1, 5) OBP: 0.278, SLG: 0.377																					3	1	1	0	1	0	0												
Steve Lake, R (1, 2) OBP: 0.364, SLG: 0.545																					4	0	2	2	0	1	0												
Tim Conroy, L (1, 1) ERA: 3.16 Bill Dawley, R (7, 1) ERA: 3.39 Todd Worrell, R (7, 1) José Oquendo, S (7, PH) OBP: 0.556, SLG: 0.538																					1	0	0	0	0	1	0												
Inning Stats	R: 0 E: 0 K: 2 S: 7	H: 0 LOB: 0 BB: 0 P: 7	R: 0 E: 0 K: 1 S: 5	H: 0 LOB: 0 BB: 0 P: 5	R: 1 E: 0 K: 0 S: 5	H: 2 LOB: 1 BB: 0 P: 5	R: 2 E: 0 K: 0 S: 5	H: 3 LOB: 2 BB: 1 P: 9	R: 0 E: 0 K: 1 S: 5	H: 0 LOB: 2 BB: 1 P: 10	R: 0 E: 0 K: 0 S: 3	H: 0 LOB: 0 BB: 0 P: 3	R: 0 E: 0 K: 2 S: 8	H: 0 LOB: 1 BB: 1 P: 8	R: 1 E: 0 K: 2 S: 7	H: 1 LOB: 0 BB: 1 P: 11	R: 0 E: 0 K: 2 S: 7	H: 0 LOB: 1 BB: 1 P: 11	1B: 3 2B: 1 3B: 0 HR: 2	SF: 0 SAC: 1 DP: 0 HBP: 1	WP: 0 PB: 1 SB: 1 CS: 0	PA: 37																	
PITCHER	IP	WLS	BF	H	R	ER	SO	BB	IBB	HBP	BLK	WP	HR	S	P	ERA	WHIP	PITCHER				IP	WLS	BF	H	R	ER	SO	BB	IBB	HBP	BLK	WP	HR	S	P	ERA	WHIP	
Rick Sutcliffe, R (1, 1) ERA: 3.16	6.0	W	25	5	3	3	4	1	1	1	0	0	1	30	39	4.50	1.000																						
Ed Lynch, R (7, 1) ERA: 3.39	1.1		6	1	1	1	0	1	0	0	0	0	1	5	9	6.75	1.500																						
Lee Smith, R (8, 1) ERA: 1.29	1.2	S	6	0	0	0	4	1	0	0	0	0	0	13	17	0.00	0.600																						

Chicago Cubs @ St. Louis Cardinals
 Busch Stadium, St. Louis, MO
 Wed Apr 22 1987, 7:05 PM CDT
 Att: 23,784 - Unknown

AB	33
R	5
H	9
RBI	5
BB	4
SO	6
LOB	14



Chicago Cubs @ St. Louis Cardinals
 Busch Stadium, St. Louis, MO
 Wed Apr 22 1987, 7:05 PM CDT
 Att: 23,784 - Unknown

AB	31
R	4
H	6
RBI	4
BB	4
SO	8
LOB	7




Batter	1	2	3	4	5	6	7	8	9	AB	R	H	RBI	BB	SO	LOB	TOP			
Chico Walker, S OBP: 0.271, SLG: 0.238 (1, 7)	F8		1B 2B		F7		2B		1B	5	1	3	0	0	0	0	Chicago Cubs @ St. Louis Cardinals Busch Stadium, St. Louis, MO Thu Apr 23 1987, 3:33 AM CDT Att: 29,347 - Unknown			
23 Ryne Sandberg, R OBP: 0.381, SLG: 0.434 Manny Trillo, R OBP: 0.250, SLG: 0.143 (1, 4) (6, 4)	FC4-6 1B		5-3		1B		F7		F4	3	0	2	0	0	0	1				
Andre Dawson, R OBP: 0.233, SLG: 0.357 (1, 9)	FC4-6 1-2		1B		5-3				F5	4	0	1	1	0	0	2				
Keith Moreland, R OBP: 0.232, SLG: 0.294 (1, 5)	4-3		F4				F8		HR	4	1	1	1	0	0	2				
Leon Durham, L OBP: 0.298, SLG: 0.333 (1, 3)			F8		F8		F5		F5	4	0	0	0	0	0	0				
Jody Davis, R OBP: 0.357, SLG: 0.590 (1, 2)			F8		F8		1B		6-3	4	0	1	0	0	0	0				
Shawon Dunston, R OBP: 0.236, SLG: 0.296 (1, 6)			2B		1B		F8		F2	4	0	2	0	0	0	1				
Dave Martinez, L OBP: 0.243, SLG: 0.242 (1, 8)			F9		F8		4-3		F7	4	0	0	0	0	0	2				
Greg Maddux, R OBP: 0.393, SLG: 0.200 Gary Matthews, R OBP: 0.200, SLG: 0.200 Les Lancaster, R OBP: 0.714, SLG: 1.200 (7, PH) (7, 1) Jerry Mumphrey, S OBP: 0.714, SLG: 1.200 (8, PH)			4-3		5-3		5-3		1B 1B	2	0	0	0	0	0	0				
Inning Stats	R: 0 E: 0 K: 0 S: 4	H: 1 LOB: 1 BB: 0 P: 4	R: 0 E: 0 K: 0 S: 4	H: 1 LOB: 1 BB: 0 P: 4	R: 1 E: 0 K: 0 S: 5	H: 2 LOB: 1 BB: 0 P: 5	R: 0 E: 0 K: 0 S: 4	H: 1 LOB: 1 BB: 0 P: 4	R: 0 E: 0 K: 0 S: 4	H: 1 LOB: 1 BB: 0 P: 4	R: 0 E: 0 K: 0 S: 4	H: 1 LOB: 0 BB: 0 P: 4	R: 1 E: 0 K: 0 S: 4	H: 1 LOB: 2 BB: 0 P: 4	R: 0 E: 0 K: 0 S: 5	H: 2 LOB: 2 BB: 0 P: 5		1B: 7 2B: 3 3B: 0 HR: 1	SF: 0 SAC: 0 DP: 0 HBP: 0	WP: 0 PB: 0 SB: 0 CS: 0
PITCHER Danny Cox, R ERA: 3.65 (1, 1)	IP: 9.0 WLS: W BF: 38 H: 11 R: 2 ER: 2 SO: 0 BB: 0 IBB: 0 HBP: 0 BLK: 0 WP: 0 HR: 1 S: 38 P: 38 ERA: 2.00 WHIP: 1.222															PITCHER	IP: 9.0 WLS: W BF: 38 H: 11 R: 2 ER: 2 SO: 0 BB: 0 IBB: 0 HBP: 0 BLK: 0 WP: 0 HR: 1 S: 38 P: 38 ERA: 2.00 WHIP: 1.222			


AB	38
R	2
H	11
RBI	2
BB	0
SO	0
LOB	11



Batter	1	2	3	4	5	6	7	8	9	AB	R	H	RBI	BB	SO	LOB	BOTTOM			
Vince Coleman, S OBP: 0.339, SLG: 0.231 (1, 7)	5-3				FC3-6 BB	K				3	0	1	1	1	1	1	Chicago Cubs @ St. Louis Cardinals Busch Stadium, St. Louis, MO Thu Apr 23 1987, 3:33 AM CDT Att: 29,347 - Unknown			
Ozzie Smith, S OBP: 0.340, SLG: 0.256 (1, 6)	S 2B	PO 2-3	6-3		FC3-6 1B 2B	1-3				4	2	1	0	0	0	1				
Tom Herr, S OBP: 0.393, SLG: 0.481 José Oquendo, S OBP: 0.600, SLG: 0.571 (3, PR) (4, 4)	S BB		S 1B		S 1B	CS BB				1	1	1	0	1	0	0				
Jack Clark, R OBP: 0.455, SLG: 0.659 (1, 3)	K		S BB		S 1B	CS BB				2	0	1	2	2	1	2				
Jim Lindeman, R OBP: 0.295, SLG: 0.610 Tito Landrum, R OBP: 0.390, SLG: 0.304 (1, 9) (8, 9)	E9 1B		G6-3		S BB	5-3				3	0	1	2	1	0	3				
Curt Ford, L OBP: 0.397, SLG: 0.385 (1, 8)	1-3		G1		G3	L5				4	0	0	0	0	0	3				
Terry Pendleton, S OBP: 0.276, SLG: 0.386 (1, 5)			4-3		1-3	2B			F9	4	0	1	0	0	0	0				
Tom Pagnozzi, R OBP: 0.400, SLG: 0.625 (1, 2)			SH2-4 1B BB		6-3	F9			K	3	1	0	0	1	1	1				
Danny Cox, R (1, 1)			SH2-4		5-3	5-3				2	0	0	0	0	0	1				
Inning Stats	R: 2 E: 1 K: 1 S: 7	H: 2 LOB: 1 BB: 1 P: 11	R: 1 E: 0 K: 0 S: 3	H: 1 LOB: 0 BB: 1 P: 7	R: 0 E: 0 K: 0 S: 3	H: 1 LOB: 0 BB: 1 P: 7	R: 0 E: 0 K: 0 S: 3	H: 0 LOB: 0 BB: 0 P: 3	R: 2 E: 0 K: 1 S: 6	H: 2 LOB: 1 BB: 0 P: 6	R: 0 E: 0 K: 0 S: 2	H: 0 LOB: 1 BB: 2 P: 10	R: 0 E: 0 K: 1 S: 5	H: 0 LOB: 0 BB: 0 P: 5	R: 0 E: 0 K: 0 S: 5	H: 0 LOB: 0 BB: 0 P: 5		1B: 4 2B: 3 3B: 0 HR: 0	SF: 0 SAC: 1 DP: 1 HBP: 0	WP: 1 PB: 0 SB: 3 CS: 1
PITCHER Greg Maddux, R ERA: 6.53 Les Lancaster, R ERA: 2.64 (1, 1) (7, 1)	IP: 6.0 WLS: L BF: 28 H: 7 R: 5 ER: 5 SO: 2 BB: 5 IBB: 0 HBP: 0 BLK: 0 WP: 1 HR: 0 S: 27 P: 47 ERA: 7.50 WHIP: 2.000															PITCHER	IP: 6.0 WLS: L BF: 28 H: 7 R: 5 ER: 5 SO: 2 BB: 5 IBB: 0 HBP: 0 BLK: 0 WP: 1 HR: 0 S: 27 P: 47 ERA: 7.50 WHIP: 2.000			



Batter	1	2	3	4	5	6	7	8	9	AB	R	H	RBI	BB	SO	LOB	TOP					
Vince Coleman, S (1,7) OBP: 0.348, SLG: 0.236	F5		F4			G3 1B BB		L1		3	1	1	0	1	0	1	St. Louis Cardinals @ New York Mets Shea Stadium, Flushing, NY Fri Apr 24 1987, 7:05 PM EDT Att: 21,108 - Unknown AB 32 R 1 H 6 RBI 1 BB 1 SO 11 LOB 10 					
Ozzie Smith, S (1,6) OBP: 0.316, SLG: 0.234	F9		F6			G3		L1		4	0	0	0	0	0	3						
Terry Pendleton, S (1,5) OBP: 0.306, SLG: 0.426	2B				CS 1B			F9		4	0	3	1	0	0	0						
Jack Clark, R (1,3) OBP: 0.441, SLG: 0.646	K				K			2B		4	0	1	0	0	2	3						
Tito Landrum, R (1,8) OBP: 0.344, SLG: 0.259		K			K			K		4	0	0	0	0	4	2						
Steve Lake, R (1,2) OBP: 0.333, SLG: 0.500 Pat Perry, L (7,1)	K					F3		F8		3	0	0	0	0	1	0						
Jim Lindeman, R (9, PH) OBP: 0.289, SLG: 0.595							4-3			1	0	0	0	0	0	1						
Tom Lawless, R (1,9)	F9					K		K		3	0	0	0	0	2	0						
José Oquendo, S (1,4) OBP: 0.522, SLG: 0.471			K			1-3		F9		3	0	0	0	0	1	0						
Greg Mathews, R (1,1) OBP: 0.429, SLG: 0.429 Ray Sof, R (6,1) Tom Pagnozzi, R (7,2) OBP: 0.364, SLG: 0.556						K		4-3		2	0	1	0	0	1	0						
Inning Stats	R: 0 E: 0 S: 6	H: 1 LOB: 1 BB: 0 P: 6	R: 0 E: 0 S: 7	H: 0 LOB: 0 BB: 0 P: 7	R: 0 E: 0 S: 6	H: 1 LOB: 0 BB: 0 P: 6	R: 0 E: 0 S: 7	H: 1 LOB: 0 BB: 0 P: 7	R: 0 E: 0 S: 5	H: 0 LOB: 0 BB: 0 P: 5	R: 1 E: 0 S: 6	H: 1 LOB: 1 BB: 1 P: 10	R: 0 E: 0 S: 7	H: 0 LOB: 0 BB: 0 P: 7	R: 0 E: 0 S: 4	H: 1 LOB: 1 BB: 0 P: 4	R: 0 E: 0 S: 6	H: 1 LOB: 1 BB: 0 P: 6	1B: 4 2B: 2 3B: 0 HR: 0	SF: 0 SAC: 0 DP: 0 HBP: 0	WP: 0 PB: 0 SB: 2 CS: 1	PA: 33
PITCHER Sid Fernandez, L (1,1) ERA: 2.77	IP: 9.0 WLS: W BF: 33 H: 6 R: 1 ER: 1 SO: 11 BB: 1 IBB: 0 HBP: 0 BLK: 0 WP: 0 HR: 0 S: 54 P: 58 ERA: 1.00 WHIP: 0.778															PITCHER	IP: 9.0 WLS: W BF: 33 H: 6 R: 1 ER: 1 SO: 11 BB: 1 IBB: 0 HBP: 0 BLK: 0 WP: 0 HR: 0 S: 54 P: 58 ERA: 1.00 WHIP: 0.778					

Batter	1	2	3	4	5	6	7	8	9	AB	R	H	RBI	BB	SO	LOB	BOTTOM					
Mookie Wilson, S (1,8) OBP: 0.476, SLG: 0.718	CS 1B		G6-4-3 1B			SH1-3 1B BB		4-3		3	1	2	0	1	0	0	St. Louis Cardinals @ New York Mets Shea Stadium, Flushing, NY Fri Apr 24 1987, 7:05 PM EDT Att: 21,108 - Unknown AB 26 R 2 H 6 RBI 2 BB 5 SO 6 LOB 12 					
Tim Lincecum, R (1,4) OBP: 0.464, SLG: 0.520	K		G6-4-3 1-2			SH1-3		F8		3	0	0	0	0	1	2						
Keith Hernandez, L (1,3) OBP: 0.358, SLG: 0.368	4-3		F7			BB 1-3 1B		F8		4	1	1	1	0	0	1						
Gary Carter, R (1,2) OBP: 0.302, SLG: 0.475		5-3			L5	1-3 BB		F8		3	0	0	0	1	0	0						
Darryl Strawberry, L (1,9) OBP: 0.365, SLG: 0.679	4-3		G6-4-3 1B			1-3 BB		L8		3	0	1	0	1	0	0						
Kevin McReynolds, R (1,7) OBP: 0.385, SLG: 0.636	2B 1B		G6-4-3 1-2			1-3 BB		L8		3	0	1	1	0	0	3						
Howard Johnson, S (1,5) OBP: 0.357, SLG: 0.391						1-2 2-3 3-H 4-0				2	0	1	0	1	1	0						
Rafael Santana, R (1,6) OBP: 0.275, SLG: 0.277						1-3 BB				2	0	0	0	1	1	3						
Sid Fernandez, L (1,1) OBP: 0.143, SLG: 0.143	K									3	0	0	0	0	3	3						
Inning Stats	R: 0 E: 0 S: 5	H: 1 LOB: 0 BB: 0 P: 5	R: 0 E: 0 S: 7	H: 2 LOB: 3 BB: 1 P: 11	R: 0 E: 0 S: 3	H: 1 LOB: 0 BB: 0 P: 3	R: 0 E: 0 S: 3	H: 1 LOB: 0 BB: 0 P: 3	R: 0 E: 0 S: 9	H: 0 LOB: 0 BB: 0 P: 9	R: 2 E: 0 S: 4	H: 1 LOB: 3 BB: 4 P: 20	R: 0 E: 0 S: 5	H: 0 LOB: 0 BB: 0 P: 5	R: 0 E: 0 S: 3	H: 0 LOB: 0 BB: 0 P: 3		R: 0 E: 0 S: 3	H: 0 LOB: 0 BB: 0 P: 3	1B: 5 2B: 1 3B: 0 HR: 0	SF: 0 SAC: 1 DP: 2 HBP: 0	WP: 0 PB: 0 SB: 0 CS: 1
PITCHER Greg Mathews, L (1,1) ERA: 6.5 Ray Sof, R (6,1) Pat Perry, L (7,1) ERA: 1.64	IP: 5.1 WLS: L BF: 23 H: 6 R: 2 ER: 2 SO: 5 BB: 3 IBB: 1 HBP: 0 BLK: 0 WP: 0 HR: 0 S: 29 P: 45 ERA: 3.38 WHIP: 1.688															PITCHER	IP: 5.1 WLS: L BF: 23 H: 6 R: 2 ER: 2 SO: 5 BB: 3 IBB: 1 HBP: 0 BLK: 0 WP: 0 HR: 0 S: 29 P: 45 ERA: 3.38 WHIP: 1.688					

Batter	1	2	3	4	5	6	7	8	9	AB	R	H	RBI	BB	SO	LOB	TOP										
Vince Coleman, S (1,7) OBP: 0.352, SLG: 0.250	0-0 FC4-6 1B		0-0 1-3		0-0 F8		0-0 S 1B		0-3 K	5	0	2	1	0	1	1											
Ozzie Smith, S (1,6) OBP: 0.311, SLG: 0.220	0-0 FC4-6 G4-6-3 1-2		0-0 1-3		0-0 4-3		2-3 3-H 1-2 FC5-4 IBB			3	0	0	0	1	0	1											
Terry Pendleton, S (1,5) OBP: 0.318, SLG: 0.422	0-0 G4-6-3 1-2		4-0 BB		0-0 G4-6-3 1B		0-3 K			3	0	1	0	1	1	4											
Jack Clark, R (1,3) OBP: 0.413, SLG: 0.596		0-3 K	0-0 F8		0-0 G4-6-3 1-2	0-0 FC5-4				4	0	0	0	0	1	5											
Willie McGee, S (1,8) OBP: 0.327, SLG: 0.457		0-0 4-3		0-0 G3		0-0 6-3		0-0 5-3		4	0	0	0	0	0	0											
Jim Lindeman, R (1,9) OBP: 0.306, SLG: 0.630 Ricky Horton, L (8,1) OBP: 0.333, SLG: 0.333	0-0 1B 2B		0-0 6-3		0-0 6-3		0-0 FC4-5 2B	0-3 K		4	1	2	0	0	1	0											
José Oquendo, S (1,4) OBP: 0.519, SLG: 0.476	0-0 2B 1B		0-0 1B		0-0 1B		0-0 FC4-5 1B E	0-0 4-3		4	1	2	0	0	0	1											
Tom Pagnozzi, R (1,2) OBP: 0.400, SLG: 0.615	0-0 1-3 3-H 2B		0-0 F7		0-0 F7		0-0 E 1B 1B	0-0 6-3		4	1	2	1	0	0	1											
Joe Magrane, R (1,1) Curt Ford, L (7,PH) OBP: 0.333, SLG: 0.357 Bill Dawley, R (7,1) Tito Landrum, R (8,9) OBP: 0.364, SLG: 0.259	0-0 F8		0-0 F8		0-0 1-6-3		0-0 E8 1B 1-3 2-H	4-0 CS BB		2	0	0	0	0	0	2											
Inning Stats	R: 0 E: 0 K: 0 S: 3	H: 1 LOB: 0 BB: 0 P: 3	R: 1 E: 0 K: 1 S: 8	H: 3 LOB: 2 BB: 0 P: 8	R: 0 E: 0 K: 0 S: 3	H: 0 LOB: 1 BB: 1 P: 7	R: 0 E: 0 K: 0 S: 4	H: 1 LOB: 1 BB: 0 P: 4	R: 0 E: 0 K: 0 S: 3	H: 0 LOB: 0 BB: 0 P: 3	R: 0 E: 0 K: 0 S: 3	H: 1 LOB: 0 BB: 0 P: 3	R: 2 E: 1 K: 1 S: 9	H: 3 LOB: 3 BB: 1 P: 13	R: 0 E: 0 K: 1 S: 5	H: 0 LOB: 0 BB: 0 P: 5	R: 0 E: 0 K: 1 S: 4	H: 0 LOB: 0 BB: 1 P: 8	1B: 6 2B: 3 3B: 0 HR: 0	SF: 0 SAC: 0 DP: 2 HBP: 0	WP: 0 PB: 0 SB: 1 CS: 1	PA: 37					
PITCHER	IP	WLS	BF	H	R	ER	SO	BB	IBB	HBP	BLK	WP	HR	S	P	ERA	WHIP										
Rick Aguilera, R (1,1) ERA: 4.5	6.1	L	28	9	3	2	1	1	0	0	0	0	0	29	33	2.84	1.579										
Randy Myers, L (7,1) ERA: 21.0	0.1		2	0	0	0	1	0	1	0	0	0	0	3	7	0.00	0.000										
Terry Leach, R (7,1) ERA: 1.42	1.1		4	0	0	0	1	0	0	0	0	0	0	6	6	0.00	0.000										
Doug Sisk, R (9,1) ERA: 3.72	1.0		3	0	0	0	1	1	0	0	0	0	0	4	8	0.00	1.000										

St. Louis Cardinals @ New York Mets
Shea Stadium, Flushing, NY
Sat Apr 25 1987, 3:33 AM EDT
Att: 34,640 - Unknown

AB 34
R 3
H 9
RBI 2
BB 3
SO 4
LOB 16



Batter	1	2	3	4	5	6	7	8	9	AB	R	H	RBI	BB	SO	LOB	BOTTOM										
Mookie Wilson, S (1,8) OBP: 0.444, SLG: 0.667	0-0 4-3		0-3 K		0-0 F9		0-0 SH1-3			3	0	0	0	0	1	0											
Tim Lincecum, R (1,4) OBP: 0.436, SLG: 0.483	0-3 K		0-0 F5		0-0 1B SF8		0-3 K			4	1	1	0	0	2	1											
Keith Hernandez, L (1,3) OBP: 0.352, SLG: 0.361	0-3 K			0-3 K		0-0 1B 1-3		0-3 K		4	0	1	0	0	3	1											
Gary Carter, R (1,2) OBP: 0.284, SLG: 0.452		0-0 F9		0-0 4-3		0-0 SF8		0-0 6-3		3	0	0	1	0	0	0											
Darryl Strawberry, L (1,9) OBP: 0.358, SLG: 0.650		0-0 E 1B		0-0 F5		0-3 K		0-0 5-3		4	0	1	0	0	1	1											
Kevin Reynolds, R (1,7) OBP: 0.377, SLG: 0.604		0-3 K2-3			0-0 1B G4-6-3 1B		0-0 F8		0-0 F9	4	1	1	0	0	1	1											
Howard Johnson, S (1,5) OBP: 0.373, SLG: 0.396		4-0 BB			0-0 G4-6-3 1-3 1B		0-0 F9			2	0	1	0	1	0	0											
Rafael Santana, R (1,6) OBP: 0.259, SLG: 0.260		0-0 1-3			0-0 G4-6-3		0-3 K			3	0	0	0	0	1	3											
Rick Aguilera, R (1,1) OBP: 0.222, SLG: 0.222 Randy Myers, L (7,1) Terry Leach, R (7,1) Lee Mazzilli, S (8,PH) OBP: 0.333, SLG: 0.111 Doug Sisk, R (9,1)			0-0 F3				0-0 SH1-3 1B			2	0	0	0	0	1	0											
Inning Stats	R: 0 E: 0 K: 2 S: 7	H: 0 LOB: 0 BB: 0 P: 7	R: 0 E: 1 K: 1 S: 6	H: 1 LOB: 2 BB: 1 P: 10	R: 0 E: 0 K: 1 S: 5	H: 0 LOB: 0 BB: 0 P: 5	R: 0 E: 0 K: 1 S: 5	H: 0 LOB: 0 BB: 0 P: 5	R: 1 E: 0 K: 1 S: 6	H: 2 LOB: 0 BB: 0 P: 6	R: 1 E: 0 K: 1 S: 7	H: 2 LOB: 1 BB: 0 P: 7	R: 0 E: 0 K: 1 S: 5	H: 0 LOB: 0 BB: 0 P: 5	R: 0 E: 0 K: 2 S: 8	H: 1 LOB: 0 BB: 0 P: 8	R: 0 E: 0 K: 0 S: 3	H: 0 LOB: 0 BB: 0 P: 3	1B: 6 2B: 0 3B: 0 HR: 0	SF: 1 SAC: 1 DP: 1 HBP: 0	WP: 0 PB: 0 SB: 0 CS: 0	PA: 33					
PITCHER	IP	WLS	BF	H	R	ER	SO	BB	IBB	HBP	BLK	WP	HR	S	P	ERA	WHIP										
Joe Magrane, L (1,1) ERA: 3.0	6.0	W	23	5	2	2	7	1	0	0	0	0	0	36	40	3.00	1.000										
Bill Dawley, R (7,1) ERA: 3.75	1.0		3	0	0	0	1	0	0	0	0	0	0	5	5	0.00	0.000										
Ricky Horton, L (8,1) ERA: 0.59	2.0	S	7	1	0	0	2	0	0	0	0	0	0	11	11	0.00	0.500										

St. Louis Cardinals @ New York Mets
Shea Stadium, Flushing, NY
Sat Apr 25 1987, 3:33 AM EDT
Att: 34,640 - Unknown

AB 30
R 2
H 6
RBI 1
BB 1
SO 10
LOB 7



Batter	1	2	3	4	5	6	7	8	9	AB	R	H	RBI	BB	SO	LOB	TOP							
Vince Coleman, S OBP: 0.368, SLG: 0.266	SH1-3 BLK 4-3 1B	K		FC3-6 1B	S BB		K			4	1	2	0	1	2	3								
Ozzie Smith, S OBP: 0.292, SLG: 0.204	SH1-3		5-3	FC3-6 1B	K			5-3		4	0	0	0	0	1	3								
Terry Pendleton, S OBP: 0.310, SLG: 0.406	4-3		1B FC4-6 1B	6-3			6-3	K		5	1	1	1	0	1	2								
Jack Clark, R OBP: 0.426, SLG: 0.649	K		FC4-6 1B		HR			G3		5	1	3	1	0	1	0								
Willie McGee, S OBP: 0.296, SLG: 0.412		1-3	FC4-6 WP	1-6-3	K			L5		5	0	0	1	0	1	2								
Curt Ford, L OBP: 0.400, SLG: 0.444 Todd Worrell, R	WP 1B	2B	BB	1B	K			4-3		4	2	2	0	1	1	1								
José Oquendo, S OBP: 0.531, SLG: 0.538	K		F7	1B E	1B			CS 1B		5	1	3	0	0	1	3								
Steve Lake, R OBP: 0.350, SLG: 0.500	WP 1B		5-3	E9 SH3-4 1B	5-3			CS		4	1	2	2	0	0	1								
Bob Forsch, R OBP: 0.375, SLG: 0.500 Pat Perry, L	WP 1B		SH3-4		6-3					2	0	2	1	0	0	0								
Ricky Horton, L OBP: 0.333, SLG: 0.333 Tito Landrum, R OBP: 0.364, SLG: 0.259	WP 1B		FC3-6 1B							1	0	0	0	0	0	1								
										0	0	0	0	0	0	0								
										0	0	0	0	0	0	0								
Inning Stats	R: 1 E: 0 K: 1 S: 6	H: 1 LOB: 0 BB: 0 P: 6	R: 1 E: 0 K: 2 S: 10	H: 3 LOB: 2 BB: 0 P: 10	R: 1 E: 0 K: 0 S: 5	H: 2 LOB: 2 BB: 1 P: 9	R: 0 E: 0 K: 0 S: 5	H: 2 LOB: 2 BB: 0 P: 5	R: 4 E: 1 K: 1 S: 9	H: 4 LOB: 1 BB: 1 P: 13	R: 0 E: 0 K: 2 S: 8	H: 1 LOB: 1 BB: 0 P: 8	R: 0 E: 0 K: 1 S: 6	H: 1 LOB: 1 BB: 0 P: 6	R: 0 E: 0 K: 1 S: 5	H: 0 LOB: 0 BB: 0 P: 5	R: 0 E: 0 K: 0 S: 3	H: 1 LOB: 0 BB: 0 P: 3	1B: 12 2B: 2 3B: 0 HR: 1	SF: 0 SAC: 2 DP: 0 HBP: 0	WP: 3 PB: 0 SB: 1 CS: 1	PA: 44		
PITCHER	IP	WLS	BF	H	R	ER	SO	BB	IBB	HBP	BLK	WP	HR	S	P	ERA	WHIP							
Ron Darling, R ERA: 6.28	4.0	L	22	9	4	4	3	1	0	0	1	3	1	27	31	9.00	2.500							
Randy Myers, L ERA: 20.25	1.0		7	3	3	2	1	1	0	0	0	0	0	8	12	18.00	4.000							
Gene Walter, L ERA: 2.35	1.0		4	1	0	0	2	0	0	0	0	0	0	8	8	0.00	1.000							
Terry Leach, R ERA: 0.96	3.0		10	2	0	0	2	0	0	0	0	0	0	14	14	0.00	0.667							

St. Louis Cardinals @ New York Mets
Shea Stadium, Flushing, NY
Sun Apr 26 1987, 3:33 AM EDT
Att: 45,360 - Unknown

AB 39
R 7
H 15
RBI 6
BB 2
SO 8
LOB 16



Batter	1	2	3	4	5	6	7	8	9	AB	R	H	RBI	BB	SO	LOB	BOTTOM							
Lenny Dykstra, L OBP: 0.340, SLG: 0.489	F8		F9		F8		4-3 S 1B		F6	5	0	1	0	0	0	1								
Wally Backman, S OBP: 0.311, SLG: 0.293 Tim Teufel, R OBP: 0.455, SLG: 0.500	B1-3		L3			1B	L9		E5 1B	4	1	1	0	0	0	2								
Keith Hernandez, L OBP: 0.368, SLG: 0.385					F6	1B 2B	4-3		BB	4	1	2	1	1	0	1								
Gary Carter, R OBP: 0.264, SLG: 0.418	6-3				F9		F8		F9	5	0	0	0	0	0	5								
Darryl Strawberry, L OBP: 0.366, SLG: 0.635	K				1B BB		1B 1B		F9	3	1	1	0	1	1	0								
Kevin McReynolds, R OBP: 0.404, SLG: 0.615							1B		K	4	0	3	1	0	1	0								
Howard Johnson, S OBP: 0.365, SLG: 0.385	G4-6-3 1B				F9		1B		F9	4	0	1	1	0	0	3								
Rafael Santana, R OBP: 0.259, SLG: 0.259							K		F9	4	0	1	0	0	1	2								
Ron Darling, R OBP: 0.311, SLG: 0.222 Randy Myers, L OBP: 0.296, SLG: 0.687 Dave Magadan, L OBP: 0.292, SLG: 0.687 Gene Walter, L OBP: 0.325, SLG: 0.685 Mookie Wilson, S OBP: 0.325, SLG: 0.685 Terry Leach, R OBP: 0.364, SLG: 0.714 Barry Lyons, R OBP: 0.266, SLG: 0.714	SH1-4 1B				6-3		K		HR	0	0	0	0	0	0	0								
Inning Stats	R: 0 E: 0 K: 0 S: 4	H: 1 LOB: 1 BB: 0 P: 4	R: 0 E: 0 K: 1 S: 5	H: 1 LOB: 0 BB: 0 P: 5	R: 0 E: 0 K: 0 S: 4	H: 1 LOB: 1 BB: 0 P: 4	R: 0 E: 0 K: 0 S: 4	H: 1 LOB: 2 BB: 1 P: 8	R: 0 E: 0 K: 1 S: 5	H: 0 LOB: 0 BB: 0 P: 5	R: 3 E: 0 K: 1 S: 10	H: 5 LOB: 2 BB: 0 P: 10	R: 0 E: 0 K: 0 S: 4	H: 1 LOB: 1 BB: 0 P: 4	R: 0 E: 0 K: 1 S: 5	H: 0 LOB: 0 BB: 0 P: 5	R: 1 E: 1 K: 0 S: 5	H: 2 LOB: 2 BB: 1 P: 9	1B: 9 2B: 2 3B: 0 HR: 1	SF: 0 SAC: 1 DP: 1 HBP: 0	WP: 0 PB: 0 SB: 1 CS: 0	PA: 40		
PITCHER	IP	WLS	BF	H	R	ER	SO	BB	IBB	HBP	BLK	WP	HR	S	P	ERA	WHIP							
Bob Forsch, R ERA: 4.43	5.1	W	24	8	3	3	2	1	0	0	0	0	0	27	31	5.06	1.688							
Pat Perry, L ERA: 1.93	3.0		12	3	1	1	2	0	0	0	0	0	1	16	16	3.00	1.000							
Ricky Horton, L ERA: 0.57	0.1		3	1	0	0	0	1	0	0	0	0	0	2	6	0.00	6.000							
Todd Worrell, R ERA: 6.23	0.1	S	1	0	0	0	0	0	0	0	0	0	0	1	1	0.00	0.000							

St. Louis Cardinals @ New York Mets
Shea Stadium, Flushing, NY
Sun Apr 26 1987, 3:33 AM EDT
Att: 45,360 - Unknown

AB 37
R 4
H 12
RBI 4
BB 2
SO 4
LOB 16



Batter	1	2	3	4	5	6	7	8	9	AB	R	H	RBI	BB	SO	LOB	TOP										
Joey Cora, S OBP: 0.373, SLG: 0.267 (1, 4)										5	1	1	0	0	0	1											
Randy Ready, R OBP: 0.316, SLG: 0.421 (1, 5)										2	2	1	0	2	0	0											
Tony Gwynn, L OBP: 0.402, SLG: 0.494 (1, 9)										4	2	2	1	0	0	1											
Carmelo Martinez, R OBP: 0.246, SLG: 0.362 (1, 7) (8, 3)										3	0	1	0	1	0	0											
Steve Garvey, R OBP: 0.233, SLG: 0.276 Jim Steels, L OBP: 0.192, SLG: 0.208 (1, 3) (8, 7)										3	0	2	3	1	0	0											
Benito Santiago, R OBP: 0.282, SLG: 0.429 (1, 2)										4	0	0	0	0	0	4											
Garry Templeton, S OBP: 0.303, SLG: 0.286 (1, 6)										4	0	2	0	0	0	2											
Marvell Wynne, L OBP: 0.268, SLG: 0.308 (1, 8)										4	0	0	0	0	1	2											
Ed Whitson, R Dave Dravecky, R Lance McCullers, S (1, 1) (7, 1) (8, 1)										3	0	0	0	0	1	1											
Inning Stats	R: 2 E: 1 K: 0 S: 5	H: 3 LOB: 1 BB: 1 P: 9	R: 0 E: 0 K: 0 S: 4	H: 1 LOB: 1 BB: 0 P: 4	R: 0 E: 0 K: 0 S: 3	H: 0 LOB: 0 BB: 0 P: 3	R: 0 E: 0 K: 0 S: 4	H: 1 LOB: 1 BB: 0 P: 4	R: 3 E: 2 K: 0 S: 6	H: 3 LOB: 2 BB: 2 P: 14	R: 0 E: 0 K: 2 S: 7	H: 0 LOB: 0 BB: 0 P: 7	R: 0 E: 0 K: 0 S: 3	H: 1 LOB: 0 BB: 0 P: 3	R: 0 E: 0 K: 0 S: 2	H: 0 LOB: 0 BB: 1 P: 6	R: 0 E: 0 K: 0 S: 3	H: 0 LOB: 0 BB: 0 P: 3	1B: 6 2B: 4 3B: 0 HR: 0	SF: 0 SAC: 0 DP: 2 HBP: 0	WP: 0 PB: 0 SB: 0 CS: 0	PA: 37					
PITCHER	IP	WLS	BF	H	R	ER	SO	BB	IBB	HBP	BLK	WP	HR	S	P	ERA	WHIP										
Tim Conroy, L ERA: 6.55 Ray Soff, R ERA: 4.4 Pat Perry, L ERA: 1.69 Bill Dawley, R ERA: 3.21	4.1	L	22	7	5	5	0	2	1	0	0	0	0	19	31	10.38	2.077										

San Diego Padres @ St. Louis Cardinals
 Busch Stadium, St. Louis, MO
 Tue Apr 28 1987, 7:05 PM CDT
 Att: 25,573 - Unknown

AB	33
R	5
H	9
RBI	4
BB	4
SO	2
LOB	11



Batter	1	2	3	4	5	6	7	8	9	AB	R	H	RBI	BB	SO	LOB	BOTTOM										
Vince Coleman, S OBP: 0.375, SLG: 0.258 (1, 7)										2	0	0	0	1	0	2											
Ozzie Smith, S OBP: 0.290, SLG: 0.207 (1, 6)										4	0	1	0	0	1	2											
Terry Pendleton, S OBP: 0.307, SLG: 0.397 (1, 5)										4	0	1	0	0	0	0											
Jack Clark, R OBP: 0.403, SLG: 0.607 (1, 3)										4	0	0	0	0	2	2											
Willie McGee, S OBP: 0.293, SLG: 0.400 (1, 8)										4	1	1	0	0	1	2											
Curt Ford, L OBP: 0.458, SLG: 0.571 (1, 9)										3	1	2	1	1	0	0											
José Oquendo, S OBP: 0.528, SLG: 0.586 (1, 4)										3	0	2	1	0	0	0											
Steve Lake, R OBP: 0.318, SLG: 0.455 (1, 2)										4	0	0	0	0	1	4											
Tim Conroy, L Ray Soff, R John Morris, L Pat Perry, L Tom Lawless, R Bill Dawley, R (1, 1) (5, 1) (5, 9) (8, 1) (7, 9) (8, 1)										1	0	0	0	0	0	0											
Inning Stats	R: 0 E: 0 K: 1 S: 4	H: 0 LOB: 0 BB: 0 P: 5	R: 0 E: 0 K: 2 S: 9	H: 2 LOB: 0 BB: 0 P: 9	R: 0 E: 0 K: 0 S: 2	H: 0 LOB: 0 BB: 1 P: 6	R: 0 E: 0 K: 0 S: 3	H: 0 LOB: 0 BB: 0 P: 3	R: 0 E: 0 K: 1 S: 5	H: 0 LOB: 0 BB: 0 P: 5	R: 2 E: 0 K: 1 S: 7	H: 2 LOB: 0 BB: 0 P: 7	R: 0 E: 0 K: 1 S: 7	H: 2 LOB: 2 BB: 0 P: 7	R: 0 E: 0 K: 0 S: 3	H: 0 LOB: 0 BB: 0 P: 3	1B: 5 2B: 1 3B: 1 HR: 0	SF: 1 SAC: 0 DP: 1 HBP: 1	WP: 0 PB: 0 SB: 0 CS: 0	PA: 35							
PITCHER	IP	WLS	BF	H	R	ER	SO	BB	IBB	HBP	BLK	WP	HR	S	P	ERA	WHIP										
Ed Whitson, R Dave Dravecky, L Lance McCullers, R ERA: 4.94 ERA: 4.4 ERA: 2.92	6.0	W	24	5	2	2	4	2	0	1	0	0	0	29	38	3.00	1.167										

San Diego Padres @ St. Louis Cardinals
 Busch Stadium, St. Louis, MO
 Tue Apr 28 1987, 7:05 PM CDT
 Att: 25,573 - Unknown

AB	31
R	2
H	7
RBI	2
BB	2
SO	6
LOB	14



Batter	1	2	3	4	5	6	7	8	9	AB	R	H	RBI	BB	SO	LOB	TOP										
Joey Cora, S OBP: 0.375, SLG: 0.277 (1, 4)	F7	CS 1B		F9			1B		K	5	0	2	2	0	1	2											
Tim Flannery, L OBP: 0.333, SLG: 0.190 (1, 5)	1B	CS	2B		G1		F7		B1-3	5	0	2	0	0	0	1											
Tony Gwynn, L OBP: 0.391, SLG: 0.488 (1, 9)	F5		F6		G3			E3 G3 1B		5	1	1	0	0	0	2											
Carmelo Martinez, R OBP: 0.242, SLG: 0.349 (1, 3)	K		K		1-3			1B G3 1B	F7	5	1	1	0	0	2	3											
John Kruk, L OBP: 0.404, SLG: 0.452 (1, 7)		3-1	1-3			F8		G3		4	0	0	0	0	0	3											
Benito Santiago, R OBP: 0.280, SLG: 0.419 (1, 2)		E5 2B 1B		6-3		K		G3 1B		4	2	1	1	0	1	0											
Marvell Wynne, L OBP: 0.295, SLG: 0.341 (8, PH)										2	1	1	0	1	0	0											
Randy Ready, R OBP: 0.348, SLG: 0.450 (8, PH)										1	1	1	1	0	0	0											
Luis Salazar, R OBP: 0.083, SLG: 0.083 (8, 8)										0	0	0	0	0	0	0											
Garry Templeton, S OBP: 0.313, SLG: 0.288 (1, 6)										3	0	1	0	1	0	2											
Andy Hawkins, R (1, 1)										1	0	0	0	0	1	3											
Jim Steels, L OBP: 0.195, SLG: 0.200 (7, PH)										1	0	0	0	0	0	0											
Craig Lefferts, L (7, 1)										0	0	0	0	0	0	0											
Kevin Mitchell, R OBP: 0.148, SLG: 0.148 (8, PH)										1	0	1	2	0	0	0											
Lance McCullers, S (8, 1)										0	0	0	0	0	0	0											
Dave Dravecky, R (8, 1)										0	0	0	0	0	0	0											
Inning Stats	R: 0 E: 0 K: 1 S: 6	H: 1 LOB: 1 BB: 0 P: 6	R: 2 E: 1 K: 1 S: 7	H: 2 LOB: 1 BB: 1 P: 11	R: 0 E: 0 K: 1 S: 6	H: 1 LOB: 1 BB: 0 P: 6	R: 0 E: 0 K: 0 S: 4	H: 1 LOB: 2 BB: 1 P: 8	R: 0 E: 0 K: 0 S: 3	H: 0 LOB: 0 BB: 0 P: 3	R: 0 E: 0 K: 1 S: 5	H: 0 LOB: 0 BB: 0 P: 5	R: 0 E: 0 K: 0 S: 4	H: 1 LOB: 1 BB: 0 P: 4	R: 4 E: 1 K: 0 S: 7	H: 4 LOB: 1 BB: 0 P: 7	R: 0 E: 0 K: 1 S: 6	H: 1 LOB: 1 BB: 0 P: 6	1B: 8 2B: 3 3B: 0 HR: 0	SF: 0 SAC: 1 DP: 0 HBP: 0	WP: 0 PB: 0 SB: 0 CS: 1	PA: 41					
PITCHER	IP	WLS	BF	H	R	ER	SO	BB	IBB	HBP	BLK	WP	HR	S	P	ERA	WHIP										
Danny Cox, R ERA: 3.38 (1, 1)	7.1		33	8	5	2	4	1	1	0	0	0	0	39	47	2.46	1.227										
Ricky Horton, L ERA: 1.15 (8, 1)	0.0		1	1	0	0	0	0	0	0	0	0	0	1	1	∞	∞										
Todd Worrell, R ERA: 5.4 (8, 1)	0.2		2	1	1	1	0	0	0	0	0	0	0	2	2	13.50	1.500										
Pat Perry, L ERA: 1.59 (9, 1)	1.0	W	4	1	0	0	1	0	0	0	0	0	0	6	6	0.00	1.000										

San Diego Padres @ St. Louis Cardinals
Busch Stadium, St. Louis, MO
Wed Apr 29 1987, 7:05 PM CDT
Att: 22,575 - Unknown

AB 37
R 6
H 11
RBI 6
BB 2
SO 5
LOB 16



Batter	1	2	3	4	5	6	7	8	9	AB	R	H	RBI	BB	SO	LOB	BOTTOM										
Vince Coleman, S OBP: 0.365, SLG: 0.254 (1, 7)	4-3		5-3		K		B2-3	1B		5	0	1	2	0	1	4											
Ozzie Smith, S OBP: 0.311, SLG: 0.213 (1, 6)										3	1	1	0	2	0	3											
Terry Pendleton, S OBP: 0.313, SLG: 0.390 (1, 5)										4	1	1	1	1	0	3											
Jack Clark, R OBP: 0.416, SLG: 0.677 (1, 3)										4	3	2	1	1	1	4											
Pat Perry, L (9, 1)										0	0	0	0	0	0	0											
Willie McGee, S OBP: 0.306, SLG: 0.424 (1, 8)										4	1	2	3	0	0	1											
Jim Lindeman, R OBP: 0.283, SLG: 0.580 (1, 9)										4	0	0	0	0	1	2											
Rod Booker, L OBP: 0.500, SLG: 0.333 (1, 4)										3	2	1	0	1	0	1											
Steve Lake, R OBP: 0.319, SLG: 0.447 (1, 2)										3	0	1	0	0	0	1											
Curt Ford, L OBP: 0.480, SLG: 0.591 (8, PH)										1	1	1	1	0	0	0											
Tom Pagnozzi, R OBP: 0.400, SLG: 0.615 (9, 2)										0	0	0	0	0	0	0											
Danny Cox, R OBP: 0.200, SLG: 0.200 (8, 1)										3	0	2	0	0	1	2											
Ricky Horton, L OBP: 0.333, SLG: 0.333 (8, 1)										0	0	0	0	0	0	0											
Todd Worrell, R (8, 1)										0	0	0	0	0	0	0											
John Morris, L (8, PH)										0	0	0	0	0	0	0											
Tilo Landrum, R OBP: 0.350, SLG: 0.250 (9, 9)										0	1	0	0	1	0	0											
Inning Stats	R: 0 E: 0 K: 0 S: 3	H: 1 LOB: 0 BB: 0 P: 3	R: 0 E: 0 K: 0 S: 2	H: 0 LOB: 0 BB: 1 P: 6	R: 0 E: 0 K: 0 S: 4	H: 1 LOB: 1 BB: 0 P: 4	R: 3 E: 1 K: 1 S: 7	H: 1 LOB: 2 BB: 2 P: 15	R: 0 E: 0 K: 1 S: 5	H: 1 LOB: 0 BB: 0 P: 5	R: 1 E: 0 K: 0 S: 4	H: 1 LOB: 0 BB: 0 P: 4	R: 1 E: 1 K: 1 S: 7	H: 2 LOB: 2 BB: 1 P: 11	R: 5 E: 0 K: 1 S: 10	H: 5 LOB: 2 BB: 2 P: 18	R: 0 E: 0 K: 1 S: 6	H: 1 LOB: 1 BB: 0 P: 6	1B: 9 2B: 1 3B: 1 HR: 1	SF: 0 SAC: 0 DP: 3 HBP: 0	WP: 1 PB: 0 SB: 1 CS: 0	PA: 40					
PITCHER	IP	WLS	BF	H	R	ER	SO	BB	IBB	HBP	BLK	WP	HR	S	P	ERA	WHIP										
Andy Hawkins, R ERA: 3.94 (1, 1)	6.0		24	5	4	3	2	3	0	0	0	0	1	25	37	4.50	1.333										
Craig Lefferts, L ERA: 2.21 (7, 1)	1.0		6	2	1	0	1	1	0	0	0	0	0	7	11	0.00	3.000										
Lance McCullers, R ERA: 5.68 (8, 1)	0.1	L	5	3	4	4	0	0	1	0	0	0	0	4	8	108.00	9.000										
Dave Dravecky, L ERA: 4.8 (8, 1)	0.2		5	2	1	1	1	0	1	0	0	0	0	6	10	13.50	3.000										

San Diego Padres @ St. Louis Cardinals
Busch Stadium, St. Louis, MO
Wed Apr 29 1987, 7:05 PM CDT
Att: 22,575 - Unknown

AB 34
R 10
H 12
RBI 8
BB 6
SO 4
LOB 21



Batter	1	2	3	4	5	6	7	8	9	10	AB	R	H	RBI	BB	SO	LOB	TOP									
Mariano Duncan, R OBP: 0.343, SLG: 0.382 (1, 6)	F8		BB 1B		SH2-4		4-3		1-3		4	1	1	0	0	0	0										
Steve Sax, R OBP: 0.269, SLG: 0.274 (1, 4)	4-3		1B BB		6-3		5-3		1B 2B		4	1	1	0	1	0	1										
Pedro Guerrero, R OBP: 0.420, SLG: 0.645 (1, 7)	K		1-3 2-H				E7 FC6-4		FC6-4 1B		4	0	2	2	1	1	0										
Mike Marshall, R OBP: 0.318, SLG: 0.429 Matt Young, L (9, 1)		4-3	L7				FC6-4 1-2		FC6-4 1-2		5	0	0	0	0	1	6										
Mickey Hatcher, R OBP: 0.333, SLG: 0.429 (9, 5)										L9	5	1	3	0	0	0	0										
Mike Scjocia, L OBP: 0.400, SLG: 0.458 (1, 2)											5	1	1	0	0	0	2										
Tracy Woodson, R OBP: 0.273, SLG: 0.310 Ken Howell, R OBP: 1.000, SLG: 1.000 Ken Landreux, L OBP: 0.265, SLG: 0.138 Reggie Williams, R (10, PH) (10, 9)											4	0	1	0	0	2	2										
Mike Ramsey, S OBP: 0.301, SLG: 0.323 (1, 8)											4	0	0	0	0	1	2										
Rick Honeycutt, L Tom Niedenfuer, R Dave Anderson, R Bill Madlock, R Franklin Stubbs, L (9, 3)											2	0	0	0	1	1	0										
Inning Stats	R: 0 E: 0 K: 1 S: 5	H: 0 LOB: 0 BB: 0 P: 5	R: 0 E: 0 K: 1 S: 6	H: 1 LOB: 1 BB: 0 P: 6	R: 1 E: 0 K: 0 S: 5	H: 2 LOB: 2 BB: 1 P: 9	R: 0 E: 0 K: 2 S: 8	H: 1 LOB: 1 BB: 0 P: 8	R: 0 E: 0 K: 1 S: 5	H: 0 LOB: 2 BB: 2 P: 13	R: 2 E: 1 K: 0 S: 7	H: 2 LOB: 0 BB: 0 P: 7	R: 0 E: 1 K: 0 S: 4	H: 0 LOB: 1 BB: 0 P: 4	R: 0 E: 0 K: 0 S: 4	H: 1 LOB: 1 BB: 0 P: 4	R: 1 E: 0 K: 0 S: 5	H: 2 LOB: 1 BB: 0 P: 5	R: 0 E: 0 K: 0 S: 3	H: 0 LOB: 0 BB: 0 P: 3	1B: 6 2B: 3 3B: 0 HR: 0	SF: 0 SAC: 1 DP: 0 HBP: 0	WP: 0 PB: 0 SB: 0 CS: 0	PA: 43			
PITCHER	IP 8.0	WLS 35	BF 7	H 3	R 3	ER 1	SO 6	BB 2	IBB 0	HBP 0	BLK 0	WP 0	HR 0	S 44	P 56	ERA 1.12	WHIP 1.125										
Joe Magrane, L ERA: 1.93 Todd Worrell, R ERA: 6.0 Ricky Horton, L ERA: 1.06	(1, 1)	(9, 1)	(10, 1)																								

Los Angeles Dodgers @ St. Louis Cardinals
 Busch Stadium, St. Louis, MO
 Fri May 01 1987, 7:05 PM CDT
 Att: 44,383 - Unknown
 livebaseballscores.com

AB	39
R	4
H	9
RBI	2
BB	3
SO	6
LOB	13



Batter	1	2	3	4	5	6	7	8	9	10	AB	R	H	RBI	BB	SO	LOB	BOTTOM									
Vince Coleman, S OBP: 0.368, SLG: 0.253 Ricky Horton, L OBP: 0.333, SLG: 0.333 (10, 1)	CS BB		4-3			K	CS S 1B		FC4-2 FC6-4		4	0	1	0	1	1	3										
Ozzie Smith, S OBP: 0.325, SLG: 0.235 (1, 6)	1-3		2B			1B BB	1-3 BB		FC6-4		3	1	1	0	2	0	4										
Terry Pendleton, S OBP: 0.337, SLG: 0.412 (1, 5)	K		F4			1B HR 1B		CS BB			4	1	1	0	1	2	1										
Jack Clark, R OBP: 0.430, SLG: 0.667 (1, 3)		1B BB				1B HR 1B		6-3			4	2	2	1	1	1	1										
Willie McGee, S OBP: 0.339, SLG: 0.462 (1, 8)		K				HR		K			4	1	1	3	1	3	1										
Jim Lindeman, R OBP: 0.250, SLG: 0.509 John Morris, L OBP: 0.500, SLG: 0.500 Tito Landrum, R OBP: 0.261, SLG: 0.241 (10, PH)		K				HR		F6			3	0	0	0	2	1											
Steve Lake, R OBP: 0.333, SLG: 0.451 (1, 2)		1-2 1B						SH1-4			4	0	2	1	0	0	0										
Rod Booker, L OBP: 0.500, SLG: 0.333 (1, 4)		K						F7			3	0	0	0	1	1	2										
Joe Magrane, R Todd Worrell, R Curt Ford, L OBP: 0.500, SLG: 0.591 (10, 7)			K					6-3			3	0	0	0	0	2	0										
Inning Stats	R: 0 E: 0 K: 1 S: 4	H: 0 LOB: 0 BB: 1 P: 8	R: 0 E: 0 K: 3 S: 10	H: 1 LOB: 2 BB: 1 P: 14	R: 0 E: 0 K: 1 S: 6	H: 1 LOB: 1 BB: 0 P: 6	R: 0 E: 0 K: 3 S: 9	H: 0 LOB: 0 BB: 0 P: 9	R: 0 E: 0 K: 0 S: 3	H: 0 LOB: 0 BB: 0 P: 3	R: 4 E: 0 K: 1 S: 8	H: 3 LOB: 0 BB: 1 P: 12	R: 0 E: 0 K: 1 S: 4	H: 0 LOB: 1 BB: 1 P: 9	R: 0 E: 0 K: 1 S: 4	H: 0 LOB: 0 BB: 1 P: 8	R: 0 E: 0 K: 0 S: 4	H: 1 LOB: 3 BB: 2 P: 12	R: 1 E: 0 K: 2 S: 8	H: 2 LOB: 2 BB: 1 P: 12	1B: 6 2B: 2 3B: 0 HR: 1	SF: 0 SAC: 1 DP: 0 HBP: 0	WP: 0 PB: 0 SB: 1 CS: 3	PA: 43			
PITCHER	IP 5.1	WLS 22	BF 7	H 3	R 3	ER 1	SO 9	BB 3	IBB 0	HBP 0	BLK 0	WP 0	HR 0	S 37	P 49	ERA 5.06	WHIP 1.312										
Rick Honeycutt, L ERA: 1.96 Tom Niedenfuer, R ERA: 2.84 Ken Howell, R ERA: 5.68 Matt Young, L ERA: 9.31	(1, 1)	(6, 1)	(8, 1)	(9, 1)	(9, 1)																						

Los Angeles Dodgers @ St. Louis Cardinals
 Busch Stadium, St. Louis, MO
 Fri May 01 1987, 7:05 PM CDT
 Att: 44,383 - Unknown
 livebaseballscores.com

AB	34
R	5
H	9
RBI	5
BB	8
SO	13
LOB	15



Batter	1	2	3	4	5	6	7	8	9	AB	R	H	RBI	BB	SO	LOB	TOP				
Mariano Duncan, R OBP: 0.340, SLG: 0.370	6-3		F8		5-3			2B	SH1-3	3	1	0	0	1	0	0	Los Angeles Dodgers @ St. Louis Cardinals Busch Stadium, St. Louis, MO Sat May 02 1987, 7:05 PM CDT Att: 46,247 - Unknown livebaseballscorecards.com				
Steve Sax, R OBP: 0.284, SLG: 0.320	2B		1B		K			HR	K	5	2	3	1	0	2	1					
Pedro Guerrero, R Reggie Williams, R	1B		FC5-4		5-3			HR	1B	4	2	3	3	1	0	0					
Mike Marshall, R OBP: 0.322, SLG: 0.427	2B		1B		5-3			HR	IBB	0	0	0	0	0	0	0					
Mike Scioscia, L OBP: 0.390, SLG: 0.477	CS		FC5-4		5-3			2H	1B	5	0	2	2	0	0	2					
Franklin Stubbs, L OBP: 0.344, SLG: 0.586	P3		1-2		F6			HR	G3	5	1	1	1	0	0	3					
Mickey Hatcher, R Orel Hershiser, R	F5		F6		F6			FC6	1B	4	0	1	0	0	0	0					
Mike Ramsey, S OBP: 0.299, SLG: 0.320	5-3		BB		6-3			F8		3	0	0	0	1	0	1					
Alejandro Pena, R	4-3		K		K			FC6		4	0	1	0	0	1	2					
Tim Leary, R Ken Landreaux, L Brian Holton, R Tracy Woodson, R	4-3		4-3		F9			F8	SH1-3	2	0	0	0	0	0	0					
Inning Stats	R: 2 E: 0 K: 0 S: 5	H: 3 LOB: 0 BB: 0 P: 5	R: 0 E: 0 K: 0 S: 3	H: 0 LOB: 0 BB: 0 P: 3	R: 0 E: 0 K: 0 S: 5	H: 2 LOB: 2 BB: 0 P: 5	R: 0 E: 0 K: 1 S: 5	H: 0 LOB: 1 BB: 1 P: 9	R: 0 E: 0 K: 1 S: 5	H: 0 LOB: 0 BB: 0 P: 5	R: 0 E: 0 K: 0 S: 4	H: 1 LOB: 1 BB: 0 P: 4	R: 4 E: 0 K: 0 S: 7	H: 4 LOB: 1 BB: 1 P: 11	R: 1 E: 0 K: 1 S: 7	H: 2 LOB: 2 BB: 1 P: 11	1B: 7 2B: 2 3B: 1 HR: 2	SF: 0 SAC: 1 DP: 0 HBP: 0	WP: 0 PB: 0 CS: 1	PA: 41	
PITCHER	IP	WLS	BF	H	R	ER	SO	BB	IBB	HBP	BLK	WP	HR	S	P	ERA	WHIP				
Bob Forsch, R ERA: 4.3	7.0		28	6	3	3	2	2	0	0	0	0	0	30	38	3.86	1.143				
Todd Worrell, R ERA: 9.95	0.1	L	4	3	3	3	0	0	0	0	0	0	2	4	4	81.00	9.000				
Ricky Horton, L ERA: 1.45	1.2		9	3	1	1	1	0	1	0	0	0	0	10	14	5.40	1.800				

Batter	1	2	3	4	5	6	7	8	9	AB	R	H	RBI	BB	SO	LOB	BOTTOM					
Vince Coleman, S OBP: 0.390, SLG: 0.301	F7		E		1B			S	1B	4	3	3	0	1	0	0	Los Angeles Dodgers @ St. Louis Cardinals Busch Stadium, St. Louis, MO Sat May 02 1987, 7:05 PM CDT Att: 46,247 - Unknown livebaseballscorecards.com					
Ozzie Smith, S OBP: 0.330, SLG: 0.250	5-3		SF8		S			L9	1B	4	1	2	3	0	0	1						
Terry Pendleton, S OBP: 0.351, SLG: 0.402	2B		F9		1B			G4-6-3	1B	2	0	0	0	3	0	2						
Jack Clark, R OBP: 0.422, SLG: 0.658	BB		K		FC5-4			S	BB	4	0	1	0	0	2	2						
Willie McGee, S OBP: 0.320, SLG: 0.435	2B		F9		F9			K		4	0	1	0	0	2	2						
Jim Lindeman, R John Morris, L	F7		4-3		FC5-4			CS	6-3	4	0	0	0	0	0	3						
Rod Booker, L OBP: 0.500, SLG: 0.462	F8		K		K			K		3	0	0	0	0	2	1						
Steve Lake, R Jose Oquendo, S	2B		4-3		2B			4-3		1	0	0	0	0	0	0						
Bob Forsch, R Todd Worrell, R	6-3		6-3		3-1			6-3		3	0	1	1	0	0	1						
Ricky Horton, L Curt Ford, L	5-3		2B		2B			1B	2B	0	0	0	0	0	0	0						
Inning Stats	R: 0 E: 0 K: 0 S: 4	H: 1 LOB: 2 BB: 1 P: 8	R: 0 E: 0 K: 0 S: 4	H: 1 LOB: 1 BB: 0 P: 4	R: 1 E: 1 K: 1 S: 5	H: 0 LOB: 0 BB: 1 P: 9	R: 1 E: 0 K: 1 S: 7	H: 2 LOB: 1 BB: 0 P: 7	R: 2 E: 0 K: 1 S: 7	H: 2 LOB: 1 BB: 1 P: 11	R: 0 E: 0 K: 1 S: 5	H: 0 LOB: 0 BB: 0 P: 5	R: 1 E: 1 K: 1 S: 5	H: 1 LOB: 0 BB: 1 P: 9	R: 0 E: 0 K: 1 S: 5	H: 0 LOB: 0 BB: 0 P: 5	R: 1 E: 0 K: 0 S: 5	H: 3 LOB: 1 BB: 0 P: 5	1B: 5 2B: 4 3B: 1 HR: 0	SF: 1 SAC: 0 DP: 1 HBP: 0	WP: 0 PB: 0 SB: 4 CS: 1	PA: 40
PITCHER	IP	WLS	BF	H	R	ER	SO	BB	IBB	HBP	BLK	WP	HR	S	P	ERA	WHIP					
Alejandro Pena, R ERA: 2.29	1.1		6	4	0	0	2	0	0	0	0	0	0	10	10	0.00	0.000					
Tim Leary, R ERA: 4.01	2.0		6	0	0	0	2	0	0	0	0	0	0	10	10	0.00	0.000					
Brian Holton, R ERA: 3.78	1.0	W	4	1	1	0	1	1	0	0	1	0	0	5	9	0.00	2.000					
Orel Hershiser, R ERA: 3.06	2.0	S	8	3	1	1	1	0	0	0	0	0	0	10	10	4.50	1.500					

Batter	1	2	3	4	5	6	7	8	9	AB	R	H	RBI	BB	SO	LOB	TOP
Mike Woodard, L (1.4)	F9		4-3			5-3	P5	F5		5	0	0	0	0	0	2	San Francisco Giants @ St. Louis Cardinals Busch Stadium, St. Louis, MO Tue May 05 1987, 3:33 AM CDT Att: 25,574 - Unknown
Chili Davis, S (1.8) OBP: 0.339, SLG: 0.476	5-3		F8			HR	F9		G3	5	1	1	1	0	0		
Jeffrey Leonard, R (1.7) OBP: 0.406, SLG: 0.653	F9			5-3		2B		2B	2B	5	2	3	0	0	0		
Candy Maldonado, R (1.9) OBP: 0.393, SLG: 0.551		1B BB		F7		BB HR		2B 1B	F8	4	3	2	2	1	0	1	
Bob Melvin, R (1.2) OBP: 0.292, SLG: 0.484	P9			F8		BB HR		2B	F9	4	1	0	0	1	1	3	
Mike Aldrete, L (1.3) OBP: 0.474, SLG: 0.500	1B				G1-6-3	HR		1B		3	2	3	1	1	0	0	
Chris Speier, R (1.5) OBP: 0.491, SLG: 0.609					G1-6-3	BB		2B		4	1	2	5	0	0	2	
Matt Williams, R (1.6) OBP: 0.231, SLG: 0.286	G6-4-3				6-3	HR				3	0	0	0	1	0	2	
Mark Grant, R (1.1)			6-3							1	0	0	0	0	0	0	
Atlee Hammaker, S (5.1)						F8				0	0	0	0	0	0	0	
Jim Gott, R (5.1)							K			1	0	0	0	0	0	0	
Scott Garrelts, R (6.1) OBP: 0.200, SLG: 0.200								1B		2	0	1	1	0	1	0	
Inning Stats	R: 0 E: 0 K: 0 S: 3	H: 0 LOB: 0 BB: 0 P: 3	R: 1 E: 0 K: 0 S: 4	H: 2 LOB: 1 BB: 1 P: 8	R: 0 E: 0 K: 0 S: 3	H: 0 LOB: 0 BB: 0 P: 3	R: 0 E: 0 K: 0 S: 3	H: 0 LOB: 0 BB: 0 P: 3	R: 0 E: 0 K: 1 S: 5	H: 0 LOB: 0 BB: 0 P: 5	R: 3 E: 0 K: 1 S: 9	H: 4 LOB: 2 BB: 1 P: 13	R: 0 E: 0 K: 0 S: 4	H: 1 LOB: 1 BB: 0 P: 4	1B: 5 2B: 5 3B: 0 HR: 2	SF: 0 SAC: 0 DP: 2 HBP: 0	WP: 0 PA: 41 PB: 0 SB: 0 CS: 0
PITCHER	IP WLS BF H R ER SO BB IBB HBP BLK WP HR S P ERA WHIP																
Greg Mathews, L (1.1) ERA: 6.23	5.2 L 24 6 6 6 0 2 1 0 0 0 1 21 33 9.53 1.412																
Ray Sofl, R (6.1) ERA: 1.23	0.1 2 1 1 1 0 0 0 0 0 0 1 2 2 27.00 3.000																
Bill Dawley, R (7.1) ERA: 6.11	3.0 15 5 3 3 2 0 1 0 0 0 0 18 22 9.00 1.667																

Batter	1	2	3	4	5	6	7	8	9	AB	R	H	RBI	BB	SO	LOB	BOTTOM				
Vince Coleman, S (1.7) OBP: 0.382, SLG: 0.293	4-3		K			FC4-6			1B	5	0	2	0	0	1	1	San Francisco Giants @ St. Louis Cardinals Busch Stadium, St. Louis, MO Tue May 05 1987, 3:33 AM CDT Att: 25,574 - Unknown				
Ozzie Smith, S (1.6) OBP: 0.316, SLG: 0.256	G3			6-3	L3	CS	F7		K	5	0	0	0	0	1	5					
Terry Pendleton, S (1.5) OBP: 0.356, SLG: 0.406	P6						K			4	0	2	2	1	1	0					
Jack Clark, R (1.3) OBP: 0.414, SLG: 0.619		K		K	P4				K	5	0	1	0	0	3	6					
Willie McGee, S (1.8) OBP: 0.321, SLG: 0.436		BLK 1B		G1		S 3B 1B		K		5	1	2	0	0	1	4					
Curt Ford, L (1.9) OBP: 0.500, SLG: 0.679		F7			FC5-4 1B	1B		K		4	2	2	1	0	1	1					
José Oquendo, S (1.4) OBP: 0.512, SLG: 0.559		F6				FC5-4 1B		K		4	1	2	1	0	1	1					
Tom Pagnozzi, R (1.2) OBP: 0.273, SLG: 0.400			F9		FC5-4 1B BB	4-3		F8		4	1	0	0	0	3						
Greg Mathews, R (1.1) OBP: 0.333, SLG: 0.333										2	0	1	1	0	1	0					
Ray Sofl, R (6.1)										0	0	0	0	0	0	0					
Rod Booker, L (6. PH) OBP: 0.524, SLG: 0.471						BB 1B		FC4-6		0	0	0	0	1	0	0					
Bill Dawley, R (7.1)										0	0	0	0	0	0	0					
John Morris, L (9. PH) OBP: 0.400, SLG: 0.400						BB 1B				1	1	1	0	0	0	0					
Inning Stats	R: 0 E: 0 K: 0 S: 3	H: 0 LOB: 0 BB: 0 P: 3	R: 0 E: 0 K: 1 S: 6	H: 1 LOB: 1 BB: 0 P: 6	R: 0 E: 0 K: 2 S: 7	H: 0 LOB: 0 BB: 0 P: 7	R: 0 E: 0 K: 1 S: 6	H: 1 LOB: 1 BB: 0 P: 6	R: 2 E: 0 K: 0 S: 7	H: 4 LOB: 3 BB: 1 P: 11	R: 3 E: 1 K: 0 S: 5	H: 3 LOB: 0 BB: 1 P: 9	R: 0 E: 0 K: 2 S: 8	H: 1 LOB: 1 BB: 0 P: 8	R: 0 E: 0 K: 2 S: 7	H: 0 LOB: 0 BB: 0 P: 7	R: 1 E: 0 K: 2 S: 10	H: 3 LOB: 2 BB: 0 P: 10	1B: 11 2B: 1 3B: 1 HR: 0	SF: 0 SAC: 0 DP: 0 HBP: 0	WP: 0 PA: 42 PB: 0 SB: 1 CS: 1
PITCHER	IP WLS BF H R ER SO BB IBB HBP BLK WP HR S P ERA WHIP																				
Mark Grant, R (1.1) ERA: 2.67	4.2 20 6 2 2 4 0 0 0 0 0 0 28 28 3.86 1.286																				
Atlee Hammaker, L (5.1) ERA	0.0 1 0 0 0 0 1 0 0 0 0 0 0 4																				
Jim Gott, R (5.1) ERA: 4.82	0.1 4 3 3 2 0 0 0 0 0 0 0 4 4 54.00 9.000																				
Scott Garrelts, R (6.1) ERA: 3.8	4.0 W 16 4 1 1 6 1 0 0 0 0 0 27 31 2.25 1.250																				

Batter	1	2	3	4	5	6	7	8	9	AB	R	H	RBI	BB	SO	LOB	TOP			
Vince Coleman, S (1, 7) OBP: 0.386, SLG: 0.302	0-3 K		0-0 CS 1B		0-0 4-3		0-0 2H 1B			4	0	2	1	0	1	1				
Ozzie Smith, S (1, 6) OBP: 0.324, SLG: 0.279	0-0 G3		0-0 F7			0-0 1B		0-0 F8 WP 2B		4	1	2	0	0	0	1				
Terry Pendleton, S (1, 5) OBP: 0.352, SLG: 0.400	0-0 L3		0-0 F7			0-0 1B		0-0 6-3		4	0	1	0	0	0	1				
Jack Clark, R (1, 3) OBP: 0.408, SLG: 0.598		4-0 G6-4-3 BB		0-0 F5		0-0 F3		0-0 F8 2-3		3	0	0	0	1	0	3				
Willie McGee, S (1, 8) OBP: 0.307, SLG: 0.415		0-0 G6-4-3 1-2		0-0 5-3		0-0 F9		0-3 K		4	0	0	0	0	1	3				
Curt Ford, L (1, 9) OBP: 0.472, SLG: 0.625		0-0 S 1B		0-3 K		0-0 F7			0-3 K	4	1	1	0	0	2	2				
José Oquendo, S (1, 4) OBP: 0.533, SLG: 0.556		0-0 1B 1B		4-0 B5-6-4 1B BB		4-0 1-3 1B BB		0-0 5-3		2	1	1	1	2	0	0				
Steve Lake, R (1, 2) OBP: 0.339, SLG: 0.443		4-0 1-2 1B		0-0 B5-6-4 1B		0-0 1-3		0-0 F8		3	0	1	0	1	0	1				
Joe Magrane, R (1, 1) OBP: 0.339, SLG: 0.443		0-3 K		0-0 B5-6-4 1-2 2-3		0-0 5-3				3	0	0	0	0	1	5				
Inning Stats	R: 0 E: 0 K: 1 S: 5	H: 0 LOB: 0 BB: 0 P: 5	R: 1 E: 0 K: 1 S: 6	H: 2 LOB: 2 BB: 2 P: 14	R: 0 E: 0 K: 0 S: 3	H: 1 LOB: 0 BB: 0 P: 3	R: 0 E: 0 K: 1 S: 5	H: 0 LOB: 0 BB: 0 P: 5	R: 0 E: 0 K: 0 S: 5	H: 2 LOB: 2 BB: 0 P: 5	R: 1 E: 0 K: 0 S: 3	H: 1 LOB: 1 BB: 1 P: 7	R: 1 E: 0 K: 1 S: 6	H: 1 LOB: 0 BB: 0 P: 6	R: 0 E: 0 K: 1 S: 5	H: 0 LOB: 0 BB: 0 P: 5	1B: 7 2B: 1 3B: 0 HR: 0	SF: 0 SAC: 0 DP: 2 HBP: 0	WP: 1 PA: 35 PB: 0 CS: 1	
PITCHER	IP WLS BF H R ER SO BB IBB HBP BLK WP HR S P ERA WHIP																			
Ed Whitson, R (1, 1) ERA: 5.01	7.0 L 28 7 2 2 3 3 1 0 0 0 0 0 30 46 2.57 1.429																			
Rich Gossage, R (8, 1) ERA: 13.5	1.0 4 1 1 1 1 0 0 0 0 1 0 6 6 9.00 1.000																			
Dave Dravecky, L (9, 1) ERA: 4.15	1.0 3 0 0 0 1 0 0 0 0 0 0 5 5 0.00 0.000																			

St. Louis Cardinals @ San Diego Padres
Jack Murphy Stadium, San Diego, CA
Wed May 06 1987, 10:05 PM EDT
Att: 11,937 - Unknown

AB 31
R 3
H 8
RBI 2
BB 4
SO 5
LOB 17



Batter	1	2	3	4	5	6	7	8	9	AB	R	H	RBI	BB	SO	LOB	BOTTOM			
Joey Cora, S (1, 4) OBP: 0.393, SLG: 0.319	0-0 1-3			0-0 G3		0-0 4-3			0-0 FC1-6 1-2	4	0	0	0	0	0	1				
Randy Ready, R (1, 7) OBP: 0.359, SLG: 0.394	0-0 4-3			0-0 6-3			0-0 G6-4-3 1B		0-0 4-3	4	0	1	0	0	0	1				
Tony Gwynn, L (1, 9) OBP: 0.385, SLG: 0.455	0-0 4-3			0-0 4-3			0-0 G6-4-3 1-2			3	0	0	0	0	0	1				
Carmelo Martinez, R (1, 3) OBP: 0.256, SLG: 0.342		0-0 F8			0-0 F5		0-0 5-3			3	0	0	0	0	0	0				
Benito Santiago, R (1, 2) OBP: 0.317, SLG: 0.510		0-0 5-3			0-0 6-3			0-3 K		3	0	0	0	0	1	0				
Luis Salazar, R (1, 5) OBP: 0.278, SLG: 0.278		0-0 CS 1B			0-0 FC6-4 1B			0-0 F9		3	0	2	0	0	0	0				
Garry Templeton, S (1, 6) OBP: 0.310, SLG: 0.292		0-0 CS 1-2		0-0 5-3		0-0 FC6-4 1-2		0-0 5-3		3	0	0	0	0	0	1				
Marvell Wynne, L (1, 8) OBP: 0.309, SLG: 0.333			0-3 K			0-0 F7			0-0 FC1-8 1B	2	0	0	0	0	1	0				
Steve Garvey, R (9, PH) OBP: 0.230, SLG: 0.278										1	0	1	0	0	0	0				
Ed Whitson, R (1, 1)										2	0	0	0	0	1	0				
Rich Gossage, R (8, 1)										0	0	0	0	0	0	0				
Dave Dravecky, R (9, 1)										0	0	0	0	0	0	0				
Kevin Mitchell, R (9, PH) OBP: 0.323, SLG: 0.404										1	0	0	0	0	0	1				
Inning Stats	R: 0 E: 0 K: 0 S: 3	H: 0 LOB: 0 BB: 0 P: 3	R: 0 E: 0 K: 0 S: 3	H: 1 LOB: 0 BB: 0 P: 3	R: 0 E: 0 K: 1 S: 5	H: 0 LOB: 0 BB: 0 P: 5	R: 0 E: 0 K: 0 S: 3	H: 0 LOB: 0 BB: 0 P: 3	R: 0 E: 0 K: 1 S: 5	H: 0 LOB: 0 BB: 0 P: 5	R: 0 E: 0 K: 1 S: 3	H: 1 LOB: 1 BB: 1 P: 7	R: 0 E: 0 K: 1 S: 5	H: 0 LOB: 0 BB: 0 P: 6	R: 0 E: 0 K: 0 S: 4	H: 1 LOB: 1 BB: 0 P: 4	1B: 4 2B: 0 3B: 0 HR: 0	SF: 0 SAC: 0 DP: 1 HBP: 0	WP: 0 PA: 30 PB: 0 CS: 1	
PITCHER	IP WLS BF H R ER SO BB IBB HBP BLK WP HR S P ERA WHIP																			
Joe Magrane, L (1, 1) ERA: 1.17	9.0 W 29 4 0 0 3 0 0 0 0 0 0 35 35 0.00 0.444																			

St. Louis Cardinals @ San Diego Padres
Jack Murphy Stadium, San Diego, CA
Wed May 06 1987, 10:05 PM EDT
Att: 11,937 - Unknown

AB 29
R 0
H 4
RBI 0
BB 0
SO 3
LOB 5



Batter	1	2	3	4	5	6	7	8	9	AB	R	H	RBI	BB	SO	LOB	TOP					
Vince Coleman, S OBP: 0.392, SLG: 0.307	F7		FC6-4 PB	E S 1B 1B	E 1-2 1B 1B		F7	1B HR BB		5	3	2	1	1	0	2						
Ozzie Smith, S OBP: 0.327, SLG: 0.270	F7		5-3	1B	E6 BB 1B		BB 1B HBP	HR 1B		3	1	0	0	2	0	3						
Rod Booker, L OBP: 0.545, SLG: 0.500	F7			1B BB	BB 1B 1-2 2-3		BB 1B HBP	HR 1B		1	2	1	0	0	0	0						
Terry Pendleton, S OBP: 0.372, SLG: 0.413				F8			HBP BB E 1B	HR		4	2	3	3	1	0	0						
Skeeter Barnes, R OBP: 1.000, SLG: 4.000	FC5-4 BB			HR	1-2 2-3 3-H		1-2 2-3 3-H	HR		1	1	1	3	0	0	0						
Jack Clark, R OBP: 0.426, SLG: 0.633	FC5-4			HR	1-2 2-3 3-H		1-2 2-3 3-H	F9		3	1	2	3	2	0	1						
Jim Lindeman, R OBP: 0.224, SLG: 0.460	FC5-4			HR	1-2 2-3 3-H		1-2 2-3 3-H	F9		1	1	0	0	0	0	0						
Willie McGee, S OBP: 0.323, SLG: 0.419		6-3		1B			E HBP		L5	4	1	2	2	0	0	3						
John Morris, L OBP: 0.333, SLG: 0.333				1B			1-2 2-3 3-H			1	0	0	0	0	0	0						
Curt Ford, L OBP: 0.405, SLG: 0.526	4-3			F2			F7		F7	6	0	0	0	0	0	6						
José Oquendo, S OBP: 0.510, SLG: 0.524				1-3			F7			6	1	2	0	0	0	1						
Steve Lake, R OBP: 0.353, SLG: 0.470				FC6-4 BB	1-2 2-3 3-H		F7		F8	5	1	2	2	1	0	1						
Bob Forsch, R OBP: 0.333, SLG: 0.467				1-2 2-3 3-H	2B 3B		FC3-6 1B		F9	4	3	2	1	0	0	2						
Ray Sof, R			B3	1B	2B		FC3-6 1B			1	0	0	0	0	1	0						
Pat Perry, L				1B	2B		1-2 2-3 3-H	1B	K	0	0	0	0	0	0	0						
				1B	2B		1-2 2-3 3-H	1B		0	0	0	0	0	0	0						
Inning Stats	R: 0 E: 0 K: 0 S: 3	H: 0 LOB: 1 BB: 1 P: 7	R: 0 E: 0 K: 0 S: 3	H: 0 LOB: 0 BB: 0 P: 3	R: 0 E: 0 K: 0 S: 3	H: 0 LOB: 1 BB: 1 P: 7	R: 8 E: 0 K: 0 S: 12	H: 9 LOB: 2 BB: 1 P: 16	R: 2 E: 1 K: 0 S: 7	H: 3 LOB: 3 BB: 1 P: 11	R: 0 E: 0 K: 0 S: 3	H: 0 LOB: 0 BB: 0 P: 3	R: 4 E: 1 K: 0 S: 5	H: 2 LOB: 2 BB: 2 P: 14	R: 3 E: 0 K: 1 S: 7	H: 2 LOB: 0 BB: 1 P: 11	R: 0 E: 0 K: 0 S: 4	H: 1 LOB: 1 BB: 0 P: 4	1B: 13 2B: 1 3B: 1 HR: 2	SF: 0 SAC: 0 DP: 0 HBP: 1	WP: 0 PB: 1 SB: 1 CS: 0	PA: 53
PITCHER	IP WLS BF H R ER SO BB IBB HBP BLK WP HR S P ERA WHIP																					
Andy Hawkins, R ERA: 5.08	(1, 1) 3.2 L 19 6 6 6 0 2 0 0 0 0 0 1 17 25 14.73 2.182																					
Jimmy Jones, R ERA: 8.44	(4, 1) 2.2 21 8 8 4 0 4 0 0 0 0 0 0 17 33 13.50 4.500																					
Greg Booker, R ERA: 6.0	(7, 1) 2.2 13 3 3 3 1 1 0 1 0 0 0 1 13 18 10.12 1.500																					

St. Louis Cardinals @ San Diego Padres
Jack Murphy Stadium, San Diego, CA
Thu May 07 1987, 6:33 AM EDT
Att: 15,607 - Unknown

AB 45
R 17
H 17
RBI 15
BB 7
SO 1
LOB 19



Batter	1	2	3	4	5	6	7	8	9	AB	R	H	RBI	BB	SO	LOB	BOTTOM			
Joey Cora, S OBP: 0.390, SLG: 0.320	F6		4-3		1B		F8		F8	6	0	2	0	0	0	3				
Marvell Wynne, L OBP: 0.324, SLG: 0.338	F7				1B					2	0	1	0	1	0	0				
Stan Jefferson, S OBP: 0.320, SLG: 0.500	F7				1B		HR		K	3	1	1	2	0	1	3				
Tony Gwynn, L OBP: 0.389, SLG: 0.466										4	1	2	0	0	0	3				
Jim Steels, L OBP: 0.250, SLG: 0.242										2	1	1	0	0	0	2				
Carmelo Martinez, R OBP: 0.286, SLG: 0.366	L8									3	1	2	0	1	0	1				
John Kruk, L OBP: 0.423, SLG: 0.464										5	2	2	3	0	0	3				
Benito Santiago, R OBP: 0.311, SLG: 0.500										2	0	0	0	0	0	1				
Bruce Bochy, R OBP: 0.667, SLG: 2.000	5-3									2	2	1	3	1	0	2				
Luis Salazar, R OBP: 0.348, SLG: 0.318										4	1	2	0	1	0	3				
Garry Templeton, S OBP: 0.301, SLG: 0.283										3	0	0	0	0	0	3				
Greg Booker, R										1	0	0	0	0	0	1				
Steve Garvey, R OBP: 0.240, SLG: 0.288										1	0	1	1	0	0	0				
Andy Hawkins, R										1	0	0	0	0	0	0				
Jimmy Jones, R										1	0	0	0	0	0	0				
Randy Ready, R OBP: 0.381, SLG: 0.417										3	1	2	1	0	1	0				
										1	0	0	0	0	0	0				
Inning Stats	R: 0 E: 0 K: 0 S: 4	H: 1 LOB: 1 BB: 0 P: 4	R: 0 E: 0 K: 0 S: 3	H: 0 LOB: 1 BB: 1 P: 7	R: 0 E: 0 K: 0 S: 4	H: 1 LOB: 1 BB: 0 P: 4	R: 0 E: 0 K: 0 S: 5	H: 2 LOB: 2 BB: 0 P: 5	R: 0 E: 0 K: 0 S: 5	H: 2 LOB: 2 BB: 0 P: 5	R: 5 E: 0 K: 0 S: 8	H: 5 LOB: 1 BB: 1 P: 12	R: 0 E: 0 K: 1 S: 5	H: 1 LOB: 0 BB: 0 P: 5	R: 5 E: 0 K: 1 S: 10	H: 5 LOB: 2 BB: 1 P: 15	1B: 12 2B: 2 3B: 0 HR: 3	SF: 0 SAC: 0 DP: 1 HBP: 1	WP: 0 PB: 0 SB: 1 CS: 0	PA: 48
PITCHER	IP WLS BF H R ER SO BB IBB HBP BLK WP HR S P ERA WHIP																			
Bob Forsch, R ERA: 4.75	(1, 1) 6.2 W 33 10 5 5 0 3 0 0 0 0 0 1 30 42 6.75 1.950																			
Ray Sof, R ERA: 8.23	(7, 1) 1.1 11 6 5 5 1 1 0 1 0 0 0 1 11 16 33.75 5.250																			
Pat Perry, L ERA: 2.66	(9, 1) 1.0 4 1 0 0 0 0 0 0 0 0 0 0 6 6 0.00 1.000																			

St. Louis Cardinals @ San Diego Padres
Jack Murphy Stadium, San Diego, CA
Thu May 07 1987, 6:33 AM EDT
Att: 15,607 - Unknown

AB 43
R 10
H 17
RBI 10
BB 4
SO 2
LOB 25



Batter	1	2	3	4	5	6	7	8	9	AB	R	H	RBI	BB	SO	LOB	TOP					
Vince Coleman, S (1.7) OBP: 0.392, SLG: 0.311			G3			K		F8		5	2	2	0	0	1	2	St. Louis Cardinals @ Los Angeles Dodgers Dodger Stadium, Los Angeles, CA Fri May 08 1987, 7:05 PM PDT Att: 48,667 - Unknown					
Ozzie Smith, S (1.6) OBP: 0.357, SLG: 0.293										3	2	3	0	2	0	0						
Terry Pendleton, S (1.5) OBP: 0.364, SLG: 0.411								G3		3	1	1	2	0	0	3						
Jack Clark, R (1.3) OBP: 0.434, SLG: 0.653								G3		5	0	3	3	0	0	0						
Willie McGee, S (1.8) OBP: 0.327, SLG: 0.411								3-1		4	0	1	0	1	0	3						
Curt Ford, L (1.9) OBP: 0.391, SLG: 0.500				L6				F7		4	0	1	0	0	0	5						
Ricky Horton, L (7.1) OBP: 0.250, SLG: 0.250										1	0	0	0	0	0	0						
José Oquendo, S (1.4) OBP: 0.491, SLG: 0.489				4-3				G6-4-3		3	0	0	0	1	0	2						
Steve Lake, R (1.2) OBP: 0.347, SLG: 0.449				4-3				F4		3	0	0	0	1	0	2						
Tim Conroy, L (1.1) John Morris, L (7.9) OBP: 0.429, SLG: 0.429										3	0	0	0	0	1	3						
Inning Stats	R: 2 E: 1 K: 0 S: 5	H: 2 LOB: 0 BB: 0 P: 5	R: 0 E: 0 K: 0 S: 3	H: 1 LOB: 1 BB: 1 P: 7	R: 0 E: 0 K: 0 S: 5	H: 2 LOB: 2 BB: 0 P: 5	R: 0 E: 0 K: 0 S: 3	H: 0 LOB: 0 BB: 0 P: 3	R: 1 E: 0 K: 1 S: 8	H: 3 LOB: 3 BB: 1 P: 12	R: 0 E: 0 K: 1 S: 5	H: 0 LOB: 1 BB: 1 P: 9	R: 2 E: 0 K: 0 S: 5	H: 3 LOB: 1 BB: 1 P: 9	R: 0 E: 0 K: 0 S: 4	H: 1 LOB: 2 BB: 0 P: 8	R: 0 E: 0 K: 0 S: 3	H: 0 LOB: 0 BB: 0 P: 3	1B: 10 2B: 2 3B: 0 HR: 0	SF: 2 SAC: 0 DP: 3 HBP: 0	WP: 0 PB: 0 SB: 3 CS: 0	PA: 42
PITCHER	IP WLS BF H R ER SO BB IBB HBP BLK WP HR S P ERA WHIP																					
Alejandro Pena, R (1.1) ERA: 2.81	6.0 L 28 8 3 3 2 2 1 0 0 0 0 0 29 41 4.50 1.667																					
Tim Leary, R (7.1) ERA: 5.32	1.0 6 3 2 2 0 1 0 0 0 0 0 0 5 9 18.00 4.000																					
Brian Holton, R (8.1) ERA: 3.38	2.0 8 1 0 0 0 1 0 0 0 0 0 0 7 11 0.00 1.000																					

Batter	1	2	3	4	5	6	7	8	9	AB	R	H	RBI	BB	SO	LOB	BOTTOM					
Mariano Duncan, R (1.6) OBP: 0.333, SLG: 0.372			K							4	0	1	0	0	3	0	St. Louis Cardinals @ Los Angeles Dodgers Dodger Stadium, Los Angeles, CA Fri May 08 1987, 7:05 PM PDT Att: 48,667 - Unknown					
Steve Sax, R (1.4) OBP: 0.292, SLG: 0.317								6-3		4	0	2	0	0	1							
Bill Madlock, R (1.5) OBP: 0.375, SLG: 0.450										4	0	0	0	0	2							
Pedro Guerrero, R (1.7) OBP: 0.416, SLG: 0.643										4	1	2	1	0	0							
Mickey Hatcher, R (1.9) OBP: 0.351, SLG: 0.485										4	0	1	0	0	1							
Mike Scioscia, L (1.2) OBP: 0.400, SLG: 0.465										2	0	1	0	2	1							
Franklin Stubbs, L (1.3) OBP: 0.357, SLG: 0.552										4	0	1	0	0	3							
Reggie Williams, R (1.8) OBP: 0.278, SLG: 0.077			K							3	0	0	0	1	2							
Alejandro Pena, R (1.1) Dave Anderson, R (6, PH) OBP: 0.200, SLG: 0.158			K							1	0	0	0	0	1							
Tim Leary, R (7.1) OBP: 0.333, SLG: 0.333			K							1	0	0	0	0	0							
Alex Trevino, R (7, PH) OBP: 0.250, SLG: 0.267										0	0	0	0	0	0							
Brian Holton, R (8.1) OBP: 0.333, SLG: 0.333										0	0	0	0	0	3							
Inning Stats	R: 0 E: 0 K: 0 S: 3	H: 1 LOB: 0 BB: 0 P: 3	R: 0 E: 0 K: 1 S: 5	H: 0 LOB: 1 BB: 1 P: 9	R: 0 E: 0 K: 3 S: 9	H: 0 LOB: 0 BB: 0 P: 9	R: 0 E: 0 K: 0 S: 3	H: 1 LOB: 0 BB: 0 P: 3	R: 0 E: 0 K: 0 S: 4	H: 1 LOB: 1 BB: 0 P: 4	R: 0 E: 0 K: 1 S: 6	H: 1 LOB: 1 BB: 0 P: 6	R: 0 E: 0 K: 0 S: 5	H: 3 LOB: 3 BB: 1 P: 9	R: 0 E: 0 K: 1 S: 5	H: 0 LOB: 0 BB: 0 P: 5	R: 1 E: 0 K: 1 S: 6	H: 1 LOB: 1 BB: 1 P: 10	1B: 7 2B: 0 3B: 0 HR: 1	SF: 0 SAC: 0 DP: 3 HBP: 0	WP: 1 PB: 0 SB: 0 CS: 0	PA: 35
PITCHER	IP WLS BF H R ER SO BB IBB HBP BLK WP HR S P ERA WHIP																					
Tim Conroy, L (1.1) ERA: 4.08	6.2 W 26 7 0 0 5 2 0 0 0 0 0 1 34 42 0.00 1.350																					
Ricky Horton, L (7.1) ERA: 1.69	2.1 S 9 1 1 1 2 1 0 0 0 0 0 1 12 16 3.86 0.857																					

livebaseballscores.com

AB 35
R 5
H 12
RBI 5
BB 5
SO 2
LOB 20

Batter	1	2	3	4	5	6	7	8	9	AB	R	H	RBI	BB	SO	LOB	TOP			
Vince Coleman, S (1, 7) OBP: 0.385, SLG: 0.300	4-0 1B FC6-4 BB		0-0 B2		0-0 F7		0-0 F8		0-0 6-3	4	1	0	0	1	0	1				
Ozzie Smith, S (1, 6) OBP: 0.376, SLG: 0.323	0-0 FC6-4 1B		0-0 5-3		0-0 1B		0-0 1B		4-0 BB	4	1	3	0	1	0	0				
Terry Pendleton, S (1, 5) OBP: 0.366, SLG: 0.405	0-0 F8			0-0 F8 BB 1B	0-3 K		4-0 1B BB		0-3 K	4	0	1	0	1	2	5				
Jack Clark, R (1, 3) OBP: 0.444, SLG: 0.649	0-0 FC6-4 FC5-4 1-2 3-H			4-0 F8 BB 1-2		4-0 FC4-6 BB 1-2 2-H		0-0 1B			2	0	1	2	2	0	1			
Willie McGee, S (1, 8) OBP: 0.314, SLG: 0.394	0-0 FC5-4 1-2			0-0 F8 1-2 2-3		0-0 F8		0-0 F9			4	0	0	0	0	6				
Jim Lindeman, R (1, 9) OBP: 0.211, SLG: 0.433		0-3 K		0-0 5-3		0-0 FC4-6 E 1-2		0-0 L1			4	0	0	0	1	3				
José Oquendo, S (1, 4) OBP: 0.458, SLG: 0.449		0-0 F7		0-0 F5		0-0 E5 1-2		0-0 F7			4	0	0	0	0	3				
Tom Pagnozzi, R (1, 2) OBP: 0.231, SLG: 0.333 Todd Worrell, R (8, 1)		0-3 K			0-0 6-3		0-0 6-3		0-0 G1	4	0	0	0	0	1	2				
Danny Cox, R (1, 1) OBP: 0.200, SLG: 0.200 Skeeter Barnes, R (7, PH) OBP: 0.500, SLG: 2.000 Pat Perry, L (7, 1) Steve Lake, R (8, 2) OBP: 0.342, SLG: 0.443				0-0 6-3			0-0 6-3		0-3 K	2	0	1	0	0	0	0				
Inning Stats	R: 1 E: 0 K: 0 S: 4	H: 1 LOB: 1 BB: 1 P: 8	R: 0 E: 0 K: 2 S: 7	H: 0 LOB: 0 BB: 0 P: 7	R: 0 E: 0 K: 0 S: 3	H: 0 LOB: 0 BB: 0 P: 3	R: 0 E: 0 K: 0 S: 4	H: 1 LOB: 2 BB: 0 P: 8	R: 0 E: 0 K: 1 S: 7	H: 2 LOB: 2 BB: 0 P: 7	R: 0 E: 0 K: 0 S: 4	H: 0 LOB: 1 BB: 1 P: 8	R: 1 E: 0 K: 0 S: 5	H: 2 LOB: 2 BB: 1 P: 9	R: 0 E: 0 K: 0 S: 3	H: 0 LOB: 1 BB: 1 P: 11	1B: 5 2B: 1 3B: 0 HR: 0	SF: 0 SAC: 0 DP: 0 HBP: 0	WP: 0 PB: 0 SB: 0 CS: 0	PA: 39
PITCHER Fernando Valenzuela, L (1, 1) ERA: 3.06	IP: 9.0 WLS: W BF: 39 H: 6 R: 2 ER: 2 SO: 5 BB: 5 IBB: 0 HBP: 0 BLK: 0 WP: 0 HR: 0 S: 44 P: 64 ERA: 2.00 WHIP: 1.222																			

St. Louis Cardinals @ Los Angeles Dodgers
 Dodger Stadium, Los Angeles, CA
 Sat May 09 1987, 7:05 PM PDT
 Att: 48,657 - Unknown

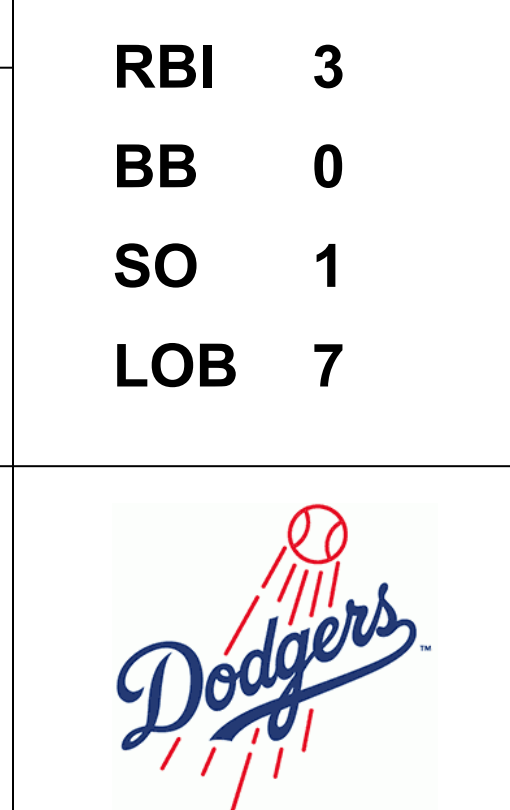
AB	34
R	2
H	6
RBI	2
BB	5
SO	5
LOB	21



Batter	1	2	3	4	5	6	7	8	9	AB	R	H	RBI	BB	SO	LOB	BOTTOM			
Mariano Duncan, R (1, 6) OBP: 0.331, SLG: 0.368	0-0 F8		0-3 K		0-0 6-3			0-0 FC1-5 1B		4	0	1	0	0	1	1				
Steve Sax, R (1, 4) OBP: 0.284, SLG: 0.306	0-0 F9			0-0 6-3		0-0 5-3		0-0 FC1-5-6 1B		4	1	0	0	0	0	1				
Bill Madlock, R (1, 5) OBP: 0.393, SLG: 0.458 Tracy Woodson, R (9, 5) OBP: 0.293, SLG: 0.347	0-0 F6			0-0 L7		0-0 E 1B 1B		0-0 1B 2-H 1B		4	0	2	1	0	0	0				
Pedro Guerrero, R (1, 7) OBP: 0.419, SLG: 0.637		0-0 5-3		0-0 5-3		0-0 E7 1-3 1B		0-0 1-3 1B		4	0	2	0	0	0	0				
Mike Scioscia, L (1, 2) OBP: 0.395, SLG: 0.456		0-0 F4			0-0 1B E 1B	0-0 F8		0-0 F5		4	1	1	0	0	0	3				
Franklin Stubbs, L (1, 3) OBP: 0.348, SLG: 0.537		0-0 F8			0-0 F8		0-0 3-1			3	0	0	0	0	0	1				
Ken Landreaux, L (1, 9) OBP: 0.293, SLG: 0.222			0-0 4-3 1-3 2B		0-0 E9 1-H SH5-3 1B		0-0 4-3			3	2	2	0	0	0	0				
Mike Ramsey, S (1, 8) OBP: 0.294, SLG: 0.306			0-0 4-3		0-0 SH5-3		0-0 F7			2	0	0	1	0	0	1				
Fernando Valenzuela, L (1, 1) OBP: 0.174, SLG: 0.174			0-0 1-3		0-0 1B		0-0 6-3			3	0	1	1	0	0	0				
Inning Stats	R: 0 E: 0 K: 0 S: 3	H: 0 LOB: 0 BB: 0 P: 3	R: 0 E: 0 K: 0 S: 3	H: 0 LOB: 0 BB: 0 P: 3	R: 1 E: 0 K: 1 S: 6	H: 1 LOB: 0 BB: 0 P: 6	R: 0 E: 0 K: 0 S: 3	H: 0 LOB: 0 BB: 0 P: 3	R: 2 E: 1 K: 0 S: 6	H: 3 LOB: 1 BB: 0 P: 6	R: 0 E: 1 K: 0 S: 4	H: 2 LOB: 1 BB: 0 P: 4	R: 0 E: 0 K: 0 S: 3	H: 0 LOB: 0 BB: 0 P: 3	R: 1 E: 0 K: 0 S: 6	H: 3 LOB: 2 BB: 0 P: 6	1B: 8 2B: 1 3B: 0 HR: 0	SF: 0 SAC: 1 DP: 0 HBP: 0	WP: 0 PB: 0 SB: 1 CS: 0	PA: 32
PITCHER Danny Cox, R (1, 1) ERA: 3.45 Pat Perry, L (7, 1) ERA: 2.91 Todd Worrell, R (8, 1) ERA: 9.72	IP: 6.0 WLS: L BF: 23 H: 6 R: 3 ER: 3 SO: 3 BB: 0 IBB: 0 HBP: 0 BLK: 0 WP: 0 HR: 0 S: 25 P: 25 ERA: 4.50 WHIP: 1.000																			

St. Louis Cardinals @ Los Angeles Dodgers
 Dodger Stadium, Los Angeles, CA
 Sat May 09 1987, 7:05 PM PDT
 Att: 48,657 - Unknown

AB	31
R	4
H	9
RBI	3
BB	0
SO	1
LOB	7




Batter	1	2	3	4	5	6	7	8	9	AB	R	H	RBI	BB	SO	LOB	TOP										
Vince Coleman, S OBP: 0.385, SLG: 0.304	F7		G3		SH5-3 1B		1B HR	K		5	1	2	1	0	1	1	St. Louis Cardinals @ Los Angeles Dodgers Dodger Stadium, Los Angeles, CA Sun May 10 1987, 3:33 AM PDT Att: 41,360 - Unknown livebaseballscorecards.com										
Ozzie Smith, S OBP: 0.372, SLG: 0.320	3-1		4-3		SH5-3		F9	1B	1B	4	0	1	0	0	0	1											
Terry Pendleton, S OBP: 0.367, SLG: 0.405	G3			F5	K		1B HR	1B	1B	5	1	2	0	0	1	2											
Jack Clark, R OBP: 0.451, SLG: 0.703		F2		HR	1B		1B HR	1B	K	4	2	2	4	1	1	2											
Willie McGee, S OBP: 0.299, SLG: 0.374		5-3		3-1	K		4-3	K	K	5	0	0	0	0	2	5											
Curt Ford, L OBP: 0.380, SLG: 0.522				F8		K	F9	K	K	4	0	1	0	0	1	0											
Tom Pagnozzi, R OBP: 0.222, SLG: 0.320										1	0	0	0	0	1	2											
José Quiendo, S OBP: 0.492, SLG: 0.500		FC4-6 BB			1B 1B		FC6-4	1B	SH5-4 2B	3	1	3	0	1	0	0											
Steve Lake, R OBP: 0.342, SLG: 0.438		FC4-6			1B 1B		FC6-4	1B	SH5-4	3	1	1	0	0	0	3											
Greg Matthews, R OBP: 0.387, SLG: 0.357					SH5-3 1B		3-1	6-3		2	0	1	1	0	1	0											
John Morris, (5, PH) Ricky Horton, (6, PH) Rod Buckner, (6, PH) Skeeter Barnes, R Pat Perry, L Todd Worrell, R					1-2 2-3 1B					0	0	0	0	0	0	0											
Inning Stats	R: 0 E: 0 K: 0 S: 3	H: 0 LOB: 0 BB: 0 P: 3	R: 0 E: 0 K: 0 S: 4	H: 1 LOB: 2 BB: 1 P: 8	R: 0 E: 0 K: 1 S: 5	H: 0 LOB: 0 BB: 0 P: 5	R: 1 E: 0 K: 0 S: 4	H: 1 LOB: 0 BB: 0 P: 4	R: 2 E: 0 K: 2 S: 11	H: 4 LOB: 3 BB: 1 P: 15	R: 0 E: 0 K: 1 S: 6	H: 1 LOB: 1 BB: 0 P: 6	R: 3 E: 0 K: 0 S: 6	H: 3 LOB: 0 BB: 0 P: 6	R: 0 E: 0 K: 3 S: 6	H: 1 LOB: 1 BB: 0 P: 6	R: 0 E: 0 K: 3 S: 11	H: 2 LOB: 2 BB: 0 P: 11	1B: 9 2B: 1 3B: 1 HR: 2	SF: 0 SAC: 2 DP: 0 HBP: 0	WP: 0 PB: 0 SB: 0 CS: 0	PA: 42					
PITCHER	IP	WLS	BF	H	R	ER	SO	BB	IBB	HBP	BLK	WP	HR	S	P	ERA	WHIP										
Bob Welch, R ERA: 2.61	(1, 1)	6.1	30	9	5	5	4	1	1	0	0	0	1	36	44	7.11	1.579										
Ken Howell, R ERA: 5.87	(7, 1)	1.0	5	2	1	1	0	0	0	0	0	0	1	5	5	9.00	2.000										
Matt Young, L ERA: 7.5	(8, 1)	1.2	W	7	2	0	0	4	0	0	0	0	0	15	15	0.00	1.200										

Batter	1	2	3	4	5	6	7	8	9	AB	R	H	RBI	BB	SO	LOB	BOTTOM										
Mariano Duncan, R OBP: 0.326, SLG: 0.361	4-3		FC5-2-5 2H		F4	E1 1B		F8		5	0	1	1	0	0	3	St. Louis Cardinals @ Los Angeles Dodgers Dodger Stadium, Los Angeles, CA Sun May 10 1987, 3:33 AM PDT Att: 41,360 - Unknown livebaseballscorecards.com										
Steve Sax, R OBP: 0.281, SLG: 0.302	6-3		K		HR 1B	4-3		F9		5	1	1	0	0	1	3											
Bill Madlock, R OBP: 0.406, SLG: 0.423					F6					2	1	0	0	2	0	2											
Tracy Woodson, R OBP: 0.293, SLG: 0.347	F7			SH1-3 1B BB	F6		5-3 BB			0	0	0	0	0	0	0											
Pedro Guerrero, R OBP: 0.430, SLG: 0.679		4-3 2B		1-2 1B 1B	HR		5-3			4	2	3	3	0	0	1											
Mickey Hatcher, R OBP: 0.350, SLG: 0.472		4-3		SH1-3	E9		F9			3	0	1	0	0	0	2											
Matt Young, L		2-3		1-2 2-3	1B					0	0	0	0	0	0	0											
Mike Scioscia, L OBP: 0.390, SLG: 0.449		F7		2H 3H 1B	6-3		4-3			4	0	1	2	0	0	3											
Franklin Stubbs, L OBP: 0.336, SLG: 0.518				K				F9		4	0	0	0	0	1	2											
Reggie Williams, R OBP: 0.333, SLG: 0.188					F6					3	0	2	0	0	0	1											
Mike Ramsey, S OBP: 0.300, SLG: 0.312				SH1-4 1B		E5 1B		2B 1B		1	2	1	0	0	0	0											
Bob Welch, R OBP: 0.150, SLG: 0.150				SH1-4		4-3				2	1	1	0	0	0	1											
Ken Howell, R OBP: 1.000, SLG: 1.000				1-2		HR 1B		F8 2B		0	0	0	0	0	0	0											
Ken Landreaux, L OBP: 0.310, SLG: 0.270								1H 2B		1	0	1	1	0	0	0											
Inning Stats	R: 0 E: 0 K: 0 S: 3	H: 0 LOB: 0 BB: 0 P: 3	R: 0 E: 0 K: 0 S: 4	H: 1 LOB: 1 BB: 0 P: 4	R: 0 E: 0 K: 1 S: 6	H: 1 LOB: 1 BB: 0 P: 6	R: 2 E: 0 K: 1 S: 7	H: 2 LOB: 1 BB: 1 P: 11	R: 3 E: 1 K: 0 S: 7	H: 4 LOB: 1 BB: 0 P: 7	R: 1 E: 2 K: 0 S: 5	H: 2 LOB: 1 BB: 0 P: 5	R: 0 E: 0 K: 0 S: 3	H: 0 LOB: 1 BB: 1 P: 7	R: 1 E: 0 K: 0 S: 5	H: 2 LOB: 1 BB: 0 P: 5	R: 0 E: 0 K: 0 S: 11	H: 2 LOB: 2 BB: 0 P: 11	1B: 9 2B: 2 3B: 0 HR: 1	SF: 0 SAC: 2 DP: 0 HBP: 0	WP: 0 PB: 0 SB: 1 CS: 0	PA: 38					
PITCHER	IP	WLS	BF	H	R	ER	SO	BB	IBB	HBP	BLK	WP	HR	S	P	ERA	WHIP										
Greg Matthews, L ERA: 6.62	(1, 1)	5.0	24	8	5	5	2	1	0	0	0	0	0	8	12	0.00	1.500										
Ricky Horton, L ERA: 1.54	(6, 1)	2.0	9	2	1	0	0	1	0	0	0	0	0	3	3	27.00	6.000										
Pat Perry, L ERA: 3.27	(8, 1)	0.1	L	3	2	1	1	0	0	0	0	0	0	2	2	0.00	0.000										
Todd Worrell, R ERA: 9.0	(8, 1)	0.2		0	0	0	0	0	0	0	0	0	0	2	2	0.00	0.000										

Batter	1	2	3	4	5	6	7	8	9	AB	R	H	RBI	BB	SO	LOB	TOP			
Vince Coleman, S (1, 7) OBP: 0.393, SLG: 0.311	K	F9																		
Ozzie Smith, S (1, 6) OBP: 0.357, SLG: 0.305	6-3		G3		G5-4-3		K2-3		L3											
Terry Pendleton, S (1, 5) OBP: 0.371, SLG: 0.408				HR	4-3				F7											
Jack Clark, R (1, 3) OBP: 0.437, SLG: 0.676	6-3		K						5-3											
Willie McGee, S (1, 8) OBP: 0.306, SLG: 0.402		2B							4-3											
José Oquendo, S (1, 4) OBP: 0.478, SLG: 0.473		F7	F8						K											
Steve Lake, R (1, 2) OBP: 0.342, SLG: 0.447					6-3															
Rod Booker, L (9, FH) OBP: 0.565, SLG: 0.632																				
Tom Pagnozzi, R (9, 2) OBP: 0.222, SLG: 0.320																				
Curt Ford, L (1, 9) OBP: 0.389, SLG: 0.560																				
Joe Magrane, R (1, 1)																				
Ricky Horton, L (9, 1) OBP: 0.250, SLG: 0.250																				
Todd Worrell, R (9, 1)																				
Inning Stats	R: 0 E: 0 K: 1 S: 6	H: 1 LOB: 1 BB: 0 P: 6	R: 2 E: 0 K: 0 S: 5	H: 2 LOB: 1 BB: 1 P: 9	R: 2 E: 0 K: 1 S: 7	H: 2 LOB: 0 BB: 0 P: 7	R: 0 E: 0 K: 2 S: 7	H: 0 LOB: 0 BB: 0 P: 7	R: 0 E: 0 K: 0 S: 3	H: 1 LOB: 1 BB: 1 P: 9	R: 0 E: 0 K: 2 S: 8	H: 1 LOB: 1 BB: 0 P: 8	R: 0 E: 0 K: 0 S: 3	H: 0 LOB: 0 BB: 0 P: 3	R: 2 E: 0 K: 1 S: 7	H: 2 LOB: 1 BB: 1 P: 11	1B: 5 2B: 1 3B: 2 HR: 1	SF: 0 SAC: 2 DP: 1 HBP: 0	WP: 0 PB: 0 SB: 1 CS: 2	PA: 38
PITCHER	IP WLS BF H R ER SO BB IBB HBP BLK WP HR S P ERA WHIP																			
Mark Davis, L (1, 1) ERA: 4.08	5.0 L 21 6 4 4 4 1 0 0 0 0 0 1 28 32 7.20 1.400																			
Jim Gott, R (6, 1) ERA: 4.4	2.0 8 1 0 0 3 1 0 0 0 0 0 0 13 17 0.00 1.000																			
Michael LaCoss, R (8, 1) ERA: 4.33	2.0 9 2 2 2 1 1 0 0 0 0 0 0 10 14 9.00 1.500																			

St. Louis Cardinals @ San Francisco Giants
Candlestick Park, San Francisco, CA
Tue May 12 1987, 10:05 PM EDT
Att: 14,318 - Unknown


AB 33
R 6
H 9
RBI 6
BB 3
SO 8
LOB 8



Batter	1	2	3	4	5	6	7	8	9	AB	R	H	RBI	BB	SO	LOB	BOTTOM	
Mark Wasinger, R (1, 5) OBP: 0.428, SLG: 0.857	K																	
Harry Spilman, L (9, FH) OBP: 0.389, SLG: 0.400																		
Chili Davis, S (1, 8) OBP: 0.333, SLG: 0.413																		
Jeffrey Leonard, R (1, 7) OBP: 0.403, SLG: 0.680																		
Candy Maldonado, R (1, 9) OBP: 0.385, SLG: 0.603																		
Bob Melvin, R (1, 2) OBP: 0.318, SLG: 0.519																		
Chris Speier, R (1, 4) OBP: 0.444, SLG: 0.530																		
Will Clark, L (1, 3) OBP: 0.308, SLG: 0.418																		
Matt Williams, R (1, 6) OBP: 0.238, SLG: 0.293																		
Mark Davis, L (1, 1) OBP: 0.200, SLG: 0.400																		
Jim Gott, R (5, PH)																		
Joel Youngblood, R (7, PH) OBP: 0.300, SLG: 0.300																		
Michael LaCoss, R (9, 1) OBP: 0.333, SLG: 0.347																		
Bob Brenny, R (9, PH)																		
Inning Stats	R: 1 E: 0 K: 1 S: 6	H: 1 LOB: 1 BB: 1 P: 10	R: 0 E: 0 K: 0 S: 3	H: 0 LOB: 0 BB: 0 P: 3	R: 0 E: 0 K: 0 S: 5	H: 2 LOB: 3 BB: 1 P: 9	R: 0 E: 0 K: 0 S: 3	H: 0 LOB: 0 BB: 0 P: 3	R: 0 E: 0 K: 2 S: 7	H: 0 LOB: 1 BB: 1 P: 11	R: 0 E: 0 K: 1 S: 6	H: 1 LOB: 1 BB: 0 P: 6	R: 4 E: 0 K: 2 S: 11	H: 4 LOB: 0 BB: 0 P: 11	1B: 6 2B: 1 3B: 0 HR: 1	SF: 0 SAC: 0 DP: 0 HBP: 0	WP: 0 PB: 0 SB: 0 CS: 0	PA: 38
PITCHER	IP WLS BF H R ER SO BB IBB HBP BLK WP HR S P ERA WHIP																	
Joe Magrane, L (1, 1) ERA: 1.74	8.0 W 33 3 2 2 2 0 0 0 0 0 0 1 3 3 3.38 1.125																	
Ricky Horton, L (9, 1) ERA: 2.29	0.1 3 2 2 2 0 0 0 0 0 0 0 1 3 3 54.00 6.000																	
Todd Worrell, R (9, 1) ERA: 8.38	0.2 S 2 0 0 0 2 0 0 0 0 0 0 0 6 6 0.00 0.000																	

St. Louis Cardinals @ San Francisco Giants
Candlestick Park, San Francisco, CA
Tue May 12 1987, 10:05 PM EDT
Att: 14,318 - Unknown

AB 35
R 5
H 8
RBI 5
BB 3
SO 7
LOB 11



Batter	1	2	3	4	5	6	7	8	9	AB	R	H	RBI	BB	SO	LOB	TOP											
Kal Daniels, L OBP: 0.393, SLG: 0.673 (1, 7)	0-0 G4-6-3 1B		4-0 CS BB		0-0 3-1			0-3 K		3	0	1	1	1	1	1	Cincinnati Reds @ St. Louis Cardinals Busch Stadium, St. Louis, MO Fri May 15 1987, 7:05 PM CDT Att: 46,434 - Unknown											
Barry Larkin, R OBP: 0.244, SLG: 0.349 (1, 6)	0-0 G4-6-3 1-2		0-0 CS	0-0 F9	0-0 F7			0-0 4-3		4	0	0	0	0	0	2												
Dave Parker, L OBP: 0.301, SLG: 0.500 (1, 9)	0-0 5-3			0-0 F8		0-0 6-3		0-0 F6		4	0	0	0	0	0	0												
Eric Davis, R OBP: 0.437, SLG: 0.813 Tracy Jones, R OBP: 0.397, SLG: 0.515 (1, 8)		0-0 E5 F9 WP		0-0 2B		0-0 1-3		0-0 5-3		2	0	1	0	0	0	0												
Bo Diaz, R OBP: 0.305, SLG: 0.367 (1, 2)		0-3 K		0-0 F8		0-0 F8		0-0 1B 2B		4	1	1	0	0	1	2												
Kurt Stillwell, S OBP: 0.387, SLG: 0.436 (1, 5)		0-0 F9			0-0 1B 2B		0-0 1B	0-0 F8		4	1	2	0	0	0	2												
Terry Francona, L OBP: 0.261, SLG: 0.256 (1, 3)		0-0 4-3			0-0 1B 2B		0-0 F9	0-0 2B		4	2	2	0	0	0	2												
Ron Oester, S OBP: 0.314, SLG: 0.370 (1, 4)			0-0 F8		0-0 2B		0-0 L7	0-0 2B		4	0	2	3	0	0	1												
Ted Power, R OBP: 0.125, SLG: 0.067 Frank Williams, R OBP: 0.365, SLG: 0.523 Dave Concepcion, R OBP: 0.365, SLG: 0.523 Guy Hoffman, L OBP: 0.365, SLG: 0.523 Lloyd McClendon, R OBP: 0.365, SLG: 0.523 Rob Murphy, L OBP: 0.365, SLG: 0.523 Paul O'Neill, L OBP: 0.365, SLG: 0.523 (1, 1)		0-3 K		0-0 F9		0-0 F4		0-0 5-3		1	0	0	0	0	0	0												
Inning Stats	R: 0 E: 0 K: 0 S: 3	H: 1 LOB: 0 BB: 0 P: 3	R: 0 E: 1 K: 1 S: 6	H: 0 LOB: 1 BB: 0 P: 6	R: 0 E: 0 K: 1 S: 4	H: 1 LOB: 0 BB: 1 P: 8	R: 0 E: 0 K: 0 S: 4	H: 1 LOB: 1 BB: 0 P: 4	R: 2 E: 0 K: 0 S: 6	H: 3 LOB: 1 BB: 0 P: 6	R: 0 E: 0 K: 0 S: 3	H: 0 LOB: 0 BB: 0 P: 3	R: 0 E: 0 K: 0 S: 4	H: 1 LOB: 1 BB: 0 P: 4	R: 0 E: 0 K: 1 S: 5	H: 0 LOB: 0 BB: 0 P: 5		R: 2 E: 0 K: 0 S: 6	H: 3 LOB: 1 BB: 0 P: 6	1B: 6 2B: 3 3B: 0 HR: 0	SF: 0 SAC: 0 DP: 1 HBP: 0	WP: 1 PA: 37 PB: 0 SB: 0 CS: 1						
PITCHER	IP	WLS	BF	H	R	ER	SO	BB	IBB	HBP	BLK	WP	HR	S	P	ERA	WHIP											
Danny Cox, R ERA: 3.57 Todd Worrell, R ERA: 8.18	(1, 1)	8.2	W	35	9	4	4	3	1	0	0	0	1	0	40	44	4.15	1.154										
(9, 1)	0.1	S	1	0	0	0	0	0	0	0	0	0	0	1	1	0.00	0.000											

AB	35
R	4
H	9
RBI	4
BB	1
SO	3
LOB	14



Batter	1	2	3	4	5	6	7	8	9	AB	R	H	RBI	BB	SO	LOB	BOTTOM										
Vince Coleman, S OBP: 0.393, SLG: 0.323 (1, 7)	0-0 F8 1B	0-3 K		4-0 BB 1B		0-0 3B		0-3 K		4	2	2	0	1	2	2	Cincinnati Reds @ St. Louis Cardinals Busch Stadium, St. Louis, MO Fri May 15 1987, 7:05 PM CDT Att: 46,434 - Unknown										
Ozzie Smith, S OBP: 0.366, SLG: 0.306 (1, 6)	0-0 F8	0-0 1B		4-0 1B BB		4-0 S BB		0-0 F3		3	0	1	2	2	0	1											
Terry Pendleton, S OBP: 0.376, SLG: 0.445 (1, 5)	0-0 BB 1B	0-0 F5		0-0 SF8		0-0 F4				3	0	1	2	0	0	3											
Jack Clark, R OBP: 0.437, SLG: 0.661 (1, 3)	4-0 BB 1B		0-0 F3	0-0 1B		0-3 K		0-0 L5		3	0	1	1	1	1	2											
Willie McGee, S OBP: 0.308, SLG: 0.405 (1, 8)	0-3 K		0-0 5-3	0-0 4-3		0-0 L5				4	0	0	0	0	1	6											
Tom Herr, S OBP: 0.400, SLG: 0.492 (1, 4)	0-0 L6		0-0 1B		0-0 E6 FC5-2		0-0 F9			4	0	2	0	0	0	2											
Curt Ford, L OBP: 0.397, SLG: 0.559 (1, 9)		0-0 SH2-4 1B		0-0 G3		0-0 E9		0-0 6-3		4	1	2	0	0	0	1											
Steve Lake, R OBP: 0.337, SLG: 0.430 (1, 2)		4-0 SH2-4 1B		0-0 5-3		0-0 FC5-2		0-0 F9		3	1	0	0	1	0	2											
Danny Cox, R OBP: 0.222, SLG: 0.222 Todd Worrell, R ERA: 1.2 (1, 1)		0-0 SH2-4		0-0 BB SF8		0-0 G1		0-0 F8		3	1	1	0	0	0	2											
(9, 1)		1-2 2-3		0-0 BB SF8		0-0 2-3				0	0	0	0	0	0	0											
Inning Stats	R: 1 E: 0 K: 1 S: 7	H: 2 LOB: 2 BB: 1 P: 11	R: 2 E: 0 K: 1 S: 7	H: 2 LOB: 1 BB: 1 P: 11	R: 0 E: 0 K: 0 S: 4	H: 1 LOB: 1 BB: 0 P: 4	R: 2 E: 0 K: 0 S: 5	H: 2 LOB: 2 BB: 2 P: 13	R: 0 E: 2 K: 0 S: 4	H: 2 LOB: 1 BB: 0 P: 4	R: 0 E: 0 K: 1 S: 6	H: 1 LOB: 2 BB: 1 P: 10	R: 0 E: 0 K: 0 S: 3	H: 0 LOB: 0 BB: 0 P: 3	R: 0 E: 0 K: 1 S: 5	H: 0 LOB: 0 BB: 0 P: 5	1B: 9 2B: 0 3B: 1 HR: 0	SF: 1 SAC: 1 DP: 0 HBP: 0	WP: 0 PA: 38 PB: 0 SB: 3 CS: 1								
PITCHER	IP	WLS	BF	H	R	ER	SO	BB	IBB	HBP	BLK	WP	HR	S	P	ERA	WHIP										
Ted Power, R ERA: 3.75 Frank Williams, R ERA: 2.49 Guy Hoffman, L ERA: 2.0 Rob Murphy, L ERA: 1.2	(1, 1)	3.2	L	22	7	5	5	2	4	0	0	0	0	1	1	12.27	3.000										
(4, 1)	0.1	1	0	0	0	0	0	0	0	0	0	0	0	1	1	0.00	0.000										
(5, 1)	2.0	9	3	0	0	1	1	0	0	0	0	0	0	10	14	0.00	2.000										
(7, 1)	2.0	6	0	0	0	1	0	0	0	0	0	0	0	8	8	0.00	0.000										



Batter	1	2	3	4	5	6	7	8	9	AB	R	H	RBI	BB	SO	LOB	TOP								
Kal Daniels, L OBP: 0.410, SLG: 0.683 (1, 7)	4-0 2B SF7 BB		0-3 K						0-0 S	3	2	0	2	1	0										
Barry Larkin, R OBP: 0.280, SLG: 0.383 (1, 6)	0-0 1-3 2B		0-0 P3						0-0 6-3	4	1	2	1	1	0	1									
Dave Parker, L OBP: 0.311, SLG: 0.500 (1, 9)	0-3 K2-3			0-0 G6-4-3 1B					0-0 IBB	4	0	2	1	1	1	5									
Tracy Jones, R OBP: 0.375, SLG: 0.500 (1, 8)	0-0 SF7			0-0 G6-4-3 1-2					0-0 6-3 1B	4	1	1	1	0	1	4									
Bo Diaz, R OBP: 0.295, SLG: 0.355 (1, 2)	0-0 F6			0-0 F9					0-0 6-3	4	0	0	0	0	0	2									
Dave Concepcion, R OBP: 0.397, SLG: 0.333 (1, 3)		0-0 L9			0-0 L1				0-0 6-3 1B	4	1	2	0	0	0	0									
Kurt Stillwell, S OBP: 0.391, SLG: 0.439 (1, 5)		0-0 F5			0-0 1B				0-0 6-3 1B	4	0	2	1	0	0	1									
Ron Oester, S OBP: 0.306, SLG: 0.359 (1, 4)		0-0 F7			0-3 K				0-0 F5	4	0	0	0	0	1	4									
Mario Soto, R OBP: 0.085, SLG: 0.083 (5, PH)			0-0 5-3							1	0	0	0	0	0	0									
Terry Francisco, L OBP: 0.228, SLG: 0.230 (5, 1)										1	0	0	0	0	0	1									
Frank Williams, R OBP: 0.276, SLG: 0.333 (7, PH)										0	0	0	0	0	0	0									
Lloyd McClendon, R OBP: 0.276, SLG: 0.333 (7, 1)										1	0	0	0	0	0	2									
Ron Robinson, R OBP: 0.412, SLG: 0.867 (5, PH)										0	0	0	0	0	0	0									
Paul O'Neill, L OBP: 0.412, SLG: 0.867 (5, PH)										1	0	0	0	0	0	1									
Inning Stats	R: 1 E: 0 K: 1 S: 6	H: 1 LOB: 1 BB: 1 P: 10	R: 0 E: 0 K: 0 S: 3	H: 0 LOB: 0 BB: 0 P: 3	R: 0 E: 0 K: 1 S: 5	H: 0 LOB: 0 BB: 0 P: 5	R: 0 E: 0 K: 0 S: 3	H: 1 LOB: 0 BB: 0 P: 3	R: 0 E: 0 K: 1 S: 6	H: 1 LOB: 1 BB: 0 P: 6	R: 2 E: 0 K: 0 S: 5	H: 3 LOB: 0 BB: 0 P: 5	R: 1 E: 0 K: 0 S: 5	H: 2 LOB: 2 BB: 2 P: 13	R: 1 E: 0 K: 0 S: 5	H: 2 LOB: 1 BB: 0 P: 5	R: 0 E: 0 K: 2 S: 8	H: 1 LOB: 2 BB: 1 P: 12	1B: 9 2B: 2 3B: 0 HR: 0	SF: 1 SAC: 0 DP: 2 HBP: 0	WP: 0 PB: 0 SB: 1 CS: 0	PA: 40			
PITCHER	IP	WLS	BF	H	R	ER	SO	BB	IBB	HBP	BLK	WP	HR	S	P	ERA	WHIP								
Tim Conroy, L ERA: 4.37 (1, 1)	5.0	W	21	6	3	3	3	1	0	0	0	0	0	26	30	5.40	1.400								
Bill Dawley, R ERA: 5.75 (6, 1)	1.0		4	2	1	1	0	0	0	0	0	0	0	4	4	9.00	2.000								
Ricky Horton, L ERA: 2.19 (7, 1)	1.0	S	10	3	1	1	2	0	1	0	0	0	0	3	11	0.00	2.000								
Todd Worrell, R ERA: 7.62 (8, 1)	2.0		10	3	1	1	2	0	1	0	0	0	0	13	17	4.50	1.500								

Cincinnati Reds @ St. Louis Cardinals
Busch Stadium, St. Louis, MO
Sat May 16 1987, 7:05 PM CDT
Att: 46,887 - Unknown

AB 35
R 5
H 11
RBI 4
BB 4
SO 5
LOB 20



Batter	1	2	3	4	5	6	7	8	9	AB	R	H	RBI	BB	SO	LOB	BOTTOM								
Vince Coleman, S OBP: 0.396, SLG: 0.323 (1, 7)	4-0 S 2B BB				0-3 K				0-0 F7	3	1	1	1	1	1	1									
Ozzie Smith, S OBP: 0.383, SLG: 0.313 (1, 6)	0-0 WP HR 2B	2-H 1B			0-0 6-3				0-0 F6	4	1	1	1	0	0	2									
Terry Pendleton, S OBP: 0.372, SLG: 0.439 (1, 5)	0-0 F8		0-0 F4		0-0 2B 1B			0-0 CS	0-3 K	4	1	1	0	0	1	1									
Jack Clark, R OBP: 0.439, SLG: 0.690 (1, 3)	0-0 2-H HR		0-0 F8		0-0 1-H 2B			0-0 F9		4	1	2	3	0	0	0									
Willie McGee, S OBP: 0.298, SLG: 0.391 (1, 8)	0-0 1-3		0-0 F6		0-3 K			0-3 K		4	0	0	0	0	2	1									
Tom Herr, S OBP: 0.384, SLG: 0.469 (1, 4)	0-3 K			0-0 F7				0-3 K		3	0	0	0	0	2	0									
Curt Ford, L OBP: 0.409, SLG: 0.629 (1, 9)		0-0 1B 2B			0-0 HR			0-0 5-3		3	2	2	1	0	0	0									
Steve Lake, R OBP: 0.326, SLG: 0.415 (1, 2)		0-0 F3			0-0 4-3			0-0 5-3		3	0	0	0	0	0	1									
Tim Conroy, L (1, 1)		0-0 F5			0-0 6-3				0-0 CS 1B	2	0	0	0	0	0	1									
Bill Dawley, R (6, 1)										0	0	0	0	0	0	0									
Ricky Horton, L OBP: 0.250, SLG: 0.250 (7, 1)										0	0	0	0	0	0	0									
José Oquendo, S OBP: 0.479, SLG: 0.467 (7, PH)										1	0	1	0	0	0	0									
Todd Worrell, R (8, 1)										0	0	0	0	0	0	0									
Inning Stats	R: 3 E: 0 K: 1 S: 7	H: 2 LOB: 0 BB: 1 P: 11	R: 1 E: 0 K: 0 S: 5	H: 2 LOB: 1 BB: 0 P: 5	R: 0 E: 0 K: 0 S: 3	H: 0 LOB: 0 BB: 0 P: 3	R: 1 E: 0 K: 0 S: 4	H: 1 LOB: 0 BB: 0 P: 4	R: 1 E: 0 K: 2 S: 9	H: 2 LOB: 1 BB: 0 P: 9	R: 0 E: 0 K: 1 S: 5	H: 0 LOB: 0 BB: 0 P: 5	R: 0 E: 0 K: 0 S: 3	H: 1 LOB: 0 BB: 0 P: 3	R: 0 E: 0 K: 2 S: 7	H: 0 LOB: 0 BB: 0 P: 7	1B: 3 2B: 3 3B: 0 HR: 2	SF: 0 SAC: 0 DP: 0 HBP: 0	WP: 1 PB: 0 SB: 2 CS: 1	PA: 33					
PITCHER	IP	WLS	BF	H	R	ER	SO	BB	IBB	HBP	BLK	WP	HR	S	P	ERA	WHIP								
Mario Soto, R ERA: 5.12 (1, 1)	4.0	L	18	5	5	5	1	1	0	0	0	0	0	14	14	11.25	1.500								
Frank Williams, R ERA: 2.66 (5, 1)	2.0		8	2	1	1	3	0	0	0	0	0	0	14	14	4.50	1.000								
Ron Robinson, R ERA: 2.25 (7, 1)	2.0		6	1	0	0	2	0	0	0	0	0	0	10	10	0.00	0.500								

Cincinnati Reds @ St. Louis Cardinals
Busch Stadium, St. Louis, MO
Sat May 16 1987, 7:05 PM CDT
Att: 46,887 - Unknown

AB 31
R 6
H 8
RBI 6
BB 1
SO 6
LOB 7



Batter	1	2	3	4	5	6	7	8	9	AB	R	H	RBI	BB	SO	LOB	TOP										
Tracy Jones, R OBP: 0.393, SLG: 0.581										4	1	3	1	0	0	0	Cincinnati Reds @ St. Louis Cardinals Busch Stadium, St. Louis, MO Sun May 17, 1987, 3:33 AM CDT Att: 47,187 - Unknown										
Barry Larkin, R OBP: 0.276, SLG: 0.373										4	0	1	0	0	0	2											
Dave Parker, L OBP: 0.303, SLG: 0.487										4	0	0	0	0	1	4											
Kal Daniels, L OBP: 0.405, SLG: 0.664										3	0	0	0	1	1												
Paul O'Neill, L OBP: 0.333, SLG: 0.684										4	0	0	0	0	1	3											
Kurt Stillwell, S OBP: 0.386, SLG: 0.432										4	0	1	0	0	0	0											
Lloyd McClendon, R OBP: 0.318, SLG: 0.571										4	1	2	1	0	0	1											
Ron Oester, S OBP: 0.297, SLG: 0.348										4	0	0	0	0	3	1											
Jerry Reuss, L Guy Hoffman, L Terry Francona, L Rob Murphy, L Frank Williams, R Dave Concepcion, R										2	0	0	0	0	0	0											
Inning Stats	R: 0 E: 0 K: 1 S: 6	H: 1 LOB: 1 BB: 0 P: 6	R: 1 E: 0 K: 2 S: 8	H: 1 LOB: 0 BB: 0 P: 8	R: 0 E: 1 K: 1 S: 7	H: 1 LOB: 3 BB: 1 P: 11	R: 0 E: 0 K: 1 S: 5	H: 0 LOB: 2 BB: 0 P: 5	R: 0 E: 0 K: 0 S: 4	H: 1 LOB: 1 BB: 0 P: 4	R: 1 E: 0 K: 1 S: 6	H: 1 LOB: 0 BB: 0 P: 6	R: 0 E: 0 K: 0 S: 3	H: 0 LOB: 0 BB: 0 P: 3	R: 0 E: 0 K: 0 S: 4	H: 1 LOB: 1 BB: 0 P: 4		1B: 3 2B: 1 3B: 1 HR: 2	SF: 0 SAC: 0 DP: 0 HBP: 0	WP: 0 PB: 0 SB: 0 CS: 0	PA: 36						
PITCHER	IP	WLS	BF	H	R	ER	SO	BB	IBB	HBP	BLK	WP	HR	S	P	ERA	WHIP										
Lee Tunnell, R ERA: 2.57	7.0	W	29	6	2	2	6	0	1	0	1	0	2	40	44	2.57	0.857										
Ricky Horton, L ERA: 2.03	2.0		7	1	0	0	0	0	0	0	0	0	0	7	7	0.00	0.500										

AB	35
R	2
H	7
RBI	2
BB	1
SO	6
LOB	13



Batter	1	2	3	4	5	6	7	8	9	AB	R	H	RBI	BB	SO	LOB	BOTTOM										
Vince Coleman, S OBP: 0.403, SLG: 0.356										5	2	3	1	0	0	0	Cincinnati Reds @ St. Louis Cardinals Busch Stadium, St. Louis, MO Sun May 17, 1987, 3:33 AM CDT Att: 47,187 - Unknown										
Ozzie Smith, S OBP: 0.364, SLG: 0.316										5	1	2	1	0	0	2											
Terry Pendleton, S OBP: 0.367, SLG: 0.434										4	0	1	1	0	0	0											
Jack Clark, R OBP: 0.434, SLG: 0.683										4	0	1	1	0	1	2											
Willie McGee, S OBP: 0.313, SLG: 0.403										4	2	3	0	0	0	2											
Tom Herr, S John Morris, L										4	1	2	0	0	0	2											
José Oquendo, S OBP: 0.481, SLG: 0.476										3	2	1	1	1	1	1											
Tom Pagnozzi, R OBP: 0.265, SLG: 0.419										3	2	1	4	1	0	0											
Lee Tunnell, R Skeeter Barnes, R Ricky Horton, L										3	0	1	1	0	1	0											
Inning Stats	R: 0 E: 0 K: 0 S: 5	H: 2 LOB: 2 BB: 0 P: 5	R: 0 E: 0 K: 0 S: 3	H: 1 LOB: 0 BB: 0 P: 3	R: 1 E: 0 K: 1 S: 6	H: 1 LOB: 0 BB: 0 P: 6	R: 3 E: 0 K: 0 S: 7	H: 4 LOB: 2 BB: 1 P: 11	R: 4 E: 0 K: 1 S: 8	H: 3 LOB: 0 BB: 1 P: 12	R: 2 E: 0 K: 0 S: 6	H: 4 LOB: 1 BB: 0 P: 6	R: 0 E: 0 K: 1 S: 5	H: 0 LOB: 0 BB: 0 P: 5	R: 0 E: 0 K: 0 S: 3	H: 0 LOB: 0 BB: 0 P: 3		1B: 10 2B: 3 3B: 1 HR: 1	SF: 1 SAC: 0 DP: 1 HBP: 0	WP: 0 PB: 0 SB: 0 CS: 0	PA: 39						
PITCHER	IP	WLS	BF	H	R	ER	SO	BB	IBB	HBP	BLK	WP	HR	S	P	ERA	WHIP										
Jerry Reuss, L ERA: 14.63	4.2	L	25	10	7	7	2	1	1	0	0	0	1	8	8	20.25	3.750										
Guy Hoffman, L ERA: 2.69	1.1		8	5	3	3	0	0	0	0	0	0	0	5	5	0.00	0.000										
Rob Murphy, L ERA: 1.16	1.0		3	0	0	0	1	0	0	0	0	0	0	3	3	0.00	0.000										
Frank Williams, R ERA: 2.55	1.0		3	0	0	0	0	0	0	0	0	0	0	3	3	0.00	0.000										

AB	36
R	10
H	15
RBI	10
BB	2
SO	3
LOB	9



Batter	1	2	3	4	5	6	7	8	9	AB	R	H	RBI	BB	SO	LOB	TOP																			
Vince Coleman, S (1, 7) OBP: 0.399, SLG: 0.353										4	1	1	0	0	0	1																				
Ozzie Smith, S (1, 6) OBP: 0.361, SLG: 0.314										4	1	1	0	0	1	0																				
Terry Pendleton, S (1, 5) OBP: 0.364, SLG: 0.429										4	1	1	0	0	0	0																				
Jack Clark, R (1, 3) OBP: 0.429, SLG: 0.669										4	0	1	2	0	1	0																				
Willie McGee, S (1, 8) OBP: 0.303, SLG: 0.390										4	0	0	1	0	1	1																				
Tom Herr, S (1, 4) OBP: 0.383, SLG: 0.458										4	1	1	0	0	2	1																				
Curt Ford, L (1, 9) OBP: 0.414, SLG: 0.615										3	1	1	0	1	1	1																				
Steve Lake, R (1, 2) OBP: 0.318, SLG: 0.405										2	0	0	0	0	0	0																				
Rod Booker, L (7, PH) OBP: 0.542, SLG: 0.600										0	0	0	1	0	0	0																				
Ray Sof, R (7, 1)										0	0	0	0	0	0	0																				
Todd Worrell, R (8, 1)										0	0	0	0	0	0	0																				
John Morris, L (8, 7)										0	0	0	0	0	0	0																				
Joe Magrane, R (1, 1)										2	0	0	0	0	1	0																				
Bill Dawley, R (6, 1)										0	0	0	0	0	0	0																				
Tom Pagnozzi, R (7, PH) OBP: 0.286, SLG: 0.438										1	0	1	1	0	0	0																				
Inning Stats	R: 3 E: 0 K: 1 S: 9	H: 4 LOB: 1 BB: 0 P: 9	R: 0 E: 0 K: 0 S: 3	H: 0 LOB: 0 BB: 0 P: 3	R: 0 E: 0 K: 1 S: 5	H: 0 LOB: 0 BB: 0 P: 5	R: 0 E: 0 K: 1 S: 4	H: 0 LOB: 0 BB: 1 P: 8	R: 0 E: 0 K: 1 S: 5	H: 0 LOB: 0 BB: 0 P: 5	R: 0 E: 0 K: 0 S: 3	H: 0 LOB: 0 BB: 0 P: 3	R: 2 E: 0 K: 0 S: 6	H: 3 LOB: 1 BB: 0 P: 6	R: 0 E: 0 K: 1 S: 5	H: 0 LOB: 0 BB: 0 P: 7	1B: 7 2B: 0 3B: 0 HR: 0	SF: 0 SAC: 1 DP: 0 HBP: 0	WP: 0 PB: 0 SB: 0 CS: 1	PA: 35																
PITCHER	IP WLS BF H R ER SO BB IBB HBP BLK WP HR S P ERA WHIP																																			
Rick Mahler, R (1, 1) ERA: 4.5	6.2	27	7	5	5	4	1	0	0	0	0	0	0	34	38	6.75	1.200																			
Paul Assenmacher, L (7, 1) ERA: 7.56	1.1	4	0	0	0	1	0	0	0	0	0	0	0	6	6	0.00	0.000																			
Gene Garber, R (9, 1) ERA: 4.5	1.0	W	3	0	0	2	0	0	0	0	0	0	0	7	7	0.00	0.000																			

St. Louis Cardinals @ Atlanta Braves
Atlanta-Fulton County Stadium, Atlanta, GA
Tue May 19 1987, 7:05 PM EDT
Att: 11,886 - Unknown

AB 32
R 5
H 7
RBI 5
BB 1
SO 7
LOB 4



Batter	1	2	3	4	5	6	7	8	9	AB	R	H	RBI	BB	SO	LOB	BOTTOM																		
Albert Hall, S (1, 8) OBP: 0.382, SLG: 0.525										4	1	1	0	1	1	2																			
Rafael Ramirez, R (1, 5) OBP: 0.318, SLG: 0.373										5	1	2	1	0	1	1																			
Gary Roenicke, R (1, 7) OBP: 0.326, SLG: 0.237										3	0	3	1	0	0	0																			
Dion James, L (7, PH) OBP: 0.431, SLG: 0.492										2	1	1	0	0	0	0																			
Dale Murphy, R (1, 9) OBP: 0.456, SLG: 0.640										3	1	0	0	2	1	5																			
Ted Simmons, S (1, 3) OBP: 0.298, SLG: 0.426										5	1	2	1	0	1	0																			
Andres Thomas, R (1, 6) OBP: 0.314, SLG: 0.365										3	0	0	0	0	0	0																			
Ozzie Virgil, R (1, 2) OBP: 0.375, SLG: 0.663										3	1	1	1	1	1	2																			
Ken Oberkfell, L (1, 4) OBP: 0.407, SLG: 0.420										2	0	0	0	2	0	0																			
Rick Mahler, R (1, 1) OBP: 0.160, SLG: 0.167										3	0	0	0	0	0	2																			
Paul Assenmacher, L (7, 1)										0	0	0	0	0	0	0																			
Graig Nettles, L (8, PH) OBP: 0.340, SLG: 0.425										1	0	1	2	0	0	0																			
Gene Garber, R (9, 1)										0	0	0	0	0	0	0																			
Inning Stats	R: 0 E: 0 K: 1 S: 6	H: 2 LOB: 1 BB: 0 P: 6	R: 0 E: 0 K: 1 S: 5	H: 0 LOB: 0 BB: 0 P: 5	R: 2 E: 1 K: 0 S: 5	H: 2 LOB: 1 BB: 1 P: 9	R: 1 E: 0 K: 0 S: 4	H: 1 LOB: 0 BB: 0 P: 4	R: 0 E: 0 K: 1 S: 7	H: 2 LOB: 2 BB: 0 P: 7	R: 0 E: 0 K: 0 S: 3	H: 0 LOB: 2 BB: 2 P: 11	R: 0 E: 0 K: 1 S: 5	H: 0 LOB: 0 BB: 0 P: 5	R: 2 E: 0 K: 1 S: 7	H: 2 LOB: 2 BB: 2 P: 15	R: 1 E: 0 K: 0 S: 3	H: 2 LOB: 2 BB: 1 P: 7	1B: 8 2B: 2 3B: 0 HR: 1	SF: 0 SAC: 1 DP: 1 HBP: 0	WP: 1 PB: 0 SB: 1 CS: 0	PA: 41													
PITCHER	IP WLS BF H R ER SO BB IBB HBP BLK WP HR S P ERA WHIP																																		
Joe Magrane, L (1, 1) ERA: 2.25	5.0	22	7	3	3	3	1	1	0	0	1	0	3	11	0.00	1.000																			
Bill Dawley, R (6, 1) ERA: 5.49	1.0	5	0	0	0	0	1	1	0	0	0	0	5	9	9.00	1.000																			
Ray Sof, R (7, 1) ERA: 5.91	1.0	4	0	1	1	1	1	0	0	0	0	0	5	9	9.00	1.000																			
Todd Worrell, R (8, 1) ERA: 8.16	1.1	L	10	4	2	2	1	1	0	0	0	0	10	18	13.50	3.750																			

St. Louis Cardinals @ Atlanta Braves
Atlanta-Fulton County Stadium, Atlanta, GA
Tue May 19 1987, 7:05 PM EDT
Att: 11,886 - Unknown

AB 34
R 6
H 11
RBI 6
BB 6
SO 5
LOB 12



Batter	1	2	3	4	5	6	7	8	9	AB	R	H	RBI	BB	SO	LOB	TOP					
Vince Coleman, S (1, 7) OBP: 0.393, SLG: 0.345	4-3		2B BB	K		F8		K		4	1	0	0	1	2	3	St. Louis Cardinals @ Atlanta Braves Atlanta-Fulton County Stadium, Atlanta, GA Thu May 21 1987, 3:33 AM EDT Att: 9,579 - Unknown					
Ozzie Smith, S (1, 6) OBP: 0.370, SLG: 0.318	6-3		F8		1B BB		1B 1B	FC6-4		4	1	1	1	1	0	3						
Terry Pendleton, S (1, 5) OBP: 0.378, SLG: 0.439	1-3		1-H 2-H	2B	1B		G1-2-3	F8		5	1	2	2	0	0	2						
Jack Clark, R (1, 3) OBP: 0.446, SLG: 0.664		K	F7		1B		G1-2-3		4-0	4	0	2	1	1	1	1						
Willie McGee, S (1, 8) OBP: 0.296, SLG: 0.374	6-3			F8	SF9		G1-2-3	K		4	0	0	1	0	1	4						
Tom Herr, S (1, 4) OBP: 0.367, SLG: 0.425				F7	K			F8		4	0	1	0	1	1	2						
José Oquendo, S (1, 9) OBP: 0.476, SLG: 0.463			F8	WP 2B	1B		1-3		4-0	4	1	1	0	1	0	5						
Steve Lake, R (1, 2) OBP: 0.326, SLG: 0.400			SH1-4	2B	1B		6-3	1B	F8	4	3	2	0	1	0	2						
Bob Forsch, R (1, 1) Ken Dayley, L (8, 1)			SH1-4				G1-6-3	FC6-4		3	0	2	2	0	0	0						
Inning Stats	R: 0 E: 0 K: 0 S: 3	H: 0 LOB: 0 BB: 0 P: 3	R: 0 E: 0 K: 1 S: 6	H: 1 LOB: 1 BB: 0 P: 6	R: 2 E: 0 K: 0 S: 5	H: 2 LOB: 1 BB: 1 P: 9	R: 2 E: 0 K: 1 S: 7	H: 2 LOB: 1 BB: 1 P: 11	R: 2 E: 1 K: 1 S: 7	H: 1 LOB: 1 BB: 1 P: 11	R: 0 E: 0 K: 0 S: 3	H: 0 LOB: 0 BB: 0 P: 3	R: 0 E: 0 K: 0 S: 5	H: 3 LOB: 3 BB: 1 P: 9	R: 1 E: 0 K: 1 S: 7	H: 2 LOB: 1 BB: 0 P: 7	R: 0 E: 0 K: 1 S: 5	H: 0 LOB: 2 BB: 2 P: 13	1B: 9 2B: 2 3B: 0 HR: 0	SF: 1 SAC: 1 DP: 1 HBP: 0	WP: 1 PB: 0 SB: 0 CS: 0	PA: 44
PITCHER	IP WLS BF H R ER SO BB IBB HBP BLK WP HR S P ERA WHIP																					
Zane Smith, L (1, 1) ERA: 3.91	5.0 L 25 6 6 5 3 3 0 0 0 0 1 0 28 40 9.00 1.800																					
Randy O'Neal, R (6, 1) ERA: 5.11	2.0 9 3 0 0 0 0 1 0 0 0 0 0 8 12 0.00 1.500																					
Ed Olwine, L (8, 1) ERA: 5.19	2.0 10 2 1 1 2 2 0 0 0 0 0 0 12 20 4.50 2.000																					

Batter	1	2	3	4	5	6	7	8	9	AB	R	H	RBI	BB	SO	LOB	BOTTOM			
Albert Hall, S (1, 8) OBP: 0.390, SLG: 0.500	6-3	F9		1-2 2-3	BB		4-3			3	0	0	0	1	0	1	St. Louis Cardinals @ Atlanta Braves Atlanta-Fulton County Stadium, Atlanta, GA Thu May 21 1987, 3:33 AM EDT Att: 9,579 - Unknown			
Andres Thomas, R (1, 6) OBP: 0.308, SLG: 0.352	5-3		1B	F6			K			4	0	1	0	0	1	3				
Dion James, L (1, 7) OBP: 0.441, SLG: 0.500		S	1B	G1-6-3	1B		K			4	0	3	0	0	1	0				
Dale Murphy, R (1, 9) OBP: 0.444, SLG: 0.611	5-3			K			4-3			4	0	1	0	0	1	3				
Ken Griffey, L (1, 3) OBP: 0.426, SLG: 0.622		1B	1B	G1-6-3			F8			4	1	1	0	0	0	4				
Graig Nettles, L (1, 5) OBP: 0.345, SLG: 0.404		F9	SH1-3	1B			G3			4	1	1	0	0	0	2				
Ozzie Virgil, R (1, 2) OBP: 0.375, SLG: 0.670		SH1-3	1B	1-2 2-H	1B		BB	1B		4	0	2	1	0	1	0				
Ken Oberkfell, L (1, 4) OBP: 0.400, SLG: 0.411		F9					F5			4	0	1	0	0	0	2				
Zane Smith, L (1, 1) OBP: 0.190, SLG: 0.200										1	0	0	1	0	0	2				
Randy O'Neal, R (6, 1) OBP: 0.200, SLG: 0.143		SH1-3					L9			0	0	0	0	0	0	0				
Gary Roenicke, R (7, PH) OBP: 0.313, SLG: 0.225										1	0	0	0	0	0	0				
Ed Olwine, R (8, 1)										0	0	0	0	0	0	0				
Bruce Benedict, R (9, PH) OBP: 0.256, SLG: 0.152		1-2 3-H								1	0	0	0	0	0	0				
Inning Stats	R: 0 E: 0 K: 0 S: 4	H: 1 LOB: 1 BB: 0 P: 4	R: 2 E: 0 K: 0 S: 6	H: 3 LOB: 1 BB: 0 P: 6	R: 0 E: 0 K: 1 S: 6	H: 2 LOB: 1 BB: 0 P: 6	R: 0 E: 0 K: 0 S: 5	H: 2 LOB: 3 BB: 1 P: 9	R: 0 E: 0 K: 1 S: 5	H: 0 LOB: 0 BB: 0 P: 5	R: 0 E: 0 K: 1 S: 5	H: 0 LOB: 0 BB: 0 P: 5	R: 0 E: 0 K: 0 S: 4	H: 2 LOB: 1 BB: 0 P: 4	R: 0 E: 0 K: 0 S: 3	H: 0 LOB: 0 BB: 0 P: 3	1B: 9 2B: 1 3B: 0 HR: 0	SF: 0 SAC: 1 DP: 2 HBP: 0	WP: 0 PB: 0 SB: 1 CS: 0	PA: 36
PITCHER	IP WLS BF H R ER SO BB IBB HBP BLK WP HR S P ERA WHIP																			
Bob Forsch, R (1, 1) ERA: 4.66	7.0 W 31 10 2 2 4 1 0 0 0 0 0 0 38 42 2.57 1.571																			
Ken Dayley, L (8, 1) ERA:	2.0 5 0 0 0 0 0 0 0 0 0 0 0 5 5 0.00 0.000																			

AB 36
R 7
H 11
RBI 7
BB 6
SO 5
LOB 22



AB 34
R 2
H 10
RBI 2
BB 1
SO 4
LOB 17



Batter	1	2	3	4	5	6	7	8	9	AB	R	H	RBI	BB	SO	LOB	TOP					
Vince Coleman, S (1, 7) OBP: 0.393, SLG: 0.342	K		K		L6		1B BB	2B 1B		4	2	1	0	1	2	2						
Ozzie Smith, S (1, 6) OBP: 0.384, SLG: 0.333	4-3			BB BB		1B 1B	1B BB	2B 2B		3	3	2	2	2	0	0						
Terry Pendleton, S (1, 5) OBP: 0.385, SLG: 0.447	F8				F7	1B BB	1B BB	1B 2B		4	1	2	1	1	0	1						
Jack Clark, R (1, 3) OBP: 0.451, SLG: 0.657		K		BB		K	1B BB	1B 1B		3	0	1	2	2	2	2						
Willie McGee, S (1, 8) OBP: 0.299, SLG: 0.375	5-3		K		K		1B BB	1B 1B		5	0	2	1	0	2	4						
Tom Herr, S (1, 4) OBP: 0.362, SLG: 0.417																						
Ricky Horton, L (7, 1) OBP: 0.167, SLG: 0.167	F7				K		4-3	F2		4	0	1	1	0	1	5						
Todd Worrell, R (9, 1)						1B				0	0	0	0	0	0	0						
Curt Ford, L (1, 9) OBP: 0.360, SLG: 0.569			K			5-3 1B		4-3	F9	3	0	1	0	0	1	2						
Tony Peña, R (8, PH) OBP: 0.267, SLG: 0.083										2	0	0	0	0	0	0						
Steve Lake, R (1, 2) OBP: 0.333, SLG: 0.415					5-3		6-3	F5		4	0	2	0	0	0	1						
John Morris, L (8, PR) OBP: 0.333, SLG: 0.333					2B			1B 2B 1B		1	1	0	0	0	0	0						
Tim Conroy, L (1, 1)																						
José Oquendo, S (7, 4) OBP: 0.464, SLG: 0.449			K		K		K	F9	4-3	3	0	0	0	0	3	2						
										2	0	0	0	0	0	1						
Inning Stats	R: 0 E: 0 K: 1 S: 5	H: 0 LOB: 0 BB: 0 P: 5	R: 0 E: 0 K: 1 S: 5	H: 0 LOB: 0 BB: 0 P: 5	R: 0 E: 0 K: 3 S: 10	H: 1 LOB: 1 BB: 0 P: 10	R: 0 E: 0 K: 2 S: 7	H: 0 LOB: 2 BB: 2 P: 15	R: 0 E: 0 K: 1 S: 6	H: 1 LOB: 2 BB: 0 P: 6	R: 1 E: 0 K: 2 S: 9	H: 2 LOB: 2 BB: 1 P: 13	R: 2 E: 0 K: 1 S: 7	H: 2 LOB: 3 BB: 3 P: 19	R: 4 E: 0 K: 0 S: 9	H: 6 LOB: 2 BB: 0 P: 9	R: 0 E: 0 K: 0 S: 3	H: 0 LOB: 0 BB: 0 P: 3	1B: 9 2B: 3 3B: 0 HR: 0	SF: 0 SAC: 0 DP: 0 HBP: 0	WP: 0 PB: 0 SB: 2 CS: 0	PA: 45
PITCHER	IP WLS BF H R ER SO BB IBB HBP BLK WP HR S P ERA WHIP																					
Nolan Ryan, R (1, 1) ERA: 2.64	6.2 L 31 5 3 3 11 6 0 0 0 0 0 0 47 71 4.05 1.650																					
Aurelio Lopez, R (7, 1) ERA: 2.13	0.1 2 1 0 0 0 0 0 0 0 0 0 0 2 2 0.00 3.000																					
Dave Meads, L (8, 1) ERA: 6.91	0.2 6 4 4 4 0 0 0 0 0 0 0 0 6 6 54.00 6.000																					
Julio Solano, R (8, 1) ERA: 3.97	1.1 6 2 0 0 0 0 0 0 0 0 0 0 6 6 0.00 1.500																					

St. Louis Cardinals @ Houston Astros
Astrodome, Houston, TX
Fri May 22 1987, 8:05 PM EDT
Att: 22,533 - Unknown

AB 39
R 7
H 12
RBI 7
BB 6
SO 11
LOB 22



Batter	1	2	3	4	5	6	7	8	9	AB	R	H	RBI	BB	SO	LOB	BOTTOM			
Billy Hatcher, R (1, 8) OBP: 0.371, SLG: 0.460	F9	F8			G4-1		1B		1B 2B	5	1	2	1	0	0	3				
Bill Doran, S (1, 4) OBP: 0.300, SLG: 0.342	2B BB		CS 1B		BB		F9		2B 1B	3	1	2	1	2	0	1				
Jose Cruz, L (1, 7) OBP: 0.336, SLG: 0.444	F9		F7		L9			BLK 3B	P6	5	1	1	0	0	0	5				
Glenn Davis, R (1, 3) OBP: 0.263, SLG: 0.390	1-H 2B		5-3			K		HR	P6	5	1	2	2	0	1	1				
Phil Garner, R (1, 5) OBP: 0.280, SLG: 0.388	F8				P3		F8	F9		4	0	0	0	0	0	1				
Kevin Bass, S (1, 9) OBP: 0.337, SLG: 0.442		F9			F7		5-3	F9		4	0	0	0	0	0	0				
Alan Ashby, S (1, 2) OBP: 0.380, SLG: 0.450		G3			F8			CI		3	1	1	0	0	0	0				
Dickie Thon, R (1, 6) OBP: 0.364, SLG: 0.389		S 1B			G4-1 SH1-4 1B		5-3	FC6-4		4	0	2	0	0	0	2				
Nolan Ryan, R (1, 1) ERA: 5.125, SLG: 0.287										0	0	0	0	1	0	0				
Aurelio Lopez, R (7, 1) ERA: 2.13										0	0	0	0	0	0	0				
Jim Pankovits, R (8, PH) OBP: 0.166, SLG: 0.166										1	0	0	0	0	0	1				
Dave Meads, L (8, 1) ERA: 6.91										0	0	0	0	0	0	0				
Julio Solano, R (8, 1) ERA: 3.97										0	0	0	0	0	0	0				
Paul Householder, S (8, PH) OBP: 0.220, SLG: 0.330		1-2 BB								1	0	0	0	0	0	0				
Inning Stats	R: 1 E: 0 K: 0 S: 4	H: 1 LOB: 1 BB: 1 P: 8	R: 0 E: 0 K: 0 S: 4	H: 1 LOB: 2 BB: 1 P: 8	R: 0 E: 0 K: 0 S: 3	H: 1 LOB: 0 BB: 0 P: 3	R: 0 E: 0 K: 0 S: 3	H: 0 LOB: 0 BB: 0 P: 3	R: 0 E: 0 K: 1 S: 5	H: 0 LOB: 0 BB: 0 P: 5	R: 1 E: 0 K: 0 S: 5	H: 2 LOB: 1 BB: 0 P: 5	R: 2 E: 1 K: 0 S: 6	H: 2 LOB: 1 BB: 0 P: 6	R: 1 E: 0 K: 0 S: 5	H: 2 LOB: 1 BB: 0 P: 5	1B: 5 2B: 3 3B: 1 HR: 1	SF: 0 SAC: 1 DP: 0 HBP: 0	WP: 0 PB: 0 SB: 2 CS: 1	PA: 40
PITCHER	IP WLS BF H R ER SO BB IBB HBP BLK WP HR S P ERA WHIP																			
Tim Conroy, L (1, 1) ERA: 3.99	6.2 W 28 6 2 2 2 1 3 0 0 0 0 0 27 39 2.70 1.350																			
Ricky Horton, L (7, 1) ERA: 2.59	2.0 11 4 3 3 0 0 0 0 0 1 0 1 11 11 13.50 2.000																			
Todd Worrell, R (9, 1) ERA: 7.8	0.1 S 1 0 0 0 0 0 0 0 0 0 0 0 1 1 0.00 0.000																			

St. Louis Cardinals @ Houston Astros
Astrodome, Houston, TX
Fri May 22 1987, 8:05 PM EDT
Att: 22,533 - Unknown

AB 35
R 5
H 10
RBI 4
BB 3
SO 1
LOB 14



Batter	1	2	3	4	5	6	7	8	9	AB	R	H	RBI	BB	SO	LOB	TOP										
Vince Coleman, S OBP: 0.388, SLG: 0.333 (1, 7)	F9	FC5		BB	4-0		K		F8	4	0	0	0	1	1	2											
Ozzie Smith, S OBP: 0.376, SLG: 0.328 (1, 6)	1-3		F7	F5			1B	1B	6-3	5	0	1	0	0	0	2											
Terry Pendleton, S OBP: 0.397, SLG: 0.452 (1, 5)	F6		HR	1B			1B	1B	BB	3	1	2	0	2	0	0											
Jack Clark, R OBP: 0.461, SLG: 0.679 (1, 3)		6-3	1B	HR			1B	1B	F6	3	2	2	2	2	0	1											
Tom Herr, S OBP: 0.365, SLG: 0.419 Rod Escobar, R OBP: 0.500, SLG: 0.545 (5, PH) (5, 4)		SF8	1B	L5			FC6-4	1B		2	1	1	0	0	0	0											
Curt Ford, L OBP: 0.326, SLG: 0.359 Steve Lake, R OBP: 0.441, SLG: 0.441 John Morris, L OBP: 0.333, SLG: 0.333 (7, PH) (7, 9)		SF8	6-3	1B			K			0	0	0	0	0	0	0											
Willie McGee, S OBP: 0.291, SLG: 0.364 (1, 8)	6-3		F9				K			4	0	0	0	0	1	6											
José Oquendo, S OBP: 0.443, SLG: 0.431 (1, 9) (7, 4)	SF8		F7				G3		G3	3	0	0	1	0	0	0											
Tony Peña, R OBP: 0.316, SLG: 0.133 (1, 2)	FC5	1B	SH2-4	1B			6-3		K	3	0	1	0	1	1	0											
Lee Tunnell, R OBP: 0.500, SLG: 0.500 Pat Perry, L (5, 1) Ray Soff, R (8, 1) Ken Dayley, L (8, 1) Todd Worrell, R (9, 1)			SH2-4				G3		4-3	1	0	1	1	0	0	0											
Inning Stats	R: 0 E: 0 K: 0 S: 3	H: 0 LOB: 0 BB: 0 P: 3	R: 2 E: 0 K: 0 S: 5	H: 2 LOB: 2 BB: 2 P: 13	R: 2 E: 0 K: 0 S: 5	H: 2 LOB: 2 BB: 0 P: 5	R: 0 E: 0 K: 0 S: 4	H: 1 LOB: 2 BB: 1 P: 8	R: 0 E: 0 K: 0 S: 3	H: 0 LOB: 0 BB: 0 P: 3	R: 0 E: 0 K: 3 S: 11	H: 2 LOB: 3 BB: 1 P: 15	R: 0 E: 0 K: 1 S: 5	H: 0 LOB: 0 BB: 0 P: 5	R: 0 E: 0 K: 0 S: 3	H: 0 LOB: 1 BB: 1 P: 7	1B: 7 2B: 0 3B: 0 HR: 1	SF: 1 SAC: 1 DP: 0 HBP: 0	WP: 0 PB: 0 SB: 2 CS: 1	PA: 40							
PITCHER	IP	WLS	BF	H	R	ER	SO	BB	IBB	HBP	BLK	WP	HR	S	P	ERA	WHIP										
Bob Knepper, L ERA: 6.59 (1, 1)	3.0	L	15	4	4	4	0	2	0	0	0	0	1	13	21	12.00	2.000										
Aurelio Lopez, R ERA: 1.99 (4, 1)	2.0		9	2	0	0	0	2	0	0	0	0	0	7	15	0.00	2.000										
Larry Andersen, R ERA: 2.78 (6, 1)	1.1		7	2	0	0	1	1	0	0	0	0	0	8	12	0.00	2.250										
Dave Meads, L ERA: 6.6 (7, 1)	0.2		2	0	0	0	2	0	0	0	0	0	0	6	6	0.00	0.000										
Dave Smith, R ERA: (8, 1)	2.0		7	0	0	0	1	1	0	0	0	0	0	8	12	0.00	0.500										

St. Louis Cardinals @ Houston Astros
Astrodome, Houston, TX
Sat May 23 1987, 8:05 PM EDT
Att: 31,443 - Unknown

AB 32
R 4
H 8
RBI 4
BB 6
SO 4
LOB 15



Batter	1	2	3	4	5	6	7	8	9	AB	R	H	RBI	BB	SO	LOB	BOTTOM										
Billy Hatcher, R OBP: 0.374, SLG: 0.463 (1, 8)	1B		1-2	BB	5-3		FC5-4			3	1	1	0	1	0	2											
Bill Doran, S OBP: 0.304, SLG: 0.352 (1, 4)	1B		F7				4-3			4	0	2	1	0	0	3											
Jose Cruz, L OBP: 0.327, SLG: 0.434 (1, 7)	SF7-5-4-3		K		F8			F4		3	0	0	1	0	1	3											
Glenn Davis, R OBP: 0.275, SLG: 0.414 (1, 3)	F9		HR				1B	G4-6-3	BB	3	1	2	1	1	0	0											
Denny Walling, L OBP: 0.329, SLG: 0.400 (8, PH) Jim Pankovits, R OBP: 0.143, SLG: 0.100 (9, 5)		G6-4-3	1B		K		F5	G4-6-3		3	0	1	0	0	1	1											
Kevin Bass, S OBP: 0.329, SLG: 0.431 (1, 9)	G6-4-3		4-3		4-3		FC1-4-6		F9	4	0	0	0	0	0	2											
Alan Ashby, S OBP: 0.376, SLG: 0.442 (1, 2)	4-3		K		K		F7		F7-3	4	0	1	0	0	1	1											
Craig Reynolds, L OBP: 0.356, SLG: 0.363 Dickie Thon, R OBP: 0.333, SLG: 0.350 (7, PH) (8, 6)			BB	1B			F9		F7-3	2	1	2	0	0	0	0											
Bob Knepper, L OBP: 0.322, SLG: 0.333 Phil Garner, R OBP: 0.297, SLG: 0.394 Aurelio Lopez, R OBP: 0.441, SLG: 0.441 Paul Householder, S OBP: 0.326, SLG: 0.443 Larry Andersen, R OBP: 0.333, SLG: 0.333 Dave Meads, L OBP: 0.329, SLG: 0.431 Mark Bailey, S OBP: 0.244, SLG: 0.244 Dave Smith, R OBP: 0.333, SLG: 0.333 (1, 1) (3, PH) (4, 1) (5, PH) (8, 1) (7, 1) (7, PH) (8, 1)		F8		K			FC5-4	1B		0	0	0	0	0	0	0											
Inning Stats	R: 1 E: 0 K: 0 S: 4	H: 2 LOB: 0 BB: 0 P: 4	R: 0 E: 0 K: 0 S: 3	H: 1 LOB: 0 BB: 0 P: 3	R: 0 E: 0 K: 1 S: 6	H: 1 LOB: 2 BB: 1 P: 10	R: 1 E: 0 K: 2 S: 8	H: 1 LOB: 0 BB: 0 P: 8	R: 1 E: 0 K: 1 S: 7	H: 2 LOB: 1 BB: 0 P: 7	R: 0 E: 0 K: 0 S: 4	H: 1 LOB: 1 BB: 0 P: 4	R: 0 E: 1 K: 0 S: 4	H: 1 LOB: 1 BB: 0 P: 4	R: 0 E: 0 K: 0 S: 2	H: 0 LOB: 0 BB: 1 P: 6	R: 0 E: 0 K: 0 S: 3	H: 1 LOB: 0 BB: 0 P: 3	1B: 6 2B: 5 3B: 0 HR: 1	SF: 1 SAC: 0 DP: 4 HBP: 0	WP: 0 PB: 0 SB: 0 CS: 0	PA: 35					
PITCHER	IP	WLS	BF	H	R	ER	SO	BB	IBB	HBP	BLK	WP	HR	S	P	ERA	WHIP										
Lee Tunnell, R ERA: 3.86 (1, 1)	4.2		20	7	3	3	4	1	0	0	0	0	0	10	10	0.00	0.750										
Pat Perry, L ERA: 3.28 (5, 1)	2.2	W	10	2	0	0	0	0	0	0	0	0	0	10	10	0.00	0.750										
Ray Soff, R ERA: 5.91 (8, 1)	0.0		1	0	0	0	0	1	0	0	0	0	0	4	4	∞	∞										
Ken Dayley, L ERA: (8, 1)	0.2		1	0	0	0	0	0	0	0	0	0	0	1	1	0.00	0.000										
Todd Worrell, R ERA: 7.31 (9, 1)	1.0	S	3	1	0	0	0	0	0	0	0	0	0	3	3	0.00	1.000										

St. Louis Cardinals @ Houston Astros
Astrodome, Houston, TX
Sat May 23 1987, 8:05 PM EDT
Att: 31,443 - Unknown

AB 32
R 3
H 10
RBI 3
BB 2
SO 4
LOB 16



Batter	1	2	3	4	5	6	7	8	9	AB	R	H	RBI	BB	SO	LOB	TOP					
Albert Hall, S OBP: 0.388, SLG: 0.493	1-3	E3	G4-6-3			L7			2B	6	0	2	3	0	0	2						
Dion James, L OBP: 0.412, SLG: 0.466	4-3	FC3-6				F8	4-3		K	6	1	1	0	0	1	4						
Ken Oberkfell, L OBP: 0.383, SLG: 0.407	F7	F8			F8		FC3-2	6-3		5	0	1	0	0	0	2						
Dale Murphy, R OBP: 0.458, SLG: 0.638		2B	F7		1B		FC3-2	K		4	3	2	0	1	1	0						
Gerald Perry, L OBP: 0.288, SLG: 0.333		1B			1B		FC3-2	K		3	2	2	2	2	1	0						
Andres Thomas, R OBP: 0.309, SLG: 0.367		1B	F8		1B		FC3-2	6-3		5	2	2	1	0	0	4						
Bruce Benedict, R OBP: 0.262, SLG: 0.167										3	0	1	1	0	1	2						
Ken Griffey, L OBP: 0.431, SLG: 0.611	K		F8							1	0	1	2	0	0	0						
Charlie Puleo, R OBP: 0.571, SLG: 1.000										0	1	0	0	0	0	0						
Ozzie Virgil, R OBP: 0.370, SLG: 0.634					1B					1	1	1	1	0	0	0						
Glenn Hubbard, R OBP: 0.433, SLG: 0.442	1B				1-3					4	3	3	2	1	0	2						
Zane Smith, L OBP: 0.192, SLG: 0.200			K			4-3	G3		3-1	5	1	1	1	0	1	3						
Inning Stats	R: 0 E: 0 K: 0 S: 3	H: 0 LOB: 0 BB: 0 P: 3	R: 5 E: 2 K: 1 S: 11	H: 5 LOB: 1 BB: 0 P: 11	R: 0 E: 0 K: 0 S: 3	H: 0 LOB: 1 BB: 1 P: 7	R: 0 E: 0 K: 1 S: 4	H: 0 LOB: 0 BB: 0 P: 8	R: 2 E: 0 K: 0 S: 7	H: 5 LOB: 2 BB: 0 P: 7	R: 0 E: 0 K: 0 S: 3	H: 0 LOB: 0 BB: 0 P: 3	R: 5 E: 0 K: 0 S: 7	H: 4 LOB: 2 BB: 2 P: 15	R: 0 E: 0 K: 2 S: 7	H: 0 LOB: 0 BB: 0 P: 7	R: 2 E: 0 K: 1 S: 8	H: 3 LOB: 1 BB: 0 P: 8	1B: 9 2B: 6 3B: 1 HR: 1	SF: 0 SAC: 0 DP: 1 HBP: 0	WP: 0 PB: 0 SB: 0 CS: 0	PA: 47
PITCHER	IP WLS BF H R ER SO BB IBB HBP BLK WP HR S P ERA WHIP	IP WLS BF H R ER SO BB IBB HBP BLK WP HR S P ERA WHIP	Danny Cox, R ERA: 4.38	4.2 L 25 10 7 6 2 2 0 0 0 0 0 0 27 35 11.57 2.571	Bill Dawley, R ERA: 5.16	5.1 4 0 0 0 0 0 0 0 0 0 0 0 4 0 0.00 0.000	Pat Perry, L ERA: 4.38	7.1 0.0 3 1 3 3 0 2 0 0 0 0 0 0 1 9 ∞ ∞	Ray Sof, R ERA: 7.24	7.1 3.0 15 6 4 4 3 0 0 0 0 0 1 21 21 12.00 2.000	PITCHER	IP WLS BF H R ER SO BB IBB HBP BLK WP HR S P ERA WHIP	IP WLS BF H R ER SO BB IBB HBP BLK WP HR S P ERA WHIP	Danny Cox, R ERA: 4.38	4.2 L 25 10 7 6 2 2 0 0 0 0 0 0 27 35 11.57 2.571	Bill Dawley, R ERA: 5.16	5.1 4 0 0 0 0 0 0 0 0 0 0 0 0 4 0 0.00 0.000	Pat Perry, L ERA: 4.38	7.1 0.0 3 1 3 3 0 2 0 0 0 0 0 0 1 9 ∞ ∞	Ray Sof, R ERA: 7.24	7.1 3.0 15 6 4 4 3 0 0 0 0 0 1 21 21 12.00 2.000	

Atlanta Braves @ St. Louis Cardinals
 Busch Stadium, St. Louis, MO
 Mon May 25 1987, 7:05 PM CDT
 Att: 34,413 - Unknown

AB	43
R	14
H	17
RBI	13
BB	4
SO	5
LOB	19



Batter	1	2	3	4	5	6	7	8	9	AB	R	H	RBI	BB	SO	LOB	BOTTOM			
Vince Coleman, S OBP: 0.383, SLG: 0.323	4-3		5-3	F8		FC5			FC6-4	4	0	1	0	0	0	3				
Ozzie Smith, S OBP: 0.374, SLG: 0.317	1-3		BB	FC4			5-3		FC6-4	5	1	1	0	0	0	3				
Terry Pendleton, S OBP: 0.393, SLG: 0.442	4-3		BB	1B		6-3			F9	4	1	1	0	0	0	1				
Jack Clark, R OBP: 0.466, SLG: 0.683	K		2B	BB		K			F9	3	1	0	0	1	2	1				
Willie McGee, S OBP: 0.288, SLG: 0.376		1-3	6-3	L9					6-3	4	0	1	3	0	0	0				
Tom Herr, S OBP: 0.371, SLG: 0.415		E	6-3			F8			L4-3	4	1	2	0	0	0	1				
José Oquendo, S OBP: 0.446, SLG: 0.434		E5	F9			FC5			L4-3	4	1	2	0	0	0	2				
Tony Peña, R OBP: 0.261, SLG: 0.105		6-3		1-3		F9			E6	4	0	0	1	0	0	1				
Danny Cox, R ERA: 4.38										2	0	1	0	0	1	0				
Steve Lake, R ERA: 5.16										0	0	0	0	0	0	0				
Lee Tunnell, R ERA: 4.38										0	0	0	0	0	0	0				
Pat Perry, L ERA: 4.38										0	0	0	0	0	0	0				
Ray Sof, R ERA: 7.24										0	0	0	0	0	0	0				
Tom Lawless, R ERA: 7.24										1	0	0	0	0	0	1				
Inning Stats	R: 0 E: 0 K: 1 S: 5	H: 0 LOB: 1 BB: 0 P: 6	R: 2 E: 1 K: 1 S: 7	H: 2 LOB: 0 BB: 0 P: 7	R: 3 E: 0 K: 0 S: 6	H: 3 LOB: 1 BB: 1 P: 10	R: 0 E: 0 K: 0 S: 4	H: 1 LOB: 0 BB: 0 P: 4	R: 0 E: 0 K: 1 S: 5	H: 0 LOB: 0 BB: 0 P: 5	R: 0 E: 0 K: 0 S: 5	H: 0 LOB: 2 BB: 0 P: 5	R: 0 E: 0 K: 0 S: 3	H: 0 LOB: 0 BB: 0 P: 3	R: 0 E: 1 K: 0 S: 4	H: 1 LOB: 1 BB: 0 P: 4	1B: 9 2B: 2 3B: 0 HR: 0	SF: 0 SAC: 0 DP: 2 HBP: 1	WP: 0 PB: 0 SB: 1 CS: 0	PA: 38
PITCHER	IP WLS BF H R ER SO BB IBB HBP BLK WP HR S P ERA WHIP	IP WLS BF H R ER SO BB IBB HBP BLK WP HR S P ERA WHIP	Zane Smith, L ERA: 3.81	9.0 W 38 10 5 3 3 1 0 1 0 0 0 42 47 3.00 1.222	PITCHER	IP WLS BF H R ER SO BB IBB HBP BLK WP HR S P ERA WHIP	IP WLS BF H R ER SO BB IBB HBP BLK WP HR S P ERA WHIP	Zane Smith, L ERA: 3.81	9.0 W 38 10 5 3 3 1 0 1 0 0 0 42 47 3.00 1.222											

Atlanta Braves @ St. Louis Cardinals
 Busch Stadium, St. Louis, MO
 Mon May 25 1987, 7:05 PM CDT
 Att: 34,413 - Unknown

AB	36
R	5
H	10
RBI	4
BB	1
SO	3
LOB	13



Batter	1	2	3	4	5	6	7	8	9	AB	R	H	RBI	BB	SO	LOB	TOP				
Dion James, L OBP: 0.401, SLG: 0.451 (1, 8)	4-3	K		L6			K		K2	5	0	0	0	0	3	2	Atlanta Braves @ St. Louis Cardinals Busch Stadium, St. Louis, MO Tue May 26 1987, 7:05 PM CDT Att: 27,523 - Unknown livebaseballscorecards.com				
Ken Oberkfell, L OBP: 0.386, SLG: 0.415 (1, 5)	F8		1B	2B	F8		FC4-6 1B			4	1	2	0	0	0	0					
Gerald Perry, L OBP: 0.295, SLG: 0.338 (1, 3)	1B	1B	E	1B	4-3		FC4-6			4	2	2	1	0	0	1					
Dale Murphy, R OBP: 0.464, SLG: 0.638 (1, 9)	1B		E2	1B	6-3			2-3 BB		3	0	2	2	1	0	0					
Ken Griffey, L OBP: 0.425, SLG: 0.626 (1, 7)	F7		G3	1B				F8		4	1	1	1	0	0	3					
Andres Thomas, R OBP: 0.307, SLG: 0.362 (1, 6)		2B	G3			HR		2-3		4	1	1	0	0	1	2					
Ozzie Virgil, R OBP: 0.360, SLG: 0.614 (1, 2)	F9	1B	K		F8			F2		4	0	0	0	0	1	3					
Glenn Hubbard, R OBP: 0.435, SLG: 0.451 (1, 4)	4-3			5-3		F3				4	0	2	0	0	0	0					
Doyle Alexander, R (1, 1)	4-3			5-3			6-3			3	0	0	1	0	0	1					
Jim Acker, R OBP: 0.286, SLG: 0.286 (7, 1)								K		1	0	0	0	0	1	1					
Inning Stats	R: 1 E: 0 K: 0 S: 5	H: 2 LOB: 1 BB: 0 P: 5	R: 1 E: 0 K: 1 S: 7	H: 2 LOB: 1 BB: 0 P: 7	R: 2 E: 1 K: 1 S: 8	H: 3 LOB: 1 BB: 0 P: 8	R: 0 E: 0 K: 0 S: 3	H: 0 LOB: 0 BB: 0 P: 3	R: 0 E: 0 K: 1 S: 6	H: 1 LOB: 0 BB: 0 P: 6	R: 0 E: 0 K: 1 S: 6	H: 1 LOB: 1 BB: 0 P: 6	R: 0 E: 0 K: 0 S: 3	H: 0 LOB: 1 BB: 1 P: 7	R: 0 E: 0 K: 2 S: 7	H: 1 LOB: 1 BB: 0 P: 7	1B: 7 2B: 3 3B: 0 HR: 1	SF: 0 SAC: 0 DP: 1 HBP: 0	WP: 0 PB: 0 SB: 3 CS: 0	PA: 37	
PITCHER	IP	WLS	BF	H	R	ER	SO	BB	IBB	HBP	BLK	WP	HR	S	P	ERA	WHIP				
Bob Forsch, R ERA: 5.19 (1, 1)	2.0		13	7	4	4	1	0	0	0	0	0	0	15	15	18.00	3.500				
Bill Dawley, R ERA: 4.73 (3, 1)	4.0	L	13	1	1	1	2	0	0	0	0	0	1	17	17	2.25	0.250				
Ken Dayley, L ERA: (7, 1)	1.2		7	1	0	0	1	1	0	0	0	0	0	8	12	0.00	1.200				
Todd Worrell, R ERA: 6.75 (8, 1)	1.1		4	1	0	0	2	0	0	0	0	0	0	8	8	0.00	0.750				

Batter	1	2	3	4	5	6	7	8	9	AB	R	H	RBI	BB	SO	LOB	BOTTOM					
Vince Coleman, S OBP: 0.381, SLG: 0.321 (1, 7)	K		E		F8			B3		4	0	1	0	0	1	1	Atlanta Braves @ St. Louis Cardinals Busch Stadium, St. Louis, MO Tue May 26 1987, 7:05 PM CDT Att: 27,523 - Unknown livebaseballscorecards.com					
Ozzie Smith, S OBP: 0.382, SLG: 0.336 (1, 6)	HR		F8		1B		1B	4-3 1B		4	1	3	1	0	0	1						
Terry Pendleton, S OBP: 0.385, SLG: 0.431 (1, 5)	6-3		F8		4-3			4-3		4	0	0	0	0	0	4						
Jack Clark, R OBP: 0.461, SLG: 0.692 (1, 3)	HR		K				K	K		4	1	1	2	0	3	2						
Willie McGee, S OBP: 0.287, SLG: 0.392 (1, 8)	HR			4-3		F8		L6		4	1	1	1	0	0	0						
Tom Herr, S OBP: 0.361, SLG: 0.402 Ken Dayley, L (7, 1)	L3			4-3				6-3		3	0	0	0	0	1	0						
Rod Booker, L OBP: 0.451, SLG: 0.522 (8, 4)						K				0	0	0	0	0	0	0						
Curt Ford, L OBP: 0.372, SLG: 0.531 (1, 9)			G3		K			F5		4	0	1	0	0	1	0						
Tony Peña, R OBP: 0.269, SLG: 0.136 (1, 2)		K2-3						G6-3 1B		3	0	1	0	0	1	1						
Bob Forsch, R OBP: 0.409, SLG: 0.727 Bill Dawley, R (3, 1)								FC1-6 1B		1	0	0	0	0	0	0						
José Oquendo, S OBP: 0.441, SLG: 0.429 Todd Worrell, R (8, 1)					FC1-6 1B			L5		1	0	0	0	0	0	0						
Inning Stats	R: 3 E: 0 K: 1 S: 8	H: 3 LOB: 0 BB: 0 P: 8	R: 0 E: 0 K: 1 S: 5	H: 0 LOB: 0 BB: 0 P: 5	R: 0 E: 0 K: 1 S: 6	H: 1 LOB: 1 BB: 0 P: 6	R: 0 E: 0 K: 1 S: 5	H: 0 LOB: 0 BB: 0 P: 5	R: 1 E: 0 K: 0 S: 5	H: 2 LOB: 1 BB: 0 P: 5	R: 0 E: 0 K: 2 S: 7	H: 0 LOB: 0 BB: 0 P: 7	R: 0 E: 0 K: 0 S: 3	H: 1 LOB: 0 BB: 0 P: 3	R: 0 E: 0 K: 1 S: 6	H: 1 LOB: 1 BB: 0 P: 6	R: 0 E: 0 K: 0 S: 3	H: 0 LOB: 0 BB: 0 P: 3	1B: 5 2B: 1 3B: 0 HR: 2	SF: 0 SAC: 0 DP: 1 HBP: 0	WP: 1 PB: 0 SB: 1 CS: 0	PA: 34
PITCHER	IP	WLS	BF	H	R	ER	SO	BB	IBB	HBP	BLK	WP	HR	S	P	ERA	WHIP					
Doyle Alexander, R ERA: 6.0 (1, 1)	6.0	W	25	7	4	4	6	0	0	0	0	0	0	2	37	6.00	1.167					
Jim Acker, R ERA: 3.53 (7, 1)	3.0	S	9	1	0	0	1	0	0	0	0	0	0	11	11	0.00	0.333					



Batter	1	2	3	4	5	6	7	8	9	AB	R	H	RBI	BB	SO	LOB	TOP											
Billy Hatcher, R OBP: 0.371, SLG: 0.448 (1, 7)	0-0 6-3	0-0 1-3			0-0 G4-6-3			0-0 6-3		4	0	0	0	0	0	2	Houston Astros @ St. Louis Cardinals Busch Stadium, St. Louis, MO Fri May 29 1987, 7:05 PM CDT Att: 48,423 - Unknown											
Bill Doran, S OBP: 0.309, SLG: 0.349 (1, 4)	0-0 6-3		0-0 4-3		0-0 4-3			0-0 4-3		4	0	0	0	0	0	0												
Phil Garner, R OBP: 0.292, SLG: 0.372 Dave Meads, L OBP: 0.333, SLG: 0.333 (8, 1)	0-0 1B		4-0 BB		0-0 G6-4-3 BB			0-0 F8		3	0	1	0	1	0	0												
Glenn Davis, R OBP: 0.306, SLG: 0.489 (1, 3)	0-3 K		0-0 G6-4-3		0-0 F8			0-0 1-3		4	0	0	0	0	1	2												
Kevin Bass, S OBP: 0.347, SLG: 0.460 Larry Andersen, R (6, 1)		0-0 HR		4-0 BB				0-0 G3		2	1	1	1	1	0	0												
Craig Reynolds, L OBP: 0.347, SLG: 0.378 (8, 5)				0-0 G5-6-3 BB				0-0 3-1		0	0	0	0	0	0	0												
Alan Ashby, S OBP: 0.390, SLG: 0.434 (1, 2)		4-0 2B 6-3 BB		0-0 G5-6-3				0-0 FC5-4 1B		3	1	1	0	1	0	1												
Chuck Jackson, R OBP: 0.500, SLG: 0.667 (1, 8)		0-0 6-3 1-3 2B		4-0 S BB				0-0 F9		2	0	1	0	1	0	1												
Dickie Thon, R OBP: 0.314, SLG: 0.250 (1, 6)		0-3 K		0-0 5-3				0-3 K		3	0	0	0	0	2	4												
Mike Scott, R OBP: 0.192, SLG: 0.087 Aurelio Lopez, R (6, 1)		0-0 6-3			4-0 G4-6-3 BB			0-0 FC5-4		1	0	0	1	1	0	1												
Paul Householder, S OBP: 0.385, SLG: 0.222 (6, 9)		2-3 3H						0-0 1-2		0	0	0	0	0	0	1												
Inning Stats	R: 0 E: 0 K: 1 S: 6	H: 1 LOB: 1 BB: 0 P: 6	R: 2 E: 0 K: 1 S: 7	H: 2 LOB: 1 BB: 1 P: 11	R: 0 E: 0 K: 0 S: 2	H: 0 LOB: 0 BB: 1 P: 6	R: 0 E: 0 K: 0 S: 2	H: 0 LOB: 1 BB: 2 P: 10	R: 0 E: 0 K: 0 S: 3	H: 0 LOB: 0 BB: 0 P: 3	R: 0 E: 0 K: 1 S: 6	H: 1 LOB: 1 BB: 0 P: 6	R: 0 E: 0 K: 0 S: 3	H: 0 LOB: 0 BB: 0 P: 3	R: 0 E: 0 K: 0 S: 3	H: 0 LOB: 0 BB: 0 P: 3	1B: 2 2B: 1 3B: 0 HR: 1	SF: 0 SAC: 0 DP: 3 HBP: 0	WP: 0 PB: 0 SB: 1 CS: 0	PA: 33								
PITCHER	IP	WLS	BF	H	R	ER	SO	BB	IBB	HBP	BLK	WP	HR	S	P	ERA	WHIP											
Joe Magrane, L ERA: 2.39 (1, 1)	4.0		17	3	2	2	2	4	0	0	0	0	0	1	17	33	4.50	1.750										
Lee Tunnell, R ERA: 3.29 (5, 1)	2.0	W	6	0	0	0	0	1	0	0	0	0	0	5	9	0.00	0.500											
Ken Dayley, L ERA: (7, 1)	1.0		4	1	0	0	1	0	0	0	0	0	0	6	6	0.00	1.000											
Ricky Horton, L ERA: 2.41 (8, 1)	2.0		6	0	0	0	0	0	0	0	0	0	0	6	6	0.00	0.000											

Batter	1	2	3	4	5	6	7	8	9	AB	R	H	RBI	BB	SO	LOB	BOTTOM											
Ozzie Smith, S OBP: 0.388, SLG: 0.344 (1, 6)	0-0 5-3		0-0 6-3		4-0 E S 1B BB			0-3 K		3	2	0	0	2	1	0	Houston Astros @ St. Louis Cardinals Busch Stadium, St. Louis, MO Fri May 29 1987, 7:05 PM CDT Att: 48,423 - Unknown											
Tom Herr, S OBP: 0.381, SLG: 0.398 (1, 4)	0-3 K		4-0 1B BB		0-0 G4-6-3 1B			0-0 F9		3	1	1	1	1	1	0												
Terry Pendleton, S OBP: 0.383, SLG: 0.423 (1, 5)	0-0 4-3		0-0 1-2 1B		0-0 G4-6-3			0-0 F3		4	0	1	0	0	0	1												
Jack Clark, R OBP: 0.466, SLG: 0.727 (1, 3)		0-0 P3		0-0 F8				0-0 2B		3	2	1	0	1	0	2												
Willie McGee, S OBP: 0.301, SLG: 0.407 (1, 8)		0-0 1B S 1B		0-0 F9				0-0 2B		4	2	3	3	0	0	2												
Curt Ford, L OBP: 0.379, SLG: 0.533 (1, 7)		0-0 S 1B		0-0 F8				0-0 G3		4	0	2	1	0	0	2												
Jim Lindeman, R OBP: 0.203, SLG: 0.414 Ken Dayley, L (7, 1)		0-3 K		0-3 K				0-0 6-3		3	0	0	0	0	2	3												
José Oquendo, S OBP: 0.447, SLG: 0.429 Ricky Horton, L OBP: 0.167, SLG: 0.167 (8, 1)		1-2 K		0-0 K				0-0 3B		0	1	0	0	1	0	0												
Tony Peña, R OBP: 0.324, SLG: 0.310 (1, 2)		4-0 IBB		0-0 F5				0-0 FC5-2-5-1-5		3	0	1	3	1	0	1												
Joe Magrane, R (1, 1)		0-0 F9			0-0 F9			0-0 6-3		1	0	0	0	0	0	3												
Lee Tunnell, R OBP: 0.400, SLG: 0.400 John Morris, L OBP: 0.286, SLG: 0.286 (6, PH) (7, 9)								0-0 F7		1	0	0	0	0	0	0												
Inning Stats	R: 0 E: 0 K: 1 S: 5	H: 0 LOB: 0 BB: 0 P: 5	R: 0 E: 0 K: 1 S: 7	H: 2 LOB: 3 BB: 1 P: 11	R: 0 E: 0 K: 0 S: 4	H: 1 LOB: 2 BB: 1 P: 8	R: 0 E: 0 K: 1 S: 5	H: 0 LOB: 0 BB: 0 P: 5	R: 1 E: 0 K: 0 S: 3	H: 1 LOB: 0 BB: 1 P: 7	R: 2 E: 0 K: 0 S: 6	H: 3 LOB: 1 BB: 0 P: 6	R: 5 E: 0 K: 0 S: 5	H: 2 LOB: 1 BB: 3 P: 18	R: 0 E: 0 K: 1 S: 5	H: 0 LOB: 0 BB: 0 P: 5	1B: 6 2B: 2 3B: 1 HR: 0	SF: 0 SAC: 1 DP: 1 HBP: 1	WP: 0 PB: 0 SB: 4 CS: 0	PA: 39								
PITCHER	IP	WLS	BF	H	R	ER	SO	BB	IBB	HBP	BLK	WP	HR	S	P	ERA	WHIP											
Mike Scott, R ERA: 2.46 (1, 1)	5.0		21	4	1	1	3	2	1	0	0	0	0	4	24	36	1.80	1.200										
Aurelio Lopez, R ERA: 2.35 (6, 1)	0.1	L	4	3	2	2	0	0	0	0	0	0	0	4	4	54.00	9.000											
Larry Andersen, R ERA: 4.1 (6, 1)	1.2		11	2	5	5	0	1	2	1	0	0	0	7	20	27.00	1.800											
Dave Meads, L ERA: 5.21 (8, 1)	1.0		3	0	0	0	1	0	0	0	0	0	0	5	5	0.00	0.000											

AB	28
R	2
H	4
RBI	2
BB	5
SO	3
LOB	12



Batter	1	2	3	4	5	6	7	8	9	AB	R	H	RBI	BB	SO	LOB	TOP											
Billy Hatcher, R OBP: 0.377, SLG: 0.449 (1, 8)	4-0 1B SF7 BB		0-0 E 1B		0-0 1B SF7		0-0 1-3		0-0 F9	4	2	2	0	1	0	0	Houston Astros @ St. Louis Cardinals Busch Stadium, St. Louis, MO Sat May 30 1987, 3:33 AM CDT Att: 47,663 - Unknown AB 33 R 2 H 7 RBI 2 BB 4 SO 3 LOB 15											
Bill Doran, S OBP: 0.316, SLG: 0.353 (1, 4)	0-0 S 1-3 1B		0-0 E5		0-0 SF7 1-3 1B		4-0 FC1-4 WP BB		0-0 4-3	4	0	2	0	1	0	1												
Denny Walling, L OBP: 0.351, SLG: 0.437 (7, PH)	0-0 SF7		0-0 F8		0-0 SF7		0-0 FC1-6-5 BB		0-3 K	1	0	0	2	0	0	2												
Phil Garner, R OBP: 0.279, SLG: 0.368 (7, 5)										1	0	0	0	0	0	1												
Terry Puhl, L OBP: 0.308, SLG: 0.333 (9, PH)										1	0	0	0	0	1	0												
Glenn Davis, R OBP: 0.310, SLG: 0.484 (1, 3)	0-0 3-H F3 1-2		0-0 5-3		0-0 BB		4-0 1-2 BB			2	0	0	0	2	0	3												
Kevin Bass, S OBP: 0.340, SLG: 0.449 (1, 9)	0-0 F5				0-0 F7		0-0 L9			4	0	0	0	0	0	5												
Jose Cruz, L OBP: 0.323, SLG: 0.415 (1, 7)		0-3 K			0-0 F8		0-0 6-3		0-0 4-3	4	0	0	0	0	1	0												
Alan Ashby, S OBP: 0.387, SLG: 0.429 (1, 2)		0-0 L3			0-0 1B		0-0 F8		0-0 F9	4	0	1	0	0	0	0												
Craig Reynolds, L OBP: 0.346, SLG: 0.376 (8, PH)					0-0 G3		0-0 1B		0-0 1B	3	0	1	0	0	0	1												
Dickie Thon, R OBP: 0.333, SLG: 0.276 (8, 6)					0-0 G3		0-0 1B		0-0 1B	1	0	1	0	0	0	0												
Bob Knepper, L OBP: 0.167, SLG: 0.250 (8, PH)					0-0 3-1		0-0 K		0-0 F9	3	0	0	0	0	1	1												
Paul Householder, S OBP: 0.337, SLG: 0.250 (8, 1)							0-0 4-3			1	0	0	0	0	0	1												
Dave Smith, R (8, 1)										0	0	0	0	0	0	0												
Inning Stats	R: 1 E: 0 K: 0 S: 4	H: 1 LOB: 1 BB: 1 P: 8	R: 0 E: 0 K: 1 S: 5	H: 0 LOB: 0 BB: 0 P: 5	R: 0 E: 1 K: 0 S: 5	H: 1 LOB: 2 BB: 0 P: 5	R: 0 E: 0 K: 0 S: 4	H: 1 LOB: 1 BB: 0 P: 4	R: 1 E: 0 K: 1 S: 7	H: 2 LOB: 2 BB: 1 P: 11	R: 0 E: 0 K: 0 S: 4	H: 0 LOB: 2 BB: 2 P: 11	R: 0 E: 0 K: 0 S: 3	H: 1 LOB: 1 BB: 0 P: 4	R: 0 E: 0 K: 1 S: 5	H: 0 LOB: 0 BB: 0 P: 5	1B: 7 2B: 0 3B: 0 HR: 0	SF: 2 SAC: 0 DP: 0 HBP: 0	WP: 1 PB: 0 SB: 1 CS: 0	PA: 39								
PITCHER	IP	WLS	BF	H	R	ER	SO	BB	IBB	HBP	BLK	WP	HR	S	P	ERA	WHIP											
Danny Cox, R ERA: 4.26	(1, 1)	6.0	W	27	6	2	2	2	2	0	0	0	0	0	29	37	3.00	1.333										
Pat Perry, L ERA: 4.32	(7, 1)	0.1		2	0	0	0	0	1	0	0	0	0	0	1	5	0.00	3.000										
Lee Tunnell, R ERA: 3.14	(7, 1)	0.2		3	0	0	0	0	1	0	0	0	1	0	2	6	0.00	1.500										
Ricky Horton, L ERA: 2.34	(8, 1)	1.0		4	1	0	0	0	0	0	0	0	0	4	4	0.00	1.000											
Todd Worrell, R ERA: 6.39	(9, 1)	1.0	S	3	0	0	0	1	0	0	0	0	0	5	5	0.00	0.000											

Batter	1	2	3	4	5	6	7	8	9	AB	R	H	RBI	BB	SO	LOB	BOTTOM										
Ozzie Smith, S OBP: 0.385, SLG: 0.338 (1, 6)	0-0 5-3		0-0 FC6-2-5 1B E		0-0 6-3		4-0 1-2 BB			3	1	0	0	1	0	1	Houston Astros @ St. Louis Cardinals Busch Stadium, St. Louis, MO Sat May 30 1987, 3:33 AM CDT Att: 47,663 - Unknown AB 30 R 3 H 8 RBI 3 BB 1 SO 3 LOB 8										
Tom Herr, S OBP: 0.385, SLG: 0.402 (1, 4)	0-0 6-3		0-0 E 1-2 1B		0-0 S 1B		0-0 F7			4	1	2	0	0	0	2											
Terry Pendleton, S OBP: 0.380, SLG: 0.425 (1, 5)	0-0 F9		0-0 E6 1-H 2-H 2B		0-0 F3 1-2				0-0 G3	4	0	1	2	0	0	1											
Jack Clark, R OBP: 0.456, SLG: 0.709 (1, 3)		0-0 5-3	0-0 P3		0-0 6-3				0-3 K	4	0	0	0	0	1	1											
Tony Peña, R OBP: 0.316, SLG: 0.303 (8, 2)		0-0 1-3			0-0 G4-3 1B 1B		0-0 6-3		0-3 K	4	0	1	0	0	1	0											
Willie McGee, S OBP: 0.301, SLG: 0.406 (1, 8)		0-0 F9			0-0 G4-3 1-2 1B		0-3 K			3	0	1	0	0	1	0											
José Oquendo, S OBP: 0.443, SLG: 0.425 (1, 7)			0-0 E 2B 1B		0-0 G4-3 1-2 2-3		0-0 F9			3	1	1	0	0	0	2											
Steve Lake, R OBP: 0.324, SLG: 0.408 (1, 2)			0-0 E 1B		0-0 6-3					3	0	1	1	0	0	1											
Ricky Horton, L OBP: 0.167, SLG: 0.167 (8, 1)			0-0 SH1-3 1-H 2B		0-0 6-3					0	0	0	0	0	0	0											
Todd Worrell, R (9, 1)			0-0 SH1-3 1-H 2B							0	0	0	0	0	0	0											
Danny Cox, R OBP: 0.217, SLG: 0.217 (7, 1)	(1, 1)		0-0 E 1B		0-0 6-3					1	0	0	0	0	0	0											
Pat Perry, L OBP: 0.440, SLG: 0.400 (7, 1)	(7, 1)		0-0 E 1B							0	0	0	0	0	0	0											
Lee Tunnell, R OBP: 0.340, SLG: 0.400 (7, PH)	(7, 1)		0-0 E 1B							0	0	0	0	0	0	0											
Jim Lindeman, R OBP: 0.210, SLG: 0.420 (7, PH)	(7, PH)		0-0 E 1B							1	0	1	0	0	0	0											
John Morris, L OBP: 0.286, SLG: 0.286 (8, 9)	(8, 9)		0-0 E 2-3							0	0	0	0	0	0	0											
Inning Stats	R: 0 E: 0 K: 0 S: 3	H: 0 LOB: 0 BB: 0 P: 3	R: 0 E: 0 K: 0 S: 3	H: 0 LOB: 0 BB: 0 P: 3	R: 3 E: 1 K: 0 S: 7	H: 4 LOB: 1 BB: 0 P: 7	R: 0 E: 0 K: 0 S: 4	H: 2 LOB: 1 BB: 0 P: 4	R: 0 E: 0 K: 1 S: 5	H: 0 LOB: 0 BB: 0 P: 5	R: 0 E: 0 K: 0 S: 4	H: 1 LOB: 2 BB: 1 P: 8	R: 0 E: 0 K: 2 S: 7	H: 0 LOB: 0 BB: 0 P: 7	1B: 6 2B: 2 3B: 0 HR: 0	SF: 0 SAC: 1 DP: 1 HBP: 0	WP: 0 PB: 0 SB: 1 CS: 0	PA: 32									
PITCHER	IP	WLS	BF	H	R	ER	SO	BB	IBB	HBP	BLK	WP	HR	S	P	ERA	WHIP										
Bob Knepper, L ERA: 6.2	(1, 1)	7.0	L	29	8	3	3	1	0	0	0	0	0	30	34	3.86	1.286										
Dave Smith, R ERA:	(8, 1)	1.0		3	0	0	0	2	0	0	0	0	0	7	7	0.00	0.000										

Batter	1	2	3	4	5	6	7	8	9	AB	R	H	RBI	BB	SO	LOB	TOP		
Vince Coleman, S (1, 7) OBP: 0.374, SLG: 0.320										3	0	0	0	1	1	4			
Ozzie Smith, S (1, 6) OBP: 0.396, SLG: 0.347										2	1	0	0	2	0	0			
Terry Pendleton, S (1, 5) OBP: 0.364, SLG: 0.404										4	0	1	1	0	1	1			
Jack Clark, R (1, 3) OBP: 0.444, SLG: 0.669										4	0	0	0	0	2	2			
Tom Herr, S (1, 4) OBP: 0.397, SLG: 0.402										4	0	1	0	0	2	1			
Tony Peña, R (1, 9)										4	1	2	0	0	0	1			
José Quiendo, S (1, 8) OBP: 0.450, SLG: 0.427										3	0	1	0	1	0	1			
Steve Lake, R (1, 2) OBP: 0.319, SLG: 0.398										3	0	0	0	0	0	4			
Lee Tunnell, R (1, 1) OBP: 0.429, SLG: 0.429										2	0	1	1	0	1	2			
Ricky Horton, L (6, 1) OBP: 0.167, SLG: 0.167										0	0	0	0	0	0	0			
Jim Lindeman, R (7, PH) OBP: 0.221, SLG: 0.425										1	0	0	0	0	1	0			
Ken Dayley, L (7, 1)										0	0	0	0	0	0	0			
Inning Stats	R: 1 E: 0 K: 1 S: 5	H: 1 LOB: 1 BB: 2 P: 13	R: 0 E: 0 K: 1 S: 7	H: 2 LOB: 2 BB: 0 P: 7	R: 0 E: 0 K: 2 S: 7	H: 0 LOB: 0 BB: 0 P: 7	R: 1 E: 0 K: 1 S: 7	H: 2 LOB: 1 BB: 1 P: 11	R: 0 E: 0 K: 0 S: 2	H: 0 LOB: 0 BB: 1 P: 6	R: 0 E: 0 K: 1 S: 5	H: 0 LOB: 0 BB: 0 P: 5	R: 0 E: 0 K: 1 S: 5	H: 0 LOB: 0 BB: 0 P: 5	R: 0 E: 0 K: 0 S: 3	H: 1 LOB: 0 BB: 0 P: 3	1B: 5 2B: 1 3B: 0 HR: 0	SF: 0 SAC: 0 DP: 1 HBP: 0	WP: 0 PA: 35 PB: 0 SB: 3 CS: 2
PITCHER	IP WLS BF H R ER SO BB IBB HBP BLK WP HR S P ERA WHIP																		
Tom Browning, L (1, 1) ERA: 7.49	5.0	22	5	2	2	5	4	0	0	0	0	0	0	28	44	3.60	1.800		
Guy Hoffman, L (6, 1) ERA: 2.37	3.0	W	9	0	0	0	3	0	0	0	0	0	0	15	15	0.00	0.000		
John Franco, L (9, 1) ERA: 0.86	1.0	S	3	1	0	0	0	0	0	0	0	0	0	3	3	0.00	1.000		

St. Louis Cardinals @ Cincinnati Reds
Riverfront Stadium, Cincinnati, OH
Tue Jun 02 1987, 7:05 PM EDT
Att: 17,910 - Unknown

AB 30
R 2
H 6
RBI 2
BB 4
SO 8
LOB 16

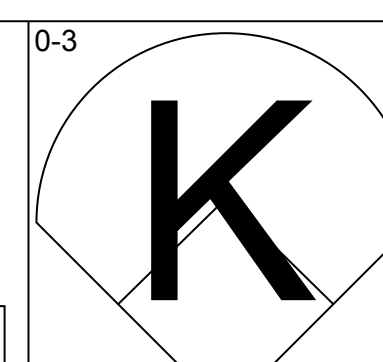
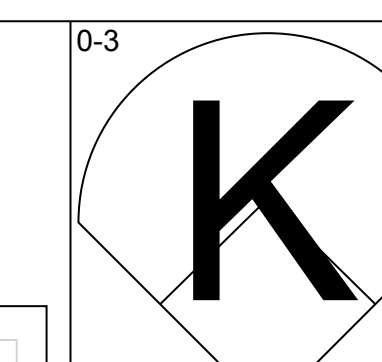
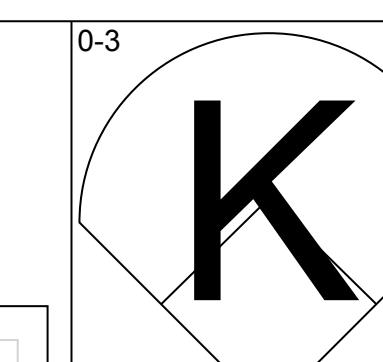

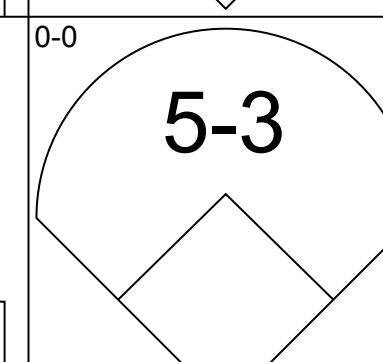
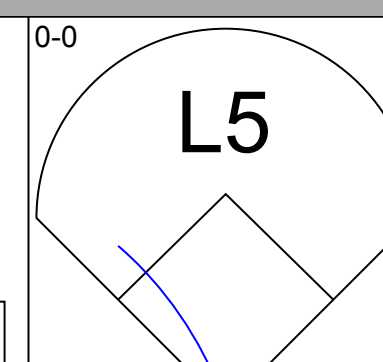
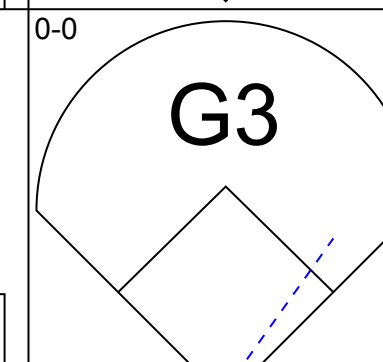
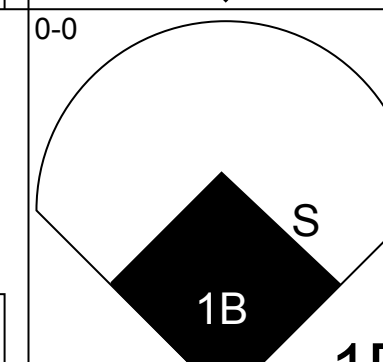
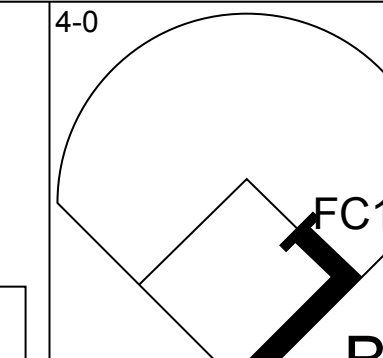
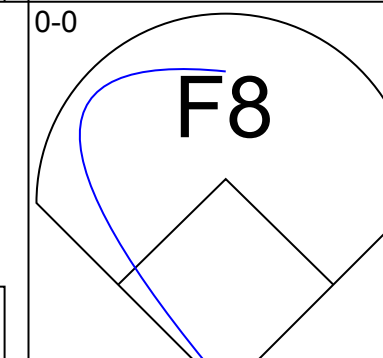
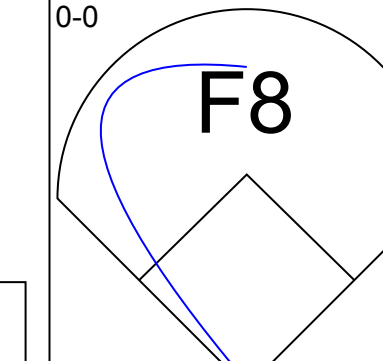
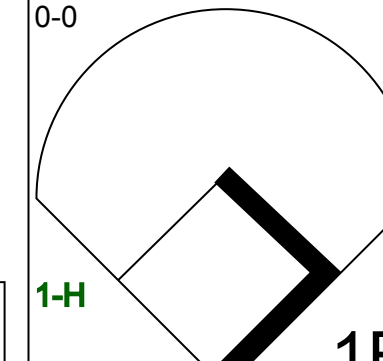
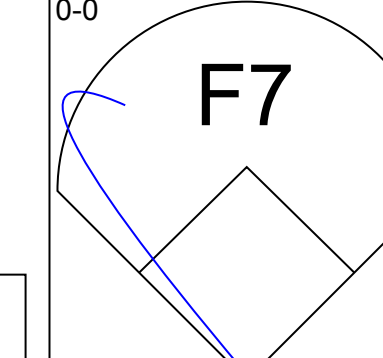
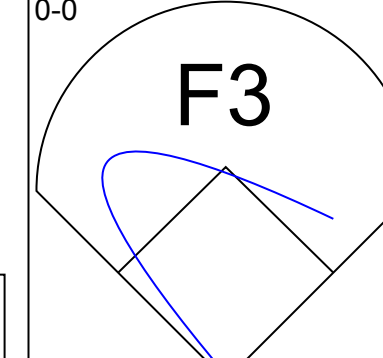
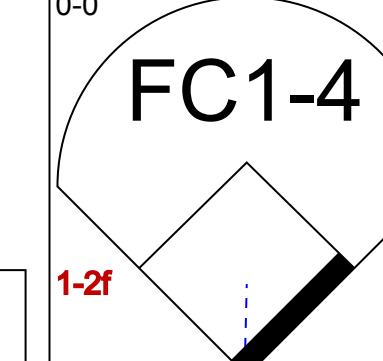
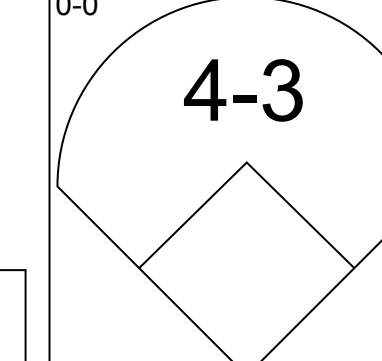
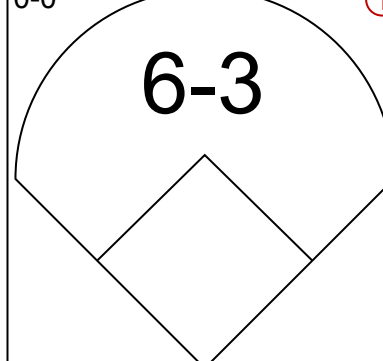
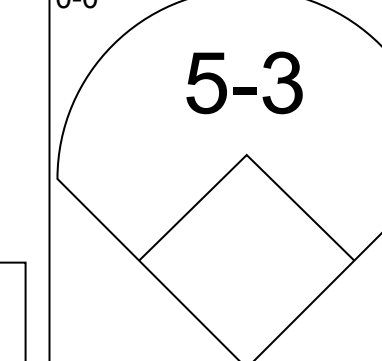
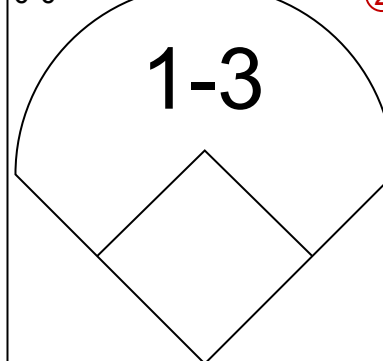

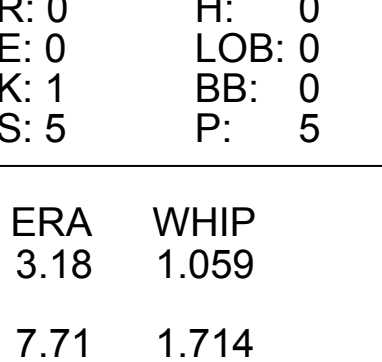


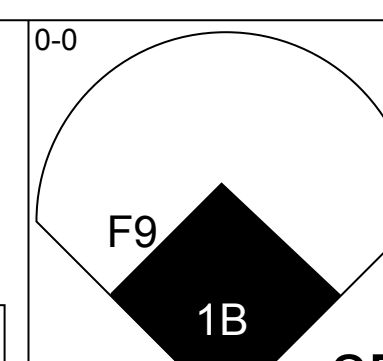
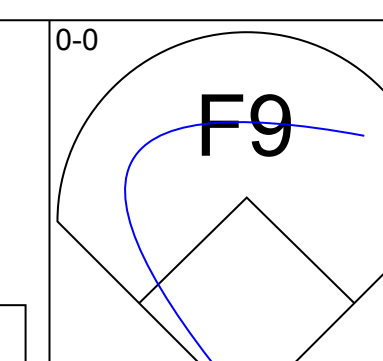
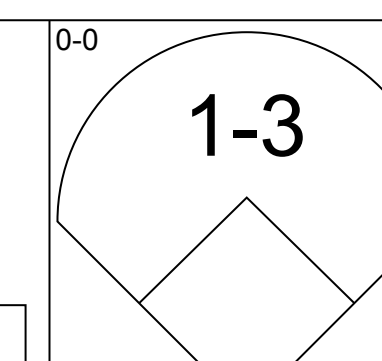

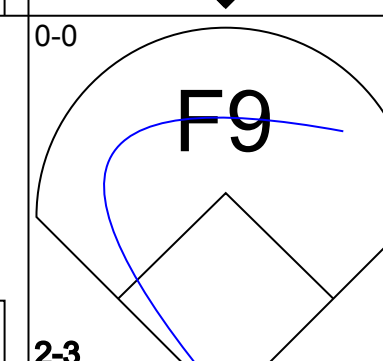
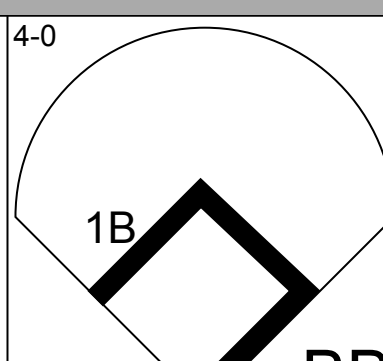
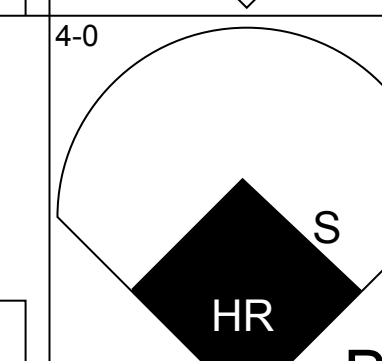
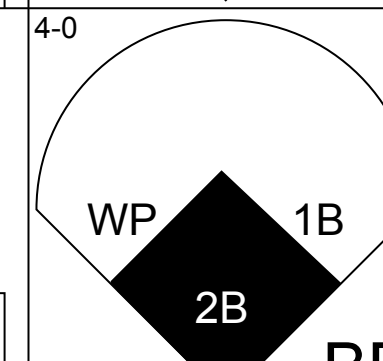
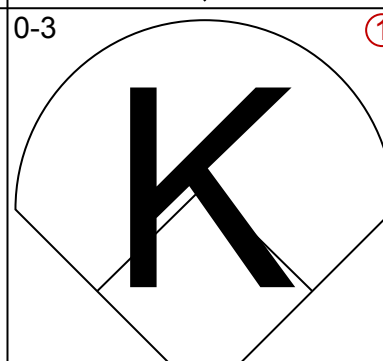
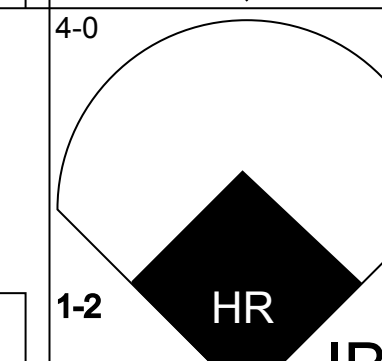
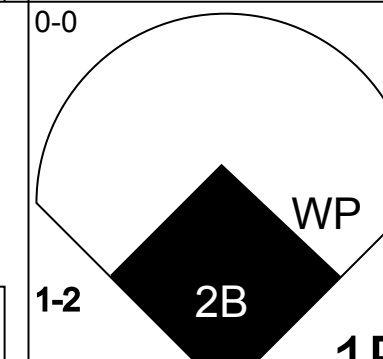
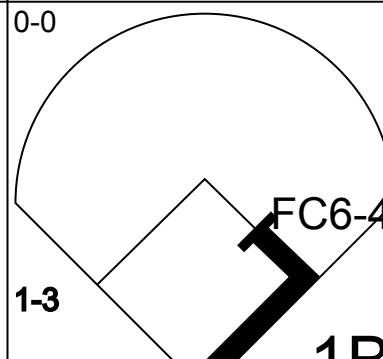
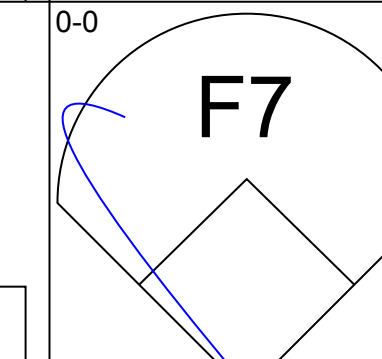
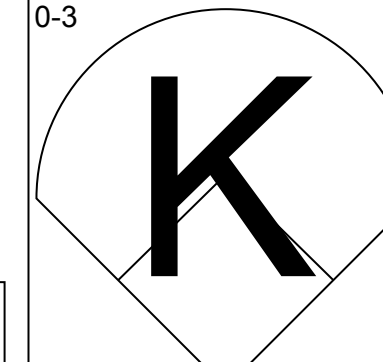
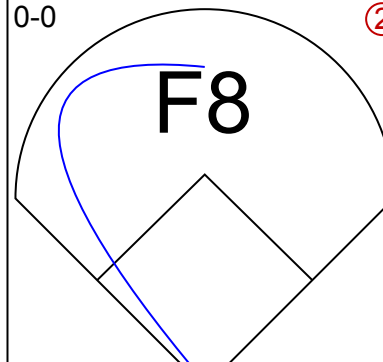
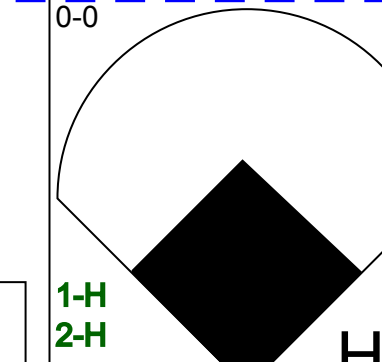
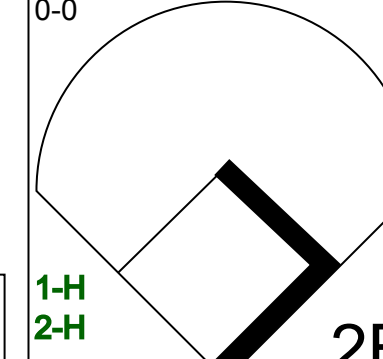
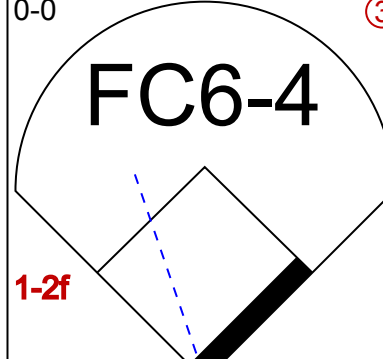
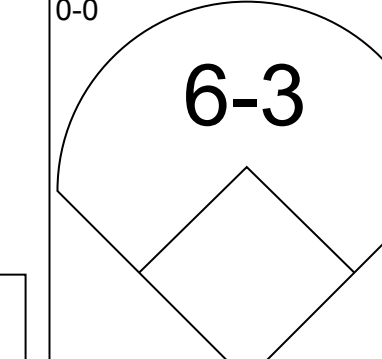
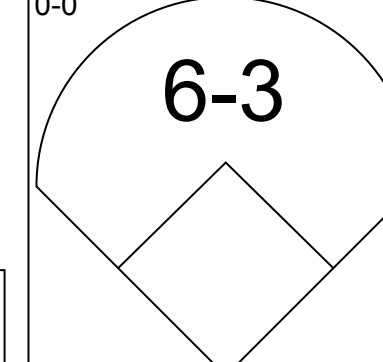
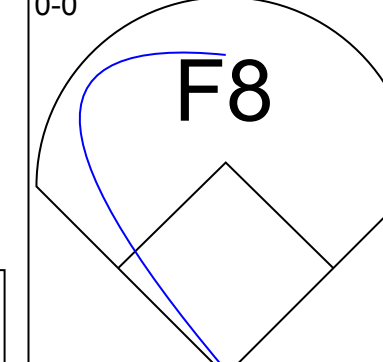
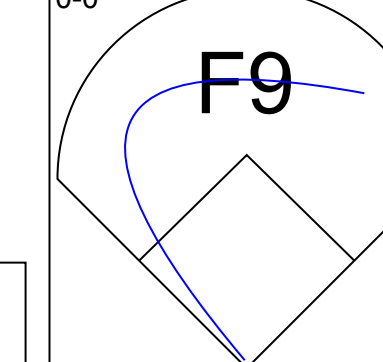
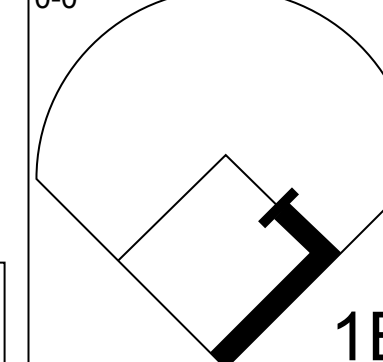
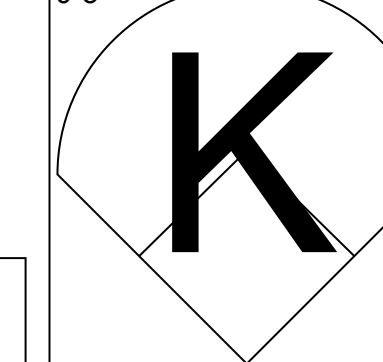
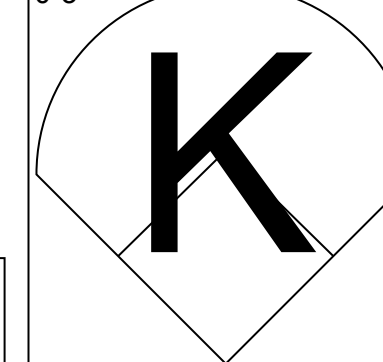
Batter	1	2	3	4	5	6	7	8	9	AB	R	H	RBI	BB	SO	LOB	BOTTOM		
Kurt Stillwell, S (1, 5) OBP: 0.348, SLG: 0.379										4	0	0	0	0	2	1			
Barry Larkin, R (1, 6) OBP: 0.287, SLG: 0.364										3	0	0	0	1	1	0			
Eric Davis, R (1, 8) OBP: 0.405, SLG: 0.749										3	1	0	0	1	1	1			
Dave Parker, L (1, 9) OBP: 0.350, SLG: 0.522										3	1	1	1	1	1	0			
Kal Daniels, L (1, 7) OBP: 0.402, SLG: 0.597										3	0	1	0	1	0	0			
Bo Diaz, R (1, 2) OBP: 0.275, SLG: 0.341										4	0	1	0	0	0	4			
Nick Esasky, R (1, 3) OBP: 0.396, SLG: 0.738										3	1	2	2	1	0	0			
Ron Oester, S (1, 4) OBP: 0.298, SLG: 0.333										4	0	1	0	0	1	4			
Tom Browning, L (1, 1) OBP: 0.250, SLG: 0.214										1	0	0	0	0	1	1			
Terry Francona, L (5, PH) OBP: 0.248, SLG: 0.253										1	0	0	0	0	0	0			
Guy Hoffman, L (6, 1)										1	0	0	0	0	1	0			
John Franco, L (9, 1)										0	0	0	0	0	0	0			
Inning Stats	R: 0 E: 0 K: 1 S: 5	H: 0 LOB: 0 BB: 0 P: 5	R: 0 E: 0 K: 0 S: 3	H: 0 LOB: 0 BB: 0 P: 3	R: 0 E: 0 K: 1 S: 6	H: 1 LOB: 1 BB: 0 P: 6	R: 0 E: 0 K: 1 S: 6	H: 1 LOB: 2 BB: 1 P: 10	R: 1 E: 0 K: 1 S: 6	H: 1 LOB: 0 BB: 0 P: 6	R: 2 E: 0 K: 0 S: 5	H: 2 LOB: 2 BB: 2 P: 13	R: 0 E: 0 K: 2 S: 7	H: 0 LOB: 1 BB: 1 P: 11	R: 0 E: 0 K: 2 S: 8	H: 1 LOB: 2 BB: 1 P: 12	1B: 3 2B: 2 3B: 0 HR: 1	SF: 0 SAC: 0 DP: 0 HBP: 0	WP: 0 PA: 35 PB: 0 SB: 0 CS: 0
PITCHER	IP WLS BF H R ER SO BB IBB HBP BLK WP HR S P ERA WHIP																		
Lee Tunnell, R (1, 1) ERA: 3.6	5.2	L	25	5	3	3	4	2	1	0	0	2	0	30	42	4.76	1.235		
Ricky Horton, L (6, 1) ERA: 2.5	0.1		1	0	0	0	0	0	0	0	0	1	1	0.00	0.000				
Ken Dayley, L (7, 1)	2.0		9	1	0	0	4	1	1	0	0	0	0	15	23	0.00	1.000		

St. Louis Cardinals @ Cincinnati Reds
Riverfront Stadium, Cincinnati, OH
Tue Jun 02 1987, 7:05 PM EDT
Att: 17,910 - Unknown

AB 30
R 3
H 6
RBI 3
BB 5
SO 8
LOB 11



Batter	1	2	3	4	5	6	7	8	9	AB	R	H	RBI	BB	SO	LOB	TOP					
Vince Coleman, S (1,7) OBP: 0.370, SLG: 0.317										5	1	1	0	0	4	1	St. Louis Cardinals @ Cincinnati Reds Riverfront Stadium, Cincinnati, OH Wed Jun 03 1987, 7:05 PM EDT Att: 19,807 - Unknown AB 34 R 4 H 8 RBI 4 BB 2 SO 6 LOB 14 					
Ozzie Smith, S (1,6) OBP: 0.400, SLG: 0.351										4	1	2	0	0	0	0						
Terry Pendleton, S (1,5) OBP: 0.362, SLG: 0.403										3	1	1	1	0	0	1						
Jack Clark, R (1,3) OBP: 0.445, SLG: 0.669										3	1	1	1	1	0	2						
Tom Herr, S (1,4) OBP: 0.400, SLG: 0.400										3	0	1	1	1	0	2						
Curt Ford, L (1,9) OBP: 0.370, SLG: 0.511										2	0	0	0	0	0	2						
Jim Lindeman, R (6, PH) OBP: 0.218, SLG: 0.419										1	0	0	0	0	1	2						
John Morris, L (6,9) OBP: 0.375, SLG: 0.333										1	0	1	1	0	0	0						
José Oquendo, S (1,8) OBP: 0.442, SLG: 0.419										4	0	1	0	0	0	2						
Tony Peña, R (1,2) OBP: 0.309, SLG: 0.360										4	0	0	0	0	0	1						
Tim Conroy, L (1,1)										2	0	0	0	0	1	0						
Bill Dawley, R (5,1) OBP: 0.500, SLG: 0.400										0	0	0	0	0	0	0						
Tom Lawless, R (7, PH)										1	0	0	0	0	0	1						
Pat Perry, L (7,1)										0	0	0	0	0	0	0						
Steve Lake, R (9, PH) OBP: 0.316, SLG: 0.394										1	0	0	0	0	0	0						
Inning Stats	R: 0 E: 0 K: 1 S: 5	H: 0 LOB: 0 BB: 0 P: 5	R: 0 E: 0 K: 0 S: 3	H: 0 LOB: 1 BB: 1 P: 7	R: 0 E: 0 K: 1 S: 5	H: 2 LOB: 1 BB: 0 P: 5	R: 1 E: 0 K: 0 S: 5	H: 2 LOB: 1 BB: 0 P: 5	R: 0 E: 0 K: 1 S: 5	H: 0 LOB: 0 BB: 0 P: 5	R: 1 E: 0 K: 1 S: 7	H: 2 LOB: 2 BB: 1 P: 11	R: 0 E: 0 K: 1 S: 6	H: 1 LOB: 1 BB: 0 P: 6	R: 2 E: 0 K: 0 S: 6	H: 3 LOB: 1 BB: 0 P: 6	R: 0 E: 0 K: 1 S: 5	H: 0 LOB: 0 BB: 0 P: 5	1B: 7 2B: 1 3B: 0 HR: 0	SF: 1 SAC: 0 DP: 0 HBP: 0	WP: 2 PB: 0 SB: 2 CS: 0	PA: 37
PITCHER	IP WLS BF H R ER SO BB IBB HBP BLK WP HR S P ERA WHIP	IP WLS BF H R ER SO BB IBB HBP BLK WP HR S P ERA WHIP																				
Pat Pacillo, R (1,1) ERA: 6.0	5.2 W 23 4 2 2 3 2 0 0 0 0 1 0 27 35 3.18 1.059																					
Rob Murphy, L (6,1) ERA: 2.09	2.1 11 4 2 2 2 0 0 0 0 0 1 0 15 15 7.71 1.714																					
John Franco, L (9,1) ERA: 0.82	1.0 S 3 0 0 0 1 0 0 0 0 0 0 0 5 5 0.00 0.000																					



Batter	1	2	3	4	5	6	7	8	9	AB	R	H	RBI	BB	SO	LOB	BOTTOM				
Tracy Jones, R (1,7) OBP: 0.397, SLG: 0.607										4	1	1	0	0	0	0	St. Louis Cardinals @ Cincinnati Reds Riverfront Stadium, Cincinnati, OH Wed Jun 03 1987, 7:05 PM EDT Att: 19,807 - Unknown AB 29 R 6 H 6 RBI 6 BB 4 SO 5 LOB 11 				
Barry Larkin, R (1,6) OBP: 0.275, SLG: 0.358										2	1	0	0	2	0	1					
Eric Davis, R (1,8) OBP: 0.407, SLG: 0.740										2	2	0	0	2	2	1					
Dave Parker, L (1,9) OBP: 0.352, SLG: 0.522										4	1	2	1	0	0	2					
Nick Esasky, R (1,3) OBP: 0.385, SLG: 0.761										4	1	1	3	0	1	4					
Bo Diaz, R (1,2) OBP: 0.274, SLG: 0.345										4	0	1	2	0	0	2					
Dave Concepcion, R (1,5) OBP: 0.368, SLG: 0.346										3	0	0	0	0	0	1					
Ron Oester, S (1,4) OBP: 0.298, SLG: 0.333										3	0	1	0	0	0	0					
Pat Pacillo, R (1,1)										2	0	0	0	0	2	0					
Rob Murphy, L (6,1) ERA: 4.76										1	0	0	0	0	0	0					
John Franco, L (9,1) ERA: 4.03										0	0	0	0	0	0	0					
Inning Stats	R: 3 E: 0 K: 1 S: 8	H: 3 LOB: 1 BB: 1 P: 12	R: 0 E: 0 K: 1 S: 5	H: 0 LOB: 0 BB: 0 P: 5	R: 0 E: 0 K: 1 S: 6	H: 1 LOB: 2 BB: 1 P: 10	R: 0 E: 0 K: 1 S: 5	H: 1 LOB: 0 BB: 0 P: 5	R: 3 E: 0 K: 0 S: 4	H: 1 LOB: 0 BB: 2 P: 12	R: 0 E: 0 K: 0 S: 3	H: 0 LOB: 0 BB: 0 P: 3	R: 0 E: 0 K: 1 S: 5	H: 0 LOB: 0 BB: 0 P: 5	R: 0 E: 0 K: 0 S: 3	H: 0 LOB: 0 BB: 0 P: 3		1B: 3 2B: 2 3B: 0 HR: 1	SF: 0 SAC: 0 DP: 0 HBP: 0	WP: 1 PB: 0 SB: 1 CS: 0	PA: 33
PITCHER	IP WLS BF H R ER SO BB IBB HBP BLK WP HR S P ERA WHIP	IP WLS BF H R ER SO BB IBB HBP BLK WP HR S P ERA WHIP																			
Tim Conroy, L (1,1) ERA: 5.15	4.2 L 22 5 5 5 4 3 1 0 0 0 0 1 26 42 9.64 1.714																				
Bill Dawley, R (5,1) ERA: 4.76	1.1 5 1 1 1 0 0 0 0 0 0 0 1 5 5 6.75 0.750																				
Pat Perry, L (7,1) ERA: 4.03	2.0 6 0 0 0 1 0 0 0 0 0 0 0 8 8 0.00 0.000																				

Batter	1	2	3	4	5	6	7	8	9	AB	R	H	RBI	BB	SO	LOB	TOP										
Vince Coleman, S OBP: 0.371, SLG: 0.319 (1, 7)	5-3		K						5-3	5	0	2	1	0	1	1	St. Louis Cardinals @ Chicago Cubs Wrigley Field, Chicago, IL Thu Jun 04 1987, 3:33 AM CDT Att: 32,102 - Unknown										
Ozzie Smith, S OBP: 0.393, SLG: 0.343 (1, 6)	K		6-3		E3		F9			4	0	0	0	0	1	3											
Terry Pendleton, S OBP: 0.365, SLG: 0.402 (1, 5)	WP HR		P3		G4-6-3					3	1	1	0	1	0	3											
Jack Clark, R OBP: 0.451, SLG: 0.686 (1, 3)	HR			1B						3	1	2	2	1	1	1											
Tom Herr, S OBP: 0.403, SLG: 0.398 (1, 4)				F8						3	0	1	0	1	0	2											
Curt Ford, L OBP: 0.365, SLG: 0.500 Todd Worrell, R (8, 1)	4-3				G1-6-3					4	0	1	0	0	0	3											
Tony Peña, R OBP: 0.288, SLG: 0.333 (1, 2)				G1-6-3						4	1	0	0	0	0	2											
John Morris, L OBP: 0.300, SLG: 0.263 (1, 8)					F8					4	0	0	0	0	1	1											
Danny Cox, R OBP: 0.231, SLG: 0.200 José Oquendo, S OBP: 0.447, SLG: 0.426 (8, 9)					F3					2	0	0	0	0	1	1											
					E					1	0	1	0	0	0	0											
Inning Stats	R: 2 E: 0 K: 1 S: 7	H: 2 LOB: 1 BB: 1 P: 11	R: 0 E: 0 K: 0 S: 3	H: 0 LOB: 0 BB: 0 P: 3	R: 0 E: 0 K: 1 S: 5	H: 0 LOB: 0 BB: 1 P: 5	R: 0 E: 0 K: 0 S: 3	H: 1 LOB: 1 BB: 1 P: 7	R: 0 E: 1 K: 0 S: 4	H: 1 LOB: 2 BB: 0 P: 5	R: 0 E: 0 K: 0 S: 3	H: 2 LOB: 0 BB: 0 P: 3	R: 1 E: 1 K: 1 S: 7	H: 1 LOB: 1 BB: 0 P: 7	R: 0 E: 0 K: 1 S: 5	H: 0 LOB: 1 BB: 1 P: 9	R: 0 E: 0 K: 1 S: 6	H: 1 LOB: 1 BB: 0 P: 6	1B: 7 2B: 0 3B: 0 HR: 1	SF: 0 SAC: 0 DP: 3 HBP: 1	WP: 1 PB: 1 SB: 1 CS: 1	PA: 37					
PITCHER	IP	WLS	BF	H	R	ER	SO	BB	IBB	HBP	BLK	WP	HR	S	P	ERA	WHIP										
Greg Maddux, R ERA: 4.88 Frank DiPino, L ERA: 2.49	(1, 1)	8.0	L	33	7	3	2	4	3	0	1	1	1	37	50	2.25	1.250										
(9, 1)	1.0	4	1	0	0	1	0	0	0	0	0	0	0	6	6	0.00	1.000										

Batter	1	2	3	4	5	6	7	8	9	AB	R	H	RBI	BB	SO	LOB	BOTTOM																	
Dave Martinez, L OBP: 0.380, SLG: 0.333 (1, 8)			K							2	0	1	0	2	1	1	St. Louis Cardinals @ Chicago Cubs Wrigley Field, Chicago, IL Thu Jun 04 1987, 3:33 AM CDT Att: 32,102 - Unknown																	
23 Ryne Sandberg, R OBP: 0.373, SLG: 0.507 (1, 4)	G5-4-3		G4-6-3		L7-4					4	0	0	0	0	5																			
Andre Dawson, R OBP: 0.335, SLG: 0.624 (1, 9)	K			6-3						4	0	0	0	0	3	1																		
Jerry Mumphrey, S OBP: 0.430, SLG: 0.489 (1, 7)					E4					4	0	1	0	0	1	0																		
Jody Davis, R OBP: 0.342, SLG: 0.497 (1, 2)					K					4	0	0	0	0	2	2																		
Manny Trillo, R OBP: 0.320, SLG: 0.426 (1, 3)										4	1	2	0	0	0	1																		
Keith Moreland, R OBP: 0.257, SLG: 0.342 (1, 5)					F8					4	0	1	0	0	1	3																		
Shawon Dunston, R OBP: 0.263, SLG: 0.366 (1, 6)										2	0	1	1	1	0	0																		
Greg Maddux, R OBP: 0.118, SLG: 0.118 Gary Matthews, R OBP: 0.409, SLG: 0.400 Frank DiPino, L (8, 9)										1	0	1	0	0	0	0																		
										1	0	0	0	0	0	0																		
										0	0	0	0	0	0	0																		
Inning Stats	R: 0 E: 0 K: 1 S: 4	H: 0 LOB: 0 BB: 1 P: 8	R: 1 E: 0 K: 1 S: 7	H: 3 LOB: 2 BB: 0 P: 7	R: 0 E: 0 K: 1 S: 5	H: 1 LOB: 0 BB: 0 P: 5	R: 0 E: 1 K: 1 S: 7	H: 1 LOB: 2 BB: 0 P: 7	R: 0 E: 0 K: 0 S: 2	H: 0 LOB: 1 BB: 2 P: 10	R: 0 E: 0 K: 1 S: 5	H: 0 LOB: 0 BB: 0 P: 5	R: 0 E: 0 K: 0 S: 3	H: 0 LOB: 0 BB: 0 P: 3	R: 0 E: 0 K: 1 S: 6	H: 1 LOB: 1 BB: 0 P: 6	R: 0 E: 0 K: 2 S: 8	H: 1 LOB: 1 BB: 0 P: 8	1B: 6 2B: 1 3B: 1 HR: 0	SF: 0 SAC: 1 DP: 3 HBP: 0	WP: 0 PB: 0 SB: 0 CS: 0	PA: 34												
PITCHER	IP	WLS	BF	H	R	ER	SO	BB	IBB	HBP	BLK	WP	HR	S	P	ERA	WHIP																	
Danny Cox, R ERA: 3.97 Todd Worrell, R ERA: 5.24	(1, 1)	7.1	W	28	6	1	1	5	3	0	0	0	0	3	0	0	0	0	0	0	0	0	0	0	0	0	0	0	0	0	0	0	0	0
(8, 1)	1.2	S	6	1	0	0	3	0	0	0	0	0	0	12	12	0.00	0.600																	

AB 33
R 3
H 8
RBI 3
BB 3
SO 5
LOB 17

AB 30
R 1
H 7
RBI 1
BB 3
SO 8
LOB 13



Batter	1	2	3	4	5	6	7	8	9	AB	R	H	RBI	BB	SO	LOB	TOP					
Vince Coleman, S OBP: 0.384, SLG: 0.340										5	3	3	0	1	1	1						
Ozzie Smith, S OBP: 0.403, SLG: 0.362										3	1	1	0	3	1	2						
Tom Herr, S OBP: 0.399, SLG: 0.390										4	1	0	3	0	0	5						
Jack Clark, R OBP: 0.460, SLG: 0.688										4	3	2	2	1	0	0						
Willie McGee, S OBP: 0.300, SLG: 0.412										4	1	1	0	1	1	2						
Terry Pendleton, S OBP: 0.395, SLG: 0.414										3	1	1	1	2	0	0						
José Oquendo, S OBP: 0.445, SLG: 0.413										4	1	2	2	1	0	2						
Tony Peña, R OBP: 0.295, SLG: 0.366										4	1	2	2	0	1	2						
Tim Conroy, L										2	0	0	0	0	1	4						
Ricky Horton, L OBP: 0.143, SLG: 0.143										1	0	0	0	0	0	0						
Pat Perry, L OBP: 0.167, SLG: 0.167										1	0	1	0	0	0	0						
Inning Stats	R: 1 E: 0 K: 0 S: 3	H: 0 LOB: 0 BB: 1 P: 7	R: 3 E: 1 K: 0 S: 6	H: 3 LOB: 2 BB: 2 P: 14	R: 1 E: 0 K: 0 S: 6	H: 3 LOB: 2 BB: 0 P: 6	R: 4 E: 0 K: 1 S: 7	H: 2 LOB: 2 BB: 4 P: 23	R: 1 E: 0 K: 1 S: 6	H: 1 LOB: 0 BB: 0 P: 6	R: 0 E: 0 K: 0 S: 3	H: 0 LOB: 0 BB: 0 P: 3	R: 0 E: 0 K: 2 S: 7	H: 0 LOB: 0 BB: 0 P: 7	R: 2 E: 0 K: 1 S: 7	H: 2 LOB: 2 BB: 2 P: 15	R: 0 E: 0 K: 0 S: 4	H: 2 LOB: 1 BB: 0 P: 4	1B: 8 2B: 3 3B: 1 HR: 1	SF: 3 SAC: 1 DP: 1 HBP: 0	WP: 0 PB: 0 SB: 4 CS: 0	PA: 48
PITCHER	IP WLS BF H R ER SO BB IBB HBP BLK WP HR S P ERA WHIP																					
Don Carman, L ERA: 4.3	(1, 1) 3.0 L 20 7 7 7 0 4 0 0 0 0 0 1 16 32 21.00 3.667																					
Tom Hume, R ERA: 8.23	(4, 1) 0.1 5 1 1 1 0 3 0 0 0 0 0 0 2 14 27.00 12.000																					
Dan Schatzeder, L ERA: 2.59	(4, 1) 3.2 12 1 2 2 4 0 0 0 0 0 0 0 20 20 4.91 0.273																					
Wally Ritchie, L ERA: 3.72	(8, 1) 1.0 7 2 2 2 1 2 0 0 0 0 0 0 7 15 18.00 4.000																					
Kent Tekulve, R ERA: 3.12	(9, 1) 1.0 4 2 0 0 0 0 0 0 0 0 0 0 4 4 0.00 2.000																					

St. Louis Cardinals @ Philadelphia Phillies
Veterans Stadium, Philadelphia, PA
Mon Jun 08 1987, 7:05 PM EDT
Att: 23,422 - Unknown

AB 35
R 12
H 13
RBI 10
BB 9
SO 5
LOB 18



Batter	1	2	3	4	5	6	7	8	9	AB	R	H	RBI	BB	SO	LOB	BOTTOM					
Chris James, R OBP: 0.351, SLG: 0.519										5	2	3	1	0	0	1						
Von Hayes, L OBP: 0.417, SLG: 0.407										4	1	1	0	1	0	2						
Juan Samuel, R OBP: 0.316, SLG: 0.477										3	0	1	1	0	0	1						
Wally Ritchie, L OBP: 1.000, SLG: 1.000										0	0	0	0	0	0	0						
Jeff Stone, L OBP: 0.338, SLG: 0.345										1	0	0	0	0	0	1						
Kent Tekulve, R										0	0	0	0	0	0	0						
Lance Parrish, R OBP: 0.286, SLG: 0.354										3	1	1	1	1	0	1						
Glenn Wilson, R OBP: 0.307, SLG: 0.446										4	2	1	0	1	0	3						
John Russell, R OBP: 0.167, SLG: 0.234										5	1	2	3	0	1	3						
Rick Schu, R OBP: 0.300, SLG: 0.431										4	1	2	0	1	1	0						
Steve Jeltz, S OBP: 0.286, SLG: 0.200										4	0	1	2	0	0	3						
Don Carman, L OBP: 0.095, SLG: 0.095										1	0	0	0	0	1	1						
Tom Hume, R										0	0	0	0	0	0	0						
Dan Schatzeder, L OBP: 0.231, SLG: 0.167										2	0	0	0	0	1	0						
Greg Legg, R										1	0	0	0	0	0	1						
Inning Stats	R: 0 E: 0 K: 0 S: 4	H: 1 LOB: 3 BB: 1 P: 9	R: 0 E: 0 K: 1 S: 6	H: 1 LOB: 0 BB: 0 P: 6	R: 2 E: 0 K: 0 S: 6	H: 3 LOB: 2 BB: 1 P: 10	R: 1 E: 0 K: 1 S: 7	H: 2 LOB: 1 BB: 0 P: 7	R: 0 E: 0 K: 2 S: 7	H: 0 LOB: 0 BB: 0 P: 7	R: 0 E: 0 K: 0 S: 3	H: 0 LOB: 0 BB: 0 P: 3	R: 1 E: 1 K: 0 S: 4	H: 1 LOB: 0 BB: 0 P: 4	R: 3 E: 0 K: 0 S: 6	H: 4 LOB: 1 BB: 1 P: 10	R: 1 E: 0 K: 0 S: 3	H: 0 LOB: 0 BB: 1 P: 7	1B: 6 2B: 4 3B: 2 HR: 1	SF: 1 SAC: 0 DP: 1 HBP: 1	WP: 2 PB: 0 SB: 0 CS: 0	PA: 43
PITCHER	IP WLS BF H R ER SO BB IBB HBP BLK WP HR S P ERA WHIP																					
Tim Conroy, L ERA: 5.36	(1, 1) 3.2 21 5 4 3 2 1 0 0 0 0 0 1 20 24 6.75 1.500																					
Ricky Horton, L ERA: 2.52	(4, 1) 4.0 W 17 5 4 3 2 1 0 0 0 0 0 1 20 24 6.75 1.500																					
Pat Perry, L ERA: 4.15	(8, 1) 1.1 5 0 1 1 0 1 0 0 0 0 1 0 4 8 6.75 0.750																					

St. Louis Cardinals @ Philadelphia Phillies
Veterans Stadium, Philadelphia, PA
Mon Jun 08 1987, 7:05 PM EDT
Att: 23,422 - Unknown


AB 37
R 8
H 12
RBI 8
BB 4
SO 4
LOB 17



Batter	1	2	3	4	5	6	7	8	9	AB	R	H	RBI	BB	SO	LOB	TOP								
Vince Coleman, S (1,7) OBP: 0.382, SLG: 0.338	G3			F8	G3			E5 4-3 1B 1-3 1B		4	1	1	0	0	0	2									
Ozzie Smith, S (1,6) OBP: 0.400, SLG: 0.357	6-3			5-3		5-3 BB		4-3		3	0	0	1	1	0	1									
Tom Herr, S (1,4) OBP: 0.401, SLG: 0.393	L4			E 1B		5-3 1-2		7-6-3 1B		4	0	2	1	0	0	1									
Jack Clark, R (1,3) OBP: 0.456, SLG: 0.679		K		E8 1B		K		7-6-3 1-2		4	0	1	0	0	2	2									
Willie McGee, S (1,8) OBP: 0.294, SLG: 0.403	4-3			4-3		5-3			K	4	0	0	0	0	1	3									
Terry Pendleton, S (1,5) OBP: 0.367, SLG: 0.411	6-3					6-3			G3	4	0	1	0	0	0	0									
José Quiendo, S (1,9) OBP: 0.439, SLG: 0.402			1-3			1B BB		K		3	0	0	0	1	1	1									
Tony Peña, R (1,2) OBP: 0.296, SLG: 0.365			G3			1-2 1B		G6-4-3 1-2		3	0	1	0	0	0	1									
Danny Cox, R (1,1) OBP: 0.214, SLG: 0.185			G3			K				2	0	0	0	0	1	2									
Tito Landrum, R (8, PH) OBP: 0.349, SLG: 0.250			G3					E 1B 4-3 1B		1	1	1	0	0	0	0									
Ken Dayley, L (8, 1)										0	0	0	0	0	0	0									
Inning Stats	R: 0 E: 0 K: 0 S: 3	H: 0 LOB: 0 BB: 0 P: 3	R: 0 E: 0 K: 1 S: 5	H: 0 LOB: 0 BB: 0 P: 5	R: 0 E: 0 K: 0 S: 3	H: 0 LOB: 0 BB: 0 P: 3	R: 0 E: 1 K: 0 S: 5	H: 2 LOB: 2 BB: 0 P: 5	R: 0 E: 0 K: 1 S: 6	H: 1 LOB: 2 BB: 1 P: 10	R: 0 E: 0 K: 1 S: 5	H: 0 LOB: 1 BB: 1 P: 9	R: 0 E: 0 K: 1 S: 5	H: 1 LOB: 0 BB: 0 P: 5	R: 2 E: 1 K: 0 S: 5	H: 3 LOB: 0 BB: 0 P: 5	R: 0 E: 0 K: 1 S: 5	H: 0 LOB: 0 BB: 0 P: 5	1B: 7 2B: 1 3B: 0 HR: 0	SF: 0 SAC: 0 DP: 2 HBP: 0	WP: 0 PB: 0 SB: 1 CS: 0	PA: 34			
PITCHER	IP	WLS	BF	H	R	ER	SO	BB	IBB	HBP	BLK	WP	HR	S	P	ERA	WHIP								
Bruce Ruffin, L (1,1) ERA: 5.78	7.0	W	28	6	2	1	4	2	0	0	0	0	0	34	42	1.29	1.143								
Steve Bedrosian, R (8,1) ERA: 3.18	2.0	S	6	1	0	0	1	0	0	0	0	0	0	8	8	0.00	0.500								

St. Louis Cardinals @ Philadelphia Phillies
Veterans Stadium, Philadelphia, PA
 Tue Jun 09 1987, 7:05 PM EDT
 Att: 22,009 - Unknown


AB 32
R 2
H 7
RBI 2
BB 2
SO 5
LOB 13



Batter	1	2	3	4	5	6	7	8	9	AB	R	H	RBI	BB	SO	LOB	BOTTOM								
Milt Thompson, L (1,8) OBP: 0.319, SLG: 0.367	3-1		3-1			K	K			4	0	0	0	0	2	2									
Von Hayes, L (1,3) OBP: 0.419, SLG: 0.412	5-3		BB			PB HR 2B		K		3	1	1	0	1	1	0									
Juan Samuel, R (1,4) OBP: 0.315, SLG: 0.486	F3		F9			2H HR		K		4	1	1	2	0	1	1									
Mike Easter, L (1,7) OBP: 0.316, SLG: 0.345		3-1						6-3		3	0	1	0	0	0	0									
Chris James, R (6, PR) OBP: 0.345, SLG: 0.509		3-1				G6-4-3 1B		6-3		1	0	0	0	0	0	0									
Lance Parrish, R (1,2) OBP: 0.281, SLG: 0.348		K				G6-4-3 1-2				3	0	0	0	0	2	1									
Glenn Wilson, R (1,9) OBP: 0.307, SLG: 0.460		HR				6-3		F6		3	1	1	1	0	0	0									
Rick Schu, R (1,5) OBP: 0.313, SLG: 0.467		3B				5-3		2B 1B		3	0	2	0	0	0	0									
Steve Jeltz, S (1,6) OBP: 0.287, SLG: 0.216		4-3				K		1-3 2B		3	0	1	0	0	1	1									
Bruce Ruffin, S (1,1) OBP: 0.080, SLG: 0.120						K				3	0	0	0	0	2	2									
Steve Bedrosian, R (8,1) ERA:			K			K		6-3		0	0	0	0	0	0	0									
Inning Stats	R: 0 E: 0 K: 0 S: 3	H: 2 LOB: 1 BB: 0 P: 7	R: 0 E: 0 K: 1 S: 5	H: 0 LOB: 1 BB: 1 P: 9	R: 0 E: 0 K: 1 S: 5	H: 0 LOB: 0 BB: 0 P: 5	R: 0 E: 0 K: 2 S: 7	H: 0 LOB: 0 BB: 0 P: 7	R: 2 E: 0 K: 1 S: 7	H: 3 LOB: 1 BB: 0 P: 7	R: 0 E: 0 K: 1 S: 7	H: 2 LOB: 2 BB: 0 P: 7	R: 0 E: 0 K: 2 S: 7	H: 0 LOB: 0 BB: 0 P: 7	R: 0 E: 0 K: 2 S: 7	H: 0 LOB: 0 BB: 0 P: 7	1B: 2 2B: 2 3B: 1 HR: 2	SF: 0 SAC: 0 DP: 1 HBP: 0	WP: 0 PB: 1 SB: 0 CS: 0	PA: 31					
PITCHER	IP	WLS	BF	H	R	ER	SO	BB	IBB	HBP	BLK	WP	HR	S	P	ERA	WHIP								
Danny Cox, R (1,1) ERA: 3.96	7.0	L	28	7	3	3	7	1	0	0	0	0	2	41	45	3.86	1.143								
Ken Dayley, L (8,1) ERA:	1.0		3	0	0	0	2	0	0	0	0	0	0	7	7	0.00	0.000								

St. Louis Cardinals @ Philadelphia Phillies
Veterans Stadium, Philadelphia, PA
 Tue Jun 09 1987, 7:05 PM EDT
 Att: 22,009 - Unknown

AB 30
R 3
H 7
RBI 3
BB 1
SO 9
LOB 7



Batter	1	2	3	4	5	6	7	8	9	AB	R	H	RBI	BB	SO	LOB	TOP																				
23 Ryne Sandberg, R (1, 4) OBP: 0.374, SLG: 0.509	F8			1B		G3		F9		3	1	1	0	1	0	0	Chicago Cubs @ St. Louis Cardinals Busch Stadium, St. Louis, MO Fri Jun 12 1987, 7:05 PM CDT Att: 48,096 - Unknown																				
Jerry Mumphy, S (1, 7) OBP: 0.395, SLG: 0.441 Brian Dayett, R (8, PH) OBP: 0.486, SLG: 0.710	K			1B		G3		1-3		3	0	1	0	0	1	1																					
Andre Dawson, R (1, 9) OBP: 0.335, SLG: 0.606	L5			1B		5-3		K		4	0	1	1	0	1	1																					
Leon Durham, L (1, 3) OBP: 0.369, SLG: 0.546	F8			F9		F9				4	0	1	0	0	0	3																					
Jody Davis, R (1, 2) OBP: 0.336, SLG: 0.466	6-3			F7				L6		4	0	1	0	0	0	3																					
Keith Moreland, R (1, 5) OBP: 0.285, SLG: 0.390	F3			5-3				B1-3		4	0	0	0	0	0	4																					
Shawon Dunston, R (1, 6) OBP: 0.264, SLG: 0.386			K		P5			K		4	0	1	0	0	2	1																					
Dave Martinez, L (1, 8) OBP: 0.372, SLG: 0.313			F7		K					2	0	0	0	1	1	0																					
Jamie Moyer, L (1, 1) OBP: 0.185, SLG: 0.125 Gary Matthews, R (7, PH) OBP: 0.357, SLG: 0.346 Frank DiPino, L (7, 1)	G3			K		FC6-4				2	0	0	0	0	1	0																					
						FC6-4				1	0	0	0	0	0	2																					
										0	0	0	0	0	0	0																					
Inning Stats	R: 0 E: 0 K: 1 S: 5	H: 0 LOB: 0 BB: 0 P: 5	R: 0 E: 0 K: 0 S: 3	H: 0 LOB: 0 BB: 0 P: 3	R: 0 E: 0 K: 1 S: 5	H: 0 LOB: 0 BB: 0 P: 5	R: 1 E: 0 K: 0 S: 6	H: 3 LOB: 2 BB: 0 P: 6	R: 0 E: 0 K: 0 S: 3	H: 0 LOB: 1 BB: 1 P: 7	R: 0 E: 0 K: 0 S: 4	H: 2 LOB: 2 BB: 1 P: 8	R: 0 E: 0 K: 1 S: 5	H: 0 LOB: 0 BB: 0 P: 5	R: 0 E: 0 K: 1 S: 6	H: 1 LOB: 1 BB: 0 P: 6	1B: 5 2B: 1 3B: 0 HR: 0	SF: 0 SAC: 0 DP: 0 HBP: 0	WP: 0 PA: 34 PB: 0 SB: 0 CS: 0																		
PITCHER	IP	WLS	BF	H	R	ER	SO	BB	IBB	HBP	BLK	WP	HR	S	P	ERA	WHIP	PITCHER		IP	WLS	BF	H	R	ER	SO	BB	IBB	HBP	BLK	WP	HR	S	P	ERA	WHIP	
Bob Forsch, R (1, 1) ERA: 5.27	6.0	W	22	3	1	1	4	1	0	0	0	0	0	29	33	1.50	0.667																				
Bill Dawley, R (7, 1) ERA: 4.73	1.1		6	2	0	0	0	0	1	0	0	0	0	5	9	0.00	1.500																				
Ricky Horton, L (8, 1) ERA: 2.9	0.1		1	0	0	0	0	0	0	0	0	0	0	1	1	0.00	0.000																				
Todd Worrell, R (8, 1) ERA: 4.03	1.1	S	5	1	0	0	2	0	0	0	0	0	0	9	9	0.00	0.750																				

Batter	1	2	3	4	5	6	7	8	9	AB	R	H	RBI	BB	SO	LOB	BOTTOM																				
Vince Coleman, S (1, 7) OBP: 0.390, SLG: 0.345	G4-6-3	K			K					4	0	2	0	0	2	2	Chicago Cubs @ St. Louis Cardinals Busch Stadium, St. Louis, MO Fri Jun 12 1987, 7:05 PM CDT Att: 48,096 - Unknown																				
Ozzie Smith, S (1, 6) OBP: 0.391, SLG: 0.348	G4-6-3			3-1	F8		L4-6			4	0	0	0	0	5																						
Tom Herr, S (1, 4) OBP: 0.394, SLG: 0.385	BB			F7	F7		F9			4	1	1	0	0	3																						
Jack Clark, R (1, 3) OBP: 0.453, SLG: 0.662	BB			6-3		F7		E		2	2	0	0	2	0																						
Willie McGee, S (1, 8) OBP: 0.302, SLG: 0.427	BB			5-3		F7		E9		4	1	3	3	0	0																						
Terry Pendleton, S (1, 5) OBP: 0.380, SLG: 0.401	5-3			5-3		P6		CS		4	0	1	1	0	2																						
José Oquendo, S (1, 9) OBP: 0.434, SLG: 0.396				F7		5-3		F9		4	0	1	0	0	2																						
Tony Peña, R (1, 2) OBP: 0.294, SLG: 0.351				SH2-4		K		6-3		3	0	0	0	1	1																						
Bob Forsch, R (1, 1) OBP: 0.444, SLG: 0.692 Bill Dawley, R (7, 1) OBP: 0.500, SLG: 0.333 Ricky Horton, L (8, 1) OBP: 0.143, SLG: 0.143 Todd Worrell, R (8, 1)	SH2-4			SH2-4						1	0	1	0	0	0																						
										0	0	0	0	1	0																						
										0	0	0	0	0	0																						
										0	0	0	0	0	0																						
Inning Stats	R: 2 E: 0 K: 0 S: 5	H: 3 LOB: 1 BB: 1 P: 9	R: 0 E: 0 K: 1 S: 5	H: 0 LOB: 1 BB: 1 P: 9	R: 0 E: 0 K: 0 S: 3	H: 0 LOB: 0 BB: 0 P: 3	R: 0 E: 0 K: 1 S: 6	H: 1 LOB: 1 BB: 0 P: 6	R: 0 E: 0 K: 0 S: 4	H: 1 LOB: 1 BB: 0 P: 4	R: 0 E: 1 K: 0 S: 4	H: 1 LOB: 2 BB: 1 P: 8	R: 2 E: 1 K: 0 S: 4	H: 2 LOB: 0 BB: 1 P: 8	R: 2 E: 1 K: 0 S: 4	H: 2 LOB: 2 BB: 1 P: 8	1B: 6 2B: 3 3B: 1 HR: 0	SF: 0 SAC: 1 DP: 2 HBP: 0	WP: 0 PA: 35 PB: 0 SB: 1 CS: 1																		
PITCHER	IP	WLS	BF	H	R	ER	SO	BB	IBB	HBP	BLK	WP	HR	S	P	ERA	WHIP	PITCHER		IP	WLS	BF	H	R	ER	SO	BB	IBB	HBP	BLK	WP	HR	S	P	ERA	WHIP	
Jamie Moyer, L (1, 1) ERA: 4.0	6.0	L	25	6	2	2	3	2	0	0	0	0	0	29	37	3.00	1.333																				
Frank DiPino, L (7, 1) ERA: 3.04	2.0		10	3	2	2	0	2	0	0	0	0	0	8	16	9.00	2.500																				



Batter	1	2	3	4	5	6	7	8	9	AB	R	H	RBI	BB	SO	LOB	TOP					
23 Ryne Sandberg, R (1.4) OBP: 0.375, SLG: 0.509 Paul Noce, R (3, FR) OBP: 0.364, SLG: 0.400 (3.4)	K		1B			6-3	K			2	0	1	1	0	1	0	Chicago Cubs @ St. Louis Cardinals Busch Stadium, St. Louis, MO Sat Jun 13 1987, 3:33 AM CDT Att: 47,395 - Unknown					
Jerry Mumphrey, S (1.7) OBP: 0.391, SLG: 0.435	F9		K			6-3		FC5-4 1B		4	0	1	0	0	1	1						
Andre Dawson, R (1.9) OBP: 0.337, SLG: 0.604	5-3		1-3			BB 1B		FC5-4 1B		4	0	2	0	0	0	1						
Leon Durham, L (1.3) OBP: 0.367, SLG: 0.537		K				BB 1B		FC5-4 G1-4-3		3	0	0	0	1	2	2						
Jody Davis, R (1.2) OBP: 0.330, SLG: 0.457	F8		K			BB		G1-4-3		4	0	0	0	0	1	4						
Keith Moreland, R (1.5) OBP: 0.294, SLG: 0.388	6-3						6-3			4	0	1	0	0	0	0						
Shawon Dunston, R (1.6) OBP: 0.272, SLG: 0.392			BLK 1B			5-3		1B 1B		4	1	3	0	0	0	0						
Dave Martinez, L (1.8) OBP: 0.377, SLG: 0.320 Bob Demler, R (9, PH) OBP: 0.382, SLG: 0.542			SH1-3 S 23 1B			4-3		L1-3		3	1	2	1	0	0	0						
Rick Sutcliffe, L (11.1) OBP: 0.270, SLG: 0.194 Gary Matthews, R (7, PH) OBP: 0.245, SLG: 0.333 Dickie Noles, R (7.1) Mike Mason, L (7.1) OBP: 0.152, SLG: 0.187 Ed Lynch, R (8.1) OBP: 0.117, SLG: 0.111 Manny Trillo, R (8, PH) OBP: 0.200, SLG: 0.422			SH1-3			6-3		P4		1	0	0	0	0	0	0						
Inning Stats	R: 0 E: 0 K: 1 S: 5	H: 0 LOB: 0 BB: 0 P: 5	R: 0 E: 0 K: 1 S: 5	H: 0 LOB: 0 BB: 0 P: 5	R: 2 E: 0 K: 1 S: 8	H: 3 LOB: 1 BB: 0 P: 8	R: 0 E: 0 K: 2 S: 7	H: 0 LOB: 0 BB: 0 P: 7	R: 0 E: 0 K: 0 S: 3	H: 0 LOB: 0 BB: 0 P: 3	R: 0 E: 0 K: 0 S: 4	H: 1 LOB: 2 BB: 1 P: 8	R: 0 E: 0 K: 2 S: 9	H: 2 LOB: 2 BB: 0 P: 9	R: 0 E: 0 K: 0 S: 4	H: 2 LOB: 1 BB: 0 P: 4		R: 0 E: 0 K: 0 S: 4	H: 2 LOB: 1 BB: 0 P: 4	1B: 10 2B: 1 3B: 0 HR: 0	SF: 0 SAC: 1 DP: 2 HBP: 0	WP: 0 PB: 0 SB: 1 CS: 0
PITCHER	IP	WLS	BF	H	R	ER	SO	BB	IBB	HBP	BLK	WP	HR	S	P	ERA	WHIP					
Lee Tunnell, R (1.1) ERA: 4.91	6.1	W	26	6	2	2	5	1	0	0	1	0	0	35	39	2.84	1.105					
Bill Dawley, R (7.1) ERA: 4.65	0.2		4	2	0	0	2	0	0	0	0	0	0	8	8	0.00	3.000					
Ricky Horton, L (8.1) ERA: 2.76	2.0		6	2	0	0	0	0	0	0	0	0	0	6	6	0.00	1.000					

Batter	1	2	3	4	5	6	7	8	9	AB	R	H	RBI	BB	SO	LOB	BOTTOM				
Vince Coleman, S (1.7) OBP: 0.394, SLG: 0.351	1-3		B1-3							5	2	3	2	0	0	0	Chicago Cubs @ St. Louis Cardinals Busch Stadium, St. Louis, MO Sat Jun 13 1987, 3:33 AM CDT Att: 47,395 - Unknown				
Ozzie Smith, S (1.6) OBP: 0.389, SLG: 0.346	F7				1B		SH3-4 1B	1B 1B		4	0	1	1	0	0	1					
Tom Herr, S (1.4) OBP: 0.400, SLG: 0.399	F7									5	2	3	2	0	0	0					
Jack Clark, R (1.3) OBP: 0.452, SLG: 0.652		K				P4	BB 1B	F8		3	0	0	0	2	1	3					
Willie McGee, S (1.8) OBP: 0.304, SLG: 0.426	K				F7			FC6		5	0	2	2	0	1	3					
Terry Pendleton, S (1.5) OBP: 0.382, SLG: 0.413		HR				L4				3	1	1	1	1	0	1					
John Morris, L (1.9) OBP: 0.362, SLG: 0.333 Bill Dawley, R (7.1) OBP: 0.444, SLG: 0.286 Ricky Horton, L (8.1) OBP: 0.143, SLG: 0.143		4-3				P3		F8		3	1	1	0	0	0	1					
Tony Peña, R (1.2) OBP: 0.303, SLG: 0.358										4	2	2	1	0	0	0					
Lee Tunnell, R (1.1) OBP: 0.400, SLG: 0.400 José Oquendo, S (7.9) OBP: 0.438, SLG: 0.411										2	0	0	0	0	1	1					
Inning Stats	R: 0 E: 0 K: 0 S: 3	H: 0 LOB: 0 BB: 0 P: 3	R: 1 E: 0 K: 2 S: 8	H: 1 LOB: 0 BB: 0 P: 8	R: 0 E: 0 K: 0 S: 3	H: 1 LOB: 0 BB: 0 P: 3	R: 0 E: 0 K: 0 S: 3	H: 0 LOB: 1 BB: 1 P: 7	R: 2 E: 0 K: 1 S: 8	H: 3 LOB: 1 BB: 0 P: 8	R: 1 E: 0 K: 0 S: 5	H: 2 LOB: 1 BB: 0 P: 5	R: 3 E: 1 K: 0 S: 7	H: 3 LOB: 3 BB: 2 P: 15	R: 2 E: 0 K: 0 S: 7	H: 4 LOB: 2 BB: 0 P: 7		1B: 10 2B: 3 3B: 0 HR: 1	SF: 0 SAC: 2 DP: 0 HBP: 0	WP: 0 PB: 0 SB: 3 CS: 0	PA: 41
PITCHER	IP	WLS	BF	H	R	ER	SO	BB	IBB	HBP	BLK	WP	HR	S	P	ERA	WHIP				
Rick Sutcliffe, R (1.1) ERA: 3.53	6.0	L	25	7	4	4	3	1	0	0	1	0	0	30	34	6.00	1.333				
Dickie Noles, R (7.1) ERA: 3.89	0.2		8	3	3	0	0	2	0	0	0	0	0	6	14	0.00	7.500				
Mike Mason, L (7.1) ERA: 5.6	0.2		6	4	2	2	0	0	0	0	0	0	0	6	6	27.00	6.000				
Ed Lynch, R (8.1) ERA: 4.61	0.2		2	0	0	0	0	0	0	0	0	0	0	2	2	0.00	0.000				

Batter	1	2	3	4	5	6	7	8	9	AB	R	H	RBI	BB	SO	LOB	TOP			
Dave Martinez, L (1, 8) OBP: 0.374, SLG: 0.314	0-0 4-3			0-0 F7		4-0 2B BB		0-0 L4-6		3	0	0	0	1	0	1				
Jerry Mumphrey, S (1, 7) OBP: 0.412, SLG: 0.454	0-0 G6-4-3 1B			0-0 5-3		0-0 1-3 2B			0-0 4-3 BB 1B	4	1	3	0	0	0	0				
Andre Dawson, R (1, 9) OBP: 0.332, SLG: 0.594	0-0 G6-4-3 1-2			0-0 1-3		0-0 P3			0-0 F9	4	0	0	0	0	0	4				
Leon Durham, L (1, 3) OBP: 0.364, SLG: 0.529		0-3 K		0-0 L3		0-3 K		0-0 K	4-0 1-2 4-3 BB 1B	3	1	0	0	1	2	0				
Shawon Dunston, R (1, 6) OBP: 0.272, SLG: 0.390		0-3 K		0-3 K		0-0 PB 1B		0-0 4-3	0-0 1-2 2-3 4-3	4	0	1	0	0	2	2				
Manny Trillo, R (1, 5) OBP: 0.309, SLG: 0.419		0-0 6-3		4-0 BB		0-3 K		0-0 1-2 K	0-0 1B	3	0	1	2	1	1	1				
Bob Dernier, R (9, PR) OBP: 0.382, SLG: 0.542										0	0	0	0	0	0	0				
Paul Noce, R (1, 4) OBP: 0.386, SLG: 0.308				0-0 3-1		0-0 F9		0-0 6-3	0-0 2-H 3-H 6-3 1B	3	0	0	0	0	0	2				
Brian Dayett, R (9, PH) OBP: 0.480, SLG: 0.698										1	0	0	0	0	0	1				
Jim Sundberg, R (1, 2) OBP: 0.370, SLG: 0.395				0-0 F8		0-0 4-3		0-0 L4-6 2-3 1B		3	0	1	0	0	0	0				
Scott Sanderson, R (1, 1) OBP: 0.190, SLG: 0.263				0-0 P4		0-3 K		0-0 2-3		2	0	0	0	0	1	0				
Ed Lynch, R (6, 1) OBP: 0.111, SLG: 0.111										0	0	0	0	0	0	0				
Gary Matthews, R (8, PH) OBP: 0.333, SLG: 0.321										1	0	0	0	0	0	1				
Lee Smith, R (8, 1)										0	0	0	0	0	0	0				
Inning Stats	R: 0 E: 0 K: 0 S: 3	H: 1 LOB: 0 BB: 0 P: 3	R: 0 E: 0 K: 2 S: 7	H: 0 LOB: 0 BB: 0 P: 7	R: 0 E: 0 K: 0 S: 3	H: 0 LOB: 0 BB: 0 P: 3	R: 0 E: 0 K: 0 S: 3	H: 0 LOB: 0 BB: 0 P: 3	R: 0 E: 0 K: 1 S: 5	H: 1 LOB: 2 BB: 1 P: 10	R: 0 E: 0 K: 2 S: 8	H: 1 LOB: 1 BB: 0 P: 8	R: 0 E: 0 K: 0 S: 3	H: 1 LOB: 0 BB: 0 P: 3	R: 2 E: 0 K: 0 S: 5	H: 2 LOB: 1 BB: 1 P: 9	1B: 5 2B: 2 3B: 0 HR: 0	SF: 0 SAC: 0 DP: 2 HBP: 0	WP: 0 PB: 1 SB: 0 CS: 0	PA: 34
PITCHER	IP	WLS	BF	H	R	ER	SO	BB	IBB	HBP	BLK	WP	HR	S	P	ERA	WHIP			
Danny Cox, R (1, 1) ERA: 3.8	8.1	W	31	5	2	2	6	3	0	0	0	0	0	40	52	2.16	0.960			
Todd Worrell, R (9, 1) ERA: 3.94	0.2	S	3	1	0	0	0	0	0	0	0	0	0	3	3	0.00	1.500			

Chicago Cubs @ St. Louis Cardinals
 Busch Stadium, St. Louis, MO
 Sun Jun 14 1987, 3:33 AM CDT
 Att: 46,106 - Unknown

AB	31
R	2
H	6
RBI	2
BB	3
SO	6
LOB	12



Batter	1	2	3	4	5	6	7	8	9	AB	R	H	RBI	BB	SO	LOB	BOTTOM			
Vince Coleman, S (1, 7) OBP: 0.395, SLG: 0.351	0-0 P6		4-0 F9 2B BB		0-0 G5-4-3 1B		0-0 B3			3	1	1	0	1	0	0				
John Morris, L (1, 9) OBP: 0.368, SLG: 0.382	0-0 F9		0-0 F9		0-0 G5-4-3 1-2		0-0 SH1 3B			4	1	1	0	0	0	2				
Tom Herr, S (1, 4) OBP: 0.399, SLG: 0.397	0-0 S 1B		0-0 4-3		0-0 F8		0-0 SH1			3	0	1	1	0	0	1				
Jack Clark, R (1, 3) OBP: 0.457, SLG: 0.657	4-0 1-2 BB		0-0 1B 2B		0-0 F8		0-0 F8			3	1	2	1	1	0	0				
Willie McGee, S (1, 8) OBP: 0.308, SLG: 0.428	0-0 F8		0-0 3-H 2-3 1B		0-0 F8		0-0 FC4 1B		0-3 K	4	0	2	0	0	1	2				
Terry Pendleton, S (1, 5) OBP: 0.394, SLG: 0.412		4-0 BB	0-0 CS		0-0 CS 1B		0-0 FC4 BB		0-0 6-3	3	0	1	1	1	0	1				
José Oquendo, S (1, 6) OBP: 0.433, SLG: 0.405		0-0 F8		0-0 P6		0-0 K		0-0 1B		4	0	1	0	0	1	3				
Todd Worrell, R (9, 1)				1-2						0	0	0	0	0	0	0				
Tony Peña, R (1, 2) OBP: 0.312, SLG: 0.357		0-0 P4		0-0 1B		4-0 1-2 BB		0-0 F7		3	0	1	0	1	0	2				
Danny Cox, R (1, 1) OBP: 0.194, SLG: 0.167		0-3 K		0-0 F9		0-3 K				3	0	0	0	0	2	4				
Ozzie Smith, S (9, 6)										0	0	0	0	0	0	0				
Inning Stats	R: 0 E: 0 K: 0 S: 4	H: 1 LOB: 2 BB: 1 P: 8	R: 0 E: 0 K: 1 S: 5	H: 0 LOB: 1 BB: 1 P: 9	R: 1 E: 0 K: 0 S: 4	H: 2 LOB: 1 BB: 1 P: 8	R: 0 E: 0 K: 0 S: 4	H: 2 LOB: 1 BB: 0 P: 4	R: 0 E: 0 K: 2 S: 9	H: 1 LOB: 2 BB: 1 P: 13	R: 1 E: 0 K: 0 S: 4	H: 1 LOB: 0 BB: 0 P: 4	R: 0 E: 0 K: 1 S: 6	H: 1 LOB: 1 BB: 0 P: 6	1B: 8 2B: 1 3B: 1 HR: 0	SF: 0 SAC: 1 DP: 1 HBP: 0	WP: 0 PB: 0 SB: 2 CS: 2	PA: 36		
PITCHER	IP	WLS	BF	H	R	ER	SO	BB	IBB	HBP	BLK	WP	HR	S	P	ERA	WHIP			
Scott Sanderson, R (1, 1) ERA: 5.04	5.1	L	24	8	2	2	1	3	0	0	0	0	0	23	35	3.38	2.062			
Ed Lynch, R (6, 1) ERA: 4.64	1.2		7	1	1	1	2	1	0	0	0	0	0	10	14	5.40	1.200			
Lee Smith, R (8, 1) ERA: 2.31	1.0		4	1	0	0	1	0	0	0	0	0	0	6	6	0.00	1.000			

Chicago Cubs @ St. Louis Cardinals
 Busch Stadium, St. Louis, MO
 Sun Jun 14 1987, 3:33 AM CDT
 Att: 46,106 - Unknown

AB	30
R	3
H	10
RBI	3
BB	4
SO	4
LOB	15



Batter	1	2	3	4	5	6	7	8	9	AB	R	H	RBI	BB	SO	LOB	TOP								
Bobby Bonilla, S OBP: 0.318, SLG: 0.382 (1, 9)										5	0	1	0	0	0	1									
Andy Van Slyke, L OBP: 0.328, SLG: 0.473 (1, 8)										5	0	1	1	0	1	1									
Johnny Ray, S OBP: 0.300, SLG: 0.366 (1, 4)										4	0	0	0	0	1	2									
Mike Diaz, R OBP: 0.327, SLG: 0.620 (1, 7)										3	1	2	1	1	0	0									
Barry Bonds, L OBP: 0.337, SLG: 0.468 (8, 7)										0	0	0	0	0	0	0									
Jim Morrison, R OBP: 0.295, SLG: 0.410 (1, 5)										3	1	1	0	1	0	1									
Sid Bream, L OBP: 0.371, SLG: 0.500 (1, 3)										4	0	2	0	0	0	3									
Michael LaValliere, L OBP: 0.386, SLG: 0.370 (1, 2)										3	0	1	1	1	0	3									
Rafael Belliard, R OBP: 0.297, SLG: 0.269 (1, 6)										3	1	1	0	1	1	4									
Mike Dunne, R OBP: 0.250, SLG: 0.143 (1, 1)										3	0	0	0	0	1	2									
Inning Stats	R: 0 E: 0 K: 2 S: 7	H: 1 LOB: 0 BB: 0 P: 7	R: 1 E: 0 K: 0 S: 5	H: 2 LOB: 2 BB: 1 P: 9	R: 0 E: 0 K: 1 S: 3	H: 0 LOB: 0 BB: 0 P: 3	R: 0 E: 0 K: 1 S: 6	H: 1 LOB: 2 BB: 1 P: 10	R: 0 E: 0 K: 0 S: 3	H: 0 LOB: 0 BB: 0 P: 3	R: 0 E: 0 K: 0 S: 4	H: 1 LOB: 2 BB: 1 P: 8	R: 1 E: 0 K: 0 S: 5	H: 2 LOB: 1 BB: 0 P: 5	R: 0 E: 0 K: 0 S: 4	H: 2 LOB: 1 BB: 1 P: 8	R: 0 E: 0 K: 1 S: 5	H: 0 LOB: 0 BB: 0 P: 5	1B: 4 2B: 4 3B: 0 HR: 1	SF: 0 SAC: 1 DP: 0 HBP: 0	WP: 0 PB: 0 SB: 0 CS: 3	PA: 39			
PITCHER	IP	WLS	BF	H	R	ER	SO	BB	IBB	HBP	BLK	WP	HR	S	P	ERA	WHIP								
Greg Mathews, L ERA: 4.74 (1, 1)	7.0	L	30	7	2	2	3	2	1	0	0	0	0	33	45	2.57	1.286								
Pat Perry, L ERA: 4.45 (8, 1)	0.0		2	2	1	1	0	0	0	0	0	0	1	2	2	∞	∞								
Ricky Horton, L ERA: 2.64 (8, 1)	2.0		6	0	0	0	1	0	1	0	0	0	0	7	11	0.00	0.000								

Pittsburgh Pirates @ St. Louis Cardinals
 Busch Stadium, St. Louis, MO
 Mon Jun 15 1987, 7:05 PM CDT
 Att: 30,887 - Unknown

AB	33
R	3
H	9
RBI	3
BB	4
SO	4
LOB	17



Batter	1	2	3	4	5	6	7	8	9	AB	R	H	RBI	BB	SO	LOB	BOTTOM								
Vince Coleman, S OBP: 0.393, SLG: 0.346 (1, 7)										3	0	0	0	1	1	0									
Ozzie Smith, S OBP: 0.383, SLG: 0.340 (1, 6)										4	0	0	0	0	2	1									
Tom Herr, S OBP: 0.401, SLG: 0.396 (1, 4)										3	0	1	0	1	0	0									
Jack Clark, R OBP: 0.462, SLG: 0.655 (1, 3)										2	0	1	0	2	1	0									
Willie McGee, S OBP: 0.308, SLG: 0.427 (1, 8)										3	0	1	0	0	0	2									
Terry Pendleton, S OBP: 0.370, SLG: 0.410 (1, 5)										1	1	0	0	3	0	2									
John Morris, L OBP: 0.333, SLG: 0.342 (1, 9)										4	0	0	0	0	0	6									
Tony Peña, R OBP: 0.299, SLG: 0.341 (1, 2)										4	0	0	1	0	0	4									
Greg Mathews, R OBP: 0.292, SLG: 0.304 (1, 1)										2	0	0	0	0	0	0									
Curt Ford, L OBP: 0.362, SLG: 0.495 (7, PH)										1	0	0	0	0	1	0									
Pat Perry, L OBP: 0.167, SLG: 0.167 (8, 1)										0	0	0	0	0	0	0									
Ricky Horton, L OBP: 0.143, SLG: 0.143 (8, 1)										0	0	0	0	0	0	0									
Inning Stats	R: 0 E: 0 K: 1 S: 5	H: 0 LOB: 2 BB: 2 P: 13	R: 1 E: 0 K: 0 S: 3	H: 0 LOB: 0 BB: 1 P: 7	R: 0 E: 0 K: 1 S: 3	H: 0 LOB: 0 BB: 0 P: 5	R: 0 E: 0 K: 0 S: 3	H: 1 LOB: 1 BB: 1 P: 7	R: 0 E: 0 K: 1 S: 5	H: 0 LOB: 0 BB: 1 P: 9	R: 0 E: 0 K: 0 S: 5	H: 2 LOB: 3 BB: 1 P: 9	R: 0 E: 0 K: 1 S: 5	H: 0 LOB: 0 BB: 0 P: 5	R: 0 E: 0 K: 1 S: 5	H: 0 LOB: 0 BB: 1 P: 6	R: 0 E: 0 K: 0 S: 2	H: 0 LOB: 0 BB: 1 P: 6	1B: 3 2B: 0 3B: 0 HR: 0	SF: 0 SAC: 1 DP: 2 HBP: 0	WP: 0 PB: 0 SB: 1 CS: 0	PA: 35			
PITCHER	IP	WLS	BF	H	R	ER	SO	BB	IBB	HBP	BLK	WP	HR	S	P	ERA	WHIP								
Mike Dunne, R ERA: 0.75 (1, 1)	9.0	W	35	3	1	1	5	6	1	0	0	0	0	38	66	1.00	1.000								

Pittsburgh Pirates @ St. Louis Cardinals
 Busch Stadium, St. Louis, MO
 Mon Jun 15 1987, 7:05 PM CDT
 Att: 30,887 - Unknown

AB	27
R	1
H	3
RBI	1
BB	7
SO	5
LOB	15



Batter	1	2	3	4	5	6	7	8	9	AB	R	H	RBI	BB	SO	LOB	TOP				
Barry Bonds, L (1, 7) OBP: 0.343, SLG: 0.471										3	1	1	0	2	1	3	Pittsburgh Pirates @ St. Louis Cardinals Busch Stadium, St. Louis, MO Tue Jun 16 1987, 7:05 PM CDT Att: 27,048 - Unknown				
Andy Van Slyke, L (1, 8) OBP: 0.332, SLG: 0.471										3	0	1	0	1	1	2					
Johnny Ray, S (1, 4) OBP: 0.299, SLG: 0.361										3	0	0	0	1	1	3					
Rafael Belliard, R (8, 4) OBP: 0.297, SLG: 0.269										0	0	0	0	0	0	0					
Mike Diaz, R (1, 9) OBP: 0.325, SLG: 0.602										3	0	0	0	1	0	2					
Jim Morrison, R (1, 5) OBP: 0.295, SLG: 0.406										2	0	0	1	1	0	0					
Bob Walk, R (6, 1) OBP: 0.333, SLG: 0.333										0	0	0	0	0	0	0					
Butch Davis, R (8, PH) OBP: 0.297, SLG: 0.269										1	0	0	0	0	1	2					
Don Robinson, R (8, 1)										0	0	0	0	0	0	0					
Sid Bream, L (1, 3) OBP: 0.369, SLG: 0.495										4	0	1	0	0	0	3					
Al Pedrique, R (1, 6) OBP: 0.240, SLG: 0.174										4	0	1	0	0	2	1					
Junior Ortiz, R (1, 2) OBP: 0.275, SLG: 0.267										4	0	1	0	0	2	1					
Doug Drabek, R (1, 1) OBP: 0.263, SLG: 0.278										2	0	2	0	0	0	0					
John Smiley, L (6, 1) OBP: 0.333, SLG: 0.667										0	0	0	0	0	0	0					
Dave Johnson, R (6, 1)										0	0	0	0	0	0	0					
Bobby Bonilla, S (6, 5) OBP: 0.313, SLG: 0.377										2	0	0	0	0	0	2					
Inning Stats	R: 1 E: 0 K: 1 S: 4	H: 0 LOB: 2 BB: 4 P: 20	R: 0 E: 0 K: 2 S: 8	H: 2 LOB: 2 BB: 1 P: 12	R: 0 E: 0 K: 0 S: 3	H: 0 LOB: 0 BB: 0 P: 3	R: 0 E: 0 K: 2 S: 7	H: 0 LOB: 0 BB: 0 P: 7	R: 0 E: 0 K: 0 S: 8	H: 1 LOB: 1 BB: 0 P: 8	R: 0 E: 0 K: 0 S: 3	H: 0 LOB: 0 BB: 0 P: 3	R: 0 E: 0 K: 0 S: 3	H: 1 LOB: 2 BB: 1 P: 10	R: 0 E: 0 K: 1 S: 5	H: 2 LOB: 2 BB: 0 P: 5	1B: 6 2B: 1 3B: 0 HR: 0	SF: 0 SAC: 0 DP: 2 HBP: 0	WP: 0 PB: 0 SB: 2 CS: 0	PA: 37	
PITCHER	IP	WLS	BF	H	R	ER	SO	BB	IBB	HBP	BLK	WP	HR	S	P	ERA	WHIP				
Tim Conroy, L (1, 1) ERA: 5.53	0.1		5	0	1	1	1	3	1	0	0	0	0	3	19	27.00	9.000				
Bill Dawley, R (1, 1) ERA: 4.09	5.2	W	19	3	0	0	6	1	0	0	0	0	0	30	34	0.00	0.706				
Ricky Horton, L (7, 1) ERA: 2.47	3.0	S	13	4	0	0	1	1	0	0	0	0	0	14	18	0.00	1.667				

Batter	1	2	3	4	5	6	7	8	9	AB	R	H	RBI	BB	SO	LOB	BOTTOM				
Vince Coleman, S (1, 7) OBP: 0.393, SLG: 0.347										5	0	2	1	0	0	1	Pittsburgh Pirates @ St. Louis Cardinals Busch Stadium, St. Louis, MO Tue Jun 16 1987, 7:05 PM CDT Att: 27,048 - Unknown				
Ozzie Smith, S (1, 6) OBP: 0.381, SLG: 0.338										4	1	1	1	0	0	1					
Rod Booker, L (7, 4) OBP: 0.467, SLG: 0.500										1	0	1	0	0	0	0					
Tom Herr, S (1, 4) OBP: 0.398, SLG: 0.393										4	2	1	0	0	0	0					
Ricky Horton, L (7, 1) OBP: 0.125, SLG: 0.125										1	0	0	0	0	0	2					
Jack Clark, R (1, 3) OBP: 0.464, SLG: 0.668										5	2	3	3	0	0	2					
Willie McGee, S (1, 8) OBP: 0.314, SLG: 0.431										5	1	3	1	0	0	2					
Terry Pendleton, S (1, 5) OBP: 0.396, SLG: 0.405										3	1	0	0	1	0	3					
Curt Ford, L (1, 9) OBP: 0.364, SLG: 0.495										2	0	1	0	0	0	0					
José Oquendo, S (6, PH) OBP: 0.441, SLG: 0.410										1	1	1	1	1	0	0					
Tony Peña, R (1, 2) OBP: 0.307, SLG: 0.359										4	2	2	1	0	0	2					
Steve Lake, R (8, 2) OBP: 0.311, SLG: 0.386										0	0	0	0	0	0	0					
Tim Conroy, L (1, 1)										0	0	0	0	0	0	0					
Bill Dawley, R (1, 1) OBP: 0.364, SLG: 0.222										2	0	0	0	0	1	2					
Tito Landrum, R (6, PH) OBP: 0.349, SLG: 0.250										0	0	0	0	0	0	0					
John Morris, L (6, PH) OBP: 0.341, SLG: 0.400										2	1	1	3	0	0	0					
Inning Stats	R: 0 E: 0 K: 0 S: 3	H: 0 LOB: 0 BB: 0 P: 3	R: 0 E: 0 K: 0 S: 3	H: 0 LOB: 0 BB: 0 P: 3	R: 0 E: 1 K: 0 S: 5	H: 1 LOB: 0 BB: 0 P: 5	R: 1 E: 1 K: 0 S: 6	H: 2 LOB: 2 BB: 0 P: 6	R: 1 E: 0 K: 0 S: 5	H: 2 LOB: 1 BB: 0 P: 5	R: 9 E: 0 K: 0 S: 12	H: 9 LOB: 1 BB: 1 P: 16	R: 0 E: 0 K: 0 S: 2	H: 0 LOB: 0 BB: 1 P: 6	R: 0 E: 0 K: 0 S: 5	H: 2 LOB: 2 BB: 0 P: 5	1B: 13 2B: 1 3B: 1 HR: 1	SF: 0 SAC: 0 DP: 1 HBP: 0	WP: 0 PB: 0 SB: 1 CS: 1	PA: 42	
PITCHER	IP	WLS	BF	H	R	ER	SO	BB	IBB	HBP	BLK	WP	HR	S	P	ERA	WHIP				
Doug Drabek, R (1, 1) ERA: 4.27	5.1	L	23	7	4	3	1	0	0	0	0	0	0	25	25	5.06	1.312				
John Smiley, L (6, 1) ERA: 6.44	0.0		3	2	0	0	0	0	1	0	1	0	0	2	6						
Dave Johnson, R (6, 1) ERA: 9.95	0.1		6	5	7	7	0	0	0	0	0	0	1	6	6	189.00	15.000				
Bob Walk, R (6, 1) ERA: 4.76	1.1		4	0	0	0	0	1	0	0	0	0	0	3	7	0.00	0.750				
Don Robinson, R (8, 1) ERA: 3.88	1.0		5	2	0	0	0	0	0	0	0	0	0	5	5	0.00	2.000				


AB 31
R 1
H 7
RBI 1
BB 6
SO 8
LOB 19

AB 39
R 11
H 16
RBI 11
SO 1
LOB 15

Batter	1	2	3	4	5	6	7	8	9	10	11	AB	R	H	RBI	BB	SO	LOB	TOP							
Casey Candaele, S OBP: 0.347, SLG: 0.367	(1,4) X 0-0 E E 1B		(1,2) X 0-0 1-3		(1,2) X 0-0 FC6-4		(1,2) X 0-0 1B		(1,2) X 0-0 F8		(1,2) X 0-0 1B BB 1B	6	1	3	2	0	0	2								
Mitch Webster, S OBP: 0.357, SLG: 0.401	(1,9) X 0-0 E5 4-3 1B 1B		(1,9) X 0-0 CS WP 1B		(1,9) X 0-0 F9		(1,9) X 0-0 G3		(1,9) X 0-3 K		(1,9) X 4-0 1B BB 1B	5	1	2	0	1	1	2								
Tim Raines, S OBP: 0.456, SLG: 0.571	(1,7) X 0-0 4-3 1B		(1,7) X 4-0 1B BB		(1,7) X 0-0 1B 1B		(1,7) X 0-0 1B 1B		(1,7) X 0-0 F8		(1,7) X 0-0 1B BB 1B	5	2	3	1	1	0	1								
Tim Wallach, R OBP: 0.356, SLG: 0.533	(1,5) X 0-0 L6-3 1B		(1,5) X 0-0 CS	(1,5) X 0-0 F8		(1,5) X 0-3 K		(1,5) X 0-0 F9		(1,5) X 0-3 K		(1,5) X 0-0 1B BB 1B	5	0	1	1	0	2	2							
Hubie Brooks, R OBP: 0.355, SLG: 0.541	(1,6) X 0-0 L6-3 1B		(1,6) X 0-0 6-3		(1,6) X 0-0 1B		(1,6) X 0-0 1B		(1,6) X 0-0 K		(1,6) X 0-3 K	5	0	2	2	0	1	1								
Andres Galaraga, R OBP: 0.386, SLG: 0.479	(1,3) X 0-0 K	(1,3) X 0-3 K		(1,3) X 0-0 F9		(1,3) X 0-0 1B SF5 1B		(1,3) X 0-0 K		(1,3) X 0-0 1B BB 2B	5	2	2	0	0	2	1									
Herm Winningham, L OBP: 0.375, SLG: 0.492	(1,8) X 0-0 G1-4-3 1B		(1,8) X 0-0 3-1		(1,8) X 0-0 F5		(1,8) X 0-0 F7		(1,8) X 0-3 K		(1,8) X 0-3 K	5	0	1	0	0	1	3								
Jeff Reed, L OBP: 0.211, SLG: 0.185	(1,2) X 0-0 G1-4-3		(1,2) X 0-0 L3		(1,2) X 0-0 1B SF5 1B		(1,2) X 0-3 K		(1,2) X 0-3 K		(1,2) X 4-0 1B BB 1B	3	1	1	0	0	0	1								
Tom Foley, L OBP: 0.286, SLG: 0.341	(9, PH)		(9, PH)		(9, PH)		(9, PH)		(9, PH)		(9, PH)	1	0	0	0	0	1	0								
Mike Fitzgerald, R OBP: 0.303, SLG: 0.308	(9, 2)		(9, 2)		(9, 2)		(9, 2)		(9, 2)		(9, 2)	1	0	0	0	0	1	1								
Jeff Fischer, R ERA: 1.69	(1,1)		(1,1)		(1,1)		(1,1)		(1,1)		(1,1)	2	0	0	0	0	1	0								
Walter Johnson, S ERA: 1.83	(8, PH)		(8, PH)		(8, PH)		(8, PH)		(8, PH)		(8, PH)	0	0	0	0	0	0	0								
Andy McCaffigan, R ERA: 2.56	(7, 1)		(7, 1)		(7, 1)		(7, 1)		(7, 1)		(7, 1)	0	0	0	0	0	0	0								
Tim Burke, R ERA: 1.83	(8, 1)		(8, 1)		(8, 1)		(8, 1)		(8, 1)		(8, 1)	0	0	0	0	0	0	0								
Bob McClure, L ERA: 4.44	(9, 1)		(9, 1)		(9, 1)		(9, 1)		(9, 1)		(9, 1)	0	0	0	0	0	0	0								
Inning Stats	R: 2 E: 1 K: 0 S: 5	H: 3 LOB: 0 BB: 0 P: 5	R: 0 E: 0 K: 1 S: 5	H: 1 LOB: 0 BB: 0 P: 5	R: 0 E: 0 K: 0 S: 3	H: 1 LOB: 1 BB: 1 P: 7	R: 0 E: 0 K: 0 S: 3	H: 0 LOB: 0 BB: 0 P: 3	R: 0 E: 0 K: 1 S: 6	H: 0 LOB: 1 BB: 0 P: 6	R: 1 E: 0 K: 1 S: 6	H: 2 LOB: 1 BB: 0 P: 6	R: 2 E: 0 K: 0 S: 6	H: 3 LOB: 1 BB: 0 P: 6	R: 1 E: 0 K: 1 S: 7	H: 2 LOB: 1 BB: 0 P: 7	R: 0 E: 1 K: 2 S: 8	H: 0 LOB: 0 BB: 0 P: 8	R: 0 E: 0 K: 2 S: 7	H: 0 LOB: 0 BB: 0 P: 7	R: 2 E: 0 K: 2 S: 9	H: 3 LOB: 2 BB: 2 P: 17	1B: 14 2B: 2 3B: 0 HR: 0	SF: 1 SAC: 0 DP: 2 HBP: 0	WP: 2 PB: 0 SB: 3 CS: 1	PA: 49
PITCHER	IP: 7.0 WLS: 29 BF: 29 H: 10 R: 5 ER: 5 SO: 3 BB: 1 IBB: 0 HBP: 0 BLK: 0 WP: 2 HR: 0 S: 34 P: 38 ERA: 6.43 WHIP: 1.571	PITCHER											IP: 1.0 WLS: 5 BF: 5 H: 0 R: 1 ER: 0 SO: 0 BB: 1 IBB: 0 HBP: 0 BLK: 0 WP: 0 HR: 0 S: 18 P: 30 ERA: 1.69 WHIP: 1.312													
Danny Cox, R ERA: 3.99	(8, 1)	1.0	5	2	1	1	1	0	0	0	0	0	0	0	7	7	9.00	2.000								
Pat Perry, L ERA: 4.19	(9, 1)	2.0	7	0	0	0	4	0	0	0	0	0	0	0	15	15	0.00	0.000								
Todd Worrell, R ERA: 3.86	(11, 1)	1.0	L	7	3	2	2	2	0	0	0	0	0	0	9	17	18.00	5.000								

Montreal Expos @ St. Louis Cardinals
 Busch Stadium, St. Louis, MO
 Fri Jun 19 1987, 7:05 PM CDT
 Att: 41,447 - Unknown

AB 44
 R 8
 H 15
 RBI 7
 BB 3
 SO 10
 LOB 14



Batter	1	2	3	4	5	6	7	8	9	10	11	AB	R	H	RBI	BB	SO	LOB	BOTTOM			
Vince Coleman, S OBP: 0.390, SLG: 0.341	(1,7) X 0-0 4-3		(1,7) X 0-0 4-3		(1,7) X 0-0 E5 FC3-6 S		(1,7) X 4-0 1B BB		(1,7) X 0-0 G1-6-3		(1,7) X 0-0 E6 FC1-6-5 1B	5	1	0	0	1	0	0				
Ozzie Smith, S OBP: 0.379, SLG: 0.341	(1,6) X 0-0 6-3		(1,6) X 0-0 6-3		(1,6) X 0-0 FC3-6 BB		(1,6) X 1-3 2-H E 1B		(1,6) X 0-0 F8		(1,6) X 0-0 FC1-6-5 2-3 BB	5	1	1	1	1	0	1				
Tom Herr, S OBP: 0.395, SLG: 0.386	(1,4) X 0-0 F9		(1,4) X 0-0 F9 S 1B		(1,4) X 0-0 FC3-6		(1,4) X 1-3 3-H 1B 1B		(1,4) X 0-0 F8		(1,4) X 0-0 F7	6	1	2	1	0	0	3				
Jack Clark, R OBP: 0.462, SLG: 0.680	(1,3) X 4-0 1B SF9 BB		(1,3) X 4-0 1B SF9 BB		(1,3) X 4-0 L3		(1,3) X 0-3 K		(1,3) X 0-0 F3		(1,3) X 3 1 0 0 2 1 4											
Willie McGee, S OBP: 0.322, SLG: 0.454	(1,8) X 0-0 SF9 1B		(1,8) X 0-0 F9		(1,8) X 0-0 F8		(1,8) X 0-0 E6 BB 1B		(1,8) X 0-0 1B		(1,8) X 0-0 1B	5	1	2	1	0	0	5				
Terry Pendleton, S OBP: 0.371, SLG: 0.402	(1,5) X 0-0 L5-3 1B		(1,5) X 0-0 L5-3		(1,5) X 0-0 L6		(1,5) X 4-0 FC4-6 1B BB		(1,5) X 0-0 G6-4-3 1B		(1,5) X 4 0 2 0 1 0 2											
Curt Ford, L OBP: 0.351, SLG: 0.477	(8, PH)		(8, PH)		(8, PH)		(8, PH)		(8, PH)		(8, PH)	2	0	1	1	0	0	0				
Pat Perry, L OBP: 0.187	(8, PH)		(8, PH)		(8, PH)		(8, PH)		(8, PH)		(8, PH)	0	0	0	0	0	0	0				
Rod Booker, L OBP: 0.150	(8, PH)		(8, PH)		(8, PH)		(8, PH)		(8, PH)		(8, PH)	0	0	0	0	0	0	0				
Todd Worrell, R OBP: 0.341	(8, PH)		(8, PH)		(8, PH)		(8, PH)		(8, PH)		(8, PH)	0	0	0	0	0	0	0				
Tito Landrum, R OBP: 0.162, SLG: 0.231	(10, PH)		(10, PH)		(10, PH)		(10, PH)		(10, PH)		(10, PH)	0	0	0	0	0	0	2				
Bill Dawley, R OBP: 0.354, SLG: 0.222	(11, 1)		(11, 1)		(11, 1)		(11, 1)		(11, 1)		(11, 1)	0	0	0	0	0	0	0				
Tony Peña, R OBP: 0.292, SLG: 0.346	(1,2) X 0-0 G6-4-3 1B		(1,2) X 0-0 G6-4-3		(1,2) X 0-0 F9		(1,2) X 0-0 F7		(1,2) X 0-0 FC4-6		(1,2) X 0-0 1-3	5	0	0	0	0	0	5				
Danny Cox, R ERA: 3.99	(1,1)		(1,1)		(1,1)		(1,1)		(1,1)		(1,1)	2	0	0	0	0	0	0				
José Oquendo, S OBP: 0.429, SLG: 0.384	(8, 9)		(8, 9)		(8, 9)		(8, 9)		(8, 9)		(8, 9)	1	2	0	0	2	0	2				
Inning Stats	R: 0 E: 0 K: 0 S: 3	H: 0 LOB: 0 BB: 0 P: 3	R: 1 E: 0 K: 0 S: 4	H: 2 LOB: 1 BB: 1 P: 8	R: 0 E: 0 K: 0 S: 3	H: 0 LOB: 0 BB: 0 P: 3	R: 0 E: 0 K: 0 S: 3	H: 1 LOB: 1 BB: 1 P: 7	R: 0 E: 0 K: 0 S: 3	H: 0 LOB: 0 BB: 0 P: 3	R: 0 E: 1 K: 1 S: 9	H: 0 LOB: 2 BB: 3 P: 21	R: 0 E: 0 K: 0 S: 3	H: 2 LOB: 0 BB: 0 P: 4	R: 0 E: 0 K: 0 S: 4	H: 0 LOB: 1 BB: 0 P: 4	R: 1 E: 1 K: 0 S: 4	H: 0 LOB: 1 BB: 1 P: 8	1B: 9 2B: 1 3B: 0 HR: 0	SF: 1 SAC: 0 DP: 3 HBP: 0	WP: 0 PB: 0 SB: 2 CS: 0	PA: 48
PITCHER	IP: 5.1 WLS: 21 BF: 21 H: 4 R: 0 ER: 1 SO: 1 BB: 3 IBB: 0 HBP: 0 BLK: 0 WP: 0 HR: 0 S: 18 P: 30 ERA: 1.69 WHIP: 1.312	PITCHER											IP: 1.0 WLS: 5 BF: 5 H: 0 R: 1 ER: 0 SO: 0 BB: 1 IBB: 0 HBP: 0 BLK: 0 WP: 0 HR: 0 S: 18 P: 30 ERA: 3.92									
Jeff Fischer, R ERA: 1.69	(6, 1)	0.2	2	0	0	0	0	0	0	0	0	0	0	0	2	2	0.00	0.000				
Andy McCaffigan, R ERA: 2.56	(7, 1)	1.0	6	1	3	3	0	2	0	0	0	0	0	4	12	27.00	3.000					
Tim Burke, R ERA: 1.83	(8, 1)	1.0	7	2	2	1	1	1	0	0	0	0	0	8	12	9.00	3.000					
Bob McClure, L ERA: 4.44	(9, 1)	2.0	W	7	2	0	0	0	0	0	0	0	0	7	7	0.00	1.000					

Montreal Expos @ St. Louis Cardinals
 Busch Stadium, St. Louis, MO
 Fri Jun 19 1987, 7:05 PM CDT
 Att: 41,447 - Unknown

AB 40
 R 7
 H 9
 RBI 6
 BB 7
 SO 1
 LOB 24



Batter	1	2	3	4	5	6	7	8	9	AB	R	H	RBI	BB	SO	LOB	TOP										
Casey Candaele, S OBP: 0.348, SLG: 0.365 (1.8)	0-0 6-3		0-0 5-3		0-0 1-3			0-0 6-3 1B	4-0 1B IBB	4	1	1	0	1	0	0											
Mitch Webster, S OBP: 0.357, SLG: 0.405 (1.9)	0-0 P7			0-0 1B 2B		0-0 6-3		0-0 6-3 1-2	0-0 1-2 2-3 3-H 1B	5	1	2	1	0	0	1											
Tim Raines, S OBP: 0.450, SLG: 0.561 (1.7)	0-0 5-3			0-0 2-H 1B		0-0 6-3		0-3 K	0-0 P6	5	0	1	1	0	1	4											
Tim Wallach, R OBP: 0.353, SLG: 0.526 (1.5)		0-0 6-3		0-0 6-3		0-0 P7		0-0 2-H 1B	0-0 6-3	5	0	1	1	0	0	3											
Hubie Brooks, R OBP: 0.351, SLG: 0.528 Jeff Parrett, R (8.1)		0-3 K		0-0 HR 1B		0-0 5-3		0-3 K		4	1	1	0	0	2	1											
Andres Galarraga, R OBP: 0.392, SLG: 0.507 (1.3)		0-0 1B		0-0 1-H HR		0-0 F8			0-0 2B 3B	4	2	3	2	0	0	0											
Vance Law, R OBP: 0.368, SLG: 0.423 (1.4)		0-0 F8		0-0 1-3		0-0 1B 2B			0-0 6-3	4	1	1	0	0	0	2											
Mike Fitzgerald, R OBP: 0.301, SLG: 0.305 Dave Engle, R OBP: 0.273, SLG: 0.308 Herm Winningham, L OBP: 0.380, SLG: 0.492 (1.2)			0-0 6-3		0-0 P5		0-0 2-H 1B		4-0 2B 1B IBB	1	0	0	0	0	0	0											
Dennis Martinez, R Lary Sorensen, R Reid Nichols, R OBP: 0.319, SLG: 0.422 Andy McGaffigan, R Jeff Reed, L OBP: 0.222, SLG: 0.212 (8.2)			0-0 5-3		0-0 1-3		0-0 F9		0-0 1-3 3-H 2B	2	0	0	0	0	0	0											
Inning Stats	R: 0 E: 0 K: 0 S: 3	H: 0 LOB: 0 BB: 0 P: 3	R: 0 E: 0 K: 1 S: 6	H: 1 LOB: 1 BB: 0 P: 6	R: 0 E: 0 K: 0 S: 3	H: 0 LOB: 0 BB: 0 P: 3	R: 3 E: 0 K: 0 S: 6	H: 4 LOB: 0 BB: 0 P: 6	R: 0 E: 0 K: 0 S: 3	H: 0 LOB: 0 BB: 0 P: 3	R: 1 E: 0 K: 0 S: 5	H: 2 LOB: 1 BB: 0 P: 5	R: 1 E: 0 K: 2 S: 9	H: 2 LOB: 1 BB: 0 P: 9	R: 2 E: 0 K: 0 S: 6	H: 3 LOB: 3 BB: 2 P: 14	1B: 7 2B: 3 3B: 1 HR: 1	SF: 0 SAC: 0 DP: 0 HBP: 0	WP: 0 PB: 0 SB: 0 CS: 0	PA: 40							
PITCHER	IP	WLS	BF	H	R	ER	SO	BB	IBB	HBP	BLK	WP	HR	S	P	ERA	WHIP										
Greg Mathews, L ERA: 4.78 Ricky Horton, L ERA: 2.59 Todd Worrell, R ERA: 4.05 Ken Dayley, L ERA: 0.77	7.0		27	7	4	4	1	0	0	0	0	0	1	29	29	5.14	1.000										

Montreal Expos @ St. Louis Cardinals
Busch Stadium, St. Louis, MO
Sat Jun 20 1987, 7:05 PM CDT
Att: 47,616 - Unknown

AB	38
R	7
H	12
RBI	7
BB	2
SO	3
LOB	12



Batter	1	2	3	4	5	6	7	8	9	AB	R	H	RBI	BB	SO	LOB	BOTTOM										
Vince Coleman, S OBP: 0.390, SLG: 0.343 (1.7)	0-0 4-3 1-3 1B		0-0 4-3	0-0 F7	0-0 5-3			0-0 SH1-4 1B		5	1	2	0	0	0	3											
Ozzie Smith, S OBP: 0.380, SLG: 0.343 (1.6)	0-0 4-3 1-3		0-0 1B FC3-6	0-0 1B 2-H		0-0 1-6-3		0-0 SH1-4 1-2		4	1	2	1	0	0	1											
Tom Herr, S OBP: 0.400, SLG: 0.389 (1.4)	0-0 1-3 3-H		0-0 FC3-6 1B	0-0 1-3 1B		1-0 HBP		0-3 K2-3		4	1	2	1	0	1	1											
Jack Clark, R OBP: 0.461, SLG: 0.671 (1.3)	0-3 K		4-0 FC3-6 1B	4-0 1-2 BB		0-0 P9		0-3 K		3	0	0	0	2	2	2											
Willie McGee, S OBP: 0.316, SLG: 0.444 (1.8)		0-0 5-3	0-0 FC3-6 1B	0-0 4-3		0-0 F7			0-0 F5	5	1	0	1	0	0	6											
Terry Pendleton, S OBP: 0.371, SLG: 0.402 (1.5)		0-0 6-3 1B	0-0 1-3 1B 1B		0-0 5-3		0-0 6-3		0-3 K	5	0	2	1	0	1	0											
Curt Ford, L OBP: 0.361, SLG: 0.477 (1.9)		0-0 6-3 1-2	0-0 3-H 1B	4-0 1-H 3-H 1B		4-0 WP FC4-2 BB		0-0 5-3		4	0	2	1	1	0	1											
Tony Peña, R OBP: 0.314, SLG: 0.361 (1.2)		4-0 IBB		0-0 SH1-3 1B 1B	0-0 FC4-2 1B		0-0 1B		0-0 1B	4	1	3	0	1	0	1											
Greg Mathews, R Rod Bookser, L Ricky Horton, L Todd Worrell, R Ken Dayley, L John Morris, L OBP: 0.354, SLG: 0.409 (7. PH)		0-3 K		0-0 SH1-3	0-0 1-2 1B		0-0 G3		0-0 P6	2	0	1	0	0	1	2											
Inning Stats	R: 1 E: 0 K: 1 S: 6	H: 1 LOB: 0 BB: 0 P: 6	R: 0 E: 0 K: 1 S: 6	H: 1 LOB: 2 BB: 1 P: 10	R: 3 E: 0 K: 0 S: 6	H: 4 LOB: 2 BB: 1 P: 10	R: 1 E: 0 K: 0 S: 6	H: 3 LOB: 3 BB: 1 P: 10	R: 0 E: 0 K: 0 S: 4	H: 1 LOB: 1 BB: 0 P: 4	R: 0 E: 0 K: 0 S: 4	H: 1 LOB: 1 BB: 0 P: 4	R: 0 E: 0 K: 2 S: 8	H: 1 LOB: 1 BB: 0 P: 8	R: 0 E: 0 K: 1 S: 7	H: 2 LOB: 2 BB: 0 P: 7	1B: 14 2B: 0 3B: 0 HR: 0	SF: 0 SAC: 2 DP: 0 HBP: 1	WP: 1 PB: 0 SB: 0 CS: 0	PA: 45							
PITCHER	IP	WLS	BF	H	R	ER	SO	BB	IBB	HBP	BLK	WP	HR	S	P	ERA	WHIP										
Dennis Martinez, R ERA: 3.0 Lary Sorensen, R ERA: 3.53 Andy McGaffigan, R ERA: 2.51 Jeff Parrett, R ERA: 3.48	5.0		28	10	5	5	2	3	1	0	0	0	0	3	4	0.00	0.000										

Montreal Expos @ St. Louis Cardinals
Busch Stadium, St. Louis, MO
Sat Jun 20 1987, 7:05 PM CDT
Att: 47,616 - Unknown

AB	38
R	5
H	14
RBI	5
BB	4
SO	5
LOB	20

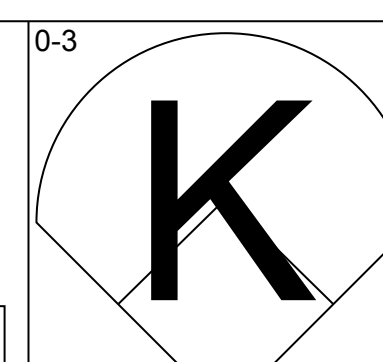
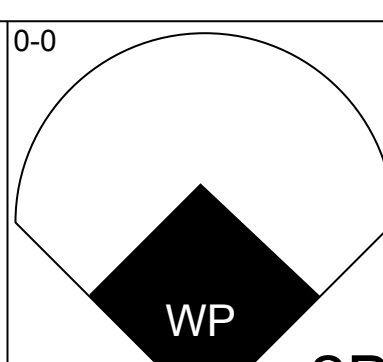
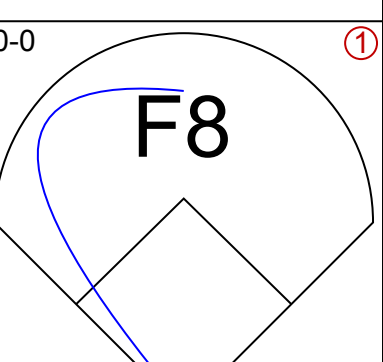
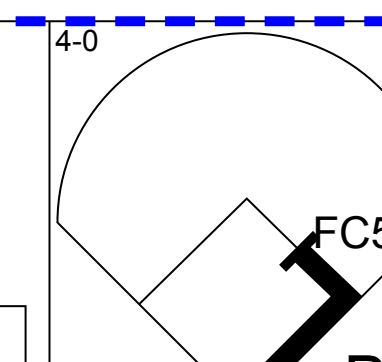
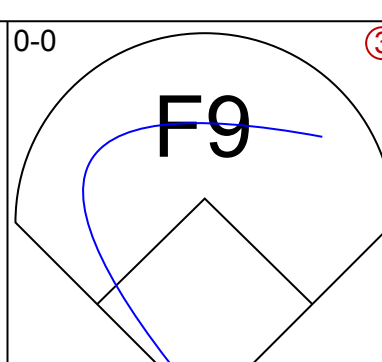
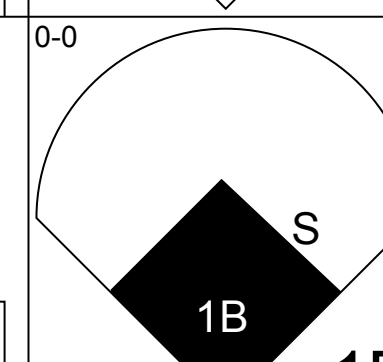
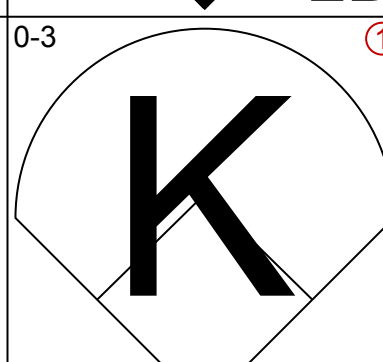
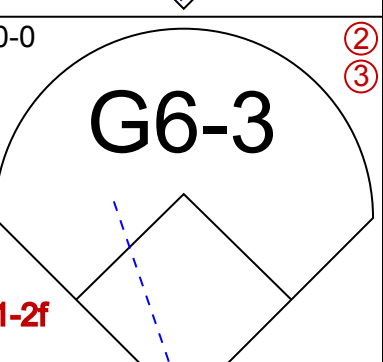
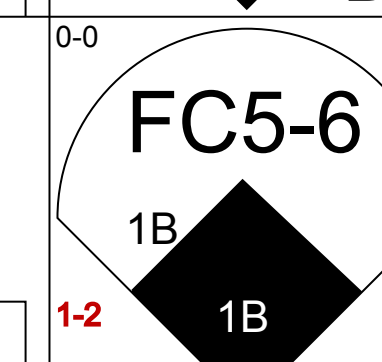
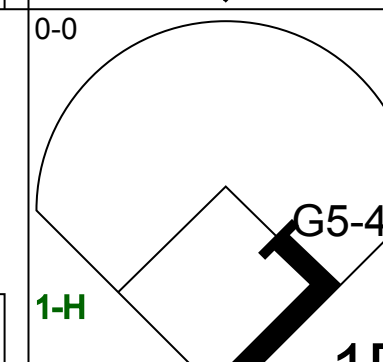
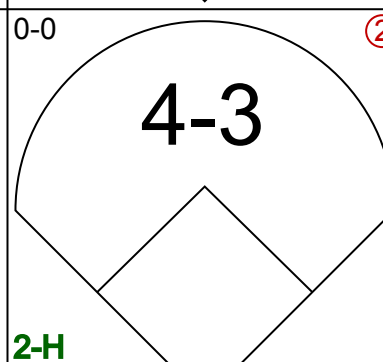
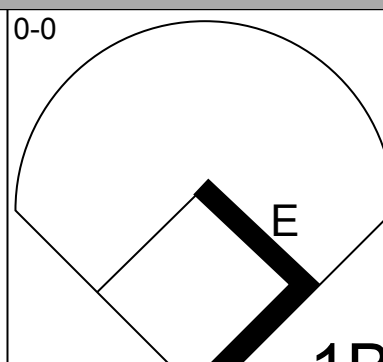
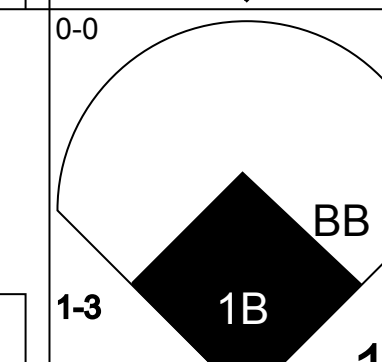
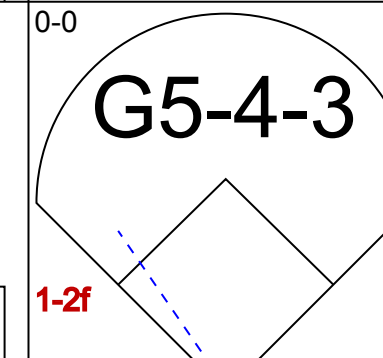
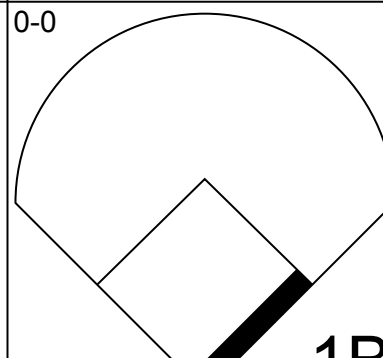
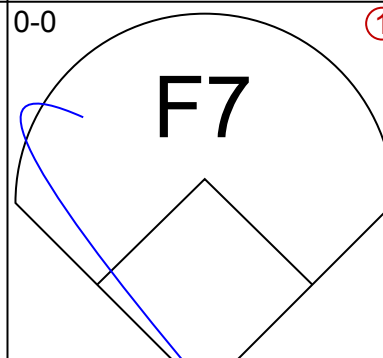
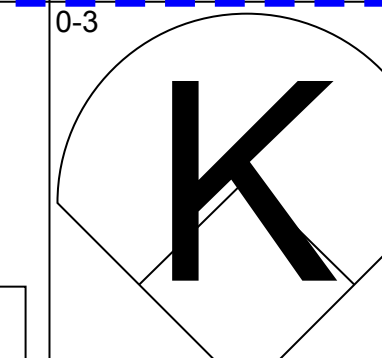
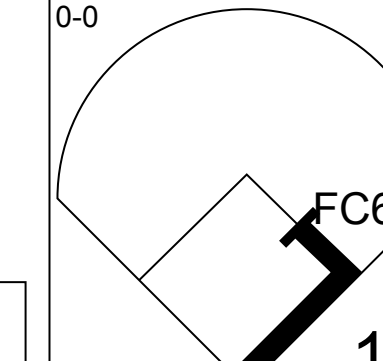
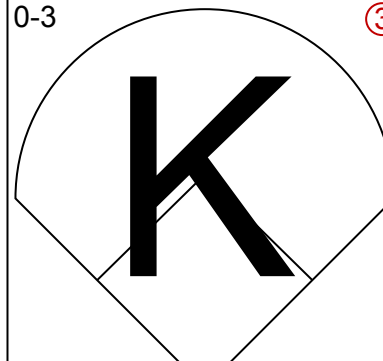
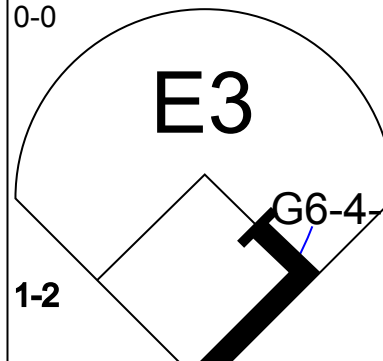
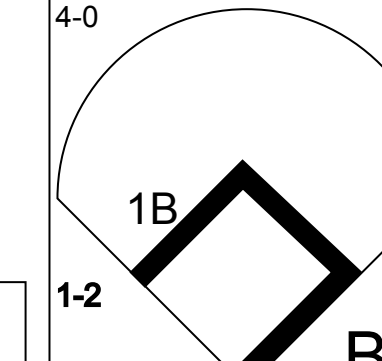
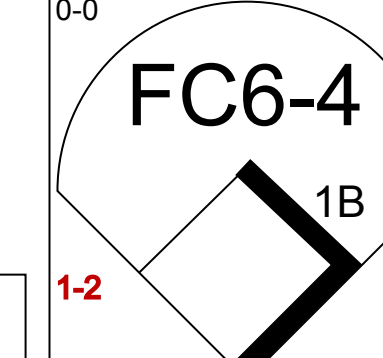
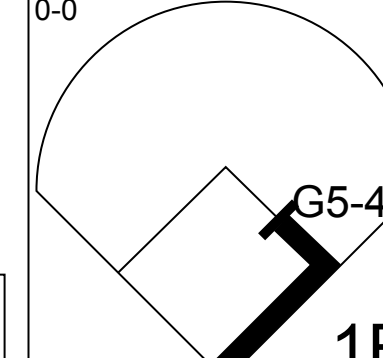
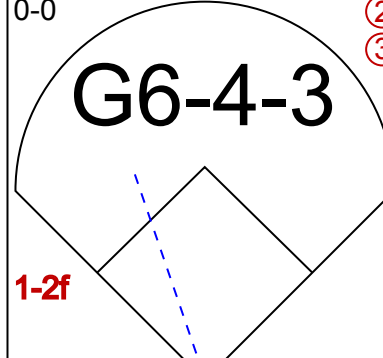
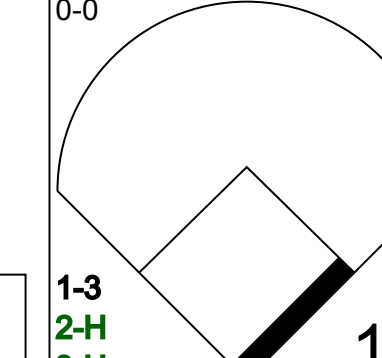
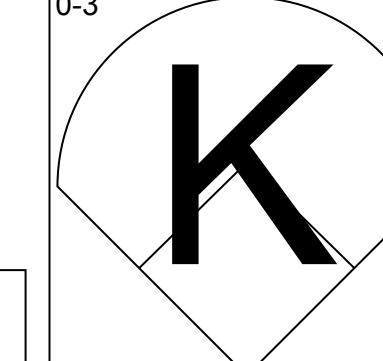
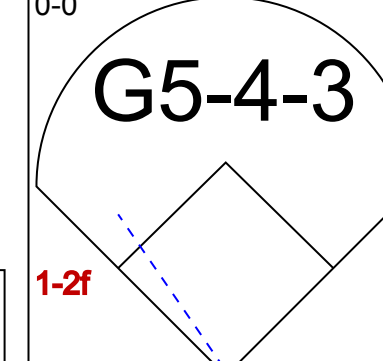
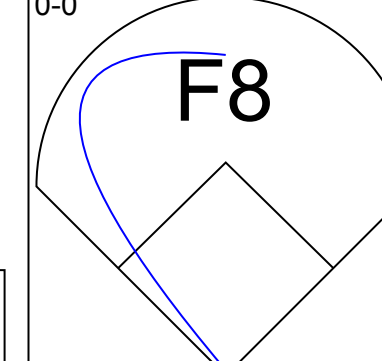
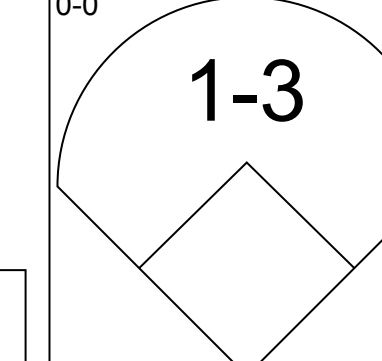
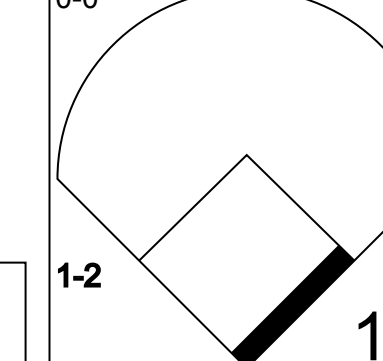
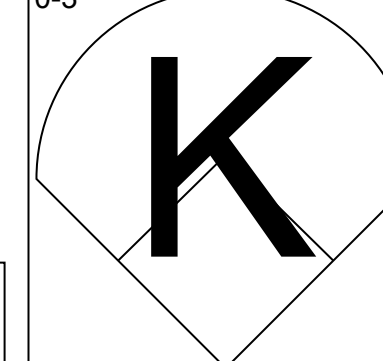
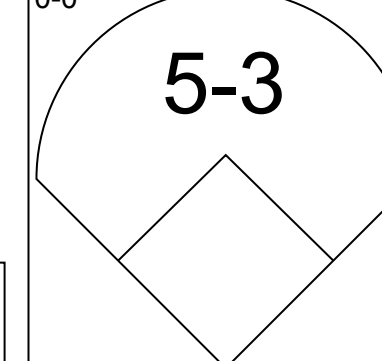
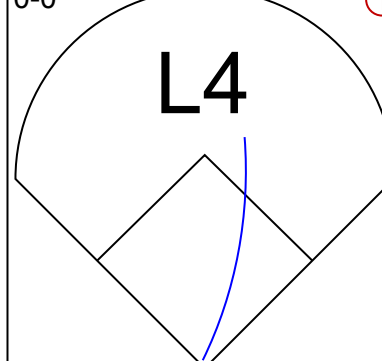
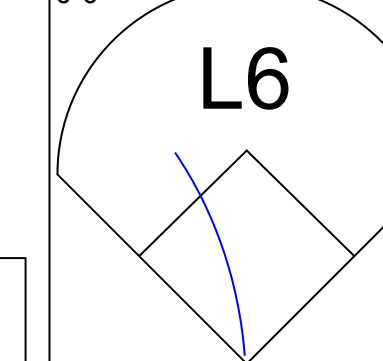
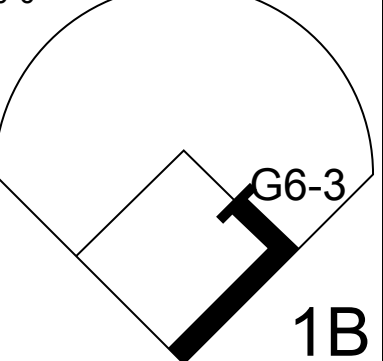
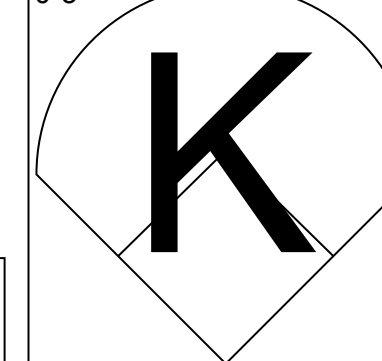



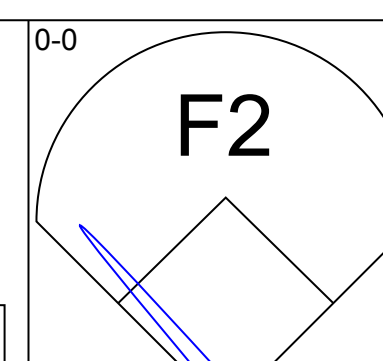
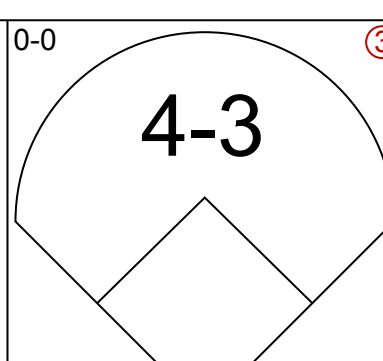
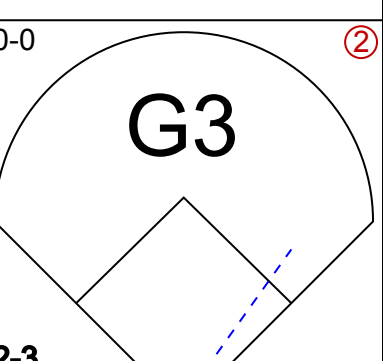
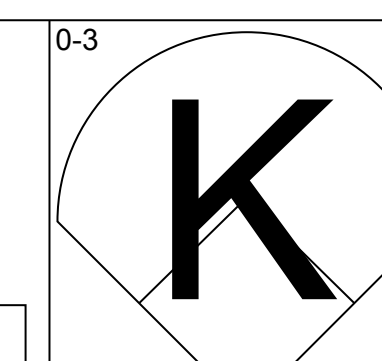
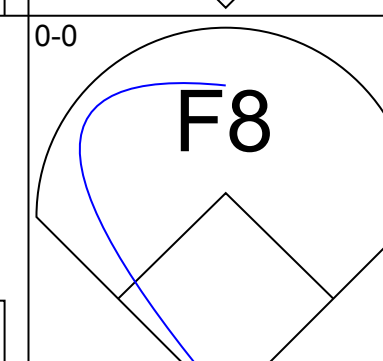
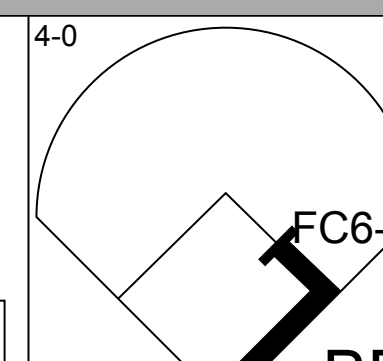
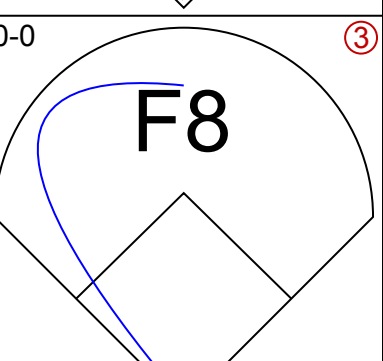
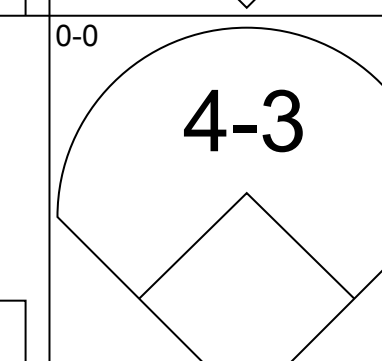

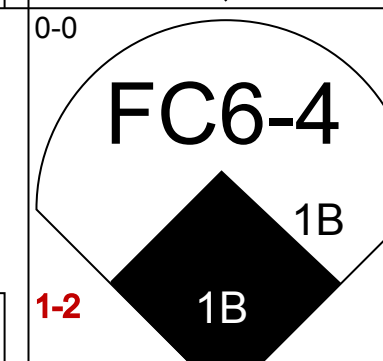
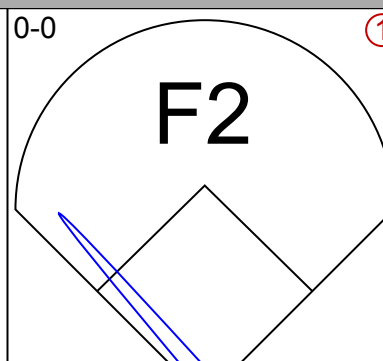
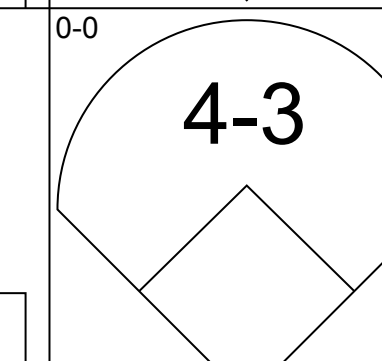
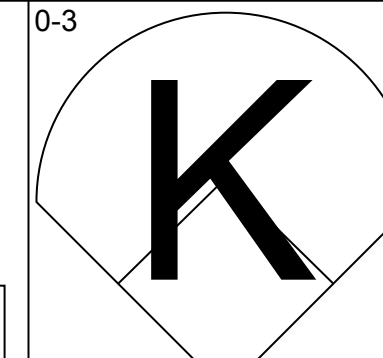
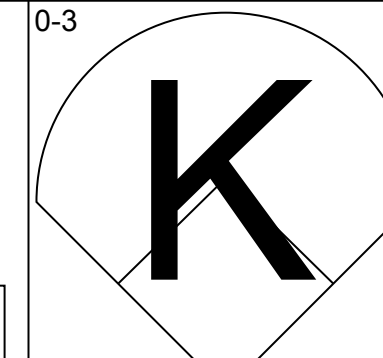
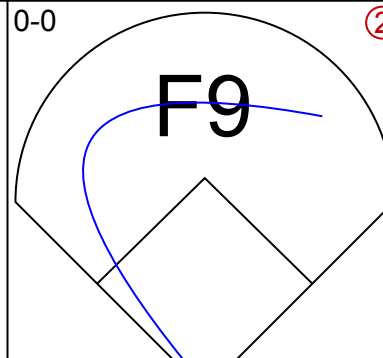
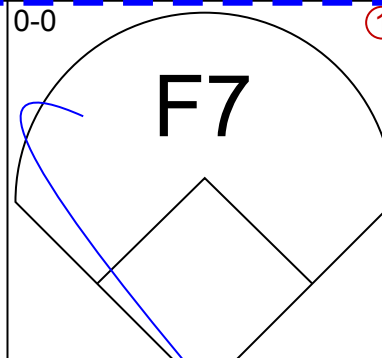
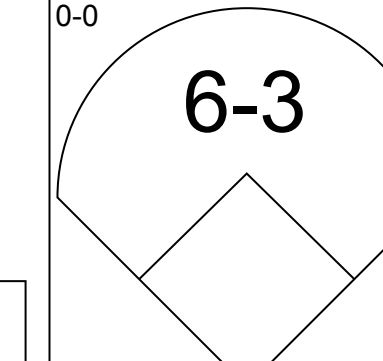
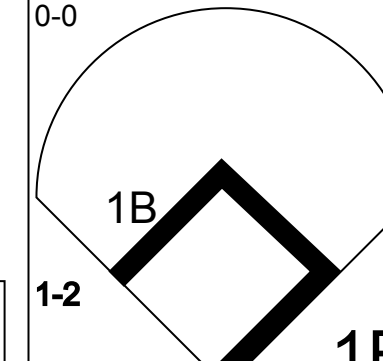

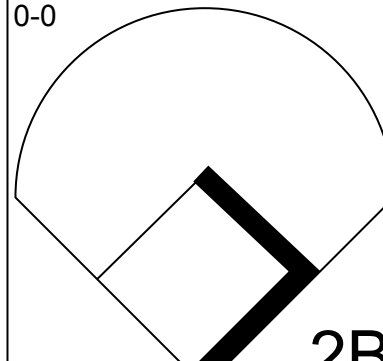
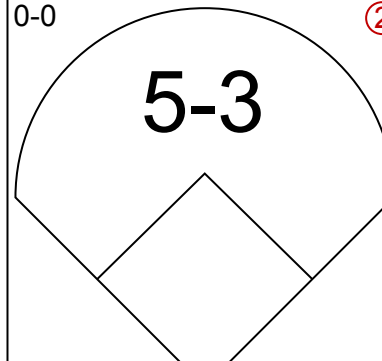
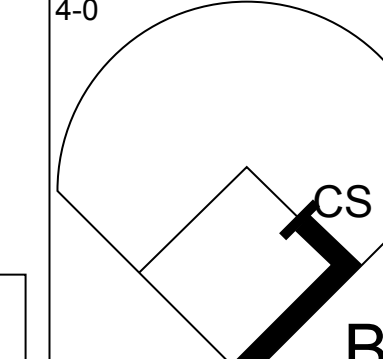
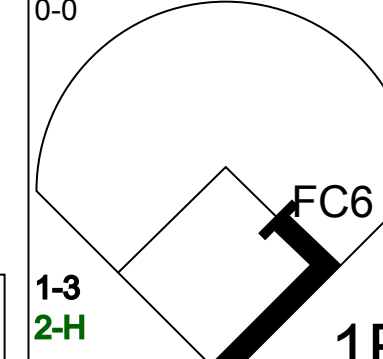

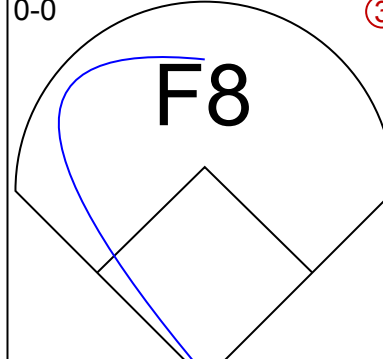
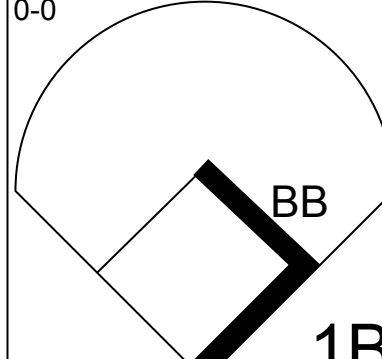

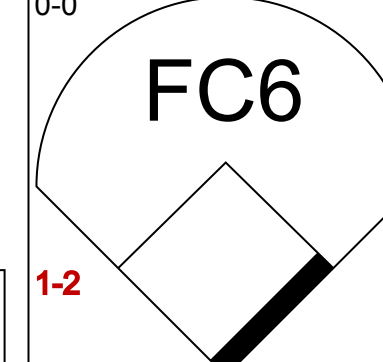
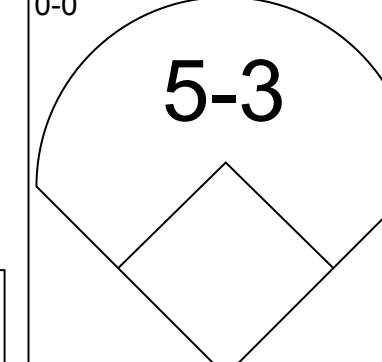
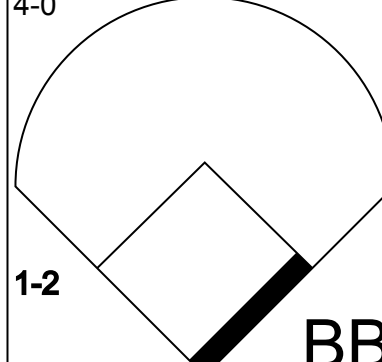
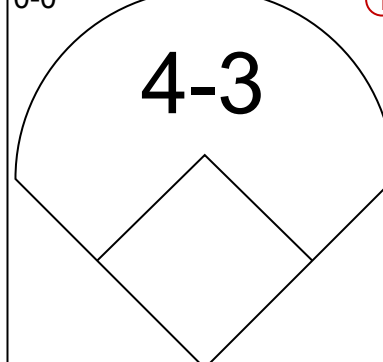
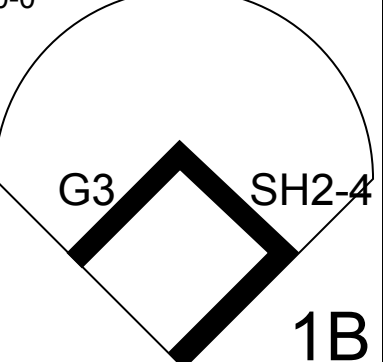
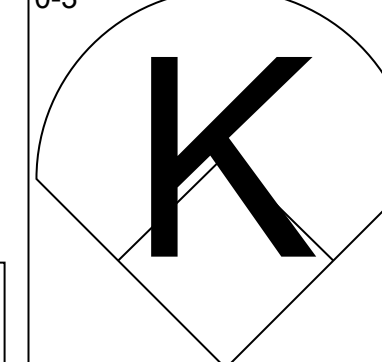
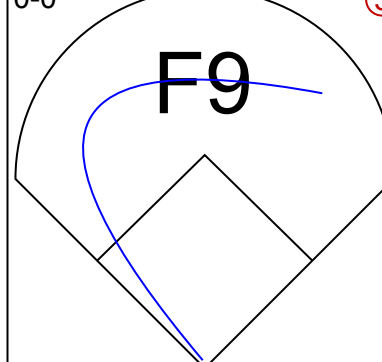


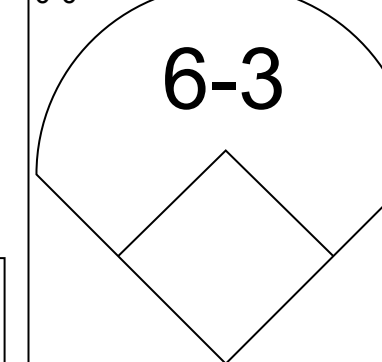
Batter	1	2	3	4	5	6	7	8	9	AB	R	H	RBI	BB	SO	LOB	TOP							
Reid Nichols, R OBP: 0.306, SLG: 0.403 Casey Candaele, S OBP: 0.347, SLG: 0.363 (8, PH)	0-0 4-3		0-0 6-3			0-0 5-3		0-0 4-3		3	0	0	0	0	0	0	Montreal Expos @ St. Louis Cardinals Busch Stadium, St. Louis, MO Sun Jun 21 1987, 3:33 AM CDT Att: 43,052 - Unknown livebaseballscorecards.com							
Mitch Webster, S OBP: 0.356, SLG: 0.402 (1, 9)	0-0 5-3		0-0 F9			0-0 E4 2B 1B		0-0 F9		4	1	1	0	0	0	0								
Tim Raines, S OBP: 0.451, SLG: 0.565 Tim Burke, R (8, 1)	0-0 BB 1B		0-0 5-3			0-0 HR 2B		0-0 F4		4	1	2	1	0	0	0								
Tim Wallach, R OBP: 0.359, SLG: 0.540 (1, 5)	4-0 1-2 BB			0-0 F7		0-0 HR 2B			0-0 G6-4-3 1B	3	1	2	2	1	0	0								
Hubie Brooks, R OBP: 0.337, SLG: 0.505 (1, 6)	0-3 K			0-0 5-3		0-0 F6			0-0 F7	4	0	0	0	0	1	3								
Andres Galarraga, R OBP: 0.360, SLG: 0.502 (1, 3)		0-0 G1-6-4-3 BB 1B		0-0 F3		0-0 F4			0-0 G6-4-3 1-2	4	0	1	0	0	0	1								
Vance Law, R OBP: 0.372, SLG: 0.424 (1, 4)		4-0 1-2 BB			0-0 F9				0-0 G6-3 1B	2	0	1	0	1	0	0								
Mike Fitzgerald, R OBP: 0.294, SLG: 0.298 (1, 2)		0-0 G1-6-4-3 1-2 2-3			0-0 F9				0-0 G6-3 1-2	3	0	0	0	0	0	3								
Bob Sebra, R OBP: 0.130, SLG: 0.091 Dave Engle, R OBP: 0.268, SLG: 0.302 Bob McClure, R (7, 1) Herm Winningham, L OBP: 0.380, SLG: 0.492 (8, 8)	0-3 K				0-3 K				0-0 6-3	2	0	0	0	0	2	1								
Inning Stats	R: 0 E: 0 K: 1 S: 6	H: 1 LOB: 2 BB: 1 P: 10	R: 0 E: 0 K: 1 S: 5	H: 1 LOB: 1 BB: 1 P: 9	R: 0 E: 0 K: 0 S: 3	H: 0 LOB: 0 BB: 0 P: 3	R: 0 E: 0 K: 0 S: 3	H: 0 LOB: 0 BB: 0 P: 3	R: 3 E: 1 K: 0 S: 6	H: 3 LOB: 0 BB: 0 P: 6	R: 0 E: 0 K: 0 S: 3	H: 1 LOB: 0 BB: 0 P: 3	R: 0 E: 0 K: 0 S: 3	H: 0 LOB: 0 BB: 0 P: 3	R: 0 E: 0 K: 0 S: 3	H: 1 LOB: 0 BB: 0 P: 3		1B: 5 2B: 1 3B: 0 HR: 1	SF: 0 SAC: 0 DP: 3 HBP: 0	WP: 0 PB: 0 SB: 0 CS: 0	PA: 33			
PITCHER	IP WLS BF H R ER SO BB IBB HBP BLK WP HR S P ERA WHIP	Joe Magrane, L ERA: 2.57 Bill Dawley, R ERA: 4.11	IP WLS BF H R ER SO BB IBB HBP BLK WP HR S P ERA WHIP	Joe Magrane, L ERA: 2.57 Bill Dawley, R ERA: 4.11	IP WLS BF H R ER SO BB IBB HBP BLK WP HR S P ERA WHIP	Joe Magrane, L ERA: 2.57 Bill Dawley, R ERA: 4.11	IP WLS BF H R ER SO BB IBB HBP BLK WP HR S P ERA WHIP	Joe Magrane, L ERA: 2.57 Bill Dawley, R ERA: 4.11	IP WLS BF H R ER SO BB IBB HBP BLK WP HR S P ERA WHIP	Joe Magrane, L ERA: 2.57 Bill Dawley, R ERA: 4.11	IP WLS BF H R ER SO BB IBB HBP BLK WP HR S P ERA WHIP	Joe Magrane, L ERA: 2.57 Bill Dawley, R ERA: 4.11	IP WLS BF H R ER SO BB IBB HBP BLK WP HR S P ERA WHIP	Joe Magrane, L ERA: 2.57 Bill Dawley, R ERA: 4.11	IP WLS BF H R ER SO BB IBB HBP BLK WP HR S P ERA WHIP	Joe Magrane, L ERA: 2.57 Bill Dawley, R ERA: 4.11	IP WLS BF H R ER SO BB IBB HBP BLK WP HR S P ERA WHIP	Joe Magrane, L ERA: 2.57 Bill Dawley, R ERA: 4.11	IP WLS BF H R ER SO BB IBB HBP BLK WP HR S P ERA WHIP	Joe Magrane, L ERA: 2.57 Bill Dawley, R ERA: 4.11	IP WLS BF H R ER SO BB IBB HBP BLK WP HR S P ERA WHIP	Joe Magrane, L ERA: 2.57 Bill Dawley, R ERA: 4.11	IP WLS BF H R ER SO BB IBB HBP BLK WP HR S P ERA WHIP	Joe Magrane, L ERA: 2.57 Bill Dawley, R ERA: 4.11

Montreal Expos @ St. Louis Cardinals
 Busch Stadium, St. Louis, MO
 Sun Jun 21 1987, 3:33 AM CDT
 Att: 43,052 - Unknown

Batter	1	2	3	4	5	6	7	8	9	AB	R	H	RBI	BB	SO	LOB	BOTTOM							
Vince Coleman, S OBP: 0.389, SLG: 0.349 (1, 7)	0-3 K	0-0 1-H 2-H 2B 3B			0-0 F8			0-0 F9		4	1	1	2	0	1	1	Montreal Expos @ St. Louis Cardinals Busch Stadium, St. Louis, MO Sun Jun 21 1987, 3:33 AM CDT Att: 43,052 - Unknown livebaseballscorecards.com							
Ozzie Smith, S OBP: 0.382, SLG: 0.347 (1, 6)	4-0 S 1B BB	0-0 3-H 2B			0-0 6-3			0-0 F8		3	1	1	1	1	0	0								
Tom Herr, S OBP: 0.397, SLG: 0.391 (1, 4)	0-0 F7 1-2	0-3 K			0-0 F7			0-0 1B 2B		4	1	1	0	0	1	2								
Jack Clark, R OBP: 0.461, SLG: 0.668 (1, 3)	0-0 2-H 1B		0-3 K			0-3 K		0-0 G3 1B 1B		4	1	2	2	0	2	0								
Willie McGee, S OBP: 0.315, SLG: 0.441 (1, 8)	0-0 F7		0-0 4-3			0-3 K		0-0 G3 1B		4	1	1	0	0	1	1								
Terry Pendleton, S OBP: 0.396, SLG: 0.395 (1, 5)		0-0 L3	0-0 F8			0-0 G3		0-0 G3 1-2 2-3		4	0	0	0	0	2									
Curt Ford, L OBP: 0.319, SLG: 0.469 José Oquendo, S OBP: 0.436, SLG: 0.394 (7, PH) (8, 9)		0-0 L4		0-0 L4			0-0 SH1-4 1B	0-0 E3 2-H 3-H 1B		2	0	0	0	0	0	0								
Steve Lake, R OBP: 0.314, SLG: 0.383 (1, 2)		4-0 1B 3B BB		0-0 F9			0-0 SH1-4 1-2			1	1	0	0	1	0	0								
Joe Magrane, R OBP: 0.111, SLG: 0.059 Tito Landrum, R OBP: 0.319, SLG: 0.225 Bill Dawley, R OBP: 0.364, SLG: 0.222 (8, 1)		0-0 1-2 3B 1B		0-3 K			0-0 F9			2	1	1	0	0	1	0								
Inning Stats	R: 1 E: 0 K: 1 S: 6	H: 1 LOB: 1 BB: 1 P: 10	R: 3 E: 0 K: 1 S: 8	H: 3 LOB: 1 BB: 1 P: 12	R: 0 E: 0 K: 1 S: 5	H: 0 LOB: 0 BB: 0 P: 5	R: 0 E: 0 K: 1 S: 5	H: 0 LOB: 0 BB: 0 P: 5	R: 0 E: 0 K: 2 S: 7	H: 0 LOB: 0 BB: 0 P: 7	R: 0 E: 0 K: 0 S: 4	H: 1 LOB: 1 BB: 0 P: 4	R: 3 E: 1 K: 0 S: 6	H: 4 LOB: 1 BB: 0 P: 6	R: 0 E: 0 K: 0 S: 3	H: 0 LOB: 0 BB: 0 P: 3		1B: 6 2B: 2 3B: 1 HR: 0	SF: 0 SAC: 1 DP: 0 HBP: 0	WP: 0 PB: 0 SB: 1 CS: 0	PA: 34			
PITCHER	IP WLS BF H R ER SO BB IBB HBP BLK WP HR S P ERA WHIP	Joe Magrane, R ERA: 4.83 Bob McClure, L ERA: 4.56 Tim Burke, R ERA: 2.06	IP WLS BF H R ER SO BB IBB HBP BLK WP HR S P ERA WHIP	Joe Magrane, R ERA: 4.83 Bob McClure, L ERA: 4.56 Tim Burke, R ERA: 2.06	IP WLS BF H R ER SO BB IBB HBP BLK WP HR S P ERA WHIP	Joe Magrane, R ERA: 4.83 Bob McClure, L ERA: 4.56 Tim Burke, R ERA: 2.06	IP WLS BF H R ER SO BB IBB HBP BLK WP HR S P ERA WHIP	Joe Magrane, R ERA: 4.83 Bob McClure, L ERA: 4.56 Tim Burke, R ERA: 2.06	IP WLS BF H R ER SO BB IBB HBP BLK WP HR S P ERA WHIP	Joe Magrane, R ERA: 4.83 Bob McClure, L ERA: 4.56 Tim Burke, R ERA: 2.06	IP WLS BF H R ER SO BB IBB HBP BLK WP HR S P ERA WHIP	Joe Magrane, R ERA: 4.83 Bob McClure, L ERA: 4.56 Tim Burke, R ERA: 2.06	IP WLS BF H R ER SO BB IBB HBP BLK WP HR S P ERA WHIP	Joe Magrane, R ERA: 4.83 Bob McClure, L ERA: 4.56 Tim Burke, R ERA: 2.06	IP WLS BF H R ER SO BB IBB HBP BLK WP HR S P ERA WHIP	Joe Magrane, R ERA: 4.83 Bob McClure, L ERA: 4.56 Tim Burke, R ERA: 2.06	IP WLS BF H R ER SO BB IBB HBP BLK WP HR S P ERA WHIP	Joe Magrane, R ERA: 4.83 Bob McClure, L ERA: 4.56 Tim Burke, R ERA: 2.06	IP WLS BF H R ER SO BB IBB HBP BLK WP HR S P ERA WHIP	Joe Magrane, R ERA: 4.83 Bob McClure, L ERA: 4.56 Tim Burke, R ERA: 2.06	IP WLS BF H R ER SO BB IBB HBP BLK WP HR S P ERA WHIP	Joe Magrane, R ERA: 4.83 Bob McClure, L ERA: 4.56 Tim Burke, R ERA: 2.06	IP WLS BF H R ER SO BB IBB HBP BLK WP HR S P ERA WHIP	Joe Magrane, R ERA: 4.83 Bob McClure, L ERA: 4.56 Tim Burke, R ERA: 2.06



Batter	1	2	3	4	5	6	7	8	9	AB	R	H	RBI	BB	SO	LOB	TOP										
Juan Samuel, R OBP: 0.324, SLG: 0.492 (1, 4)			 2B					 BB		4	1	1	0	1	1	1	Philadelphia Phillies @ St. Louis Cardinals Busch Stadium, St. Louis, MO Tue Jun 23 1987, 7:05 PM CDT Att: 30,455 - Unknown livebaseballscores.com										
Milt Thompson, L OBP: 0.313, SLG: 0.359 (1, 8)	 1B				 1-2			 1B		4	2	1	0	0	1	3											
Von Hayes, L OBP: 0.429, SLG: 0.449 (1, 3)	 1B		 2-H			 1B		 1B		4	1	3	1	0	0	0											
Mike Schmidt, R OBP: 0.379, SLG: 0.584 (1, 5)	 1-2									4	0	1	0	0	1	4											
Glenn Wilson, R OBP: 0.319, SLG: 0.455 (1, 9)		 1B				 1-2		 BB		3	0	1	0	1	1	2											
Chris James, R OBP: 0.305, SLG: 0.494 Greg Gross, L OBP: 0.406, SLG: 0.377 (8, PH) (8, 7)	 1B			 1B		 1-2		 1-3		3	0	1	0	0	0	3											
Lance Parrish, R OBP: 0.273, SLG: 0.337 (1, 2)	 1-2		 1-2							4	0	0	0	0	1	4											
Luis Aguayo, R OBP: 0.297, SLG: 0.518 (1, 6)	 1-2									4	0	1	0	0	1	0											
Shane Rawley, R OBP: 0.282, SLG: 0.289 Keith Hughes, L (9, PH) Steve Bedrosian, R (9, 1)					 1B					3	0	1	0	0	1	2											
Inning Stats	R: 1 E: 0 K: 1 S: 6	H: 2 LOB: 0 BB: 0 P: 6	R: 0 E: 0 K: 1 S: 7	H: 2 LOB: 2 BB: 0 P: 7	R: 1 E: 0 K: 2 S: 9	H: 2 LOB: 1 BB: 0 P: 9	R: 0 E: 0 K: 1 S: 5	H: 1 LOB: 0 BB: 0 P: 5	R: 0 E: 0 K: 0 S: 3	H: 1 LOB: 0 BB: 0 P: 3	R: 0 E: 1 K: 0 S: 4	H: 1 LOB: 1 BB: 0 P: 4	R: 0 E: 0 K: 1 S: 5	H: 0 LOB: 0 BB: 0 P: 5	R: 0 E: 0 K: 1 S: 7	H: 2 LOB: 2 BB: 2 P: 15		R: 0 E: 0 K: 1 S: 5	H: 0 LOB: 0 BB: 0 P: 5	1B: 10 2B: 1 3B: 0 HR: 0	SF: 0 SAC: 0 DP: 4 HBP: 0	WP: 2 PB: 0 SB: 1 CS: 0	PA: 37				
PITCHER	IP	WLS	BF	H	R	ER	SO	BB	IBB	HBP	BLK	WP	HR	S	P	ERA	WHIP										
Lee Tunnell, R ERA: 4.57 Ken Dayley, L ERA: 2.25 Bill Dawley, R ERA: 3.98	(1, 1) (8, 1) (8, 1)	7.0 0.1 1.2	L 3 7	27 1 1	9 2 0	2 2 0	6 0 2	0 1 1	0 0 0	0 0 0	0 0 0	1 0 0	0 2 10	39 6 14	39	2.57 54.00 0.00	1.286 6.000 1.200										

Batter	1	2	3	4	5	6	7	8	9	AB	R	H	RBI	BB	SO	LOB	BOTTOM										
Vince Coleman, S OBP: 0.383, SLG: 0.344 (1, 7)					 2-3					4	0	0	0	0	1	1	Philadelphia Phillies @ St. Louis Cardinals Busch Stadium, St. Louis, MO Tue Jun 23 1987, 7:05 PM CDT Att: 30,455 - Unknown livebaseballscores.com										
Ozzie Smith, S OBP: 0.380, SLG: 0.343 (1, 6)				 BB						3	0	0	0	1	0	1											
Tom Herr, S OBP: 0.394, SLG: 0.385 (1, 4)				 1B						3	1	0	0	1	0	1											
Jack Clark, R OBP: 0.455, SLG: 0.657 (1, 3)										4	0	0	0	0	2	2											
Willie McGee, S OBP: 0.318, SLG: 0.446 (1, 8)				 1-2						4	0	2	0	0	0	0											
Terry Pendleton, S OBP: 0.371, SLG: 0.398 (1, 5)		 BB		 1-3	 2-H				 1B	3	0	2	1	1	0	1											
José Oquendo, S OBP: 0.431, SLG: 0.385 (1, 9)	 1-2								 1-2	3	0	0	0	1	0	3											
Tony Peña, R OBP: 0.311, SLG: 0.357 (1, 2)					 SH2-4					4	0	1	0	0	1	2											
Lee Tunnell, R OBP: 0.308, SLG: 0.308 Steve Lake, R OBP: 0.311, SLG: 0.379 Ken Dayley, L Bill Dawley, R OBP: 0.364, SLG: 0.222 (1, 1) (7, PH) (8, 1) (8, 1)					 1-2					1	0	0	0	0	0	0											
Inning Stats	R: 0 E: 0 K: 1 S: 5	H: 0 LOB: 1 BB: 1 P: 9	R: 0 E: 0 K: 0 S: 2	H: 0 LOB: 0 BB: 1 P: 6	R: 0 E: 0 K: 0 S: 3	H: 0 LOB: 0 BB: 0 P: 3	R: 1 E: 0 K: 1 S: 7	H: 2 LOB: 2 BB: 1 P: 11	R: 0 E: 0 K: 0 S: 4	H: 1 LOB: 1 BB: 0 P: 4	R: 0 E: 0 K: 0 S: 4	H: 1 LOB: 1 BB: 0 P: 4	R: 0 E: 0 K: 1 S: 5	H: 0 LOB: 0 BB: 0 P: 5	R: 0 E: 0 K: 1 S: 7	H: 1 LOB: 2 BB: 1 P: 8		1B: 4 2B: 1 3B: 0 HR: 0	SF: 0 SAC: 1 DP: 0 HBP: 0	WP: 0 PB: 0 SB: 0 CS: 1	PA: 35						
PITCHER	IP	WLS	BF	H	R	ER	SO	BB	IBB	HBP	BLK	WP	HR	S	P	ERA	WHIP										
Shane Rawley, L ERA: 3.74 Steve Bedrosian, R ERA: 3.0	(1, 1) (9, 1)	8.0 1.0	W S	30 5	4 1	1 0	4 0	4 0	3 1	0 0	0 0	0 0	0 4	35 8	47	1.12 0.00	0.875 2.000										

Batter	1	2	3	4	5	6	7	8	9	AB	R	H	RBI	BB	SO	LOB	TOP
Juan Samuel, R OBP: 0.324, SLG: 0.487 (1, 4)	F8		F6			K		BB		3	0	0	0	1	1	0	Philadelphia Phillies @ St. Louis Cardinals Busch Stadium, St. Louis, MO Thu Jun 25 1987, 7:05 PM CDT Att: 38,357 - Unknown
Rick Schu, R OBP: 0.311, SLG: 0.457 (1, 5)	F8			G3 1B		G3-6-3 1B		K		4	0	2	0	0	1	2	
Von Hayes, L OBP: 0.427, SLG: 0.449 (1, 8)	BB			G3		G3-6-3		L4		3	0	0	0	1	0	2	
Mike Schmidt, R OBP: 0.379, SLG: 0.587 (1, 3)	L7			BB		G6-4-3 BB		6-3		2	0	0	0	2	0	1	
Lance Parrish, R OBP: 0.273, SLG: 0.335 (1, 2)		5-3		K		F8		1B		4	0	1	0	0	1	3	
Glenn Wilson, R OBP: 0.317, SLG: 0.453 (1, 9)	L9			K		G6-4-3		4-3		4	0	0	0	0	1	4	
Chris James, R OBP: 0.326, SLG: 0.500 (1, 7)		6-3				K		BB BB		2	0	0	0	1	1	0	
Ken Dowell, R OBP: 0.200, SLG: 0.200 (8, PH)			L6			L9		F8		2	0	0	0	0	0	0	
Luis Aguayo, R OBP: 0.295, SLG: 0.513 (8, 6)						L9		F8		1	0	0	0	0	0	1	
Bruce Ruffin, S OBP: 0.063, SLG: 0.094 Doug Bair, R (5, 1)		5-3				1-3		F2		2	0	0	0	0	0	0	
Jeff Calhoun, L (7, 1)										0	0	0	0	0	0	0	
John Russell, R OBP: 0.190, SLG: 0.317 (8, PH)										1	0	0	0	0	0	1	
Tom Hume, R (8, 1)										0	0	0	0	0	0	0	
Inning Stats	R: 0 E: 0 K: 0 S: 3	H: 0 LOB: 1 BB: 1 P: 7	R: 0 E: 0 K: 0 S: 3	H: 0 LOB: 0 BB: 0 P: 3	R: 0 E: 0 K: 2 S: 8	H: 1 LOB: 2 BB: 1 P: 12	R: 0 E: 0 K: 1 S: 5	H: 0 LOB: 0 BB: 0 P: 5	R: 0 E: 0 K: 0 S: 2	H: 0 LOB: 1 BB: 1 P: 6	R: 0 E: 0 K: 1 S: 5	H: 0 LOB: 2 BB: 2 P: 13	R: 0 E: 0 K: 0 S: 4	H: 1 LOB: 1 BB: 0 P: 4	1B: 3 2B: 0 3B: 0 HR: 0	SF: 0 SAC: 0 DP: 2 HBP: 0	WP: 0 PA: 33 PB: 0 SB: 0 CS: 0
PITCHER Greg Mathews, L ERA: 4.23 (1, 1)	IP: 9.0 WLS: W BF: 33 H: 3 R: 0 ER: 0 SO: 5 BB: 5 IBB: 0 HBP: 0 BLK: 0 WP: 0 HR: 0 S: 38 P: 58 ERA: 0.00 WHIP: 0.889											PITCHER	IP: 9.0 WLS: W BF: 33 H: 3 R: 0 ER: 0 SO: 5 BB: 5 IBB: 0 HBP: 0 BLK: 0 WP: 0 HR: 0 S: 38 P: 58 ERA: 0.00 WHIP: 0.889				

Batter	1	2	3	4	5	6	7	8	9	AB	R	H	RBI	BB	SO	LOB	BOTTOM			
Vince Coleman, S OBP: 0.379, SLG: 0.339 (1, 7)	G5-4-3 1B		S SH3 1B	4-3			K2-3	FC5		5	1	2	0	0	1	2	Philadelphia Phillies @ St. Louis Cardinals Busch Stadium, St. Louis, MO Thu Jun 25 1987, 7:05 PM CDT Att: 38,357 - Unknown			
Ozzie Smith, S OBP: 0.376, SLG: 0.349 (1, 6)	G5-4-3 1-2		SH3			G3 FC5-2-5 2B	E5 FC5 S			3	0	1	0	0	0	1				
Tom Herr, S OBP: 0.398, SLG: 0.389 (1, 4)	1B		1B S BB			G3	K			3	0	1	0	1	1	2				
Jack Clark, R OBP: 0.453, SLG: 0.658 (1, 3)	K		G4-3 1B			FC6-2-5	FC5 IBB			3	0	1	1	1	1	2				
Willie McGee, S OBP: 0.319, SLG: 0.442 (1, 8)		4-3	G4-3			1-3	FC5			4	0	0	0	0	0	5				
Terry Pendleton, S OBP: 0.381, SLG: 0.422 (1, 5)		FC3-6 1B		1-3 1B		S BB		4-3 FC		3	2	3	0	1	0	0				
Tony Peña, R OBP: 0.315, SLG: 0.358 (1, 2)				1-3		F6		4-3		4	0	1	0	0	0	3				
Tito Landrum, R OBP: 0.314, SLG: 0.227 (6, PH)		FC3-6		SH1-4 1B		K		FC FC5 SH1-4		2	0	1	1	0	0	2				
Curt Ford, L OBP: 0.347, SLG: 0.457 (7, 9)		1-2 2-3		2H 1B		1-2		SH1-4		2	0	0	1	0	1	1				
Greg Mathews, R OBP: 0.286, SLG: 0.296 (1, 1)				SH1-4		4-3		SH1-4		2	0	0	0	0	1	3				
Inning Stats	R: 0 E: 0 K: 1 S: 6	H: 2 LOB: 1 BB: 0 P: 6	R: 0 E: 0 K: 1 S: 7	H: 2 LOB: 2 BB: 0 P: 7	R: 1 E: 0 K: 0 S: 4	H: 2 LOB: 1 BB: 1 P: 8	R: 1 E: 0 K: 0 S: 5	H: 2 LOB: 1 BB: 0 P: 5	R: 0 E: 0 K: 0 S: 4	H: 1 LOB: 1 BB: 0 P: 4	R: 0 E: 0 K: 1 S: 5	H: 0 LOB: 1 BB: 1 P: 9	R: 0 E: 1 K: 2 S: 8	H: 0 LOB: 2 BB: 1 P: 12	R: 1 E: 0 K: 0 S: 5	H: 1 LOB: 1 BB: 0 P: 5		1B: 8 2B: 2 3B: 0 HR: 0	SF: 0 SAC: 3 DP: 2 HBP: 0	WP: 0 PA: 37 PB: 0 SB: 4 CS: 0
PITCHER Bruce Ruffin, L ERA: 5.13 Doug Bair, R ERA: 5.4 Jeff Calhoun, L ERA: 5.4 Tom Hume, R ERA: 5.45 (1, 1)	IP: 5.13 WLS: L BF: 21 H: 9 R: 2 ER: 2 SO: 2 BB: 1 IBB: 0 HBP: 0 BLK: 0 WP: 0 HR: 0 S: 24 P: 28 ERA: 4.15 WHIP: 2.308											PITCHER	IP: 5.13 WLS: L BF: 21 H: 9 R: 2 ER: 2 SO: 2 BB: 1 IBB: 0 HBP: 0 BLK: 0 WP: 0 HR: 0 S: 24 P: 28 ERA: 4.15 WHIP: 2.308							

AB 28
R 0
H 3
RBI 0
BB 5
SO 5
LOB 14



AB 31
R 3
H 10
RBI 3
BB 3
SO 5
LOB 21



Batter	1	2	3	4	5	6	7	8	9	AB	R	H	RBI	BB	SO	LOB	TOP						
Vince Coleman, S (1.7) OBP: 0.377, SLG: 0.338	F8		F6 1B		K			F8		4	0	1	0	0	1	0							
Ozzie Smith, S (1.6) OBP: 0.379, SLG: 0.356			F6 1-2			L7			G6-4-3 1B	4	0	2	0	0	0	1							
Tom Herr, S (1.4) OBP: 0.391, SLG: 0.381	F5				K		F6		F2	4	0	0	0	0	1	2							
Jack Clark, R (1.3) OBP: 0.447, SLG: 0.647	K				K		K		G6-4-3 1-2	4	0	0	0	0	3	2							
Willie McGee, S (1.8) OBP: 0.316, SLG: 0.437		K			F8				3-1	3	0	0	0	0	1	0							
Terry Pendleton, S (1.5) OBP: 0.384, SLG: 0.425		1B 4-3					K			3	1	2	0	0	1	0							
Curt Ford, L (1.9) OBP: 0.346, SLG: 0.454										3	0	1	0	0	1	1							
Bill Dawley, R (7.1) OBP: 0.364, SLG: 0.222										0	0	0	0	0	0	0							
Pat Perry, L (8.1) OBP: 0.167, SLG: 0.167		4-3 1B			K				G3	0	0	0	0	0	0	0							
Tony Peña, R (1.2) OBP: 0.308, SLG: 0.350		4-3					F9		F5	3	0	0	1	0	0	1							
Joe Magrane, R (1.1) OBP: 0.100, SLG: 0.053										2	0	0	0	0	2	1							
John Morris, L (7.9) OBP: 0.347, SLG: 0.400					K		K		F6	1	0	0	0	0	0	0							
Inning Stats	R: 0 E: 0 K: 1 S: 6	H: 1 LOB: 1 BB: 0 P: 6	R: 1 E: 0 K: 2 S: 9	H: 2 LOB: 1 BB: 0 P: 9	R: 0 E: 0 K: 2 S: 5	H: 1 LOB: 1 BB: 0 P: 5	R: 0 E: 0 K: 2 S: 8	H: 1 LOB: 1 BB: 0 P: 8	R: 0 E: 0 K: 1 S: 7	H: 0 LOB: 0 BB: 0 P: 7	R: 0 E: 0 K: 1 S: 5	H: 0 LOB: 0 BB: 0 P: 5	R: 0 E: 0 K: 1 S: 5	H: 0 LOB: 0 BB: 0 P: 5	R: 0 E: 0 K: 0 S: 3	H: 1 LOB: 0 BB: 0 P: 3	R: 0 E: 0 K: 0 S: 3	H: 1 LOB: 0 BB: 0 P: 3	1B: 5 2B: 1 3B: 0 HR: 0	SF: 0 SAC: 0 DP: 1 HBP: 0	WP: 0 PB: 0 SB: 1 CS: 0	PA: 31	
PITCHER Bob Sebra, R (1.1) ERA: 4.41	IP: 9.0 WLS: W BF: 31 H: 6 R: 1 ER: 1 SO: 10 BB: 0 IBB: 0 HBP: 0 BLK: 0 WP: 0 HR: 0 S: 51 P: 51 ERA: 1.00 WHIP: 0.667											PITCHER	IP: 9.0 WLS: W BF: 31 H: 6 R: 1 ER: 1 SO: 10 BB: 0 IBB: 0 HBP: 0 BLK: 0 WP: 0 HR: 0 S: 51 P: 51 ERA: 1.00 WHIP: 0.667										

St. Louis Cardinals @ Montreal Expos
Olympic Stadium, Montreal, QB
Fri Jun 26 1987, 7:05 PM EDT
Att: 25,799 - Unknown

AB 31
R 1
H 6
RBI 1
BB 0
SO 10
LOB 8



Batter	1	2	3	4	5	6	7	8	9	AB	R	H	RBI	BB	SO	LOB	BOTTOM								
Reid Nichols, R (1.8) OBP: 0.308, SLG: 0.438	6-3		1-3		E 1B 2B	L6				4	1	1	0	0	0	0									
Herm Winningham, L (8.8) OBP: 0.369, SLG: 0.469										0	0	0	0	0	0	0									
Mitch Webster, S (1.9) OBP: 0.363, SLG: 0.414	4-3		F8		K			FC4-6 1B		4	0	1	0	0	1	2									
Tim Raines, S (1.7) OBP: 0.448, SLG: 0.569	4-3			G1-6-3	E9 2B 1B			FC4-6 WP 2B		4	2	1	1	0	0	1									
Tim Wallach, R (1.5) OBP: 0.363, SLG: 0.536		5-3		4-3 1B 2B	2B BB			K		3	1	1	0	1	1	1									
Hubie Brooks, R (1.6) OBP: 0.343, SLG: 0.526		K		4-3	FC5 2B					4	0	2	3	0	1	1									
Andres Galarraga, R (1.3) OBP: 0.468, SLG: 0.529				2-3	1-3 2H 3H			2B		3	0	2	1	1	0	1									
Vance Law, R (1.4) OBP: 0.367, SLG: 0.430		2B		FC6-4 1B	IBB			F3		3	0	0	0	1	0	4									
Mike Fitzgerald, R (1.2) OBP: 0.304, SLG: 0.315		BB		FC6-4 1-2	FC5			6-3		3	0	0	0	1	0	4									
Bob Sebra, R (1.1) OBP: 0.148, SLG: 0.115			6-3		6-3	G1		F9		4	0	0	0	0	0	2									
					1B 1B			F7		4	1	1	0	0	0	0									
Inning Stats	R: 0 E: 0 K: 0 S: 3	H: 0 LOB: 0 BB: 0 P: 3	R: 0 E: 0 K: 1 S: 6	H: 1 LOB: 2 BB: 1 P: 10	R: 0 E: 0 K: 0 S: 3	H: 0 LOB: 0 BB: 0 P: 3	R: 1 E: 0 K: 0 S: 5	H: 2 LOB: 1 BB: 0 P: 5	R: 3 E: 1 K: 1 S: 9	H: 4 LOB: 3 BB: 2 P: 17	R: 0 E: 0 K: 0 S: 3	H: 0 LOB: 0 BB: 0 P: 3	R: 1 E: 0 K: 1 S: 7	H: 2 LOB: 1 BB: 0 P: 7	R: 0 E: 0 K: 0 S: 3	H: 0 LOB: 0 BB: 0 P: 3	R: 0 E: 0 K: 0 S: 3	H: 0 LOB: 0 BB: 0 P: 3	1B: 5 2B: 4 3B: 0 HR: 0	SF: 0 SAC: 0 DP: 0 HBP: 0	WP: 1 PB: 0 SB: 0 CS: 0	PA: 36			
PITCHER Joe Magrane, L (1.1) ERA: 3.02	IP: 6.2 WLS: L BF: 32 H: 9 R: 5 ER: 5 SO: 3											PITCHER	IP: 6.2 WLS: L BF: 32 H: 9 R: 5 ER: 5 SO: 3												
Bill Dawley, R (7.1) ERA: 3.96	0.1	1	0	0	0	0	0	0	0	0	0	1	1	0.00	0.000										
Pat Perry, L (8.1) ERA: 4.08	1.0	3	0	0	0	0	0	0	0	0	0	3	3	0.00	0.000										


St. Louis Cardinals @ Montreal Expos
Olympic Stadium, Montreal, QB
Fri Jun 26 1987, 7:05 PM EDT
Att: 25,799 - Unknown

AB 33
R 5
H 9
RBI 5
BB 3
SO 3
LOB 12



Batter	1	2	3	4	5	6	7	8	9	AB	R	H	RBI	BB	SO	LOB	TOP					
Vince Coleman, S (1,7) OBP: 0.377, SLG: 0.345 John Morris, L (6,PH) OBP: 0.352, SLG: 0.400										2	0	1	0	0	0	2	St. Louis Cardinals @ New York Mets Shea Stadium, Flushing, NY Tue Jun 30 1987, 7:05 PM EDT Att: 49,416 - Unknown					
Ozzie Smith, S (1,6) OBP: 0.387, SLG: 0.365										4	1	2	0	0	2							
Tom Herr, S (1,4) OBP: 0.390, SLG: 0.374										4	0	1	0	0	1							
Jack Clark, R (1,3) OBP: 0.441, SLG: 0.650										2	0	0	1	1	2							
Willie McGee, S (1,8) OBP: 0.318, SLG: 0.432										4	0	1	0	0	1							
Terry Pendleton, S (1,5) OBP: 0.372, SLG: 0.406										4	0	0	0	0	2							
Curt Ford, L (1,9) OBP: 0.371, SLG: 0.522										4	1	2	0	0	1							
Ricky Horton, L (9,1) OBP: 0.100, SLG: 0.100										0	0	0	0	0	0							
Tony Peña, R (1,2) OBP: 0.333, SLG: 0.366										3	0	1	0	0	0							
Greg Mathews, R (1,1) OBP: 0.290, SLG: 0.276 Bill Dawley, R (9,1) OBP: 0.364, SLG: 0.222 José Oquendo, S (9,7) OBP: 0.437, SLG: 0.381										2	0	0	0	1	2							
Inning Stats	R: 0 E: 0 K: 0 S: 3	H: 1 LOB: 0 BB: 0 P: 3	R: 0 E: 0 K: 2 S: 7	H: 0 LOB: 0 BB: 0 P: 7	R: 1 E: 0 K: 0 S: 4	H: 1 LOB: 1 BB: 1 P: 8	R: 0 E: 0 K: 2 S: 7	H: 0 LOB: 1 BB: 1 P: 11	R: 0 E: 0 K: 1 S: 5	H: 0 LOB: 0 BB: 0 P: 5	R: 1 E: 0 K: 0 S: 6	H: 3 LOB: 2 BB: 0 P: 6	R: 0 E: 0 K: 1 S: 5	H: 2 LOB: 1 BB: 0 P: 5	R: 0 E: 0 K: 3 S: 10	H: 1 LOB: 1 BB: 0 P: 10	R: 0 E: 0 K: 0 S: 3	H: 0 LOB: 0 BB: 0 P: 3	1B: 8 2B: 0 3B: 0 HR: 0	SF: 1 SAC: 0 DP: 2 HBP: 0	WP: 0 PB: 0 SB: 0 CS: 1	PA: 34
PITCHER Dwight Gooden, R (1,1) ERA: 2.12	IP: 9.0 WLS: W BF: 34 H: 8 R: 2 ER: 2 SO: 9	BB: 2 IBB: 0 HBP: 0 BLK: 0	WP: 0 HR: 0 S: 50 P: 58	ERA: 2.00 WHIP: 1.111	PITCHER										IP: WLS: BF: H: R: ER: SO: BB: IBB: HBP: BLK: WP: HR: S: P: ERA: WHIP							

AB	31
R	2
H	8
RBI	1
BB	2
SO	9
LOB	13



Batter	1	2	3	4	5	6	7	8	9	AB	R	H	RBI	BB	SO	LOB	BOTTOM			
Mookie Wilson, S (1,8) OBP: 0.373, SLG: 0.535										4	0	1	0	0	0	0	St. Louis Cardinals @ New York Mets Shea Stadium, Flushing, NY Tue Jun 30 1987, 7:05 PM EDT Att: 49,416 - Unknown			
Wally Backman, S (1,4) OBP: 0.294, SLG: 0.278										3	0	0	0	1	0					
Keith Hernandez, L (1,3) OBP: 0.371, SLG: 0.462										4	0	0	0	0	1					
Gary Carter, R (1,2) OBP: 0.305, SLG: 0.398 Lenny Dykstra, L (9,PR) OBP: 0.344, SLG: 0.465										3	0	0	0	1	1					
Kevin McReynolds, R (1,7) OBP: 0.332, SLG: 0.508										3	0	1	0	0	0					
Lee Mazzilli, S (1,9) OBP: 0.419, SLG: 0.528										3	1	1	0	1	0					
Howard Johnson, S (1,5) OBP: 0.351, SLG: 0.486										4	1	3	1	0	0					
Rafael Santana, R (1,6) OBP: 0.315, SLG: 0.367										3	0	1	2	0	2					
Dwight Gooden, R (1,1) OBP: 0.167, SLG: 0.167										3	0	0	0	0	1					
Inning Stats	R: 0 E: 0 K: 1 S: 5	H: 0 LOB: 1 BB: 1 P: 9	R: 0 E: 0 K: 0 S: 4	H: 2 LOB: 1 BB: 0 P: 4	R: 0 E: 0 K: 0 S: 4	H: 1 LOB: 1 BB: 0 P: 4	R: 0 E: 0 K: 0 S: 3	H: 0 LOB: 0 BB: 0 P: 3	R: 0 E: 0 K: 0 S: 3	H: 0 LOB: 0 BB: 0 P: 3	R: 2 E: 0 K: 1 S: 8	H: 3 LOB: 1 BB: 0 P: 8	R: 0 E: 0 K: 0 S: 3	H: 0 LOB: 2 BB: 0 P: 3	R: 1 E: 0 K: 0 S: 2	H: 1 LOB: 2 BB: 2 P: 10		1B: 6 2B: 1 3B: 0 HR: 0	SF: 0 SAC: 1 DP: 1 HBP: 0	WP: 0 PB: 0 SB: 0 CS: 0
PITCHER Greg Mathews, L (1,1) ERA: 4.15 Bill Dawley, R (9,1) ERA: 3.51 Ricky Horton, L (9,1) ERA: 3.09	IP: 8.0 WLS: L BF: 31 H: 6 R: 3 ER: 3 SO: 2	BB: 2 IBB: 0 HBP: 0 BLK: 0	WP: 0 HR: 0 S: 33 P: 41	ERA: 3.38 WHIP: 1.000	PITCHER										IP: WLS: BF: H: R: ER: SO: BB: IBB: HBP: BLK: WP: HR: S: P: ERA: WHIP					

AB	30
R	3
H	7
RBI	3
BB	3
SO	2
LOB	8



Batter	1	2	3	4	5	6	7	8	9	AB	R	H	RBI	BB	SO	LOB	TOP								
Ozzie Smith, S OBP: 0.384, SLG: 0.362 (1, 6)	0-0 6-3		0-0 F2			0-0 6-3	0-0 4-3		0-0 1B SF7 1B	5	1	1	0	0	0	0									
Terry Pendleton, S OBP: 0.375, SLG: 0.410 (1, 5)	0-3 K			0-0 L9		0-0 2B 1B	0-0 G4-6-3 1B		0-0 1-3 SF7 1B	5	1	3	0	0	1	0									
Tom Herr, S OBP: 0.382, SLG: 0.367 (1, 4)	0-0 5-3			0-0 F7		0-0 2B BB	0-0 G4-6-3 1-2		0-0 1-2 SF7	4	1	0	1	0	0	2									
Jack Clark, R OBP: 0.440, SLG: 0.648 (1, 3)		0-3 K		4-0 3B BB		0-0 1-3 3-H 2B		0-0 6-3	0-0 1-3	4	2	1	1	1	1	1									
Willie McGee, S OBP: 0.328, SLG: 0.445 (1, 8)		0-0 WP 1B		0-0 1-H 3B		0-0 BB 1B		0-0 E 1B		3	1	3	1	1	0	0									
Tony Peña, R OBP: 0.336, SLG: 0.360 (1, 2)		0-0 F8			4-0 BB	4-0 2B 1-2 2-3 3-H BB		0-3 K		2	0	0	1	2	1	2									
José Quiendo, S OBP: 0.433, SLG: 0.384 (1, 9) (8, 7)		0-0 1-2 6-3			0-0 F8	0-0 1-3 2-H 3-H 2B		0-0 E4 FC6-4		4	0	1	2	0	0	3									
Tito Landrum, R OBP: 0.298, SLG: 0.220 (6, PH)					0-0 F7	0-3 K		0-0 FC6-4		2	0	0	0	0	1	1									
Curt Ford, L OBP: 0.366, SLG: 0.515 (6, PH)						0-0 K		0-0 1-2 FC6-4		2	0	0	0	0	1	4									
Todd Worrell, R (8, 1)						0-0 F3		0-0 1-2 2-H 3-H 1B		0	0	0	0	0	0	0									
Joe Magrane, R OBP: 0.289, SLG: 0.050 (4, 1)						0-3 K		0-0 1-3		1	0	0	0	0	1	0									
Lee Tunnell, R OBP: 0.287, SLG: 0.287 (5, PH)										0	0	0	0	0	0	0									
Steve Loke, R OBP: 0.302, SLG: 0.370 (5, 1)										0	0	0	0	0	0	0									
Pat Perry, L OBP: 0.35, SLG: 0.197 (6, PH)										0	0	0	0	0	0	0									
Tom Lawless, R (6, PH)										0	0	0	0	0	1	2									
Bill Dawley, R OBP: 0.364, SLG: 0.222 (8, 1)										0	0	0	0	0	0	0									
Ricky Horton, L OBP: 0.100, SLG: 0.100 (8, 1)										0	0	0	0	0	0	0									
John Morris, R OBP: 0.346, SLG: 0.392 (8, 9)										1	0	0	0	0	0	0									
Inning Stats	R: 0 E: 0 K: 1 S: 5	H: 0 LOB: 0 BB: 0 P: 5	R: 0 E: 0 K: 1 S: 6	H: 1 LOB: 1 BB: 0 P: 6	R: 0 E: 0 K: 1 S: 5	H: 0 LOB: 0 BB: 0 P: 5	R: 1 E: 0 K: 0 S: 3	H: 1 LOB: 1 BB: 1 P: 7	R: 0 E: 0 K: 1 S: 5	H: 0 LOB: 1 BB: 1 P: 9	R: 4 E: 1 K: 2 S: 11	H: 3 LOB: 2 BB: 2 P: 19	R: 0 E: 0 K: 0 S: 3	H: 1 LOB: 0 BB: 0 P: 3	R: 0 E: 1 K: 1 S: 7	H: 1 LOB: 2 BB: 0 P: 7	R: 1 E: 0 K: 0 S: 5	H: 2 LOB: 1 BB: 0 P: 5	1B: 6 2B: 2 3B: 1 HR: 0	SF: 1 SAC: 0 DP: 1 HBP: 0	WP: 1 PB: 0 SB: 1 CS: 0	PA: 40			
PITCHER	IP	WLS	BF	H	R	ER	SO	BB	IBB	HBP	BLK	WP	HR	S	P	ERA	WHIP								
Sid Fernandez, L ERA: 3.35 (1, 1)	5.1		23	4	5	4	4	2	1	0	0	1	0	28	40	6.75	1.125								
Doug Sisk, R ERA: 3.39 (6, 1)	0.0		2	1	0	0	0	1	0	0	0	0	0	1	5	∞	∞								
Randy Myers, L ERA: 6.14 (6, 1)	0.2	W	2	0	0	0	2	0	0	0	0	0	0	6	6	0.00	0.000								
Roger McDowell, R ERA: 4.81 (7, 1)	3.0	S	13	4	1	1	1	0	0	0	0	0	0	15	15	3.00	1.333								

St. Louis Cardinals @ New York Mets
Shea Stadium, Flushing, NY
Wed Jul 01 1987, 7:05 PM EDT
Att: 40,797 - Unknown

AB	35
R	6
H	9
RBI	6
BB	4
SO	7
LOB	16



Batter	1	2	3	4	5	6	7	8	9	AB	R	H	RBI	BB	SO	LOB	BOTTOM								
Mookie Wilson, S OBP: 0.378, SLG: 0.534 (1, 8)	0-0 WP 2B 1B		4-0 S 2B BB		0-0 F9	0-0 FC6-4 1-2 2-3		0-0 S 1B 1B		4	3	2	0	1	0	2									
Tim Lincecum, R OBP: 0.408, SLG: 0.532 (1, 4)	0-0 6-3 1-2		0-0 F9 1-H WP 2B		0-0 6-3	0-0 5-3		0-0 1B E5 1B		5	1	1	1	0	0	4									
Keith Hernandez, L OBP: 0.372, SLG: 0.460 (1, 3)	0-3 K		0-0 F9 2-3		0-0 G3		0-0 HR 1B	0-0 1-3 2-H 1B		5	1	2	1	0	1	2									
Gary Carter, R OBP: 0.310, SLG: 0.423 (1, 2)	4-0 2B 2-3 BB		0-0 4-3		0-0 G6-4-3 BB 1B	0-0 HR 1B	0-0 1-H HR	0-3 K		4	2	2	3	1	1	3									
Kevin McReynolds, R OBP: 0.330, SLG: 0.506 (1, 7)	0-0 1-3 3-H 2B		0-0 F4 3-H		0-0 5-3	0-0 F8		0-3 K		5	0	1	1	0	1	2									
Lee Mazzilli, S OBP: 0.422, SLG: 0.526 (1, 9)	0-0 F9			0-0 G6-4-3 BB 1B	0-0 BB 1B	0-0 BB 1B		0-0 F9		4	1	2	0	0	0	2									
Howard Johnson, S OBP: 0.357, SLG: 0.486 (1, 5) (7, 6)		0-3 K		4-0 G6-4-3 1-2 BB	0-0 BB 1B	4-0 BB 1B		0-0 BB BB		2	1	1	0	2	1	0									
Rafael Santana, R OBP: 0.312, SLG: 0.363 (6, PH)		0-0 4-3			0-0 G6-4-3 1-2 2-3	0-0 FC6-4 1B BB		0-0 F7		2	0	0	0	0	0	2									
Dave Magadan, L OBP: 0.361, SLG: 0.426 (7, 5)					0-0 1-2 2-3	0-0 FC6-4 1B BB		0-0 F7		1	0	0	0	1	0	1									
Sid Fernandez, L OBP: 0.212, SLG: 0.258 (1, 1)		0-3 K		0-0 4-3	0-0 FC6-4 1B	0-0 6-3				2	0	0	0	0	1	1									
Doug Sisk, R (6, 1)										0	0	0	0	0	0	0									
Randy Myers, L OBP: 0.500, SLG: 0.500 (6, 1)										0	0	0	0	0	0	0									
Lenny Dykstra, L OBP: 0.347, SLG: 0.468 (6, PH)										1	0	1	2	0	0	0									
Roger McDowell, R OBP: 0.286, SLG: 0.333 (7, 1)										1	0	0	0	0	0	0									
Inning Stats	R: 1 E: 0 K: 1 S: 7	H: 2 LOB: 2 BB: 1 P: 11	R: 0 E: 0 K: 2 S: 7	H: 0 LOB: 0 BB: 0 P: 7	R: 2 E: 0 K: 0 S: 4	H: 1 LOB: 1 BB: 1 P: 8	R: 0 E: 0 K: 0 S: 3	H: 1 LOB: 1 BB: 1 P: 7	R: 0 E: 0 K: 0 S: 3	H: 0 LOB: 0 BB: 0 P: 3	R: 3 E: 0 K: 0 S: 7	H: 4 LOB: 2 BB: 1 P: 11	R: 2 E: 0 K: 0 S: 5	H: 2 LOB: 1 BB: 1 P: 9	R: 1 E: 1 K: 2 S: 10	H: 2 LOB: 2 BB: 0 P: 10	1B: 8 2B: 2 3B: 0 HR: 2	SF: 0 SAC: 0 DP: 1 HBP: 0	WP: 2 PB: 0 SB: 2 CS: 0	PA: 41					
PITCHER	IP	WLS	BF	H	R	ER	SO	BB	IBB	HBP	BLK	WP	HR	S	P	ERA	WHIP								
Joe Magrane, L ERA: 3.29 (1, 1)	3.0		16	4	3	3	3	3	0	0	0	0	0	19	31	9.00	2.333								
Lee Tunnell, R ERA: 4.57 (4, 1)	1.0		2	0	0	0	0	0	0	0	0	0	0	2	2	0.00	0.000								
Pat Perry, L ERA: 3.69 (5, 1)	1.0		3	0	0	0	0	0	0	0	0	0	0	3	3	0.00	0.000								
Bill Dawley, R ERA: 4.26 (6, 1)	0.1	L	5	3	3	3	0	1	0	0	0	0	1	4	8	81.00	12.000								
Ricky Horton, L ERA: 3.32 (6, 1)	1.2		9	3	2	2	0	1	0	0	0	0	1	8	12	10.80	2.400								

St. Louis Cardinals @ New York Mets
Shea Stadium, Flushing, NY
Wed Jul 01 1987, 7:05 PM EDT
Att: 40,797 - Unknown

AB	36
R	9
H	12
RBI	8
BB	5
SO	5
LOB	19



Batter	1	2	3	4	5	6	7	8	9	AB	R	H	RBI	BB	SO	LOB	TOP			
Vince Coleman, S OBP: 0.377, SLG: 0.344 (1, 7)	K		K				1-3		1B G1-4-3	4	2	1	0	1	2	1				
Ozzie Smith, S OBP: 0.387, SLG: 0.364 (1, 6)	F5			6-3			1-3		1B	4	2	2	0	1	0	0				
Tom Herr, S OBP: 0.375, SLG: 0.359 (1, 4)	K			F6	4-3		1-3		G1-4-3	5	0	0	1	0	1	4				
Jack Clark, R OBP: 0.442, SLG: 0.657 (1, 3)		K		2B			1-2		K	4	2	2	4	1	2	1				
Willie McGee, S OBP: 0.325, SLG: 0.444 (1, 8)	L6			2B			G3		4-3	5	1	1	1	0	1	2				
Terry Pendleton, S OBP: 0.377, SLG: 0.414 (1, 5)	K			1B			1-3			4	1	2	1	0	1	0				
Curt Ford, L Ken Dayley, L (1, 9) (8, 1)			1-3				SH1-3		F9	3	0	1	1	0	0	0				
Tony Peña, R OBP: 0.335, SLG: 0.353 (1, 2)			SH3-4				F8		G3	3	0	0	0	1	0	2				
Bob Forsch, R John Morris, L OBP: 0.419, SLG: 0.633 OBP: 0.357, SLG: 0.462 (1, 1) (8, 9)			SH3-4				F7		HR	2	0	0	0	0	1	1				
Inning Stats	R: 0 E: 0 K: 2 S: 7	H: 0 LOB: 0 BB: 0 P: 7	R: 0 E: 0 K: 2 S: 7	H: 0 LOB: 0 BB: 0 P: 7	R: 0 E: 0 K: 1 S: 5	H: 0 LOB: 1 BB: 1 P: 9	R: 3 E: 0 K: 0 S: 6	H: 3 LOB: 1 BB: 1 P: 10	R: 3 E: 0 K: 2 S: 9	H: 2 LOB: 0 BB: 1 P: 13	R: 1 E: 0 K: 0 S: 5	H: 2 LOB: 1 BB: 0 P: 5	R: 0 E: 0 K: 0 S: 3	H: 0 LOB: 0 BB: 0 P: 3	R: 2 E: 0 K: 1 S: 7	H: 2 LOB: 1 BB: 1 P: 11	1B: 6 2B: 2 3B: 0 HR: 2	SF: 0 SAC: 2 DP: 0 HBP: 0	WP: 0 PB: 0 SB: 1 CS: 0	PA: 41
PITCHER	IP	WLS	BF	H	R	ER	SO	BB	IBB	HBP	BLK	WP	HR	S	P	ERA	WHIP			
Charlie Puleo, R ERA: 4.5 Larry McWilliams, L ERA: 5.4 Jeff Dedmon, R ERA: 2.96 Randy O'Neal, R ERA: 5.51 (1, 1) (5, 1) (7, 1) (9, 1)	4.2	L	22	5	1	0	1	3	0	0	0	0	1	31	43	11.57	1.714			

St. Louis Cardinals @ Atlanta Braves
Atlanta-Fulton County Stadium, Atlanta, GA
Fri Jul 03 1987, 7:05 PM EDT
Att: 45,679 - Unknown

AB 35
R 9
H 10
RBI 9
BB 4
SO 8
LOB 11



Batter	1	2	3	4	5	6	7	8	9	AB	R	H	RBI	BB	SO	LOB	BOTTOM					
Dion James, L OBP: 0.397, SLG: 0.445 (1, 8)	4-3			FC1-2			4-3			3	0	1	1	1	0	0						
Andres Thomas, R OBP: 0.289, SLG: 0.332 (1, 6)	5-3			K			F8		G6-4-3	4	0	0	0	0	1	4						
Gerald Perry, L OBP: 0.304, SLG: 0.347 (1, 3)	G3			FC1-2			F7		K	4	0	0	0	0	1	1						
Dale Murphy, R OBP: 0.438, SLG: 0.622 (1, 9)		4-3		F9			2-3		4-3	4	0	0	0	0	0	1						
Ken Griffey, L OBP: 0.367, SLG: 0.524 (1, 7)		K					4-3		L5	4	0	0	0	0	1	0						
Graig Nettles, L OBP: 0.322, SLG: 0.376 (1, 5)		F7								2	1	1	0	1	0	0						
Ozzie Virgil, R OBP: 0.332, SLG: 0.542 (1, 2)				5-3			F8			3	0	1	0	0	0	1						
Glenn Hubbard, R OBP: 0.439, SLG: 0.450 (1, 4)				F9			F9			3	0	0	0	0	0	3						
Charlie Puleo, R ERA: 4.5 Larry McWilliams, L ERA: 5.4 Trench Davis, L Jeff Dedmon, L Ted Simmons, S Randy O'Neal, R (1, 1) (5, 1) (6, PH) (7, 1) (8, PH) (9, 1)	7.1	W	27	3	1	1	3	2	0	0	0	0	0	0	0	0	0.682					
Inning Stats	R: 0 E: 0 K: 0 S: 3	H: 0 LOB: 0 BB: 0 P: 3	R: 0 E: 0 K: 1 S: 5	H: 0 LOB: 0 BB: 0 P: 5	R: 0 E: 0 K: 0 S: 3	H: 0 LOB: 0 BB: 0 P: 3	R: 0 E: 0 K: 1 S: 6	H: 1 LOB: 1 BB: 0 P: 6	R: 0 E: 0 K: 0 S: 4	H: 1 LOB: 1 BB: 0 P: 4	R: 0 E: 0 K: 1 S: 5	H: 0 LOB: 0 BB: 0 P: 5	R: 0 E: 0 K: 0 S: 3	H: 0 LOB: 0 BB: 0 P: 3	R: 1 E: 0 K: 0 S: 3	H: 1 LOB: 2 BB: 3 P: 15	R: 0 E: 0 K: 1 S: 5	H: 0 LOB: 0 BB: 0 P: 5	1B: 1 2B: 1 3B: 1 HR: 0	SF: 0 SAC: 0 DP: 1 HBP: 0	WP: 0 PB: 0 SB: 0 CS: 0	PA: 32
PITCHER	IP	WLS	BF	H	R	ER	SO	BB	IBB	HBP	BLK	WP	HR	S	P	ERA	WHIP					
Bob Forsch, R Ken Dayley, L ERA: 4.95 ERA: 1.69 (1, 1) (8, 1)	1.2		5	0	0	0	1	1	0	0	0	0	0	6	10	0.00	0.600					

St. Louis Cardinals @ Atlanta Braves
Atlanta-Fulton County Stadium, Atlanta, GA
Fri Jul 03 1987, 7:05 PM EDT
Att: 45,679 - Unknown

AB 29
R 1
H 3
RBI 1
BB 3
SO 4
LOB 10



Batter	1	2	3	4	5	6	7	8	9	AB	R	H	RBI	BB	SO	LOB	TOP					
Vince Coleman, S (1, 7) OBP: 0.382, SLG: 0.347	0-0 1B		4-0 BB		0-0 2B 1B			0-0 6-3		3	2	2	1	1	0	0						
Ozzie Smith, S (1, 6) OBP: 0.389, SLG: 0.367	0-0 F7		0-0 G5-4-3		0-0 2B			4-0 BB		3	0	1	1	1	0	2						
Tom Herr, S (1, 4) OBP: 0.376, SLG: 0.358	0-0 1B		0-0 4-3		0-0 4-3			4-0 BB		3	0	1	1	1	0	1						
Jack Clark, R (1, 3) OBP: 0.437, SLG: 0.647	0-0 F9			0-0 F8				0-3 K		4	0	0	0	0	2	3						
Willie McGee, S (1, 8) OBP: 0.321, SLG: 0.438	0-3 K			0-3 K				0-0 L6		4	0	0	0	0	3	3						
Terry Pendleton, S (1, 5) OBP: 0.375, SLG: 0.412		0-0 1B		0-0 G3				0-0 L9		4	0	1	0	0	0	0						
Jim Lindeman, R (1, 9) John Morris, L (7, 9) OBP: 0.210, SLG: 0.403 OBP: 0.351, SLG: 0.453	0-0 FC5-4		0-0 G6-3		0-0 F9			0-0 F9		3	0	0	0	0	0	1						
Steve Lake, R (1, 2) OBP: 0.308, SLG: 0.369	4-0 BB			0-0 L3				0-0 6-3		3	0	1	0	1	0	0						
Danny Cox, R (1, 1) Ricky Horton, L (8, 1) Todd Worrell, R (8, 1) OBP: 0.175, SLG: 0.205 OBP: 0.100, SLG: 0.100	0-0 G6-3			0-0 G6-3				0-0 G5-3		3	1	1	0	0	1	2						
										0	0	0	0	0	0	0						
										1	0	0	0	0	0	1						
Inning Stats	R: 1 E: 0 K: 1 S: 7	H: 2 LOB: 1 BB: 0 P: 7	R: 0 E: 0 K: 0 S: 3	H: 1 LOB: 1 BB: 1 P: 7	R: 0 E: 0 K: 0 S: 2	H: 0 LOB: 0 BB: 1 P: 6	R: 0 E: 0 K: 1 S: 5	H: 0 LOB: 0 BB: 0 P: 5	R: 2 E: 0 K: 0 S: 6	H: 3 LOB: 1 BB: 0 P: 6	R: 0 E: 0 K: 2 S: 7	H: 0 LOB: 0 BB: 0 P: 7	R: 0 E: 0 K: 1 S: 5	H: 0 LOB: 0 BB: 0 P: 5	R: 0 E: 0 K: 1 S: 5	H: 0 LOB: 2 BB: 2 P: 13	R: 0 E: 0 K: 0 S: 4	H: 1 LOB: 1 BB: 0 P: 4	1B: 5 2B: 1 3B: 1 HR: 0	SF: 0 SAC: 0 DP: 1 HBP: 0	WP: 0 PB: 0 SB: 1 CS: 0	PA: 36
PITCHER	IP WLS BF H R ER SO BB IBB HBP BLK WP HR S P ERA WHIP																					
Zane Smith, L (1, 1) ERA: 4.12	5.0 L 21 6 3 3 2 2 0 0 0 0 0 0 23 31 5.40 1.600																					
Jim Ackler, R (6, 1) ERA: 4.31	1.0 3 0 0 0 2 0 0 0 0 0 0 0 7 7 0.00 0.000																					
Jeff Dedmon, R (7, 1) ERA: 2.85	2.0 8 0 0 0 2 2 0 0 0 0 0 0 10 18 0.00 1.000																					
Paul Assenmacher, L (9, 1) ERA: 4.88	1.0 4 1 0 0 0 0 0 0 0 0 0 0 4 4 0.00 1.000																					

St. Louis Cardinals @ Atlanta Braves
Atlanta-Fulton County Stadium, Atlanta, GA
Sat Jul 04 1987, 3:33 AM EDT
Att: 36,050 - Unknown

AB 32
R 3
H 7
RBI 3
BB 4
SO 6
LOB 13



Batter	1	2	3	4	5	6	7	8	9	AB	R	H	RBI	BB	SO	LOB	BOTTOM					
Dion James, L (1, 8) OBP: 0.400, SLG: 0.444	0-0 4-3		4-0 1B	0-0 CS	4-0 1B	0-0 1B			0-3 K	3	0	1	0	2	1	1						
Andres Thomas, R (1, 6) OBP: 0.292, SLG: 0.333	0-3 K		0-3 K		0-0 1B	0-0 1B		0-0 F8	0-0 FC3-6	5	0	2	0	0	2	1						
Gerald Perry, L (1, 3) OBP: 0.310, SLG: 0.352	0-0 BB		0-0 1B	0-0 1B	0-0 1B	0-0 1B		0-0 4-3	0-0 FC3-6	5	0	3	0	0	0	2						
Dale Murphy, R (1, 9) OBP: 0.434, SLG: 0.614	4-0 BB		0-3 K	0-3 K	0-3 K			0-0 5-3	0-0 F9	4	0	0	0	1	2	6						
Ken Griffey, L (1, 7) OBP: 0.373, SLG: 0.521	4-0 BB		4-0 IBB		4-0 BB			0-3 K		1	0	0	0	3	1	0						
Graig Nettles, L (1, 5) OBP: 0.320, SLG: 0.371	0-0 L9		0-0 F7		0-0 4-3			0-0 1B		4	0	1	0	0	0	9						
Ozzie Virgil, R (1, 2) OBP: 0.331, SLG: 0.535		0-0 F8		0-0 F1		4-0 1B		0-0 F8	0-0 F8	3	0	0	0	1	0	1						
Glenn Hubbard, R (1, 4) OBP: 0.436, SLG: 0.446		0-0 F9		0-0 CS	0-0 1B			0-0 F8	0-0 F7	4	0	1	0	0	0	2						
Zane Smith, L (1, 1) Jim Ackler, R (6, 1) Paul Nungesser, R (7, 1) Jeff Dedmon, L (8, 1) Paul Assenmacher, L (9, 1) Ted Simmons, S (9, PH) OBP: 0.183, SLG: 0.167 OBP: 0.230, SLG: 0.220 OBP: 0.192, SLG: 0.139 OBP: 0.343, SLG: 0.430		0-0 B1-3		0-0 B2		0-3 K		0-0 FC3-6	0-0 1B	2	0	0	0	0	0	1						
										0	0	0	0	0	0	0						
										1	0	0	0	0	1	1						
										0	0	0	0	0	0	0						
										0	0	0	0	0	0	0						
										1	0	1	0	0	0	0						
Inning Stats	R: 0 E: 0 K: 1 S: 6	H: 1 LOB: 3 BB: 2 P: 14	R: 0 E: 0 K: 0 S: 3	H: 0 LOB: 0 BB: 0 P: 3	R: 0 E: 0 K: 2 S: 8	H: 1 LOB: 3 BB: 2 P: 16	R: 0 E: 0 K: 0 S: 3	H: 1 LOB: 0 BB: 0 P: 3	R: 0 E: 0 K: 1 S: 6	H: 2 LOB: 3 BB: 2 P: 14	R: 0 E: 0 K: 1 S: 5	H: 1 LOB: 1 BB: 1 P: 9	R: 0 E: 0 K: 0 S: 3	H: 0 LOB: 0 BB: 0 P: 3	R: 0 E: 0 K: 1 S: 6	H: 1 LOB: 1 BB: 0 P: 6	R: 0 E: 0 K: 1 S: 7	H: 2 LOB: 2 BB: 0 P: 7	1B: 9 2B: 0 3B: 0 HR: 0	SF: 0 SAC: 0 DP: 0 HBP: 0	WP: 1 PB: 0 SB: 1 CS: 1	PA: 41
PITCHER	IP WLS BF H R ER SO BB IBB HBP BLK WP HR S P ERA WHIP																					
Danny Cox, R (1, 1) ERA: 3.75	7.0 W 31 6 0 0 5 6 1 0 0 0 0 0 34 62 0.00 1.714																					
Ricky Horton, L (8, 1) ERA: 3.3	0.1 2 1 0 0 1 0 0 0 0 0 0 0 4 4 0.00 3.000																					
Todd Worrell, R (8, 1) ERA: 3.46	1.2 S 7 2 0 0 1 0 0 0 0 0 0 0 9 9 0.00 1.200																					

St. Louis Cardinals @ Atlanta Braves
Atlanta-Fulton County Stadium, Atlanta, GA
Sat Jul 04 1987, 3:33 AM EDT
Att: 36,050 - Unknown

AB 33
R 0
H 9
RBI 0
BB 7
SO 7
LOB 24



Batter	1	2	3	4	5	6	7	8	9	AB	R	H	RBI	BB	SO	LOB	TOP					
Vince Coleman, S (1, 7) OBP: 0.382, SLG: 0.346	F6			G4-6-3 1B			FC4-2 BB 1B		K	4	1	1	0	1	1	3						
Ozzie Smith, S (1, 6) OBP: 0.395, SLG: 0.375	G5-4-3 1B			G4-6-3 1B			BB 1B		4-3 S 1B	5	0	4	2	0	0	2						
Tom Herr, S (1, 4) OBP: 0.373, SLG: 0.352	G5-4-3 1-2			G4-6-3 1-2 3-H		6-3	FC5-4 BB		4-3	4	0	0	0	1	0	3						
Jack Clark, R (1, 3) OBP: 0.437, SLG: 0.640		K		1B BB		F7	FC5-4 1-2		BB	3	0	0	0	2	1	3						
Willie McGee, S (1, 8) OBP: 0.322, SLG: 0.438	4-3			1-2 1B		F8		E9 SF7 1B	K	5	1	2	0	0	1	2						
Terry Pendleton, S (1, 5) OBP: 0.371, SLG: 0.408	F8			G3			F7	SF7		3	0	0	1	0	0	2						
Curt Ford, L (1, 9) OBP: 0.362, SLG: 0.503			6-3		4-3		1B FC4-2 1B	F7		4	0	1	0	0	0	0						
Tony Peña, R (1, 2) OBP: 0.340, SLG: 0.359			K		6-3		FC4-2 1B BB			3	1	1	0	1	1	0						
Greg Mathews, R (1, 1) OBP: 0.314, SLG: 0.303			5-3				1-2 1B FC4-2 1B		3-1	4	1	2	0	0	0	1						
Todd Worrell, R (9, 1)					1B		1-2 2-3 1B			0	0	0	0	0	0	0						
Inning Stats	R: 0 E: 0 K: 0 S: 3	H: 1 LOB: 0 BB: 0 P: 3	R: 0 E: 0 K: 1 S: 5	H: 0 LOB: 0 BB: 0 P: 5	R: 0 E: 0 K: 1 S: 5	H: 0 LOB: 0 BB: 0 P: 5	R: 1 E: 0 K: 0 S: 4	H: 2 LOB: 2 BB: 2 P: 12	R: 0 E: 0 K: 0 S: 5	H: 2 LOB: 2 BB: 0 P: 5	R: 0 E: 0 K: 0 S: 3	H: 0 LOB: 0 BB: 0 P: 3	R: 2 E: 0 K: 0 S: 6	H: 3 LOB: 3 BB: 2 P: 14	R: 1 E: 1 K: 0 S: 5	H: 2 LOB: 1 BB: 0 P: 5	R: 0 E: 0 K: 2 S: 8	H: 1 LOB: 2 BB: 1 P: 12	1B: 10 2B: 1 3B: 0 HR: 0	SF: 1 SAC: 0 DP: 2 HBP: 0	WP: 0 PB: 0 SB: 1 CS: 0	PA: 41
PITCHER	IP	WLS	BF	H	R	ER	SO	BB	IBB	HBP	BLK	WP	HR	S	P	ERA	WHIP					
Doyle Alexander, R (1, 1) ERA: 3.46	8.0	L	36	10	4	4	2	4	0	0	0	0	0	36	52	4.50	1.750					
Gene Garber, R (9, 1) ERA: 3.95	1.0	S	5	1	0	0	2	1	0	0	0	0	0	8	12	0.00	2.000					

St. Louis Cardinals @ Atlanta Braves
Atlanta-Fulton County Stadium, Atlanta, GA
Sun Jul 05 1987, 3:33 AM EDT
Att: 29,359 - Unknown

AB 35
R 4
H 11
RBI 3
BB 5
SO 4
LOB 16





Batter	1	2	3	4	5	6	7	8	9	AB	R	H	RBI	BB	SO	LOB	BOTTOM				
Albert Hall, S (1, 8) OBP: 0.390, SLG: 0.425	F7		K			B1-3		6-3		4	0	0	0	0	1	0					
Andres Thomas, R (1, 6) OBP: 0.291, SLG: 0.332	PB L6 1B			5-3		F7			F3	4	0	1	0	0	0	0					
Gary Roenicke, R (1, 7) OBP: 0.316, SLG: 0.317	L6 PB 1-2 1B			1-3		HR			F4	4	1	2	1	0	0	0					
Dale Murphy, R (1, 9) OBP: 0.435, SLG: 0.610	L6 1-3 2-H			BB		F3			E BB	2	0	0	0	2	0	2					
Ted Simmons, S (1, 3) OBP: 0.330, SLG: 0.412		F9		F9			5-3		E1	4	0	0	0	0	0	2					
Ozzie Virgil, R (1, 2) OBP: 0.327, SLG: 0.528		F7			L4		6-3		L5	3	0	0	0	0	0	0					
Ken Griffey, L (9, PH) OBP: 0.372, SLG: 0.519										1	0	0	0	0	0	2					
Graig Nettles, L (1, 5) OBP: 0.320, SLG: 0.364		F4			BB		F9			2	0	0	0	1	0	0					
Glenn Hubbard, R (1, 4) OBP: 0.432, SLG: 0.441			F9		F9			K		3	0	0	0	0	1	1					
Doyle Alexander, R (1, 1) OBP: 0.087, SLG: 0.045			K					6-3		2	0	0	0	0	2	1					
Jeff Blauser, R (8, PH)										1	0	0	0	0	0	0					
Gene Garber, R (9, 1)										0	0	0	0	0	0	0					
Inning Stats	R: 0 E: 0 K: 0 S: 4	H: 2 LOB: 2 BB: 0 P: 4	R: 0 E: 0 K: 2 S: 7	H: 0 LOB: 0 BB: 0 P: 7	R: 0 E: 0 K: 0 S: 3	H: 0 LOB: 1 BB: 1 P: 7	R: 0 E: 0 K: 1 S: 5	H: 0 LOB: 1 BB: 1 P: 9	R: 1 E: 0 K: 0 S: 4	H: 1 LOB: 0 BB: 0 P: 4	R: 0 E: 0 K: 0 S: 3	H: 0 LOB: 0 BB: 0 P: 3	R: 0 E: 0 K: 1 S: 5	H: 0 LOB: 0 BB: 0 P: 5	R: 0 E: 1 K: 0 S: 4	H: 0 LOB: 2 BB: 1 P: 8	1B: 2 2B: 0 3B: 0 HR: 1	SF: 0 SAC: 0 DP: 0 HBP: 0	WP: 0 PB: 1 SB: 0 CS: 0	PA: 33	
PITCHER	IP	WLS	BF	H	R	ER	SO	BB	IBB	HBP	BLK	WP	HR	S	P	ERA	WHIP				
Greg Mathews, L (1, 1) ERA: 3.87	8.2	W	32	3	1	1	4	3	0	0	0	0	0	37	49	1.04	0.692				
Todd Worrell, R (9, 1) ERA: 3.43	0.1	S	1	0	0	0	0	0	0	0	0	0	0	1	1	0.00	0.000				

St. Louis Cardinals @ Atlanta Braves
Atlanta-Fulton County Stadium, Atlanta, GA
Sun Jul 05 1987, 3:33 AM EDT
Att: 29,359 - Unknown

AB 30
R 1
H 3
RBI 1
BB 3
SO 4
LOB 8



Batter	1	2	3	4	5	6	7	8	9	AB	R	H	RBI	BB	SO	LOB	TOP										
Dave Anderson, R OBP: 0.303, SLG: 0.370 (1, 6)	F3		1B			F4	FC6-4			4	0	1	0	0	0	2	Los Angeles Dodgers @ St. Louis Cardinals Busch Stadium, St. Louis, MO Wed Jul 08 1987, 7:05 PM CDT Unknown livebaseballscorecards.com										
John Shelby, S OBP: 0.292, SLG: 0.436 (1, 8)	6-3 BB		1B			K		G3		3	0	1	0	1	1	0											
Pedro Guerrero, R OBP: 0.382, SLG: 0.543 (1, 7)	6-3			6-3		5-3		HR		4	1	1	1	0	0	1											
Mike Marshall, R OBP: 0.327, SLG: 0.469 (1, 9)	6-3			5-3			HR	K		4	1	1	1	0	1	1											
Mike Scioscia, L OBP: 0.348, SLG: 0.364 (1, 2)		1-3		4-3			4-3	F8		4	0	0	0	0	0	0											
Mickey Hatcher, R OBP: 0.353, SLG: 0.486 (1, 5)		2B			G5-4-3 BB		HR	5-3		3	1	2	1	1	0	0											
Franklin Stubbs, L OBP: 0.317, SLG: 0.442 (1, 3)	L1				G5-4-3 1B		FC6-4 BB	F5		3	0	1	0	1	0	0											
Steve Sax, R OBP: 0.318, SLG: 0.349 (1, 4)			5-3		G5-4-3 1-2 2-3		FC6-4 BB	S 1B		3	0	1	0	1	0	2											
Fernando Valenzuela, L OBP: 0.152, SLG: 0.152 (5, 1) Ken Howell, R OBP: 1.000, SLG: 1.000 (7, PH) Phil Garmon, S OBP: 0.229, SLG: 0.284 (7, PH) Brian Holton, R OBP: 0.260, SLG: 0.250 (7, 1) Danny Heep, L OBP: 0.191, SLG: 0.211 (8, PH)			F8		F9		K	F7		2	0	0	0	0	0	1											
Inning Stats	R: 0 E: 0 K: 0 S: 3	H: 0 LOB: 1 BB: 1 P: 7	R: 0 E: 0 K: 0 S: 3	H: 1 LOB: 0 BB: 0 P: 3	R: 0 E: 0 K: 0 S: 4	H: 2 LOB: 2 BB: 0 P: 4	R: 0 E: 0 K: 0 S: 3	H: 0 LOB: 0 BB: 0 P: 3	R: 0 E: 0 K: 1 S: 5	H: 1 LOB: 1 BB: 1 P: 7	R: 0 E: 0 K: 1 S: 5	H: 0 LOB: 0 BB: 0 P: 5	R: 2 E: 0 K: 1 S: 7	H: 2 LOB: 2 BB: 2 P: 15	R: 1 E: 0 K: 1 S: 6	H: 1 LOB: 0 BB: 0 P: 6		R: 0 E: 0 K: 0 S: 4	H: 1 LOB: 1 BB: 0 P: 4	1B: 4 2B: 1 3B: 0 HR: 3	SF: 0 SAC: 0 DP: 1 HBP: 0	WP: 0 PB: 0 SB: 1 CS: 0	PA: 36				
PITCHER	IP	WLS	BF	H	R	ER	SO	BB	IBB	HBP	BLK	WP	HR	S	P	ERA	WHIP										
Bob Forsch, R ERA: 4.8 (1, 1)	6.1	W	26	6	2	2	1	4	0	0	0	0	2	24	40	2.84	1.579										
Ken Dayley, L ERA: 1.99 (7, 1)	0.2		2	0	0	0	1	0	0	0	0	0	0	4	4	0.00	0.000										
Todd Worrell, R ERA: 3.3 (8, 1)	2.0		8	2	1	1	1	0	0	0	0	0	1	10	10	4.50	1.000										

Batter	1	2	3	4	5	6	7	8	9	AB	R	H	RBI	BB	SO	LOB	BOTTOM										
Vince Coleman, S OBP: 0.382, SLG: 0.341 (1, 7)	G6-4-3 HBP BB		K			3-1				3	0	1	0	1	1	2	Los Angeles Dodgers @ St. Louis Cardinals Busch Stadium, St. Louis, MO Wed Jul 08 1987, 7:05 PM CDT Unknown livebaseballscorecards.com										
Ozzie Smith, S OBP: 0.398, SLG: 0.374 (1, 6)	1-2 HBP			F8	1B HR			3-1		3	1	1	0	0	0	0											
Tom Herr, S OBP: 0.369, SLG: 0.351 (1, 4)	G6-4-3			WP 1B	2B HR			4-3		4	2	2	0	0	0	2											
Jack Clark, R OBP: 0.443, SLG: 0.646 (1, 3)	2-3			1B BB	1B HR			1B BB		2	2	1	3	2	0	1											
Willie McGee, S OBP: 0.326, SLG: 0.450 (1, 8)		5-3		F3	HR			1B		4	1	2	1	0	0	2											
Terry Pendleton, S OBP: 0.370, SLG: 0.403 (1, 5)		6-3		1B	1B			G3		4	0	1	1	0	0	2											
Jim Lindeman, R OBP: 0.216, SLG: 0.386 (1, 9) John Morris, L OBP: 0.333, SLG: 0.429 (6, PR) (7, 9)		5-3		1B	1B	FC4 BB		F9		2	0	1	1	1	0	0											
Tony Peña, R OBP: 0.333, SLG: 0.347 (1, 2)			4-3		F8	FC4 SH3-4		G6-3 BB		3	0	0	0	1	0	3											
Bob Forsch, R OBP: 0.394, SLG: 0.594 (1, 1) Ken Dayley, L (7, 1) Todd Worrell, R (8, 1)			K			SH3-4		G6-3		2	0	0	0	0	0	2											
Inning Stats	R: 0 E: 0 K: 0 S: 2	H: 0 LOB: 1 BB: 1 P: 7	R: 0 E: 0 K: 0 S: 3	H: 0 LOB: 0 BB: 0 P: 3	R: 0 E: 0 K: 2 S: 7	H: 0 LOB: 0 BB: 0 P: 7	R: 2 E: 0 K: 0 S: 6	H: 3 LOB: 2 BB: 1 P: 10	R: 4 E: 0 K: 1 S: 9	H: 5 LOB: 0 BB: 0 P: 9	R: 0 E: 0 K: 0 S: 3	H: 0 LOB: 2 BB: 1 P: 7	R: 0 E: 0 K: 0 S: 4	H: 1 LOB: 2 BB: 1 P: 8	R: 0 E: 0 K: 0 S: 2	H: 0 LOB: 0 BB: 1 P: 6		1B: 6 2B: 1 3B: 0 HR: 2	SF: 0 SAC: 1 DP: 2 HBP: 1	WP: 1 PB: 0 SB: 0 CS: 0	PA: 36						
PITCHER	IP	WLS	BF	H	R	ER	SO	BB	IBB	HBP	BLK	WP	HR	S	P	ERA	WHIP										
Fernando Valenzuela, L ERA: 4.15 (1, 1)	5.0	L	24	8	6	6	3	2	0	1	0	0	2	27	36	10.80	2.000										
Ken Howell, R ERA: 5.02 (6, 1)	1.0		4	0	0	0	0	1	0	0	0	0	0	3	7	0.00	1.000										
Brian Holton, R ERA: 2.88 (7, 1)	2.0		8	1	0	0	0	2	0	0	0	0	0	6	14	0.00	1.500										

Batter	1	2	3	4	5	6	7	8	9	10	AB	R	H	RBI	BB	SO	LOB	TOP						
Dave Anderson, R OBP: 0.298, SLG: 0.362 (1.6)	F8	K		FC6-4 PB BB 1-2		6-3	1B			F8	6	0	1	2	0	1	3	Los Angeles Dodgers @ St. Louis Cardinals Busch Stadium, St. Louis, MO Wed Jul 08 1987, 7:05 PM CDT Att: 41,353 - Unknown livebaseballscorecards.com						
John Shelby, S OBP: 0.293, SLG: 0.435 (1.8)	5-3		F8	PB BB 1-2			4-3			6-3	5	0	1	0	1	0	2							
Pedro Guerrero, R OBP: 0.385, SLG: 0.541 (1.7)	BLK 1B			1B BB 1-2 2-3		F8	L7			CS BB	3	0	1	0	2	0	3							
Mike Marshall, R OBP: 0.325, SLG: 0.463 (1.9)	F8		K			F8	L4			L4	5	1	1	0	0	1	3							
Mickey Hatcher, R OBP: 0.335, SLG: 0.490 (1.3) (7.5) (9.3)		1B 1B 2B		1-2 1B		5-3	F9			6-3	5	1	2	0	0	0	2							
Phil Garner, R OBP: 0.275, SLG: 0.333 Franklin Stubbs, L OBP: 0.319, SLG: 0.448 (7.3) Jeff Hamilton, R OBP: 0.258, SLG: 0.259 (9.5)		FC3-5 1B		F9		5-3	1B 2B			K	3	0	1	0	0	0	2							
Alex Trevino, R OBP: 0.308, SLG: 0.417 Mike Scioscia, L OBP: 0.349, SLG: 0.365 (7.2)		FC3-5 1B		6-3			1B 1B			F6	2	1	1	2	0	0	0							
Mariano Duncan, R OBP: 0.267, SLG: 0.307 (1.4)		L9		1B FC6-4 BB			HR			6-3	4	2	1	1	1	0	3							
Bob Welch, R OBP: 0.133, SLG: 0.133 Ken Landreaux, L OBP: 0.294, SLG: 0.292 Ken Howell, R OBP: 1.000, SLG: 1.000 Steve Sax, R OBP: 0.317, SLG: 0.348 Orel Hershiser, R OBP: 0.280, SLG: 0.333 (10.1)		FC3-5		1-2 2-3		B1-3	1B			F8	3	0	1	0	0	0	2							
Inning Stats	R: 0 E: 0 K: 3 S: 4	H: 1 LOB: 1 BB: 0 P: 4	R: 1 E: 0 K: 1 S: 6	H: 3 LOB: 2 BB: 0 P: 8	R: 0 E: 0 K: 1 S: 6	H: 1 LOB: 2 BB: 1 P: 10	R: 1 E: 0 K: 0 S: 4	H: 1 LOB: 2 BB: 2 P: 12	R: 0 E: 0 K: 3 S: 6	H: 0 LOB: 0 BB: 0 P: 3	R: 2 E: 0 K: 0 S: 6	H: 3 LOB: 1 BB: 0 P: 6	R: 3 E: 0 K: 0 S: 8	H: 5 LOB: 2 BB: 0 P: 8	R: 0 E: 0 K: 2 S: 2	H: 0 LOB: 0 BB: 1 P: 6	R: 0 E: 0 K: 1 S: 5		H: 0 LOB: 0 BB: 0 P: 5	R: 0 E: 0 K: 0 S: 3	H: 0 LOB: 0 BB: 0 P: 3	1B: 9 2B: 3 3B: 0 HR: 2	SF: 0 SAC: 0 DP: 0 HBP: 0	WP: 0 PB: 1 SB: 0 CS: 1
PITCHER	IP 5.2	WLS 29	BF 9	H 4	R 4	ER 4	SO 2	BB 3	IBB 0	HBP 0	BLK 1	WP 0	HR 2	S 30	P 42	ERA 6.35	WHIP 2.118							
Dave LaPoint, L ERA: 6.55 Bill Dawley, R ERA: 4.4 Pat Perry, L ERA: 3.5	(1.1) (6.1) (9.1)	2.1 W	12 6	5 0	3 0	3 0	0 1	1 0	0 0	0 0	0 0	0 0	0 0	11 8	15 8	11.57 0.00	2.571 0.000							

Batter	1	2	3	4	5	6	7	8	9	10	AB	R	H	RBI	BB	SO	LOB	BOTTOM						
Vince Coleman, S OBP: 0.381, SLG: 0.337 (1.7)	K	2B BB	5-3		K			K		1B BB	4	1	0	0	2	3	0	Los Angeles Dodgers @ St. Louis Cardinals Busch Stadium, St. Louis, MO Wed Jul 08 1987, 7:05 PM CDT Att: 41,353 - Unknown livebaseballscorecards.com						
Terry Pendleton, S OBP: 0.369, SLG: 0.405 (1.5)	K	WP FC4-6 2B		4-3		4-3		K		1B	6	1	2	4	0	2	0							
Tom Herr, S OBP: 0.370, SLG: 0.350 Pat Perry, L OBP: 0.167, SLG: 0.167 (1.4) (9.1)	E5 PB	FC4-6 WP 2B BB		1B BB SF8 1B		6-3		6-3			4	2	1	0	1	0	0							
Jack Clark, R OBP: 0.448, SLG: 0.644 (1.3)		FC4-6 BB		SF8 1B BB				BB		K	1	0	0	0	4	1	0							
Willie McGee, S OBP: 0.324, SLG: 0.446 (1.8)	K	FC4-6 2B		FC4-6 1B		K		K		K	5	0	1	1	0	3	5							
Curt Ford, L OBP: 0.366, SLG: 0.503 (1.9)		1B		SF8		3-1				K	4	1	2	2	0	1	0							
José Quiendo, S OBP: 0.425, SLG: 0.372 (1.6) (9.4)		BB		FC4-6		6-3				1B 1B	4	2	1	0	1	1	4							
Steve Lake, R OBP: 0.314, SLG: 0.395 Tony Peña, R OBP: 0.335, SLG: 0.349 (1.2) (8.2)		BB 1B		F7		K		1B		B3	3	1	1	1	0	1	0							
Dave LaPoint, L Bill Dawley, R Ozzie Smith, S OBP: 0.400, SLG: 0.376 (1.1) (6.1) (9.6)		K		K		K		G3		1B BB 1B	3	0	0	0	0	3	2							
Inning Stats	R: 0 E: 1 K: 3 S: 10	H: 0 LOB: 2 BB: 1 P: 14	R: 6 E: 0 K: 2 S: 11	H: 4 LOB: 2 BB: 4 P: 27	R: 0 E: 0 K: 1 S: 5	H: 0 LOB: 0 BB: 0 P: 5	R: 1 E: 0 K: 0 S: 5	H: 2 LOB: 2 BB: 1 P: 9	R: 0 E: 0 K: 3 S: 9	H: 0 LOB: 1 BB: 1 P: 9	R: 0 E: 0 K: 2 S: 7	H: 1 LOB: 1 BB: 0 P: 4	R: 0 E: 0 K: 3 S: 9	H: 0 LOB: 0 BB: 0 P: 7	R: 0 E: 0 K: 3 S: 9	H: 0 LOB: 0 BB: 0 P: 9	R: 1 E: 0 K: 0 S: 4		H: 3 LOB: 3 BB: 1 P: 8	1B: 8 2B: 2 3B: 0 HR: 0	SF: 1 SAC: 0 DP: 0 HBP: 0	WP: 1 PB: 1 SB: 0 CS: 0	PA: 47	
PITCHER	IP 6.0	WLS 32	BF 32	H 6	R 7	ER 7	SO 10	BB 7	IBB 0	HBP 0	BLK 0	WP 1	HR 0	S 45	P 73	ERA 10.50	WHIP 2.167							
Bob Welch, R ERA: 3.86 Ken Howell, R ERA: 4.65 Orel Hershiser, R ERA: 2.36	(1.1) (7.1) (10.1)	3.0 L	10 5	1 3	0 1	0 1	5 0	0 1	0 0	0 0	0 0	0 0	0 0	0 4	20 8	0.00 27.00	0.333 12.000							



Batter	1	2	3	4	5	6	7	8	9	10	AB	R	H	RBI	BB	SO	LOB	TOP					
Eddie Milner, L OBP: 0.247, SLG: 0.263 (1, 8)	L8	K		FC4		K		4-3		FC4 1B IBB	5	1	0	0	1	2	6	San Francisco Giants @ St. Louis Cardinals Busch Stadium, St. Louis, MO Thu Jul 09 1987, 7:05 PM CDT Att: 37,917 - Unknown livebaseballscores.com					
Chris Speier, R OBP: 0.344, SLG: 0.408 (1, 4)	1B		F8		5-3		3-1 G1-2-3 1B BB	5-3		FC4 1B	5	1	1	1	1	0	3						
Mike Aldrete, L OBP: 0.371, SLG: 0.415 Jeffrey Leonard, R OBP: 0.329, SLG: 0.544 (1, 7) (7, 7)	1B		1B		3-1		G1-2-3		K	FC4 1B	4	0	2	0	0	0	1						
Will Clark, L OBP: 0.359, SLG: 0.547 (1, 3)	K		K		F8		3-1		F6	K	6	0	0	0	0	3	6						
Chili Davis, S OBP: 0.338, SLG: 0.449 (1, 9)	4-3		F8				HR		FC6-4 BB	1-3	5	1	2	2	1	0	5						
Kevin Mitchell, R OBP: 0.313, SLG: 0.405 (1, 5)		K		K		F8		HR	FC6-4 BB		4	0	0	0	1	2	1						
Bob Brenly, R OBP: 0.370, SLG: 0.471 (1, 2)		4-3 1B PB		WP		1B		G3		F8	5	1	3	0	0	0	2						
Jose Uribe, S OBP: 0.370, SLG: 0.403 (1, 6)		4-3 1B PB		F4		L8		4-3 SH1-4 BB		2B FC4 BB	3	1	1	0	2	0	2						
Mike Krukow, R OBP: 0.154, SLG: 0.180 Craig Lefferts, L OBP: 0.177, SLG: 0.489 Harry Spillman, L OBP: 0.177, SLG: 0.489 Mark Wassinger, R OBP: 0.177, SLG: 0.489 Joe Price, R OBP: 0.177, SLG: 0.489 Scott Garrelts, R OBP: 0.177, SLG: 0.489 Michael LaCoss, R OBP: 0.177, SLG: 0.489 (1, 11) (8, 1) (10, PH) (10, PH) (10, 1) (10, 1) (10, 1)		4-3		K		FC4		SH1-4		FC4 1B 2B	3	0	1	0	0	1	3						
Inning Stats	R: 0 E: 0 K: 1 S: 7	H: 2 LOB: 2 BB: 0 P: 7	R: 1 E: 0 K: 2 S: 9	H: 2 LOB: 1 BB: 0 P: 9	R: 0 E: 0 K: 1 S: 6	H: 1 LOB: 1 BB: 0 P: 6	R: 0 E: 0 K: 2 S: 9	H: 1 LOB: 2 BB: 0 P: 9	R: 0 E: 0 K: 1 S: 3	H: 0 LOB: 0 BB: 0 P: 3	R: 1 E: 0 K: 1 S: 8	H: 3 LOB: 2 BB: 0 P: 8	R: 1 E: 0 K: 0 S: 4	H: 1 LOB: 2 BB: 2 P: 12	R: 0 E: 0 K: 0 S: 3	H: 0 LOB: 1 BB: 1 P: 7	R: 0 E: 0 K: 1 S: 5		H: 0 LOB: 1 BB: 1 P: 9	R: 3 E: 0 K: 1 S: 8	H: 2 LOB: 2 BB: 2 P: 16	1B: 9 2B: 2 3B: 0 HR: 1	SF: 0 SAC: 1 DP: 0 HBP: 0
PITCHER	IP WLS BF H R ER SO	IP WLS BF H R ER SO	IP WLS BF H R ER SO	IP WLS BF H R ER SO	IP WLS BF H R ER SO	IP WLS BF H R ER SO	IP WLS BF H R ER SO	IP WLS BF H R ER SO	IP WLS BF H R ER SO	IP WLS BF H R ER SO	IP WLS BF H R ER SO	IP WLS BF H R ER SO	IP WLS BF H R ER SO	IP WLS BF H R ER SO	IP WLS BF H R ER SO	IP WLS BF H R ER SO	IP WLS BF H R ER SO	IP WLS BF H R ER SO	IP WLS BF H R ER SO	IP WLS BF H R ER SO	ERA WHIP	ERA WHIP	
Danny Cox, R ERA: 3.65 (1, 1)	8.0	38	10	3	2	7	3	3	0	0	1	1	0	0	0	0	0	0	0	0	0	2.25	1.625
Todd Worrell, R ERA: 3.23 (9, 1)	1.0	4	0	0	0	1	1	0	0	0	0	0	0	0	0	0	0	0	0	0	0.00	1.000	
Lee Tunnell, R ERA: 5.15 (10, 1)	0.1	6	2	3	3	0	1	1	0	0	0	0	0	0	0	0	0	0	0	0	81.00	9.000	
Ricky Horton, L ERA: 3.41 (10, 1)	0.2	W	2	0	0	0	1	0	0	0	0	0	0	0	0	0	0	0	0	0	0.00	0.000	

Batter	1	2	3	4	5	6	7	8	9	10	AB	R	H	RBI	BB	SO	LOB	BOTTOM				
Ozzie Smith, S OBP: 0.403, SLG: 0.375 (1, 6)	E S 1B BB		L6		K			SH1-3 1B		BB S 2B BB	3	2	1	0	2	1	1	San Francisco Giants @ St. Louis Cardinals Busch Stadium, St. Louis, MO Thu Jul 09 1987, 7:05 PM CDT Att: 37,917 - Unknown livebaseballscores.com				
Terry Pendleton, S OBP: 0.370, SLG: 0.404 (1, 5)	G3		G4-6-3 1B		K		SH1-3		2B BB	3	1	1	0	1	1	1	1					
Tom Herr, S OBP: 0.367, SLG: 0.347 (1, 4)	1B		G4-6-3 1B		L8		K		F7	5	0	1	1	0	1	4						
Jack Clark, R OBP: 0.450, SLG: 0.641 (1, 3)	1B				6-3		K		IBB	2B 1B BB	3	1	1	0	2	1	0					
Willie McGee, S OBP: 0.325, SLG: 0.452 (1, 8)	K		F6		F6		F8 HR		F9	1B 1B 2B	5	2	2	2	0	1	4					
Curt Ford, L OBP: 0.366, SLG: 0.500 Jim Lindeman, R OBP: 0.213, SLG: 0.381 (1, 7) (9, PH) (10, 7)	4-3				CS		F8		K	K	3	0	1	0	0	0	3					
Vince Coleman, S OBP: 0.380, SLG: 0.335 (10, PH)					1B		2-3				1	0	0	0	0	1	2					
John Morris, L OBP: 0.354, SLG: 0.517 (1, 9)		F7		CS		CS		HR		L6	4	1	2	2	1	0	0					
Tony Peña, R OBP: 0.337, SLG: 0.357 (1, 2)		F8			K		F7		2B	1B	5	0	2	1	0	1	1					
Danny Cox, R ERA: 6.51 (1, 11) Steve Lake, R ERA: 3.9 (8, 1) Lee Tunnell, R ERA: 10.13 (10, 1) Ricky Horton, L ERA: 3.31 (10, 1) Michael LaCoss, R ERA: 4.39 (10, PH)		6-3		P3			K		F2	1B	3	0	0	0	0	1	1					
Inning Stats	R: 1 E: 0 K: 1 S: 7	H: 2 LOB: 2 BB: 1 P: 11	R: 0 E: 0 K: 0 S: 3	H: 0 LOB: 0 BB: 0 P: 3	R: 0 E: 0 K: 0 S: 3	H: 1 LOB: 0 BB: 0 P: 3	R: 0 E: 0 K: 2 S: 3	H: 0 LOB: 0 BB: 0 P: 7	R: 2 E: 0 K: 1 S: 7	H: 2 LOB: 0 BB: 0 P: 7	R: 0 E: 0 K: 1 S: 6	H: 1 LOB: 2 BB: 1 P: 10	R: 0 E: 0 K: 1 S: 6	H: 1 LOB: 1 BB: 0 P: 6	R: 4 E: 0 K: 1 S: 7	H: 3 LOB: 3 BB: 4 P: 23	1B: 7 2B: 3 3B: 1 HR: 1	SF: 0 SAC: 1 DP: 1 HBP: 0	WP: 0 PA: 46			
PITCHER	IP WLS BF H R ER SO	IP WLS BF H R ER SO	IP WLS BF H R ER SO	IP WLS BF H R ER SO	IP WLS BF H R ER SO	IP WLS BF H R ER SO	IP WLS BF H R ER SO	IP WLS BF H R ER SO	IP WLS BF H R ER SO	IP WLS BF H R ER SO	IP WLS BF H R ER SO	IP WLS BF H R ER SO	IP WLS BF H R ER SO	IP WLS BF H R ER SO	IP WLS BF H R ER SO	IP WLS BF H R ER SO	IP WLS BF H R ER SO	IP WLS BF H R ER SO	IP WLS BF H R ER SO	IP WLS BF H R ER SO	ERA WHIP	ERA WHIP
Mike Krukow, R ERA: 6.51 (1, 11)	7.0	38	7	3	3	6	1	0	0	0	0	0	0	0	0	0	0	0	0	0	3.86	1.143
Craig Lefferts, L ERA: 3.9 (8, 1)	2.0	9	2	0	0	2	0	1	0	0	0	0	0	0	0	0	0	0	0	0	0.00	1.000
Joe Price, L ERA: 10.13 (10, 1)	0.0	1	0	1	1	0	1	0	0	0	0	0	0	0	0	0	0	0	0	0	∞	∞
Scott Garrelts, R ERA: 3.31 (10, 1)	0.1	L	4	1	1	1	0	2	0	0	0	0	0	0	0	0	0	0	0	0	27.00	9.000
Michael LaCoss, R ERA: 4.39 (10, 1)	0.1	4	2	2	2	1	0	1	0	0	0	0	0	0	0	0	0	0	0	0	54.00	6.000

Batter	1	2	3	4	5	6	7	8	9	10	11	12	13	AB R H RBI BB SO LOB	TOP																
Chris Speier, R OBP: 0.343, SLG: 0.421 (1, 4)														6 1 2 1 0 1 2	<p>San Francisco Giants @ St. Louis Cardinals Busch Stadium, St. Louis, MO Fri Jul 10 1987, 7:05 PM CDT Att. 43,845 - Unknown</p> <p>livebaseballscores.com</p> <p>AB 47 R 5 H 11 RBI 5 BB 4 SO 12 LOB 17</p>																
Kevin Mitchell, R OBP: 0.317, SLG: 0.430 (1, 5)														6 1 3 3 0 2 1																	
Jeffrey Leonard, R OBP: 0.329, SLG: 0.539 (1, 7)														5 1 1 0 1 1 2																	
Chili Davis, S OBP: 0.332, SLG: 0.440 (8, 9)														6 0 0 0 0 2 3																	
Joel Youngblood, R OBP: 0.288, SLG: 0.321 (8, 6)														3 0 0 0 1 0 0 1 0 0 0 1 0 0																	
Bob Brenly, R OBP: 0.371, SLG: 0.488 (12, 3)														5 0 2 0 0 1 3 1 0 0 0 0 0 0																	
Bob Melvin, R OBP: 0.263, SLG: 0.381 (12, 2)														4 1 2 1 1 0 2 0 0 0 0 0 0 0																	
Jose Uribe, S OBP: 0.346, SLG: 0.375 (1, 6)														5 0 0 0 0 3 4																	
Dave Dravecky, R OBP: 0.265, SLG: 0.331 (7, 1)														2 0 0 0 0 2 0 1 1 1 0 0 0 0 0 0 0 0 0 0 0 1 0 0 0 0 0 0 0 0 0 0 0 0 0 1 0																	
Inning Stats	R: 0 E: 0 K: 1 S: 5	H: 1 LOB: 0 BB: 0 P: 5	R: 0 E: 0 K: 0 S: 4	H: 1 LOB: 1 BB: 0 P: 4	R: 0 E: 0 K: 2 S: 7	H: 0 LOB: 0 BB: 0 P: 7	R: 2 E: 0 K: 1 S: 8	H: 3 LOB: 2 BB: 1 P: 12	R: 0 E: 0 K: 0 S: 3	H: 0 LOB: 0 BB: 0 P: 3	R: 2 E: 0 K: 3 S: 12	H: 3 LOB: 2 BB: 1 P: 16	R: 0 E: 0 K: 0 S: 3	H: 1 LOB: 0 BB: 0 P: 3		R: 0 E: 0 K: 0 S: 5	H: 0 LOB: 1 BB: 2 P: 12	R: 1 E: 0 K: 1 S: 6	H: 1 LOB: 0 BB: 0 P: 6	R: 0 E: 0 K: 1 S: 5	H: 0 LOB: 0 BB: 0 P: 5	R: 0 E: 0 K: 1 S: 4	H: 0 LOB: 1 BB: 2 P: 12	R: 1 E: 0 K: 1 S: 6	H: 1 LOB: 0 BB: 0 P: 6	R: 0 E: 0 K: 1 S: 5	H: 0 LOB: 0 BB: 0 P: 5	1B: 5 2B: 3 3B: 1 HR: 2	SF: 0 SAC: 0 DP: 0 HBP: 0	WP: 1 PB: 0 SB: 1 CS: 3	PA: 51
PITCHER	IP WLS BF H R ER SO BB IBB HBP BLK WP HR S P ERA WHIP	PITCHER														IP WLS BF H R ER SO BB IBB HBP BLK WP HR S P ERA WHIP															
Greg Mathews, L ERA: 3.98 (7, 1)	6.1 1.2 7 2 0 0 2 0 1 0 0 0 0 10 14 5.68 1.421																														
Ken Dayley, L ERA: 1.8 (9, 1)	2.2 9 0 0 0 2 2 0 0 0 0 0 0 11 19 0.00 0.750																														
Bill Dawley, R ERA: 4.22 (11, 1)	1.1 5 1 1 1 1 0 0 0 0 0 0 1 7 7 6.75 0.750																														
Pat Perry, L ERA: 3.6 (13, 1)	1.0 W 3 0 0 0 1 0 0 0 0 0 0 0 5 5 0.00 0.000																														

Batter	1	2	3	4	5	6	7	8	9	10	11	12	13	AB R H RBI BB SO LOB	BOTTOM															
Ozzie Smith, S OBP: 0.368, SLG: 0.370 (1, 6)														7 1 1 0 0 0 1	<p>San Francisco Giants @ St. Louis Cardinals Busch Stadium, St. Louis, MO Fri Jul 10 1987, 7:05 PM CDT Att. 43,845 - Unknown</p> <p>livebaseballscores.com</p> <p>AB 47 R 7 H 13 RBI 7 BB 9 SO 4 LOB 25</p>															
Terry Pendleton, S OBP: 0.374, SLG: 0.409 (1, 5)														6 2 3 0 1 0 0																
Tom Herr, S OBP: 0.365, SLG: 0.340 (1, 4)														5 2 0 0 2 1 5																
Jack Clark, R OBP: 0.455, SLG: 0.651 (1, 3)														5 1 3 3 2 1 1																
Willie McGee, S OBP: 0.325, SLG: 0.453 (1, 8)														6 0 2 3 0 1 4																
Jim Lindeman, R OBP: 0.217, SLG: 0.391 (8, PH)														3 1 1 0 0 0 0 3 0 1 0 0 0 2																
Curt Ford, L OBP: 0.365, SLG: 0.497 (9, 9)														3 0 2 0 2 0 0 0 0 0 0 0 0 0																
José Quiendo, S OBP: 0.438, SLG: 0.383 (11, 1)														0 0 0 0 1 0 0 0 0 0 0 1 0 0																
Steve Lake, R OBP: 0.317, SLG: 0.392 (12, PH)														4 0 0 1 1 0 7 0 0 0 0 0 0 0																
Tony Peña, R OBP: 0.331, SLG: 0.348 (13, 1)														2 0 0 0 0 1 1 0 0 0 0 0 0 0 1 0 0 0 0 0 1 0 0 0 0 0 0 0 2 0 0 0 0 0 3																
Greg Mathews, R OBP: 0.297, SLG: 0.286 (7, 1)														2 0 0 0 0 1 1 0 0 0 0 0 0 0 1 0 0 0 0 0 1 0 0 0 0 0 0 0 2 0 0 0 0 0 3																
John Morris, L OBP: 0.348, SLG: 0.508 (8, PH)														2 0 0 0 0 1 1 0 0 0 0 0 0 0 1 0 0 0 0 0 1 0 0 0 0 0 0 0 2 0 0 0 0 0 3																
Bill Dawley, R OBP: 0.353, SLG: 0.200 (11, 7)														2 0 0 0 0 1 1 0 0 0 0 0 0 0 1 0 0 0 0 0 1 0 0 0 0 0 0 0 2 0 0 0 0 0 3																
Lance Johnson, L ERA: 4.1 (12, 1)	R: 1 E: 0 K: 0 S: 5	H: 2 LOB: 1 BB: 0 P: 5	R: 0 E: 0 K: 1 S: 5	H: 0 LOB: 1 BB: 1 P: 9	R: 0 E: 0 K: 1 S: 3	H: 1 LOB: 2 BB: 10 P: 10	R: 0 E: 0 K: 0 S: 3	H: 1 LOB: 0 BB: 0 P: 3	R: 2 E: 0 K: 0 S: 5	H: 3 LOB: 2 BB: 1 P: 9	R: 1 E: 0 K: 0 S: 5	H: 2 LOB: 1 BB: 0 P: 5	R: 0 E: 0 K: 1 S: 5	H: 0 LOB: 1 BB: 1 P: 9	R: 0 E: 0 K: 0 S: 3	H: 0 LOB: 0 BB: 0 P: 7	R: 0 E: 0 K: 1 S: 5	H: 0 LOB: 0 BB: 0 P: 5	R: 0 E: 0 K: 0 S: 4	H: 1 LOB: 2 BB: 1 P: 8	R: 0 E: 0 K: 0 S: 3	H: 0 LOB: 0 BB: 0 P: 3	R: 1 E: 0 K: 0 S: 5	H: 2 LOB: 3 BB: 2 P: 13	R: 2 E: 0 K: 0 S: 3	H: 1 LOB: 0 BB: 1 P: 7	1B: 9 2B: 3 3B: 0 HR: 1	SF: 1 SAC: 1 DP: 1 HBP: 0	WP: 0 PB: 0 SB: 1 CS: 0	PA: 58
PITCHER	IP WLS BF H R ER SO BB IBB HBP BLK WP HR S P ERA WHIP	PITCHER													IP WLS BF H R ER SO BB IBB HBP BLK WP HR S P ERA WHIP															
Dave Dravecky, L ERA: 3.9 (7, 1)	6.0 2.0 8 0 0 0 2 2 0 0 0 0 0 29 41 6.00 1.833																													
Jim Gott, R ERA: 4.53 (9, 1)	3.0 11 1 0 0 1 0 1 0 0 0 0 0 12 16 0.00 0.333																													
Jeff Robinson, R ERA: 2.86 (12, 1)	0.0 2 1 1 1 0 1 0 0 0 0 0 1 5 = =																													
Michael LaCoss, R ERA: 4.48 (12, 1)	1.2 L 9 2 2 2 0 1 1 0 0 0 1 7 15 10.80 1.800																													

Batter	1	2	3	4	5	6	7	8	9	AB	R	H	RBI	BB	SO	LOB	TOP		
Mark Wasinger, R OBP: 0.328, SLG: 0.373 (1, 4)	6-3		K		E5		FC6-4			4	0	0	0	0	1	2	San Francisco Giants @ St. Louis Cardinals Busch Stadium, St. Louis, MO Sat Jul 11 1987, 7:05 PM CDT Att: 49,652 - Unknown		
Kevin Mitchell, R OBP: 0.316, SLG: 0.427 (1, 5)	K		1B		F9			F9		4	0	1	1	0	1	1			
Jeffrey Leonard, R OBP: 0.328, SLG: 0.538 (1, 7)	2B		G3		F4			5-3		4	0	1	0	0	0	1			
Chili Davis, S OBP: 0.331, SLG: 0.437 (1, 8) (6, 9)	6-3			BLK 1B		6-3		K		4	1	1	0	0	1	1			
Bob Brently, R OBP: 0.374, SLG: 0.506 (1, 2)		K		1B				K		4	1	2	2	0	2	0			
Joel Youngblood, R OBP: 0.274, SLG: 0.304 Eddie Milner, L OBP: 0.250, SLG: 0.256 (6, 8)	L4		G6-4-3		K			K		3	0	0	0	0	1	1			
Will Clark, L OBP: 0.354, SLG: 0.538 (1, 3)	F8		K					K		4	0	0	0	0	2	0			
Jose Uribe, S OBP: 0.346, SLG: 0.373 (1, 6)			SH4-3 1B		6-3			L5		3	1	1	0	0	0	0			
Kelly Downs, R OBP: 0.211, SLG: 0.189 Scott Garrelts, R OBP: 0.143, SLG: 0.143 (7, 1)			SH4-3		5-3			FC6-4 1B		2	0	1	0	0	0	0			
										0	0	0	0	0	0	0			
Inning Stats	R: 0 E: 0 K: 1 S: 6	H: 1 LOB: 1 BB: 0 P: 6	R: 0 E: 0 K: 1 S: 5	H: 0 LOB: 0 BB: 0 P: 5	R: 1 E: 0 K: 1 S: 7	H: 2 LOB: 1 BB: 0 P: 7	R: 1 E: 0 K: 1 S: 6	H: 2 LOB: 0 BB: 0 P: 6	R: 0 E: 1 K: 0 S: 4	H: 0 LOB: 1 BB: 0 P: 4	R: 1 E: 0 K: 0 S: 6	H: 1 LOB: 0 BB: 0 P: 6	R: 0 E: 0 K: 1 S: 5	H: 0 LOB: 0 BB: 0 P: 5	R: 0 E: 0 K: 2 S: 7	H: 0 LOB: 0 BB: 0 P: 7	1B: 5 2B: 1 3B: 0 HR: 1	SF: 0 SAC: 1 DP: 1 HBP: 0	WP: 0 PA: 34 PB: 0 SB: 0 CS: 0
PITCHER	IP WLS BF H R ER SO BB IBB HBP BLK WP HR S P ERA WHIP	7.0 L 28 7 3 3 6 0 0 0 0 0 1 40 40 3.86 1.000	1.1 4 0 0 0 2 0 0 0 0 0 0 8 8 0.00 0.000	0.2 2 0 0 0 1 0 0 0 0 0 0 4 4 0.00 0.000															

Batter	1	2	3	4	5	6	7	8	9	AB	R	H	RBI	BB	SO	LOB	BOTTOM				
Ozzie Smith, S OBP: 0.401, SLG: 0.372 (1, 6)	4-3		F8		1B		1B			4	0	2	0	1	0	1	San Francisco Giants @ St. Louis Cardinals Busch Stadium, St. Louis, MO Sat Jul 11 1987, 7:05 PM CDT Att: 49,652 - Unknown				
Curt Ford, L OBP: 0.360, SLG: 0.488 (1, 7)	4-3		G3		L9					5	0	1	0	0	1	4					
Terry Pendleton, S OBP: 0.373, SLG: 0.416 Bob Forsch, R OBP: 0.394, SLG: 0.594 Ken Dayley, L ERA: 1.74 (9, 1)	G3		F7							4	1	1	1	0	1	3					
Jack Clark, R OBP: 0.458, SLG: 0.649 (1, 3)		BB 1B		4-3 PB BB		4-3 WP BB		K		2	0	1	0	2	1	0					
Willie McGee, S OBP: 0.321, SLG: 0.447 (1, 8)	K		K		4-3		F7			4	0	0	0	0	2	3					
John Morris, L OBP: 0.343, SLG: 0.484 (1, 9)	1B		K		K		4-3			3	0	0	0	1	2	2					
José Oquendo, S OBP: 0.434, SLG: 0.379 (8, 5)	F7				6-3		F7			4	0	1	0	0	0	4					
Steve Lake, R OBP: 0.319, SLG: 0.394 Tom Herr, S OBP: 0.362, SLG: 0.337 (7, PH) (8, 4)	1B				5-3		K			2	0	1	0	0	0	0					
Joe Magrane, R OBP: 0.130, SLG: 0.136 Lance Johnson, L (7, PH) Tony Peña, R OBP: 0.330, SLG: 0.346 (8, 2)			G3		F3		G3			2	0	1	0	0	0	0					
										1	0	0	0	0	0	1					
Inning Stats	R: 0 E: 0 K: 0 S: 3	H: 0 LOB: 0 BB: 0 P: 3	R: 0 E: 0 K: 1 S: 6	H: 2 LOB: 2 BB: 1 P: 10	R: 0 E: 0 K: 0 S: 4	H: 1 LOB: 1 BB: 0 P: 4	R: 0 E: 0 K: 1 S: 5	H: 0 LOB: 1 BB: 1 P: 9	R: 0 E: 0 K: 0 S: 4	H: 1 LOB: 1 BB: 0 P: 4	R: 1 E: 0 K: 0 S: 4	H: 1 LOB: 1 BB: 1 P: 8	R: 0 E: 0 K: 2 S: 8	H: 1 LOB: 2 BB: 1 P: 12	R: 0 E: 0 K: 3 S: 9	H: 0 LOB: 0 BB: 0 P: 9	R: 0 E: 0 K: 2 S: 9	H: 2 LOB: 2 BB: 0 P: 9	1B: 6 2B: 1 3B: 0 HR: 1	SF: 0 SAC: 0 DP: 0 HBP: 0	WP: 1 PA: 38 PB: 1 SB: 0 CS: 0
PITCHER	IP WLS BF H R ER SO BB IBB HBP BLK WP HR S P ERA WHIP	6.2 W 29 6 1 1 3 4 0 0 0 0 0 31 47 1.35 1.500	2.1 S 9 2 0 0 6 0 0 0 0 0 0 21 21 0.00 0.857																		



Batter	1	2	3	4	5	6	7	8	9	AB	R	H	RBI	BB	SO	LOB	TOP					
Mark Wasinger, R (1, 4) OBP: 0.338, SLG: 0.371	2-2 1B		0-0 F8		2-0 FC6-4			4-1 1B BB		3	1	1	0	1	0	1	San Francisco Giants @ St. Louis Cardinals Busch Stadium, St. Louis, MO Sun Jul 12 1987, 3:33 AM CDT Att: 41,562 - Cloudy					
Kevin Mitchell, R (1, 5) OBP: 0.323, SLG: 0.430	0-0 1B		4-0 FC6-4 BB		2-0 F9		2-2 1B	2-2 1B		3	0	2	0	1	0	0						
Jeffrey Leonard, R (1, 7) OBP: 0.327, SLG: 0.535	1-0 F7		0-0 FC6-4		3-1 F8		2-2 1B	2-2 1B		4	0	1	1	0	0	3						
Chili Davis, S (1, 8) OBP: 0.328, SLG: 0.432	2-3 K			1-0 4-3		2-3 K		2-1 G4-6-3 1B		4	0	0	0	0	2	4						
Bob Brently, R (1, 2) OBP: 0.371, SLG: 0.518	1-0 F7			2-2 5-3			3-1 HR		2-2 F8	4	1	1	1	0	0	2						
Joel Youngblood, R (1, 9) OBP: 0.282, SLG: 0.288		0-0 6-3		1-1 4-3		1-1 G1-3		3-1 1B		3	0	0	0	0	0	0						
Harry Spilman, L (8, 3) OBP: 0.389, SLG: 0.500									3-1 G3-4 1B	1	0	1	0	0	0	0						
Eddie Milner, L (9, FR) OBP: 0.250, SLG: 0.256										0	0	0	0	0	0	0						
Mike Aldrete, L (1, 3) OBP: 0.365, SLG: 0.407		0-0 F7		0-1 FC3-6 1B		3-2 1-3		1-2 G3-4		4	0	1	0	0	0	1						
Jose Uribe, S (1, 6) OBP: 0.333, SLG: 0.359		1-0 5-3		1-1 F9		2-2 5-3				3	0	0	0	0	0	1						
Atlee Hammaker, S (1, 1) OBP: 0.172, SLG: 0.143			0-3 K		0-2 FC3-6 FC6-4			1-2 F8		2	0	0	0	0	1	1						
Jon Perlman, L (7, 1) OBP: 0.333, SLG: 0.333										0	0	0	0	0	0	0						
Craig Lefferts, L (7, 1) OBP: 0.315, SLG: 0.398										0	0	0	0	0	0	0						
Robby Thompson, R (8, PH) OBP: 0.315, SLG: 0.398										1	0	0	0	0	0	0						
Jeff Robinson, R (8, 1) OBP: 0.118, SLG: 0.118										0	0	0	0	0	0	0						
Inning Stats	R: 0 E: 0 K: 1 S: 9	H: 2 LOB: 2 BB: 0 P: 15	R: 0 E: 0 K: 0 S: 3	H: 0 LOB: 0 BB: 0 P: 4	R: 0 E: 0 K: 1 S: 5	H: 0 LOB: 1 BB: 1 P: 9	R: 0 E: 0 K: 0 S: 6	H: 0 LOB: 0 BB: 0 P: 10	R: 0 E: 0 K: 0 S: 8	H: 1 LOB: 1 BB: 0 P: 11	R: 0 E: 0 K: 1 S: 7	H: 0 LOB: 0 BB: 0 P: 14	R: 1 E: 0 K: 0 S: 10	H: 1 LOB: 0 BB: 0 P: 19	R: 1 E: 0 K: 0 S: 15	H: 2 LOB: 1 BB: 1 P: 26	R: 0 E: 0 K: 0 S: 9	H: 1 LOB: 1 BB: 0 P: 15	1B: 6 2B: 0 3B: 0 HR: 1	SF: 0 SAC: 0 DP: 2 HBP: 0	WP: 0 PB: 0 SB: 0 CS: 0	PA: 34
PITCHER	IP WLS BF H R ER SO BB IBB HBP BLK WP HR S P ERA WHIP	6.1 W 24 4 1 1 3 1 0 0 0 0 1 42 71 1.42 0.789	1.0 4 0 1 1 0 0 0 0 0 0 0 12 22 9.00 1.000	1.0 4 2 0 0 0 0 0 0 0 0 0 13 21 0.00 2.000	0.2 S 2 1 0 0 0 0 0 0 0 0 5 9 0.00 1.500	PITCHER										IP WLS BF H R ER SO BB IBB HBP BLK WP HR S P ERA WHIP						

Batter	1	2	3	4	5	6	7	8	9	AB	R	H	RBI	BB	SO	LOB	BOTTOM	
Ozzie Smith, S (1, 6) OBP: 0.398, SLG: 0.367	4-0 F8 1B BB		0-0 F9	0-0 5-3		0-0 FC6-4		0-0 4-3		4	1	0	0	1	0	4	San Francisco Giants @ St. Louis Cardinals Busch Stadium, St. Louis, MO Sun Jul 12 1987, 3:33 AM CDT Att: 41,562 - Cloudy	
Terry Pendleton, S (1, 5) OBP: 0.374, SLG: 0.426	0-3 K		0-0 E FC9-6 1B		0-0 6-3		0-0 HR			4	2	2	1	0	1	1		
Tom Herr, S (1, 4) OBP: 0.361, SLG: 0.336	0-0 F8		0-0 E7 FC9-6 1B		0-0 F9		0-0 E6 CS			4	0	1	0	0	0	1		
Jack Clark, R (1, 3) OBP: 0.459, SLG: 0.645	4-0 E 1B IBB		0-0 FC9-6 1B		4-0 S BB		0-3 K			2	0	0	1	2	1	2		
Willie McGee, S (1, 8) OBP: 0.326, SLG: 0.451	0-0 E8 1B		0-0 1-2 1B		0-0 F3		0-0 1B			4	0	3	1	0	0	1		
Jim Lindeman, R (1, 9) OBP: 0.221, SLG: 0.382	0-3 K		0-3 K		4-0 1B BB		0-3 K			2	0	0	0	1	2	4		
John Morris, L (6, FR) OBP: 0.338, SLG: 0.477										1	0	0	0	0	1	1		
Todd Worrell, R (8, 1) OBP: 0.358, SLG: 0.484										0	0	0	0	0	0	0		
Ken Dayley, L (9, 1)										0	0	0	0	0	0	0		
José Oquendo, S (1, 7) OBP: 0.435, SLG: 0.378		4-0 G4-3 BB		0-0 6-3		0-0 F7		0-0 SH3-4 1B		3	0	1	0	1	0	1		
Tony Peña, R (1, 2) OBP: 0.324, SLG: 0.339		0-0 G4-3		0-0 L4		0-0 F3		0-0 SH3-4		3	0	0	0	0	0	2		
Ricky Horton, L (1, 1) OBP: 0.267, SLG: 0.286			0-3 K		4-0 BB		0-3 K			2	0	1	0	1	1	0		
Pat Perry, L (7, 1) OBP: 0.167, SLG: 0.167										0	0	0	0	0	0	0		
Curt Ford, L (8, 9) OBP: 0.358, SLG: 0.484						1-3 FC6-4 1B				1	0	0	0	0	1	1		
Inning Stats	R: 1 E: 1 K: 2 S: 8	H: 1 LOB: 2 BB: 2 P: 16	R: 0 E: 0 K: 1 S: 4	H: 0 LOB: 0 BB: 1 P: 8	R: 1 E: 1 K: 1 S: 8	H: 3 LOB: 2 BB: 0 P: 8	R: 0 E: 0 K: 0 S: 3	H: 0 LOB: 1 BB: 1 P: 7	R: 0 E: 0 K: 0 S: 4	H: 1 LOB: 1 BB: 1 P: 8	R: 1 E: 1 K: 2 S: 9	H: 2 LOB: 1 BB: 0 P: 9	R: 0 E: 0 K: 1 S: 6	H: 1 LOB: 1 BB: 0 P: 6	1B: 7 2B: 1 3B: 0 HR: 1	SF: 0 SAC: 1 DP: 2 HBP: 0	WP: 0 PB: 0 SB: 2 CS: 1	PA: 37
PITCHER	IP WLS BF H R ER SO BB IBB HBP BLK WP HR S P ERA WHIP	6.0 L 30 6 3 3 4 5 0 0 0 0 0 4 4 0.00 1.500	0.2 2 1 0 0 1 0 0 0 0 0 0 4 4 0.00 1.500	0.1 1 0 0 0 1 0 0 0 0 0 0 3 3 0.00 0.000	1.0 4 1 0 0 1 0 0 0 0 0 0 6 6 0.00 1.000	PITCHER										IP WLS BF H R ER SO BB IBB HBP BLK WP HR S P ERA WHIP		




Batter	1	2	3	4	5	6	7	8	9	10	AB	R	H	RBI	BB	SO	LOB	TOP							
Vince Coleman, S OBP: 0.379, SLG: 0.331	(1, 7) 4-0 S E BB	(1, 7) 0-0 F9		(1, 7) 0-3 K		(1, 7) 0-3 K		(1, 7) 4-0 6-3 SH5-4 BB		(1, 7) 0-3 K	4	1	0	0	2	3	3								
Ozzie Smith, S OBP: 0.395, SLG: 0.364	(1, 6) 0-3 K	(1, 6) 0-0 L4		(1, 6) 0-0 2B 1B		(1, 6) 0-0 5-3		(1, 6) 0-0 SH5-4		(1, 6) 0-0 F2	5	1	1	2	0	1	1								
Tom Herr, S OBP: 0.362, SLG: 0.341	(1, 4) 0-0 F8		(1, 4) 0-0 4-3	(1, 4) 0-0 2B 1B		(1, 4) 0-0 1B		(1, 4) 0-0 6-3		(1, 4) 4-0 S BB	5	0	2	3	0	0	2								
Ken Dayley, L Lance Johnson, L	(8, 1) 0-0 F8		(10, PH) 0-0 4-3	(10, PH) 0-0 2B 1B		(10, PH) 0-0 1B		(10, PH) 0-0 6-3		(10, PH) 4-0 S BB	0	0	0	0	0	0	0								
Jack Clark, R OBP: 0.460, SLG: 0.639	(1, 3) 4-0 1B BB		(1, 3) 4-0 G5-4-3 BB	(1, 3) 0-3 K		(1, 3) 0-3 K		(1, 3) 4-0 K		(1, 3) 4-0 BB	3	1	0	0	3	3	3								
Willie McCee, S Todd Worrell, R	(1, 8) 0-0 1B BB		(10, 1) 0-0 G5-4-3 1B		(1, 8) 0-0 6-3		(10, 1) 0-0 F7 1B		(1, 8) 0-3 K	(10, 1) 0-3 K	6	0	2	0	0	2	3								
Terry Pendleton, S	(1, 5) 0-0 1B			(1, 5) 4-0 1B 1B BB		(1, 5) 4-0 1B BB		(1, 5) 0-0 F7 1B		(1, 5) 0-0 1B FC6-2 1B	3	1	2	1	2	0	1								
Curt Ford, L John Morris, L	(1, 9) 0-0 F7			(1, 9) 0-0 1B 1B		(1, 9) 0-0 F6		(1, 9) 4-0 BB		(1, 9) 0-0 FC6-2 1B	3	1	1	0	1	0	3								
Tony Peña, R	(1, 2) 0-0 HR		(1, 2) 0-3 K	(1, 2) 0-3 K		(1, 2) 0-0 1B		(1, 2) 0-3 K		(1, 2) 0-0 FC6-2	5	0	1	0	0	3	5								
Bob Forsch, R Jim Lindeman, R Pat Perry, L Lee Tunnell, R José Oquendo, S	(1, 11) 0-0 HR		(1, 11) 0-0 HR	(1, 11) 0-0 1B 2B 1B		(1, 11) 0-3 K		(1, 11) 4-0 SH5-4 BB 6-3 BB		(1, 11) 0-0 1-3	2	2	2	1	0	0	0								
Inning Stats	R: 2 E: 0 K: 1 S: 7	H: 2 LOB: 2 BB: 2 P: 15	R: 1 E: 0 K: 1 S: 6	H: 1 LOB: 0 BB: 0 P: 6	R: 0 E: 0 K: 3 S: 13	H: 0 LOB: 0 BB: 1 P: 6	R: 4 E: 0 K: 3 S: 13	H: 4 LOB: 1 BB: 1 P: 17	R: 0 E: 0 K: 2 S: 8	H: 1 LOB: 1 BB: 0 P: 8	R: 0 E: 0 K: 1 S: 5	H: 1 LOB: 1 BB: 1 P: 9	R: 1 E: 0 K: 1 S: 5	H: 0 LOB: 1 BB: 2 P: 13	R: 0 E: 0 K: 1 S: 7	H: 2 LOB: 2 BB: 0 P: 7	R: 0 E: 0 K: 2 S: 7	H: 0 LOB: 2 BB: 2 P: 15	1B: 10 2B: 1 3B: 0 HR: 1	SF: 0 SAC: 1 DP: 1 HBP: 0	WP: 0 PB: 0 SB: 3 CS: 0	PA: 50			
PITCHER	IP 3.2	WLS 21	BF 7	H 7	R 7	ER 7	SO 4	BB 4	IBB 0	HBP 0	BLK 0	WP 0	HR 1	S 25	P 41	ERA 17.18	WHIP 3.000								
Ed Whitson, R Keith Comstock, L Mark Davis, L Rich Gossage, R Lance McCullers, R	(1, 1) 3.2 ERA: 4.97	(4, 1) 2.1 ERA: 3.18	(7, 1) 1.0 ERA: 4.68	(8, 1) 2.0 ERA: 2.79	(10, 1) 1.0 ERA: 4.64																				

St. Louis Cardinals @ San Diego Padres
Jack Murphy Stadium, San Diego, CA
Thu Jul 16 1987, 10:05 PM EDT
Att: 14,837 - Unknown

livebaseballscorecards.com

AB 39
R 8
H 12
RBI 7
BB 10
SO 13
LOB 25

WP: 0 PA: 50
PB: 0
SB: 3
CS: 0




Batter	1	2	3	4	5	6	7	8	9	10	AB	R	H	RBI	BB	SO	LOB	BOTTOM							
Stan Jefferson, S OBP: 0.320, SLG: 0.328	(1, 8) 0-0 4-3		(1, 8) 0-3 K		(1, 8) 0-3 K	(1, 8) 0-0 F7		(1, 8) 0-0 6-3			5	0	0	0	0	2	2								
Tony Gwynn, L OBP: 0.445, SLG: 0.525	(1, 9) 4-0 1B BB		(1, 9) 0-0 HR 1B		(1, 9) 0-0 3-1		(1, 9) 0-0 FC5-4 SH4-3 2B 1B		(1, 9) 0-3 K		4	3	2	0	1	1	0								
Carmelo Martinez, R Rich Gossage, R	(1, 7) 0-0 L9		(1, 7) 0-0 F7		(1, 7) 4-0 BB		(1, 7) 0-0 SH4-3		(1, 7) 0-3 K		2	0	0	0	1	0	2								
Bruce Bochy, R Lance McCullers, S	(9, PH) 0-0 1B 1B		(9, PH) 0-0 HR		(9, PH) 0-0 BB		(9, PH) 1-2 BB		(9, PH) 0-3 K		1	0	0	0	0	1	0								
John Kruk, L OBP: 0.449, SLG: 0.532	(1, 3) 0-0 1B 1B		(1, 3) 0-0 HR		(1, 3) 0-3 K		(1, 3) 4-0 FC5-4 IBB		(1, 3) 0-3 K		4	2	2	2	1	2	1								
Chris Brown, R OBP: 0.296, SLG: 0.404	(1, 5) 0-0 1B 1B		(1, 5) 0-0 L9			(1, 5) 0-0 F9 3B 1B	(1, 5) 0-0 FC5-4 2B		(1, 5) 0-3 K		5	1	2	1	0	1	2								
Benito Santiago, R OBP: 0.312, SLG: 0.426	(1, 2) 0-0 1B			(1, 2) 0-0 5-3		(1, 2) 0-3 K	(1, 2) 0-0 1B		(1, 2) 0-0 HR		5	1	3	3	0	1	1								
Garry Templeton, S OBP: 0.291, SLG: 0.305		(1, 6) 0-0 G3		(1, 6) 0-0 SF8 3B		(1, 6) 0-0 3B 1B		(1, 6) 0-0 SH1-4 1B			4	2	3	0	0	0	0								
Tim Flannery, L Randy Ready, R	(1, 4) 0-0 4-3		(1, 4) 0-0 SF8		(1, 4) 0-0 F9		(1, 4) 0-0 SH1-4		(1, 4) 0-0 K		1	0	0	1	0	0	0								
Ed Whitson, R Keith Comstock, L Shane Mack, R Mark Davis, L Marvell Wynne, L	(1, 1) 0-0 5-3		(1, 1) 0-0 1-3		(1, 1) 0-0 3B		(1, 1) 0-0 K				1	0	0	0	0	0	0								
Inning Stats	R: 2 E: 0 K: 0 S: 5	H: 3 LOB: 2 BB: 1 P: 9	R: 0 E: 0 K: 0 S: 3	H: 0 LOB: 0 BB: 0 P: 3	R: 2 E: 0 K: 1 S: 7	H: 2 LOB: 0 BB: 0 P: 7	R: 1 E: 0 K: 0 S: 4	H: 1 LOB: 0 BB: 0 P: 4	R: 0 E: 0 K: 2 S: 7	H: 0 LOB: 1 BB: 1 P: 11	R: 2 E: 0 K: 1 S: 8	H: 3 LOB: 1 BB: 0 P: 8	R: 1 E: 0 K: 0 S: 4	H: 2 LOB: 2 BB: 1 P: 8	R: 0 E: 0 K: 1 S: 6	H: 1 LOB: 1 BB: 0 P: 6	R: 0 E: 0 K: 3 S: 9	H: 0 LOB: 0 BB: 0 P: 9	R: 1 E: 0 K: 1 S: 4	H: 1 LOB: 0 BB: 0 P: 4	1B: 8 2B: 1 3B: 2 HR: 2	SF: 1 SAC: 2 DP: 0 HBP: 0	WP: 0 PB: 0 SB: 0 CS: 0	PA: 42	
PITCHER	IP 4.0	WLS 11	BF 6	H 5	R 5	ER 5	SO 1	BB 1	IBB 0	HBP 0	BLK 0	WP 0	HR 1	S 19	P 23	ERA 11.25	WHIP 1.750								
Bob Forsch, R Pat Perry, L Lee Tunnell, R Ken Dayley, L Todd Worrell, R	(1, 1) 4.0 ERA: 5.0	(5, 1) 2.0 ERA: 4.13	(7, 1) 1.1 ERA: 4.92	(8, 1) 1.2 ERA: 1.57	(10, 1) 0.1 ERA: 3.39																				

St. Louis Cardinals @ San Diego Padres
Jack Murphy Stadium, San Diego, CA
Thu Jul 16 1987, 10:05 PM EDT
Att: 14,837 - Unknown

livebaseballscorecards.com

AB 36
R 9
H 13
RBI 9
BB 3
SO 9
LOB 11



Batter	1	2	3	4	5	6	7	8	9	AB	R	H	RBI	BB	SO	LOB	TOP								
Vince Coleman, S (1, 7) OBP: 0.378, SLG: 0.328	6-3		4-0 BB		5-3		L8			3	0	0	0	1	0	1									
Ozzie Smith, S (1, 6) OBP: 0.394, SLG: 0.361	F8		6-3			4-0 BB		6-3		3	0	0	0	1	0	1									
Tom Herr, S (1, 4) OBP: 0.360, SLG: 0.343	6-3			G3		4-3		HR		4	1	1	0	0	0	1									
Jack Clark, R (1, 3) OBP: 0.455, SLG: 0.630		F7		K		K		F3		4	0	0	0	0	2	2									
Willie McGee, S (1, 8) OBP: 0.329, SLG: 0.461	6-3			2B		4-3		HR		4	1	2	2	0	0	1									
Terry Pendleton, S (1, 5) OBP: 0.381, SLG: 0.428	G3			BB			G3 WP	4-3		3	1	1	0	1	0	0									
Curt Ford, L (1, 9) OBP: 0.359, SLG: 0.488			4-3	F8			G3		G3	4	1	1	0	0	0	3									
Tony Peña, R (1, 2) OBP: 0.320, SLG: 0.333			4-3		5-3		SH3-4		K	4	0	1	2	0	1	0									
Greg Mathews, R (1, 1) OBP: 0.275, SLG: 0.263	4-3				4-3		SH3-4		K	3	0	0	0	0	1	0									
Todd Worrell, R (9, 1)	4-3				4-3		SH3-4		K	0	0	0	0	0	0	0									
Inning Stats	R: 0 E: 0 K: 0 S: 3	H: 0 LOB: 0 BB: 0 P: 3	R: 0 E: 0 K: 0 S: 3	H: 0 LOB: 0 BB: 0 P: 3	R: 1 E: 0 K: 0 S: 4	H: 1 LOB: 1 BB: 1 P: 8	R: 0 E: 0 K: 1 S: 6	H: 1 LOB: 2 BB: 1 P: 10	R: 0 E: 0 K: 0 S: 3	H: 0 LOB: 0 BB: 0 P: 3	R: 0 E: 0 K: 1 S: 5	H: 0 LOB: 1 BB: 1 P: 9	R: 1 E: 0 K: 0 S: 5	H: 2 LOB: 1 BB: 0 P: 5	R: 2 E: 0 K: 0 S: 5	H: 2 LOB: 0 BB: 0 P: 5	R: 0 E: 0 K: 2 S: 7	H: 0 LOB: 0 BB: 0 P: 7	1B: 2 2B: 2 3B: 1 HR: 1	SF: 0 SAC: 1 DP: 0 HBP: 0	WP: 1 PB: 0 SB: 1 CS: 0	PA: 36			
PITCHER	IP	WLS	BF	H	R	ER	SO	BB	IBB	HBP	BLK	WP	HR	S	P	ERA	WHIP								
Mark Grant, R (1, 1) ERA: 3.78	8.0	L	33	6	4	4	2	3	0	0	0	1	1	34	46	4.50	1.125								
Keith Comstock, L (9, 1) ERA: 3.07	1.0	S	3	0	0	0	2	0	0	0	0	0	0	7	7	0.00	0.000								

St. Louis Cardinals @ San Diego Padres
Jack Murphy Stadium, San Diego, CA
Fri Jul 17 1987, 10:05 PM EDT
Att: 15,466 - Unknown

AB 32
R 4
H 6
RBI 4
BB 3
SO 4
LOB 9



Batter	1	2	3	4	5	6	7	8	9	AB	R	H	RBI	BB	SO	LOB	BOTTOM								
Stan Jefferson, S (1, 8) OBP: 0.319, SLG: 0.326	F4		FC6-4		K					4	0	1	0	0	1	1									
Tony Gwynn, L (1, 9) OBP: 0.441, SLG: 0.519	1-3		6-3			F9		4-3		4	0	0	0	0	0	2									
Carmelo Martinez, R (1, 7) OBP: 0.375, SLG: 0.442	4-0 BB			F7		F5			HR	3	1	1	1	1	0	0									
John Kruk, L (1, 3) OBP: 0.449, SLG: 0.529	CS	4-0 BB		3-1		G2			2B	3	1	1	0	1	0	0									
Chris Brown, R (1, 5) OBP: 0.301, SLG: 0.412		F9		E		6-3			1B	4	1	2	0	0	0	1									
Benito Santiago, R (1, 2) OBP: 0.308, SLG: 0.420	4-3			E5		6-3			1B	4	0	0	0	0	1	4									
Garry Templeton, S (1, 6) OBP: 0.287, SLG: 0.300	6-3			F9		F6				4	0	0	0	0	1	5									
Randy Ready, R (1, 4) OBP: 0.399, SLG: 0.413			6-3				F9			3	0	0	0	0	0	0									
Manvell Wynne, L (9, PH) OBP: 0.343, SLG: 0.344					F8					1	0	1	2	0	0	0									
Mark Grant, R (1, 1) OBP: 0.158, SLG: 0.111					5-3					2	0	1	0	0	0	0									
Shane Mack, R (8, PH) OBP: 0.318, SLG: 0.405										1	0	0	0	0	1	0									
Keith Comstock, L (9, 1)										0	0	0	0	0	0	0									
Tim Flannery, L (9, PH) OBP: 0.341, SLG: 0.270										1	0	0	0	0	1	1									
Inning Stats	R: 0 E: 0 K: 0 S: 2	H: 0 LOB: 1 BB: 1 P: 6	R: 0 E: 0 K: 0 S: 3	H: 0 LOB: 1 BB: 1 P: 7	R: 0 E: 0 K: 0 S: 4	H: 1 LOB: 1 BB: 0 P: 4	R: 0 E: 1 K: 0 S: 5	H: 1 LOB: 2 BB: 0 P: 5	R: 0 E: 0 K: 1 S: 5	H: 0 LOB: 0 BB: 0 P: 5	R: 0 E: 0 K: 0 S: 3	H: 0 LOB: 0 BB: 0 P: 3	R: 0 E: 0 K: 1 S: 6	H: 1 LOB: 1 BB: 0 P: 6	R: 3 E: 0 K: 3 S: 13	H: 4 LOB: 1 BB: 0 P: 13	1B: 5 2B: 1 3B: 0 HR: 1	SF: 0 SAC: 0 DP: 0 HBP: 0	WP: 0 PB: 1 SB: 1 CS: 1	PA: 37					
PITCHER	IP	WLS	BF	H	R	ER	SO	BB	IBB	HBP	BLK	WP	HR	S	P	ERA	WHIP								
Greg Mathews, L (1, 1) ERA: 3.94	8.0	W	32	6	3	3	2	2	0	0	0	0	0	10	10	0.00	1.000								
Todd Worrell, R (9, 1) ERA: 3.25	1.0	S	4	1	0	0	3	0	0	0	0	0	0	10	10	0.00	1.000								

St. Louis Cardinals @ San Diego Padres
Jack Murphy Stadium, San Diego, CA
Fri Jul 17 1987, 10:05 PM EDT
Att: 15,466 - Unknown

AB 34
R 3
H 7
RBI 3
BB 2
SO 5
LOB 14



Batter	1	2	3	4	5	6	7	8	9	10	AB	R	H	RBI	BB	SO	LOB	TOP								
Vince Coleman, S OBP: 0.376, SLG: 0.326 (1, 7)	F7		E BB 1B		4-3		5-3	4-3			5	1	1	0	0	0	1									
Ozzie Smith, S OBP: 0.396, SLG: 0.364 (1, 6)	2B		FC6-4 BB		E S BB		K		6-3		3	2	1	0	2	1	0									
Tom Herr, S OBP: 0.361, SLG: 0.346 (1, 4)	2B		FC6-4 BB		F8		2B BB		3-1		4	0	1	1	1	0	1									
Jack Clark, R OBP: 0.454, SLG: 0.628 (1, 3)	K		BB		K		BB		4-3		4	0	1	0	1	2	1									
Willie McGee, S OBP: 0.330, SLG: 0.459 (1, 8)	4-3		F7		6-3 BB		BB		5-3		4	0	1	0	1	0	3									
Terry Pendleton, S OBP: 0.381, SLG: 0.429 (1, 5)		G1-4-3	4-3		6-3 BB		F9		BB		4	0	1	0	1	0	5									
Curt Ford, L OBP: 0.355, SLG: 0.482 Jim Lindeman, R OBP: 0.214, SLG: 0.370 (6, PH) (6, 9)	6-3		F7		K		K		G6-3 IBB		2	0	0	0	0	0	0									
John Morris, L OBP: 0.356, SLG: 0.485 Ken Dayley, L (10, 1)			F7		6-3		SH1-4 BB		G6-3		0	0	0	0	1	0	0									
Tony Peña, R OBP: 0.322, SLG: 0.328 (1, 2)	BB		BB		6-3		BB		1-2 2-3		3	0	0	0	2	0	4									
Joe Magrane, R OBP: 0.115, SLG: 0.120 José Oquendo, S OBP: 0.436, SLG: 0.376 (10, 9)	F7		6-3		K		SH1-4				3	0	0	0	0	1	3									
											0	0	0	0	0	0	0									
Inning Stats	R: 1 E: 0 K: 1 S: 7	H: 2 LOB: 1 BB: 0 P: 7	R: 0 E: 0 K: 0 S: 3	H: 0 LOB: 1 BB: 1 P: 7	R: 1 E: 1 K: 0 S: 4	H: 1 LOB: 2 BB: 2 P: 12	R: 0 E: 0 K: 0 S: 3	H: 0 LOB: 0 BB: 0 P: 3	R: 1 E: 1 K: 1 S: 5	H: 0 LOB: 0 BB: 1 P: 9	R: 0 E: 0 K: 2 S: 8	H: 1 LOB: 2 BB: 1 P: 12	R: 0 E: 0 K: 1 S: 6	H: 1 LOB: 3 BB: 2 P: 14	R: 0 E: 0 K: 1 S: 5	H: 0 LOB: 1 BB: 1 P: 9	R: 0 E: 0 K: 0 S: 3	H: 0 LOB: 0 BB: 0 P: 3	R: 0 E: 0 K: 0 S: 3	H: 1 LOB: 1 BB: 1 P: 7	1B: 2 2B: 4 3B: 0 HR: 0	SF: 0 SAC: 1 DP: 1 HBP: 0	WP: 0 PA: 44			
PITCHER	IP WLS BF H R ER SO	IP WLS BF H R ER SO	IP WLS BF H R ER SO	IP WLS BF H R ER SO	IP WLS BF H R ER SO	IP WLS BF H R ER SO	IP WLS BF H R ER SO	IP WLS BF H R ER SO	IP WLS BF H R ER SO	IP WLS BF H R ER SO	IP WLS BF H R ER SO	IP WLS BF H R ER SO	IP WLS BF H R ER SO	IP WLS BF H R ER SO	IP WLS BF H R ER SO	IP WLS BF H R ER SO	IP WLS BF H R ER SO	IP WLS BF H R ER SO	IP WLS BF H R ER SO	IP WLS BF H R ER SO	ERA WHIP	ERA WHIP				
Eric Show, R ERA: 3.88 Mark Davis, L ERA: 4.54 Lance McCullers, R ERA: 4.5 Rich Gossage, R ERA: 2.7	5.0 2.0 2.0 1.0	5.0 9 7 4	5.0 4 0 1	5.0 3 0 0	5.0 1 0 0	5.0 2 0 0	5.0 1 0 0	5.0 13 8 3	5.0 21 12 7	5.0 0 0 0	5.0 0 0 0	5.0 0 0 0	5.0 0 0 0	5.0 0 0 0	5.0 0 0 0	5.0 0 0 0	5.0 0 0 0	5.0 0 0 0	5.0 0 0 0	5.0 0 0 0	5.0 0 0 0	5.0 0 0 0	1.80 1.800	1.800 1.000	0.00 0.500	0.00 1.000

St. Louis Cardinals @ San Diego Padres
Jack Murphy Stadium, San Diego, CA
Sat Jul 18 1987, 6:33 AM EDT
Att: 30,691 - Unknown

livebaseballscores.com

AB 34
R 3
H 6
RBI 1
BB 9
SO 6
LOB 20




Batter	1	2	3	4	5	6	7	8	9	10	AB	R	H	RBI	BB	SO	LOB	BOTTOM				
Stan Jefferson, S OBP: 0.321, SLG: 0.328 John Kruk, L OBP: 0.452, SLG: 0.529 (1, 7) (5, 3)	5-3		G3-6-3 1B		K		1B			SH5-3 BB	2	0	1	0	0	0	0					
Tony Gwynn, L OBP: 0.439, SLG: 0.521 (1, 9)	K		G3-6-3		SF7 3B		F7		SH5-3		4	1	1	0	0	1	4					
Carmelo Martinez, R OBP: 0.376, SLG: 0.440 (1, 3) (5, 7)	BB		4-3		SF7		SH3-4 BB		BB		1	0	0	1	2	0	1					
Marvell Wynne, L OBP: 0.348, SLG: 0.344 (8, PH) (9, 7)	BB				SH3-4 BB		BB		BB		0	0	0	0	1	0	0					
Chris Brown, R OBP: 0.305, SLG: 0.410 (1, 5)	K				E5 FC6-4		SH3-4		BB		3	0	1	1	1	1	1					
Benito Santiago, R OBP: 0.307, SLG: 0.416 (1, 2)		F9	FC6-4		G6-4-3 BB		G6-4-3		G4-6-3 IBB		3	0	0	0	1	0	2					
Shane Mack, R OBP: 0.308, SLG: 0.392 (1, 8)	K2-3		BLK 1-2		K		F6		G4-6-3		4	0	0	0	2	3						
Garry Templeton, S OBP: 0.283, SLG: 0.296 (1, 6)	K		L3		L3		4-3		5-3		4	0	0	0	1	1						
Randy Ready, R OBP: 0.401, SLG: 0.412 (1, 4)			1B SH G3-6-3 BB		K		BB 1B		6-3		3	2	1	0	1	1	0					
Eric Show, R OBP: 0.346, SLG: 0.470 Mark Davis, L OBP: 0.346, SLG: 0.333 Bruce Bochy, R OBP: 0.303, SLG: 0.283 Mark Karam, R OBP: 0.308, SLG: 0.311 Lance McCullers, S OBP: 0.346, SLG: 0.339 Luis Salazar, R OBP: 0.214, SLG: 0.339 Rich Gossage, R (10, 1)	9.0 0.1	36 4	3 1	2 1	7 0	5 2	1 0	0 0	44 2	68 10	2.00 27.00	1.000 9.000										
Inning Stats	R: 0 E: 0 K: 2 S: 7	H: 0 LOB: 1 BB: 1 P: 11	R: 0 E: 0 K: 2 S: 7	H: 0 LOB: 0 BB: 0 P: 7	R: 1 E: 1 K: 0 S: 4	H: 1 LOB: 1 BB: 1 P: 8	R: 0 E: 1 K: 1 S: 6	H: 0 LOB: 1 BB: 0 P: 6	R: 0 E: 0 K: 2 S: 7	H: 0 LOB: 0 BB: 0 P: 7	R: 1 E: 0 K: 0 S: 5	H: 2 LOB: 2 BB: 1 P: 9	R: 0 E: 0 K: 0 S: 2	H: 0 LOB: 2 BB: 2 P: 10	R: 0 E: 0 K: 0 S: 3	H: 0 LOB: 0 BB: 0 P: 3	R: 1 E: 0 K: 0 S: 2	H: 1 LOB: 2 BB: 2 P: 10	1B: 4 2B: 0 3B: 1 HR: 0	SF: 1 SAC: 3 DP: 3 HBP: 0	WP: 0 PA: 40	
PITCHER	IP WLS BF H R ER SO	IP WLS BF H R ER SO	IP WLS BF H R ER SO	IP WLS BF H R ER SO	IP WLS BF H R ER SO	IP WLS BF H R ER SO	IP WLS BF H R ER SO	IP WLS BF H R ER SO	IP WLS BF H R ER SO	IP WLS BF H R ER SO	IP WLS BF H R ER SO	IP WLS BF H R ER SO	IP WLS BF H R ER SO	IP WLS BF H R ER SO	IP WLS BF H R ER SO	IP WLS BF H R ER SO	IP WLS BF H R ER SO	IP WLS BF H R ER SO	IP WLS BF H R ER SO	IP WLS BF H R ER SO	ERA WHIP	ERA WHIP
Joe Magrane, L ERA: 3.2 Ken Dayley, L ERA: 1.93	9.0 0.1	36 4	3 1	2 1	7 0	5 2	1 0	0 0	44 2	68 10	2.00 27.00	1.000 9.000										

St. Louis Cardinals @ San Diego Padres
Jack Murphy Stadium, San Diego, CA
Sat Jul 18 1987, 6:33 AM EDT
Att: 30,691 - Unknown

livebaseballscores.com

AB 28
R 4
H 5
RBI 3
BB 8
SO 7
LOB 12



Batter	1	2	3	4	5	6	7	8	9	10	AB	R	H	RBI	BB	SO	LOB	TOP						
Vince Coleman, S OBP: 0.376, SLG: 0.327 (1, 7)											5	1	2	0	0	3	1							
Ozzie Smith, S OBP: 0.394, SLG: 0.361 (1, 6)											5	1	1	1	0	1	1							
Terry Pendleton, S OBP: 0.379, SLG: 0.428 (1, 5)											5	1	1	0	0	0	3							
Jack Clark, R OBP: 0.456, SLG: 0.646 (1, 3)											4	2	2	3	1	1	2							
Willie McGee, S OBP: 0.328, SLG: 0.455 (1, 8)											5	0	1	0	0	1	3							
Curt Ford, L OBP: 0.358, SLG: 0.480 Ken Dayley, L OBP: 0.310, SLG: 0.382 (8, 1)											3	0	1	1	1	0	3							
Todd Worrell, R (10, 1)											0	0	0	0	0	0	0							
José Oquendo, S OBP: 0.427, SLG: 0.366 (1, 4)											4	0	0	0	0	0	3							
Steve Lake, R OBP: 0.310, SLG: 0.382 (1, 2)											4	0	0	0	0	1	2							
Ricky Horton, L OBP: 0.222, SLG: 0.235 Bill Dawley, R OBP: 0.353, SLG: 0.200 Pat Perry, L OBP: 0.167, SLG: 0.167 Lee Tunnell, R OBP: 0.250, SLG: 0.250 John Morris, L OBP: 0.365, SLG: 0.493 (8, 9)											3	0	0	0	0	1	0							
											0	0	0	0	0	0	0							
											0	0	0	0	0	0	0							
											0	0	0	0	0	0	0							
											1	0	1	0	0	0	0							
Inning Stats	R: 0 E: 0 K: 1 S: 6	H: 1 LOB: 1 BB: 0 P: 6	R: 0 E: 0 K: 0 S: 2	H: 0 LOB: 0 BB: 1 P: 6	R: 0 E: 0 K: 1 S: 5	H: 0 LOB: 2 BB: 1 P: 10	R: 0 E: 0 K: 0 S: 3	H: 0 LOB: 0 BB: 0 P: 3	R: 3 E: 1 K: 0 S: 8	H: 4 LOB: 2 BB: 0 P: 8	R: 0 E: 0 K: 2 S: 7	H: 0 LOB: 0 BB: 0 P: 7	R: 1 E: 0 K: 0 S: 4	H: 2 LOB: 0 BB: 0 P: 4	R: 0 E: 1 K: 2 S: 8	H: 1 LOB: 1 BB: 0 P: 8	R: 1 E: 0 K: 1 S: 6	H: 1 LOB: 0 BB: 0 P: 6	1B: 6 2B: 2 3B: 0 HR: 2	SF: 0 SAC: 0 DP: 1 HBP: 0	WP: 0 PB: 0 SB: 2 CS: 1	PA: 42		
PITCHER	IP 5.1	WLS 23	H 5	R 3	ER 3	SO 3	BB 2	IBB 0	HBP 0	BLK 1	WP 0	HR 1	S 27	P 35	ERA 5.06	WHIP 1.312								
Jimmy Jones, R ERA: 4.76 Mark Davis, L ERA: 4.44 Lance McCullers, R ERA: 4.5 Rich Gossage, R ERA: 2.9																								

St. Louis Cardinals @ San Diego Padres
Jack Murphy Stadium, San Diego, CA
Sun Jul 19 1987, 6:33 AM EDT
Att: 20,701 - Unknown

AB	39
R	5
H	9
RBI	5
BB	2
SO	8
LOB	18



Batter	1	2	3	4	5	6	7	8	9	10	AB	R	H	RBI	BB	SO	LOB	BOTTOM					
Shane Mack, R OBP: 0.299, SLG: 0.380 (1, 8)											4	0	0	0	1	1							
Tony Gwynn, L OBP: 0.441, SLG: 0.520 (1, 9)											3	1	1	0	2	0	0						
Carmelo Martinez, R OBP: 0.378, SLG: 0.428 Lance McCullers, S OBP: 0.236, SLG: 0.277 Bruce Bochy, R OBP: 0.236, SLG: 0.277 Rich Gossage, R (10, 1)											3	0	1	2	1	0	1						
John Kruk, L OBP: 0.451, SLG: 0.524 (1, 3)											4	1	1	1	1	0	3						
Randy Ready, R OBP: 0.401, SLG: 0.409 (1, 5)											4	0	1	0	1	1	0						
Benito Santiago, R OBP: 0.305, SLG: 0.412 (1, 2)											5	0	1	1	0	2	2						
Garry Templeton, S OBP: 0.278, SLG: 0.291 (1, 6)											5	0	0	0	0	1	2						
Tim Flannery, L OBP: 0.339, SLG: 0.264 (1, 4)											3	1	0	0	1	0	3						
Jimmy Jones, R OBP: 0.143, SLG: 0.143 Mark Davis, L OBP: 0.298, SLG: 0.333 Stan Jefferson, S OBP: 0.324, SLG: 0.328 Marvell Wynne, L OBP: 0.353, SLG: 0.350 (8, 7)											2	0	0	0	0	0	0						
											0	0	0	0	0	0	0						
											0	1	0	0	1	0	0						
											1	0	1	0	0	0	0						
Inning Stats	R: 0 E: 0 K: 0 S: 3	H: 0 LOB: 0 BB: 1 P: 7	R: 0 E: 0 K: 0 S: 3	H: 0 LOB: 0 BB: 0 P: 3	R: 0 E: 0 K: 0 S: 3	H: 0 LOB: 0 BB: 0 P: 3	R: 1 E: 1 K: 0 S: 6	H: 2 LOB: 3 BB: 1 P: 10	R: 0 E: 0 K: 0 S: 4	H: 1 LOB: 2 BB: 1 P: 8	R: 0 E: 0 K: 1 S: 5	H: 0 LOB: 0 BB: 0 P: 5	R: 3 E: 0 K: 0 S: 4	H: 2 LOB: 2 BB: 4 P: 20	R: 0 E: 0 K: 1 S: 6	H: 1 LOB: 1 BB: 0 P: 6	R: 0 E: 0 K: 3 S: 9	H: 0 LOB: 0 BB: 0 P: 9	1B: 6 2B: 0 3B: 0 HR: 0	SF: 0 SAC: 1 DP: 0 HBP: 0	WP: 0 PB: 0 SB: 0 CS: 1	PA: 43	
PITCHER	IP 6.1	WLS 28	H 3	R 3	ER 3	SO 1	BB 5	IBB 0	HBP 0	BLK 1	WP 0	HR 0	S 25	P 45	ERA 4.26	WHIP 1.263							
Ricky Horton, L ERA: 3.32 Bill Dawley, R ERA: 4.36 Pat Perry, L ERA: 4.13 Lee Tunnell, R ERA: 4.83 Ken Dayley, L ERA: 1.8																							
PITCHER	IP 1.0	WLS 3	H 0	R 0	ER 0	SO 3	BB 0	IBB 0	HBP 0	BLK 0	WP 0	HR 0	S 9	P 9	ERA 0.00	WHIP 0.000							
Todd Worrell, R ERA: 3.2																							

St. Louis Cardinals @ San Diego Padres
Jack Murphy Stadium, San Diego, CA
Sun Jul 19 1987, 6:33 AM EDT
Att: 20,701 - Unknown

AB	35
R	4
H	6
RBI	4
BB	7
SO	5
LOB	12



Batter	1	2	3	4	5	6	7	8	9	AB	R	H	RBI	BB	SO	LOB	TOP								
Vince Coleman, S (1, 7) OBP: 0.370, SLG: 0.322	K		E6			B3		6-3		4	0	0	0	0	1	0									
Ozzie Smith, S (1, 6) OBP: 0.393, SLG: 0.360	5-3		G1-6-5-3			K			1B	4	1	1	0	0	1	1									
Tom Herr, S (1, 4) OBP: 0.363, SLG: 0.344	BB			5-3		K			HR	4	1	2	1	0	1	0									
Jack Clark, R (1, 3) OBP: 0.456, SLG: 0.651	1-2			CS			L5		HR	3	1	2	2	1	0	0									
Willie McGee, S (1, 8) OBP: 0.331, SLG: 0.462	K					F8			HR	4	0	2	0	0	1	2									
Terry Pendleton, S (1, 5) OBP: 0.375, SLG: 0.426		G6-4-3							1B	3	0	1	0	1	1	3									
Curt Ford, L (1, 9) OBP: 0.351, SLG: 0.469	K						G3			4	0	0	0	0	2	3									
Tony Peña, R (1, 2) OBP: 0.319, SLG: 0.321	G6-4-3					F9			F9	4	0	0	0	0	0	2									
Greg Mathews, R (1, 1) OBP: 0.262, SLG: 0.250										2	0	0	0	0	1	0									
John Morris, L (8, PH) OBP: 0.360, SLG: 0.485			1-3							1	0	0	0	0	0	0									
Lee Tunnell, R (8, 1) OBP: 0.250, SLG: 0.250						K				0	0	0	0	0	0	0									
Ken Dayley, L (8, 1)								F4		0	0	0	0	0	0	0									
Inning Stats	R: 0 E: 0 K: 2 S: 8	H: 1 LOB: 2 BB: 1 P: 12	R: 0 E: 0 K: 1 S: 4	H: 0 LOB: 0 BB: 1 P: 8	R: 0 E: 1 K: 0 S: 3	H: 0 LOB: 0 BB: 0 P: 3	R: 0 E: 0 K: 1 S: 6	H: 2 LOB: 2 BB: 0 P: 6	R: 0 E: 0 K: 1 S: 5	H: 0 LOB: 0 BB: 0 P: 5	R: 0 E: 0 K: 2 S: 7	H: 0 LOB: 0 BB: 0 P: 7	R: 0 E: 0 K: 0 S: 4	H: 1 LOB: 1 BB: 0 P: 4	R: 0 E: 0 K: 0 S: 3	H: 0 LOB: 0 BB: 0 P: 3	R: 3 E: 0 K: 1 S: 9	H: 4 LOB: 1 BB: 0 P: 9	1B: 5 2B: 4 3B: 0 HR: 1	SF: 0 SAC: 0 DP: 3 HBP: 0	WP: 0 PB: 0 SB: 2 CS: 1	PA: 35			
PITCHER	IP	WLS	BF	H	R	ER	SO	BB	IBB	HBP	BLK	WP	HR	S	P	ERA	WHIP								
Bob Welch, R (1, 1) ERA: 3.46	8.0	L	31	7	3	3	7	2	0	0	0	0	1	43	51	3.38	1.125								
Alejandro Pena, R (9, 1) ERA: 4.63	1.0		4	1	0	0	1	0	0	0	0	0	0	6	6	0.00	1.000								

St. Louis Cardinals @ Los Angeles Dodgers
 Dodger Stadium, Los Angeles, CA
 Wed Jul 22 1987, 7:05 PM PDT
 Att: 33,665 - Unknown

AB	33
R	3
H	8
RBI	3
BB	2
SO	8
LOB	11



Batter	1	2	3	4	5	6	7	8	9	AB	R	H	RBI	BB	SO	LOB	BOTTOM								
Steve Sax, R (1, 4) OBP: 0.309, SLG: 0.336	6-3		F2					F8		4	0	1	0	0	0	2									
John Shelby, S (1, 8) OBP: 0.295, SLG: 0.431	F5		5-3						F8	4	0	0	0	0	0	2									
Pedro Guerrero, R (1, 7) OBP: 0.399, SLG: 0.563										2	0	0	0	2	0	0									
Tito Landrum, R (8, PR) OBP: 0.310, SLG: 0.235	G3									0	0	0	0	0	0	0									
Mike Marshall, R (1, 9) OBP: 0.315, SLG: 0.452		F8								4	0	2	0	0	0	2									
Mickey Hatcher, R (1, 3) OBP: 0.363, SLG: 0.503										3	0	0	0	0	1	1									
Danny Heep, L (8, PH) OBP: 0.120, SLG: 0.167		F9								0	0	0	0	0	0	0									
Alex Trevino, R (8, PH) OBP: 0.302, SLG: 0.404										1	0	0	0	0	0	0									
Franklin Stubbs, L (9, 3) OBP: 0.314, SLG: 0.448										0	0	0	0	0	0	0									
Phil Garner, R (1, 5) OBP: 0.276, SLG: 0.322										4	0	1	0	0	1	1									
Mike Scioscia, L (1, 2) OBP: 0.328, SLG: 0.335										4	0	0	0	0	1	2									
Mariano Duncan, R (1, 6) OBP: 0.273, SLG: 0.325										3	1	2	0	1	0	1									
Bob Welch, R (1, 1) OBP: 0.148, SLG: 0.132										2	0	0	0	0	1	1									
Alejandro Pena, R (9, 1) OBP: 0.091, SLG: 0.091										0	0	0	0	0	0	0									
Dave Anderson, R (8, PH) OBP: 0.274, SLG: 0.328										1	0	0	0	0	0	1									
Inning Stats	R: 0 E: 0 K: 0 S: 3	H: 0 LOB: 0 BB: 0 P: 3	R: 0 E: 1 K: 0 S: 4	H: 0 LOB: 0 BB: 0 P: 4	R: 1 E: 1 K: 0 S: 5	H: 1 LOB: 2 BB: 1 P: 9	R: 0 E: 0 K: 0 S: 4	H: 1 LOB: 1 BB: 0 P: 4	R: 0 E: 0 K: 1 S: 6	H: 1 LOB: 1 BB: 0 P: 6	R: 0 E: 0 K: 1 S: 5	H: 0 LOB: 1 BB: 1 P: 9	R: 0 E: 0 K: 0 S: 3	H: 1 LOB: 2 BB: 1 P: 7	R: 0 E: 0 K: 2 S: 8	H: 1 LOB: 1 BB: 0 P: 8	1B: 4 2B: 2 3B: 0 HR: 0	SF: 0 SAC: 1 DP: 2 HBP: 0	WP: 1 PB: 0 SB: 2 CS: 0	PA: 36					
PITCHER	IP	WLS	BF	H	R	ER	SO	BB	IBB	HBP	BLK	WP	HR	S	P	ERA	WHIP								
Greg Mathews, L (1, 1) ERA: 3.7	7.0		28	4	1	0	2	1	0	0	0	0	0	30	38	0.00	0.714								
Lee Tunnell, R (8, 1) ERA: 4.8	0.1		3	1	0	0	0	1	0	0	0	0	0	2	6	0.00	6.000								
Ken Dayley, L (8, 1) ERA: 1.69	1.2	W	5	1	0	0	2	0	0	0	0	0	0	9	9	0.00	0.600								

St. Louis Cardinals @ Los Angeles Dodgers
 Dodger Stadium, Los Angeles, CA
 Wed Jul 22 1987, 7:05 PM PDT
 Att: 33,665 - Unknown

AB	32
R	1
H	6
RBI	0
BB	3
SO	4
LOB	15



Batter	1	2	3	4	5	6	7	8	9	AB	R	H	RBI	BB	SO	LOB	TOP								
Vince Coleman, S (1.7) OBP: 0.368, SLG: 0.320	4-3		6-3		FC6-4		K		2B	5	1	2	0	1	2		St. Louis Cardinals @ Los Angeles Dodgers Dodger Stadium, Los Angeles, CA Thu Jul 23 1987, 7:05 PM PDT Att: 33,565 - Unknown								
Ozzie Smith, S (1.6) OBP: 0.390, SLG: 0.360	G1		B1-3		4-3		4-3		2B	5	0	1	3	0	0	1									
Tom Herr, S (1.4) OBP: 0.361, SLG: 0.339	6-3		L7		FC6-4		K		4-3	4	0	0	0	1	1	1									
Jack Clark, R (1.3) OBP: 0.455, SLG: 0.645		6-3		F3	FC6-4				4-0	3	0	0	0	2	0	2									
Willie McGee, S (1.8) OBP: 0.332, SLG: 0.459		1B		F8					G5-4-3	4	2	1	0	1	0	4									
Terry Pendleton, S (1.5) OBP: 0.376, SLG: 0.433		FC4		4-3					3-1	4	2	1	2	0	0	1									
Curt Ford, L (1.9) Jim Lindeman, R (9, PH) John Morris, L (9, 9) OBP: 0.360, SLG: 0.485		E6							G3	3	1	2	0	0	0	0									
Tony Peña, R (1.2) OBP: 0.322, SLG: 0.324		E6							1B	1	0	0	0	0	0	0									
Joe Magrane, R (1.1) Bill Dawley, R (8, 1) Ken Dayley, L (8, 1) Steve Lake, R (9, PH) Rod Boecker, R (9, PH) Todd Worrell, R (9, 1)		K							1B	3	0	0	0	0	0	1									
Inning Stats	R: 0 E: 0 K: 0 S: 3	H: 0 LOB: 0 BB: 0 P: 3	R: 2 E: 2 K: 1 S: 8	H: 2 LOB: 1 BB: 0 P: 8	R: 0 E: 0 K: 0 S: 3	H: 0 LOB: 0 BB: 0 P: 3	R: 0 E: 0 K: 0 S: 3	H: 0 LOB: 0 BB: 0 P: 3	R: 2 E: 1 K: 0 S: 6	H: 2 LOB: 2 BB: 1 P: 10	R: 2 E: 0 K: 0 S: 4	H: 1 LOB: 0 BB: 1 P: 8	R: 0 E: 0 K: 2 S: 7	H: 0 LOB: 0 BB: 0 P: 7	R: 0 E: 0 K: 0 S: 2	H: 0 LOB: 0 BB: 1 P: 6		R: 3 E: 0 K: 0 S: 7	H: 4 LOB: 3 BB: 1 P: 11	1B: 7 2B: 1 3B: 0 HR: 1	SF: 0 SAC: 0 DP: 1 HBP: 0	WP: 0 PB: 0 SB: 0 CS: 0	PA: 41		
PITCHER	IP	WLS	BF	H	R	ER	SO	BB	IBB	HBP	BLK	WP	HR	S	P	ERA	WHIP								
Orel Hershisier, R (1.1) ERA: 2.53	8.0		33	5	6	2	3	3	0	0	0	0	1	36	48	2.25	1.000								
Matt Young, L (9, 1) ERA: 5.22	0.1	L	5	4	3	3	0	0	0	0	0	0	0	5	5	81.00	12.000								
Brian Holton, R (9, 1) ERA: 3.54	0.2		3	0	0	0	0	1	0	0	0	0	0	2	6	0.00	1.500								

Batter	1	2	3	4	5	6	7	8	9	AB	R	H	RBI	BB	SO	LOB	BOTTOM								
Steve Sax, R (1.4) OBP: 0.307, SLG: 0.334	1-3		1B	5-3		K			1-3	5	1	1	1	0	1	2	St. Louis Cardinals @ Los Angeles Dodgers Dodger Stadium, Los Angeles, CA Thu Jul 23 1987, 7:05 PM PDT Att: 33,565 - Unknown								
John Shelby, S (1.8) OBP: 0.285, SLG: 0.423	F3		K		5-3		1-3		K	5	0	0	0	0	2	2									
Pedro Guerrero, R (1.7) OBP: 0.402, SLG: 0.563	F9		1B		1B		K		1B	5	1	3	1	0	1	0									
Mike Marshall, R (1.9) OBP: 0.316, SLG: 0.451		K	FC6-4		L5-4		F9		F8	5	0	2	1	0	1	1									
Mickey Hatcher, R (1.5) OBP: 0.366, SLG: 0.503	4-3		FC6-4		1B				1B	4	1	2	1	0	0	2									
Alex Trevino, R (1.2) OBP: 0.303, SLG: 0.396	1-3			1-3	SH5-3		L5-4		SH1-3	2	1	0	0	1	0	2									
Franklin Stubbs, L (1.3) OBP: 0.315, SLG: 0.446										1	0	0	0	0	0	0									
Phil Garner, R (9, PH) OBP: 0.274, SLG: 0.319			FC6-4	SH5-3			3-1		6-3	1	0	0	0	0	0	1									
Mariano Duncan, R (1.6) OBP: 0.271, SLG: 0.322			FC6-4		1-3					2	1	0	0	0	0	2									
Dave Anderson, R (6, 6) OBP: 0.291, SLG: 0.335			SH				S	BLK	1B	2	0	2	1	0	0	0									
Orel Hershisier, R (1.1) OBP: 0.286, SLG: 0.333			SH						F7	2	1	1	1	0	1	1									
Tito Landrum, R (8, PH) OBP: 0.305, SLG: 0.231			1B							1	0	0	0	0	0	1									
Matt Young, L (9, 1) OBP: 0.305, SLG: 0.231			1B							0	0	0	0	0	0	0									
Brian Holton, R (9, 1) OBP: 0.250, SLG: 0.250			1B							0	0	0	0	0	0	0									
Inning Stats	R: 0 E: 0 K: 0 S: 3	H: 0 LOB: 0 BB: 0 P: 3	R: 0 E: 0 K: 1 S: 5	H: 0 LOB: 0 BB: 0 P: 5	R: 3 E: 1 K: 1 S: 9	H: 3 LOB: 2 BB: 0 P: 10	R: 1 E: 0 K: 0 S: 5	H: 3 LOB: 1 BB: 0 P: 5	R: 0 E: 0 K: 2 S: 8	H: 1 LOB: 1 BB: 0 P: 8	R: 0 E: 0 K: 1 S: 5	H: 0 LOB: 0 BB: 0 P: 5	R: 1 E: 0 K: 0 S: 5	H: 2 LOB: 1 BB: 0 P: 5	R: 0 E: 0 K: 1 S: 6	H: 1 LOB: 1 BB: 0 P: 6	1B: 11 2B: 1 3B: 0 HR: 0	SF: 0 SAC: 3 DP: 1 HBP: 1	WP: 1 PB: 0 SB: 1 CS: 0	PA: 40					
PITCHER	IP	WLS	BF	H	R	ER	SO	BB	IBB	HBP	BLK	WP	HR	S	P	ERA	WHIP								
Joe Magrane, L (1.1) ERA: 3.31	5.1		26	8	5	3	2	1	0	1	0	0	0	13	13	4.50	0.500								
Bill Dawley, R (6, 1) ERA: 4.36	2.0	W	7	1	1	1	3	0	0	0	1	0	0	3	3	0.00	1.500								
Ken Dayley, L (8, 1) ERA: 1.65	0.2		3	1	0	0	0	0	0	0	0	1	0	3	3	0.00	1.500								
Todd Worrell, R (9, 1) ERA: 3.14	1.0	S	4	1	0	0	1	0	0	0	0	0	0	6	6	0.00	1.000								



Batter	1	2	3	4	5	6	7	8	9	AB	R	H	RBI	BB	SO	LOB	TOP				
Vince Coleman, S (1, 7) OBP: 0.369, SLG: 0.325										4	1	2	0	0	1	1	St. Louis Cardinals @ San Francisco Giants Candlestick Park, San Francisco, CA Fri Jul 24 1987, 10:05 PM EDT Att: 18,071 - Unknown				
Ozzie Smith, S (1, 6) OBP: 0.389, SLG: 0.362										4	0	1	1	0	1	2					
Tom Herr, S (1, 4) OBP: 0.359, SLG: 0.338										4	0	1	0	0	0	2					
Jack Clark, R (1, 3) OBP: 0.458, SLG: 0.643										1	1	0	0	3	1	0					
Willie McGee, S (1, 8) OBP: 0.333, SLG: 0.460										4	0	2	0	0	0	2					
Terry Pendleton, S (1, 5) OBP: 0.377, SLG: 0.429										3	1	0	0	1	1	2					
Jim Lindeman, R (1, 9) OBP: 0.219, SLG: 0.364										2	0	0	0	0	0	0					
Curt Ford, L (7, PH) OBP: 0.354, SLG: 0.470										1	0	0	0	0	0	1					
Tony Peña, R (1, 2) OBP: 0.322, SLG: 0.325										3	0	1	0	0	0	1					
Ricky Horton, L (1, 1) OBP: 0.200, SLG: 0.211										2	0	0	0	0	2	1					
Lee Tunnell, R (6, PH) OBP: 0.259, SLG: 0.250										0	0	0	0	0	0	0					
John Morris, L (7, PH) OBP: 0.355, SLG: 0.478										1	0	0	0	1	0	0					
Pat Perry, L (7, 1) OBP: 0.167, SLG: 0.167										0	0	0	0	0	0	0					
Inning Stats	R: 0 E: 0 K: 1 S: 5	H: 1 LOB: 1 BB: 1 P: 9	R: 0 E: 0 K: 0 S: 3	H: 1 LOB: 0 BB: 0 P: 3	R: 1 E: 0 K: 1 S: 7	H: 2 LOB: 1 BB: 0 P: 7	R: 1 E: 0 K: 0 S: 3	H: 1 LOB: 0 BB: 1 P: 7	R: 0 E: 0 K: 2 S: 7	H: 0 LOB: 0 BB: 0 P: 7	R: 0 E: 0 K: 0 S: 3	H: 1 LOB: 1 BB: 1 P: 7	R: 1 E: 1 K: 1 S: 5	H: 0 LOB: 0 BB: 1 P: 9	R: 0 E: 0 K: 0 S: 3	H: 1 LOB: 0 BB: 0 P: 7	1B: 5 2B: 2 3B: 0 HR: 0	SF: 0 SAC: 0 DP: 4 HBP: 0	WP: 1 PB: 0 SB: 2 CS: 2	PA: 34	
PITCHER	IP: 6.0 WLS: W BF: 23 ERA: 3.4	H: 6 R: 2 ER: 2 SO: 4	H: 6 R: 2 ER: 2 SO: 4	H: 6 R: 2 ER: 2 SO: 4	H: 6 R: 2 ER: 2 SO: 4	H: 6 R: 2 ER: 2 SO: 4	H: 6 R: 2 ER: 2 SO: 4	H: 6 R: 2 ER: 2 SO: 4	H: 6 R: 2 ER: 2 SO: 4	H: 6 R: 2 ER: 2 SO: 4	H: 6 R: 2 ER: 2 SO: 4	H: 6 R: 2 ER: 2 SO: 4	H: 6 R: 2 ER: 2 SO: 4	H: 6 R: 2 ER: 2 SO: 4	H: 6 R: 2 ER: 2 SO: 4	H: 6 R: 2 ER: 2 SO: 4	ERA: 3.00 WHIP: 1.500				
Atlee Hammaker, L (1, 1) ERA: 3.4	IP: 6.0 WLS: W BF: 23 ERA: 3.4	H: 6 R: 2 ER: 2 SO: 4	H: 6 R: 2 ER: 2 SO: 4	H: 6 R: 2 ER: 2 SO: 4	H: 6 R: 2 ER: 2 SO: 4	H: 6 R: 2 ER: 2 SO: 4	H: 6 R: 2 ER: 2 SO: 4	H: 6 R: 2 ER: 2 SO: 4	H: 6 R: 2 ER: 2 SO: 4	H: 6 R: 2 ER: 2 SO: 4	H: 6 R: 2 ER: 2 SO: 4	H: 6 R: 2 ER: 2 SO: 4	H: 6 R: 2 ER: 2 SO: 4	H: 6 R: 2 ER: 2 SO: 4	H: 6 R: 2 ER: 2 SO: 4	H: 6 R: 2 ER: 2 SO: 4	ERA: 3.00 WHIP: 1.500				
Jeff Robinson, R (7, 1) ERA: 2.74	IP: 3.0 WLS: S BF: 10 ERA: 2.74	H: 1 R: 1 ER: 0 SO: 3	H: 1 R: 1 ER: 0 SO: 3	H: 1 R: 1 ER: 0 SO: 3	H: 1 R: 1 ER: 0 SO: 3	H: 1 R: 1 ER: 0 SO: 3	H: 1 R: 1 ER: 0 SO: 3	H: 1 R: 1 ER: 0 SO: 3	H: 1 R: 1 ER: 0 SO: 3	H: 1 R: 1 ER: 0 SO: 3	H: 1 R: 1 ER: 0 SO: 3	H: 1 R: 1 ER: 0 SO: 3	H: 1 R: 1 ER: 0 SO: 3	H: 1 R: 1 ER: 0 SO: 3	H: 1 R: 1 ER: 0 SO: 3	H: 1 R: 1 ER: 0 SO: 3	ERA: 0.00 WHIP: 0.667				

AB	29
R	3
H	7
RBI	1
BB	4
SO	7
LOB	12



Batter	1	2	3	4	5	6	7	8	9	AB	R	H	RBI	BB	SO	LOB	BOTTOM				
Mark Wasinger, R (1, 5) OBP: 0.333, SLG: 0.354										3	1	0	0	1	0	3	St. Louis Cardinals @ San Francisco Giants Candlestick Park, San Francisco, CA Fri Jul 24 1987, 10:05 PM EDT Att: 18,071 - Unknown				
Mike Aldrete, L (1, 9) OBP: 0.369, SLG: 0.448										4	1	1	1	0	1	0					
Jeffrey Leonard, R (1, 7) OBP: 0.324, SLG: 0.522										3	0	1	1	0	0	0					
Bob Brenly, R (1, 2) OBP: 0.380, SLG: 0.537										4	0	0	0	0	0	1					
Chili Davis, S (1, 8) OBP: 0.331, SLG: 0.433										3	0	0	0	1	1	0					
Will Clark, L (1, 3) OBP: 0.343, SLG: 0.514										3	1	0	0	1	0	1					
Robby Thompson, R (1, 4) OBP: 0.304, SLG: 0.496										4	1	2	1	0	1	0					
Jose Uribe, S (1, 6) OBP: 0.327, SLG: 0.394										3	0	2	1	0	0	1					
Atlee Hammaker, S (1, 1) OBP: 0.171, SLG: 0.147										2	0	0	0	0	1	1					
Eddie Milner, L (6, PH) OBP: 0.259, SLG: 0.247										0	0	0	0	1	0	0					
Jeff Robinson, R (7, 1) OBP: 0.118, SLG: 0.118										0	0	0	0	0	0	0					
Inning Stats	R: 0 E: 0 K: 0 S: 4	H: 1 LOB: 1 BB: 0 P: 4	R: 1 E: 0 K: 1 S: 7	H: 2 LOB: 1 BB: 0 P: 7	R: 1 E: 0 K: 0 S: 4	H: 1 LOB: 1 BB: 1 P: 8	R: 2 E: 0 K: 0 S: 4	H: 1 LOB: 0 BB: 1 P: 8	R: 0 E: 0 K: 1 S: 6	H: 1 LOB: 3 BB: 2 P: 14	R: 0 E: 0 K: 1 S: 5	H: 0 LOB: 0 BB: 0 P: 5	R: 0 E: 0 K: 1 S: 5	H: 0 LOB: 0 BB: 0 P: 5	R: 0 E: 0 K: 1 S: 5	H: 0 LOB: 0 BB: 0 P: 5	1B: 1 2B: 3 3B: 2 HR: 0	SF: 1 SAC: 0 DP: 0 HBP: 0	WP: 1 PB: 0 SB: 0 CS: 1	PA: 34	
PITCHER	IP: 5.2 WLS: L BF: 26 ERA: 3.53	H: 6 R: 4 ER: 4 SO: 2	H: 6 R: 4 ER: 4 SO: 2	H: 6 R: 4 ER: 4 SO: 2	H: 6 R: 4 ER: 4 SO: 2	H: 6 R: 4 ER: 4 SO: 2	H: 6 R: 4 ER: 4 SO: 2	H: 6 R: 4 ER: 4 SO: 2	H: 6 R: 4 ER: 4 SO: 2	H: 6 R: 4 ER: 4 SO: 2	H: 6 R: 4 ER: 4 SO: 2	H: 6 R: 4 ER: 4 SO: 2	H: 6 R: 4 ER: 4 SO: 2	H: 6 R: 4 ER: 4 SO: 2	H: 6 R: 4 ER: 4 SO: 2	H: 6 R: 4 ER: 4 SO: 2	ERA: 6.35 WHIP: 1.588				
Ricky Horton, L (1, 1) ERA: 3.53	IP: 5.2 WLS: L BF: 26 ERA: 3.53	H: 6 R: 4 ER: 4 SO: 2	H: 6 R: 4 ER: 4 SO: 2	H: 6 R: 4 ER: 4 SO: 2	H: 6 R: 4 ER: 4 SO: 2	H: 6 R: 4 ER: 4 SO: 2	H: 6 R: 4 ER: 4 SO: 2	H: 6 R: 4 ER: 4 SO: 2	H: 6 R: 4 ER: 4 SO: 2	H: 6 R: 4 ER: 4 SO: 2	H: 6 R: 4 ER: 4 SO: 2	H: 6 R: 4 ER: 4 SO: 2	H: 6 R: 4 ER: 4 SO: 2	H: 6 R: 4 ER: 4 SO: 2	H: 6 R: 4 ER: 4 SO: 2	H: 6 R: 4 ER: 4 SO: 2	ERA: 6.35 WHIP: 1.588				
Lee Tunnell, R (6, 1) ERA: 4.7	IP: 0.1 WLS: 0 BF: 2 ERA: 4.7	H: 0 R: 0 ER: 0 SO: 0	H: 0 R: 0 ER: 0 SO: 0	H: 0 R: 0 ER: 0 SO: 0	H: 0 R: 0 ER: 0 SO: 0	H: 0 R: 0 ER: 0 SO: 0	H: 0 R: 0 ER: 0 SO: 0	H: 0 R: 0 ER: 0 SO: 0	H: 0 R: 0 ER: 0 SO: 0	H: 0 R: 0 ER: 0 SO: 0	H: 0 R: 0 ER: 0 SO: 0	H: 0 R: 0 ER: 0 SO: 0	H: 0 R: 0 ER: 0 SO: 0	H: 0 R: 0 ER: 0 SO: 0	H: 0 R: 0 ER: 0 SO: 0	H: 0 R: 0 ER: 0 SO: 0	ERA: 0.00 WHIP: 0.000				
Pat Perry, L (7, 1) ERA: 3.96	IP: 2.0 WLS: 0 BF: 6 ERA: 3.96	H: 0 R: 0 ER: 0 SO: 2	H: 0 R: 0 ER: 0 SO: 2	H: 0 R: 0 ER: 0 SO: 2	H: 0 R: 0 ER: 0 SO: 2	H: 0 R: 0 ER: 0 SO: 2	H: 0 R: 0 ER: 0 SO: 2	H: 0 R: 0 ER: 0 SO: 2	H: 0 R: 0 ER: 0 SO: 2	H: 0 R: 0 ER: 0 SO: 2	H: 0 R: 0 ER: 0 SO: 2	H: 0 R: 0 ER: 0 SO: 2	H: 0 R: 0 ER: 0 SO: 2	H: 0 R: 0 ER: 0 SO: 2	H: 0 R: 0 ER: 0 SO: 2	H: 0 R: 0 ER: 0 SO: 2	ERA: 0.00 WHIP: 0.000				

AB	29
R	4
H	6
RBI	4
BB	4
SO	4
LOB	7



Batter	1	2	3	4	5	6	7	8	9	AB	R	H	RBI	BB	SO	LOB	TOP									
Vince Coleman, S (1, 7) OBP: 0.370, SLG: 0.327	F7		4-3			G6-3 CS 1B	1-2 1B			4	0	2	0	0	0	0	St. Louis Cardinals @ San Francisco Giants Candlestick Park, San Francisco, CA Sat Jul 25 1987, 6:33 AM EDT Att: 26,751 - Unknown									
Ozzie Smith, S (1, 6) OBP: 0.390, SLG: 0.364	6-3					G6-3 1B	1-2 1B			4	0	2	0	0	0	2										
Tom Herr, S (1, 4) OBP: 0.355, SLG: 0.333	3-1					G6-3				4	0	0	0	0	1	3										
Jack Clark, R (1, 3) OBP: 0.461, SLG: 0.641						CS				1	1	0	0	3	1	0										
Willie McGee, S (1, 8) OBP: 0.335, SLG: 0.463	FC4-6 BB					G6-3 BB				4	1	2	0	0	0	3										
Terry Pendleton, S (1, 5) OBP: 0.376, SLG: 0.427						G6-3 BB				2	0	0	1	2	0	2										
Curt Ford, L (1, 9) José Oquendo, S (7, PH) OBP: 0.431, SLG: 0.388	G1-6-3 BB					F9				2	0	0	0	0	0	3										
Tony Peña, R (1, 2) OBP: 0.317, SLG: 0.318						G6-4-3				2	1	1	2	0	1	0										
Dave LaPoint, L (1, 1) Rod Booker, L (6, PH) Bill Dawley, R (6, 1) Ken Dayley, L (7, 1) John Morris, L (9, PH) OBP: 0.351, SLG: 0.471	F8					1B G6-3 1B				1	1	1	0	0	0	0										
Inning Stats	R: 0 E: 0 K: 0 S: 3	H: 0 LOB: 0 BB: 0 P: 3	R: 0 E: 0 K: 0 S: 2	H: 0 LOB: 1 BB: 2 P: 10	R: 0 E: 0 K: 1 S: 5	H: 0 LOB: 0 BB: 0 P: 5	R: 0 E: 0 K: 1 S: 5	H: 1 LOB: 1 BB: 1 P: 9	R: 0 E: 0 K: 0 S: 2	H: 0 LOB: 0 BB: 1 P: 6	R: 1 E: 0 K: 0 S: 4	H: 3 LOB: 0 BB: 0 P: 4	R: 3 E: 1 K: 0 S: 7	H: 3 LOB: 2 BB: 1 P: 11	R: 0 E: 0 K: 1 S: 6	H: 1 LOB: 1 BB: 0 P: 6		R: 0 E: 0 K: 3 S: 9	H: 0 LOB: 0 BB: 0 P: 9	1B: 6 2B: 1 3B: 0 HR: 1	SF: 0 SAC: 0 DP: 4 HBP: 0	WP: 0 PB: 0 SB: 1 CS: 1	PA: 37			
PITCHER	IP	WLS	BF	H	R	ER	SO	BB	IBB	HBP	BLK	WP	HR	S	P	ERA		WHIP								
Mike Krukow, R (1, 1) ERA: 6.06	5.0		20	4	1	1	2	4	0	0	0	0	0	20	36	1.80		1.600								
Craig Lefferts, L (6, 1) ERA: 4.15	1.2	W	8	3	3	3	0	1	0	0	0	0	1	7	11	16.20	2.400									
Scott Garrelts, R (7, 1) ERA: 2.97	2.1		8	1	0	0	4	0	0	0	0	0	0	16	16	0.00	0.429									

Batter	1	2	3	4	5	6	7	8	9	AB	R	H	RBI	BB	SO	LOB	BOTTOM								
Mark Wasinger, R (1, 5) OBP: 0.342, SLG: 0.362	G4-6-3 E 1B	F9								4	0	2	0	0	1	2	St. Louis Cardinals @ San Francisco Giants Candlestick Park, San Francisco, CA Sat Jul 25 1987, 6:33 AM EDT Att: 26,751 - Unknown								
Mike Aldrete, L (1, 3) OBP: 0.372, SLG: 0.455	E6 G4-6-3 1-2 1B									4	1	2	0	0	1	2									
Jeffrey Leonard, R (1, 7) OBP: 0.321, SLG: 0.516	G4-6-3 1-2 2-3									4	0	0	0	0	2	5									
Bob Brenly, R (1, 2) OBP: 0.382, SLG: 0.552	F8									4	1	2	2	0	0	1									
Chili Davis, S (1, 8) OBP: 0.335, SLG: 0.444										3	1	2	1	1	0	0									
Joel Youngblood, R (1, 9) OBP: 0.250, SLG: 0.262										3	0	0	0	0	0	1									
Eddie Milner, L (6, 8) OBP: 0.255, SLG: 0.244	L6									1	0	0	0	0	1	2									
Robby Thompson, R (1, 4) OBP: 0.307, SLG: 0.416										4	1	2	0	0	1	0									
Jose Uribe, S (1, 6) OBP: 0.325, SLG: 0.398										4	1	1	0	0	2	1									
Mike Krukow, R (1, 1) OBP: 0.200, SLG: 0.207										2	0	2	2	0	0	0									
Craig Lefferts, L (6, 1) OBP: 0.250, SLG: 0.250										1	0	0	0	0	1	1									
Scott Garrelts, R (7, 1) OBP: 0.125, SLG: 0.125										1	0	0	0	0	1	0									
Inning Stats	R: 0 E: 1 K: 0 S: 4	H: 1 LOB: 1 BB: 0 P: 4	R: 3 E: 0 K: 1 S: 10	H: 5 LOB: 2 BB: 0 P: 10	R: 1 E: 0 K: 0 S: 4	H: 1 LOB: 0 BB: 0 P: 4	R: 0 E: 0 K: 2 S: 8	H: 1 LOB: 1 BB: 0 P: 8	R: 0 E: 0 K: 0 S: 4	H: 1 LOB: 1 BB: 0 P: 4	R: 0 E: 0 K: 2 S: 7	H: 1 LOB: 1 BB: 0 P: 7	R: 1 E: 0 K: 2 S: 9	H: 3 LOB: 2 BB: 1 P: 13	R: 0 E: 0 K: 3 S: 9	H: 0 LOB: 0 BB: 0 P: 9	1B: 8 2B: 3 3B: 1 HR: 2	SF: 0 SAC: 0 DP: 2 HBP: 0	WP: 0 PB: 0 SB: 0 CS: 1	PA: 36					
PITCHER	IP	WLS	BF	H	R	ER	SO	BB	IBB	HBP	BLK	WP	HR	S	P	ERA	WHIP								
Dave LaPoint, L (1, 1) ERA: 6.75	5.0		24	9	4	4	3	0	0	0	0	0	0	13	17	5.40	3.000								
Bill Dawley, R (6, 1) ERA: 4.39	1.2	L	8	4	1	1	3	1	0	0	0	0	0	13	17	5.40	3.000								
Ken Dayley, L (7, 1) ERA: 1.57	1.1		4	0	0	0	4	0	0	0	0	0	0	12	12	0.00	0.000								

AB 31
R 4
H 8
RBI 3
BB 5
SO 6
LOB 14



AB 35
R 5
H 13
RBI 5
BB 1
SO 10
LOB 15



Batter	1	2	3	4	5	6	7	8	9	10	AB	R	H	RBI	BB	SO	LOB	TOP	
Vince Coleman, S OBP: 0.373, SLG: 0.329	(1, 7) 4-0 S 1B 5-3 BB		X 0-0 CS 1B			X 0-0 L5		X 0-0 S 4-3 E 1B		X 0-3 K	4	2	2	0	1	1	0	St. Louis Cardinals @ San Francisco Giants Candlestick Park, San Francisco, CA Sun Jul 26 1987, 6:33 AM EDT Unknown	
Ozzie Smith, S OBP: 0.388, SLG: 0.361	(1, 6) 0-0 5-3 S 1B		X 0-0 F9			X 0-3 K		X 0-0 4-3		X 0-0 5-3	5	0	1	0	0	1	3		
Tom Herr, S OBP: 0.351, SLG: 0.330	(1, 4) 0-3 K		X 0-0 5-3			X 0-0 F9		X 0-0 SF8			3	0	0	1	0	1	3		
Jack Clark, R OBP: 0.461, SLG: 0.637	(1, 3) 4-0 5-3 IBB			X 0-3 K		X 0-3 K		X 0-0 E BB			2	0	0	0	2	2	0		
Willie McGee, S OBP: 0.334, SLG: 0.460	(1, 8) 0-0 5-3			X 0-0 6-3		X 0-0 1B 1B		X 0-0 F5			4	0	1	1	0	0	3		
Todd Worrell, R (8, 1)	(8, 1) 1-2 2-3 5-H							X 1-2 2-H			0	0	0	0	0	0	0		
Terry Pendleton, S OBP: 0.377, SLG: 0.425	(1, 5) 0-0 F3			X 0-0 CS 1B		X 0-3 K		X 0-3 K			4	0	1	0	0	2	3		
José Oquendo, S OBP: 0.433, SLG: 0.391	(1, 9)	X 0-0 G6-3 1B		X 0-0 CS	X 0-0 5-3		X 0-0 1B		X 0-0 4-3		4	0	2	0	0	0	0		
Steve Lake, R OBP: 0.307, SLG: 0.376	(1, 2) 0-0 G6-3			X 0-0 6-3		X 0-0 5-3		X 0-0 6-3			4	0	0	0	0	0	3		
Bob Forsch, R OBP: 0.400, SLG: 0.667	(1, 1)			X 0-3 K		X 0-0 6-3					2	0	0	0	0	1	0		
Curt Ford, L OBP: 0.352, SLG: 0.465	(8, PH) (8, 8)							X 0-0 4-3 1B SF8 1B		X 0-0 4-3	2	1	1	0	0	0	0		
Inning Stats	R: 1 E: 0 K: 1 S: 6	H: 1 LOB: 2 BB: 2 P: 14	R: 0 E: 0 K: 1 S: 5	H: 1 LOB: 0 BB: 0 P: 5	R: 0 E: 0 K: 0 S: 3	H: 1 LOB: 0 BB: 0 P: 5	R: 0 E: 0 K: 1 S: 5	H: 0 LOB: 0 BB: 0 P: 3	R: 0 E: 0 K: 2 S: 9	H: 2 LOB: 2 BB: 0 P: 9	R: 2 E: 0 K: 0 S: 5	H: 2 LOB: 1 BB: 1 P: 9	R: 0 E: 0 K: 1 S: 5	H: 0 LOB: 0 BB: 0 P: 5	R: 0 E: 0 K: 1 S: 5	H: 0 LOB: 0 BB: 0 P: 5	1B: 8 2B: 0 3B: 0 HR: 0	SF: 1 SAC: 0 DP: 1 HBP: 0	WP: 0 PA: 39 PB: 0 SB: 3 CS: 2
PITCHER	IP 7.0	WLS 26	H 6	R 1	ER 1	SO 6	BB 1	IBB 1	HBP 0	BLK 0	WP 0	HR 0	S 36	P 44	ERA 1.29	WHIP 1.000			
Dave Dravecky, L ERA: 3.54	(1, 1)	0.2	4	2	2	1	0	0	0	0	0	0	4	4	13.50	3.000			
Jeff Robinson, R ERA: 2.89	(8, 1)	2.1	W	8	0	0	0	2	1	0	0	0	11	15	0.00	0.429			
Scott Garrelts, R ERA: 2.88	(8, 1)																		

AB	34
R	3
H	8
RBI	2
BB	3
SO	8
LOB	15



Batter	1	2	3	4	5	6	7	8	9	10	AB	R	H	RBI	BB	SO	LOB	BOTTOM			
Eddie Milner, L OBP: 0.243, SLG: 0.232	(1, 8) 0-0 4-3		X 0-0 G3		X 0-0 6-3		X 0-0 F6		X 0-0 F7		5	0	0	0	0	0	3	St. Louis Cardinals @ San Francisco Giants Candlestick Park, San Francisco, CA Sun Jul 26 1987, 6:33 AM EDT Unknown			
Chris Speier, R OBP: 0.338, SLG: 0.411	(1, 5) 0-0 4-3		X 0-0 4-3		X 0-0 F7		X 0-0 E5 1B		X 0-3 K		5	0	0	0	0	1	2				
Mike Aldrete, L OBP: 0.374, SLG: 0.453	(1, 7) 0-0 1-3		X 0-0 HBP BB		X 0-0 F8		X 0-0 1-2 3-H 1B		X 0-3 K		3	0	1	1	1	0	0				
Jeff Robinson, R OBP: 0.118, SLG: 0.118	(8, 1)										0	0	0	0	0	0	0				
Scott Garrelts, R OBP: 0.125, SLG: 0.125	(8, 1)										0	0	0	0	0	0	0				
Harry Spilman, L OBP: 0.356, SLG: 0.451	(10, PH)										1	0	0	0	0	1	0				
Bob Brenly, R OBP: 0.374, SLG: 0.551	(1, 2)	X 0-0 WP FC4-5 1B		X 1-2 HBP		X 0-0 6-3		X 0-0 P3		X 0-0 BB HR 1B	4	0	2	0	0	0	2				
Mark Wasinger, R OBP: 0.342, SLG: 0.362	(10, PR)										0	1	0	0	0	0	0				
Chili Davis, S OBP: 0.336, SLG: 0.442	(1, 9) 0-0 1-2 1B 1B		X 0-0 4-3		X 0-0 1-3		X 0-0 4-3		X 0-0 4-3		4	2	1	0	1	0	2				
Will Clark, L OBP: 0.341, SLG: 0.519	(1, 3) 0-3 K			X 0-0 4-3		X 0-0 F9		X 0-0 F8		X 0-0 HR BB	5	1	1	3	0	1	2				
Robby Thompson, R OBP: 0.310, SLG: 0.415	(1, 4) 0-0 FC4-5 1B			X 0-0 1B		X 0-0 1B		X 0-0 SH1-4 E BB		X 0-0 6-3	3	1	1	0	1	0	2				
Jose Uribe, S OBP: 0.333, SLG: 0.405	(1, 6) 0-0 1-2 2-H 1B		X 0-0 F7		X 0-0 F7		X 0-0 SH1-4		X 0-0 S 1B		3	0	2	1	0	0	1				
Dave Dravecky, R OBP: 0.188, SLG: 0.133	(1, 1)			X 0-0 5-3		X 0-0 5-3		X 0-0 E 1B IBB		X 0-3 K	2	0	0	0	0	1	3				
Jeffrey Leonard, R OBP: 0.322, SLG: 0.515	(7, PH) (8, 7)										1	1	0	0	1	1	1				
Inning Stats	R: 0 E: 0 K: 0 S: 3	H: 0 LOB: 0 BB: 0 P: 3	R: 1 E: 0 K: 2 S: 10	H: 3 LOB: 2 BB: 0 P: 10	R: 0 E: 0 K: 0 S: 3	H: 0 LOB: 2 BB: 1 P: 8	R: 0 E: 0 K: 0 S: 4	H: 1 LOB: 1 BB: 0 P: 4	R: 0 E: 0 K: 0 S: 3	H: 0 LOB: 0 BB: 0 P: 3	R: 2 E: 1 K: 0 S: 5	H: 1 LOB: 2 BB: 2 P: 13	R: 0 E: 0 K: 0 S: 3	H: 0 LOB: 0 BB: 0 P: 3	R: 0 E: 0 K: 2 S: 8	H: 1 LOB: 1 BB: 0 P: 8	R: 3 E: 0 K: 1 S: 5	H: 2 LOB: 1 BB: 1 P: 9	1B: 7 2B: 0 3B: 0 HR: 1	SF: 0 SAC: 1 DP: 0 HBP: 1	WP: 1 PA: 42 PB: 0 SB: 1 CS: 0
PITCHER	IP 7.0	WLS 31	H 5	R 3	ER 1	SO 2	BB 2	IBB 1	HBP 1	BLK 0	WP 1	HR 0	S 31	P 44	ERA 1.29	WHIP 1.000					
Bob Forsch, R ERA: 4.46	(1, 1)	2.1	L	11	3	3	3	1	0	0	0	0	1	16	20	11.57	1.714				
Todd Worrell, R ERA: 3.5	(8, 1)																				

AB	36
R	6
H	8
RBI	5
BB	4
SO	5
LOB	18



Batter	1	2	3	4	5	6	7	8	9	AB	R	H	RBI	BB	SO	LOB	TOP			
Vince Coleman, S (1, 7) OBP: 0.373, SLG: 0.330										5	1	2	0	0	0	2	St. Louis Cardinals @ San Francisco Giants Candlestick Park, San Francisco, CA Sun Jul 26 1987, 6:38 AM EDT Att: 41,256 - Unknown			
Ozzie Smith, S (1, 6) OBP: 0.389, SLG: 0.361										3	0	1	0	1	0	0				
Terry Pendleton, S (1, 5) OBP: 0.378, SLG: 0.424										3	0	1	1	1	1	0				
Jack Clark, R (1, 3) OBP: 0.461, SLG: 0.634										3	0	1	0	1	0	2				
Willie McGee, S (1, 8) OBP: 0.331, SLG: 0.456										4	0	0	0	0	0	6				
Curt Ford, L (1, 9) OBP: 0.351, SLG: 0.460										2	1	0	0	1	0	0				
Jim Lindeman, R (8, PH) OBP: 0.217, SLG: 0.360										1	0	0	0	0	0	0				
José Oquendo, S (1, 4) OBP: 0.434, SLG: 0.393										4	0	2	0	0	0	0				
Tony Peña, R (1, 2) OBP: 0.311, SLG: 0.312										4	0	0	0	0	0	2				
Greg Mathews, R (1, 1) OBP: 0.250, SLG: 0.238										2	0	0	0	0	2	1				
Lee Tunnel, R (5, 1) OBP: 0.259, SLG: 0.250										0	0	0	0	0	0	0				
John Morris, L (6, PH) OBP: 0.346, SLG: 0.465										1	0	0	0	0	0	1				
Bill Dawley, R (6, 1) OBP: 0.308, SLG: 0.182										0	0	0	0	0	0	0				
Tom Herr, S (9, PH) OBP: 0.353, SLG: 0.330										0	0	0	0	1	0	0				
Inning Stats	R: 0 E: 0 K: 0 S: 3	H: 2 LOB: 2 BB: 2 P: 11	R: 1 E: 1 K: 1 S: 6	H: 1 LOB: 1 BB: 1 P: 10	R: 0 E: 0 K: 1 S: 5	H: 0 LOB: 1 BB: 1 P: 9	R: 0 E: 0 K: 0 S: 3	H: 0 LOB: 0 BB: 0 P: 3	R: 1 E: 0 K: 1 S: 8	H: 3 LOB: 2 BB: 0 P: 8	R: 0 E: 0 K: 0 S: 4	H: 1 LOB: 1 BB: 0 P: 4	R: 0 E: 0 K: 0 S: 3	H: 0 LOB: 0 BB: 0 P: 3	R: 0 E: 0 K: 0 S: 3	H: 0 LOB: 0 BB: 1 P: 7	1B: 7 2B: 0 3B: 0 HR: 0	SF: 0 SAC: 0 DP: 1 HBP: 0	WP: 0 PB: 0 SB: 0 CS: 0	PA: 37
PITCHER	IP WLS BF H R ER SO BB IBB HBP BLK WP HR S P ERA WHIP	6.0 W 27 7 2 1 3 4 0 0 0 0 0 29 45 1.50 1.833	3.0 S 10 0 0 0 0 1 0 0 0 0 0 9 13 0.00 0.333																	

AB 32
R 2
H 7
RBI 1
BB 5
SO 3
LOB 14



Batter	1	2	3	4	5	6	7	8	9	AB	R	H	RBI	BB	SO	LOB	BOTTOM			
Mike Aldrete, L (1, 9) OBP: 0.377, SLG: 0.451										3	0	1	0	1	0	1	St. Louis Cardinals @ San Francisco Giants Candlestick Park, San Francisco, CA Sun Jul 26 1987, 6:38 AM EDT Att: 41,256 - Unknown			
Kevin Mitchell, R (1, 5) OBP: 0.313, SLG: 0.421										3	1	1	1	1	1	3				
Jeffrey Leonard, R (1, 7) OBP: 0.321, SLG: 0.512										4	1	1	0	0	1	3				
Bob Melvin, R (1, 2) OBP: 0.263, SLG: 0.378										4	0	1	1	0	2	0				
Chili Davis, S (1, 8) OBP: 0.332, SLG: 0.438										3	0	0	1	0	2	0				
Chris Speier, R (1, 4) OBP: 0.336, SLG: 0.413										4	0	1	0	0	1	1				
Will Clark, L (1, 3) OBP: 0.346, SLG: 0.529										3	1	2	1	1	0	0				
Jose Uribe, S (1, 6) OBP: 0.339, SLG: 0.409										4	2	2	0	0	0	3				
Michael LaCoss, R (1, 1) OBP: 0.161, SLG: 0.103										1	0	0	0	0	0	1				
Craig Lefferts, L (7, 1) OBP: 0.400, SLG: 0.600										1	0	1	1	0	0	0				
Inning Stats	R: 0 E: 0 K: 0 S: 3	H: 1 LOB: 0 BB: 0 P: 3	R: 0 E: 0 K: 1 S: 5	H: 0 LOB: 0 BB: 0 P: 5	R: 0 E: 0 K: 0 S: 3	H: 1 LOB: 0 BB: 0 P: 3	R: 2 E: 0 K: 0 S: 5	H: 2 LOB: 1 BB: 1 P: 9	R: 2 E: 0 K: 1 S: 8	H: 3 LOB: 1 BB: 0 P: 8	R: 0 E: 0 K: 3 S: 9	H: 0 LOB: 0 BB: 0 P: 9	R: 1 E: 1 K: 1 S: 7	H: 2 LOB: 2 BB: 1 P: 11	R: 0 E: 0 K: 1 S: 6	H: 1 LOB: 2 BB: 1 P: 10	1B: 6 2B: 3 3B: 0 HR: 1	SF: 1 SAC: 1 DP: 1 HBP: 0	WP: 0 PB: 0 SB: 0 CS: 1	PA: 35
PITCHER	IP WLS BF H R ER SO BB IBB HBP BLK WP HR S P ERA WHIP	4.2 L 20 7 4 4 1 0 0 0 0 0 3 3 0.00 0.000	0.1 1 0 0 0 1 0 0 0 0 0 0 3 3 0.00 0.000	3.0 14 3 1 0 5 0 2 0 0 0 0 22 30 0.00 1.000																

AB 30
R 5
H 10
RBI 5
BB 3
SO 7
LOB 12



Batter	1	2	3	4	5	6	7	8	9	AB	R	H	RBI	BB	SO	LOB	TOP					
Mookie Wilson, S OBP: 0.350, SLG: 0.458 (1, 8)										4	1	1	0	1	1	2	New York Mets @ St. Louis Cardinals Busch Stadium, St. Louis, MO Thu Jul 30 1987, 7:05 PM CDT Att: 48,256 - Unknown					
Tim Lincecum, R OBP: 0.426, SLG: 0.600 (1, 4)										4	0	0	0	0	2	5						
Keith Hernandez, L OBP: 0.382, SLG: 0.432 (1, 3)										5	0	2	0	0	0	2						
Darryl Strawberry, L OBP: 0.401, SLG: 0.573 (1, 9)										2	2	2	0	3	0	0						
Kevin McReynolds, R OBP: 0.331, SLG: 0.511 (1, 7)										5	1	1	2	0	1	6						
Gary Carter, R OBP: 0.300, SLG: 0.411 (1, 2)										5	0	2	2	0	0	4						
Howard Johnson, S OBP: 0.356, SLG: 0.526 (1, 6)										4	1	1	1	0	1	4						
Dave Magadan, L OBP: 0.386, SLG: 0.455 Bill Almon, R OBP: 0.339, SLG: 0.294 (8, 6)										3	0	1	0	1	1	0						
Dwight Gooden, R OBP: 0.188, SLG: 0.188 Roger McDowell, R OBP: 0.364, SLG: 0.400 (9, 1)										2	0	1	0	0	0	0						
Inning Stats	R: 3 E: 0 K: 1 S: 8	H: 3 LOB: 1 BB: 1 P: 12	R: 0 E: 0 K: 0 S: 3	H: 0 LOB: 1 BB: 1 P: 7	R: 0 E: 0 K: 0 S: 5	H: 2 LOB: 2 BB: 0 P: 5	R: 0 E: 0 K: 2 S: 8	H: 1 LOB: 1 BB: 0 P: 8	R: 1 E: 0 K: 1 S: 6	H: 1 LOB: 1 BB: 0 P: 10	R: 0 E: 0 K: 0 S: 3	H: 0 LOB: 0 BB: 0 P: 3	R: 0 E: 0 K: 1 S: 5	H: 1 LOB: 1 BB: 0 P: 6	R: 1 E: 0 K: 1 S: 7	H: 2 LOB: 2 BB: 1 P: 11	R: 0 E: 0 K: 0 S: 3	H: 1 LOB: 1 BB: 1 P: 7	1B: 8 2B: 1 3B: 1 HR: 1	SF: 0 SAC: 2 DP: 2 HBP: 1	WP: 0 PB: 0 SB: 2 CS: 0	PA: 42
PITCHER	IP WLS BF H R ER SO BB IBB HBP BLK WP HR S P ERA WHIP	IP WLS BF H R ER SO BB IBB HBP BLK WP HR S P ERA WHIP															IP WLS BF H R ER SO BB IBB HBP BLK WP HR S P ERA WHIP					
Greg Mathews, L ERA: 4.0 (1, 1)	2.1 L 14 5 3 3 1 2 0 0 0 0 0 0 14 22 11.57 3.000																					
Lee Tunnell, R ERA: 4.53 (3, 1)	4.2 18 3 1 1 4 1 0 1 0 0 0 0 24 29 1.93 0.857																					
Bill Dawley, R ERA: 4.03 (8, 1)	2.0 10 3 1 1 1 1 1 0 0 0 0 0 1 10 18 4.50 2.000																					
Batter	1	2	3	4	5	6	7	8	9	AB	R	H	RBI	BB	SO	LOB	BOTTOM					
Vince Coleman, S OBP: 0.368, SLG: 0.324 (1, 7)										5	0	0	0	0	2	2	New York Mets @ St. Louis Cardinals Busch Stadium, St. Louis, MO Thu Jul 30 1987, 7:05 PM CDT Att: 48,256 - Unknown					
Ozzie Smith, S OBP: 0.388, SLG: 0.368 (1, 6)										5	0	2	0	0	0	2						
Tom Herr, S OBP: 0.360, SLG: 0.341 (1, 4)										4	1	1	0	0	1	1						
Willie McGee, S OBP: 0.323, SLG: 0.445 (1, 8)										4	1	1	0	0	0	3						
Terry Pendleton, S OBP: 0.378, SLG: 0.429 (1, 5)										3	0	1	1	0	0	1						
Curt Ford, L OBP: 0.346, SLG: 0.449 (1, 9)										4	0	1	1	0	2	3						
Jim Lindeman, R OBP: 0.226, SLG: 0.367 (1, 3)										4	0	2	0	0	0	2						
Tony Peña, R OBP: 0.311, SLG: 0.330 (1, 2)										4	1	2	0	0	1	1						
Greg Mathews, R OBP: 0.244, SLG: 0.233 Lee Tunnell, R OBP: 0.235, SLG: 0.235 John Morris, L OBP: 0.342, SLG: 0.458 Bill Dawley, R OBP: 0.286, SLG: 0.167 Jose Quiendo, S OBP: 0.426, SLG: 0.384 (7, PH)										1	0	0	0	0	0	0						
Inning Stats	R: 2 E: 0 K: 0 S: 7	H: 4 LOB: 2 BB: 0 P: 7	R: 0 E: 0 K: 2 S: 7	H: 0 LOB: 0 BB: 0 P: 7	R: 0 E: 0 K: 0 S: 3	H: 0 LOB: 0 BB: 0 P: 3	R: 0 E: 0 K: 1 S: 6	H: 1 LOB: 1 BB: 0 P: 6	R: 0 E: 0 K: 1 S: 6	H: 0 LOB: 0 BB: 0 P: 5	R: 0 E: 0 K: 1 S: 4	H: 1 LOB: 0 BB: 0 P: 4	R: 0 E: 0 K: 1 S: 6	H: 1 LOB: 2 BB: 0 P: 7	R: 0 E: 0 K: 0 S: 5	H: 2 LOB: 2 BB: 0 P: 5	1B: 6 2B: 3 3B: 1 HR: 0	SF: 0 SAC: 1 DP: 0 HBP: 1	WP: 0 PB: 0 SB: 0 CS: 0	PA: 38		
PITCHER	IP WLS BF H R ER SO BB IBB HBP BLK WP HR S P ERA WHIP	IP WLS BF H R ER SO BB IBB HBP BLK WP HR S P ERA WHIP															IP WLS BF H R ER SO BB IBB HBP BLK WP HR S P ERA WHIP					
Dwight Gooden, R ERA: 2.69 (1, 1)	8.0 W 34 9 3 3 6 0 0 0 0 0 0 45 46 3.38 1.125																					
Roger McDowell, R ERA: 3.74 (9, 1)	1.0 S 4 1 0 0 0 0 0 0 0 0 0 4 4 0.00 1.000																					

Batter	1	2	3	4	5	6	7	8	9	AB	R	H	RBI	BB	SO	LOB	TOP										
John Cangelosi, S (1, 7) Barry Jones, R (9, 1)	F9	PB S 1-2 1B			F7		G6-4-3 1-2		1B	5	0	2	0	0	0	1											
Andy Van Slyke, L (1, 8) OBP: 0.352, SLG: 0.503	1B SF9	1B			1B 1-6-3 BB		K		K	3	2	1	0	2	2	1											
Johnny Ray, S (1, 4) OBP: 0.322, SLG: 0.353	BB 1-3 1B	G3			1-6-3 1B			F8		4	0	2	0	0	0	2											
Sid Bream, L (1, 3) OBP: 0.345, SLG: 0.439	BB 1-2 BB			6-3	1-6-3			2B		3	0	1	1	1	0	1											
Bobby Bonilla, S (1, 5) OBP: 0.334, SLG: 0.444	SF9			K	L3			F2		3	0	0	1	0	1	2											
R.J. Reynolds, S (1, 9) Al Pedrique, R (9, 6)	3-H F5			K			1-3	IBB		3	0	0	0	1	1	2											
Michael LaValliere, L (1, 2)		E9 1B		6-3			3-1	3-1		4	1	1	0	0	0	2											
Sam Khalifa, R (1, 6) Mike Diaz, R (9, PH)				F8			6-3		K	3	0	1	1	0	0	0											
Brian Fisher, R (1, 1) Brett Gideon, R (8, 1) Jim Morrison, R (8, 5)	FC1-6 1B	FC1-6 CS		K				G6-4-3 HBP	6-3	2	0	0	0	0	1	1											
Inning Stats	R: 1 E: 0 K: 0 S: 5	H: 2 LOB: 2 BB: 1 P: 9	R: 1 E: 1 K: 0 S: 5	H: 3 LOB: 2 BB: 1 P: 9	R: 0 E: 0 K: 2 S: 7	H: 0 LOB: 0 BB: 0 P: 7	R: 0 E: 0 K: 1 S: 5	H: 0 LOB: 0 BB: 0 P: 5	R: 1 E: 0 K: 0 S: 4	H: 1 LOB: 1 BB: 1 P: 8	R: 0 E: 0 K: 0 S: 3	H: 0 LOB: 0 BB: 0 P: 3	R: 0 E: 0 K: 1 S: 4	H: 0 LOB: 0 BB: 0 P: 5	R: 0 E: 0 K: 0 S: 4	H: 1 LOB: 2 BB: 0 P: 8	R: 0 E: 0 K: 2 S: 8	H: 1 LOB: 1 BB: 0 P: 8	1B: 6 2B: 2 3B: 0 HR: 0	SF: 1 SAC: 0 DP: 1 HBP: 1	WP: 0 PB: 1 SB: 1 CS: 1	PA: 38					
PITCHER	IP	WLS	BF	H	R	ER	SO	BB	IBB	HBP	BLK	WP	HR	S	P	ERA	WHIP										
Bob Forsch, R (1, 1) ERA: 4.5	5.0		23	6	3	3	3	3	0	0	0	0	0	26	38	5.40	1.800										
Pat Perry, L (6, 1) ERA: 3.95	3.0		11	1	0	0	1	0	1	1	0	0	0	11	16	0.00	0.333										
Ken Dayley, L (9, 1) ERA: 1.71	1.0	W	4	1	0	0	2	0	0	0	0	0	0	8	8	0.00	1.000										

Pittsburgh Pirates @ St. Louis Cardinals
 Busch Stadium, St. Louis, MO
 Fri Jul 31 1987, 7:05 PM CDT
 Att: 38,757 - Unknown

AB	32
R	3
H	8
RBI	3
BB	4
SO	6
LOB	12



Batter	1	2	3	4	5	6	7	8	9	AB	R	H	RBI	BB	SO	LOB	BOTTOM										
Vince Coleman, S (1, 7) OBP: 0.366, SLG: 0.325	L8		F8		G3			E6 SH1-3 1B	2B	5	1	1	2	0	0	2											
Ozzie Smith, S (1, 6) OBP: 0.388, SLG: 0.367	2B 1B		L3		1-3			SH1-3		3	0	1	0	0	0	1											
Tom Herr, S (1, 4) OBP: 0.358, SLG: 0.340	L7		1-3				L5	1B		4	0	1	2	0	0	1											
Willie McGee, S (1, 8) OBP: 0.327, SLG: 0.451				3-1			G4-6-3 1B	1B		4	0	3	0	0	0	0											
Terry Pendleton, S (1, 5) OBP: 0.375, SLG: 0.424	4-3			K			G4-6-3 1-2	K		4	0	0	0	0	2	5											
Curt Ford, L (1, 9) Ken Dayley, L (9, 1)				3-1			3-1	F9		3	0	0	0	1	0	2											
Jim Lindeman, R (1, 3) OBP: 0.235, SLG: 0.366								F8		3	1	1	0	0	1	1											
Tony Peña, R (1, 2) OBP: 0.314, SLG: 0.335								F8		3	0	1	0	1	0	1											
Bob Forsch, R (1, 1) John Morris, L (5, PH) Pat Perry, L (6, 1) José Quiendo, S (8, PH)								SH1-3 E 1B BB	FC6-4 2B	1	0	0	0	0	1	1											
Inning Stats	R: 0 E: 0 K: 0 S: 5	H: 2 LOB: 2 BB: 0 P: 5	R: 0 E: 0 K: 2 S: 6	H: 0 LOB: 1 BB: 2 P: 14	R: 0 E: 0 K: 0 S: 3	H: 0 LOB: 0 BB: 0 P: 3	R: 0 E: 0 K: 1 S: 5	H: 0 LOB: 0 BB: 0 P: 5	R: 1 E: 0 K: 0 S: 4	H: 1 LOB: 1 BB: 0 P: 5	R: 0 E: 0 K: 0 S: 3	H: 1 LOB: 0 BB: 0 P: 3	R: 0 E: 0 K: 0 S: 3	H: 0 LOB: 0 BB: 0 P: 3	R: 2 E: 1 K: 1 S: 8	H: 2 LOB: 2 BB: 1 P: 12	R: 0 E: 0 K: 0 S: 4	H: 2 LOB: 1 BB: 0 P: 4	1B: 5 2B: 3 3B: 0 HR: 0	SF: 0 SAC: 1 DP: 1 HBP: 1	WP: 0 PB: 0 SB: 1 CS: 1	PA: 37					
PITCHER	IP	WLS	BF	H	R	ER	SO	BB	IBB	HBP	BLK	WP	HR	S	P	ERA	WHIP										
Brian Fisher, R (1, 1) ERA: 4.8	7.0		27	4	2	2	3	3	0	1	0	0	0	29	42	2.57	1.000										
Brett Gideon, R (8, 1) ERA: 3.0	1.0		6	2	1	0	1	0	0	0	0	0	0	8	8	0.00	2.000										
Barry Jones, R (9, 1) ERA: 6.91	0.2	L	4	2	1	1	0	0	0	0	0	0	0	4	4	13.50	3.000										

Pittsburgh Pirates @ St. Louis Cardinals
 Busch Stadium, St. Louis, MO
 Fri Jul 31 1987, 7:05 PM CDT
 Att: 38,757 - Unknown

AB	32
R	4
H	8
RBI	4
BB	3
SO	4
LOB	17




Batter	1	2	3	4	5	6	7	8	9	10	AB	R	H	RBI	BB	SO	LOB											
John Cangelosi, S OBP: 0.483, SLG: 0.358 (1, 7)	0-0 5-3	0-0 1B 2B		4-0 SF7 IBB		0-0 6-3			4-0 SH1-4 BB		3	2	1	2	2	0	1											
Al Pedrique, R OBP: 0.304, SLG: 0.333 (1, 6)	0-0 L7	0-0 CS 1B		0-0 SF7			4-0 5-3 BB		0-0 SH1-4		2	0	1	2	1	0	0											
Andy Van Slyke, L OBP: 0.352, SLG: 0.507 (1, 8)	0-0 2B	0-0 CS 1-2	0-3 K	0-0 6-3			0-0 L4		0-0 2B		5	0	2	1	0	1	3											
Mike Diaz, R OBP: 0.325, SLG: 0.485 John Smiley, L OBP: 0.167, SLG: 0.333 Barry Jones, R (9, 1)	4-0 BB		0-0 F8		0-0 F8		0-0 5-3		0-0 B2		3	0	0	0	1	0	1											
Bobby Bonilla, S OBP: 0.329, SLG: 0.436 (1, 5)	0-0 F3		0-0 5-3		0-0 F9		0-0 4-3		0-3 K		5	0	0	0	0	1	4											
Jim Morrison, R OBP: 0.313, SLG: 0.413 (1, 4)		0-0 FC6-4 1B		0-0 SH 2B		0-0 F7		0-0 6-3		0-0 F8		5	1	2	0	0	0											
Sid Bream, L OBP: 0.344, SLG: 0.440 (1, 3)		0-3 K		0-0 SH 2B SF7			0-0 2B		0-0 4-3		4	1	1	0	0	1	1											
Junior Ortiz, R OBP: 0.303, SLG: 0.317 (1, 2)		0-0 FC6-4 1B 2B		0-0 SF7 2B		0-0 F7		0-0 FC6 1B		0-0 5-3		5	1	2	1	0	2											
Rick Reuschel, R OBP: 0.175, SLG: 0.236 R.J. Reynolds, S OBP: 0.324, SLG: 0.387 (7, 9)	0-0 2B 1B		0-0 5-3		0-0 1-3		0-0 1-3		0-0 FC6 1-2		3	1	1	0	0	0	3											
Inning Stats	R: 0 E: 0 K: 0 S: 4	H: 1 LOB: 2 BB: 1 P: 8	R: 3 E: 0 K: 1 S: 8	H: 4 LOB: 0 BB: 0 P: 8	R: 0 E: 0 K: 1 S: 5	H: 0 LOB: 0 BB: 0 P: 5	R: 2 E: 1 K: 0 S: 6	H: 2 LOB: 2 BB: 1 P: 10	R: 0 E: 0 K: 0 S: 4	H: 1 LOB: 1 BB: 0 P: 4	R: 0 E: 0 K: 0 S: 3	H: 0 LOB: 1 BB: 1 P: 7	R: 0 E: 0 K: 0 S: 4	H: 1 LOB: 1 BB: 0 P: 4	R: 1 E: 0 K: 1 S: 6	H: 1 LOB: 1 BB: 10 P: 10	R: 0 E: 0 K: 0 S: 3	H: 0 LOB: 0 BB: 0 P: 3	1B: 4 2B: 6 3B: 0 HR: 0	SF: 1 SAC: 2 DP: 0 HBP: 0	WP: 0 PA: 45 PB: 0 SB: 0 CS: 1							
PITCHER	IP	WLS	BF	H	R	ER	SO	BB	IBB	HBP	BLK	WP	HR	S	P	ERA	WHIP											
John Tudor, L ERA: 6.64 Bill Dawley, R ERA: 3.92 Lee Tunnell, R ERA: 4.52 Pat Perry, L ERA: 3.9 Todd Worrell, R ERA: 3.99	(1, 1)	4.0	21	7	5	4	2	1	1	0	0	0	0	0	23	31	9.00	2.000										
	(5, 1)	2.0	7	1	0	0	0	0	0	0	0	0	0	0	7	7	0.00	0.500										
	(7, 1)	2.0	9	1	1	1	0	2	0	0	0	0	0	7	15	4.50	1.500											
	(9, 1)	0.2	3	1	0	0	0	0	0	0	0	0	0	3	3	0.00	1.500											
	(9, 1)	1.1	W	4	0	0	0	1	0	0	0	0	0	6	6	0.00	0.000											

TOP

Pittsburgh Pirates @ St. Louis Cardinals
Busch Stadium, St. Louis, MO
Sat/Aug 01 1987, 7:05 PM CDT
Att: 47,106 - Unknown

AB	37
R	6
H	10
RBI	6
BB	4
SO	3
LOB	17




Batter	1	2	3	4	5	6	7	8	9	10	AB	R	H	RBI	BB	SO	LOB											
Vince Coleman, S OBP: 0.369, SLG: 0.328 (1, 7)	0-0 2B 1B		0-0 FC4-6 S		0-0 G3		0-0 S 1B		0-0 CS 1B		5	1	3	1	0	0	1											
Ozzie Smith, S OBP: 0.390, SLG: 0.373 (1, 6)	0-0 SF7 2B		0-0 F8			0-0 5-3 1B E	0-0 4-3		0-0 CS 1B	0-0 1B FC3-2	5	2	3	1	0	0	2											
Tom Herr, S OBP: 0.362, SLG: 0.345 (1, 4)	0-0 SF7		0-0 F6			0-0 5-3 1B E		0-0 FC5-4 1B		0-0 FC3-2 IBB E 1B	4	2	3	1	0	0	1											
Wille McGee, S OBP: 0.325, SLG: 0.446 (1, 8)	0-3 K		0-0 F8			0-0 5-3		0-0 FC5-4 G6-4-3 1B		4-0 E FC3-2 IBB	4	0	0	0	1	1	3											
Terry Pendleton, S OBP: 0.276, SLG: 0.425 Todd Worrell, R OBP: 0.200, SLG: 0.200 Rod Booker, L OBP: 0.425, SLG: 0.429 (10, PH)	0-3 K		0-0 K		0-0 2B 1B	0-0 E3 6-3 1B		0-0 G6-4-3 1-2 2-3 3-4		0-0 FC3-2 E	4	0	2	1	0	1	1											
John Morris, L OBP: 0.341, SLG: 0.467 Bill Dawley, R OBP: 0.286, SLG: 0.167 José Quienro, S OBP: 0.425, SLG: 0.378 (6, PH) (7, 3) (9, 5)		0-0 F8		0-0 2B 1B		0-0 6-3		0-0 6-3		4-0 SH1-4 BB SF8 BB	2	0	1	0	0	0	0											
Jim Lindeman, R OBP: 0.230, SLG: 0.357 Lee Tunnell, R OBP: 0.235, SLG: 0.235 Pat Perry, L OBP: 0.167, SLG: 0.167 Tony Peña, R OBP: 0.317, SLG: 0.335 (9, 3)		0-0 5-3		0-0 F9		0-0 6-3		0-0 6-3		0-0 SF8 SH1-4 1B BB	3	0	0	0	0	0	2											
Sveve Lake, R OBP: 0.305, SLG: 0.372 (1, 2)		0-0 6-3				0-0 6-3		0-3 K		0-0 SH1-4	3	0	0	0	0	1	0											
John Tudor, L OBP: 0.429, SLG: 0.429 Curt Ford, L OBP: 0.339, SLG: 0.438 (5, 9)			0-0 FC4-6 1B		0-0 6-3		0-0 F7		0-0 SF8		1	0	1	0	0	0	0											
Inning Stats	R: 2 E: 0 K: 2 S: 9	H: 2 LOB: 0 BB: 0 P: 9	R: 0 E: 0 K: 0 S: 3	H: 0 LOB: 0 BB: 0 P: 3	R: 0 E: 0 K: 0 S: 4	H: 1 LOB: 1 BB: 0 P: 4	R: 0 E: 0 K: 0 S: 4	H: 2 LOB: 1 BB: 0 P: 4	R: 0 E: 0 K: 0 S: 3	H: 0 LOB: 0 BB: 0 P: 3	R: 2 E: 1 K: 0 S: 6	H: 3 LOB: 1 BB: 0 P: 6	R: 0 E: 0 K: 1 S: 6	H: 1 LOB: 1 BB: 0 P: 6	R: 0 E: 0 K: 0 S: 3	H: 1 LOB: 0 BB: 0 P: 3	R: 2 E: 0 K: 0 S: 3	H: 1 LOB: 0 BB: 2 P: 11	R: 1 E: 1 K: 0 S: 4	H: 2 LOB: 3 BB: 1 P: 8	1B: 11 2B: 2 3B: 0 HR: 0	SF: 2 SAC: 1 DP: 1 HBP: 0	WP: 0 PA: 43 PB: 0 SB: 2 CS: 1					
PITCHER	IP	WLS	BF	H	R	ER	SO	BB	IBB	HBP	BLK	WP	HR	S	P	ERA	WHIP											
Rick Reuschel, R ERA: 2.5 John Smiley, L ERA: 4.76 Barry Jones, R ERA: 6.9	(1, 1)	6.0	25	8	4	4	2	1	1	0	0	0	0	0	29	29	6.00	1.333										
	(7, 1)	2.0	8	2	1	1	1	1	0	0	0	0	0	9	13	4.50	1.500											
	(9, 1)	1.1	L	9	3	2	1	0	1	1	0	0	0	7	15	6.75	3.000											

BOTTOM

Pittsburgh Pirates @ St. Louis Cardinals
Busch Stadium, St. Louis, MO
Sat/Aug 01 1987, 7:05 PM CDT
Att: 47,106 - Unknown

AB	36
R	7
H	13
RBI	5
BB	3
SO	3
LOB	16



Batter	1	2	3	4	5	6	7	8	9	AB	R	H	RBI	BB	SO	LOB	TOP			
John Cangelosi, S (1, 7) OBP: 0.477, SLG: 0.355	6-3		FC1-5				L4			4	0	1	0	0	0	2	Pittsburgh Pirates @ St. Louis Cardinals Busch Stadium, St. Louis, MO Sun Aug 02 1987, 3:33 AM CDT Att: 44,695 - Unknown			
Al Pedrique, R (1, 6) OBP: 0.302, SLG: 0.330	1-3		G5-4-3				P4			4	1	1	0	0	0	2				
Andy Van Slyke, L (1, 8) OBP: 0.354, SLG: 0.507	1-3			3-1						4	0	2	0	0	0	0				
Mike Diaz, R (1, 9) (6, 2) OBP: 0.328, SLG: 0.485				5-3						4	0	2	1	0	0	1				
Jim Morrison, R (1, 5) OBP: 0.312, SLG: 0.412			G4-3-6							4	0	1	0	0	0	4				
Sid Bream, L (1, 3) OBP: 0.346, SLG: 0.440										4	0	2	0	0	0	1				
Johnny Ray, S (1, 4) OBP: 0.324, SLG: 0.353										3	0	1	0	1	0	1				
Michael LaValliere, L (1, 2) OBP: 0.363, SLG: 0.326										2	0	0	0	1	0	3				
Bob Walk, R (6, 1) OBP: 0.333, SLG: 0.333										0	0	0	0	0	0	0				
Terry Harper, R (9, PH) OBP: 0.304, SLG: 0.352										1	0	0	0	0	0	2				
Hipolito Pena, L (1, 1) OBP: 0.167, SLG: 0.167										2	0	1	0	0	1	0				
Bobby Bonilla, S (6, 9) OBP: 0.327, SLG: 0.433										2	0	0	0	0	0	2				
Inning Stats	R: 0 E: 0 K: 0 S: 3	H: 0 LOB: 0 BB: 0 P: 3	R: 0 E: 0 K: 0 S: 4	H: 2 LOB: 1 BB: 0 P: 4	R: 0 E: 0 K: 0 S: 3	H: 1 LOB: 1 BB: 1 P: 7	R: 0 E: 1 K: 0 S: 5	H: 1 LOB: 3 BB: 1 P: 9	R: 1 E: 0 K: 0 S: 8	H: 4 LOB: 2 BB: 0 P: 8	R: 0 E: 0 K: 0 S: 3	H: 0 LOB: 0 BB: 0 P: 3	R: 0 E: 0 K: 0 S: 3	H: 1 LOB: 0 BB: 0 P: 3	R: 0 E: 0 K: 0 S: 4	H: 2 LOB: 1 BB: 0 P: 4	1B: 11 2B: 0 3B: 0 HR: 0	SF: 0 SAC: 0 DP: 4 HBP: 0	WP: 0 PB: 0 SB: 0 CS: 0	PA: 36
PITCHER Joe Magrane, L (1, 1) ERA: 3.16	IP: 9.0 WLS: W BF: 36 H: 11 R: 1 ER: 1 SO: 1 BB: 2 IBB: 0 HBP: 0 BLK: 0 WP: 0 HR: 0 S: 36 P: 44 ERA: 1.00 WHIP: 1.444											PITCHER	IP: 9.0 WLS: W BF: 36 H: 11 R: 1 ER: 1 SO: 1 BB: 2 IBB: 0 HBP: 0 BLK: 0 WP: 0 HR: 0 S: 36 P: 44 ERA: 1.00 WHIP: 1.444							

AB	34
R	1
H	11
RBI	1
BB	2
SO	1
LOB	18



Batter	1	2	3	4	5	6	7	8	9	AB	R	H	RBI	BB	SO	LOB	BOTTOM			
Vince Coleman, S (1, 7) OBP: 0.369, SLG: 0.332	F9									5	1	2	2	0	0	3	Pittsburgh Pirates @ St. Louis Cardinals Busch Stadium, St. Louis, MO Sun Aug 02 1987, 3:33 AM CDT Att: 44,695 - Unknown			
Ozzie Smith, S (1, 6) OBP: 0.390, SLG: 0.372	6-3		F3				G3			4	1	1	0	1	0	3				
Tom Herr, S (1, 4) OBP: 0.368, SLG: 0.348										3	1	2	2	2	0	2				
Jack Clark, R (1, 3) OBP: 0.465, SLG: 0.627										2	1	0	0	2	2	2				
José Quienro, S (8, 3) OBP: 0.426, SLG: 0.378	K									0	1	0	0	1	0	0				
Willie McGee, S (1, 8) OBP: 0.321, SLG: 0.441										5	0	0	0	0	0	6				
Terry Pendleton, S (1, 5) OBP: 0.376, SLG: 0.436										4	1	2	4	1	0	2				
Rod Booker, L (8, FR) OBP: 0.425, SLG: 0.429										0	0	0	0	0	0	0				
Jim Lindeman, R (1, 9) OBP: 0.332, SLG: 0.381										3	1	1	1	0	0	1				
John Morris, L (6, 9) OBP: 0.333, SLG: 0.455										2	0	0	0	0	2	1				
Tony Peña, R (1, 2) OBP: 0.322, SLG: 0.342										4	1	2	0	1	0	2				
Joe Magrane, R (1, 1) OBP: 0.171, SLG: 0.182										3	1	2	0	1	1	1				
Inning Stats	R: 0 E: 0 K: 1 S: 5	H: 0 LOB: 1 BB: 1 P: 9	R: 0 E: 0 K: 0 S: 3	H: 0 LOB: 1 BB: 1 P: 7	R: 2 E: 1 K: 0 S: 6	H: 3 LOB: 2 BB: 1 P: 10	R: 1 E: 0 K: 1 S: 7	H: 2 LOB: 2 BB: 1 P: 11	R: 2 E: 0 K: 0 S: 5	H: 2 LOB: 2 BB: 2 P: 13	R: 1 E: 0 K: 1 S: 6	H: 2 LOB: 0 BB: 0 P: 6	R: 1 E: 0 K: 1 S: 7	H: 2 LOB: 2 BB: 1 P: 11	R: 2 E: 0 K: 1 S: 6	H: 1 LOB: 1 BB: 2 P: 14	1B: 6 2B: 4 3B: 0 HR: 2	SF: 0 SAC: 0 DP: 1 HBP: 0	WP: 0 PB: 0 SB: 2 CS: 0	PA: 44
PITCHER Hipolito Pena, L (1, 1) ERA: 4.76	IP: 5.0 WLS: L BF: 28 H: 7 R: 5 ER: 5 SO: 2 BB: 6 IBB: 0 HBP: 0 BLK: 0 WP: 0 HR: 2 S: 26 P: 50 ERA: 9.00 WHIP: 2.600											PITCHER Bob Walk, R (6, 1) ERA: 4.23	IP: 3.0 WLS: L BF: 16 H: 5 R: 4 ER: 4 SO: 3 BB: 3 IBB: 0 HBP: 0 BLK: 1 WP: 0 HR: 19 S: 31 P: 31 ERA: 12.00 WHIP: 2.667							



Batter	1	2	3	4	5	6	7	8	9	AB	R	H	RBI	BB	SO	LOB	TOP											
Vince Coleman, S OBP: 0.366, SLG: 0.329										5	1	1	0	0	1	2												
Ozzie Smith, S OBP: 0.386, SLG: 0.366										5	1	1	1	0	0	0												
Tom Herr, S OBP: 0.365, SLG: 0.349 Tom Lawless, R (1, PH)										0	0	0	0	0	0	0												
John Morris, L OBP: 0.326, SLG: 0.443										2	2	0	0	2	0	0												
Willie McGee, S OBP: 0.324, SLG: 0.441										4	1	2	1	0	0	0												
Terry Pendleton, S OBP: 0.377, SLG: 0.431										3	0	1	0	1	1	1												
Jim Lindeman, R OBP: 0.248, SLG: 0.411										3	0	1	1	0	1	1												
José Quiendo, S OBP: 0.434, SLG: 0.379										2	0	1	1	2	0	0												
Tony Peña, R OBP: 0.321, SLG: 0.351										4	0	0	0	0	0	6												
Greg Mathews, R OBP: 0.229, SLG: 0.217 Lee Tunnell, R OBP: 0.235, SLG: 0.235 Pat Perry, L OBP: 0.167, SLG: 0.167 Bill Dawley, R OBP: 0.286, SLG: 0.167 Curt Ford, L OBP: 0.332, SLG: 0.427										3	0	0	0	0	0	6												
Inning Stats	R: 4 E: 1 K: 0 S: 8	H: 5 LOB: 2 BB: 1 P: 12	R: 1 E: 0 K: 1 S: 6	H: 1 LOB: 1 BB: 1 P: 10	R: 0 E: 0 K: 0 S: 4	H: 1 LOB: 2 BB: 1 P: 8	R: 0 E: 0 K: 0 S: 3	H: 0 LOB: 0 BB: 0 P: 3	R: 0 E: 0 K: 0 S: 3	H: 0 LOB: 0 BB: 0 P: 11	R: 0 E: 0 K: 0 S: 5	H: 0 LOB: 0 BB: 0 P: 5	R: 0 E: 0 K: 0 S: 3	H: 0 LOB: 0 BB: 0 P: 3	R: 0 E: 0 K: 1 S: 5	H: 0 LOB: 0 BB: 0 P: 5	1B: 7 2B: 0 3B: 0 HR: 0	SF: 1 SAC: 0 DP: 0 HBP: 0	WP: 1 PB: 0 SB: 3 CS: 0	PA: 39								
PITCHER	IP	WLS	BF	H	R	ER	SO	BB	IBB	HBP	BLK	WP	HR	S	P	ERA	WHIP											
Neal Heaton, L ERA: 4.29	(1, 1)	0.1	7	5	4	4	0	1	0	0	0	0	0	6	10	108.00	18.000											
Randy St. Claire, R ERA: 4.7	(1, 1)	1.2	7	1	1	1	1	1	0	0	0	0	1	0	8	12	5.40	1.200										
Bob McClure, L ERA: 4.08	(3, 1)	3.0	W	13	1	0	0	3	0	0	1	0	0	10	22	0.00	1.333											
Jeff Parrett, R ERA: 3.93	(6, 1)	4.0	S	12	0	0	0	2	0	0	0	0	0	16	16	0.00	0.000											

St. Louis Cardinals @ Montreal Expos
Olympic Stadium, Montreal, QB
Tue Aug 04 1987, 7:05 PM EDT
Att: 35,555 - Unknown

AB 33
R 5
H 7
RBI 4
BB 5
SO 3
LOB 16



Batter	1	2	3	4	5	6	7	8	9	AB	R	H	RBI	BB	SO	LOB	BOTTOM										
Tim Raines, S OBP: 0.416, SLG: 0.516										5	2	2	2	0	1	2											
Mitch Webster, S OBP: 0.397, SLG: 0.436										4	1	2	0	1	0	2											
Hubie Brooks, R OBP: 0.318, SLG: 0.454										4	2	1	0	1	0	1											
Tim Wallach, R OBP: 0.351, SLG: 0.532										5	1	2	2	0	0	5											
Andres Galarraga, R OBP: 0.395, SLG: 0.506										3	1	2	1	2	1	1											
Vance Law, R OBP: 0.379, SLG: 0.480										4	1	1	2	0	2	3											
Reid Nichols, R OBP: 0.303, SLG: 0.416 Wallace Johnson, S OBP: 0.258, SLG: 0.333 Jeff Parrett, R (6, 1)									1	1	0	0	1	0	0												
Mike Fitzgerald, R OBP: 0.352, SLG: 0.335 Bob McClure, R (3, 1)									0	0	0	0	1	0	0												
Herm Winningham, L OBP: 0.326, SLG: 0.374 (6, 8)									1	0	0	0	0	0	0												
Neal Heaton, L OBP: 0.222, SLG: 0.226 Randy St. Claire, R OBP: 0.333, SLG: 0.333 Dave Engle, R OBP: 0.279, SLG: 0.302 (2, PH) Jeff Reed, L OBP: 0.258, SLG: 0.284 (6, 2)										2	0	1	2	0	0												
Inning Stats	R: 0 E: 0 K: 0 S: 4	H: 1 LOB: 1 BB: 0 P: 4	R: 2 E: 0 K: 1 S: 7	H: 2 LOB: 2 BB: 2 P: 15	R: 0 E: 0 K: 2 S: 8	H: 1 LOB: 1 BB: 0 P: 8	R: 0 E: 0 K: 0 S: 3	H: 0 LOB: 0 BB: 0 P: 3	R: 4 E: 1 K: 0 S: 6	H: 3 LOB: 1 BB: 2 P: 14	R: 3 E: 0 K: 1 S: 8	H: 3 LOB: 2 BB: 2 P: 16	R: 0 E: 0 K: 0 S: 3	H: 0 LOB: 0 BB: 0 P: 3	R: 1 E: 0 K: 1 S: 6	H: 1 LOB: 1 BB: 1 P: 10	1B: 7 2B: 2 3B: 0 HR: 2	SF: 1 SAC: 0 DP: 0 HBP: 0	WP: 0 PB: 0 SB: 0 CS: 0	PA: 42							
PITCHER	IP	WLS	BF	H	R	ER	SO	BB	IBB	HBP	BLK	WP	HR	S	P	ERA	WHIP										
Greg Mathews, L ERA: 4.16	(1, 1)	4.0	L	4	2	2	1	0	1	0	0	0	0	3	7	27.00	9.000										
Lee Tunnell, R ERA: 4.55	(5, 1)	0.1	L	4	2	2	1	0	1	0	0	0	0	3	7	27.00	9.000										
Pat Perry, L ERA: 4.34	(5, 1)	0.2	5	2	3	3	0	1	0	0	0	0	1	4	8	40.50	4.500										
Bill Dawley, R ERA: 3.89	(6, 1)	3.0	13	2	1	1	2	2	0	0	0	0	1	15	23	3.00	1.333										

St. Louis Cardinals @ Montreal Expos
Olympic Stadium, Montreal, QB
Tue Aug 04 1987, 7:05 PM EDT
Att: 35,555 - Unknown

AB 34
R 10
H 11
RBI 9
BB 7
SO 5
LOB 18



Batter	1	2	3	4	5	6	7	8	9	AB	R	H	RBI	BB	SO	LOB	TOP					
Vince Coleman, S OBP: 0.364, SLG: 0.326 (1, 7)	0-0 4-3		0-0 G3		4-0 1B S 1B BB	0-0 5-3		0-0 F3		4	1	0	0	1	0	0						
Ozzie Smith, S OBP: 0.392, SLG: 0.373 (1, 6)	4-0 2B BB		0-0 F8		0-0 1B S 1-3 SF7 1B	0-0 F9		0-0 L8		4	2	1	0	1	0	0						
Tom Herr, S OBP: 0.369, SLG: 0.351 (1, 4)	0-0 1-H 4-3 2B		0-0 F8		4-0 SF7 1B 1-2 BB		0-0 K		0-3 K	4	1	2	1	1	1	0						
Willie McGee, S OBP: 0.321, SLG: 0.438 (1, 8)	0-0 4-3			0-0 1B 2B	0-0 1-2 2-3 3-H 1B		0-3 K		0-0 4-3	5	1	2	2	0	1	1						
Terry Pendleton, S OBP: 0.379, SLG: 0.430 (1, 5)	4-0 BB			0-0 2B CS 1B	0-0 SF7		0-0 6-3			2	0	1	2	1	0	1						
Curt Ford, L OBP: 0.330, SLG: 0.420 José Oquendo, S OBP: 0.435, SLG: 0.375 (5, PH) (5, 9)	0-0 F8			0-0 F7	0-0 IBB		4-0 IBB			2	0	0	0	0	0	2						
Jim Lindeman, R OBP: 0.239, SLG: 0.398 (1, 3)		0-0 6-3		0-0 1-3 2B	0-3 K		0-3 K			4	0	1	0	0	2	5						
Tony Peña, R OBP: 0.318, SLG: 0.341 (1, 2)		0-3 K		4-0 IBB	0-0 F2			0-0 F8		3	0	0	0	1	1	3						
John Tudor, L OBP: 0.300, SLG: 0.300 Bill Dawley, R OBP: 0.266, SLG: 0.167 Ricky Horton, L OBP: 0.240, SLG: 0.250 Todd Worrell, R OBP: 0.200, SLG: 0.200 (1, 1) (6, 1) (7, 1) (9, 1)		0-0 1-3		0-0 F5		0-0 L8		0-0 G1-6-3		3	0	0	0	0	0	3						
Inning Stats	R: 2 E: 0 K: 0 S: 4	H: 1 LOB: 1 BB: 2 P: 12	R: 0 E: 0 K: 1 S: 5	H: 0 LOB: 0 BB: 0 P: 5	R: 0 E: 0 K: 0 S: 3	H: 0 LOB: 0 BB: 0 P: 3	R: 1 E: 0 K: 0 S: 5	H: 3 LOB: 2 BB: 1 P: 9	R: 2 E: 0 K: 1 S: 7	H: 2 LOB: 3 BB: 3 P: 19	R: 0 E: 0 K: 2 S: 8	H: 1 LOB: 2 BB: 1 P: 12	R: 0 E: 0 K: 0 S: 3	H: 0 LOB: 0 BB: 0 P: 3	R: 0 E: 0 K: 1 S: 5	H: 0 LOB: 0 BB: 0 P: 5	1B: 4 2B: 3 3B: 0 HR: 0	SF: 1 SAC: 0 DP: 0 HBP: 0	WP: 0 PB: 0 SB: 3 CS: 1	PA: 40		
PITCHER	IP WLS BF H R ER SO BB IBB HBP BLK WP HR S P ERA WHIP																					
Tom Hume, R ERA: 5.88 Wally Ritchie, L ERA: 3.18 Kent Tekulve, R ERA: 3.56 Jeff Calhoun, L ERA: 3.18 (1, 1) (5, 1) (7, 1) (8, 1)	4.0 L 21 5 5 5 1 4 1 0 0 0 0 0 9 13 11.25 2.250																					
Batter	1	2	3	4	5	6	7	8	9	AB	R	H	RBI	BB	SO	LOB	BOTTOM					
Juan Samuel, R OBP: 0.336, SLG: 0.496 (1, 4)	0-3 K			0-0 2B		0-0 2B 2B		0-0 F3		4	1	2	0	0	1	0						
Rick Schu, R OBP: 0.295, SLG: 0.430 (1, 3)	0-0 F9			0-0 L9		0-0 P3		0-0 F4		4	0	0	0	0	0	2						
Von Hayes, L OBP: 0.433, SLG: 0.532 (1, 8)	0-0 1-3			0-0 F2		0-0 2B		0-0 L6		4	0	1	1	0	0	1						
Mike Schmidt, R OBP: 0.386, SLG: 0.535 (1, 5)		0-3 K		0-3 K		0-0 F4			0-0 5-3	4	0	0	0	0	2	2						
Lance Parrish, R OBP: 0.294, SLG: 0.365 (1, 2)		0-0 5-3			0-3 K		0-0 1B 2B		4-0 BB	3	0	1	0	1	1	0						
Glenn Wilson, R OBP: 0.315, SLG: 0.408 (1, 9)		0-0 L7			0-0 6-3		0-0 2H 1B		0-3 K	4	0	1	0	0	1	1						
Chris James, R OBP: 0.348, SLG: 0.575 (1, 7)			0-0 F7		0-0 HR		0-0 F3		0-0 F9	4	1	1	1	0	0	2						
Steve Jeltz, S OBP: 0.304, SLG: 0.248 (1, 6)			0-0 5-3		0-0 6-3		4-0 1-2 BB			2	0	0	0	1	0	0						
Tom Hume, R ERA: 5.88 Wally Ritchie, L ERA: 3.18 Ron Hoopes, S OBP: 0.306, SLG: 0.313 Kent Tekulve, R ERA: 3.56 Jeff Stone, L OBP: 0.347, SLG: 0.363 Luis Aguayo, R OBP: 0.277, SLG: 0.417 Jeff Calhoun, L ERA: 3.18 (1, 1) (5, 1) (6, PH) (7, 1) (7, PH) (8, 1)	IP WLS BF H R ER SO BB IBB HBP BLK WP HR S P ERA WHIP																					
John Tudor, L ERA: 5.88 Bill Dawley, R ERA: 3.64 Ricky Horton, L ERA: 3.49 Todd Worrell, R ERA: 3.32 (1, 1) (6, 1) (7, 1) (9, 1)	5.2 W 21 4 2 2 4 0 0 0 0 0 0 0 4 8 3.18 0.706																					
Inning Stats	R: 0 E: 0 K: 1 S: 5	H: 0 LOB: 0 BB: 0 P: 5	R: 0 E: 0 K: 1 S: 5	H: 0 LOB: 0 BB: 0 P: 5	R: 0 E: 0 K: 0 S: 3	H: 0 LOB: 0 BB: 0 P: 3	R: 0 E: 0 K: 1 S: 6	H: 1 LOB: 1 BB: 0 P: 6	R: 1 E: 0 K: 0 S: 5	H: 1 LOB: 0 BB: 0 P: 6	R: 1 E: 0 K: 0 S: 5	H: 2 LOB: 1 BB: 0 P: 5	R: 0 E: 0 K: 0 S: 4	H: 2 LOB: 2 BB: 1 P: 8	R: 0 E: 0 K: 0 S: 3	H: 0 LOB: 0 BB: 0 P: 3	R: 0 E: 0 K: 1 S: 5	H: 0 LOB: 1 BB: 1 P: 9	1B: 1 2B: 4 3B: 0 HR: 1	SF: 0 SAC: 0 DP: 0 HBP: 0	WP: 0 PB: 0 SB: 0 CS: 0	PA: 34
PITCHER	IP WLS BF H R ER SO BB IBB HBP BLK WP HR S P ERA WHIP																					
John Tudor, L ERA: 5.88 Bill Dawley, R ERA: 3.64 Ricky Horton, L ERA: 3.49 Todd Worrell, R ERA: 3.32 (1, 1) (6, 1) (7, 1) (9, 1)	1.0 5 2 0 0 0 1 0 0 0 0 0 0 4 8 0.00 3.000																					

St. Louis Cardinals @ Philadelphia Phillies
Veterans Stadium, Philadelphia, PA
Thu Aug 06 1987, 7:05 PM EDT
Att: 31,635 - Unknown

AB 32
R 5
H 7
RBI 5
BB 7
SO 5
LOB 15



St. Louis Cardinals @ Philadelphia Phillies
Veterans Stadium, Philadelphia, PA
Thu Aug 06 1987, 7:05 PM EDT
Att: 31,635 - Unknown

AB 32
R 2
H 6
RBI 2
BB 2
SO 5
LOB 10




Batter	1	2	3	4	5	6	7	8	9	AB	R	H	RBI	BB	SO	LOB	TOP											
Vince Coleman, S OBP: 0.365, SLG: 0.329	(1, 7) X 0-0 S	X 0-0 G1-4-3			X 0-0 1B	X 0-0 SF9		X 0-0 G4-6-3		3	0	2	1	0	0	1	St. Louis Cardinals @ Philadelphia Phillies Veterans Stadium, Philadelphia, PA Fri Aug 07 1987, 7:05 PM EDT Att: 31,247 - Unknown											
Bill Dawley, R OBP: 0.286, SLG: 0.167	(6, 1) X 0-0 S				X 0-0 1B	X 0-0 3H		X 0-0 1-2		0	0	0	0	0	0	0												
John Tudor, L OBP: 0.273, SLG: 0.273	(8, PH) X 0-0 S				X 0-0 1B	X 0-0 1-3		X 0-0 HR		1	0	0	0	0	0	2												
Ricky Horton, L OBP: 0.240, SLG: 0.250	(8, 9) X 0-0 1B				X 0-0 1B	X 0-0 2B		X 0-0 HR		0	0	0	0	0	0	0												
Ozzie Smith, S OBP: 0.391, SLG: 0.372	(1, 6) X 0-0 F9		X 0-0 L6-4 BB		X 0-0 F8	X 0-0 2B		X 0-0 HR		3	0	1	0	0	0	2												
John Morris, L OBP: 0.341, SLG: 0.506	(5, 9) X 0-0 F9		X 0-0 1B		X 0-0 F8	X 0-0 4-3		X 0-0 HR		2	1	2	1	0	0	0												
Tom Herr, S OBP: 0.369, SLG: 0.350	(1, 4) X 0-0 5-3		X 0-0 F8		X 0-0 1B	X 0-0 4-3		X 0-0 F8		3	0	1	0	0	0	2												
Rod Booker, L OBP: 0.405, SLG: 0.405	(5, PR) X 0-0 5-3		X 0-0 F8		X 0-0 1B	X 0-0 4-3		X 0-0 F8		2	0	0	0	0	0	2												
Jack Clark, R OBP: 0.467, SLG: 0.627	(1, 3) X 4-0 BB		X 4-0 BB		X 0-3 K	X 0-0 5-3		X 0-3 K		0	0	0	0	2	0	0												
José Quiendo, S OBP: 0.429, SLG: 0.369	(5, 6) X 0-0 BB		X 0-0 BB		X 0-0 K	X 0-0 5-3		X 0-0 K		3	0	0	0	0	2	2												
Willie McGee, S OBP: 0.320, SLG: 0.435	(1, 8) X 0-3 K		X 0-0 L6-4		X 0-0 FC6-4	X 0-0 F9		X 0-0 F6		5	0	1	0	0	1	4												
Terry Pendleton, S OBP: 0.379, SLG: 0.432	(1, 5) X 0-0 1B	X 0-0 4-3		X 0-0 F9		X 0-0 FC6-4	X 0-0 F7			2	1	1	0	0	0	0												
Tom Lawless, R OBP: 0.319, SLG: 0.342	(5, 5) X 0-0 4-3	X 0-0 2B		X 0-0 F9		X 0-0 1B	X 0-0 F7			2	1	0	0	0	0	1												
Jim Lindeman, R OBP: 0.247, SLG: 0.409	(1, 9) X 0-0 F7		X 0-0 G3		X 0-0 1B	X 0-0 1B		X 0-0 1B		4	1	2	0	0	0	1												
Tony Peña, R OBP: 0.319, SLG: 0.342	(1, 2) X 0-0 4-3	X 0-0 1B		X 0-0 4-3		X 0-0 1B	X 0-0 SF9	X 0-0 1B		2	0	1	0	0	0	0												
Joe Magrane, R OBP: 0.167, SLG: 0.176	(1, 1) X 0-0 4-3	X 0-0 2		X 0-0 F8		X 0-0 2B	X 0-0 1B	X 0-0 K		1	0	0	1	0	0	1												
Lee Turnell, R OBP: 0.226, SLG: 0.236	(2, 1) X 0-0 4-3	X 0-0 2		X 0-0 F8		X 0-0 2B	X 0-0 1B	X 0-0 K		0	0	0	0	0	0	0												
Pat Perry, L OBP: 0.167, SLG: 0.167	(4, 1) X 0-0 4-3	X 0-0 2		X 0-0 F8		X 0-0 2B	X 0-0 1B	X 0-0 K		0	0	0	0	0	0	0												
Steve Lahaie, R OBP: 0.379, SLG: 0.379	(4, 2) X 0-0 4-3	X 0-0 2		X 0-0 F8		X 0-0 2B	X 0-0 1B	X 0-0 K		3	0	1	2	0	1	2												
Curt Ford, L OBP: 0.336, SLG: 0.425	(5, PH) X 0-0 2-3	X 0-0 2		X 0-0 F8		X 0-0 2B	X 0-0 1B	X 0-0 K		2	1	2	0	0	0	0												
Inning Stats	R: 0 E: 0 K: 1 S: 6	H: 1 LOB: 2 BB: 1 P: 10	R: 1 E: 0 K: 0 S: 5	H: 2 LOB: 1 BB: 0 P: 5	R: 0 E: 0 K: 0 S: 3	H: 1 LOB: 1 BB: 1 P: 7	R: 0 E: 0 K: 0 S: 3	H: 0 LOB: 0 BB: 0 P: 3	R: 0 E: 0 K: 1 S: 7	H: 2 LOB: 2 BB: 0 P: 7	R: 0 E: 0 K: 0 S: 3	H: 0 LOB: 0 BB: 0 P: 3	R: 0 E: 0 K: 1 S: 6	H: 2 LOB: 1 BB: 0 P: 6	R: 1 E: 0 K: 1 S: 6	H: 1 LOB: 0 BB: 0 P: 6	1B: 10 2B: 4 3B: 0 HR: 1	SF: 1 SAC: 0 DP: 2 HBP: 0	WP: 0 PB: 0 SB: 2 CS: 0	PA: 41								
PITCHER	IP	WLS	BF	H	R	ER	SO	BB	IBB	HBP	BLK	WP	HR	S	P	ERA	WHIP											
Shane Rawley, L ERA: 3.79	(1, 1)	7.0	W	33	11	4	4	2	2	0	0	0	0	35	43	5.14	1.857											
Kent Tekulve, R ERA: 3.5	(8, 1)	1.0		4	2	0	0	1	0	0	0	0	0	6	6	0.00	2.000											
Steve Bedrosian, R ERA: 2.76	(9, 1)	1.0		4	1	1	1	1	0	0	0	0	0	1	6	6	9.00	1.000										

Batter	1	2	3	4	5	6	7	8	9	AB	R	H	RBI	BB	SO	LOB	BOTTOM										
Juan Samuel, R OBP: 0.338, SLG: 0.495	(1, 4) H 1-0 1B	X 0-0 BB	X 0-3 K	X 0-3 K			X 0-0 6-3	X 1-0 HBP		3	2	1	0	0	2	2	St. Louis Cardinals @ Philadelphia Phillies Veterans Stadium, Philadelphia, PA Fri Aug 07 1987, 7:05 PM EDT Att: 31,247 - Unknown										
Luis Aguayo, R OBP: 0.279, SLG: 0.415	(8, 4) X 0-0 HBP	X 2-3 BB	X 0-0 K	X 0-0 K			X 0-0 6-3	X 1-2 HBP		1	0	0	0	0	0	0											
Rick Schu, R OBP: 0.303, SLG: 0.429	(1, 3) X 0-0 FC6-4	X 4-0 BB	X 0-0 K	X 0-0 1B	X 0-0 F9		X 0-0 F8	X 0-0 F3		5	3	2	0	1	0	3											
Von Hayes, L OBP: 0.437, SLG: 0.533	(1, 8) X 4-0 1B	X 4-0 BB	X 0-0 K	X 0-0 1B	X 0-0 F9		X 0-0 F8	X 0-0 F3		3	1	2	1	2	0	0											
Greg Gross, L OBP: 0.404, SLG: 0.383	(9, 3) X 0-0 FC6-4	X 1-2 BB	X 0-0 SF9	X 0-0 1B	X 0-0 4-3		X 0-0 FC6-4	X 0-0 1B		0	0	0	0	0	0	0											
Mike Schmidt, R OBP: 0.390, SLG: 0.537	(1, 5) X 0-0 SF8	X 0-0 FC6-4	X 0-0 K	X 0-0 1B	X 0-0 4-3		X 0-0 FC6-4	X 0-0 1B		1	1	1	3	2	0	0											
Milt Thompson, L OBP: 0.355, SLG: 0.450	(5, PR) X 0-0 SF8	X 0-0 FC6-4	X 0-0 K	X 0-0 1B	X 0-0 4-3		X 0-0 FC6-4	X 0-0 1B		1	1	0	0	0	0	1											
Glenn Wilson, R OBP: 0.316, SLG: 0.412	(1, 9) X 0-0 FC6-4	X 0-0 SF9	X 0-0 K	X 0-0 1B	X 0-0 4-3		X 0-0 FC6-4	X 0-0 1B		4	3	2	3	0	1	3											
Chris James, R OBP: 0.354, SLG: 0.594	(1, 7) X 0-0 HR	X 0-0 FC6-4	X 0-0 K	X 0-0 1B	X 0-0 4-3		X 0-0 F9	X 0-0 1B		5	3	3	5	0	0	2											
Lance Parrish, R OBP: 0.366, SLG: 0.366	(1, 2) X 0-0 4-3	X 0-0 K	X 0-3 K	X 0-0 1B	X 0-0 4-3		X 0-0 F9	X 0-0 1B		5	0	2	2	0	1	0											
Darren Daulton, L OBP: 0.289, SLG: 0.338	(9, 2) X 0-0 4-3	X 0-0 K	X 0-0 K	X 0-0 1B	X 0-0 4-3		X 0-0 F9	X 0-0 1B		0	0	0	0	0	0	0											
Steve Jeltz, S OBP: 0.306, SLG: 0.253	(1, 6) X 0-0 HR	X 0-0 FC6-4	X 0-0 K	X 0-0 1B	X 0-0 4-3		X 0-0 F9	X 0-0 1B		5	1	2	1	0	1	2											
Shane Rawley, R OBP: 0.200, SLG: 0.237	(1, 1) X 0-0 SH3-4	X 0-0 BB	X 0-0 K	X 0-0 1B	X 0-0 4-3		X 0-0 F9	X 0-0 1B		2	0	0	0	0	0	2											
Jeff Stone, L OBP: 0.337, SLG: 0.357	(7, PH) X 0-0 SH3-4	X 0-0 BB	X 0-0 K	X 0-0 1B	X 0-0 4-3		X 0-0 F9	X 0-0 1B		1	0	0	0	0	1	0											
Kent Tekulve, R OBP: 0.316, SLG: 0.313	(8, PH) X 0-0 SH3-4	X 0-0 BB	X 0-0 K	X 0-0 1B	X 0-0 4-3		X 0-0 F9	X 0-0 1B		0	0	0	0	0	0	0											
Ron Roenicke, S OBP: 0.316, SLG: 0.313	(9, 1) X 0-0 SH3-4	X 0-0 BB	X 0-0 K	X 0-0 1B	X 0-0 4-3		X 0-0 F9	X 0-0 1B		0	0	0	0	1	0	0											
Steve Bedrosian, R ERA: 2.70	(9, 1) X 0-0 SH3-4	X 0-0 BB	X 0-0 K	X 0-0 1B	X 0-0 4-3		X 0-0 F9	X 0-0 1B		0	0	0	0	0	0	0											
Inning Stats	R: 4 E: 0 K: 0 S: 5	H: 2 LOB: 0 BB: 1 P: 10	R: 3 E: 0 K: 0 S: 5	H: 2 LOB: 3 BB: 3 P: 17	R: 0 E: 0 K: 2 S: 8	H: 1 LOB: 0 BB: 0 P: 8	R: 5 E: 0 K: 1 S: 11	H: 6 LOB: 1 BB: 0 P: 11	R: 0 E: 0 K: 1 S: 5	H: 0 LOB: 0 BB: 1 P: 5	R: 0 E: 0 K: 1 S: 5	H: 0 LOB: 0 BB: 0 P: 5	R: 0 E: 0 K: 1 S: 7	H: 4 LOB: 3 BB: 1 P: 12	R: 3 E: 0 K: 0 S: 7	H: 4 LOB: 3 BB: 1 P: 12	1B: 12 2B: 2 3B: 0 HR: 1	SF: 2 SAC: 1 DP: 0 HBP: 2	WP: 0 PB: 0 SB: 1 CS: 0	PA: 47							
PITCHER	IP	WLS	BF	H	R	ER	SO	BB	IBB	HBP	BLK	WP	HR	S	P	ERA	WHIP										
Joe Magrane, L ERA: 3.72	(1, 1)	1.1	L	12	4	7	7	0	3	0	0	0	0	15	19	27.00	4.200										
Lee Turnell, R ERA: 5.53	(2, 1)	1.2		12	6	5	5	2	1	0	0	0	0	11	15	0.00	1.000										
Pat Perry, L ERA: 4.19	(4, 1)	2.0		8	1	0	0	2	1	0	0	0	0	10	10	0.00	0.000										
Bill Dawley, R ERA: 3.75	(6, 1)	2.0		6	0	0	0	2	0	0	0	0	0	10	10	0.00	0.000										
José Quiendo, R ERA: 27.0	(8, 1)	1.0		9	4	3	3	0	1	0	1	0	0	7	12	27.00	5.000										

AB	38
R	5
H	14
RBI	5
BB	2
SO	4
LOB	20

AB	36
R	15
H	15
RBI	15
BB	6
SO	6
LOB	15



Batter	1	2	3	4	5	6	7	8	9	AB	R	H	RBI	BB	SO	LOB	TOP										
Vince Coleman, S (1.7) X OBP: 0.365, SLG: 0.329	F4	PO			2B	5-3		K	K	5	1	1	0	1	2	1											
Ozzie Smith, S (1.6) X OBP: 0.392, SLG: 0.373	F7	PO	E7		1-3			1-3		5	2	2	0	0	0	1											
Tom Herr, S (1.4) X OBP: 0.374, SLG: 0.372			F9		1-3					5	2	4	3	0	0	1											
Jack Clark, R (1.3) X OBP: 0.466, SLG: 0.622	K		F3		1-3					3	0	0	0	2	1	3											
Willie McGee, S (1.8) X OBP: 0.321, SLG: 0.434		K						K	F9	5	0	2	2	0	2	3											
Terry Pendleton, S (1.5) X OBP: 0.384, SLG: 0.437			F9							3	2	2	0	2	0	1											
Jim Lindeman, R (1.9) X John Morris, L (9.9) X OBP: 0.247, SLG: 0.400 OBP: 0.341, SLG: 0.506					6-3					3	1	0	0	1	0	4											
Tony Peña, R (1.2) X OBP: 0.325, SLG: 0.357					4-3					4	1	2	4	1	0	0											
Danny Cox, R (1.1) X Ricky Horton, L (5.1) X Todd Worrell, R (7.1) X Ken Dayley, L (9.1) X OBP: 0.156, SLG: 0.182 OBP: 0.222, SLG: 0.231 OBP: 0.167, SLG: 0.167			F3		F9					2	0	0	0	0	0	0											
Inning Stats	R: 0 E: 0 K: 1 S: 6	H: 1 LOB: 1 BB: 0 P: 6	R: 3 E: 0 K: 1 S: 6	H: 2 LOB: 0 BB: 2 P: 14	R: 1 E: 1 K: 0 S: 5	H: 2 LOB: 1 BB: 0 P: 5	R: 0 E: 0 K: 0 S: 3	H: 0 LOB: 0 BB: 0 P: 3	R: 2 E: 0 K: 0 S: 6	H: 3 LOB: 2 BB: 1 P: 10	R: 0 E: 0 K: 0 S: 3	H: 0 LOB: 0 BB: 0 P: 3	R: 2 E: 0 K: 2 S: 10	H: 3 LOB: 3 BB: 2 P: 18	R: 0 E: 0 K: 1 S: 6	H: 1 LOB: 2 BB: 1 P: 10	R: 1 E: 0 K: 2 S: 8	H: 1 LOB: 1 BB: 1 P: 12	1B: 7 2B: 4 3B: 0 HR: 2	SF: 0 SAC: 1 DP: 0 HBP: 0	WP: 0 PB: 0 SB: 3 CS: 0	PA: 47					
PITCHER	IP	WLS	BF	H	R	ER	SO	BB	IBB	HBP	BLK	WP	HR	S	P	ERA	WHIP										
Don Carman, L (1.1) X ERA: 4.96	4.1	L	21	7	6	5	2	2	0	0	0	0	1	23	31	10.38	2.077										
Tom Hume, R (5.1) X ERA: 5.53	0.2		4	1	0	0	0	1	0	0	0	0	0	3	7	0.00	3.000										
Jeff Calhoun, L (6.1) X ERA: 2.92	1.0		3	0	0	0	0	0	0	0	0	0	0	3	3	0.00	0.000										
Wally Ritchie, L (7.1) X ERA: 3.46	2.0		13	4	2	2	3	1	2	0	0	0	1	16	28	9.00	2.500										
Kent Tekulve, R (9.1) X ERA: 3.59	1.0		5	1	1	1	2	1	0	0	0	0	0	8	12	9.00	2.000										

St. Louis Cardinals @ Philadelphia Phillies
Veterans Stadium, Philadelphia, PA
Sat Aug 08 1987, 7:05 PM EDT
Att: 46,732 - Unknown

AB 38
R 9
H 13
RBI 9
BB 7
SO 7
LOB 18



Batter	1	2	3	4	5	6	7	8	9	AB	R	H	RBI	BB	SO	LOB	BOTTOM										
Juan Samuel, R (1.4) X OBP: 0.336, SLG: 0.492	F4		G5-4-3			5-3			6-3	5	0	1	0	0	0	3											
Milt Thompson, L (1.8) X Ricky Schu, R (5. PH) X Greg Gross, L (9. PH) X OBP: 0.359, SLG: 0.453 OBP: 0.306, SLG: 0.452 OBP: 0.409, SLG: 0.389					FC6-4					2	0	2	1	0	0	0											
Von Hayes, L (1.3) X Mike Schmidt, R (1.5) X OBP: 0.439, SLG: 0.531 OBP: 0.390, SLG: 0.536										2	2	1	1	0	0	2											
Glenn Wilson, R (1.9) X Chris James, R (1.7) X Lance Parrish, R (1.2) X Steve Jeltz, S (1.6) X OBP: 0.313, SLG: 0.406 OBP: 0.348, SLG: 0.583 OBP: 0.298, SLG: 0.366 OBP: 0.311, SLG: 0.259										3	1	1	1	2	0	1											
Don Carman, L (1.1) X Tom Hume, R (5.1) X Jeff Calhoun, L (6.1) X Luis Aguayo, R (5. PH) X Wally Ritchie, L (7.1) X Ron Roenicke, S (5. PH) X Kent Tekulve, R (9.1) X OBP: 0.098, SLG: 0.098 OBP: 0.209, SLG: 0.287 OBP: 0.344, SLG: 0.365 OBP: 0.412, SLG: 0.443 OBP: 0.500, SLG: 0.500 OBP: 0.306, SLG: 0.306										4	0	1	1	1	0	4											
Inning Stats	R: 0 E: 0 K: 0 S: 3	H: 1 LOB: 1 BB: 1 P: 7	R: 0 E: 0 K: 0 S: 3	H: 0 LOB: 0 BB: 0 P: 3	R: 1 E: 0 K: 0 S: 5	H: 2 LOB: 1 BB: 1 P: 9	R: 0 E: 0 K: 0 S: 3	H: 0 LOB: 1 BB: 1 P: 7	R: 3 E: 0 K: 0 S: 7	H: 4 LOB: 1 BB: 0 P: 7	R: 0 E: 0 K: 0 S: 4	H: 1 LOB: 1 BB: 0 P: 4	R: 1 E: 0 K: 0 S: 4	H: 1 LOB: 0 BB: 0 P: 4	R: 0 E: 0 K: 0 S: 4	H: 1 LOB: 1 BB: 0 P: 4	R: 0 E: 0 K: 0 S: 4	H: 1 LOB: 2 BB: 1 P: 8	1B: 9 2B: 1 3B: 0 HR: 1	SF: 0 SAC: 1 DP: 2 HBP: 0	WP: 0 PB: 0 SB: 1 CS: 0	PA: 41					
PITCHER	IP	WLS	BF	H	R	ER	SO	BB	IBB	HBP	BLK	WP	HR	S	P	ERA	WHIP										
Danny Cox, R (1.1) X Ricky Horton, L (5.1) X Todd Worrell, R (7.1) X Ken Dayley, L (9.1) X ERA: 3.75 ERA: 3.59 ERA: 3.21 ERA: 1.8	4.0		19	5	3	3	0	3	0	0	0	0	1	11	11	6.75	2.000										
	2.1		11	4	2	2	0	0	0	0	0	0	0	7	7	0.00	0.500										
	0.2		4	1	0	0	0	1	0	0	0	0	0	3	7	0.00	3.000										

St. Louis Cardinals @ Philadelphia Phillies
Veterans Stadium, Philadelphia, PA
Sat Aug 08 1987, 7:05 PM EDT
Att: 46,732 - Unknown

AB 36
R 5
H 11
RBI 5
BB 4
SO 0
LOB 18



Batter	1	2	3	4	5	6	7	8	9	AB	R	H	RBI	BB	SO	LOB	TOP								
Vince Coleman, S (1, 7) OBP: 0.368, SLG: 0.336	G3	4-3				2B			L7	4	1	1	0	1	0	0									
Ozzie Smith, S (1, 6) OBP: 0.394, SLG: 0.374	WP				F7				F7	4	0	2	0	1	0	2									
Tom Herr, S (1, 4) OBP: 0.371, SLG: 0.369	K				F8				K	5	0	1	2	0	2	5									
Jack Clark, R (1, 3) OBP: 0.467, SLG: 0.622	K				F8				K	2	0	0	0	2	1	2									
Willie McGee, S (1, 8) OBP: 0.317, SLG: 0.432		HR			G3				G5-4-3	4	1	1	0	0	0	3									
Terry Pendleton, S (1, 5) OBP: 0.381, SLG: 0.435		E5			K2-5-2				F3	3	2	1	0	1	0	1									
Jim Lindeman, R (1, 9) OBP: 0.248, SLG: 0.418		HR			F7				6-3	4	1	2	3	0	0	1									
Tony Peña, R (1, 2) OBP: 0.321, SLG: 0.357		F3			K2-5-2				F8	4	0	0	0	0	1	3									
Bob Forsch, R (1, 1) OBP: 0.367, SLG: 0.596		4-3							L4	4	1	1	0	0	1	1									
Inning Stats	R: 0 E: 0 K: 2 S: 8	H: 1 LOB: 1 BB: 0 P: 8	R: 3 E: 1 K: 0 S: 6	H: 2 LOB: 0 BB: 0 P: 6	R: 0 E: 0 K: 0 S: 3	H: 1 LOB: 1 BB: 1 P: 7	R: 0 E: 0 K: 1 S: 5	H: 1 LOB: 1 BB: 0 P: 5	R: 2 E: 0 K: 0 S: 6	H: 3 LOB: 1 BB: 0 P: 6	R: 1 E: 0 K: 1 S: 6	H: 1 LOB: 3 BB: 3 P: 18	R: 0 E: 0 K: 0 S: 2	H: 0 LOB: 0 BB: 1 P: 6	R: 0 E: 0 K: 0 S: 3	H: 0 LOB: 0 BB: 0 P: 3	R: 0 E: 0 K: 1 S: 5	H: 0 LOB: 0 BB: 0 P: 5	1B: 3 2B: 5 3B: 1 HR: 1	SF: 0 SAC: 0 DP: 2 HBP: 0	WP: 1 PB: 0 SB: 4 CS: 1	PA: 39			
PITCHER	IP	WLS	BF	H	R	ER	SO	BB	IBB	HBP	BLK	WP	HR	S	P	ERA	WHIP								
Brian Fisher, R (1, 1) ERA: 4.55	5.0	L	23	8	5	4	3	1	0	0	0	1	1	28	32	7.20	1.800								
Hipolito Pena, L (6, 1) ERA: 4.56	3.0		13	1	1	1	1	4	0	0	1	0	0	11	27	3.00	1.667								
Brett Gideon, R (9, 1) ERA: 3.38	1.0		3	0	0	0	1	0	0	0	0	0	0	5	5	0.00	0.000								

St. Louis Cardinals @ Pittsburgh Pirates
Three Rivers Stadium, Pittsburgh, PA
Mon Aug 10 1987, 7:05 PM EDT
Att: 11,445 - Unknown

AB 34
R 6
H 9
RBI 5
BB 5
SO 5
LOB 18



Batter	1	2	3	4	5	6	7	8	9	AB	R	H	RBI	BB	SO	LOB	BOTTOM								
Barry Bonds, L (1, 7) OBP: 0.324, SLG: 0.475					F7				G4-6-3	4	0	2	0	0	0	2									
Andy Van Slyke, L (1, 8) OBP: 0.350, SLG: 0.507					K				F7	4	0	0	0	0	1	3									
Johnny Ray, S (1, 4) OBP: 0.325, SLG: 0.344					F7				4-3	4	0	0	0	0	0	1									
Sid Bream, L (1, 3) OBP: 0.347, SLG: 0.423					F7				4-3	3	0	0	0	1	0	0									
Bobby Bonilla, S (1, 5) OBP: 0.326, SLG: 0.448					L1-3				4-3	4	0	1	0	0	0	1									
R.J. Reynolds, S (1, 9) OBP: 0.332, SLG: 0.406					F7				4-3	3	0	0	0	0	0	1									
Michael LaValliere, L (1, 2) OBP: 0.376, SLG: 0.355					F8				4-3	3	0	2	0	0	0	0									
Al Pedrique, R (1, 6) OBP: 0.341, SLG: 0.386					5-3				F8	3	0	0	0	0	0	2									
Brian Fisher, R (1, 1) OBP: 0.262, SLG: 0.324					1-3					1	0	1	0	0	0	0									
John Cangelosi, S (5, PH) OBP: 0.459, SLG: 0.339										1	0	0	0	0	0	1									
Hipolito Pena, L (6, 1) OBP: 0.167, SLG: 0.167										0	0	0	0	0	0	0									
Darnell Coles, R (8, PH) OBP: 0.267, SLG: 0.318										1	0	1	0	0	0	0									
Brett Gideon, R (9, 1)										0	0	0	0	0	0	0									
Inning Stats	R: 0 E: 0 K: 0 S: 3	H: 1 LOB: 0 BB: 0 P: 3	R: 0 E: 0 K: 0 S: 2	H: 0 LOB: 0 BB: 1 P: 6	R: 0 E: 0 K: 1 S: 7	H: 2 LOB: 2 BB: 0 P: 7	R: 0 E: 0 K: 0 S: 4	H: 1 LOB: 1 BB: 0 P: 4	R: 0 E: 0 K: 0 S: 4	H: 1 LOB: 1 BB: 0 P: 4	R: 0 E: 0 K: 0 S: 3	H: 0 LOB: 0 BB: 0 P: 3	R: 0 E: 0 K: 0 S: 4	H: 1 LOB: 1 BB: 0 P: 4	R: 0 E: 0 K: 0 S: 3	H: 1 LOB: 0 BB: 0 P: 3	R: 0 E: 0 K: 0 S: 3	H: 0 LOB: 0 BB: 0 P: 3	1B: 6 2B: 2 3B: 0 HR: 0	SF: 0 SAC: 0 DP: 2 HBP: 0	WP: 0 PB: 0 SB: 0 CS: 1	PA: 32			
PITCHER	IP	WLS	BF	H	R	ER	SO	BB	IBB	HBP	BLK	WP	HR	S	P	ERA	WHIP								
Bob Forsch, R (1, 1) ERA: 3.99	9.0	W	32	7	0	0	1	1	0	0	0	0	0	33	37	0.00	0.889								

St. Louis Cardinals @ Pittsburgh Pirates
Three Rivers Stadium, Pittsburgh, PA
Mon Aug 10 1987, 7:05 PM EDT
Att: 11,445 - Unknown

AB 31
R 0
H 7
RBI 0
BB 1
SO 1
LOB 11



Batter	1	2	3	4	5	6	7	8	9	AB	R	H	RBI	BB	SO	LOB	TOP					
Vince Coleman, S (1.7) OBP: 0.367, SLG: 0.334	L7		E6		F7		F7		SF8 FC 1-2 2-3 1B	5	0	1	0	0	0	1						
Ozzie Smith, S (1.6) OBP: 0.394, SLG: 0.374	F8		4-3			2B 1B			FC SF8 1-2 2-3 3-H 1B	5	1	2	1	0	0	3						
Tom Herr, S (1.4) OBP: 0.371, SLG: 0.374	F7			1B 1B		3-1 1-H 1B 2B			SF8 1-2 2-3 3-H 1B	4	2	2	2	0	0	0						
Willie McGee, S (1.8) OBP: 0.316, SLG: 0.430		4-3		G1-6-3 1B		3-1 2-3			F8 1-2 2-3 3-H 1B	5	0	1	0	0	0	3						
Terry Pendleton, S (1.5) OBP: 0.384, SLG: 0.444		HR		G1-6-3 1B		1B 3-H			BB 1B	3	1	2	2	1	0	2						
John Morris, L (1.9) OBP: 0.337, SLG: 0.489	F7			1B 3-H		F8 1B			F9 1B	4	0	1	1	0	0	2						
Jim Lindeman, R (1.3) OBP: 0.242, SLG: 0.407	5-3			F5 1B		K 1B			K 1B	4	0	0	0	0	2	2						
Tony Peña, R (1.2) OBP: 0.324, SLG: 0.363			6-3		6-3				1B FC 1B	4	1	2	0	0	0	0						
John Tudor, L (1.1) Steve Peters, L (6.1) Rod Booker, L (7. PH) Ken Dayley, L (7.1) José Cuyendo, S (9. PH) Todd Worrell, R (9.1)	4-3		4-3		4-3		K 2B		FC SF8 1B	2	0	0	0	0	0	0						
Inning Stats	R: 0 E: 0 K: 0 S: 3	H: 0 LOB: 0 BB: 0 P: 3	R: 1 E: 0 K: 0 S: 4	H: 1 LOB: 0 BB: 0 P: 4	R: 0 E: 1 K: 0 S: 4	H: 0 LOB: 1 BB: 0 P: 4	R: 1 E: 0 K: 0 S: 5	H: 3 LOB: 1 BB: 0 P: 5	R: 0 E: 0 K: 0 S: 3	H: 0 LOB: 0 BB: 0 P: 3	R: 2 E: 0 K: 1 S: 8	H: 3 LOB: 1 BB: 0 P: 8	R: 0 E: 0 K: 1 S: 6	H: 2 LOB: 2 BB: 0 P: 6	R: 0 E: 0 K: 0 S: 3	H: 0 LOB: 1 BB: 1 P: 7	R: 2 E: 0 K: 1 S: 9	H: 3 LOB: 2 BB: 0 P: 9	1B: 9 2B: 2 3B: 0 HR: 1	SF: 1 SAC: 0 DP: 1 HBP: 0	WP: 0 PB: 0 SB: 0 CS: 0	PA: 40
PITCHER Rick Reuschel, R (1.1) ERA: 2.63	IP: 9.0 WLS: L BF: 40 H: 12 R: 6 ER: 6 SO: 3 BB: 1 IBB: 0 HBP: 0 BLK: 0 WP: 0 HR: 1 S: 45 P: 49 ERA: 6.00 WHIP: 1.444											PITCHER	IP: 9.0 WLS: L BF: 40 H: 12 R: 6 ER: 6 SO: 3 BB: 1 IBB: 0 HBP: 0 BLK: 0 WP: 0 HR: 1 S: 45 P: 49 ERA: 6.00 WHIP: 1.444									

St. Louis Cardinals @ Pittsburgh Pirates
Three Rivers Stadium, Pittsburgh, PA
Tue Aug 11 1987, 7:05 PM EDT
Att: 14,637 - Unknown

AB	38
R	6
H	12
RBI	6
BB	1
SO	3
LOB	14



Batter	1	2	3	4	5	6	7	8	9	AB	R	H	RBI	BB	SO	LOB	BOTTOM					
Barry Bonds, L (1.7) OBP: 0.325, SLG: 0.477	SH1-3 2B		L7		F9 1-2	F8			SF9 1B 1-2 1B	5	0	2	0	0	0	3						
Al Pedrique, R (1.6) OBP: 0.356, SLG: 0.400	SH1-3 2-3		K2-6 1B		1B 2-3		HBP		1B 1-2 2-3 1B	3	0	3	0	0	0	0						
Darnell Coles, R (1.9) R.J. Reynolds, S (9. PH)	F8		K2-6 1-2		1-2 3-H 1B		L3		SF9 2-3 3-H 1B	4	0	1	1	0	1	3						
Bobby Bonilla, S (1.5) OBP: 0.322, SLG: 0.441	F3			K	F6		K		K 2-3 1B	5	0	0	0	0	3	6						
Andy Van Slyke, L (1.8) OBP: 0.348, SLG: 0.503		HR 1B		K	L6		G3		F6	5	1	1	0	0	1	5						
Johnny Ray, S (1.4) OBP: 0.324, SLG: 0.350		F8		HR		5-3			F9	4	1	1	1	0	0	1						
Sid Bream, L (1.3) OBP: 0.350, SLG: 0.433		HR 1-H		BB		1B 1B			K	3	1	2	2	1	1	0						
Junior Ortiz, R (1.2) OBP: 0.308, SLG: 0.323		HR		BB	4-3		1-2 1B		1-3	4	0	1	0	0	0	1						
Rick Reuschel, R (1.1) John Cangelosi, S (9. PH)	F9			1B 1B	F9 1B		K		1B SF9 1B	2	1	0	0	1	1	2						
Inning Stats	R: 0 E: 0 K: 0 S: 4	H: 1 LOB: 1 BB: 0 P: 4	R: 2 E: 0 K: 0 S: 5	H: 2 LOB: 0 BB: 0 P: 5	R: 0 E: 0 K: 1 S: 5	H: 1 LOB: 1 BB: 0 P: 5	R: 1 E: 0 K: 2 S: 8	H: 1 LOB: 1 BB: 1 P: 12	R: 1 E: 0 K: 0 S: 5	H: 2 LOB: 2 BB: 1 P: 9	R: 0 E: 0 K: 1 S: 7	H: 2 LOB: 2 BB: 0 P: 7	R: 0 E: 0 K: 1 S: 5	H: 0 LOB: 1 BB: 0 P: 6	R: 0 E: 0 K: 1 S: 5	H: 0 LOB: 0 BB: 0 P: 5	R: 1 E: 0 K: 1 S: 8	H: 3 LOB: 2 BB: 0 P: 8	1B: 9 2B: 2 3B: 0 HR: 2	SF: 1 SAC: 1 DP: 1 HBP: 1	WP: 0 PB: 0 SB: 0 CS: 0	PA: 41
PITCHER John Tudor, L (1.1) Steve Peters, L (6.1) Ken Dayley, L (7.1) Todd Worrell, R (9.1)	IP: 5.0 WLS: 5 BF: 23 H: 7 R: 4 ER: 4 SO: 3 BB: 2 IBB: 0 HBP: 0 BLK: 0 WP: 0 HR: 2 S: 27 P: 35 ERA: 7.20 WHIP: 1.800											PITCHER	IP: 5.0 WLS: 5 BF: 23 H: 7 R: 4 ER: 4 SO: 3 BB: 2 IBB: 0 HBP: 0 BLK: 0 WP: 0 HR: 2 S: 27 P: 35 ERA: 7.20 WHIP: 1.800									

St. Louis Cardinals @ Pittsburgh Pirates
Three Rivers Stadium, Pittsburgh, PA
Tue Aug 11 1987, 7:05 PM EDT
Att: 14,637 - Unknown

AB	36
R	5
H	12
RBI	5
BB	2
SO	7
LOB	21



Batter	1	2	3	4	5	6	7	8	9	AB	R	H	RBI	BB	SO	LOB	TOP					
Vince Coleman, S (1, 7) OBP: 0.366, SLG: 0.333	K2-3		F7			F7			1B	4	0	1	0	0	1	0						
Ozzie Smith, S (1, 6) OBP: 0.392, SLG: 0.372	L6		F6			F7			F8	3	0	0	0	0	0	0						
José Oquendo, S (8, 6) OBP: 0.429, SLG: 0.370										1	0	0	0	0	0	1						
Tom Herr, S (1, 4) OBP: 0.368, SLG: 0.370										3	0	0	0	0	0	0						
Tom Lawless, R (8, 4) OBP: 0.222, SLG: 0.067	L8			3-1		6-3			1B	1	0	1	0	0	0	0						
Willie McGee, S (1, 8) OBP: 0.318, SLG: 0.433		L8							G4-6-3	4	0	2	0	0	0	2						
Terry Pendleton, S (1, 5) OBP: 0.384, SLG: 0.442						F7			F8	2	0	0	0	1	0	2						
John Morris, L (1, 9) OBP: 0.327, SLG: 0.473										3	0	0	0	0	0	3						
Jim Lindeman, R (1, 3) OBP: 0.256, SLG: 0.407										0	0	0	0	2	0	0						
Tony Peña, R (1, 2) OBP: 0.320, SLG: 0.359										3	0	0	0	0	0	4						
Steve Lake, R (8, 2) OBP: 0.306, SLG: 0.367										0	0	0	0	0	0	0						
Joe Magrane, R (1, 1) OBP: 0.162, SLG: 0.171										1	0	0	0	0	1	0						
Pat Perry, L (4, 1) OBP: 0.143, SLG: 0.143										1	0	0	0	0	0	0						
Steve Peters, L (7, 1) OBP: 0.378, SLG: 0.375										0	0	0	0	0	0	0						
Rod Booker, L (7, 5) OBP: 0.378, SLG: 0.375										1	0	0	0	0	0	0						
Inning Stats	R: 0 E: 0 K: 1 S: 5	H: 0 LOB: 0 BB: 0 P: 5	R: 0 E: 0 K: 0 S: 3	H: 0 LOB: 2 BB: 2 P: 11	R: 0 E: 0 K: 1 S: 5	H: 0 LOB: 0 BB: 0 P: 5	R: 0 E: 0 K: 0 S: 4	H: 1 LOB: 1 BB: 0 P: 4	R: 0 E: 0 K: 0 S: 2	H: 0 LOB: 0 BB: 1 P: 6	R: 0 E: 0 K: 0 S: 3	H: 0 LOB: 0 BB: 0 P: 3	R: 0 E: 0 K: 0 S: 3	H: 0 LOB: 1 BB: 0 P: 3	R: 0 E: 0 K: 0 S: 2	H: 0 LOB: 1 BB: 0 P: 3	R: 0 E: 0 K: 0 S: 4	H: 2 LOB: 1 BB: 0 P: 4	1B: 3 2B: 1 3B: 0 HR: 0	SF: 0 SAC: 0 DP: 4 HBP: 1	WP: 1 PB: 0 SB: 0 CS: 0	PA: 31
PITCHER Bob Walk, R (1, 1) ERA: 3.76	IP: 9.0 WLS: W BF: 31 H: 4 R: 0 ER: 0 SO: 2 BB: 3 IBB: 0 HBP: 1 BLK: 0 WP: 1 HR: 0 S: 31 P: 44 ERA: 0.00 WHIP: 0.778											PITCHER	IP: 9.0 WLS: W BF: 31 H: 4 R: 0 ER: 0 SO: 2 BB: 3 IBB: 0 HBP: 1 BLK: 0 WP: 1 HR: 0 S: 31 P: 44 ERA: 0.00 WHIP: 0.778									

St. Louis Cardinals @ Pittsburgh Pirates
Three Rivers Stadium, Pittsburgh, PA
Wed Aug 12 1987, 7:05 PM EDT
Att: 15,186 - Unknown

AB 27
R 0
H 4
RBI 0
BB 3
SO 2
LOB 12



Batter	1	2	3	4	5	6	7	8	9	AB	R	H	RBI	BB	SO	LOB	BOTTOM			
Barry Bonds, L (1, 7) OBP: 0.324, SLG: 0.476	L9		F5	K		4-3				5	0	1	0	0	1	0				
Al Pedrique, R (1, 6) OBP: 0.361, SLG: 0.400	6-3									5	2	2	0	0	0	1				
Darnell Coles, R (1, 9) OBP: 0.271, SLG: 0.321										4	2	1	0	0	0	2				
Bobby Bonilla, S (1, 5) OBP: 0.324, SLG: 0.443	6-3									3	2	1	2	1	0	1				
Andy Van Slyke, L (1, 8) OBP: 0.347, SLG: 0.500										4	1	1	2	0	0	1				
Johnny Ray, S (1, 4) OBP: 0.330, SLG: 0.355										3	1	3	2	1	0	0				
Sid Bream, L (1, 3) OBP: 0.352, SLG: 0.437										4	1	2	1	0	0	2				
Junior Ortiz, R (1, 2) OBP: 0.313, SLG: 0.319										2	1	0	0	2	0	2				
Bob Walk, R (1, 1) OBP: 0.333, SLG: 0.333										4	1	1	1	0	1	1				
Inning Stats	R: 0 E: 0 K: 0 S: 3	H: 0 LOB: 1 BB: 0 P: 4	R: 0 E: 0 K: 0 S: 2	H: 0 LOB: 0 BB: 1 P: 6	R: 0 E: 0 K: 0 S: 3	H: 0 LOB: 0 BB: 0 P: 3	R: 8 E: 2 K: 1 S: 11	H: 5 LOB: 0 BB: 2 P: 19	R: 0 E: 0 K: 0 S: 4	H: 1 LOB: 1 BB: 0 P: 4	R: 0 E: 0 K: 0 S: 2	H: 0 LOB: 0 BB: 1 P: 6	R: 3 E: 0 K: 0 S: 7	H: 5 LOB: 1 BB: 0 P: 7	R: 0 E: 0 K: 1 S: 6	H: 1 LOB: 1 BB: 0 P: 6	1B: 8 2B: 4 3B: 0 HR: 0	SF: 0 SAC: 0 DP: 2 HBP: 1	WP: 0 PB: 0 SB: 0 CS: 1	PA: 40
PITCHER Joe Magrane, L (1, 1) ERA: 3.95	IP: 3.0 WLS: L BF: 16 H: 4 R: 6 ER: 4 SO: 0 BB: 2 IBB: 0 HBP: 1 BLK: 0 WP: 0 HR: 0 S: 13 P: 22 ERA: 12.00 WHIP: 2.000											PITCHER	IP: 3.0 WLS: L BF: 16 H: 4 R: 6 ER: 4 SO: 0 BB: 2 IBB: 0 HBP: 1 BLK: 0 WP: 0 HR: 0 S: 13 P: 22 ERA: 12.00 WHIP: 2.000							
Pat Perry, L (4, 1) ERA: 4.38	3.0 15 5 5 3 1 1 1 0 0 0 0 15 23 9.00 2.000																			
Steve Peters, L (7, 1) ERA:	2.0 8 3 0 0 0 1 0 0 0 0 0 10 10 0.00 1.500																			

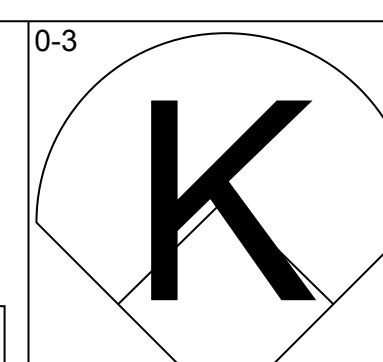
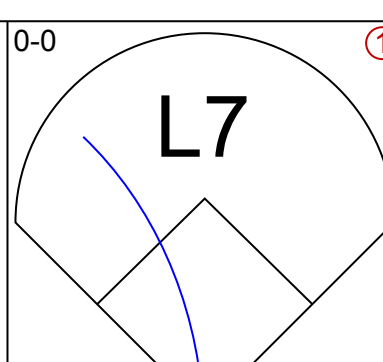
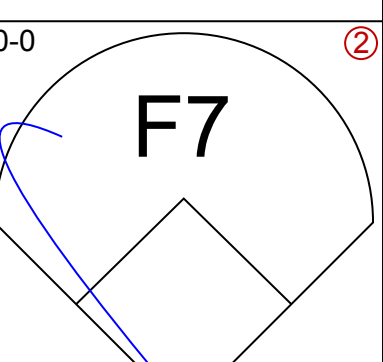
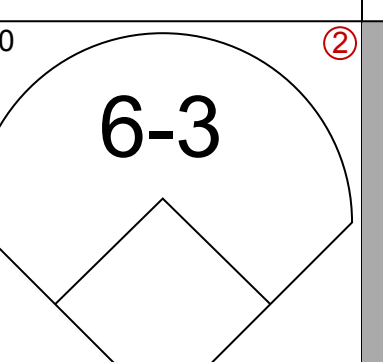
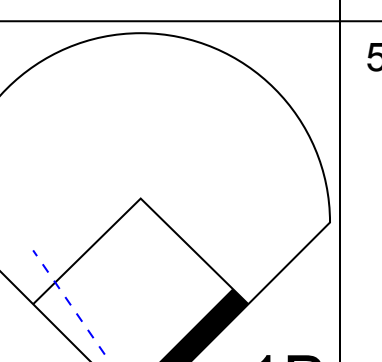
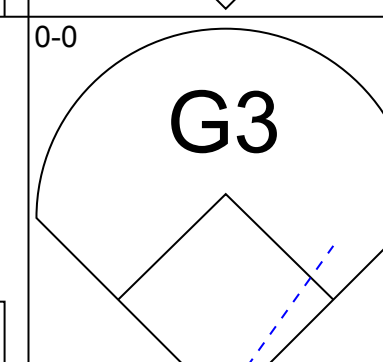
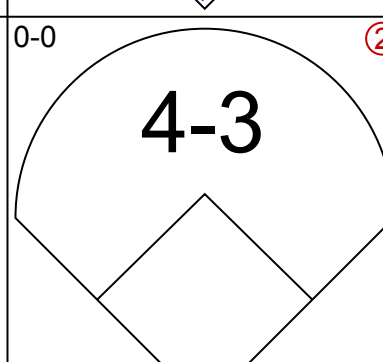
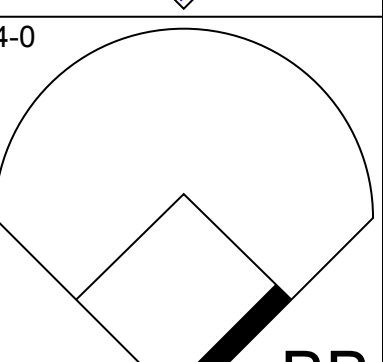
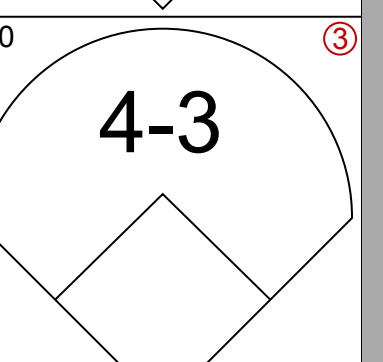
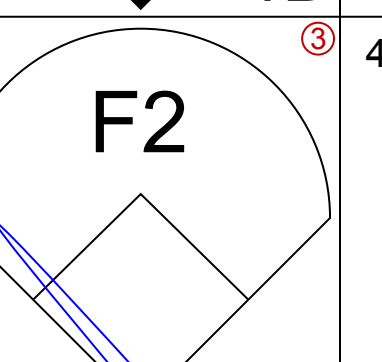
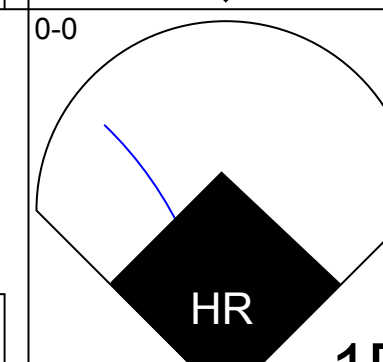
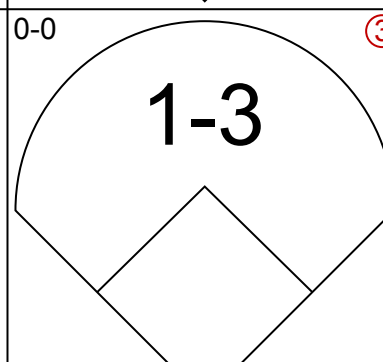
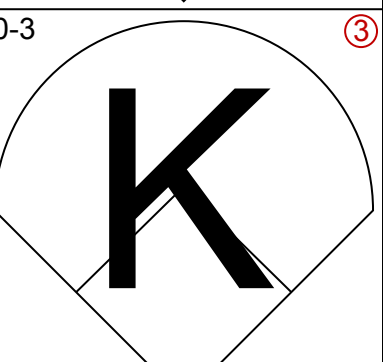

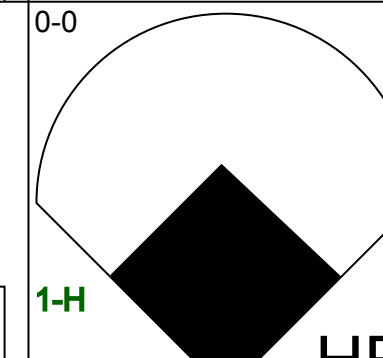
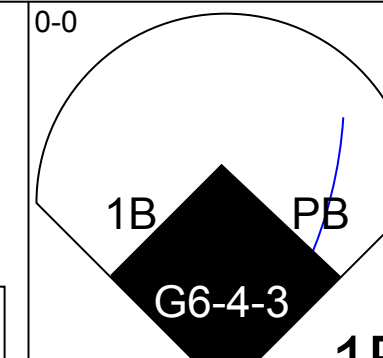
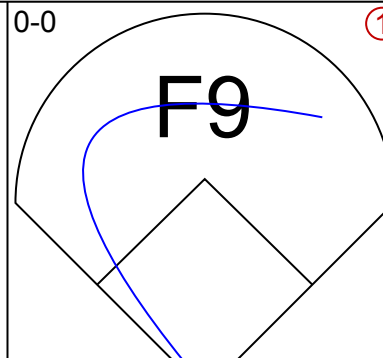
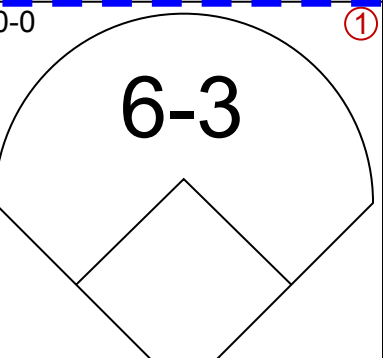
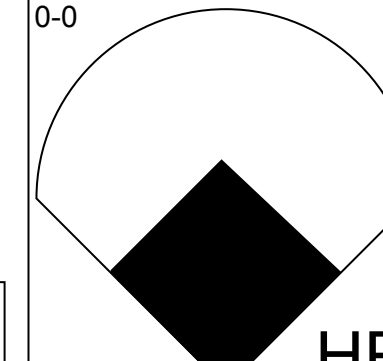
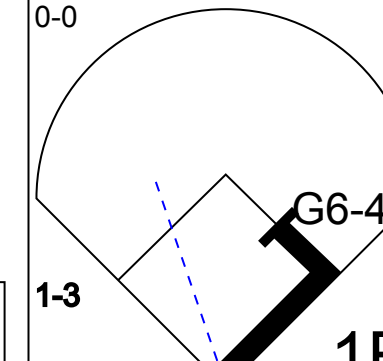
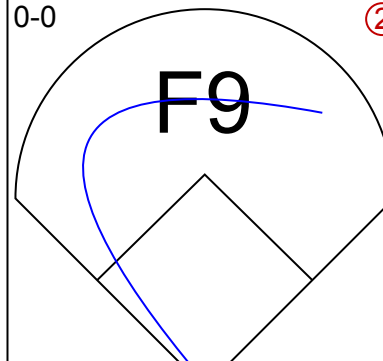
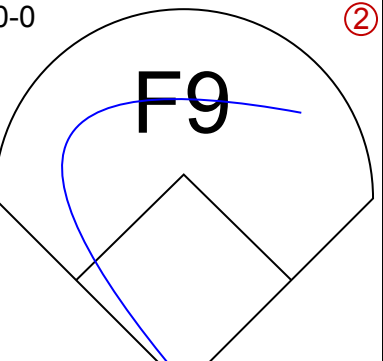
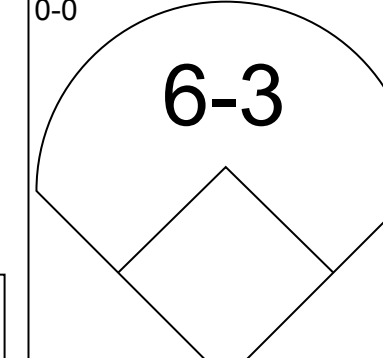
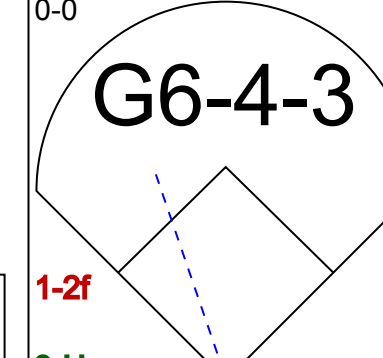
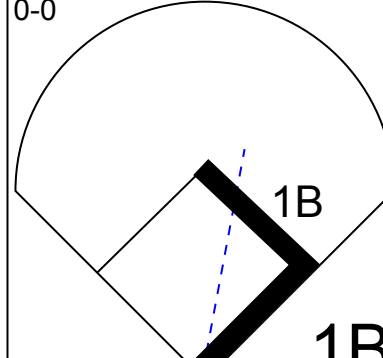
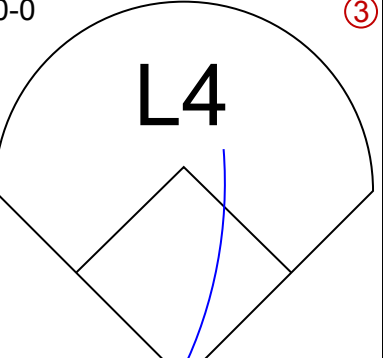
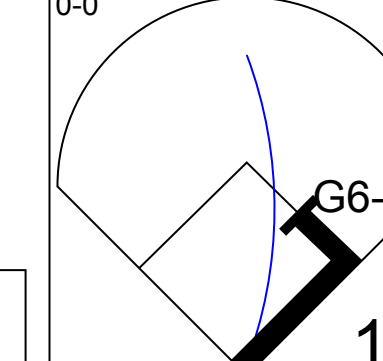
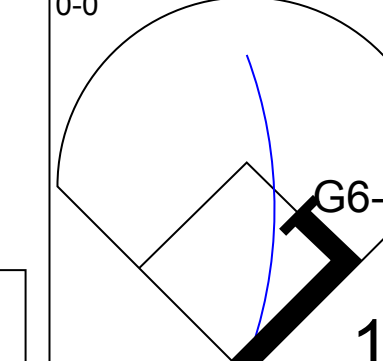
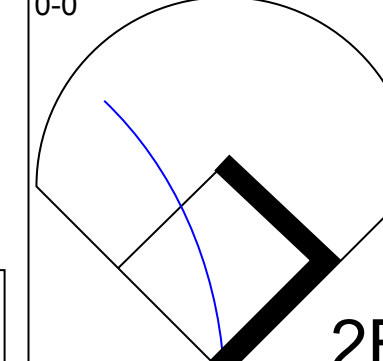
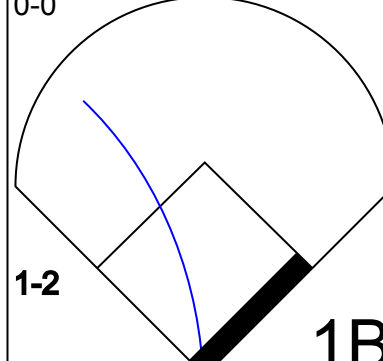
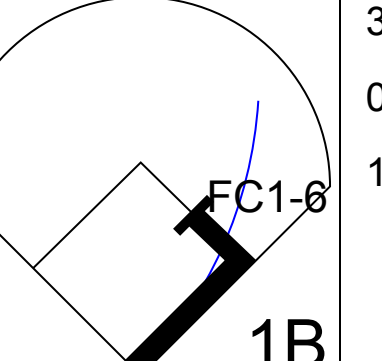
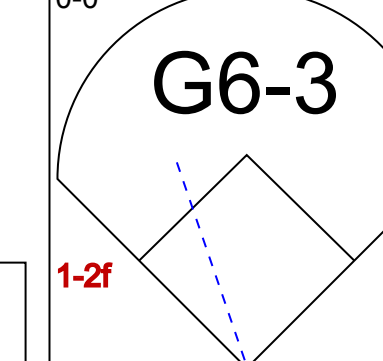
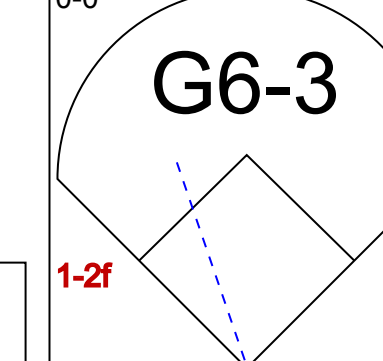
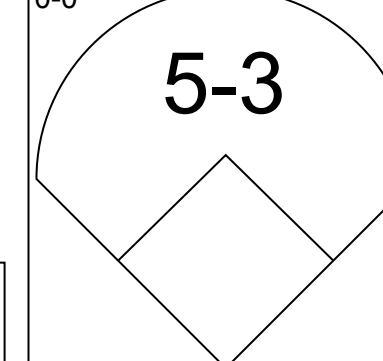
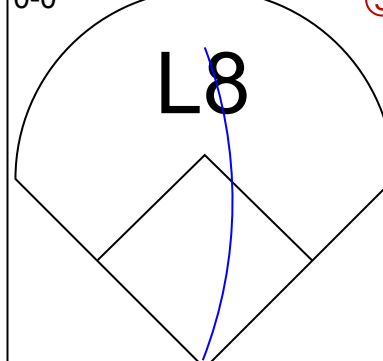
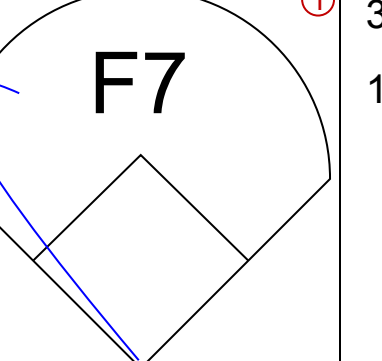
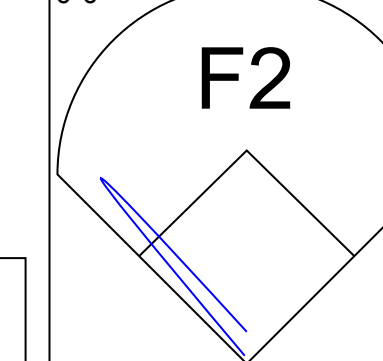
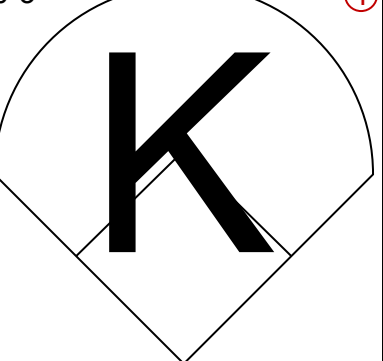
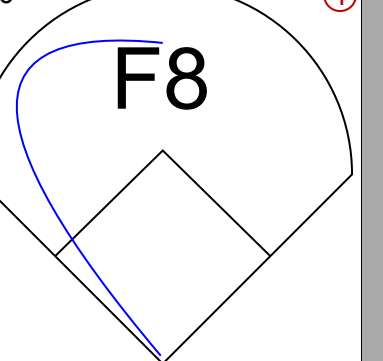
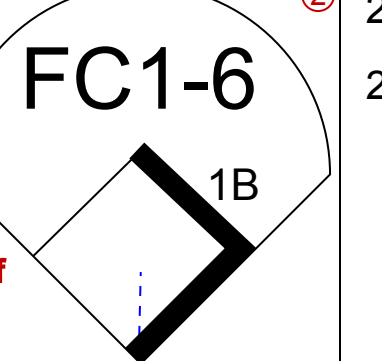
St. Louis Cardinals @ Pittsburgh Pirates
Three Rivers Stadium, Pittsburgh, PA
Wed Aug 12 1987, 7:05 PM EDT
Att: 15,186 - Unknown

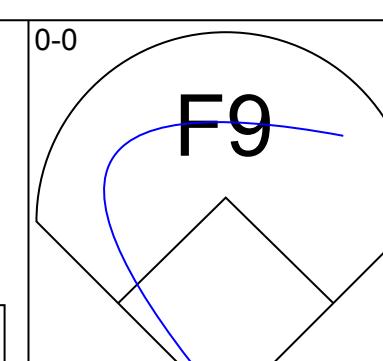
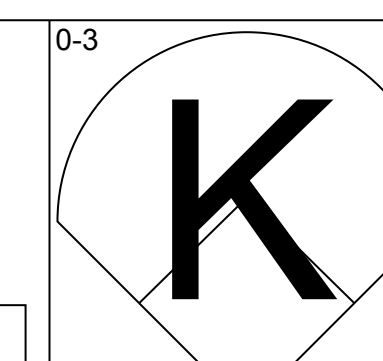
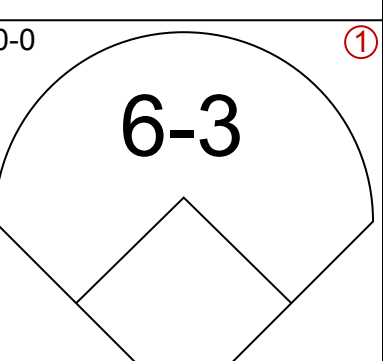
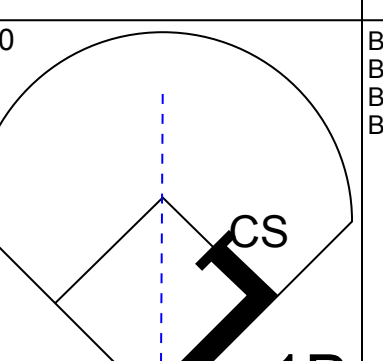

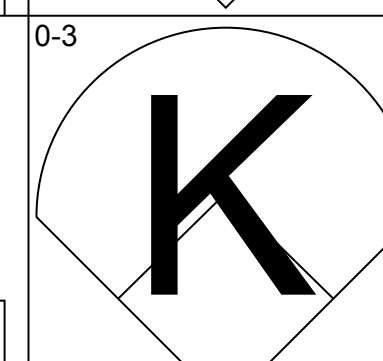
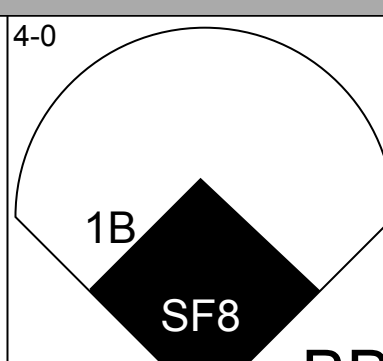
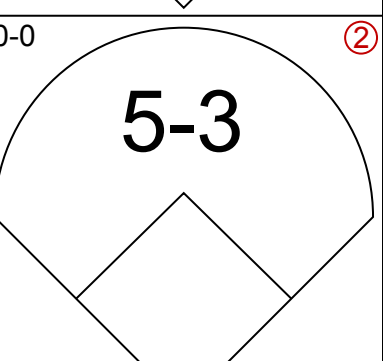
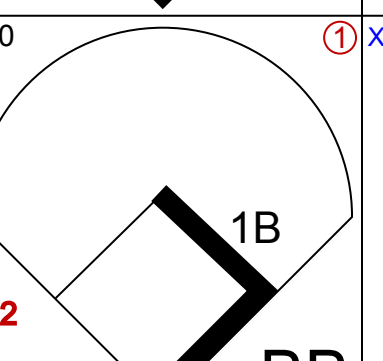

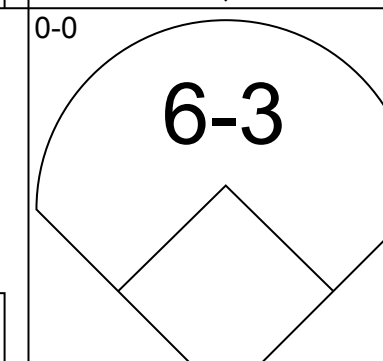
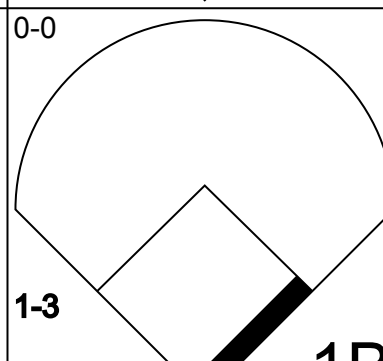
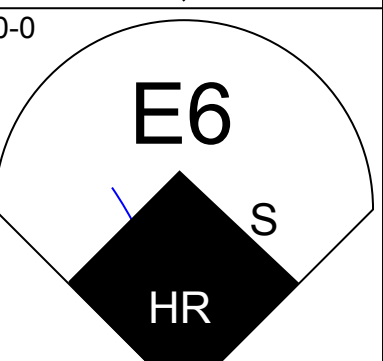
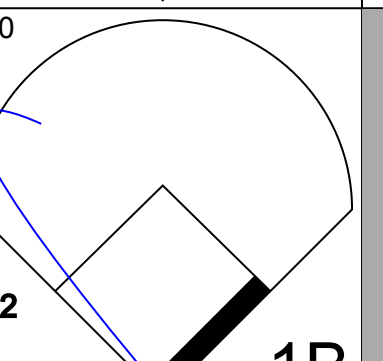
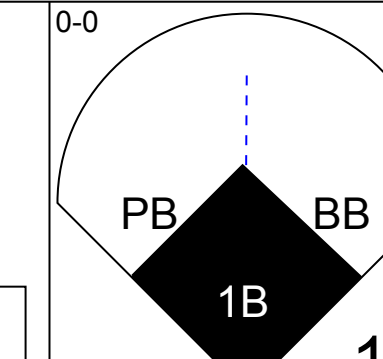
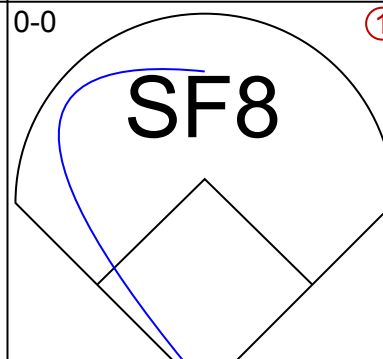
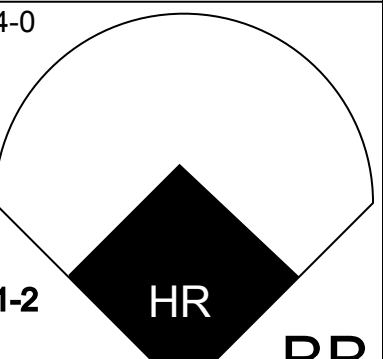

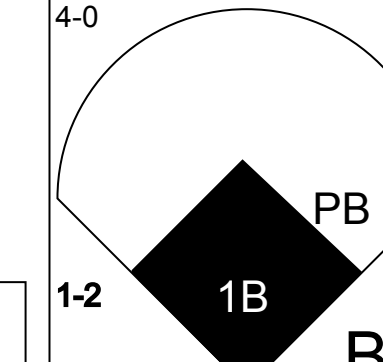
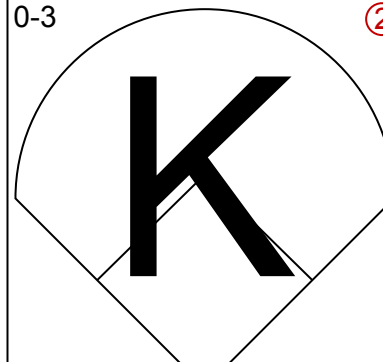
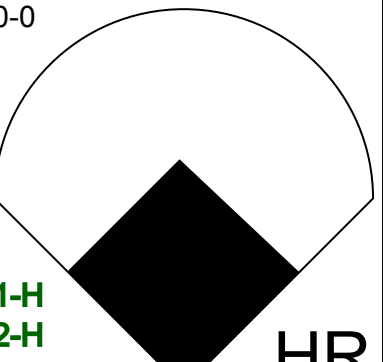
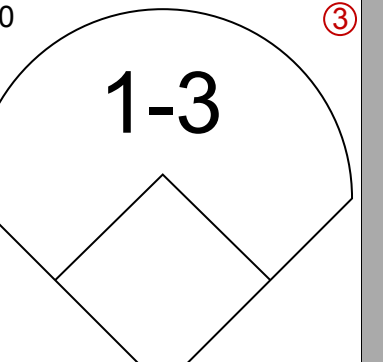
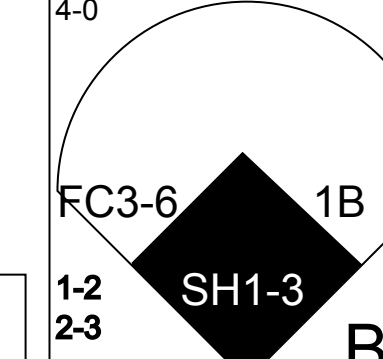
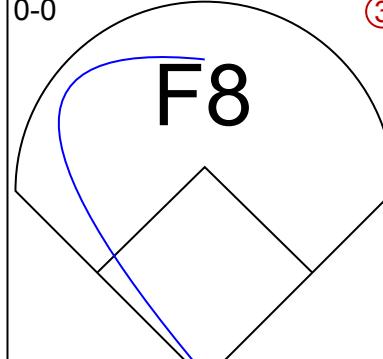
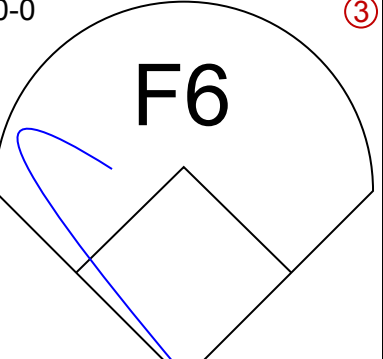

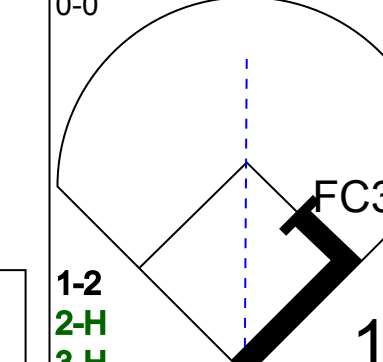
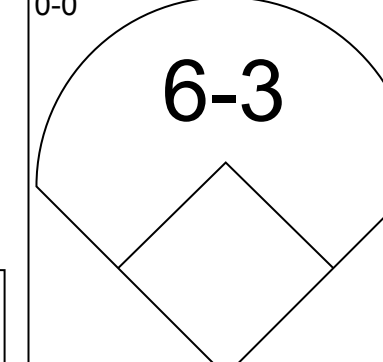
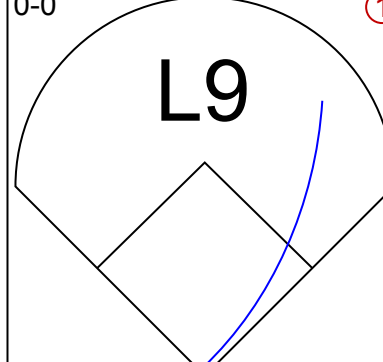

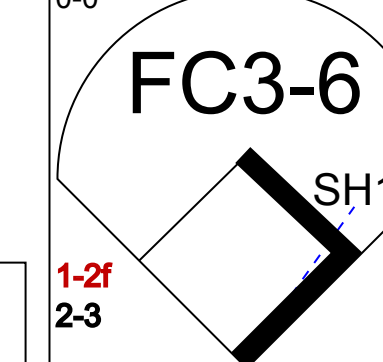
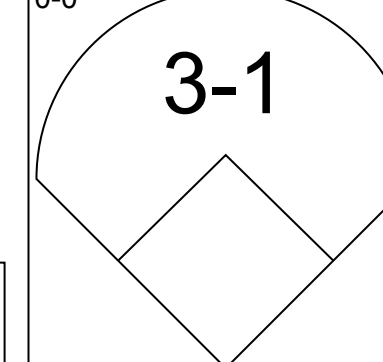
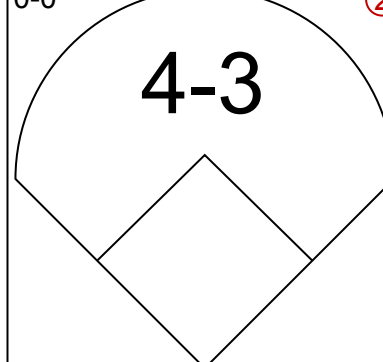

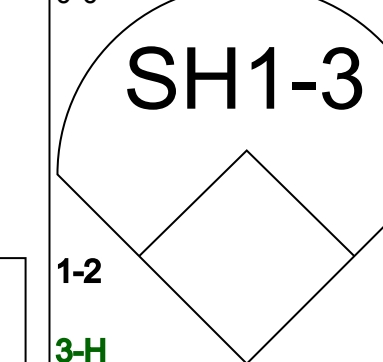
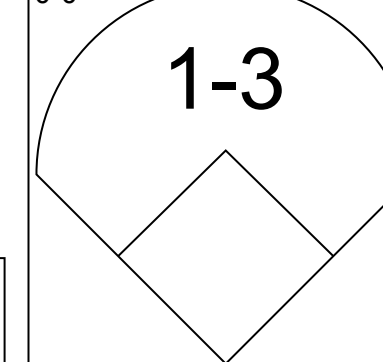
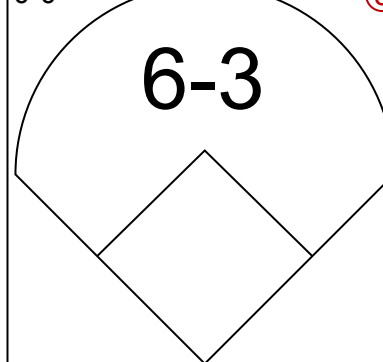

AB 34
R 11
H 12
RBI 8
BB 4
SO 2
LOB 10



Batter	1	2	3	4	5	6	7	8	9	10	11	12	13	AB R H RBI BB SO LOB	TOP							
Juan Samuel, R OBP: 0.344, SLG: 0.511 (1, 4)	4-3		6-3		6-3			K					F6	5 0 0 0 1 1 2	Philadelphia Phillies @ St. Louis Cardinals Busch Stadium, St. Louis, MO Thu Aug 13 1987, 7:05 PM CDT Att. 37,088 - Unknown livebaseballscores.com AB 45 R 4 H 10 RBI 3 BB 4 SO 8 LOB 19							
Milt Thompson, L OBP: 0.364, SLG: 0.469 (1, 8)	HR		1-3		G1				K2-3				2B BB	5 2 1 1 1 2 2								
Chris James, R OBP: 0.372, SLG: 0.610 (9, PH)	5-3				6-3				L3			K		3 1 1 0 0 0 0								
Greg Gross, L OBP: 0.412, SLG: 0.398 (9, 7)					1B								2B BB	1 0 0 0 0 0 0								
Rick Schu, R OBP: 0.306, SLG: 0.466 (12, PH)					G6-3								1B	2 0 1 2 0 1 0								
Mike Schmidt, R OBP: 0.402, SLG: 0.533 (1, 5)	5-3								6-3					4 0 1 0 2 0 0								
Von Hayes, L OBP: 0.439, SLG: 0.556 (12, 7)					G6-3								1B BB	6 0 3 0 0 1 4								
Glenn Wilson, R OBP: 0.306, SLG: 0.398 (1, 9)	G6-4-3				FC3				6-3					5 0 0 0 0 1 6								
Lance Parrish, R OBP: 0.297, SLG: 0.376 (1, 2)					G6-3				L4					5 0 0 0 0 1 4								
Steve Jeltz, S OBP: 0.318, SLG: 0.280 (1, 6)	4-3				5-3				5-3					5 0 0 0 0 1 4								
Don Carman, L OBP: 0.292, SLG: 0.353 (10, 1)														5 0 2 0 0 1 0								
Kent Tekulve, R OBP: 0.292, SLG: 0.353 (10, 1)					SH1-4				B3-6-4					2 0 0 0 0 0 1								
Jeff Calhoun, L OBP: 0.292, SLG: 0.353 (10, 1)					1B									0 0 0 0 0 0 0								
Ron Roenicke, S OBP: 0.292, SLG: 0.353 (10, 1)					1-3				B3-6-4					0 0 0 0 0 0 0								
Steve Bedrosian, R OBP: 0.292, SLG: 0.353 (10, 1)														1 0 0 0 0 0 0								
Wally Ritchie, L OBP: 0.292, SLG: 0.353 (10, 1)														1 1 0 0 0 0 0								
Wally Ritchie, L OBP: 0.292, SLG: 0.353 (10, 1)														0 0 0 0 0 0 0								
Inning Stats	R: 1 E: 0 K: 0 S: 4	H: 1 LOB: 0 BB: 0 P: 4	R: 0 E: 0 K: 0 S: 3	H: 1 LOB: 0 BB: 0 P: 3	R: 0 E: 0 K: 0 S: 4	H: 1 LOB: 1 BB: 0 P: 4	R: 0 E: 0 K: 0 S: 5	H: 0 LOB: 0 BB: 0 P: 3	R: 0 E: 0 K: 0 S: 3	H: 0 LOB: 0 BB: 0 P: 3	R: 0 E: 0 K: 1 S: 5	H: 0 LOB: 0 BB: 0 P: 5	R: 0 E: 0 K: 0 S: 3	H: 1 LOB: 0 BB: 0 P: 3	R: 0 E: 0 K: 3 S: 10	H: 1 LOB: 2 BB: 1 P: 14	R: 2 E: 0 K: 2 S: 9	H: 2 LOB: 2 BB: 2 P: 17	1B: 8 2B: 1 3B: 0 HR: 1	SF: 0 SAC: 1 DP: 4 HBP: 0	WP: 0 PB: 0 SB: 0 CS: 0	PA: 50
PITCHER	IP WLS BF H R ER SO BB IBB HBP BLK WP HR S P ERA WHIP																					
Danny Cox, R ERA: 3.66 (1, 1)	8.0	28	6	2	2	1	0	0	0	0	0	0	0	0	8	8	0.00	0.500				
Todd Warnell, R ERA: 3.05 (9, 1)	2.0	6	1	0	0	1	0	0	0	0	0	0	0	0	8	8	0.00	0.500				
Ken Dayley, L ERA: 1.96 (11, 1)	2.2	L	15	3	2	5	3	1	0	0	0	0	0	0	21	37	6.75	2.250				
Ricky Horton, L ERA: 3.7 (13, 1)	0.1	1	0	0	0	1	0	0	0	0	0	0	0	0	3	3	0.00	0.000				

Batter	1	2	3	4	5	6	7	8	9	10	11	12	13	AB R H RBI BB SO LOB	BOTTOM							
Vince Coleman, S OBP: 0.372, SLG: 0.510 (1, 7)	S				F9			K					F6	4 1 1 0 0 0 2 2	Philadelphia Phillies @ St. Louis Cardinals Busch Stadium, St. Louis, MO Thu Aug 13 1987, 7:05 PM CDT Att. 37,088 - Unknown livebaseballscores.com AB 40 R 2 H 4 RBI 1 BB 6 SO 8 LOB 16							
Todd Warnell, R ERA: 3.05 (9, 1)	1B													0 0 0 0 0 0 0								
John Mendenhall, L OBP: 0.187, SLG: 0.167 (10, PH)					L1									0 0 0 0 0 0 0								
Steve Lakoutis, R OBP: 0.292, SLG: 0.353 (10, PH)														1 0 0 0 0 0 0 1								
Ken Dayley, L ERA: 1.96 (11, 1)														0 0 0 0 0 0 0 1								
Ricky Horton, L ERA: 3.7 (13, 1)														0 0 0 0 0 0 0 1								
Rod Brainerd, L OBP: 0.292, SLG: 0.353 (10, PH)														1 0 0 0 0 0 0 1								
Ozzie Smith, S OBP: 0.357, SLG: 0.367 (1, 6)	F7													6 0 0 0 0 0 4								
Tom Herr, S OBP: 0.368, SLG: 0.368 (1, 4)	PB				5-3									5 0 1 0 1 0 1								
Jack Clark, R OBP: 0.462, SLG: 0.613 (1, 3)	BB													5 0 0 0 0 0 3 2								
Willie McGee, S OBP: 0.316, SLG: 0.432 (1, 8)	K				K									5 0 1 0 0 1 1								
Willie McGee, S OBP: 0.316, SLG: 0.432 (1, 8)	4-3				6-3									5 0 1 0 0 1 1								
Terry Pendleton, S OBP: 0.384, SLG: 0.439 (1, 5)														3 1 0 0 2 0 0								
Jim Lindeman, R OBP: 0.249, SLG: 0.394 (1, 9)														5 0 0 0 0 1 3								
Tony Peña, R OBP: 0.322, SLG: 0.354 (1, 2)														3 0 0 0 2 0 1								
Danny Cox, R OBP: 0.170, SLG: 0.196 (1, 1)														2 0 1 1 0 1 0								
Tom Lawless, R OBP: 0.222, SLG: 0.067 (6, PH)														0 0 0 0 0 0 0								
José Oquendo, S OBP: 0.431, SLG: 0.370 (9, 7)														0 0 0 0 1 0 0								
Inning Stats	R: 1 E: 0 K: 1 S: 6	H: 1 LOB: 1 BB: 1 P: 10	R: 0 E: 0 K: 1 S: 5	H: 0 LOB: 0 BB: 0 P: 5	R: 0 E: 0 K: 2 S: 7	H: 0 LOB: 0 BB: 0 P: 7	R: 0 E: 0 K: 1 S: 5	H: 0 LOB: 0 BB: 0 P: 5	R: 0 E: 0 K: 0 S: 4	H: 1 LOB: 1 BB: 1 P: 8	R: 0 E: 0 K: 0 S: 3	H: 0 LOB: 0 BB: 0 P: 3	R: 0 E: 0 K: 0 S: 3	H: 0 LOB: 0 BB: 0 P: 3	R: 0 E: 0 K: 0 S: 3	H: 0 LOB: 0 BB: 0 P: 3	R: 0 E: 1 K: 0 S: 3	H: 0 LOB: 1 BB: 1 P: 7	1B: 3 2B: 1 3B: 0 HR: 0	SF: 0 SAC: 2 DP: 1 HBP: 0	WP: 0 PB: 1 SB: 4 CS: 0	PA: 48
PITCHER	IP WLS BF H R ER SO BB IBB HBP BLK WP HR S P ERA WHIP																					
Don Carman, L ERA: 4.65 (10, 1)	9.0	34	3	2	0	7	3	1	0	0	0	0	0	44	60	0.00	0.667					
Kent Tekulve, R ERA: 3.29 (10, 1)	0.1	2	0	0	0	0	1	0	0	0	0	0	0	1	5	0.00	3.000					
Jeff Calhoun, L ERA: 2.08 (11, 1)	0.2	2	0	0	0	0	0	0	0	0	0	0	0	2	2	0.00	0.000					
Steve Bedrosian, R ERA: 2.74 (11, 1)	2.0	W	6	1	0	0	1	0	0	0	0	0	0	8	8	0.00	0.500					
Wally Ritchie, L ERA: 3.4 (13, 1)	1.0	S	4	0	0	0	1	0	0	0	0	0	0	3	7	0.00	1.000					

Batter	1	2	3	4	5	6	7	8	9	AB	R	H	RBI	BB	SO	LOB	TOP	
Juan Samuel, R OBP: 0.342, SLG: 0.508 (1, 4)										5	0	1	0	0	1	0	Philadelphia Phillies @ St. Louis Cardinals Busch Stadium, St. Louis, MO Fri Aug 14 1987, 7:05 PM CDT Att: 47,913 - Unknown	
Von Hayes, L OBP: 0.437, SLG: 0.551 (1, 8) (6, 3)										4	0	0	0	1	0	2		
Chris James, R OBP: 0.374, SLG: 0.613 (1, 7)										4	1	2	0	0	1	1		
Mike Schmidt, R OBP: 0.403, SLG: 0.541 (1, 5)										4	2	2	2	0	0	1		
Lance Parrish, R OBP: 0.299, SLG: 0.387 (1, 2)										4	1	2	1	0	0	1		
Glenn Wilson, R OBP: 0.307, SLG: 0.396 (1, 9)										4	0	1	0	0	0	2		
Rick Schu, R OBP: 0.319, SLG: 0.483 Freddie Toliver, R OBP: 0.417, SLG: 0.404 (9, PH)										3	0	3	0	0	0	0		AB 37 R 4 H 12 RBI 3 BB 1 SO 3 LOB 13
Steve Jeltz, S OBP: 0.313, SLG: 0.275 Jeff Stone, L OBP: 0.344, SLG: 0.364 (9, PH)										3	0	0	0	0	0	4		
Bruce Ruffin, S OBP: 0.057, SLG: 0.075 Ron Roenicke, S OBP: 0.294, SLG: 0.263 (6, 8)										2	0	0	0	0	1	0		WP: 0 PA: 38 PB: 1 SB: 0 CS: 0
Inning Stats	R: 3 E: 0 K: 1 S: 8	H: 3 LOB: 0 BB: 0 P: 8	R: 0 E: 0 K: 0 S: 3	H: 1 LOB: 0 BB: 0 P: 3	R: 0 E: 0 K: 0 S: 3	H: 0 LOB: 0 BB: 0 P: 3	R: 1 E: 0 K: 0 S: 5	H: 3 LOB: 1 BB: 0 P: 5	R: 0 E: 0 K: 0 S: 7	H: 2 LOB: 2 BB: 0 P: 5	R: 0 E: 0 K: 0 S: 3	H: 0 LOB: 0 BB: 0 P: 3	R: 0 E: 0 K: 0 S: 4	H: 1 LOB: 1 BB: 0 P: 4	R: 0 E: 0 K: 0 S: 5	H: 2 LOB: 2 BB: 0 P: 5		
PITCHER	IP WLS BF H R ER SO BB IBB HBP BLK WP HR S P ERA WHIP																	
Greg Mathews, L ERA: 4.35 Todd Worrell, R ERA: 3.0	(1, 1) (8, 1)	7.0 S	30 8	10 2	4 0	4 0	3 0	1 0	0 0	0 0	0 0	0 0	0 8	39 8	0.00	1.000		

Batter	1	2	3	4	5	6	7	8	9	AB	R	H	RBI	BB	SO	LOB	BOTTOM	
Vince Coleman, S OBP: 0.365, SLG: 0.332 (1, 7)										4	0	1	0	1	1	1	Philadelphia Phillies @ St. Louis Cardinals Busch Stadium, St. Louis, MO Fri Aug 14 1987, 7:05 PM CDT Att: 47,913 - Unknown	
Ozzie Smith, S OBP: 0.387, SLG: 0.364 (1, 6)										3	1	0	0	2	1	3		
Tom Herr, S OBP: 0.369, SLG: 0.369 (1, 4)										4	1	2	0	0	0	0		
Jack Clark, R OBP: 0.462, SLG: 0.613 (1, 3)										2	2	1	1	1	1	2		
Willie McGee, S OBP: 0.318, SLG: 0.438 (1, 8)										3	2	1	3	1	1	3		
Terry Pendleton, S OBP: 0.383, SLG: 0.436 (1, 5)										3	1	0	0	1	0	1		
Jim Lindeman, R OBP: 0.254, SLG: 0.403 John Morris, L OBP: 0.327, SLG: 0.473 (6, PR) (9, 9)										4	0	2	2	0	0	0		AB 28 R 8 H 7 RBI 7 BB 7 SO 4 LOB 12
Tony Peña, R OBP: 0.321, SLG: 0.350 (1, 2)										3	0	0	0	1	0	2		
Greg Mathews, R OBP: 0.212, SLG: 0.200 Todd Worrell, R OBP: 0.167, SLG: 0.167 (8, 1)										2	0	0	1	0	0	0		
Inning Stats	R: 0 E: 0 K: 1 S: 5	H: 0 LOB: 0 BB: 0 P: 5	R: 3 E: 0 K: 1 S: 7	H: 2 LOB: 1 BB: 2 P: 15	R: 1 E: 0 K: 1 S: 6	H: 1 LOB: 1 BB: 1 P: 10	R: 0 E: 0 K: 0 S: 3	H: 0 LOB: 0 BB: 0 P: 3	R: 3 E: 1 K: 0 S: 5	H: 1 LOB: 0 BB: 1 P: 9	R: 0 E: 0 K: 0 S: 3	H: 0 LOB: 0 BB: 0 P: 3	R: 0 E: 0 K: 1 S: 6	H: 2 LOB: 2 BB: 1 P: 10	R: 1 E: 0 K: 0 S: 4	H: 1 LOB: 2 BB: 2 P: 12		1B: 5 SF: 1 2B: 1 SAC: 2 3B: 0 DP: 0 HR: 1 HBP: 0
PITCHER	IP WLS BF H R ER SO BB IBB HBP BLK WP HR S P ERA WHIP																	
Bruce Ruffin, L ERA: 4.2 Freddie Toliver, R ERA: 6.99	(1, 1) (6, 1)	5.0 L	24 14	4 3	1 1	1 1	1 1	3 3	0 0	0 0	0 0	0 1	26 13	42 25	3.00	2.000		

Batter	1	2	3	4	5	6	7	8	9	AB	R	H	RBI	BB	SO	LOB	TOP										
Vince Coleman, S (1,7) OBP: 0.360, SLG: 0.324	4-0 WP 6-3 BB		0-0 4-3			0-0 5-3			0-3 K	3	1	0	0	1	1	0											
Ozzie Smith, S (1,6) OBP: 0.385, SLG: 0.361	0-0 4-3			0-0 6-3			0-0 4-3		4-0 CI BB	3	0	0	0	1	0	1											
Tom Herr, S (1,4) OBP: 0.363, SLG: 0.362	0-0 6-3			0-0 P3			0-0 5-3		0-1 CI G6-4-3	3	0	0	1	0	0	0											
Jack Clark, R (1,3) OBP: 0.459, SLG: 0.618	0-3 K			0-0 1B			0-0 E5 1B		0-0 G6-4-3	4	0	2	0	0	1	2											
Willie McGee, S (1,8) OBP: 0.312, SLG: 0.429		0-0 G5-4-3 1B			0-0 F8			0-0 5-3		3	0	1	0	0	0	1											
Jim Lindeman, R (1,9) OBP: 0.281, SLG: 0.396		0-0 G5-4-3 1-2			4-0 G6-3 BB			0-0 S 1B		2	0	1	0	1	0	1											
José Oquendo, S (1,5) OBP: 0.428, SLG: 0.366		0-0 5-3			0-0 G6-3 1-2			0-3 K		3	0	0	0	0	1	2											
Tony Peña, R (1,2) OBP: 0.317, SLG: 0.342			0-0 4-3			0-0 1-3			0-0 F9	3	0	0	0	0	0	1											
Joe Magrane, R (1,1) OBP: 0.154, SLG: 0.162			0-3 K			0-0 F8			0-0 4-3 1-2	2	0	0	0	0	1	0											
John Morris, L (8, PH) OBP: 0.308, SLG: 0.443										1	0	0	0	0	0	1											
Todd Worrell, R (8, 1) OBP: 0.167, SLG: 0.167										0	0	0	0	0	0	0											
Inning Stats	R: 1 E: 0 K: 1 S: 5	H: 0 LOB: 0 BB: 1 P: 9	R: 0 E: 0 K: 0 S: 3	H: 1 LOB: 0 BB: 0 P: 3	R: 0 E: 0 K: 1 S: 5	H: 0 LOB: 0 BB: 0 P: 5	R: 0 E: 0 K: 0 S: 3	H: 1 LOB: 1 BB: 0 P: 3	R: 0 E: 0 K: 0 S: 2	H: 0 LOB: 0 BB: 1 P: 6	R: 0 E: 1 K: 0 S: 4	H: 1 LOB: 1 BB: 0 P: 4	R: 0 E: 0 K: 1 S: 6	H: 1 LOB: 1 BB: 0 P: 6	R: 0 E: 1 K: 1 S: 5	H: 0 LOB: 1 BB: 1 P: 9	1B: 4 2B: 0 3B: 0 HR: 0	SF: 0 SAC: 0 DP: 3 HBP: 0	WP: 1 PB: 0 SB: 1 CS: 0	PA: 31							
PITCHER	IP	WLS	BF	H	R	ER	SO	BB	IBB	HBP	BLK	WP	HR	S	P	ERA	WHIP										
Bob Knepper, L (1,1) ERA: 5.63	7.0	W	23	3	1	1	2	2	0	0	0	1	0	25	33	1.29	0.714										
Larry Andersen, R (8,1) ERA: 2.95	2.0	S	8	1	0	0	2	1	0	0	0	0	0	11	15	0.00	1.000										

St. Louis Cardinals @ Houston Astros
Astrodome, Houston, TX
Wed Aug 19 1987, 8:05 PM EDT
Att: 30,223 - Unknown

AB 27
R 1
H 4
RBI 1
BB 3
SO 4
LOB 9

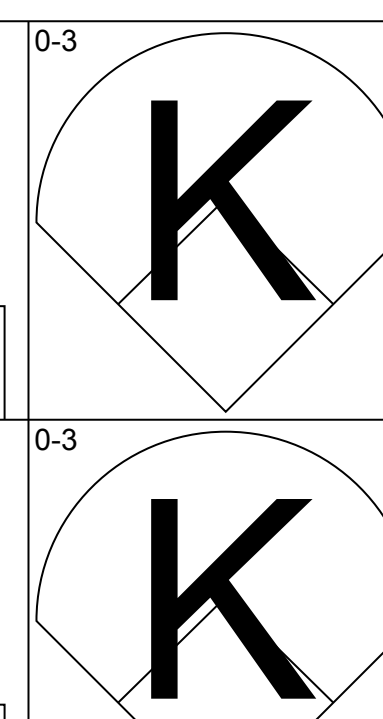
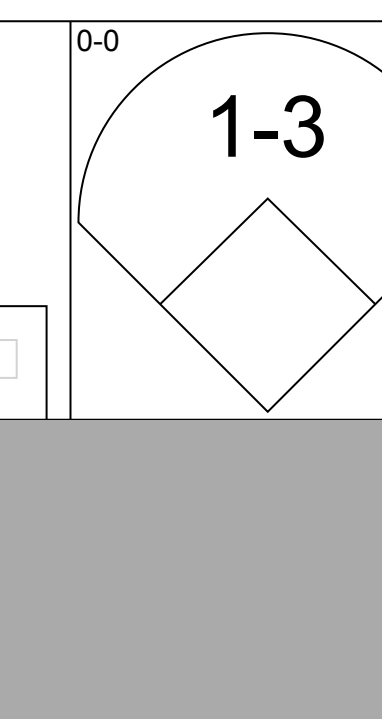
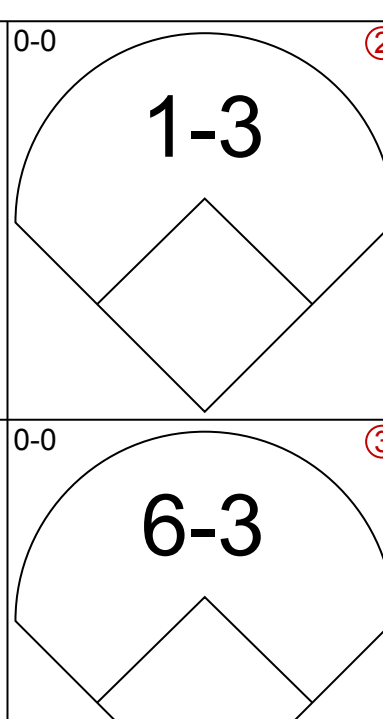
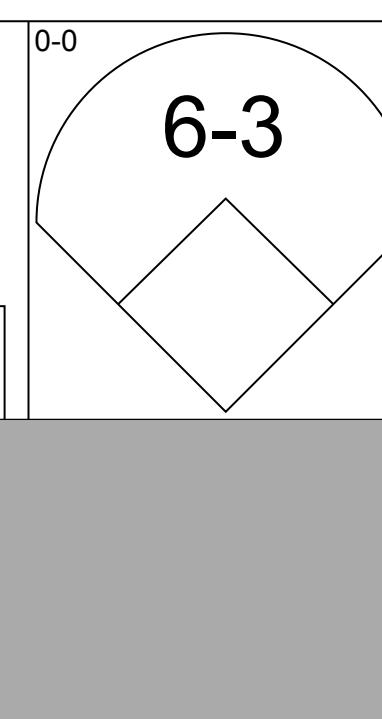
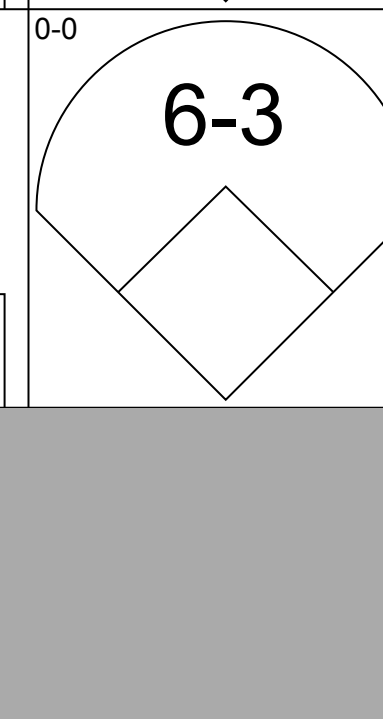
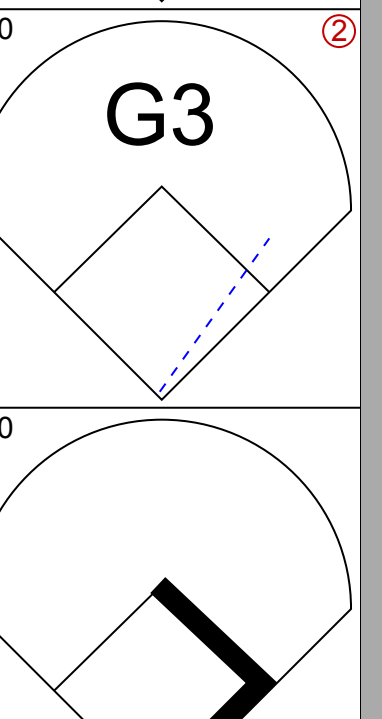

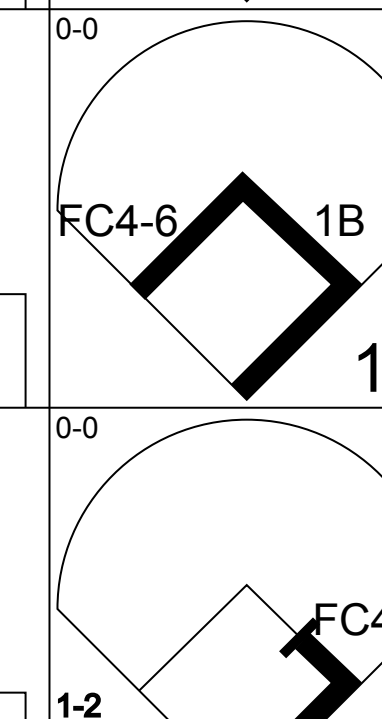

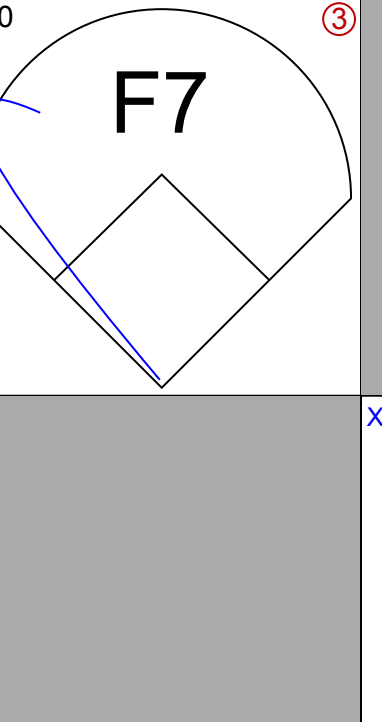
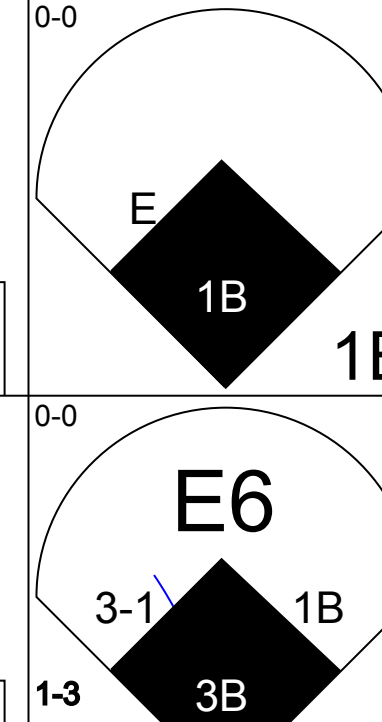
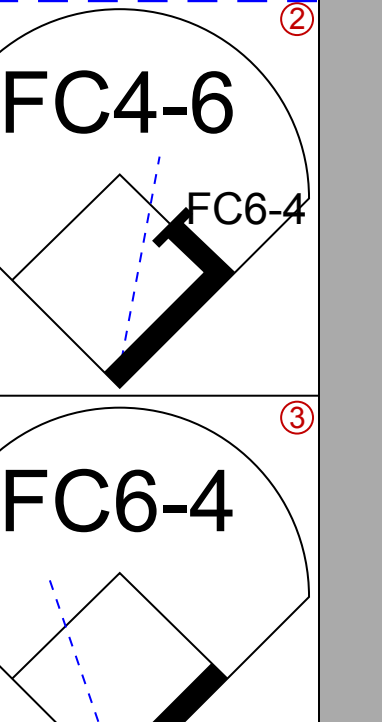
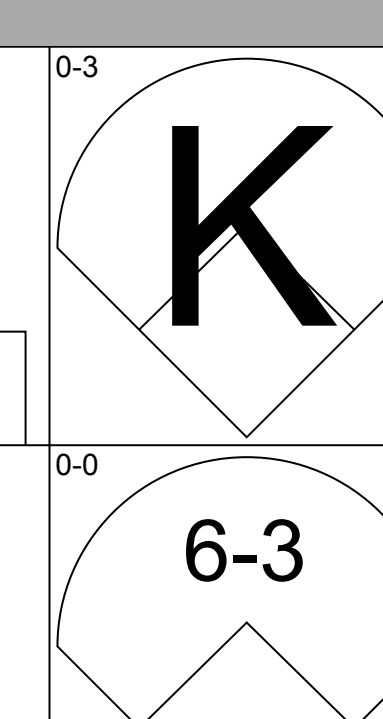
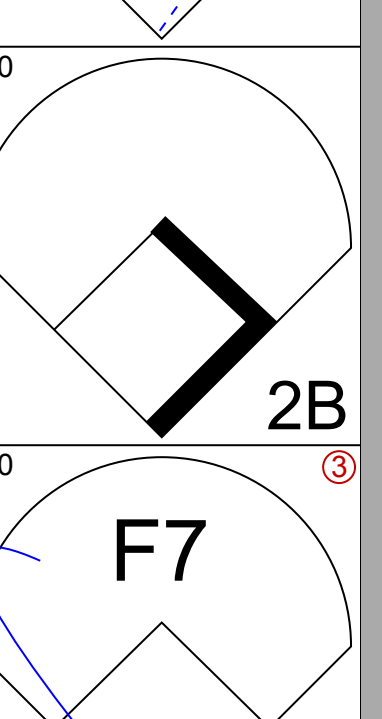
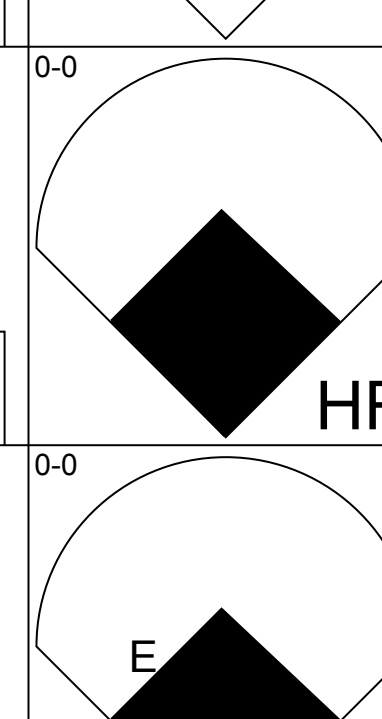
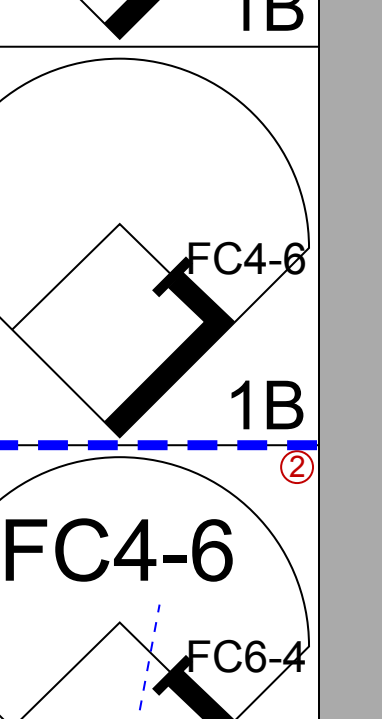
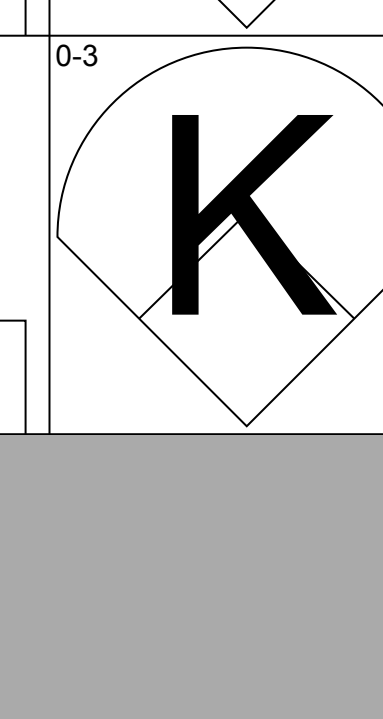

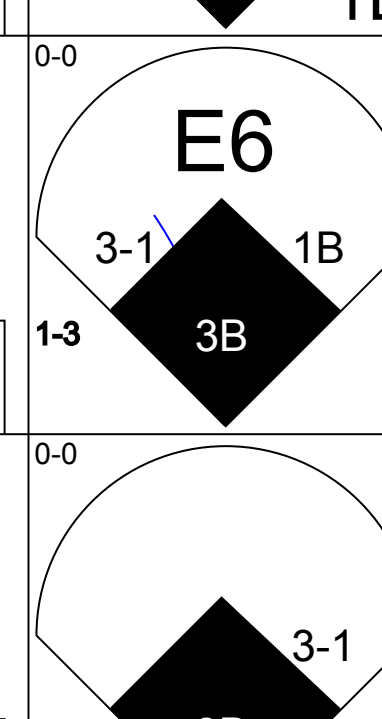
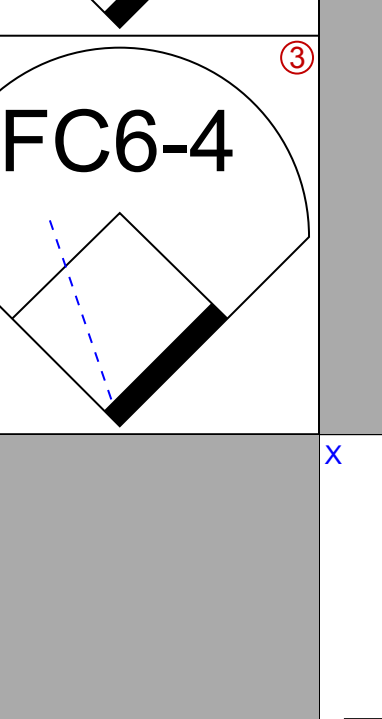

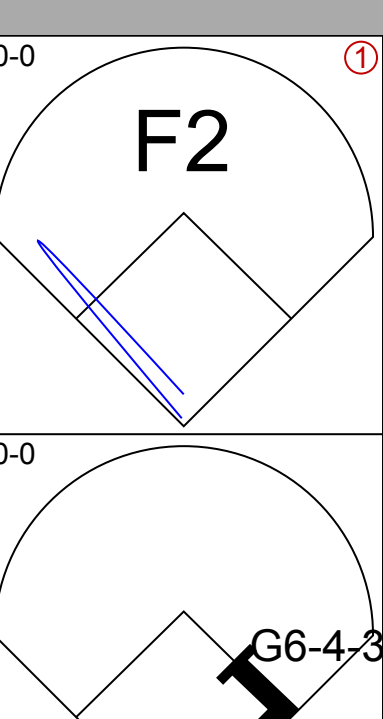
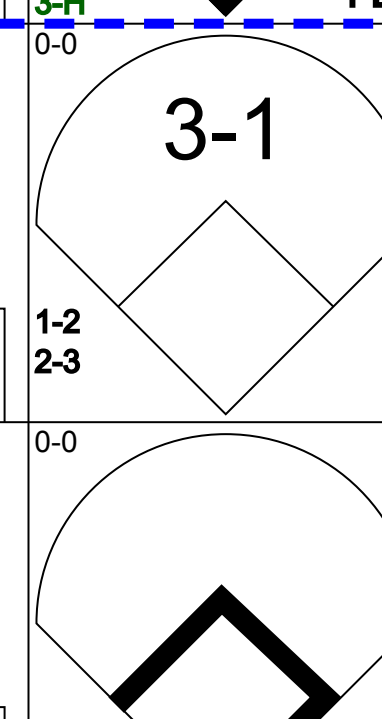
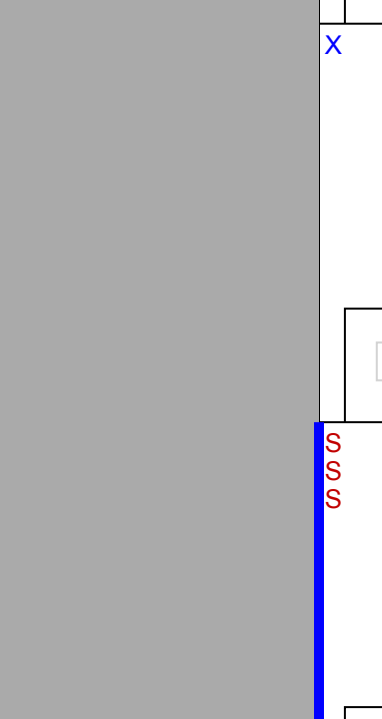
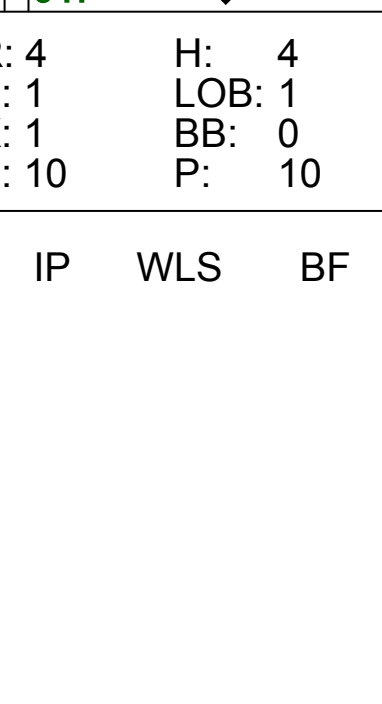
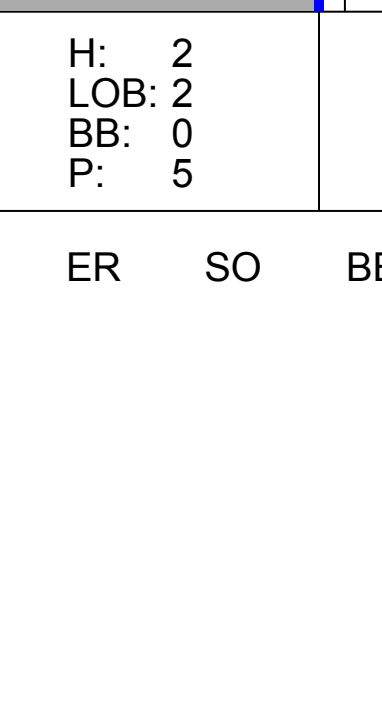
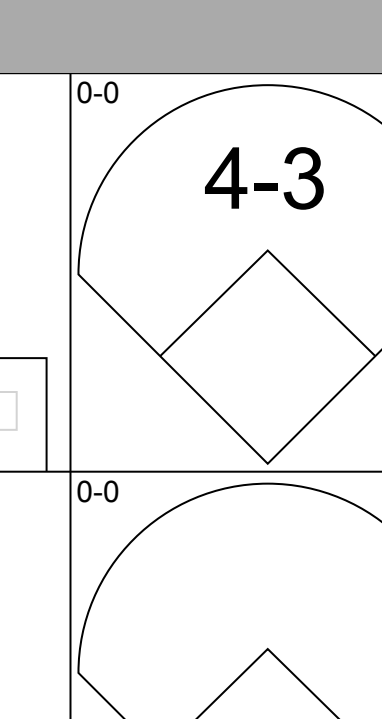
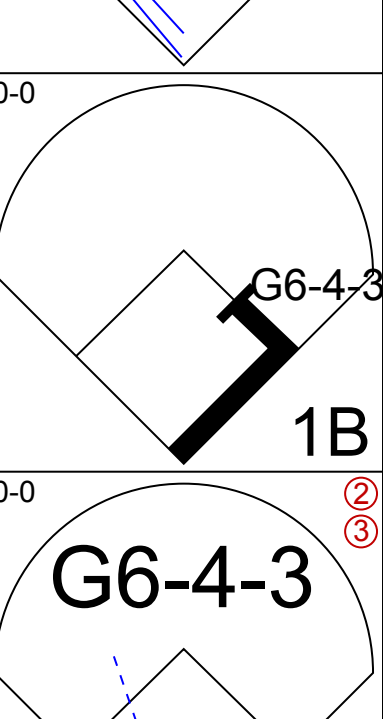
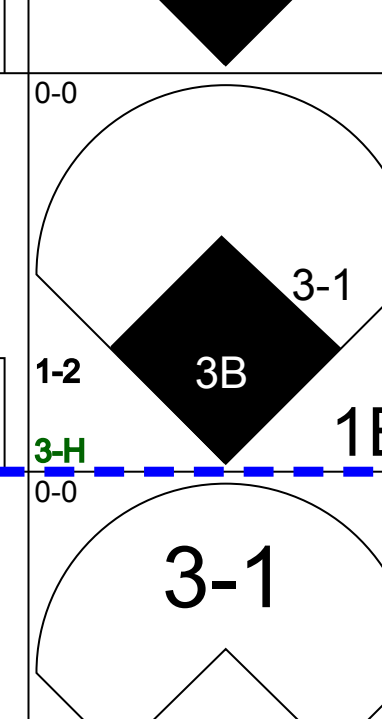
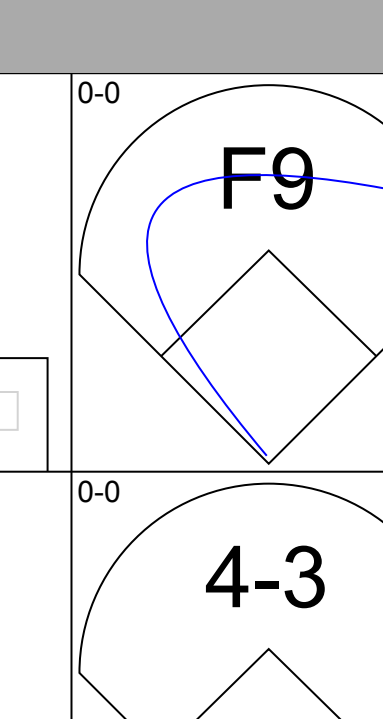

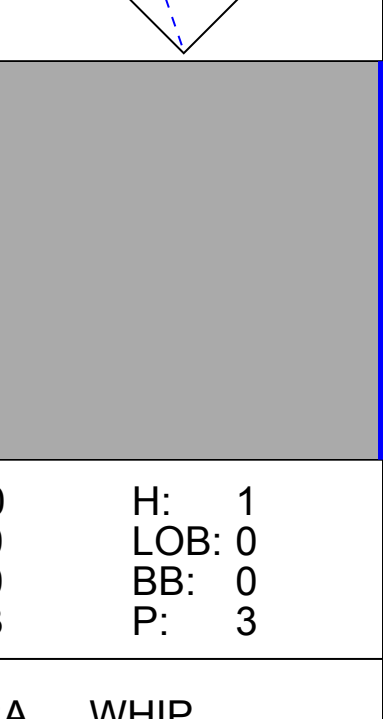
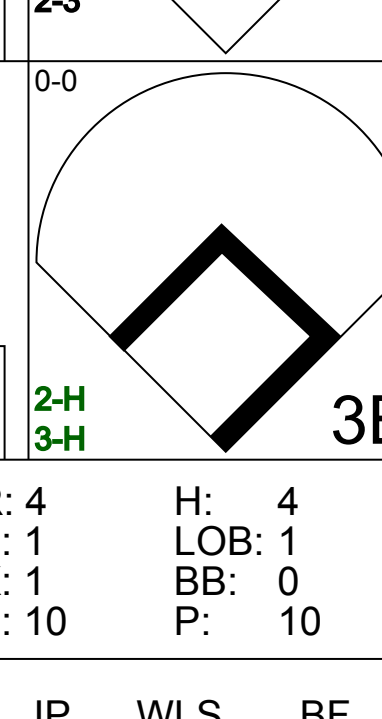
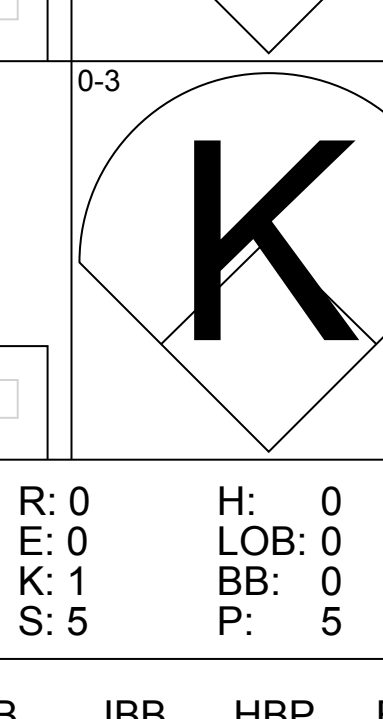
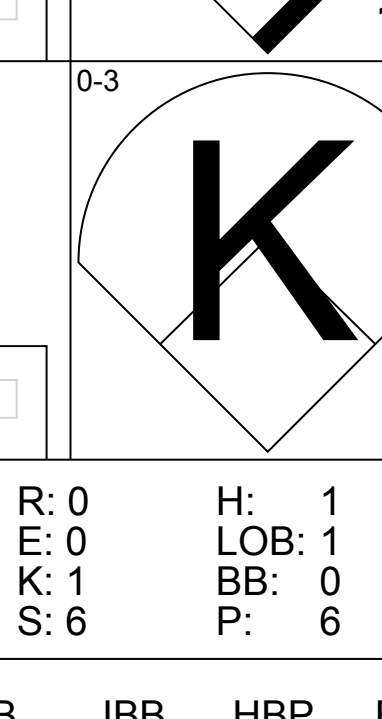
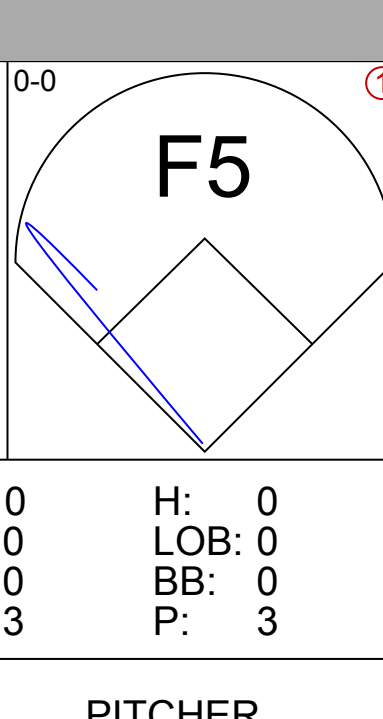
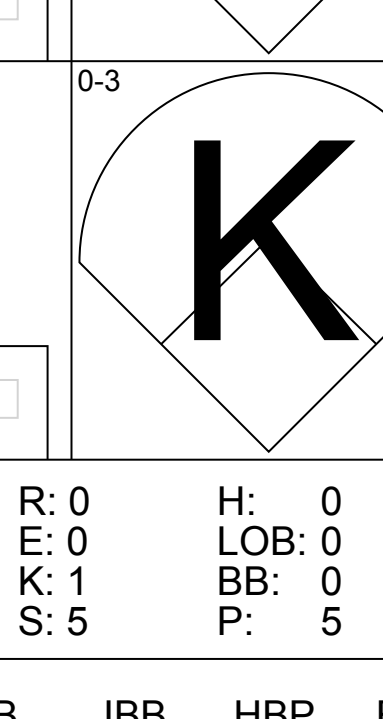


Batter	1	2	3	4	5	6	7	8	9	AB	R	H	RBI	BB	SO	LOB	BOTTOM										
Gerald Young, S (1,8) OBP: 0.318, SLG: 0.316	0-0 5-3		0-3 K			0-0 P3	0-0 F8			4	0	0	0	0	1	3											
Billy Hatcher, R (1,7) OBP: 0.367, SLG: 0.435	0-3 K			0-0 6-3		0-0 6-3		0-0 6-3		4	0	0	0	0	1	0											
Bill Doran, S (1,4) OBP: 0.361, SLG: 0.415				0-0 F8 1B			0-0 FC5-6 1B	4-0 S BB		3	0	2	0	1	0	0											
Alan Ashby, S (1,2) OBP: 0.396, SLG: 0.468	0-0 5-3			0-0 6-3			0-0 FC5-6 2B 1B	0-3 K	0-3 K	4	1	1	0	0	1	2											
Kevin Bass, S (1,9) OBP: 0.337, SLG: 0.434		0-0 6-3			0-3 K		0-0 FC5-6 2B	0-0 F9		4	1	0	0	0	1	3											
Glenn Davis, R (1,3) OBP: 0.318, SLG: 0.476		0-0 4-3			0-0 F9		0-3 K			3	0	0	0	0	1	2											
Ken Caminiti, S (1,5) OBP: 0.307, SLG: 0.411		0-0 5-3			4-0 BB		0-0 WP 1H 2H			2	0	1	2	1	0	0											
Dale Berra, R (1,6) OBP: 0.583, SLG: 0.333			0-0 6-3							2	0	0	0	1	0	1											
Craig Reynolds, L (8,6) OBP: 0.326, SLG: 0.375					0-0 L1					0	0	0	0	0	0	0											
Bob Knepper, L (1,1) OBP: 0.139, SLG: 0.200			0-3 K			0-0 4-3				2	0	0	0	0	1	0											
Davey Lopes, R (7, PH) OBP: 0.410, SLG: 0.367										0	0	0	0	1	0	0											
Larry Andersen, R (8,1) ERA: 2.95										0	0	0	0	0	0	0											
Inning Stats	R: 0 E: 0 K: 1 S: 6	H: 1 LOB: 1 BB: 0 P: 6	R: 0 E: 0 K: 0 S: 3	H: 0 LOB: 0 BB: 0 P: 3	R: 0 E: 0 K: 2 S: 7	H: 0 LOB: 0 BB: 0 P: 7	R: 0 E: 0 K: 0 S: 3	H: 0 LOB: 0 BB: 0 P: 3	R: 0 E: 0 K: 1 S: 5	H: 0 LOB: 1 BB: 1 P: 9	R: 2 E: 0 K: 1 S: 8	H: 3 LOB: 3 BB: 2 P: 16	R: 0 E: 0 K: 1 S: 5	H: 0 LOB: 1 BB: 1 P: 9	R: 0 E: 0 K: 1 S: 5	H: 0 LOB: 1 BB: 1 P: 9	1B: 3 2B: 1 3B: 0 HR: 0	SF: 0 SAC: 0 DP: 0 HBP: 0	WP: 1 PB: 0 SB: 1 CS: 0	PA: 32							
PITCHER	IP	WLS	BF	H	R	ER	SO	BB	IBB	HBP	BLK	WP	HR	S	P	ERA	WHIP										
Joe Magrane, L (1,1) ERA: 3.87	7.0	L	28	4	2	2	5	1	2	0	0	0	0	35	47	2.57	0.714										
Todd Worrell, R (8,1) ERA: 2.95	1.0		4	0	0	0	1	1	0	0	0	0	0	5	9	0.00	1.000										

St. Louis Cardinals @ Houston Astros
Astrodome, Houston, TX
Wed Aug 19 1987, 8:05 PM EDT
Att: 30,223 - Unknown

AB 28
R 2
H 4
RBI 2
BB 4
SO 6
LOB 11

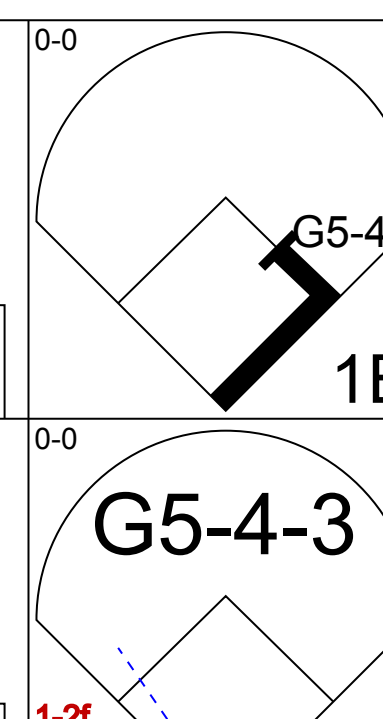
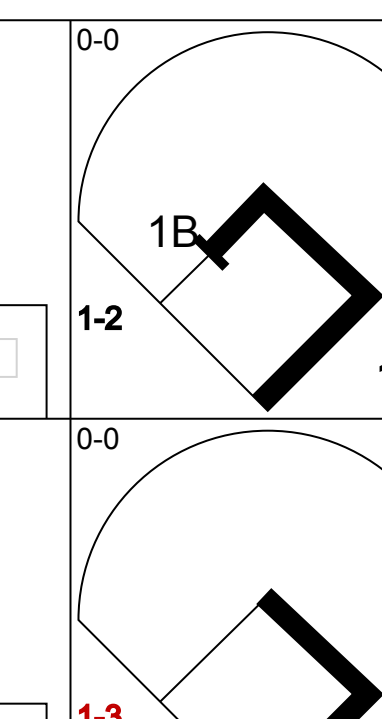
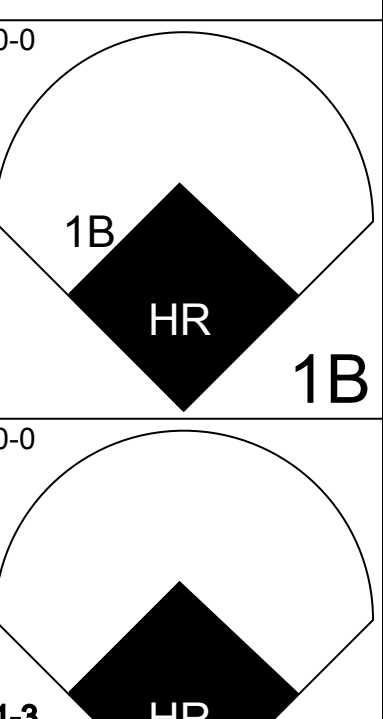
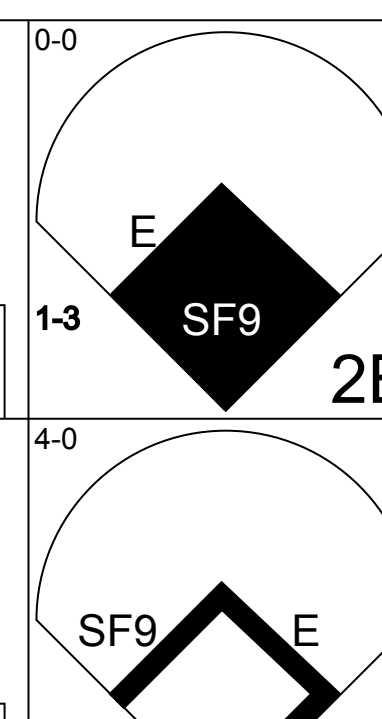
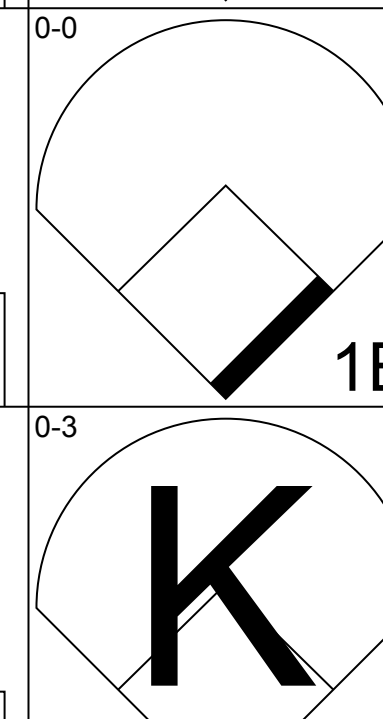
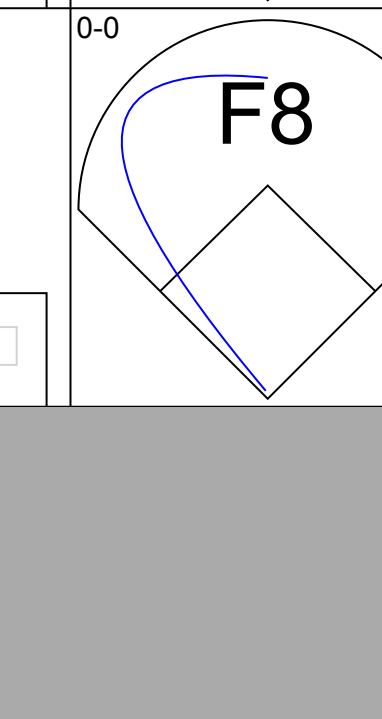
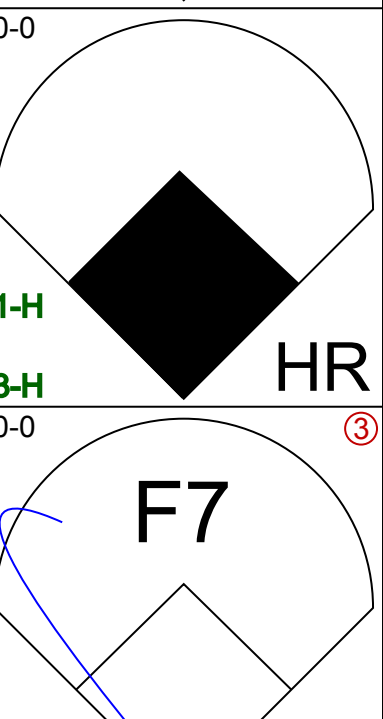
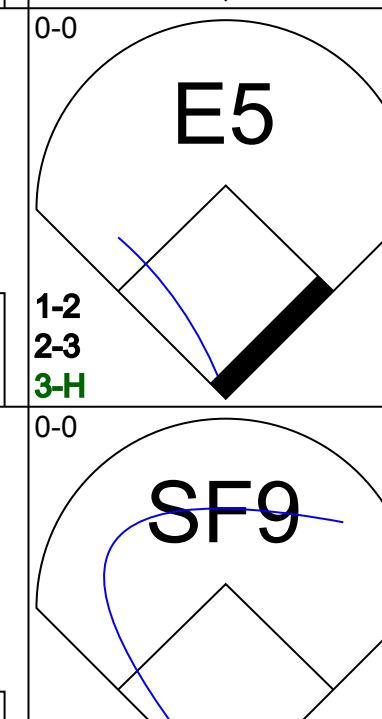



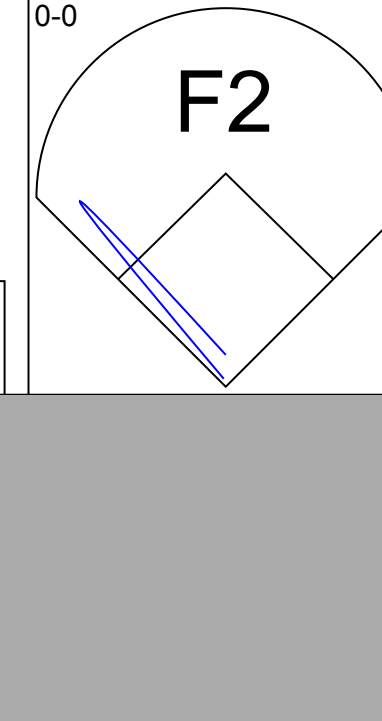

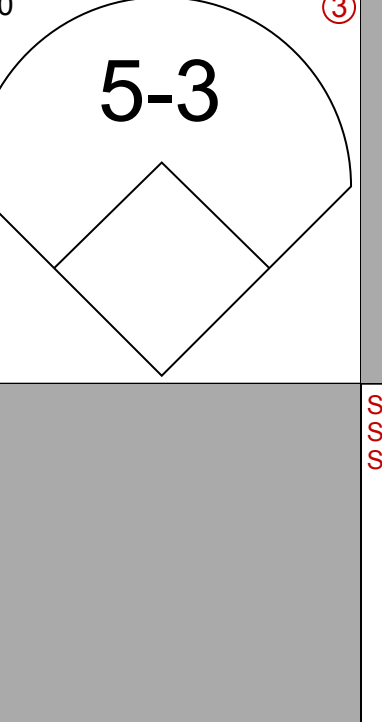
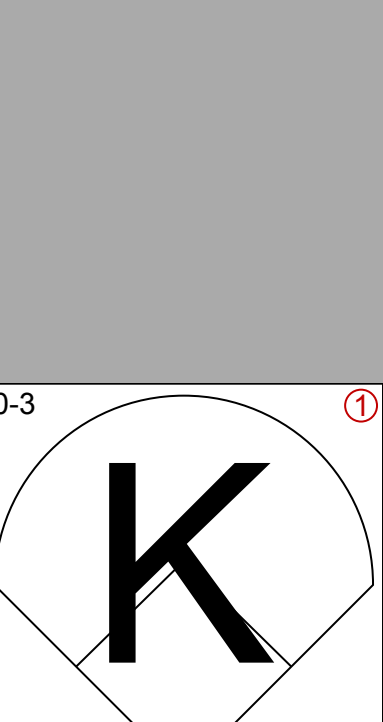
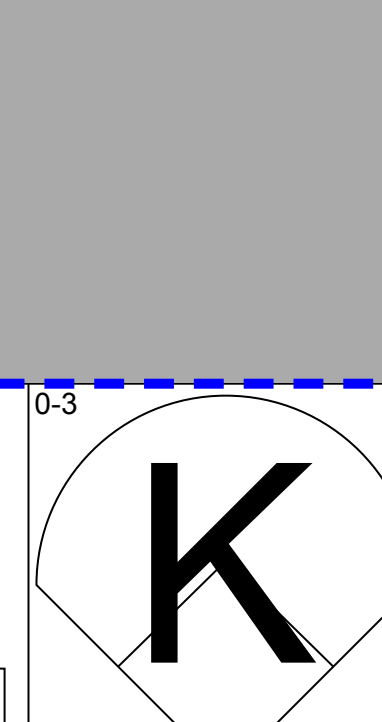
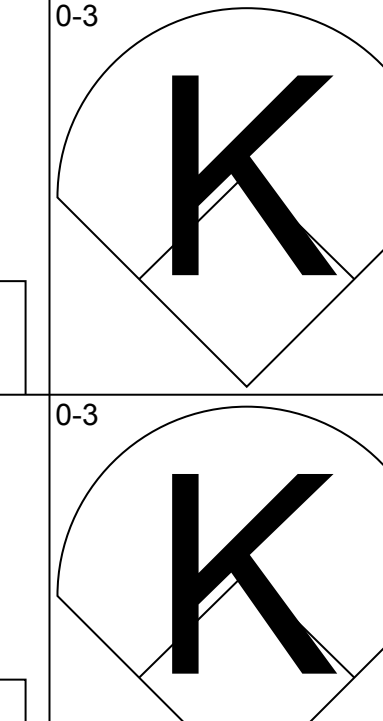
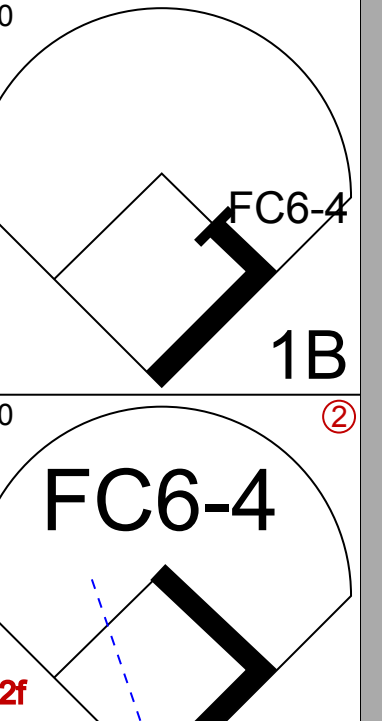
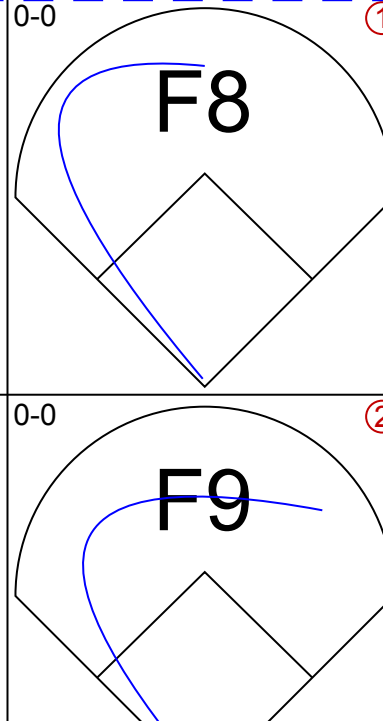
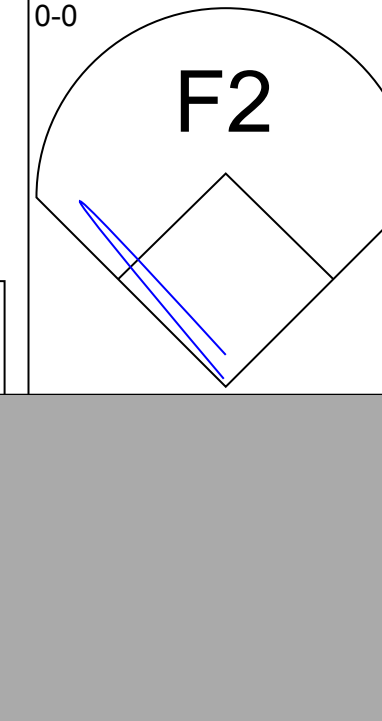

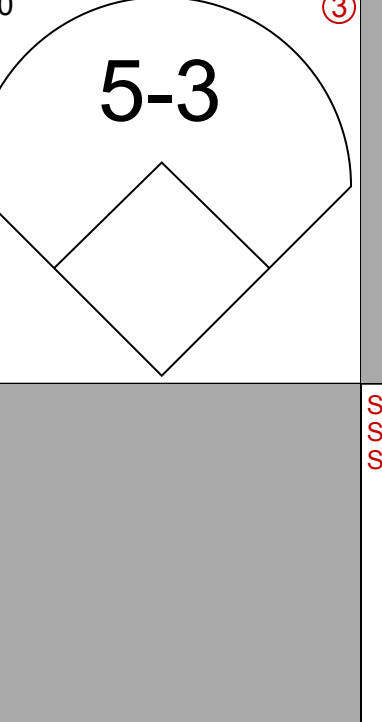
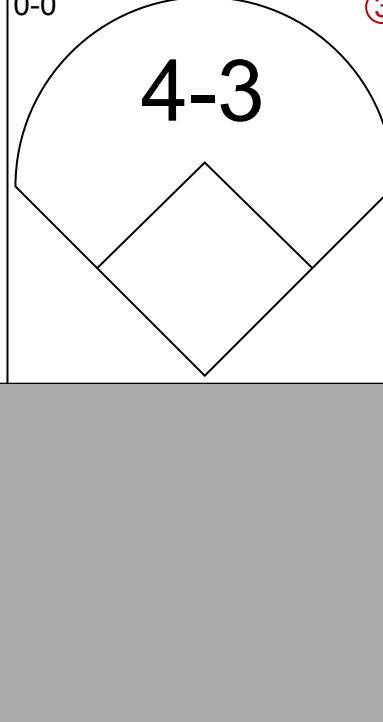
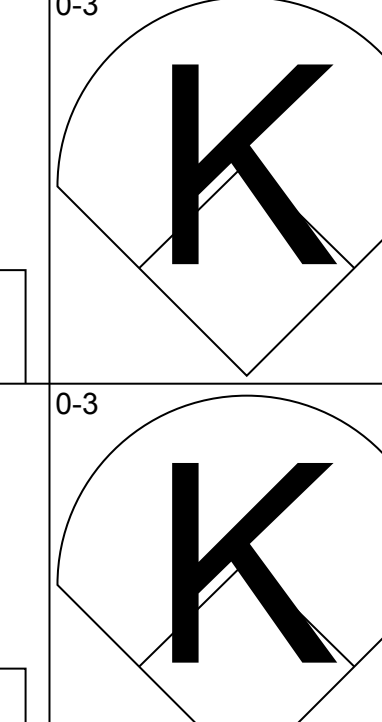

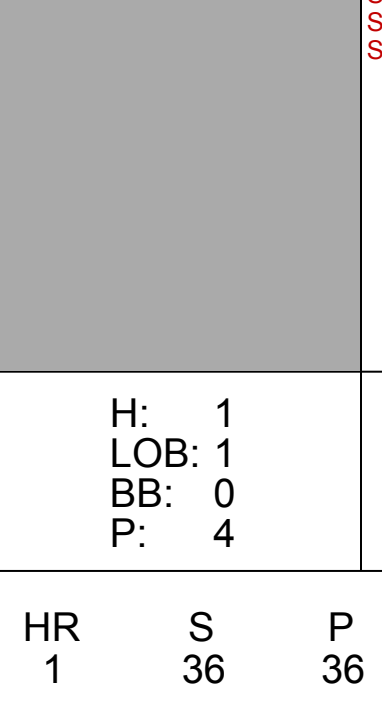

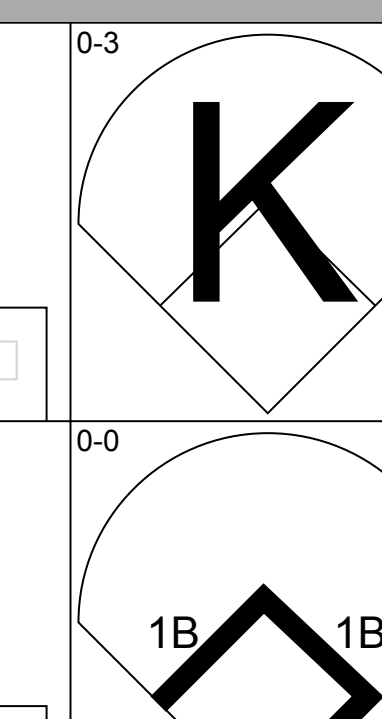
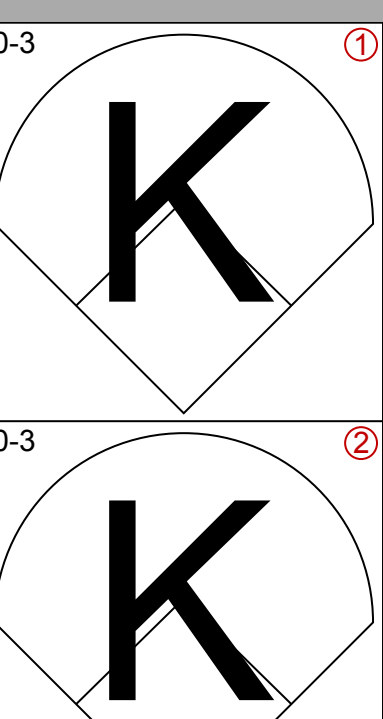
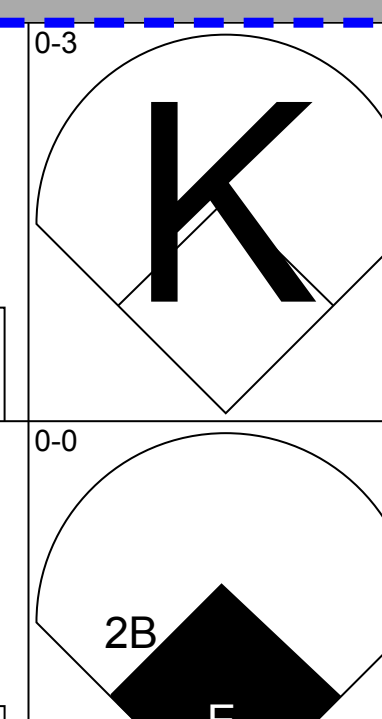
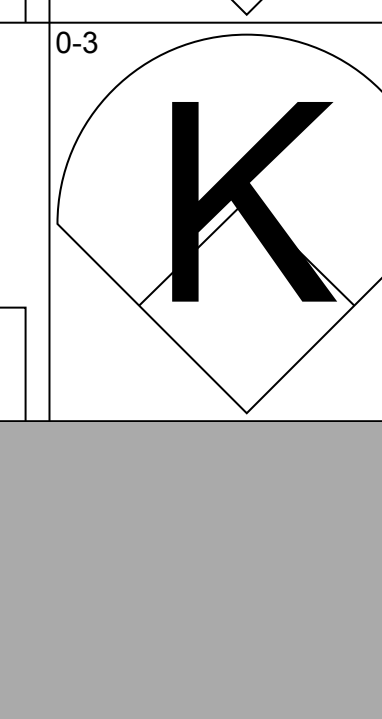
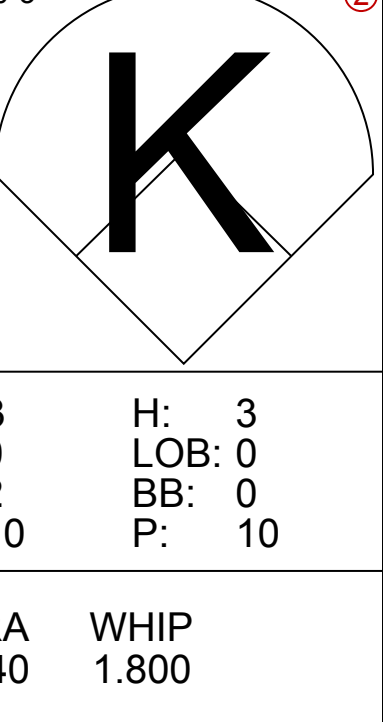
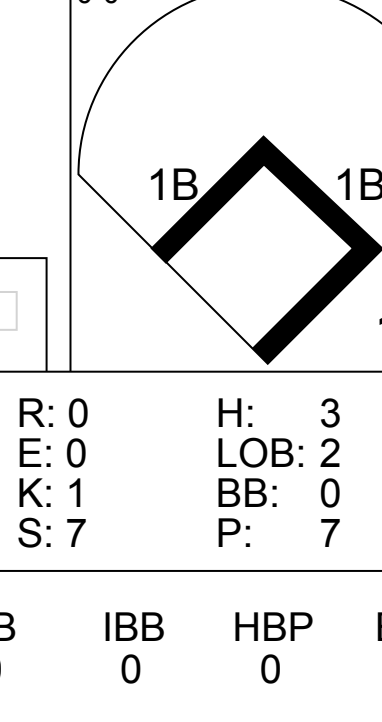
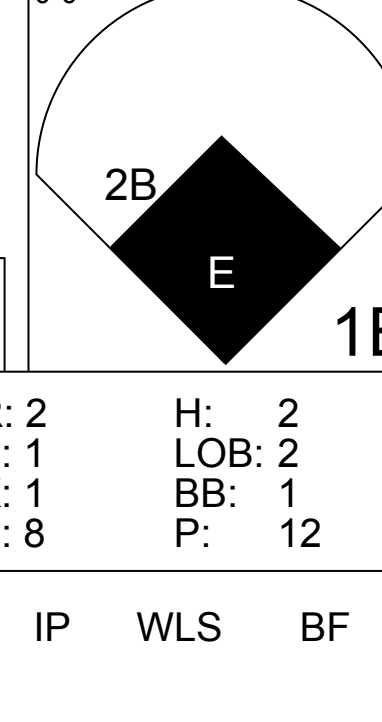


Batter	1	2	3	4	5	6	7	8	9	AB	R	H	RBI	BB	SO	LOB	TOP																	
Vince Coleman, S (1,7) OBP: 0.397, SLG: 0.321										4	0	0	0	0	1	2																		
Ozzie Smith, S (1,6) OBP: 0.382, SLG: 0.358										4	0	0	0	0	2	0																		
Tom Herr, S (1,4) OBP: 0.362, SLG: 0.361										4	0	1	0	0	1	0																		
Jack Clark, R (1,3) OBP: 0.462, SLG: 0.630										4	1	3	1	0	1	0																		
Willie McGee, S (1,8) OBP: 0.312, SLG: 0.427										4	1	1	0	0	0	3																		
John Morris, L (1,9) OBP: 0.299, SLG: 0.430										3	1	0	0	0	1	1																		
Jim Lindeman, R (8,9) OBP: 0.259, SLG: 0.394										1	0	0	0	0	2																			
José Oquendo, S (1,5) OBP: 0.429, SLG: 0.369										4	1	2	1	0	0	0																		
Tony Peña, R (1,2) OBP: 0.316, SLG: 0.341										4	0	1	0	0	0	3																		
Greg Mathews, R (1,1) OBP: 0.208, SLG: 0.196										1	0	0	0	0	1	1																		
Rod Boyster, L (5,PH) OBP: 0.267, SLG: 0.349										1	0	0	0	0	0	0																		
Ricky Horton, L (6,PH) OBP: 0.222, SLG: 0.251										0	0	0	0	0	0	0																		
Terry Pendleton, L (7,PH) OBP: 0.222, SLG: 0.244										1	0	1	2	0	0	0																		
Joe Mauer, R (7,PH) OBP: 0.154, SLG: 0.162										0	0	0	0	0	0	0																		
Ken Dayley, L (7,PH) OBP: 0.201, SLG: 0.355										1	0	0	0	0	1	0																		
Steve Lake, R (9,PH)										1	0	0	0	0	1	0																		
Inning Stats	R: 0 E: 0 K: 2 S: 7	H: 0 LOB: 0 BB: 0 P: 7	R: 0 E: 0 K: 2 S: 7	H: 0 LOB: 0 BB: 0 P: 7	R: 0 E: 0 K: 1 S: 6	H: 1 LOB: 1 BB: 0 P: 6	R: 0 E: 0 K: 1 S: 6	H: 1 LOB: 1 BB: 0 P: 6	R: 0 E: 0 K: 0 S: 3	H: 0 LOB: 0 BB: 0 P: 3	R: 0 E: 0 K: 0 S: 3	H: 0 LOB: 0 BB: 0 P: 3	R: 4 E: 1 K: 1 S: 10	H: 4 LOB: 1 BB: 0 P: 10	R: 0 E: 0 K: 0 S: 5	H: 2 LOB: 2 BB: 0 P: 5	R: 0 E: 0 K: 1 S: 5	H: 0 LOB: 0 BB: 0 P: 5	1B: 6 2B: 1 3B: 1 HR: 1	SF: 0 SAC: 0 DP: 1 HBP: 0	WP: 0 PA: 36 PB: 0 SB: 0 CS: 0													
PITCHER	IP WLS BF H R ER SO BB IBB HBP BLK WP HR S P ERA WHIP																																	
Danny Darwin, R (1,1) ERA: 3.4	6.1	25	6	4	1	7	0	0	0	0	0	0	0	1	39	39	1.42	0.947																
Rocky Childress, R (7,1) ERA: 1.72	1.0	W	6	3	0	0	0	0	0	0	0	0	0	0	6	6	0.00	3.000																
Juan Agosto, L (8,1) ERA: 4.0	1.2	S	5	0	0	0	1	0	0	0	0	0	0	0	7	7	0.00	0.000																

St. Louis Cardinals @ Houston Astros
Astrodome, Houston, TX
Thu Aug 20 1987, 4:33 AM EDT
Att: 39,259 - Unknown

AB 36
R 4
H 9
RBI 4
BB 0
SO 8
LOB 12



Batter	1	2	3	4	5	6	7	8	9	AB	R	H	RBI	BB	SO	LOB	BOTTOM																	
Gerald Young, S (1,8) OBP: 0.336, SLG: 0.343										4	2	4	0	0	0	0																		
Billy Hatcher, R (1,7) OBP: 0.370, SLG: 0.437										3	1	2	0	1	0	1																		
Bill Doran, S (1,4) OBP: 0.362, SLG: 0.422										4	1	2	4	0	0	4																		
Glenn Davis, R (1,3) OBP: 0.316, SLG: 0.472										3	0	0	1	0	1	1																		
Kevin Bass, S (1,9) OBP: 0.336, SLG: 0.432										4	0	1	0	0	1	2																		
Ken Caminiti, S (1,5) OBP: 0.297, SLG: 0.396										4	0	0	0	0	2	1																		
Dale Berra, R (1,6) OBP: 0.467, SLG: 0.222										3	0	0	0	0	1	1																		
Rocky Childress, R (7,1)										0	0	0	0	0	0	0																		
Juan Agosto, L (8,1)										1	0	0	0	0	1	0																		
Robbie Wine, R (1,2) OBP: 0.095, SLG: 0.143										4	0	0	0	0	4	0																		
Danny Darwin, R (1,1) OBP: 0.217, SLG: 0.241										2	0	1	0	0	1	0																		
Craig Reynolds, L (7,6) OBP: 0.328, SLG: 0.377										1	1	1	0	0	0	0																		
Inning Stats	R: 0 E: 0 K: 1 S: 6	H: 2 LOB: 1 BB: 0 P: 6	R: 0 E: 0 K: 3 S: 9	H: 0 LOB: 0 BB: 0 P: 9	R: 0 E: 0 K: 1 S: 7	H: 3 LOB: 2 BB: 0 P: 7	R: 0 E: 0 K: 0 S: 4	H: 1 LOB: 1 BB: 0 P: 4	R: 3 E: 0 K: 2 S: 10	H: 3 LOB: 0 BB: 0 P: 10	R: 0 E: 0 K: 0 S: 3	H: 0 LOB: 0 BB: 0 P: 3	R: 2 E: 1 K: 1 S: 8	H: 2 LOB: 2 BB: 1 P: 12	R: 0 E: 0 K: 3 S: 9	H: 0 LOB: 0 BB: 0 P: 9	1B: 9 2B: 1 3B: 0 HR: 1	SF: 1 SAC: 0 DP: 1 HBP: 0	WP: 0 PA: 35 PB: 0 SB: 0 CS: 0															
PITCHER	IP WLS BF H R ER SO BB IBB HBP BLK WP HR S P ERA WHIP																																	
Greg Mathews, L (1,1) ERA: 4.39	5.0	22	9	3	3	7	0	0	0	0	0	0	0	0	3	3	0.00	0.000																
Ricky Horton, L (6,1) ERA: 3.61	1.0	3	0	0	0	0	0	0	0	0	0	0	0	3	3	0.00	0.000																	
Ken Dayley, L (7,1) ERA: 2.08	2.0	L	10	2	2	1	4	0	1	0	0	0	0	17	21	4.50	1.000																	

St. Louis Cardinals @ Houston Astros
Astrodome, Houston, TX
Thu Aug 20 1987, 4:33 AM EDT
Att: 39,259 - Unknown

AB 33
R 5
H 11
RBI 5
BB 1
SO 11
LOB 10



Batter	1	2	3	4	5	6	7	8	9	AB	R	H	RBI	BB	SO	LOB	TOP				
Ozzie Smith, S OBP: 0.383, SLG: 0.360 (1, 6)										3	0	1	0	1	0	1					
Terry Pendleton, S OBP: 0.394, SLG: 0.439 (1, 5)										3	1	1	0	1	0	2					
Tom Herr, S OBP: 0.358, SLG: 0.357 (1, 4)										4	0	0	0	0	0	3					
Jack Clark, R OBP: 0.462, SLG: 0.628 (1, 3)										3	0	1	0	1	0	1					
Willie McGee, S OBP: 0.313, SLG: 0.428 (1, 8)										4	0	2	1	0	0	4					
Jim Lindeman, R OBP: 0.285, SLG: 0.410 Lance Johnson, L (8, 9)										3	1	1	1	1	0	1					
José Quiendo, S OBP: 0.422, SLG: 0.362 (1, 7)										4	0	0	0	0	0	2					
Tony Peña, R OBP: 0.312, SLG: 0.336 (1, 2)										4	0	0	0	0	0	0					
John Tudor, L OBP: 0.294, SLG: 0.250 Todd Worrell, R OBP: 0.143, SLG: 0.143 (7, 1)										2	0	1	0	1	0	0					
Inning Stats	R: 0 E: 0 K: 0 S: 3	H: 1 LOB: 2 BB: 2 P: 11	R: 0 E: 0 K: 0 S: 3	H: 0 LOB: 0 BB: 0 P: 3	R: 0 E: 0 K: 0 S: 3	H: 0 LOB: 0 BB: 0 P: 3	R: 0 E: 0 K: 0 S: 3	H: 1 LOB: 1 BB: 1 P: 8	R: 1 E: 0 K: 0 S: 5	H: 2 LOB: 2 BB: 1 P: 9	R: 0 E: 0 K: 0 S: 3	H: 1 LOB: 1 BB: 1 P: 7	R: 0 E: 0 K: 0 S: 4	H: 1 LOB: 1 BB: 0 P: 4	R: 0 E: 0 K: 1 S: 5	H: 0 LOB: 0 BB: 0 P: 5	1B: 4 2B: 2 3B: 0 HR: 1	SF: 0 SAC: 0 DP: 3 HBP: 0	WP: 0 PB: 0 SB: 0 CS: 0	PA: 36	
PITCHER	IP	WLS	BF	H	R	ER	SO	BB	IBB	HBP	BLK	WP	HR	S	P	ERA	WHIP				
Guy Hoffman, L ERA: 4.44 (1, 1)	6.0	L	25	5	2	2	0	4	0	0	0	0	1	21	37	3.00	1.500				
Tom Hume, R ERA: 5.45 (7, 1)	2.0		8	2	0	0	0	1	0	0	0	0	0	7	11	0.00	1.500				
Rob Murphy, L ERA: 3.26 (9, 1)	1.0		3	0	0	0	1	0	0	0	0	0	0	5	5	0.00	0.000				

St. Louis Cardinals @ Cincinnati Reds
Riverfront Stadium, Cincinnati, OH
Fri Aug 21 1987, 7:05 PM EDT
Att: 41,492 - Unknown

AB 31
R 2
H 7
RBI 2
BB 5
SO 1
LOB 14



Batter	1	2	3	4	5	6	7	8	9	AB	R	H	RBI	BB	SO	LOB	BOTTOM				
Tracy Jones, R OBP: 0.343, SLG: 0.462 (7, 9)										3	0	0	0	1	0	2					
Barry Larkin, R OBP: 0.298, SLG: 0.357 (1, 6)										4	0	1	0	0	0	2					
Eric Davis, R OBP: 0.406, SLG: 0.627 (1, 8)										3	0	0	0	1	1	0					
Dave Parker, L OBP: 0.313, SLG: 0.436 (1, 9)										2	0	0	0	1	1	3					
Tom Hume, R OBP: 0.200, SLG: 0.267 (7, 1)										0	0	0	0	0	0	0					
Paul O'Neill, L OBP: 0.280, SLG: 0.413 (8, PH)										1	0	1	0	0	0	0					
Rob Murphy, L OBP: 0.200, SLG: 0.200 (9, 1)										0	0	0	0	0	0	0					
Buddy Bell, R OBP: 0.370, SLG: 0.399 (1, 5)										3	0	0	0	1	0	5					
Bo Diaz, R OBP: 0.312, SLG: 0.443 (1, 2)										4	0	0	0	0	0	2					
Nick Esasky, R OBP: 0.118, SLG: 0.534 Kurt Stillwell, S OBP: 0.305, SLG: 0.376 (9, PR)										3	0	0	0	1	0	1					
Dave Concepcion, R OBP: 0.369, SLG: 0.360 (1, 4)										3	1	2	0	0	0	0					
Guy Hoffman, L OBP: 0.118, SLG: 0.147 Dave Collins, S OBP: 0.356, SLG: 0.357 (6, PH)										1	0	0	0	0	0	1					
Inning Stats	R: 0 E: 0 K: 0 S: 3	H: 0 LOB: 0 BB: 1 P: 7	R: 0 E: 0 K: 0 S: 3	H: 1 LOB: 0 BB: 0 P: 3	R: 0 E: 0 K: 1 S: 5	H: 0 LOB: 1 BB: 1 P: 9	R: 0 E: 0 K: 0 S: 3	H: 0 LOB: 0 BB: 0 P: 3	R: 0 E: 0 K: 1 S: 7	H: 2 LOB: 3 BB: 1 P: 11	R: 1 E: 0 K: 0 S: 5	H: 2 LOB: 2 BB: 1 P: 9	R: 0 E: 0 K: 0 S: 4	H: 1 LOB: 1 BB: 0 P: 4	R: 0 E: 0 K: 0 S: 2	H: 0 LOB: 1 BB: 1 P: 6	1B: 3 2B: 5 3B: 0 HR: 0	SF: 0 SAC: 1 DP: 2 HBP: 0	WP: 0 PB: 0 SB: 0 CS: 0	PA: 36	
PITCHER	IP	WLS	BF	H	R	ER	SO	BB	IBB	HBP	BLK	WP	HR	S	P	ERA	WHIP				
John Tudor, L ERA: 5.08 (1, 1)	6.2		28	5	1	1	2	4	0	0	0	0	0	28	44	1.35	1.350				
Todd Worrell, R ERA: 2.84 (7, 1)	2.1	S	8	1	0	0	0	1	0	0	0	0	0	7	11	0.00	0.857				

St. Louis Cardinals @ Cincinnati Reds
Riverfront Stadium, Cincinnati, OH
Fri Aug 21 1987, 7:05 PM EDT
Att: 41,492 - Unknown

AB 30
R 1
H 6
RBI 1
BB 5
SO 2
LOB 18



Batter	1	2	3	4	5	6	7	8	9	AB	R	H	RBI	BB	SO	LOB	TOP				
Vince Coleman, S OBP: 0.397, SLG: 0.322	F8		5-3		K		1B CS	WP 1B		5	0	2	0	0	1	2					
Ozzie Smith, S OBP: 0.387, SLG: 0.368	4-3			1B	SF8		BB CS	BB		4	3	3	3	1	0	0					
Tom Herr, S OBP: 0.357, SLG: 0.356				L8	SF8		BB CS	BB		4	0	1	1	1	0	2	6				
Jack Clark, R OBP: 0.461, SLG: 0.624	F4			1B	K		BB	L8		4	1	1	0	1	1	4					
Willie McGee, S OBP: 0.314, SLG: 0.426		4-3		FC5-6-4		S	BB	5-3		4	2	1	1	1	0	1					
Terry Pendleton, S OBP: 0.384, SLG: 0.442		6-3		BB		F9		F9		4	0	1	3	1	0	1					
Lance Johnson, L Pat Perry, L Tom Pagnozzi, R Ricky Horton, L Todd Worrell, R Ken Dayley, L	F6			6-3		G6-4-3		P3		2	0	0	0	0	0	2					
Tony Peña, R OBP: 0.311, SLG: 0.335			G3		1B	G6-4-3		K		4	1	1	0	0	1	1					
Bob Forsch, R Bill Dawley, R John Morris, L José Oquendo, S			K		1B			WP		1	0	0	0	0	1	0					
Inning Stats	R: 0 E: 0 K: 0 S: 4	H: 1 LOB: 1 BB: 0 P: 4	R: 0 E: 0 K: 0 S: 3	H: 0 LOB: 0 BB: 0 P: 3	R: 0 E: 0 K: 1 S: 5	H: 0 LOB: 0 BB: 0 P: 5	R: 1 E: 0 K: 0 S: 5	H: 2 LOB: 2 BB: 1 P: 9	R: 3 E: 0 K: 2 S: 10	H: 3 LOB: 0 BB: 0 P: 10	R: 1 E: 0 K: 0 S: 4	H: 2 LOB: 0 BB: 0 P: 4	R: 4 E: 0 K: 2 S: 10	H: 4 LOB: 1 BB: 2 P: 18	R: 0 E: 0 K: 2 S: 9	H: 2 LOB: 3 BB: 1 P: 13	R: 0 E: 0 K: 0 S: 3	H: 0 LOB: 0 BB: 0 P: 3	1B: 11 2B: 1 3B: 2 HR: 0	SF: 1 SAC: 0 DP: 1 HBP: 0	WP: 1 PA: 43
PITCHER	IP WLS BF H R ER SO BB IBB HBP BLK WP HR S P ERA WHIP																				
Ron Robinson, R ERA: 3.77	5.0	22	6	4	4	3	1	0	0	0	0	0	0	0	6	6	27.00	4.000			
Tom Hume, R ERA: 5.62	1.0	6	4	3	3	0	0	0	0	0	0	0	0	5	13	27.00	4.500				
Rob Murphy, L ERA: 3.57	0.2	L	5	2	2	1	1	1	0	0	0	0	0	6	13	27.00	4.500				
Frank Williams, R ERA: 2.34	1.1	7	2	0	0	3	1	0	0	0	1	0	12	16	0.00	2.250					
Jeff Montgomery, R ERA: 6.94	1.0	3	0	0	0	0	0	0	0	0	0	0	3	3	0.00	0.000					

St. Louis Cardinals @ Cincinnati Reds
Riverfront Stadium, Cincinnati, OH
Sat Aug 22 1987, 7:05 PM EDT
Att: 43,874 - Unknown

AB	38
R	9
H	14
RBI	9
BB	4
SO	7
LOB	18



Batter	1	2	3	4	5	6	7	8	9	AB	R	H	RBI	BB	SO	LOB	BOTTOM				
Kal Daniels, L OBP: 0.422, SLG: 0.609	SH1-3 HR	4-3		SH		F9		G6-4-3		5	2	4	1	0	0	1					
Barry Larkin, R OBP: 0.295, SLG: 0.354	SH1-3		K	SH		F9		G6-4-3		3	1	0	0	0	1	3					
Eric Davis, R OBP: 0.406, SLG: 0.631	HR		2B	F8		K		5-3		5	2	2	2	0	1	4					
Dave Parker, L OBP: 0.314, SLG: 0.440	F8		2B	2B		4-3		F6		5	0	2	4	0	0	1					
Buddy Bell, R OBP: 0.373, SLG: 0.398	BB		BB	F7		6-3		BB		3	0	1	0	2	0	1					
Nick Esasky, R OBP: 0.310, SLG: 0.525	F3		P3	K		K		BB		4	0	0	0	1	2	4					
Terry McGriff, R OBP: 0.269, SLG: 0.385		SH3-4	F6		F8		5-3	4-3		4	0	1	0	0	0	2					
Paul O'Neill, L OBP: 0.280, SLG: 0.413										0	0	0	0	0	0	0					
Bo Diaz, R OBP: 0.312, SLG: 0.442										1	0	0	0	0	0	2					
Kurt Stillwell, S OBP: 0.306, SLG: 0.375		F8		1B		F8		6-3		3	1	1	0	0	0	1					
Dave Concepcion, R OBP: 0.368, SLG: 0.358				1B						1	0	0	0	0	0	0					
Ron Robinson, R Terry Francona, L Tom Hume, R Rob Murphy, L Frank Williams, R Tracy Jones, R Jeff Montgomery, R	SH3-4			SH		L7		1B		1	1	1	0	0	0	0					
Inning Stats	R: 2 E: 0 K: 0 S: 5	H: 2 LOB: 1 BB: 1 P: 9	R: 0 E: 0 K: 0 S: 4	H: 1 LOB: 0 BB: 0 P: 4	R: 1 E: 0 K: 1 S: 7	H: 2 LOB: 2 BB: 1 P: 11	R: 4 E: 0 K: 1 S: 10	H: 4 LOB: 1 BB: 0 P: 10	R: 0 E: 0 K: 1 S: 6	H: 0 LOB: 0 BB: 0 P: 3	R: 0 E: 0 K: 1 S: 6	H: 1 LOB: 1 BB: 0 P: 6	R: 0 E: 0 K: 1 S: 5	H: 0 LOB: 0 BB: 0 P: 5	R: 0 E: 0 K: 0 S: 3	H: 1 LOB: 1 BB: 1 P: 7	R: 0 E: 0 K: 0 S: 4	H: 1 LOB: 2 BB: 1 P: 8	1B: 9 2B: 2 3B: 0 HR: 1	SF: 0 SAC: 3 DP: 1 HBP: 0	WP: 0 PA: 43
PITCHER	IP WLS BF H R ER SO BB IBB HBP BLK WP HR S P ERA WHIP																				
Bob Forsch, R ERA: 4.46	3.0	20	8	7	7	1	2	0	0	0	0	0	0	0	28	21.00	3.333				
Bill Dawley, R ERA: 3.77	2.0	7	1	0	0	1	0	0	0	0	0	0	9	9	0.00	0.500					
Pat Perry, L ERA: 4.29	1.0	W	4	1	0	0	1	0	0	0	0	0	6	6	0.00	1.000					
Ricky Horton, L ERA: 3.58	1.1	6	1	0	0	1	1	0	0	0	0	0	7	11	0.00	1.500					
Todd Worrell, R ERA: 2.78	1.1	5	1	0	0	0	1	0	0	0	0	0	4	8	0.00	1.500					

St. Louis Cardinals @ Cincinnati Reds
Riverfront Stadium, Cincinnati, OH
Sat Aug 22 1987, 7:05 PM EDT
Att: 43,874 - Unknown

AB	36
R	7
H	12
RBI	7
BB	4
SO	4
LOB	19



Batter	1	2	3	4	5	6	7	8	9	AB	R	H	RBI	BB	SO	LOB	TOP					
Vince Coleman, S OBP: 0.359, SLG: 0.325 (1, 7)										5	2	2	1	1	0	1						
Ozzie Smith, S OBP: 0.390, SLG: 0.370 (1, 6)										5	4	3	2	1	0	2						
Tom Herr, S OBP: 0.359, SLG: 0.363 (1, 4)										6	1	3	3	0	0	1						
Jack Clark, R OBP: 0.460, SLG: 0.617 (1, 3)										4	0	0	0	2	4	3						
Willie McGee, S OBP: 0.314, SLG: 0.425 (1, 8)										6	1	2	1	0	1	4						
Terry Pendleton, S OBP: 0.386, SLG: 0.441 (1, 5)										3	1	1	2	2	0	2						
Lance Johnson, L OBP: 0.273, SLG: 0.300 Bill Dawley, R OBP: 0.286, SLG: 0.167 Ken Dayley, L (8, 1)										5	1	2	1	0	0	1						
Steve Lake, R OBP: 0.312, SLG: 0.371 (1, 2)										4	2	3	1	1	0	0						
Danny Cox, R OBP: 0.157, SLG: 0.180 John Morris, L OBP: 0.324, SLG: 0.462 Pat Perry, L OBP: 0.143, SLG: 0.143 José Oquendo, S OBP: 0.423, SLG: 0.363 (8, 9)										2	0	0	0	0	1	4						
Inning Stats	R: 3 E: 0 K: 1 S: 10	H: 5 LOB: 3 BB: 1 P: 14	R: 1 E: 0 K: 0 S: 4	H: 1 LOB: 2 BB: 2 P: 12	R: 0 E: 0 K: 1 S: 6	H: 1 LOB: 1 BB: 0 P: 6	R: 0 E: 0 K: 1 S: 5	H: 0 LOB: 0 BB: 0 P: 5	R: 5 E: 1 K: 1 S: 9	H: 5 LOB: 1 BB: 2 P: 17	R: 2 E: 0 K: 0 S: 6	H: 3 LOB: 2 BB: 1 P: 10	R: 0 E: 0 K: 0 S: 3	H: 0 LOB: 0 BB: 0 P: 3	R: 0 E: 0 K: 0 S: 3	H: 0 LOB: 0 BB: 0 P: 3	R: 1 E: 0 K: 1 S: 7	H: 2 LOB: 2 BB: 1 P: 11	1B: 12 2B: 5 3B: 0 HR: 0	SF: 0 SAC: 1 DP: 0 HBP: 0	WP: 0 PB: 0 SB: 1 CS: 0	PA: 50
PITCHER	IP WLS BF H R ER SO BB IBB HBP BLK WP HR S P ERA WHIP																					
Bill Gullickson, R ERA: 4.85 (1, 1)	4.2 L 28 10 8 8 3 4 1 0 0 0 0 0 29 49 15.43 3.000																					
Jeff Montgomery, R ERA: 7.52 (5, 1)	1.1 10 5 3 2 1 1 0 0 0 0 0 0 11 15 13.50 4.500																					
Tom Hume, R ERA: 5.47 (7, 1)	2.0 6 0 0 0 1 0 0 0 0 0 0 0 8 8 0.00 0.000																					
John Franco, L ERA: 2.06 (9, 1)	1.0 6 2 1 1 1 1 0 0 0 0 0 0 7 11 9.00 3.000																					

St. Louis Cardinals @ Cincinnati Reds
Riverfront Stadium, Cincinnati, OH
Sun Aug 23 1987, 3:33 AM EDT
Att: 39,923 - Unknown

AB 42
R 12
H 17
RBI 12
BB 7
SO 6
LOB 18



Batter	1	2	3	4	5	6	7	8	9	AB	R	H	RBI	BB	SO	LOB	BOTTOM					
Kal Daniels, L OBP: 0.423, SLG: 0.606 Tom Hume, R OBP: 0.200, SLG: 0.267 Tracy Jones, R OBP: 0.347, SLG: 0.462 John Franco, L (8, 9)										3	0	1	0	1	1	1						
Barry Larkin, R OBP: 0.297, SLG: 0.353 (1, 6)									4	1	1	0	1	0	1							
Eric Davis, R OBP: 0.408, SLG: 0.632 (1, 8)									4	2	2	2	1	1	1							
Dave Parker, L OBP: 0.316, SLG: 0.440 (1, 9)									4	0	2	0	0	0	4							
Buddy Bell, R OBP: 0.371, SLG: 0.396 (1, 5)									5	0	1	1	0	1	5							
Bo Diaz, R OBP: 0.313, SLG: 0.443 (1, 2)									5	0	2	2	0	0	2							
Nick Esasky, R OBP: 0.304, SLG: 0.513 (1, 3)									5	0	0	0	0	1	2							
Kurt Stillwell, S OBP: 0.310, SLG: 0.377 (1, 4)									4	1	2	0	1	1	1							
Bill Gullickson, R OBP: 0.208, SLG: 0.302 Jeff Montgomery, R (5, 1)									2	0	1	0	0	0	1							
Dave Collins, S OBP: 0.362, SLG: 0.349 (7, 7)									1	1	0	0	1	0	1							
Inning Stats	R: 0 E: 0 K: 1 S: 7	H: 2 LOB: 2 BB: 0 P: 7	R: 0 E: 0 K: 1 S: 6	H: 1 LOB: 1 BB: 0 P: 6	R: 1 E: 0 K: 1 S: 8	H: 3 LOB: 2 BB: 0 P: 8	R: 0 E: 0 K: 0 S: 3	H: 1 LOB: 1 BB: 1 P: 7	R: 2 E: 0 K: 1 S: 7	H: 2 LOB: 1 BB: 1 P: 11	R: 0 E: 0 K: 0 S: 3	H: 1 LOB: 0 BB: 0 P: 3	R: 0 E: 0 K: 0 S: 3	H: 0 LOB: 1 BB: 0 P: 4	R: 3 E: 0 K: 0 S: 4	H: 1 LOB: 2 BB: 4 P: 20	R: 0 E: 0 K: 1 S: 6	H: 1 LOB: 1 BB: 0 P: 6	1B: 10 2B: 2 3B: 0 HR: 0	SF: 0 SAC: 0 DP: 1 HBP: 1	WP: 1 PB: 0 SB: 0 CS: 0	PA: 45
PITCHER	IP WLS BF H R ER SO BB IBB HBP BLK WP HR S P ERA WHIP																					
Danny Cox, R ERA: 3.74 (1, 1)	5.0 W 25 9 3 3 4 2 0 0 0 0 0 0 31 39 5.40 2.200																					
Pat Perry, L ERA: 4.52 (6, 1)	2.2 12 1 3 3 0 3 0 1 0 0 0 0 8 21 10.12 1.500																					
Bill Dawley, R ERA: 3.77 (8, 1)	0.0 2 1 0 0 0 1 0 0 0 0 1 0 1 5 ∞ ∞																					
Ken Dayley, L ERA: 2.0 (8, 1)	1.1 5 1 0 0 1 0 0 0 0 0 0 0 7 7 0.00 0.750																					

St. Louis Cardinals @ Cincinnati Reds
Riverfront Stadium, Cincinnati, OH
Sun Aug 23 1987, 3:33 AM EDT
Att: 39,923 - Unknown

AB 37
R 6
H 12
RBI 5
BB 6
SO 5
LOB 19



Batter	1	2	3	4	5	6	7	8	9	AB	R	H	RBI	BB	SO	LOB	TOP							
Gerald Young, S (1, 8) OBP: 0.341, SLG: 0.340	5-3		6-3							5	1	2	1	0	1	3								
Billy Hatcher, R (1, 7) OBP: 0.377, SLG: 0.452	1B HBP		HBP				FC6-4		HR	3	2	1	2	0	0	4								
Bill Doran, S (1, 4) OBP: 0.366, SLG: 0.429	1B		G3						F9	4	0	1	1	1	0	1								
Alan Ashby, S (1, 2) OBP: 0.389, SLG: 0.456	K									4	0	0	0	0	1	2								
Kevin Bass, S (1, 9) OBP: 0.338, SLG: 0.432	K									3	1	0	0	1	1	1								
Glenn Davis, R (1, 3) OBP: 0.305, SLG: 0.460										4	0	1	1	0	1	0								
Ken Caminiti, S (1, 5) OBP: 0.306, SLG: 0.397										4	0	1	0	0	3	1								
Dale Berra, R (1, 6) OBP: 0.429, SLG: 0.400										4	1	2	0	0	0	0								
Craig Reynolds, L (9, 6) OBP: 0.325, SLG: 0.375	F7									0	0	0	0	0	0	0								
Bob Knepper, L (1, 1) OBP: 0.150, SLG: 0.184										3	0	0	0	1	1	1								
Inning Stats	R: 1 E: 0 K: 2 S: 8	H: 1 LOB: 1 BB: 0 P: 9	R: 0 E: 0 K: 2 S: 7	H: 0 LOB: 0 BB: 0 P: 7	R: 0 E: 0 K: 0 S: 3	H: 0 LOB: 0 BB: 0 P: 4	R: 0 E: 0 K: 0 S: 3	H: 0 LOB: 0 BB: 0 P: 3	R: 1 E: 0 K: 0 S: 9	H: 2 LOB: 1 BB: 0 P: 9	R: 0 E: 0 K: 0 S: 2	H: 0 LOB: 0 BB: 1 P: 6	R: 0 E: 0 K: 1 S: 7	H: 2 LOB: 3 BB: 1 P: 11	R: 1 E: 0 K: 1 S: 6	H: 1 LOB: 1 BB: 1 P: 10	R: 2 E: 0 K: 0 S: 5	H: 2 LOB: 0 BB: 0 P: 5	1B: 4 2B: 4 3B: 0 HR: 1	SF: 0 SAC: 0 DP: 1 HBP: 2	WP: 0 PB: 0 SB: 5 CS: 0	PA: 39		
PITCHER	IP	WLS	BF	H	R	ER	SO	BB	IBB	HBP	BLK	WP	HR	S	P	ERA	WHIP							
Joe Magrane, L (1, 1) ERA: 3.79	7.0	L	29	5	2	2	7	2	0	2	0	0	0	39	49	2.57	1.000							
Ricky Horton, L (8, 1) ERA: 3.75	2.0		10	3	3	3	1	1	0	0	0	0	1	11	15	13.50	2.000							

Houston Astros @ St. Louis Cardinals
 Busch Stadium, St. Louis, MO
 Mon Aug 24 1987, 7:05 PM CDT
 Att: 32,413 - Unknown

AB	34
R	5
H	8
RBI	5
BB	3
SO	8
LOB	13



Batter	1	2	3	4	5	6	7	8	9	AB	R	H	RBI	BB	SO	LOB	BOTTOM							
Vince Coleman, S (1, 7) OBP: 0.358, SLG: 0.326	6-3									4	0	1	0	0	1	2								
Ozzie Smith, S (1, 6) OBP: 0.389, SLG: 0.371	6-3									4	1	1	0	0	0	1								
Tom Herr, S (1, 4) OBP: 0.358, SLG: 0.362	1B									4	0	1	0	0	0	2								
Jack Clark, R (1, 3) OBP: 0.460, SLG: 0.614	BB									2	0	0	0	2	1	0								
Willie McGee, S (1, 8) OBP: 0.314, SLG: 0.428	6-3									4	1	1	1	0	0	3								
Terry Pendleton, S (1, 5) OBP: 0.383, SLG: 0.437										4	0	0	1	0	0	1								
Jim Lindeman, R (1, 9) OBP: 0.284, SLG: 0.407										4	0	1	0	0	0	0								
Tony Peña, R (1, 2) OBP: 0.313, SLG: 0.337										4	0	2	0	0	0	1								
Joe Magrane, R (1, 1) OBP: 0.150, SLG: 0.158										1	0	0	0	0	1	0								
Steve Lake, R (7, PH) OBP: 0.310, SLG: 0.369										1	0	0	0	0	1	1								
Ricky Horton, L (8, 1) OBP: 0.222, SLG: 0.231										0	0	0	0	0	0	0								
José Quienodo, S (8, PH) OBP: 0.421, SLG: 0.362										1	0	0	0	0	0	1								
Inning Stats	R: 0 E: 0 K: 0 S: 4	H: 1 LOB: 2 BB: 1 P: 8	R: 0 E: 0 K: 0 S: 3	H: 0 LOB: 0 BB: 0 P: 3	R: 0 E: 0 K: 1 S: 6	H: 1 LOB: 1 BB: 0 P: 6	R: 0 E: 0 K: 1 S: 5	H: 0 LOB: 0 BB: 0 P: 5	R: 0 E: 0 K: 0 S: 4	H: 1 LOB: 1 BB: 0 P: 4	R: 1 E: 0 K: 0 S: 4	H: 1 LOB: 1 BB: 1 P: 8	R: 0 E: 0 K: 2 S: 8	H: 1 LOB: 1 BB: 0 P: 8	R: 0 E: 0 K: 0 S: 3	R: 1 E: 0 K: 0 S: 5	H: 2 LOB: 1 BB: 0 P: 5	1B: 4 2B: 2 3B: 1 HR: 0	SF: 0 SAC: 1 DP: 0 HBP: 0	WP: 0 PB: 0 SB: 0 CS: 0	PA: 36			
PITCHER	IP	WLS	BF	H	R	ER	SO	BB	IBB	HBP	BLK	WP	HR	S	P	ERA	WHIP							
Bob Knepper, L (1, 1) ERA: 5.4	9.0	W	36	7	2	2	4	2	0	0	0	0	0	42	50	2.00	1.000							

Houston Astros @ St. Louis Cardinals
 Busch Stadium, St. Louis, MO
 Mon Aug 24 1987, 7:05 PM CDT
 Att: 32,413 - Unknown


AB	33
R	2
H	7
RBI	2
BB	2
SO	4
LOB	12




Batter	1	2	3	4	5	6	7	8	9	AB	R	H	RBI	BB	SO	LOB	TOP	
Gerald Young, S OBP: 0.339, SLG: 0.338 (1, 8)	4-3		4-3				L5-4			4	0	1	0	0	0	3	Houston Astros @ St. Louis Cardinals Busch Stadium, St. Louis, MO Tue Aug 25 1987, 7:05 PM CDT Att: 36,054 - Unknown	
Billy Hatcher, R OBP: 0.376, SLG: 0.452 (1, 7)	WP 1B		6-3				6-3		F9	4	1	1	0	0	0	2		
Bill Doran, S OBP: 0.368, SLG: 0.430 Craig Reynolds, L OBP: 0.325, SLG: 0.375 (1, 4) (8, 6)	2B						6-3		6-3 BLK 1B	3	0	2	1	1	0	1		
Alan Ashby, S OBP: 0.388, SLG: 0.452 Robbie Wine, R OBP: 0.093, SLG: 0.125 (1, 2) (8, 2)	2H 1B						6-3		6-3	0	0	0	0	0	0	0		
Kevin Bass, S OBP: 0.335, SLG: 0.428 (1, 9)	L3						G6-4-3 BB		6-3	3	0	0	0	1	0	4		
Glenn Davis, R OBP: 0.308, SLG: 0.460 (1, 3)							G6-4-3 BB		F7	0	0	0	0	0	0	0		
Ken Caminiti, S OBP: 0.304, SLG: 0.392 (1, 5)							1-2		F9	4	0	1	0	0	2	0		
Dale Berra, R OBP: 0.417, SLG: 0.389 (1, 6) (8, 4)							L5-4 1B		F8	4	0	1	0	0	1	1		
Denny Walling, L OBP: 0.355, SLG: 0.425 (9, PH)							1-2 1B		2B	3	0	1	0	0	2	1		
Danny Darwin, R OBP: 0.228, SLG: 0.327 Rocky Childress, R OBP: 0.295, SLG: 0.375 Jeff Heathcock, R OBP: 0.315, SLG: 0.426 Davey Lopes, R OBP: 0.315, SLG: 0.426 Juan Agosto, L OBP: 0.333, SLG: 0.462 (1, 1) (5, 1) (6, 1) (7, PH) (7, 1) (9, PH)							4-3 2B		F8	2	0	1	0	0	1	0		
Inning Stats	R: 1 E: 0 K: 0 S: 5	H: 2 LOB: 1 BB: 0 P: 5	R: 0 E: 0 K: 3 S: 9	H: 0 LOB: 0 BB: 0 P: 9	R: 0 E: 0 K: 0 S: 4	H: 1 LOB: 2 BB: 1 P: 8	R: 0 E: 0 K: 1 S: 6	H: 1 LOB: 1 BB: 0 P: 6	R: 0 E: 0 K: 1 S: 4	H: 2 LOB: 1 BB: 0 P: 6	R: 0 E: 0 K: 0 S: 4	H: 1 LOB: 1 BB: 0 P: 4	R: 0 E: 0 K: 0 S: 4	H: 1 LOB: 1 BB: 0 P: 4	1B: 5 2B: 5 3B: 0 HR: 0	SF: 0 SAC: 0 DP: 2 HBP: 0	WP: 1 PB: 0 SB: 2 CS: 0	PA: 36
PITCHER	IP WLS BF H R ER SO BB IBB HBP BLK WP HR S P ERA WHIP	8.0 W 32 8 1 1 7 2 0 0 0 1 0 0 44 52 1.12 1.250	1.0 L 4 1 0 0 0 0 0 0 0 0 0 0 4 4 0.00 1.000															

Batter	1	2	3	4	5	6	7	8	9	AB	R	H	RBI	BB	SO	LOB	BOTTOM	
Vince Coleman, S OBP: 0.360, SLG: 0.333 (1, 7)	1B E			FC4			5-3			5	1	3	1	0	0	1	Houston Astros @ St. Louis Cardinals Busch Stadium, St. Louis, MO Tue Aug 25 1987, 7:05 PM CDT Att: 36,054 - Unknown	
Ozzie Smith, S OBP: 0.389, SLG: 0.376 (1, 6)	1B	1-H 3B					5-3		F7	5	2	2	1	0	0	2		
Tom Herr, S OBP: 0.356, SLG: 0.361 (1, 4)	2-3 1B			L9			F8		SF7	4	0	1	1	0	0	1		
Jack Clark, R OBP: 0.462, SLG: 0.614 (1, 3)	F9			L7			1B SF7		1B BB	3	1	1	1	2	0	2		
Willie McGee, S OBP: 0.315, SLG: 0.426 (1, 8)	G3			S BB			3-H 2B		F8	4	0	1	0	1	0	5		
Terry Pendleton, S OBP: 0.382, SLG: 0.437 (1, 5)				F5			SF7		1B	3	0	1	2	0	0	1		
Lance Johnson, L OBP: 0.333, SLG: 0.462 (1, 9)				L9			3-H 4-0		4-3	3	1	1	0	1	0	2		
Tony Peña, R OBP: 0.309, SLG: 0.332 (1, 2)				FC6 3B			F7		1-4-3	4	1	0	1	0	0	2		
Greg Mathews, R OBP: 0.228, SLG: 0.218 Bob Forsch, R OBP: 0.346, SLG: 0.560 (1, 1) (9, 1)				3-H K			FC4 1B		4-3	4	1	2	0	0	1	1		
Inning Stats	R: 0 E: 1 K: 0 S: 5	H: 2 LOB: 2 BB: 0 P: 5	R: 2 E: 0 K: 1 S: 8	H: 2 LOB: 1 BB: 0 P: 8	R: 0 E: 0 K: 0 S: 3	H: 0 LOB: 1 BB: 1 P: 7	R: 0 E: 0 K: 0 S: 4	H: 1 LOB: 0 BB: 0 P: 4	R: 2 E: 0 K: 0 S: 6	H: 3 LOB: 2 BB: 1 P: 10	R: 3 E: 0 K: 0 S: 7	H: 4 LOB: 2 BB: 1 P: 11	R: 0 E: 0 K: 0 S: 3	H: 0 LOB: 1 BB: 1 P: 7	1B: 7 2B: 3 3B: 2 HR: 0	SF: 2 SAC: 0 DP: 0 HBP: 0		WP: 0 PB: 1 SB: 1 CS: 0
PITCHER	IP WLS BF H R ER SO BB IBB HBP BLK WP HR S P ERA WHIP	4.1 L 23 4 4 4 4 1 0 0 0 0 0 5 9 40.50 4.500	2.0 L 7 0 0 0 0 1 0 0 0 0 0 6 10 0.00 0.500															



Batter	1	2	3	4	5	6	7	8	9	AB	R	H	RBI	BB	SO	LOB	TOP																	
Gerald Young, S (1.8) OBP: 0.343, SLG: 0.341	F8	PO	CS 1B		P4		2B 1B			4	1	2	0	0	0	1	Houston Astros @ St. Louis Cardinals Busch Stadium, St. Louis, MO Wed Aug 26 1987, 3:33 AM CDT Att: 37,979 - Unknown 																	
Billy Hatcher, R (1.7) OBP: 0.375, SLG: 0.452	L9		6-3		FC5-4		2B			4	0	1	2	0	0	2																		
Bill Doran, S (1.4) OBP: 0.368, SLG: 0.429	HR 1B		6-3				F7		F9	4	1	1	0	0	0	0																		
Glenn Davis, R (1.3) OBP: 0.308, SLG: 0.465	1-H HR				F8		F9		F4	4	1	1	2	0	0	0																		
Kevin Bass, S (1.9) OBP: 0.338, SLG: 0.432	BB				L7		2B		1B	3	0	2	0	1	0	0																		
Ken Caminiti, S (1.5) OBP: 0.303, SLG: 0.383	5-3				BB		4-3		L6	3	0	0	0	1	0	3																		
Dale Berra, R (1.6) OBP: 0.357, SLG: 0.318		1-3			6-3		F2		F4	4	0	0	0	0	0	1																		
Robbie Wine, R (1.2) OBP: 0.148, SLG: 0.154					F7		1B 2B 1B		F5	2	1	1	0	1	0	0																		
Jose Cruz, L (9, PH) OBP: 0.312, SLG: 0.418		PO BB					L4		F8	1	0	0	0	0	0	0																		
Jim Deshaies, L (1.1) OBP: 0.204, SLG: 0.093			0-3 K							2	0	1	0	0	1	1																		
Jeff Heathcock, R (6.1)										0	0	0	0	0	0	0																		
Davey Lopes, R (7, PH) OBP: 0.419, SLG: 0.364					FC5-4 1B					1	0	0	0	0	0	1																		
Juan Agosto, L (7.1)										0	0	0	0	0	0	0																		
Alan Ashby, S (9, PH) OBP: 0.387, SLG: 0.450										1	0	0	0	0	0	0																		
Inning Stats	R: 2 E: 0 K: 0 S: 5	H: 2 LOB: 1 BB: 1 P: 9	R: 0 E: 0 K: 1 S: 4	H: 0 LOB: 0 BB: 1 P: 8	R: 0 E: 0 K: 0 S: 3	H: 1 LOB: 1 BB: 0 P: 3	R: 0 E: 0 K: 0 S: 3	H: 0 LOB: 1 BB: 1 P: 7	R: 0 E: 0 K: 0 S: 4	H: 1 LOB: 1 BB: 0 P: 4	R: 0 E: 0 K: 0 S: 4	H: 1 LOB: 1 BB: 0 P: 4	R: 2 E: 0 K: 0 S: 5	H: 3 LOB: 1 BB: 0 P: 5	R: 0 E: 0 K: 0 S: 4	H: 1 LOB: 1 BB: 0 P: 4		R: 0 E: 0 K: 0 S: 3	H: 0 LOB: 0 BB: 0 P: 3	1B: 6 2B: 2 3B: 0 HR: 1	SF: 0 SAC: 0 DP: 0 HBP: 0	WP: 0 PB: 0 SB: 0 CS: 1	PA: 37											
PITCHER	IP WLS BF H R ER SO BB IBB HBP BLK WP HR S P ERA WHIP																																	
John Tudor, L (1.1) ERA: 4.83	6.0	24	5	2	2	1	3	0	0	0	0	0	0	1	23	35	3.00	1.333																
Ken Dayley, L (7.1) ERA: 2.25	3.0	W 12	4	2	2	0	0	0	0	0	0	0	0	0	12	12	6.00	1.333																


Batter	1	2	3	4	5	6	7	8	9	AB	R	H	RBI	BB	SO	LOB	BOTTOM																	
Vince Coleman, S (1.7) OBP: 0.363, SLG: 0.345	1-3		S SF8 1B		HR		SH2-3 6-3 2B			4	3	3	1	0	0	0	Houston Astros @ St. Louis Cardinals Busch Stadium, St. Louis, MO Wed Aug 26 1987, 3:33 AM CDT Att: 37,979 - Unknown 																	
Ozzie Smith, S (1.6) OBP: 0.389, SLG: 0.375	F7		SF8		CS BB		SH2-3			1	0	0	1	1	0	0																		
Tom Herr, S (1.4) OBP: 0.359, SLG: 0.363	HR 1B		5-3 1B		1B BB		6-3			3	1	2	1	1	0	0																		
Jack Clark, R (1.3) OBP: 0.462, SLG: 0.621	1-H HR		5-3		1B		F8			4	1	2	2	0	0	1																		
Willie McGee, S (1.8) OBP: 0.314, SLG: 0.425	1B		F9		F4				1-3	4	0	1	0	0	0	3																		
Terry Pendleton, S (1.5) OBP: 0.383, SLG: 0.437	1-3				F7		4-3 SH3 1B		L1-3 1B	4	0	2	0	0	0	1																		
Jim Lindeman, R (1.9) OBP: 0.282, SLG: 0.402			F4		K		SH3		L1-3	2	0	0	0	0	1	0																		
Tom Pagnozzi, R (7.2) OBP: 0.263, SLG: 0.400							1-2			1	0	0	0	0	0	1																		
Steve Lake, R (1.2) OBP: 0.306, SLG: 0.364			1-3		4-3					2	0	0	0	0	0	0																		
John Morris, L (6, PH) OBP: 0.321, SLG: 0.457							2-3			1	0	0	0	0	0	1																		
John Tudor, L (1.1) OBP: 0.263, SLG: 0.222			L3				F2		F5	2	0	0	0	0	0	0																		
José Oquendo, S (6, PH) OBP: 0.420, SLG: 0.360										1	0	0	0	0	0	1																		
Ken Dayley, L (7.1) ERA: 3.86										0	0	0	0	0	0	0																		
Inning Stats	R: 2 E: 0 K: 0 S: 6	H: 3 LOB: 1 BB: 0 P: 6	R: 0 E: 0 K: 0 S: 3	H: 0 LOB: 0 BB: 0 P: 3	R: 1 E: 0 K: 0 S: 5	H: 2 LOB: 1 BB: 0 P: 5	R: 0 E: 0 K: 1 S: 5	H: 0 LOB: 0 BB: 0 P: 5	R: 1 E: 0 K: 0 S: 4	H: 2 LOB: 2 BB: 2 P: 12	R: 0 E: 0 K: 0 S: 4	H: 1 LOB: 1 BB: 0 P: 4	R: 1 E: 0 K: 0 S: 4	H: 1 LOB: 0 BB: 0 P: 4	R: 0 E: 0 K: 0 S: 3	H: 1 LOB: 0 BB: 0 P: 3		1B: 7 2B: 2 3B: 0 HR: 2	SF: 1 SAC: 2 DP: 1 HBP: 0	WP: 0 PB: 0 SB: 2 CS: 1	PA: 34													
PITCHER	IP WLS BF H R ER SO BB IBB HBP BLK WP HR S P ERA WHIP																																	
Jim Deshaies, L (1.1) ERA: 4.27	5.0	24	8	4	4	1	2	0	0	0	0	0	0	0	3	3	0.00	0.000																
Jeff Heathcock, R (6.1) ERA: 3.13	1.0	3	0	0	0	0	0	0	0	0	0	0	0	3	3	0.00	0.000																	
Juan Agosto, L (7.1) ERA: 3.86	2.0	L 7	2	1	1	0	0	0	0	0	0	0	0	7	7	4.50	1.000																	

Batter	1	2	3	4	5	6	7	8	9	AB	R	H	RBI	BB	SO	LOB	TOP																		
Dion James, L OBP: 0.393, SLG: 0.472 (1,8)										4	1	3	1	0	0	1	Atlanta Braves @ St. Louis Cardinals Busch Stadium, St. Louis, MO Fri Aug 28 1987, 7:05 PM CDT Att: 43,524 - Unknown																		
Ken Oberkfell, L OBP: 0.346, SLG: 0.370 (1,5)										4	0	0	0	0	1	5																			
Gerald Perry, L OBP: 0.330, SLG: 0.408 (1,3)										4	0	2	0	0	1	3																			
Dale Murphy, R OBP: 0.418, SLG: 0.581 (1,9)										4	0	1	1	0	1	4																			
Ken Griffey, L OBP: 0.354, SLG: 0.459 (1,7)										4	1	1	1	0	0	1																			
Ozzie Virgil, R OBP: 0.326, SLG: 0.490 (1,2)										4	0	1	0	0	1	0																			
Jeff Blausler, R OBP: 0.339, SLG: 0.386 (1,6)										4	0	1	0	0	0	0																			
Glenn Hubbard, R OBP: 0.402, SLG: 0.415 (1,4)										4	1	1	0	0	0	2																			
Tom Glavine, L OBP: 0.167, SLG: 0.167 (1,1)										1	0	1	0	0	0	0																			
Graig Nettles, L OBP: 0.305, SLG: 0.364 (5, PH)										1	0	0	0	0	0	2																			
Jim Acker, R OBP: 0.286, SLG: 0.231 (5, 1)										0	0	0	0	0	0	0																			
Albert Hall, S OBP: 0.370, SLG: 0.386 (8, PH)										1	0	1	0	0	0	0																			
Gene Garber, R OBP: 0.370, SLG: 0.386 (8, 1)										0	0	0	0	0	0	0																			
Inning Stats	R: 1 E: 0 K: 0 S: 5	H: 2 LOB: 1 BB: 0 P: 5	R: 0 E: 0 K: 0 S: 3	H: 0 LOB: 0 BB: 0 P: 3	R: 0 E: 0 K: 0 S: 3	H: 1 LOB: 0 BB: 0 P: 3	R: 0 E: 0 K: 1 S: 5	H: 1 LOB: 0 BB: 0 P: 5	R: 0 E: 0 K: 0 S: 4	H: 2 LOB: 1 BB: 0 P: 4	R: 0 E: 0 K: 0 S: 4	H: 0 LOB: 0 BB: 0 P: 3	R: 0 E: 1 K: 2 S: 10	H: 3 LOB: 2 BB: 0 P: 10	R: 1 E: 0 K: 1 S: 6	H: 1 LOB: 0 BB: 0 P: 6	1B: 9 2B: 2 3B: 0 HR: 1	SF: 0 SAC: 0 DP: 3 HBP: 0	WP: 0 PB: 0 SB: 1 CS: 1	PA: 35															
PITCHER	IP WLS BF H R ER SO BB IBB HBP BLK WP HR S P ERA WHIP																																		
Danny Cox, R ERA: 3.63 (1, 1)	7.0	27	10	2	1	1	1	0	0	0	0	0	0	0	0	29	29	1.29	1.429																
Ken Dayley, L ERA: 2.22 (8, 1)	0.2	3	1	0	0	2	0	0	0	0	0	0	0	0	0	7	7	0.00	1.500																
Todd Worrell, R ERA: 2.85 (8, 1)	1.1	W	5	1	1	1	1	0	0	0	0	0	0	0	1	7	7	6.75	0.750																

Batter	1	2	3	4	5	6	7	8	9	AB	R	H	RBI	BB	SO	LOB	BOTTOM																	
Vince Coleman, S OBP: 0.363, SLG: 0.344 (1,7)										4	1	1	0	1	0	2	Atlanta Braves @ St. Louis Cardinals Busch Stadium, St. Louis, MO Fri Aug 28 1987, 7:05 PM CDT Att: 43,524 - Unknown																	
Ozzie Smith, S OBP: 0.389, SLG: 0.376 (1,6)										4	2	1	0	1	0	2																		
Terry Pendleton, S OBP: 0.383, SLG: 0.439 (1,5)										5	1	2	2	0	2	1																		
Jack Clark, R OBP: 0.463, SLG: 0.618 (1,3)										2	0	0	0	3	0	1																		
Willie McGee, S OBP: 0.314, SLG: 0.423 (1,8)										4	0	1	1	0	1	1																		
Todd Worrell, R OBP: 0.125, SLG: 0.125 (8, 1)										0	0	0	0	0	0	0																		
Tom Herr, S OBP: 0.361, SLG: 0.365 (9, PH)										1	0	1	1	0	0	0																		
Jim Lindeman, R OBP: 0.288, SLG: 0.409 (1,9)										2	0	1	0	1	0	0																		
Lance Johnson, L OBP: 0.313, SLG: 0.429 (8, 8)										1	0	0	0	0	1	0																		
José Oquendo, S OBP: 0.421, SLG: 0.359 (1,4)										4	0	0	0	0	1	6																		
Tony Peña, R OBP: 0.306, SLG: 0.328 (1,2)										3	0	0	0	0	2	2																		
Danny Cox, R OBP: 0.148, SLG: 0.170 (8, 1)										0	0	0	0	0	0	0																		
John Morris, L OBP: 0.319, SLG: 0.453 (8, 9)										1	0	0	0	0	0	1																		
Inning Stats	R: 1 E: 0 K: 0 S: 3	H: 0 LOB: 1 BB: 2 P: 11	R: 0 E: 0 K: 1 S: 6	H: 1 LOB: 2 BB: 1 P: 10	R: 1 E: 0 K: 1 S: 7	H: 2 LOB: 3 BB: 2 P: 15	R: 1 E: 0 K: 1 S: 7	H: 2 LOB: 1 BB: 0 P: 7	R: 0 E: 0 K: 2 S: 7	H: 0 LOB: 0 BB: 0 P: 7	R: 0 E: 0 K: 1 S: 6	H: 1 LOB: 1 BB: 0 P: 6	R: 0 E: 0 K: 1 S: 5	H: 0 LOB: 0 BB: 0 P: 5	R: 0 E: 0 K: 1 S: 6	H: 1 LOB: 1 BB: 0 P: 6	R: 1 E: 0 K: 1 S: 5	H: 1 LOB: 2 BB: 2 P: 13	1B: 5 2B: 3 3B: 0 HR: 0	SF: 0 SAC: 0 DP: 0 HBP: 0	WP: 0 PB: 0 SB: 2 CS: 0	PA: 41												
PITCHER	IP WLS BF H R ER SO BB IBB HBP BLK WP HR S P ERA WHIP																																	
Tom Glavine, L ERA: 7.2 (1, 1)	4.0	22	5	3	3	3	5	0	0	0	0	0	0	0	23	43	6.75	2.500																
Jim Acker, R ERA: 4.27 (5, 1)	3.0	10	1	0	0	4	0	0	0	0	0	0	0	18	18	0.00	0.333																	
Gene Garber, R ERA: 4.41 (8, 1)	1.2	L	9	2	1	1	2	1	1	0	0	0	0	11	19	5.40	1.800																	

AB	35
R	3
H	12
RBI	3
BB	0
SO	4
LOB	18

AB	34
R	4
H	8
RBI	4
BB	7
SO	9
LOB	19



Batter	1	2	3	4	5	6	7	8	9	AB	R	H	RBI	BB	SO	LOB	TOP										
Albert Hall, S OBP: 0.371, SLG: 0.387	0-3 K		0-0 5-3		0-0 G1-2-3 1B		0-0 1-3 2B 1B		0-0 G3	5	1	2	0	0	1	0	Atlanta Braves @ St. Louis Cardinals Busch Stadium, St. Louis, MO Sat Aug 29 1987, 3:33 AM CDT Att: 39,208 - Unknown livebaseballscorecards.com										
Ken Oberkfell, L OBP: 0.346, SLG: 0.368	0-3 K		0-0 5-3		0-0 G1-2-3 1B		0-0 1-3		0-0 5-3	5	0	1	0	0	1	1											
Gerald Perry, L OBP: 0.333, SLG: 0.412	0-0 S 1B		0-0 4-3		0-0 G1-2-3		0-0 2B		0-0 2B 1B	5	0	3	1	0	0	3											
Dale Murphy, R OBP: 0.419, SLG: 0.589	0-0 F9			0-0 HR	0-0 FC6-4 BB		0-0 K		0-0 2B	4	1	2	1	1	1	2											
Gary Roenicke, R OBP: 0.353, SLG: 0.504 Ken Griffey, L OBP: 0.355, SLG: 0.459		4-0 1B BB		0-0 5-3	0-0 FC6-4		4-0 FC6-4 BB		4-0 IBB	2	0	0	0	2	0	3											
Ozzie Virgil, R OBP: 0.328, SLG: 0.490 Ted Simmons, S OBP: 0.323, SLG: 0.367		0-0 E 1B		0-0 4-3		0-0 5-3 1B		0-0 FC6-4	0-0 F7	4	0	2	0	0	0	2											
Jeff Blausler, R OBP: 0.333, SLG: 0.377		0-0 FC1-2-5 E		0-0 FC6-4 1B		0-0 5-3		0-3 K		4	0	1	0	0	1	3											
Glenn Hubbard, R OBP: 0.398, SLG: 0.411		0-0 E5 S6-4-3		0-0 FC6-4		0-0 F9		0-0 F3		4	0	0	0	0	0	4											
Charlie Puleo, R OBP: 0.222, SLG: 0.308 Graig Nettles, L OBP: 0.303, SLG: 0.351 Ed Olwine, R		0-0 G6-4-3		0-0 G1-2-3 1B		0-0 G3		0-3 K2-3		2	0	1	0	0	0	3											
Dion James, L OBP: 0.392, SLG: 0.471 Paul Assenmacher, L OBP: 0.392, SLG: 0.471		0-0 G6-4-3		0-0 G1-2-3 1B		0-0 G3		0-3 K2-3		1	0	0	0	0	0	1											
Inning Stats	R: 0 E: 0 K: 2 S: 8	H: 1 LOB: 1 BB: 0 P: 8	R: 0 E: 1 K: 0 S: 4	H: 1 LOB: 2 BB: 1 P: 8	R: 0 E: 0 K: 0 S: 3	H: 0 LOB: 0 BB: 0 P: 3	R: 1 E: 0 K: 0 S: 5	H: 2 LOB: 1 BB: 0 P: 5	R: 0 E: 0 K: 0 S: 5	H: 3 LOB: 3 BB: 1 P: 9	R: 0 E: 0 K: 0 S: 4	H: 1 LOB: 1 BB: 0 P: 4	R: 1 E: 0 K: 1 S: 7	H: 2 LOB: 2 BB: 1 P: 11	R: 0 E: 0 K: 2 S: 7	H: 0 LOB: 0 BB: 0 P: 7	R: 0 E: 0 K: 0 S: 5	H: 2 LOB: 3 BB: 1 P: 9	1B: 9 2B: 2 3B: 0 HR: 1	SF: 0 SAC: 0 DP: 2 HBP: 0	WP: 0 PB: 0 SB: 2 CS: 0	PA: 42					
PITCHER	IP	WLS	BF	H	R	ER	SO	BB	IBB	HBP	BLK	WP	HR	S	P	ERA	WHIP										
Joe Magrane, L ERA: 3.75	6.1	W	30	10	2	2	2	2	0	0	0	0	1	32	40	2.84	1.895										
Bob Forsch, R ERA: 4.37	2.0		7	0	0	0	3	1	0	0	0	0	0	12	16	0.00	0.500										
Ken Dayley, L ERA: 2.2	0.1	S	2	1	0	0	0	0	0	0	0	0	0	2	2	0.00	3.000										
Todd Worrell, R ERA: 2.84	0.1	S	3	1	0	0	0	0	1	0	0	0	0	2	6	0.00	3.000										

Batter	1	2	3	4	5	6	7	8	9	AB	R	H	RBI	BB	SO	LOB	BOTTOM										
Vince Coleman, S OBP: 0.364, SLG: 0.345	0-0 S 2B 1B		0-0 G6-4-3		0-0 FC6-2 1B		0-3 K			4	1	2	0	0	1	1	Atlanta Braves @ St. Louis Cardinals Busch Stadium, St. Louis, MO Sat Aug 29 1987, 3:33 AM CDT Att: 39,208 - Unknown livebaseballscorecards.com										
Ozzie Smith, S OBP: 0.386, SLG: 0.373	0-0 F9		0-0 6-3		0-0 FC6-2		0-0 4-3			4	0	0	0	0	0	2											
Terry Pendleton, S OBP: 0.382, SLG: 0.436	4-0 S 2B BB		0-0 F8		0-3 K		0-0 L9			3	1	0	0	1	1	1											
Jack Clark, R OBP: 0.462, SLG: 0.613	4-0 2B 1B BB		0-0 F9		0-0 F8		0-3 K			3	1	0	0	1	1	1											
Willie McGee, S OBP: 0.316, SLG: 0.431	0-0 1B 2B		0-0 3B		0-0 F7		0-0 G3			3	1	2	2	0	0	0											
Lance Johnson, L OBP: 0.316, SLG: 0.412	0-0 4-3 2H 3H 1B		0-0 G3		0-0 L7					3	0	1	2	0	0	1											
José Oquendo, S OBP: 0.416, SLG: 0.355	0-0 4-3		0-0 6-3		0-0 L7					3	0	0	0	0	0	1											
Tony Peña, R OBP: 0.303, SLG: 0.324	0-3 K		0-0 6-3		0-0 F9					3	0	0	0	0	1	1											
Joe Magrane, R OBP: 0.167, SLG: 0.154 Bob Forsch, R OBP: 0.340, SLG: 0.549 Ken Dayley, L		4-0 G6-4-3 BB		0-3 K		0-0 6-3				1	0	0	0	1	1	0											
Todd Worrell, R OBP: 0.125, SLG: 0.125										1	0	0	0	0	0	0											
Inning Stats	R: 4 E: 0 K: 1 S: 8	H: 3 LOB: 1 BB: 2 P: 16	R: 0 E: 0 K: 0 S: 2	H: 0 LOB: 0 BB: 1 P: 6	R: 0 E: 0 K: 0 S: 4	H: 1 LOB: 1 BB: 0 P: 4	R: 0 E: 0 K: 1 S: 5	H: 0 LOB: 0 BB: 0 P: 5	R: 0 E: 0 K: 0 S: 3	H: 0 LOB: 0 BB: 0 P: 3	R: 0 E: 0 K: 1 S: 5	H: 0 LOB: 0 BB: 0 P: 5	R: 0 E: 0 K: 1 S: 5	H: 0 LOB: 0 BB: 0 P: 5	R: 0 E: 0 K: 1 S: 5	H: 0 LOB: 0 BB: 0 P: 5	1B: 3 2B: 1 3B: 1 HR: 0	SF: 0 SAC: 0 DP: 1 HBP: 0	WP: 0 PB: 0 SB: 4 CS: 0	PA: 31							
PITCHER	IP	WLS	BF	H	R	ER	SO	BB	IBB	HBP	BLK	WP	HR	S	P	ERA	WHIP										
Charlie Puleo, R ERA: 4.47	5.0	L	22	5	4	4	3	3	0	0	0	0	0	25	37	7.20	1.600										
Ed Olwine, L ERA: 4.24	2.0		6	0	0	0	1	0	0	0	0	0	0	8	8	0.00	0.000										
Paul Assenmacher, L ERA: 4.34	1.0		3	0	0	0	1	0	0	0	0	0	0	5	5	0.00	0.000										



Batter	1	2	3	4	5	6	7	8	9	AB R H RBI BB SO LOB	TOP															
Albert Hall, S (1, 8) OBP: 0.368, SLG: 0.384										4 1 1 0 0 0 0	Atlanta Braves @ St. Louis Cardinals Busch Stadium, St. Louis, MO Sun Aug 30 1987, 3:33 AM CDT Att: 39,370 - Unknown AB 31 R 3 H 6 RBI 3 BB 2 SO 5 LOB 6															
Ken Oberkfell, L (1, 5) OBP: 0.345, SLG: 0.376										4 1 3 0 0 0 0																
Gerald Perry, L (1, 3) OBP: 0.332, SLG: 0.418										4 1 1 3 0 0 2																
Dale Murphy, R (1, 9) OBP: 0.418, SLG: 0.585										3 0 0 0 1 1 0																
Gary Roenicke, R (1, 7) OBP: 0.350, SLG: 0.492										3 0 0 0 1 0 0																
Ozzie Virgil, R (1, 2) OBP: 0.325, SLG: 0.484										4 0 0 0 0 1 3																
Jeff Blauer, R (1, 6) OBP: 0.333, SLG: 0.375										3 0 1 0 0 1 0																
Glenn Hubbard, R (1, 4) OBP: 0.396, SLG: 0.408										3 0 0 0 0 1 1																
David Palmer, R (1, 1) OBP: 0.163, SLG: 0.238 Jim Acker, R (9, 1) OBP: 0.266, SLG: 0.231 Paul Assenmacher, L (9, 1) Gene Garber, R (9, 1)										3 0 0 0 0 1 0																
Inning Stats	R: 3 E: 0 K: 1 S: 8	H: 3 LOB: 0 BB: 0 P: 8	R: 0 E: 0 K: 2 S: 7	H: 0 LOB: 0 BB: 0 P: 7	R: 0 E: 0 K: 0 S: 3	H: 0 LOB: 0 BB: 0 P: 3	R: 0 E: 0 K: 0 S: 3	H: 1 LOB: 0 BB: 0 P: 5	R: 0 E: 0 K: 1 S: 5	H: 1 LOB: 0 BB: 0 P: 3	R: 0 E: 0 K: 1 S: 5	H: 0 LOB: 0 BB: 0 P: 5	R: 0 E: 0 K: 0 S: 3	H: 0 LOB: 0 BB: 0 P: 3	R: 0 E: 0 K: 0 S: 4	H: 1 LOB: 3 BB: 2 P: 12	1B: 3 2B: 2 3B: 0 HR: 1	SF: 0 SAC: 0 DP: 1 HBP: 0	WP: 0 PB: 0 SB: 0 CS: 1	PA: 33						
PITCHER	IP WLS BF H R ER SO BB IBB HBP BLK WP HR S P ERA WHIP											IP WLS BF H R ER SO BB IBB HBP BLK WP HR S P ERA WHIP														
Greg Mathews, L (1, 1) ERA: 4.18	8.0	27	5	3	3	5	0	0	0	0	0	1	37	37	3.38	0.625										
Ricky Horton, L (9, 1) ERA: 3.72	0.2	4	1	0	0	0	0	1	0	0	0	0	3	7	0.00	1.500										
Bill Dawley, R (9, 1) ERA: 3.76	0.1	W	2	0	0	0	1	0	0	0	0	0	1	5	0.00	3.000										

Batter	1	2	3	4	5	6	7	8	9	AB R H RBI BB SO LOB	BOTTOM															
Vince Coleman, S (1, 7) OBP: 0.364, SLG: 0.347										4 2 1 0 0 0 1	Atlanta Braves @ St. Louis Cardinals Busch Stadium, St. Louis, MO Sun Aug 30 1987, 3:33 AM CDT Att: 39,370 - Unknown AB 30 R 4 H 7 RBI 4 BB 3 SO 2 LOB 7															
Ozzie Smith, S (1, 6) OBP: 0.387, SLG: 0.374										4 0 2 1 0 0 1																
Terry Pendleton, S (1, 5) OBP: 0.381, SLG: 0.437										4 1 1 1 1 0 0 2																
Jack Clark, R (1, 3) OBP: 0.462, SLG: 0.611										3 1 1 0 1 0 1																
Willie McGee, S (1, 8) OBP: 0.317, SLG: 0.432										3 0 1 1 1 0 1																
Lance Johnson, L (1, 9) OBP: 0.273, SLG: 0.350 Jim Lindeman, R (9, PH) OBP: 0.268, SLG: 0.409 Tom Herr, S (9, PH) OBP: 0.362, SLG: 0.365										3 0 0 0 0 0 1 0 0 0 0 0 0 0 0 0 0 0 1 0 0																
José Oquendo, S (1, 4) OBP: 0.412, SLG: 0.350										3 0 0 1 0 1 0																
Tony Peña, R (1, 2) OBP: 0.300, SLG: 0.321										3 0 0 0 0 0 0																
Greg Mathews, R (1, 1) ERA: 4.44 John Morris, L (9, PH) OBP: 0.316, SLG: 0.449 Ricky Horton, L (9, 1) OBP: 0.222, SLG: 0.231 Bill Dawley, R (9, 1) OBP: 0.286, SLG: 0.167										2 0 1 0 0 1 0 1 0																
Inning Stats	R: 0 E: 0 K: 0 S: 3	H: 0 LOB: 0 BB: 1 P: 6	R: 0 E: 0 K: 1 S: 5	H: 0 LOB: 0 BB: 0 P: 5	R: 0 E: 0 K: 0 S: 4	H: 1 LOB: 1 BB: 0 P: 4	R: 0 E: 0 K: 0 S: 3	H: 0 LOB: 0 BB: 0 P: 3	R: 1 E: 0 K: 0 S: 5	H: 2 LOB: 1 BB: 0 P: 5	R: 0 E: 0 K: 0 S: 3	H: 1 LOB: 0 BB: 0 P: 3	R: 0 E: 0 K: 1 S: 5	H: 0 LOB: 0 BB: 0 P: 5	R: 3 E: 0 K: 0 S: 5	H: 3 LOB: 3 BB: 2 P: 13	1B: 4 2B: 3 3B: 0 HR: 0	SF: 0 SAC: 1 DP: 2 HBP: 0	WP: 0 PB: 0 SB: 1 CS: 0	PA: 34						
PITCHER	IP WLS BF H R ER SO BB IBB HBP BLK WP HR S P ERA WHIP											IP WLS BF H R ER SO BB IBB HBP BLK WP HR S P ERA WHIP														
David Palmer, R (1, 1) ERA: 4.44	8.0	L	4	2	3	3	0	1	0	0	0	0	3	7	81.00	9.000										
Jim Acker, R (9, 1) ERA: 4.53	0.1		1	1	0	0	0	0	0	0	0	0	1	1	*	*										
Paul Assenmacher, L (9, 1) ERA: 4.36	0.0		1	0	0	0	0	0	0	0	0	0	1	1	*	*										
Gene Garber, R (9, 1) ERA: 4.41	0.0		2	0	0	0	0	1	0	0	0	0	1	5	*	*										

Batter	1	2	3	4	5	6	7	8	9	AB	R	H	RBI	BB	SO	LOB	TOP								
Kal Daniels, L OBP: 0.424, SLG: 0.608 Rob Murphy, L OBP: 0.200, SLG: 0.200 Dave Collins, S OBP: 0.340, SLG: 0.313 John Franco, L OBP: 0.311, SLG: 0.366 Kurt Stillwell, S OBP: 0.311, SLG: 0.366 Dave Concepcion, R OBP: 0.358, SLG: 0.354	F7		1B		K		SH1-4	CS	L4	3	0	1	0	0	1	2	Cincinnati Reds @ St. Louis Cardinals Busch Stadium, St. Louis, MO Tue Sep 01 1987, 7:05 PM CDT Att: 33,825 - Unknown								
Eric Davis, R OBP: 0.404, SLG: 0.625	K			6-3		HR	L7		4-3	4	1	1	2	1	1										
Dave Parker, L OBP: 0.312, SLG: 0.432		FC6-4		4-3		F9			4-3	4	1	1	0	1	0										
Buddy Bell, R OBP: 0.366, SLG: 0.404	FC6-4			6-3		F6				4	1	1	3	0	0										
Nick Esasky, R OBP: 0.320, SLG: 0.531	F9				K					4	1	1	1	0	2										
Terry McGriff, R OBP: 0.300, SLG: 0.414	P3					HR			F8	3	0	1	0	1	0										
Barry Larkin, R OBP: 0.293, SLG: 0.345			F7						F8	4	0	1	0	0	0										
Guy Hoffman, L OBP: 0.108, SLG: 0.135 Tracy Jones, R OBP: 0.344, SLG: 0.451			K		K					2	0	0	0	0	2										
										2	1	2	0	0	0										
Inning Stats	R: 0 E: 0 K: 1 S: 5	H: 0 LOB: 0 BB: 0 P: 5	R: 0 E: 0 K: 0 S: 4	H: 1 LOB: 1 BB: 0 P: 4	R: 0 E: 0 K: 1 S: 6	H: 1 LOB: 1 BB: 0 P: 6	R: 0 E: 0 K: 0 S: 3	H: 0 LOB: 0 BB: 0 P: 3	R: 0 E: 0 K: 3 S: 10	H: 1 LOB: 2 BB: 1 P: 14	R: 3 E: 0 K: 0 S: 7	H: 4 LOB: 1 BB: 0 P: 7	R: 4 E: 0 K: 1 S: 8	H: 3 LOB: 0 BB: 1 P: 12	R: 0 E: 0 K: 0 S: 3	H: 1 LOB: 0 BB: 0 P: 3		R: 0 E: 0 K: 0 S: 3	H: 0 LOB: 1 BB: 1 P: 7	1B: 6 2B: 2 3B: 0 HR: 3	SF: 0 SAC: 1 DP: 0 HBP: 0	WP: 0 PB: 1 SB: 0 CS: 1	PA: 41		
PITCHER	IP	WLS	BF	H	R	ER	SO	BB	IBB	HBP	BLK	WP	HR	S	P	ERA	WHIP								
Bob Forsch, R ERA: 4.25	4.1		16	2	0	0	3	1	0	0	0	0	0	21	25	0.00	0.692								
Ricky Horton, L ERA: 3.99	2.0	L	12	6	4	4	2	0	0	0	0	0	2	16	16	18.00	3.000								
Bill Dawley, R ERA: 4.03	0.2		5	2	3	3	1	0	1	0	0	0	1	6	10	40.50	3.000								
Steve Peters, L ERA: 1.17	2.0		7	1	0	0	0	1	0	0	0	0	0	6	10	0.00	1.000								

Batter	1	2	3	4	5	6	7	8	9	AB	R	H	RBI	BB	SO	LOB	BOTTOM								
Vince Coleman, S OBP: 0.362, SLG: 0.344	S	B2			F6		K			3	1	0	0	1	1	Cincinnati Reds @ St. Louis Cardinals Busch Stadium, St. Louis, MO Tue Sep 01 1987, 7:05 PM CDT Att: 33,825 - Unknown									
Ozzie Smith, S OBP: 0.391, SLG: 0.377	S		5-3						L7	4	1	2	0	0	0										
Tom Herr, S OBP: 0.360, SLG: 0.365	L8		6-3		F8				5-3	4	0	0	0	0	3										
Jack Clark, R OBP: 0.464, SLG: 0.610	4-3					G4-6-3			K	2	1	1	2	2	1										
Willie McGee, S OBP: 0.318, SLG: 0.433	4-3		K		G4-6-3					4	1	1	0	0	1										
Terry Pendleton, S OBP: 0.377, SLG: 0.432				K		F9			4-3	4	0	1	1	0	1										
Jim Lindeman, R OBP: 0.282, SLG: 0.490	K			K					6-3	4	0	0	0	0	2										
Tony Peña, R OBP: 0.297, SLG: 0.317 Steve Peters, L OBP: 0.414, SLG: 0.353		K		K						3	0	1	0	0	2										
José Oquendo, S OBP: 0.414, SLG: 0.353										0	0	0	0	0	0										
Bob Forsch, R OBP: 0.333, SLG: 0.538 Ricky Horton, L OBP: 0.214, SLG: 0.222 Bill Dawley, R OBP: 0.286, SLG: 0.167 Tom Pagnozzi, R OBP: 0.250, SLG: 0.378		K		K						1	0	0	0	0	1										
										1	0	0	0	0	0										
										0	0	0	0	0	0										
										2	0	0	0	0	2										
Inning Stats	R: 3 E: 0 K: 1 S: 8	H: 3 LOB: 1 BB: 1 P: 12	R: 0 E: 0 K: 2 S: 7	H: 0 LOB: 0 BB: 0 P: 7	R: 0 E: 0 K: 1 S: 5	H: 0 LOB: 1 BB: 1 P: 9	R: 0 E: 0 K: 3 S: 9	H: 0 LOB: 0 BB: 0 P: 9	R: 0 E: 0 K: 0 S: 4	H: 1 LOB: 1 BB: 0 P: 4	R: 0 E: 0 K: 0 S: 2	H: 0 LOB: 0 BB: 1 P: 6	R: 0 E: 0 K: 2 S: 8	H: 1 LOB: 1 BB: 0 P: 8	R: 0 E: 0 K: 1 S: 5	H: 0 LOB: 0 BB: 0 P: 5	R: 1 E: 0 K: 1 S: 7	H: 2 LOB: 1 BB: 0 P: 7	1B: 6 2B: 1 3B: 0 HR: 0	SF: 0 SAC: 0 DP: 1 HBP: 0	WP: 0 PB: 0 SB: 3 CS: 0	PA: 36			
PITCHER	IP	WLS	BF	H	R	ER	SO	BB	IBB	HBP	BLK	WP	HR	S	P	ERA	WHIP								
Guy Hoffman, L ERA: 4.39	6.0	W	24	4	3	3	7	3	0	0	0	0	0	35	47	0.00	1.167								
Rob Murphy, L ERA: 3.92	2.0		7	1	0	0	3	0	0	0	0	0	0	13	13	0.00	0.500								
John Franco, L ERA: 2.71	1.0		5	2	1	1	1	0	0	0	0	0	0	7	7	9.00	2.000								



Batter	1	2	3	4	5	6	7	8	9	AB R H RBI BB SO LOB	TOP											
Kal Daniels, L OBP: 0.427, SLG: 0.620 (1, 7)										4 1 2 1 1 1 1	Cincinnati Reds @ St. Louis Cardinals Busch Stadium, St. Louis, MO Wed Sep 02 1987, 7:05 PM CDT Att: 34,985 - Unknown											
Kurt Stillwell, S OBP: 0.308, SLG: 0.363 (1, 4)										3 0 0 0 0 2 3												
Eric Davis, R OBP: 0.403, SLG: 0.622 (1, 8)										4 0 1 0 0 1 2												
Dave Parker, L OBP: 0.312, SLG: 0.430 (1, 9)										4 0 1 0 0 0 2												
Buddy Bell, R OBP: 0.365, SLG: 0.401 (1, 5)										3 1 0 0 1 0 1												
Bo Diaz, R OBP: 0.305, SLG: 0.431 (1, 2)										4 1 1 2 0 0 1												
Nick Esasky, R OBP: 0.323, SLG: 0.527 (1, 3)										2 0 0 0 2 0 1												
Barry Larkin, R OBP: 0.296, SLG: 0.347 (1, 6)										4 0 2 0 0 1 1												
Ron Robinson, R Terry Francona, L Leo Garcia, L Frank Williams, R Dave Concepcion, R John Franco, L (1, 1) (7, PH) (7, PH) (7, 1) (9, PH) (9, 1)												2 0 0 0 0 1 2 1 0 1 0 0 0 0 0 0 0 0 0 0 0 0 0 0 0 0 0 0 1 0 0 0 0 1 1 0 0 0 0 0 0 0										
Inning Stats	R: 1 E: 0 K: 0 S: 4	H: 2 LOB: 0 BB: 0 P: 4	R: 0 E: 0 K: 1 S: 6	H: 1 LOB: 2 BB: 1 P: 10	R: 0 E: 0 K: 1 S: 6	H: 1 LOB: 1 BB: 0 P: 6	R: 0 E: 0 K: 0 S: 3	H: 0 LOB: 1 BB: 1 P: 7	R: 0 E: 0 K: 1 S: 5	H: 0 LOB: 1 BB: 1 P: 9		R: 0 E: 0 K: 0 S: 4	H: 1 LOB: 1 BB: 0 P: 4	R: 0 E: 0 K: 2 S: 8	H: 1 LOB: 2 BB: 0 P: 8	R: 2 E: 0 K: 0 S: 4	H: 1 LOB: 0 BB: 1 P: 8	R: 0 E: 0 K: 2 S: 7	H: 1 LOB: 0 BB: 0 P: 7	1B: 5 2B: 1 3B: 0 HR: 2	SF: 0 SAC: 1 DP: 1 HBP: 0	WP: 0 PB: 0 SB: 1 CS: 1
PITCHER	IP WLS BF H R ER SO BB IBB HBP BLK WP HR S P ERA WHIP											IP WLS BF H R ER SO BB IBB HBP BLK WP HR S P ERA WHIP										
Danny Cox, R ERA: 3.62 Ken Dayley, L ERA: 2.16 (1, 1) (9, 1)	8.0 L 34 7 3 3 5 4 0 0 0 0 0 2 40 56 3.38 1.375											1.0 3 1 0 0 2 0 0 0 0 0 0 7 7 0.00 1.000										

AB	32
R	3
H	8
RBI	3
BB	4
SO	7
LOB	15



Batter	1	2	3	4	5	6	7	8	9	AB R H RBI BB SO LOB	BOTTOM									
Vince Coleman, S OBP: 0.361, SLG: 0.343 (1, 7)										4 1 1 0 0 1 0	Cincinnati Reds @ St. Louis Cardinals Busch Stadium, St. Louis, MO Wed Sep 02 1987, 7:05 PM CDT Att: 34,985 - Unknown									
Ozzie Smith, S OBP: 0.390, SLG: 0.378 (1, 6)										4 0 1 1 0 0 0										
Tom Herr, S OBP: 0.357, SLG: 0.362 (1, 4)										4 0 0 0 0 1 1										
Jack Clark, R OBP: 0.464, SLG: 0.607 (1, 3)										2 0 0 0 1 0 1										
Willie McGee, S OBP: 0.316, SLG: 0.431 (1, 8)										3 0 0 0 0 0 2										
Terry Pendleton, S OBP: 0.375, SLG: 0.432 (1, 5)										2 0 1 0 1 1 0										
Lance Johnson, L OBP: 0.345, SLG: 0.444 (1, 9)										3 0 1 0 0 1 1										
Tony Peña, R OBP: 0.294, SLG: 0.314 (1, 2)										3 0 0 0 0 1 2										
Danny Cox, R Dan Driessen, L Ken Dayley, L (1, 1) (8, PH) (9, 1)										2 0 0 0 0 0 1 1 0 0 0 0 0 0 0 0 0 0 0 0 0										
Inning Stats	R: 1 E: 0 K: 0 S: 5	H: 2 LOB: 1 BB: 0 P: 5	R: 0 E: 0 K: 0 S: 4	H: 1 LOB: 1 BB: 0 P: 4	R: 0 E: 0 K: 0 S: 3	H: 0 LOB: 0 BB: 0 P: 3	R: 0 E: 0 K: 0 S: 1	H: 0 LOB: 2 BB: 2 P: 9	R: 0 E: 0 K: 1 S: 5	H: 1 LOB: 0 BB: 0 P: 5		R: 0 E: 0 K: 0 S: 3	H: 0 LOB: 0 BB: 0 P: 3	R: 0 E: 0 K: 1 S: 5	H: 0 LOB: 0 BB: 0 P: 5	R: 0 E: 0 K: 2 S: 7	H: 0 LOB: 0 BB: 0 P: 7	1B: 3 2B: 1 3B: 0 HR: 0	SF: 0 SAC: 0 DP: 0 HBP: 0	WP: 0 PB: 0 SB: 1 CS: 3
PITCHER	IP WLS BF H R ER SO BB IBB HBP BLK WP HR S P ERA WHIP											IP WLS BF H R ER SO BB IBB HBP BLK WP HR S P ERA WHIP								
Ron Robinson, R Frank Williams, R John Franco, L (1, 1) (7, 1) (9, 1)	6.0 W 21 4 0 0 0 2 0 0 0 0 0 0 10 10 0.00 0.000											1.0 S 3 0 0 0 2 0 0 0 0 0 0 7 7 0.00 0.000								



Batter	1	2	3	4	5	6	7	8	9	AB	R	H	RBI	BB	SO	LOB	TOP										
Tony Gwynn, L (1,9) OBP: 0.443, SLG: 0.513										4	0	2	0	1	0	3	San Diego Padres @ St. Louis Cardinals Busch Stadium, St. Louis, MO Fri Sep 04 1987, 7:05 PM CDT Att: 34,319 - Unknown										
Stan Jefferson, S (1,7) OBP: 0.318, SLG: 0.369										5	0	0	0	0	1	5											
Randy Ready, R (1,4) OBP: 0.415, SLG: 0.465										3	0	0	0	1	1												
Carmelo Martinez, R (1,3) OBP: 0.369, SLG: 0.408										3	1	2	0	1	0	1											
John Kruk, L (8,PH) OBP: 0.416, SLG: 0.514										1	0	0	0	0	0	3											
Benito Santiago, R (1,2) OBP: 0.323, SLG: 0.454										4	1	1	0	0	1	3											
Shane Mack, R (1,8) OBP: 0.310, SLG: 0.389										3	0	1	0	1	2												
Garry Templeton, S (1,6) OBP: 0.285, SLG: 0.290										5	0	3	1	0	0	1											
Luis Salazar, R (1,5) OBP: 0.310, SLG: 0.342										3	0	1	1	0	0	2											
Tim Flannery, L (8,PH) OBP: 0.352, SLG: 0.282										2	0	0	0	0	0	1											
Eric Nolte, L (1,1) OBP: 0.125, SLG: 0.067										3	0	0	0	0	3	5											
Lance McCullers, S (7,1) OBP: 0.143, SLG: 0.077										0	0	0	0	0	0	0											
Bruce Bochy, R (8,PH) OBP: 0.269, SLG: 0.273										0	0	0	0	0	0	0											
Mark Davis, L (8,1) OBP: 0.207, SLG: 0.310										0	0	0	0	0	0	0											
Inning Stats	R: 0 E: 0 K: 0 S: 4	H: 1 LOB: 2 BB: 1 P: 8	R: 0 E: 0 K: 1 S: 7	H: 2 LOB: 3 BB: 1 P: 11	R: 2 E: 0 K: 1 S: 9	H: 4 LOB: 3 BB: 0 P: 10	R: 0 E: 0 K: 0 S: 3	H: 0 LOB: 2 BB: 0 P: 5	R: 0 E: 0 K: 1 S: 5	H: 0 LOB: 0 BB: 0 P: 5	R: 0 E: 0 K: 2 S: 7	H: 0 LOB: 0 BB: 0 P: 7	R: 0 E: 0 K: 0 S: 3	H: 1 LOB: 1 BB: 1 P: 7	R: 0 E: 1 K: 0 S: 5	H: 1 LOB: 3 BB: 1 P: 9	R: 0 E: 0 K: 2 S: 8	H: 1 LOB: 1 BB: 0 P: 8	R: 0 E: 0 K: 2 S: 8	H: 1 LOB: 1 BB: 0 P: 8	1B: 10 2B: 0 3B: 0 HR: 0	SF: 0 SAC: 0 DP: 1 HBP: 3	WP: 0 PB: 0 SB: 2 CS: 0	PA: 44			
PITCHER	IP	WLS	BF	H	R	ER	SO	BB	IBB	HBP	BLK	WP	HR	S	P	ERA	WHIP										
Joe Magrane, L (1,1) ERA: 3.71	6.0		30	7	2	2	5	1	1	3	0	0	0	35	46	3.00	1.333										
Scott Terry, R (7,1) ERA:	1.0		4	1	0	0	0	1	0	0	0	0	0	3	7	0.00	2.000										
Ken Dayley, L (8,1) ERA:	0.2		5	1	0	0	0	1	0	0	0	0	0	4	8	0.00	3.000										
Todd Worrell, R (8,1) ERA: 2.13	1.1	W	5	1	0	0	2	0	0	0	0	0	0	9	9	0.00	0.750										

Batter	1	2	3	4	5	6	7	8	9	AB	R	H	RBI	BB	SO	LOB	BOTTOM										
Vince Coleman, S (1,7) OBP: 0.363, SLG: 0.346										5	1	3	0	0	2	1	San Diego Padres @ St. Louis Cardinals Busch Stadium, St. Louis, MO Fri Sep 04 1987, 7:05 PM CDT Att: 34,319 - Unknown										
Ozzie Smith, S (1,6) OBP: 0.389, SLG: 0.376										3	0	0	0	1	1	3											
Tom Herr, S (1,4) OBP: 0.358, SLG: 0.361										3	0	1	2	1	1	2											
Jack Clark, R (1,3) OBP: 0.460, SLG: 0.600										4	0	0	0	0	1	4											
Todd Worrell, R (8,1) OBP: 0.125, SLG: 0.125										0	0	0	0	0	0	0											
Willie McGee, S (1,8) OBP: 0.314, SLG: 0.427										4	0	0	0	0	1	0											
Terry Pendleton, S (1,5) OBP: 0.380, SLG: 0.432										4	1	2	0	0	0	0											
Jim Lindeman, R (1,9) OBP: 0.263, SLG: 0.399										3	0	1	0	0	2	0											
Scott Terry, R (7,1) ERA:										0	0	0	0	0	0	0											
Ken Dayley, L (8,1) ERA:										0	0	0	0	0	0	0											
Tom Pagnozzi, R (8,2) OBP: 0.244, SLG: 0.368										1	0	0	0	0	0	1											
Tony Peña, R (1,2) OBP: 0.294, SLG: 0.323										4	1	1	2	0	1	2											
Joe Magrane, R (1,1) OBP: 0.205, SLG: 0.195										2	1	2	0	0	0	0											
José Oquendo, S (7,9) OBP: 0.415, SLG: 0.354										2	0	1	0	0	0	0											
Inning Stats	R: 0 E: 0 K: 1 S: 5	H: 0 LOB: 0 BB: 0 P: 5	R: 0 E: 0 K: 0 S: 3	H: 0 LOB: 0 BB: 0 P: 3	R: 2 E: 0 K: 2 S: 10	H: 3 LOB: 2 BB: 1 P: 14	R: 0 E: 0 K: 1 S: 5	H: 0 LOB: 0 BB: 0 P: 5	R: 0 E: 0 K: 2 S: 9	H: 2 LOB: 2 BB: 0 P: 9	R: 0 E: 0 K: 0 S: 5	H: 2 LOB: 2 BB: 0 P: 5	R: 0 E: 0 K: 1 S: 6	H: 1 LOB: 2 BB: 1 P: 10	R: 2 E: 0 K: 2 S: 10	H: 3 LOB: 1 BB: 0 P: 10	R: 2 E: 0 K: 2 S: 10	H: 3 LOB: 1 BB: 0 P: 10	1B: 10 2B: 0 3B: 0 HR: 1	SF: 0 SAC: 0 DP: 0 HBP: 0	WP: 0 PB: 0 SB: 1 CS: 0	PA: 37					
PITCHER	IP	WLS	BF	H	R	ER	SO	BB	IBB	HBP	BLK	WP	HR	S	P	ERA	WHIP										
Eric Nolte, L (1,1) ERA: 1.87	6.2		30	8	2	2	6	2	0	0	0	0	0	3	48	2.70	1.500										
Lance McCullers, R (7,1) ERA: 4.09	0.1		1	0	0	0	1	0	0	0	0	0	0	3	3	0.00	0.000										
Mark Davis, L (8,1) ERA: 4.34	1.0	L	6	3	2	2	2	0	0	0	0	0	1	10	10	18.00	3.000										



Batter	1	2	3	4	5	6	7	8	9	AB	R	H	RBI	BB	SO	LOB	TOP																					
Tony Gwynn, L OBP: 0.444, SLG: 0.512 (1, 9)	L7	2H 1B			F7		E IBB			3	0	1	0	1	0	0																						
Shane Mack, R OBP: 0.308, SLG: 0.386 (1, 8)	F4		5-3		1B		FC2			4	0	1	0	0	0	2																						
Carmelo Martinez, R OBP: 0.399, SLG: 0.494 Stan Jefferson, S OBP: 0.318, SLG: 0.368 (1, 7) (6, 7)	5-3		K		F9		F7			3	0	0	0	0	1	1																						
John Kruk, L OBP: 0.415, SLG: 0.511 (1, 3)		K	1B		1-3		K			4	0	1	0	0	2	0																						
Bento Santiago, R OBP: 0.323, SLG: 0.454 (1, 2)		WP HR 2B	F9		F8		F9			4	1	1	0	0	0	1																						
Randy Ready, R OBP: 0.413, SLG: 0.460 (1, 4)		4-0 HR BB			P3		L8		5-3	3	1	0	0	1	0	0																						
Garry Templeton, S OBP: 0.287, SLG: 0.302 (1, 6)		2-3 BB			K		2B FC2 2B		6-3	4	1	2	3	0	1	0																						
Luis Salazar, R OBP: 0.315, SLG: 0.348 (1, 5)		1-H 3-H HR			K		K		4-3	3	1	1	0	1	1	0																						
Mark Grant, R OBP: 0.143, SLG: 0.091 Lance McCullers, S OBP: 0.133, SLG: 0.071 (1, 1) (8, 1)		SH2-4 BB			K		2-3 E 2B		K	2	0	0	0	0	2	2																						
Inning Stats	R: 0 E: 0 K: 0 S: 3	H: 0 LOB: 0 BB: 0 P: 3	R: 3 E: 0 K: 1 S: 7	H: 3 LOB: 2 BB: 2 P: 15	R: 0 E: 0 K: 1 S: 6	H: 1 LOB: 1 BB: 0 P: 6	R: 0 E: 0 K: 2 S: 7	H: 0 LOB: 0 BB: 0 P: 7	R: 0 E: 0 K: 1 S: 6	H: 1 LOB: 1 BB: 0 P: 6	R: 0 E: 0 K: 0 S: 3	H: 0 LOB: 0 BB: 0 P: 3	R: 1 E: 1 K: 1 S: 7	H: 2 LOB: 2 BB: 1 P: 11	R: 0 E: 0 K: 1 S: 5	H: 0 LOB: 0 BB: 0 P: 5	R: 0 E: 0 K: 1 S: 5	H: 0 LOB: 0 BB: 0 P: 5	1B: 3 2B: 3 3B: 0 HR: 1	SF: 0 SAC: 1 DP: 0 HBP: 0	WP: 1 PB: 0 SB: 0 CS: 0	PA: 36																
PITCHER	IP	WLS	BF	H	R	ER	SO	BB	IBB	HBP	BLK	WP	HR	S	P	ERA	WHIP	PITCHER				IP	WLS	BF	H	R	ER	SO	BB	IBB	HBP	BLK	WP	HR	S	P	ERA	WHIP
Greg Mathews, L ERA: 4.19 (1, 1)	6.0	L	26	7	4	3	5	2	0	0	0	1	1	34	42	4.50	1.500																					
Lee Tunnell, R ERA: 5.15 (7, 1)	1.0		4	0	0	0	1	0	1	0	0	0	0	5	9	0.00	0.000																					
Ricky Horton, L ERA: 3.92 (8, 1)	2.0		6	0	0	0	2	0	0	0	0	0	0	10	10	0.00	0.000																					

San Diego Padres @ St. Louis Cardinals
 Busch Stadium, St. Louis, MO
 Sat Sep 05 1987, 7:05 PM CDT
 Att: 49,555 - Unknown

AB 32
 R 4
 H 7
 RBI 3
 BB 3
 SO 8
 LOB 8



Batter	1	2	3	4	5	6	7	8	9	AB	R	H	RBI	BB	SO	LOB	BOTTOM																					
Vince Coleman, S OBP: 0.367, SLG: 0.354 (1, 7)	BLK 4-3 1B		WP 1-3 2B		CS 2B		1-2 1B		6-3	5	0	4	0	0	0	0																						
Ozzie Smith, S OBP: 0.388, SLG: 0.373 (1, 6)	4-3 1-2		6-3		2-3 3-H 4-0 BB		F7			3	0	0	0	1	0	4																						
Tom Herr, S OBP: 0.360, SLG: 0.360 (1, 4)	4-0 BLK BB		2-3 3-H 4-0 BB		2-3 BB		L9			2	0	0	0	2	1	3																						
Jack Clark, R OBP: 0.459, SLG: 0.598 Dan Driessen, L OBP: 0.235, SLG: 0.500 (1, 3) (7, 3)	0-3 K		0-3 K		4-0 BB		1-3 1B			2	0	0	0	1	2	4																						
Willie McGee, S OBP: 0.312, SLG: 0.424 (1, 8)	1-2 2-3 G3		F7		L7		K			4	0	0	0	0	1	6																						
Terry Pendleton, S OBP: 0.377, SLG: 0.429 (1, 5)		0-3 K			F2		K		1-3	4	0	0	0	0	2	2																						
Lance Johnson, L OBP: 0.303, SLG: 0.387 (1, 9)		0-0 B3			G3		1-3		K	4	0	0	0	0	1	2																						
Tony Peña, R OBP: 0.290, SLG: 0.318 (1, 2)		0-0 6-3			5-3		6-3		6-3	4	0	0	0	0	0	0																						
Greg Mathews, R OBP: 0.246, SLG: 0.224 Lee Tunnell, R OBP: 0.235, SLG: 0.235 John Morris, L OBP: 0.322, SLG: 0.454 Ricky Horton, L OBP: 0.214, SLG: 0.222 José Quiñones, S OBP: 0.413, SLG: 0.352 (1, 1) (7, 1) (7, PH) (8, 1) (9, PH)		4-0 2B WP BB			6-3		1B		K	1	1	0	0	1	0	0																						
Inning Stats	R: 0 E: 0 K: 1 S: 6	H: 1 LOB: 2 BB: 1 P: 10	R: 0 E: 0 K: 1 S: 5	H: 0 LOB: 0 BB: 0 P: 5	R: 1 E: 0 K: 1 S: 6	H: 1 LOB: 2 BB: 2 P: 14	R: 0 E: 0 K: 0 S: 3	H: 0 LOB: 0 BB: 0 P: 3	R: 0 E: 0 K: 1 S: 5	H: 1 LOB: 1 BB: 1 P: 9	R: 0 E: 0 K: 1 S: 5	H: 0 LOB: 1 BB: 1 P: 9	R: 0 E: 0 K: 0 S: 5	H: 2 LOB: 2 BB: 0 P: 5	R: 0 E: 0 K: 2 S: 8	H: 1 LOB: 1 BB: 0 P: 8	R: 0 E: 0 K: 1 S: 5	H: 0 LOB: 0 BB: 0 P: 5	1B: 4 2B: 2 3B: 0 HR: 0	SF: 0 SAC: 0 DP: 0 HBP: 0	WP: 1 PB: 0 SB: 0 CS: 1	PA: 37																
PITCHER	IP	WLS	BF	H	R	ER	SO	BB	IBB	HBP	BLK	WP	HR	S	P	ERA	WHIP	PITCHER				IP	WLS	BF	H	R	ER	SO	BB	IBB	HBP	BLK	WP	HR	S	P	ERA	WHIP
Mark Grant, R ERA: 4.16 (1, 1)	7.0	W	31	6	1	1	5	5	0	0	1	1	0	36	56	1.29	1.571																					
Lance McCullers, R ERA: 4.02 (8, 1)	2.0	S	6	0	0	0	3	0	0	0	0	0	0	12	12	0.00	0.000																					

San Diego Padres @ St. Louis Cardinals
 Busch Stadium, St. Louis, MO
 Sat Sep 05 1987, 7:05 PM CDT
 Att: 49,555 - Unknown

AB 32
 R 1
 H 6
 RBI 0
 BB 5
 SO 8
 LOB 21



Batter	1	2	3	4	5	6	7	8	9	AB	R	H	RBI	BB	SO	LOB	TOP			
Tony Gwynn, L (1,9) OBP: 0.441, SLG: 0.508	0-0 6-3			0-0 4-3		0-0 G3		0-0 E3		4	0	0	0	0	0	0	San Diego Padres @ St. Louis Cardinals Busch Stadium, St. Louis, MO Sun Sep 06 1987, 3:33 AM CDT Att: 42,402 - Unknown livebaseballscorecards.com			
Stan Jefferson, S (1,7) OBP: 0.315, SLG: 0.364	0-3 K			0-0 P3		0-0 6-3		0-0 FC5-4 HR		4	1	0	0	0	1	1				
Randy Ready, R (1,4) OBP: 0.414, SLG: 0.469	0-0 6-3			4-0 BB BB		0-0 F7		0-0 HR		3	1	1	2	1	0	0				
Carmelo Martinez, R (1,3) OBP: 0.367, SLG: 0.406		0-0 1-3		4-0 1-2 BB		0-0 1-3		0-0 WP 2B		3	0	1	0	1	0	0				
Bento Santiago, R (1,2) OBP: 0.322, SLG: 0.455	0-3 K			0-0 F9		0-0 HR 2B		0-3 K		4	1	1	0	0	2	3				
Chris Brown, R (1,5) OBP: 0.282, SLG: 0.372	0-0 5-3				0-3 K		0-0 HR		0-3 K	4	1	1	2	0	2	0				
Garry Templeton, S (1,6) OBP: 0.287, SLG: 0.301			0-3 K		0-0 FC5-4 1B		0-0 F4		0-0 F7	4	0	1	0	0	1	0				
Shane Mack, R (1,8) OBP: 0.304, SLG: 0.380			0-0 L3		0-0 FC5-4		0-0 1-3		0-0 F7	3	0	0	0	0	0	1				
Tim Flannery, L (9,PH) OBP: 0.313, SLG: 0.280					1-2 FC5-4				0-0 F7	1	0	0	0	0	0	0				
Eric Show, R (1,1) OBP: 0.082, SLG: 0.100			0-3 K		0-0 F9				0-0 6-3	2	0	0	0	0	1	1				
Dave Leiper, L (7,1)										0	0	0	0	0	0	0				
Lance McCullers, S (7,1) OBP: 0.133, SLG: 0.071										0	0	0	0	0	0	0				
Luis Salazar, R (8,PH) OBP: 0.313, SLG: 0.345										1	0	0	0	0	0	0				
Mark Davis, L (8,1) OBP: 0.207, SLG: 0.310										0	0	0	0	0	0	0				
Inning Stats	R: 0 E: 0 K: 1 S: 5	H: 0 LOB: 0 BB: 0 P: 5	R: 0 E: 0 K: 1 S: 5	H: 0 LOB: 0 BB: 0 P: 5	R: 0 E: 0 K: 2 S: 7	H: 0 LOB: 0 BB: 2 P: 7	R: 0 E: 0 K: 0 S: 3	H: 1 LOB: 1 BB: 0 P: 6	R: 0 E: 0 K: 0 S: 3	H: 0 LOB: 0 BB: 0 P: 3	R: 2 E: 0 K: 0 S: 5	H: 2 LOB: 3 BB: 0 P: 5	R: 2 E: 1 K: 1 S: 8	H: 2 LOB: 1 BB: 1 P: 8	R: 0 E: 0 K: 1 S: 5	H: 0 LOB: 0 BB: 0 P: 5		1B: 1 2B: 2 3B: 0 HR: 2	SF: 0 SAC: 0 DP: 0 HBP: 0	WP: 1 PB: 0 SB: 0 CS: 0
PITCHER	IP WLS BF H R ER SO BB IBB HBP BLK WP HR S P ERA WHIP																			
John Tudor, L (1,1) ERA: 3.99	7.0 W 26 3 2 2 5 2 0 0 0 0 1 34 42 2.57 0.714																			
Ken Dayley, L (8,1) ERA: 2.1	0.2 4 1 2 0 0 0 0 0 0 0 0 1 4 4 0.00 1.500																			
Todd Worrell, R (8,1) ERA: 2.71	1.1 S 5 1 0 0 2 0 0 0 0 0 1 0 9 9 0.00 0.750																			

Batter	1	2	3	4	5	6	7	8	9	AB	R	H	RBI	BB	SO	LOB	BOTTOM			
Vince Coleman, S (1,7) OBP: 0.364, SLG: 0.350	0-3 K	0-0 F7		0-0 G1-6-3		0-3 K		0-0 F6		5	0	0	0	0	2	4	San Diego Padres @ St. Louis Cardinals Busch Stadium, St. Louis, MO Sun Sep 06 1987, 3:33 AM CDT Att: 42,402 - Unknown livebaseballscorecards.com			
Ozzie Smith, S (1,6) OBP: 0.388, SLG: 0.374	0-3 K		0-0 G6-4-3 1B		0-0 E5 4-3 WP HR		0-0 FC4-6 BB 1B	0-0 F7		5	2	2	0	0	1	0				
Tom Herr, S (1,4) OBP: 0.358, SLG: 0.360	0-0 2B		0-0 G6-4-3 1-2		0-0 4-3 1-3		0-3 K	0-0 L5		5	0	1	0	0	1	3				
Jack Clark, R (1,3) OBP: 0.462, SLG: 0.605	0-3 K		0-0 1B BLK 1B		0-0 HR 3-H		4-0 FC4-6 BB			3	1	2	2	1	1	1				
Willie McGee, S (1,8) OBP: 0.313, SLG: 0.425		0-0 1B 1B	0-0 1-3 1B		0-0 4-3		0-0 FC4-6 S 1B BB			4	2	2	0	0	0	2				
Terry Pendleton, S (1,5) OBP: 0.380, SLG: 0.431		0-0 1B 1-2	0-0 F7		0-0 PO 1B		0-0 BB S 1B			4	0	3	1	0	0	2				
Lance Johnson, L (1,9) OBP: 0.306, SLG: 0.364		0-0 1B 1B		4-0 5-3 1B BB		0-0 PO	0-0 4-3			2	1	0	0	1	0	2				
José Oquendo, S (7,PH) OBP: 0.415, SLG: 0.352		0-0 F8		0-0 5-3 1B BB		0-0 4-3		1-2 2-3 BB		0	0	0	0	1	0	0				
Steve Lake, R (1,2) OBP: 0.307, SLG: 0.370		0-0 F7		0-0 5-3		0-0 2B		4-0 1-2 2-3 BB		3	0	1	0	0	0	3				
Dan Driessen, L (7,PH) OBP: 0.587, SLG: 0.500										0	0	0	1	1	0	0				
Tony Peña, R (8,2) OBP: 0.290, SLG: 0.318										0	0	0	0	0	0	0				
John Tudor, L (1,1) OBP: 0.280, SLG: 0.250		0-0 1B		0-0 G1-6-3 1B		0-0 6-3		0-0 F7		3	0	2	2	0	0	1				
John Morris, L (7,PH) OBP: 0.319, SLG: 0.450										1	0	0	0	0	0	3				
Ken Dayley, L (8,1) ERA: 2.1		1-2 2-H								0	0	0	0	0	0	0				
Todd Worrell, R (8,1) OBP: 0.125, SLG: 0.125										0	0	0	0	0	0	0				
Inning Stats	R: 0 E: 0 K: 3 S: 10	H: 1 LOB: 1 BB: 0 P: 10	R: 1 E: 0 K: 0 S: 6	H: 3 LOB: 2 BB: 0 P: 6	R: 0 E: 0 K: 0 S: 5	H: 3 LOB: 0 BB: 0 P: 5	R: 1 E: 0 K: 0 S: 3	H: 1 LOB: 0 BB: 1 P: 7	R: 2 E: 1 K: 0 S: 5	H: 2 LOB: 0 BB: 0 P: 5	R: 0 E: 0 K: 1 S: 6	H: 1 LOB: 1 BB: 0 P: 6	R: 2 E: 0 K: 1 S: 7	H: 2 LOB: 3 BB: 3 P: 19	R: 0 E: 0 K: 0 S: 3	H: 0 LOB: 0 BB: 0 P: 3	1B: 10 2B: 2 3B: 0 HR: 1	SF: 0 SAC: 0 DP: 2 HBP: 0	WP: 1 PB: 0 SB: 2 CS: 0	PA: 40
PITCHER	IP WLS BF H R ER SO BB IBB HBP BLK WP HR S P ERA WHIP																			
Eric Show, R (1,1) ERA: 4.2	6.0 L 28 11 4 3 4 1 0 0 0 0 1 35 39 4.50 2.000																			
Dave Leiper, L (7,1) ERA: 4.09	0.2 6 2 2 2 1 2 0 0 0 0 0 6 14 27.00 6.000																			
Lance McCullers, R (7,1) ERA: 4.0	0.1 2 0 0 0 0 1 0 0 0 0 0 1 5 0.00 3.000																			
Mark Davis, L (8,1) ERA: 4.3	1.0 3 0 0 0 0 0 0 0 0 0 0 3 3 0.00 0.000																			

Batter	1	2	3	4	5	6	7	8	9	AB	R	H	RBI	BB	SO	LOB	TOP					
Vince Coleman, S (1, 7) OBP: 0.365, SLG: 0.352	L6-4 BB 1B		6-3		FC1-4 1B		1B			4	1	2	0	0	0	1	St. Louis Cardinals @ Montreal Expos Olympic Stadium, Montreal, QB Mon Sep 07 1987, 3:33 AM EDT Att: 50,342 - Unknown					
Ozzie Smith, S (1, 6) OBP: 0.392, SLG: 0.378	4-0									2	0	2	1	2	0	0						
Tom Lawless, R (7, 4) OBP: 0.222, SLG: 0.087	1-2 BB		2B		1B		G1-6-3 BB			0	0	0	0	0	0	0						
Tom Herr, S (1, 4) OBP: 0.355, SLG: 0.357	L6-4				4-3		G1-6-3			4	0	0	0	0	1	6						
Lee Tunnell, R (7, 1) OBP: 0.235, SLG: 0.235	L6-4		K							0	0	0	0	0	0	0						
Jack Clark, R (1, 3) OBP: 0.459, SLG: 0.601	K									3	0	0	0	0	2	1						
José Oquendo, S (7, 6) OBP: 0.417, SLG: 0.355	K									1	0	1	0	0	0	0						
Willie McGee, S (1, 8) OBP: 0.313, SLG: 0.424		5-3								3	0	1	0	0	0	0						
John Morris, L (7, 8) OBP: 0.316, SLG: 0.445					6-3					1	0	0	0	0	1	1						
Terry Pendleton, S (1, 5) OBP: 0.379, SLG: 0.429	1-3									3	0	0	0	1	1	2						
Lance Johnson, L (1, 9) OBP: 0.300, SLG: 0.333					6-3					3	0	0	0	1	0	2						
Tony Peña, R (1, 2) OBP: 0.293, SLG: 0.330	6-3									4	1	2	1	0	0	1						
Danny Cox, R (1, 1) OBP: 0.140, SLG: 0.161										1	0	0	0	0	0	0						
Bill Dawley, R (4, 1) OBP: 0.286, SLG: 0.167										0	0	0	0	0	0	0						
Steve Peters, L (5, PH) (5, 1)										2	0	0	0	0	2	1						
Dan Driessen, L (7, 3) OBP: 0.500, SLG: 0.333										1	0	0	0	0	0	0						
Inning Stats	R: 0 E: 0 K: 1 S: 5	H: 1 LOB: 1 BB: 1 P: 9	R: 0 E: 0 K: 0 S: 3	H: 0 LOB: 1 BB: 1 P: 7	R: 0 E: 0 K: 1 S: 6	H: 1 LOB: 1 BB: 0 P: 6	R: 0 E: 0 K: 1 S: 5	H: 0 LOB: 1 BB: 1 P: 9	R: 1 E: 0 K: 1 S: 7	H: 2 LOB: 1 BB: 0 P: 7	R: 0 E: 0 K: 1 S: 6	H: 1 LOB: 1 BB: 0 P: 6	R: 1 E: 0 K: 1 S: 6	H: 2 LOB: 1 BB: 1 P: 10	R: 0 E: 0 K: 1 S: 5	H: 1 LOB: 0 BB: 0 P: 5	R: 0 E: 0 K: 0 S: 3	H: 0 LOB: 0 BB: 0 P: 3	1B: 6 2B: 2 3B: 0 HR: 1	SF: 0 SAC: 0 DP: 3 HBP: 0	WP: 0 PB: 0 SB: 3 CS: 0	PA: 36
PITCHER	IP WLS BF H R ER SO BB IBB HBP BLK WP HR S P ERA WHIP																					
Pascual Perez, R (1, 1) ERA: 2.73	6.1 W 29 7 2 2 6 4 0 0 0 0 1 37 53 2.84 1.737																					
Andy McGaffigan, R (7, 1) ERA: 2.23	2.2 7 1 0 0 1 0 0 0 0 0 0 9 9 0.00 0.375																					

Batter	1	2	3	4	5	6	7	8	9	AB	R	H	RBI	BB	SO	LOB	BOTTOM		
Tim Raines, S (1, 7) OBP: 0.420, SLG: 0.528	4-3				6-3		1-3			3	1	0	0	2	0	2	St. Louis Cardinals @ Montreal Expos Olympic Stadium, Montreal, QB Mon Sep 07 1987, 3:33 AM EDT Att: 50,342 - Unknown		
Tom Romano, R (8, 7)										0	0	0	0	0	0	0			
Mitch Webster, S (1, 9) OBP: 0.397, SLG: 0.430	F2									4	1	0	0	0	0	4			
Reid Nichols, R (8, 9) OBP: 0.336, SLG: 0.438	L4						F9			0	0	0	0	0	0	0			
Hubie Brooks, R (1, 6) OBP: 0.293, SLG: 0.398	5-3									4	0	2	1	0	1	0			
Casey Candaele, S (7, 4) OBP: 0.336, SLG: 0.352										1	0	0	0	0	0	0			
Tim Wallach, R (1, 5) OBP: 0.354, SLG: 0.532										4	2	2	0	0	0	3			
Vance Law, R (8, 5) OBP: 0.356, SLG: 0.438										0	0	0	0	1	0	0			
Andres Galarraga, R (1, 3) OBP: 0.378, SLG: 0.488										4	3	3	3	0	0	1			
Tom Foley, L (1, 4) OBP: 0.345, SLG: 0.469										5	1	2	0	0	1	4			
Herm Winningham, L (1, 8) OBP: 0.312, SLG: 0.365										3	0	2	1	1	1	1			
Jeff Reed, L (1, 2) OBP: 0.250, SLG: 0.277										4	0	2	2	0	0	2			
Pascual Perez, R (1, 1) OBP: 0.125, SLG: 0.125										2	1	1	0	0	0	2			
Andy McGaffigan, R (7, 1) ERA: 5.0										1	0	0	0	0	1	1			
Inning Stats	R: 0 E: 0 K: 0 S: 3	H: 0 LOB: 0 BB: 0 P: 3	R: 2 E: 0 K: 1 S: 8	H: 3 LOB: 3 BB: 2 P: 16	R: 2 E: 1 K: 0 S: 6	H: 4 LOB: 1 BB: 0 P: 6	R: 3 E: 1 K: 0 S: 6	H: 2 LOB: 1 BB: 1 P: 10	R: 0 E: 0 K: 2 S: 10	H: 3 LOB: 1 BB: 0 P: 10	R: 0 E: 0 K: 1 S: 6	H: 1 LOB: 1 BB: 0 P: 6	R: 0 E: 0 K: 0 S: 3	H: 0 LOB: 1 BB: 1 P: 7	1B: 10 2B: 3 3B: 0 HR: 1	SF: 1 SAC: 2 DP: 0 HBP: 0		WP: 0 PB: 0 SB: 0 CS: 1	PA: 42
PITCHER	IP WLS BF H R ER SO BB IBB HBP BLK WP HR S P ERA WHIP																		
Danny Cox, R (1, 1) ERA: 3.83	3.0 L 21 3 0 0 0 0 0 0 0 0 0 0 3 3 15.00 3.333																		
Bill Dawley, R (4, 1) ERA: 3.99	1.0 3 0 0 0 0 0 0 0 0 0 0 3 3 0.00 0.000																		
Steve Peters, L (5, 1) ERA: 2.79	2.0 10 4 2 2 2 0 0 0 0 0 1 14 14 9.00 2.000																		
Lee Tunnell, R (7, 1) ERA: 5.0	2.0 8 1 0 0 1 1 0 0 0 0 0 0 9 13 0.00 1.000																		



Batter	1	2	3	4	5	6	7	8	9	AB	R	H	RBI	BB	SO	LOB	TOP		
Vince Coleman, S (1, 7) OBP: 0.364, SLG: 0.351	6-3		5-3		G3			1B		4	0	1	0	0	0	1			
Ozzie Smith, S (1, 6) OBP: 0.389, SLG: 0.375	6-3		4-3			4-3		G3		4	0	0	0	0	0	1			
Tom Herr, S (1, 4) OBP: 0.352, SLG: 0.353	5-3			3-1-3		L9			K	4	0	0	0	0	1	0			
Jack Clark, R (1, 9) OBP: 0.459, SLG: 0.600		1B G4-6-3		FC5-4 1B		K			K	4	1	2	0	0	2	0			
Willie McGee, S (1, 8) OBP: 0.313, SLG: 0.423		G4-6-3 1B		FC5-4 1-2			4-3		L4	4	0	1	0	0	0	1			
Terry Pendleton, S (1, 5) OBP: 0.377, SLG: 0.426		E5 G4-6-3		L8			F9			3	0	0	0	0	0	3			
Dan Driessen, L (1, 3) OBP: 0.286, SLG: 0.167		G4-6-3			3-1					3	0	0	0	0	0	2			
Scott Terry, R (8, 1)		1-2 2-3 3-H								0	0	0	0	0	0	0			
Tony Peña, R (1, 2) OBP: 0.290, SLG: 0.327		G3			1-3			K		3	0	0	0	0	1	1			
Bob Forsch, R (1, 1) OBP: 0.339, SLG: 0.528										1	0	0	0	1	1	0			
Ricky Horton, L (7, 1) OBP: 0.214, SLG: 0.222				K						0	0	0	0	0	0	0			
John Morris, L (7, 9) OBP: 0.314, SLG: 0.441										1	0	0	0	0	0	0			
Inning Stats	R: 0 E: 0 K: 0 S: 3	H: 0 LOB: 0 BB: 0 P: 3	R: 1 E: 1 K: 0 S: 5	H: 2 LOB: 1 BB: 0 P: 5	R: 0 E: 0 K: 1 S: 5	H: 0 LOB: 0 BB: 0 P: 5	R: 0 E: 0 K: 0 S: 4	H: 1 LOB: 1 BB: 0 P: 4	R: 0 E: 0 K: 0 S: 3	H: 0 LOB: 0 BB: 0 P: 5	R: 0 E: 0 K: 0 S: 3	H: 0 LOB: 0 BB: 0 P: 3	R: 0 E: 0 K: 1 S: 6	H: 1 LOB: 1 BB: 0 P: 6	R: 0 E: 0 K: 2 S: 7	H: 0 LOB: 0 BB: 0 P: 7	1B: 4 2B: 0 3B: 0 HR: 0	SF: 0 SAC: 0 DP: 1 HBP: 0	WP: 0 PA: 32
PITCHER	IP WLS BF H R ER SO BB IBB HBP BLK WP HR S P ERA WHIP																		
Bryn Smith, R (1, 1) ERA: 4.54	6.0 W 22 3 1 1 2 1 0 0 0 0 0 25 29 1.50 0.667																		
Andy McGaffigan, R (7, 1) ERA: 2.17	3.0 S 10 1 0 0 3 0 0 0 0 0 0 0 16 16 0.00 0.333																		

St. Louis Cardinals @ Montreal Expos
Olympic Stadium, Montreal, QB
Tue Sep 08 1987, 7:05 PM EDT
Att: 35,672 - Unknown

AB 31
R 1
H 4
RBI 0
BB 1
SO 5
LOB 9



Batter	1	2	3	4	5	6	7	8	9	AB	R	H	RBI	BB	SO	LOB	BOTTOM	
Tim Raines, S (1, 7) OBP: 0.420, SLG: 0.526	1B WP		3-1		4-3					3	1	1	0	1	0	0		
Mitch Webster, S (1, 9) OBP: 0.368, SLG: 0.430	1B WP		S 1B		F8					4	2	2	0	0	0	2		
Hubie Brooks, R (1, 6) OBP: 0.293, SLG: 0.396	5-3		FC5 1B		F7					4	0	1	1	0	0	2		
Casey Candaele, S (9, 4) OBP: 0.336, SLG: 0.352	5-3		1-H 1B							0	0	0	0	0	0	0		
Tim Wallach, R (1, 5) OBP: 0.354, SLG: 0.529	5-3		1-2 1B		2-3					4	0	1	1	0	0	0		
Andres Galarraga, R (1, 3) OBP: 0.375, SLG: 0.484	K		FC5		L4					4	0	0	0	0	1	3		
Tom Foley, L (1, 4) OBP: 0.347, SLG: 0.470		G3		6-3				1B SF9		4	1	2	0	0	0	0		
Herm Winningham, L (1, 8) OBP: 0.311, SLG: 0.363		L9		4-3				S 1B		4	0	1	0	0	0	2		
Jeff Reed, L (1, 2) OBP: 0.246, SLG: 0.274		4-3		4-3				SF9		2	0	0	1	0	0	0		
Bryn Smith, R (1, 1) OBP: 0.175, SLG: 0.243					6-3			3-H K		2	0	0	0	0	0	0		
Andy McGaffigan, R (7, 1) ERA:										1	0	0	0	0	1	1		
Inning Stats	R: 2 E: 0 K: 1 S: 7	H: 2 LOB: 0 BB: 0 P: 7	R: 0 E: 0 K: 0 S: 3	H: 0 LOB: 0 BB: 0 P: 3	R: 1 E: 0 K: 0 S: 6	H: 3 LOB: 2 BB: 0 P: 6	R: 0 E: 0 K: 0 S: 3	H: 0 LOB: 0 BB: 0 P: 3	R: 0 E: 0 K: 0 S: 3	H: 0 LOB: 0 BB: 0 P: 3	R: 1 E: 0 K: 1 S: 7	H: 2 LOB: 2 BB: 1 P: 11	R: 0 E: 1 K: 0 S: 5	H: 1 LOB: 2 BB: 0 P: 5	1B: 8 2B: 0 3B: 0 HR: 0	SF: 1 SAC: 0 DP: 0 HBP: 0	WP: 1 PA: 34	
PITCHER	IP WLS BF H R ER SO BB IBB HBP BLK WP HR S P ERA WHIP																	
Bob Forsch, R (1, 1) ERA: 4.31	6.0 L 25 7 4 4 1 0 0 0 0 0 0 27 27 6.00 1.167																	
Ricky Horton, L (7, 1) ERA: 3.89	1.0 4 0 0 0 1 0 1 0 0 0 0 5 9 0.00 0.000																	
Scott Terry, R (8, 1) ERA:	1.0 5 1 0 0 0 0 0 0 0 0 0 5 5 0.00 1.000																	

St. Louis Cardinals @ Montreal Expos
Olympic Stadium, Montreal, QB
Tue Sep 08 1987, 7:05 PM EDT
Att: 35,672 - Unknown

AB 32
R 4
H 8
RBI 3
BB 1
SO 2
LOB 10



Batter	1	2	3	4	5	6	7	8	9	AB	R	H	RBI	BB	SO	LOB	TOP					
Vince Coleman, S (1, 7) OBP: 0.366, SLG: 0.352	F7							6-3		4	0	2	0	1	0	3						
Ozzie Smith, S (1, 6) OBP: 0.391, SLG: 0.377	F8		K							5	0	3	0	0	1	2						
Tom Herr, S (1, 4) OBP: 0.349, SLG: 0.349	K		4-3							5	0	0	0	0	1	7						
Jack Clark, R (1, 3) OBP: 0.460, SLG: 0.600										2	1	1	0	1	0	0						
Mike Laga, L (6, 3) OBP: 0.231, SLG: 0.417										0	0	0	0	0	0	0						
David Green, R (7, PH) OBP: 0.500, SLG: 0.500										2	0	1	0	0	0	2						
Willie McGee, S (1, 8) OBP: 0.315, SLG: 0.434	5-3									5	1	3	2	0	0	2						
Terry Pendleton, S (1, 5) OBP: 0.376, SLG: 0.424	K									3	0	0	0	1	1	2						
Lance Johnson, L (1, 9) OBP: 0.279, SLG: 0.308										3	0	0	0	0	1	2						
José Oquendo, S (8, PH) OBP: 0.416, SLG: 0.354	F7									1	0	0	0	0	1	2						
Tony Peña, R (1, 2) OBP: 0.290, SLG: 0.326										4	0	1	0	0	0	2						
Joe Magrane, R (1, 1) ERA: 3.36										1	0	0	0	0	1	0						
Rod Bodden, L (1, 1) ERA: 10.13										0	0	0	0	0	0	0						
Scott Terry, R (1, 1) ERA: 10.13										0	0	0	0	0	0	0						
Lee Tunnell, L (1, 1) ERA: 4.95										0	0	0	0	0	0	0						
Ken Dayley, L (1, 1) ERA: 2.09										0	0	0	0	0	0	0						
Dan Driscoll, L (1, 1) ERA: 2.09										0	0	0	0	0	0	0						
Steve Wynn, R (1, 1) ERA: 2.09										0	0	0	0	0	0	0						
Inning Stats	R: 0 E: 0 K: 1 S: 5	H: 0 LOB: 0 BB: 0 P: 5	R: 0 E: 0 K: 1 S: 5	H: 0 LOB: 1 BB: 1 P: 9	R: 0 E: 0 K: 1 S: 6	H: 1 LOB: 2 BB: 1 P: 10	R: 2 E: 0 K: 0 S: 5	H: 2 LOB: 0 BB: 0 P: 5	R: 0 E: 0 K: 1 S: 6	H: 2 LOB: 1 BB: 0 P: 6	R: 0 E: 0 K: 1 S: 6	H: 1 LOB: 1 BB: 0 P: 6	R: 1 E: 0 K: 0 S: 6	H: 3 LOB: 2 BB: 0 P: 6	R: 0 E: 0 K: 1 S: 6	H: 1 LOB: 1 BB: 2 P: 14	R: 0 E: 0 K: 0 S: 4	H: 2 LOB: 1 BB: 0 P: 4	1B: 8 2B: 4 3B: 0 HR: 1	SF: 0 SAC: 0 DP: 2 HBP: 0	WP: 0 PB: 0 SB: 0 CS: 0	PA: 41
PITCHER	IP	WLS	BF	H	R	ER	SO	BB	IBB	HBP	BLK	WP	HR	S	P	ERA	WHIP					
Dennis Martinez, R (1, 1) ERA: 3.36	6.1	W	29	9	3	3	5	2	0	0	1	0	1	37	45	4.26	1.737					
Joe Hesketh, L (7, 1) ERA: 3.0	1.0		5	1	0	0	1	1	0	0	0	0	0	6	10	0.00	2.000					
Tim Burke, R (8, 1) ERA: 1.22	1.2		7	2	0	0	0	1	0	0	0	0	0	6	10	0.00	1.800					

St. Louis Cardinals @ Montreal Expos
Olympic Stadium, Montreal, QB
Wed Sep 09 1987, 7:05 PM EDT
Att: 33,173 - Unknown

AB	37
R	3
H	12
RBI	2
BB	4
SO	6
LOB	25





Batter	1	2	3	4	5	6	7	8	9	AB	R	H	RBI	BB	SO	LOB	BOTTOM				
Tim Raines, S (1, 7) OBP: 0.420, SLG: 0.528	6-3		F6		L7			L8		4	1	1	0	1	0	1					
Mitch Webster, S (1, 9) OBP: 0.368, SLG: 0.429	5-3		E5		1B			K		4	1	1	0	1	1	2					
Hubie Brooks, R (1, 6) OBP: 0.289, SLG: 0.392	6-3		P3		K					4	0	0	2	0	1	4					
Tom Foley, L (9, 6) OBP: 0.347, SLG: 0.470										0	0	0	0	0	0	0					
Tim Wallach, R (1, 5) OBP: 0.353, SLG: 0.527	K		K2-3		2B			K		4	1	1	0	0	3	3					
Andres Galarraga, R (1, 3) OBP: 0.376, SLG: 0.486					4-3			K		4	2	2	1	0	1	0					
Reid Nichols, R (1, 8) OBP: 0.338, SLG: 0.439										2	1	1	0	0	0	1					
Dave Engle, R (5, PH) OBP: 0.296, SLG: 0.333			F4					4-3		1	0	1	2	0	0	0					
Herm Winningham, L (5, FR) OBP: 0.310, SLG: 0.362					HR					1	0	0	0	0	0	0					
Vance Law, R (1, 4) OBP: 0.359, SLG: 0.446								1-3		4	1	2	2	0	0	1					
Mike Fitzgerald, R (1, 2) OBP: 0.351, SLG: 0.340			SH		6-3					3	0	2	1	0	0	0					
Dennis Martinez, R (1, 1) OBP: 0.122, SLG: 0.053										3	1	0	0	0	1	3					
Joe Hesketh, R (7, 1) ERA: 10.13										0	0	0	0	0	0	0					
Tim Burke, R (8, 1) ERA: 1.22										1	0	0	0	0	0	1					
Inning Stats	R: 1 E: 0 K: 1 S: 6	H: 1 LOB: 0 BB: 0 P: 6	R: 1 E: 0 K: 1 S: 7	H: 2 LOB: 1 BB: 0 P: 7	R: 0 E: 1 K: 1 S: 6	H: 0 LOB: 1 BB: 0 P: 6	R: 2 E: 0 K: 0 S: 5	H: 2 LOB: 0 BB: 0 P: 5	R: 3 E: 0 K: 1 S: 8	H: 3 LOB: 1 BB: 1 P: 12	R: 1 E: 0 K: 1 S: 7	H: 2 LOB: 2 BB: 1 P: 11	R: 0 E: 0 K: 1 S: 5	H: 0 LOB: 0 BB: 0 P: 5	R: 0 E: 0 K: 1 S: 6	H: 1 LOB: 1 BB: 0 P: 6	1B: 6 2B: 3 3B: 1 HR: 1	SF: 0 SAC: 1 DP: 0 HBP: 0	WP: 0 PB: 1 SB: 0 CS: 2	PA: 38	
PITCHER	IP	WLS	BF	H	R	ER	SO	BB	IBB	HBP	BLK	WP	HR	S	P	ERA	WHIP				
Joe Magrane, L (1, 1) ERA: 3.87	4.0	L	18	5	4	4	3	0	0	0	1	0	0	6	10	40.50	4.500				
Scott Terry, R (5, 1) ERA: 10.13	0.2		5	2	3	3	1	1	0	0	0	0	0	6	10	40.50	4.500				
Ricky Horton, L (5, 1) ERA: 3.94	0.2		6	3	1	1	0	0	1	0	0	0	0	5	9	13.50	4.500				
Lee Tunnell, R (6, 1) ERA: 4.95	0.2		2	0	0	0	1	0	0	0	0	0	0	4	4	0.00	0.000				
Ken Dayley, L (7, 1) ERA: 2.09	1.0		3	0	0	0	1	0	0	0	0	0	0	5	5	0.00	0.000				
Todd Worrell, R (8, 1) ERA: 2.88	1.0		4	1	0	0	1	0	0	0	0	0	0	6	6	0.00	1.000				

St. Louis Cardinals @ Montreal Expos
Olympic Stadium, Montreal, QB
Wed Sep 09 1987, 7:05 PM EDT
Att: 33,173 - Unknown

AB	35
R	8
H	11
RBI	8
BB	2
SO	7
LOB	16



Batter	1	2	3	4	5	6	7	8	9	10	AB	R	H	RBI	BB	SO	LOB	TOP		
Vince Coleman, S OBP: 0.368, SLG: 0.353 (1, 7)	4-0 L1-6-3 BB		0-3 K			0-0 BB S 1B		0-0 G4-6-3 1-2r		0-0 1B 1B	4	1	2	0	1	1	2	St. Louis Cardinals @ New York Mets Shea Stadium, Flushing, NY Fri Sep 11 1987, 7:05 PM EDT Att: 51,795 - Unknown livebaseballscorecards.com AB 34 R 6 H 7 RBI 6 BB 7 SO 8 LOB 16 		
Ozzie Smith, S OBP: 0.393, SLG: 0.377 (1, 6)	0-0 L1-6-3 1-2		0-3 K			4-0 BB S 1B		4-0 BB 1B	4-0 G3 1B	0-0 1B FC4-6 1B	3	2	1	0	2	1	1			
Tom Herr, S OBP: 0.347, SLG: 0.348 (1, 4)	0-0 F7				0-0 G3		0-0 3-1		0-0 G3	0-0 FC4-6 1B	5	0	1	1	0	0	2			
Dan Driessen, L OBP: 0.385, SLG: 0.111 (1, 3)		4-0 3-1 BB G3 BB		0-0 L9		4-0 FC6-4 BB			0-3 K	0-0 FC4-6 1B	3	1	0	1	2	1	2			
Willie McGee, S OBP: 0.316, SLG: 0.432 (1, 8)		4-0 G3 3-1 BB		0-0 F7		0-0 FC6-4 CS			0-0 HR 1B	0-3 K	4	1	1	1	1	1	2			
Terry Pendleton, S OBP: 0.375, SLG: 0.428 (1, 5)		0-0 3-1			0-0 F7		0-0 K		0-0 HR		4	1	1	2	0	1	3			
John Morris, L OBP: 0.314, SLG: 0.447 David Green, R OBP: 0.500, SLG: 0.750 (1, 9) (7, 9)		0-0 G3			0-0 G3		0-0 CS	0-0 5-3	0-0 2B		2	0	0	1	0	0	1			
Steve Lake, R OBP: 0.303, SLG: 0.365 José Orquendo, S OBP: 0.418, SLG: 0.354 Tom Pagnozzi, R OBP: 0.238, SLG: 0.359 Ken Dayley, L (8, PH) (8, 2) (9, 1)		0-0 6-3			0-3 K			4-0 E BB	0-3 K		2	0	0	0	0	1	1			
John Tudor, L OBP: 0.299, SLG: 0.240 Lance Johnson, L OBP: 0.362, SLG: 0.300 Scott Terry, R OBP: 0.365, SLG: 0.385 Lee Tunnell, R OBP: 0.235, SLG: 0.235 Tony Martin, R OBP: 0.288, SLG: 0.325 (6, PH) (6, 1) (7, 1) (8, PH) (8, 1) (9, 2)			0-3 K			0-0 L3		0-0 E3 G4-6-3 1-3		0-0 L6	1	0	0	0	0	1	0			
Inning Stats	R: 0 E: 0 K: 0 S: 2	H: 0 LOB: 0 BB: 1 P: 6	R: 1 E: 0 K: 0 S: 3	H: 0 LOB: 1 BB: 2 P: 11	R: 0 E: 0 K: 3 S: 9	H: 0 LOB: 0 BB: 0 P: 9	R: 0 E: 0 K: 0 S: 3	H: 1 LOB: 1 BB: 1 P: 7	R: 0 E: 0 K: 1 S: 4	H: 0 LOB: 0 BB: 1 P: 8	R: 0 E: 1 K: 0 S: 3	H: 0 LOB: 1 BB: 1 P: 7	R: 3 E: 0 K: 2 S: 10	H: 3 LOB: 1 BB: 1 P: 14	R: 2 E: 0 K: 1 S: 8	H: 3 LOB: 1 BB: 0 P: 8	1B: 5 2B: 2 3B: 0 HR: 1		SF: 0 SAC: 0 DP: 2 HBP: 0	WP: 0 PA: 42
PITCHER	IP 6.0	WLS 22	BF 11	H 1	R 1	ER 1	SO 4	BB 5	IBB 0	HBP 0	BLK 0	WP 0	HR 0	S 25	P 45	ERA 1.50	WHIP 1.000			
Ron Darling, R ERA: 4.29 Randy Myers, L ERA: 4.09 Roger McDowell, R ERA: 4.08 Jesse Orosco, L ERA: 4.85 (1, 1) (7, 1) (8, 1) (10, 1)	IP 6.0	WLS 22	BF 11	H 1	R 1	ER 1	SO 4	BB 5	IBB 0	HBP 0	BLK 0	WP 0	HR 0	S 25	P 45	ERA 1.50	WHIP 1.000			

Batter	1	2	3	4	5	6	7	8	9	10	AB	R	H	RBI	BB	SO	LOB	BOTTOM		
Mookie Wilson, S OBP: 0.364, SLG: 0.471 (1, 8)	0-3 K	0-0 HR		4-0 BB			0-0 SH1-3 2-3		0-3 K 1-2		3	1	1	1	1	2	1	St. Louis Cardinals @ New York Mets Shea Stadium, Flushing, NY Fri Sep 11 1987, 7:05 PM EDT Att: 51,795 - Unknown livebaseballscorecards.com AB 37 R 4 H 10 RBI 4 BB 4 SO 8 LOB 14 		
Tim Teufel, R OBP: 0.406, SLG: 0.547 (1, 4)	0-0 2B 1B	4-0 BB		0-0 FC5 2-3r			0-0 FC4-2 1B		4-0 BB		3	1	1	0	2	0	3			
Keith Hernandez, L OBP: 0.394, SLG: 0.457 (1, 3)	0-0 HR 2B	0-3 K			0-0 F7		0-0 K 1-2		0-0 G3		5	1	2	1	0	1	3			
Darryl Strawberry, L OBP: 0.392, SLG: 0.576 (1, 9)	0-0 HR		0-3 K		0-0 CS 1B		0-3 K			0-3 K	5	1	2	2	0	3	2			
Kevin McReynolds, R OBP: 0.323, SLG: 0.494 (1, 7)	0-0 G5-3 BB 1B		0-0 F8		0-0 6-3 1-2			0-0 F8		0-0 F9	5	0	1	0	0	0	1			
Gary Carter, R OBP: 0.296, SLG: 0.400 (1, 2)	4-0 BB		0-0 4-3			0-3 K		0-0 F5		0-0 L7	4	0	0	0	1	1	0			
Howard Johnson, S OBP: 0.376, SLG: 0.533 (1, 5)	0-0 G5-3 2-3r			0-0 FC5 S 1B		0-0 G3		0-0 6-3			4	0	1	0	0	0	2			
Rafael Santana, R OBP: 0.308, SLG: 0.363 Lee Mazzilli, S OBP: 0.396, SLG: 0.426 Jesse Orosco, R (1, 6) (9, PH) (10, 1)		0-0 1-3		0-0 F6 1-2		0-3 K		0-0 L3			3	0	0	0	0	1	1			
Ron Darling, R OBP: 0.448, SLG: 0.200 Randy Myers, L OBP: 0.296, SLG: 0.296 Lenny Dykstra, L OBP: 0.396, SLG: 0.333 Roger McDowell, R OBP: 0.396, SLG: 0.333 Bill Almon, R OBP: 0.362, SLG: 0.339 (1, 1) (7, 1) (7, PH) (8, 1) (8, PH) (10, 1)		0-0 F4		0-0 F7			0-0 SH1-3 FC4-2 2B		0-0 WP 1B		2	0	0	0	0	0	1			
Inning Stats	R: 3 E: 0 K: 1 S: 8	H: 4 LOB: 1 BB: 1 P: 12	R: 1 E: 0 K: 1 S: 6	H: 1 LOB: 1 BB: 1 P: 10	R: 0 E: 0 K: 1 S: 5	H: 0 LOB: 0 BB: 0 P: 5	R: 0 E: 0 K: 0 S: 4	H: 1 LOB: 2 BB: 1 P: 8	R: 0 E: 0 K: 0 S: 3	H: 0 LOB: 0 BB: 0 P: 7	R: 0 E: 0 K: 0 S: 3	H: 0 LOB: 0 BB: 0 P: 3	R: 0 E: 0 K: 1 S: 6	H: 1 LOB: 2 BB: 1 P: 10	R: 0 E: 0 K: 1 S: 5	H: 0 LOB: 0 BB: 0 P: 5	1B: 6 2B: 2 3B: 0 HR: 2		SF: 0 SAC: 1 DP: 1 HBP: 0	WP: 1 PA: 42
PITCHER	IP 5.0	WLS 23	BF 23	H 7	R 4	ER 4	SO 3	BB 3	IBB 0	HBP 0	BLK 0	WP 0	HR 2	S 26	P 38	ERA 7.20	WHIP 2.000			
John Tudor, L ERA: 4.22 Scott Terry, R ERA: 6.23 Steve Peters, L ERA: 2.7 Lee Tunnell, R ERA: 4.87 Ken Dayley, L ERA: 1.99 (1, 1) (6, 1) (7, 1) (8, 1) (9, 1)	IP 5.0	WLS 23	BF 23	H 7	R 4	ER 4	SO 3	BB 3	IBB 0	HBP 0	BLK 0	WP 0	HR 2	S 26	P 38	ERA 7.20	WHIP 2.000			

Batter	1	2	3	4	5	6	7	8	9	AB	R	H	RBI	BB	SO	LOB	TOP					
Vince Coleman, S (1, 7) OBP: 0.370, SLG: 0.355										5	1	3	0	0	1	4						
Ozzie Smith, S (1, 6) OBP: 0.391, SLG: 0.377										5	0	0	0	0	0	7						
Tom Herr, S (1, 4) OBP: 0.351, SLG: 0.350										3	0	1	1	1	0	1						
Dan Driessen, L (1, 3) OBP: 0.286, SLG: 0.063										3	0	0	0	0	0	3						
David Green, R (7, PH) OBP: 0.400, SLG: 0.600										1	0	0	0	0	0	1						
Willie McGee, S (1, 8) OBP: 0.315, SLG: 0.431										4	1	1	0	0	1	2						
Terry Pendleton, S (1, 5) OBP: 0.373, SLG: 0.425										3	0	0	0	1	1	0						
John Morris, L (1, 9) OBP: 0.320, SLG: 0.446										3	0	2	0	0	0	0						
José Oquendo, S (8, PH) OBP: 0.416, SLG: 0.352										1	0	0	0	0	1	0	AB 34					
Tony Peña, R (1, 2) OBP: 0.288, SLG: 0.321										3	0	0	0	1	2	1	R 2					
Danny Cox, R (1, 1) OBP: 0.136, SLG: 0.155										2	0	0	0	0	1	4	H 7					
Ricky Horton, L (5, 1) OBP: 0.214, SLG: 0.222										0	0	0	0	0	0	0	RBI 1					
Scott Terry, R (6, 1) OBP: 0.287, SLG: 0.293										0	0	0	0	0	0	0	BB 4					
Lance Johnson, L (7, PH) OBP: 0.287, SLG: 0.293										0	0	0	0	0	0	0	SO 7					
Steve Peters, L (7, 1) OBP: 0.226, SLG: 0.235										0	0	0	0	0	0	0	LOB 23					
Lee Tunnell, R (7, 1) OBP: 0.226, SLG: 0.235										0	0	0	0	0	0	0						
Jim Lindeman, R (9, PH) OBP: 0.201, SLG: 0.300										0	0	0	0	1	0	0						
Inning Stats	R: 0 E: 0 K: 0 S: 4	H: 1 LOB: 2 BB: 1 P: 8	R: 0 E: 0 K: 1 S: 6	H: 1 LOB: 1 BB: 0 P: 6	R: 0 E: 0 K: 0 S: 4	H: 2 LOB: 1 BB: 0 P: 4	R: 1 E: 0 K: 1 S: 7	H: 2 LOB: 3 BB: 2 P: 15	R: 0 E: 0 K: 0 S: 3	H: 0 LOB: 0 BB: 0 P: 3	R: 0 E: 0 K: 0 S: 3	H: 0 LOB: 0 BB: 0 P: 3	R: 1 E: 1 K: 0 S: 5	H: 1 LOB: 1 BB: 0 P: 5	R: 0 E: 0 K: 3 S: 9	H: 0 LOB: 0 BB: 0 P: 9	R: 0 E: 0 K: 2 S: 7	H: 0 LOB: 1 BB: 1 P: 11	1B: 6 2B: 1 3B: 0 HR: 0	SF: 0 SAC: 0 DP: 0 HBP: 0	WP: 0 PB: 0 SB: 0 CS: 0	PA: 38
PITCHER	IP WLS BF H R ER SO BB IBB HBP BLK WP HR S P ERA WHIP																					
David Cone, R (1, 1) ERA: 3.78	6.1 W 29 7 2 1 2 3 0 0 0 0 0 0 30 42 1.42 1.579																					
Randy Myers, L (7, 1) ERA: 3.92	2.2 S 9 0 0 0 5 1 0 0 0 0 0 0 18 22 0.00 0.375																					

St. Louis Cardinals @ New York Mets
Shea Stadium, Flushing, NY
Sun Sep 13 1987, 3:33 AM EDT
Att: 21,285 - Unknown

AB 34
R 2
H 7
RBI 1
BB 4
SO 7
LOB 23



Batter	1	2	3	4	5	6	7	8	9	AB	R	H	RBI	BB	SO	LOB	BOTTOM			
Lenny Dykstra, L (1, 8) OBP: 0.344, SLG: 0.442										4	0	1	0	0	0	2				
Wally Backman, S (1, 4) OBP: 0.301, SLG: 0.276										4	1	1	1	0	0	1				
Keith Hernandez, L (1, 3) OBP: 0.392, SLG: 0.453										3	0	1	1	1	0	0				
Darryl Strawberry, L (1, 9) OBP: 0.390, SLG: 0.572										4	1	2	0	0	0	3				
Kevin McReynolds, R (1, 7) OBP: 0.324, SLG: 0.496										4	1	1	1	0	0	3				
Gary Carter, R (1, 2) OBP: 0.296, SLG: 0.398										3	0	1	1	1	0	0				
Howard Johnson, S (1, 5) OBP: 0.376, SLG: 0.530										4	0	2	0	0	1	1	AB 31			
Rafael Santana, R (1, 6) OBP: 0.305, SLG: 0.362										3	1	0	0	1	1	3	R 4			
David Cone, L (1, 1) OBP: 0.120, SLG: 0.125										2	0	1	0	0	0	2	H 10			
Randy Myers, L (7, 1) OBP: 0.286, SLG: 0.286										0	0	0	0	0	0	0	RBI 4			
Inning Stats	R: 0 E: 0 K: 0 S: 3	H: 0 LOB: 0 BB: 0 P: 3	R: 0 E: 0 K: 0 S: 3	H: 1 LOB: 0 BB: 0 P: 3	R: 0 E: 0 K: 0 S: 4	H: 1 LOB: 1 BB: 0 P: 4	R: 2 E: 0 K: 1 S: 8	H: 3 LOB: 1 BB: 0 P: 8	R: 2 E: 0 K: 0 S: 5	H: 2 LOB: 1 BB: 1 P: 9	R: 0 E: 0 K: 1 S: 6	H: 1 LOB: 2 BB: 1 P: 10	R: 0 E: 0 K: 0 S: 4	H: 1 LOB: 2 BB: 1 P: 8	R: 0 E: 0 K: 0 S: 3	H: 1 LOB: 0 BB: 0 P: 3	1B: 7 2B: 2 3B: 1 HR: 0	SF: 0 SAC: 1 DP: 2 HBP: 0	WP: 0 PB: 0 SB: 0 CS: 0	PA: 35
PITCHER	IP WLS BF H R ER SO BB IBB HBP BLK WP HR S P ERA WHIP																			
Danny Cox, R (1, 1) ERA: 3.93	4.2 L 21 7 4 4 1 0 0 0 0 0 0 0 3 7 0.00 3.000																			
Ricky Horton, L (5, 1) ERA: 3.91	0.2 4 1 0 0 0 1 0 0 0 0 0 0 4 4 0.00 0.000																			
Scott Terry, R (6, 1) ERA: 5.4	0.2 2 0 0 0 0 1 0 0 0 0 0 0 4 4 0.00 0.000																			
Steve Peters, L (7, 1) ERA: 2.53	0.2 4 1 0 0 0 0 0 1 0 0 0 0 3 7 0.00 1.500																			
Lee Tunnell, R (7, 1) ERA: 4.79	1.1 4 1 0 0 0 0 0 0 0 0 0 0 4 4 0.00 0.750																			

St. Louis Cardinals @ New York Mets
Shea Stadium, Flushing, NY
Sun Sep 13 1987, 3:33 AM EDT
Att: 21,285 - Unknown

AB 31
R 4
H 10
RBI 4
BB 3
SO 2
LOB 15



Batter	1	2	3	4	5	6	7	8	9	10	11	AB	R	H	RBI	BB	SO	LOB	TOP			
Vince Coleman, S OBP: 0.369, SLG: 0.357 (1, 7)			L5		F3		F9			F4		5	1	1	0	0	0	1				
Ozzie Smith, S OBP: 0.391, SLG: 0.377 (1, 6)	K		F4			E5 1B		SH1-3 1B		F9		5	0	2	0	0	1	1				
Tom Herr, S OBP: 0.352, SLG: 0.351 Ken Dayley, L (1, 4) (10, 1)	L6 BB 1B					E5 BB 1B		SH1-3		L8		4	0	2	1	0	0	1				
David Green, R OBP: 0.444, SLG: 0.429 Lance Johnson, L OBP: 0.267, SLG: 0.293 (8, PR) (8, 9)	3-H 1B		5-3			4-0 BB 2B		E6		F8		2	1	0	0	2	0	2				
Todd Worrell, R OBP: 0.125, SLG: 0.125 Tom Lawless, R OBP: 0.211, SLG: 0.063 (8, 1) (10, 5)	1-2 BB					2-3 BB		2-3				0	0	0	0	0	0	0				
Willie McGee, S OBP: 0.316, SLG: 0.436 (1, 8)	L6				G3			FC5-2-5 FC5-4				5	0	2	1	0	0	4				
Terry Pendleton, S OBP: 0.372, SLG: 0.424 José Oquendo, S OBP: 0.415, SLG: 0.349 (1, 5) (5, 5) (10, 4)			F7		F8			FC5-4				2	0	0	0	0	0	0				
Jim Lindeman, R OBP: 0.263, SLG: 0.393 Dan Driessen, L OBP: 0.273, SLG: 0.059 (9, PH) (9, 3)	K				5-3							3	0	0	0	0	1	0				
Tom Pagnozzi, R OBP: 0.233, SLG: 0.350 (11, PH) (11, 2)							F7			4-3		1	0	0	0	0	0	0				
Tony Peña, R OBP: 0.287, SLG: 0.318 (1, 2) (11, 3)							L6			F8		4	0	0	0	1	0	2				
Joe Magrane, R OBP: 0.208, SLG: 0.182 John Morris, L OBP: 0.318, SLG: 0.443 (1, 1) (8, 9)	F9				5-3					K		2	0	0	0	1	0	1				
Inning Stats	R: 1 E: 0 K: 1 S: 6	H: 2 LOB: 1 BB: 1 P: 10	R: 0 E: 0 K: 1 S: 5	H: 0 LOB: 1 BB: 1 P: 9	R: 0 E: 0 K: 1 S: 4	H: 1 LOB: 1 BB: 0 P: 4	R: 0 E: 0 K: 0 S: 3	H: 0 LOB: 0 BB: 0 P: 3	R: 0 E: 0 K: 0 S: 3	H: 2 LOB: 1 BB: 1 P: 10	R: 0 E: 0 K: 0 S: 3	H: 0 LOB: 0 BB: 0 P: 5	R: 0 E: 0 K: 1 S: 5	H: 0 LOB: 0 BB: 0 P: 5	R: 0 E: 0 K: 0 S: 3	H: 0 LOB: 2 BB: 0 P: 3	R: 0 E: 0 K: 1 S: 6	H: 1 LOB: 2 BB: 1 P: 10	1B: 4 2B: 2 3B: 2 HR: 0	SF: 0 SAC: 1 DP: 1 HBP: 0	WP: 0 PB: 0 SB: 0 CS: 0	PA: 44
PITCHER	IP ERA WLS BF H R ER SO BB IBB HBP BLK WP HR S P ERA WHIP	Shane Rawley, L ERA: 3.95 (1, 1)	Kent Tekulve, R ERA: 3.06 (9, 1)	Jeff Calhoun, L ERA: 1.93 (10, 1)	PITCHER																	

St. Louis Cardinals @ Philadelphia Phillies
Veterans Stadium, Philadelphia, PA
Mon Sep 14 1987, 7:05 PM EDT
Att: 20,749 - Unknown

AB 38
R 2
H 7
RBI 2
BB 5
SO 5
LOB 17

Batter	1	2	3	4	5	6	7	8	9	10	11	AB	R	H	RBI	BB	SO	LOB	BOTTOM							
Juan Samuel, R OBP: 0.347, SLG: 0.516 (1, 4)	6-3			6-3		F8 S 1B						5	1	3	2	1	0	0								
Von Hayes, L OBP: 0.416, SLG: 0.484 (1, 8) (10, 3)	6-3			4-3		1-3 1-2		F5				4	0	0	0	2	0	3								
Chris James, R OBP: 0.330, SLG: 0.535 Jeff Calhoun, L (10, 1)	1-4-3					F8		F8		5-3		4	0	0	0	1	0	5								
Greg Jekis, R (11, PH)						BB						0	0	0	0	1	0	0								
Mike Schmidt, R OBP: 0.396, SLG: 0.542 (1, 5)			F4		4-3			F9				5	0	1	1	1	1	2								
Lance Parrish, R OBP: 0.338, SLG: 0.392 Darren Daulton, L OBP: 0.276, SLG: 0.294 (10, PR) (11, 2)	K					F9 WP 1B		4-3		K		4	0	1	0	1	2	3								
Glenn Wilson, R OBP: 0.314, SLG: 0.398 (1, 9)	4-3											5	0	0	0	0	1	2								
Rick Schu, R OBP: 0.315, SLG: 0.454 Milt Thompson, L OBP: 0.353, SLG: 0.437 (1, 3) (9, PH) (10, 8)												2	0	1	0	1	0	0								
Steve Jeltz, S OBP: 0.316, SLG: 0.291 Luis Aguayo, R OBP: 0.278, SLG: 0.408 (7, PH) (8, 6)												2	0	0	0	0	0	2								
Greg Gross, L OBP: 0.389, SLG: 0.364 Ken Jackson, R OBP: 0.333, SLG: 0.375 (9, PH) (10, 6)												1	0	0	0	0	1	1								
Shane Rawley, R OBP: 0.171, SLG: 0.203 Ron Roenicke, S OBP: 0.306, SLG: 0.292 Kent Tekulve, R (9, 1)												2	0	0	0	0	2	2								
Keith Hughes, L OBP: 0.313, SLG: 0.295 (9, PH) (10, 7)												2	1	1	0	0	0	0								
Inning Stats	R: 0 E: 0 K: 0 S: 3	H: 0 LOB: 0 BB: 0 P: 3	R: 0 E: 0 K: 1 S: 5	H: 0 LOB: 0 BB: 0 P: 5	R: 0 E: 0 K: 1 S: 5	H: 0 LOB: 0 BB: 0 P: 5	R: 0 E: 0 K: 0 S: 3	H: 0 LOB: 1 BB: 1 P: 7	R: 0 E: 0 K: 2 S: 8	H: 1 LOB: 2 BB: 1 P: 12	R: 0 E: 0 K: 1 S: 4	H: 1 LOB: 1 BB: 0 P: 4	R: 0 E: 0 K: 1 S: 6	H: 1 LOB: 1 BB: 1 P: 6	R: 0 E: 0 K: 1 S: 7	H: 2 LOB: 3 BB: 1 P: 11	R: 2 E: 0 K: 1 S: 7	H: 2 LOB: 2 BB: 2 P: 15	R: 0 E: 0 K: 1 S: 5	H: 0 LOB: 3 BB: 2 P: 13	R: 1 E: 0 K: 0 S: 2	H: 1 LOB: 3 BB: 3 P: 14	1B: 7 2B: 1 3B: 0 HR: 0	SF: 0 SAC: 0 DP: 0 HBP: 0	WP: 2 PB: 1 SB: 3 CS: 0	PA: 49
PITCHER	IP ERA WLS BF H R ER SO BB IBB HBP BLK WP HR S P ERA WHIP	Joe Magrane, L ERA: 3.66 (8, 1)	Todd Worrell, R ERA: 2.83 (8, 1)	Ken Dayley, L ERA: 2.15 (10, 1)	PITCHER																					

St. Louis Cardinals @ Philadelphia Phillies
Veterans Stadium, Philadelphia, PA
Mon Sep 14 1987, 7:05 PM EDT
Att: 20,749 - Unknown

AB 39
R 3
H 8
RBI 3
BB 10
SO 8
LOB 22

Batter	1	2	3	4	5	6	7	8	9	AB	R	H	RBI	BB	SO	LOB	TOP			
Vince Coleman, S (1, 7) OBP: 0.371, SLG: 0.358	4-3	2B		BB	BB	BB			B1-3	3	0	1	1	2	0	0	St. Louis Cardinals @ Philadelphia Phillies Veterans Stadium, Philadelphia, PA Tue Sep 15 1987, 7:05 PM EDT Att: 20,697 - Unknown			
Ozzie Smith, S (1, 6) OBP: 0.391, SLG: 0.376	CS	4-3		BB					1B	4	0	1	0	1	1	5				
Tom Herr, S (1, 4) OBP: 0.352, SLG: 0.350	F8			CS					1B	4	0	1	0	1	0	1				
Willie McGee, S (1, 8) OBP: 0.318, SLG: 0.436	CS	2B	3-1-3						F7	4	1	2	0	1	0	3				
Terry Pendleton, S (1, 5) OBP: 0.371, SLG: 0.423		1B	F8						K	5	1	1	0	0	1	4				
John Morris, L (1, 9) OBP: 0.321, SLG: 0.444		SF8								2	1	1	1	0	0	0				
David Green, R (5, PH) OBP: 0.364, SLG: 0.333		SH1-3								2	0	0	0	0	0	3				
Mike Laga, L (1, 3) OBP: 0.167, SLG: 0.313		SF8							5-3	3	0	0	1	0	2	2				
Tony Peña, R (1, 2) OBP: 0.289, SLG: 0.318		SH1-3							4-3	3	1	1	0	1	0	0				
Bob Forsch, R (1, 1) OBP: 0.339, SLG: 0.528		SH1-3							6-3	0	0	0	1	0	0	0				
Ricky Horton, L (2, 1) OBP: 0.200, SLG: 0.207										2	0	0	0	0	1	1				
Scott Terry, R (6, 1) OBP: 0.125, SLG: 0.125										1	0	0	0	0	0	0				
Todd Worrell, R (9, 1) OBP: 0.125, SLG: 0.125										0	0	0	0	0	0	0				
Inning Stats	R: 0 E: 0 K: 0 S: 2	H: 0 LOB: 0 BB: 1 P: 6	R: 4 E: 0 K: 0 S: 7	H: 4 LOB: 1 BB: 1 P: 11	R: 0 E: 0 K: 0 S: 2	H: 0 LOB: 0 BB: 1 P: 6	R: 0 E: 1 K: 2 S: 9	H: 1 LOB: 3 BB: 1 P: 13	R: 0 E: 0 K: 1 S: 6	H: 0 LOB: 2 BB: 1 P: 10	R: 0 E: 0 K: 0 S: 4	H: 1 LOB: 1 BB: 0 P: 4	R: 0 E: 0 K: 0 S: 3	H: 0 LOB: 0 BB: 0 P: 3	R: 0 E: 0 K: 1 S: 7	H: 2 LOB: 2 BB: 0 P: 7	1B: 6 2B: 2 3B: 0 HR: 0	SF: 1 SAC: 1 DP: 0 HBP: 0	WP: 0 PB: 0 SB: 0 CS: 2	PA: 42
PITCHER	IP WLS BF H R ER SO BB IBB HBP BLK WP HR S P ERA WHIP																			
Kevin Gross, R (1, 1) ERA: 4.47	4.1 L 23 5 4 4 2 4 1 0 0 0 0 0 4 42 8.31 2.077																			
Wally Ritchie, L (5, 1) ERA: 3.92	0.2 2 0 0 0 1 0 0 0 0 0 0 0 4 0 0.00 0.000																			
Michael Jackson, R (6, 1) ERA: 4.07	2.0 8 1 0 0 1 1 0 0 0 1 0 0 9 13 0.00 1.000																			
Kent Tekulve, R (8, 1) ERA: 3.03	1.0 3 0 0 0 0 0 0 0 0 0 0 0 3 3 0.00 0.000																			
Steve Bedrosian, R (9, 1) ERA: 2.91	1.0 5 2 0 0 1 0 0 0 0 0 0 0 7 7 0.00 2.000																			

AB	33
R	4
H	8
RBI	4
BB	6
SO	5
LOB	19



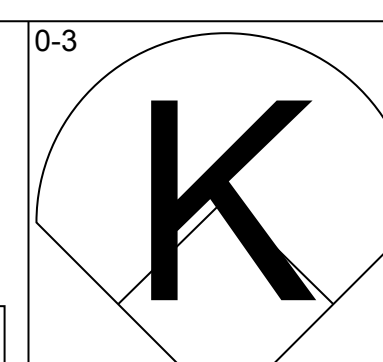
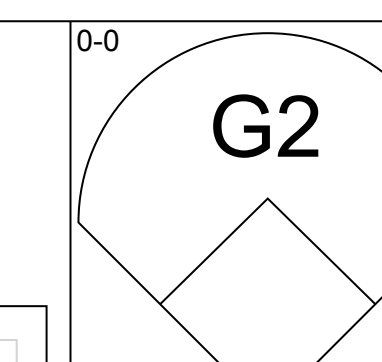
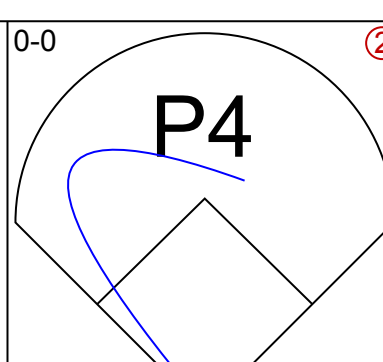
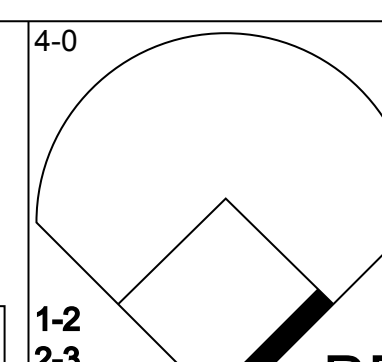
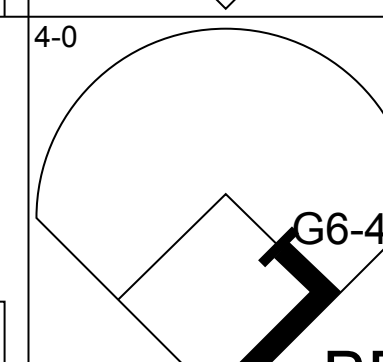
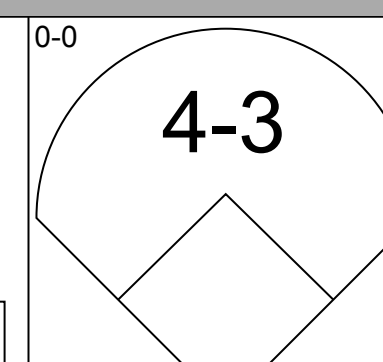
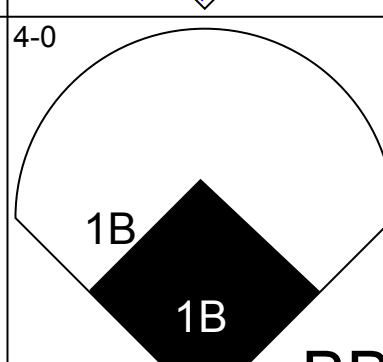
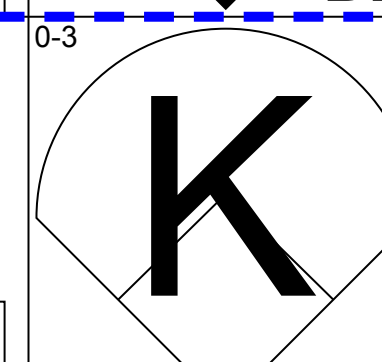
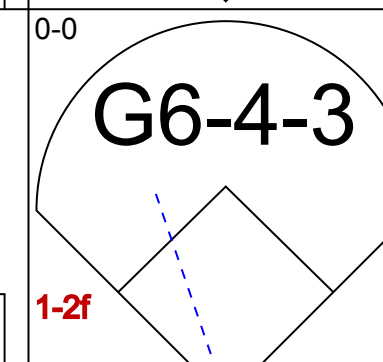
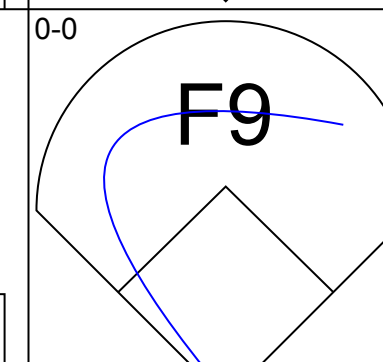
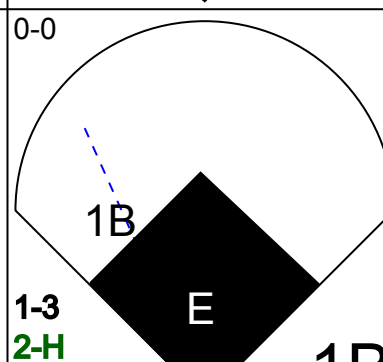
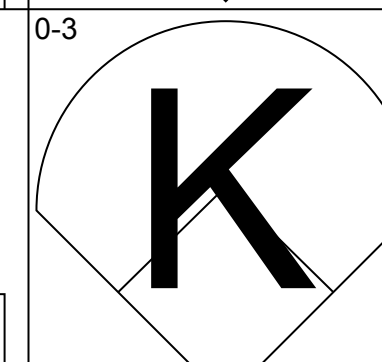
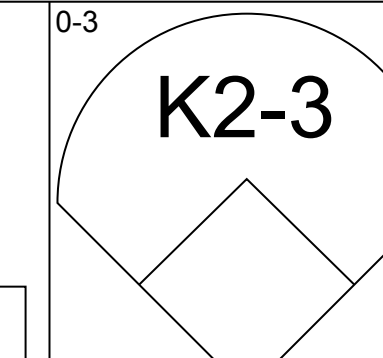
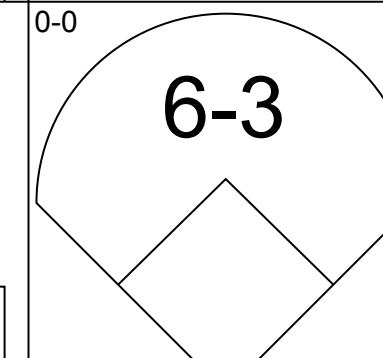
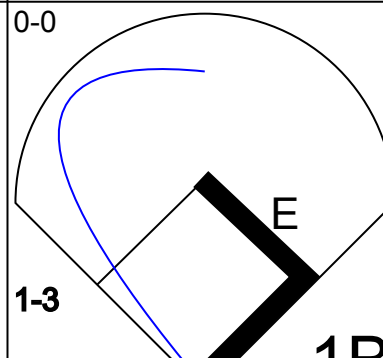
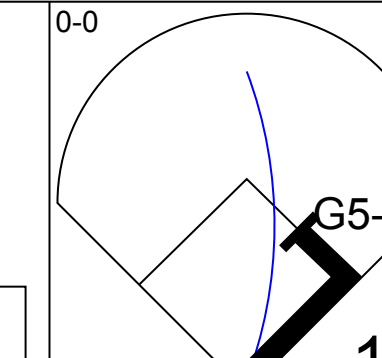
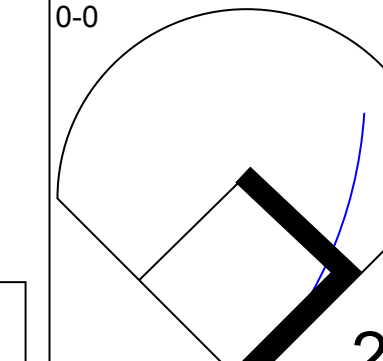
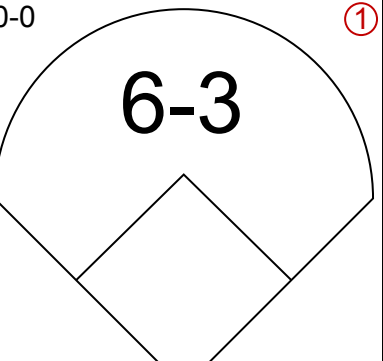
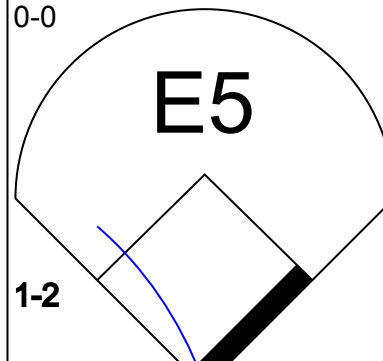
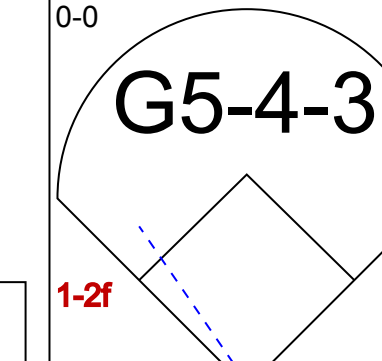
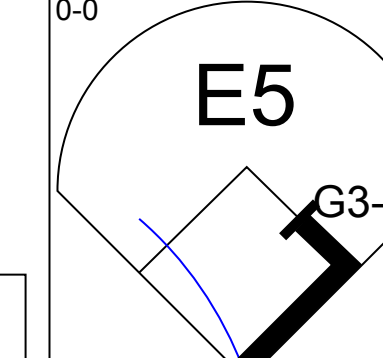
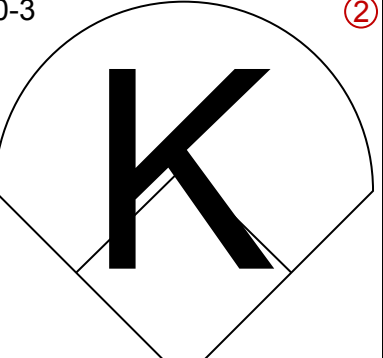
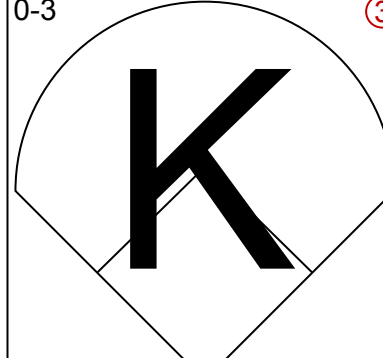
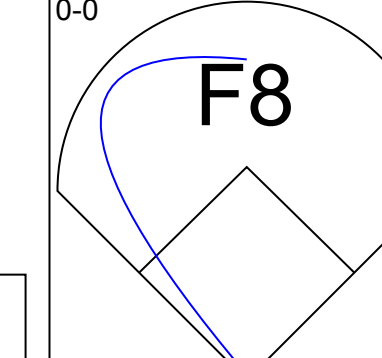
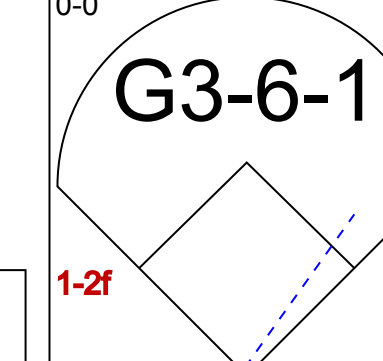

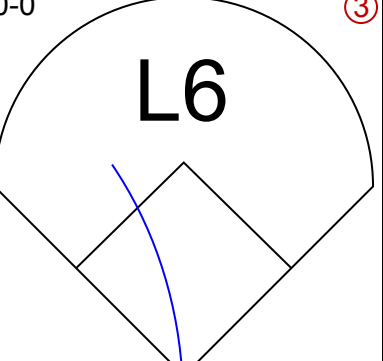
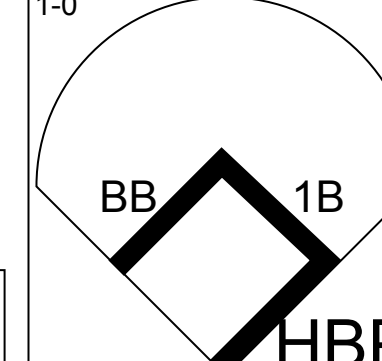
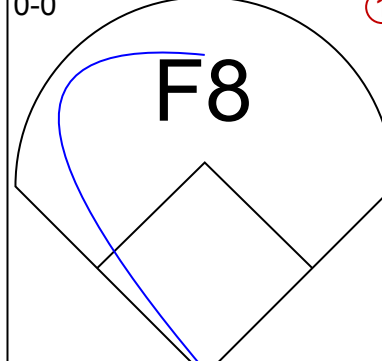
Batter	1	2	3	4	5	6	7	8	9	AB	R	H	RBI	BB	SO	LOB	BOTTOM					
Juan Samuel, R (1, 4) OBP: 0.345, SLG: 0.512	4-3		F9						K	4	0	0	0	0	2	1	St. Louis Cardinals @ Philadelphia Phillies Veterans Stadium, Philadelphia, PA Tue Sep 15 1987, 7:05 PM EDT Att: 20,697 - Unknown					
Milt Thompson, L (1, 8) OBP: 0.350, SLG: 0.433	F7		4-3						K	4	0	0	0	0	2	1						
Keith Hughes, L (1, 7) OBP: 0.346, SLG: 0.319	4-3									3	0	2	0	1	0	0						
Steve Bedrosian, R (9, 1) OBP: 0.397, SLG: 0.548			PO						1B	0	0	0	0	0	0	0						
Mike Schmidt, R (1, 5) OBP: 0.397, SLG: 0.548		HR	PO						1-3	4	2	2	1	0	0	2						
Von Hayes, L (1, 3) OBP: 0.417, SLG: 0.489		HR							1-3	3	1	1	2	1	0	0						
Glenn Wilson, R (1, 9) OBP: 0.312, SLG: 0.395		HR							FC3-6	4	0	0	0	0	0	2						
Lance Parrish, R (1, 2) OBP: 0.309, SLG: 0.392		5-3							FC3-6	4	0	0	0	0	0	2						
Darren Daulton, L (9, PH) OBP: 0.276, SLG: 0.294									1-2	3	0	1	0	1	0	2						
Steve Jeltz, S (1, 6) OBP: 0.320, SLG: 0.295									F8	0	0	0	0	0	0	0						
Greg Gross, L (9, PH) OBP: 0.393, SLG: 0.364									BB	3	0	2	0	0	0	0						
Kevin Gross, R (1, 1) ERA: 4.47									BB	3	0	2	0	0	0	0						
Wally Ritchie, L (5, 1) ERA: 3.92									BB	0	0	0	0	0	0	0						
Greg Wilkins, R (5, PH) ERA: 3.87									BB	0	0	0	0	0	0	0						
Michael Jackson, R (6, 1) ERA: 4.07									BB	0	0	0	0	0	0	0						
Jeff Stone, L (7, PH) OBP: 0.262, SLG: 0.372									BB	1	0	0	0	0	0	1						
Kent Tekulve, R (8, 1) ERA: 3.03									BB	0	0	0	0	0	0	0						
Ron Roenicke, S (9, 7) OBP: 0.200, SLG: 0.288									BB	1	0	0	0	0	0	2						
Inning Stats	R: 0 E: 0 K: 0 S: 3	H: 0 LOB: 0 BB: 0 P: 3	R: 2 E: 0 K: 0 S: 6	H: 4 LOB: 1 BB: 0 P: 6	R: 0 E: 0 K: 0 S: 3	H: 1 LOB: 0 BB: 0 P: 3	R: 1 E: 0 K: 0 S: 4	H: 1 LOB: 0 BB: 0 P: 4	R: 0 E: 0 K: 2 S: 7	H: 0 LOB: 1 BB: 1 P: 11	R: 0 E: 0 K: 0 S: 4	H: 1 LOB: 2 BB: 1 P: 8	R: 0 E: 0 K: 1 S: 5	H: 1 LOB: 0 BB: 0 P: 5	R: 0 E: 0 K: 1 S: 4	H: 0 LOB: 0 BB: 1 P: 8	R: 0 E: 0 K: 0 S: 3	H: 0 LOB: 2 BB: 2 P: 11	1B: 6 2B: 1 3B: 0 HR: 2	SF: 0 SAC: 0 DP: 3 HBP: 0	WP: 0 PB: 0 SB: 0 CS: 0	PA: 37
PITCHER	IP WLS BF H R ER SO BB IBB HBP BLK WP HR S P ERA WHIP																					
Bob Forsch, R (1, 1) ERA: 4.39	1.1 7 3 2 2 0 0 0 0 0 0 1 7 7 13.50 2.250																					
Ricky Horton, L (2, 1) ERA: 3.87	3.2 W 14 4 1 1 2 1 0 0 0 0 0 1 17 21 2.46 1.364																					
Scott Terry, R (6, 1) ERA: 3.12	3.2 14 1 0 0 2 3 1 0 0 0 0 0 14 30 0.00 1.091																					
Todd Worrell, R (9, 1) ERA: 2.82	0.1 S 1 0 0 0 0 0 0 0 0 0 0 0 1 1 0.00 0.000																					

AB	31
R	3
H	8
RBI	3
BB	5
SO	4
LOB	13



Batter	1	2	3	4	5	6	7	8	9	AB	R	H	RBI	BB	SO	LOB	TOP								
Vince Coleman, S (1, 7) OBP: 0.369, SLG: 0.356	4-3		F8 S BB		FC6-5 S 1B			1B	E3	4	0	2	0	1	0	2	St. Louis Cardinals @ Pittsburgh Pirates Three Rivers Stadium, Pittsburgh, PA Thu Sep 17 1987, 7:05 PM EDT Att: 5,640 - Unknown livebaseballscorecards.com								
Ozzie Smith, S (1, 6) OBP: 0.390, SLG: 0.375	FC6-4 2B		K		FC6-5 FC6 1-3			F9	F7	5	0	1	0	0	1	6									
Tom Herr, S (1, 4) OBP: 0.352, SLG: 0.347	FC6-4 BB		1-2 BB		FC6 1-2			1B		2	0	1	0	2	0	1									
Willie McGee, S (1, 8) OBP: 0.318, SLG: 0.440	FC6-4 BB 1-2 2-3		F8 2-3					K		4	0	1	0	0	1	6									
Terry Pendleton, S (1, 5) OBP: 0.370, SLG: 0.421	1-2 BB		G3					G1		3	0	0	0	1	1	4									
Mike Laga, L (1, 3) OBP: 0.240, SLG: 0.364	F9				4-3					3	0	0	0	0	0	3									
Ricky Horton, L (6, 1) OBP: 0.200, SLG: 0.207					4-3					0	0	0	0	0	0	0									
José Oquendo, S (9, PH) OBP: 0.414, SLG: 0.348									K	1	0	0	0	0	1	0									
David Green, R (1, 9) OBP: 0.333, SLG: 0.308			F9		K			CS 1B	F7	4	0	1	0	0	1	0									
Tony Peña, R (1, 2) OBP: 0.291, SLG: 0.320			5-3		K			F7		4	0	1	0	0	1	1									
Lance Johnson, L (9, PR) OBP: 0.297, SLG: 0.293								F7	E 1B	0	0	0	0	0	0	0									
Greg Mathews, R (1, 1) OBP: 0.224, SLG: 0.203			6-3					K		2	0	0	0	0	1	0									
Lee Tunnell, R (6, 1) OBP: 0.235, SLG: 0.235										0	0	0	0	0	0	0									
Dan Driessen, L (6, 3) OBP: 0.292, SLG: 0.105										2	0	1	0	0	1	1									
Rod Booker, L (9, PR) OBP: 0.360, SLG: 0.341								1-2 1B		0	0	0	0	0	0	0									
Inning Stats	R: 0 E: 0 K: 0 S: 4	H: 1 LOB: 3 BB: 2 P: 12	R: 0 E: 0 K: 0 S: 3	H: 0 LOB: 0 BB: 0 P: 3	R: 0 E: 0 K: 1 S: 5	H: 0 LOB: 2 BB: 2 P: 13	R: 0 E: 0 K: 2 S: 7	H: 0 LOB: 0 BB: 0 P: 7	R: 0 E: 0 K: 1 S: 6	H: 1 LOB: 1 BB: 0 P: 6	R: 0 E: 0 K: 0 S: 3	H: 1 LOB: 0 BB: 0 P: 3	R: 0 E: 0 K: 1 S: 5	H: 1 LOB: 1 BB: 0 P: 5	R: 0 E: 0 K: 2 S: 9	H: 2 LOB: 2 BB: 0 P: 9	R: 0 E: 1 K: 1 S: 8	H: 2 LOB: 3 BB: 0 P: 8	1B: 6 2B: 3 3B: 0 HR: 0	SF: 0 SAC: 0 DP: 1 HBP: 0	WP: 0 PB: 0 SB: 2 CS: 1	PA: 38			
PITCHER	IP	WLS	BF	H	R	ER	SO	BB	IBB	HBP	BLK	WP	HR	S	P	ERA	WHIP								
Mike Dunne, R (1, 1) ERA: 2.74	6.0	W	24	3	0	0	4	4	0	0	0	0	0	28	44	0.00	1.167								
Jeff Robinson, R (7, 1) ERA: 2.92	1.2		7	3	0	0	2	0	0	0	0	0	0	11	11	0.00	1.800								
Jim Gott, R (8, 1) ERA: 3.55	1.1	S	7	2	0	0	2	0	0	0	0	0	0	11	11	0.00	1.500								

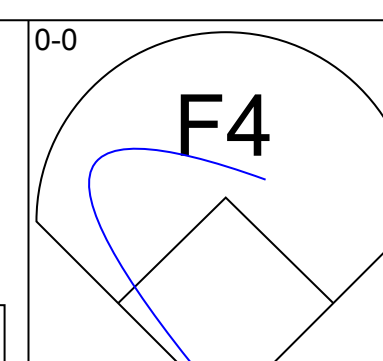
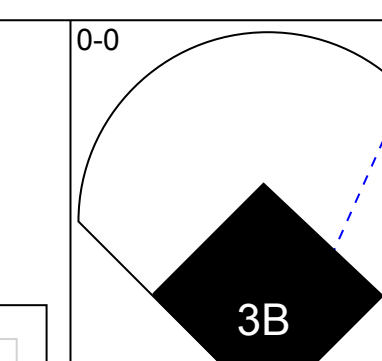
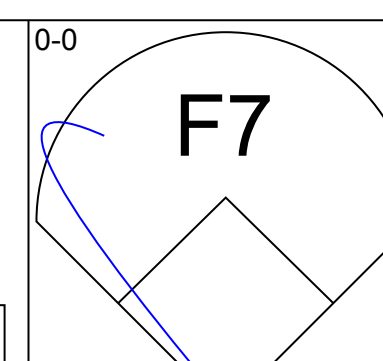
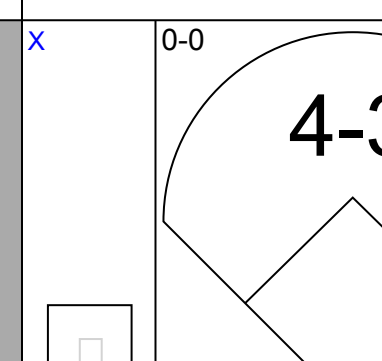
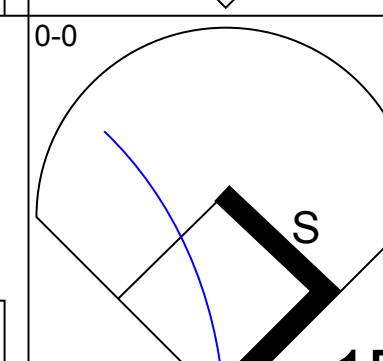
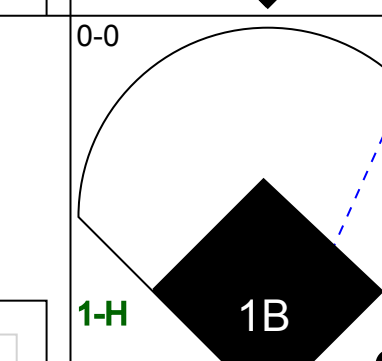
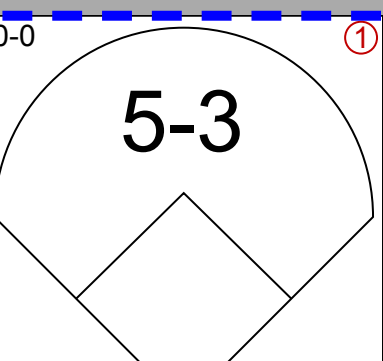
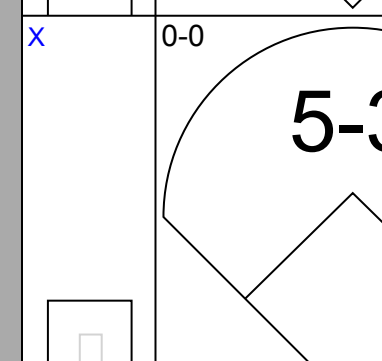
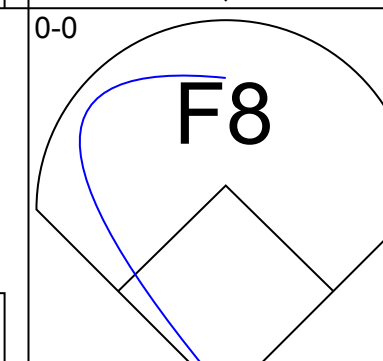
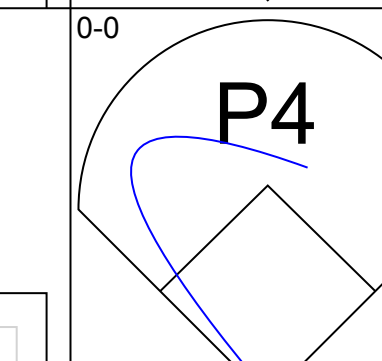
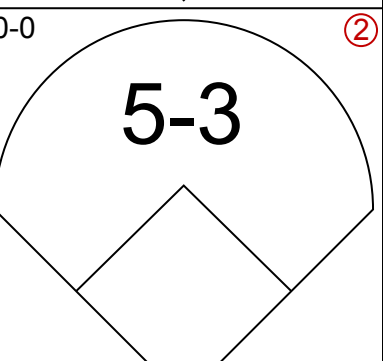
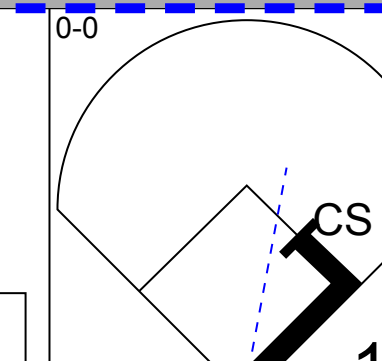
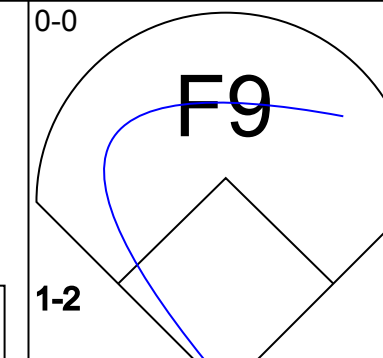
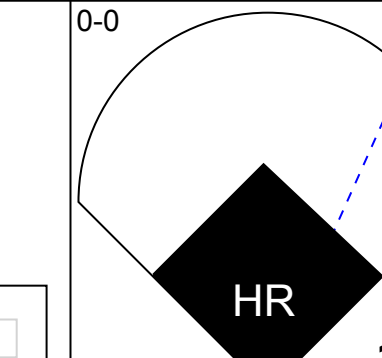
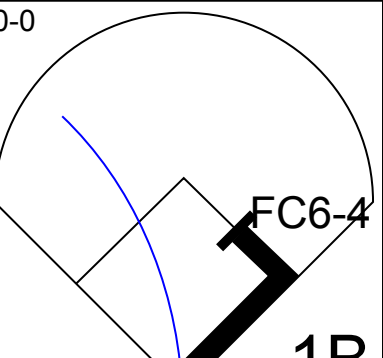
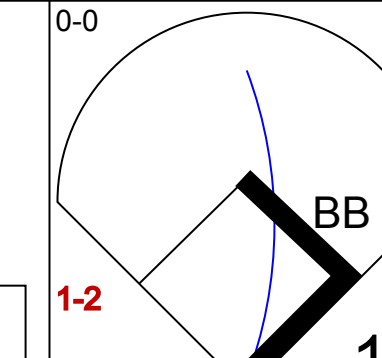
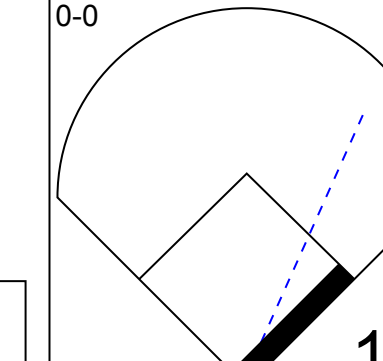
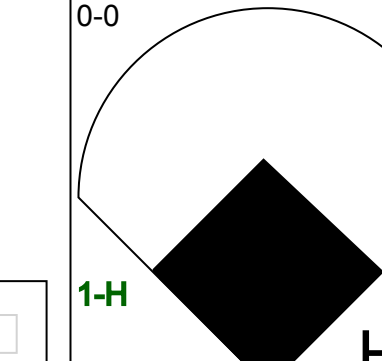
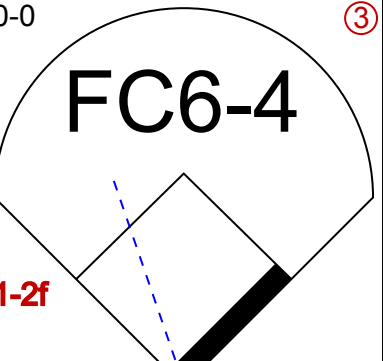
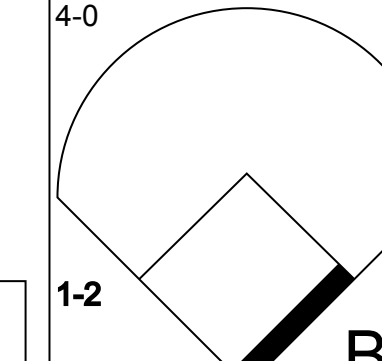
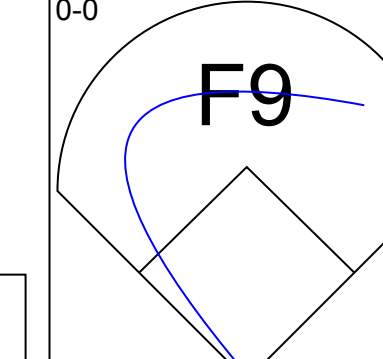
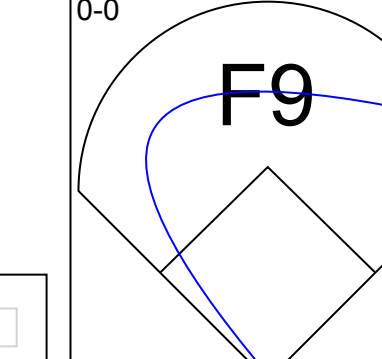
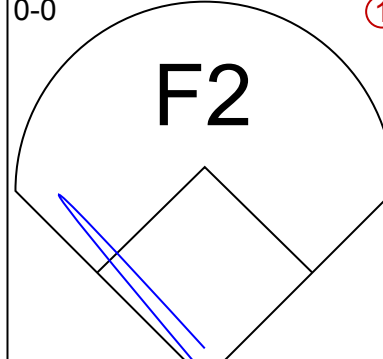
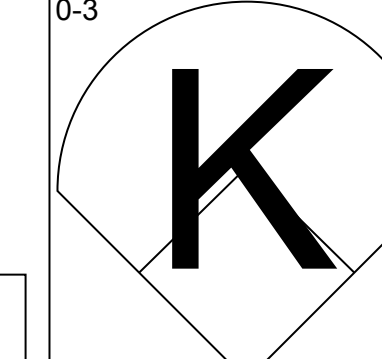
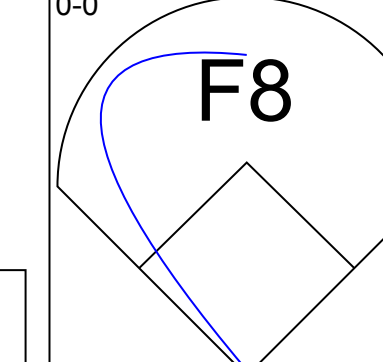
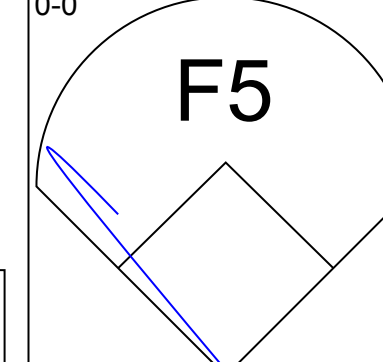
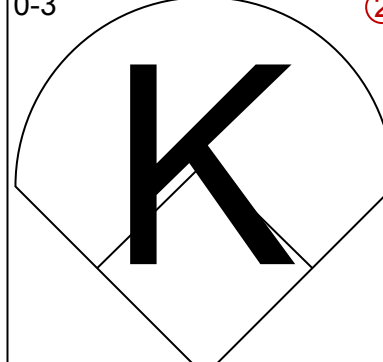
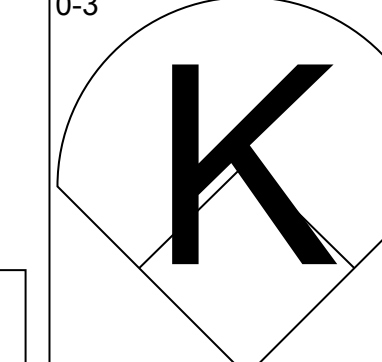
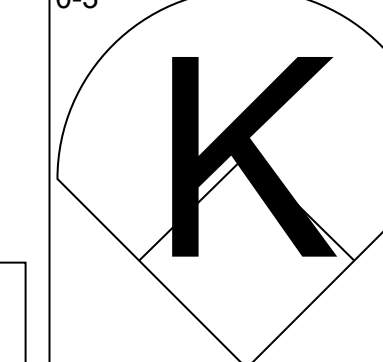
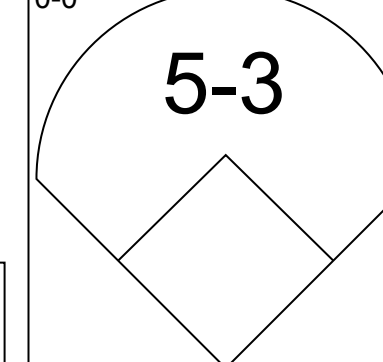
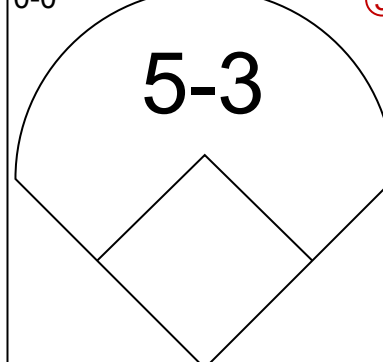
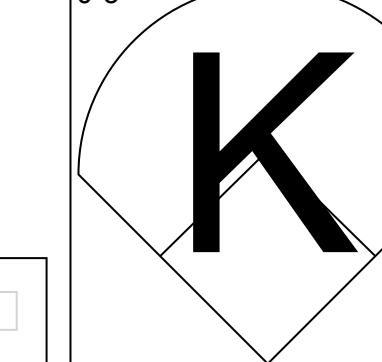
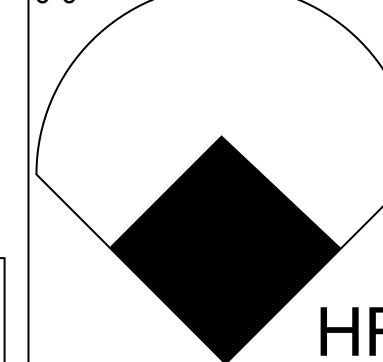
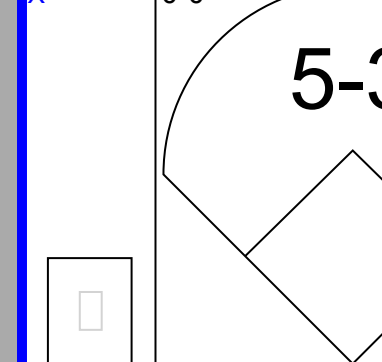
Batter	1	2	3	4	5	6	7	8	9	AB	R	H	RBI	BB	SO	LOB	BOTTOM								
Al Pedrique, R (1, 6) OBP: 0.345, SLG: 0.360	K									4	0	0	0	0	1	2	St. Louis Cardinals @ Pittsburgh Pirates Three Rivers Stadium, Pittsburgh, PA Thu Sep 17 1987, 7:05 PM EDT Att: 5,640 - Unknown livebaseballscorecards.com								
Jim Gott, R (8, 1) OBP: 0.091, SLG: 0.364		F7			F7					0	0	0	0	0	0	0									
Jose Lind, R (1, 4) OBP: 0.342, SLG: 0.447	E5 2B		6-3		1-3 2B			L6		4	1	1	0	0	0	0									
Andy Van Slyke, L (1, 8) OBP: 0.354, SLG: 0.494	P6		F8		K			FC6-4 1B		4	0	1	0	0	1	3									
Bobby Bonilla, S (1, 5) OBP: 0.347, SLG: 0.485	BB 1-H 2B		P6					FC6-4 2B		4	0	2	1	0	0	1									
Mike Diaz, R (1, 9) OBP: 0.328, SLG: 0.491	BB BB				G6-4-3 1B			G6-4-3 BB		2	0	1	0	2	0	1									
Terry Harper, R (1, 7) OBP: 0.521, SLG: 0.393					G6-4-3					2	0	0	0	1	0	3									
Jeff Robinson, R (7, 1) OBP: 0.150, SLG: 0.300					1-2 2-3 BB			P4		0	0	0	0	0	0	0									
Felix Fermin, R (8, 6) OBP: 0.310, SLG: 0.259										0	0	0	0	0	0	0									
Sid Bream, L (1, 3) OBP: 0.338, SLG: 0.409	K				3-1			G6-4-3 1-2		3	0	0	0	0	1	5									
Michael LaValliere, L (1, 2) OBP: 0.370, SLG: 0.357			K					L6		3	0	0	0	0	1	0									
Mike Dunne, R (1, 1) OBP: 0.173, SLG: 0.106										1	0	0	0	1	1	0									
Barry Bonds, L (7, 7) OBP: 0.323, SLG: 0.475								2B BB		1	0	1	0	0	0	0									
Inning Stats	R: 1 E: 1 K: 2 S: 9	H: 1 LOB: 3 BB: 2 P: 17	R: 0 E: 0 K: 2 S: 7	H: 0 LOB: 0 BB: 0 P: 7	R: 0 E: 0 K: 0 S: 3	H: 0 LOB: 0 BB: 0 P: 3	R: 0 E: 0 K: 0 S: 3	H: 1 LOB: 0 BB: 0 P: 3	R: 0 E: 0 K: 1 S: 6	H: 1 LOB: 2 BB: 1 P: 10	R: 0 E: 0 K: 0 S: 3	H: 1 LOB: 1 BB: 0 P: 3	R: 0 E: 0 K: 0 S: 4	H: 1 LOB: 1 BB: 0 P: 4	R: 0 E: 0 K: 0 S: 9	H: 1 LOB: 1 BB: 0 P: 4	1B: 3 2B: 3 3B: 0 HR: 0	SF: 0 SAC: 0 DP: 2 HBP: 0	WP: 0 PB: 0 SB: 0 CS: 0	PA: 32					
PITCHER	IP	WLS	BF	H	R	ER	SO	BB	IBB	HBP	BLK	WP	HR	S	P	ERA	WHIP								
Greg Mathews, L (1, 1) ERA: 3.91	5.0	L	21	3	1	0	5	3	0	0	0	0	0	28	40	0.00	1.200								
Lee Tunnell, R (6, 1) ERA: 4.78	0.1		3	1	0	0	0	1	0	0	0	0	0	2	6	0.00	6.000								
Ricky Horton, L (6, 1) ERA: 3.78	2.2		8	2	0	0	0	0	0	0	0	0	0	8	8	0.00	0.750								

Batter	1	2	3	4	5	6	7	8	9	AB	R	H	RBI	BB	SO	LOB	TOP																						
Bob Dernier, R (1, 8) OBP: 0.396, SLG: 0.520										3	0	0	0	1	1	1																							
23 Ryne Sandberg, R (1, 4) OBP: 0.372, SLG: 0.453										2	1	0	0	2	1	3																							
Andre Dawson, R (1, 9) OBP: 0.331, SLG: 0.568										4	1	1	1	0	1	4																							
Brian Dayett, R (1, 7) Drew Hall, L (6, 1) Dave Martinez, L (8, PH) Lee Smith, R (8, 1)										3	0	1	1	0	1	0																							
Keith Moreland, R (1, 5) Manny Trillo, R (1, 3) Rafael Palmeiro, L (8, PH)										4	0	1	0	0	0	2																							
Keith Moreland, R (1, 5) Manny Trillo, R (1, 3) Rafael Palmeiro, L (8, PH)										3	0	0	0	0	2	3																							
Jody Davis, R (1, 2) Shawon Dunston, R (1, 6) Scott Sanderson, R (1, 1) Mike Mason, L (5, 1) Darrin Jackson, R (6, PH) Luis Quiñones, S (9, PH)										3	0	0	0	0	0	2																							
Inning Stats	R: 0 E: 0 K: 1 S: 4	H: 0 LOB: 0 BB: 1 P: 8	R: 0 E: 1 K: 1 S: 6	H: 1 LOB: 1 BB: 0 P: 6	R: 0 E: 0 K: 0 S: 3	H: 0 LOB: 0 BB: 0 P: 3	R: 0 E: 0 K: 0 S: 3	H: 0 LOB: 0 BB: 0 P: 3	R: 0 E: 0 K: 1 S: 5	H: 0 LOB: 0 BB: 0 P: 5	R: 3 E: 1 K: 1 S: 9	H: 3 LOB: 2 BB: 1 P: 13	R: 0 E: 0 K: 2 S: 8	H: 1 LOB: 3 BB: 1 P: 13	R: 0 E: 0 K: 0 S: 3	H: 1 LOB: 0 BB: 0 P: 5	1B: 4 2B: 2 3B: 0 HR: 0	SF: 0 SAC: 0 DP: 3 HBP: 1	WP: 0 PB: 0 SB: 0 CS: 0	PA: 36																			
PITCHER	IP	WLS	BF	H	R	ER	SO	BB	IBB	HBP	BLK	WP	HR	S	P	ERA	WHIP	PITCHER				IP	WLS	BF	H	R	ER	SO	BB	IBB	HBP	BLK	WP	HR	S	P	ERA	WHIP	
Joe Magrane, L (1, 1) ERA: 3.63	6.1	W	28	5	3	2	4	3	0	1	0	0	0	32	45	2.84	1.263																						
Todd Worrell, R (7, 1) ERA: 2.73	2.2	S	8	1	0	0	3	0	0	0	0	0	0	14	14	0.00	0.375																						

Chicago Cubs @ St. Louis Cardinals
Busch Stadium, St. Louis, MO
Sat Sep 19 1987, 7:05 PM CDT
Att: 48,387 - Unknown

AB 32
R 3
H 6
RBI 2
BB 3
SO 7
LOB 16



Batter	1	2	3	4	5	6	7	8	9	AB	R	H	RBI	BB	SO	LOB	BOTTOM																						
Vince Coleman, S (1, 7) OBP: 0.366, SLG: 0.353										4	1	1	0	0	0	0																							
Ozzie Smith, S (1, 6) OBP: 0.389, SLG: 0.379										4	1	2	1	0	0	0																							
Tom Herr, S (1, 4) OBP: 0.351, SLG: 0.344										4	0	1	0	0	0	2																							
Dan Driessen, L (1, 3) Curt Ford, L (8, PR) Mike Laga, L (9, 3) OBP: 0.214, SLG: 0.320										4	1	3	1	0	0	1																							
Willie McGee, S (1, 8) OBP: 0.319, SLG: 0.443										3	1	2	2	1	0	1																							
Terry Pendleton, S (1, 5) OBP: 0.396, SLG: 0.415										4	0	0	0	0	1	3																							
José Oquendo, S (1, 9) Todd Worrell, R (7, 1) OBP: 0.111, SLG: 0.111										3	0	0	0	0	1	1																							
Tony Peña, R (1, 2) OBP: 0.289, SLG: 0.317										3	0	0	0	0	1	1																							
Joe Magrane, R (1, 1) David Green, R (7, 9) Lance Johnson, L (9, 9) OBP: 0.267, SLG: 0.293										2	1	1	1	0	1	0																							
Inning Stats	R: 0 E: 0 K: 0 S: 4	H: 1 LOB: 1 BB: 0 P: 4	R: 0 E: 0 K: 1 S: 6	H: 1 LOB: 0 BB: 0 P: 6	R: 4 E: 0 K: 1 S: 9	H: 4 LOB: 0 BB: 0 P: 9	R: 1 E: 0 K: 0 S: 4	H: 1 LOB: 0 BB: 0 P: 4	R: 0 E: 0 K: 1 S: 5	H: 0 LOB: 0 BB: 0 P: 5	R: 0 E: 0 K: 0 S: 3	H: 0 LOB: 0 BB: 0 P: 3	R: 0 E: 0 K: 2 S: 8	H: 2 LOB: 2 BB: 1 P: 12	R: 0 E: 0 K: 0 S: 3	H: 0 LOB: 0 BB: 0 P: 5	1B: 7 2B: 0 3B: 1 HR: 2	SF: 0 SAC: 0 DP: 0 HBP: 0	WP: 0 PB: 0 SB: 1 CS: 1	PA: 34																			
PITCHER	IP	WLS	BF	H	R	ER	SO	BB	IBB	HBP	BLK	WP	HR	S	P	ERA	WHIP	PITCHER				IP	WLS	BF	H	R	ER	SO	BB	IBB	HBP	BLK	WP	HR	S	P	ERA	WHIP	
Scott Sanderson, R (1, 1) ERA: 4.21	4.0	L	19	7	5	5	2	0	0	0	0	0	0	4	4	0.00	1.000																						
Mike Mason, L (5, 1) ERA: 5.4	1.0		4	1	0	0	0	0	0	0	0	0	0	4	4	0.00	1.000																						
Drew Hall, L (6, 1) ERA: 7.27	2.0		6	0	0	0	1	0	0	0	0	0	0	8	8	0.00	0.000																						
Lee Smith, R (8, 1) ERA: 3.28	1.0		5	2	0	0	2	1	0	0	0	0	0	8	12	0.00	3.000																						

Chicago Cubs @ St. Louis Cardinals
Busch Stadium, St. Louis, MO
Sat Sep 19 1987, 7:05 PM CDT
Att: 48,387 - Unknown

AB 33
R 5
H 10
RBI 5
BB 1
SO 5
LOB 11



Batter	1	2	3	4	5	6	7	8	9	AB	R	H	RBI	BB	SO	LOB	TOP			
Dave Martinez, L (1, 8) OBP: 0.374, SLG: 0.426	0-3 K	0-3 K					FC5-4			3	0	1	0	0	2	0	Chicago Cubs @ St. Louis Cardinals Busch Stadium, St. Louis, MO Sun Sep 20 1987, 3:33 AM CDT Att: 44,894 - Unknown			
Manny Trillo, R (7, PH) OBP: 0.368, SLG: 0.450	K	K			3B		1-2			1	0	0	0	0	2					
Frank DiPino, L (7, 1) OBP: 0.500, SLG: 0.500	K	K								0	0	0	0	0	0					
23 Ryne Sandberg, R (1, 4) OBP: 0.370, SLG: 0.449	1-3		5-3		F9			5-3		4	0	0	0	0	1					
Rafael Palmeiro, L (1, 3) OBP: 0.307, SLG: 0.476	HR		F8			6-3		2B		3	1	1	0	1	0					
Andre Dawson, R (1, 9) OBP: 0.331, SLG: 0.571	HR		K			K		5-3		4	1	1	2	0	2					
Jerry Mumphrey, S (1, 7) OBP: 0.398, SLG: 0.536	1B				K			K		1	0	0	0	1	1					
Brian Dayett, R (6, PH) OBP: 0.370, SLG: 0.476	1B									1	0	0	0	0	1					
Chico Walker, S (8, PH) OBP: 0.265, SLG: 0.238	BB									1	0	0	0	0	1					
Keith Moreland, R (1, 5) OBP: 0.306, SLG: 0.455	1-2		5-3				1B	2B		4	0	3	0	0	0					
Jim Sundberg, R (1, 2) OBP: 0.313, SLG: 0.313	K		F8				K	F9		3	0	0	0	0	2	3				
Damon Berryhill, S (9, PH) OBP: 0.364, SLG: 0.125	K									1	0	0	0	0	0	1				
Shawn Dunston, R (1, 6) OBP: 0.272, SLG: 0.371		K			K2-3		L5	1-3		4	0	0	0	0	2	2				
Greg Maddux, R (11, 1) OBP: 0.132, SLG: 0.132										1	0	0	0	0	0	0				
Mike Mason, L (3, 1) OBP: 0.206, SLG: 0.222										1	0	0	0	0	0	0				
Dickie Noles, R (5, 1) OBP: 0.206, SLG: 0.222										0	0	0	0	0	0	0				
Darrin Jackson, R (7, PH) OBP: 0.300, SLG: 1.000										1	0	1	0	0	0	0				
Luis Quiñones, S (9, PH) OBP: 0.278, SLG: 0.278							FC5-4	1B		1	0	0	0	0	0	1				
Inning Stats	R: 2 E: 0 K: 2 S: 9	H: 2 LOB: 2 BB: 2 P: 17	R: 0 E: 0 K: 2 S: 7	H: 0 LOB: 0 BB: 0 P: 7	R: 0 E: 0 K: 1 S: 5	H: 0 LOB: 0 BB: 0 P: 5	R: 0 E: 0 K: 1 S: 5	H: 0 LOB: 0 BB: 0 P: 5	R: 0 E: 0 K: 2 S: 6	H: 0 LOB: 0 BB: 0 P: 7	R: 0 E: 0 K: 1 S: 7	H: 2 LOB: 2 BB: 0 P: 7	R: 0 E: 0 K: 1 S: 6	H: 1 LOB: 1 BB: 0 P: 6	R: 0 E: 0 K: 0 S: 4	H: 1 LOB: 1 BB: 0 P: 4	1B: 3 2B: 2 3B: 1 HR: 1	SF: 0 SAC: 0 DP: 0 HBP: 0	WP: 0 PB: 0 SB: 0 CS: 0	PA: 36
PITCHER	IP WLS BF H R ER SO BB IBB HBP BLK WP HR S P ERA WHIP																			
Bob Forsch, R (1, 1) ERA: 4.35	5.2 W 22	3 2 2 8	2 0 0 0	0 0 0 0	0 0 0 0	0 0 0 0	0 0 0 0	0 0 0 0	0 0 0 0	0 0 0 0	0 0 0 0	0 0 0 0	0 0 0 0	0 0 0 0	0 0 0 0	0 0 0 0	3.18	0.882		
Steve Peters, L (6, 1) ERA: 2.25	1.0 5	2 0 0 2	0 0 0 0	0 0 0 0	0 0 0 0	0 0 0 0	0 0 0 0	0 0 0 0	0 0 0 0	0 0 0 0	0 0 0 0	0 0 0 0	0 0 0 0	0 0 0 0	0 0 0 0	0 0 0 0	0.00	2.000		
Scott Terry, R (7, 1) ERA: 3.27	2.1 9	2 0 0 1	0 0 0 0	0 0 0 0	0 0 0 0	0 0 0 0	0 0 0 0	0 0 0 0	0 0 0 0	0 0 0 0	0 0 0 0	0 0 0 0	0 0 0 0	0 0 0 0	0 0 0 0	0 0 0 0	0.00	0.857		

Batter	1	2	3	4	5	6	7	8	9	AB	R	H	RBI	BB	SO	LOB	BOTTOM			
Vince Coleman, S (1, 7) OBP: 0.365, SLG: 0.357	L6	FC		F7	E6			HR		5	1	1	3	0	0	4	Chicago Cubs @ St. Louis Cardinals Busch Stadium, St. Louis, MO Sun Sep 20 1987, 3:33 AM CDT Att: 44,894 - Unknown			
Ozzie Smith, S (1, 6) OBP: 0.388, SLG: 0.377	1-3	FC3-6		G5-4-3	P6			4-3		5	0	1	0	0	0	6				
Tom Herr, S (1, 4) OBP: 0.351, SLG: 0.343	1-3	4-3						1B		4	2	1	0	1	0	6				
Dan Driessen, L (1, 3) OBP: 0.364, SLG: 0.250	G3							P4		5	1	2	0	0	1	2				
Willie McGee, S (1, 8) OBP: 0.320, SLG: 0.443		2B						1B		5	2	2	0	0	2	3				
Terry Pendleton, S (1, 5) OBP: 0.365, SLG: 0.423		1B						1B		5	2	4	1	0	0	0				
John Morris, L (1, 9) OBP: 0.329, SLG: 0.439		SH5-4						L7		5	2	2	4	0	0	3				
Steve Lake, R (1, 2) OBP: 0.300, SLG: 0.361		E3								2	0	0	0	0	0	2				
Lance Johnson, L (5, PH) OBP: 0.283, SLG: 0.310		FC								1	0	1	2	0	0	0				
Tom Pagnozzi, R (6, 2) OBP: 0.227, SLG: 0.341		SH5-4								1	0	0	0	0	0	0				
Bob Forsch, R (1, 1) OBP: 0.351, SLG: 0.537		SH5-4								1	0	1	0	0	0	0				
Steve Peters, L (6, 1)										0	0	0	0	0	0	0				
Scott Terry, R (7, 1)										1	0	0	0	0	0	0				
Inning Stats	R: 0 E: 0 K: 0 S: 4	H: 1 LOB: 1 BB: 0 P: 4	R: 3 E: 1 K: 0 S: 8	H: 3 LOB: 2 BB: 0 P: 8	R: 1 E: 0 K: 0 S: 5	H: 2 LOB: 1 BB: 0 P: 5	R: 0 E: 0 K: 0 S: 3	H: 1 LOB: 0 BB: 0 P: 3	R: 4 E: 1 K: 1 S: 11	H: 4 LOB: 3 BB: 1 P: 15	R: 0 E: 0 K: 2 S: 7	H: 0 LOB: 0 BB: 0 P: 7	R: 0 E: 0 K: 0 S: 3	H: 0 LOB: 0 BB: 0 P: 3	R: 2 E: 0 K: 0 S: 7	H: 4 LOB: 2 BB: 0 P: 7	1B: 12 2B: 2 3B: 0 HR: 1	SF: 0 SAC: 2 DP: 1 HBP: 0	WP: 0 PB: 0 SB: 1 CS: 0	PA: 43
PITCHER	IP WLS BF H R ER SO BB IBB HBP BLK WP HR S P ERA WHIP																			
Greg Maddux, R (1, 1) ERA: 5.73	2.1 L 15	6 4 4 1	1 0 0 0	0 0 0 0	0 0 0 0	0 0 0 0	0 0 0 0	0 0 0 0	0 0 0 0	0 0 0 0	0 0 0 0	0 0 0 0	0 0 0 0	0 0 0 0	0 0 0 0	0 0 0 0	11.57	2.571		
Mike Mason, L (3, 1) ERA: 5.73	2.0 10	4 4 4 1	1 0 0 0	0 0 0 0	0 0 0 0	0 0 0 0	0 0 0 0	0 0 0 0	0 0 0 0	0 0 0 0	0 0 0 0	0 0 0 0	0 0 0 0	0 0 0 0	0 0 0 0	0 0 0 0	18.00	2.500		
Dickie Noles, R (5, 1) ERA: 3.5	1.2 8	1 0 0 2	0 0 0 0	0 0 0 0	0 0 0 0	0 0 0 0	0 0 0 0	0 0 0 0	0 0 0 0	0 0 0 0	0 0 0 0	0 0 0 0	0 0 0 0	0 0 0 0	0 0 0 0	0 0 0 0	0.00	0.600		
Frank DiPino, L (7, 1) ERA: 3.28	2.0 10	4 2 2 0	0 0 0 0	0 0 0 0	0 0 0 0	0 0 0 0	0 0 0 0	0 0 0 0	0 0 0 0	0 0 0 0	0 0 0 0	0 0 0 0	0 0 0 0	0 0 0 0	0 0 0 0	0 0 0 0	9.00	2.000		



Batter	1	2	3	4	5	6	7	8	9	AB	R	H	RBI	BB	SO	LOB	TOP		
Juan Samuel, R (1,4) OBP: 0.344, SLG: 0.519										4	0	1	0	0	1	0	Philadelphia Phillies @ St. Louis Cardinals Busch Stadium, St. Louis, MO Mon Sep 21 1987, 7:05 PM CDT Att: 38,396 - Unknown		
Von Hayes, L (1,8) OBP: 0.413, SLG: 0.490										4	0	1	0	0	1	1			
Chris James, R (1,7) OBP: 0.340, SLG: 0.538										4	1	2	0	0	1	0			
Mike Schmidt, R (1,5) OBP: 0.392, SLG: 0.543										4	0	2	1	0	0	1			
Lance Parrish, R (1,2) OBP: 0.310, SLG: 0.384										3	0	1	0	1	1	2			
Glenn Wilson, R (1,9) OBP: 0.308, SLG: 0.388										3	0	1	0	0	0	3			
Greg Gross, L (9, PH) OBP: 0.389, SLG: 0.358										1	0	0	0	0	0	0			
Rick Schu, R (1,3) OBP: 0.323, SLG: 0.445										2	0	0	0	1	0	1			
Milt Thompson, L (9, PH) OBP: 0.350, SLG: 0.435										3	0	0	0	0	2	3			
Luis Aguayo, R (1,6) OBP: 0.275, SLG: 0.416										1	0	0	0	0	1	0			
Jeff Stone, L (9, PH) OBP: 0.323, SLG: 0.367										2	0	0	0	0	1	3			
Don Carman, L (1,1) OBP: 0.123, SLG: 0.091										1	0	0	0	0	0	0			
Ron Roenicke, S (7, PH) OBP: 0.300, SLG: 0.276										0	0	0	0	0	0	0			
Michael Jackson, R (7, 1) OBP: 0.167, SLG: 0.118										0	0	0	0	0	0	0			
Jeff Calhoun, L (8, 1) OBP: 0.167, SLG: 0.118										0	0	0	0	0	0	0			
Inning Stats	R: 0 E: 0 K: 1 S: 5	H: 1 LOB: 0 BB: 0 P: 5	R: 0 E: 0 K: 1 S: 6	H: 1 LOB: 3 BB: 2 P: 14	R: 1 E: 1 K: 1 S: 8	H: 4 LOB: 2 BB: 0 P: 8	R: 0 E: 0 K: 2 S: 7	H: 0 LOB: 0 BB: 0 P: 7	R: 0 E: 0 K: 1 S: 5	H: 0 LOB: 1 BB: 0 P: 5	R: 0 E: 0 K: 0 S: 3	H: 0 LOB: 0 BB: 0 P: 3	R: 0 E: 0 K: 0 S: 4	H: 1 LOB: 1 BB: 0 P: 4	R: 0 E: 0 K: 2 S: 7	H: 0 LOB: 0 BB: 0 P: 7	1B: 6 2B: 3 3B: 0 HR: 0	SF: 0 SAC: 0 DP: 1 HBP: 0	WP: 1 PA: 35 PB: 0 SB: 0 CS: 0
PITCHER	IP	WLS	BF	H	R	ER	SO	BB	IBB	HBP	BLK	WP	HR	S	P	ERA	WHIP		
John Tudor, L (1, 1) ERA: 4.01	7.1	W	30	8	1	1	7	2	0	0	0	1	0	42	50	1.23	1.364		
Todd Worrell, R (8, 1) ERA: 2.68	1.2	S	5	0	0	0	2	0	0	0	0	0	0	9	9	0.00	0.000		

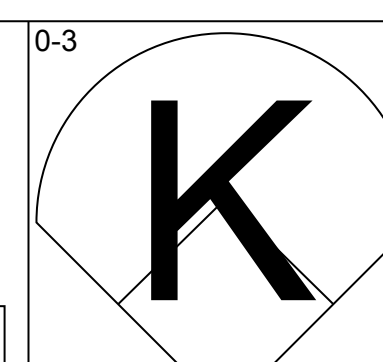
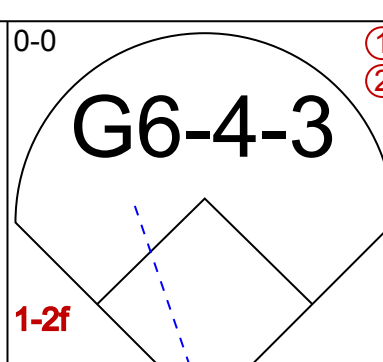
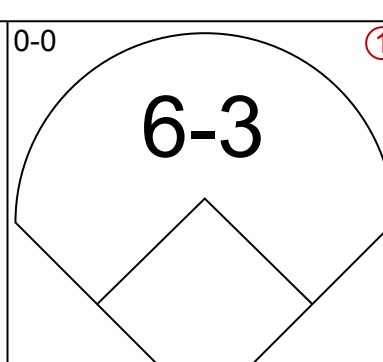
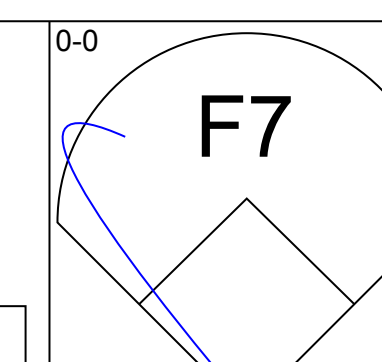
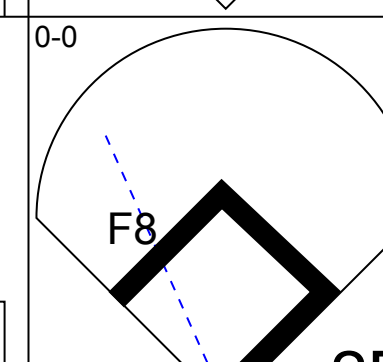
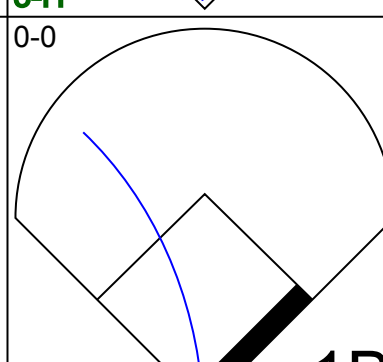
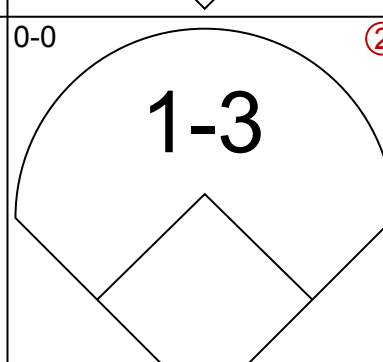
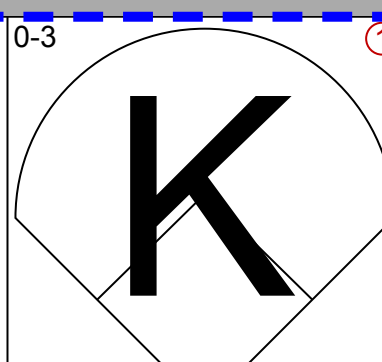
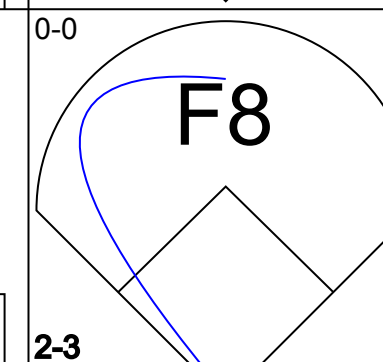
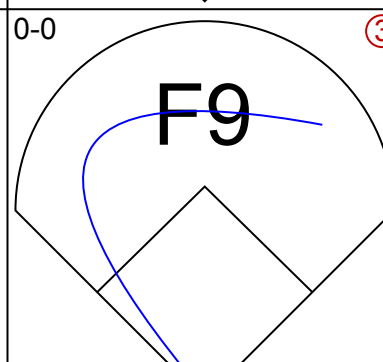
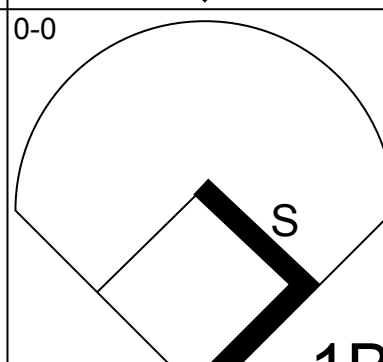
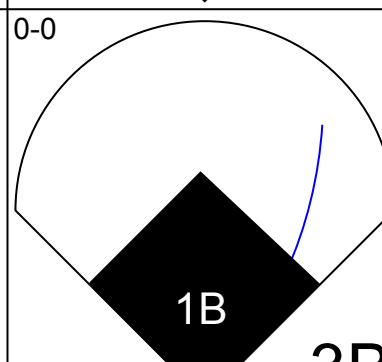
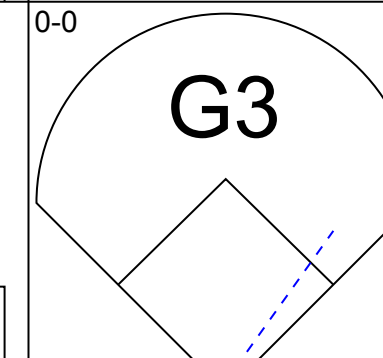
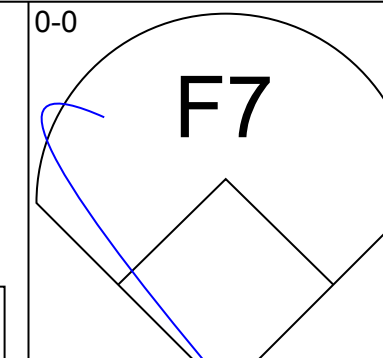
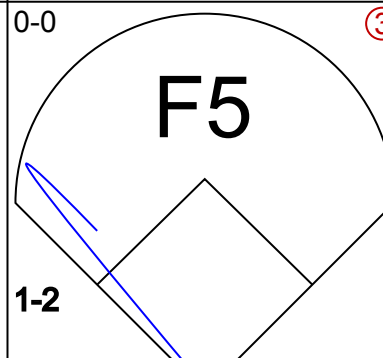
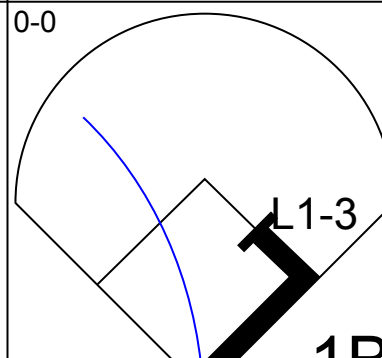
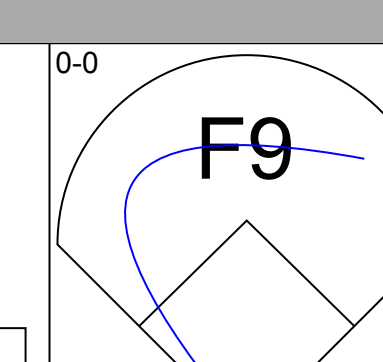
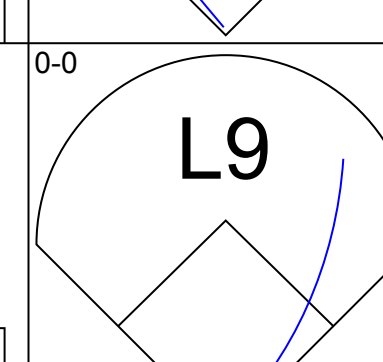
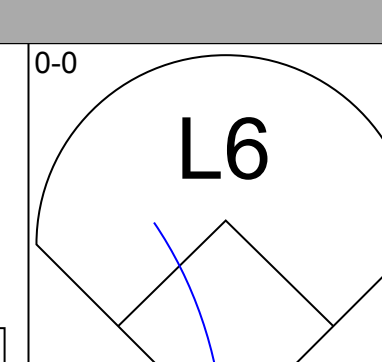
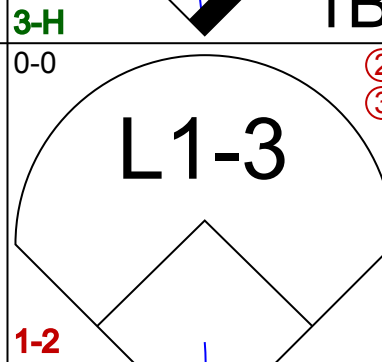
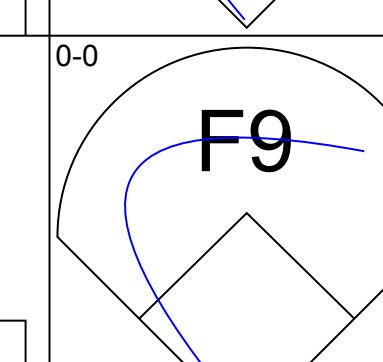
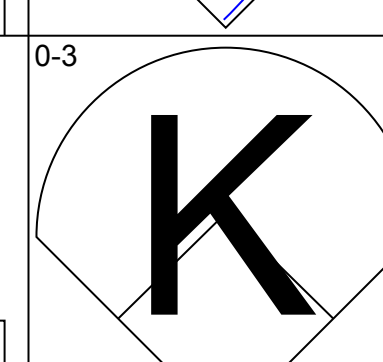
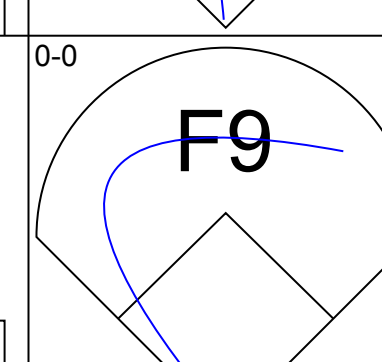
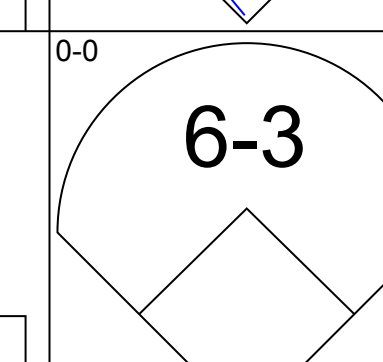
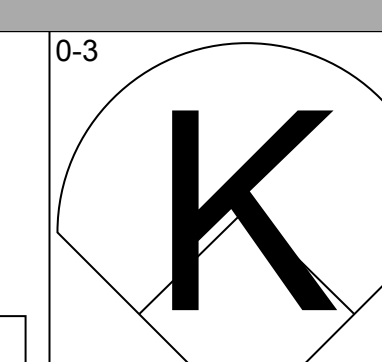
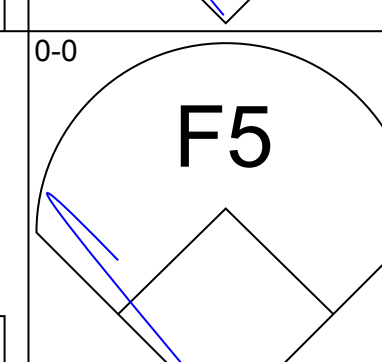
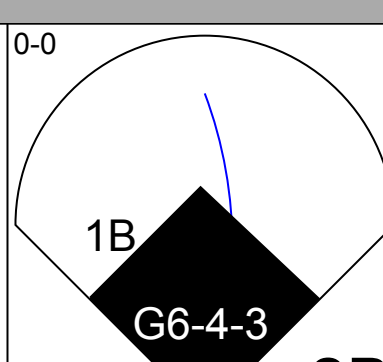
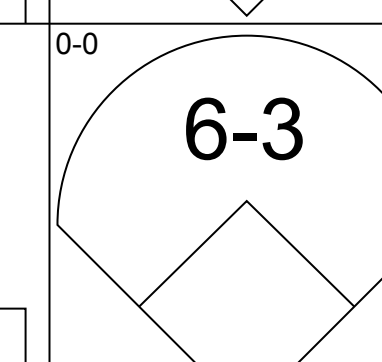
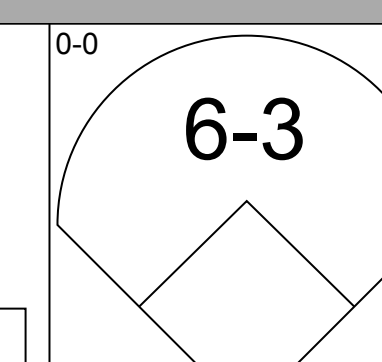
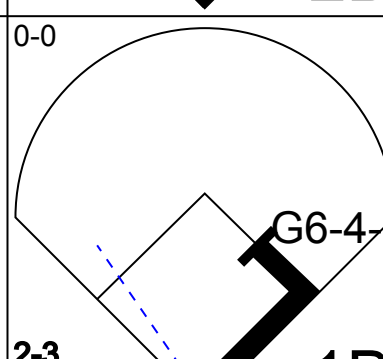
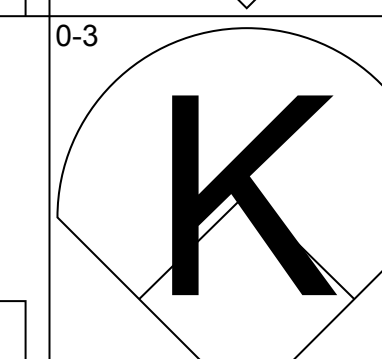
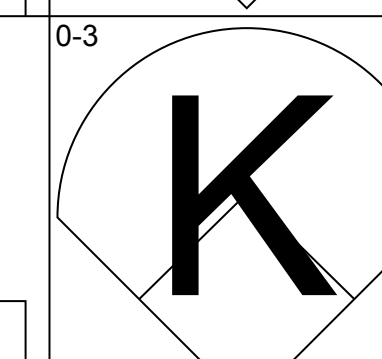
Batter	1	2	3	4	5	6	7	8	9	AB	R	H	RBI	BB	SO	LOB	BOTTOM		
Vince Coleman, S (1,7) OBP: 0.366, SLG: 0.362										3	1	1	2	1	1	0	Philadelphia Phillies @ St. Louis Cardinals Busch Stadium, St. Louis, MO Mon Sep 21 1987, 7:05 PM CDT Att: 38,396 - Unknown		
Ozzie Smith, S (1,6) OBP: 0.386, SLG: 0.375										4	0	0	0	0	1	2			
Tom Herr, S (1,4) OBP: 0.351, SLG: 0.342										2	0	0	0	1	0	0			
Willie McGee, S (1,8) OBP: 0.318, SLG: 0.440										3	0	0	0	0	1	2			
Terry Pendleton, S (1,5) OBP: 0.369, SLG: 0.421										2	0	0	0	1	0	0			
David Green, R (1,9) OBP: 0.381, SLG: 0.684										2	1	1	1	0	0	1			
John Morris, L (7, 9) OBP: 0.326, SLG: 0.436										1	0	0	0	0	0	0			
Jim Lindeman, R (1, 3) OBP: 0.284, SLG: 0.392										3	0	1	0	0	1	1			
Todd Worrell, R (8, 1) OBP: 0.111, SLG: 0.111										0	0	0	0	0	0	0			
Tony Peña, R (1, 2) OBP: 0.287, SLG: 0.315										3	1	0	0	0	1	2			
John Tudor, L (1, 1) OBP: 0.250, SLG: 0.226										2	0	0	0	0	1	1			
Dan Driessen, L (8, 3) OBP: 0.353, SLG: 0.241										1	0	0	0	0	1	0			
Inning Stats	R: 0 E: 0 K: 1 S: 4	H: 0 LOB: 1 BB: 2 P: 12	R: 0 E: 0 K: 1 S: 5	H: 0 LOB: 1 BB: 1 P: 9	R: 0 E: 1 K: 0 S: 3	H: 0 LOB: 0 BB: 0 P: 3	R: 0 E: 0 K: 0 S: 3	H: 0 LOB: 0 BB: 0 P: 3	R: 3 E: 0 K: 1 S: 8	H: 3 LOB: 0 BB: 0 P: 8	R: 0 E: 0 K: 0 S: 3	H: 0 LOB: 0 BB: 0 P: 3	R: 0 E: 0 K: 1 S: 5	H: 0 LOB: 0 BB: 0 P: 5	R: 0 E: 0 K: 3 S: 9	H: 0 LOB: 0 BB: 0 P: 9	1B: 1 2B: 0 3B: 0 HR: 2	SF: 0 SAC: 0 DP: 0 HBP: 0	WP: 0 PA: 29 PB: 0 SB: 2 CS: 2
PITCHER	IP	WLS	BF	H	R	ER	SO	BB	IBB	HBP	BLK	WP	HR	S	P	ERA	WHIP		
Don Carman, L (1, 1) ERA: 4.61	6.0	L	23	3	3	3	3	3	0	0	0	0	2	26	38	4.50	1.000		
Michael Jackson, R (7, 1) ERA: 3.99	1.0		3	0	0	0	1	0	0	0	0	0	0	5	5	0.00	0.000		
Jeff Calhoun, L (8, 1) ERA: 1.83	1.0		3	0	0	0	3	0	0	0	0	0	0	9	9	0.00	0.000		

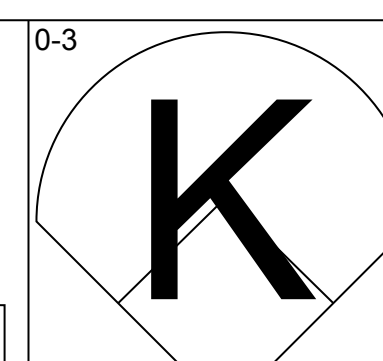
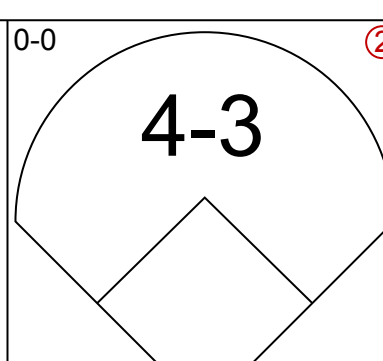
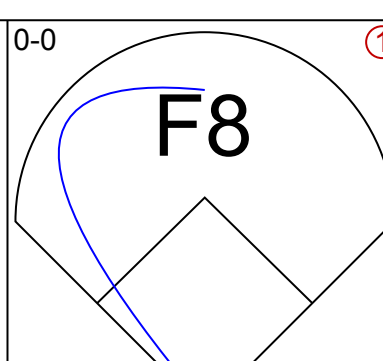
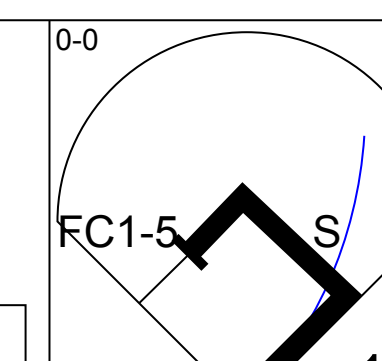
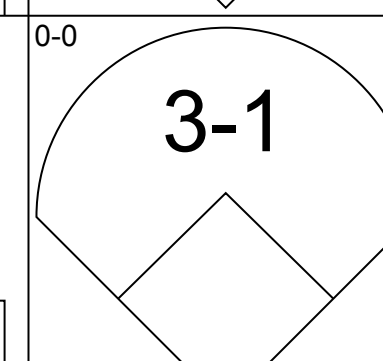
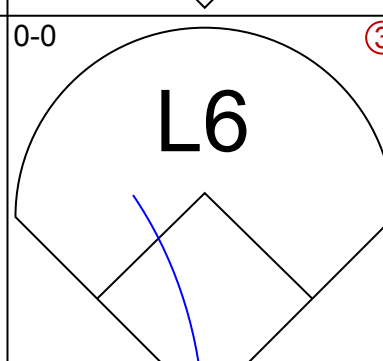
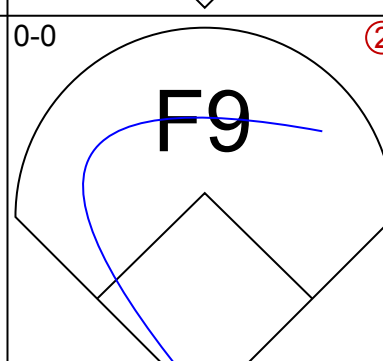
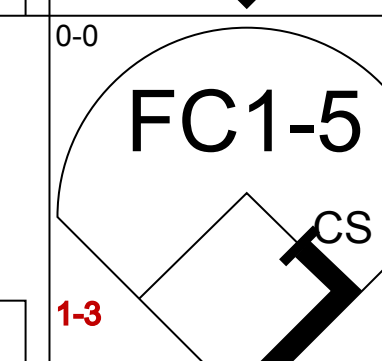
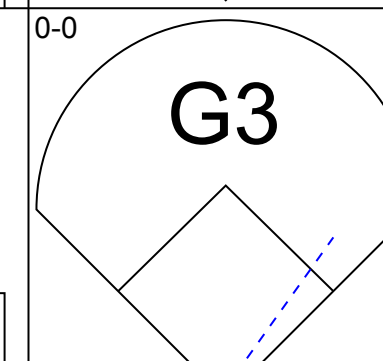
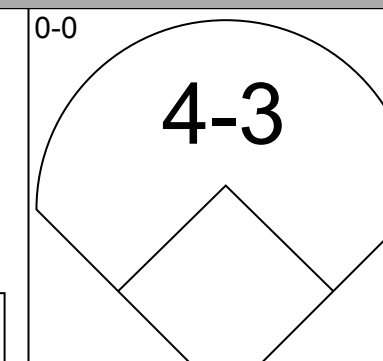
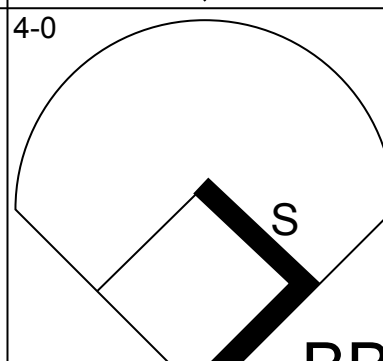
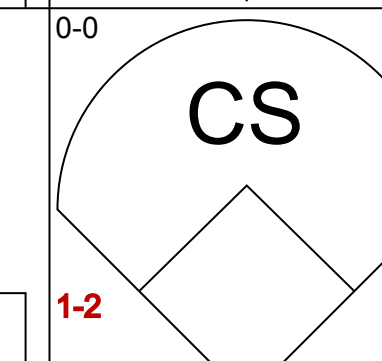
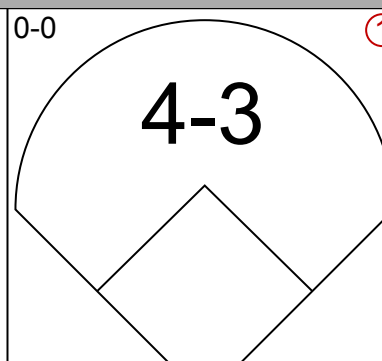
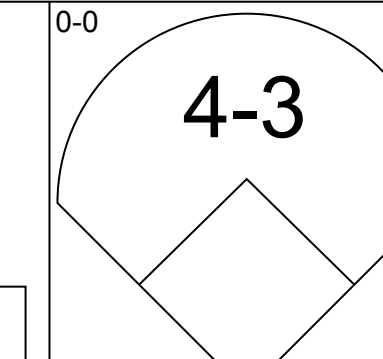
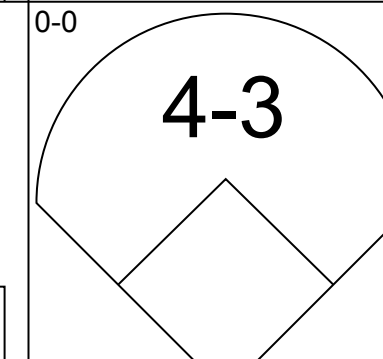
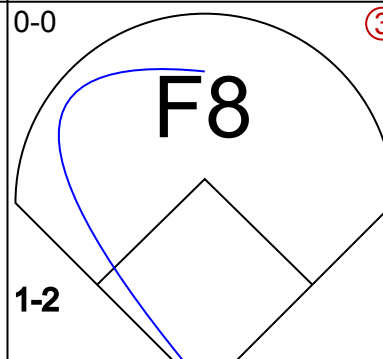
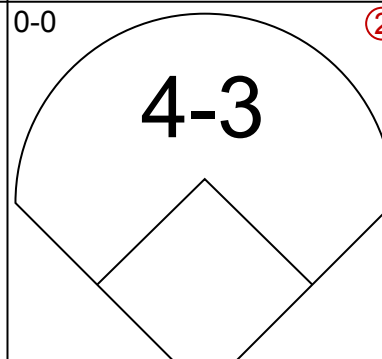
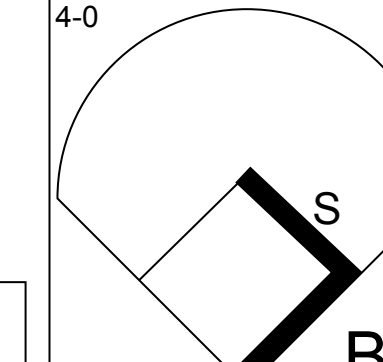
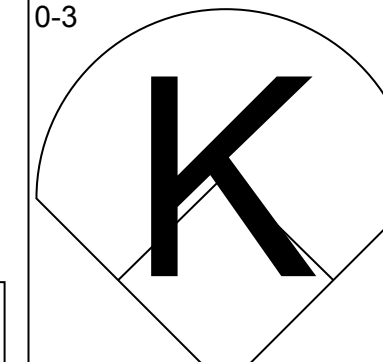
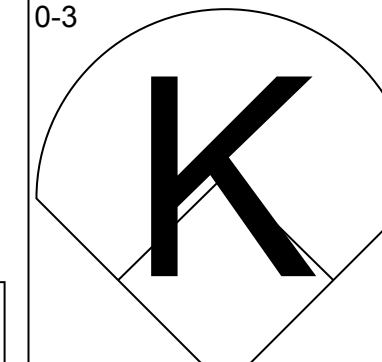
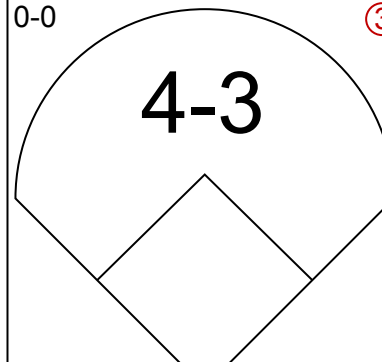
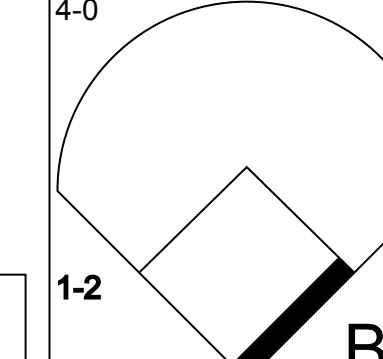
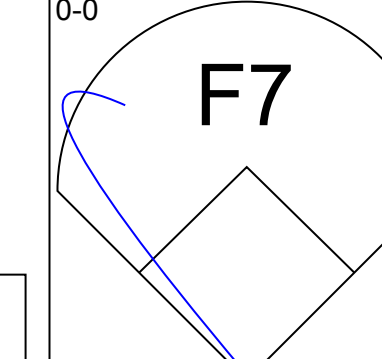
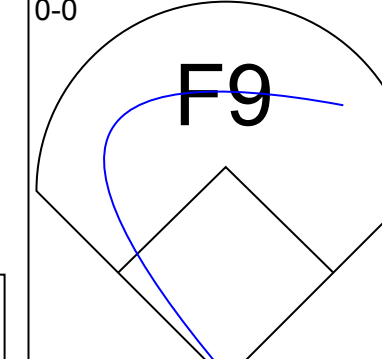
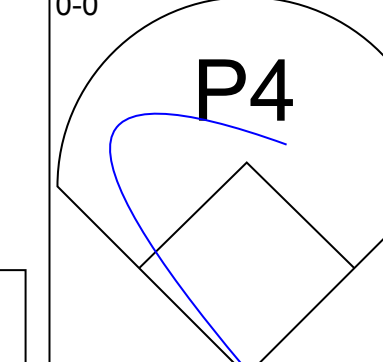
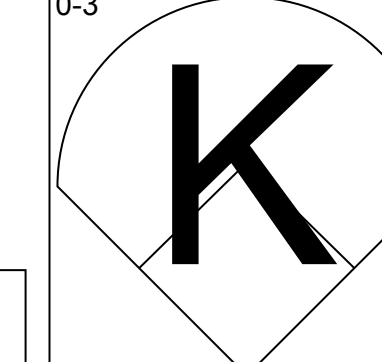
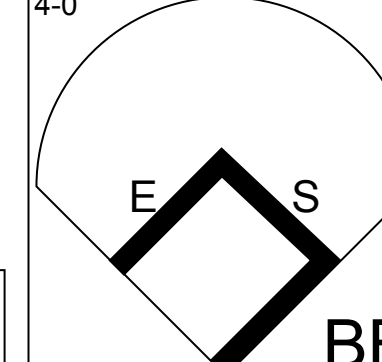
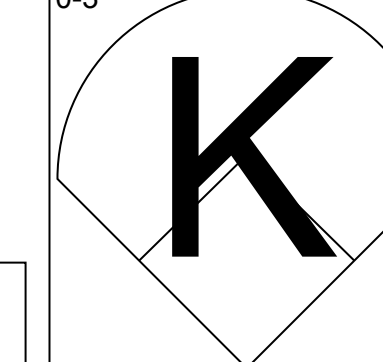
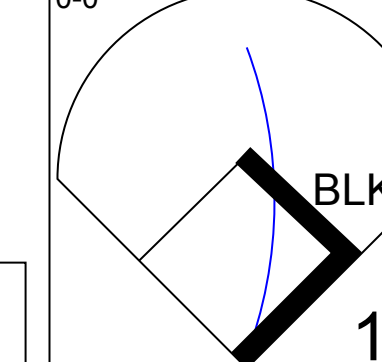
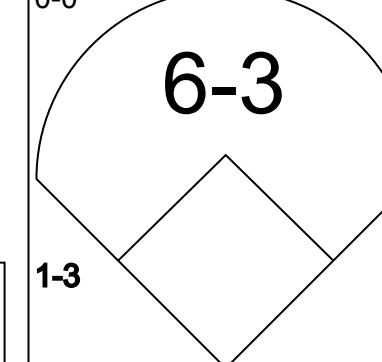
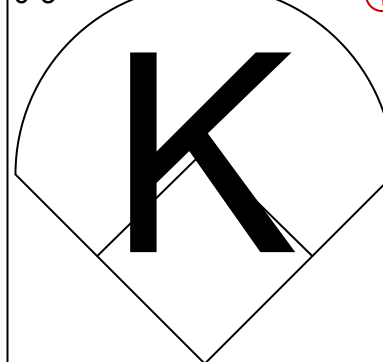
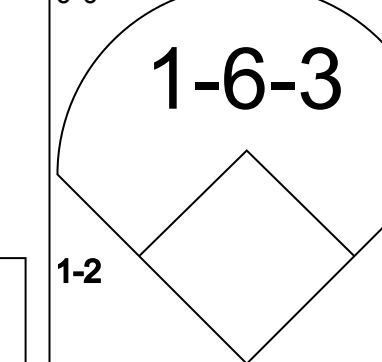
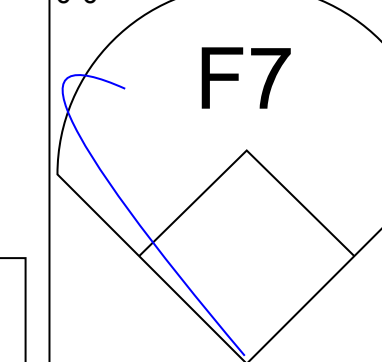
AB 33
R 1
H 8
RBI 1
BB 2
SO 9
LOB 14



AB 26
R 3
H 3
RBI 3
BB 3
SO 7
LOB 9



Batter	1	2	3	4	5	6	7	8	9	AB	R	H	RBI	BB	SO	LOB	TOP								
Felix Fermin, R OBP: 0.396, SLG: 0.326 (1, 6)										4	0	0	0	0	1	1	Pittsburgh Pirates @ St. Louis Cardinals Busch Stadium, St. Louis, MO Wed Sep 23 1987, 7:05 PM CDT Att: 30,235 - Unknown livebaseballscores.com								
Jose Lind, R OBP: 0.377, SLG: 0.465 (1, 4)										4	0	2	0	0	1	0									
Andy Van Slyke, L OBP: 0.351, SLG: 0.496 (1, 8)										4	1	2	0	0	0	2									
Bobby Bonilla, S OBP: 0.347, SLG: 0.474 Al Pedrique, R OBP: 0.347, SLG: 0.359 (1, 5) (9, 5)										4	0	1	1	1	0	0		2							
Mike Diaz, R OBP: 0.337, SLG: 0.516 Barry Bonds, L OBP: 0.322, SLG: 0.480 (1, 7) (8, 7)										3	0	0	0	0	0	0		0							
Darnell Coles, R OBP: 0.275, SLG: 0.321 (1, 9)										3	0	0	0	0	1	0									
Sid Bream, L OBP: 0.337, SLG: 0.406 (1, 3)										3	0	0	0	0	1	0									
Junior Ortiz, R OBP: 0.325, SLG: 0.342 (1, 2)										3	1	1	0	0	0	0									
Brian Fisher, R OBP: 0.242, SLG: 0.268 (1, 1)										3	0	1	0	0	2	0									
Inning Stats	R: 0 E: 0 K: 1 S: 6	H: 1 LOB: 1 BB: 0 P: 6	R: 0 E: 0 K: 0 S: 3	H: 0 LOB: 0 BB: 0 P: 3	R: 1 E: 0 K: 0 S: 5	H: 3 LOB: 1 BB: 0 P: 5	R: 0 E: 0 K: 1 S: 5	H: 0 LOB: 0 BB: 0 P: 5	R: 0 E: 0 K: 2 S: 7	H: 0 LOB: 0 BB: 0 P: 7	R: 0 E: 0 K: 0 S: 4	H: 1 LOB: 1 BB: 0 P: 4	R: 0 E: 0 K: 0 S: 3	H: 0 LOB: 0 BB: 0 P: 3	R: 0 E: 0 K: 1 S: 5	H: 0 LOB: 0 BB: 0 P: 5		R: 1 E: 0 K: 1 S: 6	H: 2 LOB: 0 BB: 0 P: 6	1B: 4 2B: 3 3B: 1 HR: 0	SF: 0 SAC: 0 DP: 2 HBP: 0	WP: 0 PB: 0 SB: 1 CS: 0	PA: 32		
PITCHER	IP	WLS	BF	H	R	ER	SO	BB	IBB	HBP	BLK	WP	HR	S	P	ERA	WHIP								
Greg Mathews, L ERA: 3.8 Ken Dayley, L ERA: 2.34 (1, 1) (9, 1)	8.0	L	28	5	1	1	5	0	0	0	0	0	0	38	38	1.12	0.625								

Batter	1	2	3	4	5	6	7	8	9	AB	R	H	RBI	BB	SO	LOB	BOTTOM								
Vince Coleman, S OBP: 0.366, SLG: 0.366 Lance Johnson, L OBP: 0.280, SLG: 0.304 (1, 7) (2, 7)										1	0	0	0	0	1	0	Pittsburgh Pirates @ St. Louis Cardinals Busch Stadium, St. Louis, MO Wed Sep 23 1987, 7:05 PM CDT Att: 30,235 - Unknown livebaseballscores.com								
Ozzie Smith, S OBP: 0.385, SLG: 0.375 (1, 6)										4	0	0	0	0	1	0									
Tom Herr, S OBP: 0.351, SLG: 0.340 (1, 4)										3	0	0	0	1	0	0									
Dan Driessen, L OBP: 0.316, SLG: 0.212 (1, 3)										4	0	0	0	0	0	1									
Willie McGee, S OBP: 0.316, SLG: 0.436 (1, 8)										3	0	0	0	1	2	0									
Terry Pendleton, S OBP: 0.396, SLG: 0.418 (1, 5)										2	0	0	0	1	0	0									
John Morris, L OBP: 0.326, SLG: 0.430 (1, 9)										2	0	0	0	1	1	2									
Tony Peña, R OBP: 0.285, SLG: 0.312 (1, 2)										3	0	1	0	0	1	3									
Greg Mathews, R OBP: 0.217, SLG: 0.197 José Oquendo, S OBP: 0.408, SLG: 0.342 Ken Dayley, L (8, PH) (9, 1)										2	0	0	0	0	1	1									
Inning Stats	R: 0 E: 0 K: 1 S: 5	H: 0 LOB: 0 BB: 2 P: 5	R: 0 E: 0 K: 1 S: 5	H: 0 LOB: 0 BB: 2 P: 13	R: 0 E: 0 K: 1 S: 5	H: 0 LOB: 0 BB: 0 P: 5	R: 0 E: 0 K: 1 S: 5	H: 0 LOB: 0 BB: 0 P: 5	R: 0 E: 0 K: 1 S: 6	H: 1 LOB: 1 BB: 0 P: 6	R: 0 E: 0 K: 0 S: 3	H: 0 LOB: 1 BB: 1 P: 7	R: 0 E: 0 K: 1 S: 5	H: 0 LOB: 1 BB: 1 P: 9	R: 0 E: 0 K: 0 S: 3	H: 1 LOB: 0 BB: 0 P: 3		R: 0 E: 0 K: 0 S: 3	H: 0 LOB: 0 BB: 0 P: 3	1B: 2 2B: 0 3B: 0 HR: 0	SF: 0 SAC: 0 DP: 0 HBP: 0	WP: 0 PB: 0 SB: 4 CS: 1	PA: 33		
PITCHER	IP	WLS	BF	H	R	ER	SO	BB	IBB	HBP	BLK	WP	HR	S	P	ERA	WHIP								
Brian Fisher, R ERA: 4.52 (1, 1)	9.0	W	32	2	0	0	6	4	0	0	1	0	0	40	56	0.00	0.667								



Batter	1	2	3	4	5	6	7	8	9	AB	R	H	RBI	BB	SO	LOB	TOP							
Vince Coleman, S (1, 7) OBP: 0.366, SLG: 0.365			4-3							3	1	1	0	1	1	0								
Ozzie Smith, S (1, 6) OBP: 0.387, SLG: 0.376			6-3							4	0	1	0	0	0	2								
Tom Herr, S (1, 4) OBP: 0.350, SLG: 0.335				5-3						3	0	0	0	1	1	2								
Dan Driessen, L (1, 3) OBP: 0.356, SLG: 0.300				4-3						3	0	2	1	0	0	0								
David Green, R (8, PH) OBP: 0.320, SLG: 0.565										1	0	0	0	0	1	1								
Willie McGee, S (1, 8) OBP: 0.315, SLG: 0.437	4-3									4	0	1	0	0	1	4								
Terry Pendleton, S (1, 5) OBP: 0.367, SLG: 0.418										4	0	0	0	0	1	3								
John Morris, L (1, 9) OBP: 0.325, SLG: 0.418										3	0	0	0	0	0	0								
Jack Clark, R (9, PH) OBP: 0.460, SLG: 0.600										0	0	0	0	0	0	0								
Tony Peña, R (9, PH) OBP: 0.282, SLG: 0.309										1	0	0	0	0	0	0								
Steve Lake, R (1, 2) OBP: 0.297, SLG: 0.357										2	0	0	0	0	0	0								
Lance Johnson, L (7, PH) OBP: 0.299, SLG: 0.292										1	0	0	0	0	0	0								
Lee Tunnell, R (7, 1) OBP: 0.235, SLG: 0.235										0	0	0	0	0	0	0								
Ken Dayley, L (8, 1) OBP: 0.235, SLG: 0.235										0	0	0	0	0	0	0								
Jim Lindeman, R (8, 3) OBP: 0.260, SLG: 0.386										0	0	0	0	0	0	0								
Bob Forsch, R (1, 1) OBP: 0.339, SLG: 0.518										2	0	0	0	0	1	0								
Tom Pagnozzi, R (7, PH) OBP: 0.222, SLG: 0.333										1	0	0	0	0	1	0								
Inning Stats	R: 0 E: 0 K: 2 S: 9	H: 2 LOB: 2 BB: 0 P: 9	R: 0 E: 0 K: 1 S: 5	H: 0 LOB: 0 BB: 0 P: 5	R: 0 E: 0 K: 1 S: 5	H: 0 LOB: 0 BB: 0 P: 5	R: 0 E: 0 K: 0 S: 4	H: 1 LOB: 1 BB: 0 P: 4	R: 0 E: 0 K: 0 S: 3	H: 0 LOB: 0 BB: 0 P: 3	R: 1 E: 0 K: 0 S: 5	H: 2 LOB: 2 BB: 1 P: 9	R: 0 E: 0 K: 1 S: 5	H: 0 LOB: 0 BB: 0 P: 5	R: 0 E: 0 K: 1 S: 5	H: 0 LOB: 1 BB: 0 P: 9	R: 0 E: 0 K: 1 S: 5	H: 0 LOB: 0 BB: 0 P: 5	R: 0 E: 0 K: 1 S: 5	H: 0 LOB: 0 BB: 0 P: 5	1B: 3 2B: 1 3B: 1 HR: 0	SF: 0 SAC: 0 DP: 0 HBP: 0	WP: 0 PB: 0 SB: 2 CS: 0	PA: 34
PITCHER	IP WLS BF H R ER SO BB IBB HBP BLK WP HR S P ERA WHIP																							
Scott Sanderson, R (1, 1) ERA: 4.04	7.2 W 30 5 1 1 5 2 0 0 0 0 0 0 0 38 46 1.17 0.913																							
Frank DiPino, L (8, 1) ERA: 3.13	1.1 S 4 0 0 0 2 0 0 0 0 0 0 0 0 8 8 0.00 0.000																							

St. Louis Cardinals @ Chicago Cubs
Wrigley Field, Chicago, IL
Fri Sep 25 1987, 3:33 AM CDT
Att: 21,561 - Unknown

AB 32
R 1
H 5
RBI 1
BB 2
SO 7
LOB 12



Batter	1	2	3	4	5	6	7	8	9	AB	R	H	RBI	BB	SO	LOB	BOTTOM							
Dave Martinez, L (1, 8) OBP: 0.370, SLG: 0.417										3	0	0	0	1	1	1								
23 Ryne Sandberg, R (1, 4) OBP: 0.370, SLG: 0.451										4	1	1	0	0	1	2								
Rafael Palmeiro, L (1, 7) OBP: 0.312, SLG: 0.482										3	0	2	0	0	0	1								
Brian Dayett, R (6, PH) OBP: 0.362, SLG: 0.464										1	0	0	0	0	0	1								
Bob Demier, R (9, 8) OBP: 0.397, SLG: 0.514										0	0	0	0	0	0	0								
Andre Dawson, R (1, 9) OBP: 0.329, SLG: 0.568										3	1	1	2	0	1	2								
Leon Durham, L (1, 3) OBP: 0.345, SLG: 0.512	4-3									3	0	0	0	0	1	2								
Keith Moreland, R (1, 5) OBP: 0.307, SLG: 0.450										3	0	0	0	0	0	1								
Frank DiPino, L (8, 1) OBP: 0.500, SLG: 0.500										0	0	0	0	0	0	0								
Jody Davis, R (1, 2) OBP: 0.335, SLG: 0.427										3	0	0	0	0	1	0								
Jim Sundberg, R (8, 2) OBP: 0.303, SLG: 0.301										0	0	0	0	0	0	0								
Shawon Dunston, R (1, 6) OBP: 0.266, SLG: 0.362										3	0	1	0	0	2	0								
Scott Sanderson, R (1, 1) OBP: 0.146, SLG: 0.158										2	0	0	0	0	1	1								
Manny Trillo, R (8, 5) OBP: 0.371, SLG: 0.451										1	0	1	0	0	0	0								
Inning Stats	R: 2 E: 0 K: 0 S: 5	H: 2 LOB: 0 BB: 0 P: 5	R: 0 E: 0 K: 1 S: 5	H: 0 LOB: 0 BB: 0 P: 5	R: 0 E: 0 K: 2 S: 7	H: 0 LOB: 0 BB: 0 P: 7	R: 0 E: 0 K: 1 S: 6	H: 1 LOB: 1 BB: 0 P: 6	R: 0 E: 0 K: 1 S: 6	H: 1 LOB: 1 BB: 0 P: 6	R: 0 E: 0 K: 2 S: 8	H: 1 LOB: 1 BB: 0 P: 8	R: 0 E: 0 K: 1 S: 5	H: 0 LOB: 0 BB: 0 P: 5	R: 0 E: 0 K: 0 S: 3	H: 1 LOB: 1 BB: 1 P: 7	R: 0 E: 0 K: 0 S: 3	H: 1 LOB: 1 BB: 1 P: 7	R: 0 E: 0 K: 0 S: 3	H: 1 LOB: 1 BB: 1 P: 7	1B: 4 2B: 1 3B: 0 HR: 1	SF: 0 SAC: 0 DP: 1 HBP: 0	WP: 0 PB: 0 SB: 0 CS: 0	PA: 30
PITCHER	IP WLS BF H R ER SO BB IBB HBP BLK WP HR S P ERA WHIP																							
Bob Forsch, R (1, 1) ERA: 4.3	6.0 L 23 5 2 2 7 0 0 0 0 0 0 0 1 37 37 3.00 0.833																							
Lee Tunnell, R (7, 1) ERA: 4.69	1.0 4 1 0 0 1 0 0 0 0 0 0 0 6 6 0.00 1.000																							
Ken Dayley, L (8, 1) ERA: 2.3	1.0 3 0 0 0 0 1 0 0 0 0 0 0 2 6 0.00 1.000																							

St. Louis Cardinals @ Chicago Cubs
Wrigley Field, Chicago, IL
Fri Sep 25 1987, 3:33 AM CDT
Att: 21,561 - Unknown

AB 29
R 2
H 6
RBI 2
BB 1
SO 8
LOB 11



Batter	1	2	3	4	5	6	7	8	9	AB	R	H	RBI	BB	SO	LOB	TOP								
Vince Coleman, S (1, 7) OBP: 0.368, SLG: 0.366										5	1	2	0	0	1	0									
Ozzie Smith, S (1, 6) OBP: 0.386, SLG: 0.381										3	1	1	0	0	0	2									
Tom Herr, S (1, 4) OBP: 0.351, SLG: 0.337										4	0	2	2	0	0	1									
Dan Driessen, L (1, 3) OBP: 0.353, SLG: 0.356										2	0	0	1	1	0	2									
Jim Lindeman, R (7, PH) OBP: 0.297, SLG: 0.380										1	0	0	0	0	0	1									
Willie McGee, S (1, 8) OBP: 0.315, SLG: 0.439										4	0	2	0	0	0	3									
Terry Pendleton, S (1, 5) OBP: 0.367, SLG: 0.421										4	0	1	0	0	1	2									
John Morris, L (1, 9) OBP: 0.316, SLG: 0.401										4	0	0	0	0	2	5									
Tony Peña, R (1, 2) OBP: 0.280, SLG: 0.304										3	0	0	0	0	1	1									
José Quienro, S (9, PH) OBP: 0.411, SLG: 0.340										0	0	0	0	1	0	0									
Danny Cox, R (1, 1) OBP: 0.136, SLG: 0.154										2	0	0	0	0	1	1									
Lee Tunnell, R (5, 1) OBP: 0.235, SLG: 0.235										0	0	0	0	0	0	0									
Curt Ford, L (7, PH) OBP: 0.338, SLG: 0.426										1	1	1	0	0	0	0									
Bill Dawley, R (7, 1) OBP: 0.286, SLG: 0.167										0	0	0	0	0	0	0									
Lance Johnson, L (9, PH) OBP: 0.254, SLG: 0.286										1	0	0	0	0	0	1									
Inning Stats	R: 0 E: 0 K: 0 S: 5	H: 2 LOB: 2 BB: 0 P: 5	R: 0 E: 1 K: 0 S: 4	H: 0 LOB: 1 BB: 0 P: 4	R: 0 E: 0 K: 0 S: 3	H: 0 LOB: 0 BB: 0 P: 3	R: 0 E: 0 K: 1 S: 5	H: 1 LOB: 1 BB: 1 P: 9	R: 0 E: 0 K: 2 S: 7	H: 0 LOB: 0 BB: 0 P: 7	R: 1 E: 1 K: 1 S: 8	H: 2 LOB: 2 BB: 0 P: 8	R: 2 E: 0 K: 0 S: 6	H: 3 LOB: 1 BB: 0 P: 6	R: 0 E: 0 K: 1 S: 5	H: 1 LOB: 0 BB: 0 P: 5	R: 0 E: 0 K: 1 S: 4	H: 0 LOB: 0 BB: 1 P: 8	1B: 7 2B: 3 3B: 0 HR: 0	SF: 0 SAC: 1 DP: 3 HBP: 0	WP: 1 PB: 0 SB: 0 CS: 0	PA: 37			
PITCHER	IP	WLS	BF	H	R	ER	SO	BB	IBB	HBP	BLK	WP	HR	S	P	ERA	WHIP								
Les Lancaster, R (1, 1) ERA: 4.88	6.2	W	30	8	3	3	4	1	0	0	0	1	0	37	41	4.05	1.350								
Frank DiPino, L (7, 1) ERA: 3.08	0.1		1	0	0	0	0	0	0	0	0	0	0	1	1	0.00	0.000								
Lee Smith, R (8, 1) ERA: 3.2	2.0	S	6	1	0	0	2	1	0	0	0	0	0	9	13	0.00	1.000								

St. Louis Cardinals @ Chicago Cubs
Wrigley Field, Chicago, IL
Sun Sep 27 1987, 3:33 AM CDT
Att: 33,912 - Unknown

AB 34
R 3
H 9
RBI 3
BB 2
SO 6
LOB 19



Batter	1	2	3	4	5	6	7	8	9	AB	R	H	RBI	BB	SO	LOB	BOTTOM								
Bob Dernier, R (1, 8) OBP: 0.396, SLG: 0.527										4	2	2	1	1	0	2									
23 Ryne Sandberg, R (1, 4) OBP: 0.369, SLG: 0.448										5	0	1	0	0	0	2									
Rafael Palmeiro, L (1, 7) OBP: 0.320, SLG: 0.493										4	1	1	1	1	0	1									
Andre Dawson, R (1, 9) OBP: 0.330, SLG: 0.569										5	3	3	1	0	2	2									
Leon Durham, L (1, 3) OBP: 0.345, SLG: 0.508										4	0	1	0	1	0	0									
Keith Moreland, R (1, 5) OBP: 0.308, SLG: 0.456										4	1	2	3	0	1	2									
Jody Davis, R (1, 2) OBP: 0.333, SLG: 0.422										3	0	1	0	1	1	2									
Shawon Dunston, R (1, 6) OBP: 0.266, SLG: 0.360										4	0	1	1	0	0	4									
Les Lancaster, R (1, 1) OBP: 0.106, SLG: 0.109										3	0	0	0	0	2	2									
Frank DiPino, L (7, 1) OBP: 0.500, SLG: 0.500										0	0	0	0	0	0	0									
Jerry Mumphy, S (7, PH) OBP: 0.398, SLG: 0.532										1	0	1	0	0	0	0									
Lee Smith, R (8, 1) OBP: 0.398, SLG: 0.532										0	0	0	0	0	0	0									
Inning Stats	R: 1 E: 0 K: 1 S: 6	H: 1 LOB: 0 BB: 0 P: 6	R: 0 E: 0 K: 0 S: 3	H: 0 LOB: 0 BB: 0 P: 3	R: 0 E: 0 K: 1 S: 6	H: 1 LOB: 1 BB: 0 P: 6	R: 2 E: 0 K: 2 S: 11	H: 4 LOB: 2 BB: 0 P: 11	R: 2 E: 0 K: 0 S: 5	H: 2 LOB: 3 BB: 3 P: 17	R: 0 E: 0 K: 2 S: 8	H: 1 LOB: 2 BB: 1 P: 12	R: 1 E: 0 K: 0 S: 6	H: 3 LOB: 2 BB: 0 P: 6	R: 0 E: 0 K: 0 S: 4	H: 1 LOB: 0 BB: 0 P: 4	1B: 8 2B: 1 3B: 0 HR: 4	SF: 0 SAC: 0 DP: 0 HBP: 0	WP: 0 PB: 1 SB: 0 CS: 0	PA: 41					
PITCHER	IP	WLS	BF	H	R	ER	SO	BB	IBB	HBP	BLK	WP	HR	S	P	ERA	WHIP								
Danny Cox, R (1, 1) ERA: 3.97	4.2	L	24	8	5	5	4	1	0	0	0	0	2	30	38	9.64	1.929								
Lee Tunnell, R (5, 1) ERA: 4.5	1.1		7	1	0	0	2	2	0	0	0	0	0	9	17	0.00	2.250								
Bill Dawley, R (7, 1) ERA: 4.1	2.0		10	4	2	2	0	0	0	0	0	0	2	10	10	9.00	2.000								

St. Louis Cardinals @ Chicago Cubs
Wrigley Field, Chicago, IL
Sun Sep 27 1987, 3:33 AM CDT
Att: 33,912 - Unknown

AB 37
R 7
H 13
RBI 7
BB 4
SO 6
LOB 17



Batter	1	2	3	4	5	6	7	8	9	AB	R	H	RBI	BB	SO	LOB	TOP					
Tim Raines, S OBP: 0.425, SLG: 0.528 (1, 7)										4	0	0	0	0	0	0	Montreal Expos @ St. Louis Cardinals Busch Stadium, St. Louis, MO Tue Sep 29 1987, 7:05 PM CDT Unknown livebaseballscores.com					
Mitch Webster, S OBP: 0.355, SLG: 0.441 (1, 9)										3	0	0	0	1	1	0						
Hubie Brooks, R OBP: 0.298, SLG: 0.425 (1, 6)										4	0	1	0	0	0	1						
Tim Wallach, R OBP: 0.344, SLG: 0.511 (1, 5)										4	0	2	0	0	1	2						
Andres Galarraga, R OBP: 0.361, SLG: 0.465 (1, 3)										4	0	0	0	0	0	4						
Reid Nichols, R OBP: 0.340, SLG: 0.444 (1, 8)										2	0	0	0	1	1	1						
Vance Law, R OBP: 0.347, SLG: 0.423 (1, 4)										3	0	0	0	0	1	2						
Mike Fitzgerald, R OBP: 0.340, SLG: 0.312 (1, 2)										3	0	0	0	0	0	0						
Dennis Martinez, R OBP: 0.122, SLG: 0.065 (8, PH)										2	0	0	0	0	1	0						
Dave Engle, R OBP: 0.267, SLG: 0.321 (8, 1)										1	0	0	0	0	0	0						
Andy McGaffigan, R (8, 1)										0	0	0	0	0	0	0						
Inning Stats	R: 0 E: 0 K: 1 S: 6	H: 1 LOB: 2 BB: 1 P: 10	R: 0 E: 0 K: 1 S: 5	H: 0 LOB: 0 BB: 0 P: 5	R: 0 E: 1 K: 1 S: 6	H: 0 LOB: 1 BB: 0 P: 6	R: 0 E: 0 K: 1 S: 6	H: 1 LOB: 1 BB: 0 P: 6	R: 0 E: 0 K: 0 S: 3	H: 0 LOB: 0 BB: 0 P: 3	R: 0 E: 1 K: 0 S: 4	H: 1 LOB: 1 BB: 0 P: 4	R: 0 E: 0 K: 0 S: 2	H: 0 LOB: 0 BB: 1 P: 6	R: 0 E: 0 K: 1 S: 5	H: 0 LOB: 0 BB: 0 P: 5	R: 0 E: 0 K: 0 S: 3	H: 0 LOB: 0 BB: 0 P: 3	1B: 2 2B: 1 3B: 0 HR: 0	SF: 0 SAC: 0 DP: 1 HBP: 0	WP: 0 PB: 0 SB: 0 CS: 0	PA: 32
PITCHER Joe Magrane, L ERA: 3.39 (1, 1)	IP: 9.0 WLS: W BF: 32 H: 3 R: 0 ER: 0 SO: 5 BB: 2 IBB: 0 HBP: 0 BLK: 0 WP: 0 HR: 0 S: 40 P: 48 ERA: 0.00 WHIP: 0.556																					

Batter	1	2	3	4	5	6	7	8	9	AB	R	H	RBI	BB	SO	LOB	BOTTOM			
Vince Coleman, S OBP: 0.368, SLG: 0.364 (1, 7)										3	1	0	0	1	0	0	Montreal Expos @ St. Louis Cardinals Busch Stadium, St. Louis, MO Tue Sep 29 1987, 7:05 PM CDT Unknown livebaseballscores.com			
Ozzie Smith, S OBP: 0.392, SLG: 0.383 (1, 6)										2	0	2	0	2	0	0				
Tom Herr, S OBP: 0.349, SLG: 0.335 (1, 4)										3	0	0	1	0	1	3				
Dan Driessen, L OBP: 0.333, SLG: 0.333 (1, 3)										3	0	0	0	0	1	2				
Willie McGee, S OBP: 0.314, SLG: 0.436 (1, 8)										3	0	0	0	0	1	1				
Terry Pendleton, S OBP: 0.395, SLG: 0.419 (1, 5)										3	0	0	0	0	0	0				
Curt Ford, L OBP: 0.336, SLG: 0.425 (1, 9)										3	0	1	0	0	0	0				
Steve Lake, R OBP: 0.292, SLG: 0.351 (1, 2)										3	0	0	0	0	1	1				
Joe Magrane, R OBP: 0.200, SLG: 0.235 (1, 1)										3	0	0	0	0	2	0				
Inning Stats	R: 0 E: 0 K: 1 S: 5	H: 0 LOB: 1 BB: 1 P: 9	R: 0 E: 0 K: 0 S: 4	H: 1 LOB: 1 BB: 0 P: 4	R: 0 E: 0 K: 1 S: 5	H: 0 LOB: 0 BB: 0 P: 5	R: 0 E: 0 K: 2 S: 7	H: 0 LOB: 0 BB: 0 P: 7	R: 1 E: 0 K: 1 S: 6	H: 1 LOB: 1 BB: 1 P: 10	R: 0 E: 0 K: 0 S: 3	H: 0 LOB: 0 BB: 0 P: 3	R: 0 E: 0 K: 1 S: 5	H: 0 LOB: 1 BB: 1 P: 9	R: 0 E: 0 K: 0 S: 3	H: 0 LOB: 0 BB: 0 P: 3	1B: 3 2B: 0 3B: 0 HR: 0	SF: 1 SAC: 0 DP: 0 HBP: 0	WP: 0 PB: 0 SB: 1 CS: 0	PA: 30
PITCHER Dennis Martinez, R ERA: 3.3 Andy McGaffigan, R ERA: 2.33 (8, 1)	IP: 7.0 WLS: L BF: 26 H: 3 R: 1 ER: 1 SO: 5 BB: 2 IBB: 0 HBP: 0 BLK: 0 WP: 0 HR: 0 S: 34 P: 42 ERA: 1.29 WHIP: 0.714																			

Batter	1	2	3	4	5	6	7	8	9	AB	R	H	RBI	BB	SO	LOB	TOP		
Tim Raines, S (1,7) OBP: 0.425, SLG: 0.527	F9			CS 1B			E 1B		4-3	4	0	2	0	0	0	0			
Mitch Webster, S (1,9) OBP: 0.355, SLG: 0.440	F6			F8			E7 1B		K	4	0	1	0	0	1	1			
Hubie Brooks, R (1,6) OBP: 0.295, SLG: 0.421	F9			K			F4		1-3	4	0	0	0	0	1	2			
Tim Wallach, R (1,5) OBP: 0.342, SLG: 0.508					F6		K			3	0	0	0	0	2	2			
Andres Galarraga, R (1,3) OBP: 0.359, SLG: 0.462					F9		K			3	0	0	0	0	1	2			
Reid Nichols, R (1,8) OBP: 0.335, SLG: 0.438 Herm Winningham, L (8, PH) OBP: 0.307, SLG: 0.352					F7				F7	2	0	0	0	0	1	0			
Mike Fitzgerald, R (1,2) Tom Foley, L (8, PH) OBP: 0.333, SLG: 0.449 Jeff Reed, L (8,2) OBP: 0.248, SLG: 0.275					F5				1-3	2	0	0	0	0	0	0			
Casey Candaele, S (1,4) OBP: 0.329, SLG: 0.348					6-3				1B	1	0	1	0	0	0	0			
Bryn Smith, R (1,1) Joe Hesketh, R (7,1) Wallace Johnson, S (8, PH) OBP: 0.271, SLG: 0.333 Jeff Parrett, R (8,1)					L3				F9	3	0	0	0	0	0	0			
Inning Stats	R: 0 E: 0 K: 0 S: 3	H: 0 LOB: 0 BB: 0 P: 3	R: 0 E: 0 K: 1 S: 5	H: 0 LOB: 0 BB: 0 P: 5	R: 0 E: 0 K: 0 S: 3	H: 1 LOB: 0 BB: 0 P: 5	R: 0 E: 0 K: 1 S: 5	H: 0 LOB: 0 BB: 0 P: 5	R: 0 E: 0 K: 0 S: 3	H: 0 LOB: 0 BB: 0 P: 3	R: 0 E: 1 K: 2 S: 9	H: 2 LOB: 2 BB: 0 P: 9	R: 0 E: 0 K: 0 S: 4	H: 1 LOB: 1 BB: 0 P: 4	R: 0 E: 0 K: 1 S: 5	H: 0 LOB: 0 BB: 0 P: 5	1B: 4 2B: 0 3B: 0 HR: 0	SF: 0 SAC: 0 DP: 0 HBP: 0	WP: 0 PA: 30 CS: 1
PITCHER	IP	WLS	BF	H	R	ER	SO	BB	IBB	HBP	BLK	WP	HR	S	P	ERA	WHIP		
Greg Mathews, L (1,1) ERA: 3.88 Todd Worrell, R (7,1) ERA: 2.69	6.0	W	20	3	0	0	3	0	0	0	0	0	0	26	26	0.00	0.500		

Montreal Expos @ St. Louis Cardinals
 Busch Stadium, St. Louis, MO
 Tue Sep 29 1987, 7:05 PM CDT
 Att: 48,142 - Unknown

AB 30
 R 0
 H 4
 RBI 0
 BB 0
 SO 6
 LOB 9



Batter	1	2	3	4	5	6	7	8	9	AB	R	H	RBI	BB	SO	LOB	BOTTOM		
Vince Coleman, S (1,7) OBP: 0.365, SLG: 0.362	6-3			F7				L5		4	1	0	1	0	0	1			
Ozzie Smith, S (1,6) OBP: 0.394, SLG: 0.384	4-3			BB				WP 6-3 BB		2	0	1	0	2	0	0			
Tom Herr, S (1,4) OBP: 0.346, SLG: 0.333	4-3			F9				6-3		3	0	0	1	0	0	2			
Dan Driessen, L (1,3) OBP: 0.328, SLG: 0.314				4-3				3-1		3	0	0	0	1	0	2			
Willie McGee, S (1,8) OBP: 0.312, SLG: 0.435					F8			2-3		2	0	0	1	0	0	0			
Terry Pendleton, S (1,5) OBP: 0.383, SLG: 0.417					1-3			2-3		3	0	0	0	0	1	2			
John Morris, L (1,9) OBP: 0.311, SLG: 0.393				4-3				G3		3	0	0	0	0	0	0			
Tony Peña, R (1,2) OBP: 0.280, SLG: 0.307				5-3				K		3	1	1	0	0	1	0			
Greg Mathews, R (1,1) OBP: 0.225, SLG: 0.206 Todd Worrell, R (7,1) OBP: 0.100, SLG: 0.100				4-3				K		2	1	1	0	0	0	0			
Inning Stats	R: 0 E: 0 K: 0 S: 3	H: 0 LOB: 0 BB: 0 P: 3	R: 0 E: 0 K: 0 S: 3	H: 0 LOB: 0 BB: 0 P: 3	R: 0 E: 0 K: 0 S: 3	H: 0 LOB: 1 BB: 1 P: 7	R: 0 E: 0 K: 0 S: 3	H: 0 LOB: 0 BB: 0 P: 3	R: 3 E: 0 K: 1 S: 9	H: 3 LOB: 2 BB: 1 P: 13	R: 0 E: 0 K: 2 S: 7	H: 0 LOB: 0 BB: 0 P: 7	R: 0 E: 0 K: 0 S: 3	H: 0 LOB: 1 BB: 1 P: 7	R: 0 E: 0 K: 0 S: 3	H: 0 LOB: 0 BB: 0 P: 5	1B: 2 2B: 1 3B: 0 HR: 0	SF: 2 SAC: 0 DP: 0 HBP: 0	WP: 1 PA: 31 CS: 0
PITCHER	IP	WLS	BF	H	R	ER	SO	BB	IBB	HBP	BLK	WP	HR	S	P	ERA	WHIP		
Bryn Smith, R (1,1) ERA: 4.37 Joe Hesketh, L (7,1) ERA: 2.89 Jeff Parrett, R (8,1) ERA: 3.96	6.0	L	24	3	3	3	1	1	0	0	0	0	0	7	7	0.00	0.667		

Montreal Expos @ St. Louis Cardinals
 Busch Stadium, St. Louis, MO
 Tue Sep 29 1987, 7:05 PM CDT
 Att: 48,142 - Unknown

AB 26
 R 3
 H 3
 RBI 3
 BB 3
 SO 3
 LOB 7



Batter	1	2	3	4	5	6	7	8	9	AB	R	H	RBI	BB	SO	LOB	TOP					
Tim Raines, S (1,7) OBP: 0.424, SLG: 0.525										4	1	1	0	0	0	2	Montreal Expos @ St. Louis Cardinals Busch Stadium, St. Louis, MO Thu Oct 01 1987, 7:05 PM CDT Att: 48,763 - Unknown					
Mitch Webster, S (1,9) OBP: 0.362, SLG: 0.434										3	0	0	0	0	0	1						
Hubie Brooks, R (1,6) OBP: 0.300, SLG: 0.429										3	0	1	0	1	0	0						
Tim Wallach, R (1,5) OBP: 0.342, SLG: 0.509										4	1	1	2	0	1	2						
Andres Galarraga, R (1,3) OBP: 0.359, SLG: 0.460										4	0	0	0	0	1	2						
Tom Foley, L (1,4) OBP: 0.330, SLG: 0.443										4	0	0	0	0	1	2						
Herm Winningham, L (1,8) OBP: 0.304, SLG: 0.352										3	0	0	0	0	0	0						
Jeff Reed, L (1,2) OBP: 0.249, SLG: 0.275										3	0	1	0	0	0	0						
Jay Tibbs, R (1,1) Joe Hesketh, R (4,1) Jeff Parrett, R (7,1) Bob McClure, R (7,1) Wallace Johnson, S (8,PH) Randy St. Claire, R (8,1)										1	0	0	0	0	0	0						
Inning Stats	R: 1 E: 1 K: 1 S: 7	H: 1 LOB: 2 BB: 1 P: 11	R: 0 E: 0 K: 0 S: 3	H: 0 LOB: 0 BB: 0 P: 3	R: 0 E: 0 K: 2 S: 3	H: 0 LOB: 0 BB: 0 P: 3	R: 0 E: 0 K: 2 S: 7	H: 0 LOB: 0 BB: 0 P: 7	R: 0 E: 0 K: 1 S: 5	H: 0 LOB: 0 BB: 0 P: 5	R: 0 E: 0 K: 0 S: 4	H: 1 LOB: 1 BB: 0 P: 4	R: 0 E: 0 K: 0 S: 3	H: 0 LOB: 0 BB: 0 P: 3	R: 0 E: 0 K: 0 S: 4	H: 2 LOB: 1 BB: 0 P: 4		R: 1 E: 0 K: 0 S: 4	H: 1 LOB: 0 BB: 0 P: 4	1B: 3 2B: 1 3B: 0 HR: 1	SF: 0 SAC: 1 DP: 1 HBP: 0	WP: 0 PB: 0 SB: 0 CS: 0
PITCHER Danny Cox, R (1,1) ERA: 3.88	IP: 9.0 WLS: W BF: 33 H: 5 R: 2 ER: 2 SO: 4 BB: 1 IBB: 0 HBP: 0 BLK: 0 WP: 0 HR: 1 S: 40 P: 44 ERA: 2.00 WHIP: 0.667															PITCHER						

Batter	1	2	3	4	5	6	7	8	9	AB	R	H	RBI	BB	SO	LOB	BOTTOM				
Vince Coleman, S (1,7) OBP: 0.364, SLG: 0.359										3	1	0	0	1	1	0	Montreal Expos @ St. Louis Cardinals Busch Stadium, St. Louis, MO Thu Oct 01 1987, 7:05 PM CDT Att: 48,763 - Unknown				
Ozzie Smith, S (1,6) OBP: 0.394, SLG: 0.385										4	2	2	2	0	0	0					
Tom Herr, S (1,4) OBP: 0.345, SLG: 0.332										4	1	2	0	0	1	2					
Dan Driessen, L (1,3) OBP: 0.318, SLG: 0.328										3	0	2	3	0	0	1					
Terry Pendleton, S (1,5) OBP: 0.361, SLG: 0.413										4	0	1	0	0	0	2					
Curt Ford, L (1,9) Doug DeCinces, R (6,PH) Lance Johnson, L (7,8) OBP: 0.273, SLG: 0.294										2	0	0	0	0	1	1					
John Morris, L (1,8) José Oquendo, S (7,PH) Tony Peña, R (1,2) OBP: 0.280, SLG: 0.306										1	1	0	0	1	0	0					
Danny Cox, R (1,1) OBP: 0.129, SLG: 0.145										4	1	0	0	0	2	1					
Inning Stats	R: 0 E: 0 K: 1 S: 5	H: 0 LOB: 0 BB: 0 P: 5	R: 0 E: 0 K: 0 S: 3	H: 1 LOB: 0 BB: 0 P: 3	R: 1 E: 0 K: 1 S: 6	H: 1 LOB: 0 BB: 0 P: 6	R: 2 E: 0 K: 2 S: 10	H: 3 LOB: 1 BB: 0 P: 10	R: 0 E: 0 K: 2 S: 7	H: 0 LOB: 0 BB: 0 P: 7	R: 0 E: 0 K: 1 S: 7	H: 2 LOB: 2 BB: 0 P: 7	R: 5 E: 2 K: 1 S: 9	H: 2 LOB: 1 BB: 2 P: 17	R: 0 E: 0 K: 1 S: 5	H: 0 LOB: 0 BB: 0 P: 5		1B: 6 2B: 2 3B: 1 HR: 0	SF: 1 SAC: 0 DP: 1 HBP: 0	WP: 0 PB: 0 SB: 2 CS: 0	PA: 36
PITCHER Jay Tibbs, R (1,1) Joe Hesketh, L (4,1) Jeff Parrett, R (7,1) Bob McClure, L (7,1) Randy St. Claire, R (8,1)	IP: 3.0 WLS: L BF: 13 H: 3 R: 3 ER: 3 SO: 2 BB: 0 IBB: 0 HBP: 0 BLK: 0 WP: 0 HR: 0 S: 22 P: 26 ERA: 6.00 WHIP: 1.333															PITCHER					



Batter	1	2	3	4	5	6	7	8	9	AB	R	H	RBI	BB	SO	LOB	TOP										
Lenny Dykstra, L OBP: 0.350, SLG: 0.454 (1, 8)	K		G3		4-3			FC1-5		4	0	0	0	0	1	2	New York Mets @ St. Louis Cardinals Busch Stadium, St. Louis, MO Fri Oct 02 1987, 7:05 PM CDT Att: 45,517 - Unknown										
Keith Miller, R OBP: 0.408, SLG: 0.511 (1, 4)	6-3		1B		1B			K		4	1	2	0	0	1	2											
Dave Magadan, L OBP: 0.390, SLG: 0.449 (1, 3)	K		1B		4-3			F5		4	0	1	1	0	1	3											
Howard Johnson, S OBP: 0.363, SLG: 0.502 (1, 5)		F3	5-3		L6			F8		4	0	0	0	0	0	0											
Mookie Wilson, S OBP: 0.357, SLG: 0.456 (1, 9)	4-3				4-3			G3		4	0	0	0	0	0	0											
Barry Lyons, R OBP: 0.290, SLG: 0.381 (1, 2)	1B				FC5-4			L9		4	1	2	0	0	0	0											
Mark Carreon, R OBP: 0.250, SLG: 0.250 (1, 7)	1B				1B					3	0	1	0	0	0	1											
Kevin Elster, R OBP: 0.800, SLG: 1.200 (1, 6)	2B				CS			FC1-5		3	0	2	1	0	0	0											
John Mitchell, R OBP: 0.114, SLG: 0.143 Doug Sisk, R (6, 1) Randy Milligan, R (8, PH) Gene Walter, L (8, 1)	K				L8			FC1-5		2	0	0	0	0	1	2											
Inning Stats	R: 0 E: 0 K: 2 S: 7	H: 0 LOB: 0 BB: 0 P: 7	R: 1 E: 0 K: 1 S: 8	H: 3 LOB: 2 BB: 0 P: 8	R: 1 E: 0 K: 0 S: 4	H: 2 LOB: 0 BB: 0 P: 4	R: 0 E: 0 K: 0 S: 3	H: 1 LOB: 0 BB: 0 P: 3	R: 0 E: 0 K: 0 S: 3	H: 0 LOB: 0 BB: 0 P: 3	R: 0 E: 0 K: 0 S: 3	H: 0 LOB: 0 BB: 0 P: 3	R: 0 E: 0 K: 1 S: 6	H: 1 LOB: 2 BB: 1 P: 10	R: 0 E: 0 K: 0 S: 3	H: 0 LOB: 0 BB: 0 P: 3	1B: 7 2B: 1 3B: 0 HR: 0	SF: 0 SAC: 0 DP: 0 HBP: 0	WP: 0 PB: 0 SB: 1 CS: 1	PA: 34							
PITCHER	IP	WLS	BF	H	R	ER	SO	BB	IBB	HBP	BLK	WP	HR	S	P	ERA	WHIP										
John Tudor, L ERA: 3.84 (1, 1)	5.0	W	19	6	2	2	3	0	0	0	0	0	0	25	25	3.60	1.200										
Ricky Horton, L ERA: 3.52 (6, 1)	2.0		6	1	0	0	0	0	0	0	0	0	0	6	6	0.00	0.500										
Steve Peters, L ERA: 1.93 (8, 1)	2.0	S	8	1	0	0	1	1	0	0	0	0	0	9	13	0.00	1.000										

AB	32
R	2
H	8
RBI	2
BB	1
SO	4
LOB	10



Batter	1	2	3	4	5	6	7	8	9	AB	R	H	RBI	BB	SO	LOB	BOTTOM										
Lance Johnson, L OBP: 0.271, SLG: 0.291 (1, 8)	K		5-3		G3			FC3-6		4	0	1	0	0	1	1	New York Mets @ St. Louis Cardinals Busch Stadium, St. Louis, MO Fri Oct 02 1987, 7:05 PM CDT Att: 45,517 - Unknown										
José Oquendo, S OBP: 0.411, SLG: 0.337 (1, 6)	4-3		SF8		G3			K		3	1	1	0	1	1	1											
Jim Lindeman, R OBP: 0.257, SLG: 0.392 (1, 9)	HR		E3		F9			L7		4	2	1	1	0	0	4											
Mike Laga, L OBP: 0.188, SLG: 0.286 (1, 3)	F9		SF8		G3			P3		3	0	0	1	0	0	2											
Doug DeCinces, R OBP: 0.336, SLG: 0.391 (1, 5)	6-3		2B		6-3			P4		4	0	1	1	0	0	2											
Curt Ford, L OBP: 0.327, SLG: 0.410 (1, 7)	6-3		G3		4-3			G3		4	0	0	0	0	0	1											
Tom Pagnozzi, R OBP: 0.229, SLG: 0.333 (1, 2)	E		1B		5-3			F9		3	0	1	0	0	0	0											
Tom Lawless, R OBP: 0.182, SLG: 0.053 Steve Peters, L (8, 1)	E6				6-3			K		3	0	0	0	0	1	1											
John Tudor, L OBP: 0.243, SLG: 0.200 Ricky Horton, L OBP: 0.200, SLG: 0.207 Rod Boaker, L OBP: 0.365, SLG: 0.348 (7, PH) (8, 4)	F7				G3			FC3-6		2	0	0	0	0	0	2											
Inning Stats	R: 1 E: 0 K: 1 S: 6	H: 1 LOB: 0 BB: 0 P: 6	R: 0 E: 1 K: 0 S: 5	H: 1 LOB: 2 BB: 0 P: 5	R: 2 E: 1 K: 0 S: 5	H: 1 LOB: 1 BB: 1 P: 9	R: 0 E: 0 K: 0 S: 3	H: 0 LOB: 0 BB: 0 P: 3	R: 0 E: 0 K: 0 S: 5	H: 2 LOB: 2 BB: 0 P: 5	R: 0 E: 0 K: 1 S: 5	H: 0 LOB: 0 BB: 0 P: 5	R: 0 E: 0 K: 1 S: 6	H: 1 LOB: 1 BB: 0 P: 6	R: 0 E: 0 K: 0 S: 3	H: 0 LOB: 0 BB: 0 P: 3	1B: 4 2B: 1 3B: 0 HR: 1	SF: 1 SAC: 0 DP: 0 HBP: 0	WP: 0 PB: 0 SB: 2 CS: 0	PA: 33							
PITCHER	IP	WLS	BF	H	R	ER	SO	BB	IBB	HBP	BLK	WP	HR	S	P	ERA	WHIP										
John Mitchell, R ERA: 4.11 (1, 1)	5.0	L	23	5	3	1	1	0	0	0	0	0	0	24	28	1.80	1.200										
Doug Sisk, R ERA: 3.46 (6, 1)	2.0		7	1	0	0	2	0	0	0	0	0	0	11	11	0.00	0.500										
Gene Walter, L ERA: 3.2 (8, 1)	1.0		3	0	0	0	0	0	0	0	0	0	0	3	3	0.00	0.000										

AB	31
R	3
H	6
RBI	3
BB	1
SO	3
LOB	14



Batter	1	2	3	4	5	6	7	8	9	AB	R	H	RBI	BB	SO	LOB	TOP					
Robby Thompson, R (1,4)	E3 F8 1B 5-3		K		6-3			1B 2B BB		3	2	0	0	1	1	1	San Francisco Giants @ St. Louis Cardinals Busch Stadium, St. Louis, MO Tue Oct 06 1987, 7:05 PM CDT Att: 55,331 - Unknown - 55 F					
Kevin Mitchell, R (1,5) OBP: 0.250, SLG: 0.250	F8 1-2 1B		F7		6-3			F9		4	0	1	0	0	0	2						
Jeffrey Leonard, R (1,7) OBP: 0.500, SLG: 1.250	F8 1-2 2-3			HR				F9 2B 1-3 1B		4	1	2	1	0	0	2						
Candy Maldonado, R (1,9) OBP: 0.250, SLG: 0.500	5-3			F8				F4 1-3 2B		4	0	1	2	0	0	1						
Chili Davis, S (1,8)	K			5-3				K 3-H 4-0 BB		3	0	0	0	1	2	1						
Will Clark, L (1,3) OBP: 0.250, SLG: 0.250		4-3			S 1B			6-3 F9		4	0	1	0	0	0	3						
Bob Brenly, R (1,2)		K		K				F4		4	0	0	0	0	3	1						
Jose Uribe, S (1,6) OBP: 0.500, SLG: 0.500		K						K 6-3 SH2-4 1B		4	0	2	0	0	2	0						
Rick Reuschel, R (1,1)				F7				F3		1	0	0	0	0	0	0						
Craig Lefferts, L (7,1)					SH2-4			G6-4-3		0	0	0	0	0	0	0						
Chris Speier, R (8,PH)										1	0	0	0	0	0	0						
Scott Garrelts, R (8,1)										0	0	0	0	0	0	0						
Bob Melvin, R (9,PH)										1	0	0	0	0	0	1						
Inning Stats	R: 1 E: 1 K: 1 S: 7	H: 1 LOB: 1 BB: 0 P: 7	R: 0 E: 0 K: 2 S: 7	H: 0 LOB: 0 BB: 0 P: 7	R: 0 E: 0 K: 1 S: 5	H: 0 LOB: 0 BB: 0 P: 5	R: 1 E: 0 K: 1 S: 7	H: 2 LOB: 1 BB: 0 P: 7	R: 0 E: 0 K: 0 S: 4	H: 1 LOB: 1 BB: 0 P: 4	R: 0 E: 0 K: 1 S: 5	H: 0 LOB: 0 BB: 0 P: 5	R: 0 E: 0 K: 1 S: 5	H: 0 LOB: 0 BB: 0 P: 5	R: 1 E: 0 K: 0 S: 5	H: 2 LOB: 2 BB: 2 P: 13	R: 0 E: 0 K: 1 S: 5	H: 1 LOB: 0 BB: 0 P: 5	1B: 5 2B: 1 3B: 0 HR: 1	SF: 0 SAC: 1 DP: 1 HBP: 0	WP: 0 PB: 0 SB: 1 CS: 0	PA: 36
PITCHER	IP WLS BF H R ER SO BB IBB HBP BLK WP HR S P ERA WHIP																					
Greg Mathews, L (1,1) ERA: 2.45	7.1 W 28 4 3 2 7 1 0 0 0 0 1 41 45 2.46 0.682																					
Todd Worrell, R (8,1) ERA:	0.1 4 2 0 0 0 1 0 0 0 0 0 0 3 7 0.00 9.000																					
Ken Dayley, L (8,1) ERA:	1.1 S 4 1 0 0 1 0 0 0 0 0 0 0 6 6 0.00 0.750																					

Batter	1	2	3	4	5	6	7	8	9	AB	R	H	RBI	BB	SO	LOB	BOTTOM			
Vince Coleman, S (1,7) OBP: 0.500, SLG: 0.333	L8		CS 1B		4-3			4-3		3	0	1	1	1	0	2	San Francisco Giants @ St. Louis Cardinals Busch Stadium, St. Louis, MO Tue Oct 06 1987, 7:05 PM CDT Att: 55,331 - Unknown - 55 F			
Ozzie Smith, S (1,6) OBP: 0.500, SLG: 1.000	6-3		CS 1-2		4-3			BB SH2-4 BB		3	1	1	0	1	0	2				
Tom Herr, S (1,4)	F7				F7			F9 1-2		4	0	0	0	0	0	2				
Dan Driessen, L (1,3) OBP: 0.500, SLG: 1.000		G3			F7			1B 1B 2B		4	1	2	0	0	0	1				
Willie McGee, S (1,8) OBP: 0.500, SLG: 0.500		L9						1B 1B 1B		4	1	2	1	0	0	1				
Terry Pendleton, S (1,5) OBP: 0.250, SLG: 0.250		4-3			K			1B 1-2 1B		4	1	1	1	0	2	1				
Curt Ford, L (1,9) OBP: 0.250, SLG: 0.250					F9			3-H 1B 1B		4	0	1	0	0	0	0				
Tony Peña, R (1,2) OBP: 0.500, SLG: 0.333								1B 1-2 2-3 1B		3	1	1	0	1	1	3				
Greg Mathews, R (1,1) OBP: 1.000, SLG: 1.000					SH1-4			1B SH1-4 BB		1	0	1	2	0	0	0				
Todd Worrell, R (8,1) ERA:					SH1-4			1-2 2-H 1B		0	0	0	0	0	0	0				
Ken Dayley, L (8,1) ERA:										0	0	0	0	0	0	0				
Inning Stats	R: 0 E: 0 K: 0 S: 3	H: 0 LOB: 0 BB: 0 P: 3	R: 0 E: 0 K: 0 S: 3	H: 0 LOB: 0 BB: 0 P: 3	R: 1 E: 0 K: 0 S: 4	H: 2 LOB: 0 BB: 0 P: 4	R: 1 E: 0 K: 1 S: 7	H: 2 LOB: 1 BB: 0 P: 7	R: 0 E: 0 K: 0 S: 3	H: 0 LOB: 2 BB: 2 P: 11	R: 3 E: 0 K: 0 S: 8	H: 5 LOB: 5 BB: 0 P: 8	R: 0 E: 0 K: 0 S: 3	H: 1 LOB: 1 BB: 1 P: 7	R: 0 E: 0 K: 2 S: 7	H: 0 LOB: 0 BB: 0 P: 7	1B: 7 2B: 2 3B: 1 HR: 0	SF: 0 SAC: 2 DP: 1 HBP: 0	WP: 0 PB: 0 SB: 0 CS: 1	PA: 36
PITCHER	IP WLS BF H R ER SO BB IBB HBP BLK WP HR S P ERA WHIP																			
Rick Reuschel, R (1,1) ERA: 7.5	6.0 L 28 9 5 5 1 2 0 0 0 0 0 0 0 3 7 7.50 1.833																			
Craig Lefferts, L (7,1) ERA:	1.0 4 1 0 0 0 1 0 0 0 0 0 0 3 7 0.00 2.000																			
Scott Garrelts, R (8,1) ERA:	1.0 3 0 0 0 0 2 0 0 0 0 0 0 7 7 0.00 0.000																			

Batter	1	2	3	4	5	6	7	8	9	AB	R	H	RBI	BB	SO	LOB	TOP					
Robby Thompson, R (1,4)	F8		1-3		K		F3		K	5	0	0	0	0	2	2	San Francisco Giants @ St. Louis Cardinals Busch Stadium, St. Louis, MO Wed Oct 07 1987, 3:33 AM CDT Att: 55,331 - Cloudy - 55 F					
Kevin Mitchell, R (1,5) OBP: 0.111, SLG: 0.111	K		G3		L5		F4		F9	5	0	0	0	0	1	1						
Jeffrey Leonard, R (1,7) OBP: 0.625, SLG: 1.375	4-3				HR					4	2	3	1	0	0	0						
Candy Maldonado, R (1,9) OBP: 0.375, SLG: 0.500					K					4	2	2	0	0	2	1						
Chili Davis, S (1,8) OBP: 0.286, SLG: 0.167 Eddie Milner, L (6,8)					F3					3	0	1	0	0	1	1						
Will Clark, L (1,3) OBP: 0.500, SLG: 0.857										0	0	0	0	0	0	0						
Bob Melvin, R (1,2)										3	1	2	2	1	0	2						
Jose Uribe, S (1,6) OBP: 0.375, SLG: 0.500										3	0	0	0	1	1	4						
Dave Dravecky, R (1,1) OBP: 0.250, SLG: 0.250										4	0	1	0	0	0	4						
Inning Stats	R: 0 E: 0 K: 1 S: 5	H: 0 LOB: 0 BB: 0 P: 5	R: 2 E: 0 K: 1 S: 12	H: 2 LOB: 0 BB: 0 P: 19	R: 0 E: 0 K: 0 S: 11	H: 0 LOB: 0 BB: 0 P: 14	R: 1 E: 0 K: 1 S: 14	H: 2 LOB: 1 BB: 0 P: 22	R: 0 E: 0 K: 1 S: 6	H: 2 LOB: 1 BB: 0 P: 6	R: 0 E: 0 K: 0 S: 7	H: 2 LOB: 0 BB: 1 P: 11	R: 0 E: 0 K: 0 S: 3	H: 0 LOB: 0 BB: 0 P: 3	R: 2 E: 1 K: 1 S: 7	H: 2 LOB: 1 BB: 1 P: 12		R: 0 E: 0 K: 2 S: 7	H: 0 LOB: 0 BB: 0 P: 9	1B: 7 2B: 1 3B: 0 HR: 2	SF: 0 SAC: 1 DP: 0 HBP: 0	WP: 0 PB: 0 SB: 0 CS: 3
PITCHER	IP	WLS	BF	H	R	ER	SO	BB	IBB	HBP	BLK	WP	HR	S	P	ERA	WHIP					
John Tudor, L (1,1) ERA: 3.38	8.0	L	35	10	5	3	6	0	2	0	0	0	2	65	92	3.38	1.250					
Bob Forsch, R (9,1) ERA:	1.0		3	0	0	0	2	0	0	0	0	0	0	7	9	0.00	0.000					

Batter	1	2	3	4	5	6	7	8	9	AB	R	H	RBI	BB	SO	LOB	BOTTOM					
Vince Coleman, S (1,7) OBP: 0.375, SLG: 0.167	F9		K						F8	3	0	0	0	1	1	0	San Francisco Giants @ St. Louis Cardinals Busch Stadium, St. Louis, MO Wed Oct 07 1987, 3:33 AM CDT Att: 55,331 - Cloudy - 55 F					
Ozzie Smith, S (1,6) OBP: 0.375, SLG: 0.500	F7								F4	3	0	0	0	1	0	1						
Tom Herr, S (1,4) OBP: 0.125, SLG: 0.125	4-3								F7	4	0	1	0	0	0	0						
Terry Pendleton, S (1,5) OBP: 0.143, SLG: 0.143										3	0	0	0	0	1	2						
Willie McGee, S (1,8) OBP: 0.286, SLG: 0.286										3	0	0	0	0	1	2						
Jim Lindeman, R (1,3) OBP: 0.333, SLG: 0.333										3	0	1	0	0	0	2						
José Oquendo, S (1,9)										2	0	0	0	1	0	1						
Tony Peña, R (1,2) OBP: 0.429, SLG: 0.200										2	0	0	0	1	1	1						
John Tudor, L (1,1)										2	0	0	0	0	2	1						
Tom Pagnozzi, R (8,PH) Bob Forsch, R (9,1)										1	0	0	0	0	0	1						
Inning Stats	R: 0 E: 0 K: 0 S: 8	H: 1 LOB: 1 BB: 0 P: 14	R: 0 E: 0 K: 1 S: 14	H: 0 LOB: 0 BB: 1 P: 19	R: 0 E: 0 K: 2 S: 8	H: 0 LOB: 0 BB: 1 P: 14	R: 0 E: 0 K: 0 S: 4	H: 1 LOB: 2 BB: 1 P: 8	R: 0 E: 0 K: 2 S: 7	H: 0 LOB: 0 BB: 0 P: 7	R: 0 E: 0 K: 0 S: 2	H: 0 LOB: 0 BB: 1 P: 6	R: 0 E: 0 K: 1 S: 5	H: 0 LOB: 0 BB: 0 P: 5	R: 0 E: 0 K: 0 S: 4	H: 0 LOB: 0 BB: 1 P: 9	R: 0 E: 0 K: 0 S: 8	H: 0 LOB: 0 BB: 0 P: 10	1B: 2 2B: 0 3B: 0 HR: 0	SF: 0 SAC: 0 DP: 2 HBP: 0	WP: 0 PB: 0 SB: 0 CS: 1	PA: 30
PITCHER	IP	WLS	BF	H	R	ER	SO	BB	IBB	HBP	BLK	WP	HR	S	P	ERA	WHIP					
Dave Dravecky, L (1,1) ERA:	9.0	W	30	2	0	0	6	4	0	0	0	0	0	60	92	0.00	0.667					




Batter	1	2	3	4	5	6	7	8	9	AB	R	H	RBI	BB	SO	LOB	TOP								
Vince Coleman, S (1, 7) OBP: 0.395, SLG: 0.200	5-3			5-3		4-3	SH1-4 1B SF7 1B		G6-4-3 BB	4	1	1	2	1	0	0									
Ozzie Smith, S (1, 6) OBP: 0.462, SLG: 0.545	L8-3 1B			F8		HR 1B	SF7 SH1-4 1B		B1-3	5	1	3	0	0	0	1									
Tom Herr, S (1, 4) OBP: 0.083, SLG: 0.083	L8-3 1-2			E5		F8	SH1-4		G6-4-3	4	0	0	0	0	0	3									
Jim Lindeman, R (1, 3) OBP: 0.286, SLG: 0.833		6-3		K		HR 1B	SF7			3	1	1	3	0	1	1									
Willie McGee, S (1, 8) OBP: 0.273, SLG: 0.455		K			K	HR 3B	6-3			4	0	1	0	0	2	2									
Tony Peña, R (1, 2) OBP: 0.364, SLG: 0.222	F8				1B	G3		F4		4	0	1	0	0	0	1									
José Quiendo, S (1, 9) (7, 5)			6-3		F7		1B 1B	4-3		4	1	1	0	0	0	1									
Tom Lawless, R (1, 5) Curt Ford, L (7, PH) OBP: 0.500, SLG: 0.400			6-3		1B		1B 1B	BB		2	0	1	0	0	0	0									
Joe Magrane, R (1, 1) Jack Clark, R (5, PH) Bob Forsch, R (5, 1) Dan Driessen, L (7, PH) Lance Johnson, L (7, PH) Todd Worrell, R (7, 1)			F4		K		1B 1B	K		1	0	0	0	0	0	0									
Inning Stats	R: 0 E: 0 K: 0 S: 7	H: 1 LOB: 0 BB: 0 P: 10	R: 0 E: 0 K: 1 S: 8	H: 0 LOB: 0 BB: 0 P: 12	R: 0 E: 0 K: 1 S: 10	H: 0 LOB: 0 BB: 0 P: 14	R: 0 E: 1 K: 1 S: 9	H: 0 LOB: 1 BB: 0 P: 15	R: 0 E: 0 K: 2 S: 14	H: 2 LOB: 2 BB: 0 P: 20	R: 2 E: 0 K: 0 S: 21	H: 3 LOB: 1 BB: 0 P: 28	R: 4 E: 0 K: 0 S: 19	H: 5 LOB: 2 BB: 0 P: 32	R: 0 E: 0 K: 1 S: 7	H: 0 LOB: 1 BB: 1 P: 13	R: 0 E: 0 K: 0 S: 5	H: 0 LOB: 0 BB: 1 P: 10	1B: 9 2B: 1 3B: 1 HR: 1	SF: 1 SAC: 1 DP: 2 HBP: 0	WP: 0 PB: 0 SB: 2 CS: 0	PA: 39			
PITCHER	IP	WLS	BF	H	R	ER	SO	BB	IBB	HBP	BLK	WP	HR	S	P	ERA	WHIP								
Atlee Hammaker, L (1, 1) ERA: 4.5	6.0		25	7	3	3	4	0	0	0	0	0	1	73	106	4.50	1.167								
Don Robinson, R (7, 1) ERA:	0.0	L	3	3	2	2	0	0	0	0	0	0	0	8	15	∞	∞								
Craig Lefferts, L (7, 1) ERA:	1.0		4	1	1	1	0	0	0	0	0	0	0	7	10	9.00	1.000								
Michael LaCoss, R (8, 1) ERA:	2.0		7	0	0	0	1	2	0	0	0	0	0	12	23	0.00	1.000								

St. Louis Cardinals @ San Francisco Giants
Candlestick Park, San Francisco, CA
Fri Oct 09 1987, 10:05 PM EDT
Att: 57,913 - Unknown - 65 F

livebaseballscores.com

AB 35
R 6
H 11
RBI 6
BB 2
SO 5
LOB 12



Batter	1	2	3	4	5	6	7	8	9	AB	R	H	RBI	BB	SO	LOB	BOTTOM								
Robby Thompson, R (1, 4) Harry Spilman, L (9, PH) OBP: 1.000, SLG: 4.000	G3 BB	S BB			B2-3		K		HR	2	0	0	0	2	1	0									
Kevin Mitchell, R (1, 5) OBP: 0.143, SLG: 0.143	F8	5-3			E HBP 1B		F8		F8	5	0	1	0	0	0	2									
Jeffrey Leonard, R (1, 7) OBP: 0.593, SLG: 1.364	G3			HR	E HBP		6-3			3	1	1	1	0	0	1									
Candy Maldonado, R (1, 9) OBP: 0.250, SLG: 0.333	1-3		5-3		FC6			F3		4	0	0	0	0	0	3									
Chili Davis, S (1, 8) OBP: 0.300, SLG: 0.333 Eddie Milner, L (6, 8)		1B 2B	6-3		F6			K		3	1	1	0	0	0	3									
Will Clark, L (1, 3) OBP: 0.500, SLG: 0.818		2B 1B		K	F9				2B	4	1	2	1	0	1	3									
Bob Brenly, R (1, 2) OBP: 0.125, SLG: 0.250		F7 1B WP 2B			F2		K		K	4	1	1	1	0	2	1									
Jose Uribe, S (1, 6) OBP: 0.250, SLG: 0.333		F7	6-3		6-3		1-3		F9	4	0	0	0	0	0	1									
Atlee Hammaker, S (1, 1) Don Robinson, R (7, 1) Craig Lefferts, L (7, 1) Michael LaCoss, R (8, 1) Mike Aldrete, L (9, PH)		K		K		5-3			K	3	0	0	0	0	2	1									
Inning Stats	R: 0 E: 0 K: 0 S: 5	H: 0 LOB: 1 BB: 1 P: 14	R: 3 E: 0 K: 1 S: 12	H: 3 LOB: 1 BB: 1 P: 21	R: 1 E: 0 K: 1 S: 15	H: 1 LOB: 0 BB: 0 P: 20	R: 0 E: 0 K: 1 S: 8	H: 0 LOB: 0 BB: 0 P: 10	R: 0 E: 1 K: 0 S: 10	H: 1 LOB: 3 BB: 0 P: 17	R: 0 E: 0 K: 1 S: 8	H: 0 LOB: 0 BB: 0 P: 12	R: 0 E: 0 K: 1 S: 7	H: 0 LOB: 0 BB: 0 P: 12	R: 0 E: 0 K: 2 S: 9	H: 1 LOB: 1 BB: 0 P: 15	R: 1 E: 0 K: 1 S: 12	H: 1 LOB: 0 BB: 0 P: 18	1B: 2 2B: 3 3B: 0 HR: 2	SF: 0 SAC: 0 DP: 0 HBP: 1	WP: 1 PB: 0 SB: 1 CS: 0	PA: 38			
PITCHER	IP	WLS	BF	H	R	ER	SO	BB	IBB	HBP	BLK	WP	HR	S	P	ERA	WHIP								
Joe Magrane, L (1, 1) ERA: 9.0	4.0		18	4	4	4	3	2	0	0	0	0	0	18	29	9.00	1.500								
Bob Forsch, R (5, 1) ERA:	2.0	W	9	1	0	0	1	0	0	1	0	0	0	18	29	0.00	0.500								
Todd Worrell, R (7, 1) ERA: 2.7	3.0	S	11	2	1	1	4	0	0	0	0	0	1	28	45	3.00	0.667								

St. Louis Cardinals @ San Francisco Giants
Candlestick Park, San Francisco, CA
Fri Oct 09 1987, 10:05 PM EDT
Att: 57,913 - Unknown - 65 F

livebaseballscores.com

AB 35
R 5
H 7
RBI 4
BB 2
SO 8
LOB 15



Batter	1	2	3	4	5	6	7	8	9	AB	R	H	RBI	BB	SO	LOB	TOP					
Vince Coleman, S (1.7) OBP: 0.412, SLG: 0.286	0-2 3-1	2-1 L4-3			3-2 E3		0-0 G1-6-3			4	0	2	1	0	0	1						
Ozzie Smith, S (1.6) OBP: 0.353, SLG: 0.400	1-1 E4	1-0 L4-3			1-1 F9			1-2 1-3		4	0	0	0	0	0	3						
Tom Herr, S (1.4) OBP: 0.125, SLG: 0.125	1-0 L9			0-2 F8		1-2 G3		0-0 G3-6		4	0	1	0	0	0	2						
Dan Driessen, L (1.3) OBP: 0.444, SLG: 0.625	4-0 BB			0-1 F9		0-3 K		0-0 G3-6		3	0	0	0	1	1							
Willie McGee, S (1.8) OBP: 0.267, SLG: 0.400	1-1 F8			1-2 4-3		1-1 6-3		0-2 3-1		4	0	1	0	0	0	2						
Terry Pendleton, S (1.5) OBP: 0.182, SLG: 0.182		0-1 F8		3-2 4-3		2-1 6-3		0-0 G4-6-3		4	0	1	0	0	0	1						
Curt Ford, L (1.9) OBP: 0.400, SLG: 0.333		0-0 1B		2-3 K		1-1 G3		0-0 G4-6-3		4	1	1	0	0	1	2						
Tony Peña, R (1.2) OBP: 0.429, SLG: 0.333		0-1 1B		0-0 5-3		1-2 G1-6-3				3	1	2	0	0	0	0						
Danny Cox, R (1.1) OBP: 0.333, SLG: 0.333		0-2 1B		0-3 K		0-0 B3				3	0	1	1	0	1	1						
Inning Stats	R: 0 E: 1 K: 0 S: 9	H: 0 LOB: 2 BB: 1 P: 15	R: 2 E: 0 K: 0 S: 11	H: 4 LOB: 1 BB: 0 P: 14	R: 0 E: 0 K: 1 S: 9	H: 0 LOB: 0 BB: 0 P: 10	R: 0 E: 0 K: 1 S: 7	H: 0 LOB: 0 BB: 0 P: 12	R: 0 E: 0 K: 1 S: 14	H: 1 LOB: 1 BB: 0 P: 19	R: 0 E: 0 K: 1 S: 10	H: 1 LOB: 1 BB: 0 P: 13	R: 0 E: 0 K: 0 S: 5	H: 1 LOB: 0 BB: 0 P: 6	R: 0 E: 0 K: 0 S: 6	H: 1 LOB: 0 BB: 0 P: 6	R: 0 E: 0 K: 0 S: 6	H: 1 LOB: 0 BB: 0 P: 6	1B: 9 2B: 1 3B: 0 HR: 0	SF: 0 SAC: 0 DP: 4 HBP: 0	WP: 0 PB: 0 SB: 0 CS: 0	PA: 34
PITCHER Mike Krukow, R (1.1) ERA: 2.0	IP: 9.0 WLS: W BF: 34 H: 9 R: 2 ER: 2 SO: 3 BB: 1 IBB: 0 HBP: 0 BLK: 0 WP: 0 HR: 0 S: 76 P: 101 ERA: 2.00 WHIP: 1.111															PITCHER	IP: 9.0 WLS: W BF: 34 H: 9 R: 2 ER: 2 SO: 3 BB: 1 IBB: 0 HBP: 0 BLK: 0 WP: 0 HR: 0 S: 76 P: 101 ERA: 2.00 WHIP: 1.111					

St. Louis Cardinals @ San Francisco Giants
Candlestick Park, San Francisco, CA
Sat Oct 10 1987, 10:05 PM EDT
Att: 57,997 - Unknown - 65 F

AB	33
R	2
H	9
RBI	2
BB	1
SO	3
LOB	13

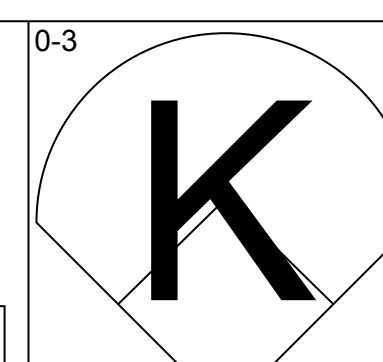
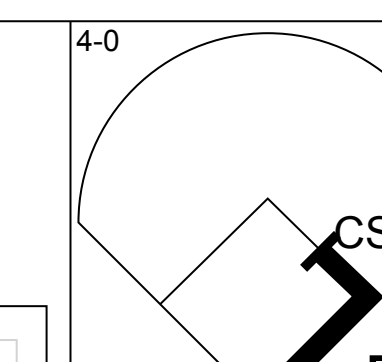
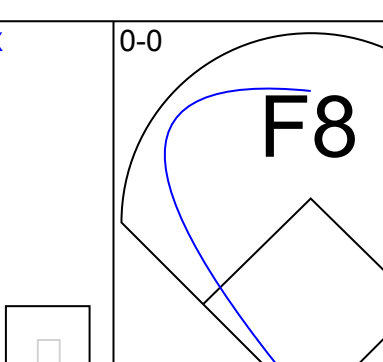
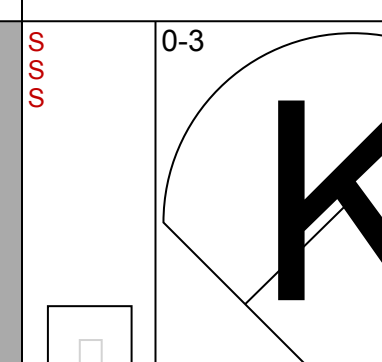
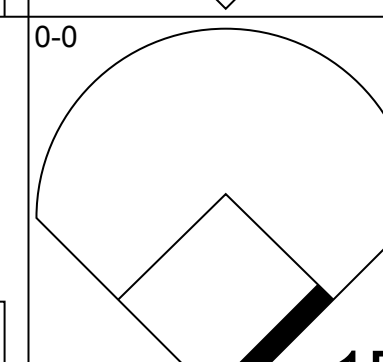
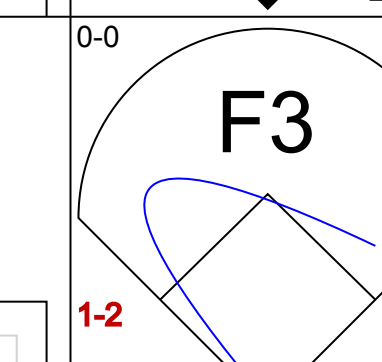
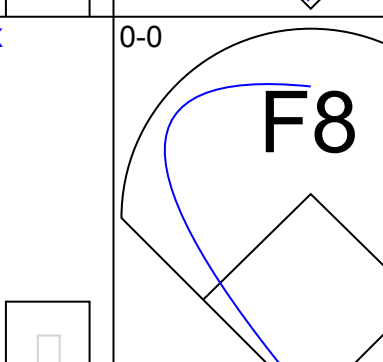
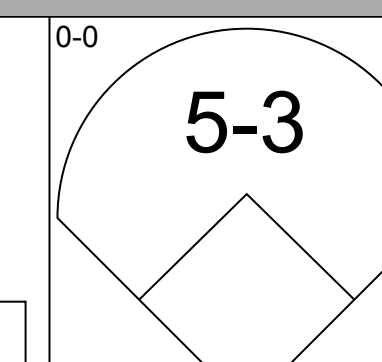
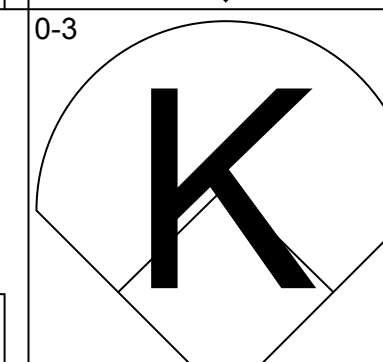
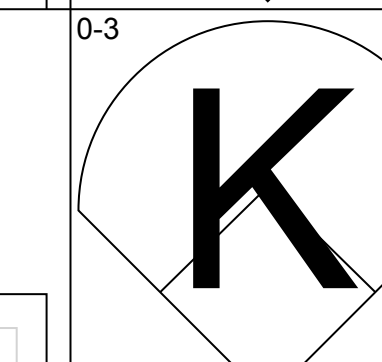
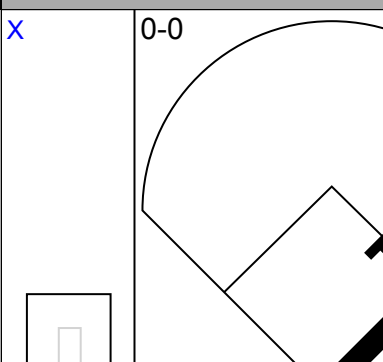
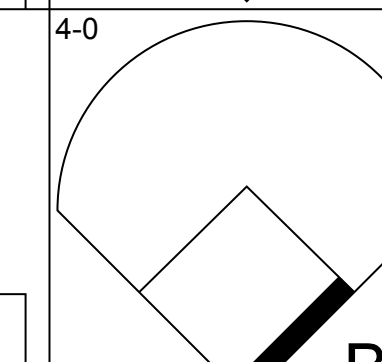
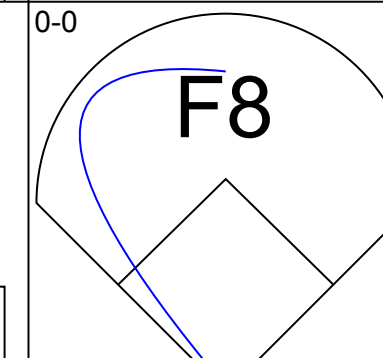
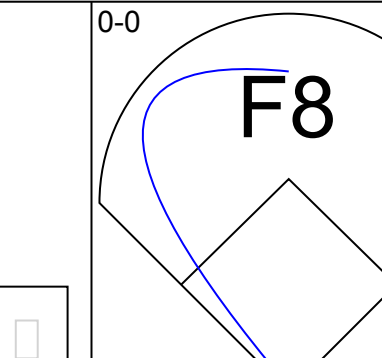
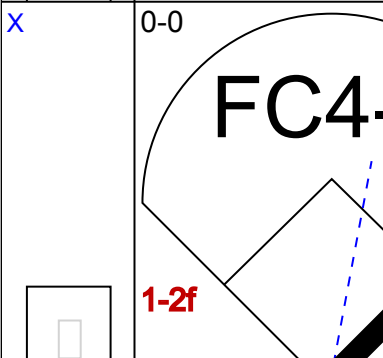
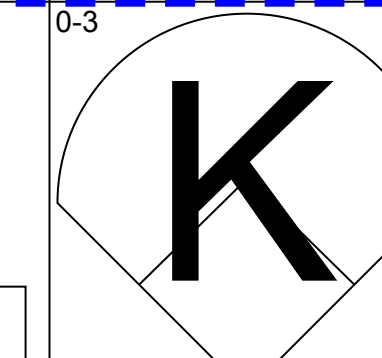
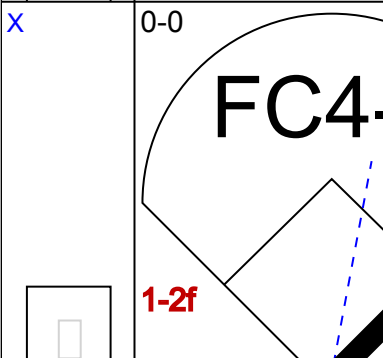
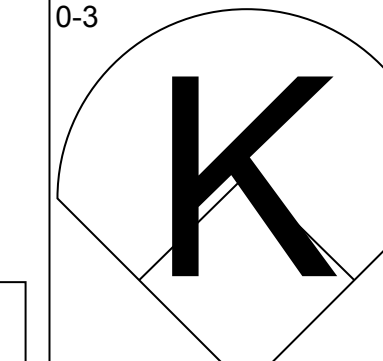
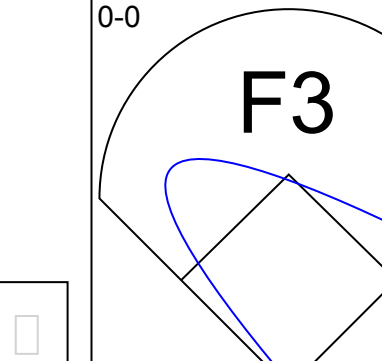
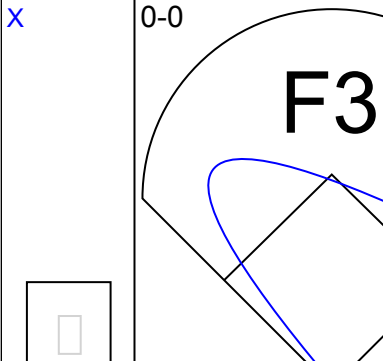
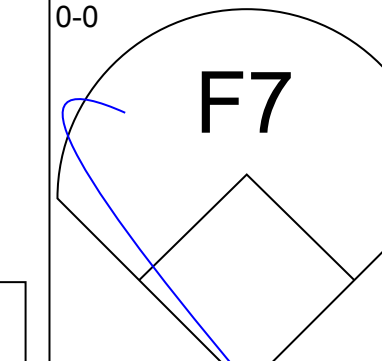
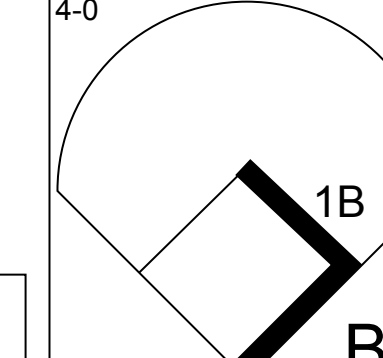
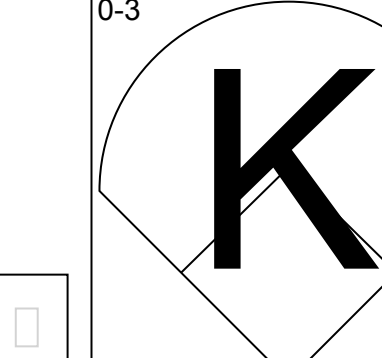
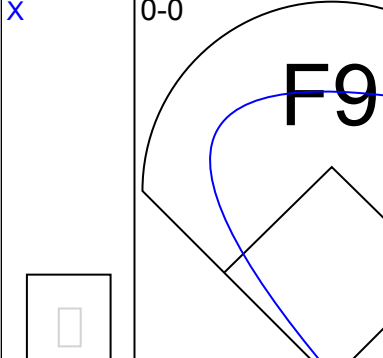
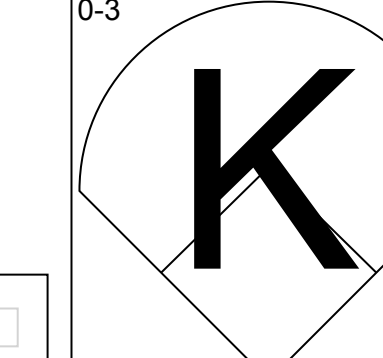
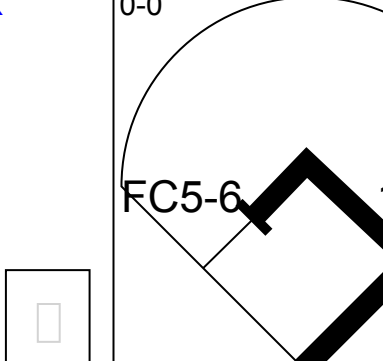
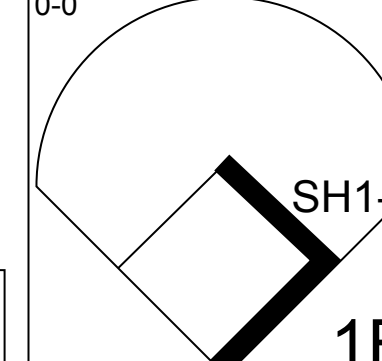
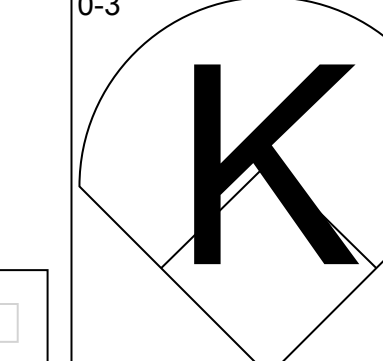
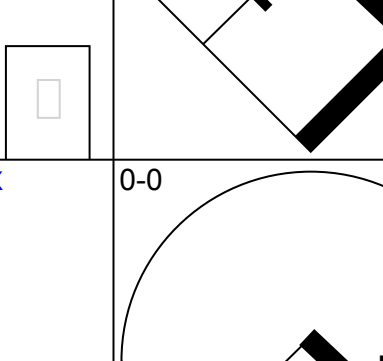
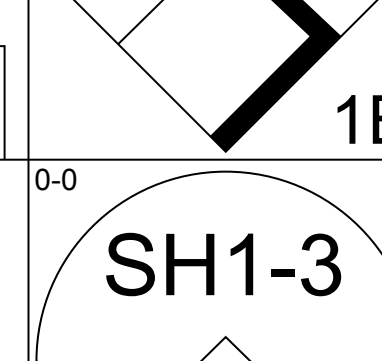
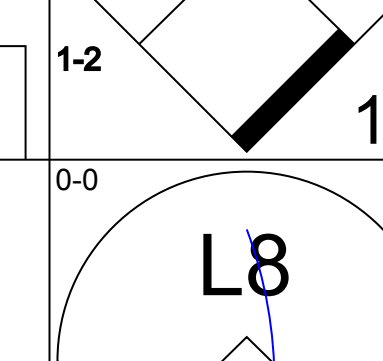
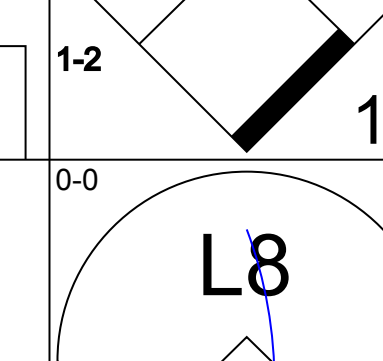
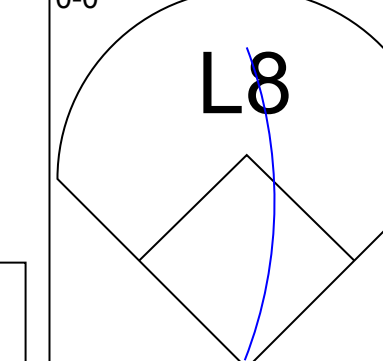
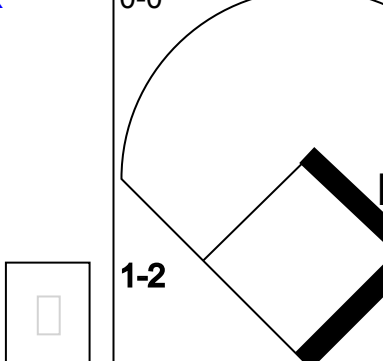
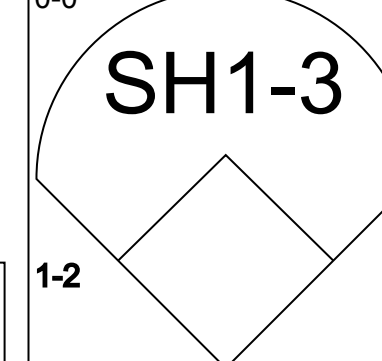
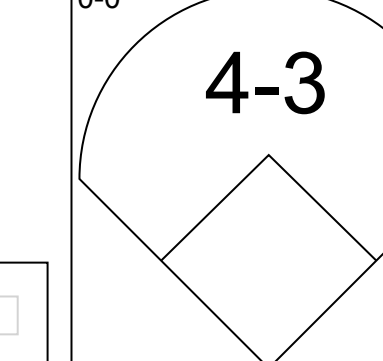
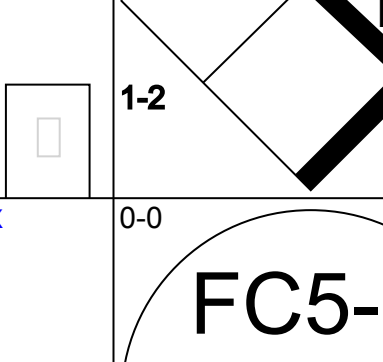
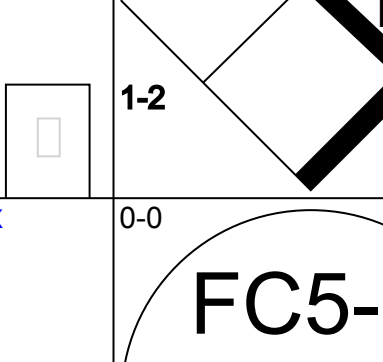
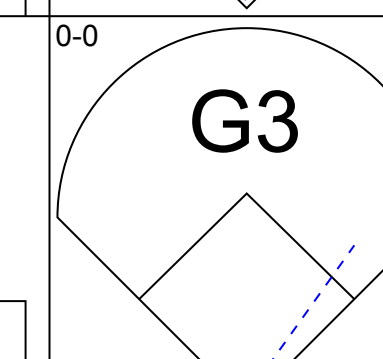
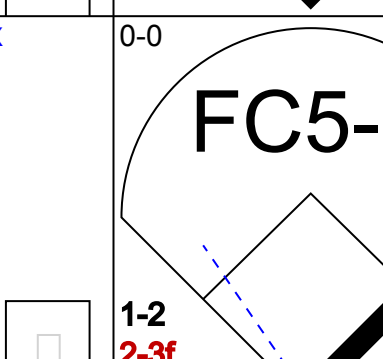
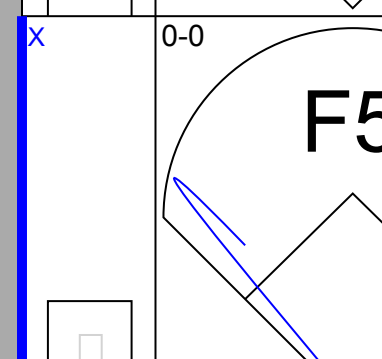


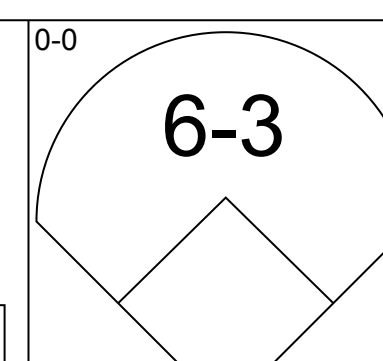
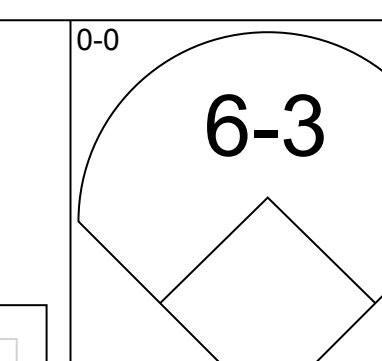
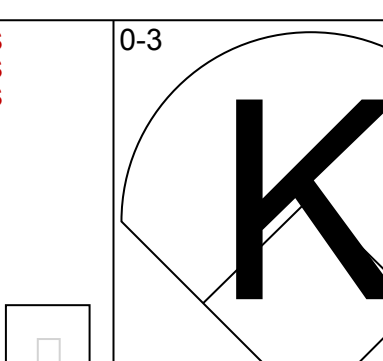
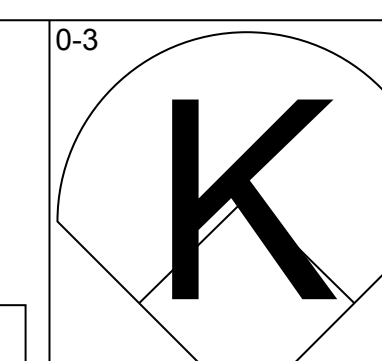
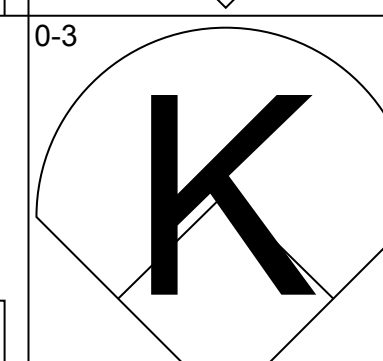
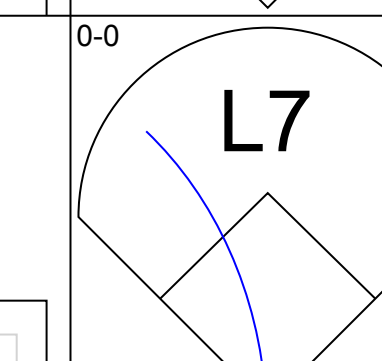
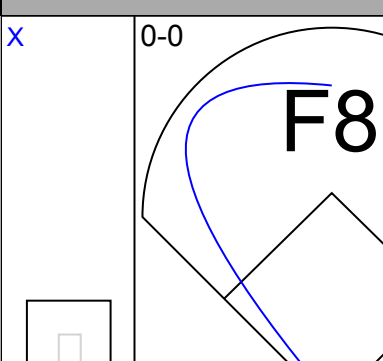
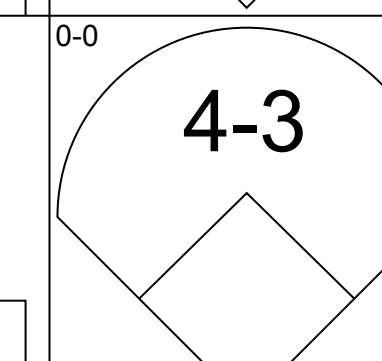
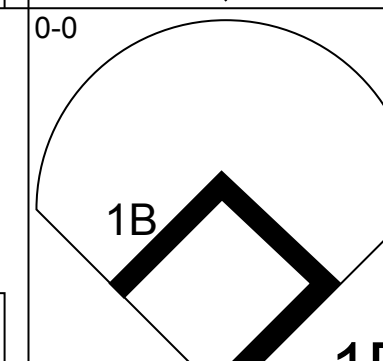
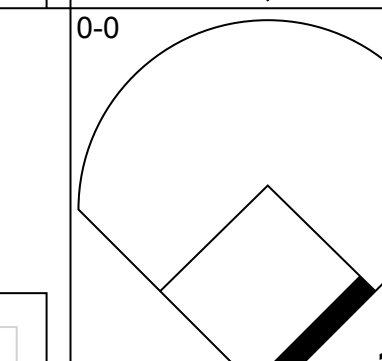
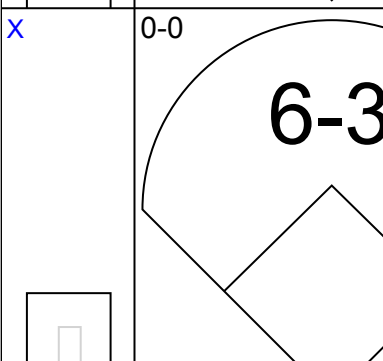
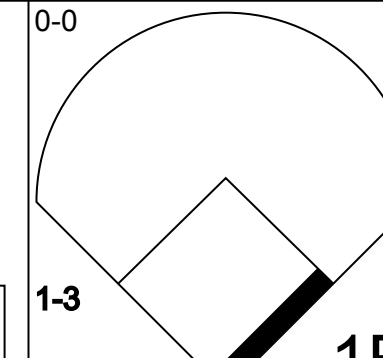
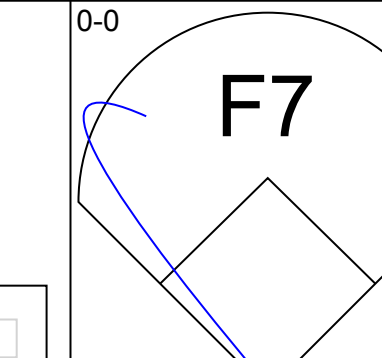
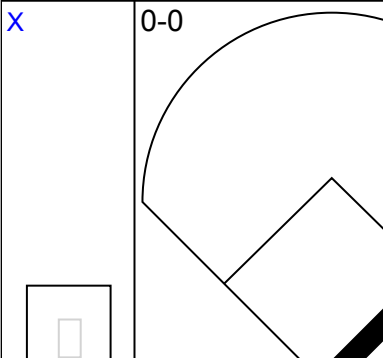
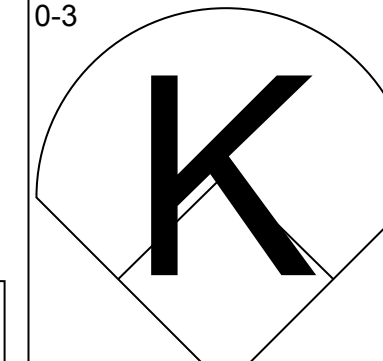
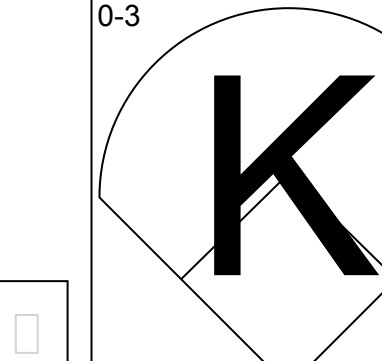
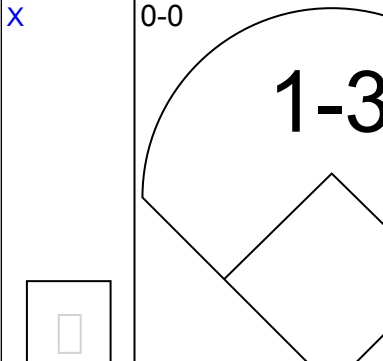
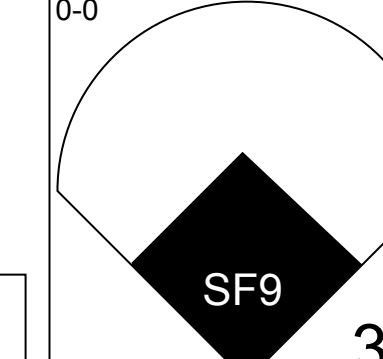
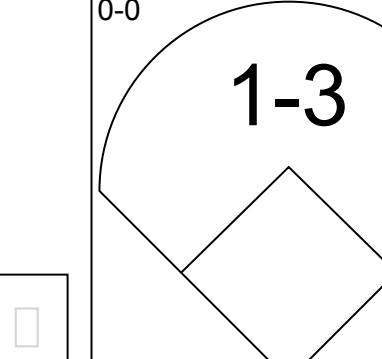
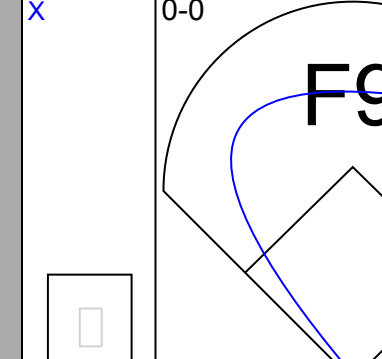
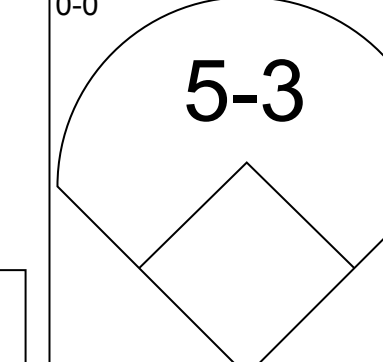
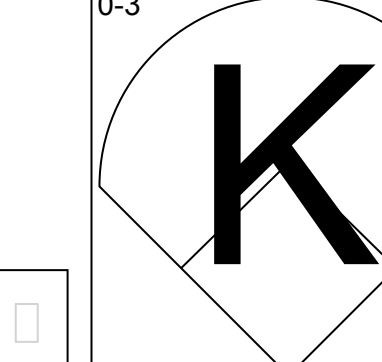
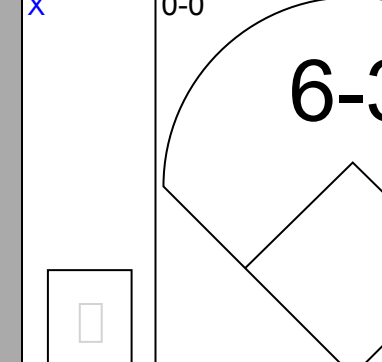
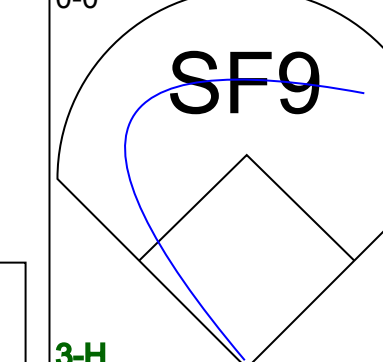
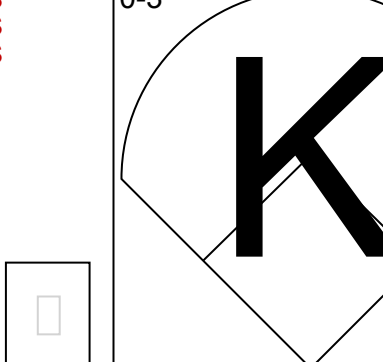
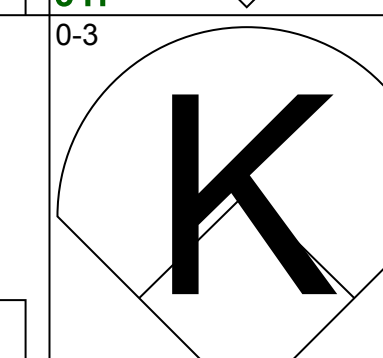
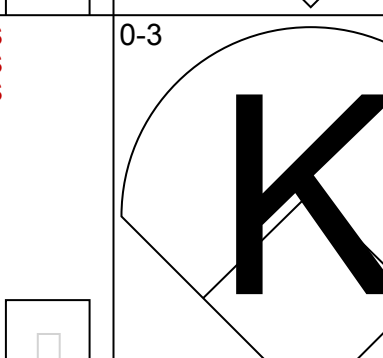
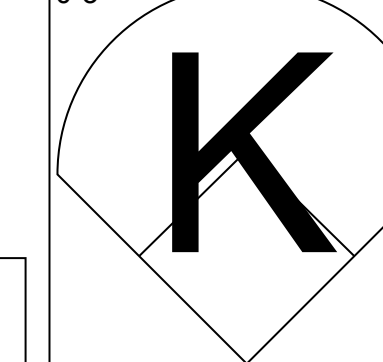
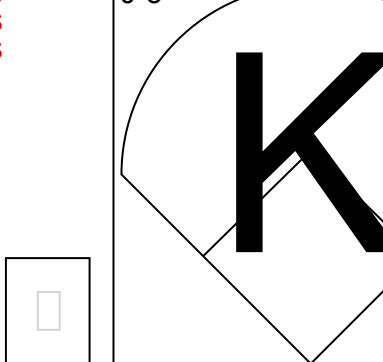
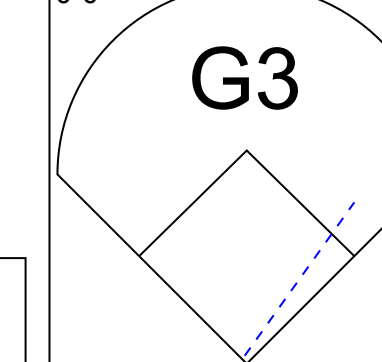
Batter	1	2	3	4	5	6	7	8	9	AB	R	H	RBI	BB	SO	LOB	BOTTOM					
Eddie Milner, L (1.8) OBP: 0.222, SLG: 0.278	0-2 6-3		0-3 K		1-1 F9		0-1 4-3			4	0	0	0	0	1	1						
Kevin Mitchell, R (1.5) OBP: 0.222, SLG: 0.278	1-2 6-3		0-0 1B		1-0 HR		2-0 F2			4	1	2	0	0	0	0						
Jeffrey Leonard, R (1.7) OBP: 0.625, SLG: 1.462	4-1 BB		2-3 K		0-0 HR		4-1 2B			2	1	1	2	2	1	2						
Will Clark, L (1.3) OBP: 0.500, SLG: 0.800	1-0 3-1		3-3 K		2-1 1B		0-0 2B			4	0	2	0	0	1	3						
Mike Aldrete, L (1.9) OBP: 0.200, SLG: 0.200		2-2 F7		2-0 3-1		0-2 1B		1-0 1-3		4	0	1	0	0	0	0						
Bob Brenly, R (1.2) OBP: 0.250, SLG: 0.583		1-1 1B		0-3 K		1-1 1-3		1-1 HR		4	1	2	1	0	1	2						
Robby Thompson, R (1.4) OBP: 0.235, SLG: 0.286		0-3 K		1-1 HR		2-2 F8		1-2 1-3		4	1	1	1	0	1	1						
Jose Uribe, S (1.6) OBP: 0.188, SLG: 0.250		0-3 K		1-0 F9		1-0 F4		1-1 G3		4	0	0	0	0	1	1						
Mike Krukow, R (1.1) OBP: 0.333, SLG: 0.333			4-1 1B		1-1 5-3		0-1 6-3			2	0	0	0	1	0	0						
Inning Stats	R: 0 E: 0 K: 0 S: 8	H: 0 LOB: 1 BB: 1 P: 14	R: 0 E: 0 K: 2 S: 11	H: 1 LOB: 0 BB: 0 P: 14	R: 0 E: 0 K: 3 S: 13	H: 1 LOB: 2 BB: 1 P: 22	R: 1 E: 0 K: 1 S: 8	H: 1 LOB: 0 BB: 0 P: 12	R: 2 E: 0 K: 0 S: 13	H: 4 LOB: 2 BB: 0 P: 19	R: 0 E: 0 K: 0 S: 7	H: 0 LOB: 0 BB: 0 P: 10	R: 0 E: 0 K: 0 S: 5	H: 1 LOB: 2 BB: 1 P: 11	R: 0 E: 0 K: 0 S: 8	H: 1 LOB: 0 BB: 0 P: 12	R: 1 E: 0 K: 0 S: 8	H: 1 LOB: 0 BB: 0 P: 12	1B: 4 2B: 2 3B: 0 HR: 3	SF: 0 SAC: 0 DP: 0 HBP: 0	WP: 0 PB: 0 SB: 0 CS: 0	PA: 35
PITCHER Danny Cox, R (1.1) ERA: 4.5	IP: 8.0 WLS: L BF: 35 H: 9 R: 4 ER: 4 SO: 6 BB: 3 IBB: 0 HBP: 0 BLK: 0 WP: 0 HR: 3 S: 73 P: 114 ERA: 4.50 WHIP: 1.500															PITCHER	IP: 8.0 WLS: L BF: 35 H: 9 R: 4 ER: 4 SO: 6 BB: 3 IBB: 0 HBP: 0 BLK: 0 WP: 0 HR: 3 S: 73 P: 114 ERA: 4.50 WHIP: 1.500					

St. Louis Cardinals @ San Francisco Giants
Candlestick Park, San Francisco, CA
Sat Oct 10 1987, 10:05 PM EDT
Att: 57,997 - Unknown - 65 F

AB	32
R	4
H	9
RBI	4
BB	3
SO	6
LOB	10



Batter	1	2	3	4	5	6	7	8	9	AB	R	H	RBI	BB	SO	LOB	TOP								
Robby Thompson, R OBP: 0.320, SLG: 0.368 (1, 4)										3	0	0	0	1	2	4	San Francisco Giants @ St. Louis Cardinals Busch Stadium, St. Louis, MO Tue Oct 13 1987, 7:05 PM CDT Att: 55,331 - Unknown - 55 F								
Kevin Mitchell, R OBP: 0.269, SLG: 0.423 (1, 5)										4	0	1	0	0	0	3									
Jeffrey Leonard, R OBP: 0.500, SLG: 1.000 (1, 7)										3	0	1	0	1	2	1									
Candy Maldonado, R OBP: 0.211, SLG: 0.263 (8, PH)										3	0	0	0	0	0	2									
Mike Aldrete, L OBP: 0.143, SLG: 0.167 (8, 9)										1	0	0	0	0	1	1									
Chili Davis, S OBP: 0.235, SLG: 0.250 (1, 8)										4	0	0	0	0	1	2									
Will Clark, L OBP: 0.458, SLG: 0.619 (1, 3)										3	0	0	0	1	2	1									
Bob Melvin, R OBP: 0.500, SLG: 0.429 (7, PR)										3	0	3	0	0	0	0									
Eddie Milner, L (7, 1)										0	0	0	0	0	0	0									
Don Robinson, R (7, 1)										0	0	0	0	0	0	0									
Harry Spilman, L OBP: 1.000, SLG: 4.000 (9, PH)										0	0	0	0	0	0	0									
Chris Speier, R (9, PH)										1	0	0	0	0	1	0									
Jose Uribe, S OBP: 0.217, SLG: 0.261 (1, 6)										3	0	1	0	0	0	2									
Dave Dravecky, R OBP: 0.167, SLG: 0.167 (7, PH)																									
Bob Brenly, R OBP: 0.353, SLG: 0.500 (7, 2)										2	0	0	0	0	0	4									
Inning Stats	R: 0 E: 0 K: 2 S: 8	H: 1 LOB: 1 BB: 0 P: 8	R: 0 E: 0 K: 1 S: 6	H: 1 LOB: 2 BB: 1 P: 10	R: 0 E: 0 K: 1 S: 4	H: 0 LOB: 0 BB: 1 P: 8	R: 0 E: 0 K: 1 S: 5	H: 0 LOB: 0 BB: 0 P: 5	R: 0 E: 0 K: 0 S: 5	H: 2 LOB: 2 BB: 0 P: 5	R: 0 E: 0 K: 0 S: 4	H: 1 LOB: 1 BB: 0 P: 4	R: 0 E: 0 K: 1 S: 6	H: 1 LOB: 2 BB: 0 P: 6	R: 0 E: 0 K: 1 S: 5	H: 0 LOB: 1 BB: 1 P: 9	R: 0 E: 0 K: 2 S: 7	H: 0 LOB: 0 BB: 0 P: 7	1B: 6 2B: 0 3B: 0 HR: 0	SF: 0 SAC: 1 DP: 0 HBP: 0	WP: 0 PB: 0 SB: 0 CS: 1	PA: 35			
PITCHER	IP	WLS	BF	H	R	ER	SO	BB	IBB	HBP	BLK	WP	HR	S	P	ERA	WHIP								
John Tudor, L ERA: 1.76 (1, 1)	7.1	W	30	6	0	0	6	3	0	0	0	0	0	39	51	0.00	1.227								
Todd Worrell, R ERA: 2.09 (8, 1)	1.0		3	0	0	0	2	0	0	0	0	0	0	7	7	0.00	0.000								
Ken Dayley, L ERA: (9, 1)	0.2	S	2	0	0	0	1	0	0	0	0	0	0	4	4	0.00	0.000								

Batter	1	2	3	4	5	6	7	8	9	AB	R	H	RBI	BB	SO	LOB	BOTTOM								
Vince Coleman, S OBP: 0.360, SLG: 0.318 (1, 7)										4	0	0	0	0	2	0	San Francisco Giants @ St. Louis Cardinals Busch Stadium, St. Louis, MO Tue Oct 13 1987, 7:05 PM CDT Att: 55,331 - Unknown - 55 F								
Ozzie Smith, S OBP: 0.250, SLG: 0.286 (1, 6)										4	0	0	0	0	1	0									
Tom Herr, S OBP: 0.174, SLG: 0.182 (1, 4)										3	0	2	0	0	0	0									
Jim Lindeman, R OBP: 0.364, SLG: 0.700 (1, 3)										3	0	2	0	0	0	1									
Terry Pendleton, S OBP: 0.167, SLG: 0.278 (1, 5)										3	0	0	0	0	2	3									
Tony Peña, R OBP: 0.450, SLG: 0.471 (1, 2)										3	1	1	0	0	0	0									
Willie McGee, S OBP: 0.273, SLG: 0.364 (1, 8)										3	0	0	0	0	1	1									
José Oquendo, S OBP: 0.167, SLG: 0.100 (8, 1)										2	0	0	1	0	1	0									
Todd Worrell, R (9, 9)										0	0	0	0	0	0	0									
John Tudor, L (1, 1)										2	0	0	0	0	2	0									
John Morris, L (8, 9)										1	0	0	0	0	0	0									
Ken Dayley, L (9, 1)										0	0	0	0	0	0	0									
Inning Stats	R: 0 E: 0 K: 2 S: 9	H: 2 LOB: 2 BB: 0 P: 9	R: 1 E: 0 K: 1 S: 6	H: 1 LOB: 0 BB: 0 P: 6	R: 0 E: 0 K: 0 S: 4	H: 1 LOB: 1 BB: 0 P: 4	R: 0 E: 0 K: 2 S: 7	H: 0 LOB: 0 BB: 0 P: 7	R: 0 E: 0 K: 3 S: 9	H: 0 LOB: 0 BB: 0 P: 9	R: 0 E: 0 K: 0 S: 4	H: 1 LOB: 1 BB: 0 P: 4	R: 0 E: 0 K: 0 S: 3	H: 0 LOB: 0 BB: 0 P: 3	R: 0 E: 0 K: 1 S: 5	H: 0 LOB: 0 BB: 0 P: 5	1B: 4 2B: 0 3B: 1 HR: 0	SF: 1 SAC: 0 DP: 0 HBP: 0	WP: 0 PB: 0 SB: 0 CS: 0	PA: 29					
PITCHER	IP	WLS	BF	H	R	ER	SO	BB	IBB	HBP	BLK	WP	HR	S	P	ERA	WHIP								
Dave Dravecky, L ERA: 0.6 (1, 1)	6.0	L	23	5	1	1	8	0	0	0	0	0	0	39	39	1.50	0.833								
Don Robinson, R ERA: 13.5 (7, 1)	2.0		6	0	0	0	1	0	0	0	0	0	0	8	8	0.00	0.000								

AB	31
R	0
H	6
RBI	0
BB	3
SO	9
LOB	22



Batter	1	2	3	4	5	6	7	8	9	AB	R	H	RBI	BB	SO	LOB	TOP					
Mike Aldrete, L OBP: 0.091, SLG: 0.100 (1, 9)	4-3		G3-6-1			F7		5-3		4	0	0	0	0	0	2						
Kevin Mitchell, R OBP: 0.267, SLG: 0.400 (1, 5)	L6		K			K			FC4-6 1B	4	0	1	0	0	2	1						
Jeffrey Leonard, R OBP: 0.500, SLG: 0.917 (1, 7)				G1-6-3 1B		L6			FC4-6 1-2	4	0	2	0	0	0	1						
Will Clark, L OBP: 0.429, SLG: 0.560 (1, 3)	G3			G1-6-3 1-2					K	4	0	1	0	0	1	3						
Chili Davis, S OBP: 0.190, SLG: 0.200 (1, 8)		1-3		4-3					F7	4	0	0	0	0	0	2						
Bob Brenly, R OBP: 0.350, SLG: 0.471 (1, 2)		K			G4-6-3 1B				6-3	3	0	1	0	0	1	1						
Chris Speier, R (1, 4)		6-3			G4-6-3 1-2				K	3	0	0	0	0	1	2						
Jose Uribe, S OBP: 0.269, SLG: 0.308 (1, 6)			G3-6-1 1B			F9			F3	3	0	2	0	0	0	0						
Albee Hermaker, S Eddie Meyer, L Joe Price, R Kelly Downs, R Robby Thompson, R Scott Garretts, R Craig Lefferts, L Michael LaCoss, R Hans Spillers, L Don Robinson, R			0-1 G3-6-1 1B			0-0 F9			G3	0	0	0	0	0	0	0						
Inning Stats	R: 0 E: 0 K: 0 S: 7	H: 1 LOB: 1 BB: 0 P: 13	R: 0 E: 0 K: 1 S: 6	H: 0 LOB: 0 BB: 0 P: 9	R: 0 E: 0 K: 1 S: 7	H: 2 LOB: 1 BB: 0 P: 11	R: 0 E: 0 K: 0 S: 5	H: 1 LOB: 0 BB: 0 P: 6	R: 0 E: 0 K: 0 S: 8	H: 2 LOB: 1 BB: 0 P: 11	R: 0 E: 0 K: 1 S: 9	H: 0 LOB: 0 BB: 0 P: 13	R: 0 E: 0 K: 1 S: 8	H: 1 LOB: 1 BB: 0 P: 12	R: 0 E: 0 K: 0 S: 10	H: 0 LOB: 0 BB: 0 P: 16	R: 0 E: 0 K: 1 S: 10	H: 1 LOB: 1 BB: 0 P: 21	1B: 8 2B: 0 3B: 0 HR: 0	SF: 0 SAC: 0 DP: 3 HBP: 0	WP: 0 PB: 0 SB: 0 CS: 0	PA: 32
PITCHER Danny Cox, R ERA: 2.12 (1, 1)	IP: 9.0 WLS: W BF: 32 H: 8 R: 0 ER: 0 SO: 5 BB: 0 IBB: 0 HBP: 0 BLK: 0 WP: 0 HR: 0 S: 70 P: 112 ERA: 0.00 WHIP: 0.889															PITCHER Michael LaCoss, R ERA: 9.0 (6, 1)	IP: 1.1 WLS: L BF: 6 H: 1 R: 0 ER: 0 SO: 1 BB: 0 IBB: 0 HBP: 0 BLK: 0 WP: 0 HR: 0 S: 13 P: 23 ERA: 0.00 WHIP: 0.750	Don Robinson, R ERA: 9.0 (8, 1)	IP: 1.0 WLS: L BF: 3 H: 0 R: 0 ER: 0 SO: 2 BB: 0 IBB: 0 HBP: 0 BLK: 0 WP: 0 HR: 0 S: 7 P: 10 ERA: 0.00 WHIP: 0.000			

San Francisco Giants @ St. Louis Cardinals
 Busch Stadium, St. Louis, MO
 Wed Oct 14 1987, 7:05 PM CDT
 Att: 55,331 - Unknown - 55 F

AB	32
R	0
H	8
RBI	0
BB	0
SO	5
LOB	13



Batter	1	2	3	4	5	6	7	8	9	AB	R	H	RBI	BB	SO	LOB	BOTTOM			
Vince Coleman, S OBP: 0.367, SLG: 0.308 (1, 7)	CS 4-3 1B			4-3						4	1	1	0	1	2	1				
Ozzie Smith, S OBP: 0.276, SLG: 0.280 (1, 6)	4-3					K				4	0	1	0	1	2	1				
Tom Herr, S OBP: 0.214, SLG: 0.222 (1, 4)	SAFE 6-3 2-3					K				5	0	2	2	0	1	2				
Jim Lindeman, R OBP: 0.286, SLG: 0.538 Dan Driessen, L OBP: 0.308, SLG: 0.417 (6, PH) (7, 3)		K				F8				3	0	0	0	0	1	2				
Terry Pendleton, S OBP: 0.211, SLG: 0.316 Tom Lawless, R OBP: 0.429, SLG: 0.333 (3, PH) (4, 5)		K				F8				1	0	0	0	0	0	2				
Tony Peña, R OBP: 0.456, SLG: 0.476 (1, 2)		1B 1B				E8 1B				1	1	1	0	0	0	0				
Willie McGee, S OBP: 0.308, SLG: 0.423 (1, 8)		1B 1B				1B 1B				2	0	1	0	1	1	0				
José Oquendo, S OBP: 0.313, SLG: 0.417 (1, 9)		HR 1B				F9				4	1	2	1	0	0	1				
Danny Cox, R OBP: 0.333, SLG: 0.333 (1, 1)		HR 1B				6-3				2	2	1	3	2	0	0				
Inning Stats	R: 0 E: 0 K: 0 S: 9	H: 1 LOB: 0 BB: 0 P: 15	R: 4 E: 0 K: 3 S: 23	H: 4 LOB: 0 BB: 0 P: 30	R: 0 E: 1 K: 1 S: 16	H: 2 LOB: 0 BB: 0 P: 19	R: 0 E: 0 K: 0 S: 10	H: 1 LOB: 1 BB: 0 P: 13	R: 0 E: 0 K: 2 S: 17	H: 1 LOB: 2 BB: 1 P: 26	R: 2 E: 0 K: 0 S: 12	H: 2 LOB: 3 BB: 3 P: 28	R: 0 E: 0 K: 1 S: 10	H: 1 LOB: 2 BB: 1 P: 17	R: 0 E: 0 K: 2 S: 7	H: 0 LOB: 0 BB: 0 P: 10	1B: 10 2B: 1 3B: 0 HR: 1	SF: 0 SAC: 1 DP: 0 HBP: 0	WP: 1 PB: 1 SB: 2 CS: 1	PA: 39
PITCHER Atlee Hammaker, L ERA: 7.88 (3, 1)	IP: 0.2 WLS: L BF: 4 H: 2 R: 0 ER: 0 SO: 1 BB: 0 IBB: 0 HBP: 0 BLK: 0 WP: 0 HR: 0 S: 14 P: 17 ERA: 0.00 WHIP: 3.000															PITCHER Michael LaCoss, R ERA: 9.0 (6, 1)	IP: 1.1 WLS: L BF: 6 H: 1 R: 0 ER: 0 SO: 1 BB: 0 IBB: 0 HBP: 0 BLK: 0 WP: 0 HR: 0 S: 13 P: 23 ERA: 0.00 WHIP: 0.750	Don Robinson, R ERA: 9.0 (8, 1)	IP: 1.0 WLS: L BF: 3 H: 0 R: 0 ER: 0 SO: 2 BB: 0 IBB: 0 HBP: 0 BLK: 0 WP: 0 HR: 0 S: 7 P: 10 ERA: 0.00 WHIP: 0.000	
Kelly Downs, R ERA: 8.75 (5, 1)	IP: 1.1 WLS: L BF: 5 H: 1 R: 0 ER: 0 SO: 0 BB: 0 IBB: 0 HBP: 0 BLK: 0 WP: 0 HR: 0 S: 12 P: 15 ERA: 0.00 WHIP: 0.750															Scott Garretts, R ERA: 8.75 (6, 1)	IP: 1.2 WLS: L BF: 10 H: 2 R: 2 ER: 2 SO: 2 BB: 4 IBB: 0 HBP: 0 BLK: 0 WP: 1 HR: 0 S: 24 P: 45 ERA: 10.80 WHIP: 3.600	Craig Lefferts, L ERA: 8.75 (6, 1)	IP: 0.0 WLS: L BF: 1 H: 1 R: 0 ER: 0 SO: 0 BB: 0 IBB: 0 HBP: 0 BLK: 0 WP: 0 HR: 0 S: 2 P: 3 ERA: ∞ WHIP: ∞	

San Francisco Giants @ St. Louis Cardinals
 Busch Stadium, St. Louis, MO
 Wed Oct 14 1987, 7:05 PM CDT
 Att: 55,331 - Unknown - 55 F

AB	33
R	6
H	12
RBI	6
BB	5
SO	9
LOB	15



Batter	1	2	3	4	5	6	7	8	9	AB	R	H	RBI	BB	SO	LOB	TOP								
Vince Coleman, S (1, 7) OBP: 0.316, SLG: 0.265	0-3 K		0-1 G4-3		0-3 K			2-1 F9 2B 1B		4	1	1	0	0	2	1									
Ozzie Smith, S (1, 6) OBP: 0.243, SLG: 0.242	1-0 G6-3 1B		0-0 6-3			3-3 K		0-2 F9 1-3		4	0	1	0	0	1	1									
Tom Herr, S (1, 4) OBP: 0.167, SLG: 0.171	1-2 G6-3			2-1 G3		2-1 F7		0-0 L4		4	0	0	0	0	0	2									
Dan Driessen, L (1, 3) OBP: 0.294, SLG: 0.438	1-3 K			1-1 G3		0-0 F9		1-0 1B 2B		4	1	1	1	0	1	1									
Willie McGee, S (1, 8) OBP: 0.333, SLG: 0.424		2-1 G4-3		0-3 K			1-3 K	3-H 2-2 1B		4	0	1	1	0	2	0									
Terry Pendleton, S (1, 10) OBP: 0.217, SLG: 0.304		3-2 G6-3			1-1 G4-3 5-3 1B		3-2 F7	0-0 L4-3		4	1	1	0	0	0	1									
Curt Ford, L (1, 9) OBP: 0.500, SLG: 0.417		2-2 1B			4-1 5-3 1-2 BB		0-0 1B		3-1 F9	3	1	2	0	1	0	0									
José Oquendo, S (1, 5) OBP: 0.261, SLG: 0.316		2-3 K			0-0 G4-3		0-0 1B		0-0 F7	4	0	1	0	0	1	3									
Tony Peña, R (1, 2) OBP: 0.387, SLG: 0.393			1-3 K		0-0 5-3		1-0 1B		1-2 G3	4	0	1	2	0	1	1									
Inning Stats	R: 0 E: 0 K: 2 S: 11	H: 1 LOB: 1 BB: 0 P: 14	R: 0 E: 0 K: 1 S: 13	H: 1 LOB: 1 BB: 0 P: 22	R: 0 E: 0 K: 1 S: 6	H: 0 LOB: 0 BB: 0 P: 7	R: 0 E: 0 K: 1 S: 7	H: 0 LOB: 0 BB: 0 P: 10	R: 1 E: 0 K: 1 S: 8	H: 1 LOB: 1 BB: 1 P: 13	R: 0 E: 0 K: 1 S: 6	H: 0 LOB: 0 BB: 0 P: 11	R: 1 E: 0 K: 1 S: 9	H: 3 LOB: 2 BB: 0 P: 14	R: 2 E: 0 K: 0 S: 12	H: 3 LOB: 1 BB: 0 P: 17	R: 0 E: 0 K: 0 S: 6	H: 0 LOB: 0 BB: 0 P: 10	1B: 8 2B: 1 3B: 0 HR: 0	SF: 0 SAC: 0 DP: 0 HBP: 0	WP: 0 PB: 0 SB: 1 CS: 0	PA: 36			
PITCHER	IP	WLS	BF	H	R	ER	SO	BB	IBB	HBP	BLK	WP	HR	S	P	ERA	WHIP								
Bert Blyleven, R (1, 1) ERA: 3.54	7.0	W	27	6	2	2	8	1	0	0	0	0	0	60	91	2.57	1.000								
Juan Berenguer, R (8, 1) ERA: 3.95	1.0		6	3	2	2	0	0	0	0	0	0	0	12	17	18.00	3.000								
Jeff Reardon, R (9, 1) ERA: 4.26	1.0		3	0	0	0	0	0	0	0	0	0	0	6	10	0.00	0.000								

St. Louis Cardinals @ Minnesota Twins
Hubert H. Humphrey Metrodome, Minneapolis, MN
Sun Oct 18 1987, 8:05 PM EDT
Att: 55,257 - Dome

AB 35
R 4
H 9
RBI 4
BB 1
SO 8
LOB 10

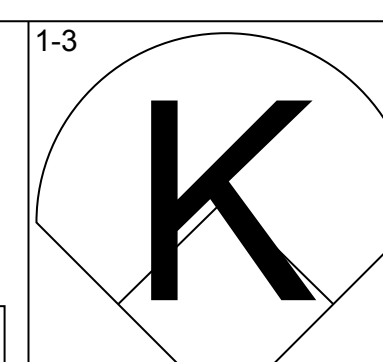
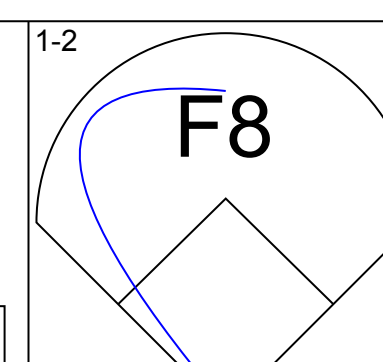
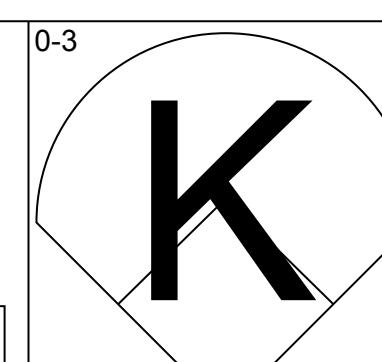
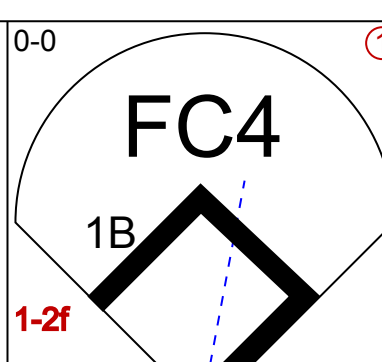
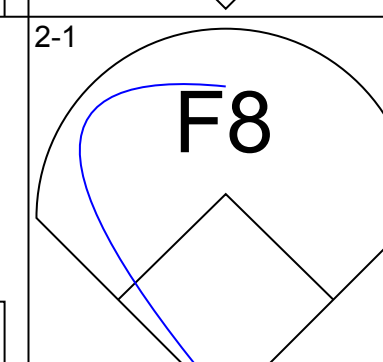
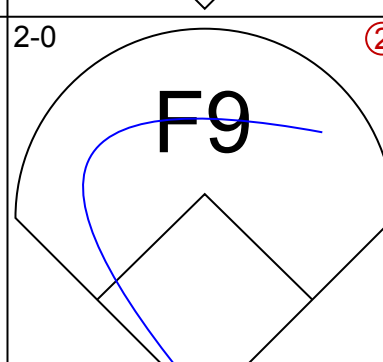
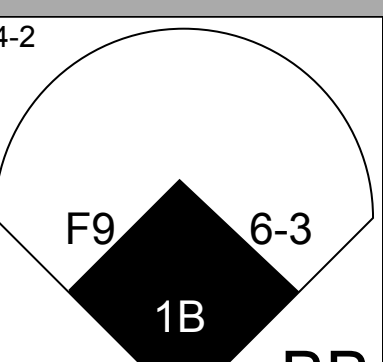
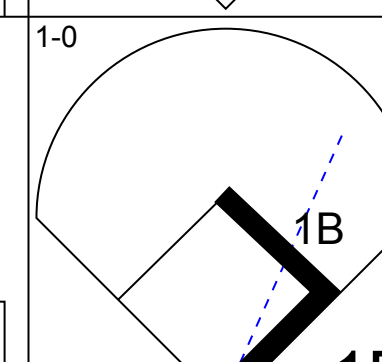
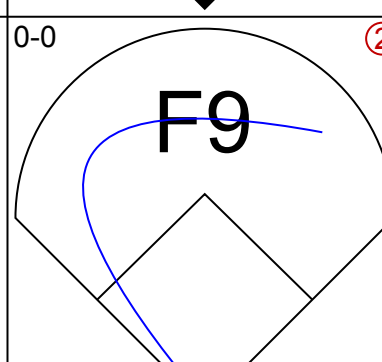
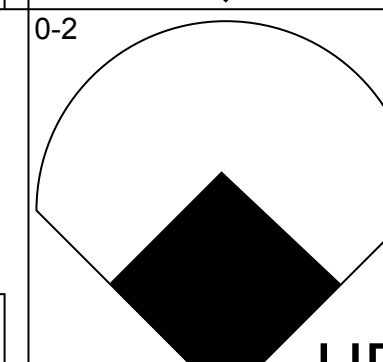
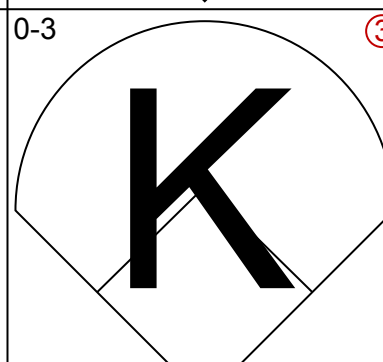
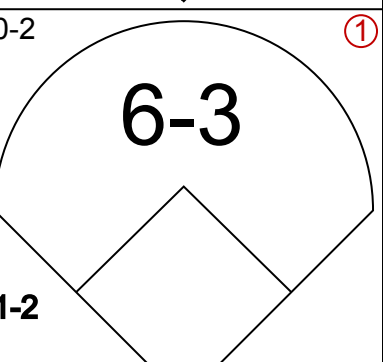
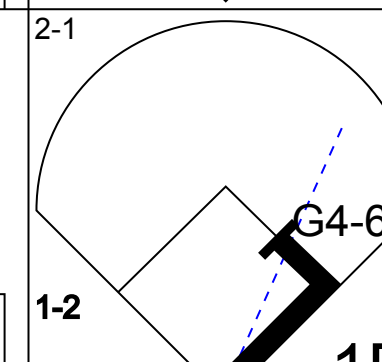
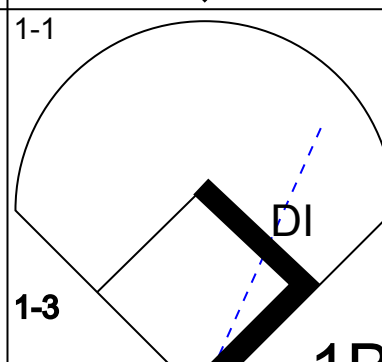
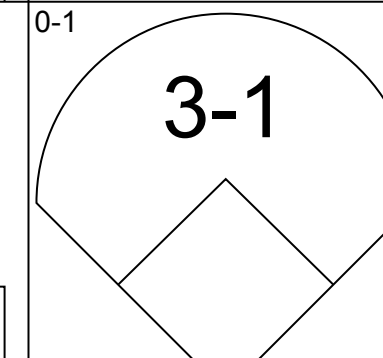
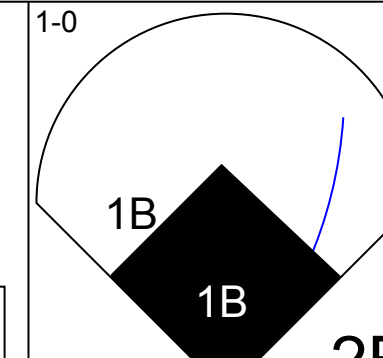
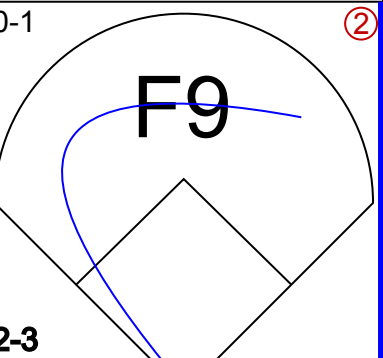
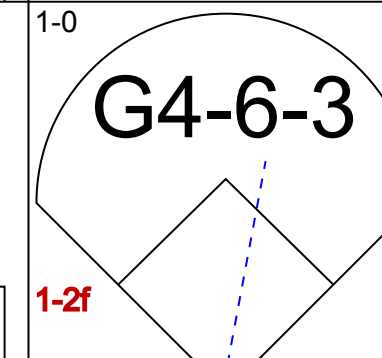
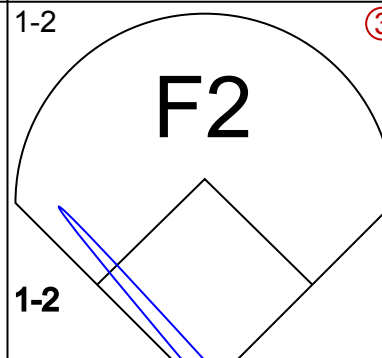
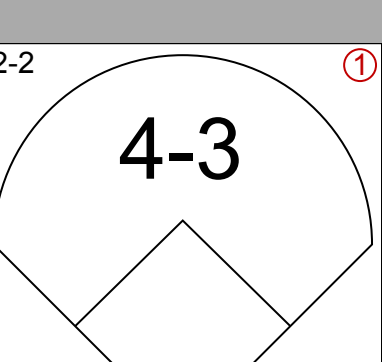
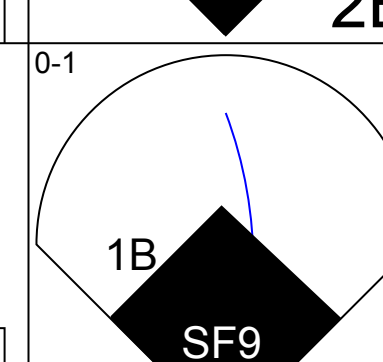
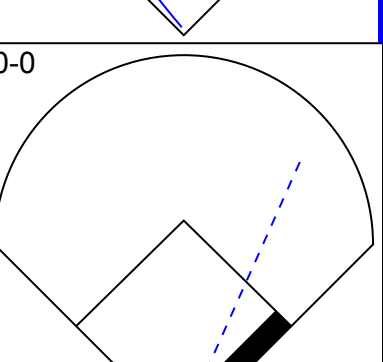
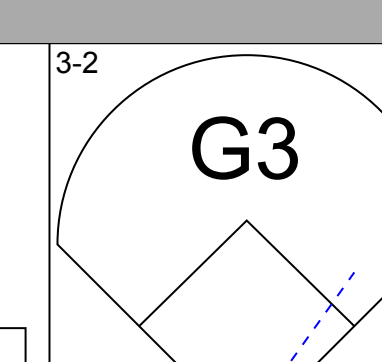
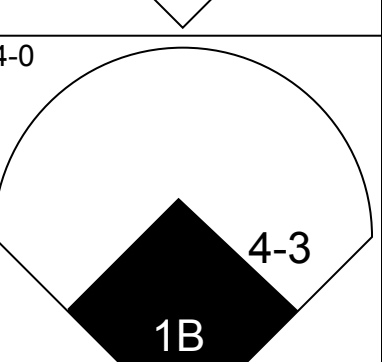
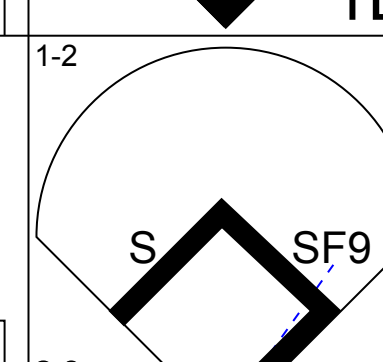
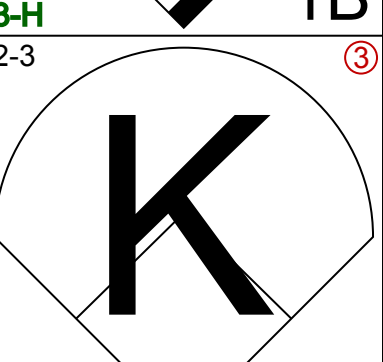
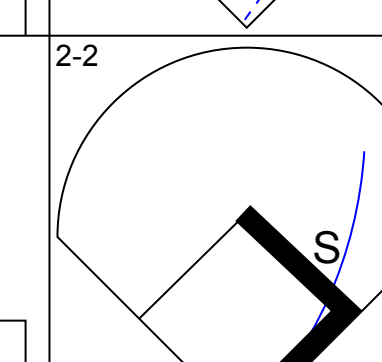
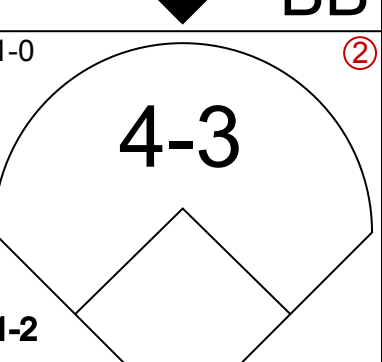
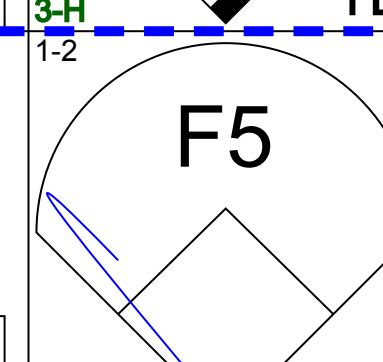
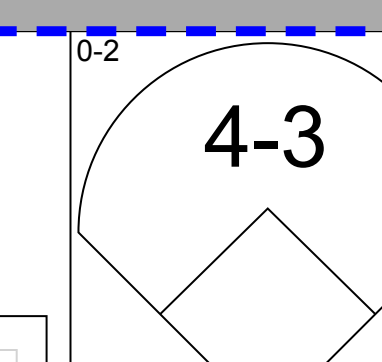
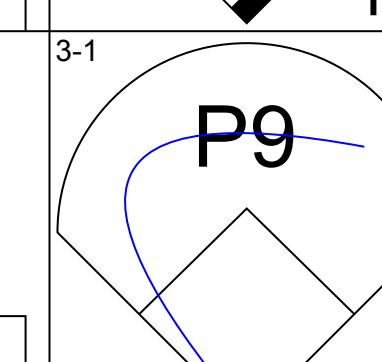
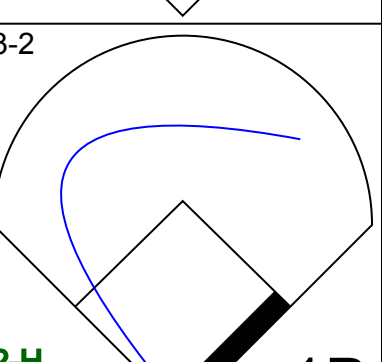
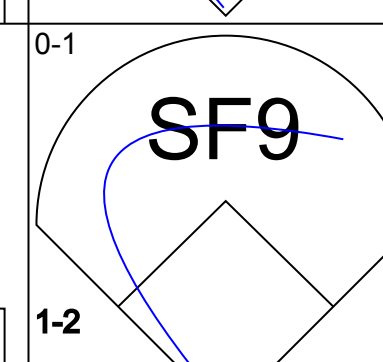
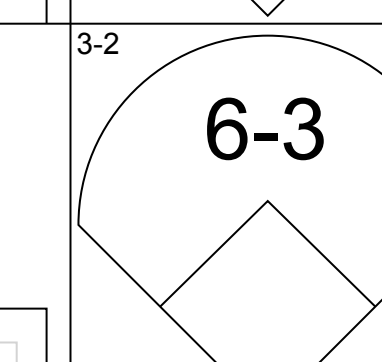
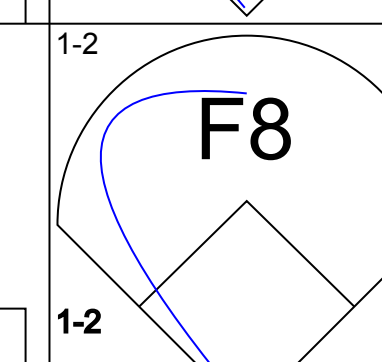

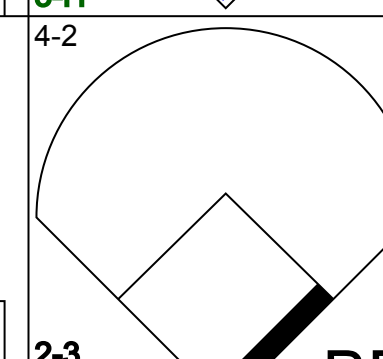
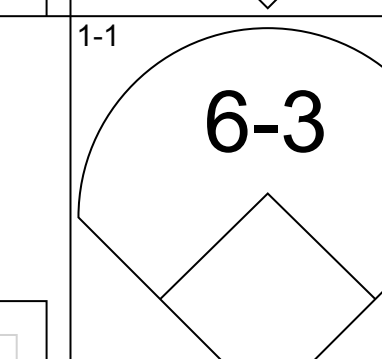
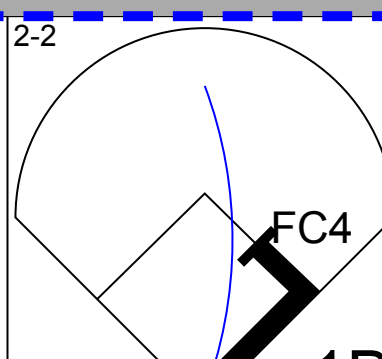


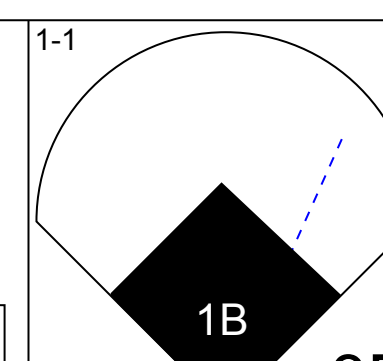
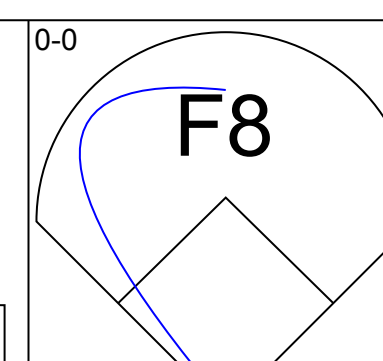
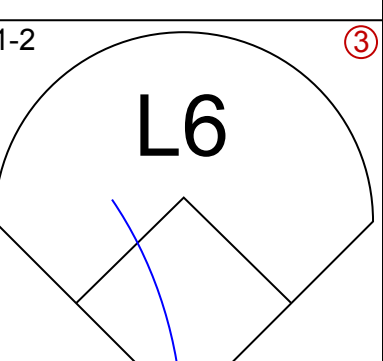
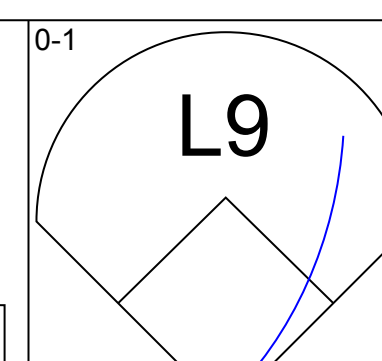
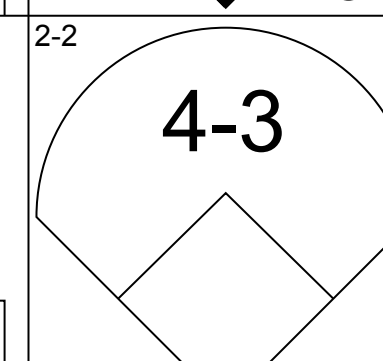
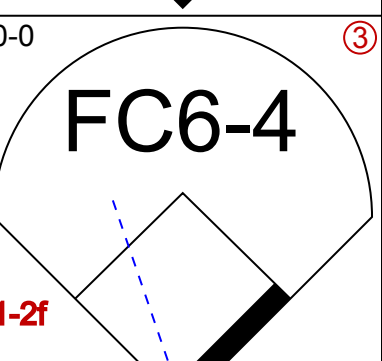
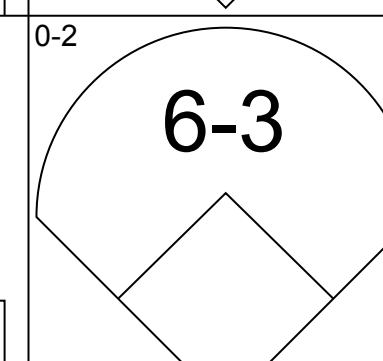
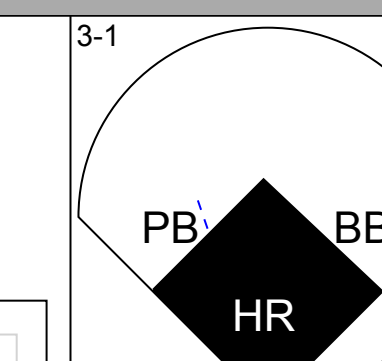
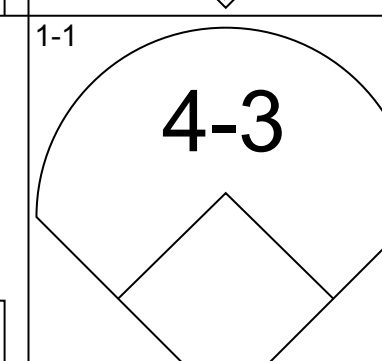
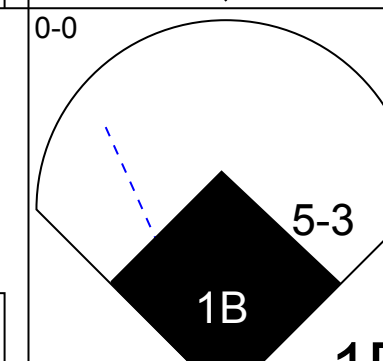
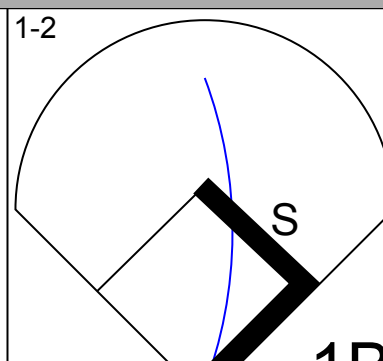
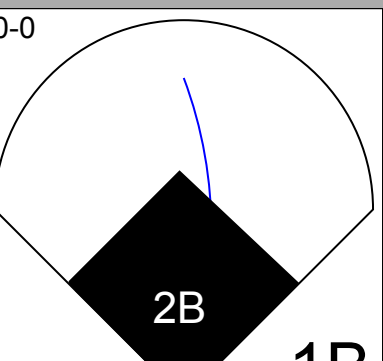
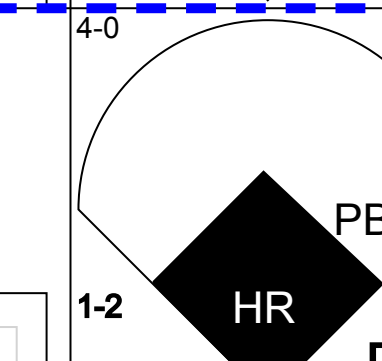
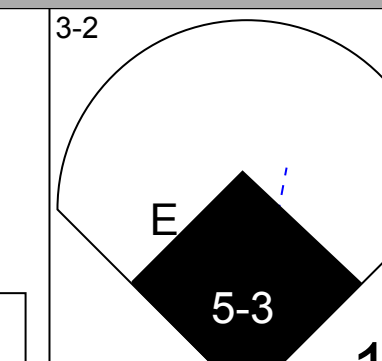
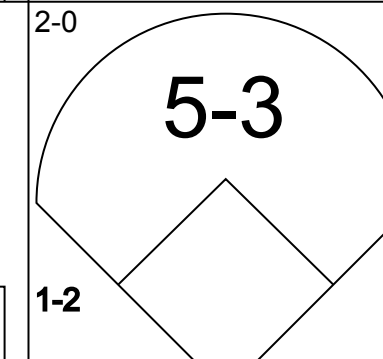
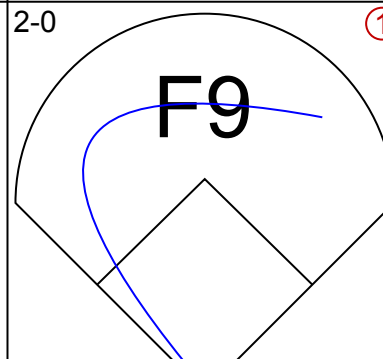
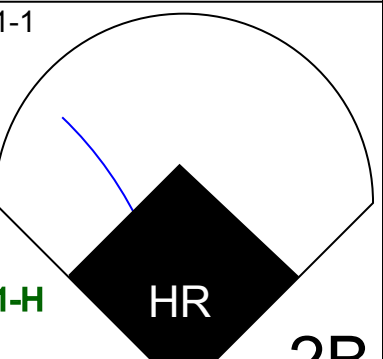
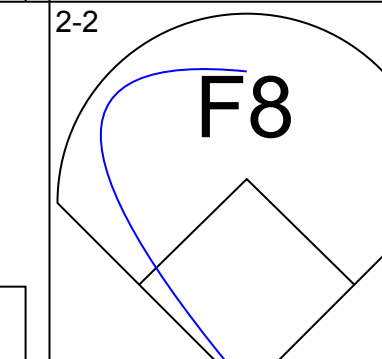
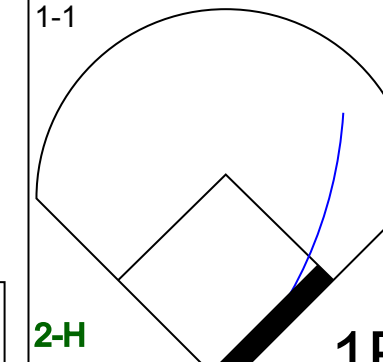
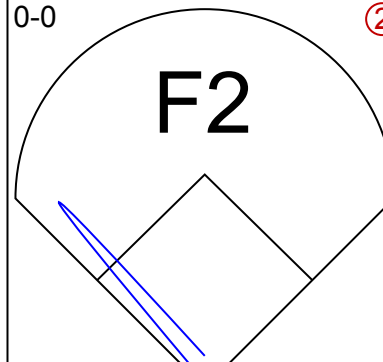
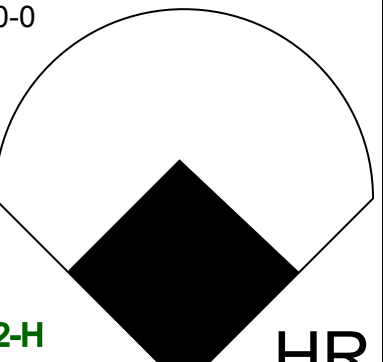
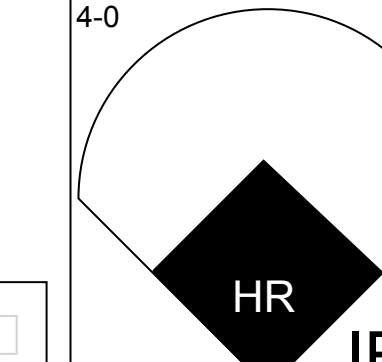
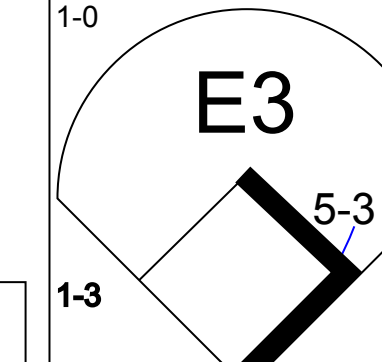
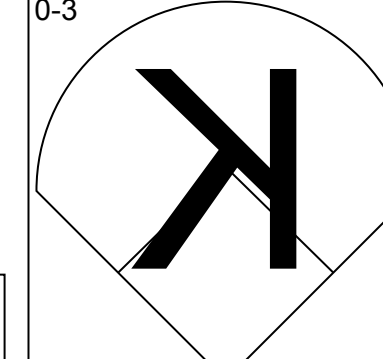
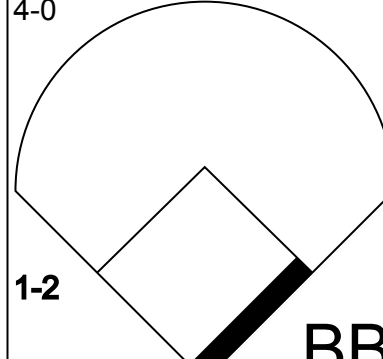
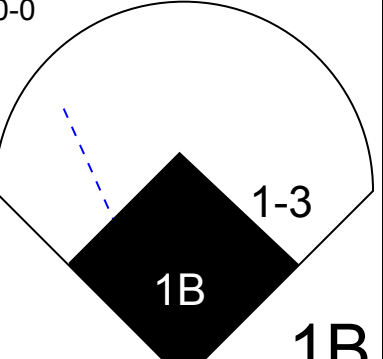
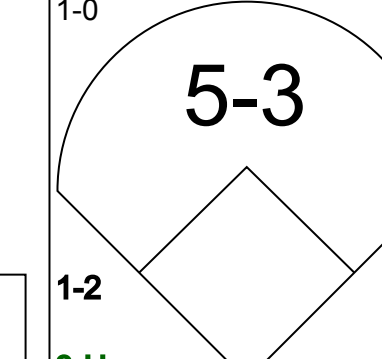
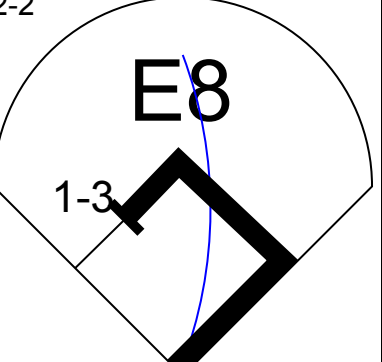
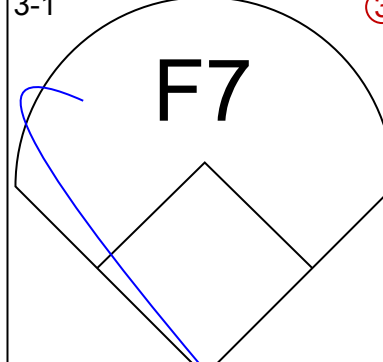
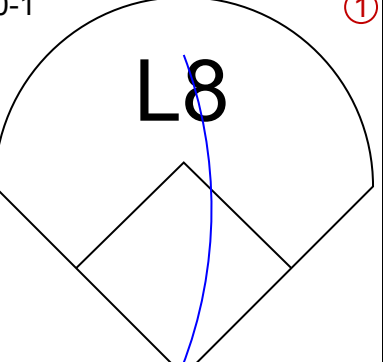
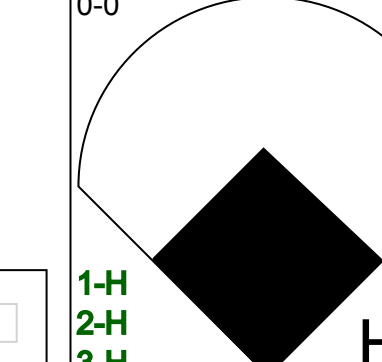
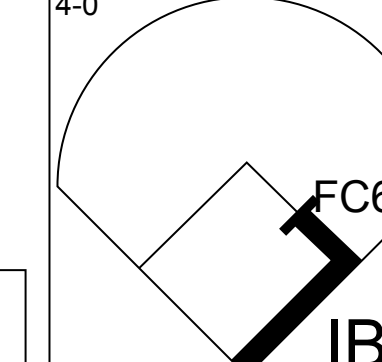

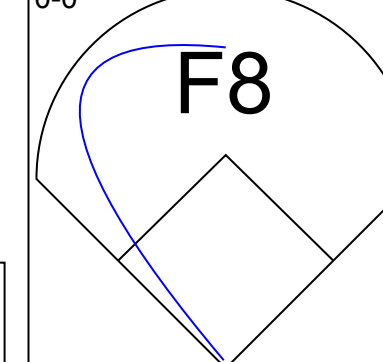
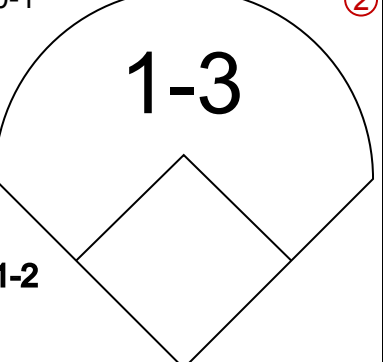
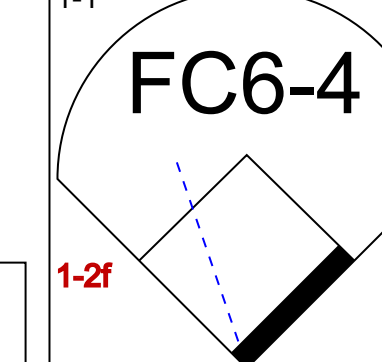

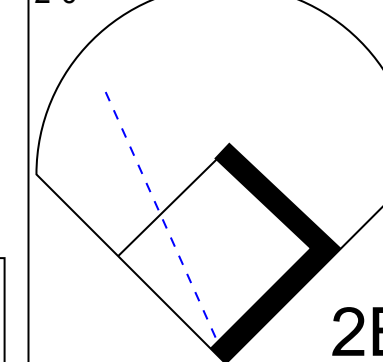

Batter	1	2	3	4	5	6	7	8	9	AB	R	H	RBI	BB	SO	LOB	BOTTOM								
Dan Gladden, R (1, 7) OBP: 0.441, SLG: 0.552	0-0 L4		0-2 F9	2-2 2B 1-2 2-H 1B		1-0 1-3		0-0 L8		5	0	1	1	0	0	2									
Greg Gagne, R (1, 6) OBP: 0.323, SLG: 0.593	1-0 F9			0-0 G3		2-0 6-3				4	0	1	1	0	0	0									
Kirby Puckett, R (1, 8) OBP: 0.212, SLG: 0.333	0-0 6-3			0-0 1B	5-3		1-2 4-3			4	1	1	0	0	0	2									
Kent Hrbek, L (1, 3) OBP: 0.355, SLG: 0.320		1-0 5-3		2-2 2B 1-2 WP 1B	4-0 FC4-6 1B BB		3-0 4-3			3	1	1	0	1	0	0									
Gary Gaetti, R (1, 5) OBP: 0.406, SLG: 0.750		0-1 HR		4-0 2B 1-2 2-3 1B BB	2-1 FC4-6 1B		1-3 K			3	2	2	1	1	1	0									
Randy Bush, L (1, 10) OBP: 0.388, SLG: 0.467		1-3 K		0-2 1B 2B	0-2 FC4-6 L8		0-0 F8			3	1	1	2	0	1	2									
Gene Larkin, S (8, PH) OBP: 0.500, SLG: 1.000				1-3 2-H 3-H 1B 2B	1-2 2-3 L8				1	0	0	0	0	0	0	0									
Tom Brunansky, R (1, 9) OBP: 0.483, SLG: 0.783		1-3 K		4-0 1B 1B IBB	1-2 L8		0-0 5-3			3	1	0	0	1	1	2									
Steve Lombardozzi, R (1, 4) OBP: 0.375, SLG: 0.429			0-0 F8	2-1 F7		0-3 K		0-0 2B		3	0	0	0	0	1	3									
Roy Smalley, S (8, PH) OBP: 1.000, SLG: 2.000										1	0	1	0	0	0	0									
Al Newman, S (9, 4) OBP: 0.333, SLG: 0.400			2-3 K	0-0 1B 2B 1B	2-1 F7		2-1 K		4-2 BB	3	2	2	3	1	1	0									
Inning Stats	R: 0 E: 0 K: 0 S: 3	H: 0 LOB: 0 BB: 0 P: 4	R: 1 E: 0 K: 2 S: 9	H: 1 LOB: 0 BB: 0 P: 12	R: 0 E: 0 K: 1 S: 9	H: 0 LOB: 0 BB: 0 P: 11	R: 6 E: 0 K: 0 S: 23	H: 6 LOB: 2 BB: 2 P: 41	R: 0 E: 0 K: 0 S: 8	H: 1 LOB: 1 BB: 1 P: 15	R: 1 E: 0 K: 1 S: 7	H: 1 LOB: 0 BB: 0 P: 12	R: 0 E: 0 K: 1 S: 8	H: 0 LOB: 0 BB: 0 P: 13	R: 0 E: 0 K: 0 S: 7	H: 1 LOB: 2 BB: 1 P: 11	1B: 5 2B: 3 3B: 0 HR: 2	SF: 0 SAC: 0 DP: 0 HBP: 0	WP: 1 PB: 0 SB: 0 CS: 0	PA: 37					
PITCHER	IP	WLS	BF	H	R	ER	SO	BB	IBB	HBP	BLK	WP	HR	S	P	ERA	WHIP								
Danny Cox, R (1, 1) ERA: 4.79	3.2	L	19	6	7	7	3	1	0	0	0	0	1	19	34	3.86	1.714								
Lee Tunnell, R (4, 1) ERA: 3.85	2.1		10	3	1	1	1	1	0	0	0	0	1	19	34	3.86	1.714								
Ken Dayley, L (7, 1) ERA: 1.8	1.1		4	0	0	0	1	0	0	0	0	0	0	9	14	0.00	0.000								
Todd Worrell, R (8, 1) ERA: 1.8	0.2		4	1	0	0	0	1	0	0	0	0	0	6	10	0.00	3.000								

St. Louis Cardinals @ Minnesota Twins
Hubert H. Humphrey Metrodome, Minneapolis, MN
Sun Oct 18 1987, 8:05 PM EDT
Att: 55,257 - Dome

AB 33
R 8
H 10
RBI 8
BB 4
SO 5
LOB 11



Batter	1	2	3	4	5	6	7	8	9	AB	R	H	RBI	BB	SO	LOB	TOP						
Vince Coleman, S (1, 7) OBP: 0.304, SLG: 0.280			4-3							5	0	0	0	0	2	3	St. Louis Cardinals @ Minnesota Twins Hubert H. Humphrey Metrodome, Minneapolis, MN Sat Oct 24 1987, 4:33 AM EDT Att: 55,293 - Dome livebaseballscorecards.com						
Ozzie Smith, S (1, 6) OBP: 0.291, SLG: 0.265										4	1	1	0	1	0	1							
Tom Herr, S (1, 4) OBP: 0.259, SLG: 0.294										5	1	3	1	0	1	1							
Dan Driessen, L (1, 3) OBP: 0.296, SLG: 0.400 Tom Pagnozzi, R (5, PH) John Morris, L (5, 9)										2	1	1	0	0	0	0							
Willie McGee, S (1, 8) OBP: 0.347, SLG: 0.449										4	1	2	1	0	0	0							
Terry Pendleton, S (1, 10) OBP: 0.296, SLG: 0.346										3	1	2	1	1	1	1							
Curt Ford, L (1, 9) Jim Lindeman, R (4, PH)											1	0	0	0	0	0		1					
José Oquendo, S (1, 5) OBP: 0.308, SLG: 0.333											3	0	1	2	0	0		1					
Tony Peña, R (1, 2) OBP: 0.457, SLG: 0.425											3	0	1	0	1	0		1					
Inning Stats	R: 1 E: 0 K: 1 S: 11	H: 1 LOB: 0 BB: 0 P: 14	R: 0 E: 0 K: 0 S: 9	H: 1 LOB: 1 BB: 1 P: 21	R: 0 E: 0 K: 1 S: 7	H: 0 LOB: 0 BB: 0 P: 10	R: 2 E: 0 K: 0 S: 20	H: 3 LOB: 2 BB: 1 P: 28	R: 1 E: 0 K: 1 S: 15	H: 1 LOB: 1 BB: 1 P: 21	R: 0 E: 0 K: 0 S: 8	H: 0 LOB: 0 BB: 0 P: 12	R: 0 E: 0 K: 1 S: 7	H: 2 LOB: 1 BB: 0 P: 11	R: 0 E: 0 K: 0 S: 15	H: 1 LOB: 1 BB: 0 P: 24		R: 0 E: 0 K: 0 S: 11	H: 2 LOB: 2 BB: 0 P: 15	1B: 9 2B: 1 3B: 0 HR: 1	SF: 1 SAC: 0 DP: 1 HBP: 0	WP: 0 PB: 0 SB: 2 CS: 0	PA: 40
PITCHER	IP WLS BF H R ER SO BB IBB HBP BLK WP HR S P ERA WHIP																						
Les Straker, R (1, 1) ERA: 6.94	3.0	15	5	4	4	2	1	0	0	0	0	0	0	0	0	0	0	0	1	34	54	12.00	2.000
Dan Schatzeder, L (4, 1) ERA: 3.12	2.0	9	1	1	1	1	2	0	0	0	0	0	0	0	0	0	0	0	0	28	40	4.50	1.500
Juan Berenguer, R (6, 1) ERA: 5.23	3.0	11	3	0	0	1	0	0	0	0	0	0	0	0	0	0	0	0	0	30	47	0.00	1.000
Jeff Reardon, R (9, 1) ERA: 3.0	1.0	5	2	0	0	0	0	0	0	0	0	0	0	0	0	0	0	0	0	11	15	0.00	2.000

Batter	1	2	3	4	5	6	7	8	9	AB	R	H	RBI	BB	SO	LOB	BOTTOM						
Dan Gladden, R (1, 7) OBP: 0.415, SLG: 0.500										5	1	2	0	0	0	2	St. Louis Cardinals @ Minnesota Twins Hubert H. Humphrey Metrodome, Minneapolis, MN Sat Oct 24 1987, 4:33 AM EDT Att: 55,293 - Dome livebaseballscorecards.com						
Greg Gagne, R (1, 6) OBP: 0.292, SLG: 0.512										5	1	1	0	0	0	4							
Kirby Puckett, R (1, 8) OBP: 0.314, SLG: 0.396										4	4	4	1	1	0	0							
Gary Gaetti, R (1, 5) OBP: 0.347, SLG: 0.614										5	1	1	1	0	0	5							
Don Baylor, R (1, 10) Randy Bush, L (8, PH)										3	2	2	3	1	0	1							
Tom Brunansky, R (1, 9) OBP: 0.391, SLG: 0.538										4	1	1	1	1	1	5							
Kent Hrbek, L (1, 3) OBP: 0.313, SLG: 0.341										4	1	1	4	1	0	3							
Tim Laudner, R (1, 2) OBP: 0.308, SLG: 0.333										5	0	0	0	0	0	4							
Sveve Lombardozzi, R (1, 4) OBP: 0.412, SLG: 0.467										4	0	3	1	0	0	0							
Inning Stats	R: 2 E: 0 K: 1 S: 12	H: 3 LOB: 1 BB: 0 P: 18	R: 0 E: 1 K: 0 S: 10	H: 2 LOB: 2 BB: 0 P: 14	R: 0 E: 0 K: 0 S: 8	H: 1 LOB: 2 BB: 1 P: 18	R: 0 E: 0 K: 0 S: 7	H: 1 LOB: 1 BB: 0 P: 9	R: 4 E: 0 K: 0 S: 14	H: 5 LOB: 1 BB: 0 P: 19	R: 4 E: 0 K: 0 S: 10	H: 2 LOB: 0 BB: 2 P: 23	R: 0 E: 0 K: 0 S: 5	H: 0 LOB: 0 BB: 0 P: 7	R: 1 E: 1 K: 0 S: 10	H: 1 LOB: 2 BB: 1 P: 22		R: 0 E: 0 K: 0 S: 10	H: 1 LOB: 0 BB: 0 P: 22	1B: 10 2B: 2 3B: 1 HR: 2	SF: 0 SAC: 0 DP: 0 HBP: 0	WP: 0 PB: 1 SB: 1 CS: 0	PA: 44
PITCHER	IP WLS BF H R ER SO BB IBB HBP BLK WP HR S P ERA WHIP																						
John Tudor, L (1, 1) ERA: 3.42	4.0	24	11	6	6	1	1	0	0	0	0	0	0	0	0	0	0	0	1	42	65	13.50	3.000
Ricky Horton, L (5, 1) ERA: 3.0	1.0	5	2	1	1	0	0	0	0	0	0	0	0	0	0	0	0	0	0	11	18	9.00	2.000
Bob Forsch, R (6, 1) ERA: 10.61	0.2	4	0	0	0	0	1	1	0	0	0	0	0	0	0	0	0	0	0	6	16	0.00	1.500
Ken Dayley, L (6, 1) ERA: 1.04	0.1	2	1	3	3	0	0	0	0	0	0	0	0	0	0	0	0	0	1	2	2	81.00	3.000
Lee Tammell, R (7, 1) ERA: 2.08	2.0	9	1	1	0	0	0	1	0	0	0	0	0	0	0	0	0	0	0	15	29	0.00	0.500

Batter	1	2	3	4	5	6	7	8	9	AB	R	H	RBI	BB	SO	LOB	TOP			
Vince Coleman, S (1, 7) OBP: 0.283, SLG: 0.259	0-3 K	2-1 P6			1-3 K			0-1 F9		4	0	0	0	0	2	2				
Ozzie Smith, S (1, 6) OBP: 0.271, SLG: 0.245	3-1 F8		0-0 5-3			1-0 F6		0-2 4-3		4	0	0	0	0	0	0				
Tom Herr, S (1, 4) OBP: 0.259, SLG: 0.291	2-0 5-3		1-3 K			2-2 CS 1B		2-2 F8		4	0	1	0	0	1	0				
Jim Lindeman, R (1, 3) OBP: 0.333, SLG: 0.464		0-0 1B 1B	1-3 K			3-2 SAFE SAFE F9		3-2 P5		3	1	1	0	0	1	1				
Curt Ford, L (9, PH) OBP: 0.375, SLG: 0.318						1-2				1	0	0	0	0	0	0				
Willie McGee, S (1, 8) OBP: 0.340, SLG: 0.434		0-0 F8 1B 1B		1-3 K			1-2 6-3		0-2 5-3	4	1	1	0	0	1	0				
Tony Peña, R (1, 10) OBP: 0.469, SLG: 0.465		1-1 1B 1B		1-3 K			3-2 S 2B			3	0	2	1	0	1	0				
José Oquendo, S (1, 9) OBP: 0.286, SLG: 0.306		1-1 P3		0-0 5-3			0-3 K			3	0	0	0	0	1	3				
Tom Lawless, R (1, 5) OBP: 0.235, SLG: 0.375		0-1 F8			0-1 F3		1-2 F8			3	0	0	0	0	0	3				
Steve Lake, R (1, 2) OBP: 0.333, SLG: 0.333		0-0 1-2 3H 1B			1-1 4-3			0-1 5-3		3	0	1	1	0	0	0				
Inning Stats	R: 0 E: 0 K: 1 S: 6	H: 0 LOB: 0 BB: 0 P: 11	R: 2 E: 0 K: 0 S: 11	H: 4 LOB: 2 BB: 0 P: 15	R: 0 E: 0 K: 2 S: 10	H: 0 LOB: 0 BB: 0 P: 12	R: 0 E: 0 K: 2 S: 7	H: 0 LOB: 0 BB: 0 P: 9	R: 0 E: 0 K: 1 S: 7	H: 1 LOB: 0 BB: 0 P: 15	R: 0 E: 0 K: 1 S: 12	H: 1 LOB: 1 BB: 0 P: 17	R: 0 E: 0 K: 0 S: 7	H: 0 LOB: 0 BB: 0 P: 7	R: 0 E: 0 K: 0 S: 11	H: 0 LOB: 0 BB: 0 P: 16	1B: 5 2B: 1 3B: 0 HR: 0	SF: 0 SAC: 0 DP: 0 HBP: 0	WP: 0 PB: 0 SB: 1 CS: 1	PA: 32
PITCHER	IP WLS BF H R ER SO BB IBB HBP BLK WP HR S P ERA WHIP	8.0 W 29 6 2 2 7 0 0 0 0 0 0 69 95 2.25 0.750	1.0 S 3 0 0 0 0 0 0 0 0 0 0 11 16 0.00 0.000																	

St. Louis Cardinals @ Minnesota Twins
Hubert H. Humphrey Metrodome, Minneapolis, MN

AB 32
R 2
H 6
RBI 2
BB 0
SO 7
LOB 9



WP: 0 PA: 32
PB: 0
SB: 1
CS: 1

St. Louis Cardinals @ Minnesota Twins
Hubert H. Humphrey Metrodome, Minneapolis, MN

AB 32
R 4
H 10
RBI 4
BB 5
SO 6
LOB 17



WP: 0 PA: 38
PB: 0
SB: 1
CS: 2

Batter	1	2	3	4	5	6	7	8	9	AB	R	H	RBI	BB	SO	LOB	BOTTOM			
Dan Gladden, R (1, 7) OBP: 0.397, SLG: 0.490	1-2 3-1	2-2 P4			3-2 6-3	1-3 K		1-0 1-H 2B		5	0	1	1	0	1	5				
Greg Gagne, R (1, 6) OBP: 0.302, SLG: 0.500	0-3 K		1-3 K		0-0 2B 1B	3-2 1-2 2-3 3-H 1B		1-2 4-3		5	1	2	1	0	2	1				
Kirby Puckett, R (1, 8) OBP: 0.327, SLG: 0.423	1-1 1B		0-1 F8		0-0 CS 1-H 2B	1-3 K				4	0	2	1	0	1	3				
Gary Gaetti, R (1, 5) OBP: 0.340, SLG: 0.574	2-1 L9		2-0 E3		4-2 CS 1B BB		0-1 F8			3	0	0	0	1	0	1				
Don Baylor, R (1, 10) OBP: 0.476, SLG: 0.556		2-2 1B HBP	2-3 K		2-1 1-H 2-3 1B		0-1 F9			3	0	1	0	0	1	1				
Tom Brunansky, R (1, 9) OBP: 0.400, SLG: 0.524		1-0 1B 1B		0-0 P7		4-1 BB BB 1B BB	2-2 F5			3	2	1	0	1	0	0				
Kent Hrbek, L (1, 3) OBP: 0.308, SLG: 0.318		3-3 K		0-0 B1-3		4-1 1B BB BB		3-2 4-3		3	0	0	0	1	1	2				
Tim Laudner, R (1, 2) OBP: 0.349, SLG: 0.361		1-2 1-2 2H 1B		4-1 BB		1-2 F3		1-1 2B 1B		3	1	2	0	1	0	2				
Steve Lombardozzi, R (1, 4) OBP: 0.417, SLG: 0.469		2-0 1-2 2H 1B		0-0 F8		4-2 1B BB		0-0 F7		2	0	1	1	0	0	1				
Roy Smalley, S (6, PH) OBP: 0.750, SLG: 1.000										0	0	0	0	1	0	0				
Al Newman, S (6, PR) OBP: 0.250, SLG: 0.143										1	0	0	0	0	0	1				
Inning Stats	R: 0 E: 0 K: 1 S: 11	H: 1 LOB: 1 BB: 0 P: 15	R: 1 E: 0 K: 1 S: 13	H: 3 LOB: 2 BB: 0 P: 24	R: 0 E: 1 K: 2 S: 9	H: 0 LOB: 1 BB: 0 P: 14	R: 0 E: 0 K: 0 S: 4	H: 0 LOB: 1 BB: 1 P: 8	R: 1 E: 0 K: 0 S: 9	H: 3 LOB: 2 BB: 1 P: 18	R: 1 E: 0 K: 2 S: 19	H: 1 LOB: 3 BB: 3 P: 37	R: 0 E: 0 K: 0 S: 7	H: 0 LOB: 0 BB: 0 P: 9	R: 1 E: 0 K: 0 S: 11	H: 2 LOB: 1 BB: 0 P: 17	1B: 8 2B: 2 3B: 0 HR: 0	SF: 0 SAC: 0 DP: 0 HBP: 1	WP: 0 PB: 0 SB: 1 CS: 2	PA: 38
PITCHER	IP WLS BF H R ER SO BB IBB HBP BLK WP HR S P ERA WHIP	4.1 L 5 2 1 1 0 3 0 0 0 0 0 7 21 13.50 7.500	3.0 13 3 1 1 2 1 0 0 0 0 0 0 35 53 3.00 1.333																	

WP: 0 PA: 38
PB: 0
SB: 1
CS: 2

St. Louis Cardinals @ Minnesota Twins
Hubert H. Humphrey Metrodome, Minneapolis, MN

AB 32
R 4
H 10
RBI 4
BB 5
SO 6
LOB 17



WP: 0 PA: 38
PB: 0
SB: 1
CS: 2

St. Louis Cardinals @ Minnesota Twins
Hubert H. Humphrey Metrodome, Minneapolis, MN

AB 32
R 4
H 10
RBI 4
BB 5
SO 6
LOB 17



WP: 0 PA: 38
PB: 0
SB: 1
CS: 2

St. Louis Cardinals @ Minnesota Twins
Hubert H. Humphrey Metrodome, Minneapolis, MN

AB 32
R 4
H 10
RBI 4
BB 5
SO 6
LOB 17



WP: 0 PA: 38
PB: 0
SB: 1
CS: 2

St. Louis Cardinals @ Minnesota Twins
Hubert H. Humphrey Metrodome, Minneapolis, MN

AB 32
R 4
H 10
RBI 4
BB 5
SO 6
LOB 17



WP: 0 PA: 38
PB: 0
SB: 1
CS: 2

St. Louis Cardinals @ Minnesota Twins
Hubert H. Humphrey Metrodome, Minneapolis, MN

AB 32
R 4
H 10
RBI 4
BB 5
SO 6
LOB 17



WP: 0 PA: 38
PB: 0
SB: 1
CS: 2

St. Louis Cardinals @ Minnesota Twins
Hubert H. Humphrey Metrodome, Minneapolis, MN

AB 32
R 4
H 10
RBI 4
BB 5
SO 6
LOB 17



WP: 0 PA: 38
PB: 0
SB: 1
CS: 2

St. Louis Cardinals @ Minnesota Twins
Hubert H. Humphrey Metrodome, Minneapolis, MN

AB 32
R 4
H 10
RBI 4
BB 5
SO 6
LOB 17



WP: 0 PA: 38
PB: 0
SB: 1
CS: 2

St. Louis Cardinals @ Minnesota Twins
Hubert H. Humphrey Metrodome, Minneapolis, MN

AB 32
R 4
H 10
RBI 4
BB 5
SO 6
LOB 17



WP: 0 PA: 38
PB: 0
SB: 1
CS: 2

St. Louis Cardinals @ Minnesota Twins
Hubert H. Humphrey Metrodome, Minneapolis, MN

AB 32
R 4
H 10
RBI 4
BB 5
SO 6
LOB 17



WP: 0 PA: 38
PB: 0
SB: 1
CS: 2

St. Louis Cardinals @ Minnesota Twins
Hubert H. Humphrey Metrodome, Minneapolis, MN

AB 32
R 4
H 10
RBI 4
BB 5
SO 6
LOB 17



WP: 0 PA: 38
PB: 0
SB: 1
CS: 2

St. Louis Cardinals @ Minnesota Twins
Hubert H. Humphrey Metrodome, Minneapolis, MN

AB 32
R 4
H 10
RBI 4
BB 5
SO 6
LOB 17



WP: 0 PA: 38
PB: 0
SB: 1
CS: 2

St. Louis Cardinals @ Minnesota Twins
Hubert H. Humphrey Metrodome, Minneapolis, MN

AB 32
R 4
H 10
RBI 4
BB 5
SO 6
LOB 17



WP: 0 PA: 38
PB: 0
SB: 1
CS: 2

St. Louis Cardinals @ Minnesota Twins
Hubert H. Humphrey Metrodome, Minneapolis, MN

AB 32
R 4
H 10
RBI 4
BB 5
SO 6
LOB 17



WP: 0 PA: 38
PB: 0
SB: 1
CS: 2

St. Louis Cardinals @ Minnesota Twins
Hubert H. Humphrey Metrodome, Minneapolis, MN

AB 32
R 4
H 10
RBI 4
BB 5
SO 6
LOB 17



WP: 0 PA: 38
PB: 0
SB: 1
CS: 2

St. Louis Cardinals @ Minnesota Twins
Hubert H. Humphrey Metrodome, Minneapolis, MN

AB 32
R 4
H 10
RBI 4
BB 5
SO 6
LOB 17



WP: 0 PA: 38
PB: 0
SB: 1
CS: 2

St. Louis Cardinals @ Minnesota Twins
Hubert H. Humphrey Metrodome, Minneapolis, MN

AB 32
R 4
H 10
RBI 4
BB 5
SO 6
LOB 17



WP: 0 PA: 38
PB: 0
SB: 1
CS: 2

St. Louis Cardinals @ Minnesota Twins
Hubert H. Humphrey Metrodome, Minneapolis, MN

AB 32
R 4
H 10
RBI 4
BB 5
SO 6
LOB 17



WP: 0 PA: 38
PB: 0
SB: 1
CS: 2

St. Louis Cardinals @ Minnesota Twins
Hubert H. Humphrey Metrodome, Minneapolis, MN

AB 32
R 4
H 10
RBI 4
BB 5
SO 6
LOB 17



WP: 0 PA: 38
PB: 0
SB: 1
CS: 2

St. Louis Cardinals @ Minnesota Twins
Hubert H. Humphrey Metrodome, Minneapolis, MN

AB 32
R 4
H 10
RBI 4
BB 5
SO 6
LOB 17



WP: 0 PA: 38
PB: 0
SB: 1
CS: 2

St. Louis Cardinals @ Minnesota Twins
Hubert H. Humphrey Metrodome, Minneapolis, MN

AB 32
R 4
H 10
RBI 4
BB 5
SO 6
LOB 17



WP: 0 PA: 38
PB: 0
SB: 1
CS: 2

St. Louis Cardinals @ Minnesota Twins
Hubert H. Humphrey Metrodome, Minneapolis, MN

AB 32
R 4
H 10
RBI 4
BB 5
SO 6
LOB 17



WP: 0 PA: 38
PB: 0
SB: 1
CS: 2

St. Louis Cardinals @ Minnesota Twins
Hubert H. Humphrey Metrodome, Minneapolis, MN

AB 32
R 4
H 10
RBI 4
BB 5
SO 6
LOB 17



WP: 0 PA: 38
PB: 0
SB: 1
CS: 2

St. Louis Cardinals @ Minnesota Twins
Hubert H. Humphrey Metrodome, Minneapolis, MN

AB 32
R 4
H 10
RBI 4
BB 5
SO 6
LOB 17



WP: 0 PA: 38
PB: 0
SB: 1
CS: 2

St. Louis Cardinals @ Minnesota Twins
Hubert H. Humphrey Metrodome, Minneapolis, MN

AB 32
R 4
H 10
RBI 4
BB 5
SO 6
LOB 17



WP: 0 PA: 38
PB: 0
SB: 1
CS: 2

St. Louis Cardinals @ Minnesota Twins
Hubert H. Humphrey Metrodome, Minneapolis, MN

AB 32
R 4
H 10
RBI 4
BB 5
SO 6
LOB 17



WP: 0 PA: 38
PB: 0
SB: 1
CS: 2

St. Louis Cardinals @ Minnesota Twins
Hubert H. Humphrey Metrodome, Minneapolis, MN

AB 32
R 4
H 10
RBI 4
BB 5
SO 6
LOB 17



WP: 0 PA: 38
PB: 0
SB: 1
CS: 2

St. Louis Cardinals @ Minnesota Twins
Hubert H. Humphrey Metrodome, Minneapolis, MN