

# St. Louis Cardinals - 1988





Batter	1	2	3	4	5	6	7	8	9	AB	R	H	RBI	BB	SO	LOB	TOP			
Vince Coleman, S OBP: 0.091, SLG: 0.091			G5-3		L4		G4-3		G5-3	5	0	0	0	0	1	1				
Ozzie Smith, S OBP: 0.400, SLG: 0.250	G5-3				G5-3			L3		3	0	0	0	1	0	0				
Tom Herr, S OBP: 0.444, SLG: 0.167								G5-3		2	0	1	0	2	0	0				
Bob Horner, R OBP: 0.400, SLG: 0.571	F9		B5-4-3							3	1	1	1	1	0	3				
Willie McGee, S OBP: 0.200, SLG: 0.111		G4-3		G6-3						3	0	0	0	1	0	2				
Terry Pendleton, S OBP: 0.375, SLG: 0.167				L7				P4		3	0	0	0	1	0	3				
Tony Peña, R OBP: 0.286, SLG: 0.333		L4						F9		2	0	1	0	0	0	1				
Scott Arnold, R OBP: 0.000, SLG: 0.000										0	0	0	0	0	0	0				
Tom Pagnozzi, R OBP: 0.000, SLG: 0.000										1	0	0	0	0	0	2				
Bob Forsch, R OBP: 0.000, SLG: 0.000										0	0	0	0	0	0	0				
Steve Peters, L OBP: 0.000, SLG: 0.000										0	0	0	0	0	0	0				
José Quienro, S OBP: 0.000, SLG: 0.500										0	0	0	0	1	0	0				
Jim Lindeman, R OBP: 0.111, SLG: 0.111	E6			G5-3						4	0	0	0	0	0	3				
Jose DeLeon, R OBP: 0.000, SLG: 0.000										1	0	0	0	0	1	2				
Steve Lake, R OBP: 0.000, SLG: 0.000	K									3	0	0	0	0	0	1				
<b>Inning Stats</b>	R: 0 E: 0 K: 1 S: 9	H: 0 LOB: 1 BB: 1 P: 18	R: 0 E: 1 K: 1 S: 15	H: 0 LOB: 2 BB: 1 P: 25	R: 0 E: 0 K: 0 S: 6	H: 1 LOB: 1 BB: 1 P: 12	R: 0 E: 0 K: 0 S: 7	H: 1 LOB: 1 BB: 0 P: 10	R: 0 E: 0 K: 0 S: 10	H: 0 LOB: 0 BB: 2 P: 20	R: 0 E: 0 K: 0 S: 5	H: 0 LOB: 0 BB: 0 P: 9	R: 1 E: 0 K: 0 S: 10	H: 1 LOB: 1 BB: 1 P: 18	R: 0 E: 0 K: 0 S: 5	H: 0 LOB: 1 BB: 1 P: 11	1B: 1 2B: 1 3B: 0 HR: 1	SF: 0 SAC: 0 DP: 1 HBP: 0	WP: 0 PB: 0 SB: 0 CS: 0	PA: 37
<b>PITCHER</b> Danny Jackson, L ERA: 1.0	IP: 9.0 WLS: W BF: 37 H: 3 R: 1 ER: 1 SO: 2 BB: 7 IBB: 0 HBP: 0 BLK: 0 WP: 0 HR: 1 S: 74 P: 133 ERA: 1.00 WHIP: 1.111																			

**St. Louis Cardinals @ Cincinnati Reds**  
Riverfront Stadium, Cincinnati, OH  
Thu Apr 07 1988, 3:33 AM EDT  
Att: 13,722 - Overcast - 50 F

livebaseballscorecards.com

**AB 30**  
**R 1**  
**H 3**  
**RBI 1**  
**BB 7**  
**SO 2**  
**LOB 18**

Batter	1	2	3	4	5	6	7	8	9	AB	R	H	RBI	BB	SO	LOB	BOTTOM			
Barry Larkin, R OBP: 0.300, SLG: 0.222	L9			P3		L3		G4-3		4	1	0	0	1	0	2				
Jeff Treadway, L OBP: 0.428, SLG: 0.500	G3-1		F7							4	0	1	1	0	0	1				
Dave Concepcion, R OBP: 0.600, SLG: 0.750										1	1	1	1	0	0	0				
Kal Daniels, L OBP: 0.727, SLG: 1.250	F8									4	1	3	2	1	0	0				
Eric Davis, R OBP: 0.300, SLG: 0.556										4	1	2	2	1	1	3				
Paul O'Neill, L OBP: 0.000, SLG: 0.000										2	0	0	0	2	1	1				
Bo Diaz, R OBP: 0.111, SLG: 0.111	K		G5-3							4	0	0	0	0	1	5				
Nick Esasky, R OBP: 0.375, SLG: 0.286	K									4	2	2	0	0	2	1				
Chris Sabo, R OBP: 0.333, SLG: 0.375										3	1	1	0	1	0	1				
Danny Jackson, R OBP: 0.250, SLG: 0.333			K							3	1	1	2	0	1	0				
<b>Inning Stats</b>	R: 0 E: 0 K: 0 S: 7	H: 0 LOB: 0 BB: 0 P: 10	R: 1 E: 0 K: 2 S: 10	H: 1 LOB: 1 BB: 1 P: 21	R: 1 E: 0 K: 1 S: 13	H: 1 LOB: 3 BB: 3 P: 31	R: 2 E: 0 K: 1 S: 14	H: 3 LOB: 2 BB: 2 P: 27	R: 0 E: 0 K: 2 S: 8	H: 0 LOB: 0 BB: 0 P: 11	R: 0 E: 0 K: 0 S: 8	H: 0 LOB: 0 BB: 0 P: 12	R: 1 E: 0 K: 0 S: 10	H: 2 LOB: 1 BB: 0 P: 15	R: 3 E: 0 K: 0 S: 13	H: 4 LOB: 1 BB: 0 P: 19	1B: 5 2B: 5 3B: 0 HR: 1	SF: 1 SAC: 0 DP: 0 HBP: 0	WP: 1 PB: 0 SB: 1 CS: 0	PA: 40
<b>PITCHER</b> Jose DeLeon, R ERA: 9.82	IP: 3.2 WLS: L BF: 21 H: 5 R: 4 ER: 4 SO: 3 BB: 6 IBB: 0 HBP: 0 BLK: 0 WP: 0 HR: 1 S: 41 P: 84 ERA: 9.82 WHIP: 3.000																			
Scott Arnold, R ERA: 0.000	1.1 4 0 0 0 3 0 0 0 0 0 0 11 16 0.00 0.000																			
Bob Forsch, R ERA: 7.71	2.2 12 4 3 3 0 0 0 0 0 0 0 23 34 10.12 1.500																			
Steve Peters, L ERA: 13.5	0.1 3 2 1 1 0 0 0 0 0 1 0 8 12 27.00 6.000																			

**St. Louis Cardinals @ Cincinnati Reds**  
Riverfront Stadium, Cincinnati, OH  
Thu Apr 07 1988, 3:33 AM EDT  
Att: 13,722 - Overcast - 50 F

livebaseballscorecards.com

**AB 33**  
**R 8**  
**H 11**  
**RBI 8**  
**BB 6**  
**SO 6**  
**LOB 14**



Batter	1	2	3	4	5	6	7	8	9	AB	R	H	RBI	BB	SO	LOB	TOP										
Barry Bonds, L (1, 7) OBP: 0.471, SLG: 0.750	G4-3 SF8 2B		G1				G4-3		F8	5	2	2	0	0	0	1											
Jose Lind, R (1, 4) OBP: 0.118, SLG: 0.118	G4-3		FC6-5				G5-3		G6-3	5	0	1	0	0	0	3											
Andy Van Slyke, L (1, 8) OBP: 0.267, SLG: 0.231	SF8		F9				F4			3	0	1	2	0	0	2											
Bobby Bonilla, S (1, 5) OBP: 0.400, SLG: 1.067	HR						FC5-4			4	1	1	1	0	1	2											
Darnell Coles, R (1, 9) OBP: 0.333, SLG: 0.889	G3						G4-3		G5-3	4	1	1	0	0	1	0											
Sid Bream, L (1, 3) OBP: 0.444, SLG: 0.375							G4-3		G4-3	4	0	3	0	0	0	0											
Michael LaValliere, L (1, 2) OBP: 0.571, SLG: 0.143							G4-3			2	0	0	1	2	0	2											
Al Pedrique, R (1, 6) OBP: 0.071, SLG: 0.071							G4-3		G6-3	4	0	0	0	0	2	4											
Brian Fisher, R (1, 1)									G5-3	3	0	0	0	0	2	1											
Bob Kipper, R (6, 1)										0	0	0	0	0	0	0											
Barry Jones, R (6, 1)										0	0	0	0	0	0	0											
Jeff Robinson, R (7, 1)										1	0	0	0	0	0	0											
<b>Inning Stats</b>	R: 2 E: 0 K: 0 S: 10	H: 2 LOB: 0 BB: 0 P: 17	R: 0 E: 0 K: 1 S: 9	H: 1 LOB: 0 BB: 0 P: 15	R: 0 E: 1 K: 0 S: 10	H: 0 LOB: 1 BB: 0 P: 15	R: 0 E: 0 K: 1 S: 10	H: 1 LOB: 2 BB: 1 P: 17	R: 1 E: 0 K: 2 S: 15	H: 2 LOB: 1 BB: 0 P: 23	R: 0 E: 0 K: 0 S: 6	H: 1 LOB: 1 BB: 0 P: 8	R: 0 E: 0 K: 0 S: 13	H: 0 LOB: 1 BB: 1 P: 25	R: 0 E: 0 K: 0 S: 4	H: 0 LOB: 0 BB: 0 P: 7	1B: 6 2B: 2 3B: 0 HR: 1	SF: 1 SAC: 0 DP: 1 HBP: 0	WP: 0 PB: 0 SB: 0 CS: 0	PA: 38							
<b>PITCHER</b>	IP	WLS	BF	H	R	ER	SO	BB	IBB	HBP	BLK	WP	HR	S	P	ERA	WHIP										
Danny Cox, R (1, 1) ERA: 6.0	6.0	L	27	8	4	4	6	1	0	0	0	0	1	64	100	6.00	1.500										
Steve Peters, L (7, 1) ERA: 3.86	1.2		7	1	0	0	0	1	0	0	0	0	0	16	27	0.00	1.200										
Scott Terry, R (8, 1) ERA:	0.1		1	0	0	0	0	0	0	0	0	0	0	3	6	0.00	0.000										
Larry McWilliams, L (9, 1) ERA:	1.0		3	0	0	0	0	0	0	0	0	0	0	4	7	0.00	0.000										

Pittsburgh Pirates @ St. Louis Cardinals  
 Busch Stadium, St. Louis, MO  
 Fri Apr 08 1988, 7:05 PM CDT  
 Att: 51,647 - Unknown - 65 F

AB 35  
 R 4  
 H 9  
 RBI 4  
 BB 2  
 SO 6  
 LOB 15



Batter	1	2	3	4	5	6	7	8	9	AB	R	H	RBI	BB	SO	LOB	BOTTOM										
Vince Coleman, S (1, 7) OBP: 0.125, SLG: 0.250	G4-3		B1				L8		F6	5	1	1	0	0	0	1											
Ozzie Smith, S (1, 6) OBP: 0.333, SLG: 0.182	G1-3		FC1-6				SF8		F8	3	0	0	1	1	0	1											
Tom Herr, S (1, 4) OBP: 0.357, SLG: 0.100	G4-3						F7		F8	4	0	0	0	1	0	1											
Bob Horner, R (1, 3) OBP: 0.500, SLG: 0.556										2	1	1	0	1	0	0											
Willie McGee, S (1, 8) OBP: 0.214, SLG: 0.154										4	0	1	0	0	0	5											
Terry Pendleton, S (1, 5) OBP: 0.417, SLG: 0.400										4	1	2	0	0	0	0											
Curt Ford, L (1, 9) OBP: 0.200, SLG: 0.200										2	0	1	1	0	0	0											
Jim Lindeman, R (6, PH) OBP: 0.100, SLG: 0.100										1	0	0	1	0	0	2											
Steve Peters, L (7, 1) ERA: 4.5										0	0	0	0	0	0	0											
Scott Terry, R (8, 1) ERA:										0	0	0	0	0	0	0											
Rod Booker, L (8, PH) OBP: 0.000, SLG: 0.000										1	0	0	0	0	0	0											
Steve Lake, R (9, 2) ERA:										0	0	0	0	0	0	0											
Tony Peña, R (1, 2) OBP: 0.273, SLG: 0.300										4	0	1	0	0	2	3											
Tom Lawless, R (8, PH) ERA:										0	0	0	0	0	0	0											
Larry McWilliams, L (9, 1) ERA:										0	0	0	0	0	0	0											
Danny Cox, R (1, 1) OBP: 0.500, SLG: 0.500										2	0	1	0	0	0	0											
José Oquendo, S (6, PH) OBP: 0.400, SLG: 0.250										2	0	0	0	0	1	3											
<b>Inning Stats</b>	R: 0 E: 0 K: 0 S: 9	H: 0 LOB: 0 BB: 0 P: 15	R: 1 E: 0 K: 1 S: 11	H: 2 LOB: 1 BB: 0 P: 17	R: 0 E: 0 K: 0 S: 7	H: 1 LOB: 3 BB: 1 P: 17	R: 0 E: 0 K: 0 S: 9	H: 0 LOB: 0 BB: 0 P: 11	R: 1 E: 0 K: 2 S: 16	H: 3 LOB: 2 BB: 0 P: 23	R: 0 E: 0 K: 0 S: 12	H: 0 LOB: 2 BB: 2 P: 24	R: 0 E: 0 K: 0 S: 10	H: 1 LOB: 2 BB: 0 P: 14	R: 0 E: 0 K: 0 S: 4	H: 0 LOB: 0 BB: 0 P: 5	1B: 6 2B: 1 3B: 1 HR: 0	SF: 1 SAC: 0 DP: 0 HBP: 1	WP: 0 PB: 0 SB: 5 CS: 0	PA: 39							
<b>PITCHER</b>	IP	WLS	BF	H	R	ER	SO	BB	IBB	HBP	BLK	WP	HR	S	P	ERA	WHIP										
Brian Fisher, R (1, 1) ERA: 5.4	5.0	W	24	7	3	3	1	0	0	0	0	0	0	49	81	5.40	1.600										
Bob Kipper, L (6, 1) ERA: 4.5	0.1		1	0	0	0	0	0	0	0	0	0	0	3	4	0.00	0.000										
Barry Jones, R (6, 1) ERA:	1.1		5	0	0	0	2	1	0	0	0	0	0	15	24	0.00	0.750										
Jeff Robinson, R (7, 1) ERA: 1.5	2.1	S	9	1	0	0	0	1	0	0	0	0	0	20	31	0.00	0.857										

Pittsburgh Pirates @ St. Louis Cardinals  
 Busch Stadium, St. Louis, MO  
 Fri Apr 08 1988, 7:05 PM CDT  
 Att: 51,647 - Unknown - 65 F

AB 34  
 R 3  
 H 8  
 RBI 3  
 BB 3  
 SO 3  
 LOB 16





Batter	1	2	3	4	5	6	7	8	9	AB	R	H	RBI	BB	SO	LOB	TOP										
Barry Bonds, L (1,7) OBP: 0.476, SLG: 0.800										4	0	2	0	0	1	1	<b>Pittsburgh Pirates @ St. Louis Cardinals</b> Busch Stadium, St. Louis, MO Sat Apr 09 1988, 7:05 PM CDT Att: 36,542 - Unknown - 70 F										
Jose Lind, R (1,4) OBP: 0.095, SLG: 0.095										4	0	0	0	0	1	3											
Andy Van Slyke, L (1,8) OBP: 0.211, SLG: 0.176										4	0	0	0	0	0	0											
Bobby Bonilla, S (1,5) OBP: 0.421, SLG: 1.000										4	0	2	0	0	0	0											
Darnell Coles, R (1,9) OBP: 0.385, SLG: 0.727										2	0	0	0	2	0	1											
Randy Milligan, R (1,3) OBP: 0.300, SLG: 0.125 Jim Gott, R (7,1)										3	0	0	0	0	1	3											
Sid Bream, L (9,PH) OBP: 0.400, SLG: 0.333										1	0	0	0	0	0	1											
Michael LaValliere, L (1,2) OBP: 0.471, SLG: 0.100										3	0	0	0	0	0	3											
Rafael Belliard, R (1,6) John Cangelosi, S (8,PH) Al Pedrique, R (8,6)										2	0	0	0	0	1	0											
Bob Walk, R (1,1) R.J. Reynolds, S (7,9)										2	0	0	0	0	1	0											
<b>Inning Stats</b>	R: 0 E: 0 K: 1 S: 8	H: 1 LOB: 0 BB: 0 P: 16	R: 0 E: 0 K: 1 S: 10	H: 0 LOB: 1 BB: 1 P: 18	R: 0 E: 0 K: 2 S: 10	H: 1 LOB: 1 BB: 0 P: 13	R: 0 E: 0 K: 0 S: 8	H: 0 LOB: 0 BB: 0 P: 14	R: 0 E: 0 K: 1 S: 9	H: 0 LOB: 0 BB: 0 P: 14	R: 0 E: 0 K: 0 S: 13	H: 1 LOB: 2 BB: 1 P: 27	R: 0 E: 0 K: 0 S: 5	H: 0 LOB: 1 BB: 0 P: 10	R: 0 E: 0 K: 0 S: 12	H: 1 LOB: 1 BB: 0 P: 16	1B: 1 2B: 3 3B: 0 HR: 0	SF: 0 SAC: 0 DP: 0 HBP: 1	WP: 1 PB: 0 SB: 0 CS: 1	PA: 33							
<b>PITCHER</b>	IP	WLS	BF	H	R	ER	SO	BB	IBB	HBP	BLK	WP	HR	S	P	ERA	WHIP										
Greg Mathews, L (1,1) ERA: 0.00	8.0	W	29	3	0	0	5	2	0	1	0	1	0	68	123	0.00	0.625										
Todd Worrell, R (9,1) ERA: 1.000	1.0	S	4	1	0	0	0	0	0	0	0	0	0	12	16	0.00	1.000										

Batter	1	2	3	4	5	6	7	8	9	AB	R	H	RBI	BB	SO	LOB	BOTTOM										
Vince Coleman, S (1,7) OBP: 0.150, SLG: 0.350										4	2	1	1	0	0	1	<b>Pittsburgh Pirates @ St. Louis Cardinals</b> Busch Stadium, St. Louis, MO Sat Apr 09 1988, 7:05 PM CDT Att: 36,542 - Unknown - 70 F										
Ozzie Smith, S (1,6) OBP: 0.368, SLG: 0.357										3	0	2	2	0	0	0											
Tom Herr, S (1,4) OBP: 0.333, SLG: 0.143										4	0	1	0	0	1	1											
Bob Horner, R (1,3) OBP: 0.389, SLG: 0.385										4	0	0	0	0	1	3											
Willie McGee, S (1,8) OBP: 0.176, SLG: 0.125										3	0	0	0	0	0	0											
Terry Pendleton, S (1,5) OBP: 0.333, SLG: 0.308										3	0	0	0	0	2	1											
Curt Ford, L (1,9) OBP: 0.400, SLG: 0.400										3	0	1	0	0	0	0											
Tony Peña, R (1,2) OBP: 0.214, SLG: 0.231										3	0	0	0	0	1	2											
Greg Mathews, R (1,1) OBP: 0.500, SLG: 0.500 José Oquendo, S (8,PH) Todd Worrell, R (9,1)										2	0	1	0	0	1	0											
<b>Inning Stats</b>	R: 0 E: 0 K: 1 S: 7	H: 0 LOB: 0 BB: 0 P: 10	R: 0 E: 0 K: 1 S: 8	H: 0 LOB: 0 BB: 0 P: 13	R: 0 E: 0 K: 1 S: 6	H: 0 LOB: 0 BB: 0 P: 8	R: 0 E: 0 K: 1 S: 13	H: 1 LOB: 1 BB: 0 P: 21	R: 0 E: 0 K: 1 S: 9	H: 0 LOB: 0 BB: 0 P: 11	R: 1 E: 0 K: 1 S: 12	H: 3 LOB: 2 BB: 0 P: 18	R: 0 E: 1 K: 0 S: 6	H: 1 LOB: 1 BB: 0 P: 9	R: 2 E: 1 K: 0 S: 15	H: 2 LOB: 0 BB: 0 P: 22		1B: 5 2B: 2 3B: 1 HR: 0	SF: 1 SAC: 0 DP: 1 HBP: 0	WP: 0 PB: 0 SB: 0 CS: 0	PA: 31						
<b>PITCHER</b>	IP	WLS	BF	H	R	ER	SO	BB	IBB	HBP	BLK	WP	HR	S	P	ERA	WHIP										
Bob Walk, R (1,1) ERA: 1.42	6.1	L	25	5	1	1	6	0	0	0	0	0	0	59	87	1.42	0.789										
Jim Gott, R (7,1) ERA: 4.91	1.2		6	2	2	2	0	0	0	0	0	0	0	17	25	10.80	1.200										





Batter	1	2	3	4	5	6	7	8	9	10	11	AB	R	H	RBI	BB	SO	LOB	TOP								
Barry Bonds, L OBP: 0.423, SLG: 0.720 (1, 7)	E5 1B SF9		K							G3		5	1	1	0	0	2	0									
Jose Lind, R OBP: 0.115, SLG: 0.115 (1, 4)	E1 SF9 BB WP		F9						G5-3	F3		5	1	1	0	0	0	1									
Andy Van Slyke, L OBP: 0.167, SLG: 0.136 (1, 8)	K		K			B1-3		F3		K		5	0	0	0	0	3	2									
Bobby Bonilla, S OBP: 0.458, SLG: 0.913 (1, 5)	WP BB			G5-3		1B 1B		E5 1B		G4-3		4	0	2	0	1	0	0									
Damell Coles, R OBP: 0.389, SLG: 0.667 (1, 9)	SF9		G5-3			1B		1B		F5		4	0	2	1	0	0	0									
Sid DREAM, L OBP: 0.400, SLG: 0.643 (1, 3)	G3					K			G6-3		2B	5	2	2	1	0	1	3									
Junior Ortiz, R OBP: 0.474, SLG: 0.250 (9, PH) (9, 2)		G6-3				G1-3		G1-3		K		3	0	0	0	0	0	2									
Al Pedrique, R OBP: 0.111, SLG: 0.059 (1, 6)									G6-3			3	0	0	0	1	0	0									
John Cangelosi, S OBP: 0.687, SLG: 0.500 (11, PH)												1	0	1	1	0	0	0									
Rafael Belliard, R OBP: 0.132, SLG: 0.222 (11, PH)												0	0	0	0	0	0	0									
John Smiley, L OBP: 0.111, SLG: 0.059 (1, 1)												2	0	0	0	0	1	0									
Barry Jones, R OBP: 0.111, SLG: 0.059 (6, 1)												1	0	0	0	0	0	0									
Jeff Robinson, R OBP: 0.111, SLG: 0.059 (7, 1)												0	0	0	0	0	0	1									
Bob Kipper, R OBP: 0.111, SLG: 0.059 (10, 1)												1	0	0	0	0	0	0									
R.J. Reynolds, S OBP: 0.111, SLG: 0.059 (11, PH)												1	0	0	0	0	0	1									
Jim Gott, R OBP: 0.111, SLG: 0.059 (11, 1)												0	0	0	0	0	0	0									
<b>Inning Stats</b>	R: 2 E: 2 K: 1 S: 13	H: 1 LOB: 1 BB: 1 P: 21	R: 0 E: 0 K: 1 S: 7	H: 0 LOB: 0 BB: 0 P: 13	R: 0 E: 0 K: 2 S: 10	H: 0 LOB: 0 BB: 0 P: 14	R: 1 E: 0 K: 0 S: 6	H: 1 LOB: 0 BB: 0 P: 10	R: 0 E: 0 K: 0 S: 4	H: 1 LOB: 1 BB: 0 P: 5	R: 0 E: 0 K: 1 S: 9	H: 0 LOB: 0 BB: 0 P: 15	R: 0 E: 1 K: 0 S: 8	H: 2 LOB: 2 BB: 0 P: 11	R: 0 E: 0 K: 1 S: 8	H: 0 LOB: 1 BB: 1 P: 14	R: 0 E: 0 K: 1 S: 5	H: 0 LOB: 0 BB: 0 P: 9	R: 2 E: 0 K: 1 S: 19	H: 3 LOB: 1 BB: 0 P: 24	1B: 6 2B: 3 3B: 0 HR: 1	SF: 1 SAC: 0 DP: 0 HBP: 0	WP: 1 PB: 0 SB: 1 CS: 0	PA: 45			
<b>PITCHER</b>	IP 7.0	WLS 2.0	BF 8	H 2	R 0	ER 0	SO 1	BB 1	IBB 0	HBP 0	BLK 0	WP 0	HR 0	S 16	P 25	ERA 0.00	WHIP 1.500										
Joe Magrane, L ERA: 2.77 (1, 1)																											
Scott Terry, R ERA: 2.77 (8, 1)																											
Steve Peters, L ERA: 2.77 (10, 1)																											
Todd Worrell, R ERA: 4.15 (11, 1)																											

Pittsburgh Pirates @ St. Louis Cardinals  
 Busch Stadium, St. Louis, MO  
 Sun Apr 10 1988, 3:33 AM CDT  
 Att: 31,968 - Cloudy - 52 F

AB	42
R	5
H	10
RBI	4
BB	2
SO	9
LOB	10



Batter	1	2	3	4	5	6	7	8	9	10	11	AB	R	H	RBI	BB	SO	LOB	BOTTOM							
Vince Coleman, S OBP: 0.160, SLG: 0.292 (1, 7)	F8		K									4	0	0	0	0	2	3								
Ozzie Smith, S OBP: 0.292, SLG: 0.263 (1, 6)	G5-3		FC5						G4-3	G1-6-3 HBP		5	0	0	0	0	0	3								
Tom Herr, S OBP: 0.304, SLG: 0.158 (1, 4)	G5-3								G4-3			5	1	1	0	0	0	1								
Todd Worrell, R OBP: 0.304, SLG: 0.158 (11, 1)	G5-3								G4-3	F8		0	0	0	0	0	0	0								
Bob Horner, R OBP: 0.391, SLG: 0.389 (1, 3)		G6-4-3 1B WP				G5-3			G6-3			5	1	2	0	0	0	0								
Willie McGee, S OBP: 0.227, SLG: 0.190 (1, 8)		G6-4-3 1B				F4			K			5	1	2	0	0	1	2								
Terry Pendleton, S OBP: 0.300, SLG: 0.276 (1, 5)		G6-4-3				F7			K			5	0	1	1	0	2	3								
Jim Lindeman, R OBP: 0.083, SLG: 0.083 (1, 9)												2	0	0	0	0	1	2								
José Oquendo, S OBP: 0.625, SLG: 0.667 (7, PH) (8, 9)						K2-3			G3 SH3-1 BB	FC5 1H 2B		1	0	1	1	1	0	0								
Tony Peña, R OBP: 0.235, SLG: 0.250 (1, 2)						K			SH3-1	FC5		3	0	1	0	0	1	3								
Joe Magrane, L ERA: 3.00 (1, 1)												1	0	1	0	0	0	0								
Barry Jones, R ERA: 3.00 (6, 1)												1	0	0	0	0	0	1								
Jeff Robinson, R ERA: 2.08 (7, 1)												0	0	0	0	0	0	1								
Bob Kipper, L ERA: 3.00 (10, 1)												1	0	0	0	0	0	1								
Steve Peters, L ERA: 3.00 (10, 1)												0	0	0	0	0	0	0								
Tom Lawless, R ERA: 3.86 (11, 4)												0	0	0	0	0	0	0								
<b>Inning Stats</b>	R: 0 E: 0 K: 0 S: 6	H: 0 LOB: 0 BB: 0 P: 8	R: 1 E: 0 K: 0 S: 7	H: 2 LOB: 0 BB: 0 P: 10	R: 0 E: 0 K: 1 S: 8	H: 1 LOB: 1 BB: 0 P: 10	R: 1 E: 0 K: 2 S: 16	H: 3 LOB: 2 BB: 0 P: 22	R: 0 E: 1 K: 0 S: 9	H: 1 LOB: 1 BB: 0 P: 15	R: 0 E: 0 K: 1 S: 7	H: 0 LOB: 0 BB: 1 P: 12	R: 0 E: 0 K: 0 S: 12	H: 0 LOB: 0 BB: 0 P: 15	R: 0 E: 0 K: 0 S: 8	H: 0 LOB: 0 BB: 0 P: 9	R: 1 E: 0 K: 1 S: 11	H: 2 LOB: 1 BB: 0 P: 14	R: 0 E: 0 K: 0 S: 5	H: 0 LOB: 0 BB: 0 P: 8	R: 0 E: 0 K: 1 S: 6	H: 0 LOB: 0 BB: 0 P: 11	1B: 7 2B: 2 3B: 0 HR: 0	SF: 0 SAC: 2 DP: 2 HBP: 1	WP: 2 PB: 0 SB: 2 CS: 0	PA: 42
<b>PITCHER</b>	IP 5.0	WLS 1.1	BF 5	H 7	R 0	ER 0	SO 1	BB 0	IBB 0	HBP 0	BLK 0	WP 0	HR 0	S 15	P 22	ERA 0.00	WHIP 0.750									
John Smiley, L ERA: 3.0 (1, 1)																										
Barry Jones, R ERA: 3.0 (6, 1)																										
Jeff Robinson, R ERA: 2.08 (7, 1)																										
Bob Kipper, L ERA: 3.0 (10, 1)																										
Jim Gott, R ERA: 3.86 (11, 1)																										

Pittsburgh Pirates @ St. Louis Cardinals  
 Busch Stadium, St. Louis, MO  
 Sun Apr 10 1988, 3:33 AM CDT  
 Att: 31,968 - Cloudy - 52 F

AB	38
R	3
H	9
RBI	2
BB	1
SO	7
LOB	19









Batter	1	2	3	4	5	6	7	8	9	AB	R	H	RBI	BB	SO	LOB	TOP											
<b>Dave Martinez, L</b> OBP: 0.324, SLG: 0.500 (1, 8)	1-2 F9		1-1 G6-3		1-2 F5		1-3 K		2-2 FC6	5	0	0	0	0	1	3												
<b>23 Ryne Sandberg, R</b> OBP: 0.250, SLG: 0.375 (1, 4)	1-3 K		1-3 K			0-1 G1-4-3				4	0	0	0	0	3	0												
<b>Andre Dawson, R</b> OBP: 0.441, SLG: 0.758 (1, 9)	0-3 K		1-2 F7			2-2 HR		0-1 F9		4	1	1	1	0	1	0												
<b>Leon Durham, L</b> OBP: 0.393, SLG: 0.625 (1, 3)		4-0 HR		2-2 2B		3-2 HR		2-3 K		3	2	2	1	1	1	0												
<b>Rafael Palmeiro, L</b> OBP: 0.387, SLG: 0.423 (1, 7)	0-0 F9		3-2 F8		0-2 G3-1			4-1 E	BB	3	1	0	0	1	0	2												
<b>Jody Davis, R</b> OBP: 0.407, SLG: 0.478 (1, 2)	2-3 K		2-1 F4		0-0 P5			4-2 FC6-4	E	3	0	0	0	1	1	2												
<b>Vance Law, R</b> <b>Darrin Jackson, R</b> (9, PR)	0-0 HR		1-3 K				2-3 K	1-1 E6	FC6-4	4	1	1	2	0	2	3	AB 34											
<b>Shawon Dunston, R</b> OBP: 0.313, SLG: 0.563 (1, 6)	1-2 1B		0-2 G4-3		0-0 G1-3			1-1 FC6-4	FC6	4	0	1	1	0	0	2	R 5											
<b>Al Nipper, R</b> <b>Drew Hall, L</b> <b>Les Lancaster, R</b> <b>Jerry Mumphy, S</b> <b>Rolando Roomes, R</b> <b>Frank DiPino, L</b> <b>Mike Bielecki, R</b> <b>Manny Trillo, R</b>	0-0 F7		2-3 K		2-3 K			1-2 L8		1	0	0	0	0	0	1	H 6											
<b>Inning Stats</b>	R: 0 E: 0 K: 2 S: 9	H: 0 LOB: 0 BB: 0 P: 11	R: 2 E: 0 K: 1 S: 10	H: 2 LOB: 1 BB: 1 P: 17	R: 0 E: 0 K: 1 S: 8	H: 0 LOB: 0 BB: 0 P: 11	R: 0 E: 0 K: 1 S: 12	H: 1 LOB: 1 BB: 0 P: 20	R: 0 E: 0 K: 0 S: 13	H: 0 LOB: 0 BB: 0 P: 13	R: 2 E: 0 K: 0 S: 13	H: 2 LOB: 0 BB: 0 P: 18	R: 0 E: 0 K: 2 S: 9	H: 1 LOB: 1 BB: 0 P: 12	R: 0 E: 0 K: 2 S: 10	H: 0 LOB: 0 BB: 0 P: 12	R: 1 E: 1 K: 0 S: 17	H: 0 LOB: 2 BB: 2 P: 30	1B: 2 2B: 1 3B: 0 HR: 3	SF: 0 SAC: 0 DP: 0 HBP: 0	WP: 0 PA: 37 PB: 0 SB: 0 CS: 0							
<b>PITCHER</b>	IP	WLS	BF	H	R	ER	SO	BB	IBB	HBP	BLK	WP	HR	S	P	ERA	WHIP											
<b>Jose DeLeon, R</b> ERA: 7.45	(1, 1)	6.0	W	24	5	4	4	6	1	0	0	0	0	3	62	90	6.00	1.000										
<b>Scott Arnold, R</b> ERA: 4.91	(7, 1)	0.2	L	3	1	0	0	1	0	0	0	0	0	0	5	7	0.00	1.500										
<b>Steve Peters, L</b> ERA: 2.45	(7, 1)	0.1	S	1	0	0	0	1	0	0	0	0	0	4	5	0.00	0.000											
<b>Todd Worrell, R</b> ERA: 4.26	(8, 1)	2.0	S	9	0	1	1	2	2	0	0	0	0	0	27	42	4.50	1.000										

Chicago Cubs @ St. Louis Cardinals  
Busch Stadium, St. Louis, MO  
Tue Apr 12 1988, 7:05 PM CDT  
Att: 27,115 - Unknown - 66 F

AB 34  
R 5  
H 6  
RBI 5  
BB 3  
SO 10  
LOB 15



Batter	1	2	3	4	5	6	7	8	9	AB	R	H	RBI	BB	SO	LOB	BOTTOM										
<b>Vince Coleman, S</b> OBP: 0.265, SLG: 0.323 (1, 7)	4-2 S			3-1 S		3-2 PB	1-1 CS			3	2	3	1	2	0	0											
<b>Ozzie Smith, S</b> OBP: 0.303, SLG: 0.296 (1, 6)	2-2 G3-1	2-0 G4-6-3		1 SAFE 4-0 FC6-4		1 SAFE 1-0 1B	1-0 CS	2-1 F9		4	2	2	1	1	0	2											
<b>Tom Herr, S</b> OBP: 0.344, SLG: 0.192 (1, 4)	1-1 G3-1		1-1 G4-3	1-1 FC6-4		4-0 FC4-6	1-2 2-3 IBB	2-2 1B		4	1	1	0	1	0	3											
<b>Bob Horner, R</b> OBP: 0.500, SLG: 0.538 (1, 3)	0-0 F9		4-2 G4-3		1-1 BB	1-1 FC4-6	1-2 2-3 3-H	0-0 1B	1-2 1B	4	0	4	2	1	0	0											
<b>Willie McGee, S</b> OBP: 0.226, SLG: 0.200 (1, 8)	0-0 1B		0-0 G4-3		1-3 K	1-0 FC4-6	1-2 2-3 3-H	0-1 1B	1-2 2-H 1B	5	0	2	2	0	1	4											
<b>Terry Pendleton, S</b> OBP: 0.310, SLG: 0.296 (1, 5)	3-2 F9		1-2 G4-3		1-2 L7	0-0 PO	0-1 G5-3	0-0 1B	1-2 2-3 1B	5	0	1	0	0	0	4											
<b>José Oquendo, S</b> OBP: 0.429, SLG: 0.364 (1, 9)	2-0 F8		3-2 G4-3	4-1 BB		2-0 F8	1-2 F2			4	0	0	0	1	0	5	AB 38										
<b>Steve Lake, R</b> OBP: 0.429, SLG: 0.857 <b>Tony Peña, R</b> OBP: 0.236, SLG: 0.250 (8, 2)		2-0 PB	3-2 HR		0-0 F4	1-0 1B	1-1 L8			4	1	3	1	0	0	2	R 7										
<b>Jose DeLeon, R</b> <b>Tom Lawless, R</b> <b>Scott Arnold, R</b> <b>Steve Peters, L</b> <b>Jim Lindeman, R</b> <b>Todd Worrell, R</b>	0-3 K		0-0 1B		1-3 K	3-2 1B	1-2 1B			1	0	0	0	0	0	0	H 18										
<b>Inning Stats</b>	R: 2 E: 0 K: 0 S: 19	H: 3 LOB: 2 BB: 1 P: 30	R: 0 E: 0 K: 1 S: 8	H: 1 LOB: 1 BB: 1 P: 16	R: 0 E: 0 K: 0 S: 8	H: 0 LOB: 1 BB: 1 P: 14	R: 1 E: 0 K: 0 S: 15	H: 3 LOB: 2 BB: 1 P: 27	R: 0 E: 0 K: 1 S: 10	H: 1 LOB: 2 BB: 1 P: 17	R: 2 E: 0 K: 1 S: 11	H: 3 LOB: 1 BB: 1 P: 22	R: 1 E: 0 K: 0 S: 12	H: 3 LOB: 2 BB: 0 P: 20	R: 1 E: 0 K: 0 S: 15	H: 4 LOB: 3 BB: 0 P: 21	1B: 16 2B: 1 3B: 0 HR: 1	SF: 0 SAC: 0 DP: 1 HBP: 0	WP: 0 PA: 46 PB: 2 SB: 2 CS: 1								
<b>PITCHER</b>	IP	WLS	BF	H	R	ER	SO	BB	IBB	HBP	BLK	WP	HR	S	P	ERA	WHIP										
<b>Al Nipper, R</b> ERA: 5.79	(1, 1)	3.2	L	9	3	2	2	2	1	0	0	0	0	20	33	10.80	2.400										
<b>Drew Hall, L</b> ERA: 13.5	(4, 1)	1.2	L	9	3	2	2	2	1	0	0	0	0	20	33	10.80	2.400										
<b>Les Lancaster, R</b> ERA:	(6, 1)	0.2	L	3	1	0	0	0	0	1	0	0	0	3	9	0.00	1.500										
<b>Frank DiPino, L</b> ERA: 6.75	(7, 1)	1.2	L	11	7	2	2	0	0	0	0	0	0	25	38	10.80	4.200										
<b>Mike Bielecki, R</b> ERA: 7.36	(8, 1)	0.1	S	1	0	0	0	0	0	0	0	0	0	2	3	0.00	0.000										

Chicago Cubs @ St. Louis Cardinals  
Busch Stadium, St. Louis, MO  
Tue Apr 12 1988, 7:05 PM CDT  
Att: 27,115 - Unknown - 66 F

AB 38  
R 7  
H 18  
RBI 7  
BB 6  
SO 3  
LOB 24





Batter	1	2	3	4	5	6	7	8	9	AB	R	H	RBI	BB	SO	LOB	TOP										
Dave Martinez, L (1, 8) OBP: 0.293, SLG: 0.450	G4-3		F7			F9		F8		4	0	0	0	0	0	0	<b>Chicago Cubs @ St. Louis Cardinals</b> Busch Stadium, St. Louis, MO Wed Apr 13 1988, 3:33 AM CDT Att: 37,206 - Sunny - 72 F										
23 Ryne Sandberg, R (1, 4) OBP: 0.250, SLG: 0.361	G5-3			L8		G5-4-3 1B		K		4	0	1	0	0	1	0											
Andre Dawson, R (1, 9) OBP: 0.395, SLG: 0.676	G6-3			G5-3		G5-4-3 1-2f		K		4	0	0	0	0	1	1											
Leon Durham, L (1, 3) Manny Trillo, R (9, PH) OBP: 0.419, SLG: 0.778			F9 1B 2B		F9		HR		K	3	1	2	1	0	0	0											
Rafael Palmeiro, L (1, 7) Rolando Roomes, R (9, PR) OBP: 0.429, SLG: 0.500			F9			2B G6-3 1B		F8 1B CS		4	2	3	0	0	0	1											
Vance Law, R (1, 5) OBP: 0.333, SLG: 0.500			1-0 1B		G6-3 1-3 2B		L3		1-2 1B	4	0	3	0	0	0	1											
Jim Sundberg, R (1, 2) OBP: 0.429, SLG: 0.429			F8		G6-3		FC6-4 1B		F8	4	0	1	2	0	0	4											
Shawon Dunston, R (1, 6) OBP: 0.286, SLG: 0.514			G5-3		B3-4		P4		CS	3	0	0	0	0	0	2											
Jamie Moyer, L (1, 1) Jerry Mumphy, S (7, PH) Les Lancaster, R (7, 1) OBP: 0.500, SLG: 0.333			G6-3		K		FC6-4 1-2f			2	0	0	0	0	1	1											
										1	0	0	0	0	0	1											
										0	0	0	0	0	0	0											
<b>Inning Stats</b>	R: 0 E: 0 K: 0 S: 9	H: 0 LOB: 0 BB: 0 P: 13	R: 0 E: 0 K: 0 S: 6	H: 2 LOB: 1 BB: 0 P: 8	R: 0 E: 0 K: 0 S: 4	H: 0 LOB: 0 BB: 0 P: 7	R: 0 E: 0 K: 0 S: 7	H: 0 LOB: 0 BB: 0 P: 8	R: 1 E: 0 K: 1 S: 10	H: 2 LOB: 1 BB: 0 P: 13	R: 0 E: 0 K: 0 S: 4	H: 1 LOB: 0 BB: 0 P: 5	R: 2 E: 0 K: 0 S: 13	H: 3 LOB: 1 BB: 0 P: 19	R: 0 E: 0 K: 2 S: 7	H: 0 LOB: 0 BB: 0 P: 12	R: 0 E: 0 K: 1 S: 10	H: 2 LOB: 1 BB: 0 P: 15	1B: 6 2B: 3 3B: 0 HR: 1	SF: 0 SAC: 0 DP: 1 HBP: 0	WP: 0 PB: 0 SB: 0 CS: 1	PA: 35					
<b>PITCHER</b>	IP	WLS	BF	H	R	ER	SO	BB	IBB	HBP	BLK	WP	HR	S	P	ERA	WHIP										
Danny Cox, R (1, 1) ERA: 4.5	8.0	W	30	8	3	3	3	0	0	0	0	0	1	60	85	3.38	1.000										
Steve Peters, L (9, 1) ERA: 2.25	0.1		2	1	0	0	1	0	0	0	0	0	0	5	9	0.00	3.000										
Todd Worrell, R (9, 1) ERA: 3.86	0.2	S	2	1	0	0	0	0	0	0	0	0	0	5	6	0.00	1.500										

Batter	1	2	3	4	5	6	7	8	9	AB	R	H	RBI	BB	SO	LOB	BOTTOM										
Vince Coleman, S (1, 7) Curt Ford, L (8, 7) OBP: 0.263, SLG: 0.324	K		G6-3		SF8		BLK 1B SF9 1B			3	1	1	1	0	1	0	<b>Chicago Cubs @ St. Louis Cardinals</b> Busch Stadium, St. Louis, MO Wed Apr 13 1988, 3:33 AM CDT Att: 37,206 - Sunny - 72 F										
Ozzie Smith, S (1, 6) OBP: 0.324, SLG: 0.355			G6-3		G5-3		SF9 BLK 1B			4	0	2	0	0	0	0											
Tom Herr, S (1, 4) OBP: 0.361, SLG: 0.310			L9		G6-3		HR		1-2 2-3 IBB	3	1	1	1	1	0	1											
Bob Horner, R (1, 3) OBP: 0.528, SLG: 0.593			FC5-4 IBB		1B BB		1B 2B		SF9	1	1	1	1	2	0	0											
Willie McGee, S (1, 8) OBP: 0.229, SLG: 0.206			FC5-4 1-2f		1-2 1B		G6-3		G1-3	4	0	1	0	0	0	5											
Terry Pendleton, S (1, 5) OBP: 0.333, SLG: 0.300			CS 1B		K		F6		G3 SH1 BB	3	0	1	0	1	1	3											
Jim Lindeman, R (1, 9) Steve Peters, L (9, 1) Todd Worrell, R (9, 1) OBP: 0.188, SLG: 0.188			K		K		FC6-4 1B		SH1	3	0	1	1	0	2	3											
										0	0	0	0	0	0	0											
										0	0	0	0	0	0	0											
										0	0	0	0	0	0	0											
<b>Inning Stats</b>	R: 0 E: 0 K: 1 S: 11	H: 1 LOB: 2 BB: 1 P: 21	R: 0 E: 0 K: 1 S: 6	H: 1 LOB: 0 BB: 0 P: 11	R: 0 E: 0 K: 0 S: 5	H: 0 LOB: 0 BB: 0 P: 8	R: 0 E: 0 K: 2 S: 13	H: 1 LOB: 2 BB: 1 P: 21	R: 1 E: 0 K: 0 S: 6	H: 1 LOB: 0 BB: 0 P: 8	R: 2 E: 0 K: 0 S: 12	H: 3 LOB: 1 BB: 0 P: 23	R: 1 E: 0 K: 1 S: 12	H: 2 LOB: 2 BB: 1 P: 18	R: 0 E: 0 K: 0 S: 6	H: 0 LOB: 1 BB: 1 P: 11	R: 0 E: 0 K: 0 S: 6	H: 0 LOB: 1 BB: 1 P: 11	1B: 5 2B: 4 3B: 0 HR: 1	SF: 2 SAC: 2 DP: 1 HBP: 0	WP: 0 PB: 0 SB: 0 CS: 1	PA: 36					
<b>PITCHER</b>	IP	WLS	BF	H	R	ER	SO	BB	IBB	HBP	BLK	WP	HR	S	P	ERA	WHIP										
Jamie Moyer, L (1, 1) ERA: 4.97	6.0	L	26	7	3	3	4	1	1	0	0	0	0	18	29	4.50	1.333										
Les Lancaster, R (7, 1) ERA: 1.23	2.0		10	2	1	1	1	1	1	0	1	0	0	18	29	4.50	1.500										

AB	34
R	3
H	10
RBI	3
BB	0
SO	4
LOB	11



AB	28
R	4
H	9
RBI	4
BB	4
SO	5
LOB	15





Batter	1	2	3	4	5	6	7	8	9	AB	R	H	RBI	BB	SO	LOB	TOP	
<b>Ozzie Smith, S</b> (1,6) OBP: 0.325, SLG: 0.353	G4-3			G5-3		1B				3	0	1	0	0	0	0	<b>St. Louis Cardinals @ New York Mets</b> Shea Stadium, Flushing, NY Fri Apr 15 1988, 7:05 PM EDT Att: 33,094 - Unknown - 45 F <a href="http://livebaseballscorecards.com">livebaseballscorecards.com</a>	
<b>Curt Ford, L</b> (1,7) OBP: 0.154, SLG: 0.154	K			K						3	0	0	0	0	3	1		
<b>Tom Herr, S</b> (1,4) OBP: 0.368, SLG: 0.323	K			1B						2	0	1	0	0	1	0		
<b>Bob Horner, R</b> (1,3) OBP: 0.500, SLG: 0.552		G5-3		L7						2	0	0	0	0	0	1		
<b>Willie McGee, S</b> (1,8) OBP: 0.216, SLG: 0.194	K				G1-3					2	0	0	0	0	1	0		
<b>Terry Pendleton, S</b> (1,5) OBP: 0.314, SLG: 0.281	G4-3				P6					2	0	0	0	0	0	0		
<b>José Oquendo, S</b> (1,9) OBP: 0.353, SLG: 0.286				G1-3		G5-3				2	0	0	0	0	0	0		
<b>Tony Peña, R</b> (1,2) OBP: 0.222, SLG: 0.269			K			G3				2	0	0	0	0	1	0		
<b>Greg Mathews, R</b> (1,1) OBP: 0.250, SLG: 0.250			K			G1-3				2	0	0	0	0	1	0		
<b>Inning Stats</b>	R: 0 H: 0 E: 0 K: 2 S: 12	H: 0 LOB: 0 BB: 0 P: 18	R: 0 H: 0 E: 0 K: 1 S: 8	H: 0 LOB: 0 BB: 0 P: 11	R: 0 H: 0 E: 0 K: 2 S: 11	H: 1 LOB: 1 BB: 0 P: 13	R: 0 H: 1 E: 0 K: 1 S: 6	H: 0 LOB: 0 BB: 0 P: 6	R: 0 H: 0 E: 0 K: 0 S: 7	H: 0 LOB: 0 BB: 0 P: 12	R: 0 H: 1 E: 0 K: 1 S: 16	H: 1 LOB: 1 BB: 0 P: 21						
<b>PITCHER</b> <b>Dwight Gooden, R</b> (1,1) ERA: 3.18	IP: 6.0 WLS: W BF: 20 H: 2 R: 0 ER: 0 SO: 7 BB: 0 IBB: 0 HBP: 0 BLK: 0 WP: 0 HR: 0 S: 60 P: 81 ERA: 0.00 WHIP: 0.333																	

AB	20
R	0
H	2
RBI	0
BB	0
SO	7
LOB	2



WP: 0	PA: 20
SB: 0	
CS: 0	

Batter	1	2	3	4	5	6	7	8	9	AB	R	H	RBI	BB	SO	LOB	BOTTOM
<b>Mookie Wilson, S</b> (1,8) OBP: 0.381, SLG: 0.737	G6-3	L9			WP	1B				3	1	1	0	0	0	1	<b>St. Louis Cardinals @ New York Mets</b> Shea Stadium, Flushing, NY Fri Apr 15 1988, 7:05 PM EDT Att: 33,094 - Unknown - 45 F <a href="http://livebaseballscorecards.com">livebaseballscorecards.com</a>
<b>Tim Lincecum, R</b> (1,4) OBP: 0.300, SLG: 0.167	L7	G5-3			G5-3					3	0	0	0	0	0	2	
<b>Keith Hernandez, L</b> (1,3) OBP: 0.265, SLG: 0.258	BB			G4-3	G3-1					2	0	0	0	1	0	1	
<b>Darryl Strawberry, L</b> (1,9) OBP: 0.459, SLG: 0.742	BB			G3	K					2	0	0	0	1	1	0	
<b>Kevin Reynolds, R</b> (1,7) OBP: 0.526, SLG: 0.895	K			S	1B					3	0	1	0	0	1	2	
<b>Gary Carter, R</b> (1,2) OBP: 0.472, SLG: 0.808		HR		G6-3		G5-3		CS	1B	3	1	2	1	0	0	1	
<b>Howard Johnson, S</b> (1,5) OBP: 0.286, SLG: 0.172		E		1B	BB	P5		K		2	1	0	0	1	1	1	
<b>Kevin Elster, R</b> (1,6) OBP: 0.161, SLG: 0.267	G5-3				G6-3					2	0	0	0	0	0	1	
<b>Dwight Gooden, R</b> (1,1) OBP: 0.333, SLG: 0.333				F9						2	0	1	1	0	0	0	
<b>Inning Stats</b>	R: 0 H: 0 E: 0 K: 1 S: 13	H: 2 LOB: 2 BB: 2 P: 23	R: 2 H: 2 E: 0 K: 0 S: 10	H: 1 LOB: 1 BB: 1 P: 22	R: 0 H: 1 E: 0 K: 0 S: 8	H: 0 LOB: 0 BB: 0 P: 10	R: 1 H: 1 E: 0 K: 1 S: 9	H: 0 LOB: 0 BB: 0 P: 17	R: 0 H: 1 E: 0 K: 1 S: 9	H: 1 LOB: 1 BB: 0 P: 13							
<b>PITCHER</b> <b>Greg Mathews, L</b> (1,1) ERA: 1.93	IP: 6.0 WLS: L BF: 25 H: 5 R: 3 ER: 3 SO: 3 BB: 3 IBB: 0 HBP: 0 BLK: 0 WP: 1 HR: 1 S: 53 P: 91 ERA: 4.50 WHIP: 1.333																

AB	22
R	3
H	5
RBI	2
BB	3
SO	3
LOB	9




WP: 1	PA: 25
SB: 0	
CS: 1	




Batter	1	2	3	4	5	6	7	8	9	AB	R	H	RBI	BB	SO	LOB	TOP																	
Vince Coleman, S (1, 7) OBP: 0.262, SLG: 0.395	F5		K		HR		K			4	1	1	1	0	2	0	<b>St. Louis Cardinals @ New York Mets</b> Shea Stadium, Flushing, NY Sat Apr 16 1988, 3:33 AM EDT Att. 40,582 - Overcast - 42 F																	
Ozzie Smith, S (1, 6) OBP: 0.318, SLG: 0.324	K			1B BB BB	K		F5			3	1	0	0	1	2	0																		
Tom Herr, S (1, 4) OBP: 0.381, SLG: 0.343	F9			1B BB E 1B	1B		6-3			4	1	2	0	0	0	0																		
Bob Horner, R (1, 3) OBP: 0.476, SLG: 0.515		F4		F3				F8		4	0	1	0	0	0	2																		
Willie McGee, S (1, 8) OBP: 0.220, SLG: 0.200	4-3			K			K			4	0	1	0	0	2	4																		
Terry Pendleton, S (1, 5) OBP: 0.333, SLG: 0.286 Todd Worrell, R (8, 1)	BLK BB			1B BB E 1B			K			3	1	1	0	1	1	3																		
Jim Lindeman, R (1, 9) José Oquendo, S (8, 9) OBP: 0.333, SLG: 0.333	K			1B BB E			F8			2	0	0	1	1	1	1																		
Steve Lake, R (1, 2) OBP: 0.300, SLG: 0.600 Rod Booker, L (9, PH) Tom Pagnozzi, R (9, PH)			L7	E6			K			3	0	0	0	0	1	1																		
Joe Magrane, R (1, 1) OBP: 0.600, SLG: 1.500 Scott Arnold, R (3, 1) Tony Peña, R (4, PH) OBP: 0.214, SLG: 0.259 Larry McWilliams, L (4, 1) Tom Lawless, R (8, 5)	K			1B BB E			1-3			1	0	0	0	0	1	0																		
										1	0	0	0	0	0	0																		
<b>Inning Stats</b>	R: 0 E: 0 K: 1 S: 10	H: 0 LOB: 0 BB: 0 P: 18	R: 0 E: 0 K: 1 S: 9	H: 0 LOB: 1 BB: 1 P: 15	R: 0 E: 0 K: 2 S: 9	H: 0 LOB: 0 BB: 0 P: 15	R: 3 E: 1 K: 1 S: 18	H: 2 LOB: 2 BB: 2 P: 33	R: 1 E: 0 K: 3 S: 17	H: 3 LOB: 2 BB: 0 P: 23	R: 0 E: 0 K: 1 S: 10	H: 0 LOB: 0 BB: 0 P: 12	R: 0 E: 0 K: 1 S: 13	H: 0 LOB: 0 BB: 0 P: 19	R: 0 E: 0 K: 0 S: 6	H: 1 LOB: 0 BB: 0 P: 8	R: 0 E: 0 K: 0 S: 4	H: 1 LOB: 0 BB: 0 P: 6	1B: 6 2B: 1 3B: 0 HR: 1	SF: 0 SAC: 0 DP: 2 HBP: 0	WP: 0 PB: 0 SB: 0 CS: 0	PA: 36												
<b>PITCHER</b>	IP WLS BF H R ER SO BB IBB HBP BLK WP HR S P ERA WHIP																																	
Sid Fernandez, L (1, 1) ERA: 4.91	5.0	24	5	4	2	8	3	0	0	0	1	0	0	1	63	104	3.60	1.600																
David Cone, R (6, 1) ERA: 5.4	3.0	W 10	2	0	0	2	0	0	0	0	0	0	0	0	30	40	0.00	0.667																
Randy Myers, L (9, 1) ERA:	1.0	S 2	0	0	0	0	0	0	0	0	0	0	0	0	3	5	0.00	0.000																

Batter	1	2	3	4	5	6	7	8	9	AB	R	H	RBI	BB	SO	LOB	BOTTOM																	
Mookie Wilson, S (1, 8) OBP: 0.308, SLG: 0.583	6-3	3-1		F9		L7		6-3		5	0	0	0	0	0	4	<b>St. Louis Cardinals @ New York Mets</b> Shea Stadium, Flushing, NY Sat Apr 16 1988, 3:33 AM EDT Att. 40,582 - Overcast - 42 F																	
Tim Lincecum, R (1, 4) OBP: 0.324, SLG: 0.185	1-3		G3 1B BB	1B		6-3				3	1	1	0	1	0	0																		
Keith Hernandez, L (1, 3) OBP: 0.237, SLG: 0.229	4-3		G3	G3		F5				4	0	0	0	0	0	3																		
Darryl Strawberry, L (1, 9) OBP: 0.463, SLG: 0.697		2B 6-3 BB	S 1B IBB			F8		F8		2	1	0	0	2	0	0																		
Kevin McReynolds, R (1, 7) OBP: 0.585, SLG: 0.913		6-3 E 2B	1-2 2-H 1B			F9				4	2	3	1	0	0	0																		
Gary Carter, R (1, 2) OBP: 0.475, SLG: 0.862	6-3		G4-6-3 BB			F8				3	1	1	3	1	0	1																		
Howard Johnson, S (1, 5) OBP: 0.308, SLG: 0.303	6-3		G4-6-3			SH5-4 1B				4	1	2	1	0	0	4																		
Kevin Elster, R (1, 6) OBP: 0.143, SLG: 0.235	E5 BB			6-3		F7		F8		4	0	0	0	0	0	1																		
Sid Fernandez, L (1, 1) David Cone, L (6, 1) Randy Myers, L (9, 1)	3-H 4-2			1B BB		SH5-4		F7		0	0	0	0	2	0	0																		
										1	0	0	0	0	0	0																		
										0	0	0	0	0	0	0																		
<b>Inning Stats</b>	R: 0 E: 0 K: 0 S: 6	H: 0 LOB: 0 BB: 0 P: 10	R: 2 E: 1 K: 0 S: 17	H: 1 LOB: 2 BB: 2 P: 34	R: 1 E: 0 K: 0 S: 5	H: 1 LOB: 2 BB: 3 P: 20	R: 0 E: 0 K: 0 S: 12	H: 1 LOB: 1 BB: 1 P: 21	R: 0 E: 0 K: 0 S: 7	H: 0 LOB: 0 BB: 0 P: 13	R: 0 E: 0 K: 0 S: 9	H: 1 LOB: 1 BB: 0 P: 14	R: 0 E: 0 K: 0 S: 7	H: 0 LOB: 0 BB: 0 P: 10	R: 3 E: 0 K: 0 S: 10	H: 3 LOB: 0 BB: 0 P: 18	1B: 4 2B: 1 3B: 0 HR: 2	SF: 0 SAC: 1 DP: 1 HBP: 0	WP: 0 PB: 0 SB: 2 CS: 0	PA: 37														
<b>PITCHER</b>	IP WLS BF H R ER SO BB IBB HBP BLK WP HR S P ERA WHIP																																	
Joe Magrane, L (1, 1) ERA: 3.9	2.0	10	1	2	1	0	2	0	0	0	0	0	0	0	23	44	4.50	1.500																
Scott Arnold, R (3, 1) ERA: 3.86	1.0	6	1	1	1	0	2	1	0	0	0	0	0	5	20	9.00	3.000																	
Larry McWilliams, L (4, 1) ERA:	4.0	15	2	0	0	0	1	0	0	0	0	0	0	35	58	0.00	0.750																	
Todd Worrell, R (8, 1) ERA: 6.75	1.0	L 6	3	3	3	0	0	0	0	0	0	2	10	18	27.00	3.000																		

**AB 33**  
**R 4**  
**H 7**  
**RBI 2**  
**BB 3**  
**SO 10**  
**LOB 14**



**AB 30**  
**R 6**  
**H 7**  
**RBI 5**  
**BB 6**  
**SO 0**  
**LOB 13**









Batter	1	2	3	4	5	6	7	8	9	AB	R	H	RBI	BB	SO	LOB	TOP					
Vince Coleman, S (1, 7) OBP: 0.294, SLG: 0.391										5	0	2	0	0	1	3						
Ozzie Smith, S (1, 6) OBP: 0.327, SLG: 0.333										4	0	1	0	0	0	4						
Willie McGee, S (1, 8) OBP: 0.224, SLG: 0.191										3	0	0	0	1	1	3						
Bob Horner, R (1, 3) Curt Ford, L (1, 9) OBP: 0.447, SLG: 0.459 OBP: 0.116, SLG: 0.118										1	0	0	0	0	0	2						
Terry Pendleton, S (1, 5) OBP: 0.319, SLG: 0.333										4	0	0	0	0	0	0						
Tom Herr, S (1, 4) OBP: 0.400, SLG: 0.341										3	0	1	0	1	1	0						
Jim Lindeman, R (1, 9) OBP: 0.185, SLG: 0.269										4	0	0	0	0	1	2						
Tony Peña, R (1, 2) OBP: 0.250, SLG: 0.265										3	0	2	0	1	0	0						
Danny Cox, R (1, 1) Rod Booker, L (7, PH) Larry McWilliams, L (7, 1) José Oquendo, S (9, PH) OBP: 0.167, SLG: 0.167 OBP: 0.421, SLG: 0.375										2	0	0	0	0	0	2						
<b>Inning Stats</b>	R: 0 E: 0 K: 1 S: 8	H: 1 LOB: 1 BB: 1 P: 15	R: 0 E: 0 K: 0 S: 12	H: 0 LOB: 2 BB: 2 P: 21	R: 0 E: 0 K: 2 S: 15	H: 1 LOB: 1 BB: 0 P: 23	R: 0 E: 0 K: 2 S: 10	H: 0 LOB: 0 BB: 0 P: 15	R: 0 E: 1 K: 0 S: 11	H: 1 LOB: 2 BB: 0 P: 16	R: 0 E: 0 K: 0 S: 13	H: 1 LOB: 1 BB: 0 P: 17	R: 0 E: 0 K: 0 S: 7	H: 1 LOB: 0 BB: 0 P: 12	R: 0 E: 0 K: 0 S: 9	H: 0 LOB: 0 BB: 0 P: 15	R: 0 E: 0 K: 0 S: 16	H: 2 LOB: 2 BB: 0 P: 20	1B: 7 2B: 1 3B: 0 HR: 0	SF: 0 SAC: 0 DP: 1 HBP: 0	WP: 0 PB: 0 SB: 4 CS: 0	PA: 37
<b>PITCHER</b> Brian Fisher, R (1, 1) ERA: 1.25	IP: 9.0 WLS: W BF: 37 H: 7 R: 0 ER: 0 SO: 5 BB: 3 IBB: 0 HBP: 0 BLK: 0 WP: 0 HR: 0 S: 101 P: 154 ERA: 0.00 WHIP: 1.111															<b>PITCHER</b>	IP: 9.0 WLS: W BF: 37 H: 7 R: 0 ER: 0 SO: 5 BB: 3 IBB: 0 HBP: 0 BLK: 0 WP: 0 HR: 0 S: 101 P: 154 ERA: 0.00 WHIP: 1.111					

**St. Louis Cardinals @ Pittsburgh Pirates**  
Three Rivers Stadium, Pittsburgh, PA  
Tue Apr 19 1988, 7:05 PM EDT  
Att: 5,048 - Unknown - 40 F

livebaseballscores.com

AB 34  
R 0  
H 7  
RBI 0  
BB 3  
SO 5  
LOB 18

Batter	1	2	3	4	5	6	7	8	9	AB	R	H	RBI	BB	SO	LOB	BOTTOM			
Barry Bonds, L (1, 7) OBP: 0.377, SLG: 0.865										4	1	2	1	0	1	0				
Jose Lind, R (1, 4) OBP: 0.228, SLG: 0.255										4	1	1	1	0	0	2				
Andy Van Slyke, L (1, 8) OBP: 0.327, SLG: 0.490										3	0	0	0	1	0	2				
Bobby Bonilla, S (1, 5) OBP: 0.382, SLG: 0.680										4	0	1	1	0	0	2				
Sid Bream, L (1, 3) OBP: 0.415, SLG: 0.605										4	0	1	0	0	0	1				
R.J. Reynolds, S (1, 9) OBP: 0.429, SLG: 0.522										3	0	0	0	1	0	1				
Michael LaValliere, L (1, 2) OBP: 0.444, SLG: 0.333										3	0	1	0	0	0	2				
Al Pedrique, R (1, 6) OBP: 0.182, SLG: 0.069										1	1	0	0	2	1	0				
Brian Fisher, R (1, 1)										2	0	0	0	1	1	2				
<b>Inning Stats</b>	R: 2 E: 1 K: 0 S: 15	H: 3 LOB: 2 BB: 2 P: 30	R: 1 E: 0 K: 0 S: 13	H: 1 LOB: 2 BB: 2 P: 24	R: 0 E: 0 K: 0 S: 7	H: 1 LOB: 0 BB: 0 P: 11	R: 0 E: 0 K: 2 S: 11	H: 0 LOB: 0 BB: 0 P: 18	R: 0 E: 0 K: 0 S: 7	H: 1 LOB: 2 BB: 1 P: 10	R: 0 E: 0 K: 1 S: 5	H: 0 LOB: 0 BB: 0 P: 7	R: 0 E: 0 K: 0 S: 4	H: 0 LOB: 0 BB: 0 P: 4	R: 0 E: 0 K: 0 S: 4	H: 0 LOB: 0 BB: 0 P: 4	1B: 4 2B: 2 3B: 0 HR: 0	SF: 0 SAC: 0 DP: 1 HBP: 0	WP: 0 PB: 0 SB: 0 CS: 0	PA: 33
<b>PITCHER</b> Danny Cox, R (1, 1) ERA: 4.5 Larry McWilliams, L (7, 1) ERA:	IP: 6.0 WLS: L BF: 27 H: 6 R: 3 ER: 3 SO: 2 BB: 3 IBB: 0 HBP: 1 BLK: 0 WP: 0 HR: 0 S: 64 P: 114 ERA: 4.50 WHIP: 1.833															<b>PITCHER</b>	IP: 6.0 WLS: L BF: 27 H: 6 R: 3 ER: 3 SO: 2 BB: 3 IBB: 0 HBP: 1 BLK: 0 WP: 0 HR: 0 S: 64 P: 114 ERA: 4.50 WHIP: 1.833			

**St. Louis Cardinals @ Pittsburgh Pirates**  
Three Rivers Stadium, Pittsburgh, PA  
Tue Apr 19 1988, 7:05 PM EDT  
Att: 5,048 - Unknown - 40 F

livebaseballscores.com

AB 28  
R 3  
H 6  
RBI 3  
BB 5  
SO 3  
LOB 12



Batter	1	2	3	4	5	6	7	8	9	AB	R	H	RBI	BB	SO	LOB	TOP			
Vince Coleman, S (1,7) OBP: 0.273, SLG: 0.360	F9		K		4-3			F8		4	0	0	0	0	1	0				
Ozzie Smith, S (1,6) OBP: 0.321, SLG: 0.327	4-3		1-3					F7		4	0	1	0	0	0	0				
Willie McGee, S (1,8) OBP: 0.245, SLG: 0.200	1B																			
Tom Herr, S (1,4) OBP: 0.370, SLG: 0.311	F7		G3					F9		4	0	0	0	0	0	2				
Terry Pendleton, S (1,5) OBP: 0.353, SLG: 0.391 Tom Lawless, R (9, PR)		2B			4-3			1B		4	1	3	0	0	0	0				
Jim Lindeman, R (1,3) OBP: 0.226, SLG: 0.333		G3			F9			1B		4	0	2	1	0	0	1				
José Quiendo, S (1,9) OBP: 0.348, SLG: 0.300		1-3			1-3			F7		4	0	0	0	0	0	4				
Tony Peña, R (1,2) OBP: 0.231, SLG: 0.243		G3			4-3			F3		3	0	0	0	0	0	2				
Greg Mathews, R (1,1) OBP: 0.167, SLG: 0.167 Scott Terry, R (6, 1)		1-5-3			1-3			G3		2	0	0	0	0	0	1				
Curt Ford, L (8, PH) OBP: 0.111, SLG: 0.111 Scott Arnold, R (8, 1)										0	0	0	0	0	0	0				
										0	0	0	0	0	0	0				
										0	0	0	0	0	0	0				
<b>Inning Stats</b>	R: 0 E: 0 K: 0 S: 10	H: 1 LOB: 1 BB: 0 P: 16	R: 1 E: 0 K: 0 S: 6	H: 2 LOB: 1 BB: 0 P: 6	R: 0 E: 0 K: 1 S: 10	H: 0 LOB: 1 BB: 1 P: 17	R: 0 E: 0 K: 0 S: 4	H: 0 LOB: 0 BB: 0 P: 9	R: 0 E: 0 K: 0 S: 5	H: 1 LOB: 0 BB: 0 P: 7	R: 0 E: 0 K: 0 S: 7	H: 1 LOB: 1 BB: 0 P: 14	R: 0 E: 0 K: 0 S: 7	H: 0 LOB: 2 BB: 0 P: 13	R: 0 E: 0 K: 0 S: 12	H: 2 LOB: 2 BB: 0 P: 16	1B: 5 2B: 2 3B: 0 HR: 0	SF: 0 SAC: 0 DP: 1 HBP: 0	WP: 0 PB: 0 SB: 0 CS: 0	PA: 34
<b>PITCHER</b>	IP	WLS	BF	H	R	ER	SO	BB	IBB	HBP	BLK	WP	HR	S	P	ERA	WHIP			
Bob Walk, R (1,1) ERA: 1.86	7.0	W	26	5	1	1	1	1	0	0	1	0	0	46	75	1.29	0.857			
Jeff Robinson, R (8,1) ERA: 2.55	2.0		8	2	0	0	0	0	0	0	0	0	0	19	29	0.00	1.000			

St. Louis Cardinals @ Pittsburgh Pirates  
Three Rivers Stadium, Pittsburgh, PA  
Wed Apr 20 1988, 7:05 PM EDT  
Att: 15,522 - Unknown - 48 F

AB 33  
R 1  
H 7  
RBI 1  
BB 1  
SO 1  
LOB 11



Batter	1	2	3	4	5	6	7	8	9	AB	R	H	RBI	BB	SO	LOB	BOTTOM			
Barry Bonds, L (1,7) OBP: 0.379, SLG: 0.825	L7		4-3		K			4-3		5	2	2	0	0	1	1				
Jose Lind, R (1,4) OBP: 0.258, SLG: 0.271	6-3		1B		1-3			F9		4	1	2	2	1	0	0				
John Cangelosi, S (1,8) OBP: 0.417, SLG: 0.222 Andy Van Slyke, L (6, PH) OBP: 0.316, SLG: 0.471			4-3		2B			K		2	1	1	0	1	0	2				
Bobby Bonilla, S (1,5) OBP: 0.367, SLG: 0.648	F8		1B		1-3			L7		4	0	1	2	0	0	3				
Darnell Coles, R (1,9) OBP: 0.429, SLG: 0.571		E1			F9			FC6-4		3	0	1	2	1	0	1				
Randy Milligan, R (1,3) OBP: 0.375, SLG: 0.167 Jeff Robinson, R (8,1)		FC5-4			2B			E4		2	1	0	0	2	0	1				
Junior Ortiz, R (1,2) OBP: 0.400, SLG: 0.625		FC5-4			6-3			1B		0	0	0	0	0	0	0				
Al Pedrique, R (1,6) OBP: 0.216, SLG: 0.152		FC5-4			1-3			G4-6-3		3	1	0	0	1	0	3				
Bob Walk, R (1,1) OBP: 0.143, SLG: 0.143 Sid Bream, L (7, PH) OBP: 0.429, SLG: 0.615					K			1B		4	1	2	0	0	3					
										3	1	1	1	0	2	2				
										1	0	1	1	0	0	0				
<b>Inning Stats</b>	R: 0 E: 0 K: 0 S: 12	H: 1 LOB: 1 BB: 0 P: 17	R: 0 E: 1 K: 0 S: 8	H: 0 LOB: 1 BB: 1 P: 13	R: 1 E: 0 K: 1 S: 10	H: 2 LOB: 2 BB: 1 P: 19	R: 0 E: 0 K: 1 S: 7	H: 1 LOB: 2 BB: 2 P: 17	R: 2 E: 0 K: 1 S: 10	H: 2 LOB: 1 BB: 1 P: 18	R: 4 E: 1 K: 1 S: 13	H: 4 LOB: 1 BB: 0 P: 19	R: 1 E: 1 K: 0 S: 14	H: 1 LOB: 1 BB: 1 P: 21	R: 0 E: 0 K: 1 S: 9	H: 0 LOB: 0 BB: 0 P: 14	1B: 9 2B: 2 3B: 0 HR: 0	SF: 1 SAC: 0 DP: 1 HBP: 0	WP: 0 PB: 0 SB: 1 CS: 1	PA: 40
<b>PITCHER</b>	IP	WLS	BF	H	R	ER	SO	BB	IBB	HBP	BLK	WP	HR	S	P	ERA	WHIP			
Greg Mathews, L (1,1) ERA: 3.79	5.0	L	28	9	7	5	3	5	0	0	1	0	0	51	91	9.00	2.800			
Scott Terry, R (6,1) ERA:	2.0		9	2	1	0	1	1	0	0	0	0	0	23	33	0.00	1.500			
Scott Arnold, R (8,1) ERA: 3.18	1.0		3	0	0	0	1	0	0	0	0	0	0	9	14	0.00	0.000			

St. Louis Cardinals @ Pittsburgh Pirates  
Three Rivers Stadium, Pittsburgh, PA  
Wed Apr 20 1988, 7:05 PM EDT  
Att: 15,522 - Unknown - 48 F

AB 33  
R 8  
H 11  
RBI 8  
BB 6  
SO 5  
LOB 18













Batter	1	2	3	4	5	6	7	8	9	AB	R	H	RBI	BB	SO	LOB	TOP									
<b>Lenny Dykstra, L</b> OBP: 0.341, SLG: 0.610 (1, 8)	P6	2-0 3B		L4		F9		F7	P8	6	0	1	2	0	0	6										
<b>Wally Backman, S</b> OBP: 0.214, SLG: 0.083 <b>Tim Teufel, R</b> OBP: 0.291, SLG: 0.200 (7, PH) (7, 4)	G4-3	G4-3			G4-3		G6-3		F9	3	0	0	0	0	0	1										
<b>Keith Hernandez, L</b> OBP: 0.222, SLG: 0.211 (1, 3)	P6				F6		F5		K	5	0	0	0	0	2	2										
<b>Darryl Strawberry, L</b> OBP: 0.485, SLG: 0.722 (1, 9)					K					5	2	2	0	0	3	0										
<b>Kevin McReynolds, R</b> OBP: 0.417, SLG: 0.630 (1, 7)										4	4	3	1	1	0	0										
<b>Gary Carter, R</b> OBP: 0.431, SLG: 0.698 (1, 2)										5	1	2	1	0	0	1										
<b>Howard Johnson, S</b> OBP: 0.338, SLG: 0.327 (1, 6) (8, 5)										3	2	1	0	2	0	2										
<b>Dave Magadan, L</b> OBP: 0.375, SLG: 0.167 <b>Kevin Elster, R</b> OBP: 0.212, SLG: 0.292 (1, 5) (8, 6)										2	3	1	1	2	0	1										
<b>Sid Fernandez, L</b> (1, 1) <b>David Cone, L</b> (4, 1) <b>Barry Lyons, R</b> OBP: 0.250, SLG: 0.500 <b>Roger McDowell, R</b> OBP: 0.500, SLG: 1.000 <b>Randy Myers, L</b> (8, 1)										1	0	0	0	0	0	2										
<b>Inning Stats</b>	R: 0 E: 0 K: 0 S: 3	H: 0 LOB: 0 BB: 0 P: 6	R: 4 E: 1 K: 0 S: 12	H: 4 LOB: 1 BB: 1 P: 29	R: 1 E: 0 K: 2 S: 16	H: 1 LOB: 0 BB: 0 P: 25	R: 0 E: 0 K: 0 S: 6	H: 0 LOB: 1 BB: 1 P: 12	R: 0 E: 0 K: 1 S: 8	H: 0 LOB: 0 BB: 0 P: 10	R: 2 E: 1 K: 0 S: 13	H: 1 LOB: 1 BB: 1 P: 25	R: 0 E: 0 K: 1 S: 9	H: 0 LOB: 0 BB: 0 P: 15	R: 3 E: 0 K: 1 S: 14	H: 3 LOB: 2 BB: 2 P: 31	R: 2 E: 0 K: 1 S: 15	H: 3 LOB: 3 BB: 2 P: 29	1B: 7 2B: 3 3B: 1 HR: 1	SF: 0 SAC: 1 DP: 0 HBP: 0	WP: 1 PB: 0 SB: 1 CS: 0	PA: 47				
<b>PITCHER</b>	IP	WLS	BF	H	R	ER	SO	BB	IBB	HBP	BLK	WP	HR	S	P	ERA	WHIP									
<b>Bob Forsch, R</b> ERA: 7.82 <b>Larry McWilliams, L</b> ERA: 0.61 <b>Steve Peters, L</b> ERA: 7.5 <b>Scott Terry, R</b> ERA: <b>Scott Arnold, R</b> ERA: 5.4	1.2		10	4	4	4	0	1	0	0	0	0	0	13	32	21.60	3.000									
<b>Vince Coleman, S</b> OBP: 0.319, SLG: 0.531 (1, 7)	G4-3				G1-3															5	2	4	0	0	4	
<b>Ozzie Smith, S</b> OBP: 0.386, SLG: 0.400 (1, 6)	G5-3																			4	1	2	1	1	0	1
<b>Willie McGee, S</b> OBP: 0.254, SLG: 0.238 (1, 8)	F3																			4	0	1	0	1	1	3
<b>Bob Horner, R</b> OBP: 0.390, SLG: 0.375 (1, 3)																				4	0	0	0	1	1	2
<b>Terry Pendleton, S</b> OBP: 0.281, SLG: 0.305 (1, 5)	F9																			5	1	0	0	0	0	2
<b>Tom Brunansky, R</b> OBP: 0.279, SLG: 0.259 (1, 9)																				5	0	1	1	0	0	0
<b>Tony Peña, R</b> OBP: 0.294, SLG: 0.429 (1, 2)																				5	2	3	1	0	0	1
<b>Luis Alicea, S</b> OBP: 0.400, SLG: 0.750 (1, 4)																				4	1	1	0	1	0	4
<b>Inning Stats</b>	R: 1 E: 0 K: 0 S: 15	H: 1 LOB: 1 BB: 1 P: 24	R: 3 E: 0 K: 1 S: 13	H: 3 LOB: 1 BB: 1 P: 21	R: 0 E: 0 K: 0 S: 4	H: 0 LOB: 0 BB: 0 P: 6	R: 2 E: 0 K: 0 S: 11	H: 2 LOB: 1 BB: 1 P: 22	R: 0 E: 0 K: 0 S: 8	H: 0 LOB: 0 BB: 0 P: 12	R: 0 E: 0 K: 0 S: 7	H: 1 LOB: 0 BB: 0 P: 10	R: 0 E: 0 K: 0 S: 8	H: 1 LOB: 0 BB: 0 P: 12	R: 0 E: 1 K: 0 S: 13	H: 0 LOB: 3 BB: 2 P: 30	R: 2 E: 1 K: 1 S: 13	H: 3 LOB: 2 BB: 0 P: 14	1B: 8 2B: 0 3B: 2 HR: 1	SF: 1 SAC: 0 DP: 1 HBP: 1	WP: 0 PB: 0 SB: 1 CS: 1	PA: 45				
<b>PITCHER</b>	IP	WLS	BF	H	R	ER	SO	BB	IBB	HBP	BLK	WP	HR	S	P	ERA	WHIP									
<b>Sid Fernandez, L</b> ERA: 7.53 <b>David Cone, R</b> ERA: 4.5 <b>Roger McDowell, R</b> ERA: 1.0 <b>Randy Myers, L</b> ERA:	3.1		18	6	0	0	0	2	0	0	1	0	0	15	26	0.00	1.200									
<b>Bob Forsch, R</b> ERA: 7.82 <b>Larry McWilliams, L</b> ERA: 0.61 <b>Steve Peters, L</b> ERA: 7.5 <b>Scott Terry, R</b> ERA: <b>Scott Arnold, R</b> ERA: 5.4	1.2	W	11	2	1	1	0	1	0	0	0	0	0	24	43	3.38	1.125									
<b>Sid Fernandez, L</b> (1, 1) <b>David Cone, R</b> (4, 1) <b>Roger McDowell, R</b> (6, 1) <b>Randy Myers, L</b> (8, 1)	1.1	S	9	3	2	0	1	1	0	0	0	0	0	17	23	0.00	3.000									

New York Mets @ St. Louis Cardinals  
Busch Stadium, St. Louis, MO  
Sat Apr 23 1988, 7:05 PM CDT  
Att: 45,110 - Unknown - 54 F

AB 39  
R 12  
H 12  
RBI 10  
BB 7  
SO 6  
LOB 21



New York Mets @ St. Louis Cardinals  
Busch Stadium, St. Louis, MO  
Sat Apr 23 1988, 7:05 PM CDT  
Att: 45,110 - Unknown - 54 F

AB 37  
R 9  
H 11  
RBI 8  
BB 5  
SO 2  
LOB 17







Batter	1	2	3	4	5	6	7	8	9	AB	R	H	RBI	BB	SO	LOB	TOP								
Lenny Dykstra, L OBP: 0.340, SLG: 0.591 Jeff Innis, R (5, 1) Lee Mazzilli, S (8, PH) Gene Walter, L (8, 1)	2-2 CS 1B		1-0 F7		0-2 G4-3			0-2 G3-1		3	0	1	0	0	0	1	<b>New York Mets @ St. Louis Cardinals</b> Busch Stadium, St. Louis, MO Sun Apr 24 1988, 3:33 AM CDT Att: 41,617 - Sunny - 58 F								
Wally Backman, S OBP: 0.197, SLG: 0.063	2-1 F7 1-2		1-1 G6-3		0-1 G5-3			2-3 K		4	0	0	0	0	1	2									
Dave Magadan, L OBP: 0.350, SLG: 0.188	0-2 1B			0-0 G6-3		2-2 F8			0-1 F7	4	0	1	0	0	0	0									
Darryl Strawberry, L OBP: 0.486, SLG: 0.724	1-1 G4-3			0-0 F8		0-1 G4-3 1B			1-2 HR 2B	4	1	2	0	0	0	1									
Kevin McReynolds, R OBP: 0.385, SLG: 0.580		2-1 F8		0-1 G6-3		1-1 G4-3			0-0 G1-3	4	0	0	0	0	0	2									
Howard Johnson, S OBP: 0.333, SLG: 0.375		0-1 F2			1-1 F7			2-2 G3-1		4	1	1	2	0	0	0									
Mackey Sasser, L OBP: 0.600, SLG: 0.800		0-1 1B			1-0 E 2B			2-0 G3-1		4	1	2	0	0	0	0									
Kevin Elster, R OBP: 0.218, SLG: 0.294		2-0 G6-3			1-0 E5 2B 1B			2-2 L7		3	1	1	0	0	0	1									
Bob Ojeda, L OBP: 0.286, SLG: 0.286 Terry Leach, R (1, 1) Mookie Wilson, S (5, PH) OBP: 0.326, SLG: 0.561 (5, 8)			0-3 K		0-0 G4-3 2B			1-2 G4-3		0	0	0	0	0	0	0									
<b>Inning Stats</b>	R: 0 E: 0 K: 0 S: 13	H: 2 LOB: 1 BB: 0 P: 18	R: 0 E: 0 K: 0 S: 7	H: 1 LOB: 1 BB: 0 P: 11	R: 0 E: 0 K: 1 S: 6	H: 0 LOB: 0 BB: 0 P: 8	R: 0 E: 0 K: 0 S: 4	H: 0 LOB: 0 BB: 0 P: 4	R: 2 E: 1 K: 0 S: 11	H: 3 LOB: 1 BB: 0 P: 14	R: 0 E: 0 K: 0 S: 7	H: 1 LOB: 0 BB: 0 P: 10	R: 0 E: 0 K: 0 S: 7	H: 0 LOB: 0 BB: 0 P: 13	R: 0 E: 0 K: 1 S: 11	H: 0 LOB: 0 BB: 0 P: 14	R: 2 E: 0 K: 0 S: 10	H: 2 LOB: 0 BB: 0 P: 13	1B: 5 2B: 3 3B: 0 HR: 1	SF: 0 SAC: 0 DP: 1 HBP: 0	WP: 0 PB: 0 SB: 0 CS: 1	PA: 34			
<b>PITCHER</b>	IP WLS BF H R ER SO BB IBB HBP BLK WP HR S P ERA WHIP	8.2 W 33 9 4 4 2 0 0 0 0 0 1 73 102 4.15 1.038	0.1 S 1 0 0 0 0 0 0 0 0 0 0 3 3 0.00 0.000																						

Batter	1	2	3	4	5	6	7	8	9	AB	R	H	RBI	BB	SO	LOB	BOTTOM							
Vince Coleman, S OBP: 0.324, SLG: 0.515	0-2 P1		3-3 K		4-0 1B S BB		0-1 S 1B 1B	0-2 G4-3		4	1	1	0	1	1	0	<b>New York Mets @ St. Louis Cardinals</b> Busch Stadium, St. Louis, MO Sun Apr 24 1988, 3:33 AM CDT Att: 41,617 - Sunny - 58 F							
Ozzie Smith, S OBP: 0.405, SLG: 0.422	1-1 1B		2-0 G4-3		0-1 S 1B		0-0 1B S SF7 1B		4	1	3	0	0	0	0	0								
Willie McGee, S OBP: 0.268, SLG: 0.269	0-3 K			0-0 1B 2B	2-2 G3		1-0 1-3 2-H FC4-6 1B		4	1	2	1	0	1	3									
Bob Horner, R OBP: 0.381, SLG: 0.373	1-3 K			2-2 1B G5-3 1B	1-3 K		1-0 SF7		3	1	1	2	0	2	3									
Terry Pendleton, S OBP: 0.294, SLG: 0.306		2-0 F7		2-1 F8 G5-3 1B	4-0 IBB		1-0 FC4-6 S 1B		3	1	1	0	1	0	1									
Tom Brunansky, R OBP: 0.277, SLG: 0.259		0-0 F9		1-0 G5-3	1-1 G4-3		3-0 S 1B		4	0	1	2	0	0	4									
Tony Peña, R OBP: 0.291, SLG: 0.415	2-1 1B			1-2 3-H F8		0-0 G6-3		0-3 K		4	0	1	0	0	1	2								
Luis Alicaia, S OBP: 0.333, SLG: 0.429	0-0 F9			4-1 BB		1-2 G4-3		2-3 K		3	0	0	0	1	1									
Danny Cox, R OBP: 0.100, SLG: 0.100 Todd Worrell, R (9, 1)			1-2 G6-3	1-3 K		0-3 K		0-3 K		4	0	0	0	0	3	2								
<b>Inning Stats</b>	R: 0 E: 0 K: 2 S: 11	H: 1 LOB: 1 BB: 0 P: 13	R: 0 E: 0 K: 0 S: 5	H: 1 LOB: 0 BB: 0 P: 9	R: 0 E: 0 K: 1 S: 8	H: 0 LOB: 0 BB: 0 P: 14	R: 2 E: 0 K: 1 S: 15	H: 3 LOB: 1 BB: 1 P: 27	R: 0 E: 0 K: 1 S: 11	H: 1 LOB: 3 BB: 2 P: 23	R: 0 E: 0 K: 1 S: 7	H: 0 LOB: 0 BB: 0 P: 8	R: 3 E: 0 K: 1 S: 10	H: 4 LOB: 1 BB: 0 P: 16	R: 0 E: 0 K: 2 S: 9	H: 0 LOB: 0 BB: 0 P: 11	1B: 9 2B: 1 3B: 0 HR: 0	SF: 1 SAC: 0 DP: 0 HBP: 0	WP: 0 PB: 0 SB: 6 CS: 0	PA: 37				
<b>PITCHER</b>	IP WLS BF H R ER SO BB IBB HBP BLK WP HR S P ERA WHIP	0.1 S 16 4 2 2 4 1 0 0 0 0 0 34 57 4.91 1.364	3.0 L 16 5 3 3 3 1 1 0 0 0 0 28 47 9.00 2.000	1.0 S 3 0 0 0 2 0 0 0 0 0 0 9 11 0.00 0.000																				

**AB 34**  
**R 4**  
**H 9**  
**RBI 4**  
**BB 0**  
**SO 2**  
**LOB 7**



**AB 33**  
**R 5**  
**H 10**  
**RBI 5**  
**BB 3**  
**SO 9**  
**LOB 16**





















Batter	1	2	3	4	5	6	7	8	9	AB	R	H	RBI	BB	SO	LOB	TOP					
Vince Coleman, S (1, 7) OBP: 0.337, SLG: 0.472	4-2 S BB SF8 BB	1-1 5-3		0-1 B1-3		1-2 3-1			0-0 6-3	4	1	0	0	1	0	2						
Ozzie Smith, S (1, 6) OBP: 0.392, SLG: 0.378	4-0 SF8 S 1-2 BB		4-1 2B G3 BB		2-2 5-3	1-1 F7			0-0 F6	3	1	0	0	2	0	0						
Willie McGee, S (1, 8) OBP: 0.304, SLG: 0.375	1-3 K		2-1 G3 1-3 SF9 2B		0-1 6-3 1B 2B		2-2 CS 1B		1-2 6-3	5	2	3	0	0	1	2						
Bob Horner, R (1, 3) OBP: 0.381, SLG: 0.435	3-2 SF8 1-3 2H		2-1 G3		1-2 6-3		1-0 F8			3	0	0	2	0	0	3						
Terry Pendleton, S (1, 5) OBP: 0.270, SLG: 0.305	0-0 4-3		2-2 SF9		1-2 1B BB 1B		1-0 F8			3	0	1	2	0	0	2						
Tom Brunansky, R (1, 9) OBP: 0.321, SLG: 0.397		2-1 E5 4-3 SH 1B		3-1 F7		4-1 1B 1-2 BB		1-1 CS 1-2	0-0 1-3	3	1	1	0	1	0	0						
Tony Peña, R (1, 2) OBP: 0.257, SLG: 0.343		2-0 4-3		2-3 K		1-2 1B			4-0 BB	3	0	1	0	1	1	1						
Luis Alicea, S (1, 4) OBP: 0.296, SLG: 0.261		2-0 SH SH5-4		4-0 FC3-6 BB		1-0 F8			1-3 K	2	0	0	1	1	1	4						
Randy O'Neal, R (1, 1) Larry McWilliams, L (9, 1) OBP: 0.400, SLG: 0.250		0-0 SH5-4		0-0 FC3-6 1-2		0-0 6-3			1-3 K	3	0	0	0	0	1	2						
<b>Inning Stats</b>	R: 1 E: 0 K: 1 S: 14	H: 0 LOB: 1 BB: 2 P: 26	R: 1 E: 1 K: 0 S: 8	H: 1 LOB: 1 BB: 0 P: 14	R: 2 E: 0 K: 0 S: 10	H: 1 LOB: 0 BB: 1 P: 22	R: 0 E: 0 K: 1 S: 7	H: 0 LOB: 1 BB: 1 P: 13	R: 1 E: 0 K: 0 S: 17	H: 3 LOB: 3 BB: 1 P: 28	R: 0 E: 0 K: 0 S: 8	H: 0 LOB: 0 BB: 0 P: 10	R: 0 E: 0 K: 0 S: 7	H: 1 LOB: 0 BB: 0 P: 11	R: 0 E: 0 K: 2 S: 7	H: 0 LOB: 1 BB: 1 P: 13	R: 0 E: 0 K: 0 S: 5	H: 0 LOB: 0 BB: 0 P: 6	1B: 4 2B: 2 3B: 0 HR: 0	SF: 2 SAC: 2 DP: 0 HBP: 0	WP: 0 PB: 0 SB: 2 CS: 1	PA: 40
<b>PITCHER</b>	IP WLS BF H R ER SO BB IBB HBP BLK WP HR S P ERA WHIP																					
Fernando Valenzuela, L (1, 1) ERA: 3.11	8.0 L 36 6 5 4 4 6 0 0 0 0 0 0 78 137 4.50 1.500																					
Jesse Orosco, L (9, 1) ERA: 2.08	1.0 3 0 0 0 0 0 0 0 0 0 0 0 5 6 0.00 0.000																					

**St. Louis Cardinals @ Los Angeles Dodgers**  
**Dodger Stadium, Los Angeles, CA**  
 Sat Apr 30 1988, 7:05 PM PDT  
 Att: 47,425 - Unknown - 60 F

AB 29  
 R 5  
 H 6  
 RBI 5  
 BB 6  
 SO 4  
 LOB 16



Batter	1	2	3	4	5	6	7	8	9	AB	R	H	RBI	BB	SO	LOB	BOTTOM					
Steve Sax, R (1, 4) OBP: 0.267, SLG: 0.253	2-1 6-3			0-0 5-3		1-1 1B		2-3 K		4	0	1	0	0	1	0						
Alfredo Griffin, S (1, 6) OBP: 0.212, SLG: 0.293	1-2 1-3			1-1 L7		0-0 L8			0-0 4-3	4	0	0	0	0	0	1						
Kirk Gibson, L (1, 7) OBP: 0.333, SLG: 0.391	0-0 F7			2-0 G5-4 1B			2-3 K		1-1 L5	4	0	1	0	0	1	0						
Pedro Guerrero, R (1, 5) OBP: 0.429, SLG: 0.485		1-3 K		2-1 G5-4 1-2			4-2 BB		3-2 1B	3	0	1	0	1	1	1						
Mike Marshall, R (1, 3) OBP: 0.313, SLG: 0.333		0-0 1-3			0-0 5-3		4-1 BB		0-1 1B	3	1	1	0	1	0	0						
Danny Heep, L (1, 9) OBP: 0.400, SLG: 0.389		2-1 4-3			2-1 1-3		2-1 F8		0-0 E 1B	4	0	1	1	0	0	2						
Mike Davis, L (1, 8) OBP: 0.297, SLG: 0.219			1-0 4-3		3-1 L9		2-2 P8		0-0 E8 1B	4	0	1	1	0	0	2						
Mike Scioscia, L (1, 2) OBP: 0.484, SLG: 0.500			2-3 K			1-1 1-3		3-2 4-3	3-2 4-3	4	0	0	0	0	1	2						
Fernando Valenzuela, L (1, 1) ERA: 2.7 Franklin Stubbs, L (8, PH) OBP: 0.538, SLG: 0.667 Jesse Orosco, R (9, 1) ERA: 2.08		1-0 1-3			0-0 F7		2-2 F5			2	0	0	0	0	0	0						
<b>Inning Stats</b>	R: 0 E: 0 K: 0 S: 6	H: 0 LOB: 0 BB: 0 P: 9	R: 0 E: 0 K: 1 S: 6	H: 0 LOB: 0 BB: 0 P: 9	R: 0 E: 0 K: 1 S: 5	H: 0 LOB: 0 BB: 0 P: 9	R: 0 E: 0 K: 0 S: 6	H: 1 LOB: 1 BB: 0 P: 11	R: 0 E: 0 K: 0 S: 5	H: 0 LOB: 0 BB: 0 P: 10	R: 0 E: 0 K: 0 S: 6	H: 1 LOB: 1 BB: 0 P: 8	R: 0 E: 0 K: 1 S: 13	H: 0 LOB: 2 BB: 2 P: 27	R: 0 E: 0 K: 1 S: 14	H: 0 LOB: 0 BB: 0 P: 21	R: 2 E: 1 K: 0 S: 14	H: 4 LOB: 2 BB: 0 P: 21	1B: 6 2B: 0 3B: 0 HR: 0	SF: 0 SAC: 0 DP: 0 HBP: 0	WP: 0 PB: 0 SB: 0 CS: 0	PA: 35
<b>PITCHER</b>	IP WLS BF H R ER SO BB IBB HBP BLK WP HR S P ERA WHIP																					
Randy O'Neal, R (1, 1) ERA: 2.7	8.2 W 33 5 2 2 4 2 0 0 0 0 0 0 70 117 2.08 0.808																					
Larry McWilliams, L (9, 1) ERA: 0.44	0.1 S 2 1 0 0 0 0 0 0 0 0 0 0 5 8 0.00 3.000																					

**St. Louis Cardinals @ Los Angeles Dodgers**  
**Dodger Stadium, Los Angeles, CA**  
 Sat Apr 30 1988, 7:05 PM PDT  
 Att: 47,425 - Unknown - 60 F

AB 33  
 R 1  
 H 6  
 RBI 2  
 BB 2  
 SO 4  
 LOB 8









Batter	1	2	3	4	5	6	7	8	9	AB	R	H	RBI	BB	SO	LOB	TOP					
Vince Coleman, S OBP: 0.330, SLG: 0.455	L7	SF7		F3		G6-4-3		SH5-3		4	0	2	1	0	0	0						
Ozzie Smith, S OBP: 0.383, SLG: 0.363	F9			F4		G6-4-3		SH5-3		4	0	1	0	0	0	2						
Willie McGee, S OBP: 0.343, SLG: 0.402	K	F9								4	1	2	0	1	1	2						
Bob Horner, R OBP: 0.404, SLG: 0.462				5-3						5	1	3	1	0	0	4						
Terry Pendleton, S OBP: 0.265, SLG: 0.289		E5								4	1	1	0	0	2	4						
Tom Brunansky, R OBP: 0.340, SLG: 0.407										3	1	0	0	2	1	2						
Tony Peña, R OBP: 0.263, SLG: 0.338		E1		F8						5	1	0	0	0	1	5						
Luis Alicaia, S OBP: 0.276, SLG: 0.233 Todd Worrell, R (7, 1)	SF7									2	0	0	1	1	0	2						
Jose DeLeon, R OBP: 0.231, SLG: 0.231 Jose Oquendo, S OBP: 0.367, SLG: 0.308 Steve Peters, L (7, 1)										0	0	0	0	0	0	0						
<b>Inning Stats</b>	R: 0 E: 0 K: 1 S: 7	H: 0 LOB: 0 BB: 0 P: 10	R: 4 E: 2 K: 0 S: 16	H: 3 LOB: 2 BB: 1 P: 30	R: 0 E: 0 K: 1 S: 13	H: 2 LOB: 3 BB: 1 P: 23	R: 0 E: 0 K: 0 S: 9	H: 1 LOB: 1 BB: 0 P: 12	R: 0 E: 0 K: 1 S: 13	H: 0 LOB: 0 BB: 0 P: 15	R: 0 E: 0 K: 0 S: 10	H: 2 LOB: 1 BB: 0 P: 11	R: 1 E: 0 K: 1 S: 13	H: 2 LOB: 2 BB: 1 P: 22	R: 0 E: 0 K: 2 S: 11	H: 1 LOB: 3 BB: 2 P: 24	R: 0 E: 0 K: 2 S: 7	H: 0 LOB: 0 BB: 0 P: 7	1B: 10 2B: 1 3B: 0 HR: 0	SF: 2 SAC: 2 DP: 1 HBP: 0	WP: 0 PB: 0 SB: 1 CS: 0	PA: 44
<b>PITCHER</b>	IP	WLS	BF	H	R	ER	SO	BB	IBB	HBP	BLK	WP	HR	S	P	ERA	WHIP					
Dave Dravecky, L ERA: 3.38	2.0	L	12	3	4	0	1	1	0	0	0	0	0	23	40	0.00	2.000					
Joe Price, L ERA: 4.3	4.1		20	7	1	1	2	1	0	0	0	0	0	52	71	2.08	1.846					
Scott Garretts, R ERA: 3.78	1.2		9	1	0	0	2	2	1	0	0	0	0	17	36	0.00	1.800					
Craig Lefferts, L ERA: 0.6	1.0		3	0	0	0	2	0	0	0	0	0	0	7	7	0.00	0.000					

St. Louis Cardinals @ San Francisco Giants  
Candlestick Park, San Francisco, CA  
Mon May 02 1988, 10:05 PM EDT  
Att: 18,398 - Unknown - 55 F

AB 35  
R 5  
H 11  
RBI 3  
BB 5  
SO 7  
LOB 24



Batter	1	2	3	4	5	6	7	8	9	AB	R	H	RBI	BB	SO	LOB	BOTTOM				
Brett Butler, L OBP: 0.363, SLG: 0.400	6-3									4	1	1	0	0	1	3					
Kevin Mitchell, R OBP: 0.340, SLG: 0.435										4	0	1	1	0	2	3					
Will Clark, L OBP: 0.361, SLG: 0.483										3	0	1	0	1	2	1					
Candy Maldonado, R OBP: 0.300, SLG: 0.382	F8									4	0	0	0	0	2	2					
Jeffrey Leonard, R OBP: 0.250, SLG: 0.236 Scott Garretts, R (7, 1) Harry Spilman, L (8, PH) Craig Lefferts, L (9, 1)										3	0	0	0	0	3	1					
Bob Melvin, R OBP: 0.222, SLG: 0.377	L6									3	0	0	0	1	1	1					
Robby Thompson, R OBP: 0.315, SLG: 0.333	4-3									4	0	1	0	0	1	1					
Jose Uribe, S OBP: 0.302, SLG: 0.250										3	0	1	0	1	1	0					
Dave Dravecky, R OBP: 0.111, SLG: 0.111 Joe Price, R (3, 1) Mike Aldrete, L OBP: 0.328, SLG: 0.339 (7, 7)										0	0	0	0	0	0	0					
<b>Inning Stats</b>	R: 0 E: 0 K: 1 S: 11	H: 0 LOB: 1 BB: 1 P: 22	R: 0 E: 0 K: 1 S: 9	H: 0 LOB: 0 BB: 0 P: 14	R: 1 E: 0 K: 2 S: 11	H: 2 LOB: 1 BB: 0 P: 21	R: 0 E: 0 K: 2 S: 17	H: 0 LOB: 1 BB: 1 P: 26	R: 0 E: 0 K: 3 S: 13	H: 1 LOB: 1 BB: 0 P: 17	R: 0 E: 0 K: 1 S: 6	H: 1 LOB: 2 BB: 1 P: 15	R: 0 E: 0 K: 2 S: 11	H: 0 LOB: 0 BB: 0 P: 15	R: 0 E: 0 K: 1 S: 9	H: 0 LOB: 0 BB: 0 P: 16	1B: 4 2B: 0 3B: 1 HR: 0	SF: 0 SAC: 1 DP: 0 HBP: 0	WP: 1 PB: 0 SB: 0 CS: 0	PA: 35	
<b>PITCHER</b>	IP	WLS	BF	H	R	ER	SO	BB	IBB	HBP	BLK	WP	HR	S	P	ERA	WHIP				
Jose DeLeon, R ERA: 5.06	6.0	W	26	5	1	1	10	3	0	0	0	0	0	4	8	0.00	1.333				
Steve Peters, L ERA: 5.19	0.2		2	0	0	0	1	0	0	0	0	0	0	4	8	0.00	0.000				
Todd Worrell, R ERA: 4.11	2.1	S	7	0	0	0	3	0	0	0	0	0	0	21	32	0.00	0.000				

St. Louis Cardinals @ San Francisco Giants  
Candlestick Park, San Francisco, CA  
Mon May 02 1988, 10:05 PM EDT  
Att: 18,398 - Unknown - 55 F

AB 31  
R 1  
H 5  
RBI 1  
BB 3  
SO 14  
LOB 14





Batter	1	2	3	4	5	6	7	8	9	AB	R	H	RBI	BB	SO	LOB	TOP															
Vince Coleman, S (1, 7) OBP: 0.319, SLG: 0.437										4	0	0	0	0	2	1																
Ozzie Smith, S (1, 6) OBP: 0.387, SLG: 0.368										4	0	2	0	0	0	0																
Willie McGee, S (1, 8) OBP: 0.330, SLG: 0.386										4	0	0	0	0	1	2																
Bob Horner, R (1, 3) OBP: 0.398, SLG: 0.451										4	0	1	0	0	0	1																
Terry Pendleton, S (1, 5) OBP: 0.275, SLG: 0.298										4	0	2	0	0	0	2																
Tom Brunansky, R (1, 9) OBP: 0.337, SLG: 0.400										4	0	1	0	0	0	4																
Tony Peña, R (1, 2) OBP: 0.253, SLG: 0.325										3	0	0	0	0	1	1																
Luis Alicea, S (1, 4) OBP: 0.282, SLG: 0.242										3	0	1	0	0	0	1																
Larry McWilliams, L (1, 1) OBP: 0.286, SLG: 0.167										2	0	0	0	0	1	1																
Steve Peters, L (6, 1)										0	0	0	0	0	0	0																
Tom Pagnozzi, R (7, PH)										1	0	0	0	0	0	0																
Scott Terry, R (7, 1)										0	0	0	0	0	0	0																
Gibson Alba, L (8, 1)										0	0	0	0	0	0	0																
<b>Inning Stats</b>	R: 0 E: 0 K: 1 S: 8	H: 2 LOB: 2 BB: 0 P: 15	R: 0 E: 0 K: 1 S: 10	H: 1 LOB: 0 BB: 0 P: 15	R: 0 E: 0 K: 1 S: 7	H: 0 LOB: 0 BB: 0 P: 7	R: 0 E: 1 K: 1 S: 9	H: 1 LOB: 1 BB: 0 P: 14	R: 0 E: 0 K: 0 S: 11	H: 2 LOB: 2 BB: 0 P: 16	R: 0 E: 0 K: 0 S: 7	H: 0 LOB: 0 BB: 0 P: 12	R: 0 E: 0 K: 0 S: 6	H: 0 LOB: 0 BB: 0 P: 11	R: 0 E: 0 K: 0 S: 4	H: 0 LOB: 0 BB: 0 P: 7	1B: 7 2B: 0 3B: 0 HR: 0	SF: 0 SAC: 0 DP: 2 HBP: 0	WP: 1 PB: 0 SB: 0 CS: 0	PA: 33												
<b>PITCHER</b>	IP WLS BF H R ER SO BB IBB HBP BLK WP HR S P ERA WHIP																															
Kelly Downs, R (1, 1) ERA: 2.53	6.0	24	7	0	0	5	0	0	0	1	1	0	54	81	0.00	1.167																
Atlee Hammaker, L (7, 1) ERA: 3.43	2.0	6	0	0	0	0	0	0	0	0	0	0	13	23	0.00	0.000																
Craig Lefferts, L (9, 1) ERA: 0.56	1.0	3	0	0	0	0	0	0	0	0	0	0	4	7	0.00	0.000																

St. Louis Cardinals @ San Francisco Giants  
Candlestick Park, San Francisco, CA  
Tue May 03 1988, 10:05 PM EDT  
Att: 18,157 - Unknown - 50 F

AB 33  
R 0  
H 7  
RBI 0  
BB 0  
SO 5  
LOB 13

Batter	1	2	3	4	5	6	7	8	9	AB	R	H	RBI	BB	SO	LOB	BOTTOM															
Brett Butler, L (1, 8) OBP: 0.351, SLG: 0.386										3	0	0	0	0	0	0																
Chris Spivey, R (6, PH) OBP: 0.318, SLG: 0.222										1	0	0	0	0	0	3																
Atlee Hammaker, L (7, 1) OBP: 0.332, SLG: 0.333										4	0	1	0	0	0	2																
Mike Aldred, L (6, PH) OBP: 0.258, SLG: 0.339										0	0	0	0	0	0	0																
Bob Brenny, R (6, PH) OBP: 0.225, SLG: 0.324										0	0	0	1	0	0	0																
Craig Lefferts, L (9, 1)										0	0	0	0	0	0	0																
Kevin Mitchell, R (1, 5) OBP: 0.343, SLG: 0.438										4	0	1	0	0	0	2																
Will Clark, L (1, 3) OBP: 0.357, SLG: 0.473										4	0	1	0	0	1	2																
Candy Maldonado, R (1, 9) OBP: 0.298, SLG: 0.376										4	0	1	0	0	0	2																
Jeffrey Leonard, R (1, 7) OBP: 0.250, SLG: 0.237										4	1	1	0	0	0	2																
Bob Melvin, R (1, 2) OBP: 0.224, SLG: 0.369										4	1	1	0	0	2	0																
Robby Thompson, R (1, 4) OBP: 0.323, SLG: 0.333										3	0	1	0	1	1	2																
Jose Uribe, S (1, 6) OBP: 0.330, SLG: 0.258										1	0	1	0	3	0	0																
Kelly Downs, R (1, 1) OBP: 0.143, SLG: 0.143										2	0	0	0	0	2	3																
Joel Youngblood, R (6, PH) OBP: 0.421, SLG: 0.412										2	0	1	1	0	1	3																
<b>Inning Stats</b>	R: 0 E: 0 K: 0 S: 7	H: 1 LOB: 1 BB: 0 P: 13	R: 0 E: 0 K: 2 S: 8	H: 0 LOB: 2 BB: 2 P: 19	R: 0 E: 0 K: 0 S: 10	H: 2 LOB: 0 BB: 0 P: 16	R: 0 E: 0 K: 1 S: 8	H: 0 LOB: 1 BB: 1 P: 14	R: 0 E: 0 K: 2 S: 13	H: 2 LOB: 3 BB: 0 P: 21	R: 0 E: 0 K: 1 S: 7	H: 0 LOB: 0 BB: 0 P: 11	R: 2 E: 0 K: 1 S: 13	H: 3 LOB: 2 BB: 1 P: 21	1B: 7 2B: 1 3B: 0 HR: 0	SF: 1 SAC: 0 DP: 0 HBP: 1	WP: 2 PB: 0 SB: 1 CS: 0	PA: 38														
<b>PITCHER</b>	IP WLS BF H R ER SO BB IBB HBP BLK WP HR S P ERA WHIP																															
Larry McWilliams, L (1, 1) ERA: 4.82	5.1	26	5	0	0	4	3	0	1	0	0	0	49	88	0.00	1.500																
Steve Peters, L (6, 1) ERA: 4.82	0.2	2	0	0	0	1	0	0	0	0	0	0	5	9	0.00	0.000																
Scott Terry, R (7, 1) ERA: 2.7	1.1	8	3	2	2	2	0	1	0	1	0	0	15	25	13.50	2.250																
Gibson Alba, L (8, 1) ERA:	0.2	2	0	0	0	0	0	0	0	0	0	0	5	7	0.00	0.000																

St. Louis Cardinals @ San Francisco Giants  
Candlestick Park, San Francisco, CA  
Tue May 03 1988, 10:05 PM EDT  
Att: 18,157 - Unknown - 50 F

AB 32  
R 2  
H 8  
RBI 2  
BB 4  
SO 7  
LOB 19







Batter	1	2	3	4	5	6	7	8	9	AB	R	H	RBI	BB	SO	LOB	TOP								
Steve Sax, R OBP: 0.346, SLG: 0.354 Dave Anderson, R OBP: 0.400, SLG: 0.444	F9		SH1 2B			E6 G4-3		1B SF8 2B		3	1	2	1	0	0	0	<b>Los Angeles Dodgers @ St. Louis Cardinals</b> Busch Stadium, St. Louis, MO Fri May 06 1988, 7:05 PM CDT Att: 49,194 - Unknown - 77 F								
Mike Davis, L OBP: 0.295, SLG: 0.238 Mike Devereaux, R OBP: 0.105, SLG: 0.105	K		SH1			G4-3				4	0	1	0	0	2	2									
Kirk Gibson, L OBP: 0.450, SLG: 0.466 Franklin Stubbs, L OBP: 0.412, SLG: 0.500	1B		HR			G3		SF8		4	2	2	1	0	1	1									
Pedro Guerrero, R OBP: 0.434, SLG: 0.500 Jeff Hamilton, R	1B		G5-3					F9		0	1	0	0	0	0	0									
Mike Marshall, R OBP: 0.333, SLG: 0.433	1B		HR					P4		4	2	2	2	1	1	1									
Danny Heep, L OBP: 0.438, SLG: 0.393 Mickey Hatcher, R OBP: 0.316, SLG: 0.421	K		G6-3			F9				2	0	0	0	0	1	2									
Mike Scioscia, L OBP: 0.450, SLG: 0.464 Rick Dempsey, R OBP: 0.500, SLG: 0.667			G4-3			G4-3 1B 2B		K		2	2	1	0	1	0	0									
Alfredo Griffin, S OBP: 0.229, SLG: 0.300	F8		G4-3			E6		P4		5	1	2	3	0	0	3									
Fernando Valenzuela, L OBP: 0.143, SLG: 0.143	G4-3		G5-3			F8		G3		5	0	0	0	0	0	4									
<b>Inning Stats</b>	R: 1 E: 0 K: 2 S: 14	H: 3 LOB: 2 BB: 0 P: 19	R: 0 E: 0 K: 0 S: 7	H: 0 LOB: 0 BB: 0 P: 10	R: 3 E: 0 K: 0 S: 8	H: 3 LOB: 0 BB: 0 P: 10	R: 1 E: 0 K: 1 S: 9	H: 2 LOB: 1 BB: 0 P: 12	R: 4 E: 1 K: 0 S: 10	H: 1 LOB: 0 BB: 3 P: 26	R: 0 E: 1 K: 1 S: 9	H: 0 LOB: 1 BB: 0 P: 13	R: 0 E: 0 K: 1 S: 13	H: 2 LOB: 2 BB: 0 P: 20	R: 1 E: 0 K: 0 S: 10	H: 2 LOB: 1 BB: 0 P: 15		R: 0 E: 0 K: 1 S: 7	H: 1 LOB: 1 BB: 0 P: 8	1B: 7 2B: 5 3B: 1 HR: 1	SF: 1 SAC: 1 DP: 0 HBP: 0	WP: 0 PB: 0 SB: 0 CS: 0	PA: 45		
<b>PITCHER</b>	IP	WLS	BF	H	R	ER	SO	BB	IBB	HBP	BLK	WP	HR	S	P	ERA	WHIP								
Randy O'Neal, R ERA: 5.14	4.1	L	23	8	7	7	3	2	0	0	0	0	1	42	64	14.54	2.308								
Gibson Alba, L ERA: 3.89	1.2		8	1	2	1	1	1	0	0	0	0	0	15	26	5.40	1.200								
Bob Forsch, R ERA: 5.68	2.0		10	4	1	1	1	0	0	0	0	0	0	23	35	4.50	2.000								
Scott Terry, R ERA: 3.0	1.0		4	1	0	0	1	0	0	0	0	0	0	7	8	0.00	1.000								

AB	36
R	10
H	13
RBI	8
BB	2
SO	6
LOB	15



Batter	1	2	3	4	5	6	7	8	9	AB	R	H	RBI	BB	SO	LOB	BOTTOM								
Vince Coleman, S OBP: 0.320, SLG: 0.423	F8		F8					P4		3	0	0	0	1	0	1	<b>Los Angeles Dodgers @ St. Louis Cardinals</b> Busch Stadium, St. Louis, MO Fri May 06 1988, 7:05 PM CDT Att: 49,194 - Unknown - 77 F								
Ozzie Smith, S OBP: 0.386, SLG: 0.378 Bob Forsch, R	K					F8		G5-3		3	1	1	0	0	1	1									
Steve Lake, R OBP: 0.375, SLG: 0.500 Scott Terry, R						G4-3 SF9 2B				1	0	0	0	0	0	1									
Willie McGee, S OBP: 0.330, SLG: 0.376	G6-3					G4-3		L4		3	1	0	0	1	0	2									
Tom Brunansky, R OBP: 0.346, SLG: 0.435						SF9				2	0	1	1	1	0	1									
Bob Horner, R OBP: 0.374, SLG: 0.411	L9					F7		G6-4-3		4	0	0	0	0	0	3									
Terry Pendleton, S OBP: 0.291, SLG: 0.310 Tom Lawless, R OBP: 0.333, SLG: 0.333	P5					G4-3				2	0	0	0	1	0	1									
Luis Alicea, S OBP: 0.333, SLG: 0.300	F2							F8		4	0	1	0	0	0	3									
Tom Pagnozzi, R OBP: 0.214, SLG: 0.286						K		G6-4-3		3	0	1	0	0	1	1									
Randy O'Neal, R						G6-3				1	0	0	0	0	0	0									
Gibson Alba, L								G4-3		0	0	0	0	0	0	0									
José Oquendo, S OBP: 0.324, SLG: 0.273								F3		2	0	0	0	0	0	1									
<b>Inning Stats</b>	R: 0 E: 0 K: 1 S: 7	H: 0 LOB: 0 BB: 0 P: 13	R: 0 E: 0 K: 0 S: 8	H: 1 LOB: 1 BB: 0 P: 14	R: 0 E: 0 K: 1 S: 7	H: 0 LOB: 0 BB: 0 P: 10	R: 1 E: 0 K: 0 S: 6	H: 1 LOB: 0 BB: 0 P: 9	R: 0 E: 0 K: 0 S: 7	H: 1 LOB: 0 BB: 0 P: 8	R: 0 E: 0 K: 0 S: 6	H: 0 LOB: 1 BB: 1 P: 11	R: 0 E: 0 K: 0 S: 6	H: 0 LOB: 1 BB: 2 P: 15	R: 0 E: 0 K: 0 S: 9	H: 1 LOB: 1 BB: 0 P: 14	R: 1 E: 0 K: 0 S: 9	H: 1 LOB: 1 BB: 1 P: 18	1B: 3 2B: 2 3B: 0 HR: 0	SF: 1 SAC: 0 DP: 2 HBP: 0	WP: 0 PB: 0 SB: 0 CS: 0	PA: 34			
<b>PITCHER</b>	IP	WLS	BF	H	R	ER	SO	BB	IBB	HBP	BLK	WP	HR	S	P	ERA	WHIP								
Fernando Valenzuela, L ERA: 2.89	9.0	W	34	5	2	2	2	4	0	0	0	0	0	65	112	2.00	1.000								

AB	29
R	2
H	5
RBI	2
BB	4
SO	2
LOB	15













Batter	1	2	3	4	5	6	7	8	9	AB	R	H	RBI	BB	SO	LOB	TOP								
<b>Roberto Alomar, S</b> OBP: 0.290, SLG: 0.379 (1, 4)	F8		G5-4-3		FC6-4			G6-3		4	0	0	0	0	0	3	<b>San Diego Padres @ St. Louis Cardinals</b> Busch Stadium, St. Louis, MO Mon May 09 1988, 7:05 PM CDT Att: 27,289 - Unknown - 71 F								
<b>Gary Templeton, S</b> OBP: 0.237, SLG: 0.268 (1, 6)	K				G6-4-3 1B		G6-3	G5-3		4	0	1	0	0	1	0									
<b>Chris Brown, R</b> OBP: 0.321, SLG: 0.324 (1, 5)	G6-3				L8		F8	G5-3		4	0	0	0	0	0	1									
<b>Keith Moreland, R</b> OBP: 0.337, SLG: 0.347 (1, 7)			G6-4-3 1B		G6-4-3 1-2		F7		K	4	0	1	0	0	1	1									
<b>Carmelo Martinez, R</b> OBP: 0.197, SLG: 0.196 (1, 3)		G6-4-3 1-2							G4-3	2	1	0	0	2	0	1									
<b>Benito Santiago, R</b> OBP: 0.283, SLG: 0.387 (1, 2)					F9		FC5-4 1B			4	0	2	0	0	0	2									
<b>Shane Mack, R</b> OBP: 0.250, SLG: 0.250 (1, 8)					FC4-6 1B		F8		G6-3	4	0	1	0	0	0	3									
<b>Shawn Abner, R</b> OBP: 0.209, SLG: 0.275 (1, 9)					F8					2	0	1	0	1	0	2									
<b>Ed Whitson, R</b> OBP: 0.246, SLG: 0.290 (5, PH)					G5-4-3 BB					1	0	0	0	0	1	1									
<b>Greg Booker, R</b> OBP: 0.246, SLG: 0.290 (5, PH)					K					0	0	0	0	0	0	0									
<b>Dickie Thon, R</b> OBP: 0.246, SLG: 0.290 (5, PH)										1	0	1	1	0	0	0									
<b>Candy Sierra, R</b> OBP: 0.246, SLG: 0.290 (5, PH)										0	0	0	0	0	0	0									
<b>Randy Ready, R</b> OBP: 0.246, SLG: 0.290 (7, PH)										1	0	0	0	0	0	2									
<b>Keith Comstock, L</b> OBP: 0.246, SLG: 0.290 (7, PH)										0	0	0	0	0	0	0									
<b>Inning Stats</b>	R: 0 E: 0 K: 1 S: 9	H: 0 LOB: 0 BB: 0 P: 16	R: 0 E: 0 K: 0 S: 11	H: 2 LOB: 1 BB: 0 P: 15	R: 0 E: 0 K: 1 S: 7	H: 0 LOB: 0 BB: 1 P: 14	R: 0 E: 0 K: 0 S: 10	H: 1 LOB: 0 BB: 0 P: 14	R: 1 E: 0 K: 0 S: 15	H: 2 LOB: 2 BB: 1 P: 24	R: 0 E: 0 K: 0 S: 5	H: 0 LOB: 0 BB: 0 P: 8	R: 0 E: 0 K: 0 S: 10	H: 1 LOB: 2 BB: 1 P: 18	R: 0 E: 0 K: 0 S: 5	H: 0 LOB: 0 BB: 0 P: 7	R: 0 E: 0 K: 1 S: 8	H: 1 LOB: 1 BB: 0 P: 11	1B: 7 2B: 0 3B: 0 HR: 0	SF: 0 SAC: 0 DP: 3 HBP: 0	WP: 0 PB: 0 SB: 0 CS: 0	PA: 34			
<b>PITCHER</b>	IP	WLS	BF	H	R	ER	SO	BB	IBB	HBP	BLK	WP	HR	S	P	ERA	WHIP								
<b>Larry McWilliams, L</b> ERA: 0.58 (1, 1)	6.2	W	26	6	1	1	2	3	0	0	0	0	0	65	107	1.35	1.350								
<b>Scott Terry, R</b> ERA: 2.95 (7, 1)	2.1		8	1	0	0	1	0	0	0	0	0	0	15	20	0.00	0.429								

AB	31
R	1
H	7
RBI	1
BB	3
SO	3
LOB	16



Batter	1	2	3	4	5	6	7	8	9	AB	R	H	RBI	BB	SO	LOB	BOTTOM								
<b>Vince Coleman, S</b> OBP: 0.316, SLG: 0.416 (1, 7)	G6-3 1B		1B 2B 2B	G6-3		G3		K		5	1	2	1	0	1	0	<b>San Diego Padres @ St. Louis Cardinals</b> Busch Stadium, St. Louis, MO Mon May 09 1988, 7:05 PM CDT Att: 27,289 - Unknown - 71 F								
<b>Ozzie Smith, S</b> OBP: 0.373, SLG: 0.364 (1, 6)	F9		2B E 1B	G5-3		F9				4	1	1	0	0	0	1									
<b>Willie McGee, S</b> OBP: 0.331, SLG: 0.375 (1, 8)	G6-3		K			G3-1				4	0	1	0	0	1	3									
<b>Tom Brunansky, R</b> OBP: 0.347, SLG: 0.436 (1, 9)			2B BB	K		F3				3	1	1	1	1	1	1									
<b>Bob Horner, R</b> OBP: 0.353, SLG: 0.386 (1, 3)	P4		E1 2B 1B			P8				4	2	1	1	0	0	3									
<b>José Oquendo, S</b> OBP: 0.308, SLG: 0.257 (8, 3)						2B 2B				0	0	0	0	0	0	0									
<b>Terry Pendleton, S</b> OBP: 0.306, SLG: 0.339 (1, 5)										3	1	2	2	1	0	0									
<b>Luis Alicaia, S</b> OBP: 0.322, SLG: 0.353 (1, 4)										4	0	1	2	0	1	2									
<b>Tony Peña, R</b> OBP: 0.245, SLG: 0.308 (1, 2)										4	0	0	0	0	1	2									
<b>Larry McWilliams, L</b> OBP: 0.300, SLG: 0.333 (1, 1)										3	1	1	0	0	0	1									
<b>Scott Terry, R</b> ERA: 7.71 (7, 1)										1	0	0	0	0	1	0									
<b>Inning Stats</b>	R: 0 E: 0 K: 0 S: 14	H: 1 LOB: 2 BB: 1 P: 24	R: 0 E: 0 K: 0 S: 7	H: 0 LOB: 0 BB: 0 P: 9	R: 0 E: 1 K: 2 S: 21	H: 6 LOB: 1 BB: 0 P: 27	R: 0 E: 0 K: 1 S: 12	H: 1 LOB: 0 BB: 0 P: 18	R: 0 E: 0 K: 0 S: 6	H: 0 LOB: 0 BB: 1 P: 14	R: 0 E: 0 K: 0 S: 6	H: 0 LOB: 0 BB: 0 P: 9	R: 1 E: 0 K: 1 S: 16	H: 2 LOB: 1 BB: 0 P: 23	R: 0 E: 0 K: 2 S: 9	H: 0 LOB: 0 BB: 0 P: 13	1B: 4 2B: 6 3B: 0 HR: 0	SF: 0 SAC: 0 DP: 0 HBP: 0	WP: 0 PB: 0 SB: 2 CS: 0	PA: 37					
<b>PITCHER</b>	IP	WLS	BF	H	R	ER	SO	BB	IBB	HBP	BLK	WP	HR	S	P	ERA	WHIP								
<b>Ed Whitson, R</b> ERA: 6.12 (1, 1)	2.1	L	16	7	6	5	1	1	0	0	0	0	0	17	23	0.00	0.600								
<b>Greg Booker, R</b> ERA: 1.0 (3, 1)	1.2		6	1	0	0	2	0	0	0	0	0	0	12	23	0.00	0.500								
<b>Candy Sierra, R</b> ERA: 6.08 (5, 1)	2.0		7	0	0	0	0	1	0	0	0	0	0	25	36	4.50	1.000								
<b>Keith Comstock, L</b> ERA: 7.71 (7, 1)	2.0		8	2	1	1	3	0	0	0	0	0	0	25	36	4.50	1.000								





Batter	1	2	3	4	5	6	7	8	9	AB	R	H	RBI	BB	SO	LOB	TOP																
Roberto Alomar, S (1.4) OBP: 0.288, SLG: 0.371										4	0	1	0	0	1	2																	
Gary Templeton, S (1.6) OBP: 0.238, SLG: 0.287										4	1	1	0	0	1	1																	
Chris Brown, R (1.5) Randy Ready, R (2.5) OBP: 0.316, SLG: 0.319 OBP: 0.350, SLG: 0.391										1	0	0	0	0	1	1																	
Keith Moreland, R (1.7) OBP: 0.333, SLG: 0.337										3	0	0	1	1	1	2																	
Carmelo Martinez, R (1.3) OBP: 0.200, SLG: 0.200										4	0	1	0	0	0	3																	
Benito Santiago, R (1.2) OBP: 0.273, SLG: 0.392										4	0	2	0	0	0	1																	
Shane Mack, R (1.8) OBP: 0.125, SLG: 0.125										4	0	0	0	0	0	2																	
Shawn Abner, R (1.9) OBP: 0.213, SLG: 0.256										3	0	0	0	1	2	1																	
Andy Hawkins, R (1.1) Lance McCullers, S (6.1) Mark Parent, R (7. PH) Jimmy Jones, R (7. PH) Greg Booker, R (7.1) Keith Comstock, L (7.1)										2	0	0	0	0	1	2																	
<b>Inning Stats</b>	R: 0 E: 0 K: 2 S: 11	H: 1 LOB: 1 BB: 0 P: 16	R: 0 E: 0 K: 0 S: 6	H: 1 LOB: 0 BB: 0 P: 12	R: 0 E: 0 K: 1 S: 9	H: 0 LOB: 0 BB: 0 P: 13	R: 1 E: 0 K: 0 S: 9	H: 1 LOB: 0 BB: 0 P: 14	R: 0 E: 0 K: 1 S: 11	H: 1 LOB: 2 BB: 1 P: 18	R: 0 E: 0 K: 0 S: 7	H: 1 LOB: 2 BB: 1 P: 16	R: 0 E: 0 K: 1 S: 10	H: 1 LOB: 2 BB: 1 P: 17	R: 0 E: 0 K: 1 S: 8	H: 0 LOB: 1 BB: 1 P: 14	R: 0 E: 0 K: 1 S: 8	H: 0 LOB: 0 BB: 0 P: 12	1B: 5 2B: 1 3B: 0 HR: 0	SF: 0 SAC: 0 DP: 1 HBP: 0	WP: 1 PB: 0 SB: 2 CS: 2	PA: 35											
<b>PITCHER</b>	IP WLS BF H R ER SO BB IBB HBP BLK WP HR S P ERA WHIP																																
Greg Mathews, L (1.1) ERA: 3.03	5.2	22	5	1	1	4	1	1	0	0	0	1	0	51	86	1.59	1.059																
Bob Forsch, R (6.1) ERA: 5.59	0.1	W	1	0	0	0	0	0	0	0	0	0	0	2	3	0.00	0.000																
Steve Peters, L (7.1) ERA: 7.15	0.2	S	4	1	0	0	1	1	0	0	0	0	0	9	16	0.00	3.000																
Todd Worrell, R (7.1) ERA: 3.05	2.1	S	8	0	0	0	2	1	0	0	0	0	0	17	27	0.00	0.429																

San Diego Padres @ St. Louis Cardinals  
Busch Stadium, St. Louis, MO  
Tue May 10 1988, 7:05 PM CDT  
Att: 26,876 - Unknown - 74 F

AB 31  
R 1  
H 6  
RBI 1  
BB 4  
SO 7  
LOB 16



Batter	1	2	3	4	5	6	7	8	9	AB	R	H	RBI	BB	SO	LOB	BOTTOM																
Vince Coleman, S (1.7) OBP: 0.305, SLG: 0.400										5	0	0	0	0	0	2																	
Ozzie Smith, S (1.6) OBP: 0.374, SLG: 0.365										5	1	2	0	0	0	0																	
Willie McGee, S (1.8) OBP: 0.341, SLG: 0.392										5	1	3	0	0	1	1																	
Tom Brunansky, R (1.9) OBP: 0.344, SLG: 0.423										3	0	0	0	1	1	2																	
Bob Horner, R (1.3) José Oquendo, S (8.3) OBP: 0.350, SLG: 0.379 OBP: 0.308, SLG: 0.257										2	0	0	1	1	0	0																	
Terry Pendleton, S (1.5) OBP: 0.320, SLG: 0.351										2	1	1	1	2	0	0																	
Luis Alicaia, S (1.4) OBP: 0.317, SLG: 0.333										3	1	0	0	1	0	4																	
Tony Peña, R (1.2) OBP: 0.276, SLG: 0.362										3	1	3	1	1	0	0																	
Greg Mathews, R (1.1) Bob Forsch, R (6.1) Duane Walker, L (6. PH) Steve Peters, L (7.1) Todd Worrell, R (7.1)										2	0	0	0	0	1	3																	
<b>Inning Stats</b>	R: 0 E: 0 K: 1 S: 12	H: 1 LOB: 1 BB: 0 P: 16	R: 0 E: 0 K: 0 S: 6	H: 1 LOB: 2 BB: 2 P: 17	R: 0 E: 0 K: 0 S: 6	H: 1 LOB: 1 BB: 0 P: 9	R: 0 E: 0 K: 0 S: 7	H: 0 LOB: 0 BB: 0 P: 8	R: 1 E: 0 K: 1 S: 13	H: 2 LOB: 1 BB: 0 P: 21	R: 2 E: 0 K: 0 S: 13	H: 2 LOB: 2 BB: 2 P: 28	R: 2 E: 0 K: 1 S: 24	H: 3 LOB: 3 BB: 2 P: 38	R: 0 E: 0 K: 1 S: 12	H: 0 LOB: 0 BB: 0 P: 15	1B: 7 2B: 2 3B: 0 HR: 1	SF: 1 SAC: 0 DP: 1 HBP: 0	WP: 0 PB: 0 SB: 1 CS: 0	PA: 39													
<b>PITCHER</b>	IP WLS BF H R ER SO BB IBB HBP BLK WP HR S P ERA WHIP																																
Andy Hawkins, R (1.1) ERA: 4.29	5.2	L	27	7	3	3	2	4	0	0	0	0	0	53	93	4.76	1.941																
Lance McCullers, R (6.1) ERA: 3.53	0.1	1	0	0	0	0	0	0	0	0	0	0	0	4	6	0.00	0.000																
Greg Booker, R (7.1) ERA: 1.96	0.1	5	3	2	2	0	1	0	0	0	0	0	0	13	20	54.00	12.000																
Keith Comstock, L (7.1) ERA: 5.88	1.2	6	0	0	0	2	0	1	0	0	0	0	0	23	33	0.00	0.000																

San Diego Padres @ St. Louis Cardinals  
Busch Stadium, St. Louis, MO  
Tue May 10 1988, 7:05 PM CDT  
Att: 26,876 - Unknown - 74 F

AB 32  
R 5  
H 10  
RBI 5  
BB 6  
SO 4  
LOB 15

















Batter	1	2	3	4	5	6	7	8	9	10	11	12	13	14	15	16	17	18	19	AB	R	H	RBI	BB	SO	LOB	TOP	
Dion James, L OBP: 0.361, SLG: 0.344	G6-3		F8		G3		SH1-4		G6-3			G3			G3				WP	7	1	2	0	1	0	1		
Andres Thomas, R OBP: 0.228, SLG: 0.272	G6-3		F9				FC6-5				F9				G6-3				BB	9	0	1	1	0	1	4		
Dale Murphy, R OBP: 0.268, SLG: 0.350	G6-3				P2		K				G5-3				G4-3					2B	7	2	0	0	2	1	4	
Ken Griffey, L OBP: 0.371, SLG: 0.368	L8				G3						K				G3					BB	9	1	3	2	0	2	2	
Gerald Perry, L OBP: 0.347, SLG: 0.360																												
Ozzie Virgil, R OBP: 0.274, SLG: 0.382	FC				P4		K																					
Ken Oberkfell, L OBP: 0.297, SLG: 0.287	G4-3						L7				K				G4-3						7	1	1	2	1	1	4	
Ron Gant, R OBP: 0.200, SLG: 0.297	G5-3				SF7						K										7	1	2	1	0	1	6	
Zane Smith, L OBP: 0.303, SLG: 0.345	F7				K										G3-1													
Alvin Almon, L OBP: 0.274, SLG: 0.382							SH1-4																					
Chris Carpenter, R ERA: 7.5	IP: 6.0, WLS: 26, BF: 75, H: 5, R: 5, ER: 5, SO: 3, BB: 1, IBB: 0, HBP: 0, BLK: 0, WP: 0, HR: 0, S: 58, P: 86, ERA: 7.50, WHIP: 1.333																											
Steve Peters, L ERA: 6.43	IP: 0.1, WLS: 2, BF: 0, H: 0, R: 0, ER: 0, SO: 0, BB: 0, IBB: 0, HBP: 0, BLK: 0, WP: 0, HR: 0, S: 7, P: 11, ERA: 6.43, WHIP: 3.000																											
Scott Terry, R ERA: 3.63	IP: 0.2, WLS: 2, BF: 0, H: 0, R: 0, ER: 0, SO: 0, BB: 0, IBB: 0, HBP: 0, BLK: 0, WP: 0, HR: 0, S: 5, P: 6, ERA: 3.63, WHIP: 0.000																											
Ken Dayley, L ERA: 2.45	IP: 1.0, WLS: 3, BF: 0, H: 0, R: 0, ER: 0, SO: 1, BB: 0, IBB: 0, HBP: 0, BLK: 0, WP: 0, HR: 0, S: 8, P: 8, ERA: 2.45, WHIP: 0.000																											
Todd Worrell, R ERA: 2.45	IP: 3.0, WLS: 11, BF: 11, H: 1, R: 0, ER: 0, SO: 3, BB: 1, IBB: 0, HBP: 0, BLK: 1, WP: 0, HR: 0, S: 19, P: 31, ERA: 2.45, WHIP: 0.667																											
Bob Forsch, R ERA: 4.28	IP: 3.0, WLS: 10, BF: 10, H: 1, R: 0, ER: 0, SO: 0, BB: 0, IBB: 0, HBP: 0, BLK: 0, WP: 0, HR: 0, S: 18, P: 25, ERA: 4.28, WHIP: 0.333																											
Randy O'Neal, R ERA: 4.82	IP: 1.0, WLS: 3, BF: 0, H: 0, R: 0, ER: 0, SO: 1, BB: 0, IBB: 0, HBP: 0, BLK: 0, WP: 0, HR: 0, S: 7, P: 9, ERA: 4.82, WHIP: 0.000																											
Jose Oquendo, R ERA: 4.5	IP: 4.0, WLS: 21, BF: 4, R: 2, ER: 2, SO: 1, BB: 4, IBB: 2, HBP: 0, BLK: 0, WP: 1, HR: 0, S: 32, P: 65, ERA: 4.50, WHIP: 2.000																											

Batter	1	2	3	4	5	6	7	8	9	10	11	12	13	14	15	16	17	18	19	AB	R	H	RBI	BB	SO	LOB	BOTTOM
Willie McGee, S OBP: 0.358, SLG: 0.407	K						G5-3		G4-6-3																		
Ozzie Smith, S OBP: 0.363, SLG: 0.345	G5-3				F4						G1-3																
Willie McGee, S OBP: 0.358, SLG: 0.407							K				K										8	2	3	1	1	3	3
Tom Lawless, R OBP: 0.250, SLG: 0.143																											
Bob Horner, R OBP: 0.364, SLG: 0.383	FC5																										
Todd Worrell, R ERA: 2.45																											
Curt Ford, L OBP: 0.167, SLG: 0.182																											
Steve Laka, R OBP: 0.262, SLG: 0.332																											
Luis Alicaia, S OBP: 0.330, SLG: 0.320	G5-3																										
Tony Peña, R OBP: 0.265, SLG: 0.384																											
Bob Forsch, R ERA: 4.28																											
Duane Walker, L OBP: 0.375, SLG: 0.288																											
Chris Carpenter, R ERA: 7.5																											
Steve Peters, L ERA: 6.43																											
Scott Terry, R ERA: 3.63																											
Ken Dayley, L ERA: 2.45																											
Jose Oquendo, R ERA: 4.5																											
Rock Markes, R ERA: 4.33																											
Chris Carpenter, R ERA: 7.5	IP: 4.0, WLS: 25, BF: 11, H: 5, R: 5, ER: 5, SO: 2, BB: 1, IBB: 0, HBP: 0, BLK: 0, WP: 0, HR: 0, S: 54, P: 86, ERA: 7.50, WHIP: 1.250																										
Steve Peters, L ERA: 6.43	IP: 2.0, WLS: 9, BF: 2, H: 0, R: 0, ER: 0, SO: 3, BB: 1, IBB: 0, HBP: 0, BLK: 0, WP: 0, HR: 0, S: 18, P: 31, ERA: 6.43, WHIP: 1.000																										
Paul Assenmacher, L ERA: 3.30	IP: 2.0, WLS: 8, BF: 2, H: 0, R: 0, ER: 0, SO: 1, BB: 0, IBB: 0, HBP: 0, BLK: 0, WP: 0, HR: 0, S: 20, P: 27, ERA: 3.30, WHIP: 1.000																										
Jose Alvarez, R ERA: 4.34	IP: 3.0, WLS: 11, BF: 2, H: 0, R: 0, ER: 0, SO: 3, BB: 1, IBB: 0, HBP: 0, BLK: 0, WP: 0, HR: 0, S: 30, P: 49, ERA: 4.34, WHIP: 1.000																										
Rick Markes, R ERA: 4.33	IP: 8.0, WLS: 30, BF: 3, H: 0, R: 0, ER: 0, SO: 2, BB: 2, IBB: 1, HBP: 0, BLK: 0, WP: 0, HR: 0, S: 60, P: 101, ERA: 4.33, WHIP: 0.625																										
Bob Forsch, R ERA: 4.28	IP: 3.0, WLS: 10, BF: 10, H: 1, R: 0, ER: 0, SO: 0, BB: 0, IBB: 0, HBP: 0, BLK: 0, WP: 0, HR: 0, S: 18, P: 25, ERA: 4.28, WHIP: 0.333																										
Randy O'Neal, R ERA: 4.82	IP: 1.0, WLS: 3, BF: 0, H: 0, R: 0, ER: 0, SO: 1, BB: 0, IBB: 0, HBP: 0, BLK: 0, WP: 0, HR: 0, S: 7, P: 9, ERA: 4.82, WHIP: 0.000																										
Jose Oquendo, R ERA: 4.5	IP: 4.0, WLS: 21, BF: 4, R: 2, ER: 2, SO: 1, BB: 4, IBB: 2, HBP: 0, BLK: 0, WP: 1, HR: 0, S: 32, P: 65, ERA: 4.50, WHIP: 2.000																										

Atlanta Braves @ St. Louis Cardinals  
 Busch Stadium, St. Louis, MO  
 Sat May 14, 1993, 7:05 PM CDT  
 Att. 47,887 - Unknown - 88 F

AB 67  
 R 13  
 H 13  
 RBI 7  
 BB 9  
 SO 27  
 LOB 9



AB 74  
 R 20  
 H 20  
 RBI 5  
 SO 11  
 LOB 38

Atlanta Braves @ St. Louis Cardinals  
 Busch Stadium, St. Louis, MO  
 Sat May 14, 1993, 7:05 PM CDT  
 Att. 47,887 - Unknown - 88 F





Batter	1	2	3	4	5	6	7	8	9	AB	R	H	RBI	BB	SO	LOB	TOP					
Albert Hall, S OBP: 0.391, SLG: 0.315 (1, 8)	P6		G5-3		K		L5	K		5	0	0	0	0	2	5	<b>Atlanta Braves @ St. Louis Cardinals</b> Busch Stadium, St. Louis, MO Sun May 15 1988, 3:33 AM CDT Att: 45,166 - Overcast - 83 F					
Andres Thomas, R OBP: 0.227, SLG: 0.277 (1, 6)	G5-3		G5-3		G1-3		L7	P3		5	0	1	1	0	0	4						
Dale Murphy, R OBP: 0.342, SLG: 0.379 (1, 9)	K		K		2B		2B	1B	HR	4	2	3	0	1	1	0						
Gary Roenicke, R OBP: 0.325, SLG: 0.395 Ken Griffey, L OBP: 0.307, SLG: 0.353 Bruce Sutter, R (9, 1)		L7	FC6-4		1B		G1-3		L4	4	1	1	1	0	0	3						
Gerald Perry, L OBP: 0.341, SLG: 0.379 (1, 3)	G6-3				G4-3		K		P6	5	1	1	2	0	1	1						
Ron Gant, R OBP: 0.224, SLG: 0.329 (1, 4)					K				HR	5	1	3	1	0	2	0						
Ken Oberkfell, L OBP: 0.302, SLG: 0.303 (1, 5)					P8		K			5	0	2	1	0	1	2						
Bruce Benedict, R OBP: 0.263, SLG: 0.212 (1, 2)					SH3-4				G5-3	3	1	2	0	2	0	1						
Tom Glavine, L OBP: 0.306, SLG: 0.300 Charlie Puleo, R OBP: 0.281, SLG: 0.198 Damaso Garcia, R OBP: 0.281, SLG: 0.198 Juan Eichelberger, R (9, 1)					SH3-4		SH1-4			0	0	0	0	0	0	0						
Ted Simmons, S OBP: 0.306, SLG: 0.391 Paul Assenmacher, L OBP: 0.200, SLG: 1.000 Dion James, R OBP: 0.361, SLG: 0.344 (9, 7)					SH1-4		K			0	0	0	0	0	0	0						
<b>Inning Stats</b>	R: 0 E: 0 K: 1 S: 9	H: 0 LOB: 0 BB: 0 P: 14	R: 0 E: 0 K: 0 S: 7	H: 1 LOB: 1 BB: 0 P: 11	R: 1 E: 0 K: 0 S: 12	H: 2 LOB: 2 BB: 1 P: 23	R: 0 E: 0 K: 1 S: 6	H: 0 LOB: 0 BB: 0 P: 9	R: 0 E: 0 K: 1 S: 12	H: 0 LOB: 1 BB: 1 P: 18	R: 2 E: 0 K: 3 S: 15	H: 3 LOB: 2 BB: 1 P: 24	R: 0 E: 0 K: 0 S: 7	H: 1 LOB: 1 BB: 0 P: 9	R: 1 E: 0 K: 1 S: 15	H: 3 LOB: 3 BB: 1 P: 24	R: 2 E: 0 K: 1 S: 14	H: 3 LOB: 0 BB: 0 P: 24	1B: 6 2B: 6 3B: 0 HR: 1	SF: 0 SAC: 2 DP: 0 HBP: 0	WP: 0 PB: 0 SB: 1 CS: 0	PA: 44
<b>PITCHER</b>	IP	WLS	BF	H	R	ER	SO	BB	IBB	HBP	BLK	WP	HR	S	P	ERA	WHIP					
Larry McWilliams, L ERA: 1.56 (1, 1)	7.1	33	8	4	4	6	2	1	0	0	0	0	0	71	113	4.91	1.364					
Ken Dayley, L ERA: (8, 1)	0.2	5	2	0	0	1	0	1	0	0	0	0	0	12	19	0.00	3.000					
Scott Terry, R ERA: 0.97 (9, 1)	0.1	2	1	1	1	0	0	0	0	0	0	0	0	5	8	27.00	3.000					
Todd Worrell, R ERA: 2.73 (9, 1)	0.2	W	4	2	1	1	1	0	0	0	0	0	1	9	16	13.50	3.000					

Batter	1	2	3	4	5	6	7	8	9	AB	R	H	RBI	BB	SO	LOB	BOTTOM					
Vince Coleman, S OBP: 0.320, SLG: 0.416 (1, 7)	S		F7		L6			L5		5	1	2	0	0	0	2	<b>Atlanta Braves @ St. Louis Cardinals</b> Busch Stadium, St. Louis, MO Sun May 15 1988, 3:33 AM CDT Att: 45,166 - Overcast - 83 F					
Ozzie Smith, S OBP: 0.370, SLG: 0.345 (1, 6)	F8		SF9		S		G6-3	E1		3	3	1	0	2	0	1						
Tom Brunansky, R OBP: 0.364, SLG: 0.402 (1, 9)	K		SF9		P6			F8		4	1	1	1	1	1	3						
Bob Horner, R OBP: 0.358, SLG: 0.374 Curt Ford, R OBP: 0.167, SLG: 0.182 (9, PR)	F9		SF9		G6-3			2B		3	0	0	1	1	1	4						
Tony Peña, R OBP: 0.317, SLG: 0.397 (1, 2)	G4-3		1B		L9			FC6-2-5		4	1	2	2	1	0	0						
Luis Alica, S OBP: 0.333, SLG: 0.325 (1, 4)	E		1B		G3			1B		4	0	1	2	1	0	4						
José Oquendo, S OBP: 0.306, SLG: 0.250 (1, 8)	F8		G6-3		G3-1			SH1-4		4	0	1	0	1	0	3						
Tom Lawless, R OBP: 0.182, SLG: 0.100 Willie McGee, S OBP: 0.363, SLG: 0.411 (9, PH)	G4-3				G6-3			1B		3	0	0	0	0	0	1						
Larry McWilliams, L OBP: 0.308, SLG: 0.333 Ken Dayley, L (8, 1)					G6-3			G1-3		0	0	0	0	0	0	0						
Tom Pagnozzi, R OBP: 0.176, SLG: 0.235 Scott Terry, R (9, 1)			BB							1	0	0	0	0	0	1						
Todd Worrell, R (9, 1)			SF9							0	0	0	0	0	0	0						
<b>Inning Stats</b>	R: 0 E: 0 K: 1 S: 8	H: 1 LOB: 1 BB: 0 P: 14	R: 0 E: 1 K: 0 S: 7	H: 0 LOB: 1 BB: 1 P: 14	R: 3 E: 0 K: 0 S: 15	H: 2 LOB: 3 BB: 3 P: 33	R: 1 E: 0 K: 1 S: 12	H: 2 LOB: 2 BB: 1 P: 23	R: 0 E: 0 K: 0 S: 7	H: 0 LOB: 0 BB: 0 P: 13	R: 0 E: 0 K: 0 S: 3	H: 0 LOB: 0 BB: 0 P: 4	R: 1 E: 0 K: 0 S: 10	H: 2 LOB: 1 BB: 0 P: 13	R: 0 E: 0 K: 0 S: 6	H: 1 LOB: 1 BB: 0 P: 8	R: 2 E: 1 K: 0 S: 10	H: 2 LOB: 3 BB: 2 P: 23	1B: 8 2B: 2 3B: 0 HR: 0	SF: 1 SAC: 1 DP: 0 HBP: 0	WP: 0 PB: 0 SB: 3 CS: 0	PA: 44
<b>PITCHER</b>	IP	WLS	BF	H	R	ER	SO	BB	IBB	HBP	BLK	WP	HR	S	P	ERA	WHIP					
Tom Glavine, L ERA: 6.81 (4, 1)	3.2	20	4	4	4	1	4	1	0	1	0	0	0	11	20	0.00	0.750					
Juan Eichelberger, R ERA: 5.26 (8, 1)	2.0	8	2	1	1	0	0	0	0	0	0	0	0	13	17	4.50	1.000					
Paul Assenmacher, L ERA: 4.12 (9, 1)	1.0	4	1	0	0	0	0	0	0	0	0	0	0	6	8	0.00	1.000					
Bruce Sutter, R ERA: 3.24 (9, 1)	0.2	L	7	2	2	0	0	1	1	0	0	0	0	10	23	0.00	4.500					






Batter	1	2	3	4	5	6	7	8	9	10	11	AB	R	H	RBI	BB	SO	LOB	TOP					
Vince Coleman, S OBP: 0.316, SLG: 0.410	(1, 7) 2-3 K		(2) 3-3 K			(1) 0-1 E6 SH1-3		(2) 0-0 G3 1B		(3) 0-0 4-3		5	0	1	0	0	2	1						
Ozzie Smith, S OBP: 0.359, SLG: 0.333	(1, 6) 3-1 G3		(3) 1-2 1-3			(1) 1-1 E3 SH1-3		(2) 1-2 G3			(1) 1-0 L6	5	0	0	0	0	0	2						
Willie McGee, S OBP: 0.360, SLG: 0.403	(1, 8) 4-2 BB					(1) 1-2 SH1-3		(3) 2-1 5-3			(2) 2-2 3-1	3	0	0	0	1	0	1						
Tom Brunansky, R OBP: 0.365, SLG: 0.397	(1, 9) 1-3 K					(1) 4-0 G6-4-3 IBB					(1) 0-1 6-3	4	1	1	0	1	2	1						
Bob Horner, R OBP: 0.353, SLG: 0.367	(1, 3)					(1) 0-1 4-3					(1) 0-0 1B 1B	5	1	1	0	0	1	3						
Tony Peña, R OBP: 0.313, SLG: 0.388	(1, 2)					(1) 0-1 4-3					(1) 1-2 1B 1B	5	1	1	0	0	1	0						
Luis Alícea, S OBP: 0.347, SLG: 0.333	(1, 4)					(2) 1-1 F8		(2) 2-1 F7			(1) 4-2 FC1-6 SH1-4 BB	4	0	2	2	1	0	0						
José Oquendo, S OBP: 0.321, SLG: 0.255	(1, 5)					(3) 2-2 1B		(3) 1-1 5-3			(1) 0-1 SH1-4	3	0	1	1	1	0	1						
John Tudor, L OBP: 0.273, SLG: 0.111	(1, 1)					(1) 0-3 K					(1) 0-1 FC6-4	3	0	0	0	0	1	1						
Curt Ford, L OBP: 0.160, SLG: 0.174	(10, PH)										(1) 0-1 FC6-4	1	0	0	0	0	0	1						
Scott Terry, R OBP: 0.167, SLG: 0.222	(10, 1)										(1) 1-2 1B	0	0	0	0	0	0	0						
Tom Pagnozzi, R OBP: 0.167, SLG: 0.222	(11, PH)										(1) 1-2 1B	1	0	0	0	0	0	2						
Todd Worrell, R OBP: 0.167, SLG: 0.222	(11, 1)										(1) 1-2 1B	0	0	0	0	0	0	0						
<b>Inning Stats</b>	R: 0 E: 0 K: 2 S: 11	H: 0 LOB: 1 BB: 1 P: 21	R: 0 E: 0 K: 1 S: 13	H: 1 LOB: 1 BB: 0 P: 17	R: 0 E: 0 K: 2 S: 10	H: 0 LOB: 0 BB: 0 P: 14	R: 0 E: 0 K: 1 S: 7	H: 0 LOB: 0 BB: 0 P: 10	R: 0 E: 0 K: 0 S: 8	H: 0 LOB: 2 BB: 1 P: 15	R: 0 E: 0 K: 0 S: 9	H: 1 LOB: 1 BB: 0 P: 16	R: 0 E: 0 K: 1 S: 8	H: 0 LOB: 0 BB: 0 P: 12	R: 0 E: 0 K: 0 S: 7	H: 0 LOB: 1 BB: 1 P: 12	R: 3 E: 0 K: 0 S: 22	H: 5 LOB: 2 BB: 0 P: 30	1B: 7 2B: 0 3B: 0 HR: 0	SF: 0 SAC: 2 DP: 1 HBP: 0	WP: 0 PB: 0 SB: 0 CS: 0	PA: 45		
<b>PITCHER</b>	IP 10.2	WLS L	BF 44	H 7	R 3	ER 3	SO 7	BB 3	IBB 1	HBP 0	BLK 0	WP 0	HR 0	S 108	P 167	ERA 2.53	WHIP 0.938							
Greg Maddux, R ERA: 2.16	(1, 1)																							
Frank DiPino, L ERA: 3.98	(11, 1)	0.1	1	0	0	0	0	0	0	0	0	0	0	2	2	0.00	0.000							

St. Louis Cardinals @ Chicago Cubs  
Wrigley Field, Chicago, IL  
Tue May 17 1988, 3:33 AM CDT  
Att: 21,762 - Sunny - 51 F

livebaseballscores.com  
AB 39  
R 3  
H 7  
RBI 3  
BB 4  
SO 7  
LOB 13



Batter	1	2	3	4	5	6	7	8	9	10	11	AB	R	H	RBI	BB	SO	LOB	BOTTOM				
23 Ryne Sandberg, R OBP: 0.270, SLG: 0.449	(1, 4) 2-1 F8											4	0	0	0	0	0	0					
Mark Grace, L OBP: 0.418, SLG: 0.435	(1, 3) 0-2 G4-6-3 1B											4	0	1	0	0	1	0					
Andre Dawson, R OBP: 0.357, SLG: 0.634	(1, 9) 0-1 G4-6-3 1-2											4	0	0	0	0	0	1					
Vance Law, R OBP: 0.324, SLG: 0.418	(1, 5)											4	0	1	0	0	0	0					
Rafael Palmeiro, L OBP: 0.391, SLG: 0.500	(1, 7)											4	0	0	0	0	0	1					
Damon Berryhill, S OBP: 0.222, SLG: 0.306	(1, 2)											4	0	0	0	0	0	1					
Darrin Jackson, R OBP: 0.205, SLG: 0.205	(1, 8)											3	0	1	0	0	0	0					
Dave Martinez, L OBP: 0.314, SLG: 0.347	(11, PH)											1	0	0	0	0	1	0					
Shawon Dunston, R OBP: 0.262, SLG: 0.360	(1, 6)											3	0	0	0	0	0	2					
Jerry Mumphrey, S OBP: 0.259, SLG: 0.240	(11, PH)											1	0	0	0	0	0	0					
Greg Maddux, R ERA: 0.63	(1, 1)											3	0	0	0	0	1	0					
Frank DiPino, L ERA: 2.63	(11, 1)	1.0	W 3	0	0	0	1	0	0	0	0	0	0	0	0	0	0	0					
<b>Inning Stats</b>	R: 0 E: 0 K: 0 S: 7	H: 1 LOB: 0 BB: 0 P: 9	R: 0 E: 0 K: 0 S: 10	H: 0 LOB: 0 BB: 0 P: 13	R: 0 E: 0 K: 1 S: 6	H: 0 LOB: 0 BB: 0 P: 9	R: 0 E: 0 K: 0 S: 6	H: 0 LOB: 0 BB: 0 P: 8	R: 0 E: 0 K: 0 S: 5	H: 0 LOB: 2 BB: 0 P: 12	R: 0 E: 0 K: 0 S: 6	H: 0 LOB: 0 BB: 0 P: 7	R: 0 E: 0 K: 0 S: 7	H: 0 LOB: 0 BB: 0 P: 10	R: 0 E: 0 K: 1 S: 7	H: 0 LOB: 0 BB: 0 P: 10	1B: 3 2B: 0 3B: 0 HR: 0	SF: 0 SAC: 0 DP: 1 HBP: 0	WP: 0 PB: 0 SB: 0 CS: 0	PA: 35			
<b>PITCHER</b>	IP 9.0	WLS W	BF 29	H 3	R 0	ER 0	SO 2	BB 0	IBB 0	HBP 0	BLK 0	WP 0	HR 0	S 58	P 79	ERA 0.00	WHIP 0.333						
John Tudor, L ERA: 0.63	(1, 1)																						
Scott Terry, R ERA: 3.8	(10, 1)	1.0	W 3	0	0	0	2	0	0	0	0	0	0	7	10	0.00	0.000						
Todd Worrell, R ERA: 2.63	(11, 1)	1.0	S 3	0	0	0	1	0	0	0	0	0	0	7	10	0.00	0.000						

St. Louis Cardinals @ Chicago Cubs  
Wrigley Field, Chicago, IL  
Tue May 17 1988, 3:33 AM CDT  
Att: 21,762 - Sunny - 51 F

livebaseballscores.com  
AB 35  
R 0  
H 3  
RBI 0  
BB 0  
SO 3  
LOB 5





Batter	1	2	3	4	5	6	7	8	9	AB	R	H	RBI	BB	SO	LOB	TOP				
Vince Coleman, S (1, 7) OBP: 0.315, SLG: 0.406	0-1 F4		2-2 FC1-2 1B			2-2 1-3		0-1 3-1		4	0	1	0	0	0	2					
Ozzie Smith, S (1, 6) OBP: 0.356, SLG: 0.327	0-0 5-3		1-0 FC1-2			3-1 F2		4-2 2B BB		3	1	0	0	1	0	2					
Willie McGee, S (1, 8) OBP: 0.351, SLG: 0.392	2-1 6-3		0-2 F9			0-0 6-3		0-2 E5 2B		4	1	0	0	0	0	3					
Tom Brunansky, R (1, 9) OBP: 0.369, SLG: 0.415		1-0 6-3		1-1 6-3			2-2 1B SF8	1-1 2B		4	1	2	2	0	0	0					
Bob Horner, R (1, 3) OBP: 0.350, SLG: 0.364		2-3 K		0-1 F4			2-1 FC1-6 1B	0-0 F4		4	0	1	0	0	1	2					
Steve Peters, L (8, 1)										0	0	0	0	0	0	0					
Todd Worrell, R (8, 1)										0	0	0	0	0	0	0					
Tony Peña, R (1, 2) OBP: 0.311, SLG: 0.387		3-2 1B		1-1 F3			0-1 SF8		3-1 F6	3	0	1	1	0	0	0					
Luis Alicea, S (1, 4) OBP: 0.353, SLG: 0.341		0-3 K		1-1 G5-4-3 1B			1-2 FC1-6 PO	1-0 G6-4-3 1B		4	0	2	0	0	1	2					
Tom Pagnozzi, R (1, 5) OBP: 0.200, SLG: 0.211			4-2 1B SH1-4 BB		0-1 G5-4-3		0-2 PO	0-0 G6-4-3		1	0	0	0	1	0	1					
Terry Pendleton, S (8, PH) OBP: 0.347, SLG: 0.412					1-2					1	0	0	0	0	0	0					
Tom Lawless, R (8, PR) OBP: 0.167, SLG: 0.091										1	1	0	0	0	0	1					
Jose DeLeon, R (1, 1) OBP: 0.200, SLG: 0.200			0-1 SH1-4		1-1 5-3			0-1 SH5-4		1	0	0	0	0	0	0					
Bob Forsch, R (6, 1)										0	0	0	0	0	0	0					
José Oquendo, S (8, PH) OBP: 0.321, SLG: 0.255			1-2					1-2		0	0	0	0	0	0	0					
<b>Inning Stats</b>	R: 0 E: 0 K: 0 S: 5	H: 0 LOB: 0 BB: 0 P: 7	R: 0 E: 0 K: 2 S: 10	H: 1 LOB: 1 BB: 0 P: 16	R: 0 E: 0 K: 0 S: 16	H: 1 LOB: 2 BB: 1 P: 23	R: 0 E: 0 K: 0 S: 6	H: 0 LOB: 0 BB: 0 P: 8	R: 0 E: 0 K: 0 S: 6	H: 0 LOB: 0 BB: 0 P: 11	R: 1 E: 0 K: 0 S: 13	H: 2 LOB: 0 BB: 0 P: 18	R: 3 E: 1 K: 0 S: 16	H: 2 LOB: 2 BB: 1 P: 21	R: 0 E: 0 K: 0 S: 4	H: 1 LOB: 0 BB: 0 P: 8	1B: 6 2B: 2 3B: 0 HR: 0	SF: 1 SAC: 2 DP: 2 HBP: 0	WP: 0 PA: 36 PB: 0 SB: 0 CS: 0		
<b>PITCHER</b>	IP WLS BF H R ER SO BB IBB HBP BLK WP HR S P ERA WHIP	IP WLS BF H R ER SO BB IBB HBP BLK WP HR S P ERA WHIP	IP WLS BF H R ER SO BB IBB HBP BLK WP HR S P ERA WHIP	IP WLS BF H R ER SO BB IBB HBP BLK WP HR S P ERA WHIP	IP WLS BF H R ER SO BB IBB HBP BLK WP HR S P ERA WHIP	IP WLS BF H R ER SO BB IBB HBP BLK WP HR S P ERA WHIP	IP WLS BF H R ER SO BB IBB HBP BLK WP HR S P ERA WHIP	IP WLS BF H R ER SO BB IBB HBP BLK WP HR S P ERA WHIP	IP WLS BF H R ER SO BB IBB HBP BLK WP HR S P ERA WHIP	IP WLS BF H R ER SO BB IBB HBP BLK WP HR S P ERA WHIP	IP WLS BF H R ER SO BB IBB HBP BLK WP HR S P ERA WHIP	IP WLS BF H R ER SO BB IBB HBP BLK WP HR S P ERA WHIP	IP WLS BF H R ER SO BB IBB HBP BLK WP HR S P ERA WHIP	IP WLS BF H R ER SO BB IBB HBP BLK WP HR S P ERA WHIP	IP WLS BF H R ER SO BB IBB HBP BLK WP HR S P ERA WHIP	IP WLS BF H R ER SO BB IBB HBP BLK WP HR S P ERA WHIP	IP WLS BF H R ER SO BB IBB HBP BLK WP HR S P ERA WHIP	IP WLS BF H R ER SO BB IBB HBP BLK WP HR S P ERA WHIP			
Jamie Moyer, L (1, 1) ERA: 3.75	6.0	22	4	1	1	2	1	0	0	0	0	0	0	0	0	0	0	0	0	1.50	0.833
Les Lancaster, R (7, 1) ERA: 4.5	2.0	L 10	3	3	0	0	1	0	0	0	0	0	0	0	0	0	0	0	0	0.00	2.000
Mike Capel, R (9, 1) ERA: 2.79	1.0	3	1	0	0	0	0	0	0	0	0	0	0	0	0	0	0	0	0	0.00	1.000

St. Louis Cardinals @ Chicago Cubs  
Wrigley Field, Chicago, IL  
Wed May 18, 1988, 3:33 AM CDT  
Att: 23,454 - Sunny - 56 F

AB 30  
R 4  
H 8  
RBI 3  
BB 2  
SO 2  
LOB 13



Batter	1	2	3	4	5	6	7	8	9	AB	R	H	RBI	BB	SO	LOB	BOTTOM				
23 Ryne Sandberg, R (1, 4) OBP: 0.289, SLG: 0.457	4-2 BB		3-2 1B		4-1 G6-3 BB		2-2 2H 1B			2	0	2	0	2	0	0					
Mark Grace, L (1, 3) OBP: 0.407, SLG: 0.420	0-0 F7		0-0 G3		2-2 G6-3			1-1 1B		4	0	1	0	0	0	5					
Andre Dawson, R (1, 9) OBP: 0.354, SLG: 0.623	1-3 K			1-0 1B		0-2 4-3		1-0 L7		4	0	1	0	0	1	2					
Rafael Palmeiro, L (1, 7) OBP: 0.394, SLG: 0.500	1-3 K			0-0 G6-3 1B		1-1 6-3		1-2 G6-4-3 1B		4	0	2	0	0	1	1					
Jim Sundberg, R (1, 2) OBP: 0.390, SLG: 0.394		0-3 K		1-2 F4		4-1 BLK 1B BB		1-2 G6-4-3		2	1	0	0	1	1	2					
Jerry Mumphrey, S (8, PH) OBP: 0.250, SLG: 0.231										1	0	0	0	0	0	2					
Mike Capel, R (9, 1)										0	0	0	0	0	0	0					
Vance Law, R (1, 5) OBP: 0.329, SLG: 0.420	1-2 F9			1-0 G6-3		0-0 1B		2-1 G1-6-3 1B		4	0	2	1	0	0	2					
Dave Martinez, L (1, 8) OBP: 0.313, SLG: 0.344		1-0 4-3			2-1 1B		2-1 F9		0-2 F9	4	0	1	0	0	0	2					
Shawon Dunston, R (1, 6) OBP: 0.269, SLG: 0.379			2-3 K		0-2 SH2-4 1B		4-1 23 BLK 23 CS SH3-4 BB		1-1 G1-6-3	3	0	1	0	1	1	1					
Jamie Moyer, L (1, 1) OBP: 0.125, SLG: 0.067			0-3 K		0-0 SH2-4		0-1 SH3-4			1	0	0	0	0	1	0					
Les Lancaster, R (7, 1)										0	0	0	0	0	0	0					
Damon Berryhill, S (9, 2) OBP: 0.222, SLG: 0.306					1-2					0	0	0	0	0	0	0					
<b>Inning Stats</b>	R: 0 E: 0 K: 2 S: 11	H: 0 LOB: 1 BB: 1 P: 17	R: 0 E: 0 K: 1 S: 7	H: 0 LOB: 0 BB: 0 P: 9	R: 0 E: 0 K: 2 S: 13	H: 1 LOB: 1 BB: 0 P: 18	R: 0 E: 0 K: 0 S: 6	H: 2 LOB: 1 BB: 0 P: 9	R: 0 E: 0 K: 0 S: 10	H: 2 LOB: 2 BB: 1 P: 18	R: 1 E: 0 K: 0 S: 9	H: 1 LOB: 1 BB: 1 P: 16	R: 0 E: 0 K: 0 S: 7	H: 1 LOB: 1 BB: 1 P: 13	R: 0 E: 0 K: 0 S: 9	H: 2 LOB: 1 BB: 0 P: 13	R: 0 E: 0 K: 0 S: 7	H: 1 LOB: 0 BB: 0 P: 10	1B: 10 2B: 0 3B: 0 HR: 0	SF: 0 SAC: 2 DP: 4 HBP: 0	WP: 0 PA: 35 PB: 0 SB: 0 CS: 1
<b>PITCHER</b>	IP WLS BF H R ER SO BB IBB HBP BLK WP HR S P ERA WHIP	IP WLS BF H R ER SO BB IBB HBP BLK WP HR S P ERA WHIP	IP WLS BF H R ER SO BB IBB HBP BLK WP HR S P ERA WHIP	IP WLS BF H R ER SO BB IBB HBP BLK WP HR S P ERA WHIP	IP WLS BF H R ER SO BB IBB HBP BLK WP HR S P ERA WHIP	IP WLS BF H R ER SO BB IBB HBP BLK WP HR S P ERA WHIP	IP WLS BF H R ER SO BB IBB HBP BLK WP HR S P ERA WHIP	IP WLS BF H R ER SO BB IBB HBP BLK WP HR S P ERA WHIP	IP WLS BF H R ER SO BB IBB HBP BLK WP HR S P ERA WHIP	IP WLS BF H R ER SO BB IBB HBP BLK WP HR S P ERA WHIP	IP WLS BF H R ER SO BB IBB HBP BLK WP HR S P ERA WHIP	IP WLS BF H R ER SO BB IBB HBP BLK WP HR S P ERA WHIP	IP WLS BF H R ER SO BB IBB HBP BLK WP HR S P ERA WHIP	IP WLS BF H R ER SO BB IBB HBP BLK WP HR S P ERA WHIP	IP WLS BF H R ER SO BB IBB HBP BLK WP HR S P ERA WHIP	IP WLS BF H R ER SO BB IBB HBP BLK WP HR S P ERA WHIP	IP WLS BF H R ER SO BB IBB HBP BLK WP HR S P ERA WHIP	IP WLS BF H R ER SO BB IBB HBP BLK WP HR S P ERA WHIP			
Jose DeLeon, R (1, 1) ERA: 4.7	5.0	20	5	0	0	5	2	0	0	0	0	0	0	0	0	0	0	0	0	0.00	1.400
Bob Forsch, R (6, 1) ERA: 4.3	2.0	W 8	2	1	1	0	2	0	0	2	0	0	0	0	0	0	0	0	0	4.50	2.000
Steve Peters, L (8, 1) ERA: 6.28	0.1	3	2	0	0	0	0	0	0	0	0	0	0	0	0	0	0	0	0	0.00	6.000
Todd Worrell, R (8, 1) ERA: 2.48	1.2	S 4	1	0	0	0	0	0	0	0	0	0	0	0	0	0	0	0	0	0.00	0.600

St. Louis Cardinals @ Chicago Cubs  
Wrigley Field, Chicago, IL  
Wed May 18, 1988, 3:33 AM CDT  
Att: 23,454 - Sunny - 56 F

AB 29  
R 1  
H 10  
RBI 1  
BB 4  
SO 5  
LOB 17





Batter	1	2	3	4	5	6	7	8	9	AB	R	H	RBI	BB	SO	LOB	TOP				
Vince Coleman, S OBP: 0.317, SLG: 0.402 (1, 7)	B3	F4						L6									4 0 1 0 1 0 0				
Ozzie Smith, S OBP: 0.358, SLG: 0.329 (1, 6)	BB 1B 1B		5-3			L9		E4 1B									5 2 2 0 0 0 2				
Willie McGee, S OBP: 0.358, SLG: 0.399 (1, 8)	BB 1B					K		1B									5 2 3 0 0 1 2				
Tom Brunansky, R OBP: 0.370, SLG: 0.410 (1, 9)	E 1B BB		F8			K		1B									4 1 1 1 1 1 2				
Bob Horner, R OBP: 0.348, SLG: 0.360 Tom Lawless, R OBP: 0.167, SLG: 0.091 (1, 3) (7, 5)	E8 1B		FC5-4														4 0 1 2 0 0 3 0 0 0 0 0 0 0				
Tony Peña, R OBP: 0.316, SLG: 0.386 (1, 2)	E5 G4-6-3																3 0 1 2 0 0 1				
Luis Alica, S OBP: 0.340, SLG: 0.326 (1, 4)	G4-6-3																4 0 0 0 0 0 5				
José Oquendo, S OBP: 0.333, SLG: 0.260 (1, 5) (7, 3)			6-3					L7									3 0 1 0 1 0 0				
Cris Carpenter, R OBP: 0.143, SLG: 0.143 (1, 1)			6-3					K									4 0 0 0 0 1 3				
<b>Inning Stats</b>	R: 3 E: 2 K: 0 S: 9	H: 3 LOB: 1 BB: 1 P: 16	R: 0 E: 0 K: 0 S: 3	H: 0 LOB: 0 BB: 0 P: 4	R: 0 E: 0 K: 0 S: 8	H: 1 LOB: 1 BB: 0 P: 16	R: 0 E: 0 K: 0 S: 5	H: 1 LOB: 1 BB: 0 P: 10	R: 0 E: 0 K: 2 S: 10	H: 0 LOB: 1 BB: 1 P: 18	R: 0 E: 1 K: 0 S: 18	H: 4 LOB: 2 BB: 0 P: 25	R: 0 E: 0 K: 1 S: 5	H: 0 LOB: 0 BB: 0 P: 6	R: 0 E: 0 K: 0 S: 7	H: 1 LOB: 0 BB: 0 P: 12	1B: 10 2B: 0 3B: 0 HR: 0	SF: 0 SAC: 0 DP: 1 HBP: 1	WP: 1 PB: 0 SB: 1 CS: 1	PA: 40	
<b>PITCHER</b>	IP WLS BF H R ER SO BB IBB HBP BLK WP HR S P ERA WHIP	IP WLS BF H R ER SO BB IBB HBP BLK WP HR S P ERA WHIP	IP WLS BF H R ER SO BB IBB HBP BLK WP HR S P ERA WHIP	IP WLS BF H R ER SO BB IBB HBP BLK WP HR S P ERA WHIP	IP WLS BF H R ER SO BB IBB HBP BLK WP HR S P ERA WHIP	IP WLS BF H R ER SO BB IBB HBP BLK WP HR S P ERA WHIP	IP WLS BF H R ER SO BB IBB HBP BLK WP HR S P ERA WHIP	IP WLS BF H R ER SO BB IBB HBP BLK WP HR S P ERA WHIP	IP WLS BF H R ER SO BB IBB HBP BLK WP HR S P ERA WHIP	IP WLS BF H R ER SO BB IBB HBP BLK WP HR S P ERA WHIP	IP WLS BF H R ER SO BB IBB HBP BLK WP HR S P ERA WHIP	IP WLS BF H R ER SO BB IBB HBP BLK WP HR S P ERA WHIP	IP WLS BF H R ER SO BB IBB HBP BLK WP HR S P ERA WHIP	IP WLS BF H R ER SO BB IBB HBP BLK WP HR S P ERA WHIP	IP WLS BF H R ER SO BB IBB HBP BLK WP HR S P ERA WHIP	IP WLS BF H R ER SO BB IBB HBP BLK WP HR S P ERA WHIP	IP WLS BF H R ER SO BB IBB HBP BLK WP HR S P ERA WHIP	IP WLS BF H R ER SO BB IBB HBP BLK WP HR S P ERA WHIP	IP WLS BF H R ER SO BB IBB HBP BLK WP HR S P ERA WHIP	IP WLS BF H R ER SO BB IBB HBP BLK WP HR S P ERA WHIP	IP WLS BF H R ER SO BB IBB HBP BLK WP HR S P ERA WHIP
Al Nipper, R ERA: 2.87 Mike Capel, R ERA: 2.51 Bill Landrum, R ERA: 3.0 (1, 1) (7, 1) (8, 1)	6.1 0.2 2.0	L 3 6	31 1 1	8 0 0	5 0 0	2 0 0	2 0 1	2 0 0	2 0 0	2 0 0	4 0 0	0 0 0	0 0 0	0 0 0	0 0 0	0 0 0	2.84 0.00 0.00	1.579 1.500 0.500			

St. Louis Cardinals @ Chicago Cubs  
Wrigley Field, Chicago, IL  
Thu May 19 1988, 3:33 AM CDT  
Att: 29,068 - Sunny - 64 F

AB 36  
R 5  
H 10  
RBI 5  
BB 3  
SO 3  
LOB 18



Batter	1	2	3	4	5	6	7	8	9	AB	R	H	RBI	BB	SO	LOB	BOTTOM						
23 Ryne Sandberg, R OBP: 0.282, SLG: 0.444 (1, 4)	K		K					3-1									4 0 0 0 0 2 2						
Mark Grace, L OBP: 0.397, SLG: 0.407 (1, 3)	L7							G3									4 0 1 0 0 0 0						
Andre Dawson, R OBP: 0.346, SLG: 0.607 (1, 9)	5-3		F7					1-3									4 0 0 0 0 0 2						
Rafael Palmeiro, L OBP: 0.396, SLG: 0.497 (1, 7)																	3 1 1 0 1 0 0						
Jody Davis, R OBP: 0.418, SLG: 0.538 (1, 2)																	4 0 1 1 0 1 1						
Vance Law, R OBP: 0.327, SLG: 0.411 (1, 5)																	3 0 0 0 1 0 2						
Dave Martinez, L OBP: 0.306, SLG: 0.336 (1, 8)																	3 0 0 0 0 0 2						
Shawon Dunston, R OBP: 0.272, SLG: 0.376 Angel Salazar, R OBP: 0.200, SLG: 0.400 (1, 6) (5, PR) (6, 6)																	1 0 0 0 0 0 0 0 0 0 0 0 0 0						
Damon Berryhill, S OBP: 0.182, SLG: 0.273 Bill Landrum, R (7, PH) (8, 1)																	1 0 0 0 0 1 0 0 0 0 0 0 0 0						
Al Nipper, R OBP: 0.182, SLG: 0.273 Mike Capel, R (7, 1) Manny Trillo, R OBP: 0.236, SLG: 0.269 (7, PH) (8, 6)																	2 0 1 0 0 0 1 0 0 0 0 0 0 0 1 0 0 0 0 1 0						
<b>Inning Stats</b>	R: 0 E: 0 K: 1 S: 10	H: 0 LOB: 0 BB: 0 P: 16	R: 0 E: 0 K: 0 S: 8	H: 0 LOB: 1 BB: 1 P: 14	R: 0 E: 0 K: 1 S: 14	H: 2 LOB: 0 BB: 0 P: 17	R: 0 E: 0 K: 1 S: 10	H: 0 LOB: 1 BB: 1 P: 17	R: 0 E: 0 K: 0 S: 4	H: 0 LOB: 1 BB: 0 P: 6	R: 1 E: 0 K: 0 S: 9	H: 2 LOB: 0 BB: 0 P: 12	R: 0 E: 0 K: 2 S: 11	H: 0 LOB: 0 BB: 0 P: 15	R: 0 E: 0 K: 0 S: 7	H: 0 LOB: 0 BB: 0 P: 8	R: 0 E: 0 K: 0 S: 6	H: 0 LOB: 0 BB: 0 P: 11	1B: 3 2B: 1 3B: 0 HR: 0	SF: 0 SAC: 0 DP: 1 HBP: 1	WP: 0 PB: 0 SB: 0 CS: 0	PA: 33	
<b>PITCHER</b>	IP WLS BF H R ER SO BB IBB HBP BLK WP HR S P ERA WHIP	IP WLS BF H R ER SO BB IBB HBP BLK WP HR S P ERA WHIP	IP WLS BF H R ER SO BB IBB HBP BLK WP HR S P ERA WHIP	IP WLS BF H R ER SO BB IBB HBP BLK WP HR S P ERA WHIP	IP WLS BF H R ER SO BB IBB HBP BLK WP HR S P ERA WHIP	IP WLS BF H R ER SO BB IBB HBP BLK WP HR S P ERA WHIP	IP WLS BF H R ER SO BB IBB HBP BLK WP HR S P ERA WHIP	IP WLS BF H R ER SO BB IBB HBP BLK WP HR S P ERA WHIP	IP WLS BF H R ER SO BB IBB HBP BLK WP HR S P ERA WHIP	IP WLS BF H R ER SO BB IBB HBP BLK WP HR S P ERA WHIP	IP WLS BF H R ER SO BB IBB HBP BLK WP HR S P ERA WHIP	IP WLS BF H R ER SO BB IBB HBP BLK WP HR S P ERA WHIP	IP WLS BF H R ER SO BB IBB HBP BLK WP HR S P ERA WHIP	IP WLS BF H R ER SO BB IBB HBP BLK WP HR S P ERA WHIP	IP WLS BF H R ER SO BB IBB HBP BLK WP HR S P ERA WHIP	IP WLS BF H R ER SO BB IBB HBP BLK WP HR S P ERA WHIP	IP WLS BF H R ER SO BB IBB HBP BLK WP HR S P ERA WHIP	IP WLS BF H R ER SO BB IBB HBP BLK WP HR S P ERA WHIP	IP WLS BF H R ER SO BB IBB HBP BLK WP HR S P ERA WHIP	IP WLS BF H R ER SO BB IBB HBP BLK WP HR S P ERA WHIP	IP WLS BF H R ER SO BB IBB HBP BLK WP HR S P ERA WHIP	IP WLS BF H R ER SO BB IBB HBP BLK WP HR S P ERA WHIP	
Cris Carpenter, R ERA: 3.6 (1, 1)	9.0 W 33	4 1 1 5	2 0 1 0	0 0 1 0	0 0 79 116	0 0 0 116	0 0 0 116	0 0 0 116	0 0 0 116	0 0 0 116	0 0 0 116	0 0 0 116	0 0 0 116	0 0 0 116	0 0 0 116	0 0 0 116	0 0 0 116	0 0 0 116	0 0 0 116	0 0 0 116	0 0 0 116	0 0 0 116	0 0 0 116

St. Louis Cardinals @ Chicago Cubs  
Wrigley Field, Chicago, IL  
Thu May 19 1988, 3:33 AM CDT  
Att: 29,068 - Sunny - 64 F

AB 30  
R 1  
H 4  
RBI 1  
BB 2  
SO 5  
LOB 10





Batter	1	2	3	4	5	6	7	8	9	AB R H RBI BB SO LOB	TOP															
Gerald Young, S (1.8) OBP: 0.345, SLG: 0.327	5-3		6-3				SH1-4 1B		SH1-4	4 1 2 0 0 0 0	<b>Houston Astros @ St. Louis Cardinals</b> Busch Stadium, St. Louis, MO Fri May 20 1988, 7:05 PM CDT Att: 48,787 - Unknown - 80 F															
Billy Hatcher, R (1.7) OBP: 0.348, SLG: 0.373	2B 1B		1B				CS 1B		WP FC5-2 1B	5 1 5 2 0 0 0																
Jim Pankovits, R (1.4) OBP: 0.375, SLG: 0.405	5-3 1-H		P8				1-2 3B		FC5-2 1B BB	3 1 2 1 1 0 1																
Glenn Davis, R (1.3) OBP: 0.357, SLG: 0.515	5-3						4-3		FC5-2 1B	3 1 0 0 2 0 4																
Kevin Bass, S (1.9) OBP: 0.338, SLG: 0.441	6-3						K		1B	5 0 1 1 0 1 6																
Rafael Ramirez, R (1.6) OBP: 0.259, SLG: 0.328			6-3				FC6-4 CS 1B		1-2 3-H 1B	5 0 2 1 0 0 2																
Alex Trevino, R (1.2) OBP: 0.385, SLG: 0.400			F7				E6 FC6-4		5-3	5 0 0 0 0 1 5																
Chuck Jackson, R (1.5) OBP: 0.283, SLG: 0.333			6-3				FC6-4 CS			3 0 0 0 1 0 2																
Bob Knepper, L (1.1) OBP: 0.118, SLG: 0.063							K		SH1-4 1B BB	3 0 0 0 0 2 5																
Terry Puhl, L (9, PH) OBP: 0.390, SLG: 0.273										0 1 0 0 1 0 0																
Dave Smith, R (9, 1) OBP: 0.390, SLG: 0.273										0 0 0 0 0 0 0																
<b>Inning Stats</b>	R: 1 E: 0 K: 0 S: 12	H: 2 LOB: 1 BB: 0 P: 17	R: 0 E: 0 K: 0 S: 5	H: 0 LOB: 0 BB: 0 P: 9	R: 0 E: 0 K: 1 S: 14	H: 1 LOB: 1 BB: 0 P: 21	R: 0 E: 1 K: 1 S: 11	H: 0 LOB: 3 BB: 2 P: 24	R: 0 E: 0 K: 0 S: 4	H: 2 LOB: 2 BB: 1 P: 9	R: 0 E: 1 K: 1 S: 8	H: 1 LOB: 1 BB: 0 P: 11	R: 1 E: 0 K: 1 S: 10	H: 3 LOB: 1 BB: 0 P: 16	R: 0 E: 0 K: 0 S: 4	H: 0 LOB: 0 BB: 0 P: 7	R: 3 E: 0 K: 0 S: 17	H: 3 LOB: 2 BB: 2 P: 28	1B: 10 2B: 1 3B: 1 HR: 0	SF: 0 SAC: 2 DP: 1 HBP: 0	WP: 1 PB: 0 SB: 2 CS: 3	PA: 43				
<b>PITCHER</b>	IP WLS BF H R ER SO BB IBB HBP BLK WP HR S P ERA WHIP											<b>PITCHER</b>	IP WLS BF H R ER SO BB IBB HBP BLK WP HR S P ERA WHIP													
Larry McWilliams, L (1.1) ERA: 1.55	6.0	27	6	1	1	3	2	1	0	0	0	0	54	91	1.50	1.333										
Scott Terry, R (7.1) ERA: 4.15	2.1	10	3	2	2	1	1	0	0	0	0	0	19	32	7.71	1.714										
Todd Worrell, R (9.1) ERA: 3.07	0.1	5	3	2	2	0	1	0	0	0	1	0	10	17	54.00	12.000										
Steve Peters, L (9.1) ERA: 6.14	0.1	1	0	0	0	0	0	0	0	0	0	0	2	2	0.00	0.000										

AB	36
R	5
H	12
RBI	5
BB	5
SO	4
LOB	25



Batter	1	2	3	4	5	6	7	8	9	AB R H RBI BB SO LOB	BOTTOM															
Vince Coleman, S (1.7) OBP: 0.319, SLG: 0.399	E BB		1B				1-3		F8	4 0 1 0 1 1 1	<b>Houston Astros @ St. Louis Cardinals</b> Busch Stadium, St. Louis, MO Fri May 20 1988, 7:05 PM CDT Att: 48,787 - Unknown - 80 F															
Ozzie Smith, S (1.6) OBP: 0.364, SLG: 0.333	FC4		FC5 S 1B				F9		E 2B 1B	4 1 2 0 1 0 1																
Willie McGee, S (1.8) OBP: 0.348, SLG: 0.387	L6		K				6-3		E5 2B	5 0 0 0 0 1 6																
Tom Brunansky, R (1.9) OBP: 0.371, SLG: 0.413	4-3-4-2		IBB				L7		1-3 3-H 2B	4 0 1 1 1 0 4																
Bob Horner, R (1.3) OBP: 0.337, SLG: 0.348			5-3				G5-3		E4 HR	5 1 0 0 0 0 7																
Tony Peña, R (1.2) OBP: 0.321, SLG: 0.412			FC5				5-3		HR	4 1 2 2 0 0 3																
Luis Alica, S (1.4) OBP: 0.336, SLG: 0.333	FC1-6 1B						5-3		5-3	4 0 1 0 0 0 1																
José Oquendo, S (1.5) OBP: 0.328, SLG: 0.259							4-3 2B			4 0 1 0 0 0 1																
Todd Worrell, R (9, 1) OBP: 0.390, SLG: 0.273							4-3		6-3	0 0 0 0 0 0 0																
Steve Peters, L (9, 1) OBP: 0.390, SLG: 0.273										0 0 0 0 0 0 0																
Larry McWilliams, L (1.1) OBP: 0.333, SLG: 0.308									4-3	1 0 0 0 0 1 2																
Tom Pagnozzi, R (9, PH) OBP: 0.150, SLG: 0.200										1 0 0 0 0 0 1																
Scott Terry, R (7, 1) OBP: 0.390, SLG: 0.273										0 0 0 0 0 0 0																
Tom Lawless, R (9, 5) OBP: 0.167, SLG: 0.091										0 0 0 0 0 0 0																
Curt Ford, L (9, PH) OBP: 0.154, SLG: 0.167										1 0 0 0 0 0 0																
<b>Inning Stats</b>	R: 0 E: 1 K: 0 S: 6	H: 0 LOB: 2 BB: 1 P: 13	R: 0 E: 0 K: 1 S: 8	H: 2 LOB: 0 BB: 0 P: 13	R: 0 E: 0 K: 1 S: 10	H: 2 LOB: 3 BB: 1 P: 22	R: 0 E: 0 K: 1 S: 12	H: 0 LOB: 1 BB: 0 P: 19	R: 0 E: 1 K: 0 S: 13	H: 1 LOB: 1 BB: 0 P: 16	R: 0 E: 0 K: 0 S: 8	H: 0 LOB: 0 BB: 0 P: 13	R: 2 E: 1 K: 0 S: 5	H: 1 LOB: 0 BB: 0 P: 7	R: 1 E: 1 K: 0 S: 14	H: 2 LOB: 2 BB: 0 P: 18	1B: 5 2B: 3 3B: 0 HR: 1	SF: 0 SAC: 0 DP: 2 HBP: 1	WP: 0 PB: 0 SB: 1 CS: 0	PA: 41						
<b>PITCHER</b>	IP WLS BF H R ER SO BB IBB HBP BLK WP HR S P ERA WHIP											<b>PITCHER</b>	IP WLS BF H R ER SO BB IBB HBP BLK WP HR S P ERA WHIP													
Bob Knepper, L (1.1) ERA: 0.89	8.0	35	6	2	1	3	2	1	0	0	0	0	73	122	1.12	1.000										
Dave Smith, R (9, 1) ERA: 3.45	1.0	6	2	1	0	0	0	0	0	0	0	0	14	18	0.00	2.000										

AB	37
R	3
H	8
RBI	3
BB	3
SO	3
LOB	27





Batter	1	2	3	4	5	6	7	8	9	AB	R	H	RBI	BB	SO	LOB	TOP			
Gerald Young, S OBP: 0.341, SLG: 0.319	1-2 6-3	1-1 L4			0-0 5-3			2-2 G2-3	1-0 F8	5	0	0	0	0	0	3				
Billy Hatcher, R OBP: 0.362, SLG: 0.394	0-1 1B			0-0 FC6-4				3-1 2B		4	0	3	0	0	0	0				
Jim Pankovits, R OBP: 0.357, SLG: 0.400	1-1 SAFE 1-1 SAFE 1-1 SAFE 1-1 SAFE	2-1 G6-4-3		0-0 FC6-4		0-3 K		1-3 K		4	0	1	0	0	2	2				
Glenn Davis, R OBP: 0.371, SLG: 0.514		1-3 1B		1-0 F7		1-0 G6-4-3		4-0 1B		3	0	1	0	1	0	3				
Kevin Bass, S OBP: 0.317, SLG: 0.412		2-2 L8		2-1 4-3		2-0 G6-4-3		1-3 K		4	0	0	0	0	1	4				
Juan Agosto, L										0	0	0	0	0	0	0				
Larry Andersen, R OBP: 1.000, SLG: 1.000										0	0	0	0	0	0	0				
Rafael Ramirez, R OBP: 0.284, SLG: 0.331		2-0 2B FC6-4		0-2 L6		1-1 5-3		0-0 6-3		4	1	1	0	0	0	0				
Alex Trevino, R OBP: 0.500, SLG: 0.600		0-2 FC6-4		0-0 CS		0-1 1B		0-0 2B		4	1	4	0	0	0	0				
Chuck Jackson, R OBP: 0.310, SLG: 0.365		4-0 FC6-4		3-3 K		2-3 K		2-2 F9		3	0	1	1	1	2	2				
Jim Deshaies, L																				
Terry Puhl, L OBP: 0.372, SLG: 0.257		0-1 FC6-4				1-3 K		3-3 K		3	0	0	1	0	2	3				
<b>Inning Stats</b>	R: 0 E: 0 K: 0 S: 9	H: 2 LOB: 1 BB: 0 P: 12	R: 1 E: 0 K: 0 S: 11	H: 2 LOB: 2 BB: 1 P: 20	R: 0 E: 0 K: 1 S: 5	H: 1 LOB: 1 BB: 0 P: 8	R: 0 E: 0 K: 1 S: 7	H: 1 LOB: 1 BB: 0 P: 10	R: 0 E: 0 K: 1 S: 6	H: 0 LOB: 0 BB: 0 P: 7	R: 0 E: 0 K: 2 S: 12	H: 1 LOB: 1 BB: 0 P: 18	R: 0 E: 0 K: 2 S: 13	H: 1 LOB: 2 BB: 1 P: 24	R: 1 E: 0 K: 0 S: 8	H: 2 LOB: 1 BB: 0 P: 13	1B: 8 2B: 4 3B: 0 HR: 0	SF: 0 SAC: 0 DP: 3 HBP: 0	WP: 0 PB: 0 SB: 0 CS: 1	PA: 37
<b>PITCHER</b>	IP	WLS	BF	H	R	ER	SO	BB	IBB	HBP	BLK	WP	HR	S	P	ERA	WHIP			
John Tudor, L ERA: 0.91	7.0		27	8	1	1	5	0	1	0	0	0	0	56	84	1.29	1.143			
Scott Terry, R ERA: 4.0	1.0	5	1	0	0	2	0	1	0	0	0	0	0	13	24	0.00	1.000			
Ken Dayley, L ERA: 1.35	1.0	L	5	2	1	1	0	0	0	0	0	0	0	8	13	9.00	2.000			

Houston Astros @ St. Louis Cardinals  
 Busch Stadium, St. Louis, MO  
 Sun May 22 1988, 3:33 AM CDT  
 Att. 42,632 - Overcast - 70 F

AB 35  
 R 2  
 H 11  
 RBI 2  
 BB 2  
 SO 7  
 LOB 18



Batter	1	2	3	4	5	6	7	8	9	AB	R	H	RBI	BB	SO	LOB	BOTTOM					
Vince Coleman, S OBP: 0.325, SLG: 0.409	3-2 F8		2-3 K			0-0 F7		1-2 1B		4	0	1	0	0	1	1						
Ozzie Smith, S OBP: 0.358, SLG: 0.327	0-1 E6		2-1 F3			2-2 FC6-4		1-0 F9		4	0	1	0	0	0	2						
Willie McGee, S OBP: 0.337, SLG: 0.371	1-1 SAFE 1-1 SAFE 1-1 SAFE 1-1 SAFE	3-1 L8		4-1 G5-4-3		1-3 K		1-1 G1-3		3	0	0	0	1	1	2						
Tom Brunansky, R OBP: 0.363, SLG: 0.421		2-0 G1		2-1 G5-4-3		2-1 FC5-4		1-0 BB		4	0	1	0	0	0	3						
Bob Horner, R OBP: 0.339, SLG: 0.336		0-0 L8		0-0 P4		1-0 F7		4-1 BB		3	0	0	0	1	0	0						
Larry McWilliams, L OBP: 0.333, SLG: 0.308								1-2 BB		0	0	0	0	0	0	0						
Tony Peña, R OBP: 0.315, SLG: 0.443	1-1 F8				0-1 HR	1-2 6-3		1-2 F3		4	1	1	1	0	0	2						
Tom Lawless, R OBP: 0.133, SLG: 0.071					1-1 G1-4-3	1-2 F9		1-2 P7		3	0	0	0	0	0	0						
Scott Terry, R ERA: 4.0										0	0	0	0	0	0	0						
Ken Dayley, L ERA: 1.35										0	0	0	0	0	0	0						
Terry Pendleton, S OBP: 0.345, SLG: 0.409										1	0	0	0	0	2							
José Oquendo, S OBP: 0.338, SLG: 0.267			2-2 SH3-4		0-0 F9			0-0 F8		3	0	1	0	0	0	0						
John Tudor, L OBP: 0.250, SLG: 0.100			1-2 SH3-4		2-3 K			0-1 P8		1	0	0	0	0	1	0						
Luis Alicea, S OBP: 0.330, SLG: 0.327										1	0	0	0	0	0	0						
<b>Inning Stats</b>	R: 0 E: 1 K: 0 S: 8	H: 0 LOB: 1 BB: 0 P: 16	R: 0 E: 0 K: 0 S: 4	H: 0 LOB: 0 BB: 0 P: 5	R: 0 E: 0 K: 1 S: 12	H: 1 LOB: 1 BB: 0 P: 19	R: 0 E: 0 K: 0 S: 4	H: 0 LOB: 0 BB: 1 P: 10	R: 1 E: 0 K: 1 S: 9	H: 1 LOB: 0 BB: 0 P: 12	R: 0 E: 0 K: 1 S: 9	H: 1 LOB: 1 BB: 0 P: 14	R: 0 E: 0 K: 0 S: 7	H: 0 LOB: 0 BB: 0 P: 10	R: 0 E: 1 K: 0 S: 7	H: 1 LOB: 2 BB: 0 P: 9	R: 0 E: 0 K: 0 S: 10	H: 1 LOB: 2 BB: 1 P: 18	1B: 4 2B: 0 3B: 0 HR: 1	SF: 0 SAC: 1 DP: 1 HBP: 0	WP: 0 PB: 0 SB: 1 CS: 0	PA: 34
<b>PITCHER</b>	IP	WLS	BF	H	R	ER	SO	BB	IBB	HBP	BLK	WP	HR	S	P	ERA	WHIP					
Jim Deshaies, L ERA: 1.69	7.1		26	3	1	1	3	1	0	0	0	0	0	9	13	0.00	2.000					
Juan Agosto, L ERA: 0.93	1.0	W	5	2	0	0	0	0	0	0	0	0	0	7	13	0.00	1.500					
Larry Andersen, R ERA: 4.5	0.2	S	3	0	0	0	0	1	0	0	0	0	0	7	13	0.00	1.500					

Houston Astros @ St. Louis Cardinals  
 Busch Stadium, St. Louis, MO  
 Sun May 22 1988, 3:33 AM CDT  
 Att. 42,632 - Overcast - 70 F

AB 31  
 R 1  
 H 5  
 RBI 1  
 BB 2  
 SO 3  
 LOB 12





Batter	1	2	3	4	5	6	7	8	9	AB	R	H	RBI	BB	SO	LOB	TOP								
<b>Kal Daniels, L</b> OBP: 0.407, SLG: 0.441 (1, 7)										3	0	2	1	2	1	0	<b>Cincinnati Reds @ St. Louis Cardinals</b> Busch Stadium, St. Louis, MO Mon May 23 1988, 7:05 PM CDT Att: 30,237 - Unknown - 65 F								
<b>Barry Larkin, R</b> OBP: 0.394, SLG: 0.458 <b>Dave Concepcion, R</b> OBP: 0.338, SLG: 0.308 (1, 6)										1	0	0	0	0	0	0									
<b>Eric Davis, R</b> OBP: 0.326, SLG: 0.395 (1, 8)										5	2	3	0	0	0	2									
<b>Leon Durham, L</b> OBP: 0.316, SLG: 0.453 <b>Lloyd McClendon, R</b> OBP: 0.372, SLG: 0.343 (6, PR) (6, 3)										2	1	2	0	1	0	0									
<b>Buddy Bell, R</b> OBP: 0.316, SLG: 0.250 (1, 5)										5	1	1	0	0	1	5									
<b>Paul O'Neill, L</b> OBP: 0.282, SLG: 0.331 (1, 9)										4	1	1	2	1	0	2									
<b>Jeff Treadway, L</b> OBP: 0.395, SLG: 0.400 (1, 4)										3	1	0	1	1	0	2									
<b>Terry McGriff, R</b> OBP: 0.288, SLG: 0.340 (1, 2)										5	0	2	2	0	3	1									
<b>Dennis Rasmussen, L</b> OBP: 0.250, SLG: 0.300 <b>Jose Rijo, R</b> ERA: 5.87 <b>Dave Collins, S</b> OBP: 0.310, SLG: 0.250 <b>John Franco, L</b> ERA: 4.32 (1, 1)										3	0	0	0	0	1	2									
<b>Inning Stats</b>	R: 0 E: 0 K: 1 S: 6	H: 0 LOB: 0 BB: 0 P: 8	R: 0 E: 0 K: 1 S: 9	H: 1 LOB: 1 BB: 0 P: 16	R: 0 E: 0 K: 1 S: 7	H: 1 LOB: 2 BB: 1 P: 13	R: 2 E: 0 K: 1 S: 14	H: 1 LOB: 0 BB: 1 P: 25	R: 0 E: 0 K: 1 S: 9	H: 1 LOB: 0 BB: 0 P: 13	R: 4 E: 0 K: 0 S: 24	H: 5 LOB: 2 BB: 1 P: 45	R: 2 E: 0 K: 1 S: 20	H: 3 LOB: 2 BB: 1 P: 33	R: 0 E: 0 K: 0 S: 12	H: 1 LOB: 2 BB: 1 P: 22		R: 0 E: 0 K: 1 S: 10	H: 0 LOB: 1 BB: 0 P: 13	1B: 12 2B: 0 3B: 0 HR: 1	SF: 1 SAC: 0 DP: 0 HBP: 0	WP: 1 PB: 0 SB: 0 CS: 1	PA: 45		
<b>PITCHER</b>	IP	WLS	BF	H	R	ER	SO	BB	IBB	HBP	BLK	WP	HR	S	P	ERA	WHIP								
<b>Jose DeLeon, R</b> ERA: 5.21 <b>Steve Peters, L</b> ERA: 5.87 <b>Bob Forsch, R</b> ERA: 4.32 <b>Scott Terry, R</b> ERA: 3.86 (1, 1)	5.1	L	26	8	6	6	5	2	1	0	0	1	0	61	107	10.12	1.875								
<b>Steve Peters, L</b> ERA: 5.87 <b>Bob Forsch, R</b> ERA: 4.32 <b>Scott Terry, R</b> ERA: 3.86 (6, 1)	0.2		3	1	0	0	0	0	0	0	0	0	0	8	13	0.00	1.500								
<b>Bob Forsch, R</b> ERA: 4.32 <b>Scott Terry, R</b> ERA: 3.86 (7, 1)	2.0		12	4	2	2	1	2	0	0	0	0	1	32	55	9.00	3.000								
<b>Scott Terry, R</b> ERA: 3.86 (9, 1)	1.0		4	0	0	0	1	0	0	0	0	0	0	10	13	0.00	0.000								

Batter	1	2	3	4	5	6	7	8	9	AB	R	H	RBI	BB	SO	LOB	BOTTOM								
<b>Vince Coleman, S</b> OBP: 0.317, SLG: 0.398 (1, 7)										5	0	0	0	0	1	2	<b>Cincinnati Reds @ St. Louis Cardinals</b> Busch Stadium, St. Louis, MO Mon May 23 1988, 7:05 PM CDT Att: 30,237 - Unknown - 65 F								
<b>Luis Alica, S</b> OBP: 0.325, SLG: 0.321 (1, 4)										5	0	1	0	0	0	0									
<b>Willie McGee, S</b> OBP: 0.339, SLG: 0.369 (1, 8)										4	0	1	0	1	1	1									
<b>Tom Brunansky, R</b> OBP: 0.370, SLG: 0.423 (1, 9)										4	1	2	0	1	1	1									
<b>Tony Peña, R</b> OBP: 0.312, SLG: 0.441 (1, 2)										5	1	1	0	0	0	4									
<b>Bob Horner, R</b> OBP: 0.343, SLG: 0.347 (1, 3)										4	0	2	1	0	0	1									
<b>Tom Pagnozzi, R</b> OBP: 0.240, SLG: 0.250 (1, 5)										4	1	2	1	0	0	1									
<b>José Oquendo, S</b> OBP: 0.361, SLG: 0.274 (1, 6)										2	0	1	0	2	0	2									
<b>Jose DeLeon, R</b> ERA: 4.88 <b>Steve Peters, L</b> ERA: 5.87 <b>Terry Pendleton, S</b> OBP: 0.333, SLG: 0.414 <b>Larry McWilliams, R</b> OBP: 0.333, SLG: 0.338 <b>Bob Forsch, R</b> ERA: 4.32 <b>Curt Ford, L</b> OBP: 0.179, SLG: 0.160 <b>Scott Terry, R</b> ERA: 3.86 (1, 1)										2	0	0	0	0	0	1									
<b>Inning Stats</b>	R: 0 E: 0 K: 1 S: 17	H: 0 LOB: 2 BB: 2 P: 31	R: 0 E: 0 K: 0 S: 9	H: 1 LOB: 1 BB: 0 P: 11	R: 0 E: 0 K: 0 S: 6	H: 0 LOB: 0 BB: 0 P: 6	R: 0 E: 0 K: 1 S: 11	H: 2 LOB: 2 BB: 0 P: 15	R: 0 E: 0 K: 0 S: 4	H: 0 LOB: 0 BB: 0 P: 7	R: 3 E: 0 K: 0 S: 17	H: 4 LOB: 3 BB: 1 P: 29	R: 0 E: 0 K: 0 S: 5	H: 1 LOB: 0 BB: 0 P: 7	R: 0 E: 0 K: 1 S: 10	H: 1 LOB: 2 BB: 1 P: 18		R: 0 E: 0 K: 1 S: 8	H: 2 LOB: 2 BB: 0 P: 12	1B: 9 2B: 2 3B: 0 HR: 0	SF: 0 SAC: 0 DP: 1 HBP: 0	WP: 1 PB: 0 SB: 1 CS: 0	PA: 41		
<b>PITCHER</b>	IP	WLS	BF	H	R	ER	SO	BB	IBB	HBP	BLK	WP	HR	S	P	ERA	WHIP								
<b>Dennis Rasmussen, L</b> ERA: 4.88 <b>Jose Rijo, R</b> ERA: 2.63 <b>John Franco, L</b> ERA: 1.04 (1, 1)	5.2	W	25	3	0	0	1	2	0	0	0	0	0	60	89	4.76	1.412								
<b>Jose Rijo, R</b> ERA: 2.63 <b>John Franco, L</b> ERA: 1.04 (6, 1)	2.1		11	3	0	0	1	2	0	0	0	0	0	19	35	0.00	2.143								
<b>John Franco, L</b> ERA: 1.04 (9, 1)	1.0		5	2	0	0	1	0	0	0	0	0	0	8	12	0.00	2.000								





Batter	1	2	3	4	5	6	7	8	9	10	11	AB	R	H	RBI	BB	SO	LOB	TOP			
Kal Daniels, L OBP: 0.417, SLG: 0.467 (1, 7)	0-2 SF7 3B		2-2 1B		0-0 FC6-4 1B		1-2 FC4-6 1B			2-2 P4		5	1	4	0	0	0	0				
Jeff Treadway, L OBP: 0.371, SLG: 0.387 (1, 4)	3-2 SF7		1-0 L8		1-2 F8		0-0 FC4-6			0-0 F7		4	0	0	1	0	0	4				
Eric Davis, R OBP: 0.322, SLG: 0.388 (1, 8)	2-1 6-3				2-1 P6		1-2 FC6-4			0-2 F7		5	0	1	0	0	0	2				
Paul O'Neill, L OBP: 0.281, SLG: 0.323 (1, 9)	2-1 F8				4-1 6-3 2B		0-2 P9			0-2 3-1		3	1	0	0	1	0					
Buddy Bell, R OBP: 0.302, SLG: 0.222 (1, 5)		2-0 F8			1-0 6-3		1-1 L7			1-1 F8		4	0	0	0	1	0	1				
Lloyd McClendon, R OBP: 0.375, SLG: 0.375 (1, 3)		0-0 P6			0-0 1B		1-0 1B			1-1 4-3		5	0	2	1	0	0	2				
Dave Concepcion, R OBP: 0.329, SLG: 0.300 (1, 6)		1-1 L8			0-0 1B		1-3 K			0-1 6-3		5	0	1	0	0	1	3				
Terry McGriff, R OBP: 0.286, SLG: 0.333 (1, 2)					0-3 K		1-2 FC3-6 1B			1-1 5-3		4	0	1	0	0	1	0				
Ron Robinson, R OBP: 0.167, SLG: 0.167 (8, 1)					0-3 K		0-0 FC3-6 1B			0-0 F6		3	0	0	0	0	2	1				
Jose Rijo, R OBP: 0.302, SLG: 0.243 John Franco, L OBP: 0.302, SLG: 0.243 (10, PH)												0	0	0	0	0	0	0				
<b>Inning Stats</b>	R: 1 E: 0 K: 0 S: 10	H: 1 LOB: 0 BB: 0 P: 17	R: 0 E: 0 K: 0 S: 4	H: 0 LOB: 0 BB: 0 P: 7	R: 0 E: 0 K: 2 S: 10	H: 1 LOB: 1 BB: 0 P: 13	R: 1 E: 0 K: 0 S: 6	H: 2 LOB: 2 BB: 1 P: 13	R: 0 E: 0 K: 1 S: 9	H: 1 LOB: 1 BB: 0 P: 12	R: 0 E: 0 K: 0 S: 8	H: 0 LOB: 0 BB: 0 P: 9	R: 0 E: 0 K: 0 S: 6	H: 0 LOB: 0 BB: 0 P: 8	R: 0 E: 0 K: 0 S: 5	H: 0 LOB: 0 BB: 0 P: 7	R: 0 E: 0 K: 0 S: 6	H: 1 LOB: 2 BB: 1 P: 11	1B: 7 2B: 1 3B: 1 HR: 0	SF: 1 SAC: 1 DP: 0 HBP: 0	WP: 0 PB: 0 SB: 0 CS: 0	PA: 43
<b>PITCHER</b>	IP ERA WLS BF H R ER SO BB IBB HBP BLK WP HR S P ERA WHIP	7.0 3.27 3.0 9 0 0 0 0 0 0 0 0 0 0 0 19 24 0.00 0.000	1.1 2.78 1.0 5 1 0 0 0 0 1 0 0 0 0 0 6 11 0.00 1.000	<b>PITCHER</b>										IP ERA WLS BF H R ER SO BB IBB HBP BLK WP HR S P ERA WHIP	7.0 3.27 3.0 9 0 0 0 0 0 0 0 0 0 0 19 24 0.00 0.000							

Cincinnati Reds @ St. Louis Cardinals  
 Busch Stadium, St. Louis, MO  
 Tue May 24 1988, 7:05 PM CDT  
 Att. 44,537 - Unknown - 73 F

AB	39
R	2
H	9
RBI	2
BB	2
SO	4
LOB	13



Batter	1	2	3	4	5	6	7	8	9	10	11	AB	R	H	RBI	BB	SO	LOB	BOTTOM			
Vince Coleman, S OBP: 0.333, SLG: 0.418 (1, 7)	2-2 CS 1B		1-0 E 2B			2-2 S 1B		2-1 G6-3 S 1B		0-0 G1-4-3 1B		5	0	5	1	0	0					
Ozzie Smith, S OBP: 0.349, SLG: 0.318 (1, 6)	2-2 F7		2 SAFE G6-3		1-1 L9		3-1 L9		2-2 G6-3		1-0 G1-4-3		5	0	0	0	0	6				
Willie McGee, S OBP: 0.335, SLG: 0.364 (1, 8)	1-3 K		0-1 L7			0-3 K		1-3 K			1-1 1B		5	0	1	0	0	3				
Tom Brunansky, R OBP: 0.365, SLG: 0.416 (1, 9)		3-1 P4			0-2 FC1-4 1B		0-0 4-3			2-2 F7		5	0	1	0	0	1	3				
Tony Peña, R OBP: 0.308, SLG: 0.430 (1, 2)		0-1 B2			1-1 FC1-4		0-1 F2			2-2 4-3		4	1	0	0	1	0	1				
Bob Horner, R OBP: 0.350, SLG: 0.351 (1, 3)		1-0 1B			0-0 G4-6-3		2-3 K			4-1 G4-6-3		4	0	2	0	1	1	1				
Luis Alicea, S OBP: 0.328, SLG: 0.312 (1, 4)		2-2 G3				0-0 6-3		4-1 E BB		2-2 G4-6-3		3	1	0	0	2	0	2				
José Oquendo, S OBP: 0.377, SLG: 0.288 (1, 5)					0-0 SH2-4 2B		0-1 F9			0-0 F4		4	1	2	1	1	0	0				
Cris Carpenter, R OBP: 0.125, SLG: 0.125 Terry Pendleton, S OBP: 0.347, SLG: 0.410 Todd Worrell, R OBP: 0.269, SLG: 0.250 Ken Dayley, L OBP: 0.269, SLG: 0.250 (7, PH)					0-1 SH2-4		1-3 K			4-2 1B		1	0	0	0	0	1	0				
<b>Inning Stats</b>	R: 0 E: 0 K: 1 S: 11	H: 1 LOB: 0 BB: 0 P: 15	R: 0 E: 0 K: 0 S: 8	H: 1 LOB: 1 BB: 0 P: 14	R: 1 E: 1 K: 0 S: 8	H: 2 LOB: 1 BB: 0 P: 10	R: 0 E: 0 K: 0 S: 7	H: 1 LOB: 0 BB: 0 P: 7	R: 0 E: 0 K: 1 S: 10	H: 1 LOB: 1 BB: 0 P: 15	R: 0 E: 0 K: 1 S: 11	H: 2 LOB: 3 BB: 3 P: 18	R: 0 E: 0 K: 0 S: 7	H: 0 LOB: 0 BB: 1 P: 15	R: 0 E: 0 K: 0 S: 5	H: 1 LOB: 1 BB: 1 P: 10	R: 1 E: 0 K: 1 S: 13	H: 2 LOB: 3 BB: 3 P: 28	1B: 10 2B: 1 3B: 0 HR: 0	SF: 0 SAC: 1 DP: 3 HBP: 0	WP: 0 PB: 0 SB: 4 CS: 4	PA: 44
<b>PITCHER</b>	IP ERA WLS BF H R ER SO BB IBB HBP BLK WP HR S P ERA WHIP	3.55 0.2 1.1 4 0 0 0 0 1 0 0 0 0 0 10 20 0.00 0.750	1.3 5.40 1.2 10 3 1 1 1 4 0 0 0 0 0 18 38 5.40 4.200	<b>PITCHER</b>										IP ERA WLS BF H R ER SO BB IBB HBP BLK WP HR S P ERA WHIP	7.0 3.55 0.2 1.1 4 0 0 0 1 0 0 0 0 0 10 20 0.00 0.750							

Cincinnati Reds @ St. Louis Cardinals  
 Busch Stadium, St. Louis, MO  
 Tue May 24 1988, 7:05 PM CDT  
 Att. 44,537 - Unknown - 73 F

AB	37
R	3
H	11
RBI	2
BB	6
SO	7
LOB	17





Batter	1	2	3	4	5	6	7	8	9	AB	R	H	RBI	BB	SO	LOB	TOP		
<b>Kal Daniels, L</b> OBP: 0.408, SLG: 0.455 (1, 7)	0-1 1-3		2-3 K		3-3 K		0-1 G3			4	0	0	0	0	2	2	<b>Cincinnati Reds @ St. Louis Cardinals</b> Busch Stadium, St. Louis, MO Wed May 25 1988, 3:33 AM CDT Att: 40,168 - Sunny - 60 F		
<b>Barry Larkin, R</b> OBP: 0.381, SLG: 0.451 (1, 6)	3-2 5-3		4-2 BB		3-2 FC6-4		0-0 F7			3	0	0	0	1	0				
<b>Eric Davis, R</b> OBP: 0.320, SLG: 0.381 (1, 8)	0-3 K		3-3 K		4-1 5-3 1B BB		1-1 F8			3	0	0	0	1	2	2			
<b>Buddy Bell, R</b> OBP: 0.298, SLG: 0.225 (1, 5)		1-0 G6-3		1-1 FC5-4 1B		2-2 F8		2-1 5-3		4	0	1	0	0	0	1			
<b>Tracy Jones, R</b> OBP: 0.340, SLG: 0.306 (1, 9)		4-2 FC6-4 BB		1-0 FC5-4		0-0 5-3 1B		1-3 K		0	0	0	0	1	0	0			
<b>Dave Collins, S</b> OBP: 0.304, SLG: 0.250 (2, 9)				1-2 FC6-4 BB		1-2 5-3 1B		4-2 FC6-4 BB		3	0	1	0	0	1	1			
<b>Lloyd McClendon, R</b> OBP: 0.365, SLG: 0.349 (1, 3)		2-3 K		2-3 K		1-2 5-3		4-2 FC6-4 BB		3	0	0	0	1	2	4			
<b>Dave Concepcion, R</b> OBP: 0.313, SLG: 0.284 (1, 4)		1-1 FC6-4		1-2 L9		0-0 L9		0-1 FC6-4		4	0	0	0	0	0	5			
<b>Terry McGriff, R</b> OBP: 0.300, SLG: 0.321 (1, 2)			4-2 SH1-4 BB		4-2 FC6-4 BB		2-2 6-3		1-1 P4	2	0	0	0	2	0	1			
<b>Mario Soto, R</b> OBP: 0.190, SLG: 0.056 (5, PH)			0-1 SH1-4		1-3 K		1-0 G1-3			0	0	0	0	0	0	0			
<b>Chris Sabo, R</b> OBP: 0.310, SLG: 0.480 (5, PH)										1	0	0	0	0	1	1			
<b>Pat Pacillo, R</b> OBP: 0.254, SLG: 0.408 (7, PH)										0	0	0	0	0	0	0			
<b>Bo Diaz, R</b> OBP: 0.254, SLG: 0.408 (7, PH)										1	0	0	0	0	0	0			
<b>Tim Birtsas, L</b> OBP: 0.254, SLG: 0.408 (7, 1)										0	0	0	0	0	0	0			
<b>Inning Stats</b>	R: 0 E: 0 K: 1 S: 8	H: 0 LOB: 0 BB: 0 P: 11	R: 0 E: 0 K: 1 S: 8	H: 0 LOB: 1 BB: 1 P: 16	R: 0 E: 0 K: 2 S: 13	H: 0 LOB: 2 BB: 2 P: 26	R: 0 E: 0 K: 1 S: 12	H: 1 LOB: 1 BB: 0 P: 17	R: 0 E: 0 K: 2 S: 14	H: 0 LOB: 1 BB: 1 P: 25	R: 0 E: 0 K: 0 S: 11	H: 1 LOB: 2 BB: 1 P: 18	R: 0 E: 0 K: 0 S: 7	H: 0 LOB: 0 BB: 0 P: 10	R: 0 E: 0 K: 1 S: 10	H: 0 LOB: 1 BB: 1 P: 16	1B: 2 2B: 0 3B: 0 HR: 0	SF: 0 SAC: 1 DP: 0 HBP: 0	WP: 0 PA: 35 PB: 0 SB: 0 CS: 0
<b>PITCHER</b> Larry McWilliams, L ERA: 1.3	IP: 9.0 WLS: W BF: 35 H: 2 R: 0 ER: 0 SO: 8 BB: 6 IBB: 0 HBP: 0 BLK: 0 WP: 0 HR: 0 S: 88 P: 147 ERA: 0.00 WHIP: 0.889																		

AB	28
R	0
H	2
RBI	0
BB	6
SO	8
LOB	18



Batter	1	2	3	4	5	6	7	8	9	AB	R	H	RBI	BB	SO	LOB	BOTTOM			
<b>Vince Coleman, S</b> OBP: 0.341, SLG: 0.435 (1, 7)	2-2 SH1-3 G6-3 1B	0-1 1-H 3B			2-2 F7		0-0 CS 1B			4	1	3	1	0	0	0	<b>Cincinnati Reds @ St. Louis Cardinals</b> Busch Stadium, St. Louis, MO Wed May 25 1988, 3:33 AM CDT Att: 40,168 - Sunny - 60 F			
<b>Curt Ford, L</b> OBP: 0.179, SLG: 0.160 (9, 7)										0	0	0	0	0	0	0				
<b>Ozzie Smith, S</b> OBP: 0.348, SLG: 0.318 (1, 6)	1-1 SH1-3	1-0 G3-1			1-2 L6		1-0 BB E 1B			3	0	1	0	0	0	1				
<b>Willie McGee, S</b> OBP: 0.333, SLG: 0.367 (1, 8)	0-1 G6-3		1-0 G3		3-0 HR 2B		1-0 E8 BB 1B			4	1	1	1	0	0	1				
<b>Tom Brunansky, R</b> OBP: 0.368, SLG: 0.433 (1, 9)	0-2 6-3		1-1 F3		3-2 HR		4-1 L3 BB			3	1	1	2	1	0	0				
<b>Tony Peña, R</b> OBP: 0.307, SLG: 0.421 (1, 2)		4-2 G6-3 2B BB		0-2 F9		0-1 4-3		2-0 L3		3	1	0	0	1	0	3				
<b>Bob Horner, R</b> OBP: 0.353, SLG: 0.346 (1, 3)		0-0 G6-3		4-2 FC4-6 BB		4-2 BB		2-0 F9		2	0	0	0	2	0	1				
<b>Luis Alica, S</b> OBP: 0.326, SLG: 0.319 (1, 4)		2-0 1B 2B		1-1 SAFE F8		3-2 P6		2-2 P4		4	1	1	1	0	0	2				
<b>José Oquendo, S</b> OBP: 0.358, SLG: 0.271 (1, 5)		1-2 F7		0-0 P7		3-2 L7		0-0 F8		4	0	0	0	0	0	3				
<b>Larry McWilliams, L</b> OBP: 0.333, SLG: 0.313 (1, 1)		1-1 2H 3B 1B		2-0 FC4-6		0-3 K				3	1	1	1	0	1	2				
<b>Inning Stats</b>	R: 1 E: 0 K: 0 S: 12	H: 1 LOB: 0 BB: 0 P: 14	R: 3 E: 0 K: 0 S: 14	H: 3 LOB: 1 BB: 1 P: 23	R: 0 E: 0 K: 0 S: 8	H: 0 LOB: 0 BB: 0 P: 10	R: 0 E: 0 K: 0 S: 7	H: 0 LOB: 1 BB: 1 P: 14	R: 2 E: 0 K: 0 S: 14	H: 2 LOB: 0 BB: 0 P: 23	R: 0 E: 1 K: 1 S: 12	H: 0 LOB: 2 BB: 1 P: 22	R: 0 E: 1 K: 0 S: 5	H: 2 LOB: 2 BB: 1 P: 13	R: 0 E: 0 K: 0 S: 5	H: 0 LOB: 0 BB: 0 P: 9		1B: 4 2B: 3 3B: 1 HR: 1	SF: 0 SAC: 1 DP: 1 HBP: 0	WP: 0 PA: 35 PB: 0 SB: 1 CS: 1
<b>PITCHER</b> Mario Soto, R ERA: 3.74 Pat Pacillo, R ERA: 5.4 Tim Birtsas, L ERA: 2.08	IP: 4.0 WLS: L BF: 18 H: 4 R: 4 ER: 4 SO: 4 BB: 0 IBB: 0 HBP: 0 BLK: 0 WP: 0 HR: 1 S: 26 P: 45 ERA: 9.00 WHIP: 1.500																			

AB	30
R	6
H	8
RBI	6
BB	4
SO	1
LOB	13





Batter	1	2	3	4	5	6	7	8	9	AB	R	H	RBI	BB	SO	LOB	TOP							
Vince Coleman, S (1, 7) OBP: 0.347, SLG: 0.444	2-1 1B		3-2 6-3		1-2 2B		0-0 1B	0-3 K		5	1	3	0	0	1	2								
Ozzie Smith, S (1, 6) OBP: 0.350, SLG: 0.321	2-1 1B		2-1 P4		3-1 6-3		1-0 1B		0-0 F8	5	1	2	0	0	0	1								
Willie McGee, S (1, 8) OBP: 0.340, SLG: 0.373	0-1 1B		0-1 1B			2-2 4-3	1-1 3-1		1-1 1B	5	1	3	1	0	0	2								
Tom Brunansky, R (1, 9) OBP: 0.379, SLG: 0.440	2-0 1B		1-0 L8			3-1 1B		3-2 1B	4-2 1B	4	1	3	1	1	0	1								
Terry Pendleton, S (1, 5) OBP: 0.344, SLG: 0.406	1-3 K			0-2 E3		1-1 F9		3-1 1B	0-0 BB	4	1	1	0	0	1	3								
José Oquendo, S (8, 5) OBP: 0.366, SLG: 0.282				0-1 G4-6-3				1-3 E	1-3 1B	1	0	1	1	0	0	0								
Bob Horner, R (1, 3) OBP: 0.348, SLG: 0.340	3-2 L9-3			1-2 G4-6-3		4-2 1B		3-1 SF7	0-0 5-3	3	0	0	1	1	0	5								
Tony Peña, R (1, 2) OBP: 0.298, SLG: 0.408		1-1 3-1		0-0 F8		1-0 L6		1-0 6-3	0-2 F8	5	0	0	0	0	0	5								
Luis Alicea, S (1, 4) OBP: 0.323, SLG: 0.310		0-0 6-3			1-0 F8		2-2 1-3	4-0 IBB		3	0	0	0	1	0	0								
Randy O'Neal, R (1, 1)		0-0 4-3			2-0 L9		0-0 1-4-3	1-0 E5		3	0	0	0	0	0	0								
Steve Peters, L (7, 1)										0	0	0	0	0	0	0								
Curt Ford, L (8, PH) OBP: 0.179, SLG: 0.160										0	0	0	0	0	0	0								
Tom Pagnozzi, R (8, PH) OBP: 0.296, SLG: 0.280										1	0	1	1	0	0	0								
Todd Worrell, R (8, 1)										0	0	0	0	0	0	0								
<b>Inning Stats</b>	R: 2 E: 0 K: 1 S: 13	H: 4 LOB: 1 BB: 0 P: 23	R: 0 E: 0 K: 0 S: 4	H: 0 LOB: 0 BB: 5 P: 5	R: 0 E: 0 K: 0 S: 8	H: 1 LOB: 1 BB: 0 P: 14	R: 0 E: 1 K: 0 S: 6	H: 0 LOB: 0 BB: 0 P: 6	R: 0 E: 0 K: 0 S: 7	H: 1 LOB: 2 BB: 0 P: 14	R: 0 E: 0 K: 0 S: 10	H: 1 LOB: 2 BB: 0 P: 21	R: 0 E: 0 K: 0 S: 8	H: 2 LOB: 2 BB: 0 P: 12	R: 2 E: 1 K: 1 S: 14	H: 3 LOB: 2 BB: 1 P: 28	R: 1 E: 1 K: 0 S: 10	H: 2 LOB: 2 BB: 1 P: 15	1B: 13 2B: 2 3B: 0 HR: 0	SF: 1 SAC: 0 DP: 2 HBP: 0	WP: 0 PB: 0 SB: 1 CS: 0	PA: 43		
<b>PITCHER</b>	IP WLS BF H R ER SO BB IBB HBP BLK WP HR S P ERA WHIP	IP WLS BF H R ER SO BB IBB HBP BLK WP HR S P ERA WHIP	IP WLS BF H R ER SO BB IBB HBP BLK WP HR S P ERA WHIP	IP WLS BF H R ER SO BB IBB HBP BLK WP HR S P ERA WHIP	IP WLS BF H R ER SO BB IBB HBP BLK WP HR S P ERA WHIP	IP WLS BF H R ER SO BB IBB HBP BLK WP HR S P ERA WHIP	IP WLS BF H R ER SO BB IBB HBP BLK WP HR S P ERA WHIP	IP WLS BF H R ER SO BB IBB HBP BLK WP HR S P ERA WHIP	IP WLS BF H R ER SO BB IBB HBP BLK WP HR S P ERA WHIP	IP WLS BF H R ER SO BB IBB HBP BLK WP HR S P ERA WHIP	IP WLS BF H R ER SO BB IBB HBP BLK WP HR S P ERA WHIP	IP WLS BF H R ER SO BB IBB HBP BLK WP HR S P ERA WHIP	IP WLS BF H R ER SO BB IBB HBP BLK WP HR S P ERA WHIP	IP WLS BF H R ER SO BB IBB HBP BLK WP HR S P ERA WHIP	IP WLS BF H R ER SO BB IBB HBP BLK WP HR S P ERA WHIP	IP WLS BF H R ER SO BB IBB HBP BLK WP HR S P ERA WHIP	IP WLS BF H R ER SO BB IBB HBP BLK WP HR S P ERA WHIP	IP WLS BF H R ER SO BB IBB HBP BLK WP HR S P ERA WHIP	IP WLS BF H R ER SO BB IBB HBP BLK WP HR S P ERA WHIP	IP WLS BF H R ER SO BB IBB HBP BLK WP HR S P ERA WHIP	IP WLS BF H R ER SO BB IBB HBP BLK WP HR S P ERA WHIP	IP WLS BF H R ER SO BB IBB HBP BLK WP HR S P ERA WHIP	IP WLS BF H R ER SO BB IBB HBP BLK WP HR S P ERA WHIP	IP WLS BF H R ER SO BB IBB HBP BLK WP HR S P ERA WHIP

St. Louis Cardinals @ Atlanta Braves  
Atlanta-Fulton County Stadium, Atlanta, GA  
Fri May 27 1988, 7:05 PM EDT  
Att: 15,587 - Unknown


AB 39  
R 5  
H 14  
RBI 5  
BB 3  
SO 2  
LOB 19



Batter	1	2	3	4	5	6	7	8	9	AB	R	H	RBI	BB	SO	LOB	BOTTOM							
Albert Hall, S (1, 8) OBP: 0.364, SLG: 0.304	2-1 1B		0-0 F7		1-0 1B		1-0 4-3		1-2 L9	5	1	2	0	0	0	0								
Ken Oberkfell, L (1, 5) OBP: 0.322, SLG: 0.348	2-0 F8		1-1 4-3		1-2 1B		2-0 1B		2-1 F8	5	0	2	1	0	0	1								
Gerald Perry, L (1, 3) OBP: 0.347, SLG: 0.397	1-0 G6-4-3			0-0 6-3	1-1 5-3		1-1 F8			4	0	0	0	0	0	3								
Dale Murphy, R (1, 9) OBP: 0.323, SLG: 0.370		0-0 1-3		2-2 P4		1-1 6-3		1-3 K		4	1	1	0	0	1	0								
Dion James, L (1, 7) OBP: 0.375, SLG: 0.359		1-1 L8		3-1 1B		2-0 6-3		0-1 1B		4	0	2	1	0	0	0								
Andres Thomas, R (1, 6) OBP: 0.251, SLG: 0.333		1-1 1B		0-0 1B	1-2 FC5-4		0-1 6-3		0-0 F8	4	0	2	0	0	0	1								
Bruce Benedict, R (1, 2) OBP: 0.303, SLG: 0.320		0-1 1B		0-0 FC5-4		0-1 1B		1-1 FC5-4		3	0	2	0	0	0	2								
Ken Griffey, L (8, PH) OBP: 0.326, SLG: 0.353										1	0	1	0	0	0	0								
Juan Eichelberger, R (9, 1)										0	0	0	0	0	0	0								
Ron Gant, R (1, 4) OBP: 0.229, SLG: 0.318		0-0 F8			1-1 P6	2-3 K		2-2 FC5-4		4	0	0	0	0	1	5								
Zane Smith, L (1, 1) OBP: 0.053, SLG: 0.053										2	0	0	0	0	0	0								
Jerry Royster, R (7, PH) OBP: 1.000, SLG: 1.000										1	0	0	0	0	0	0								
José Álvarez, R (8, 1) OBP: 0.500, SLG: 1.000										0	0	0	0	0	0	0								
Paul Assenmacher, L (8, 1) OBP: 0.500, SLG: 1.000										0	0	0	0	0	0	0								
Ted Simmons, S (9, 2) OBP: 0.345, SLG: 0.348										1	0	0	0	0	0	0								
<b>Inning Stats</b>	R: 0 E: 0 K: 0 S: 4	H: 1 LOB: 0 BB: 0 P: 9	R: 0 E: 0 K: 0 S: 8	H: 2 LOB: 2 BB: 0 P: 10	R: 0 E: 0 K: 0 S: 7	H: 0 LOB: 0 BB: 0 P: 9	R: 0 E: 0 K: 0 S: 8	H: 2 LOB: 2 BB: 0 P: 13	R: 1 E: 0 K: 0 S: 10	H: 2 LOB: 1 BB: 0 P: 14	R: 1 E: 0 K: 1 S: 10	H: 2 LOB: 1 BB: 0 P: 15	R: 0 E: 0 K: 0 S: 5	H: 1 LOB: 1 BB: 0 P: 10	R: 0 E: 0 K: 1 S: 12	H: 2 LOB: 2 BB: 0 P: 16	R: 0 E: 0 K: 0 S: 9	H: 0 LOB: 0 BB: 0 P: 13	1B: 11 2B: 0 3B: 1 HR: 0	SF: 0 SAC: 0 DP: 1 HBP: 0	WP: 0 PB: 0 SB: 1 CS: 0	PA: 38		
<b>PITCHER</b>	IP WLS BF H R ER SO BB IBB HBP BLK WP HR S P ERA WHIP	IP WLS BF H R ER SO BB IBB HBP BLK WP HR S P ERA WHIP	IP WLS BF H R ER SO BB IBB HBP BLK WP HR S P ERA WHIP	IP WLS BF H R ER SO BB IBB HBP BLK WP HR S P ERA WHIP	IP WLS BF H R ER SO BB IBB HBP BLK WP HR S P ERA WHIP	IP WLS BF H R ER SO BB IBB HBP BLK WP HR S P ERA WHIP	IP WLS BF H R ER SO BB IBB HBP BLK WP HR S P ERA WHIP	IP WLS BF H R ER SO BB IBB HBP BLK WP HR S P ERA WHIP	IP WLS BF H R ER SO BB IBB HBP BLK WP HR S P ERA WHIP	IP WLS BF H R ER SO BB IBB HBP BLK WP HR S P ERA WHIP	IP WLS BF H R ER SO BB IBB HBP BLK WP HR S P ERA WHIP	IP WLS BF H R ER SO BB IBB HBP BLK WP HR S P ERA WHIP	IP WLS BF H R ER SO BB IBB HBP BLK WP HR S P ERA WHIP	IP WLS BF H R ER SO BB IBB HBP BLK WP HR S P ERA WHIP	IP WLS BF H R ER SO BB IBB HBP BLK WP HR S P ERA WHIP	IP WLS BF H R ER SO BB IBB HBP BLK WP HR S P ERA WHIP	IP WLS BF H R ER SO BB IBB HBP BLK WP HR S P ERA WHIP	IP WLS BF H R ER SO BB IBB HBP BLK WP HR S P ERA WHIP	IP WLS BF H R ER SO BB IBB HBP BLK WP HR S P ERA WHIP	IP WLS BF H R ER SO BB IBB HBP BLK WP HR S P ERA WHIP	IP WLS BF H R ER SO BB IBB HBP BLK WP HR S P ERA WHIP	IP WLS BF H R ER SO BB IBB HBP BLK WP HR S P ERA WHIP	IP WLS BF H R ER SO BB IBB HBP BLK WP HR S P ERA WHIP	IP WLS BF H R ER SO BB IBB HBP BLK WP HR S P ERA WHIP

St. Louis Cardinals @ Atlanta Braves  
Atlanta-Fulton County Stadium, Atlanta, GA  
Fri May 27 1988, 7:05 PM EDT  
Att: 15,587 - Unknown

AB 38  
R 2  
H 12  
RBI 2  
BB 0  
SO 2  
LOB 12





Batter	1	2	3	4	5	6	7	8	9	AB	R	H	RBI	BB	SO	LOB	TOP				
Vince Coleman, S (1, 7) OBP: 0.350, SLG: 0.445	F6		F8		E8			CS 1B		4	0	2	0	0	0	0					
Ozzie Smith, S (1, 6) OBP: 0.343, SLG: 0.314	F9		6-3		G3			1-2		4	0	0	0	0	1	2					
Willie McGee, S (1, 8) OBP: 0.338, SLG: 0.371	L4				G3			6-3		4	0	1	0	0	0	1					
Tom Brunansky, R (1, 9) OBP: 0.381, SLG: 0.439		1B 1B	F2			6-3			G6-4-3 BB	3	1	1	0	1	0	1					
Tony Peña, R (1, 2) OBP: 0.297, SLG: 0.404		1B			K				G6-4-3 1-2	4	0	1	0	0	2	1					
Bob Horner, R (1, 3) Curt Ford, L (9, PR) OBP: 0.352, SLG: 0.344 OBP: 0.179, SLG: 0.160		1B			F4				1B	4	0	2	1	0	0	0					
Luis Alícea, S (1, 4) OBP: 0.321, SLG: 0.317		F8			F3				K	4	0	1	0	0	1	2					
José Oquendo, S (1, 5) OBP: 0.365, SLG: 0.284			F9		F8					3	0	1	0	0	0	1					
John Tudor, L (1, 1) OBP: 0.200, SLG: 0.077		F6			4-3					3	0	0	0	0	0	2					
<b>Inning Stats</b>	R: 0 E: 0 K: 0 S: 6	H: 0 LOB: 0 BB: 0 P: 10	R: 1 E: 0 K: 0 S: 19	H: 4 LOB: 2 BB: 0 P: 33	R: 0 E: 0 K: 1 S: 6	H: 1 LOB: 1 BB: 0 P: 8	R: 0 E: 0 K: 1 S: 8	H: 1 LOB: 1 BB: 0 P: 12	R: 0 E: 1 K: 0 S: 11	H: 0 LOB: 0 BB: 0 P: 15	R: 0 E: 0 K: 1 S: 9	H: 0 LOB: 0 BB: 0 P: 12	R: 0 E: 0 K: 1 S: 10	H: 1 LOB: 0 BB: 1 P: 14	R: 0 E: 0 K: 1 S: 6	H: 1 LOB: 1 BB: 1 P: 12	1B: 8 2B: 1 3B: 0 HR: 0	SF: 0 SAC: 0 DP: 1 HBP: 0	WP: 0 PB: 0 SB: 0 CS: 1	PA: 34	
<b>PITCHER</b>	IP	WLS	BF	H	R	ER	SO	BB	IBB	HBP	BLK	WP	HR	S	P	ERA	WHIP				
Rick Mahler, R (1, 1) ERA: 3.65	7.0	W	28	8	1	1	2	0	0	0	0	0	0	68	102	1.29	1.143				
Bruce Sutter, R (8, 1) ERA: 2.31	2.0	S	6	1	0	0	2	1	0	0	0	0	0	13	23	0.00	1.000				

St. Louis Cardinals @ Atlanta Braves  
Atlanta-Fulton County Stadium, Atlanta, GA  
Sat May 28 1988, 7:05 PM EDT  
Att: 21,310 - Unknown - 86 F

AB 33  
R 1  
H 9  
RBI 1  
BB 1  
SO 4  
LOB 10



Batter	1	2	3	4	5	6	7	8	9	AB	R	H	RBI	BB	SO	LOB	BOTTOM				
Albert Hall, S (1, 8) OBP: 0.352, SLG: 0.292	F6		F4			K		4-3		4	0	0	0	0	1	0					
Andres Thomas, R (1, 6) OBP: 0.246, SLG: 0.326	F4				1-3	F2		F5		4	0	0	0	0	0	0					
Gary Roenicke, R (1, 7) Dion James, L (6, PR) OBP: 0.327, SLG: 0.431 OBP: 0.375, SLG: 0.359	F9				2B	E7		1B		3	0	2	0	0	0	0					
Dale Murphy, R (1, 9) OBP: 0.323, SLG: 0.366		E5 SF9			E5			IBB		2	1	0	0	1	0	1					
Ted Simmons, S (1, 3) OBP: 0.313, SLG: 0.308		4-3			G1-6-3	4-3				3	0	0	0	0	0	5					
Ken Oberkfell, L (1, 5) OBP: 0.323, SLG: 0.351		SF9				2B		F7		2	1	1	1	0	0	0					
Bruce Benedict, R (1, 2) OBP: 0.322, SLG: 0.340		6-3			L1-6 1-H	F6				3	0	1	1	0	0	0					
Ron Gant, R (1, 4) OBP: 0.223, SLG: 0.310					K			4-3		3	0	0	0	0	1	1					
Rick Mahler, R (1, 1) Bruce Sutter, R (8, 1) Gerald Perry, L (8, 3) OBP: 0.087, SLG: 0.091 OBP: 0.345, SLG: 0.395					F8			F4		2	0	0	0	0	0	0					
<b>Inning Stats</b>	R: 0 E: 0 K: 0 S: 7	H: 0 LOB: 0 BB: 0 P: 11	R: 1 E: 1 K: 0 S: 7	H: 0 LOB: 0 BB: 0 P: 12	R: 0 E: 0 K: 1 S: 8	H: 0 LOB: 0 BB: 0 P: 13	R: 0 E: 1 K: 0 S: 10	H: 1 LOB: 1 BB: 0 P: 17	R: 1 E: 0 K: 0 S: 5	H: 2 LOB: 0 BB: 0 P: 6	R: 0 E: 1 K: 1 S: 9	H: 1 LOB: 2 BB: 1 P: 14	R: 0 E: 0 K: 0 S: 10	H: 0 LOB: 0 BB: 0 P: 14	R: 0 E: 0 K: 0 S: 5	H: 0 LOB: 0 BB: 0 P: 7	1B: 2 2B: 3 3B: 0 HR: 0	SF: 1 SAC: 0 DP: 2 HBP: 0	WP: 0 PB: 0 SB: 0 CS: 0	PA: 29	
<b>PITCHER</b>	IP	WLS	BF	H	R	ER	SO	BB	IBB	HBP	BLK	WP	HR	S	P	ERA	WHIP				
John Tudor, L (1, 1) ERA: 0.94	8.0	L	29	4	2	1	2	0	1	0	0	0	0	61	94	1.12	0.500				

St. Louis Cardinals @ Atlanta Braves  
Atlanta-Fulton County Stadium, Atlanta, GA  
Sat May 28 1988, 7:05 PM EDT  
Att: 21,310 - Unknown - 86 F

AB 27  
R 2  
H 4  
RBI 2  
BB 1  
SO 2  
LOB 8

















Batter	1	2	3	4	5	6	7	8	9	10	11	12	13	AB	R	H	RBI	BB	SO	LOB	TOP	
Ozzie Smith, S OBP: 0.352, SLG: 0.338 (1.6)			1-3											5	1	3	0	1	1	0		
José Quiroga, S OBP: 0.370, SLG: 0.341 (1.5)									1-3					3	0	1	1	0	0	1		
Wille McGee, S OBP: 0.336, SLG: 0.363 (1.8)														5	0	2	0	1	0	4		
Tom Brunansky, R OBP: 0.389, SLG: 0.449 (1.9)														5	0	2	1	1	1	4		
Curt Ford, L OBP: 0.182, SLG: 0.138 (1.7)				1-3										4	0	0	0	1	1	5		
Tony Peña, R OBP: 0.304, SLG: 0.399 (1.2)															5	0	2	0	1	1	4	
Tom Pagnozzi, R OBP: 0.300, SLG: 0.250 (1.3)															4	1	0	0	1	3	3	
Luis Alcega, S OBP: 0.310, SLG: 0.314 (1.4)															6	1	2	0	0	1	4	
Randy O'Neal, R Ken Layman, R Scott Terry, R Ken Dayley, L Steve Peters, L Todd Worrell, R															3	0	0	0	0	0	0	
<b>Inning Stats</b>	R: 1 E: 0 K: 0 S: 6	H: 2 LOB: 1 BB: 0 P: 7	R: 0 E: 0 K: 1 S: 7	H: 1 LOB: 0 BB: 0 P: 11	R: 0 E: 0 K: 1 S: 11	H: 1 LOB: 1 BB: 0 P: 17	R: 0 E: 0 K: 1 S: 14	H: 0 LOB: 0 BB: 0 P: 7	R: 0 E: 0 K: 0 S: 8	H: 1 LOB: 3 BB: 2 P: 24	R: 0 E: 0 K: 1 S: 6	H: 0 LOB: 0 BB: 0 P: 11	R: 0 E: 0 K: 0 S: 7	H: 1 LOB: 1 BB: 1 P: 10	R: 0 E: 0 K: 0 S: 7	H: 1 LOB: 2 BB: 1 P: 14	R: 0 E: 0 K: 1 S: 10	H: 2 LOB: 1 BB: 0 P: 12	1B: 11 2B: 2 3B: 0 HR: 0	SF: 1 SAC: 5 DP: 2 HBP: 0	W/P: 0 PB: 0 SB: 1 CS: 1	PA: 55
<b>PITCHER</b>	IP	WLS	BF	H	R	ER	SO	BB	IBB	HBP	BLK	WP	HR	S	P	ERA	WHIP					
Danny Darwin, R (1.1)	6.1		27	7	2	2	3	3	0	0	0	0	0	56	86	2.84	1.579					
Juan Agosto, L (7.1)	1.0		6	1	0	0	0	0	2	0	0	0	0	8	19	0.00	1.000					
Larry Andersen, R (8.1)	2.2		8	1	0	0	4	0	0	0	0	0	0	19	27	0.00	0.375					
Dave Smith, R (11.1)	1.0		4	1	0	0	0	0	0	0	0	0	0	8	10	0.00	1.000					
Jeff Heathcock, R (12.1)	2.0	L	9	3	1	1	1	1	0	0	0	0	0	17	26	4.50	2.000					

St. Louis Cardinals @ Houston Astros  
Astrodome, Houston, TX  
Wed Jun 01 1988, 8:05 PM EDT  
Att. 20,833 - Dome - 70 F

AB 42  
R 3  
H 13  
RBI 3  
BB 6  
SO 8  
LOB 26



Batter	1	2	3	4	5	6	7	8	9	10	11	12	13	AB	R	H	RBI	BB	SO	LOB	BOTTOM							
Gerald Young, S OBP: 0.348, SLG: 0.328 (1.8)															6	0	0	0	0	1	2							
Billy Hatcher, R OBP: 0.348, SLG: 0.397 (1.7)														4	1	2	1	1	0	2								
Kevin Bass, S OBP: 0.302, SLG: 0.388 (1.9)														5	0	0	0	0	0	0								
Jeff Heathcock, R (12.1)														0	0	0	0	0	0	0								
Glenn Davis, R OBP: 0.350, SLG: 0.497 (1.3)														5	0	1	0	0	2	1								
Alan Ashby, S OBP: 0.315, SLG: 0.421 (1.2)															5	0	0	0	0	2								
Denny Walling, L OBP: 0.297, SLG: 0.340 (1.5)															5	0	1	0	0	1								
Jim Pankovits, R OBP: 0.326, SLG: 0.360 (1.4)														5	0	1	0	0	1	1								
Rafael Ramirez, R OBP: 0.290, SLG: 0.380 (1.6)														3	0	1	1	0	0	0								
Larry Andersen, R (8.1)	2.0		6	0	0	0	0	0	0	0	0			0	0	0	0	0	0	0								
Steve Henderson, R (10. PH)	2.0		6	0	0	0	3	0	0	0	0			1	0	0	0	0	0	0								
Dave Smith, R (11.1)	2.0	W	8	1	0	0	1	1	0	0	0			0	0	0	0	0	0	0								
Terry Pugh, L OBP: 0.346, SLG: 0.273 (12.9)	1.0		3	0	0	0	1	0	0	0	0			1	0	0	0	0	0	0								
Danny Darwin, R (1.1)	0.0		0	0	0	0	0	0	0	0	0			2	0	0	0	0	1	2								
Juan Agosto, L (7.1)	1.0		4	1	0	0	0	0	0	0	0			0	0	0	0	0	0	0								
Craig Reynolds, L OBP: 0.271, SLG: 0.205 (8.6)	2.0		8	1	0	0	1	1	0	0	0			1	0	0	0	0	0	0								
Chuck Jackson, R OBP: 0.316, SLG: 0.391 (11. PH)	1.0		3	0	0	0	1	0	0	0	0			2	0	0	0	0	0	0								
Todd Worrell, R (13.1)	1.0	S	3	0	0	0	1	0	0	0	0			2	0	0	0	0	0	0								
<b>Inning Stats</b>	R: 1 E: 0 K: 1 S: 8	H: 1 LOB: 0 BB: 0 P: 11	R: 0 E: 0 K: 0 S: 6	H: 0 LOB: 0 BB: 0 P: 7	R: 0 E: 0 K: 1 S: 7	H: 0 LOB: 0 BB: 0 P: 10	R: 0 E: 0 K: 1 S: 11	H: 1 LOB: 1 BB: 0 P: 17	R: 1 E: 0 K: 0 S: 11	H: 3 LOB: 2 BB: 0 P: 15	R: 0 E: 0 K: 0 S: 3	H: 0 LOB: 0 BB: 0 P: 7	R: 0 E: 0 K: 0 S: 7	H: 0 LOB: 0 BB: 0 P: 13	R: 0 E: 0 K: 1 S: 10	H: 0 LOB: 0 BB: 0 P: 13	R: 0 E: 0 K: 2 S: 11	H: 0 LOB: 0 BB: 0 P: 16	R: 0 E: 0 K: 0 S: 10	H: 0 LOB: 1 BB: 1 P: 19	R: 0 E: 0 K: 1 S: 13	H: 1 LOB: 1 BB: 0 P: 17	R: 0 E: 0 K: 1 S: 8	H: 0 LOB: 0 BB: 0 P: 8	1B: 5 2B: 0 3B: 0 HR: 1	SF: 0 SAC: 0 DP: 0 HBP: 0	W/P: 0 PB: 0 SB: 0 CS: 0	PA: 46
<b>PITCHER</b>	IP	WLS	BF	H	R	ER	SO	BB	IBB	HBP	BLK	WP	HR	S	P	ERA	WHIP											
Randy O'Neal, R (1.1)	6.0		23	5	2	2	3	0	0	0	0	0	0	46	67	3.00	0.833											
Scott Terry, R (7.1)	2.0		6	0	0	0	0	0	0	0	0	0	0	14	23	0.00	0.000											
Ken Dayley, L (8.1)	2.0		6	0	0	0	3	0	0	0	0	0	0	21	29	0.00	0.000											
Steve Peters, L (10. PH)	2.0	W	8	1	0	0	1	1	0	0	0	0	0	23	36	0.00	1.000											
Todd Worrell, R (13.1)	1.0	S	3	0	0	0	1	0	0	0	0	0	0	8	8	0.00	0.000											

St. Louis Cardinals @ Houston Astros  
Astrodome, Houston, TX  
Wed Jun 01 1988, 8:05 PM EDT  
Att. 20,833 - Dome - 70 F

AB 45  
R 1  
H 6  
RBI 2  
BB 1  
SO 8  
LOB 13





Batter	1	2	3	4	5	6	7	8	9	10	11	12	13	14	AB	R	H	RBI	BB	SO	LOB	TOP				
<b>Ozzie Smith, S</b> OBP: 0.357, SLG: 0.343	6-3										F7				6	0	2	0	1	0	0					
<b>José Quiendo, S</b> OBP: 0.355, SLG: 0.326	K		L8					G3			F8				7	0	1	0	0	1	5					
<b>Willie McGee, S</b> OBP: 0.331, SLG: 0.353	5-3		F7								F8				6	0	0	0	1	0	5					
<b>Tom Brunansky, R</b> OBP: 0.395, SLG: 0.453																										
<b>Bob Horner, R</b> OBP: 0.340, SLG: 0.349																										
<b>Larry McLlroy, L</b> OBP: 0.300, SLG: 0.278																										
<b>Tom Egan, R</b> OBP: 0.310, SLG: 0.263																										
<b>Tony Peña, R</b> OBP: 0.313, SLG: 0.399																										
<b>Tom Lawless, R</b> OBP: 0.167, SLG: 0.118																										
<b>Curt Ford, L</b> OBP: 0.171, SLG: 0.129																										
<b>Vince Coleman, S</b> OBP: 0.347, SLG: 0.430																										
<b>Luis Alícea, S</b> OBP: 0.315, SLG: 0.315																										
<b>John Tudor, L</b> OBP: 0.302, SLG: 0.367																										
<b>Todd Worrell, R</b> OBP: 0.300, SLG: 0.278																										
<b>Ken Dayley, L</b> OBP: 0.300, SLG: 0.278																										
<b>Scott Terry, R</b> OBP: 0.300, SLG: 0.278																										
<b>Duane Walker, S</b> OBP: 0.300, SLG: 0.278																										
<b>Bob Forsch, R</b> OBP: 0.300, SLG: 0.278																										
<b>Steve Peters, L</b> OBP: 0.300, SLG: 0.278																										
<b>John Costello, R</b> OBP: 0.300, SLG: 0.278																										
<b>Inning Stats</b>	R: 0 E: 0 K: 1 S: 7	H: 0 LOB: 0 BB: 0 P: 13	R: 0 E: 0 K: 2 S: 9	H: 1 LOB: 1 BB: 1 P: 17	R: 0 E: 0 K: 1 S: 7	H: 1 LOB: 2 BB: 1 P: 14	R: 0 E: 0 K: 0 S: 7	H: 2 LOB: 2 BB: 1 P: 16	R: 2 E: 0 K: 0 S: 16	H: 4 LOB: 3 BB: 1 P: 28	R: 0 E: 0 K: 0 S: 8	H: 0 LOB: 0 BB: 0 P: 16	R: 0 E: 0 K: 1 S: 8	H: 0 LOB: 1 BB: 0 P: 12	R: 0 E: 0 K: 0 S: 5	H: 1 LOB: 0 BB: 0 P: 9	R: 0 E: 0 K: 1 S: 12	H: 1 LOB: 2 BB: 1 P: 21	R: 0 E: 0 K: 1 S: 7	H: 0 LOB: 0 BB: 0 P: 9	R: 1 E: 0 K: 2 S: 13	H: 1 LOB: 3 BB: 3 P: 25	1B: 9 2B: 2 3B: 0 HR: 1	SF: 0 SAC: 1 DP: 1 HBP: 0	WP: 1 PB: 0 SB: 3 CS: 0	PA: 63

PITCHER	IP	WLS	BF	H	R	ER	SO	BB	IBB	HBP	BLK	WP	HR	S	P	ERA	WHIP
<b>Don Carman, L</b> ERA: 4.58	6.0		31	9	2	2	4	4	0	0	0	0	0	5	109	3.00	2.167
<b>Greg Harris, R</b> ERA: 2.7	1.0		4	0	0	0	0	0	1	0	0	0	0	5	13	0.00	0.000
<b>Kent Tekulve, R</b> ERA: 2.79	1.0		3	0	0	0	0	0	0	0	0	0	0	8	16	0.00	0.000
<b>Steve Badrosian, R</b> ERA: 5.79	2.0		7	1	0	0	0	0	0	0	0	0	0	12	17	0.00	0.500
<b>Wally Ritchie, L</b> ERA: 1.5	2.0		8	1	0	0	0	0	1	0	0	1	0	17	30	0.00	0.500

Batter	1	2	3	4	5	6	7	8	9	10	11	12	13	14	AB	R	H	RBI	BB	SO	LOB	BOTTOM						
<b>Juan Samuel, R</b> OBP: 0.306, SLG: 0.396	F8														7	0	1	1	1	2	2							
<b>Phil Bradley, R</b> OBP: 0.340, SLG: 0.324															6	1	4	0	1	0	3							
<b>Von Hayes, L</b> OBP: 0.366, SLG: 0.453															5	0	0	0	1	0	4							
<b>Lance Parrish, R</b> OBP: 0.337, SLG: 0.491															6	0	2	1	1	0	1							
<b>Mike Schmidt, R</b> OBP: 0.316, SLG: 0.347															5	0	2	0	2	2	2							
<b>Chris James, R</b> OBP: 0.271, SLG: 0.425															7	0	1	0	0	0	9							
<b>Mike Young, S</b> OBP: 0.306, SLG: 0.326															6	1	4	0	1	0	4							
<b>Steve Jeltz, S</b> OBP: 0.321, SLG: 0.304															3	0	0	0	0	0	3							
<b>Greg Gross, L</b> OBP: 0.263, SLG: 0.176															3	0	0	0	0	1	4							
<b>Bill Almon, R</b> OBP: 0.221, SLG: 0.217															2	0	0	0	0	0	1							
<b>Don Carman, L</b> ERA: 4.58															1	0	0	0	0	0	0							
<b>Greg Harris, R</b> ERA: 2.7															1	0	0	0	0	0	0							
<b>Kent Tekulve, R</b> ERA: 2.79															1	0	0	0	0	0	0							
<b>Steve Badrosian, R</b> ERA: 5.79															1	0	0	0	0	0	0							
<b>Wally Ritchie, L</b> ERA: 1.5															1	0	0	0	0	0	0							
<b>Inning Stats</b>	R: 0 E: 0 K: 0 S: 10	H: 1 LOB: 1 BB: 0 P: 14	R: 0 E: 0 K: 0 S: 8	H: 1 LOB: 1 BB: 0 P: 11	R: 0 E: 0 K: 0 S: 11	H: 0 LOB: 0 BB: 0 P: 14	R: 0 E: 0 K: 0 S: 6	H: 1 LOB: 1 BB: 0 P: 10	R: 0 E: 0 K: 0 S: 14	H: 2 LOB: 3 BB: 1 P: 25	R: 1 E: 0 K: 0 S: 11	H: 2 LOB: 2 BB: 1 P: 19	R: 0 E: 0 K: 0 S: 12	H: 2 LOB: 3 BB: 1 P: 20	R: 1 E: 0 K: 1 S: 13	H: 2 LOB: 2 BB: 1 P: 25	R: 0 E: 0 K: 0 S: 5	H: 1 LOB: 0 BB: 0 P: 19	R: 0 E: 0 K: 1 S: 14	H: 2 LOB: 2 BB: 2 P: 26	R: 0 E: 0 K: 0 S: 6	H: 1 LOB: 0 BB: 2 P: 18	R: 0 E: 0 K: 3 S: 11	H: 0 LOB: 0 BB: 0 P: 16	1B: 8 2B: 8 3B: 0 HR: 0	SF: 0 SAC: 2 DP: 1 HBP: 0	WP: 1 PB: 0 SB: 0 CS: 0	PA: 64

PITCHER	IP	WLS	BF	H	R	ER	SO	BB	IBB	HBP	BLK	WP	HR	S	P	ERA	WHIP
<b>John Tudor, L</b> ERA: 0.98	7.1		32	8	1	1	1	1	0	0	0	0	0	6	108	1.23	1.364
<b>Todd Worrell, R</b> ERA: 2.83	0.0		2	1	0	0	0	0	1	0	0	0	0	2	6	∞	∞
<b>Ken Dayley, L</b> ERA: 1.59	1.0		5	1	1	1	0	1	0	0	0	0	0	11	19	9.00	2.000
<b>Scott Terry, R</b> ERA: 3.51	0.2		3	1	0	0	1	0	0	0	0	1	0	7	12	0.00	1.500
<b>Bob Forsch, R</b> ERA: 4.3	2.2		11	2	0	0	1	0	2	0	0	0	0	19	44	0.00	0.750


St. Louis Cardinals @ Philadelphia Phillies  
Veterans Stadium, Philadelphia, PA  
Thu Jun 02 1988, 7:05 PM EDT  
Att: 20,210 - Unknown - 61 F

AB 52  
R 3  
H 12  
RBI 3  
BB 10  
SO 7  
LOB 34



St. Louis Cardinals @ Philadelphia Phillies  
Veterans Stadium, Philadelphia, PA  
Thu Jun 02 1988, 7:05 PM EDT  
Att: 20,210 - Unknown - 61 F

AB 54  
R 2  
H 15  
RBI 2  
BB 8  
SO 7  
LOB 37









Batter	1	2	3	4	5	6	7	8	9	AB	R	H	RBI	BB	SO	LOB	TOP					
Vince Coleman, S (1, 7) OBP: 0.397, SLG: 0.446										5	2	3	0	0	0	3						
Ozzie Smith, S (1, 6) OBP: 0.347, SLG: 0.338										4	1	1	2	0	0	1						
Willie McGee, S (1, 8) OBP: 0.337, SLG: 0.361										4	1	1	0	1	0	1						
Tom Brunansky, R (1, 9) OBP: 0.399, SLG: 0.465										3	1	0	0	2	0	2						
Bob Horner, R (1, 3) OBP: 0.343, SLG: 0.346										3	1	0	1	2	2	1						
Tony Peña, R (1, 2) OBP: 0.317, SLG: 0.417										4	2	2	2	0	0	2						
Steve Lake, R (9, 2) OBP: 0.286, SLG: 0.320										0	0	0	0	0	0	0						
José Oquendo, S (1, 5) OBP: 0.339, SLG: 0.311										3	0	0	1	0	0	0						
Luis Alicaia, S (1, 4) OBP: 0.306, SLG: 0.305										4	0	0	0	0	2	3						
Cris Carpenter, R (1, 1) OBP: 0.091, SLG: 0.091										2	0	0	0	0	1	0						
Tom Lawless, R (8, PH) OBP: 0.200, SLG: 0.211										1	0	1	0	0	0	0						
Curt Ford, L (8, PH) OBP: 0.189, SLG: 0.152										1	0	1	2	0	0	0						
Ken Dayley, L (8, 1)										0	0	0	0	0	0	0						
<b>Inning Stats</b>	R: 1 E: 0 K: 0 S: 13	H: 1 LOB: 0 BB: 0 P: 20	R: 0 E: 0 K: 1 S: 7	H: 0 LOB: 0 BB: 0 P: 9	R: 0 E: 0 K: 0 S: 8	H: 1 LOB: 0 BB: 0 P: 11	R: 0 E: 0 K: 0 S: 7	H: 0 LOB: 2 BB: 2 P: 18	R: 0 E: 0 K: 1 S: 6	H: 0 LOB: 0 BB: 0 P: 11	R: 0 E: 0 K: 0 S: 12	H: 1 LOB: 1 BB: 0 P: 15	R: 1 E: 0 K: 2 S: 9	H: 1 LOB: 0 BB: 0 P: 12	R: 6 E: 0 K: 1 S: 22	H: 4 LOB: 3 BB: 3 P: 43	R: 0 E: 0 K: 0 S: 9	H: 1 LOB: 1 BB: 0 P: 13	1B: 5 2B: 3 3B: 0 HR: 1	SF: 1 SAC: 1 DP: 0 HBP: 0	WP: 0 PB: 0 SB: 1 CS: 1	PA: 42
<b>PITCHER</b>	IP WLS BF H R ER SO BB IBB HBP BLK WP HR S P ERA WHIP																					
Shane Rawley, L (1, 1) ERA: 3.71	7.1 L 29 6 4 4 4 2 0 0 0 0 0 1 66 102 4.91 1.091																					
Kent Tekulve, R (8, 1) ERA: 3.82	0.0 5 1 2 2 0 2 1 0 0 0 0 0 7 20 ∞ ∞																					
Danny Clay, R (8, 1) ERA: 5.4	0.2 3 1 2 2 1 0 0 0 0 0 0 0 11 17 27.00 1.500																					
Wally Ritchie, L (9, 1) ERA: 1.42	1.0 4 1 0 0 0 0 0 0 0 0 0 0 9 13 0.00 1.000																					

St. Louis Cardinals @ Philadelphia Phillies  
Veterans Stadium, Philadelphia, PA  
Sat Jun 04 1988, 7:05 PM EDT  
Att: 34,081 - Unknown - 55 F

AB 34  
R 8  
H 9  
RBI 8  
BB 5  
SO 5  
LOB 13



Batter	1	2	3	4	5	6	7	8	9	AB	R	H	RBI	BB	SO	LOB	BOTTOM					
Juan Samuel, R (1, 4) OBP: 0.316, SLG: 0.402										4	0	2	0	0	0	1						
Phil Bradley, R (1, 7) OBP: 0.344, SLG: 0.330										3	0	0	0	1	0	1						
Von Hayes, L (1, 3) OBP: 0.355, SLG: 0.436										4	0	0	0	0	1	2						
Lance Parrish, R (1, 2) OBP: 0.333, SLG: 0.480										4	0	0	0	0	2	2						
Mike Schmidt, R (1, 5) OBP: 0.316, SLG: 0.343										3	0	0	0	0	0	2						
Bill Almon, R (9, 5) OBP: 0.222, SLG: 0.208										1	0	0	0	0	1	0						
Chris James, R (1, 9) OBP: 0.285, SLG: 0.449										4	1	4	0	0	0	0						
Milt Thompson, L (1, 8) OBP: 0.333, SLG: 0.306										3	0	1	0	0	0	2						
Keith Miller, S (9, PH)										1	0	0	0	0	1	1						
Steve Jeltz, S (1, 6) OBP: 0.319, SLG: 0.297										3	0	0	0	0	0	2						
Luis Aguayo, R (9, PH) OBP: 0.327, SLG: 0.304										0	0	0	0	1	0	0						
Shane Rawley, R (1, 1) OBP: 0.172, SLG: 0.214										3	0	1	0	0	1	1						
Kent Tekulve, R (8, 1)										0	0	0	0	0	0	0						
Danny Clay, R (8, 1)										0	0	0	0	0	0	0						
Wally Ritchie, L (9, 1)										0	0	0	0	0	0	0						
Mike Young, S (9, PH) OBP: 0.269, SLG: 0.313										1	0	0	0	0	2							
<b>Inning Stats</b>	R: 0 E: 0 K: 1 S: 8	H: 1 LOB: 2 BB: 1 P: 17	R: 0 E: 0 K: 0 S: 6	H: 1 LOB: 1 BB: 0 P: 12	R: 0 E: 0 K: 1 S: 7	H: 0 LOB: 0 BB: 0 P: 11	R: 0 E: 0 K: 0 S: 10	H: 1 LOB: 1 BB: 0 P: 14	R: 0 E: 0 K: 0 S: 12	H: 0 LOB: 0 BB: 0 P: 16	R: 0 E: 0 K: 0 S: 4	H: 0 LOB: 0 BB: 0 P: 4	R: 1 E: 0 K: 0 S: 15	H: 3 LOB: 1 BB: 0 P: 17	R: 0 E: 0 K: 1 S: 8	H: 0 LOB: 0 BB: 0 P: 13	R: 0 E: 0 K: 2 S: 13	H: 1 LOB: 2 BB: 1 P: 25	1B: 4 2B: 4 3B: 0 HR: 0	SF: 0 SAC: 0 DP: 1 HBP: 0	WP: 1 PB: 0 SB: 0 CS: 0	PA: 36
<b>PITCHER</b>	IP WLS BF H R ER SO BB IBB HBP BLK WP HR S P ERA WHIP																					
Cris Carpenter, R (1, 1) ERA: 3.41	7.0 W 28 7 1 1 3 1 0 0 0 0 1 0 62 91 1.29 1.143																					
Ken Dayley, L (8, 1) ERA: 1.35	2.0 8 1 0 0 3 1 0 0 0 0 1 0 21 38 0.00 1.000																					

St. Louis Cardinals @ Philadelphia Phillies  
Veterans Stadium, Philadelphia, PA  
Sat Jun 04 1988, 7:05 PM EDT  
Att: 34,081 - Unknown - 55 F

AB 34  
R 1  
H 8  
RBI 0  
BB 2  
SO 6  
LOB 16

















Batter	1	2	3	4	5	6	7	8	9	AB	R	H	RBI	BB	SO	LOB	TOP										
Lenny Dykstra, L OBP: 0.341, SLG: 0.419	P4		F9 BB 1B		F8 WP 1B		1B 1B		P6	5	2	3	0	0	0	0											
Wally Backman, S OBP: 0.324, SLG: 0.261	G4-3				F8		1B 1B			3	0	1	0	1	0	1											
Dave Magadan, L OBP: 0.438, SLG: 0.333			F9		WP 1B		FC6-4 1B			4	0	3	2	0	0	2											
Howard Johnson, S OBP: 0.354, SLG: 0.422	L9				3-H 1-2 P4		FC6-4 1-2 1B			4	0	0	0	0	1	6											
Roger McDowell, R OBP: 0.333, SLG: 0.667			K							0	0	0	0	0	0	0											
Kevin McReynolds, R OBP: 0.310, SLG: 0.409		P6			5-3				G1-6-3 1B	4	0	1	0	0	0	0											
Gary Carter, R OBP: 0.348, SLG: 0.463	L8				1-2 1B		K		G1-6-3 1-2 1B	4	0	1	0	0	1	1											
Mookie Wilson, S OBP: 0.303, SLG: 0.393					L9		K		G1-3	4	0	1	0	0	1	1											
Kevin Elster, R OBP: 0.282, SLG: 0.311					K					4	0	1	0	0	1	1											
Bob Ojeda, L OBP: 0.208, SLG: 0.208										2	0	0	0	0	1	0											
Mackey Sasser, L OBP: 0.280, SLG: 0.435										1	0	0	0	0	0	0											
Lee Mazzilli, S OBP: 0.273, SLG: 0.211										1	0	0	0	0	0	0											
<b>Inning Stats</b>	R: 0 E: 0 K: 0 S: 7	H: 1 LOB: 1 BB: 0 P: 11	R: 0 E: 0 K: 0 S: 9	H: 2 LOB: 2 BB: 0 P: 12	R: 0 E: 0 K: 2 S: 12	H: 1 LOB: 2 BB: 1 P: 17	R: 0 E: 0 K: 1 S: 11	H: 1 LOB: 1 BB: 0 P: 14	R: 1 E: 0 K: 0 S: 11	H: 2 LOB: 1 BB: 0 P: 15	R: 0 E: 0 K: 2 S: 12	H: 0 LOB: 0 BB: 0 P: 16	R: 1 E: 0 K: 0 S: 13	H: 3 LOB: 2 BB: 0 P: 21	R: 0 E: 0 K: 0 S: 7	H: 1 LOB: 0 BB: 0 P: 10	R: 0 E: 0 K: 0 S: 6	H: 0 LOB: 0 BB: 0 P: 6	1B: 10 2B: 1 3B: 0 HR: 0	SF: 0 SAC: 0 DP: 1 HBP: 0	WP: 2 PB: 0 SB: 0 CS: 0	PA: 37					
<b>PITCHER</b>	IP	WLS	BF	H	R	ER	SO	BB	IBB	HBP	BLK	WP	HR	S	P	ERA	WHIP										
Jose DeLeon, R ERA: 4.62	6.2		29	9	2	2	5	1	0	0	0	2	0	71	100	2.70	1.500										
Steve Peters, L ERA: 5.23	0.1	W	2	1	0	0	0	0	0	0	0	0	0	4	6	0.00	3.000										
Todd Worrell, R ERA: 2.41	2.0	S	6	1	0	0	0	0	0	0	0	0	0	13	16	0.00	0.500										

New York Mets @ St. Louis Cardinals  
 Busch Stadium, St. Louis, MO  
 Wed Jun 08 1988, 7:05 PM CDT  
 Att: 38,451 - Unknown - 68 F

AB 36  
 R 2  
 H 11  
 RBI 2  
 BB 1  
 SO 5  
 LOB 12



Batter	1	2	3	4	5	6	7	8	9	AB	R	H	RBI	BB	SO	LOB	BOTTOM										
Vince Coleman, S OBP: 0.360, SLG: 0.441	K				6-3		E 1B IBB			3	0	0	0	1	2	0											
Ozzie Smith, S OBP: 0.355, SLG: 0.343	G1-3				3B 1B		P6 E3 1B			4	1	2	2	0	0	0											
Willie McGee, S OBP: 0.348, SLG: 0.384					1B 3B		F7 IBB			3	1	2	1	1	0	0											
Tom Brunansky, R OBP: 0.387, SLG: 0.440	F7				L6		F8 K			4	0	0	0	0	1	5											
Bob Horner, R OBP: 0.343, SLG: 0.349					1B		5-3			4	0	1	1	0	0	0											
Tom Lawless, R OBP: 0.190, SLG: 0.200					1B		5-3			0	0	0	0	0	0	0											
José Oquendo, S OBP: 0.396, SLG: 0.359					BB		BB 1B			3	1	2	0	1	0	0											
Tony Peña, R OBP: 0.309, SLG: 0.398	G1-6-4-3				G5-4-3		BB 1B			4	0	1	0	0	0	3											
Luis Alicea, S OBP: 0.297, SLG: 0.291					B1-3		1B 1B BB			2	1	0	0	1	0	0											
Jose DeLeon, R OBP: 0.138, SLG: 0.138					K		4-3			2	0	0	0	0	1	0											
Steve Peters, L ERA: 3.8										0	0	0	0	0	0	0											
Curt Ford, L OBP: 0.231, SLG: 0.176										1	1	1	1	0	0	0											
Todd Worrell, R ERA: 2.41										0	0	0	0	0	0	0											
<b>Inning Stats</b>	R: 0 E: 0 K: 1 S: 7	H: 1 LOB: 1 BB: 0 P: 10	R: 0 E: 0 K: 0 S: 5	H: 0 LOB: 0 BB: 1 P: 12	R: 0 E: 0 K: 2 S: 8	H: 0 LOB: 0 BB: 0 P: 11	R: 2 E: 0 K: 0 S: 15	H: 4 LOB: 1 BB: 0 P: 23	R: 0 E: 0 K: 0 S: 5	H: 0 LOB: 0 BB: 0 P: 6	R: 0 E: 0 K: 0 S: 5	H: 0 LOB: 0 BB: 0 P: 11	R: 3 E: 1 K: 1 S: 18	H: 4 LOB: 3 BB: 3 P: 35	R: 0 E: 0 K: 0 S: 6	H: 0 LOB: 0 BB: 0 P: 7	1B: 7 2B: 1 3B: 1 HR: 0	SF: 0 SAC: 0 DP: 2 HBP: 0	WP: 0 PB: 0 SB: 0 CS: 0	PA: 34							
<b>PITCHER</b>	IP	WLS	BF	H	R	ER	SO	BB	IBB	HBP	BLK	WP	HR	S	P	ERA	WHIP										
Bob Ojeda, L ERA: 3.8	6.0		22	5	2	2	3	1	0	0	0	0	0	45	73	3.00	1.000										
Roger McDowell, R ERA: 3.21	2.0	L	12	4	3	3	1	1	2	0	0	0	0	24	42	13.50	2.500										

New York Mets @ St. Louis Cardinals  
 Busch Stadium, St. Louis, MO  
 Wed Jun 08 1988, 7:05 PM CDT  
 Att: 38,451 - Unknown - 68 F

AB 30  
 R 5  
 H 9  
 RBI 5  
 BB 4  
 SO 4  
 LOB 8










Batter	1	2	3	4	5	6	7	8	9	AB	R	H	RBI	BB	SO	LOB	TOP			
Shawon Dunston, R OBP: 0.318, SLG: 0.409 (1, 6)										4	1	2	0	0	1	0				
Rafael Palmeiro, L OBP: 0.372, SLG: 0.487 (1, 7)										4	0	1	1	0	1	1				
Andre Dawson, R OBP: 0.328, SLG: 0.522 (1, 9)										4	0	0	0	0	3	2				
23 Ryne Sandberg, R OBP: 0.308, SLG: 0.446 (1, 4)										4	0	1	0	0	1	0				
Vance Law, R OBP: 0.364, SLG: 0.457 (1, 5)										3	1	2	0	1	0	0				
Jody Davis, R OBP: 0.354, SLG: 0.473 (1, 2)										4	0	0	0	0	1	5				
Mark Grace, L OBP: 0.380, SLG: 0.453 (1, 3)										3	0	1	1	0	0	0				
Darrin Jackson, R OBP: 0.257, SLG: 0.375 (1, 8)										3	0	0	0	0	1	1				
Rick Sutcliffe, L OBP: 0.154, SLG: 0.120 (7, PH)										2	0	0	0	0	0	0				
Manny Trillo, R OBP: 0.250, SLG: 0.266 (7, 1)										1	0	0	0	0	0	0				
Les Lancaster, R (7, 1)										0	0	0	0	0	0	0				
Pat Perry, L (7, 1)										0	0	0	0	0	0	0				
Rich Gossage, R (9, 1)										0	0	0	0	0	0	0				
<b>Inning Stats</b>	R: 0 E: 0 K: 2 S: 7	H: 1 LOB: 1 BB: 0 P: 7	R: 1 E: 0 K: 1 S: 11	H: 2 LOB: 1 BB: 0 P: 15	R: 1 E: 0 K: 1 S: 14	H: 3 LOB: 3 BB: 1 P: 23	R: 0 E: 0 K: 1 S: 6	H: 0 LOB: 0 BB: 0 P: 7	R: 0 E: 0 K: 0 S: 8	H: 0 LOB: 0 BB: 0 P: 11	R: 0 E: 0 K: 0 S: 7	H: 0 LOB: 0 BB: 0 P: 12	R: 0 E: 0 K: 0 S: 8	H: 0 LOB: 0 BB: 0 P: 12	R: 0 E: 0 K: 1 S: 6	H: 1 LOB: 0 BB: 0 P: 7	1B: 5 2B: 2 3B: 1 HR: 0	SF: 0 SAC: 0 DP: 2 HBP: 0	WP: 0 PB: 0 SB: 1 CS: 0	PA: 33
<b>PITCHER</b>	IP	WLS	BF	H	R	ER	SO	BB	IBB	HBP	BLK	WP	HR	S	P	ERA	WHIP			
Joe Magrane, L ERA: 3.13 (1, 1)	8.0	L	30	6	2	2	7	1	0	0	0	0	0	67	93	2.25	0.875			
Scott Terry, R ERA: 3.5 (9, 1)	1.0		3	1	0	0	1	0	0	0	0	0	0	6	7	0.00	1.000			

Chicago Cubs @ St. Louis Cardinals  
Busch Stadium, St. Louis, MO  
Sat Jun 11 1988, 7:05 PM CDT  
Att: 49,939 - Unknown - 82 F


AB	32
R	2
H	7
RBI	2
BB	1
SO	8
LOB	9



Batter	1	2	3	4	5	6	7	8	9	AB	R	H	RBI	BB	SO	LOB	BOTTOM					
Vince Coleman, S OBP: 0.351, SLG: 0.430 (1, 7)										4	0	1	0	0	1	0						
Ozzie Smith, S OBP: 0.358, SLG: 0.339 (1, 6)										3	0	0	0	1	1	0						
Willie McGee, S OBP: 0.349, SLG: 0.381 (1, 8)										4	0	0	0	0	3	2						
Tom Brunansky, R OBP: 0.383, SLG: 0.430 (1, 9)										4	0	1	0	0	2	2						
Bob Horner, R OBP: 0.345, SLG: 0.347 (1, 3)										3	0	0	0	1	1	2						
José Oquendo, S OBP: 0.355, SLG: 0.355 (8, 4)										3	0	0	0	0	0	2						
Tony Peña, R OBP: 0.313, SLG: 0.399 (1, 2)										3	0	2	0	0	0	0						
Luis Alicea, S OBP: 0.288, SLG: 0.281 (7, PH)										2	0	0	0	0	0	1						
Curt Ford, L OBP: 0.225, SLG: 0.171 (7, PH)										0	0	0	0	0	0	0						
Tom Pagnozzi, R OBP: 0.313, SLG: 0.295 (8, 5)										1	0	0	0	0	0	3						
Joe Magrane, R OBP: 0.429, SLG: 1.000 (8, PH)										2	0	0	0	0	1	0						
Tom Lawless, R OBP: 0.182, SLG: 0.190 (9, 1)										1	0	0	0	0	0	0						
Scott Terry, R ERA: 3.86 (9, 1)										0	0	0	0	0	0	0						
<b>Inning Stats</b>	R: 0 E: 0 K: 2 S: 8	H: 0 LOB: 0 BB: 0 P: 14	R: 0 E: 0 K: 2 S: 7	H: 0 LOB: 0 BB: 0 P: 13	R: 0 E: 0 K: 0 S: 5	H: 0 LOB: 0 BB: 0 P: 6	R: 0 E: 0 K: 2 S: 13	H: 1 LOB: 2 BB: 1 P: 23	R: 0 E: 0 K: 0 S: 4	H: 1 LOB: 0 BB: 0 P: 7	R: 0 E: 0 K: 1 S: 8	H: 0 LOB: 0 BB: 0 P: 12	R: 0 E: 0 K: 1 S: 10	H: 2 LOB: 3 BB: 1 P: 17	R: 0 E: 0 K: 0 S: 10	H: 0 LOB: 0 BB: 0 P: 13	R: 0 E: 0 K: 1 S: 7	H: 0 LOB: 0 BB: 0 P: 8	1B: 4 2B: 0 3B: 0 HR: 0	SF: 0 SAC: 0 DP: 1 HBP: 0	WP: 0 PB: 0 SB: 2 CS: 0	PA: 32
<b>PITCHER</b>	IP	WLS	BF	H	R	ER	SO	BB	IBB	HBP	BLK	WP	HR	S	P	ERA	WHIP					
Rick Sutcliffe, R ERA: 4.56 (7, 1)	0.2		5	2	0	0	1	1	0	0	0	0	0	9	16	0.00	4.500					
Les Lancaster, R ERA: 3.5 (7, 1)	1.2		5	0	0	0	1	0	0	0	0	0	0	14	17	0.00	0.000					
Pat Perry, L ERA: 4.39 (9, 1)	0.2	S	2	0	0	0	0	0	0	0	0	0	0	4	5	0.00	0.000					

Chicago Cubs @ St. Louis Cardinals  
Busch Stadium, St. Louis, MO  
Sat Jun 11 1988, 7:05 PM CDT  
Att: 49,939 - Unknown - 82 F

AB	30
R	0
H	4
RBI	0
BB	2
SO	9
LOB	12

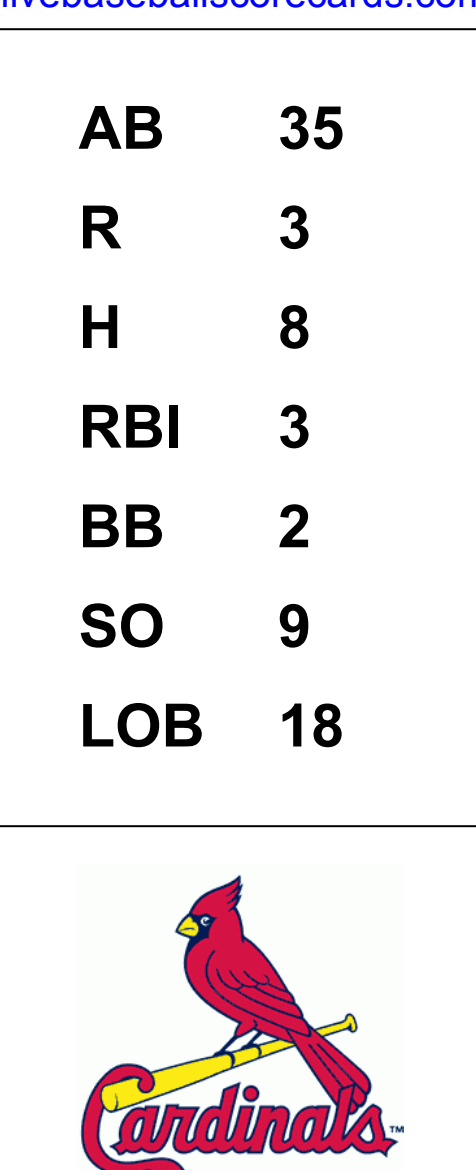




Batter	1	2	3	4	5	6	7	8	9	AB	R	H	RBI	BB	SO	LOB	TOP					
Shawn Dunston, R OBP: 0.316, SLG: 0.409	G6-3		G1-3		G5-3	E		FC6-4		5	0	1	0	0	0	2	<b>Chicago Cubs @ St. Louis Cardinals</b> Busch Stadium, St. Louis, MO Sun Jun 12 1988, 3:33 AM CDT Att: 48,713 - Sunny - 82 F					
Rafael Palmeiro, L OBP: 0.376, SLG: 0.500	G6-3					SF9			G4-3	4	0	3	2	0	0							
Andre Dawson, R OBP: 0.333, SLG: 0.521			G6-3			F9			SF8	4	1	2	0	1	0							
23 Ryne Sandberg, R OBP: 0.314, SLG: 0.451	G6-3									4	0	2	0	1	0							
Vance Law, R OBP: 0.365, SLG: 0.450			FC6-4							3	0	0	0	2	0							
Jody Davis, R OBP: 0.342, SLG: 0.459	6-3				G3-1				SF8	4	0	0	1	0	0							
Mark Grace, L OBP: 0.374, SLG: 0.440									FC4-6	4	0	0	0	1	2							
Darrin Jackson, R OBP: 0.269, SLG: 0.434	G6-3									4	1	2	0	0	0							
Greg Maddux, R OBP: 0.152, SLG: 0.196										4	2	2	0	0	0							
Pat Perry, L										0	0	0	0	0	0							
<b>Inning Stats</b>	R: 0 E: 0 K: 0 S: 11	H: 1 LOB: 1 BB: 1 P: 17	R: 0 E: 0 K: 0 S: 4	H: 0 LOB: 1 BB: 1 P: 9	R: 1 E: 0 K: 0 S: 10	H: 2 LOB: 2 BB: 1 P: 14	R: 0 E: 0 K: 1 S: 10	H: 1 LOB: 1 BB: 0 P: 13	R: 0 E: 0 K: 0 S: 13	H: 3 LOB: 3 BB: 1 P: 20	R: 2 E: 2 K: 1 S: 12	H: 2 LOB: 1 BB: 0 P: 19	R: 0 E: 0 K: 0 S: 6	H: 0 LOB: 0 BB: 0 P: 10	R: 0 E: 0 K: 0 S: 8	H: 1 LOB: 1 BB: 0 P: 11	R: 1 E: 0 K: 0 S: 12	H: 2 LOB: 2 BB: 1 P: 20	1B: 6 2B: 4 3B: 2 HR: 0	SF: 2 SAC: 0 DP: 0 HBP: 0	WP: 0 PB: 0 SB: 0 CS: 0	PA: 43
<b>PITCHER</b>	IP	WLS	BF	H	R	ER	SO	BB	IBB	HBP	BLK	WP	HR	S	P	ERA	WHIP					
John Tudor, L ERA: 1.19	7.0	L	33	9	3	2	2	3	1	0	0	0	0	66	102	2.57	1.714					
Steve Peters, L ERA: 4.5	1.1		5	1	0	0	0	0	0	0	0	0	0	12	15	0.00	0.750					
Scott Terry, R ERA: 3.75	0.0		3	2	0	0	0	0	1	0	0	0	0	5	12	∞	∞					
Ken Dayley, L ERA: 1.08	0.2		2	0	1	1	0	0	0	0	0	0	0	3	4	13.50	0.000					

Batter	1	2	3	4	5	6	7	8	9	AB	R	H	RBI	BB	SO	LOB	BOTTOM					
Vince Coleman, S OBP: 0.345, SLG: 0.421	K	K			F7			G4-3	G5-3	5	0	0	0	0	2	3	<b>Chicago Cubs @ St. Louis Cardinals</b> Busch Stadium, St. Louis, MO Sun Jun 12 1988, 3:33 AM CDT Att: 48,713 - Sunny - 82 F					
Ozzie Smith, S OBP: 0.360, SLG: 0.354	1B				F9			HR		4	2	2	1	0	1							
Willie McGee, S OBP: 0.348, SLG: 0.379	1B		L7		G4-3			K		4	0	1	0	0	1							
Tom Brunansky, R OBP: 0.381, SLG: 0.427	1B		P6					L9		4	0	1	1	0	0							
Bob Horner, R OBP: 0.351, SLG: 0.351										3	0	2	0	1	0							
Tom Lawless, R OBP: 0.182, SLG: 0.190	FC3-2				L5				G3-1	0	1	0	0	0	0							
José Oquendo, S OBP: 0.352, SLG: 0.352	FC3-2				F7				G3-1	4	0	1	0	0	0							
Tony Peña, R OBP: 0.311, SLG: 0.396	G3-1				F7				G3-1	4	0	1	0	0	1							
Luis Alicea, S OBP: 0.289, SLG: 0.277										2	0	0	0	1	0							
Tom Pagnozzi, R OBP: 0.305, SLG: 0.289									K	1	0	0	0	0	1							
John Tudor, L OBP: 0.217, SLG: 0.100										2	0	0	0	0	2							
Dwight Gooden, L OBP: 0.305, SLG: 0.273										1	0	0	0	0	1							
Steve Peters, L										0	0	0	0	0	0							
Scott Terry, R										0	0	0	0	0	0							
Ken Dayley, L										0	0	0	0	0	0							
Curt Ford, L OBP: 0.220, SLG: 0.167										1	0	0	1	0	0							
<b>Inning Stats</b>	R: 1 E: 0 K: 1 S: 16	H: 3 LOB: 3 BB: 1 P: 28	R: 0 E: 0 K: 2 S: 8	H: 0 LOB: 0 BB: 0 P: 11	R: 0 E: 0 K: 1 S: 9	H: 0 LOB: 0 BB: 0 P: 12	R: 0 E: 0 K: 1 S: 12	H: 1 LOB: 2 BB: 1 P: 24	R: 0 E: 0 K: 0 S: 4	H: 0 LOB: 0 BB: 0 P: 6	R: 0 E: 0 K: 0 S: 6	H: 0 LOB: 0 BB: 0 P: 11	R: 0 E: 0 K: 2 S: 9	H: 0 LOB: 0 BB: 0 P: 12	R: 1 E: 0 K: 1 S: 8	H: 1 LOB: 3 BB: 0 P: 11	R: 1 E: 0 K: 1 S: 14	H: 3 LOB: 3 BB: 0 P: 22	1B: 7 2B: 0 3B: 0 HR: 1	SF: 0 SAC: 0 DP: 0 HBP: 0	WP: 0 PB: 0 SB: 1 CS: 0	PA: 37
<b>PITCHER</b>	IP	WLS	BF	H	R	ER	SO	BB	IBB	HBP	BLK	WP	HR	S	P	ERA	WHIP					
Greg Maddux, R ERA: 2.4	8.0	W	34	8	3	3	8	1	1	0	0	0	0	78	125	3.38	1.125					
Pat Perry, L ERA: 4.23	1.0	S	3	0	0	0	1	0	0	0	0	0	0	8	12	0.00	0.000					

AB	36
R	4
H	12
RBI	3
BB	5
SO	2
LOB	15









Batter	1	2	3	4	5	6	7	8	9	AB	R	H	RBI	BB	SO	LOB	TOP					
Vince Coleman, S (1, 7) OBP: 0.337, SLG: 0.407	0-3 K	2-1 G3			2-3 K		3-1 FC6-4		4-1 BB	4	0	0	0	1	2	4						
Ozzie Smith, S (1, 6) OBP: 0.354, SLG: 0.352	0-0 4-3		1-0 G5-3		2-2 BLK 1B		0-0 FC6-4		1-2 G4-3	5	0	1	0	0	0	4						
Willie McGee, S (1, 8) OBP: 0.354, SLG: 0.386	1-2 2B		3-2 1B		1-2 6-3			0-0 F9		4	0	2	0	0	0	1						
Tom Brunansky, R (1, 9) OBP: 0.372, SLG: 0.419	1-1 F8		0-2 F9		1-2 2B			0-0 F4		4	0	1	0	0	0	2						
Tony Peña, R (1, 2) OBP: 0.305, SLG: 0.395		2-1 F3	0-1 F9		0-0 F5			0-1 G6-3		4	0	0	0	0	0	2						
Tom Pagnozzi, R (1, 3) OBP: 0.321, SLG: 0.327		0-1 FC6 1B		0-1 F8		0-0 6-3			1-2 1B 2B	4	0	2	0	0	0	1						
José Oquendo, S (1, 5) OBP: 0.338, SLG: 0.336		0-1 F9		3-2 G5-3		0-0 5-3			1-0 BB 1B	4	0	1	0	0	0	2						
Luis Alicaia, S (1, 4) OBP: 0.292, SLG: 0.287	1-1 FC6 1B		0-2 L4		1-1 FC6 1B				1-0 F8	4	0	2	0	0	0	2						
Jose DeLeon, R (1, 1) OBP: 0.129, SLG: 0.129	1-2 FC6			0-0 6-3			1-2 F9	0-3 K	2	0	0	0	0	0	0	2						
Tom Lawless, R (7, PH) OBP: 0.167, SLG: 0.174										1	0	0	0	0	0	1						
Steve Peters, L (7, 1)										0	0	0	0	0	0	0						
Bob Forsch, R (8, 1)										0	0	0	0	0	0	0						
Steve Lake, R (9, PH) OBP: 0.287, SLG: 0.296	1-2 2-3									1	0	0	0	0	1	2						
<b>Inning Stats</b>	R: 0 E: 0 K: 1 S: 9	H: 1 LOB: 1 BB: 0 P: 11	R: 0 E: 0 K: 0 S: 13	H: 2 LOB: 3 BB: 0 P: 19	R: 0 E: 0 K: 0 S: 10	H: 1 LOB: 1 BB: 0 P: 14	R: 0 E: 0 K: 0 S: 9	H: 0 LOB: 0 BB: 0 P: 12	R: 0 E: 0 K: 1 S: 12	H: 1 LOB: 1 BB: 0 P: 17	R: 0 E: 0 K: 0 S: 7	H: 1 LOB: 1 BB: 0 P: 8	R: 0 E: 0 K: 0 S: 9	H: 1 LOB: 1 BB: 0 P: 14	R: 0 E: 0 K: 0 S: 4	H: 0 LOB: 0 BB: 0 P: 4	R: 0 E: 0 K: 1 S: 13	H: 2 LOB: 3 BB: 1 P: 21	1B: 6 2B: 3 3B: 0 HR: 0	SF: 0 SAC: 0 DP: 0 HBP: 0	WP: 0 PB: 0 SB: 0 CS: 0	PA: 38
<b>PITCHER</b>	IP WLS BF H R ER SO BB IBB HBP BLK WP HR S P ERA WHIP																					
Bob Ojeda, L (1, 1) ERA: 3.38	9.0 W 38 9 0 0 3 1 0 0 1 0 0 86 120 0.00 1.111																					

St. Louis Cardinals @ New York Mets  
Shea Stadium, Flushing, NY  
Tue Jun 14 1988, 7:05 PM EDT  
Att: 38,042 - Unknown - 89 F

AB 37  
R 0  
H 9  
RBI 0  
BB 1  
SO 3  
LOB 23



Batter	1	2	3	4	5	6	7	8	9	AB	R	H	RBI	BB	SO	LOB	BOTTOM			
Lenny Dykstra, L (1, 8) OBP: 0.355, SLG: 0.440	0-1 BB 1B	0-0 2B		0-0 F9			1-1 SF9 3B	0-0 G3		5	1	3	2	0	0	3				
Wally Backman, S (1, 4) OBP: 0.317, SLG: 0.257	1-1 B3	0-0 F8		2-1 2B 1B			2-1 SF9			3	1	1	0	0	0	2				
Tim Teufel, R (7, PH) OBP: 0.353, SLG: 0.348	4-2 BB 1B	0-2 1-6-3		0-2 F6-4 2B			0-1 G6-3			3	0	1	1	1	0	1				
Dave Magadan, L (1, 3) OBP: 0.306, SLG: 0.333	0-3 K		2-0 L8		4-0 FC5-4 1B		1-2 4-3			3	0	0	0	1	1	2				
Darryl Strawberry, L (1, 9) OBP: 0.396, SLG: 0.580	4-2 BB 1B		3-1 G5-3		1-0 F6-4		3-1 5-3			3	0	0	0	1	0	2				
Kevin McReynolds, R (1, 7) OBP: 0.311, SLG: 0.392	1-2 2-3 BB		1-3 K		0-1 FC5-4		0-0 G5-3			4	0	0	0	0	2	4				
Gary Carter, R (1, 2) OBP: 0.335, SLG: 0.438					0-1 K			2-1 G1-3		4	2	2	0	0	0	0				
Howard Johnson, S (1, 5) OBP: 0.357, SLG: 0.421		1-0 2B 1B		0-1 B1-3		0-1 G1-3		2-1 BB 1B		4	2	2	0	0	0	0				
Kevin Elster, R (1, 6) OBP: 0.269, SLG: 0.297		0-0 2B 2B		2-1 F9		3-2 F8		4-0 BB 1B		3	1	1	0	1	0	0				
Bob Ojeda, L (1, 1) OBP: 0.250, SLG: 0.286		0-3 K		0-0 2B		0-1 G3		1-0 BB 1B		4	0	2	1	0	1	2				
<b>Inning Stats</b>	R: 0 E: 0 K: 2 S: 14	H: 1 LOB: 3 BB: 2 P: 24	R: 2 E: 0 K: 1 S: 10	H: 3 LOB: 1 BB: 0 P: 11	R: 0 E: 0 K: 1 S: 6	H: 0 LOB: 0 BB: 0 P: 12	R: 0 E: 0 K: 0 S: 6	H: 1 LOB: 1 BB: 0 P: 8	R: 1 E: 0 K: 0 S: 8	H: 2 LOB: 1 BB: 1 P: 15	R: 0 E: 0 K: 0 S: 7	H: 0 LOB: 0 BB: 0 P: 10	R: 1 E: 0 K: 0 S: 9	H: 1 LOB: 0 BB: 0 P: 13	R: 1 E: 0 K: 0 S: 7	H: 2 LOB: 2 BB: 1 P: 17	1B: 5 2B: 5 3B: 1 HR: 0	SF: 1 SAC: 0 DP: 1 HBP: 0	WP: 0 PB: 0 SB: 1 CS: 0	PA: 37
<b>PITCHER</b>	IP WLS BF H R ER SO BB IBB HBP BLK WP HR S P ERA WHIP																			
Jose DeLeon, R (1, 1) ERA: 4.61	6.0 L 27 7 3 3 4 2 0 0 0 0 0 0 51 80 4.50 1.500																			
Steve Peters, L (7, 1) ERA: 4.68	1.0 4 1 1 1 0 0 0 0 0 0 0 9 13 9.00 1.000																			
Bob Forsch, R (8, 1) ERA: 4.65	1.0 6 2 1 1 0 0 1 0 0 0 0 7 17 9.00 2.000																			

St. Louis Cardinals @ New York Mets  
Shea Stadium, Flushing, NY  
Tue Jun 14 1988, 7:05 PM EDT  
Att: 38,042 - Unknown - 89 F

AB 32  
R 5  
H 10  
RBI 5  
BB 4  
SO 4  
LOB 16






Batter	1	2	3	4	5	6	7	8	9	AB	R	H	RBI	BB	SO	LOB	TOP										
<b>Ozzie Smith, S</b> OBP: 0.360, SLG: 0.358 (1, 6)										4	0	3	1	0	0	0	<b>St. Louis Cardinals @ New York Mets</b> Shea Stadium, Flushing, NY Wed Jun 15 1988, 7:05 PM EDT Att: 42,068 - Unknown - 86 F										
<b>Luis Alcaes, S</b> OBP: 0.286, SLG: 0.281 (1, 4)										4	0	0	0	0	0	3											
<b>Curt Ford, L</b> OBP: 0.250, SLG: 0.282 <b>Tony Peña, R</b> OBP: 0.304, SLG: 0.394 <b>Ken Dayley, L</b> (8, 1)										3	2	2	1	0	0	0											
<b>Tom Brunansky, R</b> OBP: 0.370, SLG: 0.417 (1, 9)										1	0	0	0	0	0	0											
<b>Willie McGee, S</b> OBP: 0.356, SLG: 0.388 (1, 8)										4	0	2	0	0	0	1											
<b>José Oquendo, S</b> OBP: 0.329, SLG: 0.326 (1, 5)										4	0	0	0	0	1	1											
<b>Tom Pagnozzi, R</b> OBP: 0.316, SLG: 0.340 (1, 3)										4	1	1	0	0	2	1											
<b>Steve Lake, R</b> OBP: 0.273, SLG: 0.300 (1, 2)										3	1	1	1	0	1	0											
<b>Cris Carpenter, R</b> OBP: 0.154, SLG: 0.154 <b>Steve Peters, L</b> (5, 1)										1	0	0	0	0	0	0											
<b>Vince Coleman, S</b> OBP: 0.337, SLG: 0.407 (8, 7)										1	0	0	0	0	1	0											
<b>Inning Stats</b>	R: 1 E: 0 K: 0 S: 11	H: 3 LOB: 1 BB: 0 P: 21	R: 0 E: 0 K: 3 S: 9	H: 0 LOB: 0 BB: 0 P: 11	R: 0 E: 0 K: 0 S: 3	H: 0 LOB: 0 BB: 0 P: 6	R: 0 E: 0 K: 0 S: 6	H: 1 LOB: 0 BB: 0 P: 8	R: 2 E: 0 K: 0 S: 8	H: 3 LOB: 1 BB: 0 P: 13	R: 1 E: 0 K: 1 S: 8	H: 1 LOB: 0 BB: 0 P: 13	R: 0 E: 0 K: 1 S: 6	H: 0 LOB: 0 BB: 0 P: 8	R: 0 E: 0 K: 0 S: 5	H: 1 LOB: 0 BB: 0 P: 7	R: 0 E: 0 K: 2 S: 15	H: 1 LOB: 1 BB: 0 P: 19	1B: 8 2B: 1 3B: 0 HR: 1	SF: 0 SAC: 1 DP: 2 HBP: 0	WP: 2 PB: 0 SB: 1 CS: 0	PA: 35					
<b>PITCHER</b>	IP	WLS	BF	H	R	ER	SO	BB	IBB	HBP	BLK	WP	HR	S	P	ERA	WHIP										
<b>Ron Darling, R</b> ERA: 2.67 <b>Randy Myers, L</b> ERA: 1.82	7.0	W	28	9	4	4	5	0	0	0	0	1	1	53	84	5.14	1.286										

Batter	1	2	3	4	5	6	7	8	9	AB	R	H	RBI	BB	SO	LOB	BOTTOM										
<b>Lenny Dykstra, L</b> OBP: 0.363, SLG: 0.447 (1, 8)										4	1	3	1	0	0	0	<b>St. Louis Cardinals @ New York Mets</b> Shea Stadium, Flushing, NY Wed Jun 15 1988, 7:05 PM EDT Att: 42,068 - Unknown - 86 F										
<b>Wally Backman, S</b> OBP: 0.323, SLG: 0.274 (1, 4)										4	1	2	0	0	2	1											
<b>Lee Mazzilli, S</b> OBP: 0.255, SLG: 0.224 (1, 3)										4	1	1	1	0	0	4											
<b>Darryl Strawberry, L</b> OBP: 0.402, SLG: 0.610 (1, 9)										3	2	2	3	1	0	1											
<b>Howard Johnson, S</b> OBP: 0.355, SLG: 0.418 (1, 5)										4	0	1	1	0	1	3											
<b>Mookie Wilson, S</b> OBP: 0.298, SLG: 0.380 (1, 7)										3	0	0	0	1	0	1											
<b>Mackey Sasser, L</b> OBP: 0.273, SLG: 0.387 <b>Barry Lyons, R</b> OBP: 0.138, SLG: 0.148 (8, 2)										3	0	0	0	0	0	1											
<b>Kevin Elster, R</b> OBP: 0.270, SLG: 0.297 (1, 6)										3	1	1	0	0	1	0											
<b>Ron Darling, R</b> OBP: 0.206, SLG: 0.242 <b>Randy Myers, L</b> (8, 1)										2	0	0	0	0	2	0											
<b>Inning Stats</b>	R: 3 E: 0 K: 0 S: 12	H: 3 LOB: 0 BB: 0 P: 17	R: 0 E: 0 K: 1 S: 7	H: 0 LOB: 0 BB: 0 P: 10	R: 0 E: 0 K: 1 S: 6	H: 1 LOB: 0 BB: 0 P: 6	R: 1 E: 0 K: 0 S: 12	H: 1 LOB: 0 BB: 1 P: 22	R: 1 E: 0 K: 1 S: 16	H: 3 LOB: 3 BB: 1 P: 29	R: 0 E: 0 K: 1 S: 10	H: 0 LOB: 0 BB: 0 P: 14	R: 0 E: 0 K: 2 S: 10	H: 0 LOB: 0 BB: 0 P: 14	R: 1 E: 0 K: 0 S: 13	H: 2 LOB: 1 BB: 0 P: 18		1B: 6 2B: 2 3B: 0 HR: 2	SF: 0 SAC: 1 DP: 1 HBP: 0	WP: 0 PB: 0 SB: 1 CS: 1	PA: 35						
<b>PITCHER</b>	IP	WLS	BF	H	R	ER	SO	BB	IBB	HBP	BLK	WP	HR	S	P	ERA	WHIP										
<b>Cris Carpenter, R</b> ERA: 4.74 <b>Steve Peters, L</b> ERA: 4.23 <b>Ken Dayley, L</b> ERA: 1.86	4.1	L	19	7	5	5	2	1	0	0	0	0	0	30	48	0.00	0.750										
	2.2		10	1	0	0	4	1	0	0	0	0	0	13	18	9.00	2.000										
	1.0		5	2	1	1	0	0	0	0	0	0	0	13	18	9.00	2.000										

AB	33
R	4
H	10
RBI	4
BB	0
SO	7
LOB	6



AB	31
R	6
H	10
RBI	6
BB	2
SO	6
LOB	12






Batter	1	2	3	4	5	6	7	8	9	AB	R	H	RBI	BB	SO	LOB	TOP					
Vince Coleman, S (1, 7) Curt Ford, L (4, 7) OBP: 0.333, SLG: 0.403 OBP: 0.239, SLG: 0.268	5-3		6-3	K		K		3-1		3	0	0	0	0	1	1						
Ozzie Smith, S (1, 6) OBP: 0.357, SLG: 0.354	WP 1B BLK BB		1B BB		E4 HR		F3		3-1	3	3	0	0	2	0	0						
Willie McGee, S (1, 8) OBP: 0.357, SLG: 0.399	F2		1B 1B		HR		5-3		4-3	5	2	2	2	0	0	1						
Tom Brunansky, R (1, 9) OBP: 0.371, SLG: 0.414	2H 1B		P9		4-3		K		1B BB	4	1	1	1	1	1	2						
Tony Peña, R (1, 2) OBP: 0.310, SLG: 0.398	L4		CS		6-3				1B 1B	5	0	3	2	0	0	1						
José Oquendo, S (1, 5) OBP: 0.344, SLG: 0.338			CS		1B SF9				L7	4	1	3	1	1	0	1						
Tom Pagnozzi, R (1, 3) OBP: 0.323, SLG: 0.345	L7				6-3				FC4-6	5	0	2	0	0	0	4						
Luis Alicea, S (1, 4) OBP: 0.281, SLG: 0.277	F8		SF9				F9		E1	3	0	0	1	0	0	3						
Joe Magrane, R (1, 1) Todd Worrell, R (9, 1) OBP: 0.300, SLG: 0.667	4-3		SH1-4		K		K		K	3	0	0	0	0	2	4						
<b>Inning Stats</b>	R: 1 E: 0 K: 0 S: 12	H: 1 LOB: 1 BB: 1 P: 22	R: 0 E: 0 K: 0 S: 6	H: 0 LOB: 1 BB: 1 P: 12	R: 2 E: 1 K: 0 S: 9	H: 2 LOB: 0 BB: 1 P: 17	R: 1 E: 0 K: 1 S: 10	H: 2 LOB: 1 BB: 0 P: 13	R: 2 E: 1 K: 0 S: 11	H: 2 LOB: 1 BB: 0 P: 16	R: 0 E: 0 K: 1 S: 10	H: 0 LOB: 0 BB: 0 P: 17	R: 0 E: 0 K: 1 S: 9	H: 0 LOB: 0 BB: 0 P: 16	R: 0 E: 1 K: 1 S: 14	H: 2 LOB: 3 BB: 0 P: 20	R: 1 E: 0 K: 0 S: 8	H: 2 LOB: 2 BB: 1 P: 13	1B: 10 SF: 1 2B: 0 3B: 0 HR: 1	SF: 1 SAC: 1 DP: 0 HBP: 0	WP: 1 PB: 0 SB: 0 CS: 1	PA: 44
<b>PITCHER</b>	IP WLS BF H R ER SO BB IBB HBP BLK WP HR S P ERA WHIP																					
Mike Dunne, R (1, 1) ERA: 4.34	5.0 L 25 7 6 4 1 3 0 0 0 0 1 1 1 48 80 7.20 2.000																					
Bob Kipper, L (6, 1) ERA: 3.75	2.0 6 0 0 0 0 3 0 0 0 0 0 0 0 19 33 0.00 0.000																					
Dave Rucker, L (8, 1) ERA: 3.75	1.0 6 2 0 0 1 0 0 0 0 0 0 0 0 14 20 0.00 2.000																					
Jeff Robinson, R (9, 1) ERA: 3.45	1.0 6 2 1 1 0 1 0 0 0 0 0 0 0 8 13 9.00 3.000																					

St. Louis Cardinals @ Pittsburgh Pirates  
Three Rivers Stadium, Pittsburgh, PA  
Fri Jun 17 1988, 7:05 PM EDT  
Att: 30,267 - Unknown - 74 F


AB 37  
R 7  
H 11  
RBI 7  
BB 4  
SO 5  
LOB 20



Batter	1	2	3	4	5	6	7	8	9	AB	R	H	RBI	BB	SO	LOB	BOTTOM					
Barry Bonds, L (1, 7) Mike Diaz, R (4, 7) OBP: 0.397, SLG: 0.540 OBP: 0.383, SLG: 0.282	F5		FC4-6 BB		P8		K		1B SF8 1B	1	0	0	0	1	0	0						
Jose Lind, R (1, 4) OBP: 0.298, SLG: 0.301	3-1		FC4-6 BLK			K	E6		1B	5	0	1	0	0	1	2						
Andy Van Slyke, L (1, 8) OBP: 0.347, SLG: 0.508	BLK BB		6-3			B3	K		SF8	3	0	0	1	1	1	3						
Bobby Bonilla, S (1, 5) OBP: 0.395, SLG: 0.590	1-2 HBP		6-3 BLK		FC6-2 1B		FC6-4 1B		K	4	0	3	0	0	1	1						
Darnell Coles, R (1, 9) OBP: 0.326, SLG: 0.413	K		6-3		6-3		FC6-4		L6	4	0	0	0	0	1	5						
Sid Bream, L (1, 3) OBP: 0.333, SLG: 0.469	4-3		FC6-2		FC6-4		L7		FC1-6-4 1B	4	0	0	0	0	0	2						
Junior Ortiz, R (1, 2) OBP: 0.391, SLG: 0.468	P8		FC6-4		FC6-4		BLK 1B HBP		1B	3	1	1	0	0	0	1						
Rafael Bellard, R (1, 6) Bob Kipper, R (7, PH) Randy Milligan, R (8, PH) Dave Rucker, L (8, PH) R.J. Reynolds, S (8, PH) Jeff Robinson, R (8, PH) OBP: 0.289, SLG: 0.338 OBP: 0.222, SLG: 0.125	F4				6-3		1B WP BB		K	2	0	0	0	0	0	0						
Mike Dunne, R (1, 1) Denny Gonzalez, R (5, PH) OBP: 0.100, SLG: 0.056 OBP: 0.500, SLG: 0.400	K				L8		E WP 1B		K	1	0	0	0	0	1	0						
<b>Inning Stats</b>	R: 0 E: 0 K: 1 S: 12	H: 0 LOB: 2 BB: 1 P: 23	R: 0 E: 0 K: 0 S: 7	H: 0 LOB: 0 BB: 0 P: 11	R: 0 E: 0 K: 1 S: 9	H: 0 LOB: 1 BB: 1 P: 16	R: 0 E: 0 K: 0 S: 8	H: 1 LOB: 1 BB: 0 P: 13	R: 0 E: 0 K: 0 S: 4	H: 0 LOB: 0 BB: 0 P: 7	R: 0 E: 0 K: 1 S: 9	H: 1 LOB: 1 BB: 0 P: 10	R: 2 E: 1 K: 2 S: 16	H: 1 LOB: 2 BB: 1 P: 29	R: 0 E: 0 K: 1 S: 8	H: 2 LOB: 2 BB: 0 P: 10	R: 1 E: 0 K: 2 S: 22	H: 2 LOB: 1 BB: 0 P: 33	1B: 7 SF: 1 2B: 0 3B: 0 HR: 0	SF: 1 SAC: 0 DP: 0 HBP: 2	WP: 1 PB: 0 SB: 0 CS: 0	PA: 40
<b>PITCHER</b>	IP WLS BF H R ER SO BB IBB HBP BLK WP HR S P ERA WHIP																					
Joe Magrane, L (1, 1) ERA: 2.9	8.0 W 35 5 2 2 2 6 3 0 0 2 4 1 1 73 119 2.25 1.000																					
Todd Worrell, R (9, 1) ERA: 2.55	1.0 5 2 1 1 2 0 0 0 0 0 0 0 22 33 9.00 2.000																					

St. Louis Cardinals @ Pittsburgh Pirates  
Three Rivers Stadium, Pittsburgh, PA  
Fri Jun 17 1988, 7:05 PM EDT  
Att: 30,267 - Unknown - 74 F

AB 34  
R 3  
H 7  
RBI 2  
BB 3  
SO 8  
LOB 17





Batter	1	2	3	4	5	6	7	8	9	AB	R	H	RBI	BB	SO	LOB	TOP					
Vince Coleman, S (1, 7) OBP: 0.338, SLG: 0.414	G1-3		B1-5 3B			BLK S FC3 1B	L6		G4-3 1B	5	1	3	0	0	0	1						
Ozzie Smith, S (1, 6) OBP: 0.358, SLG: 0.351	1B		B1-5 3-H			G6-3	G5-3		G4-3	5	1	1	0	0	0	4						
Willie McGee, S (1, 8) OBP: 0.358, SLG: 0.399	1-H			1B S G4-6-3 1B		FC3 E S SF9	F9		K	5	2	2	2	0	1	3						
Tom Brunansky, R (1, 9) OBP: 0.368, SLG: 0.410	K			3-2 1-3 1B G4-6-3		E5			K	5	0	1	0	0	3	3						
Tony Peña, R (1, 2) OBP: 0.305, SLG: 0.393	G5-3			1-3 1B G4-6-3		SF9			E5 1B 1B	3	0	0	1	0	0	2						
José Oquendo, S (1, 5) OBP: 0.335, SLG: 0.329		B5-3		1-2 3-H G3		F6			F5	4	0	0	0	0	0	2						
Tom Pagnozzi, R (1, 3) OBP: 0.333, SLG: 0.344		K				F9			1B 1B	3	1	1	0	1	1	0						
Luis Alicea, S (1, 4) OBP: 0.285, SLG: 0.292		G4-3				G4-3			1-2 2B 3B	4	1	2	1	0	0	0						
John Tudor, L (1, 1) OBP: 0.200, SLG: 0.091 (7, PH)				1-2 P4		G5-3			1-1 WP 2B	2	0	0	0	0	0	0						
Duane Walker, L (7, PH) OBP: 0.357, SLG: 0.250 (7, PH)									G1-3	0	0	0	0	0	0	0						
Bob Horner, R (7, PH) OBP: 0.348, SLG: 0.354 (7, PH)										1	0	1	1	0	0	0						
Joe Magrane, R (7, PH) OBP: 0.300, SLG: 0.667 (7, PH)										0	0	0	0	0	0	0						
Scott Terry, R (7, 1)										1	0	0	0	0	0	3						
<b>Inning Stats</b>	R: 1 E: 0 K: 1 S: 10	H: 2 LOB: 1 BB: 0 P: 15	R: 0 E: 0 K: 1 S: 8	H: 0 LOB: 0 BB: 0 P: 10	R: 0 E: 0 K: 0 S: 5	H: 1 LOB: 0 BB: 0 P: 6	R: 1 E: 0 K: 0 S: 7	H: 2 LOB: 0 BB: 0 P: 12	R: 0 E: 0 K: 0 S: 8	H: 0 LOB: 0 BB: 0 P: 12	R: 2 E: 1 K: 0 S: 13	H: 1 LOB: 1 BB: 0 P: 18	R: 2 E: 0 K: 0 S: 18	H: 2 LOB: 2 BB: 1 P: 31	R: 0 E: 1 K: 1 S: 10	H: 2 LOB: 3 BB: 0 P: 10	R: 0 E: 0 K: 2 S: 9	H: 1 LOB: 1 BB: 0 P: 12	1B: 8 2B: 2 3B: 2 HR: 0	SF: 1 SAC: 0 DP: 2 HBP: 0	WP: 1 PB: 0 SB: 5 CS: 0	PA: 40
<b>PITCHER</b>	IP WLS BF H R ER SO BB IBB HBP BLK WP HR S P ERA WHIP																					
Brian Fisher, R (1, 1) ERA: 5.21	6.0 L 26 7 6 5 2 1 0 0 0 1 0 0 58 86 7.50 1.333																					
Dave Rucker, L (7, 1) ERA:	1.0 4 1 0 0 0 0 0 0 0 0 1 0 11 18 0.00 1.000																					
Barry Jones, R (8, 1) ERA: 2.45	1.0 6 2 0 0 1 0 0 0 0 0 0 0 10 10 0.00 2.000																					
Jim Gott, R (9, 1) ERA: 2.81	1.0 4 1 0 0 2 0 0 0 0 0 0 0 9 12 0.00 1.000																					

St. Louis Cardinals @ Pittsburgh Pirates  
Three Rivers Stadium, Pittsburgh, PA  
Sat Jun 18 1988, 7:05 PM EDT  
Att: 36,682 - Unknown - 75 F

AB 38  
R 6  
H 11  
RBI 5  
BB 1  
SO 5  
LOB 18



Batter	1	2	3	4	5	6	7	8	9	AB	R	H	RBI	BB	SO	LOB	BOTTOM					
Jose Lind, R (1, 4) OBP: 0.303, SLG: 0.310	G3-1 BLK 1B		G3 2B		G5-3		2B 1B		K	5	0	3	0	0	1	0						
Andy Van Slyke, L (1, 8) OBP: 0.348, SLG: 0.522	G3-1 1-3		G3 2-3		HR		2B 1B		F7	5	1	2	1	0	0	2						
Mike Diaz, R (1, 7) OBP: 0.392, SLG: 0.268	G5-4-3 BB		G5-4-3 BB		P6		F9			2	0	0	0	2	0	2						
Bobby Bonilla, S (1, 5) OBP: 0.389, SLG: 0.581	G5-4-3 1-2		F8		F8				G4-3	4	0	0	0	0	0	4						
Darnell Coles, R (1, 9) OBP: 0.331, SLG: 0.419				K		PO G4-6-3 BB			F8	3	0	1	0	1	1	0						
Randy Milligan, R (1, 3) OBP: 0.385, SLG: 0.408				G6-3 1B		F7			G6-3	4	0	1	0	0	1	2						
Jim Gott, R (9, 1)				1B						0	0	0	0	0	0	0						
Junior Ortiz, R (1, 2) OBP: 0.359, SLG: 0.463				G6-3 1B		G4-6-3			G4-3	3	0	1	0	0	0	2						
Michael LaValliere, L (9, PH) OBP: 0.379, SLG: 0.345				1B G6-3 1B		1-2				1	0	0	0	0	0	0						
Rafael Belliard, R (1, 6) OBP: 0.315, SLG: 0.286				G6-3		PO			G5-3	2	0	0	0	0	0	3						
Denny Gonzalez, R (6, PH) OBP: 0.500, SLG: 0.333 (7, 6)				G6-3		2-3			HR BB	1	1	0	0	1	0	0						
Brian Fisher, R (1, 1) OBP: 0.174, SLG: 0.050										2	0	1	0	0	1	0						
Dave Rucker, L (7, 1)										0	0	0	0	0	0	0						
R.J. Reynolds, S (7, PH) OBP: 0.288, SLG: 0.336										1	0	0	0	0	1	0						
Barry Jones, R (8, 1)										0	0	0	0	0	0	0						
Sid Bream, L (9, 3) OBP: 0.337, SLG: 0.489									HR	1	1	1	2	0	0	0						
<b>Inning Stats</b>	R: 0 E: 0 K: 0 S: 6	H: 1 LOB: 1 BB: 1 P: 13	R: 0 E: 0 K: 1 S: 11	H: 1 LOB: 0 BB: 0 P: 17	R: 0 E: 0 K: 1 S: 10	H: 1 LOB: 2 BB: 1 P: 15	R: 0 E: 0 K: 1 S: 8	H: 3 LOB: 3 BB: 0 P: 11	R: 1 E: 0 K: 0 S: 9	H: 1 LOB: 0 BB: 0 P: 11	R: 0 E: 0 K: 0 S: 8	H: 0 LOB: 0 BB: 1 P: 16	R: 0 E: 0 K: 1 S: 11	H: 2 LOB: 2 BB: 0 P: 20	R: 0 E: 0 K: 0 S: 6	H: 0 LOB: 0 BB: 0 P: 7	R: 2 E: 0 K: 1 S: 11	H: 1 LOB: 0 BB: 1 P: 20	1B: 5 2B: 3 3B: 0 HR: 2	SF: 0 SAC: 0 DP: 1 HBP: 0	WP: 0 PB: 0 SB: 0 CS: 0	PA: 39
<b>PITCHER</b>	IP WLS BF H R ER SO BB IBB HBP BLK WP HR S P ERA WHIP																					
John Tudor, L (1, 1) ERA: 1.21	6.0 W 25 7 1 1 3 3 0 0 0 1 0 1 52 83 1.50 1.667																					
Scott Terry, R (7, 1) ERA: 3.92	3.0 S 13 3 2 2 2 1 0 0 0 0 1 28 47 6.00 1.333																					

St. Louis Cardinals @ Pittsburgh Pirates  
Three Rivers Stadium, Pittsburgh, PA  
Sat Jun 18 1988, 7:05 PM EDT  
Att: 36,682 - Unknown - 75 F

AB 34  
R 3  
H 10  
RBI 3  
BB 4  
SO 5  
LOB 15





Batter	1	2	3	4	5	6	7	8	9	AB	R	H	RBI	BB	SO	LOB	TOP										
Vince Coleman, S (1,7) OBP: 0.333, SLG: 0.408	G3-1		G4-3			F7			G1-3	4	0	0	0	0	0	0											
Ozzie Smith, S (1,6) OBP: 0.353, SLG: 0.346	G4-3		K			G3			F9	4	0	0	0	0	1	0											
Willie McGee, S (1,8) OBP: 0.360, SLG: 0.404	K				G5-3				F9 2B	4	1	2	0	0	1	0											
Tom Brunansky, R (1,9) OBP: 0.369, SLG: 0.409					F7				F9 1B	3	1	1	0	1	0	1											
Tony Peña, R (1,2) OBP: 0.305, SLG: 0.392					G4-3				1B BB	3	0	1	1	0	0	1											
José Oquendo, S (1,5) OBP: 0.333, SLG: 0.327						G3			K	4	0	1	1	0	2	3											
Tom Pagnozzi, R (1,3) OBP: 0.319, SLG: 0.328						G6-3			L9	3	0	0	0	0	0	1											
Luis Alicea, S (1,4) OBP: 0.281, SLG: 0.287						K			G3-1	3	0	0	0	0	1	1											
Larry McWilliams, L (1,1) OBP: 0.214, SLG: 0.192						G6-3			G4-3	3	0	0	0	0	0	0											
<b>Inning Stats</b>	R: 0 H: 0 E: 0 K: 1 S: 8	H: 0 LOB: 0 BB: 0 P: 13	R: 1 H: 2 E: 0 K: 0 S: 11	LOB: 1 BB: 0 P: 19	R: 0 H: 0 E: 0 K: 1 S: 7	LOB: 0 BB: 0 P: 11	R: 0 H: 0 E: 0 K: 0 S: 5	LOB: 0 BB: 0 P: 8	R: 0 H: 0 E: 0 K: 0 S: 5	LOB: 0 BB: 0 P: 7	R: 0 H: 0 E: 0 K: 1 S: 4	LOB: 1 BB: 0 P: 6	R: 0 H: 1 E: 0 K: 1 S: 8	LOB: 1 BB: 0 P: 10	R: 0 H: 0 E: 0 K: 0 S: 4	LOB: 0 BB: 0 P: 5	R: 1 H: 2 E: 0 K: 1 S: 11	LOB: 2 BB: 1 P: 19	1B: 4 2B: 1 3B: 0 HR: 0	SF: 0 SAC: 1 DP: 0 HBP: 0	WP: 0 PB: 0 SB: 1 CS: 0	PA: 33					
<b>PITCHER</b>	IP	WLS	BF	H	R	ER	SO	BB	IBB	HBP	BLK	WP	HR	S	P	ERA	WHIP										
Bob Walk, R (1,1) ERA: 2.36	8.2	W	31	4	2	2	4	1	0	0	2	0	0	58	92	2.08	0.577										
Jim Gott, R (9,1) ERA: 2.78	0.1	S	2	1	0	0	1	0	0	0	0	0	0	5	6	0.00	3.000										

St. Louis Cardinals @ Pittsburgh Pirates  
Three Rivers Stadium, Pittsburgh, PA  
Sun Jun 19 1988, 3:33 AM EDT  
Att: 27,656 - Sunny - 80 F

AB 31  
R 2  
H 5  
RBI 2  
BB 1  
SO 5  
LOB 7



Batter	1	2	3	4	5	6	7	8	9	AB	R	H	RBI	BB	SO	LOB	BOTTOM										
R.J. Reynolds, S (1,7) OBP: 0.293, SLG: 0.361	HR		G6-3			G1-3				4	2	2	1	0	0	0											
Jose Lind, R (1,4) OBP: 0.302, SLG: 0.312	G3-1		F8			F8			L9	4	0	1	0	0	0	2											
Andy Van Slyke, L (1,8) OBP: 0.350, SLG: 0.528	G3-1					K				3	0	1	2	1	1	1											
Bobby Bonilla, S (1,5) OBP: 0.384, SLG: 0.571	F6					F3				4	0	0	0	0	0	3											
Darnell Coles, R (1,9) OBP: 0.325, SLG: 0.409	F7					F8			L7	3	0	0	0	0	0	1											
Randy Milligan, R (1,3) OBP: 0.384, SLG: 0.397						K				2	0	0	0	1	2	0											
Sid Bream, L (9,3) OBP: 0.337, SLG: 0.489										0	0	0	0	0	0	0											
Michael LaValliere, L (1,2) OBP: 0.373, SLG: 0.336						G6-3			G4-3	3	0	0	0	0	0	1											
Felix Fermin, R (1,6) OBP: 0.333, SLG: 0.265										3	1	2	0	0	0	0											
Bob Walk, R (1,1) OBP: 0.129, SLG: 0.133										3	0	0	0	0	2	2											
Jim Gott, R (9,1) ERA: 2.78										0	0	0	0	0	0	0											
<b>Inning Stats</b>	R: 1 H: 2 E: 0 K: 0 S: 9	H: 2 LOB: 1 BB: 0 P: 16	R: 0 H: 0 E: 0 K: 0 S: 9	LOB: 0 BB: 1 P: 17	R: 0 H: 0 E: 0 K: 0 S: 5	LOB: 0 BB: 0 P: 10	R: 0 H: 0 E: 0 K: 1 S: 11	LOB: 0 BB: 0 P: 18	R: 0 H: 0 E: 0 K: 2 S: 10	LOB: 1 BB: 0 P: 15	R: 0 H: 0 E: 0 K: 0 S: 7	LOB: 1 BB: 1 P: 14	R: 0 H: 0 E: 0 K: 1 S: 9	LOB: 0 BB: 0 P: 13	R: 2 H: 3 E: 0 K: 1 S: 14	LOB: 1 BB: 0 P: 18	R: 1 H: 6 E: 0 K: 1 S: 11	LOB: 1 BB: 1 3B: 1 HR: 1	SF: 0 SAC: 0 DP: 0 HBP: 0	WP: 1 PB: 0 SB: 0 CS: 1	PA: 31						
<b>PITCHER</b>	IP	WLS	BF	H	R	ER	SO	BB	IBB	HBP	BLK	WP	HR	S	P	ERA	WHIP										
Larry McWilliams, L (1,1) ERA: 1.81	8.0	L	31	6	3	3	5	2	0	0	0	1	1	74	121	3.38	1.000										

St. Louis Cardinals @ Pittsburgh Pirates  
Three Rivers Stadium, Pittsburgh, PA  
Sun Jun 19 1988, 3:33 AM EDT  
Att: 27,656 - Sunny - 80 F

AB 29  
R 3  
H 6  
RBI 3  
BB 2  
SO 5  
LOB 10









Batter	1	2	3	4	5	6	7	8	9	AB	R	H	RBI	BB	SO	LOB	TOP			
Vince Coleman, S (1, 7) OBP: 0.334, SLG: 0.405	1-0 S 1B		2-0 F7			0-1 B1-3		1-2 1B		4	0	2	0	0	0	1				
Luis Alica, S (1, 4) OBP: 0.277, SLG: 0.282	3-3 SAFE K		1-1 3-1			0-1 F5		0-1 6-3		4	0	0	0	0	1	4				
Ozzie Smith, S (1, 6) OBP: 0.347, SLG: 0.338	0-1 G3				3-1 F8		1-1 6-3		4-1 FC4-6 BB	3	0	0	0	1	0	1				
Tom Brunansky, R (1, 9) OBP: 0.370, SLG: 0.419	1-3 K			0-0 3-1 1B			1-0 6-3		0-1 F4	4	0	1	0	0	1	2				
Willie McGee, S (1, 8) OBP: 0.354, SLG: 0.397		0-3 K		0-0 3-1		1-0 F8		0-1 FC4-6 1-2	2	4	0	0	0	0	1	2				
Tony Peña, R (1, 2) OBP: 0.305, SLG: 0.389	3-2 6-3			2-1 6-3		1-3 K2-3		0-0 4-3	3	3	0	0	0	0	1	1				
Curt Ford, L (7, 3) OBP: 0.234, SLG: 0.262										1	0	0	0	0	0	1				
José Oquendo, S (1, 5) OBP: 0.331, SLG: 0.331		1-1 F8			0-2 F7			1-1 1B 1B		3	0	1	0	0	0	0				
Tom Pagnozzi, R (1, 3) OBP: 0.307, SLG: 0.329			2-1 2B		0-2 6-3			0-0 F3	1	3	0	1	0	0	0	1				
Cris Carpenter, R (1, 1) OBP: 0.143, SLG: 0.143			0-1 B1-4			0-3 K		3-3 K	2	1	0	0	0	0	0	1				
Tom Lawless, R (5, PH) OBP: 0.160, SLG: 0.167										1	0	0	0	0	1	0				
Bob Forsch, R (5, 1) OBP: 0.333, SLG: 0.231										0	0	0	0	0	0	0				
Duane Walker, L (8, PH) OBP: 0.333, SLG: 0.231										1	0	0	0	0	1	1				
John Costello, R (8, 1)										0	0	0	0	0	0	0				
<b>Inning Stats</b>	R: 0 E: 0 K: 2 S: 10	H: 1 LOB: 1 BB: 0 P: 15	R: 0 E: 0 K: 1 S: 9	H: 0 LOB: 0 BB: 0 P: 13	R: 0 E: 0 K: 0 S: 7	H: 1 LOB: 1 BB: 0 P: 12	R: 0 E: 0 K: 0 S: 6	H: 1 LOB: 1 BB: 0 P: 11	R: 0 E: 0 K: 1 S: 9	H: 0 LOB: 0 BB: 0 P: 9	R: 0 E: 0 K: 0 S: 6	H: 0 LOB: 0 BB: 0 P: 7	R: 0 E: 0 K: 1 S: 5	H: 2 LOB: 2 BB: 0 P: 8	R: 0 E: 0 K: 0 S: 12	H: 0 LOB: 1 BB: 1 P: 10	1B: 4 2B: 1 3B: 0 HR: 0	SF: 0 SAC: 0 DP: 0 HBP: 0	WP: 0 PB: 0 SB: 2 CS: 0	PA: 33
<b>PITCHER</b>	IP WLS BF H R ER SO BB IBB HBP BLK WP HR S P ERA WHIP																			
Pascual Perez, R (1, 1) ERA: 1.62	8.0 W 29 5 0 0 6 0 0 0 0 0 0 64 92 0.00 0.625																			
Tim Burke, R (9, 1) ERA: 3.86	1.0 4 0 0 0 0 1 0 0 0 0 0 6 10 0.00 1.000																			

St. Louis Cardinals @ Montreal Expos  
Olympic Stadium, Montreal, QB  
Tue Jun 21 1988, 7:05 PM EDT  
Att: 16,260 - Dome - 70 F

AB	32
R	0
H	5
RBI	0
BB	1
SO	6
LOB	15



Batter	1	2	3	4	5	6	7	8	9	AB	R	H	RBI	BB	SO	LOB	BOTTOM			
Otis Nixon, S (1, 8) OBP: 0.400, SLG: 0.400	2-1 E 1B		2-2 F5		0-2 G4-6-3 1B	1-1 E1		0-2 5-3		5	1	2	0	0	0	1				
Tim Raines, S (1, 7) OBP: 0.378, SLG: 0.442	3-2 SAFE SAFE SAFE SAFE SAFE 3B		0-1 4-3		0-0 G4-6-3 1-2	2-2 4-3				4	1	0	2	0	0	2				
Andres Galarraga, R (1, 3) OBP: 0.371, SLG: 0.623	2-2 2H SF7 3B		1-0 HR		0-0 1B 2B	1-3 3H 1-3 K				4	2	3	2	0	1	1				
Hubie Brooks, R (1, 9) OBP: 0.315, SLG: 0.409	0-3 K		0-1 6-3		2-1 BB 1B	2-1 6-3				4	0	1	0	0	1	1				
Tim Wallach, R (1, 5) OBP: 0.300, SLG: 0.381	1-2 SF7			2-1 1-3 1B	4-2 1-2 BB	0-0 F7				2	0	1	1	1	0	0				
Nelson Santovenia, R (1, 2) OBP: 0.379, SLG: 0.456	3H F6			1-1 SAFE SAFE 1-3 1-3 K	1-3 K	3-2 HR				4	1	1	1	0	1	4				
Luis Rivera, R (1, 6) OBP: 0.257, SLG: 0.322		1-1 F2		2-2 F8		1-0 E 2B		1-0 5-3		4	1	1	0	0	0	1				
Rex Hudler, R (1, 4)		0-0 F4		4-0 IBB		2-2 F4		3-2 F7		3	0	0	0	1	0	1				
Pascual Perez, R (1, 1) ERA: 4.72		0-0 F4		1-3 K		4-2 E 4-3 BB		2-0 4-3		2	1	0	0	1	1	2				
Graig Nettles, L (8, PH) ERA: 4.53										1	0	0	0	0	0	0				
Tim Burke, R (9, 1)										0	0	0	0	0	0	0				
<b>Inning Stats</b>	R: 3 E: 1 K: 1 S: 17	H: 2 LOB: 0 BB: 0 P: 26	R: 0 E: 0 K: 0 S: 4	H: 0 LOB: 0 BB: 0 P: 5	R: 1 E: 0 K: 0 S: 9	H: 1 LOB: 0 BB: 0 P: 12	R: 0 E: 0 K: 1 S: 10	H: 1 LOB: 2 BB: 1 P: 20	R: 0 E: 0 K: 1 S: 13	H: 3 LOB: 3 BB: 1 P: 20	R: 2 E: 1 K: 1 S: 14	H: 1 LOB: 1 BB: 1 P: 25	R: 1 E: 0 K: 0 S: 12	H: 1 LOB: 0 BB: 0 P: 18	R: 0 E: 0 K: 0 S: 9	H: 0 LOB: 0 BB: 0 P: 14	1B: 4 2B: 2 3B: 1 HR: 2	SF: 1 SAC: 0 DP: 1 HBP: 0	WP: 0 PB: 0 SB: 2 CS: 0	PA: 37
<b>PITCHER</b>	IP WLS BF H R ER SO BB IBB HBP BLK WP HR S P ERA WHIP																			
Cris Carpenter, R (1, 1) ERA: 4.72	4.0 L 18 4 4 2 2 2 0 0 0 0 0 1 40 63 3.00 2.333																			
Bob Forsch, R (5, 1) ERA: 4.53	3.0 16 5 3 1 2 2 0 0 0 0 0 1 39 63 3.00 2.333																			
John Costello, R (8, 1)	1.0 3 0 0 0 0 0 0 0 0 0 0 9 14 0.00 0.000																			

St. Louis Cardinals @ Montreal Expos  
Olympic Stadium, Montreal, QB  
Tue Jun 21 1988, 7:05 PM EDT  
Att: 16,260 - Dome - 70 F

AB	33
R	7
H	9
RBI	6
BB	3
SO	4
LOB	13









Batter	1	2	3	4	5	6	7	8	9	AB	R	H	RBI	BB	SO	LOB	TOP					
Juan Samuel, R (1,4) OBP: 0.297, SLG: 0.383	L9		G5-4-3			F8			B2	4	0	0	0	0	0	2						
Von Hayes, L (1,3) OBP: 0.346, SLG: 0.415	G4-3			K			G3			3	0	0	0	0	1	0						
Mike Schmidt, R (1,5) OBP: 0.324, SLG: 0.361	G6-3			L7			G6-3			3	0	0	0	0	0	0						
Lance Parrish, R (1,2) OBP: 0.319, SLG: 0.439		K		P6			G4-3			3	0	0	0	0	1	0						
Chris James, R (1,8) OBP: 0.302, SLG: 0.450		F9			L5			K		3	0	0	0	0	1	0						
Phil Bradley, R (1,7) OBP: 0.325, SLG: 0.319	G6-3				G6-3			G6-3		3	0	0	0	0	0	0						
Mike Young, S (1,9) OBP: 0.303, SLG: 0.379			G5-3		F8			K		3	0	0	0	0	1	0						
Steve Jeltz, S (1,6) OBP: 0.357, SLG: 0.327						G3-1				2	0	1	0	0	0	0						
Bob Demler, R (9,PH) OBP: 0.361, SLG: 0.309				SH					G6-4-3	1	0	1	0	0	0	0						
Shane Rawley, R (1,1) OBP: 0.139, SLG: 0.171				SH						1	0	0	0	0	0	0						
Luis Aguayo, R (9,PH) OBP: 0.316, SLG: 0.368						G6-3			G6-4-3	1	0	0	0	0	0	1						
<b>Inning Stats</b>	R: 0 E: 0 K: 0 S: 7	H: 0 LOB: 0 BB: 0 P: 10	R: 0 E: 0 K: 1 S: 15	H: 0 LOB: 0 BB: 0 P: 20	R: 0 E: 0 K: 1 S: 6	H: 1 LOB: 1 BB: 0 P: 10	R: 0 E: 0 K: 1 S: 6	H: 0 LOB: 0 BB: 0 P: 10	R: 0 E: 0 K: 0 S: 4	H: 0 LOB: 0 BB: 0 P: 4	R: 0 E: 0 K: 0 S: 9	H: 0 LOB: 0 BB: 0 P: 11	R: 0 E: 0 K: 0 S: 6	H: 0 LOB: 0 BB: 0 P: 10	R: 0 E: 0 K: 2 S: 9	H: 0 LOB: 0 BB: 0 P: 13	R: 0 E: 0 K: 0 S: 3	H: 1 LOB: 0 BB: 0 P: 5	1B: 2 2B: 0 3B: 0 HR: 0	SF: 0 SAC: 1 DP: 2 HBP: 0	WP: 0 PB: 0 SB: 0 CS: 0	PA: 28
<b>PITCHER</b> John Tudor, L (1,1) ERA: 1.08	IP: 9.0 WLS: W BF: 28 H: 2 R: 0 ER: 0 SO: 4 BB: 0 IBB: 0 HBP: 0 BLK: 0 WP: 0 HR: 0 S: 65 P: 93 ERA: 0.00 WHIP: 0.222															<b>PITCHER</b>						

Philadelphia Phillies @ St. Louis Cardinals  
 Busch Stadium, St. Louis, MO  
 Thu Jun 23 1988, 7:05 PM CDT  
 Att: 36,176 - Unknown - 94 F

AB	27
R	0
H	2
RBI	0
BB	0
SO	4
LOB	3



Batter	1	2	3	4	5	6	7	8	9	AB	R	H	RBI	BB	SO	LOB	BOTTOM			
Vince Coleman, S (1,7) OBP: 0.332, SLG: 0.399	G6-3		K		S		SH1-3			3	2	1	0	1	1	0				
Ozzie Smith, S (1,6) OBP: 0.343, SLG: 0.333	FC5-4		G3		G5-3		SH1-3			3	0	1	1	0	0	1				
Willie McGee, S (1,8) OBP: 0.351, SLG: 0.393	FC5-4				F8		K			4	0	2	1	0	1	1				
Tom Brunansky, R (1,9) OBP: 0.373, SLG: 0.419					F8					3	0	1	0	1	0	1				
Mike Fitzgerald, R (1,3) OBP: 0.250, SLG: 0.250	F8		K		G5-3					4	0	1	0	0	1	5				
Tony Peña, R (1,2) OBP: 0.303, SLG: 0.389		F7			G3-1		G6-3			4	0	1	0	0	0	1				
José Oquendo, S (1,5) OBP: 0.341, SLG: 0.349		F7			G3		CS			2	0	1	0	1	0	1				
Luis Alicea, S (1,4) OBP: 0.274, SLG: 0.279		G4-3			G3		G5-3			3	0	0	0	0	0	3				
John Tudor, L (1,1) OBP: 0.179, SLG: 0.080		L4			G4-3		G5-3			3	0	0	0	0	0	2				
<b>Inning Stats</b>	R: 0 E: 0 K: 0 S: 10	H: 1 LOB: 2 BB: 1 P: 17	R: 0 E: 0 K: 0 S: 9	H: 1 LOB: 0 BB: 0 P: 16	R: 0 E: 0 K: 2 S: 12	H: 2 LOB: 2 BB: 0 P: 18	R: 0 E: 0 K: 0 S: 7	H: 0 LOB: 1 BB: 1 P: 11	R: 1 E: 0 K: 0 S: 11	H: 2 LOB: 1 BB: 0 P: 16	R: 0 E: 0 K: 0 S: 7	H: 1 LOB: 0 BB: 0 P: 12	R: 1 E: 0 K: 1 S: 9	H: 0 LOB: 0 BB: 1 P: 17	R: 0 E: 0 K: 0 S: 6	H: 1 LOB: 0 BB: 0 P: 9	1B: 7 2B: 1 3B: 0 HR: 0	SF: 0 SAC: 1 DP: 1 HBP: 0	WP: 0 PB: 0 SB: 5 CS: 1	PA: 33
<b>PITCHER</b> Shane Rawley, L (1,1) ERA: 3.59	IP: 8.0 WLS: L BF: 33 H: 8 R: 2 ER: 2 SO: 3 BB: 3 IBB: 0 HBP: 0 BLK: 0 WP: 0 HR: 0 S: 71 P: 116 ERA: 2.25 WHIP: 1.375															<b>PITCHER</b>				

Philadelphia Phillies @ St. Louis Cardinals  
 Busch Stadium, St. Louis, MO  
 Thu Jun 23 1988, 7:05 PM CDT  
 Att: 36,176 - Unknown - 94 F

AB	29
R	2
H	8
RBI	2
BB	3
SO	3
LOB	15





Batter	1	2	3	4	5	6	7	8	9	AB	R	H	RBI	BB	SO	LOB	TOP					
Juan Samuel, R (1.4) OBP: 0.296, SLG: 0.380										5	1	1	0	0	0	3	Philadelphia Phillies @ St. Louis Cardinals Busch Stadium, St. Louis, MO Fri Jun 24 1988, 7:05 PM CDT Att: 41,332 - Unknown - 96 F					
Bob Demler, R (1.8) OBP: 0.385, SLG: 0.339										4	2	3	0	0	0	0						
Greg Gross, L (8, PH) OBP: 0.314, SLG: 0.233										0	0	0	0	1	0	0						
Steve Bedrosian, R (8.1)										0	0	0	0	0	0	0						
Mike Schmidt, R (1.5) OBP: 0.332, SLG: 0.373										3	2	3	2	1	0	0						
Lance Parrish, R (1.2) OBP: 0.313, SLG: 0.431										4	0	0	2	0	0	5						
Chris James, R (1.9) OBP: 0.304, SLG: 0.449										5	1	2	1	0	1	0						
Phil Bradley, R (1.7) OBP: 0.327, SLG: 0.316										5	0	1	0	0	2	3						
Von Hayes, L (1.3) OBP: 0.351, SLG: 0.421										4	0	2	1	1	1	1						
Steve Jeltz, S (1.6) OBP: 0.366, SLG: 0.340										3	0	2	1	1	0	1						
Don Carman, L (1.1) Brad Moore, R (4.1) Keith Miller, S (5, PH) Greg Harris, S (5.1) Bruce Ruffin, S (5.1) Milt Thompson, L (8, PH)										2	0	0	0	0	0	4						
<b>Inning Stats</b>	R: 3 E: 0 K: 1 S: 12	H: 4 LOB: 1 BB: 0 P: 23	R: 0 E: 0 K: 0 S: 6	H: 1 LOB: 1 BB: 1 P: 10	R: 3 E: 0 K: 1 S: 16	H: 5 LOB: 2 BB: 0 P: 27	R: 0 E: 0 K: 0 S: 5	H: 0 LOB: 1 BB: 1 P: 11	R: 0 E: 0 K: 1 S: 15	H: 1 LOB: 2 BB: 1 P: 25	R: 0 E: 0 K: 0 S: 11	H: 2 LOB: 1 BB: 0 P: 16	R: 0 E: 0 K: 0 S: 12	H: 1 LOB: 1 BB: 0 P: 18	R: 1 E: 0 K: 0 S: 8	H: 1 LOB: 0 BB: 1 P: 12	R: 0 E: 0 K: 1 S: 10	H: 0 LOB: 0 BB: 0 P: 16	1B: 11 2B: 5 3B: 0 HR: 0	SF: 2 SAC: 0 DP: 3 HBP: 0	WP: 0 PB: 0 SB: 0 CS: 1	PA: 43
<b>PITCHER</b>	IP WLS BF H R ER SO BB IBB HBP BLK WP HR S P ERA WHIP																					
Larry McWilliams, L (1.1) ERA: 2.29	2.0 12 7 3 5 5 1 1 0 0 0 0 0 0 23 43 22.50 4.000																					
Scott Terry, R (3.1) ERA: 4.01	2.0 10 3 1 1 1 1 1 0 0 0 0 0 0 16 28 4.50 2.000																					
John Costello, R (5.1) ERA:	1.0 5 1 0 0 1 1 0 0 0 0 0 0 0 15 25 0.00 2.000																					
Steve Peters, L (6.1) ERA: 3.99	1.2 7 3 0 0 0 0 0 0 0 0 0 0 0 20 28 0.00 1.800																					
Todd Worrell, R (7.1) ERA: 2.51	2.1 L 9 1 1 1 1 1 0 1 0 0 0 0 0 21 34 3.86 0.429																					

Batter	1	2	3	4	5	6	7	8	9	AB	R	H	RBI	BB	SO	LOB	BOTTOM					
Vince Coleman, S (1.7) OBP: 0.333, SLG: 0.405										5	1	2	0	0	3	3	Philadelphia Phillies @ St. Louis Cardinals Busch Stadium, St. Louis, MO Fri Jun 24 1988, 7:05 PM CDT Att: 41,332 - Unknown - 96 F					
Ozzie Smith, S (1.6) OBP: 0.344, SLG: 0.332										4	1	1	0	1	1	4						
Willie McGee, S (1.8) OBP: 0.352, SLG: 0.393										5	1	2	1	0	2	2						
Tom Brunansky, R (1.9) OBP: 0.373, SLG: 0.417										4	0	1	1	1	1	2						
Tony Peña, R (1.2) OBP: 0.309, SLG: 0.393										5	1	3	1	0	0	2						
Mike Fitzgerald, R (1.3) OBP: 0.375, SLG: 0.375										4	1	2	0	0	0	2						
Todd Worrell, R (7.1)										0	0	0	0	0	0	0						
Duane Walker, L (9, PH) OBP: 0.313, SLG: 0.214										1	0	0	0	0	1	0						
José Oquendo, S (1.5) OBP: 0.337, SLG: 0.345										5	1	1	1	0	0	4						
Tom Lawless, R (1.4) OBP: 0.179, SLG: 0.154										1	0	0	0	1	0	0						
Curt Ford, L (5, PH) OBP: 0.250, SLG: 0.279										1	0	1	1	0	0	0						
Steve Peters, L (6.1)										0	0	0	0	0	0	0						
Tom Pagnozzi, R (7.3) OBP: 0.288, SLG: 0.307										2	0	0	0	0	1	0						
Larry McWilliams, L (1.1) OBP: 0.207, SLG: 0.185										1	0	0	0	0	0	3						
Scott Terry, R (3.1)										0	0	0	0	0	0	0						
Terry Pendleton, S (4, PH) OBP: 0.348, SLG: 0.410										1	0	1	0	0	0	0						
Bob Forsch, R (4, PH)										0	0	0	0	0	0	0						
John Costello, R (5.1)										0	0	0	0	0	0	0						
Luis Alicea, S (5, PH) OBP: 0.276, SLG: 0.278										1	0	0	0	0	0	0						
<b>Inning Stats</b>	R: 0 E: 0 K: 2 S: 10	H: 0 LOB: 0 BB: 0 P: 15	R: 0 E: 0 K: 0 S: 14	H: 2 LOB: 3 BB: 1 P: 22	R: 2 E: 0 K: 1 S: 15	H: 4 LOB: 2 BB: 0 P: 20	R: 1 E: 1 K: 1 S: 9	H: 2 LOB: 2 BB: 1 P: 20	R: 3 E: 0 K: 2 S: 18	H: 5 LOB: 0 BB: 0 P: 27	R: 0 E: 0 K: 0 S: 4	H: 0 LOB: 0 BB: 0 P: 5	R: 0 E: 0 K: 1 S: 15	H: 0 LOB: 0 BB: 0 P: 5	R: 0 E: 0 K: 1 S: 15	H: 1 LOB: 2 BB: 1 P: 21	R: 0 E: 0 K: 1 S: 6	H: 0 LOB: 0 BB: 0 P: 9	1B: 12 2B: 2 3B: 0 HR: 0	SF: 0 SAC: 0 DP: 0 HBP: 1	WP: 0 PB: 0 SB: 0 CS: 0	PA: 44
<b>PITCHER</b>	IP WLS BF H R ER SO BB IBB HBP BLK WP HR S P ERA WHIP																					
Don Carman, L (1.1) ERA: 5.06	3.2 21 8 3 2 3 2 3 0 0 0 0 0 0 3 5 0.00 0.000																					
Brad Moore, R (4.1) ERA:	0.1 1 0 0 0 1 0 0 0 0 0 0 0 0 3 5 0.00 0.000																					
Greg Harris, R (5.1) ERA: 3.15	0.0 4 4 3 3 0 0 0 0 0 0 0 0 0 8 11 ∞ ∞																					
Bruce Ruffin, L (5.1) ERA: 4.03	3.0 W 10 1 0 0 3 0 0 1 0 0 0 0 0 19 26 0.00 0.333																					
Steve Bedrosian, R (8.1) ERA: 3.08	2.0 S 8 1 0 0 2 1 0 0 0 0 0 0 0 21 30 0.00 1.000																					

AB	37
R	7
H	15
RBI	7
BB	4
SO	4
LOB	19






Batter	1	2	3	4	5	6	7	8	9	AB	R	H	RBI	BB	SO	LOB	TOP			
Juan Samuel, R (1,4) OBP: 0.295, SLG: 0.378	G5-3		G4-3 1B		K			G1-3		4	0	1	0	0	1	0	Philadelphia Phillies @ St. Louis Cardinals Busch Stadium, St. Louis, MO Sat Jun 25 1988, 7:05 PM CDT Att: 44,214 - Unknown - 99 F			
Milt Thompson, L (1,8) OBP: 0.338, SLG: 0.321	FC5-4 1B		L8		G4-3			G4-3		4	0	1	0	0	0	1				
Von Hayes, L (1,3) OBP: 0.346, SLG: 0.414	F9		G4-3					F9		4	0	0	0	0	0	2				
Mike Schmidt, R (1,5) OBP: 0.328, SLG: 0.367	FC5-4		L7					K		4	0	0	0	0	1	2				
Chris James, R (1,9) OBP: 0.307, SLG: 0.460			K					F2		3	1	1	1	1	1	0				
Darren Daulton, L (1,2) OBP: 0.283, SLG: 0.245			1B BB		K					3	0	0	0	1	1	1				
Greg Gross, L (1,7) OBP: 0.301, SLG: 0.222			P6		G6-3			F3		3	0	0	0	0	0	1				
Steve Jeltz, S (1,6) OBP: 0.365, SLG: 0.340			1-3 1B		K			L5		3	0	1	0	0	1	0				
Kevin Gross, R (1,1) OBP: 0.250, SLG: 0.238			K					F3		2	0	0	0	0	2	2				
Phil Bradley, R (8,PH) OBP: 0.325, SLG: 0.315					K					1	0	0	0	0	0	0				
Brad Moore, R (8,1)										0	0	0	0	0	0	0				
<b>Inning Stats</b>	R: 0 E: 0 K: 0 S: 9	H: 1 LOB: 1 BB: 0 P: 14	R: 0 E: 0 K: 2 S: 12	H: 1 LOB: 2 BB: 1 P: 21	R: 0 E: 0 K: 0 S: 11	H: 1 LOB: 0 BB: 0 P: 15	R: 1 E: 0 K: 2 S: 13	H: 1 LOB: 0 BB: 0 P: 23	R: 0 E: 0 K: 1 S: 8	H: 0 LOB: 0 BB: 0 P: 11	R: 0 E: 0 K: 0 S: 7	H: 0 LOB: 0 BB: 0 P: 9	R: 0 E: 0 K: 0 S: 6	H: 0 LOB: 0 BB: 0 P: 10	R: 0 E: 0 K: 0 S: 8	H: 0 LOB: 1 BB: 1 P: 16	1B: 3 2B: 0 3B: 0 HR: 1	SF: 0 SAC: 0 DP: 0 HBP: 0	WP: 0 PB: 0 SB: 1 CS: 0	PA: 33
<b>PITCHER</b> Jose DeLeon, R (1,1) ERA: 4.13	IP: 9.0 WLS: W BF: 33 H: 4 R: 1 ER: 1 SO: 7 BB: 2 IBB: 0 HBP: 0 BLK: 0 WP: 0 HR: 1 S: 82 P: 131 ERA: 1.00 WHIP: 0.667															<b>PITCHER</b>				

Batter	1	2	3	4	5	6	7	8	9	AB	R	H	RBI	BB	SO	LOB	BOTTOM			
Vince Coleman, S (1,7) OBP: 0.334, SLG: 0.403	G3		2B 1B		G4-3			G3		4	1	1	0	1	0	1	Philadelphia Phillies @ St. Louis Cardinals Busch Stadium, St. Louis, MO Sat Jun 25 1988, 7:05 PM CDT Att: 44,214 - Unknown - 99 F			
Ozzie Smith, S (1,6) OBP: 0.341, SLG: 0.333	L9		1B 2B		G4-3			G1-3		5	1	1	1	0	0	3				
Willie McGee, S (1,8) OBP: 0.357, SLG: 0.397	BLK 1B		1B 1B		G4-3			CS 1B		4	1	3	1	0	0	0				
Tom Brunansky, R (1,9) OBP: 0.378, SLG: 0.425	BB		L9					FC5-4 BB		2	0	1	0	2	0	1				
Tony Peña, R (1,2) OBP: 0.304, SLG: 0.387	K		F8		F2			FC5-4 FC5-4		4	0	0	0	0	1	5				
Mike Fitzgerald, R (1,3) OBP: 0.333, SLG: 0.333			G6-3 2B 1B		F3			FC5-4		4	1	1	1	0	0	2				
José Oquendo, S (1,5) OBP: 0.340, SLG: 0.345	G3		2B 1B		F9			SH1-4 BB		3	0	1	0	1	0	1				
Luis Alicea, S (1,4) OBP: 0.284, SLG: 0.296	1B		2B 2B					K		4	0	3	1	0	1	1				
Jose DeLeon, R (1,1) OBP: 0.114, SLG: 0.114	G1-3		G4-3					SH2-5-4		2	0	0	0	0	0	3				
<b>Inning Stats</b>	R: 0 E: 0 K: 1 S: 12	H: 1 LOB: 2 BB: 1 P: 19	R: 0 E: 0 K: 0 S: 11	H: 1 LOB: 0 BB: 0 P: 19	R: 4 E: 0 K: 0 S: 14	H: 6 LOB: 2 BB: 0 P: 24	R: 0 E: 0 K: 0 S: 8	H: 0 LOB: 0 BB: 0 P: 13	R: 0 E: 0 K: 0 S: 12	H: 1 LOB: 1 BB: 0 P: 17	R: 0 E: 0 K: 0 S: 9	H: 1 LOB: 1 BB: 0 P: 12	R: 0 E: 0 K: 0 S: 5	H: 1 LOB: 1 BB: 1 P: 10	R: 0 E: 0 K: 1 S: 8	H: 0 LOB: 2 BB: 2 P: 20		1B: 7 2B: 3 3B: 1 HR: 0	SF: 0 SAC: 2 DP: 0 HBP: 0	WP: 0 PB: 0 SB: 2 CS: 1
<b>PITCHER</b> Kevin Gross, R (1,1) ERA: 2.78	IP: 7.0 WLS: L BF: 33 H: 11 R: 4 ER: 4 SO: 4 BB: 2 IBB: 0 HBP: 0 BLK: 0 WP: 0 HR: 0 S: 71 P: 114 ERA: 5.14 WHIP: 1.857															<b>PITCHER</b>				
Brad Moore, R (8,1)	IP: 1.0 WLS: 5 BF: 0 H: 0 R: 0 ER: 0 SO: 1 BB: 2 IBB: 0 HBP: 0 BLK: 0 WP: 0 HR: 0 S: 8 P: 20 ERA: 0.00 WHIP: 2.000															<b>PITCHER</b>				

AB	31
R	1
H	4
RBI	1
BB	2
SO	7
LOB	9



AB	32
R	4
H	11
RBI	4
BB	4
SO	2
LOB	17













Batter	1	2	3	4	5	6	7	8	9	AB	R	H	RBI	BB	SO	LOB	TOP				
<b>Otis Nixon, S</b> (1, 8) OBP: 0.316, SLG: 0.235 <b>Herm Winningham, L</b> (9, 8) OBP: 0.349, SLG: 0.307	1-1 1-3		2-0 1B		1-1 G6-4-3 2H 1B			1-0 CS 1B	4-1 FC4 1-2 2-3 BB	4	0	3	1	1	0	0					
<b>Mitch Webster, S</b> (1, 7) OBP: 0.350, SLG: 0.304	1-1 F3		2-2 F6 1-2		0-0 G6-4-3 1-2			2-1 1B 1-2 HR 1B	0-1 FC4 1-2	5	1	1	0	0	0	5					
<b>Andres Calarraga, R</b> (1, 3) OBP: 0.362, SLG: 0.597	1-1 1B			0-1 1B 2B		3-3 K		0-0 1B 1H HR		4	2	3	2	0	1	0					
<b>Hubie Brooks, R</b> (1, 9) OBP: 0.303, SLG: 0.409	0-2 G3			0-0 F4		3-2 P8		0-0 F9		4	0	0	0	0	0	2					
<b>Tim Wallach, R</b> (1, 5) OBP: 0.305, SLG: 0.409		0-0 G6-4-3 1B		3-2 L8		1-0 1B		2-2 1B		4	0	2	0	0	0	1					
<b>Nelson Santovenia, R</b> (1, 2) OBP: 0.337, SLG: 0.410	1-0 F8			2-1 1B 2H		2-2 F8			1-3 K	4	0	1	1	0	1	2					
<b>Luis Rivera, R</b> (1, 6) OBP: 0.248, SLG: 0.299	0-1 G6-4-3 1-2			2-2 P8			1-0 G3		1-1 4-3	4	0	0	0	0	0	2					
<b>Rex Hudler, R</b> (1, 4) OBP: 0.412, SLG: 0.286			4-2 G5-6-3 BB		0-0 SH2-4 1B		0-2 F7		1-2 WP S 1B	3	1	2	0	1	0	0					
<b>John Dopson, L</b> (1, 1) Dave Engle, R (7, PH) Neal Heaton, L (7, 1) Tom Faller, L (6, PH) Wallace Johnson, S (6, PH) Joe Hesketh, R (9, 1) Tim Burke, R (9, 1)			0-0 G5-6-3 1-2		0-0 SH2-4 1-2		1-0 F9		4-2 WP BB 1-2	1	0	0	0	0	0	1					
<b>Inning Stats</b>	R: 0 E: 0 K: 0 S: 9	H: 1 LOB: 1 BB: 0 P: 12	R: 0 E: 0 K: 0 S: 4	H: 1 LOB: 0 BB: 0 P: 5	R: 0 E: 0 K: 0 S: 9	H: 1 LOB: 1 BB: 1 P: 17	R: 1 E: 0 K: 0 S: 11	H: 2 LOB: 1 BB: 0 P: 18	R: 1 E: 0 K: 1 S: 14	H: 1 LOB: 1 BB: 0 P: 23	R: 0 E: 0 K: 0 S: 6	H: 0 LOB: 0 BB: 0 P: 8	R: 2 E: 0 K: 0 S: 8	H: 3 LOB: 0 BB: 2 P: 13	R: 0 E: 0 K: 1 S: 13	H: 1 LOB: 3 BB: 2 P: 24	1B: 10 2B: 1 3B: 0 HR: 1	SF: 0 SAC: 1 DP: 3 HBP: 0	WP: 1 PB: 0 SB: 3 CS: 1	PA: 38	
<b>PITCHER</b>	IP	WLS	BF	H	R	ER	SO	BB	IBB	HBP	BLK	WP	HR	S	P	ERA	WHIP				
John Tudor, L (1, 1) ERA: 1.38	8.0		32	11	4	4	1	1	0	0	0	0	1	66	102	4.50	1.500				
John Costello, R (9, 1) ERA:	0.2		3	1	0	0	1	0	0	0	0	0	0	8	11	0.00	1.500				
Ken Dayley, L (9, 1) ERA: 2.82	0.1	W	3	0	0	0	0	2	0	0	0	1	0	5	13	0.00	6.000				

**Montreal Expos @ St. Louis Cardinals**  
 Busch Stadium, St. Louis, MO  
 Tue Jun 28 1988, 7:05 PM CDT  
 Att: 36,113 - Unknown - 92 F

AB 34  
 R 4  
 H 12  
 RBI 4  
 BB 3  
 SO 2  
 LOB 13



Batter	1	2	3	4	5	6	7	8	9	AB	R	H	RBI	BB	SO	LOB	BOTTOM				
<b>Vince Coleman, S</b> (1, 7) OBP: 0.335, SLG: 0.397	1-0 L8		1-3 K		4-2 E S 4-3 BB	2-1 4-3			1-1 1B	4	1	1	0	1	1	3					
<b>Ozzie Smith, S</b> (1, 6) OBP: 0.343, SLG: 0.331	3-2 3-1		1-0 6-3		4-2 B 4-3 S 1-2 BB	2-0 F7			1-1 1B E 1B	4	1	1	0	1	0	0					
<b>Willie McGee, S</b> (1, 8) OBP: 0.360, SLG: 0.402	1-0 S 1B		2-2 4-3		1-2 X 4-3 1-3 2H	2-2 BLK 1B			0-0 S E 1B	5	2	3	1	0	0	1					
<b>Tom Brunansky, R</b> (1, 9) OBP: 0.376, SLG: 0.423	4-2 1B 1-2 BB		2-1 S HBP		0-3 K	1-0 F9			3-2 E5	3	0	0	0	1	1	2					
<b>Tony Peña, R</b> (1, 2) OBP: 0.298, SLG: 0.377	1-2 1-2 2H 1B		2-0 6-3		0-3 K	1-3 K			1-3 3H	4	0	1	1	0	2	2					
<b>Mike Fitzgerald, R</b> (1, 3) OBP: 0.280, SLG: 0.320	0-2 F9		1-2 K		1-0 1B SH5-3 2B	1-2 F3			1-2 F3	4	1	1	0	0	1	2					
<b>José Oquendo, S</b> (1, 5) OBP: 0.346, SLG: 0.353		1-1 4-3 1B		0-0 6-3	1-2 1B SH5-3 1B	0-0 6-3			0-0 6-3	4	0	3	0	0	0	0					
<b>Luis Alicaia, S</b> (1, 4) OBP: 0.287, SLG: 0.305		0-1 4-3		2-1 G3	0-0 SH5-3	1-1 6-3			1-1 6-3	3	0	0	1	0	0	2					
<b>John Tudor, L</b> (1, 1) OBP: 0.194, SLG: 0.107 <b>Terry Pendleton, S</b> (8, PH) OBP: 0.344, SLG: 0.399 <b>John Costello, R</b> (9, 1) Ken Dayley, L (9, 1)		1-0 5-3		1-3 K	1-2 1B	0-2 F7			0-2 F7	3	0	1	0	0	1	1					
<b>Inning Stats</b>	R: 1 E: 0 K: 0 S: 14	H: 2 LOB: 2 BB: 1 P: 24	R: 0 E: 0 K: 1 S: 8	H: 1 LOB: 0 BB: 0 P: 11	R: 0 E: 0 K: 1 S: 6	H: 0 LOB: 0 BB: 0 P: 10	R: 1 E: 0 K: 2 S: 19	H: 0 LOB: 1 BB: 2 P: 27	R: 1 E: 0 K: 1 S: 15	H: 3 LOB: 2 BB: 0 P: 20	R: 0 E: 0 K: 1 S: 12	H: 1 LOB: 1 BB: 0 P: 18	R: 0 E: 0 K: 0 S: 10	H: 1 LOB: 1 BB: 0 P: 12	R: 2 E: 1 K: 0 S: 8	H: 3 LOB: 1 BB: 0 P: 13	1B: 10 2B: 1 3B: 0 HR: 0	SF: 0 SAC: 1 DP: 0 HBP: 1	WP: 0 PB: 0 SB: 6 CS: 0	PA: 40	
<b>PITCHER</b>	IP	WLS	BF	H	R	ER	SO	BB	IBB	HBP	BLK	WP	HR	S	P	ERA	WHIP				
John Dopson, R (1, 1) ERA: 3.21	6.0		28	6	3	2	5	3	0	0	0	0	0	70	107	3.00	1.500				
Neal Heaton, L (7, 1) ERA: 5.51	2.0		8	2	0	0	1	0	0	0	1	0	0	22	30	0.00	1.000				
Joe Hesketh, L (9, 1) ERA: 2.96	0.1	L	3	3	2	0	0	0	0	0	0	0	0	5	7	0.00	9.000				
Tim Burke, R (9, 1) ERA: 3.7	0.0		1	0	0	0	0	0	0	0	0	0	0	3	6	∞	∞				

**Montreal Expos @ St. Louis Cardinals**  
 Busch Stadium, St. Louis, MO  
 Tue Jun 28 1988, 7:05 PM CDT  
 Att: 36,113 - Unknown - 92 F

AB 35  
 R 5  
 H 11  
 RBI 3  
 BB 3  
 SO 6  
 LOB 14













Batter	1	2	3	4	5	6	7	8	9	AB	R	H	RBI	BB	SO	LOB	TOP										
Vince Coleman, S OBP: 0.334, SLG: 0.390	F9		K	CS			F9			4	0	1	0	0	1	0	<b>St. Louis Cardinals @ San Diego Padres</b> Jack Murphy Stadium, San Diego, CA Sat Jul 02 1988, 10:05 PM EDT Att: 23,006 - Unknown - 68 F										
Ozzie Smith, S OBP: 0.343, SLG: 0.327	K		E6	CS	3-1		K			4	1	0	0	0	2	0											
Willie McGee, S OBP: 0.354, SLG: 0.392	K		HR		1-3			4-1		4	1	1	0	0	1	0											
Tom Brunansky, R OBP: 0.372, SLG: 0.422		K	HR			K		F2		4	1	1	3	0	2	0											
Terry Pendleton, S OBP: 0.333, SLG: 0.383		WP	WP			1-3		4-3		4	1	2	0	0	0	0											
Tony Peña, R OBP: 0.293, SLG: 0.366		2B	P4			K		1B		3	1	1	0	1	1	1											
Mike Fitzgerald, R OBP: 0.265, SLG: 0.273		BB	F7			E8		K		4	0	1	0	0	1	4											
José Oquendo, S OBP: 0.340, SLG: 0.350		2B			F7	6-3		K		4	0	1	2	0	1	2											
Larry McWilliams, L OBP: 0.194, SLG: 0.172							F8			2	0	0	0	0	2	1											
Curt Ford, L OBP: 0.236, SLG: 0.245	K							F9		1	0	0	0	0	0	0											
John Costello, R OBP: 0.236, SLG: 0.245										0	0	0	0	0	0	0											
Ken Dayley, L OBP: 0.277, SLG: 0.295										1	0	0	0	0	0	1											
<b>Inning Stats</b>	R: 0 E: 0 K: 2 S: 11	H: 0 LOB: 0 BB: 0 P: 18	R: 2 E: 0 K: 2 S: 12	H: 2 LOB: 1 BB: 1 P: 24	R: 3 E: 1 K: 1 S: 16	H: 3 LOB: 1 BB: 0 P: 26	R: 0 E: 0 K: 1 S: 6	H: 1 LOB: 0 BB: 0 P: 9	R: 0 E: 0 K: 1 S: 9	H: 0 LOB: 0 BB: 0 P: 13	R: 0 E: 0 K: 1 S: 7	H: 0 LOB: 0 BB: 0 P: 10	R: 0 E: 0 K: 0 S: 9	H: 0 LOB: 0 BB: 0 P: 13	R: 0 E: 0 K: 2 S: 11	H: 1 LOB: 1 BB: 0 P: 20	1B: 6 2B: 1 3B: 0 HR: 1	SF: 0 SAC: 0 DP: 0 HBP: 0	WP: 3 PB: 0 SB: 0 CS: 1	PA: 37							
<b>PITCHER</b>	IP	WLS	BF	H	R	ER	SO	BB	IBB	HBP	BLK	WP	HR	S	P	ERA	WHIP										
Dennis Rasmussen, L ERA: 4.75	3.0		16	5	5	4	5	1	0	0	0	2	1	39	68	12.00	2.000										
Greg Booker, R ERA: 3.99	2.0		6	1	0	0	2	0	0	0	0	0	0	15	22	0.00	0.500										
Mark Grant, R ERA: 4.14	2.0	W	7	1	0	0	2	0	0	0	0	1	0	16	23	0.00	0.500										
Mark Davis, L ERA: 2.72	2.0	S	7	1	0	0	2	0	0	0	0	0	0	20	33	0.00	0.500										

AB	35
R	5
H	8
RBI	5
BB	1
SO	11
LOB	9



Batter	1	2	3	4	5	6	7	8	9	AB	R	H	RBI	BB	SO	LOB	BOTTOM										
Shane Mack, R OBP: 0.353, SLG: 0.283	E6		F8				6-3			4	0	1	2	0	0	3	<b>St. Louis Cardinals @ San Diego Padres</b> Jack Murphy Stadium, San Diego, CA Sat Jul 02 1988, 10:05 PM EDT Att: 23,006 - Unknown - 68 F										
Roberto Alomar, S OBP: 0.281, SLG: 0.345	SH1-3		G4-6-3			WP				2	0	0	0	0	0	3											
Randy Ready, R OBP: 0.352, SLG: 0.414	SH1-3				P6		K			1	0	0	0	0	1	1											
Tony Gwynn, L OBP: 0.327, SLG: 0.338	4-3				3-1			SF9		4	1	2	1	0	0	1											
Keith Moreland, R OBP: 0.318, SLG: 0.364	6-3				6-3			L6		3	0	0	1	0	0	1											
Carmelo Martinez, R OBP: 0.247, SLG: 0.307		P4			F9			4-3		4	0	0	0	0	0	0											
Chris Brown, R OBP: 0.316, SLG: 0.321		F9			F9		K			4	1	1	0	0	1	0											
Benito Santiago, R OBP: 0.262, SLG: 0.317			6-3			BLK	BB			4	2	3	0	0	0	0											
Garry Templeton, S OBP: 0.270, SLG: 0.312					F8					3	2	3	3	1	0	0											
Dennis Rasmussen, L ERA: 4.75										0	0	0	0	0	0	0											
Tim Lincecum, L ERA: 2.6										1	0	1	0	0	0	0											
Greg Booker, R ERA: 3.99										0	0	0	0	0	0	0											
Dickie Thorn, R ERA: 1.69										1	0	0	0	0	1	2											
Mark Grant, R ERA: 4.14										0	0	0	0	0	0	0											
Marvell Wynne, L ERA: 5.39										2	1	1	0	0	0	2											
<b>Inning Stats</b>	R: 0 E: 1 K: 0 S: 7	H: 0 LOB: 1 BB: 0 P: 10	R: 0 E: 0 K: 0 S: 5	H: 0 LOB: 0 BB: 0 P: 9	R: 0 E: 0 K: 0 S: 7	H: 2 LOB: 1 BB: 0 P: 12	R: 0 E: 0 K: 0 S: 7	H: 0 LOB: 0 BB: 0 P: 12	R: 2 E: 0 K: 1 S: 14	H: 2 LOB: 1 BB: 1 P: 24	R: 1 E: 0 K: 1 S: 8	H: 1 LOB: 0 BB: 0 P: 14	R: 3 E: 0 K: 1 S: 14	H: 4 LOB: 1 BB: 0 P: 21	R: 1 E: 0 K: 0 S: 15	H: 3 LOB: 2 BB: 0 P: 20	1B: 7 2B: 3 3B: 1 HR: 1	SF: 1 SAC: 1 DP: 1 HBP: 0	WP: 1 PB: 0 SB: 0 CS: 0	PA: 36							
<b>PITCHER</b>	IP	WLS	BF	H	R	ER	SO	BB	IBB	HBP	BLK	WP	HR	S	P	ERA	WHIP										
Larry McWilliams, L ERA: 2.6	6.0		24	3	3	3	2	1	0	0	1	1	0	48	81	4.50	1.000										
John Costello, R ERA: 1.69	0.0		2	2	2	2	0	0	0	0	0	0	1	4	4	-	-										
Ken Dayley, L ERA: 3.3	2.0	L	10	5	2	2	1	0	0	0	0	0	0	25	37	9.00	2.500										









Batter	1	2	3	4	5	6	7	8	9	AB	R	H	RBI	BB	SO	LOB	TOP		
Vince Coleman, S OBP: 0.333, SLG: 0.387	L6		S 1B	F5		4-3		5-3		5	1	1	0	0	0	4			
Ozzie Smith, S OBP: 0.351, SLG: 0.338	2B		S HBP	BB			4-3		FC6 1B	4	1	3	1	1	0	0			
Willie McGee, S OBP: 0.355, SLG: 0.395	K2-3		HBP SF8	5-3					FC6	5	1	2	0	0	1	4			
Tom Brunansky, R OBP: 0.370, SLG: 0.424	S BB		HBP IBB		5-3		F8		F8	3	0	0	0	2	0	2			
Terry Pendleton, S OBP: 0.326, SLG: 0.368	4-3		HBP		4-3		K		F7	4	0	0	1	0	1	4			
Tony Peña, R OBP: 0.292, SLG: 0.363		1-3	SF8		5-3					2	0	0	1	1	0	0			
Mike Fitzgerald, R OBP: 0.237, SLG: 0.243	1-3		K			F3			F9	4	0	0	0	0	1	3			
José Oquendo, S OBP: 0.350, SLG: 0.351	F8			BLK 1B			SH3-4 BB			3	0	2	0	1	0	0			
John Tudor, L OBP: 0.176, SLG: 0.097			F6	K		SH3-4			K	3	0	0	0	0	2	3			
<b>Inning Stats</b>	R: 0 E: 0 K: 1 S: 8	H: 1 LOB: 2 BB: 1 P: 17	R: 0 E: 0 K: 0 S: 9	H: 0 LOB: 0 BB: 0 P: 13	R: 3 E: 0 K: 1 S: 21	H: 3 LOB: 2 BB: 1 P: 32	R: 0 E: 0 K: 1 S: 12	H: 1 LOB: 2 BB: 1 P: 22	R: 0 E: 0 K: 0 S: 7	H: 0 LOB: 1 BB: 1 P: 15	R: 0 E: 0 K: 1 S: 13	H: 1 LOB: 1 BB: 0 P: 17	R: 0 E: 0 K: 1 S: 6	H: 1 LOB: 2 BB: 1 P: 11	R: 0 E: 0 K: 0 S: 11	H: 1 LOB: 1 BB: 0 P: 13	1B: 7 2B: 1 3B: 0 HR: 0	SF: 1 SAC: 1 DP: 0 HBP: 1	WP: 0 PA: 41 PB: 0 CS: 6
<b>PITCHER</b>	IP	WLS	BF	H	R	ER	SO	BB	IBB	HBP	BLK	WP	HR	S	P	ERA	WHIP		
Bill Krueger, L ERA: 11.57	2.1		14	4	3	3	1	1	1	1	0	0	0	34	58	11.57	2.143		
Brian Holton, R ERA: 1.73	2.2		10	1	0	0	2	1	0	0	1	0	0	24	35	0.00	0.750		
Alejandro Peña, R ERA: 1.74	3.0	W	13	2	0	0	2	2	0	0	0	0	0	26	43	0.00	1.333		
Tim Belcher, R ERA: 3.87	1.0	S	4	1	0	0	0	0	0	0	0	0	0	11	13	0.00	1.000		

**St. Louis Cardinals @ Los Angeles Dodgers**  
**Dodger Stadium, Los Angeles, CA**  
 Mon Jul 04 1988, 7:05 PM PDT  
 Att: 44,855 - Sunny - 85 F

livebaseballscorecards.com

AB 33  
 R 3  
 H 8  
 RBI 3  
 BB 5  
 SO 5  
 LOB 20




Batter	1	2	3	4	5	6	7	8	9	AB	R	H	RBI	BB	SO	LOB	BOTTOM		
Steve Sax, R OBP: 0.345, SLG: 0.374	S SH1-3 1B		F8			L4				4	1	2	0	0	0	0			
Dave Anderson, R OBP: 0.406, SLG: 0.399	SH1-3			HR 1B		G3		FC5-4 1B		3	2	1	0	0	0	2			
Kirk Gibson, L OBP: 0.380, SLG: 0.528	SH1-3			HR 1B				F6		3	1	2	3	0	0	2			
Mike Marshall, R OBP: 0.315, SLG: 0.418	5-3			6-3						2	0	0	0	2	0	0			
John Shelby, S OBP: 0.372, SLG: 0.432			F3		5-3					4	0	1	2	0	0	2			
Jeff Hamilton, R OBP: 0.256, SLG: 0.353	6-3			6-3						4	0	0	0	0	0	2			
Franklin Stubbs, L OBP: 0.292, SLG: 0.330	F7				G3					3	0	0	0	0	1	0			
Rick Dempsey, R OBP: 0.338, SLG: 0.522			K		5-3					3	0	0	0	0	1	0			
Bill Krueger, L ERA: 11.57										0	0	0	0	0	0	0			
Brian Holton, R ERA: 1.73										1	0	0	0	0	0	0			
Mike Davis, L OBP: 0.296, SLG: 0.356										1	0	0	0	0	1	0			
Alejandro Peña, R ERA: 1.74										0	0	0	0	0	0	0			
Jose Gonzalez, R OBP: 0.400, SLG: 0.600										1	1	1	0	0	0	0			
Tim Belcher, R ERA: 3.87										0	0	0	0	0	0	0			
<b>Inning Stats</b>	R: 1 E: 0 K: 0 S: 5	H: 1 LOB: 0 BB: 0 P: 8	R: 0 E: 0 K: 0 S: 6	H: 0 LOB: 0 BB: 0 P: 8	R: 0 E: 0 K: 1 S: 7	H: 0 LOB: 0 BB: 0 P: 11	R: 2 E: 0 K: 0 S: 12	H: 2 LOB: 0 BB: 0 P: 17	R: 0 E: 0 K: 1 S: 7	H: 0 LOB: 0 BB: 0 P: 12	R: 0 E: 0 K: 0 S: 6	H: 1 LOB: 2 BB: 1 P: 13	R: 0 E: 0 K: 1 S: 10	H: 0 LOB: 0 BB: 0 P: 13	R: 2 E: 0 K: 0 S: 8	H: 3 LOB: 2 BB: 1 P: 15	1B: 4 2B: 2 3B: 0 HR: 1	SF: 0 SAC: 2 DP: 0 HBP: 0	WP: 0 PA: 33 PB: 0 CS: 0
<b>PITCHER</b>	IP	WLS	BF	H	R	ER	SO	BB	IBB	HBP	BLK	WP	HR	S	P	ERA	WHIP		
John Tudor, L ERA: 1.72	8.0	L	33	7	5	5	3	0	2	0	0	0	1	61	97	5.62	0.875		

**St. Louis Cardinals @ Los Angeles Dodgers**  
**Dodger Stadium, Los Angeles, CA**  
 Mon Jul 04 1988, 7:05 PM PDT  
 Att: 44,855 - Sunny - 85 F

livebaseballscorecards.com

AB 29  
 R 5  
 H 7  
 RBI 5  
 BB 2  
 SO 3  
 LOB 8














Batter	1	2	3	4	5	6	7	8	9	AB	R	H	RBI	BB	SO	LOB	TOP					
Vince Coleman, S (1, 7) OBP: 0.328, SLG: 0.378	1-0 P7		0-1 G1-3			2-3 K		0-0 P7		4	0	0	0	0	1	1						
Ozzie Smith, S (1, 6) OBP: 0.342, SLG: 0.328	2-3 K		1-0 G3-1			1-1 G4-3		0-0 CS	1-0 G6-3	4	0	0	0	0	1	0						
Willie McGee, S (1, 8) OBP: 0.354, SLG: 0.393	2-2 G5-3			2-1 G1-6-3 1B		3-2 F7			1-0 F8	4	0	1	0	0	0	0						
Tom Brunansky, R (1, 9) OBP: 0.377, SLG: 0.444		0-3 K		2-0 G1-6-3 1-2			4-1 S BB		0-1 F9	3	0	0	0	1	1	1						
Terry Pendleton, S (1, 5) OBP: 0.318, SLG: 0.374		3-3 K		1-0 G3			0-2 F8			3	0	0	0	0	1	1						
Jose Oquendo, S (1, 3) OBP: 0.350, SLG: 0.346		1-1 1B 1B			4-1 G5-3 BB		1-3 K			2	0	1	0	1	1	1						
Luis Alica, S (1, 4) OBP: 0.291, SLG: 0.305		3-2 1B		1-1 F5			1-2 G4-3			3	0	1	0	0	0	2						
Tony Peña, R (1, 2) OBP: 0.295, SLG: 0.368		1-1 F7			1-0 G5-3			1-1 G6-3		3	0	0	0	0	0	3						
Joe Magrane, R (1, 1) OBP: 0.263, SLG: 0.444			0-2 G4-3			1-1 G4-3			1-2 CS 1B	2	0	0	0	0	0	1						
Curt Ford, L (8, PH) OBP: 0.234, SLG: 0.241										1	0	1	0	0	0	0						
Todd Worrell, R (8, 1)										0	0	0	0	0	0	0						
<b>Inning Stats</b>	R: 0 E: 0 K: 1 S: 9	H: 0 LOB: 0 BB: 0 P: 14	R: 0 E: 0 K: 2 S: 13	H: 2 LOB: 2 BB: 0 P: 21	R: 0 E: 0 K: 0 S: 6	H: 0 LOB: 0 BB: 0 P: 7	R: 0 E: 0 K: 0 S: 4	H: 1 LOB: 0 BB: 0 P: 9	R: 0 E: 0 K: 2 S: 6	H: 0 LOB: 1 BB: 1 P: 13	R: 0 E: 0 K: 1 S: 10	H: 0 LOB: 0 BB: 0 P: 16	R: 0 E: 0 K: 1 S: 11	H: 0 LOB: 1 BB: 1 P: 17	R: 0 E: 0 K: 0 S: 6	H: 1 LOB: 0 BB: 0 P: 8	R: 0 E: 0 K: 0 S: 4	H: 0 LOB: 0 BB: 0 P: 6	1B: 4 2B: 0 3B: 0 HR: 0	SF: 0 SAC: 0 DP: 1 HBP: 0	WP: 0 PB: 0 SB: 1 CS: 1	PA: 32
<b>PITCHER</b> Michael LaCoss, R (1, 1) ERA: 3.13	IP: 9.0 WLS: W BF: 31 H: 4 R: 0 ER: 0 SO: 5 BB: 2 IBB: 0 HBP: 0 BLK: 0 WP: 0 HR: 0 S: 69 P: 111 ERA: 0.00 WHIP: 0.667															<b>PITCHER</b>	IP: 9.0 WLS: W BF: 31 H: 4 R: 0 ER: 0 SO: 5 BB: 2 IBB: 0 HBP: 0 BLK: 0 WP: 0 HR: 0 S: 69 P: 111 ERA: 0.00 WHIP: 0.667					

St. Louis Cardinals @ San Francisco Giants  
Candlestick Park, San Francisco, CA  
Fri Jul 08 1988, 10:05 PM EDT  
Att: 24,190 - Unknown - 60 F

livebaseballscores.com

AB 29  
R 0  
H 4  
RBI 0  
BB 2  
SO 5  
LOB 10




Batter	1	2	3	4	5	6	7	8	9	AB	R	H	RBI	BB	SO	LOB	BOTTOM
Brett Butler, L (1, 8) OBP: 0.382, SLG: 0.377	4-2 1B WP SF8 BB		3-2 G5-3		0-0 CS 1B		2-2 G1-3			3	1	1	0	1	0	1	
Robby Thompson, R (1, 4) OBP: 0.373, SLG: 0.410	1-1 S 1-3 1B		1-0 L8		1-1 L3			2-2 F3		4	0	1	0	0	0	1	
Will Clark, L (1, 3) OBP: 0.384, SLG: 0.553	2-0 SF8		1-0 F7			0-3 K		0-0 1B		3	0	1	1	0	1	0	
Candy Maldonado, R (1, 9) OBP: 0.312, SLG: 0.376	3-H FC4-6 BB			1-1 P4		4-2 WP BB		1-0 S 1B		2	0	1	0	2	0	0	
Donell Nixon, R (8, PR) OBP: 0.700, SLG: 0.875	1-2 FC4-6 BB			0-2 G6-3		2-3 K		1-3 S 1B		4	0	0	0	0	2	5	
Kevin Mitchell, R (1, 5) OBP: 0.314, SLG: 0.416	1-0 L9			0-2 G6-3		1-2 K		1-2 K		4	0	0	0	0	2	5	
Mike Aldrete, L (1, 7) OBP: 0.358, SLG: 0.383	1-1 FC4-6 1-2			2-2 S 1B		0-2 L6		4-0 IBB		3	0	1	0	1	0	3	
Bob Melvin, R (1, 2) OBP: 0.213, SLG: 0.318		0-1 G6-3		3-3 K			0-3 K	2-3 K		3	0	0	0	0	2	1	
Harry Spilman, L (8, PH) OBP: 0.231, SLG: 0.292										1	0	0	0	0	1	3	
Bob Brenly, R (9, 2) OBP: 0.243, SLG: 0.292										0	0	0	0	0	0	0	
Jose Uribe, S (1, 6) OBP: 0.304, SLG: 0.337		0-1 G5-3			1-3 K				3-1 S 1B	3	0	1	0	0	1	0	
Michael LaCoss, R (1, 1) OBP: 0.294, SLG: 0.281		0-0 L6			1-3 K				2-3 K 1-2	3	0	0	0	0	2	1	
<b>Inning Stats</b>	R: 1 E: 0 K: 0 S: 8	H: 1 LOB: 2 BB: 2 P: 21	R: 0 E: 0 K: 0 S: 5	H: 0 LOB: 0 BB: 0 P: 5	R: 0 E: 0 K: 1 S: 12	H: 1 LOB: 1 BB: 0 P: 18	R: 0 E: 0 K: 2 S: 12	H: 1 LOB: 1 BB: 1 P: 18	R: 0 E: 0 K: 2 S: 16	H: 2 LOB: 3 BB: 1 P: 27	1B: 6 2B: 0 3B: 0 HR: 0	SF: 1 SAC: 0 DP: 0 HBP: 0	WP: 2 PB: 0 SB: 4 CS: 1	PA: 34			
<b>PITCHER</b> Joe Magrane, L (1, 1) ERA: 2.5	IP: 7.0 WLS: L BF: 28 H: 4 R: 1 ER: 1 SO: 7 BB: 3 IBB: 0 HBP: 0 BLK: 0 WP: 2 HR: 0 S: 62 P: 102 ERA: 1.29 WHIP: 1.000															<b>PITCHER</b>	IP: 7.0 WLS: L BF: 28 H: 4 R: 1 ER: 1 SO: 7 BB: 3 IBB: 0 HBP: 0 BLK: 0 WP: 2 HR: 0 S: 62 P: 102 ERA: 1.29 WHIP: 1.000
Todd Worrell, R (8, 1) ERA: 3.16	IP: 1.0 WLS: L BF: 6 H: 2 R: 0 ER: 0 SO: 2 BB: 0 IBB: 0 HBP: 0 BLK: 0 WP: 0 HR: 0 S: 16 P: 27 ERA: 0.00 WHIP: 2.000															<b>PITCHER</b>	IP: 1.0 WLS: L BF: 6 H: 2 R: 0 ER: 0 SO: 2 BB: 0 IBB: 0 HBP: 0 BLK: 0 WP: 0 HR: 0 S: 16 P: 27 ERA: 0.00 WHIP: 2.000

St. Louis Cardinals @ San Francisco Giants  
Candlestick Park, San Francisco, CA  
Fri Jul 08 1988, 10:05 PM EDT  
Att: 24,190 - Unknown - 60 F

livebaseballscores.com

AB 29  
R 1  
H 6  
RBI 1  
BB 4  
SO 9  
LOB 15





Batter	1	2	3	4	5	6	7	8	9	AB	R	H	RBI	BB	SO	LOB	TOP								
Willie McGee, S OBP: 0.391, SLG: 0.388 (1, 8)	G4-3		G6-3		FC4-6 1B		F7			4	0	0	0	0	0	1	<b>St. Louis Cardinals @ San Francisco Giants</b> <b>Candlestick Park, San Francisco, CA</b> Sat Jul 09 1988, 6:33 AM EDT Att: 34,666 - Sunny - 80 F								
Ozzie Smith, S OBP: 0.342, SLG: 0.328 Duane Walker, L OBP: 0.273, SLG: 0.250 (7, PH) (7, 7)	L5			G3-1						3	0	1	0	0	0	0									
Terry Pendleton, S OBP: 0.323, SLG: 0.379 Tom Pagnozzi, R OBP: 0.274, SLG: 0.291 (6, 2)					G3					3	1	2	0	0	0	2									
Tom Brunansky, R OBP: 0.375, SLG: 0.444 (1, 9)	K									4	1	1	0	0	2	1									
Curt Ford, L OBP: 0.221, SLG: 0.226 (7, 3)										4	0	0	1	0	1	1									
José Oquendo, S OBP: 0.353, SLG: 0.346 (7, 6)										3	0	1	1	1	0	0									
Luis Alica, S OBP: 0.286, SLG: 0.300 (1, 4)										4	0	0	0	0	0	2									
Steve Lake, R OBP: 0.273, SLG: 0.275 Steve Peters, L OBP: 0.273, SLG: 0.275 Ken Dayley, L OBP: 0.273, SLG: 0.275 Vince Coleman, S OBP: 0.327, SLG: 0.377 (9, PH)				G6-3						3	0	1	0	0	0	2									
John Tudor, L OBP: 0.176, SLG: 0.097 Mike Fitzgerald, R OBP: 0.209, SLG: 0.214 John Costello, R OBP: 0.209, SLG: 0.214 Tony Peña, R OBP: 0.241, SLG: 0.290 Bob Forsch, R OBP: 0.290, SLG: 0.350 Tom Lawless, R OBP: 0.101, SLG: 0.138 (3, PH) (3, 1) (5, PH) (5, 1) (5, 9)										0	0	0	0	0	0	0									
Inning Stats	R: 0 E: 0 K: 1 S: 10	H: 1 LOB: 1 BB: 0 P: 15	R: 0 E: 0 K: 0 S: 5	H: 0 LOB: 0 BB: 0 P: 11	R: 0 E: 0 K: 1 S: 7	H: 0 LOB: 0 BB: 0 P: 10	R: 2 E: 0 K: 0 S: 14	H: 3 LOB: 1 BB: 0 P: 19	R: 0 E: 0 K: 1 S: 9	H: 2 LOB: 2 BB: 0 P: 12	R: 0 E: 1 K: 1 S: 10	H: 0 LOB: 2 BB: 1 P: 16	R: 0 E: 0 K: 1 S: 7	H: 0 LOB: 0 BB: 0 P: 10	R: 0 E: 0 K: 0 S: 5	H: 0 LOB: 0 BB: 0 P: 9		1B: 5 2B: 2 3B: 0 HR: 0	SF: 0 SAC: 0 DP: 0 HBP: 0	WP: 0 PB: 0 SB: 0 CS: 0	PA: 36				
PITCHER	IP	WLS	BF	H	R	ER	SO	BB	IBB	HBP	BLK	WP	HR	S	P	ERA	WHIP								
Kelly Downs, R ERA: 3.23 Joe Price, L ERA: 2.78 Atlee Hammaker, L ERA: 4.71 (1, 1) (8, 1) (9, 1)	7.0	W	30	7	2	2	3	1	0	0	0	0	0	64	96	2.57	1.143								

Batter	1	2	3	4	5	6	7	8	9	AB	R	H	RBI	BB	SO	LOB	BOTTOM								
Brett Butler, L OBP: 0.385, SLG: 0.376 Donell Nixon, R OBP: 0.615, SLG: 0.727 (6, 8)										1	1	0	0	2	0	0	<b>St. Louis Cardinals @ San Francisco Giants</b> <b>Candlestick Park, San Francisco, CA</b> Sat Jul 09 1988, 6:33 AM EDT Att: 34,666 - Sunny - 80 F								
Chris Speier, R OBP: 0.322, SLG: 0.370 (1, 4)										6	4	5	5	0	0	0									
Will Clark, L OBP: 0.360, SLG: 0.573 Joe Price, R OBP: 0.241, SLG: 0.290 Bob Brenly, R OBP: 0.111, SLG: 0.111 Candy Maldonado, R OBP: 0.311, SLG: 0.373 (1, 3) (8, 1) (9, 1) (1, 9)										4	3	3	3	1	1	1									
Kevin Mitchell, R OBP: 0.321, SLG: 0.434 (1, 5)										5	4	4	4	0	1	0									
Mike Aldrete, L OBP: 0.358, SLG: 0.379 Joel Youngblood, R OBP: 0.357, SLG: 0.344 (1, 7) (6, 7)										2	0	0	0	1	0	1									
Bob Melvin, R OBP: 0.227, SLG: 0.353 (9, 3)										4	3	2	3	1	0	1									
Jose Uribe, S OBP: 0.305, SLG: 0.337 Ernest Riles, L OBP: 0.309, SLG: 0.372 (6, PH) (7, 6)										3	1	1	0	0	0	1									
Kelly Downs, R OBP: 0.176, SLG: 0.152 Harry Spilman, L OBP: 0.250, SLG: 0.280 (1, 1) (7, PH) (8, 3) (9, 2)										3	1	2	2	0	1	0									
Inning Stats	R: 0 E: 0 K: 1 S: 9	H: 1 LOB: 1 BB: 1 P: 16	R: 5 E: 0 K: 0 S: 19	H: 5 LOB: 1 BB: 1 P: 34	R: 0 E: 0 K: 1 S: 7	H: 0 LOB: 0 BB: 1 P: 13	R: 0 E: 0 K: 1 S: 8	H: 0 LOB: 0 BB: 0 P: 12	R: 5 E: 1 K: 1 S: 16	H: 5 LOB: 1 BB: 1 P: 30	R: 4 E: 0 K: 1 S: 13	H: 4 LOB: 0 BB: 0 P: 25	R: 7 E: 0 K: 0 S: 18	H: 5 LOB: 0 BB: 2 P: 35	R: 0 E: 0 K: 2 S: 10	H: 0 LOB: 0 BB: 0 P: 15		1B: 10 2B: 4 3B: 2 HR: 5	SF: 1 SAC: 0 DP: 1 HBP: 0	WP: 1 PB: 0 SB: 0 CS: 1	PA: 48				
PITCHER	IP	WLS	BF	H	R	ER	SO	BB	IBB	HBP	BLK	WP	HR	S	P	ERA		WHIP							
John Tudor, L ERA: 2.13 John Costello, R ERA: 1.42 Bob Forsch, R ERA: 5.19 Steve Peters, L ERA: 6.88 Ken Dayley, L ERA: 3.55 (1, 1) (3, 1) (5, 1) (6, 1) (8, 1)	2.0	L	13	6	5	5	1	2	0	0	0	0	0	15	25	0.00	0.500								



Batter	1	2	3	4	5	6	7	8	9	AB	R	H	RBI	BB	SO	LOB	TOP								
Vince Coleman, S (1, 7) OBP: 0.326, SLG: 0.374	4-2 G4-3 BB			3-3 K	0-0 G4-3			2-2 F8		3	0	0	0	1	1	2									
Ozzie Smith, S (1, 6) OBP: 0.341, SLG: 0.327	1 SAFE 3-2 G4-3			0-0 FC6-4 1B			1-0 G5-3	1-0 F7		4	0	1	0	0	0	1									
Willie McGee, S (1, 8) OBP: 0.347, SLG: 0.384	0-1 L3			2-1 FC6-4 1-2f			2-2 G6-3		1-1 G6-3	4	0	0	0	0	0	1									
Tom Brunansky, R (1, 9) OBP: 0.371, SLG: 0.439		1-3 K		2-0 F9			0-0 L8		1-1 G6-3	4	0	0	0	0	1	1									
Mike Fitzgerald, R (1, 3) OBP: 0.213, SLG: 0.217		1-3 K			1-1 1B 1B			0-0 F9	0-3 K	4	1	1	0	0	2	0									
José Oquendo, S (1, 5) OBP: 0.353, SLG: 0.346			0-0 L8		2-0 1B 1-2 1B			0-0 F9		3	0	1	0	0	0	0									
Tom Pagnozzi, R (1, 2) OBP: 0.287, SLG: 0.305				0-1 P4	1-2 SH1-3 1-3 2-H 1B			0-1 1B		3	0	2	1	0	0	0									
Luis Alicaia, S (1, 4) OBP: 0.283, SLG: 0.296			0-0 L8		1-2 L1			0-2 G5-3		3	0	0	0	0	0	3									
Danny Cox, R (1, 1) OBP: 0.063, SLG: 0.063			2-3 K		2-2 SH1-3			1-2 G6-3		1	0	0	0	0	1	0									
Tony Peña, R (8, PH) OBP: 0.253, SLG: 0.365										1	0	0	0	0	0	0									
Larry McWilliams, L (8, 1) OBP: 0.194, SLG: 0.172										0	0	0	0	0	0	0									
<b>Inning Stats</b>	R: 0 E: 0 K: 0 S: 8	H: 0 LOB: 0 BB: 1 P: 15	R: 0 E: 0 K: 2 S: 7	H: 0 LOB: 0 BB: 0 P: 9	R: 0 E: 0 K: 1 S: 6	H: 0 LOB: 0 BB: 0 P: 8	R: 0 E: 0 K: 1 S: 8	H: 1 LOB: 1 BB: 0 P: 15	R: 1 E: 0 K: 0 S: 14	H: 3 LOB: 2 BB: 0 P: 21	R: 0 E: 0 K: 0 S: 6	H: 0 LOB: 0 BB: 0 P: 9	R: 0 E: 0 K: 0 S: 7	H: 1 LOB: 1 BB: 0 P: 7	R: 0 E: 0 K: 0 S: 8	H: 0 LOB: 0 BB: 0 P: 12	R: 0 E: 0 K: 1 S: 7	H: 0 LOB: 0 BB: 0 P: 9	1B: 5 2B: 0 3B: 0 HR: 0	SF: 0 SAC: 1 DP: 0 HBP: 0	WP: 0 PB: 0 SB: 0 CS: 0	PA: 32			
<b>PITCHER</b> Terry Mulholland, L (1, 1) ERA: 3.57	IP: 9.0 WLS: W BF: 32	H: 5 R: 1 ER: 1 SO: 5	BB: 1 IBB: 0 HBP: 0 BLK: 0	WP: 0 HR: 0 S: 71 P: 105	ERA: 1.00 WHIP: 0.667																				

St. Louis Cardinals @ San Francisco Giants  
Candlestick Park, San Francisco, CA  
Sun Jul 10 1988, 6:33 AM EDT  
Att: 41,742 - Sunny - 70 F

AB 30  
R 1  
H 5  
RBI 1  
BB 1  
SO 5  
LOB 8



Batter	1	2	3	4	5	6	7	8	9	AB	R	H	RBI	BB	SO	LOB	BOTTOM								
Brett Butler, L (1, 8) OBP: 0.383, SLG: 0.374	2-1 P6		2-0 G4-3 1B		1-0 P4		0-0 G6-3			4	0	1	0	0	0	0									
Chris Speier, R (1, 4) OBP: 0.319, SLG: 0.365	1-1 F9		1 SAFE 1 SAFE 1 SAFE G4-3 1B		1-3 K		2-3 K			4	0	1	0	0	2	0									
Will Clark, L (1, 3) OBP: 0.386, SLG: 0.565	2-1 L8		0-0 G4-3		3-2 E7 FC5		2-1 F7			4	0	0	0	0	0	2									
Mike Aldrete, L (1, 7) OBP: 0.365, SLG: 0.396		1-1 HR	4-0 FC5-4 1B		4-0 IBB			1-3 K		2	1	1	1	2	1	0									
Kevin Mitchell, R (1, 5) OBP: 0.317, SLG: 0.428		2-3 K	0-0 FC5-4		2-1 FC5			2-3 K		4	0	0	0	0	2	5									
Candy Maldonado, R (1, 9) OBP: 0.311, SLG: 0.376		3-3 K		1-1 P6		0-0 SH1-3 1B 2B		2-1 1B		3	0	1	0	0	1	0									
Donell Nixon, R (6, FR) OBP: 0.643, SLG: 0.750										1	1	1	0	0	0	0									
Bob Brenly, R (1, 2) OBP: 0.250, SLG: 0.299		0-2 WP 1B		2-0 1B		0-0 SH1-3		2-2 G4-3		3	0	2	0	0	0	1									
Jose Uribe, S (1, 6) OBP: 0.305, SLG: 0.337		2-1 F9		3-2 L9		2-0 CS 1B				3	0	1	1	0	0	2									
Terry Mulholland, R (1, 1) ERA: 2.52			1-3 K		2-3 K		1-2 K			3	0	0	0	0	3	3									
<b>Inning Stats</b>	R: 0 E: 0 K: 0 S: 6	H: 0 LOB: 0 BB: 0 P: 11	R: 1 E: 0 K: 2 S: 13	H: 2 LOB: 1 BB: 0 P: 21	R: 0 E: 0 K: 1 S: 8	H: 2 LOB: 3 BB: 1 P: 16	R: 0 E: 0 K: 1 S: 9	H: 1 LOB: 0 BB: 0 P: 17	R: 0 E: 0 K: 1 S: 9	H: 0 LOB: 2 BB: 1 P: 20	R: 1 E: 0 K: 1 S: 7	H: 2 LOB: 1 BB: 0 P: 11	R: 0 E: 0 K: 1 S: 7	H: 0 LOB: 0 BB: 0 P: 11	R: 0 E: 0 K: 2 S: 14	H: 1 LOB: 1 BB: 0 P: 21	1B: 6 2B: 1 3B: 0 HR: 1	SF: 0 SAC: 1 DP: 0 HBP: 0	WP: 1 PB: 0 SB: 0 CS: 1	PA: 34					
<b>PITCHER</b> Danny Cox, R (1, 1) ERA: 4.23	IP: 7.0 WLS: L BF: 30	H: 7 R: 2 ER: 2 SO: 7	BB: 0 IBB: 0 HBP: 0 BLK: 0	WP: 0 HR: 1 S: 59 P: 107	ERA: 2.57 WHIP: 1.000																				
<b>PITCHER</b> Larry McWilliams, L (8, 1) ERA: 2.52	IP: 1.0 WLS: L BF: 4	H: 1 R: 0 ER: 0 SO: 2	BB: 0 IBB: 0 HBP: 0 BLK: 0	WP: 0 HR: 0 S: 14 P: 21	ERA: 0.00 WHIP: 1.000																				

St. Louis Cardinals @ San Francisco Giants  
Candlestick Park, San Francisco, CA  
Sun Jul 10 1988, 6:33 AM EDT  
Att: 41,742 - Sunny - 70 F

AB 31  
R 2  
H 8  
RBI 2  
BB 2  
SO 9  
LOB 13





Batter	1	2	3	4	5	6	7	8	9	AB	R	H	RBI	BB	SO	LOB	TOP											
Marvell Wynne, L OBP: 0.344, SLG: 0.492										4	0	0	0	0	2	1												
Roberto Alomar, S OBP: 0.279, SLG: 0.340										4	1	1	0	0	1	0												
Tony Gwynn, L OBP: 0.351, SLG: 0.358										4	1	2	0	0	1	0												
Keith Moreland, R OBP: 0.324, SLG: 0.365										4	0	0	0	0	2	3												
John Kruk, L OBP: 0.390, SLG: 0.392										2	1	0	0	0	1	1												
Carmelo Martinez, R OBP: 0.293, SLG: 0.311										1	0	1	1	0	0	0												
Shane Mack, R OBP: 0.333, SLG: 0.264										0	0	0	0	0	0	0												
Chris Brown, R OBP: 0.324, SLG: 0.317										4	0	2	1	0	0	1												
Benito Santiago, R OBP: 0.266, SLG: 0.319										4	0	0	0	0	0	4												
Garry Templeton, S OBP: 0.276, SLG: 0.340										3	0	0	0	0	0	1												
Andy Hawkins, R OBP: 0.167, SLG: 0.143										3	0	1	0	0	1	1												
<b>Inning Stats</b>	R: 0 E: 0 K: 1 S: 7	H: 1 LOB: 1 BB: 0 P: 13	R: 0 E: 1 K: 0 S: 6	H: 0 LOB: 0 BB: 0 P: 11	R: 0 E: 0 K: 1 S: 6	H: 0 LOB: 0 BB: 0 P: 11	R: 1 E: 0 K: 0 S: 7	H: 1 LOB: 1 BB: 1 P: 14	R: 0 E: 0 K: 2 S: 12	H: 0 LOB: 0 BB: 0 P: 16	R: 0 E: 0 K: 10 S: 10	H: 0 LOB: 0 BB: 0 P: 13	R: 0 E: 0 K: 8 S: 8	H: 1 LOB: 1 BB: 0 P: 13	R: 2 E: 0 K: 11 S: 11	H: 4 LOB: 1 BB: 0 P: 15	1B: 7 2B: 0 3B: 0 HR: 0	SF: 0 SAC: 0 DP: 2 HBP: 0	WP: 1 PB: 0 CS: 0	PA: 34								
<b>PITCHER</b>	IP	WLS	BF	H	R	ER	SO	BB	IBB	HBP	BLK	WP	HR	S	P	ERA	WHIP											
Jose DeLeon, R ERA: 3.98	(1, 1)	8.0	L	28	3	1	1	7	1	0	0	0	1	0	64	102	1.12	0.500										
Larry McWilliams, L ERA: 2.7	(9, 1)	0.1		3	2	2	2	1	0	0	0	0	0	0	5	7	54.00	6.000										
Dan Quisenberry, R ERA: 3.46	(9, 1)	0.2		3	2	0	0	0	0	0	0	0	0	0	6	8	0.00	3.000										

San Diego Padres @ St. Louis Cardinals  
 Busch Stadium, St. Louis, MO  
 Thu Jul 14 1988, 7:05 PM CDT  
 Att: 28,938 - Unknown - 98 F

AB	33
R	3
H	7
RBI	2
BB	1
SO	8
LOB	11



Batter	1	2	3	4	5	6	7	8	9	AB	R	H	RBI	BB	SO	LOB	BOTTOM										
Vince Coleman, S OBP: 0.326, SLG: 0.372										4	0	1	0	0	0	0											
Ozzie Smith, S OBP: 0.343, SLG: 0.332										4	0	2	0	0	1	1											
Willie McGee, S OBP: 0.344, SLG: 0.380										4	0	0	0	0	0	2											
Tom Brunansky, R OBP: 0.373, SLG: 0.447										3	1	1	1	1	0	1											
Mike Laga, L OBP: 0.373, SLG: 0.447										4	0	0	0	0	1	1											
José Oquendo, S OBP: 0.359, SLG: 0.350										3	0	2	0	1	1	0											
Tony Peña, R OBP: 0.289, SLG: 0.360										4	0	0	0	0	0	4											
Luis Alicaia, S OBP: 0.280, SLG: 0.292										3	0	0	0	0	0	1											
Jose DeLeon, R OBP: 0.103, SLG: 0.103	(1, 1)									2	0	0	0	0	0	0											
Curt Ford, L OBP: 0.217, SLG: 0.222	(8, PH)									1	0	0	0	0	0	0											
Larry McWilliams, L OBP: 0.194, SLG: 0.172	(9, 1)									0	0	0	0	0	0	0											
Dan Quisenberry, R ERA: 3.46	(9, 1)									0	0	0	0	0	0	0											
<b>Inning Stats</b>	R: 0 E: 1 K: 0 S: 11	H: 1 LOB: 1 BB: 0 P: 13	R: 0 E: 0 K: 0 S: 6	H: 1 LOB: 1 BB: 0 P: 11	R: 0 E: 0 K: 2 S: 9	H: 0 LOB: 0 BB: 0 P: 14	R: 0 E: 0 K: 0 S: 5	H: 0 LOB: 0 BB: 0 P: 7	R: 0 E: 0 K: 0 S: 6	H: 0 LOB: 0 BB: 0 P: 9	R: 0 E: 0 K: 0 S: 8	H: 1 LOB: 1 BB: 1 P: 16	R: 0 E: 0 K: 1 S: 11	H: 1 LOB: 1 BB: 0 P: 16	R: 1 E: 0 K: 0 S: 6	H: 1 LOB: 1 BB: 1 P: 12	1B: 4 2B: 1 3B: 0 HR: 1	SF: 0 SAC: 0 DP: 1 HBP: 0	WP: 0 PB: 0 CS: 0	PA: 34							
<b>PITCHER</b>	IP	WLS	BF	H	R	ER	SO	BB	IBB	HBP	BLK	WP	HR	S	P	ERA	WHIP										
Andy Hawkins, R ERA: 2.97	(1, 1)	9.0	W	34	6	1	1	3	2	0	0	0	1	76	118	1.00	0.889										

San Diego Padres @ St. Louis Cardinals  
 Busch Stadium, St. Louis, MO  
 Thu Jul 14 1988, 7:05 PM CDT  
 Att: 28,938 - Unknown - 98 F

AB	32
R	1
H	6
RBI	1
BB	2
SO	3
LOB	10





Batter	1	2	3	4	5	6	7	8	9	AB	R	H	RBI	BB	SO	LOB	TOP								
<b>Dickie Thon, R</b> OBP: 0.342, SLG: 0.291 (1, 6)	2-1 FC1-4 1B		2-2 G4-3 1B		2-0 G6-3		1-1 SH1-4		1-0 1B	4	1	3	0	0	0	0	<b>San Diego Padres @ St. Louis Cardinals</b> Busch Stadium, St. Louis, MO Fri Jul 15 1988, 7:05 PM CDT Att: 34,414 - Unknown - 99 F <a href="#">livebaseballscorecards.com</a>								
<b>Randy Ready, R</b> OBP: 0.354, SLG: 0.410 <b>Roberto Alomar, S</b> OBP: 0.279, SLG: 0.340 (1, 4) (9, 4)	0-0 FC1-4 1B		0-1 G4-3		1-1 F9		0-1 B1-3		1-2 1B	4	1	0	0	0	0	4									
<b>Tony Gwynn, L</b> OBP: 0.355, SLG: 0.362 (1, 9)	2-0 F8		1-3 K			0-0 2B SH3 1B	0-2 1B		1-0 1B	5	2	3	4	0	1	1									
<b>Keith Moreland, R</b> OBP: 0.326, SLG: 0.371 (1, 3)	0-0 FC6-4 1B			1-0 L4		0-0 SH3 1B	1-0 G1-3		0-1 1B	4	0	2	0	0	0	1									
<b>Carmelo Martinez, R</b> OBP: 0.288, SLG: 0.316 (1, 7) (7, 3)	2-1 FC6-4			1-2 1B		0-0 SH3		1-2 G6-3	0-1 1B	4	0	2	3	0	0	2									
<b>Chris Brown, R</b> OBP: 0.321, SLG: 0.313 (1, 5)		1-0 G6-3		0-1 1B		0-0 G6-3		0-3 K	0-1 G4-6-3	5	0	1	0	0	1	3									
<b>Benito Santiago, R</b> OBP: 0.269, SLG: 0.325 (1, 2)		1-0 G2-3 2B		0-0 G1-4-3 1B		0-0 F9		0-0 F8		4	0	2	0	0	0	1									
<b>Shane Mack, R</b> OBP: 0.333, SLG: 0.266 (1, 8) (7, 7)		0-0 G2-3		1-0 G1-4-3			0-0 SH1-4 1B		4-2 1B SH3 BB	3	1	1	0	0	0	4									
<b>John Kruk, L</b> OBP: 0.392, SLG: 0.392 (9, PH) (9, 7)		2-3		1-2 1B			0-2 SH SH1-4 1B		0-0 SH3	2	1	0	0	0	2	1									
<b>Dennis Rasmussen, L</b> OBP: 0.150, SLG: 0.179 <b>Mark Davis, L</b> OBP: 0.500, SLG: 1.000 <b>Marvell Wynne, L</b> OBP: 0.344, SLG: 0.492 (1, 1) (7, 1) (7, 8)		2-3 K		3-3 K			1-2 1B		1-2 1B	1	0	1	0	0	0	0									
<b>Inning Stats</b>	R: 0 E: 0 K: 0 S: 7	H: 2 LOB: 2 BB: 0 P: 13	R: 0 E: 0 K: 1 S: 6	H: 1 LOB: 1 BB: 0 P: 10	R: 0 E: 0 K: 1 S: 9	H: 1 LOB: 0 BB: 0 P: 12	R: 0 E: 0 K: 0 S: 8	H: 3 LOB: 2 BB: 0 P: 11	R: 0 E: 0 K: 1 S: 7	H: 0 LOB: 0 BB: 0 P: 13	R: 1 E: 0 K: 0 S: 5	H: 2 LOB: 1 BB: 0 P: 5	R: 2 E: 0 K: 0 S: 12	H: 2 LOB: 1 BB: 0 P: 14	R: 0 E: 0 K: 1 S: 9	H: 0 LOB: 0 BB: 0 P: 10	R: 4 E: 0 K: 0 S: 14	H: 4 LOB: 1 BB: 1 P: 21	1B: 13 2B: 2 3B: 0 HR: 0	SF: 0 SAC: 4 DP: 3 HBP: 1	WP: 0 PB: 0 SB: 1 CS: 0	PA: 42			
<b>PITCHER</b>	IP	WLS	BF	H	R	ER	SO	BB	IBB	HBP	BLK	WP	HR	S	P	ERA	WHIP								
<b>John Tudor, L</b> ERA: 2.24 <b>Todd Worrell, R</b> ERA: 3.55 <b>Ken Dayley, L</b> ERA: 3.91 <b>Dan Quisenberry, R</b> ERA: 3.38 (1, 1) (8, 1) (9, 1) (9, 1)	7.0	L	31	11	3	3	3	0	0	0	0	0	0	54	78	3.86	1.571								
<b>PITCHER</b>	IP	WLS	BF	H	R	ER	SO	BB	IBB	HBP	BLK	WP	HR	S	P	ERA	WHIP								
<b>John Tudor, L</b> ERA: 2.24 <b>Todd Worrell, R</b> ERA: 3.55 <b>Ken Dayley, L</b> ERA: 3.91 <b>Dan Quisenberry, R</b> ERA: 3.38 (1, 1) (8, 1) (9, 1) (9, 1)	7.0	L	31	11	3	3	3	0	0	0	0	0	0	54	78	3.86	1.571								

Batter	1	2	3	4	5	6	7	8	9	AB	R	H	RBI	BB	SO	LOB	BOTTOM								
<b>Vince Coleman, S</b> OBP: 0.327, SLG: 0.374 (1, 7)	2-1 P6		0-1 1B G6-3		0-0 G5-3		2-1 S 1B			4	1	2	2	0	0	0	<b>San Diego Padres @ St. Louis Cardinals</b> Busch Stadium, St. Louis, MO Fri Jul 15 1988, 7:05 PM CDT Att: 34,414 - Unknown - 99 F <a href="#">livebaseballscorecards.com</a>								
<b>Ozzie Smith, S</b> OBP: 0.344, SLG: 0.332 <b>Todd Worrell, R</b> (1, 6) (8, 1)	2-1 G5-4-3		1-0 WP 1B		1-1 G5-3		1-2 G1-3			3	0	1	0	0	0	1									
<b>Ken Dayley, L</b> <b>Mike Laga, L</b> <b>Dan Quisenberry, R</b> (9, 1) (9, 3) (9, 1)	0-0 HBP		1-3 1B			0-0 G5-3		1-1 G6-3		4	0	0	1	0	0	2									
<b>Willie McGee, S</b> OBP: 0.340, SLG: 0.376 (1, 8)	0-0 G5-4-3		1-0 G6-3		0-0 G5-3			1-1 G6-3		4	0	0	1	0	0	2									
<b>Tom Brunansky, R</b> OBP: 0.371, SLG: 0.445 (1, 9)		2-2 F9	1-0 G1-3		0-0 G5-3		2-2 L5-3 1B		2-2 G5-3	4	0	1	0	0	0	1									
<b>Tom Paganzzi, R</b> OBP: 0.308, SLG: 0.318 (1, 3)		4-0 1B BB		0-0 1B		0-0 L5-3		1-1 1B		3	0	2	0	1	0	1									
<b>José Oquendo, S</b> OBP: 0.357, SLG: 0.348 (1, 5) (8, 6)		0-0 F3		1-1 F3			0-0 1B BB	2-2 P4		4	0	1	0	0	0	3									
<b>Tony Peña, R</b> OBP: 0.295, SLG: 0.363 (1, 2)		0-2 1B		0-0 F8			4-1 G5-2-3 1B BB		1-2 G6-4-3 1B	3	1	2	0	1	0	1									
<b>Luis Alicaia, S</b> OBP: 0.279, SLG: 0.291 (1, 4)		2-3 K		2-1 P9			1-0 G5-2-3 1B BB		1-1 G6-4-3	4	1	1	0	0	1	4									
<b>John Tudor, L</b> OBP: 0.167, SLG: 0.091 <b>Terry Pendleton, S</b> OBP: 0.320, SLG: 0.374 (1, 1) (7, PH) (8, 5)			1-3 K		0-1 P9		0-1 G5-2-3		0-0 F8	2	0	0	0	0	1	0									
<b>Inning Stats</b>	R: 0 E: 0 K: 0 S: 4	H: 0 LOB: 0 BB: 0 P: 8	R: 0 E: 0 K: 1 S: 10	H: 1 LOB: 2 BB: 1 P: 18	R: 1 E: 0 K: 1 S: 11	H: 2 LOB: 1 BB: 0 P: 16	R: 0 E: 0 K: 0 S: 6	H: 1 LOB: 0 BB: 0 P: 9	R: 0 E: 0 K: 0 S: 7	H: 0 LOB: 0 BB: 0 P: 6	R: 2 E: 0 K: 0 S: 10	H: 3 LOB: 1 BB: 1 P: 18	R: 0 E: 0 K: 0 S: 11	H: 1 LOB: 0 BB: 0 P: 17	R: 0 E: 0 K: 0 S: 7	H: 1 LOB: 0 BB: 0 P: 9	1B: 10 2B: 1 3B: 0 HR: 0	SF: 0 SAC: 0 DP: 4 HBP: 1	WP: 1 PB: 0 SB: 1 CS: 0	PA: 36					
<b>PITCHER</b>	IP	WLS	BF	H	R	ER	SO	BB	IBB	HBP	BLK	WP	HR	S	P	ERA	WHIP								
<b>Dennis Rasmussen, L</b> ERA: 4.5 <b>Mark Davis, L</b> ERA: 2.62 (1, 1) (7, 1)	3.0	W	11	4	0	0	0	0	0	0	0	0	0	26	38	0.00	1.333								





Batter	1	2	3	4	5	6	7	8	9	AB	R	H	RBI	BB	SO	LOB	TOP										
<b>Marvell Wynne, L</b> (1, 8) <small>OBP: 0.338, SLG: 0.482</small> <b>Carmelo Martinez, R</b> (9, PH) <small>OBP: 0.267, SLG: 0.314</small> <b>Mark Davis, L</b> (9, 1) <small>OBP: 0.500, SLG: 1.000</small> <b>Lance McCullers, S</b> (9, 1)	0-3 <b>K</b>		2-2 4-3		1-3 <b>K</b>		0-0 L9		1-2 <b>K</b>	4	0	0	0	0	2	0	<b>San Diego Padres @ St. Louis Cardinals</b> Busch Stadium, St. Louis, MO Sat Jul 16 1988, 7:05 PM CDT Att: 43,338 - Unknown - 99 F <a href="http://livebaseballscorecards.com">livebaseballscorecards.com</a>										
<b>Roberto Alomar, S</b> (1, 4) <small>OBP: 0.277, SLG: 0.338</small>	3-1 4-3		1-1 F9		1-1 1B		0-1 1-3		2-2 F7	5	0	1	0	0	2	0											
<b>Tony Gwynn, L</b> (1, 9) <small>OBP: 0.360, SLG: 0.379</small>	2-2 1-3		3-1 HR		0-1 1B		1-1 SH1-3		1-1 1B	4	1	3	1	0	0	0											
<b>Keith Moreland, R</b> (1, 3) <small>OBP: 0.326, SLG: 0.368</small>		0-0 6-3	4-1 BB		0-1 F9		1-0 SH1-3		1-2 SH1-3	2	0	0	0	1	0	2											
<b>John Kruk, L</b> (1, 7) <small>OBP: 0.390, SLG: 0.386</small>		1-3 <b>K</b>	3-1 G3		1-1 4-3		4-0 G6-4-3		1-2 IBB	3	0	0	0	1	1	1											
<b>Benito Santiago, R</b> (1, 2) <small>OBP: 0.289, SLG: 0.328</small>		1-2 3B		1-1 L9		0-0 6-3		0-2 G6-4-3		4	1	1	0	0	0	2											
<b>Tim Flannery, L</b> (1, 5) <small>OBP: 0.347, SLG: 0.333</small>		1-0 2B		1-1 6-3		4-2 BB		4-2 E SH1		2	0	1	1	2	0	0											
<b>Garry Templeton, S</b> (1, 6) <small>OBP: 0.277, SLG: 0.337</small>		4-0 3B		2-2 G3		0-0 G3		1-1 SH1		2	0	0	0	1	0	1											
<b>Ed Whitson, R</b> (1, 1) <small>OBP: 0.182, SLG: 0.273</small> <b>Randy Ready, R</b> (9, PH) <small>OBP: 0.352, SLG: 0.408</small> <b>Shane Mack, R</b> (9, 8) <small>OBP: 0.333, SLG: 0.266</small>		1-3 <b>K</b>		0-2 L7		1-2 5-3		0-1 E4		3	0	0	0	0	1	2											
<b>Inning Stats</b>	R: 0 E: 0 K: 1 S: 9	H: 0 LOB: 0 BB: 0 P: 14	R: 1 E: 0 K: 2 S: 12	H: 2 LOB: 2 BB: 1 P: 20	R: 1 E: 0 K: 0 S: 10	H: 1 LOB: 1 BB: 1 P: 23	R: 0 E: 0 K: 0 S: 10	H: 0 LOB: 0 BB: 0 P: 14	R: 0 E: 0 K: 1 S: 12	H: 2 LOB: 2 BB: 0 P: 14	R: 0 E: 0 K: 0 S: 6	H: 0 LOB: 0 BB: 1 P: 11	R: 0 E: 0 K: 0 S: 6	H: 0 LOB: 0 BB: 0 P: 7	R: 0 E: 0 K: 0 S: 7	H: 1 LOB: 1 BB: 1 P: 13		R: 0 E: 1 K: 1 S: 15	H: 0 LOB: 2 BB: 1 P: 25	1B: 3 2B: 1 3B: 1 HR: 1	SF: 0 SAC: 2 DP: 1 HBP: 0	WP: 0 PB: 0 SB: 1 CS: 0	PA: 38				
<b>PITCHER</b>	IP	WLS	BF	H	R	ER	SO	BB	IBB	HBP	BLK	WP	HR	S	P	ERA	WHIP										
Danny Cox, R (1, 1) ERA: 4.01	8.0		33	6	2	2	4	2	2	0	0	0	1	72	116	2.25	1.000										
Ken Dayley, L (9, 1) ERA: 3.86	0.1		3	0	0	0	0	1	0	0	0	0	0	8	13	0.00	3.000										
John Costello, R (9, 1) ERA: 1.35	0.2	W	2	0	0	0	1	0	0	0	0	0	0	7	12	0.00	0.000										

Batter	1	2	3	4	5	6	7	8	9	AB	R	H	RBI	BB	SO	LOB	BOTTOM										
<b>Vince Coleman, S</b> (1, 7) <small>OBP: 0.327, SLG: 0.372</small>	0-1 F7		0-0 4-3		3-2 F9			1-1 5-3-5		4	0	1	0	0	0	1	<b>San Diego Padres @ St. Louis Cardinals</b> Busch Stadium, St. Louis, MO Sat Jul 16 1988, 7:05 PM CDT Att: 43,338 - Unknown - 99 F <a href="http://livebaseballscorecards.com">livebaseballscorecards.com</a>										
<b>Ozzie Smith, S</b> (1, 6) <small>OBP: 0.344, SLG: 0.331</small>	2-2 S		1-0 6-3		1-1 6-3		1-2 5-3-5		1-2 1B	4	0	1	0	0	0	1											
<b>Willie McGee, S</b> (1, 8) <small>OBP: 0.339, SLG: 0.374</small>	0-1 F7		2-0 P7		0-2 5-3			1-1 E S		4	1	1	0	0	0	1											
<b>Tom Brunansky, R</b> (1, 9) <small>OBP: 0.370, SLG: 0.441</small>	4-1 BB		0-0 6-3		3-1 F8			1-1 5-3		3	0	0	0	1	0	1											
<b>Mike Laga, L</b> (1, 3) <small>OBP: 0.143, SLG: 0.571</small> <b>Terry Pendleton, S</b> (9, PH) <small>OBP: 0.323, SLG: 0.383</small> <b>Tom Lawless, R</b> (9, PR) <small>OBP: 0.161, SLG: 0.138</small>	1-2 4-3		0-1 F8		0-0 HR			2-2 4-3		3	1	1	1	0	0	2											
<b>José Quiendo, S</b> (1, 5) <small>OBP: 0.356, SLG: 0.344</small>		2-2 6-3		2-2 F8		0-0 4-3		4-0 1B		3	0	0	0	1	0	0											
<b>Tony Peña, R</b> (1, 2) <small>OBP: 0.294, SLG: 0.362</small>		1-0 5-3			2-2 SH3-4		3-2 5-3		2-1 4-3	4	0	1	0	0	0	2											
<b>Luis Alicea, S</b> (1, 4) <small>OBP: 0.283, SLG: 0.295</small>		2-2 1B			1-0 P5		1-2 L8		3-2 1B	4	0	2	1	0	0	1											
<b>Danny Cox, R</b> (1, 1) <small>OBP: 0.059, SLG: 0.059</small> <b>Curt Ford, L</b> (8, PH) <small>OBP: 0.214, SLG: 0.219</small> <b>Ken Dayley, L</b> (9, 1) <small>OBP: 0.333, SLG: 0.266</small>		2-3 1B			1-0 SH3-4		2-3 K			1	0	0	0	0	1	1											
<b>Inning Stats</b>	R: 0 E: 0 K: 0 S: 11	H: 1 LOB: 2 BB: 1 P: 18	R: 0 E: 0 K: 1 S: 13	H: 1 LOB: 0 BB: 0 P: 20	R: 0 E: 0 K: 0 S: 3	H: 0 LOB: 0 BB: 0 P: 6	R: 0 E: 0 K: 0 S: 6	H: 0 LOB: 0 BB: 0 P: 8	R: 0 E: 0 K: 0 S: 7	H: 1 LOB: 1 BB: 0 P: 15	R: 0 E: 0 K: 0 S: 9	H: 0 LOB: 0 BB: 0 P: 11	R: 1 E: 0 K: 0 S: 9	H: 1 LOB: 0 BB: 0 P: 13	R: 0 E: 0 K: 1 S: 8	H: 1 LOB: 0 BB: 0 P: 12		R: 2 E: 0 K: 0 S: 15	H: 3 LOB: 3 BB: 1 P: 27	1B: 6 2B: 2 3B: 0 HR: 1	SF: 0 SAC: 1 DP: 1 HBP: 0	WP: 0 PB: 0 SB: 2 CS: 0	PA: 35				
<b>PITCHER</b>	IP	WLS	BF	H	R	ER	SO	BB	IBB	HBP	BLK	WP	HR	S	P	ERA	WHIP										
Ed Whitson, R (1, 1) ERA: 4.47	8.0		29	5	1	1	2	1	0	0	0	0	0	65	103	1.12	0.750										
Mark Davis, L (9, 1) ERA: 2.91	0.1	L	4	2	2	2	0	0	1	0	0	0	0	9	16	54.00	6.000										
Lance McCullers, R (9, 1) ERA: 3.02	0.1		2	1	0	0	0	0	0	0	0	0	0	6	11	0.00	3.000										





Batter	1	2	3	4	5	6	7	8	9	AB	R	H	RBI	BB	SO	LOB	TOP							
Dickie Thon, R OBP: 0.346, SLG: 0.299 (1, 6)	4-0 SH5-3 BLK 1B BB	2-2 2B		0-0 G4-3 1-2			3-1 F8			3	1	1	1	1	0	1								
Roberto Alomar, S OBP: 0.275, SLG: 0.334 (1, 4)	2-1 SH5-3 1-3	0-0 G6-3		1-3 K			0-0 L9			3	0	0	0	0	1	2								
Tony Gwynn, L OBP: 0.359, SLG: 0.377 (1, 9)	0-3 K			1-1 CS 1B		0-0 G4-3		1-1 G4-3		4	0	1	0	0	1	1								
Keith Moreland, R OBP: 0.331, SLG: 0.375 Marvell Wynne, L OBP: 0.336, SLG: 0.482 (8, 8)	3-2 E 1B 3-H			3-1 CS 1B 2B 1-2		1-0 G5-3		4-0 G6-4-3 BB		3	1	2	1	1	0	0								
Carmelo Martinez, R OBP: 0.280, SLG: 0.306 (1, 7)	0-2 E4 1-2			2-2 G6-3 2-3		0-0 G4-3		0-0 G6-4-3 1-2		4	0	0	0	0	0	3								
Chris Brown, R OBP: 0.319, SLG: 0.312 (1, 5)	2-1 G3			0-1 1B 3-H		0-1 G6-3			1-2 G6-3	4	0	1	1	0	0	2								
Mark Parent, R OBP: 0.210, SLG: 0.203 (1, 2)		1-0 G6-3		2-1 F9		3-2 G1-3			1-2 G5-3	4	0	0	0	0	0	1								
Shane Mack, R OBP: 0.336, SLG: 0.268 (8, 7)		4-2 WP SH5-3 2B BB		0-0 G4-3 1B		0-1 G4-3			1-3 K	3	1	1	0	1	1	0								
Eric Show, R OBP: 0.190, SLG: 0.195 (1, 1)		1-0 SH5-3 1-2		2-3 K		0-0 G6-3				2	0	0	0	0	1	1								
<b>Inning Stats</b>	R: 1 E: 1 K: 1 S: 13	H: 1 LOB: 2 BB: 1 P: 24	R: 1 E: 0 K: 0 S: 8	H: 1 LOB: 1 BB: 1 P: 16	R: 1 E: 0 K: 0 S: 12	H: 3 LOB: 1 BB: 0 P: 19	R: 0 E: 0 K: 2 S: 8	H: 1 LOB: 1 BB: 0 P: 11	R: 0 E: 0 K: 0 S: 3	H: 0 LOB: 0 BB: 0 P: 4	R: 0 E: 0 K: 0 S: 7	H: 0 LOB: 0 BB: 0 P: 10	R: 0 E: 0 K: 0 S: 4	H: 0 LOB: 0 BB: 0 P: 7	R: 0 E: 0 K: 1 S: 3	H: 0 LOB: 1 BB: 1 P: 8	R: 0 E: 0 K: 1 S: 9	H: 0 LOB: 0 BB: 0 P: 12	1B: 4 2B: 2 3B: 0 HR: 0	SF: 0 SAC: 2 DP: 1 HBP: 0	WP: 1 PB: 0 SB: 0 CS: 2	PA: 35		
<b>PITCHER</b>	IP WLS BF L	H R ER 29	SO 3	BB 2	IBB 0	HBP 0	BLK 1	WP 1	HR 0	S 55	P 91	ERA 2.57	WHIP 1.143	<b>PITCHER</b>	IP WLS BF L	H R ER 0	SO 12	P 20	ERA 0.00	WHIP 0.500				
Joe Magrane, L ERA: 2.51 (1, 1)	7.0	6	3	2	3																			
Dan Quisenberry, R ERA: 3.14 (8, 1)	2.0	0	0	0	1																			

San Diego Padres @ St. Louis Cardinals  
 Busch Stadium, St. Louis, MO  
 Sun Jul 17 1988, 3:33 AM CDT  
 Att: 27,926 - Sunny - 94 F

AB 30  
 R 3  
 H 6  
 RBI 3  
 BB 3  
 SO 4  
 LOB 11



Batter	1	2	3	4	5	6	7	8	9	AB	R	H	RBI	BB	SO	LOB	BOTTOM							
Vince Coleman, S OBP: 0.326, SLG: 0.371 (1, 7)	1-0 F8								0-3 K	4	1	1	0	0	2	0								
Ozzie Smith, S OBP: 0.345, SLG: 0.333 (1, 6)	1-1 FC6-4 1B							0-1 G1-3		4	0	2	0	0	0	0								
Willie McGee, S OBP: 0.336, SLG: 0.370 (1, 8)	1-0 FC6-4 BLK 1-2							3-3 K		4	0	0	1	0	1	2								
Tom Brunansky, R OBP: 0.369, SLG: 0.437 (1, 9)	1-0 G3 1-2								3-2 P3	3	0	0	0	0	1	1								
Mike Laga, L OBP: 0.091, SLG: 0.364 (1, 3)		0-1 G1-3						0-2 P6		4	0	0	0	0	0	2								
José Oquendo, S OBP: 0.358, SLG: 0.343 (1, 5)		2-3 K						4-2 BB		3	0	1	0	1	1	0								
Luis Alicea, S OBP: 0.283, SLG: 0.303 Terry Pendleton, S OBP: 0.281, SLG: 0.238 (9, PH)		2-1 3B						1-3 K		3	0	1	0	0	0	1								
Tom Pagnozzi, R OBP: 0.298, SLG: 0.307 (1, 2)		2-1 F3							3-2 P3	3	0	0	0	0	0	2								
Joe Magrane, R OBP: 0.238, SLG: 0.400 Duane Walker, L OBP: 0.261, SLG: 0.238 Dan Quisenberry, R (8, 1)								2-1 F9		2	0	0	0	0	0	1								
<b>Inning Stats</b>	R: 0 E: 0 K: 0 S: 5	H: 1 LOB: 1 BB: 0 P: 9	R: 0 E: 0 K: 1 S: 9	H: 1 LOB: 0 BB: 0 P: 15	R: 1 E: 1 K: 0 S: 10	H: 2 LOB: 2 BB: 0 P: 17	R: 0 E: 0 K: 0 S: 9	H: 1 LOB: 1 BB: 0 P: 13	R: 0 E: 0 K: 1 S: 9	H: 0 LOB: 0 BB: 0 P: 13	R: 0 E: 0 K: 1 S: 7	H: 0 LOB: 0 BB: 0 P: 12	R: 0 E: 0 K: 0 S: 8	H: 0 LOB: 0 BB: 0 P: 15	R: 0 E: 0 K: 2 S: 9	H: 0 LOB: 1 BB: 1 P: 12	R: 0 E: 0 K: 1 S: 13	H: 0 LOB: 1 BB: 1 P: 21	1B: 4 2B: 0 3B: 1 HR: 0	SF: 0 SAC: 0 DP: 0 HBP: 1	WP: 0 PB: 0 SB: 0 CS: 0	PA: 34		
<b>PITCHER</b>	IP WLS BF W	H R ER 5	SO 1	BB 1	IBB 0	HBP 1	BLK 1	WP 0	HR 0	S 79	P 127	ERA 1.00	WHIP 0.667	<b>PITCHER</b>	IP WLS BF L	H R ER 0	SO 12	P 20	ERA 0.00	WHIP 0.500				
Eric Show, R ERA: 3.49 (1, 1)	9.0	5	1	1	6																			

San Diego Padres @ St. Louis Cardinals  
 Busch Stadium, St. Louis, MO  
 Sun Jul 17 1988, 3:33 AM CDT  
 Att: 27,926 - Sunny - 94 F

AB 32  
 R 1  
 H 5  
 RBI 1  
 BB 1  
 SO 6  
 LOB 10









Batter	1	2	3	4	5	6	7	8	9	AB	R	H	RBI	BB	SO	LOB	TOP										
Steve Sax, R OBP: 0.348, SLG: 0.380 (1, 4)	P7		G5-3		L5		SF8 1B		1-2 1B	5	0	2	0	0	0	0	<b>Los Angeles Dodgers @ St. Louis Cardinals</b> Busch Stadium, St. Louis, MO Tue Jul 19 1988, 7:05 PM CDT Att: 34,606 - Unknown - 87 F <a href="http://livebaseballscorecards.com">livebaseballscorecards.com</a>										
Danny Heep, L OBP: 0.398, SLG: 0.317 (1, 3)	F7 BB		1B BB		F9		SF8		G3-1	2	1	0	1	2	0	2											
Kirk Gibson, L OBP: 0.389, SLG: 0.528 (1, 7)	F7		F9 1B		S 1B		K			4	0	2	0	0	1	2											
Mike Marshall, R OBP: 0.316, SLG: 0.430 (1, 9)	F7		1-2 1B		G1-3				G5-4-3 1B	4	0	2	1	0	0	2											
John Shelby, S OBP: 0.355, SLG: 0.424 (1, 8)		G4-3	F9		K				G5-4-3	4	0	0	0	0	1	3											
Mike Scioscia, L OBP: 0.354, SLG: 0.360 Rick Dempsey, R OBP: 0.347, SLG: 0.481 (8, PH) (8, 2)		2-2	G3		F8				K	3	0	1	0	0	0	2											
Jeff Hamilton, R OBP: 0.270, SLG: 0.344 (1, 5)		2-2	2B		G1-3		K			1	0	0	0	0	1	0											
Dave Anderson, R OBP: 0.360, SLG: 0.346 (1, 6)		4-0			K				G3	3	0	0	0	1	2	1											
William Brennan, R OBP: 0.250, SLG: 0.250 Tim Crews, R OBP: 0.284, SLG: 0.272 Mike Davis, L OBP: 0.284, SLG: 0.272 Brian Holton, R OBP: 0.287, SLG: 0.355 Franklin Stubbs, L OBP: 0.287, SLG: 0.355 (1, 1) (5, 1) (7, PH) (7, 1) (9, PH)		1-3	K		P4				K	2	0	0	0	0	1	2											
										1	1	1	0	0	0	0											
										1	0	0	0	0	0	1											
<b>Inning Stats</b>	R: 0 E: 0 K: 0 S: 5	H: 0 LOB: 1 BB: 1 P: 10	R: 0 E: 0 K: 1 S: 11	H: 1 LOB: 2 BB: 1 P: 20	R: 1 E: 0 K: 0 S: 14	H: 2 LOB: 2 BB: 1 P: 22	R: 0 E: 0 K: 1 S: 8	H: 0 LOB: 0 BB: 0 P: 12	R: 0 E: 0 K: 2 S: 15	H: 1 LOB: 1 BB: 0 P: 21	R: 0 E: 0 K: 1 S: 10	H: 0 LOB: 0 BB: 0 P: 11	R: 1 E: 0 K: 1 S: 9	H: 2 LOB: 1 BB: 0 P: 15	R: 0 E: 0 K: 1 S: 5	H: 1 LOB: 2 BB: 0 P: 21	1B: 7 2B: 2 3B: 0 HR: 0	SF: 1 SAC: 0 DP: 1 HBP: 0	WP: 0 PB: 0 SB: 1 CS: 0	PA: 38							
<b>PITCHER</b>	IP	WLS	BF	H	R	ER	SO	BB	IBB	HBP	BLK	WP	HR	S	P	ERA	WHIP										
Jose DeLeon, R ERA: 3.91 (1, 1)	7.0	W	30	6	2	2	5	2	1	0	0	0	0	72	111	2.57	1.143										
Dan Quisenberry, R ERA: 3.14 (8, 1)	0.0		1	1	0	0	0	0	0	0	0	0	0	1	1	∞	∞										
Ken Dayley, L ERA: 3.76 (8, 1)	0.2		1	0	0	0	0	0	0	0	0	0	0	1	1	0.00	0.000										
Todd Worrell, R ERA: 3.56 (8, 1)	1.1	S	6	2	0	0	3	0	0	0	0	0	0	18	25	0.00	1.500										

Batter	1	2	3	4	5	6	7	8	9	AB	R	H	RBI	BB	SO	LOB	BOTTOM										
Vince Coleman, S OBP: 0.322, SLG: 0.364 (1, 7)	L7		K		BLK S 1B BB		G4-3			3	1	0	0	1	1	1	<b>Los Angeles Dodgers @ St. Louis Cardinals</b> Busch Stadium, St. Louis, MO Tue Jul 19 1988, 7:05 PM CDT Att: 34,606 - Unknown - 87 F <a href="http://livebaseballscorecards.com">livebaseballscorecards.com</a>										
Ozzie Smith, S OBP: 0.343, SLG: 0.331 (1, 6)	G1-3		CS 1B		1-H 1B WP		G6-3			4	1	2	1	0	0	1											
Terry Pendleton, S OBP: 0.314, SLG: 0.370 (1, 5)	G5-3		K		1-H 1B CS		G3			4	0	1	1	0	1	1											
Tom Brunansky, R OBP: 0.372, SLG: 0.435 (1, 9)		4-1 S 1B BB			FC6-4 1B		CS		G5-3	3	1	1	0	1	0	0											
Mike Laga, L OBP: 0.111, SLG: 0.278 (1, 3)		1-H WP 1B			F8		P4		G1-3	4	0	1	1	0	0	1											
José Oquendo, S OBP: 0.356, SLG: 0.342 (1, 8)		L8			FC6-4 1-2				1B	3	0	1	0	0	0	2											
Tony Peña, R OBP: 0.295, SLG: 0.361 (1, 2)		G1-3			FC6-4 1-2		L8			3	0	0	0	0	0	3											
Luis Alicea, S OBP: 0.284, SLG: 0.301 (1, 4)							K			2	0	1	0	1	1	0											
Jose DeLeon, R OBP: 0.098, SLG: 0.098 Curt Ford, L OBP: 0.225, SLG: 0.219 Dan Quisenberry, R Ken Dayley, L Todd Worrell, R (1, 1) (7, PH) (8, 1) (8, 1) (8, 1)							B5-6-4 1B		B5-6-4	2	0	0	0	0	0	3											
										0	0	0	0	1	0	0											
										0	0	0	0	0	0	0											
										0	0	0	0	0	0	0											
										0	0	0	0	0	0	0											
<b>Inning Stats</b>	R: 0 E: 0 K: 0 S: 5	H: 0 LOB: 0 BB: 0 P: 8	R: 1 E: 0 K: 0 S: 5	H: 1 LOB: 2 BB: 2 P: 15	R: 0 E: 0 K: 2 S: 9	H: 1 LOB: 1 BB: 0 P: 13	R: 0 E: 0 K: 0 S: 5	H: 1 LOB: 1 BB: 0 P: 7	R: 2 E: 0 K: 0 S: 17	H: 3 LOB: 0 BB: 1 P: 29	R: 0 E: 0 K: 0 S: 6	H: 1 LOB: 1 BB: 0 P: 9	R: 0 E: 0 K: 1 S: 9	H: 0 LOB: 1 BB: 1 P: 16	R: 0 E: 0 K: 0 S: 4	H: 0 LOB: 0 BB: 0 P: 7	1B: 7 2B: 1 3B: 0 HR: 0	SF: 0 SAC: 0 DP: 2 HBP: 0	WP: 2 PB: 0 SB: 3 CS: 2	PA: 33							
<b>PITCHER</b>	IP	WLS	BF	H	R	ER	SO	BB	IBB	HBP	BLK	WP	HR	S	P	ERA	WHIP										
William Brennan, R ERA: 5.79 (1, 1)	4.2	L	21	6	3	3	2	2	1	0	0	1	0	39	67	5.79	1.714										
Tim Crews, R ERA: 2.49 (5, 1)	1.1		4	1	0	0	0	0	0	0	0	0	0	8	14	0.00	0.750										
Brian Holton, R ERA: 1.84 (7, 1)	2.0		7	0	0	0	1	1	0	0	0	0	0	13	23	0.00	0.500										









Batter	1	2	3	4	5	6	7	8	9	AB	R	H	RBI	BB	SO	LOB	TOP										
<b>Brett Butler, L</b> OBP: 0.396, SLG: 0.385 (1, 8)	F8		SH2-3 BLK 2B		F7		G4-3		FC4 FC4-6	5	1	1	0	0	0	3	<b>San Francisco Giants @ St. Louis Cardinals</b> Busch Stadium, St. Louis, MO Thu Jul 21 1988, 7:05 PM CDT Att: 35,983 - Unknown - 77 F <a href="http://livebaseballscorecards.com">livebaseballscorecards.com</a>										
<b>Robby Thompson, R</b> OBP: 0.364, SLG: 0.416 (1, 4)	F7		SH2-3		F8			G6-3	FC4-6 1B	4	0	0	1	0	0	2											
<b>Will Clark, L</b> OBP: 0.391, SLG: 0.555 (1, 3)	WP 1B		F8		G6-3			K		5	0	2	1	0	1	0											
<b>Kevin Mitchell, R</b> OBP: 0.320, SLG: 0.448 (1, 5)	G5-3		FC5 2B							4	0	1	0	1	1	3											
<b>Mike Aldrete, L</b> OBP: 0.356, SLG: 0.378 (8, 7)		G6-3 WP 1B								3	1	2	0	1	0	0											
<b>Donell Nixon, R</b> OBP: 0.500, SLG: 0.548 <b>Craig Lefferts, L</b> (8, 1)	F9		FC5 2-3f							4	0	1	0	0	0	5											
<b>Bob Brenly, R</b> OBP: 0.250, SLG: 0.284 <b>Ernest Riles, L</b> OBP: 0.302, SLG: 0.362 (9, PH)	G6-3				F3					3	0	1	0	0	0	1											
<b>Jose Uribe, S</b> OBP: 0.304, SLG: 0.335 (1, 6)					G4-3					1	1	1	0	0	0	0											
<b>Terry Mulholland, R</b> (1, 1) <b>Harry Spilman, L</b> OBP: 0.226, SLG: 0.226 <b>Joe Price, R</b> (7, 1) <b>Scott Garrelts, R</b> OBP: 0.200, SLG: 0.200 <b>Joel Youngblood, R</b> OBP: 0.358, SLG: 0.328 (8, 9)	K				K					2	0	0	0	0	2	1											
<b>Inning Stats</b>	R: 0 E: 0 K: 0 S: 11	H: 1 LOB: 1 BB: 0 P: 17	R: 1 E: 0 K: 1 S: 8	H: 2 LOB: 1 BB: 0 P: 12	R: 1 E: 0 K: 0 S: 9	H: 2 LOB: 2 BB: 1 P: 15	R: 0 E: 0 K: 1 S: 8	H: 0 LOB: 0 BB: 0 P: 13	R: 0 E: 0 K: 0 S: 6	H: 1 LOB: 0 BB: 0 P: 7	R: 0 E: 0 K: 0 S: 5	H: 1 LOB: 0 BB: 0 P: 10	R: 0 E: 0 K: 1 S: 9	H: 1 LOB: 2 BB: 1 P: 14	R: 0 E: 0 K: 1 S: 12	H: 1 LOB: 2 BB: 1 P: 21		R: 2 E: 0 K: 2 S: 24	H: 3 LOB: 2 BB: 0 P: 33	1B: 9 2B: 2 3B: 0 HR: 0	SF: 0 SAC: 2 DP: 0 HBP: 0	WP: 2 PB: 0 SB: 0 CS: 1	PA: 41				
<b>PITCHER</b>	IP	WLS	BF	H	R	ER	SO	BB	IBB	HBP	BLK	WP	HR	S	P	ERA	WHIP										
<b>Danny Cox, R</b> ERA: 4.06 (1, 1)	8.0	W	35	10	4	4	3	1	1	0	1	2	0	73	116	4.50	1.375										
<b>Dan Quisenberry, R</b> ERA: 3.45 (9, 1)	0.2		3	0	0	0	1	0	0	0	0	0	0	10	13	0.00	0.000										
<b>Ken Dayley, L</b> ERA: 3.71 (9, 1)	0.0		1	1	0	0	1	0	0	0	0	0	0	5	7	∞	∞										
<b>Todd Worrell, R</b> ERA: 3.52 (9, 1)	0.1	S	1	0	0	0	1	0	0	0	0	0	0	4	6	0.00	0.000										

Batter	1	2	3	4	5	6	7	8	9	AB	R	H	RBI	BB	SO	LOB	BOTTOM										
<b>Vince Coleman, S</b> OBP: 0.322, SLG: 0.364 (1, 7)	K		G4-3							4	1	2	1	0	1	0	<b>San Francisco Giants @ St. Louis Cardinals</b> Busch Stadium, St. Louis, MO Thu Jul 21 1988, 7:05 PM CDT Att: 35,983 - Unknown - 77 F <a href="http://livebaseballscorecards.com">livebaseballscorecards.com</a>										
<b>Ozzie Smith, S</b> OBP: 0.344, SLG: 0.331 (1, 6)	F5		G3-1		G4-3					3	1	0	0	1	0	1											
<b>Willie McGee, S</b> OBP: 0.338, SLG: 0.372 (1, 8)			K							4	2	3	1	0	1	0											
<b>Tom Brunansky, R</b> OBP: 0.377, SLG: 0.436 (1, 9)	F8				E6 G6-4-3					3	1	1	0	1	0	1											
<b>Terry Pendleton, S</b> OBP: 0.321, SLG: 0.396 (1, 5)		G6-3			F9					4	0	1	4	0	0	2											
<b>José Oquendo, S</b> OBP: 0.357, SLG: 0.343 (1, 4)	F8				G6-4-3					4	0	1	0	0	1	2											
<b>Tony Peña, R</b> OBP: 0.294, SLG: 0.362 (1, 2)					G6-3		L7			4	0	1	0	0	0	1											
<b>Tom Pagnozzi, R</b> OBP: 0.310, SLG: 0.330 <b>Mike Lago, L</b> OBP: 0.100, SLG: 0.250 (8, 3)										3	1	2	0	0	0	0											
<b>Danny Cox, R</b> OBP: 0.050, SLG: 0.050 <b>Dan Quisenberry, R</b> (9, 1) <b>Ken Dayley, L</b> (9, 1) <b>Todd Worrell, R</b> (9, 1)										0	0	0	0	0	0	0											
<b>Inning Stats</b>	R: 0 E: 0 K: 1 S: 9	H: 1 LOB: 1 BB: 0 P: 12	R: 0 E: 0 K: 1 S: 12	H: 2 LOB: 2 BB: 0 P: 16	R: 0 E: 0 K: 1 S: 8	H: 0 LOB: 0 BB: 0 P: 10	R: 0 E: 1 K: 0 S: 5	H: 0 LOB: 0 BB: 0 P: 7	R: 1 E: 0 K: 0 S: 9	H: 3 LOB: 1 BB: 0 P: 12	R: 1 E: 0 K: 0 S: 10	H: 3 LOB: 1 BB: 2 P: 13	R: 4 E: 0 K: 1 S: 14	H: 3 LOB: 1 BB: 2 P: 23	R: 0 E: 0 K: 2 S: 11	H: 0 LOB: 0 BB: 0 P: 14		1B: 8 2B: 3 3B: 0 HR: 0	SF: 0 SAC: 1 DP: 1 HBP: 0	WP: 1 PB: 0 SB: 0 CS: 0	PA: 36						
<b>PITCHER</b>	IP	WLS	BF	H	R	ER	SO	BB	IBB	HBP	BLK	WP	HR	S	P	ERA	WHIP										
<b>Terry Mulholland, L</b> ERA: 3.63 (1, 1)	6.0		25	8	2	2	3	0	0	0	0	0	0	53	70	3.00	1.333										
<b>Joe Price, L</b> ERA: 3.72 (7, 1)	0.2	L	5	2	3	3	0	1	0	0	0	0	0	10	14	40.50	4.500										
<b>Scott Garrelts, R</b> ERA: 0.43 (7, 1)	0.1		3	1	1	1	1	1	0	0	0	1	0	4	9	27.00	6.000										
<b>Craig Lefferts, L</b> ERA: 2.89 (8, 1)	1.0		3	0	0	0	2	0	0	0	0	0	0	11	14	0.00	0.000										









Batter	1	2	3	4	5	6	7	8	9	AB	R	H	RBI	BB	SO	LOB	TOP								
<b>Brett Butler, L</b> OBP: 0.394, SLG: 0.388 (1, 8)	G1-3		1B		F7		1B		E5 1B	5	2	2	2	0	0	0	<b>San Francisco Giants @ St. Louis Cardinals</b> Busch Stadium, St. Louis, MO Sat Jul 23 1988, 3:33 AM CDT Att: 42,072 - Sunny - 90 F								
<b>Robby Thompson, R</b> OBP: 0.362, SLG: 0.416 (1, 4)	G5-3		K		G6-3		1B		K	5	0	1	1	0	2	2									
<b>Will Clark, L</b> OBP: 0.389, SLG: 0.545 (1, 3)	K		P8		F7		P5		1B IBB	4	0	0	0	1	1	2									
<b>Candy Maldonado, R</b> OBP: 0.313, SLG: 0.368 (1, 9)		G6-3		G4-3 1B		G1-3		SH5-4 1B	5	1	3	1	0	0	0	0									
<b>Mike Aldrete, L</b> OBP: 0.350, SLG: 0.371 (1, 7)	G3		G4-3		L7		SH5-4		L9	4	0	0	0	0	0	3									
<b>Ernest Riles, L</b> OBP: 0.302, SLG: 0.366 (8, FH)	E		F7		F8		IBB			3	1	1	0	0	0	1									
<b>Chris Speier, R</b> OBP: 0.325, SLG: 0.358 (8, 5)	2B									0	0	0	0	1	0	0									
<b>Bob Melvin, R</b> OBP: 0.235, SLG: 0.366 (1, 2)	E8 1B						3B 2B		F9	4	1	3	2	0	0	2									
<b>Jose Uribe, S</b> OBP: 0.299, SLG: 0.329 (1, 6)	F9		F7		G5-3		P6			4	0	0	0	0	0	5									
<b>Atlee Hammaker, S</b> OBP: 0.091, SLG: 0.091 (6, 1)			G6-3		F4		3B IBB		K	2	0	0	0	0	0	0									
<b>Randy Bockus, L</b> OBP: 0.200, SLG: 0.200 (7, PH)										0	0	0	0	0	0	0									
<b>Kevin Mitchell, R</b> OBP: 0.320, SLG: 0.442 (7, 1)										0	1	0	0	1	0	0									
<b>Joe Price, R</b> OBP: 0.167, SLG: 0.167 (7, 1)										0	0	0	0	0	0	0									
<b>Scott Garrelts, R</b> OBP: 0.167, SLG: 0.167 (7, 1)										1	0	0	0	0	1	0									
<b>Inning Stats</b>	R: 0 E: 0 K: 1 S: 6	H: 0 LOB: 0 BB: 0 P: 7	R: 1 E: 1 K: 0 S: 12	H: 2 LOB: 1 BB: 0 P: 17	R: 0 E: 0 K: 1 S: 8	H: 1 LOB: 1 BB: 0 P: 12	R: 1 E: 0 K: 0 S: 14	H: 2 LOB: 1 BB: 0 P: 20	R: 0 E: 0 K: 0 S: 8	H: 0 LOB: 0 BB: 0 P: 10	R: 3 E: 0 K: 0 S: 9	H: 3 LOB: 1 BB: 1 P: 18	R: 0 E: 0 K: 0 S: 8	H: 1 LOB: 2 BB: 1 P: 14	R: 1 E: 1 K: 2 S: 12	H: 1 LOB: 2 BB: 1 P: 19	1B: 7 2B: 2 3B: 1 HR: 0	SF: 0 SAC: 1 DP: 0 HBP: 0	WP: 0 PB: 0 SB: 1 CS: 0	PA: 41					
<b>PITCHER</b>	IP	WLS	BF	H	R	ER	SO	BB	IBB	HBP	BLK	WP	HR	S	P	ERA	WHIP								
<b>Bob Forsch, R</b> ERA: 4.88	(1, 1)	6.1	25	6	3	3	2	0	0	0	0	0	0	58	85	4.26	0.947								
<b>Larry McWilliams, L</b> ERA: 2.75	(7, 1)	1.0	8	3	2	2	0	0	2	0	0	0	0	9	20	18.00	3.000								
<b>Todd Worrell, R</b> ERA: 3.43	(8, 1)	1.2	L	8	1	1	0	2	0	0	0	0	0	16	25	0.00	0.600								

Batter	1	2	3	4	5	6	7	8	9	AB	R	H	RBI	BB	SO	LOB	BOTTOM								
<b>Vince Coleman, S</b> OBP: 0.322, SLG: 0.366 (1, 7)	F3		K			S 1B	K		K	4	1	0	0	1	3	2	<b>San Francisco Giants @ St. Louis Cardinals</b> Busch Stadium, St. Louis, MO Sat Jul 23 1988, 3:33 AM CDT Att: 42,072 - Sunny - 90 F								
<b>Ozzie Smith, S</b> OBP: 0.345, SLG: 0.339 (1, 6)	G6-3		G5-3			1B FC5-4 BB	HR		G3	4	2	1	2	1	0	1									
<b>Willie McGee, S</b> OBP: 0.337, SLG: 0.370 (1, 8)	K				G6-3	FC5-4 1B	1B		G4-3	5	0	2	1	0	1	0									
<b>Tom Brunansky, R</b> OBP: 0.368, SLG: 0.426 (1, 9)		G6-3		G5-3		FC5-4 1B FC6-4	K			4	1	0	1	0	1	2									
<b>Terry Pendleton, S</b> OBP: 0.321, SLG: 0.398 (8, 1)		E5				FC6-4 1B	G6-3			4	0	2	0	0	0	1									
<b>Jose Oquendo, S</b> OBP: 0.356, SLG: 0.352 (8, 5)		F8		G1-3		FC6-4 1B			G4-3	4	0	0	1	0	0	3									
<b>Tom Pagnozzi, R</b> OBP: 0.314, SLG: 0.333 (7, 2)		L4								4	0	2	0	0	0	1									
<b>Steve Lake, R</b> OBP: 0.283, SLG: 0.310 (6, PH)										2	0	1	0	0	0	0									
<b>Curt Ford, L</b> OBP: 0.222, SLG: 0.215 (7, 3)			SH1-3 2B		G4-3	G3-1			K	1	0	0	0	0	0	2									
<b>Larry McWilliams, L</b> OBP: 0.154, SLG: 0.172 (8, 4)										0	0	0	0	0	0	0									
<b>Bob Forsch, R</b> OBP: 0.300, SLG: 0.300 (7, 2)			SH1-3		F9		HR		L4	1	0	0	0	0	0	0									
<b>Tony Peña, R</b> OBP: 0.292, SLG: 0.358 (7, 2)										2	1	1	0	0	0	1									
<b>Inning Stats</b>	R: 0 E: 0 K: 1 S: 6	H: 0 LOB: 0 BB: 0 P: 10	R: 0 E: 1 K: 0 S: 7	H: 0 LOB: 1 BB: 0 P: 8	R: 0 E: 0 K: 0 S: 9	H: 1 LOB: 1 BB: 0 P: 11	R: 0 E: 0 K: 0 S: 7	H: 0 LOB: 0 BB: 0 P: 11	R: 3 E: 0 K: 0 S: 21	H: 3 LOB: 2 BB: 2 P: 37	R: 2 E: 0 K: 2 S: 15	H: 3 LOB: 1 BB: 0 P: 22	R: 0 E: 0 K: 1 S: 8	H: 1 LOB: 1 BB: 0 P: 10	R: 0 E: 0 K: 1 S: 12	H: 0 LOB: 0 BB: 0 P: 15	1B: 7 2B: 1 3B: 0 HR: 1	SF: 0 SAC: 1 DP: 0 HBP: 0	WP: 0 PB: 0 SB: 3 CS: 0	PA: 39					
<b>PITCHER</b>	IP	WLS	BF	H	R	ER	SO	BB	IBB	HBP	BLK	WP	HR	S	P	ERA	WHIP								
<b>Atlee Hammaker, L</b> ERA: 4.78	(1, 1)	5.0	21	3	3	3	2	2	0	0	0	0	0	48	73	5.40	1.000								
<b>Randy Bockus, R</b> ERA: 4.2	(6, 1)	1.0	5	2	0	0	0	0	0	0	0	0	0	15	21	0.00	2.000								
<b>Joe Price, L</b> ERA: 4.17	(7, 1)	0.1	4	3	2	2	1	0	0	0	0	0	1	11	16	54.00	9.000								
<b>Scott Garrelts, R</b> ERA: 5.17	(7, 1)	2.2	W	9	1	0	0	3	0	0	0	0	0	24	31	0.00	0.375								

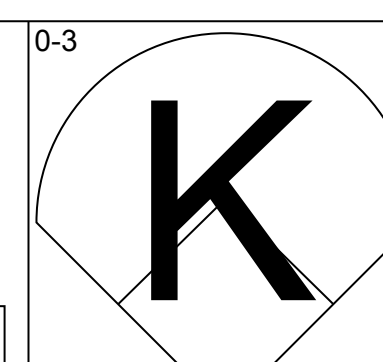
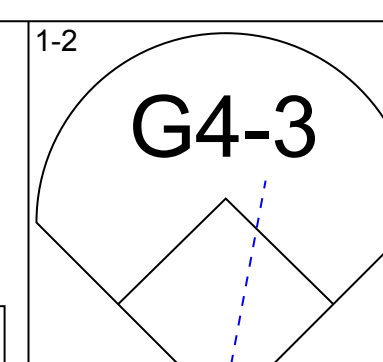
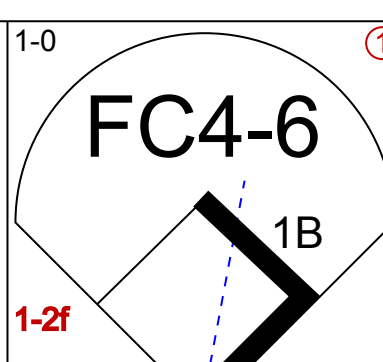
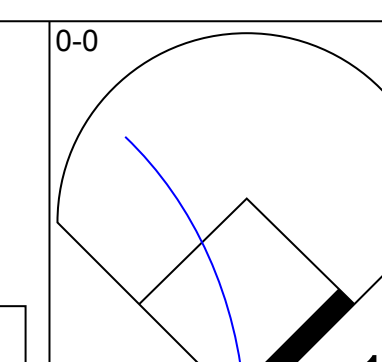
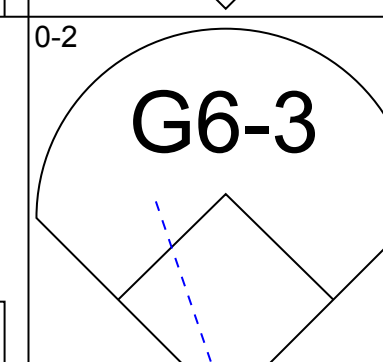
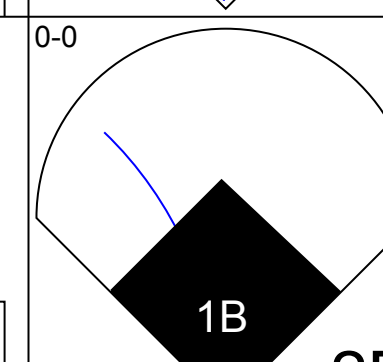
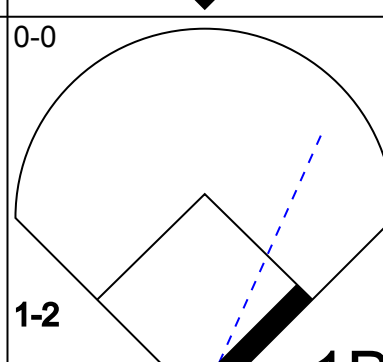
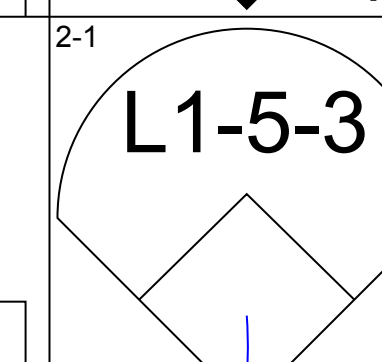
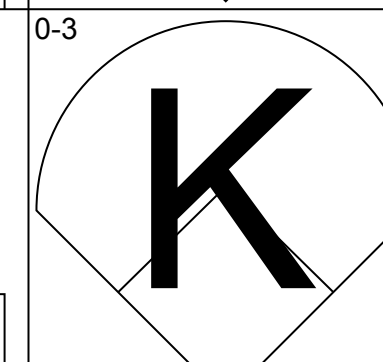
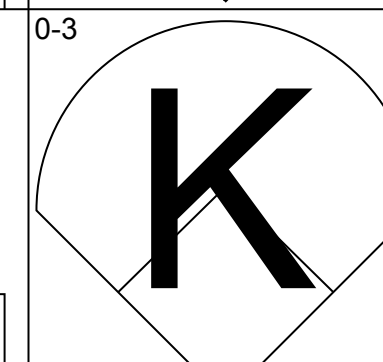
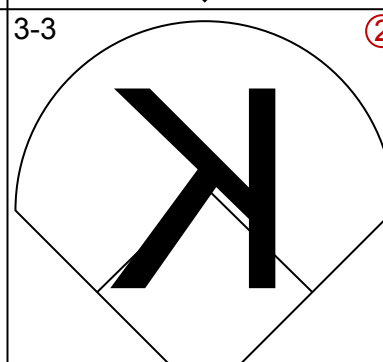
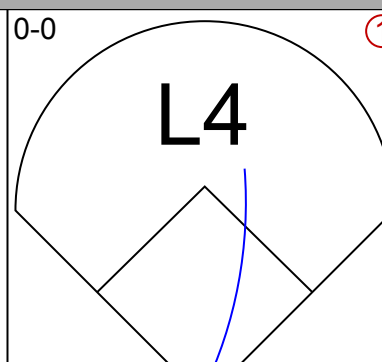
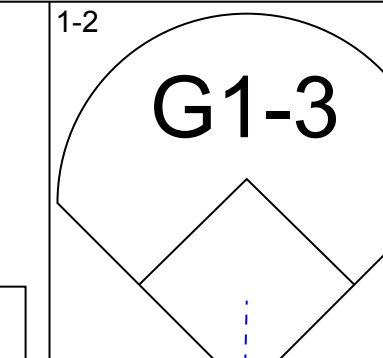
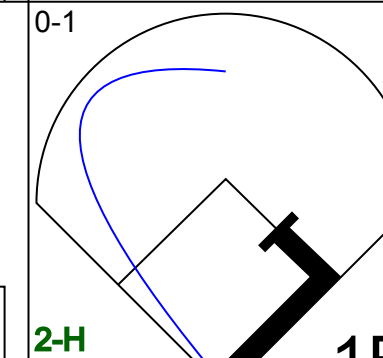
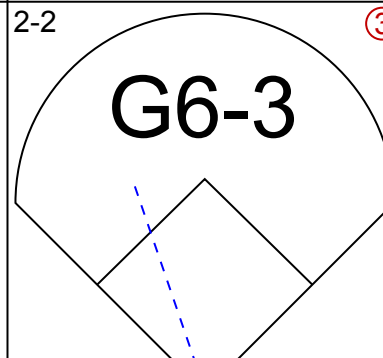
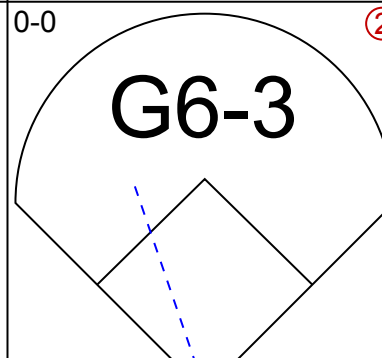
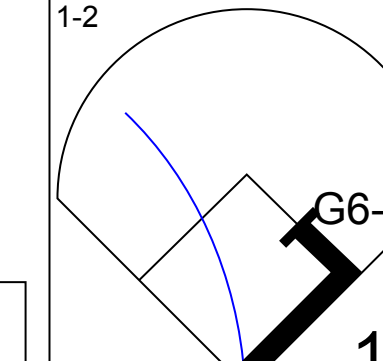
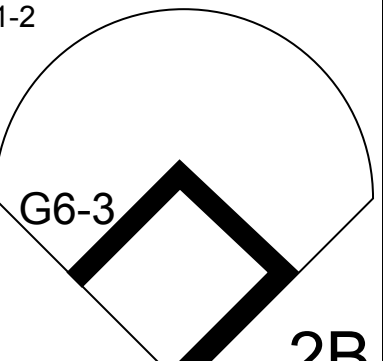
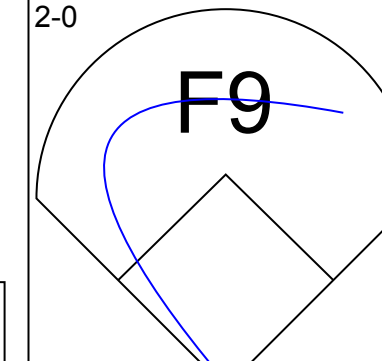
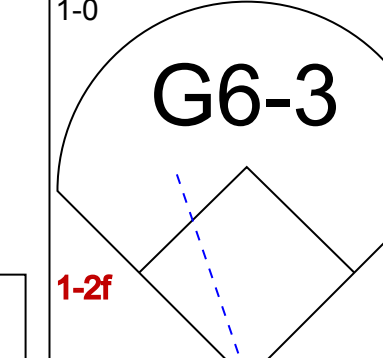
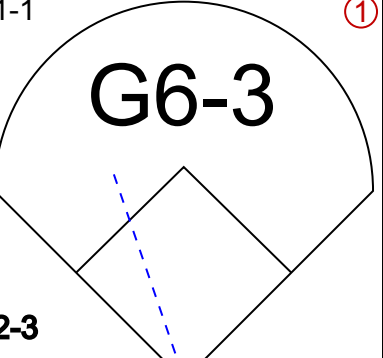
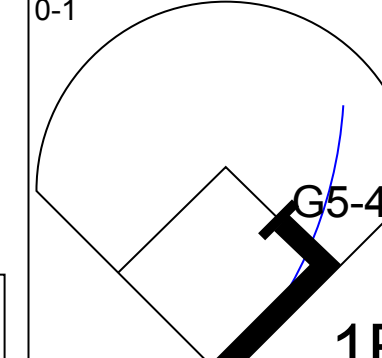
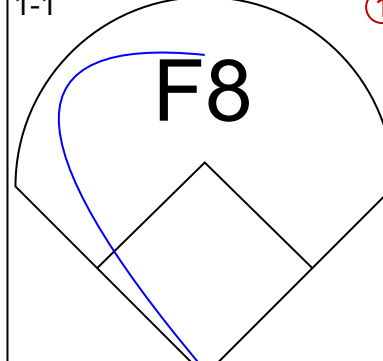
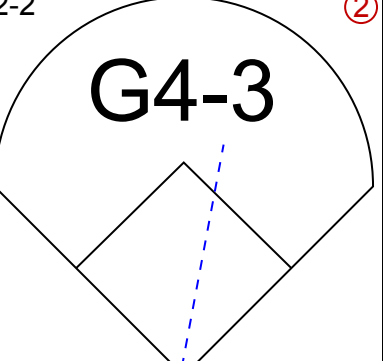
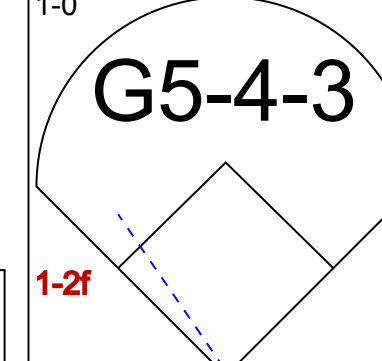
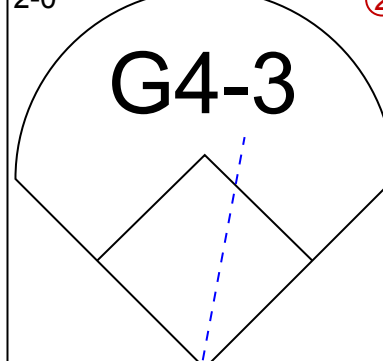
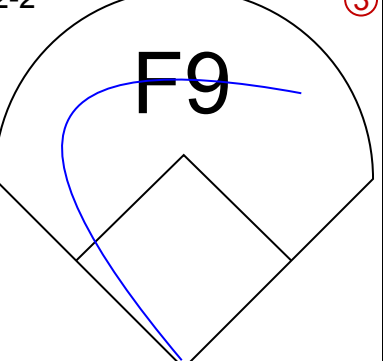
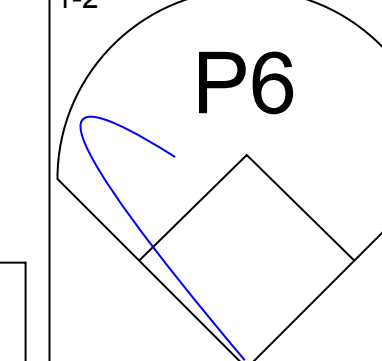


Batter	1	2	3	4	5	6	7	8	9	AB	R	H	RBI	BB	SO	LOB	TOP								
<b>Brett Butler, L</b> OBP: 0.389, SLG: 0.383 (1, 8)	P2		F9		F7		L9		G4-3	5	0	0	0	0	0	2	<b>San Francisco Giants @ St. Louis Cardinals</b> <b>Busch Stadium, St. Louis, MO</b> Sun Jul 24 1988, 3:33 AM CDT Att: 39,183 - Sunny - 86 F								
<b>Chris Spier, R</b> OBP: 0.323, SLG: 0.355 (1, 4)	K		G4-3		HR			G6-3		4	1	1	0	0	1	0									
<b>Will Clark, L</b> OBP: 0.390, SLG: 0.553 <b>Donell Nixon, R</b> OBP: 0.436, SLG: 0.472 (8, 7)	K			L4	HR			FC6-4		4	1	2	3	0	1	0									
<b>Candy Maldonado, R</b> OBP: 0.315, SLG: 0.376 (1, 9)		FC6-4		1B	SF9			FC6-4		4	2	2	0	0	1	1									
<b>Mike Aldrete, L</b> OBP: 0.357, SLG: 0.375 (8, 3)		FC6-4		2B	1B		K			3	0	2	0	1	1	0									
<b>Ernest Riles, L</b> OBP: 0.298, SLG: 0.361 (1, 5)	FC6-4			SF9			G4-3			3	0	0	2	0	0	3									
<b>Bob Melvin, R</b> OBP: 0.235, SLG: 0.369 (1, 2)	L8			1-H	2B		G6-3			4	0	1	0	0	0	1									
<b>Jose Uribe, S</b> OBP: 0.299, SLG: 0.328 (1, 6)	FC6-4				HR		F8		F9	4	1	1	0	0	0	1									
<b>Rick Reuschel, R</b> OBP: 0.154, SLG: 0.158 (1, 1)			G1-3		SH1-4		G6-3			3	0	1	0	0	0	0	<b>GIANTS</b>								
<b>Inning Stats</b>	R: 0 E: 0 K: 2 S: 9	H: 0 LOB: 0 BB: 0 P: 13	R: 1 E: 0 K: 0 S: 6	H: 1 LOB: 1 BB: 1 P: 14	R: 0 E: 0 K: 0 S: 8	H: 0 LOB: 0 BB: 0 P: 11	R: 1 E: 0 K: 0 S: 12	H: 3 LOB: 2 BB: 0 P: 19	R: 3 E: 0 K: 1 S: 12	H: 3 LOB: 0 BB: 0 P: 20	R: 0 E: 0 K: 1 S: 7	H: 0 LOB: 0 BB: 0 P: 11	R: 0 E: 0 K: 0 S: 4	H: 0 LOB: 0 BB: 0 P: 6	R: 0 E: 0 K: 0 S: 11	H: 2 LOB: 2 BB: 0 P: 17	R: 0 E: 0 K: 0 S: 10	H: 1 LOB: 1 BB: 0 P: 17	1B: 7 2B: 1 3B: 1 HR: 1	SF: 1 SAC: 1 DP: 0 HBP: 0	WP: 0 PB: 0 SB: 0 CS: 0	PA: 37			
<b>PITCHER</b>	IP	WLS	BF	H	R	ER	SO	BB	IBB	HBP	BLK	WP	HR	S	P	ERA	WHIP								
<b>Jose DeLeon, R</b> ERA: 4.1 (1, 1)	5.0	L	22	7	5	5	3	1	0	0	0	0	1	47	77	9.00	1.600								
<b>Scott Terry, R</b> ERA: 3.74 (6, 1)	2.2		9	1	0	0	1	0	0	0	0	0	0	15	22	0.00	0.375								
<b>Dan Quisenberry, R</b> ERA: 3.34 (8, 1)	0.1		2	1	0	0	0	0	0	0	0	0	0	7	12	0.00	3.000								
<b>John Costello, R</b> ERA: 1.02 (9, 1)	1.0		4	1	0	0	0	0	0	0	0	0	0	10	17	0.00	1.000								

Batter	1	2	3	4	5	6	7	8	9	AB	R	H	RBI	BB	SO	LOB	BOTTOM								
<b>Vince Coleman, S</b> OBP: 0.323, SLG: 0.368 (1, 7)	G4-6-3		G4-3			B2-3				4	0	2	0	0	0	0	<b>San Francisco Giants @ St. Louis Cardinals</b> <b>Busch Stadium, St. Louis, MO</b> Sun Jul 24 1988, 3:33 AM CDT Att: 39,183 - Sunny - 86 F								
<b>Ozzie Smith, S</b> OBP: 0.344, SLG: 0.336 (1, 6)	P9			G4-3		F8				3	0	0	0	1	0	1									
<b>Willie McGee, S</b> OBP: 0.334, SLG: 0.366 (1, 8)	G4-6-3			G5-3		G4-3				4	0	0	0	0	0	4									
<b>Mike Laga, L</b> OBP: 0.207, SLG: 0.286 (1, 3)		P4			1B		F9		F8	4	0	1	0	0	0	0									
<b>Terry Pendleton, S</b> OBP: 0.316, SLG: 0.390 (1, 5)		G4-3		L8		F8			F9	4	0	0	0	0	0	1									
<b>Curt Ford, L</b> OBP: 0.237, SLG: 0.232 (1, 9)					P5		G6-3		2B	4	0	2	0	0	0	0									
<b>Jose Oquendo, S</b> OBP: 0.354, SLG: 0.349 <b>Tom Lawless, R</b> OBP: 0.176, SLG: 0.188 (8, 4)					L6			G5-3		2	0	0	0	0	0	1									
<b>Tony Peña, R</b> OBP: 0.291, SLG: 0.355 (1, 2)			G5-3					G5-3		3	0	0	0	1	1	2									
<b>Jose DeLeon, R</b> OBP: 0.295, SLG: 0.295 <b>Luis Alcazar, S</b> OBP: 0.292, SLG: 0.299 <b>Scott Terry, R</b> OBP: 0.323, SLG: 0.368 <b>Dan Quisenberry, R</b> OBP: 0.334, SLG: 0.366 <b>Tom Pagnozzi, R</b> OBP: 0.327, SLG: 0.340 <b>John Costello, R</b> OBP: 0.154, SLG: 0.158 (8, 1) (9, 1)			G6-3		F8			1B		1	0	0	0	0	0	0									
<b>Inning Stats</b>	R: 0 E: 0 K: 0 S: 9	H: 1 LOB: 0 BB: 0 P: 10	R: 0 E: 0 K: 0 S: 4	H: 1 LOB: 1 BB: 0 P: 5	R: 0 E: 0 K: 0 S: 5	H: 0 LOB: 0 BB: 0 P: 6	R: 0 E: 0 K: 0 S: 7	H: 1 LOB: 1 BB: 0 P: 11	R: 0 E: 0 K: 0 S: 9	H: 0 LOB: 1 BB: 1 P: 17	R: 0 E: 0 K: 0 S: 7	H: 0 LOB: 0 BB: 0 P: 11	R: 0 E: 0 K: 0 S: 5	H: 0 LOB: 0 BB: 0 P: 9	R: 0 E: 0 K: 0 S: 9	H: 2 LOB: 3 BB: 1 P: 17	R: 0 E: 0 K: 1 S: 12	H: 2 LOB: 2 BB: 0 P: 19	1B: 6 2B: 1 3B: 0 HR: 0	SF: 0 SAC: 0 DP: 1 HBP: 0	WP: 0 PB: 0 SB: 1 CS: 0	PA: 35			
<b>PITCHER</b>	IP	WLS	BF	H	R	ER	SO	BB	IBB	HBP	BLK	WP	HR	S	P	ERA	WHIP								
<b>Rick Reuschel, R</b> ERA: 2.93 (1, 1)	9.0	W	35	7	0	0	1	2	0	0	0	0	0	67	105	0.00	1.000								



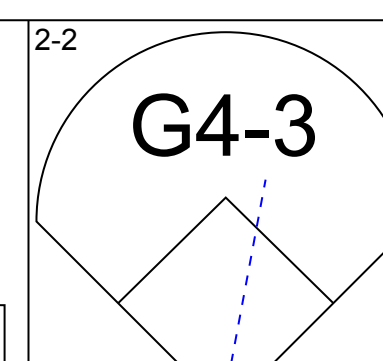
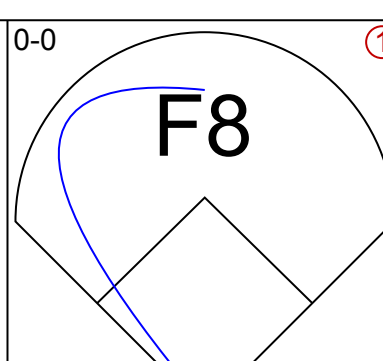
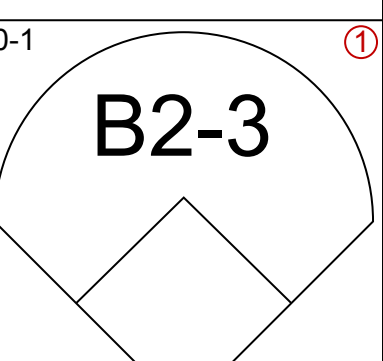
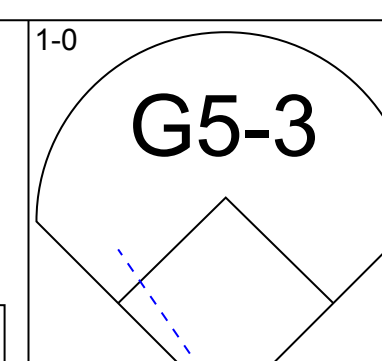
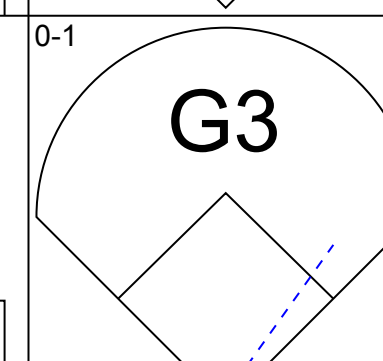
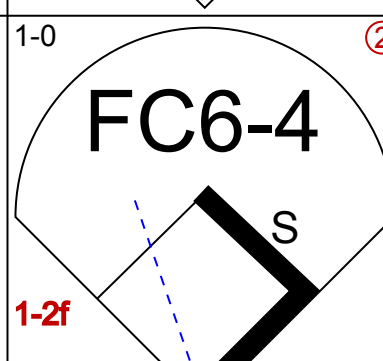
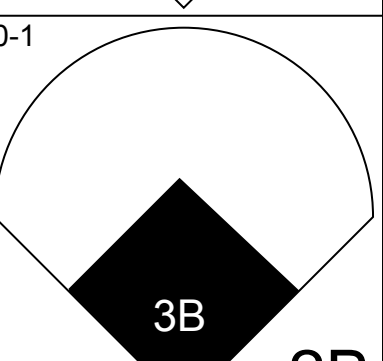
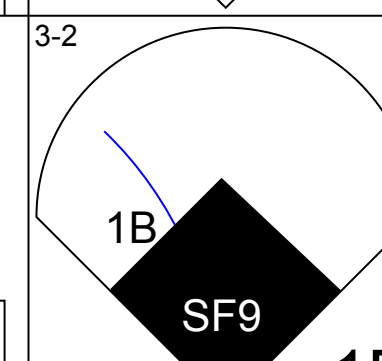
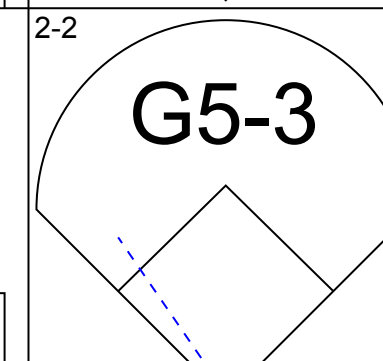
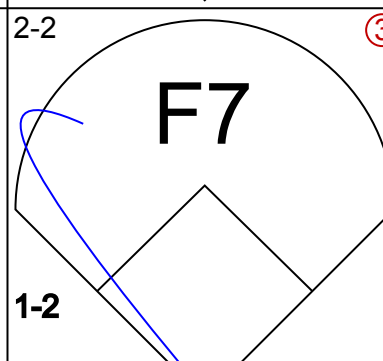
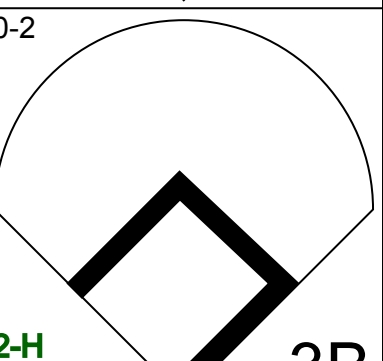
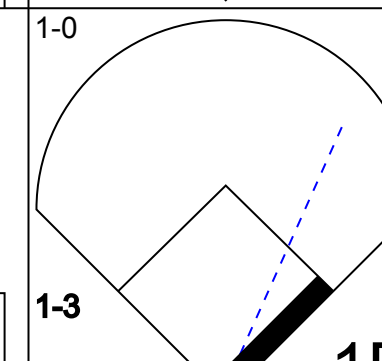
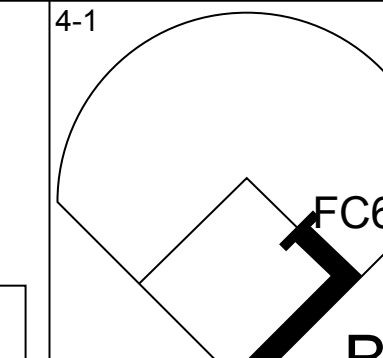
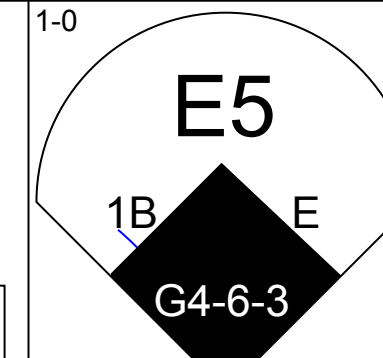
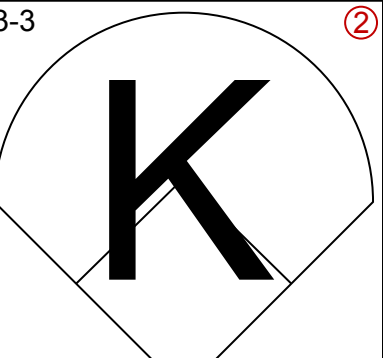
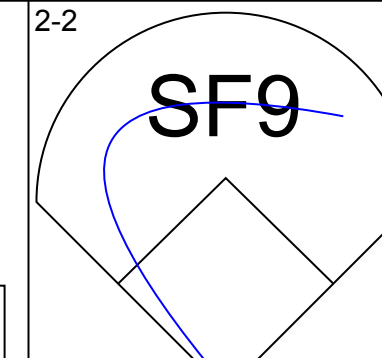
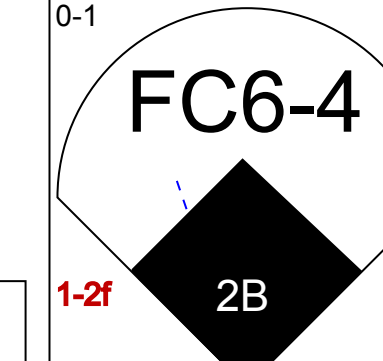
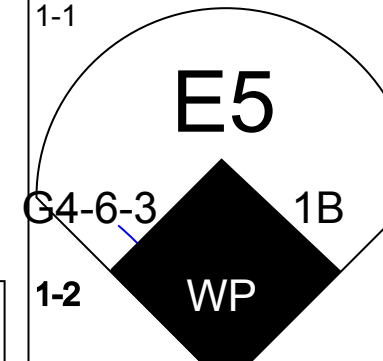
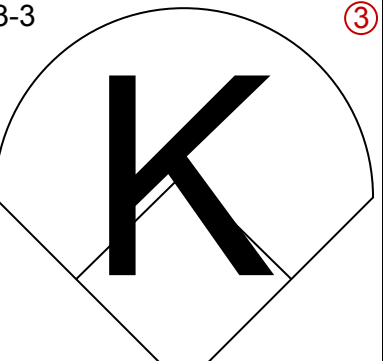
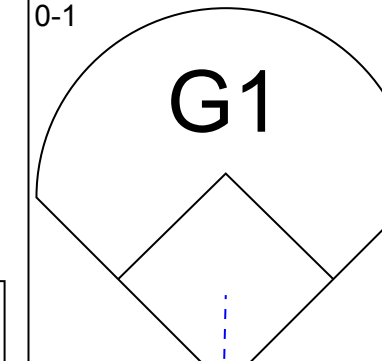
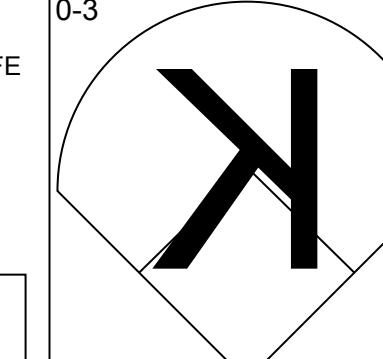
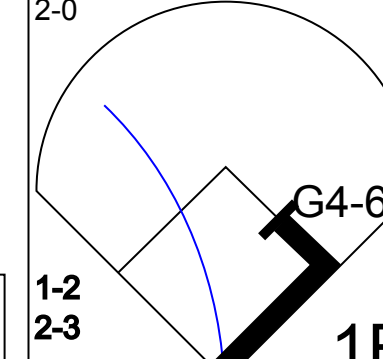
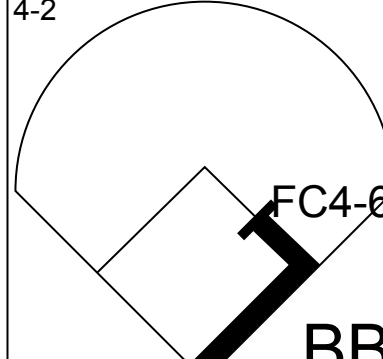
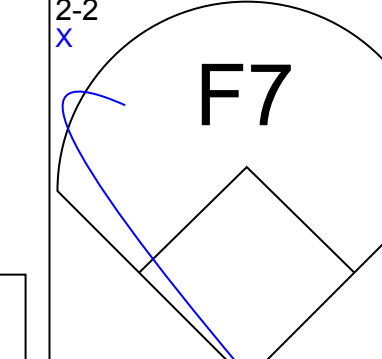
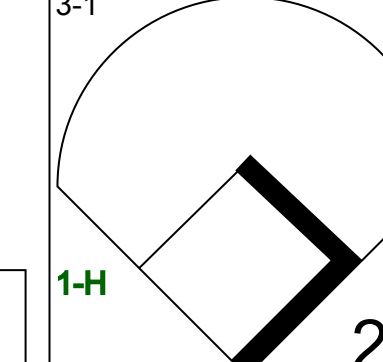
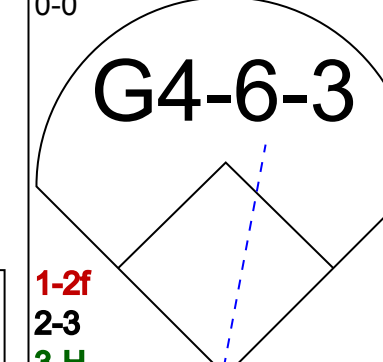
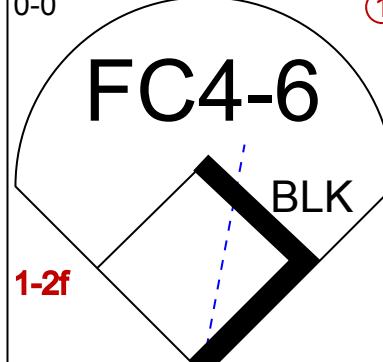
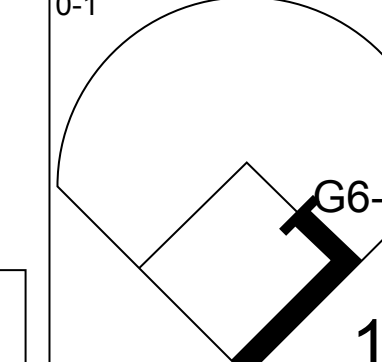
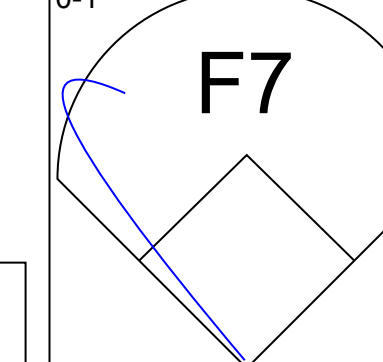
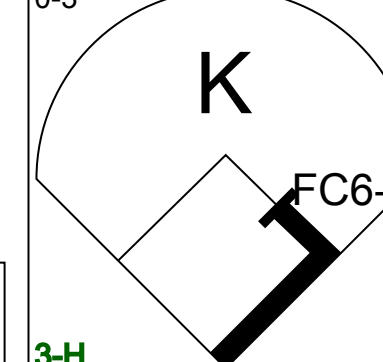
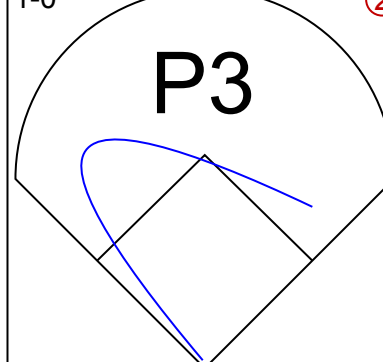
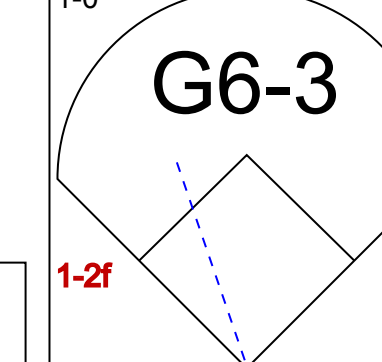
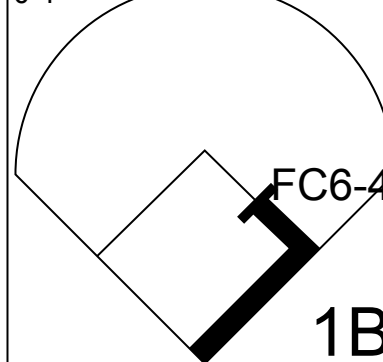
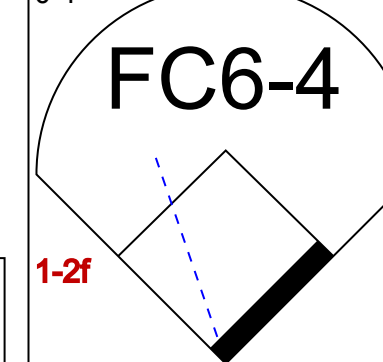
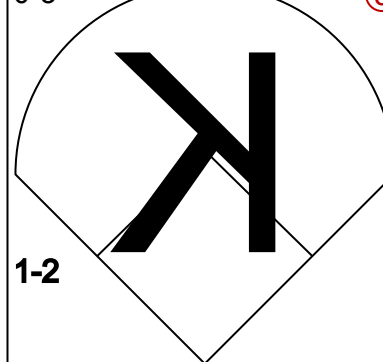


Batter	1	2	3	4	5	6	7	8	9	AB	R	H	RBI	BB	SO	LOB	TOP					
R.J. Reynolds, S (1,7) OBP: 0.293, SLG: 0.373										4	0	1	0	0	1	1						
Jose Lind, R (1,4) OBP: 0.289, SLG: 0.302										4	1	2	0	0	0	1						
Andy Van Slyke, L (1,8) OBP: 0.348, SLG: 0.529										4	0	0	0	0	3	3						
Bobby Bonilla, S (1,5)										4	0	1	1	0	0	2						
Mike Diaz, R (1,3) OBP: 0.392, SLG: 0.271										4	0	2	0	0	0	0						
Glenn Wilson, R (1,9) OBP: 0.286, SLG: 0.323										3	0	1	0	0	0	2						
Junior Ortiz, R (1,2) OBP: 0.344, SLG: 0.393										3	0	0	0	0	0	2						
Rafael Belliard, R (1,6) OBP: 0.311, SLG: 0.292										3	0	0	0	0	0	1						
Bob Walk, R (1,1) OBP: 0.106, SLG: 0.109										1	0	0	0	0	0	0						
Denny Gonzalez, R (6,PH) OBP: 0.324, SLG: 0.214										1	0	1	0	0	0	0						
Bob Kipper, R (6,PH)										0	0	0	0	0	0	0						
Barry Bonds, L (8,PH) OBP: 0.374, SLG: 0.546										1	0	0	0	0	0	0						
Barry Jones, R (8,1)										0	0	0	0	0	0	0						
<b>Inning Stats</b>	R: 0 E: 0 K: 2 S: 11	H: 0 LOB: 0 BB: 0 P: 11	R: 0 E: 0 K: 0 S: 8	H: 1 LOB: 0 BB: 0 P: 11	R: 0 E: 0 K: 0 S: 4	H: 0 LOB: 0 BB: 0 P: 7	R: 1 E: 0 K: 1 S: 11	H: 2 LOB: 1 BB: 0 P: 12	R: 0 E: 0 K: 0 S: 13	H: 1 LOB: 1 BB: 0 P: 19	R: 0 E: 0 K: 1 S: 9	H: 2 LOB: 2 BB: 0 P: 15	R: 0 E: 0 K: 0 S: 4	H: 1 LOB: 0 BB: 0 P: 7	R: 0 E: 0 K: 0 S: 8	H: 1 LOB: 1 BB: 0 P: 12	R: 0 E: 0 K: 0 S: 3	H: 0 LOB: 0 BB: 0 P: 4	1B: 6 2B: 2 3B: 0 HR: 0	SF: 0 SAC: 0 DP: 2 HBP: 0	WP: 0 PB: 0 SB: 0 CS: 0	PA: 32
<b>PITCHER</b> John Tudor, L (1,1) ERA: 2.43	IP: 9.0 WLS: W BF: 32 H: 8 R: 1 ER: 1 SO: 4 BB: 0 IBB: 0 HBP: 0 BLK: 0 WP: 0 HR: 0 S: 71 P: 98 ERA: 1.00 WHIP: 0.889															<b>PITCHER</b>						

Pittsburgh Pirates @ St. Louis Cardinals  
 Busch Stadium, St. Louis, MO  
 Mon Jul 25 1988, 7:05 PM CDT  
 Att: 30,763 - Unknown - 71 F

AB 32  
 R 1  
 H 8  
 RBI 1  
 BB 0  
 SO 4  
 LOB 12



Batter	1	2	3	4	5	6	7	8	9	AB	R	H	RBI	BB	SO	LOB	BOTTOM			
Vince Coleman, S (1,7) OBP: 0.320, SLG: 0.364										4	0	0	0	0	0	1				
Willie McGee, S (1,8) OBP: 0.336, SLG: 0.370										4	2	2	0	0	0	1				
Terry Pendleton, S (1,5) OBP: 0.319, SLG: 0.402										4	0	2	1	0	0	1				
Tom Brunansky, R (1,9) OBP: 0.367, SLG: 0.424										2	1	0	1	1	1	1				
Mike Laga, L (1,3) OBP: 0.182, SLG: 0.250										4	2	0	0	0	1	4				
José Oquendo, S (1,6) OBP: 0.356, SLG: 0.349										3	0	1	0	1	1	1				
Tony Peña, R (1,2) OBP: 0.294, SLG: 0.360										4	0	2	1	0	0	3				
Luis Alicea, S (1,4) OBP: 0.278, SLG: 0.294										4	0	0	0	0	1	3				
John Tudor, L (1,1) OBP: 0.171, SLG: 0.105										3	0	1	0	0	1	2				
<b>Inning Stats</b>	R: 0 E: 0 K: 0 S: 8	H: 0 LOB: 0 BB: 0 P: 12	R: 1 E: 0 K: 1 S: 11	H: 1 LOB: 1 BB: 1 P: 18	R: 0 E: 0 K: 0 S: 7	H: 1 LOB: 1 BB: 0 P: 10	R: 2 E: 2 K: 1 S: 10	H: 1 LOB: 1 BB: 0 P: 14	R: 1 E: 0 K: 2 S: 13	H: 2 LOB: 1 BB: 0 P: 19	R: 0 E: 0 K: 1 S: 10	H: 0 LOB: 1 BB: 1 P: 15	R: 1 E: 0 K: 0 S: 12	H: 2 LOB: 1 BB: 0 P: 19	R: 0 E: 0 K: 0 S: 11	H: 1 LOB: 0 BB: 0 P: 14	1B: 5 2B: 2 3B: 1 HR: 0	SF: 1 SAC: 0 DP: 2 HBP: 0	WP: 1 PB: 0 SB: 1 CS: 0	PA: 35
<b>PITCHER</b> Bob Walk, R (1,1) ERA: 2.64	IP: 5.0 WLS: L BF: 23 H: 5 R: 4 ER: 2 SO: 4 BB: 1 IBB: 0 HBP: 0 BLK: 0 WP: 1 HR: 0 S: 49 P: 73 ERA: 3.60 WHIP: 1.200															<b>PITCHER</b>				
Bob Kipper, L (6,1) ERA: 3.72	2.0 9 2 1 1 1																			
Barry Jones, R (8,1) ERA: 2.83	1.0 3 1 0 0 0																			

Pittsburgh Pirates @ St. Louis Cardinals  
 Busch Stadium, St. Louis, MO  
 Mon Jul 25 1988, 7:05 PM CDT  
 Att: 30,763 - Unknown - 71 F

AB 32  
 R 5  
 H 8  
 RBI 3  
 BB 2  
 SO 5  
 LOB 17





Batter	1	2	3	4	5	6	7	8	9	AB	R	H	RBI	BB	SO	LOB	TOP								
Barry Bonds, L OBP: 0.373, SLG: 0.542 (1, 7)										3	0	0	0	1	0	1									
Jose Lind, R OBP: 0.290, SLG: 0.303 (1, 4)										3	1	1	0	0	1	0									
Andy Van Slyke, L OBP: 0.348, SLG: 0.526 (1, 8)										4	1	1	0	0	2	1									
Bobby Bonilla, S OBP: 0.385, SLG: 0.514 (1, 5)										2	0	1	0	2	0	1									
Sid Bream, L OBP: 0.337, SLG: 0.453 (1, 3)										4	0	1	1	0	1	4									
Glenn Wilson, R OBP: 0.285, SLG: 0.322 (1, 9)										4	0	1	0	0	1	2									
Michael LaValliere, L OBP: 0.392, SLG: 0.367 (1, 2)										4	0	2	0	0	0	2									
Rafael Belliard, R OBP: 0.305, SLG: 0.286 (1, 6)										4	0	0	0	0	0	3									
Doug Drabek, R OBP: 0.182, SLG: 0.245 Jim Gott, R (9, 1)										4	0	0	0	0	2	3									
										0	0	0	0	0	0	0									
<b>Inning Stats</b>	R: 0 H: 0 E: 0 K: 1 S: 7	H: 0 LOB: 0 BB: 0 P: 9	R: 0 H: 1 E: 0 K: 2 S: 13	LOB: 1 BB: 0 P: 22	R: 0 H: 0 E: 0 K: 0 S: 6	LOB: 0 BB: 0 P: 7	R: 2 H: 3 E: 0 K: 0 S: 9	H: 3 LOB: 0 BB: 0 P: 11	R: 0 H: 1 E: 0 K: 1 S: 9	LOB: 1 BB: 0 P: 12	R: 0 H: 0 E: 0 K: 1 S: 11	H: 0 LOB: 1 BB: 1 P: 19	R: 0 H: 1 E: 0 K: 1 S: 9	LOB: 1 BB: 0 P: 15	R: 0 H: 0 E: 0 K: 1 S: 9	LOB: 2 BB: 2 P: 21	R: 0 H: 1 E: 0 K: 0 S: 10	LOB: 1 BB: 0 P: 12	1B: 6 2B: 0 3B: 1 HR: 0	SF: 0 SAC: 1 DP: 1 HBP: 0	WP: 1 PB: 1 CS: 1 SB: 0	PA: 36			
<b>PITCHER</b>	IP WLS BF H R ER SO BB IBB HBP BLK WP HR S P ERA WHIP																								
Danny Cox, R ERA: 3.91 Ken Dayley, L ERA: 3.36	(1, 1) (8, 1)	7.1 L	29 29	6 6	2 2	2 2	6 6	2 2	0 0	0 0	0 0	1 1	0 0	15 15	104 24	2.46 0.00	1.091 0.600								

Pittsburgh Pirates @ St. Louis Cardinals  
 Busch Stadium, St. Louis, MO  
 Tue Jul 26 1988, 7:05 PM CDT  
 Att: 32,735 - Unknown - 82 F

AB	32
R	2
H	7
RBI	1
BB	3
SO	7
LOB	17

Batter	1	2	3	4	5	6	7	8	9	AB	R	H	RBI	BB	SO	LOB	BOTTOM						
Vince Coleman, S OBP: 0.317, SLG: 0.360 (1, 7)										4	0	0	0	0	1	1							
Willie McGee, S OBP: 0.337, SLG: 0.377 (1, 8)										3	1	1	1	1	0	0							
Terry Pendleton, S OBP: 0.318, SLG: 0.399 (1, 5)										4	0	1	0	0	1	1							
Tom Brunansky, R OBP: 0.364, SLG: 0.419 (1, 9)										4	0	0	0	0	3	1							
Mike Laga, L OBP: 0.167, SLG: 0.229 (1, 3)										3	0	0	0	0	1	0							
José Oquendo, S OBP: 0.359, SLG: 0.350 (1, 6)										2	0	1	0	1	0	0							
Tony Peña, R OBP: 0.294, SLG: 0.359 (1, 2)										3	0	1	0	0	0	1							
Tim Jones, L (1, 4)										3	0	0	0	0	1	2							
Danny Cox, R OBP: 0.048, SLG: 0.048 Ken Dayley, L Curt Ford, L OBP: 0.234, SLG: 0.229 (9, PH)	(1, 1) (8, 1) (9, PH)	8.2 W S	29 29	3 3	1 1	1 1	7 7	0 0	0 0	0 0	0 0	6 6	8 8	1.04 0.00	0.577 3.000								
<b>Inning Stats</b>	R: 0 H: 0 E: 0 K: 1 S: 7	H: 1 LOB: 0 BB: 1 P: 12	R: 0 H: 1 E: 0 K: 0 S: 9	LOB: 0 BB: 0 P: 14	R: 0 H: 0 E: 0 K: 1 S: 8	LOB: 0 BB: 0 P: 12	R: 0 H: 0 E: 0 K: 1 S: 5	LOB: 0 BB: 0 P: 8	R: 0 H: 1 E: 0 K: 1 S: 8	LOB: 1 BB: 0 P: 11	R: 0 H: 0 E: 0 K: 1 S: 8	LOB: 0 BB: 0 P: 9	R: 0 H: 0 E: 0 K: 1 S: 8	LOB: 1 BB: 1 P: 14	R: 0 H: 0 E: 0 K: 1 S: 8	LOB: 1 BB: 1 P: 14	R: 1 H: 2 E: 0 K: 1 S: 11	LOB: 1 BB: 0 P: 14	1B: 3 2B: 0 3B: 0 HR: 1	SF: 0 SAC: 1 DP: 0 HBP: 0	WP: 0 PB: 0 CS: 1 SB: 0	PA: 32	
<b>PITCHER</b>	IP WLS BF H R ER SO BB IBB HBP BLK WP HR S P ERA WHIP																						
Doug Drabek, R ERA: 3.62 Jim Gott, R ERA: 2.59	(1, 1) (9, 1)	8.2 S	29 29	3 3	1 1	0 0	1 1	0 0	0 0	0 0	0 0	6 6	8 8	1.04 0.00	0.577 3.000								

Pittsburgh Pirates @ St. Louis Cardinals  
 Busch Stadium, St. Louis, MO  
 Tue Jul 26 1988, 7:05 PM CDT  
 Att: 32,735 - Unknown - 82 F

AB	28
R	1
H	4
RBI	1
BB	2
SO	8
LOB	6





Batter	1	2	3	4	5	6	7	8	9	10	AB	R	H	RBI	BB	SO	LOB				
<b>Barry Bonds, L</b> OBP: 0.376, SLG: 0.545 (1, 7)											3	2	1	1	2	1	0				
<b>Jose Lind, R</b> OBP: 0.292, SLG: 0.309 (1, 4)											4	0	2	2	0	1	0				
<b>Andy Van Slyke, L</b> OBP: 0.346, SLG: 0.525 (1, 8)											5	0	1	0	0	0	3				
<b>Bobby Bonilla, S</b> OBP: 0.383, SLG: 0.508 (1, 5)											4	0	0	0	1	1	3				
<b>Glenn Wilson, R</b> OBP: 0.291, SLG: 0.317 (1, 9)											5	0	0	0	0	0	2				
<b>Sid Bream, L</b> OBP: 0.339, SLG: 0.452 (1, 3)											3	0	1	0	1	0	0				
<b>Junior Ortiz, R</b> OBP: 0.341, SLG: 0.389 (1, 2)											1	0	0	0	0	0	0				
<b>Michael LaValliere, L</b> OBP: 0.392, SLG: 0.393 (3, 2)											2	0	0	0	1	1	1				
<b>Rafael Belliard, R</b> OBP: 0.304, SLG: 0.285 (1, 6)											4	0	1	0	0	0	1				
<b>Mike Dunne, R</b> OBP: 0.167, SLG: 0.094 (1, 1)											1	1	0	0	1	0	0				
<b>R.J. Reynolds, S</b> OBP: 0.292, SLG: 0.371 (7, PH)											1	0	0	0	0	0	2				
<b>Jeff Robinson, R</b> OBP: 0.167, SLG: 0.091 (7, 1)											0	0	0	0	0	0	0				
<b>Mike Diaz, R</b> OBP: 0.397, SLG: 0.267 (10, PH)											1	0	0	0	0	0	0				
<b>Jim Gott, R</b> (10, 1)											0	0	0	0	0	0	0				
<b>Inning Stats</b>	R: 0 E: 0 K: 2 S: 11	H: 1 LOB: 1 BB: 0 P: 20	R: 0 E: 0 K: 0 S: 6	H: 0 LOB: 0 BB: 0 P: 7	R: 2 E: 0 K: 0 S: 12	H: 2 LOB: 1 BB: 1 P: 23	R: 0 E: 0 K: 0 S: 7	H: 0 LOB: 0 BB: 0 P: 10	R: 0 E: 0 K: 0 S: 7	H: 0 LOB: 0 BB: 0 P: 11	R: 0 E: 0 K: 1 S: 6	H: 1 LOB: 2 BB: 1 P: 11	R: 0 E: 0 K: 0 S: 4	H: 0 LOB: 1 BB: 1 P: 9	R: 0 E: 0 K: 0 S: 5	H: 1 LOB: 1 BB: 1 P: 11	R: 1 E: 0 K: 0 S: 13	H: 1 LOB: 2 BB: 2 P: 25	1B: 2 2B: 3 3B: 1 HR: 0	SF: 0 SAC: 1 DP: 0 HBP: 0	WP: 0 PA: 41
<b>PITCHER</b>	IP	WLS	BF	H	R	ER	SO	BB	IBB	HBP	BLK	WP	HR	S	P	ERA	WHIP				
<b>Joe Magrane, L</b> ERA: 2.49 (1, 1)	8.0		31	4	2	2	4	3	0	0	0	0	0	64	111	2.25	0.875				
<b>Dan Quisenberry, R</b> ERA: 3.31 (9, 1)	0.1		2	1	0	0	0	0	0	0	0	0	0	2	4	0.00	3.000				
<b>Ken Dayley, L</b> ERA: 3.52 (9, 1)	1.1	L	6	1	1	1	0	2	0	0	0	0	0	15	27	6.75	2.250				
<b>John Costello, R</b> ERA: 1.0 (10, 1)	0.1		2	0	0	0	0	0	1	0	0	0	0	1	5	0.00	0.000				

**Pittsburgh Pirates @ St. Louis Cardinals**  
 Busch Stadium, St. Louis, MO  
 Wed Jul 27 1988, 7:05 PM CDT  
 Att: 31,618 - Unknown - 87 F

AB	34
R	3
H	6
RBI	3
BB	6
SO	4
LOB	12

Batter	1	2	3	4	5	6	7	8	9	10	AB	R	H	RBI	BB	SO	LOB				
<b>Vince Coleman, S</b> OBP: 0.316, SLG: 0.357 (1, 7)											4	1	0	0	1	1	1				
<b>Willie McGee, S</b> OBP: 0.336, SLG: 0.375 (1, 8)											5	0	1	0	0	0	2				
<b>Terry Pendleton, S</b> OBP: 0.313, SLG: 0.392 (1, 5)											3	0	2	1	1	0	0				
<b>Tom Brunansky, R</b> OBP: 0.367, SLG: 0.421 (1, 9)											4	0	2	0	0	0	2				
<b>Mike Laga, L</b> OBP: 0.200, SLG: 0.256 (1, 3)											3	0	0	0	0	0	2				
<b>José Oquendo, S</b> OBP: 0.355, SLG: 0.346 (1, 6)											4	0	0	0	0	0	2				
<b>Tony Peña, R</b> OBP: 0.291, SLG: 0.355 (1, 2)												4	0	0	0	0	3				
<b>Tim Jones, L</b> (1, 4)												3	0	0	0	1	0	3			
<b>Joe Magrane, R</b> ERA: 3.85 (8, PH)	6.0		23	3	2	1	1	2	0	0	0	0	0	49	79	1.50	0.833				
<b>Jeff Robinson, R</b> ERA: 2.96 (7, 1)	3.0	W	11	2	0	0	1	0	0	0	0	0	0	22	32	0.00	0.667				
<b>Jim Gott, R</b> ERA: 2.54 (10, 1)	1.0	S	4	0	0	0	0	1	0	0	0	0	0	7	12	0.00	1.000				
<b>Inning Stats</b>	R: 0 E: 0 K: 0 S: 7	H: 0 LOB: 0 BB: 0 P: 12	R: 0 E: 0 K: 0 S: 10	H: 1 LOB: 2 BB: 1 P: 17	R: 0 E: 0 K: 0 S: 5	H: 0 LOB: 0 BB: 0 P: 10	R: 1 E: 2 K: 0 S: 12	H: 1 LOB: 0 BB: 0 P: 15	R: 0 E: 0 K: 0 S: 6	H: 0 LOB: 0 BB: 0 P: 9	R: 0 E: 0 K: 1 S: 9	H: 1 LOB: 1 BB: 0 P: 11	R: 0 E: 0 K: 0 S: 7	H: 1 LOB: 1 BB: 1 P: 12	R: 0 E: 0 K: 0 S: 7	H: 0 LOB: 1 BB: 1 P: 12	1B: 5 2B: 0 3B: 0 HR: 0	SF: 0 SAC: 2 DP: 2 HBP: 0	WP: 0 PA: 38		
<b>PITCHER</b>	IP	WLS	BF	H	R	ER	SO	BB	IBB	HBP	BLK	WP	HR	S	P	ERA	WHIP				
<b>Mike Dunne, R</b> ERA: 3.85 (1, 1)	6.0		23	3	2	1	1	2	0	0	0	0	0	49	79	1.50	0.833				
<b>Jeff Robinson, R</b> ERA: 2.96 (7, 1)	3.0	W	11	2	0	0	1	0	0	0	0	0	0	22	32	0.00	0.667				
<b>Jim Gott, R</b> ERA: 2.54 (10, 1)	1.0	S	4	0	0	0	0	1	0	0	0	0	0	7	12	0.00	1.000				

**Pittsburgh Pirates @ St. Louis Cardinals**  
 Busch Stadium, St. Louis, MO  
 Wed Jul 27 1988, 7:05 PM CDT  
 Att: 31,618 - Unknown - 87 F

AB	33
R	2
H	5
RBI	1
BB	3
SO	2
LOB	15








Batter	1	2	3	4	5	6	7	8	9	AB	R	H	RBI	BB	SO	LOB	TOP					
Vince Coleman, S (1, 7) OBP: 0.320, SLG: 0.358			L7			K				4	0	1	0	1	2	0	<b>St. Louis Cardinals @ Montreal Expos</b> Olympic Stadium, Montreal, QB Fri Jul 29 1988, 7:05 PM EDT Att: 32,198 - Dome - 70 F					
Ozzie Smith, S (1, 6) OBP: 0.344, SLG: 0.335				SF7				F7		3	2	1	1	1	0	1						
Willie McGee, S (1, 8) OBP: 0.339, SLG: 0.376										4	2	4	1	1	0	0						
Tom Brunansky, R (1, 9) OBP: 0.360, SLG: 0.411			6-3				F6		F5	5	0	0	1	0	1	7						
Terry Pendleton, S (1, 5)		F9			3-1				K	5	0	2	2	0	1	1						
Mike Laga, L (1, 3) OBP: 0.184, SLG: 0.229			F6		3-1		L9		K	5	0	1	0	0	1	3						
José Oquendo, S (1, 4) OBP: 0.346, SLG: 0.336	FC4-6			G3		L4		F8		4	1	0	0	0	0	2						
Tony Peña, R (1, 2) OBP: 0.293, SLG: 0.367						5-3		6-3		4	2	2	2	0	0	0						
Jose DeLeon, R (1, 1) OBP: 0.109, SLG: 0.089	6-3					K		4-3		3	0	0	0	0	1	0						
Dan Quisenberry, R (9, 1)										0	0	0	0	0	0	0						
Ken Dayley, L (9, 1)										0	0	0	0	0	0	0						
Todd Worrell, R (9, 1)										0	0	0	0	0	0	0						
<b>Inning Stats</b>	R: 0 E: 0 K: 1 S: 11	H: 1 LOB: 1 BB: 0 P: 17	R: 2 E: 0 K: 0 S: 12	H: 2 LOB: 0 BB: 1 P: 17	R: 2 E: 0 K: 0 S: 17	H: 2 LOB: 1 BB: 1 P: 30	R: 1 E: 0 K: 1 S: 14	H: 3 LOB: 3 BB: 0 P: 24	R: 0 E: 0 K: 0 S: 6	H: 0 LOB: 0 BB: 0 P: 11	R: 0 E: 0 K: 2 S: 9	H: 0 LOB: 0 BB: 0 P: 12	R: 2 E: 1 K: 0 S: 15	H: 3 LOB: 1 BB: 0 P: 24	R: 0 E: 0 K: 0 S: 7	H: 0 LOB: 1 BB: 1 P: 13	R: 0 E: 0 K: 2 S: 13	H: 0 LOB: 1 BB: 1 P: 24	1B: 10 2B: 0 3B: 0 HR: 1	SF: 1 SAC: 0 DP: 0 HBP: 1	WP: 1 PB: 1 SB: 5 CS: 0	PA: 42
<b>PITCHER</b>	IP WLS BF H R ER SO BB IBB HBP BLK WP HR S P ERA WHIP																					
Pascual Perez, R (1, 1) ERA: 2.08	3.2 L 21 8 5 5 1 1 0 1 0 0 1 1 51 84 12.27 2.455																					
Tim Barrett, R (4, 1) ERA: 5.09	3.1 13 3 2 2 3 0 0 0 0 0 0 0 33 51 5.40 0.900																					
Brian Holman, R (8, 1) ERA: 2.62	1.0 4 0 0 0 0 1 0 0 0 0 0 0 7 13 0.00 1.000																					
Andy McGaffigan, R (9, 1) ERA: 3.27	1.0 4 0 0 0 2 1 0 0 0 0 0 0 13 24 0.00 1.000																					

AB	37
R	7
H	11
RBI	7
BB	3
SO	6
LOB	14





Batter	1	2	3	4	5	6	7	8	9	AB	R	H	RBI	BB	SO	LOB	BOTTOM					
Otis Nixon, S (1, 7) OBP: 0.278, SLG: 0.267			G3				G3		G3	4	0	1	1	1	0	2	<b>St. Louis Cardinals @ Montreal Expos</b> Olympic Stadium, Montreal, QB Fri Jul 29 1988, 7:05 PM EDT Att: 32,198 - Dome - 70 F					
Dave Martinez, L (1, 8) OBP: 0.292, SLG: 0.319					F6			4-3		4	0	0	0	0	2	2						
Mike Fitzgerald, R (9, PH) OBP: 0.386, SLG: 0.451						K				1	0	1	0	0	0	0						
Wallace Johnson, S (1, 3) OBP: 0.366, SLG: 0.380						G3				3	0	0	0	1	0	2						
Tim Wallach, R (9, PH) OBP: 0.309, SLG: 0.407					G6-4-3			6-3	K2-3	1	0	0	0	0	1	1						
Hubie Brooks, R (1, 9) OBP: 0.304, SLG: 0.423					G6-4-3					2	0	0	0	0	0	2						
Tracy Jones, R (6, 9) OBP: 0.350, SLG: 0.321										2	1	2	0	0	0	0						
Graig Nettles, L (1, 5) OBP: 0.246, SLG: 0.271			K							4	1	2	0	0	1	1						
Tom Foley, L (1, 4) OBP: 0.316, SLG: 0.361			K							4	1	2	0	0	2	2						
Nelson Santovenia, R (1, 2) OBP: 0.306, SLG: 0.362			K2-3							4	0	1	2	0	2	3						
Rex Hudler, R (1, 6) OBP: 0.342, SLG: 0.408					F7					4	1	1	1	0	0	3						
Pascual Perez, R (1, 1) ERA: 4.11										1	0	0	0	0	0	0						
Tim Barrett, L (4, 1) ERA: 3.49										1	0	0	0	0	1	0						
Andrés Galarraga, R (7, PH) OBP: 0.336, SLG: 0.576										0	0	0	0	1	0	0						
Brian Holman, R (8, 1) ERA: 2.62										0	0	0	0	0	0	0						
Andy McGaffigan, R (9, 1) ERA: 3.27										0	0	0	0	0	0	0						
Luis Rivera, R (9, PH) OBP: 0.258, SLG: 0.325										1	1	1	1	0	0	0						
<b>Inning Stats</b>	R: 0 E: 0 K: 1 S: 10	H: 0 LOB: 1 BB: 1 P: 17	R: 0 E: 0 K: 3 S: 10	H: 0 LOB: 0 BB: 0 P: 16	R: 0 E: 0 K: 0 S: 8	H: 0 LOB: 0 BB: 0 P: 11	R: 0 E: 0 K: 0 S: 6	H: 0 LOB: 0 BB: 1 P: 12	R: 0 E: 0 K: 1 S: 11	H: 2 LOB: 1 BB: 0 P: 14	R: 0 E: 0 K: 2 S: 9	H: 1 LOB: 1 BB: 0 P: 12	R: 2 E: 0 K: 1 S: 13	H: 3 LOB: 2 BB: 1 P: 22	R: 0 E: 0 K: 0 S: 6	H: 1 LOB: 1 BB: 0 P: 9	R: 3 E: 0 K: 1 S: 18	H: 4 LOB: 1 BB: 0 P: 24	1B: 7 2B: 3 3B: 1 HR: 0	SF: 0 SAC: 0 DP: 2 HBP: 0	WP: 1 PB: 0 SB: 1 CS: 0	PA: 39
<b>PITCHER</b>	IP WLS BF H R ER SO BB IBB HBP BLK WP HR S P ERA WHIP																					
Jose DeLeon, R (1, 1) ERA: 4.11	0.1 W 2 1 1 1 0 0 0 0 0 0 0 0 6 6 27.00 3.000																					
Dan Quisenberry, R (9, 1) ERA: 3.49	0.0 1 1 0 0 0 0 0 0 0 0 0 0 2 4 ∞ ∞																					
Ken Dayley, L (9, 1) ERA: 3.52	0.1 S 1 0 0 0 1 0 0 0 0 0 0 0 4 5 0.00 0.000																					
Todd Worrell, R (9, 1) ERA: 3.44																						

AB	36
R	5
H	11
RBI	5
BB	3
SO	9
LOB	18





Batter	1	2	3	4	5	6	7	8	9	AB	R	H	RBI	BB	SO	LOB	TOP																	
Vince Coleman, S (1.7) OBP: 0.320, SLG: 0.357	1-0 CS 1B			3-3 K		1-1 4-3			0-3 K	4	0	1	1	0	2	1	<b>St. Louis Cardinals @ Montreal Expos</b> Olympic Stadium, Montreal, QB Sat Jul 30 1988, 7:05 PM EDT Att: 24,719 - Dome - 70 F  <b>AB 30</b> <b>R 1</b> <b>H 5</b> <b>RBI 1</b> <b>BB 2</b> <b>SO 6</b> <b>LOB 14</b> 																	
Ozzie Smith, S (1.6) OBP: 0.343, SLG: 0.332	2-1 6-3			1-1 4-3		1-2 4-3			4-2 S S BB	3	0	0	0	1	0	2																		
Willie McGee, S (1.8) OBP: 0.341, SLG: 0.376	2-0 1-3			1-0 F7			0-0 S 1B		4-2 S 1-2 BB	3	0	1	0	1	0	0																		
Tom Brunansky, R (1.9) OBP: 0.357, SLG: 0.406		1-1 F3			1-1 F9		2-3 K		1-3 K	4	0	0	0	0	2	3																		
Terry Pendleton, S (1.5) OBP: 0.311, SLG: 0.390		0-0 F7			1-2 F8		0-3 K		2-2 4-3	4	0	0	0	0	1	3																		
Mike Lago, L (1.3) OBP: 0.173, SLG: 0.216		1-0 4-3			1-3 K		2-2 3-1		1-2 2-3	3	0	0	0	0	1	1																		
José Quiendo, S (1.4) OBP: 0.349, SLG: 0.339			1-0 G4-3 1B		0-0 1B 4-3 1B			2-2 6-3		3	1	2	0	0	0	0																		
Tony Peña, R (1.2) OBP: 0.293, SLG: 0.367			1-1 F9		1-1 4-3 1B			0-2 5-3		3	0	1	0	0	0	1																		
John Tudor, L (1.1) OBP: 0.159, SLG: 0.098			1-2 G4-3		0-1 L6			0-0 6-3		3	0	0	0	0	0	3																		
Todd Worrell, R (9.1)										0	0	0	0	0	0	0																		
Ken Dayley, L (9.1)										0	0	0	0	0	0	0																		
<b>Inning Stats</b>	R: 0 E: 0 K: 0 S: 5	H: 1 LOB: 0 BB: 0 P: 9	R: 0 E: 0 K: 0 S: 4	H: 0 LOB: 0 BB: 0 P: 6	R: 0 E: 0 K: 0 S: 8	H: 1 LOB: 0 BB: 0 P: 9	R: 0 E: 0 K: 1 S: 7	H: 0 LOB: 0 BB: 0 P: 12	R: 0 E: 0 K: 1 S: 8	H: 0 LOB: 0 BB: 0 P: 11	R: 1 E: 0 K: 0 S: 9	H: 2 LOB: 1 BB: 0 P: 11	R: 0 E: 0 K: 2 S: 12	H: 1 LOB: 0 BB: 0 P: 15	R: 0 E: 0 K: 0 S: 7	H: 0 LOB: 2 BB: 2 P: 9	R: 0 E: 0 K: 2 S: 15	H: 0 LOB: 2 BB: 2 P: 26	1B: 5 2B: 0 3B: 0 HR: 0	SF: 0 SAC: 0 DP: 1 HBP: 0	WP: 0 PB: 0 SB: 4 CS: 1	PA: 32												
<b>PITCHER</b>	IP WLS BF H R ER SO BB IBB HBP BLK WP HR S P ERA WHIP																																	
John Dopson, R (1.1) ERA: 2.82	8.0		27	5	1	1	4	0	0	0	0	0	0	0	60	82	1.12	0.625																
Joe Hesketh, L (9.1) ERA: 2.7	1.0	W	5	0	0	0	2	2	0	0	0	0	0	0	15	26	0.00	2.000																

Batter	1	2	3	4	5	6	7	8	9	AB	R	H	RBI	BB	SO	LOB	BOTTOM																	
Otis Nixon, S (1.7) OBP: 0.270, SLG: 0.258	1-1 B1-3			0-1 L6		1-1 6-3		0-0 FC1-2		4	0	0	0	0	0	3	<b>St. Louis Cardinals @ Montreal Expos</b> Olympic Stadium, Montreal, QB Sat Jul 30 1988, 7:05 PM EDT Att: 24,719 - Dome - 70 F  <b>AB 31</b> <b>R 2</b> <b>H 8</b> <b>RBI 2</b> <b>BB 3</b> <b>SO 5</b> <b>LOB 15</b> 																	
Rex Hudler, R (1.4) OBP: 0.338, SLG: 0.400	0-3 K			1-1 G3			1-0 S 1B	0-1 FC6-4		4	0	1	0	0	1	3																		
Andres Galarraga, R (1.3) OBP: 0.366, SLG: 0.579	1-3 K			1-1 FC5-4 1B			1-3 K		1-0 4-3 SF8 2B	4	1	2	0	0	2	1																		
Tracy Jones, R (1.9) OBP: 0.339, SLG: 0.309		0-1 4-3		0-2 FC5-4			3-2 1-3		0-1 4-3	4	0	0	0	0	0	3																		
Tim Wallach, R (1.5) OBP: 0.306, SLG: 0.404		1-0 6-3			2-2 F7		1-0 F9		3-2 SF8	3	0	0	1	0	0	1																		
Mike Fitzgerald, R (1.2) OBP: 0.302, SLG: 0.493		1-0 F7			1-0 CS 1B			0-1 BB FC1-2 2B	0-0 1B 2B	4	1	3	0	0	0	0																		
Dave Martinez, L (1.8) OBP: 0.297, SLG: 0.320			2-2 CS 1B		3-2 L7			4-1 FC1-2 BB	4-0 1B IBB	2	0	1	0	2	0	1																		
Luis Rivera, R (1.6) OBP: 0.255, SLG: 0.321			1-1 4-3		1-0 F7			0-3 K	0-1 1B	3	0	0	0	0	1	3																		
Wallace Johnson, S (9. PH) OBP: 0.397, SLG: 0.392					1-2			1-2 2H 1B		1	0	1	1	0	0	0																		
John Dopson, L (1.1) OBP: 0.103, SLG: 0.071			2-3 K		1-2 F4			4-0 FC1-2 BB		2	0	0	0	0	1	0																		
Nelson Santovenia, R (8. PH) OBP: 0.310, SLG: 0.352										0	0	0	0	1	0	0																		
Pascual Perez, R (8. PH) OBP: 0.310, SLG: 0.352										0	0	0	0	0	0	0																		
Joe Hesketh, R (9.1) ERA: 3.52										0	0	0	0	0	0	0																		
<b>Inning Stats</b>	R: 0 E: 0 K: 2 S: 9	H: 0 LOB: 0 BB: 0 P: 11	R: 0 E: 0 K: 0 S: 4	H: 0 LOB: 0 BB: 0 P: 6	R: 0 E: 0 K: 1 S: 8	H: 1 LOB: 0 BB: 0 P: 13	R: 0 E: 0 K: 0 S: 9	H: 1 LOB: 1 BB: 0 P: 11	R: 0 E: 0 K: 0 S: 9	H: 1 LOB: 0 BB: 0 P: 15	R: 0 E: 0 K: 1 S: 9	H: 0 LOB: 0 BB: 0 P: 9	R: 0 E: 0 K: 1 S: 9	H: 1 LOB: 1 BB: 0 P: 15	R: 0 E: 0 K: 1 S: 9	H: 1 LOB: 3 BB: 2 P: 17	R: 2 E: 0 K: 0 S: 9	H: 3 LOB: 2 BB: 1 P: 17	1B: 5 2B: 3 3B: 0 HR: 0	SF: 1 SAC: 0 DP: 0 HBP: 0	WP: 0 PB: 0 SB: 1 CS: 2	PA: 35												
<b>PITCHER</b>	IP WLS BF H R ER SO BB IBB HBP BLK WP HR S P ERA WHIP																																	
John Tudor, L (1.1) ERA: 2.35																																		
Todd Worrell, R (9.1) ERA: 3.56	0.1	L	3	1	0	0	0	0	1	0	0	0	0	0	4	11	0.00	3.000																
Ken Dayley, L (9.1) ERA: 3.52	0.0		1	1	1	1	0	0	0	0	0	0	0	2	2	∞	∞																	



Batter	1	2	3	4	5	6	7	8	9	AB	R	H	RBI	BB	SO	LOB	TOP					
Vince Coleman, S (1, 7) OBP: 0.317, SLG: 0.354	F7		K			F8			F8	4	0	0	0	0	1	1						
Ozzie Smith, S (1, 6) OBP: 0.342, SLG: 0.330	6-3			1B	G3	F6			3-1	3	0	0	0	1	0	0						
Willie McGee, S (1, 8) OBP: 0.340, SLG: 0.377		2B		G3		G3			4-3	4	0	1	0	0	0	1						
Terry Pendleton, S (1, 5) OBP: 0.311, SLG: 0.389	K			1-2	1B		P1			3	0	1	0	0	1	1						
Mike Laga, L (1, 3) OBP: 0.164, SLG: 0.204		G3		K		L8				3	0	0	0	0	1	2						
Curt Ford, L (1, 9) OBP: 0.220, SLG: 0.213	F8			G3		L9				3	0	0	0	0	0	2						
Tom Pagnozzi, R (1, 2) OBP: 0.318, SLG: 0.337								L1		3	0	0	0	0	0	0						
Tim Jones, L (1, 4) OBP: 0.214, SLG: 0.154						F8		L8		3	0	1	0	0	0	0						
Danny Cox, R (1, 1) OBP: 0.043, SLG: 0.043										2	0	0	0	0	0	1						
Tony Peña, R (8, PH) OBP: 0.292, SLG: 0.366				B3		6-3				1	0	0	0	0	0	0						
Scott Terry, R (8, 1)								4-3		0	0	0	0	0	0	0						
<b>Inning Stats</b>	R: 0 E: 0 K: 1 S: 15	H: 1 LOB: 1 BB: 0 P: 22	R: 0 E: 0 K: 0 S: 4	H: 0 LOB: 0 BB: 0 P: 8	R: 0 E: 0 K: 1 S: 6	H: 1 LOB: 0 BB: 0 P: 8	R: 0 E: 0 K: 1 S: 13	H: 1 LOB: 2 BB: 1 P: 22	R: 0 E: 0 K: 0 S: 5	H: 0 LOB: 0 BB: 0 P: 7	R: 0 E: 0 K: 0 S: 6	H: 0 LOB: 0 BB: 0 P: 9	R: 0 E: 0 K: 0 S: 9	H: 0 LOB: 0 BB: 0 P: 13	R: 0 E: 0 K: 0 S: 5	H: 0 LOB: 0 BB: 0 P: 8	R: 0 E: 0 K: 0 S: 6	H: 0 LOB: 0 BB: 0 P: 8	1B: 2 2B: 1 3B: 0 HR: 0	SF: 0 SAC: 0 DP: 0 HBP: 0	WP: 0 PB: 0 SB: 0 CS: 1	PA: 30
<b>PITCHER</b> Dennis Martinez, R (1, 1) ERA: 2.36	IP: 9.0 WLS: W BF: 30 H: 3 R: 0 ER: 0 SO: 3 BB: 1 IBB: 0 HBP: 0 BLK: 0 WP: 0 HR: 0 S: 69 P: 105 ERA: 0.00 WHIP: 0.444																					

St. Louis Cardinals @ Montreal Expos  
Olympic Stadium, Montreal, QB  
Sun Jul 31 1988, 3:33 AM EDT  
Att: 35,016 - Dome - 70 F

AB 29  
R 0  
H 3  
RBI 0  
BB 1  
SO 3  
LOB 8



Batter	1	2	3	4	5	6	7	8	9	AB	R	H	RBI	BB	SO	LOB	BOTTOM			
Otis Nixon, S (1, 7) OBP: 0.291, SLG: 0.283	F8		1B		E		1B			3	1	3	0	1	0	0				
Dave Martinez, L (1, 8) OBP: 0.300, SLG: 0.323	K				F7		CS			4	0	2	1	0	1	2				
Andres Galarraga, R (1, 3) OBP: 0.363, SLG: 0.574	F8							4-3		4	0	0	0	0	2	3				
Tim Wallach, R (1, 5) OBP: 0.306, SLG: 0.402	F4				F2			5-3		4	1	1	0	0	0	2				
Tom Foley, L (1, 4) OBP: 0.315, SLG: 0.364		F8				F9		4-3		4	0	1	0	0	0	0				
Tracy Jones, R (1, 9) OBP: 0.339, SLG: 0.304		4-3					S			2	0	0	0	1	1	2				
Nelson Santovenia, R (1, 2) OBP: 0.305, SLG: 0.377		6-3			SF8					2	0	0	1	0	0	1				
Rex Hudler, R (1, 6) OBP: 0.337, SLG: 0.390			L7			L7				2	0	0	0	1	0	1				
Dennis Martinez, R (1, 1) OBP: 0.228, SLG: 0.218			K							3	0	0	0	0	3	2				
<b>Inning Stats</b>	R: 0 E: 0 K: 1 S: 14	H: 1 LOB: 1 BB: 0 P: 19	R: 0 E: 0 K: 0 S: 9	H: 0 LOB: 0 BB: 0 P: 12	R: 1 E: 0 K: 2 S: 15	H: 2 LOB: 1 BB: 0 P: 22	R: 1 E: 0 K: 2 S: 10	H: 2 LOB: 2 BB: 1 P: 17	R: 0 E: 0 K: 1 S: 10	H: 0 LOB: 1 BB: 1 P: 18	R: 0 E: 0 K: 0 S: 7	H: 0 LOB: 1 BB: 1 P: 12	R: 0 E: 0 K: 1 S: 8	H: 2 LOB: 0 BB: 0 P: 13	R: 0 E: 0 K: 0 S: 9	H: 0 LOB: 0 BB: 0 P: 13	1B: 5 2B: 2 3B: 0 HR: 0	SF: 1 SAC: 0 DP: 0 HBP: 0	WP: 0 PB: 0 SB: 5 CS: 1	PA: 33
<b>PITCHER</b> Danny Cox, R (1, 1) ERA: 3.8	IP: 7.0 WLS: L BF: 29 H: 7 R: 2 ER: 2 SO: 7 BB: 2 IBB: 0 HBP: 0 BLK: 0 WP: 0 HR: 0 S: 73 P: 113 ERA: 2.57 WHIP: 1.286																			
Scott Terry, R (8, 1) ERA: 3.59	IP: 1.0 WLS: 3 BF: 0 H: 0 R: 0 ER: 0 SO: 0 BB: 0 IBB: 0 HBP: 0 BLK: 0 WP: 0 HR: 9 S: 13 P: 13 ERA: 0.00 WHIP: 0.000																			

St. Louis Cardinals @ Montreal Expos  
Olympic Stadium, Montreal, QB  
Sun Jul 31 1988, 3:33 AM EDT  
Att: 35,016 - Dome - 70 F

AB 28  
R 2  
H 7  
RBI 2  
BB 3  
SO 7  
LOB 13





Batter	1	2	3	4	5	6	7	8	9	AB	R	H	RBI	BB	SO	LOB	TOP										
<b>Phil Bradley, R</b> OBP: 0.335, SLG: 0.342 (1, 7)	1-2 FC6-4 1B		1-3 K			3-3 K		1-2 FC4-6		4	0	1	0	0	2	1	Philadelphia Phillies @ St. Louis Cardinals Busch Stadium, St. Louis, MO Tue Aug 02 1988, 7:05 PM CDT Att: 27,744 - Unknown - 93 F <a href="http://livebaseballscorecards.com">livebaseballscorecards.com</a>										
<b>Bob Demier, R</b> OBP: 0.394, SLG: 0.414 (1, 8)	0-0 FC6-4 2B		0-1 F7			4-0 CS BB		3-1 G4-3		3	0	0	0	1	0	2											
<b>Juan Samuel, R</b> OBP: 0.321, SLG: 0.422 (1, 4)	0-0 1B 2B			4-0 S BB		0-2 F9		0-1 G5-3		3	2	1	0	1	0	1											
<b>Mike Schmidt, R</b> OBP: 0.341, SLG: 0.397 (1, 5)	0-0 FC5-4 1B		1-3 K			0-0 F7		0-0 G4-3 2B		4	0	2	1	0	1	1											
<b>Lance Parrish, R</b> OBP: 0.305, SLG: 0.416 (1, 2)	1-2 FC5-4		3-3 K			0-0 G4-3		2-1 G4-3		4	0	0	0	0	1	2											
<b>Mike Young, S</b> OBP: 0.347, SLG: 0.350 (1, 9)		2-0 L8		1-3 K		2-1 2B		1-3 K		4	0	1	0	0	2	1											
<b>Ricky Jordan, R</b> OBP: 0.328, SLG: 0.482 (1, 3)		0-3 K			1-0 G6-3		0-1 G6-3			3	0	0	0	0	1	1											
<b>Steve Jeltz, S</b> OBP: 0.325, SLG: 0.284 (1, 6)		1-1 B3			2-3 K			0-0 G5-3		3	0	0	0	0	1	0											
<b>David Palmer, R</b> OBP: 0.276, SLG: 0.621 (1, 1)			1-2 G5-3			0-0 G5-3		3-1 FC4-6 1B		3	0	1	0	0	0	0											
<b>Inning Stats</b>	R: 1 E: 0 K: 0 S: 9	H: 3 LOB: 1 BB: 0 P: 11	R: 0 E: 0 K: 1 S: 6	H: 0 LOB: 0 BB: 0 P: 9	R: 0 E: 0 K: 1 S: 9	H: 0 LOB: 0 BB: 0 P: 11	R: 1 E: 1 K: 3 S: 9	H: 0 LOB: 0 BB: 1 P: 18	R: 0 E: 0 K: 1 S: 5	H: 0 LOB: 0 BB: 0 P: 8	R: 0 E: 0 K: 0 S: 6	H: 1 LOB: 1 BB: 0 P: 8	R: 0 E: 0 K: 0 S: 8	H: 1 LOB: 1 BB: 0 P: 15	R: 0 E: 0 K: 1 S: 8	H: 1 LOB: 1 BB: 0 P: 11	1B: 3 2B: 3 3B: 0 HR: 0	SF: 0 SAC: 0 DP: 0 HBP: 0	WP: 0 PB: 0 SB: 1 CS: 1	PA: 33							
<b>PITCHER</b>	IP	WLS	BF	H	R	ER	SO	BB	IBB	HBP	BLK	WP	HR	S	P	ERA	WHIP										
<b>Joe Magrane, L</b> ERA: 2.36 (1, 1)	8.0	L	29	5	2	1	7	2	0	0	0	0	0	61	96	1.12	0.875										
<b>Dan Quisenberry, R</b> ERA: 3.35 (9, 1)	1.0		4	1	0	0	1	0	0	0	0	0	0	8	11	0.00	1.000										

Batter	1	2	3	4	5	6	7	8	9	AB	R	H	RBI	BB	SO	LOB	BOTTOM										
<b>Vince Coleman, S</b> OBP: 0.314, SLG: 0.350 (1, 7)	2-3 K		0-0 G3			1-1 G1-3			0-3 K	4	0	0	0	0	2	1	Philadelphia Phillies @ St. Louis Cardinals Busch Stadium, St. Louis, MO Tue Aug 02 1988, 7:05 PM CDT Att: 27,744 - Unknown - 93 F <a href="http://livebaseballscorecards.com">livebaseballscorecards.com</a>										
<b>Ozzie Smith, S</b> OBP: 0.344, SLG: 0.328 (1, 6)	4-2 S BB			0-2 G6-3		0-0 L4		4-2 G4-3 S BB		2	0	0	0	2	0	1											
<b>Willie McGee, S</b> OBP: 0.337, SLG: 0.374 (1, 8)	3-3 K			0-1 G6-3		1-2 G4-3		1-2 G4-3		4	0	0	0	0	1	2											
<b>Tom Brunansky, R</b> OBP: 0.355, SLG: 0.404 (1, 9)	3-2 G5-3			2-3 K		0-0 G3		1-1 G4-3		2	0	0	0	0	1	1											
<b>Curt Ford, L</b> OBP: 0.214, SLG: 0.208 (5, 9)									1-1 G4-3	2	0	0	0	0	0	1											
<b>Terry Pendleton, S</b> OBP: 0.308, SLG: 0.384 (1, 5)		2-3 K			0-1 L9		0-0 G3			3	0	0	0	0	1	0											
<b>Mike Lago, L</b> OBP: 0.185, SLG: 0.193 (1, 3)		0-0 G4-3			1-2 L8			0-0 G3		3	0	0	0	0	0	0											
<b>Tony Peña, R</b> OBP: 0.293, SLG: 0.364 (1, 2)		1-1 G2-3			2-0 P2			4-1 FC4-6 BB		2	0	0	0	1	0	0											
<b>Tim Jones, L</b> OBP: 0.235, SLG: 0.188 (1, 4)			2-2 G5-3			2-1 G1-3 1B		2-1 FC4-6		3	0	1	0	0	0	1											
<b>Joe Magrane, R</b> OBP: 0.185, SLG: 0.308 (1, 1)			0-2 G6-3			1-3 K		2-0 F9		2	0	0	0	0	1	1											
<b>Tom Pagnozzi, R</b> OBP: 0.315, SLG: 0.333 (8, PH)										1	0	0	0	0	0	1											
<b>Dan Quisenberry, R</b> (9, 1)										0	0	0	0	0	0	0											
<b>Inning Stats</b>	R: 0 E: 0 K: 2 S: 14	H: 0 LOB: 1 BB: 1 P: 26	R: 0 E: 0 K: 1 S: 6	H: 0 LOB: 0 BB: 0 P: 9	R: 0 E: 0 K: 0 S: 8	H: 0 LOB: 0 BB: 0 P: 10	R: 0 E: 0 K: 1 S: 8	H: 0 LOB: 0 BB: 0 P: 10	R: 0 E: 0 K: 0 S: 6	H: 0 LOB: 0 BB: 0 P: 6	R: 0 E: 0 K: 0 S: 5	H: 0 LOB: 1 BB: 1 P: 13	R: 0 E: 0 K: 1 S: 12	H: 0 LOB: 1 BB: 1 P: 18	R: 0 E: 0 K: 1 S: 8	H: 0 LOB: 1 BB: 1 P: 18	1B: 1 2B: 0 3B: 0 HR: 0	SF: 0 SAC: 0 DP: 0 HBP: 0	WP: 0 PB: 0 SB: 2 CS: 0	PA: 31							
<b>PITCHER</b>	IP	WLS	BF	H	R	ER	SO	BB	IBB	HBP	BLK	WP	HR	S	P	ERA	WHIP										
<b>David Palmer, R</b> ERA: 4.16 (1, 1)	9.0	W	31	1	0	0	6	3	0	0	0	0	0	72	113	0.00	0.444										













Batter	1	2	3	4	5	6	7	8	9	AB	R	H	RBI	BB	SO	LOB	TOP								
<b>Rex Hudler, R</b> OBP: 0.363, SLG: 0.495 (1, 4)										4	1	3	0	1	0	2	<b>Montreal Expos @ St. Louis Cardinals</b> Busch Stadium, St. Louis, MO Fri Aug 05 1988, 7:05 PM CDT Att: 45,023 - Unknown - 85 F								
<b>Tim Raines, S</b> OBP: 0.361, SLG: 0.430 (1, 7)										3	1	1	1	0	0	2									
<b>Andres Galarraga, R</b> OBP: 0.363, SLG: 0.567 (1, 3)										3	0	1	1	1	1	1									
<b>Hubie Brooks, R</b> OBP: 0.306, SLG: 0.422 <b>Otis Nixon, S</b> OBP: 0.299, SLG: 0.293 (6, PR) (6, 8)										2	0	0	0	1	0	1									
<b>Tim Wallach, R</b> OBP: 0.307, SLG: 0.397 (1, 5)										4	0	1	0	0	0	2									
<b>Tracy Jones, R</b> OBP: 0.341, SLG: 0.303 (1, 8) (6, 9)										4	0	1	0	0	0	1									
<b>Nelson Santovenia, R</b> OBP: 0.303, SLG: 0.395 (1, 2)										4	0	1	0	0	0	3									
<b>Luis Rivera, R</b> OBP: 0.255, SLG: 0.321 (1, 6)										3	1	1	0	1	0	0									
<b>Dennis Martinez, R</b> OBP: 0.233, SLG: 0.224 (1, 1)										3	0	1	0	0	1	0									
<b>Inning Stats</b>	R: 2 E: 0 K: 0 S: 13	H: 3 LOB: 0 BB: 0 P: 19	R: 0 E: 0 K: 0 S: 6	H: 0 LOB: 0 BB: 0 P: 7	R: 0 E: 0 K: 0 S: 7	H: 1 LOB: 0 BB: 0 P: 10	R: 0 E: 0 K: 1 S: 11	H: 2 LOB: 2 BB: 0 P: 19	R: 1 E: 0 K: 0 S: 6	H: 1 LOB: 1 BB: 1 P: 11	R: 0 E: 0 K: 0 S: 4	H: 0 LOB: 1 BB: 1 P: 10	R: 0 E: 0 K: 1 S: 13	H: 1 LOB: 1 BB: 0 P: 18	R: 0 E: 0 K: 0 S: 4	H: 0 LOB: 0 BB: 1 P: 10	R: 0 E: 0 K: 0 S: 10	H: 2 LOB: 2 BB: 1 P: 20	1B: 8 2B: 2 3B: 0 HR: 0	SF: 1 SAC: 1 DP: 3 HBP: 0	WP: 0 PB: 0 SB: 1 CS: 1	PA: 37			
<b>PITCHER</b>	IP	WLS	BF	H	R	ER	SO	BB	IBB	HBP	BLK	WP	HR	S	P	ERA	WHIP								
<b>John Tudor, L</b> ERA: 2.42 <b>Scott Terry, R</b> ERA: 3.25	(1, 1) (8, 1)	7.0 L	29	8	3	3	2	2	0	0	0	0	0	60	94	3.86	1.429								

AB	31
R	3
H	10
RBI	2
BB	4
SO	2
LOB	13



Batter	1	2	3	4	5	6	7	8	9	AB	R	H	RBI	BB	SO	LOB	BOTTOM								
<b>Vince Coleman, S</b> OBP: 0.314, SLG: 0.349 (1, 7)										4	1	2	0	0	0	0	<b>Montreal Expos @ St. Louis Cardinals</b> Busch Stadium, St. Louis, MO Fri Aug 05 1988, 7:05 PM CDT Att: 45,023 - Unknown - 85 F								
<b>Ozzie Smith, S</b> OBP: 0.341, SLG: 0.322 (1, 6)										4	0	0	0	0	0	2									
<b>Willie McGee, S</b> OBP: 0.339, SLG: 0.378 (1, 8)										4	0	1	0	0	0	1									
<b>Tom Brunansky, R</b> OBP: 0.361, SLG: 0.421 (1, 9)										3	0	1	1	1	1	1									
<b>Terry Pendleton, S</b> OBP: 0.309, SLG: 0.377 <b>Tom Lawless, R</b> OBP: 0.176, SLG: 0.188 (9, 5)										4	0	0	0	0	1	2									
<b>José Oquendo, S</b> OBP: 0.351, SLG: 0.343 (1, 4)										4	0	2	0	0	1	0									
<b>Mike Laga, L</b> OBP: 0.152, SLG: 0.185 (1, 3)										4	0	1	0	0	0	2									
<b>Tony Peña, R</b> OBP: 0.289, SLG: 0.358 (1, 2)										4	0	1	0	0	0	3									
<b>John Tudor, L</b> OBP: 0.152, SLG: 0.093 <b>Tim Jones, L</b> OBP: 0.250, SLG: 0.167 <b>Scott Terry, R</b> OBP: 0.212, SLG: 0.205 (8, PH)										2	0	0	0	0	1	3									
<b>Inning Stats</b>	R: 0 E: 0 K: 1 S: 11	H: 2 LOB: 1 BB: 0 P: 13	R: 0 E: 1 K: 0 S: 8	H: 1 LOB: 2 BB: 0 P: 9	R: 1 E: 1 K: 1 S: 13	H: 2 LOB: 1 BB: 0 P: 17	R: 0 E: 0 K: 1 S: 11	H: 1 LOB: 1 BB: 0 P: 15	R: 0 E: 0 K: 0 S: 7	H: 0 LOB: 0 BB: 0 P: 8	R: 0 E: 0 K: 0 S: 8	H: 1 LOB: 1 BB: 0 P: 11	R: 0 E: 0 K: 0 S: 7	H: 0 LOB: 0 BB: 0 P: 10	R: 0 E: 0 K: 0 S: 13	H: 0 LOB: 1 BB: 1 P: 21	R: 0 E: 0 K: 2 S: 13	H: 1 LOB: 1 BB: 0 P: 18	1B: 8 2B: 0 3B: 0 HR: 0	SF: 0 SAC: 0 DP: 0 HBP: 0	WP: 0 PB: 0 SB: 1 CS: 1	PA: 36			
<b>PITCHER</b>	IP	WLS	BF	H	R	ER	SO	BB	IBB	HBP	BLK	WP	HR	S	P	ERA	WHIP								
<b>Dennis Martinez, R</b> ERA: 2.24	(1, 1)	9.0 W	36	8	1	0	5	1	0	0	0	0	0	91	122	0.00	1.000								

AB	35
R	1
H	8
RBI	1
BB	1
SO	5
LOB	15





Batter	1	2	3	4	5	6	7	8	9	AB	R	H	RBI	BB	SO	LOB	TOP								
<b>Otis Nixon, S</b> <small>OBP: 0.303, SLG: 0.304</small> (1, 8) X										5	1	2	2	0	0	0									
<b>Dave Martinez, L</b> <small>OBP: 0.307, SLG: 0.322</small> (1, 9) 1 SAFE										5	1	2	0	0	2	2									
<b>Tim Raines, S</b> <small>OBP: 0.362, SLG: 0.432</small> (1, 7) 1 SAFE										3	0	1	1	1	0	2									
<b>Andres Galarraga, R</b> <small>OBP: 0.361, SLG: 0.565</small> (1, 3) C X										5	0	1	0	0	2	4									
<b>Graig Nettles, L</b> <small>OBP: 0.268, SLG: 0.270</small> (1, 5) B B B										2	1	0	0	2	1	3									
<b>Tim Wallach, R</b> <small>OBP: 0.307, SLG: 0.397</small> (7, 5)										0	0	0	0	0	0	0									
<b>Tom Foley, L</b> <small>OBP: 0.331, SLG: 0.388</small> (1, 4) X										4	0	2	2	0	0	1									
<b>Mike Fitzgerald, R</b> <small>OBP: 0.368, SLG: 0.459</small> (1, 2) X										3	1	1	0	0	1	1									
<b>Rex Hudler, R</b> <small>OBP: 0.368, SLG: 0.495</small> (1, 6)										4	1	2	0	0	2	1									
<b>Brian Holman, R</b> <small>OBP: 0.137, SLG: 0.139</small> (5, PH)										1	0	0	0	0	0	0									
<b>Neal Heaton, S</b> <small>OBP: 0.385, SLG: 0.377</small> (6, 1)										0	0	0	0	0	0	0									
<b>Andy McGaffigan, R</b> <small>OBP: 0.138, SLG: 0.138</small> (7, 1)										0	0	0	0	0	0	0									
<b>Tracy Jones, R</b> <small>OBP: 0.129, SLG: 0.130</small> (8, PH)										0	0	0	0	0	0	0									
<b>Joe Hesketh, R</b> <small>OBP: 0.129, SLG: 0.130</small> (8, 1)										0	0	0	0	0	0	0									
<b>Tim Burke, R</b> <small>OBP: 0.129, SLG: 0.130</small> (8, 1)										0	0	0	0	0	0	0									
<b>Inning Stats</b>	R: 3 E: 0 K: 0 S: 8	H: 3 LOB: 1 BB: 1 P: 17	R: 0 E: 0 K: 1 S: 11	H: 0 LOB: 0 BB: 0 P: 18	R: 0 E: 0 K: 1 S: 9	H: 1 LOB: 1 BB: 0 P: 14	R: 2 E: 1 K: 1 S: 14	H: 3 LOB: 2 BB: 0 P: 22	R: 0 E: 0 K: 1 S: 6	H: 0 LOB: 0 BB: 1 P: 11	R: 0 E: 0 K: 2 S: 9	H: 1 LOB: 0 BB: 0 P: 13	R: 0 E: 0 K: 1 S: 17	H: 1 LOB: 2 BB: 1 P: 25	R: 0 E: 0 K: 1 S: 8	H: 1 LOB: 1 BB: 0 P: 11	R: 0 E: 0 K: 1 S: 9	H: 1 LOB: 1 BB: 0 P: 16	1B: 7 2B: 3 3B: 1 HR: 0	SF: 1 SAC: 2 DP: 1 HBP: 0	WP: 0 PB: 0 SB: 1 CS: 1	PA: 40			
<b>PITCHER</b>	IP: 3.0 WLS: L BF: 14 H: 4 R: 3 ER: 3 SO: 2	IP: 4.1 WLS: L BF: 7 H: 3 R: 2 ER: 2 SO: 4	IP: 1.0 WLS: L BF: 4 H: 2 R: 0 ER: 0 SO: 1	IP: 3.0 WLS: L BF: 11 H: 2 R: 0 ER: 0 SO: 4	IP: 1.0 WLS: L BF: 4 H: 1 R: 0 ER: 0 SO: 1	IP: 0.2 WLS: L BF: 3 H: 1 R: 0 ER: 0 SO: 1	IP: 0.1 WLS: L BF: 1 H: 0 R: 0 ER: 0 SO: 0	IP: 0.1 WLS: L BF: 1 H: 0 R: 0 ER: 0 SO: 0	IP: 0.1 WLS: L BF: 1 H: 0 R: 0 ER: 0 SO: 0	IP: 0.1 WLS: L BF: 1 H: 0 R: 0 ER: 0 SO: 0	ERA: 9.00 WHIP: 1.667	ERA: 18.00 WHIP: 3.000	ERA: 0.00 WHIP: 1.000	ERA: 0.00 WHIP: 1.500	ERA: 3.55 WHIP: 0.000	ERA: 0.00 WHIP: 0.000	ERA: 0.00 WHIP: 0.000	ERA: 0.00 WHIP: 0.000	ERA: 0.00 WHIP: 0.000	ERA: 0.00 WHIP: 0.000	ERA: 0.00 WHIP: 0.000	ERA: 0.00 WHIP: 0.000	ERA: 0.00 WHIP: 0.000	ERA: 0.00 WHIP: 0.000	ERA: 0.00 WHIP: 0.000

**Montreal Expos @ St. Louis Cardinals**  
 Busch Stadium, St. Louis, MO  
 Sat Aug 06 1988, 3:33 AM CDT  
 Att: 36,338 - Sunny - 87 F

AB	34
R	5
H	11
RBI	5
BB	3
SO	9
LOB	16



Batter	1	2	3	4	5	6	7	8	9	AB	R	H	RBI	BB	SO	LOB	BOTTOM							
<b>Vince Coleman, S</b> <small>OBP: 0.315, SLG: 0.350</small> (1, 7) B X										5	1	2	1	0	0	1								
<b>Ozzie Smith, S</b> <small>OBP: 0.343, SLG: 0.324</small> (1, 6) B X										4	0	2	1	1	0	0								
<b>Willie McGee, S</b> <small>OBP: 0.338, SLG: 0.376</small> (1, 8) B B B B										5	0	1	1	0	1	6								
<b>Tom Brunansky, R</b> <small>OBP: 0.359, SLG: 0.417</small> (1, 9) X										4	0	0	0	1	0	4								
<b>Terry Pendleton, S</b> <small>OBP: 0.314, SLG: 0.385</small> (1, 5) B X										5	1	3	0	0	0	2								
<b>José Oquendo, S</b> <small>OBP: 0.350, SLG: 0.341</small> (1, 4) F X										4	0	1	0	0	1	2								
<b>Mike Laga, L</b> <small>OBP: 0.157, SLG: 0.176</small> (1, 3)										3	0	0	0	1	2	1								
<b>Tom Pagnozzi, R</b> <small>OBP: 0.309, SLG: 0.336</small> (9, 1)										3	2	2	1	0	1	1								
<b>Ken Dayley, L</b> <small>OBP: 0.309, SLG: 0.336</small> (9, 1)										0	0	0	0	0	0	0								
<b>Todd Worrell, R</b> <small>OBP: 0.309, SLG: 0.336</small> (9, 1)										0	0	0	0	0	0	0								
<b>Danny Cox, R</b> <small>OBP: 0.243, SLG: 0.043</small> (3, PH)										0	0	0	0	0	0	0								
<b>Tim Lincecum, L</b> <small>OBP: 0.208, SLG: 0.211</small> (4, PH)										1	0	1	0	0	0	0								
<b>Larry McWilliams, L</b> <small>OBP: 0.114, SLG: 0.172</small> (4, PH)										0	0	0	0	0	0	0								
<b>Curt Ford, S</b> <small>OBP: 0.155, SLG: 0.203</small> (5, 1)										1	0	0	0	0	0	0								
<b>John Costello, R</b> <small>OBP: 0.131, SLG: 0.132</small> (7, PH)										0	0	0	0	0	0	0								
<b>Steve Lake, R</b> <small>OBP: 0.131, SLG: 0.132</small> (8, 1)										1	0	1	0	0	0	0								
<b>Dan Quisenberry, R</b> <small>OBP: 0.131, SLG: 0.132</small> (8, 1)										0	0	1	0	0	0	0								
<b>Tony Peña, R</b> <small>OBP: 0.131, SLG: 0.132</small> (8, 2)										1	0	1	0	0	0	0								
<b>Inning Stats</b>	R: 0 E: 0 K: 0 S: 6	H: 0 LOB: 0 BB: 0 P: 11	R: 0 E: 0 K: 0 S: 5	H: 0 LOB: 0 BB: 0 P: 6	R: 1 E: 0 K: 1 S: 13	H: 2 LOB: 2 BB: 1 P: 19	R: 1 E: 0 K: 1 S: 14	H: 2 LOB: 2 BB: 1 P: 24	R: 0 E: 0 K: 0 S: 15	H: 1 LOB: 1 BB: 0 P: 24	R: 0 E: 0 K: 1 S: 8	H: 1 LOB: 0 BB: 0 P: 10	R: 1 E: 0 K: 1 S: 15	H: 4 LOB: 2 BB: 0 P: 23	R: 0 E: 0 K: 2 S: 12	H: 1 LOB: 1 BB: 0 P: 17	R: 1 E: 0 K: 0 S: 16	H: 2 LOB: 2 BB: 1 P: 23	1B: 11 2B: 2 3B: 0 HR: 0	SF: 1 SAC: 0 DP: 2 HBP: 0	WP: 0 PB: 0 SB: 3 CS: 0	PA: 41		
<b>PITCHER</b>	IP: 5.0 WLS: W BF: 22 H: 5 R: 2 ER: 2 SO: 2	IP: 2.2 WLS: L BF: 7 H: 4 R: 1 ER: 1 SO: 1	IP: 1.0 WLS: L BF: 3 H: 1 R: 0 ER: 0 SO: 1	IP: 3.16 WLS: L BF: 11 H: 3 R: 1 ER: 1 SO: 6	IP: 0.2 WLS: L BF: 3 H: 1 R: 0 ER: 0 SO: 1	IP: 1.1 WLS: L BF: 7 H: 2 R: 1 ER: 1 SO: 1	IP: 0.1 WLS: L BF: 1 H: 0 R: 0 ER: 0 SO: 0	IP: 0.1 WLS: L BF: 1 H: 0 R: 0 ER: 0 SO: 0	IP: 0.1 WLS: L BF: 1 H: 0 R: 0 ER: 0 SO: 0	IP: 0.1 WLS: L BF: 1 H: 0 R: 0 ER: 0 SO: 0	ERA: 2.72 WHIP: 4.000	ERA: 0.00 WHIP: 1.000	ERA: 0.00 WHIP: 1.500	ERA: 6.75 WHIP: 2.250	ERA: 3.55 WHIP: 0.000	ERA: 0.00 WHIP: 0.000	ERA: 0.00 WHIP: 0.000	ERA: 0.00 WHIP: 0.000	ERA: 0.00 WHIP: 0.000	ERA: 0.00 WHIP: 0.000	ERA: 0.00 WHIP: 0.000	ERA: 0.00 WHIP: 0.000	ERA: 0.00 WHIP: 0.000	ERA: 0.00 WHIP: 0.000

**Montreal Expos @ St. Louis Cardinals**  
 Busch Stadium, St. Louis, MO  
 Sat Aug 06 1988, 3:33 AM CDT  
 Att: 36,338 - Sunny - 87 F

AB	37
R	4
H	13
RBI	4
BB	3
SO	6
LOB	19





Batter	1	2	3	4	5	6	7	8	9	AB	R	H	RBI	BB	SO	LOB	TOP								
<b>Rex Hudler, R</b> OBP: 0.360, SLG: 0.515 (1, 4)	0-0 HR	1-2 SF7		1-3 K	2-0 FC6-4		0-3 K			4	1	1	2	0	2	3									
<b>Tim Raines, S</b> OBP: 0.360, SLG: 0.438 <b>Dave Martinez, L</b> OBP: 0.307, SLG: 0.322 (1, 7) (9, 9)	0-0 F8	1-2 G4-3		2-0 HR		1-2 G4-3		1-2 L3		5	1	1	3	0	0	1									
<b>Andres Galarraga, R</b> OBP: 0.363, SLG: 0.565 <b>Tim Barrett, L</b> (1, 3) (7, 1)	2-2 G3-1		2-2 P4	0-0 1B	0-1 2B HR	1B	0-3 K			4	1	2	0	0	0	0									
<b>Hubie Brooks, R</b> OBP: 0.308, SLG: 0.425 <b>Otis Nixon, S</b> OBP: 0.301, SLG: 0.302 (6, PR) (6, 8)	2-2 1B		3-3 K	0-1 G3	0-0 HR	2B	0-0 G6-3			4	0	2	0	0	1	1									
<b>Tim Wallach, R</b> OBP: 0.308, SLG: 0.407 <b>Tom Foley, L</b> OBP: 0.331, SLG: 0.388 (1, 5) (9, 5)	1-3 K		2-2 2B	0-1 G5-3	0-0 HR			3-2 F9		5	1	2	3	0	1	1									
<b>Tracy Jones, R</b> OBP: 0.326, SLG: 0.288 (6, 9) (9, 7)		1-1 P8	0-0 G5-3		2-0 L1			3-2 F9		5	0	0	0	0	0	2									
<b>Nelson Santovenia, R</b> OBP: 0.311, SLG: 0.464 (1, 2)		4-0 2B 1B BB		0-2 1B HR	1-0 2B			2-3 K		4	3	2	0	1	1	1									
<b>Luis Rivera, R</b> OBP: 0.261, SLG: 0.333 (1, 6)	0-1 1B SF7		2-1 SH2-3	1-1 1B	0-0 G6-3					4	3	3	1	0	0	0									
<b>Bryn Smith, R</b> OBP: 0.179, SLG: 0.184 <b>Wallace Johnson, S</b> OBP: 0.377, SLG: 0.370 (7, PH) (7, 3)	1-0 2B		1-0 SH2-3	0-1 FC6-4	2-3 K					2	0	2	2	0	0	0									
<b>Inning Stats</b>	R: 1 E: 0 K: 1 S: 15	H: 2 LOB: 1 BB: 0 P: 20	R: 2 E: 0 K: 0 S: 12	H: 2 LOB: 1 BB: 1 P: 20	R: 0 E: 0 K: 1 S: 10	H: 1 LOB: 1 BB: 0 P: 17	R: 3 E: 0 K: 1 S: 14	H: 4 LOB: 1 BB: 0 P: 20	R: 2 E: 0 K: 0 S: 9	H: 3 LOB: 1 BB: 0 P: 15	R: 3 E: 0 K: 2 S: 11	H: 3 LOB: 1 BB: 0 P: 14	R: 0 E: 0 K: 1 S: 8	H: 0 LOB: 0 BB: 0 P: 10	R: 0 E: 0 K: 1 S: 9	H: 0 LOB: 0 BB: 0 P: 12	R: 0 E: 0 K: 1 S: 10	H: 0 LOB: 0 BB: 0 P: 18	1B: 7 2B: 5 3B: 0 HR: 3	SF: 1 SAC: 1 DP: 0 HBP: 0	WP: 0 PB: 0 SB: 0 CS: 0	PA: 43			
<b>PITCHER</b>	IP	WLS	BF	H	R	ER	SO	BB	IBB	HBP	BLK	WP	HR	S	P	ERA	WHIP								
<b>Joe Magrane, L</b> ERA: 2.77 (1, 1)	3.1	L	18	7	5	5	2	1	0	0	0	0	1	44	67	13.50	2.400								
<b>Scott Terry, R</b> ERA: 3.64 (4, 1)	1.2		10	5	3	3	1	0	0	0	0	0	1	16	25	16.20	3.000								
<b>Dan Quisenberry, R</b> ERA: 3.79 (6, 1)	2.0		9	3	3	3	2	0	0	0	0	0	1	19	24	13.50	1.500								
<b>Larry McWilliams, L</b> ERA: 2.92 (8, 1)	2.0		6	0	0	0	2	0	0	0	0	0	0	19	30	0.00	0.000								

**Montreal Expos @ St. Louis Cardinals**  
 Busch Stadium, St. Louis, MO  
 Sun Aug 07 1988, 3:33 AM CDT  
 Att: 27,748 - Sunny - 93 F

AB	40
R	11
H	15
RBI	11
BB	1
SO	7
LOB	9



Batter	1	2	3	4	5	6	7	8	9	AB	R	H	RBI	BB	SO	LOB	BOTTOM								
<b>Vince Coleman, S</b> OBP: 0.320, SLG: 0.361 (1, 7)	0-0 S SH1-3 1B	0-0 E 1B			0-0 L4-6 S 1B		0-1 L1-3		0-0 HR	5	2	4	1	0	0	2									
<b>Ozzie Smith, S</b> OBP: 0.342, SLG: 0.322 <b>Curt Ford, L</b> OBP: 0.216, SLG: 0.210 (1, 6) (6, 8)	1-1 SH1-3	1-0 G3			2-2 L4-6		0-1 L1-3		0-1 G4-3	2	0	0	0	0	0	2									
<b>Willie McGee, S</b> OBP: 0.340, SLG: 0.378 <b>Dan Quisenberry, R</b> (6, 1)	2-1 E S 1B		1-2 G3-6-1		3-2 G5-3		0-0 G4-3			3	0	2	1	0	0	0									
<b>Tom Pagnozzi, R</b> OBP: 0.306, SLG: 0.333 <b>Larry McWilliams, L</b> OBP: 0.194, SLG: 0.172 (7, PH) (8, 1)	2-0 F8		1-0 L7		2-1 G4-3		0-1 F7			3	0	1	0	0	0	2									
<b>Tom Brunansky, R</b> OBP: 0.359, SLG: 0.419 <b>Tom Lawless, R</b> OBP: 0.171, SLG: 0.182 (6, PR) (7, 9)	1-2 BB		1-1 G3-6-1		1-2 G4-3		2-2 HR			3	1	1	1	1	0	2									
<b>Terry Pendleton, S</b> OBP: 0.317, SLG: 0.396 (1, 5)	4-1 BB		1-2 BB		1-0 G6-3		1-0 G4-3			4	0	0	1	0	0	3									
<b>José Oquendo, S</b> OBP: 0.346, SLG: 0.337 (1, 4)	0-0 E4		0-0 F7		1-0 G5-3		0-0 F7			4	0	1	0	0	1	4									
<b>Mike Laga, L</b> OBP: 0.162, SLG: 0.181 (1, 3)	2-3 K		1-0 FC6-4		1-0 G5-3		3-2 F7			4	0	1	0	0	1	4									
<b>Tony Peña, R</b> OBP: 0.288, SLG: 0.354 (1, 2)		0-1 G1-3		1-0 FC6-4		4-1 1B S 1B BB		0-0 F9		3	1	0	0	1	0	1									
<b>Joe Magrane, R</b> OBP: 0.179, SLG: 0.296 <b>Scott Terry, R</b> (4, 1)	0-3 K		1-2 P6				3-2 L1-3		1-3 K	1	0	0	0	0	1	0									
<b>Tim Jones, L</b> OBP: 0.304, SLG: 0.238 (6, 6)							1-3 1B			2	0	1	0	0	1	0									
<b>Inning Stats</b>	R: 1 E: 1 K: 1 S: 12	H: 2 LOB: 3 BB: 1 P: 22	R: 0 E: 1 K: 1 S: 9	H: 1 LOB: 1 BB: 0 P: 9	R: 0 E: 0 K: 0 S: 8	H: 1 LOB: 0 BB: 0 P: 11	R: 0 E: 0 K: 0 S: 6	H: 1 LOB: 1 BB: 0 P: 9	R: 0 E: 0 K: 0 S: 8	H: 1 LOB: 0 BB: 0 P: 13	R: 1 E: 0 K: 0 S: 7	H: 1 LOB: 1 BB: 0 P: 11	R: 1 E: 0 K: 0 S: 9	H: 2 LOB: 1 BB: 1 P: 16	R: 0 E: 0 K: 0 S: 9	H: 1 LOB: 0 BB: 0 P: 13	R: 1 E: 0 K: 1 S: 8	H: 1 LOB: 0 BB: 0 P: 9	1B: 8 2B: 3 3B: 0 HR: 2	SF: 0 SAC: 1 DP: 3 HBP: 0	WP: 0 PB: 0 SB: 4 CS: 0	PA: 38			
<b>PITCHER</b>	IP	WLS	BF	H	R	ER	SO	BB	IBB	HBP	BLK	WP	HR	S	P	ERA	WHIP								
<b>Bryn Smith, R</b> ERA: 3.27 (1, 1)	6.0	W	25	4	3	2	2	1	0	0	0	0	2	50	75	3.00	1.333								
<b>Tim Barrett, R</b> ERA: 6.46 (7, 1)	3.0	S	13	4	3	3	1	1	0	0	0	0	2	26	38	9.00	1.667								

**Montreal Expos @ St. Louis Cardinals**  
 Busch Stadium, St. Louis, MO  
 Sun Aug 07 1988, 3:33 AM CDT  
 Att: 27,748 - Sunny - 93 F

AB	35
R	5
H	11
RBI	5
BB	2
SO	3
LOB	18





Batter	1	2	3	4	5	6	7	8	9	AB	R	H	RBI	BB	SO	LOB	TOP										
Dave Martinez, L (1, 8) OBP: 0.307, SLG: 0.322 Otis Nixon, S (8, PH) OBP: 0.299, SLG: 0.300	G4-3		G1-6-3 1B		G6-3			K		3	0	1	1	0	0	1	<b>Montreal Expos @ St. Louis Cardinals</b> Busch Stadium, St. Louis, MO Mon Aug 08 1988, 7:05 PM CDT Att: 28,916 - Unknown - 95 F										
Tim Raines, S (1, 7) OBP: 0.359, SLG: 0.435	F8		G1-6-3		G4-3			1B		4	1	1	0	0	0	1											
Andres Galarraga, R (1, 3) OBP: 0.369, SLG: 0.567	1B				L9			1B		4	0	3	1	0	0	0											
Hubie Brooks, R (1, 9) OBP: 0.307, SLG: 0.426	P3				G5-3			G4-6-3		4	0	1	0	0	0	2											
Tim Wallach, R (1, 5) OBP: 0.308, SLG: 0.405	K				WP			K		4	0	1	0	0	2	0											
Tom Foley, L (1, 4) OBP: 0.329, SLG: 0.383	G1-4-3				WP			G6-3		3	0	0	0	1	0	0											
Nelson Santovenia, R (1, 2) OBP: 0.309, SLG: 0.400	G5-3				IBB			2B		4	0	1	0	0	1	2											
Rex Hudler, R (1, 6) OBP: 0.368, SLG: 0.538			SH3-4 1B		P7			2B		3	1	2	0	0	0	0											
Pascual Perez, R (1, 1) Graig Nettles, L (7, PH) OBP: 0.268, SLG: 0.270 Mike Fitzgerald, R (7, PH) OBP: 0.384, SLG: 0.453 Andy McGaffigan, R (7, 1)			SH3-4		CS			G6-3		0	0	0	0	0	0	0											
			2-3		HBP					0	0	0	0	0	0	2											
										0	0	0	0	0	0	0											
<b>Inning Stats</b>	R: 0 E: 0 K: 0 S: 9	H: 1 LOB: 1 BB: 0 P: 16	R: 0 E: 0 K: 1 S: 11	H: 0 LOB: 0 BB: 0 P: 16	R: 1 E: 0 K: 0 S: 9	H: 2 LOB: 0 BB: 0 P: 10	R: 0 E: 0 K: 0 S: 9	H: 3 LOB: 2 BB: 1 P: 19	R: 0 E: 0 K: 0 S: 6	H: 0 LOB: 0 BB: 0 P: 9	R: 0 E: 0 K: 0 S: 5	H: 0 LOB: 0 BB: 0 P: 7	R: 0 E: 0 K: 1 S: 10	H: 2 LOB: 2 BB: 0 P: 18	R: 1 E: 0 K: 1 S: 8	H: 2 LOB: 0 BB: 0 P: 13	R: 0 E: 0 K: 1 S: 6	H: 0 LOB: 0 BB: 0 P: 8	1B: 7 2B: 3 3B: 0 HR: 0	SF: 0 SAC: 1 DP: 2 HBP: 1	WP: 1 PB: 0 SB: 1 CS: 1	PA: 34					
<b>PITCHER</b>	IP	WLS	BF	H	R	ER	SO	BB	IBB	HBP	BLK	WP	HR	S	P	ERA	WHIP										
Bob Forsch, R (1, 1) ERA: 4.2	6.2	W	26	8	1	1	2	0	1	1	0	1	0	58	94	1.35	1.200										
Ken Dayley, L (7, 1) ERA: 3.59	0.2		3	1	1	1	1	0	0	0	0	0	0	6	7	13.50	1.500										
Todd Worrell, R (8, 1) ERA: 3.46	1.2	S	5	1	0	0	1	0	0	0	0	0	0	9	15	0.00	0.600										

AB	31
R	2
H	10
RBI	2
BB	1
SO	4
LOB	8



Batter	1	2	3	4	5	6	7	8	9	AB	R	H	RBI	BB	SO	LOB	BOTTOM										
Vince Coleman, S (1, 7) OBP: 0.319, SLG: 0.360	L9		G5-3		HBP			K		4	0	1	1	0	1	0	<b>Montreal Expos @ St. Louis Cardinals</b> Busch Stadium, St. Louis, MO Mon Aug 08 1988, 7:05 PM CDT Att: 28,916 - Unknown - 95 F										
Ozzie Smith, S (1, 6) OBP: 0.341, SLG: 0.321	G4-3		K		HBP			P6		4	0	1	0	0	1	0											
Willie McGee, S (1, 8) OBP: 0.337, SLG: 0.375	K				G3			K		4	0	0	0	0	2	3											
Tom Brunansky, R (1, 9) OBP: 0.358, SLG: 0.416			P3		F8			K		3	0	0	1	0	1	0											
Terry Pendleton, S (1, 5) OBP: 0.316, SLG: 0.394			E		P3			G4-3		4	1	1	0	0	0	3											
José Oquendo, S (1, 4) OBP: 0.346, SLG: 0.337			G1-3		P4			G4-3		3	0	1	0	0	0	0											
Mike Laga, L (1, 3) OBP: 0.169, SLG: 0.187			G1-3		P3			F8		3	1	1	1	0	0	1											
Tony Peña, R (1, 2) OBP: 0.288, SLG: 0.354 Ken Dayley, L (7, 1) Todd Worrell, R (8, 1)			G6-3		P6			G3-1		3	1	1	0	0	0	1											
Bob Forsch, R (1, 1) Tom Pagnozzi, R (7, 2)					P6			G3		2	1	1	1	0	0	0											
								G6-3		1	0	0	0	0	0	0											
<b>Inning Stats</b>	R: 0 E: 0 K: 1 S: 7	H: 0 LOB: 0 BB: 0 P: 9	R: 1 E: 1 K: 0 S: 11	H: 2 LOB: 1 BB: 0 P: 16	R: 0 E: 0 K: 1 S: 8	H: 0 LOB: 0 BB: 0 P: 14	R: 0 E: 0 K: 0 S: 4	H: 0 LOB: 0 BB: 0 P: 7	R: 3 E: 0 K: 1 S: 14	H: 5 LOB: 3 BB: 0 P: 22	R: 0 E: 0 K: 0 S: 6	H: 0 LOB: 0 BB: 0 P: 9	R: 0 E: 0 K: 1 S: 8	H: 0 LOB: 0 BB: 0 P: 12	R: 0 E: 0 K: 1 S: 10	H: 0 LOB: 0 BB: 0 P: 11	1B: 7 2B: 0 3B: 0 HR: 0	SF: 0 SAC: 0 DP: 0 HBP: 1	WP: 0 PB: 0 SB: 0 CS: 0	PA: 32							
<b>PITCHER</b>	IP	WLS	BF	H	R	ER	SO	BB	IBB	HBP	BLK	WP	HR	S	P	ERA	WHIP										
Pascual Perez, R (1, 1) ERA: 2.31	6.0	L	26	7	4	3	3	0	0	1	0	0	0	50	77	4.50	1.167										
Andy McGaffigan, R (7, 1) ERA: 3.05	2.0		6	0	0	0	2	0	0	0	0	0	0	18	23	0.00	0.000										

AB	31
R	4
H	7
RBI	4
BB	0
SO	5
LOB	8









Batter	1	2	3	4	5	6	7	8	9	AB	R	H	RBI	BB	SO	LOB	TOP				
Vince Coleman, S (1, 7) OBP: 0.315, SLG: 0.354	1-1 F8		0-0 L6			2-1 F8		4-2 BB		3	0	0	0	1	0	0	<b>St. Louis Cardinals @ Philadelphia Phillies</b> <b>Veterans Stadium, Philadelphia, PA</b> Wed Aug 10 1988, 7:05 PM EDT Att: 24,837 - Unknown <a href="http://livebaseballscorecards.com">livebaseballscorecards.com</a>				
Ozzie Smith, S (1, 6) OBP: 0.345, SLG: 0.324	2-2 1B 2B		3-3 K			2-2 F8		3-3 K		4	1	1	0	0	2	2					
Terry Pendleton, S (1, 5) OBP: 0.316, SLG: 0.392	0-1 2H 1B		0-1 4-3			2-2 P6			1-3 K	4	0	1	1	0	1	0					
Tom Brunansky, R (1, 9) OBP: 0.356, SLG: 0.414	2-3 K			2-3 K			2-0 P4		3-1 6-3	4	0	0	0	0	2	1					
Willie McGee, S (1, 8) OBP: 0.331, SLG: 0.368	1 SAFE 5-3			1-2 F8			3-2 5-3		1-3 K	4	0	0	0	0	1	1					
José Oquendo, S (1, 4) OBP: 0.346, SLG: 0.333		1-0 F8		3-2 F8			2-2 P3			3	0	0	0	0	0	0					
Tom Pagnozzi, R (1, 3) Mike Laga, L (9, 3) OBP: 0.322, SLG: 0.328 OBP: 0.175, SLG: 0.192		1-3 K			1-0 F8			0-0 L9		3	0	0	0	0	1	0					
Tony Peña, R (1, 2) OBP: 0.293, SLG: 0.358		1-2 1B			0-3 K			0-1 5-3		3	0	1	0	0	1	0					
John Tudor, L (1, 1) Todd Worrell, R (9, 1) OBP: 0.163, SLG: 0.109		1-3 K			0-0 P3			1-0 BB 1B		3	0	1	0	0	1	1					
																	WP: 0 PA: 32 FB: 0 SB: 0 CS: 0				
<b>Inning Stats</b>	R: 1 E: 0 K: 1 S: 14	H: 2 LOB: 1 BB: 0 P: 21	R: 0 E: 0 K: 2 S: 11	H: 1 LOB: 1 BB: 0 P: 15	R: 0 E: 0 K: 1 S: 6	H: 0 LOB: 0 BB: 0 P: 9	R: 0 E: 0 K: 1 S: 11	H: 0 LOB: 0 BB: 0 P: 17	R: 0 E: 0 K: 1 S: 6	H: 0 LOB: 0 BB: 0 P: 7	R: 0 E: 0 K: 0 S: 9	H: 0 LOB: 0 BB: 0 P: 15	R: 0 E: 0 K: 0 S: 7	H: 0 LOB: 0 BB: 0 P: 14	R: 0 E: 0 K: 1 S: 11	H: 1 LOB: 2 BB: 1 P: 19	R: 0 E: 0 K: 2 S: 8	H: 0 LOB: 0 BB: 0 P: 13	1B: 3 2B: 1 3B: 0 HR: 0	SF: 0 SAC: 0 DP: 0 HBP: 0	WP: 0 PA: 32
<b>PITCHER</b>	IP WLS BF H R ER SO BB IBB HBP BLK WP HR S P ERA WHIP	IP WLS BF H R ER SO BB IBB HBP BLK WP HR S P ERA WHIP																			
Don Carman, L (1, 1) ERA: 4.15	8.0 L 29 4 1 1 7	1.0 3 0 0 0 2																			
Kent Tekulve, R (9, 1) ERA: 3.72	1.0 3 0 0 0 2																				

Batter	1	2	3	4	5	6	7	8	9	AB	R	H	RBI	BB	SO	LOB	BOTTOM				
Phil Bradley, R (1, 7) OBP: 0.336, SLG: 0.352	0-2 P4			0-2 F7		2-0 2B		4-2 BB		3	0	1	0	1	0	0	<b>St. Louis Cardinals @ Philadelphia Phillies</b> <b>Veterans Stadium, Philadelphia, PA</b> Wed Aug 10 1988, 7:05 PM EDT Att: 24,837 - Unknown <a href="http://livebaseballscorecards.com">livebaseballscorecards.com</a>				
Bob Dernier, R (1, 8) OBP: 0.375, SLG: 0.392	0-1 6-3			0-0 4-3		2-1 L6		3-3 K		4	0	0	0	0	1	3					
Juan Samuel, R (1, 4) OBP: 0.311, SLG: 0.406	1-2 L4			1-3 K			1-1 F9		2-1 F8	4	0	0	0	0	1	0					
Mike Schmidt, R (1, 5) OBP: 0.336, SLG: 0.398		1-0 F8			0-0 L9		1-1 P6		0-0 P3	4	0	0	0	0	0	0					
Lance Parrish, R (1, 2) OBP: 0.315, SLG: 0.424		1-0 F8		3-2 1B		2-2 FC5-4 1B		1-2 F7		4	0	2	0	0	0	0					
Chris James, R (1, 9) OBP: 0.285, SLG: 0.410		1-2 6-3			1-1 F7		0-0 FC5-4			3	0	0	0	0	0	2					
Ricky Jordan, R (1, 3) OBP: 0.333, SLG: 0.500			3-1 6-3		1-3 K			4-2 FC6-4 BB		2	0	0	0	1	1	1					
Steve Jeltz, S (1, 6) OBP: 0.326, SLG: 0.277			0-1 6-3			2-1 6-3		1-2 FC6-4 BB		3	0	0	0	0	0	1					
Don Carman, L (1, 1) Mike Young, S (8, PH) Kent Tekulve, R (9, 1) OBP: 0.043, SLG: 0.043 OBP: 0.337, SLG: 0.328			0-2 3-1			0-1 L6		2-1 L7		2	0	0	0	0	0	0					
																	WP: 0 PA: 32 FB: 0 SB: 0 CS: 0				
<b>Inning Stats</b>	R: 0 E: 0 K: 0 S: 9	H: 0 LOB: 0 BB: 0 P: 10	R: 0 E: 0 K: 0 S: 5	H: 0 LOB: 0 BB: 0 P: 8	R: 0 E: 0 K: 0 S: 7	H: 0 LOB: 0 BB: 0 P: 10	R: 0 E: 0 K: 1 S: 7	H: 0 LOB: 0 BB: 0 P: 8	R: 0 E: 0 K: 0 S: 9	H: 1 LOB: 1 BB: 0 P: 14	R: 0 E: 0 K: 0 S: 7	H: 1 LOB: 1 BB: 0 P: 13	R: 0 E: 0 K: 0 S: 8	H: 1 LOB: 1 BB: 0 P: 12	R: 0 E: 0 K: 1 S: 16	H: 0 LOB: 2 BB: 2 P: 30	R: 0 E: 0 K: 0 S: 7	H: 0 LOB: 0 BB: 0 P: 10	1B: 2 2B: 1 3B: 0 HR: 0	SF: 0 SAC: 0 DP: 0 HBP: 0	WP: 0 PA: 32
<b>PITCHER</b>	IP WLS BF H R ER SO BB IBB HBP BLK WP HR S P ERA WHIP	IP WLS BF H R ER SO BB IBB HBP BLK WP HR S P ERA WHIP																			
John Tudor, L (1, 1) ERA: 2.29	8.0 W 29 3 0 0 3	1.0 S 3 0 0 0																			
Todd Worrell, R (9, 1) ERA: 3.31	1.0 S 3 0 0 0																				

**St. Louis Cardinals @ Philadelphia Phillies**  
**Veterans Stadium, Philadelphia, PA**  
 Wed Aug 10 1988, 7:05 PM EDT  
 Att: 24,837 - Unknown

AB 31  
 R 1  
 H 4  
 RBI 1  
 BB 1  
 SO 9  
 LOB 5



**St. Louis Cardinals @ Philadelphia Phillies**  
**Veterans Stadium, Philadelphia, PA**  
 Wed Aug 10 1988, 7:05 PM EDT  
 Att: 24,837 - Unknown

AB 30  
 R 0  
 H 3  
 RBI 0  
 BB 2  
 SO 3  
 LOB 8





Batter	1	2	3	4	5	6	7	8	9	AB	R	H	RBI	BB	SO	LOB	TOP				
Vince Coleman, S (1, 7) OBP: 0.315, SLG: 0.353										4	0	1	0	0	1	0					
Ozzie Smith, S (1, 6) OBP: 0.344, SLG: 0.323										4	0	1	0	0	0	0					
Terry Pendleton, S (1, 5) OBP: 0.312, SLG: 0.386										4	0	0	0	0	2	3					
Tom Brunansky, R (1, 9) OBP: 0.355, SLG: 0.412											4	0	1	0	0	0					
Willie McGee, S (1, 8) OBP: 0.332, SLG: 0.367										3	0	1	0	1	1	1					
Jose Oquendo, S (1, 4) OBP: 0.343, SLG: 0.330										3	0	0	0	0	0	2					
Mike Laga, L (1, 3) OBP: 0.169, SLG: 0.185										3	0	0	0	0	1	1					
Tom Pagnozzi, R (1, 2) OBP: 0.303, SLG: 0.323										2	0	0	0	1	0	0					
Scott Terry, R (1, 1) John Costello, R (6, 1)										2	0	0	0	0	0	1					
<b>Inning Stats</b>	R: 0 E: 0 K: 1 S: 9	H: 0 LOB: 0 BB: 0 P: 14	R: 0 E: 0 K: 0 S: 6	H: 0 LOB: 0 BB: 0 P: 10	R: 0 E: 0 K: 0 S: 13	H: 2 LOB: 3 BB: 1 P: 22	R: 0 E: 0 K: 0 S: 7	H: 0 LOB: 1 BB: 1 P: 14	R: 0 E: 0 K: 1 S: 4	H: 0 LOB: 0 BB: 0 P: 6	R: 0 E: 0 K: 1 S: 8	H: 1 LOB: 0 BB: 0 P: 11	R: 0 E: 1 K: 0 S: 10	H: 0 LOB: 0 BB: 0 P: 13	R: 0 E: 0 K: 1 S: 11	H: 1 LOB: 1 BB: 0 P: 17	1B: 4 2B: 0 3B: 0 HR: 0	SF: 0 SAC: 0 DP: 0 HBP: 0	WP: 0 PB: 0 SB: 0 CS: 2	PA: 33	
<b>PITCHER</b>	IP WLS BF H R ER SO BB IBB HBP BLK WP HR S P ERA WHIP																				
Mike Maddux, R (1, 1) ERA: 3.69	8.0	28	3	0	0	3	2	0	0	0	1	0	0	65	103	0.00	0.625				
Steve Bedrosian, R (9, 1) ERA: 4.22	1.0	W 4	1	0	0	2	0	0	0	0	0	0	0	11	17	0.00	1.000				

St. Louis Cardinals @ Philadelphia Phillies  
Veterans Stadium, Philadelphia, PA  
Thu Aug 11 1988, 3:33 AM EDT  
Att. 25,607 - Cloudy

AB 30  
R 0  
H 4  
RBI 0  
BB 2  
SO 5  
LOB 8



Batter	1	2	3	4	5	6	7	8	9	AB	R	H	RBI	BB	SO	LOB	BOTTOM					
Phil Bradley, R (1, 7) OBP: 0.335, SLG: 0.351										4	0	1	0	0	1	2						
Milt Thompson, L (1, 8) OBP: 0.354, SLG: 0.350 Steve Bedrosian, R (9, 1)										4	0	2	0	0	0	1						
Juan Samuel, R (1, 4) OBP: 0.309, SLG: 0.402										4	0	0	0	0	1	4						
Lance Parrish, R (1, 2) OBP: 0.311, SLG: 0.418										4	0	0	0	0	1	0						
Chris James, R (1, 9) OBP: 0.287, SLG: 0.410 (9, 8)										3	1	1	0	1	1	0						
Ricky Jordan, R (1, 3) OBP: 0.341, SLG: 0.511										4	0	2	1	0	0	1						
Steve Jeltz, S (1, 6) OBP: 0.326, SLG: 0.275										2	0	0	0	1	1	1						
Jackie Gutierrez, R (1, 5) OBP: 0.208, SLG: 0.208										3	0	0	0	0	0	1						
Mike Maddux, L (1, 1) OBP: 0.235, SLG: 0.250 Greg Gross, L (8, PH) OBP: 0.274, SLG: 0.192 (9, 9)										1	0	0	0	1	1	0						
<b>Inning Stats</b>	R: 0 E: 0 K: 0 S: 6	H: 0 LOB: 0 BB: 0 P: 7	R: 0 E: 0 K: 0 S: 6	H: 0 LOB: 0 BB: 0 P: 8	R: 0 E: 0 K: 1 S: 8	H: 0 LOB: 1 BB: 1 P: 14	R: 0 E: 0 K: 1 S: 8	H: 1 LOB: 0 BB: 0 P: 11	R: 0 E: 0 K: 0 S: 7	H: 1 LOB: 1 BB: 1 P: 11	R: 0 E: 0 K: 1 S: 8	H: 1 LOB: 1 BB: 0 P: 8	R: 0 E: 0 K: 3 S: 11	H: 1 LOB: 1 BB: 0 P: 14	R: 0 E: 0 K: 0 S: 13	H: 2 LOB: 2 BB: 0 P: 21	R: 1 E: 0 K: 0 S: 6	H: 1 LOB: 1 BB: 1 P: 13	1B: 6 2B: 1 3B: 0 HR: 0	SF: 0 SAC: 0 DP: 1 HBP: 0	WP: 0 PB: 0 SB: 0 CS: 1	PA: 33
<b>PITCHER</b>	IP WLS BF H R ER SO BB IBB HBP BLK WP HR S P ERA WHIP																					
Scott Terry, R (1, 1) ERA: 3.34	5.0	17	5	1	1	4	2	0	0	2	0	0	0	35	51	0.00	0.800					
John Costello, R (6, 1) ERA: 1.01	3.1	L 16	5	1	1	4	1	0	0	0	0	0	0	38	56	2.70	1.800					

St. Louis Cardinals @ Philadelphia Phillies  
Veterans Stadium, Philadelphia, PA  
Thu Aug 11 1988, 3:33 AM EDT  
Att. 25,607 - Cloudy

AB 30  
R 1  
H 7  
RBI 1  
BB 3  
SO 6  
LOB 10





Batter	1	2	3	4	5	6	7	8	9	AB	R	H	RBI	BB	SO	LOB	TOP			
Vince Coleman, S (1, 7) OBP: 0.316, SLG: 0.354	L5		1B		P5		SH SH1-3 1B	1B		4	0	2	1	0	0	2	<b>St. Louis Cardinals @ Chicago Cubs</b> Wrigley Field, Chicago, IL Fri Aug 12 1988, 3:33 AM CDT Att: 31,596 - Overcast - 93 F			
Ozzie Smith, S (1, 6) OBP: 0.345, SLG: 0.324	4-3		1B		K		SH1-3 1-2 2-3	4-3		5	0	2	2	0	1	3				
Terry Pendleton, S (1, 5) OBP: 0.308, SLG: 0.381	P6		1B		F8		SH1-3 1-2 2-3	6-3		4	0	0	0	0	1	0				
Tom Brunansky, R (1, 9) OBP: 0.359, SLG: 0.421		P6		HR		FC4-6 BB	BB	CS 1B		3	1	2	1	2	0	0				
Willie McGee, S (1, 8) OBP: 0.331, SLG: 0.364	4-3			4-3		FC4-6 1B	K	E BB		4	0	0	0	1	1	4				
José Oquendo, S (1, 4) OBP: 0.344, SLG: 0.331	1B			F8		1B	K	E5		5	0	2	0	0	1	4				
Mike Laga, L (1, 3) OBP: 0.159, SLG: 0.174	P5					K	F9	F8		5	0	0	0	0	1	5				
Tony Peña, R (1, 2) OBP: 0.297, SLG: 0.359			F7		SH BB		SH 1B	SH3 BB		2	2	1	0	2	0	0				
Joe Magrane, R (1, 1) OBP: 0.200, SLG: 0.310			K		SH		SH 1B	SH3		2	1	1	0	0	1	0				
<b>Inning Stats</b>	R: 0 E: 0 K: 0 S: 6	H: 0 LOB: 0 BB: 0 P: 8	R: 0 E: 0 K: 0 S: 10	H: 1 LOB: 1 BB: 0 P: 15	R: 0 E: 0 K: 1 S: 8	H: 2 LOB: 2 BB: 0 P: 10	R: 1 E: 0 K: 0 S: 10	H: 1 LOB: 0 BB: 0 P: 16	R: 0 E: 0 K: 1 S: 9	H: 0 LOB: 2 BB: 1 P: 19	R: 2 E: 0 K: 2 S: 14	H: 3 LOB: 3 BB: 1 P: 22	R: 1 E: 0 K: 0 S: 7	H: 1 LOB: 1 BB: 1 P: 15	R: 0 E: 1 K: 0 S: 11	H: 1 LOB: 2 BB: 1 P: 16	1B: 9 2B: 0 3B: 0 HR: 1	SF: 0 SAC: 4 DP: 0 HBP: 0	WP: 0 PB: 0 SB: 0 CS: 1	PA: 43
<b>PITCHER</b> Rick Sutcliffe, R (1, 1) ERA: 3.8	IP: 9.0 WLS: L BF: 43	H: 10 R: 4 ER: 4 SO: 6	BB: 5 IBB: 0 HBP: 0 BLK: 0	WP: 0 HR: 1 S: 85 P: 136	ERA: 4.00 WHIP: 1.667	<b>PITCHER</b>					IP: 9.0 WLS: L BF: 43	H: 10 R: 4 ER: 4 SO: 6	BB: 5 IBB: 0 HBP: 0 BLK: 0	WP: 0 HR: 1 S: 85 P: 136	ERA: 4.00 WHIP: 1.667					

Batter	1	2	3	4	5	6	7	8	9	AB	R	H	RBI	BB	SO	LOB	BOTTOM			
Mitch Webster, S (1, 8) OBP: 0.332, SLG: 0.319	L7		L5			K			K	4	0	0	0	0	2	0	<b>St. Louis Cardinals @ Chicago Cubs</b> Wrigley Field, Chicago, IL Fri Aug 12 1988, 3:33 AM CDT Att: 31,596 - Overcast - 93 F			
23 Ryne Sandberg, R (1, 4) OBP: 0.312, SLG: 0.389	5-3		F8			6-3		F8		4	0	0	0	0	0	0				
Mark Grace, L (1, 3) OBP: 0.384, SLG: 0.414	4-3				4-3			6-3		3	0	0	0	0	0	0				
Andre Dawson, R (1, 9) OBP: 0.351, SLG: 0.522		6-3		6-3		K				3	0	0	0	0	1	0				
Vance Law, R (1, 5) OBP: 0.351, SLG: 0.414		BB 1B		5-3		4-3				3	0	1	0	0	0	0				
Rafael Palmeiro, L (1, 7) OBP: 0.348, SLG: 0.432	P4				L6			3-1		3	0	0	0	0	0	1				
Jody Davis, R (1, 2) OBP: 0.317, SLG: 0.361		BB			K			F7		2	0	0	0	1	1	0				
Angel Salazar, R (1, 6) OBP: 0.286, SLG: 0.353 Manny Trillo, R (8, PH) OBP: 0.244, SLG: 0.274	4-3				4-3			6-3		2	0	0	0	0	0	2				
Rick Sutcliffe, L (1, 1) OBP: 0.170, SLG: 0.140 Darrin Jackson, R (8, PH) OBP: 0.254, SLG: 0.358				K		K		G6-3		2	0	0	0	0	2	0				
<b>Inning Stats</b>	R: 0 E: 0 K: 0 S: 8	H: 1 LOB: 2 BB: 1 P: 25	R: 0 E: 0 K: 1 S: 8	H: 0 LOB: 0 BB: 0 P: 13	R: 0 E: 0 K: 0 S: 4	H: 0 LOB: 0 BB: 0 P: 5	R: 0 E: 0 K: 2 S: 9	H: 0 LOB: 0 BB: 0 P: 14	R: 0 E: 0 K: 1 S: 10	H: 0 LOB: 0 BB: 0 P: 16	R: 0 E: 0 K: 0 S: 3	H: 0 LOB: 0 BB: 0 P: 4	R: 0 E: 0 K: 1 S: 6	H: 0 LOB: 0 BB: 0 P: 9	1B: 1 2B: 0 3B: 0 HR: 0	SF: 0 SAC: 0 DP: 0 HBP: 0	WP: 0 PB: 0 SB: 0 CS: 0	PA: 29		
<b>PITCHER</b> Joe Magrane, L (1, 1) ERA: 2.52	IP: 9.0 WLS: W BF: 29	H: 1 R: 0 ER: 0 SO: 6	BB: 1 IBB: 0 HBP: 0 BLK: 0	WP: 0 HR: 0 S: 68 P: 111	ERA: 0.00 WHIP: 0.222	<b>PITCHER</b>					IP: 9.0 WLS: W BF: 29	H: 1 R: 0 ER: 0 SO: 6	BB: 1 IBB: 0 HBP: 0 BLK: 0	WP: 0 HR: 0 S: 68 P: 111	ERA: 0.00 WHIP: 0.222					



Batter	1	2	3	4	5	6	7	8	9	AB	R	H	RBI	BB	SO	LOB	TOP		
Vince Coleman, S (1, 7) OBP: 0.316, SLG: 0.354	0-0 B5-3		2-2 G6-3 1B		2-2 1-3		0-2 G5-3			4	1	1	0	0	0	0			
Ozzie Smith, S (1, 6) OBP: 0.346, SLG: 0.326	2-0 G4-3 2B		1-1 G6-3		4-2 4-3 BB		1-2 F8			3	0	1	0	1	0	1			
Terry Pendleton, S (1, 5) OBP: 0.307, SLG: 0.379	3-2 G4-3		0-0 2-H 1B		2-0 4-3			2-1 L4		4	0	1	1	0	0	2			
Tom Brunansky, R (1, 9) OBP: 0.360, SLG: 0.419	4-2 BB		2-0 F8		4-0 BB			0-0 5-3		2	0	0	0	2	0	1			
Willie McGee, S (1, 8) OBP: 0.328, SLG: 0.361	1-0 1-3			0-1 6-3		2-3 K		1-1 L8		4	0	0	0	0	1	4			
José Oquendo, S (1, 4) OBP: 0.346, SLG: 0.333		0-0 P4		1-2 1B		2-2 G6-4-3 1B		0-0 5-3		4	0	2	0	0	0	0			
Tom Pagnozzi, R (1, 3) OBP: 0.294, SLG: 0.313		1-1 5-3		1-0 L7		0-0 G6-4-3		2-3 K		4	0	0	0	0	1	2			
Tony Peña, R (1, 2) OBP: 0.297, SLG: 0.358		1-2 6-3		0-0 1B		0-1 G4-3		1-2 G5-3		4	0	1	0	0	0	0			
Bob Forsch, R (1, 1) OBP: 0.333, SLG: 0.333			1-3 K		1-3 K			0-0 6-3		2	0	0	0	0	2	2			
Ken Dayley, L (6, 1)										0	0	0	0	0	0	0			
Steve Lake, R (7, PH) OBP: 0.306, SLG: 0.333										1	0	0	0	0	0	0			
Dan Quisenberry, R (7, 1)										0	0	0	0	0	0	0			
<b>Inning Stats</b>	R: 0 E: 0 K: 0 S: 9	H: 1 LOB: 2 BB: 1 P: 19	R: 0 E: 0 K: 0 S: 6	H: 0 LOB: 0 BB: 0 P: 8	R: 1 E: 0 K: 1 S: 10	H: 2 LOB: 1 BB: 0 P: 16	R: 0 E: 0 K: 1 S: 10	H: 2 LOB: 2 BB: 0 P: 13	R: 0 E: 0 K: 1 S: 9	H: 0 LOB: 2 BB: 2 P: 23	R: 0 E: 0 K: 0 S: 7	H: 0 LOB: 0 BB: 0 P: 8	R: 0 E: 0 K: 0 S: 5	H: 0 LOB: 0 BB: 0 P: 8	R: 0 E: 0 K: 1 S: 8	H: 0 LOB: 0 BB: 0 P: 11	1B: 5 2B: 1 3B: 0 HR: 0	SF: 0 SAC: 0 DP: 1 HBP: 0	WP: 0 PA: 35 PB: 0 SB: 0 CS: 0
<b>PITCHER</b> Jamie Moyer, L (1, 1) ERA: 3.2	IP: 9.0 WLS: W BF: 35 H: 6 R: 1 ER: 1 SO: 4 BB: 3 IBB: 0 HBP: 0 BLK: 0 WP: 0 HR: 0 S: 70 P: 114 ERA: 1.00 WHIP: 1.000															<b>PITCHER</b>			

St. Louis Cardinals @ Chicago Cubs  
Wrigley Field, Chicago, IL  
Sat Aug 13 1988, 3:33 AM CDT  
Att: 34,696 - Sunny - 92 F

AB 32  
R 1  
H 6  
RBI 1  
BB 3  
SO 4  
LOB 12



Batter	1	2	3	4	5	6	7	8	9	AB	R	H	RBI	BB	SO	LOB	BOTTOM
Mitch Webster, S (1, 8) OBP: 0.336, SLG: 0.329	0-0 FC5-4 1B			0-1 23 HR 3B		1-3 K		0-1 23 E 3B 1B		4	2	3	1	0	1	1	
23 Ryne Sandberg, R (1, 4) OBP: 0.314, SLG: 0.401	2-0 FC5-4 G4-3			2-1 HR		3-3 K		0-1 3-H 1B		4	1	2	3	0	1	1	
Mark Grace, L (1, 3) OBP: 0.385, SLG: 0.419	0-0 G4-3			0-0 G5-3 1B		2-0 2B		1-0 L9		4	1	2	0	0	0	2	
Andre Dawson, R (1, 9) OBP: 0.352, SLG: 0.521		0-0 6-3		1-1 G5-3		4-0 IBB		0-0 BLK S 1B		3	0	1	0	1	0	1	
Gary Varsho, L (6, PR) OBP: 0.297, SLG: 0.314				1-2 F8		1-3 K		1-2 P8		4	0	0	0	0	1	4	
Rafael Palmeiro, L (1, 7) OBP: 0.345, SLG: 0.428		0-0 P7		0-0 F8		1-3 K		1-2 P8		4	0	0	0	0	1	4	
Damon Berryhill, S (1, 2) OBP: 0.302, SLG: 0.385		0-3 K		0-0 2-H 1B		1-2 F9		2-3 K		4	0	1	1	0	2	3	
Manny Trillo, R (1, 5) OBP: 0.252, SLG: 0.282			1-3 K		1-1 1B		1-0 G6-3 SH1-4 1B		1-2 F9	4	1	2	0	0	1	2	
Angel Salazar, R (1, 6) OBP: 0.297, SLG: 0.361			2-3 K		0-0 G6-3 1B		0-0 SH1-4		2-3 G6-3	2	0	1	0	0	1	0	
Jamie Moyer, L (1, 1) OBP: 0.143, SLG: 0.109			1-2 G4-3		0-0 G6-3		1-2 G6-3			3	0	0	0	0	0	2	
<b>Inning Stats</b>	R: 0 E: 0 K: 0 S: 3	H: 1 LOB: 0 BB: 0 P: 5	R: 0 E: 0 K: 1 S: 5	H: 0 LOB: 0 BB: 0 P: 5	R: 0 E: 0 K: 2 S: 9	H: 0 LOB: 0 BB: 0 P: 13	R: 3 E: 0 K: 0 S: 9	H: 4 LOB: 1 BB: 0 P: 12	R: 0 E: 0 K: 2 S: 11	H: 1 LOB: 2 BB: 1 P: 22	R: 2 E: 1 K: 0 S: 10	H: 3 LOB: 1 BB: 0 P: 13	R: 0 E: 0 K: 1 S: 14	H: 1 LOB: 2 BB: 0 P: 18	1B: 8 2B: 1 3B: 2 HR: 1	SF: 0 SAC: 1 DP: 1 HBP: 0	WP: 0 PA: 34 PB: 0 SB: 1 CS: 0
<b>PITCHER</b> Bob Forsch, R (1, 1) ERA: 4.26 Ken Dayley, L (6, 1) ERA: 3.51 Dan Quisenberry, R (7, 1) ERA: 3.95	IP: 5.1 WLS: L BF: 22 H: 5 R: 3 ER: 3 SO: 3 BB: 3 IBB: 0 HBP: 0 BLK: 0 WP: 0 HR: 1 S: 40 P: 60 ERA: 5.06 WHIP: 1.500															<b>PITCHER</b>	

St. Louis Cardinals @ Chicago Cubs  
Wrigley Field, Chicago, IL  
Sat Aug 13 1988, 3:33 AM CDT  
Att: 34,696 - Sunny - 92 F

AB 32  
R 5  
H 12  
RBI 5  
BB 1  
SO 7  
LOB 16





Batter	1	2	3	4	5	6	7	8	9	AB	R	H	RBI	BB	SO	LOB	TOP										
Vince Coleman, S (1, 7) OBP: 0.317, SLG: 0.355	0-0 CS 1B		1-1 FC4-2 1B	2-1 FC4-6			2-2 4-3			4	0	2	0	0	0	2											
Ozzie Smith, S (1, 6) OBP: 0.343, SLG: 0.323	3-1 G3		3-2 4-3		3-2 F7		2-0 F9			4	0	0	0	0	0	2											
José Oquendo, S (1, 4) OBP: 0.345, SLG: 0.330	4-1 BB		3-2 FC4-2 CS		0-1 G4-3		0-1 4-3			3	0	0	0	1	0	1											
Tom Brunansky, R (1, 9) OBP: 0.364, SLG: 0.428	4-2 BB		3-2 CS	1-1 1B	2-1 HR			2-2 F8		3	2	2	1	1	0	0											
Terry Pendleton, S (1, 5) OBP: 0.303, SLG: 0.374	1-3 K		0-0 F7	0-1 G4-3				1-3 K		4	0	0	0	0	2	3											
Curt Ford, L (1, 8) OBP: 0.217, SLG: 0.212		3-2 L7		3-2 1B		0-0 P4			3-1 P9																		
Mike Laga, L (1, 3) OBP: 0.163, SLG: 0.178		1-3 K		3-3 K		2-2 4-3 1B			2-2 L9	4	0	1	0	0	2	2											
Tony Peña, R (1, 2) OBP: 0.299, SLG: 0.359		2-1 1B		0-0 1B		2-0 4-3			0-1 P3	4	0	2	1	0	0	1											
Jose DeLeon, R (1, 1) Ken Dayley, L (6, 1) John Costello, R (7, 1) Dan Quisenberry, R (8, 1) Larry McWilliams, L (8, 1) Tim Jones, L (8, PH)		1-3 K		0-0 FC4-6 1B		0-1 F9			3-3 K	3	0	1	1	0	1	2											
<b>Inning Stats</b>	R: 0 E: 0 K: 1 S: 12	H: 1 LOB: 2 BB: 2 P: 23	R: 0 E: 0 K: 2 S: 13	H: 1 LOB: 1 BB: 0 P: 20	R: 0 E: 1 K: 0 S: 12	H: 1 LOB: 0 BB: 0 P: 22	R: 2 E: 0 K: 1 S: 15	H: 4 LOB: 2 BB: 0 P: 24	R: 1 E: 0 K: 0 S: 9	H: 1 LOB: 1 BB: 0 P: 14	R: 0 E: 0 K: 0 S: 7	H: 1 LOB: 1 BB: 0 P: 11	R: 0 E: 0 K: 0 S: 6	H: 0 LOB: 0 BB: 0 P: 10	R: 0 E: 0 K: 1 S: 8	H: 0 LOB: 0 BB: 0 P: 14	R: 0 E: 0 K: 1 S: 9	H: 0 LOB: 0 BB: 0 P: 14	1B: 8 2B: 0 3B: 0 HR: 1	SF: 0 SAC: 0 DP: 0 HBP: 0	WP: 0 PB: 0 SB: 1 CS: 2	PA: 37					
<b>PITCHER</b>	IP	WLS	BF	H	R	ER	SO	BB	IBB	HBP	BLK	WP	HR	S	P	ERA	WHIP										
Mike Bielecki, R (1, 1) ERA: 4.23	7.0	W	30	9	3	3	4	2	0	0	0	0	1	74	124	3.86	1.571										
Les Lancaster, R (8, 1) ERA: 3.64	2.0	S	6	0	0	0	2	0	0	0	0	0	0	17	28	0.00	0.000										

St. Louis Cardinals @ Chicago Cubs  
Wrigley Field, Chicago, IL  
Sun Aug 14 1988, 3:33 AM CDT  
Att: 32,016 - Sunny - 93 F

AB 34  
R 3  
H 9  
RBI 3  
BB 2  
SO 6  
LOB 13



Batter	1	2	3	4	5	6	7	8	9	AB	R	H	RBI	BB	SO	LOB	BOTTOM										
Mitch Webster, S (1, 8) OBP: 0.339, SLG: 0.339	3-2 P6		4-2 23 WP BB		2-3 K			1-0 1B	2-1 HR	4	2	2	2	1	1	0											
23 Ryne Sandberg, R (1, 4) Angel Salazar, R (9, 4) OBP: 0.314, SLG: 0.399 OBP: 0.297, SLG: 0.361	0-3 K		4-1 BB		2-2 F7		4-0 F8 1B	1-1 G6-3		3	0	0	0	2	1	0											
Mark Grace, L (1, 3) OBP: 0.385, SLG: 0.416	0-0 F7		1-0 F7		1-0 G3		1-0 BB	4-1 BB		4	0	1	2	1	0	2											
Rafael Palmeiro, L (1, 7) OBP: 0.346, SLG: 0.428		2-1 G5-4-3 1B	2-3 K2-3			0-0 G4-6-3 HR 1B	3-2 P5	3-1 F8		5	1	2	0	0	1	5											
Vance Law, R (1, 5) OBP: 0.352, SLG: 0.413		1-0 G5-4-3		3-2 2B 1B		4-1 G4-6-3 BB	1-1 F8			3	1	1	0	1	0	3											
Damon Berryhill, S (1, 2) OBP: 0.312, SLG: 0.402		0-0 E 2B		1-2 1-H 2B		0-0 G4-6-3	4-0 BB	1-2 BB		3	1	2	1	1	0	2											
Gary Varsho, L (1, 9) Darrin Jackson, R (6, PH) OBP: 0.270, SLG: 0.324 OBP: 0.257, SLG: 0.381		1-1 E8 1B		2-1 P6		1-0 HR	2-2 F8			2	0	1	1	0	0	1											
Shawon Dunston, R (1, 6) OBP: 0.280, SLG: 0.382		1-2 6-3		1-1 P2		0-1 P9		0-2 G5-3		4	0	0	0	0	2												
Mike Bielecki, R (1, 1) Andre Dawson, R (7, PH) Les Lancaster, R (8, 1) OBP: 0.050, SLG: 0.050			1-3 K	0-3 K		4-2 1B BB		0-0 BLK HR 1B		2	0	0	0	0	2	1											
<b>Inning Stats</b>	R: 0 E: 0 K: 1 S: 9	H: 0 LOB: 0 BB: 0 P: 12	R: 1 E: 1 K: 0 S: 9	H: 3 LOB: 1 BB: 0 P: 14	R: 0 E: 0 K: 2 S: 11	H: 0 LOB: 2 BB: 2 P: 23	R: 1 E: 0 K: 1 S: 13	H: 2 LOB: 1 BB: 0 P: 20	R: 0 E: 0 K: 1 S: 8	H: 0 LOB: 0 BB: 0 P: 13	R: 2 E: 0 K: 0 S: 6	H: 2 LOB: 0 BB: 1 P: 11	R: 2 E: 0 K: 0 S: 15	H: 2 LOB: 3 BB: 3 P: 35	R: 2 E: 0 K: 0 S: 11	H: 2 LOB: 1 BB: 1 P: 21	R: 2 E: 0 K: 1 S: 9	H: 2 LOB: 1 BB: 1 P: 14	1B: 7 2B: 2 3B: 0 HR: 2	SF: 0 SAC: 0 DP: 2 HBP: 0	WP: 1 PB: 0 SB: 0 CS: 0	PA: 40					
<b>PITCHER</b>	IP	WLS	BF	H	R	ER	SO	BB	IBB	HBP	BLK	WP	HR	S	P	ERA	WHIP										
Jose DeLeon, R (1, 1) ERA: 4.12	5.0		23	6	4	4	0	3	0	0	0	0	1	14	28	13.50	3.000										
Ken Dayley, L (6, 1) ERA: 4.15	1.1	L	8	3	2	2	0	1	1	0	0	0	1	14	28	13.50	3.000										
John Costello, R (7, 1) ERA: 0.98	0.2		3	0	0	0	0	1	0	0	0	0	0	5	12	0.00	1.500										
Dan Quisenberry, R (8, 1) ERA: 4.32	0.2		4	2	2	2	0	0	0	0	1	0	1	8	11	27.00	3.000										
Larry McWilliams, L (8, 1) ERA: 2.91	0.1		2	0	0	0	0	1	0	0	0	0	0	3	10	0.00	3.000										

St. Louis Cardinals @ Chicago Cubs  
Wrigley Field, Chicago, IL  
Sun Aug 14 1988, 3:33 AM CDT  
Att: 32,016 - Sunny - 93 F

AB 33  
R 8  
H 11  
RBI 8  
BB 7  
SO 5  
LOB 19















Batter	1	2	3	4	5	6	7	8	9	AB	R	H	RBI	BB	SO	LOB	TOP										
Gerald Young, S (1, 8) OBP: 0.344, SLG: 0.325	1-1 B3		2-2 G4-3		2-3 K			0-2 F8		4	0	0	0	0	1	1	<b>Houston Astros @ St. Louis Cardinals</b> Busch Stadium, St. Louis, MO Thu Aug 18 1988, 7:05 PM CDT Att: 27,355 - Unknown - 82 F  livebaseballscores.com  <b>AB</b> 26 <b>R</b> 1 <b>H</b> 3 <b>RBI</b> 1 <b>BB</b> 3 <b>SO</b> 3 <b>LOB</b> 7 										
Bill Doran, S (1, 4) OBP: 0.347, SLG: 0.354	1-0 G3-1			0-0 G4-3	3-1 F8			3-2 P4		4	0	0	0	0	0	1											
Terry Puhl, L (1, 7) OBP: 0.431, SLG: 0.448	3-1 L7			4-2 BB BB		2-1 G4-3			0-3 K	3	0	0	0	1	1	0											
Glenn Davis, R (1, 3) OBP: 0.336, SLG: 0.486		1-3 K		4-2 BB BB		0-1 G4-3 1B			1-1 F8	3	0	1	0	1	1	0											
Kevin Bass, S (1, 9) OBP: 0.314, SLG: 0.390		2-2 F7		2-1 F7		3-2 G4-6-3 1-2			0-1 G4-3	4	0	0	0	0	0	3											
Denny Walling, L (1, 5) OBP: 0.306, SLG: 0.343		2-2 1B		0-0 L1			2-2 G3			0	0	0	0	0	0	0											
Rafael Ramirez, R (1, 6) OBP: 0.288, SLG: 0.366		0-2 FC6-4 1-2		1-0 2B G4-3 1B			0-0 L8			3	1	1	0	0	0	1											
Alex Trevino, R (1, 2) OBP: 0.344, SLG: 0.348			1-0 F8		0-0 2B		4-2 CS BB			2	0	1	0	1	0	0											
Mike Scott, R (1, 1) OBP: 0.085, SLG: 0.085 (8, PH)			1-1 L7		0-1 G4-3 3H		0-2 CS		0-0 P3	2	0	0	1	0	0	1											
Billy Hatcher, R (8, PH) OBP: 0.320, SLG: 0.350							1-2			1	0	0	0	0	0	0											
Juan Agosto, L (8, 1)										0	0	0	0	0	0	0											
<b>Inning Stats</b>	R: 0 E: 0 K: 0 S: 5	H: 0 LOB: 0 BB: 0 P: 10	R: 0 E: 0 K: 1 S: 15	H: 1 LOB: 1 BB: 0 P: 20	R: 0 E: 0 K: 0 S: 6	H: 0 LOB: 0 BB: 0 P: 10	R: 0 E: 0 K: 0 S: 10	H: 0 LOB: 2 BB: 2 P: 20	R: 1 E: 0 K: 1 S: 9	H: 2 LOB: 1 BB: 0 P: 15	R: 0 E: 0 K: 0 S: 8	H: 1 LOB: 0 BB: 0 P: 13	R: 0 E: 0 K: 0 S: 10	H: 0 LOB: 0 BB: 1 P: 16	R: 0 E: 0 K: 0 S: 9	H: 0 LOB: 0 BB: 0 P: 12	R: 0 E: 0 K: 1 S: 7	H: 0 LOB: 0 BB: 0 P: 8	1B: 3 2B: 1 3B: 0 HR: 0	SF: 0 SAC: 0 DP: 1 HBP: 0	WP: 0 PB: 0 SB: 0 CS: 1	PA: 33					
<b>PITCHER</b>	IP	WLS	BF	H	R	ER	SO	BB	IBB	HBP	BLK	WP	HR	S	P	ERA	WHIP										
Bob Forsch, R (1, 1) ERA: 4.04	7.0	W	26	4	1	1	2	3	0	0	0	0	0	63	104	1.29	1.000										
Ken Dayley, L (8, 1) ERA: 3.79	1.1		4	0	0	0	1	0	0	0	0	0	0	12	15	0.00	0.000										
Todd Worrell, R (9, 1) ERA: 3.24	0.2	S	2	0	0	0	0	0	0	0	0	0	0	4	5	0.00	0.000										

Batter	1	2	3	4	5	6	7	8	9	AB	R	H	RBI	BB	SO	LOB	BOTTOM										
Vince Coleman, S (1, 7) OBP: 0.318, SLG: 0.353	1-3 K		1-0 F7		0-1 B3			1-1 S 1B		4	0	1	0	0	1	0	<b>Houston Astros @ St. Louis Cardinals</b> Busch Stadium, St. Louis, MO Thu Aug 18 1988, 7:05 PM CDT Att: 27,355 - Unknown - 82 F  livebaseballscores.com  <b>AB</b> 29 <b>R</b> 2 <b>H</b> 7 <b>RBI</b> 2 <b>BB</b> 1 <b>SO</b> 7 <b>LOB</b> 10 										
Willie McGee, S (1, 8) OBP: 0.327, SLG: 0.358	2-2 F8 3B HBP		2-2 1B			1-3 K		2-3 K		3	1	1	0	0	2	1											
Pedro Guerrero, R (1, 3) OBP: 0.374, SLG: 0.403	2-1 F8		1-2 G6-4-3 1B			2-3 K		4-0 G6-4-3 1BB		3	0	1	0	1	1	1											
Tom Brunansky, R (1, 9) OBP: 0.359, SLG: 0.434	1-2 3H 3B		0-1 G6-4-3 1-2			1-2 HR		1-0 G6-4-3 1-2		4	1	2	2	0	0	4											
Terry Pendleton, S (1, 5) OBP: 0.296, SLG: 0.368	0-3 K			0-0 F9		0-2 F9				3	0	0	0	0	1	1											
Ozzie Smith, S (1, 6) OBP: 0.344, SLG: 0.323		0-0 P6		0-0 F7			0-0 P8			3	0	0	0	0	0	0											
José Oquendo, S (1, 4) OBP: 0.341, SLG: 0.327		1-1 P7		0-1 F7			0-1 2B			3	0	1	0	0	0	0											
Tom Pagnozzi, R (1, 2) OBP: 0.296, SLG: 0.313		1-0 1B			1-3 K		1-0 G1-3			3	0	1	0	0	1	1											
Bob Forsch, R (1, 1) OBP: 0.300, SLG: 0.300		0-1 G4-3			0-3 K		1-0 P2			2	0	0	0	0	1	1											
Curt Ford, L (7, PH) OBP: 0.223, SLG: 0.218										1	0	0	0	0	0	1											
Ken Dayley, L (8, 1)										0	0	0	0	0	0	0											
Todd Worrell, R (9, 1)										0	0	0	0	0	0	0											
<b>Inning Stats</b>	R: 1 E: 0 K: 2 S: 19	H: 1 LOB: 1 BB: 0 P: 25	R: 0 E: 0 K: 0 S: 6	H: 1 LOB: 1 BB: 0 P: 8	R: 0 E: 0 K: 0 S: 12	H: 2 LOB: 1 BB: 0 P: 16	R: 0 E: 0 K: 0 S: 4	H: 0 LOB: 0 BB: 0 P: 4	R: 0 E: 0 K: 2 S: 8	H: 0 LOB: 0 BB: 0 P: 9	R: 1 E: 0 K: 2 S: 12	H: 1 LOB: 0 BB: 0 P: 16	R: 0 E: 0 K: 0 S: 5	H: 1 LOB: 1 BB: 0 P: 7	R: 0 E: 0 K: 1 S: 6	H: 1 LOB: 1 BB: 1 P: 14	R: 0 E: 0 K: 1 S: 6	H: 1 LOB: 1 BB: 1 P: 14	1B: 4 2B: 1 3B: 1 HR: 1	SF: 0 SAC: 0 DP: 2 HBP: 1	WP: 0 PB: 0 SB: 3 CS: 0	PA: 31					
<b>PITCHER</b>	IP	WLS	BF	H	R	ER	SO	BB	IBB	HBP	BLK	WP	HR	S	P	ERA	WHIP										
Mike Scott, R (1, 1) ERA: 2.51	7.0	L	27	6	2	2	6	0	1	0	0	0	0	66	85	2.57	0.857										
Juan Agosto, L (8, 1) ERA: 2.35	1.0		4	1	0	0	1	0	1	0	0	0	0	6	14	0.00	1.000										







Batter	1	2	3	4	5	6	7	8	9	AB	R	H	RBI	BB	SO	LOB	TOP					
<b>Kal Daniels, L</b> (1, 7) OBP: 0.397, SLG: 0.443										5	0	0	0	0	1	3	<b>Cincinnati Reds @ St. Louis Cardinals</b> Busch Stadium, St. Louis, MO Sat Aug 20 1988, 3:33 AM CDT Att: 36,703 - Cloudy - 87 F					
<b>Chris Sabo, R</b> (1, 5) OBP: 0.317, SLG: 0.441										5	2	2	0	0	0	2						
<b>Barry Larkin, R</b> (1, 6) OBP: 0.347, SLG: 0.421										3	1	1	0	0	0	0						
<b>Eric Davis, R</b> (1, 8) OBP: 0.356, SLG: 0.511										3	1	1	1	1	0	0						
<b>Nick Esasky, R</b> (1, 3) OBP: 0.335, SLG: 0.431										1	1	0	2	1	0	0						
<b>Dave Collins, S</b> (1, 9) OBP: 0.284, SLG: 0.285										4	0	2	2	0	1	0						
<b>Frank Williams, R</b> (8, 1)										0	0	0	0	0	0	0						
<b>Bo Diaz, R</b> (1, 2) OBP: 0.236, SLG: 0.351										4	0	0	0	0	0	3						
<b>Dave Concepcion, R</b> (1, 4) OBP: 0.263, SLG: 0.251										4	1	1	0	0	0	0						
<b>Tom Browning, L</b> (1, 1) OBP: 0.203, SLG: 0.169										3	0	1	0	0	0	0						
<b>Herm Winningham, L</b> (8, 9) OBP: 0.321, SLG: 0.333										1	0	1	0	0	0	0						
<b>Inning Stats</b>	R: 0 E: 0 K: 1 S: 7	H: 0 LOB: 0 BB: 0 P: 9	R: 0 E: 0 K: 0 S: 6	H: 0 LOB: 0 BB: 0 P: 10	R: 0 E: 0 K: 0 S: 8	H: 0 LOB: 0 BB: 0 P: 10	R: 2 E: 0 K: 0 S: 9	H: 3 LOB: 2 BB: 1 P: 21	R: 0 E: 0 K: 0 S: 5	H: 1 LOB: 1 BB: 0 P: 8	R: 1 E: 0 K: 0 S: 14	H: 1 LOB: 1 BB: 0 P: 24	R: 0 E: 0 K: 0 S: 5	H: 0 LOB: 0 BB: 0 P: 7	R: 2 E: 0 K: 1 S: 9	H: 2 LOB: 0 BB: 0 P: 13	R: 1 E: 0 K: 0 S: 10	H: 2 LOB: 1 BB: 0 P: 15	1B: 4 2B: 5 3B: 0 HR: 0	SF: 2 SAC: 1 DP: 0 HBP: 0	WP: 0 PB: 0 SB: 3 CS: 0	PA: 38
<b>PITCHER</b>	IP WLS BF H R ER SO BB IBB HBP BLK WP HR S P ERA WHIP																					
<b>Greg Mathews, L</b> (1, 1) ERA: 3.28	6.0 L 25 5 3 3 1 1 1 0 1 0 0 49 82 4.50 1.000																					
<b>Larry McWilliams, L</b> (7, 1) ERA: 2.89	1.0 0 3 0 0 0 0 0 0 0 0 0 5 7 0.00 0.000																					
<b>Dan Quisenberry, R</b> (8, 1) ERA: 4.81	1.1 7 3 3 3 1 0 0 0 0 0 0 14 19 20.25 2.250																					
<b>Ken Dayley, L</b> (9, 1) ERA: 3.69	0.2 3 1 0 0 0 0 0 0 0 0 0 5 9 0.00 1.500																					



Batter	1	2	3	4	5	6	7	8	9	AB	R	H	RBI	BB	SO	LOB	BOTTOM					
<b>Vince Coleman, S</b> (1, 7) OBP: 0.320, SLG: 0.355										2	0	0	1	1	0	1	<b>Cincinnati Reds @ St. Louis Cardinals</b> Busch Stadium, St. Louis, MO Sat Aug 20 1988, 3:33 AM CDT Att: 36,703 - Cloudy - 87 F					
<b>Willie McGee, S</b> (1, 8) OBP: 0.325, SLG: 0.353										4	0	0	0	0	0	5						
<b>Pedro Guerrero, R</b> (1, 3) OBP: 0.376, SLG: 0.408										4	0	0	0	0	0	0						
<b>Tom Brunansky, R</b> (1, 9) OBP: 0.359, SLG: 0.429										3	0	1	0	1	0	0						
<b>Terry Pendleton, S</b> (1, 5) OBP: 0.301, SLG: 0.375										4	0	0	0	0	0	2						
<b>Ozzie Smith, S</b> (1, 6) OBP: 0.343, SLG: 0.323										3	0	0	0	1	0	1						
<b>José Oquendo, S</b> (1, 4) OBP: 0.347, SLG: 0.352										4	2	2	1	0	1	1						
<b>Tom Pagnozzi, R</b> (1, 2) OBP: 0.297, SLG: 0.314										3	0	1	0	0	0	0						
<b>Tim Jones, L</b> (7, PR) OBP: 0.320, SLG: 0.227										0	0	0	0	0	0	0						
<b>Steve Lake, R</b> (8, 2) OBP: 0.320, SLG: 0.348										1	0	0	0	0	0	1						
<b>Inning Stats</b>	R: 0 E: 0 K: 0 S: 8	H: 0 LOB: 0 BB: 0 P: 12	R: 0 E: 0 K: 0 S: 7	H: 1 LOB: 1 BB: 1 P: 12	R: 0 E: 0 K: 0 S: 8	H: 1 LOB: 1 BB: 0 P: 14	R: 0 E: 0 K: 0 S: 9	H: 0 LOB: 0 BB: 0 P: 12	R: 1 E: 1 K: 0 S: 15	H: 1 LOB: 2 BB: 1 P: 25	R: 0 E: 0 K: 0 S: 6	H: 0 LOB: 1 BB: 1 P: 12	R: 1 E: 0 K: 0 S: 13	H: 2 LOB: 2 BB: 0 P: 21	R: 0 E: 0 K: 0 S: 6	H: 0 LOB: 0 BB: 0 P: 9	R: 0 E: 0 K: 1 S: 6	H: 1 LOB: 1 BB: 0 P: 9	1B: 5 2B: 0 3B: 0 HR: 1	SF: 1 SAC: 1 DP: 1 HBP: 0	WP: 0 PB: 0 SB: 0 CS: 1	PA: 36
<b>PITCHER</b>	IP WLS BF H R ER SO BB IBB HBP BLK WP HR S P ERA WHIP																					
<b>Tom Browning, L</b> (1, 1) ERA: 3.54	7.0 W 29 5 2 2 0 3 0 0 0 0 0 66 108 2.57 1.143																					
<b>Frank Williams, R</b> (8, 1) ERA: 2.75	2.0 S 7 1 0 0 1 0 0 0 0 0 0 12 18 0.00 0.500																					





Batter	1	2	3	4	5	6	7	8	9	AB	R	H	RBI	BB	SO	LOB	TOP			
Kal Daniels, L OBP: 0.396, SLG: 0.441 John Franco, L (8, 1)	G3		1B		F9			L5		4	0	1	0	0	0	0	<b>Cincinnati Reds @ St. Louis Cardinals</b> Busch Stadium, St. Louis, MO Sun Aug 21 1988, 3:33 AM CDT Att: 34,129 - Sunny - 89 F			
Chris Sabo, R OBP: 0.317, SLG: 0.439	G6-3		F7			FC4-6 1B		P5		4	0	1	0	0	0	1				
Barry Larkin, R OBP: 0.345, SLG: 0.418 Ron Oester, S OBP: 0.304, SLG: 0.224	G6-3		G5-3			FC4-6 1-2		L8		3	0	0	0	0	0	2				
Eric Davis, R OBP: 0.352, SLG: 0.505		G6-3		K		K		P5		4	0	0	0	0	2	1				
Paul O'Neill, L OBP: 0.321, SLG: 0.421		P6		G4-3		G4-3				4	0	1	0	0	0	1				
Nick Esasky, R OBP: 0.335, SLG: 0.437 Rob Dibble, L (4, 1)								G3		1	1	1	0	1	0	0				
Herm Winningham, L OBP: 0.319, SLG: 0.331 Rob Murphy, L (7, 1)				2B	BB			G1-3		0	0	0	0	0	0	0				
Dave Collins, S OBP: 0.282, SLG: 0.282		2B								1	0	0	0	0	0	0				
Jeff Reed, L OBP: 0.300, SLG: 0.287		FC4-6 BB			1-H 2B			G5-3		2	0	1	1	1	0	0				
Jeff Treadway, L OBP: 0.315, SLG: 0.361		FC4-6			G1-4-3			F7		3	0	0	0	0	0	2				
Tim Birtsas, L (1, 1) Ken Griffey, L OBP: 0.300, SLG: 0.313 (4, 3)			G6-3					G4-3		1	0	0	0	0	0	0				
										2	0	0	0	0	1	0				
<b>Inning Stats</b>	R: 0 E: 0 K: 0 S: 6	H: 0 LOB: 0 BB: 0 P: 8	R: 0 E: 0 K: 0 S: 9	H: 1 LOB: 2 BB: 1 P: 21	R: 0 E: 0 K: 0 S: 7	H: 1 LOB: 1 BB: 0 P: 12	R: 1 E: 0 K: 1 S: 5	H: 1 LOB: 1 BB: 0 P: 11	R: 0 E: 0 K: 1 S: 9	H: 0 LOB: 0 BB: 0 P: 10	R: 0 E: 0 K: 0 S: 4	H: 0 LOB: 0 BB: 0 P: 9	R: 0 E: 0 K: 0 S: 4	H: 0 LOB: 0 BB: 0 P: 5	R: 0 E: 0 K: 0 S: 8	H: 1 LOB: 1 BB: 0 P: 13	1B: 3 2B: 2 3B: 0 HR: 0	SF: 0 SAC: 0 DP: 0 HBP: 0	WP: 0 PB: 0 SB: 0 CS: 0	PA: 33
<b>PITCHER</b> Scott Terry, R ERA: 2.76 (1, 1)	IP: 9.0 WLS: W BF: 33	H: 5 R: 1 ER: 1 SO: 3	BB: 2 IBB: 0 HBP: 0 BLK: 0	WP: 0 HR: 0 S: 59 P: 99	ERA: 1.00 WHIP: 0.778															

Batter	1	2	3	4	5	6	7	8	9	AB	R	H	RBI	BB	SO	LOB	BOTTOM			
Vince Coleman, S OBP: 0.321, SLG: 0.356 (1, 7)	G6-3			1B IBB		K		G5-3		4	0	1	3	1	1	2	<b>Cincinnati Reds @ St. Louis Cardinals</b> Busch Stadium, St. Louis, MO Sun Aug 21 1988, 3:33 AM CDT Att: 34,129 - Sunny - 89 F			
Willie McGee, S OBP: 0.325, SLG: 0.352 (1, 8)	G5-3		G6-3			P6				4	0	1	0	0	0	2				
Pedro Guerrero, R OBP: 0.371, SLG: 0.403 (1, 3)	G5-3		P8		SF9			K		3	0	0	1	0	1	0				
Tom Brunansky, R OBP: 0.358, SLG: 0.430 (1, 9)		G4-3	G3	CS	K					4	0	1	0	0	1	0				
Terry Pendleton, S OBP: 0.300, SLG: 0.376 (1, 5)		S 1B 2B	G6-3		F7			P4		4	1	1	0	0	0	1				
Ozzie Smith, S OBP: 0.344, SLG: 0.323 (1, 6)		1B 2B BB		G4-3				F9		3	1	1	0	1	0	1				
José Oquendo, S OBP: 0.346, SLG: 0.351 (1, 4)		K			1B SH 1B			G5-3		4	1	1	0	0	2	3				
Tony Peña, R OBP: 0.300, SLG: 0.357 (1, 2)		1B 2B IBB			SH 1B					2	2	2	0	2	0	0				
Scott Terry, R OBP: 0.077, SLG: 0.077 (1, 1)		2B 1B		SH 1B SF9		K		K		3	2	1	1	0	2	2				
<b>Inning Stats</b>	R: 0 E: 0 K: 0 S: 8	H: 0 LOB: 0 BB: 0 P: 14	R: 4 E: 0 K: 1 S: 19	H: 3 LOB: 1 BB: 2 P: 33	R: 0 E: 0 K: 0 S: 7	H: 0 LOB: 0 BB: 0 P: 10	R: 3 E: 1 K: 0 S: 10	H: 3 LOB: 1 BB: 1 P: 20	R: 0 E: 0 K: 2 S: 9	H: 1 LOB: 1 BB: 0 P: 11	R: 0 E: 0 K: 1 S: 8	H: 1 LOB: 1 BB: 0 P: 14	R: 0 E: 0 K: 1 S: 7	H: 0 LOB: 1 BB: 1 P: 13	R: 0 E: 0 K: 1 S: 7	H: 0 LOB: 1 BB: 1 P: 13		1B: 5 2B: 4 3B: 0 HR: 0	SF: 1 SAC: 1 DP: 0 HBP: 0	WP: 0 PB: 0 SB: 2 CS: 1
<b>PITCHER</b> Tim Birtsas, L ERA: 4.5 Rob Dibble, R ERA: 2.12 Rob Murphy, L ERA: 3.06 John Franco, L ERA: 1.34	IP: 3.1 WLS: L BF: 18	H: 5 R: 0 ER: 0 SO: 4	BB: 1 IBB: 0 HBP: 0 BLK: 0	WP: 0 HR: 0 S: 41 P: 69	ERA: 13.50 WHIP: 1.800															





Batter	1	2	3	4	5	6	7	8	9	AB	R	H	RBI	BB	SO	LOB	TOP								
<b>Ron Gant, R</b> OBP: 0.304, SLG: 0.448 (1, 4)	0-2 E 1B		3-2 HR		2-0 WP G1-3 2B		1-1 G1-3		2-2 P4	5	3	3	1	0	0	0									
<b>Lonnie Smith, R</b> OBP: 0.286, SLG: 0.200 (1, 7)	2-0 E5 G5-3 1B G6-3		1-2 G6-3		4-0 G1-3 WP BB		4-2 G1-6-3 S BB			2	1	0	0	2	0	1									
<b>Gerald Perry, L</b> OBP: 0.365, SLG: 0.414 (1, 3)	2-2 G6-3 G5-3 1-2 2-H 1B		0-0 G6-3		1-1 G1-3		2-1 G1-6-3			4	0	1	2	0	0	2									
<b>Dale Murphy, R</b> OBP: 0.319, SLG: 0.449 (1, 9)	0-2 G5-3 1-2 2-3 1B		2-2 G6-3		1-1 G4-3		2-0 P3			4	0	0	0	0	0	4									
<b>Andres Thomas, R</b> OBP: 0.273, SLG: 0.386 (1, 6)	0-2 G6-3 2-3 3-H			0-0 CS 3B		1-3 K		1-2 P2		4	0	1	1	0	1	1									
<b>Jim Morrison, R</b> OBP: 0.213, SLG: 0.247 (1, 5)	0-1 G1-3			1-1 G6-3		1-0 F9		0-3 K		4	0	0	0	0	1	2									
<b>José Álvarez, R</b> OBP: 0.500, SLG: 0.429 (8, 1)										0	0	0	0	0	0	0									
<b>Bruce Benedict, R</b> OBP: 0.300, SLG: 0.280 (1, 2)		1-1 G4-3		2-0 G5-3 3-H		1-1 1B		1-3 K		4	0	1	0	0	1	1									
<b>Terry Blocker, L</b> OBP: 0.250, SLG: 0.258 (1, 8)		0-2 G1-3			0-0 E4 FC5-6		1-2 1B		1-2 F9	4	0	1	0	0	0	0									
<b>Tom Glavine, L</b> OBP: 0.250, SLG: 0.239 (1, 1)		0-1 G6-3			0-1 FC5-6 2B WP		1-3 K		1-2 G4-3	3	1	0	0	0	1	3									
<b>Ken Oberkfell, L</b> OBP: 0.327, SLG: 0.370 (8, 5)										1	0	0	0	0	0	0									
<b>Inning Stats</b>	R: 2 E: 1 K: 0 S: 17	H: 2 LOB: 1 BB: 0 P: 21	R: 0 E: 0 K: 0 S: 7	H: 0 LOB: 0 BB: 0 P: 8	R: 1 E: 0 K: 0 S: 13	H: 1 LOB: 0 BB: 0 P: 19	R: 0 E: 0 K: 0 S: 4	H: 1 LOB: 0 BB: 0 P: 7	R: 2 E: 1 K: 0 S: 8	H: 1 LOB: 1 BB: 1 P: 16	R: 0 E: 0 K: 2 S: 12	H: 2 LOB: 2 BB: 0 P: 17	R: 0 E: 0 K: 0 S: 8	H: 0 LOB: 1 BB: 1 P: 17	R: 0 E: 0 K: 2 S: 10	H: 0 LOB: 0 BB: 0 P: 12	R: 0 E: 0 K: 0 S: 13	H: 0 LOB: 0 BB: 0 P: 17	1B: 4 2B: 1 3B: 1 HR: 1	SF: 0 SAC: 0 DP: 0 HBP: 0	WP: 1 PB: 0 SB: 1 CS: 1	PA: 37			
<b>PITCHER</b>	IP	WLS	BF	H	R	ER	SO	BB	IBB	HBP	BLK	WP	HR	S	P	ERA	WHIP								
<b>Joe Magrane, L</b> ERA: 2.35 (1, 1)	7.0	L	31	7	5	1	2	2	0	0	0	1	1	69	105	1.29	1.286								
<b>John Costello, R</b> ERA: 0.84 (8, 1)	2.0	S	6	0	0	0	2	0	0	0	0	0	0	23	29	0.00	0.000								

Atlanta Braves @ St. Louis Cardinals  
Busch Stadium, St. Louis, MO

AB 35  
R 5  
H 7  
RBI 4  
BB 2  
SO 4  
LOB 14



Mon Aug 22 1988, 7:05 PM CDT  
Att: 23,635 - Unknown - 89 F

Batter	1	2	3	4	5	6	7	8	9	AB	R	H	RBI	BB	SO	LOB	BOTTOM								
<b>Vince Coleman, S</b> OBP: 0.320, SLG: 0.354 (1, 7)	2-1 F7	4-2 BB			1-2 P3		3-1 G5-3			3	0	0	0	1	0	2									
<b>Willie McGee, S</b> OBP: 0.324, SLG: 0.351 (1, 8)	1-1 1B 2B	1-2 G4-3			1-1 G5-3		0-0 G4-3			4	1	1	0	0	0	3									
<b>Pedro Guerrero, R</b> OBP: 0.369, SLG: 0.400 (1, 3)	1-0 1B 2B		0-2 G4-3		0-1 F7		0-0 G5-3			4	1	1	0	0	0	0									
<b>Tom Brunansky, R</b> OBP: 0.357, SLG: 0.430 (1, 9)	2-2 G4-3 2B 2B		0-2 F8		2-2 G4-3		2-3 K			4	1	1	2	0	1	0									
<b>Terry Pendleton, S</b> OBP: 0.300, SLG: 0.375 (1, 5)	0-2 G4-3 2-3		2-2 L1		2-2 G3-1		1-0 1B			4	0	1	0	0	0	1									
<b>Ozzie Smith, S</b> OBP: 0.344, SLG: 0.325 (1, 6)	1-1 2B			2-1 P4		2-1 P8		2-3 K		4	0	1	1	0	1	1									
<b>José Oquendo, S</b> OBP: 0.342, SLG: 0.347 (1, 4)	3-1 P4			1-0 G6-3			0-0 G6-3		2-1 G4-3	4	0	0	0	0	0	1									
<b>Tony Peña, R</b> OBP: 0.302, SLG: 0.358 (1, 2)		1-3 K		0-2 1B			2-2 2B 1B		0-2 F8	4	0	2	0	0	1	0									
<b>Joe Magrane, R</b> OBP: 0.206, SLG: 0.303 (1, 1)		0-0 F9			1-1 L6		0-0 1B		2-2 G6-3	2	0	0	0	0	0	1									
<b>Steve Lake, R</b> OBP: 0.333, SLG: 0.383 (7, PH)										1	0	1	0	0	0	0									
<b>Tim Jones, L</b> OBP: 0.320, SLG: 0.227 (7, PR)										0	0	0	0	0	0	0									
<b>John Costello, R</b> OBP: 0.320, SLG: 0.227 (7, PR)										0	0	0	0	0	0	0									
<b>Curt Ford, L</b> OBP: 0.219, SLG: 0.213 (8, PH)										1	0	0	0	0	0	0									
<b>Inning Stats</b>	R: 3 E: 0 K: 0 S: 17	H: 4 LOB: 1 BB: 0 P: 27	R: 0 E: 0 K: 1 S: 10	H: 0 LOB: 1 BB: 1 P: 16	R: 0 E: 0 K: 0 S: 9	H: 0 LOB: 0 BB: 0 P: 11	R: 0 E: 0 K: 0 S: 8	H: 1 LOB: 1 BB: 0 P: 12	R: 0 E: 0 K: 0 S: 7	H: 0 LOB: 0 BB: 0 P: 9	R: 0 E: 0 K: 0 S: 10	H: 0 LOB: 0 BB: 0 P: 16	R: 0 E: 0 K: 0 S: 8	H: 2 LOB: 2 BB: 0 P: 13	R: 0 E: 0 K: 2 S: 8	H: 1 LOB: 1 BB: 0 P: 13	R: 0 E: 0 K: 0 S: 8	H: 0 LOB: 0 BB: 0 P: 12	1B: 5 2B: 3 3B: 0 HR: 0	SF: 0 SAC: 0 DP: 0 HBP: 0	WP: 0 PB: 0 SB: 0 CS: 0	PA: 36			
<b>PITCHER</b>	IP	WLS	BF	H	R	ER	SO	BB	IBB	HBP	BLK	WP	HR	S	P	ERA	WHIP								
<b>Tom Glavine, L</b> ERA: 5.06 (1, 1)	7.0	W	29	7	3	3	1	1	0	0	0	0	0	69	104	3.86	1.143								
<b>José Álvarez, R</b> ERA: 2.99 (8, 1)	2.0	S	7	1	0	0	2	0	0	0	0	0	0	16	25	0.00	0.500								

Atlanta Braves @ St. Louis Cardinals  
Busch Stadium, St. Louis, MO

AB 35  
R 3  
H 8  
RBI 3  
BB 1  
SO 3  
LOB 9



Mon Aug 22 1988, 7:05 PM CDT  
Att: 23,635 - Unknown - 89 F



Batter	1	2	3	4	5	6	7	8	9	AB	R	H	RBI	BB	SO	LOB	TOP					
Ron Gant, R OBP: 0.308, SLG: 0.450 (1, 4)	F7		G6-4-3 1B		BB			FC6-4 1B		3	0	2	0	1	0	0	<b>Atlanta Braves @ St. Louis Cardinals</b> Busch Stadium, St. Louis, MO Tue Aug 23 1988, 7:05 PM CDT Att: 23,806 - Unknown - 86 F					
Ken Oberkfell, L OBP: 0.324, SLG: 0.367 (1, 5)	E1		G6-4-3		G3			L8		4	0	0	0	0	0	4						
Gerald Perry, L OBP: 0.362, SLG: 0.410 (1, 3)	G5-3		G4-3			P6		FC6-4		4	0	0	0	0	0	3						
Andres Thomas, R OBP: 0.271, SLG: 0.382 (1, 6)	P6				P3		K		F8	4	0	0	0	0	1	1						
Dion James, L OBP: 0.361, SLG: 0.370 (1, 9)					G1-3		K		G3	4	0	0	0	0	2	0						
Lonnie Smith, R OBP: 0.304, SLG: 0.231 (1, 7)	G4-3				1B				1B	4	0	2	0	0	1	0						
Bruce Benedict, R OBP: 0.302, SLG: 0.279 (7, PH) Ted Simmons, S OBP: 0.351, SLG: 0.395 (7, 2)					G6-3		P4		1B	1	0	0	0	1	0	1						
Terry Blocker, L OBP: 0.242, SLG: 0.250 (1, 8) José Álvarez, R OBP: 0.500, SLG: 0.429 (8, 1) Jim Morrison, R OBP: 0.211, SLG: 0.245 (8, 1)					G3		K		FC6-4 1B	3	0	0	0	0	1	1						
29 John Smoltz, R OBP: 0.167, SLG: 0.167 (1, 1) Jim Acker, R OBP: 0.750, SLG: 0.667 (2, 1) Jerry Royster, R OBP: 0.214, SLG: 0.185 (7, 8)					G6-4-3 1B		P3		FC6-4	0	0	0	0	0	0	0						
									P4	2	0	1	0	0	0	0						
										1	0	0	0	0	0	0						
<b>Inning Stats</b>	R: 0 E: 1 K: 0 S: 10	H: 0 LOB: 1 BB: 0 P: 15	R: 0 E: 0 K: 1 S: 9	H: 0 LOB: 1 BB: 1 P: 15	R: 0 E: 0 K: 0 S: 6	H: 2 LOB: 1 BB: 0 P: 11	R: 0 E: 0 K: 0 S: 8	H: 1 LOB: 1 BB: 0 P: 10	R: 0 E: 0 K: 1 S: 9	H: 0 LOB: 1 BB: 1 P: 15	R: 0 E: 0 K: 2 S: 8	H: 0 LOB: 0 BB: 0 P: 13	R: 0 E: 0 K: 1 S: 7	H: 0 LOB: 0 BB: 0 P: 10	R: 0 E: 0 K: 0 S: 9	H: 1 LOB: 1 BB: 0 P: 14	R: 0 E: 0 K: 0 S: 11	H: 2 LOB: 2 BB: 0 P: 13	1B: 6 2B: 0 3B: 0 HR: 0	SF: 0 SAC: 0 DP: 1 HBP: 0	WP: 0 PB: 0 SB: 0 CS: 0	PA: 35
<b>PITCHER</b> Bob Forsch, R ERA: 3.68 (1, 1)	IP: 9.0 WLS: W BF: 35 H: 6 R: 0 ER: 0 SO: 5 BB: 2 IBB: 0 HBP: 0 BLK: 0 WP: 0 HR: 0 S: 77 P: 116 ERA: 0.00 WHIP: 0.889																					

Batter	1	2	3	4	5	6	7	8	9	AB	R	H	RBI	BB	SO	LOB	BOTTOM
Willie McGee, S OBP: 0.327, SLG: 0.356 (1, 8)	1B FC6-5	1B S	F7		P5			3B		4	2	2	1	1	0	2	<b>Atlanta Braves @ St. Louis Cardinals</b> Busch Stadium, St. Louis, MO Tue Aug 23 1988, 7:05 PM CDT Att: 23,806 - Unknown - 86 F
Ozzie Smith, S OBP: 0.344, SLG: 0.324 (1, 6)	1B FC6-5	F8		G4-3		G5-3		BB		4	0	1	0	1	0	1	
Pedro Guerrero, R OBP: 0.370, SLG: 0.397 (1, 3)	1B FC6-5	1B S		1B FC5-4		E5		F8		4	1	1	1	1	0	3	
Tom Brunansky, R OBP: 0.357, SLG: 0.437 (1, 9)	HR	1B S		K		L7		F9		5	1	2	3	0	1	2	
Terry Pendleton, S OBP: 0.301, SLG: 0.373 (1, 5)	1B	1B		FC5-4		F8		P5		4	0	1	0	1	0	2	
Curt Ford, L OBP: 0.216, SLG: 0.204 (1, 7)	L9	G5-3			K		K		BB	4	0	0	0	1	2	4	
José Oquendo, S OBP: 0.346, SLG: 0.351 (1, 4)	1B		G4-3		1B B1-4		1B WP		F8	5	2	3	0	0	0	1	
Tony Peña, R OBP: 0.304, SLG: 0.360 (1, 2)	F9		SH2-4 1B		1B B1-4		1B WP		3B 1B	4	1	2	0	0	0	3	
Bob Forsch, R OBP: 0.304, SLG: 0.304 (1, 1)		P5	SH2-4 1B		1B		G5-3			3	0	1	1	0	0	1	
										1B: 11 2B: 0 3B: 1 HR: 1	SF: 0 SAC: 1 DP: 0 HBP: 0	WP: 2 PB: 0 SB: 2 CS: 0	PA: 43				
<b>PITCHER</b> 29 John Smoltz, R ERA: 6.44 (1, 1) Jim Acker, R ERA: 5.48 (2, 1) José Álvarez, R ERA: 3.16 (7, 1) Jim Morrison, R ERA: (8, 1)	IP: 1.2 WLS: L BF: 14 H: 6 R: 4 ER: 4 SO: 4 BB: 3 IBB: 4 HBP: 4 BLK: 0 WP: 0 HR: 1 S: 28 P: 51 ERA: 21.60 WHIP: 5.400																
<b>PITCHER</b>	IP: 4.1 WLS: 18 BF: 4 H: 1 R: 1 ER: 1 SO: 2 BB: 0 IBB: 0 HBP: 0 BLK: 0 WP: 0 HR: 0 S: 40 P: 67 ERA: 2.08 WHIP: 0.923																
<b>PITCHER</b>	IP: 1.0 WLS: 7 BF: 3 H: 2 R: 2 ER: 2 SO: 1 BB: 1 IBB: 0 HBP: 0 BLK: 0 WP: 1 HR: 0 S: 15 P: 27 ERA: 18.00 WHIP: 4.000																
<b>PITCHER</b>	IP: 1.0 WLS: 4 BF: 0 H: 0 R: 0 ER: 0 SO: 0 BB: 0 IBB: 0 HBP: 0 BLK: 0 WP: 0 HR: 0 S: 8 P: 13 ERA: 0.00 WHIP: 1.000																







Batter	1	2	3	4	5	6	7	8	9	AB	R	H	RBI	BB	SO	LOB	TOP				
Vince Coleman, S (1,7) OBP: 0.317, SLG: 0.350	1-2 F4		1-2 5-3			1-3 K		3-1 F9		4	0	0	0	0	1	1	<b>St. Louis Cardinals @ Cincinnati Reds</b> Riverfront Stadium, Cincinnati, OH Thu Aug 25 1988, 7:05 PM EDT Att: 15,380 - Unknown - 85 F  <b>AB 31</b> <b>R 1</b> <b>H 6</b> <b>RBI 1</b> <b>BB 2</b> <b>SO 4</b> <b>LOB 9</b>				
Willie McGee, S (1,8) OBP: 0.327, SLG: 0.361	2-1 1B		2-1 6-3			1-0 HR		2-2 FC6-4		4	1	2	1	0	0	1					
Pedro Guerrero, R (1,3) OBP: 0.370, SLG: 0.401	1-0 1B			3-2 4-3		1-0 L6			0-0 F8	4	0	1	0	0	0	0					
Tom Brunansky, R (1,9) OBP: 0.359, SLG: 0.437	4-2 BB			1-2 4-3			0-2 F9		1-0 1B	3	0	1	0	1	0	0					
Terry Pendleton, S (1,5) OBP: 0.297, SLG: 0.367	1-1 F5			0-0 G3			2-2 F8		1-1 L8	4	0	0	0	0	0	3					
Ozzie Smith, S (1,6) OBP: 0.348, SLG: 0.334		2-1 5-3			4-1 G4-6-3 BB		0-0 2B		2-3 K	3	0	1	0	1	1	1					
José Quiendo, S (1,4) OBP: 0.341, SLG: 0.346		3-1 4-3			0-0 G4-6-3		1-1 F7			3	0	0	0	0	0	2					
Tony Peña, R (1,2) OBP: 0.302, SLG: 0.355		2-0 5-3			1-3 K			1-0 FC5-4 1B		2	0	0	0	0	1	0					
John Costello, R (5,1)										0	0	0	0	0	0	0					
Steve Lake, R (8, PH) OBP: 0.346, SLG: 0.396										1	0	1	0	0	0	0					
Greg Mathews, R (1,1) OBP: 0.200, SLG: 0.143			1-3 K					1-1 FC5-4		1	0	0	0	0	1	0					
Tom Pagnozzi, R (5,2) OBP: 0.293, SLG: 0.309						0-0 1-3				2	0	0	0	0	0	1					
Tim Jones, L (6, PR) OBP: 0.320, SLG: 0.227										0	0	0	0	0	0	0					
Dan Quisenberry, R (8,1)										0	0	0	0	0	0	0					
<b>Inning Stats</b>	R: 0 H: 2 E: 0 K: 0 S: 10	H: 1 LOB: 2 BB: 1 P: 19	R: 0 H: 0 E: 0 K: 0 S: 5	H: 0 LOB: 0 BB: 0 P: 12	R: 0 H: 0 E: 0 K: 1 S: 8	H: 0 LOB: 0 BB: 0 P: 12	R: 0 H: 0 E: 0 K: 0 S: 7	H: 0 LOB: 0 BB: 0 P: 11	R: 0 H: 0 E: 0 K: 1 S: 5	H: 0 LOB: 0 BB: 0 P: 10	R: 1 H: 1 E: 0 K: 1 S: 7	H: 1 LOB: 0 BB: 0 P: 10	R: 0 H: 1 E: 0 K: 0 S: 10	H: 1 LOB: 1 BB: 0 P: 13	R: 0 H: 1 E: 0 K: 1 S: 8	H: 1 LOB: 1 BB: 0 P: 15	R: 0 H: 1 E: 0 K: 1 S: 7	H: 1 LOB: 1 BB: 0 P: 11	1B: 4 2B: 1 3B: 0 HR: 1	SF: 0 SAC: 0 DP: 1 HBP: 0	WP: 0 PA: 33 PB: 0 SB: 0 CS: 0
<b>PITCHER</b>	IP WLS BF H R ER SO BB IBB HBP BLK WP HR S P ERA WHIP																				
Keith Brown, R (1,1) ERA: 1.29	7.0 W 25 4 1 1 3 2 0 0 0 0 0 1 52 87 1.29 0.857																				
John Franco, L (8,1) ERA: 1.3	2.0 S 8 2 0 0 1 0 0 0 0 0 0 0 15 26 0.00 1.000																				

Batter	1	2	3	4	5	6	7	8	9	AB	R	H	RBI	BB	SO	LOB	BOTTOM				
Barry Larkin, R (1,6) OBP: 0.339, SLG: 0.420	2-2 6-3 3B		0-0 F7		2-2 6-3	2-1 F9				4	1	1	0	0	0	0	<b>St. Louis Cardinals @ Cincinnati Reds</b> Riverfront Stadium, Cincinnati, OH Thu Aug 25 1988, 7:05 PM EDT Att: 15,380 - Unknown - 85 F  <b>AB 27</b> <b>R 4</b> <b>H 5</b> <b>RBI 4</b> <b>BB 8</b> <b>SO 5</b> <b>LOB 15</b>				
Dave Collins, S (1,9) OBP: 0.281, SLG: 0.276	1-2 6-3		2-3 K		4-0 BB S FC5-2 BB		2-2 L7			3	0	0	1	1	1	0					
Herm Winningham, L (8,9) OBP: 0.322, SLG: 0.331	3-H 6-3				4-1 FC5-2 BB 1B BB		1-1 2B			3	1	1	0	1	0	0					
Kal Daniels, L (1,7) OBP: 0.399, SLG: 0.445	2-1 4-3		1-1 4-3		4-1 1B S BB		4-0 1B FC5-2 BB			0	1	0	0	4	0	0					
Eric Davis, R (1,8) OBP: 0.359, SLG: 0.506	4-0 BB			4-1 1B S BB		4-2 1B FC5-2 BB		4-0 1B BB		0	1	0	0	4	0	0					
Nick Esasky, R (1,3) OBP: 0.333, SLG: 0.424	1-0 5-3			2-1 F8 BLK SF7 1B		0-0 FC5-2 1B		2-3 K		4	1	1	1	0	1	6					
John Franco, L (8,1)				1-H 1B		1-2 2-3 3-H				0	0	0	0	0	0	0					
Dave Concepcion, R (1,5) OBP: 0.289, SLG: 0.254		4-2 CS BB		3-2 F8		1-2 2-3 3-H		1-0 F8		3	0	1	1	1	0	3					
Bo Diaz, R (1,2) OBP: 0.237, SLG: 0.350	1-1 2B			4-1 1B		1-2 2-3 3-H		0-0 1-3		3	0	1	0	1	0	3					
Ron Oester, S (1,4) OBP: 0.324, SLG: 0.300		0-1 5-3		1-2 SF7			2-2 3-1		0-1 4-3	3	0	0	1	0	0	1					
Keith Brown, S (1,1)				3-H 1B			2-3 K		1-1 1-3	3	0	0	0	0	3	2					
Chris Sabo, R (8,5) OBP: 0.313, SLG: 0.433					1-3 K					1	0	0	0	0	0	0					
<b>Inning Stats</b>	R: 1 H: 1 E: 0 K: 0 S: 9	H: 1 LOB: 1 BB: 1 P: 19	R: 0 H: 1 E: 0 K: 1 S: 9	H: 1 LOB: 1 BB: 1 P: 16	R: 0 H: 0 E: 0 K: 1 S: 9	H: 0 LOB: 0 BB: 0 P: 12	R: 2 H: 1 E: 0 K: 1 S: 15	H: 1 LOB: 2 BB: 2 P: 30	R: 1 H: 1 E: 0 K: 0 S: 19	H: 1 LOB: 3 BB: 3 P: 35	R: 0 H: 0 E: 0 K: 1 S: 9	H: 0 LOB: 0 BB: 0 P: 15	R: 0 H: 1 E: 0 K: 1 S: 11	H: 1 LOB: 2 BB: 1 P: 21	R: 0 H: 0 E: 0 K: 0 S: 5	H: 0 LOB: 0 BB: 0 P: 6	R: 0 H: 0 E: 0 K: 0 S: 5	H: 0 LOB: 0 BB: 0 P: 6	1B: 2 2B: 2 3B: 1 HR: 0	SF: 1 SAC: 0 DP: 0 HBP: 0	WP: 0 PA: 36 PB: 0 SB: 2 CS: 1
<b>PITCHER</b>	IP WLS BF H R ER SO BB IBB HBP BLK WP HR S P ERA WHIP																				
Greg Mathews, L (1,1) ERA: 3.77	4.1 L 21 3 4 4 3 5 0 0 0 0 0 0 46 91 8.31 1.846																				
John Costello, R (5,1) ERA: 0.77	2.2 12 2 0 0 2 1 1 0 0 0 0 0 35 57 0.00 1.125																				
Dan Quisenberry, R (8,1) ERA: 4.7	1.0 3 0 0 0 0 0 0 0 0 0 0 0 5 6 0.00 0.000																				





Batter	1	2	3	4	5	6	7	8	9	AB	R	H	RBI	BB	SO	LOB	TOP										
Vince Coleman, S (1, 8) OBP: 0.320, SLG: 0.355	0-0 4-3		0-1 F9		1-0 1B 2B		1-0 CS 1B		1-1 S 1B	5	0	3	3	0	0	1											
Ozzie Smith, S (1, 6) OBP: 0.351, SLG: 0.339	1-1 6-3			2-0 1B G6-4-3 2B	1-2 S 1B		3-2 3-H 1B		2-2 F7	5	1	3	0	0	0	1											
Pedro Guerrero, R (1, 7) OBP: 0.372, SLG: 0.400	0-0 5-3			0-0 G6-4-3 1B	4-1 1-2 1B		0-0 F9			3	0	1	0	1	0	1											
Tom Brunansky, R (1, 9) OBP: 0.357, SLG: 0.434		0-0 6-3		0-0 G6-4-3 1B	2-2 F4			2-3 K		4	0	0	0	0	1	4											
Terry Pendleton, S (1, 5) OBP: 0.294, SLG: 0.363		2-2 6-3		0-0 F9		0-1 5-3		1-3 K		4	0	0	0	0	1	0											
José Oquendo, S (1, 4) OBP: 0.343, SLG: 0.347		0-0 5-3			0-1 FC1-6 1B		0-0 F6		0-2 1B	4	1	2	0	0	0	0											
Tom Pagnozzi, R (1, 3) OBP: 0.293, SLG: 0.310			2-3 K		1-0 FC1-6 1B		2-2 L8		1-3 K	3	0	1	0	0	1	0											
Curt Ford, L (8, PH) OBP: 0.226, SLG: 0.214					1-2 FC1-6 1B					1	0	0	0	0	1	1											
Tony Peña, R (1, 2) OBP: 0.302, SLG: 0.357			1-0 4-3		0-0 FC1-6 2B		0-0 SH5-4 1B 2B		0-0 4-3	4	2	1	0	0	0	2											
Scott Terry, R (1, 1) OBP: 0.143, SLG: 0.143			0-0 1B		0-1 SH3-4				0-1 B5-3	1	0	1	0	0	0	0											
Ken Dayley, L (7, 1)										1	0	0	0	0	0	0											
Todd Worrell, R (9, 1)										0	0	0	0	0	0	0											
<b>Inning Stats</b>	R: 0 E: 0 K: 0 S: 4	H: 0 LOB: 0 BB: 0 P: 5	R: 0 E: 0 K: 0 S: 5	H: 0 LOB: 0 BB: 0 P: 7	R: 0 E: 0 K: 1 S: 7	H: 1 LOB: 1 BB: 0 P: 10	R: 1 E: 0 K: 0 S: 4	H: 2 LOB: 0 BB: 0 P: 6	R: 2 E: 0 K: 0 S: 14	H: 4 LOB: 3 BB: 1 P: 23	R: 0 E: 0 K: 0 S: 6	H: 0 LOB: 0 BB: 0 P: 8	R: 1 E: 0 K: 0 S: 7	H: 3 LOB: 1 BB: 0 P: 11	R: 0 E: 0 K: 3 S: 13	H: 1 LOB: 1 BB: 0 P: 17	R: 0 E: 0 K: 0 S: 9	H: 1 LOB: 1 BB: 0 P: 11	1B: 9 2B: 3 3B: 0 HR: 0	SF: 0 SAC: 2 DP: 1 HBP: 0	WP: 0 PA: 38 PB: 0 SB: 2 CS: 1						
<b>PITCHER</b>	IP	WLS	BF	H	R	ER	SO	BB	IBB	HBP	BLK	WP	HR	S	P	ERA	WHIP										
Danny Jackson, L (1, 1) ERA: 2.53	7.0	L	30	10	4	4	1	0	1	0	0	0	0	47	70	5.14	1.429										
Rob Dibble, R (8, 1) ERA: 2.0	2.0		8	2	0	0	3	0	0	0	0	0	0	22	28	0.00	1.000										

St. Louis Cardinals @ Cincinnati Reds  
Riverfront Stadium, Cincinnati, OH  
Fri Aug 26 1988, 7:05 PM EDT  
Att: 32,170 - Unknown - 77 F

AB 35  
R 4  
H 12  
RBI 3  
BB 1  
SO 4  
LOB 10



Batter	1	2	3	4	5	6	7	8	9	AB	R	H	RBI	BB	SO	LOB	BOTTOM										
Barry Larkin, R (1, 6) OBP: 0.344, SLG: 0.426	2-2 SH1-3 2B S	1-2 6-3			1-0 1B		2-1 1B 2B		2-2 S 1B	5	2	4	0	0	0	2											
Herm Winningham, L (1, 8) OBP: 0.328, SLG: 0.338			2-3 K		0-0 FC6-4 1B		0-0 1B		3-2 5-3	3	0	2	1	0	1	0											
Eric Davis, R (9, PH) OBP: 0.358, SLG: 0.505					1-2 FC6-4 1B		2-H 1B		1-2 1B	1	0	0	0	0	0	1											
Chris Sabo, R (1, 5) OBP: 0.312, SLG: 0.431	0-0 6-3		0-0 5-3		1-2 FC6-4		0-1 1B		1-3 1B	4	0	1	0	0	0	3											
Kal Daniels, L (1, 7) OBP: 0.397, SLG: 0.446	1-1 2B		0-1 4-3		2-2 E6 1B		1-3 K			4	0	1	1	0	1	2											
Paul O'Neill, L (1, 9) OBP: 0.314, SLG: 0.410	0-1 6-3			1-2 5-3		0-0 G6-4-3 1B		2-3 K		4	0	1	0	0	1	1											
Nick Esasky, R (1, 3) OBP: 0.332, SLG: 0.422		1-2 1B 1B		0-0 6-3		1-1 G6-4-3		1-2 5-3		4	0	1	0	0	0	2											
Jeff Reed, L (1, 2) OBP: 0.299, SLG: 0.282		1-3 K		2-1 F8		0-0 4-3		2-1 6-3		3	0	0	0	0	1	2											
Lloyd McClendon, R (8, PH) OBP: 0.317, SLG: 0.360										1	0	0	0	0	0	0											
Ron Oester, S (1, 4) OBP: 0.319, SLG: 0.297		2-0 1B		1-1 F7		3-2 4-3		2-3 K		4	0	1	0	0	1	0											
Danny Jackson, R (1, 1) OBP: 0.149, SLG: 0.155		3-3 K		0-2 1-3		0-3 K		1-2 6-3		2	0	0	0	0	1	2											
Ken Griffey, L (7, PH) OBP: 0.298, SLG: 0.311										1	0	0	0	0	1	0											
Rob Dibble, L (8, 1) ERA: 3.51										0	0	0	0	0	0	0											
Dave Collins, S (9, PH) OBP: 0.279, SLG: 0.274										1	0	0	0	0	0	0											
<b>Inning Stats</b>	R: 1 E: 0 K: 0 S: 9	H: 2 LOB: 1 BB: 0 P: 13	R: 0 E: 0 K: 2 S: 13	H: 2 LOB: 2 BB: 0 P: 21	R: 0 E: 0 K: 1 S: 6	H: 0 LOB: 0 BB: 0 P: 8	R: 0 E: 0 K: 0 S: 6	H: 0 LOB: 0 BB: 0 P: 9	R: 0 E: 0 K: 0 S: 11	H: 2 LOB: 2 BB: 0 P: 14	R: 0 E: 1 K: 0 S: 9	H: 1 LOB: 1 BB: 0 P: 12	R: 1 E: 0 K: 2 S: 17	H: 3 LOB: 2 BB: 0 P: 23	R: 0 E: 0 K: 1 S: 9	H: 0 LOB: 0 BB: 0 P: 14	R: 0 E: 0 K: 1 S: 14	H: 1 LOB: 1 BB: 0 P: 22	1B: 9 2B: 2 3B: 0 HR: 0	SF: 0 SAC: 1 DP: 1 HBP: 0	WP: 0 PA: 38 PB: 0 SB: 2 CS: 0						
<b>PITCHER</b>	IP	WLS	BF	H	R	ER	SO	BB	IBB	HBP	BLK	WP	HR	S	P	ERA	WHIP										
Scott Terry, R (1, 1) ERA: 2.76	6.2	W	30	10	2	2	4	0	0	0	0	0	0	68	96	2.70	1.500										
Ken Dayley, L (7, 1) ERA: 3.51	2.0		7	1	0	0	3	0	0	0	0	0	0	23	34	0.00	0.500										
Todd Worrell, R (9, 1) ERA: 3.32	0.1	S	1	0	0	0	0	0	0	0	0	0	0	3	6	0.00	0.000										

St. Louis Cardinals @ Cincinnati Reds  
Riverfront Stadium, Cincinnati, OH  
Fri Aug 26 1988, 7:05 PM EDT  
Att: 32,170 - Unknown - 77 F

AB 37  
R 2  
H 11  
RBI 2  
BB 0  
SO 7  
LOB 15





Batter	1	2	3	4	5	6	7	8	9	10	11	12	13	14	AB	R	H	RBI	BB	SO	LOB	TOP										
Vince Coleman, S OBP: 0.320, SLG: 0.354 (1, 8)				F5		F3		6-3			SH1-4 1B	K			6	0	2	0	0	1	2											
Ozzie Smith, S OBP: 0.347, SLG: 0.335 (1, 6)	P4 1-3			F7		5-3		F7			SH1-4 1B				5	0	0	0	0	1	1											
Pedro Guerrero, R OBP: 0.378, SLG: 0.408 (1, 3)	P4									F9					5	1	3	0	1	0	0											
Tom Brunansky, R OBP: 0.356, SLG: 0.431 (1, 9)		5-3								F8			F3		5	0	1	1	1	0	3											
Terry Pendleton, S OBP: 0.292, SLG: 0.357 (1, 5)		5-3		F8		F3				K					5	0	0	0	1	1	6											
José Quiendo, S OBP: 0.345, SLG: 0.357 (1, 4) (10, 7)		L7										K	K		5	1	2	1	1	2	2											
Tom Pagnozzi, R OBP: 0.290, SLG: 0.306 (1, 2)			5-3			6-3		F8		SH3-4 1B					5	0	1	0	0	1												
Tom Lawless, R OBP: 0.154, SLG: 0.162 (1, 7)			4-3			G3		L4-3							3	0	0	0	0	0	1											
Curt Ford, L OBP: 0.226, SLG: 0.214 (8, 7)															0	0	0	0	0	0	0											
Steve Lake, R OBP: 0.358, SLG: 0.396 (10, PH)															0	0	0	0	0	0	0											
Tim Jones, L OBP: 0.333, SLG: 0.250 (10, PR)															2	0	1	0	0	0	0											
Joe Magrane, R OBP: 0.279 (16, PH)															3	0	0	0	0	2	0											
Tony Peña, L OBP: 0.299 (16, PH)															1	0	0	0	0	2	0											
Dan Quisenberry, R OBP: 0.308, SLG: 0.310 (16, PH)															0	0	0	0	0	0	0											
Ken Dayley, L OBP: 0.277, SLG: 0.272 (12, PH)															0	0	0	0	0	0	0											
Todd Worrell, R OBP: 0.306, SLG: 0.310 (10, PH)															0	0	0	0	0	0	0											
Mike Laga, L OBP: 0.188, SLG: 0.189 (12, PH)															1	0	0	0	0	1	2											
Larry McWilliams, L OBP: 0.309, SLG: 0.344 (12, PH)															1	0	0	0	0	0	0											
<b>Inning Stats</b>	R: 0 E: 0 K: 0 S: 8	H: 1 LOB: 0 BB: 0 P: 13	R: 0 E: 0 K: 0 S: 10	H: 0 LOB: 0 BB: 0 P: 12	R: 0 E: 0 K: 1 S: 6	H: 0 LOB: 0 BB: 0 P: 9	R: 0 E: 0 K: 0 S: 11	H: 1 LOB: 2 BB: 1 P: 21	R: 1 E: 0 K: 0 S: 8	H: 1 LOB: 0 BB: 0 P: 11	R: 1 E: 0 K: 0 S: 14	H: 2 LOB: 1 BB: 0 P: 22	R: 0 E: 0 K: 0 S: 5	H: 0 LOB: 0 BB: 0 P: 10	R: 0 E: 0 K: 0 S: 8	H: 1 LOB: 2 BB: 1 P: 16	R: 0 E: 0 K: 0 S: 12	H: 2 LOB: 2 BB: 0 P: 18	R: 0 E: 0 K: 2 S: 13	H: 1 LOB: 2 BB: 1 P: 23	R: 0 E: 0 K: 1 S: 9	H: 0 LOB: 0 BB: 0 P: 11	1B: 8 2B: 2 3B: 0 HR: 1	SF: 0 SAC: 2 DP: 3 HBP: 1	WP: 1 PB: 0 SB: 3 CS: 1	PA: 54						
<b>PITCHER</b>	IP WLS BF H R ER SO BB IBB HBP BLK WP HR S P ERA WHIP	IP WLS BF H R ER SO BB IBB HBP BLK WP HR S P ERA WHIP	PITCHER												IP WLS BF H R ER SO BB IBB HBP BLK WP HR S P ERA WHIP																	
Norm Charlton, L ERA: 4.86 (1, 1)	7.0	2.1	1.2	2.0	1.0	1.0	2.0	2.0	2.0	2.0	2.0	2.0	2.0	2.0	7.0	2.1	1.2	2.0	1.0	1.0	2.0	2.0										
Frank Williams, R ERA: 2.93 (8, 1)	2.1	1.2	2.0	1.0	1.0	1.0	1.0	1.0	1.0	1.0	1.0	1.0	1.0	1.0	2.1	1.2	2.0	1.0	1.0	1.0	1.0	1.0										
Rob Murphy, L ERA: 2.94 (10, 1)	1.2	1.0	1.0	1.0	1.0	1.0	1.0	1.0	1.0	1.0	1.0	1.0	1.0	1.0	1.2	1.0	1.0	1.0	1.0	1.0	1.0	1.0										
Rob DiGirolle, R ERA: 1.89 (12, 1)	2.0	1.0	1.0	1.0	1.0	1.0	1.0	1.0	1.0	1.0	1.0	1.0	1.0	1.0	2.0	1.0	1.0	1.0	1.0	1.0	1.0	1.0										
John Franco, L ERA: 1.28 (14, 1)	1.0	1.0	1.0	1.0	1.0	1.0	1.0	1.0	1.0	1.0	1.0	1.0	1.0	1.0	1.0	1.0	1.0	1.0	1.0	1.0	1.0	1.0										

St. Louis Cardinals @ Cincinnati Reds  
Riverfront Stadium, Cincinnati, OH  
Sat-Aug 27 1988, 7:05 PM EDT  
Att: 35,894 - Unknown - 85 F

AB	47
R	10
H	12
RBI	2
BB	4
SO	9
LOB	20



Batter	1	2	3	4	5	6	7	8	9	10	11	12	13	14	AB	R	H	RBI	BB	SO	LOB	BOTTOM									
Barry Larkin, R OBP: 0.345, SLG: 0.430 (1, 6)	F6					6-3				6-3		6-3			5	1	2	0	1	0	0										
Chris Sabo, R OBP: 0.318, SLG: 0.433 (1, 5)				6-3				L8				4-3		SH3-4	7	1	4	0	0	0	2										
Kal Daniels, L OBP: 0.394, SLG: 0.439 (1, 7)	G1					3-1		4-3							6	0	0	0	1	2	5										
Eric Davis, R OBP: 0.366, SLG: 0.518 (1, 8)	K									K		6-3			4	1	3	2	3	1	1										
Nick Esasky, R OBP: 0.334, SLG: 0.421 (1, 3)		4-3													3	0	1	0	1	0	1										
Herm Winstingham, L OBP: 0.331, SLG: 0.341 (8, PR)															2	0	1	1	0	1	3										
Paul O'Neill, L OBP: 0.305, SLG: 0.404 (9, 3)		1-3													7	0	0	0	0	1	4										
Bo Diaz, R OBP: 0.236, SLG: 0.344 (1, 2)															5	0	0	0	1	2	2										
Dave Concepcion, R OBP: 0.294 (16, PH)															4	0	1	0	0	0	0										
Rob Murphy, L OBP: 0.277, SLG: 0.272 (12, PH)															0	0	0	0	0	0	0										
Ken Griffey, L OBP: 0.306, SLG: 0.310 (13, PH)															0	0	0	0	0	0	0										
John Franco, L OBP: 0.309, SLG: 0.344 (14, 1)															0	0	0	0	0	0	0										
<b>Inning Stats</b>	R: 0 E: 0 K: 1 S: 10	H: 1 LOB: 1 BB: 0 P: 15	R: 0 E: 0 K: 1 S: 10	H: 0 LOB: 0 BB: 0 P: 13	R: 0 E: 0 K: 1 S: 8	H: 1 LOB: 1 BB: 0 P: 10	R: 0 E: 0 K: 2 S: 16	H: 1 LOB: 1 BB: 1 P: 27	R: 0 E: 0 K: 0 S: 6	H: 0 LOB: 0 BB: 0 P: 11	R: 0 E: 0 K: 0 S: 8	H: 0 LOB: 0 BB: 0 P: 12	R: 0 E: 0 K: 1 S: 7	H: 0 LOB: 0 BB: 0 P: 7	R: 0 E: 0 K: 0 S: 5	H: 1 LOB: 1 BB: 0 P: 15	R: 0 E: 0 K: 0 S: 7	H: 1 LOB: 2 BB: 1 P: 13	R: 1 E: 0 K: 0 S: 7	H: 3 LOB: 3 BB: 2 P: 22	1B: 9 2B: 3 3B: 0 HR: 1	SF: 0 SAC: 2 DP: 0 HBP: 0	WP: 0 PB: 0 SB: 4 CS: 0	PA: 60							
<b>PITCHER</b>	IP WLS BF H R ER SO BB IBB HBP BLK WP HR S P ERA WHIP	IP WLS BF H R ER SO BB IBB HBP BLK WP HR S P ERA WHIP	PITCHER												IP WLS BF H R ER SO BB IBB HBP BLK WP HR S P ERA WHIP																
Joe Magrane, L ERA: 2.32 (10, 1)	9.0	0.1	0.1	0.1	0.1	0.1	0.1	0.1	0.1	0.1	0.1	0.1	0.1	0.1	9.0	0.1	0.1	0.1	0.1	0.1	0.1	0.1									
Dan Quisenberry, R ERA: 4.67 (10, 1)	0.1	0.1	0.1	0.1	0.1	0.1	0.1	0.1	0.1	0.1	0.1	0.1	0.1	0.1	0.1	0.1	0.1	0.1	0.1	0.1	0.1	0.1									
Ken Dayley, L ERA: 3.68 (10, 1)	0.1	0.1	0.1	0.1	0.1	0.1	0.1	0.1	0.1	0.1	0.1	0.1	0.1	0.1	0.1	0.1	0.1	0.1	0.1	0.1	0.1	0.1									
Todd Worrell, R ERA: 3.06 (10, 1)	1.1	0.1	0.1	0.1	0.1	0.1	0.1	0.1	0.1	0.1	0.1	0.1	0.1	0.1	1.1	0.1	0.1	0.1	0.1	0.1	0.1	0.1									
Larry McWilliams, L ERA: 2.9 (12, 1)	2.2	0.1	0.1	0.1	0.1	0.1	0.1	0.1	0.1	0.1	0.1	0.1	0.1	0.1	2.2	0.1	0.1	0.1	0.1	0.1	0.1	0.1									

St. Louis Cardinals @ Cincinnati Reds  
Riverfront Stadium, Cincinnati, OH  
Sat-Aug 27 1988, 7:05 PM EDT  
Att: 35,894 - Unknown - 85 F

AB	51
R	3
H	13
RBI	3
BB	7
SO	9
LOB	21









Batter	1	2	3	4	5	6	7	8	9	AB	R	H	RBI	BB	SO	LOB	TOP			
Vince Coleman, S OBP: 0.319, SLG: 0.353 (1, 8)	F7		1B HR		FC5-4			6-3		4	1	1	0	0	0	1				
Ozzie Smith, S OBP: 0.344, SLG: 0.331 (1, 6)	4-3		1B HR		4-3			6-3		4	1	1	0	0	0	1				
Pedro Guerrero, R OBP: 0.386, SLG: 0.430 (1, 3)	2B		HR			F4			5-3	4	1	2	3	0	0	0				
Tom Brunansky, R OBP: 0.354, SLG: 0.426 (1, 9)	F9		6-3			CS 1B			F7	4	0	1	0	0	0	1				
Terry Pendleton, S OBP: 0.290, SLG: 0.354 (1, 5)		F8			K					4	0	1	0	0	1	1				
Jose Oquendo, S OBP: 0.341, SLG: 0.351 (1, 4)		G4-3 1B			4-3				FC5-4	4	0	1	0	0	1	1				
Curt Ford, L OBP: 0.220, SLG: 0.208 (1, 7)		G4-3 1-2			K					3	0	0	0	0	1	1				
Tony Peña, R OBP: 0.301, SLG: 0.362 (1, 2)			5-3							3	0	0	0	0	0	0				
Jose DeLeon, R OBP: 0.150, SLG: 0.136 Larry McWilliams, L OBP: 0.168, SLG: 0.167 John Costello, R (8, 1)			F8						1-3	3	0	1	0	0	0	0				
<b>Inning Stats</b>	R: 0 E: 0 K: 0 S: 10	H: 1 LOB: 1 BB: 0 P: 14	R: 0 E: 0 K: 0 S: 4	H: 1 LOB: 0 BB: 0 P: 5	R: 3 E: 0 K: 0 S: 9	H: 3 LOB: 0 BB: 0 P: 15	R: 0 E: 0 K: 2 S: 11	H: 0 LOB: 0 BB: 0 P: 16	R: 0 E: 0 K: 0 S: 10	H: 1 LOB: 0 BB: 0 P: 14	R: 0 E: 0 K: 1 S: 9	H: 0 LOB: 0 BB: 0 P: 9	R: 0 E: 0 K: 0 S: 6	H: 0 LOB: 0 BB: 0 P: 7	R: 0 E: 0 K: 0 S: 8	H: 1 LOB: 1 BB: 0 P: 11	1B: 6 2B: 1 3B: 0 HR: 1	SF: 0 SAC: 0 DP: 1 HBP: 0	WP: 1 PB: 0 SB: 0 CS: 1	PA: 33
<b>PITCHER</b> Rick Mahler, R ERA: 3.81 (1, 1)	IP: 9.0 WLS: L BF: 33 H: 8 R: 3 ER: 3 SO: 3	BB: 0 IBB: 0 HBP: 0 BLK: 0	WP: 1 HR: 1 S: 74 P: 102	ERA: 3.00 WHIP: 0.889	<b>PITCHER</b>	IP: 9.0 WLS: L BF: 33 H: 8 R: 3 ER: 3 SO: 3	BB: 0 IBB: 0 HBP: 0 BLK: 0	WP: 1 HR: 1 S: 74 P: 102	ERA: 3.00 WHIP: 0.889	<b>PITCHER</b>	IP: 9.0 WLS: L BF: 33 H: 8 R: 3 ER: 3 SO: 3	BB: 0 IBB: 0 HBP: 0 BLK: 0	WP: 1 HR: 1 S: 74 P: 102	ERA: 3.00 WHIP: 0.889						

St. Louis Cardinals @ Atlanta Braves  
Atlanta-Fulton County Stadium, Atlanta, GA  
Mon Aug 29 1988, 7:05 PM EDT  
Att: 6,668 - Unknown - 82 F

AB 33  
R 3  
H 8  
RBI 3  
BB 0  
SO 3  
LOB 6



Batter	1	2	3	4	5	6	7	8	9	AB	R	H	RBI	BB	SO	LOB	BOTTOM					
Ron Gant, R OBP: 0.304, SLG: 0.434 (1, 4)	2B BB		K		F5					3	1	0	0	1	2	1						
Dion James, L OBP: 0.358, SLG: 0.362 (1, 7)	1B 2B				5-3					2	1	1	1	2	0	0						
Gerald Perry, L OBP: 0.361, SLG: 0.412 (1, 3)	G6-4-3 1B		F5			2B				4	0	2	1	0	1	2						
Dale Murphy, R OBP: 0.315, SLG: 0.443 (1, 9)	G6-4-3 1-2		K			5-3			F9	4	0	0	0	0	1	4						
Andres Thomas, R OBP: 0.269, SLG: 0.375 (1, 6)	K				WP 1B				F3	4	0	1	0	0	1	2						
Paul Runge, R OBP: 0.351, SLG: 0.313 (1, 5)		6-3			K					4	0	0	0	0	3	2						
Bruce Benedict, R OBP: 0.310, SLG: 0.286 Ted Simmons, S OBP: 0.350, SLG: 0.388 (9, PH)					F9				G3	3	0	1	0	0	1	1						
Terry Blocker, L OBP: 0.233, SLG: 0.239 (1, 8)		F2			4-3					4	0	1	0	0	1	2						
Rick Mahler, R OBP: 0.161, SLG: 0.164 (1, 1)					5-3				SH3-4 1B	2	0	0	0	0	1	1						
<b>Inning Stats</b>	R: 2 E: 0 K: 1 S: 10	H: 2 LOB: 0 BB: 1 P: 16	R: 0 E: 0 K: 1 S: 9	H: 1 LOB: 0 BB: 0 P: 13	R: 0 E: 0 K: 2 S: 10	H: 0 LOB: 1 BB: 1 P: 20	R: 0 E: 0 K: 1 S: 10	H: 1 LOB: 0 BB: 0 P: 13	R: 0 E: 0 K: 0 S: 5	H: 0 LOB: 0 BB: 0 P: 7	R: 0 E: 0 K: 1 S: 13	H: 1 LOB: 1 BB: 0 P: 18	R: 0 E: 0 K: 2 S: 11	H: 1 LOB: 1 BB: 0 P: 15	R: 0 E: 0 K: 1 S: 10	H: 0 LOB: 1 BB: 1 P: 19	R: 0 E: 0 K: 2 S: 8	H: 0 LOB: 0 BB: 0 P: 12	1B: 4 2B: 2 3B: 0 HR: 0	SF: 0 SAC: 1 DP: 1 HBP: 0	WP: 1 PB: 0 SB: 0 CS: 0	PA: 35
<b>PITCHER</b> Jose DeLeon, R ERA: 4.04 Larry McWilliams, L ERA: 2.89 John Costello, R ERA: 0.74 (1, 1)	IP: 7.0 WLS: W BF: 29 H: 6 R: 2 ER: 2 SO: 8	BB: 3 IBB: 0 HBP: 0 BLK: 0	WP: 1 HR: 0 S: 69 P: 107	ERA: 2.57 WHIP: 1.286	<b>PITCHER</b>	IP: 1.2 WLS: S BF: 5 H: 0 R: 0 ER: 0 SO: 2	BB: 0 IBB: 0 HBP: 0 BLK: 0	WP: 0 HR: 0 S: 13 P: 20	ERA: 0.00 WHIP: 0.000													

St. Louis Cardinals @ Atlanta Braves  
Atlanta-Fulton County Stadium, Atlanta, GA  
Mon Aug 29 1988, 7:05 PM EDT  
Att: 6,668 - Unknown - 82 F

AB 31  
R 2  
H 6  
RBI 2  
BB 3  
SO 11  
LOB 15





Batter	1	2	3	4	5	6	7	8	9	AB	R	H	RBI	BB	SO	LOB	TOP											
Vince Coleman, S (1, 8) OBP: 0.319, SLG: 0.352	E4 1B	F6					F7		1B BB	4	2	1	0	1	0	0												
Ozzie Smith, S (1, 6) OBP: 0.344, SLG: 0.331 Dan Quisenberry, R (9, 1)	L6		6-3				SF8 BB	F7	1B BB	4	1	1	2	1	0	1												
Pedro Guerrero, R (1, 3) OBP: 0.386, SLG: 0.429 Mike Laga, L (9, PR) OBP: 0.160, SLG: 0.174	1B HR BB		F3				SF8	K	1B	3	1	1	2	1	1	0												
Tom Brunansky, R (1, 9) OBP: 0.355, SLG: 0.428	F3		5-3				K		1B	5	0	2	1	0	1	4												
Terry Pendleton, S (1, 5) OBP: 0.289, SLG: 0.351	HR 1B						F9		F5	5	1	1	1	0	0	3												
José Oquendo, S (1, 4) OBP: 0.342, SLG: 0.359	HR						F9		BB G3 1B BB	3	2	1	3	1	0	0												
Tony Peña, R (1, 2) OBP: 0.298, SLG: 0.358	F6						4-3		G3	4	0	0	0	0	1	1												
Tom Lawless, R (1, 7) OBP: 0.239, SLG: 0.302 Curt Ford, L (9, PH) OBP: 0.216, SLG: 0.206		6-3					1B SF8 1B	5-3	F7	3	1	1	0	0	0	0												
Greg Mathews, R (1, 1) OBP: 0.176, SLG: 0.125 Tim Jones, L (9, PH) OBP: 0.406, SLG: 0.321		6-3					SH5-4	4-3	BB 1B BB	2	0	0	0	0	0	0												
<b>Inning Stats</b>	R: 4 E: 1 K: 0 S: 12	H: 2 LOB: 0 BB: 1 P: 21	R: 0 E: 0 K: 0 S: 4	H: 0 LOB: 0 BB: 0 P: 8	R: 0 E: 0 K: 0 S: 4	H: 0 LOB: 0 BB: 0 P: 9	R: 0 E: 0 K: 0 S: 3	H: 0 LOB: 0 BB: 0 P: 4	R: 1 E: 0 K: 1 S: 14	H: 2 LOB: 2 BB: 1 P: 27	R: 0 E: 0 K: 1 S: 7	H: 0 LOB: 0 BB: 0 P: 8	R: 0 E: 0 K: 1 S: 10	H: 0 LOB: 0 BB: 0 P: 15	R: 0 E: 0 K: 1 S: 7	H: 1 LOB: 1 BB: 0 P: 12	R: 4 E: 0 K: 0 S: 15	H: 3 LOB: 2 BB: 3 P: 35	1B: 6 2B: 1 3B: 0 HR: 1	SF: 1 SAC: 1 DP: 0 HBP: 0	WP: 0 PB: 0 SB: 3 CS: 0	PA: 41						
<b>PITCHER</b>	IP	WLS	BF	H	R	ER	SO	BB	IBB	HBP	BLK	WP	HR	S	P	ERA	WHIP	<b>PITCHER</b>										
German Jimenez, L (1, 1) ERA: 5.06	4.1	L	20	4	5	1	0	2	0	0	0	0	0	1	32	59	2.08	1.385										
Charlie Puleo, R (5, 1) ERA: 3.63	1.2		5	0	0	0	2	0	0	0	0	0	0	0	12	18	0.00	0.000										
Jim Acker, R (7, 1) ERA: 5.18	1.0		3	0	0	0	0	0	0	0	0	0	0	0	10	15	0.00	0.000										
José Álvarez, R (8, 1) ERA: 3.52	1.2		12	4	4	4	1	3	0	0	0	0	0	0	21	46	21.60	4.200										
Jim Morrison, R (9, 1) ERA:	0.1		1	0	0	0	0	0	0	0	0	0	0	0	1	1	0.00	0.000										
<b>Batter</b>	<b>1</b>	<b>2</b>	<b>3</b>	<b>4</b>	<b>5</b>	<b>6</b>	<b>7</b>	<b>8</b>	<b>9</b>	<b>AB</b>	<b>R</b>	<b>H</b>	<b>RBI</b>	<b>BB</b>	<b>SO</b>	<b>LOB</b>	<b>BOTTOM</b>											
Ron Gant, R (1, 4) OBP: 0.303, SLG: 0.432	K		4-3					K		3	0	0	0	1	2	0												
Lonnie Smith, R (1, 7) OBP: 0.290, SLG: 0.291	E6 6-3						F7 E 1B	F8	F8	4	0	1	0	0	0	2												
Gerald Perry, L (1, 3) OBP: 0.360, SLG: 0.413	6-3						E1 G5-4-3	G4-6-3		4	0	1	0	0	0	4												
Dale Murphy, R (1, 9) OBP: 0.315, SLG: 0.441	6-3						F7	BB FC3-2 1B	F7	4	0	1	0	0	0	4												
Andres Thomas, R (1, 6) OBP: 0.269, SLG: 0.374	F8						G5-4-3	F8	1B 1B	4	1	1	0	0	0	3												
Ozzie Virgil, R (1, 2) OBP: 0.304, SLG: 0.370	5-3						F7	FC3-2 BB	1B 1-3 1B	3	0	1	0	1	0	0												
Paul Runge, R (1, 5) OBP: 0.346, SLG: 0.299	5-3						6-3	FC5 FC3-2 BB	1-3	3	0	0	0	1	0	2												
Terry Blocker, L (1, 8) OBP: 0.234, SLG: 0.239			6-3				F7	FC3-2	G6-4-3 1B	4	0	1	1	0	0	3												
German Jimenez, L (1, 1) OBP: 0.071, SLG: 0.071 Charlie Puleo, R (5, 1) OBP: 0.182, SLG: 0.182 Jerry Royster, R (6, PH) OBP: 0.252, SLG: 0.251 Jim Acker, R (7, 1) OBP: 0.162, SLG: 0.162 Ted Simmons, S (7, PH) OBP: 0.342, SLG: 0.354 José Álvarez, R (8, 1) OBP: 0.302, SLG: 0.429 Jim Morrison, R (9, 1) OBP: 0.233, SLG: 0.243			3-1					FC5	G6-4-3 1B	1	0	0	0	0	0	0												
<b>Inning Stats</b>	R: 0 E: 1 K: 1 S: 7	H: 0 LOB: 0 BB: 0 P: 11	R: 0 E: 0 K: 0 S: 6	H: 0 LOB: 0 BB: 0 P: 10	R: 0 E: 0 K: 0 S: 5	H: 0 LOB: 0 BB: 0 P: 8	R: 0 E: 1 K: 0 S: 7	H: 1 LOB: 1 BB: 0 P: 9	R: 0 E: 0 K: 0 S: 6	H: 0 LOB: 0 BB: 0 P: 10	R: 0 E: 0 K: 0 S: 5	H: 1 LOB: 1 BB: 1 P: 11	R: 0 E: 0 K: 0 S: 10	H: 1 LOB: 3 BB: 2 P: 22	R: 0 E: 0 K: 1 S: 11	H: 1 LOB: 1 BB: 0 P: 16	R: 1 E: 0 K: 0 S: 8	H: 3 LOB: 1 BB: 0 P: 9	1B: 5 2B: 2 3B: 0 HR: 0	SF: 0 SAC: 0 DP: 3 HBP: 0	WP: 1 PB: 0 SB: 0 CS: 0	PA: 36						
<b>PITCHER</b>	IP	WLS	BF	H	R	ER	SO	BB	IBB	HBP	BLK	WP	HR	S	P	ERA	WHIP	<b>PITCHER</b>										
Greg Mathews, L (1, 1) ERA: 3.18	8.0	W	31	4	0	0	2	3	0	0	0	0	0	57	97	0.00	0.875											
Dan Quisenberry, R (9, 1) ERA: 4.70	1.0		5	3	1	1	0	0	0	0	0	0	0	8	9	9.00	3.000											

St. Louis Cardinals @ Atlanta Braves  
Atlanta-Fulton County Stadium, Atlanta, GA  
Tue Aug 30 1988, 7:05 PM EDT  
Att: 6,278 - Unknown - 79 F

AB 34  
R 9  
H 8  
RBI 9  
BB 5  
SO 3  
LOB 10



St. Louis Cardinals @ Atlanta Braves  
Atlanta-Fulton County Stadium, Atlanta, GA  
Tue Aug 30 1988, 7:05 PM EDT  
Att: 6,278 - Unknown - 79 F

AB 33  
R 1  
H 7  
RBI 1  
BB 3  
SO 2  
LOB 23





Batter	1	2	3	4	5	6	7	8	9	AB	R	H	RBI	BB	SO	LOB	TOP										
Vince Coleman, S (1, 8) OBP: 0.317, SLG: 0.349	0-1 6-3	2-3 K		1-0 E6		1-0 5-3		1-3 K		5	0	0	0	0	2	3											
Tim Jones, L (1, 6) OBP: 0.405, SLG: 0.333	1-1 S		1-0 6-3	1-0 SAFE	1-0 SAFE	1-1 F7		1-2 F8	1-2 F8	5	0	2	1	0	0	0											
Pedro Guerrero, R (1, 3) OBP: 0.380, SLG: 0.421	1-2 SAFE	2-3 SAFE	0-2 5-3	2-1 F8	2-1 F8	3-1 F8		3-2 5-3		5	0	0	0	0	1	3											
Tom Brunansky, R (1, 9) OBP: 0.353, SLG: 0.432	2-2 F2		2-3 K		0-1 F7		1-3 K		2-2 HR	5	1	1	1	0	2	1											
Terry Pendleton, S (1, 5)		2-2 BB		2-0 F8	0-2 3-1		0-0 FC3-6		0-0 6-3	5	1	2	0	0	0	0											
José Oquendo, S (1, 4) OBP: 0.346, SLG: 0.365	4-1 SAFE	1-2 SAFE		0-1 2B	0-0 2B		0-0 FC3-6			3	2	2	0	1	0	1											
Curt Ford, L (1, 7) OBP: 0.237, SLG: 0.245	0-2 SAFE	0-2 SAFE		0-0 1B	2-1 WP		0-0 F8			4	1	3	2	0	0	1											
Tony Peña, R (1, 2) OBP: 0.300, SLG: 0.358	0-2 F4		2-0 E	4-0 SH1-4			1-2 F5			3	1	1	2	1	0	2											
Scott Terry, R (1, 1) OBP: 0.125, SLG: 0.125	0-3 K		0-2 SH1-4	3-1 F8			2-2 6-3			2	0	0	0	0	1	4											
Mike Laga, L (8, PH) OBP: 0.158, SLG: 0.172				1-2 2-S						1	0	0	0	0	0	0											
Ken Dayley, L (8, 1)										0	0	0	0	0	0	0											
Todd Worrell, R (9, 1)										0	0	0	0	0	0	0											
<b>Inning Stats</b>	R: 0 E: 0 K: 1 S: 10	H: 1 LOB: 1 BB: 0 P: 15	R: 1 E: 0 K: 2 S: 22	H: 2 LOB: 2 BB: 1 P: 30	R: 0 E: 0 K: 1 S: 8	H: 0 LOB: 0 BB: 0 P: 11	R: 3 E: 1 K: 0 S: 12	H: 4 LOB: 2 BB: 0 P: 20	R: 1 E: 0 K: 0 S: 10	H: 2 LOB: 2 BB: 1 P: 19	R: 0 E: 0 K: 0 S: 5	H: 0 LOB: 0 BB: 0 P: 10	R: 0 E: 0 K: 1 S: 6	H: 1 LOB: 1 BB: 0 P: 7	R: 0 E: 0 K: 1 S: 10	H: 0 LOB: 0 BB: 0 P: 14	R: 1 E: 0 K: 0 S: 11	H: 1 LOB: 0 BB: 0 P: 17	1B: 7 2B: 3 3B: 0 HR: 1	SF: 0 SAC: 1 DP: 0 HBP: 0	WP: 1 PB: 1 SB: 1 CS: 0	PA: 41					
<b>PITCHER</b>	IP	WLS	BF	H	R	ER	SO	BB	IBB	HBP	BLK	WP	HR	S	P	ERA	WHIP										
Pete Smith, R (1, 1) ERA: 3.94	5.0	L	27	9	5	4	4	1	1	0	0	1	0	62	95	7.20	2.000										
Charlie Puleo, R (6, 1) ERA: 3.55	2.0		7	1	0	0	1	0	0	0	0	0	0	11	17	0.00	0.500										
Bruce Sutter, R (8, 1) ERA: 5.1	1.0		3	0	0	0	1	0	0	0	0	0	0	10	14	0.00	0.000										
Jim Acker, R (9, 1) ERA: 5.33	1.0		4	1	1	1	0	0	0	0	0	0	1	11	17	9.00	1.000										

St. Louis Cardinals @ Atlanta Braves  
Atlanta-Fulton County Stadium, Atlanta, GA  
Wed Aug 31 1988, 7:05 PM EDT  
Att: 6,358 - Unknown - 73 F

AB 38  
R 6  
H 11  
RBI 6  
BB 2  
SO 6  
LOB 15



Batter	1	2	3	4	5	6	7	8	9	AB	R	H	RBI	BB	SO	LOB	BOTTOM										
Ron Gant, R (1, 4) OBP: 0.306, SLG: 0.432	2-0 G4-6-3	4-0 BB			2-2 G1-4-3			4-0 G6-4-3		2	0	1	0	1	0	1											
Charlie Puleo, R (6, 1) OBP: 0.162, SLG: 0.182					1-2 SAFE			1-1 BB		0	0	0	0	0	0	0											
Bruce Sutter, R (8, 1)										0	0	0	0	0	0	0											
Jim Morrison, R (8, PH) OBP: 0.215, SLG: 0.243										0	0	0	0	1	0	0											
Jim Acker, R (9, 1) OBP: 0.150, SLG: 0.667										0	0	0	0	0	0	0											
Dion James, L (1, 7) OBP: 0.355, SLG: 0.359	2-0 G4-6-3	3-2 F8			0-1 F7			1-1 F9		3	0	0	0	0	0	4											
Lonnie Smith, R (8, PH) OBP: 0.286, SLG: 0.286	1-2 SAFE									1	0	0	0	0	0	1											
Gerald Perry, L (1, 3) OBP: 0.357, SLG: 0.409	0-2 4-3		1-0 1-3			1-1 G3		1-2 G6-4-3		4	0	0	0	0	0	1											
Dale Murphy, R (1, 9) OBP: 0.318, SLG: 0.452		0-1 E	1-3 K2-3			0-0 2B			2-1 HR	4	2	3	1	0	1	0											
Andres Thomas, R (1, 6) OBP: 0.269, SLG: 0.373		0-0 E8	1-1 4-3			0-1 1-3			0-0 L4	4	1	1	0	0	0	1											
Paul Runge, R (1, 5) OBP: 0.353, SLG: 0.300		3-0 1B		1-0 1-3		3-1 6-3			4-1 PB	3	1	1	1	1	0	1											
Bruce Benedict, R (1, 2) OBP: 0.311, SLG: 0.286		0-0 BB		0-1 6-3			1-1 6-3		2-2 F9	3	0	1	0	0	0	0											
Ozzie Virgil, R (9, PH) OBP: 0.303, SLG: 0.369		1-3 BB						1-2 F9		1	0	0	0	0	0	1											
Terry Blocker, L (1, 8) OBP: 0.227, SLG: 0.231		0-0 7-2		1-2 F8		2-0 F8		3-2 E6		4	0	0	0	0	0	2											
Pete Smith, R (1, 1) OBP: 0.146, SLG: 0.149		3-1 SAFE		4-1 BB		2-0 G1-4-3		2-1 F7		0	0	0	0	1	0	0											
Jerry Royster, R (5, PH) OBP: 0.233, SLG: 0.216										2	0	1	0	0	0	0											
Ted Simmons, S (9, PH) OBP: 0.343, SLG: 0.379		1-2 BB						1-2 F7		1	0	0	0	0	0	1											
<b>Inning Stats</b>	R: 0 E: 0 K: 0 S: 5	H: 1 LOB: 0 BB: 0 P: 9	R: 2 E: 1 K: 0 S: 10	H: 4 LOB: 3 BB: 2 P: 24	R: 0 E: 0 K: 1 S: 6	H: 0 LOB: 0 BB: 0 P: 9	R: 0 E: 0 K: 0 S: 7	H: 0 LOB: 0 BB: 0 P: 9	R: 0 E: 0 K: 0 S: 7	H: 1 LOB: 0 BB: 0 P: 11	R: 0 E: 0 K: 0 S: 7	H: 1 LOB: 1 BB: 0 P: 11	R: 0 E: 0 K: 0 S: 4	H: 0 LOB: 0 BB: 0 P: 8	R: 0 E: 0 K: 0 S: 5	H: 0 LOB: 0 BB: 1 P: 11	R: 2 E: 1 K: 0 S: 13	H: 1 LOB: 1 BB: 1 P: 26	1B: 6 2B: 2 3B: 0 HR: 1	SF: 0 SAC: 0 DP: 4 HBP: 0	WP: 1 PB: 1 SB: 0 CS: 0	PA: 36					
<b>PITCHER</b>	IP	WLS	BF	H	R	ER	SO	BB	IBB	HBP	BLK	WP	HR	S	P	ERA	WHIP										
Scott Terry, R (1, 1) ERA: 2.74	7.0	W	27	7	2	2	1	2	0	0	0	0	0	46	81	2.57	1.286										
Ken Dayley, L (8, 1) ERA: 3.4	1.0		4	1	1	1	0	1	0	0	0	0	1	7	15	9.00	2.000										
Todd Worrell, R (9, 1) ERA: 3.2	1.0	S	5	0	1	0	0	1	0	0	0	1	0	11	22	0.00	1.000										

St. Louis Cardinals @ Atlanta Braves  
Atlanta-Fulton County Stadium, Atlanta, GA  
Wed Aug 31 1988, 7:05 PM EDT  
Att: 6,358 - Unknown - 73 F

AB 32  
R 4  
H 8  
RBI 2  
BB 4  
SO 1  
LOB 13









Batter	1	2	3	4	5	6	7	8	9	AB	R	H	RBI	BB	SO	LOB	TOP				
Vince Coleman, S OBP: 0.313, SLG: 0.345 Luis Alica, S OBP: 0.280, SLG: 0.296	1-3 K		1-3 K			1-1 1B		2-2 L6		2	0	0	0	0	2	0	20				
Ozzie Smith, S Ken Hill, R Jim Lindeman, R Dan Quisenberry, R Tom Pagnozzi, R Steve Peters, L	1-0 F7		2-2 L5			0-3 K		0-0 1-3		2	0	0	0	0	0	0	20				
Pedro Guerrero, R Mike Laga, L	3-3 K			1-0 F9		0-3 K		1-2 G3		2	0	0	0	0	1	0	20				
Denny Walling, L		2-1 1B		1-2 F8		0-0 F8		1-3 K		0	0	0	0	0	0	0	00				
Tom Brunansky, R Curt Ford, L		2-3 K		0-1 F9			0-0 F8	2-2 1-3		2	0	0	0	0	1	1	20				
Terry Pendleton, S Rod Booker, L		1-3 K			0-0 F7			3-2 1-3		2	0	0	0	0	1	1	21				
José Oquendo, S Tim Jones, L		4-1 BB		4-2 FC5-4 BB		1-0 F7				0	0	0	0	2	0	0	10				
Tony Peña, R Steve Lake, R		0-1 1-3		1-1 FC5-4		0-2 1-H 2B				2	0	0	0	0	0	3	10				
Larry McWilliams, L John Costello, R John Morris, L			2-3 K		0-1 4-3		1-2 G3			0	0	0	0	0	0	0	30				
<b>Inning Stats</b>	R: 0 E: 0 K: 2 S: 8	H: 0 LOB: 0 BB: 0 P: 13	R: 0 E: 0 K: 2 S: 12	H: 1 LOB: 2 BB: 1 P: 21	R: 0 E: 0 K: 2 S: 9	H: 0 LOB: 0 BB: 0 P: 14	R: 0 E: 0 K: 0 S: 7	H: 0 LOB: 1 BB: 1 P: 9	R: 0 E: 0 K: 0 S: 10	H: 1 LOB: 1 BB: 0 P: 11	R: 1 E: 0 K: 0 S: 10	H: 2 LOB: 1 BB: 0 P: 12	R: 0 E: 0 K: 1 S: 8	H: 0 LOB: 0 BB: 0 P: 11	R: 0 E: 0 K: 1 S: 9	H: 0 LOB: 0 BB: 0 P: 15	1B: 3 2B: 1 3B: 0 HR: 0	SF: 0 SAC: 0 DP: 0 HBP: 0	WP: 0 PB: 0 SB: 1 CS: 0	PA: 33	
<b>PITCHER</b>	IP	WLS	BF	H	R	ER	SO	BB	IBB	HBP	BLK	WP	HR	S	P	ERA	WHIP				
Nolan Ryan, R ERA: 3.78	7.0	W	27	4	1	1	8	2	0	0	0	0	0	63	92	1.29	0.857				
Dave Meads, L ERA: 2.78	1.0		3	0	0	0	0	0	0	0	0	0	0	8	11	0.00	0.000				
Brian Meyer, R ERA:	1.0		3	0	0	0	1	0	0	0	0	0	0	9	15	0.00	0.000				

St. Louis Cardinals @ Houston Astros  
Astrodome, Houston, TX  
Sat Sep 03 1988, 8:05 PM EDT  
Att: 24,463 - Dome - 72 F

AB	27
R	1
H	3
RBI	1
BB	2
SO	8
LOB	10



Batter	1	2	3	4	5	6	7	8	9	AB	R	H	RBI	BB	SO	LOB	BOTTOM				
Gerald Young, S OBP: 0.344, SLG: 0.331 Louie Meadows, L OBP: 0.300, SLG: 0.519	0-2 1-3	0-0 1B 2B	3-2 1-3	4-2 BB			1-1 F9			4	1	1	1	1	0	0	41				
Bill Doran, S OBP: 0.345, SLG: 0.348 Jim Pankovits, R OBP: 0.279, SLG: 0.338	4-2 WP 1B BB	3-2 2H 2B 1B	1-1 6-3	2-3 K			1-0 1-3			3	2	1	1	1	1	2	32				
Kevin Bass, S OBP: 0.325, SLG: 0.395 Dave Meads, L OBP: 0.600, SLG: 0.333 Brian Meyer, R ERA:	3-2 BLK 1H 1B	3-2 2H 1B 2B	2-0 2B 1B		0-0 4-3		4-1 BB			4	2	3	2	1	0	0	42				
Glenn Davis, R OBP: 0.349, SLG: 0.496 Harry Spillman, L OBP: 0.244, SLG: 0.317	2-3 K	4-1 BB 1B 1B	3-2 1H 2B 2B	1-1 1-3			0-2 4-3			3	2	1	1	1	1	1	32				
Buddy Bell, R OBP: 0.292, SLG: 0.341 Ken Caminiti, S OBP: 0.246, SLG: 0.264	4-2 BB	0-1 1B 1B	3-2 2H 2B		0-0 1B		2-2 L8			2	1	2	2	1	0	0	21				
Billy Hatcher, R OBP: 0.323, SLG: 0.357 John Fishel, R OBP: 0.300, SLG: 0.600	1-2 5-3	4-1 1B BB	1-3 K		3-2 1B		1-0 HR			3	0	1	0	1	1	3	30				
Rafael Ramirez, R OBP: 0.283, SLG: 0.356 Craig Reynolds, L OBP: 0.285, SLG: 0.308		5-3		1-2 4-3		1-0 F9		2-3 K		3	0	1	2	0	0	0	30				
Alex Trevino, R OBP: 0.340, SLG: 0.354		SH1-4 BB		3-2 5-3		1-2 F7		2-2 F9		3	1	0	0	2	0	0	31				
Nolan Ryan, R OBP: 0.121, SLG: 0.065 Terry Puhl, L OBP: 0.409, SLG: 0.416		SH1-4 F2 1B		0-1 BB		1-0 6-3				3	0	1	0	0	0	3	30				
<b>Inning Stats</b>	R: 1 E: 0 K: 1 S: 20	H: 1 LOB: 2 BB: 2 P: 34	R: 6 E: 0 K: 0 S: 21	H: 5 LOB: 3 BB: 4 P: 46	R: 2 E: 0 K: 1 S: 17	H: 3 LOB: 1 BB: 0 P: 30	R: 0 E: 0 K: 1 S: 14	H: 1 LOB: 2 BB: 1 P: 24	R: 0 E: 0 K: 0 S: 7	H: 0 LOB: 0 BB: 0 P: 10	R: 0 E: 0 K: 0 S: 9	H: 0 LOB: 1 BB: 1 P: 15	R: 1 E: 0 K: 1 S: 10	H: 1 LOB: 0 BB: 0 P: 17	1B: 8 2B: 4 3B: 0 HR: 1	SF: 0 SAC: 1 DP: 0 HBP: 0	WP: 1 PB: 0 SB: 1 CS: 0	PA: 44			
<b>PITCHER</b>	IP	WLS	BF	H	R	ER	SO	BB	IBB	HBP	BLK	WP	HR	S	P	ERA	WHIP				
Larry McWilliams, L ERA: 3.25	1.2	L	12	4	5	5	1	3	0	0	1	0	0	32	59	27.00	4.200				
John Costello, R ERA: 1.22	0.1		6	2	2	2	0	2	1	0	0	0	0	9	21	54.00	12.000				
Ken Hill, R ERA: 6.0	3.0		15	6	2	2	2	1	0	0	0	0	0	38	65	6.00	2.333				
Dan Quisenberry, R ERA: 4.56	2.0		7	0	0	0	0	1	0	0	0	0	0	16	25	0.00	0.500				
Steve Peters, L ERA: 9.54	1.0		4	1	1	1	1	0	0	0	0	0	1	10	17	9.00	1.000				

St. Louis Cardinals @ Houston Astros  
Astrodome, Houston, TX  
Sat Sep 03 1988, 8:05 PM EDT  
Att: 24,463 - Dome - 72 F

AB	35
R	10
H	13
RBI	10
BB	8
SO	4
LOB	10





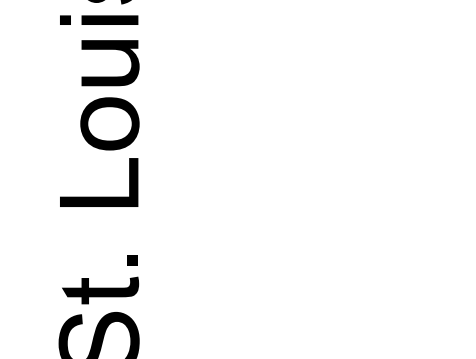
Batter	1	2	3	4	5	6	7	8	9	AB	R	H	RBI	BB	SO	LOB	TOP					
Vince Coleman, S OBP: 0.311, SLG: 0.342	4-3		F6		F7	FC6-2			G4-6-3	5	0	0	0	0	0	4						
Ozzie Smith, S OBP: 0.341, SLG: 0.326	F7					L7			1-3	4	0	1	0	1	0	2						
Pedro Guerrero, R OBP: 0.375, SLG: 0.413	5-3		F7							4	0	1	0	0	0	2						
Tom Brunansky, R OBP: 0.352, SLG: 0.432				K						4	0	1	0	0	1	2						
Terry Pendleton, S OBP: 0.290, SLG: 0.359	FC1-5-4-5									4	2	2	1	0	1	1						
José Oquendo, S OBP: 0.355, SLG: 0.373										3	1	2	0	1	1	0						
Jim Lindeman, R OBP: 0.211, SLG: 0.378										2	0	0	0	0	0	3	AB 34					
Denny Walling, L OBP: 0.303, SLG: 0.335										0	0	0	0	0	0	0	R 3					
Ken Dayley, L										0	0	0	0	0	0	0	H 10					
Tony Peña, R OBP: 0.298, SLG: 0.356			6-3	2-3						4	0	1	0	0	1	2	RBI 1					
Greg Matthews, R OBP: 0.222, SLG: 0.176										1	0	1	0	0	0	0	BB 2					
Tom Floriozzi, R OBP: 0.280, SLG: 0.307										1	0	0	0	0	0	2	SO 4					
Dan Quisenberry, R OBP: 0.296, SLG: 0.460										0	0	0	0	0	0	0	LOB 21					
Curt Ford, L OBP: 0.225, SLG: 0.239										1	0	0	0	0	0	3						
John Costello, R OBP: 0.277, SLG: 0.320										0	0	0	0	0	0	0						
John Morris, L OBP: 0.250, SLG: 0.250										1	0	1	0	0	0	0						
<b>Inning Stats</b>	R: 0 E: 0 K: 0 S: 10	H: 0 LOB: 0 BB: 0 P: 16	R: 0 E: 0 K: 0 S: 8	H: 2 LOB: 1 BB: 0 P: 16	R: 0 E: 0 K: 0 S: 11	H: 1 LOB: 2 BB: 1 P: 22	R: 1 E: 1 K: 1 S: 14	H: 2 LOB: 2 BB: 0 P: 17	R: 0 E: 0 K: 0 S: 6	H: 2 LOB: 1 BB: 0 P: 9	R: 2 E: 0 K: 0 S: 12	H: 2 LOB: 2 BB: 2 P: 24	R: 0 E: 0 K: 1 S: 5	H: 0 LOB: 0 BB: 0 P: 6	R: 0 E: 0 K: 2 S: 8	H: 0 LOB: 0 BB: 0 P: 13	R: 0 E: 0 K: 0 S: 7	H: 1 LOB: 0 BB: 0 P: 10	1B: 7 2B: 2 3B: 0 HR: 1	SF: 0 SAC: 0 DP: 3 HBP: 0	WP: 0 PB: 1 SB: 0 CS: 0	PA: 38
<b>PITCHER</b>	IP	WLS	BF	H	R	ER	SO	BB	IBB	HBP	BLK	WP	HR	S	P	ERA	WHIP					
Bob Knepper, L ERA: 3.34	5.0	W	24	8	3	1	1	2	0	0	0	0	1	54	90	1.80	2.000					
Danny Darwin, R ERA: 4.25	1.0		5	1	0	0	0	1	0	0	0	0	0	7	14	0.00	2.000					
Larry Andersen, R ERA: 2.43	2.0		6	0	0	0	3	0	0	0	0	0	0	13	19	0.00	0.000					
Dave Smith, R ERA: 2.35	1.0	S	3	1	0	0	0	0	0	0	0	0	0	7	10	0.00	1.000					

St. Louis Cardinals @ Houston Astros  
Astrodome, Houston, TX  
Sun Sep 04 1988, 4:33 AM EDT  
Att: 20,309 - Dome - 72 F



Batter	1	2	3	4	5	6	7	8	9	AB	R	H	RBI	BB	SO	LOB	BOTTOM					
Gerald Young, S OBP: 0.345, SLG: 0.337	F9	4-3								4	0	2	0	0	0	0						
Bill Doran, S OBP: 0.346, SLG: 0.347										3	1	1	0	1	0	3						
Kevin Bass, S OBP: 0.325, SLG: 0.400										4	2	1	2	0	1	2						
Glenn Davis, R OBP: 0.351, SLG: 0.495										3	0	1	0	1	0	0						
Buddy Bell, R OBP: 0.295, SLG: 0.341										3	1	1	0	1	0	2						
Billy Hatcher, R OBP: 0.322, SLG: 0.361										3	0	1	2	0	0	0						
Alan Ashby, S OBP: 0.338, SLG: 0.425										4	0	2	0	0	0	3	AB 32					
Alex Trevino, R OBP: 0.340, SLG: 0.354										0	0	0	0	0	0	0	R 4					
Rafael Ramirez, R OBP: 0.281, SLG: 0.353										4	0	0	0	0	0	2	H 10					
Bob Knepper, L OBP: 0.136, SLG: 0.098										2	0	1	0	0	0	0	RBI 4					
Danny Darwin, R OBP: 0.275, SLG: 0.294										0	0	0	0	0	0	0	BB 3					
Louie Meredeth, R OBP: 0.296, SLG: 0.460										0	0	0	0	0	0	0	SO 2					
Larry Andersen, R OBP: 0.296, SLG: 0.460										0	0	0	0	0	0	0	LOB 14					
Harry Spilman, L OBP: 0.244, SLG: 0.317										0	0	0	0	0	0	0						
Jim Pankovits, R OBP: 0.277, SLG: 0.320										0	0	0	0	0	0	0						
Dave Smith, R										0	0	0	0	0	0	0						
<b>Inning Stats</b>	R: 3 E: 0 K: 0 S: 17	H: 3 LOB: 1 BB: 1 P: 28	R: 0 E: 0 K: 0 S: 8	H: 0 LOB: 0 BB: 0 P: 10	R: 1 E: 0 K: 0 S: 10	H: 2 LOB: 2 BB: 1 P: 21	R: 0 E: 0 K: 0 S: 8	H: 2 LOB: 1 BB: 0 P: 13	R: 0 E: 0 K: 0 S: 3	H: 0 LOB: 0 BB: 0 P: 6	R: 0 E: 0 K: 1 S: 9	H: 1 LOB: 1 BB: 0 P: 12	R: 0 E: 0 K: 1 S: 9	H: 1 LOB: 2 BB: 1 P: 20	R: 0 E: 0 K: 0 S: 7	H: 1 LOB: 1 BB: 0 P: 13	R: 0 E: 0 K: 0 S: 7	H: 1 LOB: 1 BB: 0 P: 13	1B: 7 2B: 1 3B: 2 HR: 1	SF: 1 SAC: 0 DP: 1 HBP: 0	WP: 0 PB: 0 SB: 0 CS: 0	PA: 36
<b>PITCHER</b>	IP	WLS	BF	H	R	ER	SO	BB	IBB	HBP	BLK	WP	HR	S	P	ERA	WHIP					
Greg Matthews, L ERA: 3.67	3.0	L	16	5	4	4	0	2	0	0	0	0	1	35	59	12.00	2.333					
Dan Quisenberry, R ERA: 4.38	2.0		7	2	0	0	0	0	0	0	0	0	0	11	19	0.00	1.000					
John Costello, R ERA: 1.13	2.2		12	3	0	0	2	0	1	0	0	0	0	24	43	0.00	1.125					
Ken Dayley, L ERA: 3.38	0.1		1	0	0	0	0	0	0	0	0	0	0	1	2	0.00	0.000					

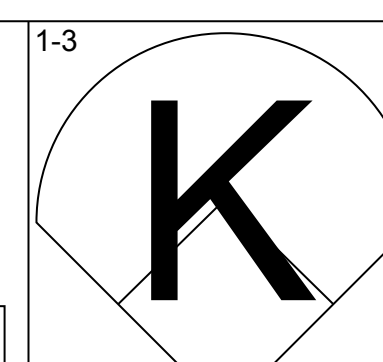
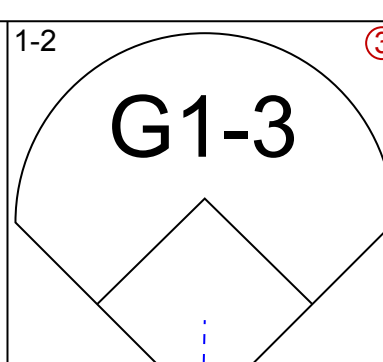
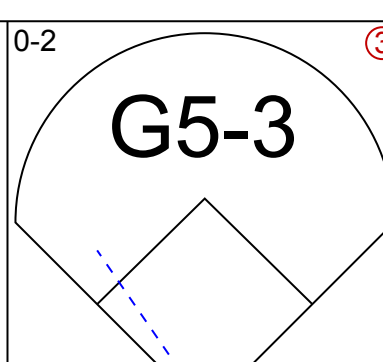
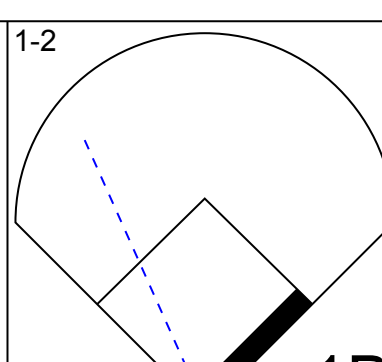
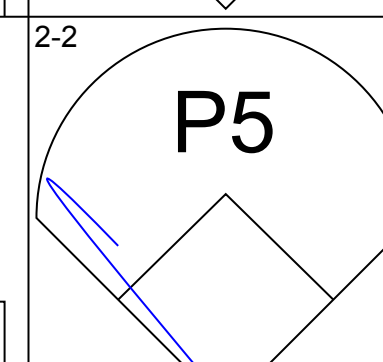
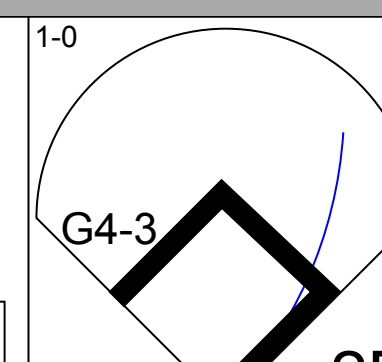
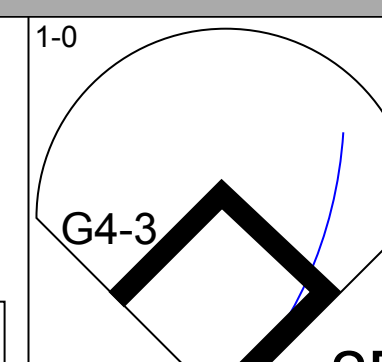
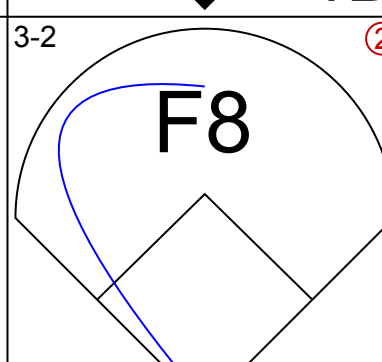
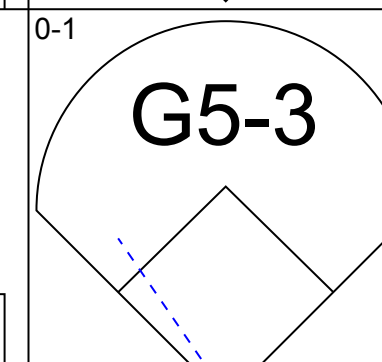
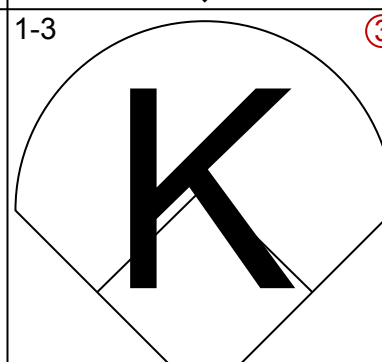
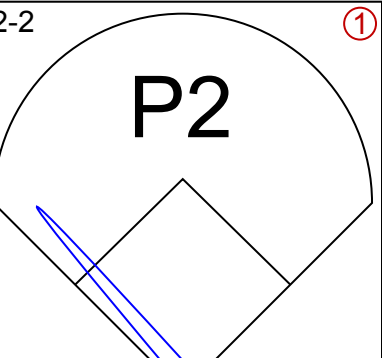
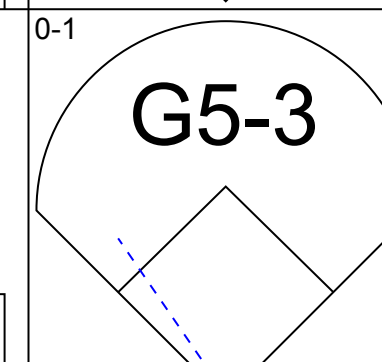
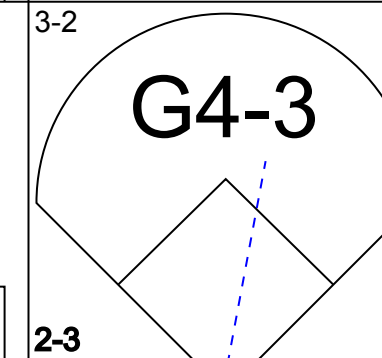
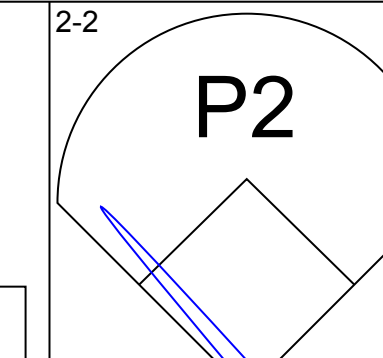
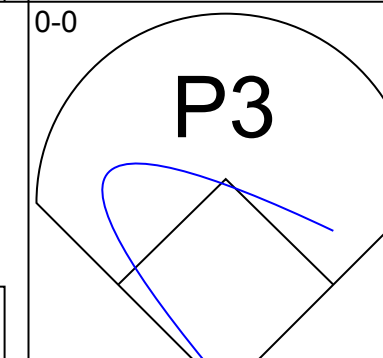
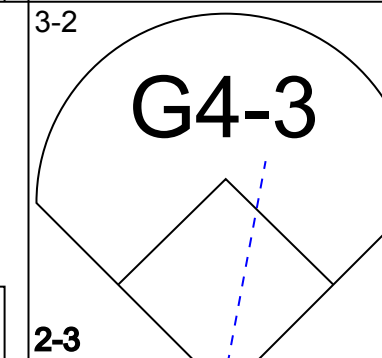
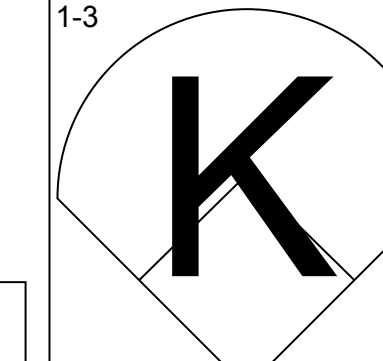
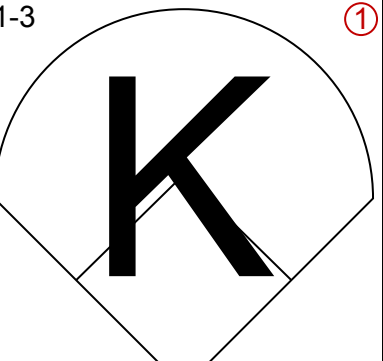
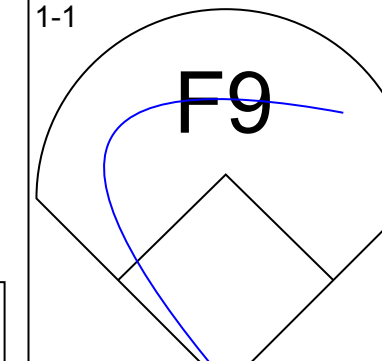
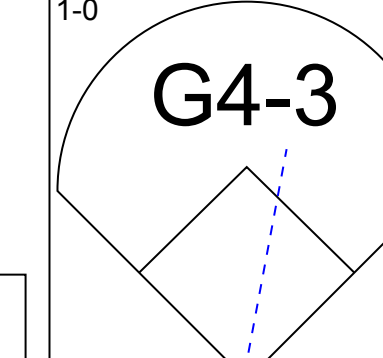
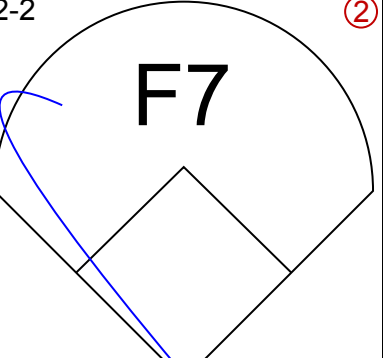
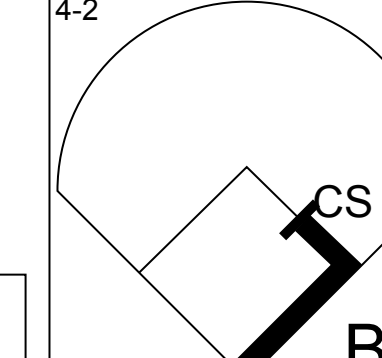

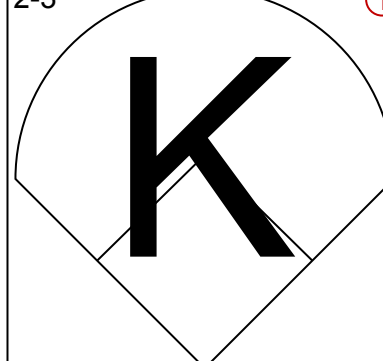
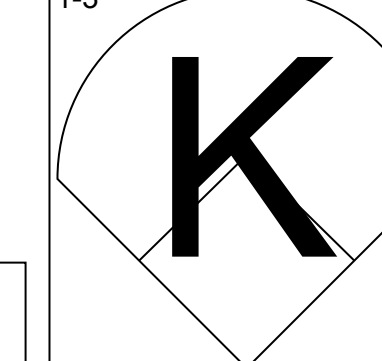
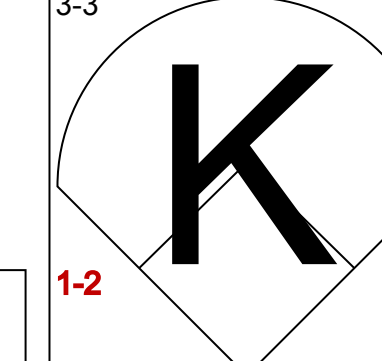
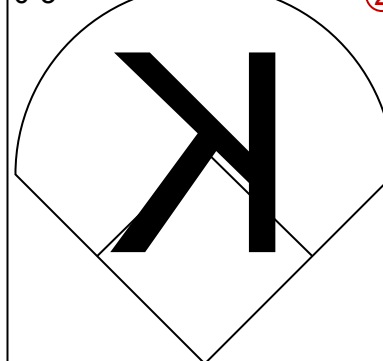
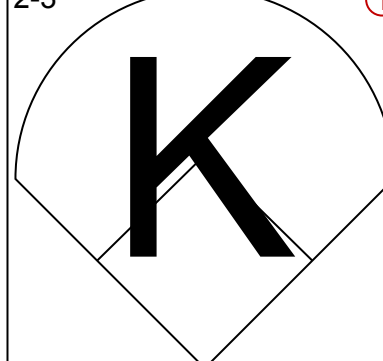
St. Louis Cardinals @ Houston Astros  
Astrodome, Houston, TX  
Sun Sep 04 1988, 4:33 AM EDT  
Att: 20,309 - Dome - 72 F

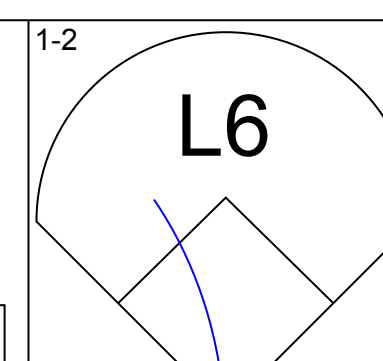
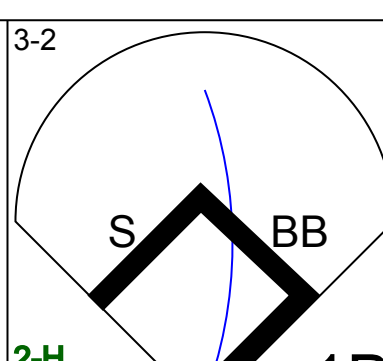
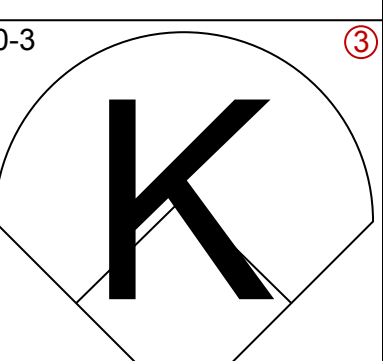
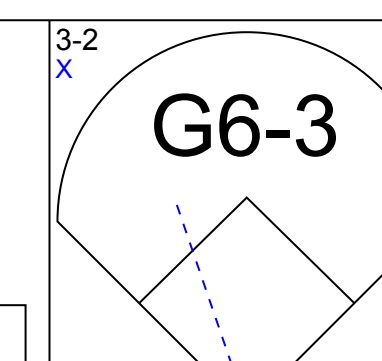
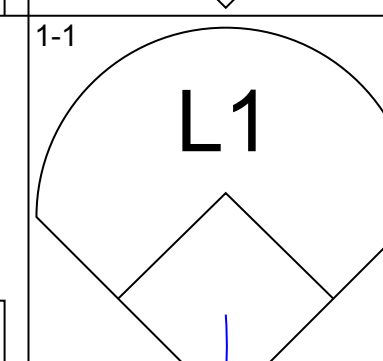
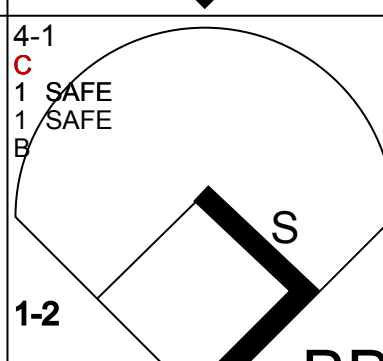
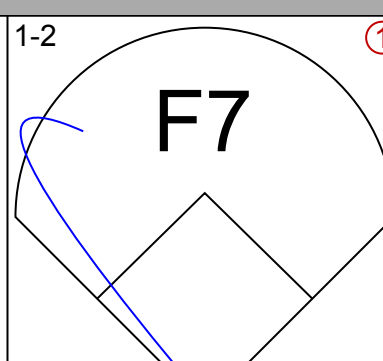
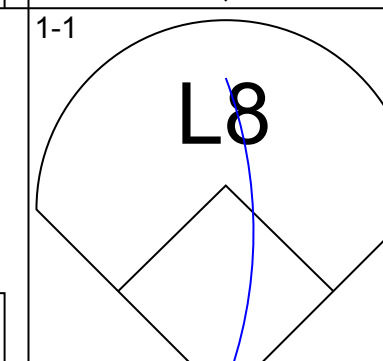
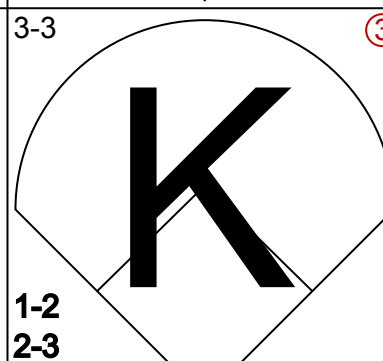
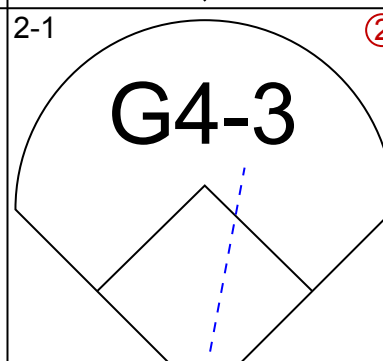
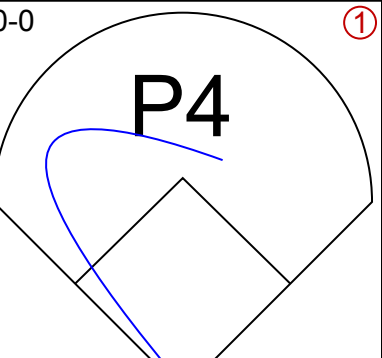
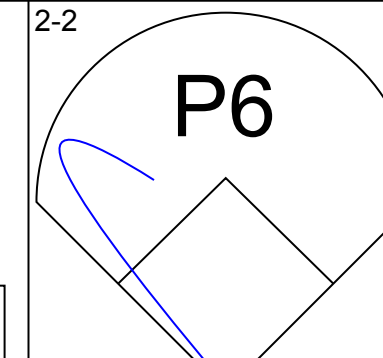
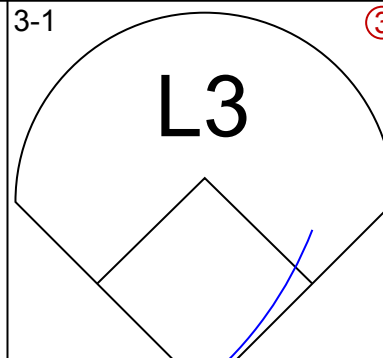
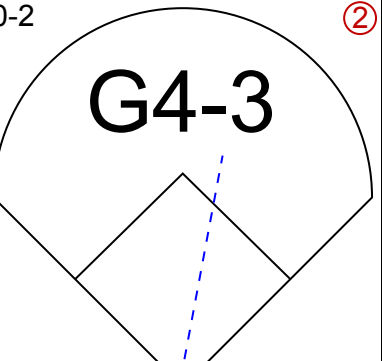
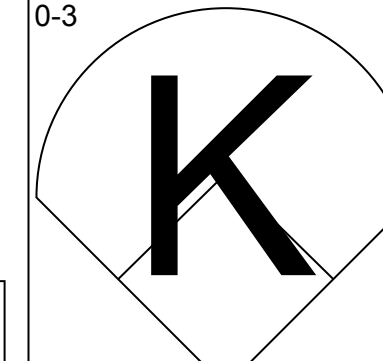
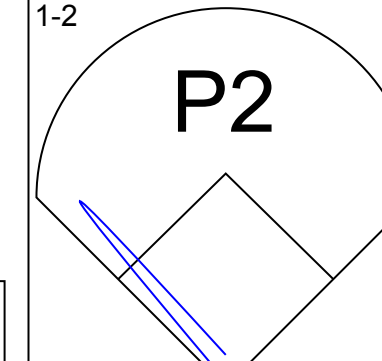
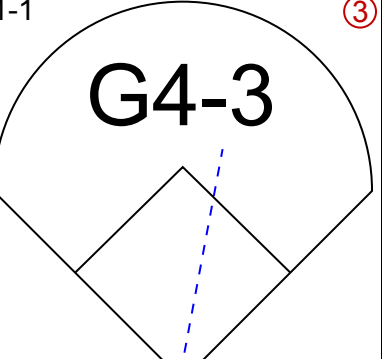
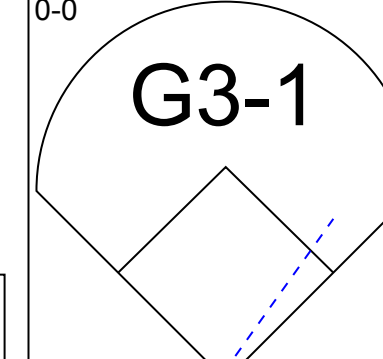
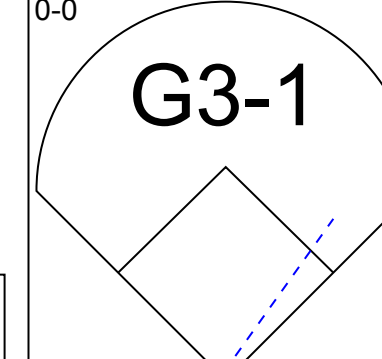
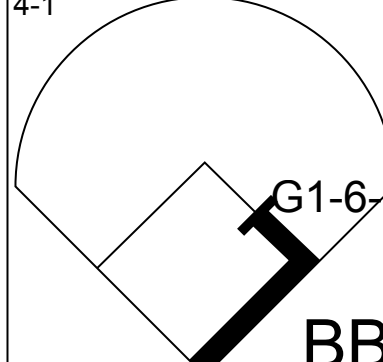
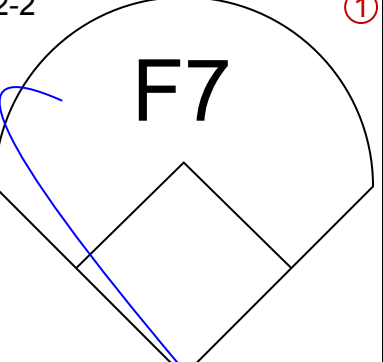
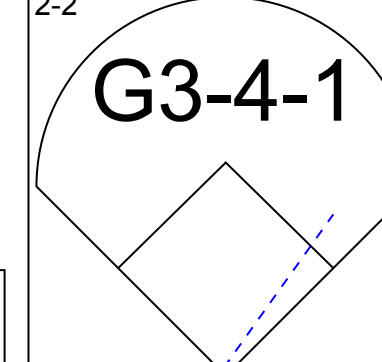
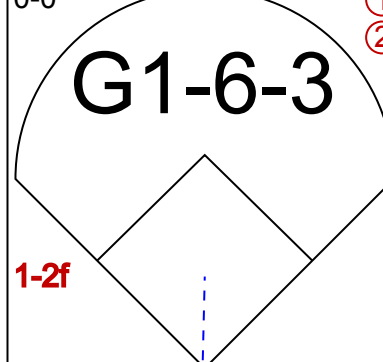
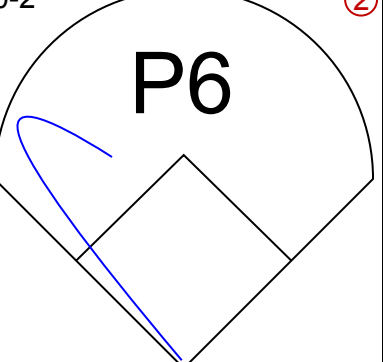
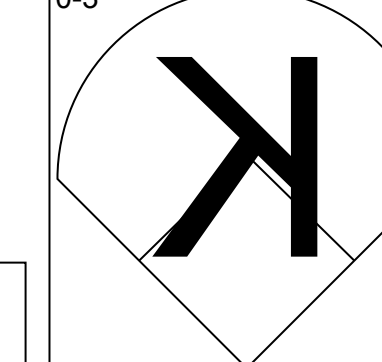
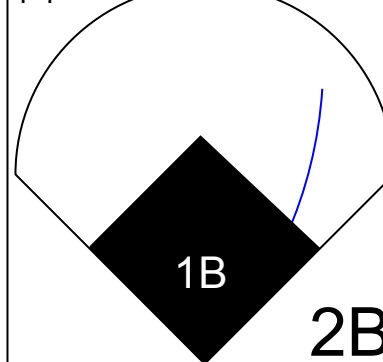
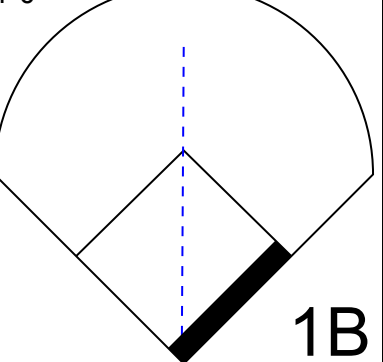
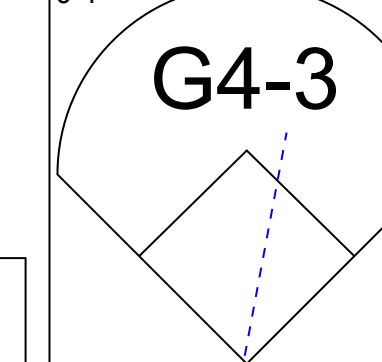








Batter	1	2	3	4	5	6	7	8	9	AB	R	H	RBI	BB	SO	LOB	TOP			
<b>Tracy Jones, R</b> OBP: 0.333, SLG: 0.315 (1, 7)										4	0	1	0	0	1	1	<b>Montreal Expos @ St. Louis Cardinals</b> Busch Stadium, St. Louis, MO Tue Sep 06 1988, 7:05 PM CDT Att: 18,902 - Unknown - 72 F			
<b>Dave Martinez, L</b> OBP: 0.300, SLG: 0.323 (1, 8)										4	0	1	0	0	1	1				
<b>Andres Calarraga, R</b> OBP: 0.354, SLG: 0.546 (1, 3)										4	0	0	0	0	2	2				
<b>Hubie Brooks, R</b> OBP: 0.313, SLG: 0.431 (1, 9)										3	0	0	0	0	0	1				
<b>Tim Wallach, R</b> OBP: 0.297, SLG: 0.393 (1, 5)										3	0	0	0	0	2	1				
<b>Tom Foley, L</b> OBP: 0.311, SLG: 0.376 (8, PR) <b>Rex Hudler, R</b> OBP: 0.319, SLG: 0.443 (8, 4)										2	0	0	0	1	0	0				
<b>Nelson Santovenia, R</b> OBP: 0.287, SLG: 0.397 (1, 2)										3	0	0	0	0	2	1				
<b>Luis Rivera, R</b> OBP: 0.279, SLG: 0.331 (1, 6)										3	0	1	0	0	2	1				
<b>Dennis Martinez, R</b> OBP: 0.211, SLG: 0.216 (1, 1) <b>Wallace Johnson, S</b> OBP: 0.372, SLG: 0.386 (9, PH)										2	0	0	0	0	1	1				
<b>Inning Stats</b>	R: 0 E: 0 K: 1 S: 8	H: 0 LOB: 0 BB: 0 P: 14	R: 0 E: 0 K: 1 S: 8	H: 0 LOB: 0 BB: 0 P: 12	R: 0 E: 0 K: 1 S: 13	H: 1 LOB: 1 BB: 0 P: 19	R: 0 E: 0 K: 2 S: 8	H: 0 LOB: 0 BB: 0 P: 12	R: 0 E: 0 K: 1 S: 11	H: 0 LOB: 0 BB: 0 P: 15	R: 0 E: 0 K: 2 S: 11	H: 0 LOB: 1 BB: 0 P: 13	R: 0 E: 0 K: 0 S: 9	H: 0 LOB: 1 BB: 1 P: 17	R: 0 E: 0 K: 2 S: 13	H: 1 LOB: 1 BB: 0 P: 20	1B: 1 2B: 2 3B: 0 HR: 0	SF: 0 SAC: 0 DP: 0 HBP: 0	WP: 0 PB: 0 SB: 0 CS: 1	PA: 30
<b>PITCHER</b> <b>Jose DeLeon, R</b> ERA: 3.85 (1, 1)	IP: 9.0 WLS: W BF: 30 H: 3 R: 0 ER: 0 SO: 12 BB: 1 IBB: 0 HBP: 0 BLK: 0 WP: 0 HR: 0 S: 89 P: 135 ERA: 0.00 WHIP: 0.444															<b>PITCHER</b>				

Batter	1	2	3	4	5	6	7	8	9	AB	R	H	RBI	BB	SO	LOB	BOTTOM			
<b>Vince Coleman, S</b> OBP: 0.309, SLG: 0.339 (1, 8)										4	0	1	1	0	1	1	<b>Montreal Expos @ St. Louis Cardinals</b> Busch Stadium, St. Louis, MO Tue Sep 06 1988, 7:05 PM CDT Att: 18,902 - Unknown - 72 F			
<b>Ozzie Smith, S</b> OBP: 0.341, SLG: 0.323 (1, 6)										2	0	0	0	1	0	0				
<b>Pedro Guerrero, R</b> OBP: 0.373, SLG: 0.420 (1, 3)										3	0	0	0	0	1	2				
<b>Denny Walling, L</b> OBP: 0.293, SLG: 0.323 (1, 7)										3	0	0	0	0	0	0				
<b>Tom Brunansky, R</b> OBP: 0.352, SLG: 0.431 (1, 9)										3	0	0	0	0	1	0				
<b>Terry Pendleton, S</b> OBP: 0.290, SLG: 0.361 (1, 5)										3	0	0	0	0	0	0				
<b>José Oquendo, S</b> OBP: 0.354, SLG: 0.368 (1, 4)										2	0	0	0	1	0	0				
<b>Tony Peña, R</b> OBP: 0.294, SLG: 0.351 (1, 2)										3	0	0	0	0	1	1				
<b>Jose DeLeon, R</b> OBP: 0.175, SLG: 0.177 (1, 1)										3	1	2	0	0	0	0				
<b>Inning Stats</b>	R: 0 E: 0 K: 0 S: 7	H: 0 LOB: 0 BB: 0 P: 10	R: 0 E: 0 K: 0 S: 6	H: 0 LOB: 0 BB: 0 P: 7	R: 1 E: 0 K: 1 S: 14	H: 2 LOB: 2 BB: 2 P: 27	R: 0 E: 0 K: 1 S: 8	H: 0 LOB: 0 BB: 0 P: 10	R: 0 E: 0 K: 1 S: 11	H: 1 LOB: 1 BB: 0 P: 14	R: 0 E: 0 K: 0 S: 7	H: 0 LOB: 0 BB: 0 P: 13	R: 0 E: 0 K: 0 S: 8	H: 0 LOB: 0 BB: 0 P: 11	R: 0 E: 0 K: 1 S: 12	H: 0 LOB: 0 BB: 0 P: 15	1B: 2 2B: 1 3B: 0 HR: 0	SF: 0 SAC: 0 DP: 1 HBP: 0	WP: 0 PB: 0 SB: 2 CS: 0	PA: 28
<b>PITCHER</b> <b>Dennis Martinez, R</b> ERA: 2.38 (1, 1)	IP: 8.0 WLS: L BF: 28 H: 3 R: 1 ER: 1 SO: 4 BB: 2 IBB: 0 HBP: 0 BLK: 0 WP: 0 HR: 0 S: 73 P: 107 ERA: 1.12 WHIP: 0.625															<b>PITCHER</b>				

AB	29
R	0
H	3
RBI	0
BB	1
SO	12
LOB	9



AB	26
R	1
H	3
RBI	1
BB	2
SO	4
LOB	4





Batter	1	2	3	4	5	6	7	8	9	AB	R	H	RBI	BB	SO	LOB	TOP		
<b>Phil Bradley, R</b> OBP: 0.347, SLG: 0.397 (1, 7)										3	0	1	0	1	0	1	<b>Philadelphia Phillies @ St. Louis Cardinals</b> <b>Busch Stadium, St. Louis, MO</b> Wed Sep 07 1988, 7:05 PM CDT Att: 23,535 - Unknown - 73 F		
<b>Bob Demier, R</b> OBP: 0.348, SLG: 0.357 (1, 8)										3	0	1	0	1	0	2			
<b>Juan Samuel, R</b> OBP: 0.292, SLG: 0.371 (1, 9)										4	0	1	0	0	2	3			
<b>Ricky Jordan, R</b> OBP: 0.291, SLG: 0.516 (1, 3)										4	0	1	0	0	0	4			
<b>Chris James, R</b> OBP: 0.287, SLG: 0.388 (1, 5)										4	0	0	0	0	0	5			
<b>Lance Parrish, R</b> OBP: 0.291, SLG: 0.364 (1, 2)											4	0	2	0	0	0			
<b>Steve Jeltz, S</b> OBP: 0.309, SLG: 0.246 (1, 6)											4	0	0	0	0	3		2	
<b>Tom Barrett, S</b> OBP: 0.282, SLG: 0.182 (1, 4)											3	0	1	0	1	0		2	
<b>Don Carman, L</b> OBP: 0.056, SLG: 0.056 (1, 1)											2	0	0	0	0	0	2		
<b>Keith Miller, S</b> OBP: 0.256, SLG: 0.256 (7, PH)										1	0	0	0	0	1	1			
<b>Salome Barojas, R</b> OBP: 0.226, SLG: 0.300 (9, PH)										0	0	0	0	0	0	0	1		
<b>Inning Stats</b>	R: 0 E: 0 K: 0 S: 9	H: 2 LOB: 2 BB: 0 P: 11	R: 0 E: 0 K: 0 S: 8	H: 1 LOB: 1 BB: 0 P: 15	R: 0 E: 0 K: 1 S: 8	H: 0 LOB: 1 BB: 1 P: 14	R: 0 E: 0 K: 1 S: 5	H: 0 LOB: 0 BB: 0 P: 8	R: 0 E: 0 K: 0 S: 3	H: 1 LOB: 1 BB: 0 P: 9	R: 0 E: 0 K: 2 S: 12	H: 1 LOB: 1 BB: 0 P: 17	R: 0 E: 0 K: 0 S: 8	H: 1 LOB: 2 BB: 1 P: 15	R: 0 E: 0 K: 2 S: 13	H: 1 LOB: 1 BB: 0 P: 18	1B: 7 2B: 0 3B: 0 HR: 0	SF: 0 SAC: 0 DP: 1 HBP: 0	WP: 0 PA: 36 PB: 0 SB: 1 CS: 0
<b>PITCHER</b> <b>Joe Magrane, L</b> ERA: 2.03 (1, 1)	IP: 9.0 WLS: W BF: 36 H: 7 R: 0 ER: 0 SO: 7 BB: 3 IBB: 0 HBP: 0 BLK: 0 WP: 0 HR: 0 S: 74 P: 118 ERA: 0.00 WHIP: 1.111															<b>PITCHER</b>			

Batter	1	2	3	4	5	6	7	8	9	AB	R	H	RBI	BB	SO	LOB	BOTTOM
<b>Vince Coleman, S</b> OBP: 0.310, SLG: 0.341 (1, 8)											4	1	2	1	0	1	1
<b>Ozzie Smith, S</b> OBP: 0.340, SLG: 0.321 (1, 6)											4	0	0	0	1	1	2
<b>Pedro Guerrero, R</b> OBP: 0.371, SLG: 0.416 (1, 3)											3	1	0	0	1	1	2
<b>Tom Brunansky, R</b> OBP: 0.353, SLG: 0.433 (1, 9)											4	1	2	0	0	0	2
<b>Terry Pendleton, S</b> OBP: 0.298, SLG: 0.366 (1, 5)											3	0	3	2	1	0	0
<b>José Oquendo, S</b> OBP: 0.383, SLG: 0.367 (1, 4)											4	0	1	1	0	0	3
<b>Luis Alicea, S</b> OBP: 0.280, SLG: 0.296 (9, 4)											0	0	0	0	0	0	0
<b>Jim Lindeman, R</b> OBP: 0.220, SLG: 0.359 (1, 7)											2	0	0	0	1	0	3
<b>Curt Ford, L</b> OBP: 0.244, SLG: 0.270 (8, 7)											1	1	1	0	0	0	0
<b>Tom Pagnozzi, R</b> OBP: 0.303, SLG: 0.310 (1, 2)											2	1	1	0	2	0	2
<b>Joe Magrane, R</b> OBP: 0.167, SLG: 0.244 (1, 1)											4	0	0	0	0	2	4
<b>Inning Stats</b>	R: 2 E: 0 K: 0 S: 14	H: 3 LOB: 2 BB: 1 P: 25	R: 0 E: 0 K: 3 S: 14	H: 1 LOB: 2 BB: 1 P: 24	R: 1 E: 0 K: 1 S: 13	H: 2 LOB: 2 BB: 1 P: 22	R: 0 E: 0 K: 1 S: 5	H: 0 LOB: 0 BB: 0 P: 8	R: 0 E: 0 K: 0 S: 7	H: 1 LOB: 0 BB: 0 P: 10	R: 0 E: 0 K: 0 S: 12	H: 1 LOB: 1 BB: 1 P: 22	R: 2 E: 1 K: 0 S: 7	H: 1 LOB: 0 BB: 1 P: 14	1B: 8 2B: 2 3B: 0 HR: 0	SF: 1 SAC: 1 DP: 0 HBP: 0	WP: 1 PA: 38 PB: 0 SB: 1 CS: 1
<b>PITCHER</b> <b>Don Carman, L</b> ERA: 4.55 (1, 1)	IP: 6.0 WLS: L BF: 29 H: 8 R: 3 ER: 3 SO: 5 BB: 3 IBB: 0 HBP: 1 BLK: 1 WP: 0 HR: 0 S: 61 P: 105 ERA: 4.50 WHIP: 1.833															<b>PITCHER</b>	
<b>Salome Barojas, R</b> ERA: 15.43 (7, 1)	IP: 2.0 WLS: 9 BF: 2 H: 2 R: 2 ER: 1 SO: 0 BB: 2 IBB: 0 HBP: 0 BLK: 0 WP: 0 HR: 0 S: 19 P: 36 ERA: 4.50 WHIP: 2.000															<b>PITCHER</b>	

Philadelphia Phillies @ St. Louis Cardinals  
 Busch Stadium, St. Louis, MO  
 Wed Sep 07 1988, 7:05 PM CDT  
 Att: 23,535 - Unknown - 73 F

AB 33  
 R 0  
 H 7  
 RBI 0  
 BB 3  
 SO 7  
 LOB 23



Philadelphia Phillies @ St. Louis Cardinals  
 Busch Stadium, St. Louis, MO  
 Wed Sep 07 1988, 7:05 PM CDT  
 Att: 23,535 - Unknown - 73 F

AB 31  
 R 5  
 H 10  
 RBI 4  
 BB 6  
 SO 5  
 LOB 19







Batter	1	2	3	4	5	6	7	8	9	AB	R	H	RBI	BB	SO	LOB	TOP										
<b>Phil Bradley, R</b> OBP: 0.344, SLG: 0.393 (1, 7)	G1-3		G1-3			G5-3		G3-1		4	0	0	0	0	0	0	<b>Philadelphia Phillies @ St. Louis Cardinals</b> <b>Busch Stadium, St. Louis, MO</b> Thu Sep 08 1988, 7:05 PM CDT Att: 19,211 - Unknown - 78 F										
<b>Bob Demler, R</b> OBP: 0.348, SLG: 0.364 (1, 8)	G5-3					E6				3	0	1	0	0	0	0											
<b>Von Hayes, L</b> OBP: 0.359, SLG: 0.421 (8, PH)						FC5-4				1	0	1	0	0	0	0											
<b>Greg Harris, S</b> OBP: 0.333, SLG: 0.556 (8, 1)						2B				0	0	0	0	0	0	0											
<b>Kent Tekulve, R</b> (8, 1)										0	0	0	0	0	0	0											
<b>Juan Samuel, R</b> OBP: 0.292, SLG: 0.369 (1, 4)						G6-3		F9		3	0	0	0	0	0	3											
<b>Ricky Jordan, R</b> OBP: 0.340, SLG: 0.505 (1, 3)						L7		F9		4	0	0	0	0	1	3											
<b>Chris James, R</b> OBP: 0.284, SLG: 0.384 (1, 5)						P3				4	0	0	0	0	1	1											
<b>Ron Jones, L</b> OBP: 0.304, SLG: 0.600 (1, 9)						F7				4	0	2	0	0	0	0											
<b>Lance Parrish, R</b> OBP: 0.293, SLG: 0.363 (1, 2)										3	0	1	0	1	1	1											
<b>Steve Jeltz, S</b> OBP: 0.308, SLG: 0.245 (1, 6)						G1-3				2	0	0	0	0	0	1											
<b>John Russell, R</b> OBP: 0.219, SLG: 0.290 (7, PH)										1	0	0	0	0	0	2											
<b>Jackie Gutierrez, R</b> OBP: 0.250, SLG: 0.281 (7, 6)										0	0	0	0	0	0	0											
<b>Kevin Gross, R</b> OBP: 0.211, SLG: 0.191 (1, 1)						G6-3				2	0	0	0	0	0	1											
<b>Milt Thompson, L</b> OBP: 0.356, SLG: 0.359 (8, 8)										1	0	0	0	0	0	0											
<b>Inning Stats</b>	R: 0 E: 0 K: 1 S: 11	H: 0 LOB: 1 BB: 0 P: 19	R: 0 E: 0 K: 0 S: 8	H: 0 LOB: 0 BB: 0 P: 15	R: 0 E: 0 K: 0 S: 6	H: 0 LOB: 0 BB: 0 P: 12	R: 0 E: 0 K: 0 S: 12	H: 1 LOB: 1 BB: 0 P: 21	R: 0 E: 0 K: 0 S: 8	H: 1 LOB: 1 BB: 0 P: 16	R: 0 E: 1 K: 0 S: 7	H: 0 LOB: 1 BB: 0 P: 12	R: 0 E: 0 K: 0 S: 7	H: 1 LOB: 1 BB: 1 P: 15	R: 0 E: 0 K: 2 S: 10	H: 1 LOB: 1 BB: 0 P: 12	R: 0 E: 0 K: 2 S: 10	H: 1 LOB: 1 BB: 0 P: 15	1B: 3 2B: 3 3B: 0 HR: 0	SF: 0 SAC: 0 DP: 1 HBP: 1	WP: 2 PB: 0 SB: 0 CS: 0	PA: 34					
<b>PITCHER</b>	IP	WLS	BF	H	R	ER	SO	BB	IBB	HBP	BLK	WP	HR	S	P	ERA	WHIP										
<b>Larry McWilliams, L</b> ERA: 3.08 (1, 1)	6.1	W	25	3	0	0	1	1	0	1	0	2	0	57	106	0.00	0.632										
<b>Ken Dayley, L</b> ERA: 3.33 (7, 1)	0.2		1	0	0	0	0	0	0	0	0	0	0	2	4	0.00	0.000										
<b>Todd Worrell, R</b> ERA: 3.05 (8, 1)	2.0	S	8	2	0	0	2	0	0	0	0	0	0	20	27	0.00	1.000										

Batter	1	2	3	4	5	6	7	8	9	AB	R	H	RBI	BB	SO	LOB	BOTTOM										
<b>Vince Coleman, S</b> OBP: 0.311, SLG: 0.339 (1, 8)			F7				G4-3			2	0	0	0	2	0	1	<b>Philadelphia Phillies @ St. Louis Cardinals</b> <b>Busch Stadium, St. Louis, MO</b> Thu Sep 08 1988, 7:05 PM CDT Att: 19,211 - Unknown - 78 F										
<b>Ozzie Smith, S</b> OBP: 0.342, SLG: 0.325 (1, 6)			B5-3							3	0	2	1	1	0	0											
<b>Pedro Guerrero, R</b> OBP: 0.373, SLG: 0.415 (1, 3)										3	0	1	0	1	2	5											
<b>Mike Laga, L</b> OBP: 0.155, SLG: 0.168 (9, 3)										0	0	0	0	0	0	0											
<b>Denny Walling, L</b> OBP: 0.292, SLG: 0.327 (1, 7)										4	0	1	0	0	0	3											
<b>Tim Jones, L</b> OBP: 0.395, SLG: 0.324 (8, PR)										0	0	0	0	0	0	0											
<b>John Morris, L</b> OBP: 0.250, SLG: 0.250 (9, 7)										0	0	0	0	0	0	0											
<b>Tom Brunansky, R</b> OBP: 0.352, SLG: 0.431 (1, 9)										3	0	0	0	1	1	2											
<b>Terry Pendleton, S</b> OBP: 0.295, SLG: 0.362 (1, 5)										4	0	0	0	0	0	4											
<b>Luis Alica, S</b> OBP: 0.284, SLG: 0.297 (1, 4)										2	0	1	0	1	1	2											
<b>Tony Peña, R</b> OBP: 0.295, SLG: 0.351 (1, 2)										2	1	1	0	0	0	2											
<b>Larry McWilliams, L</b> OBP: 0.176, SLG: 0.156 (1, 1)										2	0	0	0	0	0	2											
<b>Ken Dayley, L</b> (7, 1)										0	0	0	0	0	0	0											
<b>Curt Ford, L</b> OBP: 0.242, SLG: 0.288 (7, PH)										1	0	0	0	0	1	1											
<b>Todd Worrell, R</b> (8, 1)										0	0	0	0	0	0	0											
<b>Inning Stats</b>	R: 0 E: 0 K: 1 S: 9	H: 1 LOB: 2 BB: 1 P: 17	R: 0 E: 0 K: 1 S: 16	H: 1 LOB: 1 BB: 1 P: 22	R: 0 E: 0 K: 0 S: 4	H: 0 LOB: 0 BB: 0 P: 7	R: 0 E: 0 K: 1 S: 9	H: 1 LOB: 0 BB: 0 P: 15	R: 1 E: 0 K: 1 S: 18	H: 2 LOB: 3 BB: 2 P: 30	R: 0 E: 0 K: 0 S: 5	H: 0 LOB: 0 BB: 0 P: 9	R: 0 E: 0 K: 1 S: 8	H: 0 LOB: 1 BB: 1 P: 17	R: 0 E: 0 K: 0 S: 8	H: 1 LOB: 2 BB: 1 P: 18	R: 0 E: 0 K: 0 S: 8	H: 1 LOB: 2 BB: 1 P: 18	1B: 4 2B: 2 3B: 0 HR: 0	SF: 0 SAC: 1 DP: 1 HBP: 0	WP: 0 PB: 0 SB: 0 CS: 2	PA: 34					
<b>PITCHER</b>	IP	WLS	BF	H	R	ER	SO	BB	IBB	HBP	BLK	WP	HR	S	P	ERA	WHIP										
<b>Kevin Gross, R</b> ERA: 3.5 (1, 1)	7.0	L	28	5	1	1	5	5	0	0	0	0	0	69	117	1.29	1.429										
<b>Greg Harris, R</b> ERA: 2.39 (8, 1)	0.1		3	1	0	0	0	1	0	0	0	0	0	6	13	0.00	6.000										
<b>Kent Tekulve, R</b> ERA: 3.52 (8, 1)	0.2		2	0	0	0	0	0	0	0	0	0	0	2	5	0.00	0.000										

**AB 32**  
**R 0**  
**H 5**  
**RBI 0**  
**BB 1**  
**SO 3**  
**LOB 12**



**AB 26**  
**R 1**  
**H 6**  
**RBI 1**  
**BB 6**  
**SO 5**  
**LOB 22**





Batter	1	2	3	4	5	6	7	8	9	AB	R	H	RBI	BB	SO	LOB	TOP					
Doug Dascenzo, S OBP: 0.452, SLG: 0.500 (1, 8)	G5-3			P7		L9		P5		4	0	0	0	0	0	2						
23 Ryne Sandberg, R OBP: 0.331, SLG: 0.421 (1, 4)	L4			G6-3			G5-3		1B	4	0	1	0	0	0	0						
Mark Grace, L OBP: 0.359, SLG: 0.385 (1, 3)	P5			G5-3			K		F7	4	0	0	0	0	1	1						
Andre Dawson, R OBP: 0.342, SLG: 0.505 (1, 9)		L8			L6			P6		4	0	0	0	0	0	1						
Damon Berryhill, S OBP: 0.307, SLG: 0.416 (1, 2)		P4			1B 2B			F8		4	1	1	0	0	1	1						
Rafael Palmeiro, L OBP: 0.352, SLG: 0.433 (1, 7)		G5-3			G6-4-3 2H 1B			G1-3 1B 2B		3	1	2	1	0	0	0						
Manny Trillo, R OBP: 0.264, SLG: 0.279 (1, 5)			K		G6-4-3 1-2			1B G1-3 BB		2	0	0	0	1	1	1						
Shawon Dunston, R OBP: 0.269, SLG: 0.362 (1, 6)			P3				F7		G1-3	3	0	0	0	0	0	2						
Calvin Schiraldi, R OBP: 0.132, SLG: 0.137 Mike Bielecki, R OBP: 0.342, SLG: 0.348 Mitch Webster, S OBP: 0.342, SLG: 0.348 Rich Gossage, R (8, 1)			G4-3				F7		2-3 3H 1B	2	0	0	0	0	0	0						
<b>Inning Stats</b>	R: 0 E: 0 K: 0 S: 4	H: 0 LOB: 0 BB: 0 P: 5	R: 0 E: 0 K: 0 S: 6	H: 0 LOB: 0 BB: 0 P: 9	R: 0 E: 0 K: 1 S: 9	H: 0 LOB: 0 BB: 0 P: 13	R: 0 E: 0 K: 0 S: 4	H: 0 LOB: 0 BB: 0 P: 7	R: 1 E: 0 K: 0 S: 8	H: 2 LOB: 0 BB: 0 P: 9	R: 0 E: 0 K: 0 S: 8	H: 0 LOB: 0 BB: 0 P: 16	R: 0 E: 0 K: 1 S: 7	H: 0 LOB: 0 BB: 0 P: 11	R: 1 E: 0 K: 0 S: 9	H: 2 LOB: 2 BB: 1 P: 16	R: 0 E: 0 K: 1 S: 13	H: 1 LOB: 1 BB: 0 P: 15	1B: 3 2B: 2 3B: 0 HR: 0	SF: 0 SAC: 0 DP: 1 HBP: 0	WP: 0 PB: 0 SB: 0 CS: 0	PA: 32
<b>PITCHER</b>	IP	WLS	BF	H	R	ER	SO	BB	IBB	HBP	BLK	WP	HR	S	P	ERA	WHIP					
Greg Mathews, L ERA: 3.52 Todd Worrell, R ERA: 2.99	7.1	W	25	3	2	2	2	1	0	0	0	0	0	50	80	2.46	0.545					
	1.2	S	7	2	0	0	1	0	0	0	0	0	0	18	21	0.00	1.200					

**Chicago Cubs @ St. Louis Cardinals**  
 Busch Stadium, St. Louis, MO  
 Fri Sep 09 1988, 7:05 PM CDT  
 Att: 38,991 - Unknown

livebaseballscores.com

AB	31
R	2
H	5
RBI	2
BB	1
SO	3
LOB	8



Batter	1	2	3	4	5	6	7	8	9	AB	R	H	RBI	BB	SO	LOB	BOTTOM					
Vince Coleman, S OBP: 0.312, SLG: 0.340 (1, 8)	G5-3			B1		2B 1B		1B 1B		4	2	2	0	0	0	0						
Ozzie Smith, S OBP: 0.342, SLG: 0.326 (1, 6)	L7			F8		2B 1B		F7		4	1	1	2	0	0	1						
Pedro Guerrero, R OBP: 0.374, SLG: 0.419 Curt Ford, L OBP: 0.242, SLG: 0.268 (6, PR) (9, 7)	P8			K		2B E 2B		G6-3 1B		4	1	2	3	0	1	0						
Denny Walling, L OBP: 0.287, SLG: 0.320 Mike Lega, L OBP: 0.155, SLG: 0.168 (9, 3)	G4-3			L9		E5 F9 2H		G6-3		4	0	0	0	0	0	1						
Tom Brunansky, R OBP: 0.350, SLG: 0.427 (1, 9)	F8			P7		F9		F8		4	0	0	0	0	0	3						
Terry Pendleton, S OBP: 0.292, SLG: 0.360 (1, 5)	F8			F8		G3-1				3	0	0	0	0	0	1						
José Oquendo, S OBP: 0.355, SLG: 0.369 (1, 4)			F7			1B 2B 1B		L4-3 1B		3	1	2	0	0	0	0						
Tony Peña, R OBP: 0.294, SLG: 0.349 (1, 2)			K			K		L4-3		3	0	0	0	0	2	2						
Greg Mathews, R OBP: 0.238, SLG: 0.200 Todd Worrell, R (8, 1)			K			1B 2B 1B		G6-3		3	1	1	0	0	1	0						
<b>Inning Stats</b>	R: 0 E: 0 K: 0 S: 6	H: 0 LOB: 0 BB: 0 P: 7	R: 0 E: 0 K: 0 S: 7	H: 0 LOB: 0 BB: 0 P: 12	R: 0 E: 0 K: 2 S: 10	H: 0 LOB: 0 BB: 0 P: 13	R: 0 E: 0 K: 1 S: 6	H: 0 LOB: 0 BB: 0 P: 11	R: 0 E: 0 K: 0 S: 6	H: 1 LOB: 1 BB: 0 P: 9	R: 5 E: 1 K: 1 S: 21	H: 5 LOB: 1 BB: 0 P: 31	R: 0 E: 0 K: 0 S: 9	H: 1 LOB: 0 BB: 0 P: 12	R: 1 E: 0 K: 0 S: 10	H: 2 LOB: 2 BB: 0 P: 16	1B: 6 2B: 3 3B: 0 HR: 0	SF: 0 SAC: 0 DP: 1 HBP: 0	WP: 0 PB: 0 SB: 2 CS: 0	PA: 32		
<b>PITCHER</b>	IP	WLS	BF	H	R	ER	SO	BB	IBB	HBP	BLK	WP	HR	S	P	ERA	WHIP					
Calvin Schiraldi, R ERA: 4.25 Mike Bielecki, R ERA: 3.47 Rich Gossage, R ERA: 4.42	5.1	L	21	5	5	4	4	0	0	0	0	0	0	47	70	6.75	0.938					
	1.0		6	1	0	0	0	0	0	0	0	0	0	18	25	0.00	0.600					
	1.0		5	2	1	1	0	0	0	0	0	0	0	10	16	9.00	2.000					

**Chicago Cubs @ St. Louis Cardinals**  
 Busch Stadium, St. Louis, MO  
 Fri Sep 09 1988, 7:05 PM CDT  
 Att: 38,991 - Unknown

livebaseballscores.com

AB	32
R	6
H	8
RBI	5
BB	0
SO	4
LOB	8





Batter	1	2	3	4	5	6	7	8	9	AB	R	H	RBI	BB	SO	LOB	TOP			
Mitch Webster, S (1, 8) OBP: 0.342, SLG: 0.347	G1-3	2-1					G1-3		K	4	0	1	1	1	1	0	<b>Chicago Cubs @ St. Louis Cardinals</b> Busch Stadium, St. Louis, MO Sat Sep 10 1988, 3:33 AM CDT Att: 41,151 - Sunny			
23 Ryne Sandberg, R (1, 4) OBP: 0.329, SLG: 0.418	P6	1-0					FC5-4		G6-3	4	0	0	0	0	0	2				
Mark Grace, L (1, 3) OBP: 0.362, SLG: 0.400	HR						G3-1		1B 2B	4	2	3	1	0	0	1				
Andre Dawson, R (1, 9) OBP: 0.341, SLG: 0.503	1B						G1-3		F8	4	0	1	0	0	0	2				
Doug Dascenzo, S (8, 8) OBP: 0.432, SLG: 0.500	1B								F8	0	0	0	0	0	0	0				
Rafael Palmeiro, L (1, 7) OBP: 0.353, SLG: 0.433	BB						F8		FC5 1B	3	0	1	1	1	0	1				
Damon Berryhill, S (1, 2) OBP: 0.310, SLG: 0.417	FC6						G3-1		1B	4	0	2	0	0	0	3				
Manny Trillo, R (1, 5) OBP: 0.264, SLG: 0.279							P4		FC5	4	0	1	0	0	0	3				
Shawon Dunston, R (1, 6) OBP: 0.267, SLG: 0.359	FC5-4						G6-3		G5-3	4	1	0	0	0	0	1				
Rick Sutcliffe, L (1, 1) OBP: 0.200, SLG: 0.262	G6-3						G3		G4-3	2	0	0	0	0	0	1				
Gary Varsho, L (7, PH) OBP: 0.306, SLG: 0.333										1	0	0	0	0	1	0				
Frank DiPino, L (7, 1)										0	0	0	0	0	0	0				
Jerry Mumphrey, S (8, PH) OBP: 0.227, SLG: 0.169										1	0	0	0	0	0	0				
<b>Inning Stats</b>	R: 1 E: 0 K: 0 S: 8	H: 2 LOB: 2 BB: 1 P: 15	R: 1 E: 0 K: 0 S: 10	H: 2 LOB: 1 BB: 0 P: 15	R: 0 E: 0 K: 0 S: 7	H: 1 LOB: 1 BB: 0 P: 9	R: 0 E: 0 K: 0 S: 3	H: 0 LOB: 0 BB: 0 P: 5	R: 0 E: 0 K: 0 S: 9	H: 1 LOB: 1 BB: 0 P: 13	R: 0 E: 0 K: 1 S: 7	H: 0 LOB: 0 BB: 0 P: 10	R: 1 E: 0 K: 0 S: 9	H: 3 LOB: 2 BB: 0 P: 11	R: 0 E: 0 K: 1 S: 6	H: 0 LOB: 0 BB: 0 P: 8	1B: 6 2B: 2 3B: 0 HR: 1	SF: 0 SAC: 0 DP: 0 HBP: 0	WP: 0 PB: 0 SB: 1 CS: 1	PA: 37
<b>PITCHER</b>	IP WLS BF H R ER SO BB IBB HBP BLK WP HR S P ERA WHIP																			
Scott Terry, R (1, 1) ERA: 2.79	7.2 W 33 9 3 3 1 2 0 0 0 0 0 1 59 91 3.52 1.435																			
Dan Quisenberry, R (8, 1) ERA: 4.26	1.1 4 0 0 0 1 0 0 0 0 0 0 0 7 10 0.00 0.000																			

**Chicago Cubs @ St. Louis Cardinals**  
 Busch Stadium, St. Louis, MO  
 Sat Sep 10 1988, 3:33 AM CDT  
 Att: 41,151 - Sunny

AB 35  
 R 3  
 H 9  
 RBI 3  
 BB 2  
 SO 2  
 LOB 14



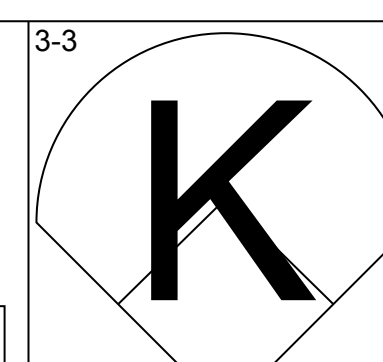
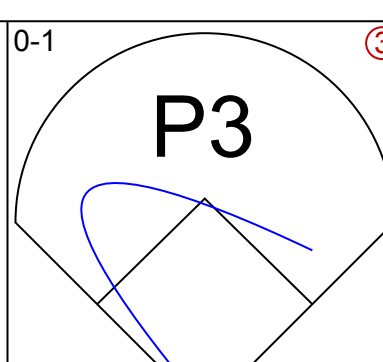
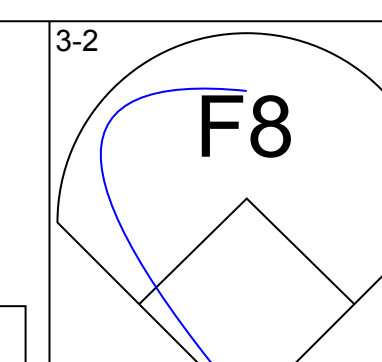
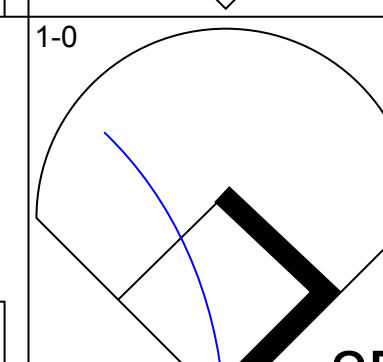
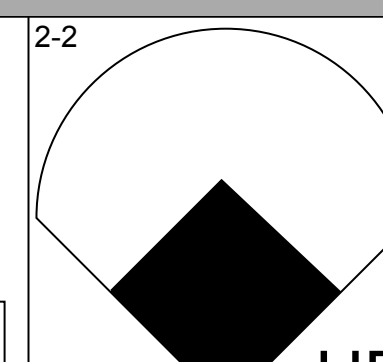
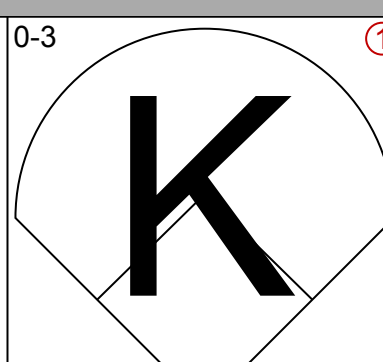
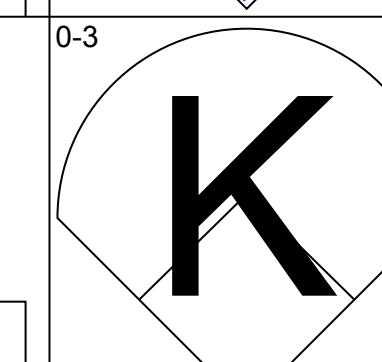
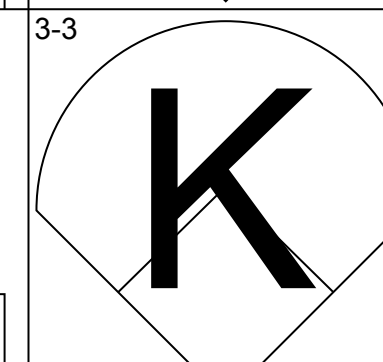
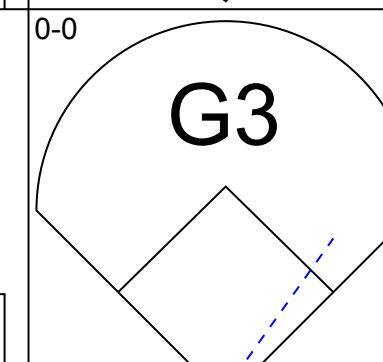
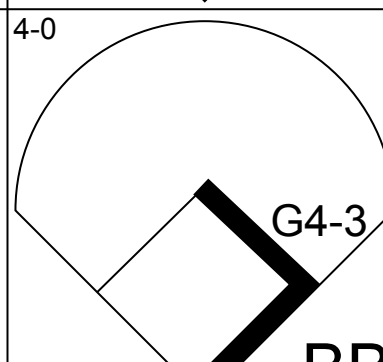
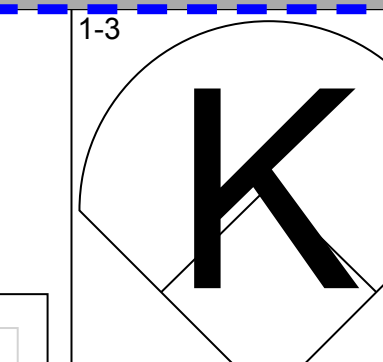
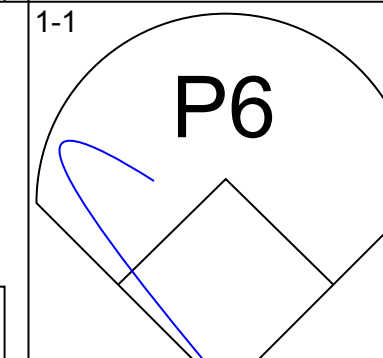
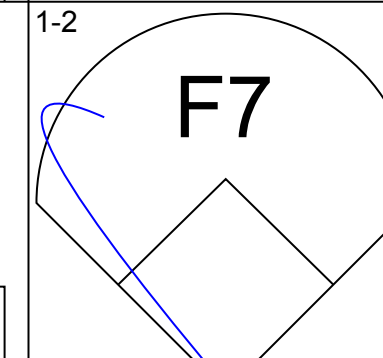
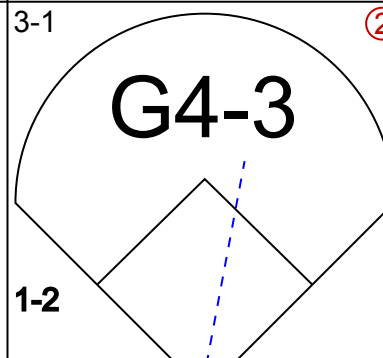
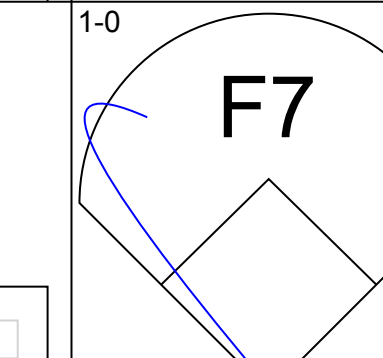
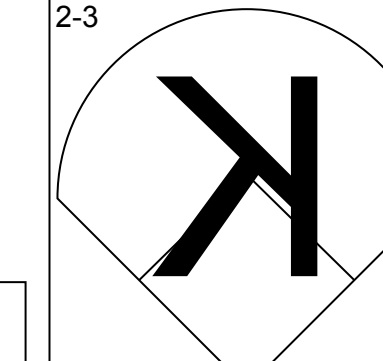
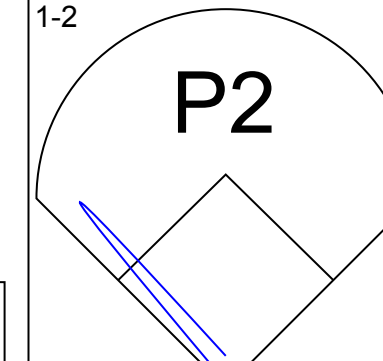
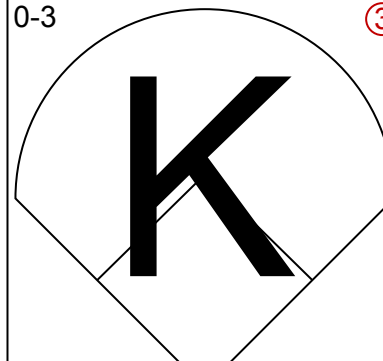
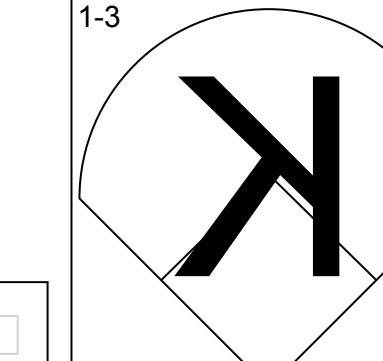
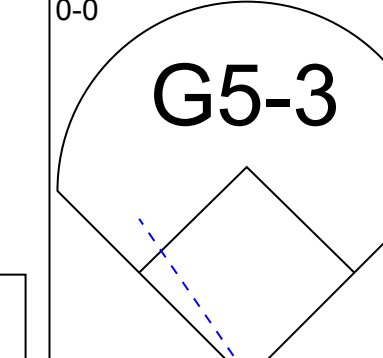
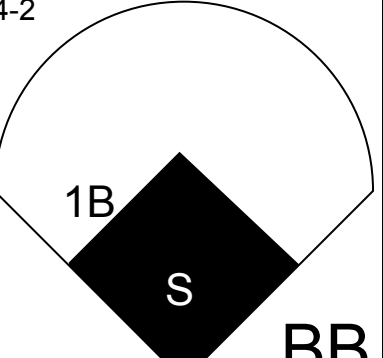
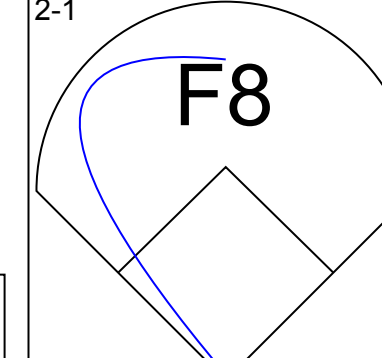
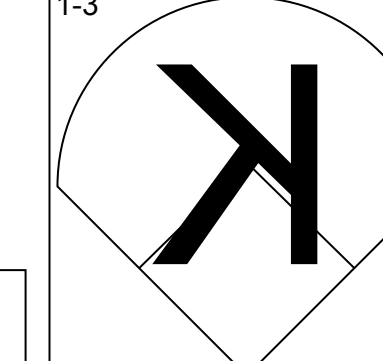
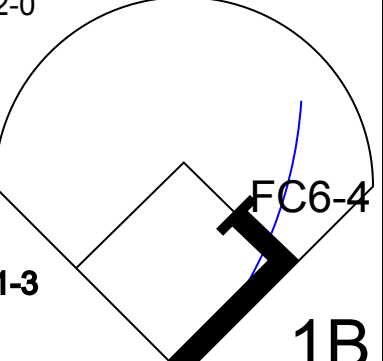
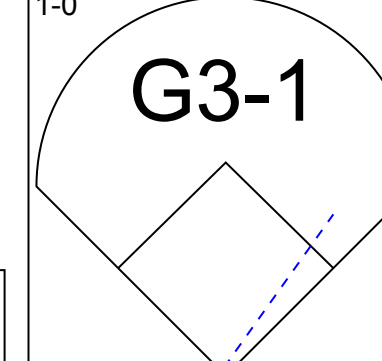
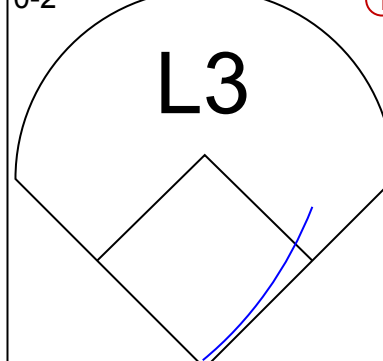
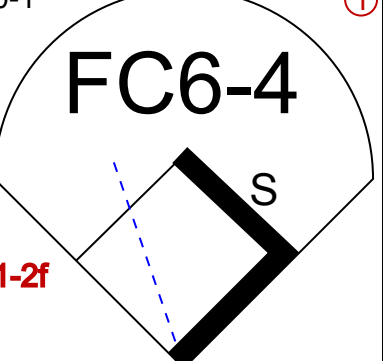
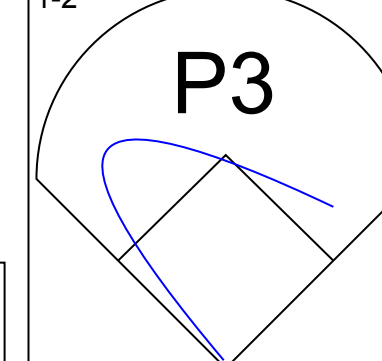
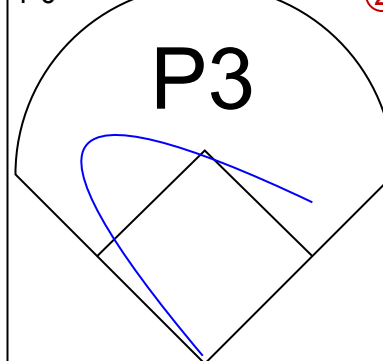
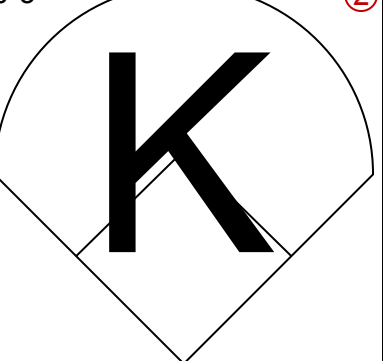
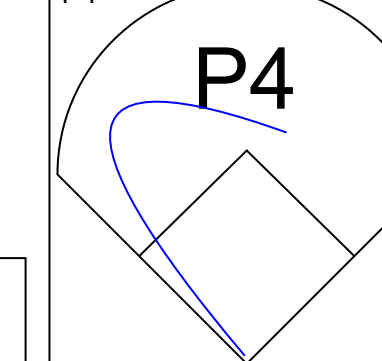
Batter	1	2	3	4	5	6	7	8	9	AB	R	H	RBI	BB	SO	LOB	BOTTOM			
Vince Coleman, S (1, 8) OBP: 0.310, SLG: 0.339	L7						SH1-4		G6-3	3	0	0	1	0	1	0	<b>Chicago Cubs @ St. Louis Cardinals</b> Busch Stadium, St. Louis, MO Sat Sep 10 1988, 3:33 AM CDT Att: 41,151 - Sunny			
Ozzie Smith, S (1, 6) OBP: 0.342, SLG: 0.328	F7						G6-3		BB	4	1	1	1	1	0	1				
Pedro Guerrero, R (1, 3) OBP: 0.375, SLG: 0.417	K						F8		F9	4	1	1	1	1	1	1				
Denny Walling, L (1, 7) OBP: 0.288, SLG: 0.320							F8		1B	3	0	1	0	0	0	0				
Jim Lindeman, R (7, PH) OBP: 0.238, SLG: 0.375							F8		BB	1	0	1	1	0	0	0				
John Morris, L (7, PR) OBP: 0.250, SLG: 0.250							1B		1B	0	1	0	0	0	0	0				
Tom Brunansky, R (1, 9) OBP: 0.349, SLG: 0.425	G5-3						K		1B	3	1	0	0	1	1	2				
Terry Pendleton, S (1, 5) OBP: 0.297, SLG: 0.366	BB						1B		K	4	2	3	2	0	1	0				
José Oquendo, S (1, 4) OBP: 0.358, SLG: 0.372	1B						1B		1B	3	1	2	3	1	0	0				
Luis Alicaia, S (7, PR) OBP: 0.284, SLG: 0.297	BB						1B		G5-3	0	0	0	0	0	0	0				
Tom Pagnozzi, R (1, 2) OBP: 0.302, SLG: 0.308	G5-3						SH2-4		L6	4	1	1	0	0	0	3				
Scott Terry, R (1, 1) OBP: 0.150, SLG: 0.150							SH2-4		L8	2	1	1	0	0	0	0				
Dan Quisenberry, R (8, 1) ERA: 5.31							1B		G4-3	1	0	0	0	0	0	0				
<b>Inning Stats</b>	R: 0 E: 0 K: 1 S: 8	H: 0 LOB: 0 BB: 0 P: 11	R: 0 E: 0 K: 0 S: 13	H: 1 LOB: 2 BB: 1 P: 24	R: 0 E: 0 K: 1 S: 5	H: 0 LOB: 0 BB: 0 P: 8	R: 0 E: 0 K: 1 S: 6	H: 0 LOB: 0 BB: 0 P: 9	R: 4 E: 0 K: 0 S: 15	H: 6 LOB: 2 BB: 0 P: 25	R: 0 E: 0 K: 1 S: 6	H: 0 LOB: 0 BB: 0 P: 9	R: 5 E: 0 K: 0 S: 11	H: 4 LOB: 1 BB: 2 P: 21	R: 0 E: 0 K: 0 S: 7	H: 0 LOB: 1 BB: 1 P: 11	1B: 9 2B: 2 3B: 0 HR: 0	SF: 1 SAC: 2 DP: 0 HBP: 0	WP: 0 PB: 0 SB: 2 CS: 0	PA: 39
<b>PITCHER</b>	IP WLS BF H R ER SO BB IBB HBP BLK WP HR S P ERA WHIP																			
Rick Sutcliffe, R (1, 1) ERA: 3.71	6.0 L 26 7 4 4 4 1 0 0 0 0 0 0 18 86 6.00 1.333																			
Frank DiPino, L (7, 1) ERA: 5.31	2.0 13 4 5 5 0 2 1 0 0 0 0 0 18 32 22.50 3.000																			

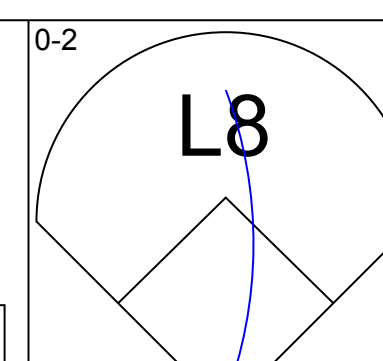
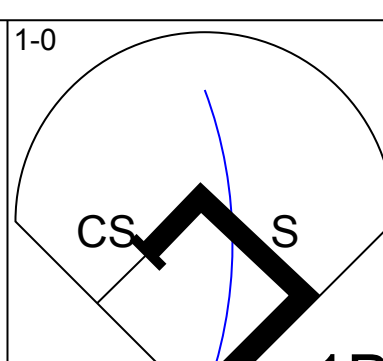
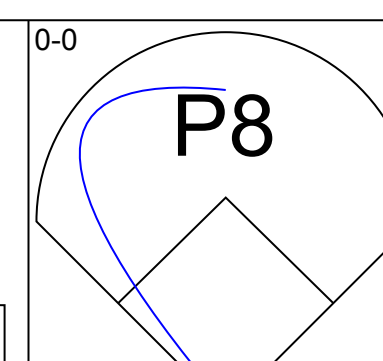
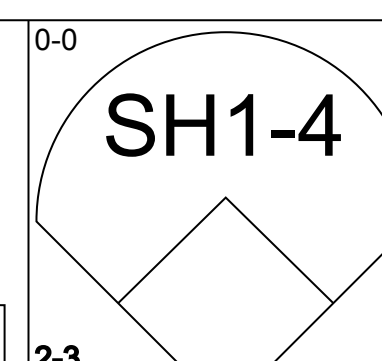
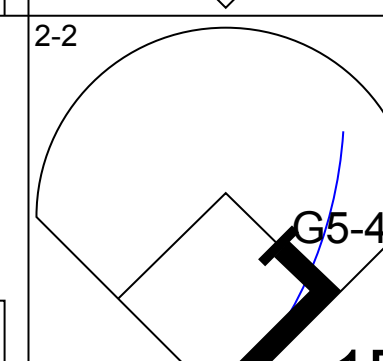
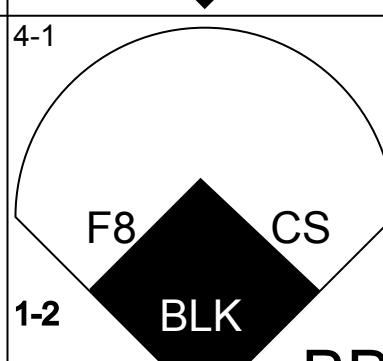
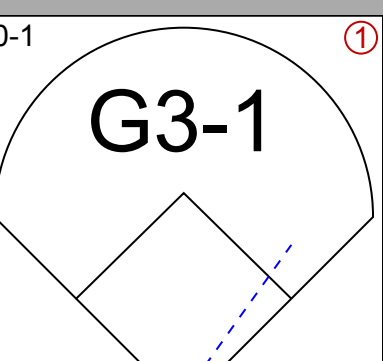
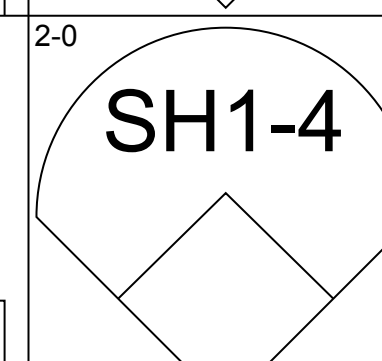
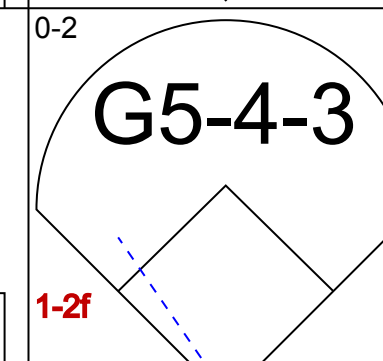
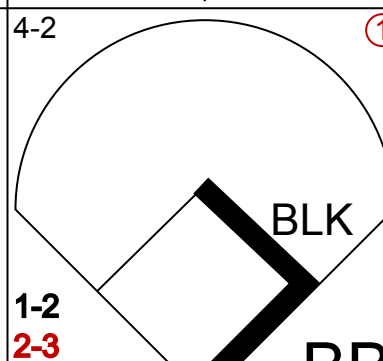
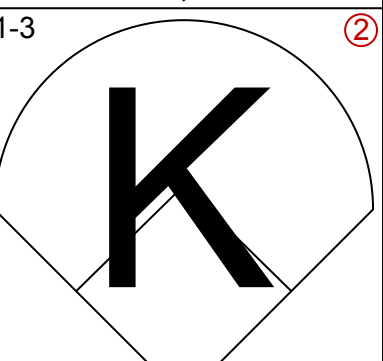
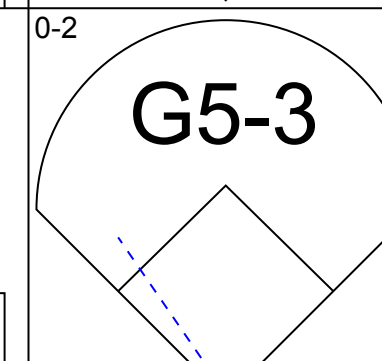
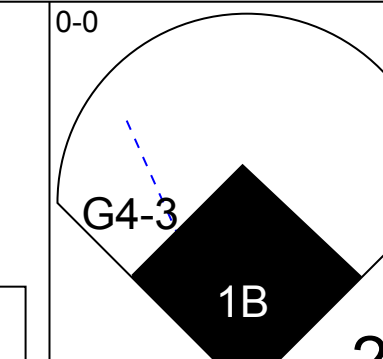

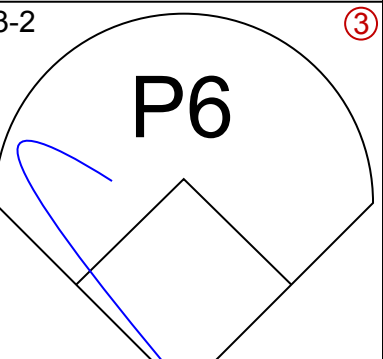
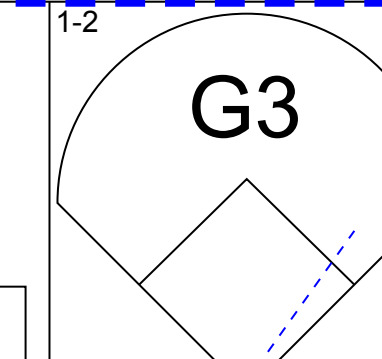
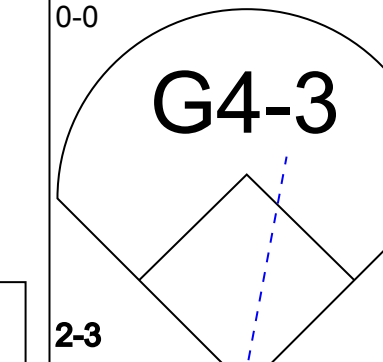
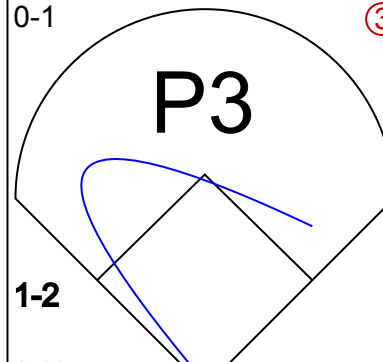
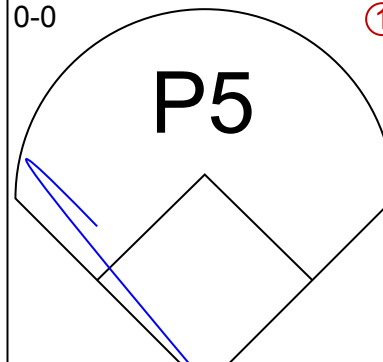
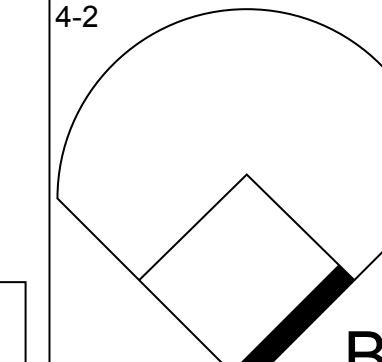
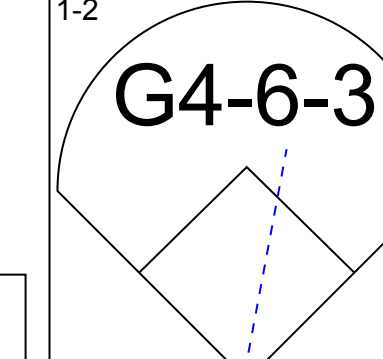
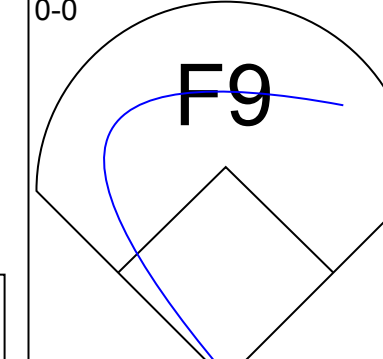
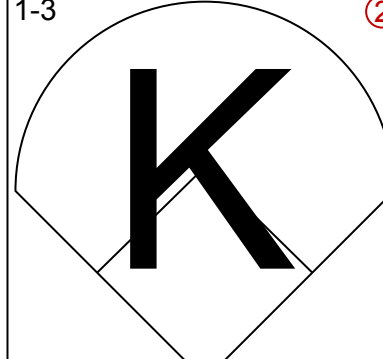
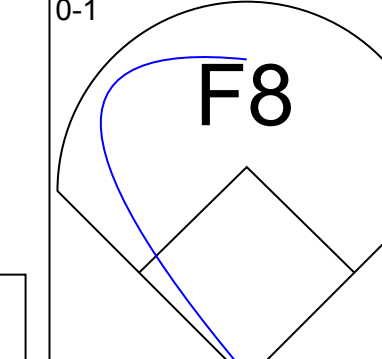
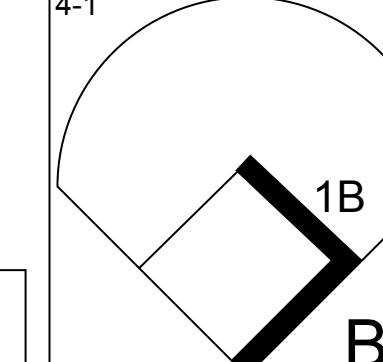
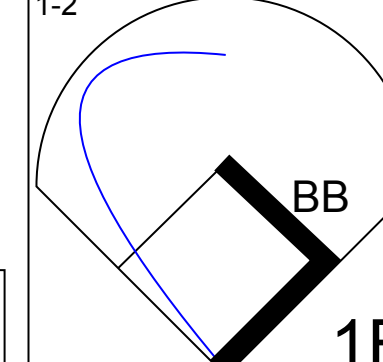
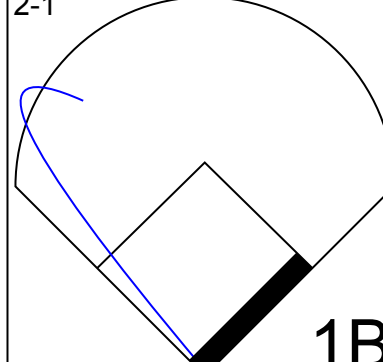
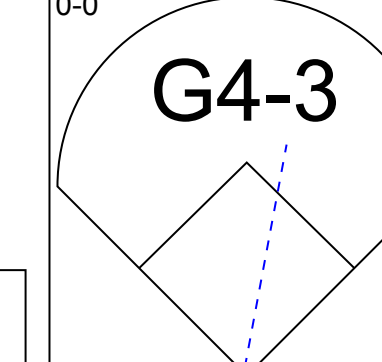
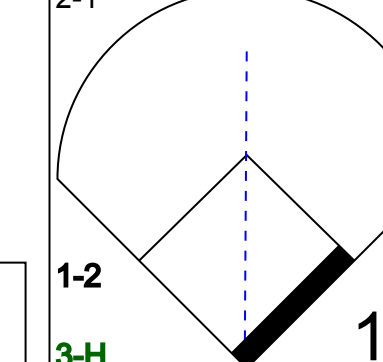
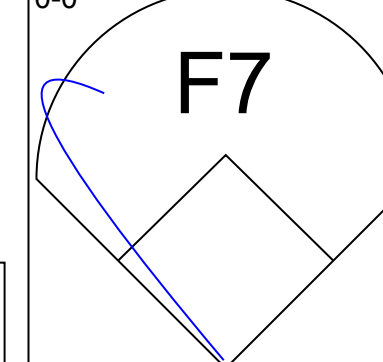
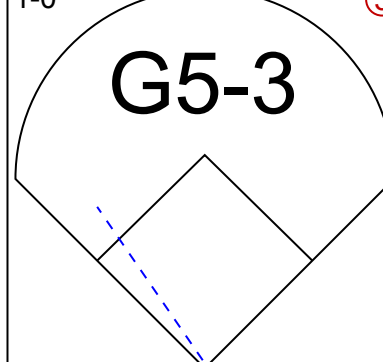
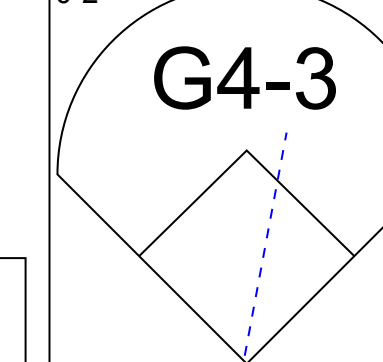
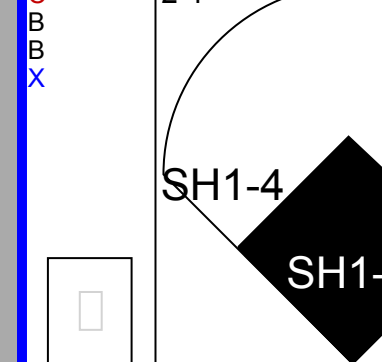
**Chicago Cubs @ St. Louis Cardinals**  
 Busch Stadium, St. Louis, MO  
 Sat Sep 10 1988, 3:33 AM CDT  
 Att: 41,151 - Sunny

AB 32  
 R 9  
 H 11  
 RBI 9  
 BB 4  
 SO 4  
 LOB 7





Batter	1	2	3	4	5	6	7	8	9	AB	R	H	RBI	BB	SO	LOB	TOP									
Doug Dasenczo, S OBP: 0.400, SLG: 0.438										4	0	0	0	0	2	1	Chicago Cubs @ St. Louis Cardinals Busch Stadium, St. Louis, MO Sun Sep 11 1988, 3:33 AM CDT Att: 39,440 - Cloudy - 87 F									
23 Ryne Sandberg, R OBP: 0.330, SLG: 0.426										4	1	2	1	0	2	0										
Mark Grace, L OBP: 0.362, SLG: 0.399 Andre Dawson, R OBP: 0.341, SLG: 0.502										2	0	0	0	1	1	1										
Rafael Palmeiro, L OBP: 0.351, SLG: 0.429										4	0	0	0	0	0	2										
Mitch Webster, S OBP: 0.340, SLG: 0.344										4	0	0	0	0	3	1										
Vance Law, R OBP: 0.349, SLG: 0.391										2	1	0	0	1	0	0										
Damon Berryhill, S OBP: 0.310, SLG: 0.416										3	0	1	0	0	1	0										
Shawon Dunston, R OBP: 0.265, SLG: 0.357										3	0	0	0	0	0	2										
Mike Harkey, R Gary Varsho, L OBP: 0.300, SLG: 0.327 Jeff Pico, R OBP: 0.176, SLG: 0.152										2	0	0	0	0	1	2										
Inning Stats	R: 0 E: 0 K: 2 S: 9	H: 1 LOB: 1 BB: 0 P: 17	R: 0 E: 0 K: 2 S: 7	H: 0 LOB: 0 BB: 0 P: 10	R: 0 E: 0 K: 0 S: 7	H: 0 LOB: 0 BB: 0 P: 8	R: 1 E: 0 K: 0 S: 10	H: 1 LOB: 0 BB: 0 P: 14	R: 1 E: 0 K: 2 S: 14	H: 1 LOB: 1 BB: 1 P: 20	R: 0 E: 0 K: 0 S: 8	H: 0 LOB: 1 BB: 1 P: 15	R: 0 E: 0 K: 0 S: 7	H: 0 LOB: 0 BB: 0 P: 11	R: 0 E: 0 K: 1 S: 10	H: 0 LOB: 0 BB: 0 P: 14	R: 0 E: 0 K: 2 S: 8	H: 0 LOB: 0 BB: 0 P: 11	1B: 1 2B: 1 3B: 0 HR: 1	SF: 0 SAC: 0 DP: 0 HBP: 0	WP: 0 PB: 0 SB: 2 CS: 0	PA: 32				
PITCHER	IP	WLS	BF	H	R	ER	SO	BB	IBB	HBP	BLK	WP	HR	S	P	ERA	WHIP									
Jose DeLeon, R ERA: 3.8	(1, 1)	7.0	W	26	3	2	2	8	2	0	0	0	0	1	62	95	2.57	0.714								
John Costello, R ERA: 1.11	(8, 1)	1.0		3	0	0	0	1	0	0	0	0	0	0	10	14	0.00	0.000								
Ken Dayley, L ERA: 3.26	(9, 1)	1.0	S	3	0	0	0	2	0	0	0	0	0	8	11	0.00	0.000									

Batter	1	2	3	4	5	6	7	8	9	AB	R	H	RBI	BB	SO	LOB	BOTTOM								
Vince Coleman, S OBP: 0.310, SLG: 0.339										3	0	1	0	0	0	2	Chicago Cubs @ St. Louis Cardinals Busch Stadium, St. Louis, MO Sun Sep 11 1988, 3:33 AM CDT Att: 39,440 - Cloudy - 87 F								
Ozzie Smith, S OBP: 0.344, SLG: 0.328										2	1	1	1	1	0	0									
Pedro Guerrero, R OBP: 0.373, SLG: 0.413										3	0	0	0	1	1	1									
Denny Walling, L OBP: 0.287, SLG: 0.324 Ken Dayley, L										4	1	1	0	0	0	2									
Tom Brunansky, R OBP: 0.348, SLG: 0.422										3	0	0	0	1	0	2									
Terry Pendleton, S OBP: 0.294, SLG: 0.362										4	0	0	0	0	1	2									
José Oquendo, S OBP: 0.362, SLG: 0.374										3	0	2	0	1	0	1									
Tony Peña, R OBP: 0.294, SLG: 0.349										3	0	1	1	0	0	2									
Jose DeLeon, R OBP: 0.185, SLG: 0.175 Curt Ford, L OBP: 0.248, SLG: 0.283 John Costello, R John Morris, L OBP: 0.250, SLG: 0.250										1	0	0	0	1	0	2									
Inning Stats	R: 0 E: 0 K: 0 S: 9	H: 1 LOB: 0 BB: 0 P: 11	R: 1 E: 0 K: 0 S: 13	H: 2 LOB: 2 BB: 1 P: 20	R: 1 E: 0 K: 0 S: 8	H: 1 LOB: 1 BB: 2 P: 17	R: 0 E: 0 K: 0 S: 7	H: 1 LOB: 2 BB: 1 P: 12	R: 0 E: 0 K: 1 S: 8	H: 1 LOB: 0 BB: 0 P: 12	R: 0 E: 0 K: 1 S: 7	H: 1 LOB: 1 BB: 0 P: 11	R: 1 E: 0 K: 0 S: 9	H: 1 LOB: 1 BB: 1 P: 12	R: 0 E: 0 K: 0 S: 9	H: 0 LOB: 1 BB: 1 P: 14	R: 0 E: 0 K: 0 S: 9	H: 0 LOB: 1 BB: 1 P: 14	1B: 5 2B: 2 3B: 0 HR: 0	SF: 0 SAC: 2 DP: 1 HBP: 0	WP: 0 PB: 0 SB: 1 CS: 2	PA: 34			
PITCHER	IP	WLS	BF	H	R	ER	SO	BB	IBB	HBP	BLK	WP	HR	S	P	ERA	WHIP								
Mike Harkey, R ERA: 4.05	(1, 1)	7.0	L	30	7	3	3	2	4	0	0	0	1	61	95	3.86	1.571								
Jeff Pico, R ERA: 4.04	(8, 1)	1.0		4	0	0	0	0	1	0	0	0	0	9	14	0.00	1.000								



Batter	1	2	3	4	5	6	7	8	9	AB	R	H	RBI	BB	SO	LOB	TOP					
Vince Coleman, S (1,8) John Morris, L (5,PH) OBP: 0.309, SLG: 0.337 OBP: 0.333, SLG: 0.333	G3		G4-3				K			2	0	0	0	0	0	0	<b>St. Louis Cardinals @ Montreal Expos</b> Olympic Stadium, Montreal, QB Mon Sep 12 1988, 7:05 PM EDT Att. 7,632 - Dome - 70 F					
Ozzie Smith, S (1,6) Tim Jones, L (5,PH) OBP: 0.346, SLG: 0.333 OBP: 0.400, SLG: 0.333	2B		1B				K	FC5-4 1B		2	0	2	0	0	0	0						
Pedro Guerrero, R (1,3) Mike Laga, L (5,PH) OBP: 0.371, SLG: 0.410 OBP: 0.152, SLG: 0.165	L4		F9				F7	K		2	0	0	0	0	0	2						
Denny Walling, L (1,7) Jim Lindeman, R (5,7) OBP: 0.284, SLG: 0.321 OBP: 0.250, SLG: 0.381	K			P8				FC5-4 1B		2	0	0	0	0	1	1						
Tom Brunansky, R (1,9) Curt Ford, L (5,9) OBP: 0.347, SLG: 0.421 OBP: 0.244, SLG: 0.278		G6-3		F9			G3-6	1B		2	0	0	0	0	0	0						
Terry Pendleton, S (1,5) Rod Booker, L (4,5) OBP: 0.293, SLG: 0.361 OBP: 0.286, SLG: 0.429		G4-1		G6-3			G6-3		G4-3 G1-3 2B	2	1	1	0	0	0	0						
José Oquendo, S (1,4) Luis Alica, S (5,PH) OBP: 0.281, SLG: 0.294					K			F8	G4-3	1	0	1	0	0	0	0						
Tom Pagnozzi, R (1,2) OBP: 0.306, SLG: 0.313									G1-3	4	1	2	1	0	1	1						
Joe Magrane, R (1,1) Dan Quisenberry, R (3,1) Tony Peña, R (5,PH) Ken Hill, R (5,1) Steve Peters, L (8,1) Steve Lake, R (8,PH) OBP: 0.354, SLG: 0.420										3	0	0	0	0	0	0						
Inning Stats	R: 0 E: 0 K: 13 S: 13	H: 1 LOB: 1 BB: 0 P: 21	R: 0 E: 0 K: 13 S: 13	H: 1 LOB: 1 BB: 0 P: 19	R: 0 E: 0 K: 10 S: 10	H: 1 LOB: 1 BB: 0 P: 15	R: 0 E: 0 K: 8 S: 8	H: 0 LOB: 0 BB: 0 P: 12	R: 1 E: 0 K: 11 S: 11	H: 3 LOB: 2 BB: 0 P: 16	R: 0 E: 0 K: 4 S: 4	H: 1 LOB: 1 BB: 0 P: 4	R: 0 E: 0 K: 6 S: 6	H: 1 LOB: 1 BB: 0 P: 9	R: 0 E: 1 K: 1 S: 6	H: 1 LOB: 1 BB: 0 P: 10		R: 1 E: 0 K: 9 S: 9	H: 1 LOB: 0 BB: 15 P: 15	1B: 8 2B: 2 3B: 0 HR: 0	SF: 0 SAC: 0 DP: 1 HBP: 0	WP: 0 PB: 0 SB: 1 CS: 0
PITCHER	IP	WLS	BF	H	R	ER	SO	BB	IBB	HBP	BLK	WP	HR	S	P	ERA	WHIP					
Bryn Smith, R (1,1) ERA: 3.05	6.0	W	24	7	1	1	4	0	0	0	0	0	0	59	87	1.50	1.167					
Mike Smith, R (7,1) ERA: 1.6	3.0	S	12	3	1	1	3	0	0	0	0	0	0	21	34	3.00	1.000					

AB	36
R	2
H	10
RBI	2
BB	0
SO	7
LOB	15



Batter	1	2	3	4	5	6	7	8	9	AB	R	H	RBI	BB	SO	LOB	BOTTOM				
Otis Nixon, S (1,8) Tom Foley, L (8,PH) OBP: 0.299, SLG: 0.275 OBP: 0.309, SLG: 0.372	CS 1B BB	B1-3						K		3	3	1	0	2	0	1	<b>St. Louis Cardinals @ Montreal Expos</b> Olympic Stadium, Montreal, QB Mon Sep 12 1988, 7:05 PM EDT Att. 7,632 - Dome - 70 F				
Tracy Jones, R (1,7) Mike Fitzgerald, R (6,7) OBP: 0.351, SLG: 0.328 OBP: 0.341, SLG: 0.382	E5 1B BB	L3								2	3	1	0	2	0	0					
Andres Galarraga, R (1,3) Wallace Johnson, S (6,3) OBP: 0.355, SLG: 0.535 OBP: 0.400, SLG: 0.429	1B S	G5-3								3	2	1	1	1	0	1					
Hubie Brooks, R (1,9) Dave Martinez, L (5,9) OBP: 0.315, SLG: 0.428 OBP: 0.300, SLG: 0.318	K									3	0	1	1	0	1	2					
Tim Wallach, R (1,5) Jeff Huson, L (5,PR) OBP: 0.302, SLG: 0.394 OBP: 0.500, SLG: 0.500	1B IBB									3	2	3	1	1	0	0					
Nelson Santovenia, R (1,2) Wilfredo Tejada, R (7,2) OBP: 0.289, SLG: 0.402 OBP: 0.231, SLG: 0.333	B1-3 1B									3	2	2	5	1	0	2					
Rex Hudler, R (1,4) OBP: 0.308, SLG: 0.434	B1-3									5	1	2	3	0	0	4					
Luis Rivera, R (1,6) OBP: 0.277, SLG: 0.324										4	0	1	2	1	2	1					
Bryn Smith, R (1,1) Graig Nettles, L (6,PH) Mike Smith, R (7,1) OBP: 0.154, SLG: 0.140 OBP: 0.250, SLG: 0.256	G4-3									3	0	0	0	0	2	5					
Inning Stats	R: 3 E: 1 K: 1 S: 11	H: 2 LOB: 3 BB: 4 P: 32	R: 0 E: 0 K: 0 S: 5	H: 0 LOB: 0 BB: 0 P: 7	R: 2 E: 1 K: 2 S: 13	H: 2 LOB: 1 BB: 1 P: 23	R: 6 E: 0 K: 1 S: 17	H: 6 LOB: 1 BB: 1 P: 27	R: 2 E: 0 K: 0 S: 15	H: 2 LOB: 2 BB: 1 P: 29	R: 1 E: 0 K: 0 S: 15	H: 1 LOB: 0 BB: 2 P: 31	R: 0 E: 0 K: 0 S: 5	H: 0 LOB: 0 BB: 0 P: 7	R: 0 E: 0 K: 2 S: 9	H: 0 LOB: 0 BB: 0 P: 12		1B: 10 2B: 3 3B: 0 HR: 0	SF: 0 SAC: 0 DP: 0 HBP: 0	WP: 1 PB: 0 SB: 6 CS: 1	PA: 46
PITCHER	IP	WLS	BF	H	R	ER	SO	BB	IBB	HBP	BLK	WP	HR	S	P	ERA	WHIP				
Joe Magrane, L (1,1) ERA: 2.24	2.1	L	16	4	5	4	1	3	2	0	0	0	0	23	52	15.43	3.000				
Dan Quisenberry, R (3,1) ERA: 5.16	1.2		12	6	6	6	3	0	1	0	0	0	0	23	37	32.40	3.600				
Ken Hill, R (5,1) ERA: 7.5	3.0		15	3	3	3	0	3	0	0	0	1	0	35	67	9.00	2.000				
Steve Peters, L (8,1) ERA: 6.75	1.0		3	0	0	0	2	0	0	0	0	0	0	9	12	0.00	0.000				













Batter	1	2	3	4	5	6	7	8	9	AB	R	H	RBI	BB	SO	LOB	TOP			
Vince Coleman, S (1, 8) OBP: 0.313, SLG: 0.342	0-0 CS 1B		0-0 SH3		1-0 2B		0-0 SH1 2B		0-0 SH4-3	3	1	3	1	0	0	0	<b>St. Louis Cardinals @ Philadelphia Phillies</b> <b>Veterans Stadium, Philadelphia, PA</b> Thu Sep 15 1988, 7:05 PM EDT Att: 10,434 - Sunny			
Ozzie Smith, S (1, 6) OBP: 0.353, SLG: 0.341	0-2 F6		2-0 F6		2-2 F3		0-0 SH1		4-2 G6-4-3 BB	3	0	0	0	1	0	4				
Pedro Guerrero, R (1, 3) OBP: 0.368, SLG: 0.404	2-0 F9		1-0 1-3		4-1 BB		0-0 2B		0-0 G6-4-3	4	0	1	1	1	0	4				
Tom Brunansky, R (1, 9) OBP: 0.344, SLG: 0.413		3-0 L7		0-0 F8	0-0 F8		3-H 1-1 L4			4	0	0	0	0	0	4				
Jim Lindeman, R (1, 7) OBP: 0.244, SLG: 0.372 John Morris, L (2, 7) OBP: 0.250, SLG: 0.250	1-1 6-3		1-1 4-3		0-1 1B		0-2 4-3			1	0	0	0	0	0	0				
Jose Oquendo, S (1, 4) OBP: 0.381, SLG: 0.373	0-0 E 2B		3-1 F7		0-0 F5		1-0 6-3			4	1	1	0	0	0	1				
Tony Peña, R (1, 2) OBP: 0.296, SLG: 0.352	0-0 E6 2H 1B		0-2 SH4-3 2B		0-0 F4		0-0 4-3			4	1	2	0	0	0	1				
Tom Lawless, R (1, 5) OBP: 0.250, SLG: 0.311 Rod Booker, L (8, PH) OBP: 0.375, SLG: 0.625	2-3 K		0-0 SH4-3		1-2 1B		3-2 2B			2	0	1	0	0	1	1				
Scott Terry, R (1, 1) OBP: 0.217, SLG: 0.227 Curt Ford, L (9, PH) OBP: 0.252, SLG: 0.281 Todd Worrell, R (9, 1)			0-1 SH3 2B		4-2 2B		3-2 F4		4-0 SH4-3 BB	2	0	1	0	1	0	2				
										0	0	0	0	1	0	0				
										0	0	0	0	0	0	0				
<b>Inning Stats</b>	R: 0 E: 0 K: 0 S: 5	H: 1 LOB: 0 BB: 0 P: 7	R: 1 E: 1 K: 1 S: 8	H: 2 LOB: 1 BB: 0 P: 14	R: 0 E: 0 K: 0 S: 5	H: 0 LOB: 0 BB: 0 P: 9	R: 1 E: 0 K: 0 S: 12	H: 2 LOB: 3 BB: 2 P: 23	R: 0 E: 0 K: 0 S: 11	H: 2 LOB: 2 BB: 0 P: 15	R: 1 E: 0 K: 0 S: 8	H: 2 LOB: 1 BB: 0 P: 9	R: 0 E: 0 K: 0 S: 5	H: 1 LOB: 1 BB: 0 P: 9	R: 0 E: 0 K: 0 S: 4	H: 0 LOB: 1 BB: 2 P: 12	1B: 4 2B: 7 3B: 0 HR: 0	SF: 0 SAC: 4 DP: 1 HBP: 0	WP: 0 PB: 0 SB: 0 CS: 1	PA: 39
<b>PITCHER</b>	IP WLS BF H R ER SO BB IBB HBP BLK WP HR S P ERA WHIP	IP WLS BF H R ER SO BB IBB HBP BLK WP HR S P ERA WHIP	IP WLS BF H R ER SO BB IBB HBP BLK WP HR S P ERA WHIP	IP WLS BF H R ER SO BB IBB HBP BLK WP HR S P ERA WHIP	IP WLS BF H R ER SO BB IBB HBP BLK WP HR S P ERA WHIP	IP WLS BF H R ER SO BB IBB HBP BLK WP HR S P ERA WHIP	IP WLS BF H R ER SO BB IBB HBP BLK WP HR S P ERA WHIP	IP WLS BF H R ER SO BB IBB HBP BLK WP HR S P ERA WHIP	IP WLS BF H R ER SO BB IBB HBP BLK WP HR S P ERA WHIP	IP WLS BF H R ER SO BB IBB HBP BLK WP HR S P ERA WHIP	IP WLS BF H R ER SO BB IBB HBP BLK WP HR S P ERA WHIP	IP WLS BF H R ER SO BB IBB HBP BLK WP HR S P ERA WHIP	IP WLS BF H R ER SO BB IBB HBP BLK WP HR S P ERA WHIP	IP WLS BF H R ER SO BB IBB HBP BLK WP HR S P ERA WHIP	IP WLS BF H R ER SO BB IBB HBP BLK WP HR S P ERA WHIP	IP WLS BF H R ER SO BB IBB HBP BLK WP HR S P ERA WHIP	IP WLS BF H R ER SO BB IBB HBP BLK WP HR S P ERA WHIP			
Shane Rawley, L (1, 1) ERA: 3.99	6.1 L	29	9	3	2	1	2	0	0	0	0	0	0	0	0	0	2.84	1.737		
Kent Tekulve, R (7, 1) ERA: 3.35	0.2	3	1	0	0	0	0	0	0	0	0	0	0	0	0	0	0.00	1.500		
Mike Maddux, R (8, 1) ERA: 4.02	2.0	7	1	0	0	0	2	0	0	0	0	0	0	0	0	0	0.00	1.500		

AB 31  
R 3  
H 11  
RBI 2  
BB 4  
SO 1  
LOB 18



Batter	1	2	3	4	5	6	7	8	9	AB	R	H	RBI	BB	SO	LOB	BOTTOM	
Phil Bradley, R (1, 7) OBP: 0.344, SLG: 0.401	2-3 K		1-1 5-3	2-2 6-3			1-1 6-3			4	0	0	0	0	1	2	<b>St. Louis Cardinals @ Philadelphia Phillies</b> <b>Veterans Stadium, Philadelphia, PA</b> Thu Sep 15 1988, 7:05 PM EDT Att: 10,434 - Sunny	
Ron Jones, L (1, 9) OBP: 0.282, SLG: 0.536	0-0 G3		3-3 K		2-3 K		1-0 G3			4	0	0	0	0	2	0		
Juan Samuel, R (1, 8) OBP: 0.296, SLG: 0.377	0-0 F3		0-1 E6 1B		0-1 1-3		2-2 F2			4	0	0	0	0	0	0		
Von Hayes, L (1, 3) OBP: 0.359, SLG: 0.418		1-2 E8 1B	0-0 FC6 1B	1-3 1B	1-1 4-3		4-2 FC6-4 BB			3	1	1	0	1	0	0		
Chris James, R (1, 5) OBP: 0.281, SLG: 0.376		3-3 K	3-0 FC6		0-1 F9		2-2 FC6-4			4	0	0	0	0	1	4		
Lance Parrish, R (1, 2) OBP: 0.296, SLG: 0.378		1-3 K		1-2 SH1-4 1B		0-0 F9		0-3 K		4	0	1	0	0	2	1		
Steve Jeltz, S (1, 6) OBP: 0.302, SLG: 0.240 Greg Gross, L (9, PH) OBP: 0.296, SLG: 0.212		0-1 1B		1-1 F6		3-1 3-1		0-0 B2-3		3	0	1	0	0	0	1		
Tom Barrett, S (1, 4) OBP: 0.269, SLG: 0.178		1-2 1B		2-2 SH1-4 1B		1-3 K		3-3 K		4	0	2	1	0	2	0		
Shane Rawley, R (1, 1) OBP: 0.125, SLG: 0.145 Kent Tekulve, R (7, 1) OBP: 0.245, SLG: 0.244 Keith Miller, S (7, PH) OBP: 0.182, SLG: 0.190		1-2 3-H 1B		0-0 SH1-4 1B		1-2 4-3				1	0	0	0	0	0	2		
										0	0	0	0	0	0	0		
										0	0	0	0	0	0	0		
<b>Inning Stats</b>	R: 0 E: 0 K: 1 S: 6	H: 0 LOB: 0 BB: 0 P: 8	R: 1 E: 1 K: 2 S: 17	H: 2 LOB: 2 BB: 0 P: 24	R: 0 E: 1 K: 1 S: 9	H: 1 LOB: 2 BB: 0 P: 16	R: 0 E: 0 K: 0 S: 13	H: 2 LOB: 0 BB: 0 P: 19	R: 0 E: 0 K: 1 S: 7	H: 0 LOB: 0 BB: 0 P: 10	R: 0 E: 0 K: 0 S: 5	H: 0 LOB: 1 BB: 1 P: 20	R: 0 E: 0 K: 2 S: 10	H: 0 LOB: 0 BB: 0 P: 13	1B: 5 2B: 0 3B: 0 HR: 0	SF: 0 SAC: 1 DP: 0 HBP: 0	WP: 0 PB: 0 SB: 0 CS: 0	PA: 35
<b>PITCHER</b>	IP WLS BF H R ER SO BB IBB HBP BLK WP HR S P ERA WHIP	IP WLS BF H R ER SO BB IBB HBP BLK WP HR S P ERA WHIP	IP WLS BF H R ER SO BB IBB HBP BLK WP HR S P ERA WHIP	IP WLS BF H R ER SO BB IBB HBP BLK WP HR S P ERA WHIP	IP WLS BF H R ER SO BB IBB HBP BLK WP HR S P ERA WHIP	IP WLS BF H R ER SO BB IBB HBP BLK WP HR S P ERA WHIP	IP WLS BF H R ER SO BB IBB HBP BLK WP HR S P ERA WHIP	IP WLS BF H R ER SO BB IBB HBP BLK WP HR S P ERA WHIP	IP WLS BF H R ER SO BB IBB HBP BLK WP HR S P ERA WHIP	IP WLS BF H R ER SO BB IBB HBP BLK WP HR S P ERA WHIP	IP WLS BF H R ER SO BB IBB HBP BLK WP HR S P ERA WHIP	IP WLS BF H R ER SO BB IBB HBP BLK WP HR S P ERA WHIP	IP WLS BF H R ER SO BB IBB HBP BLK WP HR S P ERA WHIP	IP WLS BF H R ER SO BB IBB HBP BLK WP HR S P ERA WHIP	IP WLS BF H R ER SO BB IBB HBP BLK WP HR S P ERA WHIP	IP WLS BF H R ER SO BB IBB HBP BLK WP HR S P ERA WHIP		
Scott Terry, R (1, 1) ERA: 2.59	8.0 W	32	5	1	0	0	1	0	0	0	0	0	0	0	0	0	0.00	0.750
Todd Worrell, R (9, 1) ERA: 2.95	1.0 S	3	0	0	0	2	0	0	0	0	0	0	0	0	0	0	0.00	0.000

AB 33  
R 1  
H 5  
RBI 1  
BB 1  
SO 8  
LOB 10









Batter	1	2	3	4	5	6	7	8	9	AB	R	H	RBI	BB	SO	LOB	TOP									
Vince Coleman, S (1, 8) OBP: 0.311, SLG: 0.338	0-0 G1		1-3 K		4-2 3B BB		3-2 G1-6-3 1B		1-2 5-3	4	1	1	0	1	1	1	<b>St. Louis Cardinals @ Chicago Cubs</b> Wrigley Field, Chicago, IL Sat Sep 17 1988, 3:33 AM CDT Att: 30,243 - Sunny - 84 F									
Tom Lawless, R (1, 5) OBP: 0.255, SLG: 0.354 Rod Booker, L (7, PH) OBP: 0.429, SLG: 0.571	2-1 6-3		3-2 6-3		1 SAFE 2-1 1 SAFE 1 SAFE 1 SAFE		0-1 1-2 G1-6-3 1B		1-1 1B	3	1	1	1	0	0	1										
José Oquendo, S (1, 6) OBP: 0.360, SLG: 0.371	2-1 F9			1-0 2B 1B	1-1 SF8		0-0 G1-6-3		0-0 G3	4	1	1	1	0	0	3										
Tom Brunansky, R (1, 9) OBP: 0.342, SLG: 0.418		0-0 5-3		1-1 1B 2B	0-2 HR		3-2 4-3			4	1	2	1	0	0	1										
Tony Peña, R (1, 3) OBP: 0.299, SLG: 0.358		3-0 2B		0-0 4-3	0-0 F8			1-0 1-3		4	0	1	0	0	0	2										
Tom Pagnozzi, R (1, 2) OBP: 0.305, SLG: 0.311		2-2 F9		2-1 1B		0-1 6-3		0-3 K		4	0	1	1	0	1	1										
John Morris, L (1, 7) OBP: 0.313, SLG: 0.267		1-3 K		2-3 3-H 1-3 K		4-0 BB		3-1 1B		3	0	1	0	1	2	3										
Luis Alica, S (1, 4) OBP: 0.276, SLG: 0.289 Pedro Guerrero, R (8, PH) OBP: 0.309, SLG: 0.401 Mike Laga, L (8, 3) OBP: 0.152, SLG: 0.165			1-3 K	0-0 F9		1-3 K		1-1 5-3		3	0	0	0	0	2	3										
Joe Magrane, R (1, 1) OBP: 0.182, SLG: 0.256 Tim Jones, L (5, PH) OBP: 0.356, SLG: 0.293 John Costello, R (5, 1) Dan Quisenberry, R (7, 1) Willie McGee, S (9, PH) OBP: 0.328, SLG: 0.364			0-0 1B		1-1 F8		0-0 1-3		0-0 F7	1	0	1	0	0	0	0										
<b>Inning Stats</b>	R: 0 E: 0 K: 0 S: 5	H: 0 LOB: 0 BB: 0 P: 9	R: 0 E: 0 K: 1 S: 8	H: 1 LOB: 1 BB: 0 P: 14	R: 0 E: 0 K: 2 S: 11	H: 1 LOB: 2 BB: 0 P: 16	R: 1 E: 0 K: 1 S: 10	H: 3 LOB: 2 BB: 0 P: 15	R: 3 E: 0 K: 0 S: 12	H: 2 LOB: 0 BB: 1 P: 20	R: 0 E: 0 K: 1 S: 6	H: 0 LOB: 1 BB: 0 P: 11	R: 0 E: 0 K: 0 S: 9	H: 2 LOB: 1 BB: 0 P: 15	R: 0 E: 0 K: 1 S: 8	H: 1 LOB: 1 BB: 0 P: 13		R: 0 E: 0 K: 0 S: 7	H: 1 LOB: 1 BB: 0 P: 9	1B: 7 2B: 2 3B: 1 HR: 1	SF: 1 SAC: 0 DP: 1 HBP: 0	WP: 0 PB: 0 SB: 0 CS: 0	PA: 39			
<b>PITCHER</b>	IP	WLS	BF	H	R	ER	SO	BB	IBB	HBP	BLK	WP	HR	S	P	ERA		WHIP								
Jamie Moyer, L (1, 1) ERA: 3.54	5.0		23	7	4	4	4	1	0	0	0	0	1	46	74	7.20		1.600								
Jeff Pico, R (6, 1) ERA: 3.96	4.0	W	16	4	0	0	2	1	0	0	0	0	0	30	48	0.00	1.250									

Batter	1	2	3	4	5	6	7	8	9	AB	R	H	RBI	BB	SO	LOB	BOTTOM									
Mitch Webster, S (1, 7) OBP: 0.339, SLG: 0.342	0-0 F9		2-2 F9	1-2 2-3 3-H 1B		0-0 SH1-3		2-0 4-3		4	0	1	1	0	0	1	<b>St. Louis Cardinals @ Chicago Cubs</b> Wrigley Field, Chicago, IL Sat Sep 17 1988, 3:33 AM CDT Att: 30,243 - Sunny - 84 F									
23 Ryne Sandberg, R (1, 4) OBP: 0.329, SLG: 0.429	1-0 4-3		1-1 2B	1-0 5-3		0-2 SF8		0-2 1-3		4	0	1	2	0	0	1										
Darrin Jackson, R (1, 8) OBP: 0.272, SLG: 0.443	3-2 HR		0-0 2B	3-H 1-0 F4		1-0 HR				4	2	3	3	0	0	1										
Andre Dawson, R (1, 9) OBP: 0.337, SLG: 0.496 Jeff Pico, R (6, 1) OBP: 0.171, SLG: 0.147	0-0 1-3		4-0 FC4-6 IBB		3-2 4-3		0-3 K			2	0	0	0	1	0	0										
Vance Law, R (1, 5) OBP: 0.349, SLG: 0.392		1-0 E6	0-3 K		3-2 4-3		0-0 E			4	0	1	0	0	1	3										
Damon Berryhill, S (1, 2) OBP: 0.306, SLG: 0.413		0-0 FC5-4	1-0 FC4-6		1-1 1B		1-0 F7			4	0	1	0	0	0	5										
Manny Trillo, R (1, 3) OBP: 0.280, SLG: 0.295		1-2 1B		2-1 SH5-3	1-1 1B		2-2 E5			4	1	3	0	0	0	1										
Shawon Dunston, R (1, 6) OBP: 0.261, SLG: 0.347		1-2 L6-4		2-1 E6	1-0 F9		1-1 G4-6-3			4	1	0	0	0	0	7										
Jamie Moyer, L (1, 1) OBP: 0.133, SLG: 0.105 Doug Descenzo, S (6, 8) OBP: 0.389, SLG: 0.362			2-2 2B	0-1 SH5-3		2-1 E7		0-0 L4		1	1	1	0	0	0	0										
<b>Inning Stats</b>	R: 1 E: 0 K: 0 S: 10	H: 1 LOB: 0 BB: 0 P: 14	R: 0 E: 1 K: 0 S: 8	H: 1 LOB: 1 BB: 0 P: 11	R: 1 E: 0 K: 1 S: 15	H: 3 LOB: 3 BB: 1 P: 25	R: 2 E: 1 K: 0 S: 11	H: 2 LOB: 1 BB: 0 P: 18	R: 0 E: 0 K: 1 S: 10	H: 2 LOB: 2 BB: 0 P: 20	R: 2 E: 1 K: 1 S: 10	H: 2 LOB: 0 BB: 0 P: 13	R: 0 E: 1 K: 0 S: 7	H: 1 LOB: 1 BB: 0 P: 11	R: 0 E: 0 K: 0 S: 5	H: 0 LOB: 0 BB: 0 P: 7		1B: 7 2B: 4 3B: 0 HR: 2	SF: 1 SAC: 2 DP: 2 HBP: 0	WP: 0 PB: 0 SB: 0 CS: 0	PA: 38					
<b>PITCHER</b>	IP	WLS	BF	H	R	ER	SO	BB	IBB	HBP	BLK	WP	HR	S	P	ERA		WHIP								
Joe Magrane, L (1, 1) ERA: 2.31	4.0		21	7	4	2	1	0	0	0	0	0	1	26	41	4.50		1.750								
John Costello, R (5, 1) ERA: 2.01	2.1	L	13	5	2	2	1	0	0	0	0	0	0	7	10	7.71	2.143									
Dan Quisenberry, R (7, 1) ERA: 4.98	1.2		4	0	0	0	0	0	0	0	0	0	0	7	10	0.00	0.000									



Batter	1	2	3	4	5	6	7	8	9	AB	R	H	RBI	BB	SO	LOB	TOP				
Vince Coleman, S (1, 7) OBP: 0.312, SLG: 0.339										5	1	2	1	0	1	0	<b>St. Louis Cardinals @ Chicago Cubs</b> Wrigley Field, Chicago, IL Sun Sep 18 1988, 3:33 AM CDT Att: 25,090 - Overcast - 83 F				
Ozzie Smith, S (1, 6) OBP: 0.351, SLG: 0.341										5	0	0	0	0	1	3					
José Oquendo, S (1, 4) OBP: 0.362, SLG: 0.372										4	0	2	0	1	1	0					
Pedro Guerrero, R (1, 3) OBP: 0.372, SLG: 0.404										5	0	3	1	0	1	0					
Denny Walling, L (1, 9) OBP: 0.290, SLG: 0.324										5	1	2	0	0	2	6					
Willie McGee, S (1, 8) OBP: 0.328, SLG: 0.364										3	1	1	0	0	1	2					
Steve Lake, R (7, PH) OBP: 0.357, SLG: 0.412										1	0	0	0	0	0	0					
John Morris, L (7, 8) OBP: 0.294, SLG: 0.250										1	0	0	0	0	0	1					
Rod Booker, L (1, 5) OBP: 0.389, SLG: 0.471										3	1	0	0	1	1	4					
Tony Peña, R (1, 2) OBP: 0.299, SLG: 0.363										4	1	1	1	0	1	4					
Larry McWilliams, L (1, 1) OBP: 0.211, SLG: 0.194										3	0	1	2	0	1	1					
Dan Quisenberry, R (6, 1) OBP: 0.250, SLG: 0.279										0	0	0	0	0	0	0					
Curt Ford, L (8, PH) OBP: 0.250, SLG: 0.279										1	0	0	0	0	1	0					
Todd Worrell, R (8, 1) OBP: 0.250, SLG: 0.279										0	0	0	0	0	0	0					
<b>Inning Stats</b>	R: 0 E: 0 K: 2 S: 15	H: 2 LOB: 2 BB: 0 P: 25	R: 0 E: 0 K: 1 S: 7	H: 0 LOB: 1 BB: 1 P: 13	R: 0 E: 0 K: 0 S: 5	H: 0 LOB: 0 BB: 0 P: 6	R: 3 E: 1 K: 2 S: 17	H: 4 LOB: 2 BB: 0 P: 22	R: 0 E: 0 K: 1 S: 13	H: 2 LOB: 2 BB: 0 P: 21	R: 2 E: 0 K: 1 S: 11	H: 3 LOB: 1 BB: 1 P: 23	R: 0 E: 0 K: 1 S: 8	H: 0 LOB: 0 BB: 0 P: 10	R: 0 E: 0 K: 2 S: 8	H: 0 LOB: 0 BB: 0 P: 11	R: 0 E: 0 K: 1 S: 8	H: 1 LOB: 1 BB: 0 P: 15	1B: 11 2B: 0 3B: 0 HR: 1	SF: 0 SAC: 0 DP: 0 HBP: 0	WP: 0 PA: 42 PB: 0 SB: 1 CS: 0
<b>PITCHER</b>	IP WLS BF H R ER SO BB IBB HBP BLK WP HR S P ERA WHIP																	<b>PITCHER</b>	IP WLS BF H R ER SO BB IBB HBP BLK WP HR S P ERA WHIP		
Greg Maddux, R (1, 1) ERA: 3.28	5.2 L 31 11 5 2 6 2 0 0 0 0 0 1 65 104 3.18 2.294																				
Frank DiPino, L (6, 1) ERA: 5.22	1.1 4 0 0 0 2 0 0 0 0 0 0 0 11 16 0.00 0.000																				
Mike Bielecki, R (8, 1) ERA: 3.12	2.0 7 1 0 0 3 0 0 0 0 0 0 0 16 26 0.00 0.500																				

Batter	1	2	3	4	5	6	7	8	9	AB	R	H	RBI	BB	SO	LOB	BOTTOM				
Mitch Webster, S (1, 9) OBP: 0.338, SLG: 0.340										5	0	1	1	0	1	1	<b>St. Louis Cardinals @ Chicago Cubs</b> Wrigley Field, Chicago, IL Sun Sep 18 1988, 3:33 AM CDT Att: 25,090 - Overcast - 83 F				
23 Ryne Sandberg, R (1, 4) OBP: 0.326, SLG: 0.425										5	0	0	0	0	0	2					
Darrin Jackson, R (1, 8) OBP: 0.271, SLG: 0.444										4	0	1	0	0	0	0					
Andre Dawson, R (9, PH) OBP: 0.337, SLG: 0.496										3	1	2	0	1	0	0					
Vance Law, R (1, 5) OBP: 0.352, SLG: 0.396										3	1	1	0	0	0	2					
Rolando Roomes, R (1, 7) OBP: 0.222, SLG: 0.222										3	1	1	0	0	0	2					
Gary Varsho, L (8, PH) OBP: 0.321, SLG: 0.345										1	1	1	0	0	0	0					
Manny Trillo, R (1, 3) OBP: 0.281, SLG: 0.303										3	0	0	0	0	0	1					
Mark Grace, L (9, PH) OBP: 0.360, SLG: 0.395										1	0	1	0	0	0	0					
Jody Davis, R (1, 2) OBP: 0.307, SLG: 0.336										4	1	2	1	0	0	0					
Damon Berryhill, S (9, PH) OBP: 0.308, SLG: 0.415										2	0	1	0	0	0	1					
Shawon Dunston, R (1, 6) OBP: 0.262, SLG: 0.350										0	0	0	0	0	0	0					
Greg Maddux, R (1, 1) OBP: 0.213, SLG: 0.247										1	0	0	0	0	0	0					
Frank DiPino, L (6, 1) ERA: 4.87										0	0	0	0	0	0	0					
Doug Dascenzo, S (7, PH) OBP: 0.382, SLG: 0.354										1	0	0	0	0	1	0					
Mike Bielecki, R (8, 1) OBP: 0.289, SLG: 0.341										0	0	0	0	0	0	0					
Angel Salazar, R (9, PH) OBP: 0.289, SLG: 0.341										1	0	0	0	0	0	2					
<b>Inning Stats</b>	R: 0 E: 0 K: 0 S: 12	H: 1 LOB: 2 BB: 1 P: 19	R: 0 E: 0 K: 0 S: 6	H: 1 LOB: 0 BB: 0 P: 9	R: 0 E: 0 K: 0 S: 8	H: 0 LOB: 0 BB: 0 P: 10	R: 0 E: 0 K: 1 S: 6	H: 0 LOB: 0 BB: 0 P: 9	R: 0 E: 0 K: 0 S: 8	H: 1 LOB: 1 BB: 0 P: 13	R: 2 E: 0 K: 0 S: 16	H: 3 LOB: 1 BB: 0 P: 23	R: 0 E: 0 K: 2 S: 9	H: 0 LOB: 0 BB: 0 P: 12	R: 0 E: 0 K: 1 S: 6	H: 1 LOB: 1 BB: 0 P: 8	R: 2 E: 0 K: 1 S: 29	H: 4 LOB: 2 BB: 0 P: 36	1B: 7 2B: 4 3B: 0 HR: 0	SF: 0 SAC: 0 DP: 0 HBP: 0	WP: 1 PA: 39 PB: 0 SB: 0 CS: 0
<b>PITCHER</b>	IP WLS BF H R ER SO BB IBB HBP BLK WP HR S P ERA WHIP																	<b>PITCHER</b>	IP WLS BF H R ER SO BB IBB HBP BLK WP HR S P ERA WHIP		
Larry McWilliams, L (1, 1) ERA: 3.36	5.2 W 23 11 5 2 2 1 1 0 0 0 0 0 65 73 3.18 1.059																				
Dan Quisenberry, R (6, 1) ERA: 4.87	1.1 5 1 0 0 2 0 0 0 0 0 0 0 15 22 0.00 0.750																				
Todd Worrell, R (8, 1) ERA: 3.03	2.0 S 11 5 2 2 2 0 0 0 0 0 0 0 35 44 9.00 2.500																				

AB	40
R	5
H	12
RBI	5
BB	2
SO	11
LOB	21

AB	38
R	4
H	11
RBI	4
BB	1
SO	5
LOB	12









Batter	1	2	3	4	5	6	7	8	9	AB	R	H	RBI	BB	SO	LOB	TOP								
Barry Bonds, L (1, 7) OBP: 0.370, SLG: 0.492 Junior Ortiz, R (8, 2) OBP: 0.333, SLG: 0.379	1-0 P3			1-2 F8		0-0 G4-3		4-0 1B IBB		3	1	0	0	1	0	1									
Jose Lind, R (1, 4) OBP: 0.299, SLG: 0.316	1-1 G5-3			0-0 P4			1-2 G4-3	1-0 SF8		3	0	0	1	0	0	0									
Andy Van Slyke, L (1, 8) OBP: 0.347, SLG: 0.505	2-3 K			2-1 G4-3			0-2 G3-1	0-0 1B		4	0	1	2	0	1	0									
Bobby Bonilla, S (1, 5) OBP: 0.360, SLG: 0.469		1-3 K			2-3 K		2-2 L3	1-2 K		4	0	0	0	0	3	1									
Sid Bream, L (1, 3) OBP: 0.329, SLG: 0.421		2-2 L9			2-1 G3			2-0 SH 1B	1-2 F8	4	1	1	0	0	0	0									
Glenn Wilson, R (1, 9) OBP: 0.287, SLG: 0.335		0-0 G6-3			0-3 K			0-0 SH 1B	0-0 FC5-4 1B	3	1	1	0	0	1	0									
Michael LaValliere, L (1, 2) OBP: 0.289, SLG: 0.333 Rafael Belliard, R (6, PR) OBP: 0.288, SLG: 0.245			2-2 L7		2-1 E7 1B			1-2 SH 1B	0-0 FC5-4 1B	2	0	0	0	0	0	0									
Felix Fermin, R (1, 6) OBP: 0.380, SLG: 0.362 Benny Distefano, L (6, PH) OBP: 0.500, SLG: 0.700 Tom Prince, R (6, PH) OBP: 0.224, SLG: 0.206 R.J. Reynolds, S (6, PH) OBP: 0.287, SLG: 0.364			0-0 G5-3		0-0 G5-3 1B			1-1 SF8 1B	3-1 F7	1	0	0	0	0	0	0									
Dave LaPoint, L (1, 1) OBP: 0.063, SLG: 0.063 Scott Medvin, R (7, 1) Jim Gott, R (9, 1)			1-3 K		0-0 B5-6-4 1B			1-0 SH3-4 1B		2	0	0	0	0	1	2									
<b>Inning Stats</b>	R: 0 E: 0 K: 1 S: 6	H: 0 LOB: 0 BB: 0 P: 10	R: 0 E: 0 K: 1 S: 7	H: 0 LOB: 0 BB: 0 P: 10	R: 0 E: 0 K: 1 S: 9	H: 0 LOB: 0 BB: 0 P: 12	R: 0 E: 0 K: 0 S: 8	H: 0 LOB: 0 BB: 0 P: 11	R: 0 E: 0 K: 2 S: 8	H: 0 LOB: 0 BB: 0 P: 12	R: 0 E: 1 K: 0 S: 5	H: 1 LOB: 1 BB: 0 P: 7	R: 0 E: 0 K: 0 S: 12	H: 0 LOB: 0 BB: 0 P: 15	R: 5 E: 2 K: 1 S: 13	H: 3 LOB: 1 BB: 1 P: 25	R: 0 E: 0 K: 0 S: 9	H: 1 LOB: 1 BB: 0 P: 13	1B: 5 2B: 0 3B: 0 HR: 0	SF: 1 SAC: 3 DP: 1 HBP: 0	WP: 0 PB: 0 SB: 1 CS: 0	PA: 35			
<b>PITCHER</b>	IP	WLS	BF	H	R	ER	SO	BB	IBB	HBP	BLK	WP	HR	S	P	ERA	WHIP								
Scott Terry, R (1, 1) ERA: 2.5	7.2	L	29	3	5	1	5	0	1	0	0	0	0	64	96	1.17	0.391								
Ken Dayley, L (8, 1) ERA: 3.04	0.1		2	1	0	0	1	0	0	0	0	0	0	4	6	0.00	3.000								
Dan Quisenberry, R (9, 1) ERA: 4.78	1.0		4	1	0	0	0	0	0	0	0	0	0	9	13	0.00	1.000								

Pittsburgh Pirates @ St. Louis Cardinals  
 Busch Stadium, St. Louis, MO  
 Tue Sep 20 1988, 7:05 PM CDT  
 Att: 27,441 - Unknown - 76 F

AB 30  
 R 5  
 H 5  
 RBI 5  
 BB 1  
 SO 6  
 LOB 6



Batter	1	2	3	4	5	6	7	8	9	AB	R	H	RBI	BB	SO	LOB	BOTTOM								
Vince Coleman, S (1, 8) OBP: 0.315, SLG: 0.342	1-3 K		0-0 SH2-3		1-2 S 2B	1-0 L7			4-1 S BB	3	0	1	0	1	1	3									
Ozzie Smith, S (1, 6) OBP: 0.350, SLG: 0.338	2-1 G4-3		3-1 G1-3		2-1 G5-3		4-0 SH3-4 BB		4-1 S BB	3	0	0	1	2	0	2									
José Oquendo, S (1, 4) OBP: 0.363, SLG: 0.369	3-2 1B		2-0 F8		3-H F7		0-0 SH3-4 1B		3-3 K	4	0	1	0	0	1	4									
Pedro Guerrero, R (1, 7) OBP: 0.371, SLG: 0.401	3-2 S 1B			2-3 K	0-1 G5-3		4-0 G6-4-3 IBB		0-0 G6-3	4	0	1	0	1	1	3									
Tom Brunansky, R (1, 9) OBP: 0.341, SLG: 0.415	2-2 F8			0-0 F9		0-0 F7	0-1 G6-4-3			4	0	0	0	0	0	4									
Tom Pagnozzi, R (1, 2) OBP: 0.311, SLG: 0.324 Curt Ford, L (8, PH) OBP: 0.246, SLG: 0.274		2-2 G6-3		0-1 1B		1-1 1B 2B		0-0 F7		3	0	2	0	0	0	0									
Tony Peña, R (1, 3) OBP: 0.300, SLG: 0.362		0-1 F7		2-0 1B		4-0 1B IBB		0-3 K		3	0	1	0	1	1	0									
Tom Lawless, R (1, 5) OBP: 0.241, SLG: 0.333 Tim Jones, L (8, PH) OBP: 0.348, SLG: 0.286 Dan Quisenberry, R (9, 1)			3-2 P4		2-3 K		0-0 L8		1-1 P7	3	0	0	0	0	1	4									
Scott Terry, R (1, 1) OBP: 0.308, SLG: 0.320 Ken Dayley, L (8, 1) Denny Walling, L (9, 5) OBP: 0.289, SLG: 0.323			0-1 G1-3 SH2-3 1B		0-0 2B G5-3 1B		0-0 1B		0-0 G4-3	3	1	3	0	0	0	0									
<b>Inning Stats</b>	R: 0 E: 0 K: 1 S: 16	H: 2 LOB: 2 BB: 0 P: 27	R: 0 E: 0 K: 0 S: 9	H: 0 LOB: 0 BB: 0 P: 14	R: 0 E: 0 K: 2 S: 11	H: 1 LOB: 1 BB: 0 P: 17	R: 0 E: 0 K: 2 S: 11	H: 2 LOB: 2 BB: 0 P: 17	R: 1 E: 0 K: 0 S: 6	H: 2 LOB: 3 BB: 1 P: 12	R: 0 E: 0 K: 0 S: 3	H: 0 LOB: 1 BB: 2 P: 11	R: 0 E: 0 K: 1 S: 6	H: 0 LOB: 0 BB: 0 P: 7	R: 0 E: 0 K: 1 S: 8	H: 0 LOB: 2 BB: 2 P: 19	1B: 7 2B: 2 3B: 0 HR: 0	SF: 0 SAC: 2 DP: 1 HBP: 0	WP: 0 PB: 0 SB: 5 CS: 0	PA: 40					
<b>PITCHER</b>	IP	WLS	BF	H	R	ER	SO	BB	IBB	HBP	BLK	WP	HR	S	P	ERA	WHIP								
Dave LaPoint, L (1, 1) ERA: 3.12	6.1		31	9	1	1	3	1	2	0	0	0	0	60	104	1.42	1.579								
Scott Medvin, R (7, 1) ERA: 5.4	2.1	W	8	0	0	0	2	2	0	0	0	0	0	15	27	0.00	0.857								
Jim Gott, R (9, 1) ERA: 3.03	0.1	S	1	0	0	0	0	0	0	0	0	0	0	1	1	0.00	0.000								

Pittsburgh Pirates @ St. Louis Cardinals  
 Busch Stadium, St. Louis, MO  
 Tue Sep 20 1988, 7:05 PM CDT  
 Att: 27,441 - Unknown - 76 F

AB 33  
 R 1  
 H 9  
 RBI 1  
 BB 5  
 SO 5  
 LOB 20





Batter	1	2	3	4	5	6	7	8	9	AB	R	H	RBI	BB	SO	LOB	TOP				
<b>Barry Bonds, L</b> (1, 7) OBP: 0.370, SLG: 0.491										5	0	2	0	0	2	3	<b>Pittsburgh Pirates @ St. Louis Cardinals</b> Busch Stadium, St. Louis, MO Wed Sep 21 1988, 7:05 PM CDT Att: 28,350 - Unknown <a href="http://livebaseballscorecards.com">livebaseballscorecards.com</a>				
<b>Ken Oberkfell, L</b> (1, 4) OBP: 0.325, SLG: 0.361										3	0	0	0	0	0	2					
<b>Jose Lind, R</b> (8, 4) OBP: 0.300, SLG: 0.316										0	0	0	0	1	0	0					
<b>Andy Van Slyke, L</b> (1, 8) OBP: 0.346, SLG: 0.502										4	0	0	0	1	0	1					
<b>Bobby Bonilla, S</b> (1, 5) OBP: 0.361, SLG: 0.468										3	1	1	0	1	0	2					
<b>Sid Bream, L</b> (1, 3) OBP: 0.328, SLG: 0.418										3	1	0	0	1	1	3					
<b>Glenn Wilson, R</b> (1, 9) OBP: 0.287, SLG: 0.337										4	1	1	0	0	1	3					
<b>Michael LaValliere, L</b> (1, 2) OBP: 0.361, SLG: 0.335										4	1	2	1	0	2	0					
<b>Felix Fermin, R</b> (1, 6) OBP: 0.390, SLG: 0.366										2	0	1	1	1	0	0					
<b>Benny Distefano, L</b> (9, PH) OBP: 0.538, SLG: 1.000										1	1	1	3	0	0	0					
<b>Rafael Belliard, R</b> (9, 6) OBP: 0.288, SLG: 0.245										0	0	0	0	0	0	0					
<b>John Smiley, L</b> (1, 1) OBP: 0.113, SLG: 0.068										3	0	0	0	0	1	2					
<b>Inning Stats</b>	R: 0 E: 0 K: 0 S: 9	H: 1 LOB: 0 BB: 0 P: 13	R: 2 E: 0 K: 2 S: 13	H: 2 LOB: 2 BB: 2 P: 25	R: 0 E: 0 K: 1 S: 7	H: 0 LOB: 0 BB: 0 P: 11	R: 0 E: 0 K: 1 S: 9	H: 0 LOB: 0 BB: 0 P: 14	R: 0 E: 0 K: 0 S: 5	H: 1 LOB: 1 BB: 0 P: 12	R: 0 E: 0 K: 0 S: 5	H: 0 LOB: 0 BB: 0 P: 5	R: 0 E: 0 K: 1 S: 9	H: 1 LOB: 2 BB: 1 P: 17	R: 3 E: 0 K: 2 S: 15	H: 3 LOB: 1 BB: 1 P: 27	1B: 6 2B: 1 3B: 0 HR: 1	SF: 0 SAC: 2 DP: 1 HBP: 0	WP: 0 PB: 0 SB: 2 CS: 0	PA: 39	
<b>PITCHER</b>	IP	WLS	BF	H	R	ER	SO	BB	IBB	HBP	BLK	WP	HR	S	P	ERA	WHIP				
<b>Jose DeLeon, R</b> (1, 1) ERA: 3.74	8.0	L	35	8	5	5	5	4	0	0	0	0	1	71	118	5.62	1.500				
<b>Steve Peters, L</b> (9, 1) ERA: 6.23	1.0		4	0	0	0	2	1	0	0	0	0	0	9	17	0.00	1.000				

Batter	1	2	3	4	5	6	7	8	9	AB	R	H	RBI	BB	SO	LOB	BOTTOM					
<b>Vince Coleman, S</b> (1, 8) OBP: 0.313, SLG: 0.339										4	0	0	0	0	0	0	<b>Pittsburgh Pirates @ St. Louis Cardinals</b> Busch Stadium, St. Louis, MO Wed Sep 21 1988, 7:05 PM CDT Att: 28,350 - Unknown <a href="http://livebaseballscorecards.com">livebaseballscorecards.com</a>					
<b>Ozzie Smith, S</b> (1, 6) OBP: 0.349, SLG: 0.337										4	0	1	0	0	0	0						
<b>José Oquendo, S</b> (1, 4) OBP: 0.360, SLG: 0.367										3	0	0	0	0	0	1						
<b>Pedro Guerrero, R</b> (1, 7) OBP: 0.369, SLG: 0.397										3	0	0	0	0	2	1						
<b>Tom Brunansky, R</b> (1, 9) OBP: 0.341, SLG: 0.414										3	0	1	0	0	1	0						
<b>Tom Pagnozzi, R</b> (1, 3) OBP: 0.306, SLG: 0.318										3	0	0	0	0	1	1						
<b>Tony Peña, R</b> (1, 2) OBP: 0.298, SLG: 0.360										3	0	0	0	0	0	1						
<b>Tom Lawless, R</b> (1, 5) OBP: 0.228, SLG: 0.315										3	0	0	0	0	0	1						
<b>Jose DeLeon, R</b> (1, 1) OBP: 0.169, SLG: 0.159										2	0	0	0	0	1	0						
<b>Steve Lake, R</b> (9, PH) OBP: 0.351, SLG: 0.404										1	0	0	0	0	1	0						
<b>Inning Stats</b>	R: 0 E: 0 K: 1 S: 9	H: 1 LOB: 1 BB: 0 P: 14	R: 0 E: 0 K: 1 S: 7	H: 0 LOB: 0 BB: 0 P: 10	R: 0 E: 0 K: 1 S: 12	H: 0 LOB: 0 BB: 0 P: 14	R: 0 E: 0 K: 1 S: 6	H: 0 LOB: 0 BB: 0 P: 7	R: 0 E: 0 K: 0 S: 14	H: 1 LOB: 1 BB: 0 P: 18	R: 0 E: 0 K: 0 S: 7	H: 0 LOB: 0 BB: 0 P: 11	R: 0 E: 0 K: 0 S: 3	H: 0 LOB: 0 BB: 0 P: 4	R: 0 E: 0 K: 0 S: 8	H: 0 LOB: 0 BB: 0 P: 11	R: 0 E: 0 K: 1 S: 6	H: 0 LOB: 0 BB: 0 P: 8	1B: 2 2B: 0 3B: 0 HR: 0	SF: 0 SAC: 0 DP: 0 HBP: 0	WP: 0 PB: 0 SB: 2 CS: 0	PA: 29
<b>PITCHER</b>	IP	WLS	BF	H	R	ER	SO	BB	IBB	HBP	BLK	WP	HR	S	P	ERA	WHIP					
<b>John Smiley, L</b> (1, 1) ERA: 3.06	9.0	W	29	2	0	0	6	0	0	0	0	0	0	72	97	0.00	0.222					

















Batter	1	2	3	4	5	6	7	8	9	AB	R	H	RBI	BB	SO	LOB	TOP					
<b>Willie McGee, S</b> OBP: 0.329, SLG: 0.370 (1, 8)	1-1 1B 2B	0-0 1B		0-2 F9			2-2 F8 1B 2B	1-1 2B		5	2	4	2	0	0	1						
<b>Ozzie Smith, S</b> OBP: 0.350, SLG: 0.336 (1, 6)	1-2 2B 1B	1-0 SF8		4-1 CS BB			1-1 F2	0-0 6-3		3	1	1	1	1	0	2						
<b>Pedro Guerrero, R</b> OBP: 0.368, SLG: 0.409 <b>Curt Ford, L</b> OBP: 0.241, SLG: 0.268 (9, PR) (9, 7)	0-0 2B	3-2 F2		2-1 CS	0-0 G4-6-3 1B		4-0 1B IBB		3-2 2B	4	0	3	2	1	0	1						
<b>Tom Brunansky, R</b> OBP: 0.341, SLG: 0.415 (1, 9)	1-2 F7		0-2 FC1-5 2B		1-2 G4-6-3		0-0 F8		0-0 2B	5	0	2	1	0	0	3						
<b>Tony Peña, R</b> OBP: 0.306, SLG: 0.373 (1, 2)	0-0 2B		0-0 FC1-5		1-2 WP E 1B		1-1 1B		1-2 F8	5	0	3	1	0	0	2						
<b>José Oquendo, S</b> OBP: 0.353, SLG: 0.357 (1, 4)	1-0 F6		1-0 F7		2-2 F4		1-0 F6		3-2 F8	5	0	0	0	0	0	6						
<b>Tom Pagnozzi, R</b> OBP: 0.316, SLG: 0.324 (1, 3)		1-1 SH3-4 1B	3-2 F7		1-0 F9			0-0 SH5-4 1B	4-2 BB	4	2	2	0	1	0	1						
<b>Tom Lawless, R</b> OBP: 0.239, SLG: 0.279 (1, 5)		4-0 1B SH3-4 BB		4-0 SH1-4 BB		3-2 6-3		2-0 F9	3-1 F8	3	1	0	0	2	0	3						
<b>Jose DeLeon, R</b> OBP: 0.167, SLG: 0.157 (1, 1)		0-1 SH3-4		0-0 SH1-4		0-0 6-3		0-1 SH5-4		1	0	0	0	0	0	0						
<b>Inning Stats</b>	R: 2 E: 0 K: 0 S: 11	H: 4 LOB: 1 BB: 0 P: 15	R: 2 E: 0 K: 0 S: 9	H: 2 LOB: 1 BB: 1 P: 18	R: 0 E: 0 K: 0 S: 8	H: 1 LOB: 1 BB: 0 P: 12	R: 0 E: 0 K: 0 S: 9	H: 0 LOB: 1 BB: 2 P: 19	R: 0 E: 1 K: 0 S: 12	H: 2 LOB: 1 BB: 0 P: 16	R: 1 E: 0 K: 0 S: 13	H: 2 LOB: 2 BB: 1 P: 22	R: 1 E: 0 K: 0 S: 7	H: 2 LOB: 1 BB: 1 P: 10	R: 1 E: 0 K: 0 S: 15	H: 2 LOB: 2 BB: 1 P: 29	1B: 8 2B: 7 3B: 0 HR: 0	SF: 1 SAC: 3 DP: 1 HBP: 0	WP: 1 PB: 0 SB: 1 CS: 0	PA: 45		
<b>PITCHER</b>	IP WLS BF H R ER SO BB IBB HBP BLK WP HR S P ERA WHIP	IP WLS BF H R ER SO BB IBB HBP BLK WP HR S P ERA WHIP	IP WLS BF H R ER SO BB IBB HBP BLK WP HR S P ERA WHIP	IP WLS BF H R ER SO BB IBB HBP BLK WP HR S P ERA WHIP	IP WLS BF H R ER SO BB IBB HBP BLK WP HR S P ERA WHIP	IP WLS BF H R ER SO BB IBB HBP BLK WP HR S P ERA WHIP	IP WLS BF H R ER SO BB IBB HBP BLK WP HR S P ERA WHIP	IP WLS BF H R ER SO BB IBB HBP BLK WP HR S P ERA WHIP	IP WLS BF H R ER SO BB IBB HBP BLK WP HR S P ERA WHIP	IP WLS BF H R ER SO BB IBB HBP BLK WP HR S P ERA WHIP	IP WLS BF H R ER SO BB IBB HBP BLK WP HR S P ERA WHIP	IP WLS BF H R ER SO BB IBB HBP BLK WP HR S P ERA WHIP	IP WLS BF H R ER SO BB IBB HBP BLK WP HR S P ERA WHIP	IP WLS BF H R ER SO BB IBB HBP BLK WP HR S P ERA WHIP	IP WLS BF H R ER SO BB IBB HBP BLK WP HR S P ERA WHIP	IP WLS BF H R ER SO BB IBB HBP BLK WP HR S P ERA WHIP	IP WLS BF H R ER SO BB IBB HBP BLK WP HR S P ERA WHIP	IP WLS BF H R ER SO BB IBB HBP BLK WP HR S P ERA WHIP	IP WLS BF H R ER SO BB IBB HBP BLK WP HR S P ERA WHIP	IP WLS BF H R ER SO BB IBB HBP BLK WP HR S P ERA WHIP	IP WLS BF H R ER SO BB IBB HBP BLK WP HR S P ERA WHIP	IP WLS BF H R ER SO BB IBB HBP BLK WP HR S P ERA WHIP

St. Louis Cardinals @ Pittsburgh Pirates  
Three Rivers Stadium, Pittsburgh, PA  
Mon Sep 26 1988, 7:05 PM EDT  
Att: 9,044 - Unknown - 71 F

AB 35  
R 7  
H 15  
RBI 7  
BB 5  
SO 0  
LOB 19



Batter	1	2	3	4	5	6	7	8	9	AB	R	H	RBI	BB	SO	LOB	BOTTOM					
<b>Gary Redus, R</b> OBP: 0.336, SLG: 0.375 (1, 7)	1-2 F8		2-0 F4			3-2 F2		1-2 6-3		4	0	0	0	0	0	1						
<b>Ken Oberkfell, L</b> OBP: 0.327, SLG: 0.361 (1, 4)	1-0 1B		1-1 3-1			0-0 BB 1B		4-0 BB		3	1	2	0	1	0	1						
<b>Andy Van Slyke, L</b> OBP: 0.347, SLG: 0.508 (1, 8)	1-2 F8		1-1 F8			4-0 BB		3-2 F8		3	0	0	0	1	0	2						
<b>Bobby Bonilla, S</b> OBP: 0.362, SLG: 0.472 <b>Al Pedrique, R</b> OBP: 0.234, SLG: 0.219 (9, PR) (9, 1)	2-3 K		2-3 K			2-1 FC6-4 1B		4-2 BB		3	0	1	1	1	2	1						
<b>Benny Distefano, L</b> OBP: 0.364, SLG: 0.611 (1, 9)		1-0 4-3		1-0 5-3		1-1 FC6-4		2-3 K		4	0	0	0	0	1	3						
<b>Sid Bream, L</b> OBP: 0.324, SLG: 0.409 (1, 3)		2-0 4-3			2-0 F3		1-3 K		1-0 F8	4	0	0	0	0	1	1						
<b>Michael LaValliere, L</b> OBP: 0.353, SLG: 0.331 (1, 2)		1-0 F7			2-2 F9		0-1 F9		1-0 4-3	4	0	0	0	0	0	1						
<b>Rafael Belliard, R</b> OBP: 0.289, SLG: 0.244 (1, 6)			1-3 K		1-0 6-3		0-0 F8			3	0	0	0	0	1	0						
<b>Dave LaPoint, L</b> OBP: 0.263, SLG: 0.263 <b>John Carlini, S</b> OBP: 0.329, SLG: 0.284 <b>Morris Madden, L</b> (4, 1) <b>Barry Bonds, L</b> OBP: 0.366, SLG: 0.491 <b>Dave Rucker, L</b> (7, 1) <b>R.J. Reynolds, S</b> OBP: 0.299, SLG: 0.362 <b>Bob Kipper, R</b> (9, 1)			4-2 BB		1-0 6-3		0-2 4-3			0	0	0	0	0	0	0						
<b>Inning Stats</b>	R: 0 E: 0 K: 1 S: 11	H: 1 LOB: 0 BB: 0 P: 16	R: 0 E: 0 K: 0 S: 3	H: 0 LOB: 0 BB: 0 P: 7	R: 0 E: 0 K: 1 S: 8	H: 0 LOB: 1 BB: 1 P: 16	R: 0 E: 0 K: 1 S: 6	H: 0 LOB: 0 BB: 0 P: 10	R: 0 E: 0 K: 0 S: 5	H: 0 LOB: 0 BB: 1 P: 10	R: 1 E: 0 K: 0 S: 9	H: 2 LOB: 2 BB: 1 P: 20	R: 0 E: 0 K: 1 S: 6	H: 0 LOB: 0 BB: 0 P: 7	R: 0 E: 0 K: 0 S: 9	H: 0 LOB: 1 BB: 1 P: 17	R: 0 E: 0 K: 1 S: 8	H: 0 LOB: 1 BB: 1 P: 16	1B: 3 2B: 0 3B: 0 HR: 0	SF: 0 SAC: 0 DP: 0 HBP: 0	WP: 0 PB: 0 SB: 1 CS: 0	PA: 34
<b>PITCHER</b>	IP WLS BF H R ER SO BB IBB HBP BLK WP HR S P ERA WHIP	IP WLS BF H R ER SO BB IBB HBP BLK WP HR S P ERA WHIP	IP WLS BF H R ER SO BB IBB HBP BLK WP HR S P ERA WHIP	IP WLS BF H R ER SO BB IBB HBP BLK WP HR S P ERA WHIP	IP WLS BF H R ER SO BB IBB HBP BLK WP HR S P ERA WHIP	IP WLS BF H R ER SO BB IBB HBP BLK WP HR S P ERA WHIP	IP WLS BF H R ER SO BB IBB HBP BLK WP HR S P ERA WHIP	IP WLS BF H R ER SO BB IBB HBP BLK WP HR S P ERA WHIP	IP WLS BF H R ER SO BB IBB HBP BLK WP HR S P ERA WHIP	IP WLS BF H R ER SO BB IBB HBP BLK WP HR S P ERA WHIP	IP WLS BF H R ER SO BB IBB HBP BLK WP HR S P ERA WHIP	IP WLS BF H R ER SO BB IBB HBP BLK WP HR S P ERA WHIP	IP WLS BF H R ER SO BB IBB HBP BLK WP HR S P ERA WHIP	IP WLS BF H R ER SO BB IBB HBP BLK WP HR S P ERA WHIP	IP WLS BF H R ER SO BB IBB HBP BLK WP HR S P ERA WHIP	IP WLS BF H R ER SO BB IBB HBP BLK WP HR S P ERA WHIP	IP WLS BF H R ER SO BB IBB HBP BLK WP HR S P ERA WHIP	IP WLS BF H R ER SO BB IBB HBP BLK WP HR S P ERA WHIP	IP WLS BF H R ER SO BB IBB HBP BLK WP HR S P ERA WHIP	IP WLS BF H R ER SO BB IBB HBP BLK WP HR S P ERA WHIP	IP WLS BF H R ER SO BB IBB HBP BLK WP HR S P ERA WHIP	IP WLS BF H R ER SO BB IBB HBP BLK WP HR S P ERA WHIP

St. Louis Cardinals @ Pittsburgh Pirates  
Three Rivers Stadium, Pittsburgh, PA  
Mon Sep 26 1988, 7:05 PM EDT  
Att: 9,044 - Unknown - 71 F

AB 30  
R 1  
H 3  
RBI 1  
BB 4  
SO 5  
LOB 10





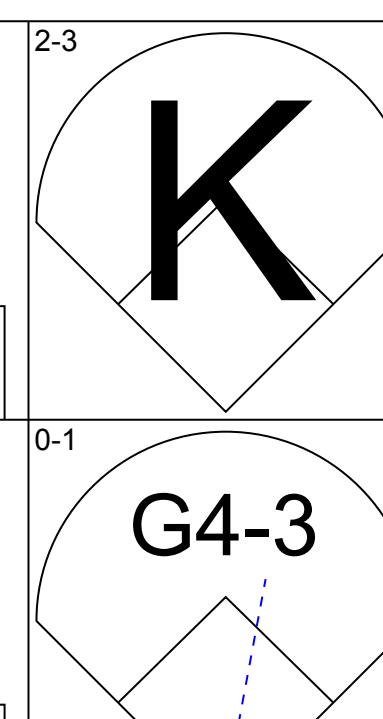
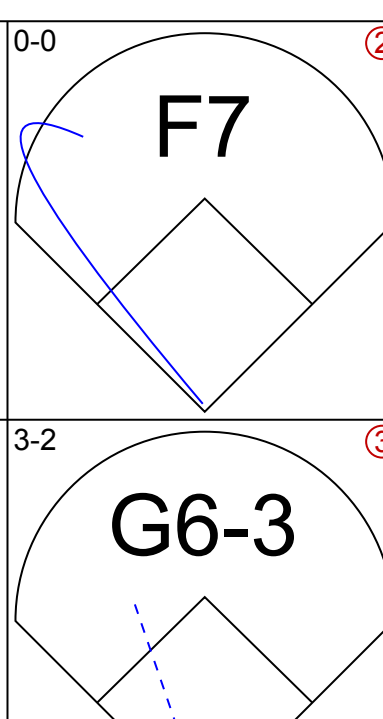
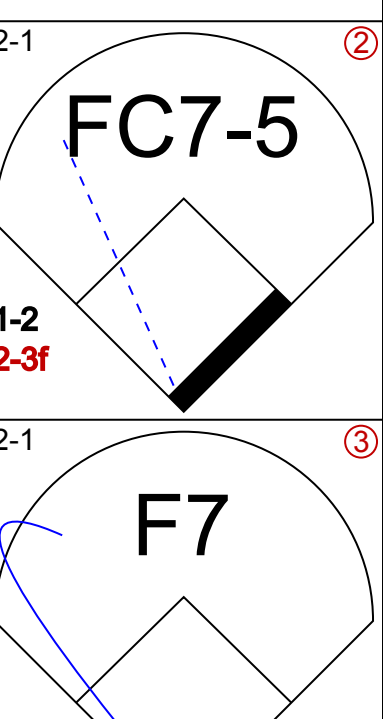
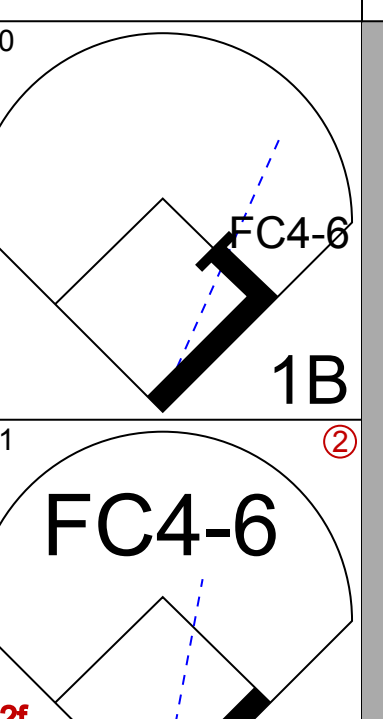
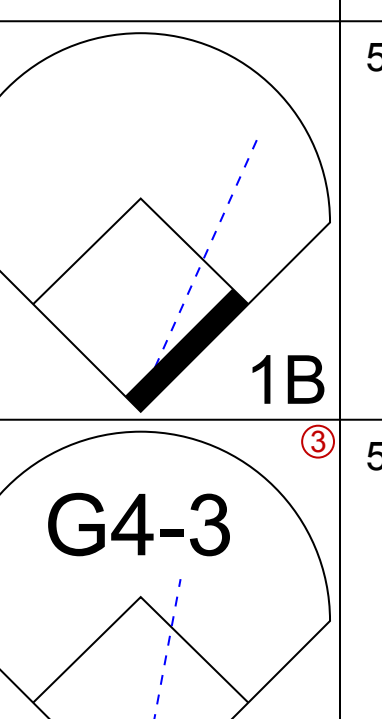
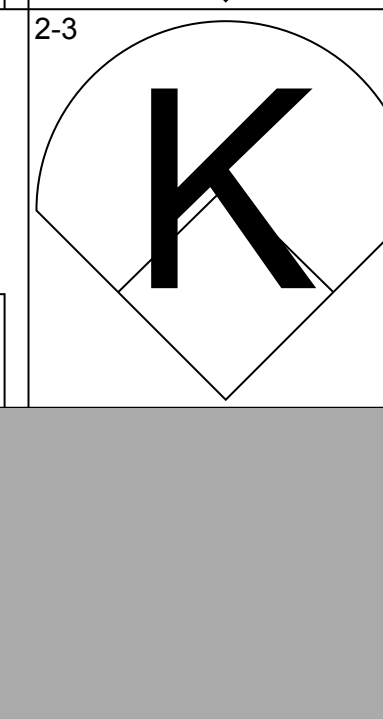


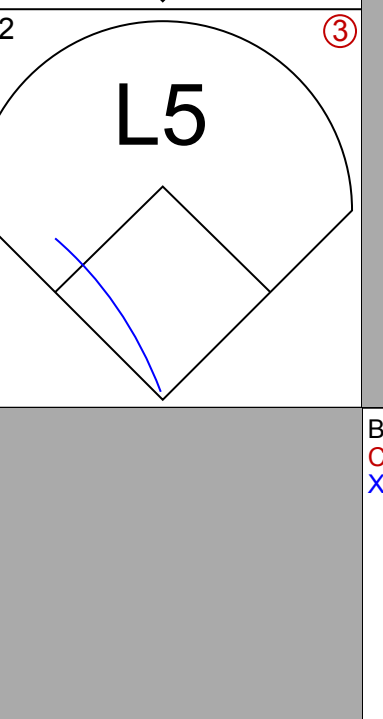



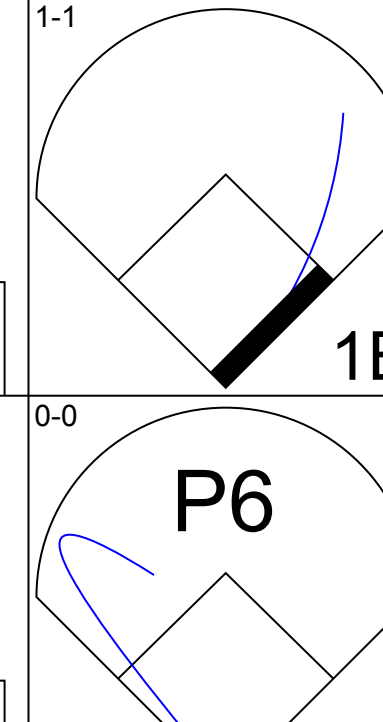
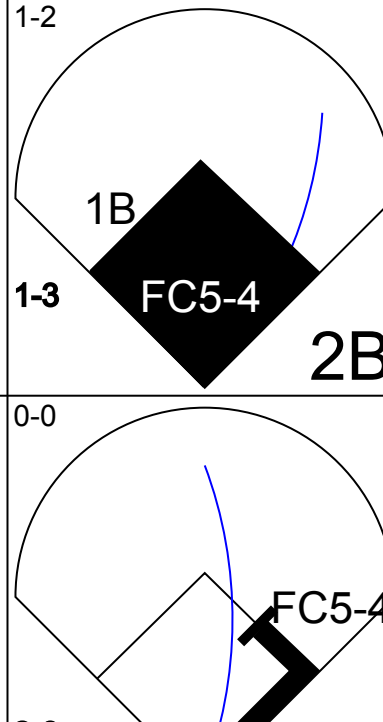
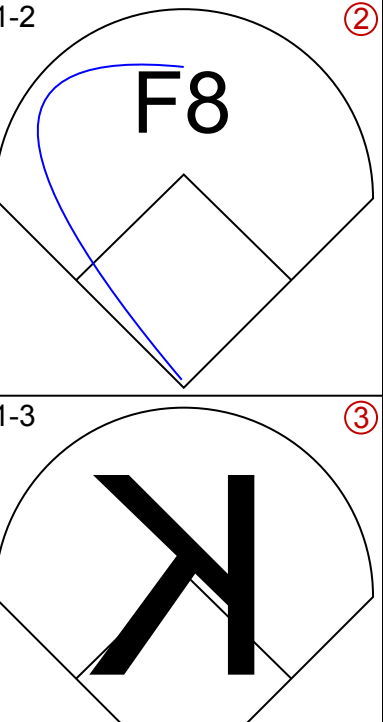
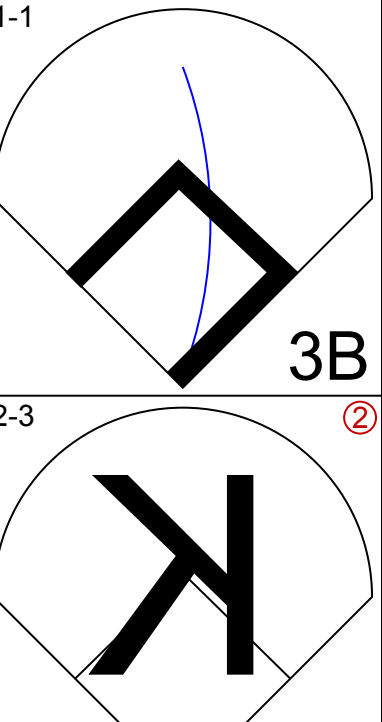
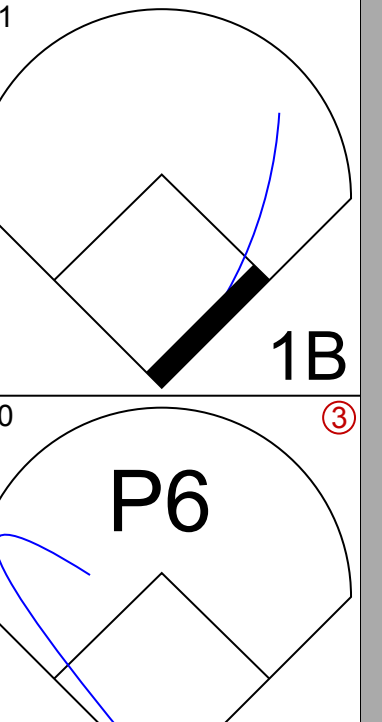
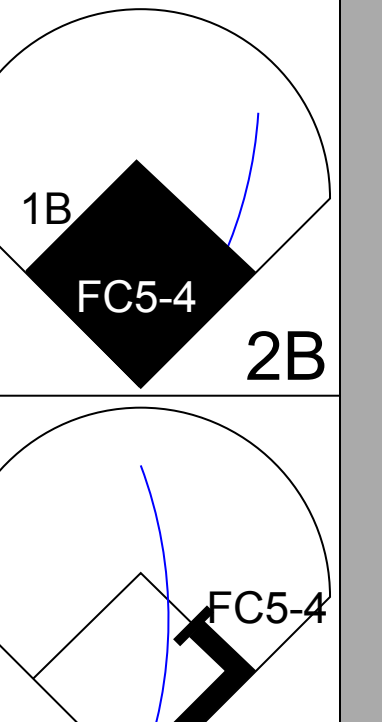
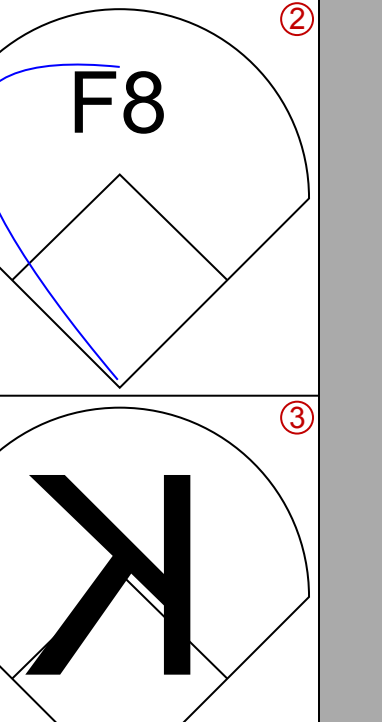
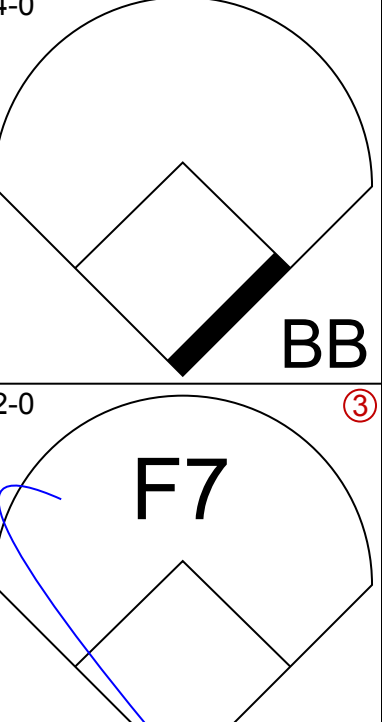

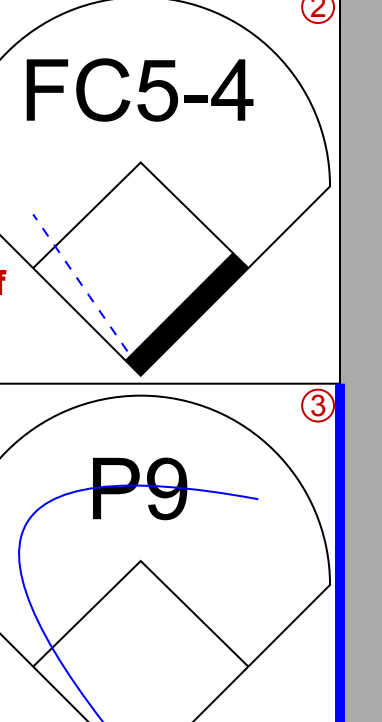
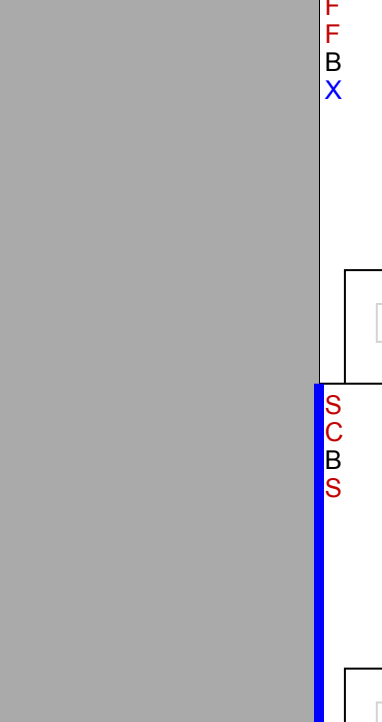
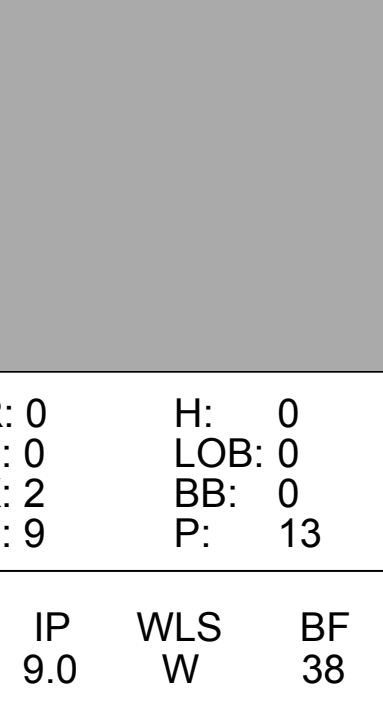

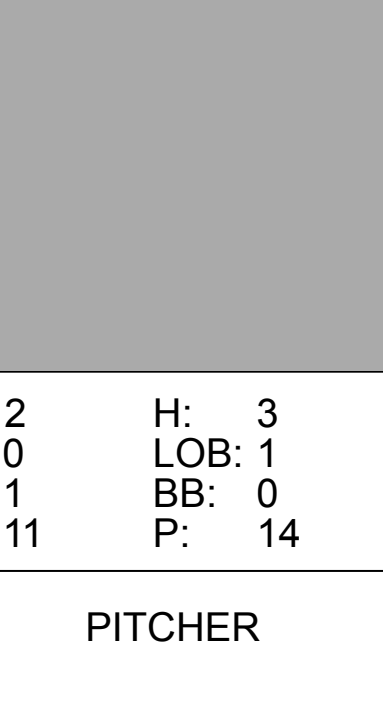
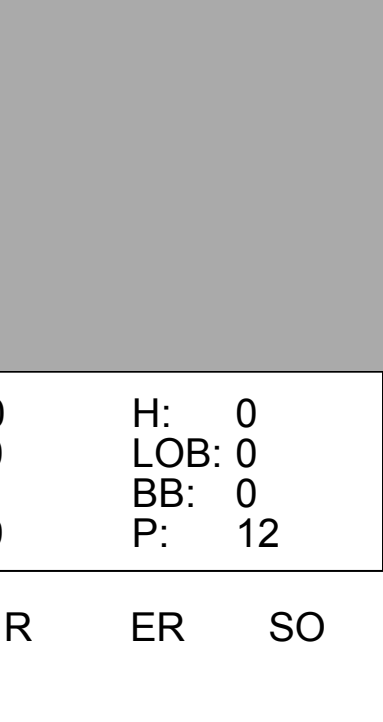
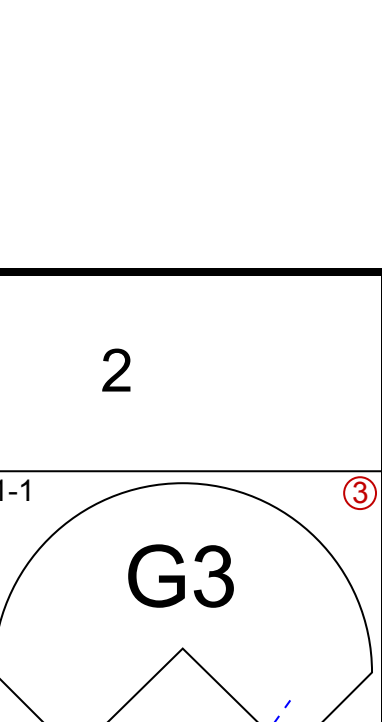
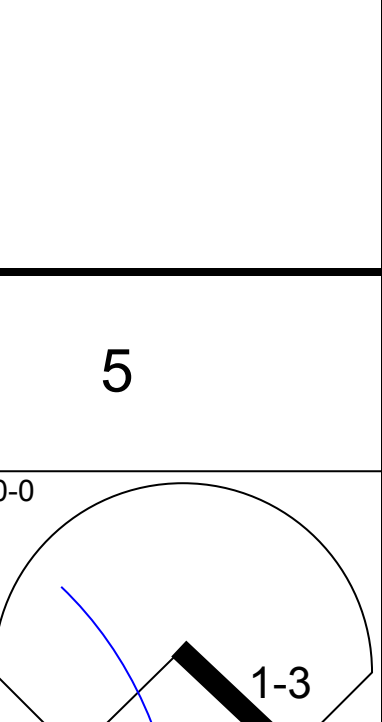
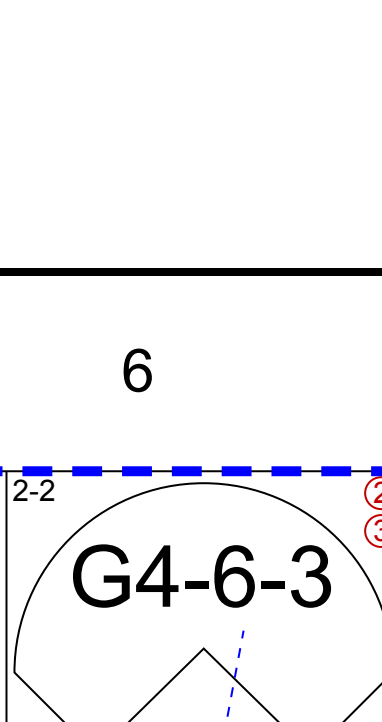
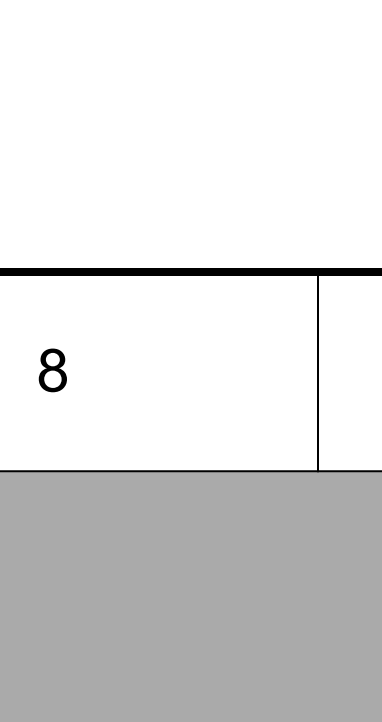

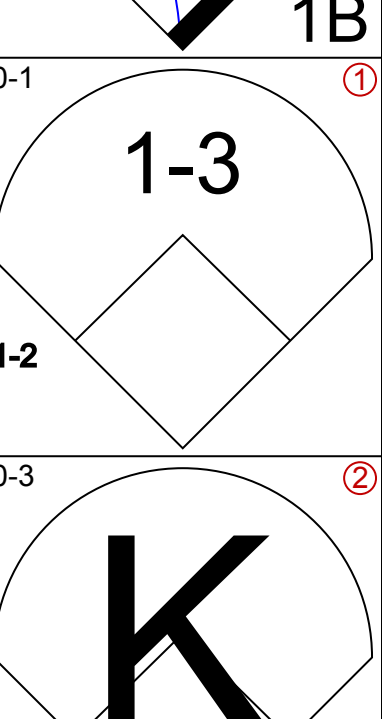


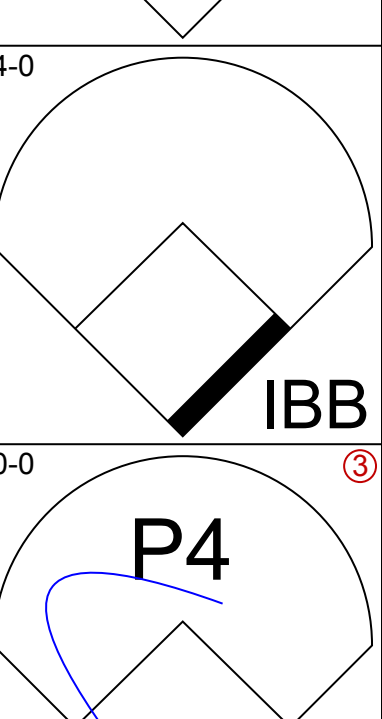



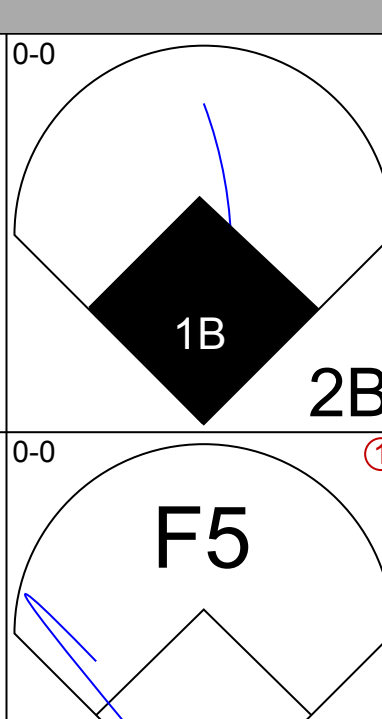
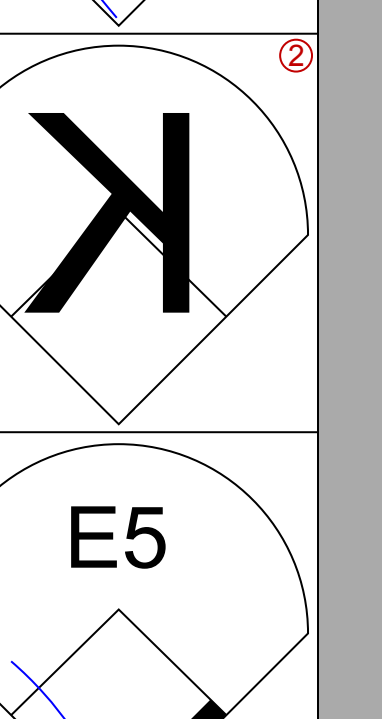


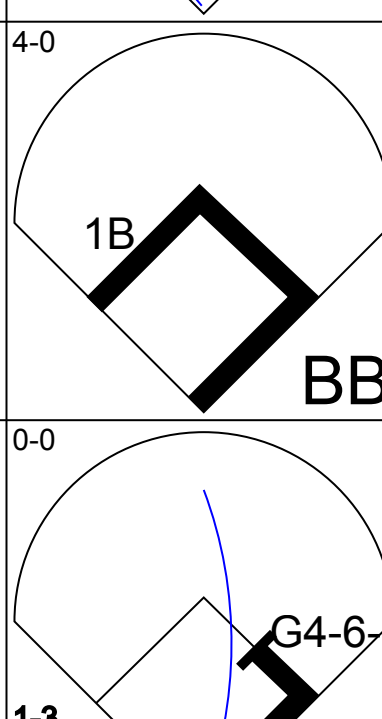


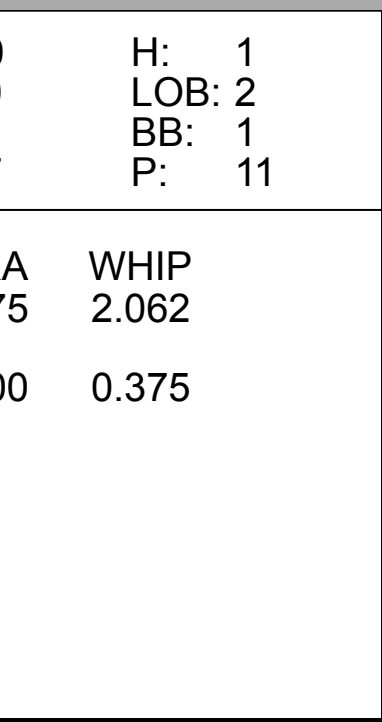
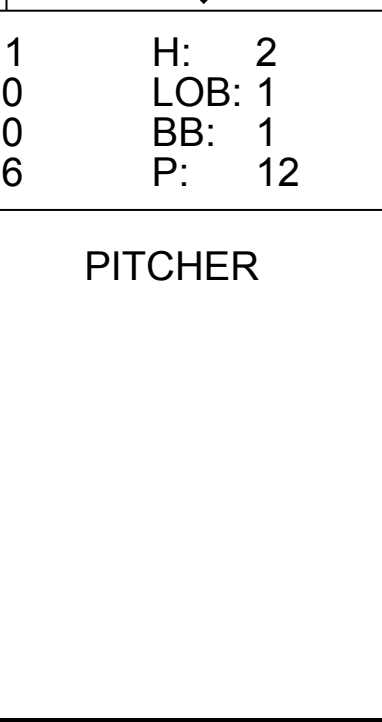
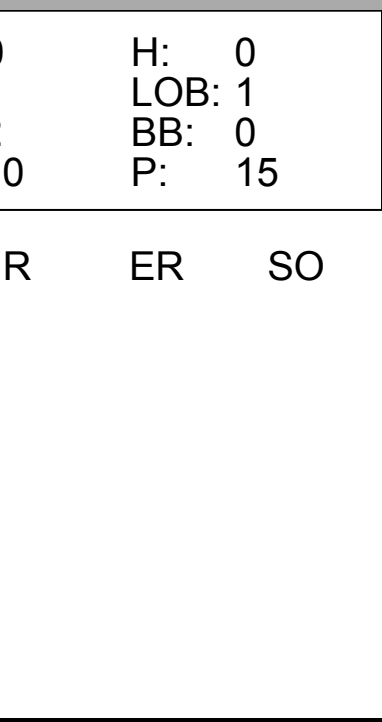





Batter	1	2	3	4	5	6	7	8	9	AB	R	H	RBI	BB	SO	LOB	TOP										
Willie McGee, S OBP: 0.328, SLG: 0.369 (1, 8)										5	0	0	0	0	3	4	<b>St. Louis Cardinals @ Pittsburgh Pirates</b> Three Rivers Stadium, Pittsburgh, PA Wed Sep 28 1988, 7:05 PM EDT Att: 21,004 - Unknown - 69 F <a href="http://livebaseballscorecards.com">livebaseballscorecards.com</a>										
Ozzie Smith, S OBP: 0.351, SLG: 0.336 (1, 6)										4	0	2	0	0	0	0											
Pedro Guerrero, R OBP: 0.370, SLG: 0.416 (1, 3)										2	1	1	1	2	0	2											
Tom Brunansky, R OBP: 0.340, SLG: 0.413 (1, 9)										4	0	1	0	0	0	4											
John Morris, L OBP: 0.310, SLG: 0.321 (1, 7)										4	0	1	0	0	1	0											
Tony Peña, R OBP: 0.307, SLG: 0.373 (1, 2)										4	0	1	0	0	0	2											
Luis Alica, S OBP: 0.273, SLG: 0.285 (1, 4)										4	0	0	0	0	0	3											
Rod Booker, L OBP: 0.500, SLG: 0.542 (1, 5)										4	1	2	0	0	1	0											
Joe Magrane, R OBP: 0.184, SLG: 0.250 (1, 1)										4	0	1	0	0	1	2											
<b>Inning Stats</b>	R: 0 E: 0 K: 1 S: 11	H: 0 LOB: 1 BB: 1 P: 21	R: 0 E: 0 K: 0 S: 5	H: 0 LOB: 0 BB: 0 P: 10	R: 1 E: 1 K: 0 S: 7	H: 1 LOB: 0 BB: 0 P: 8	R: 1 E: 0 K: 0 S: 10	H: 3 LOB: 1 BB: 0 P: 14	R: 0 E: 1 K: 0 S: 14	H: 1 LOB: 2 BB: 0 P: 20	R: 0 E: 1 K: 2 S: 12	H: 2 LOB: 3 BB: 1 P: 23	R: 0 E: 0 K: 1 S: 6	H: 0 LOB: 0 BB: 0 P: 9	R: 0 E: 0 K: 2 S: 7	H: 1 LOB: 0 BB: 0 P: 7		1B: 8 2B: 0 3B: 0 HR: 1	SF: 0 SAC: 0 DP: 2 HBP: 0	WP: 0 PB: 0 SB: 1 CS: 1	PA: 38						
<b>PITCHER</b>	IP	WLS	BF	H	R	ER	SO	BB	IBB	HBP	BLK	WP	HR	S	P	ERA	WHIP										
Doug Drabek, R ERA: 3.06 (1, 1)	7.0	L	31	8	2	1	3	1	1	0	0	0	1	70	116	1.29	1.286										
Jeff Robinson, R ERA: 3.02 (8, 1)	1.0		3	0	0	0	1	0	0	0	0	0	0	6	9	0.00	0.000										
Bob Kipper, L ERA: 3.38 (9, 1)	1.0		3	1	0	0	2	0	0	0	0	0	0	7	7	0.00	1.000										

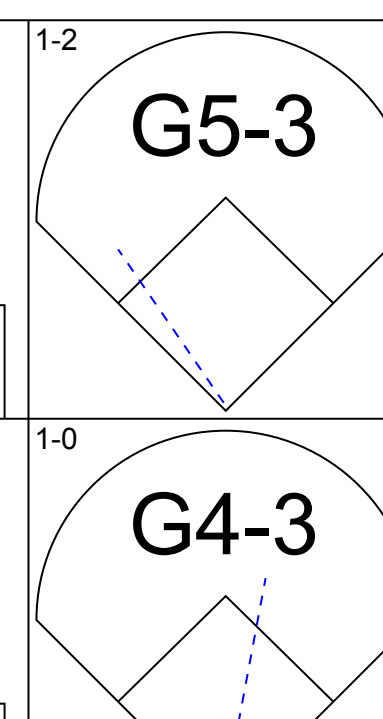
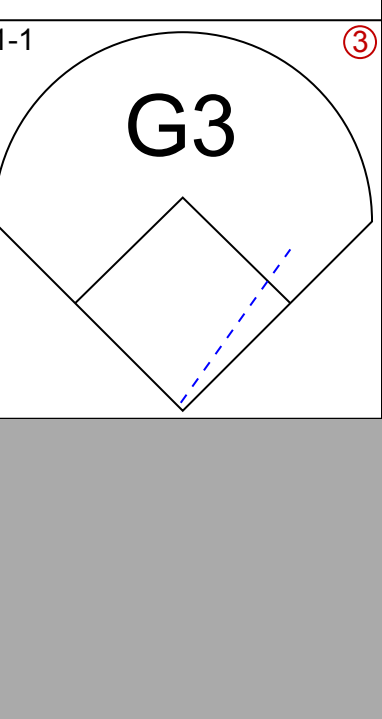
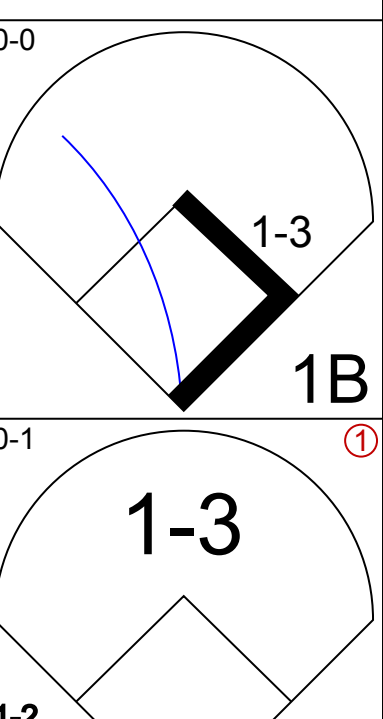
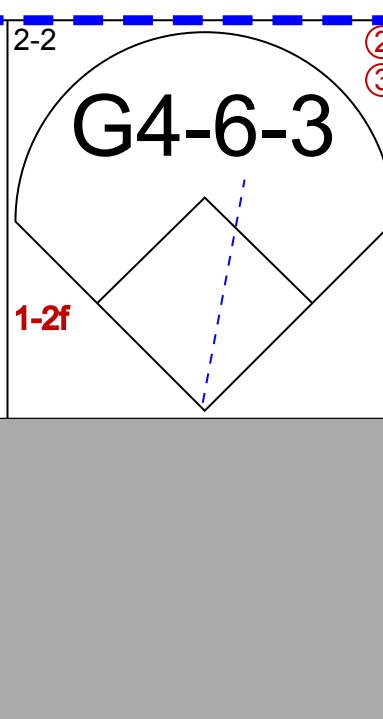
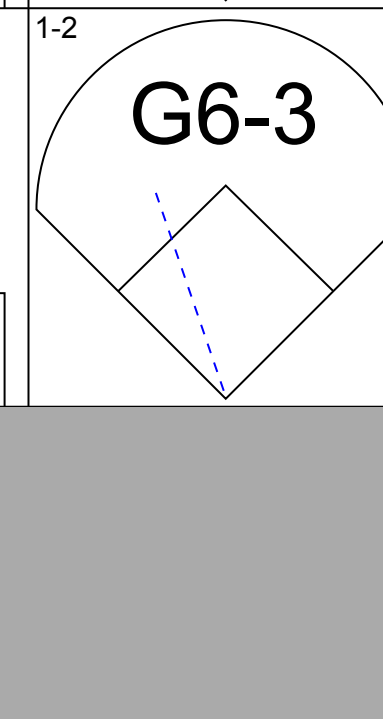
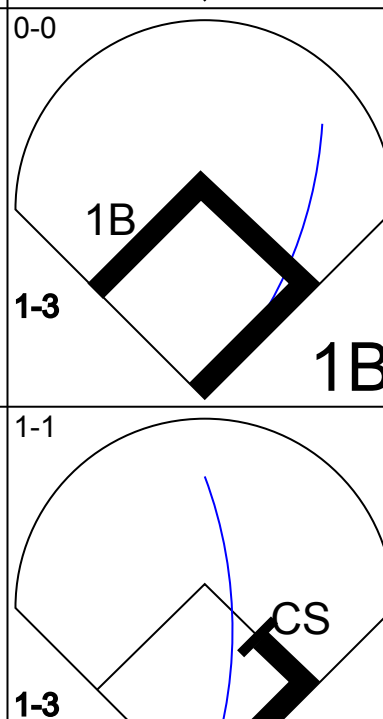
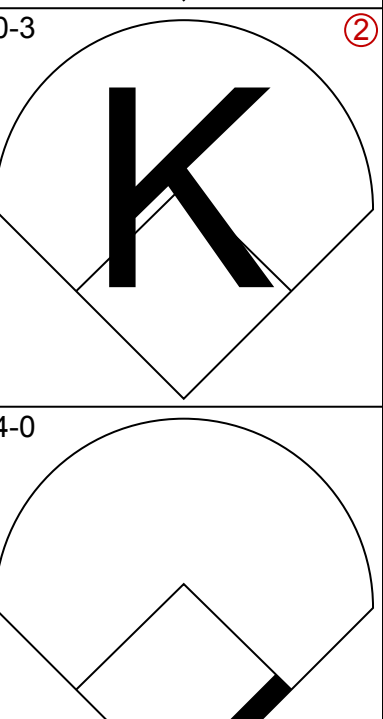
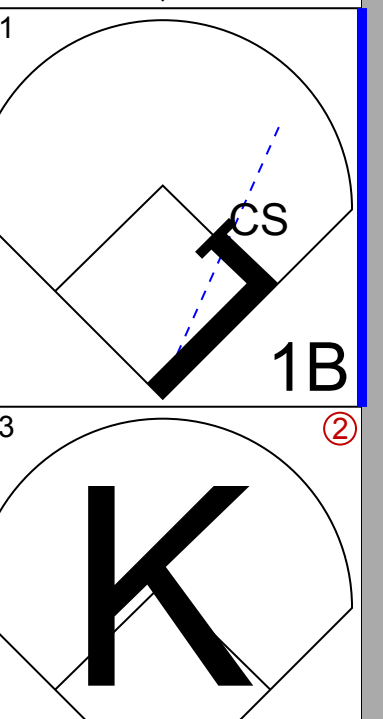
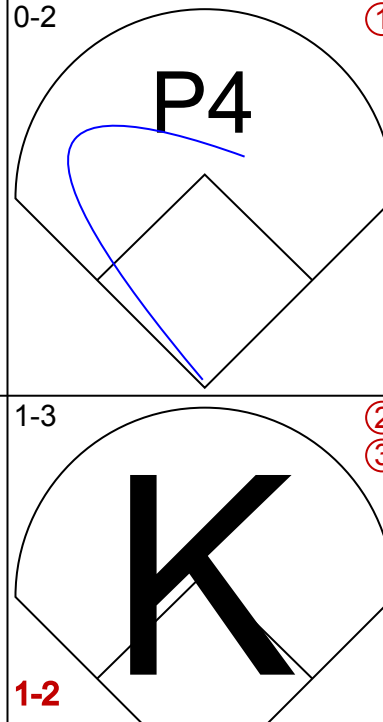
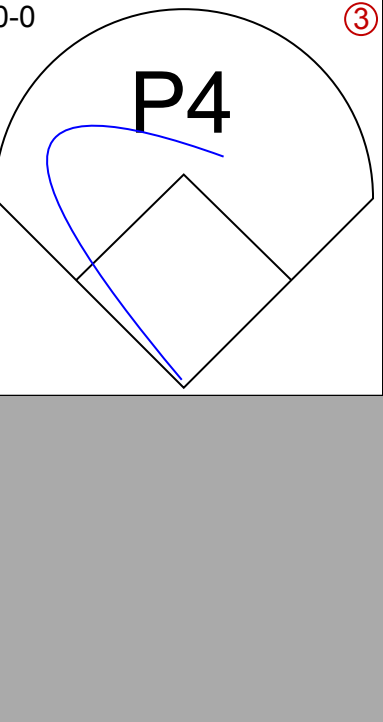
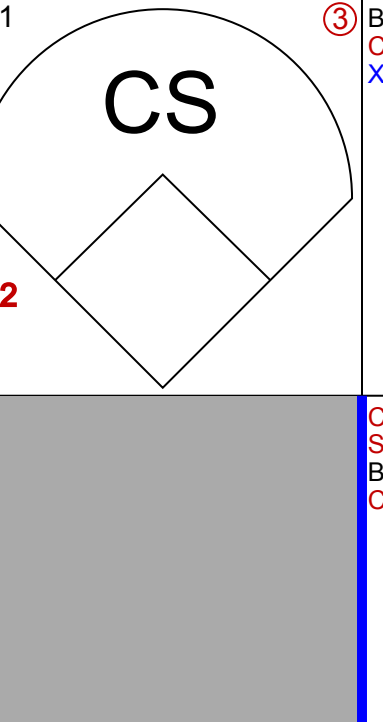




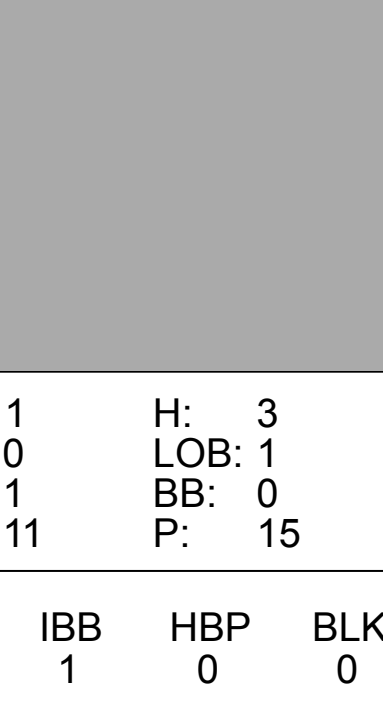
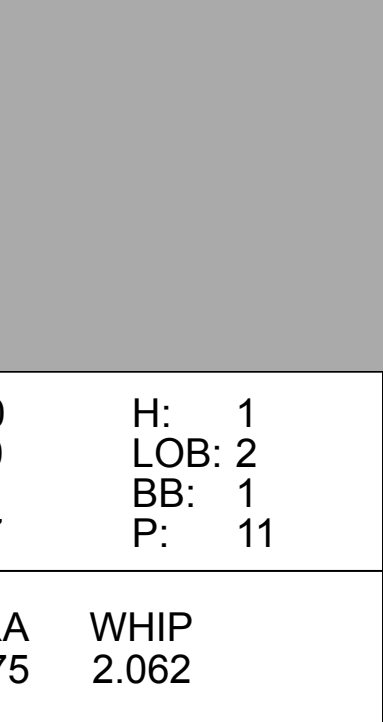
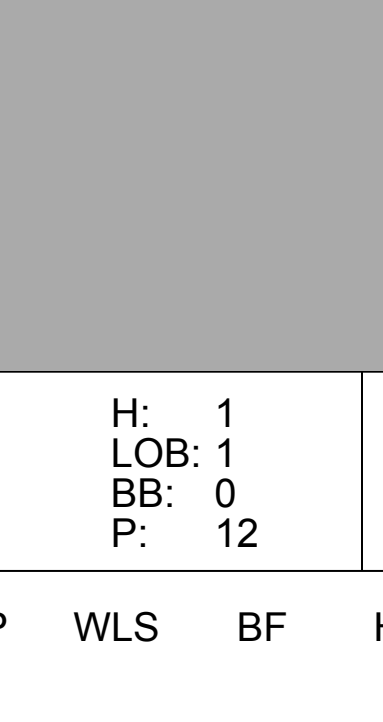




Batter	1	2	3	4	5	6	7	8	9	AB	R	H	RBI	BB	SO	LOB	BOTTOM										
Gary Redus, R OBP: 0.337, SLG: 0.376 (1, 7)										4	1	2	0	0	1	1	<b>St. Louis Cardinals @ Pittsburgh Pirates</b> Three Rivers Stadium, Pittsburgh, PA Wed Sep 28 1988, 7:05 PM EDT Att: 21,004 - Unknown - 69 F <a href="http://livebaseballscorecards.com">livebaseballscorecards.com</a>										
Jose Lind, R OBP: 0.305, SLG: 0.321 (1, 4)										3	0	2	0	0	0	1											
Andy Van Slyke, L OBP: 0.343, SLG: 0.501 (1, 8)										4	0	0	1	0	1	2											
Bobby Bonilla, S OBP: 0.362, SLG: 0.468 (1, 5)										4	0	0	0	0	0	1											
Glenn Wilson, R OBP: 0.287, SLG: 0.342 (1, 9)										4	0	2	0	0	0	0											
Sid Bream, L OBP: 0.324, SLG: 0.407 (1, 3)										4	0	1	0	0	2	2											
Tom Prince, R OBP: 0.211, SLG: 0.194 (1, 2)										3	0	0	0	0	1	1											
R.J. Reynolds, S OBP: 0.289, SLG: 0.361 (9, PH)										1	0	0	0	0	1	1											
Felix Fermin, R OBP: 0.363, SLG: 0.329 (1, 6)										3	0	0	0	0	0	1											
Doug Drabek, R OBP: 0.203, SLG: 0.263 (1, 1)										2	0	1	0	0	0	0											
Jeff Robinson, R OBP: 0.188, SLG: 0.133 (8, 1)										0	0	0	0	0	0	0											
John Cangestosi, S OBP: 0.331, SLG: 0.278 (9, PH)										1	0	0	0	0	0	0											
Bob Kipper, R (9, 1)										0	0	0	0	0	0	0											
<b>Inning Stats</b>	R: 0 E: 0 K: 2 S: 8	H: 1 LOB: 1 BB: 0 P: 12	R: 0 E: 0 K: 2 S: 10	H: 0 LOB: 0 BB: 0 P: 14	R: 0 E: 0 K: 0 S: 8	H: 1 LOB: 1 BB: 0 P: 10	R: 0 E: 0 K: 1 S: 11	H: 1 LOB: 1 BB: 0 P: 18	R: 0 E: 0 K: 0 S: 5	H: 0 LOB: 0 BB: 0 P: 7	R: 1 E: 0 K: 0 S: 8	H: 1 LOB: 0 BB: 0 P: 12	R: 0 E: 0 K: 0 S: 7	H: 1 LOB: 1 BB: 0 P: 10	R: 0 E: 0 K: 0 S: 9	H: 2 LOB: 1 BB: 0 P: 11	R: 0 E: 1 K: 1 S: 9	H: 1 LOB: 1 BB: 0 P: 12	1B: 6 2B: 2 3B: 0 HR: 0	SF: 0 SAC: 1 DP: 0 HBP: 0	WP: 0 PB: 0 SB: 0 CS: 1	PA: 34					
<b>PITCHER</b>	IP	WLS	BF	H	R	ER	SO	BB	IBB	HBP	BLK	WP	HR	S	P	ERA	WHIP										
Joe Magrane, L ERA: 2.18 (1, 1)	9.0	W	34	8	1	1	6	0	0	0	0	0	0	75	106	1.00	0.889										



Batter	1	2	3	4	5	6	7	8	9	AB	R	H	RBI	BB	SO	LOB	TOP			
<b>Willie McGee, S</b> OBP: 0.328, SLG: 0.370										5	0	2	0	0	1	2	<b>St. Louis Cardinals @ New York Mets</b> Shea Stadium, Flushing, NY Fri Sep 30 1988, 7:05 PM EDT Att: 38,270 - Unknown - 65 F			
<b>Rod Booker, L</b> OBP: 0.424, SLG: 0.448										5	0	0	0	0	0	5				
<b>Pedro Guerrero, R</b> OBP: 0.367, SLG: 0.411										4	0	0	0	0	2	1				
<b>Tom Brunansky, R</b> OBP: 0.339, SLG: 0.412										4	1	1	0	0	0	0				
<b>John Morris, L</b> OBP: 0.364, SLG: 0.469										4	1	3	0	0	0	0				
<b>José Oquendo, S</b> OBP: 0.353, SLG: 0.354										4	0	1	1	0	2	2				
<b>Tony Peña, R</b> OBP: 0.308, SLG: 0.371										2	0	0	1	2	0	1				
<b>Luis Alica, S</b> OBP: 0.274, SLG: 0.285										3	0	1	0	0	0	3				
<b>Ken Dayley, L</b> (6, 1)										0	0	0	0	0	0	0				
<b>Denny Walling, L</b> OBP: 0.285, SLG: 0.314										1	0	0	0	0	1	0				
<b>Scott Terry, R</b> OBP: 0.276, SLG: 0.286										2	0	0	0	0	0	2				
<b>Tim Jones, L</b> OBP: 0.327, SLG: 0.271										2	0	1	0	0	1	0				
<b>Inning Stats</b>	R: 0 E: 0 K: 2 S: 9	H: 0 LOB: 0 BB: 0 P: 13	R: 0 E: 0 K: 1 S: 7	H: 1 LOB: 2 BB: 1 P: 16	R: 0 E: 0 K: 0 S: 5	H: 0 LOB: 0 BB: 0 P: 8	R: 0 E: 0 K: 0 S: 6	H: 1 LOB: 1 BB: 0 P: 7	R: 0 E: 0 K: 0 S: 9	H: 3 LOB: 1 BB: 0 P: 14	R: 0 E: 0 K: 1 S: 11	H: 1 LOB: 0 BB: 0 P: 13	R: 0 E: 0 K: 1 S: 9	H: 0 LOB: 0 BB: 0 P: 12	R: 0 E: 0 K: 1 S: 12	H: 2 LOB: 2 BB: 0 P: 16	1B: 7 2B: 3 3B: 1 HR: 0	SF: 0 SAC: 0 DP: 0 HBP: 0	WP: 0 PB: 0 SB: 0 CS: 0	PA: 38
<b>PITCHER</b> <b>David Cone, R</b> ERA: 2.22	IP: 9.0 WLS: W BF: 38	H: 9 R: 2 ER: 2 SO: 7	BB: 2 IBB: 0 HBP: 0 BLK: 0	WP: 0 HR: 0 S: 77	P: 118 ERA: 2.00 WHIP: 1.222	<b>PITCHER</b>											ERA: 2.22	WHIP: 1.222		

AB	36
R	2
H	9
RBI	2
BB	2
SO	7
LOB	16



Batter	1	2	3	4	5	6	7	8	9	AB	R	H	RBI	BB	SO	LOB	BOTTOM			
<b>Mookie Wilson, S</b> OBP: 0.347, SLG: 0.434										4	0	1	0	0	0	4	<b>St. Louis Cardinals @ New York Mets</b> Shea Stadium, Flushing, NY Fri Sep 30 1988, 7:05 PM EDT Att: 38,270 - Unknown - 65 F			
<b>Gregg Jefferies, S</b> OBP: 0.386, SLG: 0.612										4	1	1	0	0	0	1				
<b>Keith Hernandez, L</b> OBP: 0.332, SLG: 0.407										4	0	2	0	0	1	1				
<b>Keith Miller, R</b> OBP: 0.274, SLG: 0.299										0	0	0	0	0	0	0				
<b>Kevin Elster, R</b> OBP: 0.285, SLG: 0.317										0	0	0	0	0	0	0				
<b>Darryl Strawberry, L</b> OBP: 0.366, SLG: 0.537										2	1	1	1	2	1	1				
<b>Kevin McReynolds, R</b> OBP: 0.338, SLG: 0.502										4	1	1	1	0	0	4				
<b>Howard Johnson, S</b> OBP: 0.344, SLG: 0.426										3	1	1	0	0	2	3				
<b>Dave Magadan, L</b> OBP: 0.391, SLG: 0.333										1	0	0	0	0	1	0				
<b>Gary Carter, R</b> OBP: 0.303, SLG: 0.361										3	0	1	0	0	0	1				
<b>Barry Lyons, R</b> OBP: 0.237, SLG: 0.303										1	0	0	0	0	0	0				
<b>Wally Backman, S</b> OBP: 0.384, SLG: 0.336										3	0	1	1	1	1	1				
<b>David Cone, L</b> OBP: 0.181, SLG: 0.188										3	0	1	1	0	1	2				
<b>Inning Stats</b>	R: 0 E: 0 K: 0 S: 7	H: 0 LOB: 0 BB: 0 P: 10	R: 2 E: 0 K: 2 S: 18	H: 3 LOB: 2 BB: 1 P: 28	R: 1 E: 0 K: 1 S: 11	H: 3 LOB: 1 BB: 0 P: 15	R: 0 E: 0 K: 0 S: 4	H: 0 LOB: 0 BB: 0 P: 4	R: 0 E: 0 K: 1 S: 7	H: 1 LOB: 2 BB: 1 P: 11	R: 1 E: 0 K: 0 S: 6	H: 2 LOB: 1 BB: 1 P: 12	R: 0 E: 0 K: 1 S: 8	H: 1 LOB: 1 BB: 0 P: 12	R: 0 E: 1 K: 2 S: 10	H: 0 LOB: 1 BB: 0 P: 15	1B: 7 2B: 3 3B: 0 HR: 0	SF: 0 SAC: 0 DP: 1 HBP: 0	WP: 0 PB: 0 SB: 0 CS: 2	PA: 36
<b>PITCHER</b> <b>Scott Terry, R</b> ERA: 2.92	IP: 5.1 WLS: L BF: 27	H: 9 R: 4 ER: 4 SO: 4	BB: 2 IBB: 1 HBP: 0 BLK: 0	WP: 0 HR: 0 S: 50	P: 75 ERA: 6.75 WHIP: 2.062	<b>PITCHER</b>											ERA: 2.92	WHIP: 2.062		
<b>Ken Dayley, L</b> ERA: 2.77	IP: 2.2 WLS: 8 BF: 1	H: 1 R: 0 ER: 0 SO: 3	BB: 0 IBB: 0 HBP: 0 BLK: 0	WP: 0 HR: 0 S: 21	P: 32 ERA: 0.00 WHIP: 0.375	<b>PITCHER</b>											ERA: 0.00	WHIP: 0.375		

AB	32
R	4
H	10
RBI	4
BB	3
SO	7
LOB	18





Batter	1	2	3	4	5	6	7	8	9	AB	R	H	RBI	BB	SO	LOB	TOP					
<b>Willie McGee, S</b> OBP: 0.327, SLG: 0.368 (1, 8)										5	0	1	0	0	0	5	<b>St. Louis Cardinals @ New York Mets</b> Shea Stadium, Flushing, NY Sat Oct 01 1988, 3:33 AM EDT Att: 36,528 - Sunny					
<b>José Oquendo, S</b> OBP: 0.350, SLG: 0.351 (1, 6)										4	0	0	0	0	1	1						
<b>Pedro Guerrero, R</b> OBP: 0.366, SLG: 0.418 (1, 7)										4	1	1	1	0	2	1						
<b>Tom Brunansky, R</b> OBP: 0.340, SLG: 0.417 (1, 9)										3	1	1	1	1	0	0						
<b>Tony Peña, R</b> OBP: 0.308, SLG: 0.372 (1, 2)										4	1	1	0	0	2	0						
<b>Tom Pagnozzi, R</b> OBP: 0.315, SLG: 0.319 (1, 3)										3	0	1	0	1	1	1						
<b>Tom Lawless, R</b> OBP: 0.236, SLG: 0.262 (7, PH)										1	0	0	0	1	1	0						
<b>Rod Booker, L</b> OBP: 0.429, SLG: 0.452 (7, 5)										2	0	1	1	0	0	1						
<b>Luis Alicea, S</b> OBP: 0.276, SLG: 0.283 (1, 4)										2	0	0	0	1	1	1						
<b>Jose DeLeon, R</b> OBP: 0.162, SLG: 0.153 (8, PH)										2	0	0	0	0	1	3						
<b>John Morris, L</b> OBP: 0.353, SLG: 0.455 (8, PH)										1	0	0	0	0	0	0						
<b>Dan Quisenberry, R</b> OBP: 0.283, SLG: 0.313 (9, PH)										0	0	0	0	0	0	0						
<b>Denny Walling, L</b> OBP: 0.283, SLG: 0.313 (9, PH)										1	0	0	0	0	0	2						
<b>Inning Stats</b>	R: 0 E: 0 K: 1 S: 9	H: 0 LOB: 0 BB: 0 P: 12	R: 0 E: 0 K: 2 S: 13	H: 0 LOB: 0 BB: 0 P: 17	R: 0 E: 0 K: 2 S: 10	H: 0 LOB: 0 BB: 0 P: 13	R: 0 E: 0 K: 0 S: 8	H: 1 LOB: 1 BB: 1 P: 18	R: 0 E: 0 K: 1 S: 19	H: 0 LOB: 3 BB: 3 P: 33	R: 0 E: 0 K: 2 S: 7	H: 0 LOB: 0 BB: 0 P: 10	R: 0 E: 0 K: 1 S: 9	H: 1 LOB: 1 BB: 0 P: 12	R: 0 E: 0 K: 0 S: 8	H: 0 LOB: 0 BB: 0 P: 13	R: 3 E: 0 K: 0 S: 19	H: 4 LOB: 2 BB: 0 P: 28	1B: 3 2B: 1 3B: 0 HR: 2	SF: 0 SAC: 0 DP: 0 HBP: 1	WP: 0 PB: 1 SB: 0 CS: 1	PA: 38
<b>PITCHER</b>	IP WLS BF H R ER SO BB IBB HBP BLK WP HR S P ERA WHIP																					
<b>Sid Fernandez, L</b> ERA: 3.03	6.0 W 22 1 0 0 8 4 0 0 0 0 0 0 0 66 103 0.00 0.833																					
<b>Roger McDowell, R</b> ERA: 2.53	2.0 7 1 0 0 1 0 0 0 0 0 0 0 2 17 25 0.00 0.500																					
<b>Randy Myers, L</b> ERA: 1.75	0.1 5 4 3 3 0 0 0 0 0 0 0 2 14 20 81.00 12.000																					
<b>Bob McClure, L</b> ERA: 5.52	0.2 S 3 0 0 0 0 0 0 0 1 0 0 0 5 8 0.00 0.000																					

Batter	1	2	3	4	5	6	7	8	9	AB	R	H	RBI	BB	SO	LOB	BOTTOM			
<b>Lenny Dykstra, L</b> OBP: 0.321, SLG: 0.385 (1, 8)										4	1	1	2	1	1	1	<b>St. Louis Cardinals @ New York Mets</b> Shea Stadium, Flushing, NY Sat Oct 01 1988, 3:33 AM EDT Att: 36,528 - Sunny			
<b>Wally Backman, S</b> OBP: 0.388, SLG: 0.344 (5, 4)										2	1	2	0	0	0	0				
<b>Keith Miller, R</b> OBP: 0.276, SLG: 0.300 (9, 9)										3	0	1	0	0	1	2				
<b>Dave Magadan, L</b> OBP: 0.393, SLG: 0.334 (1, 3)										2	0	1	1	1	0	0				
<b>Gregg Jefferies, S</b> OBP: 0.368, SLG: 0.610 (6, 5)										2	0	1	0	0	0	0				
<b>Darryl Strawberry, L</b> OBP: 0.365, SLG: 0.534 (9, 1)										5	0	1	0	0	1	5				
<b>Randy Myers, L</b> OBP: 0.250, SLG: 0.500 (9, 1)										0	0	0	0	0	0	0				
<b>Bob McClure, R</b> OBP: 0.250, SLG: 0.500 (9, 1)										0	0	0	0	0	0	0				
<b>Kevin McReynolds, R</b> OBP: 0.338, SLG: 0.500 (1, 7)										4	0	1	0	0	3	4				
<b>Howard Johnson, S</b> OBP: 0.343, SLG: 0.423 (6, 6)										3	2	0	0	0	2	2				
<b>Mackey Sasser, L</b> OBP: 0.346, SLG: 0.407 (6, 3)										2	0	2	0	0	0	0				
<b>Lee Mazzilli, S</b> OBP: 0.227, SLG: 0.164 (6, 3)										2	1	1	0	0	0	0				
<b>Kevin Elster, R</b> OBP: 0.283, SLG: 0.315 (1, 6)										2	0	0	0	0	0	3				
<b>Barry Lyons, R</b> OBP: 0.253, SLG: 0.330 (6, 2)										2	1	2	2	0	0	0				
<b>Sid Fernandez, L</b> OBP: 0.308, SLG: 0.286 (6, PH)										1	0	0	1	0	0	1				
<b>Mookie Wilson, S</b> OBP: 0.333, SLG: 0.667 (7, 1)										1	0	0	0	0	0	1				
<b>Roger McDowell, R</b> OBP: 0.333, SLG: 0.667 (8, PH)										0	0	0	0	0	0	0				
<b>Tim Teufel, R</b> OBP: 0.304, SLG: 0.342 (9, 4)										1	0	0	0	0	0	1				
<b>Inning Stats</b>	R: 0 E: 0 K: 2 S: 12	H: 1 LOB: 2 BB: 1 P: 23	R: 0 E: 0 K: 1 S: 10	H: 1 LOB: 0 BB: 0 P: 13	R: 1 E: 0 K: 2 S: 13	H: 2 LOB: 1 BB: 0 P: 21	R: 1 E: 0 K: 0 S: 8	H: 1 LOB: 1 BB: 0 P: 14	R: 0 E: 0 K: 0 S: 6	H: 0 LOB: 0 BB: 0 P: 12	R: 2 E: 0 K: 2 S: 14	H: 3 LOB: 2 BB: 1 P: 24	R: 0 E: 0 K: 2 S: 11	H: 1 LOB: 1 BB: 0 P: 17	R: 2 E: 0 K: 0 S: 10	H: 4 LOB: 2 BB: 0 P: 14	1B: 10 2B: 2 3B: 0 HR: 1	SF: 1 SAC: 0 DP: 0 HBP: 1	WP: 0 PB: 0 SB: 1 CS: 0	PA: 40
<b>PITCHER</b>	IP WLS BF H R ER SO BB IBB HBP BLK WP HR S P ERA WHIP																			
<b>Jose DeLeon, R</b> ERA: 3.67	7.0 L 33 9 4 2 0 1 1 0 0 0 0 1 74 124 5.14 1.429																			
<b>Dan Quisenberry, R</b> ERA: 5.12	1.0 7 4 2 2 0 0 0 0 0 0 0 1 10 14 18.00 4.000																			

AB	32
R	3
H	6
RBI	3
BB	4
SO	9
LOB	15



AB	36
R	6
H	13
RBI	6
BB	2
SO	9
LOB	20





Batter	1	2	3	4	5	6	7	8	9	AB	R	H	RBI	BB	SO	LOB	TOP			
Willie McGee, S (1, 8) OBP: 0.329, SLG: 0.372	1-2 S 1B		0-0 2B			0-0 F5	0-0 S 1B		1-3 K	5	0	3	0	0	1	1				
Tim Jones, L (1, 6) OBP: 0.321, SLG: 0.269	1-0 F8		1-2 F8			2-0 F9	0-0 S 1B		4-1 FC6-4 BB	4	0	1	1	0	0	2				
Pedro Guerrero, R (9, PH) OBP: 0.367, SLG: 0.418							1-2 S 1B		1-2 FC6-4 BB	0	0	0	0	1	0	0				
John Morris, L (1, 7) OBP: 0.308, SLG: 0.395	1-3 K			1-2 4-3		0-1 F8	0-2 F7		0-1 FC6-4	5	0	0	0	0	1	5				
Tom Brunansky, R (1, 9) OBP: 0.340, SLG: 0.414	2-3 K			1-1 1-3						3	1	0	0	1	1	3				
Denny Walling, L (1, 3) OBP: 0.291, SLG: 0.325		3-2 L1-6 2B		0-1 1B		1-1 1B	1-2 1B		1-2 F7	4	1	3	0	0	0	0				
Rod Ricker, L (1, 5) OBP: 0.410, SLG: 0.429	2-2 F8			1-2 4-3		1-0 1B	2-3 K			4	1	1	0	0	1	2				
Luis Alicaia, S (1, 4) OBP: 0.276, SLG: 0.283	3-1 L1-6			1-1 3-1		0-0 2B	0-0 6-3			4	1	1	2	0	0	1				
Tom Pagnozzi, R (1, 2) OBP: 0.319, SLG: 0.328			0-1 F8		3-1 L9	0-1 1B	0-1 1B		1-0 BB	4	1	2	2	0	0	0				
Larry McWilliams, L (1, 1) Mike Loria, L (5, PH) Steve Peters, L (5, 1) Curt Ford, L (7, PH) Ozzie Smith, S (7, PH) John Costello, R (7, 1) José Quiendo, S (9, PH)			0-3 K		1-2 L3		3-2 L6		0-2 F7	1	0	0	0	0	0	1				
<b>Inning Stats</b>	R: 0 E: 0 K: 2 S: 11	H: 1 LOB: 1 BB: 0 P: 16	R: 0 E: 0 K: 0 S: 9	H: 1 LOB: 1 BB: 0 P: 17	R: 0 E: 0 K: 1 S: 13	H: 1 LOB: 1 BB: 0 P: 14	R: 0 E: 0 K: 0 S: 10	H: 0 LOB: 0 BB: 0 P: 13	R: 0 E: 0 K: 0 S: 4	H: 0 LOB: 0 BB: 0 P: 6	R: 5 E: 0 K: 0 S: 19	H: 6 LOB: 2 BB: 1 P: 31	R: 0 E: 0 K: 1 S: 7	H: 0 LOB: 0 BB: 0 P: 10	R: 0 E: 0 K: 1 S: 14	H: 1 LOB: 2 BB: 1 P: 20	1B: 8 2B: 4 3B: 0 HR: 0	SF: 0 SAC: 0 DP: 1 HBP: 0	WP: 0 PB: 0 SB: 3 CS: 0	PA: 39
<b>PITCHER</b>	IP WLS BF H R ER SO BB IBB HBP BLK WP HR S P ERA WHIP																			
Ron Darling, R (1, 1) ERA: 3.25	6.0 W 26 8 5 5 3 1 0 0 0 0 0 0 64 94 7.50 1.500																			
Bob McClure, L (7, 1) ERA: 5.4	0.2 4 2 0 0 0 0 0 0 0 0 0 0 8 11 0.00 3.000																			
Rick Aguilera, R (7, 1) ERA: 6.93	1.1 4 0 0 0 1 0 0 0 0 0 0 0 8 14 0.00 0.000																			
Randy Myers, L (9, 1) ERA: 1.72	1.0 S 5 1 0 0 1 1 0 0 0 0 0 0 14 20 0.00 2.000																			
<b>Batter</b>	<b>1</b>	<b>2</b>	<b>3</b>	<b>4</b>	<b>5</b>	<b>6</b>	<b>7</b>	<b>8</b>	<b>9</b>	<b>AB</b>	<b>R</b>	<b>H</b>	<b>RBI</b>	<b>BB</b>	<b>SO</b>	<b>LOB</b>	<b>BOTTOM</b>			
Mookie Wilson, S (1, 8) OBP: 0.345, SLG: 0.431	3-2 P3			1-2 FC6-4		0-0 F7				4	0	1	1	0	0	2				
Gregg Jefferies, S (1, 5) OBP: 0.384, SLG: 0.596	0-0 F8	3-H 1B		1-3 K			0-0 CS 1B			4	0	1	0	0	1	1				
Keith Hernandez, L (1, 3) OBP: 0.333, SLG: 0.417	2-2 HR 1B		2-0 L9		2-1 HR		2-3 K 1B			4	2	2	1	0	1	1				
Dave Magadan, L (8, 3) OBP: 0.393, SLG: 0.334							1-2 K			0	0	0	0	0	0	0				
Darryl Strawberry, L (1, 9) OBP: 0.366, SLG: 0.545	1-2 HR		2-2 4-3		1-0 HR		1-3 K			4	2	2	3	0	1	0				
Kevin McReynolds, R (1, 7) OBP: 0.336, SLG: 0.496	1-2 F7		3-3 K		1-0 F8			3-3 K		4	0	0	0	0	2	0				
Gary Carter, R (1, 2) OBP: 0.301, SLG: 0.358		1-3 K2-3		0-0 L6		0-0 F9		1-1 3-1		3	0	0	0	0	1	0				
Howard Johnson, S (8, 6) OBP: 0.343, SLG: 0.422										1	0	0	0	0	0	0				
Tim Teufel, R (1, 4) OBP: 0.306, SLG: 0.352		2-1 F9 3B		1-1 L9 1B		3-1 6-3		1-3 K		4	2	2	0	0	1	0				
Kevin Elster, R (1, 6) OBP: 0.282, SLG: 0.313		2-1 F9		1-2 L9		1-0 P6				3	0	0	0	0	0	2				
Mackey Sasser, L (8, 2) OBP: 0.313, SLG: 0.407		2-3		2-3						0	0	0	0	0	0	0				
Ron Darling, R (1, 1) OBP: 0.229, SLG: 0.317		1-0		0-1		2-2				3	1	3	2	0	0	0				
Bob McClure, R (7, 1) ERA: 3.9										0	0	0	0	0	0	0				
Rick Aguilera, R (7, 1) OBP: 0.250, SLG: 0.250										0	0	0	0	0	0	0				
Randy Myers, L (9, 1) OBP: 0.250, SLG: 0.500		3-H 1B		3-H 1B						0	0	0	0	0	0	0				
<b>Inning Stats</b>	R: 2 E: 0 K: 0 S: 15	H: 2 LOB: 0 BB: 0 P: 22	R: 2 E: 0 K: 1 S: 12	H: 3 LOB: 1 BB: 0 P: 21	R: 0 E: 0 K: 1 S: 7	H: 0 LOB: 0 BB: 0 P: 14	R: 1 E: 0 K: 0 S: 11	H: 2 LOB: 1 BB: 0 P: 14	R: 2 E: 0 K: 1 S: 9	H: 2 LOB: 0 BB: 0 P: 14	R: 0 E: 0 K: 0 S: 10	H: 1 LOB: 1 BB: 0 P: 16	R: 0 E: 0 K: 2 S: 7	H: 1 LOB: 0 BB: 0 P: 10	R: 0 E: 0 K: 2 S: 8	H: 0 LOB: 0 BB: 0 P: 13	1B: 5 2B: 2 3B: 1 HR: 3	SF: 0 SAC: 0 DP: 0 HBP: 0	WP: 0 PB: 0 SB: 0 CS: 1	PA: 34
<b>PITCHER</b>	IP WLS BF H R ER SO BB IBB HBP BLK WP HR S P ERA WHIP																			
Larry McWilliams, L (1, 1) ERA: 3.9	4.0 L 19 7 5 5 2 0 0 0 0 0 0 2 19 30 9.00 1.500																			
Steve Peters, L (5, 1) ERA: 6.4	2.0 9 3 2 2 1 0 0 0 0 0 0 2 19 30 9.00 1.500																			
John Costello, R (7, 1) ERA: 1.81	2.0 6 1 0 0 4 0 0 0 0 0 0 0 15 23 0.00 0.500																			

St. Louis Cardinals @ New York Mets  
Shea Stadium, Flushing, NY  
Sun Oct 02 1988, 3:33 AM EDT  
Att. 42,099 - Overcast - 70 F

AB 37  
R 5  
H 11  
RBI 5  
BB 2  
SO 5  
LOB 16



St. Louis Cardinals @ New York Mets  
Shea Stadium, Flushing, NY  
Sun Oct 02 1988, 3:33 AM EDT  
Att. 42,099 - Overcast - 70 F

AB 34  
R 7  
H 11  
RBI 7  
BB 0  
SO 7  
LOB 6

