


St. Louis Cardinals - 1989

Batter	1	2	3	4	5	6	7	8	9	AB	R	H	RBI	BB	SO	LOB	TOP			
Vince Coleman, S (1,7)			G4-3		K		F8		K	4	0	0	0	1	2	1				
Willie McGee, S (1,8) OBP: 0.400, SLG: 0.250			1B		K			E4	G1-3	4	2	1	0	1	1	1				
Terry Pendleton, S (1,5) OBP: 0.750, SLG: 0.667	K		1B					1B	BB	3	1	2	0	1	1	2				
Pedro Guerrero, R (1,3) OBP: 0.750, SLG: 1.667			HR					1B	BB	3	1	2	4	1	1	1				
Tom Brunansky, R (1,9)	G5-4-3		HR					1B		4	0	0	0	0	0	6				
José Oquendo, S (1,6)					G3-1			K	K	4	0	0	0	0	3	3				
Tony Peña, R (1,2)								G4-3	F8	4	0	0	0	0	1	4				
Tim Jones, L (1,4)					G4-3				G4-3	4	0	0	0	0	0	0				
Joe Magrane, R (1,1) John Costello, R (4,1) Frank DiPino, L (6,1) Milt Thompson, L (7,PH) Ken Dayley, L (7,1) Todd Worrell, R (8,1) John Morris, L (9,PH)			P3		K2-3			G4-1	1B	1	0	0	0	0	0	0				
Inning Stats	R: 0 E: 0 K: 1 S: 8	H: 0 LOB: 2 BB: 3 P: 21	R: 0 E: 0 K: 1 S: 5	H: 0 LOB: 0 BB: 0 P: 6	R: 3 E: 0 K: 0 S: 15	H: 3 LOB: 0 BB: 0 P: 20	R: 0 E: 0 K: 1 S: 7	H: 0 LOB: 0 BB: 0 P: 11	R: 0 E: 0 K: 2 S: 15	H: 1 LOB: 2 BB: 0 P: 17	R: 0 E: 0 K: 0 S: 6	H: 0 LOB: 0 BB: 0 P: 11	R: 1 E: 1 K: 1 S: 13	H: 1 LOB: 2 BB: 1 P: 20	R: 0 E: 0 K: 1 S: 13	H: 1 LOB: 1 BB: 0 P: 15	1B: 5 2B: 0 3B: 0 HR: 1	SF: 0 SAC: 0 DP: 1 HBP: 0	WP: 1 PB: 0 SB: 3 CS: 0	PA: 38
PITCHER	IP	WLS	BF	H	R	ER	SO	BB	IBB	HBP	BLK	WP	HR	S	P	ERA	WHIP			
Dwight Gooden, R (1,1) ERA: 3.86	7.0	W	31	5	4	3	8	4	0	0	0	1	1	72	107	3.86	1.286			
Don Aase, R (8,1) ERA:	2.0	S	7	1	0	0	2	0	0	0	0	0	0	23	28	0.00	0.500			

St. Louis Cardinals @ New York Mets
Shea Stadium, Flushing, NY
Mon Apr 03 1989, 3:33 AM EDT
Att: 38,539 - Unknown - 55 F

AB 34
R 4
H 6
RBI 4
BB 4
SO 10
LOB 18

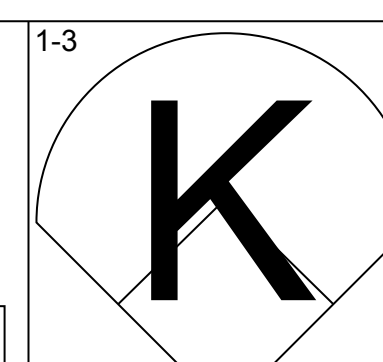
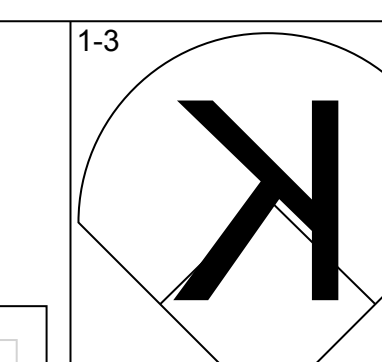
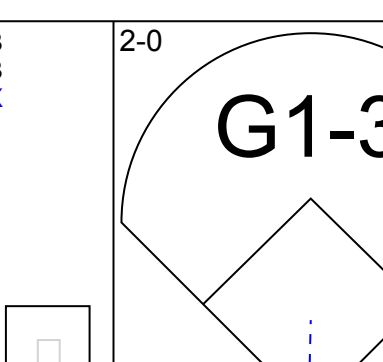
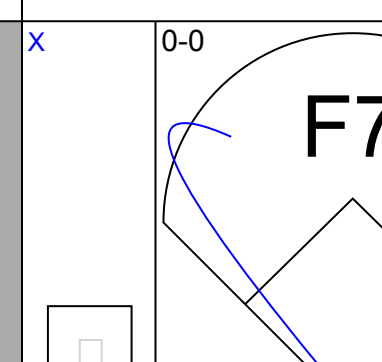
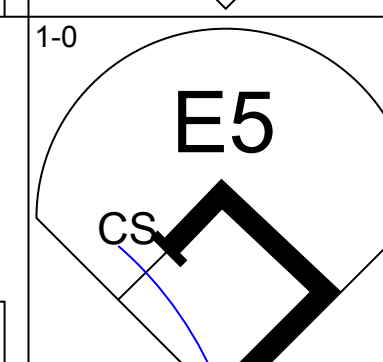
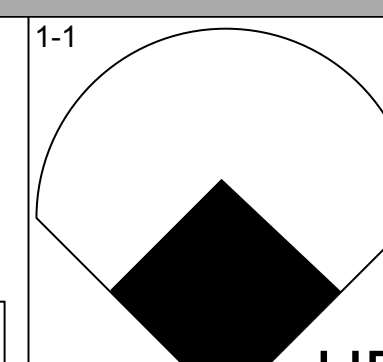
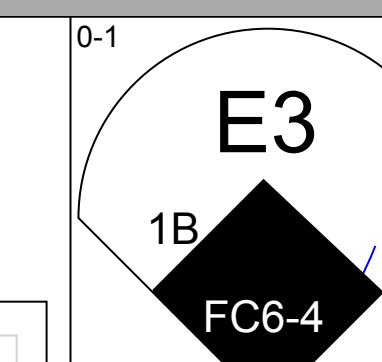
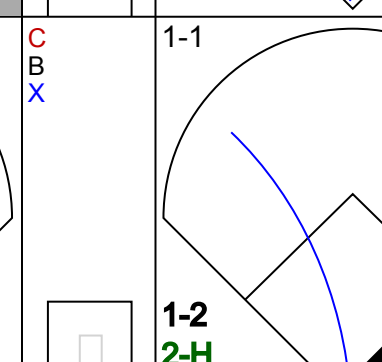
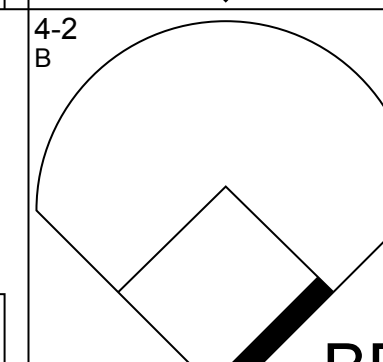
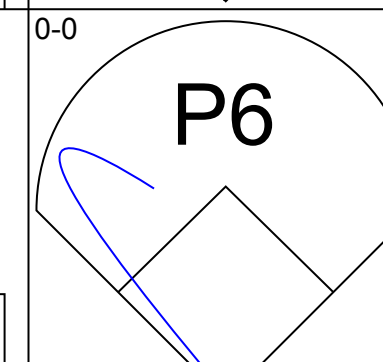
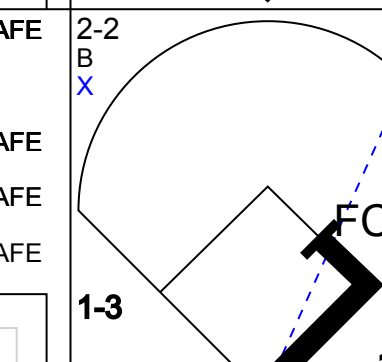
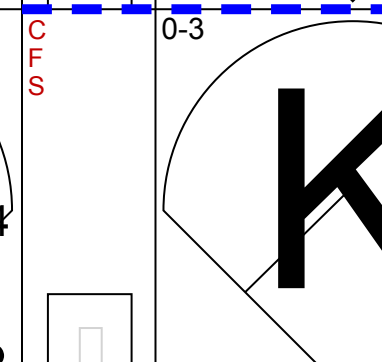
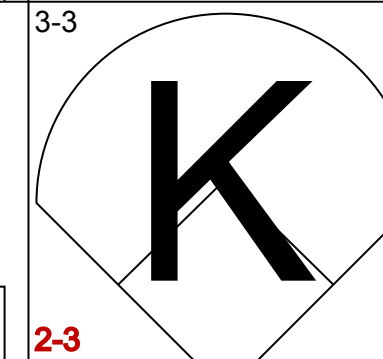
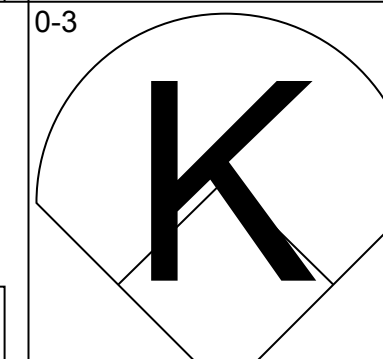
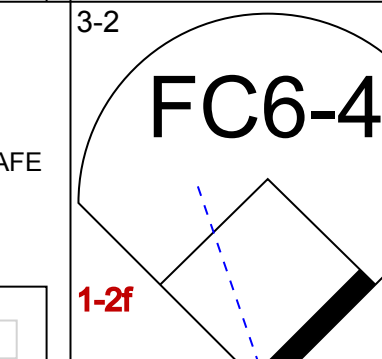
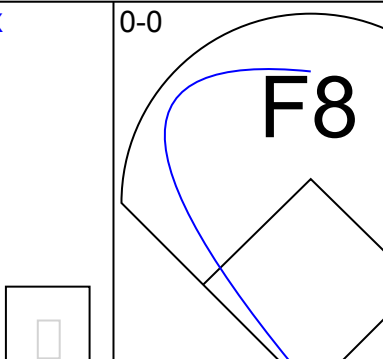
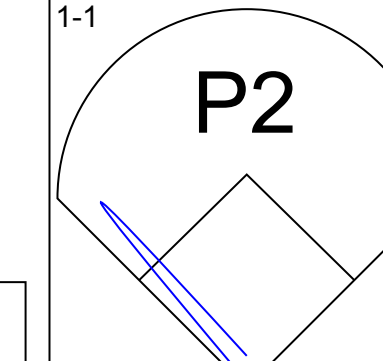
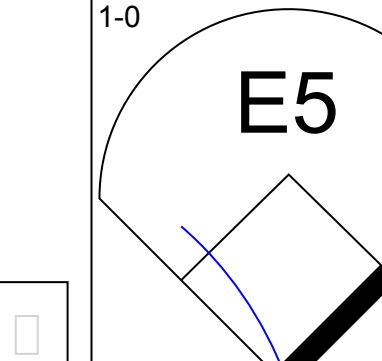
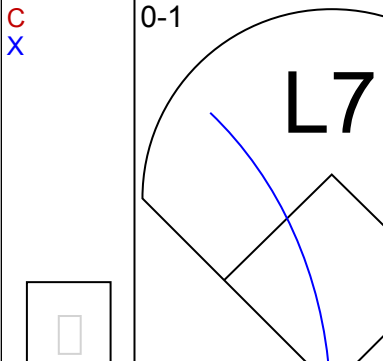
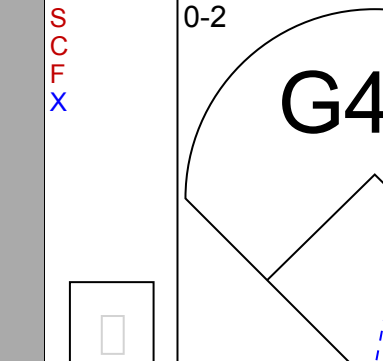
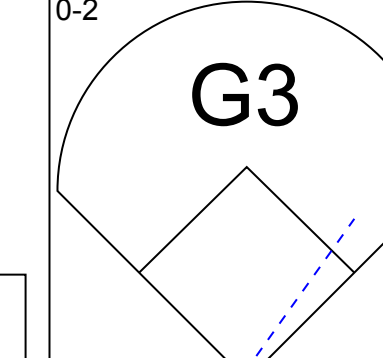
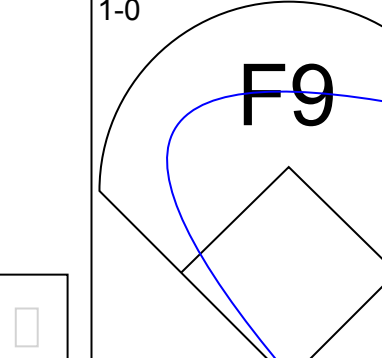
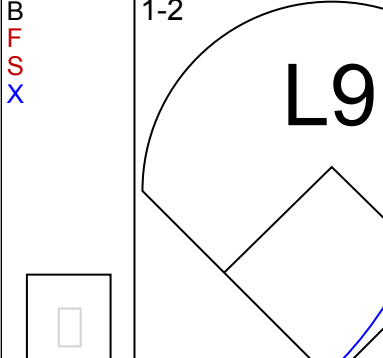
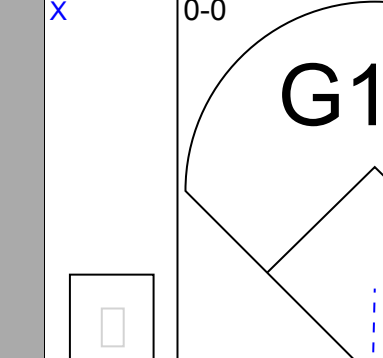
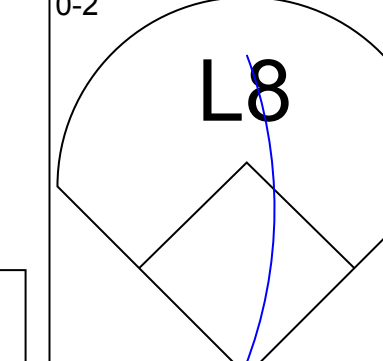
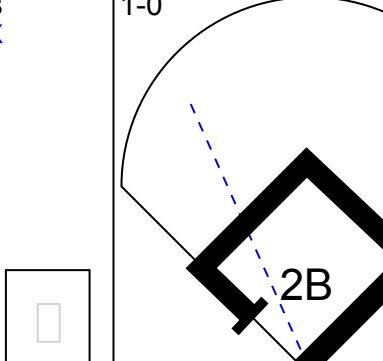
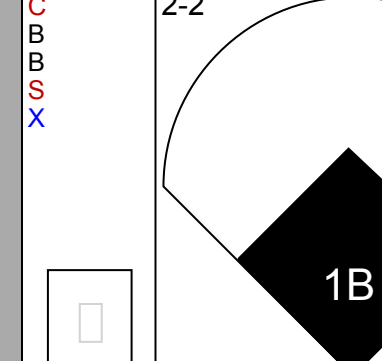
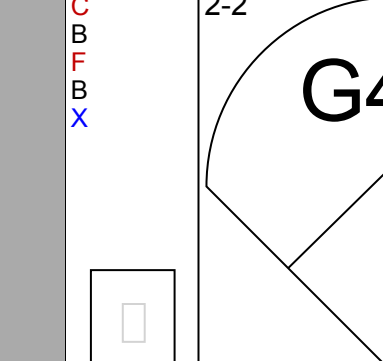
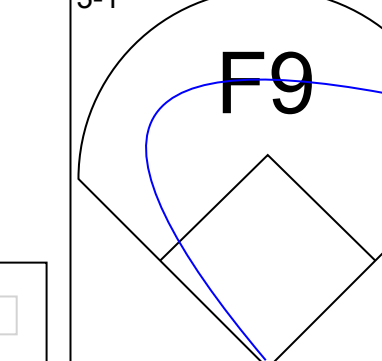
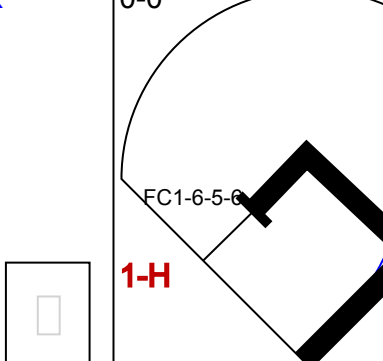
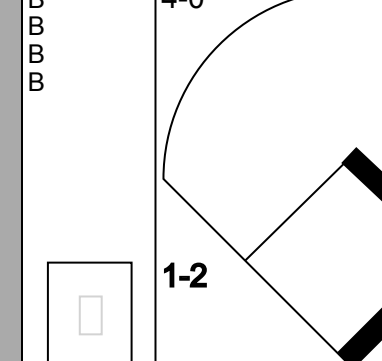
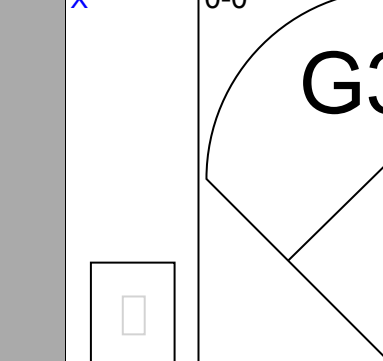
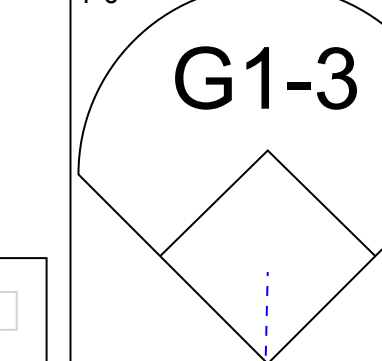
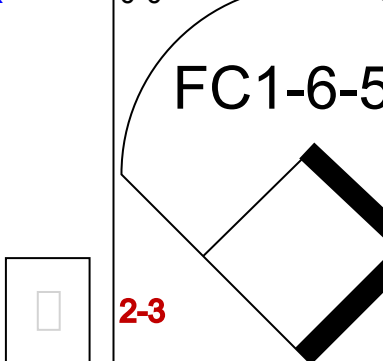
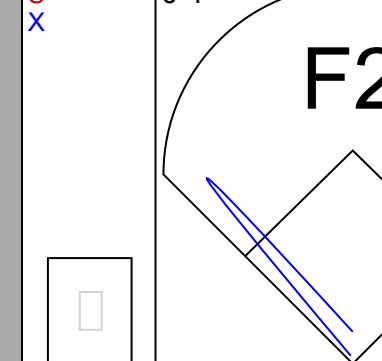
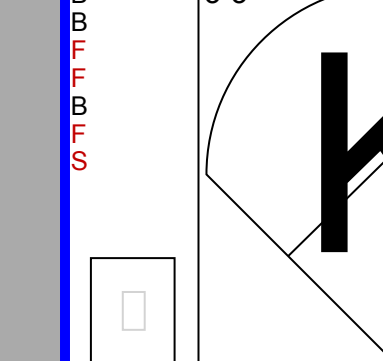


Batter	1	2	3	4	5	6	7	8	9	AB	R	H	RBI	BB	SO	LOB	BOTTOM			
Mookie Wilson, S (1,8) OBP: 0.200, SLG: 0.200	G4-3	L9	CS	G4-3				K		5	0	1	0	0	1	2				
Gregg Jefferies, S (1,4) OBP: 0.750, SLG: 1.000	G6-3	L7		G1-3						3	2	2	0	0	0	2				
Keith Hernandez, L (1,3)	G6-3		G3-1	G1-3						4	0	0	0	0	0	2				
Darryl Strawberry, L (1,9) OBP: 1.000, SLG: 1.667	WP		S	2B						3	2	3	2	1	0	0				
Kevin McReynolds, R (1,7) OBP: 0.500, SLG: 0.333	2B		1B	BB				L8		3	1	1	1	1	0	2				
Gary Carter, R (1,2)	F8		1B	BB				P4		3	1	0	0	1	0	2				
Howard Johnson, S (1,5) OBP: 0.750, SLG: 1.500			1B	BB						4	2	3	3	0	1	0				
Kevin Elster, R (1,6) OBP: 0.750, SLG: 0.750			1B	BB						4	0	3	1	0	0	0				
Dwight Gooden, R (1,1) Don Aase, R (8,1)			1B	BB						2	0	0	1	0	0	2				
Inning Stats	R: 2 E: 0 K: 0 S: 15	H: 3 LOB: 1 BB: 0 P: 24	R: 0 E: 0 K: 0 S: 10	H: 2 LOB: 2 BB: 0 P: 14	R: 4 E: 0 K: 0 S: 12	H: 3 LOB: 0 BB: 2 P: 24	R: 1 E: 0 K: 0 S: 18	H: 1 LOB: 1 BB: 0 P: 27	R: 0 E: 0 K: 1 S: 9	H: 0 LOB: 0 BB: 0 P: 12	R: 0 E: 0 K: 0 S: 12	H: 2 LOB: 0 BB: 0 P: 16	R: 0 E: 0 K: 0 S: 5	H: 0 LOB: 1 BB: 1 P: 12	R: 1 E: 0 K: 2 S: 13	H: 2 LOB: 0 BB: 0 P: 18	1B: 9 2B: 3 3B: 0 HR: 1	SF: 1 SAC: 0 DP: 0 HBP: 1	WP: 1 PB: 0 SB: 2 CS: 3	PA: 39
PITCHER	IP	WLS	BF	H	R	ER	SO	BB	IBB	HBP	BLK	WP	HR	S	P	ERA	WHIP			
Joe Magrane, L (1,1) ERA: 17.18	3.2	L	22	9	7	7	0	2	0	0	0	0	0	27	37	0.00	1.000			
John Costello, R (4,1) ERA:	2.0		7	2	0	0	1	0	0	0	0	0	0	2	2	0.00	0.000			
Frank DiPino, L (6,1) ERA:	0.1		0	0	0	0	0	0	0	0	0	0	0	5	12	0.00	1.000			
Ken Dayley, L (7,1) ERA:	1.0		4	0	0	0	0	1	0	0	0	0	0	13	18	9.00	2.000			
Todd Worrell, R (8,1) ERA: 9.0	1.0		4	2	1	1	2	0	0	0	0	0	1	13	18	9.00	2.000			

St. Louis Cardinals @ New York Mets
Shea Stadium, Flushing, NY
Mon Apr 03 1989, 3:33 AM EDT
Att: 38,539 - Unknown - 55 F

AB 32
R 8
H 13
RBI 8
BB 3
SO 3
LOB 12

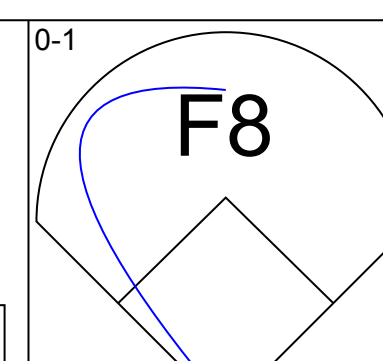
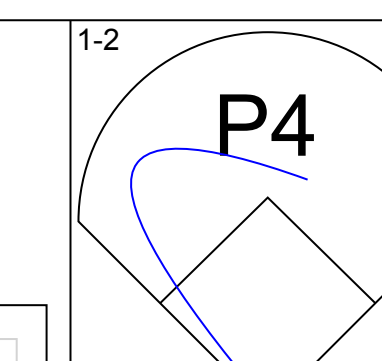
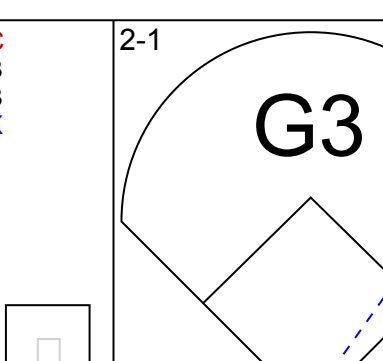
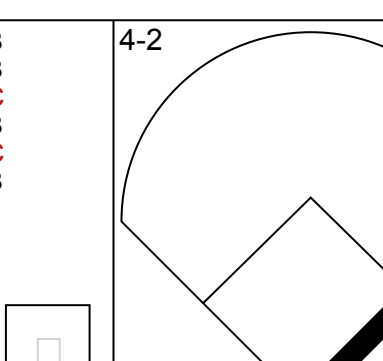
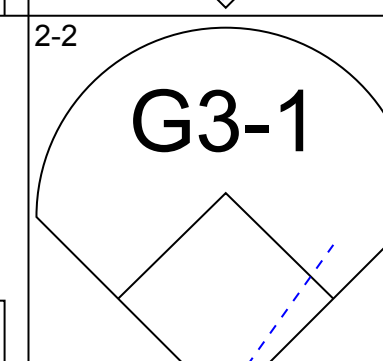
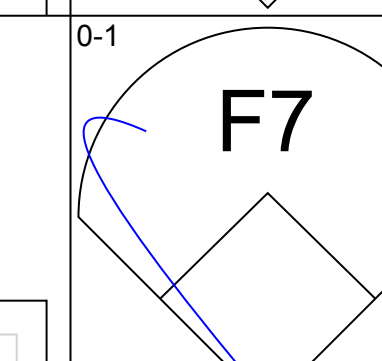
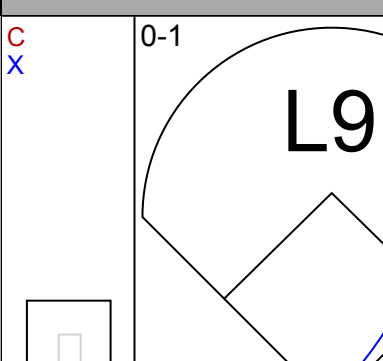
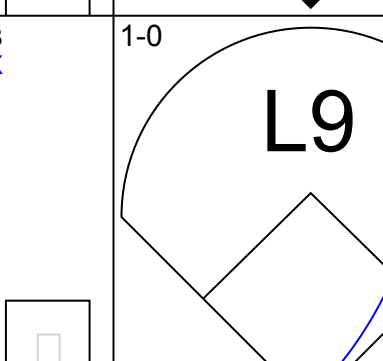
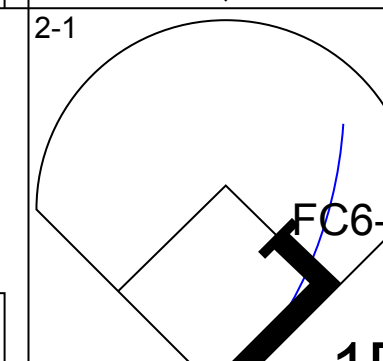
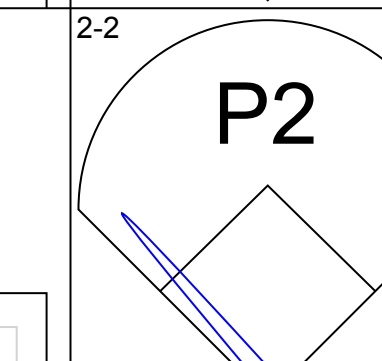
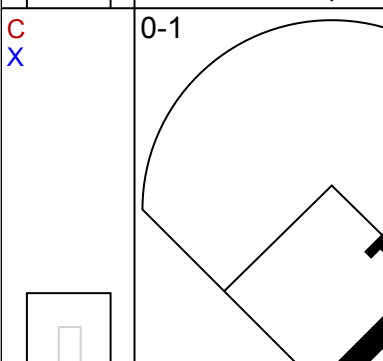

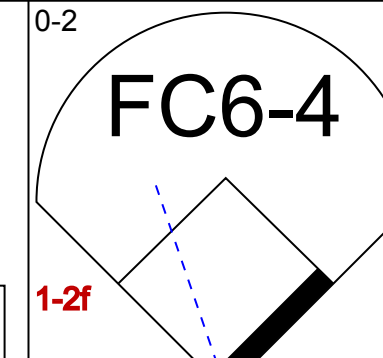
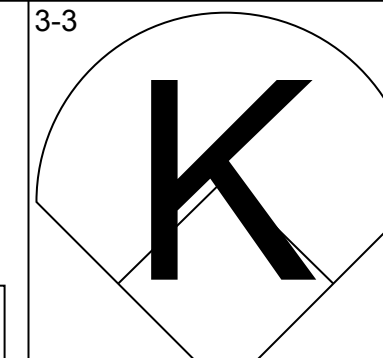
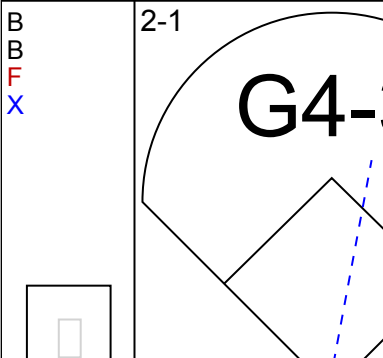
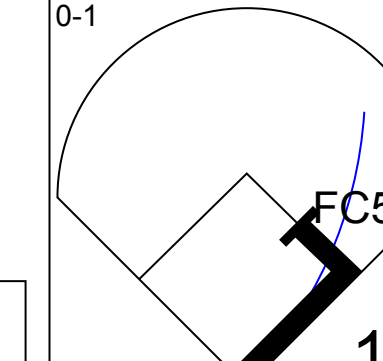
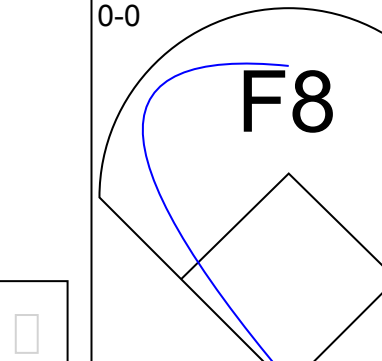
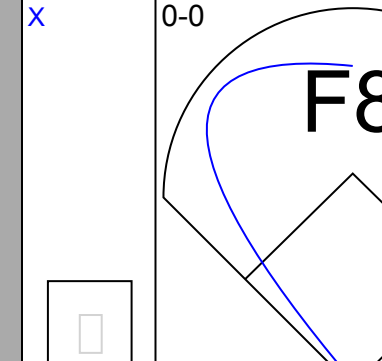

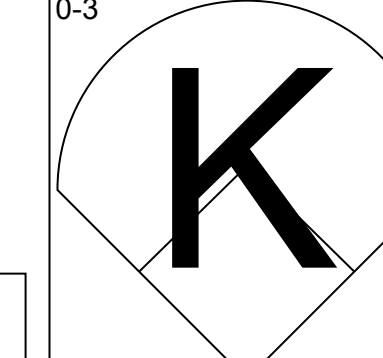
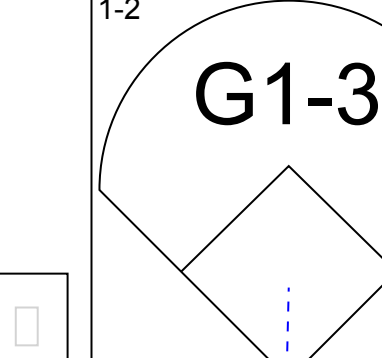
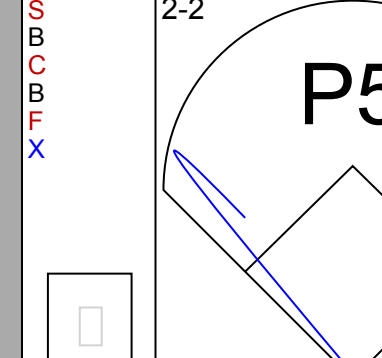

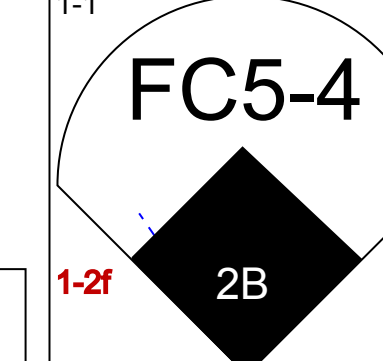
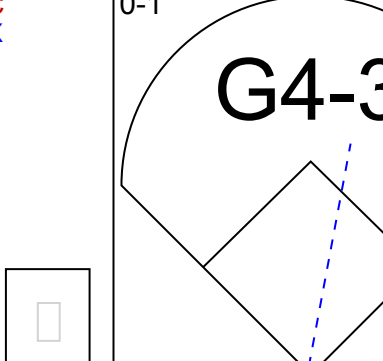
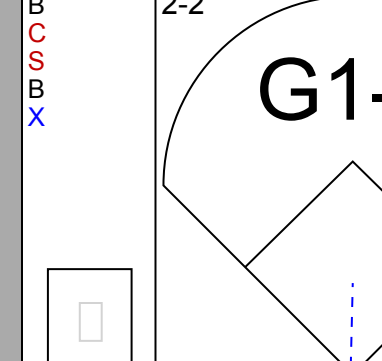
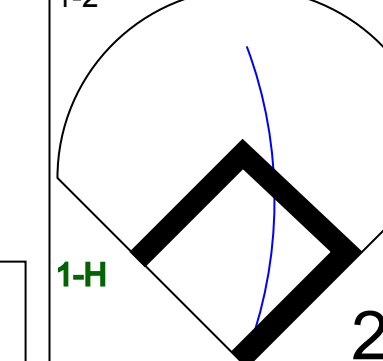
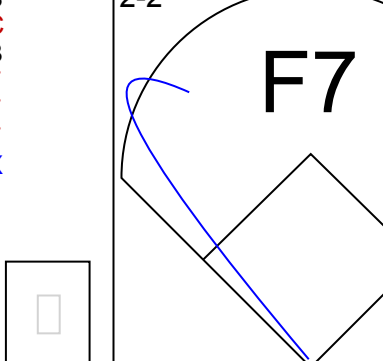
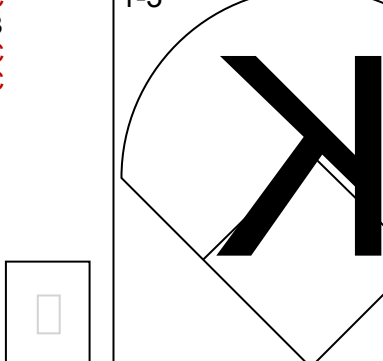
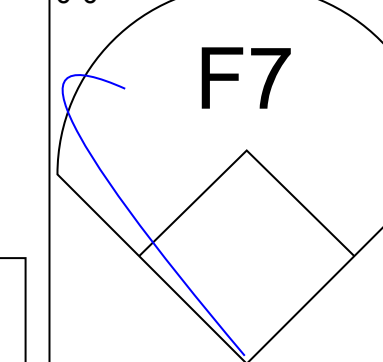
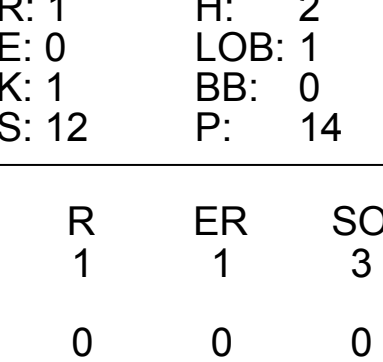
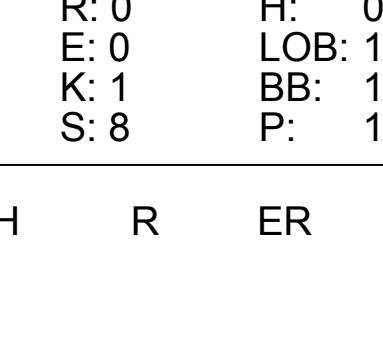


Batter	1	2	3	4	5	6	7	8	9	AB	R	H	RBI	BB	SO	LOB	TOP					
Vince Coleman, S (1, 7)										4	0	0	0	0	2	3						
Willie McGee, S (1, 8) OBP: 0.444, SLG: 0.750										4	2	2	2	0	0	0						
Terry Pendleton, S (1, 5) OBP: 0.625, SLG: 0.500										3	0	1	0	1	1	2						
Pedro Guerrero, R (1, 3) OBP: 0.375, SLG: 0.714										4	0	0	1	0	2	3						
Tom Brunansky, R (1, 9)										4	0	0	0	0	0	1						
José Oquendo, S (1, 6)										4	0	0	0	0	0	2						
Tony Peña, R (1, 2) OBP: 0.250, SLG: 0.250										4	1	2	0	0	0	0						
Tim Jones, L (1, 4) OBP: 0.250, SLG: 0.286										3	0	1	0	1	0	0						
Jose DeLeon, R (1, 1)										3	0	0	0	0	0	3						
Jim Lindeman, R (9, PH)										1	0	0	0	0	1	0						
Ken Dayley, L (9, 1)										0	0	0	0	0	0	0						
Todd Worrell, R (9, 1)										0	0	0	0	0	0	0						
Inning Stats	R: 0 E: 1 K: 2 S: 11	H: 0 LOB: 2 BB: 1 P: 20	R: 0 E: 0 K: 0 S: 8	H: 0 LOB: 0 BB: 0 P: 9	R: 0 E: 0 K: 1 S: 6	H: 0 LOB: 0 BB: 0 P: 11	R: 1 E: 1 K: 1 S: 8	H: 1 LOB: 1 BB: 0 P: 11	R: 0 E: 0 K: 0 S: 4	H: 2 LOB: 1 BB: 0 P: 7	R: 1 E: 1 K: 0 S: 15	H: 1 LOB: 1 BB: 0 P: 21	R: 1 E: 0 K: 1 S: 11	H: 2 LOB: 2 BB: 1 P: 18	R: 0 E: 0 K: 0 S: 6	H: 0 LOB: 0 BB: 0 P: 6	R: 0 E: 0 K: 1 S: 8	H: 0 LOB: 0 BB: 0 P: 13	1B: 4 2B: 2 3B: 0 HR: 1	SF: 0 SAC: 0 DP: 1 HBP: 0	WP: 0 PB: 0 SB: 0 CS: 1	PA: 36
PITCHER	IP	WLS	BF	H	R	ER	SO	BB	IBB	HBP	BLK	WP	HR	S	P	ERA	WHIP					
Bob Ojeda, L (1, 1) ERA: 2.7	6.2	L	29	6	3	2	4	2	0	0	0	0	1	60	94	2.70	1.200					
Roger McDowell, R (7, 1) ERA:	1.1		4	0	0	0	1	0	0	0	0	0	0	9	9	0.00	0.000					
Randy Myers, L (9, 1) ERA:	1.0		3	0	0	0	1	0	0	0	0	0	0	8	13	0.00	0.000					

St. Louis Cardinals @ New York Mets
Shea Stadium, Flushing, NY
Wed Apr 05 1989, 3:33 AM EDT
Att: 17,873 - Overcast - 60 F

AB 34
R 3
H 6
RBI 3
BB 2
SO 6
LOB 14



Batter	1	2	3	4	5	6	7	8	9	AB	R	H	RBI	BB	SO	LOB	BOTTOM					
Lenny Dykstra, L (1, 8)										3	0	0	0	1	0	1						
Gregg Jefferies, S (1, 4) OBP: 0.375, SLG: 0.429										4	0	0	0	0	0	1						
Keith Hernandez, L (1, 3) OBP: 0.250, SLG: 0.250										4	0	2	0	0	0	0						
Darryl Strawberry, L (1, 9) OBP: 0.625, SLG: 1.000										4	0	1	0	0	1	1						
Kevin McReynolds, R (1, 7) OBP: 0.375, SLG: 0.286										4	0	1	0	0	0	1						
Gary Carter, R (1, 2)										4	0	0	0	0	1	2						
Howard Johnson, S (1, 5) OBP: 0.429, SLG: 0.857										3	1	0	0	0	0	1						
Kevin Elster, R (1, 6) OBP: 0.571, SLG: 0.714										3	0	1	1	0	1	0						
Randy Myers, L (9, 1) ERA:										0	0	0	0	0	0	0						
Bob Ojeda, L (1, 1)										1	0	0	0	1	0	1						
Roger McDowell, R (7, 1)										0	0	0	0	0	0	0						
Dave Magadan, L (8, PH) (9, 5)										1	0	0	0	0	0	0						
Inning Stats	R: 0 E: 0 K: 0 S: 10	H: 1 LOB: 1 BB: 0 P: 14	R: 1 E: 0 K: 1 S: 12	H: 2 LOB: 1 BB: 0 P: 14	R: 0 E: 0 K: 0 S: 8	H: 0 LOB: 0 BB: 0 P: 11	R: 0 E: 0 K: 1 S: 8	H: 0 LOB: 0 BB: 0 P: 12	R: 0 E: 0 K: 0 S: 6	H: 0 LOB: 1 BB: 1 P: 19	R: 0 E: 0 K: 0 S: 6	H: 1 LOB: 0 BB: 0 P: 8	R: 0 E: 0 K: 0 S: 8	H: 0 LOB: 0 BB: 0 P: 12	R: 0 E: 0 K: 1 S: 8	H: 0 LOB: 1 BB: 1 P: 15	R: 0 E: 0 K: 0 S: 8	H: 1 LOB: 1 BB: 0 P: 10	1B: 3 2B: 3 3B: 0 HR: 0	SF: 0 SAC: 0 DP: 0 HBP: 0	WP: 0 PB: 0 SB: 0 CS: 0	PA: 33
PITCHER	IP	WLS	BF	H	R	ER	SO	BB	IBB	HBP	BLK	WP	HR	S	P	ERA	WHIP					
Jose DeLeon, R (1, 1) ERA: 1.13	8.0	W	29	4	1	1	3	2	0	0	0	0	0	71	105	1.12	0.750					
Ken Dayley, L (9, 1) ERA:	0.1		2	1	0	0	0	0	0	0	0	0	0	5	7	0.00	3.000					
Todd Worrell, R (9, 1) ERA: 5.4	0.2	S	2	0	0	0	0	0	0	0	0	0	0	3	3	0.00	0.000					

St. Louis Cardinals @ New York Mets
Shea Stadium, Flushing, NY
Wed Apr 05 1989, 3:33 AM EDT
Att: 17,873 - Overcast - 60 F


AB 31
R 1
H 5
RBI 1
BB 2
SO 3
LOB 8



Batter	1	2	3	4	5	6	7	8	9	AB	R	H	RBI	BB	SO	LOB	TOP
Vince Coleman, S OBP: 0.333, SLG: 0.316	2-2 BB 1B 2B 1B	0-1 G6-3 1B		1-1 1B 2B 1B	1-3 K		4-2 1B HR BB		1-3 K	5	3	3	1	1	2	0	
Terry Pendleton, S OBP: 0.474, SLG: 0.375	0-2 BB 2B 1B	1-0 G6-3		0-1 2B 1B 1B	1-0 F8		1-1 HR 1B		3-2 L4	6	3	3	2	0	0	1	
Pedro Guerrero, R Jim Lindeman, R	4-0 2B 1B 2B	0-0 G6-3		3-1 1B 2B 2B		0-3 K	3-1 HR		0-0 F7	4	2	2	4	1	1	1	
Tom Brunansky, R Cris Carpenter, R Tom Pagnozzi, R	1-0 P6		1-0 G1-3 1B 2B	0-1 2B G6-3 1B		0-0 F8	1-1 P2			5	2	2	1	0	0	3	
Tony Peña, R Don Heinkel, L	3-3 K		0-1 G1-3	0-2 G6-3 2B		1-2 G5-3		2-2 1B 2B		5	1	2	1	0	1	4	
José Oquendo, S	2-0 1B 2B		1-2 2B SF8 1B	0-2 G6-3 BB		0-0 G3	0-0 WP 1B			4	1	3	4	1	0	0	
Milt Thompson, L	0-3 K		0-1 SF8 2B	3-2 G6-3		2-1 G6-3 1B	1-0 P6			5	1	2	0	0	1	5	
Tim Jones, L		2-1 SH5-3 1B 2B	3-2 SF8			3-1 1B G6-3 1B	3-3 K			4	2	2	1	0	2	2	
Joe Magrane, R John Morris, L		0-0 SH5-3	1-1 F7			0-0 G6-3	2-2 G4-3			3	0	0	0	0	1	3	
Inning Stats	R: 2 H: 3 E: 0 K: 2 S: 16	H: 3 R: 1 ER: 0 LOB: 1 BB: 1 P: 28	R: 1 H: 2 E: 0 K: 0 S: 7	R: 2 H: 3 E: 0 K: 1 S: 14	R: 4 H: 5 E: 0 K: 1 S: 18	R: 0 H: 0 E: 0 K: 2 S: 9	R: 0 H: 0 E: 0 K: 1 S: 7	R: 5 H: 4 E: 0 K: 0 S: 15	R: 1 H: 2 E: 0 K: 1 S: 12	R: 0 H: 0 E: 0 K: 1 S: 7	H: 11 R: 7 ER: 0 LOB: 1 BB: 0 P: 11	SF: 1 SAC: 1 DP: 1 HBP: 0	WP: 1 PB: 0 SB: 0 CS: 0	PA: 48			
PITCHER	IP WLS BF H R ER SO BB IBB HBP BLK WP HR S P ERA WHIP	IP WLS BF H R ER SO BB IBB HBP BLK WP HR S P ERA WHIP	IP WLS BF H R ER SO BB IBB HBP BLK WP HR S P ERA WHIP	IP WLS BF H R ER SO BB IBB HBP BLK WP HR S P ERA WHIP	IP WLS BF H R ER SO BB IBB HBP BLK WP HR S P ERA WHIP	IP WLS BF H R ER SO BB IBB HBP BLK WP HR S P ERA WHIP	IP WLS BF H R ER SO BB IBB HBP BLK WP HR S P ERA WHIP	IP WLS BF H R ER SO BB IBB HBP BLK WP HR S P ERA WHIP	IP WLS BF H R ER SO BB IBB HBP BLK WP HR S P ERA WHIP	IP WLS BF H R ER SO BB IBB HBP BLK WP HR S P ERA WHIP	IP WLS BF H R ER SO BB IBB HBP BLK WP HR S P ERA WHIP	IP WLS BF H R ER SO BB IBB HBP BLK WP HR S P ERA WHIP	IP WLS BF H R ER SO BB IBB HBP BLK WP HR S P ERA WHIP	IP WLS BF H R ER SO BB IBB HBP BLK WP HR S P ERA WHIP	IP WLS BF H R ER SO BB IBB HBP BLK WP HR S P ERA WHIP	IP WLS BF H R ER SO BB IBB HBP BLK WP HR S P ERA WHIP	IP WLS BF H R ER SO BB IBB HBP BLK WP HR S P ERA WHIP

St. Louis Cardinals @ Philadelphia Phillies
Veterans Stadium, Philadelphia, PA
Sun Apr 09 1989, 3:33 AM EDT
Att: 31,631 - Cloudy - 58 F

AB 43
R 15
H 19
RBI 14
BB 3
SO 8
LOB 20



Batter	1	2	3	4	5	6	7	8	9	AB	R	H	RBI	BB	SO	LOB	BOTTOM
Bob Dernier, R OBP: 0.318, SLG: 0.250	1-0 E6 1B		3-1 G6-3		2-3 K		0-1 L5		2-2 FC5	5	0	1	0	0	1	5	
Dickie Thon, R OBP: 0.227, SLG: 0.200	0-0 G6-3		1-0 G6-3			0-2 F9	0-1 L9			4	0	0	0	0	0	3	
Tom Herr, S Greg Harris, S Dwayne Murphy, L Larry McWilliams, L	1-3 K			0-3 K2-3		0-0 G4-3		3-3 K		3	0	0	0	0	2	1	
Mike Schmidt, R Steve Jeltz, S	0-0 F8			0-1 P5		2-2 G1-3		0-0 G4-3		3	0	0	0	0	0	1	
Chris James, R		1-3 K		1-0 G6-3			2-0 1B 1B	0-2 G6-3		4	1	1	0	0	1	0	
Von Hayes, L OBP: 0.667, SLG: 0.833		3-3 K			1-2 WP SF8 2B		4-2 1B BB		0-2 G3-1	3	2	1	0	1	1	0	
Ricky Jordan, R OBP: 0.438, SLG: 0.429		2-0 FC5-4 1B			1-1 SF8		1-2 1B 1B		1-1 G1	3	0	2	2	0	0	0	
Steve Lake, R OBP: 0.182, SLG: 0.182		1-0 FC5-4			0-0 1B		1-1 P2		1-2 FC5 BB 1B	4	0	2	0	0	0	3	
Bruce Ruffin, S Mark Ryal, L Mike Maddux, L Ron Jones, L			0-1 G3		2-3 K		2-0 1B		4-0 BB	0	0	0	0	0	0	0	
Inning Stats	R: 0 H: 1 E: 1 K: 1 S: 6	H: 1 R: 0 ER: 0 LOB: 0 BB: 0 P: 8	R: 0 H: 1 E: 0 K: 2 S: 9	R: 0 H: 0 E: 0 K: 0 S: 5	R: 0 H: 0 E: 0 K: 1 S: 6	R: 1 H: 2 E: 0 K: 2 S: 12	R: 0 H: 0 E: 0 K: 0 S: 7	R: 2 H: 3 E: 0 K: 0 S: 14	R: 0 H: 0 E: 0 K: 1 S: 7	R: 0 H: 1 E: 0 K: 0 S: 11	H: 7 R: 3 ER: 0 LOB: 1 BB: 1 P: 19	SF: 1 SAC: 0 DP: 0 HBP: 0	WP: 1 PB: 0 SB: 0 CS: 0	PA: 37			
PITCHER	IP WLS BF H R ER SO BB IBB HBP BLK WP HR S P ERA WHIP	IP WLS BF H R ER SO BB IBB HBP BLK WP HR S P ERA WHIP	IP WLS BF H R ER SO BB IBB HBP BLK WP HR S P ERA WHIP	IP WLS BF H R ER SO BB IBB HBP BLK WP HR S P ERA WHIP	IP WLS BF H R ER SO BB IBB HBP BLK WP HR S P ERA WHIP	IP WLS BF H R ER SO BB IBB HBP BLK WP HR S P ERA WHIP	IP WLS BF H R ER SO BB IBB HBP BLK WP HR S P ERA WHIP	IP WLS BF H R ER SO BB IBB HBP BLK WP HR S P ERA WHIP	IP WLS BF H R ER SO BB IBB HBP BLK WP HR S P ERA WHIP	IP WLS BF H R ER SO BB IBB HBP BLK WP HR S P ERA WHIP	IP WLS BF H R ER SO BB IBB HBP BLK WP HR S P ERA WHIP	IP WLS BF H R ER SO BB IBB HBP BLK WP HR S P ERA WHIP	IP WLS BF H R ER SO BB IBB HBP BLK WP HR S P ERA WHIP	IP WLS BF H R ER SO BB IBB HBP BLK WP HR S P ERA WHIP	IP WLS BF H R ER SO BB IBB HBP BLK WP HR S P ERA WHIP	IP WLS BF H R ER SO BB IBB HBP BLK WP HR S P ERA WHIP	IP WLS BF H R ER SO BB IBB HBP BLK WP HR S P ERA WHIP

St. Louis Cardinals @ Philadelphia Phillies
Veterans Stadium, Philadelphia, PA
Sun Apr 09 1989, 3:33 AM EDT
Att: 31,631 - Cloudy - 58 F

AB 34
R 3
H 8
RBI 3
BB 2
SO 7
LOB 14



Batter	1	2	3	4	5	6	7	8	9	AB	R	H	RBI	BB	SO	LOB	TOP		
Vince Coleman, S (1, 7) OBP: 0.346, SLG: 0.333	1-2 G6-4-3 1B		1-1 HR 1B		1-3 K	0-0 G1-3		2-1 E4 BB		5	1	2	0	0	1	2			
Terry Pendleton, S (1, 5) OBP: 0.456, SLG: 0.350	0-2 G6-4-3 1-2f		1-3 K		1-2 G3		0-0 BB 1B	4-0 BB		4	1	1	0	1	1	2			
Pedro Guerrero, R (1, 3) Ken Dayley, L (8, 1)	2-1 FC6-4 1B		1-0 HR		4-0 FC6-4 BB		2-0 F7	2-1 F7		4	1	2	2	1	0	3			
Tom Brunansky, R (1, 9) OBP: 0.261, SLG: 0.350	3-1 FC6-4 1-2f		3-3 K		0-0 FC6-4 1-2f		4-1 1B BB		0-0 F9	4	0	0	0	1	1	2			
Milt Thompson, L (1, 8) Jim Lindeman, R (9, PH)		1-0 1B FC3-2-5 1B	1-1 G1-3		0-0 1B 1B		3-1 1-2 2-H 1B	4-2 FC4-6 BB		4	1	3	1	0	0	0			
José Oquendo, S (1, 6) OBP: 0.281, SLG: 0.273		2-0 FC4-6 FC3-2-5 1B		0-1 G6-3		1 SAFE 1-1 1B 1B	3-2 P5	2-3 K		5	0	2	0	0	1	3			
Tony Peña, R (1, 2) OBP: 0.391, SLG: 0.522	1-1 FC3-2-5 FC4-6		1-2 E S 1B		0-0 F9 1B		2-2 F8	1-0 FC4-6 1-2f		5	0	2	1	0	0	5			
Tim Jones, L (1, 4) OBP: 0.227, SLG: 0.300	0-0 FC4-6 1-2f 2-3		2-3 K		0-0 F9 1-2			2-2 G1-3		4	0	0	0	0	1	5			
Jose DeLeon, R (1, 1) Todd Worrell, R (8, 1) (8, 9)	0-3 K		1-3 K		0-0 G1-3			0-3 K		4	0	0	0	0	3	5			
Inning Stats	R: 0 E: 0 K: 0 S: 11	H: 2 LOB: 1 BB: 0 P: 17	R: 2 E: 0 K: 2 S: 12	H: 2 LOB: 0 BB: 0 P: 19	R: 0 E: 0 K: 2 S: 11	H: 1 LOB: 1 BB: 0 P: 15	R: 0 E: 0 K: 1 S: 9	H: 0 LOB: 1 BB: 1 P: 15	R: 1 E: 0 K: 0 S: 11	H: 2 LOB: 2 BB: 1 P: 25	R: 0 E: 1 K: 1 S: 10	H: 0 LOB: 1 BB: 1 P: 14	R: 0 E: 0 K: 1 S: 7	H: 0 LOB: 1 BB: 1 P: 14	1B: 11 2B: 0 3B: 0 HR: 1	SF: 0 SAC: 0 DP: 1 HBP: 0	WP: 0 PA: 43 PB: 0 SB: 1 CS: 0		
PITCHER	IP WLS BF H R ER SO	IP WLS BF H R ER SO	IP WLS BF H R ER SO	IP WLS BF H R ER SO	IP WLS BF H R ER SO	IP WLS BF H R ER SO	IP WLS BF H R ER SO	IP WLS BF H R ER SO	IP WLS BF H R ER SO	IP WLS BF H R ER SO	IP WLS BF H R ER SO	IP WLS BF H R ER SO	IP WLS BF H R ER SO	IP WLS BF H R ER SO	IP WLS BF H R ER SO	IP WLS BF H R ER SO	IP WLS BF H R ER SO	IP WLS BF H R ER SO	
Greg Maddux, R (1, 1) ERA: 0.38	6.0 W 29 11 4 4 6	2.1 S 11 1 0 0 1	0.2 S 3 0 0 0 1	0.0 L 0 0 0 0 0	0.0 L 0 0 0 0 0	0.0 L 0 0 0 0 0	0.0 L 0 0 0 0 0	0.0 L 0 0 0 0 0	0.0 L 0 0 0 0 0	0.0 L 0 0 0 0 0	0.0 L 0 0 0 0 0	0.0 L 0 0 0 0 0	0.0 L 0 0 0 0 0	0.0 L 0 0 0 0 0	0.0 L 0 0 0 0 0	0.0 L 0 0 0 0 0	0.0 L 0 0 0 0 0	0.0 L 0 0 0 0 0	0.0 L 0 0 0 0 0
Calvin Schiraldi, R (7, 1) ERA: 1.13	2.1 W 11 1 0 0 1	0.2 S 3 0 0 0 1	0.0 L 0 0 0 0 0	0.0 L 0 0 0 0 0	0.0 L 0 0 0 0 0	0.0 L 0 0 0 0 0	0.0 L 0 0 0 0 0	0.0 L 0 0 0 0 0	0.0 L 0 0 0 0 0	0.0 L 0 0 0 0 0	0.0 L 0 0 0 0 0	0.0 L 0 0 0 0 0	0.0 L 0 0 0 0 0	0.0 L 0 0 0 0 0	0.0 L 0 0 0 0 0	0.0 L 0 0 0 0 0	0.0 L 0 0 0 0 0	0.0 L 0 0 0 0 0	0.0 L 0 0 0 0 0
Mitch Williams, L (9, 1) ERA: 2.08	0.2 S 3 0 0 0 1	0.0 L 0 0 0 0 0	0.0 L 0 0 0 0 0	0.0 L 0 0 0 0 0	0.0 L 0 0 0 0 0	0.0 L 0 0 0 0 0	0.0 L 0 0 0 0 0	0.0 L 0 0 0 0 0	0.0 L 0 0 0 0 0	0.0 L 0 0 0 0 0	0.0 L 0 0 0 0 0	0.0 L 0 0 0 0 0	0.0 L 0 0 0 0 0	0.0 L 0 0 0 0 0	0.0 L 0 0 0 0 0	0.0 L 0 0 0 0 0	0.0 L 0 0 0 0 0	0.0 L 0 0 0 0 0	0.0 L 0 0 0 0 0

St. Louis Cardinals @ Chicago Cubs
Wrigley Field, Chicago, IL
Tue Apr 11 1989, 3:33 AM CDT
Att: 7,943 - Sunny - 50 F

AB 39
R 4
H 12
RBI 4
BB 4
SO 8
LOB 27



Batter	1	2	3	4	5	6	7	8	9	AB	R	H	RBI	BB	SO	LOB	BOTTOM	
Jerome Walton, R (1, 8) OBP: 0.400, SLG: 0.679	1-0 HR 1B		0-0 E1 1B		3-2 F8			4-0 23 S FC4-6 BB		3	3	2	1	1	0	0		
Mitch Webster, S (1, 7) OBP: 0.533, SLG: 0.560	2-3 K		1-0 1B			1-1 F9		4-2 FC4-6 23 S BB		3	0	1	1	1	1	0		
23 Ryne Sandberg, R (1, 4) OBP: 0.267, SLG: 0.333	0-1 P4		0-3 3-H K			0-3 K		1-1 P3		4	0	0	0	0	2	3		
Andre Dawson, R (1, 9) OBP: 0.300, SLG: 0.407	2-2 G3		0-2 G1-3			0-1 HR 1B		4-0 FC4-6 IBB		3	1	1	0	1	0	1		
Mark Grace, L (1, 3) OBP: 0.379, SLG: 0.458		4-0 BB		1-1 F7		3-0 HR 1B		1-0 FC4-6 FC6-4		3	1	1	3	1	0	2		
Vance Law, R (1, 5) OBP: 0.188, SLG: 0.071 Mitch Williams, L (9, 1)	2-2 P2		2-2 F8		3-1 F8		3-3 K	1-2 FC6-4 1-2f		3	0	0	0	0	1	1		
Domingo Ramos, R (1, 6) OBP: 0.467, SLG: 0.714	1-3 K		3-3 K				3-1 G6-3			3	0	0	0	0	2	1		
Joe Girardi, R (1, 2) OBP: 0.368, SLG: 0.333	0-3 K				0-0 G6-3		1-3 K			3	0	0	0	0	2	1		
Greg Maddux, R (1, 1) Calvin Schiraldi, R (7, 1) Curtis Wilkerson, S (7, 5)			0-0 G3		2-3 K		2-1 F9			2	0	0	0	0	1	0		
Inning Stats	R: 1 E: 0 K: 1 S: 9	H: 1 LOB: 0 BB: 0 P: 14	R: 0 E: 0 K: 2 S: 9	H: 0 LOB: 1 BB: 1 P: 16	R: 1 E: 1 K: 1 S: 9	H: 2 LOB: 1 BB: 0 P: 10	R: 0 E: 0 K: 1 S: 7	H: 0 LOB: 0 BB: 0 P: 14	R: 0 E: 0 K: 2 S: 12	H: 2 LOB: 0 BB: 0 P: 19	R: 0 E: 0 K: 1 S: 7	H: 0 LOB: 0 BB: 0 P: 13	R: 1 E: 0 K: 0 S: 8	H: 0 LOB: 2 BB: 3 P: 23	1B: 3 2B: 0 3B: 0 HR: 2	SF: 0 SAC: 0 DP: 0 HBP: 0	WP: 0 PA: 33 PB: 0 SB: 3 CS: 0	
PITCHER	IP WLS BF H R ER SO	IP WLS BF H R ER SO	IP WLS BF H R ER SO	IP WLS BF H R ER SO	IP WLS BF H R ER SO	IP WLS BF H R ER SO	IP WLS BF H R ER SO	IP WLS BF H R ER SO	IP WLS BF H R ER SO	IP WLS BF H R ER SO	IP WLS BF H R ER SO	IP WLS BF H R ER SO	IP WLS BF H R ER SO	IP WLS BF H R ER SO	IP WLS BF H R ER SO	IP WLS BF H R ER SO	IP WLS BF H R ER SO	
Jose DeLeon, R (1, 1) ERA: 3.0	7.0 L 29 11 4 4 6	2.1 S 11 1 0 0 1	0.1 L 0 0 0 0 0	0.0 L 0 0 0 0 0	0.0 L 0 0 0 0 0	0.0 L 0 0 0 0 0	0.0 L 0 0 0 0 0	0.0 L 0 0 0 0 0	0.0 L 0 0 0 0 0	0.0 L 0 0 0 0 0	0.0 L 0 0 0 0 0	0.0 L 0 0 0 0 0	0.0 L 0 0 0 0 0	0.0 L 0 0 0 0 0	0.0 L 0 0 0 0 0	0.0 L 0 0 0 0 0	0.0 L 0 0 0 0 0	0.0 L 0 0 0 0 0
Todd Worrell, R (8, 1) ERA: 1.53	0.1 L 2 0 0 0 0	0.0 L 0 0 0 0 0	0.0 L 0 0 0 0 0	0.0 L 0 0 0 0 0	0.0 L 0 0 0 0 0	0.0 L 0 0 0 0 0	0.0 L 0 0 0 0 0	0.0 L 0 0 0 0 0	0.0 L 0 0 0 0 0	0.0 L 0 0 0 0 0	0.0 L 0 0 0 0 0	0.0 L 0 0 0 0 0	0.0 L 0 0 0 0 0	0.0 L 0 0 0 0 0	0.0 L 0 0 0 0 0	0.0 L 0 0 0 0 0	0.0 L 0 0 0 0 0	0.0 L 0 0 0 0 0
Ken Dayley, L (8, 1) ERA: 3.86	0.2 L 2 0 0 0 0	0.0 L 0 0 0 0 0	0.0 L 0 0 0 0 0	0.0 L 0 0 0 0 0	0.0 L 0 0 0 0 0	0.0 L 0 0 0 0 0	0.0 L 0 0 0 0 0	0.0 L 0 0 0 0 0	0.0 L 0 0 0 0 0	0.0 L 0 0 0 0 0	0.0 L 0 0 0 0 0	0.0 L 0 0 0 0 0	0.0 L 0 0 0 0 0	0.0 L 0 0 0 0 0	0.0 L 0 0 0 0 0	0.0 L 0 0 0 0 0	0.0 L 0 0 0 0 0	0.0 L 0 0 0 0 0

St. Louis Cardinals @ Chicago Cubs
Wrigley Field, Chicago, IL
Tue Apr 11 1989, 3:33 AM CDT
Att: 7,943 - Sunny - 50 F

AB 29
R 5
H 5
RBI 5
BB 4
SO 9
LOB 11



Batter	1	2	3	4	5	6	7	8	9	AB	R	H	RBI	BB	SO	LOB	TOP					
Vince Coleman, S (1, 7) OBP: 0.333, SLG: 0.321	G6-3		G5-3			G4-3			E6	4	1	1	0	0	0	1	St. Louis Cardinals @ Chicago Cubs Wrigley Field, Chicago, IL Wed Apr 12, 1989, 7:05 PM CDT Att: 21,187 - Unknown - 40 F AB 32 R 2 H 8 RBI 2 BB 0 SO 2 LOB 11					
Terry Pendleton, S (1, 5) OBP: 0.426, SLG: 0.333	G6-4-3			K		G4-3			G4-3	4	0	1	0	0	1	2						
Pedro Guerrero, R (1, 3) OBP: 0.370, SLG: 0.708	G6-4-3			L4				F8	F9	4	0	0	0	0	0	2						
Tom Brunansky, R (1, 9)		L7		F8					HR	4	1	2	2	0	0	0						
Tony Peña, R (1, 2) OBP: 0.407, SLG: 0.519	G6-3					FC6-4			HR	4	0	2	0	0	0	1						
José Oquendo, S (1, 6) OBP: 0.222, SLG: 0.231	G6-3					G6-4-3			1B	4	0	0	0	0	1	3						
Milt Thompson, L (1, 8) OBP: 0.444, SLG: 0.556			F8						G3	3	0	1	0	0	0	0						
Tim Jones, L (1, 4) OBP: 0.208, SLG: 0.273			F8							2	0	0	0	0	0	1						
Tom Pagnozzi, R (8, PH) OBP: 1.000, SLG: 1.000						G3				1	0	1	0	0	0	0						
Rod Booker, L (8, 4)									G6-3	0	0	0	0	0	0	0						
Scott Terry, R (1, 1)									1B	0	0	0	0	0	0	0						
Cris Carpenter, R (4, 1)										1	0	0	0	0	0	0						
Jim Lindeman, R (8, PH)										1	0	0	0	0	0	1						
Dan Quisenberry, R (8, 1)				HBP					G6-3	0	0	0	0	0	0	0						
Inning Stats	R: 0 E: 0 K: 0 S: 7	H: 1 LOB: 0 BB: 0 P: 13	R: 0 E: 0 K: 0 S: 5	H: 0 LOB: 0 BB: 0 P: 6	R: 0 E: 0 K: 0 S: 7	H: 0 LOB: 1 BB: 0 P: 13	R: 0 E: 0 K: 1 S: 8	H: 0 LOB: 0 BB: 0 P: 9	R: 0 E: 0 K: 0 S: 6	H: 2 LOB: 1 BB: 0 P: 9	R: 0 E: 0 K: 0 S: 5	H: 1 LOB: 0 BB: 0 P: 6	R: 0 E: 0 K: 0 S: 6	H: 1 LOB: 1 BB: 0 P: 9	R: 0 E: 0 K: 0 S: 6	H: 1 LOB: 0 BB: 0 P: 8	R: 2 E: 2 K: 1 S: 14	H: 2 LOB: 1 BB: 0 P: 17	1B: 6 2B: 1 3B: 0 HR: 1	SF: 0 SAC: 0 DP: 4 HBP: 1	WP: 0 PB: 0 SB: 0 CS: 0	PA: 33
PITCHER	IP WLS BF H R ER SO BB IBB HBP BLK WP HR S P ERA WHIP																					
Paul Kilgus, L (1, 1) ERA: 1.72	8.2 W 31 7 2 0 1 0 0 0 0 0 1 58 84 0.00 0.808																					
Mitch Williams, L (9, 1) ERA: 1.93	0.1 S 2 1 0 0 1 0 0 0 0 0 0 6 6 0.00 3.000																					

Batter	1	2	3	4	5	6	7	8	9	AB	R	H	RBI	BB	SO	LOB	BOTTOM			
Jerome Walton, R (1, 8) OBP: 0.382, SLG: 0.613	G5-3		1B						L3	3	1	0	0	1	0	1	St. Louis Cardinals @ Chicago Cubs Wrigley Field, Chicago, IL Wed Apr 12, 1989, 7:05 PM CDT Att: 21,187 - Unknown - 40 F AB 30 R 3 H 7 RBI 2 BB 2 SO 0 LOB 13			
Mitch Webster, S (1, 7) OBP: 0.500, SLG: 0.517	P6		S						G4-3	4	0	1	0	0	0	0				
23 Ryne Sandberg, R (1, 4) OBP: 0.265, SLG: 0.324	G5-3		L5						G6-3	4	1	1	0	0	0	2				
Andre Dawson, R (1, 9) OBP: 0.294, SLG: 0.419		1B	P4						G5-3	4	1	1	0	0	0	2				
Mark Grace, L (1, 3) OBP: 0.394, SLG: 0.444		FC6-4	1B						F9	4	1	1	0	0	0	2				
Vance Law, R (1, 5) OBP: 0.250, SLG: 0.167		G6-3	F9						G4-3	3	0	1	0	1	0	2				
Domingo Ramos, R (1, 6) OBP: 0.368, SLG: 0.556		G6-3							1B	4	0	2	1	0	0	1				
Joe Girardi, R (1, 2) OBP: 0.409, SLG: 0.350		FC6-4	HBP						L9	4	0	0	1	0	0	3				
Paul Kilgus, L (1, 1)									P3	4	0	0	1	0	0	3				
Mitch Williams, L (9, 1)									G5-3	2	0	1	0	0	0	0				
Inning Stats	R: 0 E: 0 K: 0 S: 6	H: 0 LOB: 0 BB: 0 P: 8	R: 1 E: 0 K: 0 S: 9	H: 2 LOB: 2 BB: 0 P: 12	R: 1 E: 1 K: 0 S: 6	H: 1 LOB: 1 BB: 1 P: 14	R: 0 E: 0 K: 0 S: 4	H: 0 LOB: 0 BB: 0 P: 6	R: 0 E: 0 K: 0 S: 5	H: 0 LOB: 0 BB: 0 P: 9	R: 0 E: 0 K: 0 S: 17	H: 1 LOB: 1 BB: 0 P: 24	R: 0 E: 0 K: 0 S: 7	H: 1 LOB: 1 BB: 0 P: 8	R: 1 E: 0 K: 0 S: 12	H: 2 LOB: 2 BB: 1 P: 19	1B: 6 2B: 1 3B: 0 HR: 0	SF: 0 SAC: 1 DP: 0 HBP: 1	WP: 0 PB: 0 SB: 3 CS: 0	PA: 34
PITCHER	IP WLS BF H R ER SO BB IBB HBP BLK WP HR S P ERA WHIP																			
Scott Terry, R (1, 1) ERA: 2.7	3.0 L 14 3 2 1 0 0 1 0 0 0 0 21 34 3.00 1.333																			
Cris Carpenter, R (4, 1) ERA: 9.0	4.0 2 0 0 0 0 0 0 0 0 0 0 33 47 0.00 0.500																			
Dan Quisenberry, R (8, 1) ERA: 9.0	1.0 6 2 1 1 0 0 0 1 0 0 0 0 12 19 9.00 2.000																			

Batter	1	2	3	4	5	6	7	8	9	AB	R	H	RBI	BB	SO	LOB	TOP					
Mookie Wilson, S (1.8) OBP: 0.304, SLG: 0.429	0-2 FC6-4 1B		2-2 G5-3		0-2 2B 1B	1-1 HR			0-0 F8	5	2	3	2	0	0	0						
Gregg Jefferies, S (1.5) OBP: 0.230, SLG: 0.265	0-0 FC6-4 L4-3			0-0 G4-3	2-0 1B 2B	1-0 L9			1-0 G4-3	5	1	1	3	0	0	1						
Darryl Strawberry, L (1.9) OBP: 0.314, SLG: 0.333	1-2 L4-3			0-2 G3-1	2-3 K			1-0 F7	3-2 G1-3	5	0	0	0	0	1	2						
Kevin McReynolds, R (1.7) OBP: 0.294, SLG: 0.233		2-1 G4-3		1-0 PB 1B	4-0 1B 2B IBB			2-0 F7		3	1	1	0	1	0	0						
Keith Hernandez, L (1.3) OBP: 0.267, SLG: 0.222		1-1 L6		2-3 SAFE K	0-2 2B 1B			0-0 F9		4	1	1	1	0	1	1						
Gary Carter, R (1.2) OBP: 0.207, SLG: 0.185		2-0 F9							0-0 G6-3	4	0	1	2	0	0	0						
Tim Lincecum, R (1.4) OBP: 0.375, SLG: 0.625			0-1 P2						2-2 FC5-2 3B	4	1	2	0	0	0	1						
Kevin Elster, R (1.6) OBP: 0.433, SLG: 0.643			2-1 1B WP 2B		4-1 1B 2B BB	0-0 G6-3			2-2 FC5-2	3	2	1	0	1	0	1						
David Cone, L (1.1) OBP: 0.333, SLG: 0.200			0-2 2-3 1B		4-0 1B 2B BB	0-0 G4-3			1-1 G4-3	3	1	1	0	1	0	1						
Inning Stats	R: 0 E: 0 K: 0 S: 7	H: 1 LOB: 0 BB: 0 P: 8	R: 0 E: 0 K: 0 S: 5	H: 0 LOB: 0 BB: 0 P: 10	R: 1 E: 0 K: 0 S: 11	H: 2 LOB: 0 BB: 0 P: 15	R: 0 E: 0 K: 1 S: 8	H: 1 LOB: 1 BB: 0 P: 11	R: 7 E: 0 K: 1 S: 23	H: 5 LOB: 1 BB: 3 P: 45	R: 1 E: 0 K: 0 S: 5	H: 1 LOB: 0 BB: 0 P: 7	R: 0 E: 0 K: 0 S: 3	H: 0 LOB: 0 BB: 0 P: 6	R: 0 E: 0 K: 0 S: 11	H: 1 LOB: 1 BB: 0 P: 16	R: 0 E: 0 K: 0 S: 8	H: 0 LOB: 0 BB: 0 P: 12	1B: 6 2B: 4 3B: 1 HR: 1	SF: 0 SAC: 0 DP: 1 HBP: 0	WP: 1 PB: 1 SB: 0 CS: 0	PA: 39
PITCHER	IP WLS BF H R ER SO BB IBB HBP BLK WP HR S P ERA WHIP	IP WLS BF H R ER SO BB IBB HBP BLK WP HR S P ERA WHIP																				
Joe Magrane, L (1.1) ERA: 11.05	4.2 L 23 8 8 8 2 2 1 0 0 0 0 0 49 81 15.43 2.143	0.1 2 1 0 0 0 0 0 0 0 0 0 0 5 8 0.00 3.000	2.0 7 1 1 1 0 0 0 0 0 0 0 1 8 13 4.50 0.500	2.0 7 1 0 0 0 0 0 0 0 0 0 0 19 28 0.00 0.500																		

New York Mets @ St. Louis Cardinals
Busch Stadium, St. Louis, MO

AB 36
R 9
H 11
RBI 8
BB 3
SO 2
LOB 7



livebaseballscores.com

Fri Apr 14, 1989, 7:05 PM CDT
Att: 51,257 - Unknown - 64 F

Batter	1	2	3	4	5	6	7	8	9	AB	R	H	RBI	BB	SO	LOB	BOTTOM					
Vince Coleman, S (1.7) OBP: 0.353, SLG: 0.323	4-2 E SF8 BB		3-2 F8			1-2 G3		1-2 1B		3	1	1	0	1	0	0						
Terry Pendleton, S (1.5) OBP: 0.375, SLG: 0.286	1-0 E4 SF8		1-0 F8			0-0 P6		1-3 K		4	0	0	0	0	1	2						
Pedro Guerrero, R (1.3) OBP: 0.323, SLG: 0.630	0-0 SF8			2-2 F9		3-1 P3		1-1 P5		3	0	0	1	0	0	1						
Tom Brunansky, R (1.9) OBP: 0.300, SLG: 0.481	2-2 G5-3			0-0 1B		1-0 F7		1-0 G3		3	0	1	0	0	0	1						
Tom Pagnozzi, R (8.2) OBP: 0.500, SLG: 0.500				1-0 1B						1	0	0	0	0	0	1						
Milt Thompson, L (1.8) OBP: 0.500, SLG: 0.727	1-1 G6-3			1-0 SAFE G6-4-3 1B		1-1 2B		2-2 G3-1 3B		4	1	3	0	0	0	1						
Tony Peña, R (1.2) OBP: 0.367, SLG: 0.467		0-0 F8		1-2 G6-4-3		2-3 K		1-2 G1-3		3	0	0	0	0	1	3						
Dan Quisenberry, R (8.1)										0	0	0	0	0	0	0						
Denny Walling, L (9, PH)										1	0	0	0	0	0	1						
José Oquendo, S (1.6) OBP: 0.194, SLG: 0.200		2-2 G3-1				1-0 G3		1-0 G3-1		4	0	0	1	0	0	1						
Tim Jones, L (1.4) OBP: 0.250, SLG: 0.280		1-1 G4-3				1-0 G4-3		0-0 HR 1B	3-H BB	3	1	1	0	1	0	0						
Joe Magrane, R (1.1)										1	0	0	0	0	0	0						
Cris Carpenter, R (5.1)										0	0	0	0	0	0	0						
Rod Booker, L (5, PH)										1	0	0	0	0	0	0						
Frank DiPino, L (6.1)										0	0	0	0	0	0	0						
John Morris, L (8.9) OBP: 0.500, SLG: 1.250								1-H HR		2	1	1	2	0	0	1						
Inning Stats	R: 1 E: 1 K: 0 S: 9	H: 0 LOB: 1 BB: 1 P: 17	R: 0 E: 0 K: 0 S: 6	H: 0 LOB: 0 BB: 0 P: 9	R: 0 E: 0 K: 0 S: 5	H: 0 LOB: 0 BB: 0 P: 10	R: 0 E: 0 K: 0 S: 10	H: 2 LOB: 1 BB: 0 P: 14	R: 0 E: 0 K: 0 S: 3	H: 0 LOB: 0 BB: 0 P: 6	R: 0 E: 0 K: 0 S: 6	H: 0 LOB: 0 BB: 0 P: 10	R: 0 E: 0 K: 1 S: 8	H: 1 LOB: 1 BB: 0 P: 13	R: 2 E: 0 K: 1 S: 11	H: 3 LOB: 1 BB: 0 P: 16	R: 0 E: 0 K: 0 S: 9	H: 1 LOB: 1 BB: 1 P: 19	1B: 4 2B: 1 3B: 1 HR: 1	SF: 1 SAC: 0 DP: 1 HBP: 0	WP: 0 PB: 0 SB: 1 CS: 0	PA: 36
PITCHER	IP WLS BF H R ER SO BB IBB HBP BLK WP HR S P ERA WHIP	IP WLS BF H R ER SO BB IBB HBP BLK WP HR S P ERA WHIP																				
David Cone, R (1.1) ERA: 3.52	9.0 W 36 7 4 4 2 2 0 0 0 0 1 67 114 4.00 1.000																					

New York Mets @ St. Louis Cardinals
Busch Stadium, St. Louis, MO

AB 33
R 4
H 7
RBI 4
BB 2
SO 2
LOB 12





livebaseballscores.com

Fri Apr 14, 1989, 7:05 PM CDT
Att: 51,257 - Unknown - 64 F

Batter	1	2	3	4	5	6	7	8	9	AB	R	H	RBI	BB	SO	LOB	TOP			
Lenny Dykstra, L OBP: 0.407, SLG: 0.381 (1, 8)	B1-3 1-1		P7 2-2					G4-3 0-0		3	0	0	0	1	0	0	New York Mets @ St. Louis Cardinals Busch Stadium, St. Louis, MO Sun Apr 16 1989, 3:33 AM CDT Att: 40,168 - Unknown AB 31 R 3 H 4 RBI 3 BB 4 SO 5 LOB 11			
Gregg Jefferies, S OBP: 0.199, SLG: 0.209 (1, 4)	P6 1-2		L8 2-1			F7 2-0		G4-3 0-1		4	0	0	0	0	0	1				
Darryl Strawberry, L OBP: 0.364, SLG: 0.641 (1, 9)	K 1-3		HR 3-0			K 2-3		HR 1-2		4	2	2	2	0	2	1				
Kevin McReynolds, R OBP: 0.302, SLG: 0.216 (1, 7)		BB 1B 4-0	K 0-3				P8 0-0	F8 1-0		3	1	0	0	1	1	0				
Keith Hernandez, L OBP: 0.308, SLG: 0.265 (1, 3)		BB 1B 4-2		G3-1 0-0		CS BB 4-1		P7 0-0		2	0	0	0	2	0	0				
Gary Carter, R OBP: 0.182, SLG: 0.161 (1, 2)	L7 1-1		P5 3-2			K 1-2		F8 1-0		4	0	0	0	0	1	3				
Dave Magadan, L OBP: 0.313, SLG: 0.429 (1, 5)	L7 0-0		3B 3-1				K 2-3	E1 0-1		4	0	1	0	0	1	2				
Kevin Elster, R OBP: 0.405, SLG: 0.559 (9, PH)	1B 1-1		P3 1-2				P6 0-2	FC5-4 1-2		3	0	1	1	0	0	1				
Mookie Wilson, S OBP: 0.232, SLG: 0.409 (9, PH)	2H 1-3							FC5-4 1-2		1	0	0	0	0	0	1				
Bob Ojeda, L (1, 1)	G4-3 2-2					F8 0-0		G4-3 1-2		2	0	0	0	0	0	2				
Rick Aguilera, R (5, 1)										0	0	0	0	0	0	0				
Lee Mazzilli, S OBP: 0.500, SLG: 0.333 (7, PH)										1	0	0	0	0	0	0				
Terry Leach, R (7, 1)										0	0	0	0	0	0	0				
Inning Stats	R: 0 E: 0 K: 1 S: 11	H: 0 LOB: 0 BB: 0 P: 14	R: 1 E: 0 K: 0 S: 13	H: 1 LOB: 2 BB: 2 P: 25	R: 1 E: 0 K: 1 S: 9	H: 1 LOB: 0 BB: 0 P: 16	R: 0 E: 0 K: 0 S: 9	H: 1 LOB: 1 BB: 1 P: 16	R: 0 E: 0 K: 1 S: 7	H: 0 LOB: 1 BB: 1 P: 13	R: 0 E: 0 K: 1 S: 9	H: 0 LOB: 0 BB: 0 P: 12	R: 1 E: 0 K: 0 S: 7	H: 1 LOB: 0 BB: 0 P: 9	R: 0 E: 1 K: 0 S: 7	H: 0 LOB: 1 BB: 0 P: 9	1B: 1 2B: 1 3B: 1 HR: 2	SF: 0 SAC: 0 DP: 1 HBP: 0	WP: 0 PB: 0 SB: 0 CS: 1	PA: 35
PITCHER Jose DeLeon, R ERA: 3.0 (1, 1)	IP: 9.0 WLS: W BF: 35 H: 4 R: 3 ER: 3 SO: 5 BB: 4 IBB: 0 HBP: 0 BLK: 0 WP: 0 HR: 2 S: 78 P: 129 ERA: 3.00 WHIP: 0.889															PITCHER				

Batter	1	2	3	4	5	6	7	8	9	AB	R	H	RBI	BB	SO	LOB	BOTTOM			
Vince Coleman, S OBP: 0.419, SLG: 0.436 (1, 7)	G6-3 1-2		G3 1-1			S 1B 2-1		1B 2B 0-0		4	2	2	1	0	0	1	New York Mets @ St. Louis Cardinals Busch Stadium, St. Louis, MO Sun Apr 16 1989, 3:33 AM CDT Att: 40,168 - Unknown AB 32 R 5 H 12 RBI 5 BB 3 SO 4 LOB 14			
Ozzie Smith, S OBP: 0.687, SLG: 0.625 (1, 6)	G3-6-3 2-1		1B 0-2		CS 1B 4-2		BB 1B 1-0			3	0	3	2	1	0	0				
Terry Pendleton, S OBP: 0.341, SLG: 0.270 (1, 5)	G3-6-3 1-1		3H 1B 2-1		BB 1B 1-1		K 1-3			4	0	2	1	0	1	2				
Pedro Guerrero, R OBP: 0.325, SLG: 0.529 (1, 3)		P3 2-2	F9 1-0		BB 1B 4-2		P9 0-1			3	0	0	0	1	0	2				
Tom Brunansky, R OBP: 0.289, SLG: 0.543 (1, 9)	F7 2-0		HR 1-2		K 1-3		F8 0-0			4	1	1	1	0	1	2				
Tony Peña, R OBP: 0.342, SLG: 0.405 (1, 2)	1B 1-0		G5-3 0-0		G4-3 0-1		F8 0-2			4	0	1	0	0	0	2				
Milt Thompson, L OBP: 0.467, SLG: 0.655 (1, 8)	K 2-3		2B 2-1		L6 2-2		BB F7 4-2			3	0	1	0	1	1	1				
José Oquendo, S OBP: 0.205, SLG: 0.237 (1, 4)			G3 1B 0-0		P8 3-0		G3 2B 0-0		F7 2-1	4	2	2	0	0	0	2				
Jose DeLeon, R (1, 1)	SH2-5 1-2		1B 1-3		K 0-0		G3 2-3		G6-3 0-1	3	0	0	0	0	1	2				
Inning Stats	R: 0 E: 0 K: 0 S: 7	H: 1 LOB: 0 BB: 0 P: 11	R: 0 E: 0 K: 1 S: 8	H: 1 LOB: 0 BB: 0 P: 15	R: 1 E: 0 K: 0 S: 12	H: 3 LOB: 2 BB: 0 P: 15	R: 1 E: 0 K: 1 S: 10	H: 2 LOB: 1 BB: 0 P: 17	R: 1 E: 0 K: 1 S: 15	H: 2 LOB: 2 BB: 2 P: 27	R: 2 E: 0 K: 1 S: 11	H: 3 LOB: 1 BB: 0 P: 14	R: 0 E: 0 K: 0 S: 6	H: 0 LOB: 0 BB: 0 P: 6	R: 0 E: 0 K: 0 S: 7	H: 0 LOB: 0 BB: 1 P: 13		1B: 8 2B: 3 3B: 0 HR: 1	SF: 0 SAC: 1 DP: 1 HBP: 0	WP: 0 PB: 0 SB: 1 CS: 1
PITCHER Bob Ojeda, L ERA: 4.02 (1, 1)	IP: 4.0 WLS: L BF: 21 H: 9 R: 3 ER: 3 SO: 2 BB: 1 IBB: 0 HBP: 0 BLK: 0 WP: 0 HR: 1 S: 43 P: 71 ERA: 6.75 WHIP: 2.500															PITCHER				
Rick Aguilera, R ERA: 6.75 (5, 1)	2.0 9 3 2 2 2 1 0 0 0 0 0 20 28 9.00 2.000																			
Terry Leach, R ERA: (7, 1)	2.0 6 0 0 0 0 1 0 0 0 0 0 13 19 0.00 0.500																			

Batter	1	2	3	4	5	6	7	8	9	AB	R	H	RBI	BB	SO	LOB	TOP										
R.J. Reynolds, S (1, 8) OBP: 0.190, SLG: 0.238	3-2 1B		3-3 1-2			0-0 G4-3		2-0 G4-3		4	0	1	0	0	1	1	Pittsburgh Pirates @ St. Louis Cardinals Busch Stadium, St. Louis, MO Mon Apr 17 1989, 7:05 PM CDT Att: 25,277 - Unknown										
Jose Lind, R (1, 4) OBP: 0.275, SLG: 0.209	2-1 F9		3-1 G6-3			0-2 G5-3		0-0 G6-3		4	0	0	0	0	0	1											
Ken Oberkfell, L (1, 3) OBP: 0.071, SLG: 0.071 Gary Redus, R (9, PH) OBP: 0.750, SLG: 0.750	2-1 F7			1-1 L3		1-0 G4-3		0-0 G4-3 2B		3	0	0	0	0	0	1											
Bobby Bonilla, S (1, 5) OBP: 0.288, SLG: 0.280	1-2 F7			0-0 G3			3-1 F7		0-0 G4-3	4	0	0	0	0	0	2											
Barry Bonds, L (1, 7) OBP: 0.357, SLG: 0.549		0-0 G4-3 SH1-3 2B		3-2 G4-3			3-3 K		0-1 G4-3	4	1	2	1	0	1	0											
Glenn Wilson, R (1, 9) OBP: 0.244, SLG: 0.350		1-0 G4-3			0-3 K		1-2 1B		0-0 G4-3	4	0	1	0	0	1	2											
Junior Ortiz, R (1, 2) OBP: 0.211, SLG: 0.167		2-1 SH1-3			0-2 G4-3		2-2 1B		3-2 G1-3	3	0	1	1	0	0	1											
Rafael Belliard, R (1, 6) OBP: 0.364, SLG: 0.381		3-H 2-2 F9			1-2 1B		0-1 G1-3			3	0	1	0	0	0	2											
Neal Heaton, L (1, 1) OBP: 0.400, SLG: 0.400 John Cangelosi, S (8, PH) OBP: 0.438, SLG: 0.333 Brian Fisher, R (8, 1)			0-2 CS 1B		1-3 K			0-0 G6-3		2	0	1	0	0	1	1											
Inning Stats	R: 0 E: 0 K: 0 S: 10	H: 1 LOB: 1 BB: 0 P: 18	R: 1 E: 0 K: 0 S: 7	H: 1 LOB: 0 BB: 0 P: 12	R: 0 E: 0 K: 1 S: 10	H: 1 LOB: 0 BB: 0 P: 16	R: 0 E: 0 K: 0 S: 7	H: 0 LOB: 0 BB: 0 P: 11	R: 0 E: 0 K: 2 S: 13	H: 1 LOB: 1 BB: 0 P: 15	R: 0 E: 0 K: 1 S: 5	H: 2 LOB: 2 BB: 0 P: 26	R: 0 E: 0 K: 0 S: 3	H: 0 LOB: 0 BB: 0 P: 5	R: 1 E: 0 K: 0 S: 8	H: 2 LOB: 1 BB: 0 P: 12		1B: 6 2B: 3 3B: 0 HR: 0	SF: 0 SAC: 1 DP: 1 HBP: 0	WP: 0 PA: 34 PB: 0 SB: 1 CS: 1							
PITCHER	IP	WLS	BF	H	R	ER	SO	BB	IBB	HBP	BLK	WP	HR	S	P	ERA	WHIP										
Scott Terry, R (1, 1) ERA: 2.0	8.0	W	29	6	1	1	4	0	0	0	0	0	0	72	109	1.12	0.750										
Ken Dayley, L (9, 1) ERA: 4.5	0.1		3	2	1	1	0	0	0	0	0	0	0	4	5	27.00	6.000										
Todd Worrell, R (9, 1) ERA: 1.23	0.2	S	2	0	0	0	0	0	0	0	0	0	0	4	7	0.00	0.000										

Batter	1	2	3	4	5	6	7	8	9	AB	R	H	RBI	BB	SO	LOB	BOTTOM										
Vince Coleman, S (1, 7) OBP: 0.391, SLG: 0.405	3-2 P4		2-3 K			2-1 L6		0-0 SH1-3		3	0	0	0	0	1	0	Pittsburgh Pirates @ St. Louis Cardinals Busch Stadium, St. Louis, MO Mon Apr 17 1989, 7:05 PM CDT Att: 25,277 - Unknown										
Ozzie Smith, S (1, 6) OBP: 0.615, SLG: 0.667	2-1 G4-6-3 1B		0-0 G1-3			2-1 G5-3		0-1 2B		4	1	2	1	0	0	0											
Terry Pendleton, S (1, 5) OBP: 0.356, SLG: 0.341	1-0 G4-6-3			0-0 L8		2-2 2B		0-1 PB 2B		4	1	2	1	0	0	1											
Pedro Guerrero, R (1, 3) OBP: 0.364, SLG: 0.556 Jim Lindeman, R (8, PR) (9, 3)	4-1 BB			1-0 P9		4-2 BB		1-0 2B		2	0	1	1	2	0	0											
Tom Brunansky, R (1, 9) OBP: 0.262, SLG: 0.487 Ken Dayley, L (9, 1) Todd Worrell, R (9, 1)	0-0 F7			2-3 K		0-3 K		2-2 F7		4	0	0	0	0	2	5											
Tony Peña, R (1, 2) OBP: 0.333, SLG: 0.463		0-0 G1-3			1-1 HR		1-0 G6-3		0-1 L7	4	1	1	1	0	0	1											
Milt Thompson, L (1, 8) OBP: 0.455, SLG: 0.656		2-0 F7			1-1 P9		0-0 E8 L5 2B			3	0	1	0	0	0	0											
José Oquendo, S (1, 4) OBP: 0.190, SLG: 0.220		2-3 K			3-1 P3		1-0 L5			3	0	0	0	0	1	1											
Scott Terry, R (1, 1) John Morris, L (8, PH) (9, 9)			0-0 P4		0-1 G6-3		3-H SH1-3 2B			2	0	0	0	0	0	0											
Inning Stats	R: 0 E: 0 K: 0 S: 8	H: 1 LOB: 2 BB: 1 P: 18	R: 0 E: 0 K: 1 S: 5	H: 0 LOB: 0 BB: 0 P: 9	R: 0 E: 0 K: 1 S: 5	H: 0 LOB: 0 BB: 0 P: 7	R: 0 E: 0 K: 1 S: 5	H: 0 LOB: 0 BB: 0 P: 8	R: 1 E: 0 K: 0 S: 8	H: 1 LOB: 0 BB: 0 P: 13	R: 0 E: 0 K: 1 S: 13	H: 1 LOB: 2 BB: 1 P: 23	R: 0 E: 0 K: 0 S: 3	H: 1 LOB: 0 BB: 0 P: 5	R: 3 E: 0 K: 0 S: 13	H: 4 LOB: 1 BB: 0 P: 17		1B: 1 2B: 7 3B: 0 HR: 1	SF: 0 SAC: 1 DP: 1 HBP: 0	WP: 0 PA: 33 PB: 1 SB: 0 CS: 0							
PITCHER	IP	WLS	BF	H	R	ER	SO	BB	IBB	HBP	BLK	WP	HR	S	P	ERA	WHIP										
Neal Heaton, L (1, 1) ERA: 3.46	7.0		26	4	1	1	4	2	0	0	0	0	0	47	83	1.29	0.857										
Brian Fisher, R (8, 1) ERA: 27.0	1.0	L	7	4	3	3	0	0	0	0	0	0	0	13	17	27.00	4.000										

Batter	1	2	3	4	5	6	7	8	9	AB	R	H	RBI	BB	SO	LOB	TOP
Otis Nixon, S (1, 8) <small>OBP: 0.278, SLG: 0.233</small> Dave Martinez, L (9, PH) <small>OBP: 0.162, SLG: 0.114</small>	E1 <small>WP</small> 1B		K			G6-3			F9 <small>1-2</small>	3	0	1	0	0	1	0	
Damaso Garcia, R (1, 4) <small>OBP: 0.342, SLG: 0.417</small> Tim Burke, R (9, 1)	G6-3 <small>2-3</small>			L9			CS BB		G5-3 <small>0-1</small>	3	0	0	0	1	0	3	
Andres Calarraga, R (1, 3) <small>OBP: 0.324, SLG: 0.377</small>	FC6-2-5 <small>3-H</small> <small>3-2</small>			K			G6-3 <small>1-2</small>			3	0	0	0	0	1	2	
Tim Raines, S (1, 7) <small>OBP: 0.389, SLG: 0.333</small>	G3			G4-3			G3-1			3	0	0	0	0	0	1	
Hubie Brooks, R (1, 9) <small>OBP: 0.318, SLG: 0.377</small>			K			G6-3				3	0	0	0	0	2	0	
Tim Wallach, R (1, 5) <small>OBP: 0.370, SLG: 0.367</small>			K			G5-3			L7	3	0	0	0	0	1	0	
Nelson Santovenia, R (1, 2) <small>OBP: 0.380, SLG: 0.452</small>			F7			G3			P4	3	0	0	0	0	0	0	
Spike Owen, S (1, 6) <small>OBP: 0.292, SLG: 0.225</small> Wallace Johnson, S (9, PH) <small>OBP: 0.300, SLG: 0.375</small> Tom Foley, L (9, 6) <small>OBP: 0.289, SLG: 0.356</small>			L9			G4-3			K	2	0	0	0	0	0	0	
Pascual Perez, R (1, 1) Mike Aldrete, L (9, PH) <small>OBP: 0.250, SLG: 0.125</small> Rex Hudler, R (9, PR) <small>OBP: 0.500, SLG: 0.500</small>			P5			P5			S 1B	2	0	0	0	0	0	0	
Inning Stats	R: 0 H: 1 E: 1 LOB: 1 K: 0 BB: 0 S: 10 P: 15	R: 0 H: 0 E: 0 LOB: 0 K: 2 BB: 0 S: 8 P: 14	R: 0 H: 0 E: 0 LOB: 0 K: 1 BB: 0 S: 7 P: 10	R: 0 H: 0 E: 0 LOB: 0 K: 1 BB: 0 S: 9 P: 13	R: 0 H: 0 E: 0 LOB: 0 K: 0 BB: 0 S: 8 P: 12	R: 0 H: 0 E: 0 LOB: 0 K: 0 BB: 0 S: 7 P: 10	R: 0 H: 0 E: 0 LOB: 0 K: 0 BB: 1 S: 8 P: 14	R: 0 H: 0 E: 0 LOB: 0 K: 1 BB: 0 S: 12 P: 18	R: 0 H: 1 E: 0 LOB: 2 K: 1 BB: 0 S: 7 P: 12	1B: 2 SF: 0 2B: 0 SAC: 0 3B: 0 DP: 0 HR: 0 HBP: 0	WP: 1 PA: 29 PB: 0 SB: 1 CS: 1						
PITCHER Jose DeLeon, R (1, 1) <small>ERA: 2.18</small>	IP: 9.0 WLS: W BF: 29 H: 2 R: 0 ER: 0 SO: 6 BB: 1 IBB: 0 HBP: 0 BLK: 0 WP: 1 HR: 0 S: 76 P: 118 ERA: 0.00 WHIP: 0.333											PITCHER					

Montreal Expos @ St. Louis Cardinals
 Busch Stadium, St. Louis, MO
 Fri Apr 21 1989, 7:05 PM CDT
 Att: 32,227 - Unknown

AB 28
 R 0
 H 2
 RBI 0
 BB 1
 SO 6
 LOB 7



Batter	1	2	3	4	5	6	7	8	9	AB	R	H	RBI	BB	SO	LOB	BOTTOM
Vince Coleman, S (1, 7) <small>OBP: 0.354, SLG: 0.373</small>	F7		F7		G3			G6-3		4	0	0	0	0	0	0	
Ozzie Smith, S (1, 6) <small>OBP: 0.484, SLG: 0.464</small>	K		G4-3			G5-3 1B		G4-3		4	0	1	0	0	1	0	
Terry Pendleton, S (1, 5) <small>OBP: 0.323, SLG: 0.286</small>	G1-4-3			L8		K		K		4	0	0	0	0	2	1	
Pedro Guerrero, R (1, 3) <small>OBP: 0.361, SLG: 0.520</small> Tim Jones, L (9, PR) <small>OBP: 0.250, SLG: 0.280</small>		G5-3		1B 1B		G5-3		E9 1B 2B		4	0	2	0	0	0	1	
Milt Thompson, L (1, 8) <small>OBP: 0.469, SLG: 0.587</small>		1B 1B		1-2 1B		4-0 IBB		1B P8 IBB		2	0	2	0	2	0	0	
Tom Brunansky, R (1, 9) <small>OBP: 0.224, SLG: 0.358</small>		K		F9		P3		P8		4	0	0	0	0	1	7	
Tony Peña, R (1, 2) <small>OBP: 0.315, SLG: 0.404</small>	FC6-4 1B			G5-3			G6-3		P2	4	0	1	0	0	0	4	
José Oquendo, S (1, 4) <small>OBP: 0.259, SLG: 0.241</small>	FC6-4			G1-3			K		1B BB	3	0	0	0	1	1	2	
Jose DeLeon, R (1, 1) John Morris, L (9, PH) <small>OBP: 0.714, SLG: 1.571</small>			K		G4-3		G4-3		1-2 2-3 3-H 1B	3	0	0	0	0	1	0	
Inning Stats	R: 0 H: 0 E: 0 LOB: 0 K: 1 BB: 0 S: 8 P: 14	R: 0 H: 2 E: 0 LOB: 2 K: 1 BB: 0 S: 13 P: 20	R: 0 H: 0 E: 0 LOB: 0 K: 1 BB: 0 S: 9 P: 13	R: 0 H: 2 E: 0 LOB: 2 K: 0 BB: 0 S: 12 P: 17	R: 0 H: 0 E: 0 LOB: 0 K: 0 BB: 0 S: 8 P: 11	R: 0 H: 1 E: 0 LOB: 2 K: 1 BB: 1 S: 12 P: 19	R: 0 H: 0 E: 0 LOB: 0 K: 1 BB: 0 S: 9 P: 13	R: 0 H: 0 E: 0 LOB: 0 K: 1 BB: 0 S: 9 P: 14	R: 1 H: 2 E: 1 LOB: 3 K: 0 BB: 2 S: 10 P: 20	1B: 6 SF: 0 2B: 1 SAC: 0 3B: 0 DP: 0 HR: 0 HBP: 0	WP: 0 PA: 36 PB: 0 SB: 0 CS: 0						
PITCHER Pascual Perez, R (1, 1) <small>ERA: 3.24</small> Tim Burke, R (9, 1) <small>ERA: 3.12</small>	IP: 0.2 WLS: L BF: 6 H: 2 R: 1 ER: 1 SO: 0 BB: 1 IBB: 0 HBP: 0 BLK: 0 WP: 0 HR: 0 S: 10 P: 20 ERA: 13.50 WHIP: 4.500											PITCHER					

Montreal Expos @ St. Louis Cardinals
 Busch Stadium, St. Louis, MO
 Fri Apr 21 1989, 7:05 PM CDT
 Att: 32,227 - Unknown

AB 33
 R 1
 H 7
 RBI 1
 BB 3
 SO 6
 LOB 15



Batter	1	2	3	4	5	6	7	8	9	AB	R	H	RBI	BB	SO	LOB	TOP					
Tim Raines, S OBP: 0.382, SLG: 0.317	G4-3		FC4-2 BB		G3		G4-3			3	0	0	1	1	0	1	Montreal Expos @ St. Louis Cardinals Busch Stadium, St. Louis, MO Sat Apr 22 1989, 7:05 PM CDT Att: 41,325 - Unknown livebaseballscorecards.com					
Damaso Garcia, R OBP: 0.310, SLG: 0.375	G4-3		FC4-2		G3			G4-3		4	0	0	0	0	0	3						
Wallace Johnson, S OBP: 0.357, SLG: 0.500	1B		G4-3			G6-3 SF8 2B		L4		4	1	2	0	0	0	2						
Mike Aldrete, L OBP: 0.208, SLG: 0.100	F7			G4-3		G6-3		L4		4	0	0	0	0	0	2						
Tim Wallach, R OBP: 0.345, SLG: 0.346		K		P8		SF8		G5-3		3	0	0	1	0	1	0						
Tom Foley, L OBP: 0.288, SLG: 0.347		K		G4-3		PB 1B		G3		4	0	1	0	0	1	0						
Nelson Santovenia, R OBP: 0.370, SLG: 0.422		G1			2B G3 HBP		G5-3		G5-3	3	1	0	0	0	0	1						
Dave Martinez, L OBP: 0.200, SLG: 0.211			SH1-4 FC4-2 2B		G3		P6			3	0	2	0	0	0	0						
Kevin Gross, R OBP: 0.333, SLG: 0.200			SH1-4		G5-3		G6-3			0	0	0	0	0	0	0						
Andres Galarraga, R OBP: 0.319, SLG: 0.371										1	0	0	0	0	0	2						
Brian Holman, R OBP: 0.270, SLG: 0.226										0	0	0	0	0	0	0						
Gene Harris, R OBP: 0.270, SLG: 0.226										0	0	0	0	0	0	0						
Inning Stats	R: 0 E: 0 K: 0 S: 7	H: 1 LOB: 1 BB: 0 P: 10	R: 0 E: 0 K: 2 S: 10	H: 0 LOB: 0 BB: 0 P: 16	R: 0 E: 0 K: 0 S: 12	H: 1 LOB: 2 BB: 1 P: 18	R: 0 E: 0 K: 0 S: 8	H: 0 LOB: 0 BB: 0 P: 11	R: 1 E: 0 K: 0 S: 5	H: 1 LOB: 1 BB: 0 P: 6	R: 1 E: 0 K: 0 S: 9	H: 2 LOB: 1 BB: 0 P: 14	R: 0 E: 0 K: 0 S: 8	H: 0 LOB: 0 BB: 0 P: 12	R: 0 E: 0 K: 0 S: 7	H: 0 LOB: 0 BB: 0 P: 11	R: 0 E: 0 K: 0 S: 6	H: 0 LOB: 0 BB: 0 P: 9	1B: 2 2B: 3 3B: 0 HR: 0	SF: 1 SAC: 1 DP: 0 HBP: 1	WP: 0 PB: 1 SB: 0 CS: 0	PA: 34
PITCHER Scott Terry, R ERA: 2.0	IP: 9.0 WLS: W BF: 34 H: 5 R: 2 ER: 2 SO: 2 BB: 1 IBB: 0 HBP: 1 BLK: 0 WP: 0 HR: 0 S: 72 P: 107 ERA: 2.00 WHIP: 0.667															PITCHER						

Batter	1	2	3	4	5	6	7	8	9	AB	R	H	RBI	BB	SO	LOB	BOTTOM	
Vince Coleman, S OBP: 0.371, SLG: 0.391	SH1-3 S 1B		BLK 2B 1B	K			SH1-3 S 1B	L7		5	2	3	0	0	1	3	Montreal Expos @ St. Louis Cardinals Busch Stadium, St. Louis, MO Sat Apr 22 1989, 7:05 PM CDT Att: 41,325 - Unknown livebaseballscorecards.com	
Ozzie Smith, S OBP: 0.485, SLG: 0.448	SH1-3		2B BB		G2-3		SH1-3			1	1	0	0	1	0	0		
Terry Pendleton, S OBP: 0.323, SLG: 0.305	FC5-2-5-1-6		2B 2B		G5-3		SH 1B 1B			3	2	1	3	0	0	1		
Pedro Guerrero, R OBP: 0.369, SLG: 0.537	F8		2B 2B		G5-3		1B 1B			4	0	2	1	0	0	1		
Milt Thompson, L OBP: 0.453, SLG: 0.560		P6	K			F7	G4-6-3 1B			4	0	1	1	0	1	1		
John Morris, L OBP: 0.636, SLG: 1.273	F7		G1-3 2B			1B 1B	G4-6-3 1B			4	0	2	0	0	0	2		
José Oquendo, S OBP: 0.290, SLG: 0.250	G4-3		G1-3 BB			1B 1B		G3 BB		2	0	1	0	2	0	0		
Tony Peña, R OBP: 0.293, SLG: 0.375			G3 G1-3		G1-3	K		G3		4	0	0	0	0	1	5		
Scott Terry, R ERA: 3.21			K P4			L3		K		4	0	0	0	0	2	5		
Inning Stats	R: 0 E: 0 K: 0 S: 9	H: 1 LOB: 1 BB: 0 P: 15	R: 0 E: 0 K: 0 S: 8	H: 0 LOB: 0 BB: 0 P: 12	R: 3 E: 0 K: 2 S: 19	H: 3 LOB: 1 BB: 1 P: 30	R: 0 E: 0 K: 1 S: 9	H: 1 LOB: 2 BB: 1 P: 15	R: 0 E: 0 K: 1 S: 14	H: 2 LOB: 0 BB: 0 P: 21	R: 2 E: 0 K: 0 S: 12	H: 3 LOB: 1 BB: 0 P: 18	R: 0 E: 0 K: 1 S: 8	H: 0 LOB: 1 BB: 1 P: 17	1B: 7 2B: 3 3B: 0 HR: 0	SF: 0 SAC: 3 DP: 1 HBP: 0		WP: 0 PB: 0 SB: 2 CS: 0
PITCHER Kevin Gross, R ERA: 4.7	IP: 4.0 WLS: L BF: 19 H: 5 R: 3 ER: 3 SO: 3 BB: 2 IBB: 0 HBP: 0 BLK: 0 WP: 0 HR: 0 S: 45 P: 72 ERA: 6.75 WHIP: 1.750															PITCHER		
Brian Holman, R ERA: 1.0	2.0	8	2	0	0	1	0	0	0	0	0	26	38	0.00	1.000			
Gene Harris, R ERA: 3.21	2.0	10	3	2	2	1	1	0	0	0	20	35	9.00	2.000				

Batter	1	2	3	4	5	6	7	8	9	AB	R	H	RBI	BB	SO	LOB	TOP					
Brett Butler, L OBP: 0.472, SLG: 0.468 (1, 8)	P5		FC6-4 1B		FC4-6 CS			G4-3	1B	5	0	2	2	0	0	1	San Francisco Giants @ St. Louis Cardinals Busch Stadium, St. Louis, MO Tue Apr 25 1989, 7:05 PM CDT Att: 27,911 - Unknown livebaseballscorecards.com					
Robby Thompson, R OBP: 0.333, SLG: 0.382 (1, 4)	K		FC6-4 1B 2B		F9			3B	K	5	1	1	0	0	2	5						
Will Clark, L OBP: 0.523, SLG: 0.710 (1, 3)	F9		2B 1B					G3		3	0	1	1	1	0	1						
Kevin Mitchell, R OBP: 0.360, SLG: 0.623 (1, 7)		G6-3	1B 2B		F9			BB		3	0	1	1	1	0	1						
Ernest Riles, L OBP: 0.464, SLG: 0.609 (1, 5)		G1-3	G3-1							3	0	0	0	0	0	3						
Matt Williams, R OBP: 0.184, SLG: 0.283 (6, PH)										0	0	0	0	0	0	0						
Candy Maldonado, R OBP: 0.303, SLG: 0.318 (8, PH)										1	0	0	0	0	0	2						
Craig Lefferts, L (8, 1)										0	0	0	0	0	0	0						
Terry Kennedy, L OBP: 0.326, SLG: 0.419 (1, 2)	F8			4-3					CS BB	3	0	0	0	1	1	1						
Tracy Jones, R (1, 9)			G4-3 1B	F9			G6-3		F8 1-2	4	0	0	0	0	0	1						
Jose Uribe, S OBP: 0.279, SLG: 0.279 (1, 6)			1B 2B	G4-3			P2		BB 1B BB	3	2	1	0	1	0	0						
Don Robinson, R OBP: 0.364, SLG: 0.364 (1, 1)			FC6-4 1B 1B		FC4-6 1B					3	1	2	0	0	0	0						
Chris Speier, R OBP: 0.333, SLG: 0.235 (8, 5)							G4-3		1B BB	0	0	0	0	1	0	0						
Inning Stats	R: 0 E: 0 K: 1 S: 11	H: 0 LOB: 0 BB: 0 P: 16	R: 0 E: 0 K: 0 S: 6	H: 0 LOB: 0 BB: 0 P: 10	R: 3 E: 0 K: 0 S: 15	H: 5 LOB: 2 BB: 0 P: 19	R: 0 E: 0 K: 0 S: 4	H: 0 LOB: 0 BB: 0 P: 7	R: 0 E: 0 K: 0 S: 4	H: 1 LOB: 0 BB: 0 P: 6	R: 0 E: 0 K: 1 S: 8	H: 0 LOB: 1 BB: 1 P: 14	R: 0 E: 0 K: 0 S: 8	H: 0 LOB: 0 BB: 0 P: 11	R: 0 E: 0 K: 0 S: 12	H: 1 LOB: 2 BB: 1 P: 20	R: 1 E: 0 K: 1 S: 9	H: 1 LOB: 2 BB: 3 P: 25	1B: 5 2B: 2 3B: 1 HR: 0	SF: 0 SAC: 0 DP: 0 HBP: 0	WP: 0 PB: 0 SB: 0 CS: 2	PA: 38
PITCHER	IP WLS BF H R ER SO BB IBB HBP BLK WP HR S P ERA WHIP																					
Ken Hill, R ERA: 3.21 (1, 1)	7.0 L 27 6 3 3 2 1 0 0 0 0 0 0 56 83 3.86 1.000																					
Frank DiPino, L ERA: 1.29 (8, 1)	0.2 3 1 0 0 0 0 0 0 0 0 0 9 13 0.00 1.500																					
John Costello, R ERA: 3.38 (8, 1)	1.0 6 0 1 1 0 0 3 1 0 0 0 0 8 26 9.00 3.000																					
Ken Dayley, L ERA: 4.26 (9, 1)	0.1 2 1 0 0 0 1 0 0 0 0 0 0 4 6 0.00 3.000																					

Batter	1	2	3	4	5	6	7	8	9	AB	R	H	RBI	BB	SO	LOB	BOTTOM					
Vince Coleman, S OBP: 0.359, SLG: 0.417 (1, 7)	L7		F7		F7			L8		4	0	0	0	0	0	3	San Francisco Giants @ St. Louis Cardinals Busch Stadium, St. Louis, MO Tue Apr 25 1989, 7:05 PM CDT Att: 27,911 - Unknown livebaseballscorecards.com					
Ozzie Smith, S OBP: 0.439, SLG: 0.389 (1, 6)	G5-3		G5-3		F9			P4		4	0	0	0	0	1							
Terry Pendleton, S OBP: 0.315, SLG: 0.288 (1, 5)	BB 1B			F9 1B BB			F8		K	3	0	1	0	1	1							
Pedro Guerrero, R OBP: 0.370, SLG: 0.525 (1, 3)	SAFE SAFE BB			F9			F8		2B	3	0	1	0	1	0							
Milt Thompson, L OBP: 0.426, SLG: 0.517 (1, 8)	G5-3			1B			G4-3		G3	4	0	1	0	0	3							
Tom Brunansky, R OBP: 0.210, SLG: 0.333 (1, 9)	P2			F9			G6-3		K	4	0	0	0	0	1							
José Oquendo, S OBP: 0.300, SLG: 0.258 (1, 4)	G4-6-3 BB			L7			F7		2B	3	0	1	0	1	0							
Tony Peña, R OBP: 0.290, SLG: 0.367 (1, 2)	G4-6-3 1-2				F7			BB 1B	F7	4	0	1	0	0	2							
Ken Hill, R OBP: 0.500, SLG: 0.500 (7, PH)										2	0	1	0	0	0							
Denny Walling, L (8, 1)										0	0	0	0	0	0							
Frank DiPino, L (8, 1)										0	0	0	0	0	0							
John Costello, R (8, 1)										0	0	0	0	0	0							
Ken Dayley, L (9, 1)										0	0	0	0	0	0							
Jim Lindeman, R (8, PH)										1	0	0	0	0	0							
Inning Stats	R: 0 E: 0 K: 0 S: 22	H: 1 LOB: 2 BB: 1 P: 33	R: 0 E: 0 K: 0 S: 6	H: 0 LOB: 1 BB: 1 P: 11	R: 0 E: 0 K: 0 S: 10	H: 0 LOB: 0 BB: 0 P: 13	R: 0 E: 0 K: 0 S: 11	H: 1 LOB: 2 BB: 1 P: 18	R: 0 E: 0 K: 0 S: 9	H: 1 LOB: 1 BB: 0 P: 13	R: 0 E: 0 K: 0 S: 6	H: 0 LOB: 0 BB: 0 P: 11	R: 0 E: 0 K: 0 S: 5	H: 1 LOB: 2 BB: 1 P: 10	R: 0 E: 0 K: 1 S: 13	H: 1 LOB: 1 BB: 0 P: 20	R: 0 E: 0 K: 1 S: 11	H: 1 LOB: 1 BB: 0 P: 14	1B: 4 2B: 2 3B: 0 HR: 0	SF: 0 SAC: 0 DP: 1 HBP: 0	WP: 0 PB: 0 SB: 0 CS: 0	PA: 36
PITCHER	IP WLS BF H R ER SO BB IBB HBP BLK WP HR S P ERA WHIP																					
Don Robinson, R ERA: 2.67 (1, 1)	7.0 W 28 4 0 0 2 4 0 0 0 0 0 0 69 109 0.00 1.143																					
Craig Lefferts, L ERA: 0.54 (8, 1)	2.0 S 8 2 0 0 2 0 0 0 0 0 0 0 24 34 0.00 1.000																					

Batter	1	2	3	4	5	6	7	8	9	AB	R	H	RBI	BB	SO	LOB	TOP					
Brett Butler, L OBP: 0.473, SLG: 0.506 (1, 8)	1-0 HR		1-2 L8			0-2 G4-3		2-1 1B		4	1	2	1	0	0	0	San Francisco Giants @ St. Louis Cardinals Busch Stadium, St. Louis, MO Wed Apr 26 1989, 7:05 PM CDT Att: 27,514 - Unknown					
Robby Thompson, R OBP: 0.318, SLG: 0.363 (1, 4)	0-2 P6		0-2 G6-3			2-3 K		3-1 F9		4	0	0	0	0	1	2						
Will Clark, L OBP: 0.500, SLG: 0.671 (1, 3)	1-2 F8			0-3 K		1-0 F7			2-3 K	4	0	0	0	0	2	0						
Kevin Mitchell, R OBP: 0.356, SLG: 0.600 (1, 7)	0-0 P2			0-1 P3			1-1 G5-3		4-0 G6-4-3 BB	3	0	0	0	1	0	0						
Ernest Riles, L OBP: 0.452, SLG: 0.577 Chris Speier, R OBP: 0.318, SLG: 0.222 (9, PH)		2-2 1B		1-2 G3-1			2-2 L8		2-1 G6-4-3	3	0	1	0	0	0	0						
Terry Kennedy, L OBP: 0.306, SLG: 0.391 (1, 2)	3-2 F8				1-3 K		0-0 G4-3			3	0	0	0	0	1	1						
Tracy Jones, R (1, 9)		1-3 K			0-3 K			2-2 G6-3		3	0	0	0	0	2	1						
Jose Uribe, S OBP: 0.286, SLG: 0.286 (8, PH) Ed Jurak, R OBP: 0.400, SLG: 0.400 (8, 6)		0-3 K			1-2 1B			2-1 G6-3		2	0	1	0	0	1	1						
Kelly Downs, R OBP: 0.125, SLG: 0.125 Candy Maldonado, R OBP: 0.312, SLG: 0.328 Rich Gossage, R (8, 1)			1-2 G1-3		0-2 P6			0-0 1B		2	0	0	0	0	0	1						
Inning Stats	R: 1 E: 0 K: 0 S: 8	H: 1 LOB: 0 BB: 0 P: 10	R: 0 E: 0 K: 2 S: 13	H: 1 LOB: 1 BB: 0 P: 19	R: 0 E: 0 K: 0 S: 9	H: 0 LOB: 0 BB: 0 P: 11	R: 0 E: 0 K: 1 S: 8	H: 0 LOB: 0 BB: 0 P: 9	R: 0 E: 0 K: 1 S: 15	H: 1 LOB: 1 BB: 0 P: 17	R: 0 E: 0 K: 1 S: 10	H: 0 LOB: 0 BB: 0 P: 13	R: 0 E: 0 K: 0 S: 7	H: 0 LOB: 0 BB: 0 P: 10	R: 0 E: 0 K: 0 S: 10	H: 2 LOB: 2 BB: 0 P: 19		R: 0 E: 0 K: 1 S: 5	H: 0 LOB: 0 BB: 1 P: 13	1B: 4 2B: 0 3B: 0 HR: 1	SF: 0 SAC: 0 DP: 1 HBP: 0	WP: 0 PB: 0 SB: 0 CS: 0
PITCHER Jose DeLeon, R ERA: 1.96 Ken Dayley, L ERA: 3.96	IP: 8.1 WLS: W BF: 31	H: 5 R: 1 ER: 1 SO: 7	BB: 1 IBB: 0 HBP: 0 BLK: 0	WP: 0 HR: 1 S: 83 P: 117	ERA: 1.08 WHIP: 0.720	IP: 0.2 WLS: S BF: 1	H: 0 R: 0 ER: 0 SO: 0	BB: 0 IBB: 0 HBP: 0 BLK: 0	WP: 0 HR: 0 S: 2 P: 4	ERA: 0.00 WHIP: 0.000												

Batter	1	2	3	4	5	6	7	8	9	AB	R	H	RBI	BB	SO	LOB	BOTTOM			
Vince Coleman, S OBP: 0.366, SLG: 0.421 (1, 7)	1-3 K		1-1 BLK 1B			1-0 2B 1B	0-1 G4-3			4	1	2	1	0	1	0	San Francisco Giants @ St. Louis Cardinals Busch Stadium, St. Louis, MO Wed Apr 26 1989, 7:05 PM CDT Att: 27,514 - Unknown			
Ozzie Smith, S OBP: 0.422, SLG: 0.359 (1, 6)	0-0 F7		1-2 BB			1-3 K	0-0 G4-3			3	0	0	0	1	1	1				
Terry Pendleton, S OBP: 0.312, SLG: 0.300 (1, 5)	0-1 G6-3		0-0 F8			2-0 1B 2B	0-0 F7			4	1	1	1	0	0	2				
Pedro Guerrero, R OBP: 0.364, SLG: 0.508 (1, 3)		0-0 L8		2-2 FC1-4 1B		2-3 K	2-1 F9			4	0	1	0	0	1	1				
Milt Thompson, L OBP: 0.422, SLG: 0.500 (1, 8)		2-3 K		0-0 FC1-4 G5-4-3		4-0 1B IBB				2	0	0	0	1	1	1				
Tom Brunansky, R OBP: 0.215, SLG: 0.333 (1, 9)		3-2 G5-3		1-0 G5-4-3		1-2 1B	1-3 2H			3	0	1	1	0	0	1				
José Oquendo, S OBP: 0.301, SLG: 0.250 (1, 4)			4-2 SH3 1B BB		2-2 G3-1	0-3 K				2	1	0	0	1	1	2				
Tony Peña, R OBP: 0.277, SLG: 0.349 (1, 2)			1-3 K		0-0 F9		1-2 G4-3			3	0	0	0	0	1	1				
Jose DeLeon, R Ken Dayley, L (9, 1)		0-0 SH3		0-0 G3		1-0 G3				2	0	0	0	0	0	0				
Inning Stats	R: 0 E: 0 K: 1 S: 6	H: 0 LOB: 0 BB: 0 P: 7	R: 0 E: 0 K: 1 S: 8	H: 0 LOB: 0 BB: 0 P: 13	R: 1 E: 0 K: 1 S: 13	H: 1 LOB: 2 BB: 1 P: 22	R: 0 E: 0 K: 0 S: 6	H: 1 LOB: 0 BB: 0 P: 8	R: 0 E: 0 K: 0 S: 5	H: 0 LOB: 0 BB: 0 P: 7	R: 2 E: 0 K: 3 S: 18	H: 3 LOB: 2 BB: 1 P: 28	R: 0 E: 0 K: 0 S: 6	H: 0 LOB: 0 BB: 0 P: 8	R: 0 E: 0 K: 0 S: 4	H: 0 LOB: 0 BB: 0 P: 6		1B: 4 2B: 1 3B: 0 HR: 0	SF: 0 SAC: 1 DP: 1 HBP: 0	WP: 0 PB: 0 SB: 0 CS: 0
PITCHER Kelly Downs, R ERA: 5.14 Rich Gossage, R ERA:	IP: 7.0 WLS: L BF: 28	H: 5 R: 3 ER: 3 SO: 3	BB: 2 IBB: 1 HBP: 0 BLK: 0	WP: 0 HR: 0 S: 62 P: 93	ERA: 3.86 WHIP: 1.000	IP: 1.0 WLS: 3 BF: 3	H: 0 R: 0 ER: 0 SO: 0	BB: 0 IBB: 0 HBP: 0 BLK: 0	WP: 0 HR: 0 S: 4 P: 6	ERA: 0.00 WHIP: 0.000										

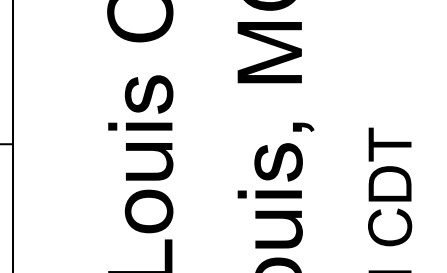
Batter	1	2	3	4	5	6	7	8	9	AB	R	H	RBI	BB	SO	LOB	TOP										
Brett Butler, L OBP: 0.454, SLG: 0.482 (1, 8)	G3		F8			G4-3		G1-3		4	0	0	0	0	0	0	San Francisco Giants @ St. Louis Cardinals Busch Stadium, St. Louis, MO Thu Apr 27 1989, 3:33 AM CDT Att: 30,825 - Unknown										
Ernest Riles, L OBP: 0.400, SLG: 0.500 (1, 4) (8, 7)	K			F8		K		F9		4	0	0	0	0	2	0											
Will Clark, L OBP: 0.510, SLG: 0.671 (1, 3)				P2		2B 1B		2B 1B		3	1	2	0	1	0	0											
Kevin Mitchell, R OBP: 0.372, SLG: 0.655 (1, 7) Ed Jurak, R OBP: 0.400, SLG: 0.400 (8, PR) (8, 4)	F8									4	0	3	1	0	0	1											
Candy Maldonado, R OBP: 0.296, SLG: 0.310 (1, 9)		G5-3								4	0	0	0	0	0	4											
Matt Williams, R OBP: 0.189, SLG: 0.280 (1, 5)		G6-3								4	0	1	0	0	1	0											
Kirt Manwaring, R OBP: 0.316, SLG: 0.324 (1, 2)		G6-3								4	0	1	0	0	1	1											
Jose Uribe, S OBP: 0.284, SLG: 0.284 (1, 6)				G1-3		F8		G1-3		4	0	1	0	0	0	1											
Scott Garrelts, R OBP: 0.200, SLG: 0.200 (2, 1) Allee Hammaker, L ERA: 2.04 (5, PH) Joe Price, R ERA: 5.68 (5, 1) Donell Nixon, R ERA: 4.91 (7, PH) Jeff Brantley, R ERA: 2.92 (7, 1) Michael LaCoss, R ERA: 2.92 (7, 1)		G6-3								0	0	0	0	0	0	0											
Inning Stats	R: 0 E: 0 K: 1 S: 9	H: 0 LOB: 1 BB: 1 P: 17	R: 0 E: 0 K: 0 S: 5	H: 0 LOB: 0 BB: 0 P: 7	R: 0 E: 0 K: 0 S: 5	H: 0 LOB: 0 BB: 0 P: 6	R: 0 E: 0 K: 0 S: 10	H: 1 LOB: 1 BB: 0 P: 16	R: 0 E: 0 K: 0 S: 7	H: 1 LOB: 1 BB: 0 P: 9	R: 0 E: 0 K: 1 S: 11	H: 2 LOB: 2 BB: 0 P: 17	R: 0 E: 0 K: 0 S: 14	H: 2 LOB: 1 BB: 0 P: 16	R: 1 E: 0 K: 2 S: 12	H: 2 LOB: 1 BB: 0 P: 16		R: 0 E: 0 K: 2 S: 10	H: 0 LOB: 0 BB: 0 P: 15	1B: 5 2B: 2 3B: 1 HR: 0	SF: 0 SAC: 0 DP: 1 HBP: 0	WP: 0 PB: 0 SB: 0 CS: 0	PA: 35				
PITCHER	IP	WLS	BF	H	R	ER	SO	BB	IBB	HBP	BLK	WP	HR	S	P	ERA	WHIP										
Scott Terry, R ERA: 1.8 (1, 1)	8.0	W	32	8	1	1	2	1	0	0	0	0	0	73	104	1.12	1.125										
Dan Quisenberry, R ERA: 5.63 (9, 1)	1.0		3	0	0	0	2	0	0	0	0	0	0	10	15	0.00	0.000										

Batter	1	2	3	4	5	6	7	8	9	AB	R	H	RBI	BB	SO	LOB	BOTTOM										
Vince Coleman, S OBP: 0.368, SLG: 0.444 (1, 7)	1B 1B			G4-3		G4-3		G6-3		5	2	2	1	0	0	1	San Francisco Giants @ St. Louis Cardinals Busch Stadium, St. Louis, MO Thu Apr 27 1989, 3:33 AM CDT Att: 30,825 - Unknown										
Ozzie Smith, S OBP: 0.400, SLG: 0.349 (1, 6)	S 1B	SF8						G4-3		4	1	1	1	0	0	0											
Terry Pendleton, S OBP: 0.329, SLG: 0.311 (1, 5)	2B 1H 3H	G4-3						1B BB		4	1	2	2	1	0	0											
Pedro Guerrero, R OBP: 0.358, SLG: 0.485 (1, 3) Jim Lindeman, R OBP: 0.296, SLG: 0.167 (7, PR) (8, 3)	P5			P2				2B 1B HBP		3	0	0	0	0	0	1											
Milt Thompson, L OBP: 0.406, SLG: 0.492 (1, 8)	F9			G6-3				1B 2B		5	1	1	1	0	1	3											
Tom Brunansky, R OBP: 0.232, SLG: 0.359 (1, 9) John Morris, L OBP: 0.600, SLG: 1.067 (8, 9)	2B			L8				1B 1B		4	0	2	2	0	0	0											
José Oquendo, S OBP: 0.312, SLG: 0.265 (1, 4)	G4-3			G1-4-3				1B HR		4	1	2	0	0	0	2											
Tony Peña, R OBP: 0.290, SLG: 0.358 (1, 2)		WP SH3-4 3B 1B						1B HR		4	2	2	0	0	0	2											
Scott Terry, R OBP: 0.286, SLG: 0.538 (1, 1) Dan Quisenberry, R ERA: 2.92 (9, 1)		SH3-4						1B HR		3	1	3	3	0	0	0											
Inning Stats	R: 2 E: 0 K: 0 S: 12	H: 4 LOB: 2 BB: 0 P: 21	R: 2 E: 0 K: 0 S: 14	H: 2 LOB: 0 BB: 0 P: 18	R: 0 E: 0 K: 0 S: 7	H: 0 LOB: 0 BB: 0 P: 10	R: 0 E: 0 K: 0 S: 8	H: 1 LOB: 1 BB: 0 P: 9	R: 0 E: 0 K: 1 S: 23	H: 3 LOB: 0 BB: 0 P: 37	R: 3 E: 0 K: 0 S: 16	H: 5 LOB: 2 BB: 0 P: 23	R: 0 E: 0 K: 0 S: 10	H: 1 LOB: 2 BB: 1 P: 19	1B: 11 2B: 3 3B: 1 HR: 1	SF: 1 SAC: 1 DP: 0 HBP: 1		WP: 1 PB: 0 SB: 1 CS: 0	PA: 41								
PITCHER	IP	WLS	BF	H	R	ER	SO	BB	IBB	HBP	BLK	WP	HR	S	P	ERA	WHIP										
Scott Garrelts, R ERA: 3.25 (2, 1)	2.2	L	9	1	0	0	0	0	0	0	0	0	0	22	26	0.00	0.375										
Allee Hammaker, L ERA: 2.04 (5, 1)	2.0		9	3	3	3	1	0	0	0	0	0	1	28	43	13.50	1.500										
Jeff Brantley, R ERA: 4.91 (7, 1)	0.1		5	3	3	3	0	0	0	1	0	0	0	10	12	81.00	9.000										
Michael LaCoss, R ERA: 2.92 (7, 1)	1.2		8	3	0	0	0	1	0	0	0	0	0	16	30	0.00	2.400										

AB 34
R 1
H 8
RBI 1
BB 1
SO 4
LOB 10



AB 37
R 10
H 16
RBI 10
BB 1
SO 1
LOB 9




WP: 1
PB: 0
SB: 1
CS: 0

Batter	1	2	3	4	5	6	7	8	9	AB	R	H	RBI	BB	SO	LOB	TOP							
Willie Randolph, R (1, 4) OBP: 0.353, SLG: 0.247	G1-3		1-1 BLK 1B		1-1 F7		0-1 G6-3			4	0	1	0	0	0	0								
Mickey Hatcher, R (1, 5) OBP: 0.255, SLG: 0.289	4-1 BB		2-2 G4-3		1-1 F7			2-2 P3		3	0	0	0	1	0	1								
Mike Davis, L (1, 7) OBP: 0.231, SLG: 0.208	2-0 P6			1-0 2B WP 1B			3-1 P4	1-0 G6-3		4	1	1	0	0	0	1								
Eddie Murray, S (1, 3) OBP: 0.323, SLG: 0.464	1-1 F8			0-0 WP SF8 2B			3-3 K	2-2 L7		4	1	1	0	0	1	1								
Mike Marshall, R (1, 9) OBP: 0.357, SLG: 0.449		2-3 K		1-2 SF8			2-1 2B 1B		1-2 P6	3	1	1	1	0	1	0								
Mike Scioscia, L (1, 2) OBP: 0.342, SLG: 0.379		1-2 G3-6-1 1B		1-2 F9			3-1 1-H 2B		1-1 G4-3	4	0	2	1	0	0	0								
John Shelby, S (1, 8) OBP: 0.292, SLG: 0.218		0-1 G3-6-1 1-2		0-0 S 1B			0-0 G6-3		3-1 G5-3	4	0	1	0	0	0	2								
Alfredo Griffin, S (1, 6) OBP: 0.208, SLG: 0.293			1-2 F4	1-1 F8			3-3 K			3	0	0	0	0	1	1								
Tim Leary, R (1, 1) Jeff Hamilton, R (5, PH) Ricky Horton, L (5, 1) Mariano Duncan, R (7, PH) Tim Crews, R (7, 1) Ray Searge, L (8, 1)			1-3 K		2-3 K		1-2 G5-3			1	0	0	0	0	1	0								
Inning Stats	R: 0 E: 0 K: 0 S: 6	H: 0 LOB: 1 BB: 1 P: 15	R: 0 E: 0 K: 1 S: 8	H: 1 LOB: 0 BB: 0 P: 11	R: 0 E: 0 K: 1 S: 13	H: 1 LOB: 1 BB: 0 P: 18	R: 2 E: 0 K: 0 S: 11	H: 3 LOB: 1 BB: 0 P: 15	R: 0 E: 0 K: 1 S: 7	H: 0 LOB: 0 BB: 0 P: 11	R: 1 E: 0 K: 1 S: 11	H: 2 LOB: 1 BB: 0 P: 22	R: 0 E: 0 K: 1 S: 10	H: 0 LOB: 0 BB: 0 P: 14	R: 0 E: 0 K: 0 S: 8	H: 0 LOB: 0 BB: 0 P: 13	R: 0 E: 0 K: 0 S: 8	H: 0 LOB: 0 BB: 0 P: 13	1B: 5 2B: 2 3B: 0 HR: 0	SF: 1 SAC: 0 DP: 1 HBP: 0	WP: 1 PB: 0 SB: 1 CS: 0	PA: 34		
PITCHER	IP WLS BF H R ER SO BB IBB HBP BLK WP HR S P ERA WHIP	5.2 W 24 7 3 3 4 1 0 0 0 1 0 0 55 91 4.76 1.412	2.0 6 0 0 0 1 0 0 0 0 0 0 0 0 18 22 0.00 0.000	0.2 2 0 0 0 0 0 0 0 0 0 0 0 0 4 8 0.00 0.000	0.2 2 0 0 0 0 0 0 0 0 0 0 0 0 4 8 0.00 0.000																			

Los Angeles Dodgers @ St. Louis Cardinals
 Busch Stadium, St. Louis, MO
 Fri Apr 28 1989, 7:05 PM CDT
 Att: 39,918 - Unknown


AB	32
R	3
H	7
RBI	2
BB	1
SO	5
LOB	6



Batter	1	2	3	4	5	6	7	8	9	AB	R	H	RBI	BB	SO	LOB	BOTTOM							
Vince Coleman, S (1, 7) OBP: 0.363, SLG: 0.429	L8		4-2 BB	2-1 FC4-6 1-2			1-1 G3			3	0	0	0	1	0	1								
Ozzie Smith, S (1, 6) OBP: 0.407, SLG: 0.413	4-1 G3-6-1 BB		1-0 G3-1		0-0 P3		2-0 HR			3	1	1	1	1	0	2								
Terry Pendleton, S (1, 5) OBP: 0.326, SLG: 0.308	2-2 G3-6-1 1-2			2-2 2B 1B	1-2 G5-3		1-2 G1-3			4	1	1	0	0	0	1								
Pedro Guerrero, R (1, 3) OBP: 0.365, SLG: 0.500		1-0 G6-3		2-1 3B 2B	3-1 FC5-4 1B		2-3 K			4	1	2	0	0	1	0								
Jim Lindeman, R (8, 3) OBP: 0.296, SLG: 0.167				1-3 3B 1B	1-0 FC5-4 1B					0	0	0	0	0	0	0								
Milt Thompson, L (1, 8) OBP: 0.397, SLG: 0.478		0-0 6-3		1-0 3B 1B	0-0 FC5-4 1-2			2-3 K		4	1	1	1	0	1	1								
Tom Brunansky, R (1, 9) OBP: 0.233, SLG: 0.382		0-2 6-3		1-1 1-H 2-H SF7 3B			0-2 F8		1-1 G3	4	1	1	2	0	0	0								
Ken Dayley, L (9, 1)										0	0	0	0	0	0	0								
José Oquendo, S (1, 4) OBP: 0.321, SLG: 0.310			1-0 SH2-3 1B	1-0 SF7		3-1 SF7 3B		3-3 K		3	1	2	1	0	1	0								
Tony Peña, R (1, 2) OBP: 0.278, SLG: 0.348			0-1 F8	3-1 L9		0-0 SF7				2	0	0	1	0	0	1								
Don Heinkel, L (1, 1) Frank DiPino, L (6, 1) Cris Carpenter, R (8, 1) John Morris, L (9, 9) OBP: 0.600, SLG: 1.067			0-0 SH2-3	4-2 BB		3-1 K				0	0	0	0	1	0	0								
Inning Stats	R: 0 E: 0 K: 0 S: 8	H: 0 LOB: 0 BB: 1 P: 17	R: 0 E: 0 K: 0 S: 6	H: 0 LOB: 0 BB: 0 P: 7	R: 0 E: 0 K: 0 S: 8	H: 1 LOB: 2 BB: 1 P: 14	R: 4 E: 0 K: 0 S: 20	H: 4 LOB: 1 BB: 1 P: 36	R: 0 E: 0 K: 0 S: 7	H: 1 LOB: 0 BB: 0 P: 11	R: 1 E: 0 K: 1 S: 9	H: 1 LOB: 0 BB: 0 P: 12	R: 1 E: 0 K: 1 S: 10	H: 1 LOB: 0 BB: 0 P: 16	R: 0 E: 0 K: 2 S: 9	H: 0 LOB: 0 BB: 0 P: 15	R: 0 E: 0 K: 0 S: 9	H: 0 LOB: 0 BB: 0 P: 15	1B: 4 2B: 1 3B: 2 HR: 1	SF: 2 SAC: 1 DP: 1 HBP: 0	WP: 0 PB: 0 SB: 0 CS: 0	PA: 34		
PITCHER	IP WLS BF H R ER SO BB IBB HBP BLK WP HR S P ERA WHIP	4.0 L 19 5 4 4 0 3 0 0 0 0 0 0 16 23 4.50 1.000	2.0 8 2 1 1 1 0 0 0 0 0 0 0 1 10 16 9.00 1.000	1.0 4 1 1 1 1 0 0 0 0 0 0 0 1 10 16 9.00 1.000	1.0 3 0 0 0 2 0 0 0 0 0 0 0 0 9 15 0.00 0.000																			

Los Angeles Dodgers @ St. Louis Cardinals
 Busch Stadium, St. Louis, MO
 Fri Apr 28 1989, 7:05 PM CDT
 Att: 39,918 - Unknown

AB	28
R	6
H	8
RBI	6
BB	3
SO	4
LOB	6



Batter	1	2	3	4	5	6	7	8	9	AB	R	H	RBI	BB	SO	LOB	TOP					
Vince Coleman, S (1,7) OBP: 0.385, SLG: 0.485	G5-3		1B			G6-3			G3-6-3 1B	4	0	2	0	0	0	0	St. Louis Cardinals @ San Diego Padres Jack Murphy Stadium, San Diego, CA Tue May 02 1989, 10:05 PM EDT Att: 20,920 - Unknown livebaseballscorecards.com					
Ozzie Smith, S (1,6) OBP: 0.338, SLG: 0.333	G5-3		P4			G4-3			P4	4	0	0	0	0	0	2						
Terry Pendleton, S (1,5) OBP: 0.301, SLG: 0.289	P5					F8			G3-1	4	0	0	0	0	0	1						
Pedro Guerrero, R (1,3)		HR				F8			F8	3	1	2	1	0	0	0						
Milt Thompson, L (1,8) OBP: 0.379, SLG: 0.425 Cris Carpenter, R (7,1) OBP: 0.500, SLG: 0.500	G6-3		G5-4-3 1B			G5-4-3 1B			FC6-4 1B	2	0	0	0	0	0	1						
Tom Brunansky, R (1,9) OBP: 0.298, SLG: 0.386	F9					FC6-4 1B			FC6-4 1B	0	0	0	0	0	0	0						
José Oquendo, S (1,4) OBP: 0.316, SLG: 0.289	K					FC5-4 1B			F7	3	0	0	0	0	1	1						
Tony Peña, R (1,2) OBP: 0.271, SLG: 0.341			G4-3			G4-6-3 1B			F8	3	0	0	0	0	0	1						
Scott Terry, R (1,1) OBP: 0.267, SLG: 0.500 Dan Quisenberry, R (4,1)	B2-3					G4-3			F8	1	0	0	0	0	0	0						
John Morris, L (4,8) OBP: 0.596, SLG: 0.944 Denny Walling, L (7,PH) OBP: 0.500, SLG: 0.333									F8	0	0	0	0	0	0	0						
									F8	2	0	0	0	0	0	0						
									F8	1	0	1	0	0	0	0						
Inning Stats	R: 0 E: 0 K: 0 S: 5	H: 0 LOB: 0 BB: 0 P: 7	R: 1 E: 0 K: 1 S: 9	H: 1 LOB: 0 BB: 0 P: 15	R: 0 E: 0 K: 0 S: 4	H: 1 LOB: 1 BB: 0 P: 6	R: 0 E: 0 K: 0 S: 8	H: 1 LOB: 0 BB: 0 P: 11	R: 0 E: 0 K: 0 S: 7	H: 1 LOB: 0 BB: 0 P: 9	R: 0 E: 0 K: 0 S: 8	H: 0 LOB: 0 BB: 0 P: 12	R: 0 E: 0 K: 0 S: 9	H: 1 LOB: 1 BB: 0 P: 17	R: 0 E: 0 K: 0 S: 5	H: 0 LOB: 0 BB: 0 P: 7	R: 0 E: 0 K: 0 S: 6	H: 1 LOB: 0 BB: 0 P: 10	1B: 5 2B: 0 3B: 0 HR: 1	SF: 0 SAC: 0 DP: 3 HBP: 0	WP: 0 PB: 0 SB: 0 CS: 0	PA: 30
PITCHER Ed Whitson, R (1,1) ERA: 2.38	IP: 9.0 WLS: W BF: 30 H: 6 R: 1 ER: 1 SO: 1 BB: 0 IBB: 0 HBP: 0 BLK: 0 WP: 0 HR: 1 S: 61 P: 94 ERA: 1.00 WHIP: 0.667															PITCHER	IP: 9.0 WLS: W BF: 30 H: 6 R: 1 ER: 1 SO: 1 BB: 0 IBB: 0 HBP: 0 BLK: 0 WP: 0 HR: 1 S: 61 P: 94 ERA: 1.00 WHIP: 0.667					

Batter	1	2	3	4	5	6	7	8	9	AB	R	H	RBI	BB	SO	LOB	BOTTOM			
Roberto Alomar, S (1,4) OBP: 0.289, SLG: 0.274	K		G6-3			FC5-6 1B			K	5	0	2	1	0	2	1	St. Louis Cardinals @ San Diego Padres Jack Murphy Stadium, San Diego, CA Tue May 02 1989, 10:05 PM EDT Att: 20,920 - Unknown livebaseballscorecards.com			
Luis Salazar, R (1,5) OBP: 0.288, SLG: 0.407	BB 1B		FC5-6 1B			F7			K	5	1	2	0	0	1	3				
Tony Gwynn, L (1,8) OBP: 0.381, SLG: 0.450	F8		HR 1B			G4-6-3 BB 1B			F9	4	1	2	0	1	0	1				
Jack Clark, R (1,3) OBP: 0.402, SLG: 0.425	BB 1B		HR 1B			G4-6-3 BB 1B			K	2	1	1	3	3	1	0				
Carmelo Martinez, R (1,7) OBP: 0.298, SLG: 0.326	BB 1B		HR 1B			G6-4-3			K	2	1	0	0	2	0	5				
Benito Santiago, R (1,2) OBP: 0.258, SLG: 0.364	F8		G4-6-3 1B			G6-3			HR BB	3	1	1	0	1	0	4				
John Kruk, L (1,9) OBP: 0.313, SLG: 0.273			G4-3 1B			G6-3			HR BB	4	1	2	2	0	0	2				
Garry Templeton, S (1,6) OBP: 0.253, SLG: 0.315 Gary Green, R (5,6) OBP: 0.200, SLG: 0.300	G4-3		1B 1B			G4-3			P5	1	1	0	0	1	0	1				
Ed Whitson, R (1,1) OBP: 0.250, SLG: 0.267	L6		1B 1B			K			L6	4	0	1	1	0	1	1				
Inning Stats	R: 0 E: 0 K: 1 S: 15	H: 1 LOB: 3 BB: 2 P: 29	R: 0 E: 0 K: 0 S: 8	H: 1 LOB: 0 BB: 0 P: 12	R: 5 E: 0 K: 0 S: 18	H: 6 LOB: 2 BB: 2 P: 32	R: 0 E: 0 K: 0 S: 11	H: 1 LOB: 1 BB: 1 P: 18	R: 0 E: 0 K: 1 S: 8	H: 0 LOB: 0 BB: 0 P: 11	R: 0 E: 0 K: 0 S: 11	H: 1 LOB: 2 BB: 2 P: 22	R: 2 E: 0 K: 1 S: 8	H: 1 LOB: 0 BB: 1 P: 13	R: 0 E: 0 K: 2 S: 10	H: 0 LOB: 0 BB: 0 P: 17		1B: 8 2B: 1 3B: 0 HR: 2	SF: 0 SAC: 0 DP: 3 HBP: 0	WP: 0 PB: 0 SB: 2 CS: 0
PITCHER Scott Terry, R (1,1) ERA: 2.84 Dan Quisenberry, R (4,1) ERA: 4.69 Cris Carpenter, R (7,1) ERA: 2.37	IP: 3.0 WLS: L BF: 22 H: 1 R: 0 ER: 0 SO: 1 BB: 1 IBB: 0 HBP: 0 BLK: 1 WP: 0 HR: 0 S: 23 P: 40 ERA: 15.00 WHIP: 4.333															PITCHER	IP: 3.0 WLS: L BF: 22 H: 1 R: 0 ER: 0 SO: 1 BB: 1 IBB: 0 HBP: 0 BLK: 1 WP: 0 HR: 0 S: 23 P: 40 ERA: 15.00 WHIP: 4.333			

Batter	1	2	3	4	5	6	7	8	9	AB	R	H	RBI	BB	SO	LOB	TOP											
Vince Coleman, S (1.7) OBP: 0.386, SLG: 0.481	G6-3		1B		G3-1 1B		G6-3		L8	5	1	2	0	0	0	0	St. Louis Cardinals @ Los Angeles Dodgers Dodger Stadium, Los Angeles, CA Wed May 03 1989, 7:05 PM PDT Att: 34,861 - Unknown livebaseballscorecards.com											
Ozzie Smith, S (1.6) OBP: 0.342, SLG: 0.328	G5-3		1B		G3-1 1B		G6-3		FC5-4 BB	4	0	1	0	1	0	1												
Terry Pendleton, S (1.5) OBP: 0.306, SLG: 0.276	F7		1B		1B				FC5-4	5	1	2	1	0	1	3												
Pedro Guerrero, R (1.3) Denny Wailing, L (2.3) OBP: 0.382, SLG: 0.534 OBP: 0.429, SLG: 0.333		FC6-4 1B		G3					FC5-4	1	0	1	0	0	0	0												
Milt Thompson, L (1.8) OBP: 0.385, SLG: 0.422	L7				G6-4-3 BB				G6-4-3 1B	3	1	1	0	1	0	3												
Tom Brunansky, R (1.9) OBP: 0.258, SLG: 0.379	FC6-4 1B				G6-4-3				E6 1B	4	0	1	1	0	0	2												
José Oquendo, S (1.4) OBP: 0.333, SLG: 0.302					G4-3				G6-4-3 1B	3	0	2	0	1	0	1												
Tony Peña, R (1.2) Cris Carpenter, R (8.1) Ken Dayley, L (8.1) OBP: 0.261, SLG: 0.329 OBP: 0.500, SLG: 0.500	P4				G1-3				L7	3	0	0	0	0	1	3												
Don Heinkel, L (1.1) Frank DiPino, L (6.1) Tom Pagnozzi, R (6.2) John Morris, L (8. PH) Jim Lindeman, R (8. PH) OBP: 0.556, SLG: 0.944			K		G4-3				L3	2	0	0	0	0	1	0												
Inning Stats	R: 0 E: 0 K: 0 S: 4	H: 0 LOB: 0 BB: 0 P: 5	R: 0 E: 0 K: 0 S: 8	H: 2 LOB: 2 BB: 0 P: 9	R: 0 E: 0 K: 2 S: 11	H: 2 LOB: 2 BB: 0 P: 15	R: 0 E: 0 K: 0 S: 6	H: 0 LOB: 1 BB: 2 P: 15	R: 1 E: 0 K: 0 S: 10	H: 2 LOB: 1 BB: 0 P: 14	R: 1 E: 0 K: 0 S: 14	H: 2 LOB: 0 BB: 0 P: 21	R: 0 E: 0 K: 0 S: 5	H: 0 LOB: 0 BB: 0 P: 9	R: 1 E: 1 K: 0 S: 18	H: 3 LOB: 2 BB: 0 P: 22		R: 0 E: 0 K: 0 S: 6	H: 0 LOB: 1 BB: 1 P: 10	1B: 11 2B: 0 3B: 0 HR: 0	SF: 0 SAC: 0 DP: 2 HBP: 0	WP: 2 PB: 0 SB: 1 CS: 1	PA: 39					
PITCHER	IP	WLS	BF	H	R	ER	SO	BB	IBB	HBP	BLK	WP	HR	S	P	ERA		WHIP										
Tim Leary, R (1.1) ERA: 3.6	7.0		29	8	2	2	3	2	0	0	0	1	0	58	88	2.57		1.429										
Alejandro Pena, R (8.1) ERA: 2.55	0.2		5	3	1	0	0	0	0	0	0	0	0	16	20	0.00		4.500										
Ray Searage, L (8.1) ERA: 2.35	1.1	W	5	0	0	0	0	1	0	0	0	0	0	8	12	0.00		0.750										


Batter	1	2	3	4	5	6	7	8	9	AB	R	H	RBI	BB	SO	LOB	BOTTOM											
Mariano Duncan, R (1.6) OBP: 0.313, SLG: 0.406	G6-3	L9			G5-3		4-3			4	0	0	0	0	0	1	St. Louis Cardinals @ Los Angeles Dodgers Dodger Stadium, Los Angeles, CA Wed May 03 1989, 7:05 PM PDT Att: 34,861 - Unknown livebaseballscorecards.com											
Willie Randolph, R (1.4) OBP: 0.331, SLG: 0.225	K		G6-3			1B		F9	4	1	1	0	0	1	0													
Mike Marshall, R (1.9) OBP: 0.347, SLG: 0.435	1B		G5-3			G3-4 1B		E4 CS	4	0	2	0	0	0	0													
Eddie Murray, S (1.3) OBP: 0.373, SLG: 0.515	F9		K			G3-4 1B		CS 1B IBB	3	0	1	1	1	1	1													
Mike Scioscia, L (1.2) OBP: 0.345, SLG: 0.360		FC4-6 1B		P9		G3-4		1B	4	0	2	0	0	0	2													
John Shelby, S (1.8) OBP: 0.257, SLG: 0.186	FC4-6 1B		K			G5-4-3 IBB		G5-3	3	1	0	0	1	1	1													
Chris Gwynn, L (1.7) Mickey Hatcher, R (6. PH) Alfredo Griffin, S (9. PR) OBP: 0.364, SLG: 0.364 OBP: 0.286, SLG: 0.339			G6-3		F8			1B	2	1	1	1	0	0	0													
Jeff Hamilton, R (1.5) OBP: 0.230, SLG: 0.292					G5-3		G6-3		2B	2	0	1	0	0	0													
Tim Leary, R (1.1) Dave Anderson, R (7. PH) Alejandro Pena, R (8.1) Ray Searage, L (8.1) Rick Dempsey, R (9. PH) OBP: 0.345, SLG: 0.400					K		K		1B	1	0	0	0	0	1													
Inning Stats	R: 0 E: 0 K: 1 S: 9	H: 1 LOB: 1 BB: 0 P: 15	R: 2 E: 0 K: 1 S: 20	H: 3 LOB: 1 BB: 0 P: 26	R: 0 E: 0 K: 1 S: 8	H: 0 LOB: 0 BB: 0 P: 11	R: 0 E: 0 K: 1 S: 7	H: 0 LOB: 0 BB: 0 P: 13	R: 0 E: 0 K: 1 S: 6	H: 0 LOB: 0 BB: 0 P: 8	R: 1 E: 0 K: 0 S: 11	H: 3 LOB: 2 BB: 1 P: 19	R: 0 E: 0 K: 1 S: 9	H: 0 LOB: 0 BB: 0 P: 14	R: 0 E: 1 K: 0 S: 5	H: 1 LOB: 2 BB: 1 P: 11		R: 1 E: 0 K: 0 S: 6	H: 2 LOB: 2 BB: 1 P: 13	1B: 8 2B: 2 3B: 0 HR: 0	SF: 0 SAC: 0 DP: 1 HBP: 0	WP: 0 PB: 0 SB: 1 CS: 2	PA: 36					
PITCHER	IP	WLS	BF	H	R	ER	SO	BB	IBB	HBP	BLK	WP	HR	S	P	ERA		WHIP										
Don Heinkel, R (1.1) ERA: 5.56	5.0		22	7	3	3	5	0	0	0	0	0	0	13	23	0.00		0.000										
Frank DiPino, L (6.1) ERA: 1.35	2.0		6	0	0	0	1	0	1	0	0	0	0	3	4	0.00		0.000										
Cris Carpenter, R (8.1) ERA: 2.33	0.1		2	0	0	0	0	0	0	0	0	0	0	3	4	0.00		0.000										
Ken Dayley, L (8.1) ERA: 3.86	1.0	L	6	3	1	1	0	0	2	0	0	0	0	8	20	9.00		3.000										

Batter	1	2	3	4	5	6	7	8	9	AB	R	H	RBI	BB	SO	LOB	TOP								
Vince Coleman, S OBP: 0.384, SLG: 0.461	G6-3		1B			G3		F9	F9	4	1	1	0	1	0	0									
Ozzie Smith, S OBP: 0.337, SLG: 0.325	F8		P6			G4-3		FC1	FC1	4	1	0	0	0	0	2									
Terry Pendleton, S OBP: 0.333, SLG: 0.333	1B					HR		BB	BB	3	1	3	1	1	0	0									
Pedro Guerrero, R OBP: 0.385, SLG: 0.527 Todd Worrell, R OBP: 0.337, SLG: 0.325	G5-3					F9		SF9	SF9	2	0	0	1	1	0	2									
Milt Thompson, L OBP: 0.396, SLG: 0.444						G4-3		BB	BB	2	0	0	0	2	0	2									
Tom Brunansky, R OBP: 0.282, SLG: 0.368	F8					K				3	0	0	1	0	1	2									
José Oquendo, S OBP: 0.330, SLG: 0.313	G6-3					F7				4	0	0	0	0	1	2									
Tom Pagnozzi, R OBP: 0.250, SLG: 0.200						L9				4	0	1	0	0	0	0									
Joe Magrane, R Cris Carpenter, R OBP: 0.300, SLG: 0.500 Frank DiPino, L OBP: 0.288, SLG: 0.267 Jim Lindeman, R OBP: 0.200, SLG: 0.111						G6-3		F9	G5-3	3	0	0	0	0	1	1									
Inning Stats	R: 0 E: 0 K: 0 S: 9	H: 1 LOB: 1 BB: 0 P: 16	R: 0 E: 0 K: 0 S: 6	H: 0 LOB: 0 BB: 1 P: 15	R: 0 E: 0 K: 1 S: 9	H: 1 LOB: 1 BB: 0 P: 15	R: 0 E: 0 K: 1 S: 8	H: 1 LOB: 0 BB: 0 P: 14	R: 0 E: 0 K: 0 S: 7	H: 0 LOB: 0 BB: 0 P: 10	R: 1 E: 0 K: 0 S: 13	H: 1 LOB: 1 BB: 1 P: 23	R: 0 E: 0 K: 0 S: 10	H: 1 LOB: 0 BB: 0 P: 14	R: 2 E: 1 K: 1 S: 17	H: 0 LOB: 2 BB: 3 P: 33	R: 0 E: 0 K: 0 S: 12	H: 0 LOB: 0 BB: 0 P: 17	1B: 3 2B: 1 3B: 0 HR: 1	SF: 2 SAC: 0 DP: 0 HBP: 0	WP: 0 PB: 0 SB: 2 CS: 1	PA: 37			
PITCHER	IP	WLS	BF	H	R	ER	SO	BB	IBB	HBP	BLK	WP	HR	S	P	ERA	WHIP								
Scott Garrelts, R ERA: 2.59	7.0		27	5	1	1	2	2	0	0	0	0	1	62	107	1.29	1.000								
Michael LaCoss, R ERA: 3.95	0.1	L	5	0	2	0	0	3	0	0	0	0	0	12	25	0.00	9.000								
Craig Lefferts, L ERA: 0.4	0.2		2	0	0	0	1	0	0	0	0	0	0	5	8	0.00	0.000								
Atlee Hammaker, L ERA: 3.22	1.0		3	0	0	0	0	0	0	0	0	0	0	12	17	0.00	0.000								

St. Louis Cardinals @ San Francisco Giants
Candlestick Park, San Francisco, CA
Fri May 05 1989, 10:05 PM EDT
Att: 24,401 - Unknown

livebaseballscorecards.com

AB 30
R 3
H 5
RBI 3
BB 5
SO 3
LOB 11




Batter	1	2	3	4	5	6	7	8	9	AB	R	H	RBI	BB	SO	LOB	BOTTOM								
Brett Butler, L OBP: 0.395, SLG: 0.389	G4-3		G3			F7	FC3-2		K	5	0	0	0	0	1	3									
Donell Nixon, R OBP: 0.133, SLG: 0.200 Michael LaCoss, R OBP: 0.288, SLG: 0.267 Craig Lefferts, L OBP: 0.288, SLG: 0.267 Atlee Hammaker, S ERA: 3.22	G5-3					2B	1B			4	1	2	0	0	0	3									
Ed Jurak, R OBP: 0.333, SLG: 0.263	1B					F9			G4-3	3	0	1	0	1	0	1									
Kevin Mitchell, R OBP: 0.367, SLG: 0.713	F5					P3			K	4	0	1	1	0	1	3									
Charlie Hayes, R Ernest Riles, L OBP: 0.364, SLG: 0.469	G5-3					G5-3				3	0	0	0	0	0	3									
Kirt Managana, R OBP: 0.268, SLG: 0.289 Jim Steels, L OBP: 0.268, SLG: 0.289 Will Clark, L OBP: 0.268, SLG: 0.583 Greg Litton, R OBP: 0.268, SLG: 0.583	K2-3					G4-3				3	0	1	0	0	1	1									
Robby Thompson, R OBP: 0.339, SLG: 0.350	F9					F8				4	0	1	0	0	1	2									
Jose Uribe, S OBP: 0.252, SLG: 0.274						K			G4-3	3	0	0	0	0	1	0									
Scott Garrelts, R ERA: 6.67 Candy Maldonado, R OBP: 0.288, SLG: 0.267 Terry Kennedy, L OBP: 0.362, SLG: 0.516						K				2	0	0	0	0	2	0									
Inning Stats	R: 0 E: 0 K: 0 S: 13	H: 1 LOB: 1 BB: 0 P: 18	R: 0 E: 0 K: 1 S: 9	H: 0 LOB: 0 BB: 0 P: 10	R: 0 E: 0 K: 2 S: 7	H: 0 LOB: 0 BB: 0 P: 8	R: 1 E: 0 K: 0 S: 12	H: 2 LOB: 1 BB: 0 P: 16	R: 0 E: 0 K: 1 S: 8	H: 0 LOB: 0 BB: 0 P: 13	R: 0 E: 0 K: 0 S: 10	H: 1 LOB: 2 BB: 1 P: 17	R: 0 E: 0 K: 0 S: 8	H: 2 LOB: 3 BB: 1 P: 14	R: 0 E: 0 K: 2 S: 11	H: 1 LOB: 2 BB: 1 P: 21	R: 0 E: 0 K: 1 S: 11	H: 0 LOB: 0 BB: 0 P: 16	1B: 4 2B: 3 3B: 0 HR: 0	SF: 0 SAC: 1 DP: 0 HBP: 0	WP: 0 PB: 0 SB: 1 CS: 0	PA: 37			
PITCHER	IP	WLS	BF	H	R	ER	SO	BB	IBB	HBP	BLK	WP	HR	S	P	ERA	WHIP								
Joe Magrane, L ERA: 6.67	6.1		26	6	1	1	4	1	0	0	0	0	0	64	89	1.42	1.105								
Cris Carpenter, R ERA: 2.33	0.0		1	0	0	0	0	0	1	0	0	0	0	4											
Frank DiPino, L ERA: 1.32	0.2	W	2	0	0	0	0	0	0	0	0	0	0	3	3	0.00	0.000								
Todd Worrell, R ERA: 1.17	2.0	S	8	1	0	0	3	0	1	0	0	0	0	22	37	0.00	0.500								

St. Louis Cardinals @ San Francisco Giants
Candlestick Park, San Francisco, CA
Fri May 05 1989, 10:05 PM EDT
Att: 24,401 - Unknown

livebaseballscorecards.com

AB 33
R 1
H 7
RBI 1
BB 3
SO 7
LOB 16



Batter	1	2	3	4	5	6	7	8	9	AB	R	H	RBI	BB	SO	LOB	TOP			
Milt Thompson, L (1, 8) OBP: 0.385, SLG: 0.429	1-1 CS 1B		1-0 L7		1-0 G1-3			1-0 G3-6-3 1B		4	0	2	0	0	0	1	St. Louis Cardinals @ San Francisco Giants Candlestick Park, San Francisco, CA Sun May 07 1989, 6:33 AM EDT Att: 50,492 - Sunny			
Ozzie Smith, S (1, 6) OBP: 0.333, SLG: 0.321	1-2 SAFE SAFE F7		2-1 1B		0-2 F7			1-0 G3-6-3 1-2 3-H F7		4	0	1	0	0	0	3				
Terry Pendleton, S (1, 5) OBP: 0.331, SLG: 0.324	1-1 1B		0-1 G4-3			2-2 G6-3				4	0	1	0	0	0	1				
Pedro Guerrero, R (1, 3) OBP: 0.388, SLG: 0.540	2-3 SAFE SAFE K			0-1 2B		1-1 F8			0-0 G4-3	4	0	1	0	0	1	1				
John Morris, L (1, 7) OBP: 0.478, SLG: 0.783		0-1 1B 1B		0-0 L4		2-2 F9			0-1 F7	4	0	1	0	0	0	1				
Tom Brunansky, R (1, 9) OBP: 0.284, SLG: 0.356		1-0 G6-3 1B		4-2 G4-6-3 HBP			0-3 K		1-2 G6-3	3	0	1	0	0	1	0				
José Oquendo, S (1, 4) OBP: 0.328, SLG: 0.304		2-3 K		0-0 G4-6-3			1-1 F8			3	0	0	0	0	1	4				
Tony Peña, R (1, 2) OBP: 0.277, SLG: 0.347		0-0 G6-3			0-3 K		1-2 G4-3			3	0	0	0	0	1	2				
Todd Worrell, R (7, 1)		1-2 G6-3								0	0	0	0	0	0	0				
Scott Terry, R (1, 1) OBP: 0.267, SLG: 0.500			1-3 K		2-2 2B				0-0 1B G3-6-3 2B	0	0	0	0	0	0	0				
Frank DiPino, L (2, 1)										1	0	0	0	0	1	0				
Tim Jones, L (5, PH) OBP: 0.281, SLG: 0.321										1	0	1	0	0	0	0				
Ken Dayley, L (5, 1)										0	0	0	0	0	0	0				
Tom Pagnozzi, R (7, 2) OBP: 0.276, SLG: 0.294										1	1	1	0	0	0	0				
Inning Stats	R: 0 E: 0 K: 1 S: 11	H: 2 LOB: 1 BB: 0 P: 15	R: 0 E: 0 K: 1 S: 7	H: 2 LOB: 1 BB: 0 P: 10	R: 0 E: 0 K: 1 S: 8	H: 1 LOB: 1 BB: 0 P: 12	R: 0 E: 0 K: 0 S: 6	H: 1 LOB: 1 BB: 0 P: 10	R: 0 E: 0 K: 1 S: 11	H: 0 LOB: 0 BB: 0 P: 13	R: 0 E: 0 K: 1 S: 9	H: 0 LOB: 0 BB: 0 P: 11	R: 1 E: 0 K: 0 S: 6	H: 2 LOB: 0 BB: 0 P: 9	R: 0 E: 0 K: 0 S: 6	H: 0 LOB: 0 BB: 0 P: 7		1B: 6 2B: 3 3B: 0 HR: 0	SF: 0 SAC: 0 DP: 3 HBP: 1	WP: 0 PB: 0 SB: 1 CS: 1
PITCHER Don Robinson, R (1, 1) ERA: 3.95	IP: 9.0 WLS: W BF: 33 H: 9 R: 1 ER: 1 SO: 5 BB: 0 IBB: 0 HBP: 1 BLK: 0 WP: 0 HR: 0 S: 72 P: 101 ERA: 1.00 WHIP: 1.000															PITCHER				

Batter	1	2	3	4	5	6	7	8	9	AB	R	H	RBI	BB	SO	LOB	BOTTOM				
Brett Butler, L (1, 8) OBP: 0.415, SLG: 0.405	4-1 G3 SF7 1B BB	1-2 FC1-6 1B		2-1 B5-3			1-1 SH2-3			2	1	1	0	1	0	0	St. Louis Cardinals @ San Francisco Giants Candlestick Park, San Francisco, CA Sun May 07 1989, 6:33 AM EDT Att: 50,492 - Sunny				
Donell Nixon, R (1, 9) OBP: 0.292, SLG: 0.333	0-0 SF7 G3 1B	0-0 FC1-6		1-2 S 1B			0-1 P4			4	0	2	0	0	0	2					
Will Clark, L (1, 3) OBP: 0.451, SLG: 0.582	1-0 G3	0-3 K		1-3 K			0-1 F9			4	0	0	0	0	2	5					
Kevin Mitchell, R (1, 7) OBP: 0.372, SLG: 0.724	2-1 SF7	1-0 F8		0-0 F9			0-1 HR			3	1	1	2	0	0	2					
Ernest Riles, L (1, 5) OBP: 0.359, SLG: 0.429	4-2 BB BB		2-1 G6-3		3-1 P4		4-1 G3 E BB			2	1	0	0	2	0	1					
Terry Kennedy, L (1, 2) OBP: 0.355, SLG: 0.485	4-1 BB		0-0 G3		0-0 F9		0-0 G3			3	0	0	0	1	0	1					
Robby Thompson, R (1, 4) OBP: 0.336, SLG: 0.343	0-1 G3		3-1 G5-3		3-1 P3		0-2 G6-3			4	0	0	0	0	0	4					
Jose Uribe, S (1, 6) OBP: 0.273, SLG: 0.314		1-2 HR		1-2 G6-3		1-2 CS 1B		0-1 E6		4	1	2	0	0	0	0					
Don Robinson, R (1, 1) OBP: 0.316, SLG: 0.474		1-1 HR		3-1 G5-3		1-0 CS		0-0 G5-3		4	1	2	2	0	0	1					
Inning Stats	R: 1 E: 0 K: 0 S: 13	H: 1 LOB: 3 BB: 3 P: 28	R: 2 E: 0 K: 1 S: 14	H: 3 LOB: 1 BB: 0 P: 18	R: 0 E: 0 K: 0 S: 5	H: 0 LOB: 0 BB: 0 P: 10	R: 0 E: 0 K: 0 S: 7	H: 0 LOB: 0 BB: 0 P: 13	R: 0 E: 0 K: 1 S: 12	H: 1 LOB: 1 BB: 0 P: 17	R: 0 E: 0 K: 0 S: 6	H: 1 LOB: 1 BB: 0 P: 11	R: 0 E: 0 K: 0 S: 8	H: 1 LOB: 1 BB: 0 P: 9	R: 2 E: 1 K: 0 S: 10	H: 1 LOB: 1 BB: 1 P: 14		1B: 5 2B: 0 3B: 1 HR: 2	SF: 1 SAC: 1 DP: 0 HBP: 0	WP: 0 PB: 0 SB: 2 CS: 1	PA: 37
PITCHER Scott Terry, R (1, 1) ERA: 3.0	IP: 1.0 WLS: L BF: 7 H: 1 R: 1 ER: 1 SO: 1 BB: 3 IBB: 0 HBP: 0 BLK: 0 WP: 0 HR: 0 S: 13 P: 28 ERA: 9.00 WHIP: 4.000															PITCHER					
Frank DiPino, L (2, 1) ERA: 2.15	3.0 WLS: L BF: 12 H: 3 R: 2 ER: 2 SO: 1 BB: 0 IBB: 0 HBP: 0 BLK: 0 WP: 0 HR: 1 S: 26 P: 41 ERA: 6.00 WHIP: 1.000																				
Ken Dayley, L (5, 1) ERA: 3.18	2.0 WLS: L BF: 7 H: 2 R: 0 ER: 0 SO: 1 BB: 0 IBB: 0 HBP: 0 BLK: 0 WP: 0 HR: 0 S: 18 P: 28 ERA: 0.00 WHIP: 1.000																				
Todd Worrell, R (7, 1) ERA: 1.56	2.0 WLS: L BF: 10 H: 2 R: 2 ER: 1 SO: 0 BB: 1 IBB: 0 HBP: 0 BLK: 1 WP: 0 HR: 1 S: 18 P: 23 ERA: 4.50 WHIP: 1.500																				

AB 32
R 1
H 9
RBI 0
BB 0
SO 5
LOB 13



AB 30
R 5
H 8
RBI 4
BB 4
SO 2
LOB 16



Batter	1	2	3	4	5	6	7	8	9	AB	R	H	RBI	BB	SO	LOB	TOP										
Roberto Alomar, S OBP: 0.324, SLG: 0.346 (1, 4)	F7		K		1B		E	2-4	G1-3	5	1	3	0	0	1	1											
Luis Salazar, R OBP: 0.253, SLG: 0.337 (1, 5)	F8		G5-3		CS		SF9		F8	5	0	2	0	0	0	2											
Tony Gwynn, L OBP: 0.368, SLG: 0.451 (1, 8)	F8			BB	FC5-2-6-2		E5		G1-3	4	1	1	1	1	0	4											
Jack Clark, R OBP: 0.386, SLG: 0.361 (1, 9)		FC6-4		BB	BB		SF9		G1-3	3	0	1	1	1	1	4											
Rob Nelson, L OBP: 0.333, SLG: 0.200 Carmelo Martinez, R OBP: 0.272, SLG: 0.303 (7, PH) (7, 3)	F7			BB	P6				BB	2	0	0	0	1	0	1											
Jerald Clark, R (1, 7) Greg Harris, R (7, 1) Randy Ready, R OBP: 0.339, SLG: 0.308 (9, PH)	K			BB	P3		K		F9	4	0	0	0	0	3	7											
Mark Parent, R OBP: 0.216, SLG: 0.500 (1, 2)	FC6-4			SF9	K			G6-3		3	0	0	1	0	1	1											
Garry Templeton, S OBP: 0.276, SLG: 0.353 (1, 6)					G6-3		G6-3		2-4	3	0	2	0	1	0	0											
Dennis Rasmussen, L OBP: 0.091, SLG: 0.091 Tim Flannery, L OBP: 0.402, SLG: 0.324 Marvell Wynne, L OBP: 0.315, SLG: 0.472 (7, PH) (7, 7)	G5-3			K			1B		F8	2	0	0	0	0	1	4											
Inning Stats	R: 0 E: 0 K: 0 S: 8	H: 0 LOB: 0 BB: 0 P: 16	R: 0 E: 0 K: 1 S: 11	H: 0 LOB: 1 BB: 1 P: 17	R: 0 E: 0 K: 1 S: 11	H: 1 LOB: 1 BB: 0 P: 15	R: 1 E: 0 K: 2 S: 15	H: 2 LOB: 3 BB: 2 P: 27	R: 0 E: 0 K: 1 S: 12	H: 0 LOB: 0 BB: 0 P: 16	R: 2 E: 1 K: 1 S: 20	H: 3 LOB: 3 BB: 1 P: 33	R: 0 E: 0 K: 0 S: 8	H: 1 LOB: 1 BB: 2 P: 16	R: 0 E: 0 K: 0 S: 14	H: 1 LOB: 3 BB: 2 P: 27	1B: 8 2B: 1 3B: 1 HR: 0	SF: 2 SAC: 0 DP: 0 HBP: 0	WP: 0 PB: 0 SB: 0 CS: 1	PA: 42							
PITCHER	IP	WLS	BF	H	R	ER	SO	BB	IBB	HBP	BLK	WP	HR	S	P	ERA	WHIP										
Ken Hill, R ERA: 1.69 Frank DiPino, L ERA: 2.16 Cris Carpenter, R ERA: 2.18 Ken Dayley, L ERA: 2.84 Todd Worrell, R ERA: 1.47	(1, 1)	6.1	29	8	3	2	6	3	0	0	0	0	0	76	123	2.84	1.737										
(7, 1)	0.0	1	0	0	0	0	0	0	0	0	0	0	0	4	7	∞	∞										
(7, 1)	0.1	1	0	0	0	0	0	0	0	0	0	0	0	1	1	0.00	0.000										
(7, 1)	1.1	W	7	2	0	0	1	1	0	0	0	0	0	18	34	0.00	2.250										
(9, 1)	1.0	S	5	0	0	0	0	2	0	0	0	0	0	9	20	0.00	2.000										

San Diego Padres @ St. Louis Cardinals
 Busch Stadium, St. Louis, MO
 Tue May 09 1989, 7:05 PM CDT
 Att: 35,809 - Unknown

AB	34
R	3
H	10
RBI	3
BB	6
SO	7
LOB	28



Batter	1	2	3	4	5	6	7	8	9	AB	R	H	RBI	BB	SO	LOB	BOTTOM										
Willie McGee, S OBP: 0.278, SLG: 0.412 (1, 8)	G4-3		G4-3		G4-3		G1-3			4	0	0	0	0	0	0											
Ozzie Smith, S OBP: 0.330, SLG: 0.310 (1, 6)	1B	G6-3	G4-3		F9		P6			3	1	0	0	1	0	0											
Terry Pendleton, S OBP: 0.320, SLG: 0.313 (1, 5)	G6-3		G1-3		F8		G3-1			4	0	0	0	0	0	1											
Pedro Guerrero, R OBP: 0.392, SLG: 0.538 (1, 3)	1B			G4-6-3	G3		K			4	1	2	0	0	1	0											
Tom Brunansky, R OBP: 0.274, SLG: 0.359 (1, 9)	1B			BB	F8					2	0	1	1	1	0	0											
José Oquendo, S OBP: 0.328, SLG: 0.305 (1, 4)	1B		G4-6-3		G5-3					3	0	1	0	0	0	2											
Milt Thompson, L OBP: 0.384, SLG: 0.426 (1, 7)		G3-1		2B	K					3	1	1	1	0	1	0											
Tony Peña, R OBP: 0.288, SLG: 0.396 (1, 2)	L9			2B	HR					3	1	2	2	0	0	0											
Ken Hill, R OBP: 0.333, SLG: 0.333 Frank DiPino, L OBP: 0.402, SLG: 0.500 Cris Carpenter, R OBP: 0.339, SLG: 0.308 Ken Dayley, L OBP: 0.102, SLG: 0.100 (7, 1) (7, 1) (7, 1) (9, 1) (9, 3)	K			K	G4-3					2	0	0	0	0	2	1											
Inning Stats	R: 1 E: 0 K: 0 S: 14	H: 3 LOB: 2 BB: 1 P: 23	R: 0 E: 0 K: 1 S: 9	H: 0 LOB: 0 BB: 0 P: 16	R: 0 E: 0 K: 0 S: 13	H: 0 LOB: 0 BB: 0 P: 16	R: 2 E: 0 K: 1 S: 12	H: 3 LOB: 1 BB: 1 P: 22	R: 0 E: 0 K: 0 S: 8	H: 0 LOB: 0 BB: 0 P: 11	R: 0 E: 0 K: 0 S: 4	H: 0 LOB: 0 BB: 0 P: 9	R: 1 E: 0 K: 1 S: 12	H: 1 LOB: 0 BB: 0 P: 17	R: 0 E: 0 K: 1 S: 5	H: 0 LOB: 0 BB: 0 P: 9	1B: 5 2B: 1 3B: 0 HR: 1	SF: 0 SAC: 0 DP: 1 HBP: 0	WP: 0 PB: 0 SB: 0 CS: 0	PA: 31							
PITCHER	IP	WLS	BF	H	R	ER	SO	BB	IBB	HBP	BLK	WP	HR	S	P	ERA	WHIP										
Dennis Rasmussen, L ERA: 0.9 Greg Harris, R ERA: 1.17	(1, 1)	6.0	24	6	3	3	2	2	0	0	0	0	0	60	97	4.50	1.333										
(7, 1)	2.0	L	7	1	1	1	2	0	0	0	0	0	1	17	26	4.50	0.500										

San Diego Padres @ St. Louis Cardinals
 Busch Stadium, St. Louis, MO
 Tue May 09 1989, 7:05 PM CDT
 Att: 35,809 - Unknown

AB	29
R	4
H	7
RBI	4
BB	2
SO	4
LOB	4



Batter	1	2	3	4	5	6	7	8	9	AB	R	H	RBI	BB	SO	LOB	TOP					
Roberto Alomar, S (1, 4) OBP: 0.315, SLG: 0.336	2-1 G5-3		1-3 K			1-3 K		0-1 L5		4	0	0	0	0	2	0						
Randy Ready, R (1, 5) OBP: 0.349, SLG: 0.296	4-0 G6-4-3 BB			1-1 F9		1-1 G6-4-3			4-1 G4-6-3 BB	2	0	0	0	2	0	1						
Tony Gwynn, L (1, 8) OBP: 0.358, SLG: 0.438	0-1 G6-4-3			0-1 P6			2-2 E6 2B		1-2 G4-6-3	4	1	0	0	0	0	2						
Jack Clark, R (1, 9) OBP: 0.390, SLG: 0.360		4-0 S BB		0-0 G6-3			1-3 K		1-1 BB	3	0	1	0	1	1	1						
Eric Show, R (9, PR) OBP: 0.200, SLG: 0.200							1-2 K		1B	0	0	0	0	0	0	0						
Carmelo Martinez, R (1, 3) OBP: 0.274, SLG: 0.314		1-3 K		1-2 G3			1-0 2B		4-2 BB	3	0	1	1	0	1	1						
Bip Roberts, S (7, PR) OBP: 0.300, SLG: 0.444										0	0	0	0	0	0	0						
Mark Parent, R (8, PH) OBP: 0.237, SLG: 0.500		1-2 K								0	0	0	0	1	0	0						
Ed Whitson, R (9, PR) OBP: 0.211, SLG: 0.222										0	0	0	0	0	0	0						
Jerald Clark, R (1, 7) OBP: 0.309, SLG: 0.463		4-1 G5-3 BB		0-0 G6-3			1-3 K2-3		0-3 K	2	0	0	0	1	1	1						
Marvell Wynne, L (9, PH)										1	0	0	0	0	1	2						
Benito Santiago, R (1, 2) OBP: 0.240, SLG: 0.333		3-0 G5-3		2-1 E5			0-0 G5-3			3	0	0	0	0	0	3						
Garry Templeton, S (1, 6) OBP: 0.269, SLG: 0.343			0-0 F9		0-3 K2-3			2-3 K		3	0	0	0	0	2	1						
Walt Terrell, L (1, 1) OBP: 0.125, SLG: 0.133			0-0 G4-3				0-3 K		0-2 G4-3	2	0	0	0	0	1	0						
Luis Salazar, R (8, PH) OBP: 0.250, SLG: 0.333										1	0	0	0	0	0	0						
Dave Leiper, L (8, 1)										0	0	0	0	0	0	0						
Inning Stats	R: 0 E: 0 K: 0 S: 4	H: 0 LOB: 0 BB: 1 P: 10	R: 0 E: 0 K: 1 S: 5	H: 0 LOB: 1 BB: 2 P: 17	R: 0 E: 0 K: 1 S: 5	H: 0 LOB: 0 BB: 0 P: 6	R: 0 E: 0 K: 0 S: 5	H: 0 LOB: 0 BB: 0 P: 6	R: 0 E: 1 K: 1 S: 9	H: 0 LOB: 1 BB: 0 P: 12	R: 0 E: 0 K: 2 S: 8	H: 0 LOB: 0 BB: 0 P: 10	R: 1 E: 1 K: 2 S: 12	H: 1 LOB: 1 BB: 0 P: 17	R: 0 E: 0 K: 1 S: 8	H: 0 LOB: 0 BB: 0 P: 10	R: 0 E: 0 K: 1 S: 11	H: 1 LOB: 2 BB: 2 P: 21	1B: 1 2B: 1 3B: 0 HR: 0	SF: 0 SAC: 0 DP: 4 HBP: 0	WP: 1 PB: 0 SB: 2 CS: 0	PA: 33
PITCHER	IP	WLS	BF	H	R	ER	SO	BB	IBB	HBP	BLK	WP	HR	S	P	ERA	WHIP					
Joe Magrane, L (1, 1) ERA: 5.05	8.2	W	32	2	1	0	8	5	0	0	0	1	0	64	106	0.00	0.808					
Todd Worrell, R (9, 1) ERA: 1.45	0.1	S	1	0	0	0	1	0	0	0	0	0	0	3	3	0.00	0.000					

San Diego Padres @ St. Louis Cardinals
 Busch Stadium, St. Louis, MO
 Wed May 10 1989, 7:05 PM CDT
 Att: 34,996 - Unknown

AB	28
R	1
H	2
RBI	1
BB	5
SO	9
LOB	12



Batter	1	2	3	4	5	6	7	8	9	AB	R	H	RBI	BB	SO	LOB	BOTTOM				
Willie McGee, S (1, 8) OBP: 0.273, SLG: 0.381	1-1 G4-3		1-3 K			0-2 FC3-6 1B		1-3 K2-3		4	0	1	0	0	2	0					
Ozzie Smith, S (1, 6) OBP: 0.327, SLG: 0.308	2-1 G6-3			1-1 F7		0-0 FC3-6		1-0 G3-1 1B		4	0	1	0	0	0	1					
Terry Pendleton, S (1, 5) OBP: 0.318, SLG: 0.328	0-0 F7			0-0 SF4 3B		1-2 F7		1-0 G3-1 1B		4	1	1	0	0	0	2					
Pedro Guerrero, R (1, 3) OBP: 0.387, SLG: 0.528		0-0 F9		0-0 SF4		2-1 G4-3		4-0 1B		2	0	0	1	1	0	1					
Jim Lindeman, R (9, PR) OBP: 0.182, SLG: 0.100				3-H 4-2 BB				1B		0	0	0	0	0	0	0					
Milt Thompson, L (1, 7) OBP: 0.397, SLG: 0.433		1-0 G4-3		4-2 BB			0-0 HR 1B	3-2 1B		3	1	2	0	1	0	0					
Tom Brunansky, R (1, 9) OBP: 0.284, SLG: 0.406		2-1 2B		1 SAFE 2-0 G5-3			0-0 HR			3	1	2	2	0	0	1					
José Oquendo, S (1, 4) OBP: 0.328, SLG: 0.306		3-3 K			1-0 G4-6-3 1B			0-0 L1		3	0	1	0	0	1	1					
Tony Peña, R (1, 2) OBP: 0.280, SLG: 0.385			0-2 G6-3		0-0 G4-6-3			0-0 G1-3		3	0	0	0	0	0	1					
Joe Magrane, R (1, 1) ERA: 3.11					0-1 G6-3			1-1 G5-3		3	0	0	0	0	0	0					
Todd Worrell, R (9, 1) ERA: 5.52										0	0	0	0	0	0	0					
Inning Stats	R: 0 E: 0 K: 0 S: 5	H: 0 LOB: 0 BB: 0 P: 8	R: 0 E: 0 K: 1 S: 7	H: 1 LOB: 0 BB: 0 P: 13	R: 0 E: 0 K: 1 S: 8	H: 0 LOB: 0 BB: 0 P: 9	R: 1 E: 0 K: 0 S: 7	H: 1 LOB: 1 BB: 1 P: 14	R: 0 E: 0 K: 0 S: 4	H: 1 LOB: 0 BB: 0 P: 5	R: 0 E: 0 K: 0 S: 9	H: 1 LOB: 1 BB: 0 P: 12	R: 2 E: 0 K: 0 S: 6	H: 2 LOB: 0 BB: 0 P: 7	R: 0 E: 0 K: 1 S: 8	H: 2 LOB: 2 BB: 1 P: 18	1B: 5 2B: 1 3B: 1 HR: 1	SF: 1 SAC: 0 DP: 1 HBP: 0	WP: 0 PB: 0 SB: 0 CS: 0	PA: 32	
PITCHER	IP	WLS	BF	H	R	ER	SO	BB	IBB	HBP	BLK	WP	HR	S	P	ERA	WHIP				
Walt Terrell, R (1, 1) ERA: 3.11	7.0	L	27	6	3	3	2	1	0	0	0	0	0	46	68	3.86	1.000				
Dave Leiper, L (8, 1) ERA: 5.52	1.0		5	2	0	0	1	0	1	0	0	0	0	8	18	0.00	2.000				

San Diego Padres @ St. Louis Cardinals
 Busch Stadium, St. Louis, MO
 Wed May 10 1989, 7:05 PM CDT
 Att: 34,996 - Unknown

AB	29
R	3
H	8
RBI	3
BB	2
SO	3
LOB	7



Batter	1	2	3	4	5	6	7	8	9	AB	R	H	RBI	BB	SO	LOB	TOP			
Tony Gwynn, L OBP: 0.355, SLG: 0.433										4	1	1	0	0	0	2	San Diego Padres @ St. Louis Cardinals Busch Stadium, St. Louis, MO Thu May 11 1989, 3:33 AM CDT Att: 40,146 - Unknown			
Bip Roberts, S OBP: 0.333, SLG: 0.524										3	2	1	1	1	0	0				
Marvel Wynne, L OBP: 0.310, SLG: 0.456 Carmelo Martinez, R OBP: 0.280, SLG: 0.330										3	1	1	1	0	0	0				
Rob Nelson, L OBP: 0.400, SLG: 0.333										4	0	2	1	0	0	0				
Roberto Alomar, S OBP: 0.313, SLG: 0.333 Greg Harris, R										4	0	1	1	0	0	1				
Tim Flannery, L OBP: 0.408, SLG: 0.350										3	0	1	0	1	0	2				
Benito Santiago, R OBP: 0.241, SLG: 0.330										4	0	1	0	0	1	3				
Garry Templeton, S OBP: 0.268, SLG: 0.333										3	0	0	0	1	1	2				
Eric Show, R OBP: 0.188, SLG: 0.188 Mark Grant, R										1	0	0	0	0	1	1				
Randy Ready, R OBP: 0.359, SLG: 0.296										1	0	0	0	0	1	0				
Inning Stats	R: 3 E: 0 K: 1 S: 18	H: 4 LOB: 1 BB: 1 P: 29	R: 0 E: 0 K: 1 S: 5	H: 0 LOB: 0 BB: 1 P: 15	R: 0 E: 0 K: 0 S: 4	H: 0 LOB: 0 BB: 0 P: 7	R: 0 E: 0 K: 0 S: 5	H: 2 LOB: 1 BB: 0 P: 8	R: 0 E: 0 K: 1 S: 8	H: 0 LOB: 0 BB: 0 P: 10	R: 0 E: 0 K: 0 S: 6	H: 0 LOB: 0 BB: 1 P: 9	R: 2 E: 0 K: 0 S: 16	H: 3 LOB: 1 BB: 1 P: 27	R: 0 E: 0 K: 1 S: 8	H: 0 LOB: 0 BB: 0 P: 9	1B: 6 2B: 2 3B: 1 HR: 0	SF: 0 SAC: 0 DP: 1 HBP: 0	WP: 0 PB: 0 SB: 1 CS: 3	PA: 35
PITCHER	IP WLS BF H R ER SO BB IBB HBP BLK WP HR S P ERA WHIP																			
Jose DeLeon, R ERA: 2.9	(1, 1) 7.0 W 27 6 4 4 3 4 0 0 0 0 0 0 53 93 5.14 1.429																			
Ken Dayley, L ERA: 3.46	(8, 1) 0.1 2 1 0 0 0 0 0 0 0 0 0 0 5 10 0.00 3.000																			
Dan Quisenberry, R ERA: 2.87	(8, 1) 1.2 S 6 2 1 1 1 0 0 0 0 0 0 0 0 16 19 5.40 1.200																			

Batter	1	2	3	4	5	6	7	8	9	AB	R	H	RBI	BB	SO	LOB	BOTTOM			
Willie McGee, S OBP: 0.296, SLG: 0.360										4	1	1	0	1	0	1	San Diego Padres @ St. Louis Cardinals Busch Stadium, St. Louis, MO Thu May 11 1989, 3:33 AM CDT Att: 40,146 - Unknown			
Ozzie Smith, S OBP: 0.298, SLG: 0.298										3	1	0	0	1	0	2				
Terry Pendleton, S OBP: 0.336, SLG: 0.336										3	3	2	0	2	0	1				
Pedro Guerrero, R OBP: 0.395, SLG: 0.536 Jim Lindeman, R OBP: 0.182, SLG: 0.100										4	1	2	1	1	2	4				
Milt Thompson, L OBP: 0.400, SLG: 0.439										0	0	0	0	0	0	0				
Tom Brunansky, R OBP: 0.283, SLG: 0.413										3	0	1	2	0	1	2				
José Oquendo, S OBP: 0.317, SLG: 0.295										4	0	0	0	0	0	5				
Tony Peña, R OBP: 0.279, SLG: 0.374										3	0	0	0	1	0	0				
Jose DeLeon, R OBP: 0.095, SLG: 0.095 Ken Dayley, L										3	0	1	0	0	1	3				
Dan Quisenberry, R ERA: 1.04										1	0	0	0	0	0	0				
Inning Stats	R: 3 E: 0 K: 0 S: 12	H: 2 LOB: 1 BB: 2 P: 30	R: 0 E: 0 K: 0 S: 4	H: 0 LOB: 0 BB: 0 P: 5	R: 2 E: 1 K: 0 S: 7	H: 0 LOB: 1 BB: 2 P: 16	R: 0 E: 0 K: 0 S: 6	H: 1 LOB: 1 BB: 0 P: 9	R: 1 E: 0 K: 1 S: 15	H: 3 LOB: 3 BB: 1 P: 23	R: 0 E: 0 K: 1 S: 9	H: 1 LOB: 0 BB: 0 P: 9	R: 0 E: 0 K: 1 S: 6	H: 0 LOB: 0 BB: 0 P: 10	R: 0 E: 0 K: 1 S: 12	H: 1 LOB: 3 BB: 2 P: 20	1B: 5 2B: 3 3B: 0 HR: 0	SF: 1 SAC: 0 DP: 1 HBP: 1	WP: 0 PB: 0 SB: 0 CS: 0	PA: 40
PITCHER	IP WLS BF H R ER SO BB IBB HBP BLK WP HR S P ERA WHIP																			
Eric Show, R ERA: 4.38	(1, 1) 2.0 L 14 2 5 4 0 2 0 0 0 0 0 0 20 48 18.00 3.000																			
Mark Grant, R ERA: 2.95	(3, 1) 5.0 20 5 1 1 3 0 1 0 0 0 0 0 39 54 1.80 1.000																			
Greg Harris, R ERA: 1.04	(8, 1) 1.0 6 1 0 0 1 2 0 0 0 0 0 0 12 20 0.00 3.000																			



Batter	1	2	3	4	5	6	7	8	9	AB	R	H	RBI	BB	SO	LOB	TOP			
Herm Winningham, L (1, 8) OBP: 0.405, SLG: 0.545	L7		1B		G4-6-3		P6		1B	4	2	2	0	1	0	0	Cincinnati Reds @ St. Louis Cardinals Busch Stadium, St. Louis, MO Fri May 12, 1989, 7:05 PM CDT Att: 50,023 - Unknown - 73 F			
Lenny Harris, L (1, 5) OBP: 0.238, SLG: 0.238	K		F8		G4-6-3		P4		P1	5	0	1	0	0	1	2				
Barry Larkin, R (1, 6) OBP: 0.317, SLG: 0.404	L7		F8				G5-3		1B	4	1	2	2	1	0	0				
Paul O'Neill, L (1, 9) OBP: 0.373, SLG: 0.509		S	F8				G3		G4-3	3	2	1	0	2	0	2				
Todd Benzinger, S (1, 3) OBP: 0.290, SLG: 0.336	K		F7				G3		F7	5	0	1	0	0	1	7				
Ken Griffey, L (1, 7) OBP: 0.357, SLG: 0.600					F8					3	0	2	1	1	0	0				
Rolando Roomes, R (8, PR) OBP: 0.286, SLG: 0.381							E		FC5-4	0	0	0	0	0	0	0				
Jeff Reed, L (1, 2) OBP: 0.303, SLG: 0.419	FC1-6-4				G3-6-3		K		F7	4	0	1	0	0	1	6				
Ron Oester, S (1, 4) OBP: 0.237, SLG: 0.221	FC6-4				G3-6-3		E3		FC5-4	4	0	0	0	0	0	5				
Rick Mahler, R (1, 1) OBP: 0.238, SLG: 0.158			F8		G4-3		G5-3		G4-3	4	0	0	0	0	0	2				
Inning Stats	R: 0 E: 0 K: 1 S: 6	H: 0 LOB: 0 BB: 0 P: 8	R: 1 E: 0 K: 1 S: 13	H: 1 LOB: 1 BB: 1 P: 24	R: 1 E: 0 K: 0 S: 11	H: 3 LOB: 2 BB: 0 P: 21	R: 0 E: 0 K: 0 S: 8	H: 1 LOB: 0 BB: 0 P: 14	R: 0 E: 0 K: 0 S: 5	H: 1 LOB: 0 BB: 0 P: 8	R: 2 E: 1 K: 1 S: 13	H: 0 LOB: 2 BB: 3 P: 27	R: 0 E: 0 K: 0 S: 13	H: 2 LOB: 2 BB: 0 P: 16	R: 1 E: 0 K: 0 S: 13	H: 2 LOB: 2 BB: 1 P: 22	1B: 10 2B: 0 3B: 0 HR: 0	SF: 0 SAC: 0 DP: 2 HBP: 0	WP: 0 PB: 0 SB: 2 CS: 0	PA: 41
PITCHER	IP WLS BF H R ER SO BB IBB HBP BLK WP HR S P ERA WHIP	IP WLS BF H R ER SO BB IBB HBP BLK WP HR S P ERA WHIP	IP WLS BF H R ER SO BB IBB HBP BLK WP HR S P ERA WHIP	IP WLS BF H R ER SO BB IBB HBP BLK WP HR S P ERA WHIP	IP WLS BF H R ER SO BB IBB HBP BLK WP HR S P ERA WHIP	IP WLS BF H R ER SO BB IBB HBP BLK WP HR S P ERA WHIP	IP WLS BF H R ER SO BB IBB HBP BLK WP HR S P ERA WHIP	IP WLS BF H R ER SO BB IBB HBP BLK WP HR S P ERA WHIP	IP WLS BF H R ER SO BB IBB HBP BLK WP HR S P ERA WHIP	IP WLS BF H R ER SO BB IBB HBP BLK WP HR S P ERA WHIP	IP WLS BF H R ER SO BB IBB HBP BLK WP HR S P ERA WHIP	IP WLS BF H R ER SO BB IBB HBP BLK WP HR S P ERA WHIP	IP WLS BF H R ER SO BB IBB HBP BLK WP HR S P ERA WHIP	IP WLS BF H R ER SO BB IBB HBP BLK WP HR S P ERA WHIP	IP WLS BF H R ER SO BB IBB HBP BLK WP HR S P ERA WHIP	IP WLS BF H R ER SO BB IBB HBP BLK WP HR S P ERA WHIP	IP WLS BF H R ER SO BB IBB HBP BLK WP HR S P ERA WHIP			
Ted Power, R (1, 1) ERA: 4.7	5.1	L	23	6	4	2	2	3	0	0	0	0	0	0	0	0	3.38	1.688		
Frank DiPino, L (6, 1) ERA: 1.95	2.2		12	2	0	0	1	1	0	0	0	0	0	0	0	0	0.00	1.125		
Dan Quisenberry, R (9, 1) ERA: 3.24	1.0		6	2	1	1	0	1	0	0	0	0	0	0	0	0	9.00	3.000		

AB	36
R	5
H	10
RBI	3
BB	5
SO	3
LOB	24




Batter	1	2	3	4	5	6	7	8	9	AB	R	H	RBI	BB	SO	LOB	BOTTOM					
Vince Coleman, S (1, 7) OBP: 0.391, SLG: 0.455	G5-3		G3			G4-6-3			1B	3	0	1	0	0	0	0	Cincinnati Reds @ St. Louis Cardinals Busch Stadium, St. Louis, MO Fri May 12, 1989, 7:05 PM CDT Att: 50,023 - Unknown - 73 F					
Ozzie Smith, S (1, 6) OBP: 0.318, SLG: 0.286	F7				G4-3		G4-6-3		F8	4	0	0	0	0	0	3						
Terry Pendleton, S (1, 5) OBP: 0.333, SLG: 0.333	S				K		P7		F7	4	0	1	0	0	1	1						
Pedro Guerrero, R (1, 3) OBP: 0.383, SLG: 0.518	G5-3				P4		L8		G5-3	4	0	0	0	0	0	2						
Tom Brunansky, R (1, 9) OBP: 0.285, SLG: 0.411			FC5-4		K		G6-3			3	0	1	0	0	1	0						
Willie McGee, S (1, 8) OBP: 0.300, SLG: 0.393	FC5-4				G6-3				2B	3	0	1	0	0	0	1						
José Oquendo, S (1, 4) OBP: 0.310, SLG: 0.287	G4-6-3				L5				F7	3	0	0	0	0	0	2						
Tony Peña, R (1, 2) OBP: 0.281, SLG: 0.373			G4-3				SH1		F9	3	0	1	0	0	0	1						
Ted Power, R (1, 1) ERA: 4.7					G5-3		SH1		P6	1	0	0	0	0	0	0						
John Morris, L (6, PH) OBP: 0.458, SLG: 0.750										1	0	0	0	0	0	1						
Dan Quisenberry, R (9, 1) ERA: 3.24										0	0	0	0	0	0	0						
Inning Stats	R: 0 E: 0 K: 0 S: 7	H: 1 LOB: 1 BB: 0 P: 11	R: 0 E: 0 K: 0 S: 4	H: 1 LOB: 0 BB: 0 P: 4	R: 0 E: 0 K: 0 S: 6	H: 0 LOB: 0 BB: 0 P: 8	R: 0 E: 0 K: 1 S: 11	H: 0 LOB: 0 BB: 0 P: 19	R: 0 E: 0 K: 0 S: 9	H: 0 LOB: 0 BB: 0 P: 15	R: 0 E: 0 K: 0 S: 7	H: 1 LOB: 1 BB: 0 P: 10	R: 0 E: 0 K: 0 S: 5	H: 0 LOB: 0 BB: 0 P: 11	R: 0 E: 0 K: 0 S: 8	H: 1 LOB: 1 BB: 0 P: 10	R: 0 E: 0 K: 0 S: 7	H: 1 LOB: 1 BB: 0 P: 11	1B: 4 2B: 1 3B: 0 HR: 0	SF: 0 SAC: 1 DP: 2 HBP: 1	WP: 0 PB: 0 SB: 1 CS: 0	PA: 31
PITCHER	IP WLS BF H R ER SO BB IBB HBP BLK WP HR S P ERA WHIP	IP WLS BF H R ER SO BB IBB HBP BLK WP HR S P ERA WHIP	IP WLS BF H R ER SO BB IBB HBP BLK WP HR S P ERA WHIP	IP WLS BF H R ER SO BB IBB HBP BLK WP HR S P ERA WHIP	IP WLS BF H R ER SO BB IBB HBP BLK WP HR S P ERA WHIP	IP WLS BF H R ER SO BB IBB HBP BLK WP HR S P ERA WHIP	IP WLS BF H R ER SO BB IBB HBP BLK WP HR S P ERA WHIP	IP WLS BF H R ER SO BB IBB HBP BLK WP HR S P ERA WHIP	IP WLS BF H R ER SO BB IBB HBP BLK WP HR S P ERA WHIP	IP WLS BF H R ER SO BB IBB HBP BLK WP HR S P ERA WHIP	IP WLS BF H R ER SO BB IBB HBP BLK WP HR S P ERA WHIP	IP WLS BF H R ER SO BB IBB HBP BLK WP HR S P ERA WHIP	IP WLS BF H R ER SO BB IBB HBP BLK WP HR S P ERA WHIP	IP WLS BF H R ER SO BB IBB HBP BLK WP HR S P ERA WHIP	IP WLS BF H R ER SO BB IBB HBP BLK WP HR S P ERA WHIP	IP WLS BF H R ER SO BB IBB HBP BLK WP HR S P ERA WHIP	IP WLS BF H R ER SO BB IBB HBP BLK WP HR S P ERA WHIP					
Rick Mahler, R (1, 1) ERA: 2.35	9.0	W	31	5	0	0	2	0	0	0	0	0	0	0	0	0	0.00	0.556				



Batter	1	2	3	4	5	6	7	8	9	AB	R	H	RBI	BB	SO	LOB	TOP					
Vince Coleman, S OBP: 0.382, SLG: 0.435	B2		BB		F8			E5		3	0	1	0	1	0	1						
Ozzie Smith, S OBP: 0.320, SLG: 0.274	P9		F9			F8		G6-3		4	0	0	0	0	0	3						
Pedro Guerrero, R OBP: 0.391, SLG: 0.515 Jim Lindeman, R OBP: 0.214, SLG: 0.083	F7			P5				G3		4	1	1	0	0	0	0						
Tom Brunansky, R OBP: 0.314, SLG: 0.421		L8		E S 2B				E1 FC4-6 1B		3	1	1	1	1	0	0						
Terry Pendleton, S OBP: 0.327, SLG: 0.333	F7			L7 1-H 2B				FC4-6 1B		4	0	2	1	0	0	0						
Willie McGee, S OBP: 0.213, SLG: 0.250	F9			L7 2-3				FC4-6 1B		4	0	0	0	0	0	3						
José Oquendo, S OBP: 0.283, SLG: 0.260			F7		G5-3			P5		4	0	0	0	0	0	2						
Tony Peña, R OBP: 0.288, SLG: 0.367										3	0	2	0	0	0	0						
Joe Magrane, R Cris Carpenter, R OBP: 0.400, SLG: 0.400 Milt Thompson, L OBP: 0.397, SLG: 0.446	SH1-4 1B									2	0	0	0	0	0	1						
Inning Stats	R: 0 E: 0 K: 0 S: 10	H: 0 LOB: 0 BB: 0 P: 15	R: 0 E: 0 K: 0 S: 7	H: 0 LOB: 0 BB: 0 P: 9	R: 0 E: 0 K: 0 S: 11	H: 1 LOB: 2 BB: 1 P: 20	R: 1 E: 0 K: 0 S: 12	H: 1 LOB: 0 BB: 1 P: 19	R: 0 E: 0 K: 0 S: 6	H: 1 LOB: 1 BB: 0 P: 8	R: 1 E: 0 K: 0 S: 8	H: 2 LOB: 0 BB: 0 P: 12	R: 0 E: 0 K: 0 S: 4	H: 0 LOB: 0 BB: 0 P: 7	R: 0 E: 1 K: 0 S: 6	H: 1 LOB: 1 BB: 0 P: 9	R: 0 E: 1 K: 0 S: 12	H: 1 LOB: 2 BB: 0 P: 16	1B: 5 2B: 2 3B: 0 HR: 0	SF: 0 SAC: 1 DP: 0 HBP: 0	WP: 0 PB: 0 SB: 2 CS: 0	PA: 34
PITCHER	IP	WLS	BF	H	R	ER	SO	BB	IBB	HBP	BLK	WP	HR	S	P	ERA	WHIP					
Jim Deshaies, L ERA: 2.42	(1, 1)	8.0	29	6	2	2	0	2	0	0	0	0	0	64	99	2.25	1.000					
Larry Andersen, R ERA:	(9, 1)	1.0	5	1	0	0	0	0	0	0	0	0	0	12	16	0.00	1.000					

St. Louis Cardinals @ Houston Astros
Astrodome, Houston, TX
Wed May 17 1989, 8:05 PM EDT
Att: 11,605 - Dome - 72 F


AB 31
R 2
H 7
RBI 2
BB 2
SO 0
LOB 10



Batter	1	2	3	4	5	6	7	8	9	AB	R	H	RBI	BB	SO	LOB	BOTTOM					
Gerald Young, S OBP: 0.311, SLG: 0.243	G5-3		G6-3 BB			G5-3		G5-3		3	0	0	0	1	0	0						
Rafael Ramirez, R OBP: 0.277, SLG: 0.315	G5-3		G6-3 1-2			G3		F9		4	0	0	0	0	0	2						
Bill Doran, S OBP: 0.340, SLG: 0.465	G6-3			G6-4-3 1B		WP BB 1B				4	1	3	0	0	0	0						
Glenn Davis, R OBP: 0.323, SLG: 0.469 Eric Yelding, R (9, PR)	G6-3			G6-4-3 1-2		WP BB				3	0	1	0	1	0	1						
Kevin Bass, S OBP: 0.378, SLG: 0.422	L7			G5-3		F8		G3 G6-3 1B		4	0	1	0	0	0	2						
Billy Hatcher, R OBP: 0.261, SLG: 0.288	K				G6-3			G6-3		4	0	0	1	0	1	2						
Ken Caminiti, S OBP: 0.320, SLG: 0.383										3	0	2	0	1	1	0						
Craig Biggio, R OBP: 0.292, SLG: 0.317	FC5-4 1B				G5-3			G3 IBB		4	1	0	1	0	0	4						
Jim Deshaies, L OBP: 0.227, SLG: 0.190 Alex Trevino, R OBP: 0.167, SLG: 0.116 Larry Andersen, R OBP: 1.000, SLG: 1.000	FC5-4 1B				G5-3			G3		2	0	1	1	0	1	1						
Inning Stats	R: 0 E: 0 K: 0 S: 4	H: 0 LOB: 0 BB: 0 P: 9	R: 0 E: 0 K: 1 S: 7	H: 0 LOB: 0 BB: 0 P: 12	R: 1 E: 0 K: 0 S: 12	H: 2 LOB: 1 BB: 1 P: 18	R: 0 E: 0 K: 0 S: 4	H: 1 LOB: 0 BB: 0 P: 6	R: 0 E: 0 K: 1 S: 10	H: 1 LOB: 1 BB: 0 P: 16	R: 0 E: 0 K: 0 S: 13	H: 1 LOB: 2 BB: 1 P: 24	R: 0 E: 0 K: 1 S: 7	H: 0 LOB: 0 BB: 0 P: 9	R: 0 E: 0 K: 0 S: 5	H: 0 LOB: 0 BB: 0 P: 9	R: 2 E: 0 K: 0 S: 12	H: 3 LOB: 3 BB: 1 P: 20	1B: 8 2B: 0 3B: 0 HR: 0	SF: 0 SAC: 0 DP: 2 HBP: 0	WP: 1 PB: 0 SB: 1 CS: 0	PA: 35
PITCHER	IP	WLS	BF	H	R	ER	SO	BB	IBB	HBP	BLK	WP	HR	S	P	ERA	WHIP					
Joe Magrane, L ERA: 5.04	(1, 1)	8.0	31	7	3	3	3	2	0	0	0	0	0	65	108	3.38	1.125					
Cris Carpenter, R ERA: 2.96	(9, 1)	0.2	4	1	0	0	0	0	1	0	0	0	0	9	15	0.00	1.500					

St. Louis Cardinals @ Houston Astros
Astrodome, Houston, TX
Wed May 17 1989, 8:05 PM EDT
Att: 11,605 - Dome - 72 F

AB 32
R 3
H 8
RBI 3
BB 3
SO 3
LOB 12



Batter	1	2	3	4	5	6	7	8	9	AB	R	H	RBI	BB	SO	LOB	TOP	
Vince Coleman, S (1.7) OBP: 0.370, SLG: 0.414	F6		5-3			4-3		4-3		4	0	0	0	0	0	0		
Ozzie Smith, S (1.6) OBP: 0.333, SLG: 0.317	G5-4-3 1B		K			1B			FC 3B	4	1	3	0	0	1	0		
Pedro Guerrero, R (1.3) OBP: 0.388, SLG: 0.522	G5-4-3			F4		6-3			F6	4	0	0	0	0	0	3		
Tom Brunansky, R (1.9) OBP: 0.309, SLG: 0.403		F6		G4-6-3 1B			5-3		FC	4	0	1	1	0	0	0		
Terry Pendleton, S (1.5) OBP: 0.315, SLG: 0.320		K		G4-6-3			G3		F8	4	0	0	0	0	1	2		
Willie McGee, S (1.8) OBP: 0.214, SLG: 0.245 Dan Quisenberry, R (9.1)		S 1B			6-3		F8		1-3	4	0	1	0	0	0	1		
José Oquendo, S (1.4) OBP: 0.314, SLG: 0.279		FC6-4 BB				CS 1B		4-3 BLK 4-3 BB		1	1	1	0	2	0	0		
Tony Peña, R (1.2) OBP: 0.282, SLG: 0.352 Milt Thompson, L (8, PH) OBP: 0.395, SLG: 0.439 Frank DiPino, L (8, 1) OBP: 0.250, SLG: 0.250 John Morris, L (9, 8) OBP: 0.407, SLG: 0.667		FC6-4				F7		4-3		2	0	0	0	0	0	3		
Ken Hill, R (1.1) OBP: 0.250, SLG: 0.250 Denny Walling, L (8, PH) OBP: 0.371, SLG: 0.636 Tom Pagnozzi, R (8, 2) OBP: 0.300, SLG: 0.316			K					4-3		1	0	0	1	0	0	0		
Inning Stats	R: 0 E: 0 K: 0 S: 3	H: 1 LOB: 0 BB: 0 P: 3	R: 0 E: 0 K: 1 S: 6	H: 1 LOB: 2 BB: 1 P: 10	R: 0 E: 0 K: 2 S: 7	H: 0 LOB: 0 BB: 0 P: 7	R: 0 E: 0 K: 0 S: 3	H: 1 LOB: 0 BB: 0 P: 3	R: 0 E: 0 K: 1 S: 6	H: 1 LOB: 1 BB: 0 P: 6	R: 0 E: 0 K: 0 S: 3	H: 0 LOB: 0 BB: 0 P: 3	R: 1 E: 0 K: 0 S: 5	H: 1 LOB: 1 BB: 0 P: 5	1B: 5 2B: 0 3B: 1 HR: 0	SF: 0 SAC: 0 DP: 2 HBP: 0	WP: 0 PB: 0 SB: 1 CS: 1	PA: 33
PITCHER	IP WLS BF H R ER SO BB IBB HBP BLK WP HR S P ERA WHIP																	
Pete Smith, R (1, 1) ERA: 4.79	8.0	28	5	1	1	4	2	0	0	0	1	0	0	0	34	42	1.12	0.875
Joe Boever, R (9, 1) ERA: 3.43	1.0	5	1	1	1	0	0	0	0	0	0	0	0	5	5	9.00	1.000	

St. Louis Cardinals @ Atlanta Braves
Atlanta-Fulton County Stadium, Atlanta, GA
Fri May 19 1989, 7:05 PM EDT
Att: 18,594 - Unknown

AB 31
R 2
H 6
RBI 2
BB 2
SO 4
LOB 10



Batter	1	2	3	4	5	6	7	8	9	AB	R	H	RBI	BB	SO	LOB	BOTTOM			
Ron Gant, R (1.5) OBP: 0.250, SLG: 0.341	2B WP BB				6-3	P3			F7	4	1	1	0	1	0	3				
Lonnie Smith, R (1.7) OBP: 0.456, SLG: 0.552 Terry Blocker, L (2, 9) OBP: 0.250, SLG: 0.200	4-3 WP	F8			1-3		4-3 S 1B		K	1	1	1	0	0	0	0				
Gerald Perry, L (1.3) OBP: 0.362, SLG: 0.336	4-3		5-3				4-3		S 1B	5	1	2	0	0	0	2				
Dale Murphy, R (1.8) OBP: 0.308, SLG: 0.395	2-3 3-H		5-3		6-3		K		1B	3	0	0	0	2	1	2				
Andres Thomas, R (1.6) OBP: 0.287, SLG: 0.388	3-H	BB					6-3		1B	5	0	3	1	0	0	2				
Dion James, L (1.9) OBP: 0.398, SLG: 0.363	F8		2B		6-3		BB 2B		1-2 2-H 1B	4	0	0	0	0	0	3				
Jeff Treadway, L (1.4) OBP: 0.311, SLG: 0.380	4-3				F7		6-3		F7	4	0	0	0	0	0	1				
Bruce Benedict, R (1.2) OBP: 0.306, SLG: 0.219			5-3		F7		L5		6-3	4	0	0	0	0	0	1				
Pete Smith, R (1, 1) OBP: 0.267, SLG: 0.250 Geronimo Berroa, R (8, PH) OBP: 0.324, SLG: 0.281 Joe Boever, R (9, 1) ERA: 2.91		1B 1B			6-3		BB IBB		1B	3	0	2	0	1	0	0				
Inning Stats	R: 2 E: 0 K: 0 S: 4	H: 1 LOB: 2 BB: 2 P: 12	R: 0 E: 0 K: 0 S: 5	H: 2 LOB: 2 BB: 0 P: 5	R: 0 E: 0 K: 0 S: 4	H: 1 LOB: 1 BB: 0 P: 4	R: 0 E: 0 K: 0 S: 3	H: 0 LOB: 0 BB: 0 P: 3	R: 0 E: 0 K: 0 S: 4	H: 1 LOB: 3 BB: 2 P: 12	R: 0 E: 0 K: 1 S: 6	H: 1 LOB: 1 BB: 0 P: 6	R: 0 E: 0 K: 0 S: 4	H: 1 LOB: 1 BB: 0 P: 4	R: 1 E: 0 K: 1 S: 6	H: 2 LOB: 2 BB: 1 P: 10	1B: 7 2B: 3 3B: 0 HR: 0	SF: 0 SAC: 0 DP: 0 HBP: 0	WP: 2 PB: 0 SB: 2 CS: 0	PA: 41
PITCHER	IP WLS BF H R ER SO BB IBB HBP BLK WP HR S P ERA WHIP																			
Ken Hill, R (1, 1) ERA: 2.09	7.0	32	7	2	2	1	3	0	0	0	0	0	0	30	46	2.57	1.429			
Frank DiPino, L (8, 1) ERA: 2.35	1.0	4	1	0	0	0	0	0	0	0	0	0	0	4	4	0.00	1.000			
Dan Quisenberry, R (9, 1) ERA: 2.91	0.2	5	2	1	1	1	0	1	0	0	0	0	0	6	10	13.50	3.000			

St. Louis Cardinals @ Atlanta Braves
Atlanta-Fulton County Stadium, Atlanta, GA
Fri May 19 1989, 7:05 PM EDT
Att: 18,594 - Unknown

AB 36
R 3
H 10
RBI 1
BB 5
SO 2
LOB 17



Batter	1	2	3	4	5	6	7	8	9	10	AB	R	H	RBI	BB	SO	LOB	TOP	
Ozzie Smith, S OBP: 0.336, SLG: 0.343 (1, 6)	G6-3		F7			L8		2B		1B	5	1	2	1	0	0	2	St. Louis Cardinals @ Atlanta Braves Atlanta-Fulton County Stadium, Atlanta, GA Sun May 21 1989, 3:33 AM EDT Att: 36,560 - Unknown - 85 F	
Milt Thompson, L OBP: 0.381, SLG: 0.420 John Costello, R (8, 1)	G3		F8			G6-3		L8		1B	4	0	0	0	0	0	3		
Frank DiPino, L OBP: 0.250, SLG: 0.250 Vince Coleman, S OBP: 0.366, SLG: 0.404 (10, 7)	G3									1B	0	0	0	0	0	0	0		
Willie McGee, S OBP: 0.269, SLG: 0.333 (1, 8)	G3									1B	5	1	3	2	0	0	0		
Pedro Guerrero, R OBP: 0.307, SLG: 0.493 Dan Quisenberry, R (10, 1)	K		SF9							G5-3	4	0	0	1	0	2	3		
Terry Pendleton, S OBP: 0.302, SLG: 0.305 (1, 5)	G6-3										0	0	0	0	0	0	0		
Tom Brunansky, R OBP: 0.302, SLG: 0.380 (1, 9)	K										5	0	0	0	0	2	2		
José Oquendo, S OBP: 0.321, SLG: 0.280 (1, 4)											3	1	0	0	1	1	0		
Tom Pagnozzi, R OBP: 0.273, SLG: 0.286 John Morris, L OBP: 0.379, SLG: 0.621 (8, 7)	K										3	1	1	0	1	0	0		
Jim Lindeman, R OBP: 0.235, SLG: 0.133 (10, 3)											2	0	0	0	0	1	1		
Jose DeLeon, R OBP: 0.120, SLG: 0.120 Denny Walling, L OBP: 0.533, SLG: 0.583 Tony Peña, R OBP: 0.299, SLG: 0.357 (8, 2)											2	0	1	0	0	0	0		
Inning Stats	R: 0 E: 0 K: 0 S: 7	H: 0 LOB: 0 BB: 0 P: 7	R: 0 E: 0 K: 2 S: 9	H: 0 LOB: 0 BB: 0 P: 12	R: 0 E: 0 K: 1 S: 14	H: 1 LOB: 2 BB: 1 P: 22	R: 1 E: 0 K: 1 S: 10	H: 1 LOB: 0 BB: 0 P: 14	R: 0 E: 0 K: 0 S: 8	H: 0 LOB: 0 BB: 0 P: 12	R: 0 E: 0 K: 0 S: 8	H: 1 LOB: 1 BB: 0 P: 13	R: 0 E: 0 K: 0 S: 6	H: 0 LOB: 0 BB: 0 P: 7	R: 5 E: 1 K: 0 S: 12	H: 4 LOB: 2 BB: 2 P: 27	1B: 6 2B: 2 3B: 0 HR: 0	SF: 1 SAC: 0 DP: 0 HBP: 0	WP: 0 PA: 41 PB: 0 SB: 1 CS: 0
PITCHER	IP	WLS	BF	H	R	ER	SO	BB	IBB	HBP	BLK	WP	HR	S	P	ERA	WHIP		
29 John Smoltz, R ERA: 2.17	9.0		32	4	1	0	6	1	0	0	0	0	0	76	109	0.00	0.556		
José Álvarez, R ERA: 1.91	0.0	L	2	1	2	2	0	1	0	0	0	0	0	2	8	∞	∞		
Paul Assenmacher, L ERA: 2.3	0.0		5	3	3	2	0	0	1	0	0	0	0	7	13	∞	∞		
Jim Acker, R ERA: 3.21	1.0		3	0	0	0	0	0	0	0	0	0	0	3	6	0.00	0.000		

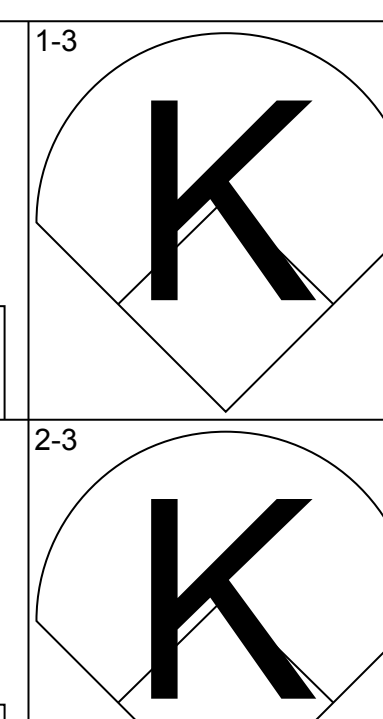
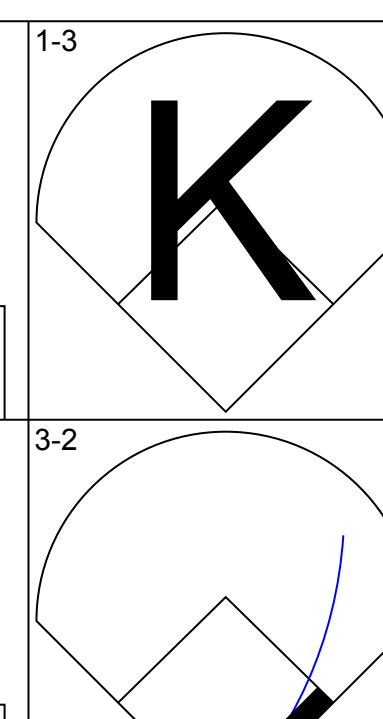
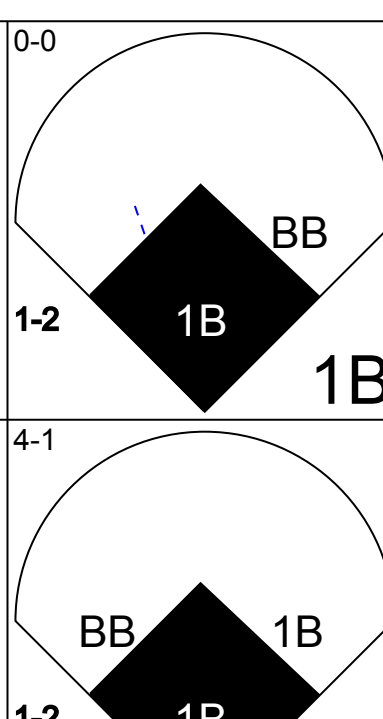
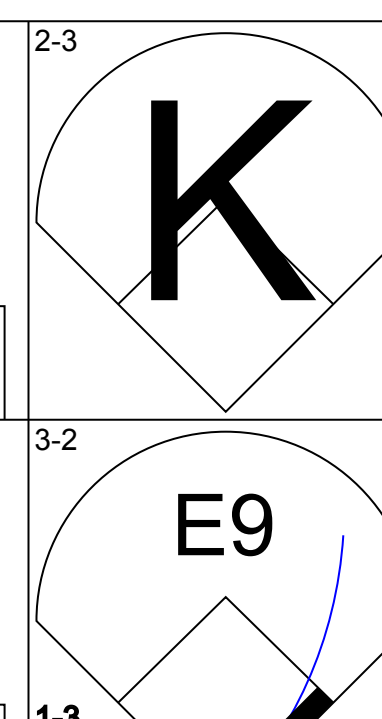
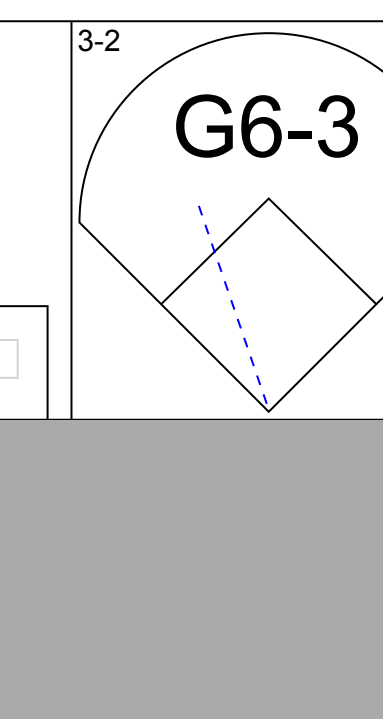
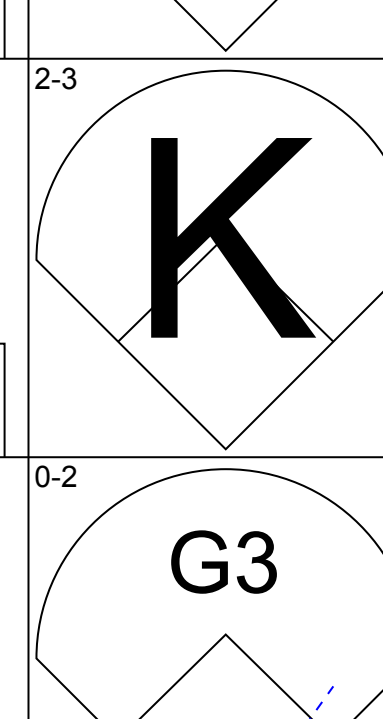
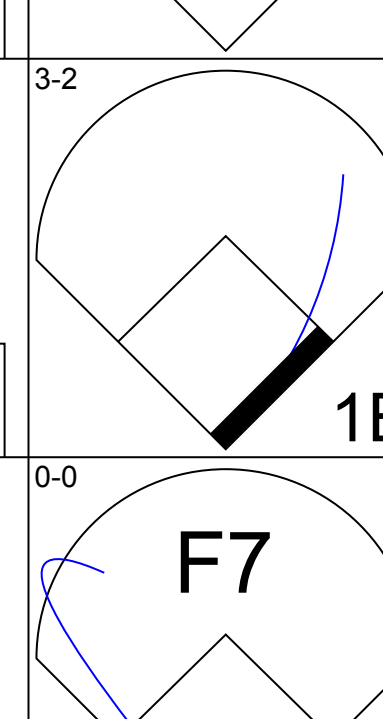
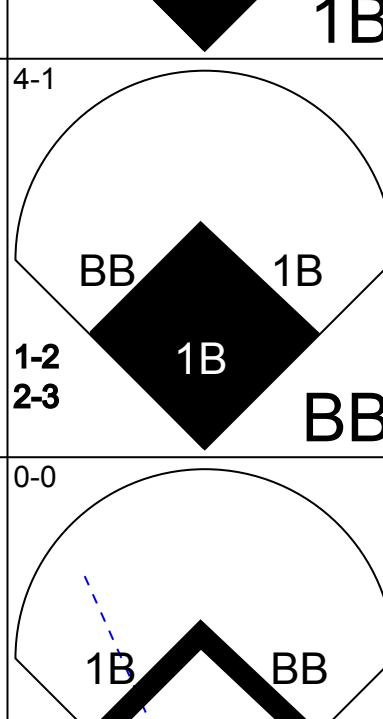
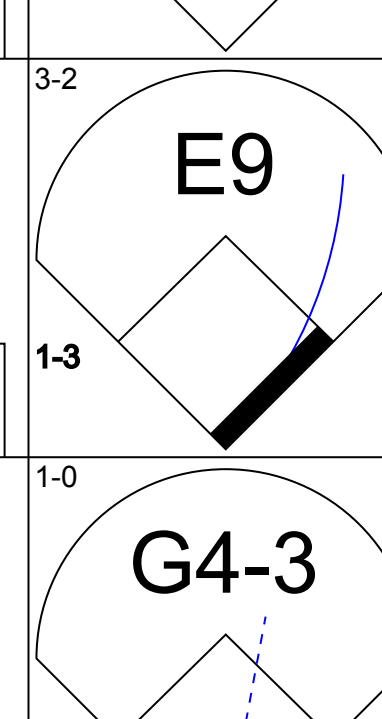
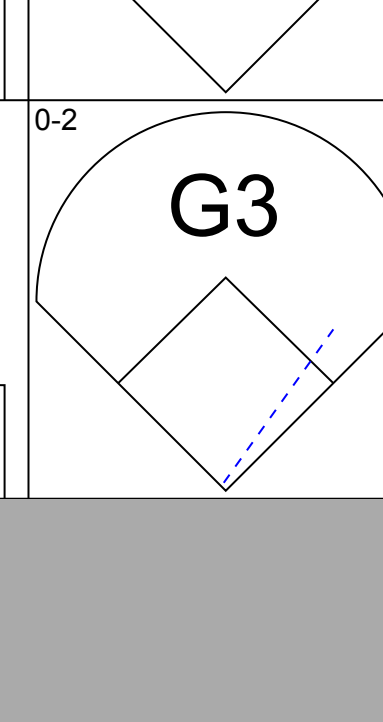
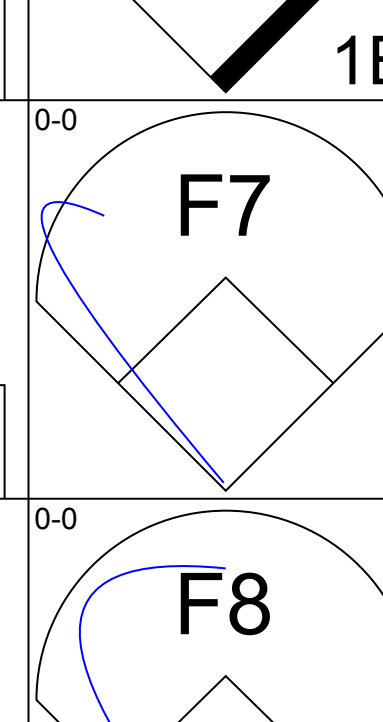
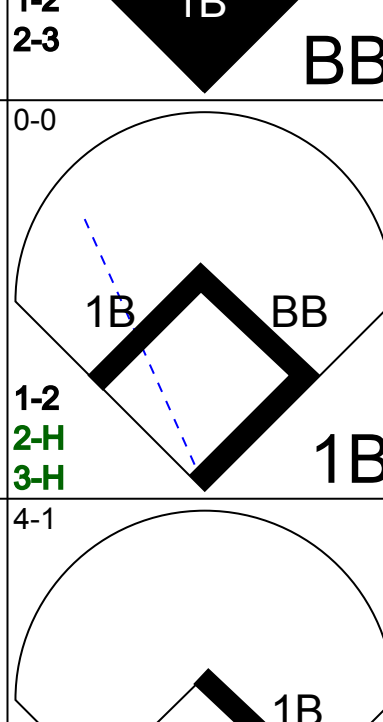
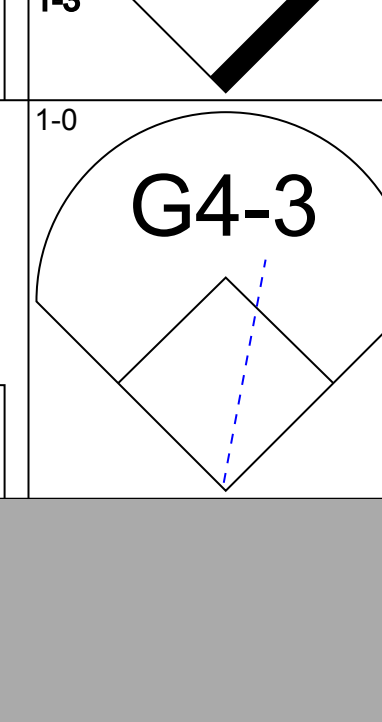
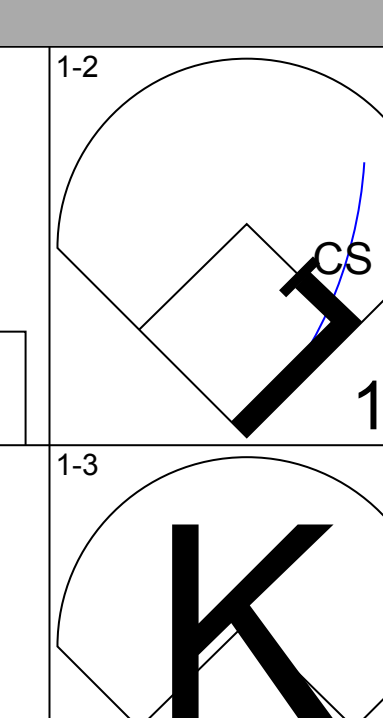
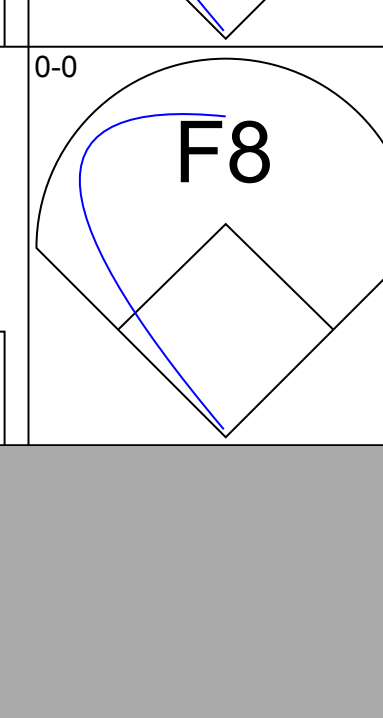
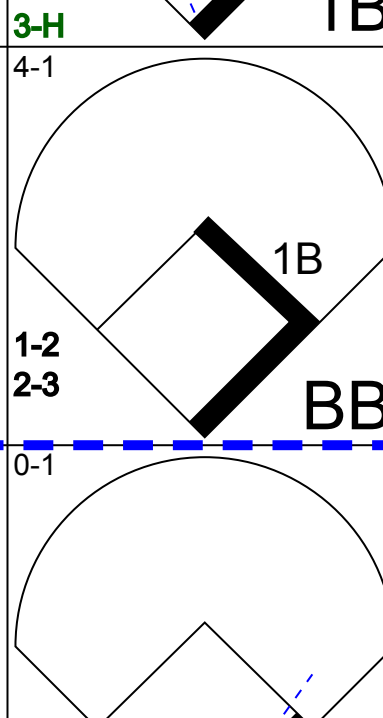
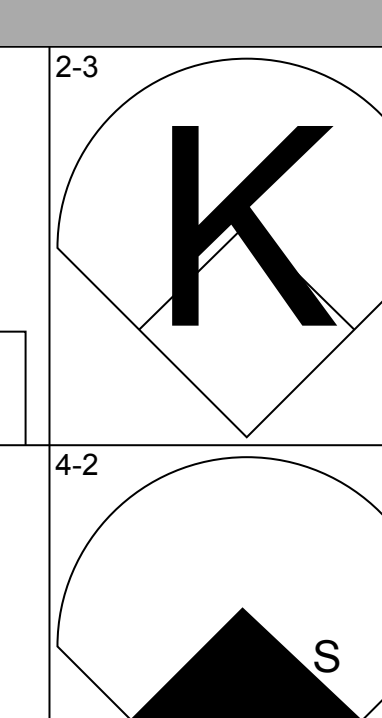
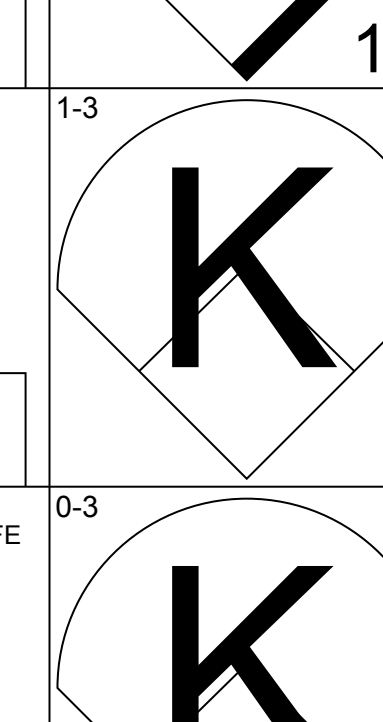
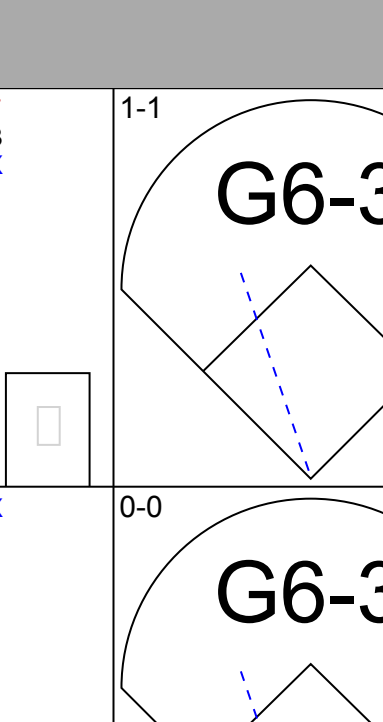
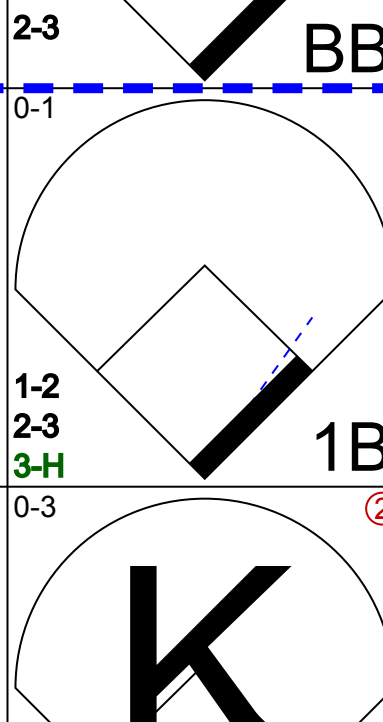
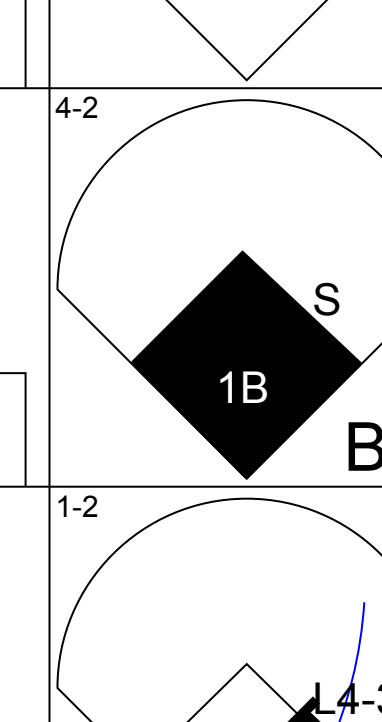
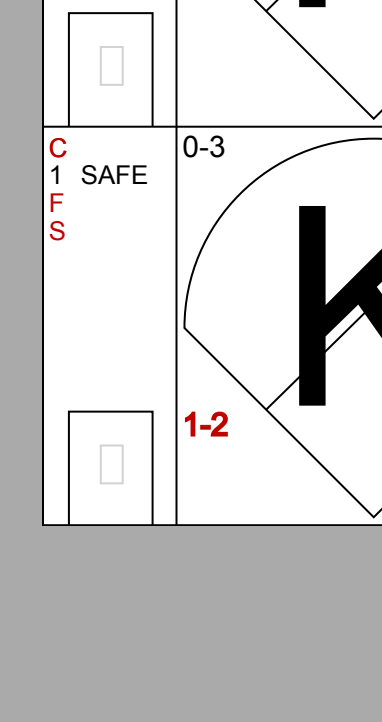
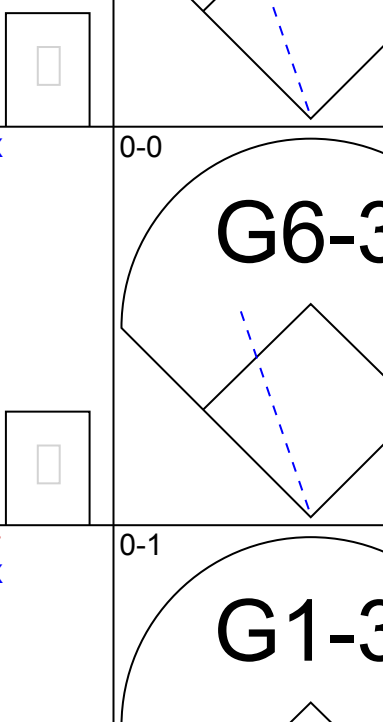
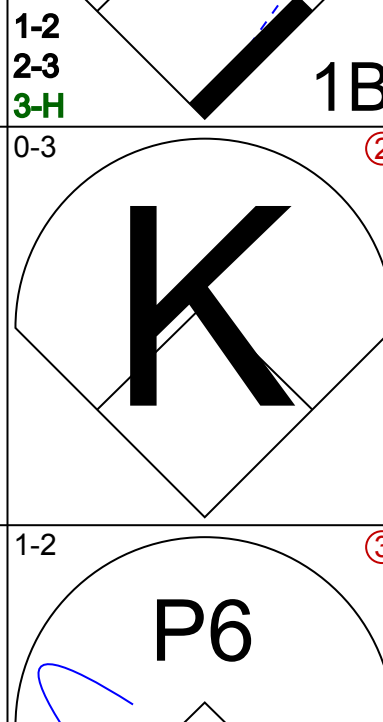
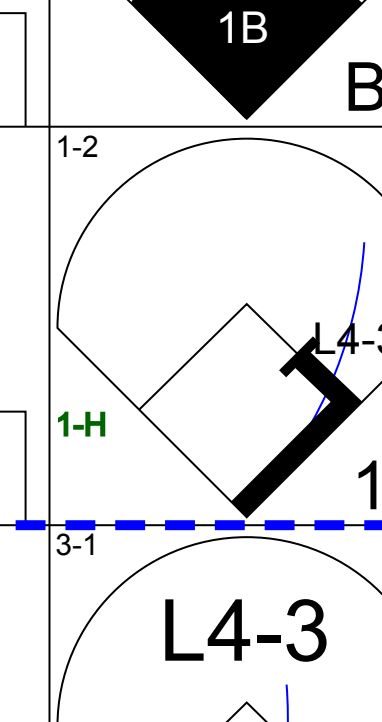
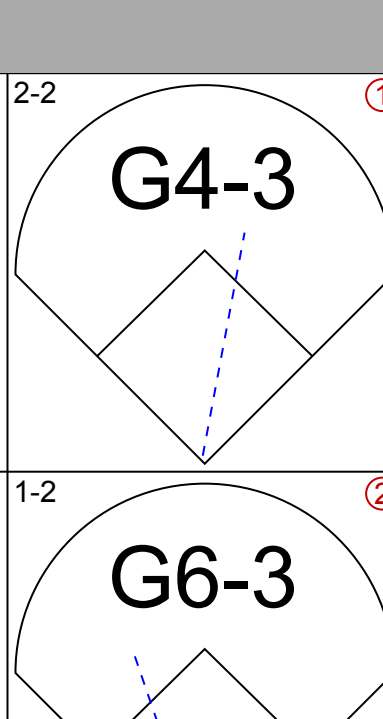
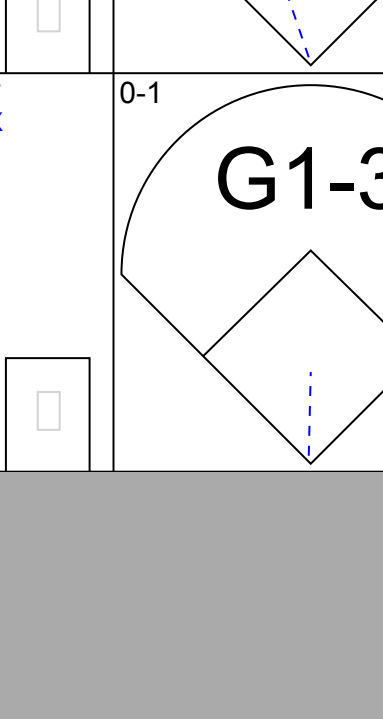
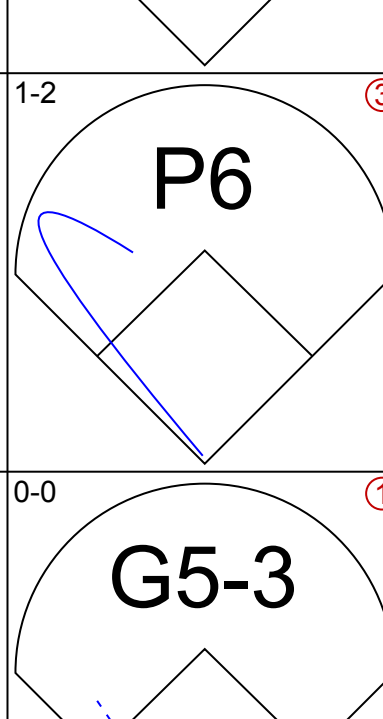
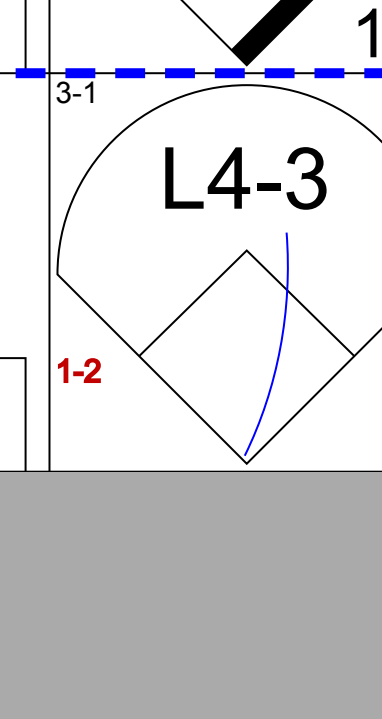
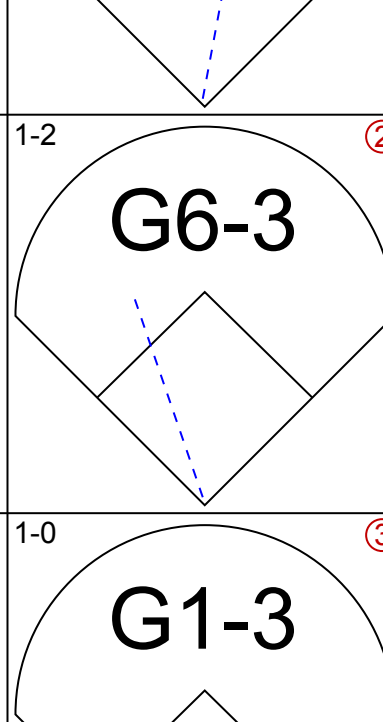
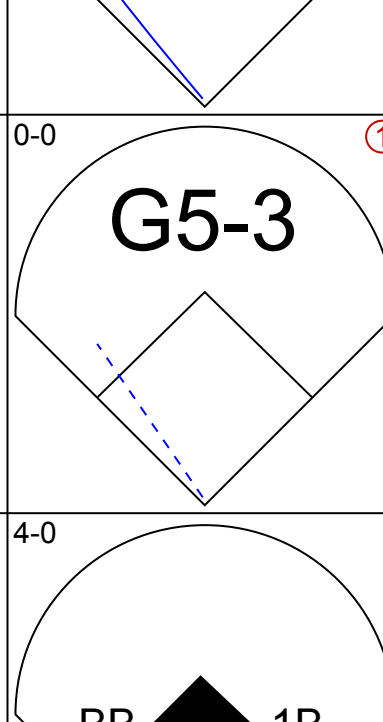
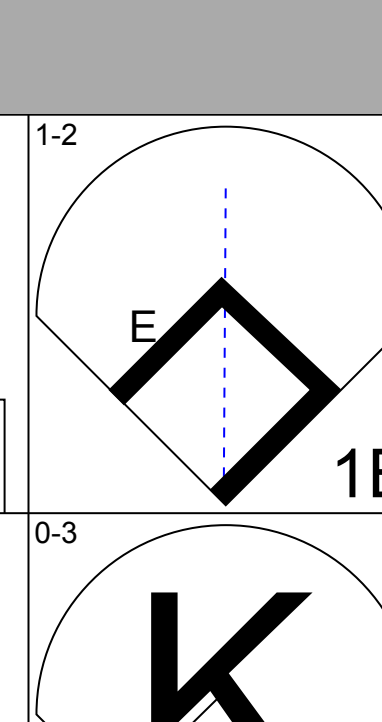
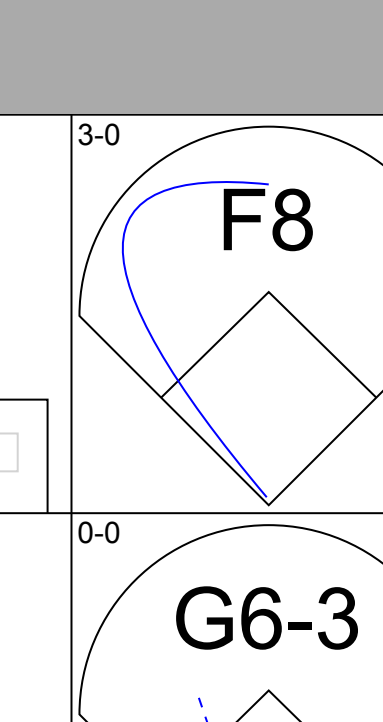
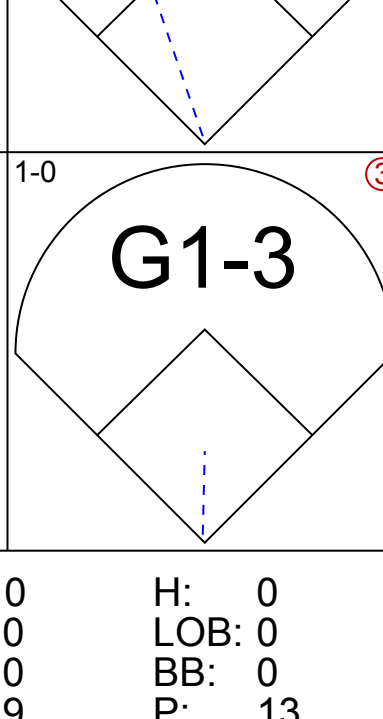
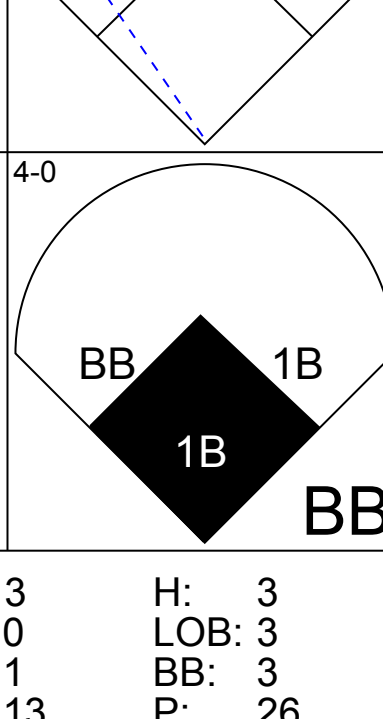
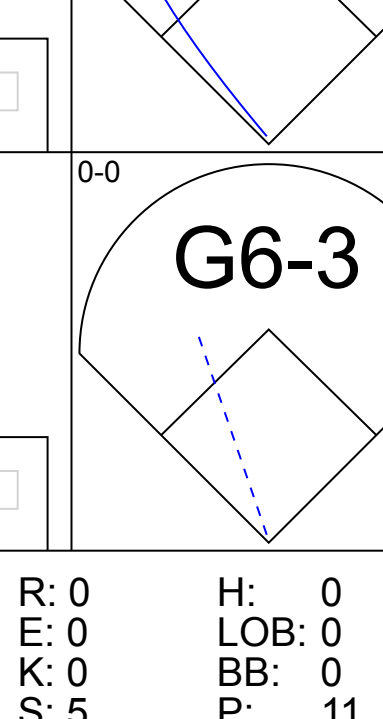
AB	37
R	6
H	8
RBI	5
BB	3
SO	6
LOB	12



Batter	1	2	3	4	5	6	7	8	9	10	AB	R	H	RBI	BB	SO	LOB	BOTTOM	
Ron Gant, R OBP: 0.248, SLG: 0.333 (1, 5)	K		G5-3								4	0	1	0	0	2	0	St. Louis Cardinals @ Atlanta Braves Atlanta-Fulton County Stadium, Atlanta, GA Sun May 21 1989, 3:33 AM EDT Att: 36,560 - Unknown - 85 F	
Dion James, L OBP: 0.392, SLG: 0.345 (1, 7)	1B		K								3	0	1	0	2	1	1		
Gerald Perry, L OBP: 0.364, SLG: 0.347 (1, 3)											5	1	2	0	0	0	4		
Dale Murphy, R OBP: 0.308, SLG: 0.392 (1, 8)	K										5	0	2	1	0	2	4		
Andres Thomas, R OBP: 0.275, SLG: 0.369 (1, 6)	P3		P5								5	0	0	0	0	1	6		
Jody Davis, R OBP: 0.237, SLG: 0.254 (1, 2)											5	0	1	0	0	3	1		
Jeff Treadway, L OBP: 0.325, SLG: 0.383 (1, 4)											4	0	2	0	1	0	1		
Gerónimo Berroa, R OBP: 0.262, SLG: 0.225 Darrell Evans, L OBP: 0.316, SLG: 0.413 John Russell, R OBP: 0.143, SLG: 0.143 (9, 9)	K										3	0	0	0	0	2	2		
29 John Smoltz, R OBP: 0.333, SLG: 0.450 Jeff Blauser, R OBP: 0.269, SLG: 0.375 José Álvarez, R Paul Assenmacher, L Jim Acker, R (10, 1)	FC6-4										3	0	0	0	0	2	2		
Inning Stats	R: 0 E: 0 K: 2 S: 11	H: 1 LOB: 1 BB: 1 P: 13	R: 1 E: 0 K: 1 S: 11	H: 2 LOB: 1 BB: 0 P: 15	R: 0 E: 0 K: 3 S: 11	H: 1 LOB: 1 BB: 0 P: 18	R: 0 E: 0 K: 0 S: 5	H: 0 LOB: 0 BB: 0 P: 8	R: 0 E: 0 K: 2 S: 9	H: 0 LOB: 1 BB: 1 P: 17	R: 0 E: 0 K: 2 S: 10	H: 1 LOB: 2 BB: 1 P: 17	R: 0 E: 0 K: 0 S: 6	H: 1 LOB: 1 BB: 0 P: 13	R: 0 E: 0 K: 1 S: 6	H: 1 LOB: 1 BB: 0 P: 6	1B: 8 2B: 2 3B: 0 HR: 0		SF: 0 SAC: 1 DP: 0 HBP: 0
PITCHER	IP	WLS	BF	H	R	ER	SO	BB	IBB	HBP	BLK	WP	HR	S	P	ERA	WHIP		
Jose DeLeon, R ERA: 3.17	7.0		30	7	1	1	10	2	0	0	0	0	0	71	110	1.29	1.286		
John Costello, R ERA: 3.0	0.2		4	1	0	0	2	0	1	0	0	0	0	9	16	0.00	1.500		
Frank DiPino, L ERA: 2.25	1.1	W	5	1	0	0	0	0	0	0	0	0	0	7	14	0.00	0.750		
Dan Quisenberry, R ERA: 2.66	1.0		4	1	0	0	1	0	0	0	0	0	0	6	6	0.00	1.000		

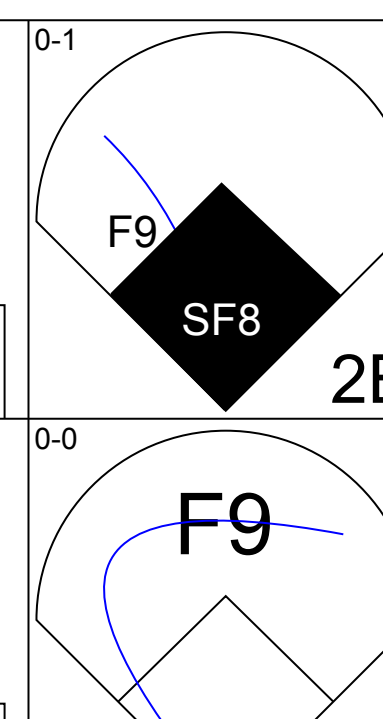
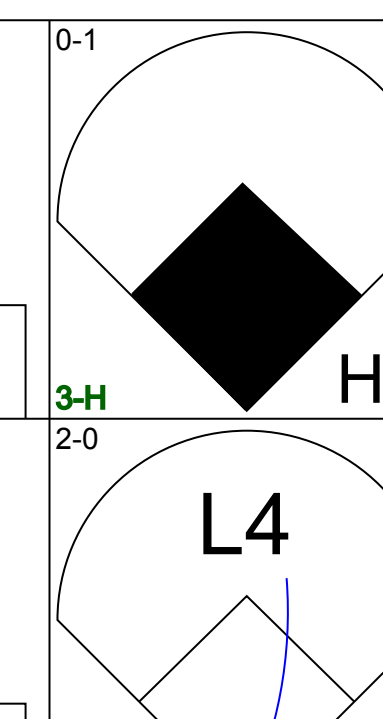
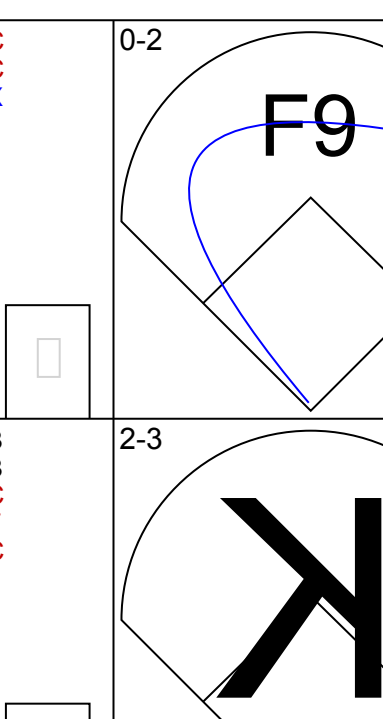
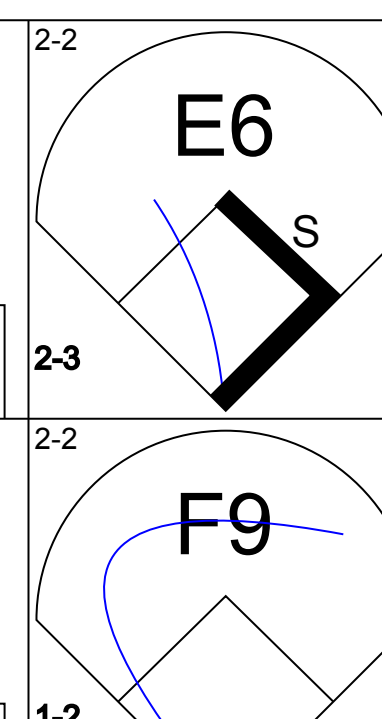
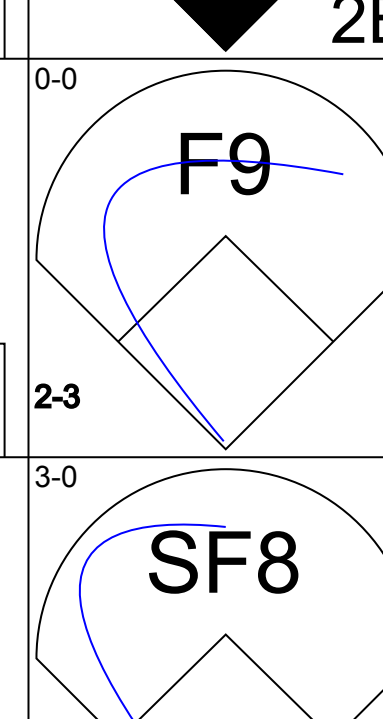
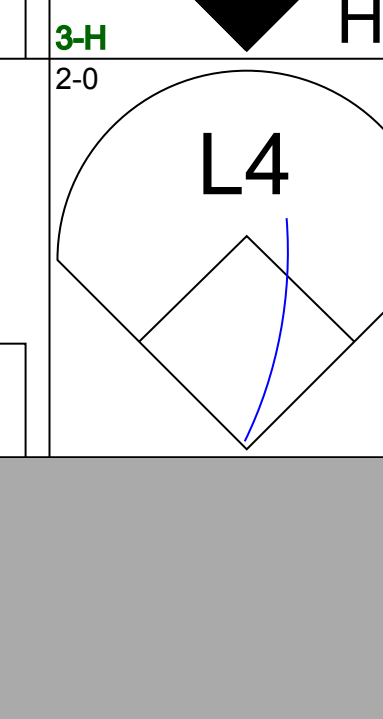
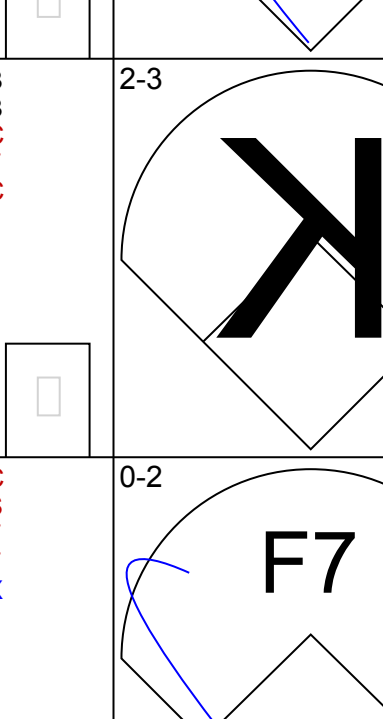
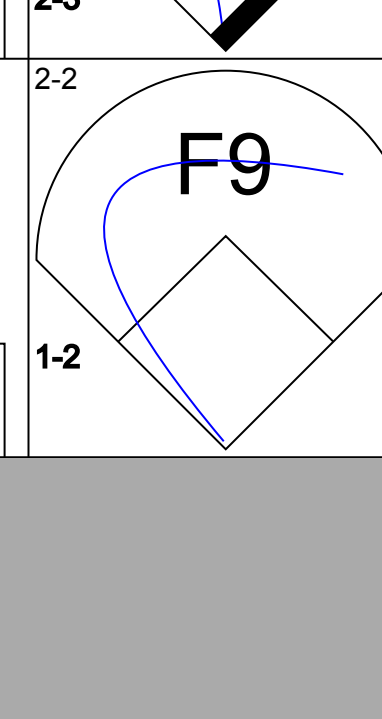
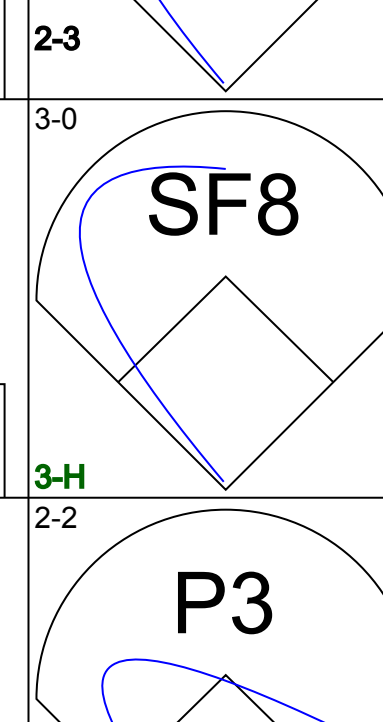
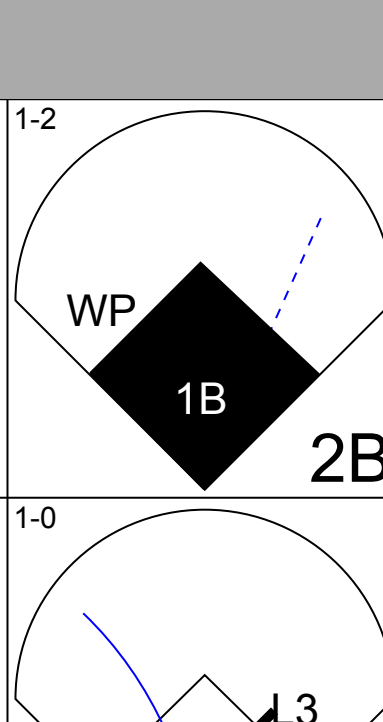
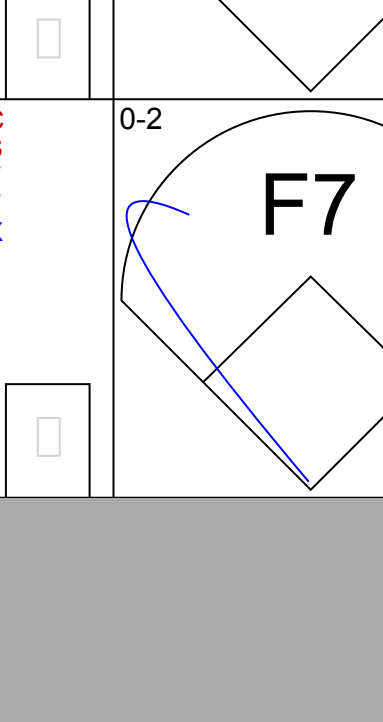
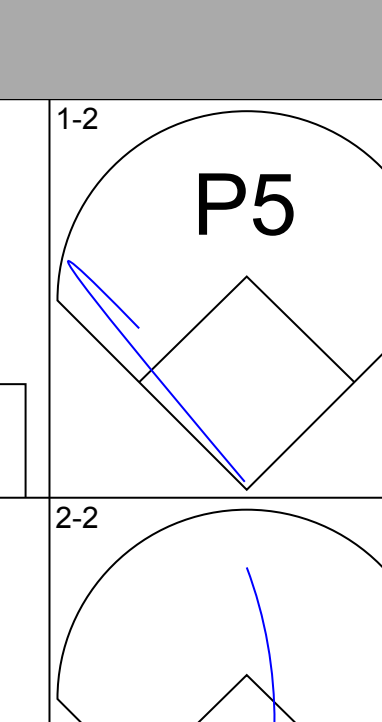
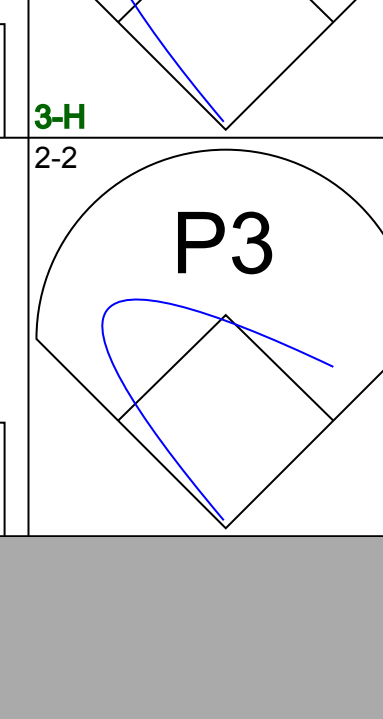
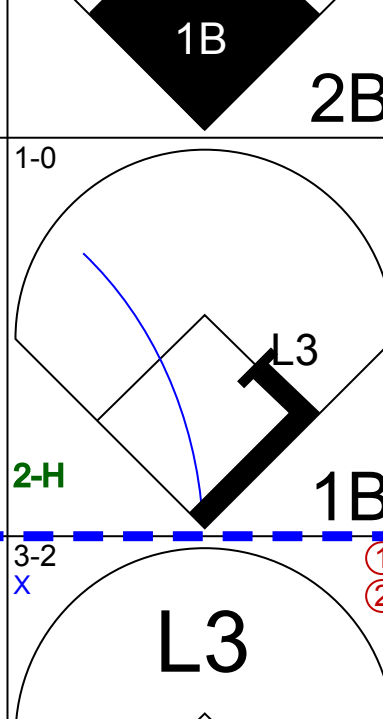
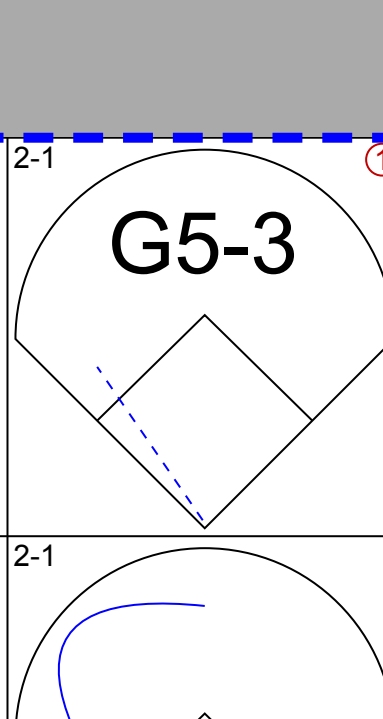
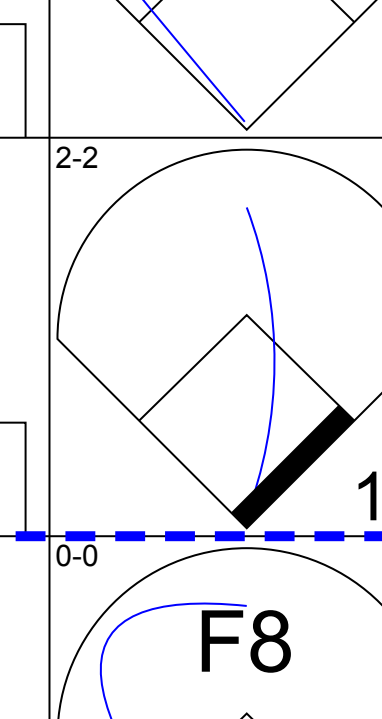
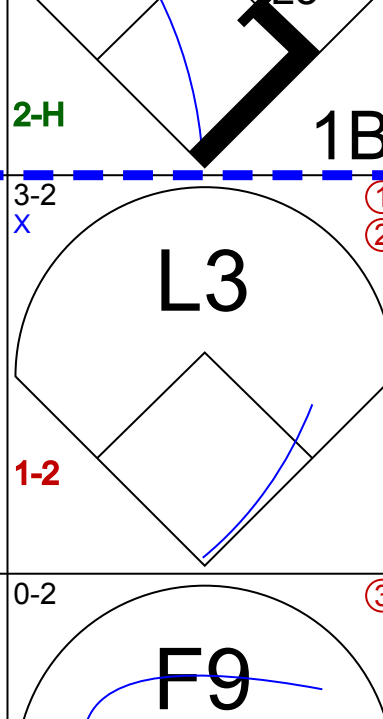
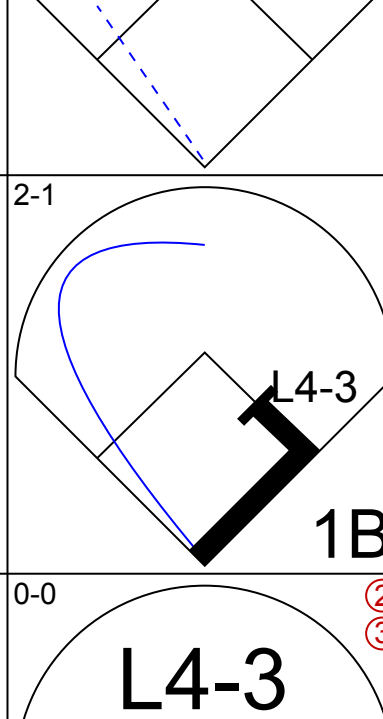
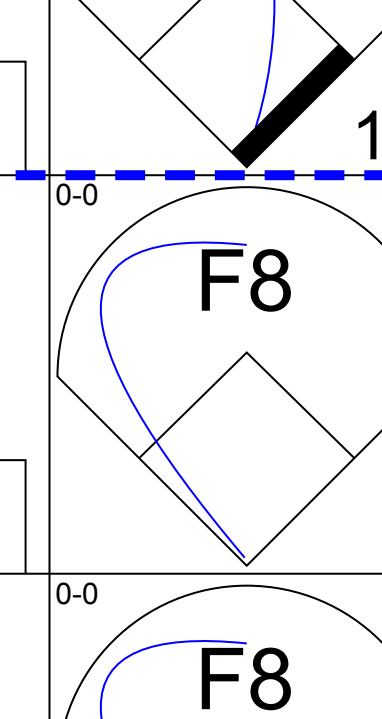
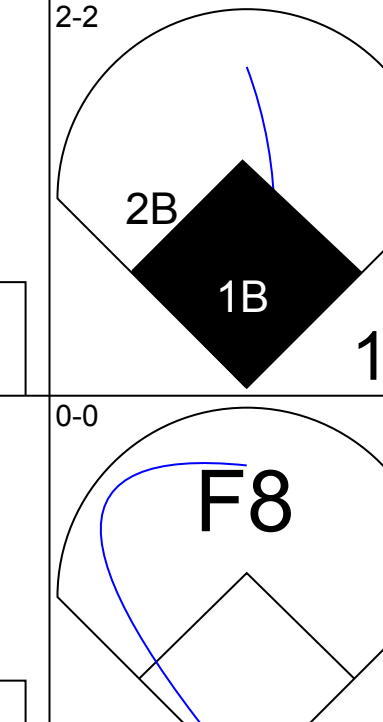
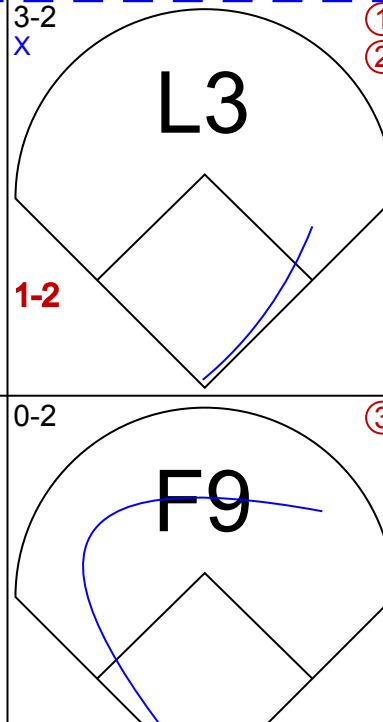
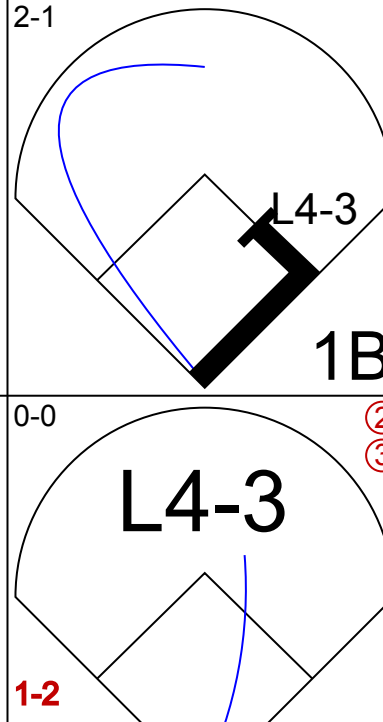
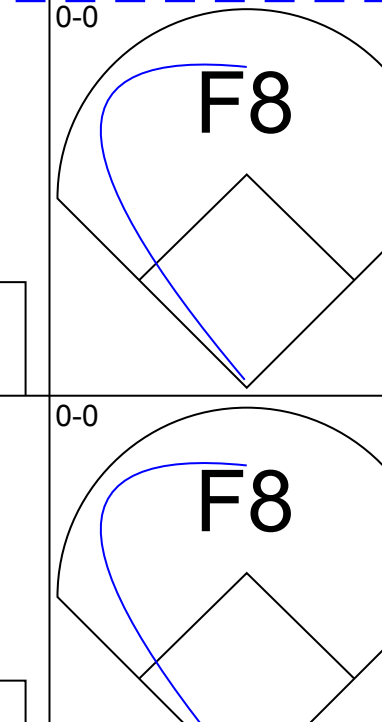
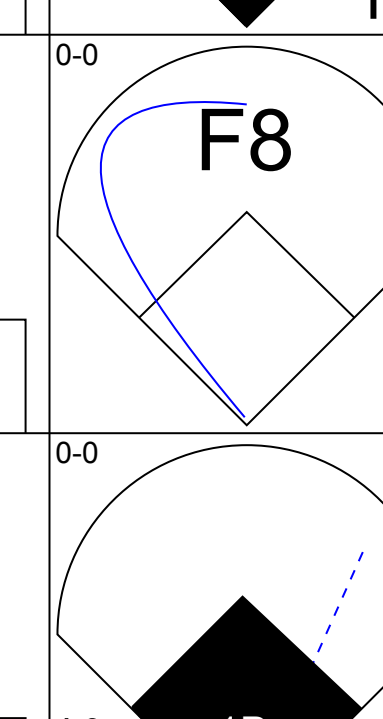
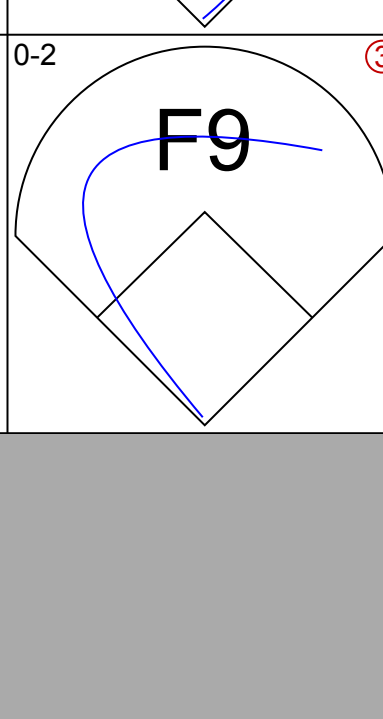
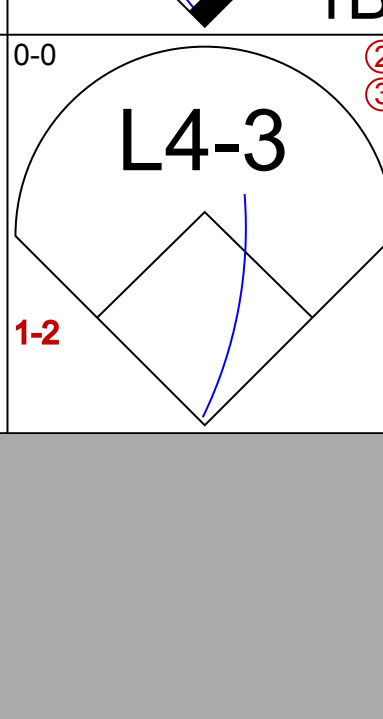
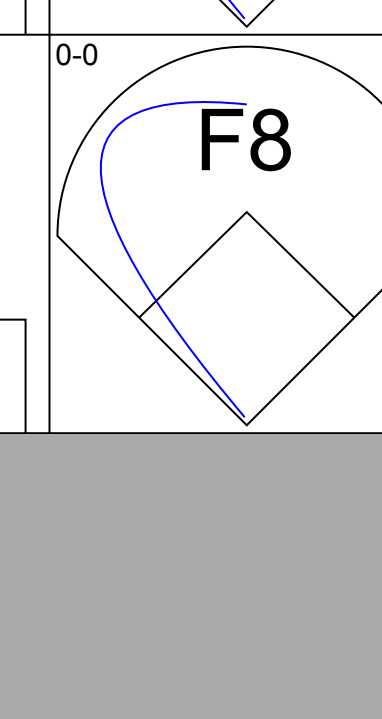
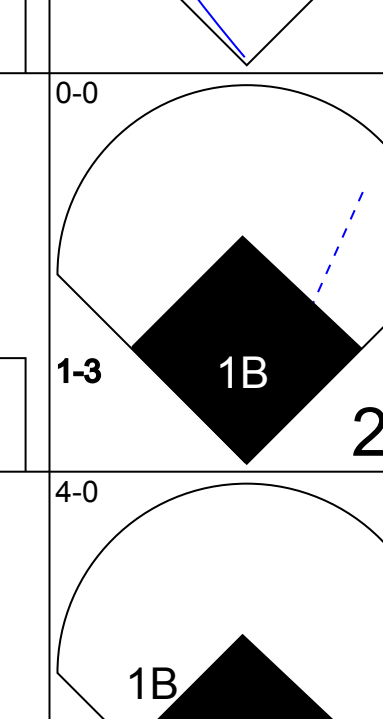
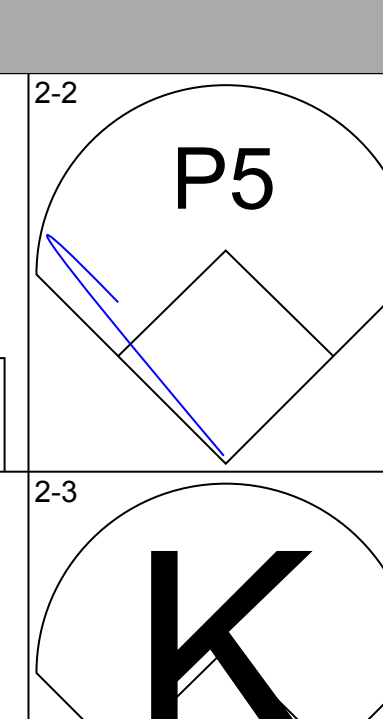
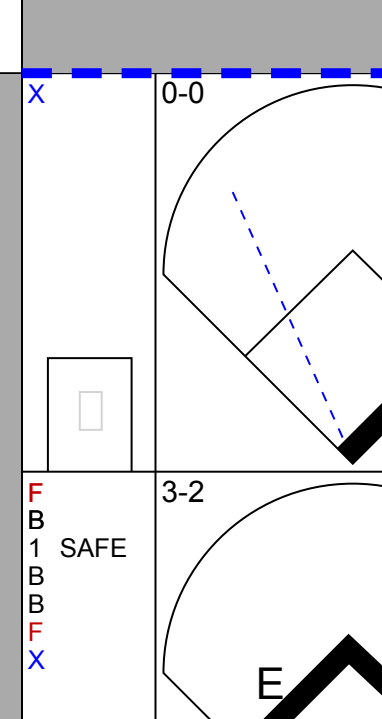
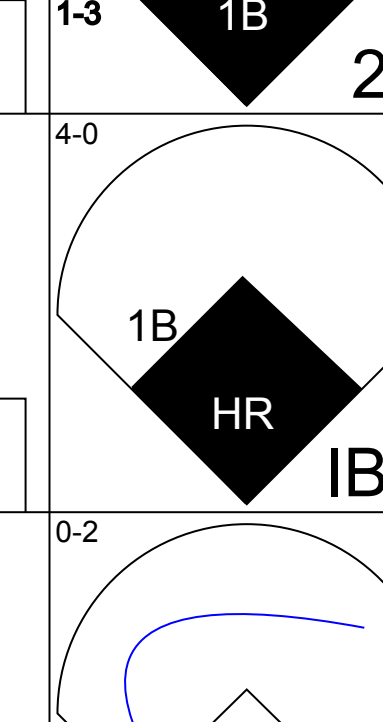
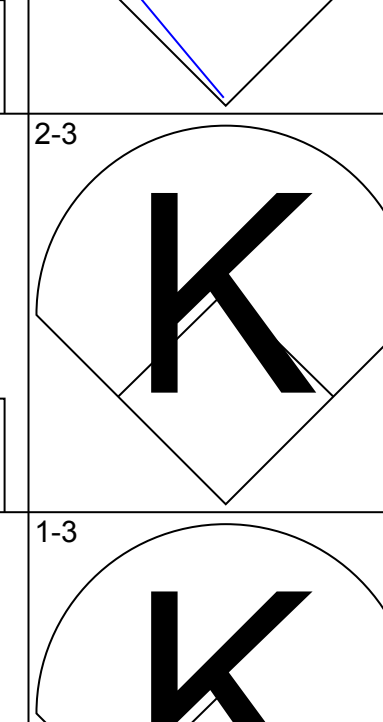
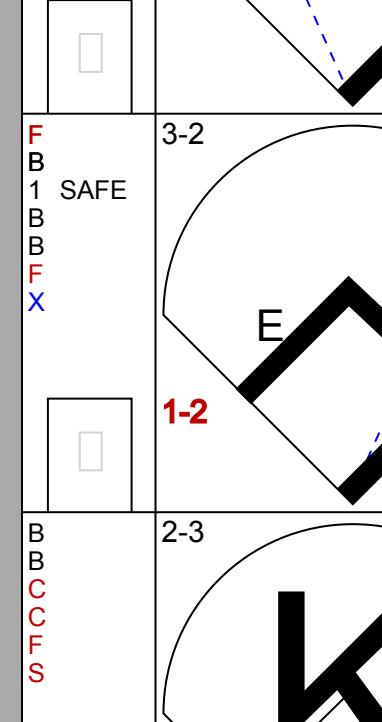
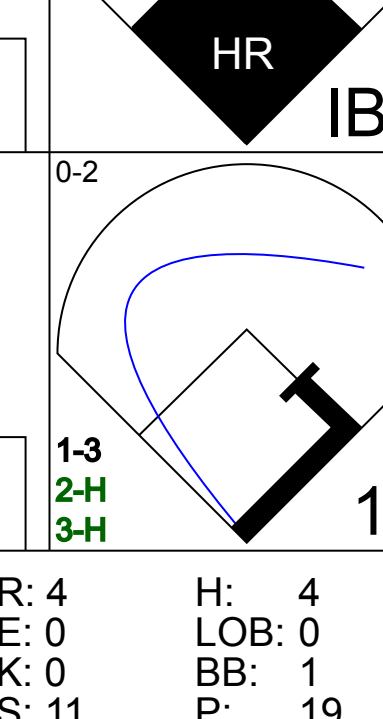
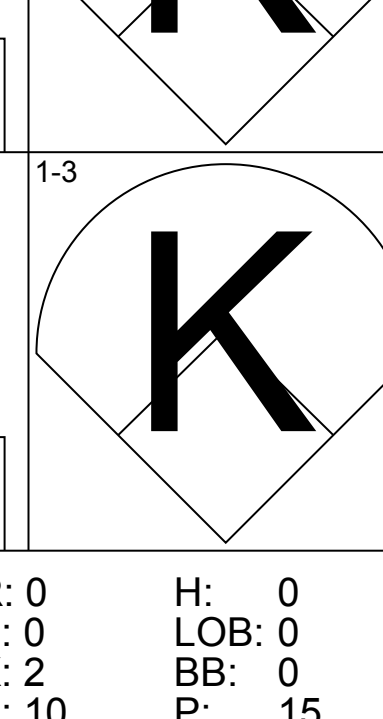
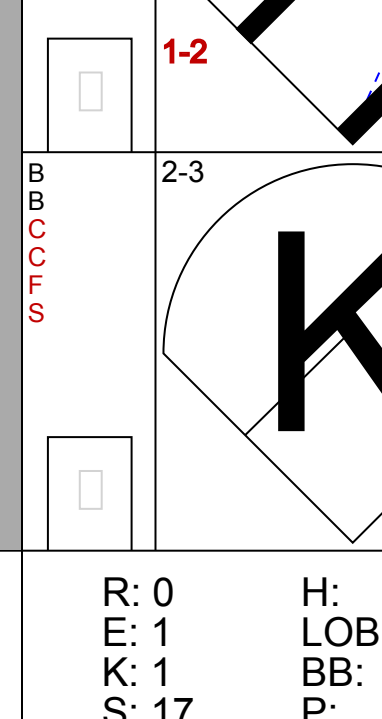
AB	39
R	1
H	10
RBI	1
BB	3
SO	13
LOB	23



Batter	1	2	3	4	5	6	7	8	9	AB	R	H	RBI	BB	SO	LOB	TOP					
Vince Coleman, S (1.7) OBP: 0.361, SLG: 0.397										5	1	1	0	0	3	1	St. Louis Cardinals @ Cincinnati Reds Riverfront Stadium, Cincinnati, OH Tue May 23 1989, 7:05 PM EDT Att: 21,872 - Unknown					
Ozzie Smith, S (1.6) OBP: 0.340, SLG: 0.343										3	1	1	0	1	1	1						
Pedro Guerrero, R (1.3) OBP: 0.364, SLG: 0.487										4	0	1	2	0	0	3						
Tom Brunansky, R (1.9) OBP: 0.307, SLG: 0.379										3	0	1	0	1	1	1						
Willie McGee, S (1.8) OBP: 0.282, SLG: 0.333										3	1	1	1	1	1	1						
Terry Pendleton, S (1.5) OBP: 0.301, SLG: 0.304										4	0	1	1	0	2	4						
Tony Peña, R (1.2) Ken Dayley, L (8.1)										4	0	0	0	0	0	4						
José Oquendo, S (1.4) OBP: 0.319, SLG: 0.279										4	0	1	0	0	0	0						
Matt Kinzer, R (1.1) John Costello, R (3.1) Jim Lindeman, R (6. PR) Frank DiPino, L (8.1) Denny Walling, L (7. PR) Cris Carpenter, R (7.1) Tom Pagnozzi, R (8.2)										1	0	0	0	0	0	0						
Inning Stats	R: 0 E: 0 K: 2 S: 10	H: 0 LOB: 0 BB: 0 P: 13	R: 0 E: 0 K: 2 S: 9	H: 1 LOB: 0 BB: 0 P: 11	R: 0 E: 0 K: 0 S: 9	H: 0 LOB: 0 BB: 0 P: 13	R: 0 E: 0 K: 1 S: 10	H: 1 LOB: 1 BB: 0 P: 14	R: 0 E: 0 K: 0 S: 5	H: 0 LOB: 0 BB: 0 P: 6	R: 3 E: 0 K: 1 S: 13	H: 3 LOB: 3 BB: 3 P: 26	R: 0 E: 1 K: 2 S: 13	H: 1 LOB: 2 BB: 0 P: 20	R: 1 E: 0 K: 1 S: 12	H: 1 LOB: 0 BB: 1 P: 22		R: 0 E: 0 K: 0 S: 5	H: 0 LOB: 0 BB: 0 P: 11	1B: 7 2B: 1 3B: 0 HR: 0	SF: 0 SAC: 0 DP: 1 HBP: 0	WP: 0 PB: 0 SB: 1 CS: 1
PITCHER	IP WLS BF H R ER SO BB IBB HBP BLK WP HR S P ERA WHIP																					
Danny Jackson, L (1.1) ERA: 5.94	5.1 W 22 4 3 3 5 3 0 0 0 0 0 0 48 74 5.06 1.312																					
Rob Dibble, R (6.1) ERA: 2.93	2.0 11 3 1 1 4 1 0 0 0 0 0 0 31 46 4.50 2.000																					
John Franco, L (8.1) ERA: 1.64	1.2 S 4 0 0 0 0 0 0 0 0 0 0 0 7 16 0.00 0.000																					

AB	33
R	4
H	7
RBI	4
BB	4
SO	9
LOB	16



Batter	1	2	3	4	5	6	7	8	9	AB	R	H	RBI	BB	SO	LOB	BOTTOM			
Chris Sabo, R (1.5) OBP: 0.281, SLG: 0.325										4	2	2	2	0	0	1	St. Louis Cardinals @ Cincinnati Reds Riverfront Stadium, Cincinnati, OH Tue May 23 1989, 7:05 PM EDT Att: 21,872 - Unknown			
Ken Griffey, L (1.7) OBP: 0.367, SLG: 0.465										4	0	0	0	0	1	3				
Barry Larkin, R (1.6) OBP: 0.356, SLG: 0.424										3	1	1	1	0	0	0				
Eric Davis, R (1.9) OBP: 0.325, SLG: 0.470										4	0	2	1	0	0	0				
Rolando Roomes, R (8. PR) OBP: 0.333, SLG: 0.457										4	1	2	0	0	0	2				
Paul O'Neill, L (1.8) OBP: 0.352, SLG: 0.470										4	1	2	0	0	0	2				
Todd Benzinger, S (1.3) OBP: 0.294, SLG: 0.309										4	0	0	0	0	0	3				
Lenny Harris, L (1.4) OBP: 0.310, SLG: 0.263										3	1	2	0	0	0	0				
Jeff Reed, L (1.2) OBP: 0.298, SLG: 0.377										2	1	1	0	1	1	0				
Danny Jackson, R (1.1) OBP: 0.105, SLG: 0.105										2	0	1	2	0	1	0				
Rob Dibble, L (6.1)										1	0	0	0	0	1	1				
John Franco, L (8.1)										0	0	0	0	0	0	0				
Inning Stats	R: 1 E: 0 K: 0 S: 7	H: 1 LOB: 0 BB: 0 P: 12	R: 4 E: 0 K: 0 S: 11	H: 4 LOB: 0 BB: 1 P: 19	R: 1 E: 0 K: 0 S: 13	H: 2 LOB: 0 BB: 0 P: 18	R: 0 E: 0 K: 2 S: 10	H: 0 LOB: 0 BB: 0 P: 15	R: 0 E: 0 K: 1 S: 11	H: 0 LOB: 0 BB: 0 P: 13	R: 0 E: 0 K: 0 S: 5	H: 1 LOB: 0 BB: 0 P: 9	R: 0 E: 1 K: 1 S: 17	H: 2 LOB: 2 BB: 0 P: 26	R: 0 E: 0 K: 0 S: 8	H: 1 LOB: 1 BB: 0 P: 11	1B: 6 2B: 6 3B: 0 HR: 1	SF: 1 SAC: 0 DP: 2 HBP: 0	WP: 1 PB: 0 SB: 1 CS: 1	PA: 33
PITCHER	IP WLS BF H R ER SO BB IBB HBP BLK WP HR S P ERA WHIP																			
Matt Kinzer, R (1.1) ERA: 8.53	2.0 L 13 7 6 0 0 0 0 0 0 0 0 0 29 39 27.00 3.500																			
John Costello, R (3.1) ERA: 2.0	3.0 8 0 0 0 3 0 0 0 0 0 0 0 23 39 0.00 0.000																			
Frank DiPino, L (6.1) ERA: 2.16	1.0 3 1 0 0 0 0 0 0 0 0 0 0 5 9 0.00 1.000																			
Cris Carpenter, R (7.1) ERA: 2.56	1.1 7 3 0 0 1 0 0 0 0 0 0 0 23 35 0.00 2.250																			
Ken Dayley, L (8.1) ERA: 2.14	0.2 2 0 0 0 0 0 0 0 0 0 0 0 2 2 0.00 0.000																			



Batter	1	2	3	4	5	6	7	8	9	AB	R	H	RBI	BB	SO	LOB	TOP					
Jeff Treadway, L (1,4) OBP: 0.325, SLG: 0.387	L7		L9			G3 1B		F7		4	0	1	0	0	0	3	Atlanta Braves @ St. Louis Cardinals Busch Stadium, St. Louis, MO Fri May 26 1989, 7:05 PM CDT Att: 34,818 - Unknown					
Dion James, L (1,7) OBP: 0.391, SLG: 0.354	G4-3		L5			G3 1-2		G4-6-3 1-2		4	0	0	0	0	0	4						
Gerald Perry, L (1,3) OBP: 0.359, SLG: 0.348					L5				K	3	0	0	0	1	1							
Dale Murphy, R (1,8) OBP: 0.306, SLG: 0.376	G6-3				F9				G4-3	4	0	0	0	0	1							
Andres Thomas, R (1,6) OBP: 0.251, SLG: 0.335			G4-3		F8			F9		4	0	1	0	0	0							
David Justice, L (1,9) OBP: 0.250, SLG: 0.100										2	0	0	0	1	0							
Geronimo Berroa, R (9, PH) OBP: 0.313, SLG: 0.283					F7			G6-3		1	0	1	0	0	0							
Jody Davis, R (1,2) Zane Smith, L (8, PR) Bruce Benedict, R (8, 2) Jeff Blauser, R (9, PH) Terry Blocker, L (9, PH) Ron Gant, R (1,5) OBP: 0.240, SLG: 0.317										2	0	0	0	1	1							
29 John Smoltz, R (1,1) Darrell Evans, L (8, PH) Jim Acker, R (8, 1)										0	0	0	0	0	0							
										1	0	0	0	0	0							
										0	0	0	0	0	0							
Inning Stats	R: 0 E: 0 K: 0 S: 10	H: 0 LOB: 1 BB: 1 P: 17	R: 0 E: 0 K: 1 S: 11	H: 0 LOB: 1 BB: 1 P: 19	R: 0 E: 0 K: 1 S: 11	H: 0 LOB: 0 BB: 0 P: 16	R: 0 E: 0 K: 0 S: 3	H: 0 LOB: 0 BB: 0 P: 3	R: 0 E: 0 K: 0 S: 6	H: 0 LOB: 0 BB: 0 P: 9	R: 0 E: 0 K: 1 S: 8	H: 1 LOB: 1 BB: 0 P: 12	R: 0 E: 0 K: 1 S: 8	H: 0 LOB: 0 BB: 0 P: 10	R: 0 E: 0 K: 0 S: 9	H: 2 LOB: 2 BB: 1 P: 14	R: 0 E: 0 K: 1 S: 11	H: 2 LOB: 2 BB: 0 P: 14	1B: 5 2B: 0 3B: 0 HR: 0	SF: 0 SAC: 0 DP: 1 HBP: 0	WP: 0 PB: 0 SB: 1 CS: 0	PA: 34
PITCHER	IP	WLS	BF	H	R	ER	SO	BB	IBB	HBP	BLK	WP	HR	S	P	ERA	WHIP					
Scott Terry, R (1,1) ERA: 2.25	7.0	W	26	2	0	0	4	3	0	0	0	0	0	61	94	0.00	0.714					
Ken Dayley, L (8,1) ERA: 2.29	1.2		7	3	0	0	1	0	0	0	0	0	0	15	19	0.00	1.800					
Dan Quisenberry, R (9,1) ERA: 2.63	0.1	S	1	0	0	0	0	0	0	0	0	0	0	1	1	0.00	0.000					

Batter	1	2	3	4	5	6	7	8	9	AB	R	H	RBI	BB	SO	LOB	BOTTOM				
Vince Coleman, S (1,7) OBP: 0.397, SLG: 0.397	E 2B	B4-3			G6-3			F9		4	1	1	0	0	0	0	Atlanta Braves @ St. Louis Cardinals Busch Stadium, St. Louis, MO Fri May 26 1989, 7:05 PM CDT Att: 34,818 - Unknown				
Ozzie Smith, S (1,6) OBP: 0.335, SLG: 0.340	E HBP	L9			K			G3-1		3	1	0	0	0	1	0					
Willie McGee, S (1,8) OBP: 0.275, SLG: 0.324	E6 1H 2H 2B				G1-3				K	4	1	1	2	0	1	0					
Pedro Guerrero, R (1,3) Jim Lindeman, R (9,3) OBP: 0.227, SLG: 0.105	BB 1B				K				G6-3	4	0	2	1	0	1	0					
Terry Pendleton, S (1,5) OBP: 0.304, SLG: 0.303	3H BB				K				G3	0	0	0	0	1	1	1					
Tom Brunansky, R (1,9) OBP: 0.306, SLG: 0.375	F8				1B				K	3	0	1	0	0	1	3					
José Oquendo, S (1,4) OBP: 0.324, SLG: 0.294	F7				P6				BB	2	0	0	0	1	0	3					
Tony Peña, R (1,2) OBP: 0.284, SLG: 0.343	K				P2				K	3	0	0	0	0	2	5					
Scott Terry, R (1,1) Ken Dayley, L (8,1) Dan Quisenberry, R (9,1)										3	0	0	0	0	0	1					
										0	0	0	0	0	0	0					
										0	0	0	0	0	0	0					
Inning Stats	R: 3 E: 1 K: 1 S: 14	H: 3 LOB: 2 BB: 1 P: 22	R: 0 E: 0 K: 0 S: 5	H: 0 LOB: 0 BB: 0 P: 10	R: 0 E: 0 K: 2 S: 11	H: 0 LOB: 0 BB: 0 P: 17	R: 0 E: 0 K: 0 S: 5	H: 1 LOB: 1 BB: 0 P: 6	R: 0 E: 0 K: 1 S: 6	H: 0 LOB: 0 BB: 0 P: 6	R: 0 E: 0 K: 2 S: 14	H: 1 LOB: 2 BB: 1 P: 25	R: 0 E: 0 K: 0 S: 6	H: 0 LOB: 0 BB: 0 P: 10	R: 0 E: 0 K: 1 S: 11	H: 0 LOB: 0 BB: 0 P: 15	1B: 3 2B: 2 3B: 0 HR: 0	SF: 0 SAC: 0 DP: 0 HBP: 1	WP: 1 PB: 0 SB: 0 CS: 0	PA: 32	
PITCHER	IP	WLS	BF	H	R	ER	SO	BB	IBB	HBP	BLK	WP	HR	S	P	ERA	WHIP				
29 John Smoltz, R (1,1) ERA: 2.33	7.0	L	29	5	3	3	6	2	0	1	0	0	0	61	96	3.86	1.000				
Jim Acker, R (8,1) ERA: 3.66	1.0		3	0	0	0	1	0	0	0	0	0	0	11	15	0.00	0.000				

AB	31
R	0
H	5
RBI	0
BB	3
SO	5
LOB	13

AB	29
R	3
H	5
RBI	3
BB	2
SO	7
LOB	13



Batter	1	2	3	4	5	6	7	8	9	10	AB	R	H	RBI	BB	SO	LOB	TOP				
Ron Gant, R OBP: 0.234, SLG: 0.312 Paul Assenmacher, L (8, 1)	F7	6-3		F3			5-3	L6			5	0	0	0	0	0	6					
Jeff Blausler, R OBP: 0.257, SLG: 0.390 (1, 4)	K		6-3		6-3		2B	F9			5	0	1	0	0	1	0					
Gerald Perry, L OBP: 0.363, SLG: 0.349 (1, 3)	1B		FC6-5	BLK	FC6-4		F9	4-3			4	0	2	0	1	0	1					
Dale Murphy, R OBP: 0.307, SLG: 0.371 (1, 8)	1B		FC6-5		FC6-4		E7	1B			5	1	1	0	0	0	2					
Andres Thomas, R OBP: 0.250, SLG: 0.347 (1, 6)	6-3		F9		FC6-4		1B	2B			5	1	1	1	0	0	4					
Jody Davis, R OBP: 0.229, SLG: 0.239 Darrell Evans, L OBP: 0.323, SLG: 0.396 David Justice, L OBP: 0.176, SLG: 0.067 (8, 7)		K		4-3			5-3	2B			3	0	0	0	0	1	0					
Gerónimo Berroa, R OBP: 0.340, SLG: 0.333 (1, 9)		SH1-4	BB	1B	SH3-4	BB	1B	1B			5	0	3	2	0	0	0					
Dion James, L OBP: 0.395, SLG: 0.343 Bruce Benedict, R OBP: 0.263, SLG: 0.174 (8, 2)		SH1-4	BB	1B	SH3-4	BB	1B	1-3			2	0	0	0	2	0	2					
Zane Smith, L OBP: 0.167, SLG: 0.167 John Russell, R OBP: 0.150, SLG: 0.150 Jim Acker, R OBP: 0.333, SLG: 0.387 (8, 5)		SH1-4		SH3-4	BB		F9	6-3			1	0	0	0	0	0	0					
Inning Stats	R: 0 E: 1 K: 1 S: 7	H: 2 LOB: 2 BB: 0 P: 7	R: 0 E: 0 K: 1 S: 6	H: 1 LOB: 2 BB: 1 P: 10	R: 0 E: 0 K: 0 S: 3	H: 0 LOB: 1 BB: 1 P: 7	R: 0 E: 0 K: 0 S: 4	H: 1 LOB: 2 BB: 1 P: 8	R: 0 E: 0 K: 0 S: 3	H: 0 LOB: 0 BB: 0 P: 3	R: 0 E: 0 K: 0 S: 4	H: 1 LOB: 1 BB: 0 P: 4	R: 3 E: 1 K: 0 S: 7	H: 3 LOB: 2 BB: 0 P: 7	R: 0 E: 0 K: 0 S: 3	H: 0 LOB: 0 BB: 0 P: 3	R: 0 E: 0 K: 0 S: 3	H: 0 LOB: 0 BB: 0 P: 3	1B: 7 2B: 2 3B: 0 HR: 0	SF: 0 SAC: 2 DP: 0 HBP: 0	WP: 0 PB: 0 SB: 0 CS: 0	PA: 43
PITCHER	IP	WLS	BF	H	R	ER	SO	BB	IBB	HBP	BLK	WP	HR	S	P	ERA	WHIP					
Joe Magrane, L ERA: 4.35 Dan Quisenberry, R ERA: 3.0 Ken Dayley, L ERA: 2.59 John Costello, R ERA: 1.74 Cris Carpenter, R ERA: 2.43	7.0		30	6	0	0	2	3	0	0	1	0	0	31	43	0.00	1.286					

Atlanta Braves @ St. Louis Cardinals
 Busch Stadium, St. Louis, MO
 Sun May 28 1989, 3:33 AM CDT
 Att: 35,832 - Unknown

AB 38
 R 3
 H 9
 RBI 3
 BB 3
 SO 2
 LOB 17



Batter	1	2	3	4	5	6	7	8	9	10	AB	R	H	RBI	BB	SO	LOB	BOTTOM				
Vince Coleman, S OBP: 0.356, SLG: 0.406 (1, 7)	SH1		F9		F9	4-3			SH1-4		5	1	2	0	0	2						
Ozzie Smith, S OBP: 0.345, SLG: 0.353 (1, 6)	SH1		HR	1B		2B		4-3	SH1-4		3	1	3	0	0	0						
Willie McGee, S OBP: 0.281, SLG: 0.354 (1, 8)	K		F8		6-3		4-3		6-3		5	0	0	0	1	5						
Pedro Guerrero, R OBP: 0.276, SLG: 0.312 Rod Booker, L OBP: 0.257, SLG: 0.390 Dan Quisenberry, R OBP: 0.323, SLG: 0.396 Ken Dayley, L OBP: 0.176, SLG: 0.067 John Costello, R OBP: 0.333, SLG: 0.387 Cris Carpenter, R OBP: 0.250, SLG: 0.347 (10, 1)			HR		IBB		FC3-2-5-1		6-3		3	1	2	3	1	0	1					
Tom Brunansky, R OBP: 0.303, SLG: 0.361 (1, 9)	E6		F9		F8		5-3				4	0	0	0	0	4						
Terry Pendleton, S OBP: 0.296, SLG: 0.295 (1, 5)	1-3			4-3		FC5-4		F8			4	0	1	0	0	2						
José Oquendo, S OBP: 0.331, SLG: 0.304 (1, 4)		E3		6-3		FC5-4		1B			4	0	2	0	0	1						
Tom Pagnozzi, R OBP: 0.259, SLG: 0.240 (1, 2)		K		6-3				F8			3	0	0	0	1	1	3					
Joe Magrane, R OBP: 0.217, SLG: 0.100 Jim Lindeman, R OBP: 0.217, SLG: 0.100 (8, 3)		K		5-3		K		K			3	0	0	0	2	3						
Inning Stats	R: 1 E: 1 K: 1 S: 8	H: 2 LOB: 2 BB: 0 P: 8	R: 0 E: 1 K: 2 S: 7	H: 0 LOB: 0 BB: 0 P: 7	R: 2 E: 0 K: 0 S: 5	H: 2 LOB: 0 BB: 0 P: 5	R: 0 E: 0 K: 0 S: 4	H: 1 LOB: 1 BB: 0 P: 4	R: 0 E: 0 K: 0 S: 4	H: 1 LOB: 2 BB: 1 P: 10	R: 0 E: 0 K: 0 S: 6	H: 1 LOB: 1 BB: 0 P: 4	R: 0 E: 0 K: 1 S: 6	H: 1 LOB: 1 BB: 0 P: 6	R: 0 E: 0 K: 0 S: 4	H: 1 LOB: 1 BB: 0 P: 4	R: 0 E: 0 K: 0 S: 4	H: 1 LOB: 1 BB: 0 P: 4	1B: 6 2B: 3 3B: 0 HR: 1	SF: 0 SAC: 2 DP: 0 HBP: 0	WP: 0 PB: 1 SB: 2 CS: 1	PA: 40
PITCHER	IP	WLS	BF	H	R	ER	SO	BB	IBB	HBP	BLK	WP	HR	S	P	ERA	WHIP					
Zane Smith, L ERA: 4.76 Jim Acker, R ERA: 3.55 Paul Assenmacher, L ERA: 1.69	6.0		28	7	3	3	4	1	1	0	0	0	0	34	42	4.50	1.333					

Atlanta Braves @ St. Louis Cardinals
 Busch Stadium, St. Louis, MO
 Sun May 28 1989, 3:33 AM CDT
 Att: 35,832 - Unknown

AB 36
 R 3
 H 10
 RBI 3
 BB 2
 SO 5
 LOB 23



Batter	1	2	3	4	5	6	7	8	9	AB	R	H	RBI	BB	SO	LOB	TOP								
Billy Hatcher, R OBP: 0.266, SLG: 0.275 (1, 7)										3	0	1	0	1	0	1	Houston Astros @ St. Louis Cardinals Busch Stadium, St. Louis, MO Mon May 29 1989, 7:05 PM CDT Att: 30,012 - Unknown								
Gerald Young, S OBP: 0.328, SLG: 0.232 (1, 8)										1	1	0	0	2	0	0									
Bill Doran, S OBP: 0.353, SLG: 0.435 (1, 4)										4	0	0	0	0	2	3									
Glenn Davis, R OBP: 0.341, SLG: 0.511 (1, 3)										4	0	0	0	0	1	1									
Terry Puhl, L OBP: 0.356, SLG: 0.390 (1, 9)										4	1	1	0	0	0	1									
Ken Caminiti, S OBP: 0.299, SLG: 0.359 (1, 5)										4	0	0	0	0	1	1									
Rafael Ramirez, R OBP: 0.282, SLG: 0.335 (1, 6)										4	1	1	0	0	0	0									
Craig Biggio, R OBP: 0.327, SLG: 0.347 (1, 2)										3	0	1	2	0	1	0									
Bob Knepper, L OBP: 0.211, SLG: 0.176 Larry Andersen, R OBP: 1.000, SLG: 1.000 Dave Smith, R (8, 1)										2	0	0	0	1	0	1									
Inning Stats	R: 1 E: 1 K: 1 S: 5	H: 0 LOB: 1 BB: 2 P: 13	R: 0 E: 0 K: 2 S: 7	H: 0 LOB: 0 BB: 0 P: 7	R: 0 E: 1 K: 0 S: 2	H: 0 LOB: 0 BB: 1 P: 6	R: 0 E: 0 K: 2 S: 7	H: 0 LOB: 0 BB: 0 P: 7	R: 0 E: 0 K: 0 S: 3	H: 0 LOB: 0 BB: 0 P: 3	R: 0 E: 0 K: 0 S: 3	H: 0 LOB: 0 BB: 0 P: 3	R: 2 E: 0 K: 0 S: 6	H: 3 LOB: 1 BB: 0 P: 6	R: 0 E: 0 K: 0 S: 4	H: 1 LOB: 1 BB: 0 P: 4	R: 0 E: 0 K: 0 S: 3	H: 0 LOB: 0 BB: 0 P: 3	1B: 3 2B: 1 3B: 0 HR: 0	SF: 0 SAC: 1 DP: 1 HBP: 0	WP: 0 PB: 0 SB: 1 CS: 2	PA: 35			
PITCHER	IP	WLS	BF	H	R	ER	SO	BB	IBB	HBP	BLK	WP	HR	S	P	ERA	WHIP								
Ken Hill, R ERA: 2.38 Frank DiPino, L ERA: 2.2 (9, 1)	8.0	L	31	4	3	2	5	4	0	0	0	0	0	37	53	2.25	1.000								

Batter	1	2	3	4	5	6	7	8	9	AB	R	H	RBI	BB	SO	LOB	BOTTOM								
Vince Coleman, S OBP: 0.353, SLG: 0.402 (1, 7)										4	0	1	1	0	1	1	Houston Astros @ St. Louis Cardinals Busch Stadium, St. Louis, MO Mon May 29 1989, 7:05 PM CDT Att: 30,012 - Unknown								
Ozzie Smith, S OBP: 0.343, SLG: 0.353 (1, 6)										3	0	1	1	0	0	1									
Willie McGee, S OBP: 0.290, SLG: 0.360 (1, 8)										4	0	2	0	0	0	1									
Pedro Guerrero, R OBP: 0.368, SLG: 0.500 (1, 3)										4	0	0	0	0	0	1									
Tom Brunansky, R OBP: 0.308, SLG: 0.356 (1, 9)										2	0	0	0	2	1	0									
Terry Pendleton, S OBP: 0.296, SLG: 0.294 (1, 5)										4	0	1	0	0	0	2									
José Oquendo, S OBP: 0.330, SLG: 0.299 (1, 4)										3	0	0	0	1	1	1									
Tony Peña, R OBP: 0.277, SLG: 0.333 (1, 2)										3	1	0	0	0	0	1									
Ken Hill, R OBP: 0.300, SLG: 0.263 Jim Lindeman, R OBP: 0.250, SLG: 0.190 Frank DiPino, L OBP: 0.200, SLG: 0.200 (9, 1)										2	0	1	0	0	0	0									
Inning Stats	R: 0 E: 0 K: 1 S: 6	H: 1 LOB: 1 BB: 0 P: 6	R: 0 E: 0 K: 0 S: 2	H: 0 LOB: 0 BB: 1 P: 6	R: 0 E: 0 K: 0 S: 4	H: 1 LOB: 1 BB: 0 P: 4	R: 0 E: 0 K: 0 S: 3	H: 0 LOB: 0 BB: 1 P: 7	R: 0 E: 0 K: 0 S: 3	H: 0 LOB: 0 BB: 0 P: 3	R: 0 E: 0 K: 1 S: 5	H: 0 LOB: 0 BB: 0 P: 5	R: 0 E: 0 K: 0 S: 5	H: 3 LOB: 1 BB: 1 P: 9	R: 0 E: 0 K: 1 S: 6	H: 1 LOB: 1 BB: 0 P: 6	1B: 6 2B: 2 3B: 0 HR: 0	SF: 1 SAC: 0 DP: 2 HBP: 0	WP: 0 PB: 0 SB: 2 CS: 1	PA: 35					
PITCHER	IP	WLS	BF	H	R	ER	SO	BB	IBB	HBP	BLK	WP	HR	S	P	ERA	WHIP								
Bob Knepper, L ERA: 4.67 Larry Andersen, R ERA: 0.32 Dave Smith, R ERA: 3.38 (8, 1)	7.1	W	28	5	2	2	2	3	0	0	0	0	0	29	41	2.46	1.091								
Bob Knepper, L ERA: 3.38 Larry Andersen, R ERA: 0.32 Dave Smith, R ERA: 3.38 (9, 1)	1.0	S	4	1	0	0	1	0	0	0	0	0	0	6	6	0.00	1.000								

AB	29
R	3
H	4
RBI	2
BB	4
SO	5
LOB	8



AB	30
R	2
H	7
RBI	2
BB	3
SO	3
LOB	8



Batter	1	2	3	4	5	6	7	8	9	AB	R	H	RBI	BB	SO	LOB	TOP										
Billy Hatcher, R OBP: 0.270, SLG: 0.279 (1, 7)	G5-3		G5-3			G4-3	1B		1B	5	1	2	1	0	0	0	Houston Astros @ St. Louis Cardinals Busch Stadium, St. Louis, MO Tue May 30 1989, 7:05 PM CDT Att: 36,370 - Unknown - 81 F										
Gerald Young, S OBP: 0.321, SLG: 0.225 (1, 8)	G4-3		L8			G3	K		L8	5	0	0	0	0	1	2											
Bill Doran, S OBP: 0.355, SLG: 0.442 Craig Reynolds, L OBP: 0.233, SLG: 0.204 (1, 4) (8, 4)	G4-3		F7			1B		1B	1B	4	1	2	0	0	0	0											
Glenn Davis, R OBP: 0.343, SLG: 0.508 (1, 3)		2B			G6-3	K		G6-3	1B	5	1	2	1	0	1	2											
Terry Puhl, L OBP: 0.370, SLG: 0.407 (1, 9)		2B			G4-3		HR	1B	1B	4	3	2	0	1	0	2											
Ken Caminiti, S OBP: 0.308, SLG: 0.389 (1, 5)		2B			G4-3		HR	1B	1B	4	1	3	5	0	0	0											
Rafael Ramirez, R OBP: 0.276, SLG: 0.328 (1, 6)	E5					P2	L4	F9		4	0	0	0	0	0	3											
Craig Biggio, R OBP: 0.333, SLG: 0.364 (1, 2)	G6-4-3					B1-3		1B	1B	4	1	2	1	0	0	2											
Bob Forsch, R OBP: 0.400, SLG: 0.400 Danny Darwin, R (6, 1)	K				G4-3			G6-3	K	2	0	0	0	0	1	1											
Inning Stats	R: 0 E: 0 K: 0 S: 7	H: 0 LOB: 0 BB: 0 P: 12	R: 2 E: 1 K: 1 S: 14	H: 3 LOB: 1 BB: 0 P: 16	R: 0 E: 0 K: 0 S: 6	H: 0 LOB: 0 BB: 0 P: 11	R: 0 E: 0 K: 0 S: 7	H: 0 LOB: 0 BB: 0 P: 12	R: 0 E: 0 K: 1 S: 9	H: 1 LOB: 1 BB: 0 P: 13	R: 3 E: 0 K: 1 S: 14	H: 4 LOB: 1 BB: 0 P: 18	R: 2 E: 0 K: 1 S: 15	H: 3 LOB: 2 BB: 1 P: 26	R: 1 E: 0 K: 0 S: 13	H: 3 LOB: 1 BB: 0 P: 20		1B: 9 2B: 4 3B: 0 HR: 1	SF: 0 SAC: 0 DP: 2 HBP: 0	WP: 0 PB: 0 SB: 0 CS: 0	PA: 41						
PITCHER	IP	WLS	BF	H	R	ER	SO	BB	IBB	HBP	BLK	WP	HR	S	P	ERA	WHIP										
Scott Terry, R ERA: 2.76 (1, 1)	6.2	L	28	8	5	5	2	0	0	0	0	0	1	60	86	6.75	1.200										
John Costello, R ERA: 1.59 (7, 1)	0.1		1	0	0	0	1	0	0	0	0	0	0	3	4	0.00	0.000										
Matt Kinzer, R ERA: 10.57 (8, 1)	1.1		10	5	3	3	1	0	1	0	0	0	0	22	38	20.25	3.750										
Dan Quisenberry, R ERA: 2.92 (9, 1)	0.2		2	1	0	0	0	0	0	0	0	0	0	6	8	0.00	1.500										

AB	40
R	8
H	14
RBI	8
BB	1
SO	4
LOB	15



Batter	1	2	3	4	5	6	7	8	9	AB	R	H	RBI	BB	SO	LOB	BOTTOM										
Vince Coleman, S OBP: 0.349, SLG: 0.397 (1, 7)	P8				FC4-6		K		L3	5	0	1	0	0	1	3	Houston Astros @ St. Louis Cardinals Busch Stadium, St. Louis, MO Tue May 30 1989, 7:05 PM CDT Att: 36,370 - Unknown - 81 F										
Ozzie Smith, S OBP: 0.339, SLG: 0.354 (1, 6)	G3-1		1B		F9		G3		2B	5	0	1	1	0	0	2											
Terry Pendleton, S OBP: 0.298, SLG: 0.293 (1, 5)	P5				G4-3		HR	BB	P8	4	1	1	0	1	0	1											
Pedro Guerrero, R OBP: 0.365, SLG: 0.494 (1, 3)		FC4-6			G5-3		F8		F9	4	0	1	0	0	0	2											
Willie McGee, S OBP: 0.289, SLG: 0.367 (1, 8)	FC4-6					G3		K		4	0	1	0	0	1	3											
Tom Brunansky, R OBP: 0.312, SLG: 0.374 (1, 9)	F9				2B				P3	3	1	1	2	1	0	2											
José Oquendo, S OBP: 0.333, SLG: 0.304 (1, 4)	G4-3				F7				1B	4	1	2	0	0	0	3											
Tony Peña, R OBP: 0.277, SLG: 0.338 (1, 2)			G4-3			P6	L3		1B	4	1	1	0	0	0	1											
Scott Terry, R OBP: 0.227, SLG: 0.381 John Costello, R OBP: 0.376, SLG: 0.417 Milt Thompson, L Matt Kinzer, R Dan Quisenberry, R John Morris, L (1, 1) (7, 1) (8, 1) (9, 1) (9, PH)	G6-3							P3	1B	2	0	1	0	0	0	0											
Inning Stats	R: 0 E: 0 K: 0 S: 6	H: 1 LOB: 1 BB: 0 P: 12	R: 0 E: 0 K: 0 S: 9	H: 1 LOB: 1 BB: 0 P: 14	R: 0 E: 0 K: 0 S: 9	H: 1 LOB: 2 BB: 1 P: 17	R: 0 E: 0 K: 0 S: 12	H: 1 LOB: 1 BB: 0 P: 16	R: 2 E: 0 K: 0 S: 13	H: 2 LOB: 1 BB: 1 P: 21	R: 0 E: 0 K: 1 S: 7	H: 0 LOB: 0 BB: 0 P: 10	R: 0 E: 0 K: 1 S: 11	H: 1 LOB: 1 BB: 0 P: 15	R: 2 E: 0 K: 0 S: 10	H: 4 LOB: 1 BB: 0 P: 16		1B: 7 2B: 4 3B: 0 HR: 1	SF: 0 SAC: 0 DP: 1 HBP: 0	WP: 0 PB: 0 SB: 1 CS: 0	PA: 39						
PITCHER	IP	WLS	BF	H	R	ER	SO	BB	IBB	HBP	BLK	WP	HR	S	P	ERA	WHIP										
Bob Forsch, R ERA: 3.9 (1, 1)	5.2		25	6	2	2	0	2	0	0	0	0	1	51	81	3.18	1.412										
Danny Darwin, R ERA: 2.2 (6, 1)	3.1	W	14	5	2	2	2	0	0	0	1	0	0	34	48	5.40	1.500										

AB	37
R	4
H	11
RBI	4
BB	2
SO	2
LOB	17



Batter	1	2	3	4	5	6	7	8	9	AB	R	H	RBI	BB	SO	LOB	TOP								
Billy Hatcher, R OBP: 0.269, SLG: 0.274 (1, 7)										3	1	0	0	1	1	2									
Gerald Young, S OBP: 0.324, SLG: 0.232 (1, 8)										4	0	2	0	0	0	1									
Bill Doran, S OBP: 0.349, SLG: 0.433 (1, 4)										4	0	0	0	0	1	3									
Glenn Davis, R OBP: 0.336, SLG: 0.497 (1, 3)										4	0	0	0	0	3	2									
Terry Puhl, L OBP: 0.354, SLG: 0.388 (1, 9)										4	0	0	0	0	0	1									
Ken Caminiti, S OBP: 0.307, SLG: 0.386 (1, 5)										4	1	1	0	0	0	0									
Craig Reynolds, L OBP: 0.250, SLG: 0.241 Rafael Ramirez, R OBP: 0.276, SLG: 0.328 (9, 6)										4	1	2	0	0	0	1									
Craig Biggio, R OBP: 0.339, SLG: 0.388 (1, 2)										4	1	2	2	0	0	1									
Jim Clancy, R OBP: 0.250, SLG: 0.267 Greg Gross, L OBP: 0.371, SLG: 0.165 Dan Schatzeder, L (7, 1) Louie Meadows, L OBP: 0.250, SLG: 0.182 Dave Smith, R (9, 1)										2	0	0	0	0	1	1									
Inning Stats	R: 0 E: 0 K: 0 S: 8	H: 1 LOB: 0 BB: 0 P: 12	R: 0 E: 0 K: 1 S: 7	H: 0 LOB: 0 BB: 0 P: 12	R: 2 E: 1 K: 0 S: 9	H: 2 LOB: 1 BB: 0 P: 12	R: 0 E: 0 K: 1 S: 8	H: 0 LOB: 0 BB: 0 P: 13	R: 0 E: 0 K: 1 S: 7	H: 0 LOB: 0 BB: 0 P: 12	R: 1 E: 1 K: 0 S: 6	H: 1 LOB: 1 BB: 1 P: 10	R: 0 E: 0 K: 1 S: 8	H: 1 LOB: 2 BB: 1 P: 16	R: 0 E: 0 K: 2 S: 7	H: 0 LOB: 0 BB: 0 P: 8	R: 1 E: 0 K: 0 S: 17	H: 2 LOB: 1 BB: 0 P: 27	1B: 4 2B: 4 3B: 0 HR: 0	SF: 0 SAC: 0 DP: 1 HBP: 0	WP: 0 PB: 0 SB: 1 CS: 1	PA: 36			
PITCHER	IP	WLS	BF	H	R	ER	SO	BB	IBB	HBP	BLK	WP	HR	S	P	ERA	WHIP								
Jose DeLeon, R ERA: 2.83 Cris Carpenter, R ERA: 2.55	(1, 1)	7.0	28	5	3	1	4	1	1	0	0	0	0	53	87	1.29	0.857								

Houston Astros @ St. Louis Cardinals
 Busch Stadium, St. Louis, MO
 Wed May 31 1989, 3:33 AM CDT
 Att: 34,258 - Sunny

AB	34
R	4
H	7
RBI	2
BB	2
SO	6
LOB	13



Batter	1	2	3	4	5	6	7	8	9	AB	R	H	RBI	BB	SO	LOB	BOTTOM								
Vince Coleman, S OBP: 0.351, SLG: 0.393 (1, 7)										4	1	1	0	1	1	0									
Ozzie Smith, S OBP: 0.335, SLG: 0.346 (1, 6)										4	0	0	1	1	1	1									
Tom Brunansky, R OBP: 0.305, SLG: 0.365 (1, 9)										4	0	0	0	0	2	1									
Pedro Guerrero, R OBP: 0.368, SLG: 0.500 (1, 3)										4	2	2	0	0	0	0									
Milt Thompson, L OBP: 0.381, SLG: 0.423 (1, 8)										3	0	1	0	1	0	2									
José Oquendo, S OBP: 0.332, SLG: 0.308 (1, 4)										4	0	1	1	0	1	3									
Tim Jones, L OBP: 0.297, SLG: 0.344 (1, 5)										3	0	1	1	1	1	2									
Tom Pagnozzi, R OBP: 0.276, SLG: 0.231 Willie McGee, S OBP: 0.298, SLG: 0.363 Tony Peña, R OBP: 0.275, SLG: 0.336 (7, 2)										1	0	0	0	1	0	1									
Jose DeLeon, R OBP: 0.103, SLG: 0.103 Jim Lindeman, R OBP: 0.240, SLG: 0.182 Cris Carpenter, R OBP: 0.400, SLG: 0.400 John Morris, L OBP: 0.375, SLG: 0.594 (9, PH)										1	0	0	0	0	0	0									
Inning Stats	R: 0 E: 0 K: 2 S: 10	H: 0 LOB: 0 BB: 0 P: 14	R: 1 E: 0 K: 1 S: 9	H: 2 LOB: 2 BB: 1 P: 21	R: 1 E: 1 K: 1 S: 13	H: 1 LOB: 0 BB: 0 P: 19	R: 0 E: 0 K: 0 S: 5	H: 0 LOB: 1 BB: 1 P: 10	R: 0 E: 0 K: 1 S: 9	H: 0 LOB: 0 BB: 0 P: 11	R: 1 E: 0 K: 0 S: 6	H: 3 LOB: 2 BB: 1 P: 15	R: 0 E: 0 K: 1 S: 14	H: 0 LOB: 1 BB: 1 P: 24	R: 0 E: 1 K: 1 S: 12	H: 0 LOB: 1 BB: 0 P: 17	R: 0 E: 0 K: 0 S: 14	H: 0 LOB: 1 BB: 1 P: 23	1B: 2 2B: 4 3B: 0 HR: 0	SF: 0 SAC: 0 DP: 1 HBP: 0	WP: 1 PB: 0 SB: 1 CS: 0	PA: 38			
PITCHER	IP	WLS	BF	H	R	ER	SO	BB	IBB	HBP	BLK	WP	HR	S	P	ERA	WHIP								
Jim Clancy, R ERA: 4.88 Dan Schatzeder, L ERA: 2.05 Dave Smith, R ERA: 3.2	(1, 1)	6.0	26	6	3	2	5	1	2	0	0	0	0	26	41	0.00	0.500								

Houston Astros @ St. Louis Cardinals
 Busch Stadium, St. Louis, MO
 Wed May 31 1989, 3:33 AM CDT
 Att: 34,258 - Sunny

AB	33
R	3
H	6
RBI	3
BB	5
SO	7
LOB	15



Batter	1	2	3	4	5	6	7	8	9	AB	R	H	RBI	BB	SO	LOB	TOP				
Doug Dasenczo, S OBP: 0.186, SLG: 0.163	G6-3		23 E 23 S CS		F9		G4-3		G3	5	0	1	1	0	0	4	Chicago Cubs @ St. Louis Cardinals Busch Stadium, St. Louis, MO Fri Jun 02 1989, 7:05 PM CDT Att: 46,448 - Unknown				
Vance Law, R OBP: 0.255, SLG: 0.289	F8		3-H 1-3		FC6-4			23 2B SF9	G4-3	5	1	1	0	0	1	3					
23 Ryne Sandberg, R OBP: 0.349, SLG: 0.406	G4-3		CS	G4-3 BB 1B BB	F9			SF9 SF8		3	2	1	0	1	0	0					
Mark Grace, L OBP: 0.391, SLG: 0.387		L6		G4-3 BB 1-2		K			IBB	2	0	0	0	2	1	0					
Damon Berryhill, S OBP: 0.305, SLG: 0.394	G6-3		G4-3		G4-3			SF9		3	0	0	1	0	0	2					
Lloyd McClendon, R OBP: 0.441, SLG: 0.607										3	0	3	1	0	0	0					
Mitch Webster, S OBP: 0.299, SLG: 0.293										0	0	0	1	0	0	0					
Darin Jackson, R Calvin Schiraldi, R Mitch Williams, L										3	1	1	0	1	0	2					
Shawon Dunston, R OBP: 0.277, SLG: 0.292										4	1	1	1	0	1	1					
Rick Sutcliffe, L Dwight Smith, L										3	0	1	0	0	1	1					
Inning Stats	R: 0 E: 0 K: 0 S: 5	H: 0 LOB: 0 BB: 0 P: 7	R: 0 E: 0 K: 0 S: 7	H: 1 LOB: 0 BB: 0 P: 13	R: 2 E: 0 K: 2 S: 13	H: 3 LOB: 0 BB: 0 P: 24	R: 1 E: 0 K: 0 S: 10	H: 1 LOB: 1 BB: 2 P: 23	R: 0 E: 0 K: 1 S: 8	H: 0 LOB: 0 BB: 0 P: 16	R: 0 E: 0 K: 1 S: 7	H: 2 LOB: 2 BB: 1 P: 13	R: 2 E: 0 K: 0 S: 16	H: 2 LOB: 1 BB: 0 P: 24	R: 0 E: 0 K: 0 S: 9	H: 1 LOB: 1 BB: 0 P: 12	1B: 7 2B: 2 3B: 1 HR: 0	SF: 2 SAC: 0 DP: 1 HBP: 0	WP: 0 PB: 0 SB: 2 CS: 3	PA: 40	
PITCHER	IP	WLS	BF	H	R	ER	SO	BB	IBB	HBP	BLK	WP	HR	S	P	ERA	WHIP				
Joe Magrane, L ERA: 4.34	6.1	L	25	6	3	3	3	3	0	0	0	0	0	55	103	4.26	1.421				
Cris Carpenter, R ERA: 3.0	0.2		6	3	2	2	1	0	1	0	0	0	0	12	20	27.00	4.500				
Frank DiPino, L ERA: 2.17	0.1		1	0	0	0	0	0	0	0	0	0	0	2	2	0.00	0.000				
John Costello, R ERA: 1.59	0.2		2	0	0	0	0	0	0	0	0	0	0	8	10	0.00	0.000				
Matt Kinzer, R ERA: 9.35	1.0		4	1	0	0	0	0	0	0	0	0	0	9	12	0.00	1.000				

Batter	1	2	3	4	5	6	7	8	9	AB	R	H	RBI	BB	SO	LOB	BOTTOM					
Vince Coleman, S OBP: 0.354, SLG: 0.396	FC3-6 1B		SH3		F7			2B 1B	K	4	1	2	0	0	1	4	Chicago Cubs @ St. Louis Cardinals Busch Stadium, St. Louis, MO Fri Jun 02 1989, 7:05 PM CDT Att: 46,448 - Unknown					
Ozzie Smith, S OBP: 0.333, SLG: 0.349	FC3-6 G2-3 1-2		K		F9			1B 2B		4	1	1	1	0	1	4						
Terry Pendleton, S OBP: 0.297, SLG: 0.292	G2-3 1-2		L8		F8			2H 1B		4	0	1	1	0	0	2						
Pedro Guerrero, R OBP: 0.366, SLG: 0.492					G5-3			L7		3	0	0	0	1	0	1						
Willie McGee, S OBP: 0.275, SLG: 0.347					G1-3			G5-3		4	0	0	0	0	1	3						
Matt Kinzer, R					K					0	0	0	0	0	0	0						
Tom Brunansky, R OBP: 0.304, SLG: 0.359					G5-3			L5		3	0	0	0	1	1	0						
José Oquendo, S OBP: 0.340, SLG: 0.314								L9		3	0	2	0	1	0	0						
Tony Peña, R OBP: 0.276, SLG: 0.335					G1-6-3			G4-3		3	0	1	0	0	0	1						
Milt Thompson, L OBP: 0.379, SLG: 0.419					G1-6-3					1	0	0	0	0	1	2						
Joe Magrane, R Cris Carpenter, R Frank DiPino, L John Costello, R John Morris, L Jim Lindeman, R										2	0	1	0	0	0	2						
Inning Stats	R: 0 E: 0 K: 1 S: 10	H: 1 LOB: 2 BB: 1 P: 20	R: 0 E: 0 K: 1 S: 6	H: 0 LOB: 0 BB: 1 P: 14	R: 0 E: 0 K: 1 S: 6	H: 1 LOB: 1 BB: 0 P: 8	R: 0 E: 0 K: 0 S: 5	H: 0 LOB: 0 BB: 0 P: 7	R: 0 E: 0 K: 0 S: 9	H: 2 LOB: 2 BB: 0 P: 14	R: 0 E: 0 K: 0 S: 8	H: 0 LOB: 0 BB: 0 P: 13	R: 0 E: 0 K: 0 S: 3	H: 0 LOB: 0 BB: 0 P: 4	R: 2 E: 0 K: 0 S: 12	H: 3 LOB: 1 BB: 0 P: 18	R: 0 E: 0 K: 3 S: 13	H: 1 LOB: 2 BB: 1 P: 23	1B: 6 2B: 2 3B: 0 HR: 0	SF: 0 SAC: 1 DP: 1 HBP: 0	WP: 0 PB: 0 SB: 0 CS: 0	PA: 37
PITCHER	IP	WLS	BF	H	R	ER	SO	BB	IBB	HBP	BLK	WP	HR	S	P	ERA	WHIP					
Rick Sutcliffe, R ERA: 3.35	7.1	W	30	7	2	2	3	2	0	0	0	0	0	53	89	2.46	1.227					
Calvin Schiraldi, R ERA: 2.91	0.2		4	1	0	0	0	1	0	0	0	0	0	10	19	0.00	3.000					
Mitch Williams, L ERA: 2.05	1.0	S	3	0	0	0	3	0	0	0	0	0	0	9	13	0.00	0.000					



Batter	1	2	3	4	5	6	7	8	9	AB	R	H	RBI	BB	SO	LOB	TOP										
Vince Coleman, S OBP: 0.344, SLG: 0.379	F7		HR	G3			K		P5	5	1	1	0	0	1	1											
Milt Thompson, L OBP: 0.373, SLG: 0.433	F8		HR	K					G4-3	5	1	2	3	0	1	1											
Ozzie Smith, S OBP: 0.327, SLG: 0.337	G4-3		G4-3		G3		L6			4	0	0	0	0	0	1											
Pedro Guerrero, R OBP: 0.378, SLG: 0.503		1B	HR		G1-6-3			1B		3	1	3	0	1	0	0											
Terry Pendleton, S OBP: 0.305, SLG: 0.327	F7		G4-1		G1-6-3			P6		4	0	0	0	0	0	4											
Tom Brunansky, R OBP: 0.300, SLG: 0.372	F8		HR			F3		K		4	1	1	2	0	1	2											
José Oquendo, S OBP: 0.341, SLG: 0.310		1B	G3			F8				3	0	1	0	1	0	0											
Tony Peña, R OBP: 0.269, SLG: 0.323	P6					L1		F8		4	0	1	0	0	0	4											
Jose DeLeon, R OBP: 0.125, SLG: 0.097			HR						G6-3	2	1	0	0	1	2	1											
Ken Dayley, L (7, 1)										0	0	0	0	0	0	0											
John Morris, L OBP: 0.353, SLG: 0.559			HR							0	0	0	0	0	0	0											
Jim Lindeman, R OBP: 0.222, SLG: 0.167										1	0	0	0	0	0	0											
John Costello, R OBP: 0.161										0	0	0	0	0	0	0											
Inning Stats	R: 0 E: 0 K: 0 S: 7	H: 0 LOB: 0 BB: 0 P: 11	R: 0 E: 0 K: 0 S: 13	H: 2 LOB: 2 BB: 0 P: 18	R: 5 E: 0 K: 0 S: 11	H: 3 LOB: 0 BB: 2 P: 23	R: 0 E: 0 K: 2 S: 10	H: 1 LOB: 1 BB: 0 P: 13	R: 0 E: 0 K: 0 S: 6	H: 0 LOB: 0 BB: 0 P: 8	R: 0 E: 0 K: 2 S: 9	H: 1 LOB: 1 BB: 0 P: 13	R: 0 E: 0 K: 1 S: 7	H: 1 LOB: 2 BB: 1 P: 17	R: 0 E: 0 K: 0 S: 6	H: 0 LOB: 0 BB: 0 P: 8	1B: 7 2B: 0 3B: 0 HR: 2	SF: 0 SAC: 0 DP: 1 HBP: 0	WP: 0 PB: 0 SB: 2 CS: 0	PA: 38							
PITCHER	IP	WLS	BF	H	R	ER	SO	BB	IBB	HBP	BLK	WP	HR	S	P	ERA	WHIP										
Bryn Smith, R ERA: 2.38	7.0	L	30	8	5	5	4	2	0	0	0	0	2	62	95	6.43	1.429										
Brett Gideon, R ERA:	1.0		5	1	0	0	1	1	0	0	0	0	0	7	17	0.00	2.000										
Steve Frey, L ERA:	1.0		3	0	0	0	0	0	0	0	0	0	0	6	8	0.00	0.000										

St. Louis Cardinals @ Montreal Expos
Olympic Stadium, Montreal, QB
Mon Jun 05 1989, 7:05 PM EDT
Att: 17,261 - Unknown

AB 35
R 5
H 9
RBI 5
BB 3
SO 5
LOB 14



Batter	1	2	3	4	5	6	7	8	9	AB	R	H	RBI	BB	SO	LOB	BOTTOM										
Otis Nixon, S OBP: 0.336, SLG: 0.287				E		S	K			1	1	0	0	3	1	0											
Tom Foley, L OBP: 0.318, SLG: 0.351				BB						3	1	1	1	0	2	2											
Rex Hudler, R OBP: 0.323, SLG: 0.500	K			2B					G5-3	1	0	0	0	0	0	0											
Hubie Brooks, R OBP: 0.292, SLG: 0.368	L5			K					K	4	0	0	0	0	3	2											
Tim Raines, S OBP: 0.413, SLG: 0.479									G4-3	2	0	1	1	2	0	0											
Tim Wallach, R OBP: 0.305, SLG: 0.392		G5-4-3		K					F9	4	0	0	0	0	2	4											
Andres Galarraga, R OBP: 0.312, SLG: 0.401		F9		K					K	3	1	0	0	1	2	1											
Marty Pevey, L OBP: 0.136, SLG: 0.227				G6-3					G4-3	4	1	1	1	0	0	0											
Spike Owen, S OBP: 0.371, SLG: 0.361				K					K	3	0	0	0	0	2	1											
Bryn Smith, R OBP: 0.200, SLG: 0.091				K					G4-3	2	0	0	0	0	1	0											
Mike Aldrete, L OBP: 0.296, SLG: 0.190				K						1	0	0	1	0	0	0											
Brett Gideon, R OBP: 0.190										0	0	0	0	0	0	0											
Steve Frey, R OBP: 0.161										0	0	0	0	0	0	0											
Inning Stats	R: 0 E: 0 K: 1 S: 5	H: 0 LOB: 0 BB: 1 P: 11	R: 0 E: 0 K: 0 S: 4	H: 0 LOB: 0 BB: 1 P: 13	R: 0 E: 0 K: 2 S: 9	H: 0 LOB: 0 BB: 0 P: 12	R: 2 E: 0 K: 3 S: 17	H: 2 LOB: 1 BB: 1 P: 28	R: 0 E: 0 K: 0 S: 7	H: 0 LOB: 0 BB: 0 P: 11	R: 0 E: 0 K: 3 S: 15	H: 0 LOB: 2 BB: 2 P: 26	R: 2 E: 0 K: 2 S: 12	H: 1 LOB: 0 BB: 1 P: 21	R: 0 E: 0 K: 1 S: 10	H: 0 LOB: 0 BB: 0 P: 15	R: 0 E: 0 K: 1 S: 8	H: 0 LOB: 0 BB: 0 P: 10	1B: 0 2B: 3 3B: 1 HR: 0	SF: 0 SAC: 0 DP: 2 HBP: 0	WP: 0 PB: 0 SB: 2 CS: 1	PA: 34					
PITCHER	IP	WLS	BF	H	R	ER	SO	BB	IBB	HBP	BLK	WP	HR	S	P	ERA	WHIP										
Jose DeLeon, R ERA: 3.02	6.1	W	26	3	4	4	10	6	0	0	0	0	0	65	116	5.68	1.421										
Ken Dayley, L ERA: 2.54	1.2		5	0	0	0	2	0	0	0	0	0	0	14	21	0.00	0.000										
John Costello, R ERA: 1.38	1.0	S	3	0	0	0	1	0	0	0	0	0	0	8	10	0.00	0.000										

St. Louis Cardinals @ Montreal Expos
Olympic Stadium, Montreal, QB
Mon Jun 05 1989, 7:05 PM EDT
Att: 17,261 - Unknown

AB 28
R 4
H 3
RBI 4
BB 6
SO 13
LOB 10



Batter	1	2	3	4	5	6	7	8	9	AB	R	H	RBI	BB	SO	LOB	TOP					
Vince Coleman, S (1, 7) OBP: 0.348, SLG: 0.389	1-3 K		1-2 1B		1-2 G6-3 2B		2-1 F8	2-1 F7		5	1	2	0	0	1	1						
Ozzie Smith, S (1, 6) OBP: 0.332, SLG: 0.337	4-0 G6-3 BB		0-2 F9		1-1 G6-3		1-0 SF4 2B		4-0 1B BB	3	2	1	1	2	0	2						
Pedro Guerrero, R (1, 3) OBP: 0.372, SLG: 0.487	1-0 G6-3		2-3 K		1-3 K		4-0 1B IBB		0-0 F9	4	0	0	0	1	2	4						
Jim Lindeman, R (9, 3) OBP: 0.222, SLG: 0.167	1-3						2-3		3-1 F9	0	0	0	0	0	0	0						
Tom Brunansky, R (1, 9) OBP: 0.301, SLG: 0.393	2-3				2-2 P4		1-0		0-2 SF4	4	1	2	3	0	1	1						
Terry Pendleton, S (1, 5) OBP: 0.306, SLG: 0.324		0-1 G4-3			1-0 F9		4-2		3-1 1B	4	0	1	0	1	0	0						
José Oquendo, S (1, 4) OBP: 0.338, SLG: 0.304	1-2 F9				4-2 BB		2-3 K2-3		3-1 F7	3	1	0	0	1	1	3						
Milt Thompson, L (1, 8) OBP: 0.367, SLG: 0.418	2-3 K				4-2 1B BB		1-2 G3		0-1 F8	3	0	0	0	1	1	0						
Tony Peña, R (1, 2) OBP: 0.273, SLG: 0.326			0-2 1B		0-2 1B		0-0 F7		0-0 SH3-4 1B	4	0	3	1	0	0	0						
Ken Hill, R (1, 1) OBP: 0.269, SLG: 0.240			1-3 1B		1-3 K		2-1 G4-3		1-2 SH3-4	3	0	0	0	0	2	3						
John Costello, R (6, 1)										0	0	0	0	0	0	0						
Ken Dayley, L (9, 1)										0	0	0	0	0	0	0						
Inning Stats	R: 0 H: 0 E: 0 K: 2 S: 7	H: 0 LOB: 1 BB: 1 P: 15	R: 0 H: 0 E: 0 K: 1 S: 8	H: 0 LOB: 0 BB: 0 P: 11	R: 0 H: 2 E: 0 K: 2 S: 17	H: 2 LOB: 2 BB: 0 P: 21	R: 1 H: 1 E: 0 K: 1 S: 17	H: 1 LOB: 2 BB: 2 P: 29	R: 2 H: 2 E: 0 K: 2 S: 15	H: 2 LOB: 1 BB: 1 P: 25	R: 0 H: 0 E: 0 K: 0 S: 6	H: 0 LOB: 0 BB: 0 P: 9	R: 1 H: 2 E: 0 K: 0 S: 9	H: 2 LOB: 2 BB: 1 P: 20	R: 0 H: 1 E: 0 K: 0 S: 7	H: 1 LOB: 1 BB: 0 P: 9	R: 1 H: 1 E: 0 K: 0 S: 5	H: 1 LOB: 0 BB: 1 P: 11	1B: 6 2B: 2 3B: 0 HR: 1	SF: 1 SAC: 1 DP: 0 HBP: 0	WP: 0 PB: 0 SB: 4 CS: 0	PA: 41
PITCHER	IP WLS BF H R ER SO BB IBB HBP BLK WP HR S P ERA WHIP																					
Mark Langston, L (1, 1) ERA: 3.27	7.0 L 33 7 4 4 8 4 1 0 0 0 1 79 130 5.14 1.571																					
Andy McGaffigan, R (8, 1) ERA: 4.31	2.0 8 2 1 1 0 1 0 0 0 0 0 12 20 4.50 1.500																					

St. Louis Cardinals @ Montreal Expos
Olympic Stadium, Montreal, QB
Wed Jun 07 1989, 7:05 PM EDT
Att: 30,214 - Dome

AB	33
R	5
H	9
RBI	5
BB	6
SO	8
LOB	14



Batter	1	2	3	4	5	6	7	8	9	AB	R	H	RBI	BB	SO	LOB	BOTTOM					
Otis Nixon, S (1, 8) OBP: 0.336, SLG: 0.300	3-2 L8 2B		2-2 FC5-4		2-2 S 1B		0-2 F8		2-2 G6-3	5	1	2	0	0	0	3						
Tom Foley, L (1, 4) OBP: 0.315, SLG: 0.346	0-0 L8		1-3 K		0-1 BB		2-3 K		2-0 P4	4	0	1	0	0	2	2						
Damaso Garcia, R (9, PH) OBP: 0.314, SLG: 0.321	2-3		1-2 K		1-2 1B					1	0	0	0	0	0	0						
Andres Galarraga, R (1, 3) OBP: 0.319, SLG: 0.399	4-2 BB		4-1 E BB		1-3 K		1-0 F8			2	1	0	0	2	1	2						
Tim Raines, S (1, 7) OBP: 0.420, SLG: 0.487	4-2 G5-4-3 BB		0-0 E8		4-1 BB		0-1 S 1B			2	0	2	2	2	0	0						
Tim Wallach, R (1, 5) OBP: 0.298, SLG: 0.382	1-2 G5-4-3		1-2 G5-3		1-3 K		3-2 F8			4	0	0	0	0	1	8						
Mike Aldrete, L (1, 9) OBP: 0.293, SLG: 0.194		1-2 G5-4-3 1B		2-3 K		1-0 G4-3		1-2 L7		4	0	1	0	0	1	0						
Mike Fitzgerald, R (1, 2) OBP: 0.347, SLG: 0.385		1-2 G5-4-3		3-3 K		2-0		1-2 G6-3		4	0	1	0	0	1	1						
Spike Owen, S (1, 6) OBP: 0.368, SLG: 0.350		2-2 G3		2-1 P6		4-2 BB		0-0 L8		3	0	0	0	1	0	0						
Mark Langston, R (1, 1) OBP: 0.200, SLG: 0.200			1-2 E1		1-1 G6-3		3-3 K		2-2 G6-3	3	0	0	0	0	1	2						
Andy McGaffigan, R (8, 1) ERA: 1.15										0	0	0	0	0	0	0						
Wallace Johnson, S (9, PH) OBP: 0.300, SLG: 0.364										1	0	0	0	0	0	0						
Inning Stats	R: 0 H: 1 E: 0 K: 0 S: 12	H: 1 LOB: 2 BB: 2 P: 24	R: 0 H: 1 E: 0 K: 0 S: 10	H: 1 LOB: 0 BB: 0 P: 14	R: 2 H: 1 E: 2 K: 1 S: 20	H: 1 LOB: 1 BB: 1 P: 27	R: 0 H: 0 E: 0 K: 2 S: 8	H: 0 LOB: 0 BB: 0 P: 15	R: 0 H: 2 E: 0 K: 2 S: 15	H: 2 LOB: 3 BB: 1 P: 24	R: 0 H: 1 E: 0 K: 1 S: 13	H: 1 LOB: 2 BB: 1 P: 23	R: 0 H: 1 E: 0 K: 1 S: 10	H: 1 LOB: 1 BB: 0 P: 16	R: 0 H: 0 E: 0 K: 0 S: 9	H: 0 LOB: 0 BB: 0 P: 11	R: 0 H: 0 E: 0 K: 0 S: 9	H: 0 LOB: 0 BB: 0 P: 15	1B: 4 2B: 3 3B: 0 HR: 0	SF: 0 SAC: 0 DP: 2 HBP: 0	WP: 0 PB: 0 SB: 3 CS: 0	PA: 38
PITCHER	IP WLS BF H R ER SO BB IBB HBP BLK WP HR S P ERA WHIP																					
Ken Hill, R (1, 1) ERA: 2.38	5.1 W 26 6 2 0 0 5 0 0 0 0 0 70 116 0.00 2.062																					
John Costello, R (6, 1) ERA: 1.15	2.2 9 1 0 0 2 0 0 0 0 0 0 27 38 0.00 0.375																					
Ken Dayley, L (9, 1) ERA: 2.45	1.0 S 3 0 0 0 0 0 0 0 0 0 0 9 15 0.00 0.000																					

St. Louis Cardinals @ Montreal Expos
Olympic Stadium, Montreal, QB
Wed Jun 07 1989, 7:05 PM EDT
Att: 30,214 - Dome

AB	33
R	2
H	7
RBI	2
BB	5
SO	7
LOB	18



Batter	1	2	3	4	5	6	7	8	9	AB	R	H	RBI	BB	SO	LOB	TOP						
Vince Coleman, S OBP: 0.338, SLG: 0.385	G6-3		F8 WP 1B		2B	G4-3	1B 3B		F7	6	2	3	1	0	0	2	St. Louis Cardinals @ Chicago Cubs Wrigley Field, Chicago, IL Sun Jun 11 1989, 3:33 AM CDT Att: 35,450 - Cloudy - 62 F						
Ozzie Smith, S OBP: 0.348, SLG: 0.366	BB 1B		F8 1-3		2B		2B 1B		HBP 1B	6	2	5	2	0	0	1							
Pedro Guerrero, R Joe Magrane, R Dan Quisenberry, R Todd Worrell, R	4-0 1-2		4-0 BB		FC6-4 IBB		1B 1B		1-0 HBP	2	1	2	1	3	0	0							
Tom Brunansky, R OBP: 0.295, SLG: 0.397	2-3 K		0-0 P4		FC6-4 1-2		HR 1B		2-2 G6-3	6	1	2	3	0	1	8							
Terry Pendleton, S OBP: 0.301, SLG: 0.323	1-1 G4-3			3-1 G4-3			F8 1B 2B K			5	1	1	0	0	2	4							
José Oquendo, S OBP: 0.332, SLG: 0.298		2-2 G4-3		0-1 F9			F8 1B 2B K		3-1 P3	5	1	1	0	0	0	1							
Milt Thompson, L OBP: 0.364, SLG: 0.397		0-0 B3		1-0 G4-3			2-3 K 1B 1B		2-3 K	5	1	1	0	0	2	1							
Tony Peña, R OBP: 0.281, SLG: 0.332		0-0 G5-3			1-1 G4-3		1-0 BB 1B SH1-4		0-0 F9	5	1	2	2	0	0	0							
Ken Hill, R John Costello, R Jim Lindeman, R Denny Walling, R Scott Terry, R Cris Carpenter, R Tom Pagnozzi, R			0-1 G5-3		3-2 G6-3		3-2 G6-3 1-2 BB		2-3 K	2	0	0	0	0	0	0							
Inning Stats	R: 0 E: 0 K: 1 S: 12	H: 1 LOB: 2 BB: 1 P: 20	R: 0 E: 0 K: 0 S: 5	H: 0 LOB: 0 BB: 0 P: 7	R: 0 E: 0 K: 0 S: 5	H: 1 LOB: 2 BB: 1 P: 12	R: 0 E: 0 K: 0 S: 5	H: 0 LOB: 0 BB: 0 P: 9	R: 1 E: 0 K: 0 S: 9	H: 2 LOB: 2 BB: 1 P: 20	R: 1 E: 0 K: 1 S: 8	H: 2 LOB: 2 BB: 1 P: 13	R: 8 E: 1 K: 2 S: 29	H: 10 LOB: 2 BB: 0 P: 43	R: 0 E: 0 K: 1 S: 6	H: 0 LOB: 0 BB: 0 P: 8		R: 0 E: 0 K: 1 S: 8	H: 1 LOB: 2 BB: 0 P: 14	1B: 11 2B: 4 3B: 1 HR: 1	SF: 0 SAC: 1 DP: 0 HBP: 1	WP: 1 PB: 0 SB: 0 CS: 0	PA: 49
PITCHER	IP WLS BF H R ER SO BB IBB HBP BLK WP HR S P ERA WHIP	IP WLS BF H R ER SO BB IBB HBP BLK WP HR S P ERA WHIP																					
Paul Kilgus, L ERA: 3.82	(1, 1) 5.2 26 6 2 2 2 2 2 1 0 0 0 1 0 42 75 3.18 1.412																						
Calvin Schiraldi, R ERA: 3.51	(6, 1) 0.1 L 5 3 3 3 0 1 0 0 0 0 0 1 7 15 81.00 12.000																						
Steve Wilson, L ERA: 2.84	(7, 1) 0.1 3 2 0 0 1 0 0 0 0 0 0 7 11 0.00 6.000																						
Jeff Pico, R ERA: 3.41	(7, 1) 0.1 5 4 4 4 0 0 0 0 0 0 0 7 10 108.00 12.000																						
Pat Perry, L ERA: 1.75	(7, 1) 1.1 5 1 1 1 2 0 0 0 0 0 0 0 16 21 6.75 0.750																						

AB	43
R	10
H	17
RBI	9
BB	4
SO	6
LOB	17



Batter	1	2	3	4	5	6	7	8	9	AB	R	H	RBI	BB	SO	LOB	BOTTOM						
Jerome Walton, R OBP: 0.327, SLG: 0.411	1-1 K 1B		2-3 K		4-0 1B 23 G6-3 BB		0-0 G5-3		1-2 23 1B 1B	4	2	2	0	1	1	0	St. Louis Cardinals @ Chicago Cubs Wrigley Field, Chicago, IL Sun Jun 11 1989, 3:33 AM CDT Att: 35,450 - Cloudy - 62 F						
Mitch Webster, S OBP: 0.306, SLG: 0.353	3-3 K 1-2		3-2 F8		1-2 23 G6-3 1B		2-3 K		2-2 P4	5	0	1	1	0	2	3							
23 Ryne Sandberg, R OBP: 0.354, SLG: 0.447	1-2 S 1B			1-2 HR		0-1 G6-3		3-2 1B	2-1 FC4 1B	5	1	4	3	0	0	1							
Damon Berryhill, S OBP: 0.310, SLG: 0.361	3-3 K 1-2		3-3 K		1-2 G4-3		1-1 G3-1		1-1 F7	5	0	1	1	0	1	3							
Dwight Smith, L OBP: 0.426, SLG: 0.581		2-1 CS G1-3 1B		0-0 G6-3		2-1 2B		2-1 F7	0-0 FC4	5	0	2	0	0	0	2							
Lloyd McClendon, R OBP: 0.425, SLG: 0.683		2-2 G1-3		1-2 G5-3		2-3 K		1-1 HR	0-3 K	5	1	1	1	0	2	4							
Vance Law, R OBP: 0.269, SLG: 0.328		3-1 1B			3-2 HR		0-2 G5-3		4-2 G4-6-3 BB	3	1	2	1	1	0	1							
Domingo Ramos, R OBP: 0.292, SLG: 0.344		2-3 K			0-0 SH1-4 1B		4-0 1B		0-2 G4-6-3	3	1	1	0	1	1	2							
Mitch Williams, L OBP: 0.292, SLG: 0.344					0-1 SH1-4 1B		2-3 IBB		1-2 K	0	0	0	0	0	0	0							
Paul Kilgus, L Calvin Schiraldi, R Steve Wilson, L Jeff Pico, R Pat Perry, L Curtis Wilkerson, S	(1, 1) (5, 1) (7, 1) (7, 1) (7, 1) (9, 6)	4.1 2.0 3.0 0.0 1.0	WLS 2 0 13 2 5	BF 20 13 2 5	H 8 3 2 2	R 4 1 1 0	ER 0 1 1 2	SO 4 3 3 0 1	BB 1 1 1 0 0	IBB 0 0 0 0 0	HBP 0 0 0 0 0	BLK 0 0 0 0 0	WP 0 0 0 0 0	HR 0 0 0 0 0	S 22 19 37 4 12	P 22 19 60 5 17		ERA 8.31 0.00 3.00 ∞ 0.00	WHIP 2.077 0.000 1.333 ∞ 2.000				
Inning Stats	R: 0 E: 0 K: 2 S: 14	H: 2 LOB: 1 BB: 0 P: 22	R: 0 E: 0 K: 1 S: 10	H: 2 LOB: 0 BB: 0 P: 19	R: 0 E: 0 K: 1 S: 8	H: 0 LOB: 0 BB: 0 P: 13	R: 1 E: 0 K: 0 S: 10	H: 1 LOB: 0 BB: 0 P: 13	R: 3 E: 0 K: 0 S: 13	H: 3 LOB: 1 BB: 1 P: 22	R: 0 E: 0 K: 2 S: 16	H: 1 LOB: 2 BB: 1 P: 26	R: 0 E: 0 K: 1 S: 9	H: 1 LOB: 1 BB: 0 P: 15	R: 1 E: 0 K: 0 S: 12	H: 1 LOB: 0 BB: 1 P: 19		R: 2 E: 0 K: 1 S: 16	H: 4 LOB: 2 BB: 0 P: 22	1B: 11 2B: 1 3B: 0 HR: 3	SF: 0 SAC: 1 DP: 1 HBP: 0	WP: 0 PB: 0 SB: 1 CS: 1	PA: 42
PITCHER	IP WLS BF H R ER SO BB IBB HBP BLK WP HR S P ERA WHIP	IP WLS BF H R ER SO BB IBB HBP BLK WP HR S P ERA WHIP																					
Ken Hill, R ERA: 2.7	(1, 1) 4.1 20 8 4 4 4 4 1 0 0 0 0 0 0 4 5 0.00 0.000																						
John Costello, R ERA: 1.1	(5, 1) 0.2 2 0 0 0 0 0 0 0 0 0 0 0 4 5 0.00 0.000																						
Cris Carpenter, R ERA: 3.29	(6, 1) 3.0 W 13 3 1 1 3 1 1 0 0 0 0 1 37 60 3.00 1.333																						
Dan Quisenberry, R ERA: 3.33	(9, 1) 0.0 2 2 2 2 0 0 0 0 0 0 0 4 5 ∞ ∞																						
Todd Worrell, R ERA: 1.33	(9, 1) 1.0 5 2 0 0 1 0 0 0 0 0 0 0 12 17 0.00 2.000																						

AB	38
R	7
H	15
RBI	7
BB	3
SO	8
LOB	18



Batter	1	2	3	4	5	6	7	8	9	AB	R	H	RBI	BB	SO	LOB	TOP					
Vince Coleman, S (1, 7) OBP: 0.336, SLG: 0.384										3	1	1	1	0	0	0	St. Louis Cardinals @ Chicago Cubs Wrigley Field, Chicago, IL Mon Jun 12 1989, 3:33 AM CDT Att: 27,154 - Unknown					
Ozzie Smith, S (1, 6) OBP: 0.355, SLG: 0.368										2	0	1	0	2	0	1						
Pedro Guerrero, R (1, 3) OBP: 0.387, SLG: 0.495										4	0	0	1	0	0	3						
Tom Brunansky, R (1, 9) OBP: 0.298, SLG: 0.396										3	0	1	0	1	0	0						
Terry Pendleton, S (1, 5)										4	0	0	0	0	1	3						
José Oquendo, S (1, 4) OBP: 0.326, SLG: 0.292										4	0	0	0	0	2	0						
Milt Thompson, L (1, 8)										3	1	1	0	1	0	0						
Tony Peña, R (1, 2)										3	1	1	0	0	1	2						
Tim Jones, L (8, 2) OBP: 0.253, SLG: 0.333										1	0	1	0	0	0	0						
Scott Terry, R (1, 1) Jim Lindeman, R (5, PH) Dan Quisenberry, R (5, 1) John Morris, L (7, PH) John Costello, R (7, 1) Frank DiPino, L (7, 1) Tom Pagnozzi, R (9, PH)										1	0	0	0	0	0	1						
Inning Stats	R: 1 E: 0 K: 0 S: 12	H: 1 LOB: 0 BB: 0 P: 18	R: 0 E: 0 K: 1 S: 9	H: 0 LOB: 0 BB: 0 P: 13	R: 1 E: 0 K: 0 S: 9	H: 1 LOB: 1 BB: 1 P: 19	R: 0 E: 0 K: 2 S: 9	H: 0 LOB: 0 BB: 0 P: 14	R: 1 E: 0 K: 0 S: 6	H: 1 LOB: 0 BB: 0 P: 10	R: 0 E: 0 K: 0 S: 5	H: 1 LOB: 1 BB: 1 P: 11	R: 0 E: 0 K: 1 S: 8	H: 0 LOB: 1 BB: 1 P: 15	R: 0 E: 0 K: 0 S: 9	H: 1 LOB: 2 BB: 1 P: 22	R: 0 E: 0 K: 1 S: 11	H: 1 LOB: 1 BB: 0 P: 14	1B: 4 2B: 1 3B: 1 HR: 0	SF: 2 SAC: 0 DP: 1 HBP: 0	WP: 0 PB: 0 SB: 2 CS: 0	PA: 36
PITCHER	IP WLS BF H R ER SO BB IBB HBP BLK WP HR S P ERA WHIP	5.0 W 19 3 3 2 3 1 0 0 0 0 0 45 74 3.60 0.800	2.1 10 2 0 0 1 2 0 0 0 0 0 17 34 0.00 1.714	1.2 7 1 0 0 1 1 0 0 0 0 0 16 28 0.00 1.200																		

Batter	1	2	3	4	5	6	7	8	9	AB	R	H	RBI	BB	SO	LOB	BOTTOM					
Jerome Walton, R (1, 8) OBP: 0.349, SLG: 0.442										5	1	4	2	0	0	1	St. Louis Cardinals @ Chicago Cubs Wrigley Field, Chicago, IL Mon Jun 12 1989, 3:33 AM CDT Att: 27,154 - Unknown					
Dwight Smith, L (1, 9) OBP: 0.414, SLG: 0.560										5	1	1	0	0	1	3						
23 Ryne Sandberg, R (1, 4) OBP: 0.360, SLG: 0.468										5	2	3	3	0	1	1						
Damon Berryhill, S (1, 2) OBP: 0.313, SLG: 0.370										5	1	2	0	0	0	1						
Lloyd McClendon, R (1, 3) OBP: 0.419, SLG: 0.672										4	1	1	1	0	0	2						
Mitch Webster, S (1, 7) OBP: 0.316, SLG: 0.354										2	2	1	0	2	0	0						
Vance Law, R (1, 5) OBP: 0.269, SLG: 0.324										2	1	0	1	1	1	2						
Shawon Dunston, R (1, 6) OBP: 0.295, SLG: 0.369										2	1	1	0	0	0	2						
Calvin Schiraldi, R (6, 1) Pat Perry, L (8, 1) Steve Wilson, L (1, 1) Domingo Ramos, R (6, 6)										0	0	0	0	0	0	0						
Inning Stats	R: 2 E: 0 K: 0 S: 12	H: 2 LOB: 0 BB: 0 P: 17	R: 0 E: 0 K: 1 S: 11	H: 1 LOB: 1 BB: 0 P: 15	R: 1 E: 0 K: 0 S: 10	H: 2 LOB: 1 BB: 0 P: 15	R: 3 E: 1 K: 1 S: 15	H: 3 LOB: 1 BB: 1 P: 28	R: 0 E: 0 K: 0 S: 12	H: 1 LOB: 2 BB: 1 P: 20	R: 0 E: 0 K: 1 S: 5	H: 1 LOB: 0 BB: 0 P: 8	R: 4 E: 0 K: 0 S: 12	H: 4 LOB: 1 BB: 1 P: 18	R: 0 E: 0 K: 0 S: 4	H: 0 LOB: 0 BB: 0 P: 6		1B: 8 2B: 4 3B: 1 HR: 1	SF: 2 SAC: 1 DP: 0 HBP: 0	WP: 0 PB: 0 SB: 2 CS: 1	PA: 41	
PITCHER	IP WLS BF H R ER SO BB IBB HBP BLK WP HR S P ERA WHIP	4.0 L 21 8 6 5 2 1 0 1 0 0 0 0 17 28 11.25 2.250	2.0 8 2 0 0 1 0 1 0 0 0 0 0 17 28 0.00 1.000	0.2 7 4 4 4 0 0 1 0 0 0 0 0 10 16 54.00 6.000	1.1 4 0 0 0 0 0 0 0 0 0 0 0 6 8 0.00 0.000																	

livebaseballscores.com



Batter	1	2	3	4	5	6	7	8	9	AB	R	H	RBI	BB	SO	LOB	TOP			
Otis Nixon, S <small>OBP: 0.326, SLG: 0.282</small> 										3	0	0	0	1	1	0				
Tom Foley, L <small>OBP: 0.318, SLG: 0.349</small> 										3	1	0	0	1	0	1				
Andres Calarraga, R <small>OBP: 0.322, SLG: 0.421</small> 										3	0	0	0	0	0	1				
Tim Raines, S <small>OBP: 0.422, SLG: 0.488</small> 										2	1	1	0	2	0	1				
Hubie Brooks, R <small>OBP: 0.298, SLG: 0.376</small> Dave Martinez, L <small>OBP: 0.317, SLG: 0.362</small> 										3	0	1	1	1	0	1				
Tim Lincecum, R <small>OBP: 0.301, SLG: 0.394</small> 										3	0	0	1	0	1	2				
Marty Pevey, L <small>OBP: 0.222, SLG: 0.306</small> 										4	0	1	0	0	0	1				
Spike Owen, S <small>OBP: 0.377, SLG: 0.373</small> 										4	0	0	0	0	0	0				
Mark Langston, R <small>OBP: 0.154, SLG: 0.154</small> 										3	0	0	0	0	2	0				
Inning Stats	R: 0 H: 0 E: 0 K: 1 S: 5	H: 0 LOB: 1 BB: 0 P: 9	R: 0 H: 0 E: 0 K: 0 S: 4	H: 0 LOB: 0 BB: 0 P: 6	R: 0 H: 0 E: 0 K: 0 S: 7	H: 2 LOB: 2 BB: 1 P: 14	R: 0 H: 0 E: 0 K: 1 S: 13	H: 0 LOB: 0 BB: 0 P: 21	R: 2 H: 1 E: 0 K: 0 S: 9	H: 1 LOB: 1 BB: 2 P: 24	R: 0 H: 0 E: 0 K: 1 S: 10	H: 0 LOB: 0 BB: 0 P: 14	R: 0 H: 0 E: 0 K: 0 S: 7	H: 0 LOB: 1 BB: 1 P: 15	R: 0 H: 0 E: 0 K: 0 S: 7	H: 0 LOB: 0 BB: 0 P: 7	1B: 2 2B: 1 3B: 0 HR: 0	SF: 1 SAC: 0 DP: 0 HBP: 1	WP: 0 PB: 0 SB: 0 CS: 0	PA: 35
PITCHER	IP WLS BF H R ER SO BB IBB HBP BLK WP HR S P ERA WHIP																			
Jose DeLeon, R <small>ERA: 2.77</small>	7.0 L 28 3 2 2 4 3 1 1 0 0 0 54 97 2.57 0.857																			
Cris Carpenter, R <small>ERA: 3.14</small>	2.0 7 0 0 0 0 1 0 0 0 0 0 14 22 0.00 0.500																			

Montreal Expos @ St. Louis Cardinals
 Busch Stadium, St. Louis, MO
 Tue Jun 13 1989, 7:05 PM CDT
 Att: 35,828 - Unknown

AB	28
R	2
H	3
RBI	2
BB	5
SO	4
LOB	7



Batter	1	2	3	4	5	6	7	8	9	AB	R	H	RBI	BB	SO	LOB	BOTTOM			
Vince Coleman, S <small>OBP: 0.331, SLG: 0.377</small> 										4	0	0	0	0	0	1				
Ozzie Smith, S <small>OBP: 0.353, SLG: 0.362</small> 										3	0	0	0	1	0	0				
Pedro Guerrero, R <small>OBP: 0.389, SLG: 0.493</small> 										3	0	1	0	1	0	1				
Tom Brunansky, R <small>OBP: 0.302, SLG: 0.400</small> 										3	0	1	0	1	0	2				
Terry Pendleton, S <small>OBP: 0.296, SLG: 0.316</small> 										4	0	1	0	0	0	2				
José Oquendo, S <small>OBP: 0.325, SLG: 0.296</small> 										4	0	1	0	0	0	3				
Milt Thompson, L <small>OBP: 0.359, SLG: 0.393</small> 										4	0	0	0	0	1	4				
Tony Peña, R <small>OBP: 0.278, SLG: 0.337</small> 										3	0	0	0	0	0	3				
Jose DeLeon, R <small>OBP: 0.135, SLG: 0.086</small> Jim Lindeman, R <small>OBP: 0.200, SLG: 0.154</small> Cris Carpenter, R <small>OBP: 0.400, SLG: 0.400</small> 										1	0	0	0	1	1	0				
										1	0	0	0	0	0	1				
										0	0	0	0	0	0	0				
Inning Stats	R: 0 H: 0 E: 0 K: 0 S: 4	H: 1 LOB: 2 BB: 1 P: 19	R: 0 H: 0 E: 0 K: 0 S: 10	H: 0 LOB: 1 BB: 1 P: 20	R: 0 H: 1 E: 0 K: 1 S: 15	H: 1 LOB: 1 BB: 0 P: 20	R: 0 H: 0 E: 0 K: 0 S: 5	H: 0 LOB: 0 BB: 1 P: 11	R: 0 H: 1 E: 0 K: 0 S: 6	H: 1 LOB: 1 BB: 0 P: 10	R: 0 H: 1 E: 0 K: 0 S: 8	H: 1 LOB: 1 BB: 0 P: 11	R: 0 H: 0 E: 0 K: 0 S: 10	H: 0 LOB: 1 BB: 1 P: 18	R: 0 H: 0 E: 0 K: 0 S: 13	H: 0 LOB: 0 BB: 0 P: 18	1B: 2 2B: 2 3B: 0 HR: 0	SF: 0 SAC: 0 DP: 1 HBP: 0	WP: 0 PB: 0 SB: 1 CS: 0	PA: 34
PITCHER	IP WLS BF H R ER SO BB IBB HBP BLK WP HR S P ERA WHIP																			
Mark Langston, L <small>ERA: 2.99</small>	9.0 W 34 4 0 0 2 4 0 0 0 0 0 81 132 0.00 0.889																			

Montreal Expos @ St. Louis Cardinals
 Busch Stadium, St. Louis, MO
 Tue Jun 13 1989, 7:05 PM CDT
 Att: 35,828 - Unknown

AB	30
R	0
H	4
RBI	0
BB	4
SO	2
LOB	17



Batter	1	2	3	4	5	6	7	8	9	AB	R	H	RBI	BB	SO	LOB	TOP
Otis Nixon, S <small>OBP: 0.331, SLG: 0.283</small>										3	0	1	0	1	0	0	Montreal Expos @ St. Louis Cardinals Busch Stadium, St. Louis, MO <small>Wed Jun 14 1989, 7:05 PM CDT</small> <small>Att: 36,246 - Unknown</small>
Damaso Garcia, R <small>OBP: 0.295, SLG: 0.299</small>									4	0	1	0	0	0	3		
Andres Calarraga, R <small>OBP: 0.318, SLG: 0.415</small> Wallace Johnson, S <small>OBP: 0.288, SLG: 0.348</small>									3	0	0	0	0	0	0		
Tim Raines, S <small>OBP: 0.419, SLG: 0.484</small>									4	0	1	0	0	1	1		
Hubie Brooks, R <small>OBP: 0.299, SLG: 0.372</small>									2	0	0	0	1	0	0		
Tim Wallach, R <small>OBP: 0.302, SLG: 0.393</small> Brett Gideon, R <small>OBP: 0.316, SLG: 0.349</small>									3	0	1	0	0	0	2		
Nelson Santovenia, R <small>OBP: 0.374, SLG: 0.365</small>									3	0	0	0	0	0	1		
Spike Owen, S <small>OBP: 0.377, SLG: 0.372</small> Tom Foley, L <small>OBP: 0.316, SLG: 0.349</small>									3	0	1	0	0	0	0		
Kevin Gross, R <small>OBP: 0.226, SLG: 0.111</small> Andy McGaffigan, R <small>OBP: 0.359, SLG: 0.595</small> Steve Frey, R <small>OBP: 0.346, SLG: 0.382</small>									0	0	0	0	0	0	0		
Inning Stats	R: 0 H: 1 E: 0 LOB: 0 K: 0 BB: 0 S: 9 P: 13	R: 0 H: 0 E: 0 LOB: 0 K: 1 BB: 0 S: 6 P: 11	R: 0 H: 1 E: 0 LOB: 2 K: 0 BB: 1 S: 8 P: 13	R: 0 H: 0 E: 0 LOB: 0 K: 0 BB: 0 S: 11 P: 15	R: 0 H: 1 E: 0 LOB: 0 K: 0 BB: 0 S: 6 P: 13	R: 0 H: 0 E: 0 LOB: 0 K: 0 BB: 0 S: 7 P: 11	R: 0 H: 1 E: 0 LOB: 1 K: 0 BB: 1 S: 4 P: 8	R: 0 H: 0 E: 0 LOB: 0 K: 0 BB: 0 S: 5 P: 7	R: 0 H: 1 E: 0 LOB: 1 K: 0 BB: 0 S: 9 P: 13	1B: 5 2B: 0 3B: 0 HR: 0	SF: 0 SAC: 1 DP: 3 HBP: 0	WP: 1 PA: 31 FB: 0 SB: 0 CS: 0					
PITCHER Joe Magrane, L <small>ERA: 3.4</small>	IP: 9.0 WLS: W BF: 31 H: 5 R: 0 ER: 0 SO: 1 BB: 2 IBB: 0 HBP: 0 BLK: 0 WP: 1 HR: 0 S: 65 P: 104 ERA: 0.00 WHIP: 0.778																

Batter	1	2	3	4	5	6	7	8	9	AB	R	H	RBI	BB	SO	LOB	BOTTOM
Vince Coleman, S <small>OBP: 0.328, SLG: 0.382</small>										5	1	1	1	0	0	1	Montreal Expos @ St. Louis Cardinals Busch Stadium, St. Louis, MO <small>Wed Jun 14 1989, 7:05 PM CDT</small> <small>Att: 36,246 - Unknown</small>
Milt Thompson, L <small>OBP: 0.370, SLG: 0.417</small>									5	4	4	1	0	0	1		
Ozzie Smith, S <small>OBP: 0.354, SLG: 0.363</small>									5	1	2	1	0	0	2		
Pedro Guerrero, R <small>OBP: 0.395, SLG: 0.498</small> Jim Lindeman, R <small>OBP: 0.194, SLG: 0.148</small>									4	1	3	3	0	0	1		
Terry Pendleton, S <small>OBP: 0.294, SLG: 0.311</small>									4	1	0	0	1	0	5		
Tom Brunansky, R <small>OBP: 0.301, SLG: 0.397</small> John Morris, L <small>OBP: 0.333, SLG: 0.528</small>									4	0	1	1	0	3	4		
José Oquendo, S <small>OBP: 0.324, SLG: 0.295</small>									4	0	1	1	0	0	2		
Tony Peña, R <small>OBP: 0.282, SLG: 0.360</small>									4	1	2	2	0	0	0		
Joe Magrane, R <small>OBP: 0.138, SLG: 0.207</small>									4	1	2	0	0	2			
Inning Stats	R: 1 H: 2 E: 0 LOB: 1 K: 0 BB: 0 S: 10 P: 16	R: 0 H: 0 E: 0 LOB: 0 K: 1 BB: 0 S: 9 P: 15	R: 5 H: 6 E: 0 LOB: 2 K: 1 BB: 1 S: 24 P: 36	R: 1 H: 3 E: 0 LOB: 2 K: 1 BB: 0 S: 12 P: 20	R: 0 H: 0 E: 0 LOB: 0 K: 0 BB: 0 S: 6 P: 11	R: 2 H: 3 E: 1 LOB: 2 K: 0 BB: 0 S: 13 P: 24	R: 1 H: 2 E: 0 LOB: 0 K: 0 BB: 0 S: 11 P: 17	R: 0 H: 0 E: 0 LOB: 0 K: 1 BB: 0 S: 8 P: 9	1B: 10 2B: 4 3B: 1 HR: 1	SF: 0 SAC: 0 DP: 1 HBP: 0	WP: 0 PA: 41 FB: 0 SB: 1 CS: 0						
PITCHER Kevin Gross, R <small>ERA: 4.48</small> Andy McGaffigan, R <small>ERA: 4.28</small> Steve Frey, L <small>ERA: 1.59</small> Brett Gideon, R <small>ERA: 2.7</small>	IP: 2.2 WLS: L BF: 16 H: 7 R: 6 ER: 6 SO: 2 BB: 1 IBB: 0 HBP: 0 BLK: 0 WP: 0 HR: 0 S: 24 P: 30 ERA: 20.25 WHIP: 3.000																

AB	28
R	0
H	5
RBI	0
BB	2
SO	1
LOB	8



AB	40
R	10
H	16
RBI	10
BB	1
SO	4
LOB	18



Batter	1	2	3	4	5	6	7	8	9	10	AB	R	H	RBI	BB	SO	LOB	TOP						
Otis Nixon, S OBP: 0.338, SLG: 0.282 (1, 8)	P3		G5-3 SF9 FC5 BB		G1-3	G1-3		G4-3			4	1	1	0	2	0	1							
Tom Foley, L OBP: 0.322, SLG: 0.345 Rex Hudler, R OBP: 0.366, SLG: 0.615 (7, PR) (7, 4)	BB 1B BB		FC5 SF9 G5-3		FC3-6 1B 1B		S S BB		BB 2B	K	2	2	0	0	2	0	2							
Andres Galaraga, R OBP: 0.314, SLG: 0.408 (1, 3)	P2		G5-3		1B		F7			F9	6	0	1	0	0	1	7							
Tim Raines, S OBP: 0.430, SLG: 0.486 (1, 7)	1B BB		IBB		1B		S IBB		BB IBB		1	0	1	1	4	0	0							
Hobie Brooks, R OBP: 0.297, SLG: 0.370 Dave Martinez, L OBP: 0.317, SLG: 0.362 (1, 9) (9, 9)	1B		SF9		K		K		P4		4	0	1	2	0	2	6							
Tim Wallach, R OBP: 0.304, SLG: 0.388 (1, 5)	K		G5-3		F8		IBB		BB		3	0	0	0	2	1	6							
Nelson Santovenia, R OBP: 0.357, SLG: 0.365 (1, 2)		G4-3		F6		K	P5		G1-3		5	0	0	0	0	1	6							
Spike Owen, S OBP: 0.388, SLG: 0.362 (1, 6)		F8		F7		F8		G5-3		G4-3	5	0	0	0	0	0	0							
Dennis Martinez, R OBP: 0.143, SLG: 0.118 Mike Aldrete, L OBP: 0.302, SLG: 0.215 Tim Burke, R (8, 1) Wallace Johnson, S OBP: 0.317, SLG: 0.362 (10, PH) Andy McCaffigan, R (10, 1)		K		F8		1B		G1-3		BB 1B	3	0	1	0	0	1	0							
Inning Stats	R: 1 E: 0 K: 1 S: 14	H: 1 LOB: 2 BB: 2 P: 25	R: 0 E: 0 K: 1 S: 6	H: 0 LOB: 0 BB: 0 P: 8	R: 1 E: 0 K: 0 S: 13	H: 0 LOB: 2 BB: 2 P: 27	R: 0 E: 0 K: 0 S: 5	H: 0 LOB: 0 BB: 0 P: 5	R: 1 E: 0 K: 1 S: 13	H: 3 LOB: 2 BB: 0 P: 17	R: 0 E: 0 K: 1 S: 10	H: 1 LOB: 1 BB: 0 P: 13	R: 0 E: 0 K: 0 S: 12	H: 0 LOB: 3 BB: 3 P: 27	R: 0 E: 0 K: 0 S: 5	H: 0 LOB: 0 BB: 0 P: 7	R: 0 E: 0 K: 1 S: 16	H: 1 LOB: 3 BB: 2 P: 28	R: 0 E: 0 K: 1 S: 12	H: 1 LOB: 2 BB: 1 P: 22	1B: 6 2B: 1 3B: 0 HR: 0	SF: 1 SAC: 0 DP: 0 HBP: 0	WP: 0 PB: 0 SB: 3 CS: 0	PA: 48
PITCHER	IP WLS BF H R ER SO	IP WLS BF H R ER SO	IP WLS BF H R ER SO	IP WLS BF H R ER SO	IP WLS BF H R ER SO	IP WLS BF H R ER SO	IP WLS BF H R ER SO	IP WLS BF H R ER SO	IP WLS BF H R ER SO	IP WLS BF H R ER SO	IP WLS BF H R ER SO	IP WLS BF H R ER SO	IP WLS BF H R ER SO	IP WLS BF H R ER SO	IP WLS BF H R ER SO	IP WLS BF H R ER SO	IP WLS BF H R ER SO	IP WLS BF H R ER SO	IP WLS BF H R ER SO	IP WLS BF H R ER SO	ERA WHIP	ERA WHIP		
Ken Hill, R ERA: 2.86	5.0	2.0	1.1	1.2	2.0	2.0	1.1	1.2	1.2	1.2	2.0	2.0	1.1	1.2	1.2	1.2	1.2	1.2	1.2	1.2	1.2	2.86	1.400	
Cris Carpenter, R ERA: 3.0	6.1	1.1	6.1	1.1	6.1	1.1	6.1	1.1	6.1	1.1	6.1	1.1	6.1	1.1	6.1	1.1	6.1	1.1	6.1	1.1	6.1	3.0	0.750	
Dan Quisenberry, R ERA: 2.97	8.1	1.2	8.1	1.2	8.1	1.2	8.1	1.2	8.1	1.2	8.1	1.2	8.1	1.2	8.1	1.2	8.1	1.2	8.1	1.2	8.1	2.97	1.800	
Todd Worrell, R ERA: 1.23	9.1	1.2	9.1	1.2	9.1	1.2	9.1	1.2	9.1	1.2	9.1	1.2	9.1	1.2	9.1	1.2	9.1	1.2	9.1	1.2	9.1	1.23	1.800	

Montreal Expos @ St. Louis Cardinals
Busch Stadium, St. Louis, MO
Thu Jun 15 1989, 7:05 PM CDT
Att. 26,698 - Overcast

AB 37
R 3
H 7
RBI 3
BB 10
SO 7
LOB 30



Batter	1	2	3	4	5	6	7	8	9	10	AB	R	H	RBI	BB	SO	LOB	BOTTOM				
Vince Coleman, S OBP: 0.329, SLG: 0.387 (1, 7)	G4-3			G4-3 2B		G4-3	G5-3			FC1-5 S 1B	5	1	2	0	0	0	2					
Milt Thompson, L OBP: 0.368, SLG: 0.410 (1, 8)	G1-6-3 1B			G4-3 2-3		P5		G4-3		FC1-5 1B	5	1	1	0	0	0	2					
Ozzie Smith, S OBP: 0.355, SLG: 0.361 (1, 6)	G1-6-3 1-2f			G4-3 3-H		E S 1B		G1-3		1B IBB	4	1	1	1	1	0	1					
Pedro Guerrero, R OBP: 0.392, SLG: 0.493 Todd Worrell, R (9, 1) Tom Paganzzi, R OBP: 0.273, SLG: 0.241 (10, PH)		F8		G6-3		FC6 1B		P3		1B	4	0	1	1	0	0	0					
John Morris, L OBP: 0.325, SLG: 0.500 (1, 9)	L8			FC6-4 1B		FC6 1-2f		G6-3			4	0	1	0	0	0	1					
Terry Pendleton, S OBP: 0.293, SLG: 0.310 (1, 5)	F7			F8		F8		F8		FC4 1B	4	0	1	0	0	0	1					
José Quienodo, S OBP: 0.327, SLG: 0.299 (10, 3)				G1-3		FC6-4 1B		1B		FC4 3B	4	1	2	0	0	0	1					
Tony Peña, R OBP: 0.286, SLG: 0.373 (1, 2)				G3-1		FC6-4 1-2f 2-3		1B		1B 3B	4	0	2	1	0	0	2					
Ken Hill, R ERA: 2.7 Denny Walling, L OBP: 0.300, SLG: 0.400 Cris Carpenter, R OBP: 0.300, SLG: 0.400 Tom Brunansky, R OBP: 0.300, SLG: 0.400 Dan Quisenberry, R (8, 1) Jim Lindeman, R OBP: 0.286, SLG: 0.324 (10, 4)		F8		F8		K		P3		P5	1	0	0	0	0	0	0					
Inning Stats	R: 0 E: 0 K: 0 S: 9	H: 1 LOB: 0 BB: 0 P: 12	R: 0 E: 0 K: 0 S: 6	H: 0 LOB: 0 BB: 0 P: 9	R: 0 E: 0 K: 0 S: 9	H: 1 LOB: 0 BB: 0 P: 8	R: 0 E: 0 K: 1 S: 9	H: 2 LOB: 2 BB: 0 P: 14	R: 0 E: 0 K: 0 S: 16	H: 2 LOB: 2 BB: 0 P: 19	R: 0 E: 0 K: 0 S: 9	H: 0 LOB: 0 BB: 0 P: 10	R: 1 E: 0 K: 0 S: 15	H: 2 LOB: 1 BB: 1 P: 20	R: 1 E: 0 K: 0 S: 6	H: 2 LOB: 2 BB: 1 P: 14	1B: 10 2B: 1 3B: 1 HR: 0	SF: 0 SAC: 0 DP: 1 HBP: 0	WP: 0 PB: 0 SB: 2 CS: 0	PA: 40		
PITCHER	IP WLS BF H R ER SO	IP WLS BF H R ER SO	IP WLS BF H R ER SO	IP WLS BF H R ER SO	IP WLS BF H R ER SO	IP WLS BF H R ER SO	IP WLS BF H R ER SO	IP WLS BF H R ER SO	IP WLS BF H R ER SO	IP WLS BF H R ER SO	IP WLS BF H R ER SO	IP WLS BF H R ER SO	IP WLS BF H R ER SO	IP WLS BF H R ER SO	IP WLS BF H R ER SO	IP WLS BF H R ER SO	IP WLS BF H R ER SO	IP WLS BF H R ER SO	IP WLS BF H R ER SO	IP WLS BF H R ER SO	ERA WHIP	ERA WHIP
Dennis Martinez, R ERA: 2.7	7.0	2.0	0.1	2.0	2.0	2.0	2.0	2.0	2.0	2.0	7.0	2.0	2.0	0.1	2.0	2.0	2.0	2.0				
Tim Burke, R ERA: 2.89	8.1	8.1	2.0	8.1	2.0	8.1	2.0	8.1	2.0	8.1	8.1	2.0	8.1	2.0	8.1	2.0	8.1	2.0				
Andy McCaffigan, R ERA: 4.5	10.1	0.1	10.1	0.1	10.1	0.1	10.1	0.1	10.1	0.1	10.1	0.1	10.1	0.1	10.1	0.1	10.1	0.1				

Montreal Expos @ St. Louis Cardinals
Busch Stadium, St. Louis, MO
Thu Jun 15 1989, 7:05 PM CDT
Att. 26,698 - Overcast

AB 39
R 4
H 12
RBI 4
BB 1
SO 1
LOB 15



Batter	1	2	3	4	5	6	7	8	9	AB	R	H	RBI	BB	SO	LOB	TOP								
John Cangelosi, S OBP: 0.392, SLG: 0.313 (1, 9)										3	1	1	0	1	1	0	Pittsburgh Pirates @ St. Louis Cardinals Busch Stadium, St. Louis, MO Fri Jun 16 1989, 7:05 PM CDT Att: 47,186 - Unknown - 72 F								
Jose Lind, R OBP: 0.293, SLG: 0.311 (1, 4)										4	0	2	2	0	0	1									
Andy Van Slyke, L OBP: 0.348, SLG: 0.407 (1, 8)										4	0	1	0	0	1	1									
Bobby Bonilla, S OBP: 0.343, SLG: 0.457 (1, 5)										4	0	0	0	0	0	2									
Barry Bonds, L OBP: 0.345, SLG: 0.447 (1, 7)										4	0	1	0	0	1	2									
Glenn Wilson, R OBP: 0.393, SLG: 0.497 (1, 3)										4	0	0	0	0	1	1									
Rey Quinones, R OBP: 0.242, SLG: 0.311 (1, 6)										4	1	1	0	0	1	1									
Junior Ortiz, R OBP: 0.283, SLG: 0.231 (1, 2)										4	0	0	0	0	1	1									
Randy Kramer, R (1, 1)										3	0	0	0	0	0	1									
Neal Heaton, L OBP: 0.348, SLG: 0.348 (7, 1)										0	0	0	0	0	0	0									
Doug Bair, R (7, 1)										0	0	0	0	0	0	0									
Inning Stats	R: 0 E: 0 K: 1 S: 8	H: 0 LOB: 0 BB: 0 P: 12	R: 0 E: 1 K: 0 S: 7	H: 0 LOB: 1 BB: 0 P: 9	R: 0 E: 0 K: 0 S: 12	H: 1 LOB: 1 BB: 0 P: 19	R: 0 E: 0 K: 1 S: 8	H: 1 LOB: 1 BB: 0 P: 12	R: 2 E: 0 K: 0 S: 9	H: 2 LOB: 1 BB: 1 P: 14	R: 0 E: 0 K: 2 S: 3	H: 0 LOB: 0 BB: 0 P: 4	R: 0 E: 0 K: 2 S: 9	H: 0 LOB: 0 BB: 0 P: 11	R: 0 E: 0 K: 1 S: 15	H: 2 LOB: 2 BB: 0 P: 22	R: 0 E: 0 K: 1 S: 8	H: 0 LOB: 0 BB: 0 P: 13	1B: 5 2B: 0 3B: 1 HR: 0	SF: 0 SAC: 0 DP: 0 HBP: 0	WP: 0 PB: 0 SB: 1 CS: 0	PA: 35			
PITCHER	IP	WLS	BF	H	R	ER	SO	BB	IBB	HBP	BLK	WP	HR	S	P	ERA	WHIP								
Scott Terry, R ERA: 3.67 (1, 1)	7.0	W	27	4	2	2	4	1	0	0	0	0	0	56	81	2.57	0.714								
Ken Dayley, L ERA: 2.27 (8, 1)	2.0	S	8	2	0	0	2	0	0	0	0	0	0	23	35	0.00	1.000								

AB 34
R 2
H 6
RBI 2
BB 1
SO 6
LOB 10



Batter	1	2	3	4	5	6	7	8	9	AB	R	H	RBI	BB	SO	LOB	BOTTOM								
Vince Coleman, S OBP: 0.327, SLG: 0.383 (1, 7)										5	1	1	0	0	0	3	Pittsburgh Pirates @ St. Louis Cardinals Busch Stadium, St. Louis, MO Fri Jun 16 1989, 7:05 PM CDT Att: 47,186 - Unknown - 72 F								
Milt Thompson, L OBP: 0.397, SLG: 0.410 (1, 8)										5	1	2	2	0	1	1									
Ozzie Smith, S OBP: 0.356, SLG: 0.371 (1, 6)										5	2	2	1	0	1	1									
Pedro Guerrero, R OBP: 0.402, SLG: 0.507 (7, PR)										2	0	2	0	2	0	0									
Jim Lindeman, R OBP: 0.194, SLG: 0.148 (8, 3)										0	0	0	0	0	0	0									
Terry Pendleton, S OBP: 0.293, SLG: 0.310 (1, 5)										3	0	1	1	0	0	2									
Tom Brunansky, R OBP: 0.299, SLG: 0.390 (7, PR)										3	0	0	0	1	1	4									
Ken Dayley, L (8, 1)										0	0	0	0	0	0	0									
José Oquendo, S OBP: 0.325, SLG: 0.297 (1, 4)										1	0	0	0	0	0	1									
Tim Jones, L OBP: 0.289, SLG: 0.308 (5, 4)										2	0	0	0	1	0	4									
Tom Pagnozzi, R OBP: 0.270, SLG: 0.219 (1, 2)										3	1	0	0	0	0	1									
Scott Terry, R OBP: 0.192, SLG: 0.320 (7, PH)										1	0	0	0	0	1	1									
John Morris, L OBP: 0.333, SLG: 0.488 (7, PH)										1	1	0	0	1	0	1									
Inning Stats	R: 0 E: 0 K: 0 S: 7	H: 0 LOB: 0 BB: 0 P: 11	R: 0 E: 0 K: 0 S: 9	H: 1 LOB: 1 BB: 0 P: 18	R: 0 E: 1 K: 1 S: 7	H: 0 LOB: 1 BB: 0 P: 12	R: 0 E: 0 K: 0 S: 7	H: 1 LOB: 1 BB: 0 P: 11	R: 0 E: 0 K: 1 S: 7	H: 0 LOB: 1 BB: 1 P: 17	R: 1 E: 0 K: 0 S: 13	H: 1 LOB: 2 BB: 2 P: 25	R: 4 E: 0 K: 1 S: 19	H: 4 LOB: 2 BB: 1 P: 31	R: 1 E: 0 K: 1 S: 13	H: 1 LOB: 1 BB: 1 P: 21	1B: 5 2B: 2 3B: 1 HR: 0	SF: 1 SAC: 1 DP: 0 HBP: 1	WP: 1 PB: 1 SB: 3 CS: 0	PA: 39					
PITCHER	IP	WLS	BF	H	R	ER	SO	BB	IBB	HBP	BLK	WP	HR	S	P	ERA	WHIP								
Randy Kramer, R ERA: 3.57 (1, 1)	6.1	L	28	4	3	3	2	3	0	1	0	0	0	54	100	4.26	1.105								
Neal Heaton, L ERA: 4.5 (7, 1)	0.0		2	2	0	0	0	0	0	0	0	0	0	4	5	∞	∞								
Doug Bair, R ERA: 5.4 (7, 1)	1.2		9	2	3	3	2	2	0	0	0	1	0	24	41	16.20	2.400								

AB 31
R 6
H 8
RBI 4
BB 5
SO 4
LOB 19



Batter	1	2	3	4	5	6	7	8	9	AB	R	H	RBI	BB	SO	LOB	TOP										
Barry Bonds, L (1, 7) OBP: 0.353, SLG: 0.454	4-0 1B 2B BB		0-3 K				4-0 1B 2B IBB	0-0 1B S 1B		3	2	2	1	2	1	0	Pittsburgh Pirates @ St. Louis Cardinals Busch Stadium, St. Louis, MO Sat Jun 17 1989, 3:33 AM CDT Att: 43,924 - Unknown										
Jose Lind, R (1, 4) OBP: 0.299, SLG: 0.317	0-0 2B 4-3 1B		0-0 F7				0-0 P2	0-0 1B S 1B		5	2	3	1	0	0	1											
Andy Van Slyke, L (1, 8) OBP: 0.343, SLG: 0.407	0-3 K		0-0 F8				0-0 F8	0-0 1B S K		5	1	1	1	0	2	4											
Bobby Bonilla, S (1, 5) OBP: 0.344, SLG: 0.457	0-0 4-3 1-3 3-H 2B			0-0 4-3			0-0 F8	4-0 1B 6-3 IBB		4	0	1	1	1	0	0											
R.J. Reynolds, S (1, 9) OBP: 0.362, SLG: 0.427	0-0 4-3		0-0 L7				0-0 1B 1B	0-0 6-3		5	0	1	2	0	0	3											
Benny DiStefano, L (1, 3) OBP: 0.365, SLG: 0.250	0-0 4-3		0-0 F9				0-0 1B	0-0 FC5-4 1B		5	0	2	1	0	0	1											
Rey Quinones, R (1, 6) OBP: 0.242, SLG: 0.309		0-0 F7				0-0 4-3 2B 1B	0-3 K	0-0 FC5-4 1-2 1B		4	1	1	0	0	1	4											
Dann Bilardello, R (1, 2) OBP: 0.125, SLG: 0.250		0-0 4-3				0-0 4-3		0-0 E5 SH3 1B	0-0 F4	4	1	0	0	0	0	1											
Jeff Robinson, R (1, 1) Bob Kipper, R (6, 1) OBP: 0.286, SLG: 0.167		0-0 1-3				0-3 K		0-0 SH3	0-3 K	2	0	0	0	0	1	1	P										
Inning Stats	R: 2 H: 2 E: 0 K: 1 S: 7	H: 2 LOB: 1 BB: 1 P: 11	R: 0 H: 0 E: 0 K: 0 S: 3	H: 0 LOB: 0 BB: 0 P: 3	R: 0 H: 0 E: 0 K: 1 S: 5	H: 0 LOB: 0 BB: 0 P: 5	R: 0 H: 0 E: 0 K: 0 S: 3	H: 0 LOB: 2 BB: 0 P: 7	R: 1 H: 2 E: 0 K: 1 S: 7	H: 2 LOB: 1 BB: 0 P: 7	R: 0 H: 2 E: 0 K: 1 S: 7	H: 2 LOB: 2 BB: 0 P: 7	R: 4 H: 3 E: 1 K: 0 S: 7	H: 3 LOB: 2 BB: 2 P: 15	R: 0 H: 2 E: 0 K: 2 S: 9	H: 2 LOB: 2 BB: 0 P: 9		R: 0 H: 0 E: 0 K: 0 S: 3	H: 0 LOB: 0 BB: 0 P: 3	1B: 8 2B: 3 3B: 0 HR: 0	SF: 0 SAC: 1 DP: 0 HBP: 0	WP: 0 PB: 1 SB: 0 CS: 1	PA: 42				
PITCHER	IP	WLS	BF	H	R	ER	SO	BB	IBB	HBP	BLK	WP	HR	S	P	ERA	WHIP										
Jose DeLeon, R (1, 1) ERA: 2.93	6.1	L	29	7	6	5	4	1	1	0	0	0	0	35	43	7.11	1.263										
Frank DiPino, L (7, 1) ERA: 2.1	0.2		5	2	1	0	0	0	1	0	0	0	0	4	8	0.00	3.000										
Dan Quisenberry, R (8, 1) ERA: 2.78	2.0		8	2	0	0	2	0	0	0	0	0	0	12	12	0.00	1.000										

Batter	1	2	3	4	5	6	7	8	9	AB	R	H	RBI	BB	SO	LOB	BOTTOM										
Vince Coleman, S (1, 7) OBP: 0.326, SLG: 0.381	0-3 K			0-0 6-3	4-0 1-2 BB			4-0 FC4-6 BB		1	0	0	0	0	1	0	Pittsburgh Pirates @ St. Louis Cardinals Busch Stadium, St. Louis, MO Sat Jun 17 1989, 3:33 AM CDT Att: 43,924 - Unknown										
Tom Brunansky, R (2, 9) OBP: 0.303, SLG: 0.388				0-0 4-3	0-0 F7			0-0 FC4-6 3B		1	0	0	0	2	0	0											
Milt Thompson, L (1, 8) OBP: 0.360, SLG: 0.401	0-3 K			0-0 4-3				0-0 FC4-6 1-2 3B		4	1	0	0	0	1	3											
Ozzie Smith, S (1, 6) OBP: 0.358, SLG: 0.382	0-3 K			0-0 1B 1B			0-0 F9	0-0 1B 3B		4	0	2	1	0	1	0											
Pedro Guerrero, R (1, 3) OBP: 0.399, SLG: 0.502		0-3 K		0-0 1B 1B			0-0 F8	0-3 K		4	0	1	0	0	2	1											
John Morris, L (1, 9) OBP: 0.311, SLG: 0.455		0-0 F9		0-0 F7			0-0 L1	0-3 K		3	0	0	0	0	0	2											
Jim Lindeman, R (8, PH) OBP: 0.188, SLG: 0.143		0-0 F7								1	0	0	0	0	1	1											
Denny Walling, L (1, 5) OBP: 0.455, SLG: 0.500		0-0 F7					0-0 F9 4-3 2B	0-0 3-1		4	1	1	0	0	0	0											
Tony Peña, R (1, 2) OBP: 0.262, SLG: 0.367			0-0 5-3				0-0 F9	0-0 F8		3	0	0	0	0	0	1	AB 34 R 2 H 7 RBI 2 BB 2 SO 7 LOB 10										
Dan Quisenberry, R (8, 1) Terry Pendleton, S (9, PH) OBP: 0.292, SLG: 0.309							2-3 F9			0	0	0	0	0	0	0											
Tim Jones, L (1, 4) OBP: 0.306, SLG: 0.349			0-0 G3				0-0 4-3	0-0 1B		4	0	2	1	0	0	0											
Jose DeLeon, R (1, 1) OBP: 0.154, SLG: 0.108			0-0 4-3				3-H F9	0-0 F9		2	0	1	0	0	0	0											
Frank DiPino, L (7, 1) OBP: 0.167, SLG: 0.167										0	0	0	0	0	0	0											
Tom Pagnozzi, R (7, PH) OBP: 0.256, SLG: 0.206										2	0	0	0	0	1	2											
Inning Stats	R: 0 H: 0 E: 0 K: 3 S: 9	H: 0 LOB: 0 BB: 0 P: 9	R: 0 H: 0 E: 0 K: 1 S: 5	H: 0 LOB: 0 BB: 0 P: 5	R: 0 H: 0 E: 0 K: 0 S: 3	H: 2 LOB: 2 BB: 0 P: 5	R: 1 H: 2 E: 0 K: 0 S: 5	H: 2 LOB: 2 BB: 1 P: 9	R: 0 H: 0 E: 0 K: 0 S: 3	H: 0 LOB: 0 BB: 0 P: 3	R: 0 H: 1 E: 0 K: 0 S: 4	H: 1 LOB: 1 BB: 0 P: 4	R: 1 H: 1 E: 0 K: 2 S: 8	H: 1 LOB: 1 BB: 1 P: 12	R: 0 H: 1 E: 0 K: 1 S: 6	H: 1 LOB: 1 BB: 0 P: 6	1B: 4 2B: 2 3B: 1 HR: 0	SF: 0 SAC: 0 DP: 0 HBP: 0	WP: 0 PB: 0 SB: 0 CS: 0	PA: 36							
PITCHER	IP	WLS	BF	H	R	ER	SO	BB	IBB	HBP	BLK	WP	HR	S	P	ERA	WHIP										
Jeff Robinson, R (1, 1) ERA: 6.2	5.0	W	20	4	1	1	4	1	0	0	0	0	0	27	31	1.80	1.000										
Bob Kipper, L (6, 1) ERA: 2.91	4.0	S	16	3	1	1	3	1	0	0	0	0	0	21	25	2.25	1.000										



Batter	1	2	3	4	5	6	7	8	9	AB	R	H	RBI	BB	SO	LOB	TOP			
Barry Bonds, L OBP: 0.397, SLG: 0.456 (1, 7)										3	3	1	0	2	1	1	Pittsburgh Pirates @ St. Louis Cardinals Busch Stadium, St. Louis, MO Sun Jun 18 1989, 3:33 AM CDT Att: 40,198 - Unknown			
Jose Lind, R OBP: 0.300, SLG: 0.324 (1, 4)										4	1	2	3	0	0	1				
Gary Redus, R OBP: 0.376, SLG: 0.457 (1, 3)										4	2	2	3	1	0	1				
Bobby Bonilla, S OBP: 0.342, SLG: 0.452 (1, 5)										5	1	1	0	0	0	2				
Glenn Wilson, R OBP: 0.359, SLG: 0.488 (1, 9)											5	1	1	0	0	0		1		
Andy Van Slyke, L OBP: 0.345, SLG: 0.403 (1, 8)											4	1	1	0	1	0		1		
Rey Quinones, R OBP: 0.246, SLG: 0.317 (1, 6)											5	1	2	1	0	0		2		
Dann Bilardello, R OBP: 0.231, SLG: 0.385 (1, 2)											5	2	2	1	0	1		1		
Morris Madden, L (1, 1)										1	0	0	0	0	1	0				
Bill Landrum, R (6, 1)										1	0	0	0	0	0	0				
Inning Stats	R: 2 E: 1 K: 0 S: 15	H: 3 LOB: 2 BB: 1 P: 32	R: 4 E: 0 K: 0 S: 15	H: 3 LOB: 0 BB: 1 P: 26	R: 4 E: 1 K: 0 S: 24	H: 4 LOB: 1 BB: 1 P: 40	R: 0 E: 0 K: 0 S: 12	H: 0 LOB: 0 BB: 0 P: 12	R: 0 E: 0 K: 2 S: 7	H: 0 LOB: 0 BB: 0 P: 10	R: 0 E: 0 K: 0 S: 5	H: 0 LOB: 0 BB: 0 P: 6	R: 0 E: 1 K: 1 S: 10	H: 0 LOB: 1 BB: 0 P: 11	R: 2 E: 1 K: 0 S: 13	H: 2 LOB: 1 BB: 1 P: 23	1B: 6 2B: 5 3B: 0 HR: 1	SF: 1 SAC: 2 DP: 0 HBP: 0	WP: 2 PB: 1 SB: 1 CS: 1	PA: 44
PITCHER	IP	WLS	BF	H	R	ER	SO	BB	IBB	HBP	BLK	WP	HR	S	P	ERA	WHIP			
Joe Magrane, L ERA: 3.89	1.1	L	11	5	5	5	0	2	0	0	0	1	0	25	49	33.75	5.250			
Cris Carpenter, R ERA: 3.66	1.2		11	5	5	4	0	1	0	0	0	1	1	29	49	21.60	3.600			
Dan Quisenberry, R ERA: 2.62	2.0		6	0	0	0	2	0	0	0	0	0	0	19	22	0.00	0.000			
John Costello, R ERA: 2.7	3.0		10	0	0	0	1	0	0	0	0	0	0	22	26	0.00	0.000			
Ken Dayley, L ERA: 2.79	1.0		6	2	2	2	0	1	0	0	0	0	0	13	23	18.00	3.000			

Batter	1	2	3	4	5	6	7	8	9	AB	R	H	RBI	BB	SO	LOB	BOTTOM					
Vince Coleman, S OBP: 0.325, SLG: 0.383 (1, 7)										4	0	1	1	0	0	1	Pittsburgh Pirates @ St. Louis Cardinals Busch Stadium, St. Louis, MO Sun Jun 18 1989, 3:33 AM CDT Att: 40,198 - Unknown					
Ozzie Smith, S OBP: 0.357, SLG: 0.381 (1, 6)										1	0	0	0	0	0	0						
Tim Jones, L OBP: 0.308, SLG: 0.341 (4, 6)										1	1	0	1	1	1	0						
Pedro Guerrero, R OBP: 0.400, SLG: 0.502 (1, 3)										2	0	1	0	0	0	0						
Jim Lindeman, R OBP: 0.182, SLG: 0.138 (5, 3)										1	0	0	0	0	0	1						
John Costello, R (6, 1)										0	0	0	0	0	0	0						
John Morris, L OBP: 0.304, SLG: 0.444 (8, PH)										1	0	0	0	0	0	0						
Ken Dayley, L (9, 1)										0	0	0	0	0	0	0						
Tom Brunansky, R OBP: 0.306, SLG: 0.390 (1, 9)										4	0	2	1	0	0	0						
Terry Pendleton, S OBP: 0.287, SLG: 0.304 (1, 5)										4	0	0	0	0	0	3						
José Oquendo, S OBP: 0.324, SLG: 0.305 (1, 4)										4	1	1	0	0	0	0						
Milt Thompson, L OBP: 0.362, SLG: 0.403 (1, 8)										4	0	2	1	0	0	0						
Tom Pagnozzi, R OBP: 0.256, SLG: 0.189 (1, 2)										3	1	0	0	1	2	2						
Joe Magrane, R OBP: 0.138, SLG: 0.207 (2, 1)										0	0	0	0	0	0	0						
Cris Carpenter, R OBP: 0.400, SLG: 0.400 (3, PH)										0	0	0	0	0	0	0						
Scott Terry, L OBP: 0.185, SLG: 0.098 (4, 1)										0	0	0	0	0	0	0						
Dan Quisenberry, R (5, PH)										0	0	0	0	0	0	0						
Denny Walling, L OBP: 0.458, SLG: 0.674 (6, 3)										1	1	0	0	1	0	1						
Inning Stats	R: 0 E: 0 K: 0 S: 6	H: 0 LOB: 0 BB: 0 P: 10	R: 0 E: 0 K: 0 S: 6	H: 0 LOB: 0 BB: 0 P: 9	R: 0 E: 0 K: 0 S: 5	H: 1 LOB: 0 BB: 0 P: 8	R: 1 E: 0 K: 0 S: 8	H: 2 LOB: 1 BB: 1 P: 16	R: 3 E: 0 K: 0 S: 15	H: 2 LOB: 1 BB: 2 P: 30	R: 0 E: 0 K: 0 S: 4	H: 0 LOB: 0 BB: 0 P: 5	R: 0 E: 0 K: 1 S: 11	H: 1 LOB: 1 BB: 0 P: 16	R: 0 E: 0 K: 1 S: 14	H: 1 LOB: 1 BB: 0 P: 17	R: 0 E: 0 K: 1 S: 8	H: 0 LOB: 0 BB: 0 P: 12	1B: 5 2B: 1 3B: 1 HR: 0	SF: 1 SAC: 0 DP: 2 HBP: 0	WP: 0 PB: 0 SB: 0 CS: 0	PA: 35
PITCHER	IP	WLS	BF	H	R	ER	SO	BB	IBB	HBP	BLK	WP	HR	S	P	ERA	WHIP					
Morris Madden, L ERA: 5.79	5.0	W	21	5	4	4	0	3	0	0	0	0	0	40	73	7.20	1.600					
Bill Landrum, R ERA: 0.53	4.0	S	14	2	0	0	3	0	0	0	0	0	0	37	50	0.00	0.500					

Batter	1	2	3	4	5	6	7	8	9	AB	R	H	RBI	BB	SO	LOB	TOP								
Vince Coleman, S (1,7) OBP: 0.329, SLG: 0.375	1-2 5-3		4-0 BB			1-3 K		2-1 5-3	2-3 K	4	0	0	0	1	2	3	St. Louis Cardinals @ Philadelphia Phillies Veterans Stadium, Philadelphia, PA Thu Jun 22 1989, 3:33 AM EDT Att: 26,006 - Sunny - 85 F								
José Oquendo, S (1,4) OBP: 0.325, SLG: 0.305	0-0 F7		1-2 F3			3-1 6-3		4-2 BB		3	0	0	0	1	0	2									
Ozzie Smith, S (1,6) OBP: 0.362, SLG: 0.377 Tim Jones, L (6,6) OBP: 0.302, SLG: 0.333	0-0 F8			1-0 P3		1-1 BB 1B		2-2 P6		3	0	1	0	0	0	0									
Pedro Guerrero, R (1,3) OBP: 0.394, SLG: 0.492 John Morris, L (6,9) OBP: 0.292, SLG: 0.426		1-2 4-3		0-0 L7		4-1 BB		3-3 K		2	0	0	0	1	0	0									
Tom Brunansky, R (1,9) OBP: 0.313, SLG: 0.414 Cris Carpenter, R (4,1) OBP: 0.400, SLG: 0.400 Tony Peña, R (6,PH) OBP: 0.286, SLG: 0.370 Dan Quisenberry, R (6,1) OBP: 0.444, SLG: 0.429 Denny Walling, L (9,PH) OBP: 0.292, SLG: 0.323		0-2 4-3		0-2 F7		1-2 BB		1-1 G3		2	0	0	0	0	0	0									
Milt Thompson, L (1,8) OBP: 0.368, SLG: 0.403			3-3 K		2-2 HR		3-2 F9		1-0 BB E 1B	4	2	2	1	0	0	0									
Tom Pagnozzi, R (1,2) OBP: 0.288, SLG: 0.244			2-2 2B		0-1 L7		2-2 G6-4-3		4-1 E BB	3	0	1	0	1	0	1									
Jose DeLeon, R (1,1) OBP: 0.150, SLG: 0.105 Frank DiPino, L (3,1) OBP: 0.167, SLG: 0.167 Jim Lindeman, R (4,9) OBP: 0.189, SLG: 0.152			1-3 K		1-2 5-3		0-0 F8		2-1 E5	1	0	0	0	0	1	1									
Inning Stats	R: 0 E: 0 K: 0 S: 7	H: 0 LOB: 0 BB: 0 P: 8	R: 0 E: 0 K: 0 S: 10	H: 0 LOB: 0 BB: 0 P: 11	R: 0 E: 0 K: 2 S: 13	H: 1 LOB: 2 BB: 1 P: 24	R: 0 E: 0 K: 0 S: 5	H: 0 LOB: 0 BB: 0 P: 6	R: 1 E: 0 K: 1 S: 13	H: 1 LOB: 2 BB: 0 P: 16	R: 0 E: 0 K: 0 S: 12	H: 1 LOB: 2 BB: 1 P: 22	R: 0 E: 0 K: 0 S: 10	H: 0 LOB: 1 BB: 1 P: 19	R: 0 E: 0 K: 0 S: 11	H: 0 LOB: 1 BB: 1 P: 19		R: 1 E: 1 K: 2 S: 15	H: 1 LOB: 3 BB: 2 P: 32	1B: 2 2B: 1 3B: 0 HR: 1	SF: 0 SAC: 0 DP: 1 HBP: 0	WP: 0 PB: 0 SB: 0 CS: 0	PA: 37		
PITCHER	IP WLS BF H R ER SO BB IBB HBP BLK WP HR S P ERA WHIP	7.0 W 26 3 1 1 4 3 0 0 0 0 1 70 106 1.29 0.857	2.0 L 11 1 1 0 2 3 0 0 0 0 0 26 51 0.00 2.000																						

AB	31
R	2
H	4
RBI	1
BB	6
SO	6
LOB	12



Batter	1	2	3	4	5	6	7	8	9	AB	R	H	RBI	BB	SO	LOB	BOTTOM							
Lenny Dykstra, L (1,8) OBP: 0.374, SLG: 0.448 Don Carman, L (8,1) OBP: 0.374, SLG: 0.448	2-2 S 2B 1B		3-2 HR		0-1 F7		1-0 4-3		1-1 5-3	5	2	2	2	0	0	1	St. Louis Cardinals @ Philadelphia Phillies Veterans Stadium, Philadelphia, PA Thu Jun 22 1989, 3:33 AM EDT Att: 26,006 - Sunny - 85 F							
Tom Herr, S (1,4) OBP: 0.350, SLG: 0.376 Dickie Thon, R (5,FR) OBP: 0.284, SLG: 0.347	1-2 P5		1-0 G3 1B HBP		0-2 1B 2B BB		4-0 BB		1-2 6-3	2	2	1	0	1	0	1								
Von Hayes, L (1,5) OBP: 0.428, SLG: 0.545	2-3 K		2-1 1B G3 SF9		1-2 HBP 1B 1B		0-0 L9		1-1 F9	5	2	2	1	0	1	2								
John Kruk, L (1,9) OBP: 0.345, SLG: 0.361	1-2 2H 2B		1-1 G3		1-2 1B HBP 1B		2-0 F8		1-2 4-3	5	1	2	2	0	0	3								
Ricky Jordan, R (1,3) OBP: 0.281, SLG: 0.313	1-1 G3		0-2 SF9 1B		1-1 1B HBP		1-0 5-3			3	1	1	1	0	0	1								
Curt Ford, L (1,7) OBP: 0.310, SLG: 0.363		2-2 P8	0-1 SF9		1-0 E 1B G3 1B		1-2 1-3			3	1	1	2	0	0	0								
Steve Jeltz, S (1,6) OBP: 0.385, SLG: 0.385		0-0 G3	1-2 G3 IBB		1-3 E8 G3 1B		1-1 6-3			3	0	1	2	1	0	0								
Darren Daulton, L (1,2) OBP: 0.297, SLG: 0.340		1-3 K	1-3 K		1-2 G3		2-1 5-3			4	0	0	1	0	2	3								
Dennis Cook, L (1,1) OBP: 0.333, SLG: 0.556 Eric Bullock, L (7,PH) OBP: 0.333, SLG: 0.556			2-0 HR 1B		2-0 F7		0-0 6-3			3	2	2	0	0	0	1								
Inning Stats	R: 1 E: 0 K: 1 S: 16	H: 2 LOB: 1 BB: 0 P: 23	R: 0 E: 0 K: 1 S: 10	H: 0 LOB: 0 BB: 0 P: 13	R: 4 E: 0 K: 1 S: 16	H: 4 LOB: 2 BB: 1 P: 30	R: 6 E: 1 K: 0 S: 22	H: 6 LOB: 1 BB: 0 P: 29	R: 0 E: 0 K: 0 S: 3	H: 0 LOB: 0 BB: 1 P: 10	R: 0 E: 0 K: 0 S: 6	H: 0 LOB: 0 BB: 0 P: 9	R: 0 E: 0 K: 0 S: 5	H: 0 LOB: 0 BB: 0 P: 8	R: 0 E: 0 K: 0 S: 8	H: 0 LOB: 0 BB: 0 P: 11		R: 0 E: 0 K: 0 S: 11	H: 0 LOB: 0 BB: 0 P: 11	1B: 9 2B: 2 3B: 0 HR: 1	SF: 1 SAC: 0 DP: 0 HBP: 2	WP: 0 PB: 0 SB: 1 CS: 0	PA: 40	
PITCHER	IP WLS BF H R ER SO BB IBB HBP BLK WP HR S P ERA WHIP	2.1 L 14 6 5 5 2 0 1 0 0 0 0 19 26 19.29 4.000	1.0 L 8 4 4 4 1 0 1 0 0 0 0 0 19 26 36.00 4.000	1.2 L 9 2 2 1 0 1 0 1 0 0 0 0 11 23 5.40 1.800	3.0 L 9 0 0 0 0 0 0 0 0 0 0 0 19 28 0.00 0.000																			

AB	35
R	11
H	12
RBI	11
BB	2
SO	3
LOB	12



Batter	1	2	3	4	5	6	7	8	9	AB	R	H	RBI	BB	SO	LOB	TOP				
Vince Coleman, S (1, 7) OBP: 0.328, SLG: 0.369										5	0	1	0	0	1	1					
Milt Thompson, L (1, 8) OBP: 0.368, SLG: 0.396										3	0	1	0	1	0	1					
Dan Quisenberry, R (7, 1)										0	0	0	0	0	0	0					
Frank DiPino, L (7, 1) OBP: 0.167, SLG: 0.167										0	0	0	0	0	0	0					
Denny Walling, L (9, PH) OBP: 0.387, SLG: 0.360										1	0	0	0	0	0	0					
Ozzie Smith, S (1, 6) OBP: 0.362, SLG: 0.381										4	0	2	0	0	0	3					
Pedro Guerrero, R (1, 3) OBP: 0.390, SLG: 0.484										4	0	0	0	0	0	5					
Terry Pendleton, S (1, 5) OBP: 0.294, SLG: 0.325										4	1	2	0	0	0	0					
Tom Brunansky, R (1, 9) OBP: 0.312, SLG: 0.416										4	1	2	0	0	1	1					
José Oquendo, S (1, 4) OBP: 0.330, SLG: 0.309										4	0	2	1	0	0	1					
Tom Pagnozzi, R (1, 2) OBP: 0.254, SLG: 0.212										3	0	0	0	0	1	4					
Leon Durham, L (8, PH)										1	0	0	0	0	0	1					
Tony Peña, R (8, 2) OBP: 0.286, SLG: 0.370										0	0	0	0	0	0	0					
Scott Terry, R (1, 1) OBP: 0.172, SLG: 0.286										2	0	0	0	0	1	2					
John Morris, L (7, PH) OBP: 0.300, SLG: 0.417										1	0	0	0	1	0	0					
Inning Stats	R: 0 E: 0 K: 1 S: 12	H: 1 LOB: 1 BB: 0 P: 16	R: 0 E: 0 K: 2 S: 10	H: 2 LOB: 2 BB: 1 P: 15	R: 0 E: 0 K: 0 S: 8	H: 1 LOB: 1 BB: 1 P: 16	R: 2 E: 0 K: 0 S: 13	H: 3 LOB: 0 BB: 0 P: 21	R: 0 E: 0 K: 1 S: 8	H: 0 LOB: 1 BB: 0 P: 11	R: 0 E: 0 K: 0 S: 7	H: 1 LOB: 2 BB: 1 P: 14	R: 0 E: 0 K: 0 S: 6	H: 1 LOB: 1 BB: 0 P: 12	R: 0 E: 0 K: 0 S: 8	H: 0 LOB: 0 BB: 0 P: 10	1B: 8 2B: 3 3B: 0 HR: 0	SF: 0 SAC: 0 DP: 2 HBP: 0	WP: 0 PB: 0 SB: 4 CS: 0	PA: 38	
PITCHER	IP WLS BF H R ER SO BB IBB HBP BLK WP HR S P ERA WHIP	IP WLS BF H R ER SO BB IBB HBP BLK WP HR S P ERA WHIP	IP WLS BF H R ER SO BB IBB HBP BLK WP HR S P ERA WHIP	IP WLS BF H R ER SO BB IBB HBP BLK WP HR S P ERA WHIP	IP WLS BF H R ER SO BB IBB HBP BLK WP HR S P ERA WHIP	IP WLS BF H R ER SO BB IBB HBP BLK WP HR S P ERA WHIP	IP WLS BF H R ER SO BB IBB HBP BLK WP HR S P ERA WHIP	IP WLS BF H R ER SO BB IBB HBP BLK WP HR S P ERA WHIP	IP WLS BF H R ER SO BB IBB HBP BLK WP HR S P ERA WHIP	IP WLS BF H R ER SO BB IBB HBP BLK WP HR S P ERA WHIP	IP WLS BF H R ER SO BB IBB HBP BLK WP HR S P ERA WHIP	IP WLS BF H R ER SO BB IBB HBP BLK WP HR S P ERA WHIP	IP WLS BF H R ER SO BB IBB HBP BLK WP HR S P ERA WHIP	IP WLS BF H R ER SO BB IBB HBP BLK WP HR S P ERA WHIP	IP WLS BF H R ER SO BB IBB HBP BLK WP HR S P ERA WHIP	IP WLS BF H R ER SO BB IBB HBP BLK WP HR S P ERA WHIP	IP WLS BF H R ER SO BB IBB HBP BLK WP HR S P ERA WHIP	IP WLS BF H R ER SO BB IBB HBP BLK WP HR S P ERA WHIP	IP WLS BF H R ER SO BB IBB HBP BLK WP HR S P ERA WHIP	IP WLS BF H R ER SO BB IBB HBP BLK WP HR S P ERA WHIP	IP WLS BF H R ER SO BB IBB HBP BLK WP HR S P ERA WHIP

St. Louis Cardinals @ Pittsburgh Pirates
Three Rivers Stadium, Pittsburgh, PA
Sat Jun 24 1989, 7:05 PM EDT
Att: 36,064 - Unknown

AB	36
R	2
H	10
RBI	1
BB	2
SO	4
LOB	19



Batter	1	2	3	4	5	6	7	8	9	AB	R	H	RBI	BB	SO	LOB	BOTTOM				
Barry Bonds, L (1, 7) OBP: 0.356, SLG: 0.445										3	1	2	0	1	0	0					
Jose Lind, R (1, 4) OBP: 0.287, SLG: 0.308										4	0	1	0	0	0	4					
Andy Van Slyke, L (1, 8) OBP: 0.342, SLG: 0.390										3	0	0	0	1	1	1					
Bobby Bonilla, S (1, 5) OBP: 0.353, SLG: 0.463										3	2	2	1	1	0	2					
Glenn Wilson, R (1, 9) OBP: 0.348, SLG: 0.469										4	1	1	0	0	1	3					
R.J. Reynolds, S (9, 9) OBP: 0.368, SLG: 0.429										0	0	0	0	0	0	0					
Gary Redus, R (1, 3) OBP: 0.362, SLG: 0.429										3	1	2	1	0	0	0					
Junior Ortiz, R (1, 2) OBP: 0.286, SLG: 0.252										4	0	2	1	0	0	1					
Rafael Belliard, R (1, 6) OBP: 0.275, SLG: 0.286										3	0	1	1	0	1	0					
Bill Landrum, R (7, 1)										1	0	0	0	0	0	1					
Bob Walk, R (1, 1) OBP: 0.273, SLG: 0.364										2	0	0	0	0	1	2					
Miguel Garcia, L (7, 1) OBP: 1.000, SLG: 1.000										0	0	0	0	0	0	0					
Rey Quinones, R (7, 6) OBP: 0.243, SLG: 0.306										2	0	0	0	0	1	1					
Inning Stats	R: 0 E: 0 K: 0 S: 5	H: 0 LOB: 0 BB: 0 P: 10	R: 2 E: 2 K: 1 S: 15	H: 3 LOB: 3 BB: 2 P: 26	R: 0 E: 0 K: 1 S: 7	H: 1 LOB: 1 BB: 0 P: 9	R: 0 E: 0 K: 0 S: 5	H: 1 LOB: 0 BB: 0 P: 8	R: 1 E: 0 K: 0 S: 13	H: 2 LOB: 2 BB: 1 P: 23	R: 0 E: 0 K: 1 S: 9	H: 0 LOB: 0 BB: 0 P: 13	R: 0 E: 0 K: 2 S: 10	H: 1 LOB: 1 BB: 0 P: 12	R: 2 E: 0 K: 0 S: 11	H: 3 LOB: 1 BB: 0 P: 17	1B: 8 2B: 2 3B: 1 HR: 1	SF: 1 SAC: 0 DP: 1 HBP: 0	WP: 0 PB: 1 SB: 0 CS: 2	PA: 36	
PITCHER	IP WLS BF H R ER SO BB IBB HBP BLK WP HR S P ERA WHIP	IP WLS BF H R ER SO BB IBB HBP BLK WP HR S P ERA WHIP	IP WLS BF H R ER SO BB IBB HBP BLK WP HR S P ERA WHIP	IP WLS BF H R ER SO BB IBB HBP BLK WP HR S P ERA WHIP	IP WLS BF H R ER SO BB IBB HBP BLK WP HR S P ERA WHIP	IP WLS BF H R ER SO BB IBB HBP BLK WP HR S P ERA WHIP	IP WLS BF H R ER SO BB IBB HBP BLK WP HR S P ERA WHIP	IP WLS BF H R ER SO BB IBB HBP BLK WP HR S P ERA WHIP	IP WLS BF H R ER SO BB IBB HBP BLK WP HR S P ERA WHIP	IP WLS BF H R ER SO BB IBB HBP BLK WP HR S P ERA WHIP	IP WLS BF H R ER SO BB IBB HBP BLK WP HR S P ERA WHIP	IP WLS BF H R ER SO BB IBB HBP BLK WP HR S P ERA WHIP	IP WLS BF H R ER SO BB IBB HBP BLK WP HR S P ERA WHIP	IP WLS BF H R ER SO BB IBB HBP BLK WP HR S P ERA WHIP	IP WLS BF H R ER SO BB IBB HBP BLK WP HR S P ERA WHIP	IP WLS BF H R ER SO BB IBB HBP BLK WP HR S P ERA WHIP	IP WLS BF H R ER SO BB IBB HBP BLK WP HR S P ERA WHIP	IP WLS BF H R ER SO BB IBB HBP BLK WP HR S P ERA WHIP	IP WLS BF H R ER SO BB IBB HBP BLK WP HR S P ERA WHIP	IP WLS BF H R ER SO BB IBB HBP BLK WP HR S P ERA WHIP	IP WLS BF H R ER SO BB IBB HBP BLK WP HR S P ERA WHIP

St. Louis Cardinals @ Pittsburgh Pirates
Three Rivers Stadium, Pittsburgh, PA
Sat Jun 24 1989, 7:05 PM EDT
Att: 36,064 - Unknown

AB	32
R	5
H	11
RBI	4
BB	3
SO	5
LOB	15



Batter	1	2	3	4	5	6	7	8	9	AB	R	H	RBI	BB	SO	LOB	TOP					
Vince Coleman, S (1,7) OBP: 0.323, SLG: 0.364	G6-3			L4		K		L6		4	0	0	0	0	1	2	St. Louis Cardinals @ Pittsburgh Pirates Three Rivers Stadium, Pittsburgh, PA Sun Jun 25 1989, 3:33 AM EDT Att: 22,514 - Unknown					
José Oquendo, S (1,4) OBP: 0.329, SLG: 0.305	F8			L5		P4		BB		3	0	0	0	1	0	1						
Ozzie Smith, S (1,6) OBP: 0.368, SLG: 0.391	G5-3			1B		2B		E8		4	1	3	0	0	0	0						
Pedro Guerrero, R (1,3) Dan Quisenberry, R (8,1)	G6-3			G1-3		K		G4-6-3		4	0	0	0	0	1	4						
Tom Brunansky, R (1,9) OBP: 0.314, SLG: 0.422	G4-6-3			F9		1B		G5-3		4	1	2	1	0	0	0						
Terry Pendleton, S (1,5) OBP: 0.290, SLG: 0.320	G4-6-3			G4-3		G5-3		K		4	0	0	0	0	1	2						
Milt Thompson, L (1,8) OBP: 0.366, SLG: 0.393				L8		G3		K		4	0	1	1	0	1	0						
Tony Peña, R (1,2) Leon Durham, L (7,PH)	G6-3			F8		K				2	0	0	0	0	0	0						
Tom Pagnozzi, R (7,2) OBP: 0.254, SLG: 0.212	G6-3									1	0	0	0	0	1	1						
Ted Power, R (1,1) Frank DiPino, L (6,1) John Morris, L (6,PH) Denny Walling, L (8,3)	P4					E5		BB		2	0	0	0	0	0	0						
Inning Stats	R: 0 E: 0 K: 0 S: 7	H: 0 LOB: 0 BB: 0 P: 8	R: 0 E: 0 K: 0 S: 7	H: 1 LOB: 0 BB: 0 P: 9	R: 0 E: 0 K: 0 S: 4	H: 0 LOB: 0 BB: 0 P: 8	R: 0 E: 0 K: 0 S: 18	H: 1 LOB: 1 BB: 0 P: 25	R: 0 E: 0 K: 0 S: 5	H: 0 LOB: 0 BB: 0 P: 7	R: 0 E: 1 K: 1 S: 8	H: 0 LOB: 1 BB: 0 P: 14	R: 2 E: 0 K: 2 S: 16	H: 3 LOB: 1 BB: 0 P: 21	R: 1 E: 1 K: 0 S: 12	H: 1 LOB: 1 BB: 2 P: 22	R: 0 E: 0 K: 2 S: 9	H: 0 LOB: 0 BB: 0 P: 9	1B: 4 2B: 2 3B: 0 HR: 0	SF: 0 SAC: 0 DP: 2 HBP: 0	WP: 0 PB: 0 SB: 1 CS: 0	PA: 34
PITCHER	IP	WLS	BF	H	R	ER	SO	BB	IBB	HBP	BLK	WP	HR	S	P	ERA	WHIP					
John Smiley, L (1,1) ERA: 3.09	6.2	W	25	5	2	2	2	0	0	0	0	0	0	61	88	2.70	0.750					
Doug Bair, R (7,1) ERA: 1.74	0.2		4	0	1	0	1	2	0	0	0	0	0	12	21	0.00	3.000					
Bill Landrum, R (8,1) ERA: 0.28	1.2	S	5	1	0	0	2	0	0	0	0	0	0	13	14	0.00	0.600					

Batter	1	2	3	4	5	6	7	8	9	AB	R	H	RBI	BB	SO	LOB	BOTTOM				
Barry Bonds, L (1,7) OBP: 0.352, SLG: 0.438	G4-3			K		G1-3				4	0	0	0	0	1	3	St. Louis Cardinals @ Pittsburgh Pirates Three Rivers Stadium, Pittsburgh, PA Sun Jun 25 1989, 3:33 AM EDT Att: 22,514 - Unknown				
Jose Lind, R (1,4) OBP: 0.283, SLG: 0.303	G4-3			F8		L9		P4		4	0	0	0	0	0	2					
Andy Van Slyke, L (1,8) OBP: 0.345, SLG: 0.392	1B			F9		G4-3		SF8		4	2	2	0	0	0	2					
Bobby Bonilla, S (1,5) OBP: 0.355, SLG: 0.469	1B			K		G6-3		SF8		3	1	2	2	0	1	0					
Glenn Wilson, R (1,9) Bill Landrum, R (8,1)	F9					G6-3		F9		4	0	1	0	0	0	2					
Gary Redus, R (1,3) OBP: 0.359, SLG: 0.431	K			F8		1B		K		4	1	1	1	0	2	1					
Rey Quinones, R (1,6) OBP: 0.243, SLG: 0.305	F7					F9		G5-3		4	0	1	0	0	0	0					
Junior Ortiz, R (1,2) OBP: 0.285, SLG: 0.261	L7					SF9		G1-3		3	1	1	1	0	0	0					
John Smiley, L (1,1) Doug Bair, R (7,1) R.J. Reynolds, S (8,9)	K					E				2	0	1	1	1	1	0					
Inning Stats	R: 1 E: 0 K: 0 S: 11	H: 2 LOB: 1 BB: 0 P: 15	R: 0 E: 0 K: 1 S: 6	H: 0 LOB: 0 BB: 0 P: 9	R: 0 E: 0 K: 2 S: 9	H: 0 LOB: 0 BB: 0 P: 14	R: 0 E: 0 K: 1 S: 6	H: 1 LOB: 1 BB: 0 P: 10	R: 1 E: 1 K: 0 S: 11	H: 2 LOB: 2 BB: 0 P: 14	R: 2 E: 0 K: 0 S: 17	H: 3 LOB: 2 BB: 1 P: 27	R: 1 E: 0 K: 0 S: 7	H: 1 LOB: 0 BB: 0 P: 11	R: 0 E: 0 K: 1 S: 7	H: 0 LOB: 0 BB: 0 P: 10		1B: 4 2B: 4 3B: 1 HR: 0	SF: 2 SAC: 0 DP: 0 HBP: 0	WP: 0 PB: 0 SB: 2 CS: 0	PA: 35
PITCHER	IP	WLS	BF	H	R	ER	SO	BB	IBB	HBP	BLK	WP	HR	S	P	ERA	WHIP				
Ted Power, R (1,1) ERA: 5.94	5.2	L	26	8	4	4	4	0	0	0	0	0	0	57	81	6.35	1.412				
Frank DiPino, L (6,1) ERA: 3.18	1.1		6	1	1	0	0	1	0	0	0	0	0	10	19	0.00	1.500				
Dan Quisenberry, R (8,1) ERA: 2.29	1.0		3	0	0	0	1	0	0	0	0	0	0	7	10	0.00	0.000				

Batter	1	2	3	4	5	6	7	8	9	AB	R	H	RBI	BB	SO	LOB	TOP										
Lenny Dykstra, L OBP: 0.379, SLG: 0.458 (1, 8)			G6-3				G4-6-3		G1-3								4 1 1 0 0 0 1										
Tom Herr, S OBP: 0.344, SLG: 0.366 (1, 4)			F8						L9								3 0 1 1 1 0 0										
Von Hayes, L OBP: 0.407, SLG: 0.506 (1, 5)			F8				P7		K								4 0 0 0 0 0 1 2										
John Kruk, L OBP: 0.346, SLG: 0.360 Dickie Thon, R OBP: 0.290, SLG: 0.358 (1, 9)									G5-3								3 1 1 0 0 0 1 1 1 0 0 0 0 0 0										
Ricky Jordan, R OBP: 0.294, SLG: 0.350 (1, 3)									P4								4 0 2 0 0 0 2										
Curt Ford, L OBP: 0.316, SLG: 0.356 Bob Dernier, R OBP: 0.244, SLG: 0.232 (8, 7)		G6-3					G3		G6-3								3 1 1 0 0 0 1 1 0 0 0 0 0 1										
Steve Jeltz, S OBP: 0.435, SLG: 0.432 (1, 6)							F9										4 0 1 1 0 1 1										
Darren Daulton, L OBP: 0.301, SLG: 0.342 (1, 2)																	2 1 1 1 1 0 0										
Dennis Cook, L OBP: 0.308, SLG: 0.462 Roger McDowell, R OBP: 0.500, SLG: 0.500 (9, 1)									F8								4 0 1 1 0 0 2 0 0 0 0 0 0 0										
Inning Stats	R: 1 E: 0 K: 0 S: 12	H: 2 LOB: 1 BB: 0 P: 17	R: 0 E: 0 K: 1 S: 7	H: 0 LOB: 1 BB: 1 P: 12	R: 0 E: 0 K: 1 S: 6	H: 0 LOB: 0 BB: 0 P: 10	R: 0 E: 0 K: 1 S: 9	H: 1 LOB: 1 BB: 0 P: 14	R: 1 E: 1 K: 0 S: 8	H: 2 LOB: 1 BB: 1 P: 17	R: 2 E: 0 K: 0 S: 12	H: 3 LOB: 1 BB: 0 P: 17	R: 0 E: 0 K: 1 S: 5	H: 0 LOB: 0 BB: 0 P: 9	R: 0 E: 0 K: 0 S: 5	H: 1 LOB: 0 BB: 0 P: 10	R: 0 E: 0 K: 0 S: 6	H: 0 LOB: 0 BB: 0 P: 9	1B: 4 2B: 5 3B: 0 HR: 0	SF: 1 SAC: 0 DP: 1 HBP: 0	WP: 0 PB: 0 SB: 0 CS: 0	PA: 36					
PITCHER	IP	WLS	BF	H	R	ER	SO	BB	IBB	HBP	BLK	WP	HR	S	P	ERA	WHIP										
Jose DeLeon, R ERA: 3.41 Frank DiPino, L ERA: 2.98 Dan Quisenberry, R ERA: 2.23	5.1	L	25	8	4	4	2	2	0	0	0	0	0	52	84	6.75	1.875										

Philadelphia Phillies @ St. Louis Cardinals
 Busch Stadium, St. Louis, MO
 Tue Jun 27 1989, 7:05 PM CDT
 Att: 30,482 - Unknown

AB 33
 R 4
 H 9
 RBI 4
 BB 2
 SO 3
 LOB 11



Batter	1	2	3	4	5	6	7	8	9	AB	R	H	RBI	BB	SO	LOB	BOTTOM										
Vince Coleman, S OBP: 0.314, SLG: 0.352 (1, 7)			G3						F8								4 0 0 0 0 0 0										
José Oquendo, S OBP: 0.323, SLG: 0.303 (1, 4)			G6-3						P6								4 0 0 0 0 1 0										
Ozzie Smith, S OBP: 0.368, SLG: 0.392 (1, 6)									G4-3								4 1 1 0 0 0 0										
Pedro Guerrero, R OBP: 0.381, SLG: 0.467 (1, 3)																	4 1 1 0 0 1 1										
Tom Brunansky, R OBP: 0.319, SLG: 0.420 (1, 9)																	3 0 1 1 1 0 0										
Terry Pendleton, S OBP: 0.292, SLG: 0.314 (1, 5)																	2 0 0 0 2 0 2										
Milt Thompson, L OBP: 0.363, SLG: 0.399 (1, 8)																	3 0 1 1 0 1 2										
Tony Peña, R OBP: 0.285, SLG: 0.362 Leon Durham, L OBP: 0.200, SLG: 0.167 (9, 1)																	3 0 1 0 0 0 3 1 0 0 0 0 0 2										
Jose DeLeon, R OBP: 0.143, SLG: 0.100 Frank DiPino, L OBP: 0.167, SLG: 0.167 Jim Lindeman, R OBP: 0.200, SLG: 0.167 Dan Quisenberry, R ERA: 2.95 (9, 1)																	2 0 0 0 0 1 1 0 0 0 0 0 0 0 1 0 0 0 0 1 0 0 0 0 0 0 0 0										
Inning Stats	R: 0 E: 0 K: 1 S: 6	H: 0 LOB: 0 BB: 0 P: 11	R: 0 E: 0 K: 2 S: 11	H: 1 LOB: 2 BB: 1 P: 22	R: 0 E: 0 K: 1 S: 9	H: 0 LOB: 0 BB: 0 P: 10	R: 0 E: 0 K: 0 S: 9	H: 0 LOB: 0 BB: 0 P: 13	R: 0 E: 0 K: 0 S: 9	H: 1 LOB: 1 BB: 0 P: 10	R: 0 E: 0 K: 0 S: 11	H: 0 LOB: 0 BB: 0 P: 16	R: 1 E: 0 K: 0 S: 5	H: 1 LOB: 1 BB: 1 P: 10	R: 0 E: 0 K: 1 S: 7	H: 0 LOB: 0 BB: 0 P: 8	R: 1 E: 0 K: 0 S: 10	H: 2 LOB: 2 BB: 1 P: 16	1B: 4 2B: 1 3B: 0 HR: 0	SF: 1 SAC: 0 DP: 0 HBP: 0	WP: 0 PB: 0 SB: 0 CS: 0	PA: 35					
PITCHER	IP	WLS	BF	H	R	ER	SO	BB	IBB	HBP	BLK	WP	HR	S	P	ERA	WHIP										
Dennis Cook, L ERA: 1.8 Roger McDowell, R ERA: 2.95	8.0	W	30	4	2	2	5	2	0	0	0	0	0	69	102	2.25	0.750										

Philadelphia Phillies @ St. Louis Cardinals
 Busch Stadium, St. Louis, MO
 Tue Jun 27 1989, 7:05 PM CDT
 Att: 30,482 - Unknown

AB 31
 R 2
 H 5
 RBI 2
 BB 3
 SO 5
 LOB 11



Batter	1	2	3	4	5	6	7	8	9	AB	R	H	RBI	BB	SO	LOB	TOP										
Bip Roberts, S OBP: 0.393, SLG: 0.452 Carmelo Martinez, R OBP: 0.359, SLG: 0.355 Mark Grant, R OBP: 0.429, SLG: 0.200	1-2 1B 3B		2-2 G1-3 BLK 1B		3-2 G4-3 1B	4-1 S BB		3-2 P9		3	3	3	0	1	0	0											
Roberto Alomar, S OBP: 0.311, SLG: 0.303	0-1 CS 1B		1-1 G3		0-1 G3 G4-3 1B	2-0 L8			1-2 G6-3	5	0	2	1	0	0	2											
Tony Gwynn, L OBP: 0.409, SLG: 0.481	3-H 2-1 G4-3		3-1 G1-3		3-2 G4-3		2-2 F7		3-1 2B	5	0	1	0	0	0	4											
Jack Clark, R OBP: 0.388, SLG: 0.363	3-2 G4-3		2-2 3B		4-2 G3 BB		2-1 F7		1-2 P3	4	0	1	0	1	0	1											
Marvell Wynne, L OBP: 0.288, SLG: 0.371		1-2 1B 1B	1-0 G5-3		1-2 G3		1-3 K		1-2 G3	5	0	1	1	0	1	4											
Gary Templeton, S OBP: 0.284, SLG: 0.347		1-2 F7		1-1 FC3-6 1B		4-0 IBB		1-1 1B		3	0	2	0	1	0	1											
Benito Santiago, R OBP: 0.271, SLG: 0.364		2-2 1B		0-0 FC3-6 FC6-4 1B		1-0 G4-3		2-1 B3		4	0	1	0	0	0	5											
Chris James, R OBP: 0.226, SLG: 0.252		1-3 K		0-1 FC6-4				1-3 K		4	0	0	0	0	2	4											
Walt Terrell, L OBP: 0.162, SLG: 0.171 Rob Nelson, L OBP: 0.341, SLG: 0.313 Greg Harris, R Tim Flannery, L OBP: 0.351, SLG: 0.341	0-0 G1-3		0-2 G5-3		0-2 G5-3		3-3 K		1-0 1B	2	0	0	0	0	0	3											
Inning Stats	R: 1 E: 0 K: 0 S: 10	H: 2 LOB: 0 BB: 0 P: 16	R: 0 E: 0 K: 1 S: 14	H: 2 LOB: 1 BB: 0 P: 19	R: 1 E: 0 K: 0 S: 13	H: 2 LOB: 1 BB: 0 P: 22	R: 0 E: 0 K: 0 S: 8	H: 1 LOB: 1 BB: 0 P: 9	R: 1 E: 0 K: 0 S: 15	H: 2 LOB: 3 BB: 2 P: 31	R: 0 E: 0 K: 1 S: 10	H: 0 LOB: 0 BB: 1 P: 20	R: 0 E: 0 K: 1 S: 11	H: 0 LOB: 0 BB: 0 P: 16	R: 0 E: 0 K: 1 S: 11	H: 2 LOB: 2 BB: 0 P: 19	R: 0 E: 0 K: 0 S: 12	H: 1 LOB: 1 BB: 0 P: 18	1B: 9 2B: 1 3B: 2 HR: 0	SF: 0 SAC: 0 DP: 0 HBP: 0	WP: 0 PB: 0 SB: 1 CS: 1	PA: 41					
PITCHER	IP	WLS	BF	H	R	ER	SO	BB	IBB	HBP	BLK	WP	HR	S	P	ERA	WHIP										
Scott Terry, R ERA: 3.72	5.0	W	25	9	3	3	1	1	1	0	1	0	0	60	97	5.40	2.000										
John Costello, R ERA: 2.59	2.2		11	2	0	0	3	1	0	0	0	0	0	29	49	0.00	1.125										
Ken Dayley, L ERA: 3.32	0.1		1	0	0	0	0	0	0	0	0	0	0	3	6	0.00	0.000										
Todd Worrell, R ERA: 1.29	1.0	S	4	1	0	0	0	0	0	0	0	0	0	12	18	0.00	1.000										

San Diego Padres @ St. Louis Cardinals
Busch Stadium, St. Louis, MO
Fri Jun 30 1989, 7:05 PM CDT
Att: 48,145 - Unknown

AB	38
R	3
H	12
RBI	2
BB	3
SO	4
LOB	26



Batter	1	2	3	4	5	6	7	8	9	AB	R	H	RBI	BB	SO	LOB	BOTTOM										
Vince Coleman, S OBP: 0.319, SLG: 0.356	0-1 G4-3		3-2 S 1B		1-0 1B			4-2 BB		3	0	2	0	1	0	0											
Milt Thompson, L OBP: 0.397, SLG: 0.407	0-0 FC1-6 1B		0-0 1B		1-0 F8			1-2 G1-3		4	0	2	1	0	0	4											
Ozzie Smith, S OBP: 0.365, SLG: 0.385	2-2 FC1-6 FC6-4 1B		2-2 G3		1-1 L9			0-0 G4-3		4	0	0	0	0	0	3											
Pedro Guerrero, R OBP: 0.378, SLG: 0.462	0-0 FC6-4				0-2 L5			0-3 K		3	0	0	0	1	1	1											
Terry Pendleton, S OBP: 0.289, SLG: 0.310		1-2 2B 1B		0-2 F7				1-2 P7		4	1	1	0	0	0	1											
Tom Brunansky, R OBP: 0.318, SLG: 0.416		2-2 G4-3 1B 2B		0-0 G6-4-3				0-0 F9		4	1	1	1	0	0	1											
José Oquendo, S OBP: 0.330, SLG: 0.306		2-0 G4-3			4-0 G6-4-3 BB			1-2 SH1-4 WP 1B		2	0	1	0	2	0	1											
Tony Peña, R OBP: 0.294, SLG: 0.363		0-0 1B SH1-4 1B			1-1 G6-4-3			4-2 SH1-4 BB		3	1	2	1	1	0	1											
Scott Terry, R OBP: 0.200, SLG: 0.414 John Costello, R Ken Dayley, L John Morris, L OBP: 0.286, SLG: 0.377 Todd Worrell, R	0-1 SH1-4		0-1 SH1-4		0-2 HR			0-0 SH1-4		1	1	1	1	0	0	0											
Inning Stats	R: 0 E: 0 K: 0 S: 7	H: 1 LOB: 1 BB: 0 P: 9	R: 3 E: 0 K: 0 S: 18	H: 5 LOB: 2 BB: 0 P: 28	R: 0 E: 0 K: 0 S: 9	H: 0 LOB: 0 BB: 1 P: 13	R: 1 E: 0 K: 0 S: 7	H: 2 LOB: 1 BB: 1 P: 14	R: 0 E: 0 K: 0 S: 10	H: 0 LOB: 0 BB: 0 P: 12	R: 0 E: 0 K: 0 S: 16	H: 1 LOB: 3 BB: 2 P: 26	R: 0 E: 0 K: 1 S: 6	H: 0 LOB: 0 BB: 0 P: 6	R: 0 E: 0 K: 0 S: 8	H: 1 LOB: 1 BB: 1 P: 14	1B: 8 2B: 1 3B: 0 HR: 1	SF: 0 SAC: 2 DP: 3 HBP: 0	WP: 1 PB: 0 SB: 1 CS: 0	PA: 36							
PITCHER	IP	WLS	BF	H	R	ER	SO	BB	IBB	HBP	BLK	WP	HR	S	P	ERA	WHIP										
Walt Terrell, R ERA: 3.81	5.0	L	23	8	4	4	0	2	0	0	0	1	0	51	76	7.20	2.000										
Greg Harris, R ERA: 2.03	2.0		9	1	0	0	1	2	0	0	0	1	0	22	32	0.00	1.500										
Mark Grant, R ERA: 2.89	1.0		4	1	0	0	0	1	0	0	0	0	0	8	14	0.00	2.000										

San Diego Padres @ St. Louis Cardinals
Busch Stadium, St. Louis, MO
Fri Jun 30 1989, 7:05 PM CDT
Att: 48,145 - Unknown

AB	29
R	4
H	10
RBI	4
BB	5
SO	1
LOB	14



Batter	1	2	3	4	5	6	7	8	9	AB	R	H	RBI	BB	SO	LOB	TOP								
Bip Roberts, S OBP: 0.402, SLG: 0.475 (1, 5)	4-1 1B BB		1-1 E3 BB 2B	0-2 E7 1B SF7		0-1 G4-3			0-2 G4-3	4	2	1	0	1	0	1									
Shawn Abner, R OBP: 0.204, SLG: 0.239 (9, 7)			1-2 F7	0-2 F7	1-2 S 1B				2-3 K	0	0	0	0	0	0	0									
Roberto Alomar, S OBP: 0.311, SLG: 0.304 (1, 4)	1-2 F7		0-2 F7	1-2 S 1B					2-3 K	5	0	1	0	0	1	3									
Tony Gwynn, L OBP: 0.406, SLG: 0.475 (1, 9)	0-1 1B		4-1 2B BB	0-0 SF7					2-2 1B	3	1	2	1	1	0	0									
Marvell Wynne, L OBP: 0.296, SLG: 0.376 (1, 8)	2-3 K		1-0 2B BB	3-H 4-1 1B					0-1 G4-3	4	1	2	3	1	1	3									
Carmelo Martinez, R OBP: 0.299, SLG: 0.326 Luis Salazar, R OBP: 0.292, SLG: 0.358 (1, 7) (8, 5)	3-2 G6-3		3-3 K	0-2 F7					1-0 F9	4	0	0	0	0	1	6									
Gary Templeton, S OBP: 0.283, SLG: 0.348 (1, 6)		1-2 F7	1-1 2B		0-1 G4-3				1-1 G6-4-3	4	0	1	1	0	0	1									
Rob Nelson, L OBP: 0.356, SLG: 0.314 (1, 3)		1-1 G4-3	4-0 FC6-4 IBB		0-1 FC3-6 1B				0-2 G4-3	3	0	1	0	1	0	0									
Mark Parent, R OBP: 0.211, SLG: 0.381 (1, 2)		2-3 K	0-1 FC6-4		0-1 FC3-6				1-0 G6-3	4	0	0	0	0	1	3									
Bruce Hurst, L OBP: 0.098, SLG: 0.051 (1, 1)			1-0 BB E 2B 1B		0-1 F8				0-1 G6-3	4	1	1	0	0	1	1									
Inning Stats	R: 0 E: 0 K: 1 S: 12	H: 1 LOB: 2 BB: 1 P: 22	R: 0 E: 0 K: 1 S: 9	H: 0 LOB: 0 BB: 0 P: 13	R: 4 E: 1 K: 1 S: 16	H: 3 LOB: 2 BB: 2 P: 31	R: 1 E: 1 K: 0 S: 18	H: 2 LOB: 2 BB: 1 P: 23	R: 0 E: 0 K: 1 S: 9	H: 1 LOB: 1 BB: 0 P: 10	R: 0 E: 0 K: 0 S: 7	H: 0 LOB: 0 BB: 0 P: 10	R: 0 E: 0 K: 0 S: 4	H: 1 LOB: 0 BB: 0 P: 6	R: 0 E: 0 K: 0 S: 6	H: 0 LOB: 0 BB: 0 P: 7	R: 0 E: 0 K: 1 S: 11	H: 1 LOB: 1 BB: 0 P: 15	1B: 7 2B: 2 3B: 0 HR: 0	SF: 1 SAC: 0 DP: 1 HBP: 0	WP: 0 PB: 0 CS: 1 SB: 0	PA: 40			
PITCHER	IP	WLS	BF	H	R	ER	SO	BB	IBB	HBP	BLK	WP	HR	S	P	ERA	WHIP								
Jose DeLeon, R ERA: 3.45 Frank DiPino, L ERA: 2.74 Dan Quisenberry, R ERA: 2.13	(1, 1) (5, 1) (8, 1)	4.0 3.0 2.0	L 10 7	23 2 1	6 0 0	5 0 0	2 1 0	3 0 1	2 0 0	0 0 0	0 0 0	0 0 0	0 0 0	55 20 17	89 26 22	4.50 0.00 0.00	2.000 0.667 0.500								

San Diego Padres @ St. Louis Cardinals
Busch Stadium, St. Louis, MO

Sun Jul 02 1989, 3:33 AM CDT
Att: 34,248 - Unknown - 80 F

AB 35
R 5
H 9
RBI 5
BB 4
SO 5
LOB 18



Batter	1	2	3	4	5	6	7	8	9	AB	R	H	RBI	BB	SO	LOB	BOTTOM								
Vince Coleman, S OBP: 0.323, SLG: 0.352 (1, 7)	1-3 K		4-1 S FC5-2 BB	0-0 F8			0-1 FC1-6			3	0	0	0	1	1	3									
José Oquendo, S OBP: 0.337, SLG: 0.326 (1, 4)	0-1 2B		2-2 P3	1-3 F8	2-2 F8		1-2 F7			4	1	1	0	0	0	2									
Ozzie Smith, S OBP: 0.359, SLG: 0.378 (1, 6)	1-2 G6-3		0-2 FC5-2	2-2 F9	2-2 F9		0-0 F9			4	0	0	0	0	0	2									
Pedro Guerrero, R OBP: 0.372, SLG: 0.456 (1, 3)	0-0 2B		3-H 2-1 F8	0-2 G5-3				3-3 K		4	0	1	1	0	1	1									
Tom Brunansky, R OBP: 0.322, SLG: 0.422 (1, 9)	2-3 K		2-1 1B 2B	0-2 P6			0-2 P6		0-0 G5-3	4	1	1	0	0	1	1									
Terry Pendleton, S OBP: 0.286, SLG: 0.306 (1, 5)		1-1 F9	0-0 1B	2-3 1B			2-1 G5-3		0-1 F9	4	0	1	0	0	0	0									
Milt Thompson, L OBP: 0.363, SLG: 0.406 (1, 8)		2-1 2B	1-2 P2	0-1 P2			0-1 G4-3		1-0 1B	4	0	2	0	0	0	2									
Tony Peña, R OBP: 0.292, SLG: 0.357 (1, 2)	1-2 G6-3		0-1 1B	1-2 1B			0-1 L8		0-0 P6	4	0	1	1	0	0	2									
Jose DeLeon, R OBP: 0.140, SLG: 0.098 Jim Lindeman, R OBP: 0.195, SLG: 0.162 Frank DiPino, L OBP: 0.143, SLG: 0.143 Denny Walling, L OBP: 0.244, SLG: 0.299 Dan Quisenberry, R OBP: 0.226, SLG: 0.228 (1, 1) (4, PH) (5, 1) (7, PH) (8, 1) (9, PH)		0-3 K	1-3 K	0-2 FC1-6 1B			0-2 FC1-6 1B		0-3 K	1	0	0	0	0	1	1									
Inning Stats	R: 1 E: 0 K: 2 S: 12	H: 2 LOB: 1 BB: 0 P: 16	R: 0 E: 0 K: 1 S: 10	H: 1 LOB: 0 BB: 0 P: 14	R: 0 E: 0 K: 0 S: 9	H: 0 LOB: 1 BB: 1 P: 17	R: 1 E: 0 K: 1 S: 13	H: 3 LOB: 2 BB: 0 P: 17	R: 0 E: 0 K: 0 S: 10	H: 0 LOB: 0 BB: 0 P: 14	R: 0 E: 0 K: 0 S: 7	H: 0 LOB: 0 BB: 0 P: 9	R: 0 E: 0 K: 0 S: 10	H: 1 LOB: 1 BB: 0 P: 11	R: 0 E: 0 K: 1 S: 7	H: 0 LOB: 0 BB: 0 P: 10	R: 0 E: 0 K: 1 S: 7	H: 1 LOB: 1 BB: 0 P: 8	1B: 4 2B: 4 3B: 0 HR: 0	SF: 0 SAC: 0 DP: 0 HBP: 0	WP: 0 PB: 0 CS: 0 SB: 2	PA: 36			
PITCHER	IP	WLS	BF	H	R	ER	SO	BB	IBB	HBP	BLK	WP	HR	S	P	ERA	WHIP								
Bruce Hurst, L ERA: 2.88	(1, 1)	9.0	W	36	8	2	2	6	1	0	0	0	0	85	116	2.00	1.000								

San Diego Padres @ St. Louis Cardinals
Busch Stadium, St. Louis, MO

Sun Jul 02 1989, 3:33 AM CDT
Att: 34,248 - Unknown - 80 F

AB 35
R 2
H 8
RBI 2
BB 1
SO 6
LOB 17



Batter	1	2	3	4	5	6	7	8	9	AB	R	H	RBI	BB	SO	LOB	TOP	
Jose Gonzalez, R OBP: 0.402, SLG: 0.431	G6-3		F9		G6-3			G6-3		4	0	0	0	0	0	0	Los Angeles Dodgers @ St. Louis Cardinals Busch Stadium, St. Louis, MO Tue Jul 04 1989, 7:05 PM CDT Att: 35,532 - Sunny - 89 F	
Willie Randolph, R OBP: 0.393, SLG: 0.315	G5-3		G1-3		L4			L7		4	0	0	0	0	0			
Mickey Hatcher, R OBP: 0.323, SLG: 0.395	WP 3B		1B		G6-3			G6-3		4	1	2	0	0	0			
Eddie Murray, S OBP: 0.352, SLG: 0.381	BB		1B		L7			F8		3	0	1	0	1	0			
Mike Marshall, R OBP: 0.312, SLG: 0.337	F8		F9		BB			K		3	0	0	0	1	1	3		
Jeff Hamilton, R OBP: 0.269, SLG: 0.386		P3			L7			G6-3		4	0	0	0	0	0	1		
Rick Dempsey, R OBP: 0.281, SLG: 0.237		1B 2B			G4-3			L9		3	0	1	0	0	0	0		
Dave Anderson, R OBP: 0.304, SLG: 0.224		FC4 1B			F8			G4-3		3	0	1	0	0	0	0		
Fernando Valenzuela, L OBP: 0.129, SLG: 0.161 John Snelby, S OBP: 0.229, SLG: 0.196 Alejandro Pena, R (7, 1)	FC4				G4-3			L9		2	0	0	0	0	0	1		
Inning Stats	R: 1 E: 0 K: 0 S: 6	H: 1 LOB: 1 BB: 1 P: 12	R: 0 E: 0 K: 0 S: 7	H: 2 LOB: 1 BB: 0 P: 11	R: 0 E: 0 K: 0 S: 7	H: 2 LOB: 2 BB: 0 P: 9	R: 0 E: 0 K: 0 S: 5	H: 0 LOB: 0 BB: 0 P: 7	R: 0 E: 0 K: 0 S: 10	H: 0 LOB: 1 BB: 1 P: 16	R: 0 E: 0 K: 0 S: 4	H: 0 LOB: 0 BB: 0 P: 7	R: 0 E: 0 K: 1 S: 10	H: 0 LOB: 0 BB: 0 P: 14	1B: 3 2B: 1 3B: 1 HR: 0	SF: 0 SAC: 0 DP: 0 HBP: 0	WP: 1 PB: 0 SB: 0 CS: 0	PA: 33
PITCHER Joe Magrane, L ERA: 3.24	IP: 9.0 WLS: W BF: 33 H: 5 R: 1 ER: 1 SO: 1	BB: 2 IBB: 0 HBP: 0 BLK: 0	WP: 1 HR: 0 S: 57 P: 88	ERA: 1.00 WHIP: 0.778	PITCHER													

Batter	1	2	3	4	5	6	7	8	9	AB	R	H	RBI	BB	SO	LOB	BOTTOM			
Vince Coleman, S OBP: 0.325, SLG: 0.355	S SF9 2B		P6		BB			K		3	1	1	0	1	1	0	Los Angeles Dodgers @ St. Louis Cardinals Busch Stadium, St. Louis, MO Tue Jul 04 1989, 7:05 PM CDT Att: 35,532 - Sunny - 89 F			
José Oquendo, S OBP: 0.339, SLG: 0.330	SF9		BB		K			HBP 1B		3	0	2	1	0	1	1				
Ozzie Smith, S OBP: 0.364, SLG: 0.385	1B		G6-4-3 BB		L5			HBP 1B		3	1	2	0	1	0	0				
Pedro Guerrero, R OBP: 0.373, SLG: 0.454 Jim Lindeman, R OBP: 0.195, SLG: 0.162	WP 1B		G6-4-3		K			HBP		3	0	1	1	0	1	2				
Tom Brunansky, R OBP: 0.318, SLG: 0.416	K2-3				G5-3			K		4	0	0	0	0	2	4				
Terry Pendleton, S OBP: 0.285, SLG: 0.303	K				P7					3	0	0	0	0	1	1				
Milt Thompson, L OBP: 0.359, SLG: 0.401		K			L7					3	0	0	0	0	2	0				
Tony Peña, R OBP: 0.289, SLG: 0.352	P3				P3			G5-3		3	0	0	0	0	0	0				
Joe Magrane, R OBP: 0.158, SLG: 0.189	G6-3				F8			G3-1		3	0	0	0	0	0	0				
Inning Stats	R: 2 E: 0 K: 2 S: 17	H: 3 LOB: 1 BB: 0 P: 28	R: 0 E: 0 K: 1 S: 6	H: 0 LOB: 0 BB: 0 P: 9	R: 0 E: 0 K: 0 S: 11	H: 1 LOB: 1 BB: 1 P: 21	R: 0 E: 0 K: 1 S: 9	H: 0 LOB: 0 BB: 0 P: 13	R: 0 E: 0 K: 1 S: 11	H: 0 LOB: 1 BB: 1 P: 17	R: 0 E: 0 K: 1 S: 8	H: 0 LOB: 0 BB: 0 P: 13	R: 0 E: 0 K: 0 S: 6	H: 0 LOB: 0 BB: 0 P: 10	R: 0 E: 0 K: 2 S: 12	H: 2 LOB: 3 BB: 0 P: 20	1B: 4 2B: 2 3B: 0 HR: 0	SF: 1 SAC: 0 DP: 1 HBP: 1	WP: 1 PB: 0 SB: 1 CS: 0	PA: 32
PITCHER Fernando Valenzuela, L ERA: 3.86 Alejandro Pena, R ERA: 2.61	IP: 6.0 WLS: L BF: 23 H: 4 R: 2 ER: 2 SO: 2	BB: 2 IBB: 0 HBP: 0 BLK: 0	WP: 0 HR: 0 S: 62 P: 101	ERA: 3.00 WHIP: 1.000	PITCHER															



Batter	1	2	3	4	5	6	7	8	9	AB	R	H	RBI	BB	SO	LOB	TOP																					
Alfredo Griffin, S OBP: 0.322, SLG: 0.362	G4-3		F9			1B	G3			4	1	1	0	0	0	1																						
Willie Randolph, R OBP: 0.392, SLG: 0.315	G6-3			F8		F8		F9		4	1	1	0	0	0	0																						
Kirk Gibson, L OBP: 0.329, SLG: 0.390	K			K		WP		FC6-4		3	0	1	1	1	2	0																						
Eddie Murray, S OBP: 0.344, SLG: 0.371		K		L8		F8		F8		4	0	0	0	0	1	3																						
Mike Marshall, R OBP: 0.309, SLG: 0.329	G4-3				G1-3	P6		FC6-4		4	0	0	0	0	0	3																						
Mike Scioscia, L OBP: 0.336, SLG: 0.336	G3				BB	BB		G5-4-3		3	0	2	0	1	0	0																						
Jeff Hamilton, R OBP: 0.264, SLG: 0.379			G5-3		K	F7		G5-4-3		4	0	0	0	0	1	4																						
Jose Gonzalez, R OBP: 0.378, SLG: 0.392			G6-3				P4	P2		3	0	0	0	1	0	0																						
Tim Leary, R Franklin Stubbs, L John Wetteland, R John Shelby, S Tim Belcher, R Ricky Horton, L					K		P6			1	0	1	0	0	0	0																						
Inning Stats	R: 0 E: 0 K: 1 S: 8	H: 0 LOB: 0 BB: 0 P: 13	R: 0 E: 0 K: 1 S: 6	H: 0 LOB: 0 BB: 0 P: 12	R: 0 E: 0 K: 0 S: 7	H: 1 LOB: 1 BB: 0 P: 11	R: 0 E: 0 K: 1 S: 9	H: 0 LOB: 0 BB: 0 P: 10	R: 0 E: 0 K: 2 S: 15	H: 1 LOB: 2 BB: 1 P: 24	R: 2 E: 0 K: 0 S: 15	H: 3 LOB: 2 BB: 1 P: 25	R: 0 E: 0 K: 0 S: 5	H: 0 LOB: 0 BB: 0 P: 6	R: 0 E: 0 K: 0 S: 9	H: 0 LOB: 1 BB: 0 P: 14	R: 0 E: 0 K: 0 S: 6	H: 1 LOB: 0 BB: 0 P: 7	1B: 6 2B: 0 3B: 0 HR: 0	SF: 0 SAC: 0 DP: 1 HBP: 0	WP: 1 PA: 35 PB: 0 SB: 0 CS: 0																	
PITCHER	IP	WLS	BF	H	R	ER	SO	BB	IBB	HBP	BLK	WP	HR	S	P	ERA	WHIP	PITCHER				IP	WLS	BF	H	R	ER	SO	BB	IBB	HBP	BLK	WP	HR	S	P	ERA	WHIP
Ken Hill, R ERA: 3.07	6.0	W	25	5	2	2	5	2	0	0	0	1	0	60	95	3.00	1.167																					
Dan Quisenberry, R ERA: 1.99	3.0	S	10	1	0	0	0	1	0	0	0	0	0	20	27	0.00	0.667																					

Los Angeles Dodgers @ St. Louis Cardinals
 Busch Stadium, St. Louis, MO
 Thu Jul 06 1989, 7:05 PM CDT
 Att: 36,804 - Unknown - 91 F

AB	32
R	2
H	6
RBI	1
BB	3
SO	5
LOB	13



Batter	1	2	3	4	5	6	7	8	9	AB	R	H	RBI	BB	SO	LOB	BOTTOM																					
Vince Coleman, S OBP: 0.330, SLG: 0.360	G4-3	G3		K		K	FC6-4	BB		6	1	3	3	0	2	1																						
Milt Thompson, L OBP: 0.357, SLG: 0.394	P2		G6-3	G3-1		K	FC6-4	BB		5	0	0	0	1	1	3																						
Ozzie Smith, S OBP: 0.365, SLG: 0.381	G4-3		S	F8			HBP	G6-3		5	2	1	0	1	0	3																						
Pedro Guerrero, R OBP: 0.375, SLG: 0.454					F7					3	2	2	1	1	0	0																						
Jim Lindeman, R OBP: 0.195, SLG: 0.162										0	1	0	0	0	0	0																						
Terry Pendleton, S OBP: 0.287, SLG: 0.314	P4									5	2	2	3	0	2	3																						
Tom Brunansky, R OBP: 0.323, SLG: 0.423										4	1	3	2	1	1	2																						
José Oquendo, S OBP: 0.346, SLG: 0.350	FC1-6		G4-3							4	3	2	2	1	0	2																						
Tony Peña, R OBP: 0.303, SLG: 0.361					L9					3	2	2	2	2	0	2																						
Ken Hill, R OBP: 0.286, SLG: 0.294										2	0	0	0	0	1	3																						
John Wetteland, R ERA: 2.3										1	0	0	0	0	1	0																						
Tim Belcher, R ERA: 3.45										2	0	1	1	0	1	3																						
Ricky Horton, L ERA: 5.11										2	0	1	1	0	1	3																						
Inning Stats	R: 1 E: 1 K: 0 S: 16	H: 2 LOB: 1 BB: 0 P: 26	R: 1 E: 0 K: 0 S: 12	H: 2 LOB: 1 BB: 0 P: 17	R: 3 E: 0 K: 1 S: 15	H: 3 LOB: 2 BB: 2 P: 26	R: 0 E: 0 K: 1 S: 6	H: 0 LOB: 0 BB: 0 P: 8	R: 0 E: 0 K: 3 S: 10	H: 1 LOB: 2 BB: 1 P: 19	R: 4 E: 0 K: 2 S: 19	H: 3 LOB: 2 BB: 2 P: 36	R: 5 E: 0 K: 1 S: 18	H: 5 LOB: 2 BB: 2 P: 29	1B: 9 2B: 6 3B: 1 HR: 0	SF: 0 SAC: 0 DP: 0 HBP: 1	WP: 0 PA: 48 PB: 0 SB: 1 CS: 0																					
PITCHER	IP	WLS	BF	H	R	ER	SO	BB	IBB	HBP	BLK	WP	HR	S	P	ERA	WHIP	PITCHER				IP	WLS	BF	H	R	ER	SO	BB	IBB	HBP	BLK	WP	HR	S	P	ERA	WHIP
Tim Leary, R ERA: 3.18	4.0	L	21	7	5	5	2	1	0	0	0	0	0	19	32	0.00	1.000																					
John Wetteland, R ERA: 2.3	2.0		8	1	0	0	4	1	0	0	0	0	0	19	32	0.00	1.000																					
Tim Belcher, R ERA: 3.45	0.2		7	2	4	4	2	1	1	1	0	0	0	17	33	54.00	4.500																					
Ricky Horton, L ERA: 5.11	1.1		12	6	5	5	1	2	0	0	0	0	0	20	32	33.75	6.000																					

Los Angeles Dodgers @ St. Louis Cardinals
 Busch Stadium, St. Louis, MO
 Thu Jul 06 1989, 7:05 PM CDT
 Att: 36,804 - Unknown - 91 F

AB	40
R	14
H	16
RBI	14
BB	7
SO	9
LOB	22



Batter	1	2	3	4	5	6	7	8	9	AB	R	H	RBI	BB	SO	LOB	TOP								
Brett Butler, L OBP: 0.370, SLG: 0.383 (1, 8)	1-1 G6-3	1-2 3B			3-2 G4-3		2-2 1B			4	0	2	2	0	0	0	San Francisco Giants @ St. Louis Cardinals Busch Stadium, St. Louis, MO Fri Jul 07 1989, 7:05 PM CDT Att: 42,627 - Unknown - 95 F livebaseballscorecards.com								
Robby Thompson, R OBP: 0.352, SLG: 0.480 (1, 4)	3-3 K	0-3 K			2-3 K		1-3 K			4	0	0	0	0	4	4									
Will Clark, L OBP: 0.416, SLG: 0.545 (1, 3)	0-0 L9		2-3 K		1-2 F8		0-2 G4-3			4	0	0	0	0	1	3									
Kevin Mitchell, R OBP: 0.375, SLG: 0.671 (1, 7)		1-1 HR	1-0 G5-3			1-0 G6-3		2-3 K		4	1	1	1	0	1	0									
Terry Kennedy, L OBP: 0.324, SLG: 0.353 (8, PH)		2-2 L9	0-0 G4-3			0-2 G3-1		2-3 K		3	0	0	0	0	0	0									
Greg Litton, R OBP: 0.391, SLG: 0.491 (8, 5)										1	0	0	0	0	1	0									
Ernest Riles, L OBP: 0.348, SLG: 0.422 (8, PH)		1-2 1B			2-2 G4-3		1-3 K		1-0 G4-3	3	1	2	0	0	1	0									
Kirt Manwaring, R OBP: 0.277, SLG: 0.264 (8, 2)		1B			1B					1	0	0	0	0	0	0									
Pat Sheridan, L OBP: 0.313, SLG: 0.352 (7, PH)		0-1 1B			1-3 K		1-2 G6-3		3-2 P4	2	1	1	0	0	1	1									
Candy Maldonado, R OBP: 0.296, SLG: 0.341 (7, 9)		1-2 3B								2	0	0	0	0	0	0									
Jose Uribe, S OBP: 0.293, SLG: 0.314 (1, 6)		0-0 SH1-4			2-1 G4-3		4-1 1B		2-2 F9	3	1	1	1	1	0	1									
Michael LaCoss, R OBP: 0.301, SLG: 0.193 (4, 1)		1-3 3B			1-2 1B					1	0	0	0	0	0	0									
Bill Bathe, R OBP: 0.348, SLG: 0.333 (7, PH)		1-2 1B			0-1 P8		1-2 1B		0-2 G6-3	1	0	0	0	0	0	0									
Mike Benjamin, R OBP: 0.310, SLG: 0.298 (7, 1)		SH1-4								1	0	0	0	0	0	0									
Donell Nixon, R OBP: 0.310, SLG: 0.298 (8, PH)		1-2								1	0	0	0	0	0	0									
Inning Stats	R: 0 E: 0 K: 1 S: 8	H: 0 LOB: 0 BB: 0 P: 12	R: 4 E: 0 K: 1 S: 22	H: 5 LOB: 1 BB: 0 P: 28	R: 0 E: 0 K: 1 S: 5	H: 0 LOB: 0 BB: 0 P: 8	R: 0 E: 0 K: 1 S: 11	H: 1 LOB: 1 BB: 0 P: 16	R: 0 E: 0 K: 1 S: 12	H: 0 LOB: 0 BB: 0 P: 18	R: 0 E: 0 K: 1 S: 7	H: 0 LOB: 0 BB: 0 P: 9	R: 0 E: 0 K: 1 S: 18	H: 2 LOB: 3 BB: 1 P: 27	R: 0 E: 0 K: 2 S: 9	H: 0 LOB: 0 BB: 0 P: 14	R: 0 E: 0 K: 0 S: 11	H: 0 LOB: 0 BB: 0 P: 16	1B: 6 2B: 0 3B: 1 HR: 1	SF: 0 SAC: 1 DP: 0 HBP: 0	WP: 0 PB: 0 SB: 0 CS: 0	PA: 36			
PITCHER	IP	WLS	BF	H	R	ER	SO	BB	IBB	HBP	BLK	WP	HR	S	P	ERA	WHIP								
Jose DeLeon, R ERA: 3.62 (1, 1)	4.0		18	6	4	4	4	0	0	0	0	0	1	46	64	9.00	1.500								
Frank DiPino, L ERA: 2.59 (5, 1)	2.1	W	10	2	0	0	2	1	0	0	0	0	0	29	45	0.00	1.286								
John Costello, R ERA: 2.45 (7, 1)	0.1		1	0	0	0	1	0	0	0	0	0	0	5	6	0.00	0.000								
Ken Dayley, L ERA: 3.07 (7, 1)	2.1	S	7	0	0	0	2	0	0	0	0	0	0	23	33	0.00	0.000								

Batter	1	2	3	4	5	6	7	8	9	AB	R	H	RBI	BB	SO	LOB	BOTTOM								
Vince Coleman, S OBP: 0.332, SLG: 0.357 (1, 7)	4-1 G6-3		1-1 G6-3	4-1 1B		1-1 G6-3				2	1	0	0	2	0	0	San Francisco Giants @ St. Louis Cardinals Busch Stadium, St. Louis, MO Fri Jul 07 1989, 7:05 PM CDT Att: 42,627 - Unknown - 95 F livebaseballscorecards.com								
Milt Thompson, L OBP: 0.363, SLG: 0.398 (1, 8)	1-0 SF9		2-0 2B	1-2 1B		2-0 G5-3				3	1	2	2	0	0	0									
Ozzie Smith, S OBP: 0.363, SLG: 0.382 (1, 6)	2-1 G6-3		0-0 1H	0-0 2B		2-3 K				4	0	1	1	0	1	4									
Pedro Guerrero, R OBP: 0.374, SLG: 0.450 (1, 3)	3-1 SF9		1-1 G6-3		1-2 F7		4-2 BB			2	0	0	1	1	0	1									
Terry Pendleton, S OBP: 0.289, SLG: 0.326 (1, 5)	2-3 L5			2-1 1B		3-2 HR		1-1 L3		4	2	2	1	0	0	2									
Tom Brunansky, R OBP: 0.322, SLG: 0.421 (1, 9)			1-3 K	0-0 F8		1-1 F8		0-1 F8		4	1	1	0	0	1	0									
José Oquendo, S OBP: 0.348, SLG: 0.352 (1, 4)			2-1 G6-4-3	2-0 1B		2-1 F8		0-0 L7		4	1	2	1	0	0	0									
Tony Peña, R OBP: 0.298, SLG: 0.355 (1, 2)	1-1 G6-4-3		1-2 P3	0-1 F8		0-0 F8		2-2 P4		4	0	0	0	0	0	3									
Jose DeLeon, R OBP: 0.136, SLG: 0.095 (4, PH)			1-2 G3-1	0-1 F8		0-0 B2				1	0	0	0	0	0	0									
John Morris, L OBP: 0.288, SLG: 0.393 (5, 1)										1	0	0	0	0	0	2									
Frank DiPino, L OBP: 0.125, SLG: 0.125 (7, 1)										1	0	0	0	0	0	0									
Ken Dayley, L ERA: 1.64 (7, 1)										0	0	0	0	0	0	0									
Inning Stats	R: 1 E: 0 K: 0 S: 9	H: 0 LOB: 1 BB: 1 P: 21	R: 0 E: 0 K: 1 S: 10	H: 1 LOB: 0 BB: 0 P: 14	R: 1 E: 0 K: 0 S: 9	H: 2 LOB: 1 BB: 0 P: 14	R: 3 E: 0 K: 0 S: 16	H: 4 LOB: 2 BB: 1 P: 27	R: 1 E: 0 K: 0 S: 10	H: 1 LOB: 0 BB: 0 P: 17	R: 0 E: 0 K: 0 S: 4	H: 0 LOB: 0 BB: 0 P: 5	R: 0 E: 0 K: 1 S: 8	H: 0 LOB: 1 BB: 1 P: 17	R: 0 E: 0 K: 0 S: 6	H: 0 LOB: 0 BB: 0 P: 8	R: 0 E: 0 K: 0 S: 11	H: 0 LOB: 0 BB: 0 P: 16	1B: 6 2B: 1 3B: 0 HR: 1	SF: 1 SAC: 0 DP: 1 HBP: 1	WP: 0 PB: 0 SB: 0 CS: 0	PA: 35			
PITCHER	IP	WLS	BF	H	R	ER	SO	BB	IBB	HBP	BLK	WP	HR	S	P	ERA	WHIP								
Michael LaCoss, R ERA: 3.26 (4, 1)	3.0	L	16	6	5	5	1	1	0	0	0	0	1	26	41	3.00	1.000								
Randy McCament, R ERA: 9.5 (7, 1)	2.0		7	0	0	0	1	1	0	0	0	0	0	14	25	0.00	0.500								



Batter	1	2	3	4	5	6	7	8	9	AB	R	H	RBI	BB	SO	LOB	TOP										
Brett Butler, L OBP: 0.365, SLG: 0.378 (1, 8)	L4		F7		G4-3		SH1-3		F9	4	0	0	0	0	0	0	San Francisco Giants @ St. Louis Cardinals Busch Stadium, St. Louis, MO Sat Jul 08 1989, 7:05 PM CDT Att: 47,400 - Unknown - 93 F										
Robby Thompson, R OBP: 0.350, SLG: 0.474 (1, 4)	K		G5-3		G4-3 BB		G5-3		K	4	0	0	0	1	2	1											
Will Clark, L OBP: 0.417, SLG: 0.554 (1, 3)	K		HR		G4-6-3 1-2		HR			4	2	2	2	0	1	1											
Kevin Mitchell, R OBP: 0.380, SLG: 0.692 Donell Nixon, R OBP: 0.315, SLG: 0.286 (7, 7)		1B	HR				G6-3			4	2	3	3	0	0	0											
Terry Kennedy, L OBP: 0.322, SLG: 0.351 (1, 2)	L7		G3				L4		G4-6-3 1B	4	0	1	0	0	0	1											
Ernest Riles, L OBP: 0.350, SLG: 0.424 Steve Bedrosian, R OBP: 0.333, SLG: 0.333 (8, 1)	F8				G4-3 1B		CS 1B		G4-6-3 1-2	4	0	2	0	0	0	2											
Pat Sheridan, L OBP: 0.345 Craig Lefferts, L (8, FH) Ken Oberkfell, L OBP: 0.260, SLG: 0.330 (8, 5)	K				G4-3 1-2		L4 1-2		1B	3	0	0	0	0	1	3											
Jose Uribe, S OBP: 0.296, SLG: 0.324 (1, 6)			HR		G6-3		S 2B		L6	4	2	2	0	0	2												
Don Robinson, R OBP: 0.288, SLG: 0.412 Jeff Brantley, R OBP: 0.167, SLG: 0.167 Candy Maldonado, R OBP: 0.297, SLG: 0.347 (6, 9)			HR		F7		SH1-3 1-H HR		G4-3	2	1	1	2	0	0	1											
Inning Stats	R: 0 E: 0 K: 2 S: 9	H: 0 LOB: 0 BB: 0 P: 15	R: 0 E: 0 K: 1 S: 12	H: 1 LOB: 1 BB: 0 P: 18	R: 4 E: 0 K: 0 S: 13	H: 4 LOB: 0 BB: 0 P: 20	R: 0 E: 0 K: 0 S: 11	H: 1 LOB: 1 BB: 0 P: 14	R: 0 E: 0 K: 0 S: 7	H: 0 LOB: 0 BB: 1 P: 14	R: 1 E: 0 K: 0 S: 11	H: 2 LOB: 2 BB: 0 P: 18	R: 3 E: 0 K: 0 S: 16	H: 3 LOB: 0 BB: 0 P: 24	R: 0 E: 0 K: 0 S: 6	H: 2 LOB: 1 BB: 0 P: 9		R: 0 E: 0 K: 1 S: 7	H: 0 LOB: 0 BB: 0 P: 13	1B: 7 2B: 1 3B: 1 HR: 4	SF: 0 SAC: 1 DP: 2 HBP: 0	WP: 0 PB: 0 SB: 1 CS: 1	PA: 38				
PITCHER	IP	WLS	BF	H	R	ER	SO	BB	IBB	HBP	BLK	WP	HR	S	P	ERA	WHIP										
Ted Power, R ERA: 5.33 Frank DiPino, L ERA: 2.96 Dan Quisenberry, R ERA: 2.47 Todd Worrell, R ERA: 1.21	4.0	L	18	6	4	4	3	0	0	0	0	0	2	45	67	9.00	1.500										

Batter	1	2	3	4	5	6	7	8	9	AB	R	H	RBI	BB	SO	LOB	BOTTOM										
Vince Coleman, S OBP: 0.330, SLG: 0.353 (1, 7)	G6-3	FC4-6 1-2				L9		FC4 1-2		4	0	0	0	1	0	4	San Francisco Giants @ St. Louis Cardinals Busch Stadium, St. Louis, MO Sat Jul 08 1989, 7:05 PM CDT Att: 47,400 - Unknown - 93 F										
Milt Thompson, L OBP: 0.356, SLG: 0.390 (1, 8)	G4-3		G4-3	P5		K		G5-3		5	0	0	0	0	1	4											
Ozzie Smith, S OBP: 0.367, SLG: 0.391 (1, 6)	1B 3B		G3		L9 1B		WP 2B BB		F9	4	2	2	0	1	0	0											
Pedro Guerrero, R OBP: 0.371, SLG: 0.446 (1, 3)	1B		G6-3		F9		K		F8	5	0	1	1	0	1	2											
Terry Pendleton, S OBP: 0.297, SLG: 0.346 (1, 5)	L9			1B	1B		F8 1-H 2B		HR	5	1	4	2	0	0	1											
Tom Brunansky, R OBP: 0.320, SLG: 0.417 (1, 9)			K		G6-3 1B 2B		L9		F8	5	1	1	0	0	2	3											
José Oquendo, S OBP: 0.350, SLG: 0.354 (1, 4)			1B		G6-3 1B		F8		L5	4	1	2	0	0	0	3											
Tony Peña, R OBP: 0.298, SLG: 0.351 (1, 2)	F9				G6-3				P3	3	0	0	0	1	0	3											
Ted Power, R OBP: 0.111, SLG: 0.111 Denny Walling, L OBP: 0.412, SLG: 0.429 Frank DiPino, L OBP: 0.225, SLG: 0.125 John Morris, L OBP: 0.320, SLG: 0.320 Dan Quisenberry, R OBP: 0.320, SLG: 0.320 Tim Jones, L OBP: 0.320, SLG: 0.320 Todd Worrell, R (9, 1)			FC4-6 1B				FC4 BB			1	0	1	0	0	0	0											
Inning Stats	R: 1 E: 0 K: 0 S: 10	H: 2 LOB: 1 BB: 0 P: 16	R: 0 E: 0 K: 1 S: 7	H: 2 LOB: 2 BB: 0 P: 11	R: 0 E: 0 K: 0 S: 5	H: 0 LOB: 0 BB: 0 P: 8	R: 2 E: 0 K: 0 S: 20	H: 4 LOB: 2 BB: 1 P: 33	R: 0 E: 0 K: 2 S: 11	H: 0 LOB: 1 BB: 1 P: 18	R: 1 E: 0 K: 1 S: 17	H: 1 LOB: 1 BB: 1 P: 28	R: 0 E: 0 K: 0 S: 10	H: 0 LOB: 1 BB: 1 P: 18	R: 1 E: 0 K: 1 S: 10	H: 1 LOB: 0 BB: 0 P: 15		1B: 8 2B: 2 3B: 1 HR: 1	SF: 0 SAC: 0 DP: 0 HBP: 0	WP: 1 PB: 0 SB: 2 CS: 0	PA: 42						
PITCHER	IP	WLS	BF	H	R	ER	SO	BB	IBB	HBP	BLK	WP	HR	S	P	ERA	WHIP										
Don Robinson, R ERA: 3.3 Jeff Brantley, R ERA: 3.51 Craig Lefferts, L ERA: 2.33 Steve Bedrosian, R ERA: 3.85	3.2	W	10	2	0	0	1	2	0	0	0	0	0	23	40	0.00	2.000										



Batter	1	2	3	4	5	6	7	8	9	AB	R	H	RBI	BB	SO	LOB	TOP										
Brett Butler, L OBP: 0.363, SLG: 0.375 (1, 8)										5	1	1	0	0	2	2	San Francisco Giants @ St. Louis Cardinals Busch Stadium, St. Louis, MO Sun Jul 09 1989, 3:33 AM CDT Att: 41,985 - Sunny - 93 F livebaseballscorecards.com										
Robby Thompson, R OBP: 0.353, SLG: 0.471 (1, 4)										2	1	0	0	2	0	0											
Will Clark, L OBP: 0.418, SLG: 0.554 (1, 3)										4	1	2	2	0	1	4											
Kevin Mitchell, R OBP: 0.378, SLG: 0.692 (1, 7)										3	0	1	1	0	0	1											
Candy Maldonado, R OBP: 0.296, SLG: 0.345 (1, 9)										4	0	1	1	0	0	1											
Greg Litton, R OBP: 0.388, SLG: 0.483 (1, 5)										3	0	1	0	0	0	1											
Ernest Riles, L OBP: 0.349, SLG: 0.422 (8, PH)										1	0	0	0	0	0	0											
Kirt Manwaring, R OBP: 0.273, SLG: 0.260 (6, 1)										2	0	0	0	0	1	1											
Rich Gossage, R (6, 1)										0	0	0	0	0	0	0											
Craig Lefferts, L (6, 1)										0	0	0	0	0	0	0											
Donell Nixon, R OBP: 0.311, SLG: 0.282 (8, PH)										1	0	0	0	0	1	0											
Steve Bedrosian, R OBP: 0.333, SLG: 0.333 (8, 1)										0	0	0	0	0	0	0											
Jose Uribe, S OBP: 0.294, SLG: 0.321 (1, 6)										2	0	0	0	0	0	0											
Mike Benjamin, R OBP: 0.500, SLG: 0.500 (7, PH)										2	1	1	0	0	0	0											
Trevor Wilson, L OBP: 0.500, SLG: 0.400 (1, 1)										0	0	0	0	1	0	0											
Randy McCament, R (4, 1)										0	0	0	0	0	0	0											
Terry Kennedy, L OBP: 0.323, SLG: 0.356 (4, 2)										3	0	1	0	0	0	1											
Bill Bathe, R OBP: 0.286, SLG: 0.308 (6, PH)										1	0	0	0	0	0	1											
Inning Stats	R: 0 E: 0 K: 1 S: 7	H: 1 LOB: 1 BB: 0 P: 12	R: 0 E: 0 K: 1 S: 6	H: 0 LOB: 0 BB: 0 P: 9	R: 0 E: 0 K: 2 S: 12	H: 0 LOB: 2 BB: 2 P: 24	R: 0 E: 0 K: 0 S: 6	H: 1 LOB: 1 BB: 0 P: 10	R: 0 E: 0 K: 0 S: 7	H: 1 LOB: 2 BB: 1 P: 15	R: 0 E: 0 K: 0 S: 7	H: 1 LOB: 1 BB: 0 P: 10	R: 4 E: 0 K: 0 S: 14	H: 4 LOB: 1 BB: 0 P: 20	R: 0 E: 0 K: 1 S: 9	H: 0 LOB: 0 BB: 0 P: 12	R: 0 E: 0 K: 0 S: 7	H: 0 LOB: 0 BB: 0 P: 8	1B: 6 2B: 2 3B: 0 HR: 0	SF: 1 SAC: 0 DP: 0 HBP: 1	WP: 0 PB: 0 SB: 1 CS: 0	PA: 38					
PITCHER	IP	WLS	BF	H	R	ER	SO	BB	IBB	HBP	BLK	WP	HR	S	P	ERA	WHIP										
Joe Magrane, L ERA: 3.38 (1, 1)	6.1	W	30	7	4	4	4	3	0	1	1	0	0	52	91	5.68	1.579										
John Costello, R ERA: 2.39 (7, 1)	0.2		2	1	0	0	0	0	0	0	0	0	0	7	9	0.00	1.500										
Ken Dayley, L ERA: 2.93 (8, 1)	2.0	S	6	0	0	0	1	0	0	0	0	0	0	16	20	0.00	0.000										

Batter	1	2	3	4	5	6	7	8	9	AB	R	H	RBI	BB	SO	LOB	BOTTOM										
Vince Coleman, S OBP: 0.326, SLG: 0.347 (1, 7)										5	0	0	0	0	0	4	San Francisco Giants @ St. Louis Cardinals Busch Stadium, St. Louis, MO Sun Jul 09 1989, 3:33 AM CDT Att: 41,985 - Sunny - 93 F livebaseballscorecards.com										
José Oquendo, S OBP: 0.354, SLG: 0.363 (1, 4)										4	1	2	2	1	0	2											
Ozzie Smith, S OBP: 0.369, SLG: 0.392 (1, 6)										4	0	2	0	0	0	2											
Pedro Guerrero, R OBP: 0.370, SLG: 0.443 (1, 3)										4	0	1	1	0	1	5											
Jim Lindeman, R OBP: 0.195, SLG: 0.162 (7, 3)										0	0	0	0	0	0	0											
Tom Brunansky, R OBP: 0.319, SLG: 0.418 (1, 9)										4	1	1	0	0	2	2											
Terry Pendleton, S OBP: 0.302, SLG: 0.355 (1, 5)										3	1	2	1	1	0	0											
Milt Thompson, L OBP: 0.355, SLG: 0.387 (1, 8)										4	0	1	0	0	1	2											
Ken Dayley, L (8, 1)										0	0	0	0	0	0	0											
Tony Peña, R OBP: 0.305, SLG: 0.355 (1, 2)										3	2	2	1	0	0	1											
Joe Magrane, R OBP: 0.175, SLG: 0.184 (1, 1)										1	1	0	0	1	0	1											
John Costello, R ERA: 0.75 (7, 1)										0	0	0	0	0	0	0											
John Morris, L OBP: 0.279, SLG: 0.379 (8, 8)										1	0	0	0	0	1	0											
Inning Stats	R: 0 E: 0 K: 0 S: 10	H: 1 LOB: 1 BB: 1 P: 19	R: 0 E: 0 K: 2 S: 9	H: 0 LOB: 0 BB: 0 P: 13	R: 2 E: 0 K: 1 S: 15	H: 3 LOB: 2 BB: 0 P: 22	R: 0 E: 0 K: 0 S: 5	H: 1 LOB: 1 BB: 1 P: 10	R: 0 E: 0 K: 0 S: 7	H: 1 LOB: 1 BB: 0 P: 8	R: 4 E: 1 K: 1 S: 17	H: 4 LOB: 2 BB: 1 P: 27	R: 0 E: 0 K: 0 S: 7	H: 1 LOB: 1 BB: 0 P: 10	R: 0 E: 0 K: 1 S: 9	H: 0 LOB: 0 BB: 0 P: 14	1B: 7 2B: 3 3B: 1 HR: 0	SF: 0 SAC: 1 DP: 2 HBP: 1	WP: 0 PB: 0 SB: 0 CS: 0	PA: 38							
PITCHER	IP	WLS	BF	H	R	ER	SO	BB	IBB	HBP	BLK	WP	HR	S	P	ERA	WHIP										
Trevor Wilson, L ERA: 3.72 (1, 1)	3.0	L	15	4	2	2	3	2	0	1	0	0	0	34	58	6.00	2.000										
Randy McCament, R ERA: 0.75 (4, 1)	2.0		7	2	0	0	0	0	0	0	0	0	0	12	14	0.00	1.000										
Rich Gossage, R ERA: 2.45 (6, 1)	0.0		5	4	4	3	0	1	0	0	0	0	0	6	12	∞	∞										
Craig Lefferts, L ERA: 2.25 (6, 1)	2.0		8	1	0	0	1	0	0	0	0	0	0	18	25	0.00	0.500										
Steve Bedrosian, R ERA: 3.57 (8, 1)	1.0		3	0	0	0	1	0	0	0	0	0	0	9	14	0.00	0.000										

Batter	1	2	3	4	5	6	7	8	9	AB	R	H	RBI	BB	SO	LOB	TOP								
Vince Coleman, S (1, 7) OBP: 0.325, SLG: 0.344	1-2 G6-3		4-2 BB BB			2-3 K		0-0 B2		3	0	0	0	1	1	0	St. Louis Cardinals @ Los Angeles Dodgers Dodger Stadium, Los Angeles, CA Thu Jul 13 1989, 7:05 PM PDT Att: 33,358 - Sunny								
Milt Thompson, L (1, 8) OBP: 0.357, SLG: 0.387	1-0 G4-3		4-1 BB			1-0 G4-3		3-2 S 1B		3	0	1	1	1	0	0									
Ozzie Smith, S (1, 6) OBP: 0.367, SLG: 0.389	3-2 G4-3		1-2 2-3 3-H 0-1 BB			4-2 BB		3-1 G4-3		3	0	0	0	1	0	4									
Pedro Guerrero, R (1, 3) OBP: 0.365, SLG: 0.437		1-2 G6-3		2-1 G5-3		0-0 G1-3			1-1 F8	4	0	0	0	0	0	1									
Terry Pendleton, S (1, 5) OBP: 0.304, SLG: 0.357		1-1 F7		1-0 G4-3			1-0 1B		0-0 1B 1B	4	1	2	0	0	0	0									
Tom Brunansky, R (1, 9) OBP: 0.318, SLG: 0.416		2-2 L9		3-2 F8			1-1 F9		1-0 G3 1B	4	0	1	0	0	0	1									
José Quiendo, S (1, 4) OBP: 0.356, SLG: 0.365			0-0 1B BB 1B		0-3 K		1-2 F8		1-0 G3 1B	4	1	2	1	0	1	1									
Tony Peña, R (1, 2) OBP: 0.305, SLG: 0.355			2-0 BB BB 1B		0-2 G3-1		1-1 G6-3		0-0 G3	3	0	1	0	0	0	1									
John Morris, L (9, PH) OBP: 0.274, SLG: 0.373			1-3 G5-2-3 1B						1-2 2-3	1	0	0	0	0	0	2									
Ken Hill, R (1, 1) OBP: 0.270, SLG: 0.278			1-3 K		1-3 K				1-2 F8	2	0	0	0	0	2	2									
Denny Walling, L (8, PH) OBP: 0.400, SLG: 0.414										1	0	0	0	0	0	0									
Dan Quisenberry, R (8, PH) OBP: 0.250, SLG: 0.250										0	0	0	0	0	0	0									
Leon Durham, L (9, PH)										1	0	0	0	0	1	2									
Inning Stats	R: 0 E: 0 K: 0 S: 8	H: 0 LOB: 0 BB: 0 P: 13	R: 0 E: 0 K: 0 S: 8	H: 0 LOB: 0 BB: 0 P: 12	R: 1 E: 0 K: 1 S: 12	H: 2 LOB: 2 BB: 2 P: 22	R: 0 E: 0 K: 0 S: 6	H: 0 LOB: 0 BB: 0 P: 12	R: 0 E: 0 K: 2 S: 10	H: 0 LOB: 0 BB: 0 P: 11	R: 0 E: 0 K: 1 S: 11	H: 1 LOB: 1 BB: 0 P: 18	R: 0 E: 0 K: 0 S: 8	H: 1 LOB: 1 BB: 0 P: 12	R: 0 E: 0 K: 0 S: 9	H: 1 LOB: 2 BB: 0 P: 16	R: 1 E: 0 K: 1 S: 9	H: 3 LOB: 2 BB: 0 P: 12	1B: 7 2B: 0 3B: 0 HR: 0	SF: 0 SAC: 0 DP: 1 HBP: 0	WP: 0 PB: 0 SB: 1 CS: 0	PA: 36			
PITCHER	IP WLS BF H R ER SO BB IBB HBP BLK WP HR S P ERA WHIP	8.1 W 33 6 2 2 4 3 0 0 0 0 0 0 76 122 2.16 1.080	0.2 S 3 1 0 0 1 0 0 0 0 0 0 0 5 6 0.00 1.500																						

Batter	1	2	3	4	5	6	7	8	9	AB	R	H	RBI	BB	SO	LOB	BOTTOM							
Alfredo Griffin, S (1, 6) OBP: 0.320, SLG: 0.356	4-0 1B BB 1B	3-1 G6-3		2-0 FC6-4 1B		0-0 CS 1B		0-2 P2		4	1	2	0	1	0	3	St. Louis Cardinals @ Los Angeles Dodgers Dodger Stadium, Los Angeles, CA Thu Jul 13 1989, 7:05 PM PDT Att: 33,358 - Sunny							
Willie Randolph, R (1, 4) OBP: 0.394, SLG: 0.315	1-1 FC1-6 1B		2-1 G4-3	0-0 FC6-4		3-1 F8		1-3 K		5	0	1	0	0	1	4								
Kirk Gibson, L (1, 7) OBP: 0.321, SLG: 0.377	2-2 FC1-6 G2-3 1B		1-0 BB 2B		2-3 K		1-1 F8			4	1	1	0	0	1	2								
Eddie Murray, S (1, 3) OBP: 0.352, SLG: 0.395	0-0 G2-3 1B		1-2 BB HBP SF8 1B		0-0 BB HBP		2-1 L7			4	1	3	2	0	0	0								
Mike Marshall, R (1, 9) OBP: 0.318, SLG: 0.330	0-0 G2-3		0-0 F8		1-2 BB HBP		1-1 1B			3	0	1	0	0	0	3								
Mike Scioscia, L (1, 2) OBP: 0.338, SLG: 0.331	1-2 2-3 G4-3		1-2 BB		4-0 FC5-4 BB		2-2 G1-3			3	0	1	0	1	0	3								
Jeff Hamilton, R (1, 5) OBP: 0.278, SLG: 0.394		4-1 SH1-4 BB	0-0 P8		0-2 SF8			0-1 FC1-5 E 1B		2	0	1	1	1	0	2								
Jose Gonzalez, R (1, 8) OBP: 0.361, SLG: 0.379		0-0 F8		0-1 F8	0-0 FC5-4			0-0 E6 FC1-5		4	0	0	0	0	0	4								
Orel Hershiser, R (1, 1) OBP: 0.200, SLG: 0.313		0-1 SH1-4		3-2 G5-3				1-1 FC1-5		3	0	0	0	0	0	2								
Jay Howell, R (9, 1)		1-2						1-2 2-3		0	0	0	0	0	0	0								
Inning Stats	R: 1 E: 0 K: 0 S: 10	H: 2 LOB: 2 BB: 1 P: 17	R: 0 E: 0 K: 0 S: 6	H: 0 LOB: 1 BB: 1 P: 13	R: 1 E: 0 K: 0 S: 11	H: 3 LOB: 2 BB: 0 P: 16	R: 0 E: 0 K: 0 S: 7	H: 1 LOB: 1 BB: 0 P: 12	R: 1 E: 0 K: 1 S: 12	H: 1 LOB: 2 BB: 1 P: 19	R: 0 E: 0 K: 0 S: 4	H: 1 LOB: 0 BB: 0 P: 7	R: 0 E: 0 K: 0 S: 9	H: 1 LOB: 1 BB: 0 P: 15	R: 0 E: 1 K: 1 S: 12	H: 1 LOB: 2 BB: 0 P: 14	1B: 9 2B: 1 3B: 0 HR: 0	SF: 1 SAC: 1 DP: 0 HBP: 1	WP: 0 PB: 0 SB: 0 CS: 1	PA: 38				
PITCHER	IP WLS BF H R ER SO BB IBB HBP BLK WP HR S P ERA WHIP	7.0 L 33 9 3 3 1 3 0 0 0 0 0 0 59 99 3.86 1.714	1.0 5 1 0 0 1 0 0 0 0 0 0 0 0 12 14 0.00 1.000																					

AB 33
R 2
H 7
RBI 2
BB 3
SO 5
LOB 14



AB 32
R 3
H 10
RBI 3
BB 3
SO 2
LOB 23



Batter	1	2	3	4	5	6	7	8	9	AB	R	H	RBI	BB	SO	LOB	TOP			
Vince Coleman, S OBP: 0.323, SLG: 0.340 (1, 7)	G6-3		FC4 BB 1B 1-2	F8					F8	4	1	0	0	1	0	1	St. Louis Cardinals @ Los Angeles Dodgers Dodger Stadium, Los Angeles, CA Fri Jul 14, 1989, 7:05 PM PDT Att: 41,599 - Unknown livebaseballscorecards.com			
Milt Thompson, L OBP: 0.354, SLG: 0.383 (1, 8)	G1-3		1B BB 1-2		G1-3		F8		K	5	1	1	0	0	1	1				
Ozzie Smith, S OBP: 0.369, SLG: 0.388 (1, 6)	G4-3		1B 1-2 2-3		F8				E S 1B	3	2	1	0	1	0	0				
Pedro Guerrero, R Leon Durham, L OBP: 0.367, SLG: 0.441 (8, 3)			2B 1-2 2-3 3-H		K				F7	4	1	2	1	0	1	1				
Terry Pendleton, S OBP: 0.303, SLG: 0.359 (1, 5)	L8		1B 1-1 2-H 2-H 3-H			P5			G4-3	4	1	1	3	0	0	2				
Tom Brunansky, R OBP: 0.320, SLG: 0.427 (1, 9)	G6-3		HR 2B			K			1B	4	1	2	3	0	1	1				
José Oquendo, S OBP: 0.354, SLG: 0.364 (1, 4)	K		2B 2-2			L9			1B	4	0	1	0	0	1	1				
Tony Peña, R OBP: 0.300, SLG: 0.349 (1, 2)			P4 1-1		G4-3				G4-3	4	0	0	0	0	0	2				
Scott Terry, R Ken Dayley, L OBP: 0.200, SLG: 0.382 (8, 1)			FC4 1B 1-0		G6-3		K		K	3	0	1	0	0	1	0				
Inning Stats	R: 0 E: 0 K: 0 S: 9	H: 0 LOB: 0 BB: 0 P: 11	R: 0 E: 0 K: 1 S: 7	H: 1 LOB: 1 BB: 0 P: 11	R: 6 E: 0 K: 0 S: 18	H: 5 LOB: 0 BB: 1 P: 29	R: 0 E: 0 K: 0 S: 10	H: 0 LOB: 0 BB: 0 P: 13	R: 0 E: 0 K: 1 S: 10	H: 0 LOB: 0 BB: 0 P: 11	R: 0 E: 0 K: 1 S: 10	H: 0 LOB: 1 BB: 1 P: 14	R: 1 E: 0 K: 0 S: 18	H: 3 LOB: 2 BB: 0 P: 25	R: 0 E: 0 K: 2 S: 8	H: 0 LOB: 0 BB: 0 P: 10	1B: 6 2B: 2 3B: 0 HR: 1	SF: 0 SAC: 0 DP: 0 HBP: 0	WP: 0 PB: 0 SB: 1 CS: 0	PA: 38
PITCHER	IP WLS BF H R ER SO BB IBB HBP BLK WP HR S P ERA WHIP																			
Mike Morgan, R ERA: 2.21 (1, 1)	3.0 L 16 6 6 6 1 1 0 0 0 0 0 1 34 51 18.00 2.333																			
John Wetteland, R ERA: 2.49 (4, 1)	2.0 6 0 0 0 1 0 0 0 0 0 0 0 20 26 0.00 0.000																			
Tim Crews, R ERA: 2.68 (6, 1)	3.0 13 3 1 1 2 1 0 0 0 0 0 0 36 50 3.00 1.333																			
Ray Seearge, L ERA: 3.06 (9, 1)	1.0 3 0 0 0 2 0 0 0 0 0 0 0 8 10 0.00 0.000																			

Batter	1	2	3	4	5	6	7	8	9	AB	R	H	RBI	BB	SO	LOB	BOTTOM			
Alfredo Griffin, S OBP: 0.323, SLG: 0.355 (1, 6)	G4-3		G1-4-3 1B			G6-3				3	1	1	0	1	0	0	St. Louis Cardinals @ Los Angeles Dodgers Dodger Stadium, Los Angeles, CA Fri Jul 14, 1989, 7:05 PM PDT Att: 41,599 - Unknown livebaseballscorecards.com			
Willie Randolph, R OBP: 0.380, SLG: 0.311 (1, 4)	K		G1-4-3 1-2 2-3			G5-3			K	4	0	0	0	0	2	3				
Kirk Gibson, L OBP: 0.323, SLG: 0.390 (1, 7)	HR		K			BB			E3 FC6-4	3	1	1	1	1	1	1				
Eddie Murray, S OBP: 0.349, SLG: 0.390 (1, 3)	F9				G1-3				FC6-4	4	0	0	0	0	0	2				
Mike Marshall, R OBP: 0.321, SLG: 0.339 (1, 9)			1B 1-1		F8				L9	4	0	2	0	0	0	0				
Mike Scioscia, L OBP: 0.340, SLG: 0.331 (1, 2)			1B 1-3		G5-3				L3 BB	3	0	1	0	1	0	1				
Jeff Hamilton, R OBP: 0.275, SLG: 0.389 (1, 5)	L8					K			L3	4	0	0	0	0	1	3				
Jose Gonzalez, R OBP: 0.351, SLG: 0.367 (1, 8)	K		G1-4-3 1B		G1-3				P2	3	0	0	0	0	1	2				
Mike Morgan, R Franklin Stubbs, L John Wetteland, R John Shelby, R Tim Crews, R Chris Gwynn, L Ray Seearge, L (1, 1) (3, PH) (4, 1) (5, PH) (6, 1) (8, PH) (9, 1)	G1-4-3 1B				G3				K	0	0	0	0	0	0	0				
Inning Stats	R: 1 E: 0 K: 1 S: 12	H: 1 LOB: 0 BB: 0 P: 17	R: 0 E: 0 K: 1 S: 9	H: 2 LOB: 1 BB: 0 P: 12	R: 0 E: 0 K: 1 S: 12	H: 1 LOB: 1 BB: 1 P: 19	R: 0 E: 0 K: 0 S: 10	H: 0 LOB: 0 BB: 0 P: 15	R: 0 E: 0 K: 1 S: 7	H: 0 LOB: 0 BB: 0 P: 10	R: 0 E: 0 K: 0 S: 10	H: 0 LOB: 1 BB: 1 P: 17	R: 0 E: 1 K: 2 S: 14	H: 0 LOB: 1 BB: 1 P: 23	R: 0 E: 0 K: 0 S: 5	H: 0 LOB: 0 BB: 1 P: 10	1B: 3 2B: 2 3B: 0 HR: 1	SF: 0 SAC: 0 DP: 2 HBP: 0	WP: 0 PB: 0 SB: 1 CS: 0	PA: 34
PITCHER	IP WLS BF H R ER SO BB IBB HBP BLK WP HR S P ERA WHIP																			
Scott Terry, R ERA: 3.48 (1, 1)	7.2 W 29 5 2 1 6 3 0 0 0 0 0 1 77 120 1.17 1.043																			
Ken Dayley, L ERA: 2.84 (8, 1)	1.1 5 0 0 0 0 1 0 0 0 0 0 0 11 17 0.00 0.750																			

Batter	1	2	3	4	5	6	7	8	9	AB	R	H	RBI	BB	SO	LOB	TOP					
Vince Coleman, S OBP: 0.324, SLG: 0.340 (1, 7)	G6-3		G5-3				F9		E6	5	1	2	0	0	0	2	St. Louis Cardinals @ Los Angeles Dodgers Dodger Stadium, Los Angeles, CA Sat Jul 15 1989, 7:05 PM PDT Att: 45,517 - Unknown livebaseballscorecards.com					
José Oquendo, S OBP: 0.355, SLG: 0.362 (1, 4)					F8		F7		G5-3	4	1	1	0	1	0	3						
Ozzie Smith, S OBP: 0.364, SLG: 0.383 (1, 6)					F7					4	0	0	0	0	1	4						
Pedro Guerrero, R Leon Durham, L OBP: 0.371, SLG: 0.447 (8, PR) (8, 3)										3	0	2	2	1	0	0						
Tom Brunansky, R OBP: 0.323, SLG: 0.426 (1, 9)										3	0	1	0	1	0	1						
Terry Pendleton, S OBP: 0.300, SLG: 0.354 (1, 5)										4	0	0	0	0	0	6						
Milt Thompson, L OBP: 0.353, SLG: 0.381 (1, 8)										4	0	1	0	0	0	4						
Tony Peña, R OBP: 0.303, SLG: 0.355 (1, 2)										4	0	2	0	0	0	0						
Joe Magrane, R OBP: 0.186, SLG: 0.195 (1, 1)										3	0	1	0	0	0	2						
Inning Stats	R: 0 E: 0 K: 1 S: 6	H: 0 LOB: 1 BB: 1 P: 14	R: 0 E: 0 K: 0 S: 6	H: 1 LOB: 1 BB: 0 P: 11	R: 0 E: 0 K: 0 S: 8	H: 0 LOB: 0 BB: 0 P: 12	R: 0 E: 0 K: 0 S: 11	H: 1 LOB: 2 BB: 1 P: 24	R: 0 E: 0 K: 0 S: 8	H: 2 LOB: 2 BB: 0 P: 12	R: 0 E: 0 K: 0 S: 6	H: 0 LOB: 0 BB: 0 P: 12	R: 0 E: 0 K: 0 S: 7	H: 0 LOB: 0 BB: 0 P: 11	R: 2 E: 1 K: 0 S: 14	H: 4 LOB: 3 BB: 1 P: 30	R: 0 E: 1 K: 0 S: 8	H: 2 LOB: 1 BB: 0 P: 14	1B: 8 2B: 3 3B: 0 HR: 0	SF: 0 SAC: 1 DP: 1 HBP: 0	WP: 0 PB: 0 SB: 0 CS: 2	PA: 38
PITCHER Fernando Valenzuela, L ERA: 3.81 (1, 1)	IP: 9.0 WLS: L BF: 38 H: 10 R: 2 ER: 2 SO: 1 BB: 2 IBB: 1 HBP: 0 BLK: 0 WP: 0 HR: 0 S: 74 P: 140 ERA: 2.00 WHIP: 1.333															PITCHER						

Batter	1	2	3	4	5	6	7	8	9	AB	R	H	RBI	BB	SO	LOB	BOTTOM					
Alfredo Griffin, S OBP: 0.322, SLG: 0.354 (1, 6)	G4-3		L8					E3		4	0	1	0	0	0	0	St. Louis Cardinals @ Los Angeles Dodgers Dodger Stadium, Los Angeles, CA Sat Jul 15 1989, 7:05 PM PDT Att: 45,517 - Unknown livebaseballscorecards.com					
Willie Randolph, R OBP: 0.381, SLG: 0.312 (1, 4)								G5-4-3		3	0	1	0	1	0	1						
Mickey Hatcher, R OBP: 0.317, SLG: 0.382 (1, 7)										4	0	1	0	0	0	4						
Eddie Murray, S OBP: 0.345, SLG: 0.386 (1, 3)										4	0	0	0	0	1	1						
Mike Marshall, R OBP: 0.324, SLG: 0.347 (1, 9)										4	0	2	0	0	1	0						
Jeff Hamilton, R OBP: 0.274, SLG: 0.387 (1, 5)										4	0	1	0	0	2	3						
Rick Dempsey, R OBP: 0.287, SLG: 0.247 (1, 2)										4	0	1	0	0	1	3						
Jose Gonzalez, R OBP: 0.348, SLG: 0.363 (1, 8)										4	0	1	0	0	1	3						
Fernando Valenzuela, L OBP: 0.114, SLG: 0.143 (1, 1)										3	0	0	0	0	0	2						
Inning Stats	R: 0 E: 0 K: 0 S: 7	H: 0 LOB: 0 BB: 1 P: 15	R: 0 E: 0 K: 3 S: 16	H: 1 LOB: 2 BB: 0 P: 19	R: 0 E: 0 K: 0 S: 6	H: 0 LOB: 0 BB: 0 P: 7	R: 0 E: 0 K: 0 S: 11	H: 1 LOB: 1 BB: 0 P: 15	R: 0 E: 0 K: 0 S: 15	H: 4 LOB: 3 BB: 0 P: 19	R: 0 E: 0 K: 1 S: 9	H: 0 LOB: 0 BB: 0 P: 13	R: 0 E: 0 K: 0 S: 3	H: 0 LOB: 0 BB: 0 P: 3	R: 0 E: 1 K: 0 S: 8	H: 1 LOB: 1 BB: 0 P: 13	R: 0 E: 0 K: 2 S: 9	H: 1 LOB: 1 BB: 0 P: 13	1B: 7 2B: 2 3B: 0 HR: 0	SF: 0 SAC: 0 DP: 3 HBP: 0	WP: 1 PB: 0 SB: 1 CS: 0	PA: 35
PITCHER Joe Magrane, L ERA: 3.13 (1, 1)	IP: 9.0 WLS: W BF: 35 H: 8 R: 0 ER: 0 SO: 6 BB: 1 IBB: 0 HBP: 0 BLK: 0 WP: 1 HR: 0 S: 84 P: 117 ERA: 0.00 WHIP: 1.000															PITCHER						

Batter	1	2	3	4	5	6	7	8	9	AB	R	H	RBI	BB	SO	LOB	TOP			
Vince Coleman, S (1, 7) OBP: 0.326, SLG: 0.340	0-1 FC6-5 S 1B		2-3 K ①		1-2 G4-3 ①		4-2 S BB			3	0	1	0	1	1	3				
Milt Thompson, L (1, 8) OBP: 0.348, SLG: 0.375	1-3 K ①		1-3 K ②		3-3 K ②		3-1 P8 ③			4	0	0	0	0	3	5				
Ozzie Smith, S (1, 6) OBP: 0.363, SLG: 0.381	1-2 FC6-5-4 CS ②		0-1 F7 ③		1-2 1B ③			0-0 L9 ①		4	0	1	0	0	0	4				
Pedro Guerrero, R (1, 3) OBP: 0.370, SLG: 0.444	3-1 CS ③	2-3 K ①		0-0 2B 1B ③	3-1 F8 ③			1-2 G1-3 ②		4	1	1	0	0	1	1				
Terry Pendleton, S (1, 5) OBP: 0.299, SLG: 0.356		0-0 P5 ②		0-0 1B 1B 2B ③	1-0 F9 ①			1-1 G4-3 ③		4	1	1	0	0	0	0				
Tom Brunansky, R (1, 9) OBP: 0.325, SLG: 0.425		1-3 K ③		0-2 G1-4-3 1B ③	0-0 G6-3 ②			4-2 G4-6-3 BB ③		3	0	1	1	1	1	0				
José Oquendo, S (1, 4) OBP: 0.357, SLG: 0.364			1-2 FC5 1B ③	0-2 G1-4-3 1B ③	3-2 L9 ③			1 SAFE 0-2 G4-6-3 1-2 ③		4	0	2	1	0	0	1				
Tom Pagnozzi, R (1, 2) OBP: 0.254, SLG: 0.214			0-1 FC5 1B ③	1-2 G1-4-3 ③	2-1 G1-4-3 ③		2-3 K ①		0-1 G4-3 ③	3	0	1	0	0	1	2	AB 33			
Denny Walling, L (9, PH) OBP: 0.389, SLG: 0.400			1-2 FC5 1B ③	1-2 2-3 ③						1	0	0	0	0	0	0	R 2			
Jose DeLeon, R (1, 1) OBP: 0.130, SLG: 0.091			0-0 FC5 ③	1-3 K ③			0-0 G6-3 ②			2	0	0	0	0	1	3	H 8			
Leon Durham, L (7, PH)										1	0	0	0	0	0	0	RBI 2			
John Costello, R (7, 1)			1-2 2-3 ③							0	0	0	0	0	0	0	SO 8			
										0	0	0	0	0	0	0	LOB 19			
Inning Stats	R: 0 E: 0 K: 1 S: 9	H: 1 LOB: 0 BB: 0 P: 14	R: 0 E: 0 K: 2 S: 8	H: 0 LOB: 0 BB: 0 P: 11	R: 0 E: 0 K: 2 S: 15	H: 2 LOB: 3 BB: 0 P: 19	R: 2 E: 0 K: 1 S: 13	H: 4 LOB: 1 BB: 0 P: 16	R: 0 E: 0 K: 0 S: 15	H: 0 LOB: 0 BB: 0 P: 10	R: 0 E: 0 K: 1 S: 8	H: 0 LOB: 1 BB: 1 P: 17	R: 0 E: 0 K: 0 S: 9	H: 0 LOB: 0 BB: 1 P: 11	R: 0 E: 0 K: 0 S: 11	H: 0 LOB: 0 BB: 1 P: 15	1B: 7 2B: 1 3B: 0 HR: 0	SF: 0 SAC: 0 DP: 2 HBP: 0	WP: 0 PB: 0 SB: 2 CS: 1	PA: 36
PITCHER	IP WLS BF H R ER SO BB IBB HBP BLK WP HR S P ERA WHIP																			
Tim Lincecum, R (1, 1) ERA: 3.38	6.0 W 25 8 2 2 7 0 0 0 0 0 0 66 93 3.00 1.333																			
John Wetteland, R (7, 1) ERA: 2.41	1.0 4 0 0 0 1 1 0 0 0 0 0 8 17 0.00 1.000																			
Jay Howell, R (8, 1) ERA: 0.73	2.0 S 6 0 0 0 0 1 0 0 0 0 0 20 26 0.00 0.500																			

St. Louis Cardinals @ Los Angeles Dodgers
 Dodger Stadium, Los Angeles, CA
 Sun Jul 16 1989, 3:33 AM PDT
 Att: 43,655 - Unknown

AB	33
R	2
H	8
RBI	2
BB	2
SO	8
LOB	19



Batter	1	2	3	4	5	6	7	8	9	AB	R	H	RBI	BB	SO	LOB	BOTTOM			
Alfredo Griffin, S (1, 6) OBP: 0.321, SLG: 0.356	0-0 2B ③	3-2 G4-3 ③			0-1 B3 ①		1 SAFE 0-0 G3 ③			4	0	1	0	0	0	1				
Willie Randolph, R (1, 4) OBP: 0.377, SLG: 0.308	3-2 F9 ①		3-1 F7 ①		2-2 P5 ②			0-1 G6-3 ①		4	0	0	0	0	0	1				
Kirk Gibson, L (1, 8) OBP: 0.319, SLG: 0.383	0-0 G5-3 ②		3-1 F8 ②		2-3 K ③			1-3 K ②		4	0	0	0	0	2	1				
Eddie Murray, S (1, 3) OBP: 0.342, SLG: 0.381	2-3 K ③		0-2 G6-3 ③			2-2 P6 ①		2-3 K ③		4	0	0	0	0	2	1				
Mike Marshall, R (1, 9) OBP: 0.329, SLG: 0.349		0-0 1B 3B 1B ③		4-0 1B BB ③		0-0 F8 ②				2	1	1	0	1	0	0				
Franklin Stubbs, L (1, 7) OBP: 0.396, SLG: 0.365		1-1 1B ③		0-0 BB ③		2-0 P6 ③				3	1	2	0	0	0	0				
John Wetteland, R (7, 1) OBP: 0.250, SLG: 0.250		1-2 3B 1B ③		1-2 1B ③						0	0	0	0	0	0	0				
John Shelby, S (8, 8) OBP: 0.226, SLG: 0.193		0-2 E 3B ③		0-3 K ①						3	1	1	2	0	2	2				
Jeff Hamilton, R (1, 5) OBP: 0.275, SLG: 0.393		1-H 2-H ③								3	1	1	2	0	2	2	AB 29			
Mike Scioscia, L (1, 2) OBP: 0.340, SLG: 0.328	2-2 P8 ①		0-2 P4 ②					4-1 BB ②		2	0	0	0	1	0	2	R 3			
Tim Lincecum, R (1, 1) OBP: 0.103, SLG: 0.128	3-H 2-2 ②		1-3 K2-3 ③					2-2 P8 ②		2	0	0	0	0	1	2	H 5			
Jose Gonzalez, R (7, 8) OBP: 0.345, SLG: 0.359										1	0	0	0	0	0	1	RBI 2			
Jay Howell, R (8, 1) ERA: 2.22										0	0	0	0	0	0	0	SO 7			
										0	0	0	0	0	0	0	LOB 11			
Inning Stats	R: 0 E: 0 K: 1 S: 10	H: 1 LOB: 1 BB: 0 P: 15	R: 3 E: 1 K: 0 S: 15	H: 3 LOB: 0 BB: 0 P: 23	R: 0 E: 0 K: 0 S: 8	H: 0 LOB: 0 BB: 0 P: 14	R: 0 E: 0 K: 2 S: 14	H: 1 LOB: 2 BB: 1 P: 19	R: 0 E: 0 K: 1 S: 9	H: 0 LOB: 0 BB: 0 P: 13	R: 0 E: 0 K: 0 S: 5	H: 0 LOB: 0 BB: 0 P: 9	R: 0 E: 0 K: 1 S: 9	H: 0 LOB: 1 BB: 1 P: 16	R: 0 E: 0 K: 2 S: 9	H: 0 LOB: 0 BB: 0 P: 12	1B: 3 2B: 1 3B: 1 HR: 0	SF: 0 SAC: 0 DP: 0 HBP: 0	WP: 0 PB: 0 SB: 0 CS: 0	PA: 31
PITCHER	IP WLS BF H R ER SO BB IBB HBP BLK WP HR S P ERA WHIP																			
Jose DeLeon, R (1, 1) ERA: 3.59	6.0 L 24 5 3 2 4 1 0 0 0 0 0 61 93 3.00 1.000																			
John Costello, R (7, 1) ERA: 2.22	2.0 7 0 0 0 3 1 0 0 0 0 0 18 28 0.00 0.500																			

St. Louis Cardinals @ Los Angeles Dodgers
 Dodger Stadium, Los Angeles, CA
 Sun Jul 16 1989, 3:33 AM PDT
 Att: 43,655 - Unknown

AB	29
R	3
H	5
RBI	2
BB	2
SO	7
LOB	11



Batter	1	2	3	4	5	6	7	8	9	AB	R	H	RBI	BB	SO	LOB	TOP			
Vince Coleman, S (1.7) OBP: 0.328, SLG: 0.340	0-1 SH1-3 WP BB 1B	1-0 SH1-3		2-2 F8			0-2 G3		4-0 1B BB	3	1	1	0	1	0	0				
José Quiendo, S (1.4) OBP: 0.360, SLG: 0.366	4-2 WP SH1-3 HR BB	3-3 K		0-0 G3			1-0 FC5-4 1B		0-1 1-3 1B	4	1	2	0	1	1	1				
Ozzie Smith, S (1.6) OBP: 0.359, SLG: 0.376	0-0 SH1-3	0-1 G4-3			0-3 K		2-1 F8		1-0 G4-3	4	0	0	0	0	1	4				
Pedro Guerrero, R (1.3) OBP: 0.372, SLG: 0.448	1-2 HR 1B		0-0 BB 2B		1-1 G3-1		0-0 FC5-4 1-2			4	1	2	0	0	0	1				
Tom Brunansky, R (1.9) OBP: 0.327, SLG: 0.434	0-2 HR		4-0 FC5-4 BB		2-1 G6-3			0-1 F8		3	1	1	3	1	0	0				
Terry Pendleton, S (1.5) OBP: 0.295, SLG: 0.355	2-0 G6-3		0-1 FC5-4 1B			1-1 G4-6-3 1B		1-2 F8		4	0	1	0	0	0	1				
Milt Thompson, L (1.8) Todd Worrell, R (8.1)	1-2 1B		0-0 1-2 1B			3-2 G4-6-3 1B		1-2 G6-3		4	0	3	0	0	0	0				
Tony Peña, R (1.2) Leon Durham, L (9, PH)	0-0 G4-3		1-3 K			0-0 G4-6-3 1-2 2-3			0-0 F8	3	0	0	0	0	1	5				
Ted Power, R (1.1) Frank DiPino, L (2.1) Denny Walling, L (6, PH) Dan Quisenberry, R (6.1) John Morris, L (8.8)		1-2 BLK SH1-3 1B		2-1 G4-3			1-0 G4-3		0-2 G3	1	0	1	0	0	0	0				
Inning Stats	R: 4 E: 0 K: 0 S: 18	H: 4 LOB: 1 BB: 1 P: 26	R: 0 E: 0 K: 1 S: 12	H: 1 LOB: 2 BB: 1 P: 17	R: 0 E: 0 K: 1 S: 7	H: 2 LOB: 2 BB: 1 P: 12	R: 0 E: 0 K: 0 S: 6	H: 0 LOB: 0 BB: 0 P: 10	R: 0 E: 0 K: 1 S: 7	H: 2 LOB: 1 BB: 0 P: 12	R: 0 E: 0 K: 0 S: 7	H: 1 LOB: 1 BB: 0 P: 10	R: 0 E: 0 K: 0 S: 8	H: 0 LOB: 0 BB: 0 P: 10	R: 0 E: 0 K: 0 S: 7	H: 1 LOB: 2 BB: 1 P: 12	1B: 9 2B: 1 3B: 0 HR: 1	SF: 0 SAC: 2 DP: 1 HBP: 0	WP: 1 PB: 0 SB: 0 CS: 0	PA: 39
PITCHER	IP WLS BF H R ER SO BB IBB HBP BLK WP HR S P ERA WHIP																			
Atee Hammaker, L (1.1) ERA: 3.86	2.2 16 7 4 4 1 2 0 0 0 1 1 1 34 51 13.50 3.375																			
Randy McCament, R (3.1) ERA: 1.09	3.1 W 11 2 0 0 2 0 0 0 0 0 0 23 36 0.00 0.600																			
Rich Gossage, R (7.1) ERA: 2.19	3.0 S 12 2 0 0 0 1 0 0 0 0 0 22 32 0.00 1.000																			

St. Louis Cardinals @ San Francisco Giants
Candlestick Park, San Francisco, CA
Mon Jul 17 1989, 10:05 PM EDT
Att: 25,643 - Unknown

AB	34
R	4
H	11
RBI	3
BB	3
SO	3
LOB	13



Batter	1	2	3	4	5	6	7	8	9	AB	R	H	RBI	BB	SO	LOB	BOTTOM			
Brett Butler, L (1.8) OBP: 0.366, SLG: 0.378	0-2 G5-3 1B	0-2 3B 1B	2-3 K		1-0 G4-3			4-1 BB		4	2	2	0	1	1	1				
Robby Thompson, R (1.4) OBP: 0.357, SLG: 0.476	3-2 G5-3	1-2 2B 3B	2-3 K			0-1 L4-3 1B		2-2 P4		5	1	2	3	0	1	2				
Will Clark, L (1.3) OBP: 0.422, SLG: 0.552	2-0 G3-1 HBP 2H	2B 2B IBB		2-2 F7		0-2 L4-3 1-2				3	1	1	1	1	0	1				
Candy Maldonado, R (1.9) OBP: 0.298, SLG: 0.346	1-2 G3-1 HBP	1-3 2B 2B		2-2 FC4-6 1B		2-1 G4-3				3	1	2	1	0	0	0				
Ernest Riles, L (1.5) OBP: 0.348, SLG: 0.435	0-1 G3-1	0-1 2B 2B		0-1 FC4-6 1-2			1-2 G6-3			4	1	1	2	0	0	3				
Donell Nixon, R (1.7) OBP: 0.305, SLG: 0.278	2-1 P4	2-1 2B 1B		3-1 G6-3			1-2 L6			4	0	1	1	0	0	3				
Kirt Manwaring, R (1.2) OBP: 0.264, SLG: 0.252		G6-3			0-1 G6-3		0-3 K			4	0	0	0	0	1	1				
Jose Uribe, S (1.6) OBP: 0.293, SLG: 0.313		1B			1-3 K			0-1 G6-3		4	1	1	0	0	1	1				
Atee Hammaker, S (1.1) ERA: 7.43 Randy McCament, R (3.1) Rich Gossage, R (7.1)	1.1 L 13 4 1 1 3 0 0 0 0 0 0 38 58 2.46 1.091	2.0 6 1 0 0 1 0 0 0 0 0 0 17 21 0.00 0.500	1.0 4 0 0 0 0 1 0 0 0 0 0 8 14 0.00 1.000																	
Inning Stats	R: 1 E: 0 K: 0 S: 14	H: 2 LOB: 2 BB: 0 P: 22	R: 7 E: 0 K: 0 S: 22	H: 6 LOB: 1 BB: 1 P: 34	R: 0 E: 0 K: 2 S: 11	H: 0 LOB: 0 BB: 0 P: 18	R: 0 E: 0 K: 0 S: 11	H: 1 LOB: 1 BB: 0 P: 18	R: 0 E: 0 K: 1 S: 7	H: 1 LOB: 1 BB: 0 P: 10	R: 0 E: 0 K: 0 S: 8	H: 1 LOB: 0 BB: 0 P: 10	R: 0 E: 0 K: 1 S: 9	H: 0 LOB: 0 BB: 0 P: 11	R: 0 E: 0 K: 0 S: 8	H: 0 LOB: 1 BB: 1 P: 14	1B: 8 2B: 3 3B: 1 HR: 0	SF: 0 SAC: 1 DP: 1 HBP: 1	WP: 0 PB: 0 SB: 0 CS: 0	PA: 38
PITCHER	IP WLS BF H R ER SO BB IBB HBP BLK WP HR S P ERA WHIP																			
Ted Power, R (1.1) ERA: 7.43	1.1 L 13 4 1 1 3 0 0 0 0 0 0 38 58 2.46 1.091																			
Frank DiPino, L (2.1) ERA: 2.65	3.2 15 4 1 1 3 0 0 0 0 0 0 38 58 2.46 1.091																			
Dan Quisenberry, R (6.1) ERA: 2.32	2.0 6 1 0 0 1 0 0 0 0 0 0 17 21 0.00 0.500																			
Todd Worrell, R (8.1) ERA: 1.17	1.0 4 0 0 0 0 1 0 0 0 0 0 8 14 0.00 1.000																			

St. Louis Cardinals @ San Francisco Giants
Candlestick Park, San Francisco, CA
Mon Jul 17 1989, 10:05 PM EDT
Att: 25,643 - Unknown

AB	34
R	8
H	11
RBI	8
BB	2
SO	4
LOB	12



Batter	1	2	3	4	5	6	7	8	9	AB	R	H	RBI	BB	SO	LOB	TOP					
Vince Coleman, S (1,7) OBP: 0.324, SLG: 0.336	G1-3		L7			G6-3		K		4	0	0	0	0	1	1	St. Louis Cardinals @ San Francisco Giants Candlestick Park, San Francisco, CA Tue Jul 18, 1989, 10:05 PM EDT Att: 18,112 - Unknown - 56 F					
Milt Thompson, L (1,8) OBP: 0.355, SLG: 0.383	1B			L7		1B		G3		4	0	2	0	0	0	0						
Ozzie Smith, S (1,6) OBP: 0.355, SLG: 0.371	K			P3		P9		F8		4	0	0	0	0	1	2						
Pedro Guerrero, R (1,3) OBP: 0.370, SLG: 0.455		K		F9			HR		F9	4	1	1	1	0	1	0						
Terry Pendleton, S (1,5) OBP: 0.298, SLG: 0.357		K			SF9	2B		K		4	1	1	0	0	2	0						
Tom Brunansky, R (1,9) OBP: 0.326, SLG: 0.430	G5-3				F9			1B		3	1	0	0	1	0	1						
José Oquendo, S (1,4) OBP: 0.363, SLG: 0.370					SF9			1B		2	0	2	1	0	0	0						
Tony Peña, R (1,2) OBP: 0.298, SLG: 0.348					F8			1B		2	0	0	0	0	0	1						
Willie McGee, S (7,PH) OBP: 0.278, SLG: 0.356					F8					1	0	1	1	0	0	0						
Ken Dayley, L (7,1)								G6-4-3		0	0	0	0	0	0	0						
Ken Hill, R (1,1) OBP: 0.256, SLG: 0.263					G6-3			L3		2	0	0	0	0	0	1						
Tom Pagnozzi, R (7,PH) OBP: 0.250, SLG: 0.211								G6-4-3		1	0	0	0	0	0	2						
Inning Stats	R: 0 E: 0 K: 1 S: 8	H: 1 LOB: 0 BB: 0 P: 10	R: 0 E: 0 K: 2 S: 11	H: 0 LOB: 0 BB: 0 P: 13	R: 0 E: 0 K: 0 S: 10	H: 1 LOB: 1 BB: 0 P: 15	R: 0 E: 0 K: 0 S: 8	H: 0 LOB: 0 BB: 0 P: 11	R: 1 E: 0 K: 0 S: 7	H: 1 LOB: 0 BB: 0 P: 9	R: 0 E: 0 K: 0 S: 9	H: 1 LOB: 1 BB: 0 P: 14	R: 2 E: 0 K: 1 S: 14	H: 3 LOB: 1 BB: 1 P: 26	R: 0 E: 0 K: 1 S: 6	H: 0 LOB: 0 BB: 0 P: 7	R: 0 E: 0 K: 0 S: 5	H: 0 LOB: 0 BB: 0 P: 7	1B: 5 2B: 1 3B: 0 HR: 1	SF: 1 SAC: 0 DP: 1 HBP: 0	WP: 0 PB: 0 SB: 0 CS: 1	PA: 33
PITCHER	IP WLS BF H R ER SO BB IBB HBP BLK WP HR S P ERA WHIP	6.1 W 25 6 3 3 4 1 0 0 0 0 1 62 89 4.26 1.105	1.2 5 1 0 0 1 0 0 0 0 0 0 0 11 16 0.00 0.600	1.0 3 0 0 0 0 0 0 0 0 0 0 0 5 7 0.00 0.000	PITCHER										IP WLS BF H R ER SO BB IBB HBP BLK WP HR S P ERA WHIP							
Don Robinson, R (1,1) ERA: 3.31											6.1 W 25 6 3 3 4 1 0 0 0 0 1 62 89 4.26 1.105											
Craig Lefferts, L (7,1) ERA: 2.11											1.2 5 1 0 0 1 0 0 0 0 0 0 0 11 16 0.00 0.600											
Steve Bedrosian, R (9,1) ERA: 3.28											1.0 3 0 0 0 0 0 0 0 0 0 0 0 5 7 0.00 0.000											

Batter	1	2	3	4	5	6	7	8	9	AB	R	H	RBI	BB	SO	LOB	BOTTOM				
Brett Butler, L (1,8) OBP: 0.361, SLG: 0.373	B1-3	G6-3			F7		G5-3	FC6-4		5	0	0	0	0	0	2	St. Louis Cardinals @ San Francisco Giants Candlestick Park, San Francisco, CA Tue Jul 18, 1989, 10:05 PM EDT Att: 18,112 - Unknown - 56 F				
Robby Thompson, R (1,4) OBP: 0.356, SLG: 0.473	F9	G5-3			G1-3		G6-3			4	0	1	0	0	0	0					
Will Clark, L (1,3) OBP: 0.420, SLG: 0.548	1B			F7	G1-3		L8			4	1	1	0	0	0	2					
Candy Maldonado, R (1,9) OBP: 0.297, SLG: 0.345	3B			K	K			G5-3		4	1	1	0	0	2	2					
Ernest Riles, L (1,5) OBP: 0.355, SLG: 0.436	3B			L8			SH5-4	1B		2	2	1	0	2	0	0					
Donell Nixon, R (1,7) OBP: 0.323, SLG: 0.283	3B			G5-3			P6-4	SH5-4		2	2	1	1	2	0	0					
Kirt Manwaring, R (1,2) OBP: 0.273, SLG: 0.276	3B			G6-3			SH5-4			3	1	2	4	0	0	0					
Jose Uribe, S (1,6) OBP: 0.293, SLG: 0.310	G4-3			G4-3				E3		3	0	0	0	1	0	1					
Don Robinson, R (1,1) OBP: 0.263, SLG: 0.375				G6-3			E5			3	0	0	0	0	0	3					
Craig Lefferts, L (7,1) ERA: 2.11							P6-4			0	0	0	0	0	0	0					
Greg Litton, R (6,PH) OBP: 0.382, SLG: 0.493					G1-3					1	0	0	0	0	0	1					
Steve Bedrosian, R (9,1) OBP: 0.333, SLG: 0.333										0	0	0	0	0	0	0					
Inning Stats	R: 4 E: 0 K: 0 S: 12	H: 3 LOB: 1 BB: 2 P: 25	R: 0 E: 0 K: 0 S: 8	H: 0 LOB: 0 BB: 0 P: 10	R: 0 E: 0 K: 1 S: 7	H: 0 LOB: 0 BB: 0 P: 9	R: 0 E: 0 K: 0 S: 5	H: 0 LOB: 0 BB: 0 P: 7	R: 0 E: 0 K: 0 S: 11	H: 1 LOB: 2 BB: 0 P: 15	R: 0 E: 0 K: 0 S: 5	H: 2 LOB: 2 BB: 1 P: 12	R: 0 E: 0 K: 0 S: 7	H: 0 LOB: 0 BB: 0 P: 10	R: 3 E: 3 K: 0 S: 18	H: 1 LOB: 1 BB: 2 P: 30	1B: 6 2B: 1 3B: 1 HR: 0	SF: 0 SAC: 1 DP: 1 HBP: 0	WP: 1 PB: 0 SB: 0 CS: 0	PA: 37	
PITCHER	IP WLS BF H R ER SO BB IBB HBP BLK WP HR S P ERA WHIP	6.0 L 27 6 4 4 2 2 0 0 0 0 0 25 40 6.00 1.333	2.0 10 1 3 1 0 2 0 0 0 0 0 0 25 40 4.50 1.500	PITCHER										IP WLS BF H R ER SO BB IBB HBP BLK WP HR S P ERA WHIP							
Ken Hill, R (1,1) ERA: 3.26											6.0 L 27 6 4 4 2 2 0 0 0 0 0 25 40 6.00 1.333										
Ken Dayley, L (7,1) ERA: 2.91											2.0 10 1 3 1 0 2 0 0 0 0 0 0 25 40 4.50 1.500										



Batter	1	2	3	4	5	6	7	8	9	AB	R	H	RBI	BB	SO	LOB	TOP					
Willie McGee, S OBP: 0.271, SLG: 0.336	F8	G1-3	G4-3				G4-3		K	5	0	0	0	1	1	2						
Milt Thompson, L OBP: 0.355, SLG: 0.379	K		BB HR	CS BB			G1-3			4	1	1	0	1	2	2						
Pedro Guerrero, R Leon Durham, L	HR		HR BB	BB			G6-3	FC5-4 1B		3	2	2	1	2	0	0						
Tom Brunansky, R OBP: 0.331, SLG: 0.447	1B BB		HR BB	BB			F9	FC5-4 1B		3	2	1	3	2	0	1						
Terry Pendleton, S OBP: 0.305, SLG: 0.363	1B		1B G6-4-3	K			1B PB	1B	L4-3 1B	5	2	4	0	0	1	2						
José Oquendo, S OBP: 0.384, SLG: 0.371	1B		1B G6-4-3	G4-3			1B PB	1B	L4-3 1B	5	0	3	1	0	0	3						
Ozzie Smith, S OBP: 0.353, SLG: 0.377	G6-3		G6-4-3				2B	1B	G6-3	5	0	2	0	0	0	3						
Tony Peña, R OBP: 0.306, SLG: 0.351		G5-3	1B		G1-3				F9	4	0	1	0	1	0	1						
Joe Magrane, R John Morris, L Todd Worrell, R	P5		1B		F7		G3-1		K	4	0	1	0	0	0	4						
Inning Stats	R: 2 E: 0 K: 1 S: 14	H: 3 LOB: 2 BB: 1 P: 26	R: 0 E: 0 K: 0 S: 6	H: 0 LOB: 0 BB: 0 P: 7	R: 4 E: 0 K: 0 S: 17	H: 6 LOB: 2 BB: 1 P: 28	R: 0 E: 0 K: 1 S: 10	H: 0 LOB: 2 BB: 3 P: 26	R: 0 E: 0 K: 1 S: 13	H: 1 LOB: 2 BB: 1 P: 22	R: 1 E: 0 K: 0 S: 13	H: 3 LOB: 3 BB: 1 P: 25	R: 0 E: 0 K: 0 S: 10	H: 1 LOB: 0 BB: 0 P: 13	R: 0 E: 0 K: 0 S: 11	H: 1 LOB: 0 BB: 0 P: 12	R: 0 E: 0 K: 2 S: 11	H: 0 LOB: 0 BB: 0 P: 15	1B: 12 2B: 2 3B: 0 HR: 2	SF: 0 SAC: 0 DP: 2 HBP: 0	WP: 0 PB: 1 SB: 1 CS: 0	PA: 46
PITCHER	IP WLS BF H R ER SO BB IBB HBP BLK WP HR S P ERA WHIP	IP WLS BF H R ER SO BB IBB HBP BLK WP HR S P ERA WHIP																				
Walt Terrell, R ERA: 4.01	2.0	L	15	7	6	6	1	2	0	0	0	0	0	0	2	30	51	27.00	4.500			
Freddie Toliver, R ERA: 7.11	3.1		9	2	0	0	1	3	0	0	0	0	0	0	17	36	0.00	2.500				
Dave Leiper, L ERA: 5.11	5.1		0.2	4	1	0	0	1	0	0	0	0	0	10	18	0.00	3.000					
Pat Clements, L ERA: 4.12	5.1		2.1	12	4	1	1	1	0	1	0	0	0	26	42	3.86	1.714					
Mark Grant, R ERA: 2.31	8.1		1.0	3	1	0	0	0	0	0	0	0	0	11	12	0.00	1.000					

St. Louis Cardinals @ San Diego Padres
Jack Murphy Stadium, San Diego, CA
Thu Jul 20 1989, 6:33 AM EDT
Att: 23,713 - Sunny

AB	39
R	7
H	15
RBI	5
BB	7
SO	5
LOB	18

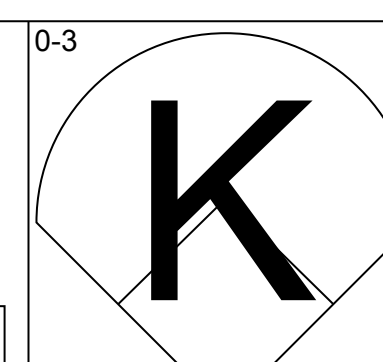
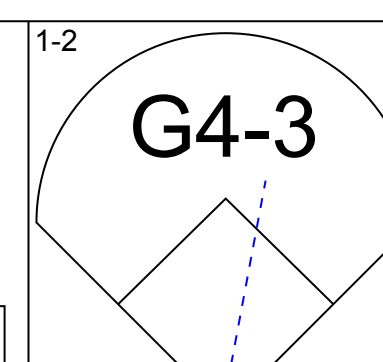
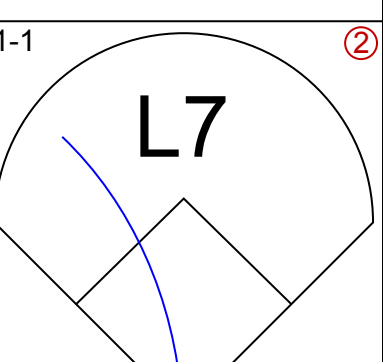
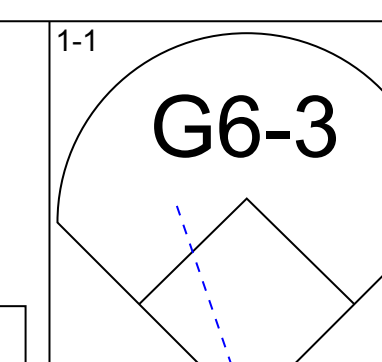
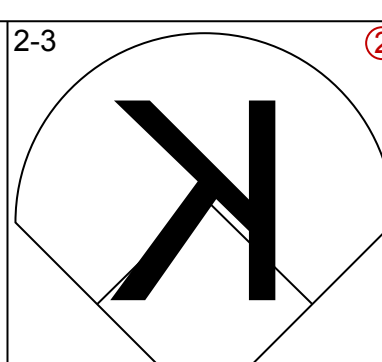
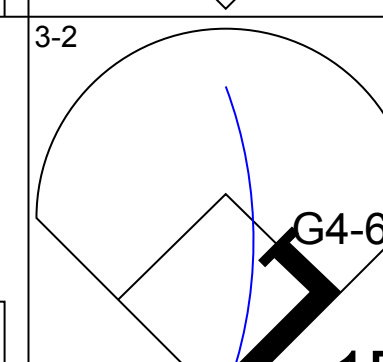
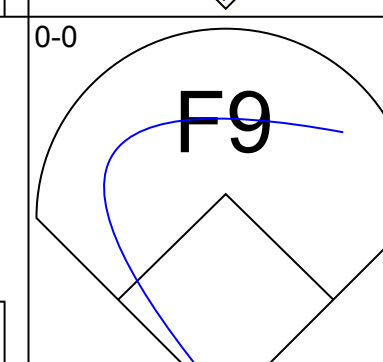
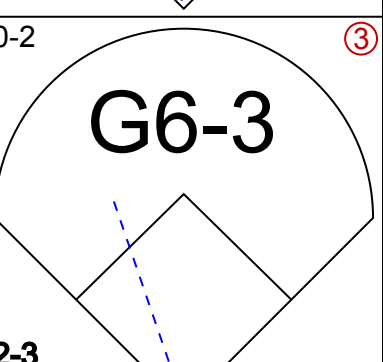
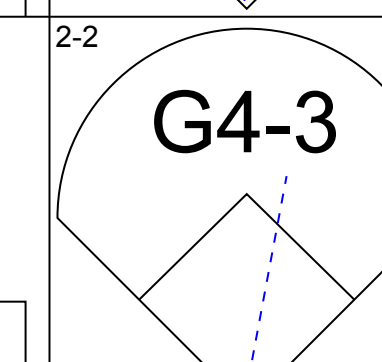
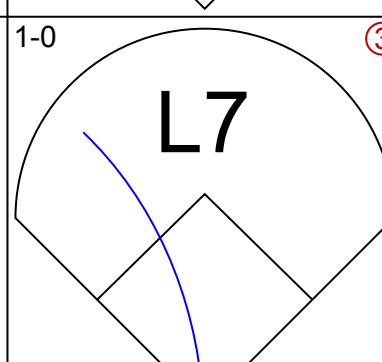
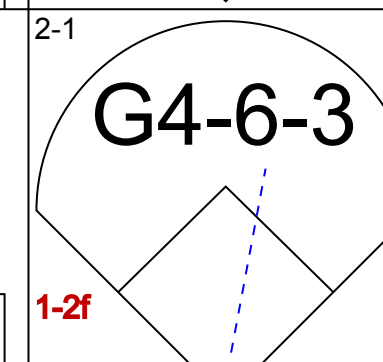
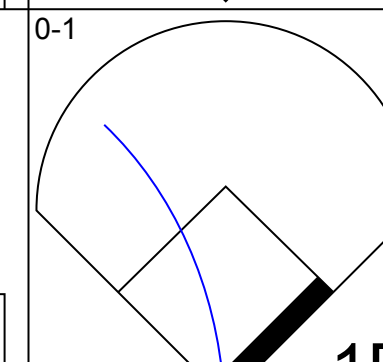

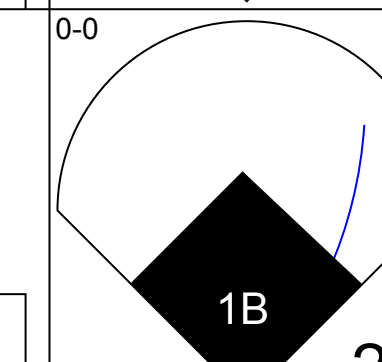

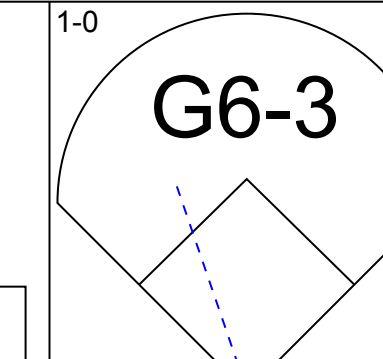
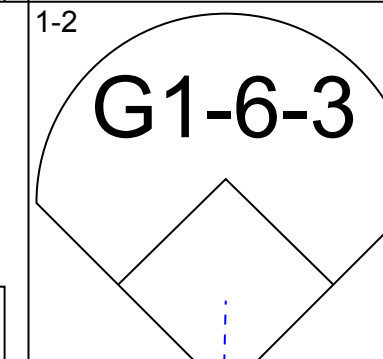
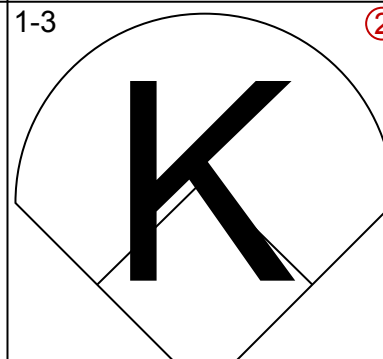
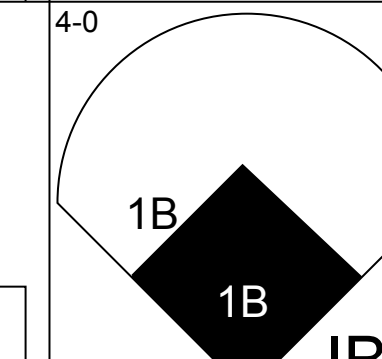

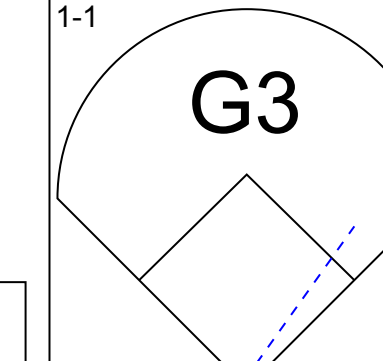
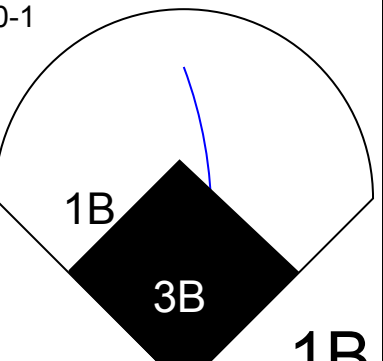
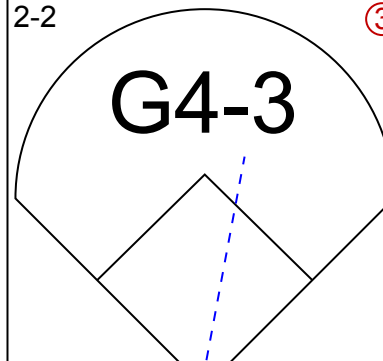
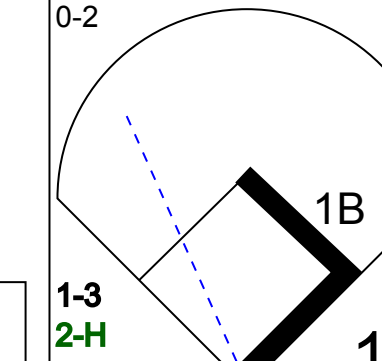

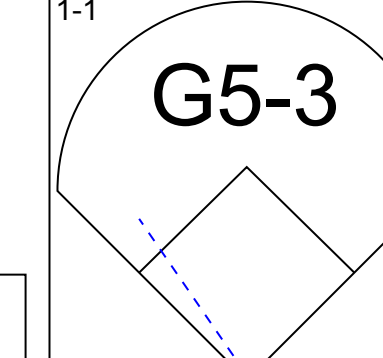
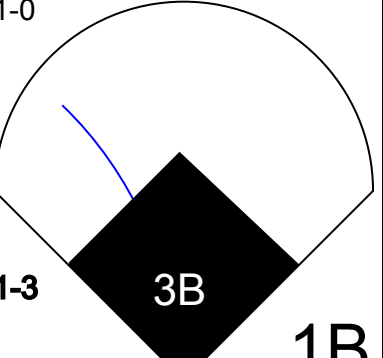
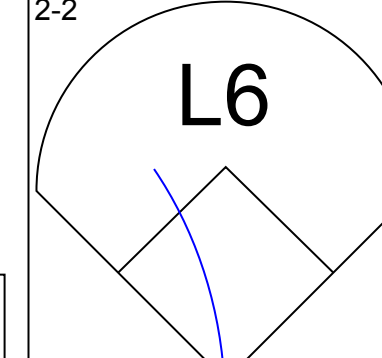

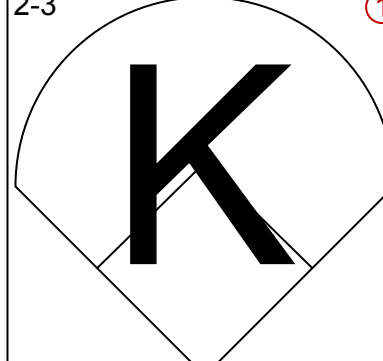
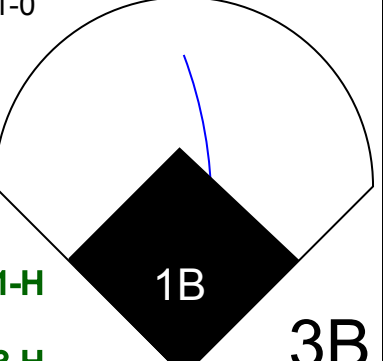
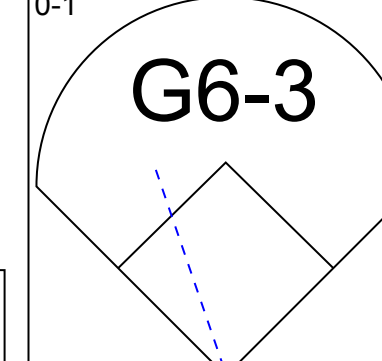
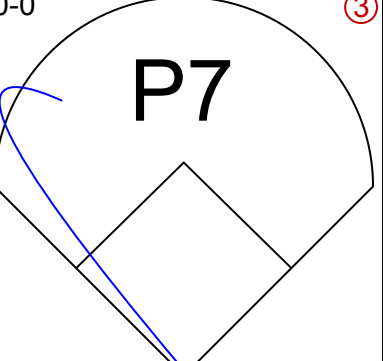
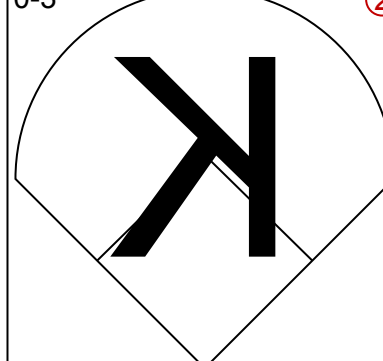
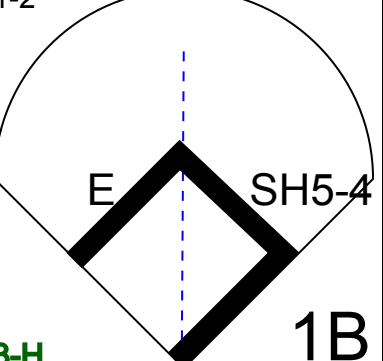
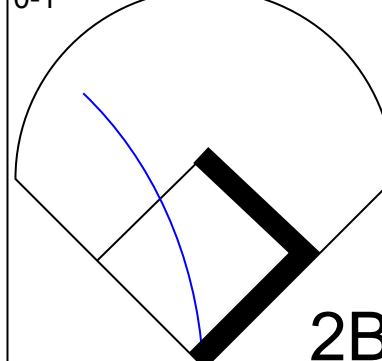

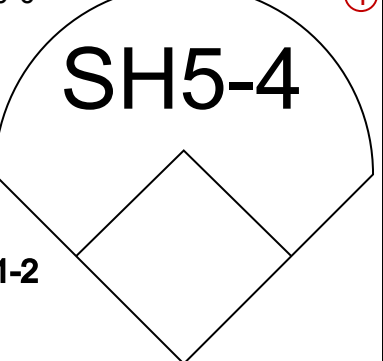
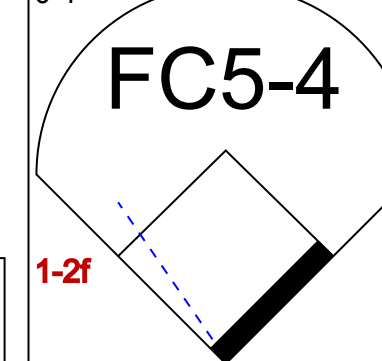



Batter	1	2	3	4	5	6	7	8	9	AB	R	H	RBI	BB	SO	LOB	BOTTOM					
Shawn Abner, R OBP: 0.197, SLG: 0.211	G1-3	K			F9					4	0	1	0	0	1	3						
Gary Templeton, S Mark Grant, R Rob Nelson, L	F9		FC4-6 1B		1B		G4-3			4	0	2	0	0	0	1						
Tony Gwynn, L OBP: 0.402, SLG: 0.452	K		FC4-6 G5-3 1B		1B				G4-3	4	0	1	0	0	1	1						
Jack Clark, R Mark Davis, L		FC6-4 BB	G5-3		F9				F8	3	0	0	0	1	0	3						
Chris James, R OBP: 0.255, SLG: 0.324		FC6-4 BLK 1B	G6-3		K				F9	4	1	0	0	0	1	4						
Roberto Alomar, S OBP: 0.322, SLG: 0.318		BB S 1B			BB				F7	3	0	1	1	1	0	0						
Benito Santiago, R OBP: 0.284, SLG: 0.367	F9				F8				K	4	0	0	0	0	2	2						
Luis Salazar, R OBP: 0.291, SLG: 0.373		BB IBB			F7				G6-3	3	0	0	0	1	0	1						
Walt Terrell, L Freddie Toliver, R Bip Roberts, S Dave Leiper, L Pat Clements, R Carmelo Martinez, R					K				G3	0	0	0	0	0	0	0						
Inning Stats	R: 0 E: 0 K: 1 S: 8	H: 0 LOB: 0 BB: 0 P: 12	R: 1 E: 0 K: 1 S: 13	H: 1 LOB: 3 BB: 3 P: 28	R: 0 E: 0 K: 0 S: 6	H: 1 LOB: 1 BB: 0 P: 8	R: 0 E: 0 K: 1 S: 7	H: 0 LOB: 1 BB: 1 P: 11	R: 0 E: 0 K: 1 S: 10	H: 2 LOB: 2 BB: 0 P: 14	R: 0 E: 0 K: 1 S: 6	H: 0 LOB: 0 BB: 0 P: 7	R: 0 E: 0 K: 0 S: 3	H: 1 LOB: 0 BB: 0 P: 4	R: 0 E: 0 K: 0 S: 4	H: 0 LOB: 0 BB: 0 P: 5	R: 0 E: 0 K: 1 S: 8	H: 0 LOB: 0 BB: 0 P: 9	1B: 5 2B: 0 3B: 0 HR: 0	SF: 0 SAC: 0 DP: 1 HBP: 0	WP: 0 PB: 0 SB: 1 CS: 0	PA: 35
PITCHER	IP WLS BF H R ER SO BB IBB HBP BLK WP HR S P ERA WHIP	IP WLS BF H R ER SO BB IBB HBP BLK WP HR S P ERA WHIP																				
Joe Magrane, L ERA: 3.01	8.0	W	32	5	1	1	5	3	1	0	1	1	0	0	0	0	8	9	1.12	1.000		
Todd Worrell, R ERA: 1.14	9.1		1.0	3	0	0	1	0	0	0	0	0	0	8	9	0.00	0.000					

St. Louis Cardinals @ San Diego Padres
Jack Murphy Stadium, San Diego, CA
Thu Jul 20 1989, 6:33 AM EDT
Att: 23,713 - Sunny

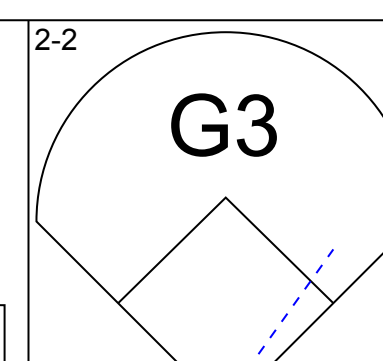
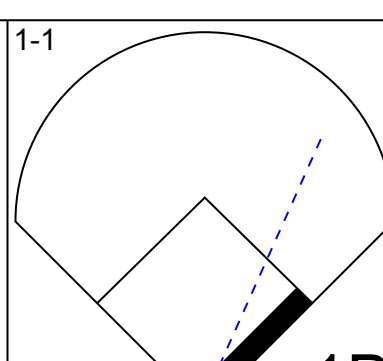
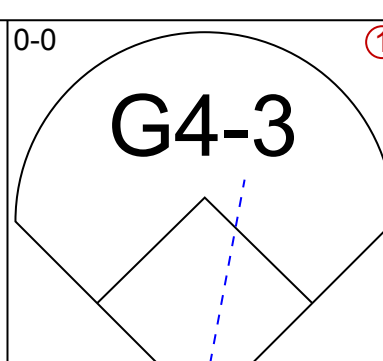
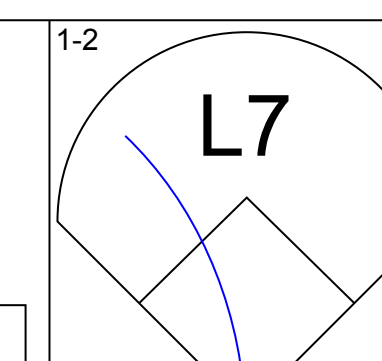
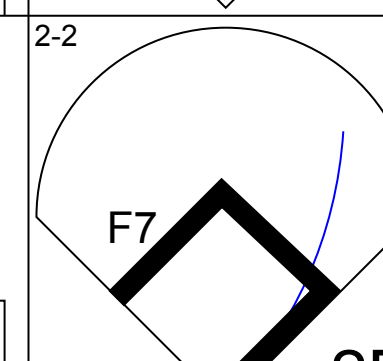
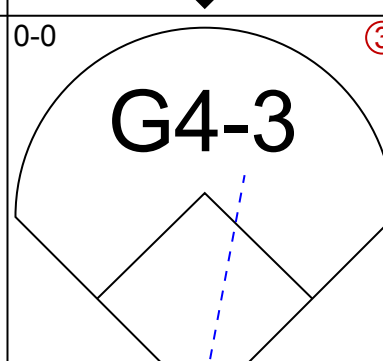
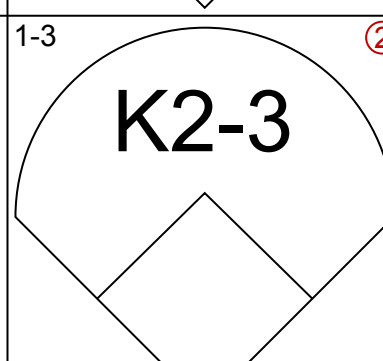
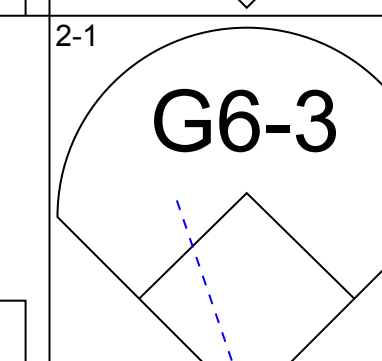
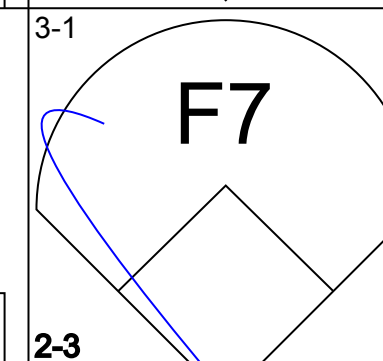
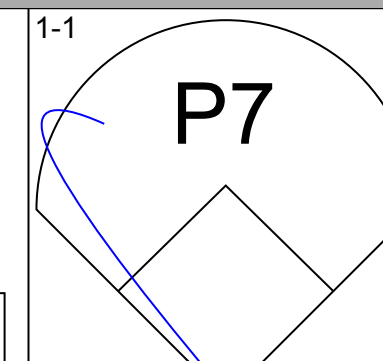
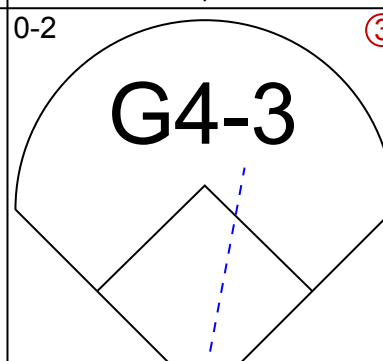
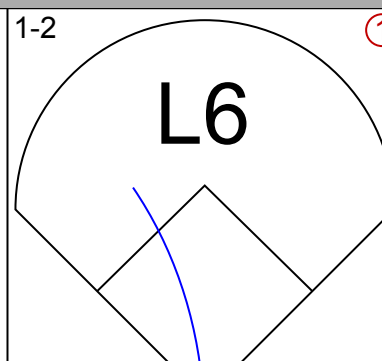
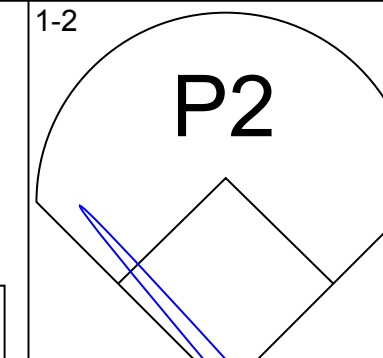
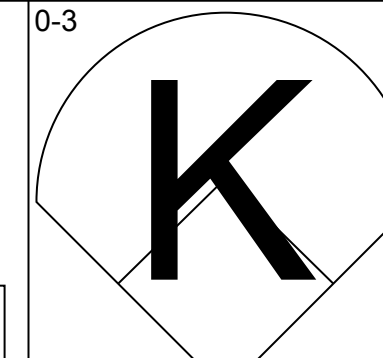
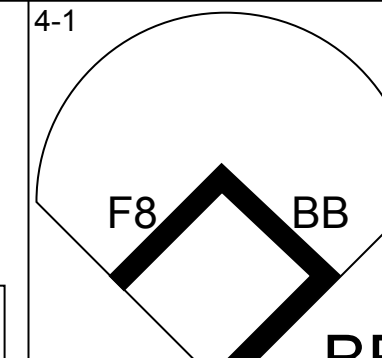

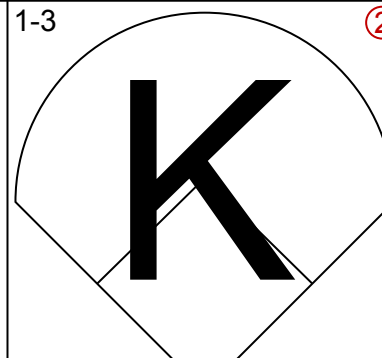
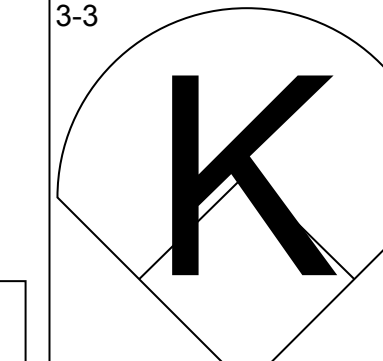
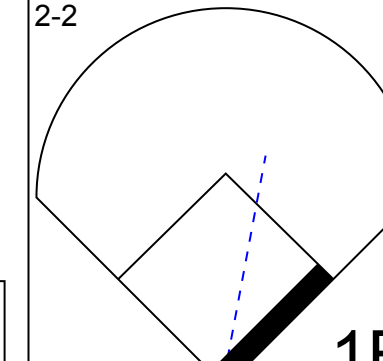
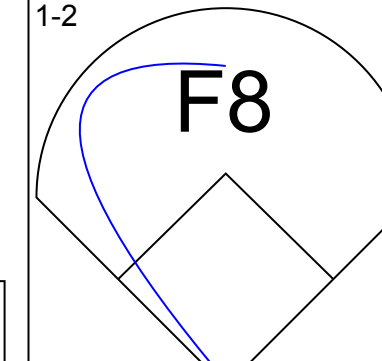
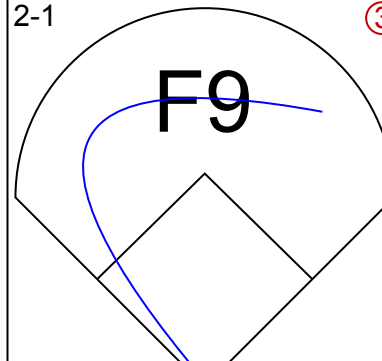
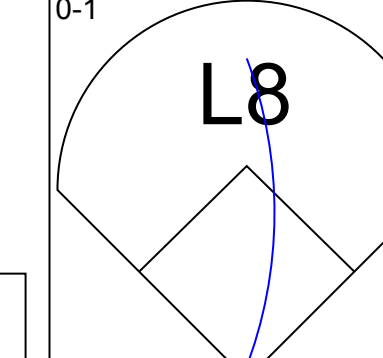
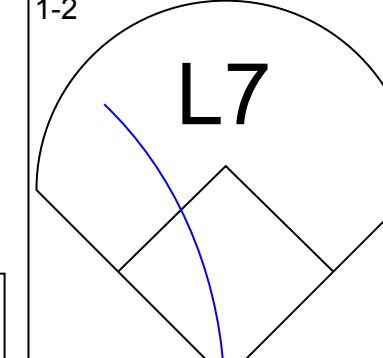
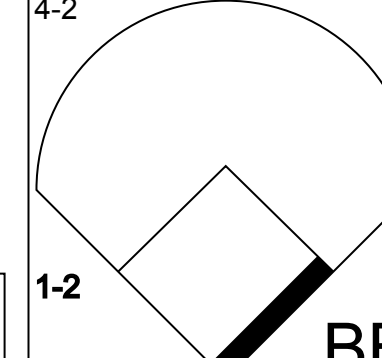
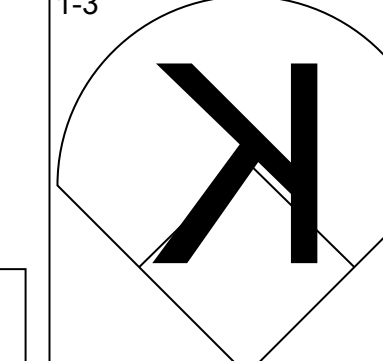
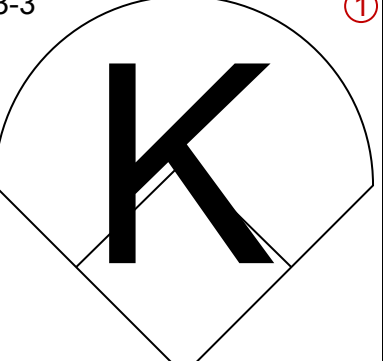
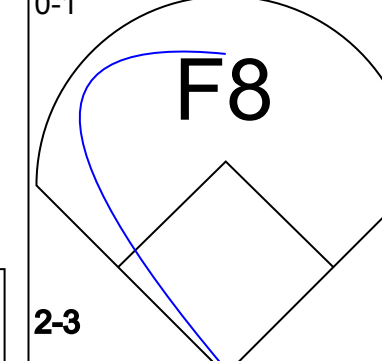
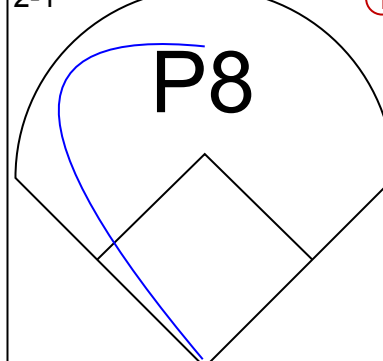
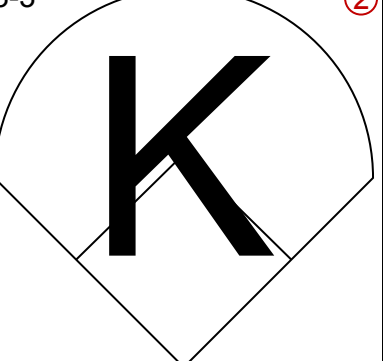
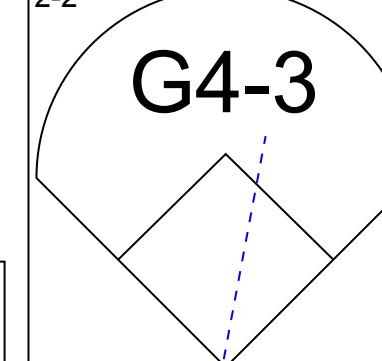
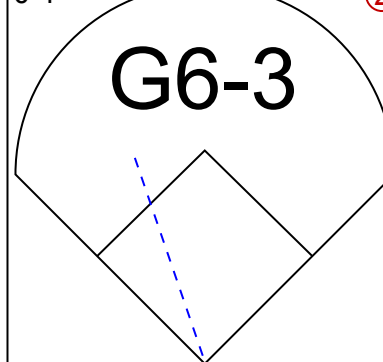
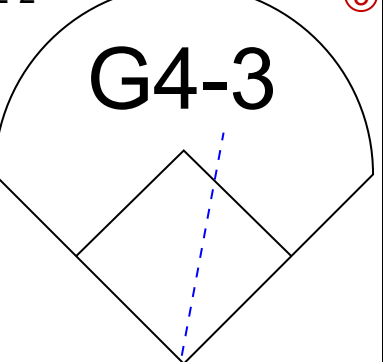
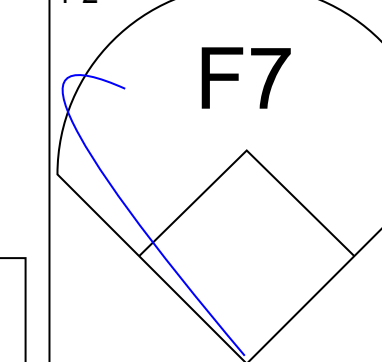
AB	31
R	1
H	5
RBI	1
BB	4
SO	6
LOB	16



Batter	1	2	3	4	5	6	7	8	9	AB	R	H	RBI	BB	SO	LOB	TOP							
Willie McGee, S OBP: 0.260, SLG: 0.322 (1, 8)										5	0	0	0	0	2	2	St. Louis Cardinals @ San Diego Padres Jack Murphy Stadium, San Diego, CA Fri Jul 21 1989, 10:05 PM EDT Att: 19,241 - Unknown							
José Oquendo, S OBP: 0.362, SLG: 0.368 (1, 4)										5	0	1	0	0	0	2								
Pedro Guerrero, R Leon Durham, L OBP: 0.360, SLG: 0.471 (8, PR) (8, 3)										4	0	2	0	0	0	1								
Tom Brunansky, R OBP: 0.330, SLG: 0.443 (1, 9)										3	1	0	0	1	1									
Terry Pendleton, S OBP: 0.307, SLG: 0.364 (1, 5)										4	1	2	1	0	0	0								
Ozzie Smith, S OBP: 0.355, SLG: 0.378 (1, 6)										4	1	2	1	0	0	0								
Milt Thompson, L OBP: 0.353, SLG: 0.385 (1, 7)										4	1	1	2	0	1	2								
Tony Peña, R OBP: 0.312, SLG: 0.358 (1, 2)										3	0	2	1	1	1	0								
Jose DeLeon, R Ken Dayley, L OBP: 0.125, SLG: 0.087 (8, 1)										2	0	0	0	0	1	1								
Inning Stats	R: 0 E: 0 K: 1 S: 9	H: 1 LOB: 0 BB: 0 P: 14	R: 0 E: 0 K: 0 S: 5	H: 0 LOB: 0 BB: 0 P: 8	R: 0 E: 0 K: 3 S: 9	H: 0 LOB: 0 BB: 0 P: 11	R: 0 E: 0 K: 0 S: 9	H: 1 LOB: 1 BB: 0 P: 11	R: 3 E: 1 K: 0 S: 13	H: 4 LOB: 1 BB: 0 P: 17	R: 0 E: 0 K: 1 S: 8	H: 0 LOB: 0 BB: 0 P: 14	R: 0 E: 0 K: 0 S: 8	H: 0 LOB: 1 BB: 1 P: 14	R: 2 E: 0 K: 0 S: 11	H: 3 LOB: 2 BB: 1 P: 19		R: 0 E: 0 K: 2 S: 11	H: 1 LOB: 1 BB: 0 P: 17	1B: 7 2B: 2 3B: 1 HR: 0	SF: 0 SAC: 1 DP: 1 HBP: 0	WP: 0 PB: 0 SB: 0 CS: 0	PA: 38	
PITCHER	IP WLS BF H R ER SO BB IBB HBP BLK WP HR S P ERA WHIP	8.0 L 34 9 5 5 5 1 1 0 0 0 0 0 72 108 5.62 1.250	1.0 L 4 1 0 0 2 0 0 0 0 0 0 0 11 17 0.00 1.000																					

AB	35
R	5
H	10
RBI	5
BB	2
SO	7
LOB	10



Batter	1	2	3	4	5	6	7	8	9	AB	R	H	RBI	BB	SO	LOB	BOTTOM						
Marvell Wynne, L OBP: 0.282, SLG: 0.372 (1, 8)										4	0	1	0	0	0	0	St. Louis Cardinals @ San Diego Padres Jack Murphy Stadium, San Diego, CA Fri Jul 21 1989, 10:05 PM EDT Att: 19,241 - Unknown						
Gary Templeton, S OBP: 0.284, SLG: 0.344 (1, 6)										4	0	1	0	0	1	1							
Tony Gwynn, L OBP: 0.398, SLG: 0.447 (1, 9)										4	0	0	0	0	0	1							
Jack Clark, R OBP: 0.404, SLG: 0.385 (1, 3)										3	0	0	0	1	2	1							
Chris James, R OBP: 0.255, SLG: 0.323 (1, 7)										4	0	1	0	0	1	1							
Roberto Alomar, S OBP: 0.322, SLG: 0.316 (1, 4)										2	0	0	0	1	0	1							
Benito Santiago, R OBP: 0.281, SLG: 0.363 (1, 2)										3	0	0	0	0	2	2							
Tim Flannery, L OBP: 0.319, SLG: 0.298 (1, 5)										3	0	0	0	0	1	2							
Dennis Rasmussen, L Bip Roberts, S Freddie Toliver, R OBP: 0.158, SLG: 0.184 (8, PH) (8, 1)										2	0	0	0	0	0	0							
Inning Stats	R: 0 E: 0 K: 0 S: 12	H: 1 LOB: 1 BB: 0 P: 20	R: 0 E: 0 K: 2 S: 8	H: 0 LOB: 0 BB: 0 P: 12	R: 0 E: 0 K: 0 S: 7	H: 1 LOB: 1 BB: 0 P: 10	R: 0 E: 0 K: 1 S: 12	H: 1 LOB: 1 BB: 0 P: 16	R: 0 E: 0 K: 2 S: 12	H: 0 LOB: 0 BB: 0 P: 20	R: 0 E: 0 K: 1 S: 8	H: 0 LOB: 0 BB: 2 P: 9	R: 0 E: 0 K: 0 S: 16	H: 0 LOB: 2 BB: 2 P: 27	R: 0 E: 0 K: 0 S: 8	H: 0 LOB: 0 BB: 0 P: 12		R: 0 E: 0 K: 1 S: 10	H: 0 LOB: 0 BB: 0 P: 14	1B: 2 2B: 1 3B: 0 HR: 0	SF: 0 SAC: 0 DP: 0 HBP: 0	WP: 0 PB: 0 SB: 0 CS: 0	PA: 32
PITCHER	IP WLS BF H R ER SO BB IBB HBP BLK WP HR S P ERA WHIP	7.0 W 26 3 0 0 6 2 0 0 0 0 0 0 75 114 0.00 0.714	2.0 L 6 0 0 0 1 0 0 0 0 0 0 0 18 26 0.00 0.000																				

AB	30
R	0
H	3
RBI	0
BB	2
SO	7
LOB	9




Batter	1	2	3	4	5	6	7	8	9	AB	R	H	RBI	BB	SO	LOB	TOP											
Willie McGee, S OBP: 0.266, SLG: 0.333 (1, 8)	0-0 3B 2B		1-0 P5		2-1 G4-3		1-0 CS 1B	0-1 F9		5	1	2	0	0	0	2												
Milt Thompson, L OBP: 0.351, SLG: 0.388 (1, 7)	2-0 2H G4-6-3 3B		0-0 G6-3		2-3 K		2-2 F9 1-2		0-1 G3	5	1	1	1	0	1	1												
Pedro Guerrero, R OBP: 0.381, SLG: 0.466 (1, 3)	4-1 G4-6-3 BB		1-0 F9		4-0 BB		1-1 G3		1-0 L4	3	0	0	0	2	0	0												
Tom Brunansky, R OBP: 0.328, SLG: 0.448 (1, 9)	2-2 G4-6-3 1-2 3-H			1-3 K	2-2 F7			1-0 HR	3-2 F9	5	1	1	1	0	1	2												
Terry Pendleton, S OBP: 0.307, SLG: 0.363 (1, 5)	0-3 K		0-0 G6-3		2-3 K		1-0 SH1-3 1B			4	1	1	0	0	2	0												
José Oquendo, S OBP: 0.384, SLG: 0.369 (1, 4)		4-2 FC3-6 BB		2-2 2B 1B	0-0 E3 G3		0-1 SH1-3 1B			2	1	1	0	1	0	0												
Ozzie Smith, S OBP: 0.357, SLG: 0.383 (1, 6)		2-0 FC3-6 G4-3 BLK 1-2		2-1 1-H 2B	2-2 G3		3-2 2-H 1B			4	0	2	2	0	0	2												
Tony Peña, R OBP: 0.318, SLG: 0.356 (1, 2)		1-2 SAFE G4-3		4-0 IBB	4-0 IBB		4-1 1B BB			1	0	0	0	3	0	1												
Ted Power, R OBP: 0.154, SLG: 0.154 (1, 1)		1-0 F7		0-0 P6	1-3 K		1-1 1B			3	0	0	0	0	1	5												
Frank DiPino, L OBP: 0.111, SLG: 0.111 (7, 1)										0	0	0	0	0	0	0												
John Morris, L OBP: 0.277, SLG: 0.371 (8, PH)										1	0	1	0	0	0	0												
Todd Worrell, R OBP: 0.277, SLG: 0.371 (8, 1)										0	0	0	0	0	0	0												
Inning Stats	R: 2 E: 0 K: 1 S: 9	H: 2 LOB: 0 BB: 1 P: 17	R: 0 E: 0 K: 0 S: 9	H: 0 LOB: 1 BB: 1 P: 17	R: 0 E: 0 K: 0 S: 3	H: 0 LOB: 0 BB: 0 P: 5	R: 1 E: 0 K: 1 S: 10	H: 2 LOB: 2 BB: 1 P: 19	R: 0 E: 1 K: 2 S: 10	H: 0 LOB: 2 BB: 1 P: 19	R: 0 E: 0 K: 0 S: 6	H: 1 LOB: 0 BB: 0 P: 10	R: 2 E: 0 K: 0 S: 13	H: 4 LOB: 2 BB: 1 P: 23	R: 0 E: 0 K: 0 S: 6	H: 0 LOB: 0 BB: 0 P: 10	1B: 5 2B: 2 3B: 1 HR: 1	SF: 0 SAC: 1 DP: 1 HBP: 0	WP: 0 PB: 0 SB: 0 CS: 1	PA: 40								
PITCHER	IP WLS BF	H R ER SO	BB IBB HBP BLK	WP HR S P	ERA WHIP	PITCHER														IP WLS BF	H R ER SO	BB IBB HBP BLK	WP HR S P	ERA WHIP				
Greg Harris, R ERA: 2.35 (1, 1)	6.0 L	27 4 3 3 5	3 2 0 0 1	0 0 1 19 33	4.50 1.167																							
Mark Grant, R ERA: 2.54 (7, 1)	2.0	10 5 2 2 0	1 0 0 0 0	0 0 6 10	0.00 0.000																							
Pat Clements, L ERA: 3.92 (9, 1)	1.0	3 0 0 0 0	0 0 0 0 0	0 0 6 10	0.00 0.000																							

St. Louis Cardinals @ San Diego Padres
Jack Murphy Stadium, San Diego, CA
Sat Jul 22 1989, 10:05 PM EDT
Att: 27,567 - Unknown

livebaseballscores.com

AB 33
R 5
H 9
RBI 4
BB 6
SO 5
LOB 13




Batter	1	2	3	4	5	6	7	8	9	AB	R	H	RBI	BB	SO	LOB	BOTTOM										
Marvell Wynne, L OBP: 0.287, SLG: 0.366 (1, 8)	0-2 G6-3		1-1 F8			0-0 F3		0-1 G3		4	0	0	0	0	0	1											
Gary Templeton, S OBP: 0.284, SLG: 0.346 (1, 6)	0-0 G3			2-3 K		0-2 G3			0-0 BLK 1B 2B	4	1	1	0	0	1	0											
Tony Gwynn, L OBP: 0.394, SLG: 0.442 (1, 9)	2-1 G5-3			0-0 G6-3			1-2 F8		0-1 F8	4	0	0	0	0	0	1											
Jack Clark, R OBP: 0.403, SLG: 0.394 (1, 3)		2-1 G5-3		1-1 HR		3-3 K		3-3 K	2-3 K	4	1	1	1	0	2	1											
Chris James, R OBP: 0.258, SLG: 0.325 (1, 7)		0-1 P6		1-1 F9		3-1 1B		3-1 1B	0-0 1B	4	0	2	1	0	0	0											
Roberto Alomar, S OBP: 0.321, SLG: 0.316 (1, 4)		0-2 G1-3			3-2 F7		3-2 1B		0-0 F8	4	0	1	0	0	0	1											
Mike Pagliarulo, L OBP: 0.283, SLG: 0.292 (1, 5)			2-2 E5 SH5-3		0-0 F9		3-3 K			3	0	0	0	0	1	2											
Mark Parent, R OBP: 0.194, SLG: 0.327 (1, 2)			1-1 P4		0-0 5-3			1-3 K		2	0	0	0	0	0	1											
Tim Flannery, L OBP: 0.216, SLG: 0.295 (8, PH)										1	0	0	0	0	1	0											
Benito Santiago, R OBP: 0.281, SLG: 0.363 (9, 2)										0	0	0	0	0	0	0											
Greg Harris, R OBP: 0.352, SLG: 0.431 (6, PH)			0-2 SH5-3			1-2 F7				0	0	0	0	0	0	0											
Mark Grant, R OBP: 0.284, SLG: 0.325 (7, 1)										0	0	0	0	0	0	0											
Carmelo Martinez, R OBP: 0.284, SLG: 0.325 (8, PH)										1	0	0	0	0	1	0											
Pat Clements, R ERA: 1.34 (9, 1)										0	0	0	0	0	0	0											
Inning Stats	R: 0 E: 0 K: 0 S: 7	H: 0 LOB: 0 BB: 0 P: 9	R: 0 E: 0 K: 0 S: 7	H: 0 LOB: 0 BB: 0 P: 9	R: 0 E: 1 K: 0 S: 11	H: 0 LOB: 1 BB: 0 P: 15	R: 1 E: 0 K: 1 S: 9	H: 1 LOB: 0 BB: 0 P: 13	R: 0 E: 0 K: 0 S: 5	H: 0 LOB: 0 BB: 0 P: 8	R: 0 E: 0 K: 2 S: 14	H: 2 LOB: 2 BB: 0 P: 27	R: 0 E: 0 K: 2 S: 9	H: 0 LOB: 1 BB: 0 P: 11	R: 1 E: 0 K: 1 S: 12	H: 2 LOB: 1 BB: 0 P: 15	1B: 3 2B: 1 3B: 0 HR: 1	SF: 0 SAC: 1 DP: 0 HBP: 0	WP: 0 PB: 0 SB: 0 CS: 0	PA: 33							
PITCHER	IP WLS BF	H R ER SO	BB IBB HBP BLK	WP HR S P	ERA WHIP	PITCHER														IP WLS BF	H R ER SO	BB IBB HBP BLK	WP HR S P	ERA WHIP			
Ted Power, R ERA: 6.21 (1, 1)	6.2	24 3 1 1 2	0 0 0 1 0	0 0 3 6	0.00 0.000																						
Frank DiPino, L ERA: 2.79 (7, 1)	0.1	1 0 0 0 1	0 0 0 0 0	0 0 3 6	0.00 0.000																						
Todd Worrell, R ERA: 1.34 (8, 1)	2.0	8 2 1 1 3	0 0 0 0 1	0 0 21 26	4.50 1.000																						

St. Louis Cardinals @ San Diego Padres
Jack Murphy Stadium, San Diego, CA
Sat Jul 22 1989, 10:05 PM EDT
Att: 27,567 - Unknown

livebaseballscores.com

AB 32
R 2
H 5
RBI 2
BB 0
SO 6
LOB 7



Batter	1	2	3	4	5	6	7	8	9	AB	R	H	RBI	BB	SO	LOB	TOP								
Jerome Walton, R (1, 8) OBP: 0.335, SLG: 0.405										4	0	1	0	0	2	3	Chicago Cubs @ St. Louis Cardinals Busch Stadium, St. Louis, MO Tue Jul 25 1989, 7:05 PM CDT Att: 46,621 - Unknown								
23 Ryne Sandberg, R (1, 4) OBP: 0.318, SLG: 0.408										3	0	0	1	0	0	0									
Mitch Webster, S (1, 7) OBP: 0.335, SLG: 0.373										4	0	1	0	0	1	1									
Andre Dawson, R (1, 9) OBP: 0.321, SLG: 0.502										3	1	1	0	1	0	1									
Lloyd McClendon, R (1, 3) OBP: 0.398, SLG: 0.544										4	1	1	1	0	0	3									
Mark Grace, L (9, 3) OBP: 0.406, SLG: 0.451										0	0	0	0	0	0	0									
Vance Law, R (1, 5) OBP: 0.288, SLG: 0.353										4	0	0	0	0	1	1									
Damon Berryhill, S (1, 2) OBP: 0.268, SLG: 0.307										4	0	0	0	0	1	1									
Shawon Dunston, R (1, 6) OBP: 0.312, SLG: 0.405										3	1	1	1	1	0	0									
Paul Kilgus, L (1, 1) OBP: 0.321, SLG: 0.394										1	1	1	1	1	0	0									
Domingo Fierro, R (7, PH) OBP: 0.322, SLG: 0.349										1	0	1	0	0	0	0									
Calvin Schiraldi, R (7, 1) OBP: 0.327, SLG: 0.349										0	0	0	0	0	0	0									
Les Lancaster, R (7, 1) OBP: 0.336, SLG: 1.000										0	0	0	0	0	0	0									
Steve Wilson, L (7, 1) OBP: 0.336, SLG: 1.000										0	0	0	0	0	0	0									
Mitch Williams, L (8, 1) OBP: 0.336, SLG: 1.000										1	0	0	0	0	0	0									
Inning Stats	R: 0 E: 0 K: 1 S: 8	H: 0 LOB: 0 BB: 0 P: 14	R: 2 E: 0 K: 3 S: 16	H: 3 LOB: 2 BB: 1 P: 25	R: 0 E: 0 K: 0 S: 11	H: 1 LOB: 1 BB: 0 P: 17	R: 0 E: 0 K: 0 S: 7	H: 0 LOB: 0 BB: 0 P: 9	R: 1 E: 0 K: 1 S: 11	H: 1 LOB: 2 BB: 2 P: 22	R: 0 E: 0 K: 0 S: 4	H: 0 LOB: 0 BB: 0 P: 7	R: 0 E: 0 K: 0 S: 3	H: 1 LOB: 0 BB: 0 P: 5	R: 0 E: 0 K: 0 S: 6	H: 0 LOB: 0 BB: 0 P: 8	R: 1 E: 0 K: 0 S: 10	H: 1 LOB: 0 BB: 0 P: 14	1B: 2 2B: 3 3B: 1 HR: 1	SF: 1 SAC: 0 DP: 1 HBP: 0	WP: 0 PB: 0 SB: 0 CS: 0	PA: 36			
PITCHER	IP	WLS	BF	H	R	ER	SO	BB	IBB	HBP	BLK	WP	HR	S	P	ERA	WHIP								
Joe Magrane, L (1, 1) ERA: 3.05	7.0	L	29	6	3	3	5	2	1	0	0	0	0	60	99	3.86	1.143								
John Costello, R (8, 1) ERA: 2.41	2.0		7	1	1	1	0	0	0	0	0	0	1	16	22	4.50	0.500								

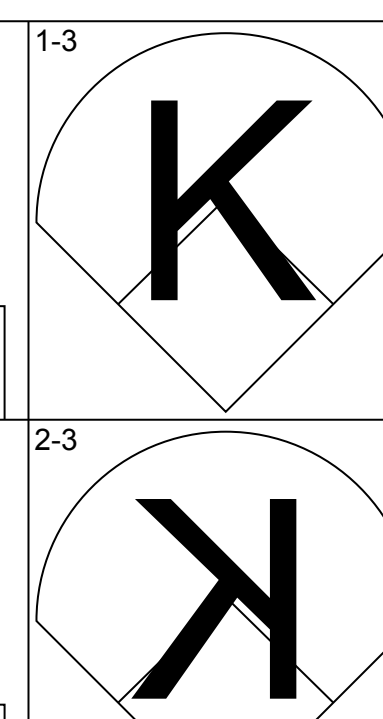
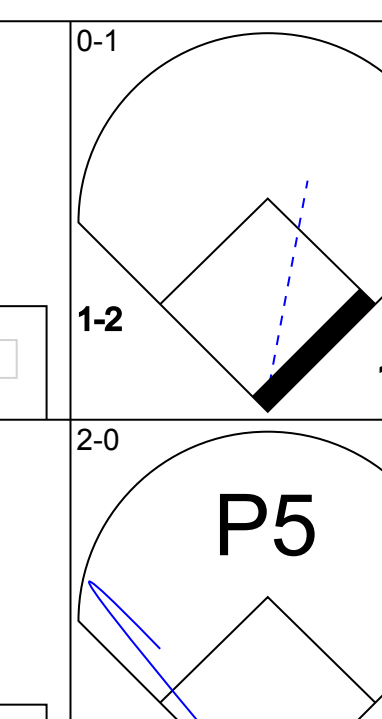
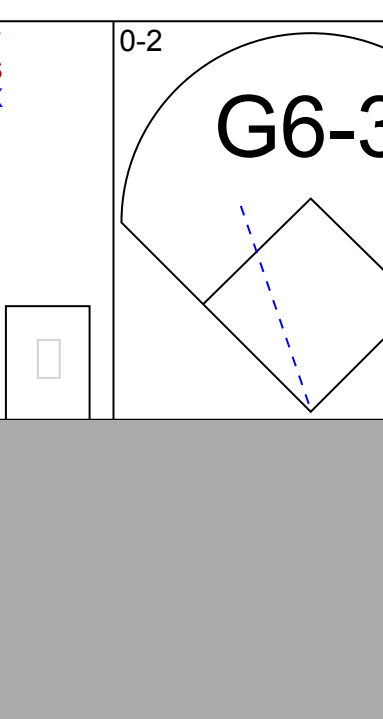
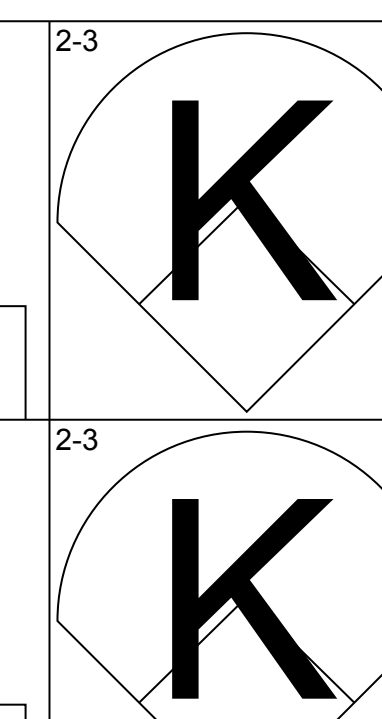
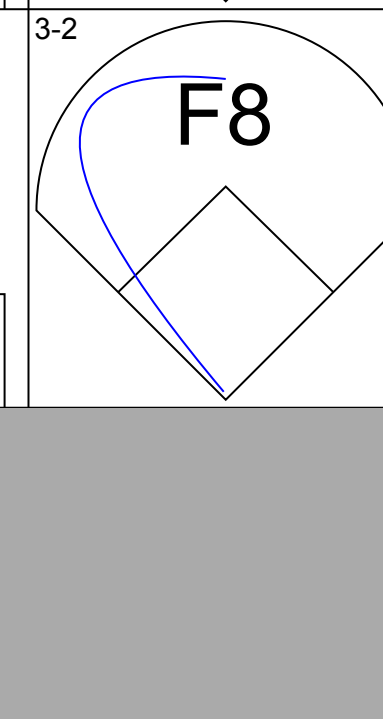

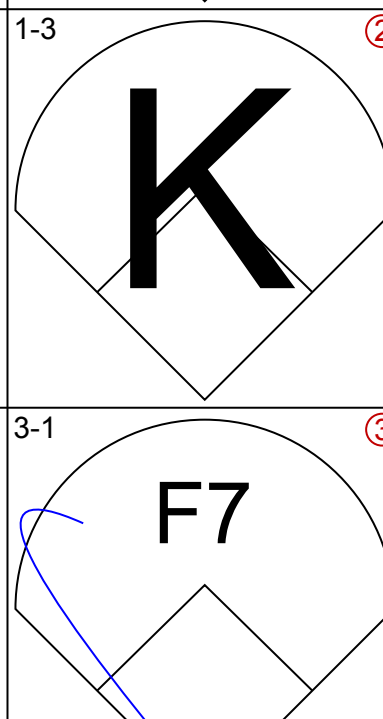
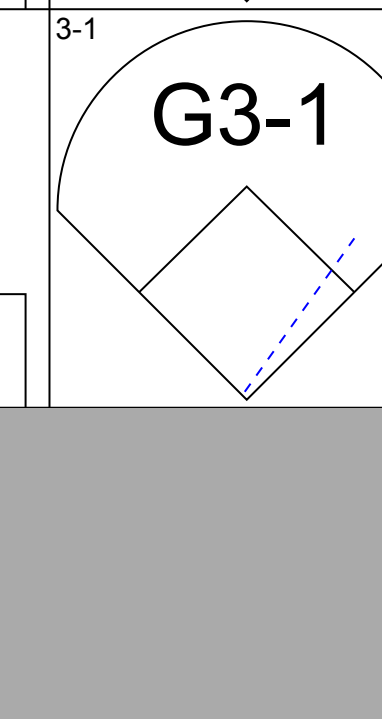

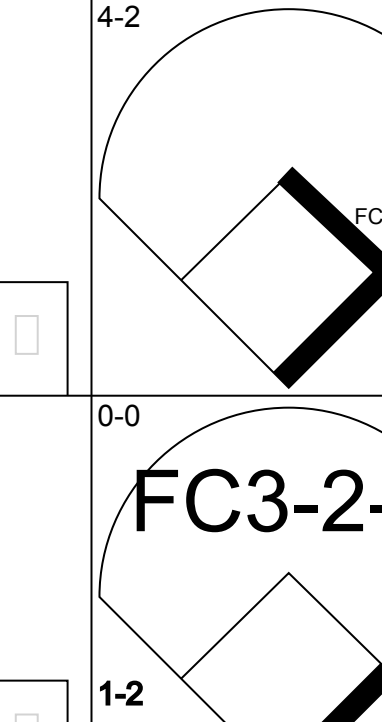


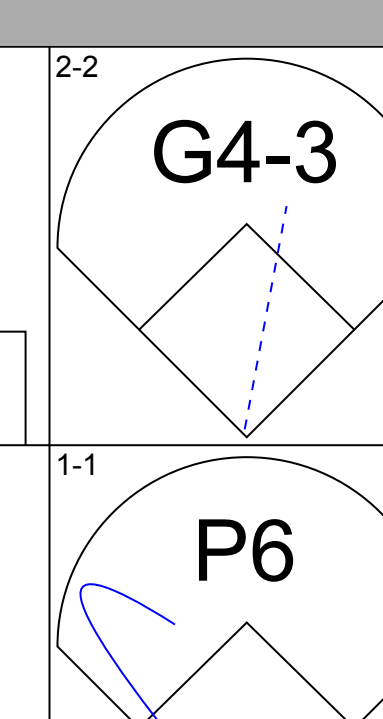
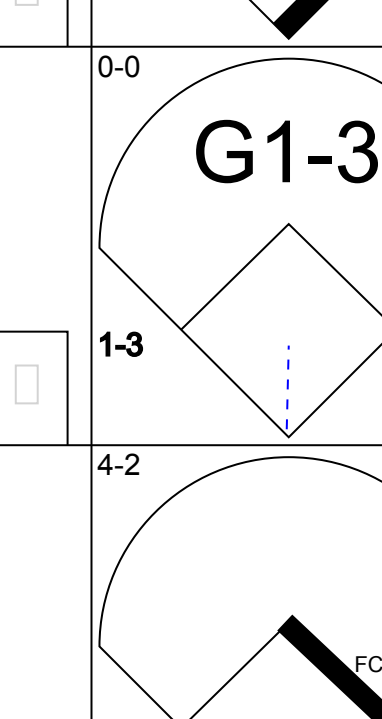
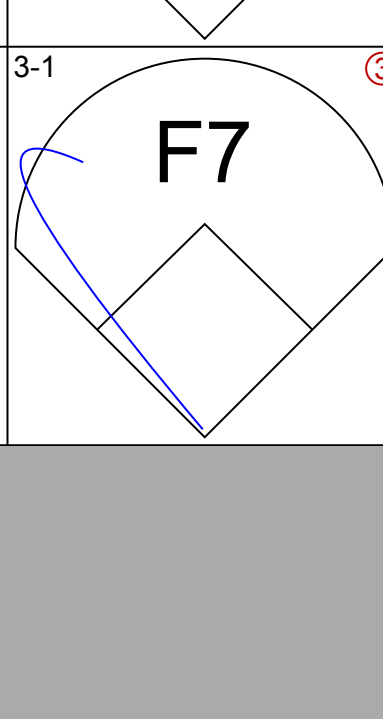
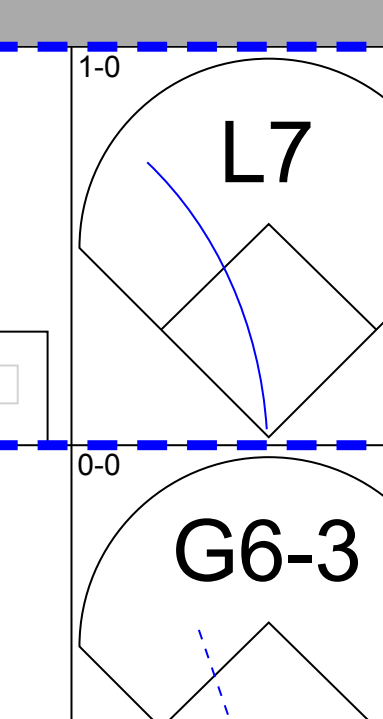
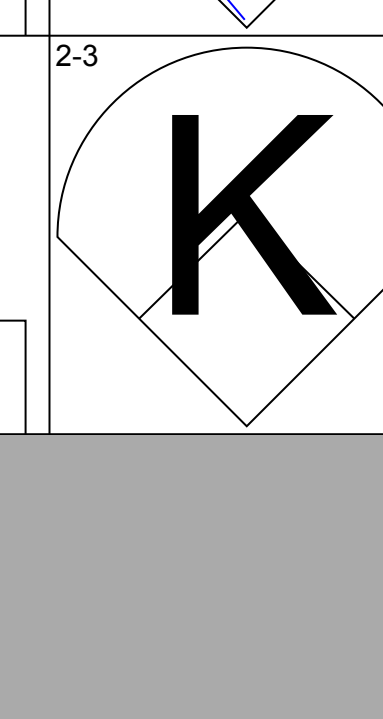
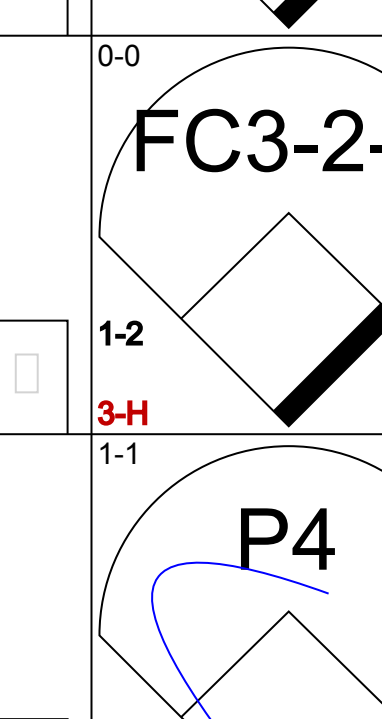
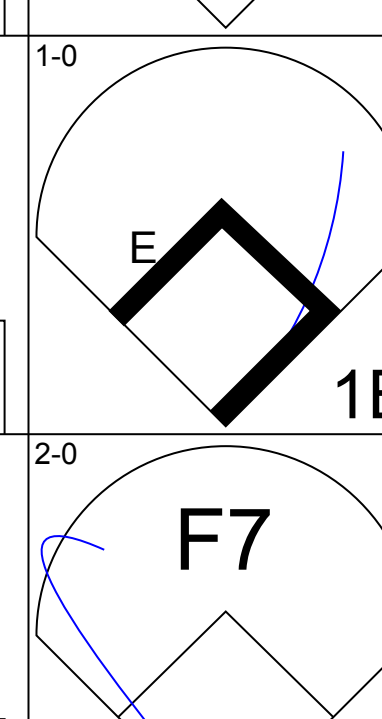
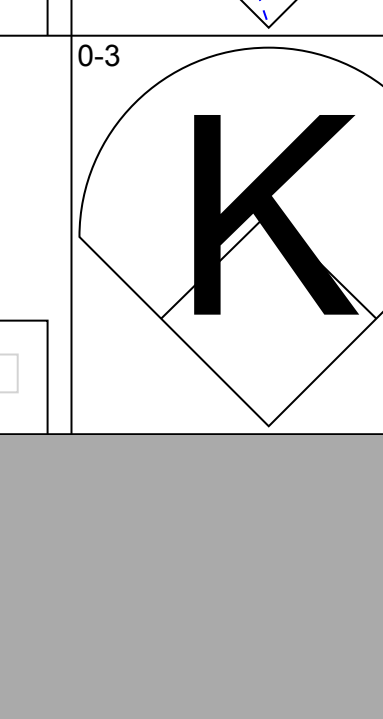
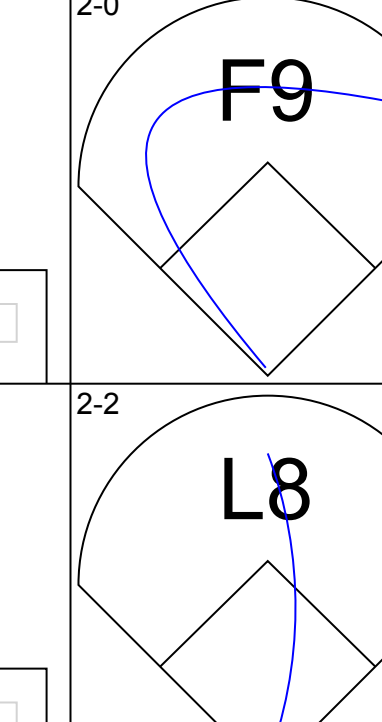
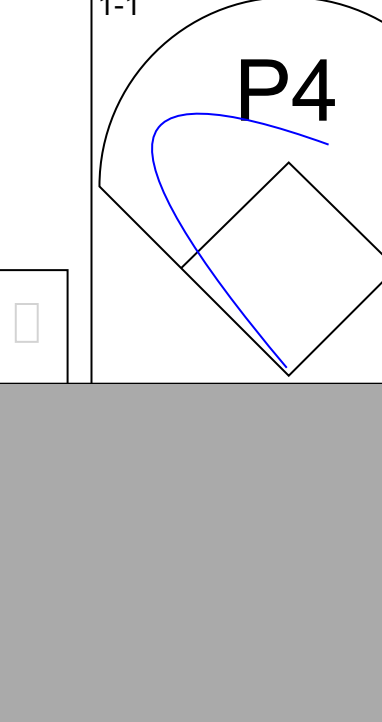
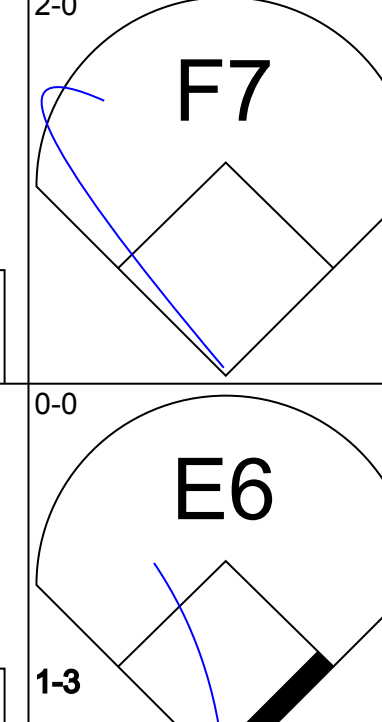
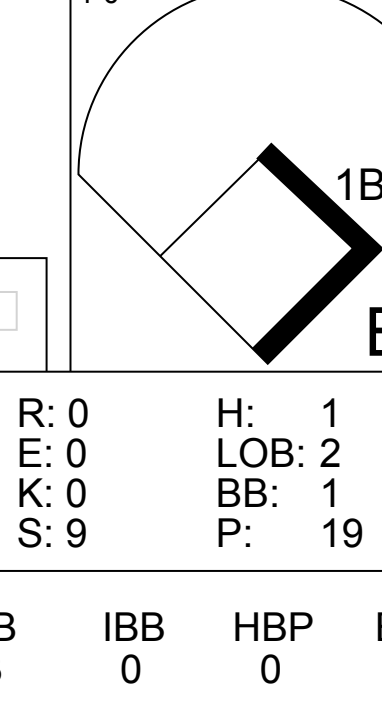
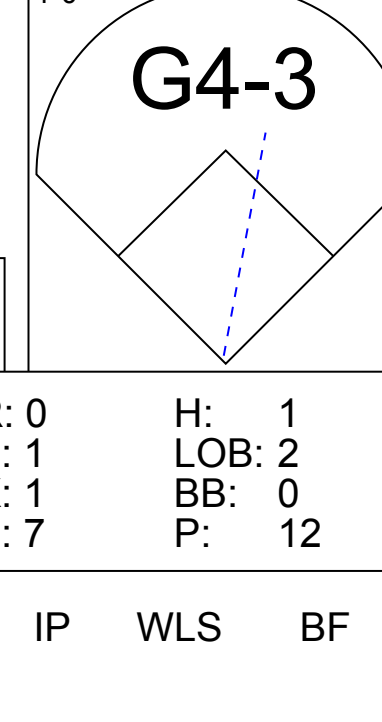
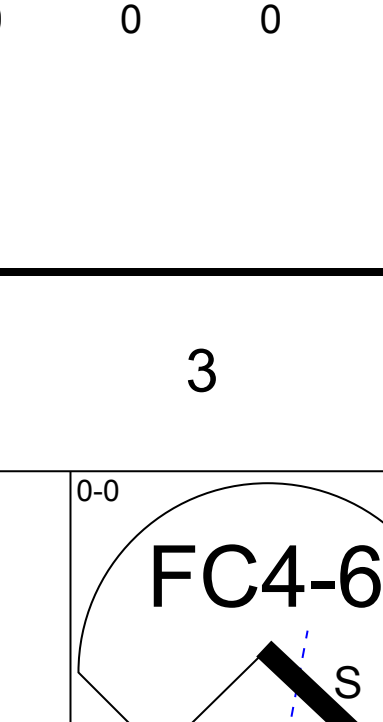
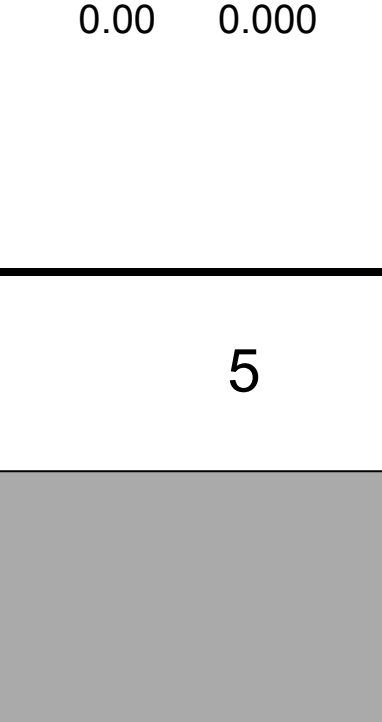
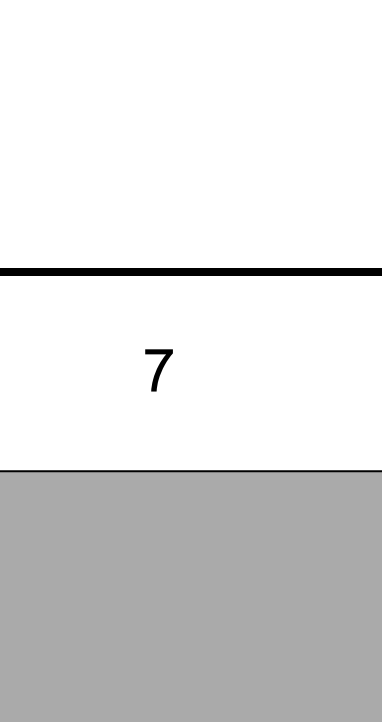
Batter	1	2	3	4	5	6	7	8	9	AB	R	H	RBI	BB	SO	LOB	BOTTOM								
Vince Coleman, S (1, 7) OBP: 0.325, SLG: 0.332										3	0	1	0	0	0	1	Chicago Cubs @ St. Louis Cardinals Busch Stadium, St. Louis, MO Tue Jul 25 1989, 7:05 PM CDT Att: 46,621 - Unknown								
Willie McGee, S (1, 8) OBP: 0.279, SLG: 0.341										1	0	0	1	1	0	0									
Milt Thompson, L (7, 8) OBP: 0.353, SLG: 0.397										1	0	0	0	0	0	1									
Ozzie Smith, S (1, 6) OBP: 0.356, SLG: 0.384										4	0	1	0	0	0	1									
Pedro Guerrero, R (1, 3) OBP: 0.379, SLG: 0.463										4	0	1	0	0	1	3									
Tom Brunansky, R (1, 9) OBP: 0.328, SLG: 0.440										3	0	0	0	1	0	1									
Terry Pendleton, S (1, 5) OBP: 0.300, SLG: 0.354										4	0	0	0	0	0	1									
José Oquendo, S (1, 4) OBP: 0.368, SLG: 0.376										2	1	2	0	2	0	0									
Tony Peña, R (1, 2) OBP: 0.314, SLG: 0.349										2	0	0	0	0	1	2									
John Morris, L (7, PH) OBP: 0.273, SLG: 0.365										1	0	0	0	0	0	2									
John Costello, R (8, 1) OBP: 0.273, SLG: 0.365										0	0	0	0	0	0	0									
Leon Durham, L (9, PH) OBP: 0.273, SLG: 0.222										1	0	1	0	0	0	0									
Joe Magrane, R (1, 1) OBP: 0.204, SLG: 0.234										2	1	1	0	0	0	1									
Denny Walling, L (7, PH) OBP: 0.400, SLG: 0.441										0	0	0	0	0	0	0									
Tom Paganzzi, R (7, PH) OBP: 0.239, SLG: 0.200										2	0	0	0	0	1	3									
Inning Stats	R: 0 E: 0 K: 1 S: 7	H: 0 LOB: 1 BB: 1 P: 13	R: 0 E: 0 K: 0 S: 5	H: 1 LOB: 1 BB: 0 P: 8	R: 1 E: 0 K: 0 S: 6	H: 1 LOB: 0 BB: 0 P: 9	R: 0 E: 0 K: 0 S: 5	H: 1 LOB: 0 BB: 0 P: 7	R: 0 E: 0 K: 0 S: 6	H: 0 LOB: 0 BB: 0 P: 10	R: 0 E: 0 K: 1 S: 15	H: 0 LOB: 2 BB: 2 P: 30	R: 0 E: 0 K: 0 S: 13	H: 2 LOB: 1 BB: 0 P: 20	R: 1 E: 1 K: 0 S: 9	H: 1 LOB: 1 BB: 1 P: 20	1B: 4 2B: 4 3B: 0 HR: 0	SF: 1 SAC: 1 DP: 2 HBP: 0	WP: 0 PB: 0 SB: 0 CS: 0	PA: 36					
PITCHER	IP	WLS	BF	H	R	ER	SO	BB	IBB	HBP	BLK	WP	HR	S	P	ERA	WHIP								
Paul Kilgus, L (1, 1) ERA: 4.26	6.0	W	22	4	1	1	2	1	0	0	0	0	0	41	64	1.50	0.833								
Calvin Schiraldi, R (7, 1) ERA: 4.35	0.1		3	0	0	0	0	2	0	0	0	0	0	9	20	0.00	6.000								
Les Lancaster, R (7, 1) ERA: 3.09	0.1		1	0	0	0	0	0	0	0	0	0	0	1	2	0.00	0.000								
Steve Wilson, L (7, 1) ERA: 3.09	0.1		2	1	0	0	1	0	0	0	0	0	0	9	14	0.00	3.000								
Mitch Williams, L (8, 1) ERA: 1.67	2.0	S	8	2	1	0	0	1	0	0	0	0	0	18	34	0.00	1.500								

AB	32
R	4
H	7
RBI	4
BB	3
SO	5
LOB	10



AB	30
R	2
H	7
RBI	1
BB	4
SO	3
LOB	16

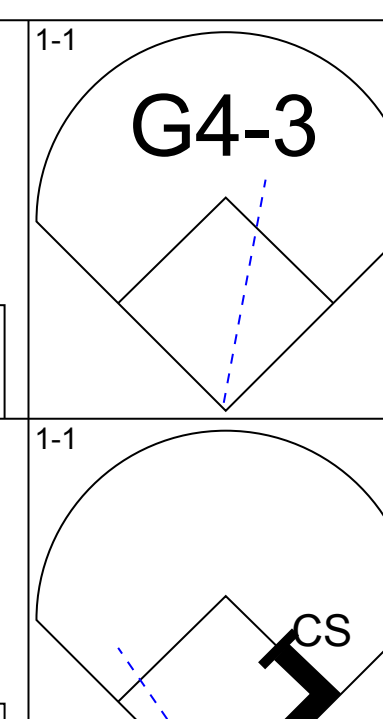
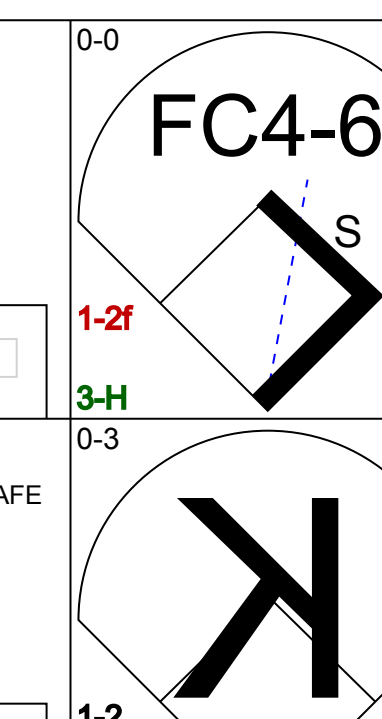
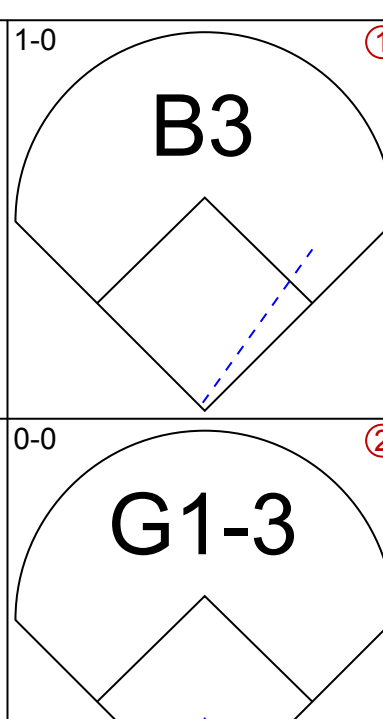
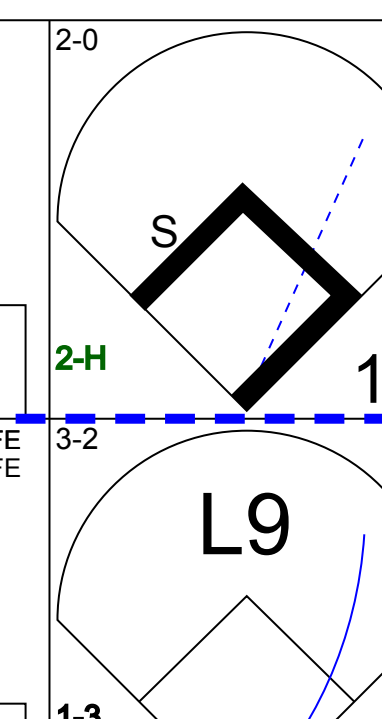
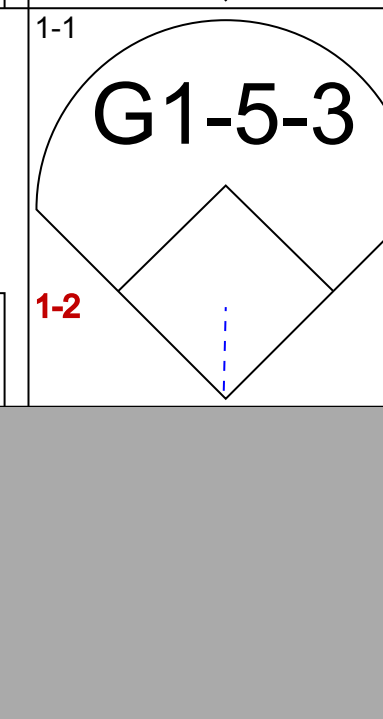

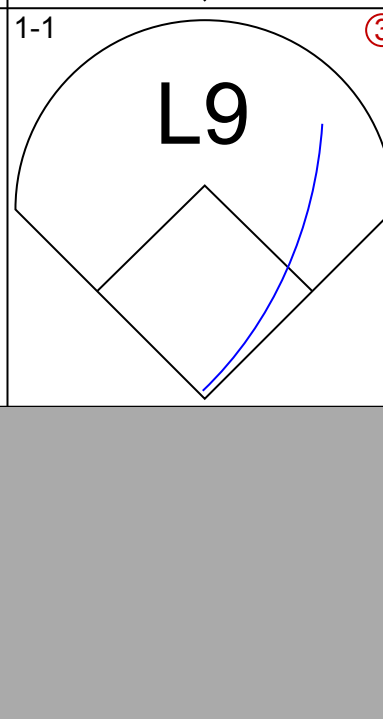


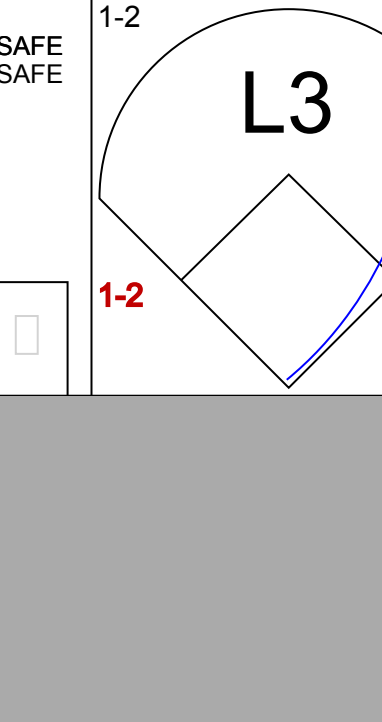

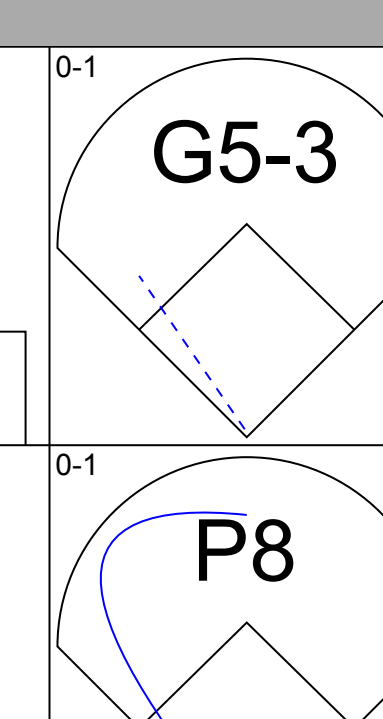
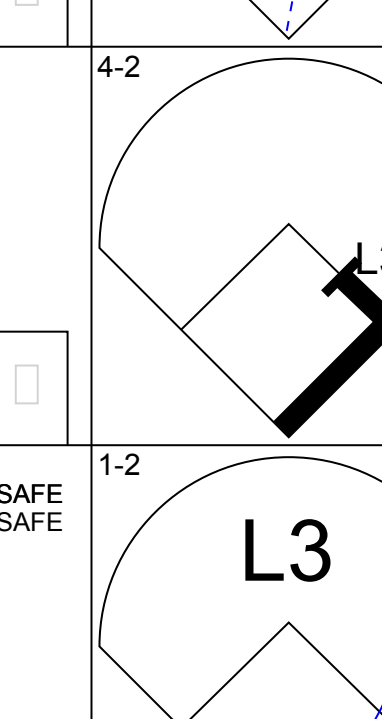
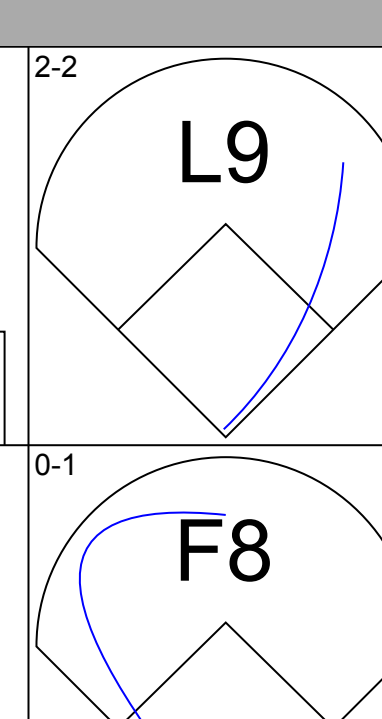
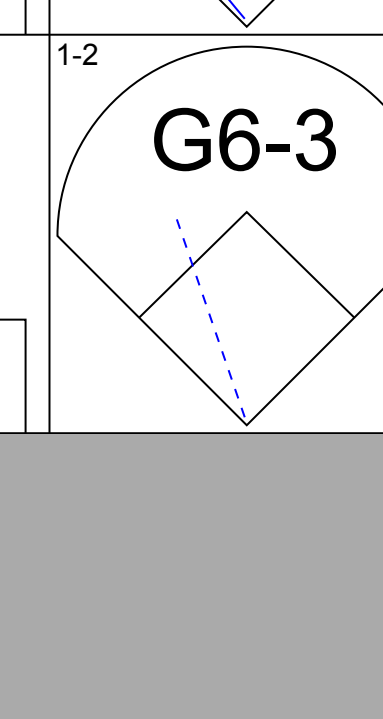

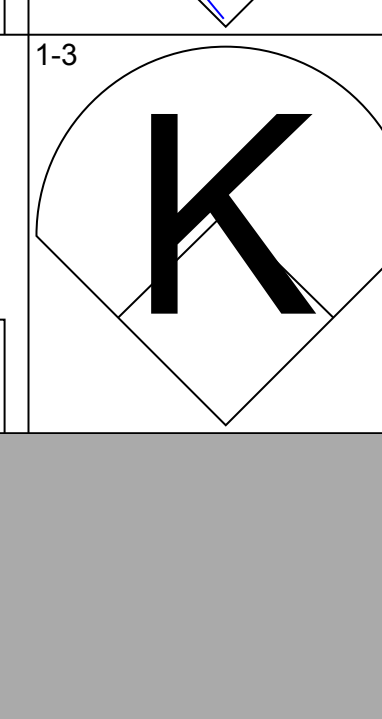

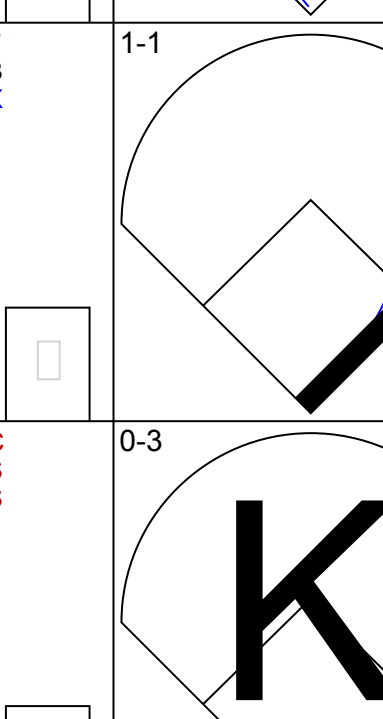

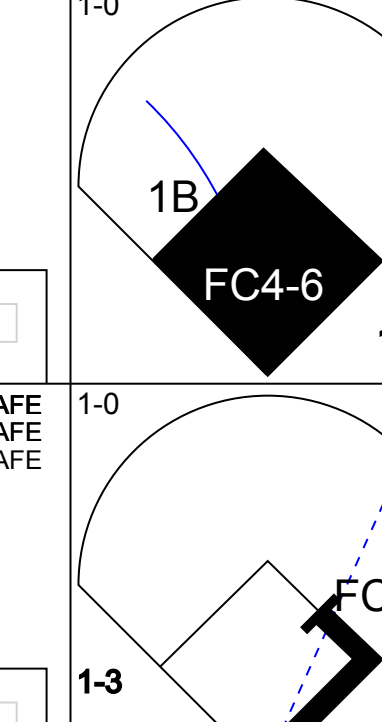
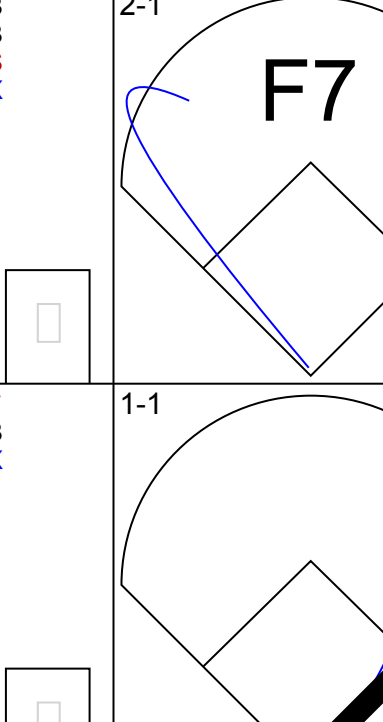
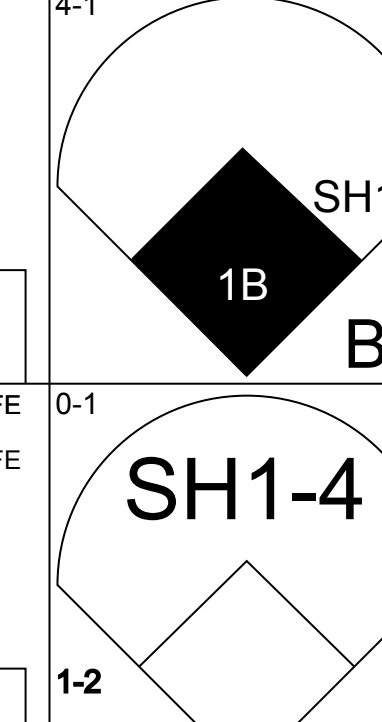
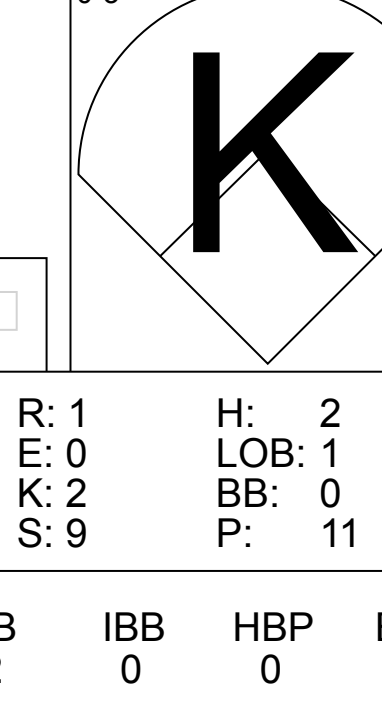
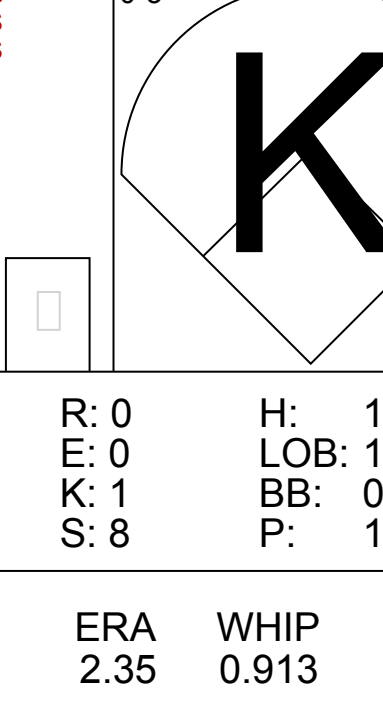
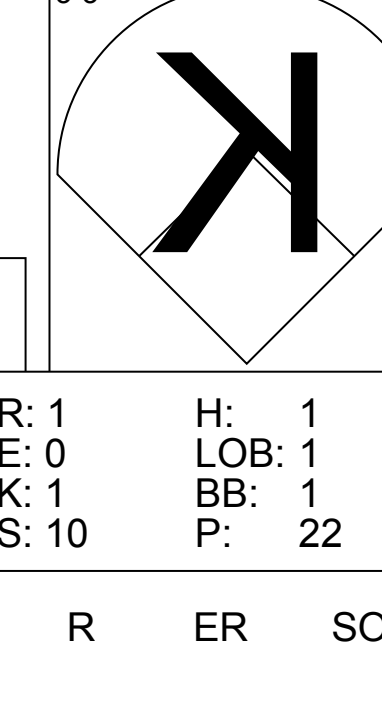


Batter	1	2	3	4	5	6	7	8	9	AB	R	H	RBI	BB	SO	LOB	TOP			
Jerome Walton, R (1, 8) OBP: 0.333, SLG: 0.402										4	0	1	0	0	2	0	Chicago Cubs @ St. Louis Cardinals Busch Stadium, St. Louis, MO Wed Jul 26 1989, 7:05 PM CDT Att: 43,000 - Unknown			
23 Ryne Sandberg, R (1, 4) OBP: 0.314, SLG: 0.403										4	0	0	0	0	2	2				
Dwight Smith, L (1, 7) OBP: 0.392, SLG: 0.481										3	0	0	0	1	1	0				
Mark Grace, L (1, 3) OBP: 0.401, SLG: 0.445										4	0	0	0	0	0	1				
Andre Dawson, R (1, 9) OBP: 0.320, SLG: 0.495										3	0	0	0	1	1	0				
Damon Berryhill, S (1, 2) OBP: 0.288, SLG: 0.307																				
Gary Varsho, L (7, PR) OBP: 0.238, SLG: 0.300																				
Joe Girardi, R (7, 2) OBP: 0.233, SLG: 0.235																				
Lloyd McClendon, R (8, PH) OBP: 0.395, SLG: 0.541																				
Vance Law, R (1, 5) OBP: 0.285, SLG: 0.349										3	0	0	0	0	0	3				
Shawon Dunston, R (1, 6) OBP: 0.309, SLG: 0.400										3	0	0	0	0	1	1				
Rick Sutcliffe, L (1, 1) OBP: 0.288, SLG: 0.200																				
Steve Wilson, L (8, 1)										2	0	0	0	1	0	2				
										0	0	0	0	0	0	0				
Inning Stats	R: 0 E: 0 K: 2 S: 9	H: 0 LOB: 0 BB: 0 P: 15	R: 0 E: 0 K: 1 S: 8	H: 0 LOB: 0 BB: 0 P: 13	R: 0 E: 0 K: 0 S: 9	H: 1 LOB: 2 BB: 1 P: 19	R: 0 E: 0 K: 0 S: 7	H: 0 LOB: 2 BB: 2 P: 16	R: 0 E: 0 K: 1 S: 6	H: 0 LOB: 0 BB: 0 P: 11	R: 0 E: 1 K: 1 S: 7	H: 1 LOB: 2 BB: 0 P: 12	R: 0 E: 2 K: 2 S: 8	H: 0 LOB: 0 BB: 0 P: 15	R: 0 E: 0 K: 1 S: 5	H: 0 LOB: 0 BB: 0 P: 6	1B: 2 2B: 0 3B: 0 HR: 0	SF: 0 SAC: 0 DP: 0 HBP: 0	WP: 0 PB: 0 SB: 0 CS: 0	PA: 33
PITCHER	IP	WLS	BF	H	R	ER	SO	BB	IBB	HBP	BLK	WP	HR	S	P	ERA	WHIP			
Jose DeLeon, R (1, 1) ERA: 3.23	8.0	W	30	2	0	0	8	3	0	0	0	0	0	62	112	0.00	0.625			
Ken Dayley, L (9, 1) ERA: 2.74	0.1		1	0	0	0	0	0	0	0	0	0	0	1	2	0.00	0.000			
Todd Worrell, R (9, 1) ERA: 1.27	0.2	S	2	0	0	0	1	0	0	0	0	0	0	4	4	0.00	0.000			

Chicago Cubs @ St. Louis Cardinals
 Busch Stadium, St. Louis, MO
 Wed Jul 26 1989, 7:05 PM CDT
 Att: 43,000 - Unknown



AB	30
R	0
H	2
RBI	0
BB	3
SO	9
LOB	11

Batter	1	2	3	4	5	6	7	8	9	AB	R	H	RBI	BB	SO	LOB	BOTTOM			
Vince Coleman, S (1, 7) OBP: 0.324, SLG: 0.331										4	0	1	2	0	0	1	Chicago Cubs @ St. Louis Cardinals Busch Stadium, St. Louis, MO Wed Jul 26 1989, 7:05 PM CDT Att: 43,000 - Unknown			
Ozzie Smith, S (1, 6) OBP: 0.355, SLG: 0.382										4	0	1	0	0	1	2				
José Oquendo, S (1, 4) OBP: 0.366, SLG: 0.372										3	0	0	0	0	0	1				
Pedro Guerrero, R (1, 3) OBP: 0.379, SLG: 0.460										2	0	0	0	1	0	0				
Milt Thompson, L (1, 8) OBP: 0.350, SLG: 0.393										3	0	0	0	0	0	1				
Tom Brunansky, R (1, 9) OBP: 0.326, SLG: 0.436										3	0	0	0	0	1	0				
Terry Pendleton, S (1, 5) OBP: 0.303, SLG: 0.355										2	2	1	0	1	0	0				
Tony Peña, R (1, 2) OBP: 0.318, SLG: 0.353										2	0	2	0	0	0	0				
Jose DeLeon, R (1, 1) OBP: 0.120, SLG: 0.083										2	0	0	0	0	2	3				
Denny Walling, L (8, PH) OBP: 0.390, SLG: 0.429										1	0	0	0	0	1	1				
Ken Dayley, L (9, 1)										0	0	0	0	0	0	0				
Todd Worrell, R (9, 1)										0	0	0	0	0	0	0				
Inning Stats	R: 0 E: 0 K: 0 S: 6	H: 1 LOB: 0 BB: 0 P: 9	R: 0 E: 0 K: 0 S: 7	H: 0 LOB: 0 BB: 0 P: 8	R: 1 E: 0 K: 2 S: 9	H: 2 LOB: 1 BB: 0 P: 11	R: 0 E: 0 K: 0 S: 9	H: 0 LOB: 0 BB: 1 P: 14	R: 0 E: 0 K: 1 S: 8	H: 1 LOB: 1 BB: 0 P: 11	R: 0 E: 0 K: 0 S: 4	H: 0 LOB: 0 BB: 0 P: 6	R: 0 E: 0 K: 1 S: 8	H: 0 LOB: 0 BB: 0 P: 11	R: 1 E: 0 K: 1 S: 10	H: 1 LOB: 1 BB: 1 P: 22	1B: 5 2B: 1 3B: 0 HR: 0	SF: 0 SAC: 1 DP: 1 HBP: 0	WP: 0 PB: 0 SB: 3 CS: 1	PA: 29
PITCHER	IP	WLS	BF	H	R	ER	SO	BB	IBB	HBP	BLK	WP	HR	S	P	ERA	WHIP			
Rick Sutcliffe, R (1, 1) ERA: 3.57	7.2	L	28	5	2	2	5	2	0	0	0	0	0	3	6	0.00	0.913			
Steve Wilson, L (8, 1) ERA: 3.06	0.1		1	0	0	0	0	0	0	0	0	0	0	3	6	0.00	0.000			

Chicago Cubs @ St. Louis Cardinals
 Busch Stadium, St. Louis, MO
 Wed Jul 26 1989, 7:05 PM CDT
 Att: 43,000 - Unknown



AB	26
R	2
H	5
RBI	2
BB	2
SO	5
LOB	9

Batter	1	2	3	4	5	6	7	8	9	AB	R	H	RBI	BB	SO	LOB	TOP					
Vince Coleman, S OBP: 0.330, SLG: 0.336	G5-3		1B		CS			G5-4-3 1B		3	0	2	0	1	0	0	St. Louis Cardinals @ Montreal Expos Olympic Stadium, Montreal, QB Sat Jul 29 1989, 7:05 PM EDT Att: 33,886 - Unknown					
Ozzie Smith, S OBP: 0.361, SLG: 0.385	1B		G1-3 1B		BB			G5-4-3 1-2		3	0	2	0	1	0	1						
Milt Thompson, L OBP: 0.345, SLG: 0.386	F7		G1-3 1-2		G4-3			K		4	0	0	0	0	1	3						
Pedro Guerrero, R OBP: 0.381, SLG: 0.457	BB		BB		BB			BB		2	0	1	0	2	0	0						
Tim Jones, L OBP: 0.309, SLG: 0.326	BB		BB		BB			BB		0	0	0	0	0	0	0						
Terry Pendleton, S OBP: 0.299, SLG: 0.350	K		G1-3		G4-3			F8		4	0	0	0	0	1	5						
José Oquendo, S OBP: 0.362, SLG: 0.368			1B		L9			L9		4	0	1	0	0	0	1						
John Morris, L OBP: 0.282, SLG: 0.368	F8		F8		G4-6-3 1B			P5		4	0	2	0	0	0	1						
Tony Peña, R OBP: 0.314, SLG: 0.348	F7		F7		G4-6-3 1-2			G5-3		4	0	0	0	0	1	4						
Ken Hill, R OBP: 0.227, SLG: 0.233	G4-3		G4-3		K			K		3	0	0	0	0	2	1						
Inning Stats	R: 0 E: 0 K: 1 S: 13	H: 1 LOB: 2 BB: 1 P: 19	R: 0 E: 0 K: 0 S: 9	H: 1 LOB: 1 BB: 0 P: 11	R: 0 E: 0 K: 0 S: 8	H: 2 LOB: 2 BB: 1 P: 15	R: 0 E: 0 K: 0 S: 12	H: 1 LOB: 0 BB: 0 P: 14	R: 0 E: 0 K: 1 S: 11	H: 0 LOB: 1 BB: 2 P: 19	R: 0 E: 0 K: 0 S: 4	H: 0 LOB: 0 BB: 0 P: 5	R: 0 E: 0 K: 1 S: 7	H: 0 LOB: 0 BB: 0 P: 14	R: 0 E: 0 K: 1 S: 7	H: 1 LOB: 0 BB: 0 P: 10	R: 0 E: 0 K: 1 S: 13	H: 2 LOB: 2 BB: 0 P: 20	1B: 8 2B: 0 3B: 0 HR: 0	SF: 0 SAC: 0 DP: 2 HBP: 0	WP: 0 PB: 0 SB: 1 CS: 1	PA: 35
PITCHER Dennis Martinez, R ERA: 3.04	IP: 9.0 WLS: W BF: 35	H: 8 R: 0 ER: 0 SO: 5	BB: 4 IBB: 0 HBP: 0 BLK: 0	WP: 0 HR: 0 S: 84 P: 127	ERA: 0.00 WHIP: 1.333	PITCHER					IP: 9.0 WLS: W BF: 35	H: 8 R: 0 ER: 0 SO: 5	BB: 4 IBB: 0 HBP: 0 BLK: 0	WP: 0 HR: 0 S: 84 P: 127	ERA: 0.00 WHIP: 1.333	PITCHER						

Batter	1	2	3	4	5	6	7	8	9	AB	R	H	RBI	BB	SO	LOB	BOTTOM					
Dave Martinez, L OBP: 0.324, SLG: 0.403	G5-3		G3		G1-3			G1-3 FC6-4 1B		4	0	1	0	0	0	0	St. Louis Cardinals @ Montreal Expos Olympic Stadium, Montreal, QB Sat Jul 29 1989, 7:05 PM EDT Att: 33,886 - Unknown					
Damaso Garcia, R OBP: 0.325, SLG: 0.385	G5-3		G1-3		G6-3			FC6-4 1-2		4	0	0	0	0	0	1						
Andres Galarraga, R OBP: 0.336, SLG: 0.435	P4		K		G5-3			G5-3		3	0	0	0	0	1	0						
Tim Raines, S OBP: 0.422, SLG: 0.455	G5-3 1B		G4-3		G4-3			S E 1B		3	1	2	0	0	0	0						
Hubie Brooks, R OBP: 0.302, SLG: 0.381	K		K		K			L4		3	0	0	0	0	2	2						
Otis Nixon, S OBP: 0.314, SLG: 0.275	K		K		K			L4		0	0	0	0	0	0	0						
Tim Wallach, R OBP: 0.348, SLG: 0.432	G5-3		G5-3		1B 2B			E7 K 1B		3	1	2	1	0	0	1						
Mike Fitzgerald, R OBP: 0.361, SLG: 0.431	L7		L7		FC6-4 1B			K 2-3		3	0	1	1	0	1	2						
Jeff Huson, L OBP: 0.324, SLG: 0.333	L5		L5		FC6-4 FC4			F8		3	0	0	0	0	0	1						
Dennis Martinez, R OBP: 0.204, SLG: 0.140	K		K		FC4			G4-3		3	0	0	0	0	1	1						
Inning Stats	R: 0 E: 0 K: 0 S: 9	H: 0 LOB: 0 BB: 0 P: 12	R: 0 E: 0 K: 1 S: 9	H: 1 LOB: 0 BB: 0 P: 12	R: 0 E: 0 K: 1 S: 5	H: 0 LOB: 0 BB: 0 P: 7	R: 0 E: 0 K: 1 S: 6	H: 0 LOB: 0 BB: 0 P: 12	R: 1 E: 0 K: 1 S: 8	H: 2 LOB: 1 BB: 0 P: 11	R: 0 E: 0 K: 0 S: 6	H: 0 LOB: 0 BB: 0 P: 8	R: 1 E: 1 K: 1 S: 8	H: 2 LOB: 1 BB: 0 P: 11	R: 0 E: 0 K: 0 S: 9	H: 1 LOB: 1 BB: 0 P: 13	R: 0 E: 0 K: 0 S: 9	H: 1 LOB: 1 BB: 0 P: 13	1B: 5 2B: 1 3B: 0 HR: 0	SF: 0 SAC: 0 DP: 0 HBP: 0	WP: 0 PB: 0 SB: 1 CS: 0	PA: 29
PITCHER Ken Hill, R ERA: 3.12	IP: 8.0 WLS: L BF: 29	H: 6 R: 2 ER: 2 SO: 5	BB: 0 IBB: 0 HBP: 0 BLK: 0	WP: 0 HR: 0 S: 60 P: 86	ERA: 2.25 WHIP: 0.750	PITCHER					IP: 8.0 WLS: L BF: 29	H: 6 R: 2 ER: 2 SO: 5	BB: 0 IBB: 0 HBP: 0 BLK: 0	WP: 0 HR: 0 S: 60 P: 86	ERA: 2.25 WHIP: 0.750	PITCHER						

Batter	1	2	3	4	5	6	7	8	9	AB	R	H	RBI	BB	SO	LOB	TOP								
Vince Coleman, S (1, 7) OBP: 0.333, SLG: 0.338	K		E8		1B 2B		1B 1B	G6-4-3 1B		4	2	2	0	1	1	0	St. Louis Cardinals @ Montreal Expos Olympic Stadium, Montreal, QB Sun Jul 30 1989, 3:33 AM EDT Att. 42,591 - Overcast								
Ozzie Smith, S (1, 6) OBP: 0.382, SLG: 0.385	G4-3		L9		1B 2B		1B 1B	G6-4-3		5	1	2	0	0	0	2									
José Oquendo, S (1, 4) OBP: 0.359, SLG: 0.368	G4-3			K	1B 2B		P4	G4-3		5	1	1	2	0	1	2									
Pedro Guerrero, R (1, 3) Leon Durham, L (7, PR) OBP: 0.385, SLG: 0.458 OBP: 0.250, SLG: 0.200	F9			E	1B		BB 1B		K	3	0	2	1	1	0	0									
Milt Thompson, L (1, 8) OBP: 0.343, SLG: 0.383	G3			E4	1B		BB		K	5	1	1	2	0	2	2									
Tom Brunansky, R (1, 9) OBP: 0.323, SLG: 0.429	F9			K			P7	G4-3 BB	K2-3	4	0	0	0	1	2	2									
Terry Pendleton, S (1, 5) OBP: 0.301, SLG: 0.350			K	F8			BB	G4-3 1B		3	0	1	2	1	1	2									
Tony Peña, R (1, 2) OBP: 0.317, SLG: 0.348			SH1-4 E BB		1B 2B 1B		K	G4-3		3	2	1	0	1	1	3									
Joe Magrane, R (1, 1) Dan Quisenberry, R (9, 1) OBP: 0.196, SLG: 0.224 OBP: 0.250, SLG: 0.250	SH1-4			SH3-4			K	G4-3		2	0	0	0	0	2	3									
							K			0	0	0	0	0	0	0									
Inning Stats	R: 0 E: 0 K: 1 S: 5	H: 0 LOB: 0 BB: 0 P: 6	R: 0 E: 0 K: 0 S: 5	H: 0 LOB: 0 BB: 0 P: 8	R: 1 E: 1 K: 1 S: 10	H: 0 LOB: 1 BB: 1 P: 18	R: 0 E: 1 K: 2 S: 18	H: 0 LOB: 2 BB: 1 P: 25	R: 3 E: 0 K: 1 S: 13	H: 4 LOB: 1 BB: 1 P: 20	R: 0 E: 0 K: 2 S: 12	H: 0 LOB: 1 BB: 1 P: 18	R: 4 E: 0 K: 1 S: 25	H: 5 LOB: 2 BB: 1 P: 34	R: 0 E: 0 K: 0 S: 8	H: 1 LOB: 0 BB: 0 P: 14	R: 0 E: 0 K: 3 S: 11	H: 0 LOB: 0 BB: 0 P: 15	1B: 9 2B: 1 3B: 0 HR: 0	SF: 0 SAC: 2 DP: 1 HBP: 0	WP: 0 PB: 0 SB: 0 CS: 0	PA: 42			
PITCHER	IP WLS BF H R ER SO BB IBB HBP BLK WP HR S P ERA WHIP	IP WLS BF H R ER SO BB IBB HBP BLK WP HR S P ERA WHIP	IP WLS BF H R ER SO BB IBB HBP BLK WP HR S P ERA WHIP	IP WLS BF H R ER SO BB IBB HBP BLK WP HR S P ERA WHIP	IP WLS BF H R ER SO BB IBB HBP BLK WP HR S P ERA WHIP	IP WLS BF H R ER SO BB IBB HBP BLK WP HR S P ERA WHIP	IP WLS BF H R ER SO BB IBB HBP BLK WP HR S P ERA WHIP	IP WLS BF H R ER SO BB IBB HBP BLK WP HR S P ERA WHIP	IP WLS BF H R ER SO BB IBB HBP BLK WP HR S P ERA WHIP	IP WLS BF H R ER SO BB IBB HBP BLK WP HR S P ERA WHIP	IP WLS BF H R ER SO BB IBB HBP BLK WP HR S P ERA WHIP	IP WLS BF H R ER SO BB IBB HBP BLK WP HR S P ERA WHIP	IP WLS BF H R ER SO BB IBB HBP BLK WP HR S P ERA WHIP	IP WLS BF H R ER SO BB IBB HBP BLK WP HR S P ERA WHIP	IP WLS BF H R ER SO BB IBB HBP BLK WP HR S P ERA WHIP	IP WLS BF H R ER SO BB IBB HBP BLK WP HR S P ERA WHIP	IP WLS BF H R ER SO BB IBB HBP BLK WP HR S P ERA WHIP	IP WLS BF H R ER SO BB IBB HBP BLK WP HR S P ERA WHIP	IP WLS BF H R ER SO BB IBB HBP BLK WP HR S P ERA WHIP	IP WLS BF H R ER SO BB IBB HBP BLK WP HR S P ERA WHIP	IP WLS BF H R ER SO BB IBB HBP BLK WP HR S P ERA WHIP	IP WLS BF H R ER SO BB IBB HBP BLK WP HR S P ERA WHIP	IP WLS BF H R ER SO BB IBB HBP BLK WP HR S P ERA WHIP	IP WLS BF H R ER SO BB IBB HBP BLK WP HR S P ERA WHIP	IP WLS BF H R ER SO BB IBB HBP BLK WP HR S P ERA WHIP

AB	35
R	8
H	10
RBI	7
BB	5
SO	11
LOB	16



Batter	1	2	3	4	5	6	7	8	9	AB	R	H	RBI	BB	SO	LOB	BOTTOM								
Otis Nixon, S (1, 8) OBP: 0.309, SLG: 0.270	K			G6-3		G4-6-3		L9		4	0	0	0	0	1	3	St. Louis Cardinals @ Montreal Expos Olympic Stadium, Montreal, QB Sun Jul 30 1989, 3:33 AM EDT Att. 42,591 - Overcast								
Damaso Garcia, R (1, 4) OBP: 0.323, SLG: 0.382	F7			G5-3			F7	FC6-4 2B 1B		4	1	1	0	0	0	0									
Andres Galarraga, R (1, 3) Joe Hesketh, R (8, 1) Wallace Johnson, S (9, PH) OBP: 0.333, SLG: 0.431 ERA: 3.44 OBP: 1.000, SLG: 1.000 OBP: 0.280, SLG: 0.286	G4-3			G6-3			G1-3	FC6-4 1B		3	0	0	0	0	0	0									
Tim Raines, S (1, 7) OBP: 0.423, SLG: 0.464		G5-3			G6-4-3 BB		HR	K		3	1	1	1	1	1	2									
Hubie Brooks, R (1, 9) OBP: 0.299, SLG: 0.376		K2-3			G6-4-3		F9	FC6-4 2B		4	0	0	0	0	1	3									
Tim Lincecum, R (1, 5) OBP: 0.348, SLG: 0.433		K			K			F9	2B	4	0	1	1	1	0	2									
Mike Fitzgerald, R (1, 2) OBP: 0.354, SLG: 0.421			K			G5-3		G4-3	G5-3	4	0	0	0	0	1	2									
Rex Hudler, R (1, 6) OBP: 0.321, SLG: 0.505			P4			1B 2B		1B 2B		3	1	2	0	0	0	0									
Bryn Smith, R (1, 1) Junior Noboa, R (6, PH) Steve Frey, R (7, 1) Andy McGaffigan, R (7, 1) Nelson Santovenia, R (8, 3) OBP: 0.163, SLG: 0.111 OBP: 0.273, SLG: 0.273 OBP: 0.273, SLG: 0.273 OBP: 1.000, SLG: 1.000 OBP: 0.336, SLG: 0.468			G4-3			G4-6-3 1B				1	0	0	0	0	0	0									
										1	0	1	1	0	0	0									
										0	0	0	0	0	0	0									
										0	0	0	0	0	0	0									
										1	0	1	0	0	0	0									
Inning Stats	R: 0 E: 0 K: 1 S: 5	H: 0 LOB: 0 BB: 0 P: 6	R: 0 E: 0 K: 2 S: 8	H: 0 LOB: 0 BB: 0 P: 9	R: 0 E: 0 K: 1 S: 5	H: 0 LOB: 0 BB: 0 P: 8	R: 0 E: 0 K: 0 S: 7	H: 0 LOB: 0 BB: 0 P: 10	R: 0 E: 0 K: 0 S: 6	H: 2 LOB: 0 BB: 0 P: 10	R: 1 E: 0 K: 0 S: 6	H: 1 LOB: 0 BB: 0 P: 6	R: 0 E: 0 K: 0 S: 7	H: 2 LOB: 2 BB: 0 P: 10	R: 1 E: 0 K: 1 S: 12	H: 3 LOB: 2 BB: 0 P: 15	1B: 4 2B: 3 3B: 0 HR: 1	SF: 0 SAC: 0 DP: 2 HBP: 0	WP: 0 PB: 0 SB: 0 CS: 0	PA: 34					
PITCHER	IP WLS BF H R ER SO BB IBB HBP BLK WP HR S P ERA WHIP	IP WLS BF H R ER SO BB IBB HBP BLK WP HR S P ERA WHIP	IP WLS BF H R ER SO BB IBB HBP BLK WP HR S P ERA WHIP	IP WLS BF H R ER SO BB IBB HBP BLK WP HR S P ERA WHIP	IP WLS BF H R ER SO BB IBB HBP BLK WP HR S P ERA WHIP	IP WLS BF H R ER SO BB IBB HBP BLK WP HR S P ERA WHIP	IP WLS BF H R ER SO BB IBB HBP BLK WP HR S P ERA WHIP	IP WLS BF H R ER SO BB IBB HBP BLK WP HR S P ERA WHIP	IP WLS BF H R ER SO BB IBB HBP BLK WP HR S P ERA WHIP	IP WLS BF H R ER SO BB IBB HBP BLK WP HR S P ERA WHIP	IP WLS BF H R ER SO BB IBB HBP BLK WP HR S P ERA WHIP	IP WLS BF H R ER SO BB IBB HBP BLK WP HR S P ERA WHIP	IP WLS BF H R ER SO BB IBB HBP BLK WP HR S P ERA WHIP	IP WLS BF H R ER SO BB IBB HBP BLK WP HR S P ERA WHIP	IP WLS BF H R ER SO BB IBB HBP BLK WP HR S P ERA WHIP	IP WLS BF H R ER SO BB IBB HBP BLK WP HR S P ERA WHIP	IP WLS BF H R ER SO BB IBB HBP BLK WP HR S P ERA WHIP	IP WLS BF H R ER SO BB IBB HBP BLK WP HR S P ERA WHIP	IP WLS BF H R ER SO BB IBB HBP BLK WP HR S P ERA WHIP	IP WLS BF H R ER SO BB IBB HBP BLK WP HR S P ERA WHIP	IP WLS BF H R ER SO BB IBB HBP BLK WP HR S P ERA WHIP	IP WLS BF H R ER SO BB IBB HBP BLK WP HR S P ERA WHIP	IP WLS BF H R ER SO BB IBB HBP BLK WP HR S P ERA WHIP	IP WLS BF H R ER SO BB IBB HBP BLK WP HR S P ERA WHIP	IP WLS BF H R ER SO BB IBB HBP BLK WP HR S P ERA WHIP

AB	33
R	3
H	8
RBI	3
BB	1
SO	6
LOB	10



Batter	1	2	3	4	5	6	7	8	9	AB	R	H	RBI	BB	SO	LOB	TOP			
Juan Samuel, R (1, 8) OBP: 0.308, SLG: 0.362	F8		P8			L8		2B HBP		3	0	0	0	0	0	0				
Dave Magadan, L (1, 3) OBP: 0.394, SLG: 0.406	F7			G3			G4-3	2B		4	0	1	2	0	0	0				
Howard Johnson, S (1, 5) OBP: 0.377, SLG: 0.599	P5			P6				IBB		2	0	0	0	2	0	0				
Darryl Strawberry, L (1, 9) OBP: 0.307, SLG: 0.497 Randy Myers, L (8, 1)				K				P6		3	0	0	0	1	2	4				
Kevin McReynolds, R (1, 7) OBP: 0.332, SLG: 0.404				K		G6-3			P6	4	0	0	0	0	2	2				
Tim Tufel, R (1, 4) OBP: 0.363, SLG: 0.319						G5-3				4	0	1	0	0	2	0				
Gary Carter, R (1, 2) Keith Hernandez, L (8, PH) Bob Ojeda, L (8, PH) Gregg Jefferies, S (8, 5) OBP: 0.190, SLG: 0.165 OBP: 0.346, SLG: 0.379 OBP: 0.190, SLG: 0.150 OBP: 0.284, SLG: 0.341				G6-3		G4-3		HBP 2B BB	K	2	0	0	0	0	0	1				
Kevin Elster, R (1, 6) OBP: 0.277, SLG: 0.336 Mookie Wilson, S (8, PH) OBP: 0.237, SLG: 0.289				F7						2	0	0	0	0	0	0				
Ron Darling, R (1, 1) OBP: 0.167, SLG: 0.298 Mackey Sasser, L (8, PH) OBP: 0.308, SLG: 0.405 Barry Lyons, R (8, 2) OBP: 0.281, SLG: 0.333				K						2	0	0	0	0	2	0				
Inning Stats	R: 0 E: 0 K: 0 S: 9	H: 0 LOB: 0 BB: 0 P: 12	R: 0 E: 0 K: 1 S: 7	H: 1 LOB: 1 BB: 1 P: 15	R: 0 E: 0 K: 1 S: 10	H: 0 LOB: 0 BB: 0 P: 16	R: 0 E: 0 K: 1 S: 8	H: 0 LOB: 0 BB: 0 P: 15	R: 0 E: 0 K: 0 S: 6	H: 0 LOB: 0 BB: 0 P: 9	R: 0 E: 0 K: 1 S: 10	H: 0 LOB: 0 BB: 0 P: 15	R: 0 E: 0 K: 2 S: 18	H: 2 LOB: 3 BB: 2 P: 33	R: 0 E: 0 K: 2 S: 7	H: 0 LOB: 0 BB: 0 P: 8	1B: 2 2B: 2 3B: 0 HR: 0	SF: 0 SAC: 0 DP: 1 HBP: 1	WP: 0 PB: 0 SB: 1 CS: 1	PA: 34
PITCHER	IP	WLS	BF	H	R	ER	SO	BB	IBB	HBP	BLK	WP	HR	S	P	ERA	WHIP			
Jose DeLeon, R (1, 1) ERA: 3.19	7.2	W	29	3	2	2	8	3	0	1	0	0	0	73	122	2.35	0.783			
Ken Dayley, L (8, 1) ERA: 2.66	0.1		2	0	0	0	0	0	1	0	0	0	0	4	10	0.00	0.000			
Todd Worrell, R (9, 1) ERA: 1.21	1.0	S	3	0	0	0	2	0	0	0	0	0	0	7	8	0.00	0.000			

New York Mets @ St. Louis Cardinals
Busch Stadium, St. Louis, MO
Mon Jul 31 1989, 7:05 PM CDT
Att: 39,657 - Unknown

AB 29
R 2
H 3
RBI 2
BB 4
SO 10
LOB 8



Batter	1	2	3	4	5	6	7	8	9	AB	R	H	RBI	BB	SO	LOB	BOTTOM			
Vince Coleman, S (1, 7) OBP: 0.333, SLG: 0.337	G4-3				G4-3		G4-3			4	1	1	0	0	0	0				
Ozzie Smith, S (1, 6) OBP: 0.363, SLG: 0.390	G6-3				G4-3			1B SF8		4	1	2	1	0	0	0				
José Oquendo, S (1, 4) OBP: 0.361, SLG: 0.369	L9							1B BB		2	0	1	1	1	0	0				
Pedro Guerrero, R (1, 3) OBP: 0.383, SLG: 0.456										2	0	0	1	1	2	2				
Milt Thompson, L (1, 8) OBP: 0.342, SLG: 0.381	G4-3				G4-3		L9	E4 1B		4	0	1	0	0	0	1				
Tom Brunansky, R (1, 9) OBP: 0.325, SLG: 0.428					G6-3					3	0	1	0	1	1	2				
Terry Pendleton, S (1, 5) OBP: 0.303, SLG: 0.359	L7						G3			4	0	2	0	0	0	2				
Tony Peña, R (1, 2) OBP: 0.322, SLG: 0.349										2	0	1	0	2	1	1				
Jose DeLeon, R (1, 1) OBP: 0.113, SLG: 0.078 Ken Dayley, L (8, 1) Tom Pagnozzi, R (8, PH) OBP: 0.235, SLG: 0.197 Todd Worrell, R (9, 1)										3	1	0	0	0	2	5				
Inning Stats	R: 0 E: 0 K: 0 S: 7	H: 0 LOB: 0 BB: 0 P: 10	R: 0 E: 0 K: 0 S: 5	H: 1 LOB: 1 BB: 1 P: 9	R: 2 E: 0 K: 1 S: 11	H: 3 LOB: 1 BB: 0 P: 16	R: 0 E: 0 K: 1 S: 9	H: 1 LOB: 2 BB: 1 P: 19	R: 0 E: 0 K: 1 S: 9	H: 0 LOB: 2 BB: 2 P: 19	R: 0 E: 1 K: 1 S: 16	H: 3 LOB: 2 BB: 0 P: 22	R: 0 E: 0 K: 1 S: 12	H: 1 LOB: 0 BB: 0 P: 17	1B: 6 2B: 2 3B: 1 HR: 0	SF: 2 SAC: 0 DP: 1 HBP: 0	WP: 0 PB: 0 SB: 3 CS: 1	PA: 36		
PITCHER	IP	WLS	BF	H	R	ER	SO	BB	IBB	HBP	BLK	WP	HR	S	P	ERA	WHIP			
Ron Darling, R (1, 1) ERA: 4.08	7.0	L	33	8	3	3	3	8	3	3	0	0	0	66	111	3.86	1.571			
Randy Myers, L (8, 1) ERA: 1.71	1.0		3	1	0	0	1	0	0	0	0	0	0	12	17	0.00	1.000			

New York Mets @ St. Louis Cardinals
Busch Stadium, St. Louis, MO
Mon Jul 31 1989, 7:05 PM CDT
Att: 39,657 - Unknown

AB 29
R 3
H 9
RBI 3
BB 5
SO 6
LOB 14



Batter	1	2	3	4	5	6	7	8	9	AB	R	H	RBI	BB	SO	LOB	TOP																	
Keith Miller, R (1,4) OBP: 0.244, SLG: 0.263	F9																																	
Keith Hernandez, L (9,PH) OBP: 0.350, SLG: 0.390		1B																																
Mark Carreon, R (9,PR) OBP: 0.345, SLG: 0.566																																		
Tim Teufel, R (9,4) OBP: 0.363, SLG: 0.319																																		
Juan Samuel, R (1,8) OBP: 0.315, SLG: 0.372	F8																																	
Howard Johnson, S (1,5) OBP: 0.384, SLG: 0.598																																		
Darryl Strawberry, L (1,9) OBP: 0.307, SLG: 0.487																																		
Kevin Reynolds, R (1,7) OBP: 0.339, SLG: 0.428																																		
Dave Magadan, L (1,3) OBP: 0.355, SLG: 0.399	L8																																	
Barry Lyons, R (1,2) OBP: 0.291, SLG: 0.348																																		
Kevin Elster, R (1,6) OBP: 0.277, SLG: 0.338																																		
Mackey Sasser, L (9,PH) OBP: 0.306, SLG: 0.402																																		
Randy Myers, L (9,1)																																		
Frank Viola, L (1,1)																																		
Gregg Jefferies, S (9,PH) OBP: 0.283, SLG: 0.340																																		
Inning Stats	R: 1 E: 0 K: 0 S: 14	H: 2 LOB: 2 BB: 1 P: 24	R: 0 E: 0 K: 1 S: 11	H: 3 LOB: 3 BB: 0 P: 15	R: 0 E: 0 K: 0 S: 6	H: 0 LOB: 0 BB: 0 P: 11	R: 0 E: 0 K: 1 S: 10	H: 1 LOB: 2 BB: 1 P: 19	R: 0 E: 0 K: 0 S: 7	H: 1 LOB: 1 BB: 0 P: 10	R: 0 E: 0 K: 0 S: 10	H: 0 LOB: 0 BB: 1 P: 19	R: 0 E: 0 K: 0 S: 6	H: 0 LOB: 0 BB: 0 P: 7	R: 3 E: 0 K: 0 S: 18	H: 3 LOB: 2 BB: 2 P: 34	1B: 7 2B: 3 3B: 0 HR: 0	SF: 0 SAC: 0 DP: 0 HBP: 0	WP: 1 PB: 0 SB: 1 CS: 0	PA: 42														
PITCHER	IP WLS BF H R ER SO BB IBB HBP BLK WP HR S P ERA WHIP																																	
Ted Power, R (1,1) ERA: 4.6	6.2	29	7	1	1	2	2	0	0	0	0	0	0	60	98	1.35	1.350																	
Ken Dayley, L (7,1) ERA: 2.95	0.1	2	0	0	0	0	1	0	0	0	0	0	0	4	10	0.00	3.000																	
Todd Worrell, R (8,1) ERA: 1.83	2.0	L	11	3	3	3	0	0	2	0	0	1	0	24	41	13.50	1.500																	

New York Mets @ St. Louis Cardinals
Busch Stadium, St. Louis, MO
Wed Aug 02 1989, 7:05 PM CDT
Att: 41,438 - Unknown

AB 37
R 4
H 10
RBI 4
BB 5
SO 2
LOB 16



Batter	1	2	3	4	5	6	7	8	9	AB	R	H	RBI	BB	SO	LOB	BOTTOM																	
Vince Coleman, S (1,7) OBP: 0.333, SLG: 0.341	K																																	
Ozzie Smith, S (1,6) OBP: 0.357, SLG: 0.381	P5																																	
José Oquendo, S (1,4) OBP: 0.359, SLG: 0.367	G5-3																																	
Pedro Guerrero, R (1,3) OBP: 0.386, SLG: 0.452																																		
Scott Terry, R (9,PR) OBP: 0.195, SLG: 0.333																																		
Leon Durham, L (9,3) OBP: 0.250, SLG: 0.200																																		
Tom Brunansky, R (1,9) OBP: 0.322, SLG: 0.422																																		
Terry Pendleton, S (1,5) OBP: 0.303, SLG: 0.358																																		
Milt Thompson, L (1,8) OBP: 0.341, SLG: 0.382																																		
Tony Peña, R (1,2) OBP: 0.321, SLG: 0.345																																		
Ted Power, R (1,1) OBP: 0.125, SLG: 0.125																																		
Ken Dayley, L (7,1) ERA: 3.72																																		
John Morris, L (7,PH) OBP: 0.282, SLG: 0.368																																		
Todd Worrell, R (8,1) ERA: 1.83																																		
Tom Pagnozzi, R (9,PH) OBP: 0.229, SLG: 0.190																																		
Inning Stats	R: 0 E: 0 K: 1 S: 8	H: 0 LOB: 0 BB: 0 P: 13	R: 0 E: 0 K: 0 S: 8	H: 0 LOB: 1 BB: 1 P: 12	R: 2 E: 0 K: 0 S: 17	H: 2 LOB: 2 BB: 2 P: 29	R: 0 E: 0 K: 0 S: 7	H: 0 LOB: 0 BB: 0 P: 11	R: 0 E: 0 K: 0 S: 6	H: 0 LOB: 0 BB: 0 P: 9	R: 0 E: 0 K: 0 S: 5	H: 1 LOB: 2 BB: 1 P: 11	R: 0 E: 0 K: 0 S: 9	H: 1 LOB: 2 BB: 1 P: 19	R: 0 E: 1 K: 1 S: 7	H: 0 LOB: 1 BB: 0 P: 11	R: 1 E: 0 K: 0 S: 13	H: 2 LOB: 1 BB: 0 P: 20	1B: 4 2B: 1 3B: 1 HR: 0	SF: 0 SAC: 2 DP: 1 HBP: 0	WP: 0 PB: 0 SB: 0 CS: 0	PA: 38												
PITCHER	IP WLS BF H R ER SO BB IBB HBP BLK WP HR S P ERA WHIP																																	
Frank Viola, L (1,1) ERA: 3.72	8.0	W	33	4	2	2	2	5	0	0	0	0	0	67	115	2.25	1.125																	
Randy Myers, L (9,1) ERA: 1.83	1.0	S	5	2	1	1	0	0	0	0	0	0	0	13	20	9.00	2.000																	

New York Mets @ St. Louis Cardinals
Busch Stadium, St. Louis, MO
Wed Aug 02 1989, 7:05 PM CDT
Att: 41,438 - Unknown


AB 31
R 3
H 6
RBI 3
BB 5
SO 2
LOB 17




Batter	1	2	3	4	5	6	7	8	9	AB	R	H	RBI	BB	SO	LOB	TOP	
Keith Miller, R (1,4) <small>OBP: 0.244, SLG: 0.262</small> Jeff Musselman, L (6,1) <small>OBP: 0.348, SLG: 0.387</small>	G1-3	K			G4-3	1B		G3		4	0	1	1	0	1	0	New York Mets @ St. Louis Cardinals Busch Stadium, St. Louis, MO Thu Aug 03 1989, 3:33 AM CDT Att: 44,496 - Sunny	
Juan Samuel, R (1,8) <small>OBP: 0.317, SLG: 0.376</small>	G6-3		WP HBP		1B	G5-3		2B		4	0	2	0	0	0	2		
Howard Johnson, S (1,5) <small>OBP: 0.382, SLG: 0.591</small>	F7		L8		K			F9		4	0	0	0	1	1	2		
Darryl Strawberry, L (1,9) <small>OBP: 0.311, SLG: 0.486</small>		2B SF7	1B		BB			G3		3	1	1	0	2	0	2		
Mark Carreon, R (1,7) <small>OBP: 0.339, SLG: 0.561</small>	SF7 HR	1B	BB		BB			G6-3		4	1	1	0	0	0	4		
Dave Magadan, L (1,3) <small>OBP: 0.354, SLG: 0.396</small>	SF7				G3			F9		2	1	0	1	1	0	0		
Gary Carter, R (1,2) <small>OBP: 0.192, SLG: 0.168</small>	E5 HR				G6-3			F9		4	1	1	0	0	0	1		
Kevin Elster, R (1,6) <small>OBP: 0.281, SLG: 0.352</small>		HR			FC6-4 1B			G6-3		3	1	2	3	0	0	0		
David Cone, L (1,1) <small>OBP: 0.260, SLG: 0.271</small> Mackey Sasser, L (6,PH) <small>OBP: 0.306, SLG: 0.402</small> Tim Teufel, R (6,PH) <small>OBP: 0.359, SLG: 0.315</small>	G5-3				FC6-4			F8		2	0	0	0	0	0	1		
Inning Stats	R: 0 E: 0 K: 0 S: 8	H: 0 LOB: 0 BB: 0 P: 12	R: 4 E: 1 K: 1 S: 15	H: 3 LOB: 0 BB: 0 P: 23	R: 0 E: 0 K: 0 S: 6	H: 0 LOB: 1 BB: 1 P: 14	R: 0 E: 0 K: 0 S: 7	H: 1 LOB: 1 BB: 0 P: 10	R: 0 E: 0 K: 1 S: 12	H: 1 LOB: 2 BB: 1 P: 20	R: 0 E: 0 K: 0 S: 5	H: 0 LOB: 0 BB: 0 P: 7	R: 0 E: 0 K: 0 S: 6	H: 0 LOB: 0 BB: 0 P: 8	R: 0 E: 0 K: 0 S: 9	H: 1 LOB: 2 BB: 1 P: 16		1B: 5 2B: 2 3B: 0 HR: 1 SF: 1 SAC: 1 DP: 1 HBP: 1
PITCHER	IP WLS BF H R ER SO BB IBB HBP BLK WP HR S P ERA WHIP	Ken Hill, R (1,1) <small>ERA: 3.26</small> Frank DiPino, L (6,1) <small>ERA: 2.94</small> Dan Quisenberry, R (6,1) <small>ERA: 2.45</small> John Costello, R (7,1) <small>ERA: 2.23</small> Ken Dayley, L (9,1) <small>ERA: 2.63</small>	PITCHER	IP WLS BF H R ER SO BB IBB HBP BLK WP HR S P ERA WHIP														
Batter	1	2	3	4	5	6	7	8	9	AB	R	H	RBI	BB	SO	LOB	BOTTOM	
Vince Coleman, S (1,7) <small>OBP: 0.334, SLG: 0.342</small>	E S G4-3 1B		HR 1B		B3			L8		4	2	2	0	0	0	0	New York Mets @ St. Louis Cardinals Busch Stadium, St. Louis, MO Thu Aug 03 1989, 3:33 AM CDT Att: 44,496 - Sunny	
Ozzie Smith, S (1,6) <small>OBP: 0.359, SLG: 0.379</small>	K		HR BB		P3			BB		2	1	0	0	2	1	1		
Milt Thompson, L (1,8) <small>OBP: 0.340, SLG: 0.390</small>	G4-3		HR		G4-3			P6		4	1	1	4	0	0	1		
Pedro Guerrero, R (1,3) <small>OBP: 0.387, SLG: 0.456</small>	2B		HR		G4-3			G4-3		4	1	2	0	0	1	1		
John Morris, L (1,9) <small>OBP: 0.267, SLG: 0.347</small>	P3		L3		B1			G4-3		4	0	0	0	0	0	2		
José Oquendo, S (1,4) <small>OBP: 0.358, SLG: 0.364</small>	G3		F7		1B BB			G5-3		3	0	0	0	1	0	0		
Terry Pendleton, S (1,5) <small>OBP: 0.302, SLG: 0.364</small>	HR		F9		F7			G6-3		4	1	1	1	0	0	2		
Tom Pagnozzi, R (1,2) <small>OBP: 0.233, SLG: 0.197</small>	F9		K		K			1B		3	0	1	1	0	1	0		
Ken Hill, R (1,1) <small>OBP: 0.217, SLG: 0.222</small> Frank DiPino, L (6,1) <small>OBP: 0.111, SLG: 0.111</small> Dan Quisenberry, R (6,1) <small>OBP: 0.226, SLG: 0.250</small> Tom Brunansky, R (6,PH) <small>OBP: 0.226, SLG: 0.247</small> John Costello, R (7,1) <small>ERA: 2.23</small> Ken Dayley, L (9,1) <small>ERA: 2.63</small>	K		G3-1		F7					2	0	0	0	0	1	0		
Inning Stats	R: 1 E: 0 K: 1 S: 15	H: 2 LOB: 1 BB: 0 P: 24	R: 1 E: 0 K: 1 S: 9	H: 1 LOB: 0 BB: 0 P: 18	R: 3 E: 0 K: 1 S: 14	H: 2 LOB: 0 BB: 1 P: 22	R: 0 E: 0 K: 1 S: 7	H: 0 LOB: 0 BB: 0 P: 7	R: 0 E: 0 K: 0 S: 5	H: 0 LOB: 0 BB: 0 P: 10	R: 1 E: 0 K: 0 S: 9	H: 2 LOB: 2 BB: 1 P: 17	R: 0 E: 0 K: 0 S: 10	H: 0 LOB: 1 BB: 1 P: 18	R: 0 E: 0 K: 0 S: 5	H: 0 LOB: 0 BB: 0 P: 6		1B: 4 2B: 1 3B: 0 HR: 2 SF: 0 SAC: 0 DP: 0 HBP: 0
PITCHER	IP WLS BF H R ER SO BB IBB HBP BLK WP HR S P ERA WHIP	David Cone, R (1,1) <small>ERA: 4.04</small> Jeff Musselman, L (6,1) <small>ERA: 9.0</small>	PITCHER	IP WLS BF H R ER SO BB IBB HBP BLK WP HR S P ERA WHIP														

Batter	1	2	3	4	5	6	7	8	9	AB	R	H	RBI	BB	SO	LOB	TOP					
Lenny Dykstra, L OBP: 0.351, SLG: 0.402	G3		G4-3			G3	G4-3			4	0	0	0	0	0	1	Philadelphia Phillies @ St. Louis Cardinals Busch Stadium, St. Louis, MO Fri Aug 04 1989, 7:05 PM CDT Att: 44,149 - Unknown - 92 F					
Tom Herr, S OBP: 0.346, SLG: 0.350	G3 3B 1B		G6-3			2B 1B 1B		K		4	2	2	0	0	1	0						
John Kruk, L OBP: 0.362, SLG: 0.423	G3			G3		1B 2B		G3-1		4	1	1	0	0	0	1						
Ricky Jordan, R OBP: 0.303, SLG: 0.361	G3 2H 3B		G4-3			1B 2H 3H		P8		4	0	2	3	0	0	0						
Randy Ready, R OBP: 0.377, SLG: 0.400	L9		P8			1B FC5-4		G4-3		4	0	1	0	0	0	1						
Charlie Hayes, R OBP: 0.287, SLG: 0.402		P4			G6-3	FC5-4			G4-3	4	0	1	0	0	0	2						
Dickie Thon, R OBP: 0.299, SLG: 0.393																						
Curt Ford, L OBP: 0.276, SLG: 0.308																						
Steve Lake, R OBP: 0.313, SLG: 0.360																						
Darren Daulton, L OBP: 0.297, SLG: 0.305																						
Dennis Cook, L ERA: 3.26, SLG: 0.321										1	0	0	0	0	0	0						
Bob Dernier, R ERA: 3.07										1	0	0	0	0	0	0						
Randy O'Neal, R ERA: 6.32										0	0	0	0	0	0	0						
Dwayne Murphy, L ERA: 3.55										1	0	1	0	0	0	0						
Larry McWilliams, L ERA: 3.95										0	0	0	0	0	0	0						
Roger McDowell, R ERA: 1.93										0	0	0	0	0	0	0						
Inning Stats	R: 1 E: 0 K: 0 S: 13	H: 2 LOB: 1 BB: 0 P: 20	R: 0 E: 0 K: 0 S: 8	H: 1 LOB: 0 BB: 0 P: 11	R: 0 E: 0 K: 0 S: 5	H: 0 LOB: 0 BB: 0 P: 7	R: 0 E: 0 K: 0 S: 6	H: 0 LOB: 0 BB: 0 P: 10	R: 0 E: 0 K: 0 S: 3	H: 0 LOB: 0 BB: 0 P: 6	R: 2 E: 0 K: 0 S: 12	H: 4 LOB: 2 BB: 0 P: 20	R: 0 E: 0 K: 1 S: 12	H: 1 LOB: 0 BB: 0 P: 20	R: 0 E: 0 K: 2 S: 6	H: 0 LOB: 0 BB: 0 P: 11	R: 0 E: 0 K: 2 S: 12	H: 1 LOB: 1 BB: 0 P: 16	1B: 6 2B: 2 3B: 1 HR: 0	SF: 0 SAC: 0 DP: 1 HBP: 0	WP: 0 PB: 0 SB: 0 CS: 0	PA: 35
PITCHER	IP WLS BF H R ER SO BB IBB HBP BLK WP HR S P ERA WHIP	IP WLS BF H R ER SO BB IBB HBP BLK WP HR S P ERA WHIP															IP WLS BF H R ER SO BB IBB HBP BLK WP HR S P ERA WHIP					
Joe Magrane, L ERA: 3.07	8.0 W 31 8 3 3 1 0 0 0 0 0 0 65 105 3.38 1.000	1.0 S 4 1 0 0 2 0 0 0 0 0 0 12 16 0.00 1.000																				
Todd Worrell, R ERA: 1.79																						

Batter	1	2	3	4	5	6	7	8	9	AB	R	H	RBI	BB	SO	LOB	BOTTOM			
Vince Coleman, S OBP: 0.336, SLG: 0.352	P4	P9								4	1	2	1	0	0	2	Philadelphia Phillies @ St. Louis Cardinals Busch Stadium, St. Louis, MO Fri Aug 04 1989, 7:05 PM CDT Att: 44,149 - Unknown - 92 F			
Ozzie Smith, S OBP: 0.355, SLG: 0.375	G4-3		G1-3			HR K		FC3-6 1B		4	0	0	0	0	1	2				
Pedro Guerrero, R OBP: 0.388, SLG: 0.463	F8		L8			HR		G5-3 BB		3	1	1	1	1	0	0				
Tom Brunansky, R OBP: 0.323, SLG: 0.423		G3 1B 2B	P8			BB		G5-3		3	1	1	1	1	0	2				
Terry Pendleton, S OBP: 0.302, SLG: 0.365	G3			G3 1B FC4-6 2B		P4		F9		4	1	1	0	0	0	4				
José Oquendo, S OBP: 0.361, SLG: 0.367										3	1	2	1	1	0	0				
Milt Thompson, L OBP: 0.342, SLG: 0.394										4	0	2	1	0	1	2				
Tony Peña, R OBP: 0.320, SLG: 0.342										3	0	0	0	1	0	3				
Joe Magrane, R OBP: 0.204, SLG: 0.231										3	1	1	0	0	0	2				
John Morris, L OBP: 0.263, SLG: 0.342										1	0	0	0	0	0	1				
Todd Worrell, R ERA: 1.93										0	0	0	0	0	0	0				
Inning Stats	R: 0 E: 0 K: 0 S: 6	H: 0 LOB: 0 BB: 0 P: 7	R: 2 E: 0 K: 0 S: 13	H: 3 LOB: 2 BB: 1 P: 25	R: 0 E: 0 K: 0 S: 10	H: 0 LOB: 0 BB: 0 P: 14	R: 1 E: 0 K: 0 S: 5	H: 2 LOB: 0 BB: 0 P: 6	R: 2 E: 0 K: 1 S: 11	H: 2 LOB: 1 BB: 1 P: 19	R: 0 E: 0 K: 0 S: 8	H: 1 LOB: 0 BB: 0 P: 14	R: 1 E: 0 K: 0 S: 12	H: 2 LOB: 2 BB: 1 P: 21	R: 0 E: 0 K: 1 S: 7	H: 0 LOB: 1 BB: 1 P: 11	1B: 5 2B: 3 3B: 0 HR: 2	SF: 0 SAC: 0 DP: 0 HBP: 0	WP: 1 PB: 0 SB: 1 CS: 2	PA: 36
PITCHER	IP WLS BF H R ER SO BB IBB HBP BLK WP HR S P ERA WHIP	IP WLS BF H R ER SO BB IBB HBP BLK WP HR S P ERA WHIP															IP WLS BF H R ER SO BB IBB HBP BLK WP HR S P ERA WHIP			
Dennis Cook, L ERA: 3.38	5.0 L 23 7 5 5 1 1 0 0 0 0 0 2 45 71 9.00 1.600	1.0 3 1 0 0 0 0 0 0 0 0 0 0 8 14 0.00 1.000																		
Randy O'Neal, R ERA: 6.32																				
Larry McWilliams, L ERA: 3.95																				
Roger McDowell, R ERA: 1.93																				

Batter	1	2	3	4	5	6	7	8	9	AB	R	H	RBI	BB	SO	LOB	TOP										
Lenny Dykstra, L OBP: 0.352, SLG: 0.403 (1, 8)	L8		1B 2B		F8		G4-3	WP BB		4	1	1	0	1	0	0	Philadelphia Phillies @ St. Louis Cardinals Busch Stadium, St. Louis, MO Sat Aug 05 1989, 7:05 PM CDT Att: 46,504 - Unknown										
Tom Herr, S OBP: 0.347, SLG: 0.348 (1, 4)	F9		1B HR BB		1B BB		G4-3	G4-3		3	1	0	0	2	0	2											
Von Hayes, L OBP: 0.388, SLG: 0.446 (1, 9)	F8		P4		F8		FC6 1B		L6	5	0	1	0	0	0	3											
John Kruk, L OBP: 0.369, SLG: 0.429 (1, 7)		G6-4-3 1B E 1B	1B HR 1B		FC6-4 1B		FC6		K	4	2	3	1	0	0	1											
Ricky Jordan, R OBP: 0.304, SLG: 0.370 (1, 3)		G6-4-3 1B	1B HR		FC6-4 1B			G6-3	G6-3	5	1	2	3	0	0	2											
Charlie Hayes, R OBP: 0.293, SLG: 0.405 (1, 5)	G6-4-3		G6-3			G6-4-3 1B		S 1B		4	1	2	0	0	0	2											
Darren Daulton, L OBP: 0.304, SLG: 0.310 (1, 2)	E6 1B			K		G6-4-3 1B		BB WP BB		3	1	2	1	1	1	0											
Steve Jeltz, S OBP: 0.372, SLG: 0.330 (1, 6)	F9			G4-3		G6-4-3		K		4	0	0	0	0	1	5											
Terry Mulholland, R OBP: 0.083, SLG: 0.125 Jeff Parrett, R OBP: 0.255, SLG: 0.247 Bob Dernier, R OBP: 0.255, SLG: 0.247 (1, 1) (7, 1) (7, 7)			K	G4-3		K		WP BB 1B		3	0	0	0	0	2	1											
Inning Stats	R: 0 E: 0 K: 0 S: 6	H: 0 LOB: 0 BB: 0 P: 10	R: 1 E: 1 K: 0 S: 9	H: 3 LOB: 1 BB: 0 P: 13	R: 4 E: 0 K: 1 S: 12	H: 3 LOB: 0 BB: 1 P: 19	R: 0 E: 0 K: 1 S: 7	H: 0 LOB: 0 BB: 0 P: 10	R: 0 E: 0 K: 1 S: 10	H: 2 LOB: 2 BB: 1 P: 20	R: 0 E: 0 K: 0 S: 5	H: 1 LOB: 1 BB: 0 P: 7	R: 2 E: 0 K: 1 S: 15	H: 2 LOB: 2 BB: 2 P: 28	R: 0 E: 0 K: 1 S: 6	H: 0 LOB: 0 BB: 0 P: 7		1B: 10 2B: 1 3B: 0 HR: 1	SF: 0 SAC: 0 DP: 2 HBP: 0	WP: 1 PB: 0 SB: 1 CS: 0	PA: 41						
PITCHER	IP	WLS	BF	H	R	ER	SO	BB	IBB	HBP	BLK	WP	HR	S	P	ERA	WHIP										
Jose DeLeon, R ERA: 3.37 Ricky Horton, L ERA: 5.79 Dan Quisenberry, R ERA: 2.6 Frank DiPino, L ERA: 2.91 (1, 1) (6, 1) (8, 1) (8, 1)	5.0	L	23	7	5	5	2	2	0	0	0	0	1	44	72	9.00	1.800										

Batter	1	2	3	4	5	6	7	8	9	AB	R	H	RBI	BB	SO	LOB	BOTTOM										
Vince Coleman, S OBP: 0.337, SLG: 0.352 (1, 7)	1B 1B HBP		G4-3 1B		K		K			3	1	1	0	0	2	2	Philadelphia Phillies @ St. Louis Cardinals Busch Stadium, St. Louis, MO Sat Aug 05 1989, 7:05 PM CDT Att: 46,504 - Unknown										
Ozzie Smith, S OBP: 0.352, SLG: 0.371 (1, 6)	F7		G4-3			G1-3	G4-3			4	0	0	0	0	0	4											
Pedro Guerrero, R OBP: 0.389, SLG: 0.463 (1, 3)	1B 1B		K			G6-4-3 1B		K		4	0	2	0	0	2	1											
Tom Brunansky, R OBP: 0.320, SLG: 0.418 (1, 9)	P6		L8			G6-4-3		K		4	0	0	0	0	1	4											
Terry Pendleton, S OBP: 0.304, SLG: 0.367 (1, 5)	G1-3				G1-3		E 2B 1B	G3		4	1	2	1	0	0	0											
José Oquendo, S OBP: 0.360, SLG: 0.368 (1, 4)	K		L7			1B FC5 2B		L9		4	1	1	1	0	1	2											
Milt Thompson, L OBP: 0.341, SLG: 0.392 (1, 8)			K		F7		SH1-3 FC5 1B	G3		4	0	1	0	0	1	0											
Tony Peña, R OBP: 0.320, SLG: 0.339 (1, 2)	G6-3					G1-6-3 BB	FC5 SH1-3	K		3	0	0	1	1	1	1											
Jose DeLeon, R OBP: 0.111, SLG: 0.077 Tom Fincozzi, R OBP: 0.226, SLG: 0.194 Ricky Horton, L OBP: 0.226, SLG: 0.194 John Morris, L OBP: 0.226, SLG: 0.194 Dan Quisenberry, R OBP: 0.226, SLG: 0.194 Frank DiPino, L OBP: 0.226, SLG: 0.194 (1, 1) (5, PH) (8, 1) (7, PH) (8, 1) (8, 1)			K			G1-6-3	SH1-3			1	0	0	0	0	1	0											
Inning Stats	R: 1 E: 0 K: 1 S: 14	H: 2 LOB: 2 BB: 0 P: 21	R: 0 E: 0 K: 2 S: 8	H: 0 LOB: 0 BB: 0 P: 12	R: 0 E: 0 K: 1 S: 11	H: 1 LOB: 1 BB: 0 P: 18	R: 0 E: 0 K: 0 S: 5	H: 0 LOB: 0 BB: 0 P: 8	R: 0 E: 0 K: 1 S: 8	H: 0 LOB: 0 BB: 1 P: 14	R: 0 E: 0 K: 0 S: 10	H: 1 LOB: 0 BB: 0 P: 15	R: 2 E: 1 K: 1 S: 19	H: 3 LOB: 2 BB: 0 P: 26	R: 0 E: 0 K: 2 S: 11	H: 0 LOB: 0 BB: 0 P: 17		R: 0 E: 0 K: 1 S: 7	H: 0 LOB: 0 BB: 0 P: 10	1B: 6 2B: 1 3B: 0 HR: 0	SF: 0 SAC: 1 DP: 2 HBP: 1	WP: 0 PB: 0 SB: 0 CS: 0	PA: 35				
PITCHER	IP	WLS	BF	H	R	ER	SO	BB	IBB	HBP	BLK	WP	HR	S	P	ERA	WHIP										
Terry Mulholland, L ERA: 4.48 Jeff Parrett, R ERA: 2.47 (1, 1) (7, 1)	6.0	W	23	5	2	2	5	1	0	1	0	0	0	61	94	3.00	1.000										

Batter	1	2	3	4	5	6	7	8	9	AB	R	H	RBI	BB	SO	LOB	TOP				
Vince Coleman, S OBP: 0.339, SLG: 0.352	P2		1-3		FC5-4			1B HR		4	1	1	0	0	0	1	St. Louis Cardinals @ Pittsburgh Pirates Three Rivers Stadium, Pittsburgh, PA Tue Aug 08 1989, 7:05 PM EDT Att: 13,884 - Unknown - 65 F livebaseballscorecards.com				
Ozzie Smith, S OBP: 0.349, SLG: 0.366 Tim Jones, L OBP: 0.321, SLG: 0.340	4-3			F7	4-3			1B HR		3	0	0	0	0	0	1					
Milt Thompson, L OBP: 0.336, SLG: 0.386				BB FC		F8		F7		4	0	2	0	0	0	2					
Pedro Guerrero, R OBP: 0.391, SLG: 0.470	P3			FC	BB	K		HR		4	1	1	3	0	1	2					
Terry Pendleton, S OBP: 0.300, SLG: 0.367 Tom Pagnozzi, R OBP: 0.218, SLG: 0.183		K				F8		6-3		2	0	0	0	1	1	0					
Tom Brunansky, R OBP: 0.321, SLG: 0.415 Frank DiPino, L OBP: 0.111, SLG: 0.111 Denny Walling, L OBP: 0.422, SLG: 0.447	F8			F7			FC4-6 1B	P6		2	0	0	0	0	0	3					
José Oquendo, S OBP: 0.357, SLG: 0.367	F7			F9			FC4-6 G5-4-3 1B	1-3		4	0	0	0	0	0	4					
Tony Peña, R OBP: 0.315, SLG: 0.333 Dan Quisenberry, R OBP: 0.250, SLG: 0.250 Leon Durham, L OBP: 0.214, SLG: 0.167			1-3		F9		G5-4-3	F8		3	0	0	0	0	0	1					
Ken Hill, R OBP: 0.213, SLG: 0.217 John Morris, L OBP: 0.269, SLG: 0.347			L1					P5		1	0	0	0	0	0	0					
Inning Stats	R: 0 E: 0 K: 0 S: 4	H: 1 LOB: 1 BB: 0 P: 4	R: 0 E: 0 K: 1 S: 5	H: 0 LOB: 0 BB: 0 P: 5	R: 0 E: 0 K: 0 S: 3	H: 0 LOB: 0 BB: 0 P: 3	R: 0 E: 0 K: 0 S: 5	H: 1 LOB: 3 BB: 0 P: 9	R: 0 E: 0 K: 1 S: 4	H: 0 LOB: 0 BB: 0 P: 5	R: 0 E: 0 K: 0 S: 3	H: 1 LOB: 0 BB: 0 P: 3	R: 3 E: 0 K: 0 S: 6	H: 3 LOB: 0 BB: 0 P: 6	R: 0 E: 0 K: 0 S: 3	H: 0 LOB: 0 BB: 0 P: 3		1B: 6 2B: 0 3B: 0 HR: 1	SF: 0 SAC: 0 DP: 1 HBP: 0	WP: 0 PB: 0 SB: 0 CS: 0	PA: 35
PITCHER	IP WLS BF H R ER SO BB IBB HBP BLK WP HR S P ERA WHIP																				
Bob Walk, R ERA: 4.2	(1, 1) 8.0 W 32 7 3 3 2 1 0 0 0 0 1 35 39 3.38 1.000																				
Bill Landrum, R ERA: 0.94	(9, 1) 1.0 3 0 0 0 0 0 0 0 0 0 0 3 3 0.00 0.000																				

Batter	1	2	3	4	5	6	7	8	9	AB	R	H	RBI	BB	SO	LOB	BOTTOM				
Barry Bonds, L OBP: 0.354, SLG: 0.424	F8			4-3 1B BB		2B 1B	K			3	2	1	0	2	1	1	St. Louis Cardinals @ Pittsburgh Pirates Three Rivers Stadium, Pittsburgh, PA Tue Aug 08 1989, 7:05 PM EDT Att: 13,884 - Unknown - 65 F livebaseballscorecards.com				
Jose Lind, R OBP: 0.280, SLG: 0.288	5-3			4-3		F9		1-3		5	0	0	1	0	1	5					
Andy Van Slyke, L OBP: 0.297, SLG: 0.353				F8		1B 1B BB		4-3		3	2	1	1	2	0	0					
Bobby Bonilla, S OBP: 0.340, SLG: 0.445	K			F8		1B 2B		4-3		5	0	2	2	0	1	1					
Glenn Wilson, R OBP: 0.335, SLG: 0.435				5-3						4	0	3	1	0	0	0					
Michael LaValliere, L OBP: 0.446, SLG: 0.408	F8			1B		G6-4-3 1B				4	0	0	0	0	0	5					
Jeff King, R OBP: 0.286, SLG: 0.374				E6 1B 2B		L5		1-3		4	2	1	0	0	0	0					
Jay Bell, R OBP: 0.167, SLG: 0.224				2B 1B		5-3		4-3		4	1	2	1	0	0	0					
Bob Walk, R OBP: 0.255, SLG: 0.360 Bill Landrum, R				SH3 1B		K				3	0	2	1	0	1	0					
Inning Stats	R: 0 E: 0 K: 1 S: 5	H: 0 LOB: 1 BB: 1 P: 9	R: 1 E: 1 K: 1 S: 8	H: 2 LOB: 3 BB: 1 P: 12	R: 0 E: 0 K: 0 S: 4	H: 1 LOB: 1 BB: 0 P: 4	R: 4 E: 0 K: 0 S: 7	H: 4 LOB: 2 BB: 2 P: 15	R: 0 E: 0 K: 1 S: 5	H: 0 LOB: 0 BB: 0 P: 5	R: 2 E: 0 K: 0 S: 6	H: 4 LOB: 1 BB: 0 P: 6	R: 0 E: 0 K: 1 S: 6	H: 1 LOB: 1 BB: 0 P: 6	R: 0 E: 0 K: 0 S: 3	H: 0 LOB: 0 BB: 0 P: 3		1B: 7 2B: 4 3B: 1 HR: 0	SF: 0 SAC: 1 DP: 1 HBP: 0	WP: 0 PB: 0 SB: 0 CS: 0	PA: 40
PITCHER	IP WLS BF H R ER SO BB IBB HBP BLK WP HR S P ERA WHIP																				
Ken Hill, R ERA: 3.43	(1, 1) 3.2 L 23 7 5 4 2 4 0 0 0 0 0 0 12 12 9.82 3.000																				
Frank DiPino, L ERA: 3.1	(4, 1) 2.1 10 4 2 2 1 0 0 0 0 0 0 0 12 12 7.71 1.714																				
Dan Quisenberry, R ERA: 2.51	(7, 1) 2.0 7 1 0 0 1 0 0 0 0 0 0 0 9 9 0.00 0.500																				

Batter	1	2	3	4	5	6	7	8	9	AB	R	H	RBI	BB	SO	LOB	TOP				
Vince Coleman, S (1, 7) OBP: 0.340, SLG: 0.353	0-1 G5-3 1B	3-2 1B		1-2 FC6-4			1-0 L6		0-1 FC4-6 1B	5	2	2	0	0	0	3					
Ozzie Smith, S (1, 6) OBP: 0.350, SLG: 0.365	2-1 G5-3	0-0 1B			1-0 G3		1-2 G6-3		4-0 1B IBB	4	0	1	0	1	0	1					
Milt Thompson, L (1, 8) John Morris, L (2, 8) OBP: 0.384, SLG: 0.384 OBP: 0.284, SLG: 0.351	3-2 F7	2-3 1B			4-1 FC4-6 BB		1-3 K		0-0 1B	2	0	0	0	0	1	3					
Pedro Guerrero, R (1, 3) Leon Durham, L (9, PR) OBP: 0.391, SLG: 0.467 OBP: 0.214, SLG: 0.167	2-2 1B				1-2 E6 FC4-6			1-3 K	4-1 1B	4	0	1	1	1	2	1					
Terry Pendleton, S (1, 5) OBP: 0.297, SLG: 0.362	1-0 G1-3				1-1 FC4-6			0-1 G1-3	1-1 G4-3	5	0	0	0	0	0	6					
Jose Oquendo, S (1, 4) OBP: 0.359, SLG: 0.367					0-1 G4-3			1-2 G4-3		3	1	1	0	1	0	2					
Tom Brunansky, R (1, 9) OBP: 0.325, SLG: 0.421					0-0 G4-3				2-2 WP FC6-2 2B	4	0	3	0	0	0	0					
Tony Peña, R (1, 2) OBP: 0.314, SLG: 0.332	0-0 G6-4-3				3-2 FC2-6 1B			1-0 FC5-4 F8	3-1 FC6-2 BB 1B	4	1	1	0	0	0	3					
Joe Magrane, R (1, 1) OBP: 0.237, SLG: 0.291					3-1 FC2-6 FC6-4			1-0 F8	4-2 FC4-6 BB	3	1	1	1	1	0	2					
Inning Stats	R: 1 E: 0 K: 0 S: 16	H: 2 LOB: 1 BB: 0 P: 23	R: 2 E: 0 K: 1 S: 13	H: 4 LOB: 2 BB: 1 P: 22	R: 0 E: 0 K: 1 S: 10	H: 1 LOB: 1 BB: 0 P: 15	R: 0 E: 0 K: 0 S: 9	H: 1 LOB: 1 BB: 0 P: 16	R: 0 E: 1 K: 0 S: 5	H: 1 LOB: 0 BB: 0 P: 6	R: 0 E: 0 K: 1 S: 8	H: 0 LOB: 0 BB: 0 P: 11	R: 0 E: 0 K: 1 S: 8	H: 0 LOB: 0 BB: 0 P: 10	R: 2 E: 0 K: 0 S: 14	H: 2 LOB: 3 BB: 3 P: 32	1B: 9 2B: 1 3B: 0 HR: 1	SF: 0 SAC: 0 DP: 1 HBP: 0	WP: 1 PB: 0 SB: 2 CS: 0	PA: 42	
PITCHER	IP WLS BF H R ER SO BB IBB HBP BLK WP HR S P ERA WHIP	IP WLS BF H R ER SO BB IBB HBP BLK WP HR S P ERA WHIP	IP WLS BF H R ER SO BB IBB HBP BLK WP HR S P ERA WHIP	IP WLS BF H R ER SO BB IBB HBP BLK WP HR S P ERA WHIP	IP WLS BF H R ER SO BB IBB HBP BLK WP HR S P ERA WHIP	IP WLS BF H R ER SO BB IBB HBP BLK WP HR S P ERA WHIP	IP WLS BF H R ER SO BB IBB HBP BLK WP HR S P ERA WHIP	IP WLS BF H R ER SO BB IBB HBP BLK WP HR S P ERA WHIP	IP WLS BF H R ER SO BB IBB HBP BLK WP HR S P ERA WHIP	IP WLS BF H R ER SO BB IBB HBP BLK WP HR S P ERA WHIP	IP WLS BF H R ER SO BB IBB HBP BLK WP HR S P ERA WHIP	IP WLS BF H R ER SO BB IBB HBP BLK WP HR S P ERA WHIP	IP WLS BF H R ER SO BB IBB HBP BLK WP HR S P ERA WHIP	IP WLS BF H R ER SO BB IBB HBP BLK WP HR S P ERA WHIP	IP WLS BF H R ER SO BB IBB HBP BLK WP HR S P ERA WHIP	IP WLS BF H R ER SO BB IBB HBP BLK WP HR S P ERA WHIP	IP WLS BF H R ER SO BB IBB HBP BLK WP HR S P ERA WHIP	IP WLS BF H R ER SO BB IBB HBP BLK WP HR S P ERA WHIP	IP WLS BF H R ER SO BB IBB HBP BLK WP HR S P ERA WHIP	IP WLS BF H R ER SO BB IBB HBP BLK WP HR S P ERA WHIP	IP WLS BF H R ER SO BB IBB HBP BLK WP HR S P ERA WHIP

St. Louis Cardinals @ Pittsburgh Pirates
Three Rivers Stadium, Pittsburgh, PA
Wed Aug 09 1989, 7:05 PM EDT
Att: 15,046 - Unknown

AB 36
R 5
H 11
RBI 4
BB 5
SO 4
LOB 21

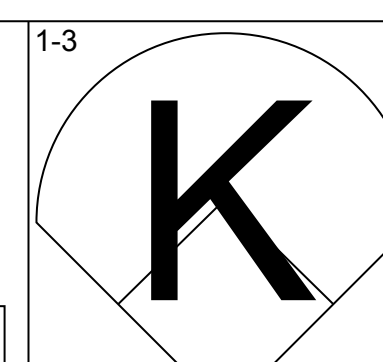
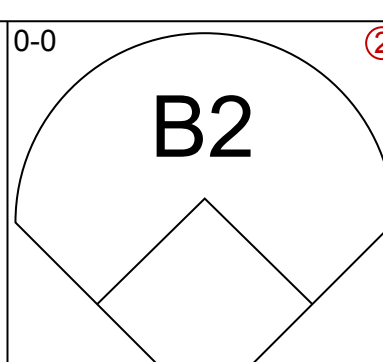
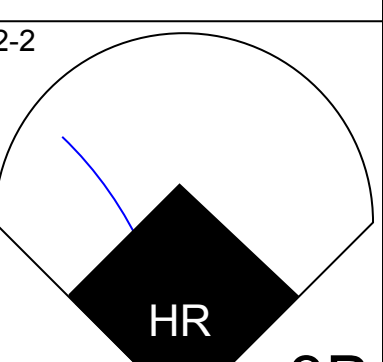
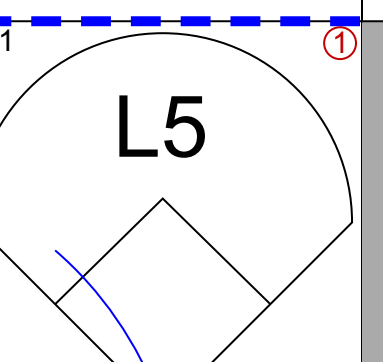
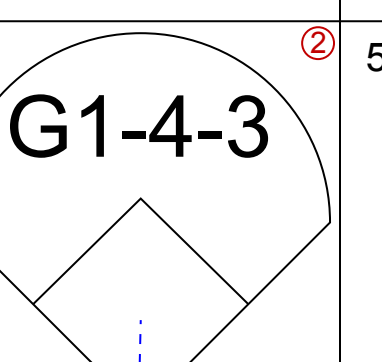
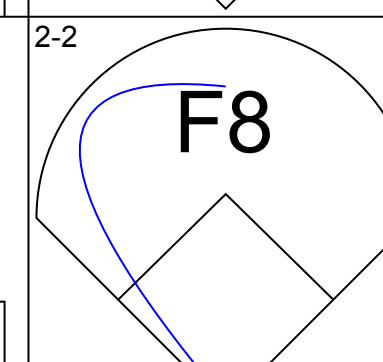
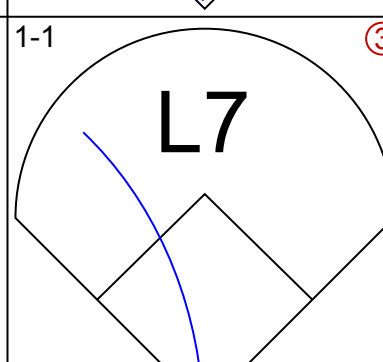
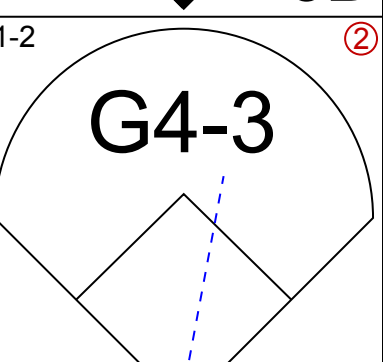
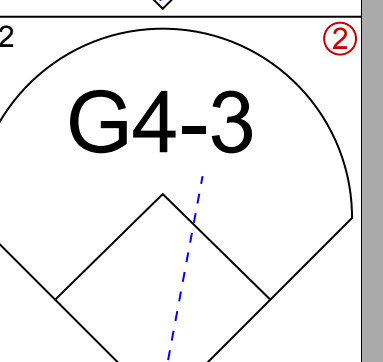
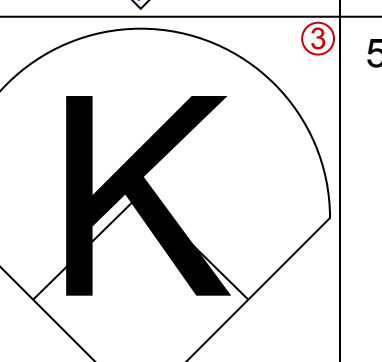
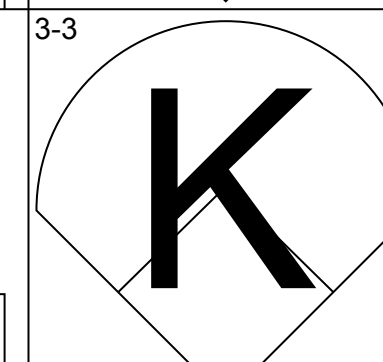
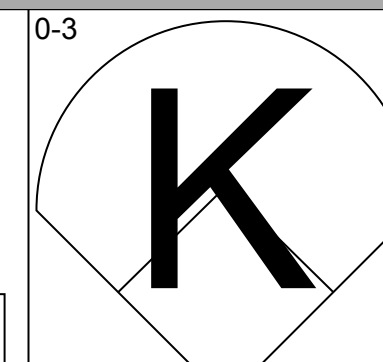
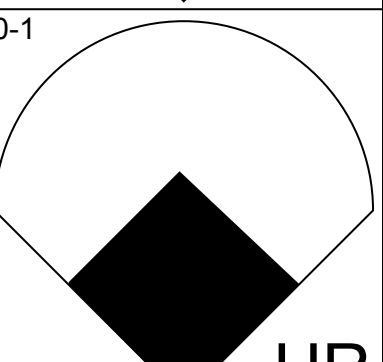
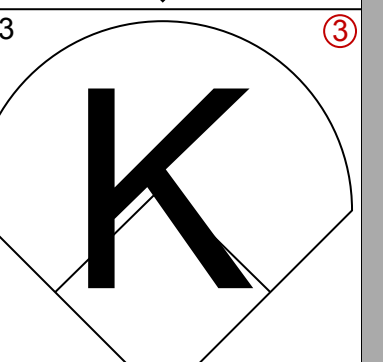
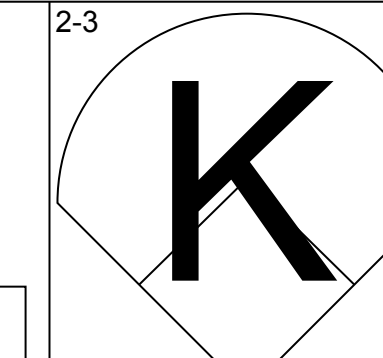
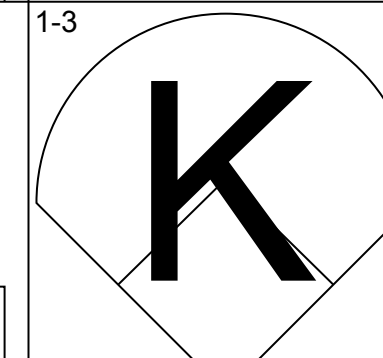
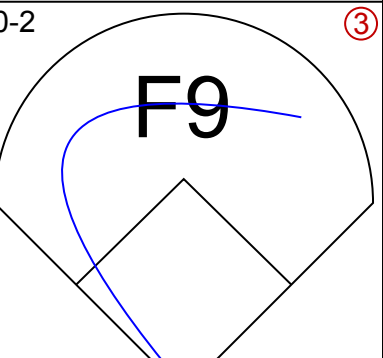
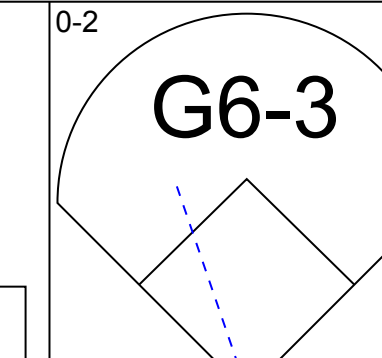
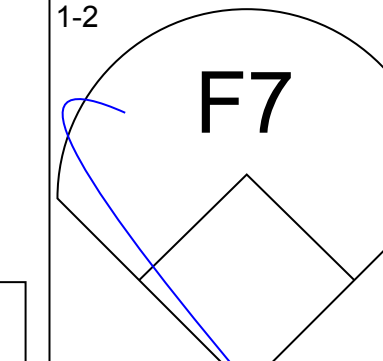
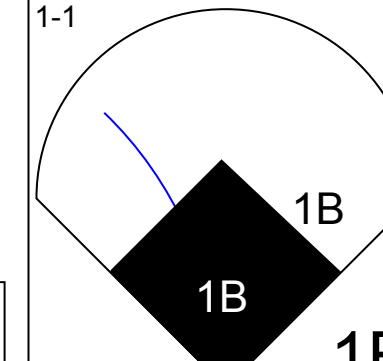
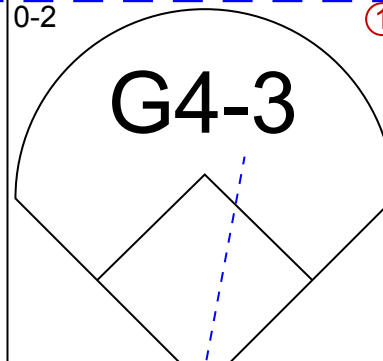
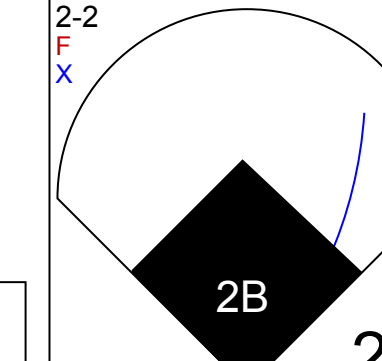
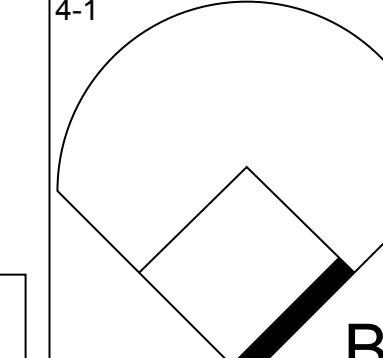
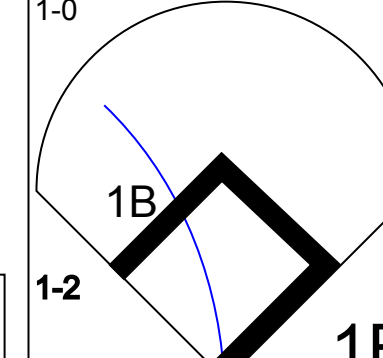
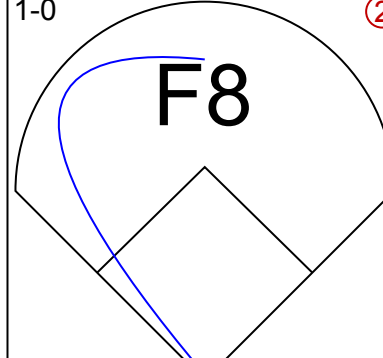
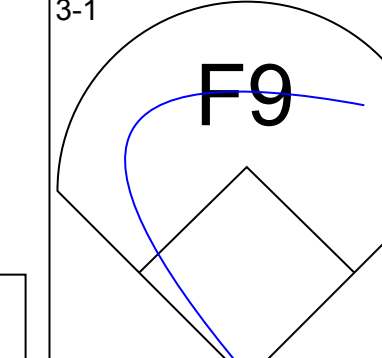
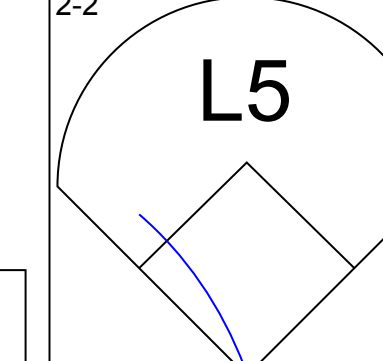

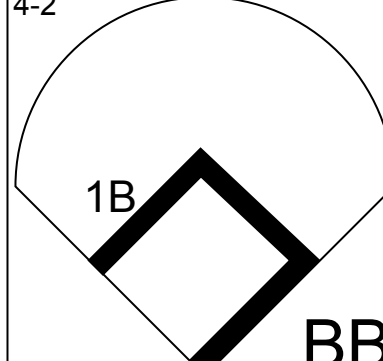
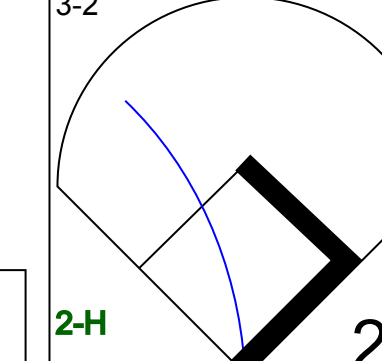
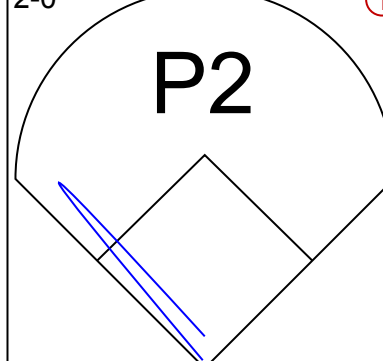
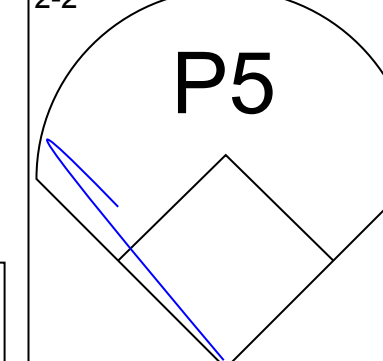
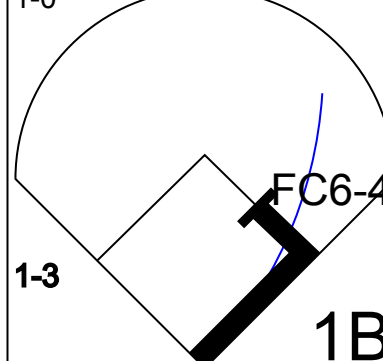
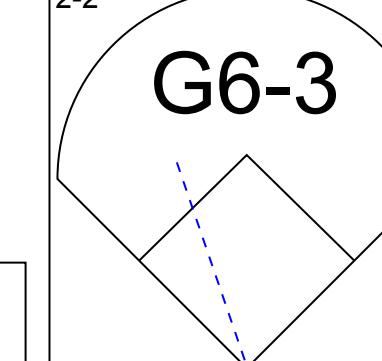
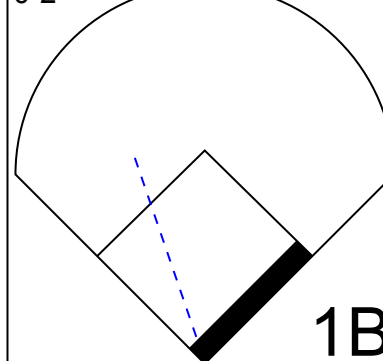
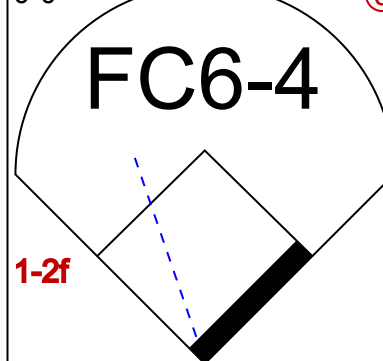
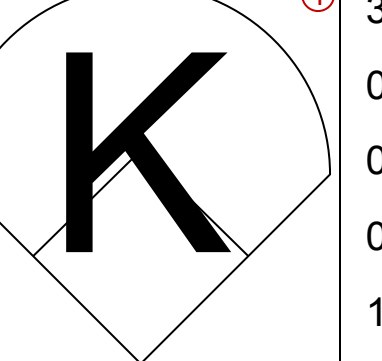


Batter	1	2	3	4	5	6	7	8	9	AB	R	H	RBI	BB	SO	LOB	BOTTOM					
John Cangelosi, S (1, 7) OBP: 0.397, SLG: 0.302	1-0 G5-3									4	1	2	0	0	0	0						
Jose Lind, R (1, 4) OBP: 0.277, SLG: 0.286	1-1 L9									4	0	0	1	0	1	1						
Jeff King, R (1, 3) OBP: 0.294, SLG: 0.389	2-0 1B									4	1	2	0	0	0	0						
Bobby Bonilla, S (1, 5) OBP: 0.341, SLG: 0.443	4-2 1B BB									2	0	0	0	2	0	0						
Glenn Wilson, R (1, 9) OBP: 0.337, SLG: 0.436	0-1 WP 1B									4	0	2	1	0	0	1						
Andy Van Slyke, L (1, 8) OBP: 0.294, SLG: 0.349	2-2 G4-3									4	0	0	0	0	0	3						
Junior Ortiz, R (1, 2) OBP: 0.293, SLG: 0.293										3	0	0	0	0	0	0						
Jay Bell, R (1, 6) OBP: 0.160, SLG: 0.215										3	0	0	0	0	1	0						
Doug Drabek, R (1, 1) Gary Redus, R (8, PH) Mike Smith, R (9, 1) Doug Bair, R (9, 1) OBP: 0.130, SLG: 0.078 OBP: 0.387, SLG: 0.426 OBP: 0.500, SLG: 1.000	0-1 G4-3									2	0	0	0	0	1	0						
Inning Stats	R: 1 E: 0 K: 0 S: 11	H: 2 LOB: 2 BB: 1 P: 21	R: 0 E: 0 K: 0 S: 6	H: 0 LOB: 0 BB: 0 P: 9	R: 0 E: 0 K: 0 S: 9	H: 1 LOB: 1 BB: 0 P: 13	R: 0 E: 0 K: 0 S: 6	H: 0 LOB: 0 BB: 0 P: 8	R: 0 E: 0 K: 1 S: 8	H: 0 LOB: 0 BB: 0 P: 13	R: 0 E: 0 K: 0 S: 8	H: 1 LOB: 1 BB: 1 P: 15	R: 0 E: 0 K: 1 S: 10	H: 0 LOB: 0 BB: 0 P: 12	R: 0 E: 0 K: 2 S: 8	H: 1 LOB: 0 BB: 0 P: 10	R: 0 E: 0 K: 0 S: 8	H: 1 LOB: 1 BB: 0 P: 11	1B: 4 2B: 1 3B: 1 HR: 0	SF: 0 SAC: 0 DP: 0 HBP: 0	WP: 1 PB: 0 SB: 1 CS: 1	PA: 33
PITCHER	IP WLS BF H R ER SO BB IBB HBP BLK WP HR S P ERA WHIP	IP WLS BF H R ER SO BB IBB HBP BLK WP HR S P ERA WHIP	IP WLS BF H R ER SO BB IBB HBP BLK WP HR S P ERA WHIP	IP WLS BF H R ER SO BB IBB HBP BLK WP HR S P ERA WHIP	IP WLS BF H R ER SO BB IBB HBP BLK WP HR S P ERA WHIP	IP WLS BF H R ER SO BB IBB HBP BLK WP HR S P ERA WHIP	IP WLS BF H R ER SO BB IBB HBP BLK WP HR S P ERA WHIP	IP WLS BF H R ER SO BB IBB HBP BLK WP HR S P ERA WHIP	IP WLS BF H R ER SO BB IBB HBP BLK WP HR S P ERA WHIP	IP WLS BF H R ER SO BB IBB HBP BLK WP HR S P ERA WHIP	IP WLS BF H R ER SO BB IBB HBP BLK WP HR S P ERA WHIP	IP WLS BF H R ER SO BB IBB HBP BLK WP HR S P ERA WHIP	IP WLS BF H R ER SO BB IBB HBP BLK WP HR S P ERA WHIP	IP WLS BF H R ER SO BB IBB HBP BLK WP HR S P ERA WHIP	IP WLS BF H R ER SO BB IBB HBP BLK WP HR S P ERA WHIP	IP WLS BF H R ER SO BB IBB HBP BLK WP HR S P ERA WHIP	IP WLS BF H R ER SO BB IBB HBP BLK WP HR S P ERA WHIP	IP WLS BF H R ER SO BB IBB HBP BLK WP HR S P ERA WHIP	IP WLS BF H R ER SO BB IBB HBP BLK WP HR S P ERA WHIP	IP WLS BF H R ER SO BB IBB HBP BLK WP HR S P ERA WHIP	IP WLS BF H R ER SO BB IBB HBP BLK WP HR S P ERA WHIP	

St. Louis Cardinals @ Pittsburgh Pirates
Three Rivers Stadium, Pittsburgh, PA
Wed Aug 09 1989, 7:05 PM EDT
Att: 15,046 - Unknown

AB 31
R 2
H 6
RBI 2
BB 2
SO 4
LOB 5

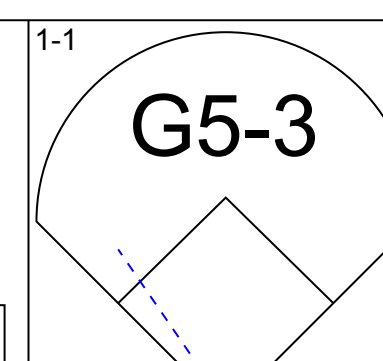
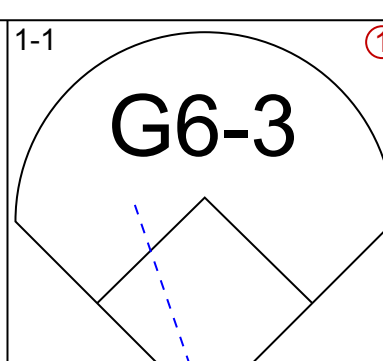
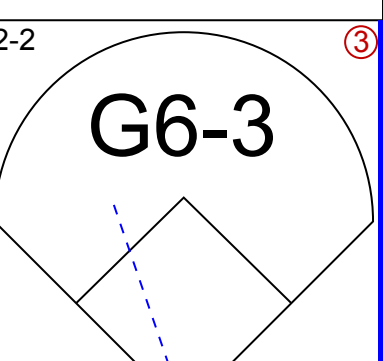
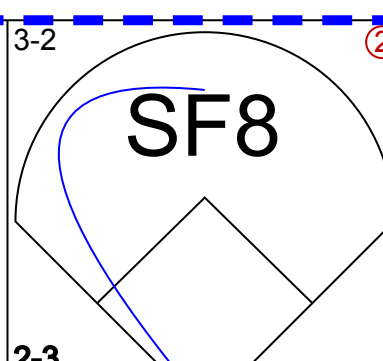
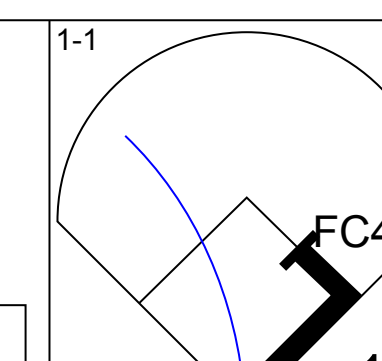
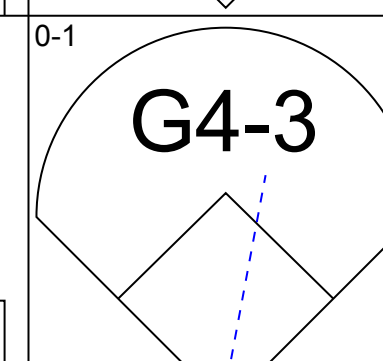
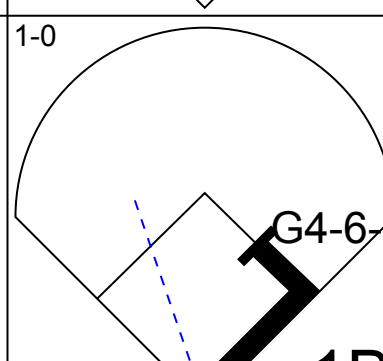
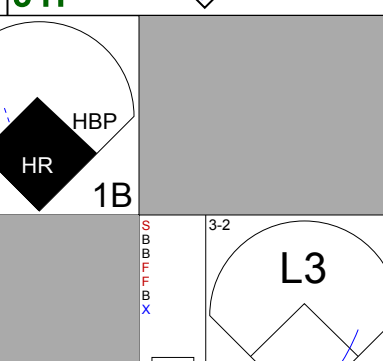
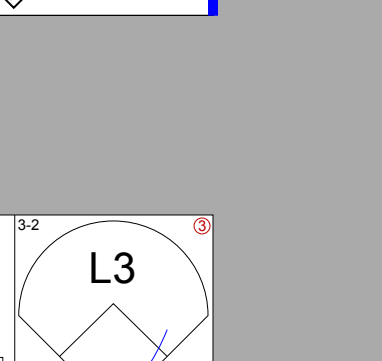
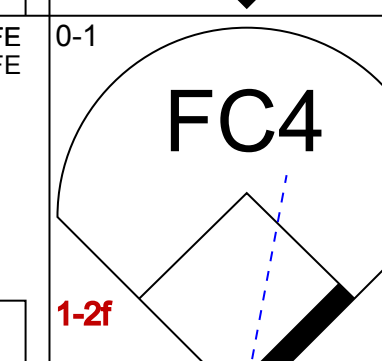

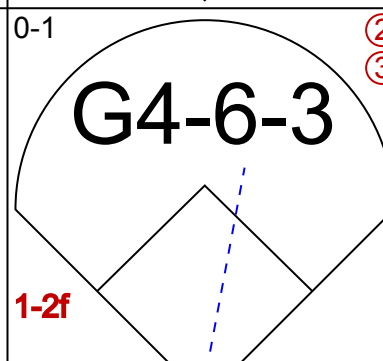
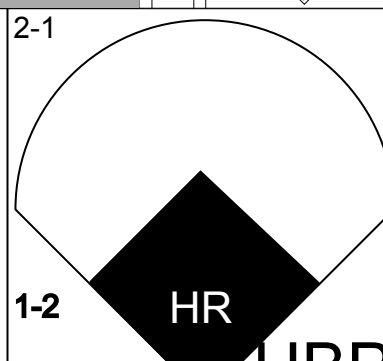
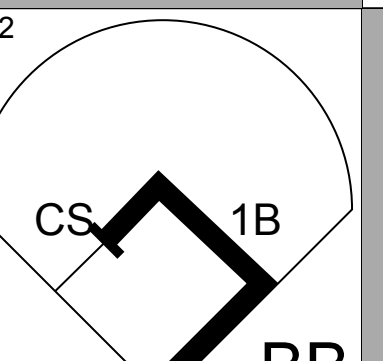

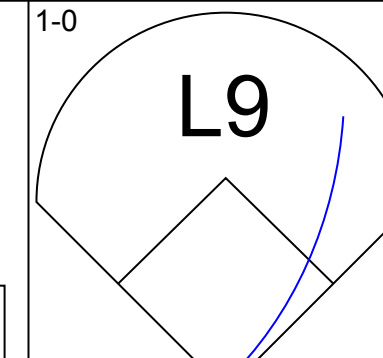
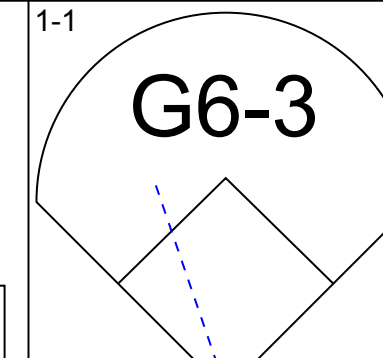
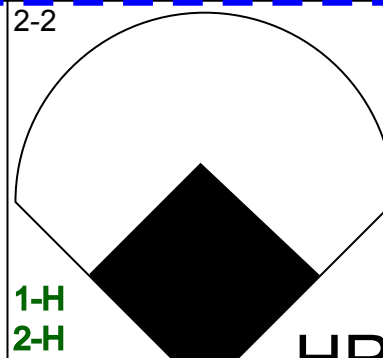
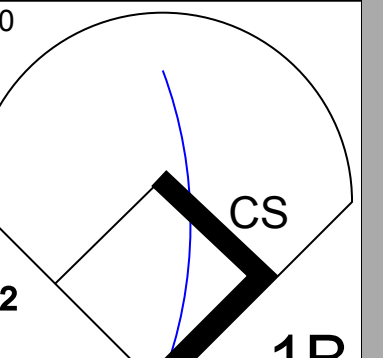
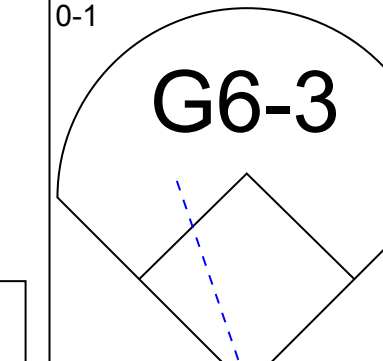
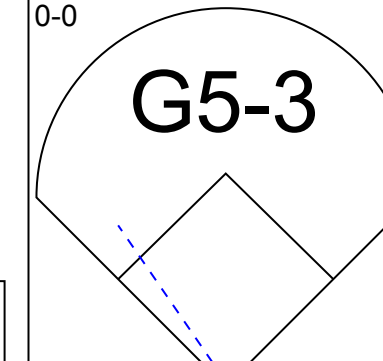
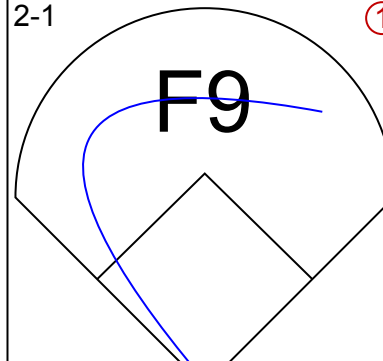
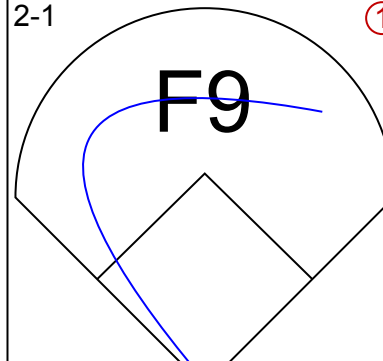
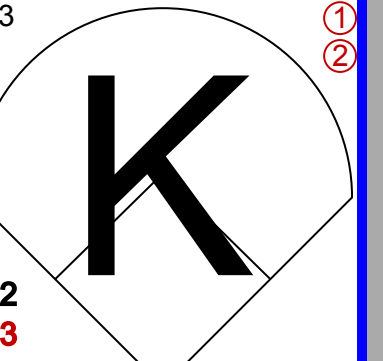
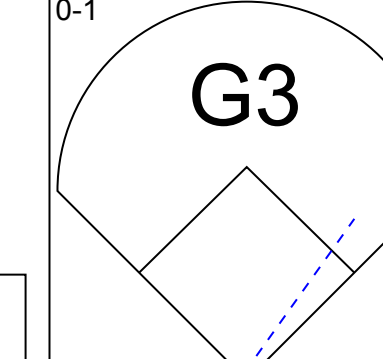
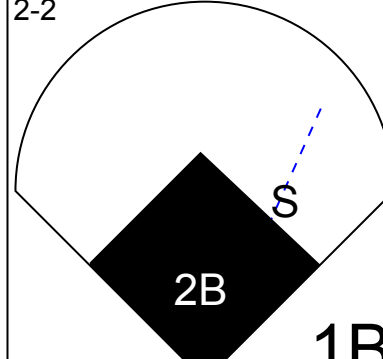
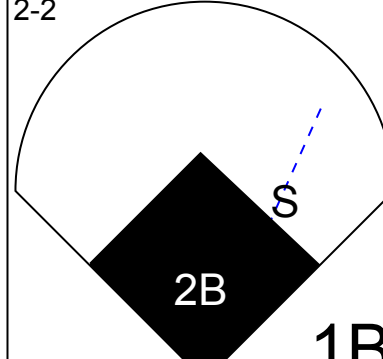
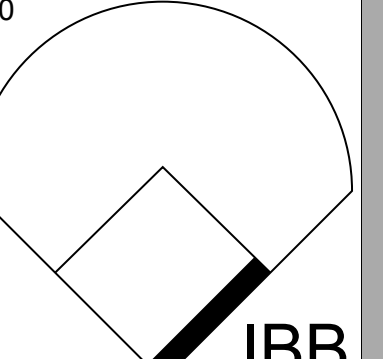
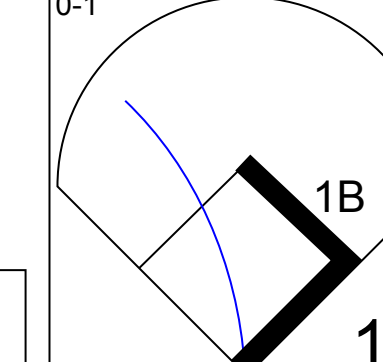
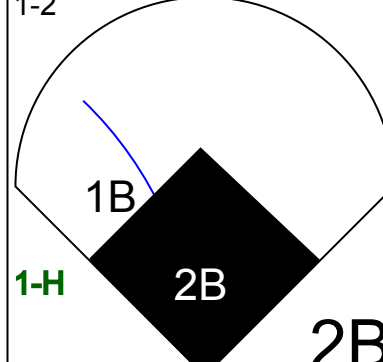
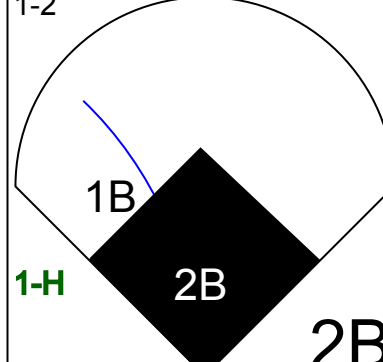

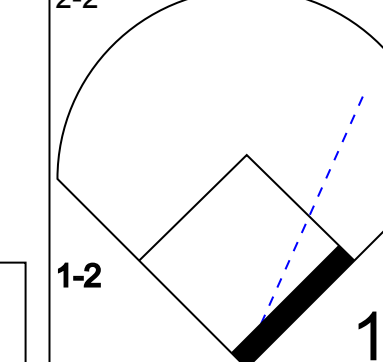
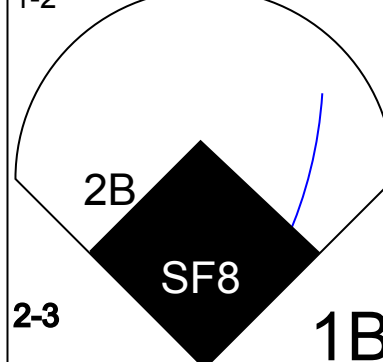
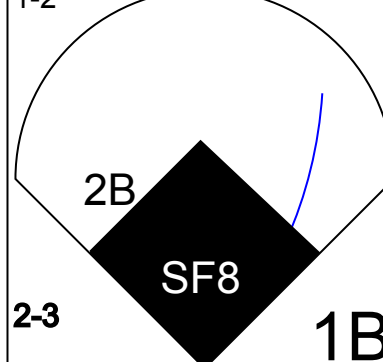
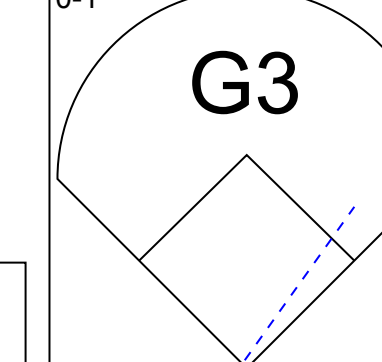
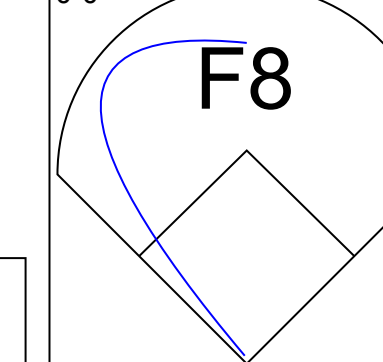
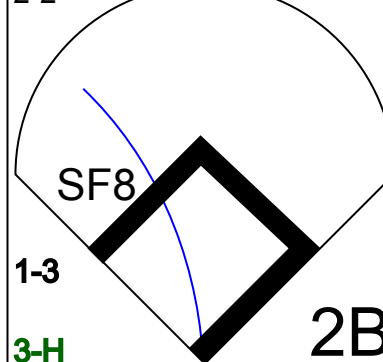
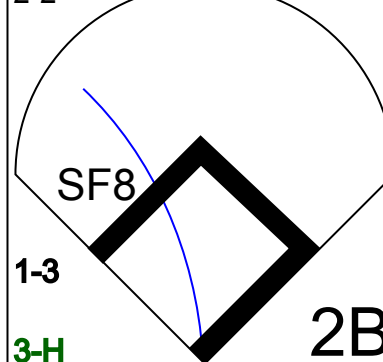
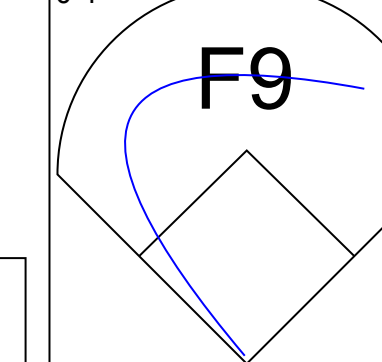
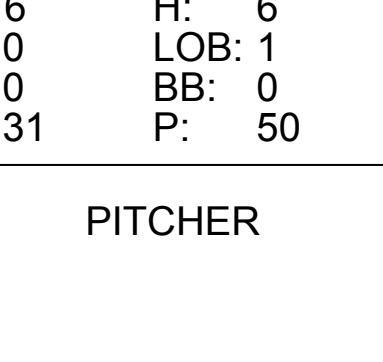
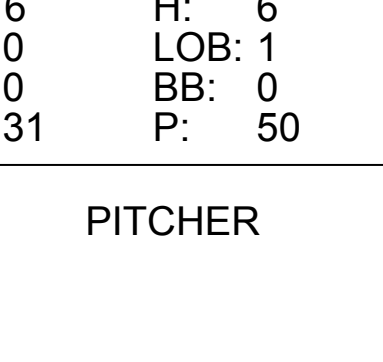


Batter	1	2	3	4	5	6	7	8	9	AB	R	H	RBI	BB	SO	LOB	TOP						
Vince Coleman, S (1,7) OBP: 0.335, SLG: 0.351						 3B				5	1	1	0	0	1	1							
Ozzie Smith, S (1,6) OBP: 0.345, SLG: 0.361										5	0	0	0	0	1	2							
Pedro Guerrero, R (1,3) OBP: 0.391, SLG: 0.473										4	1	1	2	0	3	0							
Tom Brunansky, R (1,9) OBP: 0.321, SLG: 0.415										4	0	0	0	0	2	0							
Terry Pendleton, S (1,5) OBP: 0.298, SLG: 0.365				 1B				 2B		4	2	2	0	0	0	0							
José Oquendo, S (1,4) OBP: 0.381, SLG: 0.366				 1B						3	0	1	0	1	0	1							
Milt Thompson, L (1,8) OBP: 0.338, SLG: 0.385				 1B		 1B		 2B		3	0	2	2	1	0	1							
Tony Peña, R (1,2) OBP: 0.312, SLG: 0.329						 1B				4	0	1	0	0	0	3							
Ricky Horton, L (1,1) OBP: 0.250, SLG: 0.250						 1B				3	0	1	0	0	0	2							
John Costello, R (6,1)										0	0	0	0	0	0	0							
Frank DiPino, L (6,1) OBP: 0.111, SLG: 0.111										0	0	0	0	0	0	0							
Dan Quisenberry, R (6,1) OBP: 0.250, SLG: 0.250										0	0	0	0	0	0	0							
Jim Lindeman, R (9, PH) OBP: 0.190, SLG: 0.158										1	0	0	0	0	1	0							
Inning Stats	R: 0 E: 0 K: 2 S: 12	H: 0 LOB: 0 BB: 0 P: 18	R: 0 E: 0 K: 1 S: 10	H: 0 LOB: 1 BB: 1 P: 19	R: 0 E: 0 K: 0 S: 8	H: 1 LOB: 1 BB: 0 P: 11	R: 1 E: 0 K: 2 S: 18	H: 3 LOB: 2 BB: 0 P: 25	R: 2 E: 0 K: 0 S: 13	H: 2 LOB: 0 BB: 0 P: 16	R: 0 E: 0 K: 1 S: 9	H: 1 LOB: 2 BB: 1 P: 15	R: 0 E: 0 K: 1 S: 11	H: 0 LOB: 0 BB: 0 P: 16	R: 1 E: 0 K: 0 S: 21	H: 2 LOB: 1 BB: 0 P: 31	R: 0 E: 0 K: 2 S: 10	H: 0 LOB: 0 BB: 0 P: 13	1B: 5 2B: 2 3B: 1 HR: 1	SF: 0 SAC: 0 DP: 0 HBP: 0	WP: 0 PB: 0 SB: 0 CS: 0	PA: 38	
PITCHER	IP WLS BF H R ER SO BB IBB HBP BLK WP HR S P ERA WHIP																						
Sid Fernandez, L (1,1) ERA: 2.76	5.0		22	6	3	3	5	1	0	0	0	0	0	0	1	61	89	5.40	1.400				
Jeff Musselman, L (6,1) ERA: 7.0	1.0	W	5	1	0	0	0	1	0	0	0	0	0	0	0	9	15	0.00	2.000				
Don Aase, R (7,1) ERA: 3.47	1.2		6	1	1	1	1	0	0	0	0	0	0	0	0	25	35	5.40	0.600				
Randy Myers, L (8,1) ERA: 1.75	1.1	S	5	1	0	0	2	0	0	0	0	0	0	0	0	17	25	0.00	0.750				

St. Louis Cardinals @ New York Mets
Shea Stadium, Flushing, NY
Thu Aug 10 1989, 7:05 PM EDT
Att: 48,712 - Unknown

AB 36
R 4
H 9
RBI 4
BB 2
SO 8
LOB 10



Batter	1	2	3	4	5	6	7	8	9	AB	R	H	RBI	BB	SO	LOB	BOTTOM						
Mark Carreon, R (1,9) OBP: 0.333, SLG: 0.514										3	0	0	0	0	0	1							
Jeff Musselman, L (6,1)										0	0	0	0	0	0	0							
Gary Carter, R (6, PH) OBP: 0.227, SLG: 0.230								 1B		0	0	0	1	0	0	0							
Don Aase, R (7,1)										0	0	0	0	0	0	0							
Howard Johnson, S (8,5) OBP: 0.379, SLG: 0.589										1	0	1	0	0	0	0							
Juan Samuel, R (1,8) OBP: 0.322, SLG: 0.383			 1B			 1B			 1B	5	1	2	0	0	0	2							
Keith Hernandez, L (1,3) OBP: 0.354, SLG: 0.384			 1B			 HBP	 1B			2	1	1	0	1	0	1							
Kevin McReynolds, R (1,7) OBP: 0.338, SLG: 0.449							 2B	 1B		4	1	2	3	0	0	1							
Tim Teufel, R (1,4) OBP: 0.360, SLG: 0.329										4	0	0	0	0	1	2							
Randy Myers, L (8,1)										0	0	0	0	0	0	0							
Gregg Jefferies, S (1,5) OBP: 0.284, SLG: 0.332							 1B			3	1	1	0	1	0	0							
Barry Lyons, R (1,2) OBP: 0.303, SLG: 0.383						 2B	 2B			4	1	3	1	0	0	2							
Kevin Elster, R (1,6) OBP: 0.290, SLG: 0.356							 2B			4	1	2	0	0	0	1							
Sid Fernandez, L (1,1) OBP: 0.220, SLG: 0.229							 1B			1	0	0	0	0	0	2							
Daryl Strawberry, L (6, PH) OBP: 0.324, SLG: 0.512							 2B			3	0	1	1	0	0	1							
Inning Stats	R: 0 E: 0 K: 0 S: 8	H: 1 LOB: 1 BB: 0 P: 11	R: 0 E: 0 K: 0 S: 11	H: 2 LOB: 2 BB: 0 P: 13	R: 0 E: 0 K: 0 S: 5	H: 1 LOB: 0 BB: 0 P: 7	R: 0 E: 0 K: 0 S: 5	H: 0 LOB: 0 BB: 0 P: 7	R: 0 E: 0 K: 0 S: 7	H: 1 LOB: 1 BB: 0 P: 10	R: 6 E: 0 K: 0 S: 31	H: 6 LOB: 1 BB: 0 P: 50	R: 0 E: 0 K: 1 S: 12	H: 1 LOB: 2 BB: 2 P: 23	R: 0 E: 0 K: 0 S: 8	H: 1 LOB: 1 BB: 0 P: 9	1B: 9 2B: 4 3B: 0 HR: 1	SF: 1 SAC: 0 DP: 2 HBP: 1	WP: 0 PB: 0 SB: 1 CS: 2	PA: 38			
PITCHER	IP WLS BF H R ER SO BB IBB HBP BLK WP HR S P ERA WHIP																						
Ricky Horton, L (1,1) ERA: 5.45	5.0		21	6	2	2	0	0	0	0	0	0	0	0	1	16	24	54.00	12.000				
John Costello, R (6,1) ERA: 3.19	0.1	L	5	4	2	2	0	0	0	0	0	0	0	0	6	8	∞	∞					
Frank DiPino, L (6,1) ERA: 3.1	0.0		1	1	1	1	0	0	0	0	0	0	0	0	6	8	∞	∞					
Dan Quisenberry, R (6,1) ERA: 2.39	2.2		11	2	1	1	1	1	1	0	0	0	0	0	27	45	3.38	1.125					

St. Louis Cardinals @ New York Mets
Shea Stadium, Flushing, NY
Thu Aug 10 1989, 7:05 PM EDT
Att: 48,712 - Unknown

AB 34
R 6
H 13
RBI 6
BB 2
SO 1
LOB 13



Batter	1	2	3	4	5	6	7	8	9	AB	R	H	RBI	BB	SO	LOB	TOP								
Vince Coleman, S OBP: 0.336, SLG: 0.354	G6-3		1B S 1B	K			K		1B 2B	5	2	2	0	0	2	0									
Ozzie Smith, S OBP: 0.348, SLG: 0.364	BB 1B		BB 1B SF8	L9			G4-3		1B 1B	5	1	3	0	0	0	0									
Pedro Guerrero, R OBP: 0.393, SLG: 0.473 Jim Lindeman, R OBP: 0.190, SLG: 0.158	FC5-4 BB		1B BB 1B		F9		F7		1B 1B	4	0	2	2	1	0	0									
Tom Brunansky, R OBP: 0.320, SLG: 0.411	K		1B BB		K			P2	K	4	0	0	0	1	3	4									
Terry Pendleton, S OBP: 0.297, SLG: 0.363	FC5-4		K		G4-3			CS 1B	G4-3	5	0	1	0	0	1	7									
José Oquendo, S OBP: 0.365, SLG: 0.371			SF8					FC5-4 1B		3	0	3	1	0	0	0									
Milt Thompson, L OBP: 0.339, SLG: 0.387	P6		FC5-4 1B		FC5-4			1B		4	0	2	0	0	0	2									
Tony Peña, R OBP: 0.309, SLG: 0.325	K		FC5-4		K			P3		4	0	0	0	0	2	7									
Scott Terry, R OBP: 0.174, SLG: 0.295 Ken Dayley, L (7, 1)	K				F8			P4	B1	3	0	0	0	0	1	2									
										1	0	0	0	0	0	0									
Inning Stats	R: 0 E: 0 K: 1 S: 13	H: 1 LOB: 2 BB: 1 P: 23	R: 0 E: 0 K: 2 S: 11	H: 1 LOB: 1 BB: 0 P: 15	R: 2 E: 0 K: 1 S: 21	H: 4 LOB: 3 BB: 1 P: 34	R: 0 E: 0 K: 1 S: 5	H: 0 LOB: 0 BB: 0 P: 7	R: 0 E: 0 K: 1 S: 11	H: 0 LOB: 0 BB: 0 P: 13	R: 0 E: 0 K: 1 S: 8	H: 1 LOB: 1 BB: 0 P: 13	R: 0 E: 0 K: 1 S: 6	H: 0 LOB: 0 BB: 0 P: 9	R: 0 E: 0 K: 0 S: 9	H: 3 LOB: 2 BB: 0 P: 13	R: 1 E: 0 K: 1 S: 12	H: 3 LOB: 2 BB: 0 P: 17	1B: 12 2B: 1 3B: 0 HR: 0	SF: 1 SAC: 0 DP: 0 HBP: 0	WP: 0 PB: 0 SB: 1 CS: 1	PA: 41			
PITCHER	IP	WLS	BF	H	R	ER	SO	BB	IBB	HBP	BLK	WP	HR	S	P	ERA	WHIP								
Frank Viola, L ERA: 3.62	6.0	L	27	7	2	2	7	2	0	0	0	0	0	69	105	3.00	1.500								
Jeff Musselman, L ERA: 6.54	2.1		11	5	1	1	1	0	0	0	0	0	0	20	30	3.86	2.143								
Jeff Innis, R ERA: 2.84	0.2		3	1	0	0	1	0	0	0	0	0	0	7	9	0.00	1.500								

St. Louis Cardinals @ New York Mets
Shea Stadium, Flushing, NY
Fri Aug 11 1989, 7:05 PM EDT
Att: 24,862 - Unknown

AB 38
R 3
H 13
RBI 3
BB 2
SO 9
LOB 22



Batter	1	2	3	4	5	6	7	8	9	AB	R	H	RBI	BB	SO	LOB	BOTTOM								
Keith Miller, R OBP: 0.240, SLG: 0.292 Jeff Musselman, L (7, 1) Jeff Innis, R (9, 1) Mark Carreon, R OBP: 0.342, SLG: 0.521	B5-3		G5-3			G4-3			G5-4-3 1B	3	0	0	0	0	0	1									
Juan Samuel, R OBP: 0.319, SLG: 0.379	L5		G5-3			F7			G5-4-3 1B	4	0	0	0	0	2										
Howard Johnson, S OBP: 0.376, SLG: 0.583	G3				K				K	4	0	0	0	0	3	0									
Darryl Strawberry, L OBP: 0.327, SLG: 0.512			F9-6 WP 1B		G1-4-3 BB				K	2	0	1	0	1	1	0									
Kevin McReynolds, R OBP: 0.338, SLG: 0.448			K		G1-4-3				FC6-4 1B	3	0	1	0	0	1	2									
Dave Magadan, L OBP: 0.357, SLG: 0.397 Tim Teufel, R OBP: 0.358, SLG: 0.327						P9			FC6-4	1	0	0	0	1	0	0									
Barry Lyons, R OBP: 0.298, SLG: 0.376			F9-6 1B			P4			G6-3	3	0	0	0	0	2										
Kevin Elster, R OBP: 0.290, SLG: 0.354						G4-3			G4-3	2	0	0	0	1	0	0									
Frank Viola, L (1, 1) Gregg Jefferies, S OBP: 0.282, SLG: 0.330 (7, 4)									G4-3	1	0	0	0	0	1	1									
									G6-3	2	0	0	0	0	0	0									
Inning Stats	R: 0 E: 0 K: 0 S: 6	H: 0 LOB: 0 BB: 0 P: 10	R: 0 E: 0 K: 1 S: 6	H: 1 LOB: 1 BB: 1 P: 12	R: 0 E: 0 K: 1 S: 7	H: 0 LOB: 1 BB: 1 P: 13	R: 0 E: 0 K: 1 S: 8	H: 0 LOB: 0 BB: 1 P: 13	R: 0 E: 0 K: 0 S: 6	H: 0 LOB: 0 BB: 0 P: 7	R: 0 E: 0 K: 0 S: 5	H: 0 LOB: 0 BB: 0 P: 6	R: 0 E: 0 K: 2 S: 12	H: 1 LOB: 1 BB: 0 P: 18	R: 0 E: 0 K: 0 S: 5	H: 0 LOB: 0 BB: 0 P: 7	R: 0 E: 0 K: 1 S: 8	H: 1 LOB: 0 BB: 0 P: 11	1B: 3 2B: 1 3B: 0 HR: 0	SF: 0 SAC: 0 DP: 3 HBP: 0	WP: 1 PB: 0 SB: 1 CS: 0	PA: 30			
PITCHER	IP	WLS	BF	H	R	ER	SO	BB	IBB	HBP	BLK	WP	HR	S	P	ERA	WHIP								
Scott Terry, R ERA: 3.57	6.0	W	20	1	0	0	3	2	1	0	0	0	0	38	61	0.00	0.500								
Ken Dayley, L ERA: 2.34	3.0	S	10	2	0	0	3	0	0	0	0	0	0	25	36	0.00	0.667								

St. Louis Cardinals @ New York Mets
Shea Stadium, Flushing, NY
Fri Aug 11 1989, 7:05 PM EDT
Att: 24,862 - Unknown

AB 27
R 0
H 3
RBI 0
BB 3
SO 6
LOB 9



Batter	1	2	3	4	5	6	7	8	9	AB	R	H	RBI	BB	SO	LOB	TOP					
Vince Coleman, S (1, 7) OBP: 0.335, SLG: 0.353	G4-3		G4-3			P5		S		4	0	1	1	0	0	0	St. Louis Cardinals @ New York Mets Shea Stadium, Flushing, NY Sat Aug 12 1989, 7:05 PM EDT Att: 35,414 - Unknown					
Ozzie Smith, S (1, 6) OBP: 0.347, SLG: 0.363	L8		CS			K		F7		4	0	1	0	0	1	1						
Milt Thompson, L (1, 8) OBP: 0.341, SLG: 0.386	S		CS		B3	FC6-4		K		3	0	1	0	1	1	1						
Pedro Guerrero, R (1, 3) OBP: 0.390, SLG: 0.469 Todd Worrell, R (8, 1)	K		CS		K	FC6-4		F9		4	0	0	0	0	2	3						
John Morris, L (1, 9) OBP: 0.282, SLG: 0.346 Jim Lindeman, R (9, PH) OBP: 0.186, SLG: 0.154	G3-1					P6		K		3	0	1	0	0	0	0						
Terry Pendleton, S (1, 5) OBP: 0.297, SLG: 0.361	BB		F8			K		G5-3		3	0	0	0	1	1	1						
José Oquendo, S (1, 4) OBP: 0.366, SLG: 0.373	F8					G6-3		BB		3	0	1	0	1	0	1						
Tony Peña, R (1, 2) OBP: 0.306, SLG: 0.322 Tom Brunansky, R (9, PH) OBP: 0.319, SLG: 0.410	K					K		P9		3	0	0	0	0	2	2						
Ted Power, R (1, 1) OBP: 0.143, SLG: 0.143 Frank DiPino, L (7, 1) OBP: 0.111, SLG: 0.111 Denny Walling, L (8, PH) OBP: 0.426, SLG: 0.475 (8, 3)	K					K		1B		0	0	0	0	0	0	0						
Inning Stats	R: 0 E: 0 K: 1 S: 20	H: 1 LOB: 1 BB: 0 P: 31	R: 0 E: 0 K: 1 S: 9	H: 0 LOB: 1 BB: 1 P: 17	R: 0 E: 0 K: 1 S: 11	H: 1 LOB: 0 BB: 0 P: 15	R: 0 E: 0 K: 1 S: 9	H: 1 LOB: 1 BB: 0 P: 14	R: 0 E: 0 K: 2 S: 12	H: 0 LOB: 0 BB: 0 P: 16	R: 0 E: 0 K: 1 S: 10	H: 1 LOB: 1 BB: 1 P: 15	R: 0 E: 0 K: 1 S: 9	H: 1 LOB: 0 BB: 0 P: 14	R: 1 E: 0 K: 1 S: 13	H: 2 LOB: 1 BB: 0 P: 20		R: 0 E: 0 K: 1 S: 6	H: 0 LOB: 1 BB: 1 P: 11	1B: 4 2B: 2 HR: 0	SF: 0 SAC: 0 DP: 0 HBP: 0	WP: 0 PB: 0 SB: 2 CS: 1
PITCHER	IP WLS BF H R ER SO BB IBB HBP BLK WP HR S P ERA WHIP																					
David Cone, R (1, 1) ERA: 3.68	7.0 W 28 6 1 1 8 2 0 0 0 0 0 85 130 1.29 1.143																					
Randy Myers, L (8, 1) ERA: 1.7	2.0 S 7 0 0 0 2 1 0 0 0 0 0 0 14 23 0.00 0.500																					

Batter	1	2	3	4	5	6	7	8	9	AB	R	H	RBI	BB	SO	LOB	BOTTOM			
Keith Miller, R (1, 4) OBP: 0.256, SLG: 0.297 Tim Teufel, R (9, 4) OBP: 0.358, SLG: 0.327	WP					SH1-4		FC4-6		2	1	1	0	1	1	1	St. Louis Cardinals @ New York Mets Shea Stadium, Flushing, NY Sat Aug 12 1989, 7:05 PM EDT Att: 35,414 - Unknown			
Juan Samuel, R (1, 8) OBP: 0.316, SLG: 0.378	G4-3		F9			K		FC4-6		4	0	1	1	0	1	3				
Keith Hernandez, L (1, 3) OBP: 0.351, SLG: 0.380	1B		P8			K		FC4-6		4	0	1	1	0	1	3				
Darryl Strawberry, L (1, 9) OBP: 0.326, SLG: 0.509	FC6-4		L9			G5-3		FC6		4	0	1	0	0	0	2				
Mark Carreon, R (1, 7) OBP: 0.338, SLG: 0.507	F9		G1-3			1B		P2		4	0	1	0	0	0	2				
Dave Magadan, L (1, 5) OBP: 0.358, SLG: 0.396	FC6-4		G5-4-3			P7		L6-4		3	0	1	0	1	0	3				
Gary Carter, R (1, 2) OBP: 0.237, SLG: 0.250	1B		G5-4-3			F9		1B		4	1	2	0	0	0	2				
Kevin Elster, R (1, 6) OBP: 0.287, SLG: 0.349	K		P3			F7		L6-4		4	0	0	0	0	1	3				
David Cone, L (1, 1) OBP: 0.291, SLG: 0.302 Randy Myers, L (8, 1)	1B		SH1-4			1B		1B		3	1	3	1	0	0	0				
Inning Stats	R: 1 E: 0 K: 0 S: 17	H: 2 LOB: 2 BB: 1 P: 26	R: 1 E: 0 K: 2 S: 13	H: 2 LOB: 0 BB: 0 P: 15	R: 0 E: 0 K: 0 S: 5	H: 0 LOB: 0 BB: 0 P: 5	R: 0 E: 0 K: 0 S: 5	H: 1 LOB: 0 BB: 0 P: 10	R: 0 E: 0 K: 2 S: 12	H: 1 LOB: 1 BB: 0 P: 19	R: 0 E: 0 K: 0 S: 8	H: 1 LOB: 1 BB: 0 P: 8	R: 1 E: 0 K: 0 S: 13	H: 3 LOB: 2 BB: 0 P: 16	R: 0 E: 0 K: 0 S: 8	H: 1 LOB: 1 BB: 1 P: 14		1B: 10 2B: 2 3B: 0 HR: 0	SF: 0 SAC: 1 DP: 2 HBP: 0	WP: 1 PB: 0 SB: 0 CS: 0
PITCHER	IP WLS BF H R ER SO BB IBB HBP BLK WP HR S P ERA WHIP																			
Ted Power, R (1, 1) ERA: 3.96	6.1 L 29 10 3 3 4 1 0 0 0 0 0 70 96 4.26 1.737																			
Frank DiPino, L (7, 1) ERA: 3.06	0.2 2 0 0 0 0 0 0 0 0 0 0 3 3 0.00 0.000																			
Todd Worrell, R (8, 1) ERA: 2.34	1.0 4 1 0 0 0 1 0 0 0 0 0 0 8 14 0.00 2.000																			

AB	32
R	1
H	6
RBI	1
BB	3
SO	10
LOB	10



AB	32
R	3
H	11
RBI	3
BB	2
SO	4
LOB	19



Batter	1	2	3	4	5	6	7	8	9	AB	R	H	RBI	BB	SO	LOB	TOP					
Vince Coleman, S (1.7) OBP: 0.334, SLG: 0.352	G4-3		F8			1B		FC6-4 1B		4	2	1	0	0	0	2	St. Louis Cardinals @ New York Mets Shea Stadium, Flushing, NY Sun Aug 13 1989, 3:33 AM EDT Att: 39,341 - Unknown					
Ozzie Smith, S (1.6) OBP: 0.348, SLG: 0.367	F8 2B		G5-3-5 1-3F			P6		BB 1B		4	0	2	0	0	0	2						
Pedro Guerrero, R (1.3) OBP: 0.391, SLG: 0.469	F8 2-3			G1-3		FC6 1B		BB 1B		4	0	2	2	0	0	1						
Tom Brunansky, R (1.9) OBP: 0.318, SLG: 0.409	G6-3			CS 1B		F9		K		4	0	1	0	0	1	4						
Terry Pendleton, S (1.5) OBP: 0.300, SLG: 0.365		G3-1 2B		SAFE 1B		FC6 1-2F		BB 1B		3	0	2	0	1	0	1						
José Oquendo, S (1.4) OBP: 0.383, SLG: 0.370		F9		K				G4-3		4	0	0	0	0	2	6						
Milt Thompson, L (1.8) OBP: 0.337, SLG: 0.382		G3-1 2-3			G3-1			L9		4	0	0	0	0	1	1						
Tom Pagnozzi, R (1.2) OBP: 0.207, SLG: 0.173		G4-3			P6			F9		3	0	0	0	0	0	1						
Frank DiPino, L (7.1) OBP: 0.111, SLG: 0.111								F8		0	0	0	0	0	0	0						
Todd Worrell, R (8.1) OBP: 0.182, SLG: 0.150								F9		1	0	0	0	0	0	0						
Ken Hill, R (1.1) OBP: 0.224, SLG: 0.213								F9		1	0	0	0	1	0	0						
Tony Peña, R (7.2) OBP: 0.307, SLG: 0.321			G5-3-5 BB			L9		FC6-4 BB		1	0	0	0	1	0	0						
Inning Stats	R: 0 E: 0 K: 0 S: 6	H: 1 LOB: 1 BB: 0 P: 8	R: 0 E: 0 K: 0 S: 9	H: 1 LOB: 1 BB: 0 P: 14	R: 0 E: 0 K: 0 S: 7	H: 0 LOB: 0 BB: 1 P: 14	R: 0 E: 0 K: 1 S: 14	H: 2 LOB: 2 BB: 0 P: 22	R: 0 E: 0 K: 0 S: 4	H: 0 LOB: 0 BB: 0 P: 5	R: 1 E: 0 K: 0 S: 5	H: 2 LOB: 1 BB: 0 P: 8	R: 0 E: 0 K: 1 S: 7	H: 0 LOB: 0 BB: 0 P: 9	R: 1 E: 0 K: 1 S: 11	H: 2 LOB: 2 BB: 2 P: 21	R: 0 E: 0 K: 1 S: 7	H: 0 LOB: 0 BB: 0 P: 10	1B: 6 2B: 4 3B: 0 HR: 0	SF: 0 SAC: 0 DP: 2 HBP: 0	WP: 0 PB: 0 SB: 2 CS: 1	PA: 36
PITCHER	IP WLS BF H R ER SO BB IBB HBP BLK WP HR S P ERA WHIP																					
Bob Ojeda, L (1.1) ERA: 3.53	7.1 W 29 7 2 2 2 2 2 0 0 0 0 0 0 55 88 2.46 1.227																					
Don Aase, R (8.1) ERA: 3.45	0.1 3 1 0 0 1 1 0 0 0 0 0 0 5 9 0.00 6.000																					
Randy Myers, L (8.1) ERA: 1.66	1.1 S 4 0 0 0 1 0 0 0 0 0 0 0 10 14 0.00 0.000																					

Batter	1	2	3	4	5	6	7	8	9	AB	R	H	RBI	BB	SO	LOB	BOTTOM			
Juan Samuel, R (1.8) OBP: 0.318, SLG: 0.375	FC1-4 BB		K		G5-3			K		3	0	0	0	1	2	4	St. Louis Cardinals @ New York Mets Shea Stadium, Flushing, NY Sun Aug 13 1989, 3:33 AM EDT Att: 39,341 - Unknown			
Tim Lincecum, R (1.4) OBP: 0.356, SLG: 0.325	FC1-4 G4-3 1-2F		G4-3 3B		F8		K			4	1	1	0	0	1	1				
Keith Hernandez, L (1.3) OBP: 0.343, SLG: 0.370	G4-3 2-3		G4-3 1-2		K		F9			4	0	0	0	0	1	2				
Darryl Strawberry, L (1.9) OBP: 0.328, SLG: 0.513	BB		G5-3 2H		G5-3		G3-1			3	1	1	1	1	0	0				
Kevin McReynolds, R (1.7) OBP: 0.337, SLG: 0.446	F8		G5-3		G5-3		G3-1			4	0	1	0	0	0	3				
Dave Magadan, L (1.5) OBP: 0.383, SLG: 0.399		FC6-4 BB	G5-3 3H		G5-3		G3-1			3	1	2	1	1	0	1				
Barry Lyons, R (1.2) OBP: 0.291, SLG: 0.366		FC6-4 1-2F	K		K		P6			4	0	0	0	0	2	4				
Kevin Elster, R (1.6) OBP: 0.289, SLG: 0.349		FC6-4 BB			G6-3		E6 1B			3	0	1	0	1	0	1				
Bob Ojeda, L (1.1) OBP: 0.173, SLG: 0.122					G6-3		E5			2	0	0	0	1	0	1				
Don Aase, R (8.1) ERA: 3.0								K		0	0	0	0	0	0	0				
Randy Myers, L (8.1) ERA: 2.3										1	0	0	0	0	1	2				
Inning Stats	R: 0 E: 1 K: 0 S: 5	H: 0 LOB: 2 BB: 2 P: 15	R: 0 E: 0 K: 1 S: 13	H: 0 LOB: 2 BB: 2 P: 26	R: 2 E: 0 K: 1 S: 12	H: 3 LOB: 1 BB: 0 P: 20	R: 0 E: 0 K: 0 S: 6	H: 0 LOB: 0 BB: 0 P: 12	R: 0 E: 2 K: 2 S: 19	H: 2 LOB: 2 BB: 0 P: 27	R: 0 E: 0 K: 1 S: 8	H: 0 LOB: 0 BB: 0 P: 12	R: 0 E: 0 K: 1 S: 12	H: 1 LOB: 2 BB: 1 P: 20	R: 0 E: 0 K: 1 S: 12	H: 0 LOB: 0 BB: 0 P: 10	1B: 5 2B: 0 3B: 1 HR: 0	SF: 0 SAC: 0 DP: 0 HBP: 0	WP: 0 PB: 0 SB: 1 CS: 0	PA: 36
PITCHER	IP WLS BF H R ER SO BB IBB HBP BLK WP HR S P ERA WHIP																			
Ken Hill, R (1.1) ERA: 3.41	6.0 L 28 5 3 2 5 4 0 0 0 0 0 0 16 24 0.00 0.750																			
Frank DiPino, L (7.1) ERA: 3.0	1.1 5 1 0 0 1 0 0 0 0 0 0 0 4 8 0.00 0.000																			
Todd Worrell, R (8.1) ERA: 2.3	0.2 3 0 0 0 1 0 0 1 0 0 0 0 4 8 0.00 0.000																			

Batter	1	2	3	4	5	6	7	8	9	AB	R	H	RBI	BB	SO	LOB	TOP				
Oddibe McDowell, L (1, 8) OBP: 0.326, SLG: 0.340	F7		G3		L8		FC5-4		E6	5	0	1	0	0	0	2					
Jeff Blausler, R (1, 5) OBP: 0.322, SLG: 0.408	G5-3			BB 1B	F9			G5-3		4	1	1	0	1	0	1					
Lonnie Smith, R (1, 7) OBP: 0.426, SLG: 0.566	G3				F8			BB G4-3 1B	K	4	1	1	0	1	1	3					
Dale Murphy, R (1, 9) OBP: 0.306, SLG: 0.366		K2-3			BB 1B			G6-3		3	0	0	0	1	1	2					
Darrell Evans, L (1, 3) OBP: 0.297, SLG: 0.381					BB 1B				P9	4	0	2	2	0	1	1					
Andres Thomas, R (1, 6) OBP: 0.234, SLG: 0.327					BB 1B				2H 1B	4	0	0	0	0	0	4					
Jody Davis, R (1, 2) OBP: 0.248, SLG: 0.228										3	0	1	0	0	2	2					
Jeff Wetherby, L (9, PH) OBP: 0.276, SLG: 0.296			K		K				K	1	0	0	0	0	1	0					
Ed Romero, R (1, 4) OBP: 0.269, SLG: 0.283										3	1	2	1	0	0	1					
Jeff Treadway, L (9, PH) OBP: 0.320, SLG: 0.380					HR				29 SH3-4 1B	1	1	1	0	0	0	0					
29 John Smoltz, R (1, 1) OBP: 0.203, SLG: 0.226										1	0	0	0	0	1	0					
Geronimo Berroa, R (7, PH) OBP: 0.313, SLG: 0.354										1	0	0	0	0	1	1					
Mark Eichhorn, R (7, 1) OBP: 0.286, SLG: 0.335										0	0	0	0	0	0	0					
Tommy Gregg, L (9, PH) OBP: 0.286, SLG: 0.335										1	0	0	0	0	0	1					
Inning Stats	R: 0 E: 0 K: 0 S: 8	H: 0 LOB: 0 BB: 0 P: 14	R: 0 E: 0 K: 2 S: 7	H: 0 LOB: 0 BB: 0 P: 10	R: 1 E: 0 K: 2 S: 14	H: 1 LOB: 0 BB: 0 P: 20	R: 1 E: 0 K: 1 S: 15	H: 1 LOB: 2 BB: 2 P: 30	R: 0 E: 0 K: 0 S: 12	H: 1 LOB: 1 BB: 0 P: 13	R: 0 E: 0 K: 1 S: 7	H: 1 LOB: 1 BB: 0 P: 8	R: 1 E: 0 K: 0 S: 13	H: 1 LOB: 1 BB: 2 P: 22	R: 1 E: 1 K: 2 S: 16	H: 3 LOB: 2 BB: 0 P: 20	1B: 6 2B: 2 3B: 0 HR: 1	SF: 0 SAC: 1 DP: 0 HBP: 0	WP: 0 PB: 0 SB: 0 CS: 0	PA: 39	
PITCHER	IP	WLS	BF	H	R	ER	SO	BB	IBB	HBP	BLK	WP	HR	S	P	ERA	WHIP				
Joe Magrane, L (1, 1) ERA: 3.03	8.0	W	33	6	3	3	6	3	0	0	0	0	1	85	131	3.38	1.125				
Dan Quisenberry, R (9, 1) ERA: 2.51	0.2		4	2	1	1	1	0	0	0	0	0	0	9	11	13.50	3.000				
Todd Worrell, R (9, 1) ERA: 2.28	0.1	S	2	1	0	0	1	0	0	0	0	0	0	7	9	0.00	3.000				

Atlanta Braves @ St. Louis Cardinals
 Busch Stadium, St. Louis, MO
 Mon Aug 14 1989, 7:05 PM CDT
 Unknown

AB 35
 R 4
 H 9
 RBI 3
 BB 3
 SO 8
 LOB 18



Batter	1	2	3	4	5	6	7	8	9	AB	R	H	RBI	BB	SO	LOB	BOTTOM				
Vince Coleman, S (1, 7) OBP: 0.336, SLG: 0.357	G6-3		SH3-4		F8 BLK WP 1B					3	2	2	0	0	0	0					
Ozzie Smith, S (1, 6) OBP: 0.348, SLG: 0.364	G3-1				F8				F9	3	1	0	0	1	0	2					
Milt Thompson, L (1, 8) OBP: 0.342, SLG: 0.386	G3-1				F8				F9	4	1	3	3	0	0	0					
Pedro Guerrero, R (1, 3) OBP: 0.387, SLG: 0.464										4	0	0	1	0	1	2					
Dan Quisenberry, R (9, 1) OBP: 0.250, SLG: 0.290										0	0	0	0	0	0	0					
Todd Worrell, R (9, 1)										0	0	0	0	0	0	0					
Terry Pendleton, S (1, 5) OBP: 0.298, SLG: 0.362										4	0	0	0	0	2	3					
José Oquendo, S (1, 4) OBP: 0.384, SLG: 0.369										3	0	1	1	1	0	0					
John Morris, L (1, 9) OBP: 0.284, SLG: 0.345										3	1	1	0	0	1	1					
Tony Peña, R (1, 2) OBP: 0.307, SLG: 0.322										3	1	1	0	0	1	1					
Joe Magrane, R (1, 1) OBP: 0.242, SLG: 0.293										3	1	1	1	0	0	0					
Jim Lindeman, R (9, 3) OBP: 0.182, SLG: 0.150										0	0	0	0	0	0	0					
Inning Stats	R: 0 E: 0 K: 0 S: 8	H: 0 LOB: 0 BB: 0 P: 13	R: 0 E: 0 K: 1 S: 5	H: 0 LOB: 0 BB: 0 P: 8	R: 5 E: 0 K: 1 S: 14	H: 5 LOB: 2 BB: 1 P: 26	R: 0 E: 0 K: 1 S: 7	H: 0 LOB: 0 BB: 0 P: 9	R: 1 E: 0 K: 1 S: 10	H: 2 LOB: 1 BB: 0 P: 21	R: 0 E: 0 K: 1 S: 5	H: 0 LOB: 0 BB: 1 P: 10	R: 1 E: 0 K: 0 S: 10	H: 2 LOB: 1 BB: 0 P: 14	R: 0 E: 0 K: 0 S: 8	H: 0 LOB: 0 BB: 0 P: 12	1B: 8 2B: 1 3B: 0 HR: 0	SF: 0 SAC: 1 DP: 1 HBP: 0	WP: 1 PB: 0 SB: 1 CS: 0	PA: 33	
PITCHER	IP	WLS	BF	H	R	ER	SO	BB	IBB	HBP	BLK	WP	HR	S	P	ERA	WHIP				
29 John Smoltz, R (1, 1) ERA: 2.84	6.0	L	26	7	6	6	5	2	0	0	0	1	0	49	87	9.00	1.500				
Mark Eichhorn, R (7, 1) ERA: 3.42	2.0		7	2	1	1	0	0	0	0	0	0	0	18	26	4.50	1.000				

Atlanta Braves @ St. Louis Cardinals
 Busch Stadium, St. Louis, MO
 Mon Aug 14 1989, 7:05 PM CDT
 Unknown

AB 30
 R 7
 H 9
 RBI 6
 BB 2
 SO 5
 LOB 9



Batter	1	2	3	4	5	6	7	8	9	AB	R	H	RBI	BB	SO	LOB	TOP				
Oddibe McDowell, L (1, 8) OBP: 0.323, SLG: 0.337	0-1 B1-3		0-0 P5		2-2 G3		1-0 F8			4	0	0	0	0	0	1					
Jeff Blausler, R (1, 5) OBP: 0.321, SLG: 0.406	3-2 F9		3-2 F9		2-1 HBP 1B		1-2 P9			4	0	1	0	0	0	1					
Lonnie Smith, R (1, 7) OBP: 0.422, SLG: 0.559	0-0 F9			0-0 P8	0-0 L8			2-3 K		4	0	0	0	0	1	1					
Dale Murphy, R (1, 9) OBP: 0.309, SLG: 0.368		1-0 1B 1B		3-2 1B 1B	1-0 HBP			3-2 P3		3	1	2	0	0	0	0					
Andres Thomas, R (1, 6) OBP: 0.231, SLG: 0.324		0-0 P8		0-1 P4	0-1 F7			1-1 G1-3		4	0	0	0	0	0	4					
Tommy Gregg, L (1, 3) OBP: 0.290, SLG: 0.338	1 SAFE 0-0 1B		1 SAFE 2-1 1B		0-1 G5-3				0-0 F9	4	1	2	0	0	0	0					
Ed Romero, R (1, 4) OBP: 0.269, SLG: 0.282	1-0 G5-4-3 1B		0-0 E 1B 1B		0-0 L4			2-2 L3		4	0	1	0	0	0	2					
Bruce Benedict, R (1, 2) OBP: 0.293, SLG: 0.228			4-0 SH5-4 BB		0-0 E7 1B			1-1 E6		2	0	1	2	1	0	0					
Jeff Treadway, L (9, PH) OBP: 0.319, SLG: 0.379					1-3 2-H 3-H 1B					1	0	0	0	0	0	0					
Pete Smith, R (1, 1) OBP: 0.167, SLG: 0.152			0-0 SH5-4		0-0 G5-3				0-1 G6-3	1	0	0	0	0	0	2					
Paul Assenmacher, L (6, 1) OBP: 0.287, SLG: 0.286										0	0	0	0	0	0	0					
Jeff Wetherby, L (7, PH) OBP: 0.143, SLG: 0.143										0	0	0	0	0	0	0					
Jim Acker, R (7, 1) OBP: 0.143, SLG: 0.143										0	0	0	0	0	0	0					
Darrell Evans, L (9, PH) OBP: 0.295, SLG: 0.379										1	0	0	0	0	0	1					
Inning Stats	R: 0 E: 0 K: 0 S: 6	H: 0 LOB: 0 BB: 0 P: 9	R: 0 E: 0 K: 0 S: 4	H: 2 LOB: 1 BB: 0 P: 6	R: 0 E: 0 K: 0 S: 8	H: 0 LOB: 1 BB: 1 P: 15	R: 2 E: 1 K: 0 S: 11	H: 4 LOB: 2 BB: 0 P: 16	R: 0 E: 0 K: 0 S: 4	H: 0 LOB: 0 BB: 0 P: 5	R: 0 E: 0 K: 1 S: 9	H: 0 LOB: 0 BB: 0 P: 12	R: 0 E: 0 K: 1 S: 8	H: 0 LOB: 0 BB: 0 P: 14	R: 0 E: 1 K: 0 S: 8	H: 0 LOB: 1 BB: 0 P: 11	1B: 7 2B: 0 3B: 0 HR: 0	SF: 0 SAC: 1 DP: 1 HBP: 1	WP: 0 PB: 0 SB: 0 CS: 0	PA: 36	
PITCHER	IP	WLS	BF	H	R	ER	SO	BB	IBB	HBP	BLK	WP	HR	S	P	ERA	WHIP				
Ricky Horton, L (1, 1) ERA: 5.26	4.2		21	7	2	2	0	1	0	0	0	0	0	35	56	3.86	1.714				
John Costello, R (5, 1) ERA: 2.99	4.0	W	14	0	0	0	1	0	0	1	0	0	0	29	43	0.00	0.000				
Ken Dayley, L (9, 1) ERA: 2.33	0.1	S	1	0	0	0	0	0	0	0	0	0	0	2	2	0.00	0.000				

Atlanta Braves @ St. Louis Cardinals
 Busch Stadium, St. Louis, MO
 Mon Aug 14 1989, 7:05 PM CDT
 Att: 39,186 - Unknown

AB 33
 R 2
 H 7
 RBI 2
 BB 1
 SO 1
 LOB 12

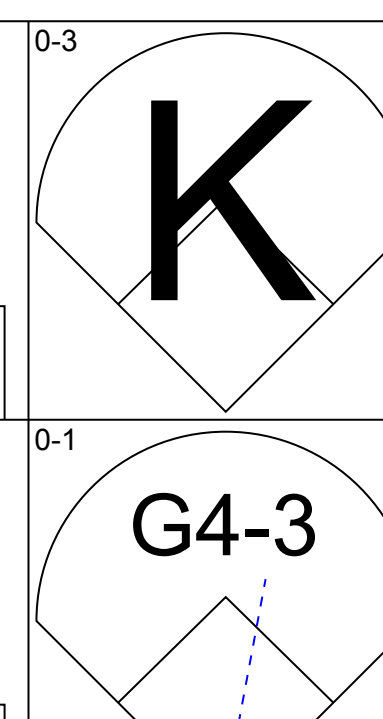
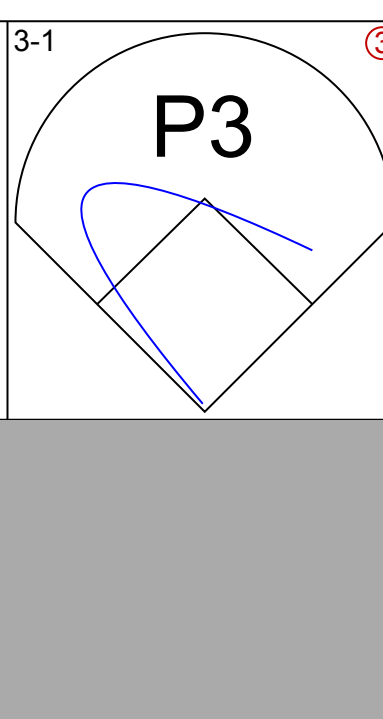
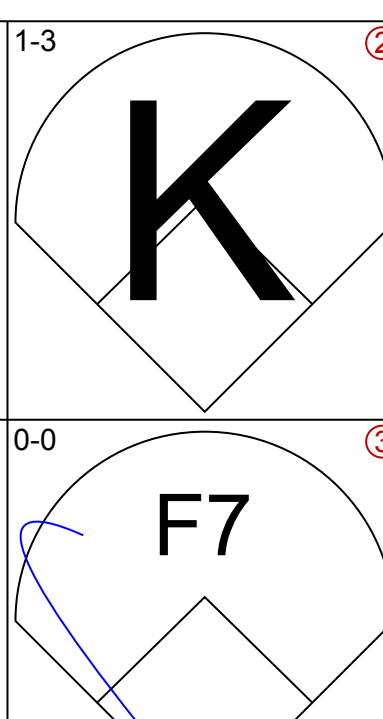
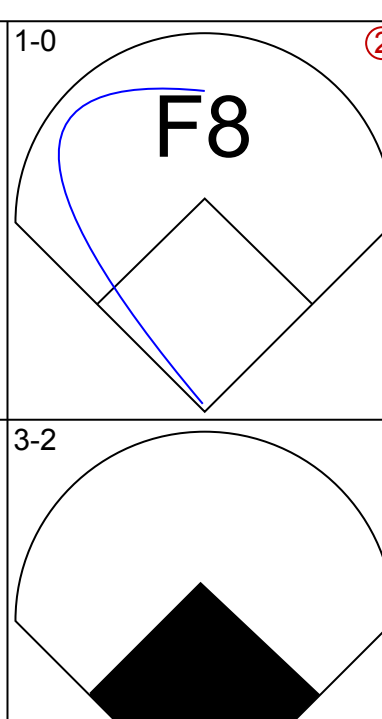
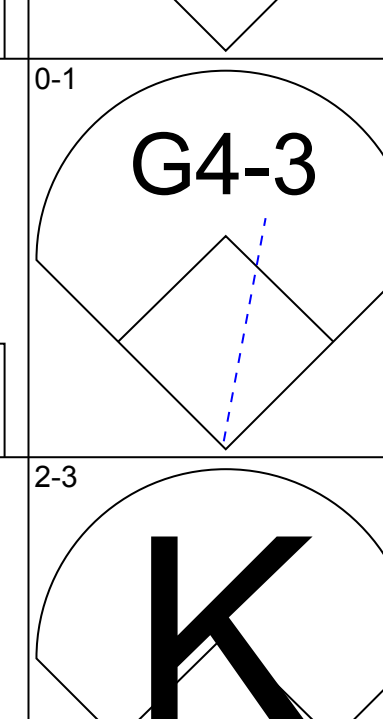
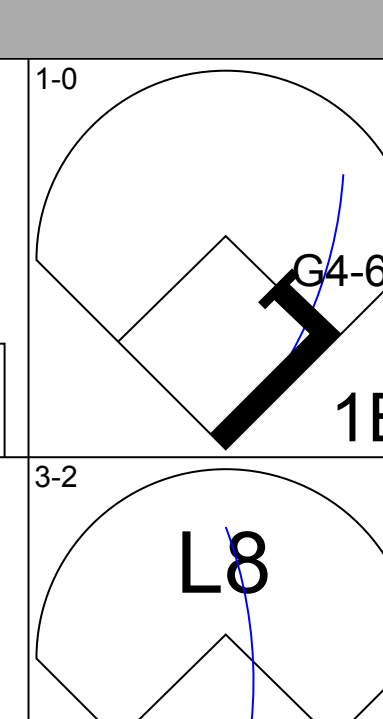
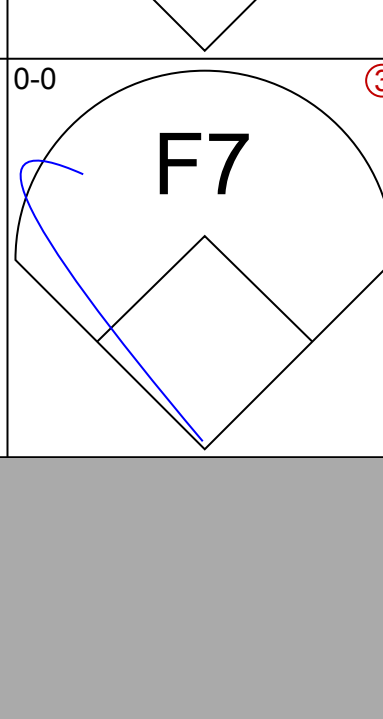
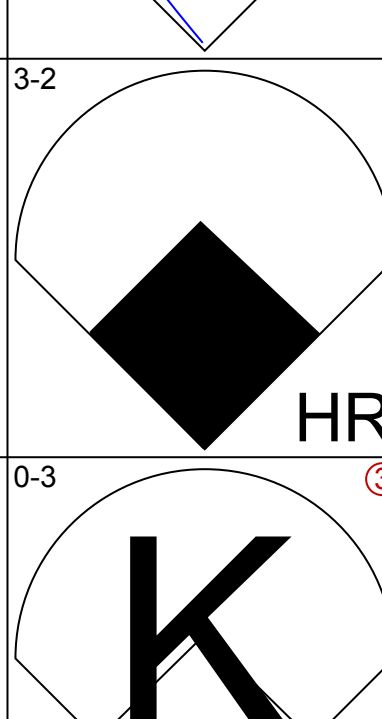
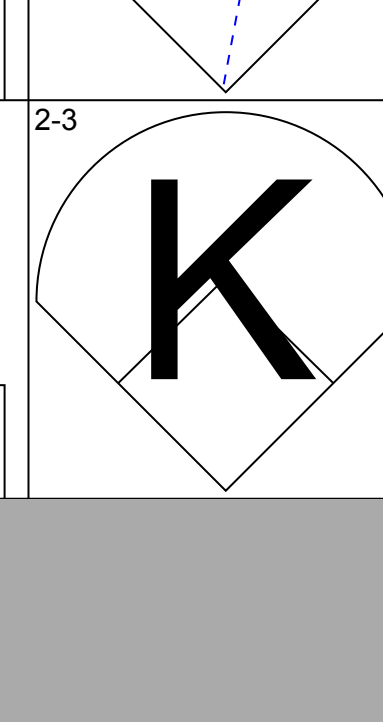
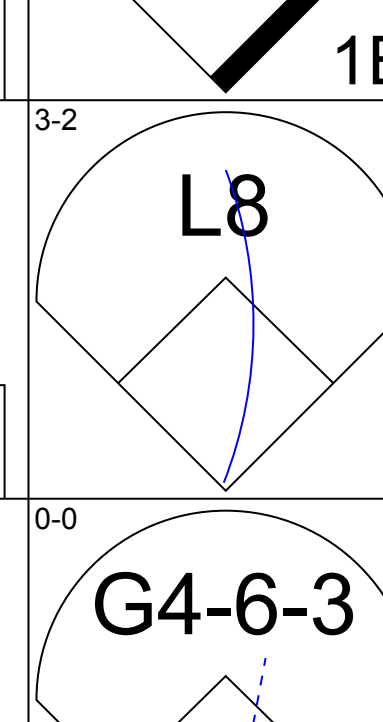
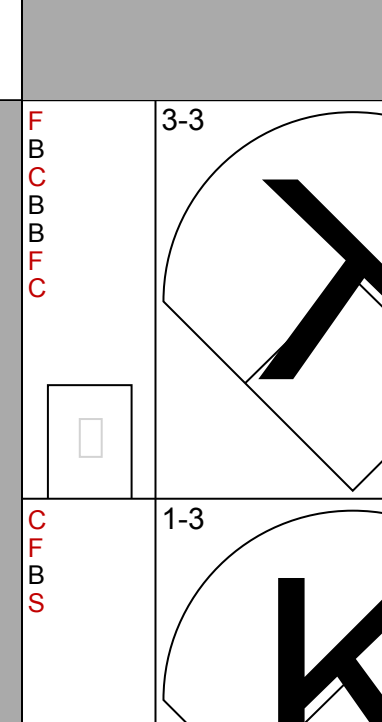
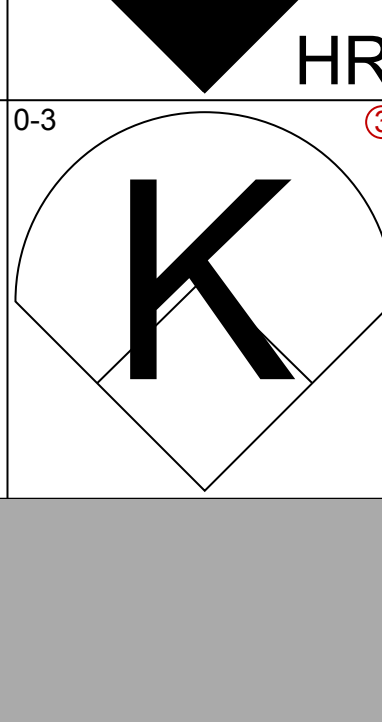
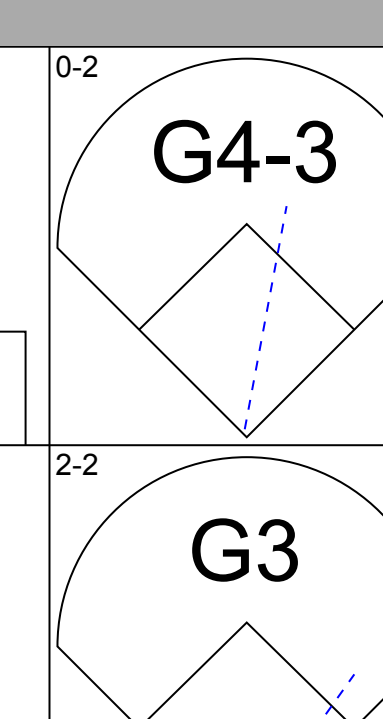
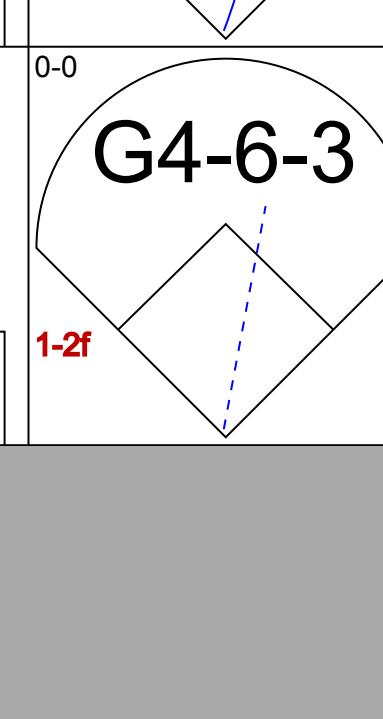
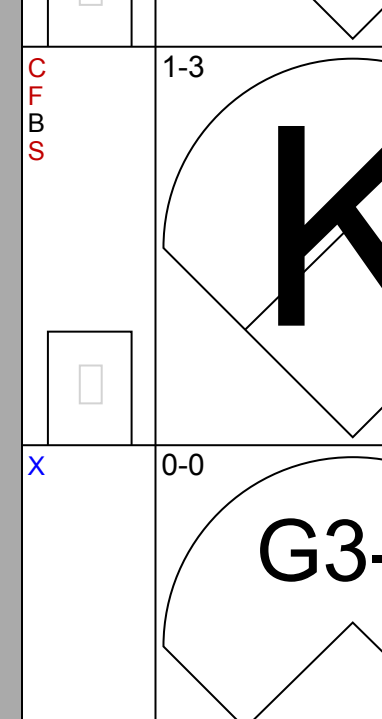
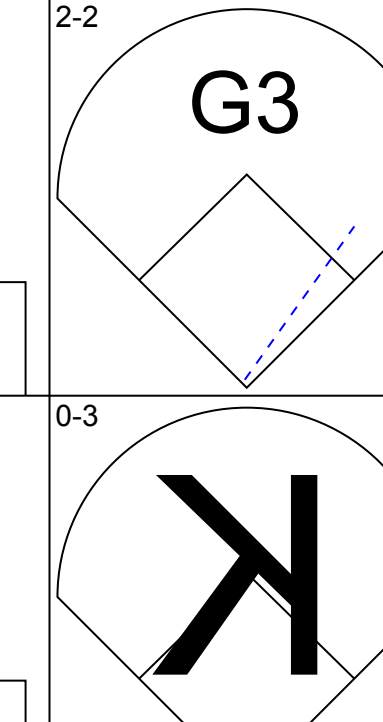
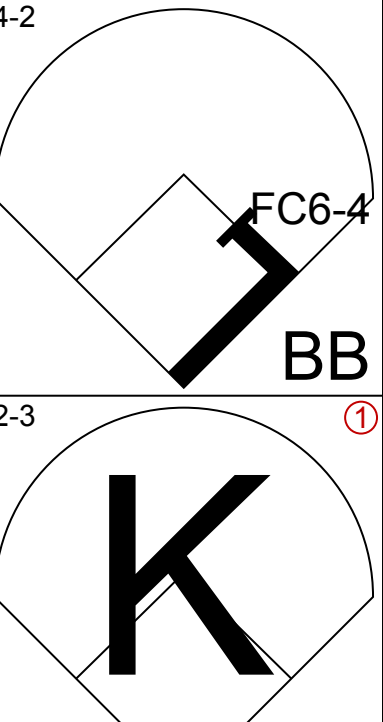
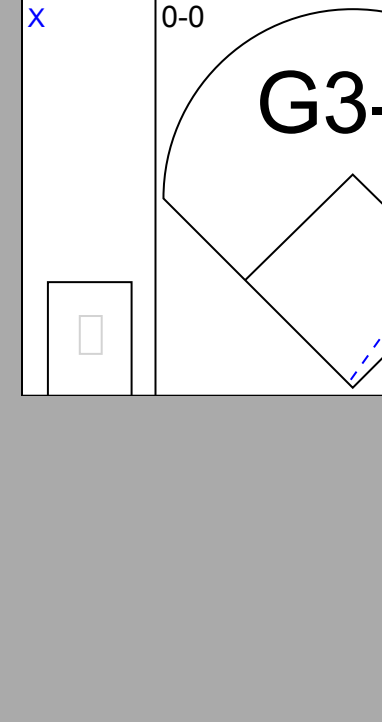

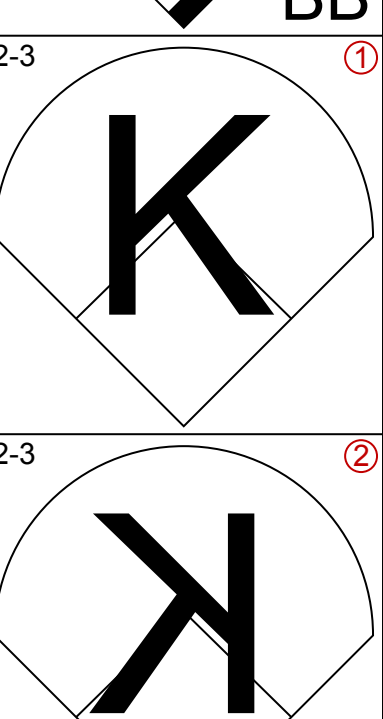
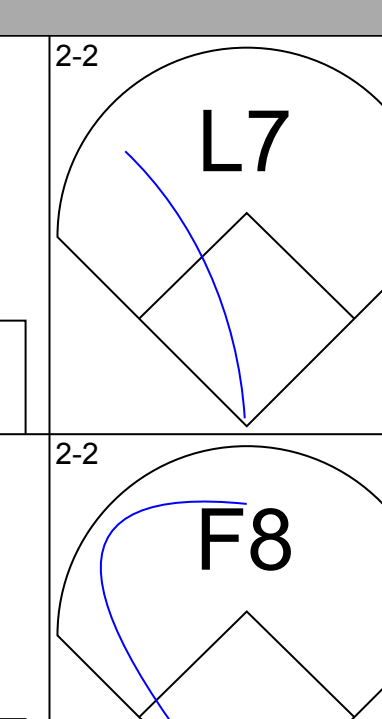
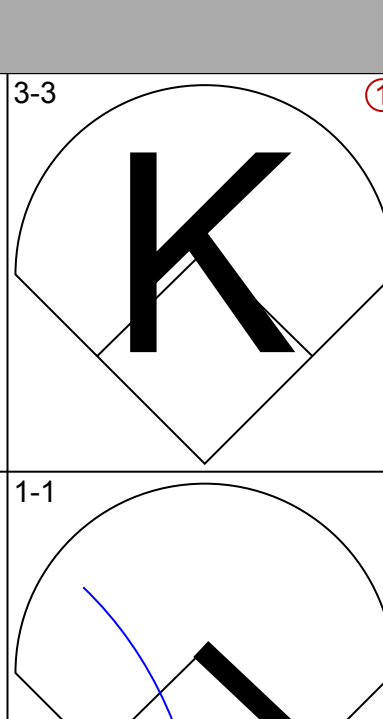

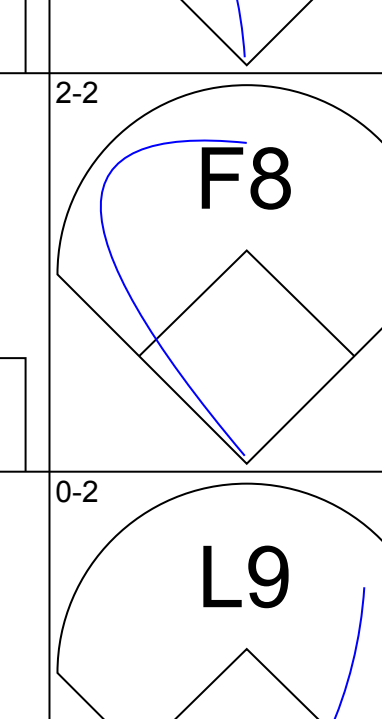
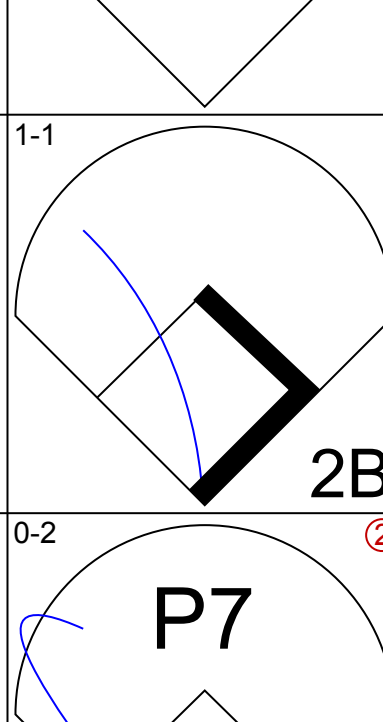
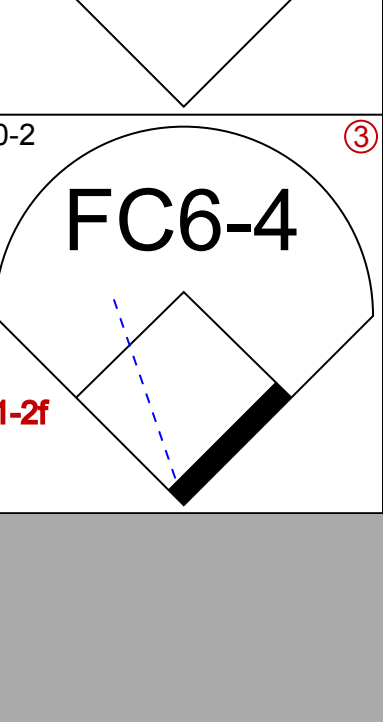
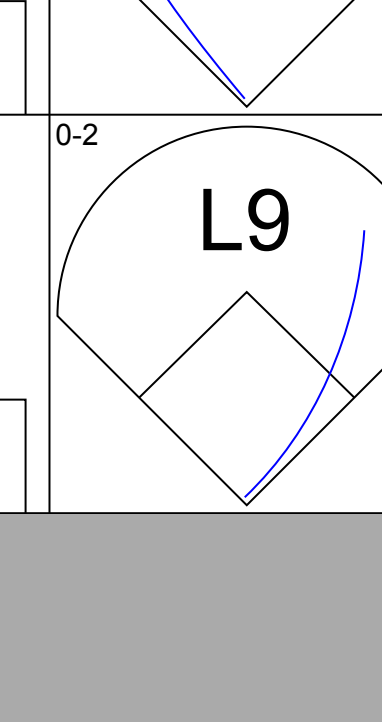
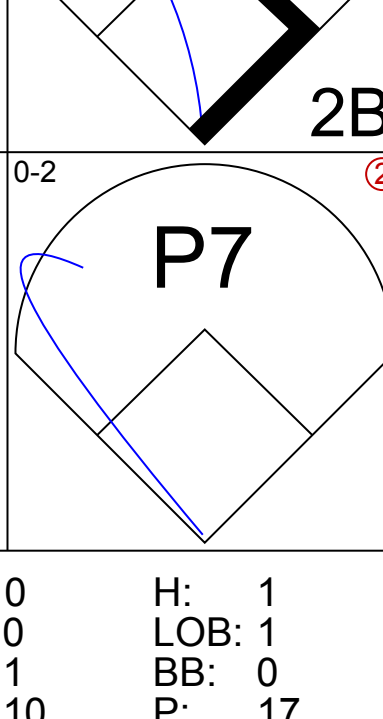
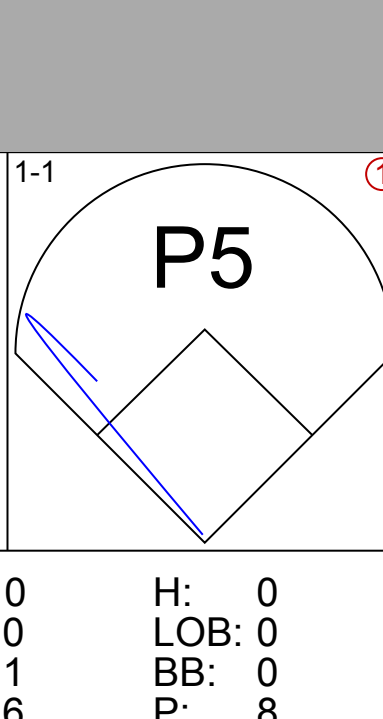
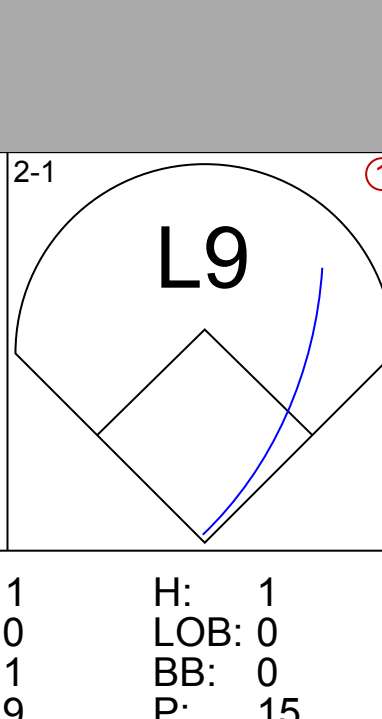


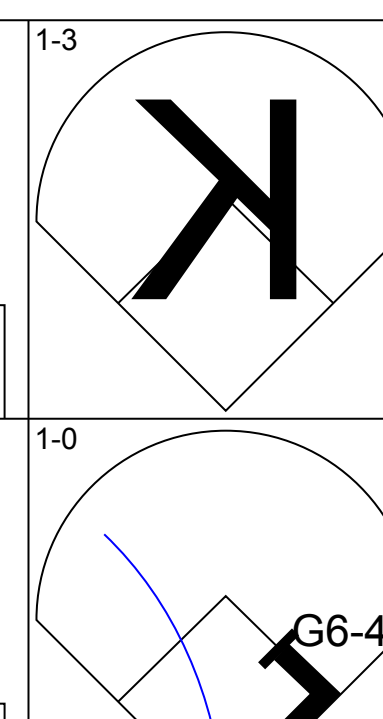
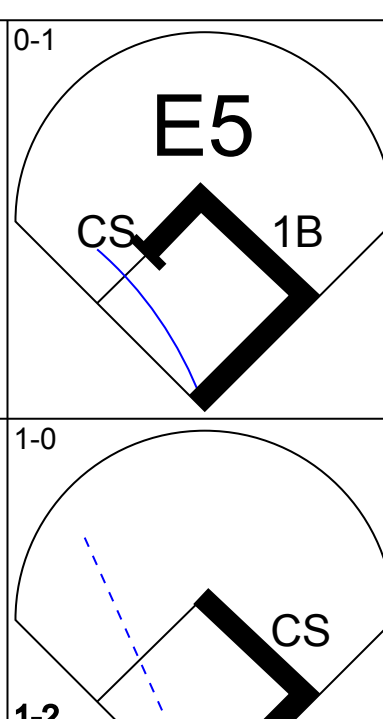
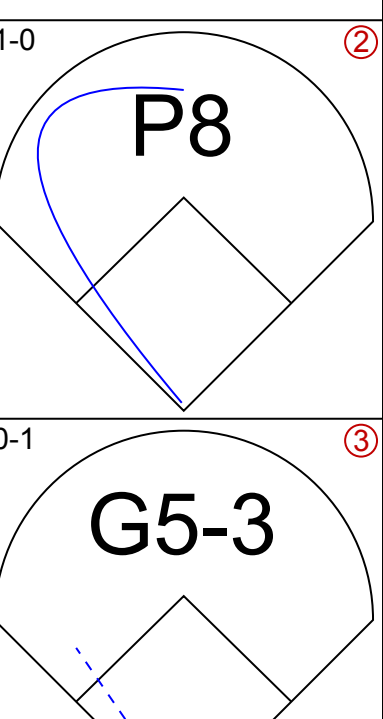
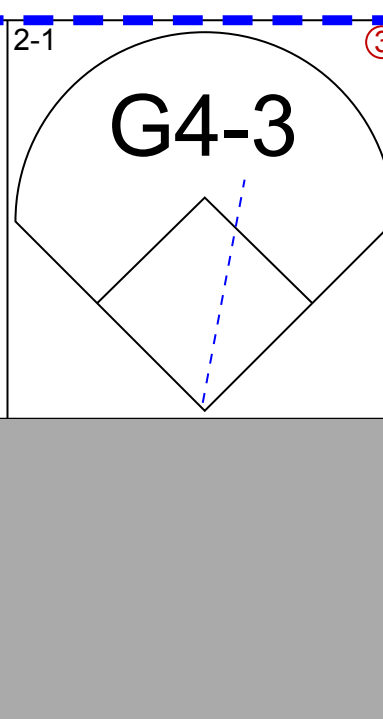
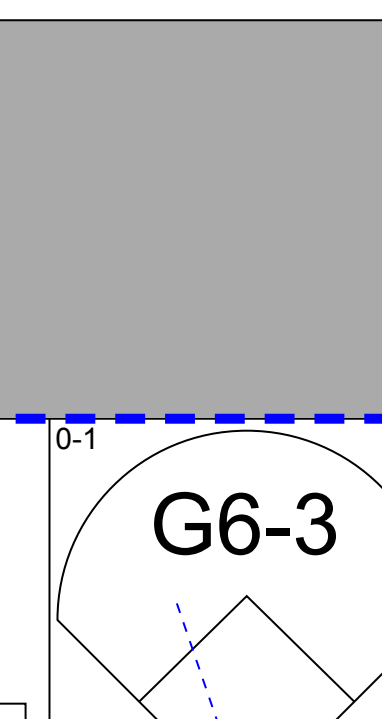
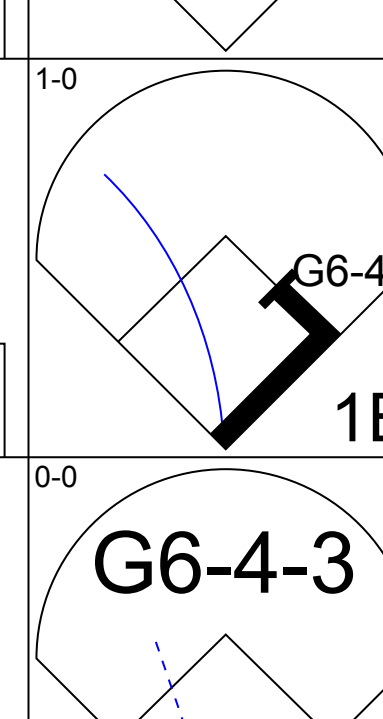
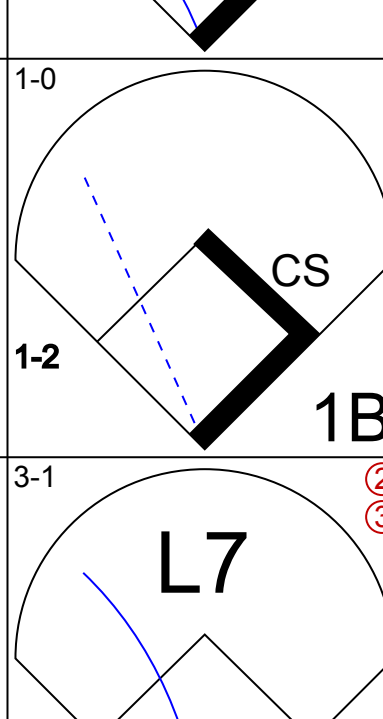
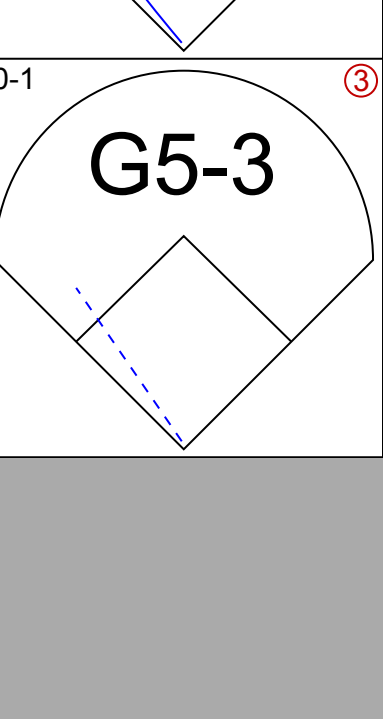
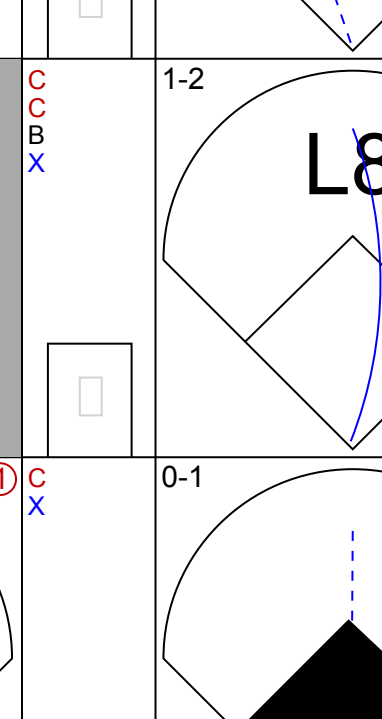
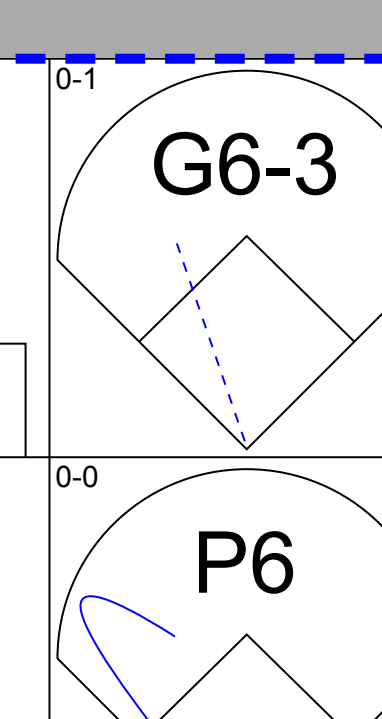
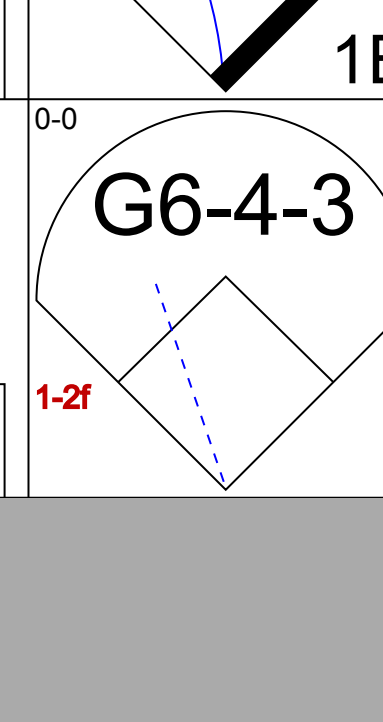
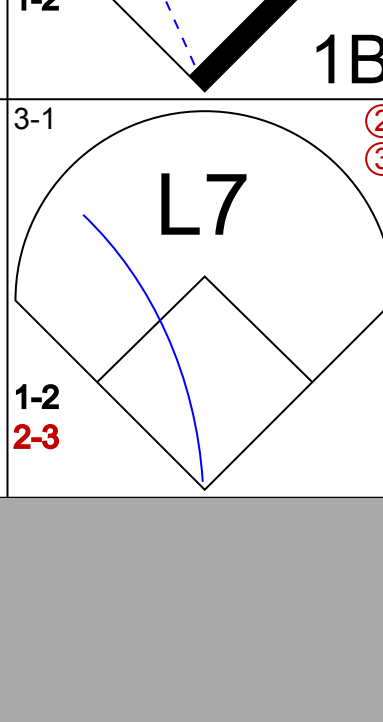
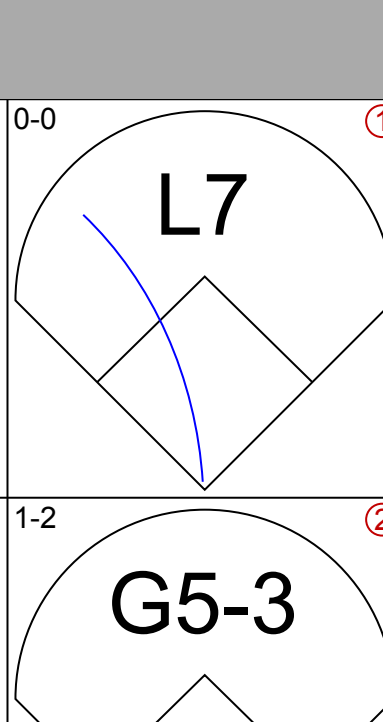
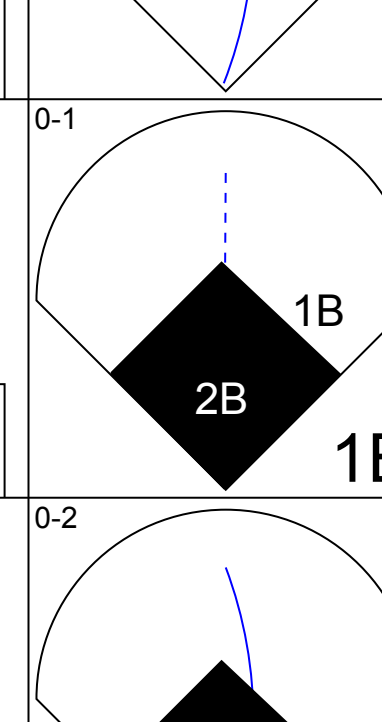
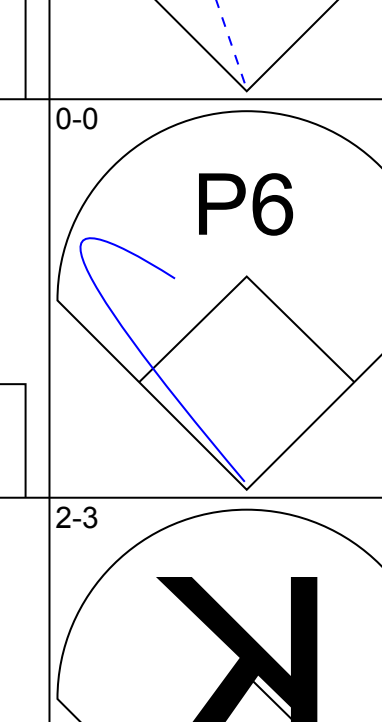
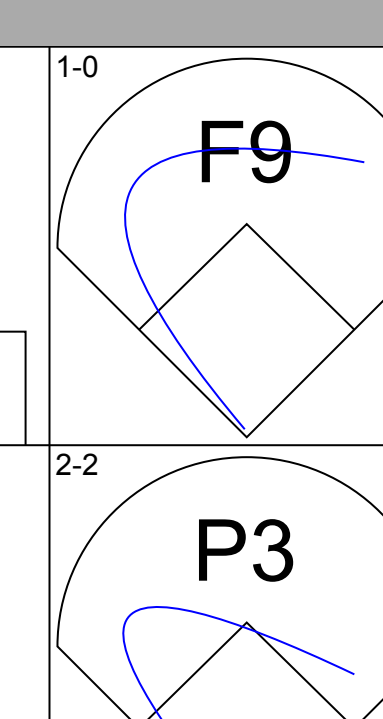
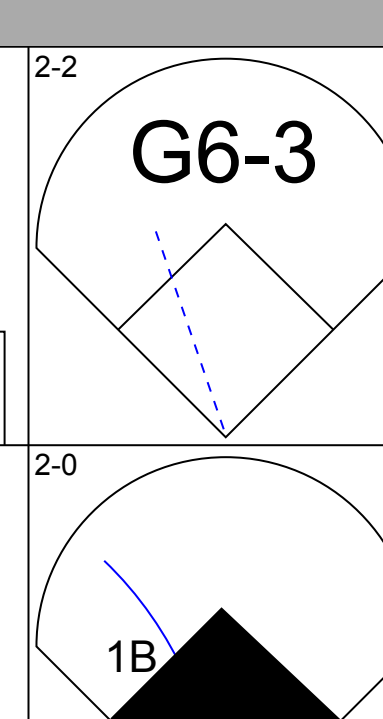
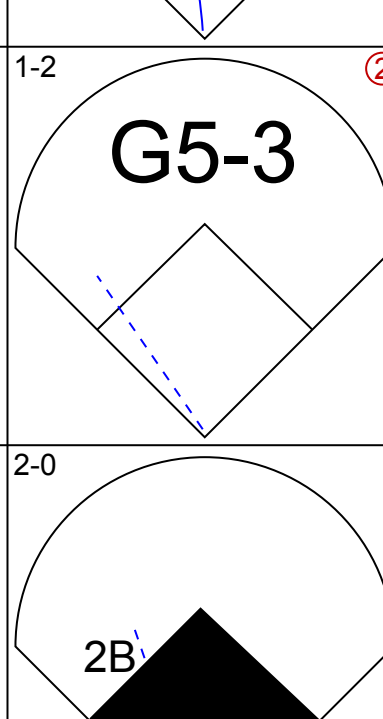
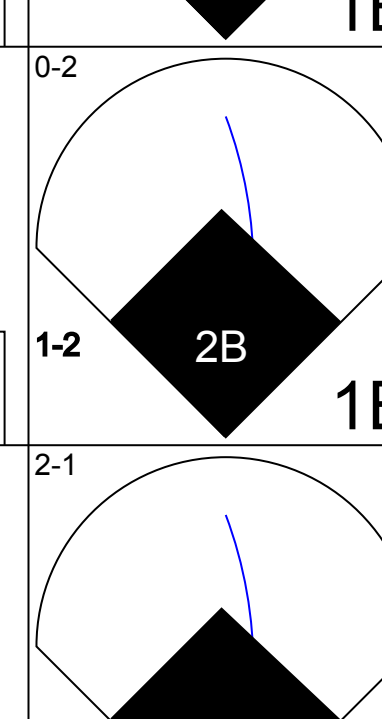

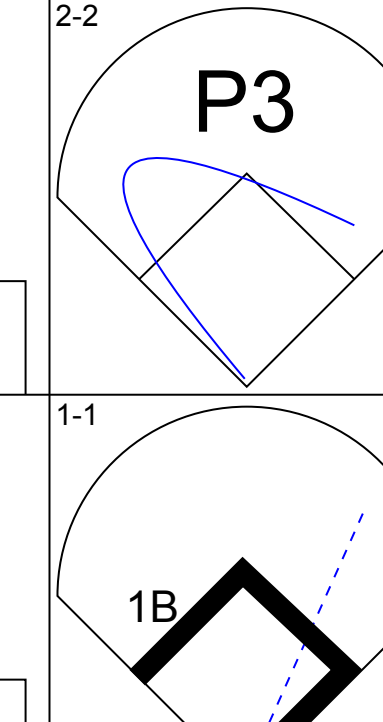
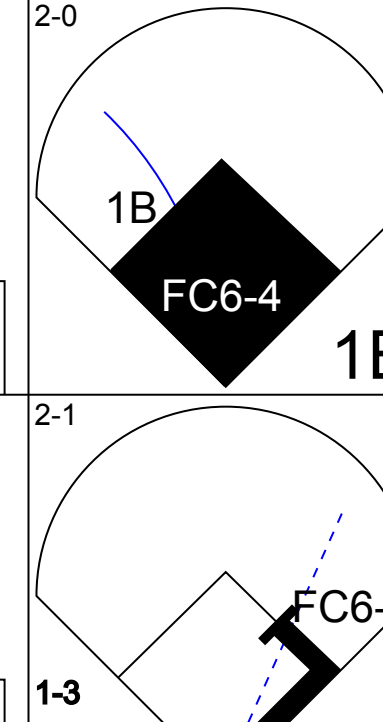
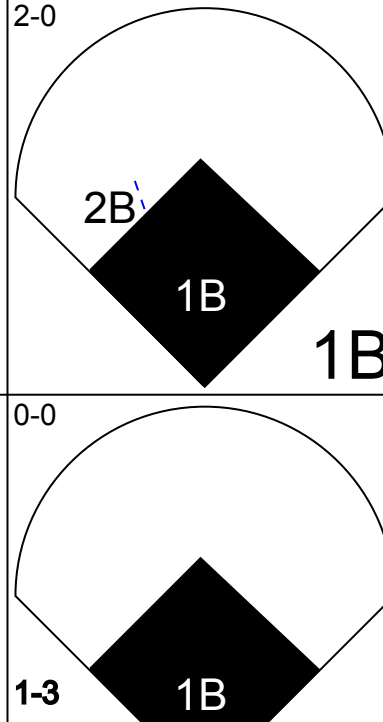
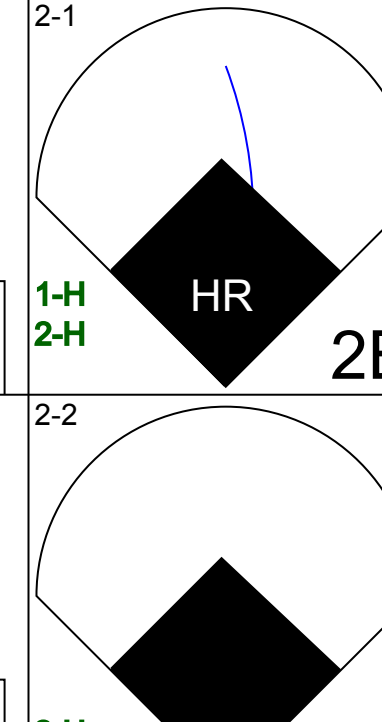
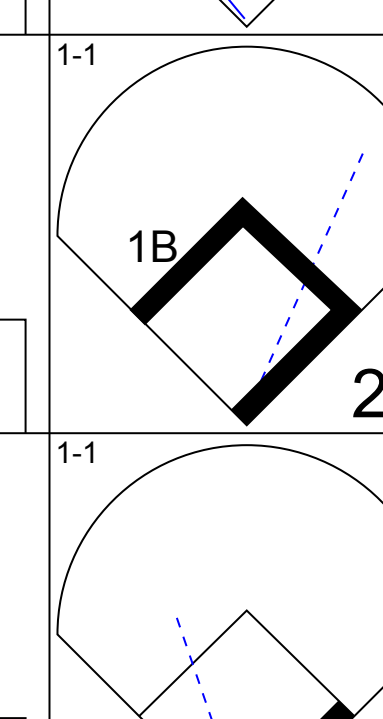
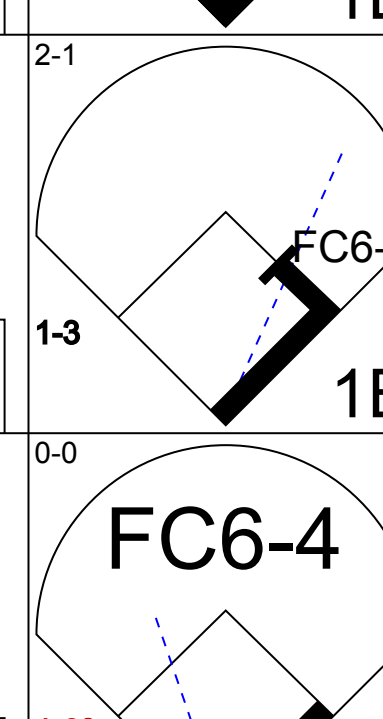
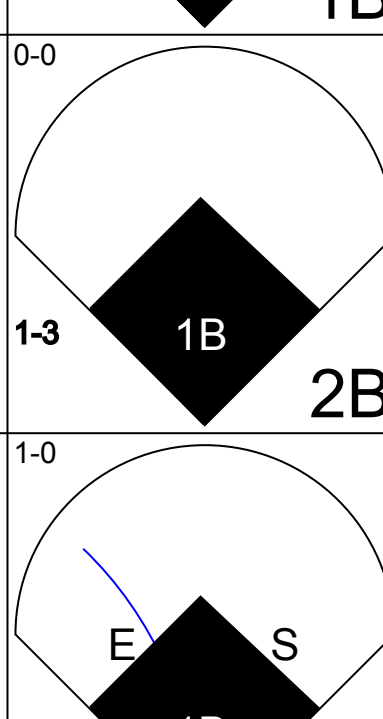
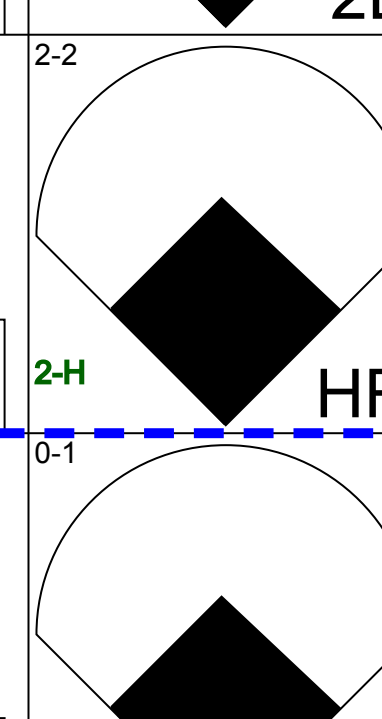
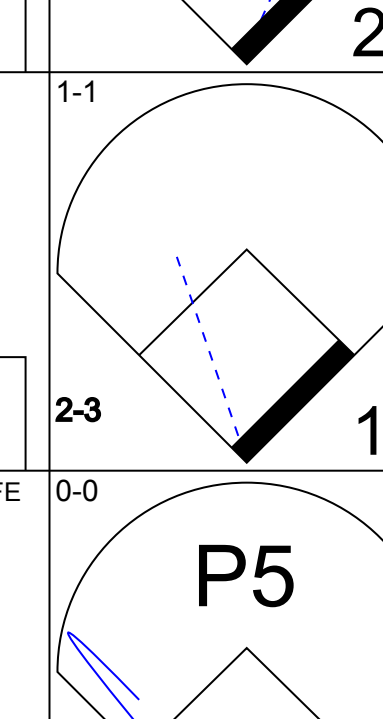
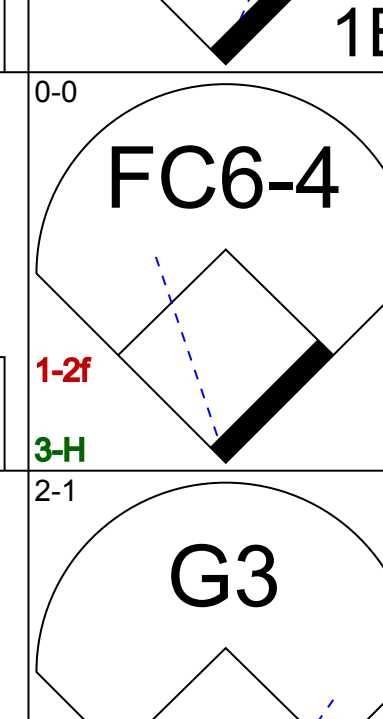
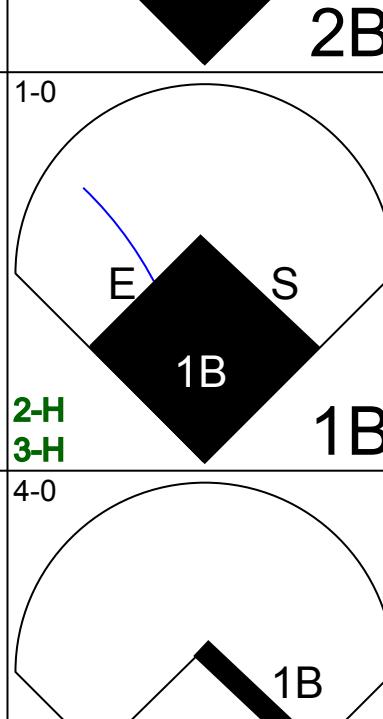
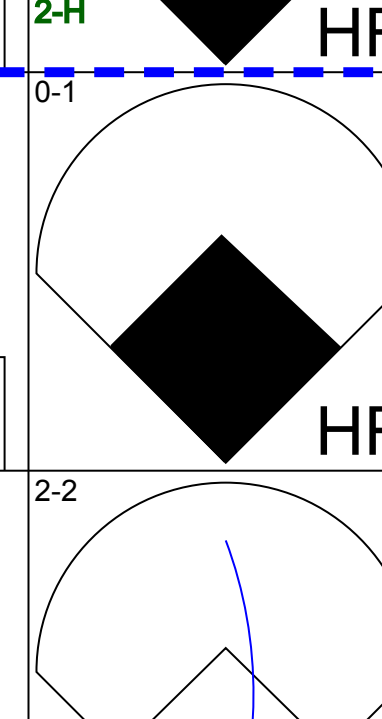
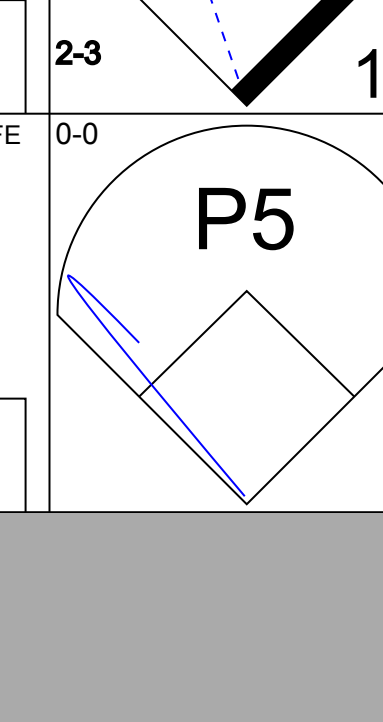
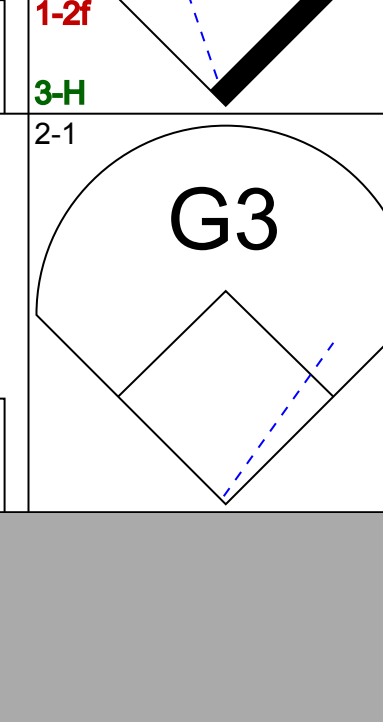
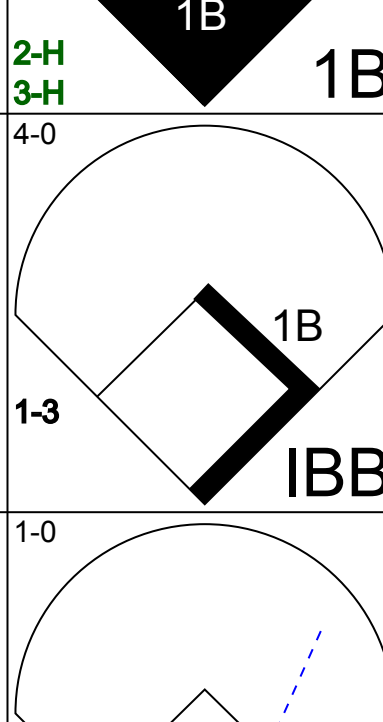
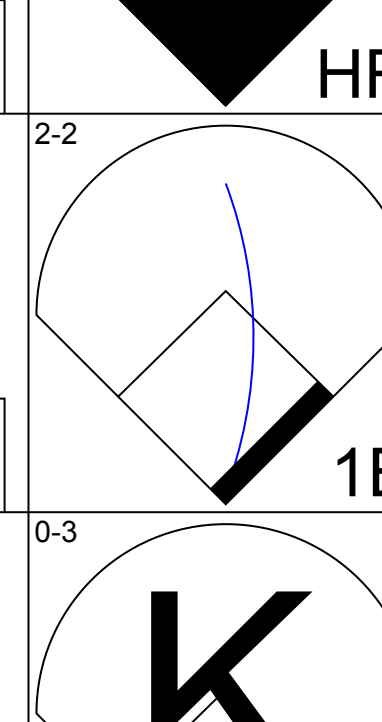
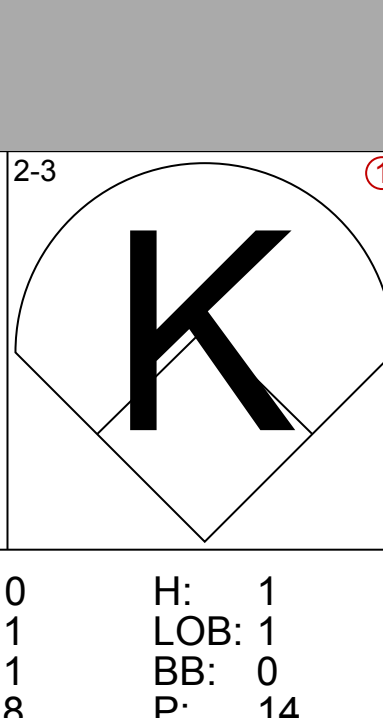
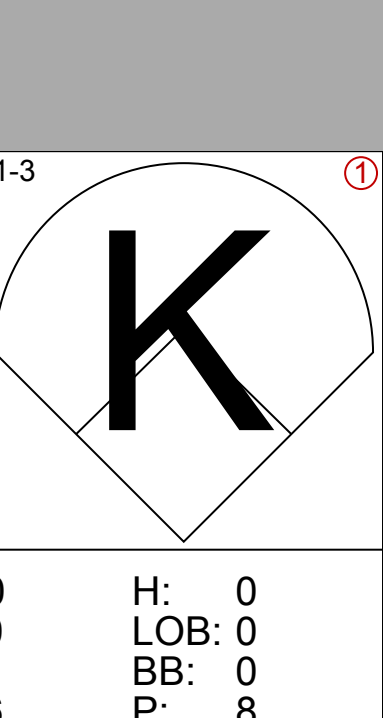
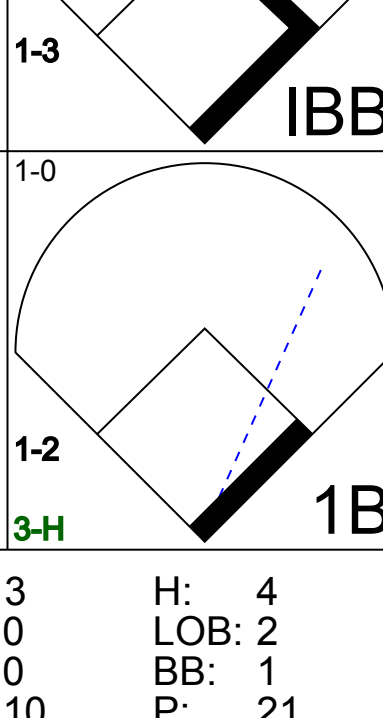

Batter	1	2	3	4	5	6	7	8	9	AB	R	H	RBI	BB	SO	LOB	BOTTOM				
Vince Coleman, S (1, 7) OBP: 0.340, SLG: 0.359	4-2 S 1B BB		1-0 1B BLK G6-4-3 1B		2-1 G5-3		1-0 CS 1B			3	2	2	0	1	0	0					
José Oquendo, S (1, 4) OBP: 0.397, SLG: 0.372	1 SAFE 0-2 G3 SF8 1B		2-0 G6-4-3 1B		4-0 FC4 BB E BB		2-2 G4-3			3	2	2	1	1	0	1					
Milt Thompson, L (1, 8) OBP: 0.343, SLG: 0.386	1 SAFE 1 SAFE 0-0 G3		0-0 G6-4-3 1B		4-0 E SH5-3 BB		1-0 1B			3	1	1	0	1	0	2					
Pedro Guerrero, R (1, 3) OBP: 0.386, SLG: 0.463	0-1 SF8		0-0 P9		0-2 FC4 SH5-3 G2-3		3-0 1B			3	0	1	1	0	0	1					
Jim Lindeman, R (7, PR) OBP: 0.182, SLG: 0.150					1-3 2-H 1B					0	0	0	0	0	0	0					
Denny Walling, L (1, 9) OBP: 0.408, SLG: 0.452	0-3 K				1-2 G2-3		3-3 K			2	0	0	0	0	1	0					
Tom Brunansky, R (6, PH) OBP: 0.317, SLG: 0.406					1-2 2-3 3-H 1B					2	0	0	0	0	1	4					
Terry Pendleton, S (1, 5) OBP: 0.296, SLG: 0.359		2-2 G4-3		1-1 L9		4-0 SH5-3 IBB		3-3 K		3	0	0	0	1	1	0					
Tim Jones, L (1, 6) OBP: 0.322, SLG: 0.340		1-0 G4-3		2-3 K		1-1 SH5-3		3-2 S 1B		3	0	1	1	0	1	0					
Tom Pagnozzi, R (1, 2) OBP: 0.221, SLG: 0.179		1-0 1B			1-0 P4			1-3 K		3	0	1	0	1	1	1					
Ricky Horton, L (1, 1) OBP: 0.200, SLG: 0.200		2-1 P5			1-3 K		0-3 K			1	0	0	0	0	0	1					
John Costello, R (5, 1)										3	0	0	0	0	3	4					
Ken Dayley, L (9, 1)										0	0	0	0	0	0	0					
Inning Stats	R: 2 E: 0 K: 1 S: 14	H: 1 LOB: 0 BB: 1 P: 19	R: 0 E: 0 K: 0 S: 8	H: 1 LOB: 0 BB: 0 P: 14	R: 1 E: 0 K: 0 S: 5	H: 2 LOB: 0 BB: 0 P: 7	R: 0 E: 0 K: 1 S: 7	H: 0 LOB: 0 BB: 0 P: 11	R: 0 E: 0 K: 1 S: 6	H: 0 LOB: 0 BB: 0 P: 10	R: 2 E: 1 K: 1 S: 14	H: 0 LOB: 3 BB: 4 P: 32	R: 0 E: 0 K: 1 S: 9	H: 3 LOB: 2 BB: 0 P: 19	R: 0 E: 0 K: 3 S: 15	H: 1 LOB: 1 BB: 0 P: 22	1B: 8 2B: 0 3B: 0 HR: 0	SF: 1 SAC: 1 DP: 1 HBP: 0	WP: 0 PB: 0 SB: 3 CS: 1	PA: 36	
PITCHER	IP	WLS	BF	H	R	ER	SO	BB	IBB	HBP	BLK	WP	HR	S	P	ERA	WHIP				
Pete Smith, R (1, 1) ERA: 4.76	5.0	L	22	4	5	3	3	3	0	0	1	0	0	44	73	5.40	1.400				
Paul Assenmacher, L (6, 1) ERA: 3.81	1.0		5	0	0	0	1	0	2	0	0	0	0	10	20	0.00	0.000				
Jim Acker, R (7, 1) ERA: 2.66	2.0		9	4	0	0	4	0	0	0	0	0	0	24	41	0.00	2.000				

Atlanta Braves @ St. Louis Cardinals
 Busch Stadium, St. Louis, MO
 Mon Aug 14 1989, 7:05 PM CDT
 Att: 39,186 - Unknown

AB 29
 R 5
 H 8
 RBI 3
 BB 5
 SO 8
 LOB 14




Batter	1	2	3	4	5	6	7	8	9	AB	R	H	RBI	BB	SO	LOB	TOP			
Oddibe McDowell, L OBP: 0.320, SLG: 0.333 (1, 8)										4	0	0	0	0	2	1	Atlanta Braves @ St. Louis Cardinals Busch Stadium, St. Louis, MO Tue Aug 15 1989, 7:05 PM CDT Att: 39,970 - Unknown - 75 F			
Jeff Treadway, L OBP: 0.321, SLG: 0.389 (1, 4)										4	1	2	1	0	0	0				
Lonnie Smith, R OBP: 0.419, SLG: 0.555 Jeff Wetherby, L OBP: 0.258, SLG: 0.276 (1, 7) (8, 7)										3	0	0	0	0	2	1				
Dale Murphy, R OBP: 0.307, SLG: 0.366 Gerónimo Berroa, R OBP: 0.313, SLG: 0.354 (1, 9) (8, 9)										3	0	0	0	0	1	1				
Darrell Evans, L OBP: 0.296, SLG: 0.376 Sergio Valdez, R (1, 3) (8, 1)										2	0	0	0	1	0	0				
Jeff Blauser, R OBP: 0.319, SLG: 0.403 (1, 5)										3	0	0	0	0	2	1				
Jody Davis, R OBP: 0.242, SLG: 0.224 (1, 2)										3	0	0	0	0	2	1				
Ed Romero, R OBP: 0.270, SLG: 0.291 (1, 6)										3	0	1	0	0	0	1				
Derek Lilliquist, L OBP: 0.208, SLG: 0.229 Mark Eichhorn, R Joe Boever, R Tommy Gregg, L OBP: 0.289, SLG: 0.336 (1, 1) (6, 1) (7, 1) (8, 3)										2	0	0	0	0	0	1				
Inning Stats	R: 0 E: 0 K: 2 S: 8	H: 0 LOB: 0 BB: 0 P: 10	R: 0 E: 0 K: 1 S: 9	H: 0 LOB: 0 BB: 0 P: 11	R: 0 E: 0 K: 1 S: 10	H: 1 LOB: 1 BB: 0 P: 17	R: 0 E: 0 K: 0 S: 5	H: 1 LOB: 0 BB: 0 P: 9	R: 0 E: 0 K: 2 S: 14	H: 0 LOB: 1 BB: 1 P: 22	R: 0 E: 0 K: 2 S: 8	H: 0 LOB: 0 BB: 0 P: 12	R: 0 E: 0 K: 0 S: 10	H: 0 LOB: 0 BB: 0 P: 14	R: 1 E: 0 K: 1 S: 9	H: 1 LOB: 0 BB: 0 P: 15		1B: 1 2B: 1 3B: 0 HR: 1	SF: 0 SAC: 0 DP: 1 HBP: 0	WP: 0 PB: 0 SB: 0 CS: 0
PITCHER Jose DeLeon, R ERA: 3.36 (1, 1)	IP: 9.0 WLS: W BF: 30 H: 3 R: 1 ER: 1 SO: 10 BB: 1 IBB: 0 HBP: 0 BLK: 0 WP: 0 HR: 1 S: 79 P: 118 ERA: 1.00 WHIP: 0.444															PITCHER IP: WLS: BF: H: R: ER: SO: BB: IBB: HBP: BLK: WP: HR: S: P: ERA: WHIP:				

Batter	1	2	3	4	5	6	7	8	9	AB	R	H	RBI	BB	SO	LOB	BOTTOM			
Vince Coleman, S OBP: 0.336, SLG: 0.355 (1, 7)										5	0	0	0	0	1	3	Atlanta Braves @ St. Louis Cardinals Busch Stadium, St. Louis, MO Tue Aug 15 1989, 7:05 PM CDT Att: 39,970 - Unknown - 75 F			
Ozzie Smith, S OBP: 0.349, SLG: 0.366 Tim Jones, L OBP: 0.317, SLG: 0.333 (1, 6) (8, 6)										4	0	2	0	0	0	0				
José Oquendo, S OBP: 0.365, SLG: 0.370 (1, 4)										5	1	1	0	0	0	3				
Pedro Guerrero, R OBP: 0.385, SLG: 0.461 Jim Lindeman, R OBP: 0.176, SLG: 0.146 (1, 3) (7, PR) (8, 3)										4	0	1	0	0	0	0				
Tom Brunansky, R OBP: 0.321, SLG: 0.412 (1, 9)										4	3	3	2	0	0	0				
Terry Pendleton, S OBP: 0.303, SLG: 0.376 Denny Walling, L OBP: 0.408, SLG: 0.452 (1, 5) (8, 5)										4	2	4	2	0	0	0				
Milt Thompson, L OBP: 0.347, SLG: 0.397 (1, 8)										4	2	3	4	0	0	1				
Tony Peña, R OBP: 0.309, SLG: 0.322 (1, 2)										3	0	1	0	1	0	3				
Jose DeLeon, R OBP: 0.133, SLG: 0.103 (1, 1)										4	0	1	1	0	3	1				
Inning Stats	R: 0 E: 0 K: 1 S: 7	H: 1 LOB: 0 BB: 0 P: 9	R: 0 E: 0 K: 0 S: 9	H: 2 LOB: 2 BB: 0 P: 14	R: 0 E: 1 K: 1 S: 8	H: 1 LOB: 1 BB: 0 P: 14	R: 1 E: 0 K: 0 S: 10	H: 2 LOB: 1 BB: 0 P: 17	R: 0 E: 0 K: 1 S: 6	H: 0 LOB: 0 BB: 0 P: 8	R: 3 E: 0 K: 0 S: 10	H: 4 LOB: 2 BB: 1 P: 21	R: 5 E: 0 K: 1 S: 25	H: 6 LOB: 1 BB: 0 P: 35	R: 0 E: 0 K: 1 S: 6	H: 0 LOB: 0 BB: 0 P: 8		1B: 11 2B: 3 3B: 0 HR: 2	SF: 0 SAC: 0 DP: 1 HBP: 0	WP: 0 PB: 0 SB: 1 CS: 2
PITCHER Derek Lilliquist, L ERA: 4.03 Mark Eichhorn, R ERA: 4.09 Joe Boever, R ERA: 3.46 Sergio Valdez, R ERA: 6.61 (1, 1) (6, 1) (7, 1) (8, 1)	IP: 5.2 WLS: L BF: 27 H: 10 R: 4 ER: 4 SO: 3 BB: 0 IBB: 0 HBP: 0 BLK: 0 WP: 0 HR: 1 S: 48 P: 79 ERA: 6.35 WHIP: 1.765															PITCHER IP: WLS: BF: H: R: ER: SO: BB: IBB: HBP: BLK: WP: HR: S: P: ERA: WHIP:				


Atlanta Braves @ St. Louis Cardinals
 Busch Stadium, St. Louis, MO
 Tue Aug 15 1989, 7:05 PM CDT
 Att: 39,970 - Unknown - 75 F

AB: 29
 R: 1
 H: 3
 RBI: 1
 BB: 1
 SO: 10
 LOB: 7



Atlanta Braves @ St. Louis Cardinals
 Busch Stadium, St. Louis, MO
 Tue Aug 15 1989, 7:05 PM CDT
 Att: 39,970 - Unknown - 75 F

AB: 39
 R: 9
 H: 16
 RBI: 9
 BB: 1
 SO: 5
 LOB: 11




Batter	1	2	3	4	5	6	7	8	9	AB	R	H	RBI	BB	SO	LOB	TOP										
Oddibe McDowell, L OBP: 0.318, SLG: 0.330	1-1 G4-3		1-0 F7				0-1 G4-3		2-1 B1-3	4	0	0	0	0	0	1	Atlanta Braves @ St. Louis Cardinals Busch Stadium, St. Louis, MO Wed Aug 16 1989, 7:05 PM CDT Att: 42,989 - Unknown - 75 F										
Jeff Treadway, L OBP: 0.316, SLG: 0.385	1-2 G3		0-0 G6-3				0-1 G4-3		1-3 K	4	0	0	0	0	1	0											
Tommy Gregg, L OBP: 0.289, SLG: 0.336 Lonnie Smith, R OBP: 0.418, SLG: 0.553	2-2 1B		1-2 G4-3				1-2 G4-3		0-3 K	3	0	1	0	0	0	0											
Darrell Evans, L OBP: 0.291, SLG: 0.368	2-2 G4-3			1-2 F9			0-1 F9		0-0 F8	4	0	0	0	0	0	1											
Jeff Wetherby, L OBP: 0.294, SLG: 0.375 Dale Murphy, R OBP: 0.307, SLG: 0.365		0-0 1B		1-1 L7			0-0 SF9		0-0 P3	3	2	2	0	0	0	0											
Jeff Blausen, R OBP: 0.316, SLG: 0.400	2-3 K			1-1 L9			1-1 SF9			2	0	0	1	0	1	1											
Ed Romero, R OBP: 0.284, SLG: 0.285	3-2 G6-3				0-0 L7		3-H F9			3	0	0	0	0	0	1											
John Russell, R OBP: 0.217, SLG: 0.180	1-0 1B				0-0 G5-6-3		3-3 K			3	0	1	1	0	1	0											
Marty Clary, R OBP: 0.273, SLG: 0.238 Jim Acker, R OBP: 0.143, SLG: 0.143	0-0 P3				0-2 1B			0-1 G6-3		3	0	1	0	0	0	1											
Inning Stats	R: 0 E: 0 K: 0 S: 13	H: 1 LOB: 1 BB: 0 P: 19	R: 1 E: 0 K: 1 S: 12	H: 2 LOB: 1 BB: 0 P: 18	R: 0 E: 0 K: 0 S: 6	H: 0 LOB: 0 BB: 0 P: 8	R: 0 E: 0 K: 0 S: 7	H: 0 LOB: 0 BB: 0 P: 10	R: 0 E: 0 K: 0 S: 7	H: 0 LOB: 0 BB: 0 P: 8	R: 1 E: 0 K: 1 S: 8	H: 1 LOB: 0 BB: 0 P: 13	R: 0 E: 0 K: 1 S: 7	H: 0 LOB: 0 BB: 0 P: 10	R: 0 E: 0 K: 1 S: 5	H: 0 LOB: 0 BB: 0 P: 5		1B: 4 2B: 0 3B: 1 HR: 0	SF: 1 SAC: 0 DP: 0 HBP: 0	WP: 0 PA: 32 PB: 0 SB: 1 CS: 0							
PITCHER	IP	WLS	BF	H	R	ER	SO	BB	IBB	HBP	BLK	WP	HR	S	P	ERA	WHIP										
Ted Power, R ERA: 3.82	7.0		26	5	2	2	2	0	0	0	0	0	0	60	83	2.57	0.714										
Frank DiPino, L ERA: 2.95	1.0	W	3	0	0	0	1	0	0	0	0	0	0	7	10	0.00	0.000										
John Costello, R ERA: 2.85	0.1		1	0	0	0	1	0	0	0	0	0	0	3	3	0.00	0.000										
Ken Dayley, L ERA: 2.31	0.1		1	0	0	0	0	0	0	0	0	0	0	1	1	0.00	0.000										
Todd Worrell, R ERA: 2.27	0.1	S	1	0	0	0	0	0	0	0	0	0	0	1	1	0.00	0.000										


Batter	1	2	3	4	5	6	7	8	9	AB	R	H	RBI	BB	SO	LOB	BOTTOM										
Vince Coleman, S OBP: 0.335, SLG: 0.354	2-2 G3	0-0 FC6-4			3-2 BB		0-1 L7			4	0	1	0	0	0	3	Atlanta Braves @ St. Louis Cardinals Busch Stadium, St. Louis, MO Wed Aug 16 1989, 7:05 PM CDT Att: 42,989 - Unknown - 75 F										
José Oquendo, S OBP: 0.369, SLG: 0.374	0-0 G6-3		3-1 CS		1-2 BB			3-1 L8	3	1	2	0	1	0	0												
Milt Thompson, L OBP: 0.344, SLG: 0.393	2-1 1B		0-0 L8		1-0 G4-3			2-2 L8	4	0	0	0	0	0	4												
Pedro Guerrero, R OBP: 0.386, SLG: 0.462 John Morris, L OBP: 0.294, SLG: 0.345	0-0 FC6-4		2-1 F8			2-0 G6-3		0-0 FC5-4	4	0	2	1	0	0	1												
Terry Pendleton, S OBP: 0.301, SLG: 0.373	0-1 FC6-4				0-0 F8		1-1 F9		0-2 FC5-4	4	1	0	0	0	0	3											
Tom Brunansky, R OBP: 0.320, SLG: 0.413 Jim Lindeman, R OBP: 0.178, SLG: 0.146		0-1 G6-3		2-3 K		0-2 L8		3-1 1B	4	1	1	1	0	1	0												
Tim Jones, L OBP: 0.345 John Costello, R Ken Dayley, L Todd Worrell, R	1-0 1B			0-0 G3-1			2-2 L7	1-0 6-2	4	0	2	1	0	0	0												
Tony Peña, R OBP: 0.310, SLG: 0.322	0-0 FC6-4				1-1 F9		3-2 G6-3	2-0 6-2	3	0	1	0	0	0	0												
Ted Power, R OBP: 0.130, SLG: 0.130 Denny Walling, L OBP: 0.420, SLG: 0.452 Frank DiPino, L OBP: 0.111, SLG: 0.111 Ozzie Smith, S OBP: 0.349, SLG: 0.366	1-3 K				2-3 K		4-2 BB			2	0	0	0	0	2	2											
Inning Stats	R: 0 E: 1 K: 0 S: 9	H: 1 LOB: 2 BB: 0 P: 13	R: 0 E: 0 K: 1 S: 8	H: 2 LOB: 2 BB: 0 P: 10	R: 0 E: 0 K: 0 S: 5	H: 1 LOB: 0 BB: 0 P: 10	R: 0 E: 0 K: 1 S: 6	H: 0 LOB: 0 BB: 0 P: 8	R: 0 E: 0 K: 0 S: 11	H: 1 LOB: 2 BB: 1 P: 21	R: 0 E: 0 K: 0 S: 6	H: 0 LOB: 0 BB: 0 P: 9	R: 0 E: 0 K: 0 S: 10	H: 0 LOB: 1 BB: 1 P: 19	R: 3 E: 0 K: 0 S: 14	H: 4 LOB: 2 BB: 0 P: 25		1B: 7 2B: 2 3B: 0 HR: 0	SF: 0 SAC: 0 DP: 0 HBP: 0	WP: 0 PA: 34 PB: 0 SB: 0 CS: 1							
PITCHER	IP	WLS	BF	H	R	ER	SO	BB	IBB	HBP	BLK	WP	HR	S	P	ERA	WHIP										
Marty Clary, R ERA: 3.12	7.1		31	7	2	2	3	2	0	0	0	0	0	63	103	2.46	1.227										
Jim Acker, R ERA: 2.73	0.2	L	4	2	1	1	0	0	0	0	0	0	0	6	12	13.50	3.000										



Batter	1	2	3	4	5	6	7	8	9	AB	R	H	RBI	BB	SO	LOB	TOP			
Vince Coleman, S (1, 7) OBP: 0.335, SLG: 0.355										4	0	1	0	0	0	0	St. Louis Cardinals @ Cincinnati Reds Riverfront Stadium, Cincinnati, OH Fri Aug 18 1989, 3:33 AM EDT Overcast - 70 F AB 31 R 2 H 5 RBI 2 BB 1 SO 3 LOB 4			
José Oquendo, S (1, 4) OBP: 0.398, SLG: 0.371										3	0	0	0	1	0	1				
Pedro Guerrero, R (1, 3) OBP: 0.385, SLG: 0.460										4	0	1	0	0	0	1				
Tom Brunansky, R (1, 9) OBP: 0.322, SLG: 0.429										4	2	2	2	0	1	1				
Terry Pendleton, S (1, 5) OBP: 0.298, SLG: 0.369										4	0	0	0	0	0	0				
Willie McGee, S (1, 8) OBP: 0.273, SLG: 0.333										3	0	0	0	0	1	0				
Ozzie Smith, S (1, 6) OBP: 0.349, SLG: 0.365										3	0	1	0	0	0	0				
Tony Peña, R (1, 2) OBP: 0.307, SLG: 0.319										3	0	0	0	0	0	1				
Ken Hill, R (1, 1) Frank DiPino, L (4, 1) Dan Quisenberry, R (6, 1) Todd Zeile, R (8, 1) Ken Dayley, L (8, 1)										1	0	0	0	0	0	0				
Inning Stats	R: 0 E: 0 K: 0 S: 10	H: 1 LOB: 0 BB: 0 P: 17	R: 0 E: 0 K: 2 S: 9	H: 0 LOB: 0 BB: 0 P: 12	R: 0 E: 0 K: 0 S: 7	H: 0 LOB: 0 BB: 0 P: 11	R: 0 E: 0 K: 0 S: 7	H: 1 LOB: 1 BB: 0 P: 9	R: 0 E: 0 K: 1 S: 5	H: 0 LOB: 1 BB: 1 P: 9	R: 1 E: 0 K: 0 S: 9	H: 1 LOB: 0 BB: 0 P: 12	R: 0 E: 0 K: 0 S: 10	H: 0 LOB: 0 BB: 0 P: 14	R: 1 E: 0 K: 0 S: 10	H: 1 LOB: 0 BB: 0 P: 15	1B: 2 2B: 1 3B: 0 HR: 2	SF: 0 SAC: 0 DP: 0 HBP: 0	WP: 0 PB: 0 SB: 0 CS: 0	PA: 32
PITCHER Tom Browning, L (1, 1) ERA: 3.22	IP: 9.0 WLS: W BF: 32 H: 5 R: 2 ER: 2 SO: 3 BB: 1 IBB: 0 HBP: 0 BLK: 0 WP: 0 HR: 2 S: 75 P: 110 ERA: 2.00 WHIP: 0.667																			

Batter	1	2	3	4	5	6	7	8	9	AB	R	H	RBI	BB	SO	LOB	BOTTOM			
Herm Winningham, L (1, 9) OBP: 0.310, SLG: 0.312										3	1	1	1	2	0	0	St. Louis Cardinals @ Cincinnati Reds Riverfront Stadium, Cincinnati, OH Fri Aug 18 1989, 3:33 AM EDT Overcast - 70 F AB 33 R 6 H 9 RBI 5 SO 7 LOB 22			
Luis Quiñones, S (1, 5) OBP: 0.284, SLG: 0.416										4	0	2	0	1	0	4				
Eric Davis, R (1, 8) OBP: 0.361, SLG: 0.540										3	1	0	0	2	1	6				
Ken Griffey, L (1, 7) OBP: 0.351, SLG: 0.426										4	0	0	0	0	1	3				
Rolando Roomes, R (8, PH) OBP: 0.301, SLG: 0.449										1	0	0	0	0	1	2				
Todd Benzinger, S (1, 3) OBP: 0.291, SLG: 0.365										4	2	3	3	0	0	0				
Jeff Reed, L (1, 2) OBP: 0.303, SLG: 0.321										4	1	1	0	0	1	1				
Ron Oester, S (1, 4) OBP: 0.292, SLG: 0.275										3	1	1	0	1	2	2				
Jeff Richardson, R (1, 6) OBP: 0.220, SLG: 0.191										4	0	1	1	0	0	3				
Tom Browning, L (1, 1) OBP: 0.152, SLG: 0.097										3	0	0	0	1	1	1				
Inning Stats	R: 3 E: 0 K: 2 S: 13	H: 1 LOB: 2 BB: 2 P: 27	R: 0 E: 0 K: 1 S: 7	H: 0 LOB: 0 BB: 0 P: 8	R: 0 E: 0 K: 0 S: 6	H: 0 LOB: 1 BB: 1 P: 14	R: 2 E: 1 K: 2 S: 14	H: 3 LOB: 3 BB: 2 P: 29	R: 0 E: 0 K: 0 S: 9	H: 0 LOB: 0 BB: 0 P: 11	R: 1 E: 0 K: 0 S: 17	H: 3 LOB: 2 BB: 0 P: 20	R: 0 E: 0 K: 0 S: 7	H: 1 LOB: 2 BB: 1 P: 13	R: 0 E: 0 K: 2 S: 12	H: 1 LOB: 2 BB: 1 P: 20	1B: 5 2B: 2 3B: 1 HR: 1	SF: 0 SAC: 0 DP: 0 HBP: 0	WP: 0 PB: 0 SB: 0 CS: 0	PA: 40
PITCHER Ken Hill, R (1, 1) ERA: 3.64 Frank DiPino, L (4, 1) ERA: 2.69 Dan Quisenberry, R (6, 1) ERA: 2.57 Ken Dayley, L (8, 1) ERA: 2.28	IP: 3.1 WLS: L BF: 18 H: 4 R: 5 ER: 5 SO: 4 BB: 4 IBB: 0 HBP: 0 BLK: 0 WP: 0 HR: 1 S: 35 P: 67 ERA: 13.50 WHIP: 2.400																			

Batter	1	2	3	4	5	6	7	8	9	AB	R	H	RBI	BB	SO	LOB	TOP			
Milt Thompson, L (1, 8) OBP: 0.339, SLG: 0.387	0-3 K	2-3 K			2-1 F9		1-3 K		3-3 K	5	0	0	0	0	4	4	St. Louis Cardinals @ Cincinnati Reds Riverfront Stadium, Cincinnati, OH Fri Aug 18 1989, 7:05 PM EDT Att: 39,351 - Unknown AB 33 R 3 H 7 RBI 3 BB 6 SO 12 LOB 18 			
José Oquendo, S (1, 4) OBP: 0.370, SLG: 0.370	4-1 HR		2-3 K		2-2 F7		4-2 BB		4-1 2B	2	1	0	0	3	1	1				
Denny Walling, L (1, 3) Pedro Guerrero, R (9, PH) OBP: 0.386, SLG: 0.463	0-0 HR		3-3 K			2-3 K	4-2 BB		0-2 2B	3	1	1	3	1	2	0				
Tom Brunansky, R (1, 9) OBP: 0.321, SLG: 0.424	4-2 BB		2-2 L9			2-1 P4	1-2 F7		2-3 K	4	0	0	0	1	1	5				
Terry Pendleton, S (1, 5) OBP: 0.300, SLG: 0.371	2-3 K			2-2 G5-3		4-1 BB		1-2 2B		3	0	1	0	1	1	1				
John Morris, L (1, 7) John Costello, R (6, 1) Ozzie Smith, S (8, PH) Todd Worrell, R (8, 1)	1-0 F9			1-3 K		1-1 G1-3		2-2 L3		3	0	0	0	0	1	2				
Tim Jones, L (1, 6) OBP: 0.324, SLG: 0.339		0-0 G5-3		2-3 K			0-0 FC5-6 1B	1-0 L8		4	1	1	0	0	1	1				
Todd Zeile, R (1, 2) OBP: 0.400, SLG: 0.400		1-1 L9			2-1 F9 SH1-3 1B		2-0 FC5-6 1B	0-3 K		4	0	2	0	0	1	1				
Ricky Horton, L (1, 1) Vince Coleman, S (6, 7) OBP: 0.333, SLG: 0.354		2-1 1B			0-0 SH1-3		1-1 FC5-6 1B	1-2 G6-3		1	0	1	0	0	0	0				
							1-2 FC5-6 1B			2	0	0	0	0	0	2				
Inning Stats	R: 2 E: 0 K: 2 S: 11	H: 1 LOB: 1 BB: 2 P: 22	R: 0 E: 0 K: 1 S: 8	H: 1 LOB: 1 BB: 0 P: 13	R: 0 E: 0 K: 2 S: 10	H: 0 LOB: 0 BB: 0 P: 17	R: 0 E: 0 K: 2 S: 9	H: 0 LOB: 0 BB: 0 P: 14	R: 0 E: 0 K: 1 S: 8	H: 0 LOB: 1 BB: 1 P: 17	R: 1 E: 0 K: 1 S: 18	H: 2 LOB: 3 BB: 2 P: 31	R: 0 E: 0 K: 1 S: 12	H: 1 LOB: 1 BB: 1 P: 16	R: 0 E: 0 K: 2 S: 15	H: 1 LOB: 2 BB: 1 P: 25	1B: 4 2B: 2 3B: 0 HR: 1	SF: 0 SAC: 1 DP: 0 HBP: 0	WP: 0 PB: 0 SB: 1 CS: 0	PA: 40
PITCHER	IP WLS BF H R ER SO BB IBB HBP BLK WP HR S P ERA WHIP																			
Scott Scudder, R (1, 1) ERA: 4.55	6.1	27	5	3	3	8	3	0	0	0	0	0	1	58	104	4.26	1.263			
Rob Dibble, R (7, 1) ERA: 2.18	1.2	W 8	1	0	0	2	2	0	0	0	0	0	0	26	40	0.00	1.800			
Norm Charlton, L (9, 1) ERA: 3.61	1.0	L 5	1	0	0	2	1	0	0	0	0	0	0	15	25	0.00	2.000			

Batter	1	2	3	4	5	6	7	8	9	AB	R	H	RBI	BB	SO	LOB	BOTTOM			
Dave Collins, S (1, 7) OBP: 0.292, SLG: 0.250	1-0 F9		2-1 G1-4-3 1B		2-2 F7			1-0 SH2-3		3	0	1	0	0	0	0	St. Louis Cardinals @ Cincinnati Reds Riverfront Stadium, Cincinnati, OH Fri Aug 18 1989, 7:05 PM EDT Att: 39,351 - Unknown AB 29 R 8 H 8 RBI 8 BB 3 SO 3 LOB 6 			
Luis Quiñones, S (1, 4) OBP: 0.283, SLG: 0.418	1-1 F7		1-1 P6			2-3 K		1-1 WP HR 2B		4	1	1	1	0	1	2				
Eric Davis, R (1, 8) OBP: 0.363, SLG: 0.547	1-0 P6		1-1 G1-4-3			0-0 HR		4-0 WP HR IBB		3	2	1	1	1	0	2				
Rolando Roomes, R (1, 9) Rob Dibble, L (7, 1) Ken Griffey, L (8, PH) Norm Charlton, S (9, 1)		1-0 G5-3		0-0 G4-3		2-3 K		4-0 HR IBB		3	0	0	0	0	1	0				
Todd Benzinger, S (1, 3) OBP: 0.293, SLG: 0.377		0-0 SF9 3B		1-1 G5-3		1-2 L7		0-2 HR		4	2	2	4	0	0	0				
Scotti Madison, S (1, 5) OBP: 0.242, SLG: 0.316		1-0 SF9 HBP		1-1 P9			0-2 F8	2-2 P2		3	0	0	0	0	0	0				
Joe Oliver, R (1, 2) OBP: 0.327, SLG: 0.380	1 SAFE	0-1 SF9			1-0 HR		3-1 L9	1-2 1B		3	1	2	2	0	0	0				
Jeff Richardson, R (1, 6) OBP: 0.204, SLG: 0.176		3-H L8			3-1 G5-3		2-2 P4	1-2 G4-3		4	0	0	0	0	0	2				
Scott Scudder, R (1, 1) Herm Winningham, L (7, 9) OBP: 0.267, SLG: 0.083 OBP: 0.314, SLG: 0.317			4-0 1B			3-3 K		2-1 SH2-3 2B 1B		1	0	0	0	1	1	0				
										1	1	1	0	0	0	0				
Inning Stats	R: 0 E: 0 K: 0 S: 4	H: 0 LOB: 0 BB: 0 P: 7	R: 1 E: 0 K: 0 S: 5	H: 1 LOB: 1 BB: 0 P: 7	R: 0 E: 0 K: 0 S: 6	H: 1 LOB: 1 BB: 1 P: 14	R: 0 E: 0 K: 0 S: 5	H: 0 LOB: 0 BB: 0 P: 7	R: 1 E: 0 K: 1 S: 9	H: 1 LOB: 0 BB: 0 P: 18	R: 1 E: 0 K: 2 S: 11	H: 1 LOB: 0 BB: 0 P: 16	R: 0 E: 0 K: 0 S: 10	H: 0 LOB: 0 BB: 0 P: 15	R: 5 E: 0 K: 0 S: 19	H: 4 LOB: 1 BB: 2 P: 35	1B: 3 2B: 1 3B: 1 HR: 3	SF: 1 SAC: 1 DP: 1 HBP: 1	WP: 1 PB: 0 SB: 0 CS: 0	PA: 35
PITCHER	IP WLS BF H R ER SO BB IBB HBP BLK WP HR S P ERA WHIP																			
Ricky Horton, L (1, 1) ERA: 5.08	5.0	19	3	2	2	1	0	0	0	0	1	29	53	3.60	0.800					
John Costello, R (6, 1) ERA: 2.93	2.0	7	1	1	1	2	0	0	0	0	1	21	31	4.50	0.500					
Todd Worrell, R (8, 1) ERA: 3.22	1.0	L 9	4	5	5	0	0	2	0	0	1	1	19	35	45.00	4.000				

Batter	1	2	3	4	5	6	7	8	9	AB	R	H	RBI	BB	SO	LOB	TOP					
Vince Coleman, S OBP: 0.336, SLG: 0.357 (1, 7)										5	1	3	0	0	1	2	St. Louis Cardinals @ Cincinnati Reds Riverfront Stadium, Cincinnati, OH Sat Aug 19 1989, 7:05 PM EDT Att: 33,959 - Unknown					
Ozzie Smith, S OBP: 0.347, SLG: 0.366 (1, 6)										4	1	1	1	1	0	3						
Milt Thompson, L OBP: 0.340, SLG: 0.387 (1, 8)										5	0	2	1	0	1	1						
Pedro Guerrero, R OBP: 0.384, SLG: 0.460 Denny Waling, L OBP: 0.426, SLG: 0.511 (1, 3) (9, 3)										5	1	1	0	0	1	3						
Terry Pendleton, S OBP: 0.303, SLG: 0.382 (1, 5)										5	2	3	1	0	0	1						
Tom Brunansky, R OBP: 0.323, SLG: 0.426 (1, 9)										3	0	1	2	1	1	1						
José Oquendo, S OBP: 0.369, SLG: 0.369 (1, 4)										4	0	1	0	0	0	4						
Tony Peña, R OBP: 0.309, SLG: 0.321 (1, 2)										4	0	2	0	0	0	3						
Joe Magrane, R OBP: 0.227, SLG: 0.274 (1, 1)										4	0	0	0	0	0	7						
Inning Stats	R: 0 E: 0 K: 0 S: 9	H: 1 LOB: 1 BB: 0 P: 15	R: 0 E: 0 K: 0 S: 6	H: 1 LOB: 2 BB: 0 P: 10	R: 0 E: 0 K: 0 S: 6	H: 1 LOB: 1 BB: 1 P: 8	R: 0 E: 0 K: 0 S: 15	H: 1 LOB: 2 BB: 1 P: 27	R: 0 E: 0 K: 0 S: 6	H: 1 LOB: 0 BB: 0 P: 7	R: 2 E: 1 K: 0 S: 12	H: 2 LOB: 1 BB: 0 P: 20	R: 2 E: 0 K: 0 S: 13	H: 4 LOB: 1 BB: 0 P: 19	R: 0 E: 0 K: 1 S: 15	H: 2 LOB: 2 BB: 0 P: 23	R: 1 E: 0 K: 3 S: 14	H: 1 LOB: 0 BB: 0 P: 21	1B: 10 2B: 3 3B: 0 HR: 1	SF: 0 SAC: 1 DP: 1 HBP: 1	WP: 0 PB: 0 SB: 1 CS: 1	PA: 42
PITCHER	IP WLS BF H R ER SO BB IBB HBP BLK WP HR S P ERA WHIP																					
Rick Mahler, R ERA: 3.64 (1, 1)	6.0 L 30 10 4 3 0 1 0 0 1 0 0 0 60 95 4.50 1.833																					
Tim Birtsas, L ERA: 3.34 (7, 1)	2.0 8 3 0 0 1 0 0 0 0 0 0 0 22 34 0.00 1.500																					
Mike Roesler, R ERA: 7.04 (9, 1)	1.0 4 1 1 1 3 0 0 0 0 0 0 1 14 21 9.00 1.000																					

Batter	1	2	3	4	5	6	7	8	9	AB	R	H	RBI	BB	SO	LOB	BOTTOM					
Dave Collins, S OBP: 0.269, SLG: 0.229 Mike Roesler, R (1, 7) (9, 1)										4	0	0	0	0	0	3	St. Louis Cardinals @ Cincinnati Reds Riverfront Stadium, Cincinnati, OH Sat Aug 19 1989, 7:05 PM EDT Att: 33,959 - Unknown					
Luis Quiñones, S OBP: 0.282, SLG: 0.414 (1, 4)										4	0	1	0	0	0	0						
Eric Davis, R OBP: 0.362, SLG: 0.547 (1, 8)										4	0	1	1	0	2	0						
Rolando Roomes, R OBP: 0.296, SLG: 0.444 (1, 9)										4	0	1	0	0	0	0						
Todd Benzinger, S OBP: 0.295, SLG: 0.377 (1, 3)										3	0	1	0	1	0	0						
Scotti Madison, S OBP: 0.227, SLG: 0.295 (1, 5)										4	0	0	0	0	1	3						
Joe Oliver, R OBP: 0.310, SLG: 0.358 (1, 2)										3	0	0	0	0	1	0						
Jeff Richardson, R OBP: 0.211, SLG: 0.170 (1, 6)										2	0	0	0	1	0	0						
Rick Mahler, R OBP: 0.254, SLG: 0.224 Tim Birtsas, L OBP: 0.333, SLG: 1.333 Joel Youngblood, R OBP: 0.316, SLG: 0.340 (1, 1) (7, 1) (6, PH) (9, 7)										0	0	0	0	1	0	0						
Inning Stats	R: 0 E: 0 K: 0 S: 7	H: 0 LOB: 0 BB: 0 P: 13	R: 0 E: 0 K: 1 S: 6	H: 0 LOB: 0 BB: 0 P: 12	R: 0 E: 0 K: 0 S: 8	H: 0 LOB: 1 BB: 1 P: 16	R: 0 E: 0 K: 1 S: 11	H: 1 LOB: 2 BB: 1 P: 19	R: 0 E: 0 K: 1 S: 13	H: 0 LOB: 1 BB: 1 P: 21	R: 0 E: 0 K: 1 S: 5	H: 0 LOB: 0 BB: 0 P: 6	R: 0 E: 0 K: 0 S: 4	H: 1 LOB: 0 BB: 0 P: 5	R: 1 E: 1 K: 0 S: 11	H: 3 LOB: 2 BB: 0 P: 16	R: 0 E: 0 K: 0 S: 4	H: 0 LOB: 0 BB: 0 P: 7	1B: 3 2B: 2 3B: 0 HR: 0	SF: 0 SAC: 1 DP: 1 HBP: 0	WP: 0 PB: 0 SB: 0 CS: 0	PA: 33
PITCHER	IP WLS BF H R ER SO BB IBB HBP BLK WP HR S P ERA WHIP																					
Joe Magrane, L ERA: 2.93 (1, 1)	9.0 W 34 5 1 1 4 2 1 0 0 0 0 0 69 115 1.00 0.778																					

AB	39
R	5
H	14
RBI	5
BB	1
SO	4
LOB	25



AB	29
R	1
H	5
RBI	1
BB	3
SO	4
LOB	6



Batter	1	2	3	4	5	6	7	8	9	AB	R	H	RBI	BB	SO	LOB	TOP			
Vince Coleman, S (1,7) OBP: 0.333, SLG: 0.356										4	0	0	0	0	1	1				
Ozzie Smith, S (1,6) OBP: 0.343, SLG: 0.359										4	0	0	0	0	0	1				
Milt Thompson, L (1,8) OBP: 0.342, SLG: 0.386										3	0	0	0	1	0	0				
Pedro Guerrero, R (1,3) OBP: 0.389, SLG: 0.471										4	0	2	0	0	0	0				
Terry Pendleton, S (1,5) OBP: 0.304, SLG: 0.380										4	0	2	0	0	1	1				
Tom Brunansky, R (1,9) OBP: 0.325, SLG: 0.440										3	0	0	0	0	0	3				
José Oquendo, S (1,4) OBP: 0.369, SLG: 0.371										3	0	0	0	0	0	3				
Todd Zeile, R (1,2) OBP: 0.385, SLG: 0.583										3	0	0	0	0	0	0				
Ricky Horton, L (1,1) OBP: 0.286, SLG: 0.286										1	0	0	0	0	0	0				
John Morris, L (6,PH) OBP: 0.280, SLG: 0.337										1	0	1	0	0	0	0				
John Costello, R (6,PH) OBP: 0.418, SLG: 0.500										0	0	0	0	0	0	0				
Denny Walling, L (8,PH) OBP: 0.250, SLG: 0.250										1	0	0	0	0	0	0				
Dan Quisenberry, R (8,1)										0	0	0	0	0	0	0				
Inning Stats	R: 0 E: 0 K: 1 S: 6	H: 0 LOB: 0 BB: 0 P: 8	R: 0 E: 0 K: 1 S: 8	H: 0 LOB: 0 BB: 0 P: 11	R: 0 E: 0 K: 0 S: 6	H: 0 LOB: 0 BB: 1 P: 8	R: 0 E: 0 K: 0 S: 6	H: 1 LOB: 1 BB: 0 P: 14	R: 0 E: 0 K: 0 S: 10	H: 1 LOB: 1 BB: 0 P: 15	R: 0 E: 0 K: 0 S: 6	H: 2 LOB: 2 BB: 0 P: 11	R: 0 E: 0 K: 0 S: 6	H: 0 LOB: 0 BB: 0 P: 10	R: 0 E: 0 K: 0 S: 9	H: 1 LOB: 1 BB: 0 P: 15	1B: 4 2B: 1 3B: 0 HR: 0	SF: 0 SAC: 0 DP: 0 HBP: 0	WP: 0 PB: 0 SB: 1 CS: 1	PA: 33
PITCHER Marty Clary, R (1,1) ERA: 2.75	IP: 9.0 WLS: W BF: 32 H: 5 R: 0 ER: 0 SO: 2 BB: 1 IBB: 0 HBP: 0 BLK: 0 WP: 0 HR: 0 S: 65 P: 102 ERA: 0.00 WHIP: 0.667															PITCHER				

St. Louis Cardinals @ Atlanta Braves
Atlanta-Fulton County Stadium, Atlanta, GA
Wed Aug 23 1989, 7:05 PM EDT
Att: 7,792 - Unknown - 92 F

AB 31
R 0
H 5
RBI 0
BB 1
SO 2
LOB 9



Batter	1	2	3	4	5	6	7	8	9	AB	R	H	RBI	BB	SO	LOB	BOTTOM			
Oddibe McDowell, L (1,8) OBP: 0.317, SLG: 0.330										4	0	2	1	0	0	0				
Jeff Blauser, R (1,5) OBP: 0.315, SLG: 0.396										4	1	1	0	0	1	4				
Lonnie Smith, R (1,7) OBP: 0.425, SLG: 0.565										3	1	2	1	1	0	0				
Dale Murphy, R (1,9) OBP: 0.300, SLG: 0.361										4	0	0	0	0	0	5				
Andres Thomas, R (1,6) OBP: 0.239, SLG: 0.335										4	0	1	1	0	0	1				
Tommy Gregg, L (1,3) OBP: 0.291, SLG: 0.354										4	0	0	0	0	1	1				
Jody Davis, R (1,2) OBP: 0.237, SLG: 0.219										4	0	0	0	0	0	1				
Jeff Treadway, L (1,4) OBP: 0.319, SLG: 0.384										3	1	2	0	0	0	0				
Marty Clary, R (1,1) OBP: 0.280, SLG: 0.217										2	0	0	0	1	2	1				
Inning Stats	R: 0 E: 0 K: 0 S: 6	H: 0 LOB: 0 BB: 0 P: 9	R: 0 E: 0 K: 0 S: 4	H: 0 LOB: 0 BB: 0 P: 8	R: 0 E: 0 K: 1 S: 7	H: 0 LOB: 0 BB: 0 P: 10	R: 1 E: 0 K: 0 S: 10	H: 2 LOB: 1 BB: 0 P: 15	R: 1 E: 0 K: 0 S: 12	H: 2 LOB: 2 BB: 1 P: 23	R: 1 E: 0 K: 0 S: 9	H: 2 LOB: 1 BB: 0 P: 11	R: 0 E: 0 K: 2 S: 12	H: 2 LOB: 3 BB: 1 P: 20	R: 0 E: 0 K: 1 S: 7	H: 0 LOB: 0 BB: 0 P: 10	1B: 6 2B: 2 3B: 0 HR: 0	SF: 0 SAC: 0 DP: 0 HBP: 0	WP: 0 PB: 0 SB: 1 CS: 0	PA: 34
PITCHER Ricky Horton, L (1,1) ERA: 4.93	IP: 5.0 WLS: L BF: 20 H: 4 R: 2 ER: 2 SO: 1 BB: 1 IBB: 0 HBP: 0 BLK: 0 WP: 0 HR: 0 S: 39 P: 65 ERA: 4.50 WHIP: 2.000															PITCHER				
John Costello, R (6,1) ERA: 3.0	2.0 11 4 1 1 2 0 1 0 0 0 0 0 21 31 4.50 2.000																			
Dan Quisenberry, R (8,1) ERA: 2.51	1.0 3 0 0 0 1 0 0 0 0 0 0 0 7 10 0.00 0.000																			

St. Louis Cardinals @ Atlanta Braves
Atlanta-Fulton County Stadium, Atlanta, GA
Wed Aug 23 1989, 7:05 PM EDT
Att: 7,792 - Unknown - 92 F

AB 32
R 3
H 8
RBI 3
BB 2
SO 4
LOB 13



Batter	1	2	3	4	5	6	7	8	9	AB	R	H	RBI	BB	SO	LOB	TOP					
Vince Coleman, S (1, 7) OBP: 0.331, SLG: 0.353 Milt Thompson, L (6, 7) OBP: 0.343, SLG: 0.385	0-3 K		0-3 K			0-0 1-3		4-0 FC1-6 BB	0-0 4-3	3	0	0	0	0	2	0						
Ozzie Smith, S (1, 6) OBP: 0.342, SLG: 0.360	0-0 L4		0-0 F7			0-0 2B		0-0 FC1-6 1-2 HR		4	2	1	0	0	0	1						
Pedro Guerrero, R (1, 3) Denny Walling, L (6, 3) OBP: 0.390, SLG: 0.480 OBP: 0.418, SLG: 0.500	0-0 F9			0-0 F8		0-0 2B		0-0 1-H HR		4	1	2	3	0	0	0						
Tom Brunansky, R (1, 9) OBP: 0.324, SLG: 0.437		0-0 L6		0-0 5-3		0-3 K		4-0 BB		3	0	0	0	1	1	1						
Willie McGee, S (1, 8) OBP: 0.264, SLG: 0.321		0-0 6-3		0-0 4-3		0-0 5-3		0-3 K		4	0	0	0	0	1	2						
Terry Pendleton, S (1, 5) OBP: 0.305, SLG: 0.381		0-0 1B			0-0 1B		0-0 L5		0-0 4-3	4	1	2	0	0	0	1						
José Oquendo, S (1, 4) OBP: 0.371, SLG: 0.372		0-0 FC6-4 1B		0-0 1B		0-0 F7		0-0 F9		4	0	2	0	0	0	0						
Tony Peña, R (1, 2) OBP: 0.313, SLG: 0.328		0-0 FC6-4		0-0 G5-4-3		0-0 E6		0-0 SH1-4 1B		4	0	1	0	0	0	3						
Joe Magrane, R (1, 1) OBP: 0.217, SLG: 0.262		0-0 F8		0-0 F4		0-0 FC5-4		0-0 SH1-4		3	0	0	0	0	0	1						
Inning Stats	R: 0 E: 0 K: 1 S: 5	H: 0 LOB: 0 BB: 0 P: 5	R: 0 E: 0 K: 0 S: 5	H: 2 LOB: 2 BB: 0 P: 5	R: 0 E: 0 K: 1 S: 5	H: 0 LOB: 0 BB: 0 P: 5	R: 0 E: 0 K: 0 S: 3	H: 0 LOB: 0 BB: 0 P: 3	R: 1 E: 0 K: 0 S: 4	H: 2 LOB: 0 BB: 0 P: 4	R: 1 E: 0 K: 1 S: 7	H: 2 LOB: 1 BB: 0 P: 7	R: 0 E: 1 K: 0 S: 4	H: 0 LOB: 1 BB: 0 P: 4	R: 2 E: 0 K: 1 S: 6	H: 1 LOB: 1 BB: 2 P: 14	R: 0 E: 0 K: 0 S: 4	H: 1 LOB: 1 BB: 0 P: 4	1B: 5 2B: 2 HR: 1	SF: 0 SAC: 1 DP: 1 HBP: 0	WP: 0 PA: 37 CS: 0	
PITCHER	IP WLS BF H R ER SO BB IBB HBP BLK WP HR S P ERA WHIP	IP WLS BF H R ER SO BB IBB HBP BLK WP HR S P ERA WHIP	IP WLS BF H R ER SO BB IBB HBP BLK WP HR S P ERA WHIP	IP WLS BF H R ER SO BB IBB HBP BLK WP HR S P ERA WHIP	IP WLS BF H R ER SO BB IBB HBP BLK WP HR S P ERA WHIP	IP WLS BF H R ER SO BB IBB HBP BLK WP HR S P ERA WHIP	IP WLS BF H R ER SO BB IBB HBP BLK WP HR S P ERA WHIP	IP WLS BF H R ER SO BB IBB HBP BLK WP HR S P ERA WHIP	IP WLS BF H R ER SO BB IBB HBP BLK WP HR S P ERA WHIP	IP WLS BF H R ER SO BB IBB HBP BLK WP HR S P ERA WHIP	IP WLS BF H R ER SO BB IBB HBP BLK WP HR S P ERA WHIP	IP WLS BF H R ER SO BB IBB HBP BLK WP HR S P ERA WHIP	IP WLS BF H R ER SO BB IBB HBP BLK WP HR S P ERA WHIP	IP WLS BF H R ER SO BB IBB HBP BLK WP HR S P ERA WHIP	IP WLS BF H R ER SO BB IBB HBP BLK WP HR S P ERA WHIP	IP WLS BF H R ER SO BB IBB HBP BLK WP HR S P ERA WHIP	IP WLS BF H R ER SO BB IBB HBP BLK WP HR S P ERA WHIP	IP WLS BF H R ER SO BB IBB HBP BLK WP HR S P ERA WHIP	IP WLS BF H R ER SO BB IBB HBP BLK WP HR S P ERA WHIP	IP WLS BF H R ER SO BB IBB HBP BLK WP HR S P ERA WHIP	IP WLS BF H R ER SO BB IBB HBP BLK WP HR S P ERA WHIP	IP WLS BF H R ER SO BB IBB HBP BLK WP HR S P ERA WHIP

St. Louis Cardinals @ Atlanta Braves
 Atlanta-Fulton County Stadium, Atlanta, GA
 Thu Aug 24 1989, 7:05 PM EDT
 Att: 8,174 - Unknown - 96 F

AB 34
 R 4
 H 8
 RBI 3
 BB 2
 SO 4
 LOB 10



Batter	1	2	3	4	5	6	7	8	9	AB	R	H	RBI	BB	SO	LOB	BOTTOM				
Oddibe McDowell, L (1, 8) OBP: 0.314, SLG: 0.327	0-0 F3		0-0 4-3			0-0 F8		0-0 F7		4	0	0	0	0	0	0					
Jeff Blauser, R (1, 5) OBP: 0.314, SLG: 0.395	0-0 P3		0-0 5-3			0-0 1B		0-0 4-3		4	0	1	0	0	0	0					
Lonnie Smith, R (1, 7) OBP: 0.422, SLG: 0.559	0-0 F8			0-0 F9		0-0 5-3		0-3 K		4	0	0	0	0	1	1					
Dale Murphy, R (1, 9) OBP: 0.298, SLG: 0.359		0-3 K		0-0 4-3		0-0 G3		0-0 F8		3	0	0	0	0	1	0					
Andres Thomas, R (1, 6) OBP: 0.237, SLG: 0.333		0-0 6-3		0-0 F9		0-0 F8		0-0 G3		3	0	0	0	0	0	0					
Tommy Gregg, L (1, 3) OBP: 0.292, SLG: 0.354		0-0 2B		0-3 K		0-0 G3		0-0 F8		3	1	1	0	0	1	0					
Jody Davis, R (1, 2) OBP: 0.238, SLG: 0.225		0-0 1B		0-0 5-3		0-0 F8		0-0 F7		3	0	1	1	0	0	0					
Jeff Treadway, L (1, 4) OBP: 0.316, SLG: 0.381		0-0 2B		0-0 6-3		0-0 F7		0-0 K		3	0	0	0	0	0	1					
Tom Glavine, L (1, 1) OBP: 0.194, SLG: 0.172 Mark Eichhorn, R (6, 1) Geronimo Berroa, R (6, PH) Mike Stanton, L (9, 1)		0-3 K		0-3 K		0-3 K		0-3 K		2	0	0	0	0	2	0					
Inning Stats	R: 0 E: 0 K: 0 S: 3	H: 0 LOB: 0 BB: 0 P: 3	R: 1 E: 0 K: 1 S: 7	H: 2 LOB: 1 BB: 0 P: 7	R: 0 E: 0 K: 1 S: 5	H: 0 LOB: 0 BB: 0 P: 5	R: 0 E: 0 K: 0 S: 3	H: 0 LOB: 0 BB: 0 P: 3	R: 0 E: 0 K: 1 S: 6	H: 1 LOB: 1 BB: 0 P: 6	R: 0 E: 0 K: 0 S: 3	H: 0 LOB: 0 BB: 0 P: 3	R: 0 E: 0 K: 1 S: 5	H: 0 LOB: 0 BB: 0 P: 5	R: 0 E: 0 K: 1 S: 5	H: 0 LOB: 0 BB: 0 P: 5	1B: 2 2B: 1 HR: 0	SF: 0 SAC: 0 DP: 0 HBP: 0	WP: 0 PA: 30 CS: 0		
PITCHER	IP WLS BF H R ER SO BB IBB HBP BLK WP HR S P ERA WHIP	IP WLS BF H R ER SO BB IBB HBP BLK WP HR S P ERA WHIP	IP WLS BF H R ER SO BB IBB HBP BLK WP HR S P ERA WHIP	IP WLS BF H R ER SO BB IBB HBP BLK WP HR S P ERA WHIP	IP WLS BF H R ER SO BB IBB HBP BLK WP HR S P ERA WHIP	IP WLS BF H R ER SO BB IBB HBP BLK WP HR S P ERA WHIP	IP WLS BF H R ER SO BB IBB HBP BLK WP HR S P ERA WHIP	IP WLS BF H R ER SO BB IBB HBP BLK WP HR S P ERA WHIP	IP WLS BF H R ER SO BB IBB HBP BLK WP HR S P ERA WHIP	IP WLS BF H R ER SO BB IBB HBP BLK WP HR S P ERA WHIP	IP WLS BF H R ER SO BB IBB HBP BLK WP HR S P ERA WHIP	IP WLS BF H R ER SO BB IBB HBP BLK WP HR S P ERA WHIP	IP WLS BF H R ER SO BB IBB HBP BLK WP HR S P ERA WHIP	IP WLS BF H R ER SO BB IBB HBP BLK WP HR S P ERA WHIP	IP WLS BF H R ER SO BB IBB HBP BLK WP HR S P ERA WHIP	IP WLS BF H R ER SO BB IBB HBP BLK WP HR S P ERA WHIP	IP WLS BF H R ER SO BB IBB HBP BLK WP HR S P ERA WHIP	IP WLS BF H R ER SO BB IBB HBP BLK WP HR S P ERA WHIP	IP WLS BF H R ER SO BB IBB HBP BLK WP HR S P ERA WHIP	IP WLS BF H R ER SO BB IBB HBP BLK WP HR S P ERA WHIP	IP WLS BF H R ER SO BB IBB HBP BLK WP HR S P ERA WHIP

St. Louis Cardinals @ Atlanta Braves
 Atlanta-Fulton County Stadium, Atlanta, GA
 Thu Aug 24 1989, 7:05 PM EDT
 Att: 8,174 - Unknown - 96 F


AB 30
 R 1
 H 3
 RBI 1
 BB 0
 SO 6
 LOB 2



Batter	1	2	3	4	5	6	7	8	9	AB	R	H	RBI	BB	SO	LOB	TOP					
Willie McGee, S OBP: 0.275, SLG: 0.345 (1, 8)										5	2	3	0	0	0	0						
José Oquendo, S OBP: 0.373, SLG: 0.375 (1, 4)										4	0	2	2	1	0	1						
Milt Thompson, L OBP: 0.344, SLG: 0.383 (1, 7)										4	1	1	0	1	1	3						
Pedro Guerrero, R OBP: 0.387, SLG: 0.476 Denny Walling, L OBP: 0.416, SLG: 0.500 (9, 3)										4	0	0	0	0	1	2						
Terry Pendleton, S OBP: 0.305, SLG: 0.380 (1, 5)										4	1	1	1	0	0	0						
Tom Brunansky, R OBP: 0.326, SLG: 0.444 (1, 9)										4	1	2	2	0	0	0						
Ozzie Smith, S OBP: 0.343, SLG: 0.360 (1, 6)										3	1	1	1	1	0	1						
Tony Peña, R OBP: 0.315, SLG: 0.330 (1, 2)										4	0	2	0	0	1	1						
Jose DeLeon, R OBP: 0.134, SLG: 0.108 Todd Worrell, R (9, 1)										4	1	0	0	0	1	2						
										0	0	0	0	0	0	0						
Inning Stats	R: 3 E: 0 K: 1 S: 16	H: 3 LOB: 1 BB: 1 P: 22	R: 2 E: 0 K: 0 S: 14	H: 4 LOB: 0 BB: 0 P: 17	R: 0 E: 0 K: 0 S: 6	H: 0 LOB: 0 BB: 0 P: 11	R: 1 E: 0 K: 0 S: 5	H: 1 LOB: 0 BB: 1 P: 10	R: 0 E: 0 K: 0 S: 6	H: 0 LOB: 0 BB: 0 P: 9	R: 0 E: 0 K: 0 S: 6	H: 0 LOB: 0 BB: 0 P: 8	R: 0 E: 0 K: 0 S: 15	H: 1 LOB: 2 BB: 1 P: 23	R: 1 E: 0 K: 0 S: 12	H: 2 LOB: 1 BB: 0 P: 24	R: 0 E: 0 K: 1 S: 7	H: 1 LOB: 1 BB: 0 P: 9	1B: 7 2B: 4 3B: 1 HR: 0	SF: 0 SAC: 0 DP: 1 HBP: 0	WP: 0 PB: 0 SB: 0 CS: 1	PA: 40
PITCHER	IP WLS BF H R ER SO BB IBB HBP BLK WP HR S P ERA WHIP	IP WLS BF H R ER SO BB IBB HBP BLK WP HR S P ERA WHIP																				
Mike Scott, R ERA: 2.93 (1, 1)	4.0 L 19 8 6 6 1 2 0 0 0 0 0 0 41 60 13.50 2.500	3.0 11 1 0 0 2 1 0 0 0 0 0 0 27 40 0.00 0.667	1.0 5 2 1 1 0 0 0 0 0 0 0 0 12 24 9.00 2.000	1.0 4 1 0 0 1 0 0 0 0 0 0 0 7 9 0.00 1.000																		

St. Louis Cardinals @ Houston Astros
Astrodome, Houston, TX
Fri Aug 25 1989, 8:05 PM EDT
Att: 25,148 - Dome - 75 F


AB 36
R 7
H 12
RBI 6
BB 3
SO 4
LOB 10



Batter	1	2	3	4	5	6	7	8	9	AB	R	H	RBI	BB	SO	LOB	BOTTOM			
Craig Biggio, R OBP: 0.350, SLG: 0.412 (1, 2)										5	0	0	0	0	0	1				
Bill Doran, S OBP: 0.305, SLG: 0.336 Eric Yelding, R OBP: 0.279, SLG: 0.233 (6, 6)										3	0	0	0	0	1	0				
Kevin Bass, S OBP: 0.366, SLG: 0.458 (1, 7)										3	0	0	0	0	2	0				
Harry Spilman, L OBP: 0.350, SLG: 0.294 (1, 3)										3	2	2	0	1	0	0				
Terry Puhl, L OBP: 0.331, SLG: 0.354 (1, 8)										4	0	1	0	0	1	3				
Glenn Wilson, R OBP: 0.332, SLG: 0.435 (1, 9)										4	1	2	1	0	0	2				
Craig Reynolds, L OBP: 0.278, SLG: 0.255 (6, 4)										4	0	1	1	0	0	2				
Ken Caminiti, S OBP: 0.314, SLG: 0.364 (1, 5)										4	1	1	1	0	2	3				
Mike Scott, R OBP: 0.143, SLG: 0.117 Alex Trevino, R OBP: 0.287, SLG: 0.423 Brian Meyer, R OBP: 0.299, SLG: 0.329 Rafael Ramirez, R OBP: 0.162, SLG: 0.167 Jim Clancy, R OBP: 0.200, SLG: 0.200 Juan Agosto, L OBP: 0.346, SLG: 0.514 (4, PH) (5, 1) (7, PH) (8, 1) (9, 1) (9, PH)										1	0	0	0	0	0	1				
Inning Stats	R: 0 E: 0 K: 1 S: 8	H: 0 LOB: 2 BB: 1 P: 15	R: 0 E: 0 K: 0 S: 8	H: 1 LOB: 1 BB: 0 P: 13	R: 0 E: 0 K: 1 S: 9	H: 0 LOB: 0 BB: 0 P: 16	R: 1 E: 0 K: 2 S: 14	H: 3 LOB: 2 BB: 0 P: 16	R: 0 E: 0 K: 1 S: 9	H: 0 LOB: 0 BB: 0 P: 15	R: 0 E: 0 K: 0 S: 3	H: 0 LOB: 0 BB: 0 P: 5	R: 0 E: 0 K: 0 S: 7	H: 0 LOB: 0 BB: 0 P: 9	R: 3 E: 1 K: 1 S: 17	H: 4 LOB: 2 BB: 0 P: 21	1B: 5 2B: 3 3B: 0 HR: 0	SF: 0 SAC: 0 DP: 0 HBP: 1	WP: 0 PB: 0 SB: 0 CS: 0	PA: 38
PITCHER	IP WLS BF H R ER SO BB IBB HBP BLK WP HR S P ERA WHIP	IP WLS BF H R ER SO BB IBB HBP BLK WP HR S P ERA WHIP																		
Jose DeLeon, R ERA: 3.31 Todd Worrell, R ERA: 3.13 (1, 1) (9, 1)	8.2 W 35 7 4 4 0 1 0 0 0 0 0 8 113 4.15 0.923	0.1 3 1 0 0 0 0 0 0 0 0 0 0 8 9 0.00 3.000																		

St. Louis Cardinals @ Houston Astros
Astrodome, Houston, TX
Fri Aug 25 1989, 8:05 PM EDT
Att: 25,148 - Dome - 75 F

AB 36
R 4
H 8
RBI 4
BB 1
SO 8
LOB 16



Batter	1	2	3	4	5	6	7	8	9	AB	R	H	RBI	BB	SO	LOB	TOP								
Willie McGee, S OBP: 0.266, SLG: 0.333 (1, 8)	G5-3		G4-3		F7		L7		L9	5	0	0	0	0	0	1	St. Louis Cardinals @ Houston Astros Astrodome, Houston, TX Sat Aug 26 1989, 8:05 PM EDT Att: 31,301 - Dome - 75 F livebaseballscorecards.com								
Ozzie Smith, S OBP: 0.344, SLG: 0.362 (1, 6)	G1-3		P4		G4-3	2B	1B		G6-3	5	1	2	0	0	0	1									
Milt Thompson, L OBP: 0.345, SLG: 0.385 Ken Dayley, L (7, 1)			G6-3		G4-3		1B			4	1	2	0	0	0	1									
Denny Walling, L (9, FH) OBP: 0.429, SLG: 0.511 (9, 3)	1B						1B			0	0	0	0	0	0	0									
Pedro Guerrero, R OBP: 0.391, SLG: 0.477 Todd Worrell, R (9, 1)	1H			HR						1	0	1	1	0	0	0									
Terry Pendleton, S OBP: 0.304, SLG: 0.385 (1, 5)	G6-3			HR						3	1	2	2	2	0	1									
Tom Brunansky, R OBP: 0.325, SLG: 0.441 (1, 9)										0	0	0	0	0	0	0									
José Oquendo, S OBP: 0.370, SLG: 0.372 (1, 4)	G4-3				G4-6-3		F7			4	0	0	0	0	0	1									
Todd Zeile, R OBP: 0.412, SLG: 0.667 (1, 2)					G6-3		P4			3	0	1	0	1	0	0									
Ken Hill, R OBP: 0.212, SLG: 0.200 John Morris, L (7, PH) OBP: 0.284, SLG: 0.341 (7, 7)	F9				G1-3		K		G6-3	2	0	0	0	0	0	2									
Inning Stats	R: 1 E: 0 K: 0 S: 11	H: 2 LOB: 1 BB: 0 P: 17	R: 0 E: 0 K: 0 S: 7	H: 1 LOB: 1 BB: 0 P: 11	R: 0 E: 0 K: 0 S: 9	H: 0 LOB: 0 BB: 0 P: 14	R: 2 E: 0 K: 0 S: 10	H: 1 LOB: 1 BB: 2 P: 23	R: 0 E: 0 K: 0 S: 9	H: 0 LOB: 0 BB: 1 P: 18	R: 0 E: 0 K: 0 S: 7	H: 0 LOB: 0 BB: 1 P: 12	R: 1 E: 0 K: 2 S: 21	H: 3 LOB: 2 BB: 0 P: 31	R: 0 E: 0 K: 0 S: 6	H: 0 LOB: 0 BB: 0 P: 9	R: 1 E: 0 K: 0 S: 12	H: 2 LOB: 1 BB: 0 P: 17	1B: 7 2B: 1 3B: 1 HR: 1	SF: 0 SAC: 0 DP: 1 HBP: 0	WP: 0 PB: 0 SB: 2 CS: 0	PA: 40			
PITCHER	IP	WLS	BF	H	R	ER	SO	BB	IBB	HBP	BLK	WP	HR	S	P	ERA	WHIP								
Rick Rhoden, R ERA: 3.84 (1, 1)	6.2	L	30	7	4	4	1	4	0	0	0	0	1	68	119	5.40	1.650								
Danny Darwin, R ERA: 2.2 (7, 1)	1.1		5	1	0	0	1	0	0	0	0	0	0	12	16	0.00	0.750								
Dave Smith, R ERA: 3.0 (9, 1)	1.0		5	2	1	1	0	0	0	0	0	0	0	12	17	9.00	2.000								

Batter	1	2	3	4	5	6	7	8	9	AB	R	H	RBI	BB	SO	LOB	BOTTOM								
Eric Yelding, R OBP: 0.274, SLG: 0.231 (1, 6)	G5-3		K		L8				G5-3	5	0	1	0	0	1	2	St. Louis Cardinals @ Houston Astros Astrodome, Houston, TX Sat Aug 26 1989, 8:05 PM EDT Att: 31,301 - Dome - 75 F livebaseballscorecards.com								
Craig Reynolds, L OBP: 0.280, SLG: 0.257 Bill Doran, S (7, PH) OBP: 0.304, SLG: 0.335 (8, 4)	G3-1		F9				P2		G5-3	3	0	1	1	0	0	0									
Dave Smith, R (9, 1)										0	0	0	0	0	0	0									
Harry Spilman, L OBP: 0.333, SLG: 0.278 (9, PH)					2H		1B			1	0	0	0	0	0	1									
Kevin Bass, S OBP: 0.360, SLG: 0.450 (1, 7)	L7		F8		G6-3					4	0	0	0	0	0	1									
Glenn Davis, R OBP: 0.346, SLG: 0.514 (1, 3)			F9		G4-3				G6-3	4	0	2	0	0	0	0									
Glenn Wilson, R OBP: 0.334, SLG: 0.444 (1, 9)			FC3-6		K		L9			4	1	2	1	0	1	2									
Terry Puhl, L OBP: 0.330, SLG: 0.352 (1, 8)			FC3-6		G4-3		F8			4	1	1	0	0	0	3									
Craig Biggio, R OBP: 0.350, SLG: 0.409 Danny Darwin, R OBP: 0.067, SLG: 0.071 Rafael Ramirez, R (8, PH) OBP: 0.293, SLG: 0.328 (9, 6)	1 SAFE				G6-3		G5-3		G1	2	0	0	0	1	0	2									
Ken Caminiti, S OBP: 0.316, SLG: 0.364 (1, 5)										0	0	0	0	0	0	0									
Rick Rhoden, R OBP: 0.174, SLG: 0.217 Alex Trevino, R OBP: 0.360, SLG: 0.435 (7, 2)					SH1-4		G6-3		G5-3	1	0	0	0	0	0	2									
Inning Stats	R: 0 E: 0 K: 0 S: 7	H: 0 LOB: 0 BB: 0 P: 11	R: 1 E: 0 K: 0 S: 12	H: 2 LOB: 2 BB: 1 P: 18	R: 0 E: 0 K: 1 S: 10	H: 0 LOB: 0 BB: 0 P: 15	R: 0 E: 0 K: 1 S: 12	H: 1 LOB: 1 BB: 0 P: 16	R: 1 E: 0 K: 0 S: 7	H: 1 LOB: 1 BB: 1 P: 16	R: 0 E: 0 K: 0 S: 7	H: 1 LOB: 1 BB: 0 P: 10	R: 0 E: 0 K: 0 S: 11	H: 1 LOB: 1 BB: 0 P: 20	R: 1 E: 0 K: 0 S: 15	H: 2 LOB: 1 BB: 0 P: 22	R: 0 E: 0 K: 1 S: 9	H: 1 LOB: 1 BB: 0 P: 14	1B: 8 2B: 0 3B: 0 HR: 1	SF: 0 SAC: 1 DP: 0 HBP: 0	WP: 0 PB: 0 SB: 1 CS: 0	PA: 38			
PITCHER	IP	WLS	BF	H	R	ER	SO	BB	IBB	HBP	BLK	WP	HR	S	P	ERA	WHIP								
Ken Hill, R ERA: 3.61 (7, 1)	2.0		9	3	1	1	0	0	0	0	0	0	1	26	42	4.50	1.500								
Todd Worrell, R ERA: 3.06 (9, 1)	1.0	S	4	1	0	0	1	0	0	0	0	0	0	9	14	0.00	1.000								



Batter	1	2	3	4	5	6	7	8	9	AB	R	H	RBI	BB	SO	LOB	TOP					
Willie McGee, S (1, 8) OBP: 0.265, SLG: 0.351	G4-3		HR			G3		K		4	1	1	2	0	1	0	St. Louis Cardinals @ Houston Astros Astrodome, Houston, TX Sun Aug 27 1989, 4:33 AM EDT Att: 20,697 - Dome - 75 F					
Ozzie Smith, S (1, 6) OBP: 0.341, SLG: 0.359	F9		F8			G6-3		L8		4	0	0	0	0	0	0						
Milt Thompson, L (1, 7) OBP: 0.346, SLG: 0.386	G3				G6-3		1B		G2-3 1B	4	1	2	0	0	0	0						
Denny Walling, L (1, 3) OBP: 0.433, SLG: 0.500		L8			BB BB				L9	3	0	1	1	1	0	1						
Terry Pendleton, S (1, 5) OBP: 0.304, SLG: 0.382	G4-3				BB				G2-3	3	0	0	0	1	0	2						
Tom Brunansky, R (1, 9) OBP: 0.323, SLG: 0.437	G6-3				BB					4	0	0	0	0	2	3						
José Quienro, S (1, 4) OBP: 0.368, SLG: 0.369			L9			P8		G4-3		3	0	0	0	0	0	0						
Tony Peña, R (1, 2) OBP: 0.315, SLG: 0.330			HR 1B			L5		G4-3		3	1	1	0	0	0	0						
Ted Power, R (1, 1) OBP: 0.111, SLG: 0.111			K			K			L8	2	0	0	0	0	2	1						
John Costello, R (6, 1)										0	0	0	0	0	0	0						
Frank DiPino, L (7, 1) OBP: 0.111, SLG: 0.111										0	0	0	0	0	0	0						
John Morris, L (8, PH) OBP: 0.281, SLG: 0.337										1	0	0	0	0	0	0						
Dan Quisenberry, R (8, 1) OBP: 0.250, SLG: 0.250										0	0	0	0	0	0	0						
Inning Stats	R: 0 E: 0 K: 0 S: 5	H: 0 LOB: 0 BB: 0 P: 7	R: 0 E: 0 K: 0 S: 5	H: 0 LOB: 0 BB: 0 P: 6	R: 2 E: 0 K: 1 S: 9	H: 2 LOB: 0 BB: 0 P: 14	R: 0 E: 0 K: 0 S: 7	H: 0 LOB: 1 BB: 2 P: 16	R: 0 E: 0 K: 1 S: 10	H: 0 LOB: 0 BB: 0 P: 17	R: 1 E: 0 K: 0 S: 17	H: 2 LOB: 1 BB: 0 P: 24	R: 0 E: 0 K: 1 S: 6	H: 0 LOB: 0 BB: 0 P: 11	R: 0 E: 0 K: 1 S: 8	H: 0 LOB: 0 BB: 0 P: 14	R: 0 E: 0 K: 1 S: 7	H: 1 LOB: 1 BB: 0 P: 11	1B: 4 2B: 1 3B: 0 HR: 1	SF: 0 SAC: 0 DP: 1 HBP: 0	WP: 0 PB: 0 SB: 1 CS: 0	PA: 33
PITCHER	IP WLS BF H R ER SO BB IBB HBP BLK WP HR S P ERA WHIP																					
Bob Forsch, R (1, 1) ERA: 5.19	6.0 W 23 4 3 3 2 2 0 0 0 0 0 1 53 84 4.50 1.000																					
Brian Meyer, R (7, 1) ERA:	2.0 6 0 0 0 2 0 0 0 0 0 0 0 14 25 0.00 0.000																					
Dave Smith, R (9, 1) ERA: 2.94	1.0 S 4 1 0 0 1 0 0 0 0 0 0 0 7 11 0.00 1.000																					

Batter	1	2	3	4	5	6	7	8	9	AB	R	H	RBI	BB	SO	LOB	BOTTOM			
Eric Yelding, R (1, 4) OBP: 0.260, SLG: 0.217	F9		G3		G6-3		G4-3			4	0	0	0	0	0	2	St. Louis Cardinals @ Houston Astros Astrodome, Houston, TX Sun Aug 27 1989, 4:33 AM EDT Att: 20,697 - Dome - 75 F			
Rafael Ramirez, R (1, 6) OBP: 0.292, SLG: 0.327	F2		G5-3		F9		1B 2B			4	1	1	0	0	0	1				
Kevin Bass, S (1, 7) OBP: 0.363, SLG: 0.451	K				2B 1B		P6		2B 1B	4	2	2	0	0	1	0				
Glenn Davis, R (1, 3) OBP: 0.349, SLG: 0.517		K			1B SF7		2B 1B		2B BB	3	2	2	0	1	1	0				
Glenn Wilson, R (1, 9) OBP: 0.333, SLG: 0.445		G4-3			F8		P3		2B	4	0	1	2	0	0	3				
Terry Puhl, L (1, 8) OBP: 0.335, SLG: 0.353		BB			SF7		2B		F9	2	1	1	1	2	0	2				
Ken Caminiti, S (1, 5) OBP: 0.315, SLG: 0.366		G3			SF7		2B		G4-3	3	0	1	3	0	0	1				
Alex Trevino, R (1, 2) OBP: 0.359, SLG: 0.432					K		P3		F8	3	0	1	0	0	1	2				
Brian Meyer, R (7, 1) ERA:										0	0	0	0	0	0	0				
Harry Spilman, L (8, PH) OBP: 0.318, SLG: 0.263										1	0	0	0	0	0	0				
Dave Smith, R (9, 1) ERA:										0	0	0	0	0	0	0				
Bob Forsch, R (1, 1) OBP: 0.174, SLG: 0.174										1	0	0	0	0	1	0				
Craig Biggio, R (7, 2) OBP: 0.350, SLG: 0.408									G6-3	1	0	0	0	1	0	0				
Inning Stats	R: 0 E: 0 K: 1 S: 8	H: 0 LOB: 0 BB: 0 P: 12	R: 0 E: 0 K: 1 S: 10	H: 0 LOB: 1 BB: 1 P: 17	R: 0 E: 0 K: 0 S: 11	H: 1 LOB: 1 BB: 0 P: 15	R: 2 E: 0 K: 1 S: 13	H: 3 LOB: 1 BB: 0 P: 18	R: 0 E: 0 K: 0 S: 6	H: 0 LOB: 0 BB: 0 P: 8	R: 2 E: 0 K: 0 S: 10	H: 2 LOB: 1 BB: 1 P: 18	R: 2 E: 0 K: 0 S: 12	H: 3 LOB: 2 BB: 2 P: 23	R: 0 E: 0 K: 0 S: 5	H: 0 LOB: 0 BB: 0 P: 6	1B: 6 2B: 3 3B: 0 HR: 0	SF: 1 SAC: 1 DP: 1 HBP: 0	WP: 0 PB: 0 SB: 0 CS: 0	PA: 36
PITCHER	IP WLS BF H R ER SO BB IBB HBP BLK WP HR S P ERA WHIP																			
Ted Power, R (1, 1) ERA: 3.86	5.2 L 25 6 4 4 4 2 0 0 0 0 0 0 56 85 6.35 1.412																			
John Costello, R (6, 1) ERA: 3.33	1.0 7 3 2 2 0 2 0 0 0 0 0 0 13 25 18.00 5.000																			
Frank DiPino, L (7, 1) ERA: 2.85	0.1 1 0 0 0 0 0 0 0 0 0 0 0 1 1 0.00 0.000																			
Dan Quisenberry, R (8, 1) ERA: 2.47	1.0 3 0 0 0 0 0 0 0 0 0 0 0 5 6 0.00 0.000																			

Batter	1	2	3	4	5	6	7	8	9	AB	R	H	RBI	BB	SO	LOB	TOP								
Dave Collins, S (1, 7) OBP: 0.323, SLG: 0.305 Herm Winningham, L (8, 7) OBP: 0.328, SLG: 0.335	G4-3		2B				F8										4 1 2 1 0 0 0 0 0 0 0 0 0 0								
Luis Quiñones, S (1, 5) OBP: 0.304, SLG: 0.429	G4-3		2B				G6-3		P6								4 0 1 1 0 0 1								
Eric Davis, R (1, 8) OBP: 0.359, SLG: 0.538	G2-3		FC4				G2-3		G4-3								2 0 1 0 2 0 0								
Todd Benzinger, S (1, 3)			FC4				L9		G4-3								4 0 0 0 0 1 4								
Rolando Roomes, R (1, 9) OBP: 0.285, SLG: 0.429	G5-3						G2-3		P4								4 0 0 0 0 0 2								
Joe Oliver, R (1, 2) OBP: 0.346, SLG: 0.440	F8						L5										3 0 0 0 1 0 0								
Jeff Richardson, R (1, 6) OBP: 0.250, SLG: 0.187 Ken Griffey, L (9, PH) OBP: 0.349, SLG: 0.406			2B				L6		G1-3								2 1 0 0 1 0 2 1 0 0 0 0 0 0								
Ron Oester, S (1, 4) OBP: 0.305, SLG: 0.294			L9				F8		L8								4 0 0 0 0 0 1								
Scott Scudder, R (1, 1) OBP: 0.250, SLG: 0.063 Rob Dibble, L (8, 1)			K				K		K								3 0 0 0 0 3 1 0 0 0 0 0 0 0								
Inning Stats	R: 0 E: 0 K: 0 S: 7	H: 0 LOB: 0 BB: 0 P: 12	R: 0 E: 0 K: 1 S: 6	H: 0 LOB: 0 BB: 0 P: 10	R: 2 E: 0 K: 1 S: 13	H: 2 LOB: 2 BB: 2 P: 27	R: 0 E: 0 K: 0 S: 6	H: 0 LOB: 0 BB: 0 P: 11	R: 0 E: 0 K: 1 S: 7	H: 1 LOB: 1 BB: 0 P: 9	R: 0 E: 0 K: 0 S: 6	H: 1 LOB: 0 BB: 1 P: 13	R: 0 E: 0 K: 1 S: 6	H: 0 LOB: 0 BB: 0 P: 9	R: 0 E: 0 K: 0 S: 11	H: 0 LOB: 1 BB: 1 P: 20	R: 0 E: 0 K: 0 S: 9	H: 0 LOB: 0 BB: 0 P: 10	1B: 1 2B: 3 3B: 0 HR: 0	SF: 0 SAC: 0 DP: 0 HBP: 0	WP: 0 PB: 0 SB: 1 CS: 0	PA: 35			
PITCHER	IP	WLS	BF	H	R	ER	SO	BB	IBB	HBP	BLK	WP	HR	S	P	ERA	WHIP								
Ricky Horton, L (1, 1) ERA: 4.63	7.0		28	4	2	2	4	1	2	0	0	0	0	51	91	2.57	0.714								
John Costello, R (8, 1) ERA: 3.29	1.0	W	4	0	0	0	0	1	0	0	0	0	0	11	20	0.00	1.000								
Todd Worrell, R (9, 1) ERA: 3.0	1.0	S	3	0	0	0	0	0	0	0	0	0	0	9	10	0.00	0.000								

Cincinnati Reds @ St. Louis Cardinals
 Busch Stadium, St. Louis, MO
 Mon Aug 28 1989, 7:05 PM CDT
 Att: 26,604 - Unknown

AB	31
R	2
H	4
RBI	2
BB	4
SO	4
LOB	11



Batter	1	2	3	4	5	6	7	8	9	AB	R	H	RBI	BB	SO	LOB	BOTTOM								
Willie McGee, S (1, 8) OBP: 0.271, SLG: 0.355	G6-3		L3				L8-3		1B								4 1 2 0 0 0 1								
Ozzie Smith, S (1, 6) OBP: 0.340, SLG: 0.358	G1-3						L8-3		1B								4 1 1 1 0 0 1								
Milt Thompson, L (1, 7) OBP: 0.346, SLG: 0.383	G4-1						G4-3		K								3 0 0 0 1 1 2								
Pedro Guerrero, R (1, 3) OBP: 0.390, SLG: 0.475 John Morris, L (8, PR) OBP: 0.291, SLG: 0.337 Todd Worrell, R (9, 1)	G5-3						P8		G5-3								4 0 1 2 0 0 1 0 0 0 0 0 0 0 0 0 0 0 0 0 0								
Terry Pendleton, S (1, 5) OBP: 0.302, SLG: 0.379	K						K		F7								4 0 0 0 0 3 2								
Tom Brunansky, R (1, 9) OBP: 0.323, SLG: 0.437	K						F9		1B								3 0 1 0 0 1 0								
José Oquendo, S (1, 4) OBP: 0.368, SLG: 0.371			G4-3				FC6-5		G3								3 0 1 0 0 0 1								
Todd Zeile, R (1, 2) OBP: 0.400, SLG: 0.611			SH3-4				FC6-5		G6-3								3 0 1 0 0 0 1								
Ricky Horton, L (1, 1) OBP: 0.250, SLG: 0.250 John Costello, R (8, 1)	SH3-4						G3										1 0 0 0 0 0 1 0 0 0 0 0 0 0								
Denny Walling, L (8, PH) OBP: 0.443, SLG: 0.529									1B								1 1 1 0 0 0 0								
Inning Stats	R: 0 E: 0 K: 0 S: 9	H: 0 LOB: 0 BB: 0 P: 13	R: 0 E: 0 K: 2 S: 11	H: 0 LOB: 0 BB: 0 P: 16	R: 0 E: 0 K: 0 S: 7	H: 1 LOB: 1 BB: 0 P: 11	R: 0 E: 0 K: 1 S: 13	H: 0 LOB: 1 BB: 1 P: 23	R: 0 E: 0 K: 0 S: 8	H: 1 LOB: 1 BB: 0 P: 13	R: 0 E: 0 K: 0 S: 6	H: 1 LOB: 0 BB: 0 P: 9	R: 0 E: 0 K: 1 S: 11	H: 1 LOB: 1 BB: 0 P: 14	R: 3 E: 0 K: 1 S: 14	H: 4 LOB: 1 BB: 0 P: 19	1B: 6 2B: 3 3B: 0 HR: 0	SF: 0 SAC: 1 DP: 1 HBP: 0	WP: 0 PB: 0 SB: 2 CS: 0	PA: 32					
PITCHER	IP	WLS	BF	H	R	ER	SO	BB	IBB	HBP	BLK	WP	HR	S	P	ERA	WHIP								
Scott Scudder, R (1, 1) ERA: 4.08	7.1		27	5	1	1	4	1	0	0	0	0	0	68	104	1.23	0.818								
Rob Dibble, R (8, 1) ERA: 2.22	0.2	L	5	3	2	2	1	0	0	0	0	0	0	11	14	27.00	4.500								

Cincinnati Reds @ St. Louis Cardinals
 Busch Stadium, St. Louis, MO
 Mon Aug 28 1989, 7:05 PM CDT
 Att: 26,604 - Unknown

AB	30
R	3
H	8
RBI	3
BB	1
SO	5
LOB	10



Batter	1	2	3	4	5	6	7	8	9	AB	R	H	RBI	BB	SO	LOB	TOP					
Dave Collins, S OBP: 0.314, SLG: 0.286 (1, 7)	L9	G4-3		P3		G5-3			BB	4	0	0	0	1	0	5	Cincinnati Reds @ St. Louis Cardinals Busch Stadium, St. Louis, MO Tue Aug 29 1989, 7:05 PM CDT Att: 27,405 - Unknown - 85 F livebaseballscorecards.com					
Luis Quiñones, S OBP: 0.296, SLG: 0.426 (1, 5)	F9 1B HBP		1B		K		L7		F8	4	0	1	0	0	1	1						
Eric Davis, R OBP: 0.358, SLG: 0.535 (1, 8)	S 1B		P4		G6-3		G6-3			4	0	1	0	0	0	1						
Todd Benzinger, S OBP: 0.293, SLG: 0.383 (1, 3)	F9		P2		F8		F7			4	0	0	0	0	0	3						
Joe Oliver, R OBP: 0.341, SLG: 0.430 (1, 2)	G6-3		F7			HR 1B		G6-3		4	1	1	0	0	0	3						
Rolando Roomes, R OBP: 0.285, SLG: 0.426 (1, 9)		L6		1B G5-3 1B		K		P3		4	0	1	0	0	1	1						
Jeff Richardson, R OBP: 0.261, SLG: 0.253 (1, 6)		SH1-4 2B		G5-3				P8		4	1	2	2	0	0	1						
Ron Oester, S OBP: 0.309, SLG: 0.296 (9, PH)		SH1-4 BB		SH2-4 1B		K		G1-3		2	0	1	0	1	1	0						
Tim Leary, R OBP: 0.143, SLG: 0.128 Norm Charlton, S (7, 1)		SH1-4		SH2-4				G5-3		1	0	1	0	0	0	0						
Joel Youngblood, R OBP: 0.317, SLG: 0.361 (9, PH)		1-2 2-3		1-2						1	0	0	0	0	0	0						
Inning Stats	R: 0 E: 0 K: 0 S: 10	H: 1 LOB: 2 BB: 0 P: 14	R: 0 E: 0 K: 0 S: 8	H: 1 LOB: 2 BB: 1 P: 14	R: 0 E: 0 K: 0 S: 4	H: 1 LOB: 1 BB: 0 P: 6	R: 0 E: 0 K: 0 S: 13	H: 2 LOB: 2 BB: 0 P: 18	R: 0 E: 0 K: 1 S: 6	H: 0 LOB: 0 BB: 0 P: 10	R: 2 E: 0 K: 2 S: 13	H: 3 LOB: 1 BB: 0 P: 18	R: 0 E: 0 K: 0 S: 9	H: 0 LOB: 0 BB: 0 P: 13	R: 0 E: 0 K: 0 S: 4	H: 0 LOB: 0 BB: 1 P: 6	R: 0 E: 0 K: 0 S: 6	H: 0 LOB: 1 BB: 1 P: 11	1B: 5 2B: 2 3B: 0 HR: 1	SF: 0 SAC: 2 DP: 0 HBP: 1	WP: 0 PB: 0 SB: 1 CS: 0	PA: 38
PITCHER Joe Magrane, L ERA: 2.8 (1, 1)	IP: 9.0 WLS: W BF: 38 H: 8 R: 2 ER: 2 SO: 3 BB: 2 IBB: 0 HBP: 1 BLK: 0 WP: 0 HR: 1 S: 73 P: 110 ERA: 2.00 WHIP: 1.111															PITCHER IP: WLS: BF: H: R: ER: SO: BB: IBB: HBP: BLK: WP: HR: S: P: ERA: WHIP						

Batter	1	2	3	4	5	6	7	8	9	AB	R	H	RBI	BB	SO	LOB	BOTTOM			
Willie McGee, S OBP: 0.276, SLG: 0.354 (1, 8)	K		CS 1B			1B HBP	K			3	1	1	0	0	2	0	Cincinnati Reds @ St. Louis Cardinals Busch Stadium, St. Louis, MO Tue Aug 29 1989, 7:05 PM CDT Att: 27,405 - Unknown - 85 F livebaseballscorecards.com			
Ozzie Smith, S OBP: 0.338, SLG: 0.355 (1, 6)	F7		CS	L8		F8	K			4	0	0	0	0	1	1				
Milt Thompson, L OBP: 0.347, SLG: 0.389 (1, 7)				L6		1B 2B 1B	K			4	1	2	0	0	1	0				
Pedro Guerrero, R OBP: 0.389, SLG: 0.473 (1, 3)	G6-3			F9		2B 1B	K			4	1	1	1	0	1	1				
Terry Pendleton, S OBP: 0.301, SLG: 0.380 (1, 5)		G5-3		G3		3B 2B	G6-3			4	1	1	2	0	0	0				
Tom Brunansky, R OBP: 0.324, SLG: 0.440 (1, 9)		K		FC6-4 BB		3B 3B	P4			3	0	1	1	1	1	0				
José Oquendo, S OBP: 0.367, SLG: 0.370 (1, 4)		L4		P9		BB IBB				2	0	0	0	1	0	1				
Tony Peña, R OBP: 0.315, SLG: 0.328 (1, 2)				G5-3		FC6-4 BB				2	0	0	0	1	0	1				
Joe Magrane, R OBP: 0.208, SLG: 0.250 (1, 1)				F8		P3 K				3	0	0	0	0	1	3				
Inning Stats	R: 0 E: 0 K: 1 S: 11	H: 1 LOB: 1 BB: 0 P: 15	R: 0 E: 0 K: 1 S: 6	H: 0 LOB: 0 BB: 0 P: 7	R: 0 E: 0 K: 0 S: 5	H: 1 LOB: 0 BB: 0 P: 6	R: 0 E: 0 K: 0 S: 4	H: 0 LOB: 0 BB: 0 P: 5	R: 0 E: 0 K: 1 S: 8	H: 0 LOB: 1 BB: 1 P: 17	R: 4 E: 0 K: 1 S: 20	H: 4 LOB: 2 BB: 2 P: 38	R: 0 E: 0 K: 3 S: 9	H: 0 LOB: 0 BB: 0 P: 12	R: 0 E: 0 K: 1 S: 7	H: 0 LOB: 0 BB: 0 P: 8		1B: 3 2B: 1 3B: 2 HR: 0	SF: 0 SAC: 0 DP: 0 HBP: 1	WP: 0 PB: 0 SB: 0 CS: 1
PITCHER Tim Leary, R ERA: 3.74 Norm Charlton, L ERA: 3.36 (7, 1)	IP: 6.0 WLS: L BF: 27 H: 6 R: 4 ER: 4 SO: 3 BB: 2 IBB: 1 HBP: 1 BLK: 0 WP: 0 HR: 0 S: 54 P: 88 ERA: 6.00 WHIP: 1.333															PITCHER IP: WLS: BF: H: R: ER: SO: BB: IBB: HBP: BLK: WP: HR: S: P: ERA: WHIP				

Batter	1	2	3	4	5	6	7	8	9	10	11	12	13	AB	R	H	RBI	BB	SO	LOB	TOP						
Herm Winningham, L (1, 9) OBP: 0.319, SLG: 0.326	G3			P7			B1-3			L9			K	5	0	0	0	0	1	0							
Luis Quiñones, S (1, 5) OBP: 0.306, SLG: 0.430	P4			G6-4-3 1B			L6			P8			1B 2B	5	1	2	0	0	0	0							
Eric Davis, R (1, 8) OBP: 0.357, SLG: 0.529	K			G6-4-3 1-2r			K			G5-3			S E 1B IBB	4	1	0	0	1	2	1							
Ken Griffey, L (1, 7) OBP: 0.343, SLG: 0.398		F8												4	0	0	0	0	0	0							
Rob Dibble, L (11, 1)														0	0	0	0	0	0	0							
Dave Collins, S (13, PH) OBP: 0.294, SLG: 0.297														1	0	1	1	0	0	0							
John Franco, L (13, 1)														0	0	0	0	0	0	0							
Todd Benzing, S (1, 3) OBP: 0.290, SLG: 0.380		K					G6-3				K			5	0	0	0	0	4	2							
Joe Oliver, R (1, 2) OBP: 0.322, SLG: 0.405		G3					F8				P7			5	0	0	0	0	2	1							
Mariano Duncan, R (1, 6) OBP: 0.300, SLG: 0.374				G4-3						F9				4	0	0	0	0	0	0							
Ron Oester, S (1, 4) OBP: 0.304, SLG: 0.291				P6										4	0	0	0	0	1	0							
Rick Mahler, R (1, 1) OBP: 0.239, SLG: 0.210				G6-3										3	0	0	0	0	1	0							
Rolando Roomes, R (11, 7) OBP: 0.294, SLG: 0.424							P2							1	0	0	0	0	0	0							
Inning Stats	R: 0 E: 0 K: 1 S: 8	H: 0 LOB: 0 BB: 0 P: 15	R: 0 E: 0 K: 1 S: 8	H: 0 LOB: 0 BB: 11	R: 0 E: 0 K: 0 S: 4	H: 1 LOB: 0 BB: 0 P: 6	R: 0 E: 0 K: 0 S: 4	H: 0 LOB: 0 BB: 0 P: 6	R: 0 E: 0 K: 1 S: 7	H: 0 LOB: 0 BB: 0 P: 10	R: 0 E: 0 K: 2 S: 9	H: 0 LOB: 0 BB: 0 P: 14	R: 0 E: 0 K: 3 S: 6	H: 0 LOB: 0 BB: 0 P: 6	R: 2 E: 0 K: 3 S: 15	H: 2 LOB: 1 BB: 1 P: 26	1B: 2 2B: 1 3B: 0 HR: 0	SF: 0 SAC: 0 DP: 1 HBP: 0	W/P: 0 PB: 0 SB: 3 CS: 0	PA: 42							
PITCHER	IP 11.0	WLS 33	BF 1	H 0	R 0	ER 0	SO 8	BB 0	IBB 0	HBP 0	BLK 0	WP 0	HR 0	S 74	P 109	ERA 0.00	WHIP 0.091										
Jose DeLeon, R (1, 1) ERA: 3.13																											
Todd Warnell, R (12, 1) ERA: 3.06																											

Cincinnati Reds @ St. Louis Cardinals
 Busch Stadium, St. Louis, MO
 Wed Aug 30 1989, 7:05 PM CDT
 Att: 34,976 - Unknown - 80 F

AB 41
 R 2
 H 3
 RBI 1
 BB 1
 SO 11
 LOB 4



Batter	1	2	3	4	5	6	7	8	9	10	11	12	13	AB	R	H	RBI	BB	SO	LOB	BOTTOM						
Willie McCee, S (1, 8) OBP: 0.271, SLG: 0.352	G5-3			B2-3 1B			F7			K			K	7	0	2	0	0	3	1							
Ozzie Smith, S (1, 6) OBP: 0.342, SLG: 0.360	1B		B2-3 1B				1B			CS 1B		SH E 1B		5	0	4	0	0	0	1							
Milt Thompson, L (1, 7) OBP: 0.345, SLG: 0.390	F9		1B				G4-3			G1-6-3 1B		K		6	0	1	0	0	2	6							
Pedro Guerrero, R (1, 3) OBP: 0.392, SLG: 0.472	1B		IBB				G5-3			F8		IBB IBB		3	0	1	0	3	0	0							
Denny Walling, L (1, 5) OBP: 0.439, SLG: 0.500	G4-3		G4-3				1B			G4-3		IBB		3	0	0	0	2	0	4							
Terry Pendleton, S (12, PH) OBP: 0.301, SLG: 0.379							BB					K		1	0	0	0	0	1	3							
Tom Brunansky, R (1, 9) OBP: 0.322, SLG: 0.437		G5-3					F9			F8		L3		6	0	1	0	0	0	6							
José Quiñones, S (1, 4) OBP: 0.367, SLG: 0.369				G4-3			G4-3			G4-3		K		6	0	2	0	0	1	2							
Todd Zelle, R (1, 2) OBP: 0.346, SLG: 0.500		F8					G6-3			L9		K		6	0	1	0	0	1	3							
Jose DeLeon, R (1, 1) OBP: 0.127, SLG: 0.101							G1-3					K		4	0	0	0	0	3	1							
John Morris, L (11, PH) OBP: 0.275, SLG: 0.333														1	0	0	0	0	1	0							
Todd Worrell, R (12, 1)														0	0	0	0	0	0	0							
Vince Coleman, S (13, PH) OBP: 0.331, SLG: 0.353														1	0	0	0	0	0	2							
Inning Stats	R: 0 E: 0 K: 0 S: 13	H: 2 LOB: 2 BB: 0 P: 21	R: 0 E: 0 K: 1 S: 10	H: 1 LOB: 1 BB: 0 P: 14	R: 0 E: 0 K: 1 S: 9	H: 1 LOB: 2 BB: 1 P: 16	R: 0 E: 0 K: 0 S: 7	H: 0 LOB: 0 BB: 0 P: 13	R: 0 E: 0 K: 0 S: 7	H: 1 LOB: 1 BB: 0 P: 14	R: 0 E: 0 K: 2 S: 11	H: 1 LOB: 1 BB: 0 P: 15	R: 0 E: 0 K: 3 S: 9	H: 1 LOB: 3 BB: 1 P: 22	R: 0 E: 0 K: 2 S: 13	H: 1 LOB: 3 BB: 1 P: 22	1B: 11 2B: 0 3B: 1 HR: 0	SF: 0 SAC: 1 DP: 1 HBP: 0	W/P: 0 PB: 0 SB: 0 CS: 1	PA: 55							
PITCHER	IP 10.0	WLS 42	BF 9	H 0	R 0	ER 0	SO 6	BB 1	IBB 3	HBP 0	BLK 0	WP 0	HR 0	S 89	P 156	ERA 0.00	WHIP 1.000										
Rick Mahler, R (1, 1) ERA: 3.75																											
Rob Dibble, R (11, 1) ERA: 2.17																											
John Franco, L (13, 1) ERA: 2.45																											

Cincinnati Reds @ St. Louis Cardinals
 Busch Stadium, St. Louis, MO
 Wed Aug 30 1989, 7:05 PM CDT
 Att: 34,976 - Unknown - 80 F

AB 49
 R 0
 H 12
 RBI 0
 BB 5
 SO 12
 LOB 29



Batter	1	2	3	4	5	6	7	8	9	AB	R	H	RBI	BB	SO	LOB	TOP								
Gerald Young, S (1, 8) OBP: 0.333, SLG: 0.282	G1-3			G3	P6		G4-3		SH1-4 1B BB	4	1	0	0	1	0	1									
Bill Doran, S (1, 4) OBP: 0.306, SLG: 0.332	G6-3			1B E BB		BB HBP BB	G1-3		SH1-4	2	2	0	0	2	0	0									
Kevin Bass, S (1, 7) OBP: 0.367, SLG: 0.456	K			P8		HBP BB 1B	1B		1B 2H 1B	5	2	3	1	0	1	1									
Glenn Davis, R (1, 3) OBP: 0.350, SLG: 0.509		L9		1B E		HBP BB	1B		L9	4	0	2	1	1	0	1									
Glenn Wilson, R (1, 9) OBP: 0.330, SLG: 0.434	G5-3			E5		K	P2		FC5 1B 1B	5	0	1	0	0	1	5									
Ken Caminiti, S (1, 5) OBP: 0.313, SLG: 0.360	L8			F7		P4			K 1B	5	0	1	1	0	1	5									
Craig Biggio, R (1, 2) OBP: 0.353, SLG: 0.405			G6-3			FC5-4 BB	1B		FC5 2-3F	3	0	1	1	1	0	2									
Rafael Ramirez, R (1, 6) OBP: 0.294, SLG: 0.338			G4-3		L7	G1-3			P6	4	0	0	0	0	0	5									
Jim Deshaies, L (1, 1) OBP: 0.159, SLG: 0.145			G5-3		FC5-4				P4	2	0	0	0	0	0	1									
Craig Reynolds, L (7, PH) OBP: 0.286, SLG: 0.275										1	1	1	1	0	0	0									
Danny Darwin, R (7, 1) OBP: 0.063, SLG: 0.067										1	0	0	0	0	0	1									
Juan Agosto, L (8, 1) OBP: 0.200, SLG: 0.200										0	0	0	0	0	0	0									
Dave Smith, R (9, 1) OBP: 0.200, SLG: 0.200										0	0	0	0	0	0	0									
Inning Stats	R: 0 E: 0 K: 1 S: 6	H: 0 LOB: 0 BB: 0 P: 11	R: 0 E: 0 K: 0 S: 7	H: 0 LOB: 0 BB: 0 P: 8	R: 0 E: 0 K: 0 S: 10	H: 0 LOB: 0 BB: 0 P: 16	R: 1 E: 1 K: 0 S: 13	H: 1 LOB: 2 BB: 1 P: 20	R: 0 E: 0 K: 1 S: 6	H: 0 LOB: 1 BB: 1 P: 10	R: 1 E: 0 K: 1 S: 14	H: 1 LOB: 3 BB: 2 P: 30	R: 2 E: 0 K: 0 S: 10	H: 3 LOB: 1 BB: 0 P: 15	R: 0 E: 0 K: 1 S: 13	H: 1 LOB: 1 BB: 0 P: 15	R: 2 E: 0 K: 0 S: 17	H: 3 LOB: 2 BB: 1 P: 25	1B: 7 2B: 0 3B: 1 HR: 1	SF: 0 SAC: 1 DP: 0 HBP: 1	WP: 0 PB: 0 SB: 0 CS: 0	PA: 43			
PITCHER	IP	WLS	BF	H	R	ER	SO	BB	IBB	HBP	BLK	WP	HR	S	P	ERA	WHIP								
Ken Hill, R (1, 1) ERA: 3.56	5.0		22	2	2	1	1	4	0	0	0	0	0	48	80	1.80	1.200								
John Costello, R (6, 1) ERA: 3.47	2.1	L	12	4	2	2	2	0	0	1	0	0	1	27	41	7.71	1.714								
Ken Dayley, L (8, 1) ERA: 2.57	1.1		8	3	2	2	0	1	0	0	0	0	0	20	28	13.50	3.000								
Dan Quisenberry, R (9, 1) ERA: 2.45	0.1		1	0	0	0	0	0	0	0	0	0	0	1	1	0.00	0.000								

Houston Astros @ St. Louis Cardinals
 Busch Stadium, St. Louis, MO
 Fri Sep 01 1989, 7:05 PM CDT
 Att: 33,086 - Unknown - 85 F

AB 36
 R 6
 H 9
 RBI 5
 BB 5
 SO 3
 LOB 22



Batter	1	2	3	4	5	6	7	8	9	AB	R	H	RBI	BB	SO	LOB	BOTTOM								
Vince Coleman, S (1, 7) OBP: 0.329, SLG: 0.350	G5-3			P3			L6		P2	4	0	0	0	1	0	0									
Ozzie Smith, S (1, 6) OBP: 0.343, SLG: 0.365	2B		K	F7			SF8 3B		G4-3	5	2	2	0	0	1	3									
Pedro Guerrero, R (1, 3) OBP: 0.393, SLG: 0.478	G3-1 1H 2B		G4-3 1B	P6			SF8			3	1	2	2	0	0	0									
Tom Brunansky, R (1, 9) OBP: 0.320, SLG: 0.433	G3-1		B5-3	F7			P2			4	0	0	0	0	0	2									
Ken Dayley, L (8, 1) OBP: 0.250, SLG: 0.250										0	0	0	0	0	0	0									
Dan Quisenberry, R (9, 1) OBP: 0.250, SLG: 0.250										0	0	0	0	0	0	0									
Willie McGee, S (1, 8) OBP: 0.276, SLG: 0.349	G6-3		G4-3	F9					CS 1B	4	0	1	0	0	0	2									
Terry Pendleton, S (1, 5) OBP: 0.302, SLG: 0.380			SH1-4 1B	1B S			F9		P5	4	0	2	1	0	0	1									
José Oquendo, S (1, 4) OBP: 0.368, SLG: 0.369			F7	1B					FC5-4 1B	3	0	1	0	1	0	1									
Tony Peña, R (1, 2) OBP: 0.318, SLG: 0.329										2	0	1	0	1	0	0									
Denny Walling, L (8, PH) OBP: 0.439, SLG: 0.500										0	0	0	0	0	0	0									
Todd Zeile, R (8, PH) OBP: 0.333, SLG: 0.480			SH1-4 BB	FC6 1B					FC5-4	1	0	0	0	0	0	1									
Ken Hill, R (1, 1) OBP: 0.208, SLG: 0.196			SH1-4	FC6						1	0	0	0	0	0	3									
John Costello, R (6, 1) OBP: 0.344, SLG: 0.389										1	0	0	0	0	0	0									
Milt Thompson, L (8, 9) OBP: 0.344, SLG: 0.389										1	0	0	0	0	0	0									
Inning Stats	R: 1 E: 0 K: 0 S: 8	H: 2 LOB: 1 BB: 0 P: 15	R: 0 E: 0 K: 1 S: 12	H: 1 LOB: 2 BB: 2 P: 25	R: 1 E: 0 K: 0 S: 20	H: 3 LOB: 3 BB: 1 P: 33	R: 0 E: 0 K: 0 S: 4	H: 0 LOB: 0 BB: 0 P: 6	R: 0 E: 0 K: 0 S: 9	H: 0 LOB: 0 BB: 0 P: 14	R: 0 E: 0 K: 0 S: 3	H: 0 LOB: 0 BB: 0 P: 4	R: 1 E: 0 K: 0 S: 10	H: 1 LOB: 0 BB: 0 P: 17	R: 0 E: 0 K: 0 S: 7	H: 2 LOB: 1 BB: 0 P: 8	R: 0 E: 0 K: 0 S: 5	H: 0 LOB: 0 BB: 0 P: 8	1B: 6 2B: 2 3B: 1 HR: 0	SF: 1 SAC: 1 DP: 0 HBP: 0	WP: 0 PB: 0 SB: 2 CS: 1	PA: 38			
PITCHER	IP	WLS	BF	H	R	ER	SO	BB	IBB	HBP	BLK	WP	HR	S	P	ERA	WHIP								
Jim Deshaies, L (1, 1) ERA: 3.06	6.0	W	27	6	2	2	1	2	0	0	0	0	0	56	97	3.00	1.333								
Danny Darwin, R (7, 1) ERA: 2.33	1.2		7	3	1	1	0	0	0	0	0	0	0	15	23	5.40	1.800								
Juan Agosto, L (8, 1) ERA: 3.31	0.2		2	0	0	0	0	0	0	0	0	0	0	5	7	0.00	0.000								
Dave Smith, R (9, 1) ERA: 3.0	0.2		2	0	0	0	0	0	0	0	0	0	0	2	3	0.00	0.000								

Houston Astros @ St. Louis Cardinals
 Busch Stadium, St. Louis, MO
 Fri Sep 01 1989, 7:05 PM CDT
 Att: 33,086 - Unknown - 85 F

AB 33
 R 3
 H 9
 RBI 3
 BB 3
 SO 1
 LOB 13



Batter	1	2	3	4	5	6	7	8	9	AB	R	H	RBI	BB	SO	LOB	TOP										
Tim Raines, S OBP: 0.404, SLG: 0.439	2-1 G4-3			0-0 E7 2B 1B		2-2 G3		0-0 FC6-4 BB		4	1	1	0	0	0	1											
Otis Nixon, S OBP: 0.307, SLG: 0.261	2-0 G4-3			3-2 L9		0-0 S 1B		4-1 BB		3	0	1	0	1	0	1											
Wallace Johnson, S OBP: 0.294, SLG: 0.340 Andres Galaraga, R OBP: 0.327, SLG: 0.422	0-1 L8			3-1 2H 2B		0-2 G6-3		2-0 G1-3		3	0	1	1	0	0	1											
Tim Wallach, R OBP: 0.345, SLG: 0.420		0-0 F8		0-2 F7			3-1 L9		0-1 G3-1 2B	4	0	1	0	0	0	1											
Larry Walker, L OBP: 0.359, SLG: 0.242 Zane Smith, L OBP: 0.186, SLG: 0.219 Jim Dwyer, L OBP: 0.385, SLG: 0.399	0-0 F7			0-1 P2			1-0 G4-3		2-2 F7	3	0	0	0	0	0	1											
Tom Foley, L OBP: 0.305, SLG: 0.347	1-0 L8				0-3 K		2-1 1B		1-2 G3-1	4	0	1	0	0	1	1											
Mike Fitzgerald, R OBP: 0.326, SLG: 0.384			0-3 K	4-2 L6-3 BB		2-1 L7		2-2 G1-3		3	0	0	0	1	1	2											
Spike Owen, S OBP: 0.368, SLG: 0.349			1-2 G4-3	1-0 L6-3				1-1 FC6-4 1B		3	0	1	0	0	0	1											
Dennis Martinez, R OBP: 0.191, SLG: 0.127 Mike Aldrete, L OBP: 0.311, SLG: 0.307	2-2 G5-3				0-3 K			1-3 K		2	0	0	0	0	1	0											
Inning Stats	R: 0 E: 0 K: 0 S: 5	H: 0 LOB: 0 BB: 0 P: 9	R: 0 E: 0 K: 0 S: 3	H: 0 LOB: 0 BB: 0 P: 4	R: 0 E: 0 K: 1 S: 10	H: 0 LOB: 0 BB: 0 P: 13	R: 1 E: 1 K: 0 S: 11	H: 2 LOB: 1 BB: 0 P: 17	R: 0 E: 0 K: 1 S: 6	H: 0 LOB: 0 BB: 1 P: 11	R: 0 E: 0 K: 0 S: 7	H: 1 LOB: 1 BB: 0 P: 15	R: 0 E: 0 K: 1 S: 8	H: 1 LOB: 2 BB: 1 P: 16	R: 0 E: 0 K: 0 S: 13	H: 1 LOB: 1 BB: 0 P: 18	1B: 4 2B: 3 3B: 0 HR: 0	SF: 0 SAC: 0 DP: 1 HBP: 0	WP: 0 PB: 0 SB: 1 CS: 0	PA: 34							
PITCHER	IP	WLS	BF	H	R	ER	SO	BB	IBB	HBP	BLK	WP	HR	S	P	ERA	WHIP										
Jose DeLeon, R ERA: 3.07	7.1	W	27	5	1	1	4	1	0	0	0	0	0	58	89	1.23	0.818										
Ken Dayley, L ERA: 2.56	0.1		2	0	0	0	0	1	0	0	0	0	0	2	6	0.00	3.000										
Todd Worrell, R ERA: 2.96	0.2	S	3	1	0	0	0	0	0	0	0	0	0	6	10	0.00	1.500										
Dan Quisenberry, R ERA: 2.34	0.2	S	2	0	0	0	0	0	0	0	0	0	0	8	11	0.00	0.000										
Batter	1	2	3	4	5	6	7	8	9	AB	R	H	RBI	BB	SO	LOB	BOTTOM										
Vince Coleman, S OBP: 0.328, SLG: 0.352	0-0 G4-3		1-2 F7			1-3 K	1-1 G3			4	0	0	0	0	1	0											
Ozzie Smith, S OBP: 0.339, SLG: 0.358	0-2 P8		3-2 P5			0-1 1B	0-0 F8			4	1	1	0	0	0	0											
José Oquendo, S OBP: 0.373, SLG: 0.383	3-2 3B		1-2 P5			2-0 1B	2-2 L4			4	1	2	0	0	0	0											
Pedro Guerrero, R OBP: 0.393, SLG: 0.473 Jim Lindeman, R OBP: 0.176, SLG: 0.146	0-2 G6-3			0-0 F8		0-0 E8 3B 1B	1-1 F8			4	1	1	1	0	0	1											
Milt Thompson, L OBP: 0.341, SLG: 0.388		2-0 P6		2-2 G1-3		3-1 G3	2-3 K			4	0	0	0	0	1	1											
Terry Pendleton, S OBP: 0.305, SLG: 0.393		4-1 1B BB		2-0 P6		1-0 2B 3B	0-0 FC4 1B			3	1	2	1	1	0	0											
Tom Brunansky, R OBP: 0.320, SLG: 0.441		0-1 P9			0-0 F9	3-H 2B	1-2 FC4			4	0	1	1	0	0	2											
Tony Peña, R OBP: 0.320, SLG: 0.330		1-2 1B			0-0 L4	3-H 4-0 IBB				2	0	1	0	1	0	0											
Jose DeLeon, R OBP: 0.122, SLG: 0.097 Ken Dayley, L OBP: 0.311, SLG: 0.307	0-1 G3				0-3 K	1-0 G6-3				3	0	0	0	0	1	4											
Todd Worrell, R OBP: 0.250, SLG: 0.250										0	0	0	0	0	0	0											
Inning Stats	R: 0 E: 0 K: 0 S: 12	H: 1 LOB: 1 BB: 0 P: 15	R: 0 E: 0 K: 0 S: 10	H: 1 LOB: 2 BB: 1 P: 16	R: 0 E: 0 K: 0 S: 9	H: 0 LOB: 0 BB: 0 P: 14	R: 0 E: 0 K: 1 S: 5	H: 0 LOB: 0 BB: 0 P: 9	R: 4 E: 1 K: 1 S: 13	H: 5 LOB: 2 BB: 1 P: 26	R: 0 E: 0 K: 0 S: 7	H: 0 LOB: 0 BB: 0 P: 10	R: 0 E: 0 K: 1 S: 10	H: 1 LOB: 1 BB: 0 P: 14	1B: 5 2B: 1 3B: 2 HR: 0	SF: 0 SAC: 0 DP: 0 HBP: 0	WP: 0 PB: 0 SB: 0 CS: 0	PA: 34									
PITCHER	IP	WLS	BF	H	R	ER	SO	BB	IBB	HBP	BLK	WP	HR	S	P	ERA	WHIP										
Dennis Martinez, R ERA: 3.01	6.0	L	27	7	4	4	2	1	1	0	0	0	0	17	24	6.00	1.333										
Zane Smith, L ERA: 3.64	2.0		7	1	0	0	1	0	0	0	0	0	0	17	24	0.00	0.500										

Montreal Expos @ St. Louis Cardinals
 Busch Stadium, St. Louis, MO
 Mon Sep 04 1989, 7:05 PM CDT
 Att: 42,610 - Cloudy - 79 F

AB	32
R	1
H	6
RBI	1
BB	2
SO	4
LOB	13




Montreal Expos @ St. Louis Cardinals
 Busch Stadium, St. Louis, MO
 Mon Sep 04 1989, 7:05 PM CDT
 Att: 42,610 - Cloudy - 79 F

AB	32
R	4
H	8
RBI	3
BB	2
SO	3
LOB	8



Batter	1	2	3	4	5	6	7	8	9	AB	R	H	RBI	BB	SO	LOB	TOP					
Tim Raines, S OBP: 0.408, SLG: 0.445	1-1 1B	2-1 2B		1-1 F7			0-0 SH1-4 HR	0-0 FC6-4 1B		5	2	4	0	0	0	2	Montreal Expos @ St. Louis Cardinals Busch Stadium, St. Louis, MO Tue Sep 05 1989, 7:05 PM CDT Att: 24,788 - Overcast - 87 F AB 39 R 6 H 14 RBI 6 BB 3 SO 5 LOB 15					
Marquis Grissom, R OBP: 0.357, SLG: 0.182	1-0 P7	1-1 G6-3			0-0 G6-3		4-1 SH1-4 HR	0-1 FC6-4		4	1	0	0	1	0	3						
Wallace Johnson, S OBP: 0.293, SLG: 0.351 Andres Galaraga, R OBP: 0.327, SLG: 0.421	1-0 1B			1-0 P7		0-2 1B	0-0 SH1-4		0-3 K	3	1	2	0	0	0	0						
Hubie Brooks, R OBP: 0.294, SLG: 0.365	3-1 1B			2-2 G5-3		0-0 1B	4-0 HR		2-1 P7	4	1	2	1	1	0	0						
Tim Wallach, R OBP: 0.347, SLG: 0.430	1-0 1B			0-1 F9		0-0 G5-3	0-1 IBB		0-1 2B	5	1	3	5	0	0	1						
Tom Foley, L OBP: 0.311, SLG: 0.346	3-1 F8			1-0 P5		1-1 1B	0-1 G3-1		4-0 FC6-4 IBB	4	0	1	0	1	0	2						
Nelson Santovenia, R OBP: 0.323, SLG: 0.377	0-3 K			0-3 K		0-0 L8	0-0 F8		1-1 FC6-4	5	0	0	0	0	2	5						
Spike Owen, S OBP: 0.367, SLG: 0.348		0-1 G6-3		2-1 1B		2-1 F8		0-3 K		4	0	1	0	0	1	1						
Pascual Perez, R OBP: 0.220, SLG: 0.234 Tim Burke, R	0-0 G6-3			3-2 1B		0-0 G4-3		1-3 K		4	0	1	0	0	1	1						
Inning Stats	R: 2 E: 0 K: 1 S: 12	H: 4 LOB: 2 BB: 0 P: 22	R: 0 E: 0 K: 0 S: 7	H: 1 LOB: 1 BB: 0 P: 10	R: 0 E: 0 K: 0 S: 6	H: 0 LOB: 0 BB: 0 P: 9	R: 0 E: 0 K: 1 S: 12	H: 2 LOB: 2 BB: 0 P: 19	R: 0 E: 0 K: 0 S: 6	H: 1 LOB: 1 BB: 0 P: 9	R: 4 E: 0 K: 0 S: 9	H: 2 LOB: 0 BB: 2 P: 18	R: 0 E: 0 K: 2 S: 10	H: 1 LOB: 1 BB: 0 P: 11	R: 0 E: 0 K: 1 S: 9	H: 1 LOB: 2 BB: 1 P: 16	1B: 11 2B: 2 3B: 0 HR: 1	SF: 0 SAC: 1 DP: 0 HBP: 0	WP: 0 PB: 0 SB: 0 CS: 0	PA: 43		
PITCHER	IP WLS BF H R ER SO BB IBB HBP BLK WP HR S P ERA WHIP	IP WLS BF H R ER SO BB IBB HBP BLK WP HR S P ERA WHIP	IP WLS BF H R ER SO BB IBB HBP BLK WP HR S P ERA WHIP	IP WLS BF H R ER SO BB IBB HBP BLK WP HR S P ERA WHIP	IP WLS BF H R ER SO BB IBB HBP BLK WP HR S P ERA WHIP	IP WLS BF H R ER SO BB IBB HBP BLK WP HR S P ERA WHIP	IP WLS BF H R ER SO BB IBB HBP BLK WP HR S P ERA WHIP	IP WLS BF H R ER SO BB IBB HBP BLK WP HR S P ERA WHIP	IP WLS BF H R ER SO BB IBB HBP BLK WP HR S P ERA WHIP	IP WLS BF H R ER SO BB IBB HBP BLK WP HR S P ERA WHIP	IP WLS BF H R ER SO BB IBB HBP BLK WP HR S P ERA WHIP	IP WLS BF H R ER SO BB IBB HBP BLK WP HR S P ERA WHIP	IP WLS BF H R ER SO BB IBB HBP BLK WP HR S P ERA WHIP	IP WLS BF H R ER SO BB IBB HBP BLK WP HR S P ERA WHIP	IP WLS BF H R ER SO BB IBB HBP BLK WP HR S P ERA WHIP	IP WLS BF H R ER SO BB IBB HBP BLK WP HR S P ERA WHIP	IP WLS BF H R ER SO BB IBB HBP BLK WP HR S P ERA WHIP	IP WLS BF H R ER SO BB IBB HBP BLK WP HR S P ERA WHIP	IP WLS BF H R ER SO BB IBB HBP BLK WP HR S P ERA WHIP	IP WLS BF H R ER SO BB IBB HBP BLK WP HR S P ERA WHIP	IP WLS BF H R ER SO BB IBB HBP BLK WP HR S P ERA WHIP	IP WLS BF H R ER SO BB IBB HBP BLK WP HR S P ERA WHIP

livebaseballscores.com



Batter	1	2	3	4	5	6	7	8	9	AB	R	H	RBI	BB	SO	LOB	BOTTOM					
Vince Coleman, S OBP: 0.325, SLG: 0.349	1-0 L7			0-1 P5	2-3 K			2-3 K		4	0	0	0	0	2	1	Montreal Expos @ St. Louis Cardinals Busch Stadium, St. Louis, MO Tue Sep 05 1989, 7:05 PM CDT Att: 24,788 - Overcast - 87 F AB 32 R 2 H 6 RBI 2 BB 1 SO 7 LOB 9					
Ozzie Smith, S OBP: 0.338, SLG: 0.356	2-1 G3			4-0 1B BB		1-2 G4-3		0-0 F8		3	1	0	0	1	0	0						
Milt Thompson, L OBP: 0.342, SLG: 0.393	0-1 G4-3			0-0 1B	1-2 1B		0-0 G3		2-2 1B 3B	4	1	2	0	0	0	0						
Pedro Guerrero, R OBP: 0.392, SLG: 0.471		2-1 G6-3		0-3 K		2-1 1B		0-3 K		4	0	1	0	0	2	3						
Terry Pendleton, S OBP: 0.311, SLG: 0.394		1-0 L3		0-0 1B	1-2 1B		0-3 K		1-2 1B	4	0	2	2	0	1	1						
Tom Brunansky, R OBP: 0.320, SLG: 0.439		0-2 1B		0-1 G6-3			3-1 P7		3-1 L5	4	0	1	0	0	0	3						
José Oquendo, S OBP: 0.371, SLG: 0.380		3-2 CS		0-1 G4-3		0-0 G1-3		1-0 G6-3		4	0	0	0	0	0	1						
Tony Peña, R OBP: 0.318, SLG: 0.327				0-0 P1		0-1 E5		2-3 K		3	0	0	0	0	1	0						
Ken Hill, R OBP: 0.204, SLG: 0.192 Cris Carpenter, R OBP: 0.400, SLG: 0.400 John Morris, L OBP: 0.283, SLG: 0.368 Bob Tewksbury, R				0-0 G1-3		0-1 SH1-4		0-3 K		1	0	0	0	0	0	0						
Inning Stats	R: 0 E: 0 K: 0 S: 5	H: 0 LOB: 0 BB: 0 P: 8	R: 0 E: 0 K: 0 S: 9	H: 1 LOB: 0 BB: 0 P: 14	R: 0 E: 0 K: 0 S: 4	H: 0 LOB: 0 BB: 0 P: 4	R: 1 E: 0 K: 1 S: 10	H: 2 LOB: 2 BB: 1 P: 14	R: 0 E: 0 K: 1 S: 9	H: 0 LOB: 1 BB: 0 P: 11	R: 0 E: 0 K: 1 S: 6	H: 0 LOB: 0 BB: 0 P: 12	R: 0 E: 0 K: 2 S: 11	H: 0 LOB: 0 BB: 0 P: 13	R: 1 E: 0 K: 1 S: 14	H: 2 LOB: 1 BB: 0 P: 20	1B: 5 2B: 0 3B: 1 HR: 0	SF: 0 SAC: 1 DP: 0 HBP: 0	WP: 0 PB: 0 SB: 0 CS: 1	PA: 35		
PITCHER	IP WLS BF H R ER SO BB IBB HBP BLK WP HR S P ERA WHIP	IP WLS BF H R ER SO BB IBB HBP BLK WP HR S P ERA WHIP	IP WLS BF H R ER SO BB IBB HBP BLK WP HR S P ERA WHIP	IP WLS BF H R ER SO BB IBB HBP BLK WP HR S P ERA WHIP	IP WLS BF H R ER SO BB IBB HBP BLK WP HR S P ERA WHIP	IP WLS BF H R ER SO BB IBB HBP BLK WP HR S P ERA WHIP	IP WLS BF H R ER SO BB IBB HBP BLK WP HR S P ERA WHIP	IP WLS BF H R ER SO BB IBB HBP BLK WP HR S P ERA WHIP	IP WLS BF H R ER SO BB IBB HBP BLK WP HR S P ERA WHIP	IP WLS BF H R ER SO BB IBB HBP BLK WP HR S P ERA WHIP	IP WLS BF H R ER SO BB IBB HBP BLK WP HR S P ERA WHIP	IP WLS BF H R ER SO BB IBB HBP BLK WP HR S P ERA WHIP	IP WLS BF H R ER SO BB IBB HBP BLK WP HR S P ERA WHIP	IP WLS BF H R ER SO BB IBB HBP BLK WP HR S P ERA WHIP	IP WLS BF H R ER SO BB IBB HBP BLK WP HR S P ERA WHIP	IP WLS BF H R ER SO BB IBB HBP BLK WP HR S P ERA WHIP	IP WLS BF H R ER SO BB IBB HBP BLK WP HR S P ERA WHIP	IP WLS BF H R ER SO BB IBB HBP BLK WP HR S P ERA WHIP	IP WLS BF H R ER SO BB IBB HBP BLK WP HR S P ERA WHIP	IP WLS BF H R ER SO BB IBB HBP BLK WP HR S P ERA WHIP	IP WLS BF H R ER SO BB IBB HBP BLK WP HR S P ERA WHIP	IP WLS BF H R ER SO BB IBB HBP BLK WP HR S P ERA WHIP

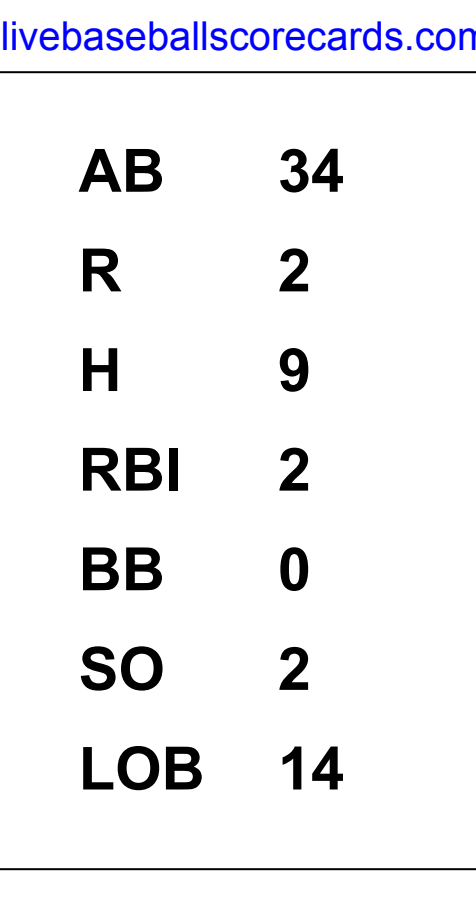
livebaseballscores.com



Batter	1	2	3	4	5	6	7	8	9	AB	R	H	RBI	BB	SO	LOB	TOP					
Vince Coleman, S (1, 7) OBP: 0.326, SLG: 0.350			G4-3			L9 WP 2B 1B	G6-3			4	2	2	0	0	0	3	St. Louis Cardinals @ New York Mets Shea Stadium, Flushing, NY Wed Sep 06 1989, 7:05 PM EDT Att: 38,283 - Unknown					
Ozzie Smith, S (1, 6) OBP: 0.336, SLG: 0.353			P5			L9		E4 1B G4-3		4	1	0	0	0	0	3						
José Oquendo, S (1, 4) OBP: 0.370, SLG: 0.380			L8			P4		F8 G4-3 1B		3	0	1	1	0	0	2						
Pedro Guerrero, R (1, 3) OBP: 0.391, SLG: 0.471				L7		L7 1B 2B		G4-3		4	0	1	2	0	0	1						
Terry Pendleton, S (1, 5)		L8		G3		L9 1B		F8		4	0	1	0	0	0	1						
Tom Brunansky, R (1, 9) OBP: 0.321, SLG: 0.439		G6-3 BB		K		FC1-5 1B		P4		3	0	1	0	1	1							
Milt Thompson, L (1, 8) OBP: 0.341, SLG: 0.392		G6-3		G6-3		G3 FC1-5 1B		K		4	0	1	0	0	1	1						
Tony Peña, R (1, 2) OBP: 0.315, SLG: 0.324		G6-3		L5		FC1-5 G3		P7		4	0	0	0	0	0	3						
Ricky Horton, L (1, 1) John Costello, R (6, 1) Denny Walling, L (7, PH) Frank DiPino, L (7, 1) Craig Wilson, R (9, PH) Dan Quisenberry, R (9, 1) Ken Dayley, L (9, 1)				K		G3		K		2	0	1	0	0	1	0						
Inning Stats	R: 1 E: 0 K: 0 S: 7	H: 1 LOB: 0 BB: 0 P: 14	R: 0 E: 0 K: 0 S: 6	H: 0 LOB: 1 BB: 1 P: 12	R: 0 E: 0 K: 0 S: 10	H: 1 LOB: 1 BB: 0 P: 16	R: 0 E: 0 K: 1 S: 7	H: 0 LOB: 0 BB: 0 P: 9	R: 0 E: 0 K: 1 S: 8	H: 0 LOB: 2 BB: 0 P: 11	R: 1 E: 0 K: 0 S: 12	H: 3 LOB: 2 BB: 0 P: 18	R: 0 E: 0 K: 0 S: 8	H: 2 LOB: 2 BB: 0 P: 13	R: 1 E: 1 K: 0 S: 10	H: 1 LOB: 1 BB: 0 P: 16		R: 0 E: 0 K: 2 S: 11	H: 0 LOB: 0 BB: 0 P: 16	1B: 6 2B: 2 3B: 0 HR: 0	SF: 1 SAC: 0 DP: 0 HBP: 0	WP: 1 PB: 0 SB: 1 CS: 0
PITCHER	IP WLS BF H R ER SO BB IBB HBP BLK WP HR S P ERA WHIP																					
Ron Darling, R (1, 1) ERA: 3.61	7.1 L 31 8 3 1 2 1 0 0 0 0 1 0 65 104 1.23 1.227																					
Randy Myers, L (8, 1) ERA: 2.15	1.2 5 0 0 0 2 0 0 0 0 0 0 0 14 21 0.00 0.000																					

Batter	1	2	3	4	5	6	7	8	9	AB	R	H	RBI	BB	SO	LOB	BOTTOM					
Gregg Jefferies, S (1, 4) OBP: 0.298, SLG: 0.344			S 1B			HBP 1B		F8		4	1	2	0	0	0	0	St. Louis Cardinals @ New York Mets Shea Stadium, Flushing, NY Wed Sep 06 1989, 7:05 PM EDT Att: 38,283 - Unknown					
Juan Samuel, R (1, 8) OBP: 0.310, SLG: 0.352			F9			HBP		L8		3	0	1	0	0	0	1						
Howard Johnson, S (1, 5) OBP: 0.372, SLG: 0.582			CS 1B			K		G6-3		4	0	1	1	0	1	3						
Darryl Strawberry, L (1, 9) OBP: 0.318, SLG: 0.479			G1-3			G4-6-3 1B		L6		4	0	1	0	0	1	2						
Kevin McReynolds, R (1, 7) OBP: 0.326, SLG: 0.448		HR		G4-3		G4-6-3 1B		F8		4	1	2	1	0	0	0						
Keith Hernandez, L (1, 3) OBP: 0.333, SLG: 0.332				G4-3		G4-6-3		F8		4	0	2	0	0	0	2						
Keith Miller, R (9, FR) OBP: 0.237, SLG: 0.270			FC6-4 1B			1-2 2-3		1B		0	0	0	0	0	0	0						
Gary Carter, R (1, 2) OBP: 0.216, SLG: 0.233				L7		P4		F8		4	0	0	0	0	0	3						
Kevin Elster, R (1, 6) OBP: 0.285, SLG: 0.360				G5-3		G4-3		F9		4	0	0	0	0	0	2						
Ron Darling, R (1, 1) OBP: 0.152, SLG: 0.234			FC6-4			G5-3		G5-3		3	0	0	0	0	0	1						
Randy Myers, L (8, 1) ERA: 2.53			1-2			G5-3		G5-3		0	0	0	0	0	0	0						
Inning Stats	R: 0 E: 0 K: 1 S: 7	H: 1 LOB: 1 BB: 0 P: 11	R: 1 E: 0 K: 0 S: 11	H: 2 LOB: 1 BB: 0 P: 17	R: 1 E: 0 K: 0 S: 13	H: 2 LOB: 0 BB: 0 P: 21	R: 0 E: 0 K: 0 S: 3	H: 0 LOB: 0 BB: 0 P: 6	R: 0 E: 0 K: 1 S: 13	H: 1 LOB: 2 BB: 0 P: 22	R: 0 E: 0 K: 0 S: 6	H: 2 LOB: 1 BB: 0 P: 13	R: 0 E: 0 K: 0 S: 5	H: 0 LOB: 0 BB: 0 P: 6	R: 0 E: 0 K: 0 S: 5	H: 0 LOB: 0 BB: 0 P: 9	R: 0 E: 0 K: 0 S: 7	H: 1 LOB: 1 BB: 0 P: 7	1B: 8 2B: 0 3B: 0 HR: 1	SF: 0 SAC: 0 DP: 1 HBP: 1	WP: 0 PB: 0 SB: 1 CS: 1	PA: 35
PITCHER	IP WLS BF H R ER SO BB IBB HBP BLK WP HR S P ERA WHIP																					
Ricky Horton, L (1, 1) ERA: 4.5	5.2 24 8 2 2 2 0 0 0 0 0 0 2 2 0.00 0.000																					
John Costello, R (6, 1) ERA: 3.11	0.1 1 0 0 0 0 0 0 0 0 0 0 2 2 0.00 0.000																					
Frank DiPino, L (7, 1) ERA: 2.9	2.0 W 6 0 0 0 0 0 0 0 0 0 0 10 15 0.00 0.000																					
Dan Quisenberry, R (9, 1) ERA: 2.33	0.1 1 0 0 0 0 0 0 0 0 0 0 2 2 0.00 0.000																					
Ken Dayley, L (9, 1) ERA: 2.53	0.2 S 3 1 0 0 0 0 0 0 0 0 0 5 5 0.00 1.500																					

AB	34
R	3
H	8
RBI	3
BB	1
SO	4
LOB	17



Batter	1	2	3	4	5	6	7	8	9	AB	R	H	RBI	BB	SO	LOB	TOP										
Vince Coleman, S OBP: 0.324, SLG: 0.347 Cris Carpenter, R OBP: 0.400, SLG: 0.400	G6-3		F7		G5-3		G5-3			4	0	0	0	0	0	3											
Ozzie Smith, S OBP: 0.336, SLG: 0.352 Tim Jones, L OBP: 0.329, SLG: 0.344	G6-3		G5-3			FC5-4 BB		1B		2	0	0	0	1	0	0											
José Oquendo, S OBP: 0.370, SLG: 0.378 Rod Booker, L						F8		F8		2	0	0	0	1	1	1											
Pedro Guerrero, R OBP: 0.390, SLG: 0.476 Leon Durham, L OBP: 0.198, SLG: 0.154	K				HR		FC5-4	F8		3	1	1	1	0	1	2											
Tom Brunansky, R OBP: 0.321, SLG: 0.438 John Morris, L OBP: 0.280, SLG: 0.365		F7					P4			3	0	1	0	0	0	1											
Terry Pendleton, S OBP: 0.311, SLG: 0.392 Tom Pagnozzi, R OBP: 0.218, SLG: 0.177		G4-3			L6-3					3	0	1	0	0	0	1											
Milt Thompson, L OBP: 0.343, SLG: 0.395								1B		4	0	2	0	0	1	1											
Todd Zeile, R OBP: 0.333, SLG: 0.406										3	0	1	0	1	0	2											
Ted Power, R OBP: 0.284, SLG: 0.094 Matt Kinzer, R OBP: 0.283, SLG: 0.588 Craig Wilson, R OBP: 0.234, SLG: 0.267 Bob Tewksbury, R OBP: 0.170, SLG: 0.140										1	0	0	0	0	1	0											
										1	0	0	0	0	1	1											
										2	0	0	0	0	2	3											
Inning Stats	R: 0 E: 0 K: 12 S: 12	H: 0 LOB: 1 BB: 1 P: 22	R: 0 E: 0 K: 0 S: 8	H: 1 LOB: 1 BB: 0 P: 15	R: 0 E: 0 K: 1 S: 6	H: 0 LOB: 0 BB: 0 P: 10	R: 1 E: 0 K: 1 S: 12	H: 2 LOB: 0 BB: 0 P: 18	R: 0 E: 0 K: 1 S: 10	H: 1 LOB: 1 BB: 1 P: 14	R: 0 E: 0 K: 0 S: 3	H: 0 LOB: 2 BB: 0 P: 9	R: 0 E: 0 K: 2 S: 11	H: 2 LOB: 2 BB: 0 P: 15	R: 0 E: 0 K: 1 S: 8	H: 1 LOB: 1 BB: 1 P: 13	R: 0 E: 0 K: 2 S: 12	H: 0 LOB: 1 BB: 1 P: 22	1B: 5 2B: 2 3B: 0 HR: 1	SF: 0 SAC: 0 DP: 1 HBP: 0	WP: 0 PB: 1 SB: 0 CS: 0	PA: 36					
PITCHER	IP	WLS	BF	H	R	ER	SO	BB	IBB	HBP	BLK	WP	HR	S	P	ERA	WHIP										
Frank Viola, L ERA: 3.58	7.0	W	28	6	1	1	6	2	0	0	0	0	1	62	103	1.29	1.143										
Jeff Musselman, L ERA: 6.33	1.0		4	1	0	0	1	0	0	0	0	0	0	8	13	0.00	1.000										
Julio Machado, R ERA:	1.0		4	0	0	0	2	1	0	0	0	0	0	12	22	0.00	1.000										

St. Louis Cardinals @ New York Mets
Shea Stadium, Flushing, NY
Thu Sep 07 1989, 3:33 AM EDT
Att: 23,354 - Sunny - 78 F

AB 33
R 1
H 7
RBI 1
BB 3
SO 9
LOB 18



Batter	1	2	3	4	5	6	7	8	9	AB	R	H	RBI	BB	SO	LOB	BOTTOM										
Gregg Jefferies, S OBP: 0.304, SLG: 0.368							F9			5	2	4	5	0	0	0											
Juan Samuel, R OBP: 0.305, SLG: 0.349 Keith Miller, R OBP: 0.234, SLG: 0.267	2B		HR		HR					4	0	0	0	0	0	2											
Howard Johnson, S OBP: 0.373, SLG: 0.588 Craig Shipley, R OBP: 1.000, SLG: 1.000	G5-3		F8		G5-3			F7		4	0	0	0	0	0	0											
Darryl Strawberry, L OBP: 0.316, SLG: 0.476 Mark Carreon, R OBP: 0.337, SLG: 0.488										4	1	2	1	0	1	3											
Daryl Strawberry, L OBP: 0.316, SLG: 0.476 Mark Carreon, R OBP: 0.337, SLG: 0.488										1	2	1	0	0	0	0											
Daryl Strawberry, L OBP: 0.316, SLG: 0.476 Mark Carreon, R OBP: 0.337, SLG: 0.488										3	0	0	0	0	2	3											
Kevin McReynolds, R OBP: 0.326, SLG: 0.450 Lou Thornton, L										2	0	0	0	0	0	3											
Dave Magadan, L OBP: 0.385, SLG: 0.403										4	2	2	2	0	1	2											
Barry Lyons, R OBP: 0.283, SLG: 0.357 Mackey Sasser, L OBP: 0.309, SLG: 0.405										4	2	2	1	0	0	1											
Kevin Elster, R OBP: 0.282, SLG: 0.356 Jeff Musselman, L ERA: 6.33 Julio Machado, R ERA:										1	0	0	0	0	0	2											
Kevin Elster, R OBP: 0.282, SLG: 0.356 Jeff Musselman, L ERA: 6.33 Julio Machado, R ERA:										4	1	0	1	0	2	3											
Kevin Elster, R OBP: 0.282, SLG: 0.356 Jeff Musselman, L ERA: 6.33 Julio Machado, R ERA:										0	0	0	0	0	0	0											
Kevin Elster, R OBP: 0.282, SLG: 0.356 Jeff Musselman, L ERA: 6.33 Julio Machado, R ERA:										0	0	0	0	0	0	0											
Frank Viola, L OBP: 0.267, SLG: 0.214 Tom O'Malley, L										2	2	2	1	0	0	0											
Frank Viola, L OBP: 0.267, SLG: 0.214 Tom O'Malley, L										1	0	0	0	0	0	0											
Inning Stats	R: 0 E: 0 K: 2 S: 11	H: 1 LOB: 1 BB: 0 P: 17	R: 0 E: 0 K: 1 S: 7	H: 0 LOB: 0 BB: 0 P: 9	R: 3 E: 1 K: 0 S: 19	H: 2 LOB: 0 BB: 0 P: 26	R: 4 E: 2 K: 2 S: 23	H: 5 LOB: 2 BB: 0 P: 28	R: 4 E: 0 K: 0 S: 13	H: 4 LOB: 0 BB: 0 P: 18	R: 1 E: 1 K: 1 S: 8	H: 1 LOB: 1 BB: 0 P: 12	R: 0 E: 0 K: 1 S: 7	H: 0 LOB: 0 BB: 0 P: 9	R: 1 E: 1 K: 0 S: 8	H: 2 LOB: 2 BB: 0 P: 11	1B: 7 2B: 5 3B: 0 HR: 3	SF: 1 SAC: 1 DP: 0 HBP: 0	WP: 0 PB: 0 SB: 1 CS: 0	PA: 43							
PITCHER	IP	WLS	BF	H	R	ER	SO	BB	IBB	HBP	BLK	WP	HR	S	P	ERA	WHIP										
Ted Power, R ERA: 3.96	3.0	L	13	3	3	1	3	0	0	0	0	0	0	23	28	27.00	5.000										
Matt Kinzer, R ERA: 11.97	1.0		9	5	4	3	2	0	0	0	0	0	0	23	28	27.00	5.000										
Bob Tewksbury, R ERA: 12.0	2.0		12	5	5	4	1	0	0	0	0	0	1	21	30	18.00	2.500										
Cris Carpenter, R ERA: 3.44	2.0		9	2	1	0	1	0	0	0	0	0	0	15	20	0.00	1.000										

St. Louis Cardinals @ New York Mets
Shea Stadium, Flushing, NY
Thu Sep 07 1989, 3:33 AM EDT
Att: 23,354 - Sunny - 78 F

AB 41
R 13
H 15
RBI 11
BB 0
SO 7
LOB 20



Batter	1	2	3	4	5	6	7	8	9	AB	R	H	RBI	BB	SO	LOB	TOP					
Vince Coleman, S (1, 7) OBP: 0.324, SLG: 0.353	1-3 K		1-0 CS S 1B		2-3 K			1-3 K		4	0	1	0	0	3	1	St. Louis Cardinals @ Chicago Cubs Wrigley Field, Chicago, IL Sun Sep 10 1989, 3:33 AM CDT Att: 37,281 - Sunny - 66 F					
Ozzie Smith, S (1, 6) OBP: 0.337, SLG: 0.358	2-1 L9		2-0 CS	1-1 BLK 1B		2-2 S 1B		2-1 G1-6-3		4	1	2	0	0	0	0						
Pedro Guerrero, R (1, 3) OBP: 0.394, SLG: 0.482	0-3 K			1-0 L8		3-3 K		2-3 K		4	0	0	0	0	3	2						
Tom Brunansky, R (1, 9) OBP: 0.319, SLG: 0.431		0-3 K		1 SAFE 0-1 P6		2-3 K			0-3 K	4	0	0	0	0	3	2						
Terry Pendleton, S (1, 5) OBP: 0.314, SLG: 0.397		4-2 BB		1 SAFE 3-1 1-H 1B		1-3 K			1-1 BB 1B	3	0	2	1	1	1	1						
José Oquendo, S (1, 4) OBP: 0.370, SLG: 0.377		2-3 K		0-2 L4			2-2 G4-6-3 1B		4-1 BB	3	0	1	0	1	1	2						
Milt Thompson, L (1, 8) OBP: 0.339, SLG: 0.391		2-3 K			0-3 K		3-1 G4-6-3 1-2 1B		0-3 BB	4	0	0	0	0	3	4						
Todd Zeile, R (1, 2) OBP: 0.357, SLG: 0.389			1-3 K		3-2 1B		4-2 BB		3-1 P4	3	0	1	0	1	1	2						
Ken Hill, R (1, 1) OBP: 0.196, SLG: 0.185			2-3 K		1-3 K		0-3 K2-3			2	0	0	0	0	2	1						
Willie McGee, S (7, PH) OBP: 0.284, SLG: 0.371										1	0	0	0	0	1	1						
Cris Carpenter, R (7, 1) OBP: 0.400, SLG: 0.400										0	0	0	0	0	0	0						
Frank DiPino, L (7, 1) OBP: 0.111, SLG: 0.111										0	0	0	0	0	0	0						
Inning Stats	R: 0 E: 0 K: 2 S: 8	H: 0 LOB: 0 BB: 0 P: 11	R: 0 E: 0 K: 3 S: 12	H: 0 LOB: 1 BB: 1 P: 20	R: 0 E: 0 K: 2 S: 7	H: 1 LOB: 0 BB: 0 P: 13	R: 1 E: 0 K: 0 S: 10	H: 2 LOB: 1 BB: 0 P: 15	R: 0 E: 0 K: 3 S: 15	H: 1 LOB: 1 BB: 0 P: 23	R: 0 E: 0 K: 1 S: 11	H: 1 LOB: 1 BB: 1 P: 20	R: 0 E: 0 K: 2 S: 9	H: 0 LOB: 0 BB: 0 P: 14	R: 0 E: 0 K: 2 S: 11	H: 1 LOB: 2 BB: 1 P: 19	1B: 7 2B: 0 3B: 0 HR: 0	SF: 0 SAC: 0 DP: 1 HBP: 0	WP: 0 PB: 0 SB: 2 CS: 1	PA: 36		
PITCHER	IP WLS BF H R ER SO BB IBB HBP BLK WP HR S P ERA WHIP	IP WLS BF H R ER SO BB IBB HBP BLK WP HR S P ERA WHIP	IP WLS BF H R ER SO BB IBB HBP BLK WP HR S P ERA WHIP	IP WLS BF H R ER SO BB IBB HBP BLK WP HR S P ERA WHIP	IP WLS BF H R ER SO BB IBB HBP BLK WP HR S P ERA WHIP	IP WLS BF H R ER SO BB IBB HBP BLK WP HR S P ERA WHIP	IP WLS BF H R ER SO BB IBB HBP BLK WP HR S P ERA WHIP	IP WLS BF H R ER SO BB IBB HBP BLK WP HR S P ERA WHIP	IP WLS BF H R ER SO BB IBB HBP BLK WP HR S P ERA WHIP	IP WLS BF H R ER SO BB IBB HBP BLK WP HR S P ERA WHIP	IP WLS BF H R ER SO BB IBB HBP BLK WP HR S P ERA WHIP	IP WLS BF H R ER SO BB IBB HBP BLK WP HR S P ERA WHIP	IP WLS BF H R ER SO BB IBB HBP BLK WP HR S P ERA WHIP	IP WLS BF H R ER SO BB IBB HBP BLK WP HR S P ERA WHIP	IP WLS BF H R ER SO BB IBB HBP BLK WP HR S P ERA WHIP	IP WLS BF H R ER SO BB IBB HBP BLK WP HR S P ERA WHIP	IP WLS BF H R ER SO BB IBB HBP BLK WP HR S P ERA WHIP	IP WLS BF H R ER SO BB IBB HBP BLK WP HR S P ERA WHIP	IP WLS BF H R ER SO BB IBB HBP BLK WP HR S P ERA WHIP	IP WLS BF H R ER SO BB IBB HBP BLK WP HR S P ERA WHIP	IP WLS BF H R ER SO BB IBB HBP BLK WP HR S P ERA WHIP	IP WLS BF H R ER SO BB IBB HBP BLK WP HR S P ERA WHIP
Steve Wilson, L (1, 1) ERA: 3.86	5.0	19	4	1	1	10	1	0	0	0	1	0	0	49	77	1.80	1.000					
Scott Sanderson, R (6, 1) ERA: 4.16	1.0	5	2	0	0	3	0	0	0	0	0	0	0	19	29	0.00	2.000					
Paul Assenmacher, L (7, 1) ERA: 3.29	2.1	9	1	0	0	4	2	0	0	0	0	0	0	22	39	0.00	1.286					
Mitch Williams, L (9, 1) ERA: 2.48	0.2	2	0	0	0	1	0	0	0	0	0	0	0	5	8	0.00	0.000					

Batter	1	2	3	4	5	6	7	8	9	AB	R	H	RBI	BB	SO	LOB	BOTTOM					
Jerome Walton, R (1, 8) OBP: 0.346, SLG: 0.401	0-0 E6 23 G6-4-3		0-1 B1-3		1-1 FC6-4 1-2		1-2 23 S 1B			4	0	1	1	0	0	1	St. Louis Cardinals @ Chicago Cubs Wrigley Field, Chicago, IL Sun Sep 10 1989, 3:33 AM CDT Att: 37,281 - Sunny - 66 F					
23 Ryne Sandberg, R (1, 4) OBP: 0.347, SLG: 0.502	2-0 G6-4-3 1-2		0-1 G2-3		0-0 HR 1B		4-0 FC5-4 1-2 IBB			3	1	1	0	1	0	1						
Dwight Smith, L (1, 7) OBP: 0.356, SLG: 0.482	4-2 BB		2-2 F9		1-0 HR 1B		1-1 FC5-4 1-2			2	1	1	2	1	0	0						
Lloyd McClendon, R (7, PH) OBP: 0.370, SLG: 0.509										1	0	0	0	0	0	2						
Doug Dasenczo, S (8, 7) OBP: 0.208, SLG: 0.185										0	0	0	0	0	0	0						
Mark Grace, L (1, 3) OBP: 0.402, SLG: 0.468	3-3 K			2-1 G3		3-2 G4-3		0-1 FC5-4 1B		4	0	1	0	0	1	1						
Andre Dawson, R (1, 9) OBP: 0.306, SLG: 0.466		2-3 K		1-0 F8		2-3 K		2-2 FC5-4 1B		4	1	0	0	0	2	1						
Vance Law, R (1, 5) OBP: 0.297, SLG: 0.361		4-2 WP BB		3-2 G5-3		1-3 K		1-2 G3		2	0	0	0	1	1	0						
Mitch Williams, L (9, 1)										0	0	0	0	0	0	0						
Shawon Dunston, R (1, 6) OBP: 0.314, SLG: 0.390		2-3 K		1-2 P6		0-1 CS SH1-4 1B		0-2 3-H 1B		4	0	2	1	0	1	1						
Joe Girardi, R (1, 2) OBP: 0.271, SLG: 0.292		4-0 IBB		0-3 K		1-0 SH1-4 1B		1-2 L4		2	0	0	0	1	1	1						
Steve Wilson, L (1, 1) ERA: 3.7		0-3 K		1-0 FC6-4 1B		2-2 2B				1	0	0	0	0	1	2						
Curtis Wilkerson, S (6, PH) OBP: 0.251, SLG: 0.319										1	0	1	0	0	0	0						
Scott Sanderson, R (6, 1) ERA: 3.5										0	0	0	0	0	0	0						
Paul Assenmacher, L (7, 1) ERA: 3.29										1	0	0	0	0	0	1						
Luis Salazar, R (7, 5) OBP: 0.312, SLG: 0.421										1	1	1	0	0	0	0						
Inning Stats	R: 0 E: 1 K: 1 S: 7	H: 0 LOB: 1 BB: 1 P: 16	R: 0 E: 0 K: 3 S: 13	H: 0 LOB: 2 BB: 2 P: 25	R: 0 E: 0 K: 0 S: 7	H: 0 LOB: 0 BB: 0 P: 9	R: 0 E: 0 K: 0 S: 7	H: 0 LOB: 0 BB: 0 P: 13	R: 0 E: 0 K: 1 S: 8	H: 1 LOB: 1 BB: 0 P: 12	R: 2 E: 0 K: 2 S: 11	H: 2 LOB: 0 BB: 0 P: 18	R: 1 E: 0 K: 0 S: 13	H: 3 LOB: 2 BB: 1 P: 21	R: 1 E: 0 K: 0 S: 16	H: 2 LOB: 1 BB: 0 P: 19	1B: 6 2B: 1 3B: 0 HR: 1	SF: 0 SAC: 1 DP: 1 HBP: 0	WP: 1 PB: 1 SB: 2 CS: 1	PA: 35		
PITCHER	IP WLS BF H R ER SO BB IBB HBP BLK WP HR S P ERA WHIP	IP WLS BF H R ER SO BB IBB HBP BLK WP HR S P ERA WHIP	IP WLS BF H R ER SO BB IBB HBP BLK WP HR S P ERA WHIP	IP WLS BF H R ER SO BB IBB HBP BLK WP HR S P ERA WHIP	IP WLS BF H R ER SO BB IBB HBP BLK WP HR S P ERA WHIP	IP WLS BF H R ER SO BB IBB HBP BLK WP HR S P ERA WHIP	IP WLS BF H R ER SO BB IBB HBP BLK WP HR S P ERA WHIP	IP WLS BF H R ER SO BB IBB HBP BLK WP HR S P ERA WHIP	IP WLS BF H R ER SO BB IBB HBP BLK WP HR S P ERA WHIP	IP WLS BF H R ER SO BB IBB HBP BLK WP HR S P ERA WHIP	IP WLS BF H R ER SO BB IBB HBP BLK WP HR S P ERA WHIP	IP WLS BF H R ER SO BB IBB HBP BLK WP HR S P ERA WHIP	IP WLS BF H R ER SO BB IBB HBP BLK WP HR S P ERA WHIP	IP WLS BF H R ER SO BB IBB HBP BLK WP HR S P ERA WHIP	IP WLS BF H R ER SO BB IBB HBP BLK WP HR S P ERA WHIP	IP WLS BF H R ER SO BB IBB HBP BLK WP HR S P ERA WHIP	IP WLS BF H R ER SO BB IBB HBP BLK WP HR S P ERA WHIP	IP WLS BF H R ER SO BB IBB HBP BLK WP HR S P ERA WHIP	IP WLS BF H R ER SO BB IBB HBP BLK WP HR S P ERA WHIP	IP WLS BF H R ER SO BB IBB HBP BLK WP HR S P ERA WHIP	IP WLS BF H R ER SO BB IBB HBP BLK WP HR S P ERA WHIP	IP WLS BF H R ER SO BB IBB HBP BLK WP HR S P ERA WHIP
Ken Hill, R (1, 1) ERA: 3.7	6.0	24	3	2	2	7	2	1	0	0	0	0	0	53	93	3.00	0.833					
Cris Carpenter, R (7, 1) ERA: 3.5	0.2	5	3	1	1	0	0	1	0	0	0	0	0	11	18	13.50	4.500					
Frank DiPino, L (7, 1) ERA: 2.96	1.1	6	2	1	1	0	0	0	0	0	0	0	0	18	22	6.75	1.500					

AB	32
R	1
H	7
RBI	1
BB	3
SO	18
LOB	16



AB	30
R	4
H	8
RBI	4
BB	4
SO	7
LOB	11



Batter	1	2	3	4	5	6	7	8	9	AB	R	H	RBI	BB	SO	LOB	TOP								
Billy Hatcher, R (1, 9) OBP: 0.279, SLG: 0.310 Albert Hall, S (7, 9) OBP: 0.071, SLG: 0.214	1-0 6-3		2-2 5-3			2-2 G1-6-3 1B	0-0 5-3		0-1 F8	4	0	1	0	0	0	2									
Jay Bell, R (1, 6) OBP: 0.269, SLG: 0.293	2-2 F8			0-0 6-3		0-1 G1-6-3 1-2		1-0 F9		4	0	0	0	0	0	1									
Andy Van Slyke, L (1, 8) OBP: 0.306, SLG: 0.384	1-1 1B			0-2 3-1 1B			4-0 6-3 2B	0-3 K		3	1	2	0	1	1	0									
Bobby Bonilla, S (1, 5) OBP: 0.342, SLG: 0.469	1-1 F7			1-0 3-1 1B			3-2 6-3 1B	2-0 1B		4	0	1	0	0	0	3									
Barry Bonds, L (1, 7)		2-3 K		2-0 F8			2-2 1B 2B	1-0 1B		4	1	2	1	0	1	1									
Jeff King, R (1, 3) OBP: 0.271, SLG: 0.375		1-2 6-3			1-1 5-3			0-0 F7		4	1	1	0	0	0	2									
Jose Lind, R (1, 4) OBP: 0.276, SLG: 0.281				0-0 F9		0-0 B3		0-1 SF8 1B	0-1 4-3	4	0	1	1	0	0	0									
Dann Bilardello, R (1, 2) OBP: 0.254, SLG: 0.368			2-2 1-3		0-1 5-3			1-2 3H 4-2 1B	0-1 5-3	3	0	0	0	1	0	0									
Neal Heaton, L (1, 1) OBP: 0.265, SLG: 0.265 John Cangelosi, S (7, PH) OBP: 0.384, SLG: 0.262 Stan Belinda, R (7, 1) Benny Distefano, L (9, PH) OBP: 0.333, SLG: 0.317 Doug Bair, R (9, 1) OBP: 0.250, SLG: 0.500			0-0 1-3		1-1 5-3		1-1 5-3	2-1 SF8	1-0 E8 2B	2	0	0	0	0	0	0									
Inning Stats	R: 0 E: 0 K: 0 S: 9	H: 1 LOB: 1 BB: 0 P: 14	R: 0 E: 0 K: 1 S: 9	H: 0 LOB: 0 BB: 0 P: 12	R: 0 E: 0 K: 0 S: 11	H: 0 LOB: 0 BB: 0 P: 15	R: 0 E: 0 K: 0 S: 6	H: 1 LOB: 0 BB: 0 P: 9	R: 0 E: 0 K: 0 S: 5	H: 0 LOB: 0 BB: 0 P: 6	R: 0 E: 0 K: 0 S: 7	H: 1 LOB: 0 BB: 0 P: 10	R: 3 E: 0 K: 0 S: 15	H: 3 LOB: 2 BB: 2 P: 30	R: 0 E: 0 K: 1 S: 7	H: 2 LOB: 2 BB: 0 P: 11	R: 0 E: 1 K: 0 S: 7	H: 1 LOB: 1 BB: 0 P: 8	1B: 7 2B: 2 3B: 0 HR: 0	SF: 1 SAC: 0 DP: 1 HBP: 0	WP: 0 PB: 0 SB: 2 CS: 0	PA: 37			
PITCHER	IP	WLS	BF	H	R	ER	SO	BB	IBB	HBP	BLK	WP	HR	S	P	ERA	WHIP								
Ricky Horton, L (1, 1) ERA: 4.48	6.1	L	24	5	3	3	1	1	0	0	0	0	0	55	83	4.26	0.947								
John Costello, R (7, 1) ERA: 3.46	0.0		2	1	0	0	0	1	0	0	0	0	0	4	8	∞	∞								
Frank DiPino, L (7, 1) ERA: 2.89	1.2		7	2	0	0	1	0	0	0	0	0	0	10	16	0.00	1.200								
Dan Quisenberry, R (9, 1) ERA: 2.22	1.0		4	1	0	0	0	0	0	0	0	0	0	7	8	0.00	1.000								

Pittsburgh Pirates @ St. Louis Cardinals
Busch Stadium, St. Louis, MO
Mon Sep 11 1989, 7:05 PM CDT
Att: 25,642 - Unknown - 71 F

AB 34
R 3
H 9
RBI 3
BB 2
SO 2
LOB 10



Batter	1	2	3	4	5	6	7	8	9	AB	R	H	RBI	BB	SO	LOB	BOTTOM								
Vince Coleman, S (1, 7) OBP: 0.325, SLG: 0.351	4-0 CS BB			4-1 1B SF8 BB		0-3 K			0-0 B3	2	1	0	0	2	1	0									
Ozzie Smith, S (1, 6) OBP: 0.339, SLG: 0.363	3-2 1-6-3 1-2			1-0 CS 1B		1-1 K			2-1 G3	4	0	2	0	0	0	1									
Pedro Guerrero, R (1, 3) OBP: 0.391, SLG: 0.479	2-3 K			3-2 SF8 1-2 3H 2-2		1-3 K			1-3 K	3	0	0	1	0	3	1									
Tom Brunansky, R (1, 9) OBP: 0.317, SLG: 0.429		0-1 L8			0-1 L7				3-2 P3	3	0	0	0	0	0	0									
Willie McGee, S (1, 8) OBP: 0.280, SLG: 0.365		0-1 P3			1-1 E6				1-3 K	3	0	0	0	0	1	0									
José Oquendo, S (1, 4) OBP: 0.398, SLG: 0.375			0-0 F5		1-3 K				2-3 K	3	0	0	0	0	2	1									
Terry Pendleton, S (1, 5) OBP: 0.312, SLG: 0.395					0-0 P3				2-3 K	3	0	0	0	0	1	1									
Tony Peña, R (1, 2) OBP: 0.312, SLG: 0.323 Milt Thompson, L (8, PH) OBP: 0.248, SLG: 0.392 Tom Pagnozzi, R (9, 2) OBP: 0.218, SLG: 0.177					1-1 5-3				0-1 P3	2	0	0	0	0	0	1									
Ricky Horton, L (1, 1) OBP: 0.250, SLG: 0.333 John Costello, R (7, 1) Frank DiPino, L (7, 1) OBP: 0.111, SLG: 0.111 Denny Walling, L (8, PH) OBP: 0.435, SLG: 0.491 Dan Quisenberry, R (9, 1) OBP: 0.250, SLG: 0.250					2-2 G3				1-2 5-3	2	0	0	0	0	0	0									
Inning Stats	R: 0 E: 0 K: 1 S: 6	H: 0 LOB: 0 BB: 1 P: 15	R: 0 E: 0 K: 0 S: 5	H: 0 LOB: 0 BB: 0 P: 5	R: 0 E: 0 K: 0 S: 6	H: 0 LOB: 0 BB: 0 P: 9	R: 1 E: 0 K: 0 S: 10	H: 1 LOB: 0 BB: 1 P: 20	R: 0 E: 1 K: 1 S: 9	H: 0 LOB: 1 BB: 0 P: 12	R: 0 E: 0 K: 2 S: 14	H: 1 LOB: 1 BB: 0 P: 16	R: 0 E: 0 K: 2 S: 10	H: 0 LOB: 0 BB: 0 P: 16	R: 0 E: 0 K: 1 S: 7	H: 1 LOB: 0 BB: 0 P: 11	R: 0 E: 0 K: 1 S: 6	H: 0 LOB: 0 BB: 0 P: 9	1B: 2 2B: 0 3B: 1 HR: 0	SF: 1 SAC: 0 DP: 1 HBP: 0	WP: 0 PB: 0 SB: 1 CS: 2	PA: 30			
PITCHER	IP	WLS	BF	H	R	ER	SO	BB	IBB	HBP	BLK	WP	HR	S	P	ERA	WHIP								
Neal Heaton, L (1, 1) ERA: 3.4	6.0	W	21	2	1	1	4	2	0	0	0	0	0	50	77	1.50	0.667								
Stan Belinda, R (7, 1) ERA	2.0		6	1	0	0	3	0	0	0	0	0	0	17	27	0.00	0.500								
Doug Bair, R (9, 1) ERA: 2.22	1.0	S	3	0	0	0	1	0	0	0	0	0	0	6	9	0.00	0.000								

Pittsburgh Pirates @ St. Louis Cardinals
Busch Stadium, St. Louis, MO
Mon Sep 11 1989, 7:05 PM CDT
Att: 25,642 - Unknown - 71 F

AB 27
R 1
H 3
RBI 1
BB 2
SO 8
LOB 6



Batter	1	2	3	4	5	6	7	8	9	AB	R	H	RBI	BB	SO	LOB	TOP
John Cangelosi, S (1, 9) OBP: 0.383, SLG: 0.259										2	0	0	0	1	1	1	Pittsburgh Pirates @ St. Louis Cardinals Busch Stadium, St. Louis, MO Wed Sep 13 1989, 7:05 PM CDT Att: 28,561 - Unknown - 58 F
Jay Bell, R (1, 6) OBP: 0.276, SLG: 0.297										1	0	0	0	1	1	0	
Andy Van Slyke, L (1, 8) OBP: 0.304, SLG: 0.381										2	0	0	0	0	0	1	
Bobby Bonilla, S (1, 5)										2	0	0	0	0	1	0	
Barry Bonds, L (1, 7) OBP: 0.361, SLG: 0.433										2	0	0	0	0	0	0	
Gary Redus, R (1, 3) OBP: 0.370, SLG: 0.449										2	0	0	0	0	0	0	
Michael LaValliere, L (1, 2) OBP: 0.459, SLG: 0.364										2	0	0	0	0	0	0	
Jose Lind, R (1, 4) OBP: 0.273, SLG: 0.277										2	0	0	0	0	1	0	
Doug Drabek, R (1, 1) OBP: 0.149, SLG: 0.114										2	0	1	0	0	0	0	
Inning Stats	R: 0 E: 0 K: 1 S: 5	H: 0 LOB: 0 BB: 1 P: 13	R: 0 E: 0 K: 1 S: 9	H: 0 LOB: 0 BB: 0 P: 13	R: 0 E: 0 K: 1 S: 8	H: 1 LOB: 1 BB: 0 P: 11	R: 0 E: 0 K: 1 S: 8	H: 0 LOB: 0 BB: 0 P: 13	R: 0 E: 0 K: 0 S: 7	H: 0 LOB: 0 BB: 0 P: 10	R: 0 E: 1 K: 0 S: 3	H: 0 LOB: 2 BB: 1 P: 9					
PITCHER Jose DeLeon, R (1, 1) ERA: 2.94	IP: 5.1 WLS: 1 BF: 19 H: 1 R: 0 ER: 0 SO: 4 BB: 2 IBB: 0 HBP: 0 BLK: 0 WP: 0 HR: 0 S: 40 P: 69 ERA: 0.00 WHIP: 0.562																

AB	17
R	0
H	1
RBI	0
BB	2
SO	4
LOB	2



WP	0	PA	19
PB	0		
SB	0		
CS	0		

Batter	1	2	3	4	5	6	7	8	9	AB	R	H	RBI	BB	SO	LOB	BOTTOM
Willie McGee, S (1, 8) OBP: 0.275, SLG: 0.356										3	0	0	0	0	0	2	Pittsburgh Pirates @ St. Louis Cardinals Busch Stadium, St. Louis, MO Wed Sep 13 1989, 7:05 PM CDT Att: 28,561 - Unknown - 58 F
Ozzie Smith, S (1, 6) OBP: 0.334, SLG: 0.358										3	0	0	0	0	1	2	
Milt Thompson, L (1, 7) OBP: 0.342, SLG: 0.393										2	0	0	0	0	0	0	
Leon Durham, L (1, 3) OBP: 0.211, SLG: 0.133										1	0	0	0	1	0	0	
Denny Walling, L (1, 5) OBP: 0.437, SLG: 0.492										2	0	1	0	0	0	0	
Tom Brunansky, R (1, 9) OBP: 0.318, SLG: 0.429										2	0	1	0	0	0	2	
José Oquendo, S (1, 4) OBP: 0.366, SLG: 0.373										2	0	1	0	0	0	1	
Tony Peña, R (1, 2) OBP: 0.313, SLG: 0.324										2	0	1	0	0	0	0	
Jose DeLeon, R (1, 1) OBP: 0.117, SLG: 0.093										1	0	0	0	0	1	0	
Inning Stats	R: 0 E: 0 K: 0 S: 5	H: 0 LOB: 0 BB: 0 P: 6	R: 0 E: 0 K: 0 S: 8	H: 1 LOB: 1 BB: 0 P: 13	R: 0 E: 0 K: 1 S: 7	H: 0 LOB: 0 BB: 0 P: 11	R: 0 E: 0 K: 1 S: 12	H: 1 LOB: 2 BB: 1 P: 19	R: 0 E: 0 K: 0 S: 9	H: 2 LOB: 2 BB: 0 P: 12							
PITCHER Doug Drabek, R (1, 1) ERA: 2.98	IP: 5.0 WLS: 4 BF: 20 H: 4 R: 0 ER: 0 SO: 2 BB: 1 IBB: 0 HBP: 0 BLK: 0 WP: 0 HR: 0 S: 41 P: 61 ERA: 0.00 WHIP: 1.000																

AB	18
R	0
H	4
RBI	0
BB	1
SO	2
LOB	7



WP	0	PA	20
PB	0		
SB	0		
CS	0		

Batter	1	2	3	4	5	6	7	8	9	AB	R	H	RBI	BB	SO	LOB	TOP										
Albert Hall, S OBP: 0.105, SLG: 0.263 (1, 9)	F7		F7		F7		E8 2B		F6	5	1	1	1	0	0	1											
Jay Bell, R OBP: 0.284, SLG: 0.311 (1, 6)	G5-3						2B		P3	4	1	2	1	1	0	0											
Andy Van Slyke, L OBP: 0.305, SLG: 0.383 (1, 8)	G4-3						2B		P5	5	1	2	1	0	1	1											
Bobby Bonilla, S OBP: 0.341, SLG: 0.465 (1, 5)		P5								3	0	1	0	1	0	0											
Barry Bonds, L OBP: 0.360, SLG: 0.431 (1, 7)										4	0	1	0	0	1	4											
Jeff King, R OBP: 0.265, SLG: 0.371 (1, 3)										4	0	0	1	0	1	2											
Michael LaValliere, L OBP: 0.452, SLG: 0.367 (1, 2)										4	0	1	0	0	0	3											
Jose Lind, R OBP: 0.273, SLG: 0.279 (1, 4)										4	1	1	0	0	0	3											
Jeff Robinson, R OBP: 0.258, SLG: 0.355 Bob Patterson, R (6, 1)										2	0	1	0	0	0	0											
Benny Distefano, L OBP: 0.331, SLG: 0.314 Randy Kramer, R OBP: 0.138, SLG: 0.172 Bob Kipper, R OBP: 0.200, SLG: 0.111 (7, PH) (7, 1) (9, 1)										0	0	0	0	0	0	0											
Inning Stats	R: 0 E: 0 K: 0 S: 8	H: 0 LOB: 0 BB: 0 P: 11	R: 0 E: 0 K: 0 S: 14	H: 1 LOB: 1 BB: 0 P: 19	R: 0 E: 0 K: 0 S: 8	H: 2 LOB: 2 BB: 0 P: 14	R: 1 E: 0 K: 0 S: 10	H: 2 LOB: 2 BB: 0 P: 13	R: 0 E: 0 K: 1 S: 9	H: 0 LOB: 0 BB: 0 P: 13	R: 3 E: 1 K: 1 S: 17	H: 4 LOB: 2 BB: 1 P: 27	R: 0 E: 0 K: 2 S: 11	H: 1 LOB: 1 BB: 0 P: 15	R: 0 E: 0 K: 0 S: 7	H: 0 LOB: 0 BB: 0 P: 10	1B: 4 2B: 6 3B: 0 HR: 0	SF: 0 SAC: 0 DP: 0 HBP: 0	WP: 0 PB: 0 SB: 2 CS: 0	PA: 39							
PITCHER	IP	WLS	BF	H	R	ER	SO	BB	IBB	HBP	BLK	WP	HR	S	P	ERA	WHIP										
Bob Tewksbury, R ERA: 4.66 Frank DiPino, L ERA: 2.94 Dan Quisenberry, R ERA: 2.33 Ken Dayley, L ERA: 2.85 Cris Carpenter, R ERA: 3.39	4.2		20	5	1	1	0	1	0	0	0	0	0	46	68	1.93	1.286										
	5.1		4	0	0	0	2	0	0	0	0	0	0	10	16	0.00	0.000										
	0.1		2	1	1	1	0	0	0	0	0	0	0	3	4	27.00	3.000										
	0.2	L	6	3	2	2	1	0	1	0	0	0	0	14	23	27.00	4.500										
	2.0		7	1	0	0	2	0	0	0	0	0	0	18	25	0.00	0.500										

Pittsburgh Pirates @ St. Louis Cardinals
Busch Stadium, St. Louis, MO

AB 37
R 4
H 10
RBI 4
BB 2
SO 5
LOB 16



WP: 0 PA: 39
PB: 0
SB: 2
CS: 0

Batter	1	2	3	4	5	6	7	8	9	AB	R	H	RBI	BB	SO	LOB	BOTTOM										
Vince Coleman, S OBP: 0.324, SLG: 0.350 (1, 7)			G4-3		L6		K		L6-4	5	1	1	0	0	1	1											
Willie McGee, S OBP: 0.281, SLG: 0.361 Milt Thompson, L OBP: 0.342, SLG: 0.392 (1, 8) (7, 8)			G4-3				K			3	0	2	0	0	0	0											
José Oquendo, S OBP: 0.366, SLG: 0.372 (1, 4)			SF8		K		L6			2	0	0	1	1	1	1											
Pedro Guerrero, R OBP: 0.387, SLG: 0.479 (1, 3)			P8		G6-3					4	0	0	0	0	0	4											
Terry Pendleton, S OBP: 0.313, SLG: 0.394 (1, 5)			3-1							3	1	2	0	1	0	1											
Tom Brunansky, R OBP: 0.317, SLG: 0.427 (1, 9)			G5-3		K					3	0	0	0	1	2	2											
Todd Zeile, R OBP: 0.327, SLG: 0.341 (1, 2)			K		G6-3					2	0	0	1	1	1	0											
Tim Jones, L OBP: 0.338, SLG: 0.368 (1, 6)					G6-3					4	1	2	0	0	0	3											
Bob Tewksbury, R ERA: 4.59 Frank DiPino, L ERA: 5.0 Dan Quisenberry, R ERA: 4.09 Bob Kipper, L ERA: 3.25			F8		K					1	0	0	0	0	0	1											
Inning Stats	R: 1 E: 0 K: 0 S: 16	H: 2 LOB: 1 BB: 0 P: 23	R: 0 E: 0 K: 1 S: 7	H: 1 LOB: 0 BB: 0 P: 14	R: 0 E: 0 K: 0 S: 4	H: 0 LOB: 1 BB: 1 P: 14	R: 0 E: 0 K: 1 S: 7	H: 1 LOB: 1 BB: 1 P: 14	R: 0 E: 0 K: 2 S: 9	H: 1 LOB: 2 BB: 0 P: 12	R: 1 E: 0 K: 0 S: 9	H: 1 LOB: 1 BB: 1 P: 16	R: 0 E: 0 K: 2 S: 9	H: 0 LOB: 0 BB: 0 P: 11	R: 0 E: 0 K: 1 S: 11	H: 0 LOB: 1 BB: 1 P: 21	R: 1 E: 0 K: 0 S: 7	H: 2 LOB: 0 BB: 0 P: 14	1B: 6 2B: 4 3B: 0 HR: 0	SF: 2 SAC: 0 DP: 3 HBP: 0	WP: 2 PB: 0 SB: 4 CS: 1	PA: 37					
PITCHER	IP	WLS	BF	H	R	ER	SO	BB	IBB	HBP	BLK	WP	HR	S	P	ERA	WHIP										
Jeff Robinson, R ERA: 4.59 Bob Patterson, L ERA: 5.0 Randy Kramer, R ERA: 4.09 Bob Kipper, L ERA: 3.25	5.2		26	6	2	2	4	3	0	0	0	0	0	50	91	3.18	1.588										
	0.1	W	1	0	0	0	0	0	0	0	0	0	0	2	2	0.00	0.000										
	2.1		8	1	1	1	3	1	0	0	0	0	0	25	42	3.86	0.857										
	0.2	S	2	1	0	0	0	0	0	0	0	0	0	2	4	0.00	1.500										

Pittsburgh Pirates @ St. Louis Cardinals
Busch Stadium, St. Louis, MO

AB 31
R 3
H 8
RBI 3
BB 4
SO 7
LOB 14



WP: 2 PA: 37
PB: 0
SB: 4
CS: 1

Batter	1	2	3	4	5	6	7	8	9	AB	R	H	RBI	BB	SO	LOB	TOP			
Vince Coleman, S (1.7)	F9		G6-3		G4-3			FC5-4 1B		4	0	1	0	0	0	2	St. Louis Cardinals @ Philadelphia Phillies Veterans Stadium, Philadelphia, PA Fri Sep 15 1989, 7:05 PM EDT Overcast livebaseballscores.com			
Ozzie Smith, S (1.6)	F8		G6-3		G5-3			FC5-4 1-2		4	0	0	0	0	0	1				
Pedro Guerrero, R (1.3)	1B		F8		K				G5-3	4	0	1	0	0	1	0				
Tom Brunansky, R (1.9)	K		FC6-4 1B		G6-3				G1-6-3	4	0	1	0	0	1	1				
Terry Pendleton, S (1.5)	F8		FC6-4 1-2		G6-3				K	4	0	0	0	0	1	1				
Todd Zeile, R (1.2)	F8				G5-3					3	0	0	0	0	0	0				
José Oquendo, S (1.4)	F9				SH1-4 1B BB				P9	2	0	0	0	1	0	0				
Mitt Thompson, L (1.8)			F8		SH1-4 1B				G1-3	3	0	1	0	0	0	0				
Ken Hill, R (1.1)			L7		SH1-4				G5-3	1	0	0	0	0	0	0				
Tony Peña, R (8, PH)					1-2 2-3					1	0	0	0	0	0	0				
John Costello, R (8, 1)										0	0	0	0	0	0	0				
Inning Stats	R: 0 E: 0 K: 1 S: 8	H: 1 LOB: 1 BB: 0 P: 12	R: 0 E: 0 K: 0 S: 6	H: 0 LOB: 0 BB: 0 P: 8	R: 0 E: 0 K: 0 S: 7	H: 0 LOB: 0 BB: 0 P: 8	R: 0 E: 0 K: 0 S: 13	H: 1 LOB: 1 BB: 0 P: 20	R: 0 E: 0 K: 0 S: 9	H: 1 LOB: 2 BB: 1 P: 16	R: 0 E: 0 K: 0 S: 6	H: 0 LOB: 0 BB: 0 P: 9	R: 0 E: 0 K: 0 S: 7	H: 1 LOB: 1 BB: 0 P: 9	R: 0 E: 0 K: 1 S: 8	H: 0 LOB: 0 BB: 0 P: 10	1B: 4 2B: 0 3B: 0 HR: 0	SF: 0 SAC: 1 DP: 0 HBP: 0	WP: 0 PB: 0 SB: 0 CS: 0	PA: 32
PITCHER Pat Combs, L (1.1) ERA: 0.41	IP: 9.0 WLS: W BF: 32 H: 4 R: 0 ER: 0 SO: 3 BB: 1 IBB: 0 HBP: 0 BLK: 0 WP: 0 HR: 0 S: 71 P: 105 ERA: 0.00 WHIP: 0.556																			

Batter	1	2	3	4	5	6	7	8	9	AB	R	H	RBI	BB	SO	LOB	BOTTOM			
Lenny Dykstra, L (1.8)	L4-3 1B		2B BB		L9			BB		2	1	1	0	2	0	0	St. Louis Cardinals @ Philadelphia Phillies Veterans Stadium, Philadelphia, PA Fri Sep 15 1989, 7:05 PM EDT Overcast livebaseballscores.com			
Tom Herr, S (1.4)	L4-3 1-2		1-H 2B		K			L7		4	0	1	1	0	1	3				
John Kruk, L (1.7)	HR		K		L6			3-1		4	1	1	1	0	1	3				
Ricky Jordan, R (1.3)	F8		FC6-4 1B		G6-3			P3		4	0	1	0	0	0	0				
Von Hayes, L (1.9)	P4		G3		F8			S 1B		4	0	1	0	0	0	1				
Dickie Thon, R (1.6)	K		FC6-4 1B		S 1B			P3		4	0	2	0	0	1	1				
Charlie Hayes, R (1.5)	P6		FC6-4 BB		K			K		4	0	0	0	0	2	4				
Darren Daulton, L (1.2)			G6-3		SH3-4 1B					2	0	1	0	1	0	0				
Pat Combs, L (1.1)	K		K		F8			SH3-4 1B		2	0	0	0	0	1	3				
Inning Stats	R: 1 E: 0 K: 0 S: 9	H: 2 LOB: 0 BB: 0 P: 14	R: 0 E: 0 K: 1 S: 9	H: 0 LOB: 0 BB: 0 P: 13	R: 1 E: 0 K: 2 S: 11	H: 1 LOB: 1 BB: 1 P: 20	R: 0 E: 0 K: 0 S: 12	H: 2 LOB: 3 BB: 1 P: 23	R: 0 E: 0 K: 1 S: 6	H: 0 LOB: 0 BB: 0 P: 14	R: 0 E: 0 K: 1 S: 6	H: 1 LOB: 1 BB: 0 P: 10	R: 0 E: 0 K: 0 S: 5	H: 1 LOB: 2 BB: 1 P: 14	R: 0 E: 0 K: 1 S: 9	H: 1 LOB: 1 BB: 0 P: 10		1B: 6 2B: 2 3B: 0 HR: 1	SF: 0 SAC: 1 DP: 1 HBP: 0	WP: 0 PB: 0 SB: 2 CS: 0
PITCHER Ken Hill, R (1.1) ERA: 3.66 John Costello, R (8, 1) ERA: 3.4	IP: 7.0 WLS: L BF: 30 H: 7 R: 2 ER: 2 SO: 5 BB: 3 IBB: 0 HBP: 0 BLK: 0 WP: 0 HR: 1 S: 58 P: 108 ERA: 2.57 WHIP: 1.429																			


Batter	1	2	3	4	5	6	7	8	9	AB	R	H	RBI	BB	SO	LOB	TOP					
Milt Thompson, L (1, 8) OBP: 0.343, SLG: 0.396	B1-3		K							4	0	2	1	0	1	1	St. Louis Cardinals @ Philadelphia Phillies Veterans Stadium, Philadelphia, PA Sun Sep 17 1989, 7:05 PM EDT Att: 23,043 - Overcast					
Tim Jones, L (1, 6) OBP: 0.354, SLG: 0.375	G4-3									4	0	2	0	0	0	2						
Denny Walling, L (1, 7) OBP: 0.427, SLG: 0.476 Vince Coleman, S (8, PR) OBP: 0.321, SLG: 0.343	L8		G3							4	0	1	0	0	0	4						
Pedro Guerrero, R (1, 3) OBP: 0.384, SLG: 0.478 Frank DiPino, L (8, 1) OBP: 0.100, SLG: 0.100 Jim Lindeman, R (9, 3) OBP: 0.167, SLG: 0.136		F9								4	0	1	0	0	0	1						
Terry Pendleton, S (1, 5) OBP: 0.310, SLG: 0.388			L6							3	0	0	0	1	1	2						
John Morris, L (1, 9) OBP: 0.284, SLG: 0.362 Tom Brunansky, R (9, PH) OBP: 0.316, SLG: 0.420		F9								3	0	0	0	0	0	2						
Todd Zeile, R (1, 2) OBP: 0.310, SLG: 0.327		L7								4	1	1	0	0	0	1						
Rod Booker, L (1, 4) OBP: 0.250, SLG: 0.250 José Oquendo, S (9, PH) OBP: 0.372, SLG: 0.374										3	1	2	0	0	0	1						
Cris Carpenter, R (1, 1) OBP: 0.429, SLG: 0.429 Leon Durham, L (8, 3) OBP: 0.162, SLG: 0.111 John Costello, R (9, 1)										2	0	1	1	0	1	1						
Inning Stats	R: 0 E: 0 K: 0 S: 6	H: 0 LOB: 0 BB: 0 P: 10	R: 0 E: 0 K: 0 S: 6	H: 0 LOB: 1 BB: 1 P: 14	R: 0 E: 0 K: 2 S: 13	H: 2 LOB: 2 BB: 0 P: 17	R: 0 E: 0 K: 0 S: 6	H: 1 LOB: 0 BB: 0 P: 11	R: 1 E: 0 K: 0 S: 16	H: 3 LOB: 2 BB: 0 P: 24	R: 0 E: 0 K: 0 S: 5	H: 0 LOB: 0 BB: 0 P: 8	R: 1 E: 0 K: 0 S: 7	H: 3 LOB: 1 BB: 0 P: 10	R: 0 E: 0 K: 1 S: 8	H: 1 LOB: 1 BB: 0 P: 13		R: 0 E: 0 K: 0 S: 13	H: 1 LOB: 1 BB: 0 P: 22	1B: 9 2B: 2 3B: 0 HR: 0	SF: 0 SAC: 1 DP: 2 HBP: 0	WP: 0 PB: 0 SB: 0 CS: 1
PITCHER	IP	WLS	BF	H	R	ER	SO	BB	IBB	HBP	BLK	WP	HR	S	P	ERA	WHIP					
Ken Howell, R (1, 1) ERA: 3.55	8.0	L	32	10	2	2	3	1	0	0	0	0	0	67	107	2.25	1.375					
Chuck McElroy, L (9, 1) ERA: 1.42	1.0		4	1	0	0	0	0	0	0	0	0	0	13	22	0.00	1.000					


AB	34
R	2
H	11
RBI	2
BB	1
SO	3
LOB	16



Batter	1	2	3	4	5	6	7	8	9	AB	R	H	RBI	BB	SO	LOB	BOTTOM					
Lenny Dykstra, L (1, 8) OBP: 0.322, SLG: 0.370	F9									3	0	1	0	1	0	0	St. Louis Cardinals @ Philadelphia Phillies Veterans Stadium, Philadelphia, PA Sun Sep 17 1989, 7:05 PM EDT Att: 23,043 - Overcast					
Tom Barrett, S (1, 4) OBP: 0.353, SLG: 0.313 Steve Stanicek, R (9, PH) OBP: 0.167, SLG: 0.167	P6									3	0	0	0	0	0	1						
John Kruk, L (1, 7) OBP: 0.371, SLG: 0.428	G3-1									4	0	1	0	0	1	1						
Ricky Jordan, R (1, 3) OBP: 0.318, SLG: 0.406										4	0	1	0	0	0	2						
Von Hayes, L (1, 9) OBP: 0.381, SLG: 0.458 Curt Ford, L (8, 9) OBP: 0.294, SLG: 0.291										3	0	1	0	0	1	1						
Dickie Thon, R (1, 6) OBP: 0.323, SLG: 0.427										3	0	0	0	0	0	3						
Darren Daulton, L (1, 2) OBP: 0.301, SLG: 0.307										3	0	0	0	0	1	1						
Steve Jeltz, S (1, 5) OBP: 0.371, SLG: 0.352										3	0	1	0	0	1	0						
Ken Howell, R (1, 1) OBP: 0.127, SLG: 0.117 Dwayne Murphy, L (8, PH) OBP: 0.346, SLG: 0.437 Randy Ready, R (8, PH) OBP: 0.377, SLG: 0.426 Chuck McElroy, L (9, 1)										2	0	0	0	0	2	0						
Inning Stats	R: 0 E: 0 K: 0 S: 7	H: 0 LOB: 0 BB: 0 P: 9	R: 0 E: 0 K: 0 S: 7	H: 2 LOB: 1 BB: 0 P: 9	R: 0 E: 0 K: 2 S: 11	H: 1 LOB: 1 BB: 0 P: 17	R: 0 E: 0 K: 0 S: 5	H: 1 LOB: 1 BB: 0 P: 9	R: 0 E: 0 K: 2 S: 9	H: 0 LOB: 0 BB: 0 P: 12	R: 0 E: 0 K: 0 S: 5	H: 0 LOB: 0 BB: 0 P: 6	R: 0 E: 0 K: 1 S: 7	H: 0 LOB: 0 BB: 0 P: 9	R: 0 E: 0 K: 0 S: 9	H: 1 LOB: 0 BB: 0 P: 12		R: 0 E: 0 K: 1 S: 9	H: 0 LOB: 1 BB: 1 P: 15	1B: 4 2B: 1 3B: 0 HR: 0	SF: 0 SAC: 0 DP: 2 HBP: 0	WP: 0 PB: 0 SB: 0 CS: 0
PITCHER	IP	WLS	BF	H	R	ER	SO	BB	IBB	HBP	BLK	WP	HR	S	P	ERA	WHIP					
Cris Carpenter, R (1, 1) ERA: 2.98	7.1	W	26	5	0	0	5	1	0	0	0	0	0	56	78	0.00	0.682					
Frank DiPino, L (8, 1) ERA: 2.71	1.1		4	0	0	0	1	1	0	0	0	0	0	10	16	0.00	0.750					
John Costello, R (9, 1) ERA: 3.38	0.1	S	1	0	0	0	0	0	0	0	0	0	0	3	4	0.00	0.000					



Batter	1	2	3	4	5	6	7	8	9	AB	R	H	RBI	BB	SO	LOB	TOP			
Milt Thompson, L (1, 8) OBP: 0.342, SLG: 0.395	F7		F6		6-3	1-2 1B			4-3	5	0	1	0	0	0	0	St. Louis Cardinals @ Montreal Expos Olympic Stadium, Montreal, QB Tue Sep 19 1989, 7:05 PM EDT Att: 8,740 - Dome livebaseballscores.com AB 36 R 5 H 12 RBI 5 BB 5 SO 9 LOB 9 			
Ozzie Smith, S (1, 6) OBP: 0.337, SLG: 0.367	K		F7		K	G3			1B	5	0	1	0	0	2	2				
José Oquendo, S (1, 4) OBP: 0.377, SLG: 0.376	1B BB			F7	BB 1B				BLK 1B	4	0	2	0	1	1	0				
Pedro Guerrero, R (1, 3) Jim Lindeman, R (9, PR) OBP: 0.167, SLG: 0.136	1-2 1B			HR	BB				1B	3	1	2	1	2	1	0				
Denny Walling, L (1, 7) Vince Coleman, S (7, 7) OBP: 0.320, SLG: 0.342	K			1B BB	4-3				1B	3	1	0	0	1	1	4				
Terry Pendleton, S (1, 5) OBP: 0.311, SLG: 0.387		1-3		1B 1B		F7			K	4	1	1	0	0	1	0				
Tom Brunansky, R (1, 9) OBP: 0.318, SLG: 0.425		F7		CS 1B		1B CS BB			HR	3	1	2	2	1	0	0				
Todd Zeile, R (1, 2) OBP: 0.317, SLG: 0.333		F9		1-2 3-H 1B		WP CS 1B			4-3	4	1	2	1	0	0	0				
Bob Tewksbury, R (1, 1) OBP: 0.200, SLG: 0.200			K	B3		1B 1B			K	4	0	1	1	0	2	1				
Inning Stats	R: 0 E: 0 K: 2 S: 13	H: 1 LOB: 2 BB: 1 P: 24	R: 0 E: 0 K: 0 S: 8	H: 0 LOB: 0 BB: 0 P: 13	R: 0 E: 0 K: 1 S: 10	H: 0 LOB: 0 BB: 0 P: 14	R: 3 E: 0 K: 0 S: 14	H: 4 LOB: 1 BB: 1 P: 25	R: 0 E: 0 K: 1 S: 9	H: 1 LOB: 2 BB: 1 P: 15	R: 0 E: 0 K: 2 S: 7	H: 0 LOB: 0 BB: 0 P: 13	R: 1 E: 0 K: 2 S: 12	H: 1 LOB: 0 BB: 1 P: 17	R: 0 E: 0 K: 1 S: 10	H: 2 LOB: 2 BB: 1 P: 20		1B: 10 2B: 0 3B: 0 HR: 2	SF: 0 SAC: 0 DP: 0 HBP: 0	WP: 1 PB: 0 SB: 0 CS: 3
PITCHER	IP WLS BF H R ER SO BB IBB HBP BLK WP HR S P ERA WHIP																			
Mark Gardner, R (1, 1) ERA: 4.26	5.0 L 23 6 3 3 4 3 0 0 0 0 1 54 91 5.40 1.800																			
Andy McCaffigan, R (6, 1) ERA: 4.04	0.2 4 2 1 1 0 1 0 0 0 0 1 0 10 19 13.50 4.500																			
Joe Hesketh, L (6, 1) ERA: 6.29	2.1 9 2 1 1 4 0 0 0 0 0 0 1 23 36 3.86 0.857																			
Rich Thompson, R (9, 1) ERA: 1.21	1.0 5 2 0 0 1 0 1 0 1 0 0 10 20 0.00 2.000																			

Batter	1	2	3	4	5	6	7	8	9	AB	R	H	RBI	BB	SO	LOB	BOTTOM					
Tim Raines, S (1, 7) OBP: 0.399, SLG: 0.426	K		4-3		F8				1-3	4	0	0	0	0	1	1	St. Louis Cardinals @ Montreal Expos Olympic Stadium, Montreal, QB Tue Sep 19 1989, 7:05 PM EDT Att: 8,740 - Dome livebaseballscores.com AB 29 R 0 H 4 RBI 0 BB 2 SO 4 LOB 11 					
Dave Martinez, L (1, 8) OBP: 0.324, SLG: 0.387	G3		4-3			FC5-4 1B			F9	4	0	1	0	0	0	0						
Andres Galarraga, R (1, 3) OBP: 0.326, SLG: 0.429	6-3		6-3			FC5-4 BB 1-2			G5-4-3 HBP	3	0	0	0	0	0	1						
Hubie Brooks, R (1, 9) OBP: 0.301, SLG: 0.373		K		F9		G6-4-3 BB			G5-4-3 1-2	3	0	0	0	1	1	1						
Tim Wallach, R (1, 5) OBP: 0.347, SLG: 0.425		1B 2B		4-3		G6-4-3 1-2			P5	4	0	1	0	0	0	2						
Nelson Santovenia, R (1, 2) OBP: 0.318, SLG: 0.362		F9		L9						3	0	0	0	0	0	1						
Junior Noboa, R (1, 4) OBP: 0.400, SLG: 0.375		FC5 1B							F9	3	0	2	0	0	0	0						
Jeff Huson, L (1, 6) OBP: 0.233, SLG: 0.239		1B IBB			K				6-3	2	0	0	0	1	1	1						
Mark Gardner, R (1, 1) Mike Aldrete, L (5, PH) Andy McCaffigan, R (6, 1) Joe Hesketh, R (6, 1) Larry Walker, L (8, PH) Rich Thompson, R (9, 1)		FC5			F7				K	1	0	0	0	0	0	3						
Inning Stats	R: 0 E: 0 K: 1 S: 8	H: 0 LOB: 0 BB: 0 P: 11	R: 0 E: 0 K: 1 S: 10	H: 2 LOB: 3 BB: 1 P: 16	R: 0 E: 0 K: 0 S: 5	H: 0 LOB: 0 BB: 0 P: 8	R: 0 E: 0 K: 0 S: 8	H: 0 LOB: 0 BB: 0 P: 11	R: 0 E: 0 K: 1 S: 10	H: 1 LOB: 1 BB: 0 P: 14	R: 0 E: 0 K: 0 S: 6	H: 1 LOB: 1 BB: 1 P: 12	R: 0 E: 0 K: 0 S: 5	H: 0 LOB: 0 BB: 0 P: 7	R: 0 E: 0 K: 1 S: 7	H: 0 LOB: 0 BB: 0 P: 8		R: 0 E: 0 K: 0 S: 7	H: 0 LOB: 0 BB: 0 P: 12	1B: 3 2B: 1 3B: 0 HR: 0	SF: 0 SAC: 0 DP: 2 HBP: 1	WP: 0 PB: 0 SB: 0 CS: 0
PITCHER	IP WLS BF H R ER SO BB IBB HBP BLK WP HR S P ERA WHIP																					
Bob Tewksbury, R (1, 1) ERA: 2.41	9.0 W 32 4 0 0 4 1 1 1 0 0 0 66 99 0.00 0.556																					

Batter	1	2	3	4	5	6	7	8	9	10	AB	R	H	RBI	BB	SO	LOB	TOP							
Lenny Dykstra, L OBP: 0.316, SLG: 0.360 (1.8)	G4-3		F8					F7			4	0	0	0	1	1	4	Philadelphia Phillies @ St. Louis Cardinals Busch Stadium, St. Louis, MO Fri Sep 22 1989, 7:05 PM CDT Att: 45,685 - Unknown - 67 F							
Tom Herr, S OBP: 0.324, SLG: 0.362 (1.4)	2B		1B					G5-3		WP	5	1	4	0	0	0	0								
Randy Ready, R OBP: 0.369, SLG: 0.416 (1.7)	P5		K					F7		P4	5	0	0	0	0	1	4								
Ricky Jordan, R OBP: 0.318, SLG: 0.408 (1.3)	2B		1B					G6-3		CS	4	0	2	0	1	1	2								
Von Hayes, L OBP: 0.351, SLG: 0.458 (1.9)	G4-3		1B					SH		K	3	0	1	0	1	1	3								
Dickie Thorn, R OBP: 0.324, SLG: 0.424 (1.6)		G4-3	K					SH		1B	5	0	1	0	0	1	6								
Steve Jeltz, S OBP: 0.363, SLG: 0.340 (1.5)	G4-3							SH		F9	4	0	0	0	0	0	0								
Tom Nieto, R OBP: 0.375, SLG: 0.167 (8. PH)								K		P3	2	0	0	0	1	1	0								
Charlie Hayes, R OBP: 0.274, SLG: 0.394 (8. PH)								K			1	0	0	0	0	1	3								
Darren Daulton, L OBP: 0.308, SLG: 0.316 (8. 2)								K			1	0	0	0	0	0	0								
Ken Howell, R OBP: 0.138, SLG: 0.127 (8. PH)								K			3	0	1	0	0	0	1								
Bob Dernier, R OBP: 0.224, SLG: 0.217 (8. PH)											1	0	0	0	0	1	3								
Roger McDowell, R OBP: 0.333, SLG: 0.333 (8. 1)											0	0	0	0	0	0	0								
Inning Stats	R: 0 E: 0 K: 0 S: 15	H: 2 LOB: 2 P: 19	R: 0 E: 0 K: 0 S: 7	H: 0 LOB: 1 BB: 1 P: 12	R: 0 E: 0 K: 2 S: 15	H: 3 LOB: 3 BB: 0 P: 22	R: 0 E: 0 K: 0 S: 5	H: 0 LOB: 0 BB: 0 P: 7	R: 0 E: 0 K: 1 S: 18	H: 1 LOB: 3 BB: 2 P: 29	R: 0 E: 0 K: 2 S: 10	H: 1 LOB: 1 BB: 0 P: 14	R: 0 E: 0 K: 0 S: 8	H: 0 LOB: 0 BB: 0 P: 12	R: 0 E: 1 K: 2 S: 14	H: 1 LOB: 3 BB: 0 P: 18	R: 1 E: 0 K: 1 S: 8	H: 1 LOB: 1 BB: 1 P: 19	R: 0 E: 0 K: 0 S: 5	H: 0 LOB: 0 BB: 0 P: 6	1B: 7 2B: 2 3B: 1 HR: 0	SF: 0 SAC: 1 DP: 1 HBP: 1	WP: 1 PB: 0 SB: 0 CS: 1	PA: 44	
PITCHER	IP	WLS	BF	H	R	ER	SO	BB	IBB	HBP	BLK	WP	HR	S	P	ERA	WHIP								
Joe Magrane, L ERA: 2.96 (1. 1)	7.0		34	8	0	0	5	3	0	1	0	0	0	84	123	0.00	1.571								
Ken Dayley, L ERA: 2.99 (8. 1)	2.0		7	1	1	1	3	1	0	0	0	1	0	16	29	4.50	1.000								
John Costello, R ERA: 3.3 (10. 1)	1.0	W	3	0	0	0	0	0	0	0	0	0	0	5	6	0.00	0.000								

Batter	1	2	3	4	5	6	7	8	9	10	AB	R	H	RBI	BB	SO	LOB	BOTTOM							
Vince Coleman, S OBP: 0.317, SLG: 0.336 (1. 7)	G5-3		S					K		FC4-6	4	1	0	0	1	1	1	Philadelphia Phillies @ St. Louis Cardinals Busch Stadium, St. Louis, MO Fri Sep 22 1989, 7:05 PM CDT Att: 45,685 - Unknown - 67 F							
Ozzie Smith, S OBP: 0.337, SLG: 0.367 (1. 6)	L6		G5-3					G4-3		1B	5	1	2	0	0	0	1								
José Oquendo, S OBP: 0.374, SLG: 0.373 (1. 4)	G3							F7		1B	3	0	1	0	2	0	1								
Pedro Guerrero, R OBP: 0.307, SLG: 0.482 (1. 3)								1B		1B	3	0	1	0	1	1	2								
Jim Lindeman, R OBP: 0.163, SLG: 0.133 (9. 3)								1B		1B	0	0	0	0	0	0	0								
Denny Walling, L OBP: 0.405, SLG: 0.437 (10. PH)								1B		1B	1	0	1	1	0	0	0								
Mill Thompson, L OBP: 0.342, SLG: 0.397 (1. 8)								2B		1B	3	0	1	1	0	0	1								
Terry Pendleton, S OBP: 0.312, SLG: 0.389 (1. 5)								G4-3		F8	3	0	1	0	1	0	1								
Tom Brunansky, R OBP: 0.314, SLG: 0.418 (10. 1)								G4-3			4	0	0	0	0	2	4								
John Costello, R (10. 1)											0	0	0	0	0	0	0								
Tony Peña, R OBP: 0.315, SLG: 0.333 (1. 2)								K		FC4-6	3	0	0	0	0	1	0								
Tim Jones, L OBP: 0.361, SLG: 0.384 (10. PH)								G5-3		1B	1	0	1	0	0	0	0								
Joe Magrane, R OBP: 0.183, SLG: 0.218 (8. 1)								P2		FC4-6	3	0	0	0	0	2	0								
Ken Dayley, L (8. 1)											0	0	0	0	0	0	0								
John Morris, L OBP: 0.276, SLG: 0.357 (10. 9)								K			1	0	0	0	0	1	0								
Inning Stats	R: 0 E: 0 K: 0 S: 6	H: 0 LOB: 0 BB: 0 P: 10	R: 0 E: 0 K: 0 S: 12	H: 1 LOB: 1 BB: 1 P: 23	R: 0 E: 0 K: 1 S: 10	H: 0 LOB: 1 BB: 1 P: 16	R: 0 E: 0 K: 0 S: 8	H: 1 LOB: 2 BB: 2 P: 20	R: 0 E: 0 K: 2 S: 10	H: 0 LOB: 0 BB: 0 P: 13	R: 1 E: 0 K: 1 S: 9	H: 2 LOB: 1 BB: 0 P: 14	R: 0 E: 0 K: 1 S: 7	H: 0 LOB: 0 BB: 0 P: 9	R: 0 E: 0 K: 2 S: 9	H: 1 LOB: 1 BB: 0 P: 12	R: 0 E: 0 K: 1 S: 5	H: 0 LOB: 0 BB: 0 P: 8	R: 1 E: 0 K: 0 S: 13	H: 3 LOB: 3 BB: 1 P: 27	1B: 6 2B: 2 3B: 0 HR: 0	SF: 1 SAC: 0 DP: 2 HBP: 0	WP: 1 PB: 0 SB: 1 CS: 0	PA: 40	
PITCHER	IP	WLS	BF	H	R	ER	SO	BB	IBB	HBP	BLK	WP	HR	S	P	ERA	WHIP								
Ken Howell, R ERA: 3.47 (1. 1)	7.0		17	4	1	1	4	4	0	0	0	1	0	62	105	1.29	1.143								
Roger McDowell, R ERA: 2.06 (8. 1)	2.2	L	13	4	1	1	3	0	1	0	0	0	0	27	47	3.38	1.500								

AB	38
R	1
H	9
RBI	0
BB	4
SO	8
LOB	26



AB	34
R	2
H	8
RBI	2
BB	5
SO	7
LOB	12



Batter	1	2	3	4	5	6	7	8	9	AB	R	H	RBI	BB	SO	LOB	TOP		
Lenny Dykstra, L (1, 8) OBP: 0.316, SLG: 0.359	P5		P7				F8		F8								2 0 0 0 1 0 1		
Bob Demier, R (7, PH) OBP: 0.223, SLG: 0.215																	1 0 0 0 0 0 1		
Keith Miller, S (9, PH) OBP: 0.222, SLG: 0.333																	1 0 0 0 0 0 1		
Tom Herr, S (1, 4) OBP: 0.356, SLG: 0.364	G4-3		F7						PB								5 0 3 0 0 0 1		
John Kruk, L (1, 7) OBP: 0.370, SLG: 0.428	G4-3								1B								4 0 1 1 0 0 4		
Ricky Jordan, R (1, 3) OBP: 0.319, SLG: 0.409																	4 0 1 0 1 1 2		
Von Hayes, L (1, 9) OBP: 0.380, SLG: 0.457																	4 1 1 0 0 2 2		
Dickie Thon, R (1, 6) OBP: 0.324, SLG: 0.430																	3 1 1 2 0 1 2		
Todd Frohwrth, R (6, 1)																	0 0 0 0 0 0 0		
Curt Ford, L (8, PH) OBP: 0.305, SLG: 0.306																	1 0 0 0 0 0 1		
Chuck McElroy, L (6, 1)																	0 0 0 0 0 0 0		
Darren Daulton, L (1, 2) OBP: 0.308, SLG: 0.315																	4 1 1 0 0 0 3		
Steve Jeltz, S (1, 5) OBP: 0.362, SLG: 0.347																	4 1 1 0 0 0 1		
Dennis Cook, L (1, 1) OBP: 0.231, SLG: 0.308																	1 0 1 1 0 0 0		
Don Carman, L (3, 1) OBP: 0.029, SLG: 0.029																	1 0 0 0 0 0 0		
Charlie Hayes, R (6, 5) OBP: 0.279, SLG: 0.398																	2 1 2 1 0 0 0		
Inning Stats	R: 0 E: 0 K: 0 S: 7	H: 0 LOB: 0 BB: 0 P: 11	R: 0 E: 0 K: 1 S: 6	H: 0 LOB: 0 BB: 0 P: 11	R: 1 E: 0 K: 0 S: 13	H: 2 LOB: 1 BB: 2 P: 18	R: 2 E: 0 K: 0 S: 9	H: 2 LOB: 0 BB: 1 P: 10	R: 0 E: 0 K: 1 S: 10	H: 1 LOB: 2 BB: 1 P: 14	R: 0 E: 0 K: 1 S: 16	H: 2 LOB: 1 BB: 0 P: 22	R: 0 E: 0 K: 1 S: 8	H: 0 LOB: 1 BB: 1 P: 15	R: 2 E: 0 K: 1 S: 13	H: 3 LOB: 1 BB: 0 P: 18	1B: 8 2B: 2 3B: 1 HR: 1	SF: 1 SAC: 0 DP: 1 HBP: 0	WP: 0 PA: 40 PB: 1 SB: 0 CS: 0
PITCHER	IP WLS BF H R ER SO BB IBB HBP BLK WP HR S P ERA WHIP																		
Cris Carpenter, R (1, 1) ERA: 3.18	4.2		20	5	3	3	1	1	0	0	0	0	0	0	1	40	61	5.79	1.286
Frank DiPino, L (5, 1) ERA: 2.53	2.1	W	10	4	0	0	1	0	0	0	0	0	0	0	28	38	0.00	1.714	
Scott Terry, R (8, 1) ERA: 3.63	2.0		10	3	2	1	2	1	0	0	0	0	0	0	21	33	4.50	2.000	

Philadelphia Phillies @ St. Louis Cardinals
 Busch Stadium, St. Louis, MO
 Sat Sep 23 1989, 3:33 AM CDT
 Att: 38,936 - Sunny - 51 F

AB	37
R	5
H	12
RBI	5
BB	2
SO	4
LOB	19



Batter	1	2	3	4	5	6	7	8	9	AB	R	H	RBI	BB	SO	LOB	BOTTOM		
Vince Coleman, S (1, 7) OBP: 0.319, SLG: 0.339	P7																5 2 3 0 0 0 0		
Ozzie Smith, S (1, 6) OBP: 0.338, SLG: 0.366	G5-3																4 2 1 0 1 0 1		
Pedro Guerrero, R (1, 3) OBP: 0.391, SLG: 0.484																	3 2 2 3 2 0 0		
Rod Booker, L (7, PR) OBP: 0.250, SLG: 0.250																	0 0 0 0 0 0 0		
Scott Terry, R (8, 1) OBP: 0.191, SLG: 0.311																	0 0 0 0 0 0 0		
Todd Zeile, R (1, 2) OBP: 0.338, SLG: 0.371																	5 2 3 1 0 1 3		
Tom Brunansky, R (1, 9) OBP: 0.314, SLG: 0.419																	4 1 2 2 0 0 1		
Terry Pendleton, S (1, 5) OBP: 0.312, SLG: 0.391																	5 1 2 2 0 0 2		
José Oquendo, S (1, 4) OBP: 0.376, SLG: 0.371																	2 1 0 0 3 1 2		
Milt Thompson, L (1, 8) OBP: 0.341, SLG: 0.397																	5 0 1 3 0 0 4		
Cris Carpenter, R (1, 1) OBP: 0.444, SLG: 0.444																	2 0 1 0 0 0 1		
Frank DiPino, L (5, 1) OBP: 0.093, SLG: 0.083																	1 0 0 0 0 1 0		
John Morris, L (7, PH) OBP: 0.274, SLG: 0.354																	1 0 0 0 0 0 0		
Jim Lindeman, R (8, 3) OBP: 0.163, SLG: 0.133																	0 0 0 0 0 0 0		
Inning Stats	R: 0 E: 0 K: 0 S: 8	H: 0 LOB: 0 BB: 0 P: 15	R: 0 E: 0 K: 1 S: 11	H: 1 LOB: 0 BB: 0 P: 16	R: 7 E: 0 K: 0 S: 21	H: 8 LOB: 1 BB: 1 P: 36	R: 0 E: 0 K: 0 S: 6	H: 0 LOB: 1 BB: 1 P: 15	R: 0 E: 0 K: 0 S: 9	H: 1 LOB: 1 BB: 0 P: 12	R: 4 E: 0 K: 1 S: 18	H: 4 LOB: 2 BB: 2 P: 29	R: 0 E: 0 K: 1 S: 8	H: 1 LOB: 2 BB: 1 P: 14	R: 0 E: 0 K: 0 S: 6	H: 0 LOB: 1 BB: 1 P: 14	1B: 11 2B: 4 3B: 0 HR: 0	SF: 1 SAC: 0 DP: 0 HBP: 0	WP: 0 PA: 44 PB: 0 SB: 0 CS: 0
PITCHER	IP WLS BF H R ER SO BB IBB HBP BLK WP HR S P ERA WHIP																		
Dennis Cook, L (1, 1) ERA: 4.02	2.2	L	15	8	6	6	1	0	0	0	0	0	0	0	34	55	20.25	3.000	
Don Carman, L (3, 1) ERA: 5.35	2.2		15	4	4	4	1	3	0	0	0	0	0	31	53	13.50	2.625		
Todd Frohwrth, R (6, 1) ERA: 3.71	1.2		10	3	1	1	1	2	0	0	0	0	0	16	29	5.40	3.000		
Chuck McElroy, L (8, 1) ERA: 1.74	1.0		4	0	0	0	0	1	0	0	0	0	0	6	14	0.00	1.000		

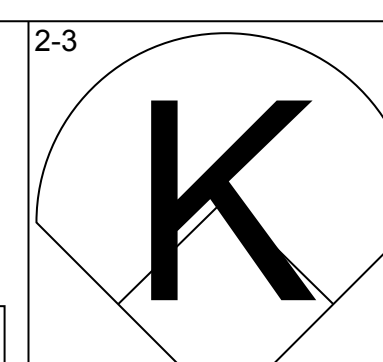
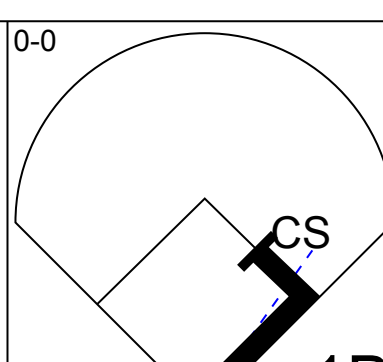
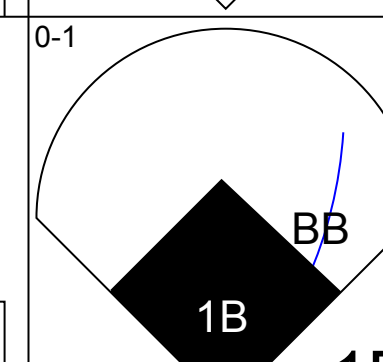
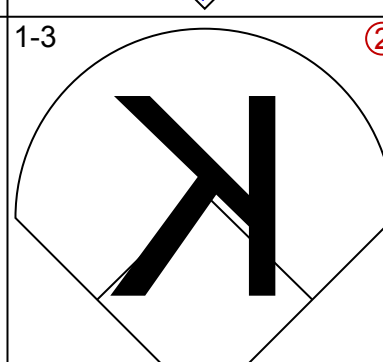
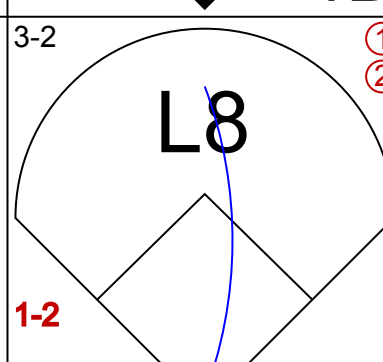
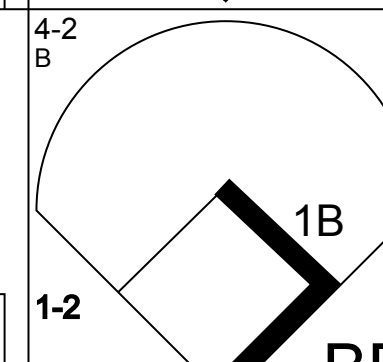
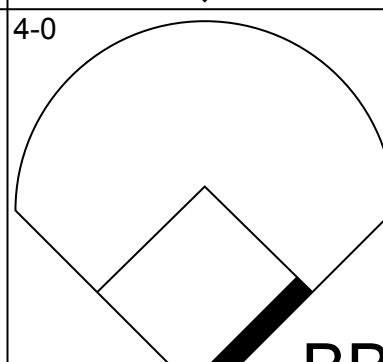
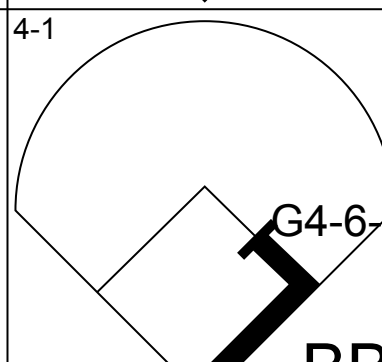
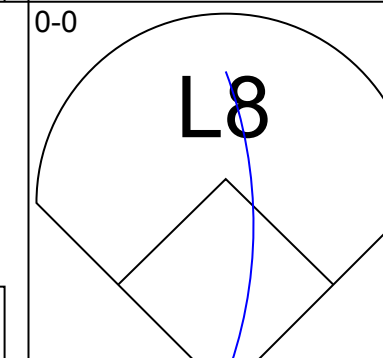
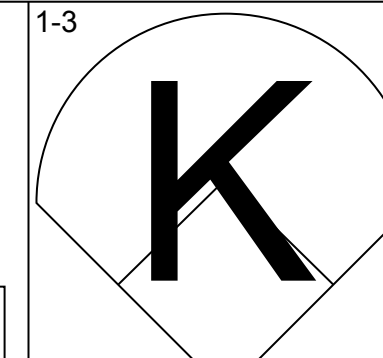
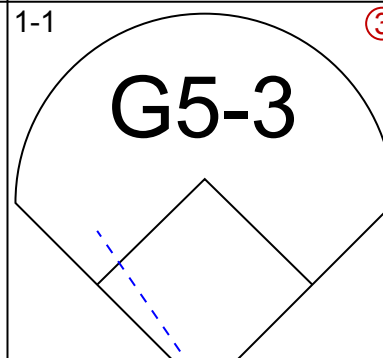
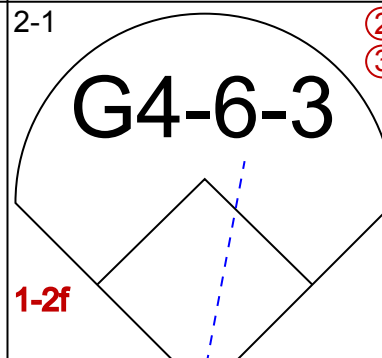
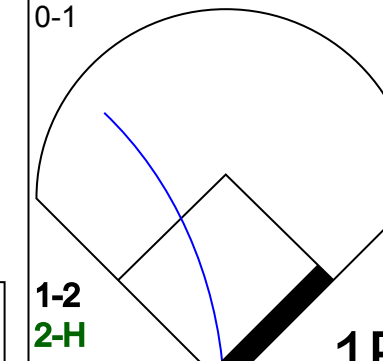
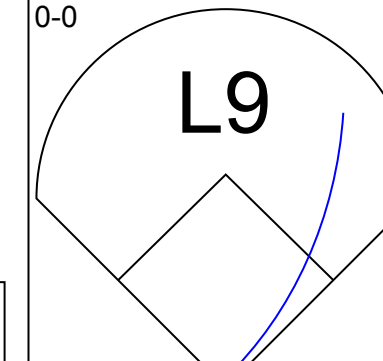
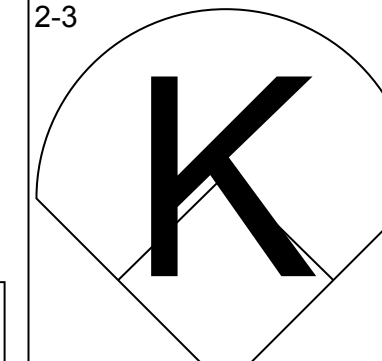
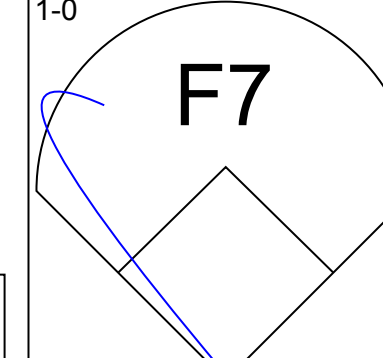
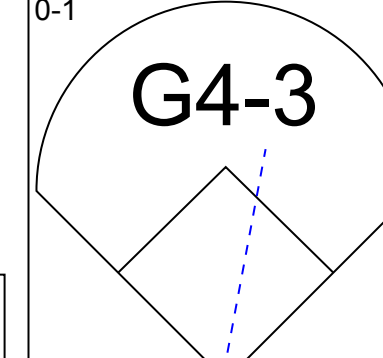
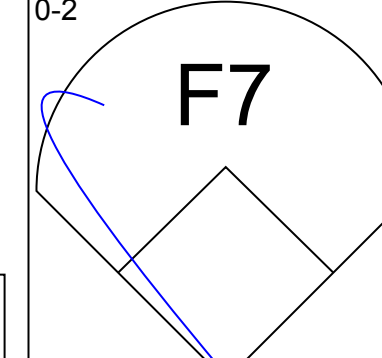
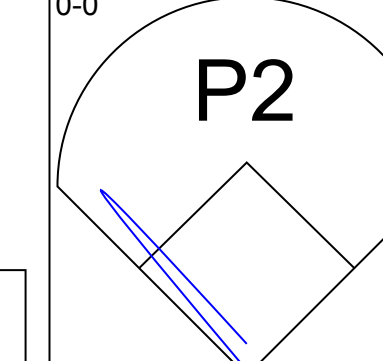
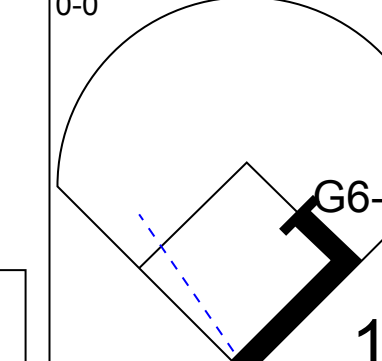
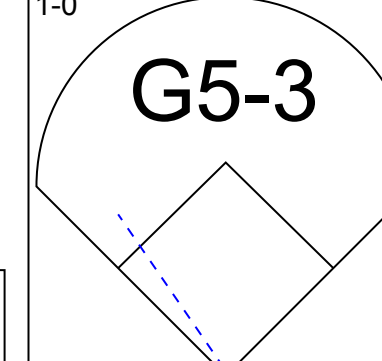
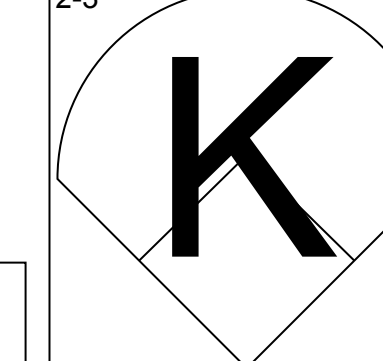
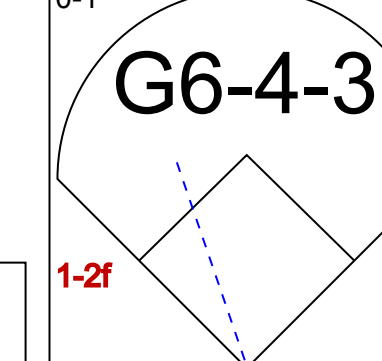
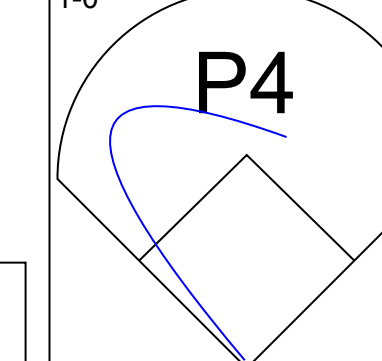
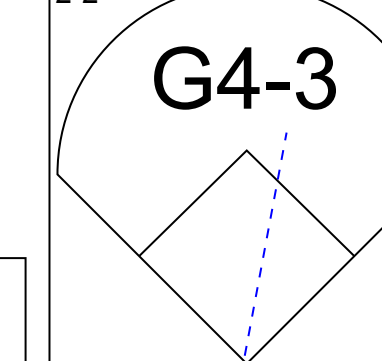
Philadelphia Phillies @ St. Louis Cardinals
 Busch Stadium, St. Louis, MO
 Sat Sep 23 1989, 3:33 AM CDT
 Att: 38,936 - Sunny - 51 F

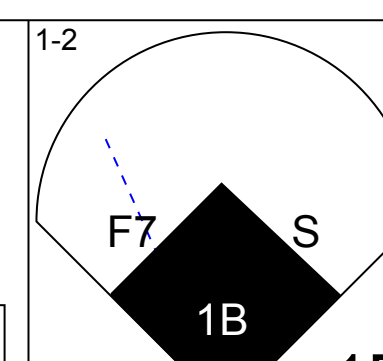
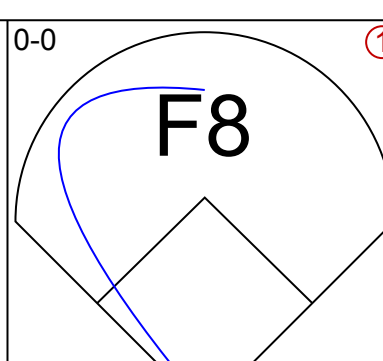
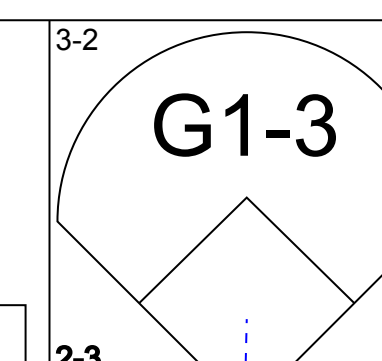
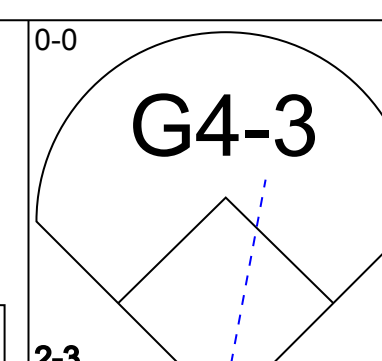
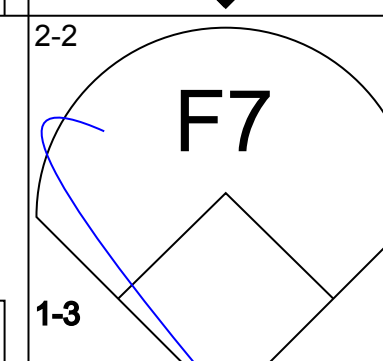
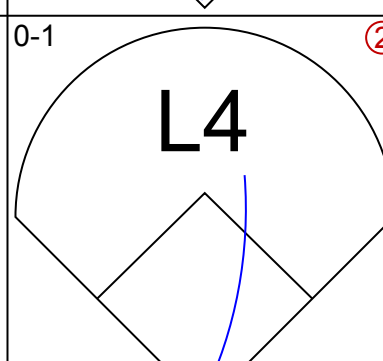
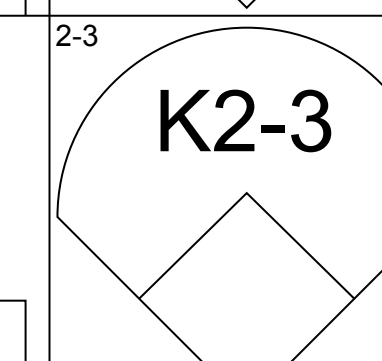
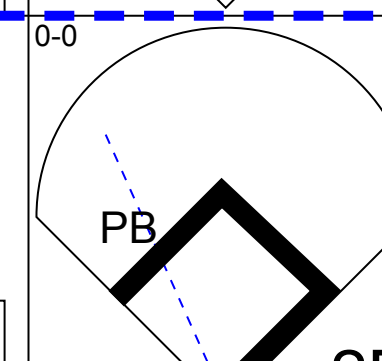
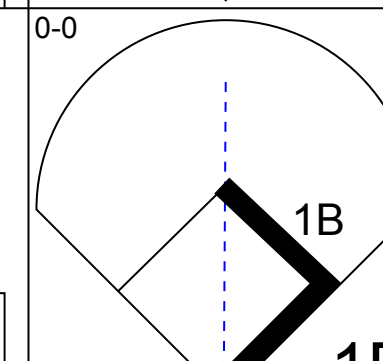
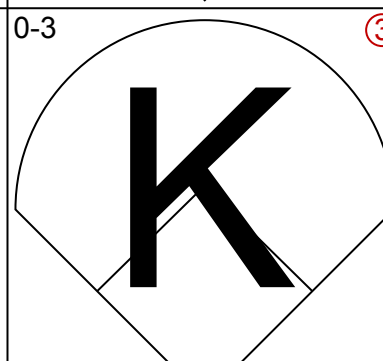
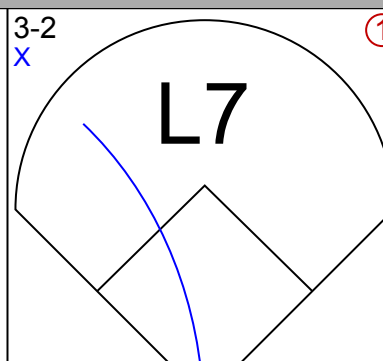
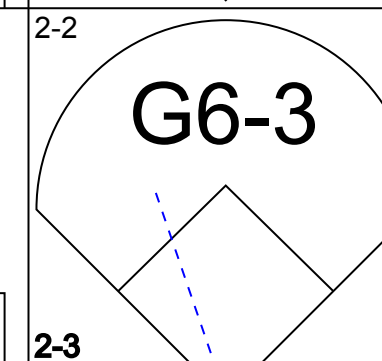
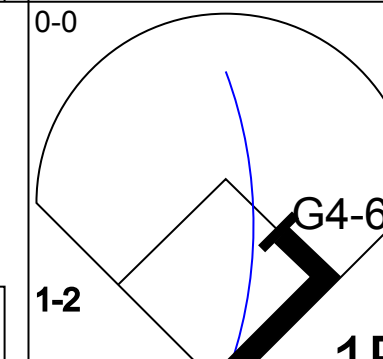
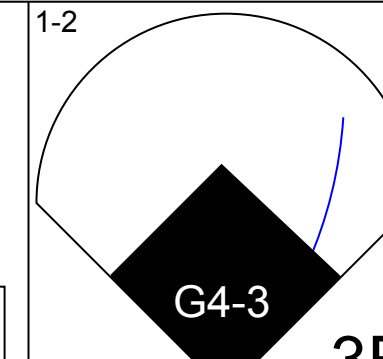
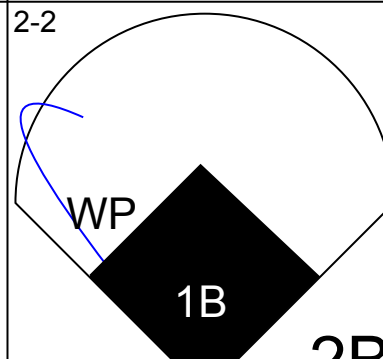
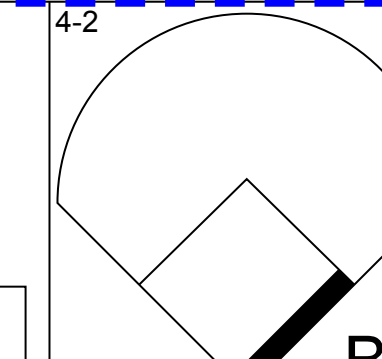
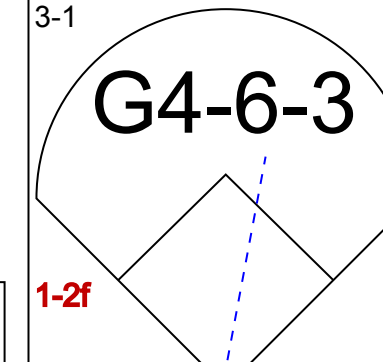
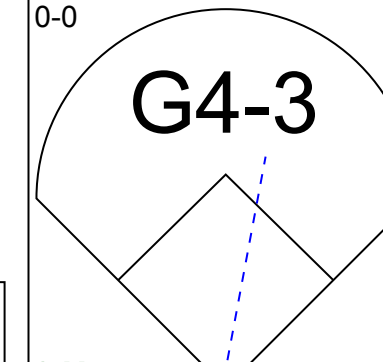
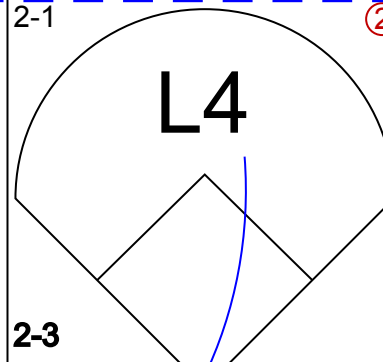
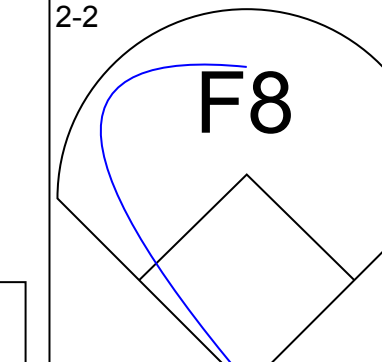
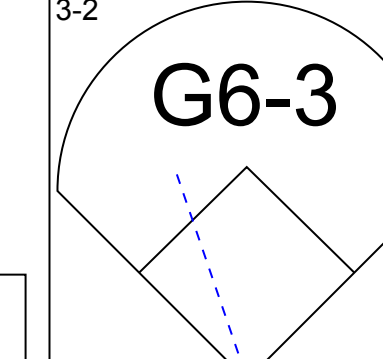
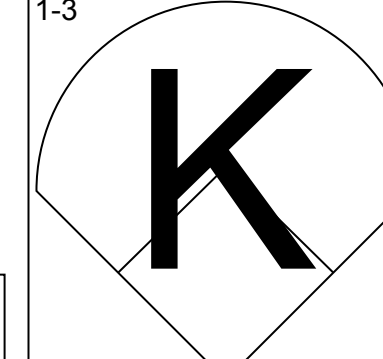
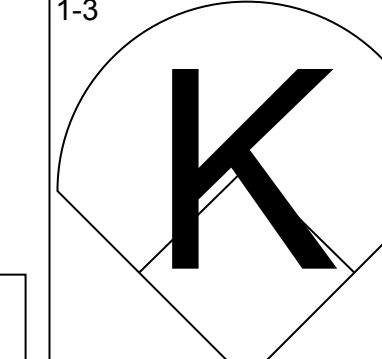
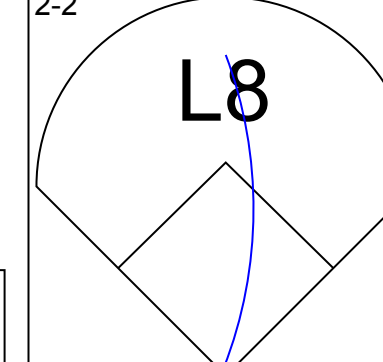
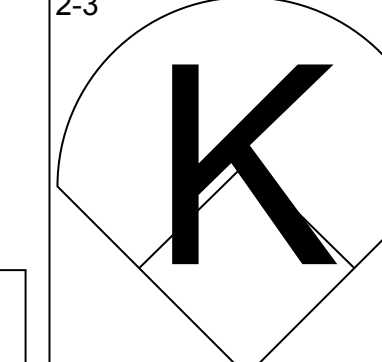
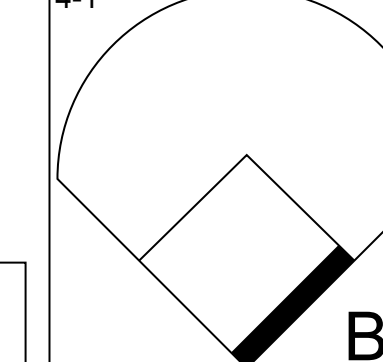


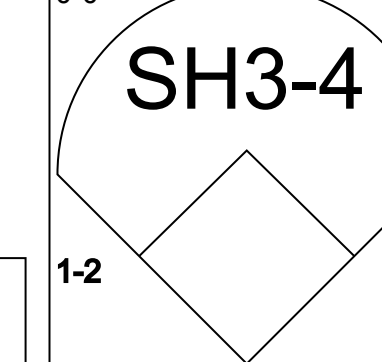
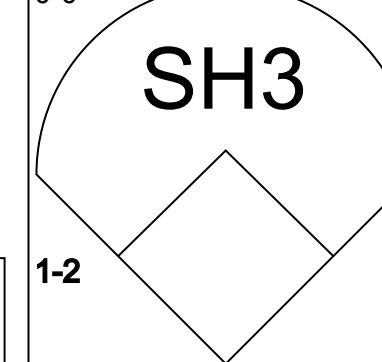
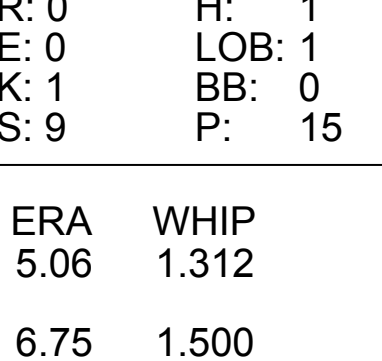
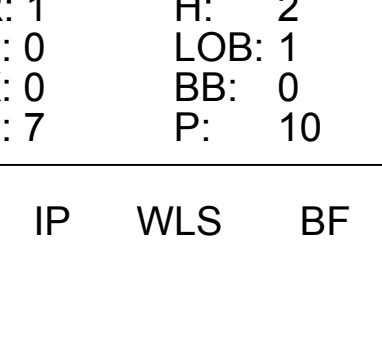
AB	37
R	11
H	15
RBI	11
BB	6
SO	3
LOB	14



Batter	1	2	3	4	5	6	7	8	9	AB	R	H	RBI	BB	SO	LOB	TOP					
Lenny Dykstra, L OBP: 0.316, SLG: 0.357										2	0	0	0	1	1	1	Philadelphia Phillies @ St. Louis Cardinals Busch Stadium, St. Louis, MO Sun Sep 24 1989, 3:33 AM CDT Att: 38,795 - Sunny - 59 F					
Tom Herr, S OBP: 0.354, SLG: 0.362										4	0	0	0	0	5							
John Kruk, L OBP: 0.370, SLG: 0.427 Randy Ready, R OBP: 0.371, SLG: 0.416										3	0	1	0	0	1	1						
Ricky Jordan, R OBP: 0.318, SLG: 0.414										4	1	1	1	0	1	3						
Von Hayes, L OBP: 0.379, SLG: 0.457										4	0	1	0	0	0	0						
Dickie Thon, R OBP: 0.321, SLG: 0.426										4	0	0	0	0	1	1						
Charlie Hayes, R OBP: 0.279, SLG: 0.394										3	0	0	0	1	0	1						
Darren Daulton, L OBP: 0.305, SLG: 0.312										4	0	0	0	0	1	2						
Bruce Ruffin, S OBP: 0.289, SLG: 0.188 Curt Flood, L OBP: 0.309, SLG: 0.306 Tom Barrett, L OBP: 0.303, SLG: 0.286 Jeff Parrett, R OBP: 0.303, SLG: 0.333 Chuck McElroy, L OBP: 0.303, SLG: 0.333 Roger McDowell, R OBP: 0.303, SLG: 0.333 Dwayne Murphy, L OBP: 0.303, SLG: 0.333										1	0	1	0	1	0	0						
Inning Stats	R: 0 E: 0 K: 2 S: 8	H: 0 LOB: 0 BB: 0 P: 12	R: 0 E: 0 K: 1 S: 9	H: 0 LOB: 0 BB: 0 P: 12	R: 0 E: 0 K: 1 S: 8	H: 1 LOB: 2 BB: 1 P: 14	R: 0 E: 0 K: 0 S: 6	H: 1 LOB: 0 BB: 0 P: 8	R: 0 E: 0 K: 0 S: 7	H: 0 LOB: 0 BB: 0 P: 9	R: 0 E: 0 K: 0 S: 10	H: 0 LOB: 1 BB: 1 P: 18	R: 1 E: 0 K: 0 S: 10	H: 1 LOB: 1 BB: 1 P: 16	R: 0 E: 0 K: 0 S: 10	H: 0 LOB: 2 BB: 2 P: 21		R: 0 E: 0 K: 1 S: 11	H: 1 LOB: 1 BB: 0 P: 14	1B: 1 2B: 2 3B: 0 HR: 1	SF: 0 SAC: 1 DP: 1 HBP: 0	WP: 0 PB: 0 SB: 0 CS: 0
PITCHER	IP WLS BF H R ER SO BB IBB HBP BLK WP HR S P ERA WHIP																					
Bob Tewksbury, R ERA: 2.1	(1, 1) 7.0 27 3 1 1 4 4 0 0 0 0 0 1 60 95 1.29 1.000																					
Ken Dayley, L ERA: 2.96	(8, 1) 0.2 2 0 0 0 0 0 0 0 0 0 0 0 4 6 0.00 0.000																					
Ted Power, R ERA: 3.8	(8, 1) 0.1 W 2 0 0 0 0 1 0 0 0 0 0 0 4 9 0.00 3.000																					
John Costello, R ERA: 3.25	(9, 1) 1.0 S 4 1 0 0 1 0 0 0 0 0 0 0 0 11 14 0.00 1.000																					

Batter	1	2	3	4	5	6	7	8	9	AB	R	H	RBI	BB	SO	LOB	BOTTOM			
Vince Coleman, S OBP: 0.318, SLG: 0.338										5	0	1	0	0	2	3	Philadelphia Phillies @ St. Louis Cardinals Busch Stadium, St. Louis, MO Sun Sep 24 1989, 3:33 AM CDT Att: 38,795 - Sunny - 59 F			
Ozzie Smith, S OBP: 0.339, SLG: 0.367										4	1	2	0	0	1					
Pedro Guerrero, R OBP: 0.388, SLG: 0.481										4	0	0	0	0	2					
Todd Zeile, R OBP: 0.360, SLG: 0.385										3	0	2	1	1	1	0				
Tom Brunansky, R OBP: 0.314, SLG: 0.418										4	0	1	0	0	1	3				
Terry Pendleton, S OBP: 0.315, SLG: 0.394										4	1	3	0	0	1	2				
José Oquendo, S OBP: 0.377, SLG: 0.371										3	0	1	0	1	0	1				
Milt Thompson, L OBP: 0.340, SLG: 0.395										3	0	0	0	1	0	3				
Bob Tewksbury, R OBP: 0.125, SLG: 0.125 Ken Dayley, L OBP: 0.309, SLG: 0.306 Ted Power, R OBP: 0.309, SLG: 0.306 John Morris, L OBP: 0.309, SLG: 0.306 Tony Peña, R OBP: 0.309, SLG: 0.306 John Costello, R OBP: 0.309, SLG: 0.306										3	0	0	0	0	2	4				
Inning Stats	R: 1 E: 0 K: 2 S: 21	H: 3 LOB: 2 BB: 0 P: 30	R: 0 E: 0 K: 0 S: 3	H: 0 LOB: 0 BB: 0 P: 6	R: 0 E: 0 K: 1 S: 7	H: 1 LOB: 3 BB: 0 P: 9	R: 0 E: 0 K: 1 S: 17	H: 3 LOB: 3 BB: 0 P: 25	R: 0 E: 1 K: 1 S: 10	H: 1 LOB: 1 BB: 1 P: 11	R: 0 E: 0 K: 0 S: 6	H: 0 LOB: 0 BB: 0 P: 10	R: 0 E: 0 K: 3 S: 23	H: 1 LOB: 3 BB: 3 P: 41	R: 1 E: 0 K: 3 S: 23	H: 1 LOB: 3 BB: 3 P: 41		1B: 10 2B: 1 3B: 0 HR: 0	SF: 0 SAC: 0 DP: 1 HBP: 0	WP: 1 PB: 0 SB: 0 CS: 1
PITCHER	IP WLS BF H R ER SO BB IBB HBP BLK WP HR S P ERA WHIP																			
Bruce Ruffin, L ERA: 4.55	(1, 1) 7.0 30 9 1 1 4 2 0 0 0 0 0 0 16 29 13.50 4.500																			
Jeff Parrett, R ERA: 2.97	(8, 1) 0.2 L 5 1 1 1 2 2 0 0 0 0 0 0 16 29 13.50 4.500																			
Chuck McElroy, L ERA: 1.74	(8, 1) 0.0 1 0 0 0 0 1 0 0 0 0 0 0 3 7 ∞ ∞																			
Roger McDowell, R ERA: 2.05	(8, 1) 0.1 1 0 0 0 1 0 0 0 0 0 0 0 4 5 0.00 0.000																			

Batter	1	2	3	4	5	6	7	8	9	AB	R	H	RBI	BB	SO	LOB	TOP					
Vince Coleman, S (1, 7) OBP: 0.320, SLG: 0.339			G4-3					L9		4	0	1	0	0	1	0	St. Louis Cardinals @ Pittsburgh Pirates Three Rivers Stadium, Pittsburgh, PA Tue Sep 26 1989, 7:05 PM EDT Att: 8,101 - Unknown livebaseballscorecards.com					
Ozzie Smith, S (1, 6) OBP: 0.335, SLG: 0.363								F7	4	1	1	0	0	0	1	1						
Pedro Guerrero, R (1, 3) OBP: 0.390, SLG: 0.478			G5-3						1	0	0	0	3	0	0							
Todd Zeile, R (1, 2) OBP: 0.349, SLG: 0.370									4	0	0	0	0	1	4							
Tom Brunansky, R (1, 9) OBP: 0.314, SLG: 0.416										3	0	1	1	0	1	0						
Terry Pendleton, S (1, 5) OBP: 0.313, SLG: 0.391										3	0	0	0	0	0	2						
José Oquendo, S (1, 4) OBP: 0.376, SLG: 0.376										3	0	1	0	0	0	0						
Milt Thompson, L (1, 8) OBP: 0.340, SLG: 0.393									3	0	0	0	0	1	1							
Ken Hill, R (1, 1) OBP: 0.186, SLG: 0.175									2	0	0	0	0	1	0							
Ricky Horton, L (6, 1) OBP: 0.250, SLG: 0.333									0	0	0	0	0	0	0							
Ted Power, R (7, 1) OBP: 0.091, SLG: 0.091									0	0	0	0	0	0	0							
Tony Peña, R (8, PH) OBP: 0.316, SLG: 0.333									1	0	0	0	0	0	0							
Ken Dayley, L (8, 1)									0	0	0	0	0	0	0							
Inning Stats	R: 1 E: 0 K: 1 S: 12	H: 2 LOB: 2 BB: 1 P: 19	R: 0 E: 0 K: 1 S: 8	H: 0 LOB: 0 BB: 0 P: 11	R: 0 E: 0 K: 1 S: 6	H: 0 LOB: 0 BB: 0 P: 9	R: 0 E: 0 K: 1 S: 6	H: 0 LOB: 0 BB: 0 P: 7	R: 0 E: 0 K: 1 S: 7	H: 1 LOB: 0 BB: 0 P: 9	R: 0 E: 0 K: 0 S: 6	H: 1 LOB: 1 BB: 1 P: 14	R: 0 E: 0 K: 1 S: 8	H: 0 LOB: 0 BB: 0 P: 11	R: 0 E: 0 K: 0 S: 5	H: 0 LOB: 0 BB: 0 P: 8	R: 0 E: 0 K: 0 S: 7	H: 0 LOB: 0 BB: 1 P: 15	1B: 4 2B: 0 3B: 0 HR: 0	SF: 0 SAC: 0 DP: 2 HBP: 0	WP: 0 PB: 0 SB: 0 CS: 1	PA: 31
PITCHER	IP WLS BF H R ER SO BB IBB HBP BLK WP HR S P ERA WHIP																					
Bob Patterson, L (1, 1) ERA: 3.42	8.0 W 28 4 1 1 6 2 0 0 0 0 0 0 58 88 1.12 0.750																					
Bill Landrum, R (9, 1) ERA: 1.24	1.0 S 3 0 0 0 0 1 0 0 0 0 0 0 7 15 0.00 1.000																					

Batter	1	2	3	4	5	6	7	8	9	AB	R	H	RBI	BB	SO	LOB	BOTTOM			
Barry Bonds, L (1, 7) OBP: 0.354, SLG: 0.430										4	1	1	0	0	0	2	St. Louis Cardinals @ Pittsburgh Pirates Three Rivers Stadium, Pittsburgh, PA Tue Sep 26 1989, 7:05 PM EDT Att: 8,101 - Unknown livebaseballscorecards.com			
Jay Bell, R (1, 6) OBP: 0.306, SLG: 0.353									4	0	1	1	0	1	2					
Andy Van Slyke, L (1, 8) OBP: 0.312, SLG: 0.376									4	0	1	1	0	1	1					
Bobby Bonilla, S (1, 5) OBP: 0.356, SLG: 0.498									3	2	3	0	1	0	0					
R.J. Reynolds, S (1, 9) OBP: 0.339, SLG: 0.389									4	0	0	1	0	0	4					
Benny Distefano, L (1, 3) OBP: 0.325, SLG: 0.329									2	0	0	0	0	1	0					
Jeff King, R (6, PH) OBP: 0.259, SLG: 0.363									2	0	1	1	0	1	1					
Michael LaValliere, L (1, 2) OBP: 0.411, SLG: 0.469									4	0	0	0	0	1	2					
Jose Lind, R (1, 4) OBP: 0.282, SLG: 0.291									2	1	2	0	1	0	0					
Bob Patterson, R (1, 1)									1	0	0	0	0	1	1					
Bill Landrum, R (9, 1)									0	0	0	0	0	0	0					
Inning Stats	R: 1 E: 0 K: 0 S: 11	H: 3 LOB: 1 BB: 0 P: 17	R: 0 E: 0 K: 1 S: 10	H: 0 LOB: 1 BB: 1 P: 19	R: 0 E: 0 K: 1 S: 6	H: 0 LOB: 0 BB: 0 P: 6	R: 1 E: 0 K: 1 S: 12	H: 1 LOB: 0 BB: 0 P: 16	R: 0 E: 0 K: 1 S: 9	H: 1 LOB: 1 BB: 0 P: 15	R: 1 E: 0 K: 0 S: 16	H: 2 LOB: 1 BB: 0 P: 27	R: 1 E: 0 K: 0 S: 7	H: 2 LOB: 1 BB: 0 P: 10	R: 0 E: 0 K: 2 S: 13	H: 0 LOB: 1 BB: 1 P: 22		1B: 6 2B: 2 3B: 1 HR: 0	SF: 0 SAC: 2 DP: 1 HBP: 0	WP: 1 PB: 1 SB: 1 CS: 0
PITCHER	IP WLS BF H R ER SO BB IBB HBP BLK WP HR S P ERA WHIP																			
Ken Hill, R (1, 1) ERA: 3.8	5.1 L 22 6 3 3 4 1 0 0 0 0 0 0 59 89 5.06 1.312																			
Ricky Horton, L (6, 1) ERA: 4.85	1.1 6 2 1 1 0 0 0 0 0 0 0 1 0 8 15 6.75 1.500																			
Ted Power, R (7, 1) ERA: 3.79	0.1 2 1 0 0 0 0 0 0 0 0 0 0 0 4 6 0.00 3.000																			
Ken Dayley, L (8, 1) ERA: 2.92	1.0 4 0 0 0 0 2 1 0 0 0 0 0 0 13 22 0.00 1.000																			

Batter	1	2	3	4	5	6	7	8	9	AB	R	H	RBI	BB	SO	LOB	TOP			
Mitt Thompson, L (1, 8) OBP: 0.339, SLG: 0.391	G4-3		G4-3			L5		BB		3	0	0	0	1	0	0	St. Louis Cardinals @ Pittsburgh Pirates Three Rivers Stadium, Pittsburgh, PA Wed Sep 27 1989, 7:05 PM EDT Att: 5,051 - Unknown livebaseballscorecards.com			
Ozzie Smith, S (1, 6) Scott Terry, R (8, 1) OBP: 0.336, SLG: 0.364 OBP: 0.191, SLG: 0.311	L7		1B			1B		F7		4	0	2	0	0	0	1				
José Oquendo, S (1, 4) OBP: 0.373, SLG: 0.373	L7		P8			L4			K	4	0	0	0	0	1	2				
Pedro Guerrero, R (1, 3) OBP: 0.388, SLG: 0.475		K			F8				L6	4	0	0	0	0	2	1				
Denny Walling, L (1, 7) OBP: 0.393, SLG: 0.421		1B			L8				K	4	0	1	0	0	1	0				
Tom Brunansky, R (1, 9) OBP: 0.312, SLG: 0.414		P4			K				K	3	0	0	0	0	2	1				
Terry Pendleton, S (1, 5) OBP: 0.313, SLG: 0.390		1B			L8				G6-3	3	0	1	0	0	0	0				
Tony Peña, R (1, 2) Tim Jones, L (8, PH) OBP: 0.314, SLG: 0.331 OBP: 0.357, SLG: 0.378	L6				G6-3				F8	2	0	0	0	0	0	2				
Joe Magrane, R (1, 1) John Morris, L (8, PH) Tom Pagnozzi, R (8, 2) OBP: 0.179, SLG: 0.213 OBP: 0.269, SLG: 0.348 OBP: 0.216, SLG: 0.175			G3-1		P3				G4-3	2	0	0	0	0	0	0				
										2	0	0	0	0	0	0				
										1	0	0	0	0	0	0				
										0	0	0	0	0	0	0				
Inning Stats	R: 0 E: 0 K: 0 S: 8	H: 0 LOB: 0 BB: 0 P: 11	R: 0 E: 0 K: 1 S: 11	H: 2 LOB: 2 BB: 0 P: 15	R: 0 E: 0 K: 0 S: 10	H: 1 LOB: 1 BB: 0 P: 16	R: 0 E: 0 K: 1 S: 8	H: 0 LOB: 0 BB: 0 P: 11	R: 0 E: 0 K: 1 S: 9	H: 1 LOB: 1 BB: 0 P: 15	R: 0 E: 0 K: 1 S: 6	H: 0 LOB: 0 BB: 0 P: 9	R: 0 E: 0 K: 0 S: 8	H: 0 LOB: 1 BB: 1 P: 18	R: 0 E: 0 K: 2 S: 7	H: 0 LOB: 0 BB: 0 P: 12	1B: 4 2B: 0 3B: 0 HR: 0	SF: 0 SAC: 0 DP: 0 HBP: 0	WP: 0 PB: 0 SB: 3 CS: 0	PA: 32
PITCHER Doug Drabek, R (1, 1) ERA: 2.8	IP: 9.0 WLS: W BF: 32 H: 4 R: 0 ER: 0 SO: 6 BB: 1 IBB: 0 HBP: 0 BLK: 0 WP: 0 HR: 0 S: 72 P: 116 ERA: 0.00 WHIP: 0.556															PITCHER				

Batter	1	2	3	4	5	6	7	8	9	AB	R	H	RBI	BB	SO	LOB	BOTTOM			
John Cangelosi, S (1, 7) OBP: 0.378, SLG: 0.281	1B		G1		G5-3					3	0	1	0	1	0	3	St. Louis Cardinals @ Pittsburgh Pirates Three Rivers Stadium, Pittsburgh, PA Wed Sep 27 1989, 7:05 PM EDT Att: 5,051 - Unknown livebaseballscorecards.com			
Jay Bell, R (1, 6) OBP: 0.313, SLG: 0.354	BB		G1						K	2	0	1	0	2	1	0				
Albert Hall, S (1, 9) OBP: 0.172, SLG: 0.286	P4		G1						L9	4	0	1	0	0	0	5				
Bobby Bonilla, S (1, 3) OBP: 0.356, SLG: 0.495	G6-4-3		K						L8	3	0	0	0	1	1	4				
R.J. Reynolds, S (1, 8) OBP: 0.338, SLG: 0.386	G6-4-3				G4-3				CS	3	0	0	0	1	0	3				
Jeff King, R (1, 5) OBP: 0.283, SLG: 0.363			P4		1B				F7	3	1	1	0	1	0	2				
Jose Lind, R (1, 4) OBP: 0.282, SLG: 0.291	G4-3		G4-3						L4	4	0	1	0	0	0	1				
Dann Bilardello, R (1, 2) OBP: 0.233, SLG: 0.338	P2		P2						P2	4	0	1	1	0	0	1				
Doug Drabek, R (1, 1) OBP: 0.148, SLG: 0.117			F9		G5-3				F9	3	0	1	0	0	0	2				
										1	0	0	0	0	0	2				
										1	0	0	0	0	0	0				
										3	0	1	0	0	0	2				
Inning Stats	R: 0 E: 0 K: 0 S: 8	H: 2 LOB: 2 BB: 1 P: 15	R: 0 E: 0 K: 0 S: 6	H: 0 LOB: 0 BB: 0 P: 10	R: 0 E: 0 K: 1 S: 7	H: 0 LOB: 2 BB: 2 P: 18	R: 1 E: 0 K: 0 S: 16	H: 3 LOB: 2 BB: 0 P: 20	R: 0 E: 0 K: 1 S: 8	H: 1 LOB: 2 BB: 1 P: 17	R: 0 E: 0 K: 0 S: 6	H: 1 LOB: 1 BB: 0 P: 11	R: 0 E: 0 K: 0 S: 6	H: 0 LOB: 0 BB: 1 P: 14	R: 0 E: 0 K: 0 S: 6	H: 0 LOB: 1 BB: 1 P: 15	1B: 6 2B: 1 3B: 0 HR: 0	SF: 0 SAC: 0 DP: 1 HBP: 0	WP: 0 PB: 0 SB: 4 CS: 1	PA: 36
PITCHER Joe Magrane, L (1, 1) ERA: 2.91	IP: 7.0 WLS: L BF: 31 H: 7 R: 1 ER: 1 SO: 2 BB: 5 IBB: 0 HBP: 0 BLK: 0 WP: 0 HR: 0 S: 57 P: 105 ERA: 1.29 WHIP: 1.714															PITCHER				
Scott Terry, R (8, 1) ERA: 3.6	IP: 1.0 WLS: L BF: 4 H: 0 R: 0 ER: 0 SO: 0 BB: 1 IBB: 0 HBP: 0 BLK: 0 WP: 0 HR: 0 S: 6 P: 15 ERA: 0.00 WHIP: 1.000															PITCHER				

Batter	1	2	3	4	5	6	7	8	9	AB	R	H	RBI	BB	SO	LOB	TOP								
Jerome Walton, R OBP: 0.340, SLG: 0.391 Doug Dascenzo, S OBP: 0.225, SLG: 0.190	K		F7			G6-3		L7		3	0	1	1	0	1	1									
23 Ryne Sandberg, R OBP: 0.355, SLG: 0.497 Curtis Wilkerson, S OBP: 0.284, SLG: 0.320	G5-3					K		G5-3		1	0	0	0	0	0	0									
Dwight Smith, L OBP: 0.377, SLG: 0.494 Mitch Webster, S OBP: 0.333, SLG: 0.367	K		G4-3					P4		2	1	0	0	1	1	1									
Mark Grace, L OBP: 0.405, SLG: 0.458 Lloyd McClendon, R OBP: 0.395, SLG: 0.480				G3-1				G1-3		3	0	2	3	0	0	0									
Marvell Wynne, L OBP: 0.275, SLG: 0.350		L7		G3						3	0	0	0	1	1	2									
Vance Law, R OBP: 0.294, SLG: 0.347 Paul Assenmacher, L OBP: 0.200, SLG: 0.800						L8		FC6-4		4	0	1	0	0	1	4									
Shawon Dunston, R OBP: 0.321, SLG: 0.495 Domingo Ramos, R OBP: 0.333, SLG: 0.329			G4-3		FC6-4			G4-3		3	0	0	0	0	0	4									
Joe Girardi, R OBP: 0.299, SLG: 0.314										3	2	3	0	0	0	0									
Steve Wilson, L OBP: 0.118, SLG: 0.063 Les Lancaster, R OBP: 0.162, SLG: 0.273 Luis Salazar, R OBP: 0.315, SLG: 0.416										1	1	1	0	0	0	0									
Inning Stats	R: 0 E: 0 K: 2 S: 8	H: 0 LOB: 0 BB: 0 P: 11	R: 0 E: 0 K: 1 S: 7	H: 1 LOB: 1 BB: 0 P: 10	R: 1 E: 0 K: 0 S: 8	H: 1 LOB: 1 BB: 0 P: 12	R: 0 E: 0 K: 0 S: 8	H: 1 LOB: 1 BB: 0 P: 10	R: 4 E: 0 K: 1 S: 14	H: 4 LOB: 2 BB: 2 P: 28	R: 0 E: 0 K: 2 S: 12	H: 1 LOB: 1 BB: 0 P: 18	R: 0 E: 0 K: 2 S: 8	H: 1 LOB: 1 BB: 0 P: 12	R: 0 E: 0 K: 0 S: 7	H: 1 LOB: 1 BB: 0 P: 11	R: 0 E: 0 K: 0 S: 9	H: 0 LOB: 0 BB: 0 P: 13	1B: 7 2B: 3 3B: 0 HR: 0	SF: 0 SAC: 1 DP: 0 HBP: 1	WP: 0 PB: 0 SB: 0 CS: 0	PA: 40			
PITCHER	IP	WLS	BF	H	R	ER	SO	BB	IBB	HBP	BLK	WP	HR	S	P	ERA	WHIP								
Bob Tewksbury, R ERA: 3.3	4.1	23	7	5	5	4	1	1	1	0	0	0	0	43	69	10.38	1.846								
Ted Power, R ERA: 3.79	0.2	2	0	0	0	0	0	0	0	0	0	0	0	2	2	0.00	0.000								
Frank DiPino, L ERA: 2.39	2.0	8	2	0	0	4	0	0	0	0	0	0	0	20	30	0.00	1.000								
John Costello, R ERA: 3.21	0.2	3	1	0	0	0	0	0	0	0	0	0	0	6	7	0.00	1.500								
Ken Dayley, L ERA: 2.91	0.1	W	1	0	0	0	0	0	0	0	0	0	0	1	4	0.00	0.000								
PITCHER	IP	WLS	BF	H	R	ER	SO	BB	IBB	HBP	BLK	WP	HR	S	P	ERA	WHIP								
Scott Terry, R ERA: 3.58	1.0	S	3	0	0	0	0	0	0	0	0	0	0	9	13	0.00	0.000								

Chicago Cubs @ St. Louis Cardinals
Busch Stadium, St. Louis, MO
Fri Sep 29 1989, 7:05 PM CDT
Att: 41,599 - Unknown

AB	36
R	5
H	10
RBI	5
BB	2
SO	8
LOB	19





Batter	1	2	3	4	5	6	7	8	9	AB	R	H	RBI	BB	SO	LOB	BOTTOM								
Vince Coleman, S OBP: 0.319, SLG: 0.338	L8		G6-3			L6		L9		5	0	1	1	0	0	2									
Ozzie Smith, S OBP: 0.337, SLG: 0.364			L8			G4-6-3		P5		5	2	2	0	0	0	4									
Todd Zeile, R OBP: 0.341, SLG: 0.372 Scott Terry, R OBP: 0.191, SLG: 0.311								G6-3		5	1	1	2	0	0	4									
Pedro Guerrero, R OBP: 0.392, SLG: 0.481										3	0	3	2	1	0	0									
Terry Pendleton, S OBP: 0.314, SLG: 0.393										4	0	2	1	0	0	2									
Tom Brunansky, R OBP: 0.312, SLG: 0.412										3	1	0	0	1	0	4									
José Oquendo, S OBP: 0.372, SLG: 0.371										3	0	0	0	0	0	2									
Milt Thompson, L OBP: 0.340, SLG: 0.394										4	2	2	1	0	1	0									
Bob Tewksbury, R OBP: 0.111, SLG: 0.111 Ted Power, R OBP: 0.091, SLG: 0.091 Craig Wilson, R OBP: 0.177, SLG: 0.077 John Costello, R OBP: 0.177, SLG: 0.077 Ken Dayley, L OBP: 0.177, SLG: 0.077 Tony Peña, R OBP: 0.177, SLG: 0.077										1	0	0	0	0	1	0									
Inning Stats	R: 1 E: 0 K: 0 S: 7	H: 2 LOB: 1 BB: 0 P: 11	R: 0 E: 0 K: 1 S: 7	H: 0 LOB: 0 BB: 0 P: 9	R: 0 E: 0 K: 1 S: 7	H: 0 LOB: 0 BB: 0 P: 11	R: 0 E: 0 K: 0 S: 8	H: 2 LOB: 2 BB: 0 P: 16	R: 3 E: 0 K: 0 S: 16	H: 3 LOB: 2 BB: 2 P: 34	R: 0 E: 0 K: 1 S: 8	H: 0 LOB: 0 BB: 0 P: 13	R: 1 E: 0 K: 0 S: 11	H: 2 LOB: 1 BB: 0 P: 17	R: 2 E: 0 K: 0 S: 14	H: 3 LOB: 2 BB: 1 P: 27	1B: 7 2B: 5 3B: 0 HR: 0	SF: 0 SAC: 1 DP: 0 HBP: 0	WP: 0 PB: 0 SB: 0 CS: 0	PA: 39					
PITCHER	IP	WLS	BF	H	R	ER	SO	BB	IBB	HBP	BLK	WP	HR	S	P	ERA	WHIP								
Steve Wilson, L ERA: 4.2	4.2	23	7	4	4	2	2	0	0	0	0	0	0	43	78	7.71	1.929								
Les Lancaster, R ERA: 1.38	1.1	4	0	0	0	1	0	0	0	0	0	0	0	10	16	0.00	0.000								
Paul Assenmacher, L ERA: 4.1	1.1	L	10	5	3	3	0	1	0	0	0	0	0	20	34	20.25	4.500								
Mitch Williams, L ERA: 2.66	0.2	2	0	0	0	0	0	0	0	0	0	0	0	5	10	0.00	0.000								
PITCHER	IP	WLS	BF	H	R	ER	SO	BB	IBB	HBP	BLK	WP	HR	S	P	ERA	WHIP								
Scott Terry, R ERA: 3.58	1.0	S	3	0	0	0	0	0	0	0	0	0	0	9	13	0.00	0.000								

Chicago Cubs @ St. Louis Cardinals
Busch Stadium, St. Louis, MO
Fri Sep 29 1989, 7:05 PM CDT
Att: 41,599 - Unknown

AB	35
R	7
H	12
RBI	7
BB	3
SO	3
LOB	18



Batter	1	2	3	4	5	6	7	8	9	AB	R	H	RBI	BB	SO	LOB	TOP			
Jerome Walton, R OBP: 0.335, SLG: 0.385 Doug Dascenzo, S OBP: 0.234, SLG: 0.194	G4-3	G6-3			G1-3		K	FC6 BB		4	0	0	0	0	1	2	Chicago Cubs @ St. Louis Cardinals Busch Stadium, St. Louis, MO Sun Oct 01 1989, 3:33 AM CDT Att: 37,846 - Overcast - 68 F livebaseballscorecards.com			
23 Ryne Sandberg, R OBP: 0.359, SLG: 0.497 Curtis Wilkerson, S OBP: 0.279, SLG: 0.313	3B 1B		F S BB		G4-3		F7	FC6 1-2f		1	1	1	0	1	0	0				
Dwight Smith, L OBP: 0.382, SLG: 0.493	F8		K					G5-3 1B BB	FC6-4 1B	3	1	1	0	2	1	2				
Andre Dawson, R OBP: 0.307, SLG: 0.476 Marvell Wynne, L OBP: 0.274, SLG: 0.354	1-H 3B		G6-3		K			G5-3 1-2	FC6-4 G4-3 1-2f	3	0	1	1	0	1	2				
Lloyd McClendon, R OBP: 0.368, SLG: 0.479 Mark Grace, L OBP: 0.405, SLG: 0.457	F8		F9			G5-3 G4-3 BB		1B 2B IBB	G4-3 1-2	2	0	0	0	1	0	2				
Luis Salazar, R OBP: 0.316, SLG: 0.414		G5-3			G4-3	G4-3		2B 1B	F8	5	1	1	1	0	0	2				
Domingo Ramos, R OBP: 0.333, SLG: 0.335	BLK 1B				G5-3	G5-3		1B 1-H 3-H 2B		4	0	2	2	0	0	1				
Rick Wrona, R OBP: 0.299, SLG: 0.391	BLK 1B				G3			G1-3 1B		4	1	3	1	0	0	1				
Rick Sutcliffe, L OBP: 0.250, SLG: 0.171 Paul Assenmacher, L OBP: 0.100, SLG: 0.100	F7				G4-3		K	G1-3		3	0	0	0	0	1	2				
										1	0	0	0	0	0	2	AB 36 R 5 H 9 RBI 5 BB 6 SO 4 LOB 22			
										0	0	0	0	0	0	0				
Inning Stats	R: 1 E: 0 K: 0 S: 7	H: 2 LOB: 1 BB: 0 P: 15	R: 0 E: 0 K: 0 S: 7	H: 2 LOB: 2 BB: 0 P: 13	R: 0 E: 0 K: 1 S: 7	H: 0 LOB: 1 BB: 1 P: 18	R: 1 E: 0 K: 0 S: 11	H: 1 LOB: 0 BB: 0 P: 19	R: 0 E: 0 K: 0 S: 4	H: 0 LOB: 1 BB: 1 P: 11	R: 0 E: 0 K: 2 S: 7	H: 0 LOB: 0 BB: 0 P: 11	R: 3 E: 0 K: 0 S: 10	H: 3 LOB: 3 BB: 3 P: 26	R: 0 E: 0 K: 0 S: 6	H: 1 LOB: 1 BB: 0 P: 9	1B: 6 2B: 1 3B: 1 HR: 1	SF: 0 SAC: 0 DP: 0 HBP: 0	WP: 0 PB: 0 SB: 1 CS: 0	PA: 42
PITCHER	IP WLS BF H R ER SO BB IBB HBP BLK WP HR S P ERA WHIP																			
Ken Hill, R ERA: 3.8	7.0 L 30 5 3 3 4 4 0 0 0 0 0 1 53 108 3.86 1.286																			
Ken Dayley, L ERA: 2.97	0.1 1 0 0 0 0 0 0 0 0 0 0 0 1 2 0.00 0.000																			
Dan Quisenberry, R ERA: 2.64	0.0 4 3 2 2 0 0 1 0 0 0 0 0 6 11 ∞ ∞																			
Frank DiPino, L ERA: 2.45	1.1 6 1 0 0 0 1 0 0 0 0 0 0 7 16 0.00 1.500																			
Ted Power, R ERA: 3.71	0.1 1 0 0 0 0 0 0 0 0 0 0 0 2 2 0.00 0.000																			

Batter	1	2	3	4	5	6	7	8	9	AB	R	H	RBI	BB	SO	LOB	BOTTOM					
Vince Coleman, S OBP: 0.316, SLG: 0.334	G6-3		F8			F8		F8		4	0	0	0	0	0	0	Chicago Cubs @ St. Louis Cardinals Busch Stadium, St. Louis, MO Sun Oct 01 1989, 3:33 AM CDT Att: 37,846 - Overcast - 68 F livebaseballscorecards.com					
Ozzie Smith, S OBP: 0.335, SLG: 0.361	K				G1-3	F9		P3		4	0	0	0	0	1	0						
Milt Thompson, L OBP: 0.340, SLG: 0.393	G6-3				G3			S 1B E 1B	L7	4	1	1	0	0	0	0						
Pedro Guerrero, R OBP: 0.391, SLG: 0.477		G5-3			G4-3			FC1-5 1-2 S 1B	F8	4	0	1	0	0	0	0						
Denny Walling, L OBP: 0.409, SLG: 0.430		G4-3 1B			G4-3 G6-3 1B			1B FC1-5 1-2 2-H BB	G4-3	3	0	2	0	1	0	0						
Terry Pendleton, S OBP: 0.313, SLG: 0.390		G4-3			G6-3			FC1-5 L6-4 1B		3	0	0	0	0	0	4						
José Oquendo, S OBP: 0.375, SLG: 0.372		G3-1			G4-3			1-2 2-3 1B		3	0	1	0	0	0	2						
Todd Zeile, R OBP: 0.326, SLG: 0.354 Dan Quisenberry, R OBP: 0.250, SLG: 0.250 Frank DiPino, L OBP: 0.077, SLG: 0.077 Ted Power, R OBP: 0.091, SLG: 0.091					K			L6-4 2-3		3	0	0	0	0	2	4						
Ken Hill, R OBP: 0.180, SLG: 0.169 Ken Dayley, L OBP: 0.318, SLG: 0.337					L9			K	G5-3	2	0	0	0	0	1	0						
										0	0	0	0	0	0	0	AB 31 R 1 H 5 RBI 0 BB 1 SO 4 LOB 10					
										1	0	0	0	0	0	0						
Inning Stats	R: 0 E: 0 K: 1 S: 5	H: 0 LOB: 0 BB: 0 P: 10	R: 0 E: 0 K: 0 S: 8	H: 1 LOB: 1 BB: 0 P: 15	R: 0 E: 0 K: 1 S: 10	H: 0 LOB: 0 BB: 0 P: 15	R: 0 E: 0 K: 0 S: 4	H: 0 LOB: 0 BB: 0 P: 5	R: 0 E: 0 K: 1 S: 11	H: 1 LOB: 1 BB: 0 P: 17	R: 0 E: 0 K: 0 S: 6	H: 0 LOB: 0 BB: 0 P: 11	R: 1 E: 0 K: 0 S: 14	H: 3 LOB: 2 BB: 1 P: 25	R: 0 E: 0 K: 0 S: 5	H: 0 LOB: 0 BB: 0 P: 10	R: 0 E: 0 K: 0 S: 6	H: 0 LOB: 0 BB: 0 P: 10	1B: 5 2B: 1 3B: 0 HR: 0	SF: 0 SAC: 0 DP: 1 HBP: 0	WP: 0 PB: 0 SB: 2 CS: 0	PA: 32
PITCHER	IP WLS BF H R ER SO BB IBB HBP BLK WP HR S P ERA WHIP																					
Rick Sutcliffe, R ERA: 3.68	6.0 W 22 4 1 1 4 0 0 0 0 0 0 14 28 1.50 0.667																					
Paul Assenmacher, L ERA: 3.99	2.0 7 1 0 0 0 1 0 0 0 0 0 0 14 28 0.00 1.000																					
Jeff Pico, R ERA: 3.77	1.0 3 0 0 0 0 0 0 0 0 0 0 0 6 10 0.00 0.000																					