

St. Louis Cardinals - 1990

Batter	1	2	3	4	5	6	7	8	9	AB	R	H	RBI	BB	SO	LOB	TOP						
Delino DeShields, L OBP: 0.455, SLG: 0.500	F7	FC4-6		G3		4-3			FC6-4 BB	4	0	0	0	1	0	2							
Marquis Grissom, R OBP: 0.273, SLG: 0.400	F8		3B 2B	G6-3		G6-3			P3	5	1	1	0	0	0	3							
Tim Raines, S OBP: 0.444, SLG: 0.571	2B BB		1B 3B		F7		G4-3		F8	4	1	1	1	1	0	2							
Tim Wallach, R OBP: 0.200, SLG: 0.400	1-3 2B		2-3 1B		FC6-4 2B		F7		FC6-4	5	0	2	0	0	1	3							
Andres Galarraga, R OBP: 0.556, SLG: 0.429			3-H 1B		1-1 1B				F9	3	0	2	1	1	0	0							
Larry Walker, L OBP: 0.333, SLG: 0.286	G4-3		L4		FC6-4				G1-3 2B	4	0	1	0	0	0	6							
Nelson Santovenia, R OBP: 0.143, SLG: 0.143			L3		G4-3				G1-3	4	0	0	0	0	0	4							
Spike Owen, S OBP: 0.222, SLG: 0.250			G4-3		G3 SH1-4 1B				G1-3	4	0	2	0	0	0	1							
Zane Smith, L OBP: 1.000, SLG: 1.000					SH1-4					1	0	1	0	0	0	0							
Dave Martinez, L (6, PH)										1	0	0	0	0	0	1							
Brett Gideon, R (6, 1)										0	0	0	0	0	0	0							
Bill Sampen, R (7, 1)										0	0	0	0	0	0	0							
Mike Aldrete, L OBP: 1.000, SLG: 1.000									F8 BB 1B	1	0	1	0	0	0	0							
Inning Stats	R: 0 E: 0 K: 0 S: 15	H: 1 LOB: 3 BB: 2 P: 26	R: 0 E: 0 K: 0 S: 6	H: 1 LOB: 1 BB: 0 P: 10	R: 2 E: 0 K: 1 S: 12	H: 3 LOB: 1 BB: 0 P: 19	R: 0 E: 0 K: 0 S: 8	H: 1 LOB: 1 BB: 0 P: 12	R: 0 E: 0 K: 0 S: 9	H: 2 LOB: 2 BB: 0 P: 13	R: 0 E: 0 K: 0 S: 6	H: 1 LOB: 0 BB: 0 P: 9	R: 0 E: 0 K: 0 S: 9	H: 1 LOB: 1 BB: 0 P: 13	R: 0 E: 0 K: 0 S: 9	H: 1 LOB: 2 BB: 1 P: 17	1B: 6 2B: 4 3B: 1 HR: 0	SF: 0 SAC: 1 DP: 1 HBP: 0	WP: 0 PA: 40 PB: 0 SB: 0 CS: 0				
PITCHER	IP WLS BF H R ER SO BB IBB HBP BLK WP HR S P ERA WHIP																						
Bryn Smith, R ERA: 3.6	(1, 1)	5.0	W	25	8	2	2	1	2	0	0	0	0	0	0	0	0	0	0	50	80	3.60	2.000
Bob Tewksbury, R ERA	(6, 1)	3.0		11	3	0	0	0	0	0	0	0	0	0	0	23	34	0.00	1.000				
Ricky Horton, L ERA	(9, 1)	0.0		1	0	0	0	0	1	0	0	0	0	0	0	2	6	∞	∞				
Scott Terry, R ERA	(9, 1)	1.0	S	3	0	0	0	0	0	0	0	0	0	0	5	8	0.00	0.000					
Batter	1	2	3	4	5	6	7	8	9	AB	R	H	RBI	BB	SO	LOB	BOTTOM						
Vince Coleman, S OBP: 0.400, SLG: 0.500	S S 1B		3B 1B	1-2 2-H 1B		G3-2-3				5	1	3	0	0	1	3							
Willie McGee, S OBP: 0.394, SLG: 0.600	1 SAFE 3-3 K		1 SAFE 2-0 1B 1 SAFE 1B 1 SAFE 1B 1 SAFE 1B	1-H G5-3 3B		K			E3	4	1	1	1	1	2	3							
Todd Zeile, R OBP: 0.300, SLG: 0.375	2-3 K		4-1 G5-3 BB		G3				G1-3	3	0	0	0	2	1	4							
Pedro Guerrero, R OBP: 0.500, SLG: 0.296	2-3 K		0-0 G5-3		G1-3				1B SF7 BB	4	1	0	1	1	1	4							
Terry Pendleton, S OBP: 0.500, SLG: 0.375			3-2 G6-3		G5-3				1B BB	3	0	0	0	2	0	3							
Tom Brunansky, R OBP: 0.714, SLG: 0.800			2-0 PB 1B		4-2 FC4-6 BB				F8	3	0	2	0	1	0	1							
Ozzie Smith, S OBP: 0.250, SLG: 0.200	1 SAFE F9		1-2 F9		1-1 FC4-6 E 1B 1-2 1B				1B S G3-2-3 1B	3	1	1	1	0	0	2							
José Oquendo, S OBP: 0.333, SLG: 0.333			2-2 G1-3		0-1 E5				F8	4	0	2	0	0	0	3							
Bryn Smith, R OBP: 0.500, SLG: 0.500			0-0 F7		2-0 F7					2	0	1	1	0	0	0							
Bob Tewksbury, R ERA: 9.0	(6, 1)	1.0								1	0	0	0	1	0	2							
Ricky Horton, L ERA	(9, 1)									0	0	0	0	0	0	0							
Scott Terry, R ERA	(9, 1)									0	0	0	0	0	0	0							
Inning Stats	R: 0 E: 0 K: 3 S: 15	H: 1 LOB: 1 BB: 0 P: 24	R: 0 E: 0 K: 0 S: 10	H: 1 LOB: 1 BB: 0 P: 18	R: 2 E: 0 K: 1 S: 15	H: 2 LOB: 2 BB: 1 P: 25	R: 0 E: 0 K: 0 S: 6	H: 0 LOB: 1 BB: 1 P: 11	R: 0 E: 0 K: 0 S: 10	H: 2 LOB: 2 BB: 2 P: 21	R: 1 E: 0 K: 0 S: 6	H: 1 LOB: 2 BB: 2 P: 19	R: 0 E: 1 K: 1 S: 12	H: 0 LOB: 2 BB: 1 P: 20	1B: 9 2B: 0 3B: 1 HR: 0	SF: 1 SAC: 0 DP: 1 HBP: 0	WP: 0 PA: 41 PB: 1 SB: 3 CS: 0						
PITCHER	IP WLS BF H R ER SO BB IBB HBP BLK WP HR S P ERA WHIP																						
Zane Smith, L ERA: 5.4	(1, 1)	5.0	L	24	7	3	3	4	3	1	0	0	0	0	0	0	0	5.40	2.000				
Brett Gideon, R ERA: 9.0	(6, 1)	1.0		8	2	1	1	0	3	1	0	0	0	0	11	30	9.00	5.000					
Bill Sampen, R ERA	(7, 1)	2.0		9	1	0	0	1	1	0	0	0	0	0	17	30	0.00	1.000					

Montreal Expos @ St. Louis Cardinals
 Busch Stadium, St. Louis, MO
 Tue Apr 10 1990, 7:05 PM CDT
 Att: 22,571 - Unknown - 44 F

AB	36
R	2
H	11
RBI	2
BB	3
SO	1
LOB	22



Montreal Expos @ St. Louis Cardinals
 Busch Stadium, St. Louis, MO
 Tue Apr 10 1990, 7:05 PM CDT
 Att: 22,571 - Unknown - 44 F

AB	32
R	4
H	10
RBI	4
BB	8
SO	5
LOB	25



Batter	1	2	3	4	5	6	7	8	9	AB	R	H	RBI	BB	SO	LOB	TOP								
Delino DeShields, L OBP: 0.438, SLG: 0.533	F8	K			BB 1B 2B		4-3	FC6-4 BB 1B		5	1	2	1	0	1	2	Montreal Expos @ St. Louis Cardinals Busch Stadium, St. Louis, MO Wed Apr 11, 1990, 3:33 AM CDT Att: 26,174 - Cloudy - 44 F								
Marquis Grissom, R OBP: 0.375, SLG: 0.500	K		5-3		1B BB SF9		S SF9	FC6-4 BB		4	2	2	0	1	1	0									
Tim Raines, S OBP: 0.429, SLG: 0.500			4-3		SF9 1B CS BB		SF9	FC6-4		3	0	1	2	1	0	2									
Tim Wallach, R OBP: 0.267, SLG: 0.467	K				F7			F6		5	0	2	0	0	1	7									
Andres Galarraga, R OBP: 0.571, SLG: 0.400		1B BB	F9						F7	3	1	1	1	2	0	1									
Larry Walker, L OBP: 0.357, SLG: 0.300		1B		K	SF9		G3			3	0	1	1	1	1	2									
Mike Fitzgerald, R OBP: 0.333, SLG: 0.200 Otis Nixon, S				K	CS	6-3		E S BB	K	3	0	1	1	1	1	0									
Nelson Santovenia, R OBP: 0.125, SLG: 0.125		FC1-4 1B								1	0	0	0	0	0	0									
Spike Owen, S OBP: 0.214, SLG: 0.231		FC1-4				5-3		B2	K	5	0	1	0	0	1	4									
Oil Can Boyd, R Steve Frey, R Wallace Johnson, S Rex Hudler, R Drew Hall, L Tim Burke, R		K		F8				E3 BB 1B FC6-4		3	0	0	0	0	1	3									
Inning Stats	R: 0 E: 0 K: 2 S: 9	H: 1 LOB: 1 BB: 0 P: 12	R: 1 E: 0 K: 2 S: 14	H: 2 LOB: 2 BB: 1 P: 24	R: 0 E: 0 K: 0 S: 8	H: 1 LOB: 1 BB: 0 P: 11	R: 0 E: 0 K: 2 S: 11	H: 1 LOB: 3 BB: 1 P: 14	R: 2 E: 0 K: 0 S: 14	H: 3 LOB: 1 BB: 1 P: 22	R: 0 E: 0 K: 0 S: 5	H: 0 LOB: 0 BB: 0 P: 9	R: 1 E: 0 K: 0 S: 12	H: 2 LOB: 2 BB: 1 P: 22	R: 2 E: 1 K: 0 S: 12	H: 1 LOB: 3 BB: 2 P: 28	R: 0 E: 0 K: 2 S: 8	H: 0 LOB: 1 BB: 1 P: 18	1B: 8 2B: 3 3B: 0 HR: 0	SF: 2 SAC: 0 DP: 0 HBP: 0	WP: 0 PB: 0 SB: 3 CS: 1	PA: 45			
PITCHER	IP	WLS	BF	H	R	ER	SO	BB	IBB	HBP	BLK	WP	HR	S	P	ERA	WHIP								
Jose DeLeon, R ERA: 5.4	5.0	L	24	8	3	3	6	2	0	0	0	0	0	56	83	5.40	2.000								
Greg Mathews, L ERA: 4.5	2.0		9	2	1	1	0	0	1	0	0	0	0	17	31	4.50	1.000								
Cris Carpenter, R ERA: 5.4	0.1		2	0	2	1	0	1	0	0	0	0	0	2	6	27.00	3.000								
Frank DiPino, L ERA: 13.5	0.0		2	1	0	0	0	0	0	0	0	0	0	6	11	∞	∞								
Howard Hilton, R ERA:	1.2		7	0	0	0	2	2	0	0	0	0	0	12	29	0.00	1.200								

Batter	1	2	3	4	5	6	7	8	9	AB	R	H	RBI	BB	SO	LOB	BOTTOM								
Vince Coleman, S OBP: 0.357, SLG: 0.429	F6			F8		F5		D S 1B		4	0	1	0	0	0	1	Montreal Expos @ St. Louis Cardinals Busch Stadium, St. Louis, MO Wed Apr 11, 1990, 3:33 AM CDT Att: 26,174 - Cloudy - 44 F								
Willie McGee, S OBP: 0.400, SLG: 0.538	G1-3			HR 1B		1B BB		5-3		3	1	1	0	1	0	1									
Milt Thompson, L	L3			F8		K		6-3		4	0	0	0	0	1	4									
Pedro Guerrero, R OBP: 0.500, SLG: 0.636		K		HR		1B		F9		4	1	2	3	0	1	1									
Terry Pendleton, S OBP: 0.500, SLG: 0.455		4-3		F9					L7 1B 2B	3	1	1	0	1	0	0									
Todd Zeile, R OBP: 0.214, SLG: 0.250	F7				K	5-3			L7	4	0	0	0	0	1	4									
Ozzie Smith, S OBP: 0.167, SLG: 0.111				F8		K		F9	1-3	4	0	0	0	0	1	1									
José Oquendo, S OBP: 0.308, SLG: 0.308				1-3		F8		F7		4	0	1	1	0	0	0									
Jose DeLeon, R Greg Mathews, R Dave Collins, S Cris Carpenter, R Frank DiPino, L Howard Hilton, R Tom Brunansky, R				6-3				F5	P2	1	0	0	0	0	0	0									
Inning Stats	R: 0 E: 0 K: 0 S: 8	H: 0 LOB: 0 BB: 0 P: 11	R: 0 E: 0 K: 1 S: 8	H: 0 LOB: 0 BB: 0 P: 9	R: 0 E: 0 K: 0 S: 6	H: 0 LOB: 0 BB: 0 P: 10	R: 2 E: 0 K: 0 S: 11	H: 2 LOB: 0 BB: 0 P: 18	R: 0 E: 0 K: 2 S: 9	H: 0 LOB: 3 BB: 2 P: 15	R: 1 E: 0 K: 1 S: 13	H: 2 LOB: 0 BB: 2 P: 27	R: 0 E: 0 K: 0 S: 5	H: 0 LOB: 0 BB: 0 P: 9	R: 0 E: 0 K: 0 S: 11	H: 1 LOB: 1 BB: 0 P: 12		R: 1 E: 0 K: 0 S: 10	H: 2 LOB: 1 BB: 0 P: 16	1B: 4 2B: 2 3B: 0 HR: 1	SF: 0 SAC: 0 DP: 0 HBP: 0	WP: 0 PB: 0 SB: 1 CS: 0	PA: 36		
PITCHER	IP	WLS	BF	H	R	ER	SO	BB	IBB	HBP	BLK	WP	HR	S	P	ERA	WHIP								
Oil Can Boyd, R ERA: 4.5	6.0	W	24	4	3	3	4	1	0	0	0	0	0	55	90	4.50	0.833								
Steve Frey, L ERA:	1.0		3	0	0	0	0	0	0	0	0	0	0	5	9	0.00	0.000								
Drew Hall, L ERA:	0.2		3	1	0	0	0	0	0	0	0	0	0	10	11	0.00	1.500								
Tim Burke, R ERA: 8.1	1.1	S	6	2	1	1	0	0	0	0	0	0	0	11	17	6.75	1.500								

AB	36
R	6
H	11
RBI	6
BB	6
SO	8
LOB	24



AB	34
R	4
H	7
RBI	4
BB	2
SO	4
LOB	13



Batter	1	2	3	4	5	6	7	8	9	AB	R	H	RBI	BB	SO	LOB	TOP					
Milt Thompson, L OBP: 0.333, SLG: 0.111	F7		G1-3		G4-3		1B BB		2B 1B	4	1	1	0	1	0	1	St. Louis Cardinals @ Philadelphia Phillies Veterans Stadium, Philadelphia, PA Fri Apr 13 1990, 7:05 PM EDT Att: 32,173 - Unknown - 47 F					
Willie McGee, S OBP: 0.500, SLG: 0.647	HR		G4-3		G4-3		G5-4-3 1B		2B 1B BB	4	2	3	1	1	0	0						
Todd Zeile, R OBP: 0.263, SLG: 0.529	1-H HR		G5-3		G5-3		G5-4-3 1-2		1B 2B	5	2	2	4	0	0	3						
Pedro Guerrero, R OBP: 0.368, SLG: 0.438 Dave Collins, S (9, PR)	F9		G5-3		G6-3		L7		FC6 BB 1B SF8	5	0	0	0	0	0	2						
Terry Pendleton, S OBP: 0.474, SLG: 0.438	L7		HBP 1B		L7		K		SF8 BB 1B	5	1	2	2	0	1	0						
Tom Brunansky, R OBP: 0.692, SLG: 1.000		K		G6-4-3 HBP		BB BB		HR	3B BB	2	2	1	1	2	1	0						
Ozzie Smith, S OBP: 0.235, SLG: 0.167		1B		G6-4-3 1-2		BB		L8	SF8	3	0	1	1	1	0	2						
José Oquendo, S OBP: 0.389, SLG: 0.438		BB		G4-3 SH1-4 2B BB		K		G1-3		3	1	1	2	2	1	2						
John Tudor, L Vince Coleman, S OBP: 0.333, SLG: 0.400 Bob Tewksbury, R		K		SH1-4 1-2				K		1	0	0	0	0	1	1						
Inning Stats	R: 2 E: 0 K: 0 S: 13	H: 2 LOB: 0 BB: 0 P: 18	R: 0 E: 0 K: 2 S: 10	H: 1 LOB: 1 BB: 1 P: 20	R: 0 E: 0 K: 0 S: 4	H: 0 LOB: 0 BB: 0 P: 10	R: 0 E: 0 K: 0 S: 8	H: 1 LOB: 1 BB: 0 P: 18	R: 1 E: 0 K: 1 S: 9	H: 1 LOB: 1 BB: 1 P: 18	R: 0 E: 0 K: 1 S: 15	H: 0 LOB: 2 BB: 2 P: 28	R: 0 E: 0 K: 1 S: 7	H: 1 LOB: 1 BB: 1 P: 14	R: 1 E: 0 K: 1 S: 14	H: 1 LOB: 0 BB: 0 P: 21	R: 7 E: 0 K: 1 S: 25	H: 4 LOB: 2 BB: 3 P: 49	1B: 6 2B: 2 3B: 1 HR: 2	SF: 1 SAC: 1 DP: 2 HBP: 1	WP: 0 PB: 0 SB: 0 CS: 0	PA: 45
PITCHER	IP WLS BF H R ER SO BB IBB HBP BLK WP HR S P ERA WHIP	IP WLS BF H R ER SO BB IBB HBP BLK WP HR S P ERA WHIP	IP WLS BF H R ER SO BB IBB HBP BLK WP HR S P ERA WHIP	IP WLS BF H R ER SO BB IBB HBP BLK WP HR S P ERA WHIP	IP WLS BF H R ER SO BB IBB HBP BLK WP HR S P ERA WHIP	IP WLS BF H R ER SO BB IBB HBP BLK WP HR S P ERA WHIP	IP WLS BF H R ER SO BB IBB HBP BLK WP HR S P ERA WHIP	IP WLS BF H R ER SO BB IBB HBP BLK WP HR S P ERA WHIP	IP WLS BF H R ER SO BB IBB HBP BLK WP HR S P ERA WHIP	IP WLS BF H R ER SO BB IBB HBP BLK WP HR S P ERA WHIP	IP WLS BF H R ER SO BB IBB HBP BLK WP HR S P ERA WHIP	IP WLS BF H R ER SO BB IBB HBP BLK WP HR S P ERA WHIP	IP WLS BF H R ER SO BB IBB HBP BLK WP HR S P ERA WHIP	IP WLS BF H R ER SO BB IBB HBP BLK WP HR S P ERA WHIP	IP WLS BF H R ER SO BB IBB HBP BLK WP HR S P ERA WHIP	IP WLS BF H R ER SO BB IBB HBP BLK WP HR S P ERA WHIP	IP WLS BF H R ER SO BB IBB HBP BLK WP HR S P ERA WHIP					

AB	34
R	11
H	11
RBI	11
BB	8
SO	6
LOB	13



Batter	1	2	3	4	5	6	7	8	9	AB	R	H	RBI	BB	SO	LOB	BOTTOM					
Sil Campuzano, R OBP: 0.214, SLG: 0.154 Curt Ford, L	F8		G4-3			K		FC6-4 BB		3	0	0	0	0	1	2	St. Louis Cardinals @ Philadelphia Phillies Veterans Stadium, Philadelphia, PA Fri Apr 13 1990, 7:05 PM EDT Att: 32,173 - Unknown - 47 F					
Tom Herr, S OBP: 0.308, SLG: 0.182	L8		BB		1B	1B		FC6-4 1-2		3	0	1	0	1	0	1						
John Kruk, L OBP: 0.167, SLG: 0.250	F8		G1-3		P6			G4-3		4	0	0	0	0	0	5						
Ricky Jordan, R OBP: 0.294, SLG: 0.375		G5-3		F7		F7		P5		4	0	1	0	0	0	0						
Von Hayes, L OBP: 0.529, SLG: 0.200		G5-3		L9		F8		G3		4	0	0	0	0	0	2						
Dickie Thon, R OBP: 0.222, SLG: 0.176		G5-3		G3				1B		4	0	2	0	0	0	0						
Charlie Hayes, R OBP: 0.250, SLG: 0.273			G4-3 2B		L1		K	1B		4	0	2	0	0	1	1						
Darren Daulton, L OBP: 0.273, SLG: 0.111			G4-3 BB		G4-1		G4-6-3 1-2	G4-3		3	0	0	0	1	0	3						
Ken Howell, R Chuck McElroy, L Jeff Parrett, R Rod Booker, L Roger McDowell, R Brad Moore, R			K		G5-3			G4-3		2	0	0	0	0	1	2						
Inning Stats	R: 0 E: 0 K: 0 S: 7	H: 0 LOB: 0 BB: 0 P: 9	R: 0 E: 0 K: 0 S: 7	H: 0 LOB: 0 BB: 0 P: 9	R: 0 E: 0 K: 1 S: 12	H: 1 LOB: 3 BB: 2 P: 24	R: 0 E: 0 K: 0 S: 4	H: 0 LOB: 0 BB: 0 P: 5	R: 0 E: 0 K: 0 S: 8	H: 0 LOB: 0 BB: 0 P: 11	R: 0 E: 0 K: 1 S: 11	H: 2 LOB: 2 BB: 0 P: 17	R: 0 E: 0 K: 1 S: 6	H: 1 LOB: 0 BB: 0 P: 6	R: 0 E: 0 K: 0 S: 13	H: 0 LOB: 1 BB: 1 P: 22	R: 0 E: 0 K: 0 S: 13	H: 2 LOB: 2 BB: 0 P: 19	1B: 5 2B: 1 3B: 0 HR: 0	SF: 0 SAC: 0 DP: 1 HBP: 0	WP: 0 PB: 0 SB: 0 CS: 0	PA: 35
PITCHER	IP WLS BF H R ER SO BB IBB HBP BLK WP HR S P ERA WHIP	IP WLS BF H R ER SO BB IBB HBP BLK WP HR S P ERA WHIP	IP WLS BF H R ER SO BB IBB HBP BLK WP HR S P ERA WHIP	IP WLS BF H R ER SO BB IBB HBP BLK WP HR S P ERA WHIP	IP WLS BF H R ER SO BB IBB HBP BLK WP HR S P ERA WHIP	IP WLS BF H R ER SO BB IBB HBP BLK WP HR S P ERA WHIP	IP WLS BF H R ER SO BB IBB HBP BLK WP HR S P ERA WHIP	IP WLS BF H R ER SO BB IBB HBP BLK WP HR S P ERA WHIP	IP WLS BF H R ER SO BB IBB HBP BLK WP HR S P ERA WHIP	IP WLS BF H R ER SO BB IBB HBP BLK WP HR S P ERA WHIP	IP WLS BF H R ER SO BB IBB HBP BLK WP HR S P ERA WHIP	IP WLS BF H R ER SO BB IBB HBP BLK WP HR S P ERA WHIP	IP WLS BF H R ER SO BB IBB HBP BLK WP HR S P ERA WHIP	IP WLS BF H R ER SO BB IBB HBP BLK WP HR S P ERA WHIP	IP WLS BF H R ER SO BB IBB HBP BLK WP HR S P ERA WHIP	IP WLS BF H R ER SO BB IBB HBP BLK WP HR S P ERA WHIP	IP WLS BF H R ER SO BB IBB HBP BLK WP HR S P ERA WHIP					

AB	32
R	0
H	6
RBI	0
BB	3
SO	3
LOB	16



Batter	1	2	3	4	5	6	7	8	9	AB	R	H	RBI	BB	SO	LOB	TOP			
Vince Coleman, S (1.7) OBP: 0.217, SLG: 0.261	F7		K		G5-3			G4-6-3		4	0	0	0	0	1	3				
Willie McGee, S (1.8) OBP: 0.500, SLG: 0.640	1B		G5-4-3				G6-3		2B 1B	4	0	2	0	0	0	1				
Tom Brunansky, R (1.9) OBP: 0.524, SLG: 0.667	P3			F8			G6-3		L7	4	0	0	0	0	0	2				
Pedro Guerrero, R (1.3) OBP: 0.333, SLG: 0.375	F9			1B			P3		F7	4	0	1	0	0	0	2				
Terry Pendleton, S (1.5) OBP: 0.370, SLG: 0.375		F9		K			G6-3		1-3 2B	4	0	1	0	0	1	1				
Ozzie Smith, S (1.6) OBP: 0.240, SLG: 0.111	G5-3			L7			L5		BB	3	0	0	0	1	0	1				
José Oquendo, S (1.4) OBP: 0.400, SLG: 0.350					P3		L9		G1-3	2	0	0	0	1	0	0				
Denny Walling, L (0. PH) OBP: 0.500, SLG: 0.500										1	0	0	0	0	0	3				
Tom Pagnozzi, R (1.2) OBP: 0.333, SLG: 0.333										3	0	1	0	0	0	1				
Bryn Smith, R (1.1) OBP: 0.667, SLG: 0.667										1	0	1	0	0	0	0				
Ricky Horton, L (7.1)										0	0	0	0	0	0	0				
Dave Collins, S (8. PH) OBP: 0.500, SLG: 0.500										1	0	1	0	0	0	0				
John Costello, R (8.1)										0	0	0	0	0	0	0				
Inning Stats	R: 0 E: 0 K: 0 S: 9	H: 1 LOB: 1 BB: 0 P: 11	R: 0 E: 0 K: 0 S: 7	H: 0 LOB: 1 BB: 1 P: 16	R: 0 E: 0 K: 1 S: 6	H: 1 LOB: 0 BB: 0 P: 11	R: 0 E: 0 K: 1 S: 7	H: 1 LOB: 1 BB: 0 P: 8	R: 0 E: 0 K: 0 S: 4	H: 0 LOB: 0 BB: 0 P: 6	R: 0 E: 0 K: 0 S: 5	H: 0 LOB: 0 BB: 0 P: 9	R: 0 E: 0 K: 0 S: 4	H: 1 LOB: 0 BB: 0 P: 5	R: 0 E: 0 K: 0 S: 14	H: 2 LOB: 3 BB: 1 P: 26	1B: 6 2B: 1 3B: 0 HR: 0	SF: 0 SAC: 1 DP: 2 HBP: 0	WP: 0 PB: 0 SB: 0 CS: 0	PA: 34
PITCHER	IP WLS BF H R ER SO BB IBB HBP BLK WP HR S P ERA WHIP																			
Dennis Cook, L (1.1) ERA: 0.79	8.2 W 32 7 0 0 2 1 0 0 0 0 0 0 59 94 0.00 0.923																			
Roger McDowell, R (9.1) ERA: 23.14	0.1 S 2 0 0 0 0 1 0 0 0 0 0 0 4 8 0.00 3.000																			

St. Louis Cardinals @ Philadelphia Phillies
Veterans Stadium, Philadelphia, PA
Sun Apr 15 1990, 3:33 AM EDT
Att: 14,435 - Cloudy - 62 F

AB 31
R 0
H 7
RBI 0
BB 2
SO 2
LOB 14



Batter	1	2	3	4	5	6	7	8	9	AB	R	H	RBI	BB	SO	LOB	BOTTOM			
Lenny Dykstra, L (1.8) OBP: 1.000, SLG: 1.250	G4-3 1B 2B		E 1B SF7		1B FC3		WP SH5-3 1B			4	3	4	0	0	0	0				
Tom Herr, S (1.4) OBP: 0.400, SLG: 0.500	G4-3		E 1B		F8		SH5-3			3	0	1	0	0	0	2				
John Kruk, L (1.7) OBP: 0.250, SLG: 0.313	1B		K		FC3 1B		L7			4	0	2	1	0	1	3				
Ricky Jordan, R (1.3) OBP: 0.240, SLG: 0.261	G6-3		FC1		FC3 FC6-4		WP IBB			3	0	0	1	1	0	3				
Von Hayes, L (1.9) OBP: 0.440, SLG: 0.412		1B 1B	SF7		K		L6			3	1	1	1	0	1	4				
Dickie Thon, R (1.6) OBP: 0.231, SLG: 0.167	F9		F8		FC6-4		CS HBP			3	0	0	0	0	0	5				
Darren Daulton, L (1.2) OBP: 0.267, SLG: 0.154	1B 1B				F8		F9		P5	4	0	1	0	0	0	1				
Charlie Hayes, R (1.5) OBP: 0.300, SLG: 0.316	G4-6-3 1B				G6-3		L6		1B	4	0	2	1	0	0	0				
Dennis Cook, L (1.1)					G4-3		G4-3		P7	4	0	0	0	0	0	3				
Roger McDowell, R (9.1)										0	0	0	0	0	0	0				
Inning Stats	R: 1 E: 0 K: 0 S: 10	H: 2 LOB: 0 BB: 0 P: 16	R: 1 E: 0 K: 0 S: 9	H: 3 LOB: 1 BB: 0 P: 13	R: 1 E: 1 K: 1 S: 17	H: 2 LOB: 2 BB: 0 P: 23	R: 0 E: 0 K: 0 S: 7	H: 0 LOB: 0 BB: 0 P: 12	R: 1 E: 0 K: 1 S: 9	H: 2 LOB: 2 BB: 0 P: 16	R: 0 E: 0 K: 0 S: 8	H: 0 LOB: 0 BB: 0 P: 10	R: 0 E: 0 K: 0 S: 8	H: 1 LOB: 2 BB: 1 P: 13	R: 0 E: 0 K: 0 S: 12	H: 1 LOB: 1 BB: 0 P: 17	1B: 10 2B: 1 3B: 0 HR: 0	SF: 1 SAC: 1 DP: 1 HBP: 1	WP: 1 PB: 0 SB: 0 CS: 1	PA: 36
PITCHER	IP WLS BF H R ER SO BB IBB HBP BLK WP HR S P ERA WHIP																			
Bryn Smith, R (1.1) ERA: 4.09	6.0 L 27 9 4 3 2 0 0 0 0 0 0 0 60 90 4.50 1.500																			
Ricky Horton, L (7.1) ERA:	1.0 5 1 0 0 0 0 0 1 0 0 1 0 8 13 0.00 1.000																			
John Costello, R (8.1) ERA:	1.0 4 1 0 0 0 0 0 0 1 0 0 0 0 12 17 0.00 1.000																			

St. Louis Cardinals @ Philadelphia Phillies
Veterans Stadium, Philadelphia, PA
Sun Apr 15 1990, 3:33 AM EDT
Att: 14,435 - Cloudy - 62 F

AB 32
R 4
H 11
RBI 4
BB 1
SO 2
LOB 21



Batter	1	2	3	4	5	6	7	8	9	AB	R	H	RBI	BB	SO	LOB	TOP				
Vince Coleman, S (1,7) OBP: 0.219, SLG: 0.250	1-1 G6-3		0-0 L9			0-1 F8		3-2 G5-3		4	0	0	0	0	0	1	St. Louis Cardinals @ Pittsburgh Pirates Three Rivers Stadium, Pittsburgh, PA Tue Apr 17 1990, 7:05 PM EDT Att: 3,981 - Unknown - 42 F				
Willie McGee, S (1,8) OBP: 0.432, SLG: 0.559	0-3 K		2-3 K			2-2 FC4-6 1B		1-0 1B 2B		4	1	2	0	0	2	1					
Todd Zeile, R (1,2) OBP: 0.281, SLG: 0.414	3-2 F9			0-0 G6-3		2-1 FC4-6 1-2		1-0 2-H 1B		4	0	1	1	0	0	1					
Pedro Guerrero, R (1,3) OBP: 0.343, SLG: 0.406 Ken Hill, R (8,1)		3-1 G3 SF9 2B		0-3 K		1-3 K		0-0 P9		4	1	1	0	0	2	2					
Terry Pendleton, S (1,5) OBP: 0.343, SLG: 0.375		1-0 G3 2-3		1-1 L8			0-1 G4-3		2-3 K	4	0	0	0	0	1	1					
Tom Brunansky, R (1,9) OBP: 0.483, SLG: 0.600		3-0 SF9 3-H			2-1 G2-3		0-1 G5-3		1-1 F8	3	0	0	1	0	0	0					
José Quiendo, S (1,4) OBP: 0.387, SLG: 0.385		2-1 L7			1-1 G6-3		2-2 1B		2-3 K	4	0	1	0	0	1	0					
Tim Jones, L (1,6)			4-2 SH3 BB		4-0 BB		2-1 P4			1	0	0	0	2	0	1					
Greg Mathews, R (1,1) OBP: 1.000, SLG: 2.000 Cris Carpenter, R (3,1) Dave Collins, S (8, PH) OBP: 0.333, SLG: 0.333			0-0 SH3		0-2 F9			0-0 B1-3		0	0	0	0	0	0	0					
Inning Stats	R: 0 E: 0 K: 1 S: 8	H: 0 LOB: 0 BB: 0 P: 12	R: 1 E: 0 K: 0 S: 6	H: 1 LOB: 0 BB: 0 P: 15	R: 0 E: 0 K: 1 S: 7	H: 0 LOB: 1 BB: 1 P: 13	R: 0 E: 0 K: 1 S: 6	H: 0 LOB: 0 BB: 0 P: 7	R: 0 E: 0 K: 0 S: 10	H: 1 LOB: 1 BB: 0 P: 15	R: 0 E: 0 K: 0 S: 9	H: 1 LOB: 1 BB: 0 P: 13	R: 1 E: 0 K: 2 S: 7	H: 2 LOB: 1 BB: 0 P: 12	R: 0 E: 0 K: 2 S: 10	H: 0 LOB: 0 BB: 0 P: 15	1B: 3 2B: 2 3B: 0 HR: 0	SF: 1 SAC: 1 DP: 0 HBP: 0	WP: 0 PB: 0 SB: 0 CS: 0	PA: 34	
PITCHER	IP WLS BF H R ER SO BB IBB HBP BLK WP HR S P ERA WHIP	7.2 W 30 5 2 2 4 2 0 0 0 0 0 0 59 100 2.35 0.913	1.1 4 0 0 0 0 2 0 0 0 0 0 0 0 11 16 0.00 0.000																		

Batter	1	2	3	4	5	6	7	8	9	AB	R	H	RBI	BB	SO	LOB	BOTTOM				
Barry Bonds, L (1,7) OBP: 0.323, SLG: 0.346	4-2 S SH BB		0-1 1B 3B	0-0 L8		0-3 K				3	2	1	0	1	1	0	St. Louis Cardinals @ Pittsburgh Pirates Three Rivers Stadium, Pittsburgh, PA Tue Apr 17 1990, 7:05 PM EDT Att: 3,981 - Unknown - 42 F				
Jay Bell, R (1,6) OBP: 0.343, SLG: 0.344	1-0 SAFE SAFE SAFE SH BB G5-4-3 1-H		4-0 BB 1B BB	2-3 K		3-2 F8				2	1	0	0	1	1	0					
Gary Redus, R (1,3) OBP: 0.357, SLG: 0.357 Andy Van Slyke, L (8,8) OBP: 0.258, SLG: 0.483	4-1 SAFE SAFE SAFE G5-4-3 1-2 BB		4-2 S 1B FC5-2 BB	2-0 F8		1-2 P4				2	0	0	0	2	0	0					
Bobby Bonilla, S (1,9) OBP: 0.294, SLG: 0.618 Sid Bream, L (8,3) OBP: 0.286, SLG: 0.231	1-0 G5-4-3 1-2 2-3 3-H		1-0 FC5-2 BB BB 1B	0-2 F8		2-2 E1				4	1	1	2	0	0	2					
Jeff King, R (1,5) OBP: 0.263, SLG: 0.125	1-1 F7		4-1 BB FC5-2 1B BB	1-1 G5-3		1-3 K				3	1	0	0	1	1	2					
R.J. Reynolds, S (1,8) OBP: 0.357, SLG: 0.385		0-0 G5-3	0-0 FC5-2 BB 1B	0-1 1B		2-2 G6-3 1B				4	1	2	0	0	0	3					
Don Slaught, R (1,2) OBP: 0.429, SLG: 0.500		1-0 G5-3	1-2 2-3 3-H 1B BB	4-0 G4-3		0-1 G6-3 1B				3	1	1	1	1	0	1					
Jose Lind, R (1,4) OBP: 0.400, SLG: 0.464		0-1 G1-3	0-0 E9 1B	1-3 K		1-2 2-3 3-H 1B				4	0	1	2	0	1	2					
Neal Heaton, L (1,1) Ted Power, R (8,1)			0-0 G6-3 K	0-1 G4-3		0-3 K				3	0	0	0	0	1	1					
Inning Stats	R: 1 E: 1 K: 0 S: 8	H: 0 LOB: 1 BB: 2 P: 19	R: 0 E: 0 K: 0 S: 4	H: 0 LOB: 0 BB: 0 P: 5	R: 6 E: 1 K: 1 S: 14	H: 3 LOB: 1 BB: 4 P: 34	R: 0 E: 0 K: 1 S: 5	H: 0 LOB: 0 BB: 0 P: 9	R: 0 E: 0 K: 2 S: 10	H: 0 LOB: 0 BB: 0 P: 11	R: 0 E: 1 K: 1 S: 13	H: 0 LOB: 1 BB: 0 P: 20	R: 0 E: 0 K: 1 S: 10	H: 2 LOB: 1 BB: 0 P: 13	R: 0 E: 0 K: 1 S: 10	H: 0 LOB: 0 BB: 0 P: 15	1B: 5 2B: 0 3B: 1 HR: 0	SF: 0 SAC: 1 DP: 2 HBP: 0	WP: 0 PB: 0 SB: 2 CS: 0	PA: 36	
PITCHER	IP WLS BF H R ER SO BB IBB HBP BLK WP HR S P ERA WHIP	2.2 L 16 2 0 0 5 0 0 0 0 0 0 42 59 0.00 0.462	4.1 16 2 0 0 5 0 0 0 0 0 0 10 13 0.00 2.000																		

AB 30
R 2
H 5
RBI 2
BB 2
SO 6
LOB 8



AB 29
R 7
H 6
RBI 5
BB 6
SO 6
LOB 12



Batter	1	2	3	4	5	6	7	8	9	AB	R	H	RBI	BB	SO	LOB	TOP		
Willie McGee, S OBP: 0.429, SLG: 0.564 (1, 8)										5	1	2	0	0	1	4	St. Louis Cardinals @ Pittsburgh Pirates Three Rivers Stadium, Pittsburgh, PA Wed Apr 18 1990, 7:05 PM EDT Att: 11,626 - Unknown - 51 F livebaseballscorecards.com		
Tim Jones, L OBP: 0.600, SLG: 0.429 (1, 6)										3	0	3	2	1	0	0			
Milt Thompson, L OBP: 0.294, SLG: 0.143 (1, 7)										5	0	1	0	0	1	6			
Pedro Guerrero, R OBP: 0.350, SLG: 0.389 (1, 3)										4	0	1	0	1	1	6			
Terry Pendleton, S OBP: 0.325, SLG: 0.389 (1, 5)										4	0	1	1	0	0	3			
Tom Brunansky, R OBP: 0.495, SLG: 0.522 Vince Coleman, S OBP: 0.212, SLG: 0.242 (8, FR)										3	0	0	0	1	2	3			
Todd Zeile, R OBP: 0.297, SLG: 0.394 (1, 2)										4	1	1	0	1	1	2			
José Oquendo, S OBP: 0.382, SLG: 0.357 (1, 4)										2	0	0	0	1	1				
John Tudor, L OBP: 0.250, SLG: 0.250 (8, PH)										3	0	1	0	0	0	2			
Denny Walling, L OBP: 0.500, SLG: 0.500 (8, PH)										0	0	0	0	0	0	0			
Dave Collins, S OBP: 0.429, SLG: 0.333 (8, PH)										0	0	0	0	1	0	0			
Ken Dayley, L (8, 1)										0	0	0	0	0	0	0			
Inning Stats	R: 1 E: 0 K: 1 S: 13	H: 2 LOB: 2 BB: 1 P: 25	R: 0 E: 0 K: 1 S: 10	H: 0 LOB: 0 BB: 0 P: 14	R: 0 E: 1 K: 1 S: 7	H: 1 LOB: 1 BB: 0 P: 14	R: 0 E: 0 K: 0 S: 7	H: 0 LOB: 1 BB: 1 P: 16	R: 0 E: 0 K: 1 S: 6	H: 1 LOB: 2 BB: 0 P: 15	R: 0 E: 0 K: 0 S: 7	H: 1 LOB: 2 BB: 1 P: 13	R: 2 E: 0 K: 2 S: 17	H: 2 LOB: 2 BB: 2 P: 29	R: 0 E: 0 K: 1 S: 10	H: 1 LOB: 1 BB: 0 P: 13	1B: 8 2B: 2 3B: 0 HR: 0	SF: 1 SAC: 2 DP: 0 HBP: 0	WP: 0 PA: 43 PB: 0 SB: 3 CS: 0
PITCHER	IP WLS BF H R ER SO BB IBB HBP BLK WP HR S P ERA WHIP																		
Bob Walk, R ERA: 2.53	(1, 1) 5.2 L 26 6 1 1 4 2 1 0 0 0 0 0 49 96 1.59 1.412																		
Scott Ruskin, L ERA: 1.59	(6, 1) 1.1 6 1 0 0 0 0 1 0 1 0 0 0 8 15 0.00 0.750																		
Randy Kramer, R ERA: 7.71	(8, 1) 0.1 3 1 2 2 0 1 0 0 0 0 0 0 8 14 54.00 6.000																		
Bob Patterson, L ERA:	(8, 1) 0.2 4 1 0 0 2 0 1 0 0 0 0 0 9 15 0.00 1.500																		
Bill Landrum, R ERA:	(9, 1) 1.0 4 1 0 0 1 0 0 0 0 0 0 0 10 13 0.00 1.000																		

Batter	1	2	3	4	5	6	7	8	9	AB	R	H	RBI	BB	SO	LOB	BOTTOM		
Barry Bonds, L OBP: 0.286, SLG: 0.300 (1, 7)										4	0	0	0	0	1	2	St. Louis Cardinals @ Pittsburgh Pirates Three Rivers Stadium, Pittsburgh, PA Wed Apr 18 1990, 7:05 PM EDT Att: 11,626 - Unknown - 51 F livebaseballscorecards.com		
Jay Bell, R OBP: 0.333, SLG: 0.333 (1, 6)										4	0	1	0	0	0	1			
Gary Redus, R OBP: 0.318, SLG: 0.333 (1, 3)										4	0	1	0	0	0	1			
Bobby Bonilla, S OBP: 0.289, SLG: 0.605 (1, 9)										4	0	1	0	0	1	2			
Jeff King, R OBP: 0.217, SLG: 0.100 (1, 5)										4	0	0	0	0	1	2			
Don Slaught, R OBP: 0.455, SLG: 0.500 (1, 2)										4	0	2	0	0	0	0			
Andy Van Slyke, L OBP: 0.257, SLG: 0.438 (1, 8)										3	0	0	0	1	0	1			
Jose Lind, R OBP: 0.394, SLG: 0.452 (1, 4)										3	0	1	0	0	0	1			
Bob Walk, R ERA: 2.53	(1, 1) 5.2 L 26 6 1 1 4 2 1 0 0 0 0 0 49 96 1.59 1.412																		
Scott Ruskin, L ERA: 1.59	(6, 1) 1.1 6 1 0 0 0 0 1 0 1 0 0 0 8 15 0.00 0.750																		
Randy Kramer, R ERA: 7.71	(8, 1) 0.1 3 1 2 2 0 1 0 0 0 0 0 0 8 14 54.00 6.000																		
Bob Patterson, R ERA:	(8, 1) 0.2 4 1 0 0 2 0 1 0 0 0 0 0 9 15 0.00 1.500																		
Bill Landrum, R ERA:	(9, 1) 1.0 4 1 0 0 1 0 0 0 0 0 0 0 10 13 0.00 1.000																		
Inning Stats	R: 0 E: 0 K: 1 S: 9	H: 0 LOB: 0 BB: 0 P: 12	R: 0 E: 0 K: 0 S: 11	H: 1 LOB: 1 BB: 0 P: 18	R: 0 E: 0 K: 2 S: 8	H: 2 LOB: 2 BB: 0 P: 12	R: 0 E: 0 K: 0 S: 7	H: 1 LOB: 1 BB: 0 P: 9	R: 0 E: 0 K: 0 S: 8	H: 1 LOB: 1 BB: 0 P: 10	R: 0 E: 0 K: 1 S: 11	H: 0 LOB: 1 BB: 1 P: 17	R: 0 E: 0 K: 0 S: 8	H: 1 LOB: 1 BB: 0 P: 10	R: 0 E: 0 K: 0 S: 4	H: 0 LOB: 0 BB: 0 P: 6	1B: 6 2B: 1 3B: 0 HR: 0	SF: 0 SAC: 1 DP: 0 HBP: 0	WP: 0 PA: 34 PB: 0 SB: 1 CS: 0
PITCHER	IP WLS BF H R ER SO BB IBB HBP BLK WP HR S P ERA WHIP																		
John Tudor, L ERA:	(1, 1) 7.0 W 27 6 0 0 4 1 0 0 0 0 0 0 12 16 0.00 1.000																		
Ken Dayley, L ERA:	(8, 1) 2.0 S 7 1 0 0 0 0 0 0 0 0 0 0 12 16 0.00 0.500																		

Batter	1	2	3	4	5	6	7	8	9	AB	R	H	RBI	BB	SO	LOB	TOP				
John Cangelosi, S (1, 8) OBP: 0.273, SLG: 0.200 Andy Van Slyke, L (8, 8) OBP: 0.278, SLG: 0.545	F8		HBP 1B		F9			SH3 3B BB	HR	3	1	1	0	1	0	0					
Jay Bell, R (1, 6) OBP: 0.326, SLG: 0.325	G6-3 1B		L9		K			SH3	F9	4	0	1	0	0	1	2					
Gary Redus, R (1, 3) OBP: 0.346, SLG: 0.429	G6-3 1-2				G3					3	1	1	1	0	0	1					
Bobby Bonilla, S (1, 9) OBP: 0.286, SLG: 0.571		G5-3	4-3			F3		HR		4	1	1	1	0	0	3					
Barry Bonds, L (1, 7) OBP: 0.308, SLG: 0.441	K			F8		F3		HR		4	1	2	2	0	1	0					
Don Slaught, R (1, 2) OBP: 0.367, SLG: 0.500				HBP 1B		F4		HR		4	0	2	0	0	0	1					
Jose Lind, R (1, 4) OBP: 0.351, SLG: 0.400	4-3			K			K	6-3		4	0	0	0	0	2	2					
Wally Backman, S (1, 5) OBP: 0.409, SLG: 0.389 Rafael Belliard, R (8, 5)			HBP SH1-4 BB	HBP FC6-4 HBP		5-3			F4	1	0	0	0	1	0	0					
Doug Drabek, R (1, 1) OBP: 0.400, SLG: 0.250 Sid Bream, L (9, PH) OBP: 0.287, SLG: 0.214 Ted Power, R (9, 1)			SH1-4	FC6-4		F8			K	2	0	0	0	0	0	2					
Inning Stats	R: 0 E: 0 K: 0 S: 9	H: 1 LOB: 0 BB: 0 P: 14	R: 0 E: 0 K: 1 S: 9	H: 1 LOB: 1 BB: 0 P: 10	R: 0 E: 0 K: 0 S: 12	H: 1 LOB: 3 BB: 1 P: 23	R: 0 E: 0 K: 1 S: 13	H: 1 LOB: 2 BB: 0 P: 19	R: 0 E: 0 K: 0 S: 7	H: 1 LOB: 0 BB: 0 P: 12	R: 0 E: 0 K: 1 S: 6	H: 0 LOB: 0 BB: 0 P: 10	R: 4 E: 0 K: 0 S: 10	H: 3 LOB: 0 BB: 1 P: 20	R: 1 E: 0 K: 1 S: 7	H: 1 LOB: 0 BB: 0 P: 8	1B: 5 2B: 1 3B: 1 HR: 2	SF: 0 SAC: 2 DP: 1 HBP: 2	WP: 0 PB: 0 SB: 0 CS: 1	PA: 38	
PITCHER	IP	WLS	BF	H	R	ER	SO	BB	IBB	HBP	BLK	WP	HR	S	P	ERA	WHIP				
Joe Magrane, L (1, 1) ERA: 3.32	7.1	L	31	7	3	3	4	2	0	2	0	0	0	68	108	3.68	1.227				
Frank DiPino, L (8, 1) ERA: 7.71	0.2		3	1	1	1	0	0	0	0	0	0	1	4	9	13.50	1.500				
John Costello, R (9, 1) ERA: 4.5	1.0		4	1	1	1	1	0	0	0	0	0	1	7	8	9.00	1.000				

Pittsburgh Pirates @ St. Louis Cardinals
 Busch Stadium, St. Louis, MO
 Thu Apr 19 1990, 7:05 PM CDT
 Att: 20,495 - Unknown - 58 F

AB	32
R	5
H	9
RBI	5
BB	2
SO	5
LOB	11



Batter	1	2	3	4	5	6	7	8	9	AB	R	H	RBI	BB	SO	LOB	BOTTOM				
Vince Coleman, S (1, 7) OBP: 0.243, SLG: 0.250	G3 SF7 1B		L9			K		S BB		3	1	1	0	1	1	1					
Willie McGee, S (1, 8) OBP: 0.413, SLG: 0.535	G3		4-3			FC1-5 1B		1-3		4	0	1	0	0	0	3					
Terry Pendleton, S (1, 5) OBP: 0.295, SLG: 0.359	SF7		5-3			FC1-5			F8	3	0	0	1	0	0	2					
Pedro Guerrero, R (1, 3) OBP: 0.318, SLG: 0.350	K				F8				F9	4	0	0	0	0	2	1					
Milt Thompson, L (1, 9) OBP: 0.238, SLG: 0.111		6-3		3-1		G3			6-3	4	0	0	0	0	0	0					
José Oquendo, S (1, 4) OBP: 0.351, SLG: 0.323		G3		1-4-3		F5				3	0	0	0	0	0	0					
Todd Zeile, R (1, 2) OBP: 0.300, SLG: 0.389						K			6-3	3	0	1	0	0	1	0					
Tim Jones, L (1, 6) OBP: 0.462, SLG: 0.300		4-3				F7			G3	3	0	0	0	0	0	1					
Joe Magrane, R (1, 1) Frank DiPino, L (8, 1) Denny Walling, L (8, PH) OBP: 0.333, SLG: 0.333 John Costello, R (9, 1)			4-3 WP BB			K			4-3	1	0	0	0	1	1	0					
Inning Stats	R: 1 E: 0 K: 1 S: 11	H: 1 LOB: 0 BB: 0 P: 13	R: 0 E: 0 K: 0 S: 7	H: 1 LOB: 1 BB: 0 P: 10	R: 0 E: 0 K: 0 S: 7	H: 0 LOB: 0 BB: 1 P: 15	R: 0 E: 0 K: 2 S: 8	H: 0 LOB: 0 BB: 0 P: 14	R: 0 E: 0 K: 2 S: 9	H: 1 LOB: 1 BB: 0 P: 15	R: 0 E: 0 K: 0 S: 9	H: 0 LOB: 0 BB: 0 P: 12	R: 0 E: 0 K: 0 S: 7	H: 0 LOB: 1 BB: 1 P: 15	R: 0 E: 0 K: 0 S: 5	H: 0 LOB: 0 BB: 0 P: 8	1B: 3 2B: 0 3B: 0 HR: 0	SF: 1 SAC: 0 DP: 0 HBP: 0	WP: 1 PB: 0 SB: 3 CS: 0	PA: 32	
PITCHER	IP	WLS	BF	H	R	ER	SO	BB	IBB	HBP	BLK	WP	HR	S	P	ERA	WHIP				
Doug Drabek, R (1, 1) ERA: 3.63	8.0	W	29	3	1	1	5	2	0	0	0	0	0	62	101	1.12	0.625				
Ted Power, R (9, 1) ERA:	1.0		3	0	0	0	0	0	0	0	0	0	0	5	8	0.00	0.000				

Pittsburgh Pirates @ St. Louis Cardinals
 Busch Stadium, St. Louis, MO
 Thu Apr 19 1990, 7:05 PM CDT
 Att: 20,495 - Unknown - 58 F

AB	29
R	1
H	3
RBI	1
BB	2
SO	5
LOB	8



Batter	1	2	3	4	5	6	7	8	9	10	AB	R	H	RBI	BB	SO	LOB	TOP				
Lenny Dykstra, L OBP: 0.469, SLG: 0.667	(1, 8) F8	(2, 2) 1B		(4, 1) G1-6-3		(6, 3) 6-3		(8, 0) 2B		(10, 2) 1B	6	2	3	1	0	0	1					
Tom Herr, S OBP: 0.383, SLG: 0.452	(1, 4) BB	(2, 1) F8		(4, 0) 2B		(6, 1) 1B		(8, 3) G3		(10, 1) K	5	0	2	0	1	1	4					
Von Hayes, L OBP: 0.412, SLG: 0.425	(1, 9) BB	(2, 1) F9		(4, 2) 1-3		(6, 2) 5-3			(9, 2) 1B	(10, 4) 1B	5	1	2	1	1	0	3					
Ricky Jordan, R OBP: 0.313, SLG: 0.326	(1, 3) L8	(2, 1) 2B		(4, 0) 1B		(6, 1) 5-3			(9, 0) FC3-2	(10, 0) 1B	6	0	4	2	0	0	1					
John Kruk, L OBP: 0.293, SLG: 0.316		(2, 1) 1B		(4, 0) 1B		(6, 1) 4-3			(9, 1) F8	(10, 1) 1B	6	1	2	1	0	0	5					
Charlie Hayes, R OBP: 0.333, SLG: 0.325	(1, 5) 4-3	(2, 1) 1B		(4, 0) 4-3		(6, 2) E6			(9, 0) FC3-2	(10, 0) F9	6	1	3	0	0	0	3					
Darren Daulton, L OBP: 0.265, SLG: 0.172	(1, 2) 4-3	(2, 1) 1B		(4, 0) 4-3		(6, 2) 4-3			(9, 1) 1B		4	1	1	1	0	0	3	AB 49				
Jeff Parrett, R	(7, 1) 4-3										0	0	0	0	0	0	0	R 7				
Curt Ford, L	(9, PH) 1B										1	0	0	0	0	0	3	H 19				
Roger McDowell, R	(9, 1) 1B										0	0	0	0	0	0	0	RBI 7				
Rod Booker, L OBP: 0.250, SLG: 0.143	(1, 6) 4-3	(2, 2) 1B		(4, 0) 1-3		(6, 1) 5-3			(9, 3) FC5-4		2	0	0	0	0	0	2	BB 2				
Dickie Thon, R OBP: 0.162, SLG: 0.143	(5, PH) 4-3										3	0	0	0	0	0	5	SO 1				
Terry Mulholland, R OBP: 0.400, SLG: 0.600	(1, 1) 1B			(4, 0) 1B		(6, 1) 5-3					1	1	1	1	0	0	0	LOB 30				
Don Garciaparra, L OBP: 0.395, SLG: 0.600	(3, 1) 1B										0	0	0	0	0	0	0					
Darrel Akerfelds, R	(5, 1) 1B										0	0	0	0	0	0	0					
Randy Ready, R OBP: 0.345, SLG: 0.125	(6, PH) 1B										1	0	0	0	0	0	0					
Chuck McElroy, L	(6, 1) 1B										0	0	0	0	0	0	0					
Steve Lake, R OBP: 0.207, SLG: 0.286	(7, 2) 1B										2	0	0	0	0	0	0					
Inning Stats	R: 0 E: 0 K: 0 S: 8	H: 0 LOB: 1 BB: 1 P: 14	R: 5 E: 0 K: 0 S: 17	H: 7 LOB: 2 BB: 0 P: 28	R: 0 E: 0 K: 0 S: 5	H: 0 LOB: 0 BB: 0 P: 7	R: 0 E: 0 K: 0 S: 8	H: 2 LOB: 1 BB: 0 P: 8	R: 0 E: 1 K: 0 S: 9	H: 1 LOB: 2 BB: 0 P: 18	R: 0 E: 0 K: 0 S: 5	H: 1 LOB: 1 BB: 0 P: 13	R: 0 E: 0 K: 0 S: 7	H: 1 LOB: 1 BB: 0 P: 10	R: 0 E: 0 K: 0 S: 17	H: 3 LOB: 3 BB: 0 P: 28	R: 2 E: 0 K: 1 S: 12	H: 3 LOB: 2 BB: 1 P: 20	1B: 16 2B: 3 3B: 0 HR: 0	SF: 0 SAC: 0 DP: 1 HBP: 0	WP: 0 PB: 0 SB: 1 CS: 0	PA: 51
PITCHER	IP	WLS	BF	H	R	ER	SO	BB	IBB	HBP	BLK	WP	HR	S	P	ERA	WHIP					
Jose DeLeon, R ERA: 3.97	(1, 1) 1.0		4	0	0	0	0	1	0	0	0	0	0	8	14	0.00	1.000					
Bob Tewksbury, R ERA: 6.43	(2, 1) 0.1		6	5	5	0	0	0	0	0	0	0	0	9	13	135.00	15.000					
Frank DiPino, L ERA: 3.0	(2, 1) 3.2		16	5	0	0	0	0	0	0	0	0	0	33	48	0.00	1.364					
Ricky Horton, L ERA: 3.0	(6, 1) 2.0		8	2	0	0	0	0	0	0	0	0	0	14	21	0.00	1.000					
John Costello, R ERA: 3.0	(8, 1) 1.0		4	1	0	0	0	0	0	0	0	0	0	7	10	0.00	1.000					

Philadelphia Phillies @ St. Louis Cardinals
Busch Stadium, St. Louis, MO

Sat Apr 21 1990, 7:05 PM CDT
Att: 39,798 - Unknown - 69 F

livebaseballscores.com



Batter	1	2	3	4	5	6	7	8	9	10	AB	R	H	RBI	BB	SO	LOB	BOTTOM				
Vince Coleman, S OBP: 0.283, SLG: 0.256	(1, 7) 4-3		(3, 2) 1B	(4, 0) 1B		(6, 1) E1			(9, 1) E5		4	1	2	0	1	0	0					
Willie McGee, S OBP: 0.400, SLG: 0.490	(1, 8) 2B		(3, 1) 1B	(4, 2) K		(6, 3) K			(9, 3) G6-4-3		4	2	2	0	1	2	2					
Todd Zeile, R OBP: 0.347, SLG: 0.442	(1, 2) SF9		(3, 2) 1B					(8, 1) L5	(9, 2) F4		4	1	2	0	1	0	2					
Pedro Guerrero, R OBP: 0.302, SLG: 0.417	(1, 3) SF9		(3, 0) 1B					(8, 2) 6-3	(9, 3) G6-4-3		4	1	1	5	0	0	3					
Terry Pendleton, S OBP: 0.264, SLG: 0.286	(1, 5) 5-3		(3, 1) 4-3					(8, 2) 4-3			4	1	0	0	1	0	2					
Tom Brunansky, R OBP: 0.405, SLG: 0.419	(1, 9) 1B		(3, 2) L8							(10, 4) 1B	4	0	1	0	1	1	1					
Jose Oquendo, S OBP: 0.356, SLG: 0.316	(1, 4) 1B		(3, 2) P8								4	0	1	0	1	1	2	AB 37				
Tim Jones, L OBP: 0.400, SLG: 0.200	(1, 6) 4-3										4	0	1	0	1	1	2	R 6				
Milt Thompson, L OBP: 0.227, SLG: 0.105	(10, PH) G5-4-3										1	0	0	1	0	0	1	H 9				
Jose DeLeon, R											0	0	0	0	0	0	0	RBI 6				
Bob Tewksbury, R											0	0	0	0	0	0	0	BB 7				
Frank DiPino, L											0	0	0	0	0	0	0	SO 6				
Ricky Horton, L											0	0	0	0	0	0	0	LOB 18				
John Costello, R											0	0	0	0	0	0	0					
Darrel Akerfelds, R											0	0	0	0	0	0	0					
Chuck McElroy, L											0	0	0	0	0	0	0					
Ken Dayley, L											0	0	0	0	0	0	0					
Scott Terry, R											0	0	0	0	0	0	0					
John Matlack, L											0	0	0	0	0	0	0					
Inning Stats	R: 1 E: 0 K: 0 S: 9	H: 2 LOB: 1 BB: 0 P: 16	R: 0 E: 0 K: 0 S: 8	H: 1 LOB: 1 BB: 1 P: 15	R: 4 E: 0 K: 0 S: 19	H: 4 LOB: 0 BB: 0 P: 30	R: 0 E: 0 K: 2 S: 10	H: 0 LOB: 1 BB: 1 P: 15	R: 0 E: 0 K: 1 S: 9	H: 0 LOB: 2 BB: 1 P: 20	R: 0 E: 1 K: 1 S: 7	H: 1 LOB: 1 BB: 0 P: 7	R: 0 E: 0 K: 0 S: 5	H: 0 LOB: 0 BB: 0 P: 9	R: 0 E: 2 K: 0 S: 9	H: 0 LOB: 1 BB: 1 P: 18	R: 1 E: 0 K: 1 S: 7	H: 1 LOB: 1 BB: 1 P: 13	1B: 7 2B: 1 3B: 0 HR: 1	SF: 1 SAC: 0 DP: 2 HBP: 0	WP: 1 PB: 0 SB: 1 CS: 0	PA: 45
PITCHER	IP	WLS	BF	H	R	ER	SO	BB	IBB	HBP	BLK	WP	HR	S	P	ERA	WHIP					
Terry Mulholland, L ERA: 5.79	(1, 1) 2.0		13	7	5	0	2	2	0	0	0	0	0	19	35	0.00	1.000					
Don Carman, L ERA: 5.79	(3, 1) 2.0		8	0	0	0	2	2	0	0	0	0	0	19	35	0.00	1.000					
Darrel Akerfelds, R ERA: 5.79	(5, 1) 1.0		4	0	0	0	1	1	0	0	0	1	0	8	15	0.00	1.000					
Chuck McElroy, L ERA: 5.79	(6, 1) 1.0		4	1	0	0	1	0	0	0	0	0	0	7	15	0.00	1.000					
Jeff Parrett, R ERA: 5.79	(7, 1) 2.0		7	0	0	0	1	1	0	0	0	0	0	12	24	0.00	0.500					
PITCHER	IP	WLS	BF	H	R	ER	SO	BB	IBB	HBP	BLK	WP	HR	S	P	ERA	WHIP					
Roger McDowell, R ERA: 9.95	(9, 1) 2.0		9	1	1	1	1	2	0	0	0	0	0	16	31	4.50	1.500					

Philadelphia Phillies @ St. Louis Cardinals
Busch Stadium, St. Louis, MO

Sat Apr 21 1990, 7:05 PM CDT
Att: 39,798 - Unknown - 69 F


livebaseballscores.com



Batter	1	2	3	4	5	6	7	8	9	AB	R	H	RBI	BB	SO	LOB	TOP										
John Cangelosi, S OBP: 0.267, SLG: 0.154	1-1 SH1-4 2B HBP		2-2 6-3		0-0 1-3			2-2 F3		3	1	0	0	0	0	0											
Jay Bell, R OBP: 0.308, SLG: 0.277	0-0 SH1-4		1-0 1-3			4-0 1B BB		3-3 K		2	1	0	0	1	1	0											
Gary Redus, R OBP: 0.314, SLG: 0.367	0-0 5-3		0-1 F7			2-1 1-H 1B		0-0 F8		4	0	1	1	0	0	1											
Bobby Bonilla, S OBP: 0.293, SLG: 0.614	4-0 2B BB		0-1 G3			0-0 F6		1-2 6-3		3	1	0	0	1	0	1											
Jeff King, R OBP: 0.200, SLG: 0.258	2-2 1-H 2-H 2B		0-0 5-3			0-1 G3		1-1 F8		4	0	1	2	0	0	1											
Don Slaught, R OBP: 0.522, SLG: 0.727 Michael LaValliere, L OBP: 0.320, SLG: 0.190		0-0 G6-4-3 1B		0-0 2B				0-1 F8		3	0	2	0	0	0	0											
Andy Van Slyke, L OBP: 0.288, SLG: 0.458		1-1 G6-4-3 1B		2-0 F8				1-2 F8		4	0	1	0	0	0	1											
Jose Lind, R OBP: 0.327, SLG: 0.348		0-1 G6-4-3		0-0 1-3				4-0 BB		3	0	0	0	1	0	3											
Bob Walk, R OBP: 0.333, SLG: 0.333 Tom Pittino, R OBP: 0.140, SLG: 0.140 Randy Kramer, R OBP: 0.140, SLG: 0.140 Sid Bream, L OBP: 0.293, SLG: 0.290 Scott Ruskin, R OBP: 0.140, SLG: 0.140 Mike Roesler, R OBP: 0.140, SLG: 0.140		0-0 L7		1-3 K				3-2 G3		1	0	0	0	0	0	1											
Inning Stats	R: 2 E: 0 K: 0 S: 6	H: 1 LOB: 1 BB: 1 P: 13	R: 0 E: 0 K: 0 S: 6	H: 2 LOB: 1 BB: 0 P: 7	R: 0 E: 0 K: 0 S: 6	H: 0 LOB: 0 BB: 0 P: 9	R: 0 E: 0 K: 0 S: 5	H: 1 LOB: 1 BB: 0 P: 7	R: 0 E: 0 K: 1 S: 5	H: 0 LOB: 0 BB: 0 P: 6	R: 1 E: 0 K: 0 S: 5	H: 1 LOB: 0 BB: 1 P: 11	R: 0 E: 0 K: 0 S: 8	H: 0 LOB: 1 BB: 1 P: 16	R: 0 E: 0 K: 1 S: 8	H: 0 LOB: 0 BB: 0 P: 13	R: 1 E: 1 K: 0 S: 10	H: 1 LOB: 1 BB: 0 P: 14	1B: 4 2B: 2 HR: 0	SF: 0 SAC: 1 DP: 1 HBP: 1	WP: 0 PA: 35 PB: 0 SB: 1 CS: 1						
PITCHER	IP	WLS	BF	H	R	ER	SO	BB	IBB	HBP	BLK	WP	HR	S	P	ERA	WHIP										
John Tudor, L ERA: 1.29	8.0	W	30	5	3	3	2	3	0	1	0	0	0	49	82	3.38	1.000										
Ken Dayley, L ERA:	1.0		5	1	1	0	0	0	0	0	0	0	0	10	14	0.00	1.000										

Pittsburgh Pirates @ St. Louis Cardinals
 Busch Stadium, St. Louis, MO
 Mon Apr 23 1990, 7:05 PM CDT
 Att: 22,748 - Unknown - 80 F


AB 30
R 4
H 6
RBI 3
BB 3
SO 2
LOB 9



Batter	1	2	3	4	5	6	7	8	9	AB	R	H	RBI	BB	SO	LOB	BOTTOM										
Vince Coleman, S OBP: 0.286, SLG: 0.264	1-0 4-3		1-1 4-3	2-2 1-H 3-H 1B		3-2 4-3		0-3 K		5	0	1	1	0	1	1											
Ozzie Smith, S OBP: 0.289, SLG: 0.233	4-2 1B BB		1-1 E3 HR	0-0 G3		0-1 F7		0-0 2B 1B		4	3	1	0	1	0	2											
Willie McGee, S OBP: 0.438, SLG: 0.542	0-0 1B		2-1 L8		1-0 FC4-6 1B		1-1 FC4 1B	3-2 1-H 2B		5	1	4	1	0	0	1											
Pedro Guerrero, R OBP: 0.306, SLG: 0.446	2-0 F6		3-2 1-H HR		2-1 L7		4-1 BB 1-3 BB	2-2 L7		4	1	1	2	1	0	4											
Terry Pendleton, S OBP: 0.276, SLG: 0.308 Tim Jones, L OBP: 0.333, SLG: 0.158	0-1 1-3 2-H 1B		0-2 F5		0-0 FC4-6 S		3-2 1-3 BB	0-1 F7		1	0	1	1	0	0	0											
Milt Thompson, L OBP: 0.259, SLG: 0.130		1-1 F7		2-2 F7		4-0 1B		2-2 FC4 BB		3	0	0	1	1	0	1											
Todd Zeile, R OBP: 0.377, SLG: 0.457		3-2 1B		0-1 1B BLK 1B		2-1 F8		4-1 BB		3	1	2	0	1	0	2											
José Oquendo, S OBP: 0.377, SLG: 0.318		2-0 1B		2-0 WP BLK 1B 1B		4-1 SH2 BB		2-2 F6		3	1	2	0	1	0	3											
John Tudor, L OBP: 0.143, SLG: 0.143 Ken Dayley, L OBP: 0.143, SLG: 0.143		1-3 K		0-0 F6		2-0 SH2		0-3 K		3	0	0	0	0	2	7											
Inning Stats	R: 1 E: 0 K: 0 S: 7	H: 2 LOB: 2 BB: 1 P: 14	R: 0 E: 0 K: 1 S: 9	H: 2 LOB: 0 BB: 0 P: 16	R: 2 E: 1 K: 0 S: 12	H: 3 LOB: 1 BB: 0 P: 19	R: 0 E: 0 K: 0 S: 17	H: 1 LOB: 2 BB: 1 P: 15	R: 0 E: 0 K: 0 S: 7	H: 0 LOB: 1 BB: 1 P: 16	R: 1 E: 0 K: 1 S: 18	H: 1 LOB: 3 BB: 2 P: 34	R: 1 E: 0 K: 1 S: 13	H: 2 LOB: 1 BB: 0 P: 17	1B: 10 2B: 1 3B: 0 HR: 1	SF: 0 SAC: 1 DP: 0 HBP: 0	WP: 1 PA: 41 PB: 0 SB: 2 CS: 0										
PITCHER	IP	WLS	BF	H	R	ER	SO	BB	IBB	HBP	BLK	WP	HR	S	P	ERA	WHIP										
Bob Walk, R ERA: 3.68	4.0	L	20	8	5	3	1	1	0	0	1	0	0	13	31	0.00	1.000										
Randy Kramer, R ERA: 4.15	2.0		9	1	0	0	0	1	1	0	0	0	0	9	19	27.00	6.000										
Scott Ruskin, L ERA: 2.84	0.1		4	1	1	1	0	1	0	0	0	0	0	9	19	27.00	6.000										
Mike Roesler, R ERA: 3.0	1.2		8	2	1	1	2	1	0	0	0	0	0	22	32	5.40	1.800										

Pittsburgh Pirates @ St. Louis Cardinals
 Busch Stadium, St. Louis, MO
 Mon Apr 23 1990, 7:05 PM CDT
 Att: 22,748 - Unknown - 80 F

AB 35
R 7
H 12
RBI 6
BB 5
SO 3
LOB 25




Batter	1	2	3	4	5	6	7	8	9	AB	R	H	RBI	BB	SO	LOB	TOP			
Vince Coleman, S (1,7) OBP: 0.267, SLG: 0.246	G3		4-3			G4-3			G4-3	4	0	0	0	0	0	1	St. Louis Cardinals @ Los Angeles Dodgers Dodger Stadium, Los Angeles, CA Tue Apr 24 1990, 7:05 PM PDT Att: 27,366 - Unknown livebaseballscorecards.com			
Ozzie Smith, S (1,6) OBP: 0.282, SLG: 0.206	G3		F3			G3-1			G6-3	4	0	0	0	0	0	1				
Willie McGee, S (1,8) OBP: 0.433, SLG: 0.548	2B									3	0	1	0	0	2	0				
Pedro Guerrero, R (1,3) OBP: 0.308, SLG: 0.441	G3									3	0	1	0	0	0	1				
Denny Walling, L (1,5) OBP: 0.125, SLG: 0.125										3	0	0	0	0	1	1				
Tom Brunansky, R (1,9) OBP: 0.367, SLG: 0.351										3	0	0	0	0	1	0				
Todd Zeile, R (1,2) OBP: 0.357, SLG: 0.429										3	0	0	0	0	1	0				
José Oquendo, S (1,4) OBP: 0.375, SLG: 0.319										3	0	1	0	0	0	0				
Joe Magrane, R (1,1) John Morris, L (6,PH) Bob Tewksbury, R (6,1) Frank DiPino, L (8,1) Milt Thompson, L (9,PH)										0	0	0	0	0	0	0		Cardinals WP: 0 PA: 29 RB: 0 H: 3 RBI: 0 BB: 0 SO: 6 LOB: 4		
Inning Stats	R: 0 E: 0 K: 0 S: 4	H: 1 LOB: 1 BB: 0 P: 4	R: 0 E: 0 K: 2 S: 10	H: 0 LOB: 0 BB: 0 P: 15	R: 0 E: 0 K: 0 S: 10	H: 1 LOB: 1 BB: 0 P: 16	R: 0 E: 0 K: 1 S: 8	H: 1 LOB: 0 BB: 0 P: 11	R: 0 E: 0 K: 0 S: 8	H: 0 LOB: 0 BB: 0 P: 11	R: 0 E: 0 K: 1 S: 9	H: 0 LOB: 0 BB: 0 P: 12	R: 0 E: 0 K: 2 S: 9	H: 0 LOB: 0 BB: 0 P: 15	R: 0 E: 0 K: 0 S: 7	H: 0 LOB: 0 BB: 0 P: 12			R: 0 E: 0 K: 0 S: 11	H: 0 LOB: 0 BB: 0 P: 12
PITCHER Mike Morgan, R (1,1) ERA: 1.14	IP: 9.0 WLS: W BF: 29 H: 3 R: 0 ER: 0 SO: 6 BB: 0 IBB: 0 HBP: 0 BLK: 0 WP: 0 HR: 0 S: 76 P: 108 ERA: 0.00 WHIP: 0.333															PITCHER IP: WLS: BF: H: R: ER: SO: BB: IBB: HBP: BLK: WP: HR: S: P: ERA: WHIP				

Batter	1	2	3	4	5	6	7	8	9	AB	R	H	RBI	BB	SO	LOB	BOTTOM	
Juan Samuel, R (1,8) OBP: 0.348, SLG: 0.368	SF8 1B		WP 1B			G1-3			S BB	3	1	2	0	1	0	1	St. Louis Cardinals @ Los Angeles Dodgers Dodger Stadium, Los Angeles, CA Tue Apr 24 1990, 7:05 PM PDT Att: 27,366 - Unknown livebaseballscorecards.com	
Willie Randolph, R (1,4) OBP: 0.354, SLG: 0.328	4-3 1-3		BB BB						F9 1B	3	0	1	0	1	0	2		
Hubie Brooks, R (1,9) OBP: 0.266, SLG: 0.517	SF8 3-H		FC5-2-5 BB						F9 1B	3	0	0	1	0	0	3		
Eddie Murray, S (1,3) OBP: 0.400, SLG: 0.518 Brian Traxler, L (7,PH) (8,3)	F7 3-H		F8 3-H						K 2B	3	0	1	0	0	0	2		
Kal Daniels, L (1,7) OBP: 0.556, SLG: 0.618 Jose Gonzalez, R (9,7) OBP: 0.500, SLG: 0.333			2B 4-3 1B						CS BB	1	1	1	0	3	0	0		
Mike Sharperson, R (1,5) OBP: 0.313, SLG: 0.400 Lenny Harris, L (8,PH) (9,5)			4-3 G3 2B						CS P7	3	1	1	0	0	0	6		
Mike Scioscia, L (1,2) OBP: 0.250, SLG: 0.400			4-3						L8	4	0	0	1	0	0	4		
Alfredo Griffin, S (1,6) OBP: 0.411, SLG: 0.460	G3 3-H		G3						L9	4	0	1	1	0	0	0		
Mike Morgan, R (1,1) OBP: 0.200, SLG: 0.111	K 3-H		K						G6-3	3	0	0	0	0	2	1		
Inning Stats	R: 1 E: 0 K: 0 S: 9	H: 1 LOB: 0 BB: 0 P: 17	R: 2 E: 0 K: 1 S: 11	H: 2 LOB: 0 BB: 0 P: 15	R: 0 E: 0 K: 0 S: 14	H: 1 LOB: 3 BB: 2 P: 22	R: 0 E: 0 K: 1 S: 11	H: 1 LOB: 1 BB: 0 P: 15	R: 0 E: 0 K: 0 S: 7	H: 2 LOB: 3 BB: 1 P: 14	R: 0 E: 0 K: 0 S: 7	H: 0 LOB: 1 BB: 1 P: 12	R: 0 E: 0 K: 1 S: 6	H: 0 LOB: 0 BB: 1 P: 12	R: 0 E: 0 K: 0 S: 7	H: 0 LOB: 0 BB: 0 P: 12		1B: 5 2B: 2 3B: 0 HR: 0
PITCHER Joe Magrane, L (1,1) ERA: 3.75 Bob Tewksbury, R (6,1) ERA: 5.0 Frank DiPino, L (8,1) ERA: 2.57	IP: 5.0 WLS: L BF: 25 H: 7 R: 3 ER: 3 SO: 3 BB: 2 IBB: 0 HBP: 0 BLK: 0 WP: 1 HR: 0 S: 52 P: 83 ERA: 5.40 WHIP: 1.800															PITCHER IP: WLS: BF: H: R: ER: SO: BB: IBB: HBP: BLK: WP: HR: S: P: ERA: WHIP		

Batter	1	2	3	4	5	6	7	8	9	AB	R	H	RBI	BB	SO	LOB	TOP					
Vince Coleman, S OBP: 0.338, SLG: 0.320	G5-3		G4-3 1B	G4-3			E S BB		G5-3 1B	4	2	2	0	1	0	0	St. Louis Cardinals @ San Francisco Giants Candlestick Park, San Francisco, CA Sat Apr 28, 1990, 6:33 AM EDT Att: 21,963 - Sunny					
Ozzie Smith, S OBP: 0.300, SLG: 0.240	G4-3		G4-3		L8				G5-3	4	0	0	0	1	0	2						
Willie McGee, S OBP: 0.424, SLG: 0.500			G1-3 2H 1B		G5-3				FC4-6 2H 1B	4	2	2	2	1	1	2						
Pedro Guerrero, R OBP: 0.321, SLG: 0.493 Dave Collins, S OBP: 0.273, SLG: 0.200	P4		1B G1-3 IBB		G5-3		L8		FC4-6 1B	4	0	1	0	1	0	3						
Milt Thompson, L OBP: 0.257, SLG: 0.233		G1-3	G1-3			HR			FC4-6 1B	4	1	1	1	1	0	4						
Denny Walling, L OBP: 0.190, SLG: 0.190 Scott Terry, R		BB 1B	1-2 2-3 3H 1B			P5			F8 1B	5	0	3	2	0	0	1						
Todd Zeile, R OBP: 0.361, SLG: 0.460		BB	F8			G4-3			L7	4	0	1	0	1	0	4						
José Oquendo, S OBP: 0.375, SLG: 0.300				G6-3		L7				4	0	0	0	0	2	4						
John Tudor, L OBP: 0.100, SLG: 0.100 John Morris, L OBP: 0.200, SLG: 0.200 Ken Dayley, L OBP: 0.286, SLG: 0.286 Tim Jones, L OBP: 0.346, SLG: 0.190	B1-3			L7			K		F8	3	0	0	0	0	1	2						
Inning Stats	R: 0 E: 0 K: 0 S: 7	H: 0 LOB: 1 BB: 1 P: 12	R: 0 E: 0 K: 1 S: 11	H: 1 LOB: 2 BB: 1 P: 21	R: 2 E: 0 K: 0 S: 11	H: 3 LOB: 2 BB: 1 P: 21	R: 0 E: 0 K: 0 S: 6	H: 0 LOB: 0 BB: 0 P: 11	R: 0 E: 0 K: 0 S: 7	H: 0 LOB: 0 BB: 0 P: 9	R: 1 E: 0 K: 0 S: 11	H: 1 LOB: 0 BB: 0 P: 17	R: 0 E: 1 K: 2 S: 16	H: 0 LOB: 2 BB: 2 P: 30	R: 0 E: 0 K: 1 S: 11	H: 1 LOB: 2 BB: 1 P: 17		R: 2 E: 0 K: 0 S: 13	H: 4 LOB: 2 BB: 0 P: 23	1B: 9 2B: 0 3B: 0 HR: 1	SF: 0 SAC: 0 DP: 0 HBP: 0	WP: 0 PB: 0 SB: 2 CS: 0
PITCHER	IP	WLS	BF	H	R	ER	SO	BB	IBB	HBP	BLK	WP	HR	S	P	ERA	WHIP					
Scott Garretts, R ERA: 4.29	6.0	L	26	5	3	3	1	2	1	0	0	0	1	53	91	4.50	1.167					
Randy O'Neal, R ERA: 2.89	0.1		3	0	0	0	1	2	0	0	0	0	0	9	18	0.00	6.000					
Jeff Brantley, R ERA: 1.88	1.2		7	1	0	0	2	1	0	0	0	0	0	18	29	0.00	1.200					
Ernie Camacho, R ERA: 5.4	0.0		0	0	0	0	0	0	0	0	0	0	0	0	0	∞	∞					

Batter	1	2	3	4	5	6	7	8	9	AB	R	H	RBI	BB	SO	LOB	BOTTOM					
Brett Butler, L OBP: 0.471, SLG: 0.507	G5-3		G6-3			G4-3 1B				4	0	2	0	0	0	0	St. Louis Cardinals @ San Francisco Giants Candlestick Park, San Francisco, CA Sat Apr 28, 1990, 6:33 AM EDT Att: 21,963 - Sunny					
Robby Thompson, R OBP: 0.310, SLG: 0.354 Jeff Brantley, R OBP: 0.500, SLG: 1.000 Bill Bathe, R OBP: 0.286, SLG: 0.286 Ernie Camacho, R	F7		L6			P4			P4	3	0	0	0	0	0	1						
Will Clark, L OBP: 0.316, SLG: 0.461				P2		G4-3			K	4	0	1	0	0	1	3						
Kevin Mitchell, R OBP: 0.366, SLG: 0.484					P2				L7	2	0	1	0	2	0	0						
Kevin Bass, S OBP: 0.230, SLG: 0.361					FC5-4 CS				G6-3	4	0	0	0	0	1	3						
Matt Williams, R OBP: 0.301, SLG: 0.386					CS				G1-3	4	0	2	0	0	0	1						
Gary Carter, R OBP: 0.316, SLG: 0.250									F7	4	0	0	0	0	0	4						
Jose Uribe, S OBP: 0.289, SLG: 0.341									P9	3	0	1	0	0	0	2						
Scott Garretts, R Greg Litton, R Randy O'Neal, R Dave Anderson, R OBP: 0.200, SLG: 0.300									F8	1	0	0	0	0	0	0						
									G4-3	1	0	0	0	0	0	0						
									P4	1	0	0	0	0	0	1						
Inning Stats	R: 0 E: 0 K: 0 S: 6	H: 1 LOB: 1 BB: 0 P: 8	R: 0 E: 0 K: 0 S: 7	H: 1 LOB: 2 BB: 1 P: 15	R: 0 E: 0 K: 0 S: 6	H: 0 LOB: 0 BB: 0 P: 8	R: 0 E: 0 K: 0 S: 9	H: 1 LOB: 0 BB: 0 P: 12	R: 0 E: 0 K: 0 S: 7	H: 0 LOB: 0 BB: 0 P: 8	R: 0 E: 0 K: 0 S: 8	H: 1 LOB: 1 BB: 0 P: 13	R: 0 E: 0 K: 0 S: 6	H: 1 LOB: 1 BB: 0 P: 10	R: 0 E: 0 K: 1 S: 11	H: 2 LOB: 2 BB: 0 P: 14	R: 0 E: 0 K: 1 S: 9	H: 0 LOB: 1 BB: 1 P: 16	1B: 7 2B: 0 3B: 0 HR: 0	SF: 0 SAC: 0 DP: 0 HBP: 0	WP: 0 PB: 0 SB: 0 CS: 1	PA: 35
PITCHER	IP	WLS	BF	H	R	ER	SO	BB	IBB	HBP	BLK	WP	HR	S	P	ERA	WHIP					
John Tudor, L ERA: 0.96	7.0	W	25	5	0	0	0	1	0	0	0	0	0	49	74	0.00	0.857					
Ken Dayley, L ERA: 9.82	1.0		5	2	0	0	1	0	0	0	0	0	0	11	14	0.00	2.000					
Scott Terry, R ERA: 9.82	1.0		4	0	0	0	1	1	0	0	0	0	0	9	16	0.00	1.000					

AB	37
R	5
H	10
RBI	5
BB	6
SO	4
LOB	24



Batter	1	2	3	4	5	6	7	8	9	AB	R	H	RBI	BB	SO	LOB	TOP				
Vince Coleman, S (1.7) OBP: 0.340, SLG: 0.318	F7		S 2H 1B		G6-4-3 BB		F8			3	0	1	1	1	0	2					
Ozzie Smith, S (1.6) OBP: 0.274, SLG: 0.210	5-3		5-3		G6-4-3			F7		4	0	0	0	0	0	3					
Willie McGee, S (1.8) OBP: 0.388, SLG: 0.451	K2-3			G1-3		K		FC4-6 1B		4	0	1	0	0	2	0					
Pedro Guerrero, R (1.3) OBP: 0.362, SLG: 0.536		K		FC5-4 1B		4-3		F7		4	0	1	0	0	1	1					
Tom Brunansky, R (1.9) OBP: 0.310, SLG: 0.263		K		FC5-4 E		K		FC4-6		4	1	0	0	0	2	2					
Todd Zeile, R (1.2) OBP: 0.345, SLG: 0.473		K		E6 2B		1B 2B		F9		4	0	2	1	0	1	0					
José Oquendo, S (1.4) OBP: 0.393, SLG: 0.343			4-3	5-3		K		F8		4	0	0	0	0	1	2					
Rex Hudler, R (1.5) OBP: 0.455, SLG: 0.727			SH3-4 1B		S SH1-4 1B		WP 1B	HR		4	2	4	1	0	0	0					
Jose DeLeon, R (1.1) Mil Frank DiPino, L (7.1) Tom Niedenfuer, R (7.1) Ricky Horton, L (8.1) Dave Collins, S (8.1)			SH3-4		SH1-4		K	F4		0	0	0	0	0	0	0					
Inning Stats	R: 0 E: 0 K: 1 S: 9	H: 0 LOB: 0 BB: 0 P: 12	R: 0 E: 0 K: 3 S: 9	H: 0 LOB: 0 BB: 0 P: 11	R: 1 E: 0 K: 0 S: 10	H: 2 LOB: 1 BB: 0 P: 14	R: 1 E: 1 K: 0 S: 13	H: 2 LOB: 1 BB: 0 P: 16	R: 0 E: 0 K: 2 S: 10	H: 0 LOB: 0 BB: 0 P: 15	R: 0 E: 0 K: 2 S: 13	H: 2 LOB: 2 BB: 0 P: 19	R: 0 E: 0 K: 0 S: 7	H: 1 LOB: 1 BB: 0 P: 10	R: 1 E: 0 K: 0 S: 12	H: 1 LOB: 0 BB: 0 P: 22	1B: 6 2B: 2 3B: 0 HR: 1	SF: 0 SAC: 2 DP: 1 HBP: 0	WP: 1 PB: 0 SB: 2 CS: 0	PA: 36	
PITCHER	IP	WLS	BF	H	R	ER	SO	BB	IBB	HBP	BLK	WP	HR	S	P	ERA	WHIP				
Bruce Hurst, L (1.1) ERA: 4.15	7.0	W	28	7	2	2	8	1	0	0	0	1	0	70	98	2.57	1.143				
Craig Lefferts, L (8.1) ERA: 1.86	2.0	S	8	2	1	1	0	0	0	0	0	0	1	19	32	4.50	1.000				

St. Louis Cardinals @ San Diego Padres
Jack Murphy Stadium, San Diego, CA
Wed May 02, 1990, 6:33 AM EDT
Att: 18,697 - Sunny

AB	33
R	3
H	9
RBI	3
BB	1
SO	8
LOB	12



Batter	1	2	3	4	5	6	7	8	9	AB	R	H	RBI	BB	SO	LOB	BOTTOM				
Roberto Alomar, S (1.4) OBP: 0.348, SLG: 0.363	B4-3		S 1B		K		F8 SH1-4 BB			3	0	1	0	1	1	0					
Tony Gwynn, L (1.9) OBP: 0.330, SLG: 0.422	4-3		F7		K		SH1-4			3	0	0	0	0	1	1					
Joe Carter, R (1.8) OBP: 0.244, SLG: 0.361	5-3		K			P9	F8			4	0	0	0	0	1	2					
Jack Clark, R (1.3) OBP: 0.422, SLG: 0.500		BB 1B BB				HR	F3			3	1	1	1	1	1	2					
Craig Lefferts, L (8.1)										0	0	0	0	0	0	0					
Fred Lynn, L (1.7) OBP: 0.317, SLG: 0.375		BB 1B			1B		F7			4	0	2	0	0	1	0					
Benito Santiago, R (1.2) OBP: 0.440, SLG: 0.671		FC6-4 BB			F7		HR 1B			3	2	2	0	1	0	1					
Bip Roberts, S (1.5) OBP: 0.299, SLG: 0.458		K			1B		HR			3	1	2	2	1	1	3					
Garry Templeton, S (1.6) OBP: 0.239, SLG: 0.294		F6			K		1B			3	0	1	1	0	1	4					
Bruce Hurst, L (1.1)		FC6-4			K		K			3	0	0	0	0	2	4					
Phil Stephenson, L (8.3) ERA: 4.15							1-3			1	0	0	0	0	0	1					
Inning Stats	R: 0 E: 0 K: 0 S: 8	H: 1 LOB: 3 BB: 2 P: 10	R: 0 E: 0 K: 1 S: 13	H: 1 LOB: 3 BB: 2 P: 24	R: 0 E: 0 K: 2 S: 13	H: 1 LOB: 1 BB: 0 P: 19	R: 0 E: 0 K: 1 S: 9	H: 2 LOB: 1 BB: 0 P: 13	R: 0 E: 0 K: 3 S: 10	H: 0 LOB: 0 BB: 0 P: 16	R: 3 E: 0 K: 1 S: 14	H: 4 LOB: 1 BB: 0 P: 21	R: 0 E: 0 K: 0 S: 7	H: 0 LOB: 1 BB: 1 P: 14	R: 1 E: 0 K: 1 S: 10	H: 1 LOB: 1 BB: 1 P: 20	1B: 6 2B: 0 3B: 1 HR: 2	SF: 1 SAC: 1 DP: 0 HBP: 0	WP: 0 PB: 0 SB: 2 CS: 0	PA: 36	
PITCHER	IP	WLS	BF	H	R	ER	SO	BB	IBB	HBP	BLK	WP	HR	S	P	ERA	WHIP				
Jose DeLeon, R (1.1) ERA: 3.33	6.0	L	27	8	3	3	8	2	0	0	0	0	2	67	103	4.50	1.667				
Frank DiPino, L (7.1) ERA: 1.74	0.1		2	0	0	0	0	1	0	0	0	0	0	5	10	0.00	3.000				
Tom Niedenfuer, R (7.1) ERA: 2.7	1.1		6	1	1	1	1	1	0	0	0	0	0	10	20	6.75	1.500				
Ricky Horton, L (8.1) ERA: 4.15	0.1		1	0	0	0	0	0	0	0	0	0	0	2	4	0.00	0.000				

St. Louis Cardinals @ San Diego Padres
Jack Murphy Stadium, San Diego, CA
Wed May 02, 1990, 6:33 AM EDT
Att: 18,697 - Sunny

AB	30
R	4
H	9
RBI	4
BB	4
SO	9
LOB	18



Batter	1	2	3	4	5	6	7	8	9	AB	R	H	RBI	BB	SO	LOB	TOP					
Chris Sabo, R OBP: 0.447, SLG: 0.625	4-1 SH2-3 3B BB	0-0 L7				1-1 E 2B	0-1 FC5-4	3-2 G5-3		4	2	1	0	1	0	4						
Mariano Duncan, R OBP: 0.453, SLG: 0.677	0-0 SH2-3		0-0 G5-3			1-0 E1 1B	1-1 G4-3		3-2 G3 1B	4	2	2	0	0	0	0						
Barry Larkin, R OBP: 0.409, SLG: 0.415	3-1 1B 3B		2-2 G6-3 1B			1-1 G6-3 1B	2-1 G1-3		2-0 G3 1B	5	1	2	1	0	0	2						
Todd Benzinger, S OBP: 0.409, SLG: 0.440	0-0 1B		2-1 G6-3 1B			0-1 G6-3 1B	1-2 G3		1-0 1B 1B	5	1	3	3	0	0	1						
Billy Hatcher, R OBP: 0.381, SLG: 0.463	0-1 L9		2-2 G4-3			1-1 G6-3 1B			0-1 SH1-3 HBP 1B	5	1	2	0	0	0	3						
Paul O'Neill, L OBP: 0.376, SLG: 0.466	1-2 P5			0-0 L8			2-2 G6-3 2B		3-2 SH1-3 HBP 1B	4	1	2	1	0	0	1						
Rolando Roomes, R OBP: 0.231, SLG: 0.346		2-1 G2-3		3-2 FC6-4 1B			1-2 G6-3		0-0 SH1-3 1B	3	0	1	0	0	0	1	AB 37					
Herm Winningham, L OBP: 0.273, SLG: 0.250							2-3 G6-3		2-1 F8	1	0	0	0	0	0	2	R 8					
Joe Oliver, R OBP: 0.387, SLG: 0.422		3-1 SH3 1B		0-1 FC6-4 1B			2-2 FC3-6 1B		1-0 F9	4	0	2	1	1	0	3	H 15					
Ron Robinson, R OBP: 0.231, SLG: 0.231		0-0 SH3		1-3 K			0-0 FC3-6 FC5-4		0-0 SF8	1	0	0	0	0	0	1	RBI 7					
Ron Oester, S OBP: 0.375, SLG: 0.308		1-2 K								1	0	0	0	0	0	1	BB 2					
Luis Quinones, S OBP: 0.375, SLG: 0.308										1	0	0	0	0	0	0	SO 1					
Rob Dibble, L										0	0	0	0	0	0	0	LOB 19					
Inning Stats	R: 2 E: 0 K: 0 S: 11	H: 2 LOB: 1 BB: 1 P: 19	R: 0 E: 0 K: 0 S: 6	H: 1 LOB: 1 BB: 0 P: 11	R: 0 E: 0 K: 0 S: 10	H: 1 LOB: 1 BB: 0 P: 16	R: 0 E: 0 K: 1 S: 9	H: 1 LOB: 1 BB: 0 P: 13	R: 2 E: 0 K: 0 S: 12	H: 3 LOB: 0 BB: 0 P: 13	R: 1 E: 0 K: 0 S: 12	H: 2 LOB: 1 BB: 0 P: 17	R: 0 E: 0 K: 0 S: 7	H: 0 LOB: 0 BB: 0 P: 11	R: 1 E: 0 K: 0 S: 10	H: 1 LOB: 2 BB: 1 P: 20	R: 2 E: 0 K: 0 S: 16	H: 4 LOB: 2 BB: 0 P: 26	1B: 12 2B: 2 3B: 1 HR: 0	SF: 1 SAC: 3 DP: 0 HBP: 1	WP: 0 PB: 0 SB: 2 CS: 1	PA: 44
PITCHER	IP	WLS	BF	H	R	ER	SO	BB	IBB	HBP	BLK	WP	HR	S	P	ERA	WHIP					
John Tudor, L ERA: 1.89	5.1	L	25	9	5	4	1	1	0	0	0	0	0	51	81	6.75	1.875					
Tom Niedenfuer, R ERA: 2.25	0.2		3	1	0	0	0	0	0	0	0	0	0	6	8	0.00	1.500					
Bob Tewksbury, R ERA: 6.57	1.0		4	1	1	1	0	0	0	0	0	0	0	9	13	9.00	1.000					
Ricky Horton, L ERA: 3.86	0.2		4	0	0	0	0	0	1	1	0	0	0	4	11	0.00	0.000					
Scott Terry, R ERA: 10.13	0.2		5	3	2	2	0	0	0	0	0	0	0	14	23	27.00	4.500					
PITCHER	IP	WLS	BF	H	R	ER	SO	BB	IBB	HBP	BLK	WP	HR	S	P	ERA	WHIP					
Frank DiPino, L ERA: 1.64	0.2		3	1	0	0	0	0	0	0	0	0	0	6	10	0.00	1.500					

Cincinnati Reds @ St. Louis Cardinals
 Busch Stadium, St. Louis, MO
 Fri May 04 1990, 7:05 PM CDT
 Att: 41,655 - Unknown - 56 F

AB	37
R	8
H	15
RBI	7
BB	2
SO	1
LOB	19



Batter	1	2	3	4	5	6	7	8	9	AB	R	H	RBI	BB	SO	LOB	BOTTOM					
Vince Coleman, S OBP: 0.333, SLG: 0.304	4-2 CS BB				1-2 F8				2-3 K	4	0	0	0	1	2	1						
Willie McGee, S OBP: 0.412, SLG: 0.468	1-2 1B BB G3		4-2 G5-3 2B BB		0-1 CS 1B		0-0 G1-6-3 1B			3	2	3	0	1	0	0						
Milt Thompson, L OBP: 0.267, SLG: 0.333	1-2 G3 1B BB		0-1 F8		3-1 HR		1-1 G1-6-3			3	1	1	1	1	0	2						
Pedro Guerrero, R OBP: 0.357, SLG: 0.523	2-2 G3 1B		3-2 G5-3		2-2 F9			1-2 P3		4	0	1	0	0	0	1						
Denny Walling, L OBP: 0.182, SLG: 0.219	1-0 G3		0-0 2B		1-1 L4			2-3 K		4	0	1	2	0	1	2						
Todd Zeile, R OBP: 0.341, SLG: 0.455	1-2 K		3-0 G6-3		1-2 G4-3			4-2 BB		3	0	0	0	1	1	3						
José Oquendo, S OBP: 0.386, SLG: 0.329		2-3 K		3-2 P7		4-1 1B BB		0-3 K		3	0	0	0	1	2	1	AB 32					
Frank DiPino, L										0	0	0	0	0	0	0	R 3					
Ozzie Smith, S OBP: 0.286, SLG: 0.242		1-0 2B		2-0 F9		1-0 1B		3-2 G6-3		4	0	2	0	0	0	0	H 8					
John Tudor, L ERA: 3.86		3-3 K		1-3 K		2-3 K2-3		0-3 K		2	0	0	0	0	2	1	RBI 3					
Rex Hudler, R ERA: 6.57										0	0	0	0	0	0	0	BB 5					
Bob Tewksbury, R										0	0	0	0	0	0	0	SO 10					
Ricky Horton, L										0	0	0	0	0	0	0	LOB 13					
Scott Terry, R										1	0	0	0	0	0	0						
Tim Lincecum, L OBP: 0.333, SLG: 0.182										0	0	0	0	0	0	0						
Inning Stats	R: 1 E: 0 K: 1 S: 14	H: 2 LOB: 2 BB: 2 P: 27	R: 0 E: 0 K: 2 S: 8	H: 1 LOB: 1 BB: 0 P: 14	R: 1 E: 0 K: 0 S: 10	H: 1 LOB: 1 BB: 1 P: 19	R: 0 E: 0 K: 1 S: 13	H: 0 LOB: 0 BB: 0 P: 19	R: 1 E: 0 K: 0 S: 11	H: 2 LOB: 0 BB: 0 P: 17	R: 0 E: 0 K: 1 S: 11	H: 1 LOB: 2 BB: 1 P: 20	R: 0 E: 0 K: 1 S: 6	H: 1 LOB: 0 BB: 0 P: 7	R: 0 E: 0 K: 2 S: 11	H: 0 LOB: 1 BB: 1 P: 18	R: 0 E: 0 K: 2 S: 9	H: 0 LOB: 0 BB: 0 P: 14	1B: 5 2B: 2 3B: 0 HR: 1	SF: 0 SAC: 0 DP: 1 HBP: 0	WP: 0 PB: 0 SB: 0 CS: 2	PA: 37
PITCHER	IP	WLS	BF	H	R	ER	SO	BB	IBB	HBP	BLK	WP	HR	S	P	ERA	WHIP					
Ron Robinson, R ERA: 4.66	5.0	W	22	6	3	3	4	3	0	0	0	0	0	56	96	5.40	1.800					
Norm Charlton, L ERA: 2.53	2.0		8	2	0	0	2	1	0	0	0	0	0	17	27	0.00	1.500					
Rob Dibble, R	2.0	S	7	0	0	0	4	1	0	0	0	0	0	20	32	0.00	0.500					
PITCHER	IP	WLS	BF	H	R	ER	SO	BB	IBB	HBP	BLK	WP	HR	S	P	ERA	WHIP					

Cincinnati Reds @ St. Louis Cardinals
 Busch Stadium, St. Louis, MO
 Fri May 04 1990, 7:05 PM CDT
 Att: 41,655 - Unknown - 56 F

AB	32
R	3
H	8
RBI	3
BB	5
SO	10
LOB	13




Batter	1	2	3	4	5	6	7	8	9	AB	R	H	RBI	BB	SO	LOB	TOP				
Chris Sabo, R OBP: 0.442, SLG: 0.611 (1, 5)	F5		6-3		K		B3		S 1B	5	1	1	1	0	1	2					
Herm Winningham, L OBP: 0.214, SLG: 0.162 (1, 8)	G3		F9			4-3	P9		F6	5	0	0	0	0	0	2					
Barry Larkin, R OBP: 0.417, SLG: 0.418 (1, 6)	6-3		F6			1B S 1B	L8		1B	5	1	2	1	0	0	1					
Todd Benzinger, S OBP: 0.402, SLG: 0.429 (1, 3)		3-1		2-3		S 1B 4-3 1B		F9		4	1	1	0	0	0	0					
Paul O'Neill, L OBP: 0.367, SLG: 0.438 (1, 9)	F8		F2			4-3 S 1B		K		4	1	1	1	0	1	0					
Ken Griffey, L OBP: 0.308, SLG: 0.333 (1, 7)		2B		2-2		4-3 S 1B				3	0	2	1	0	0	1					
Billy Hatcher, R OBP: 0.371, SLG: 0.459 (8, 7)		1B		CS		1-3 2-H		2B		1	0	1	0	0	0	0					
Ron Oester, S OBP: 0.333, SLG: 0.471 (1, 4)			CS		SH3			F8		4	0	3	1	0	0	1	AB 37				
Norm Charlton, S OBP: 0.371, SLG: 0.459 (8, 1)										0	0	0	0	0	0	0	R 5				
Jeff Reed, L OBP: 0.200, SLG: 0.444 (1, 2)					SH3					2	0	0	0	1	0	1	H 13				
Scott Scudder, R OBP: 0.333, SLG: 0.333 (1, 1)										3	0	1	0	0	1	4	RBI 5				
Mariano Duncan, R OBP: 0.475, SLG: 0.729 (8, 4)										1	1	1	0	0	0	0	BB 1				
Inning Stats	R: 0 E: 0 K: 0 S: 6	H: 0 LOB: 0 BB: 8	R: 0 E: 0 K: 0 S: 13	H: 2 LOB: 3 BB: 20	R: 0 E: 0 K: 0 S: 6	H: 0 LOB: 0 BB: 8	R: 0 E: 0 K: 0 S: 8	H: 1 LOB: 0 BB: 11	R: 0 E: 0 K: 2 S: 9	H: 1 LOB: 1 BB: 0	R: 3 E: 0 K: 0 S: 13	H: 4 LOB: 1 BB: 0	R: 0 E: 0 K: 1 S: 7	H: 1 LOB: 1 BB: 0	R: 0 E: 0 K: 1 S: 7	H: 1 LOB: 1 BB: 10	R: 2 E: 0 K: 0 S: 12	H: 3 LOB: 1 BB: 19	1B: 9 2B: 3 3B: 1 HR: 0	SF: 0 SAC: 1 DP: 0 HBP: 0	WP: 0 PA: 40
PITCHER	IP WLS BF H R ER SO BB IBB HBP BLK WP HR S P ERA WHIP																				
Bryn Smith, R ERA: 2.59 (1, 1)	7.0 L 30 9 3 3 2 0 0 1 0 0 0 0 0 0 62 84 3.86 1.286																				
Ken Dayley, L ERA: (8, 1)	1.0 4 1 0 0 1 0 0 0 0 0 0 0 7 10 0.00 1.000																				
Lee Smith, R ERA: 2.93 (9, 1)	1.0 5 3 2 2 0 0 0 0 0 0 0 0 0 12 19 18.00 3.000																				

Cincinnati Reds @ St. Louis Cardinals
 Busch Stadium, St. Louis, MO
 Sun May 06 1990, 3:33 AM CDT
 Att: 38,772 - Cloudy - 68 F



Batter	1	2	3	4	5	6	7	8	9	AB	R	H	RBI	BB	SO	LOB	BOTTOM				
Vince Coleman, S OBP: 0.321, SLG: 0.314 (1, 7)	F8	F8			F7		FC6-4		FC5-4	5	0	0	1	0	0	3					
Willie McGee, S OBP: 0.405, SLG: 0.461 (1, 8)	L8 1B BB		4-3		6-3		G3-1			3	0	0	0	1	0	1					
Milt Thompson, L OBP: 0.315, SLG: 0.383 (1, 9)						F8			FC4-6 1B	4	0	3	0	0	0	0					
Pedro Guerrero, R OBP: 0.358, SLG: 0.516 (1, 3)	L8		G4-3 1B					F8		3	0	0	0	1	0	4					
Denny Walling, L OBP: 0.200, SLG: 0.189 (1, 5)										2	0	0	0	1	0	2					
Rex Hudler, R OBP: 0.385, SLG: 0.615 (8, 5)									FC4-6	1	0	0	0	0	0	1					
José Oquendo, S OBP: 0.385, SLG: 0.309 (1, 4)					P7				P9	4	0	0	0	0	0	5					
Ozzie Smith, S OBP: 0.271, SLG: 0.243 (1, 6)		4-3		4-3			WP FC6-4 2B		6-3	4	1	1	0	0	0	0					
Tom Pagnozzi, R OBP: 0.250, SLG: 0.250 (1, 2)					F4				K	4	0	1	0	0	1	1					
Bryn Smith, R OBP: 0.300, SLG: 0.300 (1, 1)										1	0	0	0	0	0	0					
John Morris, L OBP: 0.444, SLG: 0.167 (7, PH)										0	0	0	0	1	0	0					
Ken Dayley, L OBP: 0.371, SLG: 0.459 (8, 1)										0	0	0	0	0	0	0					
Lee Smith, R OBP: 0.371, SLG: 0.459 (9, 1)										0	0	0	0	0	0	0					
Todd Zeile, R OBP: 0.344, SLG: 0.438 (9, PH)										0	0	0	0	1	0	0					
Inning Stats	R: 0 E: 0 K: 0 S: 8	H: 1 LOB: 3 BB: 2 P: 18	R: 0 E: 0 K: 0 S: 11	H: 1 LOB: 1 BB: 0 P: 16	R: 0 E: 0 K: 0 S: 11	H: 1 LOB: 1 BB: 0 P: 14	R: 0 E: 0 K: 0 S: 7	H: 0 LOB: 0 BB: 0 P: 11	R: 0 E: 0 K: 0 S: 4	H: 0 LOB: 0 BB: 0 P: 5	R: 0 E: 0 K: 0 S: 7	H: 0 LOB: 1 BB: 1 P: 13	R: 1 E: 1 K: 0 S: 9	H: 1 LOB: 1 BB: 1 P: 16	R: 0 E: 0 K: 0 S: 6	H: 1 LOB: 1 BB: 0 P: 7	R: 0 E: 0 K: 1 S: 12	H: 0 LOB: 1 BB: 1 P: 21	1B: 4 2B: 1 3B: 0 HR: 0	SF: 0 SAC: 1 DP: 0 HBP: 0	WP: 1 PA: 37
PITCHER	IP WLS BF H R ER SO BB IBB HBP BLK WP HR S P ERA WHIP																				
Scott Scudder, R ERA: 1.23 (1, 1)	7.1 W 31 5 1 1 0 4 0 0 0 0 0 0 0 16 25 0.00 0.600																				
Norm Charlton, L ERA: 2.35 (8, 1)	1.2 S 6 0 0 0 1 1 0 0 0 0 0 0 0 16 25 0.00 0.600																				

Cincinnati Reds @ St. Louis Cardinals
 Busch Stadium, St. Louis, MO
 Sun May 06 1990, 3:33 AM CDT
 Att: 38,772 - Cloudy - 68 F



Batter	1	2	3	4	5	6	7	8	9	AB R H RBI BB SO LOB	TOP											
Billy Hatcher, R OBP: 0.383, SLG: 0.467 (1, 7)	F6		1B		K		1B		1B	5 0 3 0 0 1 2	Cincinnati Reds @ St. Louis Cardinals Busch Stadium, St. Louis, MO Mon May 07 1990, 7:05 PM CDT Att: 28,018 - Unknown - 81 F AB 34 R 3 H 9 RBI 3 BB 3 SO 4 LOB 17											
Herm Winningham, L OBP: 0.250, SLG: 0.300 (1, 8)	3B		K			1B	FC3-6		CS	4 1 2 0 0 1 2												
Barry Larkin, R OBP: 0.421, SLG: 0.415 (1, 6)	F5					1B	6-3			3 1 1 0 1 0 2												
Todd Benzinger, S OBP: 0.386, SLG: 0.409 (1, 3)	F2				FC3-6		F7		K	4 0 0 0 0 1 5												
Paul O'Neill, L OBP: 0.362, SLG: 0.429 (1, 9)		K			G4-6-3		2B		4-3	4 1 1 1 0 1 1												
Luis Quiñones, S OBP: 0.350, SLG: 0.353 (1, 5)	F2				G3		2B		F7	4 0 1 2 0 0 0												
Mariano Duncan, R OBP: 0.404, SLG: 0.699 (1, 4)	F8				FC1-5		F8		6-3	3 0 0 0 1 0 1												
Joe Oliver, R OBP: 0.373, SLG: 0.394 (1, 2)			F8		FC1-5		IBB		F8	3 0 1 0 1 0 0												
Tom Browning, L (1, 1)			F7		FC1-5		1-3		6-3	4 0 0 0 0 0 4												
Inning Stats	R: 0 E: 0 K: 0 S: 7	H: 1 LOB: 1 BB: 0 P: 11	R: 0 E: 0 K: 1 S: 10	H: 0 LOB: 0 BB: 0 P: 13	R: 0 E: 0 K: 1 S: 11	H: 1 LOB: 1 BB: 0 P: 15	R: 0 E: 0 K: 0 S: 3	H: 0 LOB: 0 BB: 1 P: 9	R: 0 E: 0 K: 1 S: 12	H: 1 LOB: 2 BB: 1 P: 18	R: 3 E: 0 K: 0 S: 16	H: 4 LOB: 2 BB: 1 P: 27	R: 0 E: 0 K: 1 S: 9	H: 1 LOB: 1 BB: 0 P: 13	R: 0 E: 0 K: 0 S: 10	H: 0 LOB: 0 BB: 0 P: 15	R: 0 E: 0 K: 0 S: 8	H: 1 LOB: 0 BB: 0 P: 10	1B: 7 2B: 1 3B: 1 HR: 0	SF: 0 SAC: 0 DP: 1 HBP: 0	WP: 0 PB: 0 SB: 1 CS: 1	PA: 38
PITCHER	IP WLS BF H R ER SO BB IBB HBP BLK WP HR S P ERA WHIP											PITCHER	IP WLS BF H R ER SO BB IBB HBP BLK WP HR S P ERA WHIP									
Jose DeLeon, R ERA: 3.56 (1, 1)	6.0 L 27 7 3 3 3 2 1 0 0 0 0 0 59 93 4.50 1.500																					
Scott Terry, R ERA: 6.75 (7, 1)	2.0 7 1 0 0 1 0 0 0 0 0 0 0 19 28 0.00 0.500																					
Lee Smith, R ERA: 2.76 (9, 1)	1.0 3 1 0 0 0 0 0 0 0 0 0 0 8 10 0.00 1.000																					

Batter	1	2	3	4	5	6	7	8	9	AB R H RBI BB SO LOB	BOTTOM											
Dave Collins, S OBP: 0.176, SLG: 0.125 (1, 7)	F9			5-3		5-3			FC5-4	4 0 0 0 0 0 1	Cincinnati Reds @ St. Louis Cardinals Busch Stadium, St. Louis, MO Mon May 07 1990, 7:05 PM CDT Att: 28,018 - Unknown - 81 F AB 29 R 0 H 3 RBI 0 BB 1 SO 3 LOB 7											
Rex Hudler, R OBP: 0.353, SLG: 0.529 (1, 5)	6-3			1B		6-3			F1	4 0 1 0 0 0 1												
Willie McGee, S OBP: 0.391, SLG: 0.443 (1, 8)	5-3			1B			F8		4-3	4 0 0 0 0 0 2												
Pedro Guerrero, R OBP: 0.358, SLG: 0.505 (1, 3)		F3					F8			2 0 0 0 1 0 0												
Todd Zeile, R OBP: 0.333, SLG: 0.422 (1, 2)		F4			L9		K			3 0 0 0 0 1 2												
Milt Thompson, L OBP: 0.298, SLG: 0.360 (1, 9)			K		F5				G3	3 0 0 0 0 1 0												
José Oquendo, S OBP: 0.364, SLG: 0.310 (1, 4)				4-3		L8				3 0 1 0 0 0 0												
Ozzie Smith, S OBP: 0.261, SLG: 0.234 (1, 6)				6-3		L7			L6-3	3 0 0 0 0 0 1												
Jose DeLeon, R OBP: 0.125, SLG: 0.125 (1, 1)				1-4-3						1 0 0 0 0 0 0												
Vince Coleman, S OBP: 0.318, SLG: 0.311 (6, PH)						K			FC5-4	1 0 0 0 0 1 0												
Scott Terry, R (7, 1)										0 0 0 0 0 0 0												
Lee Smith, R (9, 1)										0 0 0 0 0 0 0												
Tom Pagnozzi, R OBP: 0.298, SLG: 0.308 (9, PH)										1 0 1 0 0 0 0												
Inning Stats	R: 0 E: 0 K: 0 S: 6	H: 0 LOB: 0 BB: 0 P: 8	R: 0 E: 0 K: 1 S: 8	H: 0 LOB: 0 BB: 0 P: 13	R: 0 E: 0 K: 0 S: 4	H: 0 LOB: 0 BB: 0 P: 7	R: 0 E: 0 K: 0 S: 6	H: 1 LOB: 2 BB: 1 P: 12	R: 0 E: 0 K: 0 S: 5	H: 0 LOB: 0 BB: 0 P: 7	R: 0 E: 0 K: 1 S: 8	H: 0 LOB: 0 BB: 0 P: 11	R: 0 E: 0 K: 1 S: 9	H: 0 LOB: 0 BB: 0 P: 14	R: 0 E: 0 K: 0 S: 4	H: 1 LOB: 0 BB: 0 P: 5	R: 0 E: 0 K: 0 S: 12	H: 1 LOB: 1 BB: 0 P: 15	1B: 3 2B: 1 3B: 0 HR: 0	SF: 0 SAC: 0 DP: 1 HBP: 0	WP: 0 PB: 0 SB: 1 CS: 0	PA: 30
PITCHER	IP WLS BF H R ER SO BB IBB HBP BLK WP HR S P ERA WHIP											PITCHER	IP WLS BF H R ER SO BB IBB HBP BLK WP HR S P ERA WHIP									
Tom Browning, L ERA: 3.02 (1, 1)	9.0 W 30 3 0 0 3 0 1 0 0 0 0 0 62 92 0.00 0.333																					

Batter	1	2	3	4	5	6	7	8	9	AB	R	H	RBI	BB	SO	LOB	TOP			
Bip Roberts, S OBP: 0.336, SLG: 0.490 (1, 5)										5	1	2	2	0	1	0	San Diego Padres @ St. Louis Cardinals Busch Stadium, St. Louis, MO Thu May 10 1990, 3:33 AM CDT Att: 28,597 - Cloudy - 53 F			
Tony Gwynn, L OBP: 0.336, SLG: 0.430 (1, 9)										5	1	1	1	0	0	0				
Roberto Alomar, S OBP: 0.405, SLG: 0.468 (1, 4)										4	1	4	1	1	0	0				
Joe Carter, R OBP: 0.288, SLG: 0.411 (1, 3)										5	1	2	1	0	1	3				
Shawn Abner, R OBP: 0.313, SLG: 0.313 (1, 7)										5	1	1	1	0	0	2				
Darin Jackson, R OBP: 0.259, SLG: 0.423 (1, 8)										5	1	2	1	0	0	2				
Mark Parent, R OBP: 0.316, SLG: 0.333 (1, 2)										4	0	0	0	0	1	2				
Garry Templeton, S OBP: 0.280, SLG: 0.371 (1, 6)										4	2	2	2	0	0	1				
Dennis Rasmussen, L OBP: 0.417, SLG: 0.417 (1, 1)										3	1	1	0	0	0	0				
Inning Stats	R: 0 E: 0 K: 1 S: 11	H: 1 LOB: 1 BB: 0 P: 17	R: 0 E: 0 K: 0 S: 9	H: 0 LOB: 0 BB: 0 P: 14	R: 0 E: 0 K: 0 S: 7	H: 0 LOB: 0 BB: 0 P: 12	R: 5 E: 0 K: 0 S: 14	H: 5 LOB: 0 BB: 0 P: 19	R: 0 E: 0 K: 0 S: 7	H: 0 LOB: 1 BB: 0 P: 6	R: 2 E: 0 K: 1 S: 13	H: 4 LOB: 1 BB: 0 P: 18	R: 0 E: 0 K: 1 S: 7	H: 1 LOB: 1 BB: 0 P: 10	R: 2 E: 0 K: 0 S: 14	H: 3 LOB: 2 BB: 1 P: 24	1B: 8 2B: 5 3B: 0 HR: 2	SF: 0 SAC: 1 DP: 0 HBP: 0	WP: 0 PB: 0 SB: 1 CS: 0	PA: 42
PITCHER	IP WLS BF H R ER SO BB IBB HBP BLK WP HR S P ERA WHIP																			
Joe Magrane, L ERA: 6.45 (1, 1)	6.2 L 29 10 7 7 1 0 0 0 0 0 1 58 89 9.45 1.500																			
Tom Niedenfuer, R ERA: 1.23 (7, 1)	0.1 2 1 0 0 1 0 0 0 0 0 0 6 9 0.00 3.000																			
Frank DiPino, L ERA: 2.7 (8, 1)	2.0 11 4 2 2 1 1 0 0 0 0 1 21 34 9.00 2.500																			

Batter	1	2	3	4	5	6	7	8	9	AB	R	H	RBI	BB	SO	LOB	BOTTOM					
Vince Coleman, S OBP: 0.328, SLG: 0.315 (1, 7)										4	0	0	0	0	3	2	San Diego Padres @ St. Louis Cardinals Busch Stadium, St. Louis, MO Thu May 10 1990, 3:33 AM CDT Att: 28,597 - Cloudy - 53 F					
Ozzie Smith, S OBP: 0.292, SLG: 0.265 (1, 6)										4	0	2	0	0	0	0						
Willie McGee, S OBP: 0.379, SLG: 0.426 (1, 8)										4	0	1	0	0	0	2						
Todd Zeile, R OBP: 0.333, SLG: 0.444 (1, 3)										3	1	1	1	1	0	2						
Terry Pendleton, S OBP: 0.299, SLG: 0.317 (1, 5)										4	0	1	0	0	0	4						
José Quienro, S OBP: 0.346, SLG: 0.286 (1, 4)										4	0	0	0	0	0	1						
Milt Thompson, L OBP: 0.348, SLG: 0.411 (1, 9)										3	0	1	0	1	0	0						
Tom Pagnozzi, R OBP: 0.294, SLG: 0.294 (1, 2)										4	0	1	0	0	0	2						
Joe Magrane, R (1, 1)										2	0	0	0	0	1	1						
Tom Niedenfuer, R (7, 1)										0	0	0	0	0	0	0						
Rex Hudler, R OBP: 0.389, SLG: 0.529 (7, PH)										0	0	0	0	1	0	0						
Frank DiPino, L (8, 1)										0	0	0	0	0	0	0						
Dave Collins, S OBP: 0.158, SLG: 0.111 (9, PH)										1	0	0	0	0	0	1						
Inning Stats	R: 0 E: 0 K: 1 S: 9	H: 1 LOB: 2 BB: 1 P: 18	R: 0 E: 0 K: 0 S: 6	H: 1 LOB: 0 BB: 0 P: 11	R: 0 E: 0 K: 0 S: 3	H: 0 LOB: 0 BB: 0 P: 4	R: 1 E: 0 K: 0 S: 5	H: 2 LOB: 0 BB: 0 P: 7	R: 0 E: 0 K: 2 S: 8	H: 0 LOB: 0 BB: 0 P: 11	R: 0 E: 0 K: 0 S: 9	H: 1 LOB: 1 BB: 0 P: 15	R: 0 E: 0 K: 1 S: 10	H: 0 LOB: 2 BB: 2 P: 22	R: 0 E: 0 K: 0 S: 5	H: 1 LOB: 1 BB: 0 P: 10	R: 0 E: 0 K: 0 S: 6	H: 1 LOB: 1 BB: 0 P: 10	1B: 5 2B: 1 3B: 0 HR: 1	SF: 0 SAC: 0 DP: 1 HBP: 0	WP: 0 PB: 0 SB: 1 CS: 0	PA: 36
PITCHER	IP WLS BF H R ER SO BB IBB HBP BLK WP HR S P ERA WHIP																					
Dennis Rasmussen, L ERA: 4.01 (1, 1)	9.0 W 36 7 1 1 4 3 0 0 0 0 1 61 108 1.00 1.111																					



Batter	1	2	3	4	5	6	7	8	9	AB	R	H	RBI	BB	SO	LOB	TOP					
Oddibe McDowell, L (1, 8) OBP: 0.279, SLG: 0.359	P3		BB 1B 2B BB		K		F9			3	1	0	0	1	1	1	Atlanta Braves @ St. Louis Cardinals Busch Stadium, St. Louis, MO Fri May 11 1990, 7:05 PM CDT Att: 41,408 - Unknown - 64 F					
Jeff Treadway, L (1, 4) OBP: 0.353, SLG: 0.464	G6-3		BB 2B 1B		G3		P5			4	1	1	0	0	0	1						
Ron Gant, R (1, 7) OBP: 0.315, SLG: 0.367	F7		2B 1-2 2-3 BB		L7			G5-3		3	0	0	0	1	0	1						
Jim Presley, R (1, 3) OBP: 0.337, SLG: 0.453		2-2 1B	2-2 1B 2B		SH1-4 1B			K		4	0	3	2	0	1	0						
Dale Murphy, R (1, 9) OBP: 0.359, SLG: 0.404	K		F8		SH1-4 1B			L5		3	0	0	0	1	1	3						
Jeff Blauser, R (1, 6) OBP: 0.355, SLG: 0.444	K			P4		SH1-4			K	3	0	0	0	0	2	1						
Mark Lemke, S (1, 5) OBP: 0.258, SLG: 0.179	K			P9		G1-3			G3	4	0	0	0	0	1	3						
Greg Olson, R (1, 2) OBP: 0.452, SLG: 0.538			P8		G3				F8	2	0	0	0	0	0	0						
Ernie Whitt, L (6, PH) OBP: 0.279, SLG: 0.260				G3		P8				2	0	0	0	0	0	2						
29 John Smoltz, R (1, 1) OBP: 0.273, SLG: 0.111			G4-3							2	0	1	0	0	0	0						
Tommy Gregg, L (7, PH) OBP: 0.126, SLG: 0.139										1	0	0	0	0	1	0						
Tony Castillo, L (7, 1)										0	0	0	0	0	0	0						
Inning Stats	R: 0 E: 0 K: 0 S: 5	H: 0 LOB: 0 BB: 0 P: 8	R: 0 E: 0 K: 3 S: 13	H: 1 LOB: 1 BB: 0 P: 18	R: 2 E: 0 K: 0 S: 13	H: 2 LOB: 2 BB: 2 P: 27	R: 0 E: 0 K: 0 S: 5	H: 0 LOB: 0 BB: 0 P: 6	R: 0 E: 0 K: 1 S: 13	H: 1 LOB: 1 BB: 0 P: 16	R: 0 E: 0 K: 0 S: 10	H: 1 LOB: 2 BB: 1 P: 19	R: 0 E: 0 K: 1 S: 6	H: 0 LOB: 0 BB: 0 P: 8	R: 0 E: 0 K: 1 S: 8	H: 0 LOB: 0 BB: 0 P: 12	R: 0 E: 0 K: 1 S: 5	H: 0 LOB: 0 BB: 0 P: 6	1B: 4 2B: 1 3B: 0 HR: 0	SF: 0 SAC: 1 DP: 0 HBP: 0	WP: 0 PB: 0 SB: 0 CS: 0	PA: 35
PITCHER	IP	WLS	BF	H	R	ER	SO	BB	IBB	HBP	BLK	WP	HR	S	P	ERA	WHIP					
Bryn Smith, R (1, 1) ERA: 2.54	8.0	W	32	5	2	2	6	3	0	0	0	0	0	73	114	2.25	1.000					
Lee Smith, R (9, 1) ERA: 2.45	1.0	S	3	0	0	0	1	0	0	0	0	0	0	5	6	0.00	0.000					

AB	31
R	2
H	5
RBI	2
BB	3
SO	7
LOB	12



Batter	1	2	3	4	5	6	7	8	9	AB	R	H	RBI	BB	SO	LOB	BOTTOM					
Vince Coleman, S (1, 7) OBP: 0.325, SLG: 0.313	E 1B	F9		K			K			4	1	1	0	0	2	1	Atlanta Braves @ St. Louis Cardinals Busch Stadium, St. Louis, MO Fri May 11 1990, 7:05 PM CDT Att: 41,408 - Unknown - 64 F					
Willie McGee, S (1, 8) OBP: 0.383, SLG: 0.424	E 2B BB	G5-4-3 1B			G4-3		G1-3			3	1	1	0	1	0	0						
Terry Pendleton, S (1, 5) OBP: 0.282, SLG: 0.297	E3 2B FC3-2	G5-4-3			K		G4-3			4	0	0	0	0	1	2						
Denny Walling, L (1, 3) OBP: 0.227, SLG: 0.244				L8				G4-3		3	1	1	1	0	0	0						
Rex Hudler, R (6, PH) OBP: 0.368, SLG: 0.500	FC3-2 1B 2B				F7					1	0	0	0	0	0	0						
Lee Smith, R (9, 1)										0	0	0	0	0	0	0						
Milt Thompson, L (1, 9) OBP: 0.343, SLG: 0.390	FC3-2 1B BB			F7		G5-3		G3-1		3	1	0	0	1	0	0						
Todd Zeile, R (1, 2) OBP: 0.330, SLG: 0.436	K			G6-3		P8		1B		4	0	1	0	0	1	3						
José Oquendo, S (1, 4) OBP: 0.351, SLG: 0.287	FC3-2 1B			G4-3		2B BB		FC6-4 1B		3	1	1	0	1	0	3						
Ozzie Smith, S (1, 6) OBP: 0.310, SLG: 0.291				SH1 BB		PB BB		FC6-4		3	0	2	2	1	0	2						
Bryn Smith, R (1, 1) OBP: 0.250, SLG: 0.250				SH1		G1				2	0	0	0	0	1	3						
Dave Collins, S (9, 3) OBP: 0.158, SLG: 0.111										0	0	0	0	0	0	0						
Inning Stats	R: 4 E: 1 K: 2 S: 18	H: 3 LOB: 2 BB: 2 P: 34	R: 0 E: 0 K: 0 S: 10	H: 1 LOB: 0 BB: 0 P: 15	R: 0 E: 0 K: 0 S: 4	H: 0 LOB: 0 BB: 0 P: 9	R: 0 E: 0 K: 1 S: 10	H: 0 LOB: 1 BB: 1 P: 20	R: 0 E: 0 K: 0 S: 6	H: 0 LOB: 0 BB: 0 P: 7	R: 0 E: 0 K: 0 S: 9	H: 1 LOB: 1 BB: 1 P: 18	R: 0 E: 0 K: 1 S: 6	H: 0 LOB: 0 BB: 0 P: 8	R: 0 E: 0 K: 0 S: 10	H: 2 LOB: 2 BB: 0 P: 14	R: 0 E: 0 K: 0 S: 5	H: 0 LOB: 0 BB: 0 P: 6	1B: 5 2B: 2 3B: 0 HR: 0	SF: 0 SAC: 1 DP: 1 HBP: 0	WP: 0 PB: 1 SB: 1 CS: 0	PA: 35
PITCHER	IP	WLS	BF	H	R	ER	SO	BB	IBB	HBP	BLK	WP	HR	S	P	ERA	WHIP					
29 John Smoltz, R (1, 1) ERA: 6.97	6.0	L	27	5	5	2	4	4	0	0	0	0	0	16	103	3.00	1.500					
Tony Castillo, L (7, 1) ERA: 2.7	2.0		8	2	0	0	1	0	0	0	0	0	0	16	22	0.00	1.000					

AB	30
R	5
H	7
RBI	3
BB	4
SO	5
LOB	14



Batter	1	2	3	4	5	6	7	8	9	10	AB	R	H	RBI	BB	SO	LOB	TOP				
Oddibe McDowell, L OBP: 0.286, SLG: 0.373 (1, 8)	0-0 SH5-3 2B	2-2 G4-6-3 1B		0-1 F8			2-0 F7			0-1 G6-3	5	1	2	0	0	0	1					
Jeff Treadway, L OBP: 0.337, SLG: 0.443 (1, 4)	0-0 SH5-3	0-0 G4-6-3			1-0 4-3		0-0 6-3			2-2 L8	4	0	0	0	0	0	2					
Ron Gant, R OBP: 0.305, SLG: 0.407 (1, 7)	2-2 F7	2-2 F9			0-1 L3			2-0 HR		2-1 F7	5	1	1	1	0	0	2					
Jim Presley, R OBP: 0.333, SLG: 0.456 (1, 5)	2-1 1B 2B		2-3 K		1-3 K			3-3 K			4	0	1	1	0	3	0					
Dale Murphy, R OBP: 0.355, SLG: 0.398 (1, 9)	3-4 1-0 BB 1B		0-0 5-3		1-0 5-3		0-0 F9				4	0	1	0	0	0	0					
Tommy Gregg, L OBP: 0.162, SLG: 0.132 (1, 3)	4-2 1-2 BB		1-2 5-3		4-2 BB		1-1 F7				2	0	0	0	2	0	0					
Jeff Blausler, R OBP: 0.333, SLG: 0.414 (1, 6)	1-3 K		1-2 E1 4-3		1-3 K		0-3 K		0-3 K		4	0	0	0	0	3	4					
Greg Olson, R OBP: 0.441, SLG: 0.500 Ernie Whitt, L OBP: 0.274, SLG: 0.255 (9, PH) (9, 2)		3-2 1B 1B G4-6-3 HBP		3-3 K		0-3 K		1-2 G3			2	1	0	0	0	2	2					
Derek Lilliquist, L OBP: 0.462, SLG: 0.823 Lonnie Smith, R OBP: 0.317, SLG: 0.329 Charlie Kerfeld, R (7, PH) (7, 1) Mark Lemke, S OBP: 0.294, SLG: 0.175 Joe Boever, R (9, PH) (9, 1)		1-2 G4-6-3 1B		0-0 4-3		2-3 K		2-2 F7			2	0	1	0	0	0	1					
Inning Stats	R: 1 E: 0 K: 1 S: 18	H: 3 LOB: 3 BB: 1 P: 28	R: 1 E: 0 K: 0 S: 12	H: 2 LOB: 1 BB: 0 P: 21	R: 0 E: 0 K: 1 S: 8	H: 0 LOB: 0 BB: 0 P: 11	R: 0 E: 1 K: 1 S: 12	H: 0 LOB: 1 BB: 1 P: 16	R: 0 E: 0 K: 2 S: 10	H: 0 LOB: 1 BB: 1 P: 9	R: 0 E: 0 K: 1 S: 5	H: 0 LOB: 0 BB: 0 P: 9	R: 1 E: 0 K: 1 S: 7	H: 1 LOB: 0 BB: 0 P: 13	R: 0 E: 0 K: 0 S: 11	H: 0 LOB: 0 BB: 0 P: 14	R: 0 E: 0 K: 0 S: 8	H: 0 LOB: 0 BB: 0 P: 12	1B: 3 2B: 2 3B: 0 HR: 1	SF: 0 SAC: 1 DP: 1 HBP: 1	WP: 0 PB: 0 SB: 0 CS: 0	PA: 39
PITCHER	IP WLS BF H R ER SO BB IBB HBP BLK WP HR S P ERA WHIP	8.0 0 33 6 3 3 8 2 0 1 0 0 0 1 79 123 3.38 1.000	2.0 W 6 0 0 0 1 0 0 0 0 0 0 0 19 26 0.00 0.000																			

Atlanta Braves @ St. Louis Cardinals
Busch Stadium, St. Louis, MO
Sat May 12 1990, 7:05 PM CDT
Att: 30,068 - Unknown - 58 F

AB 35
R 3
H 6
RBI 2
BB 2
SO 9
LOB 12



Batter	1	2	3	4	5	6	7	8	9	10	AB	R	H	RBI	BB	SO	LOB	BOTTOM						
Rex Hudler, R OBP: 0.364, SLG: 0.450 (1, 7)	2-2 5-3		0-0 5-3		4-1 5-3 HR BB		2-3 K			0-0 E1 G4-3 S BB	2	1	0	0	1	0	0							
Denny Walling, L OBP: 0.222, SLG: 0.238 (7, PH) Vince Coleman, S OBP: 0.323, SLG: 0.310 (8, 7)							2-3 K			1-1 G4-3	5	1	1	1	0	0	3							
Willie McGee, S OBP: 0.376, SLG: 0.439 (1, 8)	0-0 HR		2-2 L9		1-1 5-3		0-0 F7			1-3 G4-3	4	1	2	2	1	0	0							
Terry Pendleton, S OBP: 0.303, SLG: 0.368 (1, 5)	1-0 2B		1-1 F3		1-0 HR		1-0 6-3			4-0 BB IBB IBB	4	1	2	2	1	0	0							
Pedro Guerrero, R OBP: 0.350, SLG: 0.505 Dave Collins, S OBP: 0.200, SLG: 0.111 (8, PR) (9, 3)	1-1 F9				2-2 F8		0-0 2B			4-0 BB IBB	4	0	1	0	0	0	1							
Todd Zeile, R OBP: 0.325, SLG: 0.418 (1, 2)	0-1 P9				1-1 1-3		2-1 F8		2-3 K	4-2 BB IBB	4	0	0	1	1	1	2							
Milt Thompson, L OBP: 0.324, SLG: 0.385 Lee Smith, R (9, 1)		2-1 F8		0-2 E5 1B		0-0 4-3		1-2 4-3		1-2 3-4 BB	4	0	0	0	0	0	1							
José Oquendo, S OBP: 0.357, SLG: 0.296 (1, 4)		1-0 1B		0-0 1-2 1B		2-3 K		1-6 F7			4	0	2	0	0	1	0							
Ozzie Smith, S OBP: 0.308, SLG: 0.281 (1, 6)		0-0 F7		0-3 K		4-0 E SH3-4 BB		3-2 F7			3	0	0	0	1	1	3							
Jose DeLeon, R OBP: 0.100, SLG: 0.100 John Morris, L OBP: 0.364, SLG: 0.125 (9, 9) (9, 9)		0-0 F4		1-1 6-3		1-1 SH3-4		1-3 K			2	0	0	0	0	0	1							
Inning Stats	R: 1 E: 0 K: 0 S: 9	H: 2 LOB: 1 BB: 0 P: 13	R: 0 E: 0 K: 0 S: 5	H: 1 LOB: 1 BB: 0 P: 8	R: 0 E: 0 K: 0 S: 8	H: 0 LOB: 0 BB: 0 P: 11	R: 0 E: 1 K: 1 S: 11	H: 1 LOB: 2 BB: 0 P: 14	R: 2 E: 0 K: 0 S: 10	H: 1 LOB: 0 BB: 1 P: 18	R: 0 E: 0 K: 1 S: 6	H: 0 LOB: 0 BB: 0 P: 10	R: 0 E: 1 K: 1 S: 7	H: 0 LOB: 1 BB: 1 P: 13	R: 0 E: 0 K: 1 S: 8	H: 1 LOB: 1 BB: 0 P: 12	R: 0 E: 0 K: 1 S: 7	H: 0 LOB: 0 BB: 0 P: 12	R: 1 E: 1 K: 0 S: 6	H: 0 LOB: 3 BB: 3 P: 18	1B: 2 2B: 2 3B: 0 HR: 2	SF: 0 SAC: 1 DP: 0 HBP: 0	WP: 0 PB: 0 SB: 1 CS: 0	PA: 41
PITCHER	IP WLS BF H R ER SO BB IBB HBP BLK WP HR S P ERA WHIP	6.0 0 25 5 3 3 2 1 0 0 0 0 0 2 49 74 4.50 1.000	2.0 L 8 0 1 0 1 1 2 0 0 0 0 0 13 30 0.00 0.750																					

Atlanta Braves @ St. Louis Cardinals
Busch Stadium, St. Louis, MO
Sat May 12 1990, 7:05 PM CDT
Att: 30,068 - Unknown - 58 F

AB 35
R 4
H 6
RBI 4
BB 5
SO 5
LOB 12



Batter	1	2	3	4	5	6	7	8	9	AB	R	H	RBI	BB	SO	LOB	TOP				
Eric Yelding, R OBP: 0.296, SLG: 0.312 (1, 8)	F6		6-3			F8			G3	4	0	0	0	0	0	0					
Bill Doran, S OBP: 0.314, SLG: 0.333 (1, 4)	6-3			L8		5-3			F4	4	0	0	0	0	0	0					
Craig Biggio, R OBP: 0.348, SLG: 0.328 (1, 2)									F8	3	0	1	0	1	0	0					
Glenn Davis, R OBP: 0.388, SLG: 0.551 (1, 3)									F8	3	0	1	0	0	0	2					
Ken Caminiti, S OBP: 0.336, SLG: 0.314 (1, 5)										3	0	1	0	0	0	1					
Glenn Wilson, R OBP: 0.292, SLG: 0.279 (1, 9)										3	0	1	0	0	0	2					
Casey Candaele, S OBP: 0.341, SLG: 0.368 (1, 7)										3	0	0	0	0	0	1					
Rafael Ramirez, R OBP: 0.273, SLG: 0.290 (1, 6)										3	0	0	0	0	0	1					
Mike Scott, R (1, 1)										1	0	0	0	0	1	0					
Gerald Young, S (6, PH)										1	0	0	0	0	0	0					
Danny Darwin, R (6, 1)										0	0	0	0	0	0	0					
Eric Anthony, L (8, PH)										1	0	0	0	0	1	0					
Dan Schatzeder, L (8, 1)										0	0	0	0	0	0	0					
Inning Stats	R: 0 E: 0 K: 0 S: 10	H: 0 LOB: 1 BB: 1 P: 18	R: 0 E: 0 K: 0 S: 6	H: 1 LOB: 0 BB: 0 P: 8	R: 0 E: 0 K: 1 S: 8	H: 0 LOB: 0 BB: 0 P: 9	R: 0 E: 0 K: 0 S: 7	H: 1 LOB: 0 BB: 0 P: 10	R: 0 E: 0 K: 0 S: 11	H: 1 LOB: 1 BB: 0 P: 17	R: 0 E: 0 K: 0 S: 7	H: 0 LOB: 0 BB: 0 P: 11	R: 0 E: 0 K: 1 S: 8	H: 1 LOB: 1 BB: 0 P: 14	R: 0 E: 0 K: 1 S: 7	H: 0 LOB: 0 BB: 0 P: 10	R: 0 E: 0 K: 0 S: 7	H: 0 LOB: 0 BB: 0 P: 10	1B: 3 2B: 1 3B: 0 HR: 0	SF: 0 SAC: 0 DP: 1 HBP: 0	WP: 0 PA: 30 PB: 0 SB: 0 CS: 1
PITCHER Joe Magrane, L ERA: 5.21 (1, 1)	IP: 9.0 WLS: W BF: 30 H: 4 R: 0 ER: 0 SO: 2 BB: 1 IBB: 0 HBP: 0 BLK: 0 WP: 0 HR: 0 S: 71 P: 107 ERA: 0.00 WHIP: 0.556															PITCHER					

Houston Astros @ St. Louis Cardinals
 Busch Stadium, St. Louis, MO
 Tue May 15 1990, 7:05 PM CDT
 Att: 16,790 - Unknown - 64 F

AB 29
 R 0
 H 4
 RBI 0
 BB 1
 SO 2
 LOB 7



Batter	1	2	3	4	5	6	7	8	9	AB	R	H	RBI	BB	SO	LOB	BOTTOM		
Vince Coleman, S OBP: 0.323, SLG: 0.306 (1, 7)	F7								L1-3	3	1	0	0	1	1	1			
Willie McGee, S OBP: 0.390, SLG: 0.446 (1, 8)										4	2	3	1	0	0	0			
Terry Pendleton, S OBP: 0.298, SLG: 0.355 (1, 5)										4	1	1	0	0	0	2			
Pedro Guerrero, R OBP: 0.344, SLG: 0.482 (1, 3)										4	0	1	1	0	2	1			
Milt Thompson, L OBP: 0.317, SLG: 0.352 (1, 9)										4	0	1	1	0	0	1			
José Oquendo, S OBP: 0.358, SLG: 0.295 (1, 4)										4	0	1	0	0	0	2			
Ozzie Smith, S OBP: 0.313, SLG: 0.289 (1, 6)										4	0	2	0	0	0	1			
Tom Pagnozzi, R OBP: 0.261, SLG: 0.261 (1, 2)										3	0	1	0	0	1	1			
Joe Magrane, R (1, 1)										3	0	0	0	0	1	3			
Inning Stats	R: 2 E: 1 K: 0 S: 14	H: 3 LOB: 1 BB: 0 P: 20	R: 0 E: 0 K: 3 S: 11	H: 1 LOB: 1 BB: 0 P: 16	R: 0 E: 0 K: 1 S: 9	H: 0 LOB: 0 BB: 0 P: 11	R: 0 E: 0 K: 0 S: 10	H: 2 LOB: 2 BB: 0 P: 15	R: 2 E: 0 K: 0 S: 11	H: 2 LOB: 1 BB: 1 P: 20	R: 0 E: 0 K: 0 S: 7	H: 0 LOB: 0 BB: 0 P: 9	R: 0 E: 0 K: 0 S: 8	H: 1 LOB: 0 BB: 0 P: 10	R: 0 E: 0 K: 1 S: 9	H: 1 LOB: 1 BB: 0 P: 13	1B: 10 2B: 0 3B: 0 HR: 0	SF: 0 SAC: 0 DP: 1 HBP: 0	WP: 0 PA: 34 PB: 1 SB: 4 CS: 0
PITCHER Mike Scott, R ERA: 6.38 (1, 1)	IP: 5.0 WLS: L BF: 24 H: 8 R: 4 ER: 4 SO: 4 BB: 1 IBB: 0 HBP: 0 BLK: 0 WP: 0 HR: 0 S: 55 P: 82 ERA: 7.20 WHIP: 1.800															PITCHER			
Danny Darwin, R ERA: 1.0 (6, 1)	2.0 6 1 0 0 0																		
Dan Schatzeder, L ERA: 1.31 (8, 1)	1.0 4 1 0 0 1																		

Houston Astros @ St. Louis Cardinals
 Busch Stadium, St. Louis, MO
 Tue May 15 1990, 7:05 PM CDT
 Att: 16,790 - Unknown - 64 F

AB 33
 R 4
 H 10
 RBI 3
 BB 1
 SO 5
 LOB 12



Batter	1	2	3	4	5	6	7	8	9	AB	R	H	RBI	BB	SO	LOB	TOP								
Ozzie Smith, S OBP: 0.328, SLG: 0.302 (1, 6)	F8		FC6-4 1B		L5-3			G6-3 1B	G5-3	5	1	2	1	0	0	3	St. Louis Cardinals @ Cincinnati Reds Riverfront Stadium, Cincinnati, OH Thu May 17 1990, 7:05 PM EDT Att: 22,741 - Unknown								
Willie McGee, S OBP: 0.398, SLG: 0.457 (1, 8)	F3		FC6-4 1-2f			F9		G6-3 1B		4	1	1	0	0	0	1									
Terry Pendleton, S OBP: 0.283, SLG: 0.369 (1, 5)	L9					L9		G6-3		4	0	0	1	0	0	2									
Pedro Guerrero, R OBP: 0.346, SLG: 0.487 Ken Dayley, L (8, 1)		K								4	0	1	1	0	2	0									
Denny Walling, L OBP: 0.239, SLG: 0.256 (9, 3)								WP 2B		0	0	0	0	0	0	0									
Todd Zeile, R OBP: 0.317, SLG: 0.406 (1, 2)		F6								4	0	0	0	0	0	1									
José Oquendo, S OBP: 0.359, SLG: 0.300 (1, 4)										2	0	1	0	2	0	0									
Rex Hudler, R OBP: 0.346, SLG: 0.417 (1, 9)		G6-3							SH1-4 BB	3	0	1	0	0	0	2									
Vince Coleman, S OBP: 0.319, SLG: 0.321 (1, 7)										3	0	0	0	1	0	1									
Jose DeLeon, R OBP: 0.154, SLG: 0.308 Dave Collins, S OBP: 0.190, SLG: 0.105 Lee Smith, R (9, 1)									G5-3 BB	3	1	1	0	0	1	0									
Inning Stats	R: 0 E: 0 K: 0 S: 3	H: 0 LOB: 0 BB: 0 P: 3	R: 0 E: 0 K: 1 S: 10	H: 1 LOB: 1 BB: 0 P: 13	R: 1 E: 0 K: 0 S: 8	H: 2 LOB: 1 BB: 0 P: 12	R: 0 E: 0 K: 1 S: 11	H: 0 LOB: 1 BB: 1 P: 17	R: 0 E: 0 K: 0 S: 8	H: 0 LOB: 0 BB: 0 P: 10	R: 0 E: 0 K: 0 S: 9	H: 0 LOB: 0 BB: 0 P: 12	R: 0 E: 0 K: 0 S: 6	H: 1 LOB: 1 BB: 0 P: 8	R: 2 E: 0 K: 1 S: 15	H: 3 LOB: 1 BB: 0 P: 20	R: 0 E: 0 K: 0 S: 8	H: 0 LOB: 2 BB: 2 P: 19	1B: 4 2B: 3 3B: 1 HR: 0	SF: 0 SAC: 1 DP: 1 HBP: 0	WP: 1 PB: 0 SB: 0 CS: 0	PA: 37			
PITCHER	IP	WLS	BF	H	R	ER	SO	BB	IBB	HBP	BLK	WP	HR	S	P	ERA	WHIP								
Tom Browning, L ERA: 3.09 (1, 1)	7.0	L	26	4	1	1	2	1	0	0	0	0	0	55	75	1.29	0.714								
Tim Lincecum, L ERA: 3.5 (8, 1)	1.0		7	3	2	2	1	1	0	0	0	1	0	16	25	18.00	4.000								
Tim Lincecum, R ERA: 3.14 (9, 1)	1.0		4	0	0	0	0	1	0	0	0	0	0	7	14	0.00	1.000								

Batter	1	2	3	4	5	6	7	8	9	AB	R	H	RBI	BB	SO	LOB	BOTTOM								
Chris Sabo, R OBP: 0.432, SLG: 0.615 (1, 5)	L7		FC4-6 BB		K					4	0	1	0	1	1	0	St. Louis Cardinals @ Cincinnati Reds Riverfront Stadium, Cincinnati, OH Thu May 17 1990, 7:05 PM EDT Att: 22,741 - Unknown								
Hern Wainwright, L OBP: 0.293, SLG: 0.315 (1, 8)	6-3		FC4-6 1B		G3-1					5	0	0	0	0	2	4									
Barry Larkin, R OBP: 0.437, SLG: 0.424 (1, 6)										3	0	3	0	0	0	0									
Paul O'Neill, L OBP: 0.352, SLG: 0.426 (1, 9)	K		P5		F8					4	0	0	0	0	1	5									
Todd Benzinger, S OBP: 0.353, SLG: 0.402 (1, 3)			G4-3							4	0	0	0	0	1	3									
Billy Hatcher, R OBP: 0.386, SLG: 0.467 (1, 7)		E3 FC3-6 S			K					3	0	0	0	1	1	0									
Ron Oester, S OBP: 0.258, SLG: 0.300 Paul Noce, R OBP: 1.000, SLG: 1.000 (9, PH)					F8					2	0	0	0	1	1	0									
Jeff Reed, L OBP: 0.200, SLG: 0.278 Joe Oliver, R OBP: 0.356, SLG: 0.440 (9, PH)										1	0	1	0	0	0	0									
Tom Browning, L (1, 1)										2	0	0	0	0	1	3									
Hal Morris, L OBP: 0.316, SLG: 0.235 Tim Lincecum, L (8, 1)										1	0	0	0	0	0	0									
Tom Browning, L (9, 1)										0	0	0	0	0	0	0									
Ken Griffey, L OBP: 0.316, SLG: 0.294 (9, PH)										1	0	0	0	0	0	2									
Inning Stats	R: 0 E: 0 K: 1 S: 6	H: 1 LOB: 1 BB: 0 P: 6	R: 0 E: 1 K: 2 S: 17	H: 0 LOB: 2 BB: 1 P: 29	R: 0 E: 0 K: 0 S: 12	H: 1 LOB: 1 BB: 1 P: 18	R: 0 E: 0 K: 1 S: 8	H: 1 LOB: 2 BB: 0 P: 10	R: 0 E: 0 K: 0 S: 9	H: 0 LOB: 0 BB: 0 P: 12	R: 0 E: 0 K: 1 S: 7	H: 0 LOB: 0 BB: 0 P: 12	R: 0 E: 0 K: 0 S: 9	H: 0 LOB: 1 BB: 0 P: 16	R: 0 E: 0 K: 1 S: 18	H: 2 LOB: 3 BB: 1 P: 26	1B: 6 2B: 0 3B: 0 HR: 0	SF: 0 SAC: 0 DP: 0 HBP: 1	WP: 0 PB: 0 SB: 2 CS: 0	PA: 38					
PITCHER	IP	WLS	BF	H	R	ER	SO	BB	IBB	HBP	BLK	WP	HR	S	P	ERA	WHIP								
Jose DeLeon, R ERA: 2.96 (1, 1)	7.1	W	30	4	0	0	7	2	0	1	0	0	0	8	17	0.00	0.818								
Ken Dayley, L (8, 1)	0.2		4	1	0	0	0	1	0	0	0	0	0	8	17	0.00	3.000								
Lee Smith, R ERA: 2.05 (9, 1)	1.0	S	4	1	0	0	1	0	0	0	0	0	0	15	18	0.00	1.000								

AB 33
R 3
H 7
RBI 3
BB 3
SO 3
LOB 12



AB 34
R 0
H 6
RBI 0
BB 3
SO 8
LOB 21



Batter	1	2	3	4	5	6	7	8	9	AB	R	H	RBI	BB	SO	LOB	TOP				
Ozzie Smith, S OBP: 0.333, SLG: 0.303 (1, 6)	G1-3		G4-6-3 1B			G4-6-3 BB		F7									3 0 1 0 1 0 0				
Willie McGee, S OBP: 0.386, SLG: 0.447 (1, 8)			G4-6-3 1-2†			G4-6-3 1-2†			K								3 0 0 0 1 1 2				
Terry Pendleton, S OBP: 0.271, SLG: 0.352 (1, 5)	F9				G4-3			F8									4 0 0 0 0 1 1				
Pedro Guerrero, R OBP: 0.343, SLG: 0.480 (1, 3)	F8				G6-4-3 1B			G5-3									4 0 1 0 0 1 1				
Milt Thompson, L OBP: 0.315, SLG: 0.338 (1, 9)		G6-3			G6-4-3 1-2†			P5									3 0 0 0 0 0 1				
Todd Zeile, R OBP: 0.325, SLG: 0.407 (1, 2)						G6-3 FC5-4 1B											2 0 1 0 1 0 0				
Vince Coleman, S OBP: 0.319, SLG: 0.321 (1, 7)																	3 0 1 0 0 0 2				
José Oquendo, S OBP: 0.358, SLG: 0.295 (1, 4)																	2 0 0 0 1 0 2				
Greg Mathews, R OBP: 0.222, SLG: 0.250 Ken Dayley, L (9, 1)																	3 0 0 0 0 2 2 0 0 0 0 0 0 0				
Inning Stats	R: 0 E: 0 K: 0 S: 11	H: 0 LOB: 1 BB: 1 P: 20	R: 0 E: 0 K: 0 S: 8	H: 1 LOB: 1 BB: 0 P: 10	R: 0 E: 0 K: 1 S: 8	H: 1 LOB: 0 BB: 0 P: 12	R: 0 E: 0 K: 0 S: 7	H: 1 LOB: 0 BB: 0 P: 11	R: 0 E: 0 K: 1 S: 7	H: 1 LOB: 1 BB: 0 P: 9	R: 0 E: 0 K: 0 S: 5	H: 0 LOB: 1 BB: 1 P: 12	R: 0 E: 0 K: 0 S: 10	H: 0 LOB: 1 BB: 1 P: 20	R: 0 E: 0 K: 3 S: 9	H: 0 LOB: 0 BB: 0 P: 10	1B: 4 2B: 0 3B: 0 HR: 0	SF: 0 SAC: 0 DP: 4 HBP: 0	WP: 0 PB: 0 SB: 1 CS: 0	PA: 31	
PITCHER	IP	WLS	BF	H	R	ER	SO	BB	IBB	HBP	BLK	WP	HR	S	P	ERA	WHIP				
Ron Robinson, R ERA: 3.74 Norm Charlton, L ERA: 3.09	(1, 1) (8, 1)	7.0 W	26 5	4 0	0 0	0 0	2 3	4 0	0 0	0 0	0 0	0 0	0 0	57 12	99 14	0.00 0.00	1.143 0.000				

St. Louis Cardinals @ Cincinnati Reds
Riverfront Stadium, Cincinnati, OH
Fri May 18 1990, 7:05 PM EDT
Att: 34,968 - Unknown - 75 F

AB	27
R	0
H	4
RBI	0
BB	4
SO	5
LOB	11



Batter	1	2	3	4	5	6	7	8	9	AB	R	H	RBI	BB	SO	LOB	BOTTOM					
Chris Sabo, R OBP: 0.427, SLG: 0.603 (1, 5)	F7		G6-3														4 0 1 0 0 0 0					
Billy Hatcher, R OBP: 0.374, SLG: 0.452 (1, 8) (8, 7)	B1-3		P5														4 0 0 0 0 0 1					
Barry Larkin, R OBP: 0.438, SLG: 0.417 (1, 6)	F8																2 0 0 0 2 0 1					
Todd Benzinger, S OBP: 0.350, SLG: 0.397 (1, 3)																	4 0 1 0 0 1 1					
Luis Quinones, S OBP: 0.242, SLG: 0.276 (1, 4)																	4 0 0 0 0 2 3					
Paul O'Neill, L OBP: 0.364, SLG: 0.466 (1, 9)																	3 1 2 1 1 0 2					
Rolando Roomes, R OBP: 0.225, SLG: 0.300 (1, 7)																	3 0 1 0 0 0 3					
Joe Oliver, R OBP: 0.346, SLG: 0.426 (1, 2)																	3 0 0 0 0 0 2					
Ron Robinson, R OBP: 0.143, SLG: 0.143 Norm Charlton, S OBP: 0.333, SLG: 0.333 Hern Wainwright, L OBP: 0.288, SLG: 0.309 (1, 1) (8, 1) (8, 8)																	2 0 0 0 0 2 0 0 0 0 0 0 0 0 1 0 0 0 0 0 0					
Inning Stats	R: 0 E: 0 K: 0 S: 7	H: 0 LOB: 0 BB: 0 P: 8	R: 0 E: 0 K: 0 S: 10	H: 2 LOB: 2 BB: 0 P: 13	R: 0 E: 0 K: 1 S: 7	H: 0 LOB: 0 BB: 0 P: 9	R: 0 E: 0 K: 1 S: 8	H: 1 LOB: 2 BB: 1 P: 18	R: 0 E: 0 K: 1 S: 7	H: 0 LOB: 0 BB: 0 P: 8	R: 0 E: 0 K: 0 S: 9	H: 0 LOB: 1 BB: 1 P: 17	R: 0 E: 0 K: 0 S: 5	H: 0 LOB: 0 BB: 0 P: 9	R: 0 E: 0 K: 0 S: 8	H: 1 LOB: 1 BB: 0 P: 11	R: 1 E: 0 K: 2 S: 8	H: 1 LOB: 0 BB: 0 P: 11	1B: 3 2B: 1 3B: 0 HR: 1	SF: 0 SAC: 0 DP: 1 HBP: 0	WP: 0 PB: 0 SB: 2 CS: 0	PA: 33
PITCHER	IP	WLS	BF	H	R	ER	SO	BB	IBB	HBP	BLK	WP	HR	S	P	ERA	WHIP					
Greg Mathews, L ERA: 3.81 Ken Dayley, L ERA: 0.75	(1, 1) (9, 1)	8.0 L	30 3	4 1	0 1	0 1	3 2	3 0	0 0	0 0	0 0	0 0	0 1	61 8	93 11	0.00 13.50	0.875 1.500					

St. Louis Cardinals @ Cincinnati Reds
Riverfront Stadium, Cincinnati, OH
Fri May 18 1990, 7:05 PM EDT
Att: 34,968 - Unknown - 75 F

AB	30
R	1
H	5
RBI	1
BB	3
SO	5
LOB	13



Batter	1	2	3	4	5	6	7	8	9	AB	R	H	RBI	BB	SO	LOB	TOP		
Vince Coleman, S OBP: 0.318, SLG: 0.319	F7		K					B1-3		4	0	1	0	0	1	0	St. Louis Cardinals @ Cincinnati Reds Riverfront Stadium, Cincinnati, OH Sat May 19 1990, 7:05 PM EDT Att: 36,005 - Unknown		
Ozzie Smith, S OBP: 0.323, SLG: 0.292	G5-3			G1-3		L4		F8		4	0	0	0	0	2				
Willie McGee, S OBP: 0.382, SLG: 0.441				F7		E3			G1-3	4	0	1	0	0	2				
Pedro Guerrero, R OBP: 0.333, SLG: 0.465	L8			K		F8			G6-3	4	0	0	0	1	4				
Terry Pendleton, S OBP: 0.270, SLG: 0.348		G5-3			K		F8			4	0	1	0	0	1				
Milt Thompson, L OBP: 0.312, SLG: 0.333		G4-3			G4-3		F9			4	0	1	0	0	0				
Todd Zeile, R OBP: 0.323, SLG: 0.396					G6-3					3	0	0	0	1	2				
José Oquendo, S OBP: 0.350, SLG: 0.287			L6			G3-1		F9		3	0	0	0	0	1				
Tom Niedenfuer, R (7, 1)										0	0	0	0	0	0				
John Tudor, L OBP: 0.143, SLG: 0.077										1	0	0	0	1	0				
Frank DiPino, L (7, 1)										0	0	0	0	0	0				
Tim Jones, L OBP: 0.310, SLG: 0.167										1	0	0	0	0	0				
Inning Stats	R: 0 E: 0 K: 0 S: 10	H: 1 LOB: 1 BB: 0 P: 16	R: 0 E: 0 K: 0 S: 8	H: 0 LOB: 0 BB: 0 P: 13	R: 0 E: 0 K: 1 S: 7	H: 0 LOB: 0 BB: 0 P: 9	R: 0 E: 0 K: 1 S: 5	H: 0 LOB: 0 BB: 0 P: 9	R: 0 E: 0 K: 1 S: 8	H: 0 LOB: 0 BB: 0 P: 11	R: 0 E: 1 K: 0 S: 10	H: 1 LOB: 3 BB: 1 P: 17	R: 0 E: 0 K: 0 S: 12	H: 0 LOB: 1 BB: 1 P: 13	R: 0 E: 0 K: 0 S: 9	H: 2 LOB: 2 BB: 0 P: 12	1B: 4 2B: 0 3B: 0 HR: 0	SF: 0 SAC: 0 DP: 0 HBP: 0	WP: 0 PA: 34 PB: 0 SB: 0 CS: 0
PITCHER Jack Armstrong, R ERA: 1.86	IP: 9.0 WLS: W BF: 34 H: 4 R: 0 ER: 0 SO: 3 BB: 2 IBB: 0 HBP: 0 BLK: 0 WP: 0 HR: 0 S: 76 P: 119 ERA: 0.00 WHIP: 0.667																		

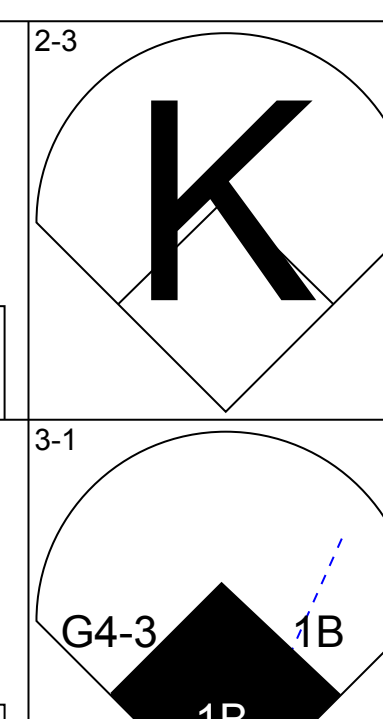
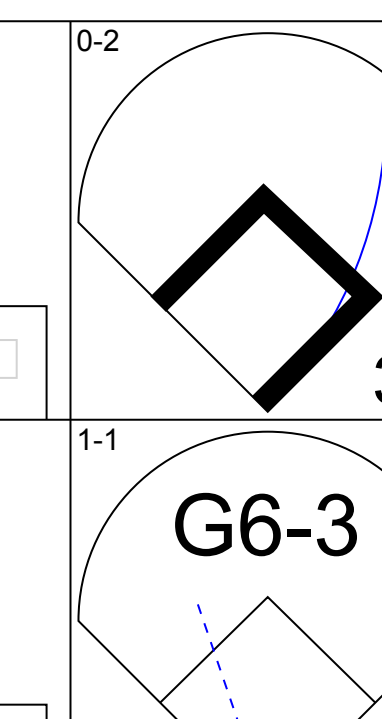
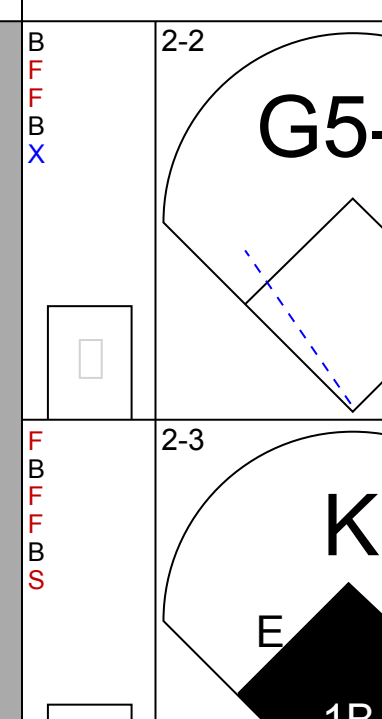
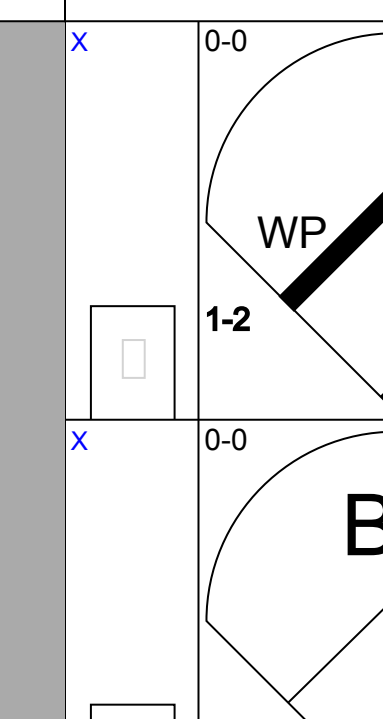
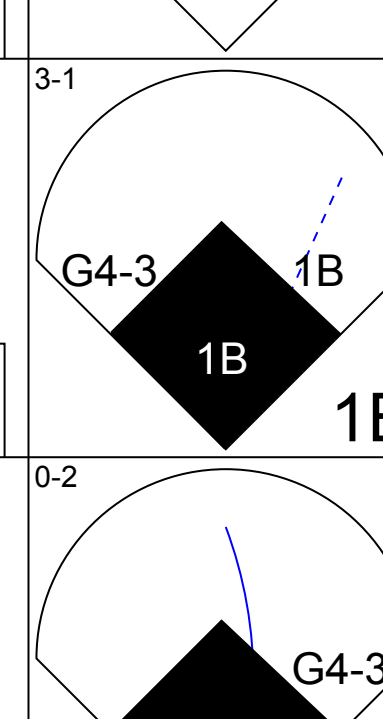
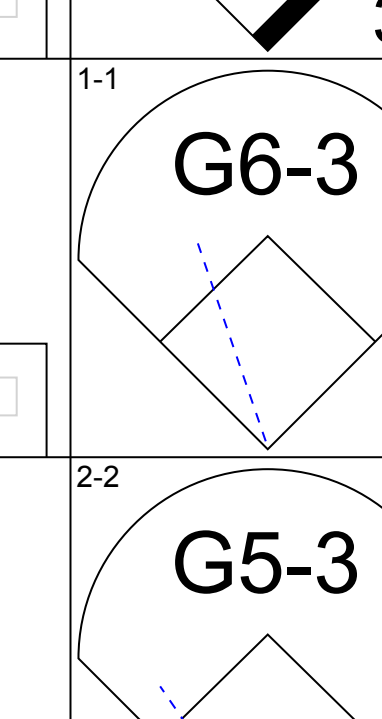
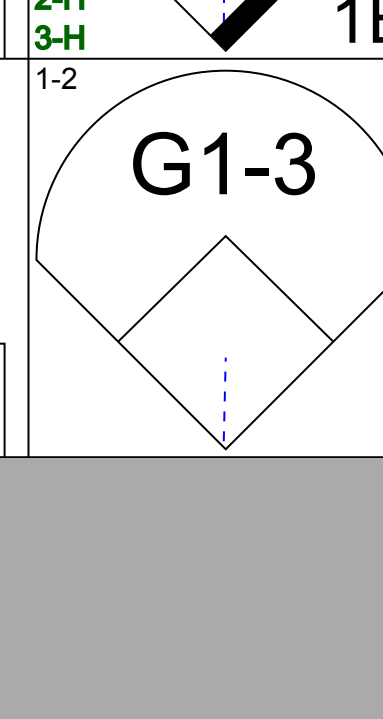
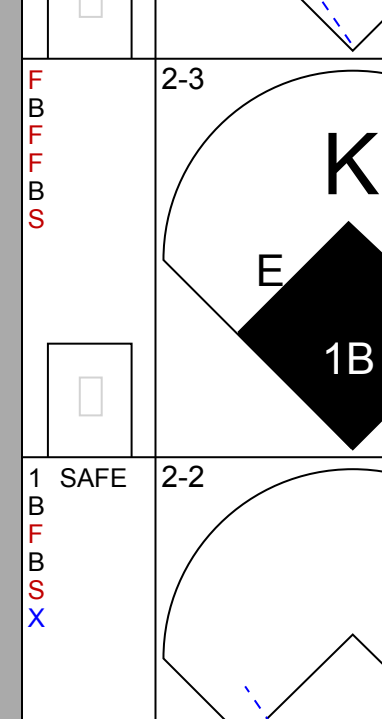
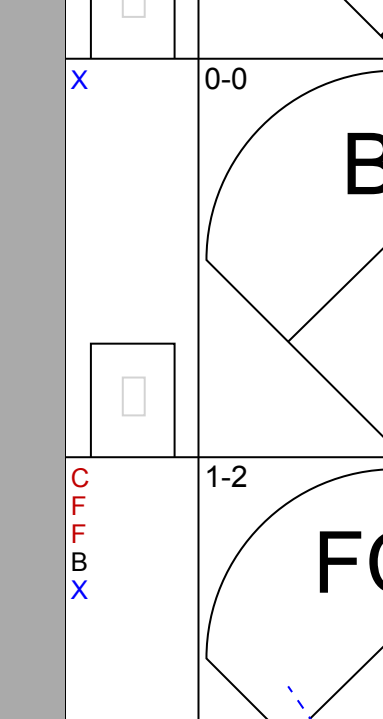
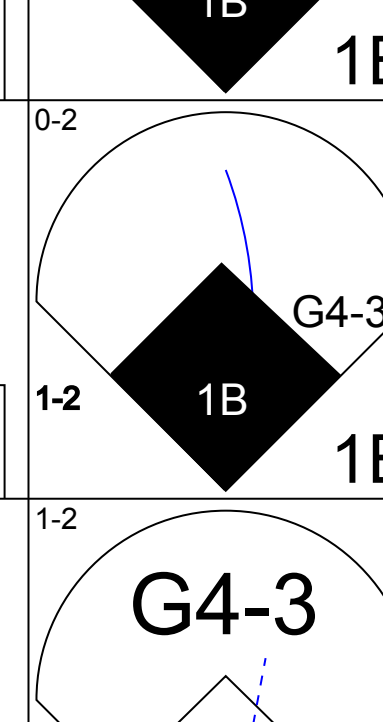
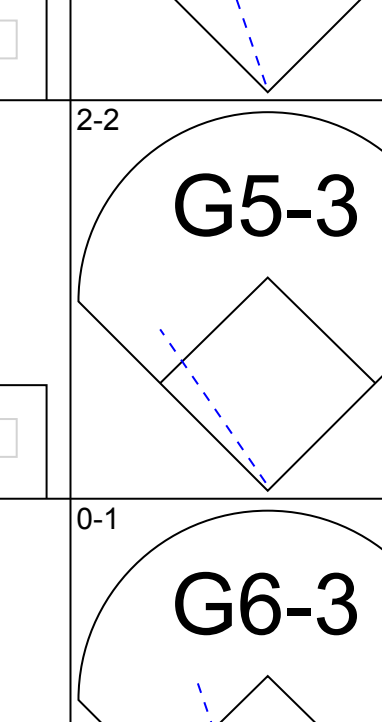
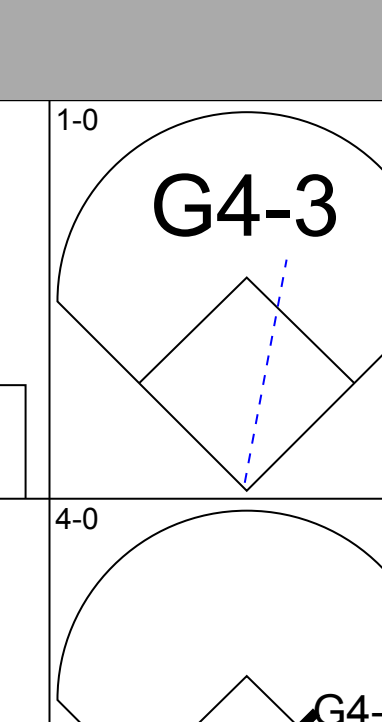
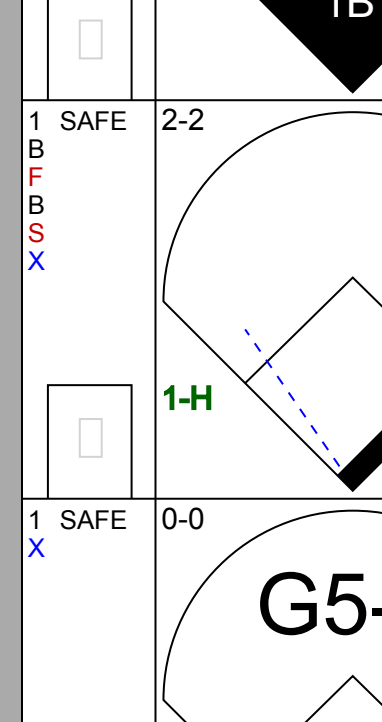
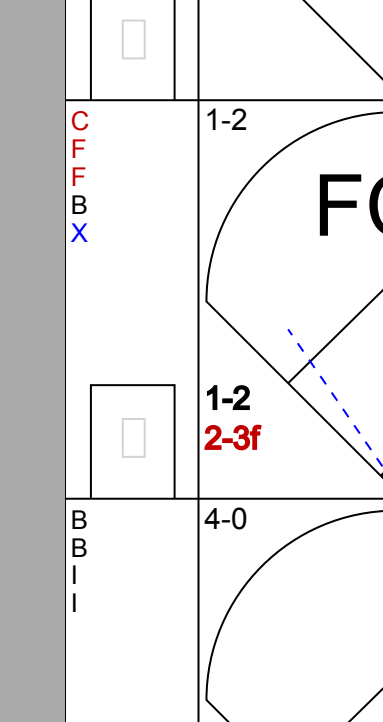
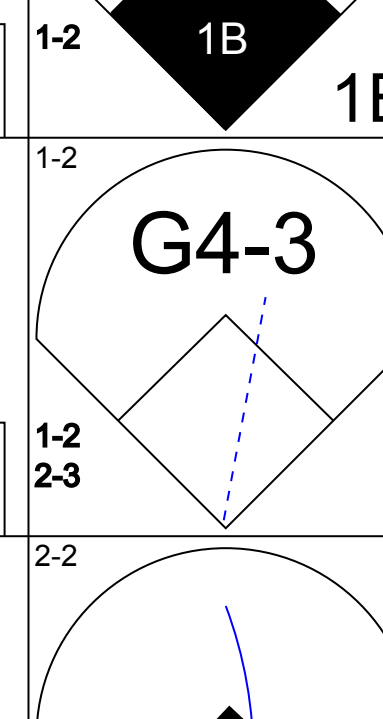
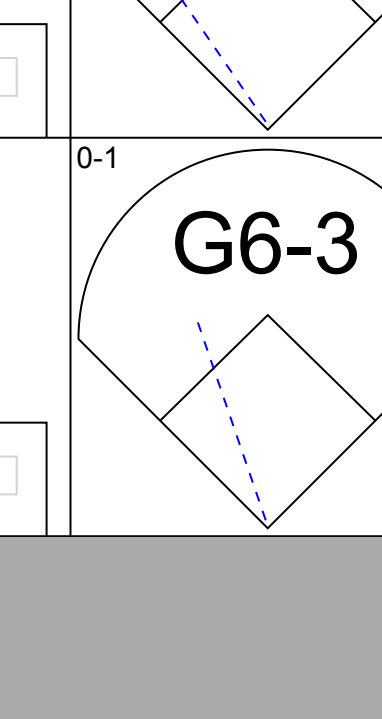
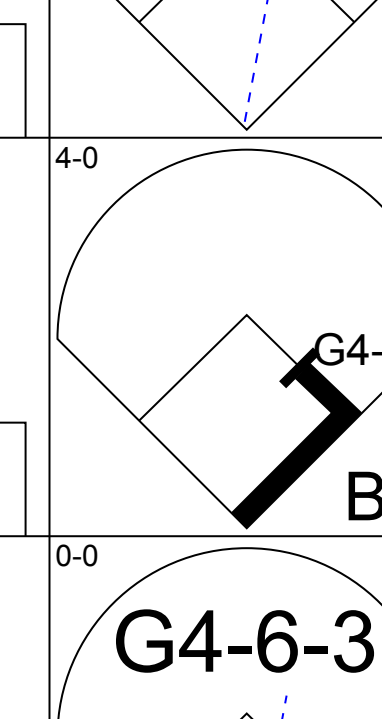
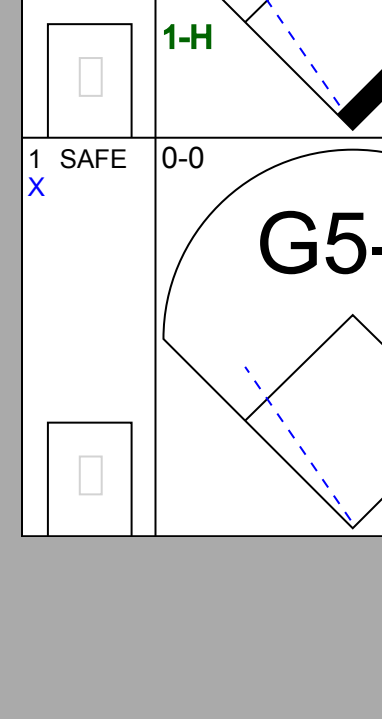
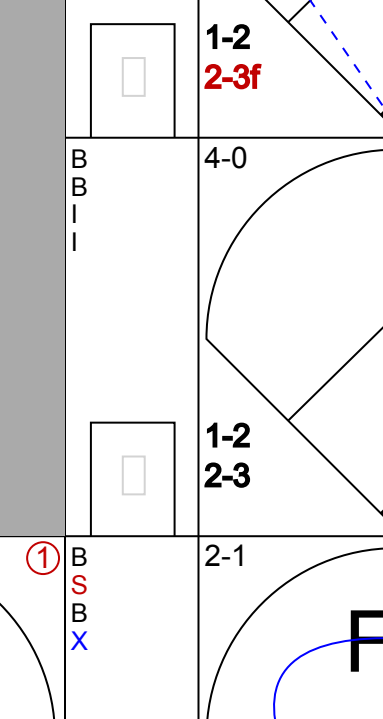
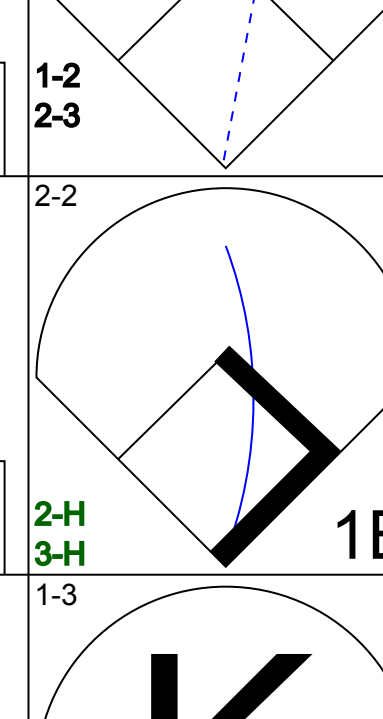
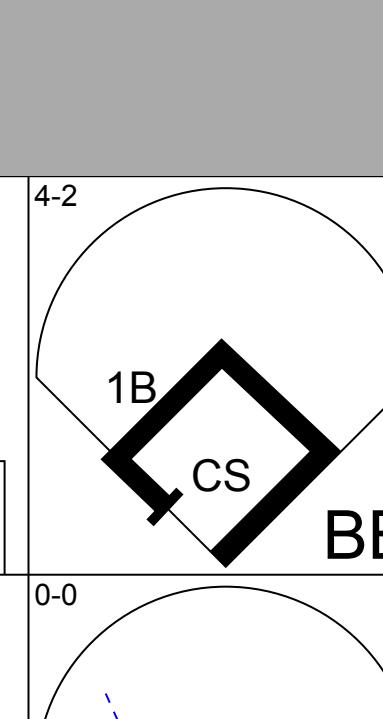
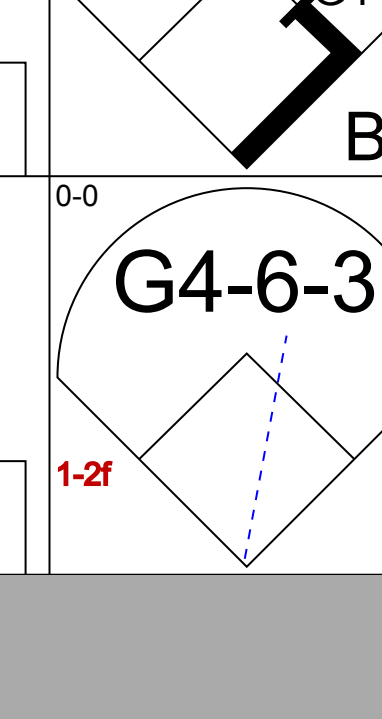
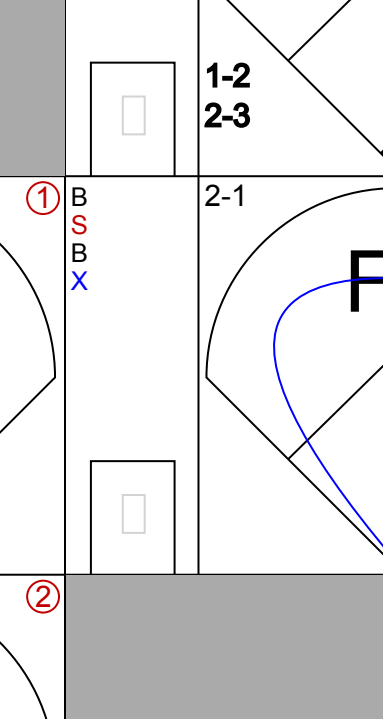
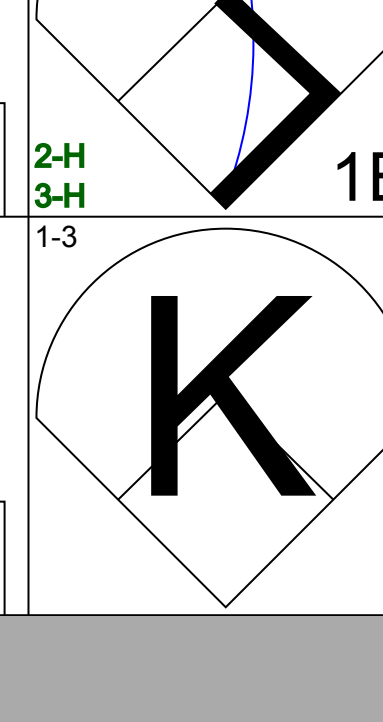
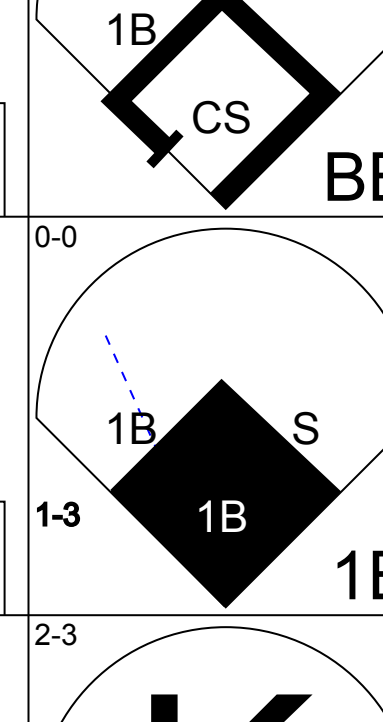
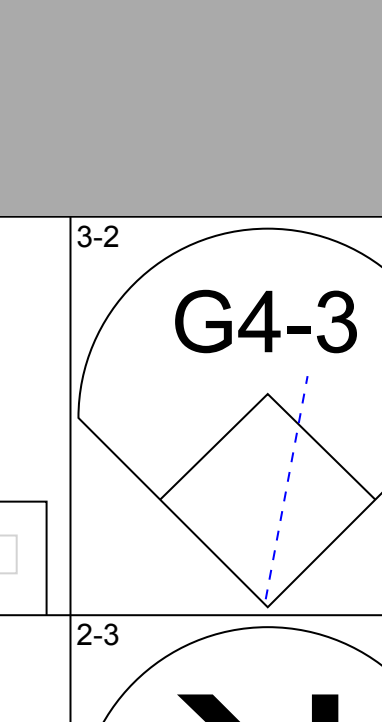
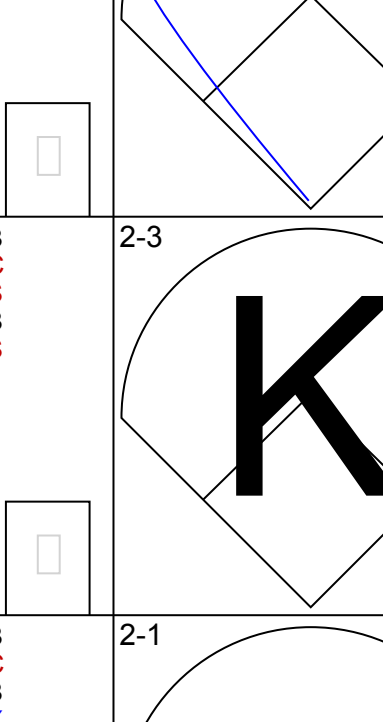
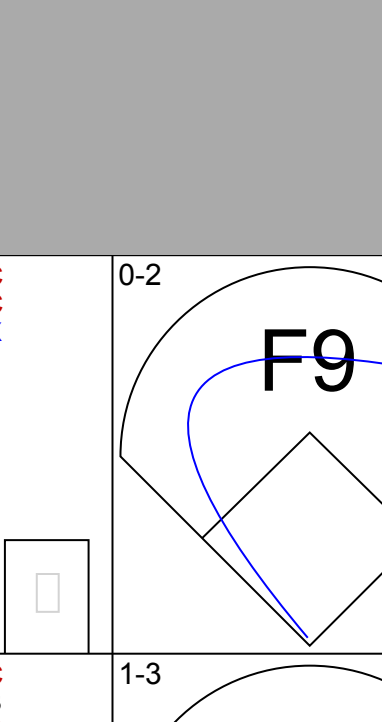
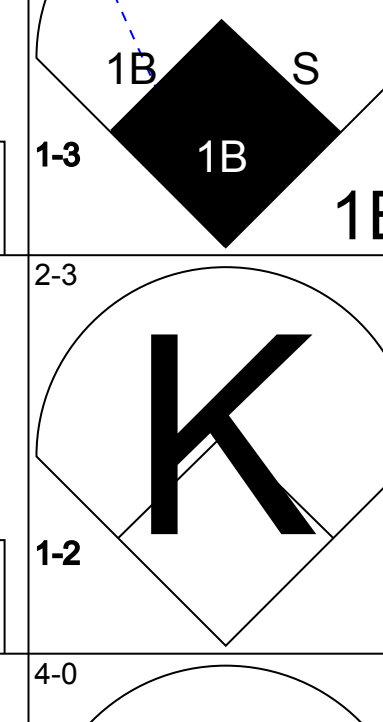
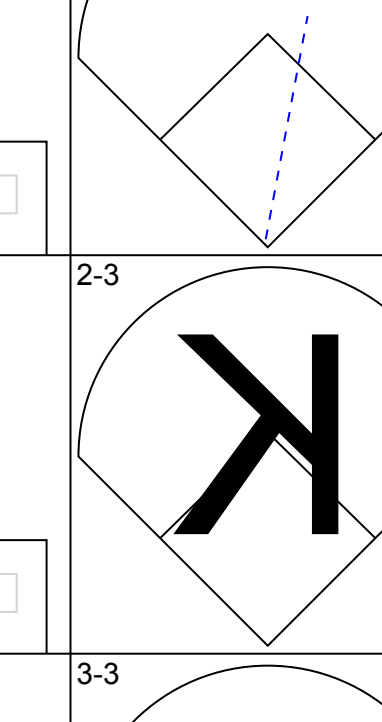
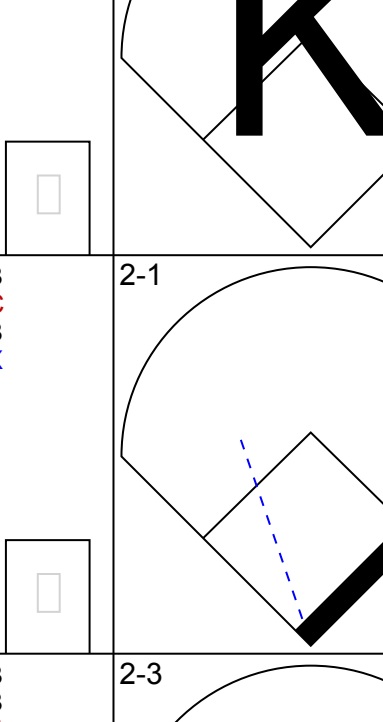
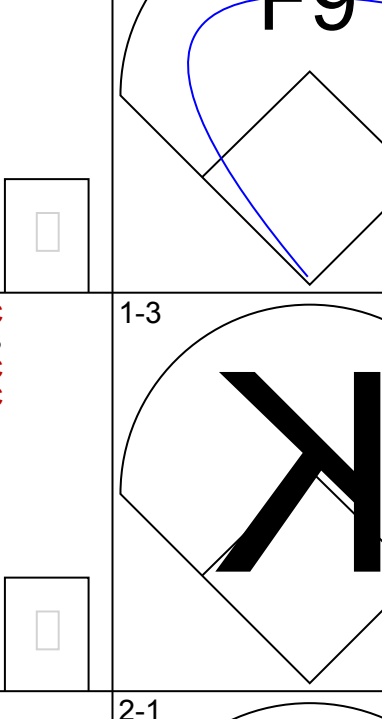
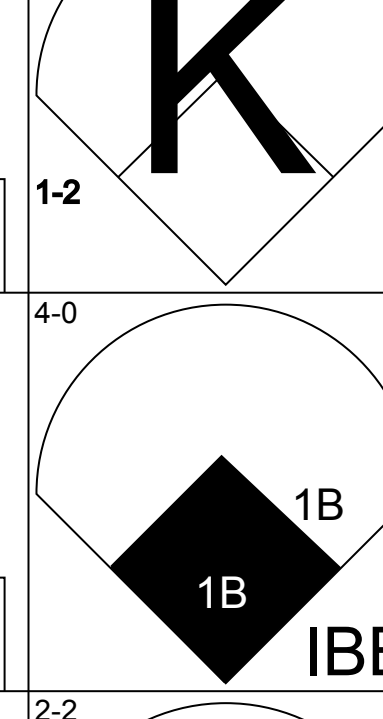
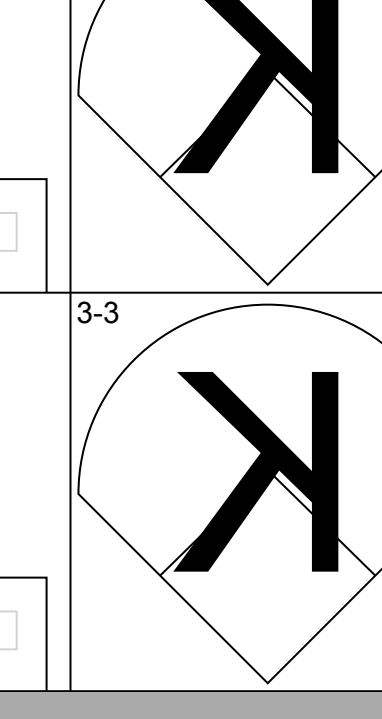
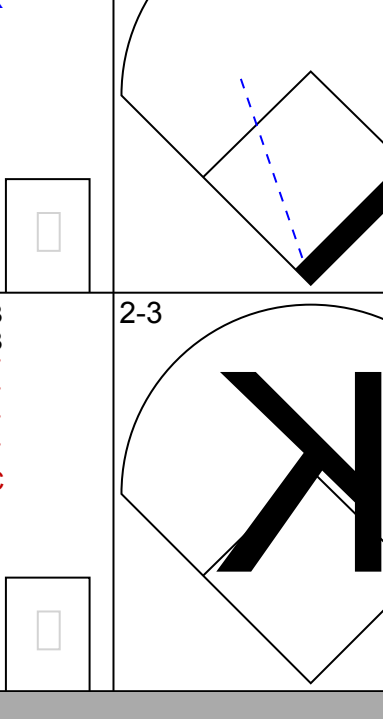

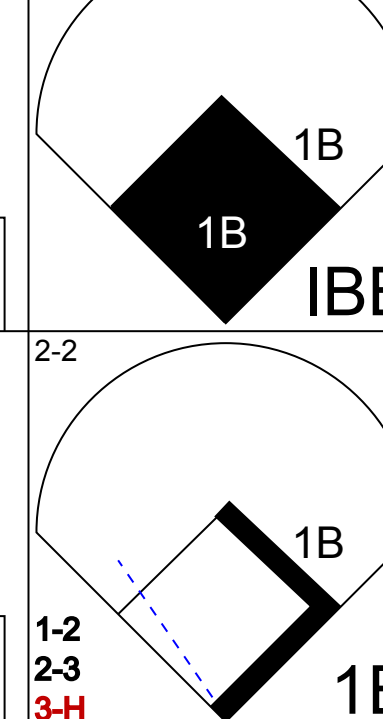
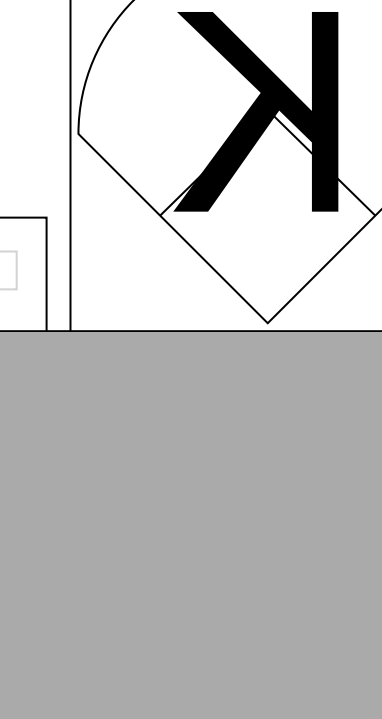

AB 32
R 0
H 4
RBI 0
BB 2
SO 3
LOB 11



Batter	1	2	3	4	5	6	7	8	9	AB	R	H	RBI	BB	SO	LOB	BOTTOM
Chris Sabo, R OBP: 0.429, SLG: 0.597	G4-3		G4-3				F7			3	0	1	0	1	0	1	St. Louis Cardinals @ Cincinnati Reds Riverfront Stadium, Cincinnati, OH Sat May 19 1990, 7:05 PM EDT Att: 36,005 - Unknown
Billy Hatcher, R OBP: 0.370, SLG: 0.445	F9			G5-3		K		G3		4	1	1	0	0	1	2	
Barry Larkin, R OBP: 0.427, SLG: 0.405	G4-3			K			G1-3			4	0	0	0	0	1	2	
Todd Benzinger, S OBP: 0.340, SLG: 0.388	G6-3			L9			F8			3	0	0	1	0	0	1	
Joe Oliver, R OBP: 0.342, SLG: 0.429		G4-3			E6					4	1	1	0	0	1	0	
Paul O'Neill, L OBP: 0.370, SLG: 0.471										3	1	2	0	0	1	1	
Rolando Roomes, R OBP: 0.233, SLG: 0.372										3	1	1	3	0	1	1	
Herm Winningham, L OBP: 0.288, SLG: 0.309										0	0	0	0	0	0	0	
Ron Oester, S OBP: 0.294, SLG: 0.333										3	0	2	0	0	0	0	
Jack Armstrong, R OBP: 0.063, SLG: 0.063										1	0	0	0	0	0	0	
Inning Stats	R: 0 E: 0 K: 0 S: 9	H: 1 LOB: 1 BB: 0 P: 13	R: 0 E: 0 K: 0 S: 9	H: 1 LOB: 0 BB: 0 P: 12	R: 0 E: 0 K: 0 S: 10	H: 0 LOB: 0 BB: 0 P: 14	R: 3 E: 1 K: 1 S: 12	H: 3 LOB: 1 BB: 1 P: 24	R: 0 E: 0 K: 1 S: 7	H: 1 LOB: 1 BB: 0 P: 14	R: 0 E: 0 K: 1 S: 8	H: 1 LOB: 1 BB: 0 P: 12	R: 1 E: 0 K: 1 S: 11	H: 1 LOB: 0 BB: 0 P: 16	1B: 6 2B: 2 3B: 0 HR: 1	SF: 1 SAC: 2 DP: 1 HBP: 0	WP: 0 PA: 32 PB: 0 SB: 3 CS: 1
PITCHER John Tudor, L ERA: 3.1	IP: 6.0 WLS: L BF: 24 H: 6 R: 3 ER: 2 SO: 3 BB: 1 IBB: 0 HBP: 0 BLK: 0 WP: 0 HR: 1 S: 54 P: 86 ERA: 3.00 WHIP: 1.167																
Frank DiPino, L ERA: 2.51	0.2	3	1	0	0	1	0	0	0	0	0	5	6	0.00	1.500		
Tom Niedenfuer, R ERA: 2.25	1.1	5	1	1	1	1	0	0	0	0	0	14	22	6.75	0.750		

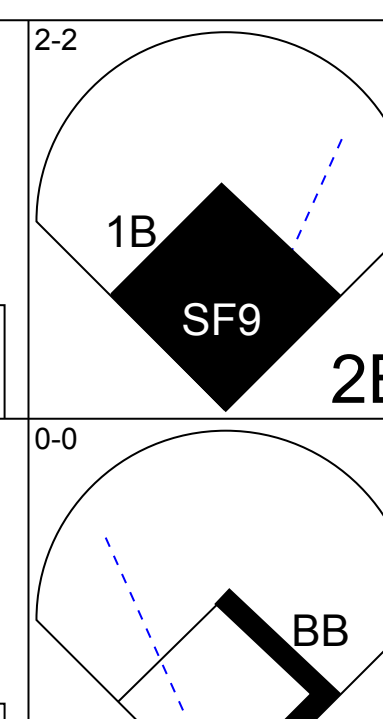
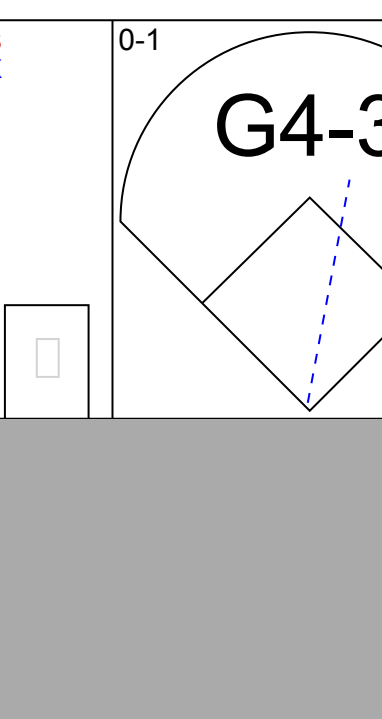
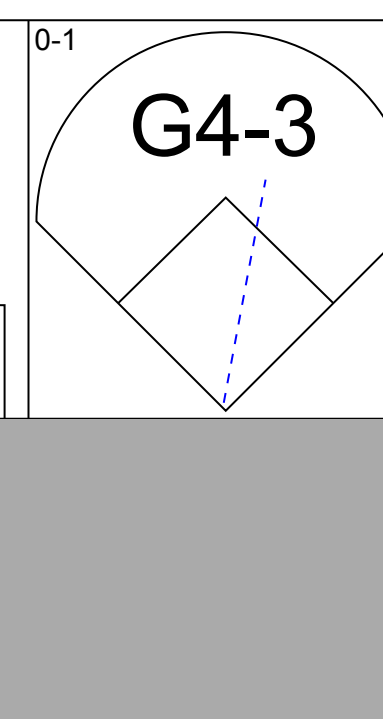
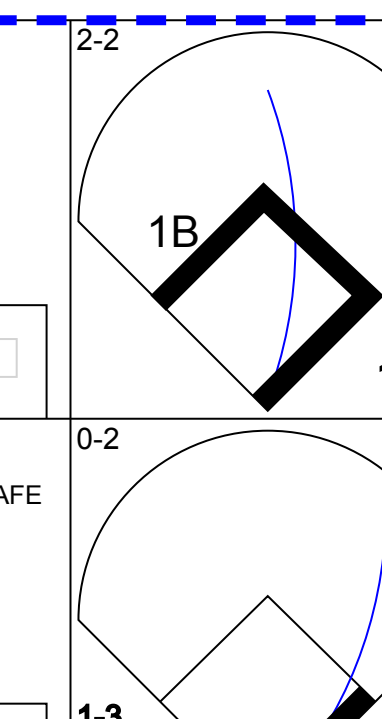
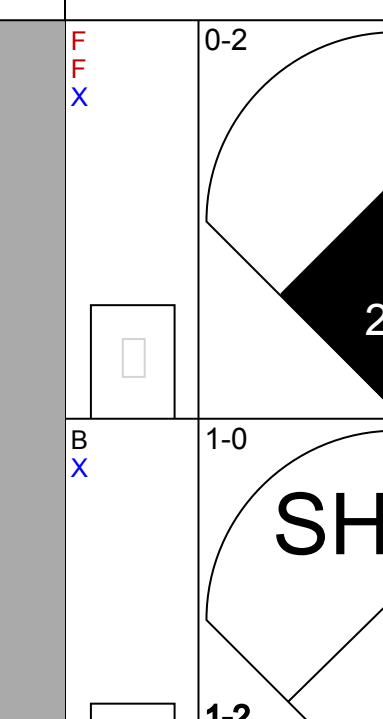
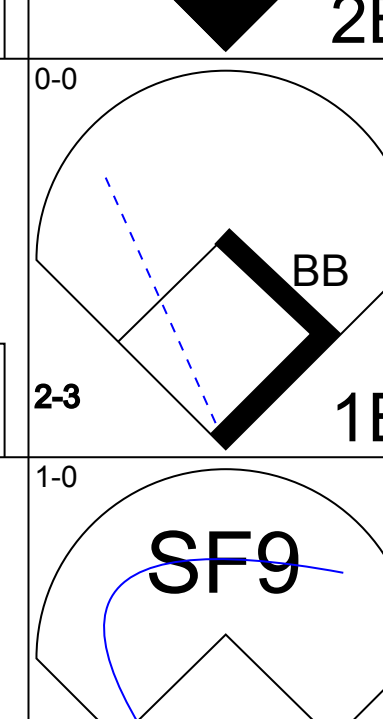
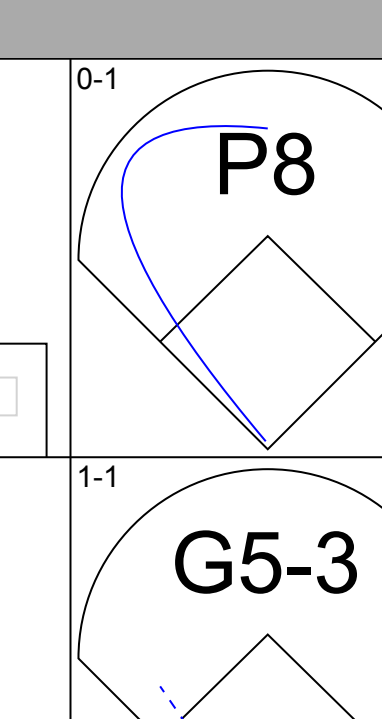
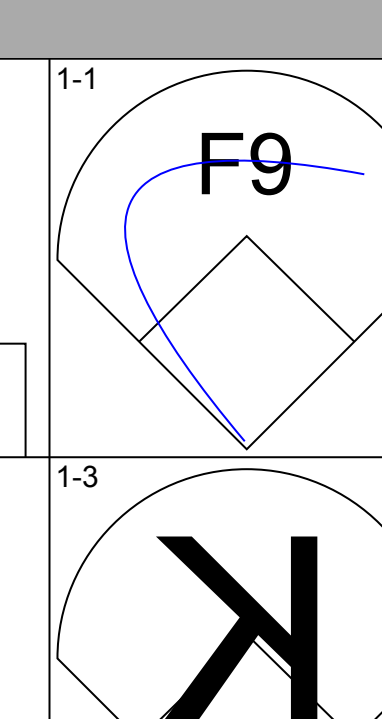
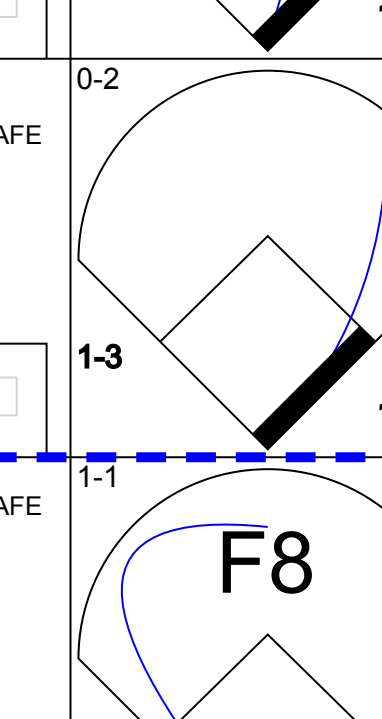

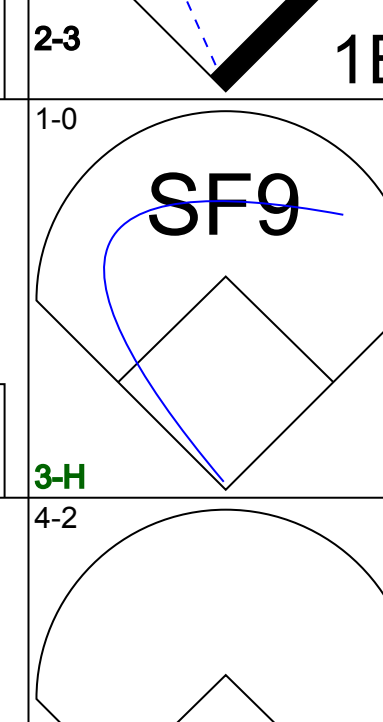
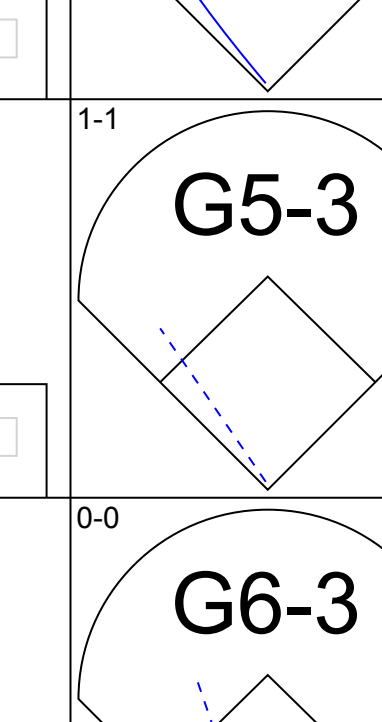
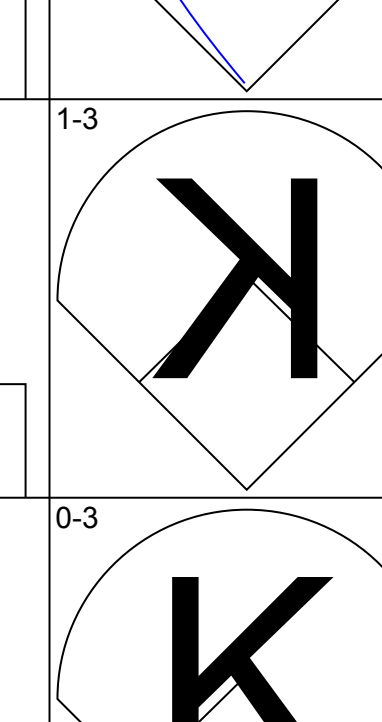
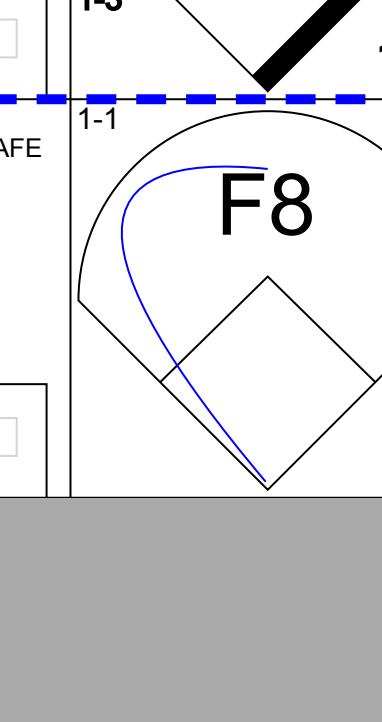

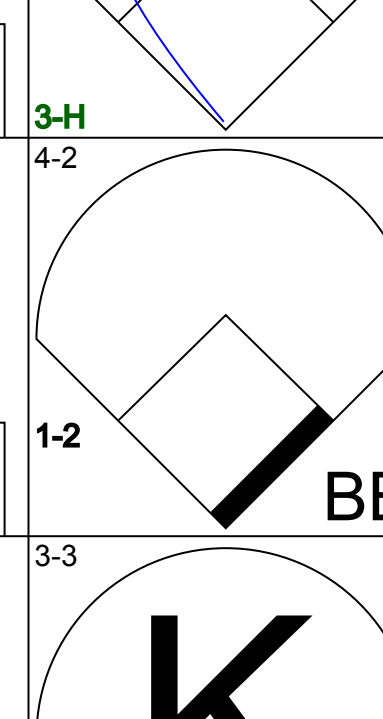
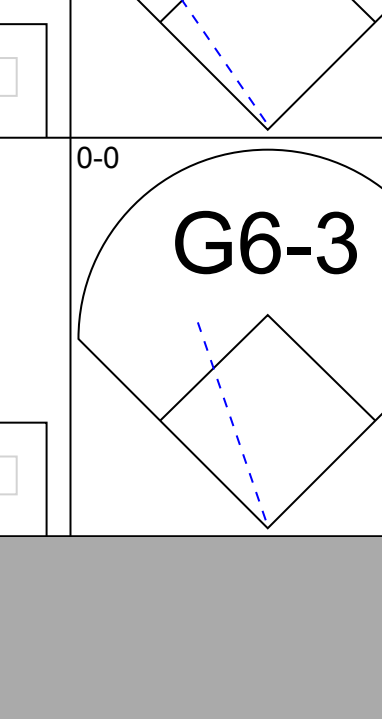
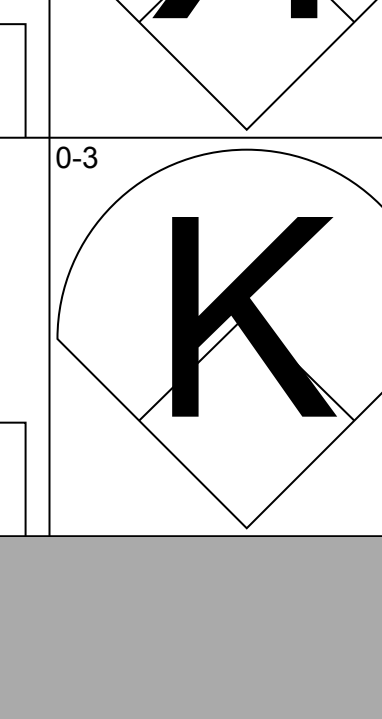


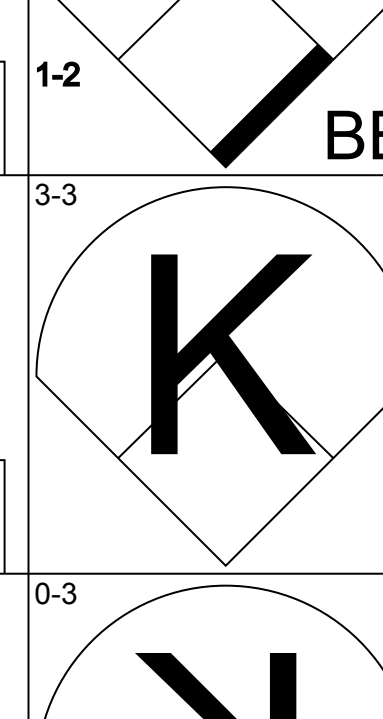
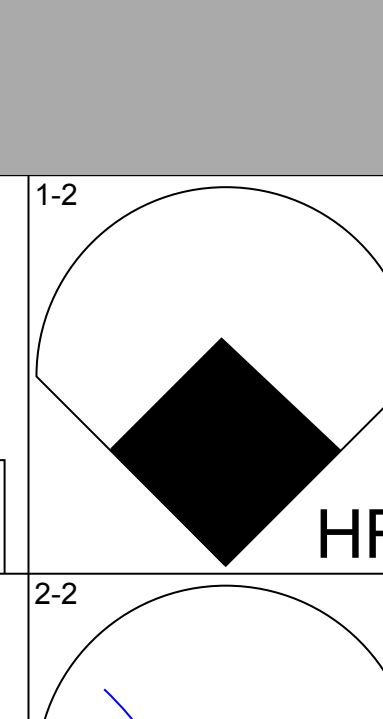
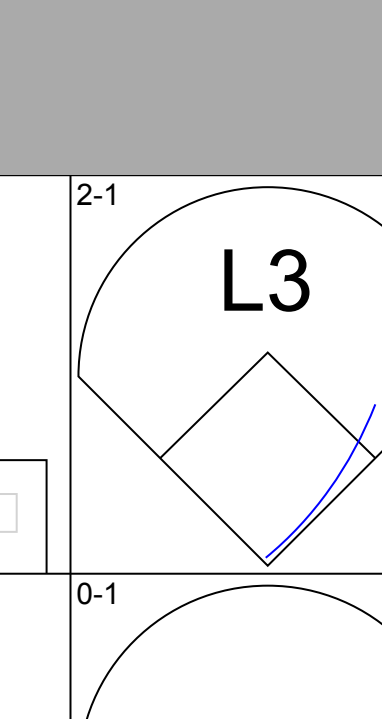
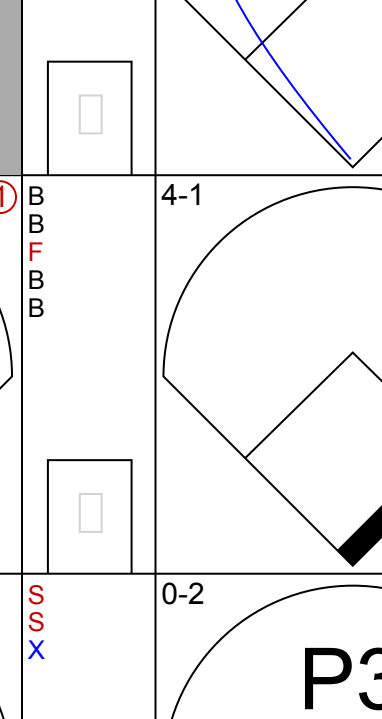
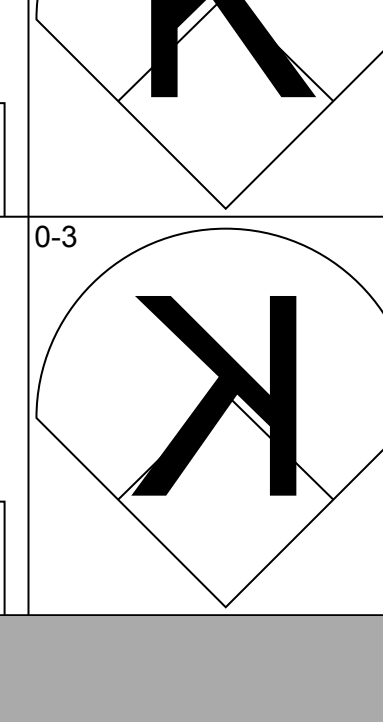
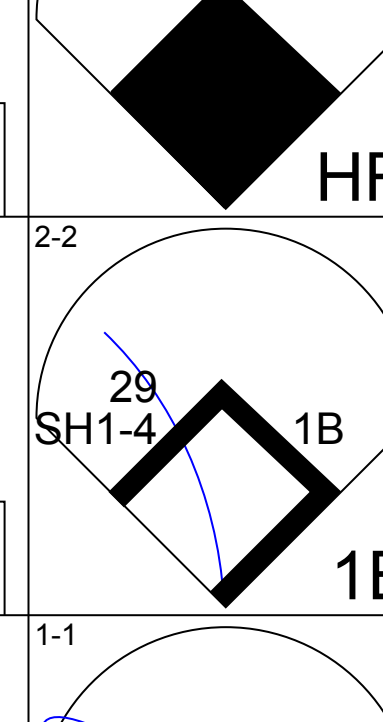
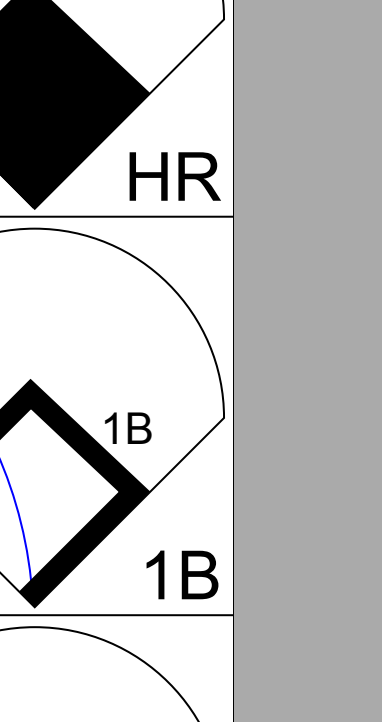
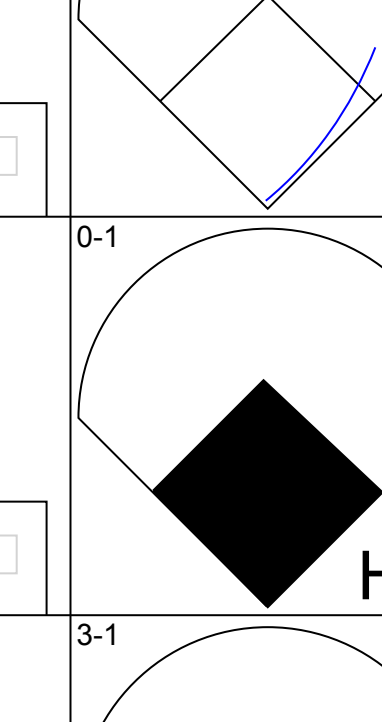
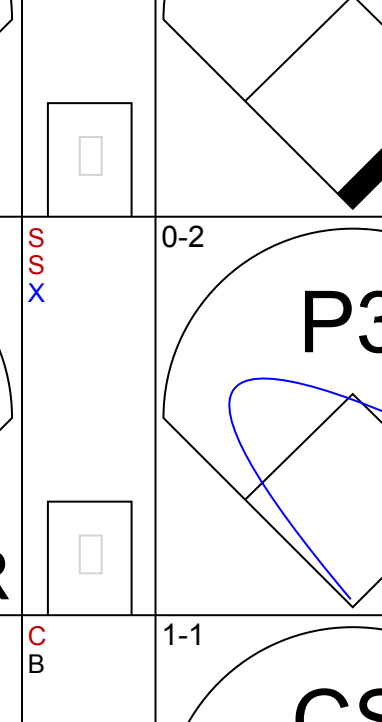
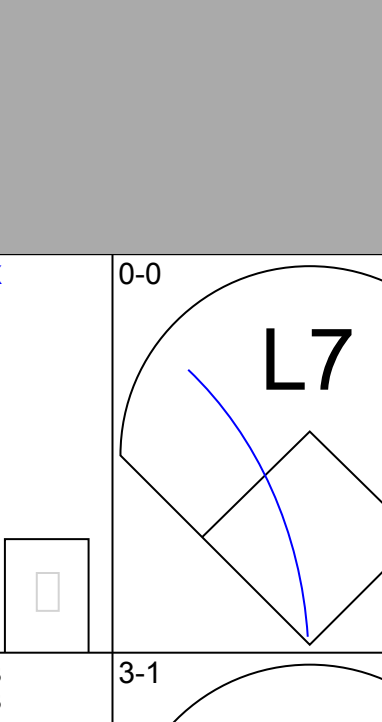
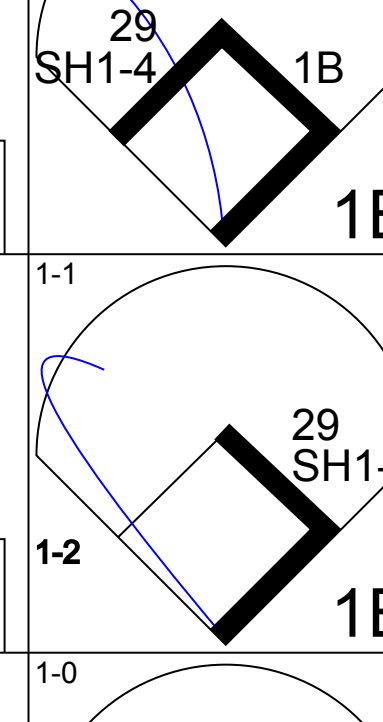
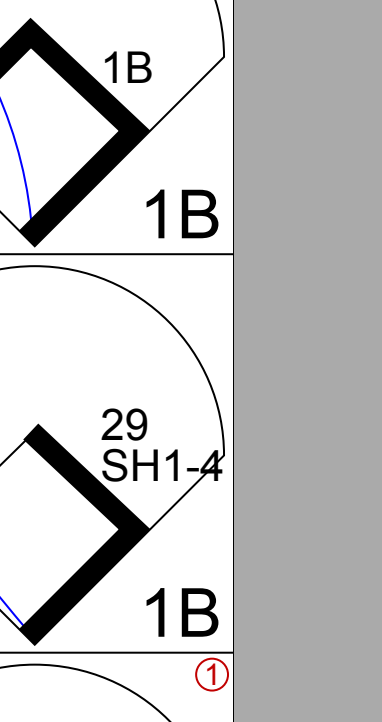
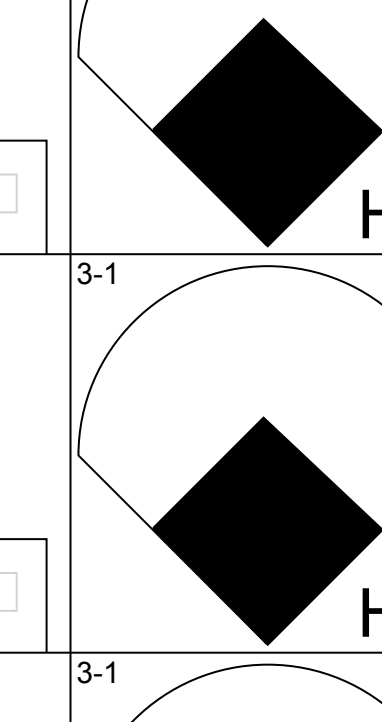
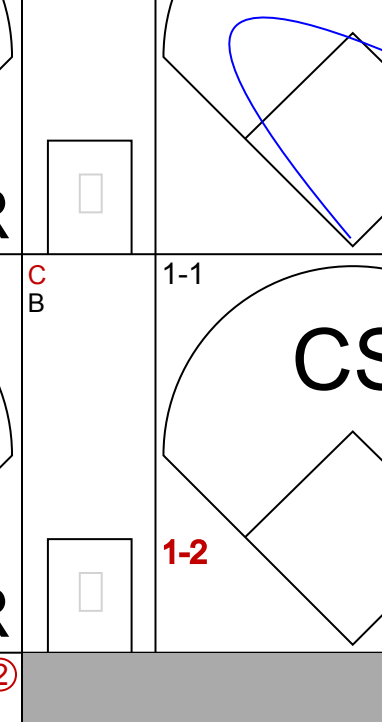
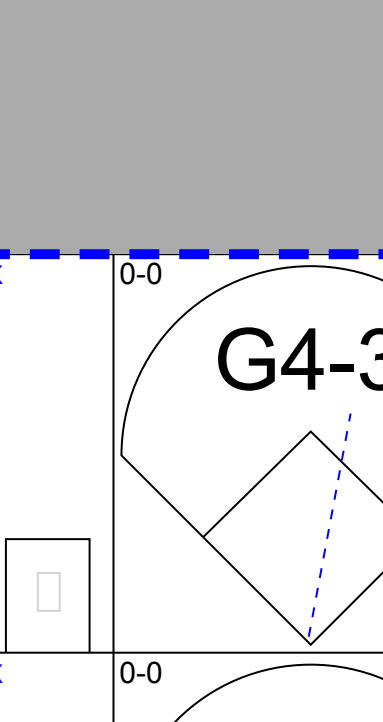
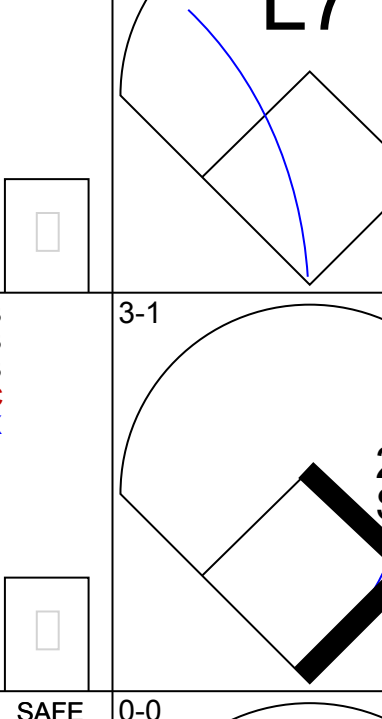
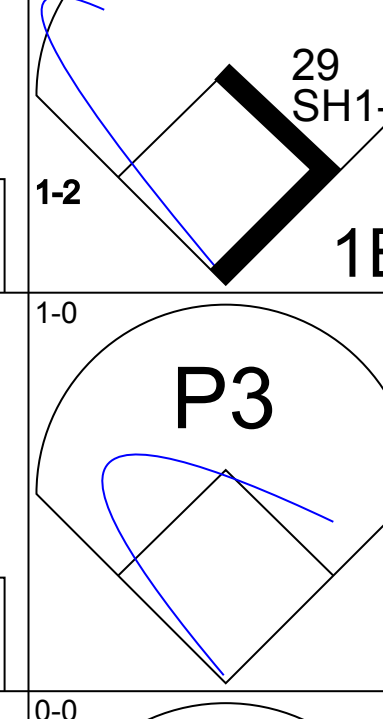
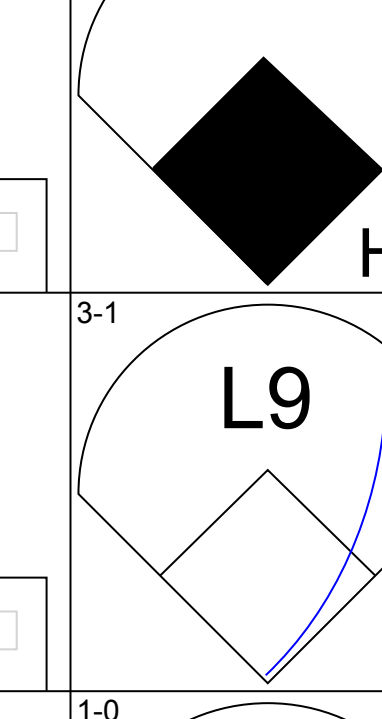
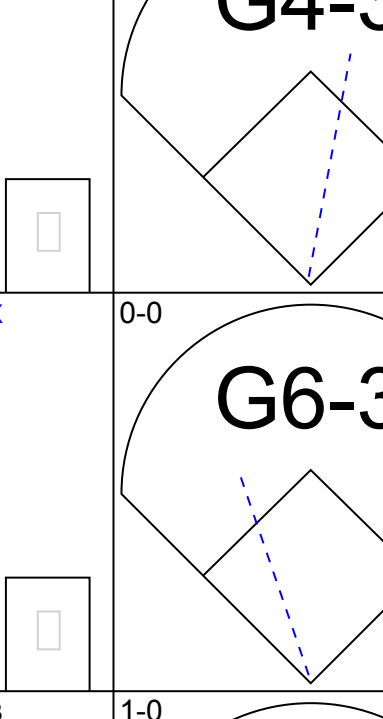

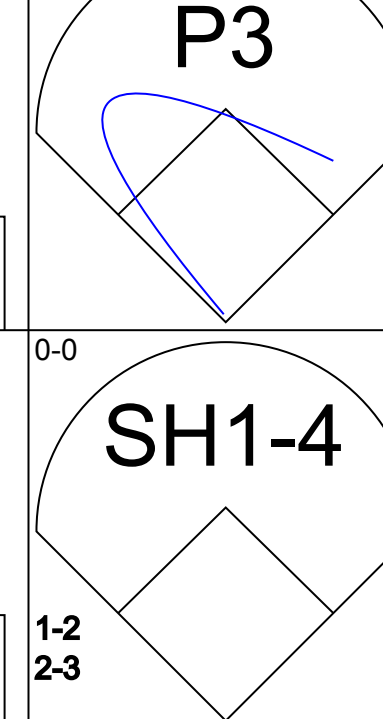
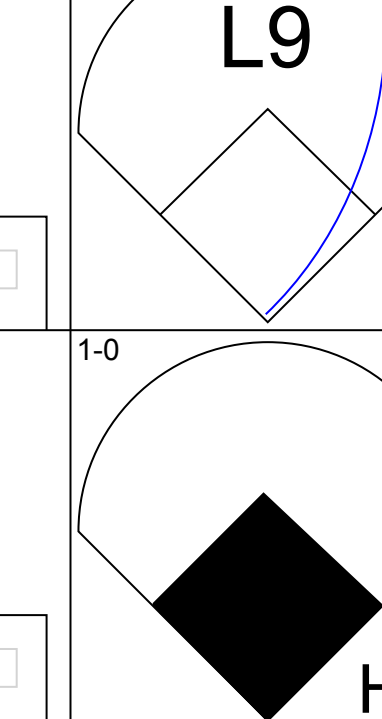
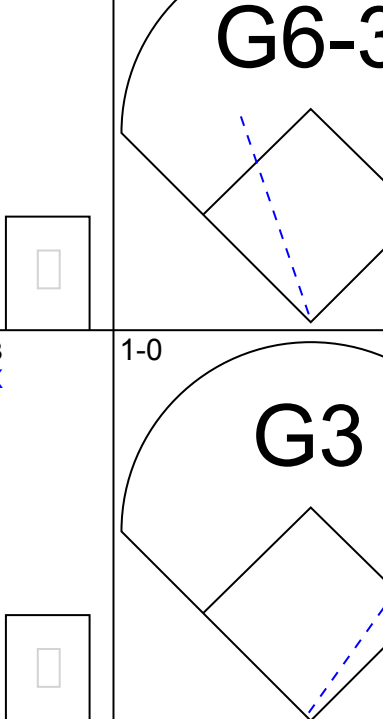
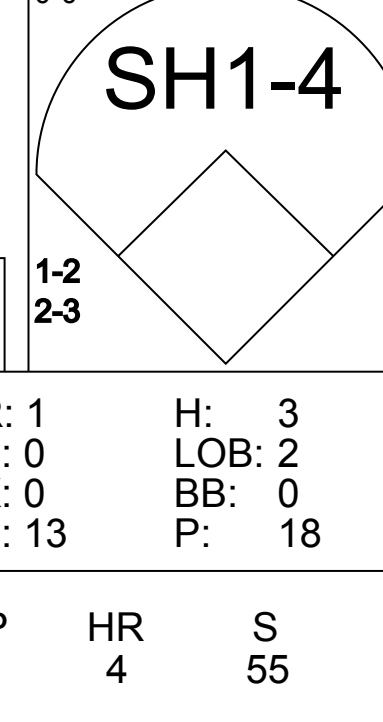
AB 28
R 4
H 8
RBI 4
BB 1
SO 5
LOB 8




Batter	1	2	3	4	5	6	7	8	9	AB	R	H	RBI	BB	SO	LOB	TOP							
Vince Coleman, S OBP: 0.335, SLG: 0.347 (1, 7)										5	0	3	2	0	1	0	St. Louis Cardinals @ Atlanta Braves Atlanta-Fulton County Stadium, Atlanta, GA Mon May 21 1990, 7:05 PM EDT Att: 6,237 - Unknown							
Ozzie Smith, S OBP: 0.317, SLG: 0.281 (1, 6)										5	2	1	0	0	1	5								
Willie McGee, S OBP: 0.380, SLG: 0.448 (1, 8)										5	1	2	1	0	0	3								
Pedro Guerrero, R OBP: 0.347, SLG: 0.470 (1, 3)										3	0	0	0	2	0	4								
Terry Pendleton, S OBP: 0.284, SLG: 0.343 (1, 5)										4	0	1	2	1	0	4								
Milt Thompson, L OBP: 0.309, SLG: 0.329 (1, 9)										4	1	1	0	0	2	1								
Todd Zeile, R OBP: 0.321, SLG: 0.391 (1, 2)										4	0	1	0	0	2	2								
José Oquendo, S OBP: 0.347, SLG: 0.283 Scott Terry, R (8, 1)										2	1	0	0	1	2	0								
Bryn Smith, R OBP: 0.294, SLG: 0.294 Frank DiPino, L OBP: 0.251, SLG: 0.357 Tom Niedenfuer, R OBP: 0.317, SLG: 0.100 Rex Hudler, R OBP: 0.333, SLG: 0.167 (1, 1)										2	0	1	0	0	0	0								
Inning Stats	R: 2 E: 0 K: 2 S: 18	H: 3 LOB: 1 BB: 0 P: 27	R: 0 E: 0 K: 1 S: 8	H: 0 LOB: 0 BB: 0 P: 11	R: 0 E: 0 K: 0 S: 10	H: 1 LOB: 1 BB: 0 P: 13	R: 2 E: 0 K: 1 S: 15	H: 3 LOB: 2 BB: 2 P: 29	R: 0 E: 0 K: 0 S: 2	H: 0 LOB: 0 BB: 1 P: 7	R: 0 E: 0 K: 2 S: 10	H: 0 LOB: 0 BB: 0 P: 18	R: 1 E: 1 K: 1 S: 14	H: 1 LOB: 1 BB: 0 P: 21	R: 0 E: 0 K: 2 S: 13	H: 1 LOB: 1 BB: 0 P: 20		R: 0 E: 0 K: 0 S: 11	H: 1 LOB: 3 BB: 2 P: 22	1B: 9 2B: 0 3B: 1 HR: 0	SF: 0 SAC: 0 DP: 1 HBP: 0	WP: 2 PB: 0 SB: 1 CS: 1	PA: 41	
PITCHER	IP WLS BF H R ER SO BB IBB HBP BLK WP HR S P ERA WHIP	IP WLS BF H R ER SO BB IBB HBP BLK WP HR S P ERA WHIP	IP WLS BF H R ER SO BB IBB HBP BLK WP HR S P ERA WHIP	IP WLS BF H R ER SO BB IBB HBP BLK WP HR S P ERA WHIP	IP WLS BF H R ER SO BB IBB HBP BLK WP HR S P ERA WHIP	IP WLS BF H R ER SO BB IBB HBP BLK WP HR S P ERA WHIP	IP WLS BF H R ER SO BB IBB HBP BLK WP HR S P ERA WHIP	IP WLS BF H R ER SO BB IBB HBP BLK WP HR S P ERA WHIP	IP WLS BF H R ER SO BB IBB HBP BLK WP HR S P ERA WHIP	IP WLS BF H R ER SO BB IBB HBP BLK WP HR S P ERA WHIP	IP WLS BF H R ER SO BB IBB HBP BLK WP HR S P ERA WHIP	IP WLS BF H R ER SO BB IBB HBP BLK WP HR S P ERA WHIP	IP WLS BF H R ER SO BB IBB HBP BLK WP HR S P ERA WHIP	IP WLS BF H R ER SO BB IBB HBP BLK WP HR S P ERA WHIP	IP WLS BF H R ER SO BB IBB HBP BLK WP HR S P ERA WHIP	IP WLS BF H R ER SO BB IBB HBP BLK WP HR S P ERA WHIP	IP WLS BF H R ER SO BB IBB HBP BLK WP HR S P ERA WHIP	IP WLS BF H R ER SO BB IBB HBP BLK WP HR S P ERA WHIP	IP WLS BF H R ER SO BB IBB HBP BLK WP HR S P ERA WHIP	IP WLS BF H R ER SO BB IBB HBP BLK WP HR S P ERA WHIP	IP WLS BF H R ER SO BB IBB HBP BLK WP HR S P ERA WHIP	IP WLS BF H R ER SO BB IBB HBP BLK WP HR S P ERA WHIP	IP WLS BF H R ER SO BB IBB HBP BLK WP HR S P ERA WHIP	IP WLS BF H R ER SO BB IBB HBP BLK WP HR S P ERA WHIP

AB	36
R	5
H	10
RBI	5
BB	5
SO	9
LOB	20



Batter	1	2	3	4	5	6	7	8	9	AB	R	H	RBI	BB	SO	LOB	BOTTOM						
Oddibe McDowell, L OBP: 0.274, SLG: 0.362 Ron Gant, R OBP: 0.344, SLG: 0.537 (1, 8)										3	1	1	0	0	0	3	St. Louis Cardinals @ Atlanta Braves Atlanta-Fulton County Stadium, Atlanta, GA Mon May 21 1990, 7:05 PM EDT Att: 6,237 - Unknown						
Jeff Treadway, L OBP: 0.327, SLG: 0.417 (1, 4)									4	0	2	0	0	0	0								
Lonnie Smith, R OBP: 0.304, SLG: 0.330 (1, 7)									4	0	0	1	0	2	3								
Jim Presley, R OBP: 0.353, SLG: 0.484 (1, 5)										4	0	1	1	1	1	0							
David Justice, L OBP: 0.423, SLG: 0.640 (1, 3)										3	1	1	1	1	1	2							
Dale Murphy, R OBP: 0.375, SLG: 0.488 (1, 9)										4	1	2	1	0	1	3							
Ernie Whitt, L OBP: 0.273, SLG: 0.318 (1, 2)										4	1	2	1	0	0	0							
Andres Thomas, R OBP: 0.281, SLG: 0.333 (1, 6)										4	0	1	0	0	0	2							
29 John Smoltz, R OBP: 0.357, SLG: 0.182 Francisco Cabrera, R OBP: 0.500, SLG: 1.000 Joe Hesketh, R (7, 1)										0	0	0	0	0	0	0							
Tommy Gregg, L OBP: 0.163, SLG: 0.116 Joe Boever, R (9, 1)										0	0	0	0	0	0	0							
Inning Stats	R: 1 E: 0 K: 2 S: 14	H: 2 LOB: 2 BB: 1 P: 24	R: 0 E: 0 K: 0 S: 6	H: 1 LOB: 1 BB: 0 P: 9	R: 0 E: 0 K: 0 S: 5	H: 0 LOB: 0 BB: 0 P: 6	R: 1 E: 0 K: 0 S: 13	H: 3 LOB: 2 BB: 0 P: 18	R: 0 E: 0 K: 2 S: 8	H: 0 LOB: 0 BB: 0 P: 10	R: 3 E: 0 K: 0 S: 17	H: 5 LOB: 2 BB: 0 P: 29	R: 0 E: 0 K: 0 S: 6	H: 0 LOB: 0 BB: 1 P: 11	R: 0 E: 0 K: 0 S: 3	H: 0 LOB: 0 BB: 0 P: 4	R: 1 E: 0 K: 1 S: 12	H: 2 LOB: 1 BB: 0 P: 17	1B: 7 2B: 2 3B: 0 HR: 4	SF: 1 SAC: 3 DP: 0 HBP: 0	WP: 0 PB: 0 SB: 0 CS: 1	PA: 41	
PITCHER	IP WLS BF H R ER SO BB IBB HBP BLK WP HR S P ERA WHIP	IP WLS BF H R ER SO BB IBB HBP BLK WP HR S P ERA WHIP	IP WLS BF H R ER SO BB IBB HBP BLK WP HR S P ERA WHIP	IP WLS BF H R ER SO BB IBB HBP BLK WP HR S P ERA WHIP	IP WLS BF H R ER SO BB IBB HBP BLK WP HR S P ERA WHIP	IP WLS BF H R ER SO BB IBB HBP BLK WP HR S P ERA WHIP	IP WLS BF H R ER SO BB IBB HBP BLK WP HR S P ERA WHIP	IP WLS BF H R ER SO BB IBB HBP BLK WP HR S P ERA WHIP	IP WLS BF H R ER SO BB IBB HBP BLK WP HR S P ERA WHIP	IP WLS BF H R ER SO BB IBB HBP BLK WP HR S P ERA WHIP	IP WLS BF H R ER SO BB IBB HBP BLK WP HR S P ERA WHIP	IP WLS BF H R ER SO BB IBB HBP BLK WP HR S P ERA WHIP	IP WLS BF H R ER SO BB IBB HBP BLK WP HR S P ERA WHIP	IP WLS BF H R ER SO BB IBB HBP BLK WP HR S P ERA WHIP	IP WLS BF H R ER SO BB IBB HBP BLK WP HR S P ERA WHIP	IP WLS BF H R ER SO BB IBB HBP BLK WP HR S P ERA WHIP	IP WLS BF H R ER SO BB IBB HBP BLK WP HR S P ERA WHIP	IP WLS BF H R ER SO BB IBB HBP BLK WP HR S P ERA WHIP	IP WLS BF H R ER SO BB IBB HBP BLK WP HR S P ERA WHIP	IP WLS BF H R ER SO BB IBB HBP BLK WP HR S P ERA WHIP	IP WLS BF H R ER SO BB IBB HBP BLK WP HR S P ERA WHIP	IP WLS BF H R ER SO BB IBB HBP BLK WP HR S P ERA WHIP	IP WLS BF H R ER SO BB IBB HBP BLK WP HR S P ERA WHIP

AB	34
R	6
H	13
RBI	6
BB	2
SO	5
LOB	13



Batter	1	2	3	4	5	6	7	8	9	AB	R	H	RBI	BB	SO	LOB	TOP			
Rex Hudler, R (1, 7) Denny Walling, L (9, PH) Lee Smith, R (9, 1)	G1-3		E6	FC5-4			B2		G5-3	4	0	0	0	0	0	2				
Ozzie Smith, S (1, 6) Willie McGee, S (1, 8)	1B BB		G4-3		G5-3		G6-3 2B		K	4	1	1	0	1	1	1				
Pedro Guerrero, R (1, 3)	F9		F9		L6		G6-3		G6-3	5	0	1	0	0	0	1				
Terry Pendleton, S (1, 5)	P3				E7 1B		2B IBB			3	1	1	0	1	0	2				
Todd Zeile, R (1, 2)										3	1	2	2	1	0	2				
Milt Thompson, L (1, 9)										4	1	0	0	0	3	5				
José Oquendo, S (1, 4)										4	0	0	0	0	2	2				
Jose DeLeon, R (1, 1) Vince Coleman, S (9, 7)										3	0	1	0	1	0	0				
Inning Stats	R: 0 H: 1 E: 0 K: 2 S: 12	L: 1 R: 4 ER: 3 SO: 4 LOB: 2 BB: 1 P: 19	R: 0 H: 1 E: 0 K: 2 S: 10	H: 0 R: 4 ER: 3 SO: 4 LOB: 0 BB: 0 P: 13	R: 2 H: 2 E: 0 K: 1 S: 15	H: 2 R: 2 ER: 2 SO: 2 LOB: 2 BB: 2 P: 25	R: 1 H: 1 E: 1 K: 1 S: 10	H: 1 R: 1 ER: 1 SO: 6 LOB: 1 BB: 0 P: 10	R: 1 H: 2 E: 0 K: 1 S: 9	H: 2 R: 1 ER: 1 SO: 18 LOB: 2 BB: 1 P: 18	R: 0 H: 0 E: 0 K: 1 S: 7	H: 0 R: 0 ER: 0 SO: 11 LOB: 0 BB: 0 P: 11	R: 0 H: 0 E: 0 K: 1 S: 8	H: 0 R: 0 ER: 0 SO: 14 LOB: 0 BB: 0 P: 14	1B: 4 2B: 3 3B: 0 HR: 0	SF: 0 SAC: 0 DP: 0 HBP: 0	WP: 0 PB: 1 SB: 0 CS: 1	PA: 39		
PITCHER	IP	WLS	BF	H	R	ER	SO	BB	IBB	HBP	BLK	WP	HR	S	P	ERA	WHIP			
Derek Lilliquist, L (1, 1) Rick Luecken, R (7, 1) Tony Castillo, L (8, 1) Charlie Kerfeld, R (9, 1)	6.2	L	32	7	4	3	4	2	2	0	0	0	0	67	104	4.05	1.350			
Inning Stats	R: 2 H: 2 E: 0 K: 1 S: 9	H: 2 R: 29 ER: 2 SO: 10 LOB: 1 BB: 1 P: 18	R: 0 H: 0 E: 0 K: 1 S: 4	H: 0 R: 2 ER: 2 SO: 10 LOB: 0 BB: 1 P: 10	R: 0 H: 0 E: 0 K: 2 S: 7	H: 0 R: 0 ER: 0 SO: 10 LOB: 0 BB: 0 P: 10	R: 0 H: 0 E: 0 K: 2 S: 10	H: 0 R: 0 ER: 0 SO: 11 LOB: 0 BB: 0 P: 11	R: 0 H: 2 E: 0 K: 0 S: 10	H: 2 R: 0 ER: 0 SO: 11 LOB: 2 BB: 0 P: 11	R: 0 H: 0 E: 0 K: 1 S: 9	H: 0 R: 0 ER: 0 SO: 14 LOB: 0 BB: 0 P: 14	R: 0 H: 0 E: 0 K: 1 S: 6	H: 0 R: 0 ER: 0 SO: 10 LOB: 0 BB: 0 P: 10	R: 1 H: 2 E: 0 K: 1 S: 14	H: 2 R: 0 ER: 0 SO: 24 LOB: 2 BB: 1 P: 24	1B: 3 2B: 3 3B: 0 HR: 0	SF: 0 SAC: 0 DP: 1 HBP: 0	WP: 0 PB: 1 SB: 1 CS: 0	PA: 35

St. Louis Cardinals @ Atlanta Braves
Atlanta-Fulton County Stadium, Atlanta, GA
Tue May 22 1990, 7:05 PM EDT
Att: 11,313 - Unknown

AB 35
R 4
H 7
RBI 4
BB 4
SO 7
LOB 16



Batter	1	2	3	4	5	6	7	8	9	AB	R	H	RBI	BB	SO	LOB	BOTTOM			
Oddibe McDowell, L (1, 8)	S 1B BB		P8					F7		3	1	1	0	1	0	0				
Ron Gant, R (1, 7)	G6-3		K					K		4	0	1	0	0	2	1				
Jeff Treadway, L (1, 4)	2B 1B		K							4	2	2	1	0	1	2				
Jim Presley, R (1, 5)	K									4	0	0	0	0	1	4				
David Justice, L (1, 3)	PB 2B		K							4	0	2	2	0	1	2				
Dale Murphy, R (1, 9)	G1-3		K							4	0	0	0	0	3	2				
Ernie Whitt, L (1, 2) 29 John Smoltz, R (9, PR)										2	0	0	0	2	0	0				
Andres Thomas, R (1, 6)										0	0	0	0	0	0	0				
Derek Lilliquist, L (1, 1) Rick Luecken, R (7, 1) Tony Castillo, L (8, 1) Tommy Gregg, L (8, PH) Charlie Kerfeld, R (9, 1)										4	0	0	0	0	2	3				
Derek Lilliquist, L (1, 1) Rick Luecken, R (7, 1) Tony Castillo, L (8, 1) Tommy Gregg, L (8, PH) Charlie Kerfeld, R (9, 1)										2	0	0	0	0	1	1				
Inning Stats	R: 2 H: 2 E: 0 K: 1 S: 9	H: 2 R: 29 ER: 2 SO: 10 LOB: 1 BB: 1 P: 18	R: 0 H: 0 E: 0 K: 1 S: 4	H: 0 R: 2 ER: 2 SO: 10 LOB: 0 BB: 1 P: 10	R: 0 H: 0 E: 0 K: 2 S: 7	H: 0 R: 0 ER: 0 SO: 10 LOB: 0 BB: 0 P: 10	R: 0 H: 0 E: 0 K: 2 S: 10	H: 0 R: 0 ER: 0 SO: 11 LOB: 0 BB: 0 P: 11	R: 0 H: 2 E: 0 K: 0 S: 10	H: 2 R: 0 ER: 0 SO: 11 LOB: 2 BB: 0 P: 11	R: 0 H: 0 E: 0 K: 1 S: 9	H: 0 R: 0 ER: 0 SO: 14 LOB: 0 BB: 0 P: 14	R: 0 H: 0 E: 0 K: 1 S: 6	H: 0 R: 0 ER: 0 SO: 10 LOB: 0 BB: 0 P: 10	R: 1 H: 2 E: 0 K: 1 S: 14	H: 2 R: 0 ER: 0 SO: 24 LOB: 2 BB: 1 P: 24	1B: 3 2B: 3 3B: 0 HR: 0	SF: 0 SAC: 0 DP: 1 HBP: 0	WP: 0 PB: 1 SB: 1 CS: 0	PA: 35
PITCHER	IP	WLS	BF	H	R	ER	SO	BB	IBB	HBP	BLK	WP	HR	S	P	ERA	WHIP			
Jose DeLeon, R (1, 1) Lee Smith, R (9, 1)	8.0	S	6	2	1	1	1	0	1	0	0	0	0	14	24	9.00	2.000			

St. Louis Cardinals @ Atlanta Braves
Atlanta-Fulton County Stadium, Atlanta, GA
Tue May 22 1990, 7:05 PM EDT
Att: 11,313 - Unknown

AB 32
R 3
H 6
RBI 3
BB 3
SO 11
LOB 15



Batter	1	2	3	4	5	6	7	8	9	AB	R	H	RBI	BB	SO	LOB	TOP					
Brett Butler, L (1, 8) OBP: 0.380, SLG: 0.346	2-2 6-3		0-0 G3		1-1 F7	2-1 E S 2H 1B		0-1 FC6-4 1B		5	0	2	1	0	0	0						
Robby Thompson, R (1, 4) OBP: 0.294, SLG: 0.341	2-2 F6		2-1 S 1B		0-0 G3 1B	2-3 K		0-1 FC6-4 1B		5	0	2	1	0	1	3						
Will Clark, L (1, 3) OBP: 0.331, SLG: 0.482	2-2 HR		1-2 K		0-0 G3 1-2		3-2 F7	0-0 L8		5	1	1	1	0	1	4						
Kevin Mitchell, R (1, 7) OBP: 0.371, SLG: 0.533	2-1 1B		4-0 BB		0-0 L8		1-1 CS 1B		0-0 6-3 1B	4	0	3	0	1	0	1						
Kevin Bass, S (1, 9) OBP: 0.287, SLG: 0.419	2-2 1-3		1-0 1-3			2-3 K	2-0 F8		1-0 6-3	4	0	0	0	0	1	4						
Jeff Brantley, R (7, 1) OBP: 0.300, SLG: 1.000										0	0	0	0	0	0	0						
Gregg Linton, R (9, PH) OBP: 0.258, SLG: 0.355										1	0	0	0	0	0	1						
Ed Vosberg, L (9, 1)										0	0	0	0	0	0	0						
Matt Williams, R (1, 5) OBP: 0.315, SLG: 0.481		2-3 K		1-1 F8		2-2 S 1B		1-2 FC6-4 1B	2-1 5-3	5	2	2	0	0	1	1						
Gary Carter, R (1, 2) OBP: 0.337, SLG: 0.356		4-0 BB		0-0 F9		3-2 S 2B 1B		0-0 FC6-4 1B	1-0 1-3	4	1	2	1	1	0	1						
Jose Uribe, S (1, 6) OBP: 0.350, SLG: 0.379		0-1 F7		1-1 2B		0-0 5-3		0-0 FC6-4 1B FC6-4		4	1	1	0	0	0	4						
Bob Knepper, L (1, 1) OBP: 0.250, SLG: 0.375			0-0 G3		3-3 K		0-0 1B 2B	1-2 FC6-4 1B		3	1	1	1	0	1	2						
Rick Leach, L (7, 9) OBP: 0.391, SLG: 0.316								1-2 FC6-4 1B		1	0	1	1	0	0	0						
Inning Stats	R: 1 E: 0 K: 0 S: 18	H: 2 LOB: 1 BB: 0 P: 28	R: 0 E: 0 K: 1 S: 6	H: 0 LOB: 1 BB: 1 P: 12	R: 0 E: 0 K: 1 S: 9	H: 1 LOB: 2 BB: 1 P: 19	R: 0 E: 0 K: 1 S: 9	H: 1 LOB: 1 BB: 0 P: 14	R: 0 E: 0 K: 0 S: 5	H: 1 LOB: 1 BB: 0 P: 6	R: 3 E: 0 K: 2 S: 17	H: 4 LOB: 1 BB: 0 P: 27	R: 0 E: 0 K: 0 S: 6	H: 1 LOB: 0 BB: 0 P: 12	R: 2 E: 0 K: 0 S: 13	H: 4 LOB: 2 BB: 0 P: 15	R: 0 E: 0 K: 0 S: 5	H: 1 LOB: 1 BB: 0 P: 9	1B: 12 2B: 2 3B: 0 HR: 1	SF: 0 SAC: 0 DP: 0 HBP: 0	WP: 0 PB: 0 SB: 3 CS: 1	PA: 43
PITCHER	IP WLS BF H R ER SO BB IBB HBP BLK WP HR S P ERA WHIP																					
Greg Mathews, L (1, 1) ERA: 4.24	5.2 L 28 9 4 4 4 2 0 0 0 0 0 1 61 101 6.35 1.941																					
Tom Niedenfuer, R (6, 1) ERA: 1.94	1.1 4 1 0 0 1 0 0 0 0 0 0 0 9 17 0.00 0.750																					
Scott Terry, R (8, 1) ERA: 7.71	0.1 4 3 2 2 0 0 0 0 0 0 0 0 8 10 54.00 9.000																					
Ricky Horton, L (8, 1) ERA: 2.45	1.2 7 2 0 0 0 0 0 0 0 0 0 0 10 14 0.00 1.200																					

San Francisco Giants @ St. Louis Cardinals
 Busch Stadium, St. Louis, MO
 Wed May 23 1990, 7:05 PM CDT
 Att: 35,760 - Unknown - 70 F

AB	41
R	6
H	15
RBI	6
BB	2
SO	5
LOB	21



Batter	1	2	3	4	5	6	7	8	9	AB	R	H	RBI	BB	SO	LOB	BOTTOM			
Vince Coleman, S (1, 7) OBP: 0.337, SLG: 0.375	2-2 1B 3B		2-2 L9 1-3		1-3 K		1-1 3B		1-1 1-3 1-2	5	1	2	0	0	1	2				
Ozzie Smith, S (1, 6) OBP: 0.318, SLG: 0.287	1-1 S 3H 1B		1-1 5-3		1-1 5-3		2-0 F7			4	0	1	1	0	0	2				
Willie McGee, S (1, 8) OBP: 0.371, SLG: 0.436	2-2 6-3 1-2		0-1 L9			3-3 K		0-1 FC6-4 1B		4	0	1	0	0	1	2				
Pedro Guerrero, R (1, 3) OBP: 0.342, SLG: 0.460	1-0 F9			1-3 K		1-0 5-3		3-2 F8		4	0	0	0	0	1	2				
Terry Pendleton, S (1, 5) OBP: 0.308, SLG: 0.368	1-2 6-3			1-2 FC4-6 BB 1B		1-0 BB 1B		0-3 K		4	0	2	0	0	1	2				
Todd Zeile, R (1, 2) OBP: 0.317, SLG: 0.372		2-2 6-3		4-2 FC4-6 BB		4-0 BB		0-0 FC6-4		2	0	0	0	2	0	1				
Milt Thompson, L (1, 9) OBP: 0.295, SLG: 0.312		2-2 G5-4-3 1B		0-1 FC4-6		2-2 F8			0-0 5-3	4	0	1	0	0	0	4				
José Oquendo, S (1, 4) OBP: 0.342, SLG: 0.276		2-0 G5-4-3		3-1 1-3			1-1 L5		2-2 F5	4	0	0	0	0	0	3				
Greg Mathews, R (1, 1) OBP: 0.275, SLG: 0.300										2	0	1	0	0	0	0				
Tom Niedenfuer, R (6, 1) ERA: 1.94										0	0	0	0	0	0	0				
Rex Hudler, R (7, PH) OBP: 0.250, SLG: 0.300										1	0	0	0	0	0	0				
Scott Terry, R (8, 1) ERA: 7.71										0	0	0	0	0	0	0				
Ricky Horton, L (8, 1) ERA: 2.45										0	0	0	0	0	0	0				
Dave Collins, S (9, PH) OBP: 0.250, SLG: 0.100										0	0	0	1	0	0	0				
Inning Stats	R: 1 E: 0 K: 0 S: 15	H: 2 LOB: 1 BB: 0 P: 22	R: 0 E: 0 K: 0 S: 8	H: 1 LOB: 0 BB: 0 P: 14	R: 0 E: 0 K: 1 S: 9	H: 1 LOB: 2 BB: 1 P: 21	R: 0 E: 0 K: 1 S: 12	H: 1 LOB: 0 BB: 0 P: 9	R: 0 E: 0 K: 1 S: 9	H: 1 LOB: 1 BB: 1 P: 20	R: 0 E: 0 K: 0 S: 9	H: 1 LOB: 1 BB: 0 P: 14	R: 0 E: 0 K: 1 S: 9	H: 1 LOB: 0 BB: 0 P: 12	R: 0 E: 0 K: 0 S: 7	H: 0 LOB: 1 BB: 1 P: 14	1B: 6 2B: 0 3B: 2 HR: 0	SF: 0 SAC: 0 DP: 1 HBP: 0	WP: 0 PB: 0 SB: 3 CS: 0	PA: 37
PITCHER	IP WLS BF H R ER SO BB IBB HBP BLK WP HR S P ERA WHIP																			
Bob Knepper, L (1, 1) ERA: 4.85	6.2 W 28 7 1 1 3 2 0 0 0 0 0 0 68 112 1.35 1.350																			
Jeff Brantley, R (7, 1) ERA: 1.53	1.1 5 1 0 0 1 0 0 0 0 0 0 0 10 15 0.00 0.750																			
Ed Vosberg, L (9, 1) ERA: 4.7	1.0 4 0 0 0 0 1 0 0 0 0 0 0 7 14 0.00 1.000																			

San Francisco Giants @ St. Louis Cardinals
 Busch Stadium, St. Louis, MO
 Wed May 23 1990, 7:05 PM CDT
 Att: 35,760 - Unknown - 70 F

AB	34
R	1
H	8
RBI	1
BB	3
SO	4
LOB	18



Batter	1	2	3	4	5	6	7	8	9	AB	R	H	RBI	BB	SO	LOB	TOP										
Jose Gonzalez, R OBP: 0.375, SLG: 0.655 (1, 8)	0-0 WP 3B		0-0 F9			0-0 5-3		0-0 6-3		4	1	1	0	0	0	0	Los Angeles Dodgers @ St. Louis Cardinals Busch Stadium, St. Louis, MO Fri May 25 1990, 7:05 PM CDT Att: 36,264 - Cloudy - 84 F										
Mike Sharperson, R OBP: 0.375, SLG: 0.354 (1, 5)	0-0 4-3		0-0 F9			4-0 G3 BB		0-0 L5		3	0	0	0	1	0	0											
Kal Daniels, L OBP: 0.401, SLG: 0.561 Stan Javier, S OBP: 0.293, SLG: 0.303 (1, 7) (8, PR) (8, 8)	0-0 1B			0-0 4-3		0-0 G3		1-0 HBP		3	0	1	0	0	0	1											
Hubie Brooks, R OBP: 0.271, SLG: 0.423 John Shelby, S OBP: 0.297, SLG: 0.333 (1, 9) (8, 9)	0-3 K			0-3 K		0-0 L8		0-3 K		4	0	0	0	0	3	3											
Mickey Hatcher, R OBP: 0.250, SLG: 0.216 (1, 3)	0-0 F9			0-0 1B			0-0 HR 1B		0-0 E5 F9 WP	4	2	2	0	0	0	1											
Juan Samuel, R OBP: 0.286, SLG: 0.309 (1, 4)		0-0 F8		0-0 F9			0-0 HR		0-0 F9	4	1	1	2	0	0	2											
Mike Scioscia, L OBP: 0.328, SLG: 0.460 (1, 2)		0-3 K			0-0 L7		0-0 3-1		0-0 2-3	4	0	1	0	0	1	0											
Alfredo Griffin, S OBP: 0.340, SLG: 0.343 (1, 6)		0-0 G3			0-0 F9		0-0 4-3		0-3 K	4	0	0	0	0	1	1											
Ramon Martinez, R OBP: 0.053, SLG: 0.053 (1, 1)			0-0 6-3		0-3 K		0-0 1-3		0-3 K	4	0	0	0	0	2	1											
Inning Stats	R: 1 E: 0 K: 1 S: 7	H: 2 LOB: 1 P: 7	R: 0 E: 0 K: 1 S: 5	H: 0 LOB: 0 BB: 0 P: 5	R: 0 E: 0 K: 0 S: 3	H: 0 LOB: 0 BB: 0 P: 3	R: 0 E: 0 K: 1 S: 6	H: 1 LOB: 1 BB: 0 P: 6	R: 0 E: 0 K: 0 S: 5	H: 0 LOB: 0 BB: 0 P: 5	R: 2 E: 0 K: 0 S: 5	H: 2 LOB: 0 BB: 0 P: 5	R: 0 E: 0 K: 1 S: 5	H: 0 LOB: 1 BB: 0 P: 6	R: 1 E: 1 K: 2 S: 9	H: 1 LOB: 1 BB: 0 P: 9	1B: 3 2B: 1 3B: 1 HR: 1	SF: 0 SAC: 0 DP: 0 HBP: 1	WP: 2 PB: 2 SB: 0 CS: 0	PA: 36							
PITCHER	IP	WLS	BF	H	R	ER	SO	BB	IBB	HBP	BLK	WP	HR	S	P	ERA	WHIP										
Joe Magrane, L ERA: 4.52 (1, 1)	8.0	L	31	5	3	3	5	1	0	1	0	1	1	39	44	3.38	0.750										
Scott Terry, R ERA: 7.11 (9, 1)	1.0		5	1	1	0	2	0	0	0	0	1	0	9	9	0.00	1.000										

Batter	1	2	3	4	5	6	7	8	9	AB	R	H	RBI	BB	SO	LOB	BOTTOM										
Vince Coleman, S OBP: 0.353, SLG: 0.406 (1, 7)	0-0 B1		0-0 L7			0-0 WP S 1B			0-0 F7	4	0	1	0	0	0	1	Los Angeles Dodgers @ St. Louis Cardinals Busch Stadium, St. Louis, MO Fri May 25 1990, 7:05 PM CDT Att: 36,264 - Cloudy - 84 F										
Ozzie Smith, S OBP: 0.307, SLG: 0.276 (1, 6)	0-3 K			0-0 4-3		0-0 F8		0-0 F8	4	0	0	0	0	1	1												
Willie McGee, S OBP: 0.370, SLG: 0.430 (1, 8)	0-0 4-3			0-0 F8		0-3 K		0-0 DI 1B	4	1	1	0	0	1	1												
Pedro Guerrero, R OBP: 0.347, SLG: 0.456 (1, 3)		4-0 CS BB		0-0 BLK 1B		0-3 K		0-0 1-1 1B	3	0	2	1	1	1	0												
Terry Pendleton, S OBP: 0.286, SLG: 0.339 (1, 5)		0-0 F9		0-0 F7		0-3 K		0-0 F8	4	0	0	0	0	1	3												
Milt Thompson, L OBP: 0.282, SLG: 0.296 (1, 9)		0-0 6-3			0-0 6-3		0-0 6-3			3	0	0	0	0	0	0											
José Oquendo, S OBP: 0.344, SLG: 0.276 (1, 4)			0-0 SH5-4 1B		0-3 K			0-0 5-3	3	0	1	0	0	1	0												
Tom Pagnozzi, R OBP: 0.250, SLG: 0.250 John Morris, L OBP: 0.276, SLG: 0.133 Todd Zeile, R OBP: 0.315, SLG: 0.369 (1, 2) (8, PH) (9, 2)			0-3 K		0-3 K			0-3 K	2	0	0	0	0	2	1												
Joe Magrane, R Denny Walling, L OBP: 0.224, SLG: 0.239 Scott Terry, R (1, 1) (8, PH) (9, 1)			0-0 SH5-4		0-0 F7			0-0 F7	1	0	0	0	0	0	0												
Inning Stats	R: 0 E: 0 K: 1 S: 5	H: 0 LOB: 0 BB: 0 P: 5	R: 0 E: 0 K: 0 S: 2	H: 0 LOB: 0 BB: 1 P: 6	R: 0 E: 0 K: 1 S: 6	H: 1 LOB: 1 BB: 0 P: 6	R: 0 E: 0 K: 0 S: 4	H: 1 LOB: 1 BB: 0 P: 4	R: 0 E: 0 K: 2 S: 7	H: 0 LOB: 0 BB: 0 P: 7	R: 0 E: 0 K: 1 S: 6	H: 1 LOB: 1 BB: 0 P: 6	R: 0 E: 0 K: 2 S: 7	H: 0 LOB: 0 BB: 0 P: 7	R: 0 E: 0 K: 1 S: 5	H: 0 LOB: 0 BB: 0 P: 5	R: 1 E: 0 K: 0 S: 5	H: 2 LOB: 1 BB: 0 P: 5	1B: 5 2B: 0 3B: 0 HR: 0	SF: 0 SAC: 1 DP: 0 HBP: 0	WP: 1 PB: 0 SB: 1 CS: 1	PA: 32					
PITCHER	IP	WLS	BF	H	R	ER	SO	BB	IBB	HBP	BLK	WP	HR	S	P	ERA	WHIP										
Ramon Martinez, R ERA: 3.57 (1, 1)	9.0	W	32	5	1	1	8	1	0	0	0	1	0	47	51	1.00	0.667										

Batter	1	2	3	4	5	6	7	8	9	AB	R	H	RBI	BB	SO	LOB	TOP					
Lenny Harris, L OBP: 0.352, SLG: 0.412										6	3	3	1	0	0	2	Los Angeles Dodgers @ St. Louis Cardinals Busch Stadium, St. Louis, MO Sun May 27 1990, 3:33 AM CDT Att: 45,895 - Cloudy - 71 F					
Stan Javier, S OBP: 0.325, SLG: 0.365										6	3	4	1	0	2	0						
Chris Gwynn, L OBP: 0.350, SLG: 0.324										4	1	2	3	0	0	2						
John Shelby, S OBP: 0.294, SLG: 0.353										2	1	1	0	0	1	0						
Eddie Murray, S OBP: 0.386, SLG: 0.474										3	1	2	2	0	1	1						
Mike Sharperson, R OBP: 0.376, SLG: 0.381										1	0	1	2	0	0	0						
Hubie Brooks, R OBP: 0.267, SLG: 0.414										2	0	0	0	0	0	4						
Jose Gonzalez, R OBP: 0.361, SLG: 0.606										3	0	1	0	0	1	1						
Mike Scioscia, L OBP: 0.331, SLG: 0.455										2	1	0	0	1	0	2						
Rick Dempsey, R OBP: 0.391, SLG: 0.579										1	0	0	0	0	1	1						
Juan Samuel, R OBP: 0.274, SLG: 0.312										5	1	2	1	0	2	1	AB 45 R 14 H 19 RBI 14 BB 1 SO 13 LOB 19					
Alfredo Griffin, S OBP: 0.348, SLG: 0.364										4	1	2	2	0	1	1						
Mickey Hatcher, R OBP: 0.244, SLG: 0.211										1	0	0	0	0	1	0						
John Wetteland, R OBP: 0.200, SLG: 0.800										2	2	1	2	0	0	2						
Tim Crews, R										2	0	0	0	0	2	2						
Pat Perry, L										1	0	0	0	1	0	0						
Jim Gott, R										0	0	0	0	0	0	0						
Mike Maddux, L										0	0	0	0	0	0	0						
Inning Stats	R: 9 E: 0 K: 0 S: 13	H: 10 LOB: 2 BB: 0 P: 14	R: 2 E: 0 K: 1 S: 7	H: 2 LOB: 0 BB: 0 P: 7	R: 0 E: 1 K: 1 S: 7	H: 2 LOB: 2 BB: 0 P: 7	R: 0 E: 0 K: 2 S: 5	H: 0 LOB: 0 BB: 0 P: 5	R: 2 E: 0 K: 0 S: 5	H: 2 LOB: 0 BB: 0 P: 6	R: 0 E: 0 K: 2 S: 8	H: 1 LOB: 2 BB: 1 P: 12	R: 1 E: 0 K: 3 S: 11	H: 2 LOB: 1 BB: 0 P: 11	R: 0 E: 0 K: 2 S: 7	H: 0 LOB: 0 BB: 0 P: 7	R: 0 E: 0 K: 2 S: 7	H: 0 LOB: 0 BB: 0 P: 7	1B: 16 2B: 2 3B: 0 HR: 1	SF: 1 SAC: 0 DP: 0 HBP: 1	WP: 2 PB: 0 CS: 0 SB: 0	PA: 48
PITCHER	IP WLS BF H R ER SO BB IBB HBP BLK WP HR S P ERA WHIP	IP WLS BF H R ER SO BB IBB HBP BLK WP HR S P ERA WHIP																				
Jose DeLeon, R ERA: 3.98	0.2 L 9 6 7 7 0 0 0 0 0 0 0 0 8 9 94.50 9.000																					
Frank DiPino, L ERA: 4.24	2.1 15 8 4 4 2 0 0 0 0 0 1 1 19 19 15.43 3.429																					
Tom Niedenfuer, R ERA: 2.45	3.0 13 3 2 2 4 1 0 0 0 0 1 0 20 24 6.00 1.333																					
Ken Dayley, L ERA: 1.23	2.0 8 2 1 1 5 0 0 0 0 0 1 0 18 18 4.50 1.000																					
Lee Smith, R ERA: 1.86	1.0 3 0 0 0 2 0 0 0 0 0 0 0 7 7 0.00 0.000																					
Batter	1	2	3	4	5	6	7	8	9	AB	R	H	RBI	BB	SO	LOB	BOTTOM					
Vince Coleman, S OBP: 0.341, SLG: 0.391										5	1	1	0	0	2	0	Los Angeles Dodgers @ St. Louis Cardinals Busch Stadium, St. Louis, MO Sun May 27 1990, 3:33 AM CDT Att: 45,895 - Cloudy - 71 F					
Milt Thompson, L OBP: 0.294, SLG: 0.288										3	1	1	0	1	0	0						
Willie McGee, S OBP: 0.361, SLG: 0.416										2	1	0	0	1	0	1						
John Morris, L OBP: 0.250, SLG: 0.118										2	0	0	0	0	0	1						
Pedro Guerrero, R OBP: 0.351, SLG: 0.458										2	0	0	1	0	0	0						
Dave Collins, S OBP: 0.240, SLG: 0.095										1	0	0	0	0	0	0						
Denny Walling, L OBP: 0.264, SLG: 0.280										4	1	3	1	0	0	0						
Ozzie Smith, S OBP: 0.314, SLG: 0.293										3	1	2	1	0	0	1						
Ken Dayley, L										0	0	0	0	0	0	0						
Terry Pendleton, S OBP: 0.292, SLG: 0.333										1	1	1	1	0	0	0						
Lee Smith, R										0	0	0	0	0	0	0						
Todd Zeile, R OBP: 0.320, SLG: 0.395										4	1	2	3	0	1	3						
Tim Jones, L OBP: 0.282, SLG: 0.125										4	0	0	0	0	1	2						
Jose DeLeon, R OBP: 0.176, SLG: 0.294										0	0	0	0	0	0	0						
Frank DiPino, L										0	0	0	0	0	0	0						
José Oquendo, S OBP: 0.335, SLG: 0.268										1	0	0	0	0	1	0						
Tom Niedenfuer, R										1	0	0	0	0	0	0						
Rex Hudler, R OBP: 0.243, SLG: 0.286										2	0	0	0	0	0	0						
Inning Stats	R: 0 E: 0 K: 1 S: 5	H: 1 LOB: 0 BB: 0 P: 5	R: 2 E: 0 K: 1 S: 7	H: 2 LOB: 0 BB: 0 P: 7	R: 3 E: 0 K: 1 S: 8	H: 3 LOB: 1 BB: 1 P: 13	R: 0 E: 0 K: 1 S: 5	H: 0 LOB: 0 BB: 0 P: 5	R: 0 E: 0 K: 0 S: 3	H: 0 LOB: 0 BB: 0 P: 3	R: 0 E: 0 K: 1 S: 6	H: 1 LOB: 1 BB: 0 P: 6	R: 0 E: 0 K: 0 S: 3	H: 0 LOB: 0 BB: 0 P: 3	R: 2 E: 0 K: 0 S: 6	H: 3 LOB: 1 BB: 0 P: 6	R: 0 E: 0 K: 0 S: 3	H: 0 LOB: 0 BB: 0 P: 7	1B: 8 2B: 2 3B: 0 HR: 1	SF: 1 SAC: 0 DP: 1 HBP: 1	WP: 1 PB: 0 CS: 0 SB: 0	PA: 39
PITCHER	IP WLS BF H R ER SO BB IBB HBP BLK WP HR S P ERA WHIP	IP WLS BF H R ER SO BB IBB HBP BLK WP HR S P ERA WHIP																				
John Wetteland, R ERA: 8.57	2.2 14 5 5 3 0 1 0 0 0 0 0 0 16 16 0.00 0.600																					
Tim Crews, R ERA: 3.95	3.1 W 12 2 0 0 2 0 0 0 0 0 0 0 16 16 0.00 0.000																					
Pat Perry, L	1.0 3 0 0 0 0 0 0 0 0 0 0 0 3 3 0.00 0.000																					
Jim Gott, R ERA: 18.0	1.0 6 3 2 2 0 0 0 0 0 0 0 0 6 6 18.00 3.000																					
Mike Maddux, R ERA: 4.61	1.0 4 0 0 0 0 1 0 0 0 0 0 0 3 7 0.00 1.000																					

Batter	1	2	3	4	5	6	7	8	9	AB	R	H	RBI	BB	SO	LOB	TOP					
Vince Coleman, S (1, 7) OBP: 0.344, SLG: 0.393	4-3																4 0 2 1 0 0 2					
Milt Thompson, L (1, 9) OBP: 0.295, SLG: 0.299																	3 0 1 0 0 0 3					
Rex Hudler, R (7, PH) OBP: 0.237, SLG: 0.278																	1 0 0 0 0 1 1					
Scott Terry, R (7, 1)																	0 0 0 0 0 0 0					
Willie McGee, S (1, 8) OBP: 0.354, SLG: 0.407																	4 0 0 0 0 1 1					
Pedro Guerrero, R (1, 3) OBP: 0.348, SLG: 0.459																	4 0 1 0 0 1 1					
Terry Pendleton, S (1, 5) OBP: 0.281, SLG: 0.325																	3 1 0 0 1 0 1					
Todd Zeile, R (1, 2) OBP: 0.318, SLG: 0.391																	4 0 1 0 0 1 1					
Ozzie Smith, S (1, 6) OBP: 0.307, SLG: 0.285																	4 0 0 0 0 0 2					
José Oquendo, S (1, 4) OBP: 0.339, SLG: 0.264																	2 0 0 0 2 0 0					
Greg Mathews, R (1, 1) OBP: 0.308, SLG: 0.333																	2 0 1 0 0 1 3					
Denny Walling, L (7, PH) OBP: 0.273, SLG: 0.288																	2 0 1 0 0 0 0					
Inning Stats	R: 0 E: 0 K: 0 S: 11	H: 1 LOB: 1 BB: 0 P: 20	R: 1 E: 0 K: 1 S: 14	H: 2 LOB: 3 BB: 2 P: 25	R: 0 E: 0 K: 1 S: 5	H: 0 LOB: 0 BB: 0 P: 7	R: 0 E: 0 K: 1 S: 9	H: 1 LOB: 2 BB: 1 P: 20	R: 0 E: 0 K: 1 S: 8	H: 0 LOB: 0 BB: 0 P: 8	R: 0 E: 0 K: 0 S: 5	H: 0 LOB: 0 BB: 0 P: 8	R: 0 E: 0 K: 1 S: 12	H: 2 LOB: 1 BB: 0 P: 19	R: 0 E: 0 K: 0 S: 12	H: 1 LOB: 1 BB: 0 P: 16	R: 0 E: 0 K: 0 S: 10	H: 0 LOB: 0 BB: 0 P: 16	1B: 5 2B: 2 3B: 0 HR: 0	SF: 0 SAC: 0 DP: 0 HBP: 0	WP: 0 PB: 0 SB: 0 CS: 0	PA: 36
PITCHER	IP WLS BF H R ER SO BB IBB HBP BLK WP HR S P ERA WHIP																					
Bill Gullickson, R (1, 1) ERA: 3.99	6.2 W 28 6 1 1 4 2 1 0 0 0 0 61 103 1.35 1.200																					
Juan Agosto, L (7, 1) ERA: 1.49	1.0 4 1 0 0 1 0 0 0 0 0 0 13 18 0.00 1.000																					
Dave Smith, R (8, 1) ERA: 2.61	1.1 S 4 0 0 0 0 0 0 0 0 0 0 12 18 0.00 0.000																					

St. Louis Cardinals @ Houston Astros
Astrodome, Houston, TX
Mon May 28, 1990, 4:33 AM EDT
Att: 17,229 - Dome

AB 33
R 1
H 7
RBI 1
BB 3
SO 5
LOB 15



Batter	1	2	3	4	5	6	7	8	9	AB	R	H	RBI	BB	SO	LOB	BOTTOM			
Eric Yelding, R (1, 8) OBP: 0.311, SLG: 0.316	1-3																4 0 0 0 0 0 1			
Bill Doran, S (1, 4) OBP: 0.351, SLG: 0.349																	3 0 1 0 1 0 0			
Craig Biggio, R (1, 7) OBP: 0.359, SLG: 0.350																	4 0 2 0 0 0 1			
Dave Smith, R (8, 1)																	0 0 0 0 0 0 0			
Glenn Davis, R (1, 3) OBP: 0.355, SLG: 0.530																	4 1 1 0 0 1 4			
Ken Caminiti, S (1, 5) OBP: 0.342, SLG: 0.351																	4 2 2 2 0 0 0			
Glenn Wilson, R (1, 9) OBP: 0.271, SLG: 0.331																	4 2 3 0 0 0 0			
Alex Trevino, R (1, 2) OBP: 0.206, SLG: 0.323																	3 0 2 2 0 0 0			
Rafael Ramirez, R (1, 6) OBP: 0.278, SLG: 0.302																	4 0 0 0 0 0 4			
Bill Gullickson, R (1, 1) OBP: 0.267, SLG: 0.154																	2 0 0 0 1 1 1			
Juan Agosto, L (7, 1)																	0 0 0 0 0 0 0			
Casey Candaele, S (8, 7) OBP: 0.338, SLG: 0.308																	0 0 0 0 0 0 0			
Inning Stats	R: 0 E: 0 K: 0 S: 7	H: 0 LOB: 1 BB: 1 P: 17	R: 0 E: 0 K: 0 S: 8	H: 1 LOB: 1 BB: 0 P: 14	R: 0 E: 0 K: 1 S: 9	H: 0 LOB: 0 BB: 0 P: 15	R: 2 E: 1 K: 1 S: 15	H: 4 LOB: 1 BB: 0 P: 23	R: 0 E: 0 K: 0 S: 12	H: 2 LOB: 2 BB: 1 P: 19	R: 1 E: 0 K: 0 S: 10	H: 2 LOB: 1 BB: 0 P: 14	R: 0 E: 0 K: 0 S: 7	H: 0 LOB: 0 BB: 0 P: 10	R: 2 E: 0 K: 0 S: 13	H: 2 LOB: 0 BB: 0 P: 18	1B: 8 2B: 2 3B: 0 HR: 1	SF: 0 SAC: 0 DP: 2 HBP: 1	WP: 0 PB: 0 SB: 1 CS: 0	PA: 35
PITCHER	IP WLS BF H R ER SO BB IBB HBP BLK WP HR S P ERA WHIP																			
Greg Mathews, L (1, 1) ERA: 4.05	6.0 L 27 9 3 2 2 0 0 0 0 0 0 61 102 3.00 1.833																			
Scott Terry, R (7, 1) ERA: 6.1	2.0 8 2 2 2 0 0 0 0 0 0 1 20 28 9.00 1.000																			

St. Louis Cardinals @ Houston Astros
Astrodome, Houston, TX
Mon May 28, 1990, 4:33 AM EDT
Att: 17,229 - Dome

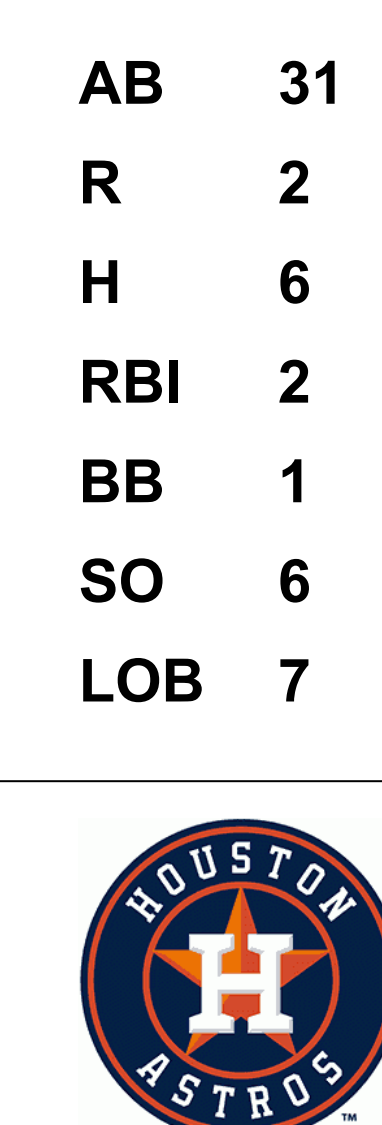
AB 32
R 5
H 11
RBI 4
BB 2
SO 2
LOB 11



Batter	1	2	3	4	5	6	7	8	9	AB	R	H	RBI	BB	SO	LOB	TOP			
Vince Coleman, S (1, 7) OBP: 0.342, SLG: 0.390	G1-3		F7		F7		F9			4	1	1	0	0	0	0	St. Louis Cardinals @ Houston Astros Astrodome, Houston, TX Tue May 29 1990, 8:05 PM EDT Att: 10,897 - Dome			
Ozzie Smith, S (1, 6) OBP: 0.311, SLG: 0.286	1B		E4		E4		G3			3	1	1	1	1	0	0				
Willie McGee, S (1, 8) OBP: 0.357, SLG: 0.409	F8		K		K		G6-4-3			4	1	2	0	0	1	2				
Pedro Guerrero, R (1, 3) Lee Smith, R (8, 1)	1B		G6-3		G6-3		G6-4-3			4	0	2	1	0	0	2				
Terry Pendleton, S (1, 5) OBP: 0.281, SLG: 0.325		G5-3	SF8				K			3	0	1	1	0	1	0				
Todd Zeile, R (1, 2) OBP: 0.316, SLG: 0.387			F8				G4-3			4	0	1	0	0	0	2				
Milt Thompson, L (1, 9) OBP: 0.286, SLG: 0.288			K		K		G3			4	0	0	0	0	3	1				
José Oquendo, S (1, 4) OBP: 0.333, SLG: 0.259			F8		K		F9			3	0	0	0	0	1	1				
John Tudor, L (1, 1) Dave Collins, S (8, 3) OBP: 0.105, SLG: 0.056 OBP: 0.240, SLG: 0.095			K		G1-3		G4-3			3	0	0	0	0	1	0				
										0	0	0	0	0	0	0				
Inning Stats	R: 0 E: 0 K: 0 S: 7	H: 1 LOB: 2 BB: 1 P: 16	R: 0 E: 0 K: 1 S: 14	H: 1 LOB: 1 BB: 0 P: 19	R: 3 E: 0 K: 1 S: 12	H: 4 LOB: 1 BB: 0 P: 15	R: 0 E: 0 K: 2 S: 10	H: 0 LOB: 0 BB: 0 P: 12	R: 0 E: 1 K: 1 S: 13	H: 1 LOB: 1 BB: 0 P: 11	R: 0 E: 0 K: 0 S: 3	H: 0 LOB: 0 BB: 0 P: 5	R: 0 E: 0 K: 0 S: 8	H: 1 LOB: 0 BB: 0 P: 11	R: 0 E: 0 K: 1 S: 8	H: 0 LOB: 0 BB: 0 P: 12	1B: 8 2B: 1 3B: 0 HR: 0	SF: 1 SAC: 0 DP: 2 HBP: 0	WP: 0 PB: 0 SB: 2 CS: 0	PA: 34
PITCHER	IP WLS BF H R ER SO BB IBB HBP BLK WP HR S P ERA WHIP																			
Dan Schatzeder, L (1, 1) ERA: 3.0	2.2 L 14 6 3 3 2 1 0 0 0 0 0 0 32 49 10.12 2.625																			
Danny Darwin, R (3, 1) ERA: 1.01	3.1 11 1 0 0 4 0 0 0 0 0 0 0 31 43 0.00 0.300																			
Juan Agosto, L (7, 1) ERA: 1.39	2.0 6 1 0 0 0 0 0 0 0 0 0 0 11 16 0.00 0.500																			
Larry Andersen, R (9, 1) ERA: 1.63	1.0 3 0 0 0 1 0 0 0 0 0 0 0 8 12 0.00 0.000																			

Batter	1	2	3	4	5	6	7	8	9	AB	R	H	RBI	BB	SO	LOB	BOTTOM					
Eric Yelding, R (1, 8) Franklin Stubbs, L (8, PH) OBP: 0.312, SLG: 0.316 OBP: 0.333, SLG: 0.518	K		CS			G5-3		2B		3	0	1	1	0	1	0	St. Louis Cardinals @ Houston Astros Astrodome, Houston, TX Tue May 29 1990, 8:05 PM EDT Att: 10,897 - Dome					
Bill Doran, S (1, 4) OBP: 0.342, SLG: 0.338	F9		CS		G6-3		F7			4	0	0	0	0	0	1						
Craig Biggio, R (1, 7) OBP: 0.351, SLG: 0.341	F9				G6-3		F9			4	0	0	0	0	0	0						
Glenn Davis, R (1, 3) OBP: 0.348, SLG: 0.518		K			F8		P3			4	0	0	0	0	2	0						
Ken Caminiti, S (1, 5) OBP: 0.345, SLG: 0.355			CS		G6-3		FC6-4			4	0	2	0	0	1	0						
Glenn Wilson, R (1, 9) OBP: 0.272, SLG: 0.331		G5-3					FC6-4			3	0	1	0	0	0	2						
Alex Trevino, R (1, 2) Casey Candaele, S (8, PH) OBP: 0.222, SLG: 0.364 OBP: 0.333, SLG: 0.302			1B				K			2	1	1	0	0	1	1						
Rafael Ramirez, R (1, 6) OBP: 0.272, SLG: 0.296			G6-3				L4			3	0	0	0	0	0	2						
Dan Schatzeder, L (1, 1) Danny Darwin, R (3, 1) Jeff Baldwin, L (6, PH) Juan Agosto, L (7, 1) Eric Anthony, L (8, PH) Larry Andersen, R (9, 1)			F8				F8			0	0	0	0	0	0	0						
										1	0	0	0	0	0	1						
										1	0	0	0	0	0	0						
										0	0	0	0	0	0	0						
										0	1	0	0	0	0	0						
										0	0	0	0	0	0	0						
Inning Stats	R: 0 E: 0 K: 1 S: 6	H: 0 LOB: 0 BB: 0 P: 10	R: 0 E: 0 K: 1 S: 9	H: 1 LOB: 0 BB: 0 P: 15	R: 1 E: 0 K: 0 S: 8	H: 2 LOB: 0 BB: 0 P: 11	R: 0 E: 0 K: 0 S: 8	H: 0 LOB: 0 BB: 0 P: 9	R: 0 E: 0 K: 1 S: 7	H: 1 LOB: 1 BB: 0 P: 10	R: 0 E: 0 K: 0 S: 6	H: 0 LOB: 0 BB: 0 P: 10	R: 0 E: 0 K: 0 S: 8	H: 1 LOB: 1 BB: 0 P: 12	R: 1 E: 0 K: 1 S: 8	H: 1 LOB: 1 BB: 1 P: 16	R: 0 E: 0 K: 2 S: 8	H: 0 LOB: 0 BB: 0 P: 12	1B: 4 2B: 2 3B: 0 HR: 0	SF: 0 SAC: 0 DP: 0 HBP: 0	WP: 0 PB: 0 SB: 0 CS: 2	PA: 33
PITCHER	IP WLS BF H R ER SO BB IBB HBP BLK WP HR S P ERA WHIP																					
John Tudor, L (1, 1) ERA: 2.78	7.0 W 24 5 1 1 3 0 0 0 0 0 0 0 52 77 1.29 0.714																					
Lee Smith, R (8, 1) ERA: 2.03	2.0 S 8 1 1 1 3 1 0 0 0 0 0 0 16 28 4.50 1.000																					

AB 32
R 3
H 8
RBI 3
BB 1
SO 7
LOB 8



Batter	1	2	3	4	5	6	7	8	9	AB	R	H	RBI	BB	SO	LOB	TOP					
Vince Coleman, S OBP: 0.391, SLG: 0.398	0-1 1-3 2B 1B		3-1 6-3				0-0 1-2 1B										4 1 3 0 0 0 0					
Ozzie Smith, S OBP: 0.304, SLG: 0.278	0-1 1-3 1-2		1-0 F7				2-0 G3										4 0 0 0 0 0 5					
Willie McGee, S OBP: 0.355, SLG: 0.405	0-1 1-3 2-3		0-1 6-3				1-0 BLK S 1B										4 0 1 0 0 1 1					
Pedro Guerrero, R Ken Dayley, L	2-1 3-H 2B		3-2 6-3				1-0 SAFE 3-2 F9 1-3										4 0 1 1 0 0 1 0 0 0 0 0 0 0					
Terry Pendleton, S	0-3 K		0-2 CS 1B				0-0 4-3										4 0 1 0 0 1 2					
Todd Zeile, R		0-1 4-3		1-3 SAFE K			1-0 P2										4 0 0 0 0 1 2					
Milt Thompson, L		0-3 K		1-1 CS			0-0 6-3										4 0 0 0 0 1 0					
José Oquendo, S		4-1 BB		3-2 F7			1-0 4-3										3 0 0 0 1 1 0					
Joe Magrane, R Tom Niedenfuer, R	1-1 SAFE P4		3-2 BB				0-1 1B										2 0 1 0 1 0 1 0 0 0 0 0 0 0 0 0 0 0 0 0 0					
Denny Walling, L							0-1 1B															
Inning Stats	R: 1 E: 0 K: 1 S: 11	H: 2 LOB: 1 BB: 0 P: 13	R: 0 E: 0 K: 1 S: 9	H: 0 LOB: 1 BB: 1 P: 16	R: 0 E: 0 K: 0 S: 5	H: 0 LOB: 0 BB: 0 P: 9	R: 0 E: 0 K: 1 S: 13	H: 1 LOB: 0 BB: 0 P: 17	R: 0 E: 0 K: 0 S: 8	H: 2 LOB: 2 BB: 0 P: 13	R: 0 E: 0 K: 0 S: 7	H: 1 LOB: 1 BB: 0 P: 12	R: 0 E: 0 K: 0 S: 4	H: 1 LOB: 2 BB: 1 P: 11	R: 0 E: 0 K: 1 S: 8	H: 0 LOB: 0 BB: 0 P: 10	R: 0 E: 0 K: 1 S: 7	H: 0 LOB: 0 BB: 0 P: 12	1B: 6 2B: 1 3B: 0 HR: 0	SF: 0 SAC: 0 DP: 0 HBP: 0	WP: 0 PB: 0 SB: 2 CS: 1	PA: 36
PITCHER	IP WLS BF H R ER SO BB IBB HBP BLK WP HR S P ERA WHIP	IP WLS BF H R ER SO BB IBB HBP BLK WP HR S P ERA WHIP																				
Mike Scott, R ERA: 5.04	7.0	29	7	1	1	3	2	0	0	0	1	0	0	0	0	0	0	0	57	91	1.29	1.286
Juan Agosto, L ERA: 1.35	1.0	3	0	0	0	1	0	0	0	0	0	0	0	0	0	0	0	0	8	10	0.00	0.000
Dave Smith, R ERA: 2.49	1.0	3	0	0	0	1	0	0	0	0	0	0	0	0	0	0	0	0	7	12	0.00	0.000

St. Louis Cardinals @ Houston Astros
Astrodome, Houston, TX
Wed May 30 1990, 8:05 PM EDT
Att: 12,870 - Dome

AB 33
R 1
H 7
RBI 1
BB 2
SO 5
LOB 12

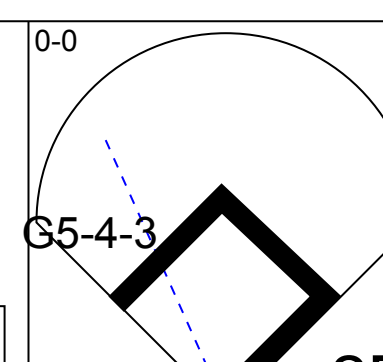
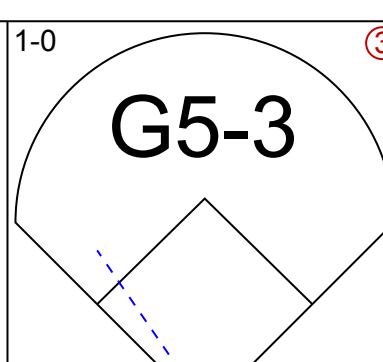
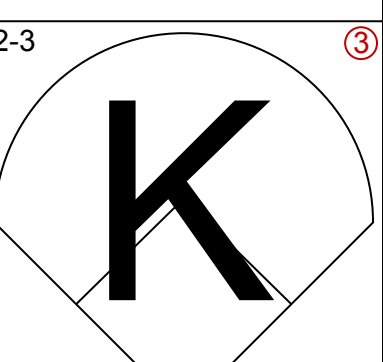
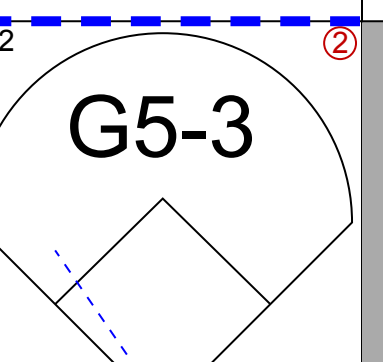
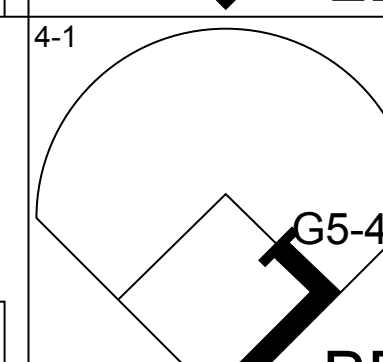
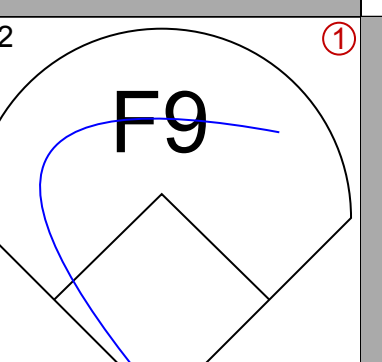
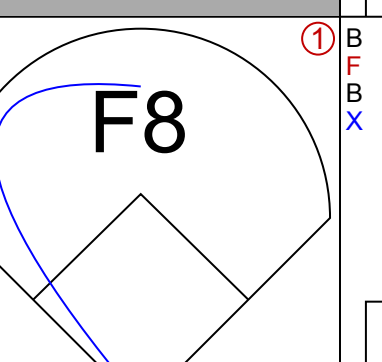
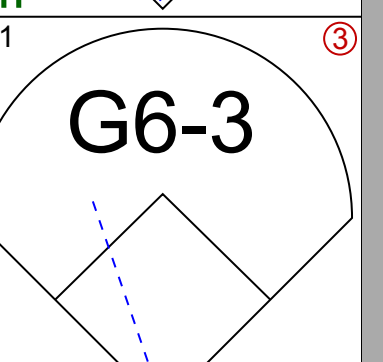
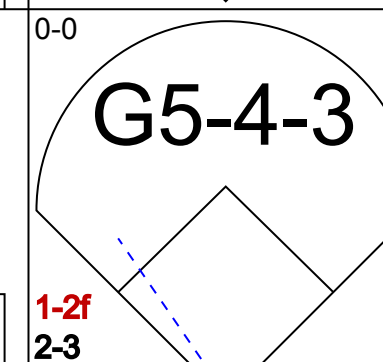
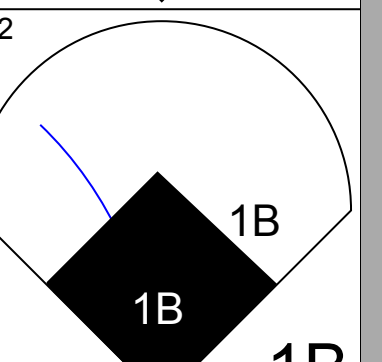
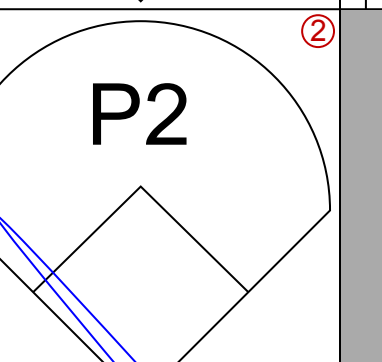
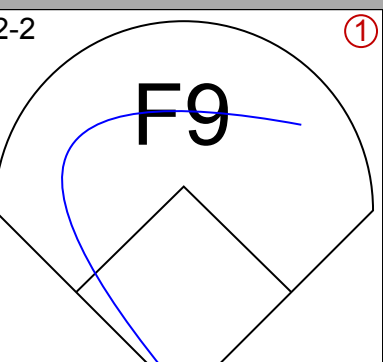
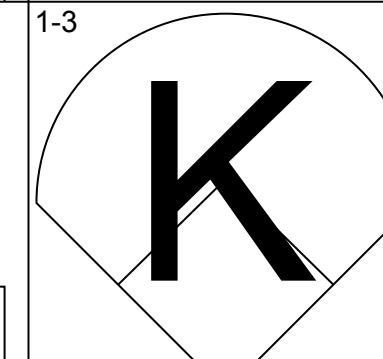
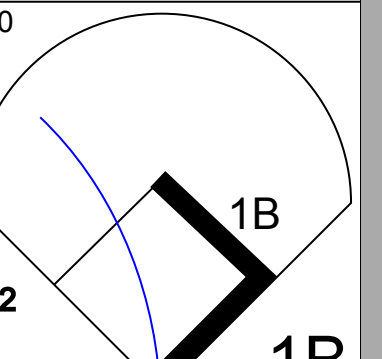
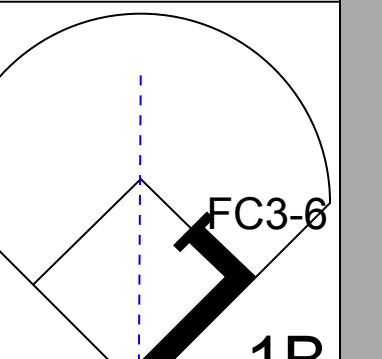
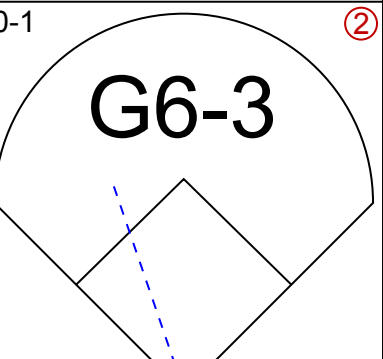
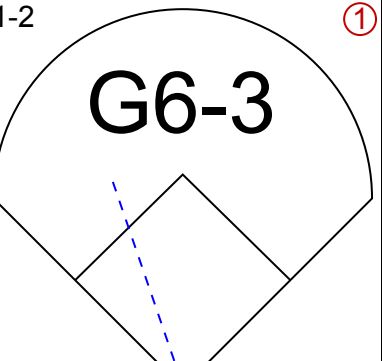

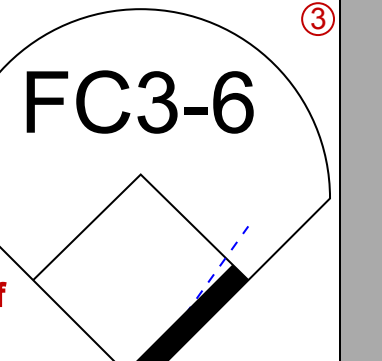
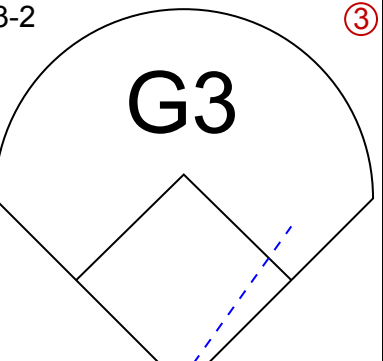
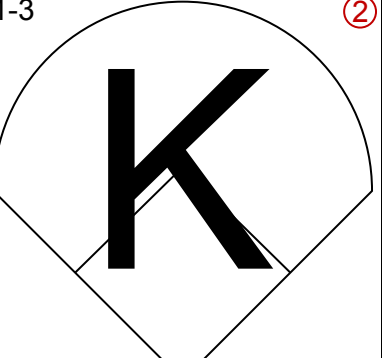
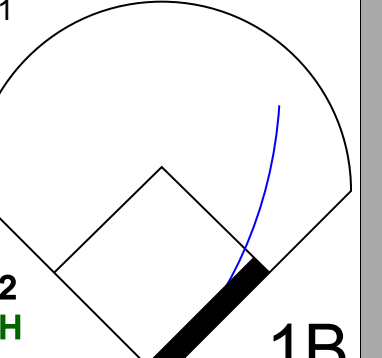
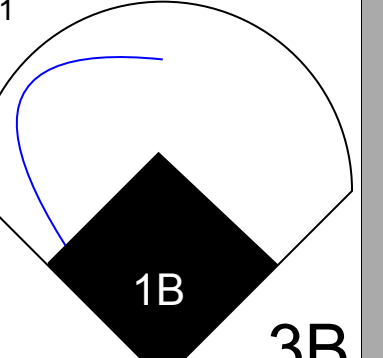
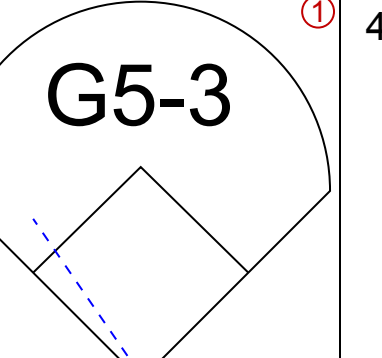
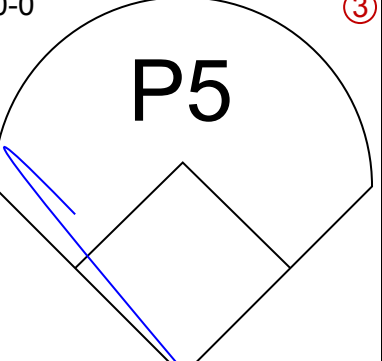

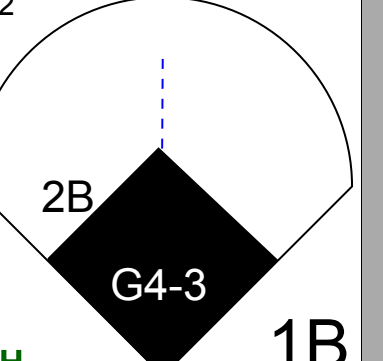
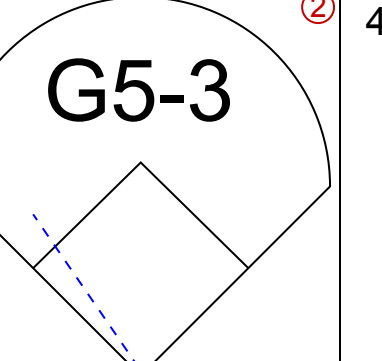
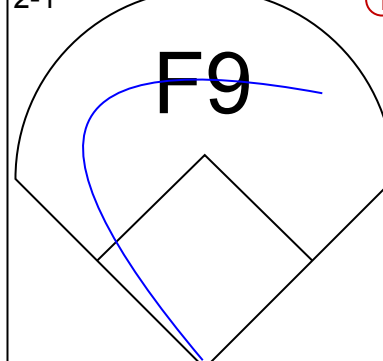
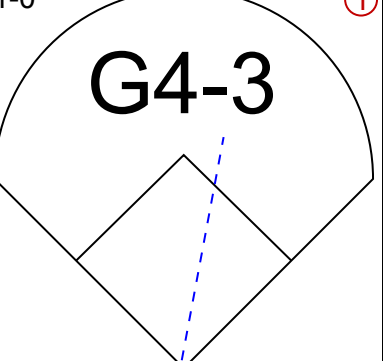
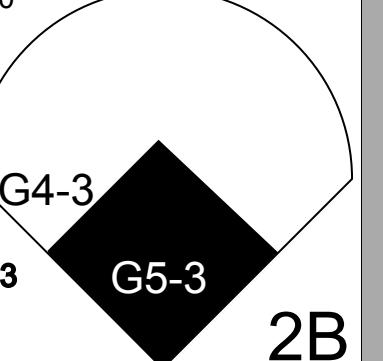
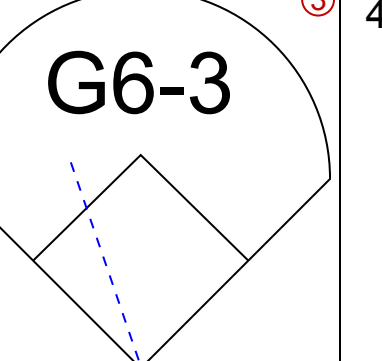

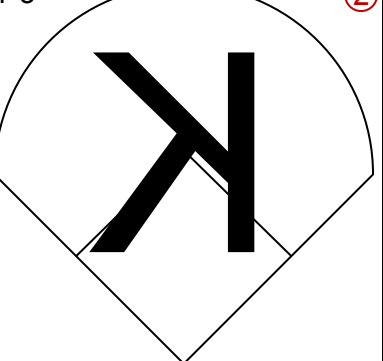
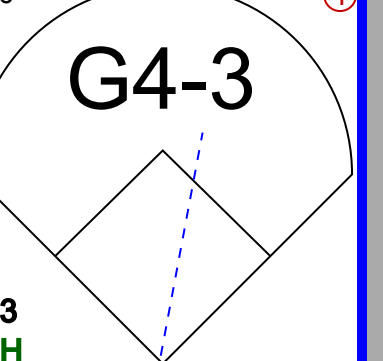
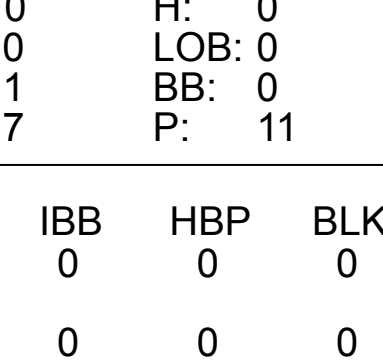
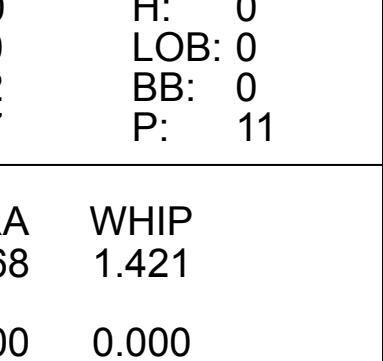
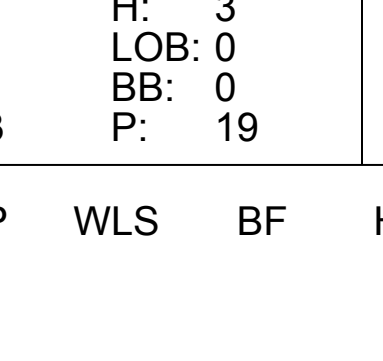



Batter	1	2	3	4	5	6	7	8	9	AB	R	H	RBI	BB	SO	LOB	BOTTOM					
Eric Yelding, R OBP: 0.318, SLG: 0.322	2-1 E1 1B 1B		1-0 S BB 1B				1-2 L4										4 1 2 0 0 0 0					
Bill Doran, S	2-1 5-3		4-1 FC5 S BB				1-0 5-3										3 0 0 0 1 0 1					
Craig Biggio, R OBP: 0.354, SLG: 0.341	1-1 S 1B		1-3 K				4-1 BB										3 0 1 1 1 1 2					
Glenn Davis, R OBP: 0.340, SLG: 0.506	2-2 F8 1-2		2-2 P4				0-0 1-3										4 0 0 0 0 0 4					
Ken Caminiti, S	0-2 F7		4-1 BB				2-2 CS 1B										3 1 2 0 1 0 1					
Glenn Wilson, R OBP: 0.273, SLG: 0.331		3-2 CI G5-4-3 1B		0-1 FC5			0-1 F8										3 0 1 1 0 0 4					
Alex Trevino, R Ken Oberkfell, L Casey Candaele, S	1-2 G5-4-3 1B		1-2 1B				1-0 2B										3 0 2 0 0 0 0 0 0 0 0 1 0 0 0 0 0 0 0 0 0					
Rafael Ramirez, R OBP: 0.272, SLG: 0.290	1-1 G5-4-3		1-2 1-2 2-3				4-0 IBB										3 0 0 0 1 0 4					
Mike Scott, R Juan Agosto, L	2-1 6-3		2-1 6-3				0-0 IBB										3 0 0 0 0 1 3 0 0 0 0 0 0 0 1 0 0 0 0 1 2 0 0 0 0 0 0 0					
Eric Anthony, L Dave Smith, R							0-3 K															
Inning Stats	R: 1 E: 1 K: 0 S: 12	H: 2 LOB: 1 BB: 0 P: 19	R: 0 E: 1 K: 0 S: 11	H: 1 LOB: 1 BB: 0 P: 18	R: 0 E: 0 K: 1 S: 11	H: 1 LOB: 3 BB: 2 P: 23	R: 0 E: 0 K: 0 S: 8	H: 0 LOB: 0 BB: 0 P: 12	R: 0 E: 0 K: 1 S: 9	H: 2 LOB: 2 BB: 1 P: 16	R: 0 E: 0 K: 0 S: 7	H: 0 LOB: 0 BB: 0 P: 12	R: 0 E: 0 K: 1 S: 11	H: 2 LOB: 2 BB: 1 P: 23	R: 1 E: 0 K: 1 S: 11	H: 2 LOB: 2 BB: 1 P: 23	1B: 6 2B: 2 3B: 0 HR: 0	SF: 0 SAC: 0 DP: 1 HBP: 0	WP: 0 PB: 0 SB: 3 CS: 1	PA: 36		
PITCHER	IP WLS BF H R ER SO BB IBB HBP BLK WP HR S P ERA WHIP	IP WLS BF H R ER SO BB IBB HBP BLK WP HR S P ERA WHIP																				
Joe Magrane, L ERA: 4.17	1.1	33	8	2	1	2	3	1	0	0	0	0	0	0	0	0	0	0	69	121	1.23	1.500
Tom Niedenfuer, R ERA: 2.41	0.1	2	0	0	0	0	0	1	0	0	0	0	0	0	0	0	0	0	3	10	0.00	0.000
Ken Dayley, L ERA: 1.2	0.1	1	0	0	0	1	0	0	0	0	0	0	0	0	0	0	0	0	3	4	0.00	0.000

St. Louis Cardinals @ Houston Astros
Astrodome, Houston, TX
Wed May 30 1990, 8:05 PM EDT
Att: 12,870 - Dome

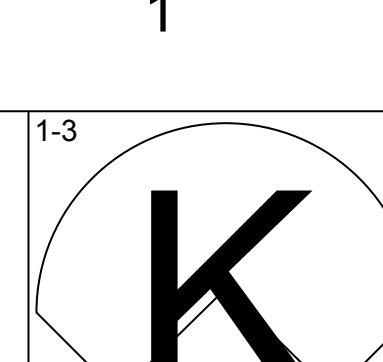
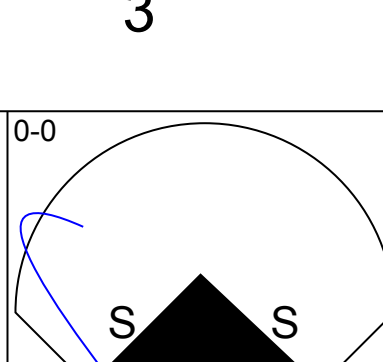
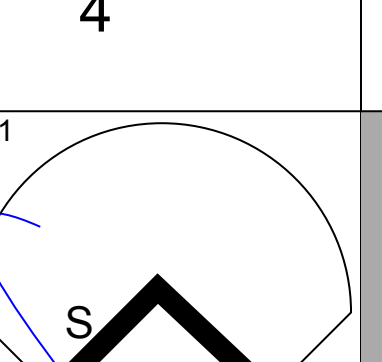
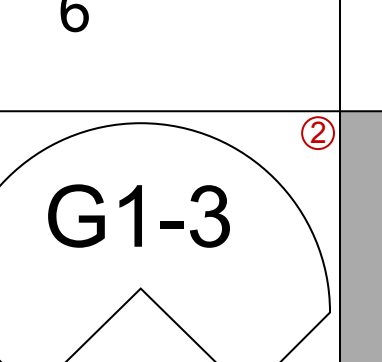
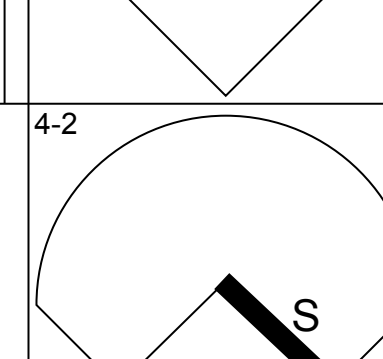
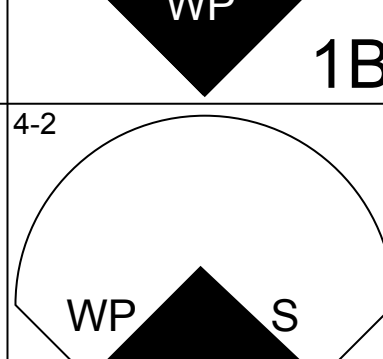
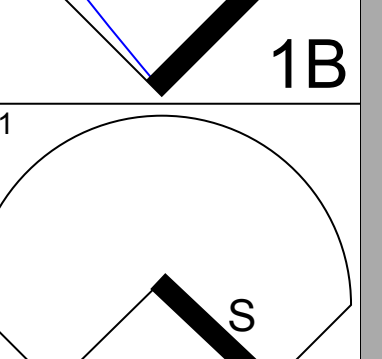
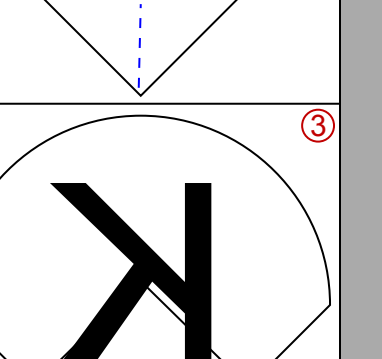
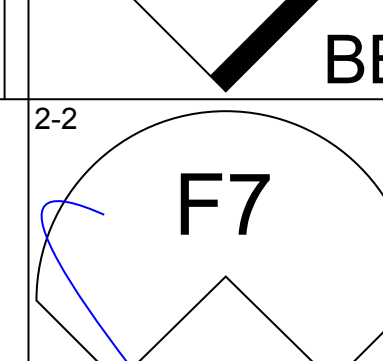
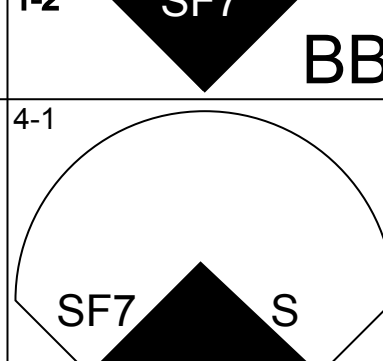
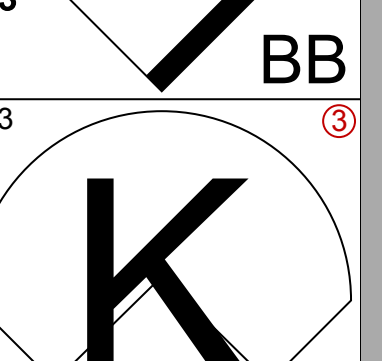
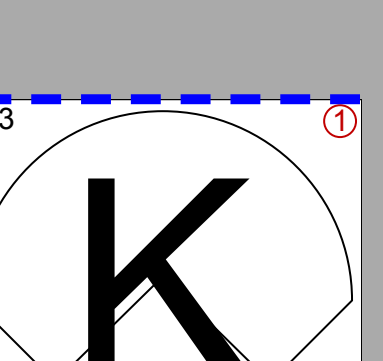
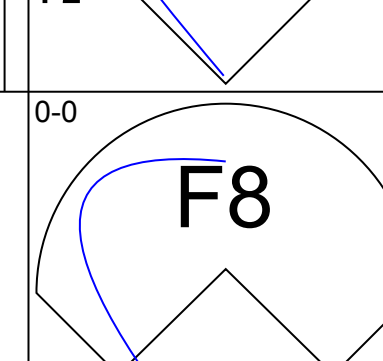
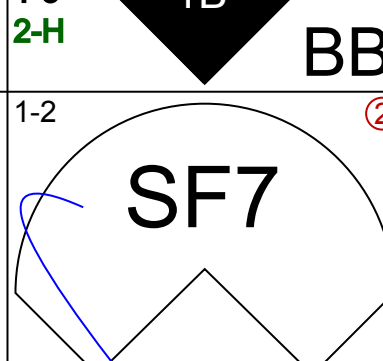
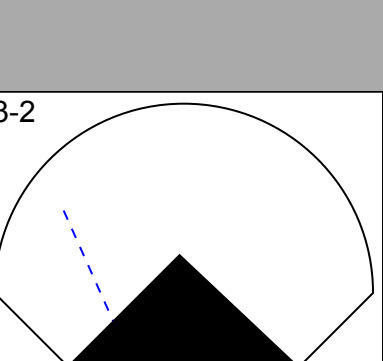
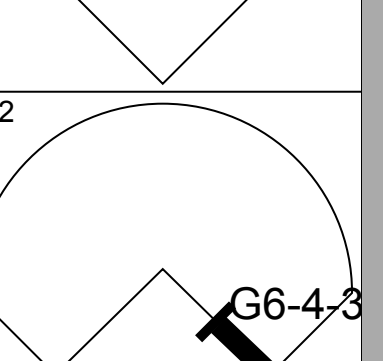
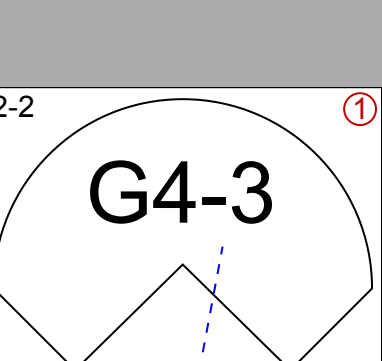
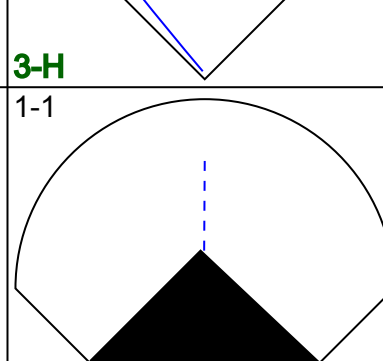
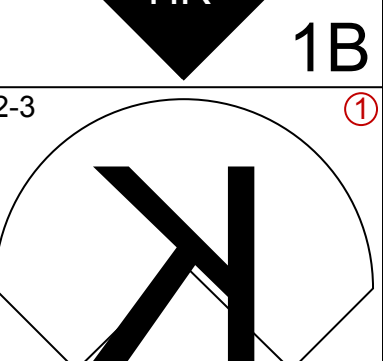
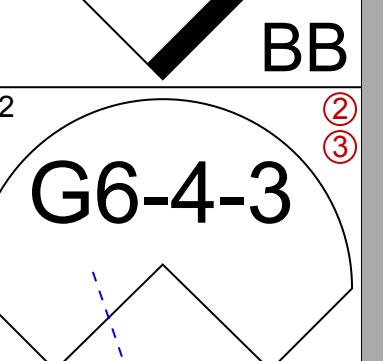
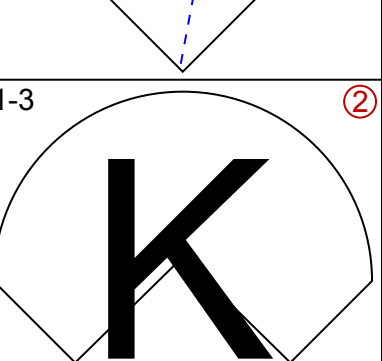
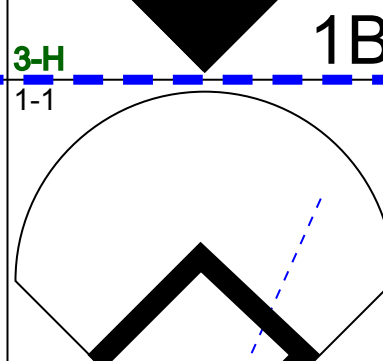
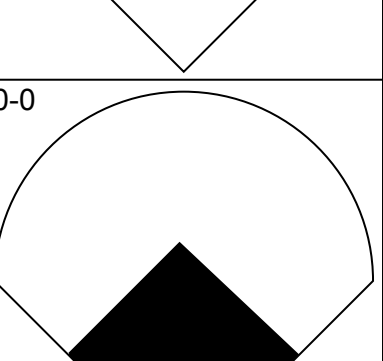
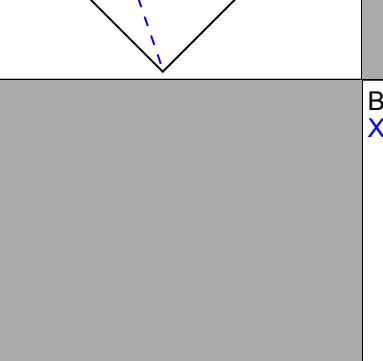
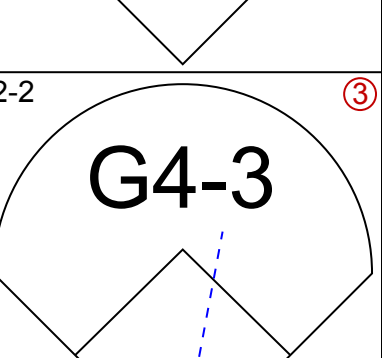
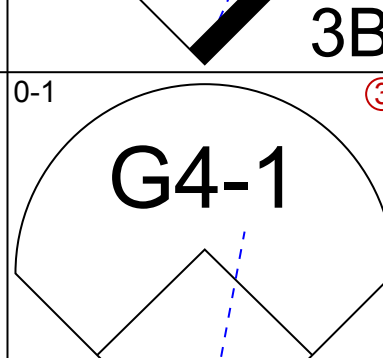
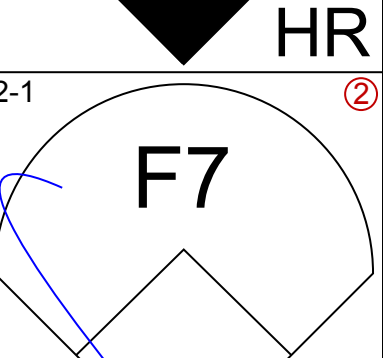

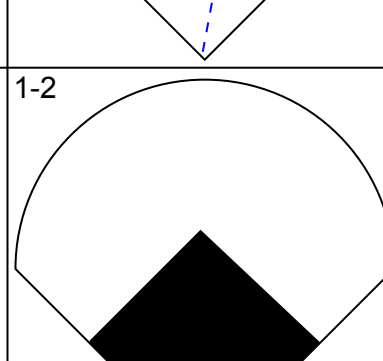
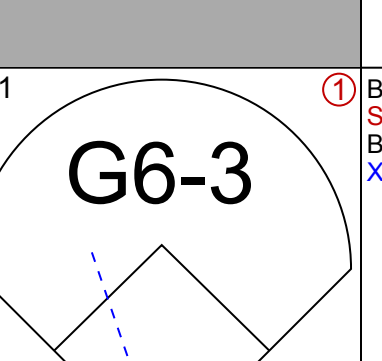
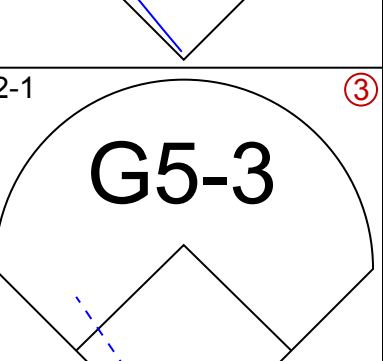

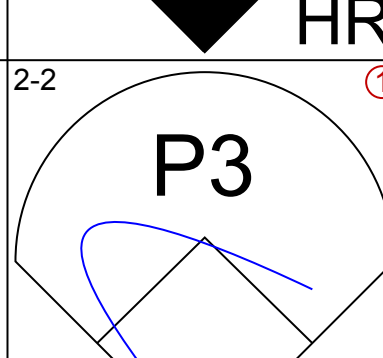
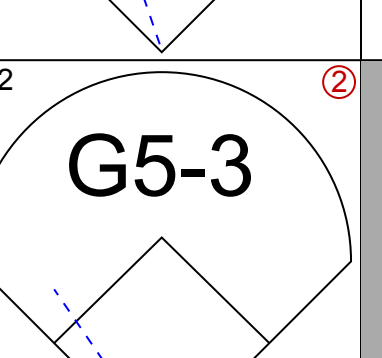
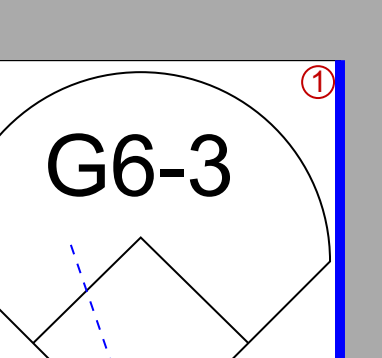
AB 30
R 2
H 8
RBI 2
BB 5
SO 3
LOB 21



Batter	1	2	3	4	5	6	7	8	9	AB	R	H	RBI	BB	SO	LOB	TOP						
Jerome Walton, R OBP: 0.364, SLG: 0.339 (1, 8)										4	0	1	1	0	1	0	Chicago Cubs @ St. Louis Cardinals Busch Stadium, St. Louis, MO Sun Jun 03 1990, 3:33 AM CDT Att: 45,393 - Unknown						
23 Ryne Sandberg, R OBP: 0.375, SLG: 0.547 (1, 4)										3	0	0	0	1	0	0							
Shawon Dunston, R OBP: 0.328, SLG: 0.519 (1, 6)										4	1	1	0	0	0	2							
Andre Dawson, R OBP: 0.382, SLG: 0.649 (1, 9)										4	0	2	0	0	1	1							
Dwight Smith, L OBP: 0.357, SLG: 0.411 (1, 7)										4	0	0	0	0	1	3							
Mark Grace, L OBP: 0.335, SLG: 0.333 (1, 3)										4	1	2	1	0	1	0							
Luis Salazar, R OBP: 0.273, SLG: 0.282 (1, 5)										4	1	1	1	0	1	2							
Joe Girardi, R OBP: 0.310, SLG: 0.363 (1, 2)										4	1	1	0	0	0	0							
Kevin Blankenship, R OBP: 0.310, SLG: 0.363 (1, 1)										1	0	0	0	0	1	0							
Bill Long, R OBP: 0.250, SLG: 0.323 (7, PH)										1	0	0	0	0	1	0							
Steve Wilson, L OBP: 0.125, SLG: 0.125 (7, 1)										0	0	0	0	0	0	0							
Inning Stats	R: 0 E: 0 K: 1 S: 6	H: 1 LOB: 1 BB: 1 P: 11	R: 0 E: 0 K: 1 S: 7	H: 0 LOB: 0 BB: 0 P: 9	R: 0 E: 0 K: 1 S: 7	H: 0 LOB: 0 BB: 0 P: 11	R: 1 E: 0 K: 2 S: 17	H: 3 LOB: 2 BB: 0 P: 25	R: 0 E: 0 K: 2 S: 7	H: 0 LOB: 0 BB: 0 P: 11	R: 0 E: 0 K: 0 S: 7	H: 1 LOB: 1 BB: 0 P: 10	R: 3 E: 0 K: 0 S: 13	H: 3 LOB: 0 BB: 0 P: 19	R: 0 E: 0 K: 0 S: 11	H: 0 LOB: 0 BB: 0 P: 16	R: 0 E: 0 K: 0 S: 4	H: 0 LOB: 0 BB: 0 P: 7	1B: 5 2B: 2 3B: 1 HR: 0	SF: 0 SAC: 0 DP: 1 HBP: 0	WP: 0 PB: 0 SB: 0 CS: 0	PA: 35	
PITCHER	IP WLS BF H R ER SO BB IBB HBP BLK WP HR S P ERA WHIP	6.1 W 27 8 4 4 7 1 0 0 0 0 0 59 86 5.68 1.421	7.1 2.2 8 0 0 0 0 0 0 0 0 0 0 20 33 0.00 0.000																				

AB	34
R	4
H	8
RBI	4
BB	1
SO	7
LOB	9



Batter	1	2	3	4	5	6	7	8	9	AB	R	H	RBI	BB	SO	LOB	BOTTOM					
Vince Coleman, S OBP: 0.357, SLG: 0.406 (1, 7)										4	1	2	0	0	1	0	Chicago Cubs @ St. Louis Cardinals Busch Stadium, St. Louis, MO Sun Jun 03 1990, 3:33 AM CDT Att: 45,393 - Unknown					
Ozzie Smith, S OBP: 0.315, SLG: 0.275 (1, 6)										1	1	0	0	3	1	0						
Willie McGee, S OBP: 0.361, SLG: 0.416 (1, 8)										3	1	0	0	1	2	3						
Pedro Guerrero, R OBP: 0.357, SLG: 0.460 (1, 3)										2	1	1	1	1	0	1						
Terry Pendleton, S OBP: 0.277, SLG: 0.319 (1, 5)										4	1	1	1	0	1	2						
Milt Thompson, L OBP: 0.278, SLG: 0.320 (1, 9)										4	1	2	3	0	1	0						
José Oquendo, S OBP: 0.328, SLG: 0.255 (1, 4)										4	0	0	0	0	0	1						
Tom Pagnozzi, R OBP: 0.250, SLG: 0.333 (1, 2)										4	1	1	1	0	0	0						
Bryn Smith, R OBP: 0.238, SLG: 0.238 (7, 1)										3	0	0	0	0	0	0						
Inning Stats	R: 0 E: 0 K: 1 S: 9	H: 0 LOB: 1 BB: 1 P: 16	R: 0 E: 0 K: 1 S: 9	H: 0 LOB: 0 BB: 0 P: 14	R: 5 E: 0 K: 0 S: 23	H: 4 LOB: 1 BB: 2 P: 36	R: 0 E: 0 K: 1 S: 11	H: 1 LOB: 2 BB: 1 P: 22	R: 2 E: 0 K: 1 S: 13	H: 2 LOB: 0 BB: 0 P: 22	R: 0 E: 0 K: 1 S: 7	H: 0 LOB: 0 BB: 0 P: 8	R: 0 E: 0 K: 1 S: 10	H: 0 LOB: 0 BB: 1 P: 16	R: 0 E: 0 K: 0 S: 9	H: 0 LOB: 0 BB: 0 P: 14		1B: 4 2B: 0 3B: 1 HR: 2	SF: 1 SAC: 0 DP: 1 HBP: 0	WP: 1 PB: 0 SB: 8 CS: 0	PA: 35	
PITCHER	IP WLS BF H R ER SO BB IBB HBP BLK WP HR S P ERA WHIP	2.2 L 14 4 2 2 3 1 0 0 0 0 1 35 57 5.40 1.500	7.1 2.0 6 0 0 0 1 1 0 0 0 0 0 19 30 0.00 0.500																			

AB	29
R	7
H	7
RBI	6
BB	5
SO	6
LOB	7



Batter	1	2	3	4	5	6	7	8	9	AB	R	H	RBI	BB	SO	LOB	TOP				
Lenny Dykstra, L OBP: 0.496, SLG: 0.546 (1, 8)	F7		G1-3				F7	F7	G4-3	6	1	2	2	0	0	1	Philadelphia Phillies @ St. Louis Cardinals Busch Stadium, St. Louis, MO Tue Jun 05 1990, 7:05 PM CDT Att: 26,522 - Unknown				
Tom Herr, S OBP: 0.354, SLG: 0.387 (1, 4)	G5-3			F7	F8		G4-3	G6-3		4	0	0	0	1	0	3					
Von Hayes, L OBP: 0.414, SLG: 0.517 (1, 9)	G4-3					L9	G4-3			5	1	2	2	0	0	1					
Ricky Jordan, R OBP: 0.298, SLG: 0.374 (1, 3)		K								3	1	1	1	2	1	0					
John Kruk, L OBP: 0.353, SLG: 0.414 Jeff Parrett, R (7, 1) Jim Vatcher, R (8, PH) (8, 7)	G4-3			F7			F6	K		4	1	1	0	0	0	3					
Charlie Hayes, R OBP: 0.326, SLG: 0.368 (1, 5)	F9									4	2	3	1	0	0	0					
Dickie Thon, R OBP: 0.302, SLG: 0.309 (1, 6)										5	1	3	1	0	0	2					
Steve Lake, R OBP: 0.271, SLG: 0.250 Darren Daulton, L OBP: 0.356, SLG: 0.293 (8, PR) (8, 2)	F7									2	0	0	0	2	0	1					
Bruce Ruffin, S OBP: 0.227, SLG: 0.150 Darrel Akerfelds, R Randy Ready, R OBP: 0.345, SLG: 0.345 Don Carman, L OBP: 0.332, SLG: 0.400 Dave Hollins, S OBP: 0.332, SLG: 0.400 Roger McDowell, R (9, 1)	G3									3	0	0	0	0	0	4					
Inning Stats	R: 0 E: 0 K: 0 S: 6	H: 0 LOB: 0 BB: 0 P: 12	R: 0 E: 0 K: 1 S: 7	H: 0 LOB: 0 BB: 0 P: 8	R: 0 E: 0 K: 0 S: 6	H: 1 LOB: 1 BB: 0 P: 10	R: 2 E: 0 K: 0 S: 12	H: 3 LOB: 1 BB: 0 P: 16	R: 0 E: 0 K: 0 S: 6	H: 1 LOB: 3 BB: 1 P: 10	R: 1 E: 0 K: 0 S: 7	H: 2 LOB: 3 BB: 1 P: 17	R: 0 E: 0 K: 0 S: 6	H: 0 LOB: 2 BB: 2 P: 17	R: 4 E: 0 K: 1 S: 15	H: 4 LOB: 2 BB: 2 P: 32		R: 2 E: 0 K: 0 S: 8	H: 2 LOB: 0 BB: 0 P: 12	1B: 10 2B: 2 3B: 0 HR: 1	SF: 0 SAC: 0 DP: 0 HBP: 1
PITCHER	IP WLS BF H R ER SO BB IBB HBP BLK WP HR S P ERA WHIP																				
Joe Magrane, L ERA: 4.14 Scott Terry, R ERA: 9.0 Tom Niedenfuer, R ERA: 1.93 Ken Dayley, L ERA: 3.5 Frank DiPino, L ERA: 4.74	7.0 0.0 0.1 0.2 1.0	32 L 2 2 5	7 2 2 2	3 2 0 2	3 2 0 2	1 0 0 0	1 0 0 0	2 0 0 0	1 0 0 0	0 0 0 0	0 0 0 0	0 0 0 0	0 0 0 0	0 0 0 0	0 0 0 0	50 3 9 8 12	90 5 9 18 12	3.86 ∞ 0.00 27.00 18.00	1.143 ∞ 3.000 3.000 2.000		

Batter	1	2	3	4	5	6	7	8	9	AB	R	H	RBI	BB	SO	LOB	BOTTOM					
Vince Coleman, S OBP: 0.359, SLG: 0.416 (1, 7)	BLK	K						F6		5	1	2	0	0	2	2	Philadelphia Phillies @ St. Louis Cardinals Busch Stadium, St. Louis, MO Tue Jun 05 1990, 7:05 PM CDT Att: 26,522 - Unknown					
Ozzie Smith, S OBP: 0.321, SLG: 0.267 (1, 6)	G1-3		K					G5-3		3	0	0	0	2	1	1						
Willie McGee, S OBP: 0.354, SLG: 0.403 (1, 8)			K							4	1	0	0	1	1	3						
Pedro Guerrero, R OBP: 0.359, SLG: 0.462 (1, 3)	K									4	1	1	0	1	1	2						
Terry Pendleton, S OBP: 0.279, SLG: 0.344 (1, 5)	F9									5	2	2	3	0	1	3						
Todd Zeile, R OBP: 0.318, SLG: 0.385 (1, 2)										4	1	2	0	1	1	0						
Milt Thompson, L OBP: 0.279, SLG: 0.333 (1, 9)	FC4-6									4	0	2	3	0	1	1						
Rex Hudler, R OBP: 0.295, SLG: 0.238 Denny Walling, L OBP: 0.295, SLG: 0.238 Scott Terry, R OBP: 0.332, SLG: 0.400 Tom Niedenfuer, R Ken Dayley, L Frank DiPino, L	K									3	0	0	0	0	2	3						
Joe Magrane, R OBP: 0.238, SLG: 0.111 José Oquendo, S OBP: 0.328, SLG: 0.252 (7, PH) (8, 4)										2	0	1	0	0	0	0						
Inning Stats	R: 0 E: 0 K: 1 S: 11	H: 1 LOB: 2 BB: 1 P: 18	R: 0 E: 0 K: 2 S: 12	H: 2 LOB: 0 BB: 0 P: 17	R: 0 E: 0 K: 2 S: 12	H: 1 LOB: 1 BB: 0 P: 16	R: 0 E: 0 K: 2 S: 9	H: 0 LOB: 0 BB: 0 P: 15	R: 0 E: 0 K: 1 S: 5	H: 0 LOB: 1 BB: 1 P: 10	R: 0 E: 0 K: 1 S: 15	H: 2 LOB: 2 BB: 0 P: 19	R: 5 E: 0 K: 0 S: 22	H: 3 LOB: 1 BB: 3 P: 41	R: 0 E: 0 K: 0 S: 6	H: 0 LOB: 0 BB: 0 P: 11		R: 1 E: 0 K: 1 S: 7	H: 1 LOB: 0 BB: 0 P: 15	1B: 5 2B: 3 3B: 1 HR: 1	SF: 0 SAC: 0 DP: 0 HBP: 0	WP: 0 PA: 42 PB: 0 SB: 2 CS: 0
PITCHER	IP WLS BF H R ER SO BB IBB HBP BLK WP HR S P ERA WHIP																					
Bruce Ruffin, L ERA: 4.77 Darrel Akerfelds, R ERA: 2.25 Jeff Parrett, R ERA: 5.59 Don Carman, L ERA: 3.69 Roger McDowell, R ERA: 5.46	1.1 0.1 0.1 0.1 1.0	29 2 4 3 4	2 0 2 0 1	2 0 3 0 1	2 0 3 0 1	0 0 0 0 0	0 0 0 0 0	0 0 0 0 0	0 0 0 0 0	0 0 0 0 0	0 0 0 0 0	0 0 0 0 0	0 0 0 0 0	0 0 0 0 0	0 0 0 0 0	0 0 0 0 0	6 10 17 11 7	10 10 11 9 15	0.00 81.00 0.00 9.00 9.00	3.000 9.000 0.000 1.000 1.000		

Batter	1	2	3	4	5	6	7	8	9	AB	R	H	RBI	BB	SO	LOB	TOP					
Vince Coleman, S (1,7) OBP: 0.366, SLG: 0.422	G5-3							FC6-4									4 0 1 1 1 1 2					
Ozzie Smith, S (1,6) OBP: 0.338, SLG: 0.282	FC4-6	G3							G3								5 1 3 0 0 0 2					
Willie McGee, S (1,8) OBP: 0.359, SLG: 0.406	FC4-6																5 0 2 1 0 0 3					
Pedro Guerrero, R (1,3) OBP: 0.352, SLG: 0.448	FC6-4																5 0 1 0 0 2 4					
Terry Pendleton, S (1,5) OBP: 0.280, SLG: 0.363	FC6-4																5 0 0 0 0 0 6					
Todd Zeile, R (1,2) OBP: 0.319, SLG: 0.378																	3 0 0 0 1 1 0					
Milt Thompson, L (1,9) OBP: 0.288, SLG: 0.336																	3 0 1 0 1 1 0					
José Oquendo, S (1,4) OBP: 0.338, SLG: 0.255																	2 1 1 0 2 0 2					
Jose DeLeon, R (1,1) OBP: 0.174, SLG: 0.261																	3 0 1 0 0 1 2					
Denny Walling, L (8,PH) OBP: 0.283, SLG: 0.298																	1 0 0 0 0 0 2					
Tom Niedenfuer, R (8,1)																	0 0 0 0 0 0 0					
Inning Stats	R: 0 E: 0 K: 0 S: 7	H: 2 LOB: 2 BB: 0 P: 11	R: 1 E: 0 K: 1 S: 12	H: 2 LOB: 2 BB: 1 P: 22	R: 0 E: 0 K: 1 S: 9	H: 0 LOB: 0 BB: 0 P: 13	R: 0 E: 0 K: 1 S: 7	H: 0 LOB: 1 BB: 2 P: 16	R: 1 E: 0 K: 1 S: 12	H: 2 LOB: 1 BB: 0 P: 17	R: 0 E: 0 K: 0 S: 8	H: 1 LOB: 1 BB: 0 P: 14	R: 0 E: 0 K: 1 S: 7	H: 1 LOB: 2 BB: 1 P: 12	R: 0 E: 0 K: 1 S: 14	H: 1 LOB: 2 BB: 1 P: 26	R: 0 E: 0 K: 0 S: 9	H: 1 LOB: 1 BB: 0 P: 13	1B: 10 2B: 0 3B: 0 HR: 0	SF: 0 SAC: 0 DP: 1 HBP: 0	WP: 0 PB: 0 SB: 5 CS: 0	PA: 41
PITCHER	IP WLS BF H R ER SO BB IBB HBP BLK WP HR S P ERA WHIP																					
Zane Smith, L (1,1) ERA: 3.06	7.0 W 32 8 2 2 5 4 0 0 0 0 0 0 62 105 2.57 1.714																					
Dave Schmidt, R (8,1) ERA: 3.52	2.0 S 9 2 0 0 1 1 0 0 0 0 0 0 23 39 0.00 1.500																					

St. Louis Cardinals @ Montreal Expos
Olympic Stadium, Montreal, QB
Thu Jun 07 1990, 7:05 PM EDT
Att: 15,360 - Dome - 70 F

AB	36
R	2
H	10
RBI	2
BB	5
SO	6
LOB	23



Batter	1	2	3	4	5	6	7	8	9	AB	R	H	RBI	BB	SO	LOB	BOTTOM					
Delino DeShields, L (1,4) OBP: 0.394, SLG: 0.437	G6-3																4 1 2 0 0 0 0					
Dave Martinez, L (1,8) OBP: 0.318, SLG: 0.481	K																3 1 1 1 0 1 1					
Tim Raines, S (1,7) OBP: 0.390, SLG: 0.357																	3 1 2 0 1 0 0					
Andres Galarraga, R (1,3) OBP: 0.323, SLG: 0.405	K																4 0 0 1 0 2 3					
Tim Wallach, R (1,5) OBP: 0.368, SLG: 0.585																	4 0 1 1 0 1 1					
Mike Aldrete, L (1,9) OBP: 0.432, SLG: 0.242																	0 0 0 0 3 0 0					
Otis Nixon, S (8,8) OBP: 0.347, SLG: 0.256																	1 0 0 0 0 0 1					
Nelson Santovenia, R (1,2) OBP: 0.292, SLG: 0.233																	3 0 0 0 0 2 4					
Spike Owen, S (1,6) OBP: 0.380, SLG: 0.404																	3 0 0 0 0 0 3					
Zane Smith, L (1,1) OBP: 0.250, SLG: 0.400																	2 0 0 0 0 1 0					
Larry Walker, L (7,PH) OBP: 0.331, SLG: 0.425																	1 0 0 0 0 0 0					
Dave Schmidt, R (8,1) ERA: 1.82																	0 0 0 0 0 0 0					
Inning Stats	R: 0 E: 0 K: 2 S: 10	H: 0 LOB: 1 BB: 1 P: 16	R: 0 E: 0 K: 1 S: 10	H: 0 LOB: 1 BB: 1 P: 18	R: 1 E: 0 K: 0 S: 11	H: 1 LOB: 0 BB: 0 P: 16	R: 0 E: 0 K: 3 S: 10	H: 0 LOB: 1 BB: 1 P: 20	R: 0 E: 0 K: 1 S: 6	H: 0 LOB: 0 BB: 0 P: 10	R: 2 E: 0 K: 0 S: 17	H: 3 LOB: 2 BB: 1 P: 29	R: 0 E: 0 K: 0 S: 7	H: 1 LOB: 0 BB: 0 P: 12	R: 0 E: 0 K: 0 S: 14	H: 1 LOB: 1 BB: 0 P: 18	R: 0 E: 0 K: 0 S: 9	H: 1 LOB: 1 BB: 0 P: 13	1B: 4 2B: 1 3B: 1 HR: 0	SF: 1 SAC: 0 DP: 0 HBP: 0	WP: 0 PB: 1 SB: 3 CS: 1	PA: 34
PITCHER	IP WLS BF H R ER SO BB IBB HBP BLK WP HR S P ERA WHIP																					
Jose DeLeon, R (1,1) ERA: 3.71	7.0 L 29 5 3 3 7 3 0 0 0 0 0 0 71 121 3.86 1.143																					
Tom Niedenfuer, R (8,1) ERA: 1.82	1.0 4 1 0 0 0 0 0 0 0 0 0 0 14 18 0.00 1.000																					

St. Louis Cardinals @ Montreal Expos
Olympic Stadium, Montreal, QB
Thu Jun 07 1990, 7:05 PM EDT
Att: 15,360 - Dome - 70 F

AB	28
R	3
H	6
RBI	3
BB	4
SO	7
LOB	13



Batter	1	2	3	4	5	6	7	8	9	AB	R	H	RBI	BB	SO	LOB	TOP										
Vince Coleman, S OBP: 0.361, SLG: 0.416 Ken Dayley, L (6.1)	G4-3		K		G6-3			F9	F9	3	0	0	0	0	1	2	St. Louis Cardinals @ Montreal Expos Olympic Stadium, Montreal, QB Fri Jun 08 1990, 7:05 PM EDT Att: 20,127 - Dome - 70 F										
Ozzie Smith, S OBP: 0.335, SLG: 0.278 Frank DiPino, L (3.1)	G1-3		F8		G3			F8		2	0	0	0	0	0	1											
Dave Collins, S OBP: 0.233, SLG: 0.080 (6, PH)										2	0	0	0	0	0	1											
Willie McGee, S OBP: 0.217, SLG: 0.273 Rex Hudler, R (4.8)	K				G3			K		2	0	0	0	0	1	0											
Pedro Guerrero, R OBP: 0.350, SLG: 0.446 Craig Wilson, R OBP: 0.333, SLG: 0.333 (3.5)		F8			G4-6-3			F7		1	0	0	0	0	0	0											
Denny Walling, L OBP: 0.266, SLG: 0.279 (3.3)		P2			G4-6-3				G4-3	4	0	0	0	0	0	2											
Milt Thompson, L OBP: 0.294, SLG: 0.336 (1.9)										3	0	1	0	1	0	0											
José Oquendo, S OBP: 0.347, SLG: 0.257 (1.4)										2	1	1	0	2	0	0											
Tom Pagnozzi, R OBP: 0.244, SLG: 0.317 (1.2)										4	1	1	0	0	1	4											
Bryn Smith, R OBP: 0.236, SLG: 0.236 Ricky Horton, L (1.1)										0	0	0	0	0	0	0											
Terry Pendleton, S OBP: 0.379, SLG: 0.379 Greg Matthews, S OBP: 0.289, SLG: 0.289 Tim Jones, L OBP: 0.279, SLG: 0.197 (7.1)										0	0	0	0	0	0	0											
Inning Stats	R: 0 E: 0 K: 1 S: 9	H: 0 LOB: 0 BB: 0 P: 13	R: 0 E: 0 K: 0 S: 8	H: 0 LOB: 0 BB: 1 P: 19	R: 1 E: 0 K: 1 S: 13	H: 2 LOB: 1 BB: 0 P: 19	R: 0 E: 0 K: 0 S: 4	H: 1 LOB: 0 BB: 0 P: 4	R: 1 E: 0 K: 0 S: 11	H: 2 LOB: 1 BB: 0 P: 18	R: 0 E: 0 K: 0 S: 7	H: 0 LOB: 1 BB: 0 P: 13	R: 0 E: 0 K: 1 S: 8	H: 1 LOB: 1 BB: 1 P: 18	R: 0 E: 0 K: 1 S: 9	H: 1 LOB: 3 BB: 1 P: 25	R: 0 E: 1 K: 1 S: 15	H: 1 LOB: 3 BB: 1 P: 25	1B: 5 2B: 3 3B: 0 HR: 0	SF: 0 SAC: 0 DP: 1 HBP: 0	WP: 0 PB: 0 SB: 0 CS: 1	PA: 38					
PITCHER	IP	WLS	BF	H	R	ER	SO	BB	IBB	HBP	BLK	WP	HR	S	P	ERA	WHIP										
Dennis Martinez, R ERA: 2.62 Bob Malloy, R ERA: 1.8	(1.1)	6.0	W	23	6	2	2	2	1	0	0	0	0	52	86	3.00	1.167										
Bill Sampen, R ERA: 1.8	(9.1)	1.0		6	1	0	0	1	1	0	0	0	0	15	25	0.00	2.000										

Batter	1	2	3	4	5	6	7	8	9	AB	R	H	RBI	BB	SO	LOB	BOTTOM										
Delino DeShields, L OBP: 0.393, SLG: 0.434 (1.4)	1B							FC4-6		6	2	2	0	0	2	6	St. Louis Cardinals @ Montreal Expos Olympic Stadium, Montreal, QB Fri Jun 08 1990, 7:05 PM EDT Att: 20,127 - Dome - 70 F										
Dave Martinez, L OBP: 0.322, SLG: 0.471 (1.8)	1B									4	2	1	0	1	0	2											
Tim Raines, S OBP: 0.395, SLG: 0.364 Junior Noboa, R OBP: 0.291, SLG: 0.365 (3.9)										2	2	2	1	0	0	0											
Andres Galarraga, R OBP: 0.323, SLG: 0.404 Wallace Johnson, S OBP: 0.286, SLG: 0.360 (5.3)	K									3	1	1	1	0	1	3											
Tim Wallach, R OBP: 0.376, SLG: 0.593 Jerry Goff, L OBP: 0.316, SLG: 0.188 (5.5)										2	2	2	4	1	0	0											
Mike Aldrete, L OBP: 0.469, SLG: 0.235 (3.7)										1	3	0	0	3	0	0											
Nelson Santovenia, R OBP: 0.232, SLG: 0.269 (1.2)										4	2	3	6	1	1	0											
Spike Owen, S OBP: 0.385, SLG: 0.405 Tom Foley, L OBP: 0.227, SLG: 0.190 (5.6)										2	1	1	2	1	0	1											
Dennis Martinez, R OBP: 0.179, SLG: 0.214 Kevin Cross, R OBP: 0.207, SLG: 0.393 Bob Malloy, R (7.1)										3	0	2	3	0	0	1											
Larry Walker, L OBP: 0.329, SLG: 0.422 Bill Sampen, R (9.1)										1	0	0	0	0	0	0											
Inning Stats	R: 6 E: 0 K: 1 S: 17	H: 4 LOB: 2 BB: 2 P: 40	R: 6 E: 0 K: 0 S: 23	H: 7 LOB: 1 BB: 1 P: 44	R: 0 E: 0 K: 0 S: 8	H: 0 LOB: 0 BB: 0 P: 14	R: 4 E: 0 K: 1 S: 18	H: 2 LOB: 2 BB: 3 P: 33	R: 0 E: 0 K: 1 S: 7	H: 0 LOB: 0 BB: 0 P: 11	R: 0 E: 0 K: 1 S: 6	H: 0 LOB: 0 BB: 0 P: 9	R: 0 E: 0 K: 1 S: 8	H: 0 LOB: 0 BB: 0 P: 13	R: 2 E: 1 K: 0 S: 11	H: 1 LOB: 2 BB: 2 P: 24	R: 0 E: 1 K: 0 S: 11	H: 1 LOB: 2 BB: 2 P: 24	1B: 11 2B: 2 3B: 0 HR: 1	SF: 0 SAC: 0 DP: 2 HBP: 1	WP: 0 PB: 0 SB: 6 CS: 0	PA: 46					
PITCHER	IP	WLS	BF	H	R	ER	SO	BB	IBB	HBP	BLK	WP	HR	S	P	ERA	WHIP										
Bryn Smith, R ERA: 4.23 Ricky Horton, L ERA: 5.49 Frank DiPino, L ERA: 6.26 Ken Dayley, L ERA: 3.2 Tim Jones, R ERA: 6.75	(1.1)	0.1	L	4	6	6	6	1	0	0	0	0	0	25	48	32.40	4.800										
	(1.1)	1.2		11	7	6	6	0	1	0	0	0	0	33	58	12.00	1.667										
	(6.1)	1.2		5	0	0	0	2	0	0	0	0	0	12	20	0.00	0.000										
	(7.1)	1.1		8	1	2	1	0	2	0	0	0	0	13	26	6.75	2.250										

Batter	1	2	3	4	5	6	7	8	9	AB	R	H	RBI	BB	SO	LOB	TOP										
Ozzie Smith, S OBP: 0.332, SLG: 0.269 (1, 6)	2-1 E HBP		1-0 G3		1-2 G6-3		1-2 G4-3		1-0 SH2-4	3	0	0	0	0	0	0											
Milt Thompson, L OBP: 0.284, SLG: 0.322 (1, 9)	0-1 P5		2-2 G5-3		3-1 F8		2-3 K		2-3 K	5	0	0	0	0	2	2											
Willie McGee, S OBP: 0.359, SLG: 0.399 (1, 8)	0-2 E1			1-1 2B 1B	4-1 2B BB			1-2 1B 1B	2-2 G1-3	4	3	2	0	1	0	2											
Pedro Guerrero, R OBP: 0.360, SLG: 0.463 (8, PR)	1-2 P6			1-0 1B 2B	1-2 1H 2B			0-0 1B 1B		4	1	3	1	0	0	2											
Tim Jones, L OBP: 0.279, SLG: 0.167 (8, 4)				1-3 1B 2B				1-2 1B		0	0	0	0	0	0	0											
Terry Pendleton, S OBP: 0.288, SLG: 0.373 (1, 5)	1-1 G6-3			1-2 1B SF9	0-1 L7			2-3 K		4	1	1	1	0	1	5											
Denny Walling, L OBP: 0.275, SLG: 0.288 (8, 3)		2-1 G3		1-0 2B 1B		0-0 G4-3		0-0 1B		4	0	2	2	0	0	0											
José Quiendo, S OBP: 0.235, SLG: 0.249 Lee Smith, R (8, 1)	0-2 P5			1-3 3H 2B	0-1 G4-3			3-2 F7		3	0	0	1	0	0	2											
Tom Pagnozzi, R OBP: 0.222, SLG: 0.289 (1, 2)	0-3 K			0-0 F8	0-2 G6-3			0-0 P4		4	0	0	0	0	1	3											
Joe Magrane, R OBP: 0.250, SLG: 0.190 Bryn Smith, R OBP: 0.238, SLG: 0.238 Rex Hudler, R OBP: 0.234, SLG: 0.289 (1, 1)			1-3 K	0-1 1H 2B			1-3 K		0-0 1B	3	0	1	0	0	2	0											
Inning Stats	R: 0 E: 1 K: 0 S: 11	H: 0 LOB: 2 BB: 0 P: 15	R: 0 E: 0 K: 1 S: 8	H: 0 LOB: 0 BB: 0 P: 10	R: 0 E: 0 K: 1 S: 7	H: 0 LOB: 0 BB: 0 P: 11	R: 3 E: 0 K: 0 S: 12	H: 5 LOB: 2 BB: 0 P: 18	R: 1 E: 0 K: 0 S: 12	H: 1 LOB: 1 BB: 1 P: 20	R: 0 E: 0 K: 0 S: 7	H: 0 LOB: 0 BB: 0 P: 7	R: 0 E: 0 K: 2 S: 10	H: 0 LOB: 0 BB: 0 P: 14	R: 1 E: 0 K: 1 S: 12	H: 3 LOB: 2 BB: 0 P: 18	R: 0 E: 0 K: 1 S: 9	H: 1 LOB: 1 BB: 0 P: 14	1B: 7 2B: 3 3B: 0 HR: 0	SF: 1 SAC: 1 DP: 0 HBP: 1	WP: 0 PB: 0 SB: 2 CS: 0	PA: 39					
PITCHER	IP	WLS	BF	H	R	ER	SO	BB	IBB	HBP	BLK	WP	HR	S	P	ERA	WHIP										
Oil Can Boyd, R ERA: 3.48 Bill Sampen, R ERA: 1.89 Drew Hall, L ERA: 3.41	(1, 1)	5.0	L	23	6	4	4	2	1	0	1	0	0	50	74	7.20	1.400										
	(6, 1)	3.1		14	4	1	1	3	0	0	0	0	0	31	42	2.70	1.200										
	(9, 1)	0.2		2	0	0	0	1	0	0	0	0	0	7	11	0.00	0.000										

St. Louis Cardinals @ Montreal Expos
Olympic Stadium, Montreal, QB
Sun Jun 10 1990, 3:33 AM EDT
Att: 30,349 - Dome - 70 F

AB 34
R 5
H 9
RBI 5
BB 1
SO 6
LOB 16





Batter	1	2	3	4	5	6	7	8	9	AB	R	H	RBI	BB	SO	LOB	BOTTOM										
Delino DeShields, L OBP: 0.391, SLG: 0.424 (1, 4)	4-2 S BB		4-1 CS BB	3-2 G5-3			1-3 K		2-3 K	3	0	0	0	2	2	2											
Spike Owen, S OBP: 0.385, SLG: 0.405 (1, 6)	2-3 K		2-1 S 1B		1-2 F8		3-1 1B		0-3 K	5	0	2	0	0	2	1											
Junior Noboa, R OBP: 0.271, SLG: 0.339 (1, 9)	2-2 L6		3-1 G6-3		0-2 F8		2-0 F7			4	0	0	0	0	0	3											
Andres Galarraga, R OBP: 0.320, SLG: 0.400 (1, 3)	2-3 K			4-2 3B BB	1-0 2B		0-1 P6			3	1	1	0	1	1	2											
Tim Wallach, R OBP: 0.372, SLG: 0.590 (1, 5)		3-2 1B		0-1 1H FC7-6 3B	2-1 G6-3			2-2 G6-3		4	1	2	1	0	0	1											
Mike Fitzgerald, R OBP: 0.339, SLG: 0.417 (1, 2)		1-3 K		4-1 FC7-6 BB		0-0 HR		2-2 1B		3	1	2	1	1	1	1											
Otis Nixon, S OBP: 0.327, SLG: 0.238 Mike Aldrete, L OBP: 0.463, SLG: 0.282 (8, PH)	1-2 F2			0-1 FC7-6 CS		1-3 K		1-3 K		3	0	0	1	0	1	2											
Dave Martinez, L OBP: 0.327, SLG: 0.467 (1, 8)	2-0 P5			1-2 1B BB		1-3 K		0-3 K		3	0	0	0	1	2	2											
Oil Can Boyd, R OBP: 0.083, SLG: 0.083 Bill Sampen, R Drew Hall, L Wallace Johnson, S OBP: 0.276, SLG: 0.346 (8, PH)				0-0 F9	0-0 1B		0-3 K		0-0 F8	2	0	1	0	0	0	0											
				1-2 1B						1	0	0	0	0	1	0											
				1-2 1B						1	0	0	0	0	0	0											
Inning Stats	R: 0 E: 0 K: 2 S: 18	H: 0 LOB: 1 BB: 1 P: 28	R: 0 E: 0 K: 1 S: 14	H: 1 LOB: 1 BB: 0 P: 21	R: 0 E: 0 K: 0 S: 6	H: 1 LOB: 1 BB: 1 P: 15	R: 2 E: 0 K: 0 S: 14	H: 2 LOB: 2 BB: 3 P: 29	R: 0 E: 0 K: 0 S: 10	H: 1 LOB: 1 BB: 0 P: 14	R: 1 E: 0 K: 3 S: 12	H: 1 LOB: 0 BB: 0 P: 14	R: 0 E: 0 K: 1 S: 8	H: 1 LOB: 1 BB: 0 P: 14	R: 0 E: 0 K: 2 S: 13	H: 1 LOB: 1 BB: 0 P: 18	R: 0 E: 0 K: 2 S: 8	H: 0 LOB: 0 BB: 0 P: 10	1B: 5 2B: 1 3B: 1 HR: 1	SF: 0 SAC: 0 DP: 0 HBP: 0	WP: 0 PB: 0 SB: 2 CS: 2	PA: 38					
PITCHER	IP	WLS	BF	H	R	ER	SO	BB	IBB	HBP	BLK	WP	HR	S	P	ERA	WHIP										
Joe Magrane, L ERA: 4.14 Bryn Smith, R ERA: 4.21 Lee Smith, R ERA: 2.54	(1, 1)	6.2	W	30	7	3	3	7	5	0	0	0	0	80	133	4.05	1.800										
	(7, 1)	0.1		1	0	0	0	0	0	0	0	0	0	2	2	0.00	0.000										
	(8, 1)	2.0	S	7	1	0	0	4	0	0	0	0	0	21	28	0.00	0.500										

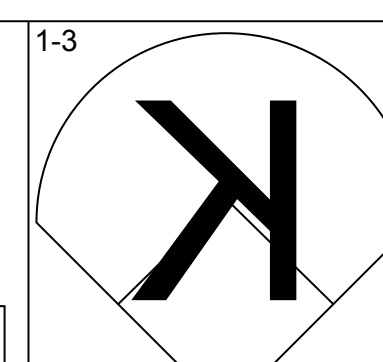
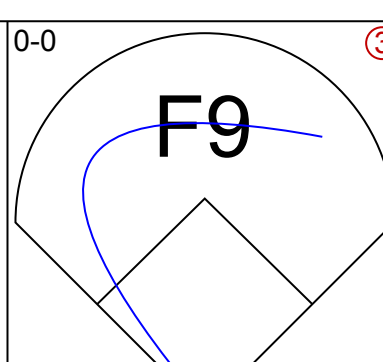
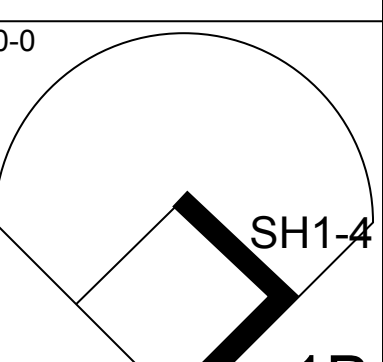
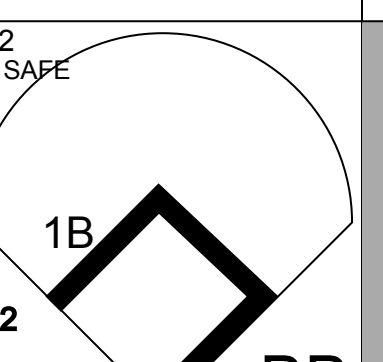
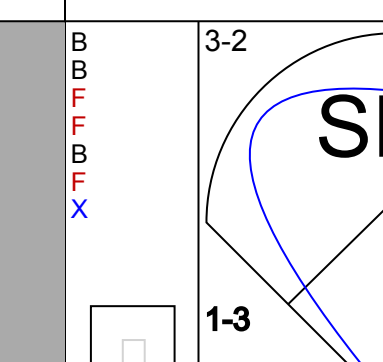
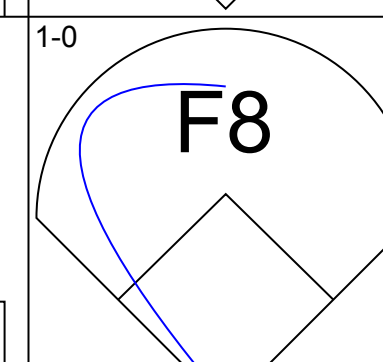
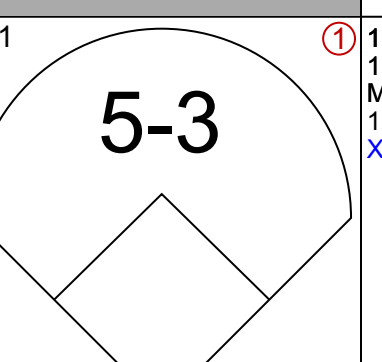
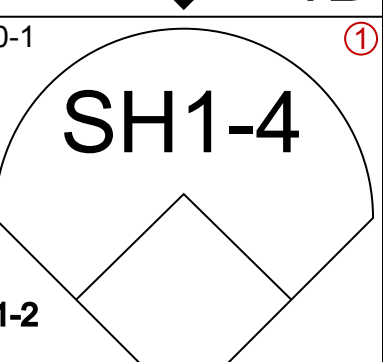
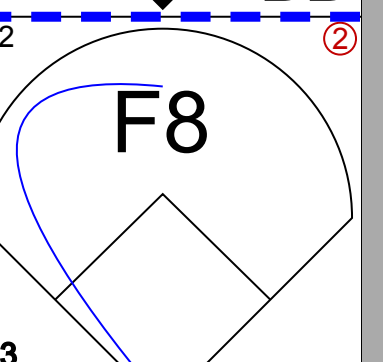
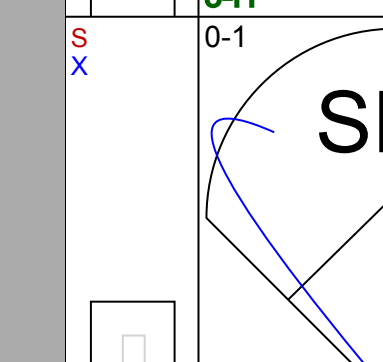
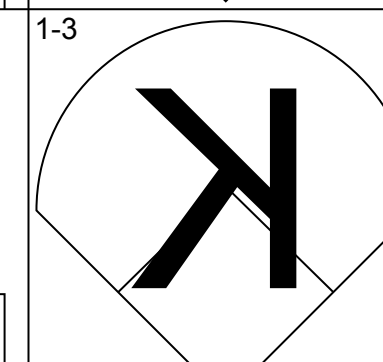
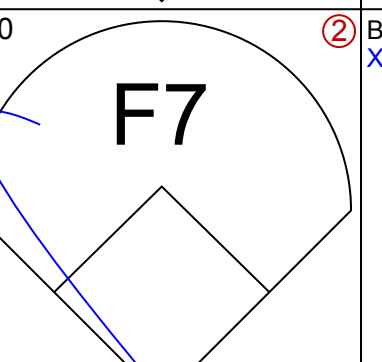
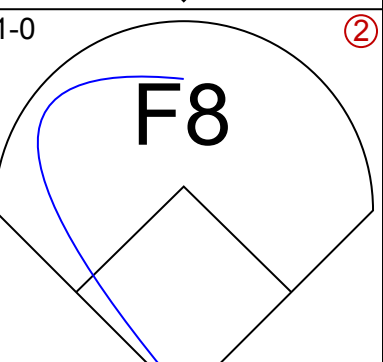
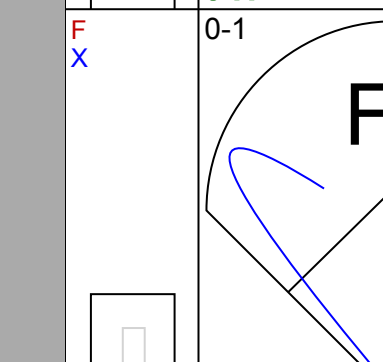
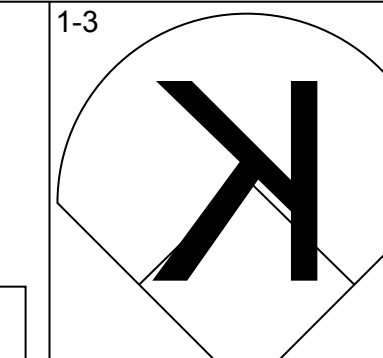
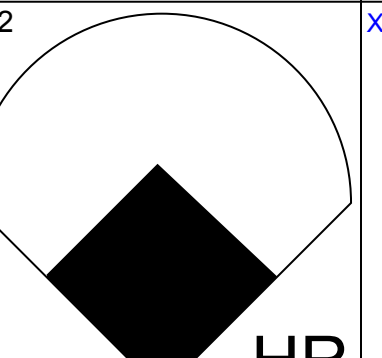
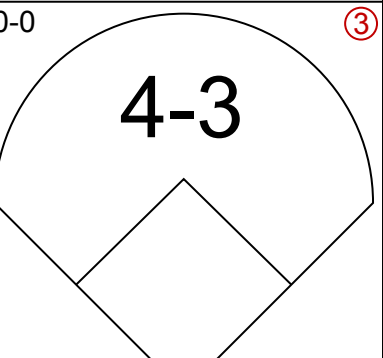
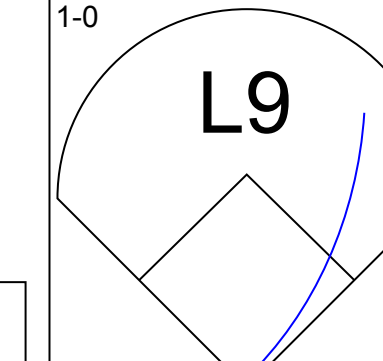
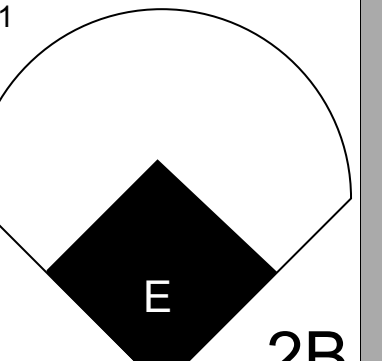
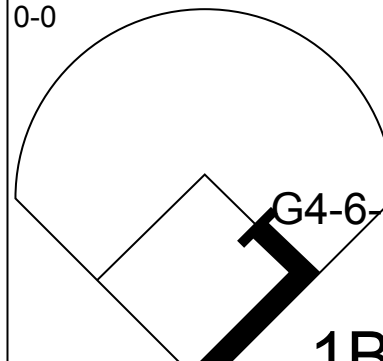
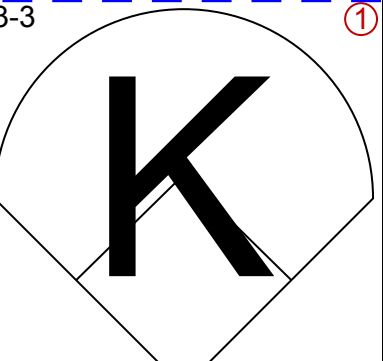
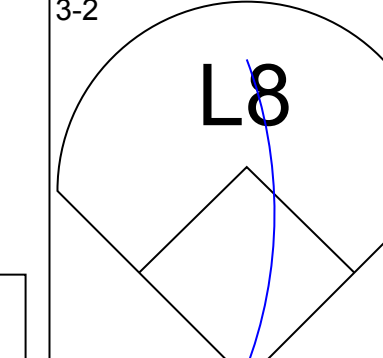
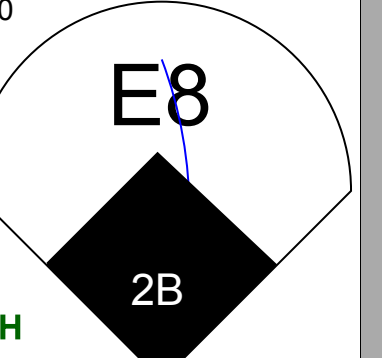
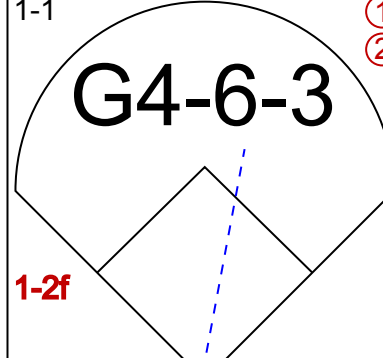
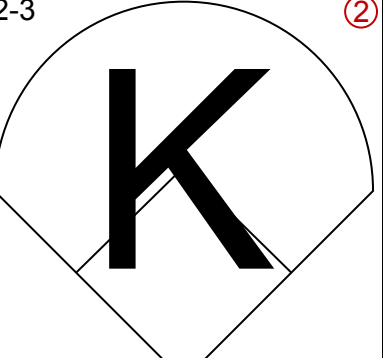
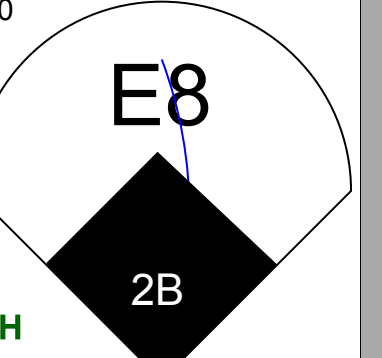
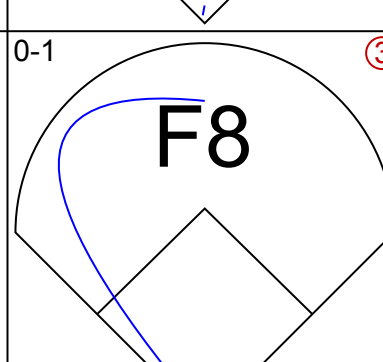
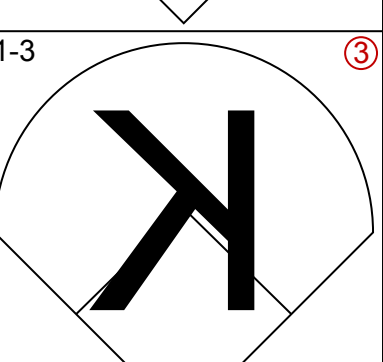
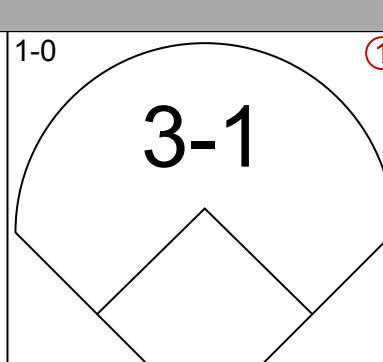
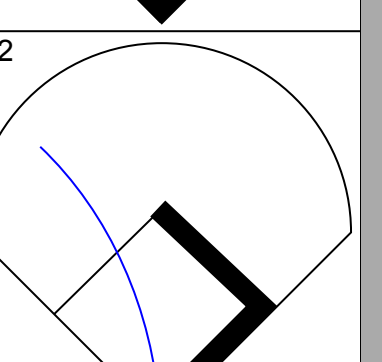
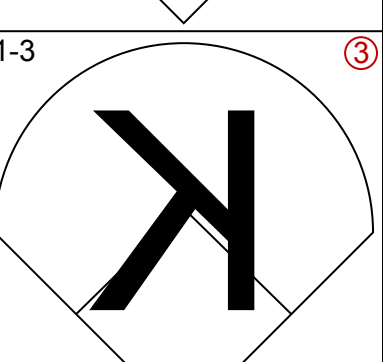
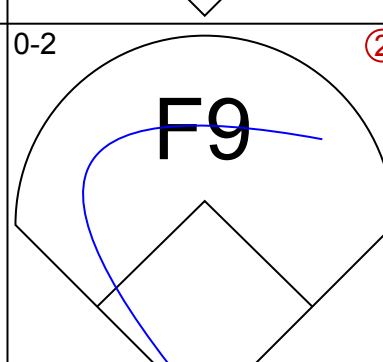
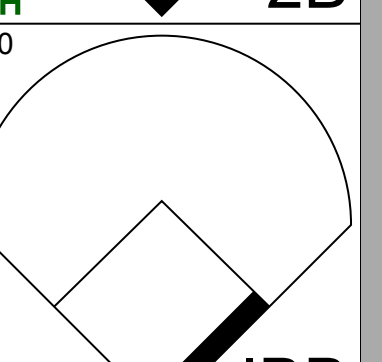
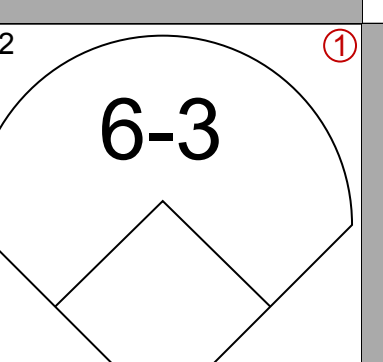
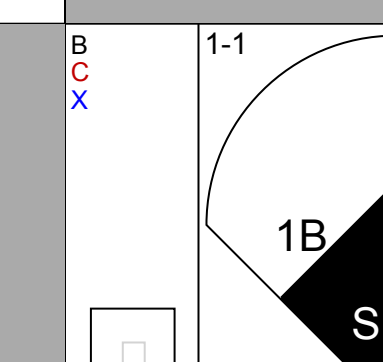
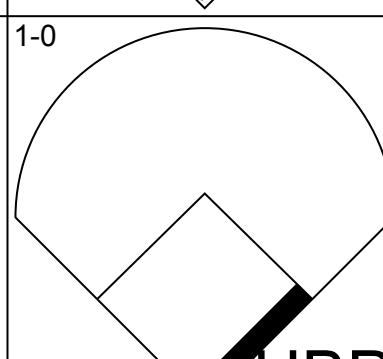
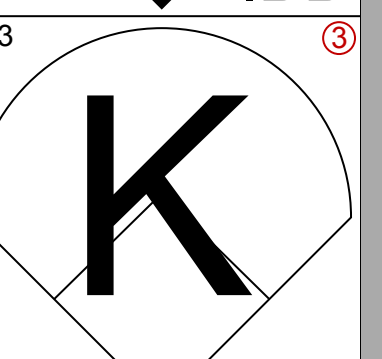
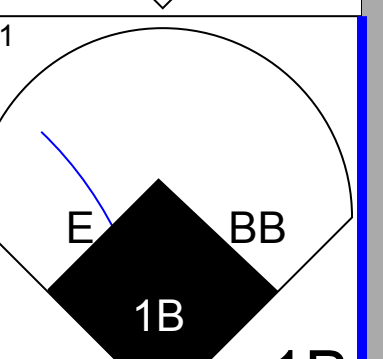
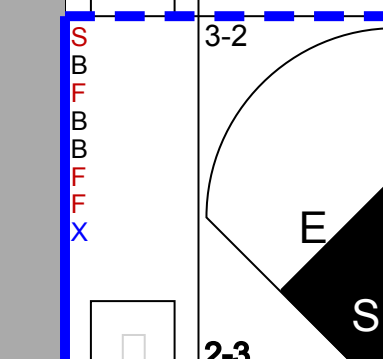
St. Louis Cardinals @ Montreal Expos
Olympic Stadium, Montreal, QB
Sun Jun 10 1990, 3:33 AM EDT
Att: 30,349 - Dome - 70 F

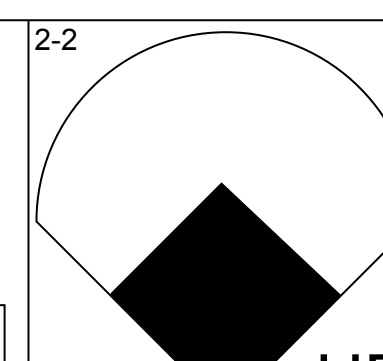
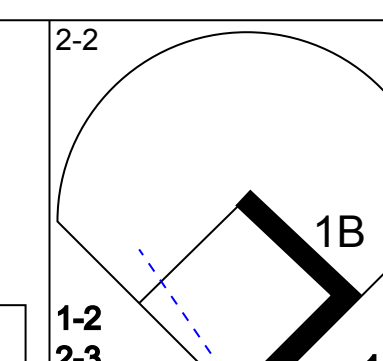
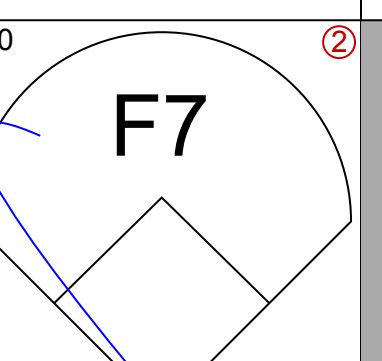
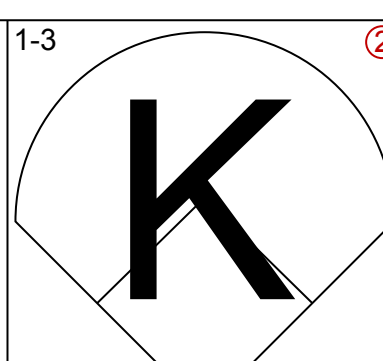
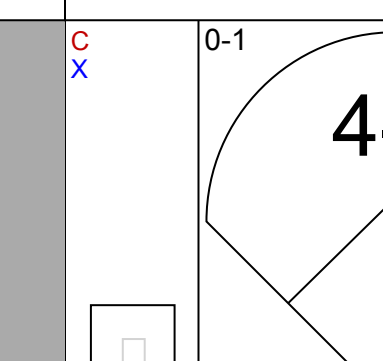
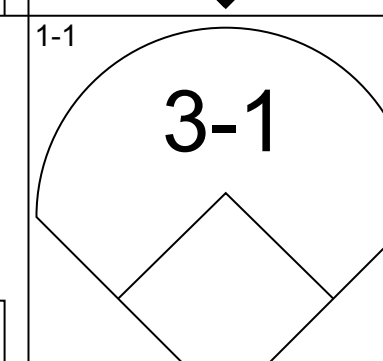
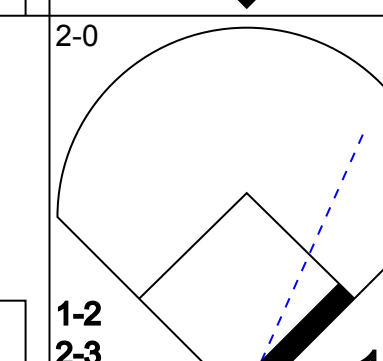
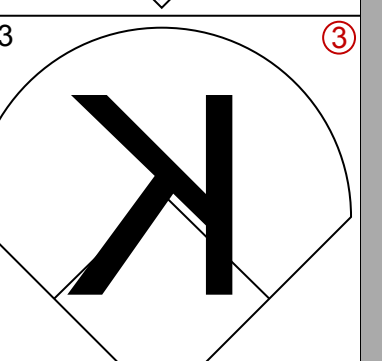
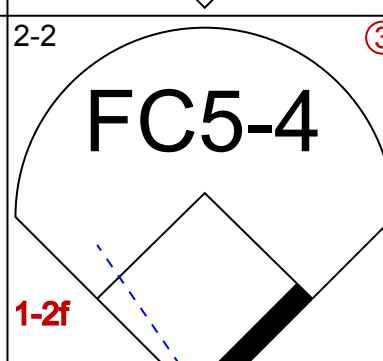
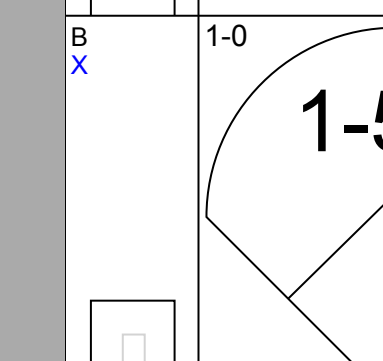
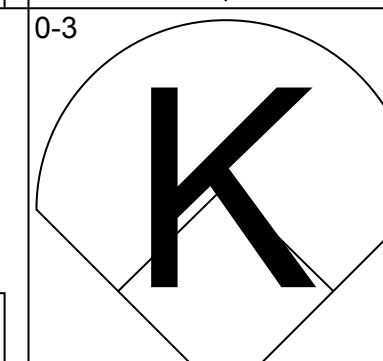
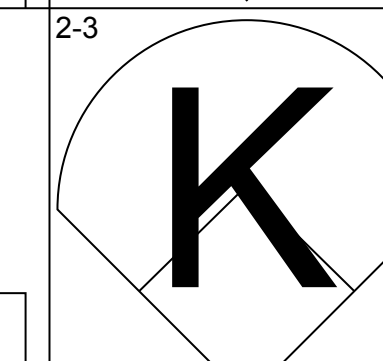
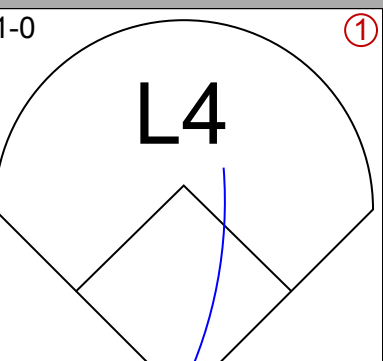
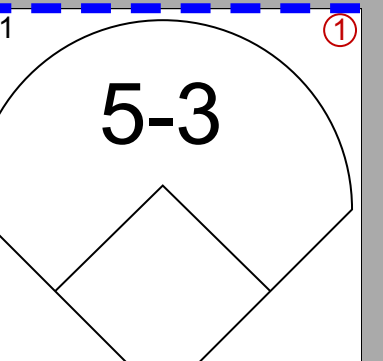
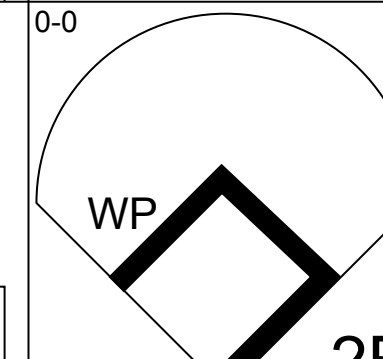
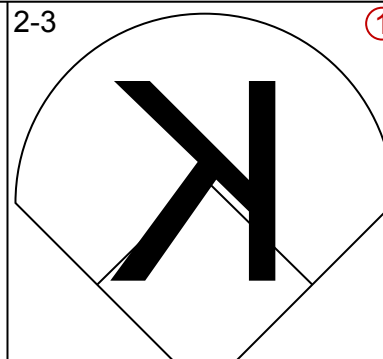
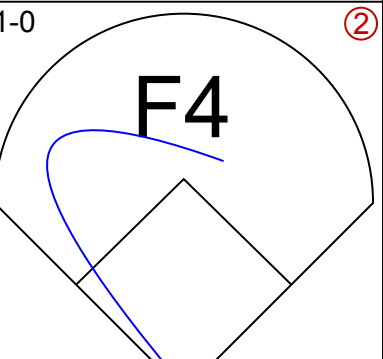
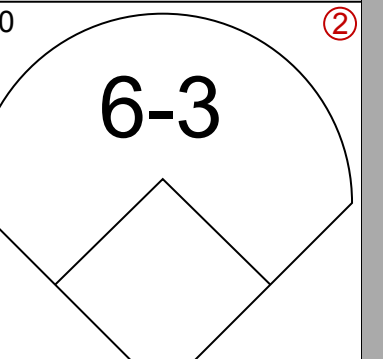
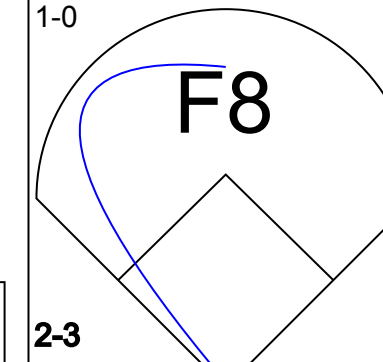
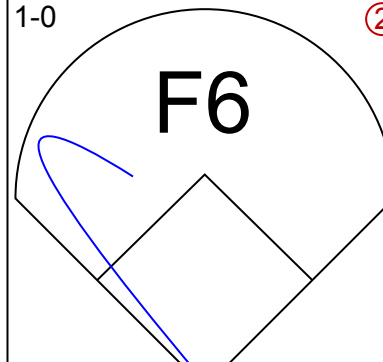
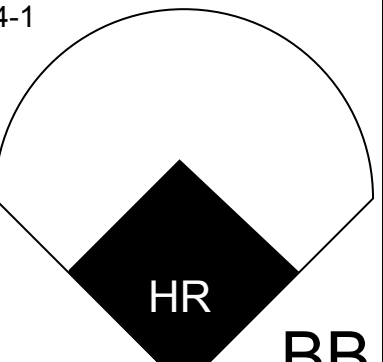
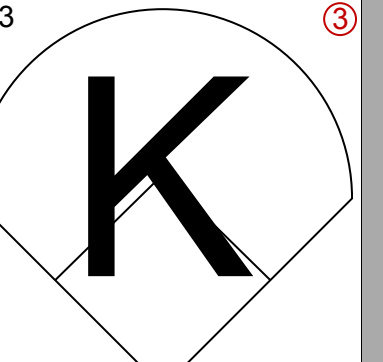
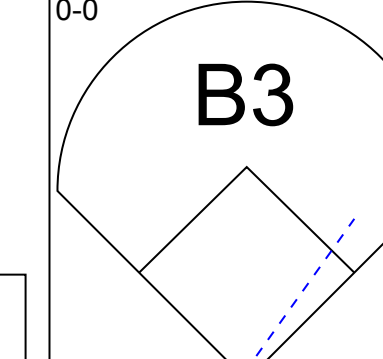
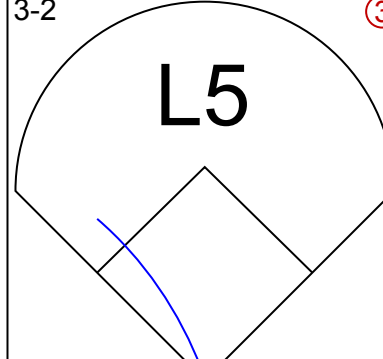
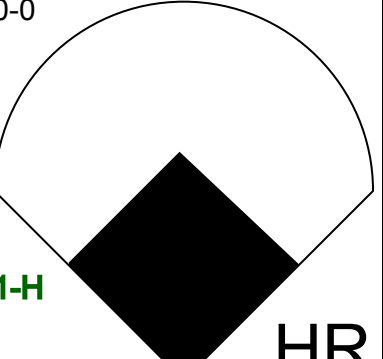
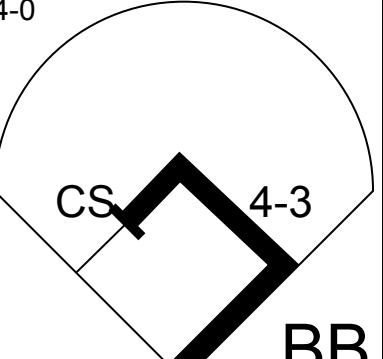
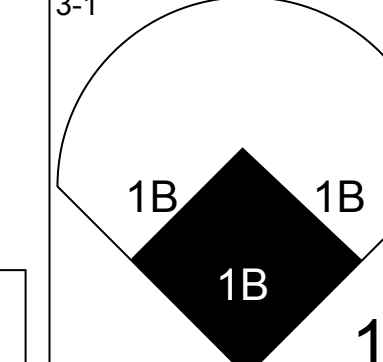
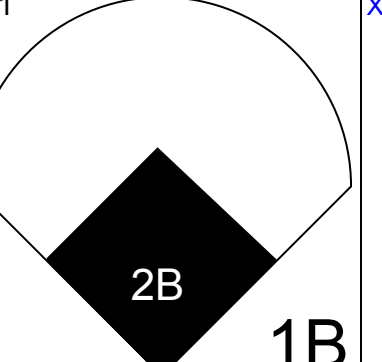

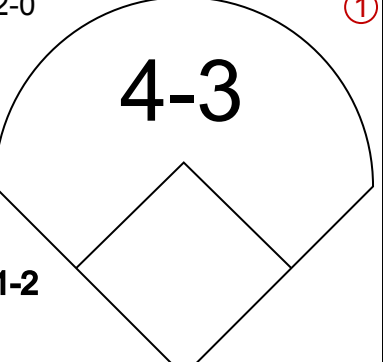
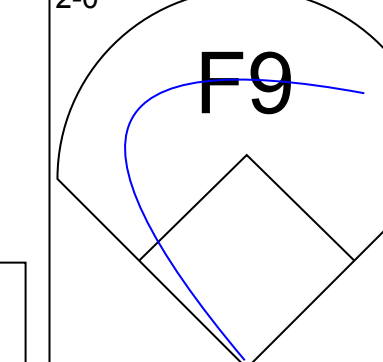
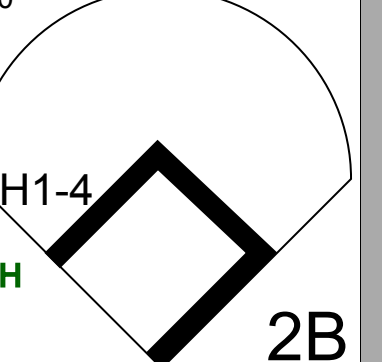
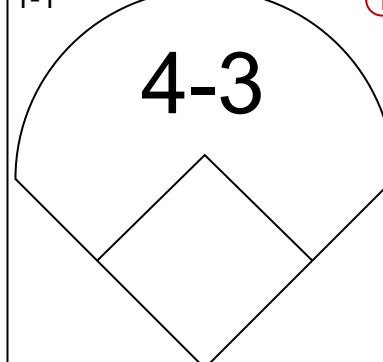
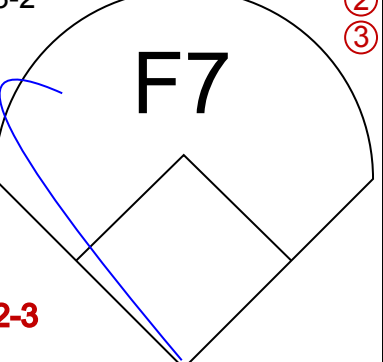
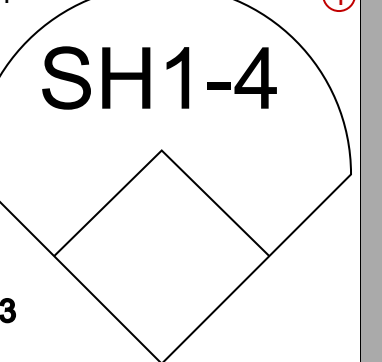
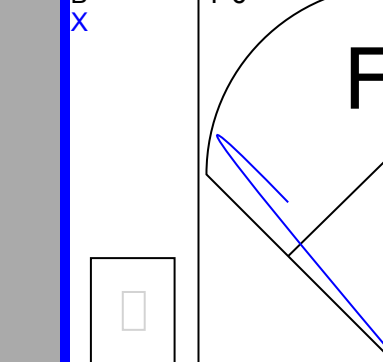
AB 33
R 3
H 8
RBI 3
BB 5
SO 11
LOB 15



Batter	1	2	3	4	5	6	7	8	9	AB	R	H	RBI	BB	SO	LOB	TOP			
Wally Backman, S OBP: 0.377, SLG: 0.429	(1, 4) K	(1, 3) K		(0, 1) 6-3		(1, 1) 6-3		(1, 0) 3-1		5	0	0	0	0	2	2	Pittsburgh Pirates @ St. Louis Cardinals Busch Stadium, St. Louis, MO Tue Jun 12 1990, 7:05 PM CDT Att: 30,815 - Unknown - 86 F livebaseballscores.com AB 37 R 6 H 12 RBI 6 BB 4 SO 4 LOB 11 			
Stan Belinda, R (8, 1)										0	0	0	0	0	0	0				
Scott Ruskin, R (9, 1)										0	0	0	0	0	0	0				
Bill Landrum, R (9, 1)										0	0	0	0	0	0	0				
Jay Bell, R OBP: 0.348, SLG: 0.416	(1, 6) F9		(4, 2) 2B	(4, 2) 2B		(1, 1) 4-3			(0, 2) 4-3	3	2	0	0	2	0	0				
Andy Van Slyke, L OBP: 0.406, SLG: 0.503	(1, 8) 4-3		(2, 0) F7	(1, 0) 2B		(1, 0) 4-3			(2, 2) F9	5	1	1	1	0	0	1				
Bobby Bonilla, S OBP: 0.331, SLG: 0.582		(0, 0) 1B	(2, 1) 1B	(0, 0) 2B					(2, 1) E1	5	2	3	2	0	0	0				
Barry Bonds, L OBP: 0.394, SLG: 0.578		(4, 1) 1B	(2, 2) 2B	(2, 1) 2B					(1, 1) FC4	4	1	1	1	1	0	2				
Sid Bream, L OBP: 0.343, SLG: 0.415		(0, 0) 1B	(3, 2) 1B							4	0	4	0	0	0	0				
Michael LaValliere, L OBP: 0.452, SLG: 0.368		(3, 1) 1B	(1, 0) 1B			(0, 2) L4			(0, 1) 4-3	4	0	2	2	0	0	2				
Jeff King, R OBP: 0.256, SLG: 0.319		(1, 3) 1B	(2, 2) F9			(2, 2) 1B			(2, 2) F9	4	0	1	0	0	1	3				
Neal Heaton, L OBP: 0.143, SLG: 0.040		(4, 0) 2B				(0, 2) L4			(1, 1) 4-3	2	0	0	0	1	1	1				
John Cangelosi, S OBP: 0.308, SLG: 0.182										1	0	0	0	0	0	0				
Rafael Belliard, R OBP: 0.389, SLG: 0.333										0	0	0	0	0	0	0				
Inning Stats	R: 0 E: 0 K: 1 S: 7	H: 0 LOB: 0 BB: 0 P: 10	R: 2 E: 0 K: 2 S: 11	H: 3 LOB: 2 BB: 2 P: 24	R: 2 E: 0 K: 0 S: 22	H: 4 LOB: 2 BB: 1 P: 38	R: 2 E: 0 K: 0 S: 11	H: 2 LOB: 1 BB: 1 P: 18	R: 0 E: 0 K: 1 S: 5	H: 0 LOB: 0 BB: 0 P: 8	R: 0 E: 0 K: 0 S: 9	H: 1 LOB: 1 BB: 0 P: 15	R: 0 E: 0 K: 0 S: 6	H: 0 LOB: 0 BB: 0 P: 10	R: 0 E: 1 K: 0 S: 10	H: 0 LOB: 1 BB: 0 P: 15	1B: 9 2B: 3 3B: 0 HR: 0	SF: 0 SAC: 0 DP: 0 HBP: 0	WP: 0 PB: 2 SB: 0 CS: 2	PA: 41
PITCHER	IP WLS BF H R ER SO BB IBB HBP BLK WP HR S P ERA WHIP																			
Jose DeLeon, R ERA: 4.06	(1, 1) 3.0 L 17 7 4 4 3 3 3 0 0 0 0 0 0 40 72 12.00 3.333																			
Frank DiPino, L ERA: 5.79	(4, 1) 2.0 10 4 2 2 1 1 0 0 0 0 0 0 22 32 9.00 2.500																			
Ricky Horton, L ERA: 5.0	(6, 1) 2.0 7 1 0 0 0 0 0 0 0 0 0 0 14 23 0.00 0.500																			
Scott Terry, R ERA: 7.92	(8, 1) 2.0 7 0 0 0 0 0 0 0 0 0 0 0 16 25 0.00 0.000																			

Batter	1	2	3	4	5	6	7	8	9	AB	R	H	RBI	BB	SO	LOB	BOTTOM					
Vince Coleman, S OBP: 0.357, SLG: 0.410	(1, 7) 5-3		(0, 1) FC6-4		(1, 3) K			(1, 0) B3		4	0	0	0	0	1	2	Pittsburgh Pirates @ St. Louis Cardinals Busch Stadium, St. Louis, MO Tue Jun 12 1990, 7:05 PM CDT Att: 30,815 - Unknown - 86 F livebaseballscores.com AB 33 R 3 H 8 RBI 3 BB 2 SO 5 LOB 13 					
Ozzie Smith, S OBP: 0.336, SLG: 0.288	(1, 6) 5-3		(2, 2) F9			(1, 1) 2B		(2, 3) K		4	0	1	0	0	1	1						
Willie McGee, S OBP: 0.366, SLG: 0.403	(1, 8) L4			(2, 2) 1B		(0, 0) 5-3			(0, 2) DI	4	0	2	0	0	0	1						
Pedro Guerrero, R OBP: 0.354, SLG: 0.471		(0, 0) 5-3		(0, 0) F3		(0, 1) F7			(1, 3) K	4	0	0	0	0	1	3						
Terry Pendleton, S OBP: 0.295, SLG: 0.373		(1, 3) K		(0, 0) CS		(4, 3) 4-3			(2, 3) K	4	1	1	0	0	2	2						
Todd Zeile, R OBP: 0.315, SLG: 0.388		(2, 0) 5-3		(1, 1) HR		(0, 0) 6-3			(4, 2) BB	3	1	1	2	1	0	0						
Milt Thompson, L OBP: 0.287, SLG: 0.327			(1, 1) 1B		(2, 1) F9				(4, 1) BB	3	1	1	0	1	0	0						
José Oquendo, S OBP: 0.332, SLG: 0.249			(3, 1) FC4-6			(1, 1) 5-3			(2, 0) G1	3	0	1	0	0	0	0						
Scott Terry, R OBP: 0.333, SLG: 0.333										0	0	0	0	0	0	0						
Tom Pagnozzi, R OBP: 0.222, SLG: 0.289										0	0	0	0	0	0	0						
Denny Walling, L OBP: 0.270, SLG: 0.271										1	0	0	0	0	0	3						
Jose DeLeon, R OBP: 0.174, SLG: 0.281			(1, 0) FC4-6			(1, 2) 1B				0	0	0	0	0	0	0						
Craig Wilson, R OBP: 0.220, SLG: 0.220										1	0	0	1	0	0	1						
Frank DiPino, L (4, 1)										0	0	0	0	0	0	0						
Dave Collins, S OBP: 0.205, SLG: 0.115										0	0	0	0	0	0	0						
Ricky Horton, L (8, 1)										0	0	0	0	0	0	0						
Rex Hudler, R OBP: 0.205, SLG: 0.289										0	0	0	0	0	0	0						
Tim Jones, L OBP: 0.158										1	0	0	0	0	0	0						
Inning Stats	R: 0 E: 0 K: 0 S: 4	H: 0 LOB: 0 BB: 0 P: 7	R: 0 E: 0 K: 1 S: 5	H: 0 LOB: 0 BB: 0 P: 8	R: 1 E: 0 K: 0 S: 11	H: 2 LOB: 1 BB: 0 P: 18	R: 2 E: 0 K: 0 S: 10	H: 3 LOB: 0 BB: 0 P: 15	R: 0 E: 0 K: 1 S: 10	H: 1 LOB: 0 BB: 0 P: 13	R: 0 E: 0 K: 0 S: 6	H: 1 LOB: 1 BB: 0 P: 7	R: 0 E: 0 K: 0 S: 3	H: 0 LOB: 0 BB: 0 P: 5	R: 0 E: 0 K: 1 S: 6	H: 0 LOB: 0 BB: 0 P: 11	R: 0 E: 0 K: 2 S: 16	H: 1 LOB: 3 BB: 2 P: 29	1B: 5 2B: 2 3B: 0 HR: 1	SF: 0 SAC: 0 DP: 0 HBP: 0	WP: 0 PB: 0 SB: 3 CS: 3	PA: 35
PITCHER	IP WLS BF H R ER SO BB IBB HBP BLK WP HR S P ERA WHIP																					
Neal Heaton, L ERA: 2.87	(1, 1) 7.0 W 26 7 3 3 2 0 0 0 0 0 0 1 49 73 3.86 1.000																					
Stan Belinda, R ERA: 2.7	(8, 1) 1.2 7 1 0 0 3 1 0 0 0 0 0 0 20 32 0.00 1.200																					
Scott Ruskin, L ERA: 2.81	(9, 1) 0.0 1 0 0 0 0 1 0 0 0 0 0 0 1 5 ∞ ∞																					
Bill Landrum, R ERA: 1.19	(9, 1) 0.1 S 1 0 0 0 0 0 0 0 0 0 0 0 1 3 0.00 0.000																					

Batter	1	2	3	4	5	6	7	8	9	AB	R	H	RBI	BB	SO	LOB	TOP					
Gary Redus, R OBP: 0.327, SLG: 0.358 (1, 7)										3	0	1	1	1	1	1	Pittsburgh Pirates @ St. Louis Cardinals Busch Stadium, St. Louis, MO Wed Jun 13 1990, 7:05 PM CDT Att: 26,926 - Unknown - 90 F livebaseballscorecards.com					
Jay Bell, R OBP: 0.342, SLG: 0.410 (1, 6)										3	0	0	1	0	0	2						
Andy Van Slyke, L OBP: 0.401, SLG: 0.495 (1, 8)										5	0	1	1	0	1	1						
Bobby Bonilla, S OBP: 0.329, SLG: 0.589 (1, 9)										4	1	1	1	0	1	3						
Don Slaught, R OBP: 0.334, SLG: 0.631 (1, 2)										4	1	2	0	0	1	0						
Jeff King, R OBP: 0.250, SLG: 0.310 (1, 5)										3	1	0	0	0	0	1						
Wally Backman, S OBP: 0.375, SLG: 0.425 (8, PH) (8, 5)										1	0	0	0	0	1	0						
Sid Bream, L OBP: 0.346, SLG: 0.417 (1, 3)										4	0	1	1	0	1	0						
Jose Lind, R OBP: 0.371, SLG: 0.421 (1, 4)										3	1	1	0	1	0	0						
Bob Walk, R OBP: 0.200, SLG: 0.158 (1, 1)										1	0	0	0	0	1	2						
John Cangelosi, S OBP: 0.325, SLG: 0.206 (7, PH)										1	1	1	0	0	0	0						
Mark Huisman, R OBP: 0.354, SLG: 0.345 (9, PH)										0	0	0	0	0	0	0						
Rick Reed, R OBP: 0.354, SLG: 0.345 (9, 1)										0	0	0	0	0	0	0						
Inning Stats	R: 0 E: 0 K: 2 S: 8	H: 0 LOB: 0 BB: 0 P: 11	R: 0 E: 0 K: 1 S: 9	H: 0 LOB: 0 BB: 0 P: 14	R: 0 E: 0 K: 0 S: 6	H: 0 LOB: 1 BB: 0 P: 8	R: 3 E: 1 K: 1 S: 15	H: 3 LOB: 2 BB: 1 P: 24	R: 0 E: 0 K: 0 S: 5	H: 1 LOB: 1 BB: 0 P: 6	R: 0 E: 0 K: 0 S: 5	H: 1 LOB: 0 BB: 0 P: 6	R: 1 E: 1 K: 0 S: 19	H: 2 LOB: 2 BB: 1 P: 31	R: 0 E: 0 K: 3 S: 10	H: 0 LOB: 0 BB: 0 P: 16	R: 2 E: 1 K: 0 S: 15	H: 2 LOB: 0 BB: 0 P: 22	1B: 5 2B: 3 3B: 0 HR: 1	SF: 2 SAC: 1 DP: 1 HBP: 1	WP: 0 PB: 0 SB: 0 CS: 0	PA: 39
PITCHER	IP WLS BF H R ER SO BB IBB HBP BLK WP HR S P ERA WHIP	6.1 0.2 28 6 4 2 4 1 1 1 0 0 1 61 90 2.84 1.105	0.2 3 1 0 0 0 0 0 0 0 0 0 0 6 10 0.00 1.500	1.0 4 1 1 1 3 0 0 0 0 0 0 0 12 19 9.00 1.000	1.0 L 4 1 1 0 0 0 0 0 0 0 0 0 13 19 0.00 1.000																	

Batter	1	2	3	4	5	6	7	8	9	AB	R	H	RBI	BB	SO	LOB	BOTTOM					
Vince Coleman, S OBP: 0.357, SLG: 0.422 (1, 7)										5	1	2	1	0	1	2	Pittsburgh Pirates @ St. Louis Cardinals Busch Stadium, St. Louis, MO Wed Jun 13 1990, 7:05 PM CDT Att: 26,926 - Unknown - 90 F livebaseballscorecards.com					
Ozzie Smith, S OBP: 0.333, SLG: 0.286 (1, 6)										5	0	1	1	0	1	2						
Willie McGee, S OBP: 0.360, SLG: 0.396 (1, 8)										4	0	0	0	0	2	3						
Pedro Guerrero, R OBP: 0.353, SLG: 0.472 (1, 3)										4	0	1	0	0	1	0						
Terry Pendleton, S OBP: 0.294, SLG: 0.367 (1, 5)										3	1	0	0	1	1	1						
Milt Thompson, L OBP: 0.292, SLG: 0.346 (1, 9)										3	1	1	2	1	0	0						
Todd Zeile, R OBP: 0.319, SLG: 0.390 (1, 2)										4	2	2	0	0	0	1						
José Oquendo, S OBP: 0.330, SLG: 0.254 (1, 4)										4	0	1	1	0	0	2						
John Tudor, L OBP: 0.174, SLG: 0.095 (1, 1)										1	0	1	0	1	0	0						
Ken Dayley, L OBP: 0.174, SLG: 0.095 (7, 1)										0	0	0	0	0	0	0						
Lee Smith, R OBP: 0.174, SLG: 0.095 (8, 1)										0	0	0	0	0	0	0						
Frank DiPino, L OBP: 0.267, SLG: 0.268 (9, PH)										0	0	0	0	0	0	0						
Inning Stats	R: 1 E: 0 K: 1 S: 12	H: 2 LOB: 1 BB: 0 P: 16	R: 1 E: 0 K: 1 S: 15	H: 4 LOB: 3 BB: 0 P: 26	R: 0 E: 0 K: 1 S: 8	H: 0 LOB: 0 BB: 0 P: 14	R: 1 E: 0 K: 1 S: 9	H: 2 LOB: 1 BB: 0 P: 15	R: 2 E: 0 K: 0 S: 5	H: 1 LOB: 0 BB: 1 P: 11	R: 0 E: 0 K: 1 S: 10	H: 0 LOB: 0 BB: 1 P: 18	R: 0 E: 0 K: 1 S: 6	H: 0 LOB: 0 BB: 0 P: 7	R: 0 E: 0 K: 0 S: 4	H: 0 LOB: 0 BB: 1 P: 13	R: 0 E: 0 K: 0 S: 4	H: 0 LOB: 0 BB: 0 P: 6	1B: 5 2B: 2 3B: 0 HR: 2	SF: 0 SAC: 1 DP: 0 HBP: 0	WP: 1 PB: 0 SB: 0 CS: 1	PA: 38
PITCHER	IP WLS BF H R ER SO BB IBB HBP BLK WP HR S P ERA WHIP	6.0 W 6 0 0 0 1 1 0 0 0 0 0 10 20 0.00 0.500	2.0 S 3 0 0 0 0 0 0 0 0 0 0 4 6 0.00 0.000																			

Batter	1	2	3	4	5	6	7	8	9	AB	R	H	RBI	BB	SO	LOB	TOP		
Delino DeShields, L (1, 4) OBP: 0.392, SLG: 0.421 Mike Fitzgerald, R (9, PH) OBP: 0.363, SLG: 0.447	2-2 4-3	0-1 3-1			2-2 CS 1B		2-3 K		1-2 BB BB 1B	4	0	1	0	0	1	2			
Dave Martinez, L (1, 8) OBP: 0.350, SLG: 0.459	0-2 1B 1B		1-2 FC4-2 1B		3-2 1-2 2B		0-0 F7		4-2 BB BB	4	1	3	0	1	0	1			
Tim Raines, S (1, 7) OBP: 0.389, SLG: 0.354	0-0 1B 1-2 1B		0-0 6-3		1-3 K			3-2 4-3	4-2 BB	4	0	1	1	1	1	2			
Mike Aldrete, L (1, 3) OBP: 0.435, SLG: 0.269 Dave Schmidt, R (9, 1)	1-3 K		0-0 FC4-2		0-3 K			1-1 4-3	1-0 L7	5	0	0	0	0	2	6			
Tim Wallach, R (1, 5) OBP: 0.376, SLG: 0.571 Otis Nixon, S (8, PR) OBP: 0.328, SLG: 0.234 Junior Noboa, R (8, 5) OBP: 0.269, SLG: 0.317	0-0 1-3 1B		3-H F8		4-2 BB			0-0 CS 1B		3	0	2	1	1	0	1			
Larry Walker, L (1, 9) OBP: 0.333, SLG: 0.424	1-0 G3		1-0	1-1 1-3		0-0 F5		1-0 CS	1-0 BB 1B	4	1	1	0	0	0	3			
Nelson Santovenia, R (1, 2) OBP: 0.235, SLG: 0.269 Tom Foley, L (9, PH) OBP: 0.226, SLG: 0.207		2-2 L4		0-0 6-3		1-0 P8			1-2 L8	3	0	0	0	0	0	1			
Spike Owen, S (1, 6) OBP: 0.371, SLG: 0.390		3-2 3-1		2-1 L6			0-1 4-3		1 SAFE 4-1 WP BB 1B BB	3	1	0	0	1	0	0			
Mark Gardner, R (1, 1) OBP: 0.143, SLG: 0.190 Wallace Johnson, S (7, PH) OBP: 0.333, SLG: 0.333 Bill Sampen, R (7, 1) Andres Galarraga, R (9, PH) OBP: 0.316, SLG: 0.397		0-0 E9 1B			2-3 K		4-1 S BB		1-3 K	2	0	1	0	0	1	0			
Inning Stats	R: 1 E: 0 K: 1 S: 12	H: 3 LOB: 2 BB: 0 P: 16	R: 0 E: 1 K: 0 S: 10	H: 1 LOB: 1 BB: 0 P: 15	R: 0 E: 0 K: 0 S: 6	H: 1 LOB: 0 BB: 0 P: 8	R: 0 E: 0 K: 0 S: 5	H: 0 LOB: 0 BB: 0 P: 8	R: 0 E: 0 K: 2 S: 16	H: 0 LOB: 1 BB: 1 P: 14	R: 0 E: 0 K: 1 S: 9	H: 0 LOB: 1 BB: 1 P: 14	R: 0 E: 0 K: 0 S: 7	H: 1 LOB: 1 BB: 0 P: 12	R: 2 E: 0 K: 1 S: 22	H: 2 LOB: 3 BB: 3 P: 39	1B: 9 2B: 1 3B: 0 HR: 0	SF: 0 SAC: 0 DP: 0 HBP: 0	WP: 1 PA: 41
PITCHER	IP	WLS	BF	H	R	ER	SO	BB	IBB	HBP	BLK	WP	HR	S	P	ERA	WHIP		
Bryn Smith, R (1, 1) ERA: 3.9	8.0		32	8	1	1	5	2	0	0	0	0	0	73	111	1.12	1.250		
Tom Niedenfuer, R (9, 1) ERA: 2.53	0.2	L	4	1	2	2	1	1	0	0	0	0	0	12	19	27.00	3.000		
Ken Dayley, L (9, 1) ERA: 2.86	0.1		4	1	0	0	0	2	0	0	0	1	0	10	20	0.00	9.000		

Montreal Expos @ St. Louis Cardinals
 Busch Stadium, St. Louis, MO
 Thu Jun 14 1990, 7:05 PM CDT
 Att: 33,575 - Unknown - 80 F

AB 35
R 3
H 10
RBI 3
BB 5
SO 6
LOB 19



Batter	1	2	3	4	5	6	7	8	9	AB	R	H	RBI	BB	SO	LOB	BOTTOM		
Vince Coleman, S (1, 7) OBP: 0.354, SLG: 0.418	3-2 BLK 1B		0-0 1-3		2-2 FC1-6 6-3		2-2 6-3		2-2 F5	5	0	1	0	0	0	4			
Ozzie Smith, S (1, 6) OBP: 0.332, SLG: 0.285	3-1 F6		1-2 CS 1B		1-0 6-3		1-2 3-H K		2-1 1-3 K	4	0	1	1	0	0	2			
Willie McGee, S (1, 8) OBP: 0.358, SLG: 0.391	3-1 F7		4-1 SAFE 1-2 BB		1-3 K			2-2 F7		3	0	0	0	1	1	2			
Pedro Guerrero, R (1, 3) OBP: 0.351, SLG: 0.472 Dave Collins, S (8, PR) OBP: 0.291, SLG: 0.115	2-2 5-3		2-0 P9		0-0 L7			2-1 2B		4	0	1	0	0	0	2			
Terry Pendleton, S (1, 5) OBP: 0.299, SLG: 0.366		0-1 4-3		0-1 4-3		0-0 G1-6-3 1B		4-0 IBB		3	0	1	0	1	0	0			
Milt Thompson, L (1, 9) OBP: 0.291, SLG: 0.340 Ken Dayley, L (9, 1)		4-0 1B SF7 BB		0-0 3-1		1-0 G1-6-3		1-0 4-3		3	1	0	0	1	0	3			
Todd Zeile, R (1, 2) OBP: 0.318, SLG: 0.387		3-2 SAFE 1-3 1B		3-1 F8		0-3 K			2-0 6-3	4	0	1	0	0	1	0			
José Oquendo, S (1, 4) OBP: 0.338, SLG: 0.267		1-1 SF7		4-2 FC1-6 6-3 BB		1-2 SH1-4 1B			2-1 2B	2	1	2	1	1	0	0			
Bryn Smith, R (1, 1) OBP: 0.261, SLG: 0.261 Tom Niedenfuer, R (9, 1) Rex Hudler, R (9, 9) OBP: 0.234, SLG: 0.289 Denny Walling, L (9, PH) OBP: 0.263, SLG: 0.264		3-H F9		1-1 FC1-6 BB		1-0 FC1-6 1B		1-2 SH1-4	0-3 K	2	0	1	0	0	0	1			
Inning Stats	R: 0 E: 0 K: 0 S: 11	H: 1 LOB: 1 BB: 0 P: 22	R: 1 E: 0 K: 0 S: 10	H: 1 LOB: 1 BB: 1 P: 18	R: 0 E: 0 K: 0 S: 6	H: 1 LOB: 1 BB: 1 P: 13	R: 0 E: 0 K: 0 S: 5	H: 0 LOB: 0 BB: 0 P: 8	R: 1 E: 0 K: 1 S: 14	H: 1 LOB: 1 BB: 1 P: 22	R: 0 E: 0 K: 0 S: 3	H: 1 LOB: 0 BB: 0 P: 4	R: 0 E: 0 K: 1 S: 12	H: 1 LOB: 2 BB: 1 P: 23	R: 0 E: 0 K: 1 S: 9	H: 1 LOB: 1 BB: 0 P: 15	1B: 6 2B: 2 3B: 0 HR: 0	SF: 1 SAC: 1 DP: 1 HBP: 0	WP: 0 PA: 37
PITCHER	IP	WLS	BF	H	R	ER	SO	BB	IBB	HBP	BLK	WP	HR	S	P	ERA	WHIP		
Mark Gardner, R (1, 1) ERA: 2.28	6.0		24	5	2	2	1	3	0	0	0	0	0	49	87	3.00	1.333		
Bill Sampen, R (7, 1) ERA: 1.69	2.0	W	9	2	0	0	1	0	1	0	0	0	0	24	39	0.00	1.000		
Dave Schmidt, R (9, 1) ERA: 3.25	1.0	S	4	1	0	0	1	0	0	0	0	0	0	9	15	0.00	1.000		

Montreal Expos @ St. Louis Cardinals
 Busch Stadium, St. Louis, MO
 Thu Jun 14 1990, 7:05 PM CDT
 Att: 33,575 - Unknown - 80 F

AB 31
R 2
H 8
RBI 2
BB 4
SO 3
LOB 15



Batter	1	2	3	4	5	6	7	8	9	AB	R	H	RBI	BB	SO	LOB	TOP								
Dave Martinez, L (1.8) OBP: 0.359, SLG: 0.504	K		G3					F6		4	1	1	2	0	1	1	Montreal Expos @ St. Louis Cardinals Busch Stadium, St. Louis, MO Sat Jun 16 1990, 7:05 PM CDT Att: 43,553 - Unknown - 93 F								
Spike Owen, S (1.6) OBP: 0.365, SLG: 0.387	6-3		F8					1B		4	0	1	0	0	0	1									
Tim Raines, S (1.7) OBP: 0.387, SLG: 0.363	2B			4-3				6-3		4	0	1	0	0	0	1									
Andres Galarraga, R (1.3) OBP: 0.313, SLG: 0.390	5-3			L4				K		4	0	0	0	0	1	2									
Tim Wallach, R (1.5) OBP: 0.373, SLG: 0.560		F9		5-3					F7	4	0	0	0	0	0	0									
Larry Walker, L (1.9) OBP: 0.331, SLG: 0.415	3-1				4-3					3	0	0	0	1	0	0									
Mike Fitzgerald, R (1.2) OBP: 0.357, SLG: 0.459	K				1B	3B		5-3		4	1	1	0	0	2	1									
Tom Foley, L (1.4) OBP: 0.257, SLG: 0.242			F8		SH1-4	1B		4-3		4	1	2	1	0	0	1									
Kevin Gross, R (1.1) OBP: 0.212, SLG: 0.406					SH1-4	1B				1	0	1	0	0	0	0									
Wallace Johnson, S (7, PH) OBP: 0.316, SLG: 0.313								FC6-4		1	0	0	0	0	0	1									
Drew Hall, L (7.1)										0	0	0	0	0	0	0									
Dale Mohorcic, R (7.1)										0	0	0	0	0	0	0									
Inning Stats	R: 0 E: 0 K: 1 S: 11	H: 1 LOB: 1 BB: 0 P: 13	R: 0 E: 0 K: 1 S: 6	H: 0 LOB: 0 BB: 0 P: 7	R: 0 E: 0 K: 0 S: 9	H: 1 LOB: 1 BB: 0 P: 15	R: 0 E: 0 K: 0 S: 6	H: 0 LOB: 0 BB: 0 P: 7	R: 3 E: 0 K: 0 S: 13	H: 3 LOB: 0 BB: 0 P: 15	R: 0 E: 0 K: 0 S: 8	H: 0 LOB: 0 BB: 0 P: 12	R: 0 E: 0 K: 0 S: 8	H: 1 LOB: 1 BB: 0 P: 11	R: 0 E: 0 K: 1 S: 9	H: 1 LOB: 1 BB: 0 P: 13	R: 0 E: 0 K: 1 S: 10	H: 0 LOB: 1 BB: 1 P: 17	1B: 3 2B: 2 3B: 1 HR: 1	SF: 0 SAC: 1 DP: 0 HBP: 0	WP: 0 PB: 0 SB: 0 CS: 0	PA: 35			
PITCHER	IP	WLS	BF	H	R	ER	SO	BB	IBB	HBP	BLK	WP	HR	S	P	ERA	WHIP								
Bob Tewksbury, R (1.1) ERA: 5.06	7.0	W	27	6	3	3	2	0	0	0	0	0	1	61	80	3.86	0.857								
Ricky Horton, L (8.1) ERA: 4.88	0.2	L	3	1	0	0	0	0	0	0	0	0	0	6	9	0.00	1.500								
Tom Niedenfuer, R (8.1) ERA: 2.7	1.1	S	5	0	0	0	2	1	0	0	0	0	0	13	21	0.00	0.750								

Batter	1	2	3	4	5	6	7	8	9	AB	R	H	RBI	BB	SO	LOB	BOTTOM								
Vince Coleman, S (1.7) OBP: 0.349, SLG: 0.407	CS		K					SH2-4		2	0	0	0	1	2	2	Montreal Expos @ St. Louis Cardinals Busch Stadium, St. Louis, MO Sat Jun 16 1990, 7:05 PM CDT Att: 43,553 - Unknown - 93 F								
Ozzie Smith, S (1.6) OBP: 0.329, SLG: 0.280	G3			1B	6-3			1B	4-3	3	1	1	1	1	0	2									
Willie McGee, S (1.8) OBP: 0.363, SLG: 0.392	S			FC4	K			4-3	S	4	0	3	1	0	1	1									
Pedro Guerrero, R (1.3) OBP: 0.352, SLG: 0.467	K			K				1B	4-3	3	1	1	0	1	2	3									
Terry Pendleton, S (1.5) OBP: 0.297, SLG: 0.354	4-3			K				L6-4	1B	3	0	0	1	1	1	4									
Milt Thompson, L (1.9) OBP: 0.288, SLG: 0.335	6-3			FC4				1-2	2-3	4	0	1	1	0	1	4									
Tom Niedenfuer, R (8.1)										0	0	0	0	0	0	0									
Todd Zeile, R (1.2) OBP: 0.324, SLG: 0.409	4-3				2B	2B		F3		4	1	1	0	0	0	2									
José Oquendo, S (1.4) OBP: 0.339, SLG: 0.277			F7		SH	6-3	2B	L6-4		4	1	1	1	0	0	2									
Bob Tewksbury, R (1.1) ERA: 3.38					SH	6-3	2B			1	0	0	0	0	1	0									
Craig Wilson, R (7, PH) OBP: 0.400, SLG: 0.400								SH2-4		1	1	1	0	0	0	0									
Ricky Horton, L (8.1)										0	0	0	0	0	0	0									
Rex Hudler, R (8.9) OBP: 0.229, SLG: 0.283										1	0	0	0	0	0	0									
Inning Stats	R: 0 E: 0 K: 1 S: 8	H: 1 LOB: 1 BB: 1 P: 18	R: 0 E: 0 K: 0 S: 6	H: 0 LOB: 0 BB: 0 P: 8	R: 0 E: 0 K: 2 S: 8	H: 0 LOB: 0 BB: 0 P: 9	R: 0 E: 0 K: 2 S: 14	H: 2 LOB: 2 BB: 0 P: 18	R: 2 E: 1 K: 2 S: 10	H: 2 LOB: 1 BB: 0 P: 16	R: 1 E: 0 K: 0 S: 12	H: 2 LOB: 1 BB: 1 P: 24	R: 2 E: 0 K: 1 S: 10	H: 2 LOB: 2 BB: 2 P: 24	R: 0 E: 0 K: 0 S: 4	H: 0 LOB: 0 BB: 0 P: 9	1B: 7 2B: 3 3B: 0 HR: 0	SF: 0 SAC: 2 DP: 1 HBP: 0	WP: 0 PB: 0 SB: 2 CS: 1	PA: 36					
PITCHER	IP	WLS	BF	H	R	ER	SO	BB	IBB	HBP	BLK	WP	HR	S	P	ERA	WHIP								
Kevin Gross, R (7.1) ERA: 3.53	0.1	L	4	2	2	2	0	1	0	0	0	0	0	6	12	54.00	9.000								
Dale Mohorcic, R (7.1) ERA: 3.18	1.2		6	0	0	0	1	0	1	0	0	0	0	8	21	0.00	0.000								

AB	33
R	3
H	7
RBI	3
BB	1
SO	4
LOB	8



Batter	1	2	3	4	5	6	7	8	9	AB	R	H	RBI	BB	SO	LOB	TOP					
Dave Martinez, L (1, 8) OBP: 0.364, SLG: 0.496	P6		BB			F8		FC5 BB		2	0	0	0	2	0	0	Montreal Expos @ St. Louis Cardinals Busch Stadium, St. Louis, MO Sun Jun 17 1990, 3:33 AM CDT Att: 34,810 - Sunny - 93 F					
Spike Owen, S (1, 6) OBP: 0.368, SLG: 0.402	HR		G4-3			BB		F7		3	1	1	1	1	0	3						
Tim Raines, S (1, 7) OBP: 0.385, SLG: 0.357	CS BB			G3		F8		FC5		3	0	0	0	1	0	3						
Andres Galarraga, R (1, 3) OBP: 0.308, SLG: 0.383	P2			K		K			K	4	0	0	0	0	3	2						
Larry Walker, L (1, 9) OBP: 0.331, SLG: 0.409	CS	G3		CS BB		G4-3		F9		2	0	0	0	1	0	0						
Otis Nixon, S (9, PH) OBP: 0.317, SLG: 0.224	1-2			CS BB		G4-3		G5-3		1	0	0	0	0	0	0						
Jerry Geff, L (1, 5) OBP: 0.273, SLG: 0.158				CS	K					3	0	0	0	0	2	0						
Junior Noboa, R (9, PH) OBP: 0.264, SLG: 0.299		K		CS	K					1	0	0	0	0	0	0						
Nelson Santovenia, R (1, 2) OBP: 0.244, SLG: 0.306		K								3	0	1	0	0	2	0						
Tom Foley, L (1, 4) OBP: 0.263, SLG: 0.229						F7		F8	FC5 G3-1 BB	2	0	0	0	1	0	1						
Zane Smith, L (1, 1) OBP: 0.227, SLG: 0.364						G4-3		G3-1		1	0	0	0	0	0	0						
Mike Aldrete, L (5, PH) OBP: 0.429, SLG: 0.264										1	0	0	0	0	1	1						
John Costello, R (5, 1) OBP: 0.308, SLG: 0.303										0	0	0	0	0	0	0						
Wallace Johnson, S (8, PH) OBP: 0.308, SLG: 0.303										1	0	0	0	0	0	1						
Dale Mohorcic, R (8, 1)										0	0	0	0	0	0	0						
Inning Stats	R: 1 E: 0 K: 0 S: 3	H: 1 LOB: 0 BB: 1 P: 7	R: 0 E: 0 K: 2 S: 7	H: 0 LOB: 0 BB: 0 P: 7	R: 0 E: 0 K: 0 S: 3	H: 0 LOB: 1 BB: 1 P: 7	R: 0 E: 0 K: 1 S: 4	H: 0 LOB: 0 BB: 1 P: 8	R: 0 E: 0 K: 2 S: 8	H: 1 LOB: 1 BB: 0 P: 8	R: 0 E: 0 K: 1 S: 5	H: 0 LOB: 1 BB: 1 P: 9	R: 0 E: 0 K: 1 S: 5	H: 0 LOB: 2 BB: 2 P: 5	R: 0 E: 0 K: 1 S: 3	H: 0 LOB: 0 BB: 0 P: 11	R: 0 E: 0 K: 1 S: 5	H: 0 LOB: 0 BB: 0 P: 5	1B: 1 2B: 0 3B: 0 HR: 1	SF: 0 SAC: 0 DP: 0 HBP: 0	WP: 0 PB: 0 SB: 0 CS: 2	PA: 35
PITCHER	IP WLS BF H R ER SO BB IBB HBP BLK WP HR S P ERA WHIP																					
Jose DeLeon, R (1, 1) ERA: 3.79	7.1 W 28 2 1 1 7 6 0 0 0 0 0 1 36 60 1.23 1.091																					
Frank DiPino, L (8, 1) ERA: 5.28	1.2 5 0 0 0 1 0 0 0 0 0 0 0 7 7 0.00 0.000																					

AB	27
R	1
H	2
RBI	1
BB	6
SO	8
LOB	11



Batter	1	2	3	4	5	6	7	8	9	AB	R	H	RBI	BB	SO	LOB	BOTTOM					
Vince Coleman, S (1, 7) OBP: 0.347, SLG: 0.409	K		F7	2B			F8			4	0	1	2	0	1	0	Montreal Expos @ St. Louis Cardinals Busch Stadium, St. Louis, MO Sun Jun 17 1990, 3:33 AM CDT Att: 34,810 - Sunny - 93 F					
Ozzie Smith, S (1, 6) OBP: 0.324, SLG: 0.275	G5-3		G5-3		E3 F7 SF8		P2			4	1	0	0	0	0	0						
Willie McGee, S (1, 8) OBP: 0.365, SLG: 0.394	1B		G4-3		F7			1B		4	1	2	0	0	0	1						
Pedro Guerrero, R (1, 3) OBP: 0.354, SLG: 0.474	G4-3			2B		SF8		FC5-4 1B		3	1	2	2	0	0	1						
Dave Collins, S (9, PR) OBP: 0.291, SLG: 0.115	1-2			2B				1B		0	0	0	0	0	0	0						
Terry Pendleton, S (1, 5) OBP: 0.300, SLG: 0.378		HR		1B E 2B		F8		K		4	2	2	2	0	1	1						
José Oquendo, S (1, 4) OBP: 0.338, SLG: 0.276		G6-3		E BB G3-2-3 1B		F8		FC5-4		4	0	1	0	0	0	1						
Rex Hudler, R (1, 9) OBP: 0.231, SLG: 0.265		G6-3		BB		F8		F8		3	0	0	0	1	0	1						
Tom Pagnozzi, R (1, 2) OBP: 0.229, SLG: 0.277				E4 G3-2-3 2B		G6-3				2	1	0	1	1	0	2						
Jose DeLeon, R (1, 1) OBP: 0.154, SLG: 0.231				1-2 2-3 3-H	G3-2-3					3	0	0	0	0	0	4						
Frank DiPino, L (8, 1)		G3		G3-2-3		F8				0	0	0	0	0	0	0						
Inning Stats	R: 0 E: 0 K: 1 S: 6	H: 1 LOB: 1 BB: 0 P: 6	R: 1 E: 0 K: 0 S: 4	H: 1 LOB: 1 BB: 1 P: 8	R: 0 E: 0 K: 0 S: 3	H: 0 LOB: 0 BB: 0 P: 3	R: 4 E: 1 K: 0 S: 6	H: 4 LOB: 1 BB: 1 P: 10	R: 1 E: 1 K: 0 S: 4	H: 0 LOB: 0 BB: 0 P: 4	R: 0 E: 0 K: 0 S: 3	H: 0 LOB: 0 BB: 0 P: 3	R: 0 E: 0 K: 0 S: 3	H: 0 LOB: 0 BB: 0 P: 3	R: 1 E: 0 K: 1 S: 7	H: 2 LOB: 1 BB: 0 P: 7		R: 1 E: 0 K: 1 S: 7	H: 0 LOB: 1 BB: 0 P: 7	1B: 4 2B: 3 3B: 0 HR: 1	SF: 1 SAC: 0 DP: 1 HBP: 0	WP: 0 PB: 0 SB: 2 CS: 0
PITCHER	IP WLS BF H R ER SO BB IBB HBP BLK WP HR S P ERA WHIP																					
Zane Smith, L (1, 1) ERA: 3.5	4.0 L 19 6 5 3 1 2 0 0 0 0 0 0 1 19 27 6.75 2.000																					
John Costello, R (5, 1) ERA: 5.91	3.0 10 0 1 0 0 0 0 0 0 0 0 0 10 10 0.00 0.000																					
Dale Mohorcic, R (8, 1) ERA: 4.05	1.0 5 2 1 1 1 0 0 0 0 0 0 0 7 7 9.00 2.000																					

AB	31
R	6
H	8
RBI	7
BB	2
SO	2
LOB	11



Batter	1	2	3	4	5	6	7	8	9	AB	R	H	RBI	BB	SO	LOB	TOP					
Vince Coleman, S (1, 7) OBP: 0.346, SLG: 0.406	P6			K		S			G3	4	0	1	0	0	1	0						
Ozzie Smith, S (1, 6) OBP: 0.327, SLG: 0.276	K			G6-3		G4-3			FC6-4	3	0	1	0	1	1	1						
Willie McGee, S (1, 8) OBP: 0.359, SLG: 0.388	G3			G6-3					F7	4	0	0	0	0	0	2						
Pedro Guerrero, R (1, 3) OBP: 0.349, SLG: 0.466		F9				K			P8	4	0	0	0	0	1	1						
Terry Pendleton, S (1, 5) OBP: 0.296, SLG: 0.372		G3-1				G1-3			G4-3	3	0	0	0	0	0	0						
Milt Thompson, L (1, 9) OBP: 0.295, SLG: 0.347		G4-3				BLK			G3	3	0	2	0	0	0	0						
Todd Zeile, R (1, 2) OBP: 0.320, SLG: 0.403				G6-3		G4-3			G6-3	3	0	0	0	0	0	2						
José Oquendo, S (1, 4) OBP: 0.333, SLG: 0.272				L6					G3	3	0	0	0	0	0	1						
John Tudor, L (1, 1) OBP: 0.167, SLG: 0.091				K					F9	1	0	0	0	0	1	0						
Tim Jones, L (6, PH) OBP: 0.281, SLG: 0.154						P3				1	0	0	0	0	0	0						
Scott Terry, R (6, 1) OBP: 0.333, SLG: 0.333										0	0	0	0	0	0	0						
Denny Walling, L (8, PH) OBP: 0.256, SLG: 0.257										1	0	0	0	0	0	1						
Frank DiPino, L (8, 1)										0	0	0	0	0	0	0						
Inning Stats	R: 0 E: 0 K: 1 S: 7	H: 0 LOB: 0 BB: 0 P: 8	R: 0 E: 0 K: 0 S: 7	H: 0 LOB: 0 BB: 0 P: 11	R: 0 E: 0 K: 1 S: 7	H: 0 LOB: 0 BB: 0 P: 11	R: 0 E: 0 K: 1 S: 8	H: 0 LOB: 0 BB: 1 P: 15	R: 0 E: 0 K: 1 S: 11	H: 1 LOB: 1 BB: 0 P: 17	R: 0 E: 0 K: 0 S: 14	H: 1 LOB: 1 BB: 0 P: 18	R: 0 E: 0 K: 0 S: 7	H: 0 LOB: 0 BB: 0 P: 9	R: 0 E: 0 K: 0 S: 10	H: 1 LOB: 1 BB: 0 P: 16	R: 0 E: 0 K: 0 S: 9	H: 1 LOB: 1 BB: 0 P: 13	1B: 3 2B: 1 3B: 0 HR: 0	SF: 0 SAC: 0 DP: 1 HBP: 0	WP: 0 PB: 0 SB: 1 CS: 0	PA: 31
PITCHER David Cone, R (1, 1) ERA: 4.95	IP: 9.0 WLS: W BF: 31 H: 4 R: 0 ER: 0 SO: 4 BB: 1 IBB: 0 HBP: 0 BLK: 1 WP: 0 HR: 0 S: 80 P: 118 ERA: 0.00 WHIP: 0.556															PITCHER						

St. Louis Cardinals @ New York Mets
Shea Stadium, Flushing, NY
Tue Jun 19 1990, 7:05 PM EDT
Att: 27,668 - Unknown

AB 30
R 0
H 4
RBI 0
BB 1
SO 4
LOB 8



Batter	1	2	3	4	5	6	7	8	9	AB	R	H	RBI	BB	SO	LOB	BOTTOM	
Mark Carreon, R (1, 8) OBP: 0.323, SLG: 0.587	G5-3		L8			1B			BB	4	2	2	0	0	0	0		
Dave Magadan, L (1, 3) OBP: 0.461, SLG: 0.495	G3		G4-3			1B			PB	4	0	2	2	0	0	0		
Gregg Jefferies, S (1, 4) OBP: 0.351, SLG: 0.492	P5				F8	G4-3			F7	4	0	0	0	0	0	2		
Darryl Strawberry, L (1, 9) OBP: 0.393, SLG: 0.522					P8				L8	3	0	1	0	1	0	0		
Kevin McReynolds, R (1, 7) OBP: 0.369, SLG: 0.487						FC6-4			L5	3	1	2	1	1	0	2		
Howard Johnson, S (1, 5) OBP: 0.287, SLG: 0.433					FC6-4				HR	3	1	1	1	1	0	1		
Kevin Elster, R (1, 6) OBP: 0.269, SLG: 0.342						G5-3			P3	4	0	1	0	0	1	2		
Orlando Mercado, R (1, 2) OBP: 0.345, SLG: 0.520						HR			FC5-4	4	1	1	1	0	1	3		
David Cone, L (1, 1) OBP: 0.292, SLG: 0.333					G6-3				G5-3	4	1	1	0	0	1	0		
Inning Stats	R: 0 E: 0 K: 0 S: 7	H: 3 LOB: 1 BB: 0 P: 21	R: 0 E: 0 K: 0 S: 6	H: 0 LOB: 0 BB: 0 P: 8	R: 0 E: 0 K: 0 S: 11	H: 0 LOB: 1 BB: 1 P: 18	R: 3 E: 0 K: 0 S: 8	H: 4 LOB: 0 BB: 0 P: 15	R: 0 E: 0 K: 0 S: 9	H: 1 LOB: 2 BB: 1 P: 21	R: 1 E: 0 K: 0 S: 14	H: 2 LOB: 2 BB: 1 P: 27	R: 1 E: 0 K: 3 S: 14	H: 1 LOB: 0 BB: 0 P: 24	1B: 6 2B: 2 3B: 0 HR: 3	SF: 0 SAC: 0 DP: 0 HBP: 0	WP: 0 PB: 1 SB: 0 CS: 1	PA: 36
PITCHER John Tudor, L (1, 1) ERA: 2.84	IP: 5.0 WLS: L BF: 21 H: 7 R: 4 ER: 4 SO: 4 BB: 1 IBB: 0 HBP: 0 BLK: 0 WP: 0 HR: 2 S: 46 P: 73 ERA: 7.20 WHIP: 1.600															PITCHER		
Scott Terry, R (6, 1) ERA: 7.59	2.0 11 3 1 0 0 1 1 0 0 0 0 23 48 0.00 2.000																	
Frank DiPino, L (8, 1) ERA: 5.4	1.0 4 1 1 1 3 0 0 0 0 0 1 14 24 9.00 1.000																	

St. Louis Cardinals @ New York Mets
Shea Stadium, Flushing, NY
Tue Jun 19 1990, 7:05 PM EDT
Att: 27,668 - Unknown

AB 33
R 6
H 11
RBI 5
BB 3
SO 3
LOB 10




Batter	1	2	3	4	5	6	7	8	9	AB	R	H	RBI	BB	SO	LOB	TOP								
Vince Coleman, S OBP: 0.347, SLG: 0.406	1-3 K		0-3 K		1-0 F9		0-0 E 1B		0-0 S 1B	5	1	2	0	0	2	2									
José Oquendo, S OBP: 0.327, SLG: 0.266	0-0 F8		0-2 1-3		2-3 K		2-1 F6		2-2 F9	5	0	0	0	0	1	4									
Willie McGee, S OBP: 0.364, SLG: 0.389	1-0 1B		0-3 K		4-2 1-2 BB		1-2 E6 SF8 1B		1-3 K	4	1	2	0	1	2	1									
Pedro Guerrero, R OBP: 0.350, SLG: 0.466	1-3 1B			0-2 1B	1-2 F9		2-1 SF8		0-3 K	4	0	2	1	0	1	4									
Terry Pendleton, S OBP: 0.291, SLG: 0.365	1-0 F4			0-0 F9		1-3 K		1-3 K		4	0	0	0	0	2	3									
Todd Zeile, R OBP: 0.319, SLG: 0.400		0-1 1B		0-1 L7		2-3 K		0-0 L7		4	0	1	0	0	1	1									
Milt Thompson, L OBP: 0.299, SLG: 0.362		2-3 K		3-2 F7		1-0 2B 3B		1-2 1B		4	1	2	0	0	1	2									
Rex Hudler, R OBP: 0.250, SLG: 0.302		1-3 K			0-0 E 1B	1-1 3-H 2B		0-2 F9		4	0	2	1	0	1	2									
Bryn Smith, R OBP: 0.256, SLG: 0.250 Dave Collins, S OBP: 0.303, SLG: 0.148 Ricky Horton, L OBP: 0.274, SLG: 0.274 Craig Wilson, R OBP: 0.333, SLG: 0.333 Ken Dayley, L OBP: 0.274, SLG: 0.274 Ozzie Smith, S OBP: 0.274, SLG: 0.274 Frank DiPino, L OBP: 0.274, SLG: 0.274 Tom Niedenfuer, R OBP: 0.274, SLG: 0.274	2-3 K		2-3 K		1-1 BB	1-1 6-3		0-1 4-3		1	0	0	0	0	1	1									
Inning Stats	R: 0 E: 0 K: 1 S: 8	H: 2 LOB: 2 BB: 0 P: 12	R: 0 E: 0 K: 3 S: 12	H: 1 LOB: 1 BB: 0 P: 17	R: 0 E: 0 K: 2 S: 10	H: 0 LOB: 0 BB: 0 P: 10	R: 0 E: 0 K: 0 S: 9	H: 1 LOB: 1 BB: 0 P: 12	R: 0 E: 1 K: 1 S: 14	H: 2 LOB: 3 BB: 1 P: 23	R: 1 E: 0 K: 2 S: 14	H: 2 LOB: 1 BB: 0 P: 20	R: 2 E: 1 K: 1 S: 12	H: 2 LOB: 0 BB: 0 P: 18	R: 0 E: 0 K: 0 S: 9	H: 1 LOB: 1 BB: 0 P: 10	R: 0 E: 0 K: 2 S: 11	H: 1 LOB: 1 BB: 0 P: 14	1B: 10 2B: 1 3B: 1 HR: 0	SF: 1 SAC: 0 DP: 0 HBP: 0	WP: 0 PB: 0 SB: 3 CS: 0	PA: 40			
PITCHER	IP WLS BF H R ER SO BB IBB HBP BLK WP HR S P ERA WHIP	6.0 W 27 8 1 1 9 1 0 0 0 0 0 0 67 94 1.50 1.500	1.0 S 5 2 2 1 1 0 0 0 0 0 0 0 12 18 9.00 2.000	2.0 S 8 2 0 0 2 0 0 0 0 0 0 0 20 24 0.00 1.000											IP WLS BF H R ER SO BB IBB HBP BLK WP HR S P ERA WHIP										
Sid Fernandez, L ERA: 3.57											6.0 W 27 8 1 1 9 1 0 0 0 0 0 0 67 94 1.50 1.500														
Alejandro Pena, R ERA: 4.59											1.0 S 5 2 2 1 1 0 0 0 0 0 0 0 12 18 9.00 2.000														
John Franco, L ERA: 1.67											2.0 S 8 2 0 0 2 0 0 0 0 0 0 0 20 24 0.00 1.000														

St. Louis Cardinals @ New York Mets
Shea Stadium, Flushing, NY
Wed Jun 20 1990, 3:33 AM EDT
Att: 35,237 - Unknown - 75 F

livebaseballscores.com

AB 38
R 3
H 12
RBI 2
BB 1
SO 12
LOB 22




Batter	1	2	3	4	5	6	7	8	9	AB	R	H	RBI	BB	SO	LOB	BOTTOM										
Howard Johnson, S OBP: 0.282, SLG: 0.426	0-2 F2	2-2 F9			0-1 F6		1-3 K			4	0	0	0	0	1	0											
Dave Magadan, L OBP: 0.455, SLG: 0.486	3-2 E8 1B		0-0 F7		3-1 L9		3-2 1B 1B			4	2	1	0	0	0	0											
Gregg Jefferies, S OBP: 0.357, SLG: 0.496	0-0 1B HR		2-0 L8		1-2 BLK 1B		2-1 F8 1B 1B		1-2 CS 1B	4	1	3	0	0	0	0											
Darryl Strawberry, L OBP: 0.395, SLG: 0.522	2-1 HR 1B		2-2 F2		2-3 K		1-0 1B 1B		1-2 2-H 1B	4	1	2	2	0	1	1											
Kevin McReynolds, R OBP: 0.367, SLG: 0.498	0-2 HR			3-1 6-3		2-0 F4		2-1 F8		4	1	1	3	0	0	2											
Daryl Boston, L OBP: 0.359, SLG: 0.525 Alejandro Pena, R John Franco, L	0-2 5-3			1-1 FC6-4 2B		2-3 K		1-3 K		3	1	1	0	0	1	0											
Mackey Sasser, L OBP: 0.363, SLG: 0.363	2-0 4-3			1-2 E6 FC6-4		0-0 F9				3	0	0	0	0	0	1											
Kevin Elster, R OBP: 0.265, SLG: 0.337		2-3 K		0-1 FC6-4			0-1 4-3			3	0	0	1	0	1	1											
Sid Fernandez, L OBP: 0.217, SLG: 0.261 Mark Carreon, R OBP: 0.320, SLG: 0.581		0-0 6-3		3-2 K2-3			2-3 K			2	0	0	0	0	1	1											
Inning Stats	R: 4 E: 1 K: 0 S: 22	H: 3 LOB: 0 BB: 0 P: 29	R: 0 E: 0 K: 1 S: 8	H: 0 LOB: 0 BB: 0 P: 12	R: 0 E: 0 K: 0 S: 5	H: 0 LOB: 0 BB: 0 P: 9	R: 1 E: 1 K: 1 S: 13	H: 1 LOB: 1 BB: 0 P: 20	R: 0 E: 0 K: 1 S: 10	H: 1 LOB: 1 BB: 0 P: 16	R: 0 E: 0 K: 1 S: 5	H: 0 LOB: 0 BB: 0 P: 9	R: 0 E: 0 K: 2 S: 9	H: 0 LOB: 0 BB: 0 P: 12	R: 1 E: 0 K: 1 S: 12	H: 3 LOB: 1 BB: 0 P: 21	1B: 6 2B: 1 3B: 0 HR: 1	SF: 0 SAC: 0 DP: 0 HBP: 0	WP: 0 PB: 0 SB: 0 CS: 1	PA: 33							
PITCHER	IP WLS BF H R ER SO BB IBB HBP BLK WP HR S P ERA WHIP	4.0 L 18 4 5 3 2 0 0 0 0 0 0 0 10 16 0.00 1.000	1.0 4 1 0 0 1 0 0 0 0 0 0 0 0 10 16 0.00 1.000	2.0 6 0 0 0 3 0 0 0 0 0 0 0 0 14 21 0.00 0.000	0.0 3 3 1 1 0 0 0 0 0 0 0 0 6 12 ∞ ∞	1.0 2 0 0 0 1 0 0 0 0 0 0 0 6 9 0.00 0.000											IP WLS BF H R ER SO BB IBB HBP BLK WP HR S P ERA WHIP										
Bryn Smith, R ERA: 4.04											4.0 L 18 4 5 3 2 0 0 0 0 0 0 0 10 16 0.00 1.000																
Ricky Horton, L ERA: 4.71											1.0 4 1 0 0 1 0 0 0 0 0 0 0 10 16 0.00 1.000																
Ken Dayley, L ERA: 2.63											2.0 6 0 0 0 3 0 0 0 0 0 0 0 14 21 0.00 0.000																
Frank DiPino, L ERA: 5.88											0.0 3 3 1 1 0 0 0 0 0 0 0 0 6 12 ∞ ∞																
Tom Niedenfuer, R ERA: 2.61											1.0 2 0 0 0 1 0 0 0 0 0 0 0 6 9 0.00 0.000																

St. Louis Cardinals @ New York Mets
Shea Stadium, Flushing, NY
Wed Jun 20 1990, 3:33 AM EDT
Att: 35,237 - Unknown - 75 F

livebaseballscores.com

AB 33
R 6
H 8
RBI 6
BB 0
SO 7
LOB 8



Batter	1	2	3	4	5	6	7	8	9	AB	R	H	RBI	BB	SO	LOB	TOP					
Vince Coleman, S (1, 7) OBP: 0.348, SLG: 0.406	F7		K					K		5	1	2	0	0	2	2						
Willie McGee, S (1, 8) OBP: 0.371, SLG: 0.402	K									4	2	3	2	1	1	0						
Pedro Guerrero, R (1, 3) OBP: 0.351, SLG: 0.477 Dave Collins, S (9, PR) OBP: 0.303, SLG: 0.148 (9, 3)	HR		F8							5	1	2	1	0	1	4						
Todd Zeile, R (1, 2) OBP: 0.320, SLG: 0.412	P5									0	1	0	0	0	0	0						
Terry Pendleton, S (1, 5) OBP: 0.289, SLG: 0.366		F9								4	1	1	1	1	1	3						
Ozzie Smith, S (1, 6) OBP: 0.327, SLG: 0.271										5	0	1	3	0	0	1						
Milt Thompson, L (1, 9) OBP: 0.292, SLG: 0.352										3	0	0	0	2	0	3						
José Oquendo, S (1, 4) OBP: 0.333, SLG: 0.280										5	0	0	0	0	1	4						
Joe Magrane, R (1, 1) OBP: 0.241, SLG: 0.192										4	1	3	0	0	0	2						
Inning Stats	R: 1 E: 0 K: 1 S: 11	H: 1 LOB: 0 BB: 0 P: 16	R: 0 E: 0 K: 0 S: 5	H: 0 LOB: 0 BB: 0 P: 8	R: 1 E: 0 K: 2 S: 12	H: 2 LOB: 1 BB: 0 P: 22	R: 1 E: 1 K: 0 S: 16	H: 1 LOB: 2 BB: 1 P: 28	R: 0 E: 0 K: 1 S: 9	H: 1 LOB: 1 BB: 1 P: 18	R: 0 E: 0 K: 0 S: 11	H: 1 LOB: 2 BB: 1 P: 17	R: 2 E: 0 K: 0 S: 16	H: 2 LOB: 1 BB: 1 P: 30	R: 0 E: 0 K: 1 S: 7	H: 1 LOB: 1 BB: 0 P: 10	R: 2 E: 0 K: 2 S: 19	H: 3 LOB: 2 BB: 0 P: 25	1B: 7 2B: 3 3B: 1 HR: 2	SF: 0 SAC: 1 DP: 1 HBP: 0	WP: 0 PB: 0 SB: 0 CS: 2	PA: 43
PITCHER	IP	WLS	BF	H	R	ER	SO	BB	IBB	HBP	BLK	WP	HR	S	P	ERA	WHIP					
Steve Wilson, L (1, 1) ERA: 5.4	4.0	L	20	5	3	3	3	2	0	0	0	0	2	47	81	6.75	1.750					
Jeff Pico, R (5, 1) ERA: 5.15	3.0		13	3	2	2	1	2	0	0	1	0	0	33	58	6.00	1.667					
Joe Kraemer, L (8, 1) ERA: 8.06	2.0		10	4	2	2	3	0	0	0	0	0	0	26	35	9.00	2.000					

St. Louis Cardinals @ Chicago Cubs
Wrigley Field, Chicago, IL
Fri Jun 22 1990, 3:33 AM CDT
Att: 30,764 - Cloudy

AB 38
R 7
H 12
RBI 7
BB 4
SO 7
LOB 24



Batter	1	2	3	4	5	6	7	8	9	AB	R	H	RBI	BB	SO	LOB	BOTTOM					
Doug Dascenzo, S (1, 8) OBP: 0.266, SLG: 0.328	G4-3									4	0	1	0	0	0	0						
23 Ryne Sandberg, R (1, 4) OBP: 0.385, SLG: 0.595										3	0	1	0	1	1	1						
Shawon Dunston, R (1, 6) OBP: 0.309, SLG: 0.477										4	0	0	0	0	3	4						
Andre Dawson, R (1, 9) OBP: 0.383, SLG: 0.646										4	0	0	0	0	1	3						
Hector Villanueva, R (1, 3) OBP: 0.341, SLG: 0.676										3	0	1	0	1	1	0						
Domingo Ramos, R (1, 5) OBP: 0.315, SLG: 0.312 Joe Kraemer, L (8, 1)										2	0	0	0	0	1	1						
Lloyd McClendon, R (9, PH) OBP: 0.250, SLG: 0.229										0	0	0	0	0	0	0						
Dwight Smith, L (1, 7) OBP: 0.337, SLG: 0.367										3	0	0	0	1	2	1						
Joe Girardi, R (1, 2) OBP: 0.309, SLG: 0.388										3	0	0	0	0	1	3						
Steve Wilson, L (1, 1) OBP: 0.125, SLG: 0.125 Jeff Pico, R (5, 1) OBP: 0.452, SLG: 0.364 Curtis Wilkerson, S (5, 5) OBP: 0.275, SLG: 0.292 Mark Grace, L (7, PH) OBP: 0.340, SLG: 0.357										1	0	0	0	0	1	0						
										0	0	0	0	0	0	0						
										2	0	0	0	0	0	2						
										1	0	0	0	0	1							
Inning Stats	R: 0 E: 0 K: 1 S: 11	H: 1 LOB: 1 BB: 0 P: 17	R: 0 E: 1 K: 3 S: 14	H: 0 LOB: 1 BB: 1 P: 23	R: 0 E: 0 K: 3 S: 16	H: 1 LOB: 1 BB: 0 P: 24	R: 0 E: 0 K: 1 S: 10	H: 0 LOB: 0 BB: 0 P: 15	R: 0 E: 0 K: 1 S: 8	H: 0 LOB: 0 BB: 0 P: 12	R: 0 E: 1 K: 1 S: 8	H: 0 LOB: 1 BB: 0 P: 12	R: 0 E: 0 K: 0 S: 10	H: 1 LOB: 2 BB: 1 P: 17	R: 0 E: 0 K: 1 S: 6	H: 0 LOB: 1 BB: 1 P: 13	R: 0 E: 0 K: 0 S: 8	H: 0 LOB: 0 BB: 0 P: 13	1B: 2 2B: 1 3B: 0 HR: 0	SF: 0 SAC: 0 DP: 0 HBP: 0	WP: 1 PB: 1 SB: 1 CS: 0	PA: 34
PITCHER	IP	WLS	BF	H	R	ER	SO	BB	IBB	HBP	BLK	WP	HR	S	P	ERA	WHIP					
Joe Magrane, L (1, 1) ERA: 3.97	9.0	W	34	3	0	0	11	3	0	0	0	1	0	91	146	0.00	0.667					

St. Louis Cardinals @ Chicago Cubs
Wrigley Field, Chicago, IL
Fri Jun 22 1990, 3:33 AM CDT
Att: 30,764 - Cloudy

AB 31
R 0
H 3
RBI 0
BB 3
SO 11
LOB 16



Batter	1	2	3	4	5	6	7	8	9	AB	R	H	RBI	BB	SO	LOB	TOP										
Vince Coleman, S OBP: 0.349, SLG: 0.410	G1-3		K	K		F9		F9		5	0	2	0	0	1	1	St. Louis Cardinals @ Chicago Cubs Wrigley Field, Chicago, IL Sat Jun 23 1990, 3:33 AM CDT Att: 33,721 - Cloudy - 63 F										
Willie McGee, S OBP: 0.372, SLG: 0.402	WP 1B		K	F8		G1-3		BB 1B		5	1	2	0	0	1	3											
Pedro Guerrero, R OBP: 0.351, SLG: 0.484 Rex Hudler, R OBP: 0.250, SLG: 0.302 Lee Smith, R (8, 1)	K		3B		G4-3	F9		BB 1B		5	1	2	0	0	1	2											
Todd Zeile, R OBP: 0.335, SLG: 0.417	WP 1B		3B	BB	1B	BB		BB		2	3	2	0	3	0	0											
Terry Pendleton, S OBP: 0.291, SLG: 0.376	1-H 2-H 1B		3B		F9	K		G4-3		5	0	2	4	0	1	6											
Milt Thompson, L OBP: 0.285, SLG: 0.342	G6-3		G1-3		E5 1B		P6		G4-3	5	1	0	0	0	3												
Ozzie Smith, S OBP: 0.328, SLG: 0.270		P3		WP 1B	BB	1B	G4-3		G6-3	4	2	1	1	1	0	0											
José Oquendo, S OBP: 0.339, SLG: 0.293		L3		SH3 1B		3B			L8	4	0	2	3	1	0	0											
Bob Tewksbury, R Craig Wilson, R Ricky Horton, L Tom Niedenfuer, R Ken Dayley, L Dave Collins, S OBP: 0.303, SLG: 0.148	K		SH3	1B	K		L7			2	0	0	0	0	2	1											
				1-2						1	0	0	0	0	0	1											
Inning Stats	R: 2 E: 0 K: 1 S: 14	H: 3 LOB: 1 BB: 0 P: 21	R: 0 E: 0 K: 1 S: 5	H: 0 LOB: 0 BB: 0 P: 6	R: 2 E: 0 K: 1 S: 14	H: 3 LOB: 1 BB: 1 P: 26	R: 1 E: 0 K: 1 S: 11	H: 1 LOB: 1 BB: 1 P: 18	R: 3 E: 1 K: 1 S: 18	H: 3 LOB: 1 BB: 0 P: 27	R: 0 E: 0 K: 0 S: 11	H: 1 LOB: 2 BB: 1 P: 18	R: 0 E: 0 K: 0 S: 5	H: 0 LOB: 1 BB: 1 P: 12	R: 0 E: 0 K: 0 S: 13	H: 2 LOB: 3 BB: 1 P: 21	R: 0 E: 0 K: 0 S: 6	H: 0 LOB: 0 BB: 0 P: 9	1B: 9 2B: 2 3B: 3 HR: 0	SF: 0 SAC: 1 DP: 2 HBP: 0	WP: 2 PB: 0 SB: 0 CS: 1	PA: 44					
PITCHER	IP	WLS	BF	H	R	ER	SO	BB	IBB	HBP	BLK	WP	HR	S	P	ERA	WHIP										
Mike Bielecki, R ERA: 5.42	3.1	L	18	7	3	5	3	2	0	0	0	2	0	39	66	13.50	2.700										
Joe Kraemer, L ERA: 7.5	1.2		9	3	3	0	2	0	0	0	0	0	0	23	32	0.00	1.800										
Jose Antonio Nunez, R ERA: 6.33	1.0		5	1	0	0	1	1	0	0	0	0	0	11	18	0.00	2.000										
Paul Assenmacher, L ERA: 3.28	1.1		6	1	0	0	0	1	0	0	0	0	0	13	23	0.00	1.500										
Les Lancaster, R ERA: 4.94	1.2		6	1	0	0	0	1	0	0	0	0	0	11	19	0.00	1.200										

Batter	1	2	3	4	5	6	7	8	9	AB	R	H	RBI	BB	SO	LOB	BOTTOM										
Dwight Smith, L OBP: 0.344, SLG: 0.380	F7		23 2B		23 HR		23 1B		F8	5	3	3	0	0	0	0	St. Louis Cardinals @ Chicago Cubs Wrigley Field, Chicago, IL Sat Jun 23 1990, 3:33 AM CDT Att: 33,721 - Cloudy - 63 F										
23 Ryne Sandberg, R OBP: 0.392, SLG: 0.616	2B		G3	E	HR		1B	SF8	1B	5	3	4	3	0	0	0											
Mark Grace, L OBP: 0.345, SLG: 0.357	BB		G3		P5		FC6-4		BB	3	0	1	2	2	0	1											
Andre Dawson, R OBP: 0.375, SLG: 0.632	K		E6		F7		F8		F7	5	0	0	0	0	1	5											
Marvell Wynne, L OBP: 0.202, SLG: 0.276 Domingo Ramos, R OBP: 0.312, SLG: 0.312	G4-3		G4-3		F8		SF8			3	0	0	0	0	0	3											
Curtis Wilkerson, S OBP: 0.285, SLG: 0.282		F8		G4-3		L9	FC6-4			4	0	0	0	0	0	1											
Les Lancaster, R OBP: 0.143, SLG: 0.077							1-2			0	0	0	0	0	0	0											
Shawon Dunston, R OBP: 0.308, SLG: 0.473	F8			K			FC5-4		K	4	0	1	0	0	2	0											
Joe Girardi, R OBP: 0.305, SLG: 0.382 Gary Varsho, L OBP: 0.200, SLG: 0.200 Lloyd McClendon, R OBP: 0.250, SLG: 0.229	G6-3			G5-3		K		P6		3	0	0	0	0	1	1											
1	0	0	0	0	0	0	0	0	0	1	0	0	0	0	0	0											
Mike Bielecki, R OBP: 0.348, SLG: 0.286 Joe Kraemer, L Dave Clark, L Ricky Horton, L Jose Antonio Nunez, R Hector Villanueva, R Paul Assenmacher, L Doug Dasencenzo, S OBP: 0.260, SLG: 0.320	K		K		1B 23 HR		FC5-4		G4-3	1	0	0	0	0	1	0											
							1-2			0	0	0	0	0	0	0											
Inning Stats	R: 0 E: 0 K: 1 S: 8	H: 1 LOB: 2 BB: 1 P: 16	R: 0 E: 0 K: 0 S: 5	H: 0 LOB: 0 BB: 0 P: 7	R: 2 E: 1 K: 1 S: 10	H: 2 LOB: 1 BB: 0 P: 13	R: 0 E: 0 K: 1 S: 7	H: 0 LOB: 0 BB: 0 P: 9	R: 3 E: 0 K: 0 S: 10	H: 3 LOB: 0 BB: 0 P: 15	R: 0 E: 0 K: 1 S: 10	H: 1 LOB: 1 BB: 0 P: 14	R: 2 E: 0 K: 0 S: 9	H: 3 LOB: 1 BB: 0 P: 17	R: 0 E: 0 K: 1 S: 6	H: 0 LOB: 0 BB: 0 P: 11	R: 0 E: 0 K: 0 S: 7	H: 0 LOB: 1 BB: 1 P: 15	1B: 5 2B: 4 3B: 0 HR: 1	SF: 1 SAC: 0 DP: 0 HBP: 0	WP: 0 PB: 0 SB: 0 CS: 0	PA: 40					
PITCHER	IP	WLS	BF	H	R	ER	SO	BB	IBB	HBP	BLK	WP	HR	S	P	ERA	WHIP										
Bob Tewksbury, R ERA: 5.27	6.0	W	27	7	5	4	4	1	0	0	0	0	0	2	4	6.00	1.333										
Ricky Horton, L ERA: 5.02	0.0		1	1	1	1	0	0	0	0	0	0	0	2	4	∞	∞										
Tom Niedenfuer, R ERA: 2.87	0.1		3	2	0	0	0	0	0	0	0	0	0	5	10	0.00	6.000										
Ken Dayley, L ERA: 2.55	0.2		2	0	1	1	0	0	0	0	0	0	0	2	3	13.50	0.000										
Lee Smith, R ERA: 2.55	2.0	S	7	0	0	0	1	1	0	0	0	0	0	13	26	0.00	0.500										



Batter	1	2	3	4	5	6	7	8	9	10	AB	R	H	RBI	BB	SO	LOB	TOP						
Vince Coleman, S OBP: 0.346, SLG: 0.406 (1, 7)	G6-3		K		G4-3		PB 1B 1B		P5		5	0	1	0	0	1	1	St. Louis Cardinals @ Chicago Cubs Wrigley Field, Chicago, IL Sun Jun 24 1990, 3:33 AM CDT Att: 34,229 - Unknown - 75 F						
Willie McGee, S OBP: 0.375, SLG: 0.407 (1, 8)	G4-3		2B		K		PB 1B		IBB		4	0	2	0	1	1	0							
Pedro Guerrero, R OBP: 0.349, SLG: 0.478 (1, 3)	1B		F8		P6		F8		G4-3		5	0	1	0	0	0	6							
Todd Zeile, R OBP: 0.332, SLG: 0.410 (1, 2)	K		BB		K		G5-3		K		4	0	0	0	1	3	3							
Terry Pendleton, S OBP: 0.296, SLG: 0.383 (1, 5)		FC4-6 BB SF9	F8		G3-1 2B		G6-3		CS 1B		4	1	2	0	1	0	2							
Milt Thompson, L OBP: 0.283, SLG: 0.335 Ken Dayley, L (10, 1)		FC4-8 BB	F8		G3-1		P4		F7		4	0	0	0	1	0	2							
Ozzie Smith, S OBP: 0.323, SLG: 0.265 (1, 6)		FC4-6	E6		G6-3		G1-3				4	0	0	0	0	0	3							
José Quiendo, S OBP: 0.337, SLG: 0.290 (1, 4)		SF9	F8				P2				2	1	0	1	1	0	1							
Jose DeLeon, R OBP: 0.138, SLG: 0.207 Denny Waling, L OBP: 0.268, SLG: 0.267 (9, PH)		3-H	F8				1B PB BB				3	0	0	0	0	2	3							
Rex Hudler, R OBP: 0.250, SLG: 0.302 Tom Niedenfuer, R (9, 1)		3-3	F8				K		E S 1B		1	0	1	0	0	0	0							
Dave Collins, S OBP: 0.303, SLG: 0.148 (10, 9)											0	0	0	0	0	0	0							
Inning Stats	R: 0 E: 0 K: 1 S: 12	H: 1 LOB: 1 BB: 0 P: 19	R: 1 E: 0 K: 1 S: 10	H: 0 LOB: 1 BB: 2 P: 23	R: 0 E: 0 K: 1 S: 14	H: 1 LOB: 2 BB: 1 P: 21	R: 0 E: 0 K: 1 S: 7	H: 0 LOB: 0 BB: 0 P: 9	R: 0 E: 0 K: 1 S: 12	H: 1 LOB: 1 BB: 0 P: 17	R: 1 E: 0 K: 1 S: 13	H: 2 LOB: 2 BB: 1 P: 22	R: 0 E: 0 K: 0 S: 10	H: 0 LOB: 0 BB: 0 P: 15	R: 0 E: 0 K: 0 S: 15	H: 1 LOB: 2 BB: 1 P: 24	R: 0 E: 0 K: 1 S: 8	H: 1 LOB: 0 BB: 0 P: 14	1B: 5 2B: 2 3B: 0 HR: 0	SF: 1 SAC: 0 DP: 0 HBP: 0	WP: 0 PB: 1 SB: 1 CS: 1	PA: 42		
PITCHER	IP WLS BF H R ER SO BB IBB HBP BLK WP HR S P ERA WHIP	9.0 0 39 6 2 1 6 4 1 0 0 0 0 0 8 100 1.00 1.111	1.0 W 3 1 0 0 1 0 0 0 0 0 0 0 8 0.00 1.000																					

AB	36
R	2
H	7
RBI	1
BB	5
SO	7
LOB	21




Batter	1	2	3	4	5	6	7	8	9	10	AB	R	H	RBI	BB	SO	LOB	BOTTOM					
Dwight Smith, L OBP: 0.340, SLG: 0.381 (1, 7)	G5-3		K		K			G4-3 2B		L7	5	0	1	0	0	2	1	St. Louis Cardinals @ Chicago Cubs Wrigley Field, Chicago, IL Sun Jun 24 1990, 3:33 AM CDT Att: 34,229 - Unknown - 75 F					
23 Ryne Sandberg, R OBP: 0.392, SLG: 0.623 (1, 4)	G1-3		F7		HR			P3		1B 1B	5	2	2	1	0	0	2						
Mark Grace, L OBP: 0.342, SLG: 0.354 (1, 3)	F7		K		G4-3			G4-3		1B IBB	5	0	1	0	0	1	2						
Andre Dawson, R OBP: 0.383, SLG: 0.631 (1, 9)		P9		G3 1B		G6-4-3 BB		S IBB		1B IBB	2	1	1	0	3	0	0						
Marvell Wynne, L OBP: 0.294, SLG: 0.275 Hector Villanueva, R OBP: 0.348, SLG: 0.667 (10, PH)		BB 1B		G3		G6-4-3		G3		1B	4	0	1	0	0	0	4						
Curtis Wilkerson, S OBP: 0.282, SLG: 0.292 Paul Assenmacher, L (10, 1)		1B		G3		G3		G3		1B	1	0	1	1	0	0	0						
Shawon Dunston, R OBP: 0.307, SLG: 0.474 (1, 6)		BB		G3				G3		CS 1B	3	0	2	1	1	0	0						
Joe Girardi, R OBP: 0.300, SLG: 0.376 (1, 2)		BB		K				G3		CS 1B	0	0	0	0	0	0	0						
Mike Harkey, R OBP: 0.318, SLG: 0.333 Domingo Ramos, R OBP: 0.310, SLG: 0.399 (10, 5)				G3-1				SH1-3 F8-2 2B		K	4	0	1	0	0	1	1						
				K				F8-2		G5-3	3	0	1	0	0	1	1						
Inning Stats	R: 0 E: 0 K: 0 S: 7	H: 0 LOB: 0 BB: 0 P: 11	R: 0 E: 0 K: 2 S: 11	H: 1 LOB: 2 BB: 1 P: 18	R: 0 E: 0 K: 2 S: 12	H: 1 LOB: 1 BB: 0 P: 20	R: 1 E: 0 K: 1 S: 16	H: 2 LOB: 1 BB: 0 P: 23	R: 1 E: 0 K: 2 S: 12	H: 1 LOB: 0 BB: 0 P: 16	R: 0 E: 0 K: 0 S: 3	H: 1 LOB: 0 BB: 0 P: 4	R: 0 E: 0 K: 0 S: 9	H: 1 LOB: 2 BB: 1 P: 17	R: 0 E: 0 K: 2 S: 12	H: 1 LOB: 0 BB: 0 P: 14	R: 1 E: 0 K: 0 S: 11	H: 3 LOB: 3 BB: 1 P: 19	1B: 8 2B: 3 3B: 0 HR: 1	SF: 0 SAC: 1 DP: 2 HBP: 0	WP: 1 PB: 0 SB: 2 CS: 1	PA: 41	
PITCHER	IP WLS BF H R ER SO BB IBB HBP BLK WP HR S P ERA WHIP	8.0 L 6 2 1 2 0 0 0 0 0 0 0 0 5 76 2.25 1.125	1.2 L 6 2 1 2 0 0 0 0 0 0 0 0 5 18 5.40 1.200	0.0 3 2 0 0 0 0 1 0 0 0 0 0 5 10 ∞ ∞																			

AB	36
R	3
H	11
RBI	3
BB	4
SO	9
LOB	17



Batter	1	2	3	4	5	6	7	8	9	AB	R	H	RBI	BB	SO	LOB	TOP																	
Mark Carreon, R (1, 8) John Franco, L (9, 1)	E8 G3		L3						F8	5	2	2	1	0	0	2	New York Mets @ St. Louis Cardinals Busch Stadium, St. Louis, MO Mon Jun 25 1990, 7:05 PM CDT Att: 33,598 - Unknown - 86 F AB 37 R 3 H 10 RBI 2 BB 2 SO 6 LOB 13																	
Dave Magadan, L (1, 3)	G3		F7						E9	5	0	2	1	0	0																			
Gregg Jefferies, S (1, 4)	2B		G4-3						G3	5	0	1	0	0	0																			
Darryl Strawberry, L (1, 9)	K		2B						K	4	0	1	0	0	3																			
Kevin McReynolds, R (1, 7)	IBB		IBB						K	2	0	0	0	2	0																			
Howard Johnson, S (1, 5) (8, 6)	FC6-4		P3						2B	4	0	1	0	0	1																			
Kevin Elster, R (1, 6) Tom O'Malley, L (8, PH) (8, 5)	F9		G6-4-3 1B						K	3	0	1	0	0	0																			
Orlando Mercado, R (1, 2) Daryl Boston, L (9, PH) (9, 8)	F8		G6-4-3 1B						K	3	0	1	0	0	0																			
David Cone, L (1, 1) Mackey Sasser, L (9, PH) (9, 2)	F7		G6-4-3 1B						2B E 1B	3	0	0	0	0	2																			
Inning Stats	R: 1 E: 1 K: 1 S: 10	H: 1 LOB: 2 BB: 1 P: 17	R: 0 E: 0 K: 0 S: 7	H: 0 LOB: 0 BB: 0 P: 11	R: 1 E: 0 K: 0 S: 13	H: 2 LOB: 2 BB: 1 P: 23	R: 0 E: 0 K: 0 S: 9	H: 2 LOB: 1 BB: 0 P: 14	R: 0 E: 0 K: 1 S: 6	H: 0 LOB: 0 BB: 0 P: 10	R: 0 E: 0 K: 1 S: 6	H: 0 LOB: 0 BB: 0 P: 7	R: 0 E: 0 K: 2 S: 10	H: 2 LOB: 2 BB: 0 P: 16	R: 0 E: 0 K: 2 S: 10	H: 1 LOB: 1 BB: 0 P: 14		R: 1 E: 1 K: 1 S: 18	H: 2 LOB: 1 BB: 0 P: 28	1B: 5 2B: 4 HR: 1	SF: 0 SAC: 0 HBP: 0	WP: 0 PB: 0 SB: 0 CS: 0	PA: 39											
PITCHER	IP WLS BF H R ER SO BB IBB HBP BLK WP HR S P ERA WHIP																																	
John Tudor, L (1, 1) ERA: 2.7	7.0	30	7	2	1	3	0	2	0	0	0	0	0	1	61	98	1.29	1.000																
Lee Smith, R (8, 1) ERA: 2.44	2.0	9	3	1	0	3	0	0	0	0	0	0	0	0	28	42	0.00	1.500																

Batter	1	2	3	4	5	6	7	8	9	AB	R	H	RBI	BB	SO	LOB	BOTTOM																
Vince Coleman, S (1, 7)	K		S 1B						P6	4	1	2	0	0	1	0	New York Mets @ St. Louis Cardinals Busch Stadium, St. Louis, MO Mon Jun 25 1990, 7:05 PM CDT Att: 33,598 - Unknown - 86 F AB 30 R 2 H 5 RBI 2 BB 2 SO 7 LOB 9																
Willie McGee, S (1, 8)	F7		G3						G4-3	4	0	1	1	0	0																		
Pedro Guerrero, R (1, 3)	L8		P6						K	4	0	0	0	0	2																		
Todd Zeile, R (1, 2)	1B BB		G6-3						L9	3	1	0	0	1	0																		
Milt Thompson, L (1, 9) Craig Wilson, R (9, PH) (9, 250)	L9		F7						G5-3	3	0	0	0	0	2																		
Terry Pendleton, S (1, 5)	1B		F8						K	4	0	2	0	0	1																		
Ozzie Smith, S (1, 6)	SF9-3-6		G4-3						G4-3	2	0	0	1	0	0																		
José Oquendo, S (1, 4) Rex Hudler, R (7, PR) (8, 4)	K		BB						FC4-2 S	0	0	0	0	0	0																		
John Tudor, L (1, 1) Denny Walling, L (7, PH) Lee Smith, R (8, 1)	G6-3		K						K	2	0	0	0	0	1																		
Inning Stats	R: 0 E: 0 K: 1 S: 6	H: 0 LOB: 0 BB: 0 P: 8	R: 1 E: 0 K: 0 S: 6	H: 1 LOB: 1 BB: 1 P: 13	R: 0 E: 0 K: 1 S: 11	H: 1 LOB: 0 BB: 0 P: 16	R: 0 E: 0 K: 0 S: 9	H: 0 LOB: 0 BB: 0 P: 15	R: 0 E: 0 K: 1 S: 14	H: 0 LOB: 1 BB: 1 P: 21	R: 1 E: 0 K: 1 S: 12	H: 2 LOB: 1 BB: 0 P: 12	R: 0 E: 0 K: 1 S: 10	H: 1 LOB: 2 BB: 0 P: 18	R: 0 E: 0 K: 1 S: 8	H: 0 LOB: 0 BB: 0 P: 12		R: 0 E: 0 K: 1 S: 7	H: 0 LOB: 0 BB: 0 P: 10	1B: 3 3B: 1 HR: 0	SF: 1 SAC: 0 HBP: 0	WP: 0 PB: 0 SB: 0 CS: 0	PA: 33										
PITCHER	IP WLS BF H R ER SO BB IBB HBP BLK WP HR S P ERA WHIP																																
David Cone, R (1, 1) ERA: 4.65	8.0	30	5	2	2	6	2	0	0	0	0	0	0	7	115	2.25	0.875																
John Franco, L (9, 1) ERA: 1.61	1.0	3	0	0	0	1	0	0	0	0	0	0	0	7	10	0.00	0.000																



Batter	1	2	3	4	5	6	7	8	9	AB	R	H	RBI	BB	SO	LOB	TOP									
Keith Miller, R OBP: 0.328, SLG: 0.354 (1, 4)										5	2	2	0	0	2	0	New York Mets @ St. Louis Cardinals Busch Stadium, St. Louis, MO Wed Jun 27 1990, 7:05 PM CDT Att: 31,705 - Unknown - 90 F livebaseballscorecards.com									
Dave Magadan, L OBP: 0.460, SLG: 0.504 (1, 3)										4	2	1	1	1	1	2										
Howard Johnson, S OBP: 0.290, SLG: 0.431 (1, 5)										2	0	1	1	2	0	0										
Darryl Strawberry, L OBP: 0.404, SLG: 0.526 (1, 9)										5	0	3	2	0	0	2										
Kevin McReynolds, R OBP: 0.380, SLG: 0.464 (1, 7)										4	0	0	0	1	0	5										
Mark Carreon, R OBP: 0.328, SLG: 0.570 Daryl Boston, L OBP: 0.352, SLG: 0.496 (9, PH) (9, 8)										4	1	1	0	0	0	1										
Kevin Elster, R OBP: 0.276, SLG: 0.363 (1, 6)										4	0	3	0	0	0	1										
Orlando Mercado, R OBP: 0.286, SLG: 0.395 (1, 2)										4	0	1	0	0	0	4										
Frank Viola, L OBP: 0.158, SLG: 0.158 (1, 1)										4	0	0	0	0	2	3										
Inning Stats	R: 0 H: 1 E: 0 K: 2 S: 13	L: 32 BB: 1 P: 24	R: 0 H: 1 E: 0 K: 0 S: 9	L: 1 BB: 0 P: 12	R: 0 H: 0 E: 0 K: 1 S: 5	L: 0 BB: 0 P: 8	R: 0 H: 1 E: 0 K: 0 S: 11	L: 1 BB: 0 P: 20	R: 2 H: 3 E: 1 K: 1 S: 10	L: 2 LOB: 2 BB: 1 P: 18	R: 1 H: 2 E: 0 K: 0 S: 8	L: 2 LOB: 0 BB: 0 P: 10	R: 2 H: 2 E: 0 K: 0 S: 6	L: 2 LOB: 0 BB: 0 P: 11	R: 0 H: 1 E: 0 K: 1 S: 11	L: 1 LOB: 1 BB: 0 P: 14	R: 0 H: 1 E: 0 K: 0 S: 15	L: 3 LOB: 3 BB: 2 P: 30	1B: 9 2B: 2 3B: 1 HR: 0	SF: 1 SAC: 0 DP: 1 HBP: 0	WP: 1 PB: 0 SB: 1 CS: 0	PA: 42				
PITCHER	IP	WLS	BF	H	R	ER	SO	BB	IBB	HBP	BLK	WP	HR	S	P	ERA	WHIP									
Joe Magrane, L ERA: 4.13 Tom Niedenfuer, R ERA: 2.79 Scott Terry, R ERA: 7.14	(1, 1)	7.0	L	32	10	5	5	4	2	0	0	0	0	0	62	103	6.43	1.714								
(8, 1)	1.2	9	2	0	0	1	2	0	0	0	0	0	0	25	43	0.00	2.400									
(9, 1)	0.1	1	0	0	0	0	0	0	0	0	0	0	0	1	1	0.00	0.000									

Batter	1	2	3	4	5	6	7	8	9	AB	R	H	RBI	BB	SO	LOB	BOTTOM									
Vince Coleman, S OBP: 0.347, SLG: 0.407 (1, 7)										4	0	1	0	0	1	0	New York Mets @ St. Louis Cardinals Busch Stadium, St. Louis, MO Wed Jun 27 1990, 7:05 PM CDT Att: 31,705 - Unknown - 90 F livebaseballscorecards.com									
Willie McGee, S OBP: 0.371, SLG: 0.405 (1, 8)										4	1	1	0	0	1	1										
Pedro Guerrero, R OBP: 0.344, SLG: 0.464 (1, 3)										3	0	1	1	1	0	1										
Todd Zeile, R OBP: 0.329, SLG: 0.407 (1, 2)										3	0	0	0	1	0	2										
Terry Pendleton, S OBP: 0.309, SLG: 0.404 (1, 5)										4	0	0	0	0	0	2										
Rex Hudler, R OBP: 0.238, SLG: 0.271 (1, 9)											3	0	0	0	1	0										
José Oquendo, S OBP: 0.340, SLG: 0.302 (1, 4)											3	1	1	1	1	0										
Ozzie Smith, S OBP: 0.315, SLG: 0.255 (1, 6)											4	0	0	0	0	2										
Joe Magrane, R OBP: 0.226, SLG: 0.179 Dave Collins, S OBP: 0.294, SLG: 0.143 Tom Niedenfuer, R Scott Terry, R OBP: 0.333, SLG: 0.333 (1, 1) (7, PH) (8, 1) (9, 1)											2	0	0	0	0	1										
											1	0	0	0	0	0										
											0	0	0	0	0	0										
											0	0	0	0	0	0										
Inning Stats	R: 0 H: 0 E: 0 K: 0 S: 3	H: 0 LOB: 1 BB: 1 P: 8	R: 1 H: 1 E: 0 K: 0 S: 11	L: 1 LOB: 0 BB: 0 P: 14	R: 0 H: 0 E: 0 K: 1 S: 5	L: 0 LOB: 0 BB: 0 P: 6	R: 0 H: 0 E: 0 K: 0 S: 11	L: 0 LOB: 0 BB: 0 P: 20	R: 0 H: 0 E: 0 K: 0 S: 10	L: 2 LOB: 2 BB: 1 P: 16	R: 0 H: 0 E: 0 K: 0 S: 7	L: 0 LOB: 0 BB: 0 P: 11	R: 0 H: 1 E: 0 K: 1 S: 9	L: 1 LOB: 1 BB: 0 P: 12	R: 0 H: 0 E: 0 K: 0 S: 5	L: 1 LOB: 1 BB: 1 P: 10	1B: 2 2B: 1 3B: 0 HR: 1	SF: 0 SAC: 0 DP: 0 HBP: 0	WP: 0 PB: 0 SB: 3 CS: 0	PA: 35						
PITCHER	IP	WLS	BF	H	R	ER	SO	BB	IBB	HBP	BLK	WP	HR	S	P	ERA	WHIP									
Frank Viola, L ERA: 2.45	(1, 1)	9.0	W	35	4	2	2	2	4	0	0	0	0	1	72	115	2.00	0.889								

Batter	1	2	3	4	5	6	7	8	9	AB	R	H	RBI	BB	SO	LOB	TOP					
Vince Coleman, S OBP: 0.340, SLG: 0.401 (1, 7)	G6-3		K			K			K	4	0	0	0	0	3	0	St. Louis Cardinals @ Los Angeles Dodgers Dodger Stadium, Los Angeles, CA Fri Jun 29 1990, 7:05 PM PDT Att: 38,583 - Unknown - 87 F livebaseballscorecards.com					
Willie McGee, S OBP: 0.373, SLG: 0.414 (1, 8)	K			F7			G6-3		G1-4-3 BB	3	0	0	0	1	1	0						
Pedro Guerrero, R OBP: 0.347, SLG: 0.459 (1, 3)	E7			F8			F7 BB		G1-4-3 1-2	3	0	0	0	1	0	1						
Todd Zeile, R OBP: 0.323, SLG: 0.395 (1, 2)	F8			G6-3			SAFE 1-2 BB			2	0	0	0	1	0	1						
Terry Pendleton, S OBP: 0.313, SLG: 0.399 (1, 5)		F8			G5-3		F7			3	0	0	0	0	0	2						
José Oquendo, S OBP: 0.342, SLG: 0.303 Ricky Horton, L (7, 1)		F8			G5-3					3	0	0	0	0	0	2						
										0	0	0	0	0	0	0						
Rex Hudler, R OBP: 0.227, SLG: 0.258 (1, 9)		P6			K			G6-3		3	0	0	0	0	1	0						
Ozzie Smith, S OBP: 0.312, SLG: 0.252 (1, 6)			F8			L7		K		3	0	0	0	0	1	0						
Jose DeLeon, R OBP: 0.129, SLG: 0.194 Craig Wilson, R OBP: 0.273, SLG: 0.200 (7, 4)			K			G1-3		F8		2	0	0	0	0	1	0						
										1	0	0	0	0	0	0						
Inning Stats	R: 0 H: 0 E: 1 K: 1 S: 11	H: 0 LOB: 1 BB: 0 P: 17	R: 0 H: 0 E: 0 K: 0 S: 9	H: 0 LOB: 0 BB: 0 P: 13	R: 0 H: 0 E: 0 K: 2 S: 8	H: 0 LOB: 0 BB: 0 P: 12	R: 0 H: 0 E: 0 K: 0 S: 5	H: 0 LOB: 0 BB: 0 P: 10	R: 0 H: 0 E: 0 K: 1 S: 7	H: 0 LOB: 0 BB: 0 P: 9	R: 0 H: 0 E: 0 K: 1 S: 10	H: 0 LOB: 0 BB: 2 P: 14	R: 0 H: 0 E: 0 K: 0 S: 8	H: 0 LOB: 0 BB: 2 P: 18	R: 0 H: 0 E: 0 K: 1 S: 8	H: 0 LOB: 0 BB: 1 P: 14	R: 0 H: 0 E: 0 K: 1 S: 6	H: 0 LOB: 0 BB: 1 P: 12	1B: 0 2B: 0 3B: 0 HR: 0	SF: 0 SAC: 0 DP: 1 HBP: 0	WP: 0 PB: 0 SB: 0 CS: 0	PA: 30
PITCHER Fernando Valenzuela, L ERA: 3.73 (1, 1)	IP: 9.0 WLS: W BF: 30 H: 0 R: 0 ER: 0 SO: 7 BB: 3 IBB: 0 HBP: 0 BLK: 0 WP: 0 HR: 0 S: 72 P: 119 ERA: 0.00 WHIP: 0.333																					

Batter	1	2	3	4	5	6	7	8	9	AB	R	H	RBI	BB	SO	LOB	BOTTOM	
Lenny Harris, L OBP: 0.338, SLG: 0.389 Mike Sharperson, R OBP: 0.383, SLG: 0.364 (8, 5)	SH SF9 1B		G4-3		WP SH1-3 1B		E 1B	1B		4	3	3	0	0	0	0	St. Louis Cardinals @ Los Angeles Dodgers Dodger Stadium, Los Angeles, CA Fri Jun 29 1990, 7:05 PM PDT Att: 38,583 - Unknown - 87 F livebaseballscorecards.com	
Stan Javier, S OBP: 0.383, SLG: 0.445 (1, 8)	SH SF9 1B		K		SH1-3 1B		L8			3	0	1	1	0	1	2		
Kirk Gibson, L OBP: 0.400, SLG: 0.400 Jose Gonzalez, R OBP: 0.290, SLG: 0.441 (8, 7)	K		L3		F9		WP 1B	K		4	0	1	2	0	1	2		
							2-H 3-H 1B			1	0	0	0	0	1	2		
Eddie Murray, S OBP: 0.376, SLG: 0.463 (1, 3)	FC4-6 IBB			G6-3 1B		F8	WP 1B			3	0	2	0	1	0	0		
Hubie Brooks, R OBP: 0.279, SLG: 0.407 (1, 9)	SF9		G6-3							2	1	1	2	1	0	1		
Mike Scioscia, L OBP: 0.314, SLG: 0.404 (1, 2)	FC4-6 1-2			WP 1B		G6-3	HR	IBB		4	0	1	0	0	1	5		
Juan Samuel, R OBP: 0.279, SLG: 0.324 (1, 4)						K				2	1	1	1	2	1	0		
Alfredo Griffin, S OBP: 0.298, SLG: 0.306 (1, 6)		K			L8		P3	F7		4	0	0	0	0	1	3		
Fernando Valenzuela, L OBP: 0.343, SLG: 0.485 (1, 1)		F8			K		E 1B	G6-3		4	1	1	0	0	1	0		
Inning Stats	R: 1 H: 1 E: 1 K: 1 S: 14	H: 1 LOB: 2 BB: 1 P: 21	R: 0 H: 0 E: 0 K: 1 S: 9	H: 0 LOB: 0 BB: 1 P: 16	R: 0 H: 0 E: 0 K: 1 S: 9	H: 2 LOB: 2 BB: 1 P: 25	R: 1 H: 1 E: 0 K: 1 S: 6	H: 1 LOB: 0 BB: 0 P: 9	R: 1 H: 1 E: 0 K: 1 S: 11	H: 1 LOB: 0 BB: 0 P: 18	R: 2 H: 4 E: 1 K: 1 S: 16	H: 4 LOB: 3 BB: 1 P: 27	R: 1 H: 3 E: 0 K: 1 S: 11	H: 3 LOB: 2 BB: 0 P: 15	1B: 10 2B: 0 3B: 0 HR: 2	SF: 1 SAC: 2 DP: 1 HBP: 0	WP: 4 PB: 0 SB: 0 CS: 1	PA: 39
PITCHER Jose DeLeon, R ERA: 3.77 Ricky Horton, L ERA: 5.52 (7, 1)	IP: 6.2 WLS: L BF: 31 H: 9 R: 5 ER: 4 SO: 5 BB: 2 IBB: 0 HBP: 0 BLK: 0 WP: 2 HR: 1 S: 76 P: 120 ERA: 5.40 WHIP: 1.650																	

Batter	1	2	3	4	5	6	7	8	9	AB	R	H	RBI	BB	SO	LOB	TOP						
Vince Coleman, S OBP: 0.343, SLG: 0.401	4-1 S 1B	0-0 1B		0-1 P3 S 1B		3-3 K	0-1 L9		1-1 FC5-2 FC4	5	1	2	0	1	1	5							
Willie McGee, S OBP: 0.370, SLG: 0.407	4-2 FC6-4 1B BB	2-2 L4		1-3 K		3-3 K	1-1 FC6		0-2 FC4	5	0	0	0	1	2	6							
Pedro Guerrero, R Ken Dayley, L Lee Smith, R	3-1 FC6-4 1B		0-0 G6-3	3-2 P3		4-2 FC6-4 BB	1-2 F9			4	0	1	1	1	0	4							
Todd Zeile, R OBP: 0.321, SLG: 0.391	0-3 K		2-2 3B 1B		1-1 P3	1-2 FC6-4		1-3 K		5	1	1	0	0	2	3							
Terry Pendleton, S OBP: 0.314, SLG: 0.397	1-2 FC6-4 BB		2-2 F7		2-0 G4-3 1B		4-2 E 1B BB	3-1 P2		4	2	1	0	1	0	3							
Milt Thompson, L OBP: 0.293, SLG: 0.345	4-2 BB		2-2 1B		2-2 G4-3		2-2 E4 1B	0-0 G5-3		4	2	1	1	1	0	2							
José Oquendo, S OBP: 0.350, SLG: 0.311	0-0 G4-3		4-2 1B BB		0-0 1B		1-0 FC6 1B		3-2 1B FC5-2 1B	4	0	3	2	1	0	3							
Ozzie Smith, S OBP: 0.317, SLG: 0.256		1-2 G6-3	3-1 1B		4-0 IBB		1-1 P7		0-1 FC5-2 1B	4	0	2	1	1	0	2							
John Tudor, L Denny Walling, L Craig Wilson, R Dave Collins, S	1-3 K		0-0 B1-3		2-3 K		1-0 E 1B		1-2 FC5-2 1B	3	0	0	0	0	2	4							
Inning Stats	R: 1 E: 0 K: 1 S: 18	H: 1 LOB: 3 BB: 3 P: 34	R: 0 E: 0 K: 1 S: 13	H: 1 LOB: 1 BB: 0 P: 15	R: 2 E: 0 K: 0 S: 15	H: 3 LOB: 2 BB: 1 P: 28	R: 0 E: 0 K: 1 S: 9	H: 1 LOB: 0 BB: 0 P: 13	R: 1 E: 0 K: 1 S: 11	H: 2 LOB: 2 BB: 1 P: 22	R: 0 E: 0 K: 2 S: 13	H: 0 LOB: 1 BB: 1 P: 24	R: 2 E: 2 K: 0 S: 16	H: 2 LOB: 3 BB: 1 P: 27	R: 0 E: 0 K: 1 S: 6	H: 0 LOB: 0 BB: 0 P: 10	R: 0 E: 0 K: 0 S: 11	H: 3 LOB: 2 BB: 0 P: 16	1B: 12 2B: 0 3B: 1 HR: 0	SF: 0 SAC: 0 DP: 1 HBP: 0	WP: 0 PB: 0 SB: 2 CS: 0	PA: 47	
PITCHER	IP WLS BF H R ER SO BB IBB HBP BLK WP HR S P ERA WHIP	5.0 L 8 1 2 4 4 4 4 1 0 0 0 0 0 21 40 7.20 2.400	6.1 L 8 1 2 1 2 2 0 0 0 0 0 0 5 7 6.75 2.250	7.1 L 3 1 0 0 0 0 0 0 0 0 0 0 3 4 0.00 0.000	8.1 L 3 0 0 0 1 0 0 0 0 0 0 6 10 0.00 0.000	9.1 L 5 3 0 0 0 0 0 0 0 0 0 11 16 0.00 3.000																	

St. Louis Cardinals @ Los Angeles Dodgers
 Dodger Stadium, Los Angeles, CA
 Sat Jun 30 1990, 7:05 PM PDT
 Att: 39,914 - Unknown


AB 40
 R 6
 H 13
 RBI 6
 BB 7
 SO 7
 LOB 32



Batter	1	2	3	4	5	6	7	8	9	AB	R	H	RBI	BB	SO	LOB	BOTTOM						
Stan Javier, S OBP: 0.384, SLG: 0.444	1-1 P4	2-1 1B		0-0 1B			0-3 K2-3		2-3 K	5	0	2	0	0	2	0							
Mike Sharperson, R Lenny Harris, L	1-2 FC1-6 1B	2-1 1B		1-0 L9			0-3 K		1-2 F8	4	0	2	1	0	1	1							
Kirk Gibson, L Eddie Murray, S	1-2 FC1-6 1B	1-3 K		1-2 P4			1-0 1B		0-0 P6	5	0	1	0	0	1	4							
Hubie Brooks, R Mike Scioscia, L Jim Gott, R Jim Poole, L Tim Crews, R Don Aase, R Mickey Hatcher, R Jose Vizcaino, S Jay Howell, R	2-3 K		0-0 E S G4-3 1B		0-0 FC6-4 1B		2-0 P2			4	1	2	0	0	1	2							
Juan Samuel, R Alfredo Griffin, S		0-1 1B 2B	3-2 G4-3		0-0 FC6-4		0-3 K			4	1	1	1	1	0	1							
Ramon Martinez, R Rick Dempsey, R		0-0 1B SF8 1B	0-3 K		0-0 G4-6-3		0-0 G4-3		2-2 FC1-6 1B	3	1	1	1	0	1	1							
Ramon Martinez, R Lee Smith, R		2-1 FC1-6 1B	1-1 FC4 1B		0-1 P3		0-2 P3		1-2 1B	3	0	1	2	0	0	1							
Inning Stats	R: 0 E: 0 K: 1 S: 13	H: 1 LOB: 0 BB: 0 P: 18	R: 3 E: 0 K: 1 S: 14	H: 5 LOB: 2 BB: 0 P: 21	R: 1 E: 0 K: 1 S: 14	H: 2 LOB: 1 BB: 0 P: 18	R: 0 E: 0 K: 0 S: 6	H: 1 LOB: 0 BB: 0 P: 8	R: 0 E: 0 K: 0 S: 3	H: 1 LOB: 0 BB: 0 P: 3	R: 0 E: 0 K: 0 S: 7	H: 0 LOB: 0 BB: 0 P: 8	R: 0 E: 0 K: 2 S: 8	H: 1 LOB: 1 BB: 0 P: 11	R: 1 E: 0 K: 2 S: 13	H: 2 LOB: 1 BB: 0 P: 17	R: 0 E: 0 K: 1 S: 9	H: 0 LOB: 0 BB: 0 P: 12	1B: 12 2B: 1 3B: 0 HR: 0	SF: 1 SAC: 0 DP: 1 HBP: 0	WP: 0 PB: 0 SB: 2 CS: 0	PA: 39	
PITCHER	IP WLS BF H R ER SO BB IBB HBP BLK WP HR S P ERA WHIP	6.0 W 27 10 4 4 3 0 0 0 0 0 0 12 15 6.75 1.667	7.1 L 6 2 1 1 3 0 0 0 0 0 0 18 25 0.00 0.600	8.1 S 6 1 0 0 2 0 0 0 0 0 0 18 25 0.00 0.600																			

St. Louis Cardinals @ Los Angeles Dodgers
 Dodger Stadium, Los Angeles, CA
 Sat Jun 30 1990, 7:05 PM PDT
 Att: 39,914 - Unknown

AB 38
 R 5
 H 13
 RBI 5
 BB 0
 SO 8
 LOB 13



Batter	1	2	3	4	5	6	7	8	9	AB	R	H	RBI	BB	SO	LOB	TOP				
Vince Coleman, S (1, 7) OBP: 0.341, SLG: 0.398	F7		FC5-4	F8		F7		G4-3		5	0	1	0	0	0	4	St. Louis Cardinals @ Los Angeles Dodgers Dodger Stadium, Los Angeles, CA Sun Jul 01 1990, 3:33 AM PDT Att: 35,265 - Sunny				
Willie McGee, S (1, 8) OBP: 0.370, SLG: 0.410	K		FC5-4		G5-3	BB		K		5	1	2	1	0	2	2					
Terry Pendleton, S (1, 5) OBP: 0.320, SLG: 0.398	1B		G4-3		G5-3	BB		L7		4	0	2	0	1	0	2					
Pedro Guerrero, R (1, 3) OBP: 0.345, SLG: 0.450	K				G5-3					4	0	0	0	1	1	4					
Tim Jones, L (9, PR) OBP: 0.275, SLG: 0.182					G5-3					0	0	0	0	0	0	0					
Lee Smith, R (9, 1)						F8				0	0	0	0	0	0	0					
Milt Thompson, L (1, 9) OBP: 0.291, SLG: 0.341		G3			G3-1			F7		5	1	1	0	0	0	2					
José Oquendo, S (1, 4) OBP: 0.352, SLG: 0.318	G6-3					WP		K		4	2	2	1	0	1	0					
Ozzie Smith, S (1, 6) OBP: 0.319, SLG: 0.260	B2-3					G6-3		WP		4	0	2	1	0	0	0					
Tom Pagnozzi, R (1, 2) OBP: 0.250, SLG: 0.280										3	1	1	1	1	0	1					
Tom Niedenfuer, R (7, 1)										0	0	0	0	0	0	0					
Dave Collins, S (9, 3) OBP: 0.314, SLG: 0.172			G1-3			BB		G6-3		0	0	0	0	0	0	0					
Scott Terry, R (1, 1) OBP: 0.300, SLG: 0.500										1	0	1	0	0	0	0					
Denny Walling, L (4, PH) OBP: 0.298, SLG: 0.280										1	0	0	0	0	1	2					
Frank DiPino, L (4, 1)										0	0	0	0	0	0	0					
Rex Hudler, R (6, PH) OBP: 0.256, SLG: 0.258										0	1	0	0	1	0	0					
Ricky Horton, L (8, 1)										0	0	0	0	0	0	0					
Todd Zelle, R (7, 2) OBP: 0.320, SLG: 0.399										1	0	0	0	0	0	0					
Inning Stats	R: 0 E: 0 K: 2 S: 10	H: 1 LOB: 1 BB: 0 P: 16	R: 0 E: 0 K: 0 S: 6	H: 0 LOB: 0 BB: 0 P: 8	R: 0 E: 0 K: 0 S: 12	H: 2 LOB: 2 BB: 0 P: 18	R: 2 E: 0 K: 1 S: 16	H: 4 LOB: 2 BB: 0 P: 25	R: 0 E: 0 K: 0 S: 11	H: 1 LOB: 1 BB: 1 P: 18	R: 4 E: 1 K: 0 S: 22	H: 3 LOB: 1 BB: 2 P: 41	R: 0 E: 0 K: 1 S: 10	H: 1 LOB: 1 BB: 0 P: 16	R: 0 E: 0 K: 1 S: 9	H: 0 LOB: 0 BB: 0 P: 11	R: 0 E: 0 K: 0 S: 5	H: 0 LOB: 0 BB: 1 P: 12	1B: 10 2B: 2 3B: 0 HR: 0	SF: 0 SAC: 0 DP: 1 HBP: 0	WP: 2 PA: 42 PB: 0 SB: 2 CS: 1
PITCHER	IP WLS BF H R ER SO BB IBB HBP BLK WP HR S P ERA WHIP																				
Mike Morgan, R (1, 1) ERA: 3.33	5.0	24	9	3	3	3	1	0	0	0	0	0	0	56	86	5.40	2.000				
Jim Poole, L (6, 1) ERA: 5.4	0.1	2	0	0	0	0	1	0	0	0	1	0	3	9	0.00	3.000					
Tim Crews, R (6, 1) ERA: 3.19	2.2	L	12	3	3	2	1	0	0	0	1	0	37	58	10.12	1.500					
Jim Gott, R (9, 1) ERA: 5.87	1.0	3	0	0	0	0	1	0	0	0	0	0	5	12	0.00	1.000					

Batter	1	2	3	4	5	6	7	8	9	AB	R	H	RBI	BB	SO	LOB	BOTTOM				
Lenny Harris, L (1, 5) OBP: 0.338, SLG: 0.385	1B	E4		P5				F7		4	2	1	0	1	0	1	St. Louis Cardinals @ Los Angeles Dodgers Dodger Stadium, Los Angeles, CA Sun Jul 01 1990, 3:33 AM PDT Att: 35,265 - Sunny				
Stan Javier, S (1, 8) OBP: 0.390, SLG: 0.445	2B	1B		L9		G5-3				4	1	2	0	1	0	3					
Kirk Gibson, L (1, 7) OBP: 0.301, SLG: 0.406	2B	1B		P6				G4-3		4	0	2	3	1	0	2					
Eddie Murray, S (1, 3) OBP: 0.373, SLG: 0.455	FC6-5	L6				G6-3		G5-4-3		4	1	0	0	0	0	4					
Hubie Brooks, R (1, 9) OBP: 0.275, SLG: 0.402	G5-3			G5-3		G5-3		F8		4	0	0	0	0	0	1					
Rick Dempsey, R (1, 2) OBP: 0.373, SLG: 0.429	1B									4	1	3	1	0	1	0					
Juan Samuel, R (1, 4) OBP: 0.283, SLG: 0.327										3	0	1	0	0	2	2					
Tim Crews, R (6, 1) ERA: 5.14	K									0	0	0	0	0	0	0					
Chris Gwynn, L (8, PH) OBP: 0.338, SLG: 0.385										1	0	0	0	0	0	0					
Jim Gott, R (9, 1) ERA: 5.87										0	0	0	0	0	0	0					
Alfredo Griffin, S (1, 6) OBP: 0.297, SLG: 0.305		G4-3		G4-3				G5-3		4	0	1	1	0	0	1					
Mike Morgan, R (1, 1) OBP: 0.128, SLG: 0.105										2	0	1	0	0	1	0					
Jim Poole, L (6, 1) ERA: 5.14										0	0	0	0	0	0	0					
Mike Sharperson, R (6, 5) OBP: 0.381, SLG: 0.362										2	0	0	0	0	0	1					
Inning Stats	R: 3 E: 0 K: 1 S: 17	H: 3 LOB: 1 BB: 1 P: 30	R: 1 E: 1 K: 1 S: 11	H: 2 LOB: 2 BB: 0 P: 11	R: 1 E: 0 K: 0 S: 9	H: 2 LOB: 0 BB: 0 P: 14	R: 0 E: 0 K: 0 S: 13	H: 1 LOB: 1 BB: 0 P: 17	R: 0 E: 0 K: 0 S: 8	H: 1 LOB: 1 BB: 0 P: 12	R: 0 E: 0 K: 0 S: 6	H: 2 LOB: 1 BB: 0 P: 7	R: 0 E: 0 K: 0 S: 5	H: 0 LOB: 0 BB: 1 P: 12	R: 0 E: 0 K: 1 S: 6	H: 0 LOB: 0 BB: 0 P: 8	R: 0 E: 0 K: 0 S: 12	H: 0 LOB: 1 BB: 1 P: 19	1B: 8 2B: 3 3B: 0 HR: 0	SF: 0 SAC: 0 DP: 1 HBP: 0	WP: 0 PA: 40 PB: 0 SB: 0 CS: 2
PITCHER	IP WLS BF H R ER SO BB IBB HBP BLK WP HR S P ERA WHIP																				
Scott Terry, R (1, 1) ERA: 7.59	3.0	17	7	5	4	2	1	0	0	0	0	0	0	37	55	12.00	2.667				
Frank DiPino, L (4, 1) ERA: 5.14	2.0	W	8	2	0	0	1	0	0	0	0	0	21	29	0.00	1.000					
Ricky Horton, L (6, 1) ERA: 5.23	1.2	6	2	0	0	0	1	0	0	0	0	0	9	16	0.00	1.800					
Tom Niedenfuer, R (7, 1) ERA: 2.88	1.1	4	0	0	0	1	0	0	0	0	0	0	8	11	0.00	0.000					
Lee Smith, R (9, 1) ERA: 2.28	1.0	S	4	0	0	0	1	0	0	0	0	0	12	19	0.00	1.000					

AB 37
R 6
H 12
RBI 4
BB 4
SO 5
LOB 17



AB 36
R 5
H 11
RBI 5
BB 3
SO 4
LOB 15



Batter	1	2	3	4	5	6	7	8	9	AB	R	H	RBI	BB	SO	LOB	TOP					
Vince Coleman, S (1, 7) OBP: 0.332, SLG: 0.388	G5-3		P8		K			P4		4	0	0	0	0	1	4	St. Louis Cardinals @ San Francisco Giants Candlestick Park, San Francisco, CA Tue Jul 03 1990, 10:05 PM EDT Att: 48,900 - Unknown					
Willie McGee, S (1, 8) OBP: 0.397, SLG: 0.408	G5-3			G6-3		G5-3		BB		3	0	0	0	1	0	0						
Terry Pendleton, S (1, 5) OBP: 0.314, SLG: 0.390	G6-3			K		1B		P5		4	0	1	0	0	1	1						
Pedro Guerrero, R (1, 3) OBP: 0.343, SLG: 0.458		F9		G6-3		L9		F9		4	0	0	0	0	2	2						
Todd Zeile, R (1, 2) OBP: 0.314, SLG: 0.380	P9					F8			L6	4	0	1	0	0	0	0						
José Oquendo, S (1, 6) OBP: 0.353, SLG: 0.317	G5-3			1B	G4-3	G6-3			K	4	0	1	0	0	1	2						
Milt Thompson, L (1, 9) OBP: 0.289, SLG: 0.342			F7		G4-3		G4-3		G3	4	0	0	0	0	0	1						
Rex Hudler, R (1, 4) OBP: 0.243, SLG: 0.250			G5-3		1B	BB		B3		2	0	0	0	1	0	0						
Bob Tewksbury, R (1, 1) OBP: 0.429, SLG: 0.333										2	0	2	0	0	0	0						
Dave Collins, S (7, PH) OBP: 0.306, SLG: 0.167										1	0	0	0	0	0	0						
Frank DiPino, L (7, 1)										0	0	0	0	0	0	0						
Inning Stats	R: 0 E: 0 K: 0 S: 11	H: 0 LOB: 0 BB: 0 P: 13	R: 0 E: 0 K: 0 S: 11	H: 0 LOB: 0 BB: 0 P: 19	R: 0 E: 0 K: 0 S: 11	H: 1 LOB: 1 BB: 0 P: 14	R: 0 E: 0 K: 1 S: 6	H: 0 LOB: 0 BB: 0 P: 10	R: 0 E: 0 K: 1 S: 14	H: 2 LOB: 3 BB: 1 P: 26	R: 0 E: 0 K: 0 S: 12	H: 2 LOB: 2 BB: 0 P: 16	R: 0 E: 0 K: 0 S: 4	H: 0 LOB: 0 BB: 0 P: 5	R: 0 E: 0 K: 0 S: 6	H: 0 LOB: 1 BB: 1 P: 12	R: 0 E: 0 K: 1 S: 8	H: 0 LOB: 0 BB: 0 P: 12	1B: 5 2B: 0 3B: 0 HR: 0	SF: 0 SAC: 0 DP: 0 HBP: 0	WP: 0 PB: 0 SB: 0 CS: 0	PA: 34
PITCHER Trevor Wilson, L (1, 1) ERA: 1.67	IP: 9.0 WLS: W BF: 34 H: 5 R: 0 ER: 0 SO: 3 BB: 2 IBB: 0 HBP: 0 BLK: 0 WP: 0 HR: 0 S: 83 P: 127 ERA: 0.00 WHIP: 0.778															PITCHER						

Batter	1	2	3	4	5	6	7	8	9	AB	R	H	RBI	BB	SO	LOB	BOTTOM			
Brett Butler, L (1, 8) OBP: 0.373, SLG: 0.316	1B		G4-3		G4-3		F9			4	0	2	0	0	0	1	St. Louis Cardinals @ San Francisco Giants Candlestick Park, San Francisco, CA Tue Jul 03 1990, 10:05 PM EDT Att: 48,900 - Unknown			
Rick Leach, L (1, 7) OBP: 0.397, SLG: 0.376	1B				G4-3					3	1	2	0	0	0	1				
Bill Bathe, R (7, PH) OBP: 0.364, SLG: 0.222	WP									0	0	0	0	1	0	0				
Mike Kingery, L (8, 7)	1B							BB		0	0	0	0	0	0	0				
Will Clark, L (1, 3) OBP: 0.351, SLG: 0.479	L6-5				G1-3		G3			4	1	1	0	0	0	5				
Matt Williams, R (1, 5) OBP: 0.328, SLG: 0.497	G4-3				E5		K		F8	4	1	0	1	0	1	3				
Greg Litton, R (1, 9) OBP: 0.299, SLG: 0.347	G4-3				F9		G4-3		1B	4	1	1	0	0	0	2				
Terry Kennedy, L (1, 2) OBP: 0.356, SLG: 0.374	G5-4-3				P6		G4-3		1B	4	0	2	0	0	0	2				
Robby Thompson, R (1, 4) OBP: 0.296, SLG: 0.377	G5-4-3						P4		SF9	3	0	1	3	0	0	1				
Jose Uribe, S (1, 6) OBP: 0.314, SLG: 0.337					P7				G4-3	3	0	1	0	1	0	1				
Trevor Wilson, L (1, 1)	G4-3						SH1-4			2	0	0	0	0	1	2				
Inning Stats	R: 0 E: 0 K: 0 S: 10	H: 2 LOB: 1 BB: 0 P: 14	R: 0 E: 0 K: 0 S: 8	H: 1 LOB: 0 BB: 0 P: 11	R: 0 E: 0 K: 0 S: 9	H: 0 LOB: 0 BB: 0 P: 12	R: 3 E: 1 K: 1 S: 15	H: 3 LOB: 2 BB: 1 P: 24	R: 0 E: 0 K: 1 S: 11	H: 1 LOB: 1 BB: 0 P: 15	R: 0 E: 0 K: 0 S: 7	H: 0 LOB: 0 BB: 0 P: 11	R: 0 E: 0 K: 0 S: 7	H: 1 LOB: 2 BB: 1 P: 15	R: 1 E: 0 K: 0 S: 10	H: 2 LOB: 1 BB: 0 P: 13	1B: 9 2B: 2 3B: 0 HR: 0	SF: 1 SAC: 1 DP: 2 HBP: 0	WP: 1 PB: 0 SB: 1 CS: 0	PA: 35
PITCHER Bob Tewksbury, R (1, 1) ERA: 3.64	IP: 6.0 WLS: L BF: 25 H: 7 R: 3 ER: 1 SO: 2 BB: 0 IBB: 1 HBP: 0 BLK: 0 WP: 1 HR: 0 S: 60 P: 87 ERA: 1.50 WHIP: 1.167															PITCHER				
Frank DiPino, L (7, 1) ERA: 5.11	IP: 2.0 WLS: L BF: 10 H: 3 R: 1 ER: 1 SO: 0 BB: 1 IBB: 0 HBP: 0 BLK: 0 WP: 0 HR: 0 S: 17 P: 28 ERA: 4.50 WHIP: 2.000															PITCHER				



Batter	1	2	3	4	5	6	7	8	9	AB	R	H	RBI	BB	SO	LOB	TOP					
Vince Coleman, S (1, 7) OBP: 0.332, SLG: 0.387	G5-3		G4-3						L8	3	0	1	0	0	0	0	St. Louis Cardinals @ San Francisco Giants Candlestick Park, San Francisco, CA Wed Jul 04 1990, 6:33 AM EDT Att: 25,538 - Sunny					
Willie McGee, S (6, 8) OBP: 0.366, SLG: 0.406										1	0	0	0	0	0							
Milt Thompson, L (1, 8) OBP: 0.293, SLG: 0.339	G6-3								G4-3	2	0	0	0	1	0							
Terry Pendleton, S (1, 5) OBP: 0.309, SLG: 0.383	K								G3	4	0	0	0	0	1	2						
Pedro Guerrero, R (1, 3) OBP: 0.343, SLG: 0.457										3	1	1	0	0	0	0						
Denny Walling, L (1, 9) OBP: 0.267, SLG: 0.259										3	1	1	0	0	0	0						
José Oquendo, S (1, 4) OBP: 0.349, SLG: 0.313										3	0	0	0	0	1	2						
Ozzie Smith, S (1, 6) OBP: 0.323, SLG: 0.269										3	0	2	2	0	0	0						
Tom Pagnozzi, R (1, 2) OBP: 0.241, SLG: 0.269										2	0	0	0	0	0	1						
Craig Wilson, R (8, PH) OBP: 0.309, SLG: 0.250										1	0	0	0	0	0	1						
Todd Zeile, R (8, 2) OBP: 0.314, SLG: 0.380										0	0	0	0	0	0	0						
Jose DeLeon, R (1, 1) OBP: 0.121, SLG: 0.182										2	0	0	0	0	1	1						
Ken Dayley, L (7, 1)										0	0	0	0	0	0	0						
Tim Jones, L (8, PH) OBP: 0.273, SLG: 0.188										1	0	0	0	0	0	0						
Ricky Horton, L (8, 1)										0	0	0	0	0	0	0						
Scott Terry, R (8, 1) OBP: 0.500, SLG: 0.500										0	0	0	0	0	0	0						
Inning Stats	R: 0 E: 0 K: 1 S: 7	H: 0 LOB: 0 BB: 0 P: 13	R: 2 E: 0 K: 0 S: 10	H: 3 LOB: 1 BB: 0 P: 18	R: 0 E: 0 K: 0 S: 7	H: 0 LOB: 0 BB: 0 P: 12	R: 0 E: 0 K: 0 S: 6	H: 0 LOB: 0 BB: 0 P: 12	R: 0 E: 0 K: 1 S: 9	H: 1 LOB: 0 BB: 1 P: 15	R: 0 E: 0 K: 1 S: 7	H: 0 LOB: 0 BB: 1 P: 13	R: 0 E: 0 K: 1 S: 8	H: 0 LOB: 0 BB: 0 P: 17	R: 0 E: 0 K: 0 S: 9	H: 1 LOB: 0 BB: 0 P: 12	R: 0 E: 0 K: 0 S: 6	H: 0 LOB: 0 BB: 0 P: 8	1B: 4 2B: 1 3B: 0 HR: 0	SF: 0 SAC: 0 DP: 2 HBP: 1	WP: 0 PB: 0 SB: 0 CS: 1	PA: 30
PITCHER	IP WLS BF H R ER SO BB IBB HBP BLK WP HR S P ERA WHIP																					
John Burkett, R (1, 1) ERA: 3.46	7.0 W 24 4 2 2 3 1 0 0 0 0 0 54 100 2.57 0.714																					
Jeff Brantley, R (8, 1) ERA: 1.44	2.0 S 6 1 0 0 0 0 0 0 0 0 0 0 15 20 0.00 0.500																					

AB	28
R	2
H	5
RBI	2
BB	1
SO	3
LOB	7



Batter	1	2	3	4	5	6	7	8	9	AB	R	H	RBI	BB	SO	LOB	BOTTOM			
Brett Butler, L (1, 8) OBP: 0.379, SLG: 0.321			K							4	3	3	2	1	1	0	St. Louis Cardinals @ San Francisco Giants Candlestick Park, San Francisco, CA Wed Jul 04 1990, 6:33 AM EDT Att: 25,538 - Sunny			
Rick Leach, L (1, 7) OBP: 0.395, SLG: 0.385										3	0	1	0	0	0	2				
Bill Bathe, R (7, PH) OBP: 0.417, SLG: 0.600										1	1	1	2	0	0	0				
Jeff Brantley, R (8, 1) OBP: 0.286, SLG: 0.429										0	0	0	0	0	0	0				
Will Clark, L (1, 3) OBP: 0.351, SLG: 0.476										2	0	0	1	2	1	2				
Matt Williams, R (1, 5) OBP: 0.326, SLG: 0.495										5	0	1	2	0	2	4				
Greg Litton, R (1, 9) OBP: 0.293, SLG: 0.329										4	0	0	0	0	3	4				
Terry Kennedy, L (1, 2) OBP: 0.346, SLG: 0.363										5	0	0	0	0	2	3				
Robby Thompson, R (1, 4) OBP: 0.299, SLG: 0.375										2	1	0	0	2	0	0				
Jose Uribe, S (1, 6) OBP: 0.321, SLG: 0.353										3	2	2	0	1	1	1				
John Burkett, R (1, 1) OBP: 0.097, SLG: 0.067										2	0	0	0	0	0	2				
Dave Anderson, R (7, PH) OBP: 0.326, SLG: 0.390										1	1	1	0	0	0	0				
Mike Kingery, L (8, 7) OBP: 0.321, SLG: 0.313										1	1	0	0	0	0	2				
Inning Stats	R: 0 E: 1 K: 3 S: 17	H: 0 LOB: 2 BB: 1 P: 24	R: 0 E: 0 K: 1 S: 5	H: 0 LOB: 1 BB: 1 P: 11	R: 0 E: 0 K: 3 S: 14	H: 1 LOB: 2 BB: 0 P: 23	R: 0 E: 0 K: 1 S: 11	H: 1 LOB: 1 BB: 0 P: 16	R: 1 E: 0 K: 0 S: 8	H: 1 LOB: 0 BB: 0 P: 10	R: 0 E: 0 K: 1 S: 8	H: 0 LOB: 0 BB: 0 P: 13	R: 4 E: 1 K: 1 S: 10	H: 3 LOB: 3 BB: 1 P: 21	R: 4 E: 1 K: 0 S: 14	H: 3 LOB: 3 BB: 2 P: 32	1B: 4 2B: 3 3B: 1 HR: 1	SF: 1 SAC: 1 DP: 0 HBP: 1	WP: 0 PB: 0 SB: 2 CS: 0	PA: 42
PITCHER	IP WLS BF H R ER SO BB IBB HBP BLK WP HR S P ERA WHIP																			
Jose DeLeon, R (1, 1) ERA: 3.82	6.0 L 27 4 3 3 3 0 0 0 0 0 0 1 7 14 18.00 2.000																			
Ken Dayley, L (7, 1) ERA: 3.6	1.0 5 2 2 2 1 0 0 0 0 0 0 1 7 14 18.00 2.000																			
Ricky Horton, L (8, 1) ERA: 5.67	0.2 7 2 4 2 0 1 1 0 0 0 0 0 11 24 27.00 4.500																			
Scott Terry, R (8, 1) ERA: 7.52	0.1 3 1 0 0 0 0 0 0 1 0 0 0 3 8 0.00 3.000																			

AB	33
R	9
H	9
RBI	7
BB	6
SO	10
LOB	20



Batter	1	2	3	4	5	6	7	8	9	AB	R	H	RBI	BB	SO	LOB	TOP								
Willie McGee, S OBP: 0.367, SLG: 0.406 (1, 8)										5	1	2	0	0	2	1									
Ozzie Smith, S OBP: 0.322, SLG: 0.273 (1, 6)										4	0	1	2	0	1	1									
Pedro Guerrero, R OBP: 0.340, SLG: 0.452 (9, PR)																									
Dave Collins, S OBP: 0.306, SLG: 0.167 (9, 3)										5	0	1	0	0	1	1									
Todd Zeile, R OBP: 0.250, SLG: 0.384 (8, PR)																									
Rex Hudler, R OBP: 0.284, SLG: 0.277 (8, 7)																									
Terry Pendleton, S OBP: 0.307, SLG: 0.380 (1, 5)																									
Milt Thompson, L OBP: 0.296, SLG: 0.336 (1, 9)																									
Craig Wilson, R OBP: 0.250, SLG: 0.200 (8, PH)																									
Denny Walling, L OBP: 0.264, SLG: 0.256 (8, 1)																									
Lee Smith, R OBP: 0.255, SLG: 0.302 (8, 1)																									
José Oquendo, S OBP: 0.348, SLG: 0.312 (1, 4)																									
Bryn Smith, R OBP: 0.222, SLG: 0.222 (1, 1)																									
Tom Pagnozzi, R OBP: 0.255, SLG: 0.302 (8, 2)																									
Inning Stats	R: 0 E: 0 K: 3 S: 9	H: 0 LOB: 0 BB: 0 P: 15	R: 0 E: 0 K: 2 S: 12	H: 2 LOB: 2 BB: 0 P: 20	R: 0 E: 0 K: 2 S: 7	H: 0 LOB: 0 BB: 0 P: 12	R: 0 E: 1 K: 0 S: 9	H: 0 LOB: 2 BB: 1 P: 18	R: 1 E: 0 K: 1 S: 13	H: 2 LOB: 1 BB: 0 P: 20	R: 0 E: 0 K: 2 S: 10	H: 0 LOB: 1 BB: 0 P: 20	R: 0 E: 0 K: 0 S: 7	H: 1 LOB: 1 BB: 0 P: 13	R: 0 E: 0 K: 1 S: 14	H: 1 LOB: 3 BB: 1 P: 26	R: 3 E: 0 K: 0 S: 18	H: 4 LOB: 2 BB: 0 P: 26	1B: 7 2B: 3 3B: 0 HR: 0	SF: 0 SAC: 1 DP: 0 HBP: 0	WP: 0 PB: 0 SB: 2 CS: 0	PA: 41			
PITCHER	IP	WLS	BF	H	R	ER	SO	BB	IBB	HBP	BLK	WP	HR	S	P	ERA	WHIP								
Andy Benes, R ERA: 3.45 (1, 1)	8.0		34	6	1	1	11	3	0	0	1	0	0	81	144	1.12	1.125								
Greg Harris, R ERA: 2.3 (9, 1)	1.0	L	7	4	3	3	0	0	0	0	0	0	0	18	26	27.00	4.000								

St. Louis Cardinals @ San Diego Padres
Jack Murphy Stadium, San Diego, CA
Thu Jul 05 1990, 6:33 AM EDT
Att: 15,502 - Sunny - 90 F

AB	37
R	4
H	10
RBI	4
BB	3
SO	11
LOB	20



Batter	1	2	3	4	5	6	7	8	9	AB	R	H	RBI	BB	SO	LOB	BOTTOM								
Bip Roberts, S OBP: 0.363, SLG: 0.431 (1, 5)										3	1	2	0	1	0	0									
Thomas Howard, S OBP: 0.364, SLG: 0.364 (1, 7)										4	0	2	0	0	2	3									
Tony Gwynn, L OBP: 0.365, SLG: 0.432 (1, 9)																									
Joe Carter, R OBP: 0.272, SLG: 0.396 (1, 8)																									
Jack Clark, R OBP: 0.398, SLG: 0.465 (1, 3)																									
Joey Cora, S OBP: 0.282, SLG: 0.257 (7, PR)																									
Phil Stephenson, L OBP: 0.362, SLG: 0.481 (8, 3)																									
Roberto Alomar, S OBP: 0.365, SLG: 0.423 (1, 4)																									
Garry Templeton, S OBP: 0.292, SLG: 0.393 (1, 6)																									
Mark Parent, R OBP: 0.250, SLG: 0.250 (1, 2)																									
Fred Lynn, L OBP: 0.363, SLG: 0.458 (8, PH)																									
Ronn Reynolds, R OBP: 0.125, SLG: 0.133 (9, 2)																									
Andy Benes, R OBP: 0.083, SLG: 0.086 (1, 1)																									
Mike Pagliarulo, L OBP: 0.340, SLG: 0.390 (8, PH)																									
Greg Harris, R OBP: 0.143, SLG: 0.429 (9, 1)																									
Inning Stats	R: 1 E: 1 K: 0 S: 7	H: 2 LOB: 1 BB: 0 P: 9	R: 0 E: 0 K: 0 S: 8	H: 0 LOB: 0 BB: 0 P: 10	R: 0 E: 0 K: 2 S: 12	H: 1 LOB: 1 BB: 0 P: 16	R: 0 E: 0 K: 2 S: 12	H: 0 LOB: 0 BB: 0 P: 14	R: 0 E: 0 K: 1 S: 9	H: 0 LOB: 0 BB: 0 P: 11	R: 0 E: 0 K: 0 S: 6	H: 1 LOB: 0 BB: 0 P: 6	R: 0 E: 0 K: 0 S: 7	H: 0 LOB: 1 BB: 1 P: 11	R: 0 E: 0 K: 3 S: 12	H: 1 LOB: 2 BB: 1 P: 19	R: 0 E: 0 K: 0 S: 7	H: 0 LOB: 0 BB: 0 P: 11	1B: 5 2B: 0 3B: 0 HR: 0	SF: 0 SAC: 0 DP: 2 HBP: 0	WP: 0 PB: 0 SB: 1 CS: 0	PA: 32			
PITCHER	IP	WLS	BF	H	R	ER	SO	BB	IBB	HBP	BLK	WP	HR	S	P	ERA	WHIP								
Bryn Smith, R ERA: 3.95 (1, 1)	7.0		24	4	1	0	5	1	0	0	0	0	0	61	77	0.00	0.714								
Lee Smith, R ERA: 2.19 (8, 1)	2.0	W	8	1	0	0	3	1	0	0	0	0	0	19	30	0.00	1.000								

St. Louis Cardinals @ San Diego Padres
Jack Murphy Stadium, San Diego, CA
Thu Jul 05 1990, 6:33 AM EDT
Att: 15,502 - Sunny - 90 F

AB	30
R	1
H	5
RBI	1
BB	2
SO	8
LOB	10



Batter	1	2	3	4	5	6	7	8	9	AB	R	H	RBI	BB	SO	LOB	TOP					
Dave Collins, S OBP: 0.300, SLG: 0.176 (1, 7)	F8		G5-3		F9		2B SF8 1B		SH3	4	1	1	0	0	0	1						
Ozzie Smith, S OBP: 0.327, SLG: 0.280 (1, 6)	1B BB		G6-3		F8		2B		1B 1B	4	1	2	1	1	0	0						
Willie McGee, S OBP: 0.373, SLG: 0.410 (1, 8)	1B		G6-3		1B		FC5-4 IBB		2H 1B	4	1	3	0	1	0	0						
Pedro Guerrero, R OBP: 0.342, SLG: 0.455 (1, 3)	2H 1B		F9		E8 1B G3-4-3 1B		SF8			3	1	2	2	0	0	0						
Todd Zeile, R OBP: 0.319, SLG: 0.382 (1, 2)	F8		G4-3		G3-4-3 1B		FC5-4			4	0	1	0	0	0	4						
Terry Pendleton, S OBP: 0.303, SLG: 0.374 (1, 5)	K		G6-3		G3-4-3		G1-3			4	0	0	1	0	1	3						
José Oquendo, S OBP: 0.347, SLG: 0.309 (1, 4)			G6-3		P8		F8			3	0	0	0	1	0	1						
Mitt Thompson, L OBP: 0.295, SLG: 0.332 Lee Smith, R (8, 1)			P5		SH1-4 HBP		F8		G1-6-3	3	0	0	0	0	0	1						
John Tudor, L OBP: 0.133, SLG: 0.071 Craig Wilson, R OBP: 0.284, SLG: 0.250 Ken Dayley, L Tom Niedenfuer, R Rex Hudler, R (8, 9)			K		SH1-4		1B 2B 1B		1B 1B	1	0	0	0	0	1	0						
Inning Stats	R: 1 E: 0 K: 1 S: 17	H: 2 LOB: 2 BB: 1 P: 27	R: 0 E: 0 K: 1 S: 6	H: 0 LOB: 0 BB: 0 P: 7	R: 0 E: 0 K: 0 S: 7	H: 0 LOB: 0 BB: 0 P: 10	R: 0 E: 0 K: 0 S: 9	H: 0 LOB: 0 BB: 0 P: 15	R: 0 E: 0 K: 0 S: 6	H: 0 LOB: 1 BB: 0 P: 11	R: 2 E: 1 K: 0 S: 9	H: 3 LOB: 1 BB: 0 P: 17	R: 2 E: 0 K: 0 S: 11	H: 3 LOB: 2 BB: 1 P: 22	R: 0 E: 0 K: 0 S: 8	H: 0 LOB: 0 BB: 1 P: 15	R: 0 E: 0 K: 0 S: 9	H: 3 LOB: 2 BB: 0 P: 13	1B: 10 2B: 1 3B: 0 HR: 0	SF: 1 SAC: 2 DP: 1 HBP: 1	WP: 0 PB: 0 SB: 0 CS: 0	PA: 39
PITCHER	IP WLS BF H R ER SO BB IBB HBP BLK WP HR S P ERA WHIP																					
Dennis Rasmussen, L ERA: 4.08 Mark Grant, R ERA: 4.85 Rich Rodriguez, L ERA: 3.6	(1, 1) (7, 1) (8, 1)	6.1 0.2 2.0	L 3 7	29 0 3	8 0 0	5 0 0	4 0 0	2 0 0	2 0 0	1 0 1	0 0 0	1 0 0	0 0 0	0 0 0	0 3 17	28	0.00 0.00 0.00	2.000 0.000 2.000				

St. Louis Cardinals @ San Diego Padres
Jack Murphy Stadium, San Diego, CA
Fri Jul 06 1990, 10:05 PM EDT
Att: 16,992 - Unknown

AB 32
R 5
H 11
RBI 4
BB 3
SO 2
LOB 10



Batter	1	2	3	4	5	6	7	8	9	AB	R	H	RBI	BB	SO	LOB	BOTTOM			
Bip Roberts, S OBP: 0.358, SLG: 0.426 (1, 7)	G6-3		F9		FC5-4		SF9			3	0	0	1	0	0	2				
Tony Gwynn, L OBP: 0.381, SLG: 0.427 (1, 9)	G4-3		G1-3		P7		G6-3			4	0	0	0	0	0	3				
Jack Clark, R OBP: 0.400, SLG: 0.458 (1, 3)	K		FC6-4 BB		FC6-4 BB		F8			2	0	0	0	2	1	0				
Roberto Alomar, S OBP: 0.361, SLG: 0.417 (1, 4)			F9		P3		L9		K	4	0	0	0	0	1	2				
Joe Carter, R OBP: 0.272, SLG: 0.394 (1, 8)	K		FC6-4		FC6-4		FC6-4		1B	4	0	1	0	0	1	2				
Gary Templeton, S OBP: 0.292, SLG: 0.402 (1, 6)	G6-3		K		HR		F9		F8	4	1	1	1	0	0	2				
Mike Pagliarulo, L OBP: 0.275, SLG: 0.388 Thomas Howard, S OBP: 0.364, SLG: 0.364 (9, PR)			K		FC2-5 1B BB		F8 BB SF9 BB		G5-4-3 BB	1	1	0	0	3	1	0				
Mark Parent, R OBP: 0.271, SLG: 0.299 (1, 2)			HR		FC5-4 FC2-5 1B		SF9 BB		F8	3	1	2	1	1	0	1				
Dennis Rasmussen, L ERA: 2.93 Ken Dayley, L ERA: 3.9 Tom Niedenfuer, R ERA: 2.5 Lee Smith, R ERA: 2.13	(1, 1) (7, 1) (7, 1) (8, 1)	6.0 0.0 1.2 1.1	W 2 6 S	24 0 1 4	3 0 1 0	2 0 0 0	2 0 0 0	4 0 0 0	0 0 0 0	0 0 0 0	0 0 0 0	0 0 0 0	0 0 0 0	0 0 0 0	0 0 0 0	0 0 0 0				
Inning Stats	R: 0 E: 0 K: 1 S: 8	H: 0 LOB: 0 BB: 0 P: 12	R: 0 E: 0 K: 1 S: 7	H: 0 LOB: 0 BB: 0 P: 10	R: 1 E: 0 K: 2 S: 17	H: 1 LOB: 0 BB: 0 P: 23	R: 0 E: 0 K: 0 S: 6	H: 0 LOB: 1 BB: 1 P: 11	R: 0 E: 0 K: 0 S: 8	H: 0 LOB: 1 BB: 1 P: 17	R: 1 E: 0 K: 0 S: 7	H: 0 LOB: 1 BB: 2 P: 19	R: 0 E: 0 K: 1 S: 10	H: 1 LOB: 1 BB: 0 P: 16	R: 0 E: 0 K: 0 S: 5	H: 0 LOB: 1 BB: 1 P: 11	1B: 2 2B: 0 3B: 0 HR: 2	SF: 1 SAC: 0 DP: 1 HBP: 0	WP: 0 PB: 0 SB: 0 CS: 0	PA: 36
PITCHER	IP WLS BF H R ER SO BB IBB HBP BLK WP HR S P ERA WHIP																			
John Tudor, L Ken Dayley, L Tom Niedenfuer, R Lee Smith, R	(1, 1) (7, 1) (7, 1) (8, 1)	6.0 0.0 1.2 1.1	W 2 6 S	24 0 1 4	3 0 1 0	2 0 0 0	2 0 0 0	4 0 0 0	0 0 0 0	0 0 0 0	0 0 0 0	0 0 0 0	0 0 0 0	0 0 0 0	0 0 0 0	0 0 0 0				

St. Louis Cardinals @ San Diego Padres
Jack Murphy Stadium, San Diego, CA
Fri Jul 06 1990, 10:05 PM EDT
Att: 16,992 - Unknown

AB 29
R 3
H 4
RBI 3
BB 6
SO 5
LOB 17



Batter	1	2	3	4	5	6	7	8	9	AB	R	H	RBI	BB	SO	LOB	TOP					
Rex Hudler, R OBP: 0.263, SLG: 0.275 (1,9)	4-0 S S 2B BB		2-2 G6-3			0-0 F8		0-0 B1-4		3	1	0	0	1	0	0	St. Louis Cardinals @ San Diego Padres Jack Murphy Stadium, San Diego, CA Sat Jul 07 1990, 10:05 PM EDT Att: 51,124 - Unknown livebaseballscorecards.com					
Willie McGee, S OBP: 0.374, SLG: 0.410 (1,8)	0-0 F7		0-1 1B			4-0 FC5-4 BB		2-1 G6-3		3	0	1	0	1	0	1						
Pedro Guerrero, R OBP: 0.338, SLG: 0.449 (1,3)	3-3 K		0-0 P4			2-3 K		1-3 K		4	0	0	0	0	3	3						
Todd Zeile, R OBP: 0.318, SLG: 0.383 (1,2)	3-2 2H 2B			1-2 G4-3		0-0 FC5-4			2-2 L9	4	0	1	1	0	0	1						
Terry Pendleton, S OBP: 0.299, SLG: 0.368 (1,5)	0-0 F9			1-2 G4-3			0-1 F7		0-0 G4-3	4	0	0	0	0	0	1						
José Oquendo, S OBP: 0.345, SLG: 0.305 (1,4)		0-0 F9		0-0 F7			4-0 FC4-6 BB		2-1 G5-3	3	0	0	0	1	0	0						
Dave Collins, S OBP: 0.302, SLG: 0.167 (1,7)		0-0 F7			0-0 L3		4-2 FC4-6 BB			2	0	0	0	1	0	0						
Ozzie Smith, S OBP: 0.323, SLG: 0.277 (1,6)		0-1 G6-3			3-2 G5-3		1-1 FC4-6			3	0	0	0	0	0	2						
Joe Magrane, R OBP: 0.206, SLG: 0.161 (1,1)			0-3 K		0-0 G4-3		1-0 G6-3			2	0	0	0	0	1	0						
Craig Wilson, R OBP: 0.278, SLG: 0.235 (7, PH)										1	0	0	0	0	0	2						
Frank DiPino, L (7, 1)										0	0	0	0	0	0	0						
Tom Niedenfuer, R (7, 1)										0	0	0	0	0	0	0						
Ricky Horton, L (7, 1)										0	0	0	0	0	0	0						
Inning Stats	R: 1 E: 0 K: 1 S: 8	H: 1 LOB: 1 BB: 1 P: 18	R: 0 E: 0 K: 0 S: 4	H: 0 LOB: 0 BB: 0 P: 4	R: 0 E: 0 K: 1 S: 9	H: 1 LOB: 1 BB: 0 P: 11	R: 0 E: 0 K: 0 S: 8	H: 0 LOB: 0 BB: 0 P: 10	R: 0 E: 0 K: 0 S: 5	H: 0 LOB: 0 BB: 0 P: 8	R: 0 E: 0 K: 1 S: 5	H: 0 LOB: 1 BB: 1 P: 11	R: 0 E: 0 K: 0 S: 8	H: 0 LOB: 2 BB: 2 P: 18	R: 0 E: 0 K: 1 S: 6	H: 0 LOB: 0 BB: 0 P: 9	R: 0 E: 0 K: 0 S: 9	H: 0 LOB: 0 BB: 0 P: 13	1B: 1 2B: 1 3B: 0 HR: 0	SF: 0 SAC: 0 DP: 0 HBP: 0	WP: 0 PB: 0 SB: 2 CS: 0	PA: 33
PITCHER Bruce Hurst, L ERA: 4.33 (1, 1)	IP: 9.0 WLS: W BF: 33 H: 2 R: 1 ER: 1 SO: 4 BB: 4 IBB: 0 HBP: 0 BLK: 0 WP: 0 HR: 0 S: 62 P: 102 ERA: 1.00 WHIP: 0.667															PITCHER						

Batter	1	2	3	4	5	6	7	8	9	AB	R	H	RBI	BB	SO	LOB	BOTTOM					
Bip Roberts, S OBP: 0.358, SLG: 0.423 (1,5)	4-2 1B BB									2	1	0	0	1	0	1	St. Louis Cardinals @ San Diego Padres Jack Murphy Stadium, San Diego, CA Sat Jul 07 1990, 10:05 PM EDT Att: 51,124 - Unknown livebaseballscorecards.com					
Mike Pagliarulo, L OBP: 0.344, SLG: 0.384 (5,5)		2-1 L9		1-0 G4-3		3-1 G4-3		3-3 K		2	0	0	0	0	1	2						
Tony Gwynn, L OBP: 0.382, SLG: 0.428 (1,9)	1-0 S 1B		1-0 G1-3 1B		1-2 G3		3-3 K			4	0	2	0	0	1	0						
Jack Clark, R OBP: 0.407, SLG: 0.486 (1,3)	2-2 S 1B		2-3 K		0-0 HR		1-0 3B 1B			4	2	3	2	0	1	1						
Roberto Alomar, S OBP: 0.363, SLG: 0.425 (1,4)	2-3 K		1-0 G1-3 1B		1-1 G5-3		2-2 1H 3B			4	0	2	1	0	1	2						
Joe Carter, R OBP: 0.275, SLG: 0.392 (1,8)	4-0 IBB		0-1 G1-3		2-2 G3		4-2 FC6-4 BB			2	0	0	0	2	0	2						
Shawn Abner, R OBP: 0.281, SLG: 0.303 (1,7)	3-3 K		2-1 G6-3			0-0 P4		0-3 K		3	0	0	0	0	1	5						
Thomas Howard, S OBP: 0.333, SLG: 0.333 (7, PH)										1	0	0	0	0	1	2						
Garry Templeton, S OBP: 0.287, SLG: 0.396 (1,6)	1-0 G1-3			0-0 G6-3		0-3 K		0-1 FC6-4		4	0	0	0	0	1	5						
Mark Parent, R OBP: 0.280, SLG: 0.300 (1,2)		2-0 P4		4-1 WP SH1-4 BB		1-0 1B		0-0 F9		3	0	1	0	1	0	0						
Bruce Hurst, L OBP: 0.152, SLG: 0.097 (1, 1)		1-1 G6-3		0-1 SH1-4		0-0 1B		1-3 K		3	0	1	0	0	1	0						
Inning Stats	R: 1 E: 0 K: 2 S: 15	H: 2 LOB: 3 BB: 2 P: 32	R: 0 E: 0 K: 0 S: 5	H: 0 LOB: 0 BB: 0 P: 10	R: 0 E: 0 K: 1 S: 9	H: 2 LOB: 2 BB: 0 P: 15	R: 0 E: 0 K: 0 S: 5	H: 0 LOB: 1 BB: 1 P: 10	R: 1 E: 0 K: 0 S: 10	H: 1 LOB: 0 BB: 0 P: 14	R: 0 E: 0 K: 1 S: 8	H: 2 LOB: 2 BB: 0 P: 12	R: 1 E: 0 K: 2 S: 15	H: 2 LOB: 1 BB: 1 P: 25	R: 0 E: 0 K: 2 S: 8	H: 0 LOB: 0 BB: 0 P: 12	R: 0 E: 0 K: 2 S: 8	H: 0 LOB: 0 BB: 0 P: 12	1B: 7 2B: 0 3B: 1 HR: 1	SF: 0 SAC: 1 DP: 0 HBP: 0	WP: 1 PB: 0 SB: 2 CS: 0	PA: 37
PITCHER Joe Magrane, L ERA: 4.06 (1, 1)	IP: 6.0 WLS: L BF: 28 H: 7 R: 2 ER: 2 SO: 4 BB: 2 IBB: 1 HBP: 0 BLK: 0 WP: 1 HR: 1 S: 52 P: 93 ERA: 3.00 WHIP: 1.500															PITCHER						
Frank DiPino, L ERA: 5.2 (7, 1)	0.1	3	2	1	1	1	0	0	0	0	0	8	14	27.00	6.000							
Tom Niedenfuer, R ERA: 2.5 (7, 1)	0.0	1	0	0	0	0	1	0	0	0	2	6	∞	∞								
Ricky Horton, L ERA: 5.4 (7, 1)	1.2	5	0	0	0	3	0	0	0	0	13	17	0.00	0.000								

Batter	1	2	3	4	5	6	7	8	9	AB	R	H	RBI	BB	SO	LOB	TOP								
Willie McGee, S OBP: 0.376, SLG: 0.414	G4-3		K							4	0	2	2	0	1	0	St. Louis Cardinals @ San Diego Padres Jack Murphy Stadium, San Diego, CA Sun Jul 08 1990, 6:33 AM EDT Att: 17,174 - Sunny								
Ozzie Smith, S OBP: 0.322, SLG: 0.277	F8			1B	P2			FC1-5 1B		4	1	1	0	0	0	3									
Pedro Guerrero, R OBP: 0.337, SLG: 0.446	F7							G4-6-3		4	0	1	0	0	0	2									
Todd Zeile, R OBP: 0.314, SLG: 0.379		K		SF8-3-6					E5	3	0	0	1	0	1	0									
Terry Pendleton, S OBP: 0.302, SLG: 0.370									K	4	0	2	0	0	1	1									
Milt Thompson, L OBP: 0.295, SLG: 0.330	FC6-4				P6	PO	L3	CS E 1B		4	1	1	0	0	0	1									
José Oquendo, S OBP: 0.347, SLG: 0.313										3	1	1	0	1	1	1									
Rex Hudler, R OBP: 0.263, SLG: 0.274			P4						E5	4	1	1	0	0	0	1									
Bob Tewksbury, R OBP: 0.389, SLG: 0.313										4	0	1	0	0	1	4									
Lee Smith, R (9, 1)	G4-3									0	0	0	0	0	0	0									
Inning Stats	R: 0 E: 0 K: 0 S: 8	H: 0 LOB: 0 BB: 0 P: 11	R: 0 E: 0 K: 1 S: 7	H: 1 LOB: 1 BB: 0 P: 9	R: 0 E: 0 K: 1 S: 8	H: 0 LOB: 0 BB: 0 P: 11	R: 1 E: 0 K: 0 S: 6	H: 2 LOB: 0 BB: 0 P: 10	R: 2 E: 0 K: 0 S: 9	H: 3 LOB: 1 BB: 0 P: 14	R: 0 E: 0 K: 0 S: 10	H: 1 LOB: 0 BB: 0 P: 15	R: 0 E: 0 K: 1 S: 6	H: 0 LOB: 0 BB: 0 P: 9	R: 0 E: 0 K: 0 S: 5	H: 2 LOB: 1 BB: 0 P: 6	R: 1 E: 2 K: 2 S: 18	H: 1 LOB: 2 BB: 1 P: 27	1B: 8 2B: 2 3B: 1 HR: 0	SF: 1 SAC: 0 DP: 2 HBP: 0	WP: 0 PB: 0 SB: 1 CS: 2	PA: 37			
PITCHER	IP	WLS	BF	H	R	ER	SO	BB	IBB	HBP	BLK	WP	HR	S	P	ERA	WHIP								
Ed Whitson, R ERA: 2.89	(1, 1)	8.0	L	30	9	3	3	0	0	0	0	0	0	59	85	3.38	1.125								
Craig Lefferts, L ERA: 3.24	(9, 1)	1.0		6	1	1	0	2	1	0	0	0	0	18	27	0.00	2.000								

Batter	1	2	3	4	5	6	7	8	9	AB	R	H	RBI	BB	SO	LOB	BOTTOM								
Thomas Howard, S OBP: 0.313, SLG: 0.313	G1-3									4	0	1	0	0	0	1	St. Louis Cardinals @ San Diego Padres Jack Murphy Stadium, San Diego, CA Sun Jul 08 1990, 6:33 AM EDT Att: 17,174 - Sunny								
Fred Lynn, L OBP: 0.350, SLG: 0.439	F7									4	0	0	0	0	0	1									
Jack Clark, R OBP: 0.404, SLG: 0.477										3	1	0	0	1	1	0									
Roberto Alomar, S OBP: 0.362, SLG: 0.422	FC6-4									4	0	1	0	0	0	2									
Joe Carter, R OBP: 0.275, SLG: 0.390										4	0	1	0	0	0	2									
Gary Templeton, S OBP: 0.287, SLG: 0.394										4	0	1	1	0	0	2									
Mike Pagliarulo, L OBP: 0.342, SLG: 0.381										4	0	1	0	0	1	4									
Mark Parent, R OBP: 0.272, SLG: 0.290										3	0	0	0	0	2	1									
Ed Whitson, R OBP: 0.171, SLG: 0.265										2	0	0	0	0	0	0									
Phil Stephenson, L OBP: 0.365, SLG: 0.475										0	0	0	0	1	0	0									
Craig Lefferts, L OBP: 0.250, SLG: 0.250										0	0	0	0	0	0	0									
Inning Stats	R: 0 E: 0 K: 0 S: 7	H: 0 LOB: 1 BB: 1 P: 14	R: 0 E: 0 K: 0 S: 12	H: 1 LOB: 0 BB: 0 P: 16	R: 0 E: 0 K: 0 S: 8	H: 1 LOB: 0 BB: 0 P: 11	R: 0 E: 1 K: 0 S: 7	H: 1 LOB: 2 BB: 0 P: 11	R: 0 E: 0 K: 1 S: 6	H: 0 LOB: 0 BB: 0 P: 8	R: 0 E: 0 K: 1 S: 7	H: 0 LOB: 0 BB: 0 P: 9	R: 0 E: 0 K: 1 S: 7	H: 0 LOB: 0 BB: 0 P: 10	R: 0 E: 0 K: 1 S: 9	H: 0 LOB: 0 BB: 1 P: 16	R: 1 E: 1 K: 0 S: 22	H: 2 LOB: 2 BB: 0 P: 32	1B: 5 2B: 0 3B: 0 HR: 0	SF: 0 SAC: 0 DP: 1 HBP: 0	WP: 0 PB: 0 SB: 0 CS: 1	PA: 35			
PITCHER	IP	WLS	BF	H	R	ER	SO	BB	IBB	HBP	BLK	WP	HR	S	P	ERA	WHIP								
Bob Tewksbury, R ERA: 3.04	(1, 1)	8.1	W	30	3	1	0	4	2	0	0	0	0	72	107	0.00	0.600								
Lee Smith, R ERA: 2.1	(9, 1)	0.2		4	2	0	0	0	0	0	0	0	0	13	20	0.00	3.000								

AB	34
R	4
H	10
RBI	3
BB	1
SO	5
LOB	13

AB	32
R	1
H	5
RBI	1
BB	2
SO	4
LOB	13



Batter	1	2	3	4	5	6	7	8	9	AB	R	H	RBI	BB	SO	LOB	TOP				
Brett Butler, L OBP: 0.387, SLG: 0.339 (1, 8)	F8		4-3 1B		4-3 SH3-4 1B		4-3		F8	5	1	2	0	0	0	1					
Rick Leach, L OBP: 0.405, SLG: 0.389 (1, 9)	4-2		4-3		SH3-4		4-0		P8	1	1	0	0	1	0	1					
Rick Parker, R OBP: 0.326, SLG: 0.400 (5, 9)	1B		4-3		SH3-4		CS			0	0	0	0	1	0	0					
Mike Kingery, L OBP: 0.333, SLG: 0.302 (8, 9)	1B		1-3		1-2		CS			1	0	0	0	0	0	1					
Will Clark, L OBP: 0.346, SLG: 0.461 (1, 3)	F5		HR		4-3		CS		F8	4	1	1	1	0	0	2					
Kevin Mitchell, R OBP: 0.386, SLG: 0.612 (1, 7)	1B		3-H 0-1		4-0				1B	2	1	2	2	2	0	0					
Matt Williams, R OBP: 0.329, SLG: 0.503 (1, 5)	1B		HR		IBB				BB	4	0	1	1	0	3	3					
Terry Kennedy, L OBP: 0.351, SLG: 0.368 (1, 2)	FC6-4		K		K					4	0	1	0	0	0	2					
Robby Thompson, R OBP: 0.296, SLG: 0.367 (1, 4)			4-3						1B	4	0	0	0	0	1	2					
Jose Uribe, S OBP: 0.320, SLG: 0.348 (1, 6)	F5		F9		4-3				P7	4	0	0	0	0	0	0					
Scott Garrelts, R OBP: 0.077, SLG: 0.053 (1, 1)	K		F8						1B	4	0	1	0	0	1	0					
Inning Stats	R: 1 E: 0 K: 0 S: 17	H: 2 LOB: 2 BB: 1 P: 27	R: 0 E: 0 K: 1 S: 8	H: 0 LOB: 0 BB: 0 P: 11	R: 3 E: 0 K: 1 S: 25	H: 3 LOB: 0 BB: 0 P: 35	R: 0 E: 0 K: 0 S: 9	H: 0 LOB: 0 BB: 0 P: 11	R: 0 E: 0 K: 1 S: 12	H: 1 LOB: 2 BB: 1 P: 21	R: 0 E: 0 K: 0 S: 10	H: 0 LOB: 0 BB: 1 P: 18	R: 0 E: 0 K: 1 S: 14	H: 1 LOB: 2 BB: 1 P: 19	R: 0 E: 0 K: 0 S: 13	H: 1 LOB: 1 BB: 0 P: 16	1B: 7 2B: 0 3B: 0 HR: 1	SF: 0 SAC: 1 DP: 0 HBP: 0	WP: 0 PB: 0 SB: 1 CS: 1	PA: 39	
PITCHER	IP	WLS	BF	H	R	ER	SO	BB	IBB	HBP	BLK	WP	HR	S	P	ERA	WHIP				
Bryn Smith, R ERA: 4.15 (1, 1)	4.0	L	18	5	4	4	2	1	0	0	0	0	1	59	84	9.00	1.500				
Frank DiPino, L ERA: 4.91 (5, 1)	3.0		11	1	0	0	2	1	1	0	0	0	0	29	48	0.00	0.667				
Tom Niedenfuer, R ERA: 2.38 (8, 1)	2.0		9	2	0	0	1	1	0	0	0	0	0	27	35	0.00	1.500				

San Francisco Giants @ St. Louis Cardinals
 Busch Stadium, St. Louis, MO
 Thu Jul 12 1990, 7:05 PM CDT
 Att: 32,136 - Unknown - 74 F

AB	33
R	4
H	8
RBI	4
BB	4
SO	5
LOB	12



Batter	1	2	3	4	5	6	7	8	9	AB	R	H	RBI	BB	SO	LOB	BOTTOM					
Willie McGee, S OBP: 0.374, SLG: 0.412 (1, 8)	F8 SH1-3 1B		4-3		4-3		4-3			4	0	1	0	0	0	1						
Ozzie Smith, S OBP: 0.323, SLG: 0.277 (1, 6)	SH1-3		6-3 S 1B		6-3		4-3			3	0	1	0	0	0	0						
Terry Pendleton, S OBP: 0.298, SLG: 0.365 (1, 5)	F8		6-3		6-3				F8	4	0	0	0	0	0	2						
Pedro Guerrero, R OBP: 0.333, SLG: 0.440 (1, 3)	F8		5-3		K				5-3	4	0	0	0	0	1	2						
Todd Zeile, R OBP: 0.313, SLG: 0.377 (1, 2)					F9		6-3		F8	4	0	1	0	0	0	0						
Milt Thompson, L OBP: 0.290, SLG: 0.325 (1, 9)	F5		4-3		4-3		L1		G3	4	0	0	0	0	0	1						
José Oquendo, S OBP: 0.352, SLG: 0.317 (1, 4)									F9	3	1	2	0	1	0	0						
Rex Hudler, R OBP: 0.262, SLG: 0.273 (1, 7)	F9		1B		2B		4-3		F9	4	1	1	0	0	0	3						
Bryn Smith, R OBP: 0.214, SLG: 0.214 (1, 1)										1	0	0	0	0	1	2						
Denny Walling, L OBP: 0.273, SLG: 0.277 (4, PH)										1	0	1	2	0	0	0						
Frank DiPino, L (5, 1)										0	0	0	0	0	0	0						
Dave Collins, S OBP: 0.295, SLG: 0.162 (7, PH)										1	0	0	0	0	0	0						
Tom Niedenfuer, R (8, 1)										0	0	0	0	0	0	0						
Inning Stats	R: 0 E: 0 K: 0 S: 9	H: 1 LOB: 1 BB: 0 P: 16	R: 0 E: 0 K: 1 S: 11	H: 2 LOB: 2 BB: 0 P: 20	R: 0 E: 0 K: 0 S: 11	H: 1 LOB: 1 BB: 0 P: 18	R: 2 E: 0 K: 0 S: 7	H: 2 LOB: 1 BB: 1 P: 16	R: 0 E: 0 K: 1 S: 6	H: 0 LOB: 0 BB: 0 P: 8	R: 0 E: 0 K: 0 S: 8	H: 1 LOB: 1 BB: 0 P: 13	R: 0 E: 0 K: 0 S: 10	H: 0 LOB: 0 BB: 0 P: 17	R: 0 E: 0 K: 0 S: 8	H: 0 LOB: 0 BB: 0 P: 11	R: 0 E: 0 K: 0 S: 9	H: 0 LOB: 0 BB: 0 P: 13	1B: 6 2B: 1 3B: 0 HR: 0	SF: 0 SAC: 1 DP: 0 HBP: 0	WP: 0 PB: 0 SB: 1 CS: 0	PA: 35
PITCHER	IP	WLS	BF	H	R	ER	SO	BB	IBB	HBP	BLK	WP	HR	S	P	ERA	WHIP					
Scott Garrelts, R ERA: 4.71 (1, 1)	9.0	W	35	7	2	2	2	1	0	0	0	0	0	79	132	2.00	0.889					

San Francisco Giants @ St. Louis Cardinals
 Busch Stadium, St. Louis, MO
 Thu Jul 12 1990, 7:05 PM CDT
 Att: 32,136 - Unknown - 74 F

AB	33
R	2
H	7
RBI	2
BB	1
SO	2
LOB	11



Batter	1	2	3	4	5	6	7	8	9	AB	R	H	RBI	BB	SO	LOB	TOP								
Brett Butler, L OBP: 0.393, SLG: 0.352 (1, 8)	2-2 3B		3-2 1B		0-0 1B		1-1 F7		3-1 1B	5	1	4	1	0	0	0	San Francisco Giants @ St. Louis Cardinals Busch Stadium, St. Louis, MO Fri Jul 13, 1990, 7:05 PM CDT Att: 35,961 - Unknown - 64 F livebaseballscorecards.com								
Rick Leach, L OBP: 0.410, SLG: 0.391 (1, 9)	4-2 3B		2-2 G4-3		0-0 1B			3-2 G3	0-0 SH2-4	2	0	1	1	1	0	1									
Bill Bathe, R OBP: 0.333, SLG: 0.462 (8, PH)									1-2 3-H	1	0	0	0	0	0	0									
Jeff Brantley, R OBP: 0.286, SLG: 0.429 (8, 1)									1-2 2-3	0	0	0	0	0	0	0									
Will Clark, L OBP: 0.346, SLG: 0.460 (1, 3)	0-1 G5-3			2-2 F7				2-1 G1-5-3	0-1 WP	5	0	2	2	0	1	4									
Kevin Mitchell, R OBP: 0.386, SLG: 0.617 (1, 7)				1-2 HR				0-0 G1-5-3	4-0 IBB	4	1	1	1	1	2	5									
Matt Williams, R OBP: 0.327, SLG: 0.497 (1, 5)	1-3 K			1-1 F9				4-0 IBB	1-3 K	4	0	0	0	1	3	4									
Ernest Riles, L OBP: 0.397, SLG: 0.397 (1, 4)		0-0 L9		1-2 F8				0-0 L9		3	0	0	0	0	0	0									
Robby Thompson, R OBP: 0.295, SLG: 0.366 (7, 4)										1	0	0	0	0	2										
Terry Kennedy, L OBP: 0.354, SLG: 0.368 (1, 2)		1-1 G6-4-3			4-2 2B				1-1 G4-3	3	1	1	0	1	1	0									
Jose Uribe, S OBP: 0.319, SLG: 0.347 (1, 6)		3-2 G6-4-3			0-0 F8			3-2 E	1-1 1B	4	1	1	0	0	0	2									
Don Robinson, R OBP: 0.214, SLG: 0.357 (1, 1)			3-2 P5		0-0 1B			2-0 E1	1-3 1B	3	1	1	1	0	0	0									
Mike Kingery, L OBP: 0.344, SLG: 0.315 (8, 9)					1-H 1B			1-3 1B	1-3 1B	1	1	1	0	0	0	0									
Inning Stats	R: 0 E: 0 K: 2 S: 16	H: 1 LOB: 2 BB: 1 P: 23	R: 0 E: 0 K: 0 S: 7	H: 1 LOB: 0 BB: 0 P: 11	R: 0 E: 0 K: 0 S: 14	H: 1 LOB: 0 BB: 0 P: 22	R: 1 E: 0 K: 0 S: 12	H: 1 LOB: 0 BB: 0 P: 17	R: 2 E: 0 K: 2 S: 14	H: 3 LOB: 2 BB: 1 P: 21	R: 0 E: 0 K: 0 S: 8	H: 0 LOB: 0 BB: 0 P: 14	R: 0 E: 0 K: 0 S: 5	H: 0 LOB: 0 BB: 0 P: 9	R: 0 E: 0 K: 0 S: 7	H: 1 LOB: 2 BB: 1 P: 16	R: 3 E: 1 K: 1 S: 16	H: 4 LOB: 2 BB: 1 P: 29	1B: 9 2B: 1 3B: 1 HR: 1	SF: 0 SAC: 1 DP: 1 HBP: 0	WP: 1 PB: 0 SB: 0 CS: 1	PA: 41			
PITCHER	IP	WLS	BF	H	R	ER	SO	BB	IBB	HBP	BLK	WP	HR	S	P	ERA	WHIP								
Jose DeLeon, R ERA: 3.82 (1, 1)	7.0	L	28	7	3	3	6	2	0	0	0	0	1	76	117	3.86	1.286								
Ricky Horton, L ERA: 5.35 (8, 1)	0.1		2	1	0	0	0	0	0	0	0	0	0	5	10	0.00	3.000								
Scott Terry, R ERA: 7.44 (8, 1)	0.1		1	0	0	0	0	0	0	0	0	0	0	1	1	0.00	0.000								
Ken Dayley, L ERA: 4.6 (8, 1)	1.1		10	4	3	3	1	0	2	0	0	1	0	17	34	20.25	3.000								

Batter	1	2	3	4	5	6	7	8	9	AB	R	H	RBI	BB	SO	LOB	BOTTOM								
Willie McGee, S OBP: 0.373, SLG: 0.413 (1, 8)	0-3 K		1-0 1B		0-0 G4-3		0-0 L8			4	1	1	0	0	1	2	San Francisco Giants @ St. Louis Cardinals Busch Stadium, St. Louis, MO Fri Jul 13, 1990, 7:05 PM CDT Att: 35,961 - Unknown - 64 F livebaseballscorecards.com								
Milt Thompson, L OBP: 0.293, SLG: 0.325 (1, 9)	2-2 G4-3		3-1 2B		0-0 G6-3			4-0 G5-3		3	0	1	1	1	0	1									
Terry Pendleton, S OBP: 0.294, SLG: 0.360 (1, 5)	1-1 F7		3-1 G2-3		0-0 G4-3			1-3 K		4	0	0	0	0	1	3									
Pedro Guerrero, R OBP: 0.332, SLG: 0.436 (1, 3)		2-1 F9		4-1 BB		0-0 F8		3-2 G5-3		3	0	0	0	1	0	1									
Denny Walling, L OBP: 0.283, SLG: 0.271 (1, 7)		4-2 2B		4-0 BB		1-0 F9		0-2 F7		2	0	0	0	2	0	1									
Todd Zeile, R OBP: 0.309, SLG: 0.371 (1, 2)		3-2 F8		2-1 F8		2-2 P5			3-2 P2	4	0	0	0	0	0	3									
José Oquendo, S OBP: 0.351, SLG: 0.320 (1, 4)		1-1 2B		1-0 F7			1-1 L9		0-1 G3-1	4	0	1	0	0	0	2									
Ozzie Smith, S OBP: 0.318, SLG: 0.273 (1, 6)			3-2 P6		0-0 F8			2-1 F8		4	0	0	0	0	0	2									
Jose DeLeon, R OBP: 0.143, SLG: 0.176 (1, 1)			0-3 K		4-2 BB					1	0	0	0	1	1	0									
Dave Collins, S OBP: 0.311, SLG: 0.184 (7, PH)										1	0	1	0	0	0	0									
Ricky Horton, L OBP: 0.500, SLG: 0.500 (8, 1)										0	0	0	0	0	0	0									
Scott Terry, R OBP: 0.500, SLG: 0.500 (8, 1)										0	0	0	0	0	0	0									
Ken Dayley, L OBP: 0.500, SLG: 0.500 (8, 1)										0	0	0	0	0	0	0									
Inning Stats	R: 0 E: 0 K: 1 S: 10	H: 0 LOB: 0 BB: 0 P: 13	R: 0 E: 0 K: 0 S: 9	H: 1 LOB: 1 BB: 1 P: 19	R: 1 E: 0 K: 1 S: 11	H: 2 LOB: 1 BB: 0 P: 21	R: 0 E: 0 K: 0 S: 5	H: 0 LOB: 2 BB: 2 P: 16	R: 0 E: 0 K: 0 S: 6	H: 0 LOB: 1 BB: 1 P: 10	R: 0 E: 0 K: 0 S: 5	H: 0 LOB: 0 BB: 0 P: 8	R: 0 E: 0 K: 0 S: 6	H: 1 LOB: 1 BB: 0 P: 9	R: 0 E: 0 K: 1 S: 9	H: 0 LOB: 1 BB: 1 P: 17	R: 0 E: 0 K: 0 S: 8	H: 0 LOB: 0 BB: 0 P: 12	1B: 2 2B: 2 3B: 0 HR: 0	SF: 0 SAC: 0 DP: 0 HBP: 0	WP: 0 PB: 0 SB: 1 CS: 0	PA: 35			
PITCHER	IP	WLS	BF	H	R	ER	SO	BB	IBB	HBP	BLK	WP	HR	S	P	ERA	WHIP								
Don Robinson, R ERA: 3.99 (1, 1)	7.0	W	28	4	1	1	2	4	0	0	0	0	0	17	29	0.00	1.143								
Jeff Brantley, R ERA: 1.47 (8, 1)	2.0	S	7	0	0	0	1	1	0	0	0	0	0	17	29	0.00	0.500								



Batter	1	2	3	4	5	6	7	8	9	AB	R	H	RBI	BB	SO	LOB	TOP								
Brett Butler, L OBP: 0.391, SLG: 0.351 (1, 8)	G3		6-3			FC1-6 1B		K		4	0	1	0	0	1	0	San Francisco Giants @ St. Louis Cardinals Busch Stadium, St. Louis, MO Sat Jul 14 1990, 7:05 PM CDT Att: 43,690 - Unknown - 66 F								
Greg Litton, R OBP: 0.289, SLG: 0.322 (1, 9)			F8			FC1-6 1B		4-3		3	0	1	0	0	0	1									
Mike Kingery, L OBP: 0.339, SLG: 0.309 (8, PH) (8, 9)	1B									1	0	0	0	0	0	0									
Will Clark, L OBP: 0.351, SLG: 0.465 (1, 3)	F7									3	1	2	0	1	0	1									
Kevin Mitchell, R OBP: 0.388, SLG: 0.615 (1, 7)										4	0	2	0	0	1	3									
Matt Williams, R OBP: 0.326, SLG: 0.494 (1, 5)										4	0	1	1	0	2	6									
Bill Bathe, R OBP: 0.333, SLG: 0.438 (1, 2)										3	0	1	0	0	1	1									
Terry Kennedy, L OBP: 0.352, SLG: 0.366 (7, 2)										1	0	0	0	0	1	2									
Robby Thompson, R OBP: 0.296, SLG: 0.365 (1, 4)										3	0	1	0	0	1	1									
Ernest Riles, L OBP: 0.329, SLG: 0.391 (9, PH)										1	0	0	0	0	1	2									
Dave Anderson, R OBP: 0.294, SLG: 0.347 (1, 6)										3	0	0	0	0	1	1									
Jose Uribe, S OBP: 0.319, SLG: 0.347 (7, 6)										0	0	0	0	0	0	0									
Trevor Wilson, L (1, 1)										3	0	0	0	0	2	0									
Jeff Brantley, R OBP: 0.286, SLG: 0.429 (8, 1)										0	0	0	0	0	0	0									
Inning Stats	R: 0 H: 2 E: 0 K: 1 S: 15	H: 2 LOB: 2 BB: 0 P: 25	R: 0 H: 1 E: 0 K: 0 S: 7	H: 1 LOB: 0 BB: 0 P: 12	R: 0 H: 0 E: 0 K: 1 S: 9	H: 0 LOB: 0 BB: 0 P: 13	R: 1 H: 2 E: 0 K: 1 S: 9	H: 2 LOB: 0 BB: 0 P: 12	R: 0 H: 0 E: 0 K: 2 S: 10	H: 0 LOB: 0 BB: 0 P: 15	R: 0 H: 2 E: 0 K: 0 S: 9	H: 2 LOB: 2 BB: 0 P: 14	R: 0 H: 1 E: 0 K: 1 S: 11	H: 1 LOB: 0 BB: 0 P: 14	R: 0 H: 0 E: 0 K: 2 S: 11	H: 0 LOB: 2 BB: 1 P: 16	R: 0 H: 1 E: 0 K: 3 S: 13	H: 1 LOB: 2 BB: 1 P: 22	1B: 8 2B: 2 3B: 0 HR: 0	SF: 0 SAC: 0 DP: 3 HBP: 0	WP: 0 PB: 0 SB: 0 CS: 0	PA: 34			
PITCHER	IP	WLS	BF	H	R	ER	SO	BB	IBB	HBP	BLK	WP	HR	S	P	ERA	WHIP								
Joe Magrane, L ERA: 3.91 (1, 1)	7.0		26	8	1	1	6	0	0	0	0	0	0	70	105	1.29	1.143								
Lee Smith, R ERA: 2.03 (8, 1)	2.0	W	8	1	0	0	5	1	0	0	0	0	0	24	38	0.00	1.000								

Batter	1	2	3	4	5	6	7	8	9	AB	R	H	RBI	BB	SO	LOB	BOTTOM								
Craig Wilson, R OBP: 0.316, SLG: 0.211 (1, 7)	6-3									2	0	0	0	2	0	0	San Francisco Giants @ St. Louis Cardinals Busch Stadium, St. Louis, MO Sat Jul 14 1990, 7:05 PM CDT Att: 43,690 - Unknown - 66 F								
Rex Hudler, R OBP: 0.262, SLG: 0.273 (8, PR) (9, 7)										0	1	0	0	0	0	0									
Ozzie Smith, S OBP: 0.318, SLG: 0.270 (1, 6)	6-3									3	0	0	0	1	1	1									
Willie McGee, S OBP: 0.374, SLG: 0.412 (1, 8)										3	1	1	1	1	0	2									
Pedro Guerrero, R OBP: 0.331, SLG: 0.434 (1, 3)	CS									4	0	1	0	0	1	2									
Terry Pendleton, S OBP: 0.293, SLG: 0.358 (1, 5)										4	0	1	1	0	1	0									
José Quienro, S OBP: 0.350, SLG: 0.316 (1, 4)										3	0	0	0	1	0	2									
Tom Pagnozzi, R OBP: 0.276, SLG: 0.309 (1, 2)										2	0	1	0	1	1	0									
Dave Collins, S OBP: 0.311, SLG: 0.184 (7, PR) (8, 1)										0	0	0	0	0	0	0									
Lee Smith, R (8, 1)										0	0	0	0	0	0	0									
Milt Thompson, L OBP: 0.290, SLG: 0.321 (1, 9)										3	0	0	0	0	0	3									
Joe Magrane, R OBP: 0.194, SLG: 0.152 (1, 1)										2	0	0	0	0	0	0									
Todd Zeile, R OBP: 0.308, SLG: 0.370 (8, 2)										1	0	0	0	0	1	0									
Inning Stats	R: 0 H: 0 E: 0 K: 0 S: 6	H: 0 LOB: 0 BB: 1 P: 14	R: 0 H: 0 E: 0 K: 2 S: 13	H: 0 LOB: 2 BB: 2 P: 25	R: 0 H: 0 E: 0 K: 1 S: 5	H: 0 LOB: 0 BB: 0 P: 5	R: 0 H: 0 E: 0 K: 0 S: 3	H: 0 LOB: 0 BB: 0 P: 5	R: 0 H: 0 E: 0 K: 1 S: 8	H: 0 LOB: 0 BB: 0 P: 10	R: 0 H: 0 E: 0 K: 0 S: 11	H: 0 LOB: 2 BB: 2 P: 21	R: 0 H: 1 E: 0 K: 0 S: 11	H: 1 LOB: 1 BB: 0 P: 19	R: 2 H: 3 E: 1 K: 1 S: 13	H: 3 LOB: 2 BB: 1 P: 24	1B: 4 2B: 0 3B: 0 HR: 0	SF: 0 SAC: 0 DP: 0 HBP: 0	WP: 0 PB: 0 SB: 0 CS: 1	PA: 34					
PITCHER	IP	WLS	BF	H	R	ER	SO	BB	IBB	HBP	BLK	WP	HR	S	P	ERA	WHIP								
Trevor Wilson, L ERA: 2.08 (1, 1)	7.2	L	30	2	2	2	5	6	0	0	0	0	0	65	116	2.35	1.043								
Jeff Brantley, R ERA: 1.46 (8, 1)	0.1		3	2	0	0	0	0	0	0	0	0	0	5	7	0.00	6.000								

AB	33
R	1
H	9
RBI	1
BB	1
SO	11
LOB	18



Batter	1	2	3	4	5	6	7	8	9	AB	R	H	RBI	BB	SO	LOB	TOP								
Brett Butler, L OBP: 0.389, SLG: 0.349 (1, 8)	F7		F7		L1-3		FC6-4 1B		FC1-6 FC6-4	5	0	1	0	0	0	2	San Francisco Giants @ St. Louis Cardinals Busch Stadium, St. Louis, MO Sun Jul 15 1990, 7:05 PM CDT Att: 29,624 - Unknown - 83 F livebaseballscorecards.com								
Robby Thompson, R OBP: 0.291, SLG: 0.359 (1, 4)	K		K		P6		FC6-4 1-2		FC6-4 1-2	5	0	0	0	0	2	2									
Will Clark, L OBP: 0.352, SLG: 0.465 (1, 3)	P6		HR				E6 G6-3 BB		2B 1B	4	2	2	0	0	0	0									
Kevin Mitchell, R OBP: 0.389, SLG: 0.623 (1, 7)		G5-3	HR				G6-3 1-2 BB		P9	3	1	1	2	1	0	1									
Matt Williams, R OBP: 0.325, SLG: 0.494 (1, 5)		E5 G1-3 1B	F8				P4		1B 2B	4	2	1	1	0	0	2									
Greg Litton, R OBP: 0.287, SLG: 0.319 (8, FR)	G1-3				G6-3		G6-3		G6-4-3	4	0	1	1	0	0	3									
Mike Kingery, L OBP: 0.339, SLG: 0.309 (8, 9)							G6-3 1-2 2-3		1B	0	0	0	0	0	0	0									
Jeff Brantley, R OBP: 0.286, SLG: 0.429 (8, 1)							K		G6-4-3 1-2	0	0	0	0	0	0	0									
Terry Kennedy, L OBP: 0.350, SLG: 0.360 (1, 2)	1B BB		F9				K		G6-4-3 1-2	3	0	0	0	1	1	3									
Jose Uribe, S OBP: 0.318, SLG: 0.345 (1, 6)			G6-3				G6-3		F9	4	0	1	1	0	0	0									
John Burkett, R OBP: 0.111, SLG: 0.086 (7, 1)	K						L1-3 1B		FC1-6 1B	3	0	1	0	0	2	2									
Mark Thurmond, L (7, 1)										0	0	0	0	0	0	0									
Steve Bedrosian, R (8, 9)										1	0	1	0	0	0	0									
Rick Leach, L OBP: 0.415, SLG: 0.397 (8, 9)										0	0	0	0	0	0	0									
Inning Stats	R: 0 E: 0 K: 1 S: 10	H: 0 LOB: 0 BB: 0 P: 16	R: 1 E: 1 K: 1 S: 9	H: 1 LOB: 2 BB: 1 P: 17	R: 2 E: 0 K: 1 S: 12	H: 2 LOB: 0 BB: 0 P: 15	R: 0 E: 0 K: 0 S: 9	H: 0 LOB: 0 BB: 0 P: 11	R: 0 E: 0 K: 0 S: 9	H: 1 LOB: 2 BB: 1 P: 12	R: 0 E: 1 K: 1 S: 8	H: 0 LOB: 2 BB: 1 P: 15	R: 0 E: 0 K: 1 S: 6	H: 1 LOB: 1 BB: 0 P: 9	R: 2 E: 0 K: 0 S: 9	H: 3 LOB: 1 BB: 0 P: 13	R: 0 E: 0 K: 0 S: 6	H: 1 LOB: 1 BB: 0 P: 12	1B: 7 2B: 2 3B: 0 HR: 1	SF: 0 SAC: 0 DP: 2 HBP: 0	WP: 0 PB: 0 SB: 0 CS: 0	PA: 38			
PITCHER	IP	WLS	BF	H	R	ER	SO	BB	IBB	HBP	BLK	WP	HR	S	P	ERA	WHIP								
John Tudor, L ERA: 2.91 (1, 1)	7.0		29	5	3	2	5	2	0	0	0	0	1	63	95	2.57	1.000								
Tom Niedenfuer, R ERA: 2.79 (8, 1)	0.1	L	4	3	2	2	0	0	0	0	0	0	0	7	10	54.00	9.000								
Frank DiPino, L ERA: 4.83 (8, 1)	0.2		1	0	0	0	0	0	0	0	0	0	0	2	3	0.00	0.000								
Ken Dayley, L ERA: 4.45 (9, 1)	1.0		4	1	0	0	0	0	0	0	0	0	0	6	12	0.00	1.000								

Batter	1	2	3	4	5	6	7	8	9	AB	R	H	RBI	BB	SO	LOB	BOTTOM								
Tim Jones, L OBP: 0.267, SLG: 0.189 (1, 6)	S 1B		G4-3		L9		G4-3 1-2 2-3		P5	5	0	1	0	0	0	5	San Francisco Giants @ St. Louis Cardinals Busch Stadium, St. Louis, MO Sun Jul 15 1990, 7:05 PM CDT Att: 29,624 - Unknown - 83 F livebaseballscorecards.com								
Mill Thompson, L OBP: 0.306, SLG: 0.321 (7, PH)	F7		K		1B		SF8		G4-3	3	0	1	0	0	1	1									
Tom Niedenfuer, R OBP: 0.217, SLG: 0.270 (8, 1)							1B			0	0	0	0	0	0	0									
Frank DiPino, L OBP: 0.286, SLG: 0.287 (8, PH)										1	0	0	0	0	0	3									
Ken Dayley, L (8, 1)										0	0	0	0	0	0	0									
Willie McGee, S OBP: 0.377, SLG: 0.418 (1, 8)	F7 1-2		S 1B		G4-3		G4-3 3-H		2B	5	0	3	1	0	0	2									
Pedro Guerrero, R OBP: 0.330, SLG: 0.428 (1, 3)	F9		G5-3				P6		BB	4	0	0	0	1	0	3									
Terry Pendleton, S OBP: 0.288, SLG: 0.352 (1, 5)	G1-3				F7		F9		K	5	0	0	0	0	1	3									
Todd Zeile, R OBP: 0.309, SLG: 0.381 (1, 2)	K				HR		1B		G5-3	5	1	2	1	0	2	1									
José Oquendo, S OBP: 0.352, SLG: 0.316 (1, 4)					L7		L8			3	0	1	0	1	0	1									
Craig Wilson, R OBP: 0.385, SLG: 0.348 (1, 7)					K				G4-3 SF8 BB 1B	4	1	3	0	0	1	0									
John Tudor, L OBP: 0.125, SLG: 0.067 (7, PH)	G4-3						B1-3			2	0	0	0	0	0	2									
Dave Collins, S OBP: 0.340, SLG: 0.184 (8, 9)									G4-3 2B BB	0	1	0	0	2	0	0									
Inning Stats	R: 0 E: 0 K: 0 S: 7	H: 1 LOB: 1 BB: 0 P: 9	R: 0 E: 0 K: 1 S: 12	H: 2 LOB: 2 BB: 0 P: 19	R: 0 E: 0 K: 1 S: 9	H: 1 LOB: 0 BB: 0 P: 18	R: 1 E: 0 K: 1 S: 8	H: 1 LOB: 0 BB: 0 P: 14	R: 0 E: 0 K: 0 S: 7	H: 1 LOB: 1 BB: 0 P: 10	R: 0 E: 0 K: 0 S: 6	H: 1 LOB: 1 BB: 0 P: 10	R: 2 E: 0 K: 1 S: 12	H: 2 LOB: 2 BB: 2 P: 21	R: 0 E: 0 K: 0 S: 22	H: 1 LOB: 3 BB: 2 P: 38	R: 0 E: 0 K: 1 S: 11	H: 1 LOB: 1 BB: 0 P: 19	1B: 8 2B: 2 3B: 0 HR: 1	SF: 1 SAC: 0 DP: 0 HBP: 0	WP: 0 PB: 0 SB: 3 CS: 0	PA: 42			
PITCHER	IP	WLS	BF	H	R	ER	SO	BB	IBB	HBP	BLK	WP	HR	S	P	ERA	WHIP								
John Burkett, R ERA: 3.54 (7, 1)	6.1		28	8	3	3	3	1	0	0	0	0	0	4	5	4.26	1.421								
Mark Thurmond, L ERA: 3.09 (7, 1)	0.1	W	6	1	0	0	1	3	0	0	0	0	0	16	31	0.00	6.000								
Steve Bedrosian, R ERA: 4.15 (8, 1)	1.2	S	6	1	0	0	1	0	0	0	0	0	0	21	34	0.00	0.600								

Batter	1	2	3	4	5	6	7	8	9	AB	R	H	RBI	BB	SO	LOB	TOP							
Lenny Harris, L (1,5) OBP: 0.340, SLG: 0.386	0-1 5-3		1-0 1B			1-2 E 2B	1-0 2B		0-0 E3 G6-3	5	1	3	1	0	0	1								
Kirk Gibson, L (1,8) OBP: 0.322, SLG: 0.411	1-1 F7		0-0 F8			0-0 E8 2B	1-1 4-3		1-1 G6-3	4	1	0	0	0	0	2								
Stan Javier, S (8,8) OBP: 0.379, SLG: 0.420										1	0	0	0	0	0	2								
Kal Daniels, L (1,7) OBP: 0.371, SLG: 0.506	2-2 L9			0-1 4-3		1-2 F6			0-0 3-1	4	0	0	0	0	0	1								
Jose Gonzalez, R (8,7) OBP: 0.281, SLG: 0.426										0	0	0	0	0	0	0								
Eddie Murray, S (1,3) OBP: 0.384, SLG: 0.467		3-2 G4-3		0-2 G3-1		4-0 2B IBB			2-0 F9	3	1	0	0	1	0	0								
Hubie Brooks, R (1,9) OBP: 0.283, SLG: 0.396		1-2 4-3		1-0 L8		2-2 2B IBB			1-0 BB 1B	4	1	2	1	0	0	0								
Mike Scioscia, L (1,2) OBP: 0.320, SLG: 0.409		2-0 6-3			1-1 1-3	2-2 2B			4-2 SAFE 1-2 BB	3	0	1	2	1	0	0								
Juan Samuel, R (1,4) OBP: 0.278, SLG: 0.325			0-0 1B S		1-2 F9	0-3 K			1-0 F9	4	1	1	0	0	1	3								
Alfredo Griffin, S (1,6) OBP: 0.275, SLG: 0.279			1-1 F8		2-2 G3				1-0 F5	4	0	0	0	0	0	1								
Terry Wells, L (1,1)			0-3 K			0-1 6-3			4-0 E BB	3	0	0	0	0	1	1								
Jim Gott, R (7,1)										0	0	0	0	0	0	0								
Jay Howell, R (8,1)										0	0	0	0	0	0	0								
Mike Sharperson, R (8,5) OBP: 0.399, SLG: 0.369										0	0	0	0	1	0	0								
Inning Stats	R: 0 E: 0 K: 0 S: 7	H: 0 LOB: 0 BB: 0 P: 10	R: 0 E: 0 K: 0 S: 7	H: 0 LOB: 0 BB: 0 P: 13	R: 1 E: 0 K: 1 S: 10	H: 2 LOB: 1 BB: 0 P: 10	R: 0 E: 0 K: 0 S: 6	H: 0 LOB: 0 BB: 0 P: 7	R: 0 E: 0 K: 0 S: 8	H: 0 LOB: 0 BB: 0 P: 12	R: 4 E: 1 K: 1 S: 18	H: 3 LOB: 1 BB: 1 P: 28	R: 0 E: 0 K: 0 S: 8	H: 1 LOB: 1 BB: 0 P: 10	R: 0 E: 0 K: 0 S: 6	H: 1 LOB: 2 BB: 1 P: 14	R: 0 E: 1 K: 0 S: 4	H: 0 LOB: 1 BB: 1 P: 10	1B: 3 2B: 4 3B: 0 HR: 0	SF: 0 SAC: 0 DP: 1 HBP: 0	WP: 0 PB: 0 SB: 2 CS: 0	PA: 38		
PITCHER	IP WLS BF H R ER SO BB IBB HBP BLK WP HR S P ERA WHIP	7.0 L 29 6 5 1 2 0 1 0 0 0 0 0 64 90 1.29 0.857	2.0 9 1 0 0 0 2 0 0 0 0 0 0 10 24 0.00 1.500																					

Los Angeles Dodgers @ St. Louis Cardinals
 Busch Stadium, St. Louis, MO
 Mon Jul 16 1990, 7:05 PM CDT
 Att: 25,405 - Unknown - 88 F


AB 35
 R 5
 H 7
 RBI 4
 BB 3
 SO 2
 LOB 11



Batter	1	2	3	4	5	6	7	8	9	AB	R	H	RBI	BB	SO	LOB	BOTTOM						
Vince Coleman, S (1,7) OBP: 0.327, SLG: 0.381	2-1 6-3			0-1 6-3	0-0 F9				2-2 F7	5	0	0	0	0	0	2							
Ozzie Smith, S (1,6) OBP: 0.321, SLG: 0.280	3-2 F6			1-0 1B 2B		3-2 3-1			1-1 1B 2B	5	2	3	0	0	0	0							
Willie McGee, S (1,8) OBP: 0.378, SLG: 0.418	1-2 6-3			2-3 K		0-1 BB 1B			2-1 1B 4-3	5	0	2	0	0	1	2							
Pedro Guerrero, R (1,3) OBP: 0.331, SLG: 0.429		0-0 F3		0-0 2B 1B		1-3 K			0-0 BB 1B	4	0	2	1	0	1	1							
Todd Zeile, R (1,2) OBP: 0.315, SLG: 0.386		1-2 F3		1-1 2B		4-0 BB			4-2 BB	2	0	1	1	2	0	0							
Terry Pendleton, S (1,5) OBP: 0.288, SLG: 0.348		1-2 6-3		4-0 BB		0-0 F8			2-3 K	3	0	0	0	1	1	5							
José Oquendo, S (1,4) OBP: 0.347, SLG: 0.312			0-0 F7	2-2 F2		1-2 F8			0-0 F7	4	0	0	0	0	0	6							
Craig Wilson, R (1,9) OBP: 0.367, SLG: 0.308			1-2 P7		0-0 F3				1-3 K	3	0	0	0	1	1	3							
Bob Tewksbury, R (1,1) OBP: 0.350, SLG: 0.278			2-3 K		0-0 B4-3				2-3 K	2	0	0	0	0	1	0							
Dave Collins, S (7,PH)										1	0	1	0	0	0	0							
Ricky Horton, L (8,1)										0	0	0	0	0	0	0							
Tim Jones, L (8,PH) OBP: 0.262, SLG: 0.185										1	0	0	0	0	1	0							
Inning Stats	R: 0 E: 0 K: 0 S: 8	H: 0 LOB: 0 BB: 0 P: 14	R: 0 E: 0 K: 0 S: 7	H: 0 LOB: 0 BB: 0 P: 9	R: 0 E: 0 K: 1 S: 7	H: 0 LOB: 0 BB: 0 P: 10	R: 1 E: 0 K: 1 S: 14	H: 3 LOB: 3 BB: 1 P: 24	R: 0 E: 0 K: 0 S: 3	H: 0 LOB: 0 BB: 0 P: 3	R: 0 E: 0 K: 1 S: 9	H: 1 LOB: 2 BB: 1 P: 17	R: 0 E: 0 K: 0 S: 7	H: 1 LOB: 1 BB: 1 P: 15	R: 1 E: 0 K: 2 S: 18	H: 3 LOB: 3 BB: 1 P: 28	R: 0 E: 0 K: 1 S: 11	H: 1 LOB: 1 BB: 0 P: 18	1B: 7 2B: 3 3B: 0 HR: 0	SF: 0 SAC: 0 DP: 1 HBP: 0	WP: 0 PB: 0 SB: 0 CS: 0	PA: 39	
PITCHER	IP WLS BF H R ER SO BB IBB HBP BLK WP HR S P ERA WHIP	6.1 W 26 4 1 1 3 0 0 0 0 0 0 8 14 13.50 4.500	2.0 S 9 2 0 0 3 1 0 0 0 0 0 25 39 0.00 1.500																				


Los Angeles Dodgers @ St. Louis Cardinals
 Busch Stadium, St. Louis, MO
 Mon Jul 16 1990, 7:05 PM CDT
 Att: 25,405 - Unknown - 88 F


AB 35
 R 2
 H 9
 RBI 2
 BB 4
 SO 6
 LOB 19



Batter	1	2	3	4	5	6	7	8	9	AB	R	H	RBI	BB	SO	LOB	TOP					
Lenny Harris, L OBP: 0.343, SLG: 0.388 (1, 5)										4	0	2	0	0	0	4	Los Angeles Dodgers @ St. Louis Cardinals Busch Stadium, St. Louis, MO Tue Jul 17 1990, 7:05 PM CDT Att: 25,716 - Unknown - 87 F livebaseballscores.com					
Stan Javier, S OBP: 0.376, SLG: 0.416 (1, 8)										4	0	1	0	0	1	1						
Kal Daniels, L OBP: 0.370, SLG: 0.502 (1, 7)										4	0	1	0	0	2							
Eddie Murray, S OBP: 0.383, SLG: 0.462 (1, 3)										3	0	0	0	1	1	3						
Hubie Brooks, R OBP: 0.283, SLG: 0.397 (1, 9)										4	0	1	0	0	3	1						
Mike Scioscia, L OBP: 0.319, SLG: 0.404 (1, 2)										3	0	0	0	1	0	2						
Juan Samuel, R OBP: 0.277, SLG: 0.324 (1, 4)										4	0	1	0	0	1	1						
Alfredo Griffin, S OBP: 0.281, SLG: 0.285 (1, 6)										4	0	3	0	0	0	0						
Fernando Valenzuela, L OBP: 0.317, SLG: 0.436 (7, PH)										2	0	0	0	0	0	2						
Kirk Gibson, L OBP: 0.326, SLG: 0.417 (7, 1)										1	0	1	0	0	0	0						
Ray Searage, L (7, 1)										0	0	0	0	0	0	0						
Tim Crews, R (7, 1)										0	0	0	0	0	0	0						
Chris Gwynn, L OBP: 0.346, SLG: 0.387 (9, PH)										1	0	0	0	0	0	1						
Inning Stats	R: 0 E: 0 K: 0 S: 11	H: 2 LOB: 1 BB: 0 P: 13	R: 0 E: 0 K: 1 S: 10	H: 0 LOB: 0 BB: 0 P: 14	R: 0 E: 0 K: 0 S: 6	H: 1 LOB: 1 BB: 0 P: 6	R: 0 E: 0 K: 2 S: 11	H: 0 LOB: 0 BB: 0 P: 13	R: 0 E: 0 K: 0 S: 10	H: 1 LOB: 1 BB: 0 P: 17	R: 0 E: 0 K: 0 S: 9	H: 1 LOB: 1 BB: 0 P: 9	R: 0 E: 0 K: 0 S: 9	H: 3 LOB: 2 BB: 0 P: 16	R: 0 E: 0 K: 0 S: 10	H: 1 LOB: 2 BB: 1 P: 15	R: 0 E: 0 K: 1 S: 7	H: 1 LOB: 0 BB: 0 P: 9	1B: 9 2B: 2 3B: 0 HR: 0	SF: 0 SAC: 0 DP: 2 HBP: 0	WP: 0 PB: 0 SB: 1 CS: 0	PA: 36
PITCHER	IP WLS BF H R ER SO BB IBB HBP BLK WP HR S P ERA WHIP																					
Bryn Smith, R ERA: 3.86 (1, 1)	7.2 W 31 8 0 0 5 2 0 0 0 0 0 0 0 0 0.00 1.304																					
Lee Smith, R ERA: 1.99 (8, 1)	1.1 S 5 2 0 0 1 0 0 0 0 0 0 0 10 12 0.00 1.500																					

Batter	1	2	3	4	5	6	7	8	9	AB	R	H	RBI	BB	SO	LOB	BOTTOM			
Vince Coleman, S OBP: 0.327, SLG: 0.380 (1, 7)										4	0	1	0	0	0	0	Los Angeles Dodgers @ St. Louis Cardinals Busch Stadium, St. Louis, MO Tue Jul 17 1990, 7:05 PM CDT Att: 25,716 - Unknown - 87 F livebaseballscores.com			
Ozzie Smith, S OBP: 0.326, SLG: 0.290 (1, 6)										4	1	3	1	0	0	0				
Willie McGee, S OBP: 0.376, SLG: 0.419 (1, 8)										4	1	1	0	0	2	3				
Pedro Guerrero, R OBP: 0.336, SLG: 0.437 (1, 3)										3	0	2	2	1	0	2				
Todd Zeile, R OBP: 0.314, SLG: 0.382 (1, 2)										3	0	0	0	1	0	2				
Terry Pendleton, S OBP: 0.286, SLG: 0.350 (1, 5)										4	0	1	0	0	1	3				
José Oquendo, S OBP: 0.343, SLG: 0.307 (1, 4)										4	0	0	0	0	2	4				
Craig Wilson, R OBP: 0.364, SLG: 0.310 (1, 9)										3	0	1	0	0	0	2				
Milt Thompson, L OBP: 0.290, SLG: 0.321 (7, PR)										0	1	0	0	0	0	0				
Bryn Smith, R OBP: 0.200, SLG: 0.200 (1, 1)										2	0	0	0	0	0	0				
Lee Smith, R (8, 1)										0	0	0	0	0	0	0				
Inning Stats	R: 0 E: 0 K: 1 S: 8	H: 0 LOB: 0 BB: 0 P: 11	R: 0 E: 0 K: 0 S: 9	H: 1 LOB: 1 BB: 0 P: 13	R: 0 E: 0 K: 0 S: 4	H: 0 LOB: 0 BB: 0 P: 6	R: 2 E: 0 K: 1 S: 11	H: 3 LOB: 2 BB: 1 P: 18	R: 0 E: 0 K: 1 S: 13	H: 1 LOB: 1 BB: 0 P: 23	R: 0 E: 0 K: 1 S: 11	H: 1 LOB: 1 BB: 1 P: 19	R: 1 E: 0 K: 0 S: 11	H: 3 LOB: 2 BB: 0 P: 13	R: 0 E: 0 K: 1 S: 8	H: 0 LOB: 0 BB: 0 P: 15	1B: 4 2B: 5 3B: 0 HR: 0	SF: 0 SAC: 1 DP: 1 HBP: 0	WP: 1 PB: 0 SB: 0 CS: 0	PA: 34
PITCHER	IP WLS BF H R ER SO BB IBB HBP BLK WP HR S P ERA WHIP																			
Fernando Valenzuela, L ERA: 3.78 (1, 1)	6.0 L 25 6 2 2 4 2 0 0 0 0 0 0 0 0 3.00 1.333																			
Ray Searage, L ERA: 3.52 (7, 1)	0.2 5 3 1 1 0 0 0 0 0 0 0 0 10 11 13.50 4.500																			
Tim Crews, R ERA: 2.88 (7, 1)	1.1 4 0 0 0 0 1 0 0 0 0 0 0 9 17 0.00 0.000																			

Batter	1	2	3	4	5	6	7	8	9	AB	R	H	RBI	BB	SO	LOB	TOP									
Lenny Harris, L (1, 5) OBP: 0.336, SLG: 0.380	1-1 6-3		0-0 E5		2-3 K		0-0 6-3		1-2 E5	5	2	0	0	0	1	0	Los Angeles Dodgers @ St. Louis Cardinals Busch Stadium, St. Louis, MO Wed Jul 18 1990, 7:05 PM CDT Att: 25,328 - Unknown - 83 F AB 34 R 6 H 6 RBI 5 BB 7 SO 6 LOB 23 									
Kirk Gibson, L (1, 8) OBP: 0.331, SLG: 0.405 Stan Javier, S (9, 8) OBP: 0.376, SLG: 0.416	4-2 G6-3 BB		0-1 F5		1-0 G3		0-1 P7		4-2 1B BB	3	1	0	0	2	0	1										
Kal Daniels, L (1, 7) OBP: 0.367, SLG: 0.500 Jose Gonzalez, R (9, 7) OBP: 0.281, SLG: 0.426	1-0 G6-3		0-1 E8		3-1 F3		2-3 K		1-0 G3	5	0	1	1	0	1	3										
Eddie Murray, S (1, 3) OBP: 0.389, SLG: 0.475		4-2 HBP BB	2-3 K		0-0 HR			3-2 CS 1B	4-0 5-3 1B	3	1	2	1	2	1	1										
Hubie Brooks, R (1, 9) OBP: 0.287, SLG: 0.401		1-3 K		3-2 4-3		2-1 F9 SH1-3 1B		1-2 FC6-4 CS 1B	1-0 5-3 1B	5	2	3	2	0	1	1										
Mike Scioscia, L (1, 2) OBP: 0.322, SLG: 0.401 Jose Vizcaino, S (8, PR) OBP: 0.429, SLG: 0.200 Rick Dempsey, R (8, 2) OBP: 0.338, SLG: 0.367		2-1 L7		2-1 F7		4-0 SH1-3 BB		4-0 FC6-4 1B	1-2 5-3 1B	2	0	0	0	2	0	1										
Juan Samuel, R (1, 4) OBP: 0.276, SLG: 0.319		1-0 HBP		3-2 E6		1-0 F9		1-1 FC6-4 S	0-2 4-3	4	0	0	0	0	0	6										
Alfredo Griffin, S (1, 6) OBP: 0.281, SLG: 0.283		1-2 F4		4-0 SH1-3		1-0 SH1-3		0-3 K		2	0	0	1	1	1	3										
Ramon Martinez, R (1, 1) OBP: 0.116, SLG: 0.116 Chris Gwynn, L (8, PH) OBP: 0.341, SLG: 0.382 Jay Howell, R (8, 1) OBP: 0.341, SLG: 0.382			0-2 F7		2-3 K		1-2 F8		1-2 F8	3	0	0	0	0	1	3										
Inning Stats	R: 0 E: 0 K: 0 S: 5	H: 0 LOB: 0 BB: 1 P: 11	R: 0 E: 0 K: 1 S: 11	H: 0 LOB: 2 BB: 1 P: 20	R: 1 E: 2 K: 1 S: 12	H: 1 LOB: 1 BB: 0 P: 14	R: 0 E: 1 K: 1 S: 12	H: 0 LOB: 2 BB: 1 P: 26	R: 0 E: 0 K: 1 S: 6	H: 0 LOB: 0 BB: 0 P: 12	R: 2 E: 0 K: 0 S: 9	H: 2 LOB: 1 BB: 1 P: 18	R: 0 E: 0 K: 1 S: 6	H: 0 LOB: 0 BB: 0 P: 8	R: 1 E: 0 K: 1 S: 17	H: 2 LOB: 2 BB: 1 P: 27		R: 2 E: 1 K: 0 S: 17	H: 1 LOB: 2 BB: 2 P: 29	1B: 4 2B: 1 3B: 0 HR: 1	SF: 0 SAC: 1 DP: 1 HBP: 1	WP: 1 PB: 0 CS: 3 SB: 2	PA: 43			
PITCHER	IP	WLS	BF	H	R	ER	SO	BB	IBB	HBP	BLK	WP	HR	S	P	ERA	WHIP									
Jose DeLeon, R (1, 1) ERA: 3.74	7.0	L	30	3	3	2	5	3	1	1	0	0	1	0	20	31	2.57	0.857								
Tom Niedenfuer, R (8, 1) ERA: 2.93	1.0		7	2	2	2	1	0	1	0	0	1	0	20	31	18.00	2.000									
Ricky Horton, L (9, 1) ERA: 5.26	0.1		3	0	0	0	0	1	1	0	0	0	0	4	13	0.00	3.000									
Scott Terry, R (9, 1) ERA: 7.29	0.2		3	1	1	0	0	0	0	0	0	0	0	10	12	0.00	1.500									

Batter	1	2	3	4	5	6	7	8	9	AB	R	H	RBI	BB	SO	LOB	BOTTOM								
Milt Thompson, L (1, 9) OBP: 0.290, SLG: 0.320	0-2 F5		2-1 F8		1-0 G4-6-3 1B		3-3 K			4	0	1	0	0	1	1	Los Angeles Dodgers @ St. Louis Cardinals Busch Stadium, St. Louis, MO Wed Jul 18 1990, 7:05 PM CDT Att: 25,328 - Unknown - 83 F AB 34 R 1 H 7 RBI 0 BB 2 SO 10 LOB 13 								
Ozzie Smith, S (1, 6) OBP: 0.326, SLG: 0.290	4-2 S BB		0-0 F7		2-0 G4-6-3 1-2		3-2 1B			3	0	1	0	1	0	2									
Willie McGee, S (1, 8) OBP: 0.375, SLG: 0.417	3-3 K		1-1 F7		0-3 K		2-3 K			4	0	1	0	0	3	2									
Pedro Guerrero, R (1, 3) OBP: 0.332, SLG: 0.432	2-2 6-3		2-2 F7		0-0 F8		0-0 P9			4	0	0	0	0	0	3									
Todd Zeile, R (1, 2) OBP: 0.313, SLG: 0.380		2-3 K		1-1 F3		2-2 E 1B		1-1 F2		4	1	1	0	0	1	0									
Terry Pendleton, S (1, 5) OBP: 0.287, SLG: 0.349		1-2 F7		2-1 1B		1-0 E3		1-3 K		4	0	1	0	0	1	0									
José Oquendo, S (1, 4) OBP: 0.345, SLG: 0.311		3-2 2B		1-1 F5		4-0 BB			0-2 6-3	3	0	1	0	1	0	1									
Craig Wilson, R (1, 7) OBP: 0.343, SLG: 0.290 Vince Coleman, S (6, PH) OBP: 0.325, SLG: 0.377		1-3 K		0-0 F6		3-3 K			0-0 F7	2	0	0	0	0	1	2									
Jose DeLeon, R (1, 1) OBP: 0.182, SLG: 0.194 Tim Lincecum, L (7, PH) OBP: 0.299, SLG: 0.182 Tom Niedenfuer, R (8, 1) OBP: 0.341, SLG: 0.382 Ricky Horton, L (9, 1) OBP: 0.341, SLG: 0.382 Scott Terry, R (9, 1) OBP: 0.341, SLG: 0.382 Denny Walling, L (9, PH) OBP: 0.377, SLG: 0.294			2-1 1B		1-3 K		2-2 F6		0-3 K	2	0	1	0	0	1	0									
Inning Stats	R: 0 E: 0 K: 1 S: 14	H: 0 LOB: 1 BB: 1 P: 23	R: 0 E: 0 K: 2 S: 12	H: 1 LOB: 0 BB: 0 P: 19	R: 0 E: 0 K: 0 S: 10	H: 2 LOB: 2 BB: 0 P: 17	R: 0 E: 0 K: 0 S: 7	H: 1 LOB: 1 BB: 0 P: 11	R: 0 E: 0 K: 1 S: 5	H: 1 LOB: 2 BB: 1 P: 9	R: 1 E: 1 K: 2 S: 15	H: 1 LOB: 2 BB: 1 P: 25	R: 0 E: 0 K: 2 S: 16	H: 1 LOB: 1 BB: 0 P: 26	R: 0 E: 0 K: 1 S: 6	H: 0 LOB: 0 BB: 0 P: 8		R: 0 E: 0 K: 1 S: 7	H: 0 LOB: 0 BB: 0 P: 7	1B: 6 2B: 1 3B: 0 HR: 0	SF: 0 SAC: 0 DP: 1 HBP: 0	WP: 0 PB: 0 CS: 0 SB: 1	PA: 36		
PITCHER	IP	WLS	BF	H	R	ER	SO	BB	IBB	HBP	BLK	WP	HR	S	P	ERA	WHIP								
Ramon Martinez, R (1, 1) ERA: 2.97	7.0	W	30	3	1	0	8	2	0	0	0	0	0	13	15	0.00	0.000								
Jay Howell, R (8, 1) ERA: 2.52	2.0	S	6	0	0	0	2	0	0	0	0	0	0	13	15	0.00	0.000								

Batter	1	2	3	4	5	6	7	8	9	AB	R	H	RBI	BB	SO	LOB	TOP						
Bip Roberts, S OBP: 0.360, SLG: 0.414 (1, 7)	F8		G4-3			G5-3		K		4	0	0	0	0	1	1	San Diego Padres @ St. Louis Cardinals Busch Stadium, St. Louis, MO Fri Jul 20 1990, 7:05 PM CDT Att: 28,298 - Unknown - 70 F						
Roberto Alomar, S OBP: 0.351, SLG: 0.399 (1, 4)	G4-3			L7		L7		1B		4	0	1	0	0	0	0							
Tony Gwynn, L OBP: 0.358, SLG: 0.433 (1, 9)	F9		G4-3			P1		K		4	0	0	0	0	1	2							
Jack Clark, R OBP: 0.397, SLG: 0.495 (1, 3)		BB		G6-3			HR	P8		3	1	1	1	1	0	2							
Joe Carter, R OBP: 0.271, SLG: 0.383 (1, 8)	F9				1B	1B		F7	P6	4	1	1	0	0	0	1							
Eddie Williams, R OBP: 0.231, SLG: 0.500 (1, 5)	P4			F7		G4-3		P6		4	0	0	0	0	0	2							
Mark Parent, R OBP: 0.282, SLG: 0.305 (8, PH)	F8			F8				G4-3		3	0	1	0	0	0	2							
Fred Lynn, L OBP: 0.343, SLG: 0.429 (8, PH)								2B		1	0	0	0	0	0	0							
Garry Templeton, S OBP: 0.277, SLG: 0.387 (1, 6)			L7			F8				3	0	1	1	0	0	1							
Ed Whitson, R OBP: 0.150, SLG: 0.231 (8, PH)			G5-3			K		1B		2	0	0	0	0	1	1							
Shawn Abner, R OBP: 0.311, SLG: 0.349 (8, PH)										0	0	0	0	0	0	0							
Phil Stephenson, L OBP: 0.358, SLG: 0.443 (8, PH)										1	0	1	0	0	0	0							
Greg Harris, R OBP: 0.143, SLG: 0.429 (8, 1)										0	0	0	0	0	0	0							
Inning Stats	R: 0 E: 0 K: 0 S: 7	H: 0 LOB: 0 BB: 0 P: 11	R: 0 E: 0 K: 0 S: 5	H: 0 LOB: 1 BB: 1 P: 11	R: 0 E: 0 K: 0 S: 6	H: 0 LOB: 0 BB: 0 P: 10	R: 0 E: 0 K: 0 S: 10	H: 0 LOB: 0 BB: 0 P: 16	R: 1 E: 0 K: 1 S: 9	H: 2 LOB: 1 BB: 1 P: 12	R: 0 E: 0 K: 0 S: 11	H: 0 LOB: 0 BB: 0 P: 16	R: 1 E: 0 K: 0 S: 12	H: 2 LOB: 1 BB: 0 P: 20	R: 0 E: 0 K: 2 S: 13	H: 2 LOB: 2 BB: 0 P: 19	R: 0 E: 0 K: 0 S: 10	H: 0 LOB: 0 BB: 0 P: 12	1B: 4 2B: 1 3B: 0 HR: 1	SF: 0 SAC: 0 DP: 0 HBP: 0	WP: 0 PB: 0 SB: 0 CS: 0	PA: 34	
PITCHER	IP	WLS	BF	H	R	ER	SO	BB	IBB	HBP	BLK	WP	HR	S	P	ERA	WHIP					ERA	WHIP
John Tudor, L ERA: 2.89 (1, 1)	7.0	W	26	4	2	2	1	1	0	0	0	0	1	60	96	2.57	0.714						
Lee Smith, R ERA: 1.91 (8, 1)	2.0	S	8	2	0	0	2	0	0	0	0	0	0	23	31	0.00	1.000						

AB 33
R 2
H 6
RBI 2
BB 1
SO 3
LOB 12



Batter	1	2	3	4	5	6	7	8	9	AB	R	H	RBI	BB	SO	LOB	BOTTOM						
Vince Coleman, S OBP: 0.323, SLG: 0.374 (1, 7)	G3		G6-3		E7		G3			4	1	1	1	0	0	1	San Diego Padres @ St. Louis Cardinals Busch Stadium, St. Louis, MO Fri Jul 20 1990, 7:05 PM CDT Att: 28,298 - Unknown - 70 F						
Ozzie Smith, S OBP: 0.329, SLG: 0.294 (1, 6)	G4-3		L7		2B	BB	G6-3			3	0	0	0	1	0	1							
Willie McGee, S OBP: 0.378, SLG: 0.421 (1, 8)	F7			G5-4-3	1B		G3-1			4	0	2	2	0	0	0							
Pedro Guerrero, R OBP: 0.331, SLG: 0.431 (1, 3)		G4-3		G5-4-3	G1-3		K			4	0	0	0	0	1	3							
Dave Collins, S OBP: 0.354, SLG: 0.205 (9, 3)				1-2						0	0	0	0	0	0	0							
Todd Zeile, R OBP: 0.315, SLG: 0.390 (1, 2)	K				P2		G4-3			4	0	1	0	0	1	2							
Terry Pendleton, S OBP: 0.283, SLG: 0.353 (1, 5)	G4-3				G4-3		G6-3			4	0	0	0	0	0	1							
José Oquendo, S OBP: 0.350, SLG: 0.315 (1, 4)			SH1-4		1B	1B	G4-3			3	2	3	0	0	0	0							
Milt Thompson, L OBP: 0.286, SLG: 0.315 (1, 9)			G6-3		F7		G4-3			3	0	1	0	0	0	2							
John Tudor, L OBP: 0.176, SLG: 0.125 (1, 1)			SH1-4		E					2	1	2	0	0	0	0							
Lee Smith, R ERA: 2.61 (8, 1)					2B	1B				0	0	0	0	0	0	0							
Inning Stats	R: 0 E: 0 K: 0 S: 6	H: 0 LOB: 0 BB: 0 P: 7	R: 0 E: 0 K: 1 S: 8	H: 0 LOB: 0 BB: 0 P: 9	R: 1 E: 0 K: 0 S: 10	H: 2 LOB: 1 BB: 0 P: 13	R: 0 E: 0 K: 0 S: 8	H: 2 LOB: 1 BB: 0 P: 13	R: 3 E: 1 K: 0 S: 12	H: 4 LOB: 2 BB: 1 P: 17	R: 0 E: 0 K: 0 S: 9	H: 2 LOB: 2 BB: 0 P: 9	R: 0 E: 0 K: 1 S: 5	H: 0 LOB: 0 BB: 0 P: 6	R: 0 E: 0 K: 1 S: 7	H: 0 LOB: 0 BB: 0 P: 10	1B: 9 2B: 1 3B: 0 HR: 0	SF: 0 SAC: 1 DP: 1 HBP: 0	WP: 0 PB: 0 SB: 0 CS: 0	PA: 33			
PITCHER	IP	WLS	BF	H	R	ER	SO	BB	IBB	HBP	BLK	WP	HR	S	P	ERA	WHIP					ERA	WHIP
Ed Whitson, R ERA: 2.93 (1, 1)	7.0	L	30	10	4	4	1	1	0	0	0	0	0	58	74	5.14	1.571						
Greg Harris, R ERA: 2.61 (8, 1)	1.0		3	0	0	0	1	0	0	0	0	0	0	7	10	0.00	0.000						

AB 31
R 4
H 10
RBI 3
BB 1
SO 2
LOB 10



Batter	1	2	3	4	5	6	7	8	9	AB	R	H	RBI	BB	SO	LOB	TOP								
Bip Roberts, S OBP: 0.368, SLG: 0.420	4-1 6-3 2B BB		0-1 G1-6-3 1B		0-0 FC6-5 2H 3H 1B		0-1 5-3		1-2 1B	4	1	3	2	1	0	0	San Diego Padres @ St. Louis Cardinals Busch Stadium, St. Louis, MO Sun Jul 22 1990, 3:33 AM CDT Att: 31,261 - Cloudy - 77 F								
Roberto Alomar, S OBP: 0.350, SLG: 0.398	0-1 6-3		1-1 G1-6-3 1-2		0-1 FC6-5 1B		0-1 F9		0-0 FC5-4 1B	5	0	1	0	0	0	3									
Tony Gwynn, L OBP: 0.360, SLG: 0.436	0-1 2H 2B			3-2 6-3	0-0 1-3 BB 1B		0-0 F8		2-2 FC5-4 1-2	5	0	2	1	0	0	2									
Jack Clark, R OBP: 0.394, SLG: 0.489	0-3 K			1-0 F8	4-2 1-2 BB			3-2 P7		1	0	0	0	0	1	1									
Phil Stephenson, L OBP: 0.356, SLG: 0.433	4, (PH) (4, 3)									2	0	0	0	1	0	0									
Joe Carter, R OBP: 0.269, SLG: 0.378	1-1 6-3			1-0 F8	1-0 5-3					4	0	1	0	0	0	4									
Mike Pagliarulo, L OBP: 0.338, SLG: 0.362		1-0 F9			0-0 G3					3	0	0	0	0	1	0									
Eddie Williams, R OBP: 0.222, SLG: 0.481	(8, PH) (8, 5)									1	0	0	0	0	0	1									
Mark Parent, R OBP: 0.340, SLG: 0.306		0-2 6-3			1-1 1B E			1-3 K		3	1	1	0	0	0	0									
Fred Lynn, L OBP: 0.340, SLG: 0.425										1	0	0	0	0	1	1									
Tom Lampkin, L OBP: 0.222, SLG: 0.222										0	0	0	0	0	0	0									
Thomas Howard, S OBP: 0.263, SLG: 0.316		2-2 1-3			0-0 E 1B	1-1 SAFE L8			2-1 F7	4	1	1	0	0	0	1									
Derek Lilliquist, L OBP: 0.360, SLG: 0.600			1-1 4-3		0-0 E 1B	0-0 SAFE F9			2-3 K	2	1	1	0	0	0	0									
Shawn Abner, R OBP: 0.259, SLG: 0.333					1-3 2H 1B					1	0	0	0	0	0	1									
Greg Harris, R OBP: 0.183, SLG: 0.429										0	0	0	0	0	0	0									
Garry Templeton, S OBP: 0.275, SLG: 0.381										1	0	0	0	0	1	0									
Inning Stats	R: 1 E: 0 K: 1 S: 10	H: 1 LOB: 1 BB: 1 P: 15	R: 0 E: 0 K: 0 S: 8	H: 0 LOB: 0 BB: 0 P: 11	R: 0 E: 0 K: 0 S: 6	H: 1 LOB: 0 BB: 0 P: 8	R: 0 E: 0 K: 0 S: 7	H: 0 LOB: 0 BB: 0 P: 12	R: 3 E: 1 K: 0 S: 14	H: 5 LOB: 3 BB: 1 P: 20	R: 0 E: 1 K: 1 S: 9	H: 0 LOB: 1 BB: 0 P: 15	R: 0 E: 0 K: 0 S: 5	H: 0 LOB: 0 BB: 0 P: 5	R: 0 E: 0 K: 1 S: 13	H: 1 LOB: 1 BB: 0 P: 21	R: 0 E: 0 K: 1 S: 15	H: 2 LOB: 2 BB: 0 P: 22	1B: 9 2B: 1 3B: 0 HR: 0	SF: 0 SAC: 0 DP: 1 HBP: 0	WP: 0 PB: 0 SB: 1 CS: 0	PA: 39			
PITCHER	IP	WLS	BF	H	R	ER	SO	BB	IBB	HBP	BLK	WP	HR	S	P	ERA	WHIP								
Bryn Smith, R ERA: 4.02	4.2		21	7	4	4	1	1	0	0	0	0	0	40	56	7.71	1.714								
Ricky Horton, L ERA: 5.08	1.1	W	6	0	0	0	1	1	0	0	0	0	0	14	25	0.00	0.750								
Ken Dayley, L ERA: 4.28	1.1	S	5	1	0	0	0	0	0	0	0	0	0	12	18	0.00	0.750								
Lee Smith, R ERA: 1.85	1.2		7	2	0	0	2	0	0	0	0	0	0	21	30	0.00	1.200								


Batter	1	2	3	4	5	6	7	8	9	AB	R	H	RBI	BB	SO	LOB	BOTTOM								
Vince Coleman, S OBP: 0.326, SLG: 0.381	2-2 HR	1-1 4-3		4-1 L3 BB		0-0 FC5-4 1-2		1-1 4-3		4	1	1	1	1	0	3	San Diego Padres @ St. Louis Cardinals Busch Stadium, St. Louis, MO Sun Jul 22 1990, 3:33 AM CDT Att: 31,261 - Cloudy - 77 F								
Rex Hudler, R OBP: 0.264, SLG: 0.275	3-1 5-3		0-2 1B SF8	1-0 L3			4-0 1B SF7	0-3 K		3	1	1	0	0	2										
Milt Thompson, L OBP: 0.288, SLG: 0.322										1	1	0	0	1	1	0									
Willie McGee, S OBP: 0.382, SLG: 0.426	0-0 FC5 1B		1-2 SAFE SF8	1-3 1B			0-0 4-3	1-3 BLK 2B		4	1	3	0	0	0	0									
Pedro Guerrero, R OBP: 0.332, SLG: 0.442										2	0	1	2	0	0	0									
Dave Collins, S OBP: 0.347, SLG: 0.200										0	0	0	0	0	0	0									
Terry Pendleton, S OBP: 0.280, SLG: 0.348	1-2 FC5		1-2 3-H F3	2-0 F3			1-1 SAFE F6	1-0 F8		4	0	0	0	0	0	4									
José Quienro, S OBP: 0.351, SLG: 0.311	2-1 P8		1-0 F3				0-0 SAFE F7	4-1 2B BB		3	1	0	0	1	0	3									
Tom Pagnozzi, R OBP: 0.306, SLG: 0.345		1-0 6-3		4-2 2B BB			2-2 F9 1B	0-0 1H 2H 2B		3	1	2	2	1	0	0									
Tim Jones, L OBP: 0.258, SLG: 0.186		3-1 4-3		0-0 4-3			1-1 SAFE FC5-4 1B	0-1 F8		4	0	1	0	0	0	2									
Lee Smith, R ERA: 5.88										0	0	0	0	0	0	0									
Bryn Smith, R OBP: 0.250, SLG: 0.281										2	0	2	1	0	0	0									
Ricky Horton, L ERA: 5.08										0	0	0	0	0	0	0									
Denny Walling, L OBP: 0.274, SLG: 0.261										1	0	0	0	0	0	2									
Ken Dayley, L OBP: 0.274, SLG: 0.261										0	0	0	0	0	0	0									
Ozzie Smith, S OBP: 0.333, SLG: 0.296										1	0	0	0	0	0	0									
Inning Stats	R: 1 E: 0 K: 0 S: 15	H: 3 LOB: 2 BB: 0 P: 25	R: 0 E: 0 K: 0 S: 6	H: 1 LOB: 1 BB: 0 P: 12	R: 1 E: 0 K: 0 S: 10	H: 2 LOB: 1 BB: 0 P: 16	R: 1 E: 0 K: 0 S: 6	H: 1 LOB: 1 BB: 2 P: 15	R: 0 E: 0 K: 0 S: 6	H: 0 LOB: 0 BB: 0 P: 10	R: 0 E: 0 K: 0 S: 11	H: 2 LOB: 2 BB: 0 P: 14	R: 3 E: 0 K: 0 S: 8	H: 2 LOB: 1 BB: 2 P: 16	R: 0 E: 0 K: 1 S: 6	H: 0 LOB: 0 BB: 0 P: 7	1B: 8 2B: 3 3B: 0 HR: 1	SF: 2 SAC: 0 DP: 1 HBP: 0	WP: 0 PB: 0 SB: 0 CS: 0	PA: 38					
PITCHER	IP	WLS	BF	H	R	ER	SO	BB	IBB	HBP	BLK	WP	HR	S	P	ERA	WHIP								
Derek Lilliquist, L ERA: 5.88	5.0	L	23	4	3	3	1	2	0	0	0	0	0	43	78	9.00	2.000								
Greg Harris, R ERA: 2.88	3.0		15	4	3	3	1	2	0	0	0	0	0	25	37	9.00	2.000								



Batter	1	2	3	4	5	6	7	8	9	AB	R	H	RBI	BB	SO	LOB	TOP										
Doug Dasenczo, S OBP: 0.319, SLG: 0.404	2-1 4-3		2-1 F8					0-1 FC3-6		0-1 23 F3 1B						5	1	1	0	0	0	4					
23 Ryne Sandberg, R OBP: 0.374, SLG: 0.588	2-2 1B			1-0 F3			1-1 F3			3-2 F3						4	0	1	0	0	0	3					
Mark Grace, L OBP: 0.335, SLG: 0.348	1-1 F2			3-2 F4				1-2 SH1-3 1B		1-0 FC4-6 1B						4	0	2	1	0	0	1					
Marvell Wynne, L OBP: 0.263, SLG: 0.347	1-3 K			0-0 5-3				0-0 SH1-3		1-2 FC4-6 1B						3	0	0	0	0	1	2					
Dave Clark, L OBP: 0.298, SLG: 0.425		2-0 CS 1B						3-2 S 2B		1-3 K						3	1	2	0	0	1	1					
Domingo Ramos, R OBP: 0.296, SLG: 0.282									2-1 SH4-3 1B							1	0	0	0	0	0	1					
Luis Salazar, R OBP: 0.319, SLG: 0.423	1-3 K							0-1 1-3								4	1	1	1	0	1	2					
Shawon Dunston, R OBP: 0.303, SLG: 0.450		1-1 F4						0-1 SH4-3		0-0 F4						3	0	1	0	0	0	1					
Joe Girardi, R OBP: 0.336, SLG: 0.399		3-2 CS		0-2 6-3				4-0 FC3-6 1B		1-3 K						3	0	1	0	1	1	0					
Greg Maddux, R OBP: 0.149, SLG: 0.130																											
Mitch Williams, L OBP: 0.263, SLG: 0.347								0-1 FC3-6 1B								4	0	1	1	0	0	2					
																0	0	0	0	0	0	0					
Inning Stats	R: 0 E: 0 K: 1 S: 11	H: 1 LOB: 1 BB: 0 P: 17	R: 0 E: 0 K: 1 S: 9	H: 1 LOB: 0 BB: 0 P: 15	R: 0 E: 0 K: 0 S: 8	H: 0 LOB: 0 BB: 0 P: 10	R: 0 E: 0 K: 0 S: 5	H: 0 LOB: 0 BB: 0 P: 9	R: 2 E: 0 K: 0 S: 15	H: 3 LOB: 2 BB: 1 P: 24	R: 0 E: 0 K: 1 S: 9	H: 1 LOB: 1 BB: 0 P: 11	R: 0 E: 0 K: 1 S: 5	H: 0 LOB: 0 BB: 0 P: 6	R: 1 E: 0 K: 0 S: 12	H: 2 LOB: 1 BB: 0 P: 18	R: 0 E: 0 K: 0 S: 8	H: 2 LOB: 2 BB: 0 P: 9	1B: 8 2B: 2 3B: 0 HR: 0	SF: 0 SAC: 2 DP: 0 HBP: 0	WP: 0 PB: 0 SB: 1 CS: 1	PA: 38					
PITCHER	IP	WLS	BF	H	R	ER	SO	BB	IBB	HBP	BLK	WP	HR	S	P	ERA	WHIP										
Jose DeLeon, R ERA: 3.74	(1, 1)	5.0	L	20	5	2	2	2	0	1	0	0	0	48	75	3.60	1.000										
Ricky Horton, L ERA: 4.53	(6, 1)	3.0		12	3	1	1	2	0	0	0	0	0	26	35	3.00	1.000										
Tom Niedenfuer, R ERA: 2.7	(9, 1)	1.0		5	2	0	0	0	0	0	0	0	0	8	9	0.00	2.000										

Chicago Cubs @ St. Louis Cardinals
 Busch Stadium, St. Louis, MO
 Mon Jul 23 1990, 7:05 PM CDT
 Att: 40,534 - Unknown - 82 F


AB	34
R	3
H	10
RBI	3
BB	1
SO	4
LOB	17



Batter	1	2	3	4	5	6	7	8	9	AB	R	H	RBI	BB	SO	LOB	BOTTOM										
Vince Coleman, S OBP: 0.325, SLG: 0.380	1-0 G3 1B		0-1 6-3					1-0 B1-3		4	1	1	0	0	1	2											
Ozzie Smith, S OBP: 0.332, SLG: 0.293	0-1 G3		1-1 F8					0-0 F8		3	0	0	0	1	0	2											
Willie McGee, S OBP: 0.361, SLG: 0.424	3-1 1B			3-3 K				1-3 K		4	0	1	1	0	2	2											
Pedro Guerrero, R OBP: 0.334, SLG: 0.445	0-3 K			0-1 1B				0-0 K		4	0	2	0	0	2	1											
Todd Zeile, R OBP: 0.314, SLG: 0.386	1-2 6-3			3-2 1B				3-2 F9		3	0	1	0	1	0	2											
Terry Pendleton, S OBP: 0.277, SLG: 0.344			0-3 K					2-0 3-1		4	0	0	0	0	1	4											
José Oquendo, S OBP: 0.353, SLG: 0.311	0-1 G3							4-2 BB		3	0	1	0	1	0	0											
Milt Thompson, L OBP: 0.285, SLG: 0.318	2-3 K							2-3 K		3	0	0	0	0	1	2											
Rex Hudler, R OBP: 0.261, SLG: 0.272										1	0	0	0	0	1	2											
Jose DeLeon, R OBP: 0.158, SLG: 0.189										1	0	0	0	0	1	0											
Dave Collins, S OBP: 0.360, SLG: 0.200										0	0	0	0	1	0	0											
Ricky Horton, L OBP: 0.360, SLG: 0.200										0	0	0	0	0	0	0											
Tim Jones, L OBP: 0.269, SLG: 0.200										1	0	1	0	0	0	0											
Tom Niedenfuer, R OBP: 0.263, SLG: 0.347										0	0	0	0	0	0	0											
Inning Stats	R: 1 E: 0 K: 1 S: 11	H: 2 LOB: 1 BB: 0 P: 16	R: 0 E: 0 K: 2 S: 8	H: 0 LOB: 0 BB: 0 P: 10	R: 0 E: 0 K: 1 S: 8	H: 0 LOB: 0 BB: 0 P: 11	R: 0 E: 0 K: 1 S: 10	H: 2 LOB: 1 BB: 0 P: 17	R: 0 E: 0 K: 1 S: 11	H: 0 LOB: 1 BB: 1 P: 20	R: 0 E: 0 K: 1 S: 8	H: 0 LOB: 0 BB: 1 P: 12	R: 0 E: 0 K: 0 S: 7	H: 1 LOB: 1 BB: 1 P: 12	R: 0 E: 0 K: 1 S: 7	H: 1 LOB: 1 BB: 0 P: 10	R: 0 E: 0 K: 1 S: 11	H: 1 LOB: 2 BB: 1 P: 22	1B: 6 2B: 2 3B: 0 HR: 0	SF: 0 SAC: 0 DP: 3 HBP: 0	WP: 0 PB: 0 SB: 1 CS: 0	PA: 35					
PITCHER	IP	WLS	BF	H	R	ER	SO	BB	IBB	HBP	BLK	WP	HR	S	P	ERA	WHIP										
Greg Maddux, R ERA: 4.35	(1, 1)	8.2	W	34	7	1	8	4	0	0	0	0	0	78	125	1.04	1.269										
Mitch Williams, L ERA: 2.36	(9, 1)	0.1	S	1	0	0	0	1	0	0	0	0	0	3	5	0.00	0.000										

Chicago Cubs @ St. Louis Cardinals
 Busch Stadium, St. Louis, MO
 Mon Jul 23 1990, 7:05 PM CDT
 Att: 40,534 - Unknown - 82 F

AB	31
R	1
H	7
RBI	1
BB	4
SO	9
LOB	17



Batter	1	2	3	4	5	6	7	8	9	AB	R	H	RBI	BB	SO	LOB	TOP										
Doug Dasenczo, S (1, 8) OBP: 0.306, SLG: 0.386	G6-3	FC6-4 23 WP		G3			B1		G5-3	5	0	0	0	0	0	2											
23 Ryne Sandberg, R (1, 4) OBP: 0.372, SLG: 0.583	3B	G6-3		G6-3			F9		L7	5	1	1	0	0	0	1											
Shawon Dunston, R (1, 6) OBP: 0.309, SLG: 0.460	1H	3B		1B	G5-3	1B	F9	1B		4	1	3	1	0	0	0											
Andre Dawson, R (1, 9) OBP: 0.388, SLG: 0.587	G3		SAFE	1B	G5-3	1B	F8			4	0	1	0	0	1	2											
Luis Salazar, R (1, 7) OBP: 0.314, SLG: 0.416	F9			G5-3		G6-3			K	4	0	0	1	0	1	2											
Hector Villanueva, R (1, 3) OBP: 0.349, SLG: 0.603		1B		G5-3						2	1	1	0	0	0	1											
Mark Grace, L (6, PH) OBP: 0.338, SLG: 0.354		1B					FC3-6		2B	2	0	2	0	0	0	0											
Curtis Wilkerson, S (1, 5) OBP: 0.297, SLG: 0.299		G6-3				FC3-6			F7	4	0	1	0	0	0	3											
Joe Girardi, R (1, 2) OBP: 0.335, SLG: 0.397		FC6-4 23 WP		G5-3		F9			P2	4	1	1	0	0	0	4											
Steve Wilson, L (1, 1) OBP: 0.200, SLG: 0.167				G5-3					G6-3	1	0	1	1	0	0	0											
Les Lancaster, R (2, 1) OBP: 0.176, SLG: 0.067										1	0	0	0	0	0	0											
Gary Varsho, L (6, PH) OBP: 0.353, SLG: 0.471										1	0	0	0	0	0	1											
Mike Bielecki, R (6, 1) OBP: 0.286, SLG: 0.231										0	0	0	0	0	0	0											
Domingo Ramos, R (9, PH) OBP: 0.294, SLG: 0.280										1	0	0	0	0	0	0											
Inning Stats	R: 1 E: 0 K: 0 S: 8	H: 2 LOB: 1 BB: 0 P: 10	R: 2 E: 0 K: 0 S: 9	H: 3 LOB: 1 BB: 0 P: 15	R: 1 E: 0 K: 0 S: 12	H: 3 LOB: 2 BB: 0 P: 14	R: 0 E: 0 K: 0 S: 6	H: 0 LOB: 0 BB: 0 P: 9	R: 0 E: 0 K: 1 S: 8	H: 1 LOB: 1 BB: 0 P: 11	R: 0 E: 0 K: 0 S: 7	H: 1 LOB: 1 BB: 0 P: 8	R: 0 E: 0 K: 1 S: 6	H: 1 LOB: 1 BB: 0 P: 8	R: 0 E: 0 K: 0 S: 5	H: 0 LOB: 0 BB: 0 P: 8	1B: 8 2B: 2 3B: 1 HR: 0	SF: 0 SAC: 0 DP: 0 HBP: 0	WP: 1 PA: 38 PB: 0 SB: 0 CS: 0								
PITCHER	IP	WLS	BF	H	R	ER	SO	BB	IBB	HBP	BLK	WP	HR	S	P	ERA	WHIP										
Joe Magrane, L (1, 1) ERA: 4.14	2.0		13	7	4	4	0	0	0	0	0	1	0	21	29	18.00	3.500										
Scott Terry, R (3, 1) ERA: 6.51	4.0	W	14	2	0	0	1	0	0	0	0	0	0	31	41	0.00	0.500										
Tom Niedenfuer, R (7, 1) ERA: 2.59	2.0		8	2	0	0	1	0	0	0	0	0	0	13	16	0.00	1.000										
Frank DiPino, L (9, 1) ERA: 4.43	1.0		3	0	0	0	0	0	0	0	0	0	0	5	8	0.00	0.000										

Chicago Cubs @ St. Louis Cardinals
 Busch Stadium, St. Louis, MO
 Tue Jul 24 1990, 7:05 PM CDT
 Att: 38,974 - Unknown

AB 38
 R 4
 H 11
 RBI 3
 BB 0
 SO 2
 LOB 16



Batter	1	2	3	4	5	6	7	8	9	AB	R	H	RBI	BB	SO	LOB	BOTTOM										
Vince Coleman, S (1, 7) OBP: 0.334, SLG: 0.401	1B			1B						4	4	4	1	1	0	0											
Ozzie Smith, S (1, 6) OBP: 0.336, SLG: 0.296	1B									4	1	2	1	1	0	1											
Willie McGee, S (1, 8) OBP: 0.361, SLG: 0.423	2B									5	1	2	1	0	1	3											
Pedro Guerrero, R (1, 3) OBP: 0.338, SLG: 0.450	1B									5	2	3	2	0	0	3											
Craig Wilson, R (1, 5) OBP: 0.293, SLG: 0.243	P3									5	0	0	0	0	0	4											
Frank DiPino, L (9, 1)										0	0	0	0	0	0	0											
José Oquendo, S (1, 4) OBP: 0.349, SLG: 0.307	F8									4	0	0	0	0	0	2											
Tom Pagnozzi, R (1, 2) OBP: 0.333, SLG: 0.361										3	0	2	2	1	1	0											
Rex Hudler, R (1, 9) OBP: 0.264, SLG: 0.274	P2									3	1	1	0	0	0	2											
Milt Thompson, L (7, PH) OBP: 0.264, SLG: 0.317										1	0	0	0	0	0	1											
Joe Magrane, R (1, 1) OBP: 0.200, SLG: 0.167										1	0	0	0	0	0	0											
Scott Terry, R (3, 1) OBP: 0.306, SLG: 0.500										0	0	0	0	0	0	0											
Dave Collins, S (6, PH) OBP: 0.353, SLG: 0.471										0	0	0	0	0	0	0											
Tom Niedenfuer, R (7, 1) ERA: 2.59										0	0	0	0	0	0	0											
Denny Walling, L (8, PH) OBP: 0.271, SLG: 0.258										1	0	0	0	0	0	0											
Terry Pendleton, S (9, 5) OBP: 0.277, SLG: 0.344										0	0	0	0	0	0	0											
Inning Stats	R: 4 E: 0 K: 0 S: 20	H: 4 LOB: 1 BB: 1 P: 32	R: 1 E: 0 K: 0 S: 12	H: 1 LOB: 1 BB: 1 P: 21	R: 0 E: 0 K: 1 S: 8	H: 0 LOB: 0 BB: 0 P: 10	R: 1 E: 0 K: 1 S: 12	H: 3 LOB: 2 BB: 0 P: 19	R: 0 E: 0 K: 0 S: 11	H: 0 LOB: 1 BB: 1 P: 16	R: 1 E: 0 K: 0 S: 12	H: 1 LOB: 0 BB: 0 P: 17	R: 1 E: 0 K: 0 S: 14	H: 2 LOB: 1 BB: 0 P: 26	R: 1 E: 0 K: 0 S: 14	H: 3 LOB: 2 BB: 0 P: 19	1B: 11 2B: 1 3B: 1 HR: 1	SF: 0 SAC: 1 DP: 0 HBP: 0	WP: 0 PA: 41 PB: 1 SB: 4 CS: 0								
PITCHER	IP	WLS	BF	H	R	ER	SO	BB	IBB	HBP	BLK	WP	HR	S	P	ERA	WHIP										
Steve Wilson, L (1, 1) ERA: 4.63	1.1	L	10	5	5	5	0	1	0	0	0	0	0	24	39	33.75	4.500										
Les Lancaster, R (2, 1) ERA: 5.21	3.2		16	3	1	1	2	2	0	0	0	0	0	39	59	2.46	1.364										
Mike Bielecki, R (6, 1) ERA: 5.52	3.0		15	6	3	2	0	0	0	0	0	0	0	40	62	6.00	2.000										

Chicago Cubs @ St. Louis Cardinals
 Busch Stadium, St. Louis, MO
 Tue Jul 24 1990, 7:05 PM CDT
 Att: 38,974 - Unknown

AB 37
 R 9
 H 14
 RBI 7
 BB 3
 SO 2
 LOB 16



Batter	1	2	3	4	5	6	7	8	9	AB	R	H	RBI	BB	SO	LOB	TOP																					
Vince Coleman, S (1, 7) OBP: 0.338, SLG: 0.406	0-0 1B	1-1 F9			3-1 SF8		1-0 E7		0-0 B3-1	5	2	2	0	0	0	2																						
Rex Hudler, R (1, 9) OBP: 0.283, SLG: 0.278	2-0 G6-3		0-0 CS		1-1 G3		4-0 FC6-4			3	1	2	1	1	0	1																						
Terry Pendleton, S (1, 5) OBP: 0.270, SLG: 0.334	0-1 G6-3		1-1 F8		0-1 SF8		0-2 FC6-4			3	0	0	1	0	0	4																						
Pedro Guerrero, R (1, 3) OBP: 0.337, SLG: 0.456	2-0 G6-3		0-0 1B		3-H L8		0-0 G1-3			4	0	1	1	0	0	2																						
Tom Pagnozzi, R (1, 2) OBP: 0.338, SLG: 0.343	2-3 K		2-3 K				0-1 F9			4	0	0	0	0	2	1																						
José Oquendo, S (1, 4) Lee Smith, R (8, 1)		2-1 FC1-6		2-3 K		0-2 1B		0-0 F8		4	0	2	0	0	1	0																						
Milt Thompson, L (1, 8)		1-3 K		1-1 3B		1-1 1B		0-3 K		4	0	2	0	0	2	1																						
Tim Jones, L (1, 6) Ozzie Smith, S (8, 4)		1-2 FC1-6		0-3 K		1-3 K			2-3 K	4	0	0	0	0	3	3																						
Ken Hill, R (1, 1)		4-1 BB		0-0 G4-3			2-2 G6-3		1-0 G1-3	2	0	0	0	1	0	1																						
Inning Stats	R: 2 E: 0 K: 1 S: 8	H: 2 LOB: 0 BB: 0 P: 14	R: 0 E: 0 K: 1 S: 12	H: 1 LOB: 2 BB: 1 P: 21	R: 0 E: 0 K: 1 S: 7	H: 2 LOB: 1 BB: 0 P: 10	R: 0 E: 0 K: 2 S: 10	H: 1 LOB: 1 BB: 0 P: 13	R: 1 E: 0 K: 0 S: 8	H: 1 LOB: 0 BB: 0 P: 14	R: 0 E: 0 K: 1 S: 12	H: 2 LOB: 1 BB: 0 P: 17	R: 0 E: 1 K: 0 S: 8	H: 0 LOB: 2 BB: 1 P: 15	R: 0 E: 0 K: 1 S: 6	H: 0 LOB: 0 BB: 0 P: 6	R: 0 E: 0 K: 1 S: 5	H: 0 LOB: 0 BB: 0 P: 8	1B: 6 2B: 2 3B: 1 HR: 0	SF: 1 SAC: 0 DP: 0 HBP: 0	WP: 0 PB: 0 SB: 3 CS: 1	PA: 37																
PITCHER	IP	WLS	BF	H	R	ER	SO	BB	IBB	HBP	BLK	WP	HR	S	P	ERA	WHIP	PITCHER				IP	WLS	BF	H	R	ER	SO	BB	IBB	HBP	BLK	WP	HR	S	P	ERA	WHIP
Bob Ojeda, L (1, 1) ERA: 3.88	7.0	L	31	9	3	3	6	2	0	0	0	0	0	65	104	3.86	1.571																					
Alejandro Pena, R (8, 1) ERA: 4.2	2.0		6	0	0	0	2	0	0	0	0	0	0	11	14	0.00	0.000																					

St. Louis Cardinals @ New York Mets
Shea Stadium, Flushing, NY
Thu Jul 26 1990, 7:05 PM EDT
Att: 45,936 - Unknown

AB 34
R 3
H 9
RBI 3
BB 2
SO 8
LOB 15



Batter	1	2	3	4	5	6	7	8	9	AB	R	H	RBI	BB	SO	LOB	BOTTOM																					
Howard Johnson, S (1, 6) OBP: 0.313, SLG: 0.446	2-2 F7		2-0 1B		1-3 K			3-2 G4-3		4	0	1	0	0	1	0																						
Dave Magadan, L (1, 3) OBP: 0.420, SLG: 0.466	4-2 BB		0-1 L3			1-1 L7		0-1 F7		3	0	0	0	1	0	1																						
Gregg Jefferies, S (1, 4) OBP: 0.351, SLG: 0.475	1-3 K			4-1 2B		1-2 E6		4-0 BB		2	1	0	0	2	1	1																						
Darryl Strawberry, L (1, 9) OBP: 0.385, SLG: 0.553	3-3 K			0-0 F8		2-3 K		2-3 K		4	0	0	0	0	3	4																						
Kevin McReynolds, R (1, 7) OBP: 0.360, SLG: 0.436		1-2 P3		1-0 2B		3-1 F9			0-1 G5-3	4	0	1	0	0	0	1																						
Tom O'Malley, L (1, 5) OBP: 0.283, SLG: 0.423		0-2 G4-3		1-0 SF8			1-2 F8		1-3 K	3	0	0	1	0	1	0																						
Daryl Boston, L (1, 8) OBP: 0.351, SLG: 0.495		2-3 K		3-H K			2-2 2B		1-1 G4-3	4	0	1	0	0	2	1																						
Orlando Mercado, R (1, 2) Mackey Sasser, L (7, PH) OBP: 0.309, SLG: 0.393 OBP: 0.318, SLG: 0.516 OBP: 0.332, SLG: 0.494			0-3 K		1-2 F8		0-0 F7			2	0	0	0	0	1	0																						
Bob Ojeda, L (1, 1) Mark Carreon, R (7, PH) Alejandro Pena, R (8, 1) OBP: 0.115, SLG: 0.115 OBP: 0.318, SLG: 0.516 OBP: 0.500, SLG: 0.333			2-3 K		0-1 G5-3		3-3 K			2	0	0	0	0	1	0																						
Inning Stats	R: 0 E: 0 K: 2 S: 11	H: 0 LOB: 1 BB: 1 P: 21	R: 0 E: 0 K: 1 S: 10	H: 0 LOB: 0 BB: 0 P: 13	R: 0 E: 0 K: 2 S: 11	H: 1 LOB: 1 BB: 0 P: 15	R: 1 E: 0 K: 1 S: 8	H: 1 LOB: 1 BB: 1 P: 15	R: 0 E: 0 K: 1 S: 9	H: 0 LOB: 0 BB: 0 P: 11	R: 0 E: 1 K: 1 S: 12	H: 0 LOB: 1 BB: 0 P: 19	R: 0 E: 0 K: 1 S: 11	H: 1 LOB: 1 BB: 0 P: 17	R: 0 E: 0 K: 1 S: 8	H: 0 LOB: 1 BB: 1 P: 17	R: 0 E: 0 K: 1 S: 7	H: 0 LOB: 0 BB: 0 P: 9	1B: 1 2B: 2 3B: 0 HR: 0	SF: 1 SAC: 0 DP: 0 HBP: 0	WP: 0 PB: 0 SB: 0 CS: 0	PA: 34																
PITCHER	IP	WLS	BF	H	R	ER	SO	BB	IBB	HBP	BLK	WP	HR	S	P	ERA	WHIP	PITCHER				IP	WLS	BF	H	R	ER	SO	BB	IBB	HBP	BLK	WP	HR	S	P	ERA	WHIP
Ken Hill, R (1, 1) ERA: 6.35	7.2	W	30	3	1	1	9	3	0	0	0	0	0	77	123	1.17	0.783																					
Lee Smith, R (8, 1) ERA: 1.81	1.1	S	4	0	0	0	2	0	0	0	0	0	0	10	14	0.00	0.000																					

St. Louis Cardinals @ New York Mets
Shea Stadium, Flushing, NY
Thu Jul 26 1990, 7:05 PM EDT
Att: 45,936 - Unknown

AB 30
R 1
H 3
RBI 1
BB 3
SO 11
LOB 10



Batter	1	2	3	4	5	6	7	8	9	AB	R	H	RBI	BB	SO	LOB	TOP			
Vince Coleman, S OBP: 0.334, SLG: 0.403	1-2 G4-3		1-2 SF8			1-1 P4		0-0 L5-4		3	0	0	1	0	0	2				
Ozzie Smith, S OBP: 0.335, SLG: 0.293	3-2 L7		0-1 G5-3			3-2 P2			4-2 FC6-4 BB	3	0	0	0	1	0	2				
Craig Wilson, R OBP: 0.261, SLG: 0.214	0-0 F8			2-1 P4		1-3 K			0-2 FC6-4 FC1-4	4	0	0	0	0	1	2				
Pedro Guerrero, R OBP: 0.335, SLG: 0.452		0-0 P4		1-0 G6-3			3-2 G3-1		2-2 F7	3	0	0	0	0	0	0				
Tom Pagnozzi, R OBP: 0.333, SLG: 0.338										1	0	0	0	0	0	1				
Todd Zeile, R OBP: 0.310, SLG: 0.377		1-0 P4		1-2 L5			0-3 K		0-0 FC1-4	4	0	0	0	0	1	1				
José Quienro, S OBP: 0.348, SLG: 0.307					3-2 G5-3					3	0	0	0	0	0	0				
Tim Jones, L OBP: 0.250, SLG: 0.188										0	0	0	0	0	0	0				
Milt Thompson, L OBP: 0.267, SLG: 0.322			1-2 SH1-4 1B SF8		1-3 K		1-3 K			3	1	1	0	0	2	1				
Rex Hudler, R OBP: 0.284, SLG: 0.280			1-0 SH1-4 1B		2-0 P6			0-2 L7		3	0	1	0	0	0	0				
Bryn Smith, R OBP: 0.250, SLG: 0.281			0-0 SH1-4			4-1 DI BB		1-2 L5-4		0	0	0	0	0	0	0				
Frank DiPino, L OBP: 0.377, SLG: 0.214										0	0	0	0	0	0	0				
Scott Terry, R OBP: 0.600, SLG: 0.800										1	0	1	0	0	0	0				
Inning Stats	R: 0 E: 0 K: 0 S: 7	H: 0 LOB: 0 BB: 0 P: 11	R: 0 E: 0 K: 0 S: 3	H: 0 LOB: 0 BB: 0 P: 5	R: 1 E: 0 K: 0 S: 12	H: 2 LOB: 1 BB: 0 P: 15	R: 0 E: 0 K: 0 S: 6	H: 0 LOB: 0 BB: 0 P: 10	R: 0 E: 0 K: 1 S: 8	H: 0 LOB: 1 BB: 1 P: 18	R: 0 E: 1 K: 2 S: 10	H: 0 LOB: 1 BB: 0 P: 14	R: 0 E: 0 K: 0 S: 8	H: 1 LOB: 1 BB: 0 P: 9	R: 0 E: 0 K: 0 S: 11	H: 0 LOB: 1 BB: 1 P: 17	1B: 2 2B: 2 HR: 0	SF: 1 SAC: 1 HBP: 0	WP: 0 PB: 0 SB: 0 CS: 0	PA: 32
PITCHER	IP WLS BF H R ER SO BB IBB HBP BLK WP HR S P ERA WHIP	IP WLS BF H R ER SO BB IBB HBP BLK WP HR S P ERA WHIP																		
Frank Viola, L ERA: 2.36	(1, 1)	8.0	W	28	3	1	1	4	1	0	0	0	0	0	0	63	96	1.12	0.500	
Kevin Brown, L ERA:	(9, 1)	1.0		4	0	0	0	0	1	0	0	0	0	0	0	11	17	0.00	1.000	

St. Louis Cardinals @ New York Mets
Shea Stadium, Flushing, NY
Fri Jul 27 1990, 7:05 PM EDT
Att: 43,184 - Unknown

AB 28
R 1
H 3
RBI 1
BB 2
SO 4
LOB 9





Batter	1	2	3	4	5	6	7	8	9	AB	R	H	RBI	BB	SO	LOB	BOTTOM			
Howard Johnson, S OBP: 0.314, SLG: 0.448	2-1 1B SF7		2-2 P3			3-3 K				5	2	2	0	0	2	4				
Mario Diaz, R OBP: 0.182, SLG: 0.300		0-1 WP 1B					3-3 K			0	0	0	0	0	0	0				
Dave Magadan, L OBP: 0.423, SLG: 0.477	2-2 SF7 1B	2-2 HBP 1B	0-1 1B		2-0 L4			1-3 K		5	2	3	4	0	1	0				
Gregg Jefferies, S OBP: 0.351, SLG: 0.472	1-0 1B HBP	1-0 F9	0-1 1B		1-0 G5-3			1-0 G4-3		4	1	1	1	0	0	1				
Darryl Strawberry, L OBP: 0.380, SLG: 0.545	2-3 K	2-1 P4	3-3 G3			2-3 K		0-0 G4-3		5	0	0	0	0	2	5				
Kevin McReynolds, R OBP: 0.359, SLG: 0.435	3-1 SF7	2-1 P9		1-2 1B		1-2 F9				3	0	1	1	0	0	1				
Mackey Sasser, L OBP: 0.385, SLG: 0.494	1-2 2-3 3-H			1-1 2B FC1-2 1B		0-0 F9		1-0 G3-1		4	1	2	2	0	0	1				
Tom O'Malley, L OBP: 0.295, SLG: 0.464	2-2 3B 1B		3-1 FC1-2 3B 2B		3-2 1B			0-0 G3		4	2	3	0	0	0	0				
Daryl Boston, L OBP: 0.358, SLG: 0.508	3-2 1B		4-0 FC1-2 3B IBB		2-2 F9			1-0 FC6-4 1B		3	1	2	2	1	0	2				
Frank Viola, L OBP: 0.132, SLG: 0.132	0-0 L6		0-2 FC1-2 3B		0-2 G1-3			3-2 FC6-4		4	1	0	0	0	0	7				
Kevin Brown, L ERA: 6.02	(9, 1)									0	0	0	0	0	0	0				
Inning Stats	R: 5 E: 0 K: 1 S: 18	H: 5 LOB: 1 BB: 0 P: 33	R: 1 E: 0 K: 0 S: 11	H: 2 LOB: 1 BB: 0 P: 18	R: 4 E: 0 K: 0 S: 17	H: 4 LOB: 1 BB: 1 P: 28	R: 0 E: 0 K: 0 S: 14	H: 2 LOB: 2 BB: 0 P: 20	R: 0 E: 0 K: 1 S: 5	H: 0 LOB: 0 BB: 0 P: 11	R: 0 E: 0 K: 1 S: 7	H: 0 LOB: 0 BB: 0 P: 11	R: 0 E: 0 K: 1 S: 8	H: 1 LOB: 1 BB: 0 P: 15	R: 0 E: 0 K: 1 S: 5	H: 0 LOB: 0 BB: 0 P: 7	1B: 10 2B: 2 3B: 2 HR: 0	SF: 1 SAC: 0 DP: 0 HBP: 1	WP: 1 PB: 0 SB: 1 CS: 0	PA: 40
PITCHER	IP WLS BF H R ER SO BB IBB HBP BLK WP HR S P ERA WHIP	IP WLS BF H R ER SO BB IBB HBP BLK WP HR S P ERA WHIP																		
Bryn Smith, R ERA: 4.5	(1, 1)	2.0	L	15	8	7	7	1	0	0	0	0	0	0	0	31	54	31.50	4.000	
Frank DiPino, L ERA: 4.62	(3, 1)	3.0		15	5	3	3	1	0	1	0	0	0	0	34	56	9.00	1.667		
Scott Terry, R ERA: 6.02	(6, 1)	3.0		10	1	0	0	3	0	0	0	0	0	0	20	33	0.00	0.333		

St. Louis Cardinals @ New York Mets
Shea Stadium, Flushing, NY
Fri Jul 27 1990, 7:05 PM EDT
Att: 43,184 - Unknown

AB 37
R 10
H 14
RBI 10
BB 1
SO 5
LOB 21



Batter	1	2	3	4	5	6	7	8	9	AB R H RBI BB SO LOB	TOP									
Vince Coleman, S (1, 7) OBP: 0.333, SLG: 0.399	4-2 G6-3 BLK BB		1-1 G3			2-3 K			0-0 G1-3	3 0 0 0 1 1 0	St. Louis Cardinals @ New York Mets Shea Stadium, Flushing, NY Sat Jul 28 1990, 3:33 AM EDT Att: 45,870 - Overcast livebaseballscorecards.com AB 28 R 1 H 3 RBI 1 BB 2 SO 10 LOB 7 									
Milt Thompson, L (1, 9) OBP: 0.283, SLG: 0.318	1-1 G6-3			1-3 K		3-2 G4-3		0-1 G1-3	4 0 0 0 0 1 1											
Willie McGee, S (1, 8) OBP: 0.386, SLG: 0.432	1-2 HBP			4-1 FC4-6 BB			1-1 HR	0-0 1B	2 1 2 1 1 0 0											
Denny Walling, L (1, 3) OBP: 0.263, SLG: 0.250	1-3 K			0-1 F9		2-1 G3-1		1-1 G5-3	3 0 0 0 0 1 3 1 0 0 0 0 0 1 0 0 0 0 0 0 0											
Terry Pendleton, S (1, 5) OBP: 0.267, SLG: 0.331		1-3 K		2-2 FC4-6 1-2		1-1 F8			3 0 0 0 0 1 1											
José Oquendo, S (1, 4) OBP: 0.348, SLG: 0.310		1-2 F8-5 2B			2-3 K		0-0 P9		3 0 1 0 0 1 0											
Tom Pagnozzi, R (1, 2) OBP: 0.321, SLG: 0.324		1-2 F8-5 2-3			3-3 K			1-2 G4-3	3 0 0 0 0 1 1											
Tim Jones, L (1, 6) OBP: 0.241, SLG: 0.181			0-0 P3					3-2 L9	3 0 0 0 0 1 0 0 0 0 0 0 0 0											
Ozzie Smith, S (8, 6) OBP: 0.335, SLG: 0.293																				
Joe Magrane, R (1, 1) OBP: 0.186, SLG: 0.150			1-3 K					0-3 K	3 0 0 0 0 3 0 0 0 0 0 0 0 0											
Lee Smith, R (8, 1)																				
Inning Stats	R: 0 H: 0 E: 0 K: 1 S: 11	H: 0 LOB: 2 BB: 1 P: 18	R: 0 H: 1 E: 0 K: 1 S: 10	LOB: 0 BB: 0 P: 13	R: 0 H: 0 E: 0 K: 1 S: 6	LOB: 0 BB: 0 P: 8	R: 0 H: 0 E: 0 K: 3 S: 11	LOB: 1 BB: 1 P: 18	R: 0 H: 0 E: 0 K: 2 S: 13	LOB: 0 BB: 0 P: 21	R: 1 H: 1 E: 0 K: 0 S: 7	H: 1 LOB: 0 BB: 0 P: 11	R: 0 H: 0 E: 0 K: 1 S: 9	H: 0 LOB: 0 BB: 0 P: 13	R: 0 H: 1 E: 0 K: 0 S: 6	H: 1 LOB: 1 BB: 0 P: 7	1B: 1 2B: 3 3B: 0 HR: 1	SF: 0 SAC: 0 DP: 2 HBP: 1	WP: 0 PB: 0 SB: 0 CS: 1	PA: 31
PITCHER	IP WLS BF H R ER SO BB IBB HBP BLK WP HR S P ERA WHIP											IP WLS BF H R ER SO BB IBB HBP BLK WP HR S P ERA WHIP								
David Cone, R (1, 1) ERA: 3.9	8.0 L 27 2 1 1 10 2 0 1 1 0 0 1 78 119 1.12 0.500											John Franco, L (9, 1) ERA: 1.96	1.0 4 1 0 0 0 0 0 0 0 0 0 6 7 0.00 1.000							

Batter	1	2	3	4	5	6	7	8	9	AB R H RBI BB SO LOB	BOTTOM									
Keith Miller, R (1, 8) OBP: 0.337, SLG: 0.349	2-1 P3		1-3 K			1-0 HBP 1B		0-0 SH3-4		3 0 1 0 0 1 0 0 0 0 0 0 0 0	St. Louis Cardinals @ New York Mets Shea Stadium, Flushing, NY Sat Jul 28 1990, 3:33 AM EDT Att: 45,870 - Overcast livebaseballscorecards.com AB 30 R 0 H 4 RBI 0 BB 1 SO 7 LOB 14 									
Dave Magadan, L (1, 3) OBP: 0.417, SLG: 0.469	1-1 G4-3		2-1 G4-3			0-3 K		2-2 G6-3	4 0 0 0 0 1 3											
Gregg Jefferies, S (1, 4) OBP: 0.355, SLG: 0.476	3-2 2B			1-0 1B		2-2 HBP		1-0 P5	3 0 2 0 0 0 2											
Kevin McReynolds, R (1, 7) OBP: 0.358, SLG: 0.431	4-1 BB			0-2 F8		2-0 P7		3-2 G5-3	3 0 0 0 1 0 3											
Howard Johnson, S (1, 5) OBP: 0.311, SLG: 0.443	1-3 K			1-1 F7		1-1 F8		2-3 K	4 0 0 0 0 2 5											
Mark Carmon, R (1, 9) OBP: 0.372, SLG: 0.506		1-2 G1-3			1-3 K			1-3 K	3 0 0 0 0 2 1 1 0 0 0 0 1 0											
Daryl Strawberry, L (9, PH) OBP: 0.379, SLG: 0.543																				
Kevin Elster, R (1, 6) OBP: 0.269, SLG: 0.363		2-0 G5-3			3-2 P3		3-2 F8		3 0 0 0 0 0 0											
Orlando Mercado, R (1, 2) OBP: 0.296, SLG: 0.375		0-1 L5			2-2 F8		0-2 G5-3		3 0 0 0 0 0 0											
David Cone, L (1, 1) OBP: 0.231, SLG: 0.237								3-2 SH3-4 1B	2 0 0 0 0 0 0 1 0 1 0 0 0 0 0 0 0 0 0 0 0											
Mario Diaz, R (8, PH) OBP: 0.250, SLG: 0.364																				
Daryl Boston, L (8, PR) OBP: 0.358, SLG: 0.508																				
Inning Stats	R: 0 H: 1 E: 0 K: 1 S: 12	H: 0 LOB: 2 BB: 1 P: 23	R: 0 H: 0 E: 0 K: 0 S: 6	LOB: 0 BB: 0 P: 9	R: 0 H: 0 E: 0 K: 1 S: 6	LOB: 0 BB: 0 P: 9	R: 0 H: 1 E: 0 K: 1 S: 11	LOB: 1 BB: 0 P: 14	R: 0 H: 0 E: 0 K: 1 S: 12	LOB: 0 BB: 0 P: 17	R: 0 H: 0 E: 0 K: 1 S: 11	H: 0 LOB: 0 BB: 0 P: 15	R: 0 H: 1 E: 0 K: 0 S: 8	H: 1 LOB: 2 BB: 0 P: 14	R: 0 H: 0 E: 0 K: 2 S: 11	H: 0 LOB: 0 BB: 0 P: 17	1B: 3 2B: 1 3B: 0 HR: 0	SF: 0 SAC: 1 DP: 0 HBP: 1	WP: 0 PB: 0 SB: 0 CS: 0	PA: 33
PITCHER	IP WLS BF H R ER SO BB IBB HBP BLK WP HR S P ERA WHIP											IP WLS BF H R ER SO BB IBB HBP BLK WP HR S P ERA WHIP								
Joe Magrane, L (1, 1) ERA: 3.92	7.2 W 29 4 0 0 5 1 0 1 0 0 0 73 112 0.00 0.652											Lee Smith, R (8, 1) ERA: 1.77	1.1 S 4 0 0 0 2 0 0 0 0 0 0 12 19 0.00 0.000							

Batter	1	2	3	4	5	6	7	8	9	AB	R	H	RBI	BB	SO	LOB	TOP			
Vince Coleman, S (1, 7) OBP: 0.335, SLG: 0.403	L6		S 1B		F8			G4-3 2B		4	0	2	0	0	0	1				
Ozzie Smith, S (1, 6) OBP: 0.334, SLG: 0.292	CS 1B		G1-3		F7			G4-3		4	0	1	0	0	0	3				
Willie McGee, S (1, 8) OBP: 0.385, SLG: 0.430	G4-3				F7			G4-3		4	0	1	0	0	0	2				
Denny Walling, L (1, 3) Rex Hudler, R (9, PH) OBP: 0.265, SLG: 0.253 OBP: 0.292, SLG: 0.277		G4-3							K	3	0	1	0	0	1	1				
Terry Pendleton, S (1, 5)		K							G4-3	4	0	1	0	0	1	1				
José Oquendo, S (1, 4) OBP: 0.347, SLG: 0.309									G4-6-3	4	0	1	0	0	1	2				
Tom Pagnozzi, R (1, 2) OBP: 0.309, SLG: 0.311									K	4	0	1	0	0	1	2				
Milt Thompson, L (1, 9) OBP: 0.283, SLG: 0.316									K	3	0	0	0	0	0	3				
Jose DeLeon, R (1, 1) Frank DiPino, L (5, 1) Dave Collins, S (8, PH) Ken Dayley, L (8, 1)									G5-3	3	0	0	0	0	0	3				
									G3	2	0	0	0	1	1	0				
									G5-3	1	0	0	0	0	0	0				
									G5-3	0	0	0	0	0	0	0				
									G5-3	0	0	0	0	0	0	0				
									G5-3	0	0	0	0	0	0	0				
Inning Stats	R: 0 E: 0 K: 0 S: 5	H: 1 LOB: 0 BB: 0 P: 10	R: 0 E: 0 K: 1 S: 10	H: 1 LOB: 1 BB: 0 P: 15	R: 0 E: 0 K: 1 S: 14	H: 1 LOB: 1 BB: 0 P: 19	R: 0 E: 0 K: 0 S: 14	H: 2 LOB: 2 BB: 0 P: 22	R: 0 E: 0 K: 1 S: 7	H: 0 LOB: 0 BB: 0 P: 7	R: 0 E: 0 K: 1 S: 7	H: 0 LOB: 0 BB: 0 P: 9	R: 0 E: 0 K: 0 S: 7	H: 1 LOB: 1 BB: 0 P: 11	R: 0 E: 0 K: 1 S: 7	H: 0 LOB: 0 BB: 0 P: 9	1B: 6 2B: 1 3B: 0 HR: 0	SF: 0 SAC: 1 DP: 1 HBP: 0	WP: 0 PB: 0 SB: 1 CS: 1	PA: 33
PITCHER	IP WLS BF H R ER SO BB IBB HBP BLK WP HR S P ERA WHIP																			
Dwight Gooden, R (1, 1) ERA: 3.75	7.0 W 26 6 0 0 4 1 0 0 0 0 0 0 62 95 0.00 1.000																			
Bob Ojeda, L (8, 1) ERA: 3.6	2.0 7 1 0 0 1 0 0 0 0 0 0 0 14 20 0.00 0.500																			

St. Louis Cardinals @ New York Mets
Shea Stadium, Flushing, NY
Sun Jul 29 1990, 7:05 PM EDT
Att: 41,946 - Unknown - 79 F

AB 31
R 0
H 7
RBI 0
BB 1
SO 5
LOB 13



Batter	1	2	3	4	5	6	7	8	9	AB	R	H	RBI	BB	SO	LOB	BOTTOM			
Daryl Boston, L (1, 8) OBP: 0.355, SLG: 0.500	F8		E8 1B		F9	F9		F8-2		5	1	1	0	0	0	2				
Dave Magadan, L (1, 3) OBP: 0.418, SLG: 0.469	F9		FC3-6 2H 1B		F9			FC5-4 1B		4	0	2	1	0	0	0				
Gregg Jefferies, S (1, 4) OBP: 0.359, SLG: 0.482	BB 1B		FC3-6 1B		BB HR 2B			FC5-4 BB 1B		4	2	3	0	0	0	1				
Darryl Strawberry, L (1, 9) OBP: 0.380, SLG: 0.540	1B BB		FC3-6 CS 1B		BB HR IBB			F9		2	1	0	0	2	0	3				
Kevin McReynolds, R (1, 7) OBP: 0.385, SLG: 0.433	FC3-6 1B		FC3-6 BB		HR BB			BB		1	1	1	1	3	0	0				
Mackey Sasser, L (1, 2) OBP: 0.382, SLG: 0.506	FC3-6		P5		HR BB			K		4	1	1	4	0	1	6				
Tom O'Malley, L (1, 5) OBP: 0.292, SLG: 0.441			G3-1		L3	G3		2B F8-2 BB		3	0	0	0	1	0	0				
Kevin Elster, R (1, 6) OBP: 0.269, SLG: 0.365			G6-3		F8			L9		4	0	1	0	0	0	0				
Dwight Gooden, R (1, 1) Bob Ojeda, L (8, 1)			P3		L6			G4-3		3	0	0	0	0	0	0				
										1	0	0	0	0	1	2				
Inning Stats	R: 1 E: 0 K: 0 S: 12	H: 2 LOB: 2 BB: 1 P: 20	R: 0 E: 0 K: 0 S: 4	H: 0 LOB: 0 BB: 0 P: 5	R: 1 E: 1 K: 0 S: 12	H: 3 LOB: 2 BB: 1 P: 22	R: 0 E: 0 K: 0 S: 6	H: 0 LOB: 0 BB: 0 P: 9	R: 4 E: 0 K: 0 S: 8	H: 2 LOB: 0 BB: 2 P: 22	R: 0 E: 0 K: 0 S: 7	H: 0 LOB: 0 BB: 0 P: 12	R: 0 E: 0 K: 1 S: 7	H: 1 LOB: 2 BB: 1 P: 11	R: 0 E: 0 K: 1 S: 10	H: 1 LOB: 1 BB: 1 P: 18	1B: 6 2B: 3 3B: 0 HR: 1	SF: 0 SAC: 0 DP: 1 HBP: 0	WP: 0 PB: 0 SB: 0 CS: 1	PA: 37
PITCHER	IP WLS BF H R ER SO BB IBB HBP BLK WP HR S P ERA WHIP																			
Jose DeLeon, R (1, 1) ERA: 4.04	4.2 L 24 7 6 6 0 3 1 0 0 0 0 0 41 77 11.57 2.143																			
Frank DiPino, L (5, 1) ERA: 4.41	2.1 9 1 0 0 1 1 0 0 0 0 0 0 15 24 0.00 0.857																			
Ken Dayley, L (8, 1) ERA: 4.0	1.0 4 1 0 0 1 1 0 0 0 0 0 0 10 18 0.00 2.000																			

St. Louis Cardinals @ New York Mets
Shea Stadium, Flushing, NY
Sun Jul 29 1990, 7:05 PM EDT
Att: 41,946 - Unknown - 79 F

AB 31
R 6
H 9
RBI 6
BB 6
SO 2
LOB 14



Batter	1	2	3	4	5	6	7	8	9	AB	R	H	RBI	BB	SO	LOB	TOP			
Vince Coleman, S (1, 7) OBP: 0.334, SLG: 0.402	1-3 K		2-3 K		1-1 E 1B		1-3 K			4	1	1	0	0	3	0	St. Louis Cardinals @ Philadelphia Phillies Veterans Stadium, Philadelphia, PA Tue Jul 31 1990, 7:05 PM EDT Att: 25,463 - Unknown			
Ozzie Smith, S (1, 6) OBP: 0.336, SLG: 0.295	2-2 G4-3		0-0 G5-3 1B		0-0 E8 1B		1-1 G4-3			4	1	2	0	0	0	0				
Willie McGee, S (1, 8) OBP: 0.383, SLG: 0.429	0-0 G6-3		0-1 G5-3		0-2 G4-6-3 1B		0-3 K			4	0	1	2	0	1	1				
Denny Walling, L (1, 3) OBP: 0.264, SLG: 0.245		4-1 HR BB	1-1 G3		1-2 G4-6-3 1-2			2-1 F8		3	1	0	0	1	0	2				
Todd Zeile, R (1, 2) OBP: 0.311, SLG: 0.387		1-0 HR		3-2 P2	1-2			3-1 G1-5-3		4	1	2	2	0	0	0				
Terry Pendleton, S (1, 5) OBP: 0.287, SLG: 0.327		1-2 F8		4-0 S BB	1-0 P4			1-2 L4		3	0	0	0	1	0	1				
José Oquendo, S (1, 4) OBP: 0.343, SLG: 0.306		1-1 G6-3		2-2 F9		0-0 P9			1-1 G4-3	4	0	0	0	0	0	1				
Milt Thompson, L (1, 9) OBP: 0.283, SLG: 0.312		1-3 K		1-2 IBB	2-2 P5			1-0 G3		3	0	0	0	1	1	0				
John Tudor, L (1, 1) OBP: 0.195, SLG: 0.179		3-2 G5-3		1-3 K	2-3 K			0-3 K		3	0	0	0	0	2	3				
Lee Smith, R (8, 1)										1	0	0	0	0	1	0				
Inning Stats	R: 0 E: 0 K: 1 S: 9	H: 0 LOB: 0 BB: 0 P: 12	R: 2 E: 0 K: 1 S: 14	H: 1 LOB: 1 BB: 1 P: 25	R: 0 E: 0 K: 1 S: 9	H: 1 LOB: 1 BB: 0 P: 12	R: 0 E: 0 K: 1 S: 16	H: 0 LOB: 2 BB: 2 P: 29	R: 2 E: 1 K: 0 S: 12	H: 4 LOB: 1 BB: 0 P: 15	R: 0 E: 0 K: 2 S: 8	H: 0 LOB: 0 BB: 0 P: 10	R: 0 E: 0 K: 0 S: 7	H: 0 LOB: 0 BB: 0 P: 13	R: 0 E: 0 K: 1 S: 6	H: 0 LOB: 0 BB: 0 P: 8	1B: 5 2B: 0 3B: 0 HR: 1	SF: 0 SAC: 0 DP: 1 HBP: 0	WP: 1 PB: 0 SB: 1 CS: 0	PA: 36
PITCHER	IP WLS BF H R ER SO BB IBB HBP BLK WP HR S P ERA WHIP																			
Ken Howell, R (1, 1) ERA: 4.47	4.0 L 21 5 4 4 4 2 1 0 0 0 1 1 54 85 9.00 1.750																			
Dennis Cook, L (5, 1) ERA: 3.22	2.0 6 1 0 0 1 0 0 0 0 0 0 0 15 21 0.00 0.500																			
Don Carman, L (7, 1) ERA: 3.45	2.0 6 0 0 0 2 0 0 0 0 0 0 0 15 23 0.00 0.000																			
Roger McDowell, R (9, 1) ERA: 4.99	1.0 3 0 0 0 1 0 0 0 0 0 0 0 6 8 0.00 0.000																			

Batter	1	2	3	4	5	6	7	8	9	AB	R	H	RBI	BB	SO	LOB	BOTTOM					
Lenny Dykstra, L (1, 8) OBP: 0.453, SLG: 0.468	0-2 G6-3			0-1 G3			2-1 F8	1-1		4	0	1	1	0	0	0	St. Louis Cardinals @ Philadelphia Phillies Veterans Stadium, Philadelphia, PA Tue Jul 31 1990, 7:05 PM EDT Att: 25,463 - Unknown					
Darren Daulton, L (1, 2) OBP: 0.340, SLG: 0.379	3-2 G3-1			2-1 G3-1			4-1	2-3 K 1B		3	0	0	0	1	1	2						
Tom Herr, S (1, 4) OBP: 0.322, SLG: 0.369	3-2 G6-3			3-3 K			0-1 F9		3-3 K	4	0	0	0	0	2	1						
Von Hayes, L (1, 9) OBP: 0.389, SLG: 0.419		2-1 F7			1-3 K		1-3 K		0-0 P5	4	0	0	0	0	2	1						
Carmelo Martinez, R (1, 3) OBP: 0.350, SLG: 0.442		0-0 P4			2-2 G5-4-3 1B			2-1 F9	0-0 P4	4	0	1	0	0	0	0						
Charlie Hayes, R (1, 5) OBP: 0.313, SLG: 0.389		0-1 G4-3			0-0 G5-4-3 1-2			4-2 1B BB		2	1	0	0	1	0	1						
John Kruk, L (1, 7) OBP: 0.383, SLG: 0.380			1-3 K			0-2 G6-4-3 1B		1-2 1B BB		3	1	2	0	0	1	0						
Dickie Thon, R (1, 6) OBP: 0.313, SLG: 0.359			0-0 G5-3			2-0 F9		0-0 1B 1B		3	0	1	1	0	0	1						
Ken Howell, R (1, 1) OBP: 0.103, SLG: 0.103								3-3 1B BB		1	0	0	0	0	0	0						
Dennis Cook, L (5, 1) OBP: 0.296, SLG: 0.371								2-3 K		0	0	0	0	0	0	0						
Dave Hollins, S (6, 1) OBP: 0.243, SLG: 0.375								1-2 1B		1	0	0	0	0	0	1						
Don Carman, L (7, 1) OBP: 0.243, SLG: 0.365								1-2 1B		0	0	0	0	0	0	0						
Ricky Jordan, R (8, 1) OBP: 0.291, SLG: 0.352								2-3 K		1	0	0	0	0	0	2						
Roger McDowell, R (9, 1) ERA: 4.99								0-0		0	0	0	0	0	0	0						
Inning Stats	R: 0 E: 0 K: 0 S: 9	H: 0 LOB: 0 BB: 0 P: 15	R: 0 E: 0 K: 0 S: 5	H: 0 LOB: 0 BB: 0 P: 7	R: 0 E: 0 K: 1 S: 6	H: 0 LOB: 0 BB: 0 P: 9	R: 0 E: 0 K: 1 S: 7	H: 0 LOB: 0 BB: 0 P: 12	R: 0 E: 0 K: 1 S: 9	H: 1 LOB: 0 BB: 0 P: 12	R: 0 E: 0 K: 0 S: 5	H: 1 LOB: 0 BB: 0 P: 8	R: 0 E: 0 K: 1 S: 8	H: 0 LOB: 1 BB: 1 P: 15	R: 2 E: 0 K: 2 S: 19	H: 3 LOB: 2 BB: 1 P: 31	R: 0 E: 0 K: 1 S: 6	H: 0 LOB: 0 BB: 0 P: 9	1B: 5 2B: 0 3B: 0 HR: 0	SF: 0 SAC: 0 DP: 2 HBP: 0	WP: 0 PB: 0 SB: 0 CS: 0	PA: 32
PITCHER	IP WLS BF H R ER SO BB IBB HBP BLK WP HR S P ERA WHIP																					
John Tudor, L (1, 1) ERA: 2.65	7.1 W 26 4 2 2 4 2 0 0 0 0 0 0 59 95 2.46 0.818																					
Lee Smith, R (8, 1) ERA: 1.72	1.2 S 6 1 0 0 3 0 0 0 0 0 0 0 15 23 0.00 0.600																					

Batter	1	2	3	4	5	6	7	8	9	AB	R	H	RBI	BB	SO	LOB	TOP																	
Howard Johnson, S (1.5) OBP: 0.314, SLG: 0.442										4	0	2	0	1	2	4	<p>New York Mets @ St. Louis Cardinals Busch Stadium, St. Louis, MO Fri Aug 03 1990, 7:05 PM CDT Att: 38,087 - Unknown - 72 F</p> <p>livebaseballscores.com</p> <p>AB 33 R 5 H 10 RBI 5 BB 6 SO 6 LOB 17</p>																	
Dave Magadan, L (1.3) OBP: 0.317, SLG: 0.475										4	0	1	1	1	0	2																		
Gregg Jefferies, S (1.4) OBP: 0.359, SLG: 0.488										5	0	1	1	0	1	2																		
Darryl Strawberry, L (1.9) OBP: 0.383, SLG: 0.540										3	0	1	0	2	2	1																		
Kevin McReynolds, R (1.7) OBP: 0.386, SLG: 0.441										5	0	0	0	0	0	6																		
Mackey Sasser, L (1.2) OBP: 0.377, SLG: 0.503										3	0	1	0	0	0	0																		
Keith Miller, R (7, PR) OBP: 0.343, SLG: 0.355										0	1	0	0	0	0	0																		
Orlando Mercado, R (7, 2) OBP: 0.280, SLG: 0.353										0	0	0	0	0	0	0																		
Mark Carreon, R (9, PH) OBP: 0.315, SLG: 0.503										1	1	1	0	0	0	0																		
John Franco, L (9, 1)										0	0	0	0	0	0	0																		
Daryl Boston, L (1.8) OBP: 0.353, SLG: 0.502										4	2	2	1	0	0	1																		
Kevin Elster, R (1, 6) OBP: 0.274, SLG: 0.363										1	0	0	0	1	0	0																		
Tom O'Malley, L (7, PH) OBP: 0.314, SLG: 0.444										1	1	1	0	1	0	0																		
David Cone, L (1, 1) OBP: 0.238, SLG: 0.244										2	0	0	0	0	1	1																		
Tim Lincecum, R (7, PH) OBP: 0.294, SLG: 0.387										0	0	0	0	1	0	0																		
Bob Ojeda, L (7, 1) OBP: 0.311, SLG: 0.411										0	0	0	0	0	0	0																		
Julio Machado, R (8, 1) OBP: 0.311, SLG: 0.411										0	0	0	0	0	0	0																		
Alex Trevino, R (9, PH) OBP: 0.280, SLG: 0.275										0	0	0	1	0	0	0																		
Inning Stats	R: 0 E: 0 K: 1 S: 11	H: 1 LOB: 1 BB: 1 P: 19	R: 1 E: 0 K: 1 S: 8	H: 1 LOB: 1 BB: 1 P: 16	R: 0 E: 0 K: 0 S: 11	H: 0 LOB: 0 BB: 2 P: 22	R: 0 E: 0 K: 0 S: 8	H: 0 LOB: 0 BB: 0 P: 13	R: 0 E: 0 K: 2 S: 9	H: 0 LOB: 0 BB: 0 P: 13	R: 1 E: 0 K: 1 S: 9	H: 1 LOB: 2 BB: 1 P: 20	R: 0 E: 0 K: 0 S: 11	H: 1 LOB: 1 BB: 0 P: 19	R: 3 E: 1 K: 1 S: 26	H: 5 LOB: 3 BB: 1 P: 40		1B: 8 2B: 1 3B: 0 HR: 1	SF: 2 SAC: 0 DP: 0 HBP: 0	WP: 0 PB: 0 SB: 2 CS: 2	PA: 41													
PITCHER	IP WLS BF H R ER SO BB IBB HBP BLK WP HR S P ERA WHIP																																	
Jose DeLeon, R (1, 1) ERA: 3.96	7.0	28	4	2	2	5	4	1	0	0	0	0	0	1	68	121	2.57	1.143																
Frank DiPino, L (8, 1) ERA: 4.47	0.2	3	1	0	0	0	0	0	0	0	0	0	0	0	8	15	0.00	1.500																
Lee Smith, R (8, 1) ERA: 2.05	1.1	L 10	5	3	3	1	0	1	0	0	0	0	0	0	29	44	20.25	3.750																

Batter	1	2	3	4	5	6	7	8	9	AB	R	H	RBI	BB	SO	LOB	BOTTOM																
Vince Coleman, S (1, 7) OBP: 0.337, SLG: 0.406										4	1	0	0	1	1	3	<p>New York Mets @ St. Louis Cardinals Busch Stadium, St. Louis, MO Fri Aug 03 1990, 7:05 PM CDT Att: 38,087 - Unknown - 72 F</p> <p>livebaseballscores.com</p> <p>AB 35 R 4 H 9 RBI 3 BB 6 SO 8 LOB 17</p>																
Craig Wilson, R (8, PR) OBP: 0.286, SLG: 0.227										0	0	0	0	0	0	0																	
Ozzie Smith, S (1, 6) OBP: 0.338, SLG: 0.288										2	1	0	0	3	0	0																	
Willie McGee, S (1, 8) OBP: 0.381, SLG: 0.427										5	0	1	2	0	2	3																	
Pedro Guerrero, R (1, 3) OBP: 0.332, SLG: 0.444										3	0	1	0	1	0	1																	
Dave Collins, S (7, PR) OBP: 0.373, SLG: 0.234										1	0	0	0	0	0	0																	
Milt Thompson, L (1, 9) OBP: 0.282, SLG: 0.313										5	0	0	0	0	3	3																	
Todd Zeile, R (1, 2) OBP: 0.316, SLG: 0.387										4	0	2	0	0	0	2																	
Lee Smith, R (8, 1)										0	0	0	0	0	0	0																	
Denny Walling, L (9, PH) OBP: 0.259, SLG: 0.240										1	0	0	0	0	0	0																	
Terry Pendleton, S (1, 5) OBP: 0.270, SLG: 0.330										4	2	3	0	0	0	1																	
José Oquendo, S (1, 4) OBP: 0.349, SLG: 0.313										3	0	1	0	0	1	3																	
Jose DeLeon, R (1, 1) OBP: 0.171, SLG: 0.200										2	0	1	1	0	1	1																	
Rex Hudler, R (7, PH) OBP: 0.282, SLG: 0.307										1	0	0	0	0	0	0																	
Frank DiPino, L (8, 1) OBP: 0.333, SLG: 0.667										0	0	0	0	0	0	0																	
Tom Pagnozzi, R (8, 2) OBP: 0.317, SLG: 0.311										0	0	0	0	1	0	0																	
Inning Stats	R: 0 E: 0 K: 0 S: 10	H: 0 LOB: 1 BB: 1 P: 17	R: 1 E: 0 K: 2 S: 12	H: 3 LOB: 2 BB: 0 P: 16	R: 0 E: 0 K: 1 S: 13	H: 1 LOB: 1 BB: 0 P: 18	R: 0 E: 0 K: 1 S: 10	H: 1 LOB: 1 BB: 0 P: 17	R: 0 E: 0 K: 1 S: 7	H: 0 LOB: 0 BB: 0 P: 11	R: 0 E: 0 K: 2 S: 13	H: 2 LOB: 2 BB: 0 P: 19	R: 2 E: 0 K: 1 S: 12	H: 1 LOB: 2 BB: 3 P: 24	R: 1 E: 0 K: 0 S: 12	H: 1 LOB: 2 BB: 2 P: 24		R: 0 E: 0 K: 0 S: 4	H: 0 LOB: 0 BB: 0 P: 6	1B: 6 2B: 3 3B: 0 HR: 0	SF: 0 SAC: 1 DP: 0 HBP: 0	WP: 1 PB: 0 SB: 1 CS: 0	PA: 42										
PITCHER	IP WLS BF H R ER SO BB IBB HBP BLK WP HR S P ERA WHIP																																
David Cone, R (1, 1) ERA: 3.78	6.0	26	7	1	1	7	1	0	0	0	0	0	0	65	98	1.50		1.333															
Bob Ojeda, L (7, 1) ERA: 3.78	1.1	9	2	3	3	1	2	1	0	0	0	0	0	15	28	20.25	3.000																
Julio Machado, R (8, 1) ERA: 3.7	0.2	W 4	0	0	0	0	2	0	0	0	1	0	0	9	20	0.00	3.000																
John Franco, L (9, 1) ERA: 1.84	1.0	S 3	0	0	0	0	0	0	0	0	0	0	4	6	0.00	0.000																	

Batter	1	2	3	4	5	6	7	8	9	AB	R	H	RBI	BB	SO	LOB	TOP			
Keith Miller, R (1, 8) OBP: 0.337, SLG: 0.344 Tom O'Malley, L (9, PH) OBP: 0.297, SLG: 0.418	5-3	6-3			6-3		F9		L9	4	0	0	0	0	0	1				
Dave Magadan, L (1, 3) OBP: 0.416, SLG: 0.474	F7				E7		K		4-3	5	0	1	0	0	1	0				
Gregg Jefferies, S (1, 4) OBP: 0.360, SLG: 0.484					L7				5-3	3	0	0	0	0	0	2				
Kevin McReynolds, R (1, 7) OBP: 0.366, SLG: 0.437					F9				6-3	3	0	1	0	1	0	1				
Darryl Strawberry, L (1, 9) OBP: 0.379, SLG: 0.533										4	0	2	0	0	2	3				
Howard Johnson, S (1, 6)					F8					3	0	1	0	1	0	1				
Tim Teufel, R (1, 5) OBP: 0.300, SLG: 0.458					F8					3	0	1	0	1	0	1				
Orlando Mercado, R (1, 2) OBP: 0.278, SLG: 0.338 Mackey Sasser, L (8, PH) OBP: 0.394, SLG: 0.508										2	1	0	0	1	0	3				
Ron Darling, R (1, 1) OBP: 0.250, SLG: 0.160 Alex Trevino, R (7, PH) OBP: 0.247, SLG: 0.257 Bob Ojeda, L (7, 1) OBP: 0.111, SLG: 0.111 Darryl Boston, L (9, PH) OBP: 0.352, SLG: 0.498										1	0	0	0	0	0	0				
Inning Stats	R: 0 E: 0 K: 1 S: 13	H: 0 LOB: 2 BB: 1 P: 23	R: 1 E: 1 K: 0 S: 9	H: 0 LOB: 1 BB: 1 P: 18	R: 0 E: 0 K: 1 S: 11	H: 1 LOB: 1 BB: 0 P: 18	R: 0 E: 0 K: 0 S: 10	H: 0 LOB: 1 BB: 2 P: 24	R: 0 E: 1 K: 0 S: 5	H: 1 LOB: 2 BB: 0 P: 7	R: 0 E: 0 K: 1 S: 8	H: 0 LOB: 0 BB: 0 P: 11	R: 0 E: 0 K: 1 S: 16	H: 3 LOB: 3 BB: 0 P: 26	R: 0 E: 0 K: 0 S: 4	H: 0 LOB: 0 BB: 0 P: 7	1B: 6 2B: 0 3B: 0 HR: 0	SF: 0 SAC: 0 DP: 1 HBP: 1	WP: 0 PB: 1 SB: 0 CS: 0	PA: 38
PITCHER	IP WLS BF H R ER SO BB IBB HBP BLK WP HR S P ERA WHIP																			
Joe Magrane, L (1, 1) ERA: 3.72 Lee Smith, R (8, 1) ERA: 2.0	7.2 W 33 5 1 0 3 4 0 1 0 0 0 70 126 0.00 1.174																			

New York Mets @ St. Louis Cardinals
Busch Stadium, St. Louis, MO
Mon Aug 06 1990, 7:05 PM CDT
Att: 37,130 - Unknown - 74 F

AB 33
R 1
H 6
RBI 0
BB 4
SO 4
LOB 16



Batter	1	2	3	4	5	6	7	8	9	AB	R	H	RBI	BB	SO	LOB	BOTTOM			
Milt Thompson, L (1, 9) OBP: 0.282, SLG: 0.313	4-3	G3	F8		6-3					5	0	1	0	0	0	5				
Tim Jones, L (1, 6) OBP: 0.244, SLG: 0.192	4-3				F9					4	1	0	0	1	1	1				
Willie McGee, S (1, 8) OBP: 0.386, SLG: 0.429										4	0	2	1	0	0	0				
Pedro Guerrero, R (1, 3) OBP: 0.336, SLG: 0.452 Dave Collins, S (8, 3) OBP: 0.397, SLG: 0.229										3	0	2	1	1	1	0				
Terry Pendleton, S (1, 5) OBP: 0.269, SLG: 0.334										4	0	1	0	0	0	5				
Todd Zeile, R (1, 2) OBP: 0.320, SLG: 0.388										3	1	1	0	1	0	1				
Rex Hudler, R (1, 7) OBP: 0.295, SLG: 0.381										4	1	3	0	0	0	1				
José Oquendo, S (1, 4) OBP: 0.351, SLG: 0.314										3	1	1	2	1	0	3				
Joe Magrane, R (1, 1) OBP: 0.178, SLG: 0.143 Lee Smith, R (8, 1) ERA: 3.69										2	1	0	0	0	1	4				
Inning Stats	R: 0 E: 0 K: 0 S: 13	H: 1 LOB: 2 BB: 1 P: 24	R: 5 E: 1 K: 0 S: 14	H: 5 LOB: 1 BB: 1 P: 22	R: 0 E: 0 K: 0 S: 7	H: 1 LOB: 2 BB: 1 P: 12	R: 0 E: 0 K: 0 S: 7	H: 1 LOB: 1 BB: 0 P: 10	R: 0 E: 0 K: 1 S: 8	H: 1 LOB: 2 BB: 1 P: 18	R: 0 E: 0 K: 1 S: 14	H: 0 LOB: 0 BB: 0 P: 20	R: 0 E: 0 K: 0 S: 13	H: 1 LOB: 1 BB: 0 P: 18	R: 0 E: 0 K: 1 S: 7	H: 1 LOB: 0 BB: 0 P: 10	1B: 7 2B: 3 3B: 1 HR: 0	SF: 0 SAC: 1 DP: 1 HBP: 0	WP: 0 PB: 0 SB: 1 CS: 1	PA: 38
PITCHER	IP WLS BF H R ER SO BB IBB HBP BLK WP HR S P ERA WHIP																			
Ron Darling, R (1, 1) ERA: 4.28 Bob Ojeda, L (7, 1) ERA: 3.69	6.0 L 31 9 5 4 4 1 0 0 0 0 0 0 20 106 6.00 2.167																			

New York Mets @ St. Louis Cardinals
Busch Stadium, St. Louis, MO
Mon Aug 06 1990, 7:05 PM CDT
Att: 37,130 - Unknown - 74 F

AB 33
R 5
H 11
RBI 4
BB 4
SO 3
LOB 20



Batter	1	2	3	4	5	6	7	8	9	AB	R	H	RBI	BB	SO	LOB	TOP										
Milt Thompson, L OBP: 0.281, SLG: 0.314	B3		SH1-3 1B 2B		G4-3		G4-3		K	5	1	1	0	0	1	2											
Ozzie Smith, S OBP: 0.337, SLG: 0.289	K		SH1-3		G4-3		P9		F8	4	0	0	0	0	1	2											
Willie McGee, S OBP: 0.384, SLG: 0.430	G4-3					G6-3 2B		G4-3		4	0	1	0	0	1	1											
Pedro Guerrero, R OBP: 0.338, SLG: 0.451		G1				G6-3			1B BB	3	0	1	1	1	0	1											
Todd Zeile, R OBP: 0.319, SLG: 0.384		2B BB				G6-3			P5	3	1	0	0	1	1	3											
Terry Pendleton, S OBP: 0.295, SLG: 0.333	F7				F7		G4-3		FC4-6 1B	4	0	1	0	0	0	2											
Rex Hudler, R OBP: 0.302, SLG: 0.388		2B			B1-3				FC4-6	3	1	1	1	1	0	2											
José Oquendo, S OBP: 0.355, SLG: 0.320					F7				2B	3	0	2	1	1	0	0											
Bob Tewksbury, R OBP: 0.320, SLG: 0.227									L7	2	0	0	0	0	2	2											
Vince Coleman, S OBP: 0.337, SLG: 0.406	K									0	0	0	0	0	0	0											
Scott Terry, R OBP: 0.714, SLG: 0.857										0	0	0	0	0	0	0											
Craig Wilson, R OBP: 0.280, SLG: 0.222										1	0	0	0	0	0	1											
Inning Stats	R: 0 E: 0 K: 1 S: 8	H: 0 LOB: 0 BB: 0 P: 10	R: 1 E: 0 K: 1 S: 15	H: 1 LOB: 2 BB: 2 P: 30	R: 1 E: 0 K: 2 S: 11	H: 2 LOB: 1 BB: 0 P: 16	R: 0 E: 0 K: 0 S: 5	H: 0 LOB: 0 BB: 0 P: 7	R: 0 E: 0 K: 0 S: 5	H: 1 LOB: 1 BB: 0 P: 9	R: 1 E: 0 K: 0 S: 5	H: 1 LOB: 1 BB: 1 P: 10	R: 0 E: 0 K: 0 S: 10	H: 1 LOB: 2 BB: 1 P: 17	R: 0 E: 0 K: 1 S: 12	H: 1 LOB: 1 BB: 0 P: 18	1B: 3 2B: 4 3B: 0 HR: 0	SF: 0 SAC: 2 DP: 0 HBP: 0	WP: 0 PB: 0 SB: 1 CS: 0	PA: 38							
PITCHER	IP	WLS	BF	H	R	ER	SO	BB	IBB	HBP	BLK	WP	HR	S	P	ERA	WHIP										
Mike Bielecki, R ERA: 5.65	(1, 1)	6.0	26	5	3	3	5	2	1	0	0	0	0	52	87	4.50	1.167										
Paul Assenmacher, L ERA: 3.46	(7, 1)	1.0	W	3	0	0	0	0	0	0	0	0	0	3	3	0.00	0.000										
Bill Long, R ERA: 3.72	(8, 1)	1.1		7	2	0	0	1	0	0	0	0	0	15	26	0.00	2.250										
Mitch Williams, L ERA: 2.18	(9, 1)	0.2	S	2	0	0	1	0	0	0	0	0	0	7	9	0.00	0.000										

St. Louis Cardinals @ Chicago Cubs
Wrigley Field, Chicago, IL
Tue Aug 07 1990, 7:05 PM CDT
Att: 34,271 - Unknown - 68 F

AB 32
R 3
H 7
RBI 3
BB 4
SO 6
LOB 16



Batter	1	2	3	4	5	6	7	8	9	AB	R	H	RBI	BB	SO	LOB	BOTTOM										
Jerome Walton, R OBP: 0.369, SLG: 0.330	23 1B SF7		23 1B G5-3		G6-3		E5 23 HR			4	3	2	0	0	0	1											
23 Ryne Sandberg, R OBP: 0.359, SLG: 0.552	S 1B		G5-3		F9		HR			4	1	2	2	0	0	2											
Mark Grace, L OBP: 0.354, SLG: 0.376	SF7				L7		F8			3	0	1	2	0	0	1											
Andre Dawson, R OBP: 0.392, SLG: 0.592	F7		G5-3				K		K	4	0	0	0	0	2	2											
Dave Clark, L OBP: 0.310, SLG: 0.454	G5-3						G5-3		G3	4	0	0	0	0	1	1											
Mitch Williams, L ERA: 2.18										0	0	0	0	0	0	0											
Luis Salazar, R OBP: 0.318, SLG: 0.426		FC1-6 1B							G5-3	4	1	3	0	0	0	0											
Shawon Dunston, R OBP: 0.314, SLG: 0.470		FC1-6 G6-4-3			F8				F9	4	0	1	1	0	0	2											
Joe Girardi, R OBP: 0.319, SLG: 0.378		G6-4-3			L8				F8	3	0	0	0	0	3												
Mike Bielecki, R OBP: 0.300, SLG: 0.250									L9	2	0	1	0	0	1	0											
Paul Assenmacher, L ERA: 3.3	(7, 1)	2.0	L	8	1	2	1	0	0	0	0	0	0	0	0	0											
Gary Varsho, L OBP: 0.354, SLG: 0.429	(7, PH)									1	0	0	0	0	0	0											
Bill Long, R ERA: 3.72	(8, 1)									0	0	0	0	0	0	0											
Marvell Wynne, L OBP: 0.295, SLG: 0.347	(9, 7)									0	0	0	0	0	0	0											
Inning Stats	R: 1 E: 0 K: 0 S: 10	H: 2 LOB: 1 BB: 0 P: 15	R: 0 E: 0 K: 0 S: 6	H: 1 LOB: 0 BB: 0 P: 7	R: 1 E: 0 K: 1 S: 11	H: 2 LOB: 1 BB: 0 P: 14	R: 0 E: 0 K: 1 S: 8	H: 1 LOB: 1 BB: 0 P: 13	R: 0 E: 0 K: 0 S: 7	H: 1 LOB: 1 BB: 0 P: 11	R: 1 E: 0 K: 0 S: 10	H: 2 LOB: 1 BB: 0 P: 14	R: 2 E: 1 K: 1 S: 11	H: 1 LOB: 0 BB: 0 P: 16	R: 0 E: 0 K: 0 S: 7	H: 0 LOB: 0 BB: 0 P: 10	1B: 7 2B: 1 3B: 1 HR: 1	SF: 1 SAC: 0 DP: 1 HBP: 0	WP: 0 PB: 0 SB: 1 CS: 0	PA: 34							
PITCHER	IP	WLS	BF	H	R	ER	SO	BB	IBB	HBP	BLK	WP	HR	S	P	ERA	WHIP										
Bob Tewksbury, R ERA: 3.3	(1, 1)	6.0	L	8	1	2	1	0	0	0	0	0	1	18	26	4.50	0.500										
Scott Terry, R ERA: 5.95	(7, 1)	2.0		8	1	2	1	0	0	0	0	0	1	18	26	4.50	0.500										

St. Louis Cardinals @ Chicago Cubs
Wrigley Field, Chicago, IL
Tue Aug 07 1990, 7:05 PM CDT
Att: 34,271 - Unknown - 68 F

AB 33
R 5
H 10
RBI 5
BB 0
SO 4
LOB 12



Batter	1	2	3	4	5	6	7	8	9	AB	R	H	RBI	BB	SO	LOB	TOP					
Rex Hudler, R OBP: 0.324, SLG: 0.421 (1, 9)										4	0	2	0	0	0	2	St. Louis Cardinals @ Chicago Cubs Wrigley Field, Chicago, IL Thu Aug 09 1990, 3:33 AM CDT Att: 36,328 - Sunny					
Ozzie Smith, S OBP: 0.335, SLG: 0.291 (1, 6)										4	1	2	1	0	0	1						
Willie McGee, S OBP: 0.386, SLG: 0.430 (1, 8)										4	1	3	1	0	0	1						
Pedro Guerrero, R OBP: 0.339, SLG: 0.449 Dave Collins, S OBP: 0.357, SLG: 0.229 (8, 3)										4	0	1	0	0	2	3						
Terry Pendleton, S OBP: 0.271, SLG: 0.331 (1, 5)											4	0	1	0	0	0		1				
Craig Wilson, R OBP: 0.273, SLG: 0.220 Milt Thompson, L OBP: 0.285, SLG: 0.313 (9, 9)											4	0	0	0	0	1		1				
Tom Pagnozzi, R OBP: 0.311, SLG: 0.305 (1, 2)										4	0	1	0	0	1	0						
José Oquendo, S OBP: 0.354, SLG: 0.315 (1, 4)										2	1	0	0	1	0	1						
Ken Hill, R OBP: 0.429, SLG: 0.333 Lee Smith, R (9, 1)										2	0	1	0	0	1	0						
Inning Stats	R: 0 E: 0 K: 0 S: 10	H: 2 LOB: 1 BB: 0 P: 15	R: 0 E: 0 K: 0 S: 5	H: 0 LOB: 0 BB: 0 P: 9	R: 2 E: 0 K: 1 S: 13	H: 2 LOB: 1 BB: 1 P: 23	R: 0 E: 0 K: 0 S: 6	H: 1 LOB: 0 BB: 0 P: 9	R: 0 E: 0 K: 1 S: 8	H: 1 LOB: 0 BB: 0 P: 15	R: 1 E: 0 K: 1 S: 10	H: 2 LOB: 0 BB: 0 P: 11	R: 0 E: 0 K: 0 S: 10	H: 1 LOB: 1 BB: 0 P: 16	R: 0 E: 0 K: 1 S: 9	H: 1 LOB: 1 BB: 0 P: 15		R: 0 E: 0 K: 1 S: 8	H: 1 LOB: 1 BB: 0 P: 12	1B: 9 2B: 4 3B: 0 HR: 0	SF: 0 SAC: 1 DP: 3 HBP: 0	WP: 0 PB: 0 SB: 0 CS: 3
PITCHER	IP	WLS	BF	H	R	ER	SO	BB	IBB	HBP	BLK	WP	HR	S	P	ERA	WHIP					
Lance Dickson, L ERA: 4.5 (1, 1)	6.0	L	24	8	3	3	3	1	0	0	0	0	0	52	82	4.50	1.500					
Jeff Pico, R ERA: 4.39 (7, 1)	2.0		7	2	0	0	1	0	0	0	0	0	0	19	31	0.00	1.000					
Les Lancaster, R ERA: 5.29 (9, 1)	1.0		3	1	0	0	1	0	0	0	0	0	0	8	12	0.00	1.000					

Batter	1	2	3	4	5	6	7	8	9	AB	R	H	RBI	BB	SO	LOB	BOTTOM					
Jerome Walton, R OBP: 0.365, SLG: 0.337 (1, 8)											4	1	1	1	0	0	1					
23 Ryne Sandberg, R OBP: 0.357, SLG: 0.544 (1, 4)											3	0	1	0	1	0	0					
Mark Grace, L OBP: 0.359, SLG: 0.379 (1, 3)											4	0	1	0	0	1	2					
Dave Clark, L OBP: 0.301, SLG: 0.437 (1, 7)											4	0	1	0	0	1	2					
Dwight Smith, L OBP: 0.331, SLG: 0.376 (1, 9)											4	0	0	0	0	2	4					
Curtis Wilkerson, S OBP: 0.250, SLG: 0.252 Andre Dawson, R OBP: 0.389, SLG: 0.584 (9, PH)											3	0	0	0	0	1	2					
Shawon Dunston, R OBP: 0.308, SLG: 0.460 (1, 6)										3	0	0	0	0	2	0						
Joe Girardi, R OBP: 0.320, SLG: 0.376 (1, 2)										3	0	1	0	0	0	0						
Lance Dickson, R (1, 1)										1	0	0	0	0	0	0						
Gary Varsho, L OBP: 0.375, SLG: 0.435 (6, PH)										1	0	0	0	0	0	1						
Jeff Pico, R OBP: 0.391, SLG: 0.350 (7, 1)										0	0	0	0	0	0	0						
Marvell Wynne, L OBP: 0.263, SLG: 0.345 (8, PH)										0	0	0	0	0	0	0						
Les Lancaster, R OBP: 0.156, SLG: 0.059 (9, 1)										0	0	0	0	0	0	0						
Inning Stats	R: 0 E: 1 K: 0 S: 9	H: 0 LOB: 0 BB: 0 P: 12	R: 0 E: 0 K: 0 S: 5	H: 0 LOB: 0 BB: 0 P: 9	R: 0 E: 0 K: 1 S: 8	H: 0 LOB: 0 BB: 0 P: 10	R: 0 E: 0 K: 1 S: 7	H: 0 LOB: 0 BB: 0 P: 12	R: 0 E: 0 K: 1 S: 6	H: 0 LOB: 0 BB: 0 P: 7	R: 0 E: 0 K: 1 S: 12	H: 1 LOB: 1 BB: 0 P: 18	R: 0 E: 0 K: 1 S: 9	H: 1 LOB: 2 BB: 1 P: 13	R: 0 E: 0 K: 0 S: 7	H: 0 LOB: 0 BB: 0 P: 11	R: 1 E: 0 K: 2 S: 17	H: 3 LOB: 2 BB: 0 P: 25	1B: 4 2B: 0 3B: 0 HR: 1	SF: 0 SAC: 0 DP: 0 HBP: 0	WP: 0 PB: 0 SB: 0 CS: 1	PA: 33
PITCHER	IP	WLS	BF	H	R	ER	SO	BB	IBB	HBP	BLK	WP	HR	S	P	ERA	WHIP					
Ken Hill, R ERA: 5.88 (1, 1)	8.0	W	29	4	1	1	5	1	0	0	0	0	0	67	99	1.12	0.625					
Lee Smith, R ERA: 2.05 (9, 1)	1.0	S	4	1	0	0	2	0	0	0	0	0	0	13	18	0.00	1.000					

AB	32
R	3
H	11
RBI	2
BB	1
SO	5
LOB	10



AB	32
R	1
H	5
RBI	1
BB	1
SO	7
LOB	14



Batter	1	2	3	4	5	6	7	8	9	AB	R	H	RBI	BB	SO	LOB	TOP					
Vince Coleman, S (1, 7) OBP: 0.342, SLG: 0.417										5	2	4	2	0	1	0	St. Louis Cardinals @ Pittsburgh Pirates Three Rivers Stadium, Pittsburgh, PA Fri Aug 10 1990, 7:05 PM EDT Att: 23,701 - Unknown					
Ozzie Smith, S (1, 6) OBP: 0.333, SLG: 0.290										5	0	1	0	0	0	4						
Willie McGee, S (1, 8) OBP: 0.388, SLG: 0.434										5	1	3	1	0	1	1						
Pedro Guerrero, R (1, 3) OBP: 0.337, SLG: 0.444										4	0	0	0	1	0	4						
Dave Collins, S (9, PR) OBP: 0.367, SLG: 0.229										0	1	0	0	0	0	0						
Todd Zeile, R (1, 2) OBP: 0.322, SLG: 0.394										5	1	3	2	0	0	1						
Terry Pendleton, S (1, 5) OBP: 0.271, SLG: 0.327										4	1	0	0	1	3	3						
Rex Hudler, R (1, 9) OBP: 0.319, SLG: 0.412										5	1	1	0	0	0	4						
José Oquendo, S (1, 4) OBP: 0.356, SLG: 0.323										4	1	3	2	0	0	0						
John Tudor, L (1, 1) OBP: 0.205, SLG: 0.214										0	0	0	0	0	0	0						
Tim Jones, L (3, PH) OBP: 0.241, SLG: 0.190										1	0	0	0	0	0	1						
Scott Terry, R (3, 1) OBP: 0.556, SLG: 0.667										2	0	0	0	1	2	2						
Ken Dayley, L (6, 1) OBP: 0.556, SLG: 0.667										1	0	0	0	1	2	1						
Inning Stats	R: 0 E: 0 K: 2 S: 10	H: 1 LOB: 1 BB: 0 P: 14	R: 0 E: 0 K: 0 S: 8	H: 1 LOB: 0 BB: 0 P: 12	R: 2 E: 0 K: 0 S: 10	H: 3 LOB: 1 BB: 0 P: 15	R: 1 E: 0 K: 2 S: 14	H: 2 LOB: 1 BB: 0 P: 22	R: 1 E: 0 K: 0 S: 12	H: 2 LOB: 1 BB: 0 P: 17	R: 1 E: 0 K: 0 S: 11	H: 2 LOB: 2 BB: 1 P: 19	R: 1 E: 0 K: 1 S: 10	H: 2 LOB: 1 BB: 0 P: 18	R: 0 E: 0 K: 1 S: 12	H: 1 LOB: 1 BB: 0 P: 16	R: 2 E: 0 K: 1 S: 9	H: 1 LOB: 1 BB: 1 P: 16	1B: 10 2B: 3 3B: 1 HR: 1	SF: 0 SAC: 0 DP: 0 HBP: 0	WP: 1 PB: 0 SB: 5 CS: 1	PA: 43
PITCHER	IP WLS BF H R ER SO BB IBB HBP BLK WP HR S P ERA WHIP																					
Randy Kramer, R (1, 1) ERA: 4.91	4.0 L 18 7 3 3 4 0 0 0 0 0 0 0 42 63 6.75 1.750																					
Bob Kipper, L (5, 1) ERA: 3.24	2.1 13 5 3 3 0 1 0 0 0 0 0 1 27 44 11.57 2.571																					
Mark Ross, R (7, 1) ERA: 0.84	1.2 7 2 0 0 2 0 0 0 0 0 0 0 18 26 0.00 1.200																					
Zane Smith, L (9, 1) ERA: 3.33	1.0 5 1 2 2 1 1 0 0 0 0 1 0 9 16 18.00 2.000																					

Batter	1	2	3	4	5	6	7	8	9	AB	R	H	RBI	BB	SO	LOB	BOTTOM			
Gary Redus, R (1, 3) OBP: 0.314, SLG: 0.375										2	0	0	0	0	0	0	St. Louis Cardinals @ Pittsburgh Pirates Three Rivers Stadium, Pittsburgh, PA Fri Aug 10 1990, 7:05 PM EDT Att: 23,701 - Unknown			
Sid Bream, L (6, PH) OBP: 0.356, SLG: 0.468										2	0	0	0	0	1	0				
Jay Bell, R (1, 6) OBP: 0.321, SLG: 0.381										4	0	0	0	0	2	0				
John Cangelosi, S (1, 8) OBP: 0.300, SLG: 0.196										3	0	0	0	1	1	0				
Bobby Bonilla, S (1, 9) OBP: 0.312, SLG: 0.521										4	1	1	0	0	0	1				
Barry Bonds, L (1, 7) OBP: 0.421, SLG: 0.596										3	1	1	2	0	2	0				
Jeff King, R (1, 5) OBP: 0.282, SLG: 0.353										3	1	1	0	0	1	0				
Michael LaValliere, L (1, 2) OBP: 0.359, SLG: 0.316										3	0	0	0	0	1	1				
Jose Lind, R (1, 4) OBP: 0.333, SLG: 0.384										3	0	0	1	0	0	0				
Randy Kramer, R (1, 1) ERA: 2.45										1	0	0	0	0	0	0				
Bob Kipper, R (5, 1) ERA: 6.66										1	0	0	0	0	0	0				
Mark Ross, R (7, 1) ERA: 3.6										0	0	0	0	0	0	0				
Rafael Belliard, R (8, PH) OBP: 0.333, SLG: 0.306										1	0	0	0	0	0	0				
Zane Smith, L (9, 1) OBP: 0.175, SLG: 0.250										0	0	0	0	0	0	0				
Inning Stats	R: 0 E: 0 K: 2 S: 8	H: 0 LOB: 0 BB: 0 P: 10	R: 0 E: 0 K: 2 S: 9	H: 0 LOB: 0 BB: 0 P: 17	R: 0 E: 0 K: 0 S: 5	H: 0 LOB: 0 BB: 0 P: 6	R: 0 E: 0 K: 0 S: 4	H: 0 LOB: 0 BB: 0 P: 6	R: 3 E: 0 K: 1 S: 12	H: 3 LOB: 1 BB: 1 P: 22	R: 0 E: 0 K: 2 S: 9	H: 0 LOB: 0 BB: 0 P: 15	R: 0 E: 0 K: 0 S: 10	H: 0 LOB: 0 BB: 0 P: 18	R: 0 E: 0 K: 1 S: 7	H: 0 LOB: 0 BB: 0 P: 11	1B: 1 2B: 1 3B: 0 HR: 1	SF: 0 SAC: 0 DP: 0 HBP: 0	WP: 0 PB: 0 SB: 0 CS: 0	PA: 31
PITCHER	IP WLS BF H R ER SO BB IBB HBP BLK WP HR S P ERA WHIP																			
John Tudor, L (1, 1) ERA: 2.45	2.0 6 3 3 3 1 1 0 0 0 0 0 1 26 45 7.36 1.091																			
Scott Terry, R (3, 1) ERA: 6.66	3.2 15 3 3 3 1 1 0 0 0 0 0 0 26 45 7.36 1.091																			
Ken Dayley, L (6, 1) ERA: 3.6	3.1 W 10 0 0 0 3 0 0 0 0 0 0 0 29 48 0.00 0.000																			

AB	41
R	8
H	15
RBI	7
BB	2
SO	7
LOB	20

AB	30
R	3
H	3
RBI	3
BB	1
SO	8
LOB	2



Batter	1	2	3	4	5	6	7	8	9	AB	R	H	RBI	BB	SO	LOB	TOP						
Vince Coleman, S OBP: 0.343, SLG: 0.418 (1, 7)	2-2 CS HBP		1-2 1B 3B	0-0 L7		1-1 FC6-4 1B		0-0 L1	0-0 L4	5	1	2	0	0	0	1							
Ozzie Smith, S OBP: 0.336, SLG: 0.292 (1, 6)	2-2 S 1B		2-0 S 3B 1B	4-1 BB BB		1-1 FC6-4 S 1-2 2-3		2-2 2B 1B		4	2	3	1	1	0	2							
Craig Wilson, R OBP: 0.297, SLG: 0.259 (1, 5)	2-0 F9		1-1 L4	4-0 FC5-4 BB		3-1 4-3		0-1 4-3		4	0	0	0	1	0	5							
Todd Zeile, R OBP: 0.320, SLG: 0.401 (1, 2)	1-1 L8		1-2 1-3	2-0 FC5-4 BB			3-2 HR	2-1 2B		5	2	2	2	0	0	4							
Rex Hudler, R OBP: 0.320, SLG: 0.429 (1, 9)		3-3 K	1-2 1B 3B		0-0 CS 1B		0-1 L1	0-0 2B		5	1	3	2	0	1	0							
Tom Pagnozzi, R OBP: 0.330, SLG: 0.337 Dave Collins, S OBP: 0.361, SLG: 0.224 (7, PR) (7, 3)	0-0 1B 2B		2-1 1B		1-1 F8 1-2		0-0 BLK G5-2-3 1B	0-0 5-3		4	0	3	1	0	0	1							
Milt Thompson, L OBP: 0.294, SLG: 0.321 (1, 8)	0-0 1B		0-0 1B		2-3 K2-3		1-0 BLK 1B		0-0 L5	5	0	3	0	0	1	0							
José Oquendo, S OBP: 0.355, SLG: 0.319 (1, 4)	2-2 F4		2-0 F7			1-2 FC6-4 WP 1B	4-1 1-2 2-3 IBB		1-2 4-3	4	0	1	0	1	0	4							
Bob Tewksbury, R OBP: 0.300, SLG: 0.192 (1, 1)	0-0 4-3				0-1 F3		1-3 K 1-2	0-0 G5-2-3		4	0	0	0	1	1	6							
Inning Stats	R: 0 E: 0 K: 0 S: 10	H: 1 LOB: 1 BB: 0 P: 17	R: 0 E: 0 K: 1 S: 12	H: 2 LOB: 2 BB: 0 P: 17	R: 3 E: 0 K: 0 S: 17	H: 5 LOB: 2 BB: 0 P: 27	R: 0 E: 0 K: 0 S: 5	H: 0 LOB: 2 BB: 2 P: 15	R: 0 E: 0 K: 1 S: 13	H: 2 LOB: 2 BB: 0 P: 20	R: 1 E: 0 K: 0 S: 9	H: 3 LOB: 2 BB: 1 P: 17	R: 2 E: 0 K: 0 S: 10	H: 3 LOB: 1 BB: 1 P: 14	R: 0 E: 0 K: 0 S: 9	H: 0 LOB: 1 BB: 1 P: 14	1B: 11 2B: 3 3B: 2 HR: 1	SF: 0 SAC: 0 DP: 1 HBP: 1	WP: 1 PB: 0 SB: 3 CS: 2	PA: 46			
PITCHER	IP WLS BF H R ER SO BB IBB HBP BLK WP HR S P ERA WHIP	IP WLS BF H R ER SO BB IBB HBP BLK WP HR S P ERA WHIP	IP WLS BF H R ER SO BB IBB HBP BLK WP HR S P ERA WHIP	IP WLS BF H R ER SO BB IBB HBP BLK WP HR S P ERA WHIP	IP WLS BF H R ER SO BB IBB HBP BLK WP HR S P ERA WHIP	IP WLS BF H R ER SO BB IBB HBP BLK WP HR S P ERA WHIP	IP WLS BF H R ER SO BB IBB HBP BLK WP HR S P ERA WHIP	IP WLS BF H R ER SO BB IBB HBP BLK WP HR S P ERA WHIP	IP WLS BF H R ER SO BB IBB HBP BLK WP HR S P ERA WHIP	IP WLS BF H R ER SO BB IBB HBP BLK WP HR S P ERA WHIP	IP WLS BF H R ER SO BB IBB HBP BLK WP HR S P ERA WHIP	IP WLS BF H R ER SO BB IBB HBP BLK WP HR S P ERA WHIP	IP WLS BF H R ER SO BB IBB HBP BLK WP HR S P ERA WHIP	IP WLS BF H R ER SO BB IBB HBP BLK WP HR S P ERA WHIP	IP WLS BF H R ER SO BB IBB HBP BLK WP HR S P ERA WHIP	IP WLS BF H R ER SO BB IBB HBP BLK WP HR S P ERA WHIP	IP WLS BF H R ER SO BB IBB HBP BLK WP HR S P ERA WHIP	IP WLS BF H R ER SO BB IBB HBP BLK WP HR S P ERA WHIP	IP WLS BF H R ER SO BB IBB HBP BLK WP HR S P ERA WHIP	IP WLS BF H R ER SO BB IBB HBP BLK WP HR S P ERA WHIP	IP WLS BF H R ER SO BB IBB HBP BLK WP HR S P ERA WHIP		
John Smiley, L ERA: 4.1 Doug Bair, R ERA: 4.11 Stan Belinda, R ERA: 2.9 Bob Patterson, L ERA: 3.03 Mark Ross, R ERA: 0.77	3.2 L 21 8 3 3 1 2 0 0 0 0 0 43 73 7.36 2.727	2.1 9 3 0 0 2 0 0 0 0 0 1 0 22 34 0.00 1.286	0.1 4 3 1 1 0 0 0 0 0 0 0 1 7 11 27.00 9.000	1.2 8 3 2 2 0 0 1 0 1 0 0 0 12 20 10.80 1.800	1.0 4 0 0 0 0 1 0 0 0 0 0 0 9 14 0.00 1.000																		
Batter	1	2	3	4	5	6	7	8	9	AB	R	H	RBI	BB	SO	LOB	BOTTOM						
Wally Backman, S OBP: 0.353, SLG: 0.382 (1, 5)	0-0 SH1-4 1B		2-2 1-3			2-3 K		1-2 4-3		4	0	1	0	0	1	2							
Jay Bell, R OBP: 0.318, SLG: 0.375 (1, 6)	0-1 SH1-4		1-3 K			0-0 F9		0-3 K		3	0	0	0	0	2	2							
Mark Ryal, L OBP: 0.143, SLG: 0.143 (1, 7)	2-3 K				0-0 5-3		0-1 F8		1-0 F6	4	0	0	0	0	1	1							
Bobby Bonilla, S OBP: 0.315, SLG: 0.523 (1, 9)	1-0 5-3				2-0 1B		0-0 2B		1-1 F5	4	0	2	0	0	0	1							
Barry Bonds, L OBP: 0.420, SLG: 0.598 (1, 8)		3-2 F9			1-0 G3		1-1 L4		0-2 4-3	4	0	0	0	0	0	1							
Sid Bream, L OBP: 0.351, SLG: 0.464 (1, 3)	0-0 6-3				1-1 F7		0-0 G3			3	0	0	0	0	0	1							
Michael LaValliere, L OBP: 0.353, SLG: 0.314 (1, 2)	2-2 1B				0-0 F5		2-1 F7			3	0	1	0	0	0	0							
Jose Lind, R OBP: 0.333, SLG: 0.383 (1, 4)	0-1 P2				1-0 F9		0-1 4-3 1B			3	0	1	0	0	0	1							
John Smiley, L Doug Bair, R John Cangelosi, S Stan Belinda, R Bob Patterson, R Gary Redus, R Mark Ross, R	0.121 0.121 0.189 0.189 0.256 0.256 0.388 0.388	0.121 0.121 0.189 0.189 0.256 0.256 0.388 0.388	0.121 0.121 0.189 0.189 0.256 0.256 0.388 0.388	0.121 0.121 0.189 0.189 0.256 0.256 0.388 0.388	0.121 0.121 0.189 0.189 0.256 0.256 0.388 0.388	0.121 0.121 0.189 0.189 0.256 0.256 0.388 0.388	0.121 0.121 0.189 0.189 0.256 0.256 0.388 0.388	0.121 0.121 0.189 0.189 0.256 0.256 0.388 0.388	0.121 0.121 0.189 0.189 0.256 0.256 0.388 0.388	0.121 0.121 0.189 0.189 0.256 0.256 0.388 0.388	0.121 0.121 0.189 0.189 0.256 0.256 0.388 0.388	0.121 0.121 0.189 0.189 0.256 0.256 0.388 0.388	0.121 0.121 0.189 0.189 0.256 0.256 0.388 0.388	0.121 0.121 0.189 0.189 0.256 0.256 0.388 0.388	0.121 0.121 0.189 0.189 0.256 0.256 0.388 0.388	0.121 0.121 0.189 0.189 0.256 0.256 0.388 0.388	0.121 0.121 0.189 0.189 0.256 0.256 0.388 0.388	0.121 0.121 0.189 0.189 0.256 0.256 0.388 0.388	0.121 0.121 0.189 0.189 0.256 0.256 0.388 0.388	0.121 0.121 0.189 0.189 0.256 0.256 0.388 0.388	0.121 0.121 0.189 0.189 0.256 0.256 0.388 0.388	0.121 0.121 0.189 0.189 0.256 0.256 0.388 0.388	0.121 0.121 0.189 0.189 0.256 0.256 0.388 0.388
Inning Stats	R: 0 E: 0 K: 1 S: 7	H: 1 LOB: 1 BB: 0 P: 10	R: 0 E: 0 K: 0 S: 12	H: 1 LOB: 1 BB: 0 P: 17	R: 0 E: 0 K: 1 S: 9	H: 0 LOB: 0 BB: 0 P: 12	R: 0 E: 0 K: 0 S: 3	H: 1 LOB: 0 BB: 0 P: 6	R: 0 E: 0 K: 0 S: 4	H: 0 LOB: 0 BB: 0 P: 6	R: 0 E: 0 K: 1 S: 7	H: 1 LOB: 1 BB: 0 P: 7	R: 0 E: 0 K: 1 S: 12	H: 2 LOB: 2 BB: 0 P: 15	R: 0 E: 0 K: 0 S: 6	H: 0 LOB: 0 BB: 0 P: 8	1B: 5 2B: 1 3B: 0 HR: 0	SF: 0 SAC: 1 DP: 0 HBP: 0	WP: 0 PB: 0 SB: 0 CS: 0	PA: 32			
PITCHER	IP WLS BF H R ER SO BB IBB HBP BLK WP HR S P ERA WHIP	IP WLS BF H R ER SO BB IBB HBP BLK WP HR S P ERA WHIP	IP WLS BF H R ER SO BB IBB HBP BLK WP HR S P ERA WHIP	IP WLS BF H R ER SO BB IBB HBP BLK WP HR S P ERA WHIP	IP WLS BF H R ER SO BB IBB HBP BLK WP HR S P ERA WHIP	IP WLS BF H R ER SO BB IBB HBP BLK WP HR S P ERA WHIP	IP WLS BF H R ER SO BB IBB HBP BLK WP HR S P ERA WHIP	IP WLS BF H R ER SO BB IBB HBP BLK WP HR S P ERA WHIP	IP WLS BF H R ER SO BB IBB HBP BLK WP HR S P ERA WHIP	IP WLS BF H R ER SO BB IBB HBP BLK WP HR S P ERA WHIP	IP WLS BF H R ER SO BB IBB HBP BLK WP HR S P ERA WHIP	IP WLS BF H R ER SO BB IBB HBP BLK WP HR S P ERA WHIP	IP WLS BF H R ER SO BB IBB HBP BLK WP HR S P ERA WHIP	IP WLS BF H R ER SO BB IBB HBP BLK WP HR S P ERA WHIP	IP WLS BF H R ER SO BB IBB HBP BLK WP HR S P ERA WHIP	IP WLS BF H R ER SO BB IBB HBP BLK WP HR S P ERA WHIP	IP WLS BF H R ER SO BB IBB HBP BLK WP HR S P ERA WHIP	IP WLS BF H R ER SO BB IBB HBP BLK WP HR S P ERA WHIP	IP WLS BF H R ER SO BB IBB HBP BLK WP HR S P ERA WHIP	IP WLS BF H R ER SO BB IBB HBP BLK WP HR S P ERA WHIP	IP WLS BF H R ER SO BB IBB HBP BLK WP HR S P ERA WHIP	IP WLS BF H R ER SO BB IBB HBP BLK WP HR S P ERA WHIP	
Bob Tewksbury, R ERA: 2.97	9.0 W 32 6 0 0 4	9.0 W 32 6 0 0 4	9.0 W 32 6 0 0 4	9.0 W 32 6 0 0 4	9.0 W 32 6 0 0 4	9.0 W 32 6 0 0 4	9.0 W 32 6 0 0 4	9.0 W 32 6 0 0 4	9.0 W 32 6 0 0 4	9.0 W 32 6 0 0 4	9.0 W 32 6 0 0 4	9.0 W 32 6 0 0 4	9.0 W 32 6 0 0 4	9.0 W 32 6 0 0 4	9.0 W 32 6 0 0 4	9.0 W 32 6 0 0 4	9.0 W 32 6 0 0 4	9.0 W 32 6 0 0 4	9.0 W 32 6 0 0 4	9.0 W 32 6 0 0 4	9.0 W 32 6 0 0 4	9.0 W 32 6 0 0 4	9.0 W 32 6 0 0 4

St. Louis Cardinals @ Pittsburgh Pirates
Three Rivers Stadium, Pittsburgh, PA
Sun Aug 12 1990, 3:33 AM EDT
Att: 30,335 - Sunny

AB 41
R 6
H 17
RBI 6
BB 4
SO 3
LOB 24

WP: 1
PB: 0
SB: 3
CS: 2

St. Louis Cardinals @ Pittsburgh Pirates
Three Rivers Stadium, Pittsburgh, PA
Sun Aug 12 1990, 3:33 AM EDT
Att: 30,335 - Sunny

AB 31
R 0
H 6
RBI 0
BB 0
SO 4
LOB 9

WP: 0
PB: 0
SB: 0
CS: 0

PA: 32



Batter	1	2	3	4	5	6	7	8	9	AB	R	H	RBI	BB	SO	LOB	TOP					
Eric Davis, R OBP: 0.331, SLG: 0.432 (1, 8)										4	0	0	0	1	2	5	Cincinnati Reds @ St. Louis Cardinals Busch Stadium, St. Louis, MO Tue Aug 14 1990, 7:05 PM CDT Att: 36,552 - Unknown					
Paul O'Neill, L OBP: 0.352, SLG: 0.444 (1, 9)										5	2	2	1	0	1	5						
Barry Larkin, R OBP: 0.359, SLG: 0.407 (1, 6)										4	1	1	1	1	0	1						
Todd Benzinger, S OBP: 0.294, SLG: 0.347 (1, 7)										5	1	2	3	0	0	0						
Hal Morris, L OBP: 0.428, SLG: 0.581 (1, 3)										4	1	2	1	1	0	0						
Chris Sabo, R OBP: 0.345, SLG: 0.501 (1, 5)										5	1	1	1	0	0	5						
Jeff Reed, L OBP: 0.346, SLG: 0.348 (1, 2)										4	1	2	1	1	0	0						
Mariano Duncan, R OBP: 0.369, SLG: 0.507 (1, 4)										5	1	2	0	0	1	2						
Jack Armstrong, R OBP: 0.133, SLG: 0.093 (1, 1)										1	1	0	0	0	0	0						
Rick Mahler, R OBP: 0.115, SLG: 0.154 (7, 1)										1	0	0	0	0	1	0						
Inning Stats	R: 4 E: 0 K: 2 S: 17	H: 4 LOB: 1 BB: 1 P: 32	R: 0 E: 1 K: 1 S: 10	H: 0 LOB: 1 BB: 0 P: 17	R: 0 E: 0 K: 0 S: 7	H: 0 LOB: 0 BB: 0 P: 12	R: 4 E: 0 K: 1 S: 24	H: 5 LOB: 2 BB: 1 P: 32	R: 0 E: 0 K: 0 S: 12	H: 1 LOB: 2 BB: 1 P: 17	R: 0 E: 0 K: 0 S: 4	H: 0 LOB: 0 BB: 0 P: 5	R: 1 E: 1 K: 0 S: 9	H: 2 LOB: 2 BB: 0 P: 17	R: 0 E: 0 K: 0 S: 5	H: 0 LOB: 1 BB: 1 P: 10	R: 0 E: 0 K: 1 S: 7	H: 0 LOB: 0 BB: 0 P: 11	1B: 9 2B: 2 3B: 1 HR: 0	SF: 0 SAC: 2 DP: 1 HBP: 1	WP: 0 PB: 0 SB: 0 CS: 0	PA: 45
PITCHER	IP WLS BF H R ER SO BB IBB HBP BLK WP HR S P ERA WHIP	IP WLS BF H R ER SO BB IBB HBP BLK WP HR S P ERA WHIP																				
Jose DeLeon, R ERA: 4.15 (1, 1)	3.1 L 21 7 8 8 4 2 0 0 0 0 0 51 84 21.60 2.700																					
Tim Sherrill, L ERA: (4, 1)	0.2 3 2 0 0 0 0 0 0 0 0 0 0 7 9 0.00 3.000																					
Tom Niedenfuer, R ERA: 3.13 (5, 1)	2.0 8 1 0 0 0 1 0 0 0 0 0 0 16 22 0.00 1.000																					
Frank DiPino, L ERA: 4.47 (7, 1)	0.1 4 2 1 1 0 0 0 0 1 0 0 0 6 11 27.00 6.000																					
Scott Terry, R ERA: 5.75 (7, 1)	2.2 9 0 0 0 1 1 0 0 0 0 0 0 15 27 0.00 0.375																					
Batter	1	2	3	4	5	6	7	8	9	AB	R	H	RBI	BB	SO	LOB	BOTTOM					
Vince Coleman, S OBP: 0.342, SLG: 0.414 (1, 7)										4	2	0	0	1	1	3	Cincinnati Reds @ St. Louis Cardinals Busch Stadium, St. Louis, MO Tue Aug 14 1990, 7:05 PM CDT Att: 36,552 - Unknown					
Ozzie Smith, S OBP: 0.338, SLG: 0.292 (1, 6)										4	1	1	0	1	0	2						
Willie McGee, S OBP: 0.387, SLG: 0.438 (1, 8)										4	0	3	2	0	0	1						
Pedro Guerrero, R OBP: 0.338, SLG: 0.443 (1, 3)										3	0	1	0	1	0	2						
Dave Collins, S OBP: 0.355, SLG: 0.220 (8, 3)										1	0	0	0	0	1	1						
Todd Zeile, R OBP: 0.319, SLG: 0.399 (1, 2)										4	0	1	0	0	1	3						
Terry Pendleton, S OBP: 0.270, SLG: 0.326 (1, 5)										4	1	1	0	0	0	2						
Rex Hudler, R OBP: 0.318, SLG: 0.420 (1, 9)										3	0	0	0	0	1	1						
José Oquendo, S OBP: 0.355, SLG: 0.317 (1, 4)										2	0	0	1	1	0	0						
Frank DiPino, L OBP: 0.333, SLG: 0.667 (7, 1)										0	0	0	0	0	0	0						
Scott Terry, R OBP: 0.500, SLG: 0.600 (7, 1)										1	0	0	0	0	0	0						
Jose DeLeon, R OBP: 0.189, SLG: 0.186 (1, 1)										1	0	0	0	0	1	0						
Tim Sherrill, L ERA: (4, 1)										0	0	0	0	0	0	0						
Denny Walling, L OBP: 0.246, SLG: 0.246 (4, PH)										1	0	0	0	0	0	2						
Tom Niedenfuer, R ERA: (5, 1)										0	0	0	0	0	0	0						
Tim Lincecum, R OBP: 0.247, SLG: 0.198 (5, PH)										2	0	1	0	0	0	0						
Inning Stats	R: 1 E: 1 K: 0 S: 20	H: 2 LOB: 2 BB: 0 P: 33	R: 0 E: 0 K: 1 S: 8	H: 0 LOB: 0 BB: 0 P: 14	R: 0 E: 0 K: 1 S: 10	H: 1 LOB: 2 BB: 1 P: 17	R: 0 E: 0 K: 0 S: 6	H: 0 LOB: 2 BB: 1 P: 14	R: 0 E: 0 K: 1 S: 12	H: 0 LOB: 1 BB: 1 P: 23	R: 1 E: 0 K: 0 S: 10	H: 2 LOB: 1 BB: 0 P: 15	R: 1 E: 0 K: 0 S: 9	H: 2 LOB: 0 BB: 0 P: 17	R: 0 E: 0 K: 0 S: 7	H: 0 LOB: 0 BB: 0 P: 8	R: 1 E: 0 K: 1 S: 11	H: 1 LOB: 1 BB: 1 P: 19	1B: 7 2B: 0 3B: 1 HR: 0	SF: 1 SAC: 0 DP: 1 HBP: 1	WP: 2 PB: 0 SB: 2 CS: 0	PA: 40
PITCHER	IP WLS BF H R ER SO BB IBB HBP BLK WP HR S P ERA WHIP	IP WLS BF H R ER SO BB IBB HBP BLK WP HR S P ERA WHIP																				
Jack Armstrong, R ERA: 3.35 (1, 1)	3.0 S 12 3 2 2 1 1 0 0 0 0 0 27 44 6.00 1.333																					
Rick Mahler, R ERA: 4.6 (7, 1)																						

AB	38
R	9
H	12
RBI	8
BB	4
SO	5
LOB	18



AB	34
R	4
H	8
RBI	3
BB	4
SO	5
LOB	17




Batter	1	2	3	4	5	6	7	8	9	10	11	12	AB	R	H	RBI	BB	SO	LOB							
Herm Winningham, L (1.8) OBP: 0.296, SLG: 0.455	0-3 K		0-0 SF7 3B		0-0 L7			0-0 2B		3-2 3B		1-0 2B 3B	6	2	4	1	0	1	1							
Paul O'Neill, L (1.9) OBP: 0.357, SLG: 0.447	4-2 BB		0-0 SF7			1-3 K		4-0 IBB		4-0 IBB		0-0 2B 3B	2	0	1	2	3	1	0							
Barry Larkin, R (1.6) OBP: 0.357, SLG: 0.402	0-2 F9		3H 4-1 CS BB			2-3 K		2-1 4-3		3-1 6-3		1-0 F9	5	0	0	0	1	1	6							
Todd Benzinger, S (1.7) OBP: 0.290, SLG: 0.342	1-0 4-3		0-0 CS	1-1 F5		3-3 K			1-3 K		0-3 K		5	0	0	0	0	3	1							
Hal Morris, L (1.3) OBP: 0.427, SLG: 0.582		0-0 G4-6-3 1B		1-3 K			1-1 6-3		1-1 2B		2-1 G3		5	0	2	0	0	1	0							
Luis Quiñones, S (1.5) OBP: 0.319, SLG: 0.343		1-0 G4-6-3		2-2 L8			0-2 5-3		2-3 K		2-1 F7		5	0	0	0	0	1	2							
Mariano Duncan, R (1.4) OBP: 0.366, SLG: 0.508		0-1 3B			1-3 K		2-2 F8		0-1 6-3			1-1 F7	5	0	1	0	0	1	1							
Joe Oliver, R (1.2) OBP: 0.306, SLG: 0.339		3-3 K			0-2 6-3			1-0 F9		1-2 L6		2-1 P4	5	0	0	0	0	1	1							
Norm Charlton, S (1.1) Ken Hill, R (0.9) Randy Myers, L (0.9) Billy Hamilton, R (0.9) Rob Dibble, L (0.9) Glenn Briggus, R (0.9) Tim Layana, R (0.9)			1-3 K		0-0 1B			0-3 K		1-0 CS 1B		3-1 3B 1B	2	0	1	0	0	1	0							
Inning Stats	R: 0 E: 0 K: 1 S: 14	H: 0 LOB: 1 BB: 1 P: 19	R: 0 E: 0 K: 1 S: 7	H: 2 LOB: 1 BB: 0 P: 11	R: 1 E: 0 K: 1 S: 6	H: 1 LOB: 0 BB: 1 P: 11	R: 0 E: 0 K: 1 S: 10	H: 0 LOB: 0 BB: 0 P: 14	R: 0 E: 0 K: 1 S: 9	H: 1 LOB: 1 BB: 0 P: 10	R: 0 E: 0 K: 3 S: 10	H: 0 LOB: 0 BB: 0 P: 16	R: 0 E: 0 K: 0 S: 9	H: 1 LOB: 2 BB: 1 P: 12	R: 0 E: 0 K: 2 S: 12	H: 1 LOB: 1 BB: 0 P: 16	R: 0 E: 0 K: 0 S: 10	H: 2 LOB: 2 BB: 1 P: 21	R: 0 E: 0 K: 1 S: 7	H: 0 LOB: 0 BB: 0 P: 11	R: 2 E: 0 K: 0 S: 9	H: 3 LOB: 1 BB: 0 P: 17	1B: 4 2B: 3 3B: 4 HR: 0	SF: 1 SAC: 0 DP: 1 HBP: 0	WP: 0 PB: 0 SB: 1 CS: 2	PA: 49
PITCHER	IP WLS BF H R ER SO BB IBB HBP BLK WP HR S P ERA WHIP	Ken Hill, R (1.1) ERA: 3.59	Ken Dayley, L (4.1) ERA: 3.45	Frank DiPino, L (6.1) ERA: 4.33	Lee Smith, R (8.1) ERA: 2.01	Tom Niedenfuer, R (10.1) ERA: 3.3	PITCHER	IP WLS BF H R ER SO BB IBB HBP BLK WP HR S P ERA WHIP	Tim Sherrill, L (12.1) ERA:																	

TOP

Cincinnati Reds @ St. Louis Cardinals
 Busch Stadium, St. Louis, MO
 Wed Aug 15 1990, 3:33 AM CDT
 Alt. 31,924 - Unknown

AB 43
 R 3
 H 11
 RBI 3
 BB 4
 SO 12
 LOB 12



Batter	1	2	3	4	5	6	7	8	9	10	11	12	AB	R	H	RBI	BB	SO	LOB							
Vince Coleman, S (1.7) OBP: 0.339, SLG: 0.411	2-2 2-3		1-1 6-3		2-2 L7		2-2 F4			1-3 K		1-0 1B	6	0	1	0	0	1	4							
Ozzie Smith, S (1.6) OBP: 0.334, SLG: 0.295	2-3 K		2-2 FC5-2		1-2 3B	1-1 K		1-1 F8		1-2 5-3		1-0 G3	6	0	1	0	0	1	4							
Willie McGee, S (1.8) OBP: 0.385, SLG: 0.435	0-0 6-3		0-1 5-3			1-3 K		1-1 P4			1-1 G4-6-3 1B		5	0	1	0	0	1	2							
Pedro Guerrero, R (1.3) OBP: 0.335, SLG: 0.438		0-0 P4		0-0 F9		0-3 K		3-2 5-3			2-0 G4-6-3 1B		5	0	0	0	0	1	2							
Todd Zeile, R (1.2) OBP: 0.323, SLG: 0.402	1-0 1B		1-0 K		2-3 K		1-0 F8		2-2 FC1-6 1B		1-0 1B		5	0	3	0	0	1	1							
Terry Pendleton, S (1.5) OBP: 0.272, SLG: 0.327	1-0 1B		1-0 5-3			0-0 SH1-4 FC6 4-3 1B		0-0 FC1-6 CS		1-1 F7			5	1	2	0	0	0	2							
Tim Sherrill, L (12.1) ERA:													0	0	0	0	0	0	0							
Craig Wilson, R (1.9) OBP: 0.279, SLG: 0.242					0-3 G6-3		3-1 FC6 SH1-4		0-3 K			0-3 K	4	0	0	0	0	2	4							
Tom Niedenfuer, R (10.1) ERA: 3.3							1-2 SH1-4		1-2 CS		2-2 SH3-4 1B		0	0	0	0	0	0	0							
Tim Jones, L (12.5) OBP: 0.244, SLG: 0.195							1-2 K					4-1 1B	1	0	0	0	0	1	0							
José Oquendo, S (1.4) OBP: 0.356, SLG: 0.322	1-2 F8				3-1 2B		0-0 SH1-4		0-1 SAFE CS		2-2 SH3-4 1B		4	0	2	0	0	0	2							
Ken Hill, R (0.9) Randy Myers, L (0.9) Tom Niedenfuer, R (0.9) Frank DiPino, L (0.9) Lee Smith, R (0.9) Billy Hamilton, R (0.9) Rob Dibble, L (0.9) Glenn Briggus, R (0.9) Tim Layana, R (0.9)			0-0 FC5-2 1B		1-3 K		1-2 4-3		1-2 3H		3-1 SH3-4		4-1 BB	0	0	0	0	0	0							
Inning Stats	R: 0 E: 0 K: 1 S: 8	H: 0 LOB: 0 BB: 0 P: 12	R: 0 E: 0 K: 1 S: 9	H: 2 LOB: 2 BB: 0 P: 12	R: 0 E: 1 K: 0 S: 9	H: 1 LOB: 1 BB: 0 P: 12	R: 0 E: 0 K: 1 S: 5	H: 0 LOB: 0 BB: 0 P: 8	R: 0 E: 0 K: 1 S: 9	H: 1 LOB: 1 BB: 0 P: 16	R: 0 E: 0 K: 2 S: 11	H: 0 LOB: 0 BB: 0 P: 17	R: 0 E: 0 K: 0 S: 10	H: 1 LOB: 0 BB: 0 P: 15	R: 0 E: 0 K: 1 S: 9	H: 1 LOB: 0 BB: 0 P: 12	R: 0 E: 0 K: 0 S: 12	H: 1 LOB: 1 BB: 0 P: 19	R: 0 E: 0 K: 0 S: 5	H: 2 LOB: 1 BB: 0 P: 10	R: 0 E: 0 K: 1 S: 8	H: 1 LOB: 2 BB: 1 P: 16	1B: 9 2B: 1 3B: 1 HR: 0	SF: 0 SAC: 2 DP: 1 HBP: 0	WP: 0 PB: 0 SB: 0 CS: 1	PA: 48
PITCHER	IP WLS BF H R ER SO BB IBB HBP BLK WP HR S P ERA WHIP	Norm Charlton, L (1.1) ERA: 2.3	Randy Myers, L (8.1) ERA: 1.81	Rob Dibble, R (10.1) ERA: 2.01	Tim Layana, R (12.1) ERA: 2.48	PITCHER	IP WLS BF H R ER SO BB IBB HBP BLK WP HR S P ERA WHIP	Tim Sherrill, L (12.1) ERA:																		

BOTTOM

Cincinnati Reds @ St. Louis Cardinals
 Busch Stadium, St. Louis, MO
 Wed Aug 15 1990, 3:33 AM CDT
 Alt. 31,924 - Unknown

AB 44
 R 1
 H 11
 RBI 1
 BB 1
 SO 9
 LOB 23



Batter	1	2	3	4	5	6	7	8	9	AB	R	H	RBI	BB	SO	LOB	TOP			
Eric Yelding, R OBP: 0.313, SLG: 0.301	2-2 5-3			0-0 1-3			1-2 G5-3		1-0 F7	4	0	0	0	0	0	0				
Bill Doran, S OBP: 0.395, SLG: 0.408	0-0 4-3			0-1 4-3			1-3 K			3	0	0	0	0	1	0				
Ken Caminiti, S OBP: 0.313, SLG: 0.317	1-0 F6			1-3 K			0-0 F9			3	0	0	0	0	1	0				
Franklin Stubbs, L OBP: 0.305, SLG: 0.453		0-1 2-3			2-2 F9			0-0 F8 2B		3	0	1	0	0	0	0				
Glenn Wilson, R OBP: 0.283, SLG: 0.353		1-1 5-3			0-0 5-3			0-1 G5-3		3	0	0	0	0	0	1				
Karl Rhodes, L OBP: 0.389, SLG: 0.563		1-2 4-3			1-0 F7			2-2 F8		3	0	0	0	0	0	1				
Rich Gedman, L OBP: 0.311, SLG: 0.265			0-0 F9			0-0 F7		1-1 4-3		3	0	0	0	0	0	1				
Rafael Ramirez, R OBP: 0.293, SLG: 0.333			1-1 F6		0-1 5-3			0-1 6-3		3	0	0	0	0	0	0				
Bill Gullickson, R OBP: 0.200, SLG: 0.143			1-2 6-3		2-3 K			2-1 6-3		1	0	0	0	0	0	0				
Dan Schatzeder, L OBP: 0.250, SLG: 0.250										0	0	0	0	0	0	0				
Dave Rohde, S OBP: 0.283, SLG: 0.283										1	0	0	0	0	1	0				
Xavier Hernandez, L OBP: 0.500, SLG: 0.500										0	0	0	0	0	0	0				
Ken Oberkfell, L OBP: 0.302, SLG: 0.333										1	0	0	0	0	0	0				
Inning Stats	R: 0 E: 0 K: 0 S: 5	H: 0 LOB: 0 BB: 0 P: 8	R: 0 E: 0 K: 0 S: 8	H: 0 LOB: 0 BB: 0 P: 10	R: 0 E: 0 K: 0 S: 7	H: 0 LOB: 0 BB: 0 P: 9	R: 0 E: 0 K: 1 S: 6	H: 0 LOB: 0 BB: 0 P: 7	R: 0 E: 0 K: 0 S: 5	H: 0 LOB: 0 BB: 0 P: 8	R: 0 E: 0 K: 1 S: 7	H: 0 LOB: 0 BB: 0 P: 9	R: 0 E: 0 K: 0 S: 8	H: 1 LOB: 1 BB: 0 P: 11	R: 0 E: 0 K: 0 S: 5	H: 0 LOB: 0 BB: 0 P: 8	1B: 0 2B: 1 3B: 0 HR: 0	SF: 0 SAC: 0 DP: 0 HBP: 0	WP: 0 PB: 0 SB: 0 CS: 0	PA: 28
PITCHER Bob Tewksbury, R ERA: 2.69	IP: 9.0 WLS: W BF: 28 H: 1 R: 0 ER: 0 SO: 3 BB: 0 IBB: 0 HBP: 0 BLK: 0 WP: 0 HR: 0 S: 58 P: 79 ERA: 0.00 WHIP: 0.111																			

Houston Astros @ St. Louis Cardinals
 Busch Stadium, St. Louis, MO
 Fri Aug 17 1990, 7:05 PM CDT
 Att: 33,934 - Unknown - 91 F

AB 28
 R 0
 H 1
 RBI 0
 BB 0
 SO 3
 LOB 3



Batter	1	2	3	4	5	6	7	8	9	AB	R	H	RBI	BB	SO	LOB	BOTTOM			
Vince Coleman, S OBP: 0.342, SLG: 0.412	1-0 F7	0-1 2B		1-3 K			1-2 L3			4	0	2	2	0	1	2				
Ozzie Smith, S OBP: 0.330, SLG: 0.290	4-2 BLK 1B	3-2 6-3		0-0 G4-6-3			0-1 L3			3	1	0	0	1	0	3				
Willie McGee, S OBP: 0.383, SLG: 0.432	0-1 2B			0-1 F8		2-1 6-3		1-2 F7		4	0	1	1	0	0	0				
Denny Walling, L OBP: 0.263, SLG: 0.255	0-0 2B			0-1 G3		3-2 F7		1-2 6-3		4	0	1	0	0	0	0				
Terry Pendleton, S OBP: 0.269, SLG: 0.322	4-0 IBB			0-0 F7		0-0 5-3		2-0 6-3		3	0	0	0	1	0	0				
Todd Zeile, R OBP: 0.324, SLG: 0.411	2-1 G1-2-3			3-2 HR			1-2 FC6-4 1B			3	1	2	1	0	0	3				
Milt Thompson, L OBP: 0.293, SLG: 0.319		1-2 1B		0-0 1B			1-1 FC6-4 1B			3	2	2	0	0	0	1				
José Oquendo, S OBP: 0.356, SLG: 0.322		1-0 SH2-4 1B		1-0 1B			2-2 L9-3			3	1	2	0	0	0	1				
Bob Tewksbury, R OBP: 0.281, SLG: 0.179		1-1 SH2-4		1-1 FC5			0-0 F5			2	0	0	0	0	0	1				
Inning Stats	R: 1 E: 0 K: 0 S: 8	H: 2 LOB: 2 BB: 2 P: 19	R: 2 E: 0 K: 0 S: 13	H: 3 LOB: 0 BB: 0 P: 19	R: 0 E: 0 K: 0 S: 5	H: 0 LOB: 0 BB: 0 P: 5	R: 2 E: 1 K: 1 S: 11	H: 3 LOB: 1 BB: 0 P: 17	R: 0 E: 0 K: 0 S: 6	H: 0 LOB: 0 BB: 0 P: 11	R: 0 E: 0 K: 0 S: 9	H: 1 LOB: 0 BB: 0 P: 13	R: 0 E: 0 K: 0 S: 6	H: 1 LOB: 0 BB: 0 P: 7	R: 0 E: 0 K: 0 S: 10	H: 0 LOB: 0 BB: 0 P: 14	1B: 8 2B: 3 3B: 0 HR: 1	SF: 0 SAC: 1 DP: 4 HBP: 0	WP: 1 PB: 0 SB: 2 CS: 0	PA: 32
PITCHER Bill Gullickson, R ERA: 3.97 Dan Schatzeder, L ERA: 2.45 Xavier Hernandez, R ERA: 5.63	IP: 3.0 WLS: L BF: 5 H: 0 R: 0 ER: 0 SO: 1 BB: 0 IBB: 0 HBP: 0 BLK: 0 WP: 0 HR: 0 S: 10 P: 16 ERA: 0.00 WHIP: 0.000																			

Houston Astros @ St. Louis Cardinals
 Busch Stadium, St. Louis, MO
 Fri Aug 17 1990, 7:05 PM CDT
 Att: 33,934 - Unknown - 91 F

AB 29
 R 5
 H 10
 RBI 4
 BB 2
 SO 1
 LOB 11



Batter	1	2	3	4	5	6	7	8	9	AB R H RBI BB SO LOB	TOP											
Karl Rhodes, L OBP: 0.333, SLG: 0.480 (1, 8)										5 0 2 0 0 1 3	Houston Astros @ St. Louis Cardinals Busch Stadium, St. Louis, MO Sun Aug 19 1990, 3:33 AM CDT Att: 32,165 - Unknown AB 35 R 3 H 9 RBI 3 BB 3 SO 10 LOB 17											
Bill Doran, S OBP: 0.394, SLG: 0.407 (1, 4)										5 1 2 0 0 1 4												
Craig Biggio, R OBP: 0.349, SLG: 0.360 (1, 2)										4 0 2 1 0 1 2												
Franklin Stubbs, L OBP: 0.311, SLG: 0.467 (1, 3)										4 0 0 0 0 3 5												
Glenn Wilson, R OBP: 0.286, SLG: 0.353 (1, 9)										3 1 1 1 1 0 0												
Ken Oberkfell, L OBP: 0.297, SLG: 0.325 (1, 5)										4 0 1 1 0 0 1												
Mark Davidson, R OBP: 0.323, SLG: 0.375 Dan Schatzeder, L OBP: 0.250, SLG: 0.250 Carl Nichols, R OBP: 0.286, SLG: 0.250 Brian Fisher, R (8, 1)										3 0 0 0 0 0 1 0 0 0 0 0 0 1 1 0 0 0 0 0 1 0 0 0 0 0 0 0												
Casey Candaele, S OBP: 0.375, SLG: 0.435 (6, 7)										4 1 1 0 0 1 0												
Mike Scott, R OBP: 0.196, SLG: 0.140 Dave Rohde, S OBP: 0.297, SLG: 0.273 (6, 6)										2 0 0 0 0 2 0 0 0 0 0 0 2 0												
Inning Stats	R: 0 E: 0 K: 2 S: 8	H: 1 LOB: 1 BB: 0 P: 8	R: 0 E: 0 K: 0 S: 3	H: 0 LOB: 0 BB: 0 P: 3	R: 0 E: 0 K: 1 S: 5	H: 0 LOB: 0 BB: 0 P: 5	R: 2 E: 0 K: 1 S: 8	H: 3 LOB: 1 BB: 0 P: 8	R: 0 E: 0 K: 3 S: 12	H: 3 LOB: 3 BB: 0 P: 12		R: 0 E: 0 K: 0 S: 3	H: 0 LOB: 0 BB: 0 P: 3	R: 1 E: 0 K: 1 S: 6	H: 2 LOB: 2 BB: 1 P: 10	R: 0 E: 0 K: 2 S: 7	H: 0 LOB: 1 BB: 1 P: 11	R: 0 E: 0 K: 0 S: 3	H: 0 LOB: 1 BB: 1 P: 7	1B: 6 2B: 3 3B: 0 HR: 0	SF: 0 SAC: 0 DP: 0 HBP: 0	WP: 0 PB: 0 SB: 0 CS: 0
PITCHER	IP WLS BF H R ER SO BB IBB HBP BLK WP HR S P ERA WHIP											PITCHER	IP WLS BF H R ER SO BB IBB HBP BLK WP HR S P ERA WHIP									
Jose DeLeon, R ERA: 4.16 Ken Dayley, L ERA: 3.42 Scott Terry, R ERA: 5.43	(1, 1) (7, 1) (9, 1)	6.0 2.0 1.0	W 7 4	27 1 0	8 0 0	3 0 0	7 3 0	1 0 0	0 0 0	0 0 0	0 0 0	0 12 3	44 16 7	4.50 0.00 0.00	1.500 1.000 1.000							

Batter	1	2	3	4	5	6	7	8	9	AB R H RBI BB SO LOB	BOTTOM									
Vince Coleman, S OBP: 0.350, SLG: 0.418 (1, 7)										4 1 2 1 1 1 0	Houston Astros @ St. Louis Cardinals Busch Stadium, St. Louis, MO Sun Aug 19 1990, 3:33 AM CDT Att: 32,165 - Unknown AB 36 R 7 H 12 RBI 7 BB 2 SO 5 LOB 11									
Terry Pendleton, S OBP: 0.272, SLG: 0.322 (1, 5)										5 0 2 0 0 1 2										
Willie McGee, S OBP: 0.384, SLG: 0.434 (1, 8)										4 1 1 1 0 2 3										
Denny Walling, L OBP: 0.261, SLG: 0.279 (1, 3)										4 1 1 2 0 0 0										
Craig Wilson, R OBP: 0.284, SLG: 0.250 José Oquendo, S OBP: 0.355, SLG: 0.319 (8, 4)										4 1 1 0 0 0 0 0 0 0 0 0 0 0										
Milt Thompson, L OBP: 0.297, SLG: 0.327 (1, 9)										4 1 2 1 0 0 0										
Tom Pagnozzi, R OBP: 0.333, SLG: 0.344 (1, 2)										3 1 1 0 1 0 1										
Tim Jones, L OBP: 0.263, SLG: 0.264 (1, 6)										4 1 2 2 0 0 3										
Jose DeLeon, R OBP: 0.149, SLG: 0.174 Ken Dayley, L (7, 1) Dave Collins, S OBP: 0.369, SLG: 0.231 Scott Terry, R OBP: 0.500, SLG: 0.600 (9, 1)										3 0 0 0 0 1 2 0 0 0 0 0 0 0 1 0 0 0 0 0 0 0 0 0 0 0 0 0										
Inning Stats	R: 3 E: 0 K: 0 S: 5	H: 2 LOB: 0 BB: 1 P: 9	R: 1 E: 0 K: 1 S: 8	H: 3 LOB: 2 BB: 0 P: 8	R: 0 E: 0 K: 0 S: 4	H: 1 LOB: 1 BB: 1 P: 8	R: 0 E: 0 K: 2 S: 8	H: 1 LOB: 1 BB: 0 P: 8	R: 2 E: 0 K: 0 S: 6	H: 3 LOB: 1 BB: 0 P: 6		R: 0 E: 0 K: 2 S: 7	H: 0 LOB: 0 BB: 0 P: 7	R: 0 E: 0 K: 0 S: 3	H: 0 LOB: 0 BB: 0 P: 3	R: 1 E: 0 K: 0 S: 5	H: 2 LOB: 1 BB: 0 P: 5	1B: 5 2B: 4 3B: 1 HR: 2	SF: 0 SAC: 0 DP: 0 HBP: 0	WP: 0 PB: 0 SB: 3 CS: 0
PITCHER	IP WLS BF H R ER SO BB IBB HBP BLK WP HR S P ERA WHIP											PITCHER	IP WLS BF H R ER SO BB IBB HBP BLK WP HR S P ERA WHIP							
Mike Scott, R ERA: 4.18 Dan Schatzeder, L ERA: 2.37 Brian Fisher, R ERA: 7.2	(1, 1) (6, 1) (8, 1)	5.0 2.0 1.0	L 6 5	27 0 2	10 0 1	6 0 1	3 2 0	0 0 0	0 0 0	0 0 0	0 10 5	10 10 5	10.80 0.00 9.00	2.400 0.000 2.000						

Batter	1	2	3	4	5	6	7	8	9	AB	R	H	RBI	BB	SO	LOB	TOP			
Lonnie Smith, R OBP: 0.381, SLG: 0.451 (1, 7)	L8		1B			6-3		F7		4	0	1	0	0	0	1	Atlanta Braves @ St. Louis Cardinals Busch Stadium, St. Louis, MO Mon Aug 20 1990, 7:05 PM CDT Att: 22,729 - Unknown - 88 F			
Jeff Treadway, L OBP: 0.325, SLG: 0.421 (1, 4)	K		1B			F9		4-3		4	0	1	0	0	1					
Ron Gant, R OBP: 0.340, SLG: 0.510 (1, 8)	F9		FC6-4			4-3			F3	4	0	0	0	0	2					
David Justice, L OBP: 0.347, SLG: 0.519 (1, 9)		K		L8					BB	3	2	1	1	1	1	0				
Tommy Gregg, L OBP: 0.321, SLG: 0.408 (1, 3)				G3			F7		BB	4	0	1	0	0	0	1				
Ernie Whitt, L OBP: 0.274, SLG: 0.271 (1, 2)	F7			G3			F8		BB	3	0	0	0	1	0	1				
Andres Thomas, R OBP: 0.235, SLG: 0.284 (1, 6)									BB	4	0	1	1	0	1	1				
Mark Lemke, S OBP: 0.290, SLG: 0.254 (1, 5)			K						BB	4	0	0	0	0	2	2				
Tom Glavine, L OBP: 0.208, SLG: 0.149 (5, PH)										1	0	0	0	0	0	0				
Jim Vatcher, R OBP: 0.288, SLG: 0.328 (5, PH)			6-3							1	0	0	0	0	1	0				
Mark Grant, R OBP: 0.333, SLG: 0.333 (5, PH)										0	0	0	0	0	0	0				
Oddibe McDowell, L OBP: 0.305, SLG: 0.378 (8, PH)										1	0	1	0	0	0	0				
Marty Clary, R ERA: 4.74 (8, 1)										0	0	0	0	0	0	0				
Inning Stats	R: 0 E: 0 K: 1 S: 7	H: 0 LOB: 0 BB: 0 P: 7	R: 0 E: 0 K: 1 S: 7	H: 1 LOB: 1 BB: 0 P: 11	R: 0 E: 0 K: 1 S: 9	H: 2 LOB: 2 BB: 0 P: 10	R: 0 E: 0 K: 0 S: 8	H: 0 LOB: 0 BB: 0 P: 11	R: 0 E: 0 K: 2 S: 10	H: 0 LOB: 0 BB: 0 P: 15	R: 1 E: 0 K: 1 S: 14	H: 1 LOB: 0 BB: 0 P: 17	R: 0 E: 0 K: 0 S: 9	H: 1 LOB: 1 BB: 0 P: 14	R: 1 E: 0 K: 0 S: 14	H: 1 LOB: 2 BB: 2 P: 28	1B: 4 2B: 1 3B: 0 HR: 1	SF: 0 SAC: 0 DP: 0 HBP: 0	WP: 0 PB: 0 SB: 0 CS: 0	PA: 35
PITCHER Ken Hill, R ERA: 4.74 (1, 1)	IP: 9.0 WLS: W BF: 35 H: 6 R: 2 ER: 2 SO: 6 BB: 2 IBB: 0 HBP: 0 BLK: 0 WP: 0 HR: 1 S: 84 P: 121 ERA: 2.00 WHIP: 0.889																			

AB	33
R	2
H	6
RBI	2
BB	2
SO	6
LOB	9



Batter	1	2	3	4	5	6	7	8	9	AB	R	H	RBI	BB	SO	LOB	BOTTOM			
Vince Coleman, S OBP: 0.348, SLG: 0.416 (1, 7)	S	B1-3		L7		F7		6-3		5	1	1	0	0	0	2	Atlanta Braves @ St. Louis Cardinals Busch Stadium, St. Louis, MO Mon Aug 20 1990, 7:05 PM CDT Att: 22,729 - Unknown - 88 F			
Ozzie Smith, S OBP: 0.328, SLG: 0.286 (1, 6)	S	4-3				3-1				3	1	1	1	1	0	1				
Willie McGee, S OBP: 0.385, SLG: 0.436 (1, 8)	F9		E7	F9			6-3			3	2	1	0	1	0	3				
Todd Zeile, R OBP: 0.322, SLG: 0.405 (1, 3)	1B		F3		G6-4-3		6-3			3	1	1	0	1	0	1				
Rex Hudler, R OBP: 0.333, SLG: 0.432 (1, 9)	4-3			WP			6-3			4	1	3	3	0	0	0				
Craig Wilson, R OBP: 0.282, SLG: 0.250 (1, 5)	4-3					G6-4-3				4	0	1	1	0	1	4				
Tom Pagnozzi, R OBP: 0.330, SLG: 0.351 (1, 2)			5-3					FC5-4		4	0	1	1	0	1	3				
José Oquendo, S OBP: 0.355, SLG: 0.319 (1, 4)	F9									3	1	1	0	0	1	1				
Tim Jones, L OBP: 0.260, SLG: 0.261 (7, 4)				SH2-3						1	0	0	0	0	0	0				
Ken Hill, R OBP: 0.400, SLG: 0.333 (1, 1)		4-3			SH2-3					3	0	1	0	0	0	0				
Inning Stats	R: 4 E: 0 K: 0 S: 14	H: 3 LOB: 1 BB: 2 P: 30	R: 0 E: 0 K: 0 S: 6	H: 0 LOB: 0 BB: 0 P: 10	R: 1 E: 1 K: 1 S: 11	H: 2 LOB: 1 BB: 0 P: 17	R: 1 E: 0 K: 0 S: 6	H: 2 LOB: 1 BB: 0 P: 11	R: 0 E: 0 K: 1 S: 7	H: 1 LOB: 1 BB: 0 P: 7	R: 1 E: 0 K: 0 S: 11	H: 1 LOB: 1 BB: 1 P: 20	R: 0 E: 0 K: 0 S: 5	H: 0 LOB: 0 BB: 0 P: 8	R: 0 E: 0 K: 0 S: 5	H: 0 LOB: 0 BB: 0 P: 8	1B: 9 2B: 2 3B: 0 HR: 0	SF: 0 SAC: 1 DP: 1 HBP: 0	WP: 1 PB: 0 SB: 4 CS: 0	PA: 37
PITCHER Tom Glavine, L ERA: 4.52 (1, 1)	IP: 4.0 WLS: L BF: 21 H: 7 R: 6 ER: 6 SO: 6 BB: 1 IBB: 0 HBP: 0 BLK: 0 WP: 0 HR: 0 S: 37 P: 68 ERA: 13.50 WHIP: 2.000																			
Mark Grant, R ERA: 6.31 (5, 1)	3.0 WLS: 0 BF: 13 H: 4 R: 1 ER: 1 SO: 2 BB: 1 IBB: 0 HBP: 0 BLK: 0 WP: 0 HR: 0 S: 29 P: 43 ERA: 3.00 WHIP: 1.667																			
Marty Clary, R ERA: 5.67 (8, 1)	1.0 WLS: 0 BF: 3 H: 0 R: 0 ER: 0 SO: 0 BB: 0 IBB: 0 HBP: 0 BLK: 0 WP: 0 HR: 0 S: 5 P: 8 ERA: 0.00 WHIP: 0.000																			



Batter	1	2	3	4	5	6	7	8	9	AB	R	H	RBI	BB	SO	LOB	TOP																		
Lonnie Smith, R OBP: 0.376, SLG: 0.444 (1, 7)	F8	F8			P3		5-3		FC5	5	0	0	0	0	0	3																			
Ron Gant, R OBP: 0.341, SLG: 0.518 (1, 8)	E5 1B		P2			HR		6-3 2B	F8	5	2	2	1	0	0	2																			
David Justice, L OBP: 0.346, SLG: 0.515 (1, 9)	G5-4-3 1B		K			E4		P5		4	1	1	1	0	1	0																			
Jim Presley, R OBP: 0.288, SLG: 0.423 (1, 5)	G5-4-3 1B		F8					6-3		4	0	1	0	0	0	2																			
Francisco Cabrera, R OBP: 0.292, SLG: 0.483 Tommy Gregg, L OBP: 0.319, SLG: 0.405 (8, PH) (8, 3)		1B 1B			F9			4-3		3	1	1	0	0	0	1																			
Greg Olson, R OBP: 0.348, SLG: 0.395 (1, 2)		K			5-3			5-3		4	1	1	0	0	1	1																			
Andres Thomas, R OBP: 0.240, SLG: 0.303 (1, 6)		1B 29 4-3 1B			6-3			HR	F9	4	2	2	1	0	0	1																			
Mark Lemke, S OBP: 0.295, SLG: 0.260 (1, 4)		29 4-3 1B			5-3			K	FC5 BB	4	0	2	2	0	1	0																			
29 John Smoltz, R OBP: 0.279, SLG: 0.236 Oddibe McDowell, L OBP: 0.307, SLG: 0.378 Kent Mercker, L (9, 1)		4-3			6-3			4-3	FC5 BB	3	0	0	1	0	0	1																			
		1-2 3H							1-2 BB	0	0	0	0	0	0	0																			
Inning Stats	R: 1 E: 1 K: 0 S: 4	H: 1 LOB: 0 BB: 0 P: 4	R: 2 E: 0 K: 1 S: 8	H: 3 LOB: 1 BB: 0 P: 8	R: 0 E: 0 K: 1 S: 5	H: 0 LOB: 0 BB: 0 P: 5	R: 0 E: 0 K: 0 S: 3	H: 0 LOB: 0 BB: 0 P: 3	R: 0 E: 0 K: 0 S: 3	H: 0 LOB: 0 BB: 0 P: 3	R: 2 E: 1 K: 0 S: 5	H: 2 LOB: 0 BB: 0 P: 5	R: 1 E: 0 K: 1 S: 6	H: 1 LOB: 0 BB: 0 P: 6	R: 0 E: 0 K: 0 S: 4	H: 1 LOB: 1 BB: 0 P: 4	R: 1 E: 0 K: 0 S: 5	H: 2 LOB: 2 BB: 1 P: 9	1B: 6 2B: 2 3B: 0 HR: 2	SF: 0 SAC: 0 DP: 1 HBP: 0	WP: 0 PB: 0 SB: 1 CS: 1	PA: 38													
PITCHER	IP	WLS	BF	H	R	ER	SO	BB	IBB	HBP	BLK	WP	HR	S	P	ERA	WHIP																		
Joe Magrane, L ERA: 3.72 Tom Niedenfuer, R ERA: 3.34	(1, 1) (8, 1)	7.0 L	28	7	6	4	3	0	0	0	0	0	2	34	34	5.14	1.000																		
																		PITCHER	IP	WLS	BF	H	R	ER	SO	BB	IBB	HBP	BLK	WP	HR	S	P	ERA	WHIP

Atlanta Braves @ St. Louis Cardinals
Busch Stadium, St. Louis, MO
Tue Aug 21 1990, 7:05 PM CDT
Att: 27,388 - Unknown - 77 F

AB 37
R 7
H 10
RBI 6
BB 1
SO 3
LOB 12



Batter	1	2	3	4	5	6	7	8	9	AB	R	H	RBI	BB	SO	LOB	BOTTOM																		
Vince Coleman, S OBP: 0.350, SLG: 0.415 Tom Niedenfuer, R (8, 1)	1-3		G3 1B BB		1-3 S 1B		L6		DI 1B	3	0	1	0	1	0	1																			
Craig Wilson, R OBP: 0.291, SLG: 0.260 (9, PH)										1	0	1	0	0	0	0																			
Ozzie Smith, S OBP: 0.329, SLG: 0.288 (1, 6)			G3 1B		1-3 1B		K		F9	5	0	2	0	0	1	3																			
Willie McGee, S OBP: 0.382, SLG: 0.431 (1, 9)										5	0	0	0	0	1	5																			
Todd Zeile, R OBP: 0.322, SLG: 0.406 (1, 3)										4	1	1	0	0	0	4																			
Terry Pendleton, S OBP: 0.270, SLG: 0.319 (1, 5)										4	0	0	0	0	0	1																			
Ray Lankford, L OBP: 0.500, SLG: 0.750 (1, 8)										4	1	2	1	0	0	0																			
Rex Hudler, R OBP: 0.337, SLG: 0.434 (1, 4)										4	0	2	1	0	1	1																			
Tom Pagnozzi, R OBP: 0.336, SLG: 0.357 (1, 2)										4	0	2	0	0	0	2																			
Joe Magrane, R OBP: 0.180, SLG: 0.170 Milt Thompson, L OBP: 0.295, SLG: 0.325 (7, PH) (8, 7)										2	0	0	0	0	0	2																			
										2	0	0	0	0	0	1																			
Inning Stats	R: 0 E: 0 K: 0 S: 4	H: 1 LOB: 1 BB: 0 P: 4	R: 0 E: 0 K: 0 S: 4	H: 1 LOB: 1 BB: 0 P: 4	R: 0 E: 0 K: 0 S: 4	H: 1 LOB: 2 BB: 1 P: 8	R: 0 E: 0 K: 0 S: 5	H: 2 LOB: 2 BB: 0 P: 5	R: 0 E: 0 K: 0 S: 4	H: 1 LOB: 1 BB: 0 P: 4	R: 0 E: 0 K: 1 S: 6	H: 0 LOB: 0 BB: 0 P: 5	R: 0 E: 0 K: 1 S: 6	H: 1 LOB: 1 BB: 0 P: 6	R: 2 E: 0 K: 0 S: 6	H: 3 LOB: 1 BB: 0 P: 6	R: 0 E: 0 K: 1 S: 6	H: 1 LOB: 1 BB: 0 P: 6	1B: 9 2B: 2 3B: 0 HR: 0	SF: 0 SAC: 0 DP: 0 HBP: 0	WP: 0 PB: 0 SB: 2 CS: 0	PA: 39													
PITCHER	IP	WLS	BF	H	R	ER	SO	BB	IBB	HBP	BLK	WP	HR	S	P	ERA	WHIP																		
29 John Smoltz, R ERA: 3.9 Kent Mercker, L ERA: 2.61	(1, 1) (9, 1)	8.0 W	35	10	2	2	2	1	0	0	0	0	0	6	6	2.25	1.375																		
																		PITCHER	IP	WLS	BF	H	R	ER	SO	BB	IBB	HBP	BLK	WP	HR	S	P	ERA	WHIP

Atlanta Braves @ St. Louis Cardinals
Busch Stadium, St. Louis, MO
Tue Aug 21 1990, 7:05 PM CDT
Att: 27,388 - Unknown - 77 F

AB 38
R 2
H 11
RBI 2
BB 1
SO 3
LOB 20



Batter	1	2	3	4	5	6	7	8	9	AB	R	H	RBI	BB	SO	LOB	TOP								
Oddibe McDowell, L OBP: 0.303, SLG: 0.373	4-3	3-1					2-3										4 0 0 0 0 0 0								
Jeff Treadway, L OBP: 0.324, SLG: 0.420	P7																4 0 1 0 0 0 0								
Ron Gant, R OBP: 0.344, SLG: 0.520	1B 2B																4 1 3 0 0 0 0								
David Justice, L OBP: 0.345, SLG: 0.511	2B 1B																4 0 1 0 0 0 3								
Tommy Gregg, L OBP: 0.324, SLG: 0.420 Kent Mercker, L	1-3 2B																4 1 2 1 0 2 1 0 0 0 0 0 0 0								
Ernie Whitl, L OBP: 0.275, SLG: 0.267 Francisco Cabrera, R OBP: 0.300, SLG: 0.483																	2 0 0 0 1 0 1 0 0 0 0 1 0 0								
Andres Thomas, R OBP: 0.240, SLG: 0.302	F8																4 0 1 1 0 0 4								
Mark Lemke, S OBP: 0.294, SLG: 0.260																	4 0 1 0 0 0 1								
Tony Castillo, L OBP: 0.250, SLG: 0.143 Jeff Parrett, R	4-3																2 0 0 0 0 1 0 0 0 0 0 0 0 0								
Greg Olson, R OBP: 0.345, SLG: 0.392																	2 0 0 0 0 0 1								
Inning Stats	R: 1 E: 0 K: 0 S: 7	H: 3 LOB: 3 BB: 1 P: 15	R: 0 E: 0 K: 0 S: 6	H: 0 LOB: 0 BB: 0 P: 10	R: 0 E: 0 K: 1 S: 8	H: 1 LOB: 1 BB: 0 P: 11	R: 0 E: 0 K: 0 S: 6	H: 0 LOB: 0 BB: 0 P: 7	R: 0 E: 0 K: 1 S: 14	H: 2 LOB: 2 BB: 0 P: 22	R: 1 E: 0 K: 0 S: 6	H: 2 LOB: 0 BB: 0 P: 8	R: 0 E: 0 K: 0 S: 7	H: 0 LOB: 0 BB: 0 P: 9	R: 0 E: 0 K: 1 S: 5	H: 0 LOB: 0 BB: 0 P: 8	R: 0 E: 0 K: 0 S: 6	H: 1 LOB: 1 BB: 1 P: 13	1B: 7 2B: 2 3B: 0 HR: 0	SF: 0 SAC: 0 DP: 1 HBP: 0	WP: 0 PB: 0 SB: 1 CS: 0	PA: 36			
PITCHER	IP	WLS	BF	H	R	ER	SO	BB	IBB	HBP	BLK	WP	HR	S	P	ERA	WHIP								
Bob Tewksbury, R ERA: 2.68	7.0	L	29	8	2	2	2	1	0	0	0	0	0	54	82	2.57	1.286								
Ken Dayley, L ERA: 3.35	1.0		3	0	0	0	1	0	0	0	0	0	0	5	8	0.00	0.000								
Scott Terry, R ERA: 5.34	1.0		4	1	0	0	0	1	0	0	0	0	0	6	13	0.00	2.000								

Atlanta Braves @ St. Louis Cardinals
Busch Stadium, St. Louis, MO
Wed Aug 22 1990, 7:05 PM CDT
Att: 29,464 - Unknown - 74 F

AB 34
R 2
H 9
RBI 2
BB 2
SO 3
LOB 11



Batter	1	2	3	4	5	6	7	8	9	AB	R	H	RBI	BB	SO	LOB	BOTTOM								
Vince Coleman, S OBP: 0.352, SLG: 0.420	F8																5 0 3 0 0 0 0								
Ozzie Smith, S OBP: 0.328, SLG: 0.286	FC6-4 BB																3 0 0 0 1 0 3								
Willie McGee, S OBP: 0.380, SLG: 0.430	FC6-4 1-2																4 1 1 0 0 1 2								
Todd Zeile, R OBP: 0.323, SLG: 0.407 Dave Collins, S OBP: 0.369, SLG: 0.231	F4																4 0 2 0 0 1 1 0 0 0 0 0 0 0								
Terry Pendleton, S OBP: 0.267, SLG: 0.316	F8																4 0 0 0 0 1 3								
Ray Lankford, L OBP: 0.750, SLG: 1.000	2B																2 0 2 0 2 0 0								
Tom Pagnozzi, R OBP: 0.324, SLG: 0.347	K																3 0 0 1 0 2 4								
José Oquendo, S OBP: 0.352, SLG: 0.316	5-3																4 0 0 0 0 0 3								
Bob Tewksbury, R OBP: 0.265, SLG: 0.167 Milt Thompson, L OBP: 0.294, SLG: 0.324 Ken Dayley, L	K																2 0 0 0 0 2 0 1 0 0 0 0 1 0 0 0 0 0 0 0 0 0 0 0 0 0 0 0 1 0 0 0 0 1 0								
Scott Terry, R OBP: 0.500, SLG: 0.600 Rex Hudler, R OBP: 0.335, SLG: 0.431																	1B: 6 2B: 2 3B: 0 HR: 0	SF: 1 SAC: 0 DP: 0 HBP: 0	WP: 0 PB: 0 SB: 4 CS: 0	PA: 38					
PITCHER	IP	WLS	BF	H	R	ER	SO	BB	IBB	HBP	BLK	WP	HR	S	P	ERA	WHIP								
Tony Castillo, L ERA: 4.29	5.0	W	21	5	1	1	4	1	0	0	0	0	0	26	37	0.00	1.714								
Jeff Parrett, R ERA: 4.97	2.1		10	3	0	0	2	1	0	0	0	0	0	26	37	0.00	1.714								
Kent Mercker, L ERA: 2.48	1.2	S	6	0	0	0	3	1	0	0	0	0	0	16	25	0.00	0.600								

Atlanta Braves @ St. Louis Cardinals
Busch Stadium, St. Louis, MO
Wed Aug 22 1990, 7:05 PM CDT
Att: 29,464 - Unknown - 74 F

AB 33
R 1
H 8
RBI 1
BB 3
SO 9
LOB 16




Batter	1	2	3	4	5	6	7	8	9	10	11	AB	R	H	RBI	BB	SO	LOB	TOP		
Vince Coleman, S OBP: 0.352, SLG: 0.418 (1, 7)	G4-3		G4-3		F8		G4-3			SH3-4 1B		6	0	2	1	0	0	0			
Tim Jones, L OBP: 0.248, SLG: 0.247 (1, 6)	G4-3		F8			K				SH3-4 1B	K	5	0	0	0	0	3	3			
Terry Pendleton, S OBP: 0.289, SLG: 0.316 Craig Wilson, R OBP: 0.284, SLG: 0.253 (1, 5) (9, 5)	G4-3		G1-3			2B 1B		G1-3 HBP		P3	P8	3	1	1	0	0	0	0			
Willie McGee, S OBP: 0.383, SLG: 0.432 (1, 9)		1B 1B		G4-3		SAFE SAFE SAFE SAFE 1B 2B		G1-3		BB IBB		4	1	2	0	1	0	1			
Todd Zeile, R OBP: 0.324, SLG: 0.405 (1, 3) (11, 2)		K		G6-3		2H 3H 1B		G6-3		1-2 2-3 BB		4	0	1	2	1	1	2			
Ray Lankford, L OBP: 0.538, SLG: 0.636 (1, 8)		K				G2				K	P5	5	0	1	0	0	2	5			
Tom Pagnozzi, R OBP: 0.328, SLG: 0.349 Dave Collins, S OBP: 0.369, SLG: 0.231 (1, 2) (11, PR) (11, 3)				F8		F8				F9		5	0	2	0	0	0	2			
José Oquendo, S OBP: 0.353, SLG: 0.316 (1, 4)						G3-1		G3			SH2-4 1B	3	0	1	0	1	0	0			
Omar Olivares, R Ken Dayley, L Denny Walling, L Scott Terry, R Lee Smith, R (1, 1) (7, 1) (9, PH) (8, 1) (11, PR) (11, 1)						G5-3		G5-3			1B S BB	3	0	0	0	0	0	3			
Inning Stats	R: 0 E: 0 K: 0 S: 8	H: 0 LOB: 0 BB: 0 P: 13	R: 0 E: 0 K: 2 S: 16	H: 2 LOB: 3 BB: 1 P: 21	R: 0 E: 0 K: 0 S: 7	H: 0 LOB: 0 BB: 0 P: 10	R: 0 E: 0 K: 0 S: 8	H: 1 LOB: 1 BB: 0 P: 12	R: 0 E: 0 K: 0 S: 6	H: 0 LOB: 0 BB: 0 P: 11	R: 0 E: 0 K: 1 S: 8	H: 0 LOB: 1 BB: 0 P: 15	R: 0 E: 0 K: 1 S: 9	H: 1 LOB: 2 BB: 2 P: 22	R: 1 E: 0 K: 1 S: 12	H: 2 LOB: 2 BB: 1 P: 22	1B: 9 2B: 1 3B: 0 HR: 0	SF: 0 SAC: 2 DP: 0 HBP: 1	WP: 0 PB: 0 SB: 3 CS: 0	PA: 48	
PITCHER	IP WLS BF H R ER SO BB IBB HBP BLK WP HR S P ERA WHIP	IP WLS BF H R ER SO BB IBB HBP BLK WP HR S P ERA WHIP	IP WLS BF H R ER SO BB IBB HBP BLK WP HR S P ERA WHIP	IP WLS BF H R ER SO BB IBB HBP BLK WP HR S P ERA WHIP	IP WLS BF H R ER SO BB IBB HBP BLK WP HR S P ERA WHIP	IP WLS BF H R ER SO BB IBB HBP BLK WP HR S P ERA WHIP	IP WLS BF H R ER SO BB IBB HBP BLK WP HR S P ERA WHIP	IP WLS BF H R ER SO BB IBB HBP BLK WP HR S P ERA WHIP	IP WLS BF H R ER SO BB IBB HBP BLK WP HR S P ERA WHIP	IP WLS BF H R ER SO BB IBB HBP BLK WP HR S P ERA WHIP	IP WLS BF H R ER SO BB IBB HBP BLK WP HR S P ERA WHIP	IP WLS BF H R ER SO BB IBB HBP BLK WP HR S P ERA WHIP	IP WLS BF H R ER SO BB IBB HBP BLK WP HR S P ERA WHIP	IP WLS BF H R ER SO BB IBB HBP BLK WP HR S P ERA WHIP	IP WLS BF H R ER SO BB IBB HBP BLK WP HR S P ERA WHIP	IP WLS BF H R ER SO BB IBB HBP BLK WP HR S P ERA WHIP	IP WLS BF H R ER SO BB IBB HBP BLK WP HR S P ERA WHIP	IP WLS BF H R ER SO BB IBB HBP BLK WP HR S P ERA WHIP	IP WLS BF H R ER SO BB IBB HBP BLK WP HR S P ERA WHIP	IP WLS BF H R ER SO BB IBB HBP BLK WP HR S P ERA WHIP	IP WLS BF H R ER SO BB IBB HBP BLK WP HR S P ERA WHIP
Mike Scott, R ERA: 4.11 Larry Andersen, R ERA: 2.01 Dave Smith, R ERA: 2.47 (1, 1) (8, 1) (10, 1)	2.0	8	1	0	0	2	0	0	1	0	0	0	0	16	28	0.00	0.500				
2.0	L	12	3	1	0	1	2	1	0	0	0	0	0	21	44	0.00	2.500				

St. Louis Cardinals @ Houston Astros
Astrodome, Houston, TX
Fri Aug 24 1990, 8:05 PM EDT
Att: 16,459 - Dome

livebaseballscores.com

AB 41
R 3
H 10
RBI 3
BB 4
SO 6
LOB 20




Batter	1	2	3	4	5	6	7	8	9	10	11	AB	R	H	RBI	BB	SO	LOB	BOTTOM			
Karl Rhodes, L OBP: 0.344, SLG: 0.448 Mark Davidson, R OBP: 0.295, SLG: 0.338 (1, 7) (7, PH) (8, 7)	G6-3					L6				G5-3		3	0	0	0	1	1					
Bill Doran, S OBP: 0.401, SLG: 0.416 (1, 4)	K					BB E 1B		F7		L8		5	1	2	0	0	1	1				
Ken Caminiti, S OBP: 0.308, SLG: 0.312 (1, 5)	F7					E 1B		E5		K		5	0	1	0	0	1	2				
Franklin Stubbs, L OBP: 0.316, SLG: 0.470 (1, 3)						E3		K		G6-3		4	0	0	0	1	2	2				
Craig Biggio, R OBP: 0.348, SLG: 0.354 (1, 2)		G6-4-3				F7		F9		S 1B		5	0	1	0	0	1	4				
Glenn Wilson, R OBP: 0.293, SLG: 0.365 (1, 9)		FC6 1B				F9		F9		K		5	0	1	0	0	1	4				
Casey Candaele, S OBP: 0.367, SLG: 0.424 (1, 8)		FC6				F8		G4-3		K		4	1	0	0	1	1	2				
Rafael Ramirez, R OBP: 0.293, SLG: 0.330 (1, 6)						SH1-3 BB		K				1	0	0	0	2	1	0				
Mike Scott, R ERA: 1.23 Ken Dayley, L ERA: 3.27 Scott Terry, R ERA: 5.15 Lee Smith, R ERA: 2.05 (1, 1) (7, 1) (9, 1) (11, 1)	6.2	W	6	0	0	2	0	0	0	0	0	0	0	17	27	0.00	0.000					
1.0	S	4	1	0	0	2	0	0	0	0	0	0	0	15	18	0.00	1.000					
PITCHER	IP WLS BF H R ER SO BB IBB HBP BLK WP HR S P ERA WHIP	IP WLS BF H R ER SO BB IBB HBP BLK WP HR S P ERA WHIP	IP WLS BF H R ER SO BB IBB HBP BLK WP HR S P ERA WHIP	IP WLS BF H R ER SO BB IBB HBP BLK WP HR S P ERA WHIP	IP WLS BF H R ER SO BB IBB HBP BLK WP HR S P ERA WHIP	IP WLS BF H R ER SO BB IBB HBP BLK WP HR S P ERA WHIP	IP WLS BF H R ER SO BB IBB HBP BLK WP HR S P ERA WHIP	IP WLS BF H R ER SO BB IBB HBP BLK WP HR S P ERA WHIP	IP WLS BF H R ER SO BB IBB HBP BLK WP HR S P ERA WHIP	IP WLS BF H R ER SO BB IBB HBP BLK WP HR S P ERA WHIP	IP WLS BF H R ER SO BB IBB HBP BLK WP HR S P ERA WHIP	IP WLS BF H R ER SO BB IBB HBP BLK WP HR S P ERA WHIP	IP WLS BF H R ER SO BB IBB HBP BLK WP HR S P ERA WHIP	IP WLS BF H R ER SO BB IBB HBP BLK WP HR S P ERA WHIP	IP WLS BF H R ER SO BB IBB HBP BLK WP HR S P ERA WHIP	IP WLS BF H R ER SO BB IBB HBP BLK WP HR S P ERA WHIP	IP WLS BF H R ER SO BB IBB HBP BLK WP HR S P ERA WHIP	IP WLS BF H R ER SO BB IBB HBP BLK WP HR S P ERA WHIP	IP WLS BF H R ER SO BB IBB HBP BLK WP HR S P ERA WHIP	IP WLS BF H R ER SO BB IBB HBP BLK WP HR S P ERA WHIP	IP WLS BF H R ER SO BB IBB HBP BLK WP HR S P ERA WHIP	
2.0	W	6	0	0	0	2	0	0	0	0	0	0	0	17	27	0.00	0.000					
1.0	S	4	1	0	0	2	0	0	0	0	0	0	0	15	18	0.00	1.000					
Inning Stats	R: 0 E: 0 K: 1 S: 9	H: 0 LOB: 0 BB: 0 P: 13	R: 0 E: 0 K: 0 S: 6	H: 1 LOB: 1 BB: 1 P: 12	R: 0 E: 0 K: 1 S: 9	H: 1 LOB: 2 BB: 1 P: 18	R: 0 E: 0 K: 2 S: 8	H: 0 LOB: 0 BB: 0 P: 15	R: 0 E: 1 K: 1 S: 16	H: 2 LOB: 2 BB: 0 P: 23	R: 1 E: 0 K: 0 S: 8	H: 0 LOB: 1 BB: 2 P: 18	R: 0 E: 1 K: 1 S: 8	H: 0 LOB: 1 BB: 0 P: 10	R: 0 E: 0 K: 1 S: 9	H: 0 LOB: 0 BB: 0 P: 17	R: 0 E: 0 K: 2 S: 15	H: 1 LOB: 1 BB: 0 P: 18	1B: 5 2B: 1 3B: 0 HR: 0	SF: 0 SAC: 1 DP: 2 HBP: 0	WP: 1 PB: 0 SB: 2 CS: 0	PA: 43

St. Louis Cardinals @ Houston Astros
Astrodome, Houston, TX
Fri Aug 24 1990, 8:05 PM EDT
Att: 16,459 - Dome

livebaseballscores.com

AB 37
R 2
H 5
RBI 0
BB 5
SO 9
LOB 19



Batter	1	2	3	4	5	6	7	8	9	AB	R	H	RBI	BB	SO	LOB	TOP			
Vince Coleman, S OBP: 0.391, SLG: 0.421				B5-3						4	1	1	0	0	2	1	St. Louis Cardinals @ Houston Astros Astrodome, Houston, TX Sat Aug 25 1990, 8:05 PM EDT Att: 22,410 - Dome			
Ozzie Smith, S OBP: 0.326, SLG: 0.294				G1-3						3	1	1	2	0	0	0				
Willie McGee, S OBP: 0.383, SLG: 0.441				L9						4	1	2	1	0	0	0				
Todd Zeile, R OBP: 0.328, SLG: 0.407										3	0	2	0	1	0	0				
Craig Wilson, R OBP: 0.282, SLG: 0.253										4	0	1	0	0	0	4				
Frank DiPino, L OBP: 0.333, SLG: 0.667										0	0	0	0	0	0	0				
Ray Lankford, L OBP: 0.471, SLG: 0.600										4	0	1	0	0	0	1				
Tom Pagnozzi, R OBP: 0.317, SLG: 0.336										4	0	0	0	0	3	1				
José Oquendo, S OBP: 0.354, SLG: 0.316										3	0	1	0	1	0	0				
Jose DeLeon, R OBP: 0.146, SLG: 0.170										1	0	0	0	0	1	0				
Dave Collins, S OBP: 0.297, SLG: 0.226										1	0	0	0	0	0	1				
Tim Sherrill, L OBP: 0.297, SLG: 0.226										0	0	0	0	0	0	0				
Tom Niedenfuer, R OBP: 0.357, SLG: 0.452										0	0	0	0	0	0	0				
Rex Hudler, R OBP: 0.357, SLG: 0.452										2	1	1	1	0	0	1				
Inning Stats	R: 0 E: 0 K: 1 S: 9	H: 0 LOB: 0 BB: 0 P: 16	R: 0 E: 0 K: 0 S: 8	H: 1 LOB: 0 BB: 0 P: 15	R: 0 E: 0 K: 1 S: 13	H: 0 LOB: 0 BB: 0 P: 20	R: 0 E: 0 K: 0 S: 6	H: 0 LOB: 0 BB: 0 P: 10	R: 0 E: 0 K: 0 S: 5	H: 1 LOB: 0 BB: 0 P: 8	R: 2 E: 0 K: 1 S: 17	H: 4 LOB: 1 BB: 0 P: 24	R: 2 E: 0 K: 0 S: 12	H: 3 LOB: 2 BB: 1 P: 22	R: 0 E: 0 K: 1 S: 11	H: 0 LOB: 1 BB: 1 P: 20	1B: 4 2B: 3 3B: 1 HR: 3	SF: 1 SAC: 0 DP: 3 HBP: 0	WP: 0 PB: 0 SB: 0 CS: 0	PA: 36
PITCHER	IP WLS BF H R ER SO BB IBB HBP BLK WP HR S P ERA WHIP																			
Jim Deshaies, L ERA: 4.39	7.1 W 28 9 4 4 5 0 0 0 0 0 3 77 122 4.91 1.227																			
Dan Schatzeder, L ERA: 2.29	0.2 S 4 1 0 0 0 1 0 0 0 0 0 5 12 0.00 3.000																			
Juan Agosto, L ERA: 4.15	1.0 S 4 0 0 0 1 1 0 0 0 0 0 0 11 20 0.00 1.000																			

AB 33
R 4
H 10
RBI 4
BB 2
SO 6
LOB 9



Batter	1	2	3	4	5	6	7	8	9	AB	R	H	RBI	BB	SO	LOB	BOTTOM			
Eric Yelding, R OBP: 0.304, SLG: 0.292				G6-3						5	0	1	0	0	2	3	St. Louis Cardinals @ Houston Astros Astrodome, Houston, TX Sat Aug 25 1990, 8:05 PM EDT Att: 22,410 - Dome			
Bill Doran, S OBP: 0.402, SLG: 0.414										2	1	0	0	2	1	0				
Ken Caminiti, S OBP: 0.312, SLG: 0.313										2	1	1	0	2	0	0				
Franklin Stubbs, L OBP: 0.318, SLG: 0.473										4	1	2	2	0	0	1				
Craig Biggio, R OBP: 0.347, SLG: 0.354										4	0	1	2	0	0	2				
Glenn Wilson, R OBP: 0.295, SLG: 0.368										3	1	1	0	1	1	2				
Dan Schatzeder, L OBP: 0.250, SLG: 0.250										0	0	0	0	0	0	0				
Juan Agosto, L										0	0	0	0	0	0	0				
Karl Rhodes, L OBP: 0.343, SLG: 0.419										2	0	0	0	1	1	2				
Casey Candaele, S OBP: 0.365, SLG: 0.421										1	0	0	0	0	0	0				
Rafael Ramirez, R OBP: 0.295, SLG: 0.332										4	1	2	0	0	1	1				
Jim Deshaies, L OBP: 0.065, SLG: 0.044										0	1	0	1	1	0	0				
Mark Davidson, R OBP: 0.291, SLG: 0.333										1	0	0	0	0	0	1				
Inning Stats	R: 0 E: 0 K: 2 S: 7	H: 0 LOB: 0 BB: 0 P: 11	R: 0 E: 0 K: 0 S: 7	H: 0 LOB: 1 BB: 1 P: 14	R: 4 E: 0 K: 1 S: 19	H: 2 LOB: 1 BB: 3 P: 37	R: 0 E: 0 K: 1 S: 6	H: 0 LOB: 1 BB: 1 P: 12	R: 0 E: 0 K: 0 S: 7	H: 0 LOB: 1 BB: 1 P: 13	R: 2 E: 0 K: 1 S: 15	H: 3 LOB: 1 BB: 1 P: 26	R: 0 E: 0 K: 1 S: 15	H: 2 LOB: 1 BB: 0 P: 24	R: 0 E: 0 K: 0 S: 10	H: 1 LOB: 1 BB: 0 P: 13	1B: 6 2B: 2 3B: 0 HR: 0	SF: 0 SAC: 2 DP: 0 HBP: 0	WP: 1 PB: 0 SB: 2 CS: 2	PA: 37
PITCHER	IP WLS BF H R ER SO BB IBB HBP BLK WP HR S P ERA WHIP																			
Jose DeLeon, R ERA: 4.26	5.0 L 23 2 4 4 4 6 0 0 0 0 1 0 46 87 7.20 1.600																			
Tim Sherrill, L ERA: 9.0	1.0 7 4 2 2 1 1 0 0 0 0 1 0 18 32 18.00 5.000																			
Tom Niedenfuer, R ERA: 3.28	1.0 3 1 0 0 1 0 0 0 0 0 0 0 12 18 0.00 1.000																			
Frank DiPino, L ERA: 4.33	1.0 4 1 0 0 0 0 0 0 0 0 0 0 10 13 0.00 1.000																			

AB 28
R 6
H 8
RBI 5
BB 7
SO 6
LOB 12



Batter	1	2	3	4	5	6	7	8	9	AB	R	H	RBI	BB	SO	LOB	TOP					
Vince Coleman, S (1, 7) OBP: 0.352, SLG: 0.422	1-2 1B SF9	2-3 K					1-2 BB S			4	1	2	0	0	1	1	St. Louis Cardinals @ Houston Astros Astrodome, Houston, TX Sun Aug 26 1990, 4:33 AM EDT Att: 17,216 - Dome					
Ozzie Smith, S (1, 6) OBP: 0.331, SLG: 0.295	1-2 SF9 1B		0-2 G4-3		1-2 BB		4-2 CS BB			2	0	1	0	2	0	0						
Terry Pendleton, S (1, 5) OBP: 0.269, SLG: 0.315	1-3 K		0-0 P6		0-0 1B		2-0 CS	1-1 F4		4	0	1	0	0	1	2						
Denny Walling, L (1, 3) OBP: 0.258, SLG: 0.276	1-0 1B		0-1 F7		3-2 F9			1-0 G4-3		4	0	1	0	0	0	2						
Todd Zeile, R (1, 2) OBP: 0.325, SLG: 0.404	1-2 SF9				2-1 F8			0-2 F8		3	0	0	1	0	0	2						
Ray Lankford, L (1, 8) OBP: 0.429, SLG: 0.500	2-3 K			4-0 G3 2B BB		0-0 P6			0-1 F9	3	1	0	0	1	1	2						
Milt Thompson, L (1, 9) OBP: 0.296, SLG: 0.323		0-0 F9 BLK 1B		1-0 G3		1-0 F7			0-3 K	4	0	1	0	0	1	1						
Tim Jones, L (1, 4) OBP: 0.257, SLG: 0.278		0-0 F9		3-2 2H 2B		0-0 F7			1-2 2B	4	0	2	1	0	0	1						
Ken Hill, R (1, 1) OBP: 0.333, SLG: 0.273		1-3 K		0-1 F9			1-3 K2-3		2-2 F8	2	0	0	0	0	1	2						
José Oquendo, S (7, PH) OBP: 0.333, SLG: 0.316										1	0	0	0	0	1	0						
Frank DiPino, L (7, 1) OBP: 0.333, SLG: 0.667										0	0	0	0	0	0	0						
Willie McGee, S (9, PH) OBP: 0.383, SLG: 0.440										1	0	0	0	0	0	1						
Inning Stats	R: 1 E: 0 K: 2 S: 17	H: 3 LOB: 2 BB: 0 P: 24	R: 0 E: 0 K: 2 S: 8	H: 1 LOB: 1 BB: 0 P: 11	R: 0 E: 0 K: 0 S: 6	H: 0 LOB: 0 BB: 0 P: 6	R: 1 E: 0 K: 0 S: 8	H: 1 LOB: 1 BB: 1 P: 18	R: 0 E: 0 K: 0 S: 13	H: 2 LOB: 2 BB: 1 P: 21	R: 0 E: 0 K: 0 S: 3	H: 0 LOB: 0 BB: 0 P: 4	R: 0 E: 0 K: 1 S: 10	H: 0 LOB: 0 BB: 1 P: 18	R: 0 E: 0 K: 0 S: 6	H: 0 LOB: 0 BB: 0 P: 8	R: 0 E: 0 K: 1 S: 13	H: 1 LOB: 1 BB: 0 P: 16	1B: 6 2B: 2 3B: 0 HR: 0	SF: 1 SAC: 0 DP: 0 HBP: 0	WP: 0 PB: 0 SB: 1 CS: 1	PA: 37
PITCHER Danny Darwin, R (1, 1) ERA: 1.88	IP: 9.0 WLS: W BF: 36	H: 8 R: 2 ER: 2 SO: 6	BB: 3 IBB: 0 HBP: 0 BLK: 1	WP: 0 HR: 0 S: 84 P: 126	ERA: 2.00 WHIP: 1.222	PITCHER										IP: 9.0 WLS: W BF: 36	H: 8 R: 2 ER: 2 SO: 6	BB: 3 IBB: 0 HBP: 0 BLK: 1	WP: 0 HR: 0 S: 84 P: 126	ERA: 2.00 WHIP: 1.222		

AB	32
R	2
H	8
RBI	2
BB	3
SO	6
LOB	14



Batter	1	2	3	4	5	6	7	8	9	AB	R	H	RBI	BB	SO	LOB	BOTTOM			
Eric Yelding, R (1, 8) OBP: 0.303, SLG: 0.292	0-1 G4-3		1-3 K		0-1 L7		0-1 1B			4	0	1	1	0	1	0	St. Louis Cardinals @ Houston Astros Astrodome, Houston, TX Sun Aug 26 1990, 4:33 AM EDT Att: 17,216 - Dome			
Bill Doran, S (1, 4) OBP: 0.405, SLG: 0.417	4-1 G3 BB			4-1 BB 1B BB		2-1 PB S 2B		0-0 G5-3		2	2	1	0	2	0	0				
Ken Caminiti, S (1, 5) OBP: 0.311, SLG: 0.311	2-2 G3			4-2 1B 1B BB		1-1 G1-3		1-3 K		3	1	0	0	1	1	2				
Franklin Stubbs, L (1, 3) OBP: 0.323, SLG: 0.475	1-1 L4			2-2 1B 1B		2-3 S IBB		0-0 1B		3	0	2	1	1	0	1				
Craig Biggio, R (1, 2) OBP: 0.344, SLG: 0.351		2-2 G6-3		1-3 K		3-3 K		0-2 L9		4	0	0	0	0	2	4				
Glenn Wilson, R (1, 9) OBP: 0.296, SLG: 0.368		2-1 G5-3		1-1 G1-6-3 1B		1-2 K		0-3 K		3	0	1	1	0	1	1				
Karl Rhodes, L (1, 7) OBP: 0.324, SLG: 0.394			3-2 G6-3		1-2 1B					2	0	0	0	0	0	2				
Mark Davidson, R (7, PH) OBP: 0.288, SLG: 0.329				1-2 1B		1-2 K				1	0	0	0	0	0	0				
Rafael Ramirez, R (1, 6) OBP: 0.295, SLG: 0.330			0-2 F9		1-0 P6		4-0 SH1-4 1B BB			2	1	0	0	1	0	0				
Danny Darwin, R (1, 1) OBP: 0.241, SLG: 0.296			0-3 K		1-2 F9		0-0 SH1-4			2	0	0	0	0	1	0				
Inning Stats	R: 0 E: 0 K: 0 S: 8	H: 0 LOB: 1 BB: 1 P: 15	R: 0 E: 0 K: 0 S: 8	H: 0 LOB: 0 BB: 0 P: 15	R: 0 E: 0 K: 2 S: 9	H: 0 LOB: 0 BB: 0 P: 10	R: 2 E: 0 K: 1 S: 16	H: 2 LOB: 1 BB: 2 P: 29	R: 0 E: 0 K: 0 S: 6	H: 0 LOB: 0 BB: 0 P: 8	R: 1 E: 0 K: 2 S: 11	H: 1 LOB: 1 BB: 1 P: 20	R: 1 E: 0 K: 0 S: 5	H: 1 LOB: 1 BB: 1 P: 9	R: 0 E: 0 K: 1 S: 8	H: 1 LOB: 1 BB: 0 P: 9	1B: 4 2B: 1 3B: 0 HR: 0	SF: 0 SAC: 1 DP: 1 HBP: 0	WP: 0 PB: 1 SB: 2 CS: 0	PA: 32
PITCHER Ken Hill, R (1, 1) ERA: 4.5	IP: 6.0 WLS: L BF: 24	H: 3 R: 3 ER: 2 SO: 5	BB: 3 IBB: 0 HBP: 0 BLK: 0	WP: 0 HR: 0 S: 58 P: 97	ERA: 3.00 WHIP: 1.000	PITCHER										IP: 6.0 WLS: L BF: 24	H: 3 R: 3 ER: 2 SO: 5	BB: 3 IBB: 0 HBP: 0 BLK: 0	WP: 0 HR: 0 S: 58 P: 97	ERA: 3.00 WHIP: 1.000
PITCHER Frank DiPino, L (7, 1) ERA: 4.34	IP: 2.0 WLS: L BF: 8	H: 2 R: 1 ER: 1 SO: 1	BB: 1 IBB: 0 HBP: 0 BLK: 0	WP: 0 HR: 0 S: 13 P: 18	ERA: 4.50 WHIP: 1.500	PITCHER										IP: 2.0 WLS: L BF: 8	H: 2 R: 1 ER: 1 SO: 1	BB: 1 IBB: 0 HBP: 0 BLK: 0	WP: 0 HR: 0 S: 13 P: 18	ERA: 4.50 WHIP: 1.500

AB	26
R	4
H	5
RBI	3
BB	5
SO	6
LOB	10



Batter	1	2	3	4	5	6	7	8	9	AB R H RBI BB SO LOB	TOP									
Vince Coleman, S (1, 7) OBP: 0.353, SLG: 0.420	G4-3 BLK BB		FC1-6 1B				G3-1		F8	4 1 1 0 1 0 2	St. Louis Cardinals @ Cincinnati Reds Riverfront Stadium, Cincinnati, OH Tue Aug 28 1990, 7:05 PM EDT Att: 25,846 - Unknown									
Ozzie Smith, S (1, 6) OBP: 0.331, SLG: 0.294	L6		1-2 1B				G3		CS	4 0 1 1 0 0 2										
Terry Pendleton, S (1, 5) OBP: 0.273, SLG: 0.318	G4-3		3-2 1B				1-0 1B			3 0 2 0 1 0 1										
Willie McGee, S (1, 9) OBP: 0.382, SLG: 0.438	G4-3		3-2 1B				0-1 1B			3 0 0 0 1 0 3										
Todd Zeile, R (1, 3) OBP: 0.324, SLG: 0.401										3 0 0 0 1 0 3										
Ray Lankford, L (1, 8) OBP: 0.380, SLG: 0.409										4 0 0 0 0 3 1										
Tom Pagnozzi, R (1, 2) OBP: 0.323, SLG: 0.360										4 0 2 0 0 1 0										
José Oquendo, S (1, 4) OBP: 0.353, SLG: 0.314										2 0 0 0 1 0 2										
Rex Hudler, R (9, PH) OBP: 0.335, SLG: 0.449										1 0 0 0 0 0 0										
Joe Magrane, R (1, 1) OBP: 0.189, SLG: 0.180										3 0 1 0 0 1 1										
Craig Wilson, R (9, PH) OBP: 0.291, SLG: 0.263										1 0 1 0 0 0 0										
Tim Jones, L (9, PR) OBP: 0.257, SLG: 0.278										0 0 0 0 0 0 0										
Inning Stats	R: 0 E: 0 K: 0 S: 7	H: 0 LOB: 1 BB: 1 P: 12	R: 0 E: 0 K: 1 S: 14	H: 1 LOB: 1 BB: 24 P: 24	R: 1 E: 0 K: 0 S: 12	H: 3 LOB: 1 BB: 0 P: 19	R: 0 E: 0 K: 1 S: 8	H: 1 LOB: 1 BB: 0 P: 14	R: 0 E: 0 K: 2 S: 9	H: 0 LOB: 1 BB: 1 P: 16	R: 0 E: 0 K: 0 S: 6	H: 1 LOB: 1 BB: 0 P: 10	R: 0 E: 0 K: 0 S: 7	H: 0 LOB: 0 BB: 0 P: 11	R: 0 E: 0 K: 0 S: 6	H: 1 LOB: 1 BB: 0 P: 10	1B: 6 2B: 3 3B: 0 HR: 0	SF: 0 SAC: 0 DP: 1 HBP: 0	WP: 0 PB: 0 SB: 4 CS: 2	PA: 38
PITCHER	IP WLS BF H R ER SO BB IBB HBP BLK WP HR S P ERA WHIP											IP WLS BF H R ER SO BB IBB HBP BLK WP HR S P ERA WHIP								
Jose Rijo, R (1, 1) ERA: 3.28	5.0 W 23 6 1 1 3 4 0 0 0 1 0 0 60 105 1.80 2.000																			
Tim Layana, R (6, 1) ERA: 2.9	2.0 8 1 0 0 2 1 0 0 0 0 0 0 15 26 0.00 1.000																			
Randy Myers, L (8, 1) ERA: 1.66	2.0 S 6 1 0 0 0 0 0 0 0 0 0 0 13 21 0.00 0.500																			

Batter	1	2	3	4	5	6	7	8	9	AB R H RBI BB SO LOB	BOTTOM									
Billy Hatcher, R (1, 8) OBP: 0.327, SLG: 0.400	K	G1-3					G6-3		G1-3	4 0 0 0 0 1 1	St. Louis Cardinals @ Cincinnati Reds Riverfront Stadium, Cincinnati, OH Tue Aug 28 1990, 7:05 PM EDT Att: 25,846 - Unknown									
Mariano Duncan, R (1, 4) OBP: 0.353, SLG: 0.490	3B 1B						F8		L4	4 1 1 0 0 0 0										
Barry Larkin, R (1, 6) OBP: 0.356, SLG: 0.395	1-H 3B						P5		F7	3 0 1 1 1 0 0										
Eric Davis, R (1, 7) OBP: 0.334, SLG: 0.452	F7						G6-3			2 0 0 0 1 0 1										
Chris Sabo, R (1, 5) OBP: 0.345, SLG: 0.481	G6-3						F8			3 0 0 0 0 0 2										
Paul O'Neill, L (1, 9) OBP: 0.395, SLG: 0.447										3 1 2 0 0 1 0										
Todd Benzinger, S (1, 3) OBP: 0.294, SLG: 0.354										2 0 0 0 0 0 1										
Terry McGriff, R (1, 2)										3 0 0 0 0 0 2										
Jose Rijo, R (1, 1) OBP: 0.200, SLG: 0.222										1 0 1 1 0 0 0										
Glenn Braggs, R (5, PH) OBP: 0.352, SLG: 0.389										1 0 0 0 0 0 0										
Tim Layana, R (6, 1)										0 0 0 0 0 0 0										
Luis Quinones, S (7, PH) OBP: 0.317, SLG: 0.333										1 0 0 0 0 1 1										
Randy Myers, L (8, 1) OBP: 0.390, SLG: 0.500										0 0 0 0 0 0 0										
Inning Stats	R: 1 E: 0 K: 1 S: 10	H: 2 LOB: 1 BB: 0 P: 19	R: 0 E: 0 K: 0 S: 12	H: 2 LOB: 1 BB: 0 P: 17	R: 0 E: 0 K: 1 S: 9	H: 0 LOB: 0 BB: 2 P: 16	R: 0 E: 0 K: 1 S: 9	H: 0 LOB: 0 BB: 0 P: 13	R: 0 E: 0 K: 0 S: 6	H: 0 LOB: 0 BB: 0 P: 11	R: 0 E: 0 K: 0 S: 6	H: 0 LOB: 0 BB: 0 P: 9	R: 0 E: 0 K: 1 S: 11	H: 1 LOB: 1 BB: 0 P: 14	R: 0 E: 0 K: 0 S: 9	H: 0 LOB: 0 BB: 0 P: 13	1B: 3 2B: 1 3B: 1 HR: 0	SF: 0 SAC: 1 DP: 0 HBP: 0	WP: 1 PB: 0 SB: 0 CS: 1	PA: 30
PITCHER	IP WLS BF H R ER SO BB IBB HBP BLK WP HR S P ERA WHIP											IP WLS BF H R ER SO BB IBB HBP BLK WP HR S P ERA WHIP								
Joe Magrane, L (1, 1) ERA: 3.66	8.0 L 30 5 2 2 3 2 0 0 0 0 1 0 69 112 2.25 0.875																			

AB 32
R 1
H 8
RBI 1
BB 5
SO 5
LOB 15



AB 27
R 2
H 5
RBI 2
BB 2
SO 3
LOB 8



Batter	1	2	3	4	5	6	7	8	9	AB	R	H	RBI	BB	SO	LOB	TOP					
Rex Hudler, R OBP: 0.331, SLG: 0.447 (1, 7)	F2		1-3		E5		F6			5	0	1	1	0	0	2	St. Louis Cardinals @ Cincinnati Reds Riverfront Stadium, Cincinnati, OH Wed Aug 29 1990, 7:05 PM EDT Att: 26,193 - Unknown					
José Oquendo, S OBP: 0.354, SLG: 0.313 (1, 4)	F8			1B 1-3	F2			1-3		4	0	1	1	1	0	2						
Willie McGee, S OBP: 0.362, SLG: 0.437 Milt Thompson, L OBP: 0.296, SLG: 0.323 (9, 9)	F8			F8		1B SF8	1B	FC5-4		5	2	2	0	0	0	2						
Todd Zeile, R OBP: 0.325, SLG: 0.401 (1, 3)		5-3		1-3					1B	5	1	2	0	0	0	1						
Craig Wilson, R OBP: 0.297, SLG: 0.277 (1, 5)		6-3								3	1	2	2	0	0	0						
Ray Lankford, L OBP: 0.333, SLG: 0.370 (1, 8)				1B						5	1	1	0	0	1	4						
Ozzie Smith, S OBP: 0.331, SLG: 0.296 (1, 6)										4	0	2	2	0	0	1						
Tom Pagnozzi, R OBP: 0.333, SLG: 0.373 (1, 2)										4	3	2	0	1	0	2						
Bob Tewksbury, R OBP: 0.286, SLG: 0.226 (1, 1)										1	1	1	1	0	0	0						
Inning Stats	R: 0 E: 0 K: 0 S: 8	H: 0 LOB: 0 BB: 0 P: 11	R: 0 E: 0 K: 1 S: 10	H: 0 LOB: 0 BB: 0 P: 14	R: 0 E: 0 K: 0 S: 6	H: 1 LOB: 1 BB: 0 P: 8	R: 0 E: 0 K: 0 S: 6	H: 1 LOB: 2 BB: 1 P: 11	R: 1 E: 1 K: 0 S: 10	H: 1 LOB: 1 BB: 0 P: 12	R: 1 E: 0 K: 0 S: 9	H: 2 LOB: 1 BB: 0 P: 12	R: 1 E: 0 K: 0 S: 8	H: 2 LOB: 1 BB: 0 P: 11	R: 4 E: 0 K: 0 S: 13	H: 4 LOB: 1 BB: 1 P: 27		R: 2 E: 0 K: 0 S: 11	H: 3 LOB: 1 BB: 0 P: 18	1B: 11 2B: 3 3B: 0 HR: 0	SF: 3 SAC: 3 DP: 0 HBP: 0	WP: 4 PB: 0 SB: 0 CS: 0
PITCHER	IP	WLS	BF	H	R	ER	SO	BB	IBB	HBP	BLK	WP	HR	S	P	ERA	WHIP					
Tom Browning, L ERA: 3.21 (1, 1)	7.2	L	36	10	7	6	1	1	1	0	0	2	0	67	99	7.04	1.435					
Scott Scudder, R ERA: 5.69 (8, 1)	0.1		2	1	0	0	0	0	0	0	0	0	0	3	7	0.00	3.000					
Rosario Rodriguez, L ERA: 6.75 (9, 1)	1.0		6	3	2	2	0	0	0	0	0	0	0	11	18	18.00	3.000					

AB	36
R	9
H	14
RBI	7
BB	2
SO	1
LOB	14



Batter	1	2	3	4	5	6	7	8	9	AB	R	H	RBI	BB	SO	LOB	BOTTOM					
Billy Hatcher, R OBP: 0.329, SLG: 0.400 (1, 8)	4-3		5-3							3	0	1	0	0	0	0	St. Louis Cardinals @ Cincinnati Reds Riverfront Stadium, Cincinnati, OH Wed Aug 29 1990, 7:05 PM EDT Att: 26,193 - Unknown					
Barry Larkin, R OBP: 0.355, SLG: 0.394 (1, 6)	6-3									4	0	1	0	0	0	1						
Hal Morris, L OBP: 0.387, SLG: 0.529 (1, 3)	6-3									4	0	0	0	0	0	2						
Eric Davis, R OBP: 0.333, SLG: 0.452 (1, 7)										4	0	1	0	0	0	1						
Paul O'Neill, L OBP: 0.354, SLG: 0.447 (1, 9)										4	0	1	0	0	0	2						
Chris Sabo, R OBP: 0.345, SLG: 0.486 (1, 5)										3	1	1	1	0	0	1						
Joe Oliver, R OBP: 0.309, SLG: 0.366 (1, 2)										3	0	1	0	0	0	1						
Mariano Duncan, R OBP: 0.350, SLG: 0.486 (1, 4)										3	0	0	0	0	0	1						
Tom Browning, L OBP: 0.125, SLG: 0.113 Scott Scudder, R OBP: 0.063, SLG: 0.063 (8, 1) Todd Benzinger, S OBP: 0.293, SLG: 0.353 Rosario Rodriguez, R OBP: 0.293, SLG: 0.353 (9, 1)										2	0	0	0	0	0	0						
Inning Stats	R: 0 E: 0 K: 0 S: 6	H: 0 LOB: 0 BB: 0 P: 8	R: 0 E: 0 K: 0 S: 7	H: 1 LOB: 1 BB: 0 P: 7	R: 0 E: 0 K: 0 S: 7	H: 0 LOB: 0 BB: 0 P: 9	R: 0 E: 0 K: 0 S: 4	H: 1 LOB: 0 BB: 0 P: 5	R: 0 E: 0 K: 0 S: 3	H: 0 LOB: 0 BB: 0 P: 5	R: 0 E: 0 K: 0 S: 5	H: 0 LOB: 0 BB: 0 P: 7	R: 0 E: 0 K: 0 S: 6	H: 0 LOB: 0 BB: 0 P: 7	R: 1 E: 0 K: 0 S: 8	H: 2 LOB: 1 BB: 0 P: 12		R: 0 E: 0 K: 0 S: 12	H: 2 LOB: 2 BB: 0 P: 15	1B: 3 2B: 2 3B: 0 HR: 1	SF: 0 SAC: 0 DP: 1 HBP: 1	WP: 0 PB: 0 SB: 0 CS: 1
PITCHER	IP	WLS	BF	H	R	ER	SO	BB	IBB	HBP	BLK	WP	HR	S	P	ERA	WHIP					
Bob Tewksbury, R ERA: 2.55 (1, 1)	9.0	W	32	6	1	1	0	0	0	1	0	0	1	58	75	1.00	0.667					



Batter	1	2	3	4	5	6	7	8	9	10	11	12	AB	R	H	RBI	BB	SO	LOB							
Vince Coleman, S OBP: 0.392, SLG: 0.418 (1, 9)	F9		E 1B		G4-3		P6		F7		F7		7	0	2	0	0	0	2							
Ozzie Smith, S OBP: 0.336, SLG: 0.304 (1, 6)	CS		E 1B		1B		1B		G5-3		K		6	2	4	0	0	1	2							
Ray Lankford, L OBP: 0.361, SLG: 0.394 (1, 8)	1B		1-2		K		K		1B		K		6	0	3	0	0	3	5							
Todd Zelle, R OBP: 0.325, SLG: 0.401 (1, 3)	P4		G4-3		G4-3		SF8		1B		K		5	1	2	2	0	1	4							
Craig Wilson, R OBP: 0.309, SLG: 0.292 (1, 5)		F8			F8		E9		P3			BB 1B	6	1	3	0	0	0	1							
Rex Hudler, R OBP: 0.331, SLG: 0.461 (1, 7)		HR			1B		G6-3		P9		B1		6	1	2	1	0	0	4							
Tom Pagnozzi, R OBP: 0.321, SLG: 0.358 Lee Smith, R (1, 2)	G4-3		G4-3		P5		G6-3		K2-3		F9		5	0	0	0	0	1	2							
Frank DiPino, L OBP: 0.333, SLG: 0.667 Denny Walling, L OBP: 0.264, SLG: 0.276 Tom Niedenfuer, R (12, PH)			G1-3		F9		1B		L7		K		0	0	0	0	0	0	0							
José Oquendo, S OBP: 0.352, SLG: 0.312 Terry Pendleton, S OBP: 0.273, SLG: 0.319 (12, PH)			K		K		L7		L9		1B		5	0	1	0	0	1	2							
Omar Olivares, R OBP: 0.500, SLG: 0.600 Milt Thompson, L OBP: 0.295, SLG: 0.322 Ken Dayley, L (8, PH)													3	0	0	0	0	2	3							
Dave Collins, S OBP: 0.382, SLG: 0.255 (10, 3)													2	0	2	1	0	0	0							
Inning Stats	R: 0 E: 0 K: 0 S: 8	H: 2 LOB: 1 BB: 0 P: 13	R: 1 E: 0 K: 0 S: 8	H: 1 LOB: 0 BB: 0 P: 15	R: 0 E: 1 K: 2 S: 13	H: 2 LOB: 2 BB: 0 P: 19	R: 0 E: 0 K: 1 S: 15	H: 2 LOB: 2 BB: 0 P: 17	R: 1 E: 0 K: 1 S: 12	H: 3 LOB: 2 BB: 0 P: 16	R: 0 E: 0 K: 1 S: 13	H: 0 LOB: 0 BB: 0 P: 16	R: 0 E: 0 K: 0 S: 6	H: 0 LOB: 0 BB: 0 P: 8	R: 0 E: 0 K: 3 S: 16	H: 2 LOB: 2 BB: 0 P: 23	R: 2 E: 0 K: 0 S: 14	H: 3 LOB: 2 BB: 1 P: 23	1B: 17 2B: 1 3B: 0 HR: 1	SF: 2 SAC: 0 DP: 0 HBP: 0	WP: 0 PB: 0 SB: 0 CS: 1	PA: 55				
PITCHER	IP WLS BF H R ER SO BB IBB HBP BLK WP HR S P ERA WHIP													IP WLS BF H R ER SO BB IBB HBP BLK WP HR S P ERA WHIP												
Tom Glavine, L ERA: 4.56 Jeff Parrett, R ERA: 4.93 Kent Mercker, L ERA: 2.31 Mark Grant, R ERA: 5.95 Tony Castillo, L ERA: 4.34	(1, 1) (7, 1) (8, 1) (11, 1) (11, 1)	6.1 1.1 2.1 0.2 0.1	30 5 8 4 1	12 1 0 2 0	3 0 0 0 0	3 0 0 0 0	4 1 0 2 1	0 0 0 0 0	0 0 0 0 0	0 0 0 0 0	0 0 0 0 0	0 0 0 0 0	0 0 0 0 0	0 0 0 0 0	0 0 0 0 0	0 0 0 0 0	0 0 0 0 0	0 0 0 0 0	0 0 0 0 0	0 0 0 0 0	0 0 0 0 0	0 0 0 0 0	0 0 0 0 0	0 0 0 0 0		
Dwayne Henry, R ERA: 5.4	(12, 1)	1.0	7	3	2	0	0	0	0	0	0	0	18.00	4.000												

TOP

St. Louis Cardinals @ Atlanta Braves
Atlanta-Fulton County Stadium, Atlanta, GA

Thu Aug 30 1990, 7:05 PM EDT
Att. 3,672 - Unknown

livebaseballscorecards.com

AB	52
R	5
H	19
RBI	5
BB	1
SO	9
LOB	25



Batter	1	2	3	4	5	6	7	8	9	10	11	12	AB	R	H	RBI	BB	SO	LOB								
Lonnie Smith, R OBP: 0.376, SLG: 0.442 (1, 7)	G4-6-3		1B		HBP		2B		G5-3			F9-3	5	0	3	0	0	0	2								
Ernie White, L OBP: 0.336, SLG: 0.342 Kent Mercker, L OBP: 0.300, SLG: 0.338 Jim Vatcher, R OBP: 0.300, SLG: 0.333 Mark Grant, R OBP: 0.250, SLG: 0.143 Dwayne Henry, R (12, PH)	G4-6-3		F8		G4-3		G4-3		G4-3		K		4	0	0	0	0	0	4								
Ron Gant, R OBP: 0.350, SLG: 0.542 (1, 8)	CS		1B		2B		HR		K		F8		5	2	3	1	0	1	1								
David Justice, L OBP: 0.343, SLG: 0.498 (1, 9)	CS		1B		L8		G3-1		G4-6-3		P5		4	1	1	0	1	0	1								
Francisco Cabrera, R OBP: 0.323, SLG: 0.531 (1, 3)			1B		2B		G5-3		G4-6-3		P9		5	0	2	2	0	0	1								
Andres Thomas, R OBP: 0.240, SLG: 0.297 (1, 6)			1B		P4		1B		P2		P2		5	0	1	0	0	0	1								
Jeff Blauser, R OBP: 0.338, SLG: 0.388 Jeff Parrett, R OBP: 0.351, SLG: 0.414 Greg Olson, R OBP: 0.351, SLG: 0.414 (8, 2)			P3		P6		1B		G6-3				3	0	1	0	0	0	1								
Mark Lemke, S OBP: 0.281, SLG: 0.248 (1, 4)			G3		L1		G3-1		F8				5	0	1	0	0	0	2								
Tom Glavine, L OBP: 0.193, SLG: 0.137 Jim Presley, R OBP: 0.287, SLG: 0.424 (1, 1)			K		G6-3		G5-3		P3				2	0	0	0	0	1	0								
Inning Stats	R: 0 E: 0 K: 0 S: 7	H: 2 LOB: 0 BB: 0 P: 7	R: 1 E: 0 K: 0 S: 7	H: 2 LOB: 0 BB: 0 P: 11	R: 0 E: 0 K: 1 S: 11	H: 1 LOB: 1 BB: 0 P: 11	R: 1 E: 0 K: 0 S: 7	H: 2 LOB: 1 BB: 0 P: 15	R: 0 E: 0 K: 0 S: 5	H: 0 LOB: 1 BB: 0 P: 10	R: 1 E: 0 K: 0 S: 16	H: 3 LOB: 2 BB: 0 P: 28	R: 0 E: 0 K: 1 S: 11	H: 1 LOB: 1 BB: 0 P: 13	R: 0 E: 0 K: 0 S: 3	H: 0 LOB: 0 BB: 0 P: 9	R: 0 E: 0 K: 0 S: 4	H: 0 LOB: 0 BB: 0 P: 15	R: 0 E: 0 K: 0 S: 8	H: 0 LOB: 0 BB: 0 P: 11	R: 0 E: 0 K: 1 S: 9	H: 1 LOB: 1 BB: 1 P: 19	1B: 7 2B: 5 3B: 0 HR: 1	SF: 0 SAC: 0 DP: 3 HBP: 1	WP: 0 PB: 0 SB: 0 CS: 1	PA: 47	
PITCHER	IP WLS BF H R ER SO BB IBB HBP BLK WP HR S P ERA WHIP													IP WLS BF H R ER SO BB IBB HBP BLK WP HR S P ERA WHIP													
Omar Olivares, R ERA: 5.12 Scott Terry, R ERA: 5.12 Ken Dayley, L ERA: 3.11 Lee Smith, R ERA: 2.04 Frank DiPino, L ERA: 4.27	(1, 1) (7, 1) (8, 1) (10, 1) (11, 1)	6.2 0.1 2.2 0.1 1.0	29 1 8 1 3	11 0 0 0 0	3 0 0 0 0	3 0 0 0 0	1 0 0 0 0	1 0 0 0 0	0 0 0 0 0	0 0 0 0 0	0 0 0 0 0	0 0 0 0 0	0 0 0 0 0	0 0 0 0 0	0 0 0 0 0	0 0 0 0 0	0 0 0 0 0	0 0 0 0 0	0 0 0 0 0	0 0 0 0 0	0 0 0 0 0	0 0 0 0 0	0 0 0 0 0	0 0 0 0 0	0 0 0 0 0	0 0 0 0 0	0 0 0 0 0
Tom Niedenfuer, R ERA: 3.23	(12, 1)	1.0	4	1	0	0	0	0	0	0	0	0	0.00	2.000													


BOTTOM

St. Louis Cardinals @ Atlanta Braves
Atlanta-Fulton County Stadium, Atlanta, GA

Thu Aug 30 1990, 7:05 PM EDT
Att. 3,672 - Unknown

livebaseballscorecards.com

AB	43
R	3
H	12
RBI	3
BB	2
SO	4
LOB	15




Batter	1	2	3	4	5	6	7	8	9	AB	R	H	RBI	BB	SO	LOB	TOP			
Vince Coleman, S (1, 9) OBP: 0.350, SLG: 0.416	G4-3		K					K	P4	5	0	1	0	0	2	3	St. Louis Cardinals @ Atlanta Braves Atlanta-Fulton County Stadium, Atlanta, GA Fri Aug 31 1990, 7:05 PM EDT Att: 6,957 - Unknown			
José Oquendo, S (1, 6) OBP: 0.356, SLG: 0.316 Rex Hudler, R (9, PH) OBP: 0.330, SLG: 0.458	BB		FC3-6		L8			1B	K	4	0	3	0	0	0	1				
Ray Lankford, L (1, 8) OBP: 0.325, SLG: 0.351	L9		FC3-6		F8			F7		4	0	0	0	0	0	3				
Todd Zeile, R (1, 3) OBP: 0.325, SLG: 0.398	BB		K		F8			G3		3	0	0	0	1	1	2				
Felix Jose, S (1, 7) OBP: 0.308, SLG: 0.371	G3-1								FC5-4	4	0	2	0	0	1	2				
Craig Wilson, R (1, 5) OBP: 0.297, SLG: 0.280		F9			G1-6-3				FC5-4	4	1	0	0	0	0	2				
Tom Pagnozzi, R (1, 2) OBP: 0.319, SLG: 0.349		F8			G6-3			F8		3	0	0	0	1	0	1				
Tim Jones, L (1, 4) OBP: 0.275, SLG: 0.283								G3-1		2	0	1	0	2	0	0				
Jose DeLeon, R (1, 1) OBP: 0.140, SLG: 0.163 Milt Thompson, L (7, PH) OBP: 0.294, SLG: 0.321 Frank DiPino, L (7, 1) OBP: 0.333, SLG: 0.667 Scott Terry, R (8, 1) OBP: 0.500, SLG: 0.600 Terry Pendleton, S (9, PH) OBP: 0.274, SLG: 0.319			K		G3			K		2	0	0	0	0	1	3				
Inning Stats	R: 0 E: 0 K: 0 S: 13	H: 1 LOB: 2 BB: 1 P: 19	R: 0 E: 0 K: 1 S: 8	H: 1 LOB: 1 BB: 0 P: 14	R: 0 E: 0 K: 2 S: 10	H: 1 LOB: 1 BB: 0 P: 15	R: 0 E: 0 K: 0 S: 12	H: 0 LOB: 0 BB: 0 P: 20	R: 0 E: 0 K: 1 S: 8	H: 0 LOB: 0 BB: 0 P: 15	R: 0 E: 0 K: 1 S: 9	H: 0 LOB: 0 BB: 0 P: 14	R: 0 E: 0 K: 1 S: 7	H: 1 LOB: 1 BB: 2 P: 13	R: 1 E: 0 K: 1 S: 15	H: 2 LOB: 3 BB: 2 P: 32		1B: 8 2B: 0 3B: 0 HR: 0	SF: 0 SAC: 0 DP: 0 HBP: 0	WP: 0 PB: 0 SB: 1 CS: 1
PITCHER	IP WLS BF H R ER SO BB IBB HBP BLK WP HR S P ERA WHIP																			
29 John Smoltz, R (1, 1) ERA: 3.64 Kent Mercker, L (9, 1) ERA: 2.27	8.1 W 35 7 1 1 6 4 0 0 0 0 0 0 80 142 1.08 1.320																			
0.2 S 3 1 0 0 1 0 0 0 0 0 0 0 10 15 0.00 1.500																				

AB	34
R	1
H	8
RBI	1
BB	4
SO	7
LOB	20



Batter	1	2	3	4	5	6	7	8	9	AB	R	H	RBI	BB	SO	LOB	BOTTOM			
Oddibe McDowell, L (1, 7) OBP: 0.299, SLG: 0.362	L1		S					G3		4	0	1	0	0	0	0	St. Louis Cardinals @ Atlanta Braves Atlanta-Fulton County Stadium, Atlanta, GA Fri Aug 31 1990, 7:05 PM EDT Att: 6,957 - Unknown			
Ernie Whitt, L (1, 2) OBP: 0.288, SLG: 0.244	F9		SF7					F8	1B	3	1	1	1	0	0	0				
Ron Gant, R (1, 8) OBP: 0.349, SLG: 0.539	L6		K					K	1B	4	1	1	0	0	2	1				
David Justice, L (1, 9) OBP: 0.342, SLG: 0.498			K					G3-1	1B	4	0	1	2	0	1	0				
Francisco Cabrera, R (1, 3) OBP: 0.330, SLG: 0.540			K					F7	2B	4	1	2	0	0	1	0				
Andres Thomas, R (1, 6) OBP: 0.244, SLG: 0.300								K	1B	4	0	2	1	0	1	2				
Jeff Blauser, R (1, 5) OBP: 0.334, SLG: 0.382								P2	1B	4	0	0	0	0	0	4				
Mark Lemke, S (1, 4) OBP: 0.287, SLG: 0.251										2	1	1	0	1	1	0				
29 John Smoltz, R (1, 1) OBP: 0.258, SLG: 0.217 Kent Mercker, L (9, 1)										2	0	0	0	0	2	2				
Inning Stats	R: 0 E: 0 K: 0 S: 7	H: 0 LOB: 0 BB: 0 P: 11	R: 0 E: 0 K: 2 S: 14	H: 1 LOB: 1 BB: 0 P: 23	R: 1 E: 0 K: 1 S: 12	H: 2 LOB: 1 BB: 0 P: 16	R: 0 E: 0 K: 1 S: 8	H: 0 LOB: 0 BB: 0 P: 15	R: 0 E: 0 K: 2 S: 9	H: 0 LOB: 0 BB: 0 P: 12	R: 0 E: 0 K: 1 S: 7	H: 0 LOB: 0 BB: 0 P: 8	R: 1 E: 0 K: 1 S: 12	H: 2 LOB: 2 BB: 1 P: 22	R: 2 E: 0 K: 0 S: 14	H: 4 LOB: 2 BB: 0 P: 23		1B: 7 2B: 2 3B: 0 HR: 0	SF: 1 SAC: 1 DP: 0 HBP: 0	WP: 0 PB: 0 SB: 1 CS: 0
PITCHER	IP WLS BF H R ER SO BB IBB HBP BLK WP HR S P ERA WHIP																			
Jose DeLeon, R (1, 1) ERA: 4.16 Frank DiPino, L (7, 1) ERA: 4.46 Scott Terry, R (8, 1) ERA: 5.22	6.0 L 21 3 1 1 7 3 1 1 7 0 0 0 0 0 0 17 28 13.50 2.250																			
1.1 8 3 2 2 1 0 1 0 0 0 0 0 9 17 13.50 4.500																				


AB	31
R	4
H	9
RBI	4
BB	1
SO	8
LOB	9



Batter	1	2	3	4	5	6	7	8	9	AB	R	H	RBI	BB	SO	LOB	TOP								
Vince Coleman, S (1, 7) OBP: 0.350, SLG: 0.415	G4-3		G1-3		K			FC4-2 1B		4	0	1	0	0	1	3	St. Louis Cardinals @ Atlanta Braves Atlanta-Fulton County Stadium, Atlanta, GA Sat Sep 01 1990, 7:05 PM EDT Att: 14,673 - Unknown								
Ozzie Smith, S (1, 6) OBP: 0.337, SLG: 0.304	B1-3		G6-3			FC6-5 G4-3 BB		FC4-2 S 1B		3	0	1	1	1	0	1									
Ray Lankford, L (1, 8) OBP: 0.318, SLG: 0.366				G3-1		G4-3		FC4-2 S		4	0	1	0	0	0	3									
Felix Jose, S (1, 9) OBP: 0.305, SLG: 0.367	P5			G4-3		FC6-5 CS		K		4	0	0	0	0	1	4									
Denny Walling, L (1, 3) OBP: 0.258, SLG: 0.269 Rex Hudler, R (9, PH) OBP: 0.333, SLG: 0.479		G4-3		G4-3		CS	G3		HR	3	0	0	0	0	0	0									
Terry Pendleton, S (1, 5) OBP: 0.274, SLG: 0.319		P3			1B		G6-3		L6	4	1	1	0	0	0	0									
Todd Zeile, R (1, 2) OBP: 0.322, SLG: 0.394		G6-3			F7		G5-3		F8	4	0	0	0	0	0	1									
José Oquendo, S (1, 4) OBP: 0.359, SLG: 0.320					SH1-4 1B			1B SH2-4 1B	L7	4	1	3	0	0	0	0									
Ken Hill, R (1, 1) OBP: 0.385, SLG: 0.333 Ken Dayley, L (8, 1) Scott Terry, R (8, 1) OBP: 0.500, SLG: 0.600				SH1-4				SH2-4		1	0	1	1	0	0	0									
										0	0	0	0	0	0	0									
										0	0	0	0	0	0	0									
Inning Stats	R: 0 E: 0 K: 0 S: 10	H: 1 LOB: 1 BB: 0 P: 19	R: 0 E: 0 K: 0 S: 8	H: 0 LOB: 0 BB: 0 P: 12	R: 0 E: 0 K: 0 S: 6	H: 1 LOB: 1 BB: 0 P: 7	R: 0 E: 0 K: 0 S: 5	H: 0 LOB: 0 BB: 0 P: 8	R: 1 E: 0 K: 1 S: 11	H: 3 LOB: 2 BB: 0 P: 19	R: 0 E: 0 K: 0 S: 7	H: 0 LOB: 0 BB: 1 P: 13	R: 0 E: 0 K: 0 S: 6	H: 0 LOB: 0 BB: 0 P: 9	R: 1 E: 0 K: 1 S: 12	H: 3 LOB: 2 BB: 0 P: 18	R: 1 E: 0 K: 0 S: 11	H: 1 LOB: 0 BB: 0 P: 15	1B: 7 2B: 2 3B: 0 HR: 1	SF: 0 SAC: 2 DP: 1 HBP: 0	WP: 0 PB: 0 SB: 3 CS: 2	PA: 36			
PITCHER	IP	WLS	BF	H	R	ER	SO	BB	IBB	HBP	BLK	WP	HR	S	P	ERA	WHIP								
Paul Marak, R (1, 1) ERA: 2.45	7.1		29	8	2	2	1	1	0	0	0	0	0	60	95	2.46	1.227								
Tony Castillo, L (8, 1) ERA: 4.29	0.2	W	2	0	0	0	1	0	0	0	0	0	0	5	10	0.00	0.000								
Kent Mercker, L (9, 1) ERA: 2.45	1.0	S	4	1	1	1	0	0	0	0	0	0	1	11	15	9.00	1.000								

Batter	1	2	3	4	5	6	7	8	9	AB	R	H	RBI	BB	SO	LOB	BOTTOM								
Lonnie Smith, R (1, 7) OBP: 0.382, SLG: 0.449	WP S 1B		G4-3		FC6 BB			FC4-2 1B		3	1	3	0	1	0	0	St. Louis Cardinals @ Atlanta Braves Atlanta-Fulton County Stadium, Atlanta, GA Sat Sep 01 1990, 7:05 PM EDT Att: 14,673 - Unknown								
Ernie Whitt, L (1, 2) OBP: 0.287, SLG: 0.245 Oddibe McDowell, L (8, FR) OBP: 0.299, SLG: 0.362 Kent Mercker, L (9, 1)	F8		G4-3		FC6			E 1B		4	0	1	0	0	0	4									
Ron Gant, R (1, 8) OBP: 0.349, SLG: 0.537	K		G5-3					1B FC1 1B		4	1	1	1	0	2	2									
David Justice, L (1, 9) OBP: 0.344, SLG: 0.497	WP BB			P5				1B FC1 1B		3	1	1	0	1	1	0									
Francisco Cabrera, R (1, 3) OBP: 0.318, SLG: 0.519	K		G5-3					1B FC1 1B		4	0	0	1	0	2	2									
Andres Thomas, R (1, 6) OBP: 0.244, SLG: 0.299		L8		G6-3				1B FC1 1B		4	0	1	1	0	0	0									
Jeff Blauser, R (1, 5) OBP: 0.330, SLG: 0.377	G4-3				G1-3			G5-3	G1-3	4	0	0	0	0	0	2									
Mark Lemke, S (1, 4) OBP: 0.293, SLG: 0.259		G3								3	0	2	0	0	0	0									
Paul Marak, R (1, 1) Tony Castillo, L (8, 1) Greg Olson, R (9, 2) OBP: 0.351, SLG: 0.414					SH1-4 1B			L9		2	0	0	0	0	1	1									
										0	0	0	0	0	0	0									
										0	0	0	0	0	0	0									
Inning Stats	R: 1 E: 0 K: 2 S: 10	H: 1 LOB: 1 BB: 1 P: 18	R: 0 E: 0 K: 0 S: 5	H: 0 LOB: 0 BB: 0 P: 6	R: 0 E: 0 K: 1 S: 10	H: 1 LOB: 1 BB: 0 P: 15	R: 0 E: 0 K: 0 S: 3	H: 0 LOB: 0 BB: 0 P: 7	R: 0 E: 0 K: 0 S: 5	H: 1 LOB: 2 BB: 1 P: 10	R: 0 E: 0 K: 3 S: 11	H: 0 LOB: 0 BB: 0 P: 17	R: 0 E: 0 K: 0 S: 10	H: 1 LOB: 1 BB: 0 P: 15	R: 3 E: 1 K: 0 S: 13	H: 5 LOB: 2 BB: 0 P: 22	R: 1 E: 0 K: 0 S: 11	H: 1 LOB: 0 BB: 0 P: 15	1B: 8 2B: 1 3B: 0 HR: 0	SF: 0 SAC: 1 DP: 0 HBP: 0	WP: 2 PB: 0 SB: 1 CS: 0	PA: 34			
PITCHER	IP	WLS	BF	H	R	ER	SO	BB	IBB	HBP	BLK	WP	HR	S	P	ERA	WHIP								
Ken Hill, R (1, 1) ERA: 4.38	7.1	L	30	7	3	3	3	2	0	0	0	0	0	60	99	3.68	1.227								
Ken Dayley, L (8, 1) ERA: 3.25	0.1		3	2	1	1	0	0	0	0	0	0	0	6	10	27.00	6.000								
Scott Terry, R (8, 1) ERA: 5.19	0.1		1	0	0	0	0	0	0	0	0	0	0	1	1	0.00	0.000								

AB	32
R	3
H	9
RBI	3
BB	1
SO	2
LOB	12



AB	31
R	4
H	9
RBI	3
BB	2
SO	6
LOB	11



Batter	1	2	3	4	5	6	7	8	9	AB	R	H	RBI	BB	SO	LOB	TOP					
Vince Coleman, S OBP: 0.347, SLG: 0.411	G4-3		G6-3		G5-3		P6			4	0	0	0	0	0	2	St. Louis Cardinals @ Atlanta Braves Atlanta-Fulton County Stadium, Atlanta, GA Sun Sep 02 1990, 3:33 AM EDT Att: 10,070 - Cloudy - 90 F					
Ozzie Smith, S OBP: 0.336, SLG: 0.304	G1-3		P1			1B		G5-3		4	0	1	0	0	0	0						
Terry Pendleton, S OBP: 0.276, SLG: 0.320	1B		F7			G6-3		1B		4	0	2	0	0	0	1						
Rex Hudler, R OBP: 0.332, SLG: 0.474	1B			B1-3		P4		L7-5-3		4	0	1	0	0	0	2						
Craig Wilson, R OBP: 0.305, SLG: 0.289	P5			F9					FC6-4	4	0	2	0	0	0	2						
Felix Jose, S OBP: 0.301, SLG: 0.363		P4		G5-3		G5-3		L9		4	0	0	0	0	0	3						
Ray Lankford, L OBP: 0.292, SLG: 0.333		F9			L8		K		FC6-4	4	0	0	0	0	1	1						
Tom Pagnozzi, R OBP: 0.331, SLG: 0.369				G4-3		G2-3		1B		4	0	3	0	0	0	0						
John Tudor, L OBP: 0.196, SLG: 0.205				G4-3				P3		2	0	0	0	0	0	2						
Milt Thompson, L OBP: 0.296, SLG: 0.323										1	0	1	0	0	0	0						
Scott Terry, R OBP: 0.500, SLG: 0.600										0	0	0	0	0	0	0						
Todd Zeile, R OBP: 0.321, SLG: 0.393										1	0	0	0	0	0	2						
Inning Stats	R: 0 E: 0 K: 0 S: 14	H: 2 LOB: 2 BB: 0 P: 18	R: 0 E: 0 K: 0 S: 11	H: 1 LOB: 1 BB: 0 P: 18	R: 0 E: 0 K: 0 S: 6	H: 0 LOB: 0 BB: 0 P: 10	R: 0 E: 0 K: 0 S: 6	H: 0 LOB: 0 BB: 0 P: 7	R: 0 E: 0 K: 0 S: 11	H: 1 LOB: 1 BB: 0 P: 16	R: 0 E: 0 K: 0 S: 13	H: 2 LOB: 2 BB: 0 P: 18	R: 0 E: 0 K: 1 S: 8	H: 1 LOB: 0 BB: 0 P: 13	R: 0 E: 0 K: 0 S: 9	H: 1 LOB: 0 BB: 0 P: 13	R: 0 E: 0 K: 0 S: 13	H: 2 LOB: 2 BB: 0 P: 18	1B: 9 2B: 2 3B: 0 HR: 0	SF: 0 SAC: 0 DP: 1 HBP: 0	WP: 0 PB: 0 SB: 2 CS: 0	PA: 36
PITCHER Charlie Leibrandt, L ERA: 3.42	IP: 9.0 WLS: W BF: 36 H: 10 R: 0 ER: 0 SO: 1 BB: 0 IBB: 0 HBP: 0 BLK: 0 WP: 0 HR: 0 S: 91 P: 131 ERA: 0.00 WHIP: 1.111																					

Batter	1	2	3	4	5	6	7	8	9	AB	R	H	RBI	BB	SO	LOB	BOTTOM			
Lonnie Smith, R OBP: 0.383, SLG: 0.448	G1-3		2B			F7		HR		3	2	1	0	1	0	0	St. Louis Cardinals @ Atlanta Braves Atlanta-Fulton County Stadium, Atlanta, GA Sun Sep 02 1990, 3:33 AM EDT Att: 10,070 - Cloudy - 90 F			
Ron Gant, R OBP: 0.348, SLG: 0.537	F8		2B			F7		L8		4	0	1	2	0	0	1				
David Justice, L OBP: 0.346, SLG: 0.509	F7		K			2B		HR		4	2	2	2	0	1	1				
Jim Presley, R OBP: 0.287, SLG: 0.425		F8			G6-3		2B	F8		4	0	1	1	0	0	0				
Francisco Cabrera, R OBP: 0.306, SLG: 0.500		G6-3			P6		G5-3	G5-3		4	0	0	0	0	0	1				
Andres Thomas, R OBP: 0.245, SLG: 0.300		F8			F9					3	0	1	0	0	0	0				
Jeff Blauser, R OBP: 0.330, SLG: 0.377			CS			K		B5-3		3	0	1	0	0	1	1				
Greg Olson, R OBP: 0.351, SLG: 0.410			SH1-3			F9		F8		2	1	0	0	1	0	1				
Charlie Leibrandt, R OBP: 0.220, SLG: 0.179			SH1-3			K		G6-3		2	0	0	0	0	1	1				
Inning Stats	R: 0 E: 0 K: 0 S: 10	H: 0 LOB: 0 BB: 0 P: 14	R: 0 E: 0 K: 0 S: 4	H: 0 LOB: 0 BB: 0 P: 6	R: 2 E: 0 K: 1 S: 8	H: 2 LOB: 1 BB: 2 P: 21	R: 0 E: 0 K: 0 S: 10	H: 0 LOB: 0 BB: 0 P: 12	R: 0 E: 0 K: 2 S: 9	H: 0 LOB: 0 BB: 0 P: 10	R: 1 E: 0 K: 0 S: 9	H: 2 LOB: 1 BB: 0 P: 14	R: 0 E: 0 K: 0 S: 8	H: 1 LOB: 1 BB: 0 P: 12	R: 2 E: 0 K: 0 S: 10	H: 2 LOB: 0 BB: 0 P: 14		1B: 3 2B: 3 3B: 0 HR: 1	SF: 0 SAC: 1 DP: 0 HBP: 0	WP: 0 PB: 0 SB: 1 CS: 1
PITCHER John Tudor, L ERA: 2.54	IP: 6.0 WLS: L BF: 23 H: 4 R: 3 ER: 3 SO: 3 BB: 2 IBB: 0 HBP: 0 BLK: 0 WP: 0 HR: 0 S: 50 P: 77 ERA: 4.50 WHIP: 1.000																			
Scott Terry, R ERA: 5.31	IP: 2.0 WLS: 9 BF: 3 H: 2 R: 2 ER: 2 SO: 0 BB: 0 IBB: 0 HBP: 0 BLK: 0 WP: 0 HR: 1 S: 18 P: 26 ERA: 9.00 WHIP: 1.500																			



Batter	1	2	3	4	5	6	7	8	9	AB	R	H	RBI	BB	SO	LOB	TOP								
Tom Herr, S (1,4) OBP: 0.323, SLG: 0.362	G4-3		G5-3		F8			B2-6		4	0	0	0	0	0	3	New York Mets @ St. Louis Cardinals Busch Stadium, St. Louis, MO Tue Sep 04 1990, 7:05 PM CDT Att: 19,873 - Unknown - 88 F livebaseballscorecards.com								
Tim Lincecum, R (1,3) OBP: 0.326, SLG: 0.504	G5-3			2B	G1-3			P6		4	0	1	0	0	0	1									
Gregg Jefferies, S (1,5) OBP: 0.348, SLG: 0.461				P2	G3-1			F7		4	0	1	0	0	0	1									
Darryl Strawberry, L (1,9) OBP: 0.376, SLG: 0.519	G4-3			BB	L9			F8		3	0	0	0	1	0	1									
Kevin Reynolds, R (1,7) OBP: 0.358, SLG: 0.448			G6-3	F9				F8		3	0	1	0	1	0	2									
Howard Johnson, S (1,6) OBP: 0.317, SLG: 0.445			F7	G1-3				K		4	0	0	0	0	2	4									
Daryl Boston, L (1,8) OBP: 0.327, SLG: 0.429								G4-6-3		2	0	0	0	1	1	1									
Charlie O'Brien, R (1,2) OBP: 0.253, SLG: 0.252										2	0	0	0	0	0	0									
Dave Magadan, L (8, PH) OBP: 0.324, SLG: 0.441	CS		L8		F7			B2-6		1	0	1	0	0	0	0									
Keith Miller, R (8, PR) OBP: 0.335, SLG: 0.330								BB		0	0	0	0	0	0	0									
Todd Hundley, S (8,2) OBP: 0.254, SLG: 0.276								1B		0	0	0	0	0	0	0									
Sid Fernandez, L (1,1) OBP: 0.200, SLG: 0.220										2	0	1	0	0	1	0									
Mackey Sasser, L (8, PH) OBP: 0.356, SLG: 0.444										0	0	0	0	1	0	0									
Darren Reed, R (8, PR) OBP: 0.118, SLG: 0.176										0	0	0	0	0	0	0									
Alejandro Pena, R (8,1) OBP: 0.333, SLG: 0.200										0	0	0	0	0	0	0									
Inning Stats	R: 0 E: 0 K: 0 S: 11	H: 1 LOB: 1 BB: 0 P: 16	R: 0 E: 0 K: 0 S: 6	H: 0 LOB: 0 BB: 1 P: 13	R: 0 E: 0 K: 1 S: 6	H: 0 LOB: 0 BB: 0 P: 12	R: 0 E: 0 K: 0 S: 9	H: 1 LOB: 1 BB: 0 P: 18	R: 0 E: 0 K: 1 S: 14	H: 0 LOB: 0 BB: 0 P: 25	R: 0 E: 0 K: 0 S: 5	H: 0 LOB: 0 BB: 0 P: 9	R: 0 E: 0 K: 1 S: 6	H: 1 LOB: 0 BB: 0 P: 11	R: 0 E: 0 K: 0 S: 7	H: 1 LOB: 1 BB: 1 P: 14	R: 0 E: 0 K: 1 S: 7	H: 0 LOB: 1 BB: 1 P: 15	1B: 4 2B: 2 3B: 0 HR: 0	SF: 0 SAC: 0 DP: 2 HBP: 0	WP: 0 PB: 0 SB: 1 CS: 1	PA: 34			
PITCHER	IP	WLS	BF	H	R	ER	SO	BB	IBB	HBP	BLK	WP	HR	S	P	ERA	WHIP								
Joe Magrane, L (1,1) ERA: 3.56	5.0	W	19	3	0	0	2	2	0	0	0	0	0	46	84	0.00	1.000								
Omar Olivares, R (6,1) ERA: 1.55	3.0		10	2	0	0	1	1	0	0	0	0	0	18	34	0.00	1.000								
Lee Smith, R (9,1) ERA: 2.01	1.0	S	4	0	0	0	1	1	0	0	0	0	0	7	15	0.00	1.000								

Batter	1	2	3	4	5	6	7	8	9	AB	R	H	RBI	BB	SO	LOB	BOTTOM								
Bernard Gilkey, R (1,7)	K			F9		B1-3		G6-3		4	0	0	0	0	1	1	New York Mets @ St. Louis Cardinals Busch Stadium, St. Louis, MO Tue Sep 04 1990, 7:05 PM CDT Att: 19,873 - Unknown - 88 F livebaseballscorecards.com								
Ozzie Smith, S (1,6)	P5			2B	1B	P2		L7		4	1	1	0	0	0	1									
Terry Pendleton, S (1,5)	F8			1B	2B	G5-3				3	0	1	1	0	0	0									
Rex Hudler, R (1,3) OBP: 0.332, SLG: 0.472			G6-3		F7					3	0	1	0	0	0	1									
Dave Collins, S (9,3) OBP: 0.382, SLG: 0.255										0	0	0	0	0	0	0									
Felix Jose, S (1,9) OBP: 0.298, SLG: 0.357										2	0	0	0	1	2	2									
Craig Wilson, R (1,4) OBP: 0.306, SLG: 0.283										2	0	0	0	1	1	1									
José Oquendo, S (9,4) OBP: 0.360, SLG: 0.322										0	0	0	0	0	0	0									
Milt Thompson, L (1,8) OBP: 0.293, SLG: 0.319										3	0	0	0	0	2	1									
Tom Pagnozzi, R (1,2) OBP: 0.342, SLG: 0.375										2	0	0	0	0	0	0									
Joe Magrane, R (1,1) OBP: 0.185, SLG: 0.176										1	0	0	0	0	1	0									
Todd Zeile, R (5, PH) OBP: 0.316, SLG: 0.388										1	0	0	0	0	0	1									
Omar Olivares, R (6,1)										0	0	0	0	0	0	0									
Ray Lankford, L (8, PH) OBP: 0.302, SLG: 0.327										1	0	1	0	0	0	0									
Lee Smith, R (9,1)										0	0	0	0	0	0	0									
Inning Stats	R: 0 E: 0 K: 1 S: 5	H: 0 LOB: 0 BB: 0 P: 8	R: 0 E: 0 K: 1 S: 7	H: 0 LOB: 0 BB: 1 P: 13	R: 0 E: 0 K: 1 S: 11	H: 0 LOB: 0 BB: 0 P: 17	R: 1 E: 0 K: 1 S: 19	H: 2 LOB: 1 BB: 0 P: 25	R: 0 E: 0 K: 0 S: 10	H: 0 LOB: 1 BB: 0 P: 17	R: 0 E: 0 K: 0 S: 4	H: 0 LOB: 0 BB: 0 P: 5	R: 0 E: 0 K: 2 S: 11	H: 1 LOB: 1 BB: 1 P: 16	R: 0 E: 0 K: 0 S: 9	H: 1 LOB: 1 BB: 0 P: 11	1B: 3 2B: 1 3B: 0 HR: 0	SF: 0 SAC: 0 DP: 0 HBP: 1	WP: 0 PB: 0 SB: 3 CS: 2	PA: 30					
PITCHER	IP	WLS	BF	H	R	ER	SO	BB	IBB	HBP	BLK	WP	HR	S	P	ERA	WHIP								
Sid Fernandez, L (1,1) ERA: 3.28	7.0	L	25	3	1	1	7	2	0	1	0	0	0	67	101	1.29	0.714								
Alejandro Pena, R (8,1) ERA: 3.79	1.0		4	1	0	0	0	0	0	0	0	0	0	9	11	0.00	1.000								

Batter	1	2	3	4	5	6	7	8	9	AB	R	H	RBI	BB	SO	LOB	TOP							
Otis Nixon, S (1, 8) OBP: 0.349, SLG: 0.316 Dave Martinez, L (6, FR) OBP: 0.325, SLG: 0.438 (6, 8)	F6	2B WP BB			1B	BB			6-3	2	1	1	0	2	0	0								
Delino DeShields, L (1, 4) OBP: 0.376, SLG: 0.400	L3	WP 2B		L8		G3				5	0	2	1	0	0	2								
Tim Raines, S (1, 7) OBP: 0.379, SLG: 0.387	HR 1B	WP BB			F8			G6-4-3 BB	6-3	3	1	1	0	2	0	1								
Tim Wallach, R (1, 5) OBP: 0.355, SLG: 0.500	1-H HR	K			HR 1B			G6-4-3 1-2		4	2	2	2	0	1	3								
Larry Walker, L (1, 9) OBP: 0.318, SLG: 0.443	HBP			B1-3		HR		CS BB		2	1	1	2	1	0	0								
Andres Galarraga, R (1, 3) OBP: 0.368, SLG: 0.408	K			4-3		K		CS 1-2	3-1	4	0	0	0	0	2	1								
Jerry Goff, L (1, 2) OBP: 0.358, SLG: 0.314		SH1-4 2B 1B		K		G3			K	4	1	1	0	0	2	0								
Spike Owen, S (1, 6) OBP: 0.333, SLG: 0.338	F7			6-3		L6			3-1	4	0	0	0	0	0	1								
Chris Nabholz, L (1, 1) Mel Rojas, R (6, 1) Tim Burke, R (8, 1) OBP: 0.200, SLG: 0.200	SH1-4			G3		6-3			G3	2	0	0	0	0	0	0								
Inning Stats	R: 2 E: 0 K: 1 S: 13	H: 2 LOB: 1 BB: 0 P: 22	R: 2 E: 0 K: 1 S: 16	H: 2 LOB: 2 BB: 2 P: 30	R: 0 E: 0 K: 1 S: 7	H: 0 LOB: 0 BB: 0 P: 8	R: 0 E: 0 K: 0 S: 10	H: 1 LOB: 1 BB: 0 P: 17	R: 2 E: 0 K: 1 S: 10	H: 2 LOB: 0 BB: 0 P: 16	R: 0 E: 0 K: 0 S: 4	H: 0 LOB: 1 BB: 1 P: 12	R: 0 E: 0 K: 0 S: 6	H: 0 LOB: 0 BB: 2 P: 16	R: 0 E: 0 K: 1 S: 8	H: 0 LOB: 0 BB: 0 P: 12	R: 0 E: 0 K: 0 S: 7	H: 1 LOB: 1 BB: 0 P: 12	1B: 4 2B: 2 3B: 0 HR: 2	SF: 0 SAC: 1 DP: 1 HBP: 1	WP: 1 PB: 0 SB: 1 CS: 1	PA: 40		
PITCHER	IP WLS BF H R ER SO BB IBB HBP BLK WP HR S P ERA WHIP	IP WLS BF H R ER SO BB IBB HBP BLK WP HR S P ERA WHIP	IP WLS BF H R ER SO BB IBB HBP BLK WP HR S P ERA WHIP	IP WLS BF H R ER SO BB IBB HBP BLK WP HR S P ERA WHIP	IP WLS BF H R ER SO BB IBB HBP BLK WP HR S P ERA WHIP	IP WLS BF H R ER SO BB IBB HBP BLK WP HR S P ERA WHIP	IP WLS BF H R ER SO BB IBB HBP BLK WP HR S P ERA WHIP	IP WLS BF H R ER SO BB IBB HBP BLK WP HR S P ERA WHIP	IP WLS BF H R ER SO BB IBB HBP BLK WP HR S P ERA WHIP	IP WLS BF H R ER SO BB IBB HBP BLK WP HR S P ERA WHIP	IP WLS BF H R ER SO BB IBB HBP BLK WP HR S P ERA WHIP	IP WLS BF H R ER SO BB IBB HBP BLK WP HR S P ERA WHIP	IP WLS BF H R ER SO BB IBB HBP BLK WP HR S P ERA WHIP	IP WLS BF H R ER SO BB IBB HBP BLK WP HR S P ERA WHIP	IP WLS BF H R ER SO BB IBB HBP BLK WP HR S P ERA WHIP	IP WLS BF H R ER SO BB IBB HBP BLK WP HR S P ERA WHIP	IP WLS BF H R ER SO BB IBB HBP BLK WP HR S P ERA WHIP	IP WLS BF H R ER SO BB IBB HBP BLK WP HR S P ERA WHIP	IP WLS BF H R ER SO BB IBB HBP BLK WP HR S P ERA WHIP	IP WLS BF H R ER SO BB IBB HBP BLK WP HR S P ERA WHIP	IP WLS BF H R ER SO BB IBB HBP BLK WP HR S P ERA WHIP	IP WLS BF H R ER SO BB IBB HBP BLK WP HR S P ERA WHIP	IP WLS BF H R ER SO BB IBB HBP BLK WP HR S P ERA WHIP	IP WLS BF H R ER SO BB IBB HBP BLK WP HR S P ERA WHIP

Montreal Expos @ St. Louis Cardinals
 Busch Stadium, St. Louis, MO
 Wed Sep 05 1990, 7:05 PM CDT
 Att: 19,808 - Unknown - 95 F

AB 32
 R 6
 H 8
 RBI 5
 BB 5
 SO 5
 LOB 8



Batter	1	2	3	4	5	6	7	8	9	AB	R	H	RBI	BB	SO	LOB	BOTTOM							
Bernard Gilkey, R (1, 7) OBP: 0.125, SLG: 0.125	E SH1-3 1B		4-3		FC5-4 1-2		K			4	1	1	0	0	1	1								
Ozzie Smith, S (1, 6) OBP: 0.301, SLG: 0.302	SH1-3			6-3		6-3		F9 1B		3	0	1	0	0	0	0								
Felix Jose, S (1, 9) OBP: 0.301, SLG: 0.356	CS 1B			K		2B BB		L9		3	0	1	1	1	1	1								
Rex Hudler, R (1, 3) OBP: 0.340, SLG: 0.500	F9 1-2			HR		2B		1B		4	0	3	1	0	0	1								
Todd Zeile, R (1, 5) OBP: 0.319, SLG: 0.387		F8		HBP		HBP		F9		2	0	0	0	0	0	2								
Tom Pagnozzi, R (1, 2) OBP: 0.333, SLG: 0.364	F8			F9		F3		L5		4	0	0	0	0	0	6								
Milt Thompson, L (1, 8) OBP: 0.290, SLG: 0.316	G3			4-3		F8		4-3		4	0	0	0	0	0	3								
José Oquendo, S (1, 4) OBP: 0.357, SLG: 0.319			K		K		F8		K	4	0	0	0	0	3	0								
Jose DeLeon, R (1, 1) OBP: 0.137, SLG: 0.160 Gerónimo Farias, S (5, PH) OBP: 1.000, SLG: 1.000 Scott Terry, R (8, 1) OBP: 0.305, SLG: 0.800 Ray Lankford, R (7, PH) OBP: 0.296, SLG: 0.320 Mike Perez, R (8, 1) OBP: 0.200, SLG: 0.200 Rod Brewer, L (8, PH)	4-3			FC5-4 1B		4-3		F4		1	0	0	0	0	0	0								
Inning Stats	R: 1 E: 1 K: 0 S: 9	H: 2 LOB: 0 BB: 0 P: 14	R: 0 E: 0 K: 0 S: 10	H: 0 LOB: 0 BB: 0 P: 16	R: 0 E: 0 K: 1 S: 7	H: 0 LOB: 0 BB: 0 P: 12	R: 1 E: 0 K: 1 S: 11	H: 1 LOB: 1 BB: 0 P: 22	R: 0 E: 0 K: 0 S: 13	H: 1 LOB: 3 BB: 1 P: 20	R: 0 E: 0 K: 0 S: 12	H: 0 LOB: 0 BB: 0 P: 15	R: 0 E: 0 K: 0 S: 12	H: 2 LOB: 2 BB: 0 P: 17	R: 0 E: 0 K: 1 S: 6	H: 0 LOB: 0 BB: 0 P: 8	R: 0 E: 0 K: 0 S: 7	H: 0 LOB: 0 BB: 0 P: 12	1B: 5 2B: 1 3B: 0 HR: 1	SF: 0 SAC: 1 DP: 0 HBP: 2	WP: 0 PB: 0 SB: 0 CS: 1	PA: 36		
PITCHER	IP WLS BF H R ER SO BB IBB HBP BLK WP HR S P ERA WHIP	IP WLS BF H R ER SO BB IBB HBP BLK WP HR S P ERA WHIP	IP WLS BF H R ER SO BB IBB HBP BLK WP HR S P ERA WHIP	IP WLS BF H R ER SO BB IBB HBP BLK WP HR S P ERA WHIP	IP WLS BF H R ER SO BB IBB HBP BLK WP HR S P ERA WHIP	IP WLS BF H R ER SO BB IBB HBP BLK WP HR S P ERA WHIP	IP WLS BF H R ER SO BB IBB HBP BLK WP HR S P ERA WHIP	IP WLS BF H R ER SO BB IBB HBP BLK WP HR S P ERA WHIP	IP WLS BF H R ER SO BB IBB HBP BLK WP HR S P ERA WHIP	IP WLS BF H R ER SO BB IBB HBP BLK WP HR S P ERA WHIP	IP WLS BF H R ER SO BB IBB HBP BLK WP HR S P ERA WHIP	IP WLS BF H R ER SO BB IBB HBP BLK WP HR S P ERA WHIP	IP WLS BF H R ER SO BB IBB HBP BLK WP HR S P ERA WHIP	IP WLS BF H R ER SO BB IBB HBP BLK WP HR S P ERA WHIP	IP WLS BF H R ER SO BB IBB HBP BLK WP HR S P ERA WHIP	IP WLS BF H R ER SO BB IBB HBP BLK WP HR S P ERA WHIP	IP WLS BF H R ER SO BB IBB HBP BLK WP HR S P ERA WHIP	IP WLS BF H R ER SO BB IBB HBP BLK WP HR S P ERA WHIP	IP WLS BF H R ER SO BB IBB HBP BLK WP HR S P ERA WHIP	IP WLS BF H R ER SO BB IBB HBP BLK WP HR S P ERA WHIP	IP WLS BF H R ER SO BB IBB HBP BLK WP HR S P ERA WHIP	IP WLS BF H R ER SO BB IBB HBP BLK WP HR S P ERA WHIP	IP WLS BF H R ER SO BB IBB HBP BLK WP HR S P ERA WHIP	IP WLS BF H R ER SO BB IBB HBP BLK WP HR S P ERA WHIP

Montreal Expos @ St. Louis Cardinals
 Busch Stadium, St. Louis, MO
 Wed Sep 05 1990, 7:05 PM CDT
 Att: 19,808 - Unknown - 95 F

AB 32
 R 1
 H 7
 RBI 2
 BB 1
 SO 5
 LOB 14



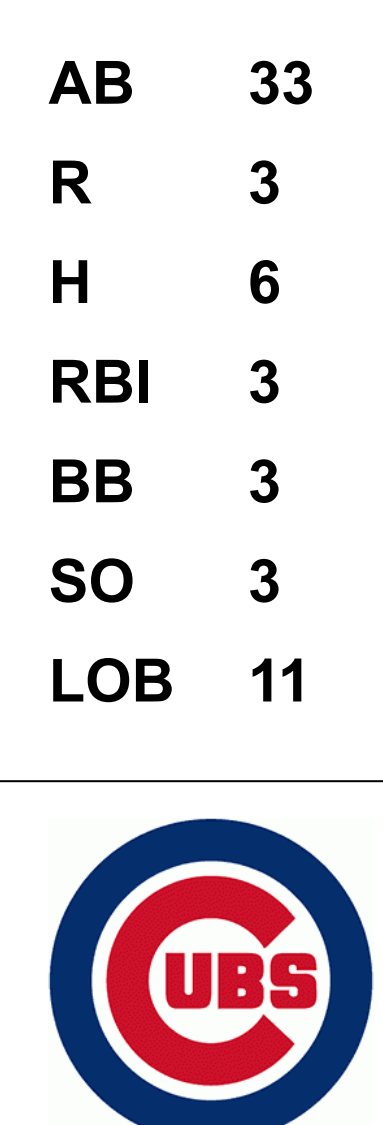
Batter	1	2	3	4	5	6	7	8	9	AB	R	H	RBI	BB	SO	LOB	TOP			
Dave Martinez, L (1, 8) OBP: 0.330, SLG: 0.440	1-0 CS 1B		4-1 G4-6-3 1B BB		1-0 4-3			0-1 2B 1B		3	1	2	0	1	0	0	Montreal Expos @ St. Louis Cardinals Busch Stadium, St. Louis, MO Thu Sep.06 1990, 3:33 AM CDT Att: 10,897 - Cloudy - 99 F			
Delino DeShields, L (1, 4) OBP: 0.377, SLG: 0.400	3-2 1B WP SF8 1B		1-2 G4-6-3 1B		3-3 K			0-3 K		4	1	2	0	0	2	1				
Tim Raines, S (1, 7) Marquis Grissom, R (5, 7) OBP: 0.314, SLG: 0.352	2-0 SF8 1B		1-0 G4-6-3		0-0 5-3			3-2 1-H 2B		2	0	1	0	0	0	2				
Tim Wallach, R (1, 5) OBP: 0.354, SLG: 0.498	2-1 SF8 1B		4-0 BB		0-1 6-3			1-2 F9		2	0	0	1	1	0	1				
Larry Walker, L (1, 9) OBP: 0.315, SLG: 0.438	2-2 G3		1-1 4-3		2-3 K			1-3 K		4	0	0	0	0	2	3				
Andres Galaraga, R (1, 3) OBP: 0.307, SLG: 0.406		3-2 FC6 1B		1-2 L3			1-1 F6		0-0 4-3	4	0	1	0	0	0	0				
Mike Fitzgerald, R (1, 2) OBP: 0.354, SLG: 0.380		1-0 F4		1-2 L8			3-1 P9		3-2 F9	4	0	0	0	0	0	1				
Tom Foley, L (1, 6) Kevin Gross, R (4, 1) Nelson Santovenia, R (7, PH) Scott Ruskin, R (7, 1) OBP: 0.286, SLG: 0.714		3-2 F8		2-2 G3			0-1 6-3			2	0	0	0	0	0	1				
Mark Gardner, R (1, 1) Junior Noboa, R (4, 6) OBP: 0.287, SLG: 0.331		0-0 FC6		2-3 K			0-1 6-3			1	0	0	0	0	0	1				
Inning Stats	R: 1 E: 0 K: 0 S: 11	H: 3 LOB: 1 BB: 0 P: 21	R: 0 E: 0 K: 0 S: 9	H: 1 LOB: 2 BB: 2 P: 16	R: 0 E: 0 K: 0 S: 7	H: 0 LOB: 0 BB: 2 P: 13	R: 0 E: 0 K: 1 S: 12	H: 0 LOB: 0 BB: 0 P: 18	R: 0 E: 0 K: 0 S: 6	H: 0 LOB: 0 BB: 0 P: 10	R: 1 E: 0 K: 1 S: 13	H: 2 LOB: 1 BB: 0 P: 17	R: 0 E: 0 K: 1 S: 7	H: 0 LOB: 0 BB: 0 P: 11	1B: 6 2B: 1 3B: 0 HR: 0	SF: 1 SAC: 0 DP: 1 HBP: 0		WP: 1 PA: 34 PB: 0 SB: 0 CS: 1		
PITCHER	IP WLS BF H R ER SO BB IBB HBP BLK WP HR S P ERA WHIP																			
Ken Hill, R (1, 1) ERA: 4.39	2.0	9	4	1	1	0	0	0	0	0	0	0	0	1	0	20	37	4.50	2.000	
Ken Dayley, L (3, 1) ERA: 3.29	3.0	W 11	1	0	0	2	2	0	0	0	0	0	0	0	0	28	49	0.00	1.000	
John Tudor, L (6, 1) ERA: 2.5	2.0	6	0	0	0	1	0	0	0	0	0	0	0	0	0	12	18	0.00	0.000	
Frank DiPino, L (8, 1) ERA: 4.54	0.2	4	2	1	1	1	0	0	0	0	0	0	0	0	0	10	13	13.50	3.000	
Lee Smith, R (8, 1) ERA: 1.99	1.1	S 4	0	0	0	1	0	0	0	0	0	0	0	0	0	10	15	0.00	0.000	
Batter	1	2	3	4	5	6	7	8	9	AB	R	H	RBI	BB	SO	LOB	BOTTOM			
Milt Thompson, L (1, 7) OBP: 0.290, SLG: 0.315	0-0 G3	3-2 FC3-2			0-0 L5-3 1B			0-0 5-3		4	0	1	0	0	0	3	Montreal Expos @ St. Louis Cardinals Busch Stadium, St. Louis, MO Thu Sep.06 1990, 3:33 AM CDT Att: 10,897 - Cloudy - 99 F			
José Oquendo, S (1, 6) OBP: 0.354, SLG: 0.316	2-3 K	0-0 G3-2-3			0-0 L5-3			1-0 5-3		4	0	0	0	0	1	4				
Ray Lankford, L (1, 8) OBP: 0.293, SLG: 0.370	1-0 HR		0-1 F8		0-1 F9			0-3 K		4	1	1	1	0	1	0				
Rex Hudler, R (1, 3) OBP: 0.344, SLG: 0.497	1-3 K		0-3 K				0-1 1B		4-2 BB	3	0	1	0	1	2	0				
Felix Jose, S (1, 9) Bernard Gilkey, R (7, 7) OBP: 0.111, SLG: 0.111		4-2 S 2B BB		0-0 HR			1-2 F7		1-0 FC6-4	2	2	1	1	1	0	1				
Todd Zeile, R (1, 5) OBP: 0.319, SLG: 0.389		3-2 1B 2B		2-1 F2			2-1 G3		2-3 G3	3	1	1	1	0	0	1				
Tom Pagnozzi, R (1, 2) OBP: 0.333, SLG: 0.364		0-1 2B FC3-2 1B			0-0 F3			1-1 F8		3	0	1	0	0	0	1				
Tim Jones, L (1, 4) OBP: 0.286, SLG: 0.314		3-2 FC3-2 G3-2-3 2B		3-1 L6 2B			1-2 F8			3	0	2	1	0	0	0				
Ken Hill, R (1, 1) Dave Collins, S (2, PH) Ken Dayley, L (3, 1) John Tudor, L (6, 1) Pedro Guerrero, R (7, PH) Frank DiPino, L (8, 1) Lee Smith, R (8, 1) OBP: 0.299, SLG: 0.333 OBP: 0.302, SLG: 0.255 OBP: 0.354, SLG: 0.438 OBP: 0.303, SLG: 0.365 OBP: 0.111, SLG: 0.111 OBP: 0.319, SLG: 0.389 OBP: 0.333, SLG: 0.364 OBP: 0.286, SLG: 0.314		4-2 FC3-2 HBP		0-0 L6			2-2 5-3			0	0	0	0	0	0	0				
Inning Stats	R: 1 E: 0 K: 2 S: 10	H: 1 LOB: 0 BB: 0 P: 14	R: 2 E: 0 K: 0 S: 22	H: 3 LOB: 2 BB: 1 P: 39	R: 1 E: 0 K: 1 S: 8	H: 1 LOB: 0 BB: 0 P: 10	R: 0 E: 0 K: 0 S: 4	H: 1 LOB: 0 BB: 0 P: 7	R: 0 E: 0 K: 0 S: 4	H: 1 LOB: 1 BB: 0 P: 14	R: 0 E: 0 K: 0 S: 7	H: 0 LOB: 0 BB: 0 P: 10	R: 0 E: 0 K: 1 S: 7	H: 0 LOB: 1 BB: 1 P: 13	1B: 3 2B: 5 3B: 0 HR: 2	SF: 0 SAC: 0 DP: 3 HBP: 1		WP: 0 PA: 32 PB: 0 SB: 3 CS: 0		
PITCHER	IP WLS BF H R ER SO BB IBB HBP BLK WP HR S P ERA WHIP																			
Mark Gardner, R (1, 1) ERA: 3.42	3.0	L 15	5	4	4	3	1	0	0	0	0	0	0	0	0	2	40	63	12.00	2.000
Kevin Gross, R (4, 1) ERA: 4.32	3.0	10	3	0	0	0	0	0	0	0	0	0	0	0	0	17	25	0.00	1.000	
Scott Ruskin, L (7, 1) ERA: 2.66	2.0	7	0	0	0	1	1	0	0	0	0	0	0	0	0	14	23	0.00	0.500	

Batter	1	2	3	4	5	6	7	8	9	AB	R	H	RBI	BB	SO	LOB	TOP								
Milt Thompson, L (1,7) OBP: 0.291, SLG: 0.319	L8		1B						G3	5	1	2	0	0	0	1	St. Louis Cardinals @ Chicago Cubs Wrigley Field, Chicago, IL Fri Sep 07 1990, 3:33 AM CDT Att: 23,353 - Overcast								
Ozzie Smith, S (1,6) OBP: 0.333, SLG: 0.301	G6-3		L6						F9	5	0	1	0	0	0	3									
Ray Lankford, L (1,8) OBP: 0.290, SLG: 0.362	G4-3		2H						FC4-6	4	0	1	1	0	0	1									
Pedro Guerrero, R (1,3) OBP: 0.336, SLG: 0.436			G4-3						G4-3	4	1	2	0	0	0	2									
Rod Brewer, L (9,3)			1B						2B	0	0	0	0	0	0	0									
Todd Zeile, R (1,5) OBP: 0.319, SLG: 0.390	G4-6-3								F7	4	1	1	0	0	0	1									
Rex Hudler, R (1,9) OBP: 0.347, SLG: 0.495	E5		1B						F7	3	1	1	0	1	1	0									
Tom Pagnozzi, R (1,2) OBP: 0.331, SLG: 0.363	2H		1B						K	3	0	1	2	0	1	0									
José Oquendo, S (1,4) OBP: 0.353, SLG: 0.315	L7								F8	4	0	1	1	0	0	1									
Bob Tewksbury, R (1,1) OBP: 0.256, SLG: 0.200									F8	3	0	0	0	0	1	2									
Mike Perez, R (8,1)									G3	0	0	0	0	0	0	0									
Gerónimo Pena, S (9,PH) OBP: 1.000, SLG: 1.000									G3	1	0	1	0	0	0	0									
Lee Smith, R (9,1)									1B	0	0	0	0	0	0	0									
Inning Stats	R: 0 E: 0 K: 0 S: 5	H: 0 LOB: 0 BB: 0 P: 9	R: 1 E: 1 K: 0 S: 9	H: 3 LOB: 1 BB: 0 P: 14	R: 1 E: 0 K: 0 S: 11	H: 2 LOB: 1 BB: 0 P: 15	R: 0 E: 0 K: 1 S: 7	H: 0 LOB: 0 BB: 0 P: 10	R: 0 E: 0 K: 1 S: 11	H: 1 LOB: 2 BB: 0 P: 15	R: 2 E: 0 K: 0 S: 12	H: 3 LOB: 2 BB: 1 P: 20	R: 0 E: 0 K: 0 S: 8	H: 1 LOB: 1 BB: 0 P: 13	R: 0 E: 0 K: 1 S: 11	H: 0 LOB: 0 BB: 0 P: 16	R: 0 E: 0 K: 0 S: 12	H: 1 LOB: 1 BB: 0 P: 20	1B: 9 2B: 2 3B: 0 HR: 0	SF: 1 SAC: 0 DP: 1 HBP: 0	WP: 0 PB: 0 SB: 0 CS: 0	PA: 38			
PITCHER	IP	WLS	BF	H	R	ER	SO	BB	IBB	HBP	BLK	WP	HR	S	P	ERA	WHIP								
Greg Maddux, R (1,1) ERA: 3.48	7.0	L	31	10	4	3	2	0	1	0	0	0	0	63	96	3.86	1.429								
Randy Kramer, R (8,1) ERA: 4.45	2.0		7	1	0	0	1	0	0	0	0	0	0	23	36	0.00	0.500								

AB	36
R	4
H	11
RBI	4
BB	1
SO	3
LOB	11



Batter	1	2	3	4	5	6	7	8	9	AB	R	H	RBI	BB	SO	LOB	BOTTOM								
Jerome Walton, R (1,8) OBP: 0.356, SLG: 0.330	K								K	5	0	1	0	0	2	2	St. Louis Cardinals @ Chicago Cubs Wrigley Field, Chicago, IL Fri Sep 07 1990, 3:33 AM CDT Att: 23,353 - Overcast								
Greg Smith, S (1,4) OBP: 0.300, SLG: 0.250	HR								G3-1	4	1	1	0	0	0	1									
Mark Grace, L (1,3) OBP: 0.369, SLG: 0.410	L8								G3-1	3	0	1	0	1	0	1									
Andre Dawson, R (1,9) OBP: 0.353, SLG: 0.527	2H								G6-3	4	1	1	2	0	0	2									
Dwight Smith, L (1,7) OBP: 0.333, SLG: 0.382	E								K	3	0	1	0	1	1	0									
Shawon Dunston, R (1,6) OBP: 0.296, SLG: 0.449	E5								E5	4	1	0	0	0	0	3									
Domingo Ramos, R (1,5) OBP: 0.325, SLG: 0.303	FC6-4								E5	3	0	0	0	0	0	2									
Dave Clark, L (9,PH) OBP: 0.299, SLG: 0.409	1-2								1B	1	0	1	0	0	0	0									
Joe Girardi, R (1,2) OBP: 0.314, SLG: 0.363									1B	3	0	0	0	0	0	0									
Manvell Wynne, L (9,PH) OBP: 0.255, SLG: 0.335									1B	0	0	0	0	1	0	0									
Greg Maddux, R (1,1) OBP: 0.153, SLG: 0.141									1B	2	0	0	0	0	0	0									
Gary Varsho, L (7,PH) OBP: 0.289, SLG: 0.324									1B	1	0	0	0	0	0	0									
Randy Kramer, R (8,1)									1B	0	0	0	0	0	0	0									
Damon Berryhill, S (9,PH)									1-2	0	0	0	1	0	0	0									
Inning Stats	R: 2 E: 1 K: 1 S: 10	H: 2 LOB: 2 BB: 1 P: 19	R: 0 E: 0 K: 0 S: 10	H: 0 LOB: 0 BB: 0 P: 11	R: 0 E: 0 K: 0 S: 6	H: 0 LOB: 0 BB: 0 P: 12	R: 0 E: 0 K: 0 S: 7	H: 0 LOB: 0 BB: 0 P: 9	R: 0 E: 0 K: 0 S: 8	H: 1 LOB: 1 BB: 0 P: 12	R: 0 E: 0 K: 0 S: 8	H: 2 LOB: 1 BB: 0 P: 12	R: 0 E: 0 K: 0 S: 7	H: 0 LOB: 0 BB: 0 P: 8	R: 0 E: 0 K: 0 S: 5	H: 0 LOB: 1 BB: 1 P: 11	R: 1 E: 1 K: 2 S: 12	H: 1 LOB: 2 BB: 1 P: 19	1B: 4 2B: 1 3B: 0 HR: 1	SF: 1 SAC: 0 DP: 1 HBP: 0	WP: 0 PB: 0 SB: 0 CS: 0	PA: 37			
PITCHER	IP	WLS	BF	H	R	ER	SO	BB	IBB	HBP	BLK	WP	HR	S	P	ERA	WHIP								
Bob Tewksbury, R (1,1) ERA: 2.74	7.0	W	27	5	2	2	1	1	0	0	0	0	0	56	83	2.57	0.857								
Mike Perez, R (8,1) ERA:	1.0		4	0	0	0	0	1	0	0	0	0	0	5	11	0.00	1.000								
Lee Smith, R (9,1) ERA: 1.95	1.0	S	6	1	1	0	2	1	0	0	0	0	0	12	19	0.00	2.000								



Batter	1	2	3	4	5	6	7	8	9	AB	R	H	RBI	BB	SO	LOB	TOP								
Mitt Thompson, L OBP: 0.290, SLG: 0.316 (1, 7)	G1-3	BB		L4		G4-3		FC4-6		4	0	0	0	1	0	1	St. Louis Cardinals @ Chicago Cubs Wrigley Field, Chicago, IL Sat Sep 08 1990, 3:33 AM CDT Att: 32,039 - Sunny - 69 F								
Ozzie Smith, S OBP: 0.331, SLG: 0.300 (1, 6)	G6-3	BB					L7	K		5	1	1	0	0	2	4									
Ray Lankford, L OBP: 0.299, SLG: 0.381 (1, 8)	G4-3			F7			F7			5	0	2	0	0	0	0									
Pedro Guerrero, R OBP: 0.338, SLG: 0.437 Dave Collins, S OBP: 0.352, SLG: 0.255 (7, PR)		BB				L5		E5		4	1	2	0	0	0	2									
Felix Jose, S OBP: 0.303, SLG: 0.364 (9, PH)		BB						K		0	0	0	0	0	0	0									
Todd Zeile, R OBP: 0.320, SLG: 0.388 (1, 5)		BB						K		1	0	0	0	0	1	1									
Rex Hudler, R OBP: 0.348, SLG: 0.495 (1, 9)								K		4	0	1	0	1	2	3									
								K		4	1	2	1	0	1	2									
Tom Pagnozzi, R OBP: 0.323, SLG: 0.353 (1, 2)								K		4	0	0	0	0	0	7									
José Oquendo, S OBP: 0.353, SLG: 0.314 Vince Coleman, S OBP: 0.345, SLG: 0.407 Scott Terry, R OBP: 0.500, SLG: 0.600 (8, PH)								K		2	0	0	0	1	0	0									
Omar Olivares, R OBP: 0.182, SLG: 0.545 Geronimo Pena, S OBP: 0.667, SLG: 0.667 Ken Dayley, L (6, PH)								K		1	0	0	0	0	0	0									
Craig Wilson, R OBP: 0.312, SLG: 0.290 (8, 4)								K		2	1	2	3	0	0	0									
								K		1	0	0	0	0	1	0									
								K		0	0	0	0	0	0	0									
								K		1	0	1	0	0	0	0									
Inning Stats	R: 0 E: 0 K: 0 S: 7	H: 0 LOB: 0 BB: 0 P: 10	R: 2 E: 0 K: 1 S: 19	H: 3 LOB: 3 BB: 2 P: 35	R: 0 E: 0 K: 1 S: 6	H: 1 LOB: 1 BB: 0 P: 7	R: 1 E: 0 K: 0 S: 9	H: 1 LOB: 0 BB: 0 P: 12	R: 1 E: 0 K: 1 S: 14	H: 2 LOB: 2 BB: 1 P: 25	R: 0 E: 0 K: 1 S: 6	H: 0 LOB: 0 BB: 0 P: 10	R: 0 E: 1 K: 0 S: 14	H: 2 LOB: 3 BB: 0 P: 23	R: 0 E: 0 K: 1 S: 12	H: 1 LOB: 1 BB: 0 P: 15	R: 0 E: 1 K: 3 S: 16	H: 1 LOB: 1 BB: 0 P: 21	1B: 8 2B: 2 3B: 0 HR: 1	SF: 1 SAC: 0 DP: 0 HBP: 0	WP: 1 PB: 0 SB: 1 CS: 0	PA: 42			
PITCHER	IP	WLS	BF	H	R	ER	SO	BB	IBB	HBP	BLK	WP	HR	S	P	ERA	WHIP								
Rick Sutcliffe, R ERA: 3.84 Dave Pavias, R ERA: 4.91 Paul Assenmacher, L ERA: 2.97	5.0	W	25	7	4	4	2	3	0	0	0	1	1	55	89	7.20	2.000								
	2.0	L	9	2	0	0	1	0	0	0	0	0	0	20	33	0.00	1.000								
	2.0	S	8	2	0	0	4	0	0	0	0	0	0	28	36	0.00	1.000								

Batter	1	2	3	4	5	6	7	8	9	AB	R	H	RBI	BB	SO	LOB	BOTTOM								
Jerome Walton, R OBP: 0.355, SLG: 0.329 (1, 8)	FC6-4	FC5-4		F9			F9			4	1	1	0	0	0	4	St. Louis Cardinals @ Chicago Cubs Wrigley Field, Chicago, IL Sat Sep 08 1990, 3:33 AM CDT Att: 32,039 - Sunny - 69 F								
23 Ryne Sandberg, R OBP: 0.346, SLG: 0.543 (1, 4)	FC6-4	CS		G5-3			K			4	1	2	1	0	1	0									
Mark Grace, L OBP: 0.368, SLG: 0.415 (1, 3)	FC6-4			G1-3			F7			4	2	1	1	0	0	2									
Andre Dawson, R OBP: 0.352, SLG: 0.524 (1, 9)	FC6-4			L1			P2			4	1	1	1	0	0	0									
Dwight Smith, L OBP: 0.337, SLG: 0.383 Dave Pavias, R Paul Assenmacher, L (8, 1)	E9			L6-3			G4-3			2	0	1	1	1	0	0									
	G6-3									0	0	0	0	0	0	0									
										1	0	0	0	0	1	0									
Damon Berryhill, S (1, 2)	G6-3			L6-3			K			4	0	0	1	0	1	2									
Shawon Dunston, R OBP: 0.296, SLG: 0.447 (1, 6)	G6-3						F8			4	0	1	0	0	0	1									
Domingo Ramos, R OBP: 0.333, SLG: 0.310 (1, 5)										2	0	2	0	1	0	0									
Rick Sutcliffe, L Doug Dascenzo, S OBP: 0.310, SLG: 0.362 (6, 7)							L8			0	0	0	0	2	0	0									
										1	0	0	0	0	0	1									
Inning Stats	R: 3 E: 1 K: 0 S: 23	H: 4 LOB: 1 BB: 0 P: 36	R: 0 E: 0 K: 0 S: 9	H: 1 LOB: 1 BB: 1 P: 15	R: 0 E: 0 K: 0 S: 6	H: 0 LOB: 0 BB: 0 P: 11	R: 0 E: 0 K: 0 S: 10	H: 2 LOB: 3 BB: 2 P: 22	R: 1 E: 0 K: 1 S: 7	H: 1 LOB: 0 BB: 0 P: 10	R: 0 E: 0 K: 1 S: 6	H: 0 LOB: 1 BB: 1 P: 13	R: 1 E: 0 K: 1 S: 9	H: 1 LOB: 0 BB: 0 P: 17	R: 0 E: 0 K: 1 S: 8	H: 0 LOB: 0 BB: 0 P: 9		1B: 7 2B: 1 3B: 0 HR: 2	SF: 0 SAC: 0 DP: 1 HBP: 0	WP: 0 PB: 0 SB: 0 CS: 2	PA: 35				
PITCHER	IP	WLS	BF	H	R	ER	SO	BB	IBB	HBP	BLK	WP	HR	S	P	ERA	WHIP								
Omar Olivares, R ERA: 2.76 Ken Dayley, L ERA: 3.32 Scott Terry, R ERA: 5.06	5.0	L	23	8	4	4	0	3	0	0	0	0	1	55	94	7.20	2.200								
	2.0	L	8	1	1	1	2	1	0	0	0	0	1	15	30	4.50	1.000								
	1.0	S	3	0	0	0	1	0	0	0	0	0	0	8	9	0.00	0.000								

AB	38
R	4
H	11
RBI	4
BB	3
SO	7
LOB	20

AB	30
R	5
H	9
RBI	5
BB	4
SO	3
LOB	10



Batter	1	2	3	4	5	6	7	8	9	AB	R	H	RBI	BB	SO	LOB	TOP					
Geronimo Pena, S OBP: 0.556, SLG: 0.556 (1, 4)										5	1	2	0	0	0	0						
Rex Hudler, R OBP: 0.343, SLG: 0.485 (1, 7)										0	1	0	0	0	0	0						
Ray Lankford, L OBP: 0.356, SLG: 0.459 (1, 8)										5	1	3	2	0	0	1						
Pedro Guerrero, R OBP: 0.341, SLG: 0.440 Rod Brewer, L (9, 3)										5	0	4	1	0	0	2						
Felix Jose, S OBP: 0.306, SLG: 0.371 John Tudor, L OBP: 0.188, SLG: 0.196 Terry Pendleton, S OBP: 0.277, SLG: 0.323 Lee Smith, R (9, 1)										4	0	1	0	0	0	3						
Todd Zeile, R OBP: 0.326, SLG: 0.399 (1, 5)										2	2	0	2	0	0							
Tom Pagnozzi, R OBP: 0.319, SLG: 0.347 (1, 2)										4	1	1	0	0	1	3						
Tim Jones, L OBP: 0.289, SLG: 0.327 (1, 6)										4	0	1	1	0	0	3						
Omar Olivares, R OBP: 0.143, SLG: 0.462 Milt Thompson, L OBP: 0.290, SLG: 0.316 (7, 9)										2	0	0	1	0	0	2						
Inning Stats	R: 1 E: 1 K: 0 S: 8	H: 4 LOB: 2 BB: 0 P: 13	R: 2 E: 0 K: 0 S: 9	H: 2 LOB: 0 BB: 0 P: 15	R: 0 E: 0 K: 0 S: 10	H: 1 LOB: 1 BB: 0 P: 14	R: 1 E: 0 K: 1 S: 8	H: 1 LOB: 0 BB: 1 P: 16	R: 1 E: 0 K: 0 S: 8	H: 2 LOB: 1 BB: 0 P: 13	R: 0 E: 0 K: 0 S: 9	H: 1 LOB: 1 BB: 0 P: 11	R: 1 E: 0 K: 0 S: 12	H: 2 LOB: 1 BB: 0 P: 14	R: 0 E: 0 K: 0 S: 9	H: 0 LOB: 1 BB: 1 P: 16	R: 0 E: 0 K: 0 S: 14	H: 2 LOB: 2 BB: 0 P: 23	1B: 13 2B: 1 3B: 0 HR: 1	SF: 1 SAC: 0 DP: 0 HBP: 0	WP: 0 PB: 2 SB: 2 CS: 1	PA: 42
PITCHER	IP WLS BF H R ER SO BB IBB HBP BLK WP HR S P ERA WHIP																	PITCHER	IP WLS BF H R ER SO BB IBB HBP BLK WP HR S P ERA WHIP			
Bill Sampen, R ERA: 3.16 (1, 1)	2.0 L 10 6 3 2 0 0 0 0 0 0 0 0 0 1 35 28 9.00 3.000																					
Dale Mohorcic, R ERA: 3.25 (3, 1)	4.0 17 5 2 2 1 1 0 0 0 0 0 1 35 54 4.50 1.500																					
Mel Rojas, R ERA: 3.62 (7, 1)	1.1 7 2 1 1 0 1 0 0 0 0 0 0 17 24 6.75 2.250																					
Drew Hall, L ERA: 5.15 (8, 1)	1.0 5 2 0 0 0 0 0 0 0 0 0 0 15 22 0.00 2.000																					
Kevin Gross, R ERA: 4.63 (9, 1)	0.2 2 0 0 0 0 0 0 0 0 0 0 0 3 7 0.00 0.000																					
Tim Raines, S OBP: 0.378, SLG: 0.385 (1, 7)										4	1	1	1	1	0	1						
Dave Martinez, L OBP: 0.332, SLG: 0.440 Otis Nixon, S OBP: 0.341, SLG: 0.306 (7, PH)										3	1	1	0	0	1	3						
Delino DeShields, L OBP: 0.384, SLG: 0.420 (1, 4)										4	0	1	1	1	1	4						
Tim Wallach, R OBP: 0.347, SLG: 0.482 (1, 5)										5	0	0	0	0	0	3						
Larry Walker, L OBP: 0.318, SLG: 0.432 Drew Hall, L (8, 1)										2	1	1	0	2	0	1						
Kevin Gross, R OBP: 0.228, SLG: 0.348 (9, 1)										0	0	0	0	0	0	0						
Andres Galaraga, R OBP: 0.307, SLG: 0.413 (1, 3)										4	1	2	1	0	0	1						
Nelson Santovenia, R OBP: 0.289, SLG: 0.329 Rolando Roomes, R OBP: 0.239, SLG: 0.343 Oriando Mercado, R OBP: 0.290, SLG: 0.322 (9, 2)										4	0	0	0	0	1	3						
Spike Owen, S OBP: 0.337, SLG: 0.342 (1, 6)										4	0	1	1	0	0	1						
Bill Sampen, R ERA: 3.06 Mike Aldrete, L OBP: 0.389, SLG: 0.329 Dale Mohorcic, R ERA: 2.4 Moises Alou, R OBP: 0.275, SLG: 0.125 Mel Rojas, R OBP: 0.290, SLG: 0.290 Marquis Grissom, R OBP: 0.318, SLG: 0.329 (8, 9)										0	0	0	0	0	0	0						
Inning Stats	R: 0 E: 0 K: 1 S: 9	H: 0 LOB: 1 BB: 1 P: 20	R: 2 E: 0 K: 1 S: 15	H: 3 LOB: 3 BB: 2 P: 27	R: 0 E: 0 K: 0 S: 6	H: 0 LOB: 1 BB: 1 P: 12	R: 0 E: 0 K: 0 S: 3	H: 0 LOB: 0 BB: 0 P: 5	R: 1 E: 0 K: 1 S: 13	H: 2 LOB: 2 BB: 1 P: 21	R: 0 E: 0 K: 0 S: 7	H: 1 LOB: 1 BB: 0 P: 12	R: 0 E: 0 K: 0 S: 9	H: 2 LOB: 1 BB: 0 P: 14	R: 0 E: 1 K: 0 S: 6	H: 0 LOB: 1 BB: 0 P: 9	R: 1 E: 0 K: 1 S: 11	H: 1 LOB: 0 BB: 0 P: 13	1B: 8 2B: 1 3B: 0 HR: 0	SF: 0 SAC: 0 DP: 0 HBP: 0	WP: 0 PB: 0 SB: 0 CS: 0	PA: 40
PITCHER	IP WLS BF H R ER SO BB IBB HBP BLK WP HR S P ERA WHIP																	PITCHER	IP WLS BF H R ER SO BB IBB HBP BLK WP HR S P ERA WHIP			
Omar Olivares, R ERA: 3.06 (1, 1)	6.0 W 28 6 3 3 3 5 0 0 0 1 0 0 53 97 4.50 1.833																					
John Tudor, L ERA: 2.4 (7, 1)	2.0 8 2 0 0 0 0 0 0 0 0 0 0 15 23 0.00 1.000																					
Lee Smith, R ERA: 2.15 (9, 1)	1.0 S 4 1 1 0 1 0 0 0 0 0 0 0 11 13 0.00 1.000																					

St. Louis Cardinals @ Montreal Expos
Olympic Stadium, Montreal, QB
Thu Sep 13 1990, 7:05 PM EDT
Att: 9,185 - Dome

AB	33
R	6
H	14
RBI	5
BB	2
SO	1
LOB	17



St. Louis Cardinals @ Montreal Expos
Olympic Stadium, Montreal, QB
Thu Sep 13 1990, 7:05 PM EDT
Att: 9,185 - Dome

AB	35
R	4
H	9
RBI	4
BB	5
SO	4
LOB	19



Batter	1	2	3	4	5	6	7	8	9	AB	R	H	RBI	BB	SO	LOB	TOP								
Jerome Walton, R OBP: 0.359, SLG: 0.332	P4		G5-3		P3		FC6-4 BB			3	0	0	0	1	0	1									
23 Ryne Sandberg, R OBP: 0.350, SLG: 0.544	L8		G6-3			G4-6-3 BB	FC6-4 1-2			3	0	0	0	1	0	2									
Mark Grace, L OBP: 0.373, SLG: 0.415	1B			G3		G4-6-3 1-2		F8		4	0	1	0	0	0	1									
Andre Dawson, R OBP: 0.356, SLG: 0.530	K			G3		G5-3		F7		4	0	1	0	0	1	1									
Derrick May, L OBP: 0.375, SLG: 0.357				K				F8		4	1	2	0	0	1	1									
Luis Salazar, R OBP: 0.306, SLG: 0.413	P4			K					P9	4	0	0	0	0	1	3									
Greg Smith, S OBP: 0.292, SLG: 0.318	F8				G4-3					4	1	2	1	0	0	1									
Joe Girardi, R OBP: 0.312, SLG: 0.359	L8				G5-3					3	0	1	0	0	0	1									
Gary Varsho, L OBP: 0.275, SLG: 0.308										1	0	0	0	0	0	1									
Mitch Williams, L Steve Wilson, L Dave Collins, L Bill Long, R Dwight Smith, L Dave Pavia, R Damon Berryhill, S			G5-3							1	0	0	0	0	0	0									
Inning Stats	R: 0 E: 0 K: 1 S: 14	H: 1 LOB: 1 BB: 0 P: 22	R: 0 E: 0 K: 0 S: 8	H: 1 LOB: 1 BB: 0 P: 8	R: 0 E: 0 K: 0 S: 5	H: 0 LOB: 0 BB: 0 P: 6	R: 0 E: 0 K: 2 S: 9	H: 1 LOB: 1 BB: 0 P: 15	R: 0 E: 0 K: 0 S: 8	H: 0 LOB: 0 BB: 0 P: 10	R: 0 E: 0 K: 0 S: 4	H: 0 LOB: 0 BB: 1 P: 9	R: 2 E: 0 K: 0 S: 15	H: 3 LOB: 2 BB: 1 P: 25	R: 0 E: 0 K: 0 S: 5	H: 0 LOB: 0 BB: 0 P: 9	R: 0 E: 0 K: 0 S: 14	H: 1 LOB: 1 BB: 0 P: 19	1B: 7 2B: 1 3B: 0 HR: 0	SF: 0 SAC: 0 DP: 1 HBP: 0	WP: 1 PB: 0 SB: 2 CS: 0	PA: 36			
PITCHER	IP	WLS	BF	H	R	ER	SO	BB	IBB	HBP	BLK	WP	HR	S	P	ERA	WHIP								
Bryn Smith, R ERA: 4.28	(1, 1)	6.0	W	22	4	0	0	3	1	0	0	0	0	48	70	0.00	0.833								
Ernie Camacho, R ERA: 5.4	(7, 1)	0.2		6	3	2	0	1	0	0	0	1	0	11	19	27.00	6.000								
Mike Perez, R ERA: 1.08	(7, 1)	2.1	S	8	1	0	0	0	0	0	0	0	0	23	34	0.00	0.429								

Chicago Cubs @ St. Louis Cardinals
Busch Stadium, St. Louis, MO
Fri Sep 14 1990, 7:05 PM CDT
Att: 34,473 - Unknown - 77 F

AB 34
R 2
H 8
RBI 2
BB 2
SO 3
LOB 14



Batter	1	2	3	4	5	6	7	8	9	AB	R	H	RBI	BB	SO	LOB	BOTTOM								
Bernard Gilkey, R OBP: 0.077, SLG: 0.077	G6-3		F9	K		G4-3				4	0	0	0	0	1	2									
Ozzie Smith, S OBP: 0.336, SLG: 0.305	G4-3		3B 2B				G6-3			3	1	1	0	1	0	0									
Ray Lankford, L OBP: 0.372, SLG: 0.506	2B		2B 3B					BB 1B		4	2	3	1	0	1	2									
Pedro Guerrero, R OBP: 0.344, SLG: 0.446			1B 2B							3	1	2	2	1	0	2									
Dave Collins, S OBP: 0.382, SLG: 0.255	2B		1B 2B					G6-4-3 BB		0	0	0	0	0	0	0									
Todd Zeile, R OBP: 0.325, SLG: 0.398	L9		1B 1B					G6-4-3		4	0	1	1	0	0	3									
Rex Hudler, R OBP: 0.336, SLG: 0.475	F8		E5 1B							4	0	0	0	0	1	1									
Geronimo Pena, S OBP: 0.462, SLG: 0.462	F8									4	0	1	0	0	0	0									
José Oquendo, S OBP: 0.353, SLG: 0.320			1B							0	0	0	0	0	0	0									
Tom Pagnozzi, R OBP: 0.323, SLG: 0.351	F9		L9							4	0	2	0	0	0	3									
Bryn Smith, R OBP: 0.265, SLG: 0.273										1	0	0	0	1	0	0									
Rod Brewer, L Ernie Camacho, R Mike Perez, R										1	0	0	0	0	0	1									
Inning Stats	R: 1 E: 0 K: 0 S: 12	H: 2 LOB: 1 BB: 0 P: 22	R: 0 E: 0 K: 0 S: 6	H: 0 LOB: 0 BB: 0 P: 9	R: 3 E: 1 K: 0 S: 17	H: 5 LOB: 3 BB: 0 P: 22	R: 0 E: 0 K: 2 S: 10	H: 0 LOB: 2 BB: 2 P: 23	R: 0 E: 0 K: 1 S: 7	H: 0 LOB: 0 BB: 0 P: 10	R: 0 E: 0 K: 0 S: 6	H: 1 LOB: 0 BB: 0 P: 11	R: 0 E: 0 K: 0 S: 9	H: 1 LOB: 1 BB: 1 P: 15	R: 0 E: 0 K: 0 S: 6	H: 1 LOB: 1 BB: 0 P: 9	1B: 5 2B: 4 3B: 1 HR: 0	SF: 0 SAC: 0 DP: 1 HBP: 0	WP: 0 PB: 0 SB: 0 CS: 1	PA: 36					
PITCHER	IP	WLS	BF	H	R	ER	SO	BB	IBB	HBP	BLK	WP	HR	S	P	ERA	WHIP								
Mitch Williams, L Steve Wilson, L Bill Long, R Dave Pavia, R	(1, 1)	3.1	L	20	7	4	4	1	0	0	0	0	0	4	6	0.00	0.000								
	(4, 1)	0.2		2	0	0	0	1	0	0	0	0	0	4	6	0.00	0.000								
	(5, 1)	2.0		6	1	0	0	1	0	0	0	0	0	13	21	0.00	0.500								
	(7, 1)	2.0		8	2	0	0	0	1	0	0	0	0	15	24	0.00	1.500								

Chicago Cubs @ St. Louis Cardinals
Busch Stadium, St. Louis, MO
Fri Sep 14 1990, 7:05 PM CDT
Att: 34,473 - Unknown - 77 F

AB 33
R 4
H 10
RBI 4
BB 3
SO 3
LOB 15



Batter	1	2	3	4	5	6	7	8	9	AB	R	H	RBI	BB	SO	LOB	TOP							
Jerome Walton, R OBP: 0.360, SLG: 0.330 (1, 8)	F7		23 HR BB		G4-3		23 1B E BB		K	3	2	0	0	2	1	1								
23 Ryne Sandberg, R OBP: 0.353, SLG: 0.556 (1, 4)	P3		HR				E7 1B 1-H 2-H		HR	4	2	3	4	1	0	0								
Mark Grace, L OBP: 0.371, SLG: 0.413 (1, 3)	1B		P6		F7		F7		G6-3	5	0	1	0	0	0	3								
Andre Dawson, R OBP: 0.356, SLG: 0.526 (1, 9)	F7		K			G2-3	IBB			3	0	0	0	1	1	1								
Derrick May, L OBP: 0.316, SLG: 0.294 Les Lancaster, R OBP: 0.150, SLG: 0.056 (6, 1)		F9		K		G4-3	G5-3			3	0	0	0	0	1	0								
Luis Salazar, R OBP: 0.306, SLG: 0.414 (1, 5)	2B		K		K			G1-3		4	0	1	0	0	2	0								
Greg Smith, S OBP: 0.286, SLG: 0.385 (1, 6)	F8		P5				1B 3B	G4-3		4	1	1	0	0	0	1								
Joe Girardi, R OBP: 0.312, SLG: 0.356 (1, 2)	K				G4-3 SH3-4 BB		K	G4-3		3	0	0	0	1	2	2								
Randy Kramer, R Dwight Smith, L OBP: 0.333, SLG: 0.381 Doug Descenzo, S OBP: 0.314, SLG: 0.354 (6, 7) (9, 7)	L4				SH3-4		23 1B BB 1B		K	1	0	0	0	0	0	0								
Inning Stats	R: 0 E: 0 K: 0 S: 6	H: 1 LOB: 1 BB: 0 P: 10	R: 0 E: 0 K: 1 S: 12	H: 1 LOB: 1 BB: 0 P: 18	R: 2 E: 0 K: 1 S: 6	H: 1 LOB: 0 BB: 1 P: 10	R: 0 E: 0 K: 2 S: 7	H: 0 LOB: 0 BB: 0 P: 11	R: 0 E: 0 K: 0 S: 9	H: 0 LOB: 2 BB: 2 P: 17	R: 0 E: 0 K: 1 S: 8	H: 0 LOB: 0 BB: 0 P: 13	R: 3 E: 1 K: 1 S: 23	H: 3 LOB: 2 BB: 2 P: 39	R: 0 E: 0 K: 0 S: 9	H: 0 LOB: 0 BB: 0 P: 14	R: 1 E: 0 K: 2 S: 11	H: 1 LOB: 0 BB: 0 P: 19	1B: 3 2B: 1 3B: 1 HR: 2	SF: 0 SAC: 1 DP: 0 HBP: 0	WP: 0 PB: 0 SB: 0 CS: 0	PA: 39		
PITCHER	IP	WLS	BF	H	R	ER	SO	BB	IBB	HBP	BLK	WP	HR	S	P	ERA	WHIP							
Jose DeLeon, R ERA: 4.53 Frank DiPino, L ERA: 4.85 Scott Terry, R ERA: 5.0	6.1	L	29	6	5	4	6	4	0	0	0	0	1	63	101	5.68	1.579							
	0.2		3	0	0	0	0	0	1	0	0	0	0	8	17	0.00	0.000							
	2.0		7	1	1	1	2	0	0	0	0	0	1	20	33	4.50	0.500							

Chicago Cubs @ St. Louis Cardinals
 Busch Stadium, St. Louis, MO
 Sat Sep 15 1990, 7:05 PM CDT
 Att: 42,282 - Unknown - 81 F

AB 33
 R 6
 H 7
 RBI 5
 BB 5
 SO 8
 LOB 10

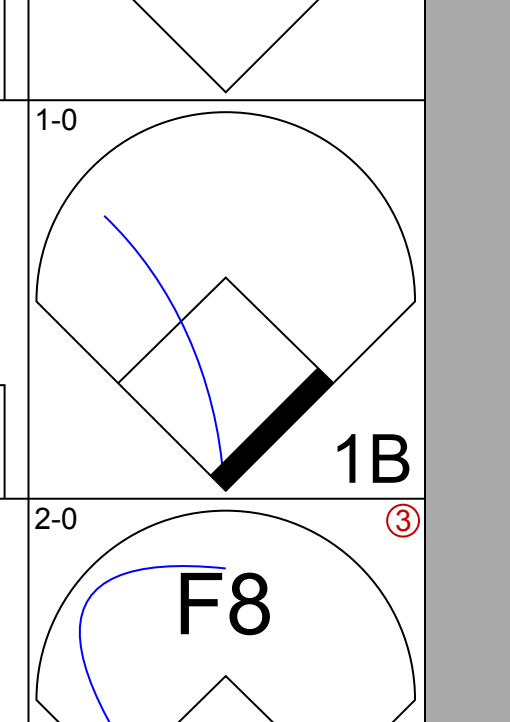
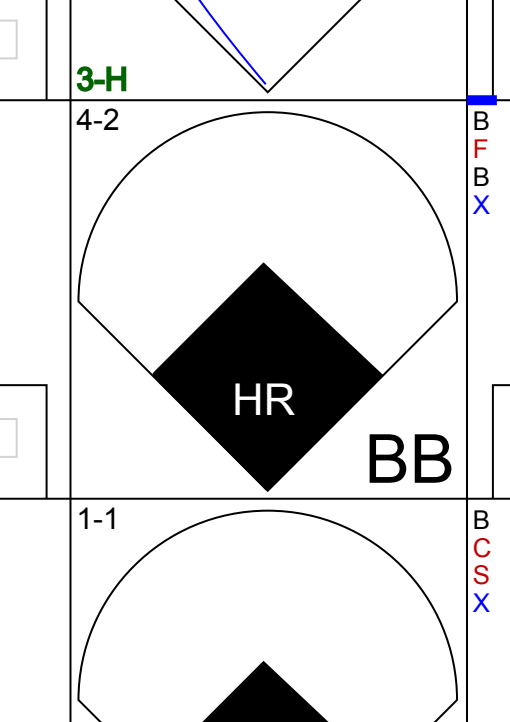
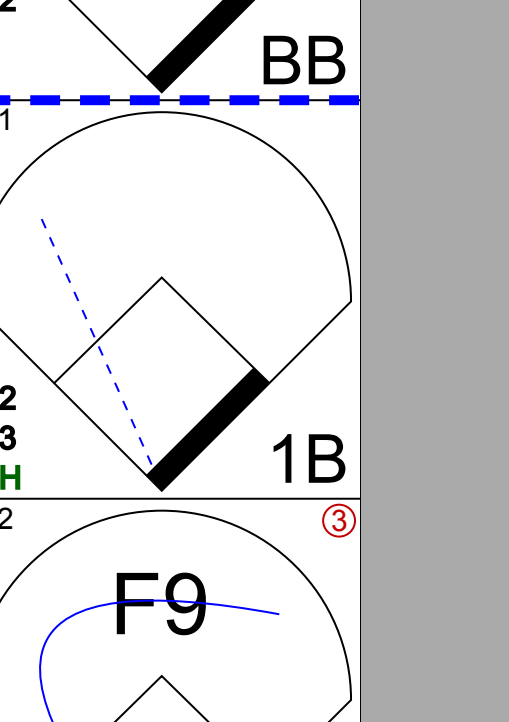
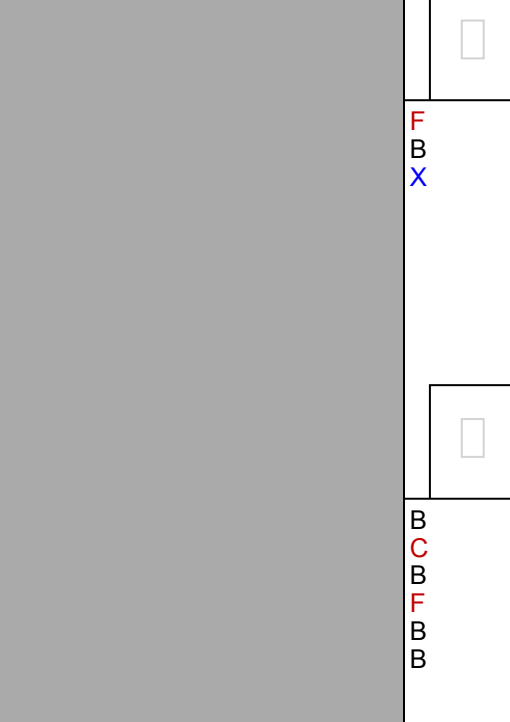
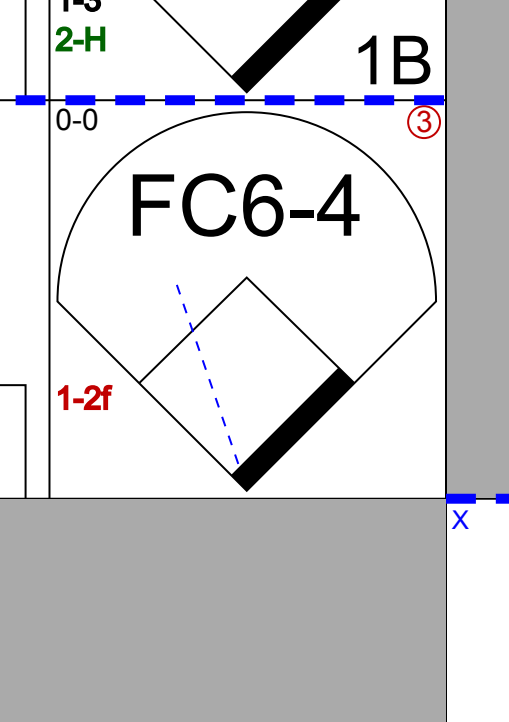
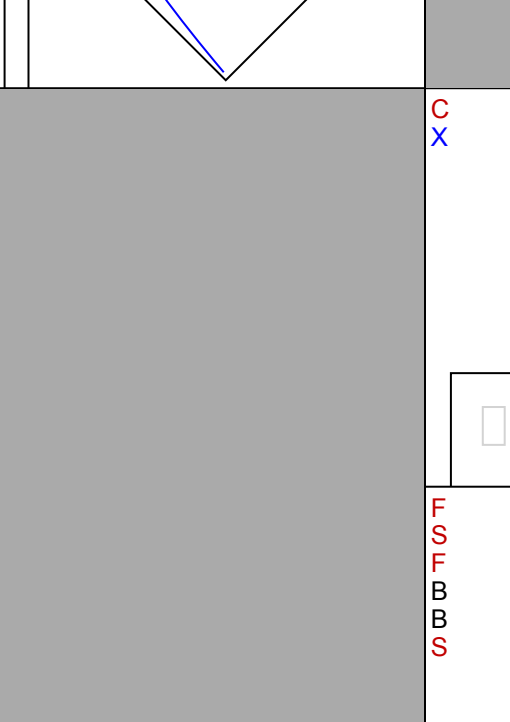
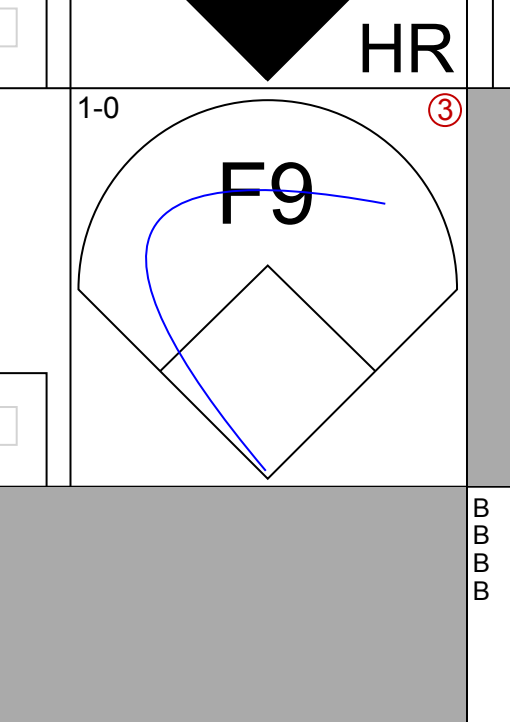
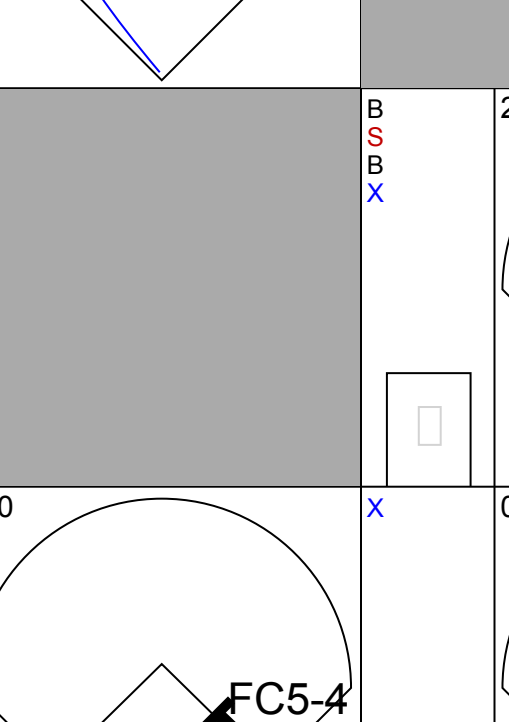

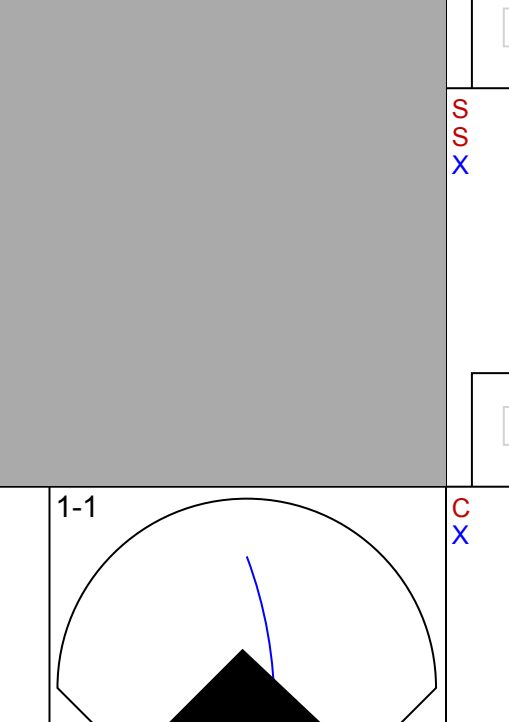
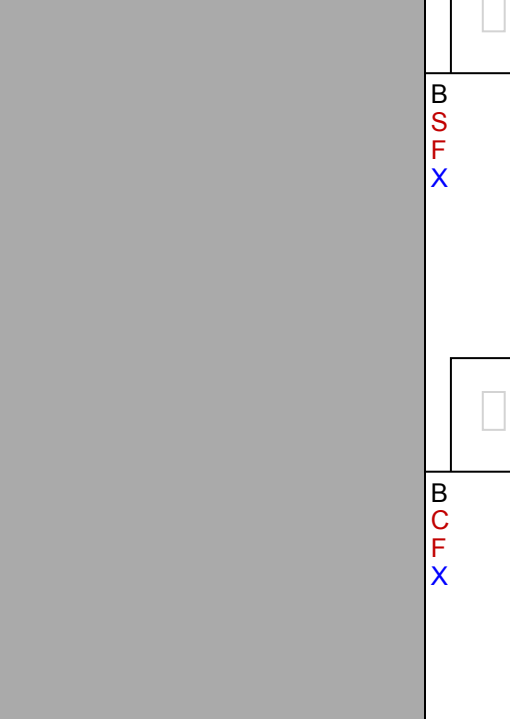
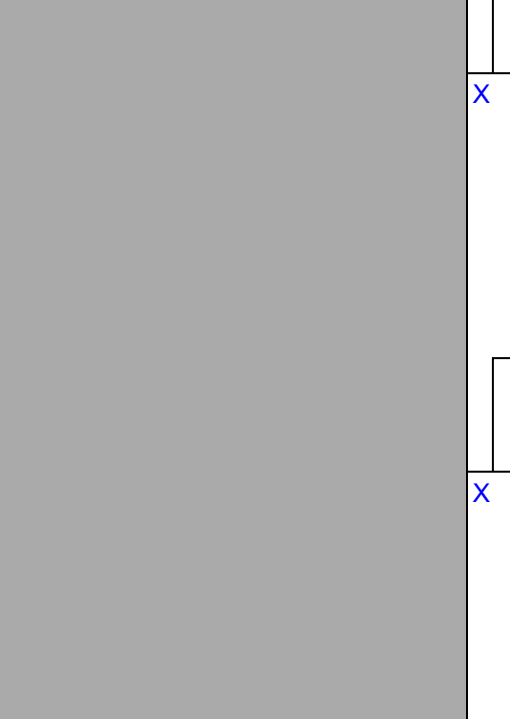
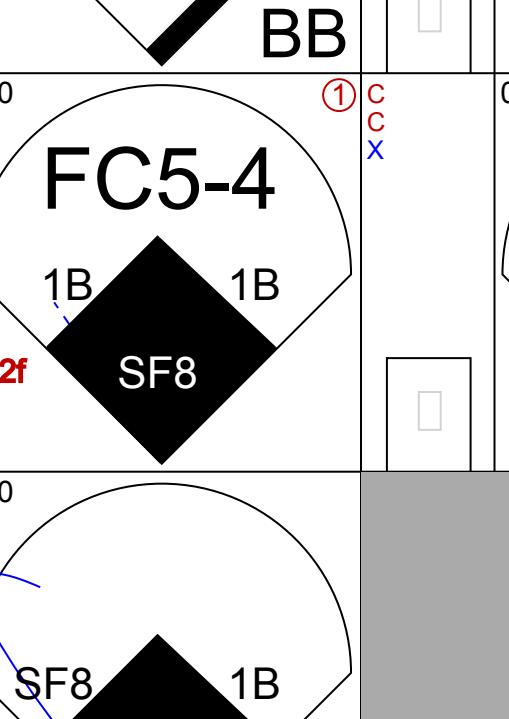
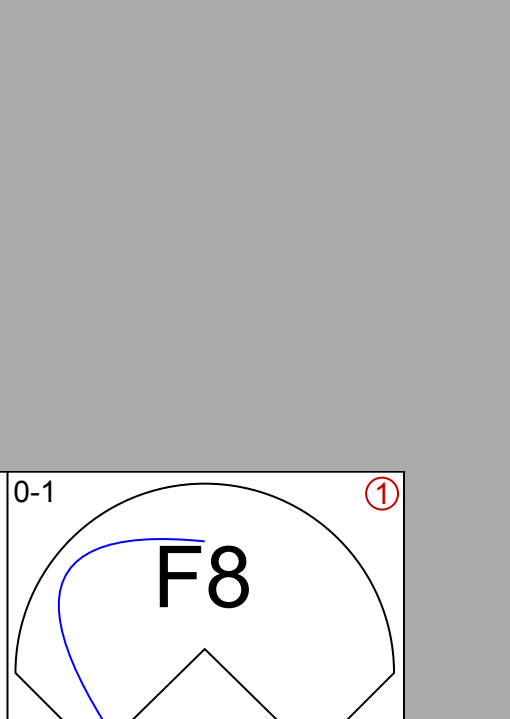
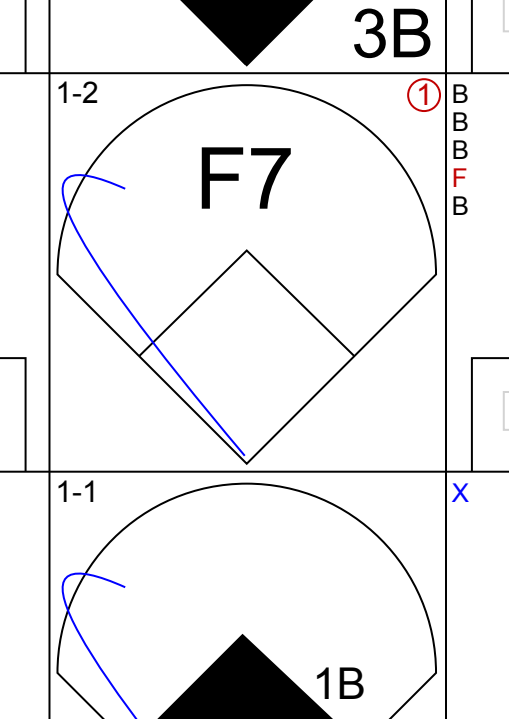
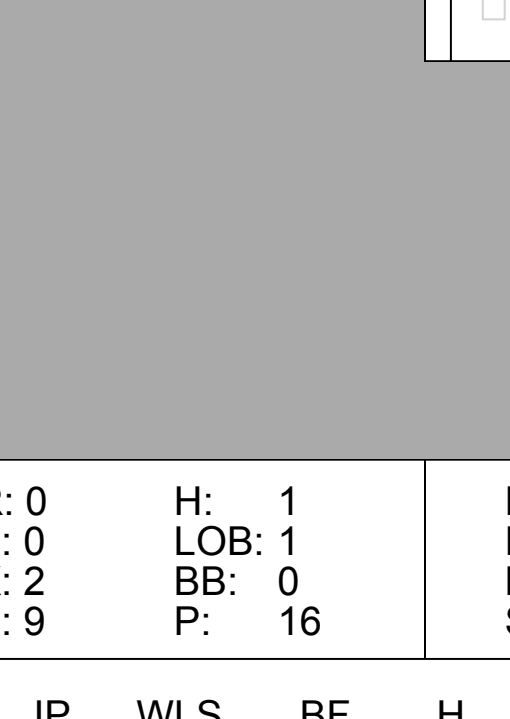
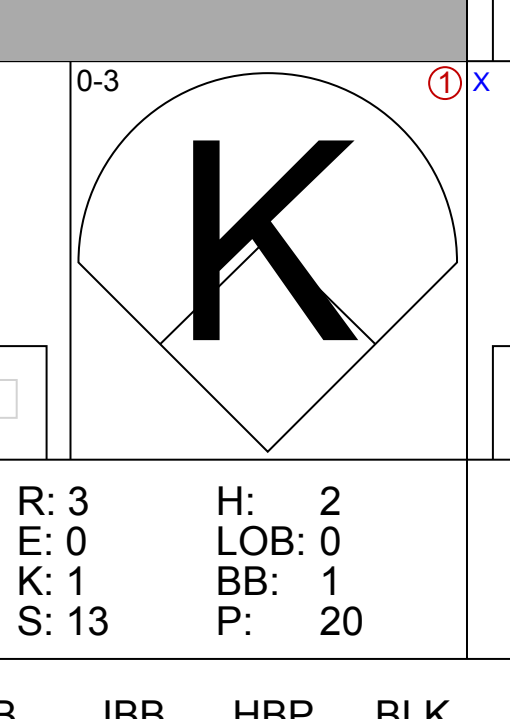
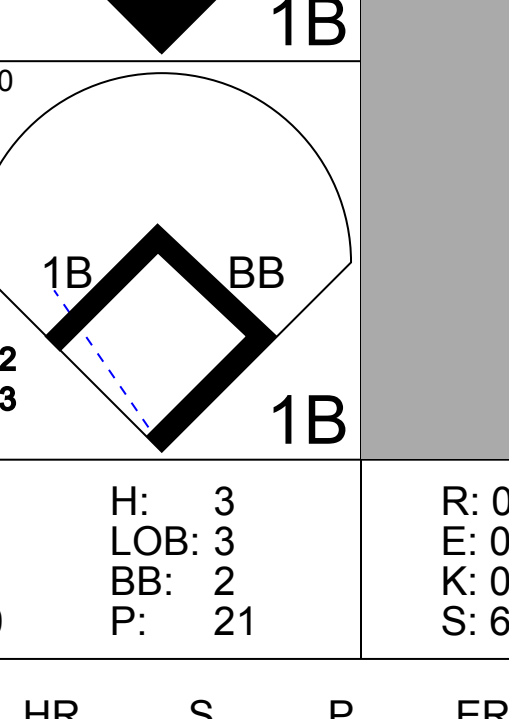
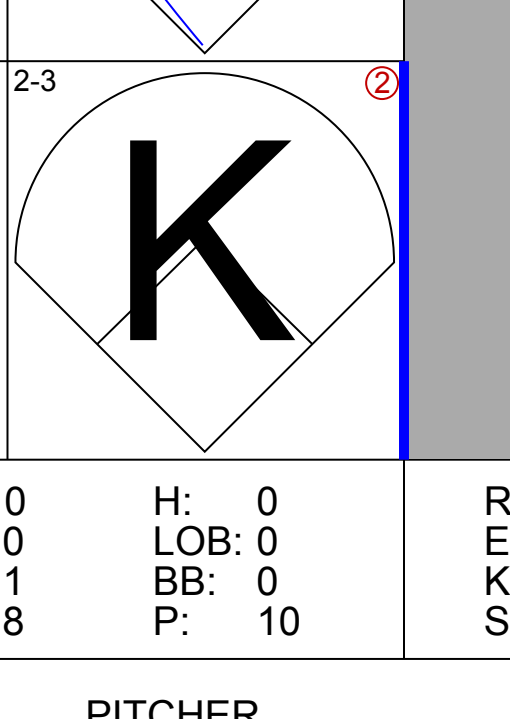
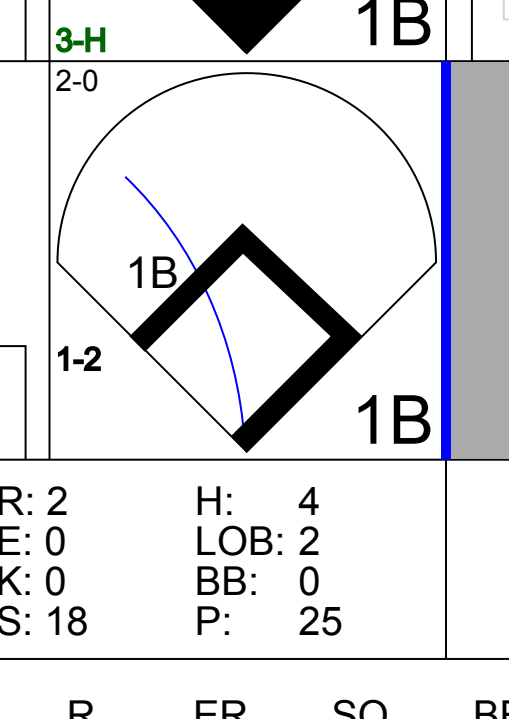
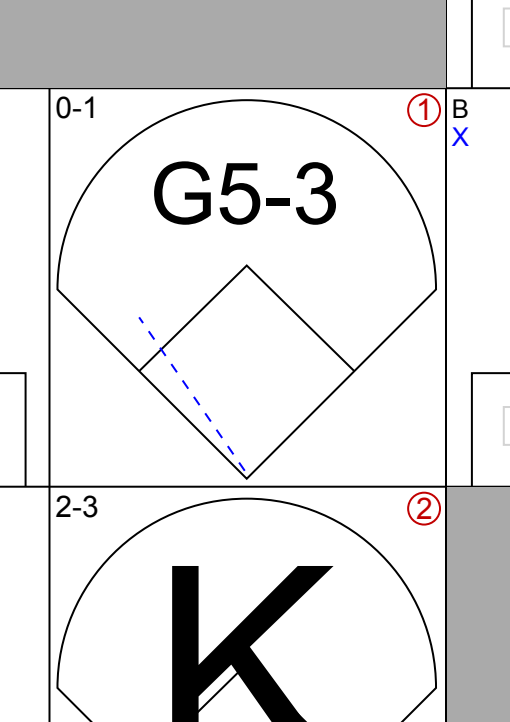
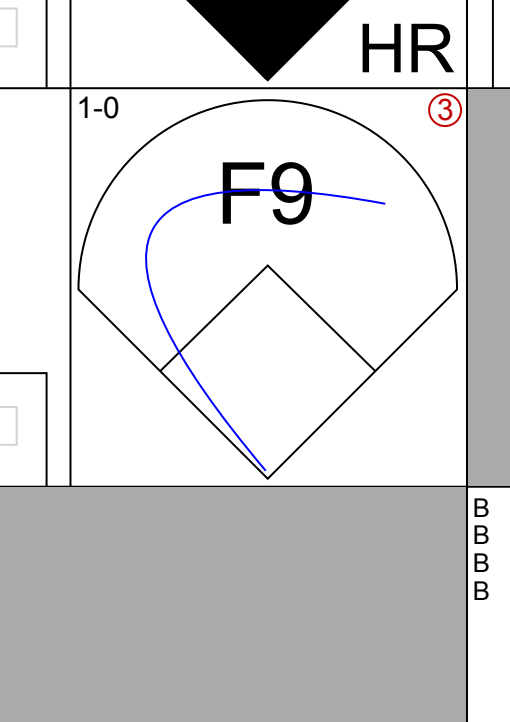
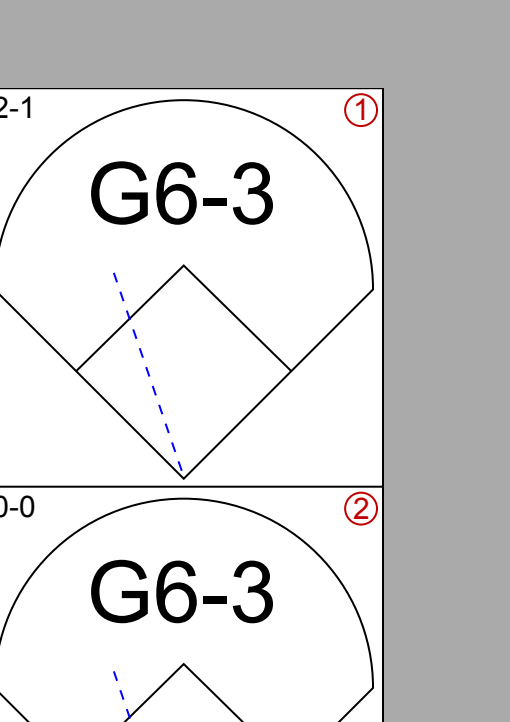

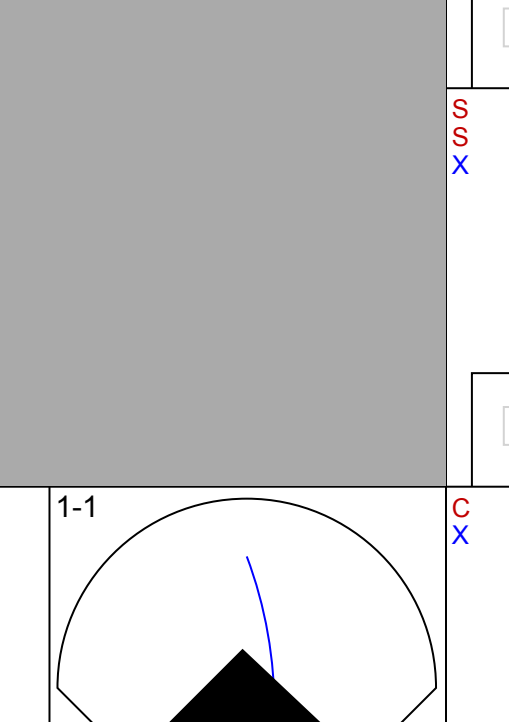
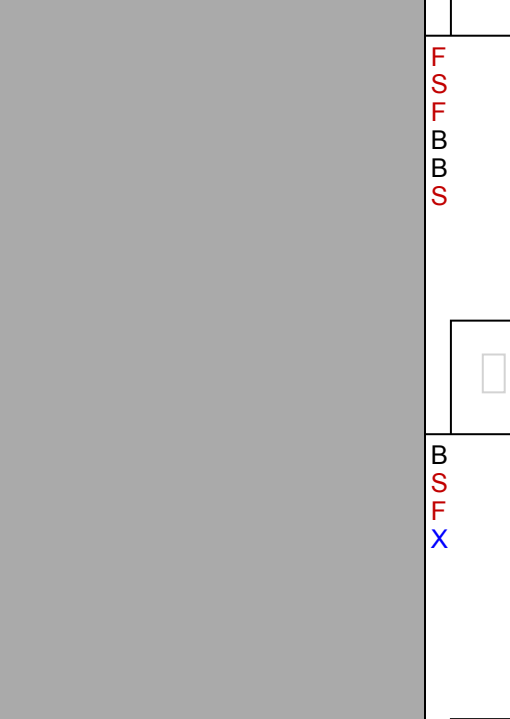
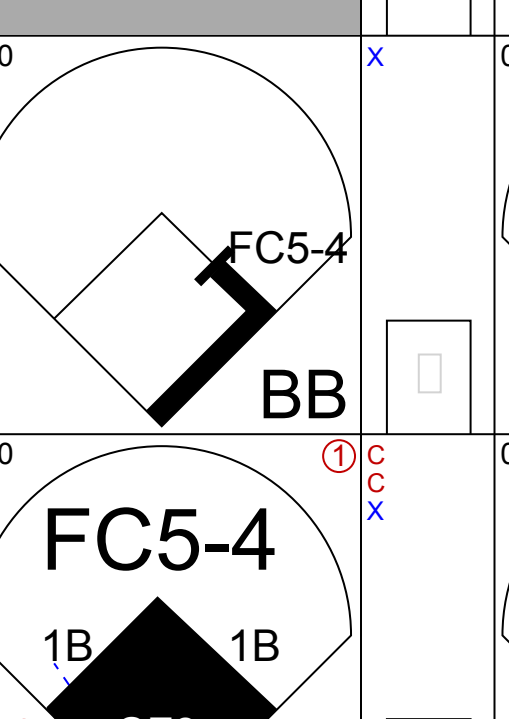
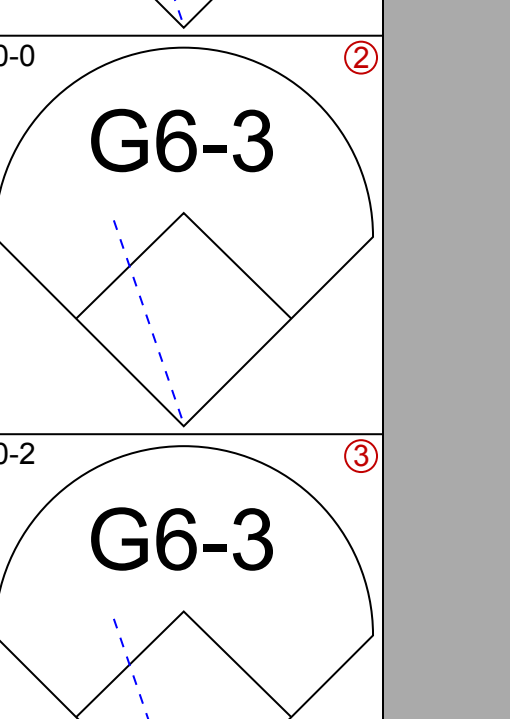
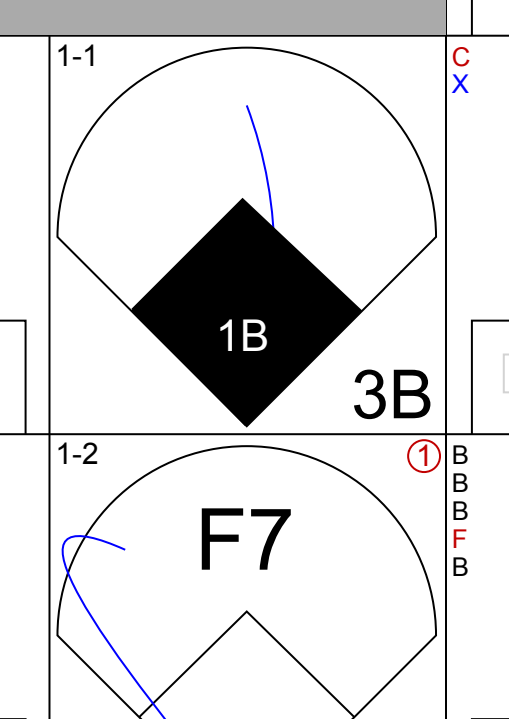
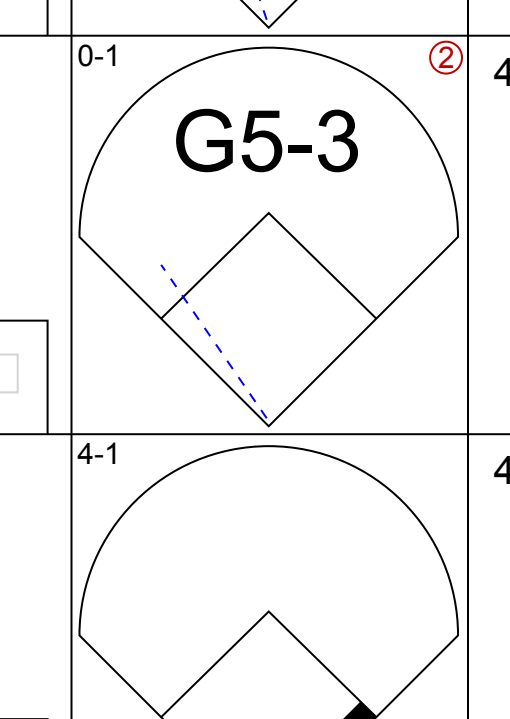
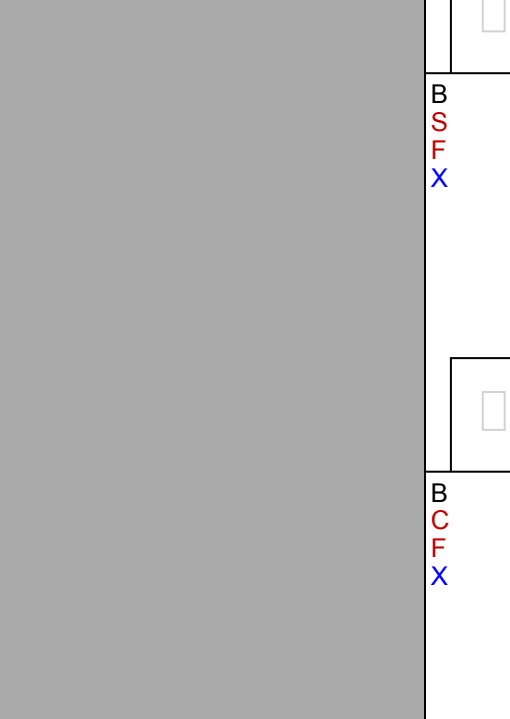
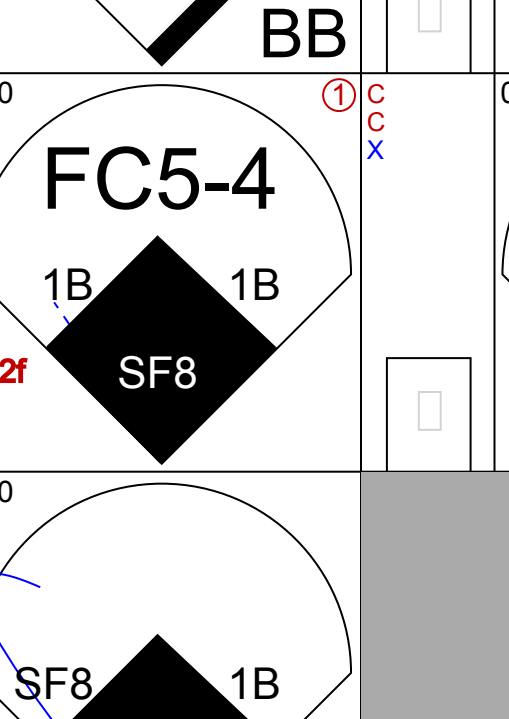
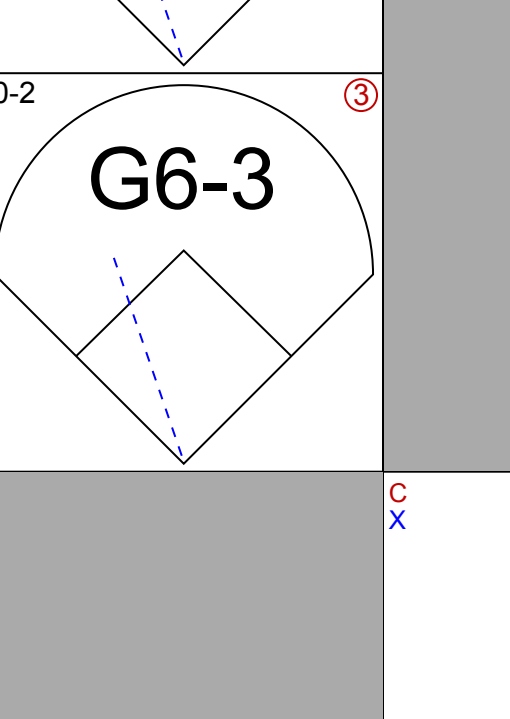
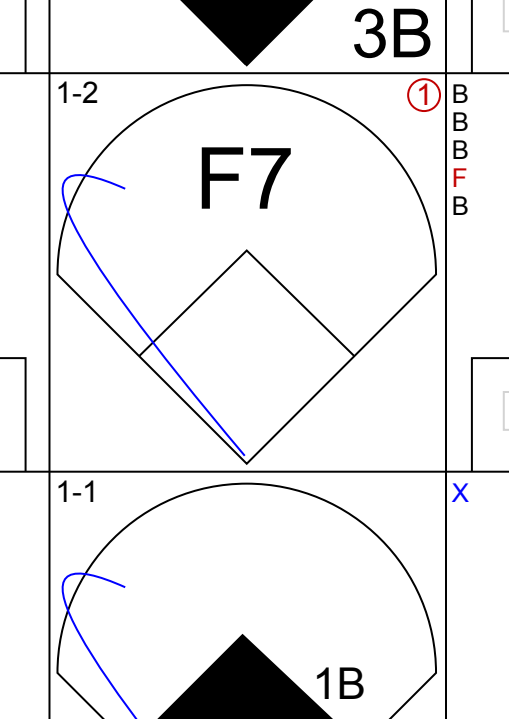
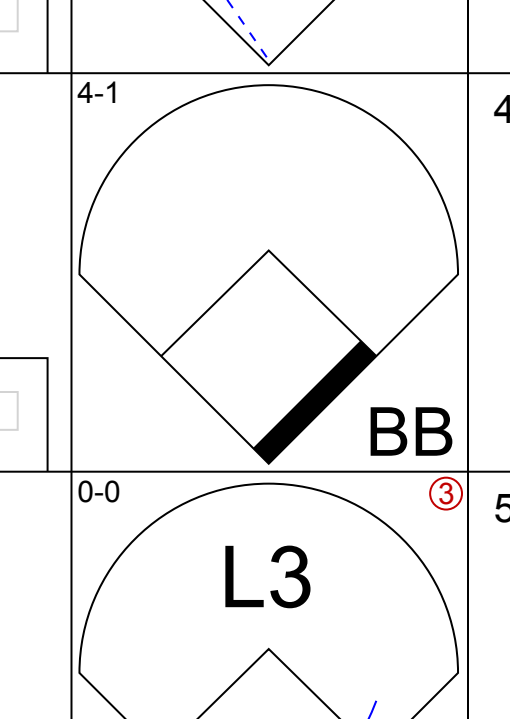

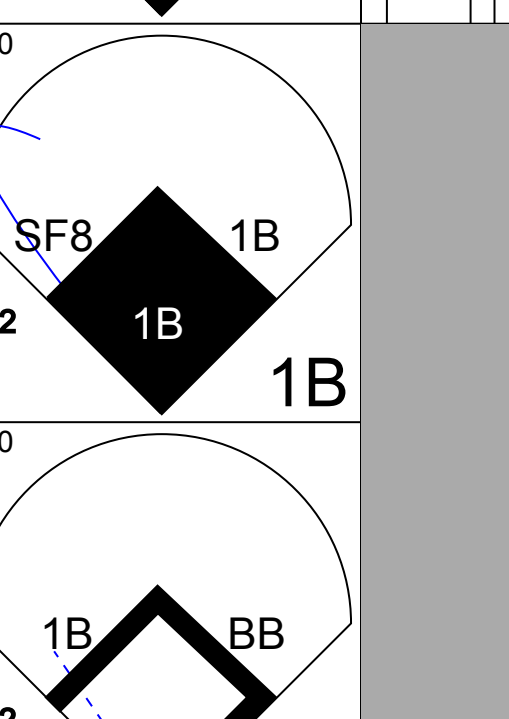
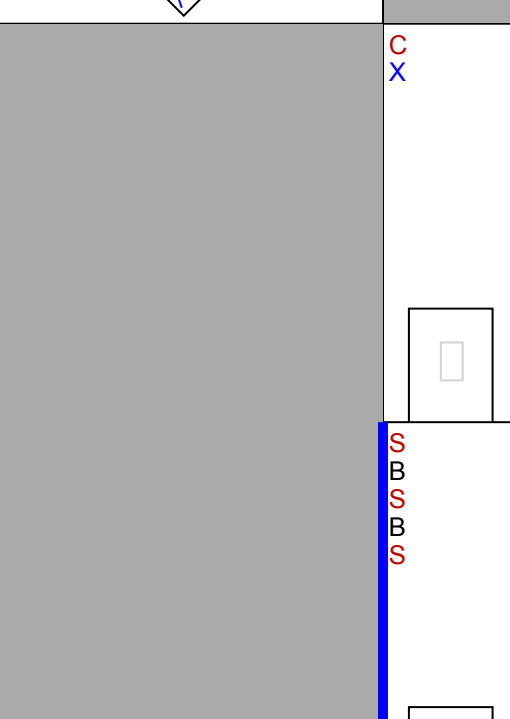
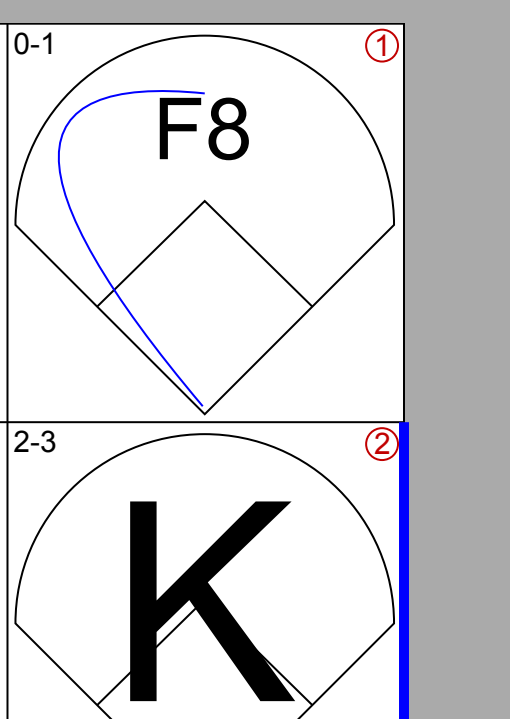
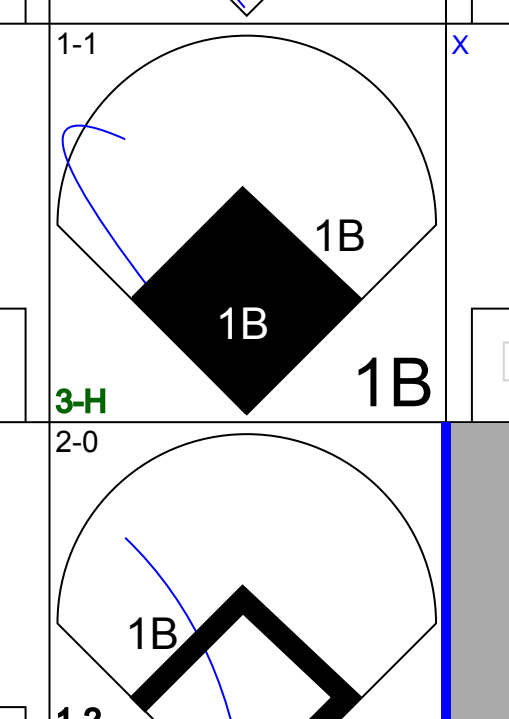
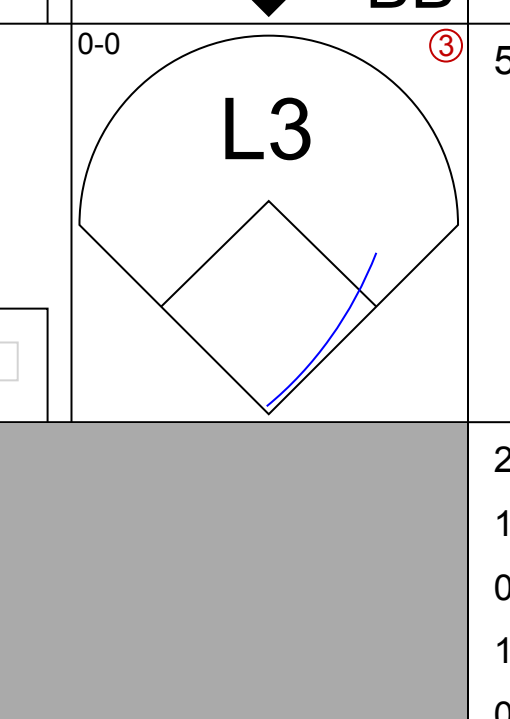
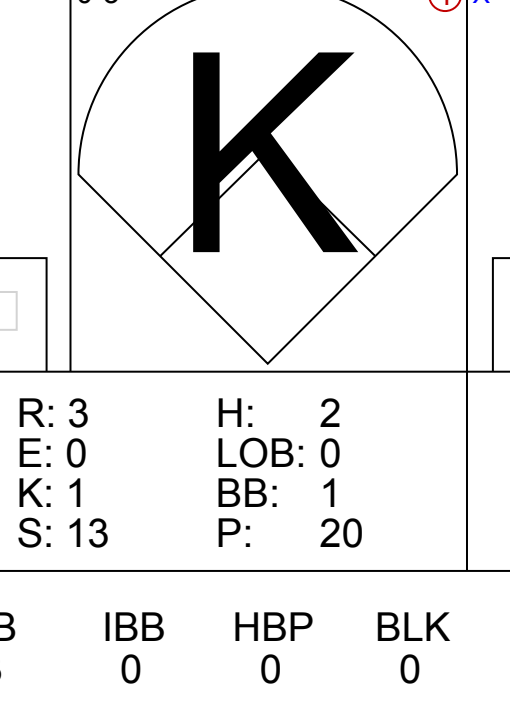
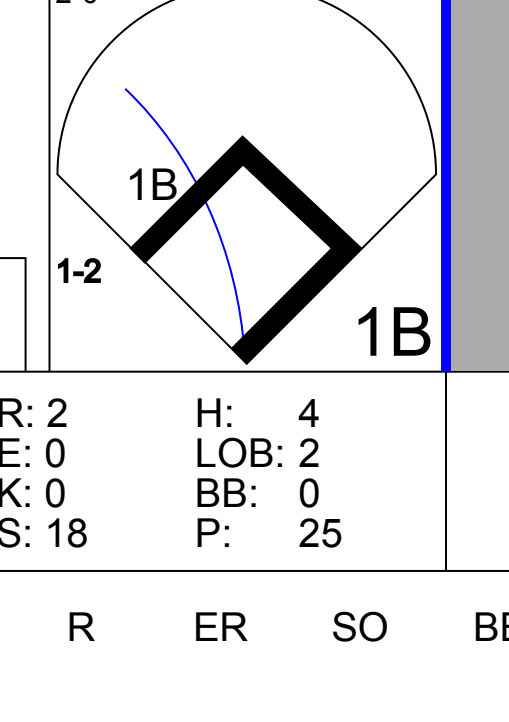
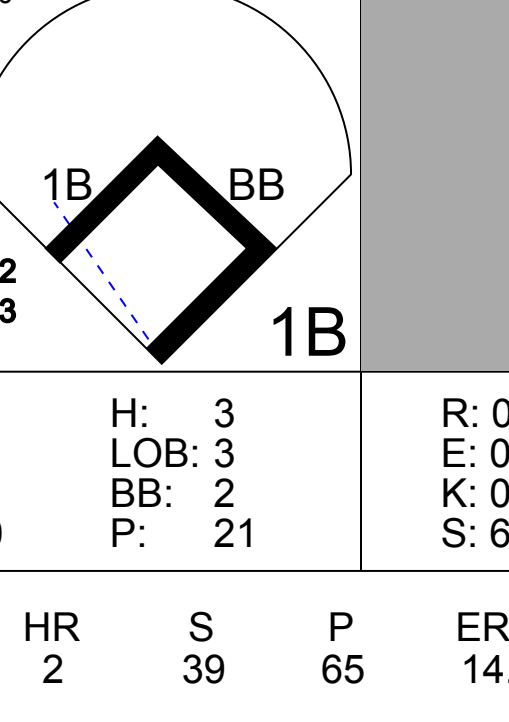
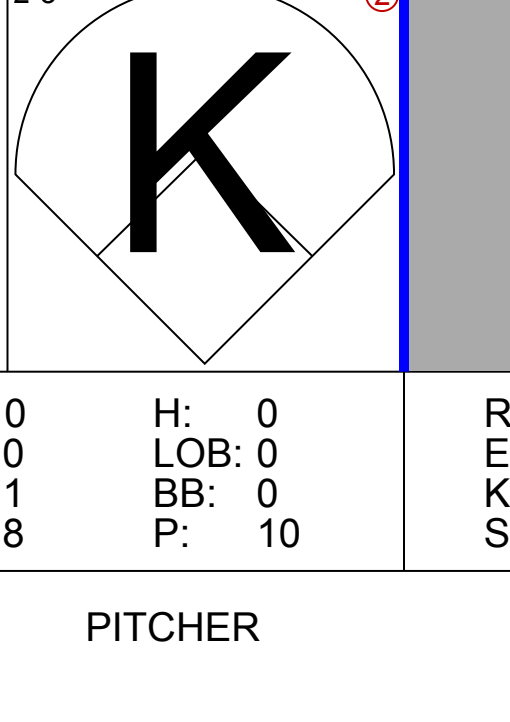
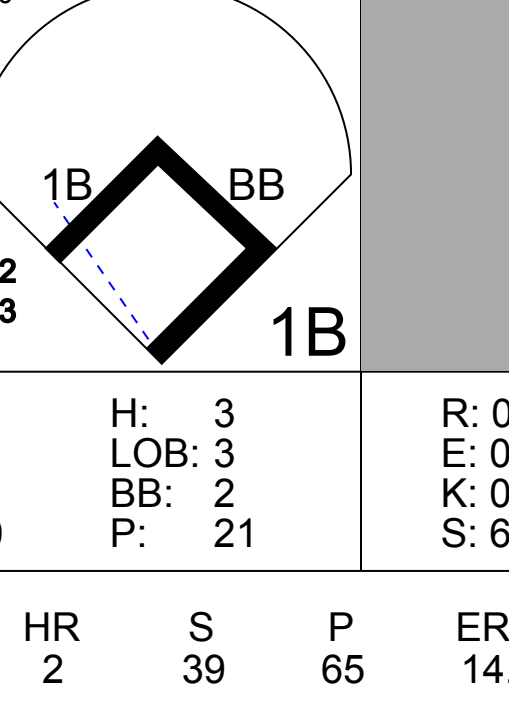
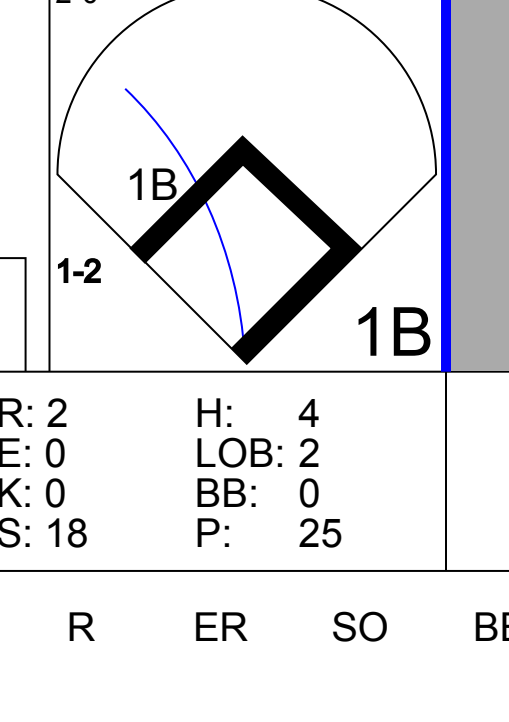
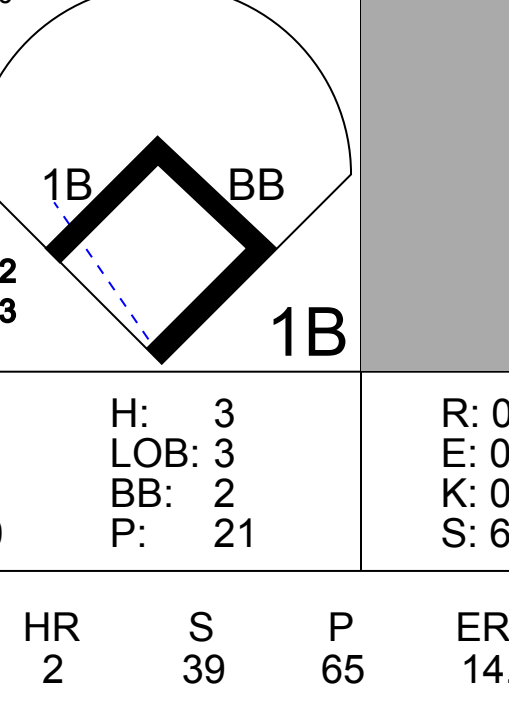
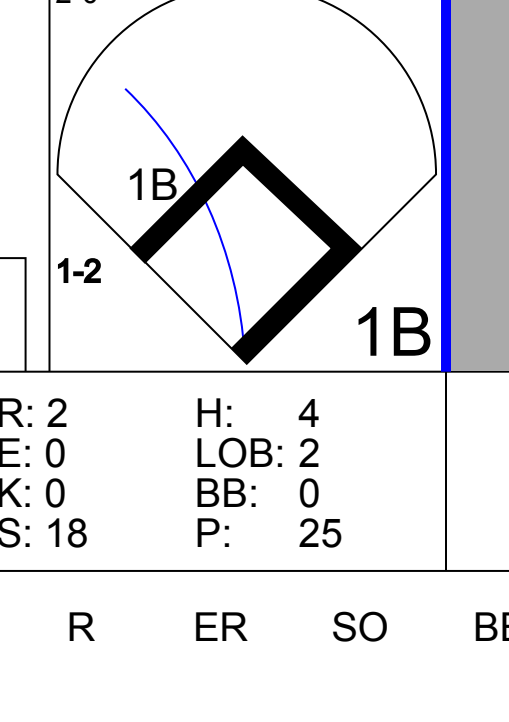
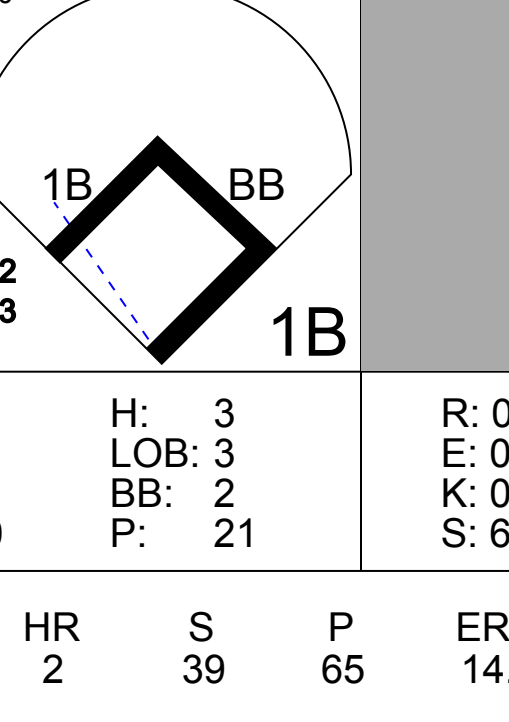
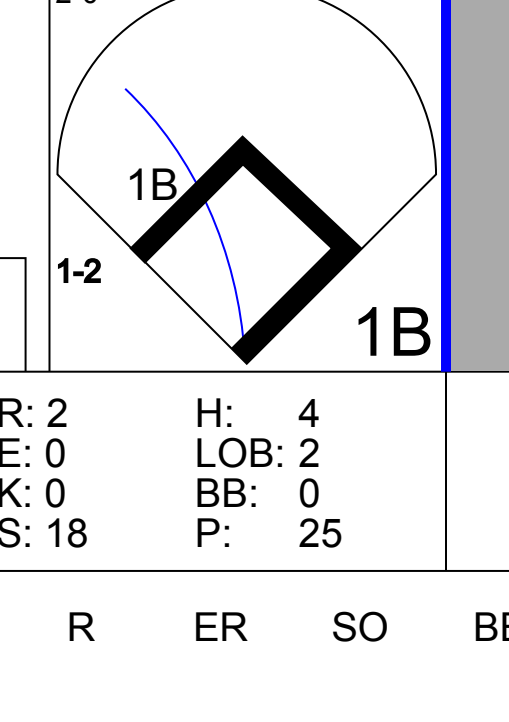


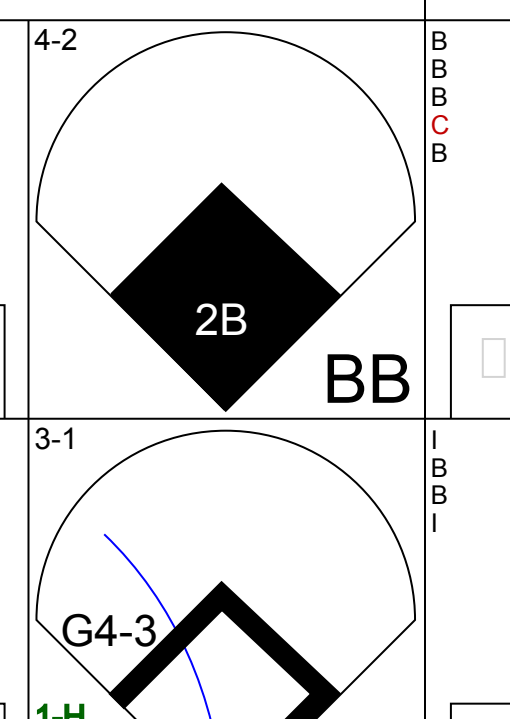
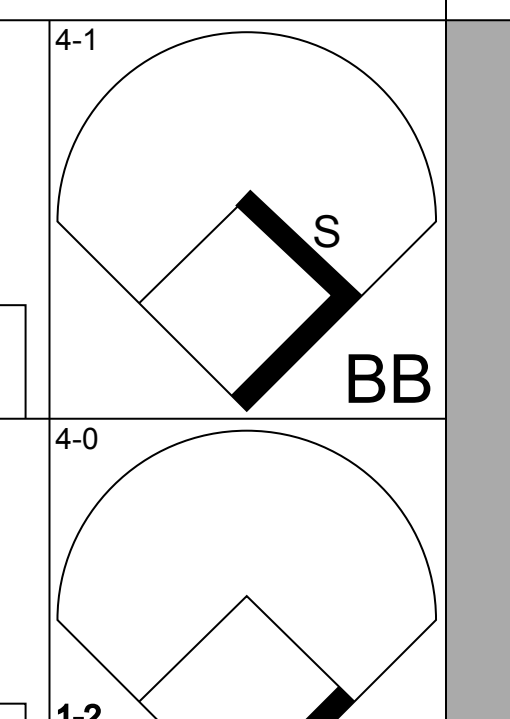
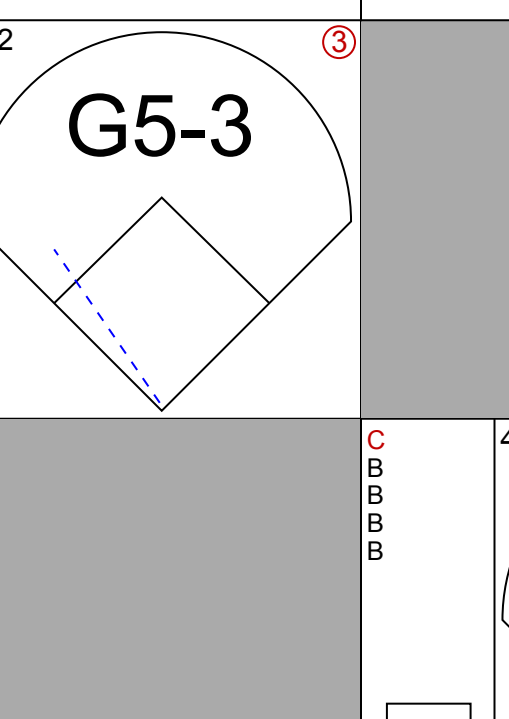
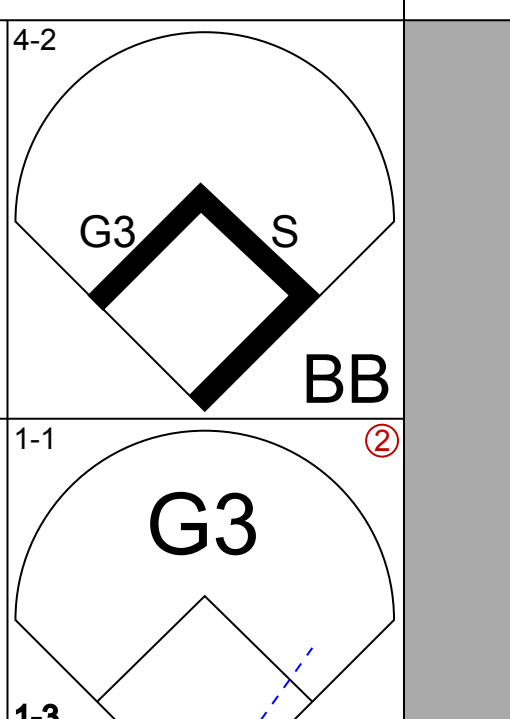
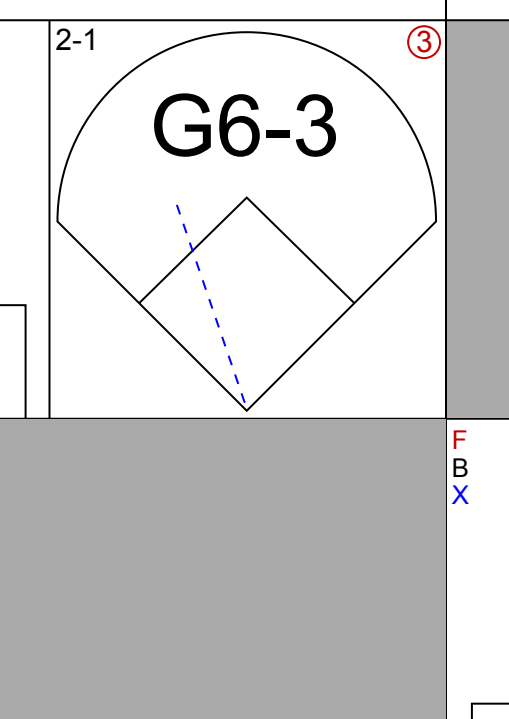
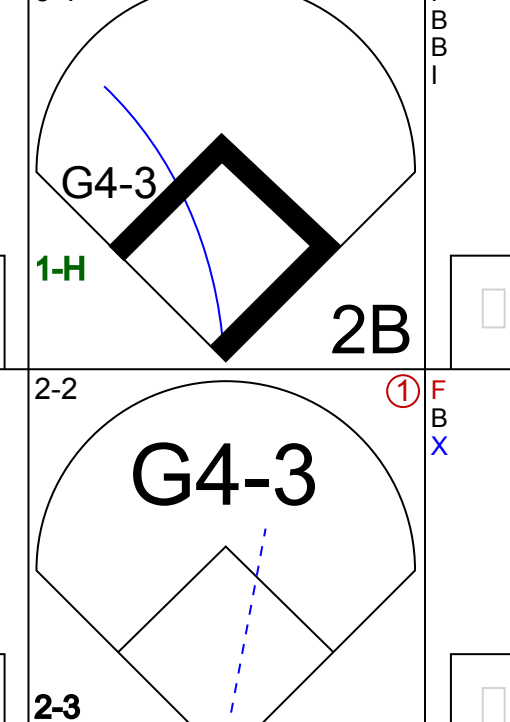
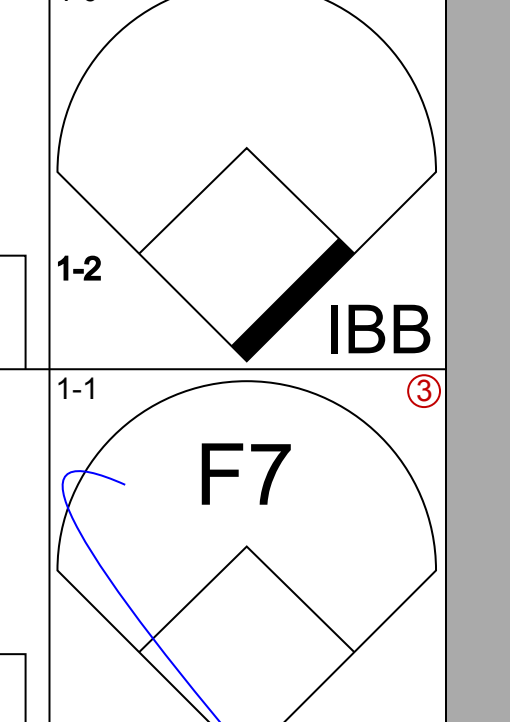

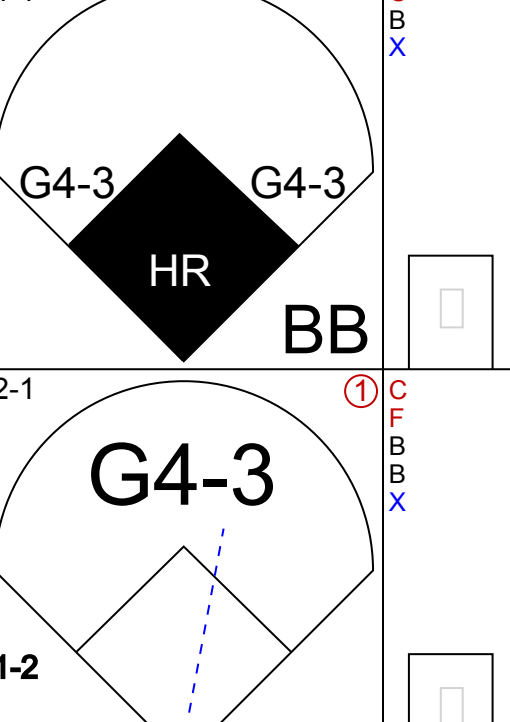
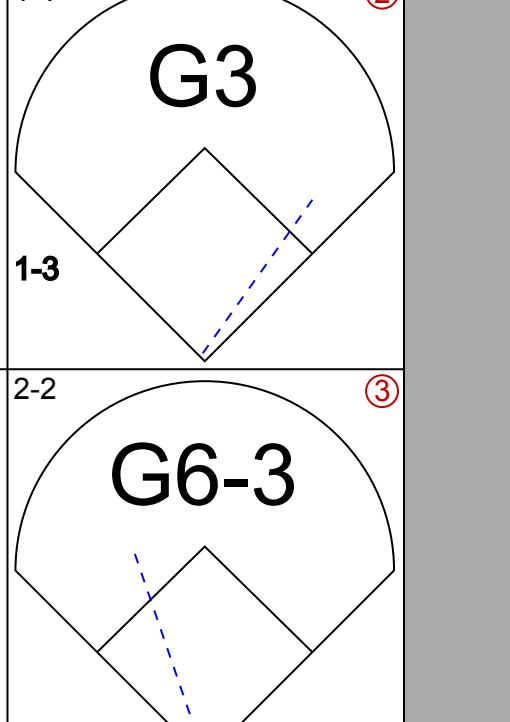
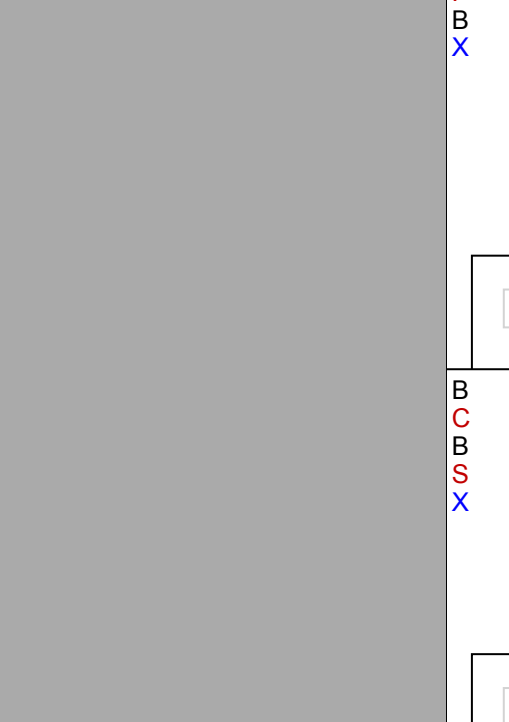
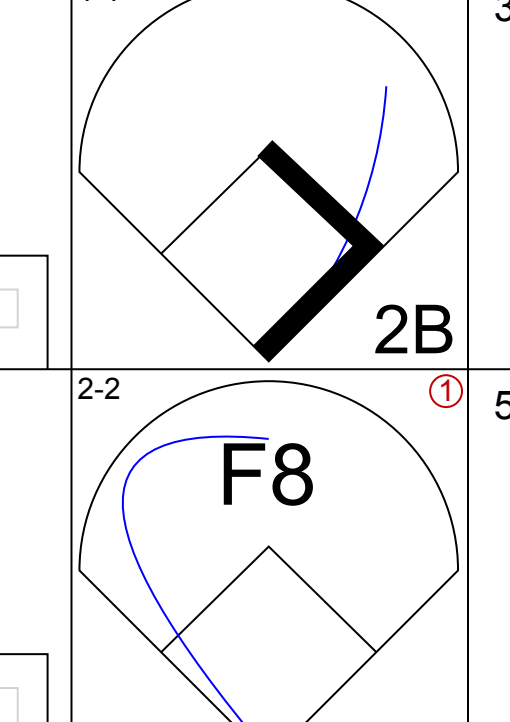
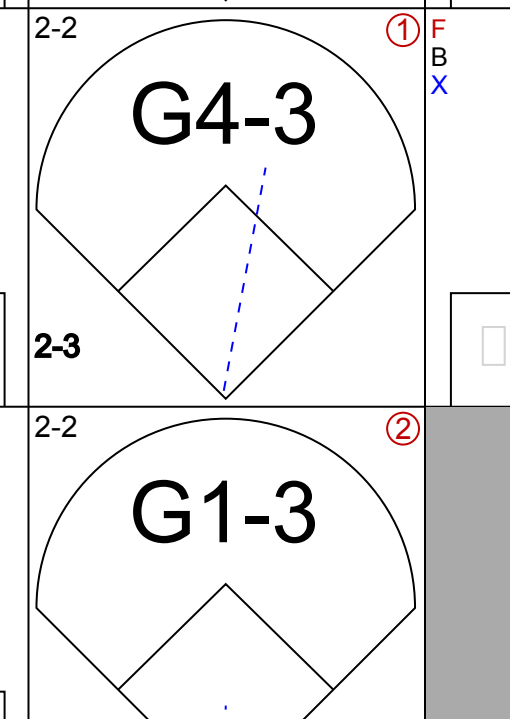
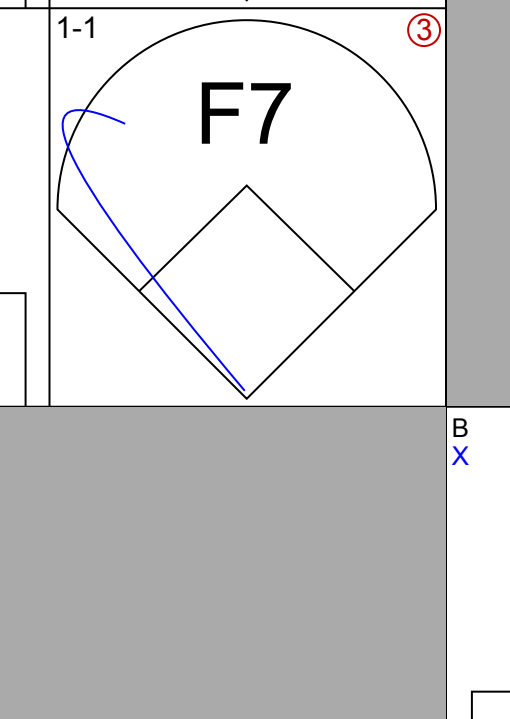
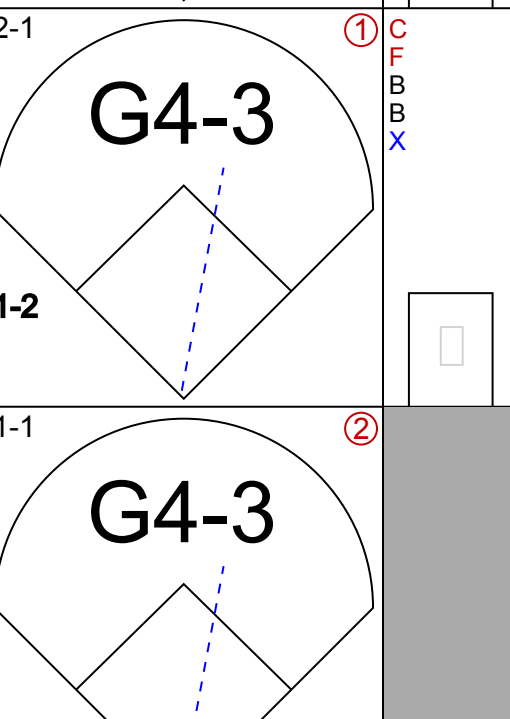
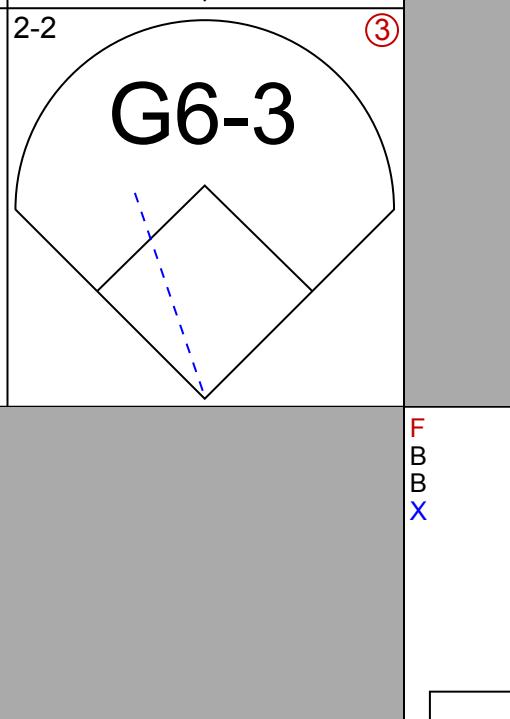
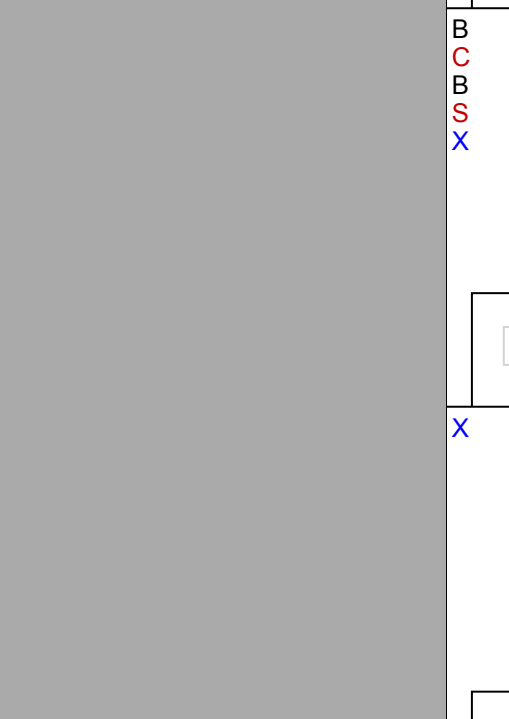
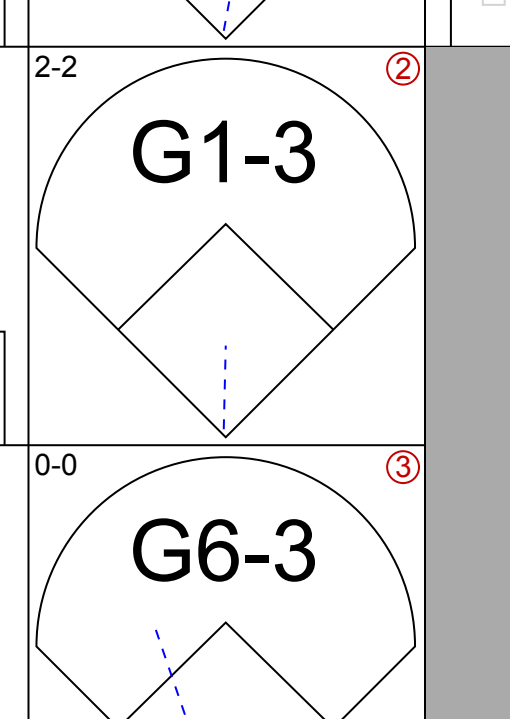
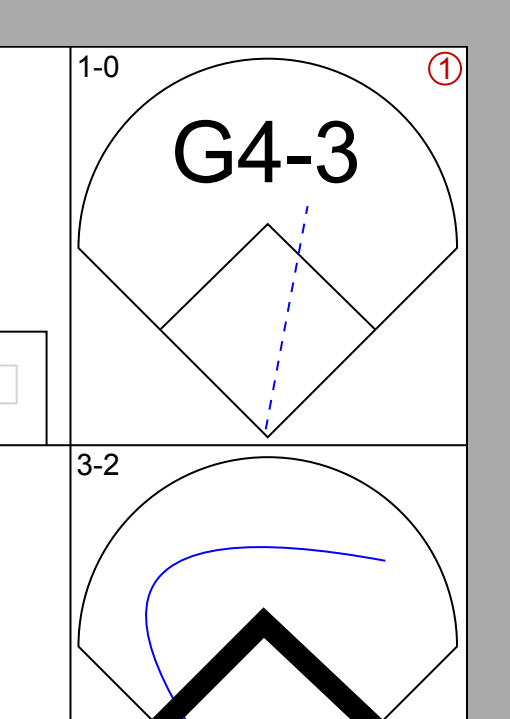
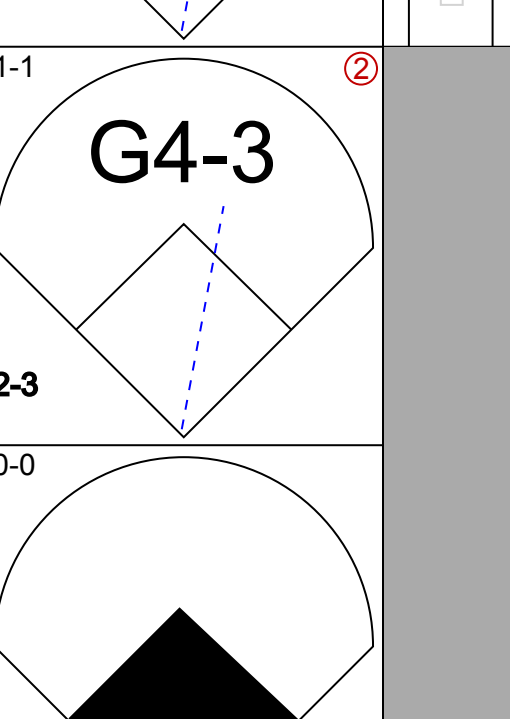
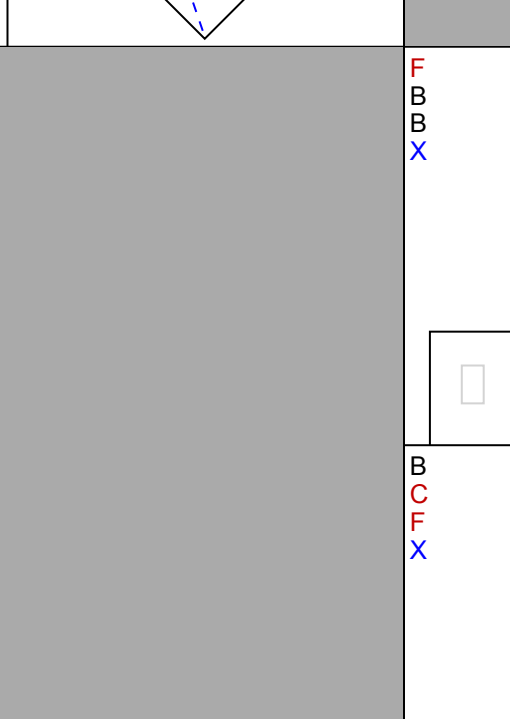
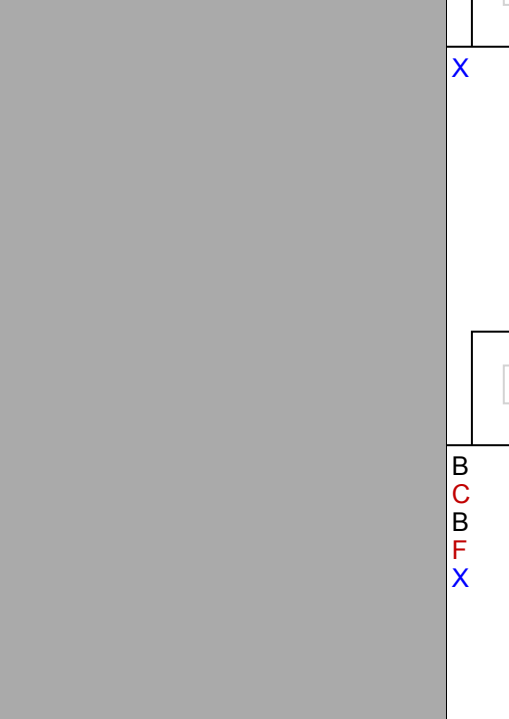
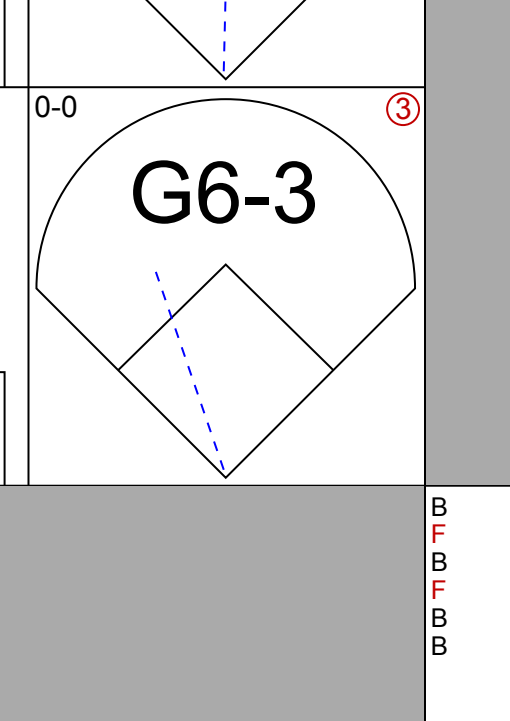
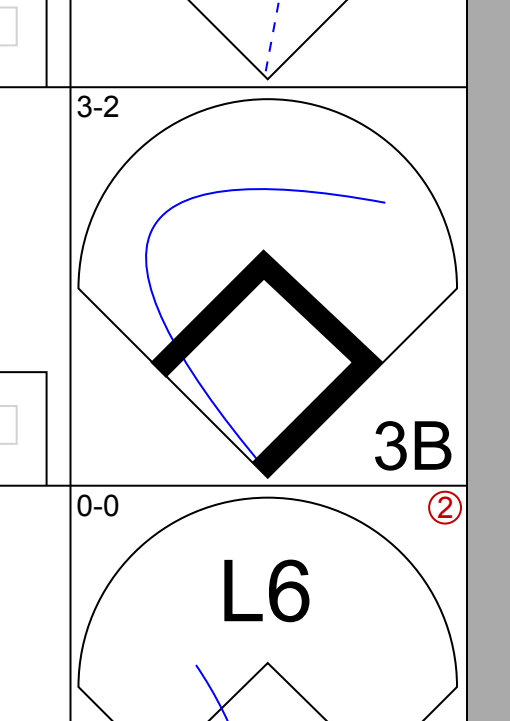
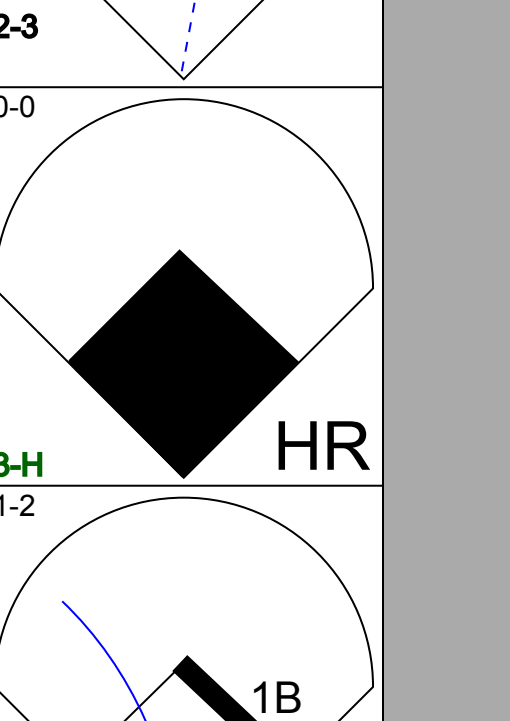
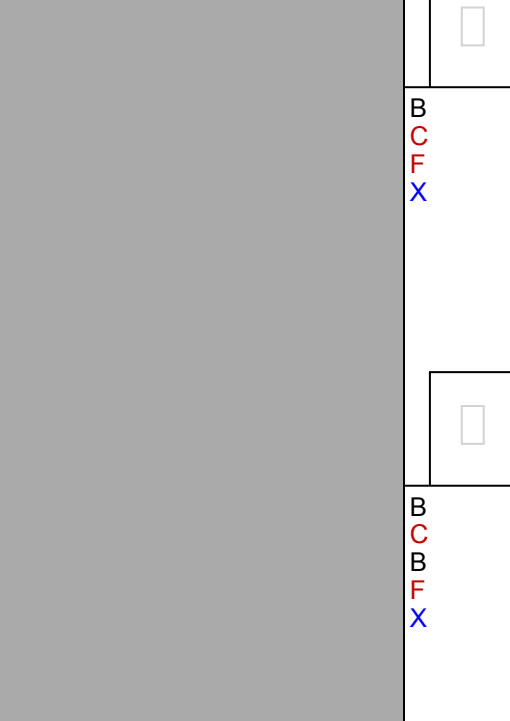
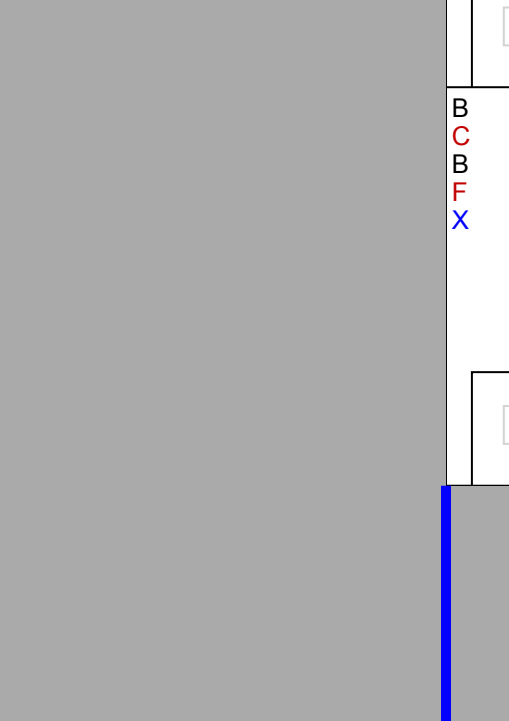
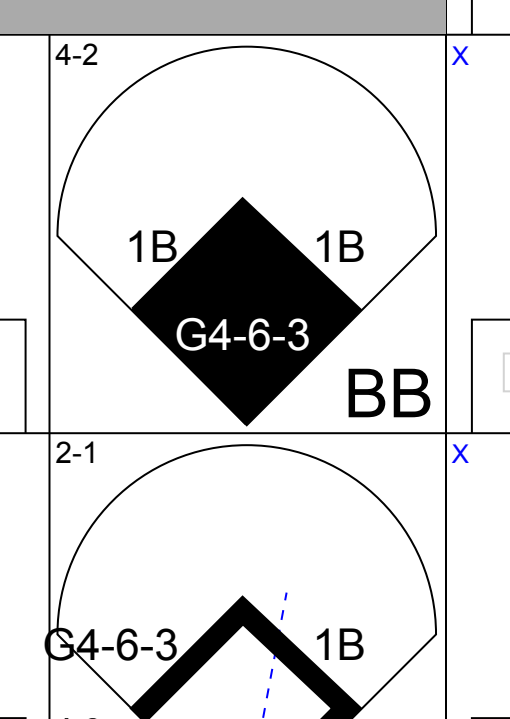
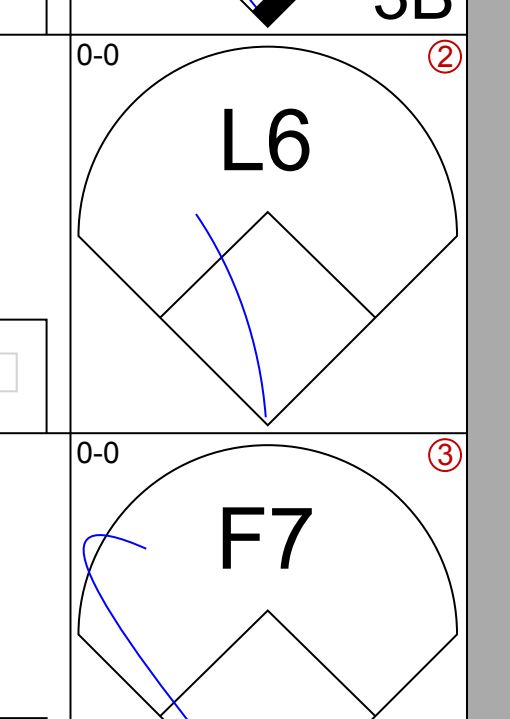

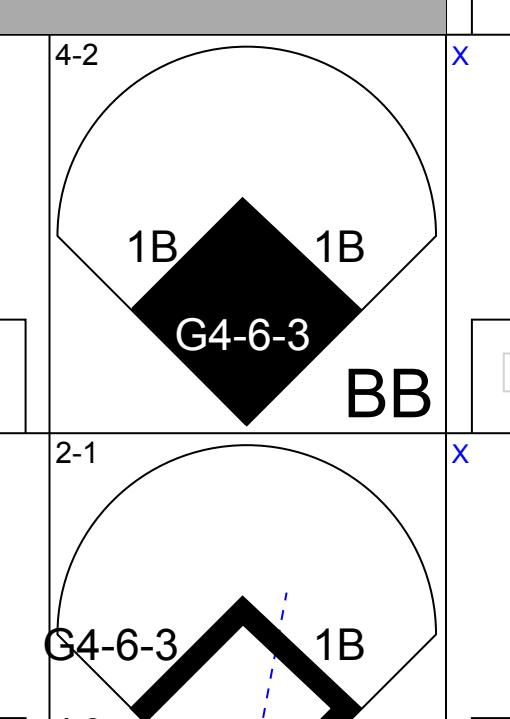
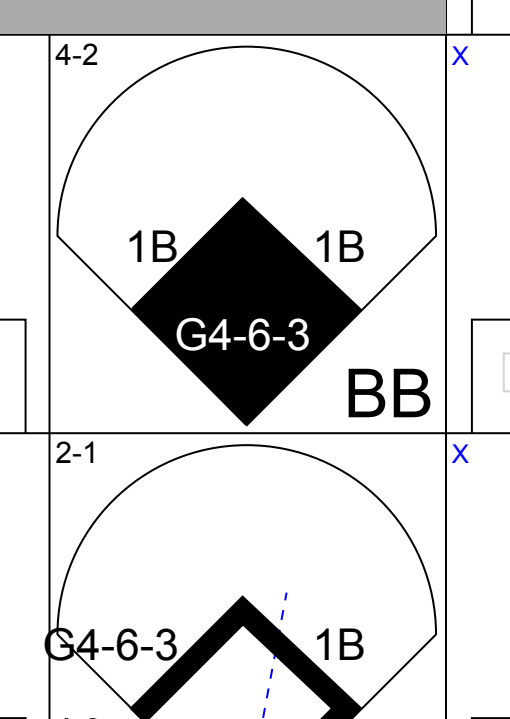

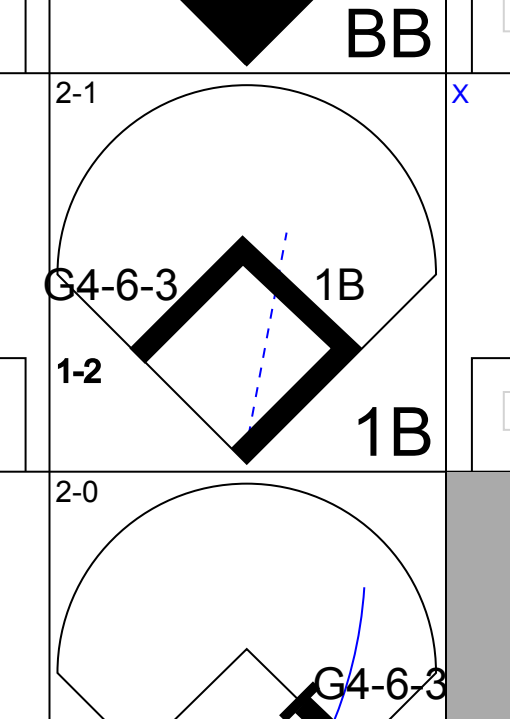
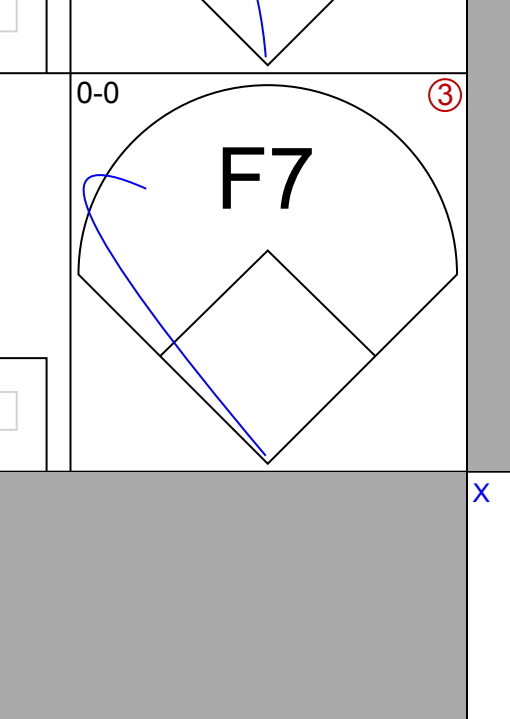
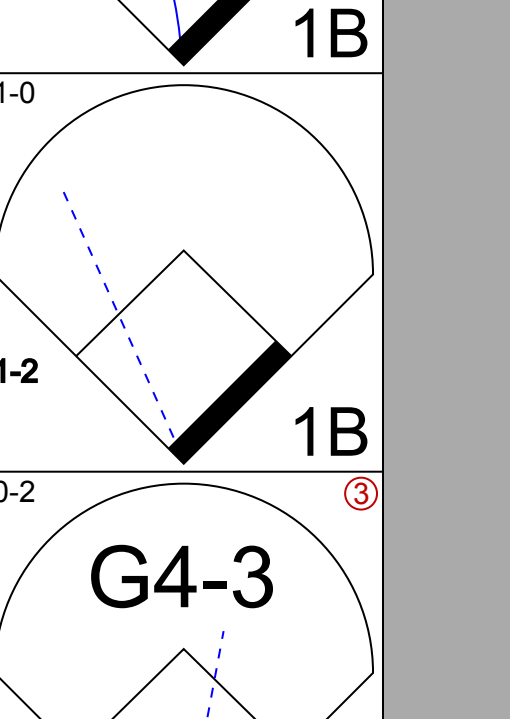
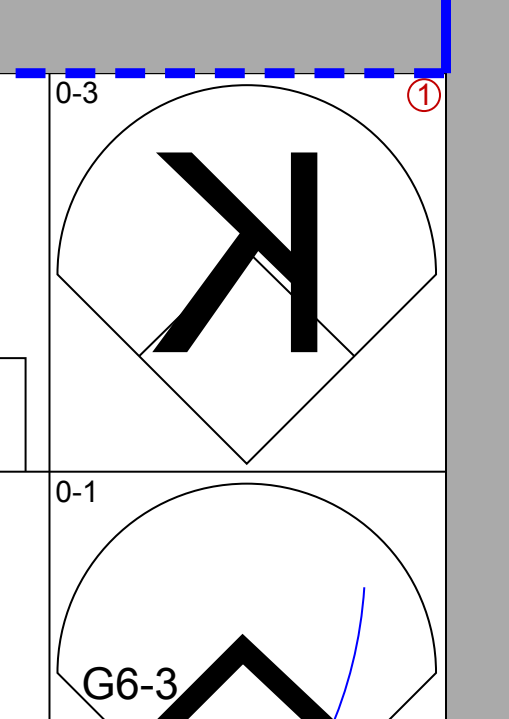

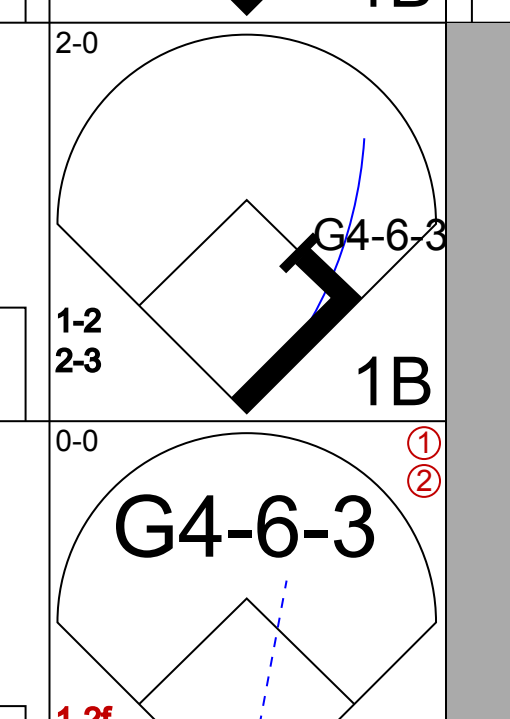
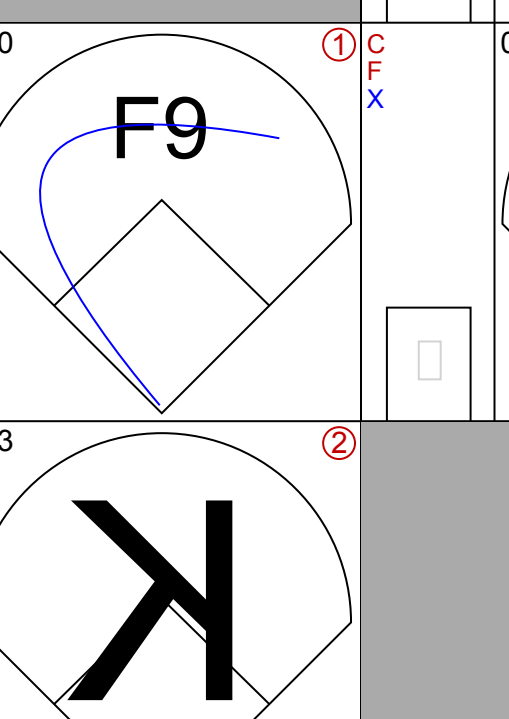
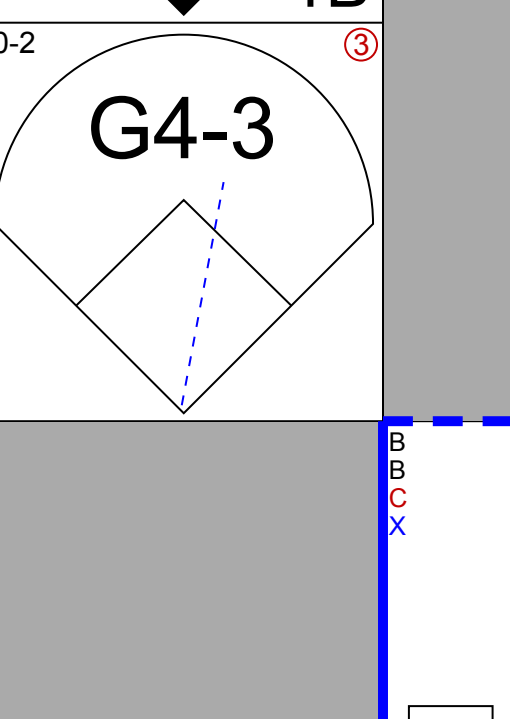
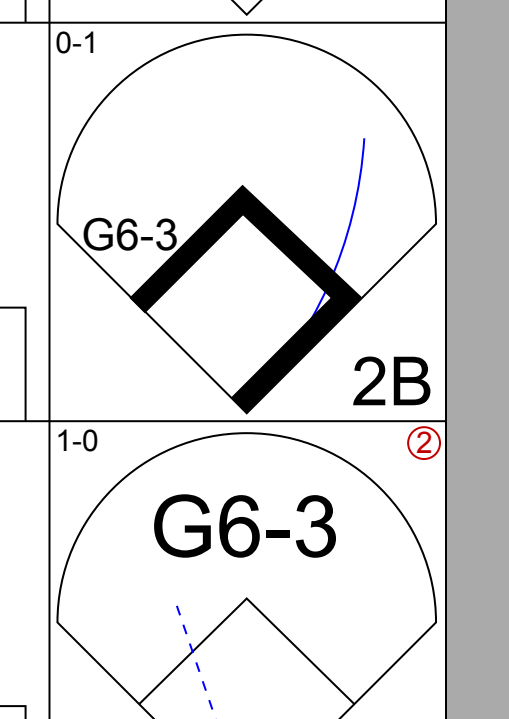

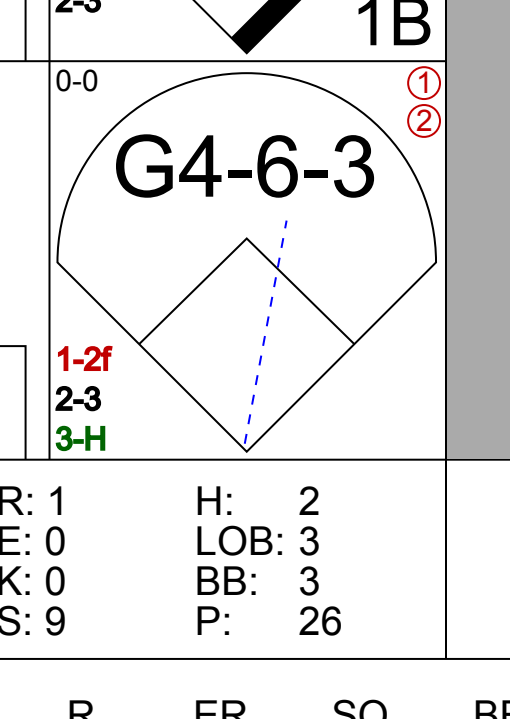
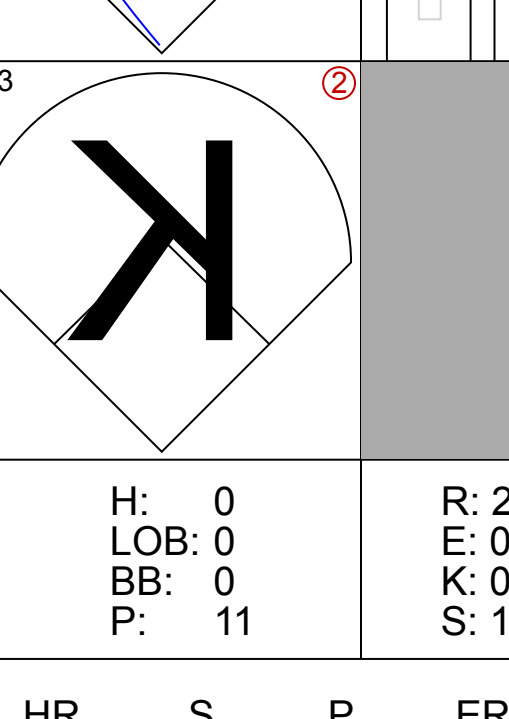
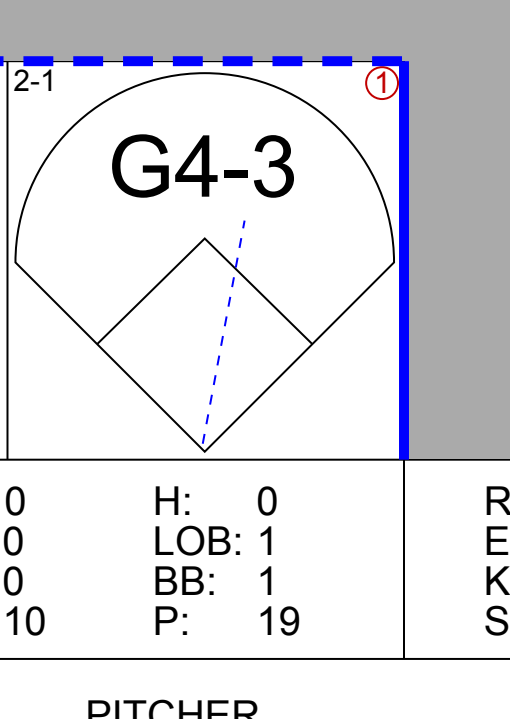
Batter	1	2	3	4	5	6	7	8	9	AB	R	H	RBI	BB	SO	LOB	BOTTOM							
Bernard Gilkey, R OBP: 0.176, SLG: 0.125 (1, 7)	P4		G3 HR BB				G6-3			3	1	1	0	1	0	1								
Geromimo Pena, S OBP: 0.412, SLG: 0.412 José Oquendo, S OBP: 0.353, SLG: 0.320 (1, 4) (9, 4)	K		G3		K			F9 BB 1B		4	0	1	0	0	2	2								
Ray Lankford, L OBP: 0.388, SLG: 0.538 (1, 8)	BB		HR		G3-1			FC4-6 BB		2	1	1	2	2	0	1								
Pedro Guerrero, R OBP: 0.341, SLG: 0.442 (1, 3)	G6-3		P3			G5-3		F9		4	0	0	0	0	0	3								
Todd Zeile, R OBP: 0.323, SLG: 0.394 (1, 5)		G5-3	P5				F9	P3		4	0	0	0	0	0	2								
Milt Thompson, L OBP: 0.290, SLG: 0.313 (1, 9)				P5 BB			F7	FC4-6		3	0	0	0	1	0	2								
Tom Pagnozzi, R OBP: 0.316, SLG: 0.343 (1, 2)		G6-3		K					G6-3	4	0	0	0	0	1	1								
Tim Jones, L OBP: 0.288, SLG: 0.319 (1, 6)				G3					P6	3	0	0	0	1	1	0								
Jose DeLeon, R OBP: 0.127, SLG: 0.148 Frank DiPino, L OBP: 0.333, SLG: 0.687 Denny Walling, L OBP: 0.252, SLG: 0.285 Dave Collins, S OBP: 0.302, SLG: 0.295 Scott Terry, R OBP: 0.302, SLG: 0.600 Rod Brewer, L OBP: 0.302, SLG: 0.600 (1, 1) (7, 1) (7, PH) (7, PH) (8, 1) (8, PH)		G3							F9	2	0	0	0	0	1	2								
Inning Stats	R: 0 E: 0 K: 1 S: 8	H: 0 LOB: 1 BB: 1 P: 15	R: 0 E: 0 K: 0 S: 11	H: 0 LOB: 2 BB: 2 P: 21	R: 2 E: 0 K: 0 S: 6	H: 1 LOB: 0 BB: 1 P: 20	R: 0 E: 0 K: 1 S: 7	H: 0 LOB: 0 BB: 0 P: 8	R: 0 E: 0 K: 2 S: 12	H: 1 LOB: 1 BB: 0 P: 17	R: 0 E: 0 K: 0 S: 8	H: 0 LOB: 0 BB: 0 P: 12	R: 0 E: 0 K: 1 S: 12	H: 1 LOB: 1 BB: 0 P: 19	R: 0 E: 0 K: 0 S: 8	H: 1 LOB: 2 BB: 1 P: 15	R: 0 E: 0 K: 0 S: 7	H: 0 LOB: 0 BB: 0 P: 12	1B: 2 2B: 1 3B: 0 HR: 1	SF: 0 SAC: 0 DP: 0 HBP: 0	WP: 0 PB: 0 SB: 2 CS: 0	PA: 36		
PITCHER	IP	WLS	BF	H	R	ER	SO	BB	IBB	HBP	BLK	WP	HR	S	P	ERA	WHIP							
Randy Kramer, R ERA: 3.99 Les Lancaster, R ERA: 4.79	5.0		21	2	2	2	4	3	1	0	0	0	0	44	81	3.60	1.000							
	4.0	W	15	2	0	0	1	1	0	0	0	0	0	35	58	0.00	0.750							

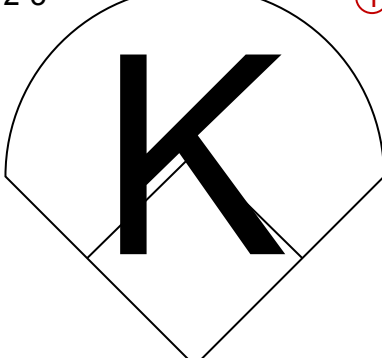
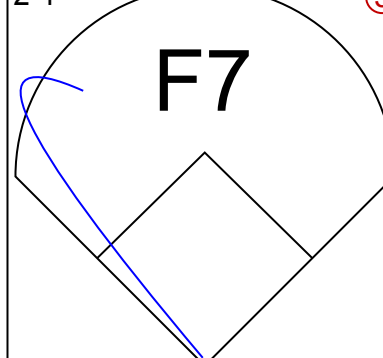
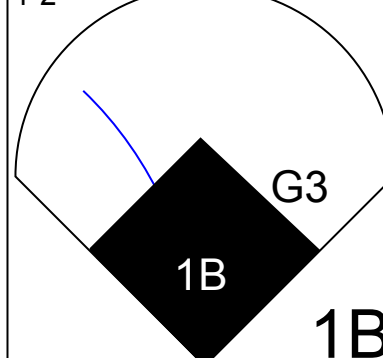
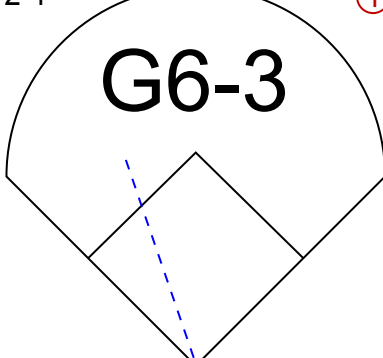
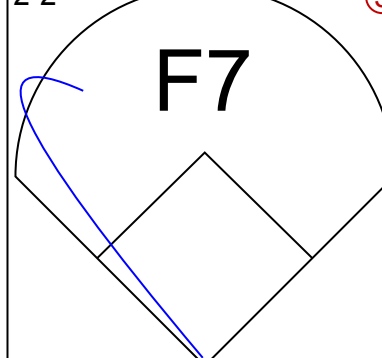
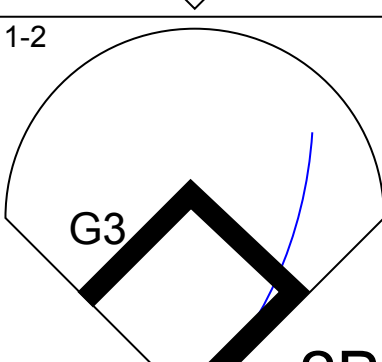
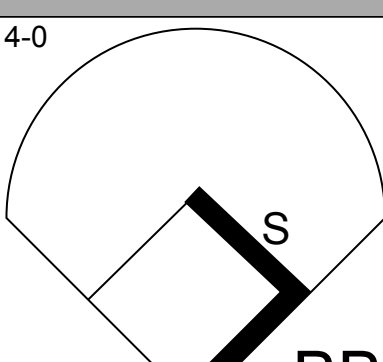
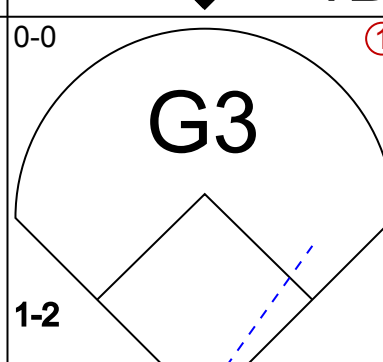
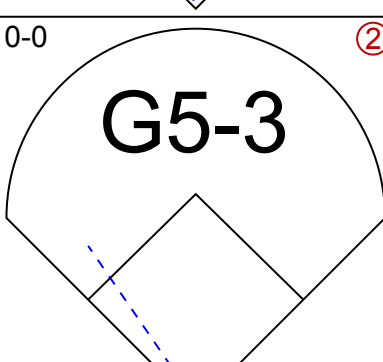
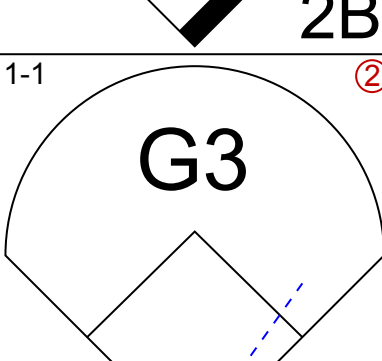
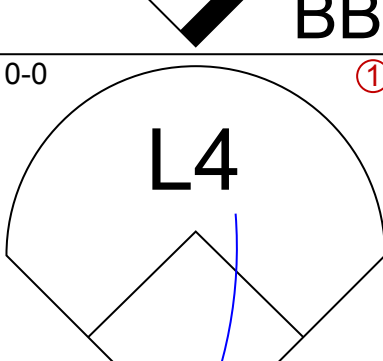
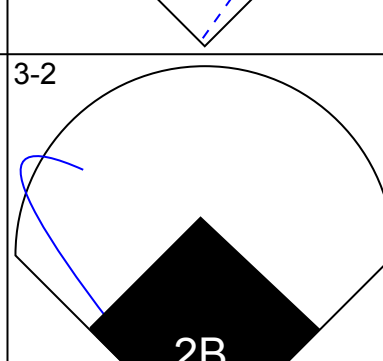
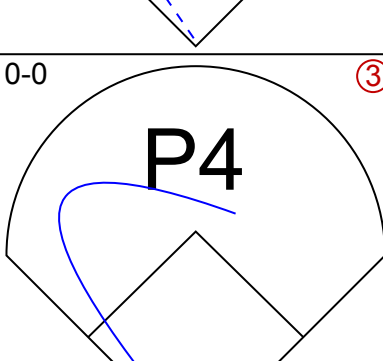
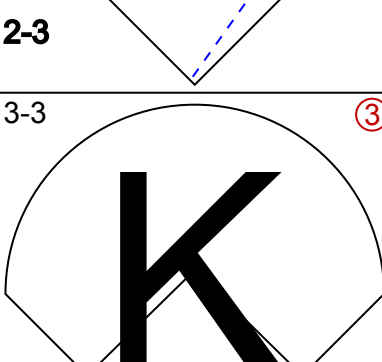
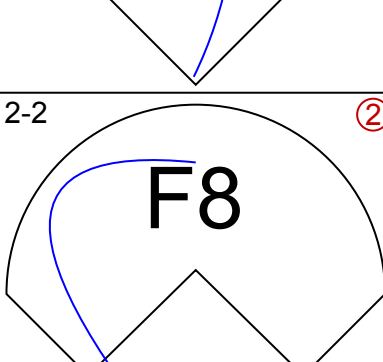
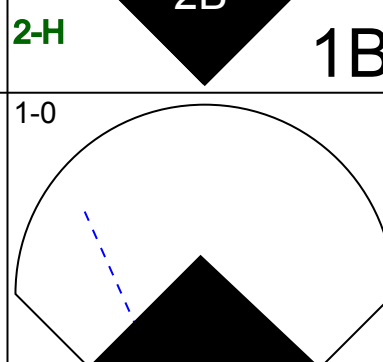
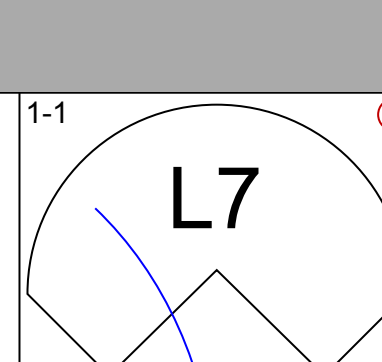
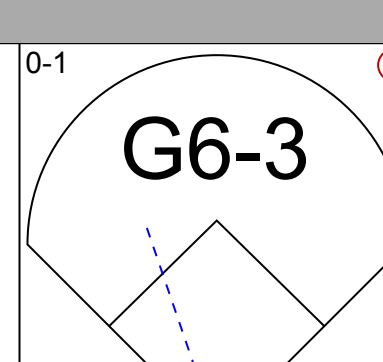
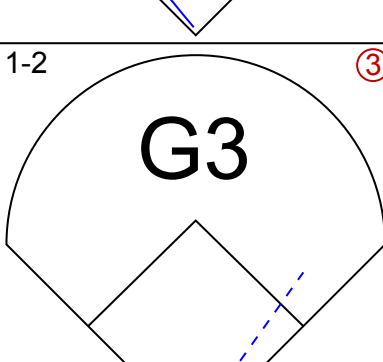
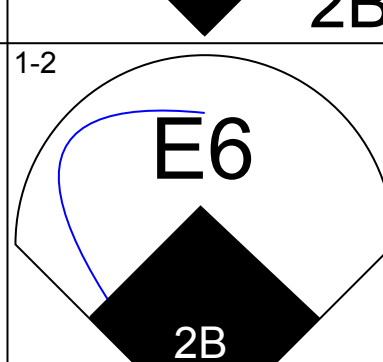
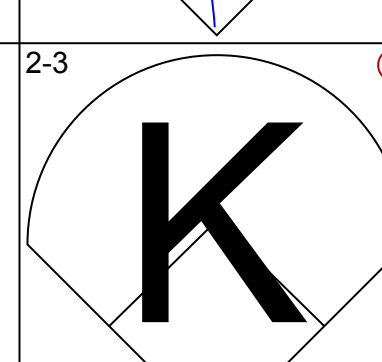
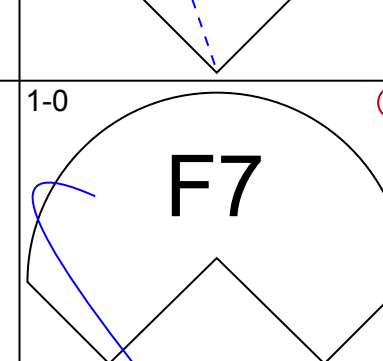
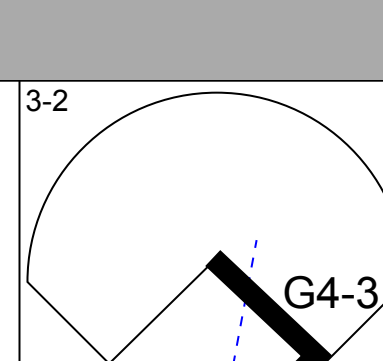
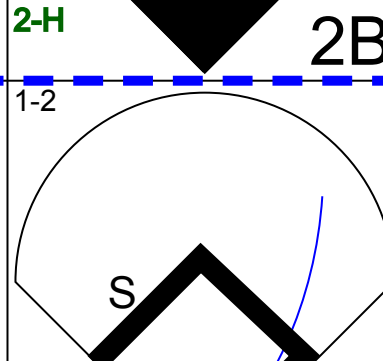
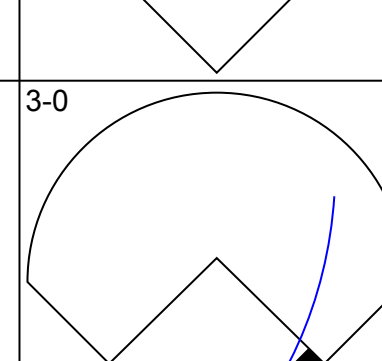
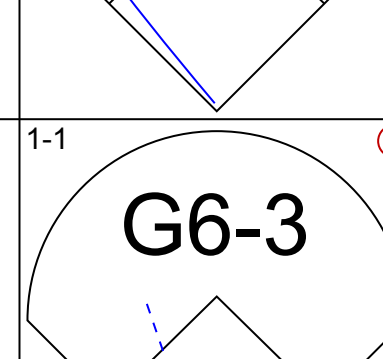
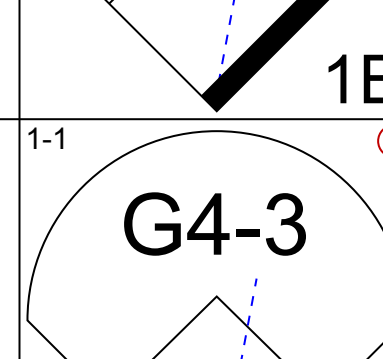
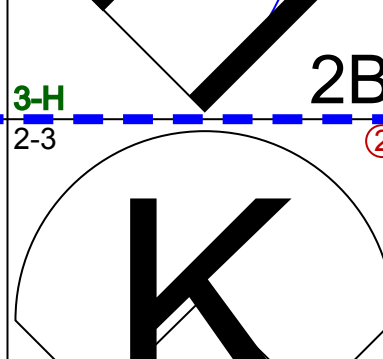
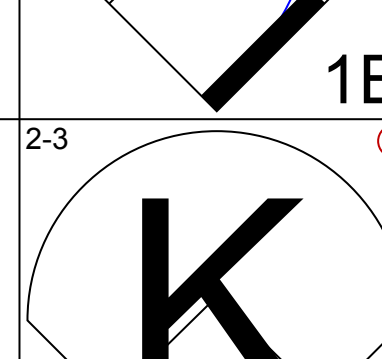
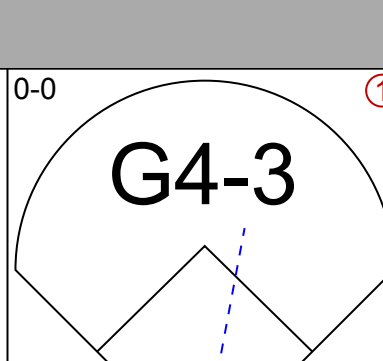
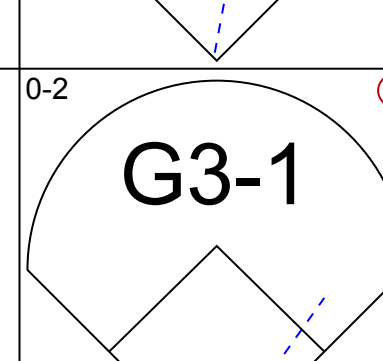
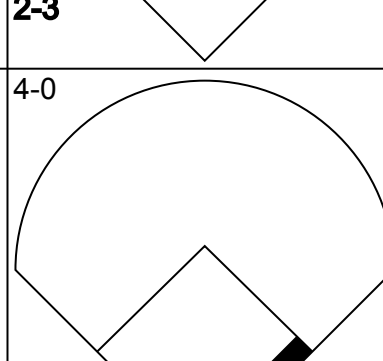
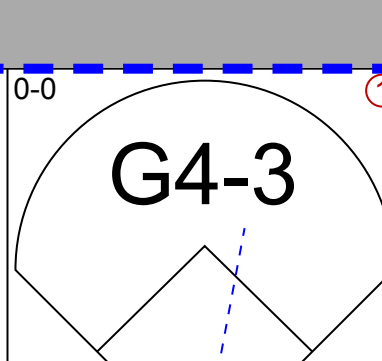
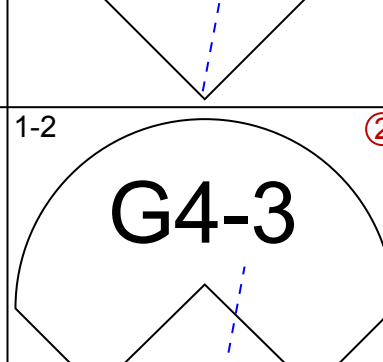
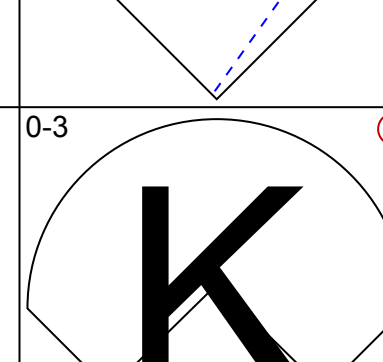
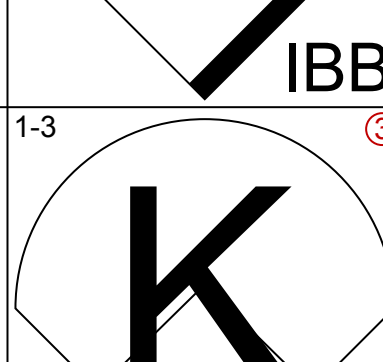
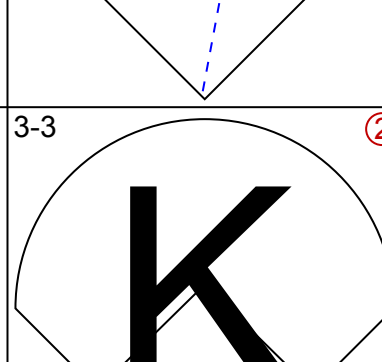
Chicago Cubs @ St. Louis Cardinals
 Busch Stadium, St. Louis, MO
 Sat Sep 15 1990, 7:05 PM CDT
 Att: 42,282 - Unknown - 81 F

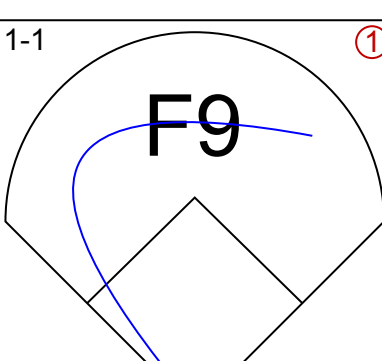
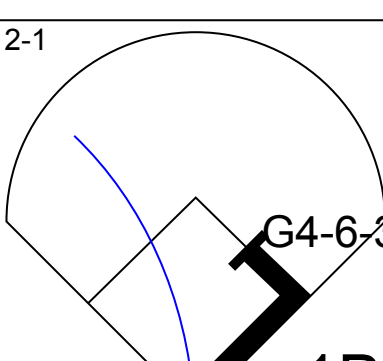
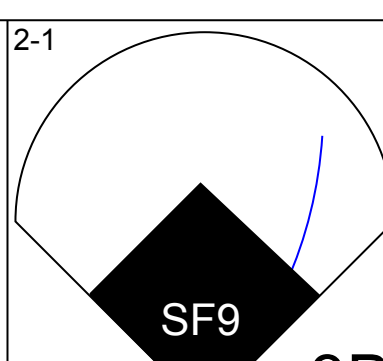
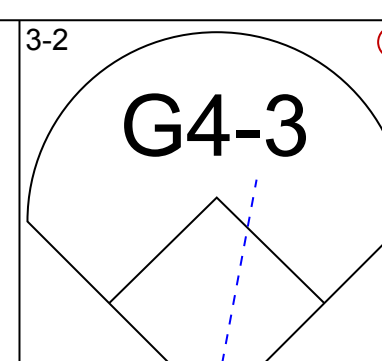
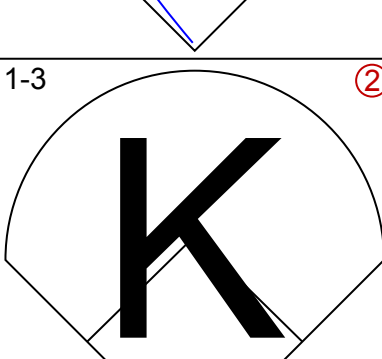
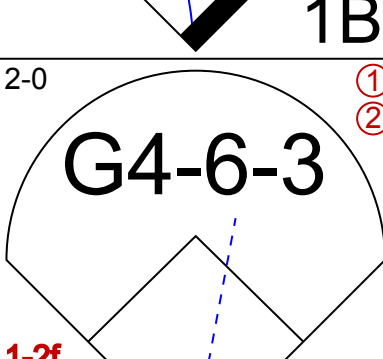
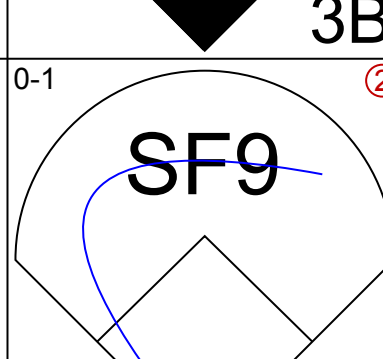
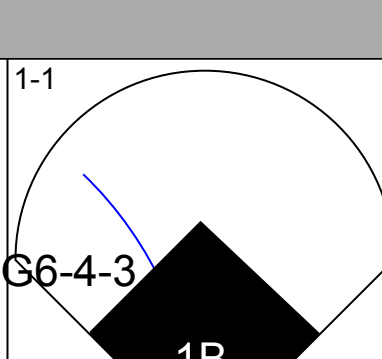
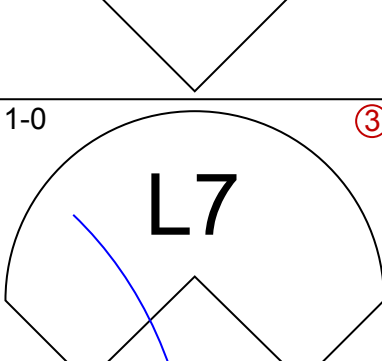
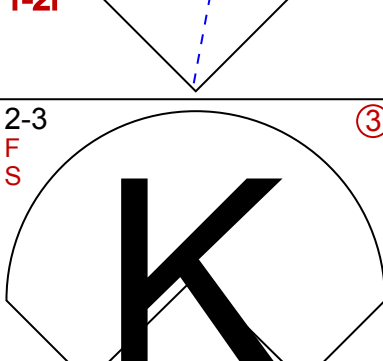
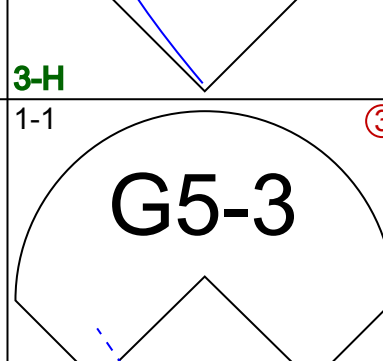
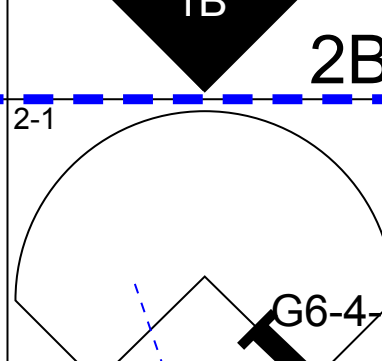
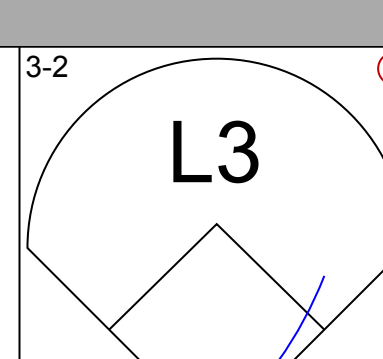
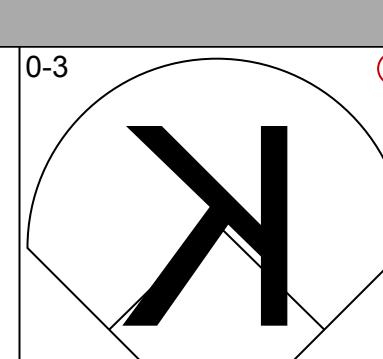
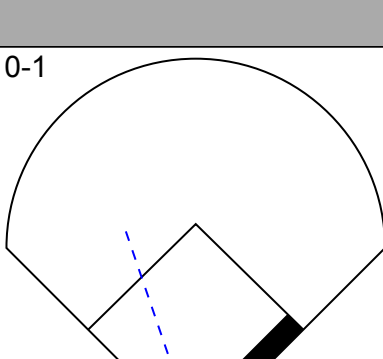
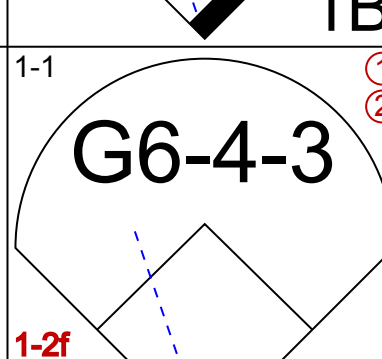
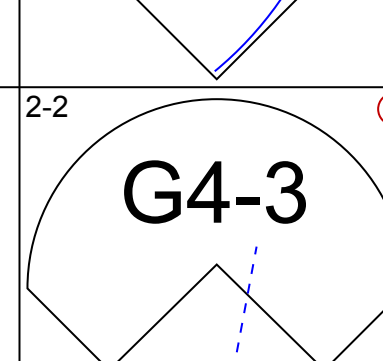
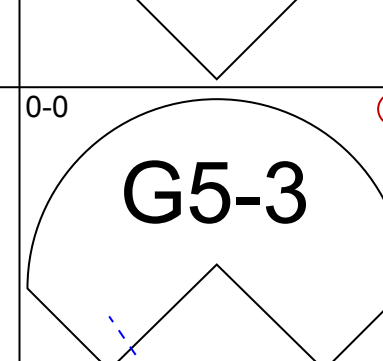
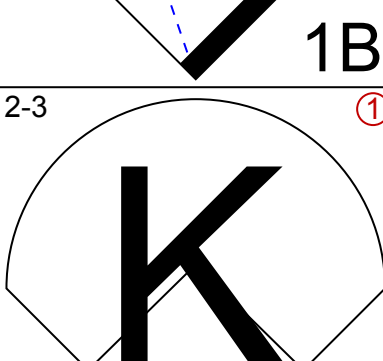
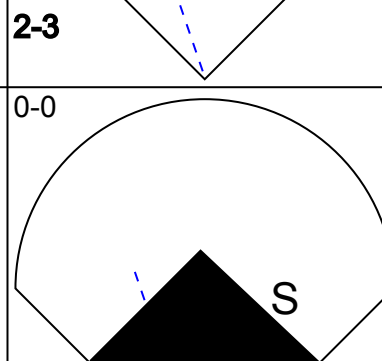
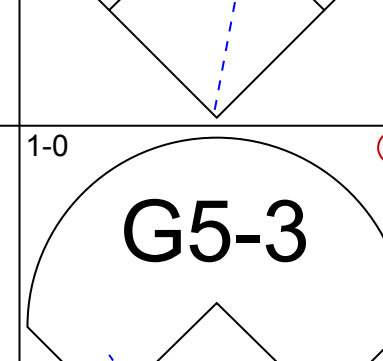
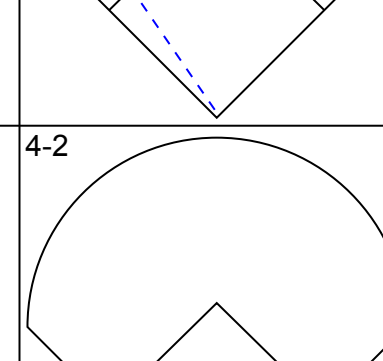
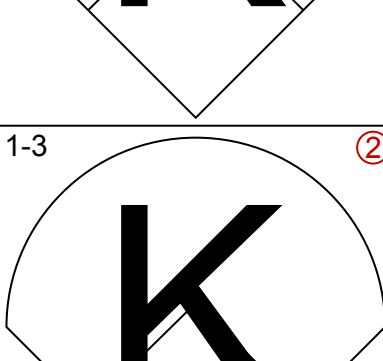
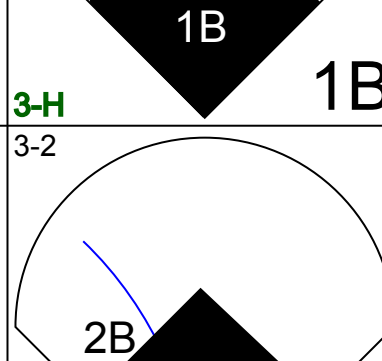
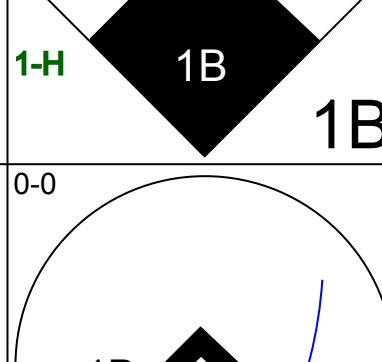
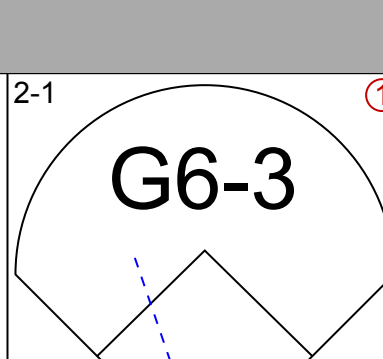
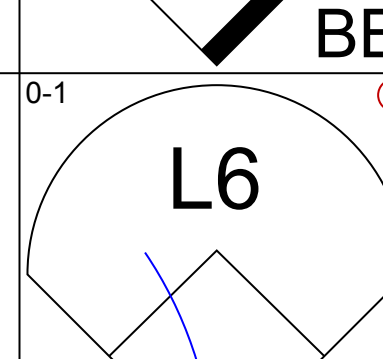
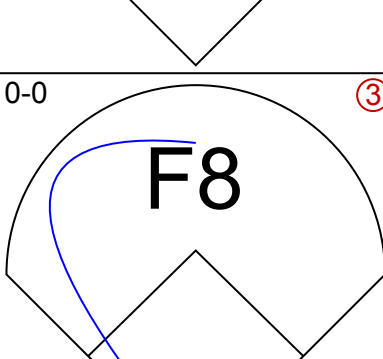
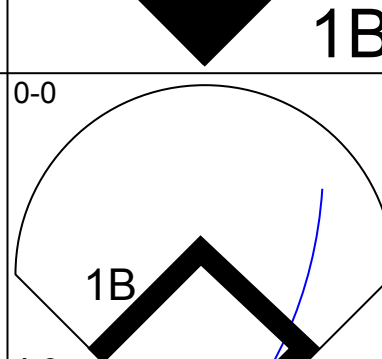
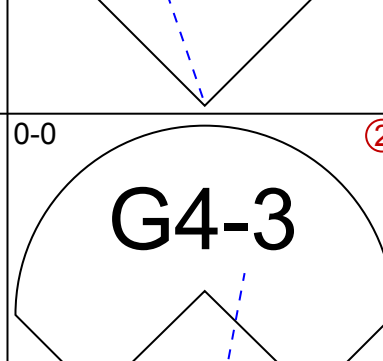
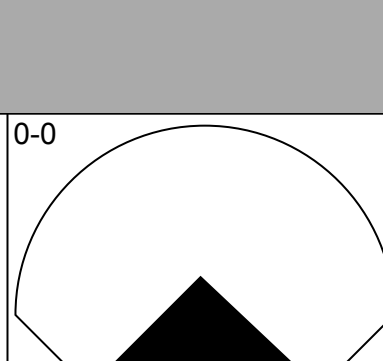
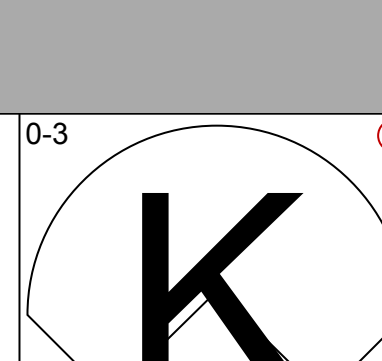
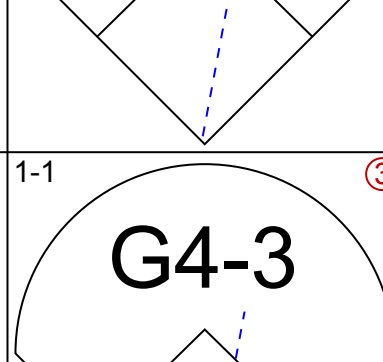
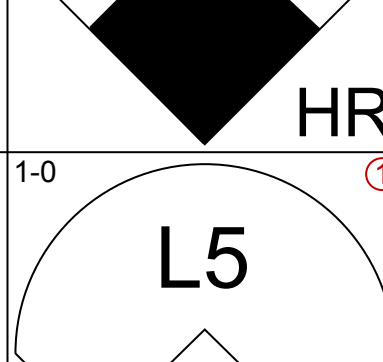
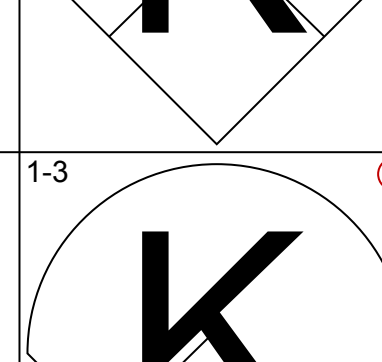
AB 31
 R 2
 H 4
 RBI 2
 BB 5
 SO 5
 LOB 14



Batter	1	2	3	4	5	6	7	8	9	AB	R	H	RBI	BB	SO	LOB	TOP				
Sil Campusano, R OBP: 0.270, SLG: 0.318 (1, 8)										4	1	1	1	0	1	2	Philadelphia Phillies @ St. Louis Cardinals Busch Stadium, St. Louis, MO Wed Sep 19 1990, 7:05 PM CDT Att: 15,828 - Unknown - 65 F				
Randy Ready, R OBP: 0.329, SLG: 0.308 (1, 4)										3	0	1	2	1	1	0					
Charlie Hayes, R OBP: 0.304, SLG: 0.361 (1, 5)										4	1	2	1	1	0	2					
Dale Murphy, R OBP: 0.322, SLG: 0.430 (1, 9)										4	1	2	2	1	0	4					
Ricky Jordan, R OBP: 0.272, SLG: 0.351 (1, 3)										5	0	0	0	0	0	2					
Dickie Thon, R OBP: 0.306, SLG: 0.352 (1, 6)										4	1	1	0	1	1	1					
Wes Chamberlain, R OBP: 0.200, SLG: 0.357 (1, 7)										4	2	1	1	1	0	2					
Darrin Fletcher, L OBP: 0.286, SLG: 0.286 (1, 2)										5	2	2	1	0	0	2					
Pat Combs, L OBP: 0.190, SLG: 0.182 (1, 1)										2	0	1	0	0	1	0					
Louie Meadows, L OBP: 0.291, SLG: 0.150 (6, PH)										1	0	0	0	0	1	0					
Darrel Akerfelds, R OBP: 0.167, SLG: 0.167 (6, 1)										0	0	0	0	0	0	0					
John Kruk, L OBP: 0.386, SLG: 0.418 (8, PH)										1	0	1	0	0	0	0					
Roger McDowell, R (8, 1)										0	0	0	0	0	0	0					
Inning Stats	R: 0 E: 0 K: 2 S: 9	H: 1 LOB: 1 BB: 0 P: 16	R: 1 E: 0 K: 1 S: 12	H: 1 LOB: 0 BB: 0 P: 16	R: 3 E: 0 K: 1 S: 13	H: 2 LOB: 0 BB: 1 P: 20	R: 2 E: 0 K: 0 S: 10	H: 3 LOB: 3 BB: 2 P: 21	R: 0 E: 0 K: 1 S: 8	H: 0 LOB: 0 BB: 0 P: 10	R: 0 E: 0 K: 0 S: 10	H: 0 LOB: 1 BB: 1 P: 17	R: 2 E: 0 K: 0 S: 18	H: 4 LOB: 2 BB: 0 P: 25	R: 0 E: 0 K: 0 S: 8	H: 1 LOB: 2 BB: 1 P: 12	1B: 7 2B: 1 3B: 2 HR: 2	SF: 2 SAC: 0 DP: 0 HBP: 0	WP: 0 PB: 0 SB: 0 CS: 0	PA: 44	
PITCHER	IP	WLS	BF	H	R	ER	SO	BB	IBB	HBP	BLK	WP	HR	S	P	ERA	WHIP				
Joe Magrane, L ERA: 3.78 (1, 1)	3.2	L	20	6	6	6	4	3	0	0	0	0	2	39	65	14.73	2.455				
Scott Terry, R ERA: 4.53 (4, 1)	2.1		8	1	0	0	1	0	0	0	0	0	0	19	26	0.00	0.429				
Omar Olivares, R ERA: 3.41 (7, 1)	1.2		10	4	2	2	0	1	0	0	0	0	0	27	41	10.80	3.000				
Mike Perez, R ERA: 1.04 (8, 1)	0.1		1	0	0	0	0	0	0	0	0	0	0	1	1	0.00	0.000				
Lee Smith, R ERA: 2.12 (9, 1)	1.0		5	1	0	0	0	1	0	0	0	0	0	8	12	0.00	2.000				

Batter	1	2	3	4	5	6	7	8	9	AB	R	H	RBI	BB	SO	LOB	BOTTOM					
Bernard Gilkey, R OBP: 0.269, SLG: 0.182 (1, 7)										2	1	0	0	3	0	1	Philadelphia Phillies @ St. Louis Cardinals Busch Stadium, St. Louis, MO Wed Sep 19 1990, 7:05 PM CDT Att: 15,828 - Unknown - 65 F					
Todd Zeile, R OBP: 0.330, SLG: 0.399 (1, 5)										3	1	2	1	2	0	1						
Ray Lankford, L OBP: 0.348, SLG: 0.471 (1, 8)										5	0	0	0	0	0	7						
Pedro Guerrero, R OBP: 0.338, SLG: 0.433 (1, 3)										5	0	0	0	0	0	3						
Felix Jose, S OBP: 0.308, SLG: 0.384 (1, 9)										5	1	2	2	0	0	2						
Geronimo Pena, S OBP: 0.391, SLG: 0.364 (1, 4)										3	1	1	0	1	0	1						
Mike Perez, R (8, 1)										0	0	0	0	0	0	0						
Lee Smith, R (9, 1)										0	0	0	0	0	0	0						
Ozzie Smith, S OBP: 0.336, SLG: 0.305 (1, 6)										4	0	2	0	0	1	1						
Tom Pagnozzi, R OBP: 0.320, SLG: 0.353 (1, 2)										4	0	2	0	0	0	2						
Joe Magrane, R OBP: 0.182, SLG: 0.173 (1, 1)										1	0	0	0	0	0	2						
Scott Terry, R OBP: 0.455, SLG: 0.545 (4, 1)										1	0	0	0	0	1	0						
Milt Thompson, L OBP: 0.290, SLG: 0.311 (6, PH)										1	0	0	0	0	0	0						
Omar Olivares, R OBP: 0.143, SLG: 0.462 (7, 1)										0	0	0	0	0	0	0						
Jose Quijando, S OBP: 0.329, SLG: 0.324 (8, 4)										1	0	0	0	0	0	1						
Inning Stats	R: 1 E: 0 K: 0 S: 11	H: 1 LOB: 1 BB: 1 P: 22	R: 1 E: 0 K: 0 S: 9	H: 2 LOB: 3 BB: 3 P: 26	R: 0 E: 0 K: 0 S: 7	H: 1 LOB: 1 BB: 0 P: 11	R: 0 E: 0 K: 1 S: 8	H: 0 LOB: 0 BB: 0 P: 11	R: 2 E: 0 K: 0 S: 13	H: 3 LOB: 2 BB: 1 P: 22	R: 0 E: 0 K: 0 S: 10	H: 0 LOB: 1 BB: 1 P: 19	R: 0 E: 0 K: 0 S: 8	H: 0 LOB: 0 BB: 0 P: 13	R: 0 E: 0 K: 1 S: 8	H: 1 LOB: 1 BB: 0 P: 11	R: 0 E: 0 K: 0 S: 9	H: 1 LOB: 1 BB: 0 P: 14	1B: 4 2B: 3 3B: 1 HR: 1	SF: 0 SAC: 0 DP: 1 HBP: 0	WP: 0 PB: 0 SB: 2 CS: 0	PA: 41
PITCHER	IP	WLS	BF	H	R	ER	SO	BB	IBB	HBP	BLK	WP	HR	S	P	ERA	WHIP					
Pat Combs, L ERA: 4.25 (1, 1)	5.0	W	26	7	4	4	1	4	1	0	0	0	0	48	92	7.20	2.200					
Darrel Akerfelds, R ERA: 3.87 (6, 1)	2.0		7	0	0	0	0	1	0	0	0	0	0	18	32	0.00	0.500					
Roger McDowell, R ERA: 3.67 (8, 1)	2.0		8	2	0	0	1	0	0	0	0	0	0	17	25	0.00	1.000					

Batter	1	2	3	4	5	6	7	8	9	AB	R	H	RBI	BB	SO	LOB	TOP					
Lenny Dykstra, L OBP: 0.421, SLG: 0.438 (1, 8)										5	1	1	0	0	1	0	Philadelphia Phillies @ St. Louis Cardinals Busch Stadium, St. Louis, MO Thu Sep 20 1990, 7:05 PM CDT Att: 14,744 - Unknown - 70 F					
Mickey Morandini, L OBP: 0.263, SLG: 0.255 (1, 4)										3	0	1	0	1	0	1						
Von Hayes, L OBP: 0.374, SLG: 0.418 (1, 7)										4	1	1	1	0	0	2						
Dale Murphy, R OBP: 0.321, SLG: 0.431 (1, 9)										4	1	1	1	0	1	2						
John Kruk, L OBP: 0.385, SLG: 0.418 (1, 3)										4	1	1	1	0	1	1						
Darren Daulton, L OBP: 0.369, SLG: 0.431 (1, 2)										4	0	3	1	0	0	0						
Charlie Hayes, R OBP: 0.302, SLG: 0.358 (1, 5)										4	0	0	0	0	2	3						
Rod Booker, L OBP: 0.328, SLG: 0.319 (1, 6)										3	0	0	0	1	0	1						
Terry Mulholland, R OBP: 0.105, SLG: 0.107 Roger McDowell, R (9, 1)										4	0	0	0	0	3	3						
										0	0	0	0	0	0	0						
Inning Stats	R: 0 E: 0 K: 2 S: 16	H: 1 LOB: 0 BB: 0 P: 23	R: 0 E: 0 K: 0 S: 5	H: 0 LOB: 0 BB: 0 P: 7	R: 0 E: 0 K: 0 S: 6	H: 0 LOB: 0 BB: 0 P: 9	R: 0 E: 0 K: 0 S: 8	H: 0 LOB: 1 BB: 1 P: 15	R: 0 E: 0 K: 1 S: 12	H: 1 LOB: 1 BB: 0 P: 16	R: 4 E: 1 K: 2 S: 24	H: 5 LOB: 2 BB: 1 P: 38	R: 0 E: 0 K: 0 S: 4	H: 0 LOB: 0 BB: 0 P: 6	R: 0 E: 0 K: 2 S: 10	H: 1 LOB: 1 BB: 0 P: 18	R: 0 E: 0 K: 1 S: 7	H: 0 LOB: 0 BB: 0 P: 12	1B: 4 2B: 4 3B: 0 HR: 0	SF: 0 SAC: 0 DP: 0 HBP: 0	WP: 0 PB: 0 SB: 2 CS: 0	PA: 37
PITCHER	IP	WLS	BF	H	R	ER	SO	BB	IBB	HBP	BLK	WP	HR	S	P	ERA	WHIP					
Bryn Smith, R ERA: 4.38 (1, 1)	5.1		23	6	4	4	3	1	0	0	0	0	0	61	90	6.75	1.312					
Tim Lincecum, L ERA: 7.36 (6, 1)	0.0		1	1	0	0	0	0	0	0	0	0	0	3	4	∞	∞					
Tom Niedenfuer, R ERA: 3.46 (6, 1)	0.2		3	0	0	0	2	0	1	0	0	0	0	7	14	0.00	0.000					
Frank DiPino, L ERA: 4.72 (7, 1)	2.0		7	1	0	0	2	0	0	0	0	0	0	14	24	0.00	0.500					
Mike Perez, R ERA: 0.93 (9, 1)	1.0	W	3	0	0	0	1	0	0	0	0	0	0	7	12	0.00	0.000					

Batter	1	2	3	4	5	6	7	8	9	AB	R	H	RBI	BB	SO	LOB	BOTTOM					
Bernard Gilkey, R OBP: 0.300, SLG: 0.308 (1, 7)										4	1	2	0	0	0	0	Philadelphia Phillies @ St. Louis Cardinals Busch Stadium, St. Louis, MO Thu Sep 20 1990, 7:05 PM CDT Att: 14,744 - Unknown - 70 F					
Todd Zeile, R OBP: 0.330, SLG: 0.400 (1, 5)										3	1	1	1	0	1	1						
Rex Hudler, R OBP: 0.335, SLG: 0.471 (1, 8)										4	0	1	0	0	1	0						
Pedro Guerrero, R OBP: 0.337, SLG: 0.431 (1, 3)											4	0	1	0	0	1		2				
Felix Jose, S OBP: 0.307, SLG: 0.383 (1, 9)											4	1	1	1	0	1		1				
Gerónimo Peña, S OBP: 0.385, SLG: 0.333 Mike Perez, R (9, 1)											2	0	0	0	1	1		1				
Denny Walling, L OBP: 0.271, SLG: 0.290 Dave Collins, S OBP: 0.382, SLG: 0.255 (9, PH)											0	0	0	0	0	0						
Ozzie Smith, S OBP: 0.335, SLG: 0.306 (1, 6)											4	0	1	0	0	2						
Ray Stephens, R OBP: 0.333, SLG: 1.333 Ray Lankford, L OBP: 0.354, SLG: 0.476 (9, PH)										3	1	1	1	0	1	0						
Bryn Smith, R OBP: 0.287, SLG: 0.265 Tim Lincecum, L OBP: 0.319, SLG: 0.319 Tom Niedenfuer, R OBP: 0.302, SLG: 0.462 Mike Thompson, L OBP: 0.319, SLG: 0.292 Craig Wilson, R OBP: 0.354, SLG: 0.324 (9, 4)										1	0	0	0	0	0	0						
Inning Stats	R: 0 E: 0 K: 1 S: 6	H: 0 LOB: 0 BB: 0 P: 9	R: 0 E: 0 K: 0 S: 8	H: 0 LOB: 0 BB: 0 P: 14	R: 0 E: 0 K: 0 S: 5	H: 0 LOB: 0 BB: 0 P: 8	R: 0 E: 0 K: 1 S: 12	H: 1 LOB: 0 BB: 0 P: 18	R: 0 E: 0 K: 0 S: 8	H: 0 LOB: 1 BB: 1 P: 12	R: 2 E: 0 K: 0 S: 8	H: 2 LOB: 0 BB: 0 P: 12	R: 0 E: 0 K: 2 S: 11	H: 1 LOB: 1 BB: 0 P: 14	R: 0 E: 0 K: 2 S: 10	H: 0 LOB: 0 BB: 0 P: 14	R: 3 E: 0 K: 0 S: 12	H: 6 LOB: 2 BB: 0 P: 20	1B: 6 2B: 2 3B: 1 HR: 1	SF: 1 SAC: 0 DP: 2 HBP: 0	WP: 0 PB: 0 SB: 1 CS: 0	PA: 35
PITCHER	IP	WLS	BF	H	R	ER	SO	BB	IBB	HBP	BLK	WP	HR	S	P	ERA	WHIP					
Terry Mulholland, L ERA: 3.86 (1, 1)	8.0		29	5	3	3	7	1	0	0	0	0	0	70	104	3.38	0.750					
Roger McDowell, R ERA: 3.86 (9, 1)	0.2	L	6	5	2	2	0	0	0	0	0	0	0	10	17	27.00	7.500					

Batter	1	2	3	4	5	6	7	8	9	AB	R	H	RBI	BB	SO	LOB	TOP			
Ozzie Smith, S OBP: 0.335, SLG: 0.306 (1, 6)	G4-3		G6-3			G5-3			G6-4-3 1B	4	0	1	0	0	0	0	St. Louis Cardinals @ Pittsburgh Pirates Three Rivers Stadium, Pittsburgh, PA Fri Sep 21 1990, 7:05 PM EDT Att: 29,048 - Unknown livebaseballscorecards.com			
Todd Zeile, R OBP: 0.327, SLG: 0.397 (1, 5)	G5-3			K		G6-3			G6-4-3 1-2f	4	0	0	0	0	1	1				
Ray Lankford, L OBP: 0.350, SLG: 0.463 (1, 8)				K		K			K	3	0	0	0	1	3	0				
Pedro Guerrero, R OBP: 0.339, SLG: 0.433 (1, 3)									K 1B	3	0	2	0	0	1	1				
Felix Jose, S OBP: 0.307, SLG: 0.383 (1, 9)		G4-3							F7 1B	3	0	1	0	0	0	1				
Rex Hudler, R OBP: 0.330, SLG: 0.464 (1, 7)	G4-3								G6-3 1-2f	3	0	0	0	0	1	3				
Tom Pagnozzi, R OBP: 0.316, SLG: 0.347 (1, 2)		G6-3				L9			K	3	0	0	0	0	1	0				
José Oquendo, S OBP: 0.358, SLG: 0.324 (8, PR)			G6-3			K			G1-6-3 1B	3	0	1	0	0	1	0				
Dave Collins, S OBP: 0.392, SLG: 0.255 (8, 4)										0	0	0	0	0	0	0				
Tim Jones, L OBP: 0.288, SLG: 0.319 (8, 4)										0	0	0	0	0	0	0				
Jose DeLeon, R OBP: 0.123, SLG: 0.143 (7, 1)									G1-6-3 1-2f	2	0	0	0	0	2	0				
Frank DiPino, L OBP: 0.333, SLG: 0.667 (8, PH)										0	0	0	0	0	0	0				
Craig Wilson, R OBP: 0.316, SLG: 0.290 (8, 1)										1	0	0	0	0	0	1				
Ken Dayley, L (8, 1)										0	0	0	0	0	0	0				
Inning Stats	R: 0 E: 0 K: 1 S: 10	H: 0 LOB: 1 BB: 1 P: 17	R: 0 E: 0 K: 0 S: 7	H: 0 LOB: 0 BB: 0 P: 11	R: 0 E: 0 K: 1 S: 10	H: 0 LOB: 0 BB: 0 P: 12	R: 0 E: 0 K: 3 S: 16	H: 2 LOB: 2 BB: 0 P: 23	R: 0 E: 0 K: 2 S: 11	H: 0 LOB: 0 BB: 0 P: 17	R: 0 E: 0 K: 0 S: 9	H: 1 LOB: 0 BB: 0 P: 8	R: 0 E: 0 K: 1 S: 9	H: 1 LOB: 1 BB: 0 P: 13	R: 0 E: 0 K: 1 S: 8	H: 1 LOB: 0 BB: 0 P: 11	1B: 5 2B: 0 3B: 0 HR: 0	SF: 0 SAC: 0 DP: 3 HBP: 0	WP: 0 PB: 0 SB: 0 CS: 0	PA: 30
PITCHER Zane Smith, L ERA: 2.73 (1, 1)	IP: 9.0 WLS: W BF: 30 H: 5 R: 0 ER: 0 SO: 10 BB: 1 IBB: 0 HBP: 0 BLK: 0 WP: 0 HR: 0 S: 86 P: 122 ERA: 0.00 WHIP: 0.667															PITCHER				

Batter	1	2	3	4	5	6	7	8	9	AB	R	H	RBI	BB	SO	LOB	BOTTOM			
Wally Backman, S OBP: 0.364, SLG: 0.390 (7, PH)	P5					P6				3	0	1	0	0	0	0	St. Louis Cardinals @ Pittsburgh Pirates Three Rivers Stadium, Pittsburgh, PA Fri Sep 21 1990, 7:05 PM EDT Att: 29,048 - Unknown livebaseballscorecards.com			
Jeff King, R OBP: 0.277, SLG: 0.406 (8, 5)										1	0	0	0	0	1	3				
Jay Bell, R OBP: 0.317, SLG: 0.355 (1, 6)	P6		F8			L6			K	4	0	0	0	0	1	4				
Andy Van Slyke, L OBP: 0.373, SLG: 0.469 (1, 8)									G4-3 1B	3	0	1	0	1	1	0				
Bobby Bonilla, S OBP: 0.323, SLG: 0.526 (1, 9)	CS	G4-3				G4-3			P8	4	0	0	0	0	1	1				
Barry Bonds, L OBP: 0.411, SLG: 0.582 (1, 7)										2	1	1	0	2	1	0				
Sid Bream, L OBP: 0.349, SLG: 0.448 (1, 3)										3	0	1	1	0	1	2				
Michael LaValliere, L OBP: 0.368, SLG: 0.346 (1, 2)									L9	3	0	0	0	0	0	2				
Jose Lind, R OBP: 0.305, SLG: 0.344 (1, 4)										2	0	0	0	1	0	0				
Zane Smith, L OBP: 0.188, SLG: 0.254 (1, 1)										2	0	0	0	1	0	0				
Inning Stats	R: 0 E: 0 K: 0 S: 8	H: 1 LOB: 0 BB: 0 P: 10	R: 0 E: 0 K: 0 S: 5	H: 0 LOB: 1 BB: 1 P: 10	R: 0 E: 0 K: 0 S: 7	H: 1 LOB: 1 BB: 0 P: 12	R: 0 E: 0 K: 3 S: 15	H: 0 LOB: 1 BB: 1 P: 22	R: 0 E: 0 K: 0 S: 5	H: 0 LOB: 0 BB: 0 P: 7	R: 0 E: 0 K: 0 S: 7	H: 0 LOB: 1 BB: 1 P: 14	R: 1 E: 0 K: 2 S: 13	H: 2 LOB: 3 BB: 2 P: 26	R: 0 E: 0 K: 1 S: 8	H: 0 LOB: 0 BB: 0 P: 12	1B: 2 2B: 2 3B: 0 HR: 0	SF: 0 SAC: 0 DP: 0 HBP: 0	WP: 0 PB: 0 SB: 1 CS: 1	PA: 33
PITCHER Jose DeLeon, R ERA: 4.43 (7, 1)	IP: 6.1 WLS: L BF: 27 H: 4 R: 1 ER: 1 SO: 3 BB: 4 IBB: 1 HBP: 0 BLK: 0 WP: 0 HR: 0 S: 53 P: 91 ERA: 1.42 WHIP: 1.263															PITCHER				
Frank DiPino, L ERA: 4.68 (8, 1)	IP: 0.2 WLS: 2 BF: 2 H: 0 R: 0 ER: 0 SO: 2 BB: 0 IBB: 0 HBP: 0 BLK: 0 WP: 0 HR: 0 S: 7 P: 10 ERA: 0.00 WHIP: 0.000															PITCHER				
Ken Dayley, L ERA: 3.04 (8, 1)	IP: 1.0 WLS: 3 BF: 3 H: 0 R: 0 ER: 0 SO: 1 BB: 0 IBB: 0 HBP: 0 BLK: 0 WP: 0 HR: 0 S: 8 P: 12 ERA: 0.00 WHIP: 0.000															PITCHER				

Batter	1	2	3	4	5	6	7	8	9	AB	R	H	RBI	BB	SO	LOB	TOP					
Bernard Gilkey, R (1, 7) OBP: 0.324, SLG: 0.310 Ray Lankford, L (9, 8) OBP: 0.350, SLG: 0.463	F9			G3		G6-3 1B		WP BB		3	2	1	0	1	0	0						
Ozzie Smith, S (1, 6) OBP: 0.334, SLG: 0.305	G3			CS 1B		G6-3		G6-3		4	0	1	0	0	0	3						
Felix Jose, S (1, 9) OBP: 0.311, SLG: 0.385	G6-3			1-2 1B		1-0 1B		BB WP BB		3	0	2	1	1	0	0						
Pedro Guerrero, R (1, 3) OBP: 0.338, SLG: 0.430 Dave Collins, S (8, PR) OBP: 0.352, SLG: 0.255		K		G4-3		F7		FC5 BB BB		3	0	0	0	1	1	2						
Todd Zeile, R (1, 5) OBP: 0.326, SLG: 0.394	G6-3					L7				3	0	0	1	1	0	0						
Rex Hudler, R (1, 8) OBP: 0.329, SLG: 0.460 Ken Dayley, L (8, 1) Lee Smith, R (8, 1)	F7							CS 1B		4	0	1	0	0	1	3						
Tom Pagnozzi, R (1, 2) OBP: 0.315, SLG: 0.350				K				L9		4	0	1	0	0	1	1						
José Oquendo, S (1, 4) OBP: 0.355, SLG: 0.322				G1-3		G6-3		P4		4	0	0	0	0	0	1						
Ken Hill, R (1, 1) OBP: 0.333, SLG: 0.250 Milt Thompson, L (8, PH) OBP: 0.290, SLG: 0.314	G3					F8		G6-3 WP 2B		2	0	0	0	0	0	0						
Inning Stats	R: 0 E: 0 K: 0 S: 8	H: 0 LOB: 0 BB: 0 P: 14	R: 0 E: 0 K: 1 S: 7	H: 0 LOB: 0 BB: 0 P: 11	R: 0 E: 0 K: 1 S: 9	H: 0 LOB: 0 BB: 0 P: 14	R: 0 E: 0 K: 0 S: 7	H: 2 LOB: 1 BB: 0 P: 10	R: 0 E: 0 K: 1 S: 11	H: 1 LOB: 1 BB: 0 P: 15	R: 1 E: 0 K: 0 S: 10	H: 2 LOB: 1 BB: 0 P: 13	R: 0 E: 0 K: 0 S: 6	H: 1 LOB: 0 BB: 0 P: 9	R: 2 E: 0 K: 0 S: 17	H: 1 LOB: 3 BB: 4 P: 42	R: 0 E: 0 K: 0 S: 5	H: 0 LOB: 0 BB: 0 P: 6	1B: 5 2B: 2 3B: 0 HR: 0	SF: 0 SAC: 0 DP: 0 HBP: 0	WP: 1 PB: 0 SB: 0 CS: 2	PA: 36
PITCHER	IP	WLS	BF	H	R	ER	SO	BB	IBB	HBP	BLK	WP	HR	S	P	ERA	WHIP					
Randy Tomlin, L (1, 1) ERA: 2.36	7.1	L	28	7	3	3	3	1	0	0	0	0	0	64	100	3.68	1.091					
Stan Belinda, R (8, 1) ERA: 3.72	0.1		4	0	0	0	0	3	0	0	0	1	0	9	24	0.00	9.000					
Bill Landrum, R (8, 1) ERA: 2.31	1.1		4	0	0	0	0	0	0	0	0	0	0	7	10	0.00	0.000					

St. Louis Cardinals @ Pittsburgh Pirates
Three Rivers Stadium, Pittsburgh, PA
Sat Sep 22 1990, 3:33 AM EDT
Att. 22,895 - Cloudy

AB 32
R 3
H 7
RBI 2
BB 4
SO 3
LOB 10



Batter	1	2	3	4	5	6	7	8	9	AB	R	H	RBI	BB	SO	LOB	BOTTOM					
Wally Backman, S (1, 5) OBP: 0.368, SLG: 0.393 Jeff King, R (8, 5) OBP: 0.276, SLG: 0.405	CS BB	2-3 1B			SH1 1B		G1-3		P2	3	0	2	0	1	0	0						
Jay Bell, R (1, 6) OBP: 0.318, SLG: 0.354	BB WP BB				SH1					2	1	0	0	2	2	2						
Andy Van Slyke, L (1, 8) OBP: 0.369, SLG: 0.464	F7	F7			L4		G3		P5	5	0	0	0	0	0	6						
Bobby Bonilla, S (1, 9) OBP: 0.323, SLG: 0.523	BB BB BB				K				F7	3	0	0	0	1	2	1						
Barry Bonds, L (1, 7) OBP: 0.412, SLG: 0.586	BB BB				G6-3				K	3	1	1	1	1	1	0						
Sid Bream, L (1, 3) OBP: 0.349, SLG: 0.445 Carmelo Martinez, R (8, PH) OBP: 0.338, SLG: 0.414 Orlando Merced, S (8, PH) OBP: 0.281, SLG: 0.273 Gary Redus, R (8, PR) OBP: 0.348, SLG: 0.431					G6-3				S BB	2	0	0	1	1	1	0						
Michael LaValliere, L (1, 2) OBP: 0.366, SLG: 0.345	L4				F9				G6-3	4	0	1	0	0	0	4						
Jose Lind, R (1, 4) OBP: 0.307, SLG: 0.346		1B SH1-4 1B			K				L7	4	0	2	0	0	1	1						
Randy Tomlin, L (1, 1) OBP: 0.083, SLG: 0.087 Stan Belinda, R (8, 1) Bill Landrum, R (8, 1) R.J. Reynolds, S (8, PH) OBP: 0.356, SLG: 0.349		SH1-4			G6-3				L7	2	0	0	0	0	1	1						
Inning Stats	R: 1 E: 0 K: 0 S: 17	H: 0 LOB: 3 BB: 5 P: 41	R: 0 E: 0 K: 1 S: 13	H: 2 LOB: 2 BB: 0 P: 18	R: 0 E: 0 K: 1 S: 8	H: 0 LOB: 0 BB: 0 P: 13	R: 0 E: 0 K: 1 S: 9	H: 0 LOB: 0 BB: 0 P: 13	R: 0 E: 0 K: 2 S: 14	H: 2 LOB: 1 BB: 0 P: 21	R: 0 E: 0 K: 1 S: 7	H: 0 LOB: 0 BB: 0 P: 11	R: 0 E: 0 K: 1 S: 10	H: 0 LOB: 2 BB: 1 P: 20	R: 0 E: 0 K: 0 S: 15	H: 1 LOB: 2 BB: 1 P: 25	1B: 5 2B: 0 3B: 0 HR: 1	SF: 0 SAC: 2 DP: 0 HBP: 0	WP: 1 PB: 0 SB: 2 CS: 1	PA: 39		
PITCHER	IP	WLS	BF	H	R	ER	SO	BB	IBB	HBP	BLK	WP	HR	S	P	ERA	WHIP					
Ken Hill, R (1, 1) ERA: 5.03	7.0	W	30	5	2	2	7	5	0	0	0	0	1	77	130	2.57	1.429					
Ken Dayley, L (8, 1) ERA: 3.01	0.2		2	0	0	0	1	0	0	0	0	0	0	6	11	0.00	0.000					
Lee Smith, R (8, 1) ERA: 2.09	1.1	S	7	1	0	0	0	2	0	0	0	0	0	19	34	0.00	2.250					

St. Louis Cardinals @ Pittsburgh Pirates
Three Rivers Stadium, Pittsburgh, PA
Sat Sep 22 1990, 3:33 AM EDT
Att. 22,895 - Cloudy

AB 30
R 2
H 6
RBI 2
BB 7
SO 8
LOB 17



Batter	1	2	3	4	5	6	7	8	9	AB	R	H	RBI	BB	SO	LOB	TOP
Bernard Gilkey, R (1, 7) <small>OBP: 0.316, SLG: 0.303</small> Scott Terry, R (7, 1) <small>OBP: 0.455, SLG: 0.545</small> Ernie Camacho, R (8, 1)	F9		P4			FC6-4 SF9 1B	G5-3			4	1	1	0	0	0	0	St. Louis Cardinals @ Pittsburgh Pirates Three Rivers Stadium, Pittsburgh, PA Sun Sep 23 1990, 3:33 AM EDT Att. 30,635 - Cloudy
Ozzie Smith, S (1, 6) <small>OBP: 0.333, SLG: 0.305</small>	L3		L7			FC6-4 1B		G3-1		4	0	1	0	0	0	0	
Felix Jose, S (1, 9) <small>OBP: 0.311, SLG: 0.386</small>	1B 2B		F8			FC6-4 2B		K		4	1	1	0	0	1	2	
Pedro Guerrero, R (1, 3) <small>OBP: 0.338, SLG: 0.429</small>	FC5-4 1B					SF9		K		3	0	1	1	0	1	0	
Todd Zeile, R (1, 5) <small>OBP: 0.328, SLG: 0.396</small>	FC5-4					3-H 0-1 1-H 2B				3	0	1	1	1	0	2	
Milt Thompson, L (1, 8) <small>OBP: 0.290, SLG: 0.312</small>		G6-3				4-2 BB		L5-3 BB		3	0	0	0	1	0	1	
Tom Pagnozzi, R (1, 2) <small>OBP: 0.313, SLG: 0.345</small>						BB		L5-3		3	0	0	0	1	0	1	
José Oquendo, S (1, 4) <small>OBP: 0.353, SLG: 0.319</small>		L6				K		G3-1		3	0	0	0	1	2	2	
Bob Tewksbury, R (1, 1) <small>OBP: 0.250, SLG: 0.200</small> Frank DiPino, L (6, 1) <small>OBP: 0.333, SLG: 0.667</small> Ray Lankford, L (7, PH) <small>OBP: 0.347, SLG: 0.459</small>		G4-3				K		G3-1		3	0	0	0	0	1	1	
Inning Stats	R: 0 E: 0 K: 0 S: 11	H: 2 LOB: 2 BB: 0 P: 16	R: 0 E: 0 K: 0 S: 7	H: 0 LOB: 1 BB: 1 P: 15	R: 0 E: 0 K: 0 S: 8	H: 0 LOB: 0 BB: 0 P: 12	R: 0 E: 0 K: 0 S: 7	H: 0 LOB: 0 BB: 0 P: 10	R: 0 E: 0 K: 1 S: 17	H: 3 LOB: 2 BB: 1 P: 25	R: 0 E: 0 K: 0 S: 7	H: 0 LOB: 0 BB: 0 P: 13	R: 0 E: 0 K: 2 S: 12	H: 0 LOB: 0 BB: 1 P: 16	R: 0 E: 0 K: 0 S: 6	H: 0 LOB: 0 BB: 1 P: 11	
PITCHER	IP WLS BF H R ER SO BB IBB HBP BLK WP HR S P ERA WHIP	PITCHER IP WLS BF H R ER SO BB IBB HBP BLK WP HR S P ERA WHIP															
John Smiley, L (1, 1) <small>ERA: 4.5</small> Vicente Palacios, R (6, 1) <small>ERA:</small>	5.2 W 24 5 2 2 1 2 0 0 0 0 0 0 53 79 3.18 1.235	John Smiley, L (1, 1) <small>ERA: 4.5</small> Vicente Palacios, R (6, 1) <small>ERA:</small>															

Batter	1	2	3	4	5	6	7	8	9	AB	R	H	RBI	BB	SO	LOB	BOTTOM
Wally Backman, S (1, 5) <small>OBP: 0.368, SLG: 0.395</small> Jeff King, R (6, 5) <small>OBP: 0.275, SLG: 0.402</small>	2B 2B					G3		F9		3	1	1	0	0	1	0	St. Louis Cardinals @ Pittsburgh Pirates Three Rivers Stadium, Pittsburgh, PA Sun Sep 23 1990, 3:33 AM EDT Att. 30,635 - Cloudy
Jay Bell, R (1, 6) <small>OBP: 0.319, SLG: 0.352</small>	2B SF8 HBP					K				2	1	0	0	0	2	0	
Andy Van Slyke, L (1, 8) <small>OBP: 0.370, SLG: 0.469</small>	SF8 1B 2B					G3				4	2	2	1	0	1	1	
Bobby Bonilla, S (1, 9) <small>OBP: 0.324, SLG: 0.531</small>	SF8					HR		F8		3	2	2	2	0	0	0	
Barry Bonds, L (1, 7) <small>OBP: 0.412, SLG: 0.585</small>	3-H 1B					L7		G4-3		3	0	1	1	1	0	0	
Sid Bream, L (1, 3) <small>OBP: 0.348, SLG: 0.443</small>	P6					G4-3		E7 2B		4	1	1	1	0	0	1	
Don Slaught, R (1, 2) <small>OBP: 0.386, SLG: 0.473</small>	F8					K		SF7		3	0	1	2	0	1	1	
Jose Lind, R (1, 4) <small>OBP: 0.306, SLG: 0.344</small>		G5-3				F7		G6-3 IBB		3	0	0	0	1	0	2	
John Smiley, L (1, 1) <small>OBP: 0.157, SLG: 0.122</small> Vicente Palacios, R (6, 1) <small>ERA:</small>		G3				F8		K		2	0	0	0	0	0	0	
Inning Stats	R: 3 E: 0 K: 0 S: 9	H: 3 LOB: 1 BB: 0 P: 13	R: 0 E: 0 K: 1 S: 7	H: 0 LOB: 0 BB: 0 P: 8	R: 1 E: 0 K: 1 S: 14	H: 1 LOB: 0 BB: 0 P: 21	R: 0 E: 0 K: 1 S: 5	H: 0 LOB: 0 BB: 0 P: 9	R: 0 E: 0 K: 0 S: 11	H: 3 LOB: 1 BB: 1 P: 22	R: 0 E: 0 K: 2 S: 10	H: 0 LOB: 1 BB: 0 P: 16	R: 1 E: 1 K: 0 S: 9	H: 1 LOB: 3 BB: 2 P: 20	R: 0 E: 0 K: 0 S: 6	H: 0 LOB: 0 BB: 0 P: 11	
PITCHER	IP WLS BF H R ER SO BB IBB HBP BLK WP HR S P ERA WHIP	PITCHER IP WLS BF H R ER SO BB IBB HBP BLK WP HR S P ERA WHIP															
Bob Tewksbury, R (1, 1) <small>ERA: 3.37</small> Frank DiPino, L (6, 1) <small>ERA: 4.62</small> Scott Terry, R (7, 1) <small>ERA: 4.71</small> Ernie Camacho, R (8, 1) <small>ERA: 4.91</small>	5.0 L 22 6 6 5 4 0 0 1 0 0 0 0 0 49 74 9.00 1.200	Bob Tewksbury, R (1, 1) <small>ERA: 3.37</small> Frank DiPino, L (6, 1) <small>ERA: 4.62</small> Scott Terry, R (7, 1) <small>ERA: 4.71</small> Ernie Camacho, R (8, 1) <small>ERA: 4.91</small>															

AB 30
R 2
H 5
RBI 2
BB 3
SO 4
LOB 9




AB 30
R 7
H 8
RBI 7
BB 3
SO 6
LOB 8



Batter	1	2	3	4	5	6	7	8	9	AB	R	H	RBI	BB	SO	LOB	TOP										
Bernard Gilkey, R (1, 7) OBP: 0.333, SLG: 0.405	2-2 SF8 3B		0-0 L9			1-2 G6-3			2-2 2B	4	1	2	0	0	0	0											
Gerónimo Pena, S (1, 4) OBP: 0.345, SLG: 0.308 Ray Lankford, L (8, 8) OBP: 0.345, SLG: 0.455	0-0 SF8			0-0 F8			0-2 F9		1-3 K	2	0	0	1	0	0	0											
Felix Jose, S (1, 8) OBP: 0.309, SLG: 0.383	1-2 P4			1-2 G4-3			3-2 G5-3			3	0	0	0	0	0	0											
Pedro Guerrero, R (1, 3) OBP: 0.336, SLG: 0.427 Rod Brewer, L (9, 3)	2-2 L8			0-0 G6-3			2-2 L4			3	0	0	0	0	0	0											
Rex Hudler, R (1, 5) OBP: 0.325, SLG: 0.453 Mike Perez, R (8, 1) Ken Dayley, L (9, 1)		1-1 G5-3			0-2 P3			0-2 F7		3	0	0	0	0	0	0											
Craig Wilson, R (1, 9) OBP: 0.308, SLG: 0.282	0-2 P8			0-0 F7			0-1 G5-3			3	0	0	0	0	0	0											
Ozzie Smith, S (1, 6) OBP: 0.332, SLG: 0.303	1-0 G6-3			0-0 G6-3			1-0 F7			3	0	0	0	0	0	0											
Ray Stephens, R (1, 2) OBP: 0.167, SLG: 0.667			1-0 G4-3			1-1 L9		1-2 G3-1		3	0	0	0	0	0	0											
Joe Magrane, R (1, 1) OBP: 0.175, SLG: 0.167 José Oquendo, S (8, 4) OBP: 0.353, SLG: 0.319			1-3 K			3-2 F9		1-1 G6-3		2	0	0	0	0	1	0											
Inning Stats	R: 1 E: 0 K: 0 S: 13	H: 1 LOB: 0 BB: 0 P: 18	R: 0 E: 0 K: 0 S: 6	H: 0 LOB: 0 BB: 0 P: 8	R: 0 E: 0 K: 1 S: 5	H: 0 LOB: 0 BB: 0 P: 7	R: 0 E: 0 K: 0 S: 5	H: 0 LOB: 0 BB: 0 P: 6	R: 0 E: 0 K: 0 S: 5	H: 0 LOB: 0 BB: 0 P: 5	R: 0 E: 0 K: 0 S: 8	H: 0 LOB: 0 BB: 0 P: 13	R: 0 E: 0 K: 0 S: 11	H: 0 LOB: 0 BB: 0 P: 16	R: 0 E: 0 K: 0 S: 9	H: 0 LOB: 0 BB: 0 P: 10	R: 0 E: 0 K: 1 S: 12	H: 1 LOB: 1 BB: 0 P: 17	1B: 0 2B: 1 3B: 1 HR: 0	SF: 1 SAC: 0 DP: 0 HBP: 0	WP: 0 PB: 0 SB: 0 CS: 0	PA: 29					
PITCHER	IP	WLS	BF	H	R	ER	SO	BB	IBB	HBP	BLK	WP	HR	S	P	ERA	WHIP										
Terry Mulholland, L (1, 1) ERA: 3.48	9.0	L	29	2	1	1	2	0	0	0	0	0	0	74	100	1.00	0.222										

St. Louis Cardinals @ Philadelphia Phillies
Veterans Stadium, Philadelphia, PA
Tue Sep 25 1990, 7:05 PM EDT
Att: 13,615 - Unknown


AB 28
R 1
H 2
RBI 1
BB 0
SO 2
LOB 1



Batter	1	2	3	4	5	6	7	8	9	AB	R	H	RBI	BB	SO	LOB	BOTTOM										
Sil Campuzano, R (1, 8) OBP: 0.286, SLG: 0.342	2-1 1B	1-1 P2			1-1 FC1-6 2B		1-0 P9		0-1 FC5-4 1B	5	0	3	0	0	0	2											
Randy Ready, R (1, 4) OBP: 0.329, SLG: 0.303	1-0 P3		1-0 G5-3		1-2 F7		0-1 FC5-4 1B		0-0 FC5-4 1-2	5	0	1	0	0	0	3											
Charlie Hayes, R (1, 5) OBP: 0.299, SLG: 0.352	2-1 E5 1B		3-2 P4		1-1 FC1-6 2-3		2-1 FC5-4 1-2			4	0	0	0	0	0	3											
Dale Murphy, R (1, 9) OBP: 0.323, SLG: 0.426	1-0 1B		0-0 L8		3-2 P9			2-3 K		4	0	1	0	0	1	1											
Ricky Jordan, R (1, 3) OBP: 0.275, SLG: 0.354 Louie Meadows, L (8, PR) OBP: 0.231, SLG: 0.130 John Kruk, L (9, 3) OBP: 0.388, SLG: 0.419	1-2 G6-3			0-0 G5-3		1-0 F8		1-2 L6-4 BB 1B		4	0	1	0	0	0	2											
Darren Daulton, L (1, 2) OBP: 0.364, SLG: 0.419		0-2 G4-3		2-2 F7		4-2 FC5-4 BB		4-1 SAFE SAFE 1-2 BB		2	0	0	0	2	0	0											
Dickie Thon, R (1, 6) OBP: 0.310, SLG: 0.353		0-0 S 1B 1B		0-0 1B 1B		0-0 F8		2-1 L6-4 2-3		4	0	2	0	0	0	3											
Wes Chamberlain, R (1, 7) OBP: 0.261, SLG: 0.364 Rod Booker, L (9, PH) OBP: 0.321, SLG: 0.311 Dave Hollins, S (9, PH) OBP: 0.277, SLG: 0.354	1-0 S 1B	1-0 S 1B		0-0 1B		0-1 FC5-4 1-2		1-1 F9		3	0	2	0	0	0	1											
Terry Mulholland, R (1, 1) OBP: 0.100, SLG: 0.102 Von Hayes, L (9, PH) OBP: 0.376, SLG: 0.416		0-3 K		1-1 F8		0-3 K		3-3 K		3	0	0	0	0	2	4											
Inning Stats	R: 0 E: 1 K: 0 S: 10	H: 2 LOB: 2 BB: 0 P: 17	R: 0 E: 0 K: 1 S: 12	H: 2 LOB: 0 BB: 0 P: 14	R: 0 E: 0 K: 0 S: 6	H: 0 LOB: 0 BB: 0 P: 10	R: 0 E: 0 K: 0 S: 8	H: 2 LOB: 2 BB: 0 P: 11	R: 0 E: 0 K: 0 S: 10	H: 1 LOB: 1 BB: 0 P: 16	R: 0 E: 0 K: 0 S: 6	H: 0 LOB: 1 BB: 1 P: 11	R: 0 E: 0 K: 1 S: 8	H: 1 LOB: 1 BB: 0 P: 11	R: 0 E: 0 K: 1 S: 9	H: 1 LOB: 2 BB: 1 P: 18	R: 0 E: 0 K: 1 S: 8	H: 1 LOB: 1 BB: 0 P: 12	1B: 9 2B: 2 3B: 0 HR: 0	SF: 0 SAC: 0 DP: 1 HBP: 0	WP: 0 PB: 0 SB: 2 CS: 0	PA: 38					
PITCHER	IP	WLS	BF	H	R	ER	SO	BB	IBB	HBP	BLK	WP	HR	S	P	ERA	WHIP										
Joe Magrane, L (1, 1) ERA: 3.64 Mike Perez, R (8, 1) ERA: 0.64 Ken Dayley, L (9, 1) ERA: 2.97	7.0	W	30	8	0	0	2	1	0	0	0	0	0	60	90	0.00	1.286										
	1.0	S	4	1	0	0	1	1	0	0	0	0	0	9	18	0.00	2.000										
	1.0	S	4	1	0	0	1	0	0	0	0	0	0	8	12	0.00	1.000										

St. Louis Cardinals @ Philadelphia Phillies
Veterans Stadium, Philadelphia, PA
Tue Sep 25 1990, 7:05 PM EDT
Att: 13,615 - Unknown

AB 36
R 0
H 10
RBI 0
BB 2
SO 4
LOB 19



Batter	1	2	3	4	5	6	7	8	9	AB	R	H	RBI	BB	SO	LOB	TOP								
Bernard Gilkey, R (1, 7) OBP: 0.340, SLG: 0.415										4	1	1	0	1	1	2									
Ozzie Smith, S (1, 6) OBP: 0.331, SLG: 0.301										3	0	0	0	1	1	1									
Tim Jones, L (7, PR) OBP: 0.286, SLG: 0.316										1	1	0	0	0	0	2									
Ray Lankford, L (1, 8) OBP: 0.363, SLG: 0.455										2	1	1	0	3	0	1									
Pedro Guerrero, R (1, 3) OBP: 0.336, SLG: 0.425										2	0	0	0	0	0	2									
Rod Brewer, L (5, 3) OBP: 0.125, SLG: 0.125										2	0	1	2	0	0	2									
Felix Jose, S (1, 9) OBP: 0.310, SLG: 0.386										5	1	2	2	0	1	4									
Todd Zeile, R (1, 5) OBP: 0.332, SLG: 0.405										4	1	3	2	1	1	2									
Geronimo Pena, S (1, 4) OBP: 0.304, SLG: 0.286										2	2	0	0	2	1	2									
José Oquendo, S (8, 4) OBP: 0.352, SLG: 0.318										1	0	0	0	0	0	1									
Tom Pagnozzi, R (1, 2) OBP: 0.315, SLG: 0.351										5	1	2	1	0	2	3									
Bryn Smith, R (1, 1) OBP: 0.263, SLG: 0.270										3	0	1	1	0	0	1									
Craig Wilson, R (8, PH) OBP: 0.306, SLG: 0.279										1	0	0	0	0	1	1									
Frank DiPino, L (8, 1) OBP: 0.250, SLG: 0.500										1	0	0	0	0	1	1									
Inning Stats	R: 0 E: 0 K: 0 S: 3	H: 0 LOB: 1 BB: 1 P: 7	R: 2 E: 1 K: 1 S: 7	H: 2 LOB: 1 BB: 1 P: 11	R: 2 E: 0 K: 0 S: 4	H: 2 LOB: 0 BB: 1 P: 8	R: 0 E: 0 K: 0 S: 3	H: 0 LOB: 0 BB: 0 P: 3	R: 0 E: 0 K: 2 S: 8	H: 1 LOB: 2 BB: 0 P: 9	R: 1 E: 0 K: 1 S: 5	H: 1 LOB: 1 BB: 2 P: 13	R: 1 E: 0 K: 2 S: 8	H: 1 LOB: 2 BB: 2 P: 16	R: 2 E: 0 K: 1 S: 8	H: 3 LOB: 2 BB: 1 P: 12	R: 0 E: 0 K: 2 S: 8	H: 1 LOB: 1 BB: 0 P: 8	1B: 7 2B: 4 3B: 0 HR: 1	SF: 0 SAC: 0 DP: 1 HBP: 1	WP: 1 PB: 0 SB: 1 CS: 3	PA: 46			
PITCHER	IP	WLS	BF	H	R	ER	SO	BB	IBB	HBP	BLK	WP	HR	S	P	ERA	WHIP								
Jose De Jesus, R (1, 1) ERA: 3.7	5.0	L	23	5	4	4	3	3	0	1	0	0	1	25	38	7.20	1.600								
Chuck Malone, R (6, 1) ERA: 4.25	1.0		6	1	2	2	1	3	0	0	0	1	0	5	17	18.00	4.000								
Bruce Ruffin, L (7, 1) ERA: 5.38	2.0		12	4	2	2	3	2	0	0	0	0	0	16	24	9.00	3.000								
Chuck McElroy, L (9, 1) ERA: 5.25	1.0		4	1	0	0	2	0	0	0	0	0	0	8	8	0.00	1.000								

St. Louis Cardinals @ Philadelphia Phillies
Veterans Stadium, Philadelphia, PA
Wed Sep 26 1990, 7:05 PM EDT
Att: 12,443 - Unknown - 65 F

AB 36
R 8
H 11
RBI 8
BB 8
SO 9
LOB 25



Batter	1	2	3	4	5	6	7	8	9	AB	R	H	RBI	BB	SO	LOB	BOTTOM								
Lenny Dykstra, L (1, 8) OBP: 0.418, SLG: 0.435										4	0	0	0	0	0	0									
Darren Daulton, L (1, 2) OBP: 0.365, SLG: 0.420										4	0	2	0	0	0	0									
Von Hayes, L (1, 7) OBP: 0.375, SLG: 0.413										3	0	0	0	1	0	1									
Dale Murphy, R (1, 9) OBP: 0.322, SLG: 0.424										3	0	0	0	0	1	2									
John Kruk, L (1, 3) OBP: 0.388, SLG: 0.418										3	0	1	0	0	0	0									
Charlie Hayes, R (1, 5) OBP: 0.299, SLG: 0.352										3	1	1	0	0	0	1									
Rod Booker, L (1, 6) OBP: 0.314, SLG: 0.304										3	0	0	0	0	2	1									
Mickey Morandini, L (1, 4) OBP: 0.273, SLG: 0.300										3	0	1	1	0	0	0									
Jose De Jesus, R (1, 1) OBP: 0.173, SLG: 0.108										1	0	0	0	0	0	1									
Darwin Fitcher, L (5, PH) OBP: 0.182, SLG: 0.182										1	0	0	0	0	0	0									
Chuck Malone, R (8, 1) OBP: 0.306, SLG: 0.279										0	0	0	0	0	0	0									
Bruce Ruffin, S (7, 1) OBP: 0.250, SLG: 0.500										0	0	0	0	0	0	0									
Dave Hollins, S (8, PH) OBP: 0.292, SLG: 0.350										1	0	0	0	0	1	0									
Chuck McElroy, L (9, 1) ERA: 5.25										0	0	0	0	0	0	0									
Inning Stats	R: 0 E: 0 K: 0 S: 3	H: 1 LOB: 1 BB: 1 P: 7	R: 1 E: 0 K: 0 S: 5	H: 2 LOB: 0 BB: 0 P: 5	R: 0 E: 0 K: 0 S: 3	H: 0 LOB: 0 BB: 0 P: 3	R: 0 E: 0 K: 1 S: 5	H: 1 LOB: 0 BB: 0 P: 5	R: 0 E: 0 K: 1 S: 5	H: 0 LOB: 0 BB: 0 P: 5	R: 0 E: 0 K: 0 S: 3	H: 1 LOB: 0 BB: 0 P: 3	R: 0 E: 0 K: 2 S: 7	H: 0 LOB: 0 BB: 0 P: 7	R: 0 E: 0 K: 0 S: 3	H: 0 LOB: 0 BB: 0 P: 3	1B: 5 2B: 0 3B: 0 HR: 0	SF: 0 SAC: 0 DP: 3 HBP: 0	WP: 0 PB: 0 SB: 0 CS: 0	PA: 30					
PITCHER	IP	WLS	BF	H	R	ER	SO	BB	IBB	HBP	BLK	WP	HR	S	P	ERA	WHIP								
Bryn Smith, R (1, 1) ERA: 4.22	7.0	W	24	5	1	1	2	1	0	0	0	0	0	27	31	1.29	0.857								
Frank DiPino, L (8, 1) ERA: 4.5	2.0		6	0	0	0	2	0	0	0	0	0	0	10	10	0.00	0.000								

St. Louis Cardinals @ Philadelphia Phillies
Veterans Stadium, Philadelphia, PA
Wed Sep 26 1990, 7:05 PM EDT
Att: 12,443 - Unknown - 65 F

AB 29
R 1
H 5
RBI 1
BB 1
SO 4
LOB 6



Batter	1	2	3	4	5	6	7	8	9	AB	R	H	RBI	BB	SO	LOB	TOP		
Bernard Gilkey, R OBP: 0.373, SLG: 0.467 (1, 7)										4	1	3	0	0	0	0	St. Louis Cardinals @ Philadelphia Phillies Veterans Stadium, Philadelphia, PA Thu Sep 27 1990, 7:05 PM EDT Att: 9,119 - Unknown		
Gerónimo Peña, S OBP: 0.324, SLG: 0.250 José Oquendo, S OBP: 0.352, SLG: 0.318 (1, 4) (8, 4)										4	0	0	0	0	2	2			
Ray Lankford, L OBP: 0.367, SLG: 0.474 (1, 8)										4	1	2	1	0	0	1			
Felix Jose, S OBP: 0.311, SLG: 0.385 (1, 9)										3	0	1	1	1	0	1			
Todd Zeile, R OBP: 0.330, SLG: 0.402 (1, 5)										4	0	0	0	0	1	3			
Rod Brewer, L OBP: 0.167, SLG: 0.167 (1, 3)										4	1	1	0	0	1	1			
Tom Pagnozzi, R OBP: 0.319, SLG: 0.359 Dave Collins, S OBP: 0.382, SLG: 0.255 (1, 2) (9, PR)									4	0	2	1	0	0	0	0			
Tim Jones, L OBP: 0.277, SLG: 0.305 (1, 6)									4	0	0	0	0	0	2				
Jose DeLeon, R OBP: 0.123, SLG: 0.143 Omar Olivares, R OBP: 0.125, SLG: 0.400 Mitt Thompson, L OBP: 0.289, SLG: 0.311 Mike Perez, R (1, 1) (2, 1) (8, PH) (8, 1)										0	0	0	0	0	0	0			
Inning Stats	R: 1 E: 0 K: 0 S: 8	H: 2 LOB: 1 BB: 0 P: 13	R: 0 E: 0 K: 1 S: 5	H: 0 LOB: 0 BB: 0 P: 9	R: 0 E: 0 K: 1 S: 9	H: 0 LOB: 0 BB: 0 P: 14	R: 0 E: 0 K: 0 S: 9	H: 2 LOB: 1 BB: 0 P: 15	R: 0 E: 0 K: 0 S: 9	H: 2 LOB: 0 BB: 0 P: 18	R: 0 E: 0 K: 0 S: 5	H: 0 LOB: 0 BB: 0 P: 8	R: 0 E: 0 K: 1 S: 7	H: 1 LOB: 1 BB: 0 P: 12	R: 1 E: 0 K: 1 S: 14	H: 2 LOB: 1 BB: 0 P: 20		1B: 5 2B: 4 3B: 0 HR: 0	SF: 0 SAC: 0 DP: 0 HBP: 0
PITCHER	IP WLS BF H R ER SO BB IBB HBP BLK WP HR S P ERA WHIP	IP WLS BF H R ER SO BB IBB HBP BLK WP HR S P ERA WHIP																	
Tommy Greene, R ERA: 5.28 Joe Boever, R ERA: 3.43 (1, 1) (8, 1)	7.0 W 26 6 2 2 2 1 0 0 0 0 0 54 93 2.57 1.000	2.0 S 9 3 1 1 2 0 0 0 0 0 0 21 32 4.50 1.500																	

Batter	1	2	3	4	5	6	7	8	9	AB	R	H	RBI	BB	SO	LOB	BOTTOM		
Lenny Dykstra, L OBP: 0.418, SLG: 0.434 (1, 8)										1	1	0	1	2	0	0	St. Louis Cardinals @ Philadelphia Phillies Veterans Stadium, Philadelphia, PA Thu Sep 27 1990, 7:05 PM EDT Att: 9,119 - Unknown		
Darren Daulton, L OBP: 0.366, SLG: 0.419 (1, 2)										3	1	1	0	1	0	1			
John Kruk, L OBP: 0.386, SLG: 0.419 (1, 7)										4	0	1	2	0	2	2			
Dale Murphy, R OBP: 0.321, SLG: 0.423 (1, 9)										4	0	1	0	0	2	1			
Charlie Hayes, R OBP: 0.297, SLG: 0.351 Dave Hollins, S OBP: 0.272, SLG: 0.347 (1, 5) (6, 5)										2	0	0	1	0	0	0			
Ricky Jordan, R OBP: 0.275, SLG: 0.354 (1, 3)										3	0	1	0	0	0	2			
Dickie Thon, R OBP: 0.308, SLG: 0.351 (1, 6)										3	1	0	0	0	0	1			
Mickey Morandini, L OBP: 0.261, SLG: 0.286 (1, 4)										3	0	0	0	0	0	1			
Tommy Greene, R OBP: 0.182, SLG: 0.273 Louie Meadows, L OBP: 0.222, SLG: 0.125 Joe Boever, R (1, 1) (7, PH) (8, 1)										2	1	1	0	0	1	0			
Inning Stats	R: 1 E: 0 K: 1 S: 10	H: 1 LOB: 2 BB: 2 P: 23	R: 3 E: 1 K: 1 S: 13	H: 3 LOB: 1 BB: 0 P: 23	R: 0 E: 0 K: 0 S: 6	H: 1 LOB: 0 BB: 0 P: 9	R: 0 E: 0 K: 1 S: 8	H: 0 LOB: 1 BB: 1 P: 19	R: 0 E: 0 K: 0 S: 6	H: 0 LOB: 0 BB: 0 P: 8	R: 0 E: 0 K: 0 S: 4	H: 0 LOB: 0 BB: 0 P: 8	R: 0 E: 0 K: 1 S: 12	H: 0 LOB: 0 BB: 0 P: 17	1B: 4 2B: 1 3B: 0 HR: 0	SF: 2 SAC: 0 DP: 1 HBP: 0		WP: 0 PA: 32 PB: 0 SB: 1 CS: 0	
PITCHER	IP WLS BF H R ER SO BB IBB HBP BLK WP HR S P ERA WHIP	IP WLS BF H R ER SO BB IBB HBP BLK WP HR S P ERA WHIP																	
Jose DeLeon, R ERA: 4.43 Omar Olivares, R ERA: 2.98 Mike Perez, R ERA: 0.77 (1, 1) (2, 1) (8, 1)	1.2 L 12 4 0 0 3 2 0 0 0 0 0 20 40 0.00 3.600	5.1 17 1 0 0 3 1 0 0 0 0 0 0 33 59 0.00 0.375	1.0 3 0 0 0 1 0 0 0 0 0 0 0 12 17 0.00 0.000																

Batter	1	2	3	4	5	6	7	8	9	AB	R	H	RBI	BB	SO	LOB	TOP								
Wally Backman, S (1,5) OBP: 0.375, SLG: 0.398 Jeff King, R (5,5) OBP: 0.274, SLG: 0.407	1-1 G6-3		2-2 HR		1-1 SH1-4 1B		1-2 E5 S SH1		1-1 F8	3	2	2	1	0	0	0									
Jay Bell, R (1,6) OBP: 0.328, SLG: 0.363	4-1 BB		3-2 HR		0-0 SH1-4		1-0 SH1		4-1 BB	1	1	1	3	2	0	0									
Andy Van Slyke, L (1,8) OBP: 0.370, SLG: 0.473	2-2 F7		1-1 F7		0-1 F8		3-1 P6		1-2 F7	5	0	0	0	0	0	4									
Bobby Bonilla, S (1,9) OBP: 0.324, SLG: 0.526	1-3 K		2-2 L9		4-1 1B BB		1-2 F7			3	0	0	0	1	1	2									
Barry Bonds, L (1,7)		2-2 G4-3		0-0 F7 SF8 1B	3-1 1-3 2-H 1B			4-1 BB		3	1	2	1	1	0	0									
Sid Bream, L (1,3) OBP: 0.347, SLG: 0.442	3-2 G3-1			1-0 F7	1-0 F8			1-3 K		4	0	0	0	0	1	4									
Michael LaValliere, L (1,2) OBP: 0.339, SLG: 0.336 Stan Belinda, R (8,1)	0-1 G3-1			0-1 SF8		1-1 F8		0-0 P5		3	0	0	1	0	0	1									
Jose Lind, R (1,4) OBP: 0.301, SLG: 0.334			0-1 F8	2-1 F9	3-2 G3-1		2-2 F8			4	0	0	0	0	0	1									
John Smiley, L (1,1) OBP: 0.173, SLG: 0.122 Bill Landrum, R (3,1) OBP: 0.129, SLG: 0.250 Bob Patterson, R (7,1) OBP: 0.056, SLG: 0.056 Dann Bilardello, R (8,2) OBP: 0.150, SLG: 0.056			4-2 HR BB		0-0 1B 2B		0-3 K		2-2 F9	0	1	0	0	1	0	0									
Inning Stats	R: 0 E: 0 K: 1 S: 10	H: 0 LOB: 1 BB: 1 P: 18	R: 0 E: 0 K: 0 S: 8	H: 0 LOB: 0 BB: 0 P: 13	R: 3 E: 0 K: 0 S: 16	H: 2 LOB: 0 BB: 1 P: 28	R: 1 E: 0 K: 0 S: 6	H: 1 LOB: 0 BB: 0 P: 9	R: 2 E: 0 K: 1 S: 10	H: 3 LOB: 2 BB: 1 P: 19	R: 0 E: 0 K: 1 S: 8	H: 0 LOB: 0 BB: 0 P: 12	R: 0 E: 1 K: 0 S: 9	H: 0 LOB: 1 BB: 0 P: 15	R: 0 E: 0 K: 1 S: 9	H: 0 LOB: 1 BB: 1 P: 15	R: 0 E: 0 K: 0 S: 9	H: 0 LOB: 1 BB: 1 P: 17	1B: 4 2B: 1 3B: 0 HR: 1	SF: 1 SAC: 2 DP: 0 HBP: 0	WP: 0 PB: 0 SB: 2 CS: 0	PA: 39			
PITCHER	IP	WLS	BF	H	R	ER	SO	BB	IBB	HBP	BLK	WP	HR	S	P	ERA	WHIP								
Ken Hill, R (1,1) ERA: 5.45	4.2	L	22	5	6	6	1	3	0	0	0	0	1	47	80	11.57	1.714								
Ken Dayley, L (5,1) ERA: 2.99	2.1		9	1	0	0	1	0	0	0	0	0	0	20	34	0.00	0.429								
Frank DiPino, L (8,1) ERA: 4.39	2.0		8	0	0	0	1	2	0	0	0	0	0	18	32	0.00	1.000								

Pittsburgh Pirates @ St. Louis Cardinals
 Busch Stadium, St. Louis, MO
 Fri Sep 28, 1990, 7:05 PM CDT
 Att: 24,837 - Unknown - 77 F

AB	31
R	6
H	6
RBI	6
BB	5
SO	3
LOB	12



Batter	1	2	3	4	5	6	7	8	9	AB	R	H	RBI	BB	SO	LOB	BOTTOM								
Bernard Gilkey, R (1,7) OBP: 0.345, SLG: 0.429	3-2 F8		0-1 G3	2-2 G4-3			1-0 G6-3			4	0	0	0	0	0	1									
Ozzie Smith, S (1,6) OBP: 0.334, SLG: 0.309	2-2 FC5-4 1B		0-0 1B 2B		0-0 B1-3			2-1 S 2B		4	1	3	0	0	0	0									
Felix Jose, S (1,8) OBP: 0.312, SLG: 0.386 Ray Lankford, L (5, PH) OBP: 0.362, SLG: 0.466	0-0 F8		0-0 HR 1B		2-1 L6			0-0 G6-3		2	1	1	1	0	0	1									
Pedro Guerrero, R (1,3) OBP: 0.335, SLG: 0.430	0-0 FC5-4		0-0 HR		1-0 G6-3			2-3 K		4	1	1	2	0	1	2									
Todd Zeile, R (1,5) OBP: 0.333, SLG: 0.402 Dave Collins, S (8, PR) OBP: 0.382, SLG: 0.255		3-1 P3	4-2 G4-3 BB		0-0 G6-4-3 1B			4-2 BB		2	0	1	0	2	0	0									
Craig Wilson, R (1,9) OBP: 0.298, SLG: 0.272 Terry Pendleton, S (8, PH) OBP: 0.277, SLG: 0.322		3-1 F8	1-1 G4-3		1-0 G6-4-3			1-3 K		3	0	0	0	0	0	2									
Tom Pagnozzi, R (1,2) OBP: 0.319, SLG: 0.373 Milt Thompson, L (9, PH) OBP: 0.291, SLG: 0.313		0-1 HR	1-2 P4		2-1 F9				2-2 G6-3 1B	3	1	1	1	0	0	1									
José Oquendo, S (1,4) OBP: 0.351, SLG: 0.316		4-2 BB		2-1 F8			1-2 F9		2-1 G6-3	3	0	0	0	1	0	1									
Ken Hill, R (1,1) OBP: 0.300, SLG: 0.222 Ken Dayley, L (5,1)		2-3 K		1-2 G4-3			1-1 G6-3 HBP		2-1 G4-3	2	0	0	0	0	1	1									
Geronimo Pena, S (7, PH) OBP: 0.342, SLG: 0.250 Frank DiPino, L (8,1) OBP: 0.250, SLG: 0.500 Denny Walling, L (9, PH) OBP: 0.289, SLG: 0.288										0	0	0	0	0	0	0									
Inning Stats	R: 0 E: 0 K: 0 S: 8	H: 1 LOB: 1 BB: 0 P: 13	R: 1 E: 0 K: 1 S: 12	H: 1 LOB: 1 BB: 1 P: 24	R: 3 E: 0 K: 0 S: 12	H: 3 LOB: 1 BB: 1 P: 18	R: 0 E: 0 K: 0 S: 9	H: 0 LOB: 0 BB: 0 P: 14	R: 0 E: 0 K: 0 S: 4	H: 0 LOB: 0 BB: 0 P: 7	R: 0 E: 0 K: 0 S: 4	H: 1 LOB: 0 BB: 0 P: 7	R: 0 E: 0 K: 2 S: 12	H: 0 LOB: 2 BB: 1 P: 21	R: 0 E: 0 K: 0 S: 9	H: 1 LOB: 0 BB: 0 P: 15	1B: 4 2B: 2 3B: 0 HR: 2	SF: 0 SAC: 0 DP: 3 HBP: 1	WP: 0 PB: 0 SB: 1 CS: 0	PA: 36					
PITCHER	IP	WLS	BF	H	R	ER	SO	BB	IBB	HBP	BLK	WP	HR	S	P	ERA	WHIP								
John Smiley, L (1,1) ERA: 4.67	2.1		11	1	0	4	1	0	0	0	0	0	0	22	48	0.00	0.273								
Bill Landrum, R (3,1) ERA: 2.19	3.2	W	11	1	0	0	0	0	0	0	0	0	0	8	13	0.00	0.750								
Bob Patterson, L (7,1) ERA: 2.99	1.1		5	1	0	0	0	0	0	1	0	0	0	0	0	0	0								
Stan Belinda, R (8,1) ERA: 3.61	1.2	S	6	1	0	0	2	1	0	0	0	0	0	18	31	0.00	1.200								

Pittsburgh Pirates @ St. Louis Cardinals
 Busch Stadium, St. Louis, MO
 Fri Sep 28, 1990, 7:05 PM CDT
 Att: 24,837 - Unknown - 77 F

AB	32
R	4
H	8
RBI	4
BB	3
SO	3
LOB	12




Batter	1	2	3	4	5	6	7	8	9	AB	R	H	RBI	BB	SO	LOB	TOP			
Wally Backman, S (1,5) OBP: 0.374, SLG: 0.397 Jeff King, R (5,5) OBP: 0.278, SLG: 0.409	F7		1B 1B		F8		E BB	1B		3	1	1	1	0	0	0	Pittsburgh Pirates @ St. Louis Cardinals Busch Stadium, St. Louis, MO Sat Sep 29 1990, 3:33 AM CDT Att: 23,571 - Cloudy - 69 F			
Jay Bell, R (1,6) OBP: 0.328, SLG: 0.364	E5 G1-3		1B E 1B		F9		K	1B		5	1	2	2	0	1	2				
Andy Van Slyke, L (1,8) OBP: 0.367, SLG: 0.468	G1-3		1B K				E3	K		5	0	0	0	0	2	7				
Bobby Bonilla, S (1,9) OBP: 0.323, SLG: 0.523	G4-3		E8 1B				F8		P5	5	0	1	1	0	0	4				
Barry Bonds, L (1,7) OBP: 0.407, SLG: 0.569		E2 CS	L9				G4-3		F7	5	0	0	0	0	0	1				
Sid Bream, L (1,3) OBP: 0.348, SLG: 0.449		P4			F9		HR	1B 1B	K	5	2	2	1	0	1	1				
Michael LaValliere, L (1,2) OBP: 0.360, SLG: 0.342		G3			G4-3		G3 2B	1B 1B		4	2	2	0	0	0	1				
Jose Lind, R (1,4) OBP: 0.302, SLG: 0.337 Rafael Bellard, R (8,4) OBP: 0.308, SLG: 0.283			SH5-4 1B 2B		K		G3	1B 1B		4	2	2	0	0	1	1				
Bob Walk, R (1,1) OBP: 0.205, SLG: 0.189			SH5-4				G3	1B 1B		0	0	0	0	0	0	0				
					P6		E 2B	K		3	0	1	1	0	1	3				
Inning Stats	R: 0 E: 1 K: 0 S: 8	H: 0 LOB: 1 BB: 0 P: 12	R: 0 E: 1 K: 0 S: 10	H: 0 LOB: 0 BB: 0 P: 15	R: 3 E: 1 K: 1 S: 19	H: 4 LOB: 1 BB: 0 P: 26	R: 0 E: 0 K: 1 S: 8	H: 0 LOB: 0 BB: 0 P: 10	R: 0 E: 0 K: 0 S: 6	H: 0 LOB: 0 BB: 0 P: 10	R: 2 E: 1 K: 1 S: 11	H: 3 LOB: 3 BB: 1 P: 22	R: 3 E: 0 K: 2 S: 20	H: 5 LOB: 2 BB: 0 P: 28	R: 0 E: 0 K: 1 S: 8	H: 0 LOB: 0 BB: 0 P: 14	1B: 8 2B: 3 3B: 0 HR: 1	SF: 0 SAC: 1 DP: 0 HBP: 0	WP: 0 PB: 0 SB: 1 CS: 1	PA: 42
PITCHER	IP WLS BF H R ER SO BB IBB HBP BLK WP HR S P ERA WHIP	IP WLS BF H R ER SO BB IBB HBP BLK WP HR S P ERA WHIP	IP WLS BF H R ER SO BB IBB HBP BLK WP HR S P ERA WHIP	IP WLS BF H R ER SO BB IBB HBP BLK WP HR S P ERA WHIP	IP WLS BF H R ER SO BB IBB HBP BLK WP HR S P ERA WHIP	IP WLS BF H R ER SO BB IBB HBP BLK WP HR S P ERA WHIP	IP WLS BF H R ER SO BB IBB HBP BLK WP HR S P ERA WHIP	IP WLS BF H R ER SO BB IBB HBP BLK WP HR S P ERA WHIP	IP WLS BF H R ER SO BB IBB HBP BLK WP HR S P ERA WHIP	IP WLS BF H R ER SO BB IBB HBP BLK WP HR S P ERA WHIP	IP WLS BF H R ER SO BB IBB HBP BLK WP HR S P ERA WHIP	IP WLS BF H R ER SO BB IBB HBP BLK WP HR S P ERA WHIP	IP WLS BF H R ER SO BB IBB HBP BLK WP HR S P ERA WHIP	IP WLS BF H R ER SO BB IBB HBP BLK WP HR S P ERA WHIP	IP WLS BF H R ER SO BB IBB HBP BLK WP HR S P ERA WHIP	IP WLS BF H R ER SO BB IBB HBP BLK WP HR S P ERA WHIP	IP WLS BF H R ER SO BB IBB HBP BLK WP HR S P ERA WHIP			
Bob Tewksbury, R (1,1) ERA: 3.47 Scott Terry, R (7,1) ERA: 4.59 Tim Sherrill, L (7,1) ERA: 6.75 Mike Perez, R (8,1) ERA: 2.92 Stan Clarke, L (8,1) ERA: 2.7	6.1 L 27 7 5 4 2 0 0 0 0 0 1 60 89 5.68 1.105	0.1 0 0 0 0 0 0 0 0 0 0 0 0 3 9 0.00 3.000	0.1 0 0 0 0 0 0 0 0 0 0 0 0 2 2 0.00 0.000	0.2 7 5 3 3 1 0 0 0 0 0 0 0 17 23 40.50 7.500	1.1 4 0 0 0 2 0 0 0 0 0 0 0 11 19 0.00 0.000															


AB	40
R	8
H	12
RBI	7
BB	1
SO	6
LOB	20



Batter	1	2	3	4	5	6	7	8	9	AB	R	H	RBI	BB	SO	LOB	BOTTOM					
Vince Coleman, S (1,7) OBP: 0.340, SLG: 0.400	K2-3		F9		G4-3			G4-3		4	0	0	0	0	1	2	Pittsburgh Pirates @ St. Louis Cardinals Busch Stadium, St. Louis, MO Sat Sep 29 1990, 3:33 AM CDT Att: 23,571 - Cloudy - 69 F					
Ozzie Smith, S (1,6) OBP: 0.332, SLG: 0.306	F8				G4-3		L6	G4-3		4	0	0	0	0	0	0						
Ray Lankford, L (1,8) OBP: 0.358, SLG: 0.455	G3				E BB		L9	K		3	0	0	0	1	1	0						
Pedro Guerrero, R (1,3) OBP: 0.335, SLG: 0.428		G6-3			F8		F8	1B		4	0	1	0	0	0	1						
Todd Zeile, R (1,5) OBP: 0.332, SLG: 0.400		K			K		G4-3		G6-3	3	0	0	0	1	1	1						
Milt Thompson, L (1,9) OBP: 0.288, SLG: 0.309		F7			F9		G4-3		F8	4	0	0	0	0	0	2						
Tom Pagnozzi, R (1,2) OBP: 0.323, SLG: 0.377			SH1-4 1B				F9	FC1-6 1B		3	0	2	0	0	0	0						
José Oquendo, S (1,4) OBP: 0.351, SLG: 0.316			P4					FC1-6 1B		3	0	1	0	0	0	2						
Bob Tewksbury, R (1,1) ERA: 3.75 Scott Terry, R (7,1) ERA: 4.59 Tim Sherrill, L (7,1) ERA: 6.75 Denny Walling, L (7,9) ERA: 3.27, SLG: 0.286 Mike Perez, R (8,1) Stan Clarke, R (8,1)	9.0 W 33 4 0 0 4 2 0 0 0 0 0 64 101 0.00 0.667	0.1 W 33 4 0 0 0 0 0 0 0 0 0 64 101 0.00 0.667	0.1 0 0 0 0 0 0 0 0 0 0 0 0 2 2 0.00 0.000	0.2 7 5 3 3 1 0 0 0 0 0 0 0 17 23 40.50 7.500	1.1 4 0 0 0 2 0 0 0 0 0 0 0 11 19 0.00 0.000																	
Inning Stats	R: 0 E: 0 K: 1 S: 9	H: 0 LOB: 0 BB: 0 P: 13	R: 0 E: 0 K: 1 S: 6	H: 0 LOB: 0 BB: 0 P: 8	R: 0 E: 0 K: 0 S: 7	H: 1 LOB: 1 BB: 0 P: 11	R: 0 E: 1 K: 0 S: 9	H: 0 LOB: 2 BB: 2 P: 19	R: 0 E: 0 K: 1 S: 9	H: 1 LOB: 1 BB: 0 P: 13	R: 0 E: 0 K: 0 S: 8	H: 1 LOB: 1 BB: 0 P: 11	R: 0 E: 0 K: 0 S: 6	H: 1 LOB: 1 BB: 0 P: 8	R: 0 E: 0 K: 1 S: 6	H: 0 LOB: 0 BB: 0 P: 9		R: 0 E: 0 K: 0 S: 4	H: 0 LOB: 0 BB: 0 P: 9	1B: 4 2B: 0 3B: 0 HR: 0	SF: 0 SAC: 1 DP: 0 HBP: 0	WP: 0 PB: 0 SB: 0 CS: 0
PITCHER	IP WLS BF H R ER SO BB IBB HBP BLK WP HR S P ERA WHIP	IP WLS BF H R ER SO BB IBB HBP BLK WP HR S P ERA WHIP	IP WLS BF H R ER SO BB IBB HBP BLK WP HR S P ERA WHIP	IP WLS BF H R ER SO BB IBB HBP BLK WP HR S P ERA WHIP	IP WLS BF H R ER SO BB IBB HBP BLK WP HR S P ERA WHIP	IP WLS BF H R ER SO BB IBB HBP BLK WP HR S P ERA WHIP	IP WLS BF H R ER SO BB IBB HBP BLK WP HR S P ERA WHIP	IP WLS BF H R ER SO BB IBB HBP BLK WP HR S P ERA WHIP	IP WLS BF H R ER SO BB IBB HBP BLK WP HR S P ERA WHIP	IP WLS BF H R ER SO BB IBB HBP BLK WP HR S P ERA WHIP	IP WLS BF H R ER SO BB IBB HBP BLK WP HR S P ERA WHIP	IP WLS BF H R ER SO BB IBB HBP BLK WP HR S P ERA WHIP	IP WLS BF H R ER SO BB IBB HBP BLK WP HR S P ERA WHIP	IP WLS BF H R ER SO BB IBB HBP BLK WP HR S P ERA WHIP	IP WLS BF H R ER SO BB IBB HBP BLK WP HR S P ERA WHIP	IP WLS BF H R ER SO BB IBB HBP BLK WP HR S P ERA WHIP	IP WLS BF H R ER SO BB IBB HBP BLK WP HR S P ERA WHIP					



Batter	1	2	3	4	5	6	7	8	9	AB	R	H	RBI	BB	SO	LOB	TOP				
Bernard Gilkey, R OBP: 0.353, SLG: 0.450 (1, 7)	1-1 1B		2-1 G6-3			1-0 1B		4-1 BB		3	0	2	0	1	0	0	St. Louis Cardinals @ Montreal Expos Olympic Stadium, Montreal, QB Tue Oct 02 1990, 7:05 PM EDT Att: 4,636 - Dome AB 30 R 1 H 7 RBI 1 BB 3 SO 6 LOB 15 				
Gerónimo Peña, S OBP: 0.319, SLG: 0.268 (1, 4)	1-1 F7			0-3 K		1-0 1B		2-3 SAFE		4	0	0	0	0	2	4					
José Oquendo, S OBP: 0.350, SLG: 0.316 (8, 4)	1-2							1-2 SAFE		0	0	0	0	0	0	0					
Milt Thompson, L OBP: 0.293, SLG: 0.329 (1, 8)	1-3 K			1-0 1B		3-1 1B			1-1 G6-3	4	0	2	1	0	1	1					
Todd Zeile, R OBP: 0.336, SLG: 0.401 (9, PR)	3-1 G6-3			1-0 G5-3		4-0 1B			4-2 BB	2	0	0	0	2	0	2					
Dave Collins, S OBP: 0.377, SLG: 0.250 (9, PR)				1-2		1-2 IBB				0	0	0	0	0	0	0					
Rod Brewer, L OBP: 0.238, SLG: 0.238 (1, 3)		0-1 L8				0-0 G1-2-3			0-0 P3	4	0	0	0	0	1	5					
Craig Wilson, R OBP: 0.295, SLG: 0.269 (1, 9)		2-0 G6-3			0-0 G1-3		2-2 1B		3-2 L4	4	0	1	0	0	0	1					
Tim Jones, L OBP: 0.290, SLG: 0.312 (1, 6)		1-3 K			0-0 1B		1-2 G4-3			3	0	1	0	0	1	1					
Ray Stephens, R OBP: 0.182, SLG: 0.545 (1, 2)			1-2 G4-3		0-1 G6-3		1-3 K			3	0	0	0	0	1	1					
Omar Olivares, R OBP: 0.167, SLG: 0.412 (8, PH)			0-1 P1			0-2 1B		2-1 L3		2	1	1	0	0	0	0					
Felix Jose, S OBP: 0.311, SLG: 0.385 (8, 1)										1	0	0	0	0	0	0					
Mike Perez, R (8, 1)										0	0	0	0	0	0	0					
Inning Stats	R: 0 E: 0 K: 1 S: 9	H: 1 LOB: 1 BB: 0 P: 15	R: 0 E: 0 K: 1 S: 6	H: 0 LOB: 0 BB: 0 P: 9	R: 0 E: 0 K: 0 S: 7	H: 0 LOB: 0 BB: 0 P: 10	R: 0 E: 0 K: 2 S: 8	H: 1 LOB: 1 BB: 0 P: 13	R: 0 E: 0 K: 0 S: 4	H: 1 LOB: 0 BB: 0 P: 4	R: 1 E: 0 K: 0 S: 8	H: 3 LOB: 2 BB: 1 P: 17	R: 0 E: 0 K: 1 S: 9	H: 0 LOB: 0 BB: 1 P: 17	R: 0 E: 0 K: 0 S: 9	H: 0 LOB: 2 BB: 1 P: 17	1B: 7 2B: 0 3B: 0 HR: 0	SF: 0 SAC: 0 DP: 2 HBP: 0	WP: 0 PB: 0 SB: 4 CS: 1	PA: 33	
PITCHER	IP	WLS	BF	H	R	ER	SO	BB	IBB	HBP	BLK	WP	HR	S	P	ERA	WHIP				
Kevin Gross, R ERA: 4.57 (1, 1)	5.0	W	19	5	1	1	4	0	0	0	0	0	0	38	56	1.80	1.000				
Scott Ruskin, L ERA: 2.75 (6, 1)	2.0		7	2	0	0	1	0	1	0	0	0	0	13	25	0.00	1.000				
Steve Frey, L ERA: 2.1 (8, 1)	2.0	S	7	0	0	0	1	2	0	0	0	0	0	18	34	0.00	1.000				

Batter	1	2	3	4	5	6	7	8	9	AB	R	H	RBI	BB	SO	LOB	BOTTOM				
Otis Nixon, S OBP: 0.328, SLG: 0.307 (1, 7)	0-1 1B		3-3 K		3-2 1B			1-2 L8		4	1	2	0	0	1	0	St. Louis Cardinals @ Montreal Expos Olympic Stadium, Montreal, QB Tue Oct 02 1990, 7:05 PM EDT Att: 4,636 - Dome AB 29 R 2 H 6 RBI 1 BB 0 SO 6 LOB 10 				
Dave Martinez, L OBP: 0.321, SLG: 0.425 (1, 8)	2-1 1B		2-2 F8		1-0 G3-1			1-0 G4-3		4	0	1	0	0	0	2					
Delino DeShields, L OBP: 0.374, SLG: 0.393 (1, 4)	3-1 1B		2-3 K		0-3 K			0-1 G4-3		4	0	0	0	0	2	3					
Tim Wallach, R OBP: 0.341, SLG: 0.474 (1, 5)	0-0 L4			3-3 K		1-0 G1-3			1-0 K	3	0	0	0	0	1	0					
Larry Walker, L OBP: 0.325, SLG: 0.427 (1, 9)		2-0 2B		1-1 FC6-4		1-3 K			1-3 K	2	1	1	0	0	1	0					
Andres Galarraga, R OBP: 0.304, SLG: 0.409 (1, 3)		2-0 2B		1-2 F9		0-3 K				3	0	1	1	0	1	1					
Nelson Santovenia, R OBP: 0.213, SLG: 0.292 (1, 2)		2-0 G4-3		2-0 FC6-4			1-2 G6-3			3	0	0	0	0	0	2					
Tom Foley, L OBP: 0.267, SLG: 0.239 (1, 6)		2-1 F8			0-1 F7			1-0 F7		3	0	0	0	0	0	1					
Kevin Gross, R OBP: 0.231, SLG: 0.340 (6, 1)		1-0 G6-3			0-2 G3-1			3-1 L8		2	0	1	0	0	0	1					
Scott Ruskin, R OBP: 0.250, SLG: 0.625 (7, PH)										0	0	0	0	0	0	0					
Mike Aldrete, L OBP: 0.385, SLG: 0.317 (8, 1)										1	0	0	0	0	0	0					
Steve Frey, R (8, 1)										0	0	0	0	0	0	0					
Inning Stats	R: 1 E: 0 K: 0 S: 7	H: 2 LOB: 0 BB: 0 P: 12	R: 1 E: 0 K: 0 S: 6	H: 2 LOB: 1 BB: 0 P: 15	R: 0 E: 0 K: 2 S: 10	H: 0 LOB: 0 BB: 0 P: 17	R: 0 E: 0 K: 1 S: 8	H: 0 LOB: 1 BB: 0 P: 15	R: 0 E: 0 K: 1 S: 12	H: 2 LOB: 2 BB: 0 P: 16	R: 0 E: 0 K: 2 S: 8	H: 0 LOB: 0 BB: 0 P: 10	R: 0 E: 0 K: 0 S: 6	H: 0 LOB: 0 BB: 0 P: 11	R: 0 E: 0 K: 0 S: 8	H: 0 LOB: 0 BB: 0 P: 10	1B: 5 2B: 1 3B: 0 HR: 0	SF: 0 SAC: 0 DP: 1 HBP: 1	WP: 0 PB: 0 SB: 1 CS: 0	PA: 30	
PITCHER	IP	WLS	BF	H	R	ER	SO	BB	IBB	HBP	BLK	WP	HR	S	P	ERA	WHIP				
Omar Olivares, R ERA: 2.92 (1, 1)	7.0	L	27	6	2	2	6	0	0	1	0	0	0	57	96	2.57	0.857				
Mike Perez, R ERA: 4.05 (8, 1)	1.0		3	0	0	0	0	0	0	0	0	0	0	8	10	0.00	0.000				