

St. Louis Cardinals - 1992

Batter	1	2	3	4	5	6	7	8	9	10	AB	R	H	RBI	BB	SO	LOB
Vince Coleman, S OBP: 0.400, SLG: 0.250	1-3 K		4-0 CS S BB		0-0 G4-3			2-1 G4-3		0-0 SH1-3 HR 1B	4	1	1	0	1	1	0
Willie Randolph, R (1, 4)	0-0 P5		4-0 SAFE BB			3-2 G5-3		2-3 K		1-1 SH1-3	3	0	0	0	1	1	0
Bobby Bonilla, S OBP: 0.600, SLG: 1.800	1-3 K			2-0 HR		2-1 1B		2-3 K		2-2 HR	5	2	3	3	0	2	0
Howard Johnson, S OBP: 0.400, SLG: 0.400		2-1 S 1B		2-3 K		0-1 F9		0-1 F9		0-1 1B FC6-4 1B	5	1	2	0	0	1	1
Eddie Murray, S OBP: 0.250, SLG: 0.250		1-3 K		1-0 F7		0-0 F9				1-3 FC6-4 1B	4	0	1	0	0	1	2
Dave Gallagher, R (9, PR)		1-2 K								3-3 K	0	0	0	0	0	0	0
Junior Noboa, R (9, 6)											1	0	0	0	0	1	0
Bill Pecota, R OBP: 0.333, SLG: 0.667		0-1 G5-3		2-0 2B				1-0 P6		2-3 K	3	0	1	0	0	0	1
Daryl Boston, L (9, PH)											1	0	0	0	0	1	2
Jeff Innis, R (9, 1)											0	0	0	0	0	0	0
John Franco, L (10, 1)											0	0	0	0	0	0	0
Kevin Elster, R (1, 6)		0-3 K		0-3 K				2-2 P2		1-1 FC6-4 1B	3	0	0	0	0	2	2
Mackey Sasser, L (9, 3)										1-2f 3-H 1B	1	0	0	1	0	0	1
Todd Hundley, S OBP: 0.500, SLG: 0.333			0-0 G3-1		2-1 F8		1-1 HBP		1-1 HBP	2-0 1B	3	0	1	0	0	0	0
David Cone, L (1, 1)			0-1 F9		0-0 F8		0-0 F7		0-0 F7	0-0 P6	3	0	0	0	0	0	1
Dave Magadan, L (9, PH) (9, 5)											1	0	0	0	0	0	2

Inning Stats	R: 0	H: 0	E: 0	K: 2	S: 7	LOB: 0	BB: 0	P: 9	R: 0	H: 1	E: 0	K: 2	S: 11	LOB: 1	BB: 0	P: 14	R: 0	H: 0	E: 0	K: 0	S: 3	LOB: 1	BB: 2	P: 11	R: 1	H: 2	E: 0	K: 2	S: 11	LOB: 1	BB: 0	P: 18	R: 0	H: 0	E: 0	K: 0	S: 4	LOB: 0	BB: 0	P: 6	R: 0	H: 1	E: 0	K: 0	S: 8	LOB: 1	BB: 0	P: 13	R: 0	H: 0	E: 0	K: 0	S: 7	LOB: 0	BB: 0	P: 11	R: 0	H: 0	E: 0	K: 2	S: 9	LOB: 0	BB: 0	P: 15	R: 1	H: 3	E: 0	K: 1	S: 14	LOB: 2	BB: 0	P: 21	R: 2	H: 2	E: 0	K: 1	S: 11	LOB: 0	BB: 0	P: 17	1B: 6	SF: 0	2B: 1	SAC: 1	3B: 0	DP: 0	HR: 2	HBP: 1	WP: 0	PA: 41
--------------	------	------	------	------	------	--------	-------	------	------	------	------	------	-------	--------	-------	-------	------	------	------	------	------	--------	-------	-------	------	------	------	------	-------	--------	-------	-------	------	------	------	------	------	--------	-------	------	------	------	------	------	------	--------	-------	-------	------	------	------	------	------	--------	-------	-------	------	------	------	------	------	--------	-------	-------	------	------	------	------	-------	--------	-------	-------	------	------	------	------	-------	--------	-------	-------	-------	-------	-------	--------	-------	-------	-------	--------	-------	--------


PITCHER	IP	WLS	BF	H	R	ER	SO	BB	IBB	HBP	BLK	WP	HR	S	P	ERA	WHIP
Jose DeLeon, R ERA: 1.29	(1, 1)	7.0		4	1	1	6	2	0	0	0	0	0	51	82	1.29	0.857
Todd Worrell, R ERA:	(8, 1)	1.0		3	0	0	2	0	0	0	0	0	0	9	15	0.00	0.000
Lee Smith, R ERA: 20.25	(9, 1)	1.1	L	9	5	3	1	0	0	0	0	0	1	20	30	20.25	3.750
Bob McClure, L ERA:	(10, 1)	0.2		2	0	0	1	0	0	0	0	0	0	5	8	0.00	0.000

TOP

New York Mets @ St. Louis Cardinals
 Busch Stadium, St. Louis, MO
 Mon Apr 06 1992, 7:05 PM CDT
 Att: 45,174 - Cloudy - 64 F

livebaseballscorecards.com

AB	37
R	4
H	9
RBI	4
BB	2
SO	10
LOB	12



Batter	1	2	3	4	5	6	7	8	9	10	AB	R	H	RBI	BB	SO	LOB	
Ray Lankford, L (1, 8) OBP: 0.250, SLG: 0.250	1-0 			2-3 		1-1 		1-1 			4	0	1	0	0	1	1	
Ozzie Smith, S (1, 6)	3-2 			4-2 		2-2 			2-2 		3	1	0	0	1	0	0	
Todd Zeile, R (1, 5) OBP: 0.250, SLG: 0.250	0-0 			2-1 		3-3 			3-2 		4	1	1	0	0	1	0	
Andres Galarraga, R (1, 3) OBP: 0.250, SLG: 0.250		3-3 		1-2 			0-0 		1-1 		4	0	1	1	0	1	1	
Pedro Guerrero, R (1, 7) OBP: 0.667, SLG: 0.667		2-3 		0-1 			1-1 		1-3 		3	0	2	1	0	1	0	
Rex Hudler, R (7, PR) (8, 7)				2-3 							1	0	0	0	0	1	1	
Milt Thompson, L (1, 9)			0-0 		2-3 		2-2 			0-2 		4	0	0	0	0	1	2
Tom Pagnozzi, R (1, 2)			1-3 			0-0 			3-1 		4	0	0	0	0	2	0	
José Oquendo, S (1, 4)			0-0 			1-3 			0-0 		0	0	0	0	0	0	0	
Tim Jones, L (2, 4)											3	0	0	0	0	1	0	
Bernard Gilkey, R (10, PH)											1	0	0	0	0	0	0	
Jose DeLeon, R (1, 1)			0-3 			2-3 			3-1 		2	0	0	0	0	2	0	
Todd Worrell, R (8, 1)											0	0	0	0	0	0	0	
Gerald Perry, L (8, PH) OBP: 1.000, SLG: 1.000											1	0	1	0	0	0	0	
Lee Smith, R (9, 1)											0	0	0	0	0	0	0	
Bob McClure, R (10, 1)											0	0	0	0	0	0	0	

Inning Stats	R: 0	H: 1	R: 0	H: 0	R: 0	H: 0	R: 2	H: 2	R: 0	H: 0	R: 0	H: 1	R: 0	H: 1	R: 0	H: 1	R: 0	H: 0	1B: 6	SF: 0	WP: 0	PA: 35
E: 0	LOB: 0	E: 0	LOB: 0	E: 0	LOB: 0	E: 0	LOB: 1	E: 0	LOB: 0	E: 0	LOB: 0	E: 0	LOB: 1	E: 0	LOB: 1	E: 0	LOB: 1	E: 0	LOB: 0	2B: 0	SAC: 0	FB: 0
K: 0	BB: 0	K: 2	BB: 0	K: 2	BB: 0	K: 2	BB: 1	K: 2	BB: 0	K: 1	BB: 0	K: 0	BB: 0	K: 0	BB: 0	K: 1	BB: 0	K: 1	BB: 0	3B: 0	DP: 0	SB: 0
S: 8	P: 12	S: 7	P: 12	S: 7	P: 8	S: 17	P: 28	S: 7	P: 10	S: 8	P: 14	S: 9	P: 12	S: 7	P: 14	S: 12	P: 19	S: 7	P: 8	HR: 0	HBP: 0	CS: 1

PITCHER	IP	WLS	BF	H	R	ER	SO	BB	IBB	HBP	BLK	WP	HR	S	P	ERA	WHIP
David Cone, R (1, 1) ERA: 2.25	8.0		28	5	2	2	9	1	0	0	0	0	0	70	110	2.25	0.750
Jeff Innis, R (9, 1) ERA:	1.0	W	4	1	0	0	1	0	0	0	0	0	0	12	19	0.00	1.000
John Franco, L (10, 1) ERA:	1.0	S	3	0	0	0	1	0	0	0	0	0	0	7	8	0.00	0.000

NEW YORK METS @ ST. LOUIS CARDINALS
 Busch Stadium, St. Louis, MO
 Mon Apr 06 1992, 7:05 PM CDT
 Att. 45,174 - Cloudy - 64 F

AB 34
R 2
H 6
RBI 2
BB 1
SO 11
LOB 5

Batter	1	2	3	4	5	6	7	8	9	AB R H RBI BB SO LOB	TOP
Vince Coleman, S OBP: 0.333, SLG: 0.250 (1, 7)	2-1 P1		2-2 G6-3 BB 1B		0-1 G6-3		0-0 F7			4 0 1 0 0 0 1	
Willie Randolph, R Tim Burke, R (1, 4) (7, 1)	1-1 G1-3		4-0 G6-3 BB 1-2		1-0 L8		2-1 G4-3			3 0 0 0 1 0 1 0 0 0 0 0 0 0	
Bobby Bonilla, S OBP: 0.444, SLG: 1.111 (1, 9)	0-0 F7		3-2 G6-3 1-2 2-3		0-0 P5			1-1 FC4-8 1B		4 0 1 0 0 0 2	
Howard Johnson, S OBP: 0.333, SLG: 0.333 (1, 8)		1-1 1B G6-4-3 1B	0-0 G1		1-0 G3			2-1 FC4-6 G4-3 S 1-2f		4 1 1 0 0 0 3	
Eddie Murray, S OBP: 0.500, SLG: 0.429 (1, 3)		2-1 G6-4-3 1B 1-3		0-0 B2-3 1B		4-0 FC1-4-6 BB		3-2 G4-3 1-3		3 0 2 0 1 0 1	
Dave Magadan, L (1, 5)		2-0 G6-4-3 1-2f 3-H		0-0 B2-3 1-2		2-1 FC1-4-6 1-2f		3-1 L4		4 0 0 0 0 0 4	
Bill Pecota, R OBP: 0.429, SLG: 0.571 (1, 6)		0-2 1B		1-1 G5-3			1-1 2B 1B		2-2 G6-3	4 1 2 0 0 0 1	
Todd Hundley, S OBP: 0.333, SLG: 0.200 Mark Dewey, R Daryl Boston, L Junior Noboa, R (1, 2) (5, 1) (7, PH) (7, 4)		0-2 L3		3-3 K			1-2 F7		0-0 F8	2 0 0 0 0 0 1 2 0 0 0 0 0 0 0 0 1 0 0 0 0 0 1 1 0 0 0 0 0 0 0	
Bret Saberhagen, R Wally Whitehurst, R Mackey Sasser, L OBP: 0.250, SLG: 0.500 (1, 1) (3, 1) (5, PH) (5, 2)			0-1 G1-3		1-0 G4-3		1-0 2B		0-0 P6	1 0 0 0 0 0 0 0 0 0 0 0 0 0 0 0 3 0 1 1 0 0 0 0	
Inning Stats	R: 0 E: 0 K: 0 S: 5 H: 0 LOB: 0 BB: 0 P: 8	R: 1 E: 0 K: 0 S: 13 H: 3 LOB: 1 BB: 0 P: 18	R: 0 E: 0 K: 0 S: 12 H: 1 LOB: 2 BB: 1 P: 21	R: 0 E: 0 K: 1 S: 8 H: 1 LOB: 1 BB: 0 P: 12	R: 0 E: 0 K: 0 S: 4 H: 0 LOB: 0 BB: 0 P: 6	R: 0 E: 0 K: 0 S: 4 H: 0 LOB: 1 BB: 1 P: 11	R: 1 E: 0 K: 0 S: 9 H: 2 LOB: 1 BB: 0 P: 14	R: 0 E: 0 K: 0 S: 11 H: 1 LOB: 1 BB: 0 P: 20	R: 0 E: 0 K: 0 S: 5 H: 0 LOB: 0 BB: 0 P: 7	1B: 7 SF: 0 2B: 1 SAC: 0 3B: 0 DP: 1 HR: 0 HBP: 0	WP: 0 PA: 36 PB: 0 SB: 1 CS: 0
PITCHER Omar Olivares, R ERA: 2.57 Cris Carpenter, R ERA: Juan Agosto, L ERA:	IP WLS BF H R ER SO BB IBB HBP BLK WP HR S P ERA WHIP 7.0 W 29 7 2 2 1 2 0 0 0 0 0 0 55 90 2.57 1.286 1.0 4 1 0 0 0 0 0 0 0 0 0 0 11 20 0.00 1.000 1.0 3 0 0 0 0 0 0 0 0 0 0 0 5 7 0.00 0.000	PITCHER IP WLS BF H R ER SO BB IBB HBP BLK WP HR S P ERA WHIP									

New York Mets @ St. Louis Cardinals
 Busch Stadium, St. Louis, MO
 Tue Apr 07 1992, 7:05 PM CDT
 Att. 20,832 - Cloudy - 69 F

livebaseballscorecards.com

AB	34
R	2
H	8
RBI	1
BB	2
SO	1
LOB	16



BOTTOM

New York Mets @ St. Louis Cardinals
Busch Stadium, St. Louis, MO

AB	35
R	9
H	13
RBI	9
BB	3
SO	1
LOB	18



WP:	0	PA:	39
PB:	0	SB:	0
CS:	0		

Tue Apr 07 1992, 7:05 PM CDT
Att. 20,832 - Cloudy - 69 F

AB	R	H	RBI	BB	SO	LOB
4	2	2	0	1	0	0
5	1	1	0	0	0	4
4	3	2	3	1	1	0
2	0	0	0	0	0	4
1	1	1	0	0	0	0
3	1	0	1	1	0	3
0	0	0	0	0	0	0
4	0	3	5	0	0	0
4	0	2	0	0	0	1
4	0	0	0	0	0	4
3	1	2	0	0	0	0
1	0	0	0	0	0	2
0	0	0	0	0	0	0
0	0	0	0	0	0	0
1B:	9	SF:	0			
2B:	2	SAC:	0			
3B:	1	DP:	2			
HR:	1	HBP:	1			

Batter	1	2	3	4	5	6	7	8	9
Ray Lankford, L OBP: 0.444, SLG: 0.375 (1, 8)	3-2 1B 2B 1B	1-0 BB 3B 1B	4-2 BB G4-6-3			1-1 G6-3		1-2 G3	
Ozzie Smith, S OBP: 0.222, SLG: 0.125 (1, 6)	0-0 2B 1B	0-1 L7	2-1 G4-6-3			1-1 G6-3		3-2 G3	
Todd Zeile, R OBP: 0.444, SLG: 0.875 (1, 5)	1-1 G5-3 1B 2B	4-0 BB 3B BB		2-3 K			0-0 HR	0-0 P6	
Andres Galarraga, R OBP: 0.288, SLG: 0.167 Gerald Perry, L OBP: 1.000, SLG: 1.500 (1, 3) (6, 3)	0-0 G5-3	0-0 L8		3-2 G5-4-3 HBP			1-2 G1 1B 2B		
Pedro Guerrero, R OBP: 0.429, SLG: 0.333 Bernard Gilkey, R (8, 7)	2-2 G5-3	4-2 3B BB		0-0 G5-4-3			0-0 G1		
Milt Thompson, L OBP: 0.375, SLG: 0.625 (1, 9)	2-2 1B	0-1 3B		1-0 G1-3			0-0 FC1-6 1B		
Tom Pagnozzi, R OBP: 0.250, SLG: 0.250 (1, 2)	2-2 1B	2-2 G4-3		0-0 G1-3			1-0 FC1-6 1B		
Tim Jones, L (1, 4)	2-1 G5-3		1-2 G3-1		1-0 G5-3		0-2 FC1-6		
Omar Olivares, R OBP: 0.667, SLG: 0.667 Luis Alicea, S (7, PH) Cris Carpenter, R (8, 1) Juan Agosto, L (9, 1)		0-0 1B BB 1B	0-0 BB 1B			0-0 G3-1	0-2 P6		

Inning Stats	R	H	E	K	S	R	H	E	K	S	R	H	E	K	S	R	H	E	K	S	R	H	E	K	S	R	H	E	K	S	R	H	E	K	S
	3	5	0	21	32	4	3	0	12	22	0	1	0	9	16	0	0	0	7	12	2	4	0	8	16	0	0	0	12	28	2	4	0	14	16

PITCHER	IP	WLS	BF	H	R	ER	SO	BB	IBB	HBP	BLK	WP	HR	S	P	ERA	WHIP
Bret Saberhagen, R ERA: 27.0 (1, 1)	2.1	L	19	9	7	7	0	3	0	0	0	0	0	40	66	27.00	5.143
Wally Whitehurst, R ERA: (3, 1)	1.2		4	0	0	0	1	0	0	1	0	0	0	9	16	0.00	0.000
Mark Dewey, R ERA: (5, 1)	2.0		6	0	0	0	0	0	0	0	0	0	0	8	12	0.00	0.000
Tim Burke, R ERA: 9.0 (7, 1)	2.0		10	4	2	2	0	0	0	0	0	0	1	22	28	9.00	2.000

Batter	1	2	3	4	5	6	7	8	9	AB R H RBI BB SO LOB	TOP																									
Vince Coleman, S OBP: 0.429, SLG: 0.500 (1, 7)	4-1 BB S		2-1 S 1B 2B		1-2 P5		2-1 L7		0-0 2B 1-3 2-H 3-H	4 2 2 2 1 0 0																										
Willie Randolph, R OBP: 0.308, SLG: 0.200 (1, 4)	2-3 K 1-2		4-2 WP 1B BB		1-1 G1-4-3		2-1 G1-3		1-0 2B 2-H 3-H	4 1 1 2 1 1 1																										
Bobby Bonilla, S OBP: 0.500, SLG: 0.917 (1, 9)	3-0 P7		2-1 E 1-H 3-H 1B		4-2 BB		4-2 G6-4-3 BB		1-1 F8	3 0 1 2 2 0 2																										
Howard Johnson, S OBP: 0.214, SLG: 0.214 (1, 8)	1-1 F7		2-0 E4 S 2-3		1-2 G3		1-1 F7		1-1 G5-3	5 0 0 0 0 0 5																										
Eddie Murray, S OBP: 0.417, SLG: 0.364 (1, 3)		1-1 G3	3-2 P6 1-2		1-1 1B G1-6-3 1B		3-1 G6-4-3			4 1 1 0 0 0 3																										
Bill Pecota, R OBP: 0.364, SLG: 0.455 (1, 5) (6, 6)		1-2 G6-3	1-1 G4-3		0-0 1B G1-6-3 1B		1-0 E4 HBP 2B			4 1 1 0 0 0 2																										
Kevin Elster, R OBP: 0.200, SLG: 0.200 Dave Magadan, L (6, PH) (6, 5)		1-0 1B		0-0 G5-3		1-2 G1-6-3		4-1 2B HBP BB		2 0 1 0 0 0 0 1 1 0 0 1 0 1																										
Todd Hundley, S OBP: 0.222, SLG: 0.125 Mark Dewey, R (6, 1) Dave Gallagher, R (9, PH)		0-2 F7		2-2 G4-3		1-0 F7		0-0 F8		3 0 0 0 0 0 1 0 0 0 0 0 0 0 1 0 0 0 0 0 2																										
Sid Fernandez, L (1, 1) Paul Gibson, R (3, 1) Mackey Sasser, L OBP: 0.200, SLG: 0.400 Junior Noboa, R (9, PH)			1-2 G4-3		0-0 P4		2-2 F7		1-1 2B 2B HBP 1-2 2-3	1 0 0 0 0 0 0 1 0 0 0 0 0 0 1 0 0 0 0 0 0 0 1 0 0 0 0 0																										
Inning Stats	R: 0 E: 0 K: 1 S: 7	H: 0 LOB: 1 BB: 1 P: 17	R: 0 E: 0 K: 0 S: 9	H: 1 LOB: 1 BB: 0 P: 12	R: 2 E: 1 K: 0 S: 16	H: 2 LOB: 2 BB: 1 P: 31	R: 0 E: 0 K: 0 S: 11	H: 0 LOB: 0 BB: 0 P: 13	R: 0 E: 0 K: 0 S: 11	H: 0 LOB: 1 BB: 1 P: 18	R: 1 E: 0 K: 0 S: 7	H: 2 LOB: 0 BB: 0 P: 10	R: 0 E: 0 K: 0 S: 8	H: 0 LOB: 0 BB: 0 P: 14	R: 0 E: 0 K: 0 S: 6	H: 0 LOB: 0 BB: 1 P: 14	R: 4 E: 1 K: 0 S: 10	H: 2 LOB: 1 BB: 1 P: 19	1B: 4 2B: 3 3B: 0 HR: 0	SF: 0 SAC: 0 DP: 2 HBP: 1	WP: 1 PB: 0 SB: 3 CS: 0	PA: 40														
PITCHER	IP WLS BF H R ER SO BB IBB HBP BLK WP HR S P ERA WHIP																																			
Bryn Smith, R ERA: 6.75 (1, 1)	2.2		14	3	2	2	1	2	0	0	0	1	0	30	57	6.75	1.875																			
Mike Perez, R ERA: 2.7 (3, 1)	3.1	W	12	2	1	1	0	1	0	0	0	0	0	31	44	2.70	0.900																			
Cris Carpenter, R ERA: (7, 1)	1.0		3	0	0	0	0	0	0	0	0	0	0	8	14	0.00	0.000																			
Juan Agosto, L ERA: (8, 1)	1.0		3	0	0	0	0	1	0	0	0	0	0	6	14	0.00	1.000																			
Bob McClure, L ERA: 16.2 (9, 1)	1.0		8	2	4	3	0	1	0	1	0	0	0	10	19	27.00	3.000																			

New York Mets @ St. Louis Cardinals
 Busch Stadium, St. Louis, MO
 Wed Apr 08 1992, 7:05 PM CDT
 Att. 23,632 - Cloudy - 72 F

livebaseballscorecards.com

AB	34
R	7
H	7
RBI	6
BB	5
SO	1
LOB	17



BOTTOM

New York Mets @ St. Louis Cardinals
 Busch Stadium, St. Louis, MO
 Wed Apr 08 1992, 7:05 PM CDT
 Att: 23,632 - Cloudy - 72 F

livebaseballscorecards.com

AB	35
R	15
H	15
RBI	14
BB	6
SO	5
LOB	13



WP: 0	PA: 44
PB: 1	
SB: 3	
CS: 1	

AB	R	H	RBI	BB	SO	LOB
3	3	1	0	2	1	0
3	2	2	2	0	0	0
1	1	1	0	0	0	0
3	3	2	2	2	1	2
4	1	3	3	1	0	2
0	1	0	0	0	0	0
5	0	2	4	0	2	2
5	3	3	0	0	0	3
4	0	1	2	0	0	1
4	0	0	1	0	1	3
1	0	0	0	0	0	0
1	0	0	0	0	0	0
0	1	0	0	1	0	0
0	0	0	0	0	0	0
1	0	0	0	0	0	0
0	0	0	0	0	0	0
0	0	0	0	0	0	0
1B: 9	SF: 1					
2B: 4	SAC: 2					
3B: 0	DP: 0					
HR: 2	HBP: 0					

Batter	1	2	3	4	5	6	7	8	9							
Ray Lankford, L (1, 8) OBP: 0.500, SLG: 0.364	4-1 SH1-3 1B BB		0-0 G3		1-3 K	4-2 1B PB BB		0-0 1B								
Ozzie Smith, S (1, 6) OBP: 0.333, SLG: 0.273	0-0 SH1-3		1-1 G5-3 1B BB		0-0 G6-3	3-2 1B PB 1B		0-0 1B								
Tim Jones, L (8, 6) OBP: 0.125, SLG: 0.125	1-2		1-2 1B		1-3 2-H 3-H	4-2 1B BB		1-2 G5-3 1B								
Todd Zeile, R (1, 5) OBP: 0.571, SLG: 1.091	1-1 CS 2-H 1B		4-1 G5-3 1B BB		1-2 HR	4-2 1B 2B BB		0-3 K								
Pedro Guerrero, R (1, 3) OBP: 0.583, SLG: 0.800	4-0 1B BB		2-2 G5-3		2-0 HR	1-1 2B 1B		3-2 1B G5-3 2B 1B								
Rex Hudler, R (8, PR) (9, 3)	1-2 BB		1-2 2-3		2-3 HR	2-2 1-3 2-H 2-H 2B		1-1 G5-3								
Brian Jordan, R (1, 9) OBP: 0.400, SLG: 0.600	2-3 K		1-1 S 2-H 3-H 1B		2-3 K	2-2 1-3 2-H 2-H 2B		1-1 G5-3								
Bernard Gilkey, R (1, 7) OBP: 0.500, SLG: 0.833		2-2 G6-3 SF8 2B	1-2 F9					2-1 2B 1B								
Tom Pagnozzi, R (1, 2) OBP: 0.250, SLG: 0.333		3-2 G6-3		0-1 G6-3		2-1 SH1-3 2B		0-0 1B 2B								
Luis Alicea, S (1, 4)		0-0 SF8		3-1 F8		3-3 K		2-1 F8								
Bryn Smith, R (1, 1)		1-2 F8		2-2 G3-1		4-0 1B BB		2-2 G5-3								
Mike Perez, R (3, 1)																
Craig Wilson, R (6, PH)																
Cris Carpenter, R (7, 1)																
Gerald Perry, L (7, PH) OBP: 0.667, SLG: 1.000																
Juan Agosto, L (8, 1)																
Bob McClure, R (9, 1)																
Inning Stats	R: 1 E: 0 K: 1 S: 7	H: 1 LOB: 1 BB: 2 P: 18	R: 1 E: 0 K: 0 S: 10	H: 1 LOB: 0 BB: 0 P: 16	R: 2 E: 0 K: 0 S: 15	H: 2 LOB: 1 BB: 1 P: 23	R: 0 E: 0 K: 0 S: 7	H: 0 LOB: 0 BB: 0 P: 12	R: 2 E: 0 K: 2 S: 12	H: 2 LOB: 0 BB: 0 P: 18	R: 5 E: 0 K: 1 S: 26	H: 4 LOB: 2 BB: 3 P: 52	R: 0 E: 0 K: 0 S: 8	H: 0 LOB: 0 BB: 0 P: 13	R: 4 E: 0 K: 1 S: 14	H: 5 LOB: 2 BB: 0 P: 21
PITCHER	IP WLS BF H R ER SO BB IBB HBP BLK WP HR S P ERA WHIP	IP WLS BF H R ER SO BB IBB HBP BLK WP HR S P ERA WHIP	IP WLS BF H R ER SO BB IBB HBP BLK WP HR S P ERA WHIP	IP WLS BF H R ER SO BB IBB HBP BLK WP HR S P ERA WHIP	IP WLS BF H R ER SO BB IBB HBP BLK WP HR S P ERA WHIP	IP WLS BF H R ER SO BB IBB HBP BLK WP HR S P ERA WHIP	IP WLS BF H R ER SO BB IBB HBP BLK WP HR S P ERA WHIP	IP WLS BF H R ER SO BB IBB HBP BLK WP HR S P ERA WHIP	IP WLS BF H R ER SO BB IBB HBP BLK WP HR S P ERA WHIP	IP WLS BF H R ER SO BB IBB HBP BLK WP HR S P ERA WHIP	IP WLS BF H R ER SO BB IBB HBP BLK WP HR S P ERA WHIP	IP WLS BF H R ER SO BB IBB HBP BLK WP HR S P ERA WHIP	IP WLS BF H R ER SO BB IBB HBP BLK WP HR S P ERA WHIP	IP WLS BF H R ER SO BB IBB HBP BLK WP HR S P ERA WHIP	IP WLS BF H R ER SO BB IBB HBP BLK WP HR S P ERA WHIP	
Sid Fernandez, L (1, 1) ERA: 15.43	2.1 L															
Paul Gibson, L (3, 1) ERA: 16.2	3.1	17	5	6	6	3	2	0	0	0	0	2	46	76	16.20 2.100	
Mark Dewey, R (6, 1) ERA: 10.38	2.1	15	7	5	5	1	1	0	0	0	0	0	32	54	19.29 3.429	

Batter	1	2	3	4	5	6	7	8	9	AB R H RBI BB SO LOB	TOP																
Vince Coleman, S OBP: 0.467, SLG: 0.538 Dave Gallagher, R OBP: 0.400, SLG: 0.250	0-1 FC5-4 1B		1-0 1B	4-0 G6-4-3 BB		0-2 G5-3			2-1 L5	1 0 1 0 0 0 0 3 1 1 0 1 0 0																	
Junior Noboa, R OBP: 0.375, SLG: 0.286	0-0 FC5-4 1B		1-1 1B	1-1 G6-4-3		1-0 G6-3			0-0 P4	5 1 2 0 0 0 3																	
Bobby Bonilla, S OBP: 0.474, SLG: 0.765 Daryl Boston, L	0-2 FC5-4 1-2f 2-3		0-0 2B		1-0 HR				1-3 K	5 2 2 2 0 1 2 0 0 0 0 0 0 0																	
Howard Johnson, S OBP: 0.278, SLG: 0.500	1-1 G6-4-3 1-2f		3-2 S G4-3 2-H 3-H		3-2 HR			2-2 G3		4 2 2 4 0 0 2																	
Eddie Murray, S OBP: 0.375, SLG: 0.286		4-1 G5-4-3 BB	2-0 G4-3 2-H		1-2 G5-3			3-2 P6		3 0 0 1 1 0 0																	
Bill Pecota, R OBP: 0.333, SLG: 0.400		1-1 F7	2-2 L7		1-0 1B			1-0 F7		4 0 1 0 0 0 1																	
Kevin Elster, R OBP: 0.222, SLG: 0.222		0-1 G5-4-3 1-2f		1-0 2B		0-0 P6		1-2 P9		4 0 1 0 0 0 2																	
Charlie O'Brien, R OBP: 0.500, SLG: 1.000			1-0 G5-3	1-2 2B		0-0 F8		0-2 2B		4 0 2 0 0 0 1																	
Anthony Young, R OBP: 0.250, SLG: 0.250			1-1 1B	0-0 F7		0-1 L5		0-3 K		4 1 1 0 0 1 3																	
Inning Stats	R: 0 E: 0 K: 0 S: 8	H: 2 LOB: 2 BB: 0 P: 9	R: 0 E: 0 K: 0 S: 5	H: 0 LOB: 0 BB: 1 P: 10	R: 5 E: 0 K: 0 S: 15	H: 5 LOB: 0 BB: 0 P: 26	R: 0 E: 0 K: 0 S: 7	H: 2 LOB: 2 BB: 1 P: 14	R: 2 E: 0 K: 0 S: 12	H: 3 LOB: 1 BB: 0 P: 18	R: 0 E: 0 K: 0 S: 6	H: 0 LOB: 0 BB: 0 P: 7	R: 0 E: 0 K: 0 S: 11	H: 0 LOB: 0 BB: 0 P: 16	R: 0 E: 0 K: 1 S: 11	H: 1 LOB: 1 BB: 0 P: 13	R: 0 E: 0 K: 1 S: 7	H: 0 LOB: 0 BB: 0 P: 10	1B: 9 2B: 3 3B: 0 HR: 1	SF: 0 SAC: 0 DP: 3 HBP: 0	WP: 0 PB: 0 SB: 1 CS: 0	PA: 39					
PITCHER	IP	WLS	BF	H	R	ER	SO	BB	IBB	HBP	BLK	WP	HR	S	P	ERA	WHIP										
Donovan Osborne, L ERA:	(1, 1)	2.0		7	2	0	0	1	0	0	0	0	0	13	19	0.00	1.500										
Juan Agosto, L ERA: 14.54	(3, 1)	2.1	L	17	10	7	0	1	0	0	0	0	1	32	56	27.00	4.714										
Mike Perez, R ERA: 1.5	(5, 1)	2.2		8	0	0	0	0	0	0	0	0	0	19	25	0.00	0.000										
Bob McClure, L ERA: 10.13	(8, 1)	1.0		4	1	0	1	0	0	0	0	0	0	11	13	0.00	1.000										
Todd Worrell, R ERA:	(9, 1)	1.0		3	0	0	1	0	0	0	0	0	0	7	10	0.00	0.000										

New York Mets @ St. Louis Cardinals
 Busch Stadium, St. Louis, MO
 Thu Apr 09 1992, 3:33 AM CDT
 Att. 27,116 - Cloudy - 78 F

livebaseballscorecards.com

AB	37
R	7
H	13
RBI	7
BB	2
SO	2
LOB	14



BOTTOM

New York Mets @ St. Louis Cardinals
Busch Stadium, St. Louis, MO
Thu Apr 09 1992, 3:33 AM CDT
Att. 27,116 - Cloudy - 78 F

livebaseballscorecards.com

AB 30
R 1
H 6
RBI 0
BB 0
SO 3
LOB 10



WP: 0 PA: 31
PB: 0
SB: 1
CS: 0

AB R H RBI BB SO LOB

4	0	1	0	0	1	1
4	0	1	0	0	0	1
4	0	0	0	0	1	3
3	0	1	0	0	0	0
1	0	0	0	0	0	1
3	0	1	0	0	0	1
2	0	1	0	0	0	1
1	0	0	0	0	0	0
1	0	0	0	0	0	0
0	0	0	0	0	0	0
0	0	0	0	0	0	0
0	0	0	0	0	0	0
1	0	0	0	0	0	0
0	0	0	0	0	0	0

Batter	1	2	3	4	5	6	7	8	9
Ray Lankford, L OBP: 0.444, SLG: 0.333 (1, 8)	1-0 G6-4-3 1B			1-3 K		3-2 G4-3			0-0 G4-3
Luis Alcega, S OBP: 0.100, SLG: 0.222 (1, 4)	0-2 F7			2-2 F7		0-0 E3 FC6-4			1-0 G4-3 2B
Todd Zeile, R OBP: 0.444, SLG: 0.800 (1, 5)	0-2 G6-4-3 1-2f			0-3 K		0-1 FC6-4 1-2f			0-2 G4-3 2-3
Pedro Guerrero, R OBP: 0.533, SLG: 0.692 Rich Gedman, L (8, 2)		1-2 FC6-4 1B			1-2 G5-3			1-2 F9	0-1 G4-3
Brian Jordan, R OBP: 0.250, SLG: 0.375 (1, 9)		1-0 FC6-4 G4-3 1-2f			3-2 G1-3			0-0 G5-3	
Milt Thompson, L OBP: 0.364, SLG: 0.545 (1, 7)		0-1 G4-3 1-2f			0-0 S 1B			3-1 G4-3	
Tom Pagnozzi, R OBP: 0.286, SLG: 0.357 Rex Hudler, R (8, 3)			1-0 G4-6-3 1B		2-2 G6-3 1-2			3-2 P6	
Tim Jones, L OBP: 0.182, SLG: 0.182 (1, 6)			0-0 G4-6-3 1-2f			0-1 G4-3 SH1-3 E 1B		1-3 K2-3	
Donovan Osborne, S Juan Agosto, L Mike Perez, R Bob McClure, R Gerald Perry, L Todd Worrell, R			1-2 G5-3			0-0 SH1-3 1-2		2-1 G3-1	

Inning Stats	R: 0 H: 1 E: 0 LOB: 0 K: 0 BB: 0 S: 7 P: 8	R: 0 H: 1 E: 0 LOB: 0 K: 0 BB: 0 S: 6 P: 8	R: 0 H: 1 E: 0 LOB: 0 K: 0 BB: 0 S: 6 P: 8	R: 0 H: 0 E: 0 LOB: 0 K: 2 BB: 0 S: 11 P: 14	R: 0 H: 1 E: 0 LOB: 1 K: 0 BB: 0 S: 11 P: 17	R: 1 H: 1 E: 1 LOB: 1 K: 0 BB: 0 S: 9 P: 12	R: 0 H: 0 E: 0 LOB: 0 K: 0 BB: 0 S: 8 P: 12	R: 0 H: 0 E: 0 LOB: 0 K: 1 BB: 0 S: 9 P: 15	R: 0 H: 1 E: 0 LOB: 1 K: 0 BB: 0 S: 7 P: 8
--------------	---	---	---	---	---	--	--	--	---

PITCHER	IP	WLS	BF	H	R	ER	SO	BB	IBB	HBP	BLK	WP	HR	S	P	ERA	WHIP
Anthony Young, R ERA:	(1, 1)	9.0	W 31	6	1	0	3	0	0	0	0	0	0	74	102	0.00	0.667


Batter	1	2	3	4	5	6	7	8	9	10	11	AB R H RBI BB SO LOB	TOP														
Ray Lankford, L (1, 8) OBP: 0.478, SLG: 0.421	2-3 K			1-0 CS 1B		1-1 F7			4-1 SH5-4 BB		0-0 S 2B	4 0 2 1 1 1 0	St. Louis Cardinals @ Chicago Cubs Wrigley Field, Chicago, IL Fri Apr 10 1992, 3:33 AM CDT Att: 32,659 - Cloudy - 51 F														
Luis Alica, S (1, 4) OBP: 0.071, SLG: 0.154	1-3 K			1-2 F8		1-3 K			0-0 SH5-4		2-3 K	4 0 0 0 0 3 2															
Todd Zeile, R (1, 5) OBP: 0.435, SLG: 0.842	3-3 K			2-2 HR			3-2 G6-3		4-0 IBB		2-2 F8	4 1 1 1 1 1 1															
Pedro Guerrero, R (1, 3) OBP: 0.421, SLG: 0.529			0-3 K			0-0 G5-3			1-0 F8-2			4 0 0 0 0 1 3															
Brian Jordan, R (1, 9) OBP: 0.167, SLG: 0.250			0-0 G6-3			2-2 G6-3			0-0 F9			4 0 0 0 0 0 0															
Milt Thompson, L (1, 7) OBP: 0.267, SLG: 0.400			1-0 G6-3			0-0 G3			0-0 G4-3			4 0 0 0 0 0 0															
Cris Carpenter, R (10, 1)												0 0 0 0 0 0 0															
Lee Smith, R (11, 1)												0 0 0 0 0 0 0															
Tom Pagnozzi, R (1, 2) OBP: 0.278, SLG: 0.389						3-1 2B			2-2 P5			4 0 1 0 0 1 0															
Tim Jones, L (1, 6) OBP: 0.133, SLG: 0.133						1-1 G3			1-1 P4			4 0 0 0 0 0 1															
Bob Tewksbury, R (1, 1)						0-3 K			4-1 SH5-4 F8-2 BB BB			2 0 0 0 0 1 0															
Bernard Gilkey, R (9, PH) OBP: 0.571, SLG: 0.833											1-1 2B	0 0 0 0 1 0 0															
Todd Worrell, R (9, 1)												0 0 0 0 0 0 0															
Rex Hudler, R (10, 7) OBP: 0.333, SLG: 0.667												1 1 1 0 0 0 0															
Inning Stats	R: 0 E: 0 K: 3 S: 12	H: 0 LOB: 0 BB: 0 P: 18	R: 0 E: 0 K: 1 S: 6	H: 0 LOB: 0 BB: 0 P: 7	R: 0 E: 0 K: 0 S: 9	H: 0 LOB: 0 BB: 0 P: 12	R: 1 E: 0 K: 0 S: 9	H: 2 LOB: 0 BB: 0 P: 12	R: 0 E: 0 K: 0 S: 8	H: 1 LOB: 1 BB: 0 P: 14	R: 0 E: 0 K: 2 S: 8	H: 0 LOB: 0 BB: 0 P: 10	R: 0 E: 0 K: 0 S: 5	H: 0 LOB: 0 BB: 0 P: 8	R: 0 E: 0 K: 0 S: 6	H: 0 LOB: 0 BB: 0 P: 9	R: 0 E: 0 K: 0 S: 4	H: 0 LOB: 2 BB: 3 P: 17	R: 0 E: 0 K: 1 S: 6	H: 0 LOB: 0 BB: 0 P: 9	R: 1 E: 0 K: 1 S: 10	H: 2 LOB: 1 BB: 0 P: 16	1B: 1 2B: 4 3B: 0 HR: 1	SF: 0 SAC: 1 DP: 1 HBP: 0	WP: 0 PB: 0 SB: 1 CS: 1	PA: 39	
PITCHER	IP	WLS	BF	H	R	ER	SO	BB	IBB	HBP	BLK	WP	HR	S	P	ERA	WHIP										
Frank Castillo, R (1, 1) ERA: 1.13	8.0		26	3	1	1	6	0	0	0	0	0	1	63	90	1.12	0.375										
Chuck McElroy, L (9, 1) ERA:	0.1		4	0	0	0	0	2	1	0	0	0	0	3	15	0.00	6.000										
Heathcliff Slocumb, R (9, 1) ERA:	1.2		4	0	0	0	1	0	0	0	0	0	0	7	11	0.00	0.000										
Paul Assenmacher, L (11, 1) ERA: 3.86	0.2	L	4	2	1	1	1	0	0	0	0	0	0	7	11	13.50	3.000										
Dave Smith, R (11, 1) ERA: 5.4	0.1		1	0	0	0	0	0	0	0	0	0	0	3	5	0.00	0.000										

AB	35
R	2
H	5
RBI	2
BB	3
SO	8
LOB	7



WP: 0	PA: 39
PB: 0	
SB: 1	
CS: 1	

1B: 1	SF: 0
2B: 4	SAC: 1
3B: 0	DP: 1
HR: 1	HBP: 0

Batter	1	2	3	4	5	6	7	8	9	10	11	AB R H RBI BB SO LOB	BOTTOM					
Shawon Dunston, R (1, 6) OBP: 0.438, SLG: 0.533 Jose Vizcaino, S (5, 6)	2-2 23 SF9 3B		0-1 1B			2-2 G6-3		0-1 G4-3			0-1 F7	2 1 2 0 0 0 0 3 0 0 0 0 0 0						
Sammy Sosa, R (1, 8) OBP: 0.263, SLG: 0.278	2-3 K		1-3 K			2-2 P4			0-0 F8		0-0 F8	5 0 0 0 0 2 2						
23 Ryne Sandberg, R (1, 4) OBP: 0.316, SLG: 0.563	0-1 SF9		2-2 F8			2-2 P4			1-1 1B		1-2 G4-3	4 0 1 1 0 0 1						
Andre Dawson, R (1, 9) OBP: 0.235, SLG: 0.294	0-0 L6			0-0 G2-3			0-0 G4-3 2B		0-0 L8			4 0 1 0 0 0 1						
Mark Grace, L (1, 3)		1-1 FC1-6-5 2B		2-2 L9			0-2 G6-3		0-0 L7			4 0 1 0 0 0 2						
Dwight Smith, L (1, 7)		0-0 FC1-6-5 G4-3 2-3		1-1 G4-3			2-2 G4-3		1-0 G1-3			4 0 0 0 0 0 2						
Gary Scott, R (1, 5) OBP: 0.267, SLG: 0.154		1-1 G4-3			2-1 G4-6-3 1B		1-0 G4-3		1-3 K			4 0 1 0 0 1 2	AB 38 R 1 H 7 RBI 1 BB 0 SO 3 LOB 13					
Joe Girardi, R (1, 2) OBP: 0.400, SLG: 0.400		2-2 G3-4-1			2-0 G4-6-3 1-2f			0-1 G4-3		1-2 1B		4 0 1 0 0 0 2						
Frank Castillo, R (1, 1) Chico Walker, S (8, PH) Chuck McElroy, L (9, 1) Heathcliff Slocumb, R (9, 1) Rick Wilkins, L (10, PH) Paul Assenmacher, L (11, 1) Dave Smith, R (11, 1)			0-1 G3		1-1 G1-3			0-1 G4-3		0-0 F8		2 0 0 0 0 0 0 1 0 1 0						
Inning Stats	R: 1 H: 1 E: 0 LOB: 0 K: 1 BB: 0 S: 11 P: 15	R: 0 H: 1 E: 0 LOB: 1 K: 0 BB: 0 S: 9 P: 13	R: 0 H: 1 E: 0 LOB: 1 K: 1 BB: 0 S: 10 P: 13	R: 0 H: 0 E: 0 LOB: 0 K: 0 BB: 0 S: 6 P: 9	R: 0 H: 1 E: 0 LOB: 0 K: 0 BB: 0 S: 6 P: 10	R: 0 H: 0 E: 0 LOB: 0 K: 0 BB: 0 S: 10 P: 16	R: 0 H: 1 E: 0 LOB: 1 K: 0 BB: 0 S: 9 P: 12	R: 0 H: 0 E: 0 LOB: 0 K: 0 BB: 0 S: 6 P: 6	R: 0 H: 1 E: 0 LOB: 1 K: 0 BB: 0 S: 5 P: 6	R: 0 H: 1 E: 0 LOB: 1 K: 1 BB: 0 S: 10 P: 13	R: 0 H: 0 E: 0 LOB: 0 K: 0 BB: 0 S: 7 P: 8	1B: 4 SF: 1 2B: 2 SAC: 0 3B: 1 DP: 1 HR: 0 HBP: 0	WP: 0 PA: 39 PB: 0 SB: 0 CS: 0					
PITCHER	IP WLS BF H R ER SO BB IBB HBP BLK WP HR S P ERA WHIP																	
Bob Tewksbury, R (1, 1) ERA: 1.13	8.0	28	5	1	1	2	0	0	0	0	0	0	0	0	67	94	1.12	0.625
Todd Worrell, R (9, 1) ERA:	1.0	4	1	0	0	0	0	0	0	0	0	0	0	0	5	6	0.00	1.000
Cris Carpenter, R (10, 1) ERA:	1.0	W 4	1	0	0	1	0	0	0	0	0	0	0	0	10	13	0.00	1.000
Lee Smith, R (11, 1) ERA: 11.57	1.0	S 3	0	0	0	0	0	0	0	0	0	0	0	0	7	8	0.00	0.000

St. Louis Cardinals @ Chicago Cubs
Wrigley Field, Chicago, IL

Fri Apr 10 1992, 3:33 AM CDT
Att: 32,659 - Cloudy - 51 F

livebaseballscores.com

Batter	1	2	3	4	5	6	7	8	9	AB R H RBI BB SO LOB	TOP												
Ray Lankford, L OBP: 0.407, SLG: 0.348 (1, 8) B B F X	2-1 G3-1 ①		3-2 L7 ③		3-2 G4-3 ③ 2-3			1-3 K ②		4 0 0 0 0 1 1													
Luis Alicea, S OBP: 0.167, SLG: 0.188 (1, 4) (7, 6) C B B F F F B	4-2 WP BB			3-2 1B		2-2 F7 ①		2-2 G6-3 ③		3 0 1 0 1 0 0													
Todd Zeile, R OBP: 0.370, SLG: 0.696 (1, 5) 1 SAFE C B F 1 SAFE B X	2-2 G5-3 ② 1-2			3-2 P4 ①		2-2 P6 ②			2-1 G3 ①	4 0 0 0 0 0 2													
Pedro Guerrero, R OBP: 0.348, SLG: 0.429 (1, 3) B B B X	3-0 G6-3 ③			0-3 K ②		1-2 G1-3 ③			0-1 L9 ②	4 0 0 0 0 1 2													
Brian Jordan, R OBP: 0.125, SLG: 0.188 (1, 9) S B X		1-1 G5-3 ①		0-1 F9 ③			1-2 G6-3 ①		0-2 L7 ③	4 0 0 0 0 0 1													
Milt Thompson, L OBP: 0.278, SLG: 0.556 (1, 7) C C C		0-3 K ②			0-0 HR		3-1 G6-3 ②			3 1 1 1 0 1 0													
Tom Pagnozzi, R OBP: 0.333, SLG: 0.476 (1, 2) C B B B X		2-2 F9 ③			3-2 WP SH1-4 1B		1-1 2B			3 0 2 0 0 0 0													
Tim Jones, L OBP: 0.118, SLG: 0.118 (1, 6) Craig Wilson, R (7, PH) (7, 4) Mike Perez, R (7, 1)			2-3 K ①		1-3 K ①		1-3 K ③			2 0 0 0 0 2 1 1 0 0 0 0 1 1 0 0 0 0 0 0 0													
Jose DeLeon, R (1, 1) Bob McClure, R (7, 1) Rex Hudler, R OBP: 0.250, SLG: 0.500 (7, 4) C C C		0-3 K ②			0-1 SH1-4 ② 1-2			1-2 G4-3 ①		1 0 0 0 0 1 0 0 0 0 0 0 0 0 1 0 0 0 0 0 0													
Inning Stats	R: 0 E: 0 K: 0 S: 10	H: 0 LOB: 1 BB: 1 P: 21	R: 0 E: 0 K: 1 S: 8	H: 0 LOB: 0 BB: 0 P: 11	R: 0 E: 0 K: 2 S: 9	H: 0 LOB: 0 BB: 0 P: 14	R: 0 E: 0 K: 1 S: 13	H: 1 LOB: 1 BB: 0 P: 19	R: 1 E: 0 K: 1 S: 14	H: 2 LOB: 1 BB: 0 P: 21	R: 0 E: 0 K: 0 S: 13	H: 0 LOB: 0 BB: 0 P: 18	R: 0 E: 0 K: 1 S: 10	H: 1 LOB: 1 BB: 0 P: 16	R: 0 E: 0 K: 1 S: 9	H: 0 LOB: 0 BB: 0 P: 13	R: 0 E: 0 K: 0 S: 7	H: 0 LOB: 0 BB: 0 P: 9	1B: 2 2B: 1 3B: 0 HR: 1	SF: 0 SAC: 1 DP: 0 HBP: 0	WP: 2 PB: 0 SB: 0 CS: 0	PA: 32	
PITCHER Shawn Boskie, R ERA: 1.35 Chuck McElroy, L ERA:	IP 6.2 2.1	WLS W S	BF 25 7	H 4 0	R 1 0	ER 1 0	SO 5 2	BB 1 0	IBB 0 0	HBP 0 0	BLK 0 0	WP 2 0	HR 1 0	S 74 19	P 116 26	ERA 1.35 0.00	WHIP 0.750 0.000						PITCHER IP WLS BF H R ER SO BB IBB HBP BLK WP HR S P ERA WHIP

St. Louis Cardinals @ Chicago Cubs
Wrigley Field, Chicago, IL
Sat Apr 11 1992, 3:33 AM CDT
Att. 30,521 - Cloudy - 43 F

livebaseballscorecards.com

AB	30
R	1
H	4
RBI	1
BB	1
SO	7
LOB	8



Batter	1	2	3	4	5	6	7	8	9	AB R H RBI BB SO LOB	TOP											
Ray Lankford, L (1, 8) OBP: 0.438, SLG: 0.346	0-0 1B 1B		4-0 G3 BB		2-2 F7		4-1 1B BB		2-3 K	3 0 1 0 2 1 1												
Tim Jones, L (1, 6) OBP: 0.227, SLG: 0.227	2-1 G5-4-3 1B		2-1 G3		1-1 1B 1B		0-1 1B 1B		1-2 G3	5 0 3 0 0 0 2												
Todd Zeile, R (1, 5) OBP: 0.406, SLG: 0.692	1-0 G5-4-3 1-2f		4-2 BB		0-1 1B 1-3 2-H		0-1 SF7		0-1 1B 1B	3 0 2 2 1 0 2												
Gerald Perry, L (1, 3) OBP: 0.333, SLG: 0.444	1-0 P6		0-1 P5		1-1 G1-3		0-1 F7		2-2 S 1B	5 0 1 0 0 0 8												
Brian Jordan, R (1, 9) OBP: 0.190, SLG: 0.238		0-0 G4-3		0-1 G5-3		0-0 CS 1B		2-0 BB 1B	2-2 G6-3	5 0 2 0 0 0 2												
Milt Thompson, L (1, 7) OBP: 0.238, SLG: 0.476		1-1 G4-3		0-0 F7		3-1 F8		4-2 BB		3 0 0 0 0 0 1												
Bernard Gilkey, R (8, PH) OBP: 0.625, SLG: 0.833								1-2 BB		0 0 0 0 1 0 0												
Luis Alicea, S (1, 4) OBP: 0.136, SLG: 0.150		2-1 G1-6-3		2-2 F7		1-0 F7 1-2		2-3 K		4 0 0 0 0 1 3												
Rich Gedman, L (1, 2) OBP: 0.250, SLG: 0.500			0-0 G3 2B		1-2 G3		0-2 G6-3		2-2 P3	3 0 1 0 0 0 0												
Craig Wilson, R (8, PH)										0 0 0 0 0 0 0												
Pedro Guerrero, R (8, PH) OBP: 0.333, SLG: 0.409										1 0 0 0 0 0 2												
Bob McClure, R (8, 1)										0 0 0 0 0 0 0												
Omar Olivares, R (1, 1) OBP: 0.667, SLG: 0.600			0-0 B1-4		4-2 1B 1B BB		0-1 1B BB SF7 1B		0-2 G1-3	2 2 1 0 1 0 1												
Cris Carpenter, R (7, 1)										0 0 0 0 0 0 0												
Tom Pagnozzi, R (8, PH) OBP: 0.318, SLG: 0.455										1 0 0 0 0 0 2												
Inning Stats	R: 0 E: 0 K: 0 S: 5	H: 2 LOB: 1 BB: 0 P: 9	R: 0 E: 0 K: 0 S: 5	H: 0 LOB: 0 BB: 0 P: 8	R: 0 E: 0 K: 0 S: 11	H: 1 LOB: 3 BB: 2 P: 21	R: 0 E: 0 K: 0 S: 6	H: 0 LOB: 0 BB: 0 P: 8	R: 1 E: 0 K: 0 S: 17	H: 2 LOB: 2 BB: 1 P: 26	R: 0 E: 0 K: 0 S: 5	H: 1 LOB: 0 BB: 0 P: 8	R: 1 E: 0 K: 0 S: 12	H: 2 LOB: 2 BB: 1 P: 16	R: 0 E: 0 K: 1 S: 12	H: 1 LOB: 2 BB: 1 P: 22	R: 0 E: 0 K: 1 S: 14	H: 2 LOB: 2 BB: 0 P: 21	1B: 10 2B: 1 3B: 0 HR: 0	SF: 1 SAC: 0 DP: 1 HBP: 0	WP: 0 PB: 0 SB: 1 CS: 1	PA: 41
PITCHER	IP WLS BF H R ER SO BB IBB HBP BLK WP HR S P ERA WHIP																					
Greg Maddux, R (1, 1) ERA: 3.21	7.0 W 32 9 2 2 0 4 0 0 0 0 0 0 62 99 2.57 1.857																					
Paul Assenmacher, L (8, 1) ERA: 3.38	0.1 2 0 0 0 1 1 0 0 0 0 0 0 5 11 0.00 3.000																					
Heathcliff Slocumb, R (8, 1) ERA:	1.2 S 7 2 0 0 1 0 0 0 0 0 0 0 20 29 0.00 1.200																					

St. Louis Cardinals @ Chicago Cubs
Wrigley Field, Chicago, IL
Sun Apr 12 1992, 3:33 AM CDT
Att. 27,596 - Sunny - 35 F

livebaseballscorecards.com

AB	35
R	2
H	11
RBI	2
BB	5
SO	2
LOB	24



Batter	1	2	3	4	5	6	7	8	9	AB	R	H	RBI	BB	SO	LOB
Chico Walker, S (1, 7) Doug Descenzo, S (8, 7) OBP: 0.500, SLG: 0.500	0-2 P6		1-3 K			3-2 P6	1-0 F7			4	0	0	0	0	1	2
Jose Vizcaino, S (1, 6) OBP: 0.167, SLG: 0.182	3-2 L8			1-1 L6		0-0 FC8-6 2-3 1B	1-3 K			4	0	1	0	0	1	1
Mark Grace, L (1, 3) OBP: 0.391, SLG: 0.444	4-0 BB			4-2 23 G5-4-3 BB		3-1 FC8-6 1-2f 3-H		0-2 F8		2	0	0	1	2	0	1
23 Ryne Sandberg, R (1, 4) OBP: 0.296, SLG: 0.435	2-0 G5-3			1-1 G5-4-3 1-2f		1-1 L8		0-1 P7		4	0	0	0	0	0	3
Sammy Sosa, R (1, 8) OBP: 0.333, SLG: 0.292		1-3 K			1-1 S 1B		4-2 1B HR BB	0-2 P3		3	1	1	0	1	1	0
Dwight Smith, L (1, 9) OBP: 0.222, SLG: 0.125		1-3 K			2-3 K		2-1 HR 1B			3	1	1	0	0	2	1
Hector Villanueva, R (1, 2) OBP: 0.250, SLG: 0.571		2-3 K			0-2 P4		2-1 HR 1B			3	1	1	3	0	1	1
Gary Scott, R (1, 5) OBP: 0.227, SLG: 0.150			1-1 F9		2-2 L3		0-0 FC1-5 PB 1B			3	0	1	0	0	0	1
Greg Maddux, R (1, 1) Paul Assenmacher, L (8, 1) Heathcliff Slocumb, R (8, 1)			2-3 K			1-0 1B FC8-6 2B	1-0 FC1-5 1-3			3	1	1	0	0	1	1
										0	0	0	0	0	0	0
										0	0	0	0	0	0	0

Inning Stats	R: 0	H: 0	E: 0	K: 0	S: 8	LOB: 1	BB: 1	P: 17	R: 0	H: 0	E: 0	K: 3	S: 9	LOB: 0	BB: 0	P: 13	R: 0	H: 0	E: 0	K: 2	S: 8	LOB: 0	BB: 0	P: 12	R: 0	H: 0	E: 0	K: 0	S: 7	LOB: 0	BB: 1	P: 13	R: 0	H: 1	E: 0	K: 1	S: 12	LOB: 1	BB: 0	P: 16	R: 1	H: 2	E: 0	K: 0	S: 9	LOB: 1	BB: 0	P: 17	R: 3	H: 3	E: 0	K: 1	S: 13	LOB: 1	BB: 1	P: 24	R: 0	H: 0	E: 0	K: 0	S: 8	LOB: 0	BB: 0	P: 8	1B: 4	SF: 0	2B: 1	SAC: 0	3B: 0	DP: 1	HR: 1	HBP: 0	WP: 0	PA: 32
--------------	------	------	------	------	------	--------	-------	-------	------	------	------	------	------	--------	-------	-------	------	------	------	------	------	--------	-------	-------	------	------	------	------	------	--------	-------	-------	------	------	------	------	-------	--------	-------	-------	------	------	------	------	------	--------	-------	-------	------	------	------	------	-------	--------	-------	-------	------	------	------	------	------	--------	-------	------	-------	-------	-------	--------	-------	-------	-------	--------	-------	--------


PITCHER	IP	WLS	BF	H	R	ER	SO	BB	IBB	HBP	BLK	WP	HR	S	P	ERA	WHIP
Omar Olivares, R (1, 1) ERA: 4.15	6.0	L	26	6	4	4	6	3	0	0	0	0	1	61	104	6.00	1.500
Cris Carpenter, R (7, 1) ERA:	1.0		3	0	0	0	1	0	0	0	0	0	0	5	8	0.00	0.000
Bob McClure, L (8, 1) ERA: 7.36	1.0		3	0	0	0	0	0	0	0	0	0	0	8	8	0.00	0.000


BOTTOM

St. Louis Cardinals @ Chicago Cubs
 Wrigley Field, Chicago, IL
 Sun Apr 12 1992, 3:33 AM CDT
 Att. 27,596 - Sunny - 35 F

livebaseballscorecards.com

AB	29
R	4
H	6
RBI	4
BB	3
SO	7
LOB	11



Batter	1	2	3	4	5	6	7	8	9	AB R H RBI BB SO LOB	TOP											
Ray Lankford, L (1, 8) OBP: 0.432, SLG: 0.452	2-2 G6-3		0-0 HR	3-3 K			0-0 G4-3		3-2 WP S 1B	5 1 2 1 0 1 3												
Ozzie Smith, S (1, 6) OBP: 0.235, SLG: 0.188	2-2 G6-3		3-3 K	2-1 G1-3			0-1 G4-3		1-0 F9	5 0 0 0 0 1 4												
Milt Thompson, L (1, 7) OBP: 0.269, SLG: 0.462	0-3 K		3-2 G1-3		1-2 S 1B		2-2 S 1B		2-3 K 1-3	5 0 2 0 0 2 1												
Pedro Guerrero, R (1, 3) OBP: 0.345, SLG: 0.407		1-2 G5-3 1B	2-2 S 1B		1-0 F9		2-3 K 1-2		0-0 F7	5 0 2 0 0 1 3												
Brian Jordan, R (1, 9) OBP: 0.200, SLG: 0.320		0-3 K	3-3 K 1-2		0-0 F7			2-2 SF9 3B		4 1 1 0 0 2 3												
Luis Aljicea, S (1, 4) OBP: 0.192, SLG: 0.217		1-2 G5-3 1B		0-0 1B	2-1 G3-1			2-0 SF9		3 0 2 1 0 0 1												
Tom Pagnozzi, R (1, 2) OBP: 0.346, SLG: 0.462		1-1 G5-3		1-1 BB 1B		1-1 F9		0-0 1B		4 0 2 0 0 0 2												
Craig Wilson, R (1, 5) Gerald Perry, L (8, PH) Todd Worrell, R (8, 1)		4-0 IBB		4-2 BB		0-1 G1-3		0-3 K		1 0 0 0 2 0 0 1 0 0 0 0 1 1 0 0 0 0 0 0 0	AB 37 R 2 H 11 RBI 2 BB 2 SO 10 LOB 25											
Rheal Cormier, L (1, 1) Rex Hudler, R (6, PH) Mike Perez, R (6, 1) Todd Zeile, R (8, PH)		2-3 K		0-3 K		1-1 P4		1-2 P6		2 0 0 0 0 2 6 1 0 0 0 0 0 0 0 0 0 0 0 0 0 1 0 0 0 0 0 1												
Inning Stats	R: 0 E: 0 K: 1 S: 9	H: 0 LOB: 0 BB: 0 P: 13	R: 0 E: 0 K: 2 S: 13	H: 2 LOB: 3 BB: 1 P: 23	R: 1 E: 0 K: 2 S: 16	H: 2 LOB: 1 BB: 0 P: 27	R: 0 E: 0 K: 2 S: 15	H: 2 LOB: 3 BB: 1 P: 24	R: 0 E: 0 K: 0 S: 8	H: 1 LOB: 1 BB: 0 P: 11	R: 0 E: 0 K: 0 S: 6	H: 0 LOB: 0 BB: 0 P: 8	R: 0 E: 0 K: 1 S: 9	H: 1 LOB: 1 BB: 0 P: 13	R: 1 E: 0 K: 1 S: 18	H: 2 LOB: 1 BB: 0 P: 23	R: 0 E: 0 K: 1 S: 10	H: 1 LOB: 1 BB: 0 P: 16	1B: 9 2B: 0 3B: 1 HR: 1	SF: 1 SAC: 0 DP: 0 HBP: 0	WP: 1 PB: 0 SB: 4 CS: 0	PA: 40
PITCHER	IP WLS BF H R ER SO BB IBB HBP BLK WP HR S P ERA WHIP																					
Mark Gardner, R (1, 1) ERA: 3.27	5.0 W 24 7 1 1 7 1 1 0 0 0 0 1 61 98 1.80 1.600																					
Bill Sampen, R (6, 1) ERA: 3.86	2.1 10 3 1 1 1 0 0 0 0 0 0 0 21 31 3.86 1.286																					
John Wetteland, R (8, 1) ERA: 2.45	1.2 S 6 1 0 0 2 0 0 0 0 0 1 0 22 29 0.00 0.600																					

St. Louis Cardinals @ Montreal Expos
Olympic Stadium, Montreal, QB
Mon Apr 13 1992, 3:33 AM EDT
Att. 40,907 - Dome - 70 F

livebaseballscorecards.com

Batter	1	2	3	4	5	6	7	8	9
Delino DeShields, L (1, 4) OBP: 0.419, SLG: 0.571	2-0 HR	1-2 BB 1B		3-3 K		2-2 SAFE F8			
Spike Owen, S (1, 6) OBP: 0.273, SLG: 0.200	0-1 G5-3	4-0 FC5-4 BB 1B		1-1 1B			2-1 G4-3		
Ivan Calderon, R (1, 7) OBP: 0.240, SLG: 0.417	1-3 K	0-0 FC5-4 1-2f		2-3 K			1-1 G4-3		
Tim Wallach, R (1, 3) OBP: 0.333, SLG: 0.280	1-3 K		1-3 K		0-0 F8		4-2 BB		
Larry Walker, L (1, 9)		0-2 1B E 1B	3-1 G4-3		0-0 G3		2-3 K		
Marquis Grissom, R (1, 8) OBP: 0.367, SLG: 0.407		0-3 K	4-0 BB		3-1 G6-3		3-3 K		
Gary Carter, R (1, 2) OBP: 0.200, SLG: 0.200		0-0 1B E BB 1B	1-1 G2-3			0-0 P6	0-0 S 1B		
Rick Cerone, R (7, 2) OBP: 0.333, SLG: 0.333									
Archi Cianfrocco, R (1, 5) OBP: 0.429, SLG: 0.429		2-3 K		1-0 1B SH1-4 1B		0-2 1B	3-3 K		
Mark Gardner, R (1, 1)									
Bill Sampen, R (6, 1)		1-1 E6 BB 1B		1-0 SH1-4		2-3 K	3-3 K		
John Wetteland, R (8, 1)									

AB	R	H	RBI	BB	SO	LOB
4	1	2	1	0	1	2
3	0	1	1	1	0	0
4	0	0	0	0	2	5
3	0	0	0	1	2	0
4	1	1	0	0	1	1
3	0	0	0	1	2	1
3	1	1	0	0	0	1
1	0	1	0	0	0	0
4	0	2	0	0	2	3
1	0	0	0	0	0	1
1	0	0	0	0	1	1
1	0	0	0	0	1	1


WP	PA
0	36

Inning Stats	R	H	E	K	S	R	H	E	K	S	R	H	E	K	S	R	H	E	K	S	R	H	E	K	S	R	H	E	K	S	R	H	E	K	S					
	1	1	0	2	9	2	3	1	2	18	0	0	0	1	7	0	0	0	1	7	0	0	0	1	12	0	0	0	1	14	0	0	0	1	21	0	0	0	1	21

St. Louis Cardinals @ Montreal Expos
Olympic Stadium, Montreal, QB
 Mon Apr 13 1992, 3:33 AM EDT
 Att. 40,907 - Dome - 70 F

livebaseballscores.com

AB	32
R	3
H	8
RBI	2
BB	3
SO	12
LOB	16



PITCHER	IP	WLS	BF	H	R	ER	SO	BB	IBB	HBP	BLK	WP	HR	S	P	ERA	WHIP
Rheal Cormier, L (1, 1) ERA: 1.8	5.0	L	24	6	3	1	7	2	0	0	0	0	1	50	82	1.80	1.600
Mike Perez, R (6, 1) ERA: 1.93	2.0		8	1	0	0	2	1	0	0	0	0	0	22	35	0.00	1.000
Todd Worrell, R (8, 1) ERA:	1.0		4	1	0	0	3	0	0	0	0	0	0	12	21	0.00	1.000

Batter	1	2	3	4	5	6	7	8	9	AB R H RBI BB SO LOB	TOP														
Ray Lankford, L OBP: 0.463, SLG: 0.455 (1, 8)	3-1 F8		3-2 HBP			1-0 WP 1B		3-2 BLK E HBP		2 2 1 0 0 0 0															
Ozzie Smith, S OBP: 0.286, SLG: 0.167 (1, 6)	4-2 FC1-6 BB		2-0 G5-3			2-1 G1-3		4-2 FC5-4 E BB		2 0 0 0 2 0 2															
Todd Zeile, R OBP: 0.405, SLG: 0.621 (1, 5)	1-0 FC1-6 S 1-2f		1-1 G6-3			4-0 G5-4-3 BB 2-H		4-1 FC5-4 BB		2 0 0 0 2 0 1															
Pedro Guerrero, R OBP: 0.333, SLG: 0.419 Cris Carpenter, R (8, 1) Lee Smith, R (8, 1)	3-1 F9		1-0 1B 2B			0-0 G5-4-3 1-2f		0-0 FC5-4 S 1-2f 2-3		4 0 1 0 0 0 4 0 0 0 0 0 0 0 0 0 0 0 0 0 0															
Brian Jordan, R OBP: 0.172, SLG: 0.276 (1, 9)			1-1 P3			0-0 L4		3-2 F8		4 0 0 0 0 0 3															
Bernard Gilkey, R OBP: 0.667, SLG: 0.800 (1, 7)			2-3 K			1-1 2-H 1B		3-1 CS 1B		4 0 3 0 0 1 0															
Tom Pagnozzi, R OBP: 0.300, SLG: 0.400 (1, 2)			1-1 F9			1-1 F9		1-2 F8		4 0 0 0 0 0 2															
Luis Alicea, S OBP: 0.172, SLG: 0.192 Tim Jones, L OBP: 0.217, SLG: 0.217 (1, 4) (8, 4)			0-0 G6-3			1-1 G6-3		1-0 G1-3		3 0 0 0 0 0 0 1 0 0 0 0 0 1															
Donovan Osborne, S (1, 1) Rex Hudler, R OBP: 0.286, SLG: 0.857 (8, PH) (8, 3)			1-3 K			0-3 K		2-1 HR		2 0 0 0 0 2 0 2 1 1 1 0 0 1															
Inning Stats	R: 0 E: 0 K: 0 S: 11	H: 0 LOB: 1 BB: 1 P: 22	R: 0 E: 0 K: 1 S: 8	H: 0 LOB: 0 BB: 0 P: 12	R: 0 E: 0 K: 1 S: 9	H: 0 LOB: 1 BB: 0 P: 13	R: 0 E: 0 K: 1 S: 7	H: 2 LOB: 2 BB: 0 P: 9	R: 0 E: 0 K: 1 S: 7	H: 0 LOB: 0 BB: 0 P: 9	R: 1 E: 0 K: 0 S: 4	H: 1 LOB: 0 BB: 1 P: 11	R: 0 E: 0 K: 0 S: 7	H: 1 LOB: 0 BB: 0 P: 12	R: 2 E: 1 K: 0 S: 14	H: 1 LOB: 2 BB: 2 P: 30	R: 0 E: 0 K: 0 S: 8	H: 1 LOB: 1 BB: 0 P: 13	1B: 4 2B: 1 3B: 0 HR: 1	SF: 0 SAC: 0 DP: 1 HBP: 2	WP: 1 PB: 0 SB: 5 CS: 1	PA: 36			
PITCHER Chris Nabholz, L ERA: 2.19 Bill Landrum, R ERA:	IP 7.1 1.2	WLS L	BF 29 7	H 5 1	R 3 0	ER 3 0	SO 3 0	BB 3 1	IBB 0 0	HBP 2 0	BLK 1 0	WP 1 0	HR 1 0	S 60 14	P 105 26	ERA 3.68 0.00	WHIP 1.091 1.200								

St. Louis Cardinals @ Montreal Expos
Olympic Stadium, Montreal, QB
Tue Apr 14 1992, 7:05 PM EDT
Att: 12,874 - Dome - 70 F

livebaseballscorecards.com

AB 30
R 3
H 6
RBI 1
BB 4
SO 3
LOB 14



BOTTOM

St. Louis Cardinals @ Montreal Expos
 Olympic Stadium, Montreal, QB

Tue Apr 14 1992, 7:05 PM EDT
 Att. 12,874 - Dome - 70 F

livebaseballscorecards.com

AB	33
R	1
H	8
RBI	1
BB	1
SO	5
LOB	15



AB R H RBI BB SO LOB

4	0	2	0	0	0	2
4	0	1	0	0	0	2
4	0	1	0	0	0	2
4	0	1	0	0	1	2
3	1	1	1	1	1	1
4	0	0	0	0	1	2
4	0	1	0	0	0	2
3	0	1	0	0	0	0
0	0	0	0	0	0	0
1	0	0	0	0	0	0
1	0	0	0	0	1	0
1B: 4	SF: 0					
2B: 3	SAC: 1					
3B: 0	DP: 0					
HR: 1	HBP: 0					

WP: 0	PA: 35
PB: 0	
SB: 0	
CS: 1	

Batter	1	2	3	4	5	6	7	8	9
Delino DeShields, L (1, 4) OBP: 0.429, SLG: 0.563	3-2 G6-3 1B		2-2 CS 1B		3-1 P6			3-2 F7	
Spike Owen, S (1, 6) OBP: 0.269, SLG: 0.250	3-1 G6-3 1-2		3-2 G4-3 1-2			1-2 F9		0-1 2B	
Ivan Calderon, R (1, 7) OBP: 0.241, SLG: 0.429	0-0 P3			1-2 F8		0-1 2B		3-2 G4-3	
Tim Wallach, R (1, 3) OBP: 0.324, SLG: 0.310	0-1 G5-3			2-2 F8		1-3 K			0-1 2B
Larry Walker, L (1, 9) OBP: 0.294, SLG: 0.455		1-0 HR		0-0 G4-3		3-3 K			4-2 BB
Marquis Grissom, R (1, 8) OBP: 0.324, SLG: 0.355		1-3 K			1-0 G3		2-0 F9	2-2 F8	
Gary Carter, R (1, 2) OBP: 0.214, SLG: 0.214		1-2 F9			0-2 SH5-3 1B 1B		1-0 G6-3	0-0 F9	
Bret Barberie, S (1, 5) OBP: 0.357, SLG: 0.375		1-2 G4-3			0-0 SH5-3 1B		0-1 F8	1-3 K	
Bill Landrum, R (8, 1)									
John Vander Wal, L (9, PH) OBP: 0.375, SLG: 0.167									
Chris Nabholz, L (1, 1)			2-2 G4-3					1-3 K	
Archi Cianfrocco, R (8, 5) OBP: 0.375, SLG: 0.375					0-0 SH5-3				

Inning Stats	R: 0	H: 1	E: 0	LOB: 1	K: 0	BB: 0	S: 10	R: 1	H: 1	E: 0	LOB: 0	K: 1	BB: 0	S: 10	R: 0	H: 1	E: 0	LOB: 0	K: 0	BB: 0	S: 10	R: 0	H: 2	E: 0	LOB: 2	K: 0	BB: 0	S: 8	R: 0	H: 1	E: 0	LOB: 1	K: 2	BB: 0	S: 12	R: 0	H: 0	E: 0	LOB: 0	K: 0	BB: 0	S: 4	R: 0	H: 1	E: 0	LOB: 1	K: 1	BB: 0	S: 11	R: 0	H: 1	E: 0	LOB: 2	K: 1	BB: 1	S: 16	1B: 4	SF: 0	2B: 3	SAC: 1	3B: 0	DP: 0	HR: 1	HBP: 0	WP: 0	PA: 35
--------------	------	------	------	--------	------	-------	-------	------	------	------	--------	------	-------	-------	------	------	------	--------	------	-------	-------	------	------	------	--------	------	-------	------	------	------	------	--------	------	-------	-------	------	------	------	--------	------	-------	------	------	------	------	--------	------	-------	-------	------	------	------	--------	------	-------	-------	-------	-------	-------	--------	-------	-------	-------	--------	-------	--------

PITCHER	IP	WLS	BF	H	R	ER	SO	BB	IBB	HBP	BLK	WP	HR	S	P	ERA	WHIP
Donovan Osborne, L (1, 1) ERA: 1.0	7.0	W	26	6	1	1	3	0	0	0	0	0	1	62	93	1.29	0.857
Cris Carpenter, R (8, 1) ERA:	0.2		3	1	0	0	1	0	0	0	0	0	0	8	12	0.00	1.500
Lee Smith, R (8, 1) ERA: 7.36	1.1	S	6	1	0	0	1	1	0	0	0	0	0	19	29	0.00	1.500

Batter	1	2	3	4	5	6	7	8	9	AB R H RBI BB SO LOB	TOP		
Ray Lankford, L (1, 8) OBP: 0.435, SLG: 0.405	2-3 K		0-0 E4		0-1 F8		4-1 1B E BB		3-2 L5	4 1 0 0 1 1 1	St. Louis Cardinals @ Montreal Expos Olympic Stadium, Montreal, QB Wed Apr 15 1992, 7:05 PM EDT Att: 10,095 - Dome - 70 F		
Ozzie Smith, S (1, 6) OBP: 0.360, SLG: 0.318	1-0 FC5 2B		2-2 G6-3 1B			1-2 G4-3	2-1 E 1B			4 0 3 1 0 0 0			
Todd Zeile, R (1, 5) OBP: 0.415, SLG: 0.625	4-2 FC5 BB		1-0 G6-3			2-1 1B 2B	1-2 E4			3 0 1 1 1 0 2			
Pedro Guerrero, R (1, 3) OBP: 0.297, SLG: 0.371	0-0 FC5		1-1 G5-3			0-1 F8	1-3 K			4 0 0 0 0 1 6			
Brian Jordan, R (1, 9) OBP: 0.212, SLG: 0.303	0-0 L8			0-0 G6-4-3 1B		1-0 1B		1-2 G6-3		4 0 2 0 0 0 2			
Milt Thompson, L (1, 7) OBP: 0.241, SLG: 0.414		1-2 G4-3		0-3 K			1-2 E5 1B SF8	1-1 G1-3		3 1 0 0 0 1 1			
Bernard Gilkey, R (8, PH) OBP: 0.615, SLG: 0.727										1 0 0 0 0 0 0			
Tom Pagnozzi, R (1, 2) OBP: 0.294, SLG: 0.382		1-1 L4		0-0 G6-4-3			1-3 1B 1B	1-2 G6-3		4 1 1 0 0 0 1			
Luis Alicea, S (1, 4) OBP: 0.152, SLG: 0.167		1-0 F7			0-0 G3		0-0 F7		1-0 F8	4 0 0 0 0 0 2			
Lee Smith, R (9, 1)										0 0 0 0 0 0 0			
Bob Tewksbury, R (1, 1) Gerald Perry, L (7, PH) Cris Carpenter, R (7, 1) Todd Worrell, R (8, 1) Tim Jones, L (9, PH)			0-0 E5 G6-3		0-3 K		1-2 SF8		0-0 P4	2 1 0 0 0 1 0			
										0 0 0 1 0 0 0			
										0 0 0 0 0 0 0			
										0 0 0 0 0 0 0			
										1 0 0 0 0 0 0			
Inning Stats	R: 0 H: 1 E: 0 LOB: 2 K: 1 BB: 1 S: 10 P: 17	R: 0 H: 0 E: 0 LOB: 0 K: 0 BB: 0 S: 8 P: 11	R: 1 H: 1 E: 2 LOB: 1 K: 0 BB: 0 S: 8 P: 12	R: 0 H: 1 E: 0 LOB: 0 K: 1 BB: 0 S: 5 P: 5	R: 0 H: 0 E: 0 LOB: 0 K: 1 BB: 0 S: 6 P: 6	R: 0 H: 2 E: 0 LOB: 2 K: 0 BB: 0 S: 8 P: 12	R: 3 H: 2 E: 2 LOB: 2 K: 1 BB: 1 S: 21 P: 31	R: 0 H: 0 E: 0 LOB: 0 K: 0 BB: 0 S: 8 P: 11	R: 0 H: 0 E: 0 LOB: 0 K: 0 BB: 0 S: 6 P: 10	1B: 5 SF: 1 2B: 2 SAC: 0 3B: 0 DP: 1 HR: 0 HBP: 0	WP: 0 PA: 37 PB: 0 SB: 1 CS: 1		
PITCHER	IP WLS BF H R ER SO BB IBB HBP BLK WP HR S P ERA WHIP											PITCHER	IP WLS BF H R ER SO BB IBB HBP BLK WP HR S P ERA WHIP
Ken Hill, R (1, 1) ERA:	7.0 L 31 7 4 0 4 2 0 0 0 0 0 0 66 94 0.00 1.286												
Jeff Fassero, L (8, 1) ERA: 1.69	1.0 3 0 0 0 0 0 0 0 0 0 0 0 8 11 0.00 0.000												
Bill Landrum, R (9, 1) ERA:	1.0 3 0 0 0 0 0 0 0 0 0 0 0 6 10 0.00 0.000												

livebaseballscorecards.com

AB	34
R	4
H	7
RBI	3
BB	2
SO	4
LOB	15



BOTTOM

St. Louis Cardinals @ Montreal Expos
Olympic Stadium, Montreal, QB
Wed Apr 15 1992, 7:05 PM EDT
Att. 10,095 - Dome - 70 F

livebaseballscorecards.com

AB 29
R 2
H 6
RBI 2
BB 1
SO 2
LOB 9



WP: 0 PA: 32
PB: 0
SB: 0
CS: 0

AB R H RBI BB SO LOB

4 0 0 0 0 0 1

4 0 0 0 0 0 2

3 1 1 1 1 1 0

4 1 2 0 0 0 1

3 0 0 0 0 0 2

2 0 1 1 0 0 1

3 0 0 0 0 0 2

1 0 0 0 0 0 0

0 0 0 0 0 0 0

1 0 0 0 0 0 0

0 0 0 0 0 0 0

1B: 3 SF: 1
2B: 2 SAC: 1
3B: 0 DP: 2
HR: 1 HBP: 0

Batter	1	2	3	4	5	6	7	8	9
Delino DeShields, L (1, 4) OBP: 0.385, SLG: 0.500	1-0 G4-3		0-0 G3-1			1-2 G3		2-2 G5-3	
Bret Barberie, S (1, 5) OBP: 0.375, SLG: 0.393	2-2 F7			1-1 G6-3 1B		2-1 1B		3-3 K	
Ivan Calderon, R (1, 7) OBP: 0.212, SLG: 0.375	1-1 F9			0-0 G6-3 1-2f		1-1 P6			1-1 G1-3
Larry Walker, L (1, 9) OBP: 0.316, SLG: 0.528		4-2 G5-4-3 BB		0-0 P5			0-0 HR		2-3 K
Tim Wallach, R (1, 3) OBP: 0.342, SLG: 0.394		1-2 G5-4-3 1-2f			1-0 F8 SF8 2B		1-1 F9 2B		2-1 F7
Marquis Grissom, R (1, 8) OBP: 0.297, SLG: 0.324		2-1 G4-3			0-0 F8 2-3		2-1 F8		
Darrin Fletcher, L (1, 2) OBP: 0.474, SLG: 0.467			0-0 FC4-6 1B		1-2 SF8 3-H		1-2 F9 2-3		
Spike Owen, S (1, 6) OBP: 0.241, SLG: 0.222			1-2 FC4-6 SH1-4 1-2f		1-1 F8		2-2 G6-3		
Ken Hill, R (1, 1) Jeff Fassero, L (8, 1) Tom Foley, L (8, PH) Bill Landrum, R (9, 1)			0-0 SH1-4			2-2 L9		0-0 G6-3	

Inning Stats	R: 0	H: 0	E: 0	K: 0	S: 7	LOB: 0	BB: 0	P: 11	R: 0	H: 0	E: 0	K: 0	S: 8	LOB: 0	BB: 1	P: 15	R: 0	H: 1	E: 0	K: 0	S: 6	LOB: 1	BB: 0	P: 7	R: 0	H: 1	E: 0	K: 0	S: 4	LOB: 0	BB: 0	P: 5	R: 1	H: 1	E: 0	K: 0	S: 7	LOB: 0	BB: 0	P: 10	R: 0	H: 1	E: 0	K: 0	S: 10	LOB: 1	BB: 0	R: 1	H: 2	E: 0	K: 0	S: 13	LOB: 1	BB: 0	P: 19	R: 0	H: 0	E: 0	K: 1	S: 7	LOB: 0	BB: 0	P: 12	R: 0	H: 0	E: 0	K: 1	S: 7	LOB: 0	BB: 0	P: 12
--------------	------	------	------	------	------	--------	-------	-------	------	------	------	------	------	--------	-------	-------	------	------	------	------	------	--------	-------	------	------	------	------	------	------	--------	-------	------	------	------	------	------	------	--------	-------	-------	------	------	------	------	-------	--------	-------	------	------	------	------	-------	--------	-------	-------	------	------	------	------	------	--------	-------	-------	------	------	------	------	------	--------	-------	-------

PITCHER	IP	WLS	BF	H	R	ER	SO	BB	IBB	HBP	BLK	WP	HR	S	P	ERA	WHIP
Bob Tewksbury, R (1, 1) ERA: 1.29	6.0	W	21	4	1	1	0	1	0	0	0	0	0	42	64	1.50	0.833
Cris Carpenter, R (7, 1) ERA: 1.59	1.0		5	2	1	1	0	0	0	0	0	0	1	13	19	9.00	2.000
Todd Worrell, R (8, 1) ERA:	1.0		3	0	0	0	1	0	0	0	0	0	0	7	12	0.00	0.000
Lee Smith, R (9, 1) ERA: 5.79	1.0	S	3	0	0	0	1	0	0	0	0	0	0	7	12	0.00	0.000

PITCHER	IP	WLS	BF	H	R	ER	SO	BB	IBB	HBP	BLK	WP	HR	S	P	ERA	WHIP
---------	----	-----	----	---	---	----	----	----	-----	-----	-----	----	----	---	---	-----	------

Batter	1	2	3	4	5	6	7	8	9	AB R H RBI BB SO LOB	TOP		
Jose Vizcaino, S (1, 6) OBP: 0.100, SLG: 0.105	1-1 G6-3		2-2 F7		0-0 G4-3			2-3 K		4 0 0 0 0 1 0	Chicago Cubs @ St. Louis Cardinals Busch Stadium, St. Louis, MO Sat Apr 18 1992, 3:33 AM CDT Att. 41,082 - Cloudy - 76 F		
Sammy Sosa, R (1, 8) OBP: 0.308, SLG: 0.278	1-1 L6		1-0 P2			1-1 G6-3		1-2 L7		4 0 0 0 0 0 0			
Mark Grace, L (1, 3) OBP: 0.343, SLG: 0.400	1-2 F8			0-0 HR 1B		0-0 G6-3		0-1 F9		4 1 1 0 0 0 0			
23 Ryne Sandberg, R (1, 4) OBP: 0.333, SLG: 0.471		0-2 G6-3		1-2 F8		2-1 1B 2B 1B		1-0 P6		4 1 1 0 0 0 1			
Andre Dawson, R (1, 9) OBP: 0.276, SLG: 0.407		3-1 2B HBP		1-1 1-H HR		0-0 1-2 2B 1B		1-0 G6-3		3 3 2 2 0 0 0			
Dwight Smith, L (1, 7) OBP: 0.259, SLG: 0.250		0-0 G3 1-H 2B		1-0 G4-3		1-0 CS 1-H 2-H 2B		0-2 P6		4 0 2 3 0 0 0 0 0 0 0 0 0 0			
Doug Dascenzo, S (9, 7) OBP: 0.333, SLG: 0.333													
Joe Girardi, R (1, 2) OBP: 0.333, SLG: 0.333		0-1 G3 2-3		0-0 F7		1-0 CS 2-3	1-1 G5-3			3 0 0 0 0 0 1			
Gary Scott, R (1, 5) OBP: 0.161, SLG: 0.103		1-0 G6-3			0-0 G6-3		1-0 G5-3			3 0 0 0 0 0 1			
Frank Castillo, R (1, 1) Rick Wilkins, L (5, PH) Shawn Boskie, R (5, 1) Paul Assenmacher, L (7, 1) Bob Scanlan, R (8, 1) Chuck McElroy, L (8, 1)			0-0 G1-3		1-0 F7		0-0 G4-3			1 0 0 0 0 0 0 1 0 0 0 0 0 0 1 0			
Inning Stats	R: 0 E: 0 K: 0 S: 7 H: 0 LOB: 0 BB: 0 P: 10	R: 1 E: 0 K: 0 S: 10 H: 1 LOB: 1 BB: 0 P: 14	R: 0 E: 0 K: 0 S: 6 H: 0 LOB: 0 BB: 0 P: 9	R: 2 E: 0 K: 0 S: 8 H: 2 LOB: 0 BB: 0 P: 11	R: 0 E: 0 K: 0 S: 3 H: 0 LOB: 0 BB: 0 P: 4	R: 2 E: 0 K: 0 S: 7 H: 3 LOB: 0 BB: 0 P: 12	R: 0 E: 0 K: 0 S: 4 H: 0 LOB: 0 BB: 0 P: 6	R: 0 E: 0 K: 1 S: 10 H: 0 LOB: 0 BB: 0 P: 13	R: 0 E: 0 K: 0 S: 5 H: 0 LOB: 0 BB: 0 P: 7	1B: 3 2B: 2 3B: 0 HR: 1 SF: 0 SAC: 0 DP: 0 HBP: 1	WP: 0 PB: 0 SB: 0 CS: 1 PA: 34		
PITCHER	IP WLS BF H R ER SO BB IBB HBP BLK WP HR S P ERA WHIP											PITCHER	IP WLS BF H R ER SO BB IBB HBP BLK WP HR S P ERA WHIP
Omar Olivares, R (1, 1) ERA: 4.95	7.0 L 27 6 5 5 0 0 0 0 1 0 0 1 45 66 6.43 0.857												
Todd Worrell, R (8, 1) ERA:	1.0 3 0 0 0 1 0 0 0 0 0 0 0 10 13 0.00 0.000												
Cris Carpenter, R (9, 1) ERA: 1.35	1.0 3 0 0 0 0 0 0 0 0 0 0 0 5 7 0.00 0.000												

livebaseballscorecards.com

AB	32
R	5
H	6
RBI	5
BB	0
SO	1
LOB	3



Batter	1	2	3	4	5	6	7	8	9	AB R H RBI BB SO LOB
Ray Lankford, L (1, 8) OBP: 0.412, SLG: 0.366	0-0 F7		3-2 G6-3		1-1 F9		1 SAFE 4-2 BB		1 SAFE 2-3 K	4 0 0 0 1 1 1
Ozzie Smith, S (1, 6) OBP: 0.379, SLG: 0.346	3-2 CS 1B		3-1 F7		3-1 1B		2-0 F7			4 0 2 0 0 0 2
Todd Zeile, R (1, 5) OBP: 0.378, SLG: 0.556	2-1 L7		3-2 G4-3		0-1 G3			3-2 F8		4 0 0 0 0 0 2
Pedro Guerrero, R (1, 3) OBP: 0.293, SLG: 0.385	0-2 CS 1-2	1-2 F9		0-1 2B 2B		0-0 P4		0-1 F9		4 1 1 0 0 0 0
Brian Jordan, R (1, 9) OBP: 0.270, SLG: 0.432		0-1 E 2B		0-2 2-H 2B		0-1 F8		1-1 2B		4 1 3 1 0 0 0
Milt Thompson, L (1, 7) OBP: 0.250, SLG: 0.387		4-2 E HBP		2-1 P2		0-3 K		3-1 G4-3		2 1 0 0 0 1 1
Craig Wilson, R (8, PH)										1 0 0 0 0 0 1
Cris Carpenter, R (9, 1)										0 0 0 0 0 0 0
Tom Pagnozzi, R (1, 2) OBP: 0.289, SLG: 0.421		1-0 E6 1-H 2-H 3B		1-2 F7		1-0 P8			0-1 G1-6-3	4 1 1 2 0 0 1
Luis Alicea, S (1, 4) OBP: 0.167, SLG: 0.156		3-3 K		0-0 F9		4-2 BB BB			3-3 K	2 0 0 0 1 1 1
Tim Jones, L (7, PR) OBP: 0.208, SLG: 0.208										0 0 0 0 0 0 0
Rex Hudler, R (9, PH) OBP: 0.250, SLG: 0.750										1 0 0 0 0 1 0
Omar Olivares, R (1, 1) OBP: 0.500, SLG: 0.429		0-1 P4			0-3 K		1 SAFE 0-3 K		2-2 S 1B	2 0 0 0 0 1 0
Gerald Perry, L (7, PH) OBP: 0.250, SLG: 0.364										1 0 0 0 0 1 1
Todd Worrell, R (8, 1)										0 0 0 0 0 0 0
Bernard Gilkey, R (9, 7) OBP: 0.643, SLG: 0.750										1 0 1 0 0 0 0

Inning Stats	R: 0	H: 1	E: 0	LOB: 0	K: 0	BB: 0	S: 8	P: 13	R: 3	H: 2	E: 1	LOB: 0	K: 1	BB: 0	S: 13	P: 22	R: 0	H: 0	E: 0	LOB: 0	K: 0	BB: 0	S: 9	P: 18	R: 1	H: 2	E: 0	LOB: 1	K: 0	BB: 0	S: 12	P: 15	R: 0	H: 1	E: 0	LOB: 1	K: 1	BB: 0	S: 9	P: 13	R: 0	H: 0	E: 0	LOB: 0	K: 1	BB: 0	S: 6	P: 6	R: 0	H: 0	E: 0	LOB: 2	K: 1	BB: 2	S: 10	P: 21	R: 0	H: 1	E: 0	LOB: 1	K: 0	BB: 0	S: 9	P: 16	R: 0	H: 1	E: 0	LOB: 1	K: 2	BB: 0	S: 15	P: 22	1B: 3	SF: 0	2B: 4	SAC: 0	3B: 1	DP: 0	HR: 0	HBP: 1	WP: 0	PA: 38
--------------	------	------	------	--------	------	-------	------	-------	------	------	------	--------	------	-------	-------	-------	------	------	------	--------	------	-------	------	-------	------	------	------	--------	------	-------	-------	-------	------	------	------	--------	------	-------	------	-------	------	------	------	--------	------	-------	------	------	------	------	------	--------	------	-------	-------	-------	------	------	------	--------	------	-------	------	-------	------	------	------	--------	------	-------	-------	-------	-------	-------	-------	--------	-------	-------	-------	--------	-------	--------

PITCHER	IP	WLS	BF	H	R	ER	SO	BB	IBB	HBP	BLK	WP	HR	S	P	ERA	WHIP
Frank Castillo, R (1, 1) ERA: 3.0	4.0		17	5	4	3	1	0	0	0	0	0	0	42	68	6.75	1.250
Shawn Boskie, R (5, 1) ERA: 1.0	2.1	W	9	1	0	0	2	1	0	0	0	0	0	19	28	0.00	0.857
Paul Assenmacher, L (7, 1) ERA: 5.4	0.2		3	0	0	0	1	1	0	0	0	0	0	6	12	0.00	1.500
Bob Scanlan, R (8, 1) ERA: 1.8	0.2		3	1	0	0	0	0	0	0	0	0	0	7	11	0.00	1.500
Chuck McElroy, L (8, 1) ERA:	1.1	S	5	1	0	0	2	0	0	0	0	0	0	17	27	0.00	0.750

BOTTOM

Chicago Cubs @ St. Louis Cardinals
 Busch Stadium, St. Louis, MO
 Sat Apr 18 1992, 3:33 AM CDT
 Att: 41,082 - Cloudy - 76 F

livebaseballscores.com

AB	34
R	4
H	8
RBI	3
BB	2
SO	6
LOB	10



Batter	1	2	3	4	5	6	7	8	9	AB R H RBI BB SO LOB	TOP											
Shawon Dunston, R (1, 6) OBP: 0.320, SLG: 0.417	3-3 C 		2-2 2B 		0-1 E6 1-2 		0-0 F9 		0-0 P3 	5 0 1 0 0 1 2												
Sammy Sosa, R (1, 8) OBP: 0.295, SLG: 0.268	0-0 23 S 1B 		0-1 L8 		2-1 F9 2-3 		2-2 F9 SAFE SAFE 		1-0 G5-3 	5 0 1 0 0 0 4												
Mark Grace, L (1, 3) OBP: 0.325, SLG: 0.353	1-0 P6 		2-2 F9 		0-0 G4-3 		4-2 BB 1-2 		2-2 F8 	4 0 0 0 1 0 4												
23 Ryne Sandberg, R (1, 4) OBP: 0.302, SLG: 0.421	0-2 F8 1-2 		0-1 G5-3 			2-1 F8 	2-2 F8 			4 0 0 0 0 0 4												
Andre Dawson, R (1, 9) OBP: 0.303, SLG: 0.452		1-2 L5 		0-3 K 		0-1 1B SF8 2B 		1-1 2B 1B 		4 2 2 0 0 1 0												
Dwight Smith, L (1, 7) OBP: 0.290, SLG: 0.357		0-1 2B 3B 		1-2 G1-3 		2-0 1B 2-3 		1-3 K 		4 1 2 0 0 1 1												
Joe Girardi, R (1, 2) OBP: 0.313, SLG: 0.400		0-0 PB 2B 3-H 		2-3 K 		0-0 SF8 3-H 		0-0 P4 		3 0 1 2 0 1 1												
Jose Vizcaino, S (1, 5) OBP: 0.087, SLG: 0.091		2-0 G4-3 			0-0 G5-3 		1-0 G1-3 		3-2 1-H 2B 	3 0 0 0 0 0 2												
Luis Salazar, R (7, 5) OBP: 0.625, SLG: 0.714		2-3 								1 0 1 1 0 0 0												
Danny Jackson, R (1, 1) Dave Smith, R (5, 1) Doug Dasenczo, S (7, PH) Heathcliff Slocumb, R (7, 1) Chico Walker, S (8, PH) Bob Scanlan, R (8, 1)		2-1 F9 			2-0 E7 F9 E 		2-2 BB 1B 		1-1 G3 	2 0 0 0 0 0 0 1 0 0 0 0 0 0 0 0 1 0 1 0 0 0 0 0 0 0 0 0 0 0 0 0 1 0 0 0 0 0 0 1 0 0 0 0 0 0 0 0												
Inning Stats	R: 0 E: 0 K: 1 S: 13	H: 1 LOB: 1 BB: 0 P: 16	R: 1 E: 0 K: 0 S: 9	H: 2 LOB: 1 BB: 0 P: 14	R: 0 E: 0 K: 0 S: 12	H: 1 LOB: 1 BB: 0 P: 16	R: 0 E: 2 K: 2 S: 9	H: 0 LOB: 0 BB: 0 P: 12	R: 0 E: 2 K: 0 S: 7	H: 0 LOB: 2 BB: 0 P: 11	R: 1 E: 0 K: 0 S: 7	H: 2 LOB: 1 BB: 0 P: 12	R: 0 E: 0 K: 0 S: 13	H: 1 LOB: 2 BB: 1 P: 23	R: 1 E: 0 K: 1 S: 12	H: 2 LOB: 1 BB: 0 P: 18	R: 0 E: 0 K: 0 S: 5	H: 0 LOB: 0 BB: 0 P: 8	1B: 4 2B: 4 3B: 1 HR: 0	SF: 1 SAC: 0 DP: 0 HBP: 0	WP: 0 PB: 1 SB: 1 CS: 0	PA: 39
PITCHER	IP WLS BF H R ER SO BB IBB HBP BLK WP HR S P ERA WHIP																					
Jose DeLeon, R (1, 1) ERA: 2.89	5.0 W 21 4 1 1 3 0 0 0 0 0 0 0 50 69 1.80 0.800																					
Mike Perez, R (6, 1) ERA: 2.45	1.2 8 3 1 1 0 0 0 0 0 0 0 0 14 23 5.40 1.800																					
Bob McClure, L (7, 1) ERA: 7.36	0.0 1 0 0 0 0 1 0 0 0 0 0 0 3 7 ∞ ∞																					
Cris Carpenter, R (7, 1) ERA: 2.35	1.0 5 2 1 1 1 0 0 0 0 0 0 0 13 20 9.00 2.000																					
Lee Smith, R (8, 1) ERA: 4.5	1.1 S 4 0 0 0 0 0 0 0 0 0 0 0 7 11 0.00 0.000																					

Chicago Cubs @ St. Louis Cardinals
 Busch Stadium, St. Louis, MO
 Sun Apr 19 1992, 3:33 AM CDT
 Att. 25,435 - Cloudy - 71 F

livebaseballscorecards.com

AB	37
R	3
H	9
RBI	3
BB	1
SO	4
LOB	20



Batter	1	2	3	4	5	6	7	8	9
Ray Lankford, L OBP: 0.455, SLG: 0.395 (1, 8)	4-1 BB		2-1 1B		1-2 1B	4-0 IBB			
Bernard Gilkey, R OBP: 0.556, SLG: 0.625 (1, 7)	2-2 P3		2-0 G4-3		0-0 1B	3-2 L5			
Todd Zeile, R OBP: 0.367, SLG: 0.526 (1, 5)	4-1 BB			0-1 G4-3	3-2 SF8		3-2 G5-3		
Pedro Guerrero, R OBP: 0.289, SLG: 0.357 (1, 3)	1-3 K			1-2 G6-3	4-0 IBB		3-3 K		
Lee Smith, R (8, 1)									
Brian Jordan, R OBP: 0.244, SLG: 0.390 (1, 9)	0-3 K			0-2 G5-3	1-1 FC3-2		2-3 K		
Rex Hudler, R OBP: 0.250, SLG: 0.667 (1, 4)		1-1 F8					1-1 G5-3		
(8, 3)									
Tom Pagnozzi, R OBP: 0.310, SLG: 0.452 (1, 2)		3-2 F9			1-0 1B	1-0 SH1-4	0-0 G4-3		
					2-H 2B	1B			
Tim Jones, L OBP: 0.214, SLG: 0.214 (1, 6)		1-1 F7			1-0 1B	0-1 F9	2-0 G3		
					2-3 1B				
Jose DeLeon, R (1, 1)			1-1 G3		1-1 1B	1-2 SH1-4			
Craig Wilson, R (5, PH)					1-2 SF8				
Mike Peitz, R (6, 1)					3-H 1B				
Bob McClure, R (7, 1)									
Cris Carpenter, R (7, 1)									
Luis Alicea, S (8, 4)									

Inning Stats	R: 0	H: 0	E: 0	K: 2	S: 12	LOB: 2	BB: 2	P: 23	R: 0	H: 0	E: 0	K: 0	S: 9	LOB: 0	BB: 0	P: 14	R: 0	H: 1	E: 0	K: 0	S: 5	LOB: 0	BB: 0	P: 10	R: 0	H: 0	E: 0	K: 0	S: 9	LOB: 0	BB: 0	P: 10	R: 4	H: 6	E: 0	K: 0	S: 17	LOB: 3	BB: 1	P: 32	R: 0	H: 1	E: 0	K: 0	S: 9	LOB: 2	BB: 1	P: 18	R: 0	H: 0	E: 0	K: 2	S: 11	LOB: 0	BB: 0	P: 19	R: 0	H: 0	E: 0	K: 0	S: 4	LOB: 0	BB: 0	P: 7
--------------	------	------	------	------	-------	--------	-------	-------	------	------	------	------	------	--------	-------	-------	------	------	------	------	------	--------	-------	-------	------	------	------	------	------	--------	-------	-------	------	------	------	------	-------	--------	-------	-------	------	------	------	------	------	--------	-------	-------	------	------	------	------	-------	--------	-------	-------	------	------	------	------	------	--------	-------	------

PITCHER	IP	WLS	BF	H	R	ER	SO	BB	IBB	HBP	BLK	WP	HR	S	P	ERA	WHIP
Danny Jackson, L (1, 1)	4.0	L	20	7	4	4	2	2	0	0	0	0	0	44	70	9.00	2.250
Dave Smith, R (5, 1)	2.0		9	1	0	0	0	0	2	0	0	0	0	17	37	0.00	0.500
Heathcliff Slocumb, R (7, 1)	1.0		3	0	0	0	2	0	0	0	0	0	0	11	19	0.00	0.000
Bob Scanlan, R (8, 1)	1.0		3	0	0	0	0	0	0	0	0	0	0	4	7	0.00	0.000


BOTTOM

Chicago Cubs @ St. Louis Cardinals
 Busch Stadium, St. Louis, MO
 Sun Apr 19 1992, 3:33 AM CDT
 Att: 25,435 - Cloudy - 71 F

AB	R	H	RBI	BB	SO	LOB
2	0	2	0	2	0	0
4	0	1	1	0	0	4
2	0	0	1	1	0	0
3	0	0	0	1	2	2
0	0	0	0	0	0	0
4	0	0	0	0	2	5
4	1	1	0	0	0	3
4	1	2	1	0	0	0
4	1	1	0	0	0	1
1	0	0	0	0	0	0
1	1	1	1	0	0	0
0	0	0	0	0	0	0
0	0	0	0	0	0	0
0	0	0	0	0	0	0
0	0	0	0	0	0	0

AB	29
R	4
H	8
RBI	4
BB	4
SO	4
LOB	15

WP: 0 PA: 35
 PB: 0
 SB: 1
 CS: 1



PITCHER	IP	WLS	BF	H	R	ER	SO	BB	IBB	HBP	BLK	WP	HR	S	P	ERA	WHIP
Danny Jackson, L (1, 1)	4.0	L	20	7	4	4	2	2	0	0	0	0	0	44	70	9.00	2.250
Dave Smith, R (5, 1)	2.0		9	1	0	0	0	0	2	0	0	0	0	17	37	0.00	0.500
Heathcliff Slocumb, R (7, 1)	1.0		3	0	0	0	2	0	0	0	0	0	0	11	19	0.00	0.000
Bob Scanlan, R (8, 1)	1.0		3	0	0	0	0	0	0	0	0	0	0	4	7	0.00	0.000

Batter	1	2	3	4	5	6	7	8	9	AB R H RBI BB SO LOB	TOP		
Ray Lankford, L (1, 8) OBP: 0.458, SLG: 0.378	4-2 G5-3 BB		1-1 G1-3		4-2 CS BB			3-3 K		2 0 0 0 2 1 0			
Ozzie Smith, S (1, 6) OBP: 0.333, SLG: 0.300	1-2 G5-3		2-2 L6		2-0 CS	1-0 L9		1-3 K		4 0 0 0 0 1 1			
Todd Zeile, R (1, 5) OBP: 0.377, SLG: 0.548	2-2 G6-3		3-2 P3			2-2 2B		3-2 FC1-6 1B		4 0 2 0 0 0 0			
Pedro Guerrero, R (1, 3) OBP: 0.286, SLG: 0.370		0-2 G5-3		0-0 1B 2B		2-3 K		1-1 L7		4 1 1 0 0 1 2			
Brian Jordan, R (1, 9) OBP: 0.267, SLG: 0.386		4-2 1B 2B BB		0-0 G5-4-3 1B		1-3 K		0-0 FC1-6		3 1 1 1 1 1 2			
Bernard Gilkey, R (1, 7) OBP: 0.500, SLG: 0.550		0-1 CS 1B		1-0 L8			0-0 F8	2-3 K		4 0 1 0 0 1 2			
Tom Pagnozzi, R (1, 2) OBP: 0.311, SLG: 0.467		1-2 2B		1-0 G5-4-3		1-2 P6		1-2 P6		3 0 1 1 0 0 1			
Luis Alicea, S (1, 4) OBP: 0.179, SLG: 0.147		4-0 IBB			0-0 P6	1-1 F9				2 0 0 0 1 0 0			
Rheal Cormier, L (1, 1)		0-3 K			0-1 G4-3			0-0 F8		2 0 0 0 0 1 2			
Mike Perez, R (6, 1)										0 0 0 0 0 0 0			
Milt Thompson, L (8, PH) OBP: 0.242, SLG: 0.375										1 0 0 0 0 0 0			
Juan Agosto, L (8, 1)										0 0 0 0 0 0 0			
Inning Stats	R: 0 E: 0 K: 0 S: 8 H: 0 LOB: 0 BB: 1 P: 15	R: 1 E: 0 K: 1 S: 17 H: 2 LOB: 2 BB: 2 P: 25	R: 0 E: 0 K: 0 S: 10 H: 0 LOB: 0 BB: 0 P: 16	R: 1 E: 0 K: 0 S: 5 H: 2 LOB: 0 BB: 0 P: 6	R: 0 E: 0 K: 0 S: 6 H: 0 LOB: 0 BB: 1 P: 11	R: 0 E: 0 K: 2 S: 10 H: 1 LOB: 1 BB: 0 P: 16	R: 0 E: 0 K: 0 S: 6 H: 0 LOB: 0 BB: 0 P: 8	R: 0 E: 0 K: 2 S: 7 H: 0 LOB: 0 BB: 0 P: 11	R: 0 E: 0 K: 1 S: 9 H: 1 LOB: 1 BB: 0 P: 15	1B: 3 2B: 3 3B: 0 HR: 0 SF: 0 SAC: 0 DP: 1 HBP: 0	WP: 0 PB: 0 SB: 0 CS: 2 PA: 34		
PITCHER	IP WLS BF H R ER SO BB IBB HBP BLK WP HR S P ERA WHIP											PITCHER	IP WLS BF H R ER SO BB IBB HBP BLK WP HR S P ERA WHIP
Dwight Gooden, R (1, 1) ERA: 2.75	7.0 W 26 5 2 2 3 3 1 0 0 0 0 62 97 2.57 1.143												
Paul Gibson, L (8, 1) ERA: 10.8	1.0 3 0 0 0 2 0 0 0 0 0 0 7 11 0.00 0.000												
John Franco, L (9, 1) ERA:	1.0 S 4 1 0 0 1 0 0 0 0 0 0 9 15 0.00 1.000												

St. Louis Cardinals @ New York Mets
 Shea Stadium, Flushing, NY
 Tue Apr 21 1992, 7:05 PM EDT
 Att. 21,230 - Cloudy - 64 F

livebaseballscorecards.com

AB 29
 R 2
 H 6
 RBI 2
 BB 4
 SO 6
 LOB 10



Batter	1	2	3	4	5	6	7	8	9	AB	R	H	RBI	BB	SO	LOB
Willie Randolph, R (1, 4) OBP: 0.393, SLG: 0.413	1-2 G1-3		1-1 BB 1B		0-0 P5	2-2 1-H 2-H 2B				4	0	2	2	0	0	2
Dick Schofield, R (1, 6) OBP: 0.441, SLG: 0.429	1-3 K		1-3 K		0-0 WP 1-2 2-3 1B	0-1 F8				4	0	1	0	0	2	3
Bobby Bonilla, S (1, 9) OBP: 0.435, SLG: 0.480	1-1 G6-3		4-1 1-2 2-3 BB		0-0 G6-3		2-2 G3-1			3	0	0	1	1	0	2
Howard Johnson, S (1, 8) OBP: 0.276, SLG: 0.314		1-3 K	0-0 P6		4-1 2-3 3-H BB		2-0 E3			3	0	0	0	1	1	3
Eddie Murray, S (1, 3) OBP: 0.386, SLG: 0.375		0-2 F8		0-1 F7	1-0 F7		4-0 1-2 G6-4-3 IBB			3	0	0	0	1	0	2
Dave Gallagher, R (1, 7) OBP: 0.393, SLG: 0.476		4-2 BB		1-0 F7		0-0 F8	1-1 G6-4-3			3	0	0	0	1	0	2
Dave Magadan, L (1, 5) OBP: 0.278, SLG: 0.188		1-1 G3		1-0 G4-3		2-0 1B 2B 1B		0-3 K		4	1	1	0	0	1	1
Charlie O'Brien, R (1, 2) OBP: 0.357, SLG: 0.458			1-0 F7		4-0 1B 1B G6-3 BB	2-2 1-2 2B 1B		1-1 F9		3	2	1	0	1	0	0
Dwight Gooden, R (1, 1) OBP: 0.429, SLG: 0.429			0-2 BB 1B		1 SAFE 0-0 G6-3 1B	1-0 P2		1-0 G4-3		3	1	2	0	0	0	2
Paul Gibson, R (8, 1)										0	0	0	0	0	0	0
Junior Noboa, R (8, PH) OBP: 0.188, SLG: 0.133										1	0	0	0	0	0	0
John Franco, L (9, 1)										0	0	0	0	0	0	0

Inning Stats	R: 0	H: 0	E: 0	K: 1	S: 8	R: 0	H: 0	E: 0	K: 1	S: 14	R: 0	H: 2	E: 0	K: 1	S: 11	R: 0	H: 0	E: 0	K: 0	S: 4	R: 2	H: 2	E: 0	K: 0	S: 6	R: 2	H: 3	E: 0	K: 0	S: 12	R: 0	H: 0	E: 1	K: 0	S: 6	R: 0	H: 0	E: 0	K: 1	S: 6	R: 0	H: 0	E: 0	K: 1	S: 8	1B: 6	2B: 1	3B: 0	HR: 0	SF: 0	SAC: 0	DP: 1	HBP: 0	WP: 2	PB: 0	SB: 0	CS: 0	PA: 36
--------------	------	------	------	------	------	------	------	------	------	-------	------	------	------	------	-------	------	------	------	------	------	------	------	------	------	------	------	------	------	------	-------	------	------	------	------	------	------	------	------	------	------	------	------	------	------	------	-------	-------	-------	-------	-------	--------	-------	--------	-------	-------	-------	-------	--------


PITCHER	IP	WLS	BF	H	R	ER	SO	BB	IBB	HBP	BLK	WP	HR	S	P	ERA	WHIP
Rheal Cormier, L (1, 1) ERA: 4.22	5.2	L	28	7	4	4	3	4	0	0	0	1	0	53	86	6.35	1.941
Mike Perez, R (6, 1) ERA: 2.19	1.1		5	0	0	0	0	0	1	0	0	1	0	8	17	0.00	0.000
Juan Agosto, L (8, 1) ERA: 11.81	1.0		3	0	0	0	1	0	0	0	0	0	0	6	8	0.00	0.000

BOTTOM

St. Louis Cardinals @ New York Mets
 Shea Stadium, Flushing, NY

Tue Apr 21 1992, 7:05 PM EDT
 Att: 21,230 - Cloudy - 64 F

AB	31
R	4
H	7
RBI	3
BB	5
SO	4
LOB	17



PITCHER	IP	WLS	BF	H	R	ER	SO	BB	IBB	HBP	BLK	WP	HR	S	P	ERA	WHIP
---------	----	-----	----	---	---	----	----	----	-----	-----	-----	----	----	---	---	-----	------

St. Louis Cardinals @ New York Mets
Shea Stadium, Flushing, NY

Wed Apr 22 1992, 7:05 PM EDT
Att. 19,324 - Cloudy - 58 F

livebaseballscorecards.com



AB	30
R	2
H	5
RBI	2
BB	3
SO	10
LOB	12

WP:	0	PA:	35
PB:	0		
SB:	2		
CS:	0		

Batter	1	2	3	4	5	6	7	8	9	AB	R	H	RBI	BB	SO	LOB	TOP							
Ray Lankford, L OBP: 0.444, SLG: 0.408 (1, 8)	2-3 K			2-2 P8		2-0 SF9 3B		3-1 P2		4	1	1	0	0	1	0								
Ozzie Smith, S OBP: 0.351, SLG: 0.303 (1, 6)	2-0 G4-3			1-0 G6-3		4-2 BB		0-1 SF9 1B		3	1	1	0	1	0	0								
Todd Zeile, R OBP: 0.386, SLG: 0.545 (1, 5)	3-3 K			4-1 S BB		3-2 SF9		3-2 S 1B		2	0	1	1	1	1	0								
Pedro Guerrero, R OBP: 0.264, SLG: 0.347 (1, 3)		1-2 F9		3-3 K		0-0 F7		0-0 SF9		3	0	0	1	0	1	2								
Brian Jordan, R OBP: 0.265, SLG: 0.396 (1, 9)	2-3 K				0-0 F8 2B	1-2 G5-3		2-2 G4-3		4	0	1	0	0	1	2								
Bernard Gilkey, R OBP: 0.462, SLG: 0.478 (1, 7)	2-0 G6-3				4-2 BB		0-0 P4		1-3 K	3	0	0	0	1	1	0								
Tom Pagnozzi, R OBP: 0.306, SLG: 0.449 (1, 2)			1-2 P5		1-0 F8		2-1 G4-1 1B		1-3 K	4	0	1	0	0	1	2								
Luis Alicea, S OBP: 0.171, SLG: 0.139 (1, 4)			0-3 K		2-3 K		2-2 G4-1		3-3 K	2	0	0	0	0	2	2								
Milt Thompson, L OBP: 0.235, SLG: 0.364 (7, PH)					1 SAFE		1-2 G4-1			1	0	0	0	0	0	1								
Bob McClure, R (7, 1)					1 SAFE		1-2 G4-1			0	0	0	0	0	0	0								
Todd Worrell, R (8, 1)					1 SAFE		1-2 G4-1			0	0	0	0	0	0	0								
Rex Hudler, R OBP: 0.231, SLG: 0.615 (9, PH)					1 SAFE		1-2 G4-1			1	0	0	0	0	1	0								
Cris Carpenter, R (9, 1)					1 SAFE		1-2 G4-1			0	0	0	0	0	0	0								
Bob Tewksbury, R (1, 1)			0-3 K		0-0 B3		1-1 P5			2	0	0	0	0	1	2								
Gerald Perry, L OBP: 0.231, SLG: 0.333 (7, PH)										1	0	0	0	0	0	1								
Tim Jones, L OBP: 0.214, SLG: 0.214 (7, 4)										0	0	0	0	0	0	0								
Inning Stats	R: 0 E: 0 K: 2 S: 7	H: 0 LOB: 0 BB: 0 P: 14	R: 0 E: 0 K: 1 S: 8	H: 0 LOB: 0 BB: 0 P: 13	R: 0 E: 0 K: 2 S: 9	H: 0 LOB: 0 BB: 0 P: 10	R: 0 E: 0 K: 1 S: 9	H: 0 LOB: 1 BB: 1 P: 19	R: 0 E: 0 K: 1 S: 8	H: 1 LOB: 2 BB: 1 P: 15	R: 1 E: 0 K: 0 S: 11	H: 1 LOB: 1 BB: 1 P: 21	R: 0 E: 0 K: 0 S: 8	H: 1 LOB: 1 BB: 0 P: 13	R: 1 E: 0 K: 0 S: 13	H: 2 LOB: 1 BB: 0 P: 21	R: 0 E: 0 K: 3 S: 12	H: 0 LOB: 0 BB: 0 P: 17	1B: 3 2B: 1 3B: 1 HR: 0	SF: 2 SAC: 0 DP: 0 HBP: 0	WP: 0 PB: 0 SB: 2 CS: 0	PA: 35		
PITCHER	IP	WLS	BF	H	R	ER	SO	BB	IBB	HBP	BLK	WP	HR	S	P	ERA	WHIP							
David Cone, R ERA: 2.87 (1, 1)	7.1		30	5	2	2	7	3	0	0	0	0	0	68	119	2.46	1.091							
Wally Whitehurst, R ERA: 1.04 (8, 1)	0.2		2	0	0	0	0	0	0	0	0	0	0	5	7	0.00	0.000							
Jeff Innis, R ERA: 3.68 (9, 1)	1.0	W	3	0	0	0	3	0	0	0	0	0	0	12	17	0.00	0.000							

Batter	1	2	3	4	5	6	7	8	9	10	11	12	13	AB R H RBI BB SO LOB	TOP															
Ray Lankford, L OBP: 0.435, SLG: 0.400	(1, 8) 1-3 K		(3-1) F8			(1-0) F7		(3-2) CS 1B			(1-2) FC5-2 BB 1B		(3-2) F7	6 0 2 0 0 1 0																
Tim Jones, L OBP: 0.206, SLG: 0.182	(1, 6) 2-1 F7			(0-0) F9		(0-0) L8		(1-1) CS 1-2	(0-0) G4-3		(4-2) FC5-2 BB		(3-2) G6-3	5 0 0 0 1 0 0																
Todd Zeile, R OBP: 0.371, SLG: 0.551	(1, 5) 2-2 3B			(1-0) G1-3		(1-1) G6-3			(2-2) P7		(1-1) FC5-2			5 0 1 0 0 0 3																
Pedro Guerrero, R OBP: 0.259, SLG: 0.333	(1, 3) 2-2 G6-3			(3-2) 1B 1B			(1-0) L6		(1-2) P6		(1-3) K			5 0 1 0 0 1 4																
Brian Jordan, R OBP: 0.259, SLG: 0.377	(1, 9)	(3-2) G5-3		(0-0) 1B 1B		(0-3) K				(1-0) F8			(2-2) G5-3	5 0 1 0 0 1 3																
Milt Thompson, L OBP: 0.256, SLG: 0.421	(1, 7)	(0-0) F9		(0-3) K		(1-1) 2B				(1-1) 2B		(2-1) E4 FC1-6		5 0 2 0 0 1 2																
Luis Alica, S OBP: 0.159, SLG: 0.128 Craig Wilson, R OBP: 0.303, SLG: 0.200 Todd Worrell, R OBP: 0.151, SLG: 0.111 Cris Carpenter, R OBP: 0.214, SLG: 0.571 Rex Hudler, R OBP: 0.214, SLG: 0.571 Juan Agosto, L	(1, 4) 2-2 G1-3			(2-2) G4-3		(2-0) F7				(1-3) K		(1-3) FC1-6 CS		3 0 0 0 0 0 1 1 0 0 0 0 0 1 0 0 0 0 0 0 0 0 0 0 0 0 0 0 1 0 0 0 0 0 1 0 0 0 0 0 0 0	AB 46 R 0 H 8 RBI 0 BB 1 SO 10 LOB 17															
Rich Gedman, L OBP: 0.143, SLG: 0.286 Tom Pagnozzi, R OBP: 0.294, SLG: 0.431	(1, 2) 2-3 K		(0-3) K		(0-3) K		(0-1) G3			(2-3) K		(1-2) L4 1-2		3 0 0 0 0 2 0 2 0 0 0 0 1 2																
Donovan Osborne, S OBP: 0.444, SLG: 0.458 Mike Perez, R OBP: 0.359, SLG: 0.314	(1, 1) 0-3 K		(1-2) G4-3		(1-2) G4-3		(1-3) K				(3-2) BB FC5-2 1B		(1-0) G5-3	2 0 0 0 0 1 0 1 0 0 0 0 1 0 0 0 0 0 0 0 0 2 0 1 0 0 0 0																
Inning Stats	R: 0 E: 0 K: 1 S: 11	H: 1 LOB: 1 BB: 0 P: 18	R: 0 E: 0 K: 0 S: 7	H: 0 LOB: 0 BB: 0 P: 12	R: 0 E: 0 K: 2 S: 8	H: 0 LOB: 0 BB: 0 P: 13	R: 0 E: 0 K: 1 S: 11	H: 2 LOB: 2 BB: 0 P: 15	R: 0 E: 0 K: 1 S: 13	H: 0 LOB: 0 BB: 0 P: 16	R: 0 E: 0 K: 0 S: 4	H: 0 LOB: 0 BB: 0 P: 6	R: 0 E: 0 K: 1 S: 7	H: 1 LOB: 1 BB: 0 P: 11	R: 0 E: 0 K: 1 S: 11	H: 1 LOB: 0 BB: 0 P: 15	R: 0 E: 0 K: 0 S: 8	H: 0 LOB: 0 BB: 0 P: 11	R: 0 E: 0 K: 2 S: 9	H: 1 LOB: 1 BB: 0 P: 14	R: 0 E: 0 K: 1 S: 19	H: 2 LOB: 3 BB: 1 P: 31	R: 0 E: 1 K: 0 S: 6	H: 0 LOB: 0 BB: 0 P: 9	R: 0 E: 0 K: 0 S: 7	H: 0 LOB: 0 BB: 0 P: 14	1B: 5 2B: 2 3B: 1 HR: 0	SF: 0 SAC: 0 DP: 0 HBP: 0	WP: 0 PB: 0 SB: 0 CS: 2	PA: 48
PITCHER	IP WLS BF H R ER SO BB IBB HBP BLK WP HR S P ERA WHIP																													
Bret Saberhagen, R ERA: 7.77	(1, 1) 9.0																													
Paul Gibson, L ERA: 9.82	(10, 1) 0.2																													
Jeff Innis, R ERA: 3.12	(10, 1) 1.1																													
John Franco, L ERA:	(12, 1) 2.0																													

St. Louis Cardinals @ New York Mets
 Shea Stadium, Flushing, NY
 Thu Apr 23 1992, 3:33 AM EDT
 Att: 26,721 - Sunny - 73 F

livebaseballscorecards.com




Batter	1	2	3	4	5	6	7	8	9	10	11	12	13	AB R H RBI BB SO LOB													
Dave Gallagher, R (1, 7) <small>OBP: 0.364, SLG: 0.423</small> Daryl Boston, L (11, PH) <small>OBP: 0.364, SLG: 0.385</small> (12, 7)	0-1 L3		0-0 BB 1B			0-0 F9		0-0 P4			1-2 G3		2-2 HBP	4 0 1 0 0 0 0 1 0 0 1 0 0 1													
Dick Schofield, R (1, 6) <small>OBP: 0.419, SLG: 0.371</small>	0-2 G5-3		4-1 BB			0-1 G6-3			0-2 P2		2-1 P6			4 0 0 0 1 0 1													
Bobby Bonilla, S (1, 9) <small>OBP: 0.394, SLG: 0.424</small>	2-1 F8		1-2 P2			1-0 G5-3			3-3 K					5 0 0 0 0 1 3													
Howard Johnson, S (1, 8) <small>OBP: 0.269, SLG: 0.333</small>		3-3 K			2-0 F7			2-2 F9 2B			3-3 K			5 0 1 0 0 3 0													
Eddie Murray, S (1, 3) <small>OBP: 0.364, SLG: 0.404</small>		2-3 K			0-2 L6-3 1B			0-0 F9			1-1 F8			5 0 1 0 0 1 1													
Todd Hundley, S (1, 2) <small>OBP: 0.296, SLG: 0.480</small>		0-0 B1-3			3-2 L6-3			3-3 K			1-3 K			5 0 0 0 0 2 2													
Dave Magadan, L (1, 5) <small>OBP: 0.295, SLG: 0.225</small> Rodney McCray, R (13, PR)			1-2 G6-3			2-2 F7			3-3 K		3-2 F9			5 0 1 0 0 1 1 0 1 0 0 0 0 0													
Junior Noboa, R (1, 4) <small>OBP: 0.286, SLG: 0.211</small>			1-2 1B SH1-4 1B			2-2 F8			1-2 P9		4-1 G3 SH1-4 BB			4 0 2 0 1 0 0													
Bret Saberhagen, R (1, 1) <small>OBP: 0.167, SLG: 0.167</small> Paul Gibson, R (10, 1) <small>OBP: 0.409, SLG: 0.409</small> Jeff Innis, R (10, 1) <small>OBP: 0.379, SLG: 0.458</small> Willie Randolph, R (11, PH) <small>OBP: 0.379, SLG: 0.458</small> John Franco, L (12, 1) <small>OBP: 0.379, SLG: 0.458</small> Charlie O'Brien, R (13, PH)			0-0 SH1-4			1-1 L9			1-3 K		2-1 SH1-4			2 0 0 0 0 0 1 0 1 0 0													
Inning Stats	R: 0 E: 0 K: 0 S: 7	H: 0 LOB: 0 BB: 0 P: 9	R: 0 E: 0 K: 2 S: 7	H: 0 LOB: 0 BB: 0 P: 12	R: 0 E: 0 K: 0 S: 13	H: 2 LOB: 3 BB: 1 P: 20	R: 0 E: 0 K: 0 S: 8	H: 1 LOB: 0 BB: 0 P: 13	R: 0 E: 0 K: 2 S: 8	H: 0 LOB: 0 BB: 0 P: 5	R: 0 E: 0 K: 2 S: 12	H: 0 LOB: 0 BB: 0 P: 19	R: 0 E: 0 K: 1 S: 7	H: 0 LOB: 0 BB: 0 P: 9	R: 0 E: 0 K: 2 S: 10	H: 0 LOB: 0 BB: 0 P: 16	R: 0 E: 0 K: 1 S: 13	H: 0 LOB: 0 BB: 0 P: 18	R: 0 E: 0 K: 1 S: 11	H: 0 LOB: 1 BB: 1 P: 20	R: 0 E: 0 K: 1 S: 8	H: 0 LOB: 0 BB: 0 P: 9	R: 1 E: 0 K: 0 S: 10	H: 2 LOB: 3 BB: 1 P: 19	1B: 5 2B: 2 3B: 0 HR: 0	SF: 0 SAC: 2 DP: 1 HBP: 1	WP: 0 PA: 46 PB: 0 SB: 1 CS: 0

PITCHER	IP	WLS	BF	H	R	ER	SO	BB	IBB	HBP	BLK	WP	HR	S	P	ERA	WHIP
Donovan Osborne, L (1, 1) <small>ERA: 0.56</small>	7.0		25	4	0	0	4	1	0	0	0	0	0	59	91	0.00	0.714
Mike Perez, R (8, 1) <small>ERA: 1.88</small>	2.0		6	0	0	0	3	0	0	0	0	0	0	17	25	0.00	0.000
Todd Worrell, R (10, 1) <small>ERA:</small>	1.0		3	0	0	0	1	0	0	0	0	0	0	13	18	0.00	0.000
Cris Carpenter, R (11, 1) <small>ERA: 3.0</small>	1.0		4	0	0	0	0	1	0	0	0	0	0	11	20	0.00	1.000
Juan Agosto, L (12, 1) <small>ERA: 10.8</small>	1.1	L	8	2	1	1	1	0	1	1	0	0	0	18	28	6.75	1.500

St. Louis Cardinals @ New York Mets
Shea Stadium, Flushing, NY
Thu Apr 23 1992, 3:33 AM EDT
Att: 26,721 - Sunny - 73 F

AB	40
R	1
H	6
RBI	1
BB	3
SO	9
LOB	9



Batter	1	2	3	4	5	6	7	8	9	AB R H RBI BB SO LOB	TOP									
Marquis Grissom, R (1, 8) OBP: 0.324, SLG: 0.446	2-2 G6-3	2-2 CS 2-H 1B			1-0 G5-3		2-0 FC6-4 1-2f			4 0 1 1 0 0 1										
Bret Barberie, S (1, 5) OBP: 0.419, SLG: 0.360	1-2 G1-3	3-0 CS 1-2			1-0 2B			3-2 L7		4 0 2 0 0 0 0										
Ivan Calderon, R (1, 7) OBP: 0.219, SLG: 0.397	0-0 2B 1B				1-1 P7			1-3 K		4 1 1 0 0 1 2										
Larry Walker, L (1, 9) OBP: 0.310, SLG: 0.391	0-1 1-H 2B				2-3 K			0-1 G1-3		4 0 1 1 0 1 1										
Tim Wallach, R (1, 3) OBP: 0.366, SLG: 0.441	2-3 K				2-3 K					4 0 0 0 0 2 2										
Darrin Fletcher, L (1, 2) OBP: 0.290, SLG: 0.259					0-1 P7					3 0 0 0 0 1 0										
Rick Cerone, R (7, 2) OBP: 0.400, SLG: 0.700					2-3 K					1 0 0 0 0 0 0										
Delino DeShields, L (1, 4) OBP: 0.352, SLG: 0.431					0-1 G6-3					3 1 1 0 1 0 0										
John Wetteland, R (9, 1)										0 0 0 0 0 0 0										
Spike Owen, S (1, 6) OBP: 0.286, SLG: 0.306					2-2 P7					4 1 2 1 0 1 1										
Chris Nabholz, L (1, 1)										2 0 0 0 0 0 1										
Bill Sampen, R (5, 1)										0 0 0 0 0 0 0										
John Vander Wal, L (7, PH) OBP: 0.297, SLG: 0.154										1 0 0 0 0 0 1										
Jeff Fassero, L (7, 1)										0 0 0 0 0 0 0										
Bill Landrum, R (8, 1)										0 0 0 0 0 0 0										
Tom Foley, L (9, 4) OBP: 0.176, SLG: 0.176										0 0 0 0 0 0 0										
Inning Stats	R: 1 E: 0 K: 1 S: 12	H: 2 LOB: 1 BB: 0 P: 17	R: 2 E: 0 K: 0 S: 10	H: 3 LOB: 0 BB: 0 P: 19	R: 0 E: 0 K: 2 S: 11	H: 1 LOB: 1 BB: 0 P: 19	R: 0 E: 0 K: 0 S: 7	H: 0 LOB: 0 BB: 0 P: 9	R: 0 E: 0 K: 1 S: 6	H: 0 LOB: 0 BB: 0 P: 9	R: 0 E: 0 K: 0 S: 8	H: 1 LOB: 1 BB: 0 P: 14	R: 0 E: 0 K: 1 S: 10	H: 0 LOB: 0 BB: 0 P: 14	R: 0 E: 0 K: 1 S: 8	H: 0 LOB: 1 BB: 1 P: 15	1B: 5 2B: 3 3B: 0 HR: 0	SF: 0 SAC: 0 DP: 0 HBP: 0	WP: 0 PB: 1 SB: 0 CS: 1	PA: 36
PITCHER Omar Olivares, R (1, 1) ERA: 4.34	IP: 9.0 WLS: W BF: 35 H: 8 R: 3 ER: 3 SO: 6 BB: 1 IBB: 0 HBP: 0 BLK: 0 WP: 0 HR: 0 S: 78 P: 127 ERA: 3.00 WHIP: 1.000																			

Montreal Expos @ St. Louis Cardinals
Busch Stadium, St. Louis, MO
 Fri Apr 24 1992, 7:05 PM CDT
 Att. 23,187 - Cloudy - 56 F

livebaseballscorecards.com

AB	34
R	3
H	8
RBI	3
BB	1
SO	6
LOB	9



Batter	1	2	3	4	5	6	7	8	9	10	11	12	13	14	15	16	17	AB	R	H	RBI	BB	SO	LOB	TOP									
Marquis Grissom, R <small>OBP: 0.316, SLG: 0.425</small> (1, 6)																		8	0	2	0	0	0	4										
Bret Barberie, S <small>OBP: 0.382, SLG: 0.321</small> (1, 5)																		6	0	0	0	0	0	3										
Bill Sampen, R <small>OBP: 0.333, SLG: 0.320</small> (12, 1)																		0	0	0	0	0	0	0										
Gary Carter, R <small>OBP: 0.333, SLG: 0.320</small> (14, PH)																		0	0	0	0	1	0	0										
Mel Rojas, R (14, 1)																		1	0	0	0	0	1	1										
Delino DeShields, L <small>OBP: 0.329, SLG: 0.389</small> (1, 4)																		7	0	0	0	1	4	4										
Larry Walker, L <small>OBP: 0.304, SLG: 0.366</small> (1, 9)																		7	0	1	0	1	2	1										
Tim Wallach, R <small>OBP: 0.354, SLG: 0.400</small> (1, 3)																		6	0	0	0	2	1	1										
John Vander Wal, L <small>OBP: 0.318, SLG: 0.222</small> (1, 7)																		5	1	1	0	2	1	3										
Darrin Fletcher, L <small>OBP: 0.270, SLG: 0.242</small> (1, 2)																		6	0	1	1	0	2	6										
Rick Cerone, R <small>OBP: 0.364, SLG: 0.636</small> (15, PH)																		1	0	0	0	0	0	1										
Spike Owen, S <small>OBP: 0.295, SLG: 0.302</small> (1, 6)																		4	0	1	0	1	0	0										
Eric Bullock, L (12, PR)																		0	0	0	0	0	0	0										
Archi Cianfrocco, R <small>OBP: 0.313, SLG: 0.267</small> (12, 5)																		2	0	1	0	0	0	0										
Ken Hill, R <small>OBP: 0.125, SLG: 0.125</small> (9, PH)																		2	0	0	0	0	0	0										
Moises Alou, R <small>OBP: 0.500, SLG: 0.750</small> (9, 1)																		0	0	0	0	0	0	0										
Bill Landrum, R (9, 1)																		0	0	0	0	0	0	0										
Jeff Fassero, L (10, 1)																		0	0	0	0	0	0	0										
Tom Foley, L <small>OBP: 0.200, SLG: 0.158</small> (12, 6)																		2	0	0	0	1	0	1										
Inning Stats	R: 0 E: 0 S: 8	H: 0 LOB: 0 BB: 0 P: 13	R: 1 E: 0 K: 1 S: 12	H: 3 LOB: 2 BB: 0 P: 17	R: 0 E: 0 K: 1 S: 8	H: 0 LOB: 0 BB: 0 P: 13	R: 0 E: 0 K: 0 S: 5	H: 0 LOB: 0 BB: 0 P: 9	R: 0 E: 0 K: 0 S: 5	H: 1 LOB: 1 BB: 0 P: 14	R: 0 E: 0 K: 0 S: 9	H: 0 LOB: 3 BB: 3 P: 24	R: 0 E: 0 K: 0 S: 8	H: 0 LOB: 1 BB: 1 P: 17	R: 0 E: 0 K: 0 S: 9	H: 1 LOB: 2 BB: 1 P: 17	R: 0 E: 0 K: 1 S: 10	H: 0 LOB: 0 BB: 0 P: 13	R: 0 E: 0 K: 1 S: 7	H: 0 LOB: 0 BB: 0 P: 13	R: 0 E: 0 K: 2 S: 10	H: 0 LOB: 1 BB: 1 P: 18	R: 0 E: 1 K: 1 S: 9	H: 0 LOB: 1 BB: 1 P: 15	R: 0 E: 0 K: 1 S: 10	H: 1 LOB: 1 BB: 0 P: 13	R: 0 E: 0 K: 1 S: 7	H: 0 LOB: 0 BB: 0 P: 10	1B: 7 2B: 1 3B: 0 HR: 0	SF: 0 SAC: 1 DP: 1 HBP: 0	WP: 0 PB: 0 SB: 2 CS: 0	PA: 68		
PITCHER Jose Del Leon, R <small>ERA: 2.45</small> (1, 1)	IP: 7.0	WLS: 0	BF: 29	H: 4	R: 1	ER: 1	SO: 3	BB: 4	IBB: 0	HBP: 0	BLK: 0	WP: 0	HR: 0	S: 59	P: 107	ERA: 1.29	WHIP: 1.143																	
Bob McClure, L <small>ERA: 5.4</small> (8, 1)	0.1		2	1	0	0	0	0	0	0	0	0	0	3	5	0.00	3.000																	
Mike Perez, R <small>ERA: 1.8</small> (8, 1)	0.2		3	0	0	0	0	1	0	0	0	0	0	6	12	0.00	1.500																	
Lee Smith, R <small>ERA: 3.38</small> (9, 1)	2.0		6	0	0	0	2	0	0	0	0	0	0	18	26	0.00	0.000																	
Cris Carpenter, R <small>ERA: 2.45</small> (11, 1)	2.0		8	1	0	0	1	0	0	0	0	0	0	17	26	0.00	0.500																	
PITCHER Todd Worrell, R <small>ERA: 13.1</small> (13, 1)	IP: 1.0	WLS: 0	BF: 4	H: 0	R: 0	ER: 0	SO: 2	BB: 1	IBB: 0	HBP: 0	BLK: 0	WP: 0	HR: 0	S: 10	P: 18	0.00	1.000																	
Juan Agosto, L <small>ERA: 8.31</small> (14, 1)	2.0		9	1	0	0	2	2	1	0	0	0	0	21	37	0.00	1.500																	
Bob Tewksbury, R <small>ERA: 1.64</small> (16, 1)	2.0	W	7	1	0	0	2	0	0	0	0	0	0	17	23	0.00	0.500																	

Montreal Expos @ St. Louis Cardinals
 Busch Stadium, St. Louis, MO
 Sat Apr 25 1992, 7:05 PM CDT
 Att: 24,849 - Cloudy - 49 F

AB	58
R	1
H	8
RBI	1
BB	9
SO	12
LOB	27



Batter	1	2	3	4	5	6	7	8	9	AB R H RBI BB SO LOB	TOP		
Marquis Grissom, R (1, 8) OBP: 0.321, SLG: 0.416	0-0 P4	1-1 FC6-4 1-2f			1-1 S S 1B		2-0 G5-3		4-1 S E BB	4 1 1 1 1 0 1			
Spike Owen, S (1, 6) OBP: 0.288, SLG: 0.328	0-2 G5-3		2-3 K		1-2 G6-3		2-3 K		0-1 SF8 3B	5 1 1 0 0 2 1			
Archi Cianfrocco, R (1, 7) OBP: 0.238, SLG: 0.211	1-1 G5-3		2-1 G5-3		0-1 L5			0-2 F8	2-0 SF8	4 0 0 1 0 0 1			
Tim Wallach, R (1, 3) OBP: 0.357, SLG: 0.400		0-2 G4-3 1B	1-3 K		1-3 K			1-1 2B 1B	2-2 P2	5 1 2 0 0 2 1			
Gary Carter, R (1, 2) OBP: 0.323, SLG: 0.345		2-1 G4-3		0-1 G6-3		0-0 F7		0-2 2B		4 0 1 0 0 0 1			
Bret Barberie, S (1, 5) OBP: 0.389, SLG: 0.310		3-3 K		4-2 S 1B BB		1-2 P9		4-0 IBB		2 0 0 0 2 1 1			
Delino DeShields, L (1, 4) OBP: 0.337, SLG: 0.378		4-2 1B 1B BB		4-1 1B 1-2 BB		0-0 G4-3		0-1 P9		2 1 0 0 2 0 3			
Moises Alou, R (1, 9) OBP: 0.714, SLG: 1.000		2-2 1B		1-2 1B		1-2 SH5-4 G5-3 2B		3-3 K		3 2 3 1 0 0 0			
Larry Walker, L (7, 9) OBP: 0.300, SLG: 0.361		1-3 2-H 3-H 1B		1-3 2-H 1B						1 0 0 0 0 1 3			
Chris Haney, L (1, 1) OBP: 0.333, SLG: 0.333		1-2 FC6-4 1B		0-0 G4-3			0-0 SH5-4		0-0 G1-3	3 0 1 2 0 0 2			
Inning Stats	R: 0 E: 0 K: 0 S: 6 H: 0 LOB: 0 BB: 0 P: 7	R: 3 E: 0 K: 1 S: 20 H: 3 LOB: 1 BB: 1 P: 32	R: 0 E: 0 K: 2 S: 8 H: 0 LOB: 0 BB: 0 P: 13	R: 0 E: 0 K: 0 S: 9 H: 1 LOB: 2 BB: 2 P: 18	R: 0 E: 0 K: 1 S: 10 H: 1 LOB: 1 BB: 0 P: 13	R: 0 E: 0 K: 0 S: 6 H: 0 LOB: 0 BB: 0 P: 7	R: 1 E: 0 K: 1 S: 8 H: 1 LOB: 0 BB: 0 P: 13	R: 0 E: 0 K: 1 S: 13 H: 2 LOB: 3 BB: 1 P: 21	R: 2 E: 0 K: 0 S: 9 H: 1 LOB: 0 BB: 1 P: 17	1B: 6 2B: 2 3B: 1 HR: 0 SF: 1 SAC: 1 DP: 0 HBP: 0	WP: 0 PB: 0 SB: 4 CS: 0 PA: 40		
PITCHER	IP WLS BF H R ER SO BB IBB HBP BLK WP HR S P ERA WHIP											PITCHER	IP WLS BF H R ER SO BB IBB HBP BLK WP HR S P ERA WHIP
Rheal Cormier, L (1, 1) ERA: 4.5	7.1 L 33 8 4 4 5 3 1 0 0 0 0 0 75 116 4.91 1.500												
Bob McClure, L (8, 1) ERA: 4.76	0.2 2 0 0 0 1 0 0 0 0 0 0 0 5 8 0.00 0.000												
Juan Agosto, L (9, 1) ERA: 9.31	1.0 5 1 2 2 0 1 0 0 0 0 0 0 9 17 18.00 2.000												

Montreal Expos @ St. Louis Cardinals
 Busch Stadium, St. Louis, MO
 Sun Apr 26 1992, 3:33 AM CDT
 Att. 25,622 - Cloudy - 50 F

livebaseballscorecards.com

AB	33
R	6
H	9
RBI	5
BB	5
SO	6
LOB	14



Batter	1	2	3	4	5	6	7	8	9	AB	R	H	RBI	BB	SO	LOB
Ray Lankford, L OBP: 0.430, SLG: 0.443 (1, 8)	G4-3		F7		F7			F7		4	0	0	0	0	0	2
Ozzie Smith, S OBP: 0.375, SLG: 0.320 (1, 6)	G4-3			S S 1B		F9 BLK 1B		S 1B		4	0	3	0	0	0	0
Todd Zeile, R OBP: 0.366, SLG: 0.500 (1, 5)	G4-3			BB		F9		K		3	0	0	0	1	1	2
Pedro Guerrero, R OBP: 0.284, SLG: 0.328 (1, 3)		F9		P9		P3		K		4	0	0	0	0	1	3
Brian Jordan, R OBP: 0.214, SLG: 0.294 (1, 9)		G3		K		G6-3		L5		4	0	0	0	0	1	3
Rex Hudler, R OBP: 0.208, SLG: 0.417 (1, 4)		K2-3		F9			G6-3	G5-3		4	0	0	0	0	1	2
Bernard Gilkey, R OBP: 0.395, SLG: 0.400 (1, 7)			K		G5-3		P3			3	0	0	0	0	1	0
Rich Gedman, L OBP: 0.091, SLG: 0.182 (1, 2)			K		K		K			3	0	0	0	0	3	0
Rheal Cormier, L OBP: 0.333, SLG: 0.500 (1, 1)								P5		2	0	2	0	0	0	0
Bob McClure, R (8, 1)										0	0	0	0	0	0	0
Milt Thompson, L (8, PH)										1	0	0	0	0	0	0
Juan Agosto, L (9, 1)										0	0	0	0	0	0	0

Inning Stats	R: 0	H: 0	E: 0	K: 0	S: 7	R: 0	H: 0	E: 0	K: 1	S: 9	R: 0	H: 1	E: 0	K: 2	S: 9	R: 0	H: 1	E: 0	K: 1	S: 10	R: 0	H: 1	E: 0	K: 1	S: 12	R: 0	H: 1	E: 0	K: 1	S: 6	R: 0	H: 0	E: 0	K: 1	S: 6	R: 0	H: 1	E: 0	K: 1	S: 8	R: 0	H: 0	E: 0	K: 1	S: 9	R: 0	H: 0	E: 0	K: 1	S: 9	1B: 4	SF: 0	2B: 1	3B: 0	HR: 0	WP: 0	PB: 0	SB: 3	CS: 0	PA: 33
Chris Haney, L ERA: 4.5 (1, 1)	IP: 9.0	WLS: W	BF: 33	H: 5	R: 0	ER: 0	SO: 8	BB: 1	IBB: 0	HBP: 0	BLK: 1	WP: 0	HR: 0	S: 76	P: 118	ERA: 0.00	WHIP: 0.667																																											


BOTTOM

Montreal Expos @ St. Louis Cardinals
 Busch Stadium, St. Louis, MO

Sun Apr 26 1992, 3:33 AM CDT
 Att: 25,622 - Cloudy - 50 F

livebaseballscorecards.com

AB	32
R	0
H	5
RBI	0
BB	1
SO	8
LOB	12



Batter	1	2	3	4	5	6	7	8	9	AB R H RBI BB SO LOB	TOP											
Ray Lankford, L (1, 8) OBP: 0.429, SLG: 0.440	3-2 SH3 1B		1-2 F8		2-0 1B	2-1 G1-3		2-2 G3-1		5 2 2 0 0 0 3	St. Louis Cardinals @ Los Angeles Dodgers Dodger Stadium, Los Angeles, CA Mon Apr 27 1992, 7:05 PM PDT Att. 42,902 - Sunny - 78 F											
Ozzie Smith, S (1, 6) OBP: 0.383, SLG: 0.321	0-0 SH3		1-2 G4-3		0-1 1B	4-0 IBB		0-0 G6-3	3 0 1 1 1 0 0													
Milt Thompson, L (1, 9) OBP: 0.275, SLG: 0.400	0-0 G4-6-3 1B			0-1 1B	0-0 1B	1-3 K		1-3 K2-3	5 0 3 2 0 2 3													
Todd Zeile, R (1, 5) OBP: 0.342, SLG: 0.459	0-0 G4-6-3			1-3 K	2-1 G5-3		2-2 G5-3	3-0 F9	5 0 0 0 0 1 4													
Pedro Guerrero, R (1, 3) OBP: 0.310, SLG: 0.344		1-1 G5-3 1B		0-0 F9		2-2 1B	4-1 G4-6-3 BB		3 1 2 0 1 0 1													
Brian Jordan, R (9, 9) OBP: 0.214, SLG: 0.294				1-3		1B			0 0 0 0 0 0 0													
Bernard Gilkey, R (1, 7) OBP: 0.381, SLG: 0.385		1-0 G5-3		0-0 G5-3		1-2 1B	1 SAFE 2-1 SAFE	2-1 G4-6-3	4 1 1 0 0 0 3													
Cris Carpenter, R (7, 1)		1-2				1-2 SF8 1B	1-2f		0 0 0 0 0 0 0													
Lee Smith, R (8, 1)									0 0 0 0 0 0 0													
Rex Hudler, R (1, 4) OBP: 0.214, SLG: 0.393		1-1 F8			2-3 K2-3	1-1 SF8 1B		1-1 G5-3	4 0 1 0 0 1 1													
Tom Pagnozzi, R (1, 2) OBP: 0.297, SLG: 0.406		1-2 G5-3			0-3 K2-3	0-1 G1-3 1B		0-1 WP 1B	4 0 2 1 0 1 1													
Donovan Osborne, S (1, 1) OBP: 0.167, SLG: 0.167			0-3 K		1-0 1B	3-2 SF8		1-3 K	2 1 1 0 0 1 0													
Luis Alicea, S (6, PH) OBP: 0.167, SLG: 0.140									0 0 0 0 0 0 0													
Craig Wilson, R (6, PH) OBP: 0.690, SLG: 0.364									0 0 0 0 1 0 0 0													
Mike Perez, R (6, 1)									0 0 0 0 0 0 0 0													
Bob McClure, R (7, 1)									0 0 0 0 0 0 0 0													
Tim Jones, L (7, 4) OBP: 0.194, SLG: 0.171									1 0 0 0 0 1 1													
Inning Stats	R: 1 E: 0 K: 0 S: 7	H: 2 LOB: 0 BB: 0 P: 10	R: 0 E: 0 K: 0 S: 8	H: 1 LOB: 1 BB: 0 P: 12	R: 0 E: 0 K: 1 S: 12	H: 0 LOB: 0 BB: 0 P: 14	R: 0 E: 0 K: 1 S: 7	H: 1 LOB: 1 BB: 0 P: 8	R: 2 E: 0 K: 2 S: 13	H: 4 LOB: 2 BB: 0 P: 20	R: 2 E: 0 K: 1 S: 19	H: 4 LOB: 3 BB: 1 P: 33	R: 0 E: 0 K: 0 S: 6	H: 0 LOB: 0 BB: 1 P: 14	R: 0 E: 0 K: 1 S: 10	H: 1 LOB: 1 BB: 0 P: 14	R: 0 E: 0 K: 1 S: 5	H: 0 LOB: 0 BB: 0 P: 9	1B: 13 2B: 0 3B: 0 HR: 0	SF: 1 SAC: 1 DP: 2 HBP: 0	WP: 1 PB: 0 SB: 1 CS: 0	PA: 40
PITCHER	IP WLS BF H R ER SO BB IBB HBP BLK WP HR S P ERA WHIP												PITCHER	IP WLS BF H R ER SO BB IBB HBP BLK WP HR S P ERA WHIP								
Kevin Gross, R (1, 1) ERA: 4.01	5.0 L 24 10 5 5 4 0 0 0 0 0 0 0 54 74 9.00 2.000																					
Tim Crews, R (6, 1) ERA: 8.1	0.0 2 2 0 0 0 0 0 0 0 0 0 0 4 5 ∞ ∞																					
Steve Wilson, L (6, 1) ERA: 2.53	3.0 11 1 0 0 2 1 1 0 0 1 0 24 46 0.00 0.667																					
John Candelaria, L (9, 1) ERA: 1.29	1.0 3 0 0 0 1 0 0 0 0 0 0 5 9 0.00 0.000																					

livebaseballscores.com

AB	36
R	5
H	13
RBI	5
BB	2
SO	7
LOB	17



Batter	1	2	3	4	5	6	7	8	9	AB	R	H	RBI	BB	SO	LOB
Brett Butler, L (1, 8) OBP: 0.391, SLG: 0.450	3-2 F7	1-2 FC6-4 1B		1-1 F7		1-3 K		3-2 P4		5	0	0	0	0	1	6
Mike Sharperson, R (1, 5) OBP: 0.457, SLG: 0.378	1-0 E6 1B	1-2 SAFE		1-0 F8			3-3 K	1-2 P4		4	1	1	1	0	1	0
Dave Hansen, L (8, PH) OBP: 0.179, SLG: 0.296										1	0	0	0	0	0	3
Eric Karros, R (1, 3) OBP: 0.297, SLG: 0.500	2-2			1-0 F8			1-2		0-2 P4	3	0	1	0	0	0	2
Todd Benzinger, S (7, PH) OBP: 0.250, SLG: 0.323	1-3 1B									2	0	1	0	0	0	0
Darryl Strawberry, L (1, 9) OBP: 0.364, SLG: 0.474	0-2 1B		1-0 SH1-4 G6-3 2B		1-1 F7		2-3 K		2-2 F8	5	1	2	1	0	1	1
Eric Davis, R (1, 7) OBP: 0.425, SLG: 0.574	2-1 P6		4-2 SH1-4 1B BB		2-2 G5-3		3-3 K		1-2 F8	4	1	0	0	1	1	3
Juan Samuel, R (1, 4) OBP: 0.350, SLG: 0.283	3-3 K		0-1 SH1-4		1-0 G5-3			2-2 E6 SH2-4 1B		2	0	0	0	0	1	2
John Candelaria, L (9, 1)			1-2 2-3							0	0	0	0	0	0	0
Carlos Hernandez, R (1, 2) OBP: 0.385, SLG: 0.364		4-2 FC6-4 BB 1B BB	1-0 G6-3		1-2 F7		1-2 F7	1-1 SH2-4 1B		2	1	0	1	1	0	1
Mike Scioscia, L (8, PH) OBP: 0.258, SLG: 0.246				3-H				1-2 SH2-4 1B		1	0	1	0	0	0	0
Jose Offerman, S (1, 6) OBP: 0.288, SLG: 0.303		4-1 FC6-4 BB	3-2	2-H 1B		2-3 K		0-1 SH2-4		2	0	1	1	1	1	0
Kevin Gross, R (1, 1) OBP: 0.250, SLG: 0.143		0-0 P2	1-3 K		1-1			1-2 2-3		2	0	0	0	0	1	3
Tim Crews, R (6, 1)										0	0	0	0	0	0	0
Steve Wilson, L (6, 1)										0	0	0	0	0	0	0
Lenny Harris, L (6, 4) OBP: 0.400, SLG: 0.348										1	0	1	0	1	0	0
Stan Javier, S (8, PH) OBP: 0.238, SLG: 0.200										1	0	0	0	0	0	0

Inning Stats	R: 1	H: 2	E: 1	LOB: 2	K: 1	S: 17	P: 28	R: 1	H: 1	E: 0	LOB: 2	K: 0	S: 12	P: 22	R: 2	H: 2	E: 0	LOB: 1	K: 1	S: 15	P: 25	R: 0	H: 0	E: 0	LOB: 0	K: 0	S: 4	R: 0	H: 0	E: 0	LOB: 0	K: 0	S: 7	P: 11	R: 0	H: 1	E: 0	LOB: 1	K: 2	S: 14	P: 18	R: 0	H: 1	E: 0	LOB: 1	K: 3	S: 13	P: 22	R: 0	H: 1	E: 1	LOB: 3	K: 0	S: 18	P: 29	R: 0	H: 0	E: 0	LOB: 0	K: 0	S: 10	P: 13	1B: 7	2B: 1	3B: 0	HR: 0	SF: 0	SAC: 2	DP: 0	HBP: 0	WP: 0	PA: 41
--------------	------	------	------	--------	------	-------	-------	------	------	------	--------	------	-------	-------	------	------	------	--------	------	-------	-------	------	------	------	--------	------	------	------	------	------	--------	------	------	-------	------	------	------	--------	------	-------	-------	------	------	------	--------	------	-------	-------	------	------	------	--------	------	-------	-------	------	------	------	--------	------	-------	-------	-------	-------	-------	-------	-------	--------	-------	--------	-------	--------

PITCHER	IP	WLS	BF	H	R	ER	SO	BB	IBB	HBP	BLK	WP	HR	S	P	ERA	WHIP
Donovan Osborne, L (1, 1) ERA: 1.71	5.0		24	5	4	3	2	3	3	0	0	0	0	55	93	5.40	1.600
Mike Perez, R (6, 1) ERA: 1.65	1.1		6	2	0	0	3	0	0	0	0	0	0	21	29	0.00	1.500
Bob McClure, L (7, 1) ERA: 4.5	0.1		1	0	0	0	1	0	0	0	0	0	0	3	5	0.00	0.000
Cris Carpenter, R (7, 1) ERA: 2.25	1.0		6	1	0	0	1	0	1	0	0	0	0	14	27	0.00	1.000
Lee Smith, R (8, 1) ERA: 2.89	1.1	S	4	0	0	0	0	0	0	0	0	0	0	17	21	0.00	0.000

BOTTOM

St. Louis Cardinals @ Los Angeles Dodgers
Dodger Stadium, Los Angeles, CA

Mon Apr 27 1992, 7:05 PM PDT
Att: 42,902 - Sunny - 78 F

AB	35
R	4
H	8
RBI	4
BB	4
SO	7
LOB	21



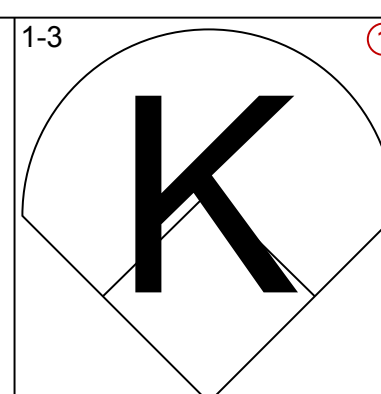
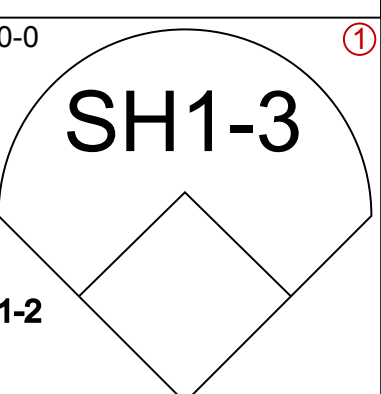
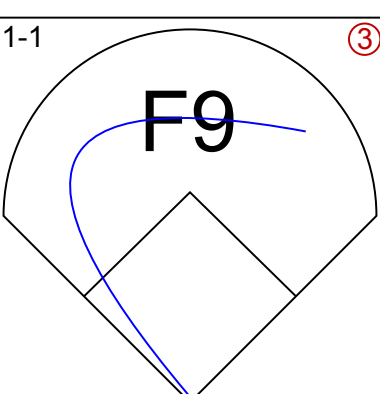
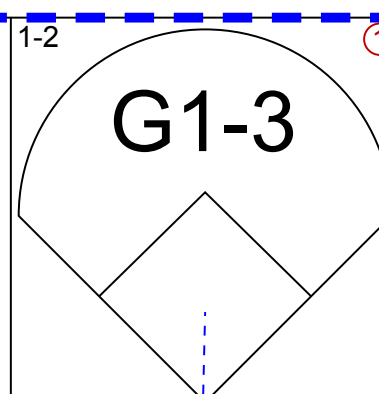
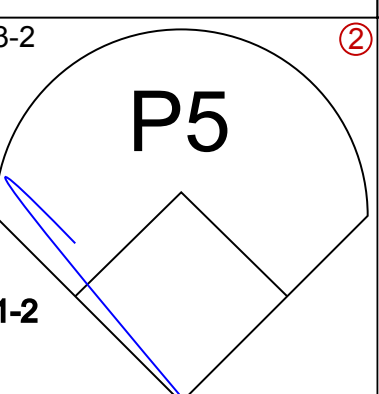
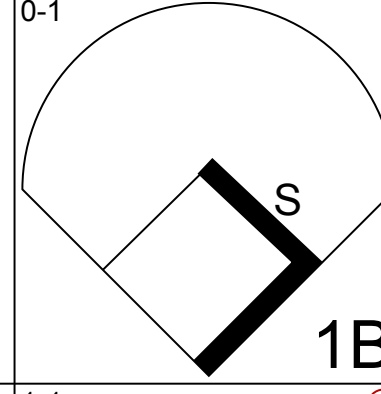
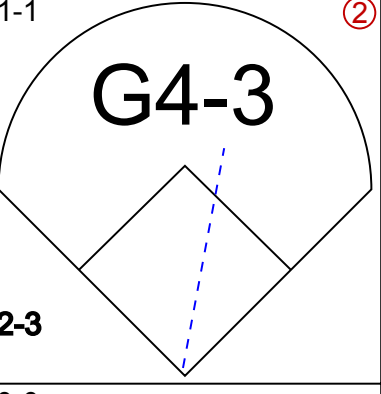
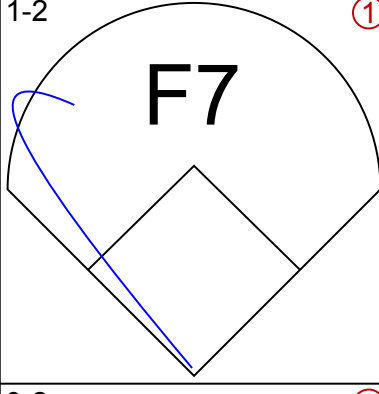
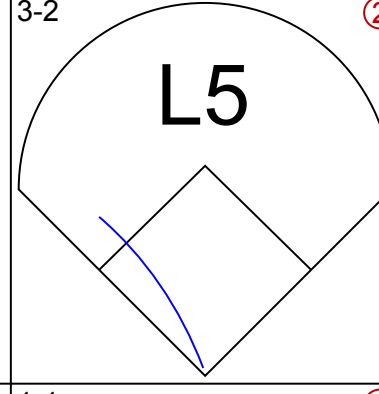
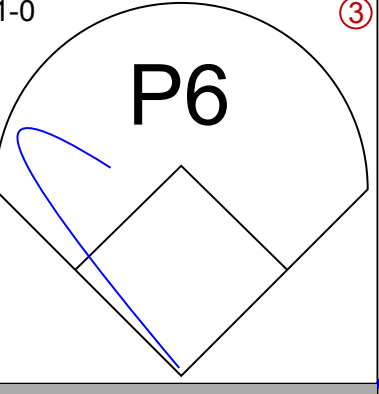
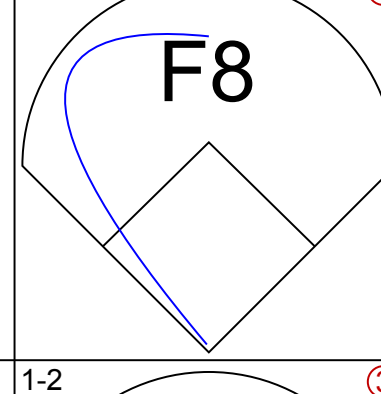
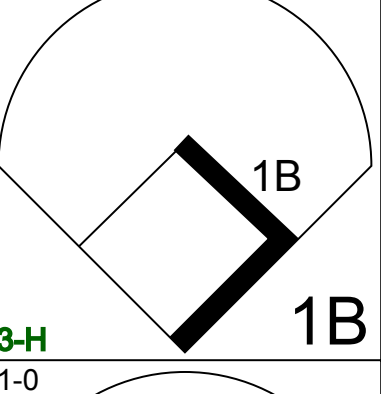
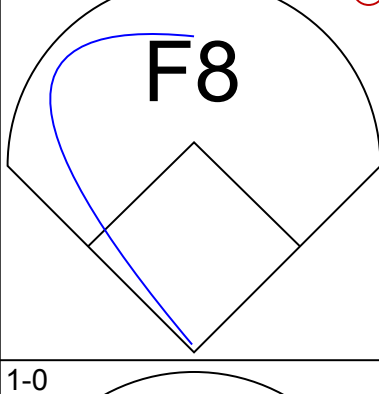
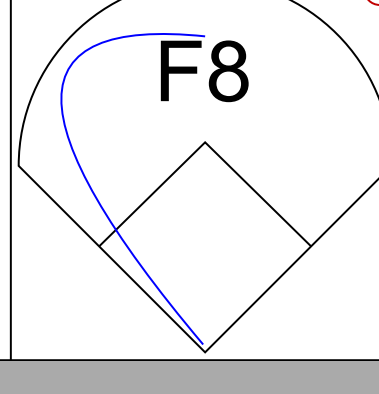

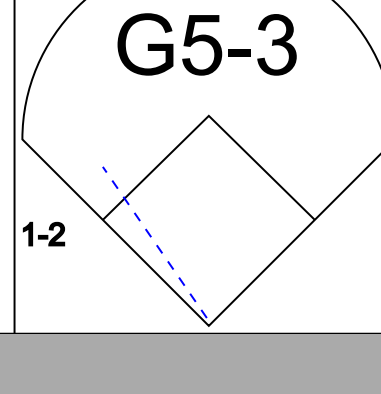
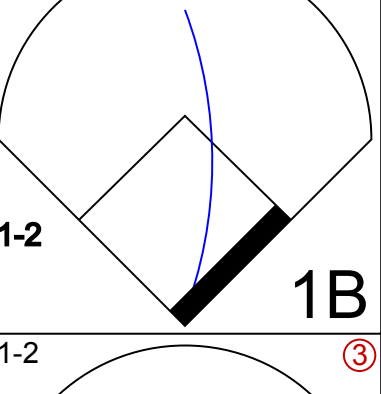

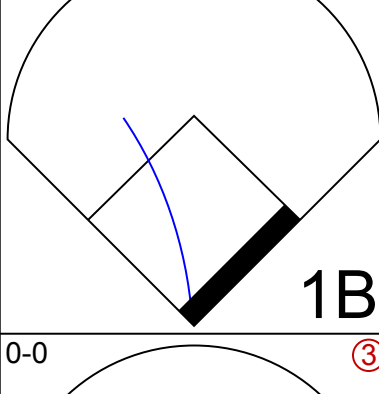



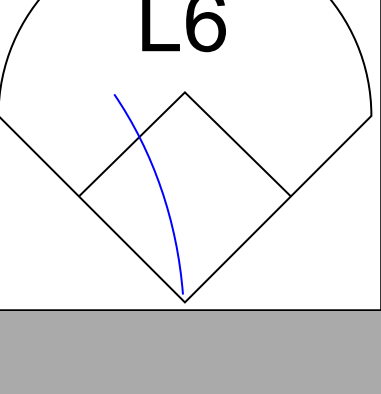

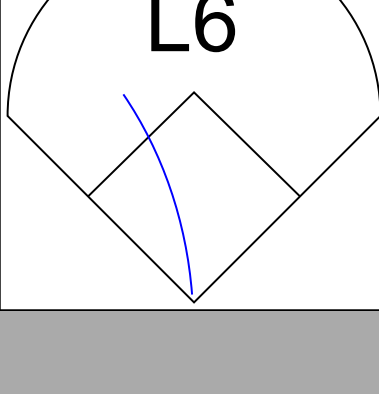
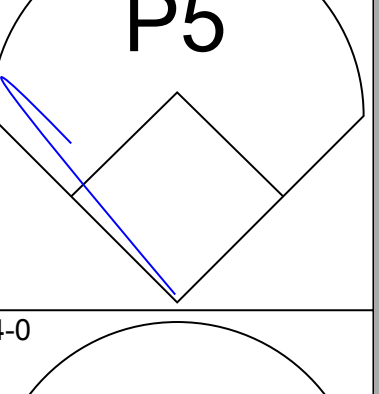

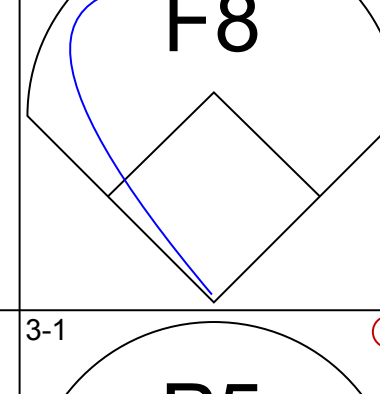
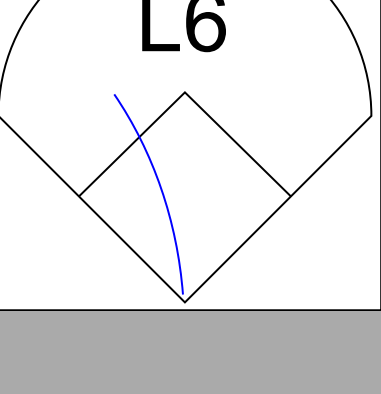
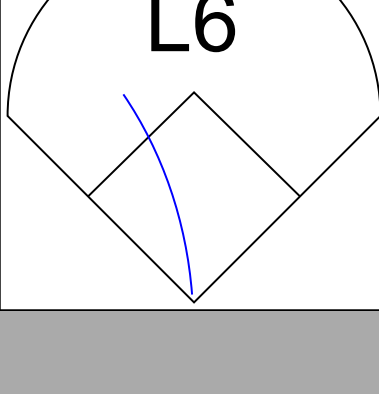
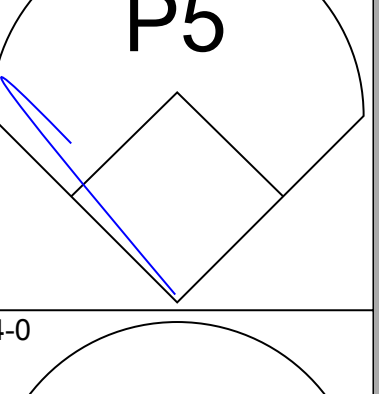

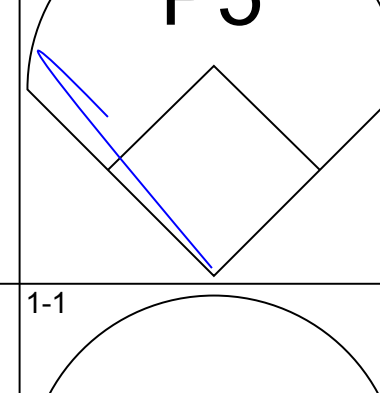
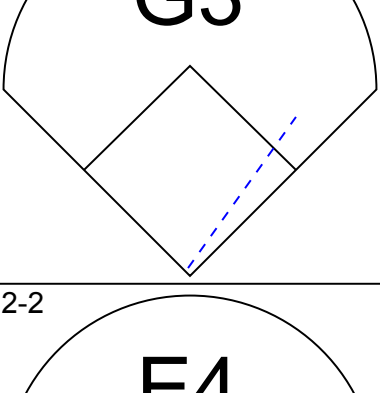
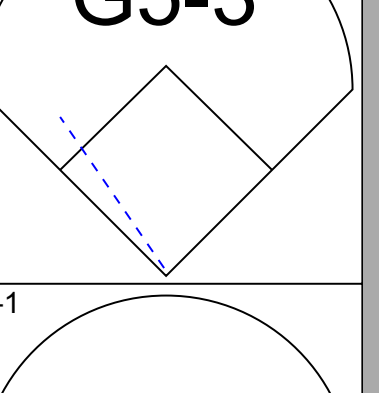
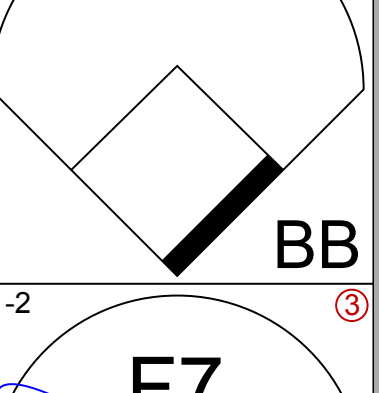
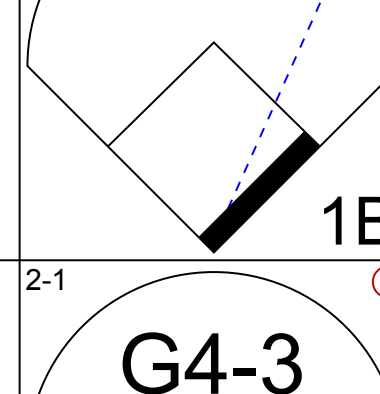
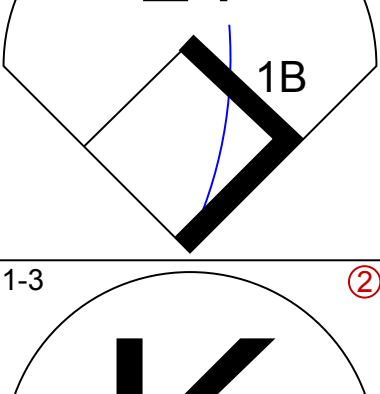
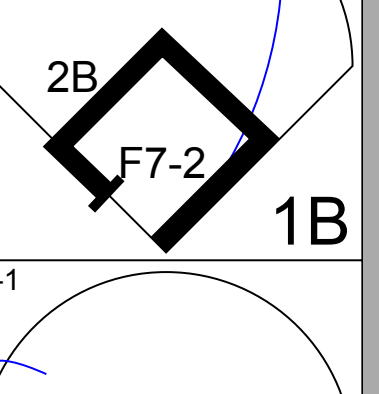
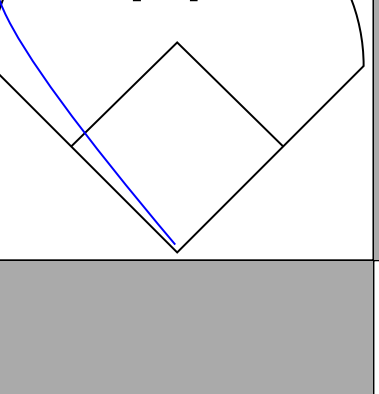
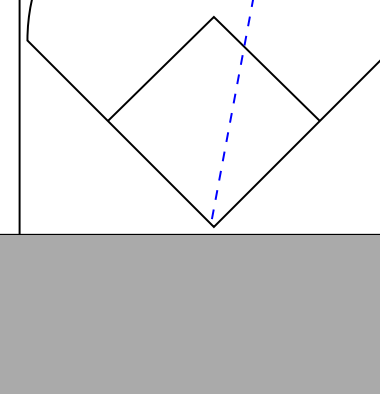
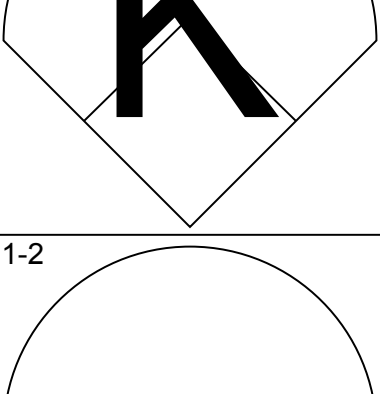
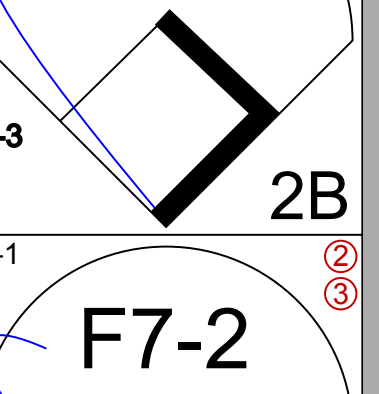
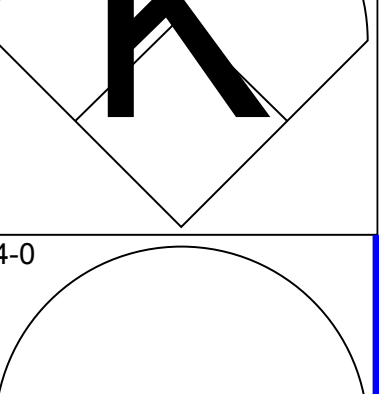
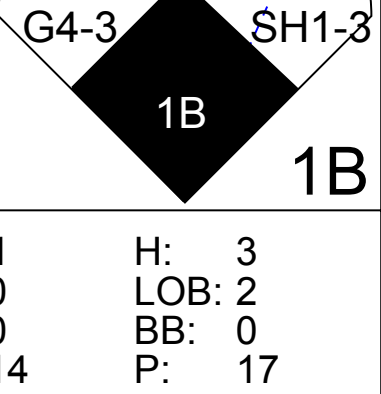
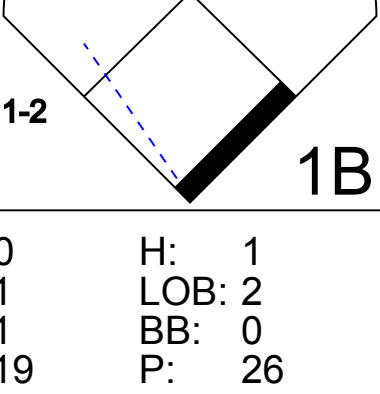
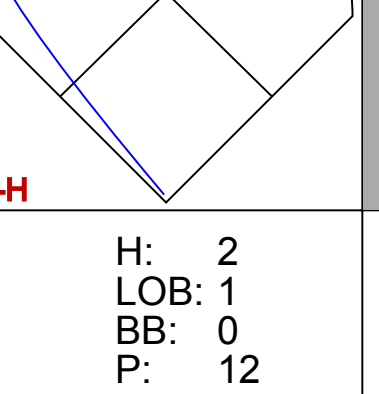
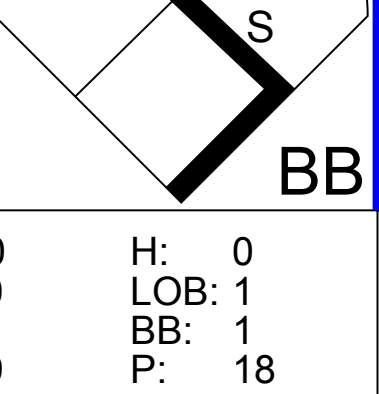
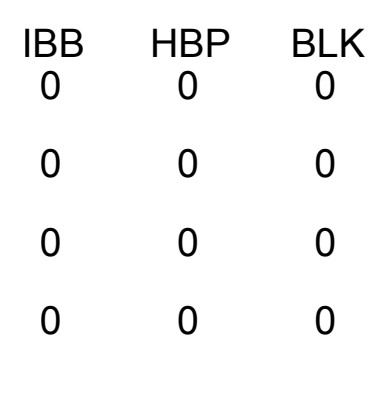
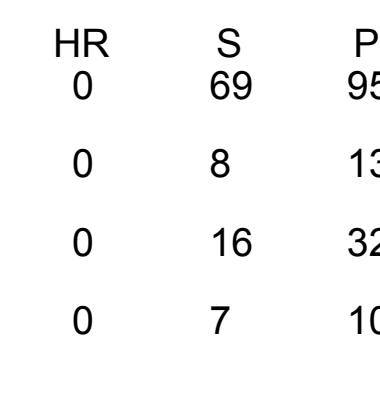



PITCHER	IP	WLS	BF	H	R	ER	SO	BB	IBB	HBP	BLK	WP	HR	S	P	ERA	WHIP
Donovan Osborne, L (1, 1) ERA: 1.71	5.0		24	5	4	3	2	3	3	0	0	0	0	55	93	5.40	1.600
Mike Perez, R (6, 1) ERA: 1.65	1.1		6	2	0	0	3	0	0	0	0	0	0	21	29	0.00	1.500
Bob McClure, L (7, 1) ERA: 4.5	0.1		1	0	0	0	1	0	0	0	0	0	0	3	5	0.00	0.000
Cris Carpenter, R (7, 1) ERA: 2.25	1.0		6	1	0	0	1	0	1	0	0	0	0	14	27	0.00	1.000
Lee Smith, R (8, 1) ERA: 2.89	1.1	S	4	0	0	0	0	0	0	0	0	0	0	17	21	0.00	0.000

Batter	1	2	3	4	5	6	7	8	9	10	AB R H RBI BB SO LOB	TOP												
Ray Lankford, L (1, 8) OBP: 0.417, SLG: 0.425	0-2 G4-3		3-2 F7		2-0 F8		1-2 1B		0-3 K		5 0 1 0 0 1 2	St. Louis Cardinals @ Los Angeles Dodgers Dodger Stadium, Los Angeles, CA Tue Apr 28 1992, 7:05 PM PDT Att: 26,940 - Overcast - 79 F												
Ozzie Smith, S (1, 6) OBP: 0.369, SLG: 0.298	1-0 F7			3-3 K	0-0 F7		4-1 BB		3-1 L7		4 0 0 0 1 1 2													
Milt Thompson, L (1, 9) Lee Smith, R (10, 1) OBP: 0.304, SLG: 0.407	0-0 WP 1B			0-0 F7	4-2 BB		0-1 F7		1-1 CS 1B		4 0 2 0 1 0 2 0 0 0 0 0 0 0													
Todd Zeile, R (1, 5) OBP: 0.346, SLG: 0.455	3-2 G6-3			2-1 S 2B 1B	1-3 K		3-2 G6-3		2-1 CS	2-0 SH3-4 1B 1B	5 2 2 0 0 1 6													
Pedro Guerrero, R (1, 3) Tim Jones, L (8, PR) OBP: 0.333, SLG: 0.348		2-1 G5-3		1 SAFE 4-1 2B 1-2 BB		4-1 BB		2-2 G3 SH1-4 1B		1-0 SH3-4 1-2	2 0 1 0 2 0 0 0 0 0 0 0 0 0													
Bernard Gilkey, R (1, 7) OBP: 0.370, SLG: 0.395		3-2 F9		1-0 2B	1-3 K		1-0 SH1-4		0-3 K		4 0 1 1 0 2 2													
Rex Hudler, R (1, 4) Gerald Perry, L (8, PH) OBP: 0.194, SLG: 0.355		1-1 G6-3		0-0 F8	2-3 K		4-0 G3 IBB		4-0 1B IBB		3 0 0 0 0 1 3 0 0 0 0 2 0 0													
Tom Pagnozzi, R (1, 2) OBP: 0.304, SLG: 0.406			1-1 G5-3		0-2 SH 1B	2-3 K		0-1 G3		1-2 1B	5 0 2 1 0 1 3													
Bob Tewksbury, R (1, 1) Luis Alicea, S (7, PH) Juan Agosto, L (7, 1) Craig Wilson, R (8, PH) Todd Worrell, R (8, 1) Brian Jordan, R (10, PH) OBP: 0.125, SLG: 0.125			0-0 F8		0-2 SH BB		1-0 F9	1-2 G6-3		2-3 K	1 0 0 0 0 0 0 1 0 0 0 0 0 0 0 0 0 0 0 0 0 1 0 0 0 0 0 3 0 0 0 0 0 0 0 1 0 0 0 0 1 2													
Inning Stats	R: 0 E: 0 K: 0 S: 8	H: 1 LOB: 1 BB: 0 P: 12	R: 0 E: 0 K: 0 S: 7	H: 0 LOB: 0 BB: 0 P: 13	R: 0 E: 0 K: 0 S: 8	H: 0 LOB: 0 BB: 0 P: 12	R: 1 E: 0 K: 1 S: 11	H: 2 LOB: 2 BB: 1 P: 21	R: 0 E: 1 K: 1 S: 15	H: 1 LOB: 3 BB: 1 P: 22	R: 0 E: 0 K: 3 S: 13		H: 0 LOB: 1 BB: 1 P: 21	R: 0 E: 0 K: 0 S: 14	H: 1 LOB: 2 BB: 1 P: 23	R: 0 E: 0 K: 0 S: 9	H: 1 LOB: 3 BB: 1 P: 17	R: 0 E: 0 K: 1 S: 8	H: 1 LOB: 0 BB: 0 P: 14	R: 1 E: 0 K: 2 S: 12	H: 2 LOB: 2 BB: 1 P: 22	1B: 8 2B: 1 3B: 0 HR: 0	SF: 0 SAC: 3 DP: 0 HBP: 0	WP: 1 PB: 0 SB: 3 CS: 1
PITCHER	IP WLS BF H R ER SO BB IBB HBP BLK WP HR S P ERA WHIP																							
Ramon Martinez, R (1, 1) ERA: 3.64	7.0		5	1	1	5	4	0	0	0	0	0	0	0	17	31	0.00	1.000						
Roger McDowell, R (8, 1) ERA: 1.59	2.0		2	0	0	1	0	1	0	0	0	0	0	0	12	22	9.00	2.000						
Jim Gott, R (10, 1) ERA: 1.54	1.0	L	6	2	1	1	2	0	1	0	0	0	0	12	22	9.00	2.000							

livebaseballscores.com

AB	36
R	2
H	9
RBI	2
BB	6
SO	8
LOB	25



Batter	1	2	3	4	5	6	7	8	9	10	AB R H RBI BB SO LOB	BOTTOM										
Brett Butler, L (1, 8) OBP: 0.375, SLG: 0.429											4 0 0 0 0 1 3	St. Louis Cardinals @ Los Angeles Dodgers Dodger Stadium, Los Angeles, CA Tue Apr 28 1992, 7:05 PM PDT Att: 26,940 - Overcast - 79 F										
Lenny Harris, L (1, 4) OBP: 0.396, SLG: 0.347											3 0 1 0 0 0 1											
Mike Sharperson, R (7, PH) OBP: 0.438, SLG: 0.359											2 0 0 0 0 0 1											
Darryl Strawberry, L (1, 9) OBP: 0.355, SLG: 0.457											5 0 1 1 0 0 1											
Eric Davis, R (1, 7) OBP: 0.423, SLG: 0.561											5 0 2 0 0 0 1											
Todd Benzing, S (1, 3) OBP: 0.216, SLG: 0.278											5 0 0 0 0 1 3											
Dave Hansen, L (1, 5) OBP: 0.188, SLG: 0.267											3 0 0 0 1 0 0											
Mike Scioscia, L (1, 2) OBP: 0.271, SLG: 0.262											4 0 2 0 0 0 1											
Jose Offerman, S (1, 6) OBP: 0.286, SLG: 0.314											4 0 1 0 0 2 2											
Ramon Martinez, R (1, 1) OBP: 0.222, SLG: 0.222											3 1 2 0 0 0 2											
Roger McDowell, R (8, 1)											0 0 0 0 0 0 0											
Mitch Webster, S (9, PH) OBP: 0.417, SLG: 0.333											0 0 0 0 1 0 0											
Jim Gott, R (10, 1)											0 0 0 0 0 0 0											
Inning Stats	R: 0 E: 0 K: 1 S: 10	H: 1 LOB: 1 BB: 0 P: 13	R: 0 E: 0 K: 0 S: 8	H: 1 LOB: 1 BB: 0 P: 16	R: 1 E: 0 K: 0 S: 14	H: 3 LOB: 2 BB: 0 P: 17	R: 0 E: 1 K: 1 S: 19	H: 1 LOB: 2 BB: 0 P: 26	R: 0 E: 0 K: 0 S: 9	H: 1 LOB: 1 BB: 0 P: 11	R: 0 E: 0 K: 0 S: 8	H: 0 LOB: 0 BB: 0 P: 13	R: 0 E: 0 K: 0 S: 7	H: 0 LOB: 1 BB: 1 P: 14	R: 0 E: 0 K: 1 S: 9	H: 0 LOB: 1 BB: 1 P: 18	R: 0 E: 0 K: 1 S: 7	H: 0 LOB: 0 BB: 0 P: 10	1B: 8 2B: 2 3B: 0 HR: 0	SF: 0 SAC: 1 DP: 1 HBP: 0	WP: 0 PB: 0 SB: 2 CS: 0	PA: 41
PITCHER	IP WLS BF H R ER SO BB IBB HBP BLK WP HR S P ERA WHIP																					
Bob Tewksbury, R (1, 1) ERA: 1.61	6.0	27	9	1	1	2	0	0	0	0	0	0	0	0	69	95	1.50	1.500				
Juan Agosto, L (7, 1) ERA: 8.44	1.0	3	0	0	0	0	0	0	0	0	0	0	0	0	8	13	0.00	0.000				
Todd Worrell, R (8, 1) ERA:	2.0	W	8	0	0	0	1	2	0	0	0	0	0	0	16	32	0.00	1.000				
Lee Smith, R (10, 1) ERA: 2.61	1.0	S	3	0	0	0	1	0	0	0	0	0	0	7	10	0.00	0.000					

AB	38
R	1
H	9
RBI	1
BB	2
SO	4
LOB	15



Batter	1	2	3	4	5	6	7	8	9	10	11	12	AB	R	H	RBI	BB	SO	LOB	TOP							
Ray Lankford, L OBP: 0.402, SLG: 0.400 (1, 8)													5	0	0	0	0	3	3								
Tom Pagnozzi, R OBP: 0.320, SLG: 0.397 (1, 2)													4	0	1	0	2	0	1								
Felix Jose, S OBP: 0.167, SLG: 0.167 (1, 9)													6	0	1	0	0	2	7								
Todd Zeile, R OBP: 0.349, SLG: 0.451 (1, 5)													5	0	2	0	0	1	0								
Pedro Guerrero, R OBP: 0.313, SLG: 0.324 Lee Smith, R (12, 1)													5	0	0	0	0	0	3								
Brian Jordan, R OBP: 0.224, SLG: 0.351 (1, 7)													5	1	2	1	0	3	2								
Rex Hudler, R OBP: 0.194, SLG: 0.333 (12, 3)													5	1	1	0	0	2	1								
Tim Jones, L OBP: 0.225, SLG: 0.231 (12, 4)													4	0	2	0	0	1	0								
Omar Olivares, R OBP: 0.385, SLG: 0.333 Gerald Perry, L OBP: 0.267, SLG: 0.298 Mike Perez, R (9, 1) Craig Wilson, R OBP: 0.300, SLG: 0.385 Ozzie Smith, S OBP: 0.398, SLG: 0.298 (12, 6)													2	0	1	0	0	1	1								
Inning Stats	R: 0 E: 0 K: 1 S: 5	H: 0 LOB: 0 BB: 0 P: 8	R: 1 E: 0 K: 1 S: 10	H: 2 LOB: 0 BB: 0 P: 19	R: 0 E: 0 K: 1 S: 8	H: 1 LOB: 2 BB: 1 P: 16	R: 0 E: 0 K: 0 S: 7	H: 1 LOB: 1 BB: 0 P: 13	R: 0 E: 0 K: 2 S: 13	H: 1 LOB: 1 BB: 0 P: 19	R: 0 E: 0 K: 1 S: 9	H: 0 LOB: 0 BB: 0 P: 9	R: 0 E: 0 K: 1 S: 6	H: 0 LOB: 0 BB: 0 P: 7	R: 0 E: 0 K: 0 S: 8	H: 0 LOB: 0 BB: 0 P: 13	R: 0 E: 0 K: 2 S: 9	H: 0 LOB: 0 BB: 0 P: 13	R: 1 E: 0 K: 1 S: 16	H: 3 LOB: 2 BB: 0 P: 21	1B: 8 2B: 3 3B: 0 HR: 1	SF: 0 SAC: 2 DP: 2 HBP: 1	WP: 1 PA: 48				
PITCHER	IP	WLS	BF	H	R	ER	SO	BB	IBB	HBP	BLK	WP	HR	S	P	ERA	WHIP										
Trevor Wilson, L ERA: 3.38 (1, 1)	6.2		28	8	1	1	7	1	0	0	0	0	0	62	104	1.35	1.350										
Rod Beck, R ERA: (7, 1)	1.1		5	0	0	0	2	1	0	0	0	0	0	13	20	0.00	0.750										
Michael Jackson, R ERA: 2.63 (9, 1)	3.0		9	0	0	0	3	0	0	0	0	0	0	22	33	0.00	0.000										
Dave Righetti, L ERA: 5.4 (12, 1)	1.0	L	6	3	1	1	1	0	0	0	0	1	0	16	21	9.00	3.000										

St. Louis Cardinals @ San Francisco Giants
Candlestick Park, San Francisco, CA
Wed Apr 29 1992, 6:33 AM EDT
Att. 10,642 - Cloudy - 73 F

livebaseballscorecards.com

AB 43
R 2
H 11
RBI 1
BB 2
SO 13
LOB 18



Batter	1	2	3	4	5	6	7	8	9	10	11	12	AB	R	H	RBI	BB	SO	LOB	BOTTOM	
Darren Lewis, R <small>(1, 8) OBP: 0.394, SLG: 0.364</small>	 <small>3-2 1B</small>		 <small>1-2 CS 1B</small>		 <small>0-1 G1-3</small>			 <small>0-0 SH1-4</small>		 <small>1-3 K</small>		 <small>2-2 P3</small>	5 0 2 0 0 1 2								
John Patterson, S <small>(1, 4) OBP: 0.200, SLG: 0.200</small>	 <small>1-2 F7</small>		 <small>3-2 CS 1-2 1B</small>	 <small>2-0 1B</small>		 <small>0-1 G4-3</small>		 <small>2-0 G6-3</small>			 <small>1-1 SH5-4 1B</small>	 <small>1-0 F7</small>	6 0 2 0 0 0 3								
Will Clark, L <small>(1, 3) OBP: 0.446, SLG: 0.487</small>	 <small>0-3 K</small>			 <small>3-3 K 1-2</small>		 <small>4-2 CS BB</small>		 <small>4-0 IBB</small>			 <small>1-0 SH5-4 1B</small>		3 0 1 0 2 2 2								
Kevin Bass, S <small>(1, 7) OBP: 0.398, SLG: 0.441</small> Rod Beck, R <small>(7, 1) OBP: 0.259, SLG: 0.250</small> Chris James, R <small>(8, PH) OBP: 0.296, SLG: 0.250</small> Michael Jackson, R <small>(9, 1) OBP: 0.246, SLG: 0.250</small> Cory Snyder, R <small>(11, PH) OBP: 0.246, SLG: 0.250</small> Dave Righetti, L <small>(12, 1)</small>	 <small>1-3 K</small>			 <small>1-3 K</small>		 <small>3-3 K 1-2</small>		 <small>0-2 FC5</small>		 <small>0-1 SH5-4</small>		 <small>1-2 2-3</small>	3 0 0 0 0 0 3 3 0 0 0 0 0 0 0 0 1 0								
Matt Williams, R <small>(1, 5) OBP: 0.207, SLG: 0.372</small>		 <small>0-0 G1-3</small>		 <small>0-0 P3</small>		 <small>1-0 F7</small>			 <small>0-2 G6-3</small>		 <small>2-3 K</small>		5 0 0 0 0 1 3								
Willie McGee, S <small>(1, 9) OBP: 0.329, SLG: 0.292</small>		 <small>0-2 F7</small>			 <small>2-3 K</small>		 <small>4-2 G4-3 BB</small>		 <small>1-0 L9</small>		 <small>4-0 IBB</small>		3 0 0 0 2 1 0								
Royce Clayton, R <small>(1, 6) OBP: 0.269, SLG: 0.282</small>		 <small>1-0 F8</small>			 <small>0-1 1B SH1-3 1B</small>		 <small>1-0 G4-3</small>		 <small>0-0 G3</small>		 <small>0-3 K</small>		5 1 1 0 0 1 4								
Kirt Manwaring, R <small>(1, 2) OBP: 0.304, SLG: 0.264</small> Bill Swift, R <small>(12, PR) OBP: 0.267, SLG: 0.400</small>			 <small>1-0 F8</small>		 <small>0-1 SH1-3 1B</small>		 <small>2-1 L8</small>		 <small>0-2 P9</small>			 <small>0-0 1B</small>	5 0 2 0 0 0 1 0 0 0 0 0 0 0								
Trevor Wilson, L <small>(1, 1) OBP: 0.400, SLG: 0.500</small> Mike Felder, S <small>(7, 7) OBP: 0.351, SLG: 0.333</small>			 <small>2-3 K</small>		 <small>0-1 SH1-3</small>			 <small>1-1 FC5 SH1-4 1B</small>		 <small>0-1 F7</small>		 <small>2-3 K</small>	1 0 0 1 0 1 0 3 0 1 0 0 1 1								
Inning Stats	R: 0 H: 1 E: 0 LOB: 1 K: 2 BB: 0 S: 13 P: 18	R: 0 H: 0 E: 0 LOB: 0 K: 0 BB: 0 S: 6 P: 7	R: 0 H: 1 E: 0 LOB: 0 K: 1 BB: 0 S: 10 P: 16	R: 0 H: 1 E: 0 LOB: 1 K: 2 BB: 0 S: 11 P: 16	R: 1 H: 2 E: 0 LOB: 1 K: 1 BB: 0 S: 12 P: 14	R: 0 H: 0 E: 0 LOB: 0 K: 1 BB: 1 S: 7 P: 14	R: 0 H: 0 E: 0 LOB: 1 K: 0 BB: 1 S: 8 P: 15	R: 0 H: 1 E: 0 LOB: 2 K: 0 BB: 1 S: 8 P: 15	R: 0 H: 0 E: 0 LOB: 0 K: 0 BB: 0 S: 5 P: 6	R: 0 H: 0 E: 0 LOB: 0 K: 1 BB: 0 S: 8 P: 9	R: 0 H: 2 E: 0 LOB: 3 K: 2 BB: 1 S: 12 P: 20	R: 0 H: 1 E: 0 LOB: 1 K: 1 BB: 0 S: 13 P: 18	1B: 9 SF: 0 2B: 0 SAC: 3 3B: 0 DP: 0 HR: 0 HBP: 0	WP: 0 PA: 48 PB: 0 SB: 1 CS: 2							
PITCHER Omar Olivares, R <small>(1, 1) ERA: 3.65</small> Mike Perez, R <small>(9, 1) ERA: 1.4</small> Lee Smith, R <small>(12, 1) ERA: 2.38</small>	IP WLS BF H R ER SO BB IBB HBP BLK WP HR S P ERA WHIP 8.0 31 6 1 1 7 2 1 0 0 0 0 75 115 1.12 1.000 3.0 W 12 2 0 0 3 0 1 0 0 0 0 25 35 0.00 0.667 1.0 S 4 1 0 0 1 0 0 0 0 0 0 0 13 18 0.00 1.000	PITCHER IP WLS BF H R ER SO BB IBB HBP BLK WP HR S P ERA WHIP																			

St. Louis Cardinals @ San Francisco Giants
 Candlestick Park, San Francisco, CA
 Wed Apr 29 1992, 6:33 AM EDT
 Att. 10,642 - Cloudy - 73 F

livebaseballscorecards.com

AB	40
R	1
H	9
RBI	1
BB	4
SO	11
LOB	21



Batter	1	2	3	4	5	6	7	8	9	AB	R	H	RBI	BB	SO	LOB
Darren Lewis, R OBP: 0.398, SLG: 0.363 (1, 8)	4-2 HR BB	3-3 K		0-2 1B		2-2 G4-3				3	1	1	2	1	1	1
John Patterson, S OBP: 0.286, SLG: 0.357 (1, 4)	2-0 P2		0-0 P6		1-0 2B		3-2 1B			4	1	2	0	0	0	1
Will Clark, L OBP: 0.444, SLG: 0.494 (1, 3)	1-0 L8		0-0 G6-3		0-0 1B		1-0 FC1-6			3	1	1	0	0	0	1
Cory Snyder, R OBP: 0.231, SLG: 0.240 (7, 3)					2-3 2B		1-2f			1	0	0	0	0	0	1
Kevin Bass, S OBP: 0.381, SLG: 0.500 (1, 7)	1-1 HR		1-3 K		1-2 G6-3		2-1 G6-4-3			4	1	1	3	0	1	2
Mike Felder, S OBP: 0.351, SLG: 0.333 (8, 7)					2-3 3-H		1-2f			0	0	0	0	0	0	0
Matt Williams, R OBP: 0.221, SLG: 0.407 (1, 5)	1-0 F8			4-2 1B	1-1 P2			1-2 HR		3	1	1	1	1	0	1
Willie McGee, S OBP: 0.349, SLG: 0.316 (1, 9)		1-1 G3		3-2 1B	0-1 1B		2-2 1B	2-2 SF8		4	2	3	1	0	0	0
Royce Clayton, R OBP: 0.280, SLG: 0.284 (1, 6)		4-2 2B		3-3 1B	1-2 1B		2-2 1B	1-3 1B		3	1	1	0	1	1	3
Jim McNamara, L OBP: 0.367, SLG: 0.407 (1, 2)		1-3 K		4-0 1B		0-1 G1-3		1-1 SF8		2	1	0	0	1	1	1
Craig Colbert, R OBP: 0.278, SLG: 0.250 (8, PH)				1-2 IBB				3-H		0	0	0	1	0	0	0
John Burkett, R OBP: 0.100, SLG: 0.200 (1, 1)		1-1 2B		0-0 1B		1-1 G4-3		3-3 K		3	0	1	1	0	0	3
Chris James, R OBP: 0.250, SLG: 0.240 (8, PH)				1-2 3-H						1	0	0	0	0	1	0
Bryan Hickerson, L OBP: 0.250, SLG: 0.240 (9, 1)				2-3 3-H						0	0	0	0	0	0	0

Inning Stats	R: 2	H: 1	E: 0	K: 0	S: 7	H: 1	LOB: 0	BB: 1	P: 16	R: 1	H: 1	E: 0	K: 2	S: 13	H: 1	LOB: 1	BB: 1	P: 23	R: 0	H: 0	E: 0	K: 1	S: 5	H: 0	LOB: 0	BB: 0	P: 6	R: 2	H: 3	E: 0	K: 0	S: 12	H: 0	LOB: 0	BB: 0	P: 11	R: 0	H: 1	E: 0	K: 0	S: 8	H: 3	LOB: 0	BB: 0	P: 26
--------------	------	------	------	------	------	------	--------	-------	-------	------	------	------	------	-------	------	--------	-------	-------	------	------	------	------	------	------	--------	-------	------	------	------	------	------	-------	------	--------	-------	-------	------	------	------	------	------	------	--------	-------	-------

PITCHER	IP	WLS	BF	H	R	ER	SO	BB	IBB	HBP	BLK	WP	HR	S	P	ERA	WHIP
Jose DeLeon, R ERA: 3.64 (1, 1)	4.0	L	19	4	5	5	4	3	1	0	0	0	1	43	76	11.25	1.750
Juan Agosto, L ERA: 8.53 (5, 1)	2.0		9	3	2	2	0	0	0	0	0	0	0	20	27	9.00	1.500
Bob McClure, L ERA: 5.63 (7, 1)	2.0		8	4	2	2	1	0	0	0	0	0	1	25	40	9.00	2.000


BOTTOM

St. Louis Cardinals @ San Francisco Giants
Candlestick Park, San Francisco, CA

Thu Apr 30 1992, 6:33 AM EDT
Att. 9,922 - Sunny - 66 F

AB	31
R	9
H	11
RBI	9
BB	4
SO	5
LOB	14

WP: 0 PA: 36
PB: 0
SB: 2
CS: 0



PITCHER	IP	WLS	BF	H	R	ER	SO	BB	IBB	HBP	BLK	WP	HR	S	P	ERA	WHIP
---------	----	-----	----	---	---	----	----	----	-----	-----	-----	----	----	---	---	-----	------

Batter	1	2	3	4	5	6	7	8	9	AB R H RBI BB SO LOB	TOP						
Bernard Gilkey, R OBP: 0.364, SLG: 0.373 (1, 7) X	0-0 G5-3		4-2 BB		0-0 WP 1B G1-4-3 1B		0-0 1B 1B		2-1 G4-3	4 1 2 1 1 0 0	St. Louis Cardinals @ San Diego Padres Jack Murphy Stadium, San Diego, CA Fri May 01 1992, 10:05 PM EDT Att. 50,540 - Sunny - 73 F livebaseballscorecards.com						
Ozzie Smith, S OBP: 0.338, SLG: 0.262 (1, 6) C F B X	1-2 G6-3		0-0 L9		0-1 SAFE G1-4-3		1-0 SAFE F8		2-2 F8	5 0 0 0 0 0 4							
Felix Jose, S OBP: 0.429, SLG: 0.500 (1, 9) F C S	0-3 K			0-3 K	3-0 CS 1B		2-2 SAFE SAFE 1-2 1B			4 0 2 1 0 2 0							
Todd Zeile, R OBP: 0.340, SLG: 0.423 (1, 5) F C B B B X		2-2 G6-3		2-3 SAFE SAFE K	1-2 CS 1B	2-0 SAFE F8	1-0 SAFE L9			4 0 0 0 0 1 2							
Pedro Guerrero, R OBP: 0.306, SLG: 0.316 (1, 3) X	0-1 G5-3		0-0 P5		0-0 CS BB 1B		2-2 L6			4 0 1 0 0 0 2							
Brian Jordan, R OBP: 0.232, SLG: 0.380 (1, 8) S B B B S		2-3 K		2-0 HR	4-2 CS 1B BB		1-2 G5-3			3 2 1 1 1 1 0							
Rex Hudler, R OBP: 0.225, SLG: 0.333 (1, 4) B C C X			1-2 L9		2-2 SAFE 2B 1B	4-1 SAFE 1B BB	1-0 F9			3 1 1 0 1 0 0							
Tom Pagnozzi, R OBP: 0.342, SLG: 0.429 (1, 2) B C C X		2-1 FC2-6 1B		1-0 SH1-4 1B 2B	1-0 SH1-4 1B 2B	1-0 1-2 2-H 1B	0-2 G1-3			4 1 3 2 0 0 0							
Rheal Cormier, L OBP: 0.250, SLG: 0.375 (1, 1) B X			1-0 FC2-6 BB		0-0 SH1-4	2-3 K		3-2 F8		2 0 0 0 0 0 1 3 0 1 0 0 0 0 0 0 0							
Todd Worrell, R Cris Carpenter, R Bob McClure, R Mike Perez, R Craig Wilson, R OBP: 0.450, SLG: 0.333 (8, 1) (8, 1) (8, 1) (8, 1) (8, 4)																	
Inning Stats	R: 0 E: 0 K: 1 S: 7 H: 0 LOB: 0 BB: 0 P: 8	R: 0 E: 0 K: 1 S: 9 H: 0 LOB: 0 BB: 0 P: 13	R: 0 E: 0 K: 0 S: 9 H: 1 LOB: 2 BB: 1 P: 17	R: 0 E: 0 K: 2 S: 7 H: 0 LOB: 0 BB: 0 P: 9	R: 4 E: 0 K: 0 S: 12 H: 5 LOB: 0 BB: 0 P: 21	R: 1 E: 0 K: 1 S: 10 H: 2 LOB: 2 BB: 2 P: 23	R: 0 E: 0 K: 0 S: 12 H: 2 LOB: 2 BB: 0 P: 18	R: 0 E: 0 K: 0 S: 7 H: 0 LOB: 0 BB: 0 P: 9	R: 0 E: 0 K: 0 S: 9 H: 0 LOB: 0 BB: 0 P: 16	1B: 8 2B: 1 3B: 0 HR: 1 SF: 0 SAC: 1 DP: 0 HBP: 0	WP: 1 PB: 0 SB: 0 CS: 3 PA: 39						
PITCHER	IP WLS BF H R ER SO BB IBB HBP BLK WP HR S P ERA WHIP																
Craig Lefferts, L ERA: 5.87 (1, 1)	5.1		24	7	5	5	4	2	0	0	0	1	1	49	79	8.44	1.688
Mike Maddux, R ERA: (6, 1)	0.2		3	1	0	0	1	1	0	0	0	0	0	5	12	0.00	3.000
Rich Rodriguez, L ERA: 2.08 (7, 1)	2.0	W	8	2	0	0	0	0	0	0	0	0	0	19	27	0.00	1.000
Randy Myers, L ERA: 4.7 (9, 1)	1.0	S	3	0	0	0	0	0	0	0	0	0	0	9	16	0.00	0.000



Batter	1	2	3	4	5	6	7	8	9
Tony Fernandez, S OBP: 0.358, SLG: 0.382	4-0 FC6-4 BB		0-0 2B 1B		1-0 L8		1-1 P4	0-1 SH5-4	
Tony Gwynn, L OBP: 0.402, SLG: 0.441	2-2 FC6-4 1-2f		0-0 1-3 2B		1-2 FC4 1B		2-1 G4-3	4-0 BB IBB	
Gary Sheffield, R OBP: 0.411, SLG: 0.511	1-1 P3		2-0 F8		0-1 L5		1-1 G5-3	0-1 SF8	
Fred McGriff, L OBP: 0.387, SLG: 0.573	1-1 G4-3			2-0 HR 1B	1 SAFE 3-0 FC4 1-2f			3-H HR	
Benito Santiago, R OBP: 0.281, SLG: 0.348		2-3 K		0-0 1-H HR		0-1 FC6-4 1B		1B BB L5	
Darrin Jackson, R OBP: 0.277, SLG: 0.419		0-0 P3		2-2 F7		1-0 L7		3-2 1B 1B 1B 1-2	
Jerald Clark, R OBP: 0.271, SLG: 0.356		1-0 F9		1-1 S 1B		1-0 FC6-4 1B 1-2f		0-2 1B 1B 1-2 2-H	
Kurt Stillwell, S OBP: 0.317, SLG: 0.410			1-3 K	1-3 K	1-3 K	1-1 1B		0-0 SH5-4 1B 1-2 2-3	
Craig Lefferts, L Mike Maddux, L Tim Teufel, R Rich Rodriguez, L Oscar Azocar, L Randy Myers, L			0-1 G1-3	0-3 K		0-2 P4		0-0 BB SH5-4 1B 1-2 2-H 3-H	

Inning Stats	R: 0 E: 0 K: 0 S: 8	H: 0 LOB: 1 BB: 1 P: 15	R: 0 E: 0 K: 1 S: 5	H: 0 LOB: 0 BB: 0 P: 8	R: 0 E: 0 K: 1 S: 8	H: 2 LOB: 2 BB: 0 P: 11	R: 2 E: 0 K: 2 S: 14	H: 3 LOB: 1 BB: 0 P: 20	R: 0 E: 0 K: 0 S: 7	H: 1 LOB: 1 BB: 0 P: 12	R: 0 E: 0 K: 0 S: 9	H: 2 LOB: 2 BB: 0 P: 12	R: 0 E: 0 K: 0 S: 6	H: 0 LOB: 0 BB: 0 P: 10	R: 5 E: 0 K: 0 S: 25	H: 5 LOB: 3 BB: 3 P: 41
--------------	------------------------------	----------------------------------	------------------------------	---------------------------------	------------------------------	----------------------------------	-------------------------------	----------------------------------	------------------------------	----------------------------------	------------------------------	----------------------------------	------------------------------	----------------------------------	-------------------------------	----------------------------------

PITCHER	IP	WLS	BF	H	R	ER	SO	BB	IBB	HBP	BLK	WP	HR	S	P	ERA	WHIP
Rheal Cormier, L ERA: 3.96	(1, 1)	7.0		8	2	2	4	1	0	0	0	0	1	57	88	2.57	1.286
Todd Worrell, R ERA: 4.09	(8, 1)	0.0	L	5	4	5	0	1	0	0	0	0	1	13	20	∞	∞
Cris Carpenter, R ERA: 2.13	(8, 1)	0.2		4	1	0	0	0	1	0	0	0	0	5	9	0.00	1.500
Bob McClure, L ERA: 5.63	(8, 1)	0.0		1	0	0	0	1	0	0	0	0	0	4	8	∞	∞
Mike Perez, R ERA: 1.37	(8, 1)	0.1		1	0	0	0	0	0	0	0	0	0	3	4	0.00	0.000

BOTTOM

St. Louis Cardinals @ San Diego Padres
Jack Murphy Stadium, San Diego, CA


Fri May 01 1992, 10:05 PM EDT
Att: 50,540 - Sunny - 73 F

AB	R	H	RBI	BB	SO	LOB
3	0	1	0	1	0	0
4	0	2	0	1	0	1
4	0	0	1	0	0	4
4	2	2	1	1	0	2
4	2	2	2	1	1	3
4	1	1	0	0	0	1
4	1	2	1	0	0	1
4	1	2	0	0	2	1
2	0	0	0	0	1	1
0	0	0	0	0	0	0
1	0	0	0	0	0	2
0	0	0	0	0	0	0
1	0	1	2	0	0	0
0	0	0	0	0	0	0

1B	2B	3B	HR	SF	SAC	DP	HBP
10	1	0	2	1	0	0	0

WP	PA
0	41

livebaseballscorecards.com



Batter	1	2	3	4	5	6	7	8	9	AB R H RBI BB SO LOB	TOP											
Bernard Gilkey, R (1, 7) OBP: 0.350, SLG: 0.345	4-1 L4-6 G5-3 BB	0-1 L9		1-3 K		3-2 G5-3			2-3 K	4 0 0 0 1 2 2	St. Louis Cardinals @ San Diego Padres Jack Murphy Stadium, San Diego, CA Sat May 02 1992, 10:05 PM EDT Att. 18,992 - Sunny - 72 F livebaseballscorecards.com											
Ozzie Smith, S (1, 6) OBP: 0.329, SLG: 0.271	0-1 G5-3 1-2		0-0 F8	1-0 F7			2-2 G6-3 2B	2-2 G6-3	5 0 1 0 0 0 1													
Felix Jose, S (1, 9) OBP: 0.444, SLG: 0.471	4-2 BB		0-2 1B WP 1B	3-3 K			0-3 K		3 1 1 0 1 2 1													
Todd Zeile, R (1, 5) OBP: 0.337, SLG: 0.407	0-0 L4-6 2-3		2-2 L9		4-0 G6-3 S BB		1-2 G6-3 2-3		3 0 0 0 1 0 4													
Pedro Guerrero, R (1, 3) OBP: 0.303, SLG: 0.313		1-0 G5-3	2-2 1B E 1B		1-3 K 1-2		0-2 F7		4 1 1 0 0 1 2 0 0 0 0 0 0 0													
Tim Jones, L (7, 4) OBP: 0.205, SLG: 0.209																						
Brian Jordan, R (1, 8) OBP: 0.244, SLG: 0.386		3-1 S 1B	1-2 E 1B	1-2 E 1B	2-1 G6-3 2-3		2-3 K		4 1 2 1 0 1 1													
Rex Hudler, R (1, 4) OBP: 0.250, SLG: 0.349		1 SAFE 1 SAFE 1 SAFE FC2-5 1B 1-H	1-1 E 1B	1-2 E 1B	0-1 G6-3		1-3 K		4 0 2 1 0 1 1													
Tom Pagnozzi, R (1, 2) OBP: 0.337, SLG: 0.420		1-2 FC2-5 1B	1-0 E5	1-2 E5	1-2 L4		2-2 P6		4 0 1 0 0 0 2													
Donovan Osborne, S (1, 1) OBP: 0.100, SLG: 0.100		1-1 FC2-5	0-2 G4-3		0-3 K			0-2 F9	4 0 0 0 0 1 5 0 0 0 0 0 0 0													
Lee Smith, R (9, 1)																						
Inning Stats	R: 0 E: 0 K: 0 S: 8	H: 0 LOB: 1 BB: 2 P: 16	R: 1 E: 0 K: 0 S: 12	H: 3 LOB: 2 BB: 0 P: 20	R: 2 E: 1 K: 0 S: 21	H: 4 LOB: 3 BB: 0 P: 28	R: 0 E: 0 K: 2 S: 9	H: 0 LOB: 0 BB: 0 P: 14	R: 0 E: 0 K: 1 S: 7	H: 0 LOB: 1 BB: 1 P: 14	R: 0 E: 0 K: 1 S: 10	H: 0 LOB: 0 BB: 0 P: 14	R: 0 E: 0 K: 1 S: 14	H: 1 LOB: 1 BB: 0 P: 17	R: 0 E: 0 K: 2 S: 12	H: 0 LOB: 0 BB: 0 P: 17	R: 0 E: 0 K: 1 S: 11	H: 0 LOB: 0 BB: 0 P: 15	1B: 7 2B: 2 3B: 0 HR: 0	SF: 0 SAC: 0 DP: 1 HBP: 0	WP: 1 PB: 0 SB: 2 CS: 0	PA: 38
PITCHER	IP WLS BF H R ER SO BB IBB HBP BLK WP HR S P ERA WHIP																					
Bruce Hurst, L (1, 1) ERA: 4.54	6.0 L 28 7 3 2 4 3 0 0 0 1 0 67 106 3.00 1.667																					
Jose Melendez, R (7, 1) ERA: 1.52	3.0 10 1 0 0 4 0 0 0 0 0 0 37 49 0.00 0.333																					



Batter	1	2	3	4	5	6	7	8	9	AB R H RBI BB SO LOB
Tony Fernandez, S OBP: 0.343, SLG: 0.366 (1, 6)	F9		G5-3			G6-3			L7	4 0 0 0 0 0 1
Tony Gwynn, L OBP: 0.397, SLG: 0.434 (1, 9)	F8			G5-4-3 1B			F8		G3	4 0 1 0 0 0 1
Gary Sheffield, R OBP: 0.400, SLG: 0.495 (1, 5)	P4			G5-4-3 1-2f			F7			3 0 0 0 0 0 1
Fred McGriff, L OBP: 0.385, SLG: 0.565 (1, 3)				G6-3 1B			L8			3 0 1 0 0 0 0
Benito Santiago, R OBP: 0.273, SLG: 0.337 (1, 2)			F8			K		G5-3		3 0 0 0 0 1 1
Darrin Jackson, R OBP: 0.278, SLG: 0.416 (1, 8)			P4			L3 1B		G6-3		3 0 1 0 0 0 1
Jerald Clark, R OBP: 0.263, SLG: 0.344 (1, 7)			K			L3 1-2		K		3 0 0 0 0 2 2
Kurt Stillwell, S OBP: 0.303, SLG: 0.391 (1, 4)				G6-3			F8		P4	3 0 0 0 0 0 0
Bruce Hurst, L OBP: 0.231, SLG: 0.250 (1, 1)				G4-3			F8			1 0 0 0 0 0 0
Kevin Ward, R OBP: 0.357, SLG: 0.500 (6, PH)										1 0 0 0 0 0 0
Jose Melendez, R (7, 1)										0 0 0 0 0 0 0
Tim Teufel, R OBP: 0.341, SLG: 0.308 (9, PH)										1 0 1 0 0 0 0

Inning Stats	R: 0	H: 0	E: 0	K: 0	S: 5	R: 0	H: 1	E: 0	K: 1	S: 10	R: 0	H: 0	E: 0	K: 0	S: 10	R: 0	H: 1	E: 0	K: 1	S: 7	R: 0	H: 0	E: 0	K: 0	S: 4	R: 0	H: 0	E: 0	K: 1	S: 6	R: 0	H: 1	E: 0	K: 0	S: 7	R: 0	H: 0	E: 0	K: 0	S: 6	R: 0	H: 1	E: 0	K: 0	S: 7	1B: 4	SF: 0	2B: 1	SAC: 0	3B: 0	DP: 2	HR: 0	HBP: 0	WP: 0	PA: 29
PITCHER	IP	WLS	BF	H	R	ER	SO	BB	IBB	HBP	BLK	WP	HR	S	P	ERA	WHIP																																						
Donovan Osborne, L ERA: 1.23 (1, 1)	8.1	W	27	4	0	0	3	0	0	0	0	0	0	59	90	0.00	0.480																																						
Lee Smith, R ERA: 2.25 (9, 1)	0.2	S	2	0	0	0	0	0	0	0	0	0	0	2	2	0.00	0.000																																						


BOTTOM

St. Louis Cardinals @ San Diego Padres
Jack Murphy Stadium, San Diego, CA

Sat May 02 1992, 10:05 PM EDT
Att. 18,992 - Sunny - 72 F

livebaseballscorecards.com

AB	29
R	0
H	4
RBI	0
BB	0
SO	3
LOB	7



Batter	1	2	3	4	5	6	7	8	9	AB R H RBI BB SO LOB	TOP											
Ray Lankford, L OBP: 0.396, SLG: 0.404 (1, 8)	1-1 FC6-4 1B	2-2 1B S E 1B	0-0 L5			2-3 K		0-2 2B		5 1 3 0 0 1 0												
Ozzie Smith, S OBP: 0.333, SLG: 0.280 (1, 6)	1-0 FC6-4 1-2f	0-1 1B S 1B	0-1 1B			1-2 L8		0-2 G6-3		5 1 2 0 0 0 2												
Milt Thompson, L OBP: 0.279, SLG: 0.373 (1, 7)	0-0 FC6-4 1-2f 3B	1-2 SAFE G5-3 1-2 3-H	0-0 G1-3			0-0 G3-1			0-0 L8	5 1 0 0 0 0 3												
Felix Jose, S OBP: 0.478, SLG: 0.591 (1, 9)	1-1 SAFE 2B 1-H	2-2 2B 2-H				2-2 G5-3		0-2 F8-5 BB 1B	0-2 F9	5 2 3 2 0 0 0												
Gerald Perry, L OBP: 0.353, SLG: 0.414 (1, 3)	0-1 2B 3-H	0-0 1B 1-H				0-0 G4-3		4-2 F8-5 1-2 BB	1-1 G1-3	4 2 2 2 1 0 0												
Craig Wilson, R OBP: 0.458, SLG: 0.421 (1, 5)	2-2 2B 2-H	0-0 1B 2-H				0-3 K		1-2 F8-5 1-2 2-3		4 0 2 2 0 1 2												
Tom Pagnozzi, R OBP: 0.345, SLG: 0.410 (1, 2)	4-2 FC6-4 BB	4-0 IBB				0-0 G6-3		0-0 G4-3		2 0 0 0 2 0 1												
Tim Jones, L OBP: 0.188, SLG: 0.191 (1, 4)	1-2 FC6-4 1-2f	1-1 G4-3				1-2 P9		0-3 K		4 0 0 0 0 1 4												
Bob Tewksbury, R OBP: 0.083, SLG: 0.083 (1, 1)		0-3 K	2-2 G3			0-0 G1-3		1-3 K		4 0 0 0 0 2 0												
Inning Stats	R: 3 E: 0 K: 0 S: 16	H: 4 LOB: 2 BB: 1 P: 26	R: 4 E: 0 K: 1 S: 18	H: 5 LOB: 2 BB: 1 P: 28	R: 0 E: 0 K: 0 S: 7	H: 1 LOB: 1 BB: 0 P: 9	R: 0 E: 0 K: 1 S: 9	H: 0 LOB: 0 BB: 0 P: 11	R: 0 E: 0 K: 0 S: 5	H: 0 LOB: 0 BB: 0 P: 6	R: 0 E: 0 K: 1 S: 7	H: 0 LOB: 0 BB: 0 P: 10	R: 0 E: 0 K: 0 S: 12	H: 1 LOB: 1 BB: 1 P: 17	R: 0 E: 0 K: 2 S: 12	H: 1 LOB: 1 BB: 0 P: 13	R: 0 E: 0 K: 0 S: 6	H: 0 LOB: 0 BB: 0 P: 7	1B: 7 2B: 5 3B: 1 HR: 0	SF: 0 SAC: 0 DP: 1 HBP: 0	WP: 0 PB: 0 SB: 2 CS: 0	PA: 41
PITCHER	IP WLS BF H R ER SO BB IBB HBP BLK WP HR S P ERA WHIP																					
Dave Eiland, R ERA: 7.0 (1, 1)	1.2 L 15 9 7 7 1 1 0 0 0 0 0 0 32 47 37.80 6.000																					
Pat Clements, L ERA: 3.27 (2, 1)	3.1 12 1 0 0 1 0 1 0 0 0 0 0 23 33 0.00 0.300																					
Rich Rodriguez, L ERA: 1.82 (6, 1)	3.0 11 2 0 0 3 1 0 0 0 0 0 0 31 40 0.00 1.000																					
Mike Maddux, R ERA: (9, 1)	1.0 3 0 0 0 0 0 0 0 0 0 0 0 6 7 0.00 0.000																					

St. Louis Cardinals @ San Diego Padres
 Jack Murphy Stadium, San Diego, CA
 Sun May 03 1992, 10:05 PM EDT
 Att. 15,739 - Cloudy - 78 F

livebaseballscorecards.com

AB	38
R	7
H	12
RBI	6
BB	3
SO	5
LOB	12



Batter	1	2	3	4	5	6	7	8	9	AB R H RBI BB SO LOB
Tony Fernandez, S OBP: 0.330, SLG: 0.351 (1, 6)	0-0 G6-3		0-0 G3		1-1 L7			2-3 K		4 0 0 0 0 1 1
Tony Gwynn, L OBP: 0.383, SLG: 0.418 (1, 9)	1-1 L3			1-1 L8		0-0 G4-3		3-1 G4-3		4 0 0 0 0 0 0
Gary Sheffield, R OBP: 0.386, SLG: 0.474 (1, 5)	1-3 K			0-0 G1-3		1-0 L5			0-1 F8	4 0 0 0 0 1 0
Fred McGriff, L OBP: 0.389, SLG: 0.594 (1, 3)		3-2 G4-3		0-1 HR		2-1 L8			0-0 1B	4 1 2 1 0 0 0
Benito Santiago, R OBP: 0.272, SLG: 0.333 (1, 2)		1-2 F8		0-0 1B			0-0 P4		0-1 P4	4 0 1 0 0 0 1
Darrin Jackson, R OBP: 0.277, SLG: 0.409 (1, 8)		0-1 1B		1-2 P3			1-3 K		0-1 F7	4 0 1 0 0 1 2
Jerald Clark, R OBP: 0.265, SLG: 0.355 (1, 7)		1-1 F9			1-2 F8		0-0 2B			3 0 1 0 0 0 1
Kurt Stillwell, S OBP: 0.304, SLG: 0.388 (1, 4)			0-2 F8		1-1 1B		0-1 L4			3 0 1 0 0 0 1
Dave Eiland, R OBP: 0.167, SLG: 0.667 (2, 1) Pat Clements, R (5, PH) Gary Pettis, S (6, 1) Rich Rodriguez, L (8, PH) Oscar Azocar, L OBP: 0.231, SLG: 0.167 (9, 1) Mike Maddux, L			1-1 G1-3		2-3 K			0-0 F9		0 0 0 0 0 0 0 1 0 0 0 0 0 0 1 0 0 0 0 1 1 0 0 0 0 0 0 0 1 0 0 0 0 0 0 0 0 0 0 0 0 0

Inning Stats	R: 0	H: 0	E: 0	K: 1	S: 6	P: 8	R: 0	H: 1	E: 0	K: 0	S: 10	R: 0	H: 0	E: 0	K: 0	S: 8	R: 1	H: 2	E: 0	K: 0	S: 9	R: 0	H: 1	E: 0	K: 1	S: 12	R: 0	H: 0	E: 0	K: 0	S: 4	R: 0	H: 1	E: 0	K: 1	S: 7	R: 0	H: 0	E: 0	K: 1	S: 7	R: 0	H: 1	E: 0	K: 0	S: 7	R: 0	H: 1	E: 0	K: 0	S: 7	1B: 4	SF: 0	2B: 1	SAC: 0	3B: 0	DP: 0	HR: 1	HBP: 0	WP: 0	PA: 33
PITCHER Bob Tewksbury, R ERA: 1.46 (1, 1)	IP	WLS	BF	H	R	ER	SO	BB	IBB	HBP	BLK	WP	HR	S	P	ERA	WHIP	IP	WLS	BF	H	R	ER	SO	BB	IBB	HBP	BLK	WP	HR	S	P	ERA	WHIP	IP	WLS	BF	H	R	ER	SO	BB	IBB	HBP	BLK	WP	HR	S	P	ERA	WHIP										


BOTTOM

St. Louis Cardinals @ San Diego Padres
Jack Murphy Stadium, San Diego, CA

Sun May 03 1992, 10:05 PM EDT
 Att. 15,739 - Cloudy - 78 F

livebaseballscorecards.com

AB	33
R	1
H	6
RBI	1
BB	0
SO	4
LOB	7



Batter	1	2	3	4	5	6	7	8	9	AB R H RBI BB SO LOB	TOP																	
Darren Lewis, R (1, 8) OBP: 0.371, SLG: 0.330	1-1 G6-3		2-3 K		1-2 F9		1-1 L8		2-3 K	5 0 0 0 0 2 3	San Francisco Giants @ St. Louis Cardinals Busch Stadium, St. Louis, MO Tue May 05 1992, 7:05 PM CDT Att. 17,770 - Cloudy - 59 F																	
John Patterson, S (1, 4) OBP: 0.214, SLG: 0.222	1-3 K		0-0 F7			2-2 HR 1B	2-2 G4-3		1-3 K	5 1 1 0 0 2 2																		
Will Clark, L (1, 3) OBP: 0.455, SLG: 0.533	1-1 F9			3-2 F7		0-1 HR 1B	2-2 2B		2-0 F7	5 1 2 2 0 0 0																		
Kevin Bass, S (1, 7) OBP: 0.352, SLG: 0.449		0-0 L4		0-1 G4-3		1-1 F8	1-1 G4-3			4 0 0 0 0 0 1																		
Matt Williams, R (1, 5) OBP: 0.235, SLG: 0.418		3-1 P4		1-0 G6-3		4-1 WP 1B BB		0-0 SH3-4 1B		3 1 1 0 1 0 0																		
Willie McGee, S (1, 9) OBP: 0.357, SLG: 0.314		3-3 K			0-1 2B G5-3 1B	0-0 1B WP SF7 1B		0-1 L4-6 SH3-4 1B	4 2 3 0 0 1 0																			
Royce Clayton, R (1, 6) OBP: 0.301, SLG: 0.329			2-3 K		3-2 SAFE 1 SAFE 1 SAFE 1 SAFE 1 F B	3-2 SAFE 1 SAFE 1 SAFE 1 SAFE 1 F B		0-0 SH3-4	3 0 2 1 0 1 0																			
Kirt Manwaring, R (1, 2) OBP: 0.328, SLG: 0.271			4-2 SH BB		3-3 K	1-0 SF7		4-0 IBB	1 0 0 0 1 1 2																			
Mike Felder, S (6, PH) OBP: 0.359, SLG: 0.351					1-3 2B	1-3 2-H 1B		1-2 2-3	0 0 0 1 0 0 0																			
Jim McNamara, L (6, 2) OBP: 0.367, SLG: 0.407					3-3 K	3-3 K			0 0 0 0 0 0 0																			
Chris James, R (8, PH) OBP: 0.267, SLG: 0.231						3-H			0 0 0 0 1 0 0																			
Rod Beck, R (8, 1)									0 0 0 0 0 0 0																			
Kelly Downs, R (1, 1)			1-2 SH		1-1 G5-3	1-1 SAFE 1 SAFE 1 SAFE 1 F B		0-0 L4-6	0 0 0 0 0 0 0																			
Dave Burba, R (4, 1)									2 0 0 1 0 0 2																			
Craig Colbert, R (8, PH) OBP: 0.250, SLG: 0.222			1-2 SH						1 0 0 0 0 0 3																			
Inning Stats	R: 0 E: 0 K: 1 S: 8	H: 0 LOB: 0 BB: 0 P: 11	R: 0 E: 0 K: 1 S: 9	H: 0 LOB: 0 BB: 0 P: 15	R: 0 E: 0 K: 2 S: 12	H: 0 LOB: 2 BB: 1 P: 21	R: 0 E: 0 K: 0 S: 6	H: 0 LOB: 0 BB: 0 P: 10	R: 1 E: 0 K: 1 S: 14	H: 2 LOB: 1 BB: 0 P: 22	R: 4 E: 0 K: 0 S: 15	H: 4 LOB: 1 BB: 1 P: 27	R: 0 E: 0 K: 0 S: 11	H: 1 LOB: 1 BB: 0 P: 17	R: 0 E: 0 K: 0 S: 5	H: 2 LOB: 2 BB: 1 P: 9	R: 0 E: 0 K: 2 S: 7	H: 0 LOB: 0 BB: 0 P: 12	1B: 6 2B: 3 3B: 0 HR: 1	SF: 1 SAC: 2 DP: 1 HBP: 0	WP: 1 PB: 0 SB: 0 CS: 0	PA: 39						
PITCHER	IP WLS BF H R ER SO BB IBB HBP BLK WP HR S P ERA WHIP																											
Omar Olivares, R (1, 1) ERA: 4.25	5.1		24	5	5	5	5	2	0	0	0	0	0	1	58	95	8.44	1.312										
Mike Perez, R (6, 1) ERA: 1.27	1.2	W	7	2	0	0	0	0	0	0	0	1	0	17	28	0.00	1.200											
Todd Worrell, R (8, 1) ERA: 3.75	1.0		5	2	0	0	0	0	1	0	0	0	0	5	9	0.00	2.000											
Lee Smith, R (9, 1) ERA: 2.08	1.0	S	3	0	0	0	2	0	0	0	0	0	0	7	12	0.00	0.000											

livebaseballscorecards.com

AB	33
R	5
H	9
RBI	5
BB	3
SO	7
LOB	13



Batter	1	2	3	4	5	6	7	8	9	AB	R	H	RBI	BB	SO	LOB
Ray Lankford, L OBP: 0.388, SLG: 0.394 (1, 8)	F7	F8	CS	BB S 1B	L5			K		5	0	1	0	0	1	4
Ozzie Smith, S OBP: 0.360, SLG: 0.299 (1, 6)	FC4-6 BB	BB		BB	BB	G6-3 SF9 2B		G4-3		2	1	1	0	3	0	1
Felix Jose, S OBP: 0.464, SLG: 0.538 (1, 9)	FC4-6 S 1B	F8		G4-6-3 BB		G6-3		1-1 1B		4	1	1	1	1	0	4
Todd Zeile, R OBP: 0.330, SLG: 0.393 (1, 5)	1B BB		P6	K		SF9		G4-3		3	0	0	1	1	1	4
Pedro Guerrero, R OBP: 0.312, SLG: 0.321 Tim Jones, L OBP: 0.188, SLG: 0.191 (1, 3) (9, 4)	1B		HR 1B	G4-6-3		P4				4	1	2	1	0	0	3
Brian Jordan, R OBP: 0.256, SLG: 0.425 (1, 7)	G5-3		HR 1B							0	0	0	0	0	0	0
Rex Hudler, R OBP: 0.250, SLG: 0.404 (1, 4) (9, 3)		G5-3	HR	G4-6-3				G4-3		4	1	1	1	0	0	1
Tom Pagnozzi, R OBP: 0.352, SLG: 0.425 (1, 2)		1B 2B	CS 1B	FC				K		4	1	2	0	0	1	1
Omar Olivares, R OBP: 0.375, SLG: 0.333 Mike Perez, R (6, 1) Todd Worrell, R (8, 1) Milt Thompson, L OBP: 0.274, SLG: 0.367 Lee Smith, R (9, 1)	BB 1B	BB	P3	K				E3 G4-3 S 1B		3	0	1	1	0	1	3

Inning Stats	R: 1	H: 1	E: 0	K: 10	S: 10	R: 1	H: 2	E: 0	K: 12	S: 12	R: 3	H: 4	E: 0	K: 13	S: 13	R: 0	H: 1	E: 0	K: 11	S: 16	R: 1	H: 1	E: 0	K: 10	S: 10	R: 0	H: 0	E: 0	K: 2	S: 8	R: 1	H: 1	E: 1	K: 12	S: 19	1B: 7	2B: 2	3B: 0	HR: 2	SF: 1	SAC: 0	DP: 1	HBP: 0	WP: 0	PA: 41
--------------	------	------	------	-------	-------	------	------	------	-------	-------	------	------	------	-------	-------	------	------	------	-------	-------	------	------	------	-------	-------	------	------	------	------	------	------	------	------	-------	-------	-------	-------	-------	-------	-------	--------	-------	--------	-------	--------

PITCHER	IP	WLS	BF	H	R	ER	SO	BB	IBB	HBP	BLK	WP	HR	S	P	ERA	WHIP
Kelly Downs, R ERA: 3.44 (1, 1)	3.0		19	8	5	5	0	3	0	0	0	0	2	35	64	15.00	3.667
Dave Burba, R ERA: 3.04 (4, 1)	4.0	L	16	2	1	1	4	2	0	0	0	0	0	41	66	2.25	1.000
Rod Beck, R ERA: 2.33 (8, 1)	1.0		5	1	1	0	1	0	0	0	0	0	0	12	19	0.00	1.000

BOTTOM

San Francisco Giants @ St. Louis Cardinals
Busch Stadium, St. Louis, MO
 Tue May 05 1992, 7:05 PM CDT
 Att. 17,770 - Cloudy - 59 F

livebaseballscorecards.com

AB	34
R	7
H	11
RBI	7
BB	5
SO	5
LOB	23



Batter	1	2	3	4	5	6	7	8	9	10	11	AB R H RBI BB SO LOB	BOTTOM														
Ray Lankford, L OBP: 0.393, SLG: 0.429 (1, 8)	0-0 1B S		0-1 F8		1-1 1B BB S 1B		0-0 HR		0-0 F8		1-3 K	6 3 3 1 0 1 0	San Francisco Giants @ St. Louis Cardinals Busch Stadium, St. Louis, MO Wed May 06 1992, 7:05 PM CDT Att. 19,676 - Sunny - 65 F														
Ozzie Smith, S OBP: 0.379, SLG: 0.317 (1, 6)	4-0 FC5-4 1B BB		1-1 E6 1B		2-0 BB S 1B		1-1 G6-3		1-1 F8 BB 1B		2-1 F7	5 0 3 0 1 0 0															
Felix Jose, S OBP: 0.471, SLG: 0.613 (1, 9)	1-2 FC5-4 1B		3-3 K		1-2 E4 BB		0-0 G4-3		4-0 S BB		2-1 HR	5 1 2 2 1 1 3															
Todd Zeile, R OBP: 0.315, SLG: 0.371 (1, 5)	0-3 K		0-1 G4-3		1-2 P6		3-1 G5-3		0-1 F8			5 0 0 0 0 1 8															
Pedro Guerrero, R OBP: 0.316, SLG: 0.318 (1, 3)	1-0 FC5-4 1-2f 2-3			1-1 F9	4-1 G6-4-3 BB			0-0 CS 1B	3-3 K			4 0 1 1 1 1 4															
Brian Jordan, R OBP: 0.263, SLG: 0.418 (1, 7)	2-0 L8			0-0 3B 1B	0-0 G6-4-3			4-2 FC4-6 BB 1-2		0-3 K		4 1 1 0 1 1 5															
Rex Hudler, R OBP: 0.255, SLG: 0.400 Craig Wilson, R OBP: 0.462, SLG: 0.400 (1, 4) (7, 4)		2-1 F9		0-2 F9		0-1 G6-3 CS 1B		4-2 FC4-6 BB 1-2		3-1 G6-3		3 0 1 0 0 0 1 1 0 0 0 1 0 0															
Tom Pagnozzi, R OBP: 0.354, SLG: 0.446 (1, 2)		0-1 F9		0-0 3B		2-1 G6-3		0-0 FC4-6 1-2f 2-3		0-0 1B		5 0 2 1 0 0 3															
Jose DeLeon, R Cris Carpenter, R Bob McClure, R Gerald Perry, L Lee Smith, R Mike Perez, R Bernard Gilkey, R Juan Agosto, L (1, 1) (8, 1) (8, 1) (8, PH) (9, 1) (10, 1) (10, PH) (11, 1)		3-2 G6-3		0-1 G6-3		1-2 G1-3		2-3 K		3-2 F8		2 0 0 0 0 0 1 1 0 0 0 0 0 0 0 0 0 0 0 0 0 1 0 0 0 0 0 1 0 0 0 0 0 0 0 0 0 0 0 0 0 0 1 0 0 0 0 0 1 0 0 0 0 0 0 0															
Inning Stats	R: 1 E: 0 K: 1 S: 10	H: 2 LOB: 2 BB: 1 P: 17	R: 0 E: 0 K: 0 S: 9	H: 0 LOB: 0 BB: 0 P: 14	R: 0 E: 1 K: 1 S: 9	H: 1 LOB: 1 BB: 0 P: 13	R: 1 E: 0 K: 0 S: 10	H: 2 LOB: 1 BB: 0 P: 11	R: 1 E: 1 K: 0 S: 11	H: 2 LOB: 2 BB: 1 P: 20	R: 0 E: 0 K: 0 S: 7	H: 1 LOB: 0 BB: 0 P: 10		R: 1 E: 0 K: 0 S: 6	H: 1 LOB: 0 BB: 0 P: 10	R: 0 E: 0 K: 1 S: 13	H: 1 LOB: 2 BB: 2 P: 23	R: 0 E: 0 K: 1 S: 9	H: 1 LOB: 2 BB: 1 P: 17	R: 0 E: 0 K: 1 S: 11	H: 1 LOB: 1 BB: 0 P: 17	R: 1 E: 0 K: 1 S: 7	H: 1 LOB: 0 BB: 0 P: 12	1B: 10 2B: 0 3B: 1 HR: 2	SF: 0 SAC: 0 DP: 1 HBP: 0	WP: 0 PB: 0 SB: 4 CS: 2	PA: 48
PITCHER	IP WLS BF H R ER SO BB IBB HBP BLK WP HR S P ERA WHIP													IP WLS BF H R ER SO BB IBB HBP BLK WP HR S P ERA WHIP													
John Burkett, R ERA: 4.75 (1, 1)	7.0 31 9 4 3 2 2 0 0 0 0 1 62 95 3.86 1.571																										
Bryan Hickerson, L ERA: 1.29 (8, 1)	0.1 2 1 0 0 0 1 0 0 0 0 0 4 8 0.00 6.000																										
Jeff Brantley, R ERA: 1.69 (8, 1)	0.2 3 0 0 0 1 1 0 0 0 0 0 9 15 0.00 1.500																										
Dave Righetti, L ERA: 4.5 (9, 1)	2.2 L 12 3 1 1 3 1 0 0 0 0 1 27 46 3.38 1.500																										

livebaseballscores.com

AB 43
R 5
H 13
RBI 5
BB 5
SO 6
LOB 28



Batter	1	2	3	4	5	6	7	8	9	AB R H RBI BB SO LOB	TOP	
Darren Lewis, R (1, 8) OBP: 0.357, SLG: 0.319	2-2 F9		1-0 L9		1-3 K		0-0 L8			4 0 0 0 0 1 2		
Willie McGee, S (1, 9) OBP: 0.355, SLG: 0.326	0-3 K			0-1 G6-4-3 1B HR		1-0 E 1B		2-2 F9		4 1 2 0 0 1 0		
Will Clark, L (1, 3) OBP: 0.438, SLG: 0.515	2-3 K			0-0 G6-4-3 1B		0-3 SAFE K		3-3 K		4 0 1 0 0 3 1		
Kevin Bass, S (1, 7) OBP: 0.333, SLG: 0.414		1-2 G5-3 1B		0-0 G6-4-3 1-2f 2-3		1-1 G5-3		1-1 G6-3		4 0 1 0 0 0 3		
Matt Williams, R (1, 5) OBP: 0.262, SLG: 0.459		2-0 G5-3 1-2		1-1 HR		4-0 S IBB		2-2 G6-3		3 1 1 2 1 0 1		
Greg Litton, R (1, 4) OBP: 0.262, SLG: 0.459		1-3 K		2-3 K		0-1 F9 1-2		1-3 K		4 0 0 0 0 3 3		
Kirt Manwaring, R (1, 2) OBP: 0.324, SLG: 0.270		2-1 L7			2-2 S 1B		3-2 G6-3		3-2 L3	4 0 1 0 0 0 1	AB 33	
Jose Uribe, S (1, 6) OBP: 0.100, SLG: 0.200			2-1 G6-3		0-0 F9		1-1 2B			3 0 1 0 0 0 1	R 2	
Bill Swift, R (1, 1) OBP: 0.238, SLG: 0.333			1-3 K		1-3 K		1-3 K			3 0 0 0 0 3 2	H 7	
Inning Stats	R: 0 E: 0 K: 2 S: 10 H: 0 LOB: 0 BB: 0 P: 14	R: 0 E: 0 K: 1 S: 9 H: 1 LOB: 1 BB: 0 P: 15	R: 0 E: 0 K: 1 S: 6 H: 0 LOB: 0 BB: 0 P: 10	R: 2 E: 0 K: 1 S: 9 H: 3 LOB: 0 BB: 0 P: 12	R: 0 E: 0 K: 2 S: 13 H: 1 LOB: 1 BB: 0 P: 17	R: 0 E: 1 K: 1 S: 9 H: 1 LOB: 2 BB: 1 P: 15	R: 0 E: 0 K: 1 S: 9 H: 1 LOB: 1 BB: 0 P: 14	R: 0 E: 0 K: 1 S: 9 H: 0 LOB: 0 BB: 0 P: 15	R: 0 E: 0 K: 1 S: 12 H: 0 LOB: 0 BB: 0 P: 18	1B: 5 2B: 1 3B: 0 HR: 1 SF: 0 SAC: 0 DP: 1 HBP: 0	WP: 0 PB: 0 SB: 2 CS: 0	PA: 34
PITCHER Donovan Osborne, L (1, 1) ERA: 1.45 Todd Worrell, R (9, 1) ERA: 3.46	IP WLS BF H R ER SO BB IBB HBP BLK WP HR S P ERA WHIP											
	8.0 L 31 7 2 2 10 0 1 0 0 0 0 1 74 112 2.25 0.875											
	1.0 3 0 0 0 1 0 0 0 0 0 0 0 12 18 0.00 0.000											

San Francisco Giants @ St. Louis Cardinals
 Busch Stadium, St. Louis, MO
 Thu May 07 1992, 3:33 AM CDT
 Att. 35,970 - Sunny - 67 F

livebaseballscorecards.com



Batter	1	2	3	4	5	6	7	8	9	AB R H RBI BB SO LOB
Ray Lankford, L OBP: 0.389, SLG: 0.431 (1, 8) C X	0-1 F7		1-0 2B			1-0 G4-6-3 1-2f			0-1 G4-3	4 0 1 0 0 0 1
Ozzie Smith, S OBP: 0.374, SLG: 0.314 (1, 6) C C B X	1-2 1B 1B		1-1 G3-1			3-1 G4-3			0-0 G5-3	4 0 1 0 0 0 1
Felix Jose, S OBP: 0.486, SLG: 0.606 (1, 9) B X	1-0 G6-4-3 1-3 1B		1-1 P6			4-0 G6-3 BB				2 0 1 0 1 0 0
Todd Zeile, R OBP: 0.306, SLG: 0.359 (1, 5) B B X	2-0 G6-4-3 1-2f		1-2 G4-3			0-1 G6-3 1-2f			SAFE	3 0 0 0 0 0 3
Pedro Guerrero, R OBP: 0.307, SLG: 0.308 (1, 3)		2-1 P4		0-0 G6-3		1-0 G5-3				3 0 0 0 0 0 0
Milt Thompson, L OBP: 0.262, SLG: 0.349 (1, 7)		1-3 K		1-3 K		1-1 G3				3 0 0 0 0 2 0
Luis Alicea, S OBP: 0.154, SLG: 0.128 (1, 4)		2-2 G1-3		1-1 G6-3		2-3 K				3 0 0 0 0 1 0
Rich Gedman, L OBP: 0.111, SLG: 0.167 (1, 2)			1-3 K		1-0 G4-3			1-0 G3-1		3 0 0 0 0 1 0
Donovan Osborne, S OBP: 0.167, SLG: 0.167 (1, 1) Todd Worrell, R (9, 1) Gerald Perry, L (9, PH) OBP: 0.333, SLG: 0.387			0-0 G4-3			2-2 G4-6-3 1B			3-2 G4-3	2 0 1 0 0 0 0 0 0 0 0 0 0 0 1 0 0 0 0 0 0


Inning Stats	R: 0	H: 2	E: 0	LOB: 1	K: 0	S: 7	P: 11	R: 0	H: 0	E: 0	LOB: 0	K: 1	S: 9	P: 14	R: 0	H: 1	E: 0	LOB: 1	K: 1	S: 8	P: 11	R: 0	H: 0	E: 0	LOB: 0	K: 0	S: 6	P: 8	R: 0	H: 0	E: 0	LOB: 0	K: 1	S: 7	P: 10	R: 0	H: 1	E: 0	LOB: 0	K: 0	S: 6	P: 12	R: 0	H: 0	E: 0	LOB: 0	K: 0	S: 3	P: 8	R: 0	H: 0	E: 0	LOB: 0	K: 1	S: 7	P: 11	R: 0	H: 0	E: 0	LOB: 0	K: 0	S: 7	P: 10	1B: 3	SF: 0	2B: 1	SAC: 0	3B: 0	DP: 3	HR: 0	HBP: 0	WP: 0	PA: 29
PITCHER Bill Swift, R (1, 1) ERA: 1.29	IP	WLS	BF	H	R	ER	SO	BB	IBB	HBP	BLK	WP	HR	S	P	ERA	WHIP	IP	WLS	BF	H	R	ER	SO	BB	IBB	HBP	BLK	WP	HR	S	P	ERA	WHIP																																							


BOTTOM

San Francisco Giants @ St. Louis Cardinals
 Busch Stadium, St. Louis, MO
 Thu May 07 1992, 3:33 AM CDT
 Att. 35,970 - Sunny - 67 F

livebaseballscorecards.com

AB 28
R 0
H 4
RBI 0
BB 1
SO 4
LOB 5



Batter	1	2	3	4	5	6	7	8	9	AB R H RBI BB SO LOB	TOP														
Deion Sanders, L (1, 8) OBP: 0.389, SLG: 0.576	1-2 G4-3		1-1 G6-3			1-0 CS 1B		3-2 G4-6-3 1B		4 0 2 0 0 0 0	<p>Atlanta Braves @ St. Louis Cardinals Busch Stadium, St. Louis, MO</p> <p>Fri May 08 1992, 7:05 PM CDT Att. 45,110 - Sunny - 77 F</p> <p>livebaseballscorecards.com</p> <table border="1"> <tr><td>AB</td><td>32</td></tr> <tr><td>R</td><td>2</td></tr> <tr><td>H</td><td>9</td></tr> <tr><td>RBI</td><td>2</td></tr> <tr><td>BB</td><td>1</td></tr> <tr><td>SO</td><td>2</td></tr> <tr><td>LOB</td><td>11</td></tr> </table> 	AB	32	R	2	H	9	RBI	2	BB	1	SO	2	LOB	11
AB	32																								
R	2																								
H	9																								
RBI	2																								
BB	1																								
SO	2																								
LOB	11																								
Terry Pendleton, S (1, 5) OBP: 0.313, SLG: 0.459	1-0 HR		1-0 2B			2-0 G6-3 1-2		1-0 G4-6-3 1-2f		4 1 2 1 0 0 2															
Ron Gant, R (1, 7) OBP: 0.352, SLG: 0.460	1-3 K		1-2 F8			1-0 1B 1B				4 1 2 0 0 1 1															
David Justice, L (1, 9) OBP: 0.275, SLG: 0.283	0-0 F7				0-2 P4	1-0 1B 1-2 1B				4 0 1 0 0 0 1															
Sid Bream, L (1, 3) OBP: 0.365, SLG: 0.338		0-0 2B			0-3 K	0-0 1-3 2-H 1B				4 0 2 1 0 1 1															
Greg Olson, R (1, 2) OBP: 0.342, SLG: 0.302		0-0 P2			1-0 F9		4-2 G6-4-3 BB			3 0 0 0 1 0 2															
Mark Lemke, S (1, 4) OBP: 0.246, SLG: 0.273							1-1 L7			3 0 0 0 0 0 2															
Rafael Belliard, R (1, 6) OBP: 0.258, SLG: 0.217							0-0 G6-4-3 1-2f			3 0 0 0 0 0 2															
Charlie Leibrandt, R (1, 1) OBP: 0.182, SLG: 0.200										3 0 0 0 0 0 0															
Marvin Freeman, R (9, 1) OBP: 1.000, SLG: 1.000										0 0 0 0 0 0 0															
Damon Berryhill, S (9, 2) OBP: 0.283, SLG: 0.462										0 0 0 0 0 0 0															
Inning Stats	R: 1 E: 0 K: 1 S: 9	H: 1 LOB: 0 BB: 0 P: 12	R: 0 E: 0 K: 0 S: 4	H: 1 LOB: 1 BB: 0 P: 5	R: 0 E: 0 K: 0 S: 8	H: 1 LOB: 1 BB: 0 P: 11	R: 0 E: 0 K: 1 S: 7	H: 0 LOB: 0 BB: 0 P: 8	R: 0 E: 0 K: 0 S: 6	H: 0 LOB: 0 BB: 0 P: 7	R: 1 E: 0 K: 0 S: 7	H: 4 LOB: 2 BB: 0 P: 10	R: 0 E: 0 K: 0 S: 5	H: 0 LOB: 0 BB: 1 P: 10	R: 0 E: 0 K: 0 S: 5	H: 1 LOB: 0 BB: 0 P: 9	R: 0 E: 0 K: 0 S: 10	H: 1 LOB: 1 BB: 0 P: 16	1B: 6 2B: 2 3B: 0 HR: 1	SF: 0 SAC: 0 DP: 2 HBP: 0	WP: 0 PB: 0 SB: 0 CS: 1	PA: 33			
PITCHER	IP WLS BF H R ER SO BB IBB HBP BLK WP HR S P ERA WHIP																								
Bob Tewksbury, R (1, 1) ERA: 1.6	8.0 L 29 8 2 2 2 1 0 0 0 0 0 1 51 72 2.25 1.125																								
Juan Agosto, L (9, 1) ERA: 7.53	0.2 3 1 0 0 0 0 0 0 0 0 0 0 7 11 0.00 1.500																								
Mike Perez, R (9, 1) ERA: 1.19	0.1 1 0 0 0 0 0 0 0 0 0 0 0 3 5 0.00 0.000																								

Batter	1	2	3	4	5	6	7	8	9	AB R H RBI BB SO LOB	TOP
Otis Nixon, S (1, 8) OBP: 0.455, SLG: 0.450 										5 2 2 1 1 1 3	
Terry Pendleton, S (1, 5) OBP: 0.323, SLG: 0.460 										4 2 2 1 1 0 0	
Ron Gant, R (1, 7) OBP: 0.346, SLG: 0.449 										5 2 1 2 0 0 3	
David Justice, L (1, 9) OBP: 0.297, SLG: 0.313 										4 1 2 1 1 0 2	
Jeff Blauser, R (1, 6) OBP: 0.247, SLG: 0.362 Rafael Belliard, R (7, 6) OBP: 0.256, SLG: 0.214 										3 0 0 2 0 1 5 1 0 0 0 0 1 0	
Brian Hunter, R (1, 3) OBP: 0.167, SLG: 0.273 Sid Bream, L (8, PH) OBP: 0.360, SLG: 0.333 (8, 3) 										3 1 1 1 1 0 2 1 0 0 0 0 0 0	
Damon Berryhill, S (1, 2) OBP: 0.276, SLG: 0.491 										5 1 1 3 0 0 1	
Mark Lemke, S (1, 4) OBP: 0.257, SLG: 0.282 										5 1 2 0 0 0 0	
29 John Smoltz, R (1, 1) OBP: 0.313, SLG: 0.467 Juan Berenguer, R (7, 1) Marvin Freeman, R (8, 1) OBP: 1.000, SLG: 1.000 Deion Sanders, L (9, PH) OBP: 0.385, SLG: 0.570 										4 1 2 0 0 1 2 0 0 0 0 0 0 0 0 0 0 0 0 0 0 1 0 0 0 0 0 0	
Inning Stats	R: 2 H: 1 E: 0 LOB: 1 K: 1 BB: 2 S: 12 P: 25	R: 0 H: 0 E: 0 LOB: 0 K: 1 BB: 0 S: 9 P: 13	R: 6 H: 6 E: 1 LOB: 1 K: 0 BB: 0 S: 22 P: 31	R: 1 H: 1 E: 1 LOB: 1 K: 0 BB: 0 S: 9 P: 16	R: 2 H: 4 E: 0 LOB: 3 K: 0 BB: 1 S: 18 P: 29	R: 0 H: 1 E: 0 LOB: 2 K: 0 BB: 1 S: 10 P: 22	R: 0 H: 0 E: 0 LOB: 0 K: 0 BB: 0 S: 5 P: 9	R: 0 H: 0 E: 0 LOB: 0 K: 1 BB: 0 S: 5 P: 10	R: 0 H: 0 E: 0 LOB: 0 K: 1 BB: 0 S: 7 P: 9	1B: 11 SF: 1 2B: 1 SAC: 0 3B: 0 DP: 0 HR: 1 HBP: 0	WP: 0 PA: 46 PB: 1 SB: 0 CS: 0
PITCHER Rheal Cormier, L (1, 1) ERA: 5.93 Juan Agosto, L (3, 1) ERA: 6.75 Bob McClure, L (5, 1) ERA: 6.1 Cris Carpenter, R (7, 1) ERA: 1.65 Mike Perez, R (8, 1) ERA: 1.14	IP WLS BF H R ER SO BB IBB HBP BLK WP HR S P ERA WHIP 2.1 0 16 6 8 7 2 2 0 0 0 0 1 37 60 27.00 3.429 1.2 0 8 2 1 0 0 0 0 0 0 0 0 15 25 0.00 1.200 2.0 0 13 5 2 2 0 2 0 0 0 0 0 28 51 9.00 3.500 1.0 0 3 0 0 0 0 0 0 0 0 0 0 5 9 0.00 0.000 1.0 W 3 0 0 0 1 0 0 0 0 0 0 0 5 10 0.00 0.000	PITCHER Lee Smith, R (9, 1) ERA: 2.4	IP WLS BF H R ER SO BB IBB HBP BLK WP HR S P ERA WHIP 1.0 0 3 0 0 0 1 0 0 0 0 0 0 7 9 0.00 0.000								

Atlanta Braves @ St. Louis Cardinals
 Busch Stadium, St. Louis, MO
 Sat May 09 1992, 7:05 PM CDT
 Att. 40,417 - Sunny - 84 F

livebaseballscorecards.com



BOTTOM

Atlanta Braves @ St. Louis Cardinals
Busch Stadium, St. Louis, MO
Sat May 09 1992, 7:05 PM CDT
Att. 40,417 - Sunny - 84 F

livebaseballscorecards.com

AB 39
R 12
H 15
RBI 12
BB 5
SO 10
LOB 19



WP: 0 PA: 46
PB: 1
SB: 1
CS: 1

AB R H RBI BB SO LOB

5 2 3 0 0 0 1

4 3 2 1 1 1 1

5 2 2 2 0 2 3

5 0 1 1 0 2 3

5 2 2 2 0 0 2

3 1 2 2 2 1 1

4 1 1 0 1 2 3

3 1 1 1 1 0 0

1B: 7 SF: 0
2B: 6 SAC: 0
3B: 1 DP: 0
HR: 1 HBP: 1

Batter	1	2	3	4	5	6	7	8	9
Ray Lankford, L (1, 8) OBP: 0.385, SLG: 0.432	0-0 G4-3			0-0 G4-3 1B	0-1 1B	2-2 1B	1-0 P5		
Ozzie Smith, S (1, 6) OBP: 0.389, SLG: 0.333	1-3 K			2-0 G4-3 1B	1-1 2B	1-2 F7		4-2 HR	
Felix Jose, S (1, 9) OBP: 0.500, SLG: 0.714	2-3 K			0-0 G4-3 1B	0-3 K		0-2 1B	2-2 HR	
Pedro Guerrero, R (1, 3) OBP: 0.302, SLG: 0.313		2-3 K		0-3 K	0-0 2B		1-2 G5-3	1-1 G5-3	
Brian Jordan, R (1, 7) OBP: 0.267, SLG: 0.443		0-0 F8		0-1 1B	2-2 P6		0-0 P4	1-2 1B	
Todd Zeile, R (1, 5) OBP: 0.317, SLG: 0.354		4-0 CS		3-2 2B	4-2 BB		1-1 BB	1-3 K	
Tom Pagnozzi, R (1, 2) OBP: 0.346, SLG: 0.434		0-1 CS	1-2 G5-3	2-0 FC5 2B	1-3 K		0-3 K	4-0 1B	
Luis Alicea, S (1, 4) OBP: 0.200, SLG: 0.151		2-1 F8		4-2 HBP		0-1 G4-3	4-2 2B	0-1 1B	
Rheal Cormier, L Juan Agosto, L Milt Thompson, L Jojo McClure, R Bernard Gilkey, R Cris Carpenter, R Gerald Perry, L Omar Olivares, R Mike Perez, R Craig Wilson, R Lee Smith, R		1-3 K	1-2 FC5	0-1 F9		1-0 2B	1-3 K		

Inning Stats	R: 0	H: 0	E: 0	K: 2	S: 9	R: 0	H: 0	E: 0	K: 1	S: 5	R: 0	H: 0	E: 0	K: 1	S: 8	R: 3	H: 5	E: 0	K: 1	S: 19	R: 2	H: 3	E: 0	K: 2	S: 19	R: 0	H: 1	E: 0	K: 0	S: 11	R: 4	H: 3	E: 0	K: 1	S: 16	R: 3	H: 3	E: 0	K: 2	S: 19
	LOB: 0	BB: 12				LOB: 0	BB: 11				LOB: 0	BB: 12				LOB: 3	BB: 31				LOB: 2	BB: 27					LOB: 1	BB: 14				LOB: 1	BB: 24				LOB: 2	BB: 33		

PITCHER	IP	WLS	BF	H	R	ER	SO	BB	IBB	HBP	BLK	WP	HR	S	P	ERA	WHIP
29 John Smoltz, R (1, 1) ERA: 3.45	6.2		33	11	7	6	7	2	0	0	0	0	0	80	118	8.10	1.950
Juan Berenguer, R (7, 1) ERA: 3.06	0.1		6	2	4	2	1	2	0	0	0	0	1	13	25	54.00	12.000
Marvin Freeman, R (8, 1) ERA: 2.76	1.0	L	6	2	1	1	2	0	1	0	0	0	0	13	21	9.00	2.000

Batter	1	2	3	4	5	6	7	8	9	AB	R	H	RBI	BB	SO	LOB	TOP								
Deion Sanders, L OBP: 0.377, SLG: 0.552 (1, 8) (8, 7)	1-2 G6-3		2-2 G1-3		1-1 G5-3		0-1 G6-3	0-1 1B		5	0	1	0	0	0	1									
Terry Pendleton, S OBP: 0.341, SLG: 0.500 (1, 5)	0-0 HR		4-2 1B BB		1-2 WP 2B		2-2 2B 1B	2-3 K		4	3	3	1	1	1	2									
Ron Gant, R OBP: 0.355, SLG: 0.455 Alejandro Pena, R (8, 1)	4-2 CS BB		4-1 1B BB		2-0 F7		1-0 2B 2B	2-2 F8		3	1	1	0	2	0	3									
David Justice, L OBP: 0.304, SLG: 0.309 (1, 9)	1-0 F8		1-1 1B		1-3 K		4-0 2B IBB		0-1 G6-3	4	0	1	2	1	1	2									
Sid Bream, L OBP: 0.374, SLG: 0.368 (1, 3)	1-0 CS	4-1 G4-3 BB	2-2 P5		1-0 FC3-5 2B		2-0 2B	2-0 G1-3		4	0	2	2	1	0	2									
Damon Berryhill, S OBP: 0.258, SLG: 0.459 Mike Stanton, L OBP: 1.000, SLG: 1.000 Marvin Freeman, R OBP: 1.000, SLG: 1.000 Otis Nixon, S OBP: 0.444, SLG: 0.439 (1, 2) (7, 1) (7, 1) (8, 8)		3-1 G4-3	0-3 K		1-0 FC3-5 1B		1-2 P2	0-0 G1-3		4	0	0	0	0	1	6									
Mark Lemke, S OBP: 0.244, SLG: 0.267 (1, 4)		0-1 F9		0-0 G4-3		0-0 P6	1-0 G3			4	0	0	0	0	0	4									
Rafael Belliard, R OBP: 0.255, SLG: 0.216 (1, 6)		0-1 G4-3		1-1 G6-3		0-0 1B		1-1 F9		4	0	1	0	0	0	1									
Mike Bielecki, R OBP: 0.154, SLG: 0.154 Greg Olson, R OBP: 0.351, SLG: 0.313 (1, 1) (7, 2)			2-1 BB G1-3 1B	1-1 G5-3		3-2 G6-3		3-2 1B		3	1	1	0	0	0	2									
Inning Stats	R: 1 E: 0 K: 0 S: 8	H: 1 LOB: 0 BB: 1 P: 14	R: 0 E: 0 K: 0 S: 7	H: 0 LOB: 1 BB: 1 P: 14	R: 2 E: 0 K: 1 S: 17	H: 2 LOB: 2 BB: 2 P: 32	R: 0 E: 0 K: 0 S: 5	H: 0 LOB: 0 BB: 0 P: 7	R: 0 E: 0 K: 1 S: 9	H: 1 LOB: 1 BB: 0 P: 14	R: 0 E: 0 K: 0 S: 7	H: 2 LOB: 2 BB: 0 P: 12	R: 2 E: 0 K: 0 S: 11	H: 3 LOB: 2 BB: 1 P: 22	R: 0 E: 0 K: 1 S: 17	H: 2 LOB: 2 BB: 0 P: 25	R: 0 E: 0 K: 0 S: 4	H: 0 LOB: 0 BB: 0 P: 6	1B: 6 2B: 4 3B: 0 HR: 1	SF: 0 SAC: 0 DP: 0 HBP: 0	WP: 1 PB: 0 SB: 0 CS: 1	PA: 43			
PITCHER	IP	WLS	BF	H	R	ER	SO	BB	IBB	HBP	BLK	WP	HR	S	P	ERA	WHIP								
Omar Olivares, R ERA: 4.62 (1, 1)	6.1		30	8	5	5	2	4	0	0	0	1	1	59	102	7.11	1.895								
Bob McClure, L ERA: 5.91 (7, 1)	0.1		3	1	0	0	0	0	1	0	0	0	0	4	11	0.00	3.000								
Cris Carpenter, R ERA: 1.62 (7, 1)	0.1		1	0	0	0	0	0	0	0	0	0	0	1	2	0.00	0.000								
Todd Worrell, R ERA: 3.21 (8, 1)	1.0		5	2	0	0	1	0	0	0	0	0	0	17	25	0.00	2.000								
Juan Agosto, L ERA: 6.35 (9, 1)	1.0	W	3	0	0	0	0	0	0	0	0	0	0	4	6	0.00	0.000								

Atlanta Braves @ St. Louis Cardinals
 Busch Stadium, St. Louis, MO
 Sun May 10 1992, 3:33 AM CDT
 Att. 28,491 - Cloudy - 84 F

livebaseballscorecards.com

AB	37
R	5
H	11
RBI	5
BB	5
SO	3
LOB	23



Batter	1	2	3	4	5	6	7	8	9	AB	R	H	RBI	BB	SO	LOB
Ray Lankford, L OBP: 0.400, SLG: 0.438 (1, 8)	G6-3 SH1-3 BB		1-0 S 1B		1-0 FC5-4 1B		4-1 1B BB	1 SAFE 1 SAFE 2-3 S	K							3 0 2 1 2 1 1
Ozzie Smith, S OBP: 0.384, SLG: 0.330 (1, 6)	1 SAFE SH1-3		1 SAFE 2-0 F9		2-2 FC5-4		3-2 S 1B		G4-3							4 0 1 1 0 0 3
Felix Jose, S OBP: 0.451, SLG: 0.638 (1, 9)	2 SAFE G6-3		2-2 G4-3		2-2 G6-3		0-3 K		F7							5 0 0 0 0 1 6
Pedro Guerrero, R OBP: 0.306, SLG: 0.310 (1, 3)		3-3 K		1-1 F7		0-1 G5-3	SAFE SAFE 4-1		3-2 1B 1B							4 0 1 0 1 1 0
Milt Thompson, L OBP: 0.254, SLG: 0.338 (9, PR)							1-2 IBB									0 1 0 0 0 0 0
Brian Jordan, R OBP: 0.257, SLG: 0.426 (1, 7)		1-0 F7		2-0 G5-3		0-0 G5-3		0-0 F8	1 SAFE 0-0							4 0 0 0 0 0 3
Todd Worrell, R (8, 1)																0 0 0 0 0 0 0
Juan Agosto, L (9, 1)																0 0 0 0 0 0 0
Gerald Perry, L OBP: 0.357, SLG: 0.432 (9, PH)									1-3 1B							1 1 1 0 0 0 0
Todd Zeile, R OBP: 0.328, SLG: 0.363 (1, 5)		2-3 K		4-2 BB		1-0 2B		2-1 F8	SAFE 1-2 BB							3 0 1 0 2 1 0
Tom Pagnozzi, R OBP: 0.349, SLG: 0.433 (1, 2)			2-2 3B 1B	1 SAFE 0-0 F9		0-1 G4-3		0-0 G4-3	SAFE 0-1 F							5 1 2 2 0 0 2
Luis Alicea, S OBP: 0.234, SLG: 0.268 (1, 4)			1-1 1B 3B		2-1 G4-3		2-1 BB 1B HBP	1-1 HR								3 3 2 2 0 0 0
Omar Olivares, R OBP: 0.389, SLG: 0.353 (1, 1)			2-2 P5		1-1 FC5-4 1B		2-3 K	0-0 1B								2 0 1 0 0 0 1
Bob McClure, R (7, 1)																0 0 0 0 0 0 0
Cris Carpenter, R (7, 1)																0 0 0 0 0 0 0
Bernard Gilkey, R OBP: 0.343, SLG: 0.339 (7, PH)																2 0 1 0 0 1 1

Inning Stats	R: 0	H: 0	E: 0	LOB: 0	K: 0	P: 12	R: 0	H: 0	E: 0	LOB: 0	K: 2	P: 14	R: 2	H: 3	E: 0	LOB: 1	K: 0	P: 25	R: 0	H: 0	E: 0	LOB: 1	K: 0	P: 13	R: 0	H: 2	E: 0	LOB: 2	K: 0	P: 21	R: 0	H: 1	E: 0	LOB: 1	K: 0	P: 7	R: 1	H: 1	E: 0	LOB: 3	K: 2	P: 32	R: 1	H: 2	E: 0	LOB: 1	K: 1	P: 15	R: 2	H: 3	E: 0	LOB: 2	K: 0	P: 22	1B: 9	SF: 0	2B: 1	SAC: 1	3B: 1	DP: 0	HR: 1	HBP: 1	WP: 0	PA: 43
PITCHER	IP	WLS	BF	H	R	ER	SO	BB	IBB	HBP	BLK	WP	HR	S	P	ERA	WHIP																																															
Mike Bielecki, R (1, 1)	6.0		25	6	2	2	2	2	0	0	0	0	0	58	92	3.00	1.333																																															
Mike Stanton, L (7, 1)	0.1		4	1	1	1	1	1	0	1	0	0	0	12	23	27.00	6.000																																															
Marvin Freeman, R (7, 1)	0.2		3	0	0	0	1	0	1	0	0	0	0	5	9	0.00	0.000																																															
Alejandro Pena, R (8, 1)	1.2	L	11	5	3	3	1	1	0	0	0	0	0	22	37	16.20	3.600																																															

BOTTOM

Atlanta Braves @ St. Louis Cardinals
 Busch Stadium, St. Louis, MO
 Sun May 10 1992, 3:33 AM CDT
 Att: 28,491 - Cloudy - 84 F

livebaseballscorecards.com

AB	36
R	6
H	12
RBI	6
BB	5
SO	5
LOB	17



Batter	1	2	3	4	5	6	7	8	9	AB	R	H	RBI	BB	SO	LOB
Ray Lankford, L OBP: 0.400, SLG: 0.444 (1, 8)	F9		G3 2B	F7		S 1B		G6-3		5	1	2	0	0	0	1
Ozzie Smith, S OBP: 0.385, SLG: 0.327 (1, 6)	G6-3		G3		G4-3	1B		S BB		4	0	1	1	1	0	1
Felix Jose, S OBP: 0.446, SLG: 0.608 (1, 9)	G6-3		K		HR 1B	K		BB		4	1	1	0	1	2	2
Pedro Guerrero, R OBP: 0.293, SLG: 0.295 (1, 3)		F8	G6-3		F7		G6-3	K		5	0	0	0	0	1	4
Brian Jordan, R OBP: 0.266, SLG: 0.467 (1, 7)		3B 2B		G3-1	HR		F7			4	2	2	2	0	0	0
Todd Zeile, R OBP: 0.341, SLG: 0.365 (1, 5)		3B BB		1B 2B 1B	G5-3		1B BB			2	2	1	0	2	0	0
Tom Pagnozzi, R OBP: 0.363, SLG: 0.444 (1, 2)		K		2B 1B		2B 1B		1B		4	2	3	0	0	1	2
Luis Alicea, S OBP: 0.265, SLG: 0.367 (1, 4)		3B		2B		2B	L7			4	0	3	5	0	0	2
Jose DeLeon, R Mike Perez, R	G6-3		K		K		K			3	0	0	0	0	2	3
										1	0	0	0	0	1	0

Inning Stats	R: 0	H: 0	E: 0	K: 0	S: 7	R: 2	H: 2	E: 0	K: 1	S: 16	R: 0	H: 1	E: 0	K: 1	S: 9	R: 2	H: 3	E: 0	K: 1	S: 11	R: 2	H: 2	E: 0	K: 0	S: 12	R: 2	H: 4	E: 0	K: 2	S: 15	R: 0	H: 1	E: 0	K: 0	S: 14	R: 0	H: 0	E: 0	K: 2	S: 11
	LOB: 0	BB: 0				LOB: 1	BB: 1				LOB: 1	BB: 0				LOB: 0	BB: 0				LOB: 1	BB: 0				LOB: 1	BB: 0				LOB: 2	BB: 1				LOB: 2	BB: 2			

PITCHER	IP	WLS	BF	H	R	ER	SO	BB	IBB	HBP	BLK	WP	HR	S	P	ERA	WHIP
Steve Avery, L ERA: 3.73 (1, 1)	5.0	L	24	8	6	6	3	1	0	0	0	0	1	55	91	10.80	1.800
Ben Rivera, R ERA: 4.76 (6, 1)	2.0		11	5	2	2	2	1	0	0	0	0	0	29	46	9.00	3.000
Kent Mercker, L ERA: 4.76 (8, 1)	1.0		5	0	0	0	2	2	0	0	0	0	0	11	22	0.00	2.000

BOTTOM

Atlanta Braves @ St. Louis Cardinals
 Busch Stadium, St. Louis, MO
 Mon May 11 1992, 7:05 PM CDT
 Att. 26,005 - Cloudy - 81 F

AB	36
R	8
H	13
RBI	8
BB	4
SO	7
LOB	15

WP: 0 PA: 40
 PB: 0
 SB: 2
 CS: 1



WP	HR	S	P	ERA	WHIP
0	0	0	0	0.00	2.000

Batter	1	2	3	4	5	6	7	8	9	AB R H RBI BB SO LOB	TOP
Bip Roberts, S (1, 4) OBP: 0.379, SLG: 0.367	4-0 G1-6-3 BB	0-0 F9			3-1 F7		1-0 FC6-5 1B		0-1 G3 1B	4 1 1 0 1 0 3	Cincinnati Reds @ St. Louis Cardinals Busch Stadium, St. Louis, MO Tue May 12 1992, 7:05 PM CDT Att. 20,940 - Sunny - 75 F
Barry Larkin, R (1, 6) OBP: 0.299, SLG: 0.263	2-2 G1-6-3 1-2f		1-2 G4-3		1-2 1B 1B		1-0 F9		1-2 G3	5 0 1 1 0 0 3	
Reggie Sanders, R (1, 8) (7, 7) OBP: 0.391, SLG: 0.505	0-0 F9		2-2 P6		2-3 K		2-0 BB 1B		2-3 K	5 0 1 1 0 2 2	
Chris Sabo, R (1, 5) OBP: 0.282, SLG: 0.385		3-2 FC 2B	0-0 G6-3		0-1 1B		4-0 BB 1B			3 1 2 0 1 0 0	
Glenn Braggs, R (1, 7) OBP: 0.321, SLG: 0.292		3-1 FC 2B		1-1 L5	3-3 K		1-2 L6			4 1 0 0 0 1 5	
Norm Charlton, S (7, 1)										0 0 0 0 0 0 0	
Dwayne Henry, R (8, 1)										0 0 0 0 0 0 0	
Scott Ruskin, R (8, 1)										0 0 0 0 0 0 0	
Darnell Coles, R (1, 3) OBP: 0.400, SLG: 0.714		0-2 P3		1-1 G4-3 E 2B		0-0 F8		0-0 P8		4 1 1 0 0 0 2	
Paul O'Neill, L (1, 9) OBP: 0.455, SLG: 0.505		0-2 FC1-5 1-H 3-H 2B		0-0 G4-3		1-2 G3		0-3 K		4 0 1 2 0 1 1	
Troy Afenir, R (1, 2) OBP: 0.500, SLG: 0.667		4-2 FC1-5 BB		1-2 E3 1B		0-1 G4-3		1-3 K		3 0 0 0 1 1 0	
Greg Swindell, L (1, 1) OBP: 0.105, SLG: 0.167		0-1 FC1-5		1-0 1B			1-0 FC6-5 2B		3-3 K	3 0 2 0 0 0 2	
Dave Martinez, L (7, 8) OBP: 0.345, SLG: 0.299		1-2 2-3f								1 0 0 0 0 1 0	
Inning Stats	R: 0 E: 0 K: 0 S: 4 H: 0 LOB: 0 BB: 1 P: 10	R: 2 E: 0 K: 0 S: 20 H: 2 LOB: 2 BB: 1 P: 30	R: 0 E: 0 K: 0 S: 7 H: 0 LOB: 0 BB: 0 P: 10	R: 1 E: 1 K: 0 S: 9 H: 2 LOB: 2 BB: 0 P: 13	R: 0 E: 0 K: 2 S: 13 H: 2 LOB: 2 BB: 0 P: 22	R: 0 E: 0 K: 0 S: 6 H: 0 LOB: 0 BB: 0 P: 7	R: 1 E: 0 K: 0 S: 8 H: 2 LOB: 2 BB: 1 P: 17	R: 0 E: 0 K: 2 S: 9 H: 0 LOB: 0 BB: 0 P: 10	R: 0 E: 0 K: 2 S: 15 H: 1 LOB: 1 BB: 0 P: 21	1B: 5 2B: 4 3B: 0 HR: 0 SF: 0 SAC: 0 DP: 1 HBP: 0	WP: 0 PB: 0 SB: 2 CS: 0 PA: 39
PITCHER	IP WLS BF H R ER SO BB IBB HBP BLK WP HR S P ERA WHIP										
Donovan Osborne, L (1, 1) ERA: 1.83	7.0 W 32 8 4 3 2 3 0 0 0 0 0 0 67 109 3.86 1.571										
Todd Worrell, R (8, 1) ERA: 3.0	1.0 3 0 0 0 2 0 0 0 0 0 0 0 9 10 0.00 0.000										
Lee Smith, R (9, 1) ERA: 2.25	1.0 S 4 1 0 0 2 0 0 0 0 0 0 0 15 21 0.00 1.000										

livebaseballscorecards.com

AB	36
R	4
H	9
RBI	3
BB	3
SO	6
LOB	18



Batter	1	2	3	4	5	6	7	8	9	AB R H RBI BB SO LOB	TOP									
Bip Roberts, S (1, 4) OBP: 0.368, SLG: 0.358	2-2 G1-3		3-2 G4-3		1-1 SF8		1-3 K			3 0 0 1 0 1 1	Cincinnati Reds @ St. Louis Cardinals Busch Stadium, St. Louis, MO Wed May 13 1992, 7:05 PM CDT Att. 28,872 - Sunny - 76 F									
Barry Larkin, R (1, 6) OBP: 0.310, SLG: 0.279 Rob Dibble, L (8, 1) OBP: 1.000, SLG: 1.000	0-2 FC6 1B		2-1 FC6-4 1B		0-0 G4-3			2-3 K	4 0 2 0 0 1 1 0 0 0 0 0 0 0											
Glenn Braggs, R (1, 7) OBP: 0.298, SLG: 0.269	0-3 K		1-1 FC6-4		0-2 G4-3			2-3 K	4 0 0 0 0 2 2											
Paul O'Neill, L (1, 9) OBP: 0.449, SLG: 0.523	1-0 FC6		1-1 FC6-4		2-0 P5			0-1 F8	4 1 1 1 0 0 1											
Chris Sabo, R (1, 5) OBP: 0.280, SLG: 0.377		0-1 P8		1-0 L5				0-0 1B	4 0 1 0 0 0 0											
Bill Doran, S (1, 3) OBP: 0.308, SLG: 0.388 Scott Bankhead, R (6, 1) OBP: 0.400, SLG: 0.400 Jeff Branson, L (8, 6) OBP: 0.231, SLG: 0.364		2-2 2B		1-1 L4				1-2 P6	3 0 1 0 0 1 0 0 0 0 0 0 0 0 1 0 0 0 0 0 1											
Dave Martinez, L (1, 8) OBP: 0.330, SLG: 0.284		1-3 K						1-1 P5	4 0 0 0 0 2 2											
Joe Oliver, R (1, 2) OBP: 0.290, SLG: 0.380		1-2 G4-3						2-3 K	4 1 2 0 0 1 2											
Jose Rijo, R (1, 1) OBP: 0.167, SLG: 0.167 Darnell Coles, R (6, 3) OBP: 0.375, SLG: 0.667			0-0 G4-3		1-0 1B SF8 2B			0-1 FC5-4	2 0 1 0 0 0 0 1 0 0 0 0 0 1											
Inning Stats	R: 0 E: 0 K: 1 S: 11	H: 1 LOB: 1 BB: 0 P: 14	R: 0 E: 0 K: 1 S: 11	H: 1 LOB: 1 BB: 0 P: 15	R: 0 E: 0 K: 0 S: 9	H: 0 LOB: 0 BB: 0 P: 8	R: 1 E: 0 K: 1 S: 8	H: 2 LOB: 1 BB: 0 P: 10	R: 1 E: 0 K: 1 S: 9	H: 1 LOB: 0 BB: 0 P: 12		R: 0 E: 0 K: 1 S: 13	H: 1 LOB: 1 BB: 0 P: 15	R: 0 E: 0 K: 2 S: 8	H: 0 LOB: 0 BB: 0 P: 12	R: 0 E: 0 K: 1 S: 9	H: 1 LOB: 1 BB: 0 P: 13	1B: 5 2B: 2 3B: 0 HR: 1	SF: 1 SAC: 0 DP: 0 HBP: 0	WP: 0 PB: 0 SB: 0 CS: 0
PITCHER	IP WLS BF H R ER SO BB IBB HBP BLK WP HR S P ERA WHIP																			
Bob Tewksbury, R (1, 1) ERA: 1.73	7.0 W 28 7 2 2 5 0 0 0 0 0 0 1 65 89 2.57 1.000																			
Todd Worrell, R (8, 1) ERA: 2.81	1.0 3 0 0 0 2 0 0 0 0 0 0 0 8 12 0.00 0.000																			
Lee Smith, R (9, 1) ERA: 2.12	1.0 S 4 1 0 0 1 0 0 0 0 0 0 0 9 13 0.00 1.000																			

livebaseballscorecards.com

AB	34
R	2
H	8
RBI	2
BB	0
SO	8
LOB	11



BOTTOM

Cincinnati Reds @ St. Louis Cardinals
Busch Stadium, St. Louis, MO
Wed May 13 1992, 7:05 PM CDT
Att. 28,872 - Sunny - 76 F

livebaseballscorecards.com

AB 29
R 4
H 7
RBI 4
BB 3
SO 7
LOB 10



WP: 0 PA: 33
PB: 0
SB: 3
CS: 1

AB	R	H	RBI	BB	SO	LOB								
4	1	1	0	0	0	0								
4	2	2	0	0	1	1								
2	1	1	1	2	0	0								
3	0	0	1	0	0	3								
3	0	2	2	1	1	1								
4	0	0	0	0	2	4								
3	0	0	0	0	1	0								
3	0	1	0	0	0	0								
2	0	0	0	0	1	1								
1	0	0	0	0	1	0								
0	0	0	0	0	0	0								
0	0	0	0	0	0	0								
1B: 7	SF: 1	WP: 0	PA: 33	2B: 0	SAC: 0	PB: 0		3B: 0	DP: 0	SB: 3		HR: 0	HBP: 0	CS: 1

Batter	1	2	3	4	5	6	7	8	9
Ray Lankford, L (1, 8) OBP: 0.392, SLG: 0.433	0-0 G3 S G4-3 1B		1-0 P6			1-0 G4-3		3-1 F8	
Ozzie Smith, S (1, 6) OBP: 0.384, SLG: 0.339	3-1 G3 1-3			2-3 K		2-2 G3 S 1B 1B		3-2 1B SF9 1B	
Felix Jose, S (1, 9) OBP: 0.500, SLG: 0.625	1-1 G4-3			4-2 G3 BB		4-1 G3 BB 1B BB		3-2 BB BB SAFE 1B BB 1-3 1B	
Pedro Guerrero, R (1, 3) OBP: 0.282, SLG: 0.286	3-H 1-0 G6-3			1-0 G3 1-2		1-2 G3 1-2 2-3		0-0 SF9 3-H	
Brian Jordan, R (1, 7) OBP: 0.282, SLG: 0.491		2-2 CS 1B		1-3 K		1-2 S 3-H 3-H 1B		4-1 BB BB 1-2 BB	
Todd Zeile, R (1, 5) OBP: 0.328, SLG: 0.348		2-3 K 1-2			2-1 G5-3		2-2 F9 1-2	3-3 K	
Tom Pagnozzi, R (1, 2) OBP: 0.342, SLG: 0.417		0-0 F8			2-1 F9		1-3 K		
Luis Alicea, S (1, 4) OBP: 0.280, SLG: 0.394			3-1 G3		1-2 1B		0-1 F9		
Bob Tewksbury, R (1, 1) OBP: 0.067, SLG: 0.067 Milt Thompson, L (7, PH) OBP: 0.246, SLG: 0.328 Todd Worrell, R (8, 1) Lee Smith, R (9, 1)			3-3 K		0-0 F8		0-3 K		

Inning	R	H	E	K	S	R	H	E	K	S	R	H	E	K	S	R	H	E	K	S	R	H	E	K	S
1	1	1	0	6	11	0	1	0	1	7	0	0	0	2	11	0	0	0	11	0	0	0	0	0	0
2	0	0	0	7	11	0	1	0	1	7	0	0	0	7	11	0	0	0	7	0	0	0	0	0	0
3	0	0	0	1	7	0	0	0	1	7	0	0	0	7	11	0	0	0	7	0	0	0	0	0	0
4	0	0	0	2	11	0	0	0	2	11	0	0	0	11	0	0	0	0	11	0	0	0	0	0	0
5	0	1	0	8	13	0	1	0	8	13	0	1	0	13	0	0	0	8	13	0	0	0	0	0	0
6	2	2	0	15	26	0	2	0	15	26	0	2	0	26	0	0	0	15	26	0	0	0	0	0	0
7	0	0	0	8	9	0	0	0	8	9	0	0	0	9	0	0	0	8	9	0	0	0	0	0	0
8	1	2	0	13	29	0	2	0	13	29	0	2	0	29	0	0	0	13	29	0	0	0	0	0	0
9	0	0	0	0	0	0	0	0	0	0	0	0	0	0	0	0	0	0	0	0	0	0	0	0	0

PITCHER	IP	WLS	BF	H	R	ER	SO	BB	IBB	HBP	BLK	WP	HR	S	P	ERA	WHIP
Jose Rijo, R (1, 1) ERA: 4.25	5.1		20	4	2	2	4	1	0	0	0	0	0	44	76	3.38	0.938
Scott Bankhead, R (6, 1) ERA: 1.65	1.2	L	7	1	1	1	2	1	0	0	0	0	0	18	27	5.40	1.200
Rob Dibble, R (8, 1) ERA: 2.31	1.0		6	2	1	1	1	1	0	0	0	0	0	13	29	9.00	3.000

Batter	1	2	3	4	5	6	7	8	9	AB R H RBI BB SO LOB	TOP																								
Ray Lankford, L (1, 8) OBP: 0.392, SLG: 0.423	4-2 F7 1B FC5-2 BB		0-2 L4	4-1 BB 1-2 BB		1-3 K		1-3 K2-3		3 0 0 0 2 2 2																									
Ozzie Smith, S (1, 6) OBP: 0.400, SLG: 0.354	1-1 FC5-2 F7 1-2 1B		3-2 S 1B	4-0 BB 1-2 2-3 3-H BB			0-0 P3		0-2 HR 1B	4 1 3 1 1 0 0																									
Felix Jose, S (1, 9) OBP: 0.493, SLG: 0.689	1-0 F7 1-2 2-3		3-2 G6-3 1-2	0-0 F7			1-0 3B		1-0 HR 1-H	5 1 2 2 0 0 6																									
Pedro Guerrero, R (1, 3) OBP: 0.281, SLG: 0.302 Gerald Perry, L (9, PH) OBP: 0.372, SLG: 0.474 (9, 3)	1-0 FC5-2 2-3 3-H		1-3 K		2-1 SF9 3B		2-3 K		3-2 E8 3B 2B	4 1 1 0 0 2 4 1 1 1 0 0 0 0																									
Brian Jordan, R (1, 7) OBP: 0.279, SLG: 0.496	0-0 F8			1-3 K	0-3 K		2-3 K		0-2 1B 3B	5 1 1 1 0 3 4																									
Todd Zeile, R (1, 5) OBP: 0.331, SLG: 0.353		1-3 K		2-1 1B 1B	1-1 SF9 3-H			1-1 P4	2-1 G3-1 1B 3-H	4 1 2 2 0 1 0																									
Tom Pagnozzi, R (1, 2) OBP: 0.344, SLG: 0.417		3-1 G6-3		2-2 1B 1-2 FC3-2-5 1B	0-1 G5-3			1-2 FC6-4 1B	0-1 G3-1 1-2	5 0 2 0 0 0 1																									
Luis Alicea, S (1, 4) OBP: 0.288, SLG: 0.394		2-1 1B		2-0 FC3-2-5 BB 1-3 2-H 1B		1-0 F9		2-0 FC6-4 1B 1-2f	3-3 K 2	5 1 2 1 0 1 2																									
Rheal Cormier, L (1, 1) OBP: 0.182, SLG: 0.273 Milt Thompson, L (8, PH) OBP: 0.257, SLG: 0.338 Cris Carpenter, R (8, 1) Bob McClure, R (8, 1) Craig Wilson, R (9, PH) OBP: 0.429, SLG: 0.364 Lee Smith, R (9, 1)		1-1 L7		1-2 FC3-2-5 BB BB 1-3 3-H		0-2 G6-3		2-1 1B 1-2	0-3 K 3	3 0 0 0 0 0 3 1 0 1 0 0 0 0 0 0 0 0 0 0 0 0 0 0 0 0 0 0 1 0 0 0 0 0 1 0 0 0 0 0 0 0																									
Inning Stats	R: 0 E: 0 K: 0 S: 7	H: 1 LOB: 2 BB: 1 P: 14	R: 0 E: 0 K: 1 S: 9	H: 1 LOB: 1 BB: 0 P: 16	R: 0 E: 0 K: 1 S: 15	H: 1 LOB: 1 BB: 0 P: 22	R: 2 E: 0 K: 1 S: 14	H: 3 LOB: 3 BB: 2 P: 30	R: 1 E: 0 K: 1 S: 9	H: 1 LOB: 0 BB: 0 P: 12	R: 0 E: 0 K: 1 S: 8	H: 0 LOB: 0 BB: 0 P: 10	R: 0 E: 0 K: 2 S: 11	H: 1 LOB: 1 BB: 0 P: 16	R: 0 E: 0 K: 1 S: 11	H: 2 LOB: 2 BB: 0 P: 18	R: 4 E: 1 K: 2 S: 23	H: 5 LOB: 1 BB: 0 P: 32	1B: 10 2B: 1 3B: 3 HR: 1	SF: 1 SAC: 0 DP: 0 HBP: 0	WP: 0 PB: 0 SB: 1 CS: 0	PA: 45													
PITCHER	IP WLS BF H R ER SO BB IBB HBP BLK WP HR S P ERA WHIP																			PITCHER	IP WLS BF H R ER SO BB IBB HBP BLK WP HR S P ERA WHIP														
Darryl Kile, R (1, 1) ERA: 3.08	5.0		7	3	3	4	3	0	0	0	0	0	0	54	94	5.40	2.000																		
Rob Mallicoat, L (6, 1) ERA: 1.23	1.2		6	1	0	0	2	0	0	0	0	0	0	15	20	0.00	0.600																		
Xavier Hernandez, R (7, 1) ERA: 2.1	0.1		1	0	0	0	1	0	0	0	0	0	0	4	6	0.00	0.000																		
Joe Boever, R (8, 1) ERA: 2.52	1.0		5	2	0	0	1	0	0	0	0	0	0	11	18	0.00	2.000																		
Doug Jones, R (9, 1) ERA: 2.73	1.0	L	8	5	4	4	2	0	0	0	0	1	23	32	36.00	5.000																			

St. Louis Cardinals @ Houston Astros
Astrodome, Houston, TX
Fri May 15 1992, 8:05 PM EDT
Att. 12,814 - Dome - 70 F

livebaseballscorecards.com

AB	41
R	7
H	15
RBI	7
BB	3
SO	10
LOB	23



Batter	1	2	3	4	5	6	7	8	9	AB	R	H	RBI	BB	SO	LOB				
Craig Biggio, R OBP: 0.364, SLG: 0.406 (1, 4)	3-1 L8 ①		4-0 5 HR 1-2 BB		1-0 P8 ③			1-2 5 2B 1B	4-1 WP BB	3	2	1	0	2	0	0				
Steve Finley, L OBP: 0.300, SLG: 0.414 (1, 8)	0-0 B2-3 ②		1-3 K ②			1-0 G6-3 ①		1-1 F7 ①	3-3 K ③	5	0	0	0	0	2	4				
5 Jeff Bagwell, R OBP: 0.318, SLG: 0.392 (1, 3)	3-1 F8 ③		0-0 1-H 2-H HR			2-2 G5-3 ②		2-0 1-H 2B		4	1	2	4	0	0	0				
Pete Incaviglia, R OBP: 0.279, SLG: 0.333 (1, 7) (9, 9)		1-1 L8 ①	1-3 K ③			0-0 1B		0-2 G5-3 ②		4	0	1	0	0	1	1				
Ken Caminiti, S OBP: 0.347, SLG: 0.477 (1, 5)		1-0 F8 ②		1-1 F8 ①		0-1 F8 ③		4-0 IBB		3	0	0	0	1	0	1				
Eric Anthony, L OBP: 0.341, SLG: 0.405 Doug Jones, R (9, 1)		3-2 1B	3-3 K ②		0-0 F8 ③		0-0 F8 ①	1-3 K ③		4	0	1	0	0	2	2				
Scott Servais, R OBP: 0.200, SLG: 0.225 Juan Guerrero, R OBP: 0.167, SLG: 0.125 Eddie Taubensee, L OBP: 0.258, SLG: 0.213 (7, PR) (8, 2)		0-3 K2-3 ③		0-0 F8 ③			1-1 1B			4	0	1	0	0	2	2				
Andujar Cedeno, R OBP: 0.287, SLG: 0.342 (1, 6)			3-3 K ①		0-1 G6-3 ①		2-3 SAFE K		1-3 K ①	3	0	1	0	0	1	1				
Darryl Kile, R OBP: 0.333, SLG: 0.111 Rafael Ramirez, R OBP: 0.244, SLG: 0.286 Rob Mollozzi, L Xavier Hernandez, L Casey Candaele, S OBP: 0.221, SLG: 0.253 Joe Boever, R Chris Jones, R OBP: 0.286, SLG: 0.250 (5, PH) (6, 1) (7, 1) (7, PH) (8, 1) (9, 7)			4-1 5 HR BB BB		1-1 G5-3 ②		2-1 SAFE F9 ③		0-3 K ②	0	1	0	0	0	1	0				
Inning Stats	R: 0 E: 0 K: 5 S: 5	H: 0 LOB: 0 BB: 0 P: 11	R: 0 E: 0 K: 1 S: 9	H: 1 LOB: 1 BB: 0 P: 14	R: 3 E: 0 K: 3 S: 13	H: 1 LOB: 0 BB: 2 P: 26	R: 0 E: 0 K: 1 S: 6	H: 0 LOB: 0 BB: 0 P: 10	R: 0 E: 0 K: 0 S: 5	H: 1 LOB: 1 BB: 0 P: 10	R: 0 E: 0 K: 1 S: 8	H: 1 LOB: 1 BB: 0 P: 13	R: 1 E: 0 K: 1 S: 12	H: 2 LOB: 2 BB: 1 P: 21	R: 1 E: 0 K: 3 S: 13	H: 1 LOB: 1 BB: 1 P: 23	1B: 4 2B: 1 3B: 0 HR: 2	SF: 0 SAC: 0 DP: 0 HBP: 0	WP: 1 PB: 0 SB: 0 CS: 0	PA: 38

BOTTOM

St. Louis Cardinals @ Houston Astros
Astrodome, Houston, TX
Fri May 15 1992, 8:05 PM EDT
Att: 12,814 - Dome - 70 F

livebaseballscores.com

AB	34
R	5
H	7
RBI	5
BB	4
SO	10
LOB	11



PITCHER	IP	WLS	BF	H	R	ER	SO	BB	IBB	HBP	BLK	WP	HR	S	P	ERA	WHIP
Rheal Cormier, L ERA: 5.5 (1, 1)	7.0		27	4	3	3	6	2	0	0	0	0	1	53	91	3.86	0.857
Cris Carpenter, R ERA: 2.08 (8, 1)	0.2		5	2	1	1	0	0	1	0	0	0	0	9	17	13.50	3.000
Bob McClure, L ERA: 5.73 (8, 1)	0.1	W	1	0	0	0	1	0	0	0	0	0	0	3	4	0.00	0.000
Lee Smith, R ERA: 2.5 (9, 1)	1.0	S	5	1	1	1	3	1	0	0	0	1	1	13	23	9.00	2.000

Batter	1	2	3	4	5	6	7	8	9	AB R H RBI BB SO LOB	TOP																		
Ray Lankford, L (1, 8) OBP: 0.401, SLG: 0.446	1-3 K		4-0 BB		4-2 CS BB			1-0 HR		2 1 1 1 2 1 0																			
Ozzie Smith, S (1, 6) OBP: 0.388, SLG: 0.342	2-0 L3		2-0 F8		1-0 CS	0-0 G5-3		1-1 L7		4 0 0 0 0 0 1																			
Felix Jose, S (1, 9) OBP: 0.479, SLG: 0.662	3-3 K2-3			0-2 CS 1B		1-2 F8		1-1 P4		4 0 1 0 0 1 0																			
Gerald Perry, L (1, 3) OBP: 0.383, SLG: 0.463		0-0 1B 1B		4-2 BB BB		2-1 F8		1-3 K		3 0 1 0 1 1 0																			
Brian Jordan, R (1, 7) OBP: 0.270, SLG: 0.479 Mike Perez, R (9, 1)		1-3 K		0-3 K			1-3 K		0-1 F9	4 0 0 0 0 3 2 0 0 0 0 0 0 0																			
Todd Zeile, R (1, 5) OBP: 0.349, SLG: 0.378		2-2 G5-4-3 1B		4-2 BB		1-1 G3 2B		1-2 G4-3 1B		3 0 3 0 1 0 0																			
Tom Pagnozzi, R (1, 2) OBP: 0.333, SLG: 0.403		0-1 G5-4-3		0-1 F9		0-1 G3		0-0 G4-3		4 0 0 0 0 0 6																			
Luis Alicea, S (1, 4) OBP: 0.277, SLG: 0.378			1-3 K		1-1 G4-3		0-2 G3-1			3 0 0 0 0 1 1																			
Omar Olivares, R (1, 1) OBP: 0.350, SLG: 0.316 Cris Carpenter, R (7, 1)			3-1 F8		0-3 K			0-0 HR		2 0 0 0 0 1 0 0 0 0 0 0 0 0 1 1 1 1 0 0 0 0 0 0 0 0 0 0 0 0 0 0 0 0 0																			
Milt Thompson, L (8, PH) OBP: 0.268, SLG: 0.391 Juan Agosto, L (8, 1) Bernard Gilkey, R (9, 7) OBP: 0.353, SLG: 0.349																													
Inning Stats	R: 0 E: 0 K: 2 S: 9	H: 0 LOB: 0 BB: 0 P: 15	R: 0 E: 0 K: 1 S: 10	H: 2 LOB: 1 BB: 0 P: 13	R: 0 E: 0 K: 1 S: 7	H: 0 LOB: 1 BB: 1 P: 16	R: 0 E: 0 K: 1 S: 15	H: 1 LOB: 2 BB: 2 P: 23	R: 0 E: 0 K: 1 S: 8	H: 0 LOB: 0 BB: 1 P: 14	R: 0 E: 0 K: 0 S: 6	H: 0 LOB: 0 BB: 0 P: 9	R: 0 E: 0 K: 1 S: 10	H: 1 LOB: 1 BB: 0 P: 12	R: 2 E: 0 K: 1 S: 9	H: 2 LOB: 0 BB: 0 P: 13	R: 0 E: 0 K: 0 S: 6	H: 1 LOB: 0 BB: 0 P: 7	1B: 4 2B: 1 3B: 0 HR: 2	SF: 0 SAC: 0 DP: 2 HBP: 0	WP: 0 PB: 0 SB: 0 CS: 2	PA: 35							
PITCHER	IP WLS BF H R ER SO BB IBB HBP BLK WP HR S P ERA WHIP																												
Mark Portugal, R (1, 1) ERA: 2.82	7.0		28	6	2	2	7	4	0	0	0	0	0	2	67	105	2.57	1.429											
Rob Mallicoat, L (8, 1) ERA: 1.08	1.0		3	0	0	0	1	0	0	0	0	0	0	0	7	10	0.00	0.000											
Doug Jones, R (9, 1) ERA: 2.63	1.0	W	3	1	0	0	0	0	0	0	0	0	0	0	6	7	0.00	1.000											

St. Louis Cardinals @ Houston Astros
Astrodome, Houston, TX
Sat May 16 1992, 8:05 PM EDT
Att. 22,327 - Dome - 70 F

livebaseballscorecards.com

AB	30
R	2
H	7
RBI	2
BB	4
SO	8
LOB	10



Batter	1	2	3	4	5	6	7	8	9	AB	R	H	RBI	BB	SO	LOB
Craig Biggio, R OBP: 0.361, SLG: 0.423 (1, 4)	2-2 G4-3		1-3 K		1-1 HR		1-1 F8			4	1	1	2	0	1	2
Steve Finley, L OBP: 0.305, SLG: 0.416 (1, 8)	2-2 1B			2-2 1B	3-1 G1-3			0-1 G1-3		4	0	2	0	0	0	0
5 Jeff Bagwell, R OBP: 0.316, SLG: 0.388 (1, 3)	1-3 K			0-0 1B		2-1 1B		1-0 F8		4	0	1	0	0	1	2
Eric Anthony, L OBP: 0.341, SLG: 0.385 (1, 9)	3-2 G6-3			4-2 BB		1-0 G3-6-1		0-1 G6-3		2	0	0	0	1	0	2
Pete Incaviglia, R OBP: 0.277, SLG: 0.330 (8, PH)				1-2 BB		1-2 L7				1	0	0	0	0	0	0
Doug Jones, R OBP: 0.277, SLG: 0.330 (9, 1)				1-2 BB		1-2 L7				0	0	0	0	0	0	0
Luis Gonzalez, L OBP: 0.191, SLG: 0.218 (1, 7)		1-1 G4-3		1-2 BB		1-2 L7			4-0 BB	3	1	0	0	1	0	2
Casey Candaele, S OBP: 0.224, SLG: 0.255 (1, 5)		0-0 G6-3		0-1 G3-4-1					0-0 SH1-4	3	0	1	0	0	0	2
Eddie Taubensee, L OBP: 0.250, SLG: 0.205 (1, 2)		1-2 F8							0-0 SH5-4							
Rafael Ramirez, R OBP: 0.239, SLG: 0.279 (9, PH)									1-2 1B							
Andujar Cedeno, R OBP: 0.289, SLG: 0.333 (1, 6)			3-2 G5-3						1-1 G4-3	3	0	0	0	0	1	1
Benny Distefano, L OBP: 0.313, SLG: 0.154 (9, PH)									2-3 1B	1	0	0	0	0	0	1
Mark Portugal, R OBP: 0.071, SLG: 0.071 (1, 1)			1-3 K						2-1 1B	2	0	0	0	1	1	0
Rob Mallicoat, L OBP: 0.071, SLG: 0.071 (8, 1)									3-H							
Chris Jones, R OBP: 0.286, SLG: 0.250 (9, 9)										2	1	1	0	0	1	0
										0	0	0	0	0	0	0
										0	0	0	0	0	0	0

Inning Stats	R: 0	H: 1	E: 0	K: 1	S: 14	H: 0	LOB: 1	BB: 0	P: 22	R: 0	H: 0	E: 0	K: 0	S: 9	H: 0	LOB: 0	BB: 0	P: 11	R: 0	H: 0	E: 0	K: 2	S: 12	H: 0	LOB: 0	BB: 0	P: 17	R: 0	H: 1	E: 0	K: 0	S: 12	H: 1	LOB: 2	BB: 1	P: 19	R: 2	H: 2	E: 0	K: 1	S: 10	H: 1	LOB: 0	BB: 0	P: 15	R: 0	H: 1	E: 0	K: 0	S: 6	H: 1	LOB: 0	BB: 0	P: 10	R: 0	H: 1	E: 0	K: 1	S: 16	H: 1	LOB: 2	BB: 1	P: 22	R: 0	H: 0	E: 0	K: 0	S: 5	H: 0	LOB: 0	BB: 0	P: 6	R: 1	H: 1	E: 0	K: 0	S: 5	H: 1	LOB: 1	BB: 1	P: 12	1B: 6	SF: 0	2B: 0	SAC: 2	3B: 0	DP: 1	HR: 1	HBP: 0	WP: 0	PA: 35
--------------	------	------	------	------	-------	------	--------	-------	-------	------	------	------	------	------	------	--------	-------	-------	------	------	------	------	-------	------	--------	-------	-------	------	------	------	------	-------	------	--------	-------	-------	------	------	------	------	-------	------	--------	-------	-------	------	------	------	------	------	------	--------	-------	-------	------	------	------	------	-------	------	--------	-------	-------	------	------	------	------	------	------	--------	-------	------	------	------	------	------	------	------	--------	-------	-------	-------	-------	-------	--------	-------	-------	-------	--------	-------	--------


PITCHER	IP	WLS	BF	H	R	ER	SO	BB	IBB	HBP	BLK	WP	HR	S	P	ERA	WHIP
Omar Olivares, R ERA: 4.42 (1, 1)	6.1		25	6	2	2	5	1	0	0	0	0	1	70	103	2.84	1.105
Cris Carpenter, R ERA: 2.0 (7, 1)	0.2		3	0	0	0	0	1	0	0	0	0	0	9	13	0.00	1.500
Juan Agosto, L ERA: 6.38 (8, 1)	1.1	L	5	0	1	1	0	1	0	0	0	0	0	6	11	6.75	0.750
Mike Perez, R ERA: 1.38 (9, 1)	0.1		2	1	0	0	0	0	0	0	0	0	0	4	7	0.00	3.000

BOTTOM

St. Louis Cardinals @ Houston Astros
Astrodome, Houston, TX

Sat May 16 1992, 8:05 PM EDT
Att. 22,327 - Dome - 70 F

AB	30
R	3
H	7
RBI	3
BB	3
SO	5
LOB	12



Batter	1	2	3	4	5	6	7	8	9	AB R H RBI BB SO LOB	TOP															
Ray Lankford, L (1, 8) OBP: 0.395, SLG: 0.444	3-3 K		3-2 P5		2-3 K	3-1 P5			1-1 3B 2B	5 1 1 0 0 2 4																
Luis Alicea, S (1, 4) OBP: 0.295, SLG: 0.410	1-0 P4		4-0 HR BB		1-1 1B		2-2 F9		0-1 1B 3B	4 2 2 1 1 0 0																
Felix Jose, S (1, 9) OBP: 0.474, SLG: 0.686	1-1 L7		0-1 HR		3-2 P5		1-1 P4		1-2 1B	5 1 2 5 0 0 1																
Gerald Perry, L (1, 3) OBP: 0.365, SLG: 0.435		0-1 CS 1B	0-0 G4-3		1-3 K		1-2 F8		3-2 L9	5 0 1 0 0 1 2																
Todd Zeile, R (1, 5) OBP: 0.344, SLG: 0.371		1-0 F9		2-1 G5-3		0-2 F8 1B FC 1B		3-2 P5	2-2 F8	5 1 1 0 0 0 2																
Milt Thompson, L (1, 7) OBP: 0.293, SLG: 0.417		2-2 G3-1		2-0 1B HBP		2-2 FC 1B		0-2 2B		3 0 2 0 0 0 1																
Brian Jordan, R (9, 7) OBP: 0.270, SLG: 0.479										0 0 0 0 0 0 0																
Tom Pagnozzi, R (1, 2) OBP: 0.338, SLG: 0.402			4-2 FC3-5 1B BB	2-2 1-2 1B		0-0 F8		0-3 K		3 0 1 0 1 1 3																
Bien Figueroa, R (1, 6) OBP: 0.250, SLG: 0.250			2-2 BB FC3-5 1B	1-2 L9		1-1 FC		0-0 L9		4 1 1 1 0 0 4																
Cris Carpenter, R (8, 1)						1-2 FC				0 0 0 0 0 0 0																
Lee Smith, R (9, 1)						1-2 FC				0 0 0 0 0 0 0																
Jose DeLeon, R (1, 1)			2-1 FC3-5 1B	0-1 G6-3		0-3 K			0-1 F7	2 1 0 0 0 0 4																
Mike Perez, R (5, 1)										0 0 0 0 0 0 0																
Bernard Gilkey, R (6, PH) OBP: 0.348, SLG: 0.344										1 0 0 0 0 1 2																
Juan Agosto, L (6, 1)										0 0 0 0 0 0 0																
Ozzie Smith, S (8, 6) OBP: 0.385, SLG: 0.339			1-2 HR							1 0 0 0 0 0 0																
Inning Stats	R: 0 E: 0 K: 1 S: 8	H: 0 LOB: 0 BB: 0 P: 13	R: 0 E: 0 K: 0 S: 7	H: 1 LOB: 0 BB: 0 P: 10	R: 4 E: 0 K: 0 S: 17	H: 2 LOB: 0 BB: 2 P: 32	R: 0 E: 0 K: 0 S: 11	H: 1 LOB: 2 BB: 0 P: 18	R: 0 E: 0 K: 2 S: 12	H: 1 LOB: 1 BB: 0 P: 19	R: 1 E: 0 K: 1 S: 14	H: 2 LOB: 2 BB: 0 P: 20	R: 0 E: 0 K: 0 S: 8	H: 0 LOB: 0 BB: 0 P: 12	R: 0 E: 0 K: 1 S: 10	H: 1 LOB: 1 BB: 0 P: 13	R: 2 E: 0 K: 0 S: 15	H: 3 LOB: 1 BB: 0 P: 22	1B: 7 2B: 2 3B: 1 HR: 1	SF: 0 SAC: 0 DP: 0 HBP: 1	WP: 0 PB: 0 SB: 0 CS: 1	PA: 41				
PITCHER	IP WLS BF H R ER SO BB IBB HBP BLK WP HR S P ERA WHIP																									
Pete Harnisch, R (1, 1) ERA: 3.75	5.0		24	7	5	5	3	2	0	1	0	1	61	100	9.00	1.800										
Joe Boever, R (6, 1) ERA: 2.45	0.2		3	0	0	0	1	0	0	0	0	0	6	7	0.00	0.000										
Al Osuna, L (6, 1) ERA: 3.24	1.2		6	1	0	0	0	0	0	0	0	0	16	26	0.00	0.600										
Doug Jones, R (8, 1) ERA: 3.1	1.2	L	8	3	2	2	1	0	0	0	0	0	19	26	10.80	1.800										

St. Louis Cardinals @ Houston Astros
Astrodome, Houston, TX
Sun May 17 1992, 4:33 AM EDT
Att. 17,218 - Dome - 70 F

livebaseballscorecards.com

AB	38
R	7
H	11
RBI	7
BB	2
SO	5
LOB	23



BOTTOM

St. Louis Cardinals @ Houston Astros
Astrodome, Houston, TX
Sun May 17 1992, 4:33 AM EDT
Att. 17,218 - Dome - 70 F

livebaseballscorecards.com

AB 38
R 5
H 10
RBI 5
BB 2
SO 9
LOB 17



WP: 1 PA: 40
PB: 0
SB: 1
CS: 0

AB R H RBI BB SO LOB

4 1 2 0 1 0 0

5 2 2 1 0 0 2

5 0 1 0 0 2 4

5 0 2 2 0 1 2

4 1 1 1 0 0 2
0 0 0 0 0 0 0

4 0 0 0 0 1 3

3 0 1 1 1 1 0

3 0 0 0 0 1 4
0 0 0 0 0 0 0
1 0 0 0 0 0 0

2 1 1 0 0 1 0
0 0 0 0 0 0 0
2 0 0 0 0 2 0

1B: 7 SF: 0
2B: 3 SAC: 0
3B: 0 DP: 0
HR: 0 HBP: 0

Main table containing batter names, statistics, and play diagrams for each batter across 9 innings.

Inning Stats table with columns for R, H, E, K, S, LOB, BB, P, ER, SO, IBB, HBP, BLK, WP, HR, S, P, ERA, WHIP.

Pitcher stats table with columns for IP, WLS, BF, H, R, ER, SO, BB, IBB, HBP, BLK, WP, HR, S, P, ERA, WHIP.

Batter	1	2	3	4	5	6	7	8	9	AB R H RBI BB SO LOB	TOP		
Ray Lankford, L (1, 8) OBP: 0.398, SLG: 0.446	1-2 CS 1B		1-1 F7			1-3 K		2-2 FC5-4 1B		4 0 2 1 0 1 1			
Ozzie Smith, S (1, 6) OBP: 0.374, SLG: 0.328	2-1 G1-3		1-1 FC6-4			0-0 L8		1-1 FC5-4		4 0 0 0 0 0 3			
Felix Jose, S (1, 9) OBP: 0.451, SLG: 0.649	2-1 G5-3					0-0 F8				4 0 0 0 0 0 0			
Gerald Perry, L (1, 3) OBP: 0.357, SLG: 0.420		0-1 G3-1				0-0 CS 1B		0-1 F7		4 0 1 0 0 0 0			
Brian Jordan, R (1, 7) OBP: 0.277, SLG: 0.476		1-1 G5-3				4-2 S BB		1-2 G5-3		3 0 1 0 1 0 0			
Todd Zeile, R (1, 5) OBP: 0.342, SLG: 0.362		4-2 BB				3-2 L8		0-0 G6-3		3 0 0 0 1 0 2			
Tom Pagnozzi, R (1, 2) OBP: 0.331, SLG: 0.392		0-0 G3				1-2 P4		0-0 F9		3 0 0 0 0 0 1	AB 31 R 1 H 6 RBI 1 BB 2 SO 3 LOB 8		
Luis Alicea, S (1, 4) OBP: 0.297, SLG: 0.407			1-2 FC6-4 1B			1-0 L8		0-1 G5-3		3 0 1 0 0 0 0			
Donovan Osborne, S (1, 1) OBP: 0.133, SLG: 0.133			0-3 K			1-3 K		0-0 S 1B		2 0 0 0 0 2 1			
Cris Carpenter, R (7, 1)										0 0 0 0 0 0 0			
Bernard Gilkey, R (8, PH) OBP: 0.357, SLG: 0.354										1 1 1 0 0 0 0			
Todd Worrell, R (8, 1)										0 0 0 0 0 0 0			
Inning Stats	R: 0 H: 1 E: 0 LOB: 0 K: 0 BB: 0 S: 9 P: 13	R: 0 H: 0 E: 0 LOB: 1 K: 0 BB: 1 S: 7 P: 12	R: 0 H: 1 E: 0 LOB: 1 K: 1 BB: 0 S: 10 P: 13	R: 0 H: 1 E: 0 LOB: 1 K: 0 BB: 1 S: 14 P: 23	R: 0 H: 0 E: 0 LOB: 0 K: 1 BB: 0 S: 8 P: 11	R: 0 H: 0 E: 0 LOB: 0 K: 1 BB: 0 S: 5 P: 6	R: 0 H: 0 E: 0 LOB: 0 K: 0 BB: 0 S: 6 P: 7	R: 1 H: 2 E: 0 LOB: 1 K: 0 BB: 0 S: 9 P: 12	R: 0 H: 1 E: 0 LOB: 1 K: 0 BB: 0 S: 10 P: 13	1B: 6 SF: 0 2B: 0 SAC: 0 3B: 0 DP: 0 HR: 0 HBP: 0	WP: 0 PA: 33 PB: 0 SB: 3 CS: 2		
PITCHER Charlie Leibrandt, L (1, 1) ERA: 4.34	IP WLS BF H R ER SO BB IBB HBP BLK WP HR S P ERA WHIP	9.0 W 33 6 1 1 3 2 0 0 0 0 0 0 78 110 1.00 0.889											

St. Louis Cardinals @ Atlanta Braves
Atlanta-Fulton County Stadium, Atlanta, GA

Mon May 18 1992, 7:05 PM EDT
Att. 23,546 - Sunny - 82 F



Batter	1	2	3	4	5	6	7	8	9
Otis Nixon, S <small>OBP: 0.473, SLG: 0.471</small> (1, 8)	1-0 HR 1B	2-2 G6-3			0-1 CS 1B		1-0 1B 1-2		
Terry Pendleton, S <small>OBP: 0.360, SLG: 0.543</small> (1, 5)	1-2 HR 1-H		2-2 G6-3 1B		1-0 P4		1-0 F9		
Ron Gant, R <small>OBP: 0.364, SLG: 0.464</small> (1, 7)	2-2 G4-3		3-2 G6-3 1-2f		0-1 CS 1-2	3-3 K	3-0 1B 1-2 2-H		
David Justice, L <small>OBP: 0.295, SLG: 0.319</small> (1, 9)	0-0 F7		0-0 P5			1-1 HR	1-0 L8		
Brian Hunter, R <small>OBP: 0.235, SLG: 0.405</small> (1, 3)	2-0 1B 1B			1-0 HR		0-0 FC5-4 1B		0-0 F8	
Greg Olson, R <small>OBP: 0.318, SLG: 0.280</small> (1, 2)	1-2 FC6 1-3 1B		2-2 L5		1-0 F9		0-1 G3-1		
Mark Lemke, S <small>OBP: 0.218, SLG: 0.252</small> (1, 4)	0-0 FC6 1-2f		2-1 G6-3		0-1 FC5-4 1-2f		0-1 F9		
Rafael Belliard, R <small>OBP: 0.243, SLG: 0.210</small> (1, 6)			1-3 K		0-0 G5-3		0-0 FC1-6 1B		
Charlie Leibrandt, R <small>OBP: 0.133, SLG: 0.143</small> (1, 1)			1-0 P9		1-2 L9		0-0 FC1-6 1B 1-2f		

AB	R	H	RBI	BB	SO	LOB
4	1	3	0	0	0	0
4	1	2	2	0	0	3
4	0	1	1	0	1	1
4	1	1	1	0	0	2
4	1	3	1	0	0	0
4	0	1	0	0	0	1
4	0	0	0	0	0	3
3	0	1	0	0	1	0
3	1	0	0	0	0	1

BOTTOM	
St. Louis Cardinals @ Atlanta Braves Atlanta-Fulton County Stadium, Atlanta, GA	WP: 0 PA: 35 PB: 0 SB: 0 CS: 1
AB 34 R 5 H 12 RBI 5 BB 0 SO 2 LOB 11	

PITCHER		IP	WLS	BF	H	R	ER	SO	BB	IBB	HBP	BLK	WP	HR	S	P	ERA	WHIP
Donovan Osborne, L <small>ERA: 2.49</small> (1, 1)	6.1	L	28	11	5	5	2	0	0	0	0	0	0	3	86	7.11	1.737	
Cris Carpenter, R <small>ERA: 1.86</small> (7, 1)	0.2		3	1	0	0	0	0	0	0	0	0	0	3	8	0.00	1.500	
Todd Worrell, R <small>ERA: 2.65</small> (8, 1)	1.0		3	0	0	0	0	0	0	0	0	0	0	5	5	0.00	0.000	

Mon May 18 1992, 7:05 PM EDT
 Att. 23,546 - Sunny - 82 F

livebaseballscores.com

Batter	1	2	3	4	5	6	7	8	9	AB R H RBI BB SO LOB	TOP											
Ray Lankford, L (1, 8) OBP: 0.403, SLG: 0.458	0-2 SH1-3 1B		2-3 K		0-0 G4-3		0-1 2B 1B		2-2 1B 2B	5 3 3 1 0 1 0												
Ozzie Smith, S (1, 6) OBP: 0.371, SLG: 0.325	1-0 SH1-3 1-2		3-1 F8		0-1 F7		3-1 F8		1-0 1B 2-H	4 0 1 1 0 0 2												
Felix Jose, S (1, 9) OBP: 0.460, SLG: 0.654	2-2 G3 2-H 1B			4-2 PB SF8 BB	0-0 G4-3		1-0 1-H 2-H 2B		2-2 F9	4 1 2 3 1 0 1												
Gerald Perry, L (1, 3) OBP: 0.361, SLG: 0.418	1-0 G3 1-2			2-1 PB 1B 1B		2-2 CS 1B	0-2 F8		1-2 G4-3	5 1 2 0 0 0 3												
Brian Jordan, R (1, 7) OBP: 0.269, SLG: 0.461	1-1 G5-3			0-3 K		0-3 K		1-1 G6-3		4 0 0 0 0 2 4												
Todd Zeile, R (1, 5) OBP: 0.340, SLG: 0.354		3-1 P6		4-2 1B 1-2 2-3 BB		1-3 K		1-2 E6 1B		3 0 0 0 1 1 1												
Luis Alicea, S (1, 4) OBP: 0.295, SLG: 0.405		1-1 F8		0-0 SF8		2-1 CS	3-3 K	1-0 G6-4-3 1B		3 0 1 1 0 1 0												
Tom Pagnozzi, R (1, 2) OBP: 0.336, SLG: 0.403		0-1 F8		3-2 1-3 2-H 1B		3-2 1B 2B	2-2 1B 2B	0-2 G6-4-3 1-2f		4 1 2 1 0 0 2												
Bob Tewksbury, R (1, 1) OBP: 0.111, SLG: 0.059			1-3 K	1-0 L8		4-0 1B 2B BB			2-0 P4	2 1 0 0 1 1 2												
Bernard Gilkey, R (9, PH) OBP: 0.352, SLG: 0.348										1 0 0 0 0 0 0												
Todd Worrell, R (9, 1)										0 0 0 0 0 0 0												
Inning Stats	R: 1 E: 0 K: 0 S: 10	H: 2 LOB: 1 BB: 0 P: 15	R: 0 E: 0 K: 0 S: 6	H: 0 LOB: 0 BB: 0 P: 10	R: 0 E: 0 K: 2 S: 10	H: 0 LOB: 0 BB: 0 P: 16	R: 2 E: 0 K: 1 S: 18	H: 2 LOB: 2 BB: 2 P: 32	R: 0 E: 0 K: 0 S: 4	H: 0 LOB: 0 BB: 0 P: 4	R: 0 E: 0 K: 2 S: 10	H: 1 LOB: 0 BB: 0 P: 15	R: 3 E: 0 K: 1 S: 18	H: 3 LOB: 1 BB: 1 P: 31	R: 0 E: 1 K: 0 S: 9	H: 1 LOB: 1 BB: 0 P: 12	R: 1 E: 0 K: 0 S: 13	H: 2 LOB: 1 BB: 0 P: 21	1B: 8 2B: 3 3B: 0 HR: 0	SF: 1 SAC: 1 DP: 1 HBP: 0	WP: 0 PB: 1 SB: 0 CS: 1	PA: 41
PITCHER	IP WLS BF H R ER SO BB IBB HBP BLK WP HR S P ERA WHIP																					
29 John Smoltz, R (1, 1) ERA: 3.94	6.1 L 27 6 5 5 6 3 0 0 0 0 0 0 65 108 7.11 1.421																					
Mike Stanton, L (7, 1) ERA: 4.61	0.2 4 2 1 1 0 0 0 0 0 0 0 0 11 15 13.50 3.000																					
Juan Berenguer, R (8, 1) ERA: 2.78	1.0 4 1 0 0 0 0 0 0 0 0 0 0 9 12 0.00 1.000																					
Kent Mercker, L (9, 1) ERA: 3.65	1.0 5 2 1 1 0 0 0 0 0 0 0 0 13 21 9.00 2.000																					

St. Louis Cardinals @ Atlanta Braves
Atlanta-Fulton County Stadium, Atlanta, GA

Tue May 19 1992, 7:05 PM EDT
Att. 26,012 - Cloudy - 75 F

livebaseballscorecards.com

AB	35
R	7
H	11
RBI	7
BB	3
SO	6
LOB	15



Batter	1	2	3	4	5	6	7	8	9	AB R H RBI BB SO LOB	TOP									
Ray Lankford, L (1, 8) OBP: 0.398, SLG: 0.446	2-3 K		1-3 K		0-1 G3			4-1 G5-4-3 BB	2-0 G3	4 0 0 0 1 2 2	St. Louis Cardinals @ Atlanta Braves Atlanta-Fulton County Stadium, Atlanta, GA Wed May 20 1992, 7:05 PM EDT Att. 22,610 - Cloudy - 73 F									
Ozzie Smith, S (1, 6) OBP: 0.361, SLG: 0.315	1-2 G6-3		0-0 F9			0-2 G4-3		0-1 G5-4-3 1-2f		4 0 0 0 0 0 1										
Felix Jose, S (1, 9) OBP: 0.462, SLG: 0.642	4-2 BB			1-0 F8		0-0 FC4-6 1B		1-0 G6-3		3 0 1 0 1 0 0										
Gerald Perry, L (1, 3) OBP: 0.369, SLG: 0.404	0-0 P4			4-2 G6-3 S BB		2-2 FC4-6 1B 1-2f		4-1 BB G3-1 BB		2 1 0 0 2 0 2										
Brian Jordan, R (1, 7) OBP: 0.268, SLG: 0.455		1-1 G1		3-2 G6-3 1-3		0-0 1B		3-2 F7		4 0 1 0 0 0 2										
Todd Zeile, R (1, 5) OBP: 0.333, SLG: 0.346		0-0 F8		1-3 K		0-0 F9		4-0 G3-1 BB 1B		3 0 0 0 0 1 3										
Juan Agosto, L (8, 1)										0 0 0 0 0 0 0										
Bernard Gilkey, R (9, PH) OBP: 0.361, SLG: 0.348										0 1 0 0 1 0 0										
Tom Pagnozzi, R (1, 2) OBP: 0.347, SLG: 0.409		2-2 E8 1B			0-2 SH1-4 1B		1-0 G1-3		4-0 BB 1B G3-1	3 1 2 0 1 0 0										
Luis Alicea, S (1, 4) OBP: 0.283, SLG: 0.386		1-1 L4			2-2 F8		2-2 F8		1-1 G3-1	4 0 0 1 0 0 4										
Rheal Cormier, L (1, 1) OBP: 0.167, SLG: 0.250			0-0 G3		0-0 SH1-4		1-1 G1-3		0-0 1B	1 0 0 0 0 0 0										
Bob McClure, R (6, 1)										0 0 0 0 0 0 0										
Cris Carpenter, R (6, 1)										0 0 0 0 0 0 0										
Craig Wilson, R (6, 5) OBP: 0.433, SLG: 0.375					1-2				2-H 3-H	2 0 1 2 0 0 0										
Inning Stats	R: 0 E: 0 K: 1 S: 12	H: 0 LOB: 1 BB: 1 P: 19	R: 0 E: 1 K: 0 S: 8	H: 1 LOB: 1 BB: 0 P: 12	R: 0 E: 0 K: 1 S: 5	H: 0 LOB: 0 BB: 0 P: 6	R: 0 E: 0 K: 1 S: 11	H: 0 LOB: 1 BB: 1 P: 20	R: 0 E: 0 K: 0 S: 10	H: 2 LOB: 2 BB: 0 P: 12	R: 0 E: 0 K: 0 S: 6	H: 0 LOB: 0 BB: 0 P: 10	R: 0 E: 0 K: 0 S: 4	H: 0 LOB: 0 BB: 1 P: 9	R: 3 E: 0 K: 0 S: 8	H: 1 LOB: 1 BB: 3 P: 26	1B: 5 2B: 0 3B: 0 HR: 0	SF: 0 SAC: 1 DP: 1 HBP: 0	WP: 0 PB: 0 SB: 1 CS: 0	PA: 37
PITCHER	IP WLS BF H R ER SO BB IBB HBP BLK WP HR S P ERA WHIP																			
Steve Avery, L (1, 1) ERA: 3.36	8.1 W 33 4 2 2 3 5 0 0 0 0 0 0 69 114 2.16 1.080																			
Marvin Freeman, R (9, 1) ERA: 2.79	0.2 4 1 1 1 0 1 0 0 0 0 0 0 4 11 13.50 3.000																			

livebaseballscorecards.com

AB	30
R	3
H	5
RBI	3
BB	6
SO	3
LOB	14



Batter	1	2	3	4	5	6	7	8	9	AB	R	H	RBI	BB	SO	LOB
Otis Nixon, S <small>OBP: 0.468, SLG: 0.466</small> (1, 8)	1-1 B1-3 		1-1 		1-1 G6-3 		0-1 			4	0	2	0	0	0	0
Jeff Blausler, R <small>OBP: 0.273, SLG: 0.366</small> Rafael Belliard, R <small>OBP: 0.254, SLG: 0.222</small> (7, 6)	1-3 K 		1-1 G1-4-3 			2-1 	1-1 			3	1	1	0	0	1	1
Terry Pendleton, S <small>OBP: 0.348, SLG: 0.520</small> (1, 5)	1-3 K 			1-0 		0-1 FC 	0-0 G4-6-3 			4	2	1	0	0	1	2
Ron Gant, R <small>OBP: 0.363, SLG: 0.466</small> (1, 7)		0-1 P3 		2-0 F8 		1-2 		0-0 L8 		4	0	1	1	0	0	1
David Justice, L <small>OBP: 0.317, SLG: 0.340</small> (1, 9)		1-2 		3-2 		4-2 		2-1 		2	2	2	0	1	0	0
Brian Hunter, R <small>OBP: 0.247, SLG: 0.438</small> (1, 3)		0-0 		1-2 SF9 		1-1 P3 		1-0 E5 		3	1	1	3	0	0	3
Greg Olson, R <small>OBP: 0.315, SLG: 0.278</small> (1, 2)		1-1 G6-3 		0-0 L8 		1-0 P2 		1-2 		4	0	1	1	0	0	3
Mark Lemke, S <small>OBP: 0.220, SLG: 0.254</small> (1, 4)		2-0 P4 		1-2 G6-3 		1-2 FC6-4 		1-0 P8 		4	0	0	0	0	0	4
Steve Avery, L <small>OBP: 0.150, SLG: 0.300</small> Marvin Freeman, R <small>OBP: 1.000, SLG: 1.000</small> (9, 1)			1-2 G3 		2-2 P6 		1-3 K 	2-0 P6 		4	0	0	0	0	1	2
										0	0	0	0	0	0	0

Inning Stats		R: 0	H: 0	E: 0	K: 2	S: 8	R: 2	H: 1	E: 0	K: 0	S: 8	R: 1	H: 2	E: 0	K: 0	S: 11	R: 0	H: 0	E: 0	K: 0	S: 9	R: 2	H: 2	E: 1	K: 0	S: 15	R: 0	H: 2	E: 0	K: 1	S: 10	R: 1	H: 2	E: 1	K: 0	S: 9	R: 0	H: 2	E: 0	K: 1	S: 11													
PITCHER		IP	WLS	BF	H	R	ER	SO	BB	IBB	HBP	BLK	WP	HR	S	P	ERA	WHIP													IP	WLS	BF	H	R	ER	SO	BB	IBB	HBP	BLK	WP	HR	S	P	ERA	WHIP							
Rheal Cormier, L <small>ERA: 5.49</small>	(1, 1)	5.0	L	22	6	5	3	2	0	0	1	0	0	0	51	75	5.40	1.200																																				
Bob McClure, L <small>ERA: 5.73</small>	(6, 1)	0.0		1	0	0	0	0	1	0	0	0	0	0	2	6	∞	∞																																				
Cris Carpenter, R <small>ERA: 1.69</small>	(6, 1)	2.0		7	2	0	0	1	0	0	0	0	0	0	16	20	0.00	1.000																																				
Juan Agosto, L <small>ERA: 5.4</small>	(8, 1)	1.0		6	2	1	0	0	0	0	0	0	0	0	9	16	0.00	2.000																																				

BOTTOM

St. Louis Cardinals @ Atlanta Braves
 Atlanta-Fulton County Stadium, Atlanta, GA

Wed May 20 1992, 7:05 PM EDT
 Att. 22,610 - Cloudy - 73 F

AB 33
R 6
H 10
RBI 5
BB 1
SO 3
LOB 16

WP: 0 **PA: 36**
PB: 0
SB: 1
CS: 1

1B	2B	3B	HR	SF	SAC	DP	HBP
7	2	0	1	1	0	1	1

Batter	1	2	3	4	5	6	7	8	9	AB R H RBI BB SO LOB	TOP											
Craig Biggio, R (1, 4) OBP: 0.374, SLG: 0.429	4-1 5 F8 2B BB	0-1 2-H 2B		2-2 G1-3 1B		4-0 1-2 BB		1-2 G4-3		3 1 2 1 2 0 1												
Steve Finley, L (1, 8) OBP: 0.320, SLG: 0.412	4-0 1-2 2B BB	4-1 BB		0-0 G1-3		1-2 L8		0-3 K		3 1 0 0 2 1 3												
5 Jeff Bagwell, R (1, 3) OBP: 0.295, SLG: 0.369	1-1 F8 2-3	0-3 K		0-0 F9			1-2 F9		0-0 G4-3	5 0 0 0 0 1 5												
Eric Anthony, L (1, 9) OBP: 0.348, SLG: 0.400 Chris Jones, R (9, 9) OBP: 0.286, SLG: 0.250	3-1 1-H 3-H 2B			2-2 G3-1 1B		1-2 F7		1-2 WP 2B		1-0 G4-3	5 0 3 2 0 0 0 0 0 0 0 0 0 0											
Pete Incaviglia, R (1, 7) OBP: 0.296, SLG: 0.342 Casey Candaele, S (9, 7) OBP: 0.231, SLG: 0.246	1-0 P6			0-0 G3-1 1B		4-2 CS BB		2-1 F8			3 0 1 0 1 0 2 0 0 0 0 0 0 0											
Ken Caminiti, S (1, 5) OBP: 0.327, SLG: 0.440	1-0 G4-3			2-3 K		3-2 F7		1-1 F7			4 0 0 0 0 1 5											
Eddie Taubensee, L (1, 2) OBP: 0.282, SLG: 0.231				0-0 G3-1		0-0 FC3-6 1B		3-1 SH3 1B			3 1 2 0 1 0 2											
Andujar Cedeno, R (1, 6) OBP: 0.263, SLG: 0.300				1-2 2-3		0-1 P3		0-3 K			4 0 0 0 0 2 5											
Mark Portugal, R (1, 1) OBP: 0.063, SLG: 0.063 Doug Jones, R (9, 1)				0-0 SH3		0-3 K		0-1 FC3-6 BB			2 0 0 0 0 1 1 0 0 0 0 0 0 0											
Inning Stats	R: 2 E: 0 K: 0 S: 7	H: 1 LOB: 1 BB: 2 P: 21	R: 1 E: 0 K: 2 S: 12	H: 1 LOB: 2 BB: 2 P: 21	R: 0 E: 0 K: 1 S: 10	H: 2 LOB: 2 BB: 0 P: 14	R: 0 E: 0 K: 1 S: 8	H: 1 LOB: 1 BB: 0 P: 10	R: 0 E: 0 K: 0 S: 8	H: 0 LOB: 0 BB: 1 P: 16	R: 0 E: 0 K: 0 S: 8	H: 1 LOB: 2 BB: 1 P: 13	R: 0 E: 0 K: 0 S: 11	H: 1 LOB: 1 BB: 0 P: 16	R: 0 E: 0 K: 1 S: 10	H: 1 LOB: 1 BB: 0 P: 14	R: 0 E: 0 K: 1 S: 5	H: 0 LOB: 0 BB: 0 P: 6	1B: 5 2B: 3 3B: 0 HR: 0	SF: 0 SAC: 2 DP: 0 HBP: 0	WP: 1 PB: 0 SB: 0 CS: 1	PA: 40
PITCHER	IP WLS BF H R ER SO BB IBB HBP BLK WP HR S P ERA WHIP																					
Jose DeLeon, R (1, 1) ERA: 4.08	7.0 L 33 7 3 3 4 6 0 0 0 1 0 64 111 3.86 1.857																					
Mike Perez, R (8, 1) ERA: 1.3	1.0 4 1 0 0 1 0 0 0 0 0 0 10 14 0.00 1.000																					
Todd Worrell, R (9, 1) ERA: 2.37	1.0 3 0 0 0 1 0 0 0 0 0 0 5 6 0.00 0.000																					

Houston Astros @ St. Louis Cardinals
Busch Stadium, St. Louis, MO
 Fri May 22 1992, 7:05 PM CDT
 Att. 28,521 - Cloudy - 70 F

livebaseballscorecards.com

AB	32
R	3
H	8
RBI	3
BB	6
SO	6
LOB	24



Batter	1	2	3	4	5	6	7	8	9	AB R H RBI BB SO LOB	TOP														
Craig Biggio, R OBP: 0.376, SLG: 0.427 (1, 4)	4-2 2B 5 1B BB	2-3 K			1-0 5 BB 1B		2-2 F9			3 2 1 0 1 1 0															
Steve Finley, L OBP: 0.324, SLG: 0.416 (1, 8)	1-0 5 1B 2B		0-3 K		4-0 5 1B BB		2-2 G4-3			3 1 1 0 1 1 0															
5 Jeff Bagwell, R OBP: 0.300, SLG: 0.369 (1, 3)	0-1 2B 1B		3-3 K		1-0 E9 1-3 2-H			3-2 HBP		3 1 1 2 0 1 1															
Eric Anthony, L OBP: 0.343, SLG: 0.406 (1, 9)	1-2 1-H 2B		1-3 K		1-3 K			1-2 F8		4 0 1 1 0 2 3															
Ken Caminiti, S OBP: 0.322, SLG: 0.426 (1, 5)	1-2 F9			2-2 L6-4 1B 1B		3-2 F8		0-0 F8		4 0 1 0 0 0 4															
Pete Incaviglia, R OBP: 0.287, SLG: 0.331 Al Osuna, R (8, 1)	0-0 F8		0-3 K		1-2 G5-3			0-1 P2		4 0 0 0 0 1 3 0 0 0 0 0 0 0															
Scott Servais, R OBP: 0.216, SLG: 0.240 (1, 2)	1-3 K		0-0 K		2-2 F8			3-2 F9		4 0 1 0 0 1 1															
Andujar Cedeno, R OBP: 0.255, SLG: 0.290 Joe Boever, R Rob Murphy, L Xavier Hernandez, L Benny Distefano, L OBP: 0.278, SLG: 0.133 (1, 6) (6, 1) (7, 1) (7, 1) (8, 7)		1-0 P4		1-2 L6-4		1-0 G6-3		1-0 F9		3 0 0 0 0 0 2 0 1 0 0 0 0 0 0															
Pete Harnisch, S OBP: 0.227, SLG: 0.364 Rob Mallicoate, L Casey Candaele, S OBP: 0.228, SLG: 0.241 (1, 1) (6, 1) (6, 6)		0-0 G3		3-2 G6-3		2-2 G6-3		1-0 G4-3		2 0 0 0 0 0 0 0 0 0 0 0 0 0 2 0 0 0 0 0 0															
Inning Stats	R: 3 E: 0 K: 1 S: 15	H: 3 LOB: 1 BB: 1 P: 23	R: 0 E: 0 K: 1 S: 5	H: 0 LOB: 0 BB: 0 P: 8	R: 0 E: 0 K: 3 S: 9	H: 0 LOB: 0 BB: 0 P: 13	R: 0 E: 0 K: 1 S: 10	H: 2 LOB: 1 BB: 0 P: 13	R: 1 E: 1 K: 1 S: 11	H: 1 LOB: 2 BB: 1 P: 24	R: 0 E: 0 K: 0 S: 10	H: 0 LOB: 0 BB: 0 P: 14	R: 0 E: 0 K: 0 S: 9	H: 0 LOB: 0 BB: 0 P: 15	R: 0 E: 0 K: 0 S: 8	H: 0 LOB: 1 BB: 0 P: 12	R: 0 E: 0 K: 0 S: 6	H: 0 LOB: 0 BB: 0 P: 11	1B: 4 2B: 3 3B: 0 HR: 0	SF: 0 SAC: 0 DP: 1 HBP: 1	WP: 0 PB: 0 SB: 0 CS: 0	PA: 36			
PITCHER Donovan Osborne, L ERA: 2.7 Cris Carpenter, R ERA: 1.48 (1, 1) (7, 1)	IP 6.0 3.0	WLS W S	BF 26 10	H 6 0	R 4 0	ER 3 0	SO 7 0	BB 2 0	IBB 0 0	HBP 0 1	BLK 0 0	WP 0 0	HR 0 0	S 60 23	P 95 38	ERA 4.50 0.00	WHIP 1.333 0.000								

Houston Astros @ St. Louis Cardinals
Busch Stadium, St. Louis, MO
 Sat May 23 1992, 7:05 PM CDT
 Att. 36,286 - Cloudy - 67 F

livebaseballscorecards.com

AB	33
R	4
H	6
RBI	3
BB	2
SO	7
LOB	14



Batter	1	2	3	4	5	6	7	8	9	AB R H RBI BB SO LOB	TOP					
Steve Finley, L (1, 8) OBP: 0.326, SLG: 0.416	0-0 G6-3		0-1 G4-3		3-1 1B		1-2 1B		0-0 F8	5 0 2 0 0 0 0						
Casey Candaele, S (1, 4) OBP: 0.220, SLG: 0.233 (8, 6)	2-1 G4-3		1-3 K		0-0 G3		2-3 K			4 0 0 0 0 2 2						
5 Jeff Bagwell, R (1, 3) OBP: 0.310, SLG: 0.380	4-1 FC4-6 BB		1-2 F9			0-0 G4-3 1B 2B		2-0 S 1B 1B		3 2 2 0 1 0 0						
Eric Anthony, L (1, 9) OBP: 0.324, SLG: 0.382	0-1 FC4-6 1-2f			3-2 F7		0-0 G4-3		1-3 K 1-2		4 0 0 0 0 1 3						
Ken Caminiti, S (1, 5) OBP: 0.302, SLG: 0.397		0-0 G3-1		0-1 G4-3		1-0 G1-3		3-2 F7		4 0 0 0 0 0 2						
Benny Distefano, L (1, 7) OBP: 0.409, SLG: 0.316 Chris Jones, R (8, PR) OBP: 0.286, SLG: 0.250 (8, 7)		1-2 1B SF7 1B		0-0 1B		0-1 1B 3-H		1-1 1B 2-H		4 1 4 2 0 0 0 0 0 0 0 0 0 0						
Rafael Ramirez, R (1, 6) OBP: 0.228, SLG: 0.278 Al Osuna, R (8, 1)		1-0 1B		0-2 F8		0-0 F8		2-3 K		4 0 1 0 0 1 3 0 0 0 0 0 0 0						
Eddie Taubensee, L (1, 2) OBP: 0.271, SLG: 0.223		2-0 SF7			1-0 G3		1-0 G4-3		2-3 K	3 0 0 1 0 1 0						
Jimmy Jones, R (1, 1) OBP: 0.167, SLG: 0.167 Pete Incaviglia, R (7, PH) OBP: 0.285, SLG: 0.328 Rob Mallicoat, L (7, 1) Joe Boever, R (7, 1) Craig Biggio, R (8, 4) OBP: 0.374, SLG: 0.424		0-0 P5			3-2 G5-3		1-2 G3-1		2-2 F8	2 0 0 0 0 0 1 1 0 1 0 0 0 0 0 0						
Inning Stats	R: 0 H: 0 E: 0 LOB: 1 K: 0 BB: 1 S: 6 P: 12	R: 1 H: 2 E: 0 LOB: 1 K: 0 BB: 0 S: 7 P: 11	R: 0 H: 0 E: 0 LOB: 0 K: 1 BB: 0 S: 8 P: 10	R: 0 H: 1 E: 0 LOB: 1 K: 0 BB: 0 S: 11 P: 14	R: 0 H: 1 E: 0 LOB: 1 K: 0 BB: 0 S: 7 P: 14	R: 1 H: 2 E: 0 LOB: 1 K: 0 BB: 0 S: 6 P: 7	R: 0 H: 1 E: 0 LOB: 1 K: 1 BB: 0 S: 11 P: 15	R: 1 H: 2 E: 0 LOB: 1 K: 2 BB: 0 S: 17 P: 26	R: 0 H: 0 E: 0 LOB: 0 K: 1 BB: 0 S: 9 P: 13	1B: 8 SF: 1 2B: 1 SAC: 0 3B: 0 DP: 0 HR: 0 HBP: 0	WP: 0 PA: 37 PB: 0 SB: 1 CS: 0					
PITCHER	IP WLS BF H R ER SO BB IBB HBP BLK WP HR S P ERA WHIP															
Bob Tewksbury, R (1, 1) ERA: 1.88	7.0	29	7	2	2	2	1	0	0	0	0	0	56	83	2.57	1.143
Todd Worrell, R (8, 1) ERA: 2.7	1.0		5	2	1	1	2	0	0	0	0	0	17	26	9.00	2.000
Lee Smith, R (9, 1) ERA: 2.25	1.0	W	3	0	0	0	1	0	0	0	0	0	9	13	0.00	0.000

Houston Astros @ St. Louis Cardinals
 Busch Stadium, St. Louis, MO
 Sun May 24 1992, 3:33 AM CDT
 Att. 36,308 - Sunny - 61 F

livebaseballscorecards.com

AB	35
R	3
H	9
RBI	3
BB	1
SO	5
LOB	11



BOTTOM

Houston Astros @ St. Louis Cardinals
 Busch Stadium, St. Louis, MO
 Sun May 24 1992, 3:33 AM CDT
 Att. 36,308 - Sunny - 61 F

livebaseballscorecards.com

AB	31
R	4
H	10
RBI	2
BB	2
SO	3
LOB	16



WP:	1	PA:	35
PB:	0		
SB:	2		
CS:	1		


AB	R	H	RBI	BB	SO	LOB
4	0	2	1	0	0	0
4	1	2	0	0	0	2
4	1	3	0	0	0	1
3	0	0	0	1	1	3
3	0	1	0	1	0	2
3	0	1	0	0	0	4
1	0	0	0	0	0	1
3	1	0	0	0	0	2
3	1	1	1	0	0	0
2	0	0	0	0	2	0
1	0	0	0	0	0	1
0	0	0	0	0	0	0
0	0	0	0	0	0	0

1B:	7	SF:	0
2B:	2	SAC:	1
3B:	0	DP:	2
HR:	1	HBP:	1

Batter	1	2	3	4	5	6	7	8	9
Ray Lankford, L OBP: 0.397, SLG: 0.446 (1, 8)	3-2 G3 ①		1-2 CS 1B		3-2 G3 ③		3-1 2-H 1B		
Ozzie Smith, S OBP: 0.375, SLG: 0.343 (1, 6)	2-0 1B WP 1B		2-1 G6-3 ② ③ 1-2			1-2 S 2B	0-0 F8 ③		
Felix Jose, S OBP: 0.452, SLG: 0.613 (1, 9)	3-2 WP 1B			0-2 1B S G6-3 1B		1-1 G5-3 ①		0-0 G4-3 2B	
Andres Galarraga, R OBP: 0.290, SLG: 0.118 (1, 3)	2-3 K 1-2			4-2 G6-3 1B 1-2 BB		0-0 G1-3 ②		1-0 G4-3 ① 2-3	
Todd Zeile, R OBP: 0.345, SLG: 0.357 (1, 5)	1-2 L7 ③			0-1 G6-3 1B 1-2 2-3		4-2 BB 2-3		3-1 G6-3 ②	
Milt Thompson, L OBP: 0.294, SLG: 0.402 Bernard Gilkey, R OBP: 0.356, SLG: 0.343 (8, PH) (9, 7)			0-1 G6-3 1B		0-2 G6-3 ① ② 1-2f 2-3 3-H		2-1 G6-3 ③		0-1 P3 ③
Luis Alicea, S OBP: 0.282, SLG: 0.388 (1, 4)		1 SAFE 0-0 G6-3 ① ② 1-2f		2-0 L4 ③					2-1 F8 ①
Tom Pagnozzi, R OBP: 0.342, SLG: 0.417 (1, 2)			2-2 G3 ③			2-1 F9 ①		0-0 SH3-4 ① 1-2	3-2 HR
Bob Tewksbury, R OBP: 0.100, SLG: 0.053 Craig Wilson, R OBP: 0.371, SLG: 0.310 Todd Worrell, R Lee Smith, R (8, 1) (9, 1)			0-3 K ①			1-3 K ②		0-0 G6-3 ②	

Inning Stats	R: 1	H: 2	E: 0	K: 1	S: 13	R: 0	H: 1	E: 0	K: 0	S: 6	R: 0	H: 1	E: 0	K: 1	S: 9	R: 1	H: 2	E: 0	K: 0	S: 13	R: 0	H: 0	E: 0	K: 1	S: 9	R: 0	H: 1	E: 0	K: 0	S: 10	R: 1	H: 1	E: 0	K: 0	S: 5	R: 0	H: 1	E: 0	K: 0	S: 6	R: 1	H: 1	E: 0	K: 0	S: 6
	LOB: 1	BB: 0	P: 24	LOB: 0	BB: 0	P: 8	LOB: 0	BB: 0	P: 11	LOB: 1	BB: 1	LOB: 0	BB: 0	P: 15	LOB: 2	BB: 1	LOB: 1	BB: 0	P: 10	LOB: 0	BB: 0	LOB: 1	BB: 1	LOB: 0	BB: 0	LOB: 0	BB: 0	P: 11	LOB: 0	BB: 0	LOB: 1	BB: 0	P: 10	LOB: 1	BB: 0	LOB: 0	BB: 0	P: 10	LOB: 0	BB: 0	LOB: 0	BB: 0	P: 11		

PITCHER	IP	WLS	BF	H	R	ER	SO	BB	IBB	HBP	BLK	WP	HR	S	P	ERA	WHIP
Jimmy Jones, R ERA: 2.79 (1, 1)	6.0		24	7	2	2	3	2	0	0	0	1	0	60	94	3.00	1.500
Rob Mallicoat, L ERA: 3.18 (7, 1)	0.2		4	1	1	1	0	0	0	1	0	0	0	4	8	13.50	1.500
Joe Boever, R ERA: 2.27 (7, 1)	1.0		4	1	0	0	0	0	0	0	0	0	0	5	9	0.00	1.000
Al Osuna, L ERA: 3.26 (8, 1)	0.2	L	3	1	1	1	0	0	0	0	0	0	1	8	13	13.50	1.500

Batter	1	2	3	4	5	6	7	8	9	AB R H RBI BB SO LOB	TOP											
Brett Butler, L (1, 8) OBP: 0.372, SLG: 0.353	2-2 CS HBP	2-1 P4		1-0 G1-3			1-3 K		2-2 F8 1-2 2-3	4 0 0 0 0 1 3												
Lenny Harris, L (1, 4) OBP: 0.365, SLG: 0.326	2-2 1-2 HR 2B		2-2 G4-3		2-0 G1-3			2-1 L6		4 1 1 0 0 0 0												
Kal Daniels, L (1, 7) OBP: 0.298, SLG: 0.353 Stan Javier, S (8, 7) OBP: 0.289, SLG: 0.294	3-1 2-H HR		1-0 1B SF8 2B		1-1 G5-4-3 HBP			1-3 K		3 2 2 2 0 1 0 0 0 0 0 0 0 0												
Eric Karros, R (1, 3) OBP: 0.280, SLG: 0.447 Mitch Webster, S (8, PR) OBP: 0.302, SLG: 0.481	1-1 P9		0-0 2-3 1B		3-1 G5-4-3 1-2f			4-1 BB		3 0 1 0 1 0 1 0 0 0 0 0 0 0												
Todd Benzinger, S (1, 9) OBP: 0.301, SLG: 0.395	1-1 P5		0-0 SF8		0-0 P6			1-2 G3-1		3 0 0 1 0 0 1												
Mike Scioscia, L (1, 2) OBP: 0.258, SLG: 0.255			1-1 G3		0-1 P4			0-1 F7		4 0 0 0 0 0 1												
Dave Hansen, L (1, 5) OBP: 0.259, SLG: 0.278 Mike Sharperson, R (9, 4) OBP: 0.443, SLG: 0.419			2-1 HR		1-2 G6-3 1B			0-1 G4-3		4 1 2 1 0 0 0 0 0 0 0 0 0 0	AB 33 R 5 H 9 RBI 5 BB 1 SO 4 LOB 8											
Dave Anderson, R (1, 6) OBP: 0.267, SLG: 0.379			1-2 HR		3-2 G6-3 1-2			3-2 WP 1B 1B		4 1 2 1 0 0 1												
Bob Ojeda, L (1, 1) OBP: 0.118, SLG: 0.235 John Candelaria, L (9, 1)			2-2 F7		2-3 K			1-0 WP 1B		4 0 1 0 0 2 1 0 0 0 0 0 0 0												
Inning Stats	R: 2 E: 0 K: 0 S: 11	H: 2 LOB: 0 BB: 0 P: 20	R: 2 E: 0 K: 0 S: 13	H: 2 LOB: 0 BB: 0 P: 21	R: 1 E: 0 K: 0 S: 8	H: 2 LOB: 1 BB: 0 P: 11	R: 0 E: 0 K: 1 S: 10	H: 1 LOB: 1 BB: 0 P: 17	R: 0 E: 0 K: 0 S: 4	H: 0 LOB: 0 BB: 0 P: 10	R: 0 E: 0 K: 0 S: 5	H: 0 LOB: 0 BB: 0 P: 6	R: 0 E: 0 K: 2 S: 12	H: 0 LOB: 0 BB: 0 P: 15	R: 0 E: 0 K: 1 S: 10	H: 0 LOB: 1 BB: 1 P: 18	R: 0 E: 0 K: 0 S: 13	H: 2 LOB: 2 BB: 0 P: 19	1B: 4 2B: 2 3B: 0 HR: 3	SF: 1 SAC: 0 DP: 1 HBP: 2	WP: 1 PB: 0 SB: 0 CS: 1	PA: 37
PITCHER	IP WLS BF H R ER SO BB IBB HBP BLK WP HR S P ERA WHIP																					
Omar Olivares, R (1, 1) ERA: 4.89	2.0 L 10 4 4 4 0 0 0 1 0 0 3 24 41 18.00 2.000																					
Juan Agosto, L (3, 1) ERA: 5.11	3.0 12 3 1 1 1 0 0 0 1 0 0 22 38 3.00 1.000																					
Bob McClure, L (6, 1) ERA: 4.61	2.0 6 0 0 0 2 0 0 0 0 0 0 17 21 0.00 0.000																					
Mike Perez, R (8, 1) ERA: 1.21	2.0 9 2 0 0 1 1 0 0 0 0 1 0 23 37 0.00 1.500																					

Los Angeles Dodgers @ St. Louis Cardinals
Busch Stadium, St. Louis, MO
 Tue May 26 1992, 7:05 PM CDT
 Att. 22,494 - Cloudy - 61 F

livebaseballscorecards.com



Batter	1	2	3	4	5	6	7	8	9	AB	R	H	RBI	BB	SO	LOB
Ray Lankford, L (1, 8) OBP: 0.387, SLG: 0.433	0-0 G2-3		1-1 P4		0-1 1B		2-3 K		3-2 L7	5	0	1	1	0	1	4
Ozzie Smith, S (1, 6) OBP: 0.379, SLG: 0.353	1-1 G6-3			1-0 SF8 3B	0-0 L8			0-0 G4-3		4	1	1	0	0	0	2
Felix Jose, S (1, 9) OBP: 0.425, SLG: 0.574	2-2 G6-3			0-0 SF8		3-2 G5-3		3-3 K		3	0	0	1	0	1	0
Andres Galarraga, R (1, 3) OBP: 0.250, SLG: 0.160		1-0 G6-3		1-1 L1		1-0 G4-3		2-0 BB 1B		4	0	1	0	0	0	0
Todd Zeile, R (1, 5) OBP: 0.341, SLG: 0.347		1-2 G6-4-3 1B		0-0 G6-3		2-3 K		1 SAFE 4-1 BB		3	0	1	0	1	1	0
Bernard Gilkey, R (1, 7) OBP: 0.346, SLG: 0.347		0-1 G6-4-3		1-1 G4-3			0-1 F9	1-0 F7		4	0	0	0	0	0	3
Tom Pagnozzi, R (1, 2) OBP: 0.331, SLG: 0.401			2-3 K		0-1 G4-3		0-0 E5 F8 1B		0-3 K	4	0	1	0	0	2	0
Luis Alicea, S (1, 4) OBP: 0.314, SLG: 0.423			1-0 FC1-6 1B		2-2 1B 3B		4-0 BB		2-3 K	3	1	2	0	1	1	0
Omar Olivares, R (1, 1) OBP: 0.350, SLG: 0.316 Juan Agosto, L (3, 1) Milt Thompson, L (5, PH) Bob McClure, R (8, 1) Craig Wilson, R (7, PH) Mike Perez, R (8, 1) Gerald Perry, L (9, PH) OBP: 0.368, SLG: 0.390			0-0 FC1-6		4-1 1B BB		2-1 F8		4-2 BB	0	0	0	0	0	0	0

Inning Stats	R: 0	H: 0	E: 0	K: 0	S: 6	R: 0	H: 1	E: 0	K: 0	S: 6	R: 0	H: 1	E: 0	K: 1	S: 8	R: 1	H: 1	E: 0	K: 0	S: 5	R: 1	H: 2	E: 0	K: 0	S: 12	R: 0	H: 0	E: 0	K: 1	S: 11	R: 0	H: 1	E: 1	K: 1	S: 8	R: 0	H: 1	E: 0	K: 1	S: 8	R: 0	H: 0	E: 0	K: 2	S: 16	R: 0	H: 0	E: 0	K: 2	S: 16	1B: 5	2B: 0	3B: 2	HR: 0	SF: 1	SAC: 0	DP: 1	HBP: 0	WP: 0	PB: 0	SB: 0	CS: 0	PA: 37
PITCHER	IP	WLS	BF	H	R	ER	SO	BB	IBB	HBP	BLK	WP	HR	S	P	ERA	WHIP																																														
Bob Ojeda, L (1, 1) ERA: 3.27	8.2	W	36	7	2	2	6	4	0	0	0	0	0	76	124	2.08	1.269																																														
John Candelaria, L (9, 1) ERA: 0.79	0.1	S	1	0	0	0	0	0	0	0	0	0	0	4	7	0.00	0.000																																														

BOTTOM

Los Angeles Dodgers @ St. Louis Cardinals
 Busch Stadium, St. Louis, MO
 Tue May 26 1992, 7:05 PM CDT
 Att. 22,494 - Cloudy - 61 F

livebaseballscorecards.com

AB	32
R	2
H	7
RBI	2
BB	4
SO	6
LOB	12



Batter	1	2	3	4	5	6	7	8	9	AB R H RBI BB SO LOB	TOP											
Brett Butler, L (1, 8) OBP: 0.373, SLG: 0.360	2-1 F7		0-0 FC2-6 FC 1B HR	1-0 2B			0-1 G5-3		0-0 FC4-6 1B	5 1 2 1 0 0 1												
Lenny Harris, L (1, 4) OBP: 0.358, SLG: 0.320	0-2 F7		0-0 FC HR 1B	1-0 G3-1			3-3 K		1-0 FC4-6 1B HR	5 2 1 0 0 1 3												
Kal Daniels, L (1, 7) OBP: 0.311, SLG: 0.364	1-2 1B		0-3 K		3-2 FC5-4 1B		1-1 G6-3		0-1 HR 1B	4 0 2 0 0 1 2 1 1 1 1 0 0 0												
Tom Goodwin, L (7, 7) OBP: 1.000, SLG: 1.000																						
Eric Karros, R (1, 3) OBP: 0.276, SLG: 0.469	1-3 K		2-2 FC HR		1-1 P2			0-0 F7	1-0 HR	5 2 1 3 0 1 4												
Todd Benzinger, S (1, 9) OBP: 0.302, SLG: 0.427		2-3 K	3-2 HR		3-3 K			2-1 P5	0-2 G5-3	3 1 1 4 0 2 1 2 0 0 0 0 0 0												
Stan Javier, S (7, 9) OBP: 0.275, SLG: 0.278																						
Mike Scioscia, L (1, 2) OBP: 0.256, SLG: 0.252		1-1 E3	1-1 F7		2-2 FC5-4			3-2 S 1B	0-0 G4-3	5 0 1 0 0 0 1												
Dave Hansen, L (1, 5) OBP: 0.271, SLG: 0.293		2-2 F7		0-2 F8		1-2 G4-3 CS 2B		4-2 BB		3 0 1 0 1 0 1 0 0 0 0 0 0 0												
Roger McDowell, R (9, 1)																						
Dave Anderson, R (1, 6) OBP: 0.265, SLG: 0.364		3-1 F8		2-1 SH3-4 2B 1B		0-1 G4-3		0-0 G4-3		4 1 1 0 0 0 4												
Tom Candiotti, R (1, 1) OBP: 0.100, SLG: 0.100			0-0 FC2-6 1B		1-0 SH3-4		2-1 L6		4-1 FC4-6 1B BB	2 0 1 0 0 0 1 0 1 0 0 1 0 0												
Mike Sharperson, R (9, PH) OBP: 0.449, SLG: 0.419																						
Inning Stats	R: 0 E: 0 K: 1 S: 13	H: 1 LOB: 1 BB: 0 P: 17	R: 0 E: 1 K: 1 S: 10	H: 0 LOB: 1 BB: 0 P: 18	R: 4 E: 0 K: 1 S: 14	H: 3 LOB: 0 BB: 0 P: 20	R: 1 E: 0 K: 0 S: 8	H: 2 LOB: 1 BB: 0 P: 13	R: 0 E: 0 K: 1 S: 11	H: 1 LOB: 1 BB: 0 P: 20	R: 0 E: 0 K: 0 S: 8	H: 1 LOB: 0 BB: 0 P: 10	R: 0 E: 0 K: 1 S: 7	H: 0 LOB: 0 BB: 0 P: 11	R: 0 E: 0 K: 0 S: 10	H: 1 LOB: 2 BB: 1 P: 19	R: 4 E: 0 K: 0 S: 11	H: 3 LOB: 0 BB: 1 P: 16	1B: 8 2B: 2 3B: 0 HR: 2	SF: 0 SAC: 1 DP: 0 HBP: 0	WP: 0 PB: 0 SB: 1 CS: 1	PA: 42
PITCHER	IP WLS BF H R ER SO BB IBB HBP BLK WP HR S P ERA WHIP																					
Jose DeLeon, R (1, 1) ERA: 4.55	4.1 L 22 7 5 5 3 0 0 0 0 0 0 1 50 77 10.38 1.615																					
Mike Perez, R (5, 1) ERA: 1.19	0.2 2 0 0 0 1 0 0 0 0 0 0 0 6 11 0.00 0.000																					
Bob McClure, L (6, 1) ERA: 3.86	2.2 10 2 0 0 1 1 0 0 0 0 0 0 24 39 0.00 1.125																					
Cris Carpenter, R (8, 1) ERA: 2.81	1.1 8 3 4 4 0 1 0 0 0 0 0 1 12 17 27.00 3.000																					

Los Angeles Dodgers @ St. Louis Cardinals
 Busch Stadium, St. Louis, MO
 Wed May 27 1992, 7:05 PM CDT
 Att. 28,165 - Cloudy - 63 F

AB	39
R	9
H	12
RBI	9
BB	2
SO	5
LOB	18



Batter	1	2	3	4	5	6	7	8	9	AB R H RBI BB SO LOB	TOP	
Darrin Jackson, R (1, 8) OBP: 0.276, SLG: 0.389	0-0 FC3-6 1B		2-2 G5-3			2-0 G6-3			2-1 G6-3	4 0 1 0 0 0 0	San Diego Padres @ St. Louis Cardinals Busch Stadium, St. Louis, MO Fri May 29 1992, 7:05 PM CDT Att. 26,455 - Cloudy - 66 F	
Tony Gwynn, L (1, 9) OBP: 0.420, SLG: 0.506	0-2 FC3-6 WP 1B 1-2f		1-1 F7			2-1 G5-3			0-1 1B 2B	4 1 1 0 0 0 1		
Gary Sheffield, R (1, 5) OBP: 0.401, SLG: 0.560	1-0 P4				1-1 P4				0-0 2B 1B	4 1 1 1 0 0 1		
Fred McGriff, L (1, 3) OBP: 0.432, SLG: 0.615	0-0 WP 1B 1-2				0-0 G4-3				1-2 1-H 2B	4 0 2 1 0 0 0		
Benito Santiago, R (1, 2) OBP: 0.285, SLG: 0.368	1-0 F7 1-2 2-3				0-1 F9				4-2 FC6-4 BB	3 0 0 0 1 1 2		
Jerald Clark, R (1, 7) OBP: 0.239, SLG: 0.287			1-2 G5-3			0-0 L4			1-0 FC6-4 1-2f	4 0 0 0 0 0 2		
Craig Shipley, R (1, 6) OBP: 0.219, SLG: 0.194			3-2 G6-3			0-0 F8				3 0 0 0 0 0 0		
Kurt Stillwell, S (1, 4) OBP: 0.309, SLG: 0.368			0-3 K			1-2 F7				3 0 0 0 0 1 0		
Bruce Hurst, L (1, 1) OBP: 0.160, SLG: 0.208			3-2 P6			0-0 G4-3			3-2 F9	2 0 0 0 0 0 0		
Kevin Ward, R (9, PH) OBP: 0.286, SLG: 0.400										1 0 0 0 0 0 0		
Randy Myers, L (9, 1)										0 0 0 0 0 0 0		
Inning Stats	R: 0 E: 0 K: 0 S: 7 H: 2 LOB: 2 BB: 0 P: 9	R: 0 E: 0 K: 1 S: 11 H: 0 LOB: 0 BB: 0 P: 15	R: 0 E: 0 K: 0 S: 9 H: 0 LOB: 0 BB: 0 P: 15	R: 0 E: 0 K: 0 S: 5 H: 0 LOB: 0 BB: 0 P: 6	R: 0 E: 0 K: 0 S: 5 H: 0 LOB: 0 BB: 0 P: 6	R: 0 E: 0 K: 0 S: 4 H: 0 LOB: 0 BB: 0 P: 8	R: 0 E: 0 K: 1 S: 7 H: 0 LOB: 0 BB: 0 P: 11	R: 0 E: 0 K: 0 S: 6 H: 0 LOB: 0 BB: 0 P: 9	R: 2 E: 0 K: 0 S: 16 H: 3 LOB: 2 BB: 1 P: 27	1B: 3 2B: 2 3B: 0 HR: 0 SF: 0 SAC: 0 DP: 0 HBP: 0	WP: 1 PB: 0 SB: 0 CS: 0 PA: 33	
PITCHER Donovan Osborne, L (1, 1) ERA: 2.48 Lee Smith, R (9, 1) ERA: 3.0	IP WLS BF H R ER SO BB IBB HBP BLK WP HR S P ERA WHIP	8.2 29 3 1 1 2 0 0 0 0 1 0 63 93 1.04 0.346	0.1 L 4 2 1 1 0 1 0 0 0 0 0 0 7 13 27.00 9.000	PITCHER								IP WLS BF H R ER SO BB IBB HBP BLK WP HR S P ERA WHIP

livebaseballscorecards.com

AB	32
R	2
H	5
RBI	2
BB	1
SO	2
LOB	6



Batter	1	2	3	4	5	6	7	8	9	AB R H RBI BB SO LOB	TOP											
Tony Fernandez, S (1, 6) OBP: 0.371, SLG: 0.421	2-0 F7		1-0 F9			1-1 G5-3		2-0 F8		4 0 0 0 0 0 0												
Tony Gwynn, L (1, 9) OBP: 0.412, SLG: 0.495	0-0 G6-3			1-2 G4-3		3-1 G6-3		0-1 F8		4 0 0 0 0 0 0												
Gary Sheffield, R (1, 5) OBP: 0.393, SLG: 0.548	0-2 G6-3			0-0 G6-3		0-0 P4		0-1 G5-3		4 0 0 0 0 0 0												
Fred McGriff, L (1, 3) OBP: 0.429, SLG: 0.607		0-1 F8		0-0 1B			1-1 L4		0-0 G6-3	4 0 1 0 0 0 0												
Benito Santiago, R (1, 2) OBP: 0.289, SLG: 0.377 Dann Bilardello, R (4, PH) OBP: 0.231, SLG: 0.091 (4, 2)		2-2 F9 2B		1-0 F8			1-0 P3			1 0 1 0 0 0 0 2 0 0 0 0 0 1												
Darrin Jackson, R (1, 8) OBP: 0.277, SLG: 0.388		0-0 F9			1-1 G4-3 S 1B		0-1 G6-3			3 0 1 0 0 0 1												
Jerald Clark, R (1, 7) OBP: 0.235, SLG: 0.282		3-2 L7			2-2 G1-3			0-3 K		3 0 0 0 0 1 2	AB 31 R 1 H 4 RBI 1 BB 0 SO 2 LOB 6											
Kurt Stillwell, S (1, 4) OBP: 0.310, SLG: 0.376			2-0 G5-3		0-0 G4-3			1-1 WP G5-3 2B		3 1 1 0 0 0 1												
Craig Lefferts, L (1, 1) OBP: 0.059, SLG: 0.059 Gene Harris, R (7, 1) Oscar Azocar, L (8, PH) OBP: 0.278, SLG: 0.212 Tim Scott, R (8, 1) Pat Clements, R (8, 1)			0-0 G4-3		1-3 K			1-1 G5-3 2-H		2 0 0 0 0 1 1 0 0 0 0 0 0 0 1 0 0 1 0 0 0 0 0 0 0 0 0 0 0 0 0 0 0 0 0												
Inning Stats	R: 0 E: 0 K: 0 S: 5	H: 0 LOB: 0 BB: 0 P: 7	R: 0 E: 0 K: 0 S: 11	H: 1 LOB: 1 BB: 0 P: 16	R: 0 E: 0 K: 0 S: 3	H: 0 LOB: 0 BB: 0 P: 6	R: 0 E: 0 K: 0 S: 6	H: 1 LOB: 1 BB: 0 P: 8	R: 0 E: 0 K: 1 S: 10	H: 1 LOB: 1 BB: 0 P: 13	R: 0 E: 0 K: 0 S: 5	H: 0 LOB: 0 BB: 0 P: 9	R: 0 E: 0 K: 0 S: 5	H: 0 LOB: 0 BB: 0 P: 7	R: 1 E: 0 K: 1 S: 11	H: 1 LOB: 0 BB: 0 P: 15	R: 0 E: 0 K: 0 S: 5	H: 0 LOB: 0 BB: 0 P: 5	1B: 2 2B: 2 3B: 0 HR: 0	SF: 0 SAC: 0 DP: 0 HBP: 0	WP: 1 PB: 0 SB: 1 CS: 0	PA: 31
PITCHER Bob Tewksbury, R (1, 1) ERA: 1.78	IP 9.0 WLS W BF 31 H 4 R 1 ER 1 SO 2 BB 0 IBB 0 HBP 0 BLK 0 WP 1 HR 0 S 61 P 86 ERA 1.00 WHIP 0.444											PITCHER	IP WLS BF H R ER SO BB IBB HBP BLK WP HR S P ERA WHIP									

San Diego Padres @ St. Louis Cardinals
 Busch Stadium, St. Louis, MO
 Sat May 30 1992, 7:05 PM CDT
 Att. 34,909 - Cloudy - 75 F

livebaseballscorecards.com



Batter	1	2	3	4	5	6	7	8	9
Ray Lankford, L OBP: 0.378, SLG: 0.435 (1, 8)	3-3 K		2-1 E6 E		0-0 F9		1-3 K	0-3 K	
Ozzie Smith, S OBP: 0.374, SLG: 0.342 (1, 6)	4-1 FC9-6 S BB		0-0 G5-3 2-H		1-3 K		0-2 2B FC5 1B	1-0 G6-3	
Todd Zeile, R OBP: 0.325, SLG: 0.333 (1, 5)	3-2 FC9-6 1-3		2-0 P3			1-1 G4-3	0-0 FC5 1-3 2B		
Felix Jose, S OBP: 0.424, SLG: 0.550 (1, 9)		1-2 G5-3		3-3 K		0-0 S 3B 1B	4-0 FC5 IBB		
Andres Galarraga, R OBP: 0.250, SLG: 0.189 (1, 3)		1-0 1B 1B		1-1 S 1B 1B		1-3 K	1-2 FC5		
Bernard Gilkey, R OBP: 0.349, SLG: 0.375 (1, 7)		0-0 P4		0-0 1-2 1B		0-1 1B 3B	0-0 P8		
Geronimo Pena, S OBP: 0.556, SLG: 1.000 (1, 4)		1-1 1-2 1B		3-1 F7		3-2 1B 1B		0-2 HR	
Tom Pagnozzi, R OBP: 0.327, SLG: 0.399 (1, 2)		0-3 K		3-1 F7		0-0 1-2 1B	2-2 SH5-4 2B		
Bob Tewksbury, R OBP: 0.087, SLG: 0.045 (1, 1)			0-0 F9		2-3 K	2-3 K	0-1 SH5-4		

Inning Stats	R: 0	H: 0	E: 0	K: 1	S: 8	LOB: 0	BB: 1	P: 18	R: 0	H: 2	E: 0	K: 1	S: 11	LOB: 2	BB: 0	P: 14	R: 1	H: 0	E: 2	K: 0	S: 5	LOB: 0	BB: 0	P: 9	R: 0	H: 2	E: 0	K: 1	S: 11	LOB: 2	BB: 0	P: 21	R: 0	H: 0	E: 0	K: 2	S: 7	LOB: 0	BB: 0	P: 10	R: 2	H: 4	E: 0	K: 2	S: 16	LOB: 2	BB: 0	P: 23	R: 1	H: 2	E: 0	K: 1	S: 11	LOB: 2	BB: 1	P: 17	R: 1	H: 2	E: 0	K: 1	S: 13	LOB: 1	BB: 0	P: 16
--------------	------	------	------	------	------	--------	-------	-------	------	------	------	------	-------	--------	-------	-------	------	------	------	------	------	--------	-------	------	------	------	------	------	-------	--------	-------	-------	------	------	------	------	------	--------	-------	-------	------	------	------	------	-------	--------	-------	-------	------	------	------	------	-------	--------	-------	-------	------	------	------	------	-------	--------	-------	-------

PITCHER	IP	WLS	BF	H	R	ER	SO	BB	IBB	HBP	BLK	WP	HR	S	P	ERA	WHIP
Craig Lefferts, L ERA: 4.02 (1, 1)	6.2	L	32	10	4	3	8	1	1	0	0	0	0	68	111	4.05	1.650
Gene Harris, R ERA: 6.75 (7, 1)	0.1		1	0	0	0	0	0	0	0	0	0	0	1	1	0.00	0.000
Tim Scott, R ERA: 8.53 (8, 1)	0.1		3	2	1	1	0	0	0	0	0	0	0	9	11	27.00	6.000
Pat Clements, L ERA: 2.5 (8, 1)	0.2		2	0	0	0	1	0	0	0	0	0	0	4	5	0.00	0.000

BOTTOM

San Diego Padres @ St. Louis Cardinals
 Busch Stadium, St. Louis, MO
 Sat May 30 1992, 7:05 PM CDT
 Att. 34,909 - Cloudy - 75 F

AB	R	H	RBI	BB	SO	LOB
5	1	0	0	0	3	1
4	1	1	0	1	1	1
4	0	1	0	0	0	1
3	1	1	0	1	1	0
4	0	2	1	0	1	3
4	1	2	1	0	0	3
4	1	3	2	0	0	2
4	0	2	0	0	1	4
3	0	0	0	0	2	2

AB	35
R	5
H	12
RBI	4
BB	2
SO	9
LOB	17

WP: 0 PA: 38
 PB: 0
 SB: 3
 CS: 0



Batter	1	2	3	4	5	6	7	8	9	AB R H RBI BB SO LOB	TOP	
Tony Fernandez, S (1, 6) OBP: 0.368, SLG: 0.415 Craig Shipley, R (6, 6) OBP: 0.212, SLG: 0.188	2-0 F9	1-1 3B HBP	3-1 G4-3		1-0 F9			1-0 G5-3		3 1 0 0 0 0 0 1 0 0 0 0 0 0		
Tony Gwynn, L (1, 9) OBP: 0.418, SLG: 0.516 Kevin Ward, R (8, 9) OBP: 0.278, SLG: 0.387	0-1 1B 2B 1B	0-0 1-H 3-H 2B 3B	1-2 G3 2B		2-1 G4-3			3-3 K		4 2 3 2 0 0 0 1 0 0 0 0 1 0		
Gary Sheffield, R (1, 5) OBP: 0.393, SLG: 0.545 Tim Teufel, R (6, PH) OBP: 0.345, SLG: 0.342	1-2 2B 1B	1-0 G5-3	1-0 G3		1-3 K			2-3 K		3 1 1 0 0 0 2 2 0 0 0 0 2 0		
Fred McGriff, L (1, 3) OBP: 0.430, SLG: 0.615 Gene Harris, R (7, 1) Rich Rodriguez, L (9, 1)	0-0 1-3 2B 2B	0-0 3-H HR 2B	1-3 K		3-3 K			0-3 K		4 2 2 2 0 2 1 1 0 0 0 0 1 0 0 0 0 0 0 0 0		
Darrin Jackson, R (1, 8) OBP: 0.281, SLG: 0.412 Gary Pettis, S (7, 8) OBP: 0.200, SLG: 0.174	0-0 G5-3 2B	0-1 2-H HR		1-1 G6-3			1-0 P6			4 1 2 4 0 0 0 0 0 0 0 0 0 0		
Jerald Clark, R (1, 7) OBP: 0.235, SLG: 0.282	0-1 G5-3	0-1 2B 1B		1-3 K			1-2 F8			4 1 1 0 0 1 1		
Dann Bilardello, R (1, 2) OBP: 0.235, SLG: 0.200	0-1 G4-3	0-1 1-H 1B 2B		0-1 P6			0-0 P4			4 1 1 1 0 0 1		
Kurt Stillwell, S (1, 4) OBP: 0.315, SLG: 0.388		E9 3B 2B			3-3 K			2-2 F7		4 1 2 1 0 1 0		
Greg Harris, R (1, 1) OBP: 0.190, SLG: 0.200 Mike Maddux, L (6, 1) Oscar Azocar, L (7, 7) OBP: 0.270, SLG: 0.206		K			2-3 K			0-3 K		3 0 0 0 0 3 2 0 0 0 0 0 0 0 1 0 0 0 0 1 0		
Inning Stats	R: 3 H: 4 E: 0 LOB: 1 K: 0 BB: 0 S: 14 P: 17	R: 7 H: 7 E: 1 LOB: 1 K: 2 BB: 0 S: 20 P: 31	R: 0 H: 1 E: 0 LOB: 1 K: 1 BB: 0 S: 9 P: 15	R: 0 H: 0 E: 0 LOB: 0 K: 1 BB: 0 S: 8 P: 10	R: 0 H: 0 E: 0 LOB: 0 K: 2 BB: 0 S: 8 P: 14	R: 0 H: 0 E: 0 LOB: 0 K: 2 BB: 0 S: 8 P: 14	R: 0 H: 0 E: 0 LOB: 0 K: 0 BB: 0 S: 5 P: 7	R: 0 H: 0 E: 0 LOB: 0 K: 1 BB: 0 S: 7 P: 10	R: 0 H: 0 E: 0 LOB: 0 K: 3 BB: 0 S: 13 P: 18	1B: 4 SF: 0 2B: 6 SAC: 0 3B: 1 DP: 0 HR: 1 HBP: 1	WP: 0 PA: 40 PB: 0 SB: 0 CS: 0	
PITCHER	IP WLS BF H R ER SO BB IBB HBP BLK WP HR S P ERA WHIP											
Rheal Cormier, L (1, 1) ERA: 6.56	1.2 L 13 7 7 7 1 0 0 1 0 0 0 23 31 37.80 4.200											
Juan Agosto, L (2, 1) ERA: 5.46	3.1 15 5 3 3 5 0 0 0 0 0 0 1 36 56 8.10 1.500											
Cris Carpenter, R (6, 1) ERA: 2.6	2.0 6 0 0 0 2 0 0 0 0 0 0 0 13 21 0.00 0.000											
Mike Perez, R (8, 1) ERA: 1.15	1.0 3 0 0 0 1 0 0 0 0 0 0 0 7 10 0.00 0.000											
Todd Worrell, R (9, 1) ERA: 2.49	1.0 3 0 0 0 3 0 0 0 0 0 0 0 13 18 0.00 0.000											

San Diego Padres @ St. Louis Cardinals
 Busch Stadium, St. Louis, MO
 Sun May 31 1992, 3:33 AM CDT
 Att. 31,957 - Sunny - 78 F

livebaseballscorecards.com

AB	39
R	10
H	12
RBI	10
BB	0
SO	12
LOB	7



Batter	1	2	3	4	5	6	7	8	9	AB R H RBI BB SO LOB	TOP	
Ray Lankford, L (1, 8) OBP: 0.384, SLG: 0.428	4-2 BB 1B		4-0 FC4-6 BB		3-3 K			1-0 F7		2 0 0 0 2 1 1		
Ozzie Smith, S (1, 6) OBP: 0.370, SLG: 0.339	1-0 P3		2-2 FC4-6 1-2 2-3			2-2 CS 1B		3-2 2B G4-3 1B		4 1 2 0 0 0 3		
Milt Thompson, L (1, 7) OBP: 0.330, SLG: 0.453	0-0 CS 1B		1-3 K			3-3 SAFE 1-2		0-0 G4-3 1-3 2B		4 0 2 0 0 2 3		
Felix Jose, S (1, 9) OBP: 0.409, SLG: 0.521	1-0 CS 1-2	4-1 BB		0-2 L6		0-2 G6-3		0-1 G4-3 2-3 3-H		3 0 0 1 1 0 1		
Gerald Perry, L (1, 3) OBP: 0.338, SLG: 0.354		2-3 K		0-0 P5			2-2 P5	0-2 G6-3		4 0 0 0 0 1 2		
Geronimo Pena, S (1, 4) OBP: 0.438, SLG: 0.667		1-1 P7		1-1 G4-3			1-2 F9 1B	4-2 G4-3 S BB		3 0 1 0 1 0 1		
Craig Wilson, R (1, 5) OBP: 0.366, SLG: 0.314		1-2 G6-3			1-0 SH1-4 1B		2-1 SAFE 1-2 F9 1B	2-3 K		4 0 2 0 0 1 2		
Tom Pagnozzi, R (1, 2) OBP: 0.320, SLG: 0.389			1-0 F8		1-2 F9		1-0 F9	3-2 G4-3 2-3		4 0 0 0 0 0 4		
Jose DeLeon, R (1, 1) Andres Galarraga, R (7, PH) Mike Perez, R (7, 1)			4-2 FC4-6 BB BB		0-0 SH1-4		2-2 G5-3			0 0 0 0 1 0 0 1 0 0 0 0 0 2 0 0 0 0 0 0 0		
Inning Stats	R: 0 H: 1 E: 0 LOB: 0 K: 0 BB: 1 S: 5 P: 10	R: 0 H: 0 E: 0 LOB: 1 K: 1 BB: 1 S: 11 P: 19	R: 0 H: 0 E: 0 LOB: 2 K: 1 BB: 2 S: 12 P: 24	R: 0 H: 0 E: 0 LOB: 0 K: 0 BB: 0 S: 6 P: 7	R: 0 H: 1 E: 0 LOB: 1 K: 1 BB: 0 S: 8 P: 13	R: 0 H: 1 E: 0 LOB: 0 K: 1 BB: 0 S: 9 P: 14	R: 0 H: 2 E: 0 LOB: 2 K: 0 BB: 0 S: 15 P: 23	R: 1 H: 2 E: 0 LOB: 1 K: 0 BB: 0 S: 12 P: 16	R: 0 H: 0 E: 0 LOB: 0 K: 1 BB: 1 S: 8 P: 17	1B: 6 SF: 0 2B: 1 SAC: 1 3B: 0 DP: 0 HR: 0 HBP: 0	WP: 0 PA: 36 PB: 0 SB: 1 CS: 2	
PITCHER Tim Belcher, R (1, 1) ERA: 3.48 Rob Dibble, R (9, 1) ERA: 3.79	IP WLS BF H R ER SO BB IBB HBP BLK WP HR S P ERA WHIP	8.0 W 32 7 1 1 4 4 0 0 0 0 0 0 78 126 1.12 1.375	1.0 S 3 0 0 0 1 1 0 0 0 0 0 0 8 17 0.00 1.000	PITCHER IP WLS BF H R ER SO BB IBB HBP BLK WP HR S P ERA WHIP								

St. Louis Cardinals @ Cincinnati Reds
Riverfront Stadium, Cincinnati, OH

livebaseballscorecards.com

AB 29
R 1
H 7
RBI 1
BB 5
SO 5
LOB 19



Tue Jun 02 1992, 7:05 PM EDT
Att. 28,179 - Sunny - 75 F

Batter	1	2	3	4	5	6	7	8	9
Bip Roberts, S OBP: 0.376, SLG: 0.365 (1, 4)	0-0 1B		1-0 G3		1-0 SF9			1-1 F7	
Reggie Sanders, R OBP: 0.372, SLG: 0.461 (1, 7)	1-3 K		2-1 P3		2-3 K			0-2 F8	
Barry Larkin, R OBP: 0.324, SLG: 0.357 (1, 6)	1-3 K		2-0 F8					0-1 F9	
Paul O'Neill, L OBP: 0.420, SLG: 0.481 (1, 9)	4-0 BB			0-1 FC5-2-6 3B		0-0 1B F7-5-2 1B			
Hal Morris, L OBP: 0.391, SLG: 0.405 (1, 3)	2-2 F7			1-0 FC5-2-6		3-2 1B			
Chris Sabo, R OBP: 0.299, SLG: 0.372 (1, 5)		2-1 F9		1-0 F7		1-1 F7-5-2			
Dave Martinez, L OBP: 0.336, SLG: 0.314 (1, 8)		0-2 PB 3B		3-3 K			2-2 G3		
Joe Oliver, R OBP: 0.304, SLG: 0.328 (1, 2)		2-2 G5-3			2-2 E9 SF9 2B		0-1 F7		
Tim Belcher, R OBP: 0.038, SLG: 0.154 (1, 1)		1-0 P3			0-3 K		0-3 K		
Rob Dibble, L OBP: 1.000, SLG: 1.000 (9, 1)									

Inning Stats	R: 0	H: 1	E: 0	LOB: 2	K: 2	S: 10	P: 18	R: 1	H: 1	E: 0	LOB: 0	K: 0	S: 11	R: 0	H: 0	E: 0	LOB: 0	K: 0	S: 4	R: 0	H: 1	E: 0	LOB: 1	K: 1	S: 7	R: 1	H: 1	E: 1	LOB: 0	K: 2	S: 10	R: 0	H: 2	E: 0	LOB: 1	K: 0	S: 7	R: 0	H: 0	E: 0	LOB: 0	K: 1	S: 9	R: 0	H: 0	E: 0	LOB: 0	K: 0	S: 8		

PITCHER	IP	WLS	BF	H	R	ER	SO	BB	IBB	HBP	BLK	WP	HR	S	P	ERA	WHIP
Jose DeLeon, R ERA: 4.12 (1, 1)	6.0	L	24	6	2	0	5	1	0	0	0	0	0	49	82	0.00	1.167
Mike Perez, R ERA: 1.08 (7, 1)	2.0		6	0	0	0	1	0	0	0	0	0	0	17	20	0.00	0.000

AB R H RBI BB SO LOB

3	0	1	1	0	0	0
4	0	0	0	0	2	1
4	0	0	0	0	1	1
2	0	2	0	1	0	0
3	0	1	0	0	0	3
3	0	0	0	0	0	3
3	1	1	0	0	1	1
3	1	1	0	0	0	0
3	0	0	0	0	2	1
0	0	0	0	0	0	0

AB	28
R	2
H	6
RBI	1
BB	1
SO	6
LOB	10



WP	HR	S	P	ERA	WHIP
0	0	0	0	0.00	0.000
0	0	0	0	0.00	0.000

St. Louis Cardinals @ Cincinnati Reds
Riverfront Stadium, Cincinnati, OH
Tue Jun 02 1992, 7:05 PM EDT
Att. 28,179 - Sunny - 75 F

livebaseballscorecards.com

Batter	1	2	3	4	5	6	7	8	9	AB R H RBI BB SO LOB	TOP																									
Ray Lankford, L (1, 8) OBP: 0.380, SLG: 0.419	0-1 L7		4-2 FC4-6 SH 1-2 2B BB		0-2 G5-3		1-3 K		0-0 L3	4 1 0 0 1 1 0																										
Ozzie Smith, S (1, 6) OBP: 0.363, SLG: 0.331	2-2 F7		0-0 SH 1-2 2-3 FC4-6		1-1 P4		2-0 F8		0-2 G6-3	4 0 0 0 0 0 0																										
Felix Jose, S (1, 9) OBP: 0.397, SLG: 0.504	0-3 K		0-0 FC4-6 1-2f 2-3 3-H 2B		2-2 G5-3		2-3 K			4 1 0 1 0 2 2																										
Andres Galarraga, R (1, 3) OBP: 0.271, SLG: 0.267		2-2 1B 2B	0-0 1-H 3-H 2B			1-3 K		0-0 F8		4 1 2 2 0 1 0																										
Bernard Gilkey, R (1, 7) OBP: 0.363, SLG: 0.388		1-0 1B 2-H 1B	1-1 CS 1B			0-1 HR 1B		0-1 P6		4 1 3 1 0 0 0																										
Geronimo Pena, S (1, 4) OBP: 0.450, SLG: 0.842		1-0 F8	0-0 CS 1-2	0-2 P5		0-0 HR		1-1 1B 2B		4 2 2 2 0 0 1																										
Craig Wilson, R (1, 5) OBP: 0.422, SLG: 0.385		2-0 G6-4-3 1B		0-2 CS 1B		3-2 1B		2-2 1B		4 0 4 1 0 0 0																										
Tom Pagnozzi, R (1, 2) OBP: 0.318, SLG: 0.386		0-1 G6-4-3 1-2f		2-2 1B		0-0 F7		1-0 G4-3		4 0 1 0 0 0 4																										
Donovan Osborne, S (1, 1) OBP: 0.130, SLG: 0.130			1-0 SH BB FC4-6 1B		0-1 F8		0-3 K		1-1 P6	3 1 1 0 0 1 2																										
Cris Carpenter, R (6, 1) OBP: 0.500, SLG: 0.500										0 0 0 0 0 0 0																										
Bob McClure, R (7, 1)										0 0 0 0 0 0 0																										
Mike Perez, R (7, 1)										0 0 0 0 0 0 0																										
José Oquendo, S (9, PH)										1 0 0 0 0 0 0																										
Inning Stats	R: 0 E: 0 K: 1 S: 9	H: 0 LOB: 0 BB: 0 P: 11	R: 1 E: 0 K: 0 S: 8	H: 3 LOB: 1 BB: 0 P: 14	R: 3 E: 0 K: 0 S: 10	H: 3 LOB: 0 BB: 1 P: 16	R: 0 E: 0 K: 0 S: 14	H: 2 LOB: 1 BB: 0 P: 16	R: 0 E: 0 K: 2 S: 13	H: 3 LOB: 1 BB: 0 P: 17	R: 0 E: 0 K: 2 S: 7	H: 0 LOB: 0 BB: 0 P: 12	R: 1 E: 0 K: 0 S: 9	H: 2 LOB: 1 BB: 0 P: 13	R: 0 E: 0 K: 0 S: 6	H: 0 LOB: 0 BB: 0 P: 7	1B: 9 2B: 3 3B: 0 HR: 1	SF: 0 SAC: 1 DP: 1 HBP: 0	WP: 0 PB: 0 SB: 0 CS: 2	PA: 39																
PITCHER	IP WLS BF H R ER SO BB IBB HBP BLK WP HR S P ERA WHIP																																			
Greg Swindell, L (1, 1) ERA: 3.38	5.1		25	11	6	6	2	1	0	0	0	0	1	59	82	10.12	2.250																			
Dwayne Henry, R (6, 1) ERA: 2.56	0.2		2	0	0	0	1	0	0	0	0	0	0	4	4	0.00	0.000																			
Scott Ruskin, L (7, 1) ERA: 7.88	1.0	W	3	0	0	0	2	0	0	0	0	0	0	7	12	0.00	0.000																			
Scott Bankhead, R (8, 1) ERA: 2.19	1.1		6	2	1	1	0	0	0	0	0	0	0	11	16	6.75	1.500																			
Norm Charlton, L (9, 1) ERA: 2.43	0.2	S	2	0	0	0	0	0	0	0	0	0	0	4	4	0.00	0.000																			

St. Louis Cardinals @ Cincinnati Reds
Riverfront Stadium, Cincinnati, OH
Wed Jun 03 1992, 3:33 AM EDT
Att. 25,730 - Cloudy - 76 F

livebaseballscorecards.com

AB 36
R 7
H 13
RBI 7
BB 1
SO 5
LOB 9



Batter	1	2	3	4	5	6	7	8	9
Reggie Sanders, R OBP: 0.373, SLG: 0.458 Norm Charlton, S (9, 1)	3-2 G4-3		0-1 SF8 1B		1-0 G6-3	1-2 FC 1B	1-0 L7		
Hal Morris, L OBP: 0.380, SLG: 0.392 (1, 3)	1-3 K		3-2 G6-4-3 1B		0-2 G5-3	0-2 FC 1B		0-1 F7	
Barry Larkin, R OBP: 0.320, SLG: 0.376 (1, 6)	1-1 F8		2-2 SF8			HR		2-3 K	
Chris Sabo, R OBP: 0.302, SLG: 0.392 (1, 5)		1-2 G5-3	1-1 G6-4-3			0-0 HR	4-2 2B BB	1-0 G6-3	
Glenn Braggs, R OBP: 0.289, SLG: 0.250 (1, 7)		1-1 F9		1-1 P8		0-0 1B 2B	2-0 F8 1B 2B		
Paul O'Neill, L OBP: 0.422, SLG: 0.481 (1, 9)		1-1 1B		2-1 F7		0-1 1B 1B	0-0 F8		
Bill Doran, S OBP: 0.329, SLG: 0.408 Scott Bankhead, R OBP: 0.333, SLG: 0.333 Dave Martinez, L OBP: 0.336, SLG: 0.314 (8, 1) (9, 8)		0-0 L8		4-2 FC6-4 BB		0-0 F8	0-1 L1		
Joe Oliver, R OBP: 0.309, SLG: 0.328 (1, 2)			0-2 1B 1B		1-0 FC6-4		1-3 K	4-0 1B IBB	
Greg Swindell, L OBP: 0.194, SLG: 0.287 Dwayne Henry, R OBP: 0.379, SLG: 0.368 (6, PH) (7, PH) (8, 4)			1-1 1B 1B			0-0 G3	4-1 FC 1B	1-1 1B	

Inning Stats	R: 0 E: 0 K: 1 S: 9	H: 0 LOB: 0 BB: 0 P: 14	R: 0 E: 0 K: 0 S: 8	H: 1 LOB: 1 BB: 0 P: 11	R: 2 E: 0 K: 0 S: 15	H: 4 LOB: 1 BB: 0 P: 22	R: 0 E: 0 K: 0 S: 7	H: 0 LOB: 1 BB: 1 P: 15	R: 0 E: 0 K: 0 S: 5	H: 0 LOB: 0 BB: 0 P: 6	R: 4 E: 0 K: 2 S: 21	H: 5 LOB: 3 BB: 1 P: 29	R: 2 E: 0 K: 0 S: 12	H: 2 LOB: 2 BB: 2 P: 24	R: 0 E: 0 K: 1 S: 6	H: 0 LOB: 0 BB: 0 P: 9
--------------	------------------------------	----------------------------------	------------------------------	----------------------------------	-------------------------------	----------------------------------	------------------------------	----------------------------------	------------------------------	---------------------------------	-------------------------------	----------------------------------	-------------------------------	----------------------------------	------------------------------	---------------------------------

PITCHER	IP	WLS	BF	H	R	ER	SO	BB	IBB	HBP	BLK	WP	HR	S	P	ERA	WHIP
Donovan Osborne, L ERA: 3.07 (1, 1)	5.0		24	9	6	6	1	1	0	0	0	0	2	49	74	10.80	2.000
Cris Carpenter, R ERA: 3.14 (6, 1)	1.0	L	8	2	2	2	2	2	0	0	0	0	0	22	35	18.00	4.000
Bob McClure, L ERA: 3.71 (7, 1)	0.2		4	1	0	0	0	0	1	0	0	0	0	5	10	0.00	1.500
Mike Perez, R ERA: 1.04 (7, 1)	1.1		4	0	0	0	1	0	0	0	0	0	0	7	11	0.00	0.000

BOTTOM


AB	R	H	RBI	BB	SO	LOB
5	0	2	2	0	0	2
0	0	0	0	0	0	0
5	0	1	0	0	1	2
4	1	1	2	0	2	3
4	2	1	1	1	0	2
4	2	2	1	0	0	0
4	1	2	1	0	0	1
3	0	0	0	1	0	3
0	0	0	0	0	0	0
0	0	0	0	0	0	0
0	0	0	0	0	0	0
1	0	1	1	0	0	0

St. Louis Cardinals @ Cincinnati Reds
Riverfront Stadium, Cincinnati, OH


Wed Jun 03 1992, 3:33 AM EDT
Att: 25,730 - Cloudy - 76 F

livebaseballscorecards.com

AB	35
R	8
H	12
RBI	8
BB	4
SO	4
LOB	15



WP	PA	40
1B:	8	SF: 1
2B:	2	SAC: 0
3B:	0	DP: 1
HR:	2	HBP: 0
WP:	0	PA:
PB:	0	40
SB:	0	
CS:	0	

Batter	1	2	3	4	5	6	7	8	9	AB R H RBI BB SO LOB	TOP																
Ray Lankford, L (1, 8) OBP: 0.376, SLG: 0.414	0-1 G6-3 1B			1-2 F8		3-3 K	1-0 L8		2-2 L4-6	5 0 1 0 0 1 4																	
Ozzie Smith, S (1, 6) OBP: 0.359, SLG: 0.328	1-0 G6-3			1-1 E 1B		3-2 G4-3	0-0 G4-3		0-3 K	5 0 1 0 0 1 4																	
Felix Jose, S (1, 9) OBP: 0.393, SLG: 0.496	0-1 F8			1-3 K		0-1 1B			1-3 K	4 0 1 0 0 2 1																	
Andres Galarraga, R (1, 3) OBP: 0.250, SLG: 0.245				3-2 F8		1-0 P3			2-2 G3	4 0 0 0 0 1 2																	
Pedro Guerrero, R (1, 7) Bernard Gilkey, R (7, PR) OBP: 0.282, SLG: 0.303 OBP: 0.370, SLG: 0.407				1-2 P3		0-1 F7			2-2 1B 1B	3 0 1 0 0 0 0 1 1 1 0 0 0 0																	
Todd Zeile, R (1, 5) OBP: 0.327, SLG: 0.337				3-2 G5-3		3-2 HR 2B			1-1 G6-3	4 2 2 0 0 0 1																	
Tom Pagnozzi, R (1, 2) OBP: 0.328, SLG: 0.408				3-2 G4-3		2-1 HR			4-2 HBP BB BB	3 2 2 3 1 0 0	AB 35 R 5 H 10 RBI 4 BB 2 SO 6 LOB 14																
José Oquendo, S (1, 4) OBP: 0.400, SLG: 0.500				3-2 P5		2-3 K			4-1 L4-6 HBP BB	3 0 1 1 1 1 0																	
Bob Tewksbury, R (1, 1) Bob McClure, R (7, 1) Mike Perez, R (7, 1) Todd Worrell, R (8, 1) Juan Agosto, L (8, 1) Geronimo Pena, S (9, PH) OBP: 0.077, SLG: 0.040				1-2 P6		0-0 G2			1-1 HBP	3 0 0 0 0 0 2 0																	
Inning Stats	R: 0 E: 0 K: 0 S: 5	H: 1 LOB: 0 BB: 0 P: 6	R: 0 E: 0 K: 1 S: 10	H: 0 LOB: 0 BB: 0 P: 15	R: 0 E: 0 K: 0 S: 12	H: 0 LOB: 0 BB: 0 P: 19	R: 0 E: 1 K: 1 S: 12	H: 1 LOB: 1 BB: 0 P: 18	R: 2 E: 0 K: 1 S: 17	H: 2 LOB: 0 BB: 0 P: 24	R: 0 E: 0 K: 1 S: 9	H: 1 LOB: 1 BB: 0 P: 16	R: 3 E: 1 K: 0 S: 15	H: 4 LOB: 1 BB: 0 P: 22	R: 0 E: 0 K: 1 S: 11	H: 1 LOB: 1 BB: 0 P: 17	R: 0 E: 0 K: 1 S: 10	H: 0 LOB: 2 BB: 2 P: 21	1B: 6 2B: 4 3B: 0 HR: 1	SF: 0 SAC: 0 DP: 1 HBP: 1	WP: 0 PB: 0 SB: 0 CS: 0	PA: 38					
PITCHER	IP WLS BF H R ER SO BB IBB HBP BLK WP HR S P ERA WHIP																										
Terry Mulholland, L (1, 1) ERA: 4.31	6.0		26	9	5	5	4	0	0	0	0	0	1	77	116	7.50	1.500										
Wally Ritchie, L (7, 1) ERA: 2.11	1.0		3	0	0	0	0	0	0	0	0	0	0	3	4	0.00	0.000										
Barry Jones, R (8, 1) ERA: 4.91	1.0	W	4	1	0	0	1	0	0	0	0	0	0	11	17	0.00	1.000										
Mitch Williams, L (9, 1) ERA: 3.41	1.0	S	5	0	0	0	1	2	0	1	0	0	0	10	21	0.00	2.000										

St. Louis Cardinals @ Philadelphia Phillies
Veterans Stadium, Philadelphia, PA

Fri Jun 05 1992, 7:05 PM EDT
Att. 12,128 - Cloudy - 66 F

livebaseballscorecards.com

Batter	1	2	3	4	5	6	7	8	9
Lenny Dykstra, L OBP: 0.339, SLG: 0.361 (1, 8)	1-0 F8	1-1 G3			0-0 F7		0-2 SF7		
Mariano Duncan, R OBP: 0.284, SLG: 0.379 (1, 7)	2-2 1B		0-2 G5-3		0-0 1B		1-2 K		
Dave Hollins, S OBP: 0.398, SLG: 0.432 (1, 5)	1-2 1B		3-2 F7		1-3 K		3-2 1B		
John Kruk, L OBP: 0.486, SLG: 0.503 (1, 9) (7, 3)	2-3 K		1-1 G6-3		1-1 F8		1-3 1B		
Darren Daulton, L OBP: 0.423, SLG: 0.577 (1, 2)	1-2 HR			2-0 F8		1-0 F7		0-0 HR	
Ricky Jordan, R OBP: 0.277, SLG: 0.381 Ruben Amaro Jr, S OBP: 0.314, SLG: 0.310 (1, 3) (7, 9)	3-0 1B		0-1 1B		2-3 K		4-0 BB		
Mickey Morandini, L OBP: 0.329, SLG: 0.361 (1, 4)	0-1 FC5-4		0-2 FC4-6		1-0 G6-3		0-3 K		
Kim Batiste, R OBP: 0.248, SLG: 0.287 Dale Sveum, S OBP: 0.209, SLG: 0.197 (1, 6) (7, PR) (8, 6)		2-2 G6-3		0-0 G5-3		0-2 1B	1-1 G4-3		
Terry Mulholland, R OBP: 0.194, SLG: 0.176 Wally Rittonie, L OBP: 1.000, SLG: 1.000 Tom Marsh, R OBP: 1.000, SLG: 1.000 Barry Jones, R OBP: 0.273, SLG: 0.273 Jeff Grotewold, L OBP: 0.500, SLG: 0.500 (1, 1) (7, 1) (8, PH) (9, 1)		2-3 K		4-1 BB		1-2 1B	1-0 G6-3		

Inning Stats	R: 3	H: 4	E: 0	K: 1	S: 17	LOB: 1	BB: 0	P: 27	R: 0	H: 0	E: 0	K: 1	S: 12	LOB: 0	BB: 0	P: 17	R: 0	H: 0	E: 0	K: 0	S: 11	LOB: 1	BB: 0	P: 15	R: 0	H: 1	E: 0	K: 1	S: 8	LOB: 2	BB: 1	P: 14	R: 0	H: 0	E: 0	K: 1	S: 6	LOB: 0	BB: 0	P: 10	R: 1	H: 2	E: 0	K: 1	S: 14	LOB: 1	BB: 0	P: 16	R: 3	H: 3	E: 0	K: 1	S: 15	LOB: 1	BB: 1	P: 26
--------------	------	------	------	------	-------	--------	-------	-------	------	------	------	------	-------	--------	-------	-------	------	------	------	------	-------	--------	-------	-------	------	------	------	------	------	--------	-------	-------	------	------	------	------	------	--------	-------	-------	------	------	------	------	-------	--------	-------	-------	------	------	------	------	-------	--------	-------	-------

PITCHER	IP	WLS	BF	H	R	ER	SO	BB	IBB	HBP	BLK	WP	HR	S	P	ERA	WHIP
Bob Tewksbury, R ERA: 2.09 (1, 1)	6.0		26	7	4	4	4	1	0	0	0	0	1	64	95	6.00	1.333
Bob McClure, L ERA: 3.57 (7, 1)	0.2		2	1	0	0	0	0	0	0	0	0	0	8	9	0.00	1.500
Mike Perez, R ERA: 1.03 (7, 1)	0.1		1	0	0	0	1	0	0	0	0	0	0	3	4	0.00	0.000
Todd Worrell, R ERA: 3.74 (8, 1)	0.0	L	4	3	3	3	0	1	0	0	0	0	1	9	18	∞	∞
Juan Agosto, L ERA: 5.28 (8, 1)	1.0		3	0	0	0	1	0	0	0	0	1	0	6	8	0.00	0.000

BOTTOM

AB R H RBI BB SO LOB

3 0 0 1 0 0 1

4 1 2 0 0 1 1

4 2 2 1 0 1 2

4 1 1 0 0 1 3

4 2 2 5 0 0 0

3 0 2 0 0 1 0

0 0 0 0 1 0 0

4 0 0 0 0 1 3

3 0 1 0 0 0 1

1 1 0 0 0 0 1

1 0 0 0 1 1 0

0 0 0 0 0 0 0

1 0 1 0 0 0 0

0 0 0 0 0 0 0

1 0 0 0 0 0 1


0 0 0 0 0 0 0

1B: 8 SF: 1
2B: 1 SAC: 0
3B: 0 DP: 0
HR: 2 HBP: 0

WP: 1 PA: 36
PB: 0
SB: 1
CS: 0

St. Louis Cardinals @ Philadelphia Phillies
Veterans Stadium, Philadelphia, PA

livebaseballscorecards.com



Fri Jun 05 1992, 7:05 PM EDT
Att. 12,128 - Cloudy - 66 F

Batter	1	2	3	4	5	6	7	8	9	AB R H RBI BB SO LOB	TOP															
Ray Lankford, L (1, 8) OBP: 0.381, SLG: 0.433	1-1 1B 3B	0-2 F9			1-2 2B		1-1 1B		1-3 K	5 1 3 0 0 1 2																
Ozzie Smith, S (1, 6) OBP: 0.355, SLG: 0.324	2-0 1B 2B	1-0 P4			1-1 B1-3		0-1 G6-3		1-0 F8	5 1 1 1 0 0 3																
Felix Jose, S (1, 9) OBP: 0.386, SLG: 0.485	1-1 HBP 2B 1B	0-1 L8			2-2 G4-3			1-2 G4-3	1-2 P4	5 1 1 0 0 0 2																
Andres Galarraga, R (1, 3) OBP: 0.286, SLG: 0.275	1-1 2B SF7 HBP				1-2 F9		0-0 F9 2B	4-0 1B BB		2 1 1 0 1 0 0																
Pedro Guerrero, R (1, 7) Bernard Gilkey, R (6, 7) OBP: 0.284, SLG: 0.311 OBP: 0.366, SLG: 0.402	0-0 E 1B 2B				0-0 G5-3		0-1 F9	3-3 K		3 1 1 2 0 0 1 1 0 0 0 0 1 1																
Todd Zeile, R (1, 5) OBP: 0.325, SLG: 0.335	0-2 P4				0-2 G6-3		1-1 P6	2-0 1B		4 0 1 0 0 0 3																
Tom Pagnozzi, R (1, 2) OBP: 0.321, SLG: 0.401	2-1 SF7				2-2 F9		0-0 G6-3	1-0 F7		3 0 0 1 0 0 3																
José Oquendo, S (1, 4) OBP: 0.444, SLG: 0.429	0-1 FC5-4 1B				2-1 F7		1-1 P6		4-2 F8 BB BB	3 0 1 1 1 0 0																
Mark Clark, R (1, 1) Juan Agosto, L (6, 1) Milt Thompson, L (7, PH) Bob McClure, R (7, 1) Cris Carpenter, R (8, 1) Geronimo Peña, S (9, PH) OBP: 0.590, SLG: 0.500 OBP: 0.500, SLG: 0.842	1-1 FC5-4				0-3 K		0-2 CS 1B		4-2 BB	2 0 0 0 0 0 1 1 0 0 0 0 0 0 0 0 1 0 0 1 0 1 0 0																
Inning Stats	R: 5 E: 1 K: 0 S: 16	H: 5 LOB: 1 BB: 0 P: 24	R: 0 E: 0 K: 0 S: 8	H: 0 LOB: 0 BB: 0 P: 9	R: 0 E: 0 K: 1 S: 5	H: 0 LOB: 0 BB: 0 P: 6	R: 0 E: 0 K: 1 S: 10	H: 0 LOB: 0 BB: 0 P: 14	R: 0 E: 0 K: 0 S: 8	H: 1 LOB: 0 BB: 0 P: 12	R: 0 E: 0 K: 0 S: 6	H: 1 LOB: 1 BB: 0 P: 7	R: 0 E: 0 K: 0 S: 11	H: 2 LOB: 1 BB: 0 P: 12	R: 0 E: 0 K: 1 S: 8	H: 1 LOB: 2 BB: 1 P: 19	R: 0 E: 0 K: 1 S: 13	H: 0 LOB: 2 BB: 2 P: 24	1B: 6 2B: 3 3B: 1 HR: 0	SF: 1 SAC: 0 DP: 0 HBP: 1	WP: 0 PB: 0 SB: 0 CS: 1	PA: 39				
PITCHER	IP WLS BF H R ER SO BB IBB HBP BLK WP HR S P ERA WHIP																									
Don Robinson, R (1, 1) ERA: 2.55	6.0	25	7	5	5	1	0	0	1	0	0	0	53	72	7.50	1.167										
Mike Hartley, R (7, 1) ERA: 1.93	2.0	W	9	3	0	0	1	1	0	0	0	0	19	31	0.00	2.000										
Mitch Williams, L (9, 1) ERA: 3.3	1.0	S	5	0	0	0	1	2	0	0	0	0	13	24	0.00	2.000										

St. Louis Cardinals @ Philadelphia Phillies
Veterans Stadium, Philadelphia, PA
Sat Jun 06 1992, 7:05 PM EDT
Att. 28,257 - Cloudy - 83 F

livebaseballscorecards.com

AB	34
R	5
H	10
RBI	5
BB	3
SO	3
LOB	16



Batter	1	2	3	4	5	6	7	8	9	AB	R	H	RBI	BB	SO	LOB
Lenny Dykstra, L OBP: 0.335, SLG: 0.362 (1, 8)	0-1 F7	2-1 P3		2-1 P3		1-2 F8		3-2 2B 1-H 2-H		5	0	1	2	0	0	1
Mariano Duncan, R OBP: 0.286, SLG: 0.384 (1, 7)	1-1 G6-3		0-0 1B 1B		0-1 G6-3 WP 2B		3-2 F7	0-0 G6-3		5	2	2	0	0	0	1
Dave Hollins, S OBP: 0.396, SLG: 0.429 (1, 5)	3-2 1B 1B		1 SAFE 2-1 SAFE SAFE F7		2-1 G6-3		0-0 L8			4	0	1	0	0	0	2
John Kruk, L OBP: 0.471, SLG: 0.513 (1, 3)	0-0 1B		0-1 1B		2-0 G1-3		2-1 2B			4	0	3	0	0	0	0
Darren Daulton, L OBP: 0.419, SLG: 0.569 (1, 2)	1-3 K		1-2 1B		3-H 0-0 G3		1-3 K			4	0	1	1	0	2	3
Dale Sveum, S OBP: 0.211, SLG: 0.188 (1, 6)		2-0 F8		2-3 K		0-0 G3		4-2 FC3-5 SH1-4 BB		3	0	0	0	1	1	2
Ruben Amaro Jr, S OBP: 0.321, SLG: 0.345 (1, 9)		3-2 HR		3-3 K		2-0 3B 1B		1-0 SH1-4		3	2	2	1	0	1	2
Mickey Morandini, L OBP: 0.327, SLG: 0.372 (1, 4)		0-2 G4-3		1-2 F8		2-2 SF8 3B		0-1 FC3-5 2B		4	2	1	1	0	0	1
Don Robinson, R OBP: 0.286, SLG: 0.429 (6, PH)		2-0 2B		1-2 G6-3		2-0 SF8		0-2 2B 1B		2	0	1	0	0	0	0
Jeff Grotewold, L OBP: 0.333, SLG: 0.273 (6, PH)										0	0	0	0	0	0	0
Ricky Jordan, R OBP: 0.273, SLG: 0.381 (7, 1)										0	0	0	1	0	0	0
Mike Hartley, R (7, 1)										0	0	0	0	0	0	0
Tom Marsh, R OBP: 1.000, SLG: 1.000 (8, PH)										1	1	1	0	0	0	0
Mitch Williams, L OBP: 0.500, SLG: 0.500 (9, 1)										0	0	0	0	0	0	0

Inning Stats	R: 0	H: 2	E: 0	K: 1	S: 11	R: 1	H: 3	E: 0	K: 2	S: 16	R: 0	H: 0	E: 0	K: 0	S: 10	R: 1	H: 1	E: 0	K: 0	S: 6	R: 2	H: 2	E: 0	K: 0	S: 9	R: 0	H: 1	E: 0	K: 1	S: 9	R: 2	H: 2	E: 0	K: 0	S: 16
	LOB: 2	BB: 0	P: 16	LOB: 1	BB: 0	P: 21	LOB: 2	BB: 0	P: 24	LOB: 0	BB: 0	P: 14	LOB: 0	BB: 0	P: 10	LOB: 0	BB: 0	LOB: 1	BB: 0	P: 15	LOB: 1	BB: 1	LOB: 1	BB: 1	P: 24	LOB: 1	BB: 1	LOB: 1	BB: 1	P: 24	LOB: 1	SAC: 1	DP: 0	HBP: 0	


PITCHER	IP	WLS	BF	H	R	ER	SO	BB	IBB	HBP	BLK	WP	HR	S	P	ERA	WHIP
Mark Clark, R ERA: 8.44 (1, 1)	5.1		26	10	5	5	3	0	0	0	0	1	1	60	94	8.44	1.875
Juan Agosto, L ERA: 5.16 (6, 1)	0.2		2	0	0	0	0	0	0	0	0	0	0	4	7	0.00	0.000
Bob McClure, L ERA: 3.72 (7, 1)	1.2	L	7	1	1	1	1	1	0	0	0	0	0	15	26	5.40	1.200
Cris Carpenter, R ERA: 3.41 (8, 1)	0.1		3	2	1	1	0	0	0	0	0	0	0	10	13	27.00	6.000

BOTTOM

St. Louis Cardinals @ Philadelphia Phillies
Veterans Stadium, Philadelphia, PA

Sat Jun 06 1992, 7:05 PM EDT
Att. 28,257 - Cloudy - 83 F

AB	35
R	7
H	13
RBI	6
BB	1
SO	4
LOB	12



WP	HR	S	P	ERA	WHIP
1	1	0	38		

Batter	1	2	3	4	5	6	7	8	9	AB R H RBI BB SO LOB	TOP																	
Ray Lankford, L OBP: 0.377, SLG: 0.427 (1, 8)	F7 1-2		G4-3 2-1			K 3-3	F7 0-0		1B 1-0 1B 1-2 2-3	5 0 1 1 0 1 1																		
Ozzie Smith, S OBP: 0.361, SLG: 0.328 (1, 6)	G6-3 4-1 BB		G4-3 0-0 3-H			G6-3 1-1		1B 2-2	1B 2-1 1B 1-2 2-H 3-H	4 0 2 2 1 0 0																		
Felix Jose, S OBP: 0.380, SLG: 0.474 (1, 9)	G6-3 2-0 1-2f		G4-3 1-2			1B 0-0		G4-6-3 2-0 1-2f	L9 2-2	5 0 1 0 0 0 4																		
Andres Galarraga, R OBP: 0.283, SLG: 0.291 (1, 3)		G5-3 1-2		G4-3 0-0		G5-3 1-0		2B 2-2		4 0 1 0 0 0 1																		
Pedro Guerrero, R OBP: 0.283, SLG: 0.310 (8, 1) Lee Smith, R (9, 1)		1B 2-1		F9 2-0			K 2-3	F9 0-0		4 0 1 0 0 1 1 0 0 0 0 0 0 0 0 0 0 0 0 0 0																		
Todd Zeile, R OBP: 0.324, SLG: 0.333 (1, 5)		P3 1-0		G6-3 2-2			1B 0-0		K 1-3	4 1 1 0 0 1 1																		
Tom Pagnozzi, R OBP: 0.325, SLG: 0.403 (1, 2)		1B 1-0			G6-3 1-2		G3 1-0		K 0-3	4 1 2 0 0 1 0																		
José Oquendo, S OBP: 0.364, SLG: 0.333 (7, PH) Milt Thompson, L OBP: 0.343, SLG: 0.464 (7, 4) Geronimo Pena, S OBP: 0.522, SLG: 0.900 (7, 4)		1B 2-1			G6-3 1-1		E 1-2		1B 0-2	2 0 0 0 0 0 2 1 0 1 0 0 0 0 1 1 1 0 0 0 0																		
Donovan Osborne, S OBP: 0.160, SLG: 0.240 (7, PH) Gerald Perry, L OBP: 0.333, SLG: 0.348 (7, 1) Mike Perez, R (8, 7) Bernard Gilkey, R OBP: 0.372, SLG: 0.402 (8, 7)			G4-3 2-2 3B			K 1-3		G3 1-1	1B 4-0	2 1 1 0 0 1 0 1 0 0 1 0 0 1 0 0 0 0 0 0 0 0 1 0 0 1 0 0																		
Inning Stats	R: 0 E: 0 K: 0 S: 6	H: 0 LOB: 0 BB: 1 P: 13	R: 0 E: 0 K: 0 S: 9	H: 2 LOB: 2 BB: 0 P: 16	R: 1 E: 0 K: 0 S: 12	H: 1 LOB: 0 BB: 0 P: 17	R: 0 E: 0 K: 0 S: 6	H: 0 LOB: 0 BB: 0 P: 10	R: 0 E: 0 K: 1 S: 10	H: 0 LOB: 0 BB: 0 P: 13	R: 0 E: 0 K: 1 S: 8	H: 1 LOB: 1 BB: 0 P: 13	R: 2 E: 1 K: 1 S: 11	H: 3 LOB: 1 BB: 0 P: 16	R: 0 E: 0 K: 0 S: 8	H: 2 LOB: 1 BB: 0 P: 14	R: 2 E: 0 K: 2 S: 16	H: 3 LOB: 2 BB: 1 P: 26	1B: 9 2B: 2 3B: 1 HR: 0	SF: 0 SAC: 0 DP: 2 HBP: 0	WP: 0 PA: 39 PB: 0 SB: 0 CS: 0							
PITCHER	IP WLS BF H R ER SO BB IBB HBP BLK WP HR S P ERA WHIP																											
Brad Brink, R ERA: 3.8 (1, 1)	7.0		29	8	3	2	3	1	0	0	0	0	0	0	65	103	2.57	1.286										
Barry Jones, R ERA: 4.76 (8, 1)	1.0		3	1	0	0	0	0	0	0	0	0	0	5	9	0.00	1.000											
Bob Ayrault, R ERA: 27.0 (9, 1)	0.2	L	4	1	2	2	2	1	0	0	0	0	0	9	14	27.00	3.000											
Wally Ritchie, L ERA: 2.08 (9, 1)	0.1		3	2	0	0	0	0	0	0	0	0	0	7	12	0.00	6.000											

St. Louis Cardinals @ Philadelphia Phillies
Veterans Stadium, Philadelphia, PA

Sun Jun 07 1992, 7:05 PM EDT
Att. 24,512 - Cloudy - 84 F

livebaseballscorecards.com

AB	37
R	5
H	12
RBI	4
BB	2
SO	5
LOB	11



Batter	1	2	3	4	5	6	7	8	9	10	11	12	13	AB R H RBI BB SO LOB	TOP												
Jerome Walton, R OBP: 0.283, SLG: 0.180 (1, 7)	F8		BB			SH1-4 1B		P3			F7		23 1B HBP	4 1 1 0 1 0 0													
Jose Vizcaino, S OBP: 0.230, SLG: 0.245 (1, 6)	23 G5-4-3 1B		G4-3			SH1-4		23 FC5-4 BB			G4-3		23 1B 1B	4 1 2 1 1 0 2													
23 Ryne Sandberg, R OBP: 0.361, SLG: 0.450 (1, 4)	G5-4-3				L9-4-6 2B			FC5-4			K		1B 1B	6 1 2 1 0 2 3													
Andre Dawson, R OBP: 0.318, SLG: 0.478 (1, 9)		F7			K			K			F8		G5-3	6 0 0 1 0 2 3													
Mark Grace, L OBP: 0.412, SLG: 0.470 (1, 3)		F8			L9-4-6			SH1-4 1B			G6-3		G1-3 BB	5 0 2 1 1 0 1													
Sammy Sosa, R OBP: 0.292, SLG: 0.321 Bob Scanlan, R (13, 1)			K			P2		SH1-4			G6-3		G1-3	5 0 0 0 0 1 2 0 0 0 0 0 0 0													
Hector Villanueva, R OBP: 0.193, SLG: 0.208 (1, 2)			K			P5		K			G1-3		G5-3	5 0 0 0 0 2 2													
Gary Scott, R OBP: 0.174, SLG: 0.185 (1, 5)			E7 1B			L9		P3			G6-3		SH5-3 1B 2B	5 1 1 0 0 0 1													
Shawn Boskie, R Jim Bullinger, R Dwight Gooden, L Chuck McDermott, L Derrick May, L Jeff Robinson, R Ray Sanchez, R Paul Asenmacher, L Doug Dasencenzo, S													SH5-3 1B 2B	1 0 1 0 0 0 0 1 1 1 1 0													
Inning Stats	R: 0 E: 0 K: 0 S: 6	H: 1 LOB: 0 BB: 0 P: 8	R: 0 E: 0 K: 1 S: 7	H: 0 LOB: 0 BB: 0 P: 9	R: 0 E: 1 K: 1 S: 14	H: 1 LOB: 2 BB: 1 P: 22	R: 0 E: 0 K: 1 S: 7	H: 1 LOB: 0 BB: 0 P: 10	R: 0 E: 0 K: 0 S: 8	H: 0 LOB: 0 BB: 0 P: 14	R: 1 E: 0 K: 2 S: 11	H: 2 LOB: 1 BB: 0 P: 14	R: 0 E: 0 K: 1 S: 9	H: 1 LOB: 1 BB: 0 P: 14	R: 0 E: 0 K: 0 S: 4	H: 0 LOB: 0 BB: 0 P: 4	R: 0 E: 0 K: 1 S: 8	H: 0 LOB: 0 BB: 0 P: 17	R: 0 E: 0 K: 1 S: 9	H: 0 LOB: 0 BB: 0 P: 14	R: 0 E: 0 K: 0 S: 16	H: 0 LOB: 1 BB: 1 P: 26	R: 4 E: 0 K: 0 S: 13	H: 4 LOB: 1 BB: 0 P: 20	1B: 7 2B: 3 3B: 0 HR: 1	SF: 0 SAC: 3 DP: 2 HBP: 1	WP: 0 PA: 51 PB: 0 SB: 0 CS: 0
PITCHER																											
Rheal Cormier, L ERA: 6.0 (1, 1)	IP	WLS	BF	H	R	ER	SO	BB	IBB	HBP	BLK	WP	HR	S	P	ERA	WHIP										
Cris Carpenter, R ERA: 3.3 (7, 1)	1.0		3	0	0	0	1	0	0	0	0	0	0	6	9	0.00	0.000										
Mike Perez, R ERA: 0.95 (8, 1)	2.0		7	0	0	0	0	1	0	0	0	0	0	12	20	0.00	0.500										
Todd Worrell, R ERA: 3.8 (10, 1)	1.0		3	0	0	0	1	0	0	0	0	0	0	8	17	0.00	0.000										
Lee Smith, R ERA: 3.0 (11, 1)	2.0		7	0	0	0	1	1	0	0	0	0	0	25	40	0.00	0.500										
PITCHER																											
Juan Agosto, L ERA: 6.16 (13, 1)	IP	WLS	BF	H	R	ER	SO	BB	IBB	HBP	BLK	WP	HR	S	P	ERA	WHIP										
	1.0		8	4	4	4	0	0	0	1	0	0	0	13	20	36.00	4.000										

Chicago Cubs @ St. Louis Cardinals
 Busch Stadium, St. Louis, MO
 Mon Jun 08 1992, 7:05 PM CDT
 Sunny - 86 F

livebaseballscorecards.com

AB	44
R	5
H	10
RBI	5
BB	3
SO	8
LOB	14




Batter	1	2	3	4	5	6	7	8	9	10	11	12	13	AB R H RBI BB SO LOB
Ray Lankford, L (1, 8) OBP: 0.376, SLG: 0.422	F7		F8				F8		K					5 0 1 0 1 1 1
Geronimo Pena, S (1, 4) OBP: 0.414, SLG: 0.692	G5-3		P2		G1-3		G4-3			G3		K		6 0 0 0 0 1 2
Milt Thompson, L (1, 7) OBP: 0.343, SLG: 0.466	G3		G4-3			K		G3		G4-6-3			G3	6 0 2 0 0 1 0
Felix Jose, S (1, 9) OBP: 0.378, SLG: 0.486		H		G1-4-3		E S 2B BB		G3		G4-6-3			HR	5 2 1 1 1 1 2
Andres Galarraga, R (1, 3) OBP: 0.273, SLG: 0.267		1B HBP		P4		P3		K			K		E5 FC6-4 BB	5 0 0 0 0 2 2
Todd Zeile, R (1, 5) OBP: 0.333, SLG: 0.358		F9		BLK 1B		1H 2B		L8			FC2-5 3B		FC6-4 BB	5 0 3 1 1 0 2
Rich Gedman, L (1, 2) OBP: 0.179, SLG: 0.185				G1-3					K		FC2-5		FC6-4	4 0 1 0 1 1 2
Tom Pagnozzi, R (13, PH) OBP: 0.323, SLG: 0.401														1 0 0 0 0 0 2
José Oquendo, S (1, 6) OBP: 0.385, SLG: 0.300						G4-3			F8		G4-3		G3	1 0 0 0 1 0 0
Ozzie Smith, S (6, 6) OBP: 0.354, SLG: 0.321														4 0 0 0 0 0 5
Rhéal Cormier, L Chris Carpenter, R Bernard Gilray, R Mike Perez, R Pedro Guerrero, R Todd Worrell, R Lee Smith, R Gerald Perry, L Juan Agosto, L														2 0 0 0 0 0 1 3 1 0 1 0 0 0 0 0 0 0 0 0 0 0 0 0 0 0

Inning Stats	R: 0	H: 0	E: 0	K: 0	S: 13	LOB: 0	BB: 0	P: 17	R: 0	H: 1	E: 0	K: 2	S: 13	LOB: 3	BB: 1	P: 25	R: 0	H: 0	E: 0	K: 0	S: 6	LOB: 0	BB: 0	P: 13	R: 0	H: 1	E: 0	K: 0	S: 6	LOB: 1	BB: 1	P: 6	R: 0	H: 0	E: 0	K: 0	S: 5	LOB: 0	BB: 1	P: 11	R: 1	H: 1	E: 0	K: 1	S: 12	LOB: 2	BB: 2	P: 22	R: 0	H: 0	E: 0	K: 0	S: 7	LOB: 0	BB: 0	P: 13	R: 0	H: 1	E: 0	K: 1	S: 6	LOB: 1	BB: 1	P: 8	R: 0	H: 0	E: 0	K: 2	S: 15	LOB: 1	BB: 1	P: 25	R: 0	H: 1	E: 0	K: 0	S: 6	LOB: 0	BB: 0	P: 10	R: 0	H: 1	E: 0	K: 1	S: 13	LOB: 1	BB: 0	P: 17	R: 0	H: 1	E: 0	K: 1	S: 7	LOB: 0	BB: 0	P: 9	R: 1	H: 1	E: 1	K: 0	S: 10	LOB: 2	BB: 1	P: 18	1B: 4	SF: 0	2B: 2	SAC: 0	3B: 1	DP: 1	HR: 1	HBP: 1	WP: 0	PA: 53
PITCHER	Shawn Boskie, R (1, 1) ERA: 4.38	IP: 4.0	WLS: 0	BF: 16	H: 2	R: 0	ER: 0	SO: 2	BB: 1	IBB: 0	HBP: 1	BLK: 1	WP: 0	HR: 0	S: 38	P: 61	ERA: 0.00	WHIP: 0.750	PITCHER	Bob Scanlan, R (13, 1) ERA: 2.03	IP: 0.2	WLS: 0	BF: 2	H: 0	R: 0	ER: 0	SO: 0	BB: 0	IBB: 0	HBP: 0	BLK: 0	WP: 0	HR: 0	S: 3	P: 7	ERA: 0.00	WHIP: 0.000																																																																													
PITCHER	Jim Bullinger, R (5, 1) ERA: 6.23	IP: 3.0	WLS: 0	BF: 13	H: 1	R: 1	ER: 1	SO: 1	BB: 3	IBB: 0	HBP: 0	BLK: 0	WP: 0	HR: 0	S: 24	P: 46	ERA: 3.00	WHIP: 1.333	PITCHER	Chuck McEroy, L (8, 1) ERA: 2.83	IP: 2.0	WLS: 0	BF: 8	H: 1	R: 0	ER: 0	SO: 3	BB: 1	IBB: 0	HBP: 0	BLK: 0	WP: 0	HR: 0	S: 21	P: 33	ERA: 0.00	WHIP: 1.000																																																																													
PITCHER	Jeff Robinson, R (10, 1) ERA: 1.8	IP: 3.0	WLS: 1	BF: 10	H: 3	R: 0	ER: 0	SO: 2	BB: 0	IBB: 0	HBP: 0	BLK: 0	WP: 0	HR: 0	S: 26	P: 36	ERA: 0.00	WHIP: 1.000	PITCHER	Paul Assenmacher, L (13, 1) ERA: 1.96	IP: 0.1	WLS: 0	BF: 4	H: 1	R: 1	ER: 1	SO: 0	BB: 1	IBB: 0	HBP: 0	BLK: 0	WP: 0	HR: 1	S: 7	P: 11	ERA: 27.00	WHIP: 6.000																																																																													

Chicago Cubs @ St. Louis Cardinals
 Busch Stadium, St. Louis, MO
 Mon Jun 08 1992, 7:05 PM CDT
 Sunny - 86 F

AB	46
R	2
H	8
RBI	2
BB	6
SO	8
LOB	21



Batter	1	2	3	4	5	6	7	8	9	AB R H RBI BB SO LOB	TOP
Doug Dasenczo, S OBP: 0.333, SLG: 0.317	1-1 1B 23 SF7 2B		2-2 G6-3		1-1 G3		4-0 23 FC5-4 E BB		0-1 E5 1B 1-H	4 1 2 0 1 0 0	
Gary Scott, R OBP: 0.189, SLG: 0.200	0-0 G5-4-3 1B			1-3 K		2-0 G5-3	1-2 E5 23 FC5-4		1-0 G1-6-3 1B	5 0 2 0 0 1 2	
Jose Vizcaino, S OBP: 0.230, SLG: 0.245	2-3 1B						1-2 2-3		2-3 1B	0 0 0 0 0 0 0	
23 Ryne Sandberg, R OBP: 0.362, SLG: 0.466	2-2 SF7			2-0 HR		0-1 1B 1B	2-2 FC5-4 FC5-4		0-2 G1-6-3 1-2f	4 2 2 3 0 0 4	
Mark Grace, L OBP: 0.409, SLG: 0.466	2-2 G5-4-3 1-2f			1-0 F9		2-1 1B 1B	2-0 FC5-4 1-2f			4 0 1 0 0 0 3	
Dwight Smith, L OBP: 0.286, SLG: 0.313		1-0 G3		2-2 1B S 1B		2-2 1B 1-2 3-H		2-1 G6-3		4 1 2 1 0 0 0	
Paul Assenmacher, L OBP: 1.000, SLG: 4.000										0 0 0 0 0 0 0	
Jim Bullinger, R OBP: 1.000, SLG: 4.000										0 0 0 0 0 0 0	
Derrick May, L OBP: 0.267, SLG: 0.247		0-1 CS 1B		1-2 1B 1-H		1-2 P5		2-2 G4-3		4 0 2 1 0 0 2	
Joe Girardi, R OBP: 0.345, SLG: 0.312		3-3 K 1-2		1-1 G1-6-3		2-3 K		1-1 G1-3		4 0 0 0 0 2 4	
Rey Sanchez, R OBP: 0.143, SLG: 0.333			2-2 P5		0-0 G5-3		0-1 G5-3		0-0 1B E 1B	4 1 1 0 0 0 0	
Frank Castillo, R OBP: 0.043, SLG: 0.043											
Luis Salazar, R OBP: 0.236, SLG: 0.263			0-0 F8		0-1 P9		0-2 E 23 FC5-4 BB 1B		2-0 F9	2 0 0 0 0 0 0	
Dave Smith, R OBP: 0.291, SLG: 0.319										1 1 1 0 0 0 0	
Sammy Sosa, R OBP: 0.291, SLG: 0.319										0 0 0 0 0 0 0	
										1 0 0 0 0 0 1	
Inning Stats	R: 1 H: 2 E: 0 LOB: 0 K: 0 BB: 0 S: 10 P: 15	R: 0 H: 1 E: 0 LOB: 1 K: 1 BB: 0 S: 7 P: 10	R: 0 H: 0 E: 0 LOB: 0 K: 0 BB: 0 S: 10 P: 14	R: 2 H: 3 E: 0 LOB: 1 K: 1 BB: 0 S: 14 P: 22	R: 0 H: 0 E: 0 LOB: 0 K: 0 BB: 0 S: 5 P: 6	R: 1 H: 3 E: 0 LOB: 2 K: 1 BB: 0 S: 16 P: 25	R: 1 H: 1 E: 1 LOB: 2 K: 0 BB: 1 S: 12 P: 21	R: 0 H: 0 E: 0 LOB: 0 K: 0 BB: 0 S: 8 P: 13	R: 1 H: 3 E: 1 LOB: 1 K: 0 BB: 0 S: 8 P: 11	1B: 11 SF: 1 2B: 2 SAC: 0 3B: 0 DP: 3 HR: 1 HBP: 0	WP: 0 PA: 39 PB: 0 SB: 1 CS: 1
PITCHER	IP WLS BF H R ER SO BB IBB HBP BLK WP HR S P ERA WHIP										
Jose DeLeon, R ERA: 4.28	(1, 1) 4.0 L 16 6 3 3 2 0 0 0 0 0 0 1 41 61 6.75 1.500										
Cris Carpenter, R ERA: 3.38	(5, 1) 2.0 9 3 1 1 1 0 0 0 0 0 0 0 21 31 4.50 1.500										
Bob McClure, L ERA: 3.66	(7, 1) 0.1 4 1 1 0 0 1 0 0 0 0 0 0 8 13 0.00 6.000										
Mike Perez, R ERA: 0.91	(7, 1) 1.2 5 0 0 0 0 0 0 0 0 0 0 0 12 21 0.00 0.000										
Juan Agosto, L ERA: 6.25	(9, 1) 1.0 5 3 1 1 0 0 0 0 0 0 0 0 8 11 9.00 3.000										

Chicago Cubs @ St. Louis Cardinals
 Busch Stadium, St. Louis, MO
 Mon Jun 08 1992, 7:05 PM CDT
 Att. 38,572 - Cloudy - 76 F

livebaseballscorecards.com

AB	37
R	6
H	13
RBI	5
BB	1
SO	3
LOB	16



BOTTOM

Chicago Cubs @ St. Louis Cardinals
Busch Stadium, St. Louis, MO
Mon Jun 08 1992, 7:05 PM CDT
Att. 38,572 - Cloudy - 76 F

livebaseballscorecards.com

AB 39
R 4
H 14
RBI 4
BB 3
SO 5
LOB 22



WP: 0 PA: 43
PB: 0
SB: 3
CS: 1

AB R H RBI BB SO LOB

4 0 1 0 1 0 2

5 1 3 1 0 0 1

5 0 1 1 0 0 5

0 0 0 0 0 0 0

5 0 0 0 0 1 3

5 1 2 0 0 0 1

5 2 4 0 0 1 1

2 0 0 1 2 0 2

4 0 2 1 0 1 2

1 0 0 0 0 0 2

1 0 0 0 0 1 2

0 0 0 0 0 0 0

1 0 0 0 0 1 1

0 0 0 0 0 0 0

0 0 0 0 0 0 0

0 0 0 0 0 0 0

1 0 1 0 0 0 0

1B: 12 SF: 1

2B: 2 SAC: 0

3B: 0 DP: 0

HR: 0 HBP: 0

1B: 12 SF: 1

2B: 2 SAC: 0

3B: 0 DP: 0

HR: 0 HBP: 0

1B: 12 SF: 1

2B: 2 SAC: 0

3B: 0 DP: 0

HR: 0 HBP: 0

1B: 12 SF: 1

2B: 2 SAC: 0

3B: 0 DP: 0

HR: 0 HBP: 0

1B: 12 SF: 1

2B: 2 SAC: 0

3B: 0 DP: 0

HR: 0 HBP: 0

1B: 12 SF: 1

2B: 2 SAC: 0

3B: 0 DP: 0

HR: 0 HBP: 0

1B: 12 SF: 1

2B: 2 SAC: 0

3B: 0 DP: 0

HR: 0 HBP: 0

1B: 12 SF: 1

2B: 2 SAC: 0

3B: 0 DP: 0

HR: 0 HBP: 0

1B: 12 SF: 1

2B: 2 SAC: 0

3B: 0 DP: 0

HR: 0 HBP: 0

1B: 12 SF: 1

2B: 2 SAC: 0

3B: 0 DP: 0

HR: 0 HBP: 0

1B: 12 SF: 1

2B: 2 SAC: 0

3B: 0 DP: 0

HR: 0 HBP: 0

1B: 12 SF: 1

2B: 2 SAC: 0

3B: 0 DP: 0

HR: 0 HBP: 0

1B: 12 SF: 1

2B: 2 SAC: 0

3B: 0 DP: 0

HR: 0 HBP: 0

1B: 12 SF: 1

2B: 2 SAC: 0

3B: 0 DP: 0

HR: 0 HBP: 0

1B: 12 SF: 1

2B: 2 SAC: 0

3B: 0 DP: 0

HR: 0 HBP: 0

1B: 12 SF: 1

2B: 2 SAC: 0

3B: 0 DP: 0

HR: 0 HBP: 0

1B: 12 SF: 1

2B: 2 SAC: 0

3B: 0 DP: 0

HR: 0 HBP: 0

1B: 12 SF: 1

2B: 2 SAC: 0

3B: 0 DP: 0

HR: 0 HBP: 0

1B: 12 SF: 1

2B: 2 SAC: 0

3B: 0 DP: 0

HR: 0 HBP: 0

1B: 12 SF: 1

2B: 2 SAC: 0

3B: 0 DP: 0

HR: 0 HBP: 0

1B: 12 SF: 1

2B: 2 SAC: 0

3B: 0 DP: 0

HR: 0 HBP: 0

1B: 12 SF: 1

2B: 2 SAC: 0

3B: 0 DP: 0

HR: 0 HBP: 0

1B: 12 SF: 1

2B: 2 SAC: 0

3B: 0 DP: 0

HR: 0 HBP: 0

1B: 12 SF: 1

2B: 2 SAC: 0

3B: 0 DP: 0

HR: 0 HBP: 0

1B: 12 SF: 1

2B: 2 SAC: 0

3B: 0 DP: 0

HR: 0 HBP: 0

1B: 12 SF: 1

2B: 2 SAC: 0

3B: 0 DP: 0

HR: 0 HBP: 0

1B: 12 SF: 1

2B: 2 SAC: 0

3B: 0 DP: 0

HR: 0 HBP: 0

1B: 12 SF: 1

2B: 2 SAC: 0

3B: 0 DP: 0

HR: 0 HBP: 0

1B: 12 SF: 1

2B: 2 SAC: 0

3B: 0 DP: 0

HR: 0 HBP: 0

1B: 12 SF: 1

2B: 2 SAC: 0

3B: 0 DP: 0

HR: 0 HBP: 0

1B: 12 SF: 1

2B: 2 SAC: 0

3B: 0 DP: 0

HR: 0 HBP: 0

1B: 12 SF: 1

2B: 2 SAC: 0

3B: 0 DP: 0

HR: 0 HBP: 0

1B: 12 SF: 1

2B: 2 SAC: 0

3B: 0 DP: 0

HR: 0 HBP: 0

1B: 12 SF: 1

2B: 2 SAC: 0

3B: 0 DP: 0

HR: 0 HBP: 0

1B: 12 SF: 1

2B: 2 SAC: 0

3B: 0 DP: 0

HR: 0 HBP: 0

1B: 12 SF: 1

2B: 2 SAC: 0

3B: 0 DP: 0

HR: 0 HBP: 0

1B: 12 SF: 1

2B: 2 SAC: 0

3B: 0 DP: 0

HR: 0 HBP: 0

1B: 12 SF: 1

2B: 2 SAC: 0

3B: 0 DP: 0

HR: 0 HBP: 0

1B: 12 SF: 1

2B: 2 SAC: 0

3B: 0 DP: 0

HR: 0 HBP: 0

1B: 12 SF: 1

2B: 2 SAC: 0

3B: 0 DP: 0

HR: 0 HBP: 0

1B: 12 SF: 1

2B: 2 SAC: 0

3B: 0 DP: 0

HR: 0 HBP: 0

1B: 12 SF: 1

2B: 2 SAC: 0

3B: 0 DP: 0

HR: 0 HBP: 0

1B: 12 SF: 1

2B: 2 SAC: 0

3B: 0 DP: 0

HR: 0 HBP: 0

1B: 12 SF: 1

2B: 2 SAC: 0

3B: 0 DP: 0

HR: 0 HBP: 0

1B: 12 SF: 1

2B: 2 SAC: 0

3B: 0 DP: 0

HR: 0 HBP: 0

1B: 12 SF: 1

2B: 2 SAC: 0

3B: 0 DP: 0

HR: 0 HBP: 0

1B: 12 SF: 1

2B: 2 SAC: 0

3B: 0 DP: 0

HR: 0 HBP: 0

1B: 12 SF: 1

2B: 2 SAC: 0

3B: 0 DP: 0

HR: 0 HBP: 0

1B: 12 SF: 1

2B: 2 SAC: 0

3B: 0 DP: 0

HR: 0 HBP: 0

1B: 12 SF: 1

2B: 2 SAC: 0

3B: 0 DP: 0

HR: 0 HBP: 0

1B: 12 SF: 1

2B: 2 SAC: 0

3B: 0 DP: 0

HR: 0 HBP: 0

1B: 12 SF: 1

2B: 2 SAC: 0

3B: 0 DP: 0

HR: 0 HBP: 0

1B: 12 SF: 1

2B: 2 SAC: 0

3B: 0 DP: 0

HR: 0 HBP: 0

1B: 12 SF: 1

2B: 2 SAC: 0

3B: 0 DP: 0

HR: 0 HBP: 0

1B: 12 SF: 1

2B: 2 SAC: 0

3B: 0 DP: 0

HR: 0 HBP: 0

1B: 12 SF: 1

2B: 2 SAC: 0

3B: 0 DP: 0

HR: 0 HBP: 0

1B: 12 SF: 1

2B: 2 SAC: 0

3B: 0 DP: 0

HR: 0 HBP: 0

1B: 12 SF: 1

2B: 2 SAC: 0

3B: 0 DP: 0

HR: 0 HBP: 0

1B: 12 SF: 1

2B: 2 SAC: 0

3B: 0 DP: 0

HR: 0 HBP: 0

1B: 12 SF: 1

2B: 2 SAC: 0

3B: 0 DP: 0

HR: 0 HBP: 0

1B: 12 SF: 1

2B: 2 SAC: 0

3B: 0 DP: 0

HR: 0 HBP: 0

1B: 12 SF: 1

2B: 2 SAC: 0

3B: 0 DP: 0

Batter	1	2	3	4	5	6	7	8	9	10	11	AB R H RBI BB SO LOB	TOP				
Doug Dascenzo, S OBP: 0.306, SLG: 0.294 (1, 8) (8, 7) (11, 9)	G4-3	SF8		F8			G4-3		G4-3		F7	5 0 0 1 0 0 1	Chicago Cubs @ St. Louis Cardinals Busch Stadium, St. Louis, MO Tue Jun 09 1992, 7:05 PM CDT Att: 32,794 - Cloudy - 81 F livebaseballscorecards.com				
Jose Vizcaino, S OBP: 0.235, SLG: 0.259 (1, 6) (10, 5)	G1-3	FC1-4-6 23 1B		G4-3							G4-3	6 0 2 1 0 0 2					
23 Ryne Sandberg, R OBP: 0.365, SLG: 0.467 (1, 4)							P9				F7	6 0 3 1 0 0 2					
Andre Dawson, R OBP: 0.323, SLG: 0.479 Jerome Walton, R OBP: 0.283, SLG: 0.180 (1, 9) (11, 7)	FC6-4 1B	F8		G6-3 1B							FC5-4 1B	6 0 3 0 0 0 4 0 0 0 0 0 0 0					
Mark Grace, L OBP: 0.417, SLG: 0.471 (1, 3)												4 1 3 0 1 0 1					
Derrick May, L OBP: 0.266, SLG: 0.247 Chuck McElroy, L OBP: 0.750, SLG: 1.500 Rey Sanchez, R OBP: 0.138, SLG: 0.321 (1, 7) (8, 1) (10, PH) (10, 6)												4 1 1 0 0 0 3 0 0 0 0 0 0 0 1 0 0 0 0 0 2					
Joe Girardi, R OBP: 0.347, SLG: 0.310 (1, 2)												4 1 1 0 0 0 4					
Gary Scott, R OBP: 0.195, SLG: 0.205 Dwight Smith, L OBP: 0.282, SLG: 0.309 Luis Salazar, R OBP: 0.234, SLG: 0.260 Bob Scanlan, R (1, 5) (9, PH) (9, 5) (10, 1)												3 1 1 2 0 0 1 1 0 0 0 0 1 0 1 0 0 0 0 1 3 0 0 0 0 0 0 0					
Danny Jackson, R OBP: 0.083, SLG: 0.083 Jeff Robinson, R (1, 1) (7, 1)												2 0 0 0 0 1 0 0 0 0 0 0 0 0					
Sammy Sosa, R OBP: 0.293, SLG: 0.321 (8, 8)												2 1 1 0 0 0 3					
Inning Stats	R: 0 H: 1 E: 0 LOB: 1 K: 0 BB: 0 S: 6 P: 8	R: 4 H: 3 E: 2 LOB: 2 K: 0 BB: 1 S: 16 P: 26	R: 0 H: 1 E: 0 LOB: 1 K: 0 BB: 0 S: 6 P: 11	R: 0 H: 0 E: 0 LOB: 0 K: 0 BB: 0 S: 5 P: 6	R: 0 H: 1 E: 0 LOB: 0 K: 0 BB: 0 S: 8 P: 10	R: 0 H: 0 E: 0 LOB: 0 K: 0 BB: 0 S: 5 P: 7	R: 0 H: 1 E: 0 LOB: 1 K: 1 BB: 0 S: 13 P: 16	R: 0 H: 2 E: 0 LOB: 1 K: 0 BB: 0 S: 6 P: 11	R: 1 H: 2 E: 0 LOB: 1 K: 1 BB: 0 S: 8 P: 10	R: 0 H: 3 E: 0 LOB: 3 K: 1 BB: 0 S: 12 P: 18	R: 0 H: 1 E: 0 LOB: 1 K: 0 BB: 0 S: 9 P: 11	1B: 14 SF: 1 2B: 1 SAC: 1 3B: 0 DP: 3 HR: 0 HBP: 1		WP: 0 PA: 49 PB: 0 SB: 0 CS: 0			
PITCHER	IP WLS BF H R ER SO BB IBB HBP BLK WP HR S P ERA WHIP																
Bob Tewksbury, R ERA: 2.0 (1, 1)	8.0	34	9	4	1	1	1	1	0	0	0	0	0	65	95	1.12	1.250
Lee Smith, R ERA: 3.24 (9, 1)	1.0	5	2	1	1	1	0	0	0	0	0	0	0	8	10	9.00	2.000
Mike Perez, R ERA: 0.89 (10, 1)	1.0	6	3	0	0	1	0	0	0	0	0	0	0	12	18	0.00	3.000
Cris Carpenter, R ERA: 3.27 (11, 1)	1.0	W 4	1	0	0	0	0	0	0	0	0	0	0	9	11	0.00	1.000

AB	45
R	5
H	15
RBI	5
BB	1
SO	3
LOB	26



Batter	1	2	3	4	5	6	7	8	9	10	11	AB R H RBI BB SO LOB	BOTTOM																	
Ray Lankford, L OBP: 0.375, SLG: 0.417 (1, 8)	G6-3 ①		1-1 1B 2-H 1B		0-1 FC5-4 1B	F8 ③			1-3 K ①		0-0 G3 ①	6 0 2 1 0 1 1	Chicago Cubs @ St. Louis Cardinals Busch Stadium, St. Louis, MO Tue Jun 09 1992, 7:05 PM CDT Att: 32,794 - Cloudy - 81 F																	
Ozzie Smith, S OBP: 0.363, SLG: 0.333 (1, 6)	G6-3 ②		1-2 1B 1-2 1B		1-1 FC5-4 1B E 1-2f		3-2 1B 1B		0-0 P6 ②		0-2 F8 1B 1B	6 3 3 0 0 0 1																		
Bernard Gilkey, R OBP: 0.406, SLG: 0.455 (1, 7)	G5-3 ③		0-1 G3 ③		0-1 S E 1B 1-2		1-0 1B 1B 1-2		1-2 2B		0-0 1B 1B 1-2	6 1 4 0 0 0 2																		
Felix Jose, S OBP: 0.383, SLG: 0.493 (1, 9)		0-0 G6-3 ①		1-2 CS 1B 1-H 2-H 2B	1-2 E7 1B 1-H 2-H 2B		2-2 1B 1-3 2-H 1B		4-0 IBB		1-1 F8 2-3	5 1 3 3 1 0 2																		
Todd Zeile, R OBP: 0.344, SLG: 0.362 (1, 5)		0-0 G6-3 ②		4-2 1B 1-2 BB	2-0 1B 3-H 1B		4-0 BB G3-6-3 BB		3-2 P3 ③		0-0 1B 3-H	4 0 2 2 2 0 2																		
Andres Galarraga, R OBP: 0.257, SLG: 0.250 Gerald Perry, L OBP: 0.315, SLG: 0.324 (1, 3) (7, PH) (8, 3)		1-3 K ③		0-1 F8 ②	0-3 K ③		0-1 G3-6-3 ③ 1-2f				2-2 F8 WP 1B	3 0 0 0 0 2 2 2 0 1 0 0 0 2																		
Geronimo Pena, S OBP: 0.462, SLG: 0.645 (1, 4)			4-1 FC5-4 BB	1-0 FC6-4 1B		2-1 FC4-6 1B		4-1 L9-3 BB		3-2 F8 ①		3 0 2 0 2 0 1																		
Tom Pagnozzi, R OBP: 0.318, SLG: 0.393 (1, 2)			0-1 FC5-4 SH1-3 1B 1-2f	1-2 FC6-4 1B 1-2f		0-0 FC4-6 SH1-4 1B 1-2f		3-1 L9-3 ① 1-2		2-0 F8 ②		5 1 0 0 0 0 6																		
Bob Tewksbury, R OBP: 0.074, SLG: 0.038 Craig Wilson, R OBP: 0.429, SLG: 0.390 Lee Smith, R OBP: 0.429, SLG: 0.390 Mike Perez, R OBP: 0.335, SLG: 0.457 Milt Thompson, L OBP: 0.335, SLG: 0.457 Cris Carpenter, R OBP: 0.500, SLG: 0.500 (1, 1) (8, PH) (9, 1) (10, 1) (10, PH) (11, 1)			0-0 SH1-3 ②		1-1 L6 ①		0-1 SH1-4 ②		0-2 P2 ③		1-0 G4-3 ③	1 0 0 0 0 0 0 1 0 1 0 0 0 0 0 1 0 0 0 0 0 0 0																		
Inning Stats	R: 0 E: 0 K: 0 S: 5	H: 0 LOB: 0 BB: 0 P: 7	R: 0 E: 0 K: 1 S: 5	H: 0 LOB: 0 BB: 0 P: 6	R: 1 E: 0 K: 0 S: 12	H: 2 LOB: 2 BB: 1 P: 18	R: 0 E: 0 K: 0 S: 13	H: 2 LOB: 2 BB: 1 P: 20	R: 3 E: 1 K: 1 S: 16	H: 4 LOB: 1 BB: 0 P: 21	R: 0 E: 0 K: 0 S: 8	H: 1 LOB: 1 BB: 0 P: 13		R: 1 E: 0 K: 0 S: 10	H: 3 LOB: 1 BB: 1 P: 20	R: 0 E: 0 K: 0 S: 7	H: 0 LOB: 0 BB: 1 P: 13	R: 0 E: 0 K: 1 S: 10	H: 1 LOB: 2 BB: 1 P: 19	R: 0 E: 0 K: 0 S: 8	H: 1 LOB: 1 BB: 0 P: 16	R: 1 E: 0 K: 0 S: 8	H: 3 LOB: 2 BB: 0 P: 9	1B: 15 2B: 3 3B: 0 HR: 0	SF: 0 SAC: 2 DP: 2 HBP: 0	WP: 1 PA: 50 PB: 0 SB: 2 CS: 1				
PITCHER	IP WLS BF H R ER SO BB IBB HBP BLK WP HR S P ERA WHIP																													
Danny Jackson, L ERA: 5.1 (1, 1)	6.0	30	11	5	5	2	2	0	0	0	0	0	0	64	94	7.50	2.167													
Jeff Robinson, R ERA: 1.69 (7, 1)	1.0	3	1	0	0	0	1	0	0	0	0	0	0	5	11	0.00	2.000													
Chuck McElroy, L ERA: 2.64 (8, 1)	2.0	8	1	0	0	1	1	1	0	0	0	0	0	17	32	0.00	1.000													
Bob Scanlan, R ERA: 2.2 (10, 1)	1.2	L 9	4	1	1	0	0	0	0	0	1	0	0	16	25	5.40	2.400													

AB	43
R	6
H	17
RBI	6
BB	5
SO	3
LOB	20



livebaseballscores.com

Batter	1	2	3	4	5	6	7	8	9	AB R H RBI BB SO LOB	TOP											
Doug Dasenczo, S (1, 9) OBP: 0.312, SLG: 0.301	3-2 G4-3		1-0 FC4-6 1B		2-1 G4-3		0-2 FC6-4 FC4-6 1-2f		0-0 FC6-4 1B	5 0 2 1 0 0 2												
Jose Vizcaino, S (1, 5) OBP: 0.226, SLG: 0.248	1-0 L8		0-1 FC4-6 1-2f		1-0 G6-3		1-0 FC4-6 1-2f		1-0 FC6-4 1-2f	5 0 0 0 0 0 4												
23 Ryne Sandberg, R (1, 4) OBP: 0.367, SLG: 0.467	3-1 F8		3-2 L7			1-1 G5-3 E 1B		2-2 G6-3 BB 1B		4 1 2 0 0 0 1												
Derrick May, L (1, 7) Jerome Walton, R (8, PH) OBP: 0.258, SLG: 0.239 OBP: 0.295, SLG: 0.180		0-0 P2		2-1 L7		0-0 G5-3 1-H		4-0 G6-3 BB		3 0 0 0 0 0 0 0 0 0 0 1 0 0												
Sammy Sosa, R (1, 8) OBP: 0.296, SLG: 0.351		1-1 HR		1-1 F8		0-0 HR		0-1 G6-3 1-2 2-3		4 2 2 2 0 0 2												
Hector Villanueva, R (1, 2) OBP: 0.195, SLG: 0.200		4-1 BB		0-2 L6		0-1 G6-3		0-1 P6		3 0 0 0 1 0 2												
Luis Salazar, R (1, 3) OBP: 0.225, SLG: 0.250		1-0 F9			3-2 E7 E G4-3		1-2 F7		2-2 F8	4 1 0 0 0 0 3												
Rey Sanchez, R (1, 6) OBP: 0.121, SLG: 0.281		0-0 G5-3			0-0 E3 G4-3 SH1-4 2-3		0-1 G6-3		1-0 G4-3	4 0 0 0 0 0 2												
Greg Maddux, R (1, 1) Paul Assenmacher, L (8, 1) Gary Scott, R (9, PH) Jim Bullinger, R (9, 1) OBP: 0.161, SLG: 0.267 OBP: 1.000, SLG: 4.000			0-0 P3		0-1 SH1-4		1-2 FC6-4 1B		0-0 G6-3	2 0 1 0 0 0 0 0 0 0 0 0 0 0 1 0 0 0 0 0 0 0 0 0 0 0 0 0												
Inning Stats	R: 0 E: 0 K: 0 S: 7	H: 0 LOB: 0 BB: 0 P: 14	R: 1 E: 0 K: 0 S: 6	H: 1 LOB: 1 BB: 1 P: 12	R: 0 E: 0 K: 0 S: 7	H: 1 LOB: 1 BB: 0 P: 11	R: 0 E: 0 K: 0 S: 7	H: 0 LOB: 0 BB: 0 P: 10	R: 1 E: 2 K: 0 S: 11	H: 0 LOB: 1 BB: 0 P: 17	R: 2 E: 1 K: 0 S: 9	H: 2 LOB: 0 BB: 0 P: 11	R: 0 E: 0 K: 0 S: 10	H: 1 LOB: 1 BB: 0 P: 12	R: 0 E: 0 K: 0 S: 11	H: 1 LOB: 2 BB: 1 P: 19	R: 0 E: 0 K: 0 S: 4	H: 1 LOB: 1 BB: 0 P: 6	1B: 5 2B: 0 3B: 0 HR: 2	SF: 0 SAC: 1 DP: 0 HBP: 0	WP: 0 PB: 0 SB: 0 CS: 0	PA: 38
PITCHER	IP WLS BF H R ER SO BB IBB HBP BLK WP HR S P ERA WHIP																					
Mark Clark, R (1, 1) ERA: 6.35	6.0 L 25 4 4 3 0 1 0 0 0 0 0 2 47 75 4.50 0.833																					
Bob McClure, L (7, 1) ERA: 3.48	1.0 6 2 0 0 0 0 1 0 0 0 0 0 0 13 21 0.00 3.000																					
Cris Carpenter, R (8, 1) ERA: 3.18	1.0 3 0 0 0 0 0 0 0 0 0 0 0 0 8 10 0.00 0.000																					
Rheal Cormier, L (9, 1) ERA: 5.89	1.0 4 1 0 0 0 0 0 0 0 0 0 0 0 4 6 0.00 1.000																					

Chicago Cubs @ St. Louis Cardinals
 Busch Stadium, St. Louis, MO
 Wed Jun 10 1992, 7:05 PM CDT
 Att. 32,139 - Cloudy - 77 F

livebaseballscorecards.com

AB	35
R	4
H	7
RBI	3
BB	2
SO	0
LOB	16



BOTTOM

Chicago Cubs @ St. Louis Cardinals
 Busch Stadium, St. Louis, MO
 Wed Jun 10 1992, 7:05 PM CDT
 Att. 32,139 - Cloudy - 77 F

livebaseballscorecards.com

AB	28
R	2
H	3
RBI	2
BB	3
SO	6
LOB	8



WP: 0	PA: 32
PB: 1	
SB: 0	
CS: 1	

AB R H RBI BB SO LOB

4	0	1	0	0	1	1
4	0	0	0	0	1	2
4	0	0	0	0	2	1
3	0	0	0	1	2	1
3	0	0	0	1	0	1
3	1	1	0	0	0	1
3	1	1	2	0	0	1
2	0	0	0	1	0	0
0	0	0	0	0	0	0
1	0	0	0	0	0	0
0	0	0	0	0	0	0
0	0	0	0	0	0	0
0	0	0	0	0	0	0
1	0	0	0	0	0	0
0	0	0	0	0	0	0

Batter	1	2	3	4	5	6	7	8	9	
Ray Lankford, L OBP: 0.374, SLG: 0.418 (1, 8) B X	1-0 G4-3 ①		2-2 G6-3 ②			3-1 G4-3 2B		3-3 K ②		
Ozzie Smith, S OBP: 0.357, SLG: 0.327 (1, 6) B B C T O C	2-3 K ②		2-1 G4-3 ③			0-0 G4-3 ②		0-0 G5-3 ③		
Bernard Gilkey, R OBP: 0.391, SLG: 0.437 (1, 7) B F X	1-1 E6			2-3 K ①		1-1 P9 ③			1-3 K ①	
Felix Jose, S OBP: 0.380, SLG: 0.484 (1, 9) 1 SAFE F F C 1 SAFE	0-3 K ③			0-1 G6-3 ②			4-0 G5-4-3 BB		1-3 K ②	
Todd Zeile, R OBP: 0.342, SLG: 0.356 (1, 5) B B F B B		4-2 CS BB		3-2 G6-3 ③			0-1 G5-4-3 ① ②		1-0 F8 ③	
Gerald Perry, L OBP: 0.314, SLG: 0.325 (1, 3) P C 1 SAFE B X		2-1 P2 ①			1-0 G3-1 ①		2-2 HR 1B			
Geronimo Pena, S OBP: 0.452, SLG: 0.706 (1, 4) F B S B X		1-2 F7 ② ③			1-0 G4-3 ②		0-0 HR			
Tom Pagnozzi, R OBP: 0.319, SLG: 0.389 (1, 2) F B B B S B			4-2 PB SH1-4 BB		2-2 G4-3 ③		1-2 G4-3 ③			
Mark Clark, R (1, 1) B X			1-0 SH1-4 ①			3-2 F8 ①		0-0 L7 ①		
Milt Thompson, L OBP: 0.333, SLG: 0.453 (6, PH)										
Bob McClure, R (7, 1)										
Cris Carpenter, R OBP: 0.500, SLG: 0.500 (8, 1)										
Tim Jones, L OBP: 0.186, SLG: 0.191 (8, PH)										
Craig Wilson, R OBP: 0.417, SLG: 0.381 (8, PH)										
Rheal Cormier, L OBP: 0.133, SLG: 0.200 (9, 1)										
Inning Stats	R: 0 H: 0 E: 1 LOB: 1 K: 2 BB: 0 S: 9	R: 0 H: 0 E: 0 LOB: 0 K: 0 BB: 1 S: 8	R: 0 H: 0 E: 0 LOB: 1 K: 0 BB: 1 P: 17	R: 0 H: 0 E: 0 LOB: 0 K: 1 BB: 0 S: 10	R: 0 H: 0 E: 0 LOB: 0 K: 0 BB: 0 P: 9	R: 0 H: 1 E: 0 LOB: 1 K: 0 BB: 0 S: 8	R: 2 H: 2 E: 0 LOB: 0 K: 0 BB: 1 S: 9	R: 0 H: 0 E: 0 LOB: 0 K: 1 BB: 0 S: 6	R: 0 H: 0 E: 0 LOB: 0 K: 2 BB: 0 P: 10	1B: 1 SF: 0 2B: 1 SAC: 1 3B: 0 DP: 1 HR: 1 HBP: 0

PITCHER	IP	WLS	BF	H	R	ER	SO	BB	IBB	HBP	BLK	WP	HR	S	P	ERA	WHIP
Greg Maddux, R ERA: 2.67 (1, 1)	7.0	W	26	3	2	2	3	3	0	0	0	0	1	57	99	2.57	0.857
Paul Assenmacher, L ERA: 1.88 (8, 1)	1.0		3	0	0	0	1	0	0	0	0	0	0	6	9	0.00	0.000
Jim Bullinger, R ERA: 4.31 (9, 1)	1.0	S	3	0	0	0	2	0	0	0	0	0	0	7	10	0.00	0.000

Batter	1	2	3	4	5	6	7	8	9	AB R H RBI BB SO LOB	TOP											
Lenny Dykstra, L OBP: 0.348, SLG: 0.358 (1, 8)	1-0 F8	0-1 1B		0-1 F8		4-2 1B BB		4-2 BB		3 1 1 1 2 0 0												
Ruben Amaro Jr, S OBP: 0.329, SLG: 0.353 (1, 9)	2-1 F8	0-3 K		2-0 G6-3		1-0 1B		0-0 B2-6-3		5 0 1 0 0 1 3												
Dave Hollins, S OBP: 0.378, SLG: 0.401 (1, 5)	3-2 G5-3		0-0 B1-3		2-1 E7	2-2 P5		0-0 1B		5 1 1 0 0 0 2												
John Kruk, L OBP: 0.457, SLG: 0.500 (1, 3)		0-1 E4	3-1 1B		2-1 1B	2-2 1B		0-1 FC5-4		5 3 3 1 0 0 1												
Mariano Duncan, R OBP: 0.290, SLG: 0.389 Mitch Williams, L OBP: 0.500, SLG: 0.500 (1, 4) (9, 1)		2-2 SF8	0-0 G4-3		1-1 1B	2-2 L4		1-0 G6-3		5 1 3 2 0 0 2 0 0 0 0 0 0 0												
Darren Daulton, L OBP: 0.422, SLG: 0.620 (1, 2)		4-2 1B	1-2 G4-3		1-3 K		1-1 HR		0-3 K	4 2 2 2 1 2 1												
Tom Marsh, R OBP: 0.286, SLG: 0.250 (1, 7)		1-2 SF8	2-0 G4-3		1-0 P3		0-0 F9		1-0 G6-3	4 0 0 1 0 0 3												
Kim Batiste, R OBP: 0.237, SLG: 0.273 (1, 6)		0-1 L4	1-0 P9		1-2 P3		2-0 F8			4 0 0 0 0 0 5												
Don Robinson, R OBP: 0.333, SLG: 0.444 Mike Hartley, R (5, 1) Wally Ritchie, L (6, 1) Barry Jones, R (8, 1) Mickey Morandini, L OBP: 0.314, SLG: 0.356 (9, 4)		1-1 1B		0-3 K		3-2 F9		1-3 K		2 0 1 1 0 1 0 1 0 0 0 0 0 0 1 0 0 0 0 1 0 0 0 0 0 0 0 0 0 0 0 0 0 0 0												
Inning Stats	R: 0 E: 0 K: 0 S: 6	H: 0 LOB: 0 BB: 0 P: 12	R: 3 E: 1 K: 1 S: 23	H: 3 LOB: 2 BB: 1 P: 31	R: 1 E: 0 K: 0 S: 10	H: 3 LOB: 2 BB: 0 P: 17	R: 0 E: 0 K: 1 S: 6	H: 0 LOB: 0 BB: 0 P: 8	R: 2 E: 1 K: 1 S: 13	H: 2 LOB: 1 BB: 0 P: 21	R: 1 E: 0 K: 0 S: 21	H: 2 LOB: 2 BB: 1 P: 34	R: 1 E: 0 K: 1 S: 7	H: 1 LOB: 0 BB: 0 P: 11	R: 0 E: 0 K: 0 S: 6	H: 1 LOB: 1 BB: 1 P: 10	R: 0 E: 0 K: 1 S: 5	H: 0 LOB: 0 BB: 0 P: 7	1B: 9 2B: 2 3B: 0 HR: 1	SF: 1 SAC: 0 DP: 1 HBP: 0	WP: 0 PB: 0 SB: 0 CS: 0	PA: 43
PITCHER	IP WLS BF H R ER SO BB IBB HBP BLK WP HR S P ERA WHIP																					
Donovan Osborne, L ERA: 3.01 (1, 1)	4.1 L 24 8 6 2 3 1 0 0 0 0 0 0 54 83 4.15 2.077																					
Cris Carpenter, R ERA: 3.12 (5, 1)	0.2 2 0 0 0 0 0 0 0 0 0 0 0 4 6 0.00 0.000																					
Jose DeLeon, R ERA: 4.35 (6, 1)	1.0 6 2 1 1 0 1 0 0 0 0 0 0 21 34 9.00 3.000																					
Bob McClure, L ERA: 3.57 (7, 1)	2.0 8 2 1 1 1 1 0 0 0 0 0 1 13 21 4.50 1.500																					
Mike Perez, R ERA: 0.86 (9, 1)	1.0 3 0 0 0 0 1 0 0 0 0 0 0 5 7 0.00 0.000																					

Philadelphia Phillies @ St. Louis Cardinals
 Busch Stadium, St. Louis, MO
 Fri Jun 12 1992, 7:05 PM CDT
 Att. 35,719 - Sunny - 85 F

livebaseballscorecards.com

AB	39
R	8
H	12
RBI	8
BB	3
SO	5
LOB	17



BOTTOM

Philadelphia Phillies @ St. Louis Cardinals
Busch Stadium, St. Louis, MO

Fri Jun 12 1992, 7:05 PM CDT
Att: 35,719 - Sunny - 85 F

livebaseballscorecards.com

AB	36
R	5
H	11
RBI	5
BB	3
SO	1
LOB	17



AB R H RBI BB SO LOB

4	2	2	1	0	0	3
5	1	2	2	0	0	2
4	0	2	1	1	0	1
4	0	1	1	1	0	5
4	0	0	0	0	0	3
4	0	1	0	0	0	0
0	0	0	0	0	0	0
4	0	1	0	0	0	0
3	1	1	0	1	0	0
1	0	0	0	0	0	0
0	0	0	0	0	0	0
1	1	1	0	0	0	0
0	0	0	0	0	0	0
1	0	0	0	0	0	3
0	0	0	0	0	0	0
1	0	0	0	0	0	0
1	0	0	0	0	0	1

Batter	1	2	3	4	5	6	7	8	9
Geronimo Pena, S OBP: 0.468, SLG: 0.737 (1, 4)	1-0 G3 1B 2B		2-1 F7		1-1 1B 2B	0-1 G6-3			1-1 DI HBP
Ozzie Smith, S OBP: 0.358, SLG: 0.329 (1, 6)	2-2 G3 2-3		1-1 1B		0-2 F9 1B		3-2 G4-3		1-0 P5
Ray Lankford, L OBP: 0.378, SLG: 0.419 (1, 8)	1-0 S 1B		1-2 1B		3-1 F9		1-1 P6		4-1 FC6-4 BB
Felix Jose, S OBP: 0.381, SLG: 0.478 (1, 9)	2-0 P4 1-2		0-0 G4-3		1-2 CS 1B		4-2 BB		0-2 FC6-4
Todd Zeile, R OBP: 0.336, SLG: 0.349 (1, 5)	0-0 G6-3			0-1 G5-3	1-2 G6-3		1-1 F7		
Pedro Guerrero, R OBP: 0.287, SLG: 0.308 Mike Perez, R (9, 1)		2-2 F7		0-0 P3		3-2 1B 1B		1-2 G5-3	
Andres Galarraga, R OBP: 0.257, SLG: 0.250 (1, 3)		1-0 F9		2-2 F9		1-1 1B 1B		2-2 G4-3	
Tom Pagnozzi, R OBP: 0.322, SLG: 0.388 (1, 2)		0-2 P6			4-0 1B 2B BB	2-1 G6-3 1B		1-2 P3	
Donovan Osborne, S OBP: 0.154, SLG: 0.231 Cris Carpenter, R OBP: 0.500, SLG: 0.500 Milt Thompson, L OBP: 0.339, SLG: 0.458 Jose DeLeon, R Gerald Perry, L OBP: 0.310, SLG: 0.321 Bob McClure, R Bernard Gilkey, R OBP: 0.387, SLG: 0.433			1-2 G6-3		2-1 2B 1B	1-2 F8		3-3 K	

Inning Stats	R: 1	H: 2	E: 0	LOB: 1	K: 0	BB: 0	S: 8	R: 0	H: 0	E: 0	LOB: 0	K: 0	BB: 0	S: 8	R: 0	H: 2	E: 0	LOB: 2	K: 0	BB: 0	S: 11	R: 0	H: 0	E: 0	LOB: 0	K: 0	BB: 0	S: 7	R: 4	H: 4	E: 0	LOB: 0	K: 0	BB: 1	S: 16	R: 0	H: 3	E: 0	LOB: 2	K: 0	BB: 0	S: 12	R: 0	H: 0	E: 0	LOB: 1	K: 0	BB: 1	S: 11	R: 0	H: 0	E: 0	LOB: 0	K: 0	BB: 0	S: 10	R: 0	H: 0	E: 0	LOB: 2	K: 1	BB: 1	S: 10	1B: 9	SF: 0	2B: 2	SAC: 0	3B: 0	DP: 1	HR: 0	HBP: 1	WP: 0	PA: 40
--------------	------	------	------	--------	------	-------	------	------	------	------	--------	------	-------	------	------	------	------	--------	------	-------	-------	------	------	------	--------	------	-------	------	------	------	------	--------	------	-------	-------	------	------	------	--------	------	-------	-------	------	------	------	--------	------	-------	-------	------	------	------	--------	------	-------	-------	------	------	------	--------	------	-------	-------	-------	-------	-------	--------	-------	-------	-------	--------	-------	--------

PITCHER	IP	WLS	BF	H	R	ER	SO	BB	IBB	HBP	BLK	WP	HR	S	P	ERA	WHIP
Don Robinson, R ERA: 3.4 (1, 1)	4.1		22	8	5	5	0	1	0	0	0	0	0	47	73	10.38	2.077
Mike Hartley, R ERA: 1.64 (5, 1)	0.2		4	3	0	0	0	0	0	0	0	0	0	10	17	0.00	4.500
Wally Ritchie, L ERA: 1.78 (6, 1)	2.0	W	6	0	0	0	0	1	0	0	0	0	0	16	26	0.00	0.500
Barry Jones, R ERA: 4.46 (8, 1)	1.0		3	0	0	0	0	0	0	0	0	0	0	10	14	0.00	0.000
Mitch Williams, L ERA: 3.0 (9, 1)	1.0	S	5	0	0	0	1	1	0	1	0	0	0	10	19	0.00	1.000

Batter	1	2	3	4	5	6	7	8	9	AB	R	H	RBI	BB	SO	LOB	TOP								
Lenny Dykstra, L OBP: 0.347, SLG: 0.362 (1, 8)	0-1 1B SF7 2B		1-0 F8			2-1 G3	0-0 P6			4	1	1	0	0	0	2									
Mariano Duncan, R OBP: 0.293, SLG: 0.395 (1, 7)	0-3 K		3-3 K			1-1 G4-3 2B		0-1 G4-6-3 1B		4	0	2	0	0	2	1									
Dave Hollins, S OBP: 0.380, SLG: 0.403 (1, 5)	2-1 SF7 2-3 1B			0-1 G4-3		3-2 G4-3 2-3		3-2 1 SAFE 1 SAFE 1 SAFE 1-2 G4-6-3 1B		4	0	2	0	0	0	1									
John Kruk, L OBP: 0.458, SLG: 0.500 (1, 3)	0-1 SF7 1-2 3-H			1-1 1B		4-2 BB		0-0 G4-6-3 1-2f 2-3		2	0	1	1	1	0	2									
Darren Daulton, L OBP: 0.414, SLG: 0.606 Steve Lake, R OBP: 0.364, SLG: 0.485 (1, 2) (8, 2)	2-1 F7			1-3 K		0-0 P6		2-3 K		4	0	0	0	0	2	5									
Ruben Amaro Jr, S OBP: 0.333, SLG: 0.367 (1, 9)		2-1 F7		0-0 F8			4-0 2B BB		3-2 3B	3	0	1	0	1	0	1									
Mickey Morandini, L OBP: 0.307, SLG: 0.347 (1, 4)		2-2 F7			2-1 G4-3		2-2 1 SAFE 1 SAFE 1 SAFE F7		0-1 F8	4	0	0	0	0	0	2									
Kim Batiste, R OBP: 0.234, SLG: 0.269 Jeff Grotewold, L OBP: 0.313, SLG: 0.333 Bob Ayrault, R (7, 1) Wally Backman, S OBP: 0.357, SLG: 0.320 (9, PH)		1-0 F8			1-2 G6-3		1-3 K		1-1 L6	2	0	0	0	0	0	0									
Curt Schilling, R OBP: 0.056, SLG: 0.111 Dale Sveum, S OBP: 0.221, SLG: 0.195 (7, PH) (7, 6)			3-3 K		1-0 G6-3		1-0 2B		1-3 K	2	0	0	0	0	1	0									
Inning Stats	R: 1 E: 0 K: 1 S: 11	H: 2 LOB: 1 BB: 0 P: 15	R: 0 E: 0 K: 2 S: 8	H: 0 LOB: 0 BB: 0 P: 13	R: 0 E: 0 K: 2 S: 7	H: 0 LOB: 0 BB: 0 P: 14	R: 0 E: 0 K: 1 S: 8	H: 1 LOB: 1 BB: 0 P: 10	R: 0 E: 0 K: 0 S: 6	H: 0 LOB: 0 BB: 0 P: 10	R: 0 E: 0 K: 0 S: 11	H: 1 LOB: 2 BB: 1 P: 21	R: 0 E: 0 K: 1 S: 11	H: 1 LOB: 2 BB: 1 P: 19	R: 0 E: 0 K: 1 S: 10	H: 2 LOB: 1 BB: 0 P: 15	R: 0 E: 0 K: 1 S: 10	H: 1 LOB: 1 BB: 0 P: 15	1B: 4 2B: 3 3B: 1 HR: 0	SF: 1 SAC: 0 DP: 1 HBP: 0	WP: 0 PB: 0 SB: 0 CS: 0	PA: 36			
PITCHER	IP	WLS	BF	H	R	ER	SO	BB	IBB	HBP	BLK	WP	HR	S	P	ERA	WHIP								
Omar Olivares, R ERA: 4.52 (1, 1)	6.2	W	27	5	1	1	5	2	0	0	0	0	0	61	101	1.35	1.050								
Bob McClure, L ERA: 3.52 (7, 1)	0.1		1	0	0	0	0	0	0	0	0	0	0	1	1	0.00	0.000								
Mike Perez, R ERA: 0.86 (8, 1)	0.0		2	2	0	0	0	0	0	0	0	0	0	5	8	∞	∞								
Lee Smith, R ERA: 3.0 (8, 1)	2.0	S	6	1	0	0	2	0	0	0	0	0	0	15	22	0.00	0.500								

Philadelphia Phillies @ St. Louis Cardinals
 Busch Stadium, St. Louis, MO
 Sat Jun 13 1992, 7:05 PM CDT
 Att. 39,477 - Cloudy - 83 F

livebaseballscorecards.com

AB	33
R	1
H	8
RBI	1
BB	2
SO	7
LOB	17



Batter	1	2	3	4	5	6	7	8	9
Geronimo Pena, S (1, 4) OBP: 0.451, SLG: 0.683	4-1 BB 1B BB	1-3 K			1-2 F7		2-0 F9		
Ozzie Smith, S (1, 6) OBP: 0.364, SLG: 0.333	1-0 BB 1-2 1B		2-2 HR 1B		4-1 BB		2-0 L3		
Ray Lankford, L (1, 8) OBP: 0.380, SLG: 0.431	4-2 1B 1-2 2-3 BB		1 SAFE 1-2 1-H HR		1-1 F8		1-1 F7		
Felix Jose, S (1, 9) OBP: 0.372, SLG: 0.466	0-3 K		3-3 K		0-0 G4-3		1-1 F7		
Pedro Guerrero, R (1, 7) OBP: 0.288, SLG: 0.308 Bernard Gilkey, R (7, 7) OBP: 0.384, SLG: 0.429	3-1 1B 1-3 2-H 3-H		1-3 K		2-3 K		2-1 F7		
Andres Galarraga, R (1, 3) OBP: 0.247, SLG: 0.239	1-3 K		0-2 G5-3		2-2 F8				
Craig Wilson, R (1, 5) OBP: 0.392, SLG: 0.356	2-0 F8			2-1 G4-3		1-3 K			
Tom Pagnozzi, R (1, 2) OBP: 0.318, SLG: 0.382		2-1 F7		0-1 G4-3			0-0 P4		
Omar Olivares, R (1, 1) OBP: 0.318, SLG: 0.286 Bob McClure, R (7, 1)		0-1 G3		0-3 K			4-1 BB		
Gerald Perry, L (7, PH) OBP: 0.318, SLG: 0.321 Mike Perez, R (8, 1) Lee Smith, R (8, 1)									

Inning Stats	R: 2	H: 2	E: 0	LOB: 2	K: 2	S: 16	R: 0	H: 0	E: 0	LOB: 0	K: 1	S: 7	R: 2	H: 2	E: 0	LOB: 0	K: 2	S: 20	R: 0	H: 0	E: 0	LOB: 0	K: 1	S: 8	R: 0	H: 0	E: 0	LOB: 1	K: 0	S: 9	R: 0	H: 0	E: 0	LOB: 0	K: 2	S: 11	R: 0	H: 0	E: 0	LOB: 1	K: 0	S: 4	R: 0	H: 0	E: 0	LOB: 0	K: 0	S: 6	
	2	2	0	2	2	16	0	0	0	0	1	7	2	2	0	0	2	20	0	0	0	1	0	8	0	0	0	0	0	1	0	0	9	0	0	0	0	0	16	0	0	0	1	0	0	0	0	0	6

PITCHER	IP	WLS	BF	H	R	ER	SO	BB	IBB	HBP	BLK	WP	HR	S	P	ERA	WHIP
Curt Schilling, R (1, 1) ERA: 2.42	6.0	L	25	4	4	4	8	3	0	0	0	0	1	71	108	6.00	1.167
Bob Ayrault, R (7, 1) ERA: 3.86	2.0		7	0	0	0	0	1	0	0	0	0	0	10	22	0.00	0.500

AB	R	H	RBI	BB	SO	LOB
3	1	0	0	1	1	1
3	2	2	0	1	0	1
3	1	1	2	1	0	1
4	0	0	0	0	2	4
3	0	1	2	0	2	0
1	0	0	0	0	0	0
3	0	0	0	0	1	2
3	0	0	0	0	0	0
2	0	0	0	0	1	0
0	0	0	0	0	0	0
0	0	0	0	1	0	0
0	0	0	0	0	0	0
0	0	0	0	0	0	0

WP	PA
0	32

WP	PA	ERA	WHIP
0	32		

Philadelphia Phillies @ St. Louis Cardinals
 Busch Stadium, St. Louis, MO
 Sat Jun 13 1992, 7:05 PM CDT
 Att. 39,477 - Cloudy - 83 F

livebaseballscorecards.com

AB	28
R	4
H	4
RBI	4
BB	4
SO	8
LOB	11



Batter	1	2	3	4	5	6	7	8	9	AB	R	H	RBI	BB	SO	LOB	TOP					
Lenny Dykstra, L OBP: 0.345, SLG: 0.365 (1, 8)	1-1 S 2B		2-2 FC5-4 1-2f		1-1 G4-3			1-2 P5		4	0	1	0	0	0	3						
Ruben Amaro Jr, S OBP: 0.331, SLG: 0.359 (1, 9)	0-1 G5-3		1-0 G5-3 1-2			4-2 G3-6 BB		0-0 F7		3	0	0	0	1	0	4						
Dave Hollins, S OBP: 0.378, SLG: 0.397 (1, 5)	2-3 K		2-3 K			0-0 P2		4-1 WP BB		3	0	0	0	1	2	3						
John Kruk, L OBP: 0.451, SLG: 0.491 (1, 3)	1-1 G3-1			2-2 G4-3		1 SAFE 0-1 G3-6 1-2f		2-3 K		4	0	0	0	0	1	4						
Mariano Duncan, R OBP: 0.300, SLG: 0.401 (1, 4) (8, 6)		2-1 E 1B 1B		1-0 CS 1B		1-2 G4-3		0-1 1B 1B		4	0	3	0	0	0	0						
Darren Daulton, L OBP: 0.411, SLG: 0.598 (1, 2)		2-1 FC4-6 1B		1-0 P9 1-2		0-3 K		1-3 K		4	0	1	0	0	2	2						
Tom Marsh, R OBP: 0.333, SLG: 0.500 (1, 7)		0-1 FC4-6 G6-4-3 1-2f 2-3		1-0 HR		1-0 F9		1-1 G4-6-3 1B		4	1	2	1	0	0	2						
Kim Batiste, R OBP: 0.230, SLG: 0.265 (1, 6)		1-2 G6-4-3		0-1 G5-3		0-1 G5-3		4-2 BB WP BB		2	0	0	0	0	0	2						
Wally Backman, S OBP: 0.367, SLG: 0.308 (8, PH) (8, 4)		1-2 G6-4-3 1-2f		0-0 G3-1		0-0 G3-1		4-2 WP BB BB		1	1	0	0	1	0	2						
Brad Brink, R OBP: 0.222, SLG: 0.125 (1, 1)			0-2 FC5-4 1B							2	0	1	0	0	0	0						
Mike Hartley, R (6, 1)										0	0	0	0	0	0	0						
Jeff Grotewold, L OBP: 0.353, SLG: 0.333 (8, PH)										0	0	0	0	1	0	0						
Cliff Brantley, R OBP: 0.222, SLG: 0.222 (8, 1)										0	0	0	0	0	0	0						
Inning Stats	R: 0 E: 0 K: 1 S: 9	H: 1 LOB: 1 BB: 0 P: 13	R: 0 E: 1 K: 0 S: 9	H: 2 LOB: 1 BB: 0 P: 14	R: 0 E: 0 K: 1 S: 12	H: 1 LOB: 1 BB: 0 P: 17	R: 0 E: 0 K: 0 S: 5	H: 1 LOB: 0 BB: 0 P: 9	R: 1 E: 0 K: 0 S: 6	H: 1 LOB: 0 BB: 0 P: 8	R: 0 E: 0 K: 0 S: 5	H: 0 LOB: 0 BB: 1 P: 9	R: 0 E: 0 K: 1 S: 8	H: 0 LOB: 0 BB: 0 P: 10	R: 1 E: 0 K: 1 S: 17	H: 0 LOB: 2 BB: 3 P: 32	R: 0 E: 0 K: 1 S: 9	H: 2 LOB: 1 BB: 0 P: 13	1B: 6 2B: 1 3B: 0 HR: 1	SF: 0 SAC: 0 DP: 3 HBP: 0	WP: 1 PB: 0 SB: 2 CS: 1	PA: 35
PITCHER	IP	WLS	BF	H	R	ER	SO	BB	IBB	HBP	BLK	WP	HR	S	P	ERA	WHIP					
Rheal Cormier, L ERA: 5.37 (1, 1)	7.0	W	25	6	1	1	3	1	0	0	0	0	1	54	80	1.29	1.000					
Todd Worrell, R ERA: 4.07 (8, 1)	0.2		5	0	1	1	0	3	0	0	0	0	0	13	26	13.50	4.500					
Bob McClure, L ERA: 3.47 (8, 1)	0.1		1	0	0	0	1	0	0	0	0	1	0	4	6	0.00	0.000					
Lee Smith, R ERA: 2.89 (9, 1)	1.0	S	4	2	0	0	1	0	0	0	0	0	0	9	13	0.00	2.000					

Philadelphia Phillies @ St. Louis Cardinals
 Busch Stadium, St. Louis, MO
 Sun Jun 14 1992, 3:33 AM CDT
 Att. 40,949 - Cloudy - 86 F

livebaseballscorecards.com

AB	31
R	2
H	8
RBI	1
BB	4
SO	5
LOB	22



Batter	1	2	3	4	5	6	7	8	9	AB R H RBI BB SO LOB	TOP	
Geronimo Pena, S (1, 4) OBP: 0.450, SLG: 0.653	0-3 		4-2 FC6 BB 		2-0 1-3 2B 			0-0 G4-3 		3 0 1 0 1 1 0		
Ozzie Smith, S (1, 6) OBP: 0.357, SLG: 0.326 Tim Jones, L (8, 6) OBP: 0.188, SLG: 0.191	2-0 G4-3 		1-0 FC6 1-2f 		2-1 G1-3 			1-2 G3 		4 0 0 0 0 0 3 0 0 0 0 0 0 0		
Ray Lankford, L (1, 8) OBP: 0.376, SLG: 0.427	1-0 			2-1 F8 		2-3 K 			3-2 P5 	4 0 1 0 0 1 0		
Felix Jose, S (1, 9) OBP: 0.364, SLG: 0.455	0-1 P5 			2-3 K 		3-3 K 			1-1 L1 	4 0 0 0 0 2 1		
Pedro Guerrero, R (1, 7) OBP: 0.279, SLG: 0.305		0-0 G6-3 		1-2 G6-3 		2-1 F8 			0-2 G1-3 	4 0 0 0 0 0 0		
Todd Zeile, R (1, 5) OBP: 0.332, SLG: 0.343		0-0 G1-3 			1-2 G5-3 			1-2 G6-3 		3 0 0 0 0 0 0		
Andres Galarraga, R (1, 3) OBP: 0.228, SLG: 0.218		1-0 G4-3 			0-1 F9 			0-0 G6-3 		3 0 0 0 0 0 0		
Tom Pagnozzi, R (1, 2) OBP: 0.326, SLG: 0.390			0-1 G6-3 		0-1 1B 2B 			2-0 F9 		3 1 1 0 0 0 0		
Bob Tewksbury, R (1, 1) OBP: 0.103, SLG: 0.071 Jose DeLeon, R (7, 1) Milt Thompson, L (8, PH) OBP: 0.342, SLG: 0.455 Cris Carpenter, R (8, 1) OBP: 0.500, SLG: 0.500			1-3 K 		2-2 2B 1B 2-H 			1-2 G3 		2 0 1 1 0 1 0 0 0 0 0 0 0 0 1 0 0 0 0 0 0 0 0 0 0 0 0 0		
Inning Stats	R: 0 E: 0 K: 1 S: 7 H: 1 LOB: 1 BB: 0 P: 10	R: 0 E: 0 K: 0 S: 3 H: 0 LOB: 0 BB: 0 P: 4	R: 0 E: 0 K: 1 S: 9 H: 0 LOB: 1 BB: 1 P: 15	R: 0 E: 0 K: 1 S: 9 H: 0 LOB: 0 BB: 0 P: 14	R: 1 E: 0 K: 0 S: 14 H: 3 LOB: 2 BB: 0 P: 21	R: 0 E: 0 K: 2 S: 10 H: 0 LOB: 0 BB: 0 P: 17	R: 0 E: 0 K: 0 S: 7 H: 0 LOB: 0 BB: 0 P: 10	R: 0 E: 0 K: 0 S: 10 H: 0 LOB: 0 BB: 0 P: 12	R: 0 E: 0 K: 0 S: 8 H: 0 LOB: 0 BB: 0 P: 12	1B: 1 2B: 3 3B: 0 HR: 0 SF: 0 SAC: 0 DP: 0 HBP: 0	WP: 0 PB: 0 SB: 0 CS: 0 PA: 32	
PITCHER Greg Maddux, R (1, 1) ERA: 2.53	IP WLS BF H R ER SO BB IBB HBP BLK WP HR S P ERA WHIP	9.0 W 32 4 1 1 5 1 0 0 0 0 0 0 77 115 1.00 0.556										

St. Louis Cardinals @ Chicago Cubs
Wrigley Field, Chicago, IL
Mon Jun 15 1992, 7:05 PM CDT
Att. 31,834 - Cloudy - 74 F

livebaseballscorecards.com

AB	31
R	1
H	4
RBI	1
BB	1
SO	5
LOB	4



Batter	1	2	3	4	5	6	7	8	9	AB	R	H	RBI	BB	SO	LOB
Jose Vizcaino, S OBP: 0.234, SLG: 0.261 (1, 6)	F7	FC4-6		P8		G4-3		1B		5	0	1	0	0	0	4
Doug Dascenzo, S OBP: 0.322, SLG: 0.298 (1, 8) (8, 9)	L7		G6-3			1B	G6-3	K		5	0	1	0	0	1	2
23 Ryne Sandberg, R OBP: 0.364, SLG: 0.463 (1, 4) Rey Sanchez, R OBP: 0.121, SLG: 0.281 (9, 4)	G5-3		G6-3-2	3B		G6-3	2B			3	1	1	0	1	0	1
Andre Dawson, R OBP: 0.332, SLG: 0.495 (1, 9) Jerome Walton, R OBP: 0.277, SLG: 0.167 (8, 8)		FC1-2	G6-3-2			P3	SF9			4	1	2	1	0	0	2
Mark Grace, L OBP: 0.420, SLG: 0.477 (1, 3)		FC1-2		1B	HR	G3	SF9			2	2	1	1	1	0	1
Derrick May, L OBP: 0.266, SLG: 0.288 (1, 7)		FC		HR						4	1	1	0	0	1	2
Hector Villanueva, R OBP: 0.211, SLG: 0.253 (1, 2)		P9		HR		G4-3		F8		4	2	2	3	0	0	3
Gary Scott, R OBP: 0.198, SLG: 0.209 (1, 5)		FC1-2		G5-3		G6-3		1B		3	0	0	0	1	0	4
Greg Maddux, R OBP: 0.200, SLG: 0.294 (1, 1)		FC4-6		P5		1B		K		4	0	2	2	0	1	1

Inning Stats	R: 0	H: 0	E: 0	K: 0	S: 4	R: 1	H: 3	E: 1	K: 0	S: 11	R: 0	H: 1	E: 0	K: 0	S: 6	R: 3	H: 2	E: 0	K: 0	S: 13	R: 0	H: 1	E: 0	K: 0	S: 8	R: 1	H: 2	E: 0	K: 0	S: 8	R: 2	H: 1	E: 0	K: 1	S: 12	R: 0	H: 1	E: 0	K: 2	S: 12
	LOB: 0	BB: 0	P: 8	LOB: 3	BB: 0	P: 14	LOB: 0	BB: 0	P: 9	LOB: 0	BB: 1	P: 19	LOB: 1	BB: 0	P: 12	LOB: 1	BB: 0	P: 11	LOB: 0	BB: 1	P: 18	LOB: 2	BB: 1	P: 17	LOB: 0	BB: 0	P: 18	LOB: 0	BB: 1	P: 18	LOB: 0	BB: 1	P: 18	LOB: 0	BB: 1	P: 17	LOB: 2	BB: 1	P: 17	

PITCHER	IP	WLS	BF	H	R	ER	SO	BB	IBB	HBP	BLK	WP	HR	S	P	ERA	WHIP
Bob Tewksbury, R ERA: 2.25 (1, 1)	6.0	L	28	9	5	4	0	1	0	0	0	0	1	50	73	6.00	1.667
Jose DeLeon, R ERA: 4.54 (7, 1)	1.0		5	1	2	2	1	1	0	0	0	0	0	12	18	18.00	2.000
Cris Carpenter, R ERA: 3.03 (8, 1)	1.0		5	1	0	0	2	1	0	0	0	0	0	12	17	0.00	2.000

BOTTOM

AB	R	H	RBI	BB	SO	LOB
5	0	1	0	0	0	4
5	0	1	0	0	1	2
3	1	1	0	1	0	1
0	0	0	0	0	0	0
4	1	2	1	0	0	2
0	0	0	0	0	0	0
2	2	1	1	1	0	1
4	1	1	0	0	1	2

4	2	2	3	0	0	3
3	0	0	0	1	0	4
4	0	2	2	0	1	1

1B: 7	SF: 1	WP: 0	PA: 38
2B: 3	SAC: 0	PB: 0	
3B: 1	DP: 1	SB: 1	
HR: 1	HBP: 0	CS: 0	

WP	HR	S	P	ERA	WHIP
0	0	0	0	0.00	2.000

St. Louis Cardinals @ Chicago Cubs
Wrigley Field, Chicago, IL
 Mon Jun 15 1992, 7:05 PM CDT
 Att: 31,834 - Cloudy - 74 F

livebaseballscores.com



Batter	1	2	3	4	5	6	7	8	9	AB R H RBI BB SO LOB	TOP																
Geronimo Pena, S (1, 4) OBP: 0.422, SLG: 0.604	0-1 G3		3-3 K			0-0 B3		2-3 K		4 0 0 0 0 2 2																	
Ray Lankford, L (1, 8) OBP: 0.374, SLG: 0.436	3-2 F8			1-1 HR		2-2 G5-3		0-0 G4-3		4 1 1 1 0 0 1																	
Felix Jose, S (1, 9) OBP: 0.372, SLG: 0.458	3-2 G5-3			1-1 1B		4-2 BB			2-1 FC5-4 1B	3 0 2 0 1 0 0																	
Pedro Guerrero, R (1, 7) OBP: 0.272, SLG: 0.297 Bernard Gilkey, R (9, PR) OBP: 0.384, SLG: 0.429		2-2 G5-3		2-1 F9		0-0 G4-3			1-0 FC5-4 FC6-4	4 0 0 0 0 0 3 0 0 0 0 0 0 0																	
Todd Zeile, R (1, 5) OBP: 0.326, SLG: 0.337		1-1 G5-3		2-1 P4			0-0 G4-3		0-1 F9	4 0 0 0 0 0 2																	
Andres Galarraga, R (1, 3) OBP: 0.216, SLG: 0.207		1-0 G5-3		0-2 F9			1-0 G4-3		1-0 FC6-4	4 0 0 0 0 0 2																	
Tom Pagnozzi, R (1, 2) OBP: 0.326, SLG: 0.394			1-2 G3 2B		2-1 F8		2-2 P6			3 0 1 0 0 0 0																	
Tim Jones, L (1, 6) OBP: 0.176, SLG: 0.180			1-2 G3		0-3 K			0-0 L7		3 0 0 0 0 1 1																	
Mark Clark, R (1, 1) Milt Thompson, L (8, PH) OBP: 0.347, SLG: 0.455 Mike Perez, R (8, 1)			1-2 L7		0-3 K			4-1 BB		2 0 0 0 0 1 1 0 0 0 0 1 0 0 0 0 0 0 0 0 0																	
Inning Stats	R: 0 E: 0 K: 0 S: 8	H: 0 LOB: 0 BB: 0 P: 14	R: 0 E: 0 K: 0 S: 7	H: 0 LOB: 0 BB: 0 P: 11	R: 0 E: 0 K: 1 S: 13	H: 1 LOB: 1 BB: 0 P: 19	R: 1 E: 0 K: 0 S: 12	H: 2 LOB: 1 BB: 0 P: 17	R: 0 E: 0 K: 2 S: 8	H: 0 LOB: 0 BB: 0 P: 10	R: 0 E: 0 K: 0 S: 7	H: 0 LOB: 1 BB: 1 P: 13	R: 0 E: 0 K: 0 S: 5	H: 0 LOB: 0 BB: 0 P: 8	R: 0 E: 0 K: 1 S: 6	H: 0 LOB: 1 BB: 1 P: 12	R: 0 E: 0 K: 0 S: 6	H: 1 LOB: 1 BB: 0 P: 10	1B: 2 2B: 1 3B: 0 HR: 1	SF: 0 SAC: 0 DP: 0 HBP: 0	WP: 0 PB: 0 SB: 2 CS: 0	PA: 33					
PITCHER	IP WLS BF H R ER SO BB IBB HBP BLK WP HR S P ERA WHIP																										
Shawn Boskie, R (1, 1) ERA: 4.33	0.2		2	0	0	0	0	0	0	0	0	0	5	8	0.00	0.000											
Jeff Robinson, R (1, 1) ERA: 1.74	4.1		16	3	1	1	3	0	0	0	0	0	1	43	63	2.08	0.692										
Bob Scanlan, R (6, 1) ERA: 1.95	2.1	W	9	0	0	0	0	2	0	0	0	0	0	14	27	0.00	0.857										
Paul Assenmacher, L (8, 1) ERA: 1.71	0.2		2	0	0	0	1	0	0	0	0	0	0	4	6	0.00	0.000										
Jim Bullinger, R (9, 1) ERA: 4.05	1.0	S	4	1	0	0	0	0	0	0	0	0	0	6	10	0.00	1.000										

St. Louis Cardinals @ Chicago Cubs
Wrigley Field, Chicago, IL
Tue Jun 16 1992, 3:33 AM CDT
Att. 32,723 - Cloudy - 75 F

livebaseballscorecards.com

AB	31
R	1
H	4
RBI	1
BB	2
SO	4
LOB	12



Batter	1	2	3	4	5	6	7	8	9
Jose Vizcaino, S OBP: 0.228, SLG: 0.254 (1, 6)	1-3 K		1-2 P8		0-0 F9		0-0 G3		
Doug Dasenczo, S OBP: 0.319, SLG: 0.295 (1, 8)	0-3 K			2-2 L3	0-0 G3			0-0 PO 1B	
23 Ryne Sandberg, R OBP: 0.370, SLG: 0.487 (1, 4)	4-2 FC6-4 BB			2-1 SF8 3B		0-0 HR		1-0 P6	
Andre Dawson, R OBP: 0.326, SLG: 0.488 (1, 9)	2-0 FC6-4 1-2f			2-1 SF8		1-2 G6-3		1-0 F8	
Mark Grace, L OBP: 0.419, SLG: 0.479 (1, 3)		1-1 F7		2-0 2B		1-1 G4-3		0-0 PO 1-2	
Derrick May, L OBP: 0.268, SLG: 0.290 (1, 7)		2-1 F9		1-0 G4-3		0-1 1B			
Hector Villanueva, R OBP: 0.214, SLG: 0.256 (1, 2)		3-2 F9			1-2 FC5-6 1B	0-0 F8			
Luis Salazar, R OBP: 0.246, SLG: 0.257 (1, 5)			1-1 G6-3		2-2 FC5-6 1B		0-0 F8		
Shawn Boskie, R OBP: 0.118, SLG: 0.118 (1, 1)			2-1 G5-3		0-1 FC5-6		1-1 G4-3		
Jeff Robinson, R (1, 1)					1-2 2-3f				
Bob Scanlan, R (6, 1)									
Paul Assenmacher, L (8, 1)									
Jim Bullinger, R OBP: 1.000, SLG: 4.000 (9, 1)									


AB	R	H	RBI	BB	SO	LOB
4	0	0	0	0	1	2
4	0	1	0	0	1	2
3	2	2	1	1	0	1
3	0	0	1	0	0	2
3	0	1	0	0	0	0
3	0	1	0	0	0	1
3	0	1	0	0	0	1
3	0	1	0	0	0	0
0	0	0	0	0	0	0
2	0	0	0	0	0	2
1	0	0	0	0	0	0
0	0	0	0	0	0	0
0	0	0	0	0	0	0

BOTTOM

St. Louis Cardinals @ Chicago Cubs
 Wrigley Field, Chicago, IL
 Tue Jun 16 1992, 3:33 AM CDT
 Att: 32,723 - Cloudy - 75 F

livebaseballscorecards.com

AB	29
R	2
H	7
RBI	2
BB	1
SO	2
LOB	11



Inning Stats	R: 0	H: 0	E: 0	K: 2	S: 9	LOB: 1	BB: 1	P: 16
	R: 0	H: 0	E: 0	K: 0	S: 7	LOB: 0	BB: 0	P: 13
	R: 1	H: 2	E: 0	K: 0	S: 9	LOB: 1	BB: 0	P: 18
	R: 0	H: 2	E: 0	K: 10	S: 10	LOB: 2	BB: 0	P: 13
	R: 1	H: 2	E: 0	K: 0	S: 9	LOB: 1	BB: 0	P: 11
	R: 0	H: 0	E: 0	K: 0	S: 4	LOB: 0	BB: 0	P: 5
	R: 0	H: 1	E: 0	K: 0	S: 4	LOB: 0	BB: 0	P: 5

1B:	2B:	3B:	HR:	SF:	SAC:	DP:	HBP:
4	1	1	1	1	0	0	0

WP:	PA:
0	32

PITCHER	IP	WLS	BF	H	R	ER	SO	BB	IBB	HBP	BLK	WP	HR	S	P	ERA	WHIP
Mark Clark, R ERA: 4.91 (1, 1)	7.0	L	28	6	2	2	2	1	0	0	0	0	1	55	87	2.57	1.000
Mike Perez, R ERA: 0.84 (8, 1)	1.0		3	1	0	0	0	0	0	0	0	0	0	4	5	0.00	1.000

Batter	1	2	3	4	5	6	7	8	9	AB R H RBI BB SO LOB	TOP
Geronimo Pena, S (1, 4) <small>OBP: 0.414, SLG: 0.576</small> Bien Figueroa, R (9, 4) <small>OBP: 0.200, SLG: 0.200</small>	3-2 CS 1B	2-1 L7		3-1 2-H 1B		0-0 F8		1-0 G5-3	2-1 L1	6 1 2 1 0 0 3 0 0 0 0 0 0 0	
Bernard Gilkey, R (1, 7) <small>OBP: 0.390, SLG: 0.422</small>	4-2 1-2 1B		0-0 G6-3	1-1 2-H 2B		1-1 F8		4-2 F8	1-1 FC6-4	4 3 1 1 2 0 1	
Ray Lankford, L (1, 8) <small>OBP: 0.375, SLG: 0.433</small>	3-2 G4-6-3		3-2 1B	4-1 2B 2B		2-2 G4-3		1-2 F8		4 0 1 0 1 0 2	
Felix Jose, S (1, 9) <small>OBP: 0.383, SLG: 0.477</small>	2-1 2-H 1B		1-3 	1-1 1-3 2-H 2B			2-1 2B	4-1 2B		4 1 3 2 1 1 1	
Todd Zeile, R (1, 5) <small>OBP: 0.328, SLG: 0.343</small>	3-3 K		2-0 1B	1-2 G6-3			3-2 FC6-5-4-6	1-2 2B		5 1 2 2 0 1 4	
Andres Galarraga, R (1, 3) <small>OBP: 0.218, SLG: 0.207</small>		0-0 F8	1-3 		0-0 L9		0-0 1B	0-1 G6-3		5 0 1 0 0 1 3	
Tom Pagnozzi, R (1, 2) <small>OBP: 0.327, SLG: 0.399</small>		1-2 2B		2-3 K	1-2 L4		2-3 K		0-0 1B	5 1 2 0 0 2 2	AB 42 R 8 H 16 RBI 8 BB 5 SO 6 LOB 22
Tim Jones, L (1, 6) <small>OBP: 0.214, SLG: 0.204</small>		4-1 BB		3-1 L9	3-1 1B		0-0 1B		0-1 G4-3	4 0 2 1 1 0 1	
Omar Olivares, R (1, 1) <small>OBP: 0.308, SLG: 0.320</small> Mike Perez, R (8, 1) <small>OBP: 0.322, SLG: 0.325</small> Gerald Perry, L (9, PH) <small>OBP: 0.322, SLG: 0.325</small> Lee Smith, R (9, 1)		3-2 P3		0-0 1B	0-0 G5-3		0-3 K		0-0 1B	4 1 1 0 0 1 5 0 0 0 0 0 0 0 1 0 1 1 0 0 0 0 0 0 0 0 0 0	
Inning Stats	R: 1 H: 2 E: 0 LOB: 1 K: 1 BB: 1 S: 15 P: 30	R: 0 H: 1 E: 0 LOB: 2 K: 0 BB: 1 S: 10 P: 20	R: 0 H: 2 E: 0 LOB: 2 K: 2 BB: 0 S: 15 P: 22	R: 3 H: 4 E: 0 LOB: 2 K: 1 BB: 1 S: 16 P: 31	R: 0 H: 1 E: 0 LOB: 1 K: 0 BB: 0 S: 7 P: 11	R: 0 H: 0 E: 0 LOB: 0 K: 0 BB: 0 S: 6 P: 9	R: 1 H: 3 E: 0 LOB: 2 K: 2 BB: 0 S: 13 P: 20	R: 2 H: 1 E: 0 LOB: 1 K: 0 BB: 2 S: 15 P: 26	R: 1 H: 2 E: 0 LOB: 1 K: 0 BB: 0 S: 8 P: 11	1B: 11 SF: 0 2B: 5 SAC: 0 3B: 0 DP: 0 HR: 0 HBP: 0	WP: 0 PA: 47 PB: 0 SB: 2 CS: 1
PITCHER	IP WLS BF H R ER SO BB IBB HBP BLK WP HR S P ERA WHIP Pete Schourek, L (1, 1) <small>ERA: 3.48</small> Wally Whitehurst, R (4, 1) <small>ERA: 3.38</small> Lee Guetterman, L (6, 1) <small>ERA: 8.78</small> Jeff Innis, R (9, 1) <small>ERA: 3.47</small>	IP WLS BF H R ER SO BB IBB HBP BLK WP HR S P ERA WHIP (Pitcher stats for innings 6-9)									

St. Louis Cardinals @ New York Mets
 Shea Stadium, Flushing, NY
 Thu Jun 18 1992, 7:05 PM EDT
 Att. 23,756 - Sunny - 71 F

livebaseballscorecards.com



BOTTOM

St. Louis Cardinals @ New York Mets
Shea Stadium, Flushing, NY
Thu Jun 18 1992, 7:05 PM EDT
Att. 23,756 - Sunny - 71 F

livebaseballscores.com

AB	32
R	3
H	5
RBI	3
BB	4
SO	5
LOB	17



WP:	0	PA:	36
PB:	0		
SB:	1		
CS:	0		

AB R H RBI BB SO LOB

4 0 1 0 0 1 0

3 1 1 1 1 0 1

3 1 0 0 1 1 2

3 1 1 0 1 1 1

4 0 0 0 0 0 3

4 0 0 0 0 0 3

0 0 0 0 1 0 0

3 0 1 2 0 0 1

2 0 1 0 0 0 1

2 0 0 0 0 1 2

1B

G4-3

K

G4-3

F8

G6-3

G4-3

P6

G3

G4-6-3

G4-6-3

G4-3

G4-3

K

G4-3

F8

G6-3

G4-3

P6

G3

G4-6-3

G4-6-3

G4-3

G4-3

K

G4-3

F8

G6-3

G4-3

P6

G3

G4-6-3

G4-6-3

G4-3

G4-3

K

G4-3

F8

G6-3

G4-3

P6

G3

G4-6-3

G4-6-3

G4-3

G4-3

K

G4-3

F8

G6-3

G4-3

P6

G3

G4-6-3

G4-6-3

G4-3

G4-3

K

G4-3

F8

G6-3

G4-3

P6

G3

G4-6-3

G4-6-3

G4-3

G4-3

K

G4-3

F8

G6-3

G4-3

P6

G3

G4-6-3

G4-6-3

G4-3

G4-3

K

G4-3

F8

G6-3

G4-3

P6

G3

G4-6-3

G4-6-3

G4-3

G4-3

K

G4-3

F8

G6-3

G4-3

P6

G3

G4-6-3

G4-6-3

G4-3

G4-3

K

G4-3

F8

G6-3

G4-3

P6

G3

G4-6-3

G4-6-3

G4-3

G4-3

K

G4-3

F8

G6-3

G4-3

P6

G3

G4-6-3

G4-6-3

1B: 3 SF: 0

2B: 1 SAC: 0

3B: 0 DP: 1

HR: 1 HBP: 0

WP: 0 PA: 36

PB: 0

SB: 1

CS: 0

PITCHER IP WLS BF H R ER SO BB IBB HBP BLK WP HR S P ERA WHIP

Omar Olivares, R (1, 1) 7.0 W 25 2 0 0 3 3 0 0 0 0 0 0 8 14 0.00 0.000

Mike Perez, R (8, 1) 1.0 3 0 0 0 1 0 0 0 0 0 0 1 22 37 18.00 4.000

Lee Smith, R (9, 1) 1.0 8 3 3 2 1 1 0 0 0 0 0 1 22 37 18.00 4.000

ERA: 4.08

ERA: 0.82

ERA: 3.41

R: 0 H: 1 E: 0 K: 1 S: 11

H: 0 LOB: 1 BB: 0 P: 17

R: 0 H: 0 E: 0 K: 1 S: 9

H: 0 LOB: 1 BB: 1 P: 18

R: 0 H: 0 E: 0 K: 1 S: 9

H: 0 LOB: 0 BB: 0 P: 13

R: 0 H: 1 E: 0 K: 0 S: 4

H: 0 LOB: 0 BB: 0 P: 8

R: 0 H: 0 E: 0 K: 1 S: 8

H: 0 LOB: 1 BB: 1 P: 16

R: 0 H: 0 E: 0 K: 1 S: 8

H: 0 LOB: 0 BB: 0 P: 14

R: 3 H: 3 E: 1 K: 1 S: 22

H: 3 LOB: 2 BB: 1 P: 37

R: 0 H: 0 E: 0 K: 1 S: 8

H: 0 LOB: 0 BB: 0 P: 14

R: 0 H: 0 E: 0 K: 1 S: 8

H: 0 LOB: 1 BB: 1 P: 16

R: 0 H: 0 E: 0 K: 1 S: 8

H: 0 LOB: 0 BB: 0 P: 14

R: 3 H: 3 E: 1 K: 1 S: 22

H: 3 LOB: 2 BB: 1 P: 37

R: 0 H: 0 E: 0 K: 1 S: 8

H: 0 LOB: 0 BB: 0 P: 14

R: 0 H: 0 E: 0 K: 1 S: 8

H: 0 LOB: 1 BB: 1 P: 16

R: 0 H: 0 E: 0 K: 1 S: 8

H: 0 LOB: 0 BB: 0 P: 14

R: 3 H: 3 E: 1 K: 1 S: 22

H: 3 LOB: 2 BB: 1 P: 37

R: 0 H: 0 E: 0 K: 1 S: 8

H: 0 LOB: 0 BB: 0 P: 14

R: 0 H: 0 E: 0 K: 1 S: 8

H: 0 LOB: 1 BB: 1 P: 16

R: 0 H: 0 E: 0 K: 1 S: 8

H: 0 LOB: 0 BB: 0 P: 14

R: 3 H: 3 E: 1 K: 1 S: 22

H: 3 LOB: 2 BB: 1 P: 37

R: 0 H: 0 E: 0 K: 1 S: 8

H: 0 LOB: 0 BB: 0 P: 14

R: 0 H: 0 E: 0 K: 1 S: 8

H: 0 LOB: 1 BB: 1 P: 16

R: 0 H: 0 E: 0 K: 1 S: 8

H: 0 LOB: 0 BB: 0 P: 14

R: 3 H: 3 E: 1 K: 1 S: 22

H: 3 LOB: 2 BB: 1 P: 37

R: 0 H: 0 E: 0 K: 1 S: 8

H: 0 LOB: 0 BB: 0 P: 14

R: 0 H: 0 E: 0 K: 1 S: 8

H: 0 LOB: 1 BB: 1 P: 16

R: 0 H: 0 E: 0 K: 1 S: 8

H: 0 LOB: 0 BB: 0 P: 14

R: 3 H: 3 E: 1 K: 1 S: 22

H: 3 LOB: 2 BB: 1 P: 37

R: 0 H: 0 E: 0 K: 1 S: 8

H: 0 LOB: 0 BB: 0 P: 14

R: 0 H: 0 E: 0 K: 1 S: 8

H: 0 LOB: 1 BB: 1 P: 16

R: 0 H: 0 E: 0 K: 1 S: 8

H: 0 LOB: 0 BB: 0 P: 14

R: 3 H: 3 E: 1 K: 1 S: 22

H: 3 LOB: 2 BB: 1 P: 37

R: 0 H: 0 E: 0 K: 1 S: 8

H: 0 LOB: 0 BB: 0 P: 14

R: 0 H: 0 E: 0 K: 1 S: 8

H: 0 LOB: 1 BB: 1 P: 16

R: 0 H: 0 E: 0 K: 1 S: 8

H: 0 LOB: 0 BB: 0 P: 14

R: 3 H: 3 E: 1 K: 1 S: 22

H: 3 LOB: 2 BB: 1 P: 37

R: 0 H: 0 E: 0 K: 1 S: 8

H: 0 LOB: 0 BB: 0 P: 14

R: 0 H: 0 E: 0 K: 1 S: 8

H: 0 LOB: 1 BB: 1 P: 16

R: 0 H: 0 E: 0 K: 1 S: 8

H: 0 LOB: 0 BB: 0 P: 14

R: 3 H: 3 E: 1 K: 1 S: 22

H: 3 LOB: 2 BB: 1 P: 37

R: 0 H: 0 E: 0 K: 1 S: 8

H: 0 LOB: 0 BB: 0 P: 14

R: 0 H: 0 E: 0 K: 1 S: 8

H: 0 LOB: 1 BB: 1 P: 16

R: 0 H: 0 E: 0 K: 1 S: 8

H: 0 LOB: 0 BB: 0 P: 14

R: 3 H: 3 E: 1 K: 1 S: 22

H: 3 LOB: 2 BB: 1 P: 37

R: 0 H: 0 E: 0 K: 1 S: 8

H: 0 LOB: 0 BB: 0 P: 14

Batter	1	2	3	4	5	6	7	8	9	AB R H RBI BB SO LOB	TOP																
Geronimo Pena, S (1, 4) OBP: 0.400, SLG: 0.547	1-2 F8		1-3 K		1-3 K		0-1 G5-4-3 1B		2-3 K	5 0 1 0 0 3 3																	
Bernard Gilkey, R (1, 7) OBP: 0.393, SLG: 0.425	1-0 G5-3		1-1 CS 1B		3-1 1B 1-2 2-H 1B		2-1 G5-4-3 1-2f			4 0 2 1 0 0 1																	
Ray Lankford, L (1, 8) OBP: 0.380, SLG: 0.440	4-2 BB		2-2 CS 1-2	2-0 G4-3 SF9 2B	3-2 1B 1-2 2-H 1B		1-3 K			3 1 2 1 1 1 0																	
Felix Jose, S (1, 9) OBP: 0.381, SLG: 0.472	0-0 G4-3			1-2 G4-3 2-3	3-2 G4-3			0-2 G6-3 S 1B		4 0 1 0 0 0 4																	
Todd Zeile, R (1, 5) OBP: 0.327, SLG: 0.340		2-3 K		3-2 SF9 3-H		4-2 FC3-6 1B BB		1-2 G6-3 1-3		2 0 0 1 1 1 1																	
Andres Galarraga, R (1, 3) OBP: 0.206, SLG: 0.198		2-3 K		1-3 K2-3		2-3 K		0-3 K		4 0 0 0 0 4 2																	
Tom Pagnozzi, R (1, 2) OBP: 0.335, SLG: 0.406		0-1 1B			1-2 FC1-5 1B BB	1-0 FC3-6 1B 1-2 1B		1-1 G4-3		4 0 3 0 0 0 1																	
Tim Jones, L (1, 6) OBP: 0.217, SLG: 0.193		2-2 G6-3			4-2 FC1-5 1B BB 1-2 2-3f	0-0 FC3-6 1-2f 2-3			0-1 F7	3 1 0 0 1 0 3																	
Rheal Cormier, L (1, 1) OBP: 0.211, SLG: 0.316			1-3 K		0-2 FC1-5 1B 1-2 2-3f	1-1 G4-3			1-1 CS 1B	2 1 0 0 0 0 1 2 1 0 0 0 0 0 0 2 0 0 0 0 0 0 0 0 0 0 0 0 0 0 0 0 1 0 1 0 0 0 0 0 0 0 0 0 0 0 0 0																	
Gerald Perry, L (8, PH) OBP: 0.319, SLG: 0.321																											
Cris Carpenter, R (6, 1) OBP: 0.600, SLG: 0.500																											
Todd Worrell, R (8, 1)																											
Milt Thompson, L (9, PH) OBP: 0.353, SLG: 0.460																											
Mike Perez, R (9, 1)																											
Inning Stats	R: 0 E: 0 K: 0 S: 9	H: 0 LOB: 1 BB: 1 P: 15	R: 0 E: 0 K: 2 S: 11	H: 1 LOB: 1 BB: 0 P: 17	R: 0 E: 0 K: 2 S: 11	H: 1 LOB: 0 BB: 0 P: 15	R: 1 E: 0 K: 1 S: 11	H: 1 LOB: 0 BB: 0 P: 18	R: 2 E: 0 K: 1 S: 23	H: 3 LOB: 2 BB: 1 P: 38	R: 0 E: 0 K: 1 S: 9	H: 1 LOB: 2 BB: 1 P: 17	R: 0 E: 0 K: 1 S: 7	H: 1 LOB: 0 BB: 0 P: 10	R: 0 E: 0 K: 1 S: 11	H: 1 LOB: 1 BB: 0 P: 13	R: 0 E: 0 K: 1 S: 11	H: 1 LOB: 0 BB: 0 P: 14	1B: 9 2B: 1 3B: 0 HR: 0	SF: 1 SAC: 0 DP: 1 HBP: 0	WP: 0 PB: 0 SB: 1 CS: 2	PA: 38					
PITCHER	IP WLS BF H R ER SO BB IBB HBP BLK WP HR S P ERA WHIP																										
Dwight Gooden, R (1, 1) ERA: 4.04	6.0		27	7	3	3	7	3	0	0	0	0	0	74	120	4.50	1.667										
Jeff Innis, R (7, 1) ERA: 3.38	1.0		3	1	0	0	1	0	0	0	0	0	0	7	10	0.00	1.000										
John Franco, L (8, 1) ERA: 0.47	2.0	W	7	2	0	0	2	0	0	0	0	0	0	22	27	0.00	1.000										

St. Louis Cardinals @ New York Mets
Shea Stadium, Flushing, NY
 Fri Jun 19 1992, 7:05 PM EDT
 Att. 12,889 - Cloudy - 66 F

livebaseballscorecards.com

AB	33
R	3
H	10
RBI	3
BB	3
SO	10
LOB	19



BOTTOM

St. Louis Cardinals @ New York Mets
Shea Stadium, Flushing, NY
Fri Jun 19 1992, 7:05 PM EDT
Att. 12,889 - Cloudy - 66 F

livebaseballscorecards.com

AB 32
R 4
H 9
RBI 4
BB 3
SO 2
LOB 15



WP: 1 PA: 37
PB: 0
SB: 2
CS: 0

AB R H RBI BB SO LOB

5	1	2	3	0	0	3
4	0	1	0	0	1	1
4	0	1	0	0	0	0
4	0	1	0	0	1	2
4	0	0	0	0	0	3
3	1	1	0	0	0	1
1	0	0	0	0	0	2
0	0	0	0	0	0	0
4	1	1	0	0	0	2
2	1	2	1	1	0	0
1	0	0	0	0	0	1
0	0	0	0	0	0	0
0	0	0	0	1	0	0
0	0	0	0	0	0	0
0	0	0	0	1	0	0

1B	SF	0
2B	SAC	2
3B	DP	0
HR	HBP	0

1B	6
2B	2
3B	0
HR	1

WP	1
PA	37
ERA	5.37
WHIP	1.000

Batter	1	2	3	4	5	6	7	8	9
Vince Coleman, S (1, 7) OBP: 0.394, SLG: 0.416	3-2 G6-3 ①		2-0 F8 ②		3-2 HR ③		1-0 FC5-4 ④		2-2 1B ⑤
Willie Randolph, R (1, 4) OBP: 0.343, SLG: 0.312	3-3 K ②		0-0 G5-3 ③		0-0 F9 ④			3-2 1B ⑤	
Dave Gallagher, R (1, 8) OBP: 0.326, SLG: 0.389	0-1 G4-3 ③			0-1 F9 ①		1-2 P3 ④		0-2 2B ⑤	
Eddie Murray, S (1, 3) OBP: 0.341, SLG: 0.419		0-0 1B ①		1-1 G6-3 ②		0-1 P4 ③		3-3 K ④	
Bobby Bonilla, S (1, 9) OBP: 0.385, SLG: 0.429		3-2 F9 ①		1-2 P6 ③		1-2 F9 ④		2-2 G3 ⑤	
Charlie O'Brien, R (1, 2) OBP: 0.329, SLG: 0.344		2-1 F8 ②			0-0 G4-3 1B ③		0-0 F8 ④	2-1 L3 ⑤	
Daryl Boston, L (8, PH) OBP: 0.319, SLG: 0.410		SAFE							
Todd Hundley, S (9, 2) OBP: 0.250, SLG: 0.305									
Dick Schofield, R (1, 6) OBP: 0.325, SLG: 0.294		2-2 G4-3 ③			3-2 G4-3 ④		0-2 G3 ⑤		1-0 SH1-4 1B ⑥
Bill Pecota, R (1, 5) OBP: 0.255, SLG: 0.221					1-2 WP S HR 1B ③		4-0 S BB ④		0-0 SH1-4 ⑤
Dwight Gooden, R (1, 1) OBP: 0.281, SLG: 0.281					1-0 SH1-4 ①		4-2 FC5-4 BB ②		4-0 1B IBB ③
Jeff Innis, R (7, 1)									
Mackey Sasser, L (7, PH) OBP: 0.238, SLG: 0.267									
John Franco, L (8, 1)									
Dave Magadan, L (9, PH) OBP: 0.405, SLG: 0.364									

Inning Stats	R: 0	H: 0	E: 0	K: 1	S: 8	H: 1	LOB: 0	BB: 0	P: 14	R: 0	H: 1	E: 0	K: 0	S: 11	R: 0	H: 1	E: 0	K: 0	S: 4	R: 3	H: 3	E: 0	K: 0	S: 16	R: 0	H: 0	E: 0	K: 10	S: 10	R: 0	H: 2	E: 0	K: 1	S: 17	R: 1	H: 2	E: 0	K: 0	S: 5	1B: 6	SF: 0	2B: 2	SAC: 2	3B: 0	DP: 0	HR: 1	HBP: 0	WP: 1	PA: 37
--------------	------	------	------	------	------	------	--------	-------	-------	------	------	------	------	-------	------	------	------	------	------	------	------	------	------	-------	------	------	------	-------	-------	------	------	------	------	-------	------	------	------	------	------	-------	-------	-------	--------	-------	-------	-------	--------	-------	--------

PITCHER	IP	WLS	BF	H	R	ER	SO	BB	IBB	HBP	BLK	WP	HR	S	P	ERA	WHIP
Rheal Cormier, L (1, 1) ERA: 5.37	5.0		20	5	3	3	1	0	0	0	0	1	1	50	77	5.40	1.000
Cris Carpenter, R (6, 1) ERA: 2.87	2.0		8	0	0	0	0	2	0	0	0	0	0	19	29	0.00	1.000
Todd Worrell, R (8, 1) ERA: 3.91	1.0		5	2	0	0	1	0	0	0	0	0	0	17	27	0.00	2.000
Mike Perez, R (9, 1) ERA: 1.02	0.1	L	4	2	1	1	0	0	1	0	0	0	0	5	12	27.00	6.000

Batter	1	2	3	4	5	6	7	8	9	AB R H RBI BB SO LOB	TOP											
Geronimo Pena, S (1, 4) OBP: 0.425, SLG: 0.580	1-2 P5		1-0 G1-6-3 1B		1-2 E7 3B 1B		1-0 CS 1B		1-0 1B 2B	5 2 4 1 0 0 0												
Bernard Gilkey, R (1, 7) OBP: 0.402, SLG: 0.444	4-0 BB		1-2 G1-6-3 1-2f		1-2 3B		3-2 F9 1-2		1-0 G4-6-3 1B	4 0 2 2 1 0 2												
Ray Lankford, L (1, 8) OBP: 0.377, SLG: 0.435	1-3 K		3-3 K		1-2 L4		1-1 2B 1B		0-1 G4-6-3 1-2f	5 1 1 0 0 2 3												
Felix Jose, S (1, 9) OBP: 0.376, SLG: 0.470	1-3 K			0-1 G3-1		1-0 G6-3		1-2 1-H 2B	0-2 F7	5 0 1 1 0 1 1												
Todd Zeile, R (1, 5) OBP: 0.329, SLG: 0.347				1-1 F7		1-2 1B 2B		1-0 L8		4 1 2 0 0 0 1												
Andres Galarraga, R (1, 3) OBP: 0.218, SLG: 0.232				0-1 G5-3		1-1 2B 1B		0-2 3B		4 1 2 1 0 1 1												
Tom Pagnozzi, R (1, 2) OBP: 0.342, SLG: 0.418					4-1 G3 1B BB		3-1 2-H 2B		0-1 P9	3 1 2 1 1 0 1												
Tim Jones, L (1, 6) OBP: 0.219, SLG: 0.183					0-0 G3 1-2		1-0 F8		0-3 K	3 0 0 0 1 1 3												
Bob Tewksbury, R (1, 1) OBP: 0.091, SLG: 0.063					0-0 G5-3		0-3 K		0-3 K	4 0 0 0 0 3 5												
Inning Stats	R: 0 E: 0 K: 2 S: 10	H: 0 LOB: 1 BB: 1 P: 17	R: 0 E: 0 K: 2 S: 10	H: 2 LOB: 2 BB: 1 P: 19	R: 0 E: 0 K: 1 S: 9	H: 1 LOB: 0 BB: 0 P: 14	R: 0 E: 0 K: 0 S: 6	H: 0 LOB: 0 BB: 0 P: 7	R: 2 E: 1 K: 0 S: 14	H: 2 LOB: 1 BB: 1 P: 21	R: 2 E: 0 K: 1 S: 12	H: 3 LOB: 1 BB: 0 P: 19	R: 1 E: 0 K: 0 S: 11	H: 3 LOB: 1 BB: 0 P: 18	R: 0 E: 0 K: 2 S: 11	H: 1 LOB: 1 BB: 0 P: 11	R: 1 E: 0 K: 0 S: 7	H: 2 LOB: 0 BB: 0 P: 9	1B: 7 2B: 6 3B: 2 HR: 0	SF: 0 SAC: 0 DP: 3 HBP: 0	WP: 0 PB: 0 SB: 0 CS: 2	PA: 40
PITCHER	IP WLS BF H R ER SO BB IBB HBP BLK WP HR S P ERA WHIP																					
Anthony Young, R (1, 1) ERA: 4.42	4.2 L 20 5 2 2 5 2 1 0 0 0 0 46 74 3.86 1.500																					
Paul Gibson, L (5, 1) ERA: 5.68	3.1 16 7 3 3 3 0 0 0 0 0 0 37 52 8.10 2.100																					
Lee Guetterman, L (9, 1) ERA: 8.79	1.0 4 2 1 1 0 0 0 0 0 0 0 7 9 9.00 2.000																					

St. Louis Cardinals @ New York Mets
 Shea Stadium, Flushing, NY
 Sat Jun 20 1992, 7:05 PM EDT
 Att. 30,741 - Cloudy - 75 F

livebaseballscorecards.com

AB	37
R	6
H	14
RBI	6
BB	3
SO	8
LOB	17



BOTTOM

St. Louis Cardinals @ New York Mets
 Shea Stadium, Flushing, NY
 Sat Jun 20 1992, 7:05 PM EDT
 Att: 30,741 - Cloudy - 75 F

livebaseballscorecards.com

AB	31
R	1
H	5
RBI	1
BB	0
SO	4
LOB	9



AB	R	H	RBI	BB	SO	LOB
4	0	0	0	0	1	1
4	0	0	0	0	0	0
4	0	1	0	0	0	0
4	1	2	1	0	1	1
3	0	1	0	0	0	1
3	0	0	0	0	0	3
2	0	0	0	0	0	2
1	0	0	0	0	1	0
0	0	0	0	0	0	0
3	0	1	0	0	0	0
1	0	0	0	0	1	0
1	0	0	0	0	0	0
1	0	0	0	0	0	1

1B: 4	SF: 0
2B: 0	SAC: 0
3B: 0	DP: 1
HR: 1	HBP: 0

WP: 0	PA: 31
PB: 0	
SB: 0	
CS: 0	

WP	HR	S	P	ERA	WHIP
0	1	63	93	1.00	0.556

Batter	1	2	3	4	5	6	7	8	9
Vince Coleman, S OBP: 0.379, SLG: 0.398 (1, 7)	3-3 K		2-1 G4-3			1-2 G4-3		0-0 G1-3	
Willie Randolph, R OBP: 0.338, SLG: 0.306 (1, 4)	2-2 L8			0-2 G1-3		0-1 G1-3		0-0 F9	
Howard Johnson, S OBP: 0.344, SLG: 0.373 (1, 8)	1-0 G4-3			1-0 F8			0-0 FC4-6 1B	2-1 P6	
Eddie Murray, S OBP: 0.343, SLG: 0.433 (1, 3)		3-2 1B 1B		2-2 HR			0-0 FC4-6 1-2f	0-3 K	
Bobby Bonilla, S OBP: 0.385, SLG: 0.428 (1, 9)		0-0 G6-4-3 1B		0-0 G3-1			0-1 F9		
Dave Magadan, L OBP: 0.400, SLG: 0.358 (1, 5)		1-1 F8			3-1 G4-3		2-1 L7		
Charlie O'Brien, R OBP: 0.321, SLG: 0.333 Daryl Boston, L (8, PH) Lee Guetterman, L (9, 1) OBP: 0.316, SLG: 0.407		0-0 G6-4-3 1-2f			0-0 P2			3-3 K	
Dick Schofield, R OBP: 0.325, SLG: 0.295 (1, 6)			1-0 P4			0-1 F8		0-1 1B	
Anthony Young, R OBP: 0.154, SLG: 0.120 Paul Gibson, R (5, 1) Mackey Sasser, L (8, PH) (9, 2) OBP: 0.234, SLG: 0.262			0-3 K				3-2 G6-3	0-0 F7	

Inning	R	H	E	K	S	P	BB	IBB	HBP	BLK	WP	HR	S	P	ERA	WHIP
1	0	0	0	1	8	14	0	0	0	0	0	1	63	93	1.00	0.556
2	0	2	0	0	12	12	0	0	0	0	0	1	63	93	1.00	0.556
3	0	0	0	1	9	9	0	0	0	0	0	1	63	93	1.00	0.556
4	1	1	0	0	12	12	0	0	0	0	0	1	63	93	1.00	0.556
5	0	0	0	0	8	8	0	0	0	0	0	1	63	93	1.00	0.556
6	0	0	0	0	12	12	0	0	0	0	0	1	63	93	1.00	0.556
7	0	1	0	0	8	8	0	0	0	0	0	1	63	93	1.00	0.556
8	0	1	0	0	10	10	0	0	0	0	0	1	63	93	1.00	0.556
9	0	0	0	0	8	8	0	0	0	0	0	1	63	93	1.00	0.556

PITCHER	IP	WLS	BF	H	R	ER	SO	BB	IBB	HBP	BLK	WP	HR	S	P	ERA	WHIP
Bob Tewksbury, R ERA: 2.14 (1, 1)	9.0	W	31	5	1	1	4	0	0	0	0	0	1	63	93	1.00	0.556

Batter	1	2	3	4	5	6	7	8	9	AB R H RBI BB SO LOB	TOP											
Geronimo Pena, S (1, 4) OBP: 0.417, SLG: 0.562	1-2 1B		0-3		0-2			0-0		4 0 1 0 0 1 2												
Bernard Gilkey, R (1, 7) OBP: 0.397, SLG: 0.438	2-3 1B		0-3			2-2		1-2		4 1 1 0 0 2 1												
Ray Lankford, L (1, 8) OBP: 0.375, SLG: 0.432	1-3 1B			1-3		0-2		2-2		4 0 1 1 0 2 1												
Felix Jose, S (1, 9) OBP: 0.374, SLG: 0.465	1-1 1B			2-3		0-0		2-2		4 0 1 0 0 1 2												
Todd Zeile, R (1, 5) OBP: 0.332, SLG: 0.364				1-3		1-0		2-2		4 1 2 1 0 1 1												
Andres Galarraga, R (1, 3) OBP: 0.210, SLG: 0.222					0-1			1-2		4 0 0 0 0 1 2												
Tom Pagnozzi, R (1, 2) OBP: 0.340, SLG: 0.415					1-1			1-2		4 0 1 0 0 1 2												
Tim Jones, L (1, 6) OBP: 0.224, SLG: 0.206					2-3			2-1		3 0 1 0 0 1 1												
Mark Clark, R (1, 1) OBP: 0.143, SLG: 0.143					0-1			0-3		3 0 1 0 0 1 1												
Bob McClure, R (7, 1)										0 0 0 0 0 0 0												
Mike Perez, R (7, 1)										0 0 0 0 0 0 0												
Cris Carpenter, R (7, 1) OBP: 0.500, SLG: 0.500										0 0 0 0 0 0 0												
Jose DeLeon, R (8, 1)										0 0 0 0 0 0 0												
Inning Stats	R: 0 E: 0 K: 2 S: 13	H: 1 LOB: 1 BB: 0 P: 18	R: 1 E: 0 K: 2 S: 10	H: 1 LOB: 0 BB: 0 P: 13	R: 0 E: 0 K: 2 S: 7	H: 0 LOB: 0 BB: 0 P: 8	R: 0 E: 0 K: 3 S: 10	H: 0 LOB: 0 BB: 0 P: 14	R: 0 E: 0 K: 1 S: 14	H: 2 LOB: 2 BB: 0 P: 17	R: 1 E: 0 K: 0 S: 9	H: 2 LOB: 0 BB: 0 P: 11	R: 0 E: 0 K: 1 S: 10	H: 1 LOB: 1 BB: 0 P: 15	R: 0 E: 0 K: 0 S: 9	H: 0 LOB: 0 BB: 0 P: 12	R: 0 E: 0 K: 0 S: 18	H: 2 LOB: 1 BB: 0 P: 25	1B: 7 2B: 2 3B: 0 HR: 1	SF: 0 SAC: 0 DP: 2 HBP: 0	WP: 0 PB: 1 SB: 1 CS: 0	PA: 34
PITCHER	IP WLS BF H R ER SO BB IBB HBP BLK WP HR S P ERA WHIP																					
David Cone, R (1, 1) ERA: 2.44	7.0 W 27 7 2 1 11 0 0 0 0 0 0 1 73 96 1.29 1.000																					
Jeff Innis, R (8, 1) ERA: 3.29	1.0 3 0 0 0 0 0 0 0 0 0 0 0 9 12 0.00 0.000																					
John Franco, L (9, 1) ERA: 0.45	1.0 4 2 0 0 0 0 0 0 0 0 0 0 18 25 0.00 2.000																					

St. Louis Cardinals @ New York Mets
 Shea Stadium, Flushing, NY
 Sun Jun 21 1992, 3:33 AM EDT
 Att. 33,440 - Cloudy - 68 F

livebaseballscorecards.com

AB	34
R	2
H	9
RBI	2
BB	0
SO	11
LOB	13



Batter	1	2	3	4	5	6	7	8	9	AB	R	H	RBI	BB	SO	LOB
John Wehner, R OBP: 0.263, SLG: 0.235 Orlando Merced, S OBP: 0.342, SLG: 0.353 (1, 3) F B F F F B (7, PH) F B F F B (8, 3)	4-2 S E BB		2-2 G4-3	0-0 L8			0-1 G1-6-3 1-2 3-H 1B			2	1	0	0	1	0	2
Jay Bell, R OBP: 0.350, SLG: 0.355 (1, 6) C B B B B B	4-1 E E BB		1-3 K			1-0 F9	1-0 F8			3	1	0	0	1	1	2
Andy Van Slyke, L OBP: 0.423, SLG: 0.494 (1, 8) B X	1-0 E3 1B		1-0 1B 1B			1-1 G5-4-3 1B	2-2 G1-6-3 1-2f			4	1	2	0	0	0	2
Lloyd McClendon, R OBP: 0.390, SLG: 0.368 (1, 7) B C B F B F B X F B X	3-2 CS 1B		1-0 1B			1-0 G5-4-3 1-2f		0-3 K		4	0	2	1	0	1	1
Jeff King, R OBP: 0.236, SLG: 0.324 Cecil Espy, S OBP: 0.287, SLG: 0.324 (1, 9) C X (7, 9) C X	0-1 L7		0-1 F9			1-1 F7	0-2 1B 2B 1B			3	0	0	0	0	0	3
Steve Buechele, R OBP: 0.335, SLG: 0.390 (1, 5) C B C S S S	1-3 K 1-2			3-2 G5-3		0-1 F7	2-2 2B 1B			4	0	1	0	0	1	1
Don Slaught, R OBP: 0.438, SLG: 0.551 (1, 2) C B X X		1-1 F8		3-2 F9		2-2 G5-3	0-1 2B			4	0	1	1	0	0	0
Jose Lind, R OBP: 0.288, SLG: 0.288 (1, 4) B X X		1-0 F7		0-0 BB 1B		4-1 1B BB	2-2 F8			3	1	1	0	1	0	1
Randy Tomlin, L OBP: 0.258, SLG: 0.179 Bob Walk, R (9, 1) F B X X		1-1 G1-3		4-2 BB		0-0 1B				2	0	1	0	1	0	0
				1-2 BB		1-3 1B				0	0	0	0	0	0	0

Inning Stats	R: 3	H: 1	E: 1	K: 15	S: 15	LOB: 0	BB: 2	P: 28	R: 0	H: 0	E: 0	K: 5	S: 5	LOB: 0	BB: 0	P: 8	R: 0	H: 2	E: 0	K: 10	S: 10	LOB: 2	BB: 0	P: 15	R: 0	H: 1	E: 0	K: 0	S: 11	LOB: 2	BB: 1	P: 21	R: 0	H: 1	E: 0	K: 5	S: 7	LOB: 0	BB: 0	P: 7	R: 0	H: 0	E: 0	K: 7	S: 7	LOB: 0	BB: 0	P: 10	R: 1	H: 2	E: 0	K: 0	S: 8	LOB: 1	BB: 1	P: 15	R: 1	H: 3	E: 0	K: 17	S: 17	LOB: 1	BB: 0	P: 19
--------------	------	------	------	-------	-------	--------	-------	-------	------	------	------	------	------	--------	-------	------	------	------	------	-------	-------	--------	-------	-------	------	------	------	------	-------	--------	-------	-------	------	------	------	------	------	--------	-------	------	------	------	------	------	------	--------	-------	-------	------	------	------	------	------	--------	-------	-------	------	------	------	-------	-------	--------	-------	-------


PITCHER	IP	WLS	BF	H	R	ER	SO	BB	IBB	HBP	BLK	WP	HR	S	P	ERA	WHIP
Donovan Osborne, L ERA: 3.12 (1, 1)	6.0	L	27	6	4	3	2	4	0	0	0	0	0	55	95	4.50	1.667
Mike Perez, R ERA: 1.41 (7, 1)	0.1		2	1	0	0	0	0	0	0	0	0	0	3	4	0.00	3.000
Bob McClure, L ERA: 3.75 (7, 1)	0.2		1	0	0	0	0	0	0	0	0	0	0	3	5	0.00	0.000
Jose DeLeon, R ERA: 4.56 (8, 1)	1.0		5	3	1	1	1	0	0	0	0	0	0	17	19	9.00	3.000

BOTTOM

St. Louis Cardinals @ Pittsburgh Pirates
Three Rivers Stadium, Pittsburgh, PA

Mon Jun 22 1992, 7:05 PM EDT
Att. 20,831 - Cloudy - 67 F

AB	31
R	5
H	10
RBI	3
BB	4
SO	3
LOB	12



WP	PA	3B	SF	SAC	DP	HBP	CS
0	35	0	0	0	2	0	1

Batter	1	2	3	4	5	6	7	8	9	AB R H RBI BB SO LOB	TOP																
Geronimo Pena, S OBP: 0.398, SLG: 0.519 (1, 4)	0-0 G3-1		2-2 G6-3			4-0 HR BB	0-2 G4-3		1-0 F9	4 1 0 0 1 0 1																	
Todd Zeile, R OBP: 0.332, SLG: 0.364 (1, 5)	2-2 G5-3		0-0 2-H 2B			4-2 HR BB	1-3 K		2-2 F8	4 1 1 1 1 1 0																	
Ray Lankford, L OBP: 0.379, SLG: 0.450 (1, 8)	1-1 PB S 1B		2-2 G5-3			1-0 1-H 2-H HR	3-2 2B			4 1 3 3 0 0 1																	
Felix Jose, S OBP: 0.364, SLG: 0.451 (1, 9)	1-2 G5-3			2-3 K		0-0 G5-3	0-0 G4-3			4 0 0 0 0 1 2																	
Brian Jordan, R OBP: 0.252, SLG: 0.426 (1, 7)		0-1 G6-3		1-3 K		1-0 G5-3		0-0 G5-3		4 0 0 0 0 1 0																	
Andres Galarraga, R OBP: 0.223, SLG: 0.236 (1, 3)		2-0 F8		2-2 G6-3		1-2 BB S 1B		0-0 1B		4 0 2 0 0 0 0																	
Tom Pagnozzi, R OBP: 0.339, SLG: 0.422 (1, 2)		1-3 K			2-2 G6-3	4-1 BB IBB		1-0 F7		3 0 0 0 1 1 1																	
Tim Jones, L OBP: 0.225, SLG: 0.209 Bernard Gilkey, R OBP: 0.390, SLG: 0.424 Bien Figueroa, R OBP: 0.167, SLG: 0.167 (1, 6) (6, PH) (6, 6)			0-0 SH3 2B 1B		1-1 B1	4-2 BB		1-1 F8		2 1 1 0 0 0 0 0 0 0 0 1 0 0 1 0 0 0 0 0 1																	
Omar Olivares, R OBP: 0.296, SLG: 0.308 Gerald Perry, L OBP: 0.315, SLG: 0.317 Cris Carpenter, R OBP: 0.500, SLG: 0.500 Todd Worrell, R Milt Thompson, L OBP: 0.355, SLG: 0.461 (1, 1) (6, PH) (6, 1) (8, 1) (9, PH)		1-0 SH3		1-3 K		1-1 G6-3		0-1 G4-3		1 0 0 0 0 1 0 1 0 0 0 0 0 3 0 0 0 0 0 0 0 0 0 0 0 0 0 0 1 0 0 0 0 0 0																	
Inning Stats	R: 0 E: 0 K: 0 S: 9	H: 1 LOB: 1 BB: 0 P: 13	R: 0 E: 0 K: 1 S: 6	H: 0 LOB: 0 BB: 0 P: 9	R: 1 E: 0 K: 0 S: 9	H: 2 LOB: 1 BB: 0 P: 14	R: 0 E: 0 K: 2 S: 11	H: 0 LOB: 0 BB: 0 P: 16	R: 0 E: 0 K: 1 S: 8	H: 0 LOB: 0 BB: 0 P: 12	R: 3 E: 0 K: 0 S: 16	H: 2 LOB: 3 BB: 4 P: 36	R: 0 E: 0 K: 1 S: 10	H: 1 LOB: 1 BB: 0 P: 14	R: 0 E: 0 K: 0 S: 5	H: 1 LOB: 1 BB: 0 P: 7	R: 0 E: 0 K: 0 S: 7	H: 0 LOB: 0 BB: 0 P: 10	1B: 4 2B: 2 3B: 0 HR: 1	SF: 0 SAC: 1 DP: 0 HBP: 0	WP: 0 PA: 38 PB: 1 SB: 2 CS: 0						
PITCHER	IP WLS BF H R ER SO BB IBB HBP BLK WP HR S P ERA WHIP																										
Victor Cole, R ERA: 5.73 (1, 1)	5.0		20	3	3	3	4	2	0	0	0	0	0	46	75	5.40	1.000										
Denny Neagle, L ERA: 4.84 (6, 1)	0.2		5	2	1	1	0	0	1	0	0	0	1	7	14	13.50	3.000										
Bob Walk, R ERA: 3.95 (6, 1)	0.1		2	0	0	0	0	1	0	0	0	0	0	6	11	0.00	3.000										
Roger Mason, R ERA: 3.4 (7, 1)	2.0	W	8	2	0	0	1	0	0	0	0	0	0	15	21	0.00	1.000										
Bob Patterson, L ERA: 2.43 (9, 1)	1.0	S	3	0	0	0	0	0	0	0	0	0	0	7	10	0.00	0.000										

St. Louis Cardinals @ Pittsburgh Pirates
Three Rivers Stadium, Pittsburgh, PA

Tue Jun 23 1992, 7:05 PM EDT
Att. 11,408 - Cloudy - 67 F

livebaseballscorecards.com

AB	33
R	4
H	7
RBI	4
BB	4
SO	5
LOB	9



Batter	1	2	3	4	5	6	7	8	9	AB	R	H	RBI	BB	SO	LOB
Gary Varsho, L (1, 7) OBP: 0.256, SLG: 0.366	2-2 L3		1-1 G4-3		1-1 G4-3		3-3 K			4	0	0	0	0	1	0
Jay Bell, R (1, 6) OBP: 0.355, SLG: 0.359	1-2 G6-3		4-1 CS BB		0-2 E 1B			1-2 HR 1B		3	1	2	0	1	0	0
Andy Van Slyke, L (1, 8) OBP: 0.417, SLG: 0.486	3-1 P5		0-3 K		2-1 E4 G1-6-3			1-3 K		4	0	0	0	0	2	3
Orlando Merced, S (1, 3) OBP: 0.345, SLG: 0.380		0-1 G4-3	1-0 CS	1-0 G4-3 SF7 2B	3-2 G1-6-3			1-0 HR		4	2	2	2	0	0	2
Michael LaValiere, L (1, 2) OBP: 0.358, SLG: 0.328		4-2 HR 1B BB		1-1 G4-3		1-1 L3 1B		3-3 K		3	1	1	0	1	1	1
Steve Buechele, R (1, 5) OBP: 0.337, SLG: 0.393		0-1 HR 1B		2-1 SF7		1-2 L3		1-1 E 1B		3	1	2	1	0	0	1
Dave Clark, L (1, 9) OBP: 0.286, SLG: 0.417 Roger Mason, R (7, 1) Bob Patterson, R (9, 1) OBP: 0.500, SLG: 0.600		0-1 HR 1B		4-1 1B BB		0-1 G3		2-1 E6		2	1	1	3	1	0	0
Jose Lind, R (1, 4) OBP: 0.287, SLG: 0.287		3-3 K		1-1 FC4-6 1B			2-2 G6-3	1-0 F8		4	0	1	0	0	1	2
Victor Cole, S (1, 1) Denny Neagle, L (6, 1) Bob Walk, R (6, 1) Cecil Espy, S (7, 9) OBP: 0.284, SLG: 0.320		0-1 G4-3		0-0 FC4-6			1-0 G4-3			2	0	0	0	0	0	2

Inning Stats	R: 0	H: 0	E: 0	K: 0	S: 8	R: 3	H: 2	E: 0	K: 1	S: 13	R: 0	H: 0	E: 0	K: 1	S: 6	R: 1	H: 2	E: 0	K: 0	S: 9	R: 0	H: 1	E: 1	K: 0	S: 11	R: 0	H: 1	E: 0	K: 0	S: 7	R: 0	H: 0	E: 0	K: 1	S: 8	R: 2	H: 3	E: 1	K: 2	S: 18
	LOB: 0	BB: 0	P: 14	LOB: 0	BB: 1	P: 20	LOB: 0	BB: 1	P: 12	LOB: 2	BB: 1	P: 18	LOB: 0	BB: 0	P: 17	LOB: 0	BB: 0	P: 9	LOB: 0	BB: 0	P: 14	LOB: 2	BB: 0	P: 27	LOB: 0	BB: 0	P: 27	LOB: 0	BB: 0	P: 27	LOB: 0	BB: 0	P: 27	LOB: 0	BB: 0	P: 27	LOB: 0	BB: 0	P: 27	


PITCHER	IP	WLS	BF	H	R	ER	SO	BB	IBB	HBP	BLK	WP	HR	S	P	ERA	WHIP
Omar Olivares, R (1, 1) ERA: 4.28	5.0		22	5	4	4	2	3	0	0	0	0	1	47	81	7.20	1.600
Cris Carpenter, R (6, 1) ERA: 2.9	2.0		6	1	0	0	1	0	0	0	0	0	0	15	23	0.00	0.500
Todd Worrell, R (8, 1) ERA: 4.44	1.0	L	7	3	2	2	2	0	0	0	0	0	1	18	27	18.00	3.000

BOTTOM

St. Louis Cardinals @ Pittsburgh Pirates
Three Rivers Stadium, Pittsburgh, PA

Tue Jun 23 1992, 7:05 PM EDT
Att: 11,408 - Cloudy - 67 F

AB	31
R	6
H	9
RBI	6
BB	3
SO	5
LOB	12



WP	HR	S	P	ERA	WHIP
0	0	0	0	0	0
0	0	0	0	0	0
0	0	0	0	0	0
1	0	0	0	0	0

Batter	1	2	3	4	5	6	7	8	9	AB R H RBI BB SO LOB	TOP														
Geronimo Pena, S (1, 4) OBP: 0.398, SLG: 0.500	1-3 K		1-3 K	3-2 HBP			0-0 G3		4-2 CS BB	3 0 0 1 1 2 0															
Todd Zeile, R (1, 5) OBP: 0.333, SLG: 0.365	1-3 K			1-2 2-3 3-H 1B			2-0 F8 1B		0-3 K	5 1 2 0 0 2 4															
Ray Lankford, L (1, 8) OBP: 0.383, SLG: 0.453	0-3 K2-3			0-1 1B 1-2 G6-3 1B	4-0 CS BB		1-1 1-2 1B		2-1 CS	3 1 2 0 1 1 0															
Felix Jose, S (1, 9) OBP: 0.367, SLG: 0.457		1-0 FC5 2B		3-2 1B 1-3 2-H 1B	1-1 SAFE G3-1		2-2 F8			4 1 2 1 0 0 3															
Brian Jordan, R (1, 7) OBP: 0.245, SLG: 0.414		2-1 SAFE F9		1-0 SAFE G6-3	2-3 K		1-0 1-2 P4			4 0 0 1 0 1 4															
Andres Galarraga, R (1, 3) OBP: 0.224, SLG: 0.236		2-0 P4		0-0 1B 2-3 HBP 1B		1-0 F7		1-2 G6-3		4 1 1 0 0 0 1															
Tom Pagnozzi, R (1, 2) OBP: 0.341, SLG: 0.421		1-0 FC5		4-1 HBP 1B 1-2 BB		1-1 1B CS 1B		0-1 G3		3 0 1 0 1 0 1															
Tim Jones, L (1, 6) OBP: 0.253, SLG: 0.239			2-0 G1-6-3 1B	0-1 HBP 1-2 2-3 3-H 1B		1-0 SAFE 1-3 CS 1B		0-0 B4-3		4 0 3 1 0 0 0															
Bob Tewksbury, R (1, 1) OBP: 0.083, SLG: 0.057			1-1 G1-6-3	1-3 K		2-3 K			0-1 G5-3	3 0 0 0 0 2 6															
Bob McClure, R (7, 1)										0 0 0 0 0 0 0															
Mike Perez, R (8, 1)										0 0 0 0 0 0 0															
Bernard Gilkey, R (9, PH) OBP: 0.387, SLG: 0.421										1 0 0 0 0 0 0															
Lee Smith, R (9, 1)										0 0 0 0 0 0 0															
Inning Stats	R: 0 E: 0 K: 3 S: 9	H: 0 LOB: 0 BB: 0 P: 11	R: 0 E: 0 K: 0 S: 5	H: 1 LOB: 1 BB: 0 P: 11	R: 0 E: 0 K: 1 S: 6	H: 1 LOB: 0 BB: 0 P: 10	R: 4 E: 0 K: 1 S: 21	H: 5 LOB: 3 BB: 1 P: 35	R: 0 E: 0 K: 1 S: 5	H: 0 LOB: 0 BB: 1 P: 12	R: 0 E: 0 K: 1 S: 8	H: 2 LOB: 1 BB: 0 P: 12	R: 0 E: 0 K: 0 S: 9	H: 2 LOB: 2 BB: 0 P: 15	R: 0 E: 0 K: 0 S: 7	H: 0 LOB: 0 BB: 0 P: 8	R: 0 E: 0 K: 1 S: 8	H: 0 LOB: 0 BB: 1 P: 14	1B: 10 2B: 1 3B: 0 HR: 0	SF: 0 SAC: 0 DP: 1 HBP: 1	WP: 0 PB: 0 SB: 1 CS: 4	PA: 39			
PITCHER	IP	WLS	BF	H	R	ER	SO	BB	IBB	HBP	BLK	WP	HR	S	P	ERA	WHIP								
Doug Drabek, R (1, 1) ERA: 3.24	7.0	L	32	11	4	4	7	2	0	1	0	0	0	63	106	5.14	1.857								
Jerry Don Gleaton, L (8, 1) ERA: 4.62	2.0		6	0	0	0	1	1	0	0	0	0	0	15	22	0.00	0.500								

St. Louis Cardinals @ Pittsburgh Pirates
Three Rivers Stadium, Pittsburgh, PA

Wed Jun 24 1992, 7:05 PM EDT
 Att. 22,096 - Cloudy - 72 F

livebaseballscorecards.com

AB	34
R	4
H	11
RBI	4
BB	3
SO	8
LOB	19



BOTTOM

St. Louis Cardinals @ Pittsburgh Pirates
Three Rivers Stadium, Pittsburgh, PA

livebaseballscorecards.com

AB 39
R 1
H 12
RBI 1
BB 0
SO 3
LOB 23



WP: 0 PA: 39
PB: 0
SB: 0
CS: 0

ERA WHIP

Wed Jun 24 1992, 7:05 PM EDT
Att. 22,096 - Cloudy - 72 F

AB R H RBI BB SO LOB

5 0 4 1 0 0 0

5 0 1 0 0 0 4

5 0 2 0 0 0 5

4 0 0 0 0 1 8

3 0 1 0 0 0 0
1 0 0 0 0 0 0

4 0 1 0 0 1 2

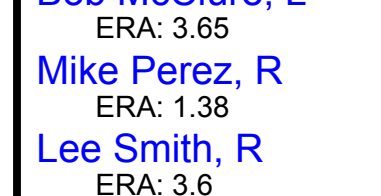
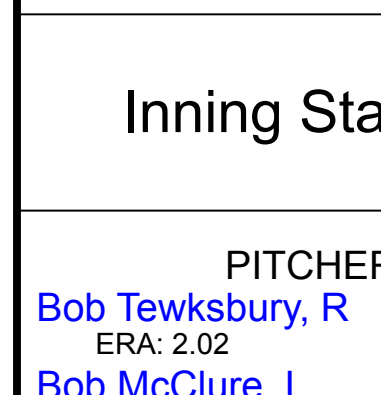
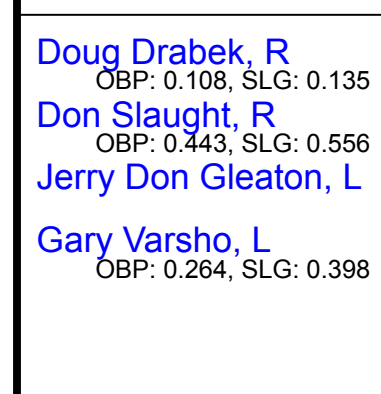
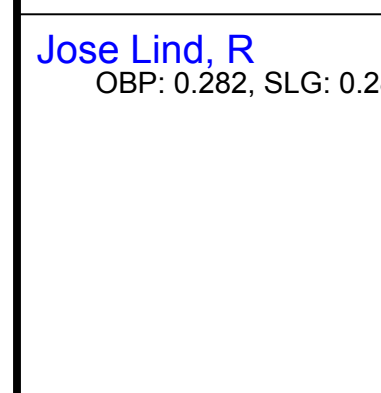
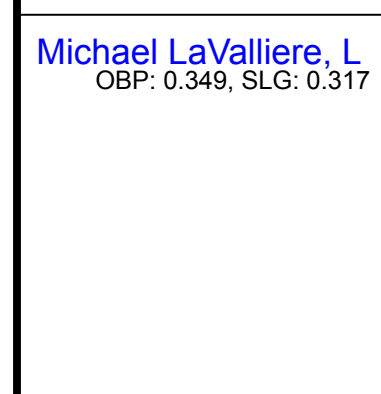
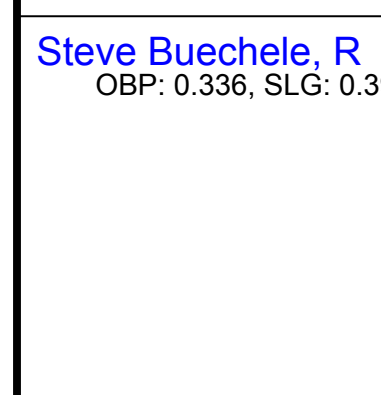
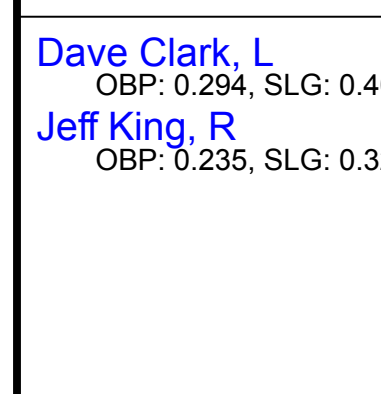
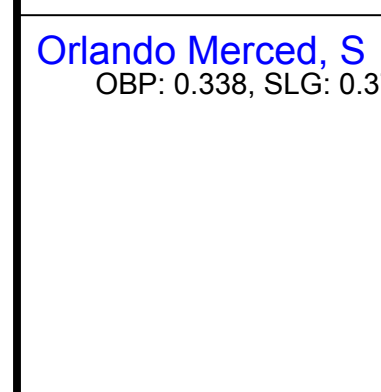
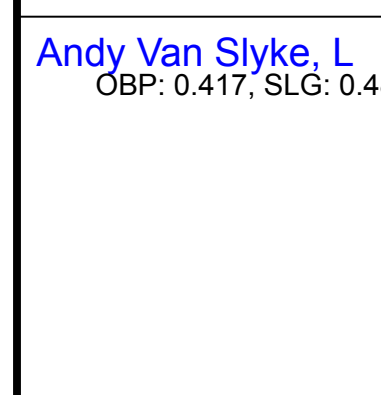
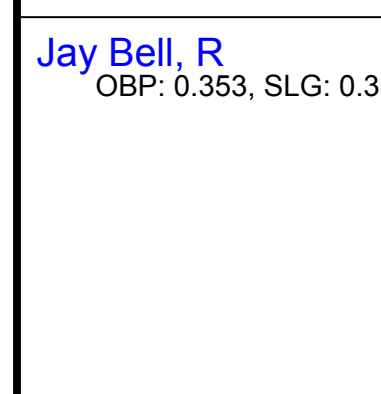
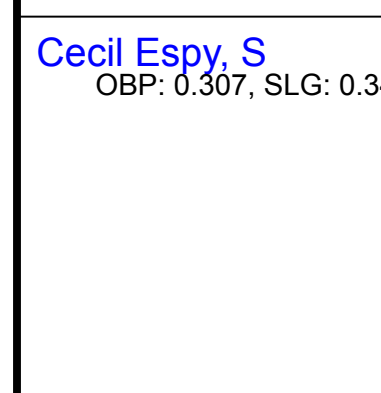
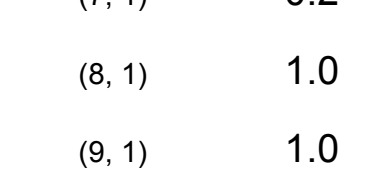
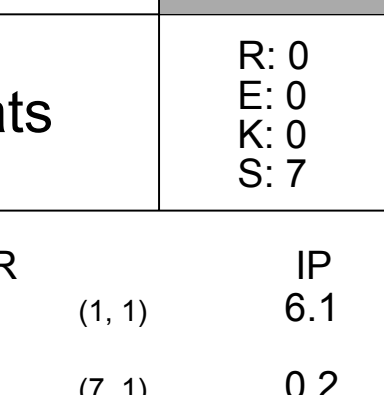





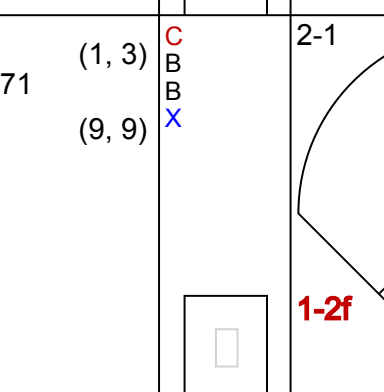
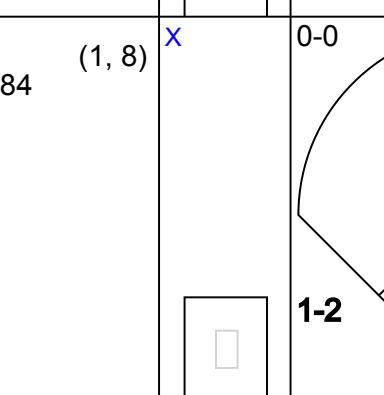
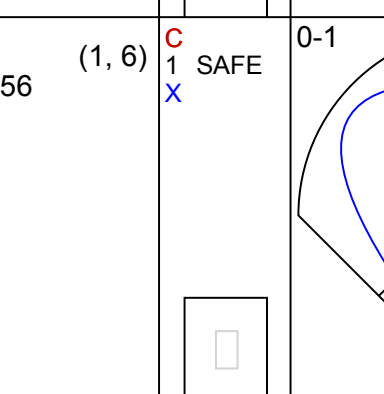
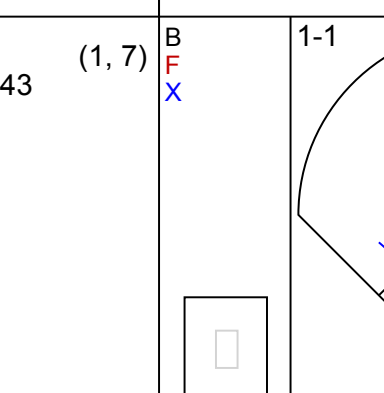
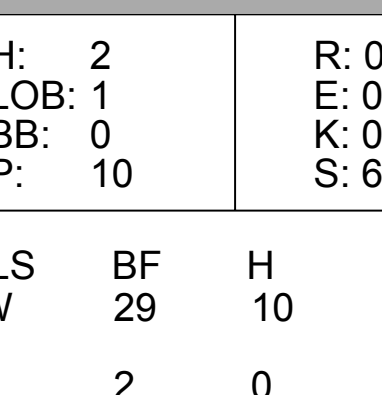

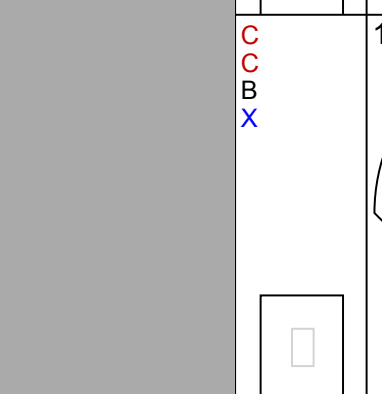
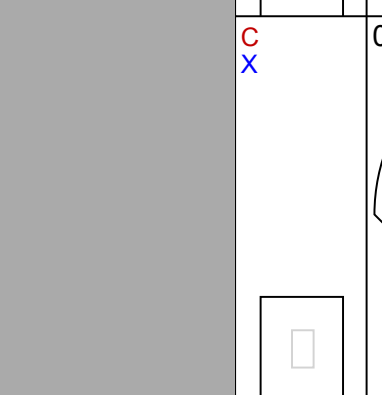
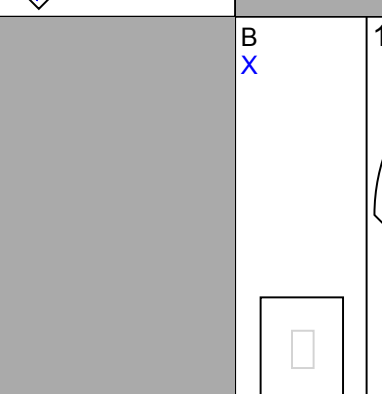
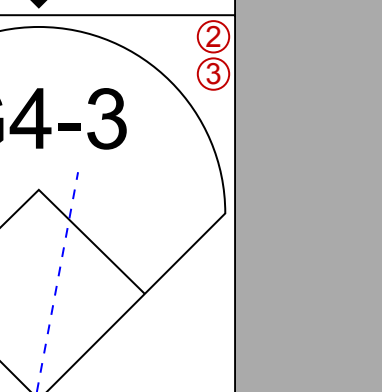
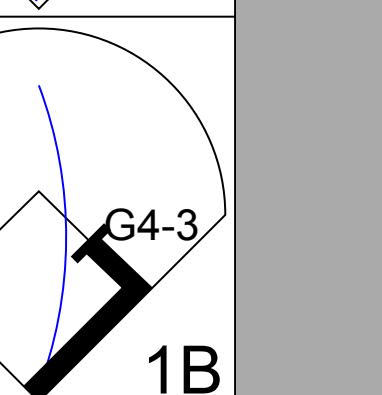
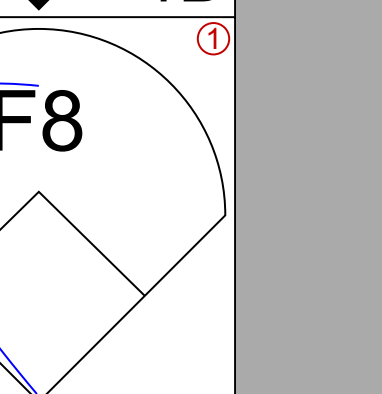
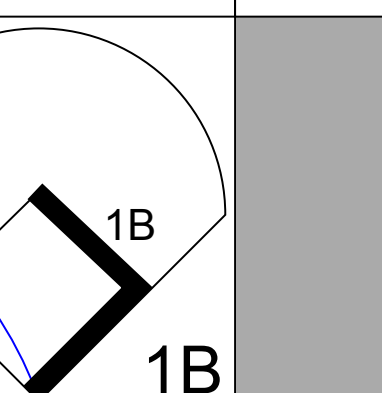
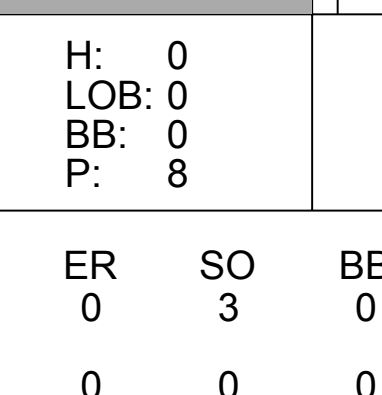

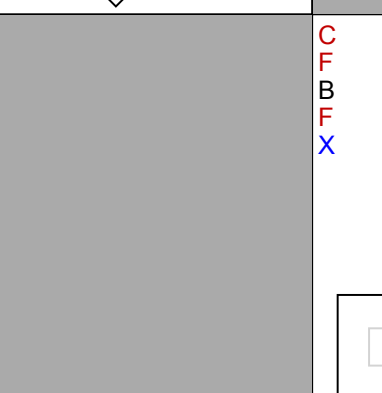
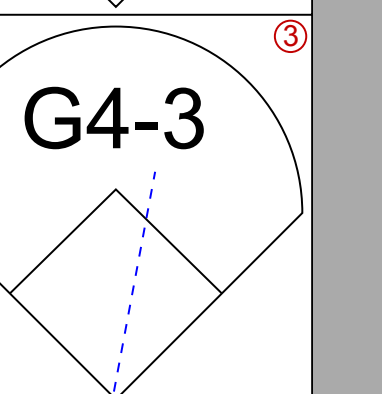
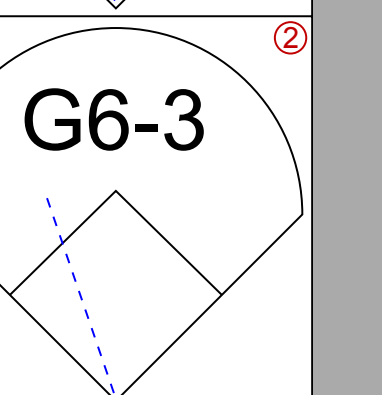
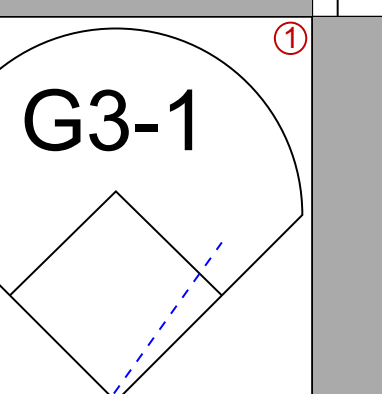
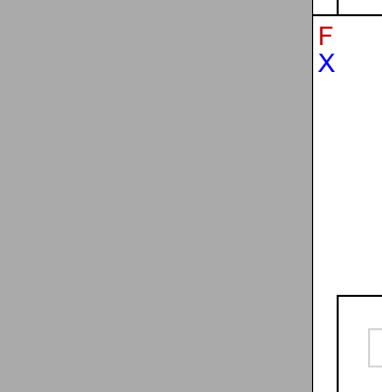
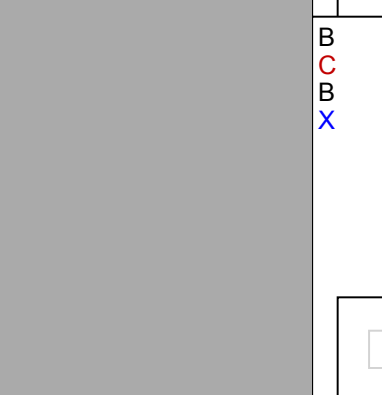
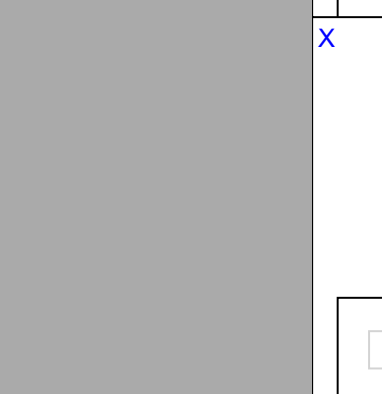
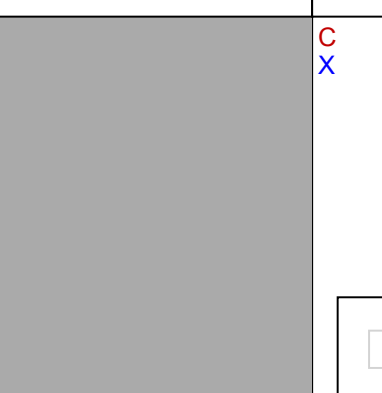

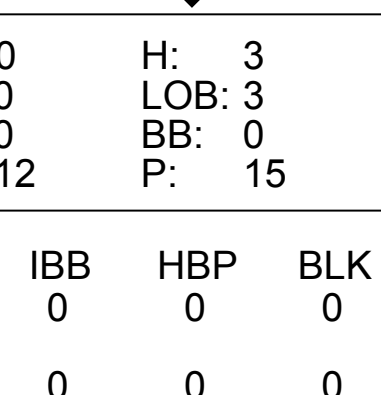
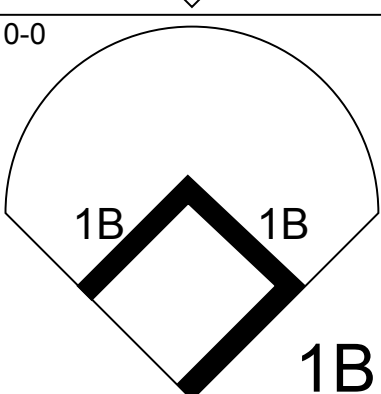
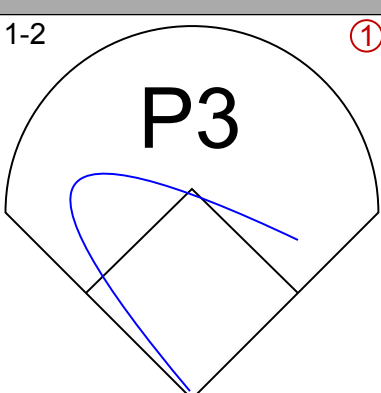

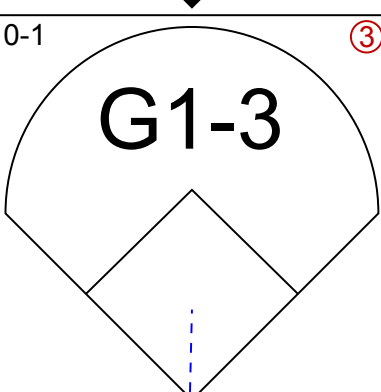
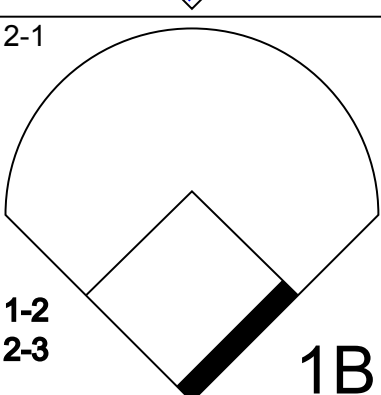
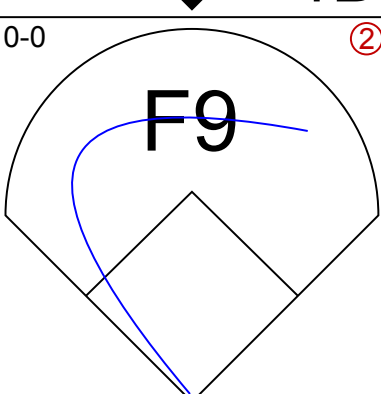
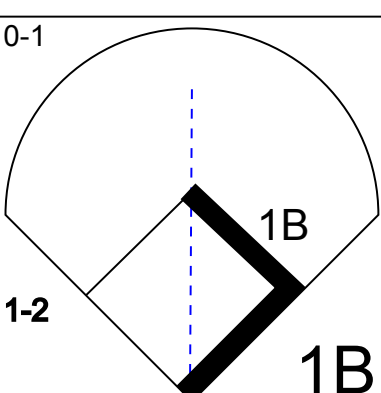

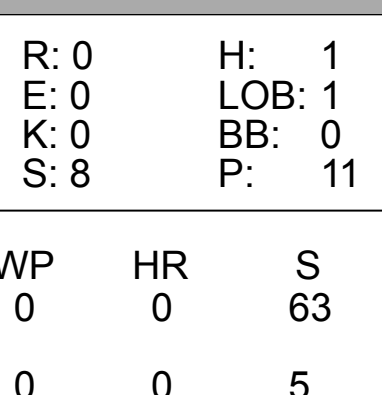

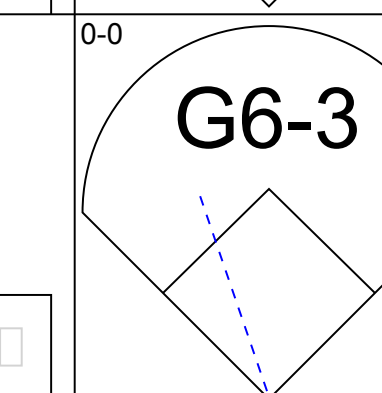
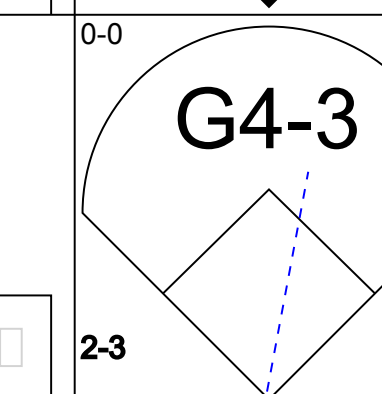
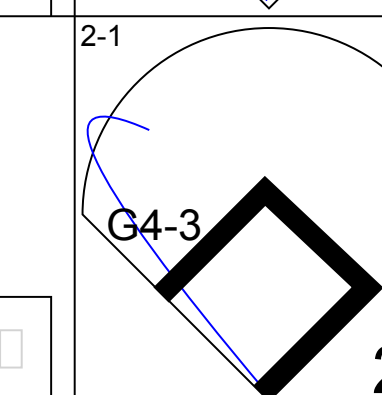
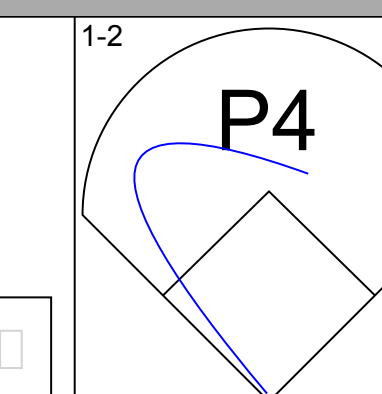


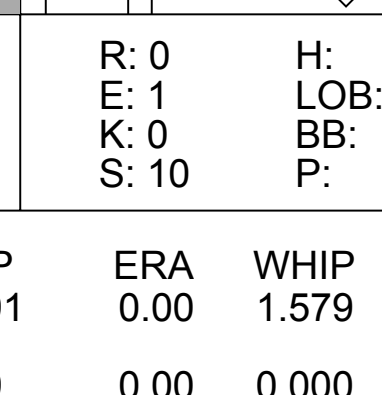
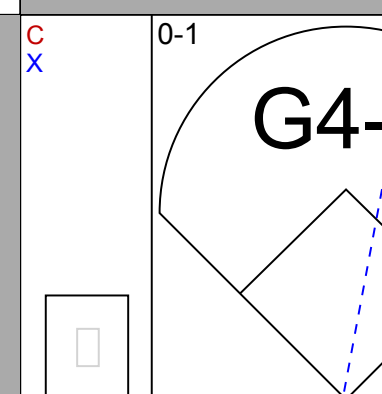





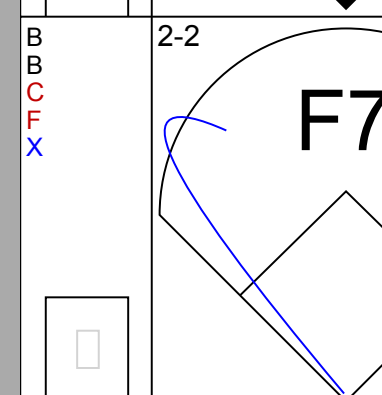
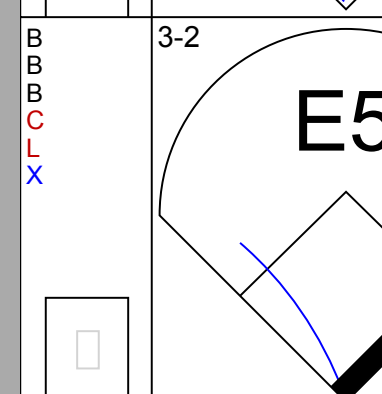
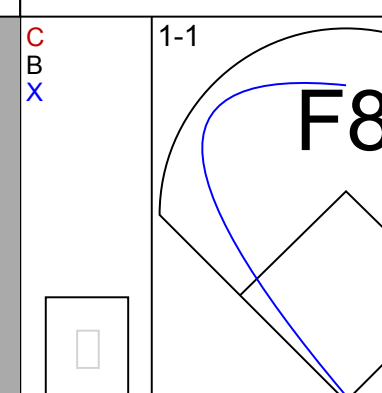
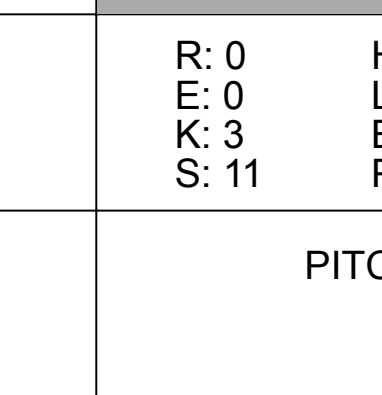
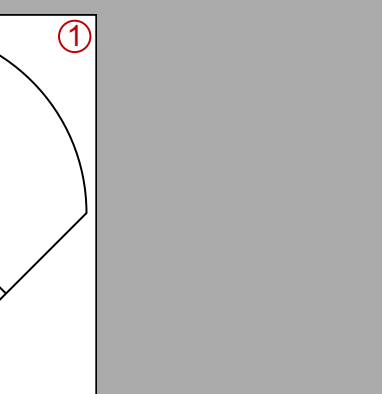

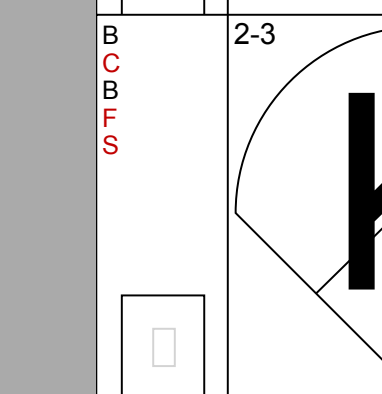
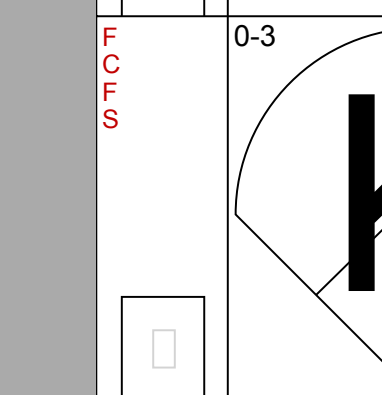
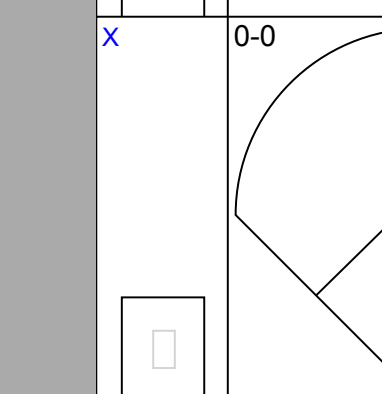
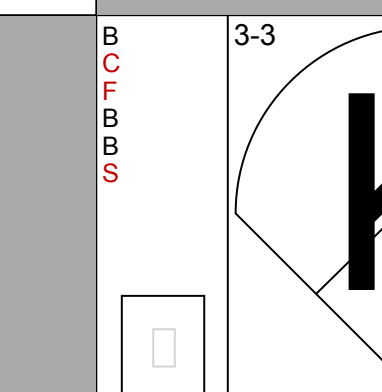
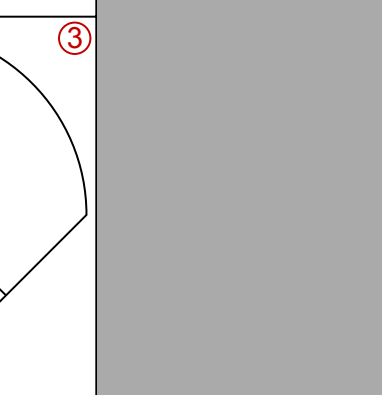
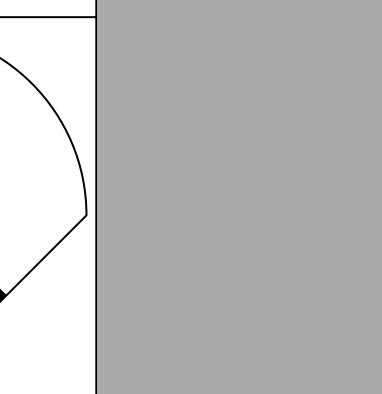
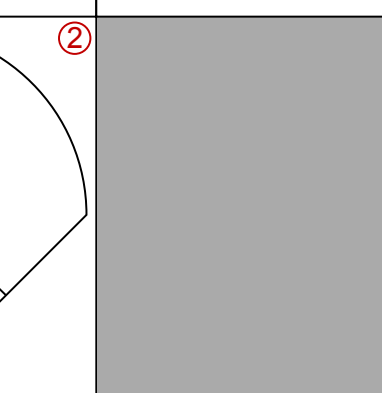
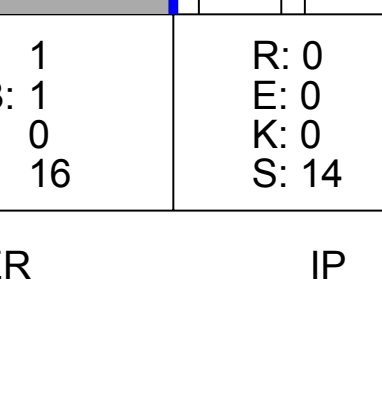
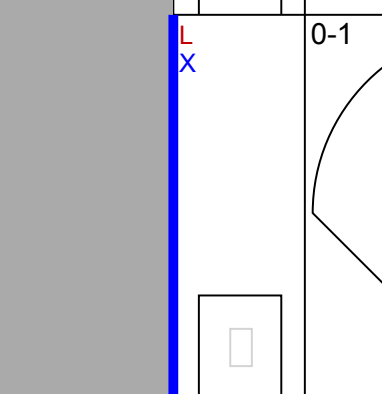
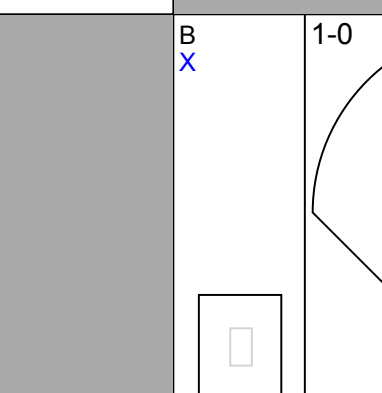
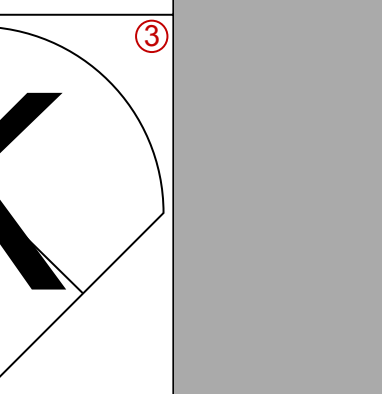
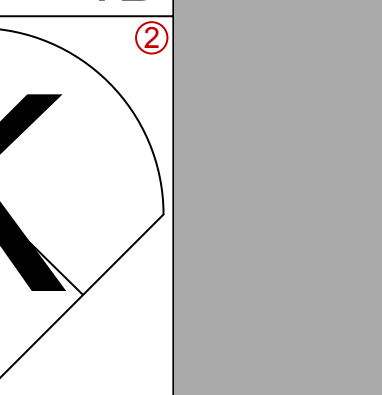
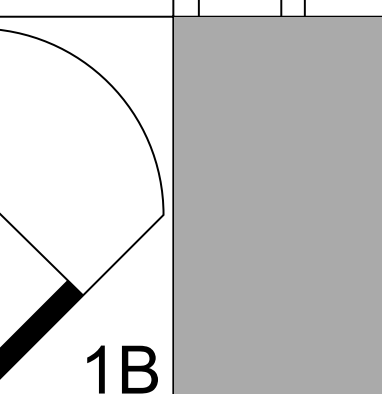
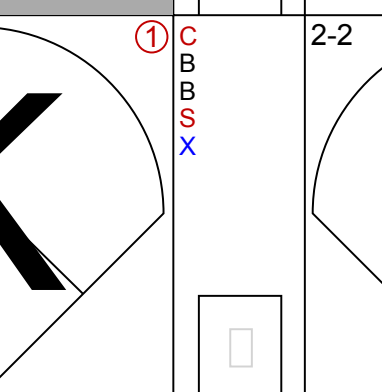
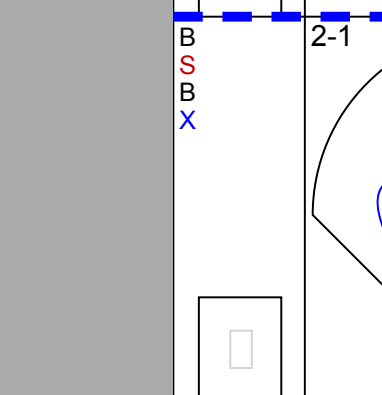
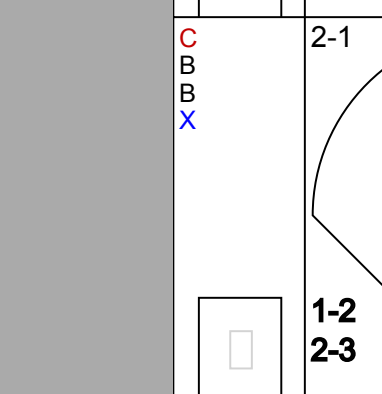
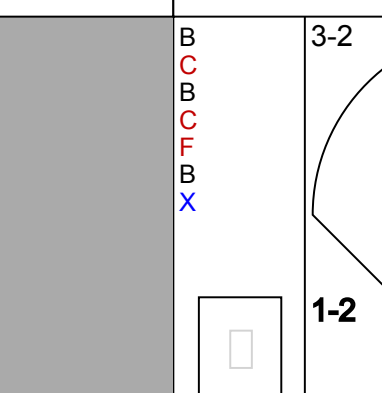
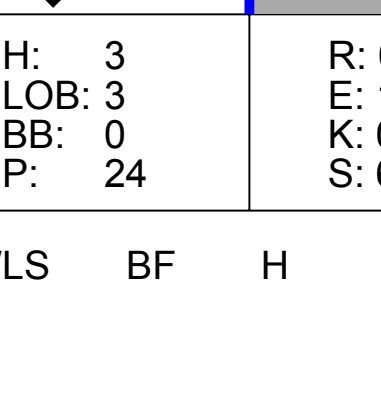
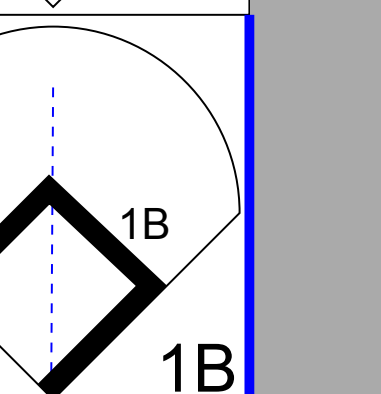
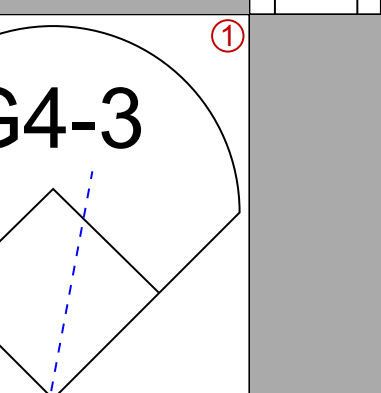
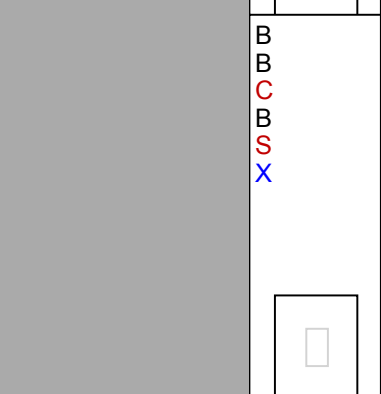
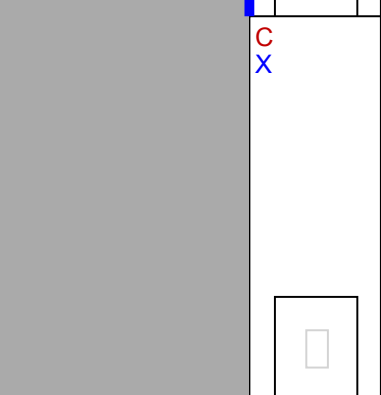
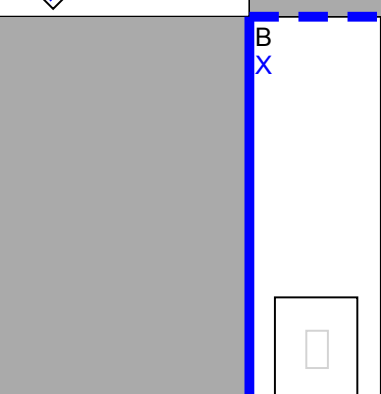
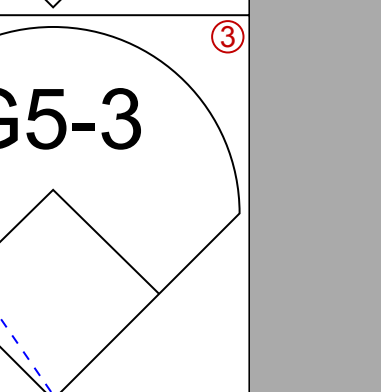
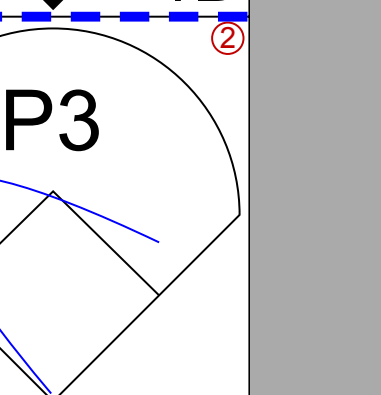
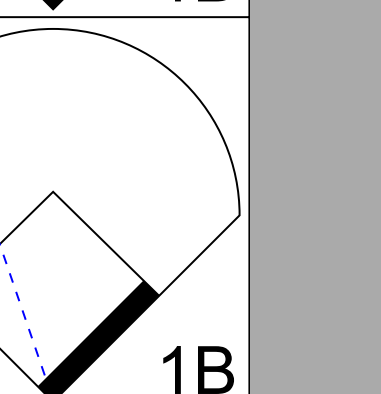
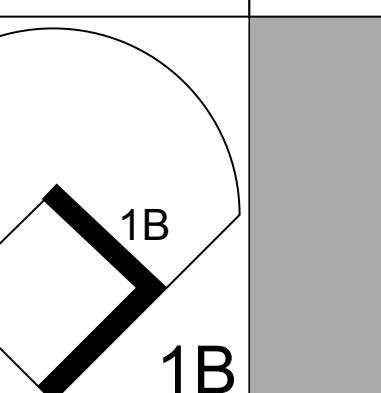
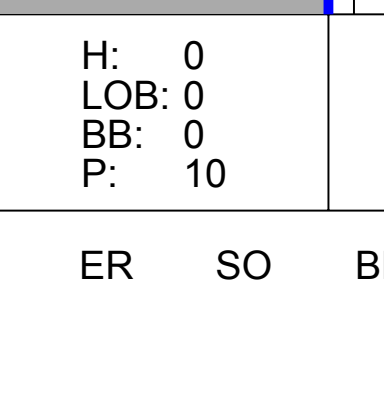
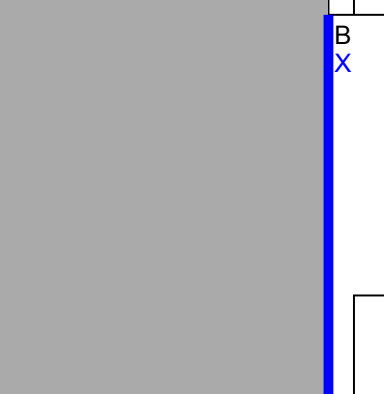
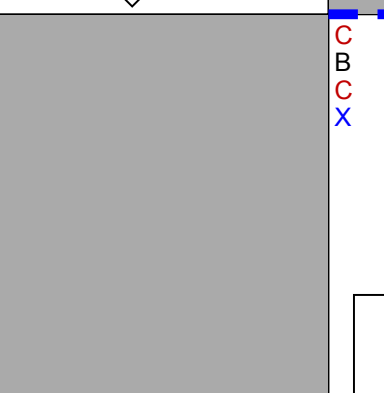
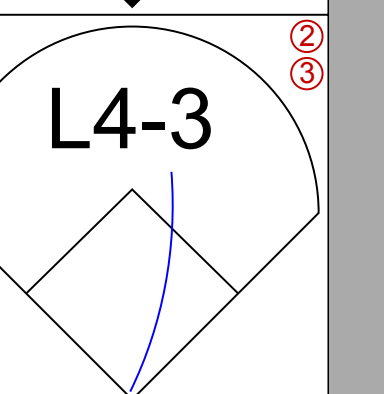
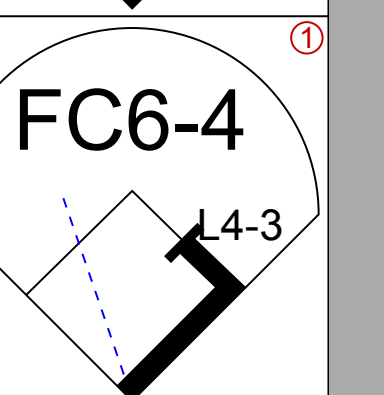
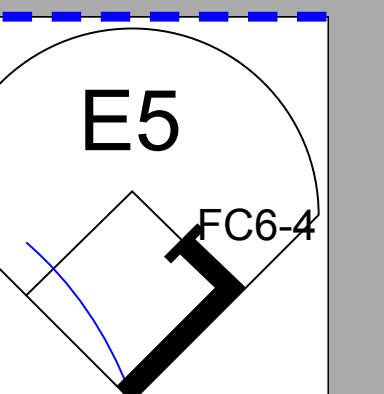

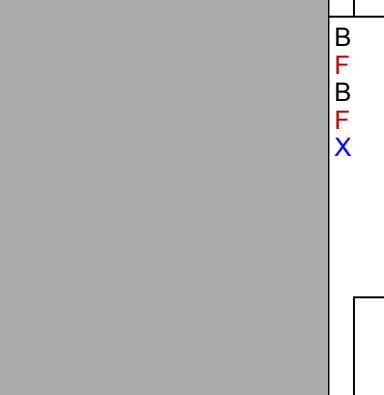
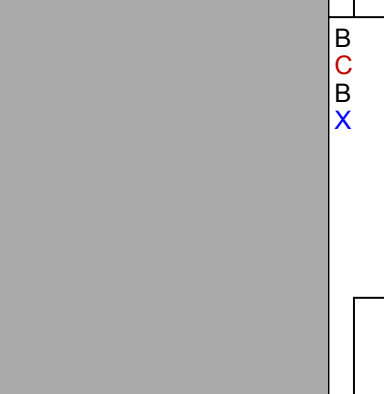
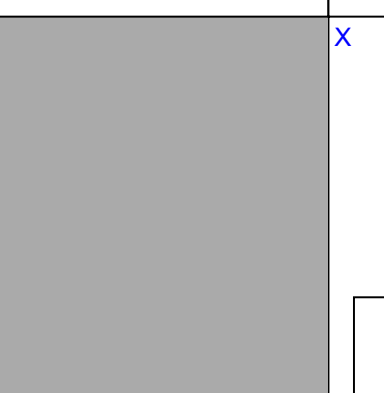
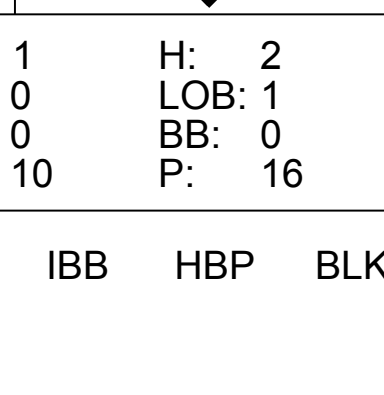
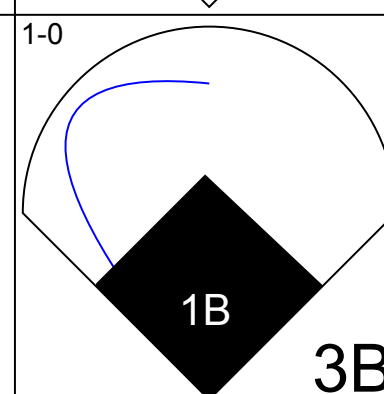
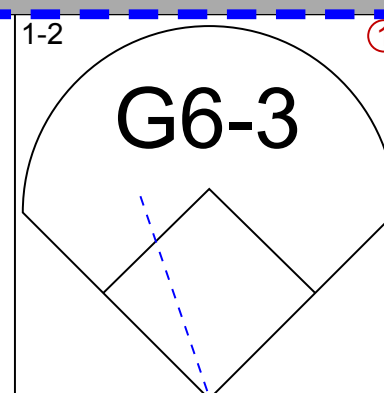

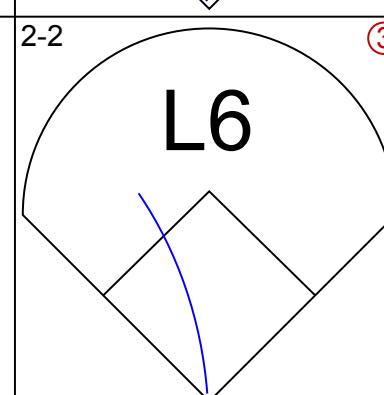
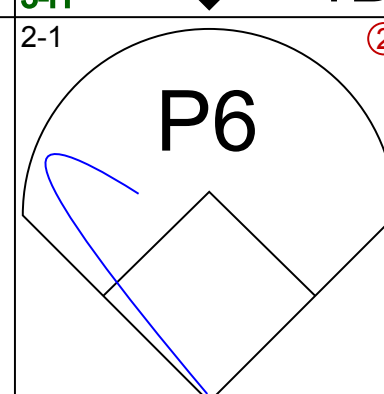
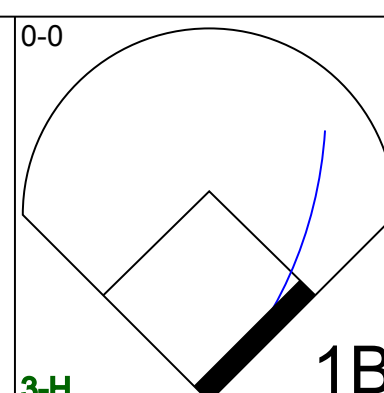
4 0 0 0 0 1 3

4 0 0 0 0 0 1

2 0 1 0 0 0 0
1 0 1 0 0 0 0
0 0 0 0 0 0 0
1 1 1 0 0 0 0

1B: 10 SF: 0
2B: 2 SAC: 0
3B: 1 DP: 2
HR: 0 HBP: 0

IP WLS BF H R ER SO BB IBB HBP BLK WP HR S P ERA WHIP



Inning Stats
R: 0 H: 2 E: 0 LOB: 1 K: 0 BB: 0 S: 7
R: 0 H: 0 E: 0 LOB: 0 K: 0 BB: 0 S: 6
R: 0 H: 3 E: 0 LOB: 3 K: 0 BB: 0 S: 12
R: 0 H: 1 E: 0 LOB: 1 K: 0 BB: 0 S: 8
R: 0 H: 0 E: 1 LOB: 1 K: 0 BB: 0 S: 10
R: 0 H: 1 E: 0 LOB: 1 K: 3 BB: 0 S: 11
R: 0 H: 3 E: 0 LOB: 3 K: 0 BB: 0 S: 14
R: 0 H: 0 E: 1 LOB: 0 K: 0 BB: 0 S: 6
R: 1 H: 2 E: 0 LOB: 1 K: 0 BB: 0 S: 10
R: 0 H: 2 E: 0 LOB: 1 K: 0 BB: 0 S: 10
R: 0 H: 0 E: 0 LOB: 0 K: 0 BB: 0 S: 10
R: 0 H: 0 E: 0 LOB: 0 K: 0 BB: 0 S: 10

PITCHER
Bob Tewksbury, R (1, 1) 6.1 WLS W BF 29 H 10 R 0 ER 0 SO 3 BB 0 IBB 0 HBP 0 BLK 0 WP 0 HR 0 S 63 P 91 ERA 0.00 WHIP 1.579
Bob McClure, L (7, 1) 0.2 WLS W BF 2 H 0 R 0 ER 0 SO 0 BB 0 IBB 0 HBP 0 BLK 0 WP 0 HR 0 S 5 P 9 ERA 0.00 WHIP 0.000
Mike Perez, R (8, 1) 1.0 WLS W BF 3 H 0 R 0 ER 0 SO 0 BB 0 IBB 0 HBP 0 BLK 0 WP 0 HR 0 S 6 P 10 ERA 0.00 WHIP 0.000
Lee Smith, R (9, 1) 1.0 WLS W BF 5 H 2 R 1 ER 1 SO 0 BB 0 IBB 0 HBP 0 BLK 0 WP 0 HR 0 S 10 P 16 ERA 9.00 WHIP 2.000

Batter	1	2	3	4	5	6	7	8	9	AB R H RBI BB SO LOB	TOP						
Vince Coleman, S (1, 7) OBP: 0.395, SLG: 0.421 Dave Gallagher, R (7, 7) OBP: 0.320, SLG: 0.465	4-2 SH3-4 S BB	4-1 S BB		3-3 SAFE BB			4-2 S CS BB		0-1 BB	1 0 0 0 3 1 2 1 0 1 0 0 0 0							
Willie Randolph, R (1, 4) OBP: 0.341, SLG: 0.323	4-1 SH3-4 BB	2-2 G6-3		0-0 G3			3-2 HBP		1-0 F9	3 0 0 0 1 0 4							
Bill Pecota, R (1, 5) OBP: 0.287, SLG: 0.267	0-0 SH3-4 BB		2-1 G6-3			1-3 K	0-3 K			3 0 0 0 0 2 2							
Eddie Murray, S (1, 3) OBP: 0.340, SLG: 0.421	3-3 K		0-0 G4-3			2-3 K		1-2 G4-3		4 0 0 0 0 2 2							
Bobby Bonilla, S (1, 9) OBP: 0.388, SLG: 0.431 Jeff Innis, R (8, 1)	2-3 K		0-0 G1-3			0-3 K		4-0 BB		3 0 0 0 1 2 2 0 0 0 0 0 0 0							
Howard Johnson, S (1, 8) OBP: 0.331, SLG: 0.355		0-1 L7		0-2 G4-3 S SH 1B		0-3 K		1-2 F8		4 1 1 0 0 1 1							
Dick Schofield, R (1, 6) OBP: 0.335, SLG: 0.290		4-2 HR BB		3-1 G4-3		0-1 P3		0-0 P5		3 1 0 0 1 0 2							
Todd Hundley, S (1, 2) OBP: 0.261, SLG: 0.354		1-2 HR		4-0 SH IBB		2-1 P3		1-2 G4-3		3 1 1 2 1 0 0							
David Cone, L (1, 1) OBP: 0.171, SLG: 0.132 Daryl Boston, L (8, 9) OBP: 0.310, SLG: 0.392		1-0 G6-3		0-0 SH		0-0 G4-3		2-3 K		2 0 0 1 0 0 0 1 0 0 0 0 1 0							
Inning Stats	R: 0 H: 0 E: 0 LOB: 2 K: 2 BB: 2 S: 12 P: 25	R: 2 H: 1 E: 0 LOB: 1 K: 0 BB: 2 S: 12 P: 24	R: 0 H: 0 E: 0 LOB: 0 K: 0 BB: 0 S: 4 P: 6	R: 1 H: 1 E: 0 LOB: 2 K: 1 BB: 1 S: 11 P: 21	R: 0 H: 0 E: 0 LOB: 0 K: 3 BB: 0 S: 11 P: 14	R: 0 H: 0 E: 0 LOB: 0 K: 1 BB: 0 S: 7 P: 9	R: 0 H: 0 E: 0 LOB: 1 K: 1 BB: 1 S: 10 P: 17	R: 0 H: 0 E: 0 LOB: 1 K: 0 BB: 1 S: 7 P: 13	R: 0 H: 1 E: 0 LOB: 1 K: 1 BB: 0 S: 9 P: 13	1B: 1 SF: 0 2B: 1 SAC: 2 3B: 0 DP: 0 HR: 1 HBP: 1	WP: 0 PA: 38 PB: 0 SB: 5 CS: 1						
PITCHER	IP WLS BF H R ER SO BB IBB HBP BLK WP HR S P ERA WHIP																
Mark Clark, R (1, 1) ERA: 4.71	4.0	20	2	3	3	3	4	1	0	0	0	0	1	39	76	6.75	1.500
Jose DeLeon, R (5, 1) ERA: 4.44	2.0	6	0	0	0	4	0	0	0	0	0	0	0	18	23	0.00	0.000
Cris Carpenter, R (7, 1) ERA: 2.76	2.0	8	0	0	0	1	2	0	1	0	0	0	0	17	30	0.00	1.000
Lee Smith, R (9, 1) ERA: 3.48	1.0	W 4	1	0	0	1	0	0	0	0	0	0	0	9	13	0.00	1.000

New York Mets @ St. Louis Cardinals
 Busch Stadium, St. Louis, MO
 Fri Jun 26 1992, 7:05 PM CDT
 Att. 41,282 - Sunny - 80 F

livebaseballscorecards.com

AB	28
R	3
H	3
RBI	3
BB	7
SO	9
LOB	15



Batter	1	2	3	4	5	6	7	8	9	10	11	AB R H RBI BB SO LOB	TOP														
Dave Gallagher, R (1, 7) OBP: 0.308, SLG: 0.426	0-0 F9		2-3 K			1-2 P4			0-2 F8		4-2 2B BB	4 1 0 0 1 1 0															
Dick Schofield, R (1, 6) OBP: 0.328, SLG: 0.283	3-3 K			1-2 G6-3		3-1 P4			1-2 G6-3		2-3 SAFE K	5 0 0 0 0 2 1															
Bill Pecota, R (1, 4) OBP: 0.292, SLG: 0.282 (10, 5)	2-0 L7			1-2 2B 1B		0-0 L5			0-2 F9		3-2 1-H 2B	5 0 2 1 0 0 0															
Eddie Murray, S (1, 3) OBP: 0.338, SLG: 0.420		1-1 G4-3		1-0 2B		0-0 F7			1-1 G3		3-3 K	5 0 1 0 0 1 1															
Bobby Bonilla, S (1, 9) OBP: 0.383, SLG: 0.424		0-0 F9		2-1 F8		1-1 G6-3			2-2 P6			4 0 0 0 0 0 1															
Howard Johnson, S (1, 8) OBP: 0.337, SLG: 0.371		3-1 HR			3-2 WP S 1B		0-1 G5-3		4-1 S BB			3 1 2 1 1 0 0															
Dave Magadan, L (1, 5) OBP: 0.397, SLG: 0.353 John Franco, L (10, 1)		2-0 G3-1		1-3 SAFE SAFE K		0-1 F8			4-2 SAFE SAFE BB			3 0 0 0 1 1 1 0 0 0 0 0 0 0															
Charlie O'Brien, R (1, 2) OBP: 0.294, SLG: 0.301 Daryl Boston, L (10, PH) OBP: 0.308, SLG: 0.389 Todd Hundley, S (10, 2) OBP: 0.261, SLG: 0.354			1-2 L7		1-1 F8			0-0 P3		0-3 K		3 0 0 0 0 0 1 1 0 0 0 0 1 2 0 0 0 0 0 0 0															
Sid Fernandez, L (1, 1) OBP: 0.194, SLG: 0.222 Junior Noboa, R (8, PH) OBP: 0.208, SLG: 0.136 Wally Whitehurst, R (8, 1) OBP: 0.286, SLG: 0.333 Chico Walker, S (10, 4) OBP: 0.274, SLG: 0.322			2-3 K		1-3 SAFE K		3-2 F8			1-2 P5		2 0 0 0 0 2 1 1 0 0 0 0 0 0 0 0 0 0 0 0 0 1 0 0 0 0 0 0															
Inning Stats	R: 0 E: 0 K: 1 S: 8	H: 0 LOB: 0 BB: 0 P: 13	R: 1 E: 0 K: 0 S: 6	H: 1 LOB: 0 BB: 0 P: 12	R: 0 E: 0 K: 2 S: 12	H: 0 LOB: 0 BB: 0 P: 17	R: 0 E: 0 K: 0 S: 12	H: 2 LOB: 1 BB: 0 P: 17	R: 0 E: 0 K: 2 S: 11	H: 1 LOB: 1 BB: 0 P: 17	R: 0 E: 0 K: 0 S: 6	H: 0 LOB: 0 BB: 0 P: 10	R: 0 E: 0 K: 0 S: 5	H: 0 LOB: 0 BB: 0 P: 6	R: 0 E: 0 K: 0 S: 8	H: 0 LOB: 0 BB: 0 P: 11	R: 0 E: 0 K: 0 S: 11	H: 0 LOB: 0 BB: 0 P: 12	R: 0 E: 0 K: 1 S: 12	H: 0 LOB: 2 BB: 2 P: 22	R: 1 E: 0 K: 2 S: 17	H: 1 LOB: 1 BB: 1 P: 30	1B: 2 2B: 2 3B: 0 HR: 1	SF: 0 SAC: 0 DP: 0 HBP: 0	WP: 1 PB: 0 SB: 3 CS: 0	PA: 40	
PITCHER	IP	WLS	BF	H	R	ER	SO	BB	IBB	HBP	BLK	WP	HR	S	P	ERA	WHIP										
Donovan Osborne, L (1, 1) ERA: 2.92	9.0		30	4	1	1	5	0	0	0	0	1	1	79	115	1.00	0.444										
Lee Smith, R (10, 1) ERA: 3.55	2.0	L	10	1	1	1	3	3	0	0	0	0	0	29	52	4.50	2.000										

New York Mets @ St. Louis Cardinals
Busch Stadium, St. Louis, MO
 Sat Jun 27 1992, 3:33 AM CDT
 Att: 45,549 - Sunny - 75 F

livebaseballscorecards.com

AB	37
R	2
H	5
RBI	2
BB	3
SO	8
LOB	8



Batter	1	2	3	4	5	6	7	8	9	10	11	AB R H RBI BB SO LOB	BOTTOM																		
Geronimo Pena, S OBP: 0.376, SLG: 0.463 (1, 4)	1-0 3B 1B	1-3 K			1-0 F9		1-1 P5		0-0 L6		1-2 G6-3	6 1 1 0 0 1 4	New York Mets @ St. Louis Cardinals Busch Stadium, St. Louis, MO Sat Jun 27 1992, 3:33 AM CDT Att. 45,549 - Sunny - 75 F																		
Todd Zeile, R OBP: 0.343, SLG: 0.373 (1, 5)	2-2 F9	4-1 BB			0-0 F9			4-1 G6-4-3 E BB	1-1 G1-3			3 0 0 0 2 0 3																			
Ray Lankford, L OBP: 0.381, SLG: 0.457 (1, 8)	0-0 1-H 3B	0-3 K			2-1 F9			2-2 E4 1-2 G6-4-3		0-1 L6		5 0 1 1 0 1 4																			
Felix Jose, S OBP: 0.373, SLG: 0.473 (1, 9)	1-3 K		2-2 CS 1B		0-1 G4-3			0-0 G6-4-3 1-2f 2-3		1-2 1B 1B		5 0 2 0 0 1 3																			
Brian Jordan, R OBP: 0.250, SLG: 0.414 (1, 7)	4-2 BB		3-2 L8 1-2		2-0 F7			2-0 HBP		1-0 F8		3 0 0 0 1 0 2																			
Andres Galarraga, R OBP: 0.230, SLG: 0.241 (1, 3)	0-0 G5-3		1-3 K		1-2 1B			3-3 K		1-1 1B 1-3 1B		5 0 2 0 0 2 4																			
Tom Pagnozzi, R OBP: 0.337, SLG: 0.412 (1, 2)		4-2 2B BB		3-3 K		0-0 P4			3-2 F9	1-0 G4-3		4 0 0 0 1 1 3																			
Tim Jones, L OBP: 0.250, SLG: 0.250 (1, 6)		1-1 1-3 2B		1-0 P8			2-2 P5		0-0 1B		2-1 G4-3	5 0 2 0 0 0 0																			
Donovan Osborne, S OBP: 0.161, SLG: 0.226 (1, 1)		2-3 K		1-3 K			0-3 K		4-0 1B		3-3 K	3 0 0 0 0 3 2																			
Gerald Perry, L OBP: 0.330, SLG: 0.318 (9, PH)												0 0 0 0 1 0 0																			
Lee Smith, R (10, 1)												0 0 0 0 0 0 0																			
Milt Thompson, L OBP: 0.352, SLG: 0.457 (11, PH)												1 0 0 0 0 1 0																			
Inning Stats	R: 1 E: 0 K: 1 S: 13	H: 2 LOB: 2 BB: 1 P: 21	R: 0 E: 0 K: 3 S: 18	H: 1 LOB: 3 BB: 2 P: 30	R: 0 E: 0 K: 1 S: 10	H: 1 LOB: 0 BB: 0 P: 16	R: 0 E: 0 K: 2 S: 10	H: 0 LOB: 0 BB: 0 P: 15	R: 0 E: 0 K: 0 S: 4	H: 0 LOB: 0 BB: 0 P: 7	R: 0 E: 0 K: 0 S: 8	H: 1 LOB: 1 BB: 0 P: 11	R: 0 E: 0 K: 1 S: 9	H: 0 LOB: 0 BB: 0 P: 12	R: 0 E: 0 K: 1 S: 9	H: 0 LOB: 2 BB: 1 P: 20	R: 0 E: 0 K: 0 S: 7	H: 1 LOB: 2 BB: 1 P: 15	R: 0 E: 0 K: 0 S: 10	H: 2 LOB: 2 BB: 0 P: 13	R: 0 E: 0 K: 1 S: 8	H: 0 LOB: 0 BB: 0 P: 14	1B: 6 2B: 1 3B: 1 HR: 0	SF: 0 SAC: 0 DP: 1 HBP: 1	WP: 0 PB: 0 SB: 1 CS: 1	PA: 46					
PITCHER	IP WLS BF H R ER SO BB IBB HBP BLK WP HR S P ERA WHIP																														
Sid Fernandez, L ERA: 3.03 (1, 1)	7.0	28	5	1	1	8	3	0	0	0	0	0	0	72	112	1.29	1.143														
Wally Whitehurst, R ERA: 3.24 (8, 1)	2.2	14	3	0	0	1	1	1	1	0	0	0	0	25	46	0.00	1.500														
John Franco, L ERA: 0.77 (10, 1)	1.1	W 4	0	0	0	1	0	0	0	0	0	0	0	9	16	0.00	0.000														

livebaseballscores.com

AB	40
R	1
H	8
RBI	1
BB	5
SO	10
LOB	25



Batter	1	2	3	4	5	6	7	8	9	10	11	AB	R	H	RBI	BB	SO	LOB	TOP							
Daryl Boston, L (1, 7) OBP: 0.318, SLG: 0.426	2-1 HR		0-1 SH1-3 2B		3-3 K		3-2 1B			1-1 P3		5	1	3	1	0	1	0								
Dave Gallagher, R (1, 9) OBP: 0.288, SLG: 0.392	1-3 K		0-0 SH1-3 2-3		1-0 E7		1-1 G1-3			0-0 L6		4	0	0	0	0	1	1								
Bill Pecota, R (1, 4) OBP: 0.296, SLG: 0.274 (9, 5)	4-2 BB BB		0-0 G5-3			2-2 G5-3			2-2 G6-3		4-1 2B BB	3	1	0	0	2	0	1								
Bobby Bonilla, S (1, 3) OBP: 0.383, SLG: 0.425 John Franco, L (10, 1)	1-3 K		0-0 F8			4-1 BB BB			3-2 F8		1-0 2B	4	0	1	1	1	1	2								
Howard Johnson, S (1, 8) OBP: 0.341, SLG: 0.375	4-0 BB BB			2-1 2B		0-1 F8			1-1 F8		4-0 IBB	3	0	1	0	2	0	1								
Dave Magadan, L (1, 5) OBP: 0.398, SLG: 0.349 Junior Noboa, R (9, PR) OBP: 0.208, SLG: 0.136 (9, 4)	1-1 F7			3-3 K		4-1 BB			4-2 G5-4-3 BB		2-3 K	2	0	0	0	2	1	3								
Eddie Murray, S (10, PH) OBP: 0.337, SLG: 0.419 (10, 3)					1-2 BB							0	0	0	0	0	0	0								
Dick Schofield, R (1, 6) OBP: 0.322, SLG: 0.277		0-1 F8		1-1 P3		3-2 F7			2-2 G5-4-3		2-1 F9	5	0	0	0	0	0	4								
Todd Hundley, S (1, 2) OBP: 0.259, SLG: 0.355		1-0 G3		1-0 F8			0-0 G3		3-2 2B		3-3 K	5	0	1	0	0	1	1								
Pete Schourek, L (1, 1) OBP: 0.083, SLG: 0.083 Chico Walker, S (9, PH) OBP: 0.271, SLG: 0.318 Lee Guetterman, L (9, 1) Willie Randolph, R (10, 4) OBP: 0.340, SLG: 0.321		2-2 G4-3			1-1 G3		0-0 F8		0-1 P2		1-3 K	3	0	0	0	0	0	0								
												1	0	0	0	0	0	2								
												0	0	0	0	0	0	0								
												1	0	0	0	0	1	0								
Inning Stats	R: 1 E: 0 K: 2 S: 14	H: 1 LOB: 2 BB: 2 P: 27	R: 0 E: 0 K: 0 S: 6	H: 0 LOB: 0 BB: 0 P: 9	R: 0 E: 0 K: 0 S: 5	H: 1 LOB: 1 BB: 0 P: 5	R: 0 E: 0 K: 1 S: 9	H: 1 LOB: 1 BB: 0 P: 16	R: 0 E: 1 K: 1 S: 6	H: 0 LOB: 1 BB: 0 P: 11	R: 0 E: 0 K: 0 S: 12	H: 0 LOB: 2 BB: 2 P: 25	R: 0 E: 0 K: 0 S: 9	H: 1 LOB: 1 BB: 0 P: 13	R: 0 E: 0 K: 0 S: 11	H: 0 LOB: 0 BB: 0 P: 17	R: 0 E: 0 K: 0 S: 11	H: 1 LOB: 2 BB: 1 P: 20	R: 1 E: 0 K: 1 S: 9	H: 1 LOB: 2 BB: 2 P: 21	R: 0 E: 0 K: 2 S: 10	H: 0 LOB: 0 BB: 0 P: 16	1B: 1 2B: 4 3B: 0 HR: 1	SF: 0 SAC: 1 DP: 1 HBP: 0	WP: 0 PB: 0 SB: 0 CS: 0	PA: 45
PITCHER	IP	WLS	BF	H	R	ER	SO	BB	IBB	HBP	BLK	WP	HR	S	P	ERA	WHIP									
Omar Olivares, R (1, 1) ERA: 3.93	9.0		36	5	1	1	4	5	0	0	0	0	1	83	143	1.00	1.111									
Bob McClure, L (10, 1) ERA: 3.6	0.1		1	0	0	0	0	0	0	0	0	0	0	2	3	0.00	0.000									
Mike Perez, R (10, 1) ERA: 1.52	1.2	W	8	1	1	1	3	1	1	0	0	0	0	17	34	5.40	1.200									

New York Mets @ St. Louis Cardinals
Busch Stadium, St. Louis, MO
 Sun Jun 28 1992, 3:33 AM CDT
 Att: 43,826 - Cloudy - 80 F

livebaseballscorecards.com

AB	37
R	2
H	6
RBI	2
BB	7
SO	7
LOB	17



Batter	1	2	3	4	5	6	7	8	9	10	11	AB	R	H	RBI	BB	SO	LOB	BOTTOM							
Brian Jordan, R OBP: 0.281, SLG: 0.417 (1, 7) B X	1-0 G3		4-0 G6-3 BB		1-1 1-2 1B			1-0 P3		1-2 1-3 1B		4	0	2	0	1	0	0								
Tim Jones, L OBP: 0.250, SLG: 0.250 (1, 6) B F X	2-1 S 1B		2-0 G6-3 1-2		2-3 K			1-0 F8		3-2 SF8		4	0	1	0	0	1	3								
Bernard Gilkey, R OBP: 0.381, SLG: 0.417 (10, PH) B F X			1-2									0	0	0	1	0	0	0								
Ray Lankford, L OBP: 0.375, SLG: 0.449 (1, 8) B B C SAFE	2-3 K2-3 1-2		0-0 F7		1-1 G1-3			2-2 F7		3-3 K		5	0	0	0	0	2	5								
Bien Figueroa, R OBP: 0.167, SLG: 0.167 (11, 6) B C SAFE												0	0	0	0	0	0	0								
Felix Jose, S OBP: 0.369, SLG: 0.467 (1, 9) B X	1-0 F8				1-3 K			1-1 G6-3		1-2 F9 S 1B		5	0	1	0	0	2	1								
Todd Zeile, R OBP: 0.340, SLG: 0.369 (1, 5) B B F X		2-1 BLK 1B			3-1 E5 G1-6-3			3-1 L7		2-2 F9		5	0	1	0	0	1	1								
Craig Wilson, R OBP: 0.400, SLG: 0.396 (1, 4) B SAFE		2-3 K 1-2			1-1 G1-6-3 1-2f			3-1 G6-3		4-0 G6-4-3 IBB		4	1	1	0	1	1	2								
Andres Galarraga, R OBP: 0.230, SLG: 0.235 (10, 1) B SAFE		1-3 K								1-2 G6-4-3 1-2f		3	1	0	0	0	1	3								
Mike Perez, R OBP: 0.368, SLG: 0.457 (11, PH) B SAFE					2-2 WP S 1B HBP			2-1 G4-3				0	0	0	0	0	0	0								
Milt Thompson, L OBP: 0.368, SLG: 0.457 (11, PH) B SAFE		1-3 K										0	0	0	0	1	0	0								
Rich Gedman, L OBP: 0.189, SLG: 0.171 (1, 2) B SAFE		2-2 G6-3			1-0 P6			1-1 L3		2-1 G3-1		4	0	0	0	1	0	2								
Omar Olivares, R OBP: 0.300, SLG: 0.310 (10, 1) B SAFE												3	0	1	1	0	1	0								
Bob McClure, R OBP: 0.343, SLG: 0.333 (10, 3) B SAFE			0-3 K		2-2 1B 1B			0-0 P3		1-0 1B SF8 1B		0	0	0	0	0	0	0								
Gerald Perry, L OBP: 0.343, SLG: 0.333 (10, 3) B SAFE												2	1	2	1	0	0	0								
Inning Stats	R: 0 E: 0 K: 1 S: 7	H: 1 LOB: 1 BB: 0 P: 13	R: 0 E: 0 K: 2 S: 11	H: 1 LOB: 1 BB: 0 P: 18	R: 0 E: 0 K: 1 S: 6	H: 0 LOB: 1 BB: 1 P: 11	R: 0 E: 1 K: 1 S: 8	H: 0 LOB: 0 BB: 0 P: 13	R: 1 E: 0 K: 1 S: 15	H: 2 LOB: 2 BB: 0 P: 24	R: 0 E: 0 K: 0 S: 6	H: 0 LOB: 0 BB: 0 P: 13	R: 0 E: 0 K: 0 S: 5	H: 0 LOB: 0 BB: 0 P: 8	R: 0 E: 0 K: 0 S: 5	H: 0 LOB: 0 BB: 0 P: 9	R: 0 E: 0 K: 0 S: 11	H: 1 LOB: 1 BB: 1 P: 19	R: 1 E: 0 K: 1 S: 14	H: 2 LOB: 1 BB: 0 P: 23	R: 1 E: 0 K: 2 S: 10	H: 2 LOB: 3 BB: 2 P: 22	1B: 8 2B: 1 3B: 0 HR: 0	SF: 1 SAC: 0 DP: 2 HBP: 1	WP: 1 PB: 0 SB: 4 CS: 0	PA: 45
PITCHER	IP	WLS	BF	H	R	ER	SO	BB	IBB	HBP	BLK	WP	HR	S	P	ERA	WHIP									
Pete Schourek, L ERA: 2.6 (1, 1)	8.0		30	4	1	1	6	1	0	1	1	1	0	63	109	1.12	0.625									
Lee Guetterman, L ERA: 7.71 (9, 1)	1.0		4	1	0	0	0	0	1	0	0	0	0	11	19	0.00	1.000									
John Franco, L ERA: 1.44 (10, 1)	1.2	L	11	4	2	2	3	1	1	0	0	0	0	24	45	10.80	3.000									

New York Mets @ St. Louis Cardinals
Busch Stadium, St. Louis, MO
 Sun Jun 28 1992, 3:33 AM CDT
 Att: 43,826 - Cloudy - 80 F

AB	39
R	3
H	9
RBI	3
BB	4
SO	9
LOB	17



Batter	1	2	3	4	5	6	7	8	9	AB R H RBI BB SO LOB	TOP																					
Cecil Espy, S (1, 7) OBP: 0.313, SLG: 0.350	1-1 G4-6-3 1B		1-2 G6-4-3 1B		2-3 K			3-2 G4-3		4 0 2 0 0 1 2	Pittsburgh Pirates @ St. Louis Cardinals Busch Stadium, St. Louis, MO Mon Jun 29 1992, 7:05 PM CDT Att. 38,381 - Cloudy - 86 F																					
Jay Bell, R (1, 6) OBP: 0.345, SLG: 0.346	0-1 SAFE G4-6-3 1B		0-0 G6-4-3			1-2 G4-3		1-0 1B		4 0 2 0 0 0 1																						
Andy Van Slyke, L (1, 8) OBP: 0.415, SLG: 0.485	1-0 G4-6-3 1-2f 2-3			1-1 G3		1-3 K		0-0 G1-4-3		4 0 0 0 0 1 3																						
Orlando Merced, S (1, 3) OBP: 0.336, SLG: 0.404	0-2 F8			1-3 K		0-1 S 1B		0-1 G4-3 3B		4 1 2 0 0 1 1																						
Dave Clark, L (1, 9) OBP: 0.280, SLG: 0.286		0-0 G4-3		3-0 G4-3		1-2 F9		0-1 G4-3		4 0 0 1 0 0 1																						
Steve Buechele, R (1, 5) OBP: 0.341, SLG: 0.405		1-1 E4 FC4-6		1-2 SH3-4 E 1B		1-1 F9		2-1 F8 3-H		4 0 1 0 0 0 0																						
Michael LaValliere, L (1, 2) OBP: 0.341, SLG: 0.316		1-2 SAFE F7		1-1 F8		2-1 G6-3		2-1 F8		4 0 0 0 0 0 2																						
Jose Lind, R (1, 4) OBP: 0.283, SLG: 0.292		0-1 FC4-6 1-2f		1-1 SAFE E4 SH3-4		0-0 P5				3 0 0 0 0 0 2																						
Victor Cole, S (1, 1) Jerry Don Gleaton, L (7, 1) Don Slaught, R (8, PH) Roger Mason, R (8, 1)			1-0 G4-3		0-0 SH3-4 1-2 2-3		2-2 G6-3			1 0 0 0 0 0 0 0 0 0 0 0 0 0 1 0 0 0 0 0 0 0 0 0 0 0 0 0																						
Inning Stats	R: 0 E: 0 K: 0 S: 8	H: 2 LOB: 1 BB: 0 P: 10	R: 0 E: 1 K: 0 S: 8	H: 0 LOB: 1 BB: 0 P: 10	R: 0 E: 0 K: 0 S: 5	H: 1 LOB: 0 BB: 0 P: 7	R: 0 E: 0 K: 1 S: 6	H: 0 LOB: 0 BB: 0 P: 11	R: 0 E: 1 K: 1 S: 12	H: 1 LOB: 2 BB: 0 P: 17	R: 0 E: 0 K: 0 S: 5	H: 0 LOB: 0 BB: 0 P: 8	R: 0 E: 0 K: 0 S: 9	H: 1 LOB: 1 BB: 0 P: 15	R: 1 E: 0 K: 0 S: 8	H: 1 LOB: 0 BB: 0 P: 12	1B: 6 2B: 0 3B: 1 HR: 0	SF: 0 SAC: 1 DP: 2 HBP: 0	WP: 0 PB: 0 SB: 1 CS: 0	PA: 34												
PITCHER Bob Tewksbury, R (1, 1) ERA: 1.94	IP 9.0	WLS W	BF 34	H 7	R 1	ER 1	SO 3	BB 0	IBB 0	HBP 0	BLK 0	WP 0	HR 0	S 75	P 107	ERA 1.00	WHIP 0.778															
											PITCHER	IP	WLS	BF	H	R	ER	SO	BB	IBB	HBP	BLK	WP	HR	S	P	ERA	WHIP				

AB	33
R	1
H	7
RBI	1
BB	0
SO	3
LOB	12



Batter	1	2	3	4	5	6	7	8	9	AB R H RBI BB SO LOB	TOP									
John Wehner, R (1, 3) OBP: 0.286, SLG: 0.208 Orlando Merced, S (7, PH) OBP: 0.335, SLG: 0.402 (7, 3)	0-1 G4-3		0-0 F8		0-0 G5-4-3 1B		2-1 G5-3			3 0 1 0 0 0 0 1 0 0 0 0 0 0	Pittsburgh Pirates @ St. Louis Cardinals Busch Stadium, St. Louis, MO Tue Jun 30 1992, 7:05 PM CDT Att. 32,252 - Cloudy - 88 F									
Jay Bell, R (1, 6) OBP: 0.340, SLG: 0.341	0-3 K		2-2 F8		0-0 G5-4-3 1-2f		0-0 G3-1			4 0 0 0 0 1 1										
Andy Van Slyke, L (1, 8) OBP: 0.416, SLG: 0.485	0-2 1B 1B			1-2 L4	2-2 1B S 1B		0-3 K			4 0 2 0 0 1 0										
Lloyd McClendon, R (1, 7) OBP: 0.411, SLG: 0.398 Gary Varsho, L (8, PH) OBP: 0.250, SLG: 0.375 (8, 7)	0-0 1-2 1B			4-1 1B 1B E BB	1-2 FC5-4 1-3 1B		1-1 L3			2 1 2 0 1 0 0 1 0 0 0 0 0 0										
Don Slaught, R (1, 2) OBP: 0.440, SLG: 0.541	0-0 F8			1-0 E 1-2 1B 1B	0-0 FC5-4 1-2f		0-1 B2-3			4 1 1 0 0 0 4										
Steve Buechele, R (1, 5) OBP: 0.337, SLG: 0.398		1-1 G6-3		0-0 F7		1-3 K		1-3 K		4 0 0 0 0 2 2										
Cecil Espy, S (1, 9) OBP: 0.319, SLG: 0.354		0-0 F8		0-0 E6 1-3 2-H 1B 1B		1-2 F8		1-2 G6-3 S 1B		4 0 2 0 0 0 0										
Jose Lind, R (1, 4) OBP: 0.283, SLG: 0.291		0-3 K		1-0 SAFE K:0 1-2 3-H 1B 1B		0-1 G4-3		2-2 G6-3 1-3		4 0 1 1 0 1 1										
Doug Drabek, R (1, 1) OBP: 0.098, SLG: 0.122			0-1 L6	0-1 FC6-4 1-2f		0-1 F8		0-1 G4-3		4 0 0 0 0 0 3										
Inning Stats	R: 0 E: 0 K: 1 S: 10	H: 2 LOB: 2 BB: 0 P: 10	R: 0 E: 0 K: 1 S: 6	H: 0 LOB: 0 BB: 0 P: 7	R: 0 E: 0 K: 0 S: 8	H: 0 LOB: 0 BB: 0 P: 10	R: 2 E: 1 K: 0 S: 13	H: 3 LOB: 2 BB: 1 P: 19	R: 0 E: 0 K: 0 S: 9	H: 0 LOB: 0 BB: 0 P: 11	R: 0 E: 0 K: 0 S: 5	H: 0 LOB: 0 BB: 0 P: 7	R: 0 E: 0 K: 1 S: 7	H: 0 LOB: 0 BB: 0 P: 8	R: 0 E: 0 K: 1 S: 13	H: 1 LOB: 1 BB: 0 P: 17	1B: 9 2B: 0 3B: 0 HR: 0	SF: 0 SAC: 0 DP: 1 HBP: 0	WP: 0 PB: 0 SB: 2 CS: 0	PA: 36
PITCHER	IP WLS BF H R ER SO BB IBB HBP BLK WP HR S P ERA WHIP																			
Rheal Cormier, L (1, 1) ERA: 5.25	5.0 L 23 8 2 2 2 1 0 0 0 0 0 0 46 58 3.60 1.800																			
Cris Carpenter, R (6, 1) ERA: 2.64	2.0 6 0 0 0 1 0 0 0 0 0 0 0 14 18 0.00 0.000																			
Jose DeLeon, R (8, 1) ERA: 4.38	1.0 3 0 0 0 1 0 0 0 0 0 0 0 7 8 0.00 0.000																			
Todd Worrell, R (9, 1) ERA: 4.28	1.0 4 1 0 0 1 0 0 0 0 0 0 0 13 17 0.00 1.000																			

livebaseballscorecards.com

AB	35
R	2
H	9
RBI	1
BB	1
SO	5
LOB	11



Batter	1	2	3	4	5	6	7	8	9	AB	R	H	RBI	BB	SO	LOB	BOTTOM
Brian Jordan, R (1, 7) OBP: 0.253, SLG: 0.404	3-3 K		1-3 K			1-3 K			0-3 K	4	0	0	0	0	4	0	Pittsburgh Pirates @ St. Louis Cardinals Busch Stadium, St. Louis, MO Tue Jun 30 1992, 7:05 PM CDT Att. 32,252 - Cloudy - 88 F
Tim Jones, L (1, 6) OBP: 0.242, SLG: 0.242 Bernard Gilkey, R (9, PH) OBP: 0.379, SLG: 0.414	2-1 G4-3			1-3 K		0-0 F8			1-1 G6-3	3	0	0	0	0	1	0	
Ray Lankford, L (1, 8) OBP: 0.369, SLG: 0.444	3-2 P5			1-3 K		0-1 G3			0-0 G4-3	4	0	0	0	0	1	0	
Felix Jose, S (1, 9) OBP: 0.371, SLG: 0.479		2-1 G4-3 G6-3 1B		0-1 FC4-6 1B		0-1 F7				3	0	2	0	0	0	0	
Todd Zeile, R (1, 5) OBP: 0.336, SLG: 0.363		1-1 G6-3		1-1 FC4-6		3-1 G1-3				3	0	0	0	0	0	2	
Gerald Perry, L (1, 3) OBP: 0.333, SLG: 0.333		0-0 G4-3		1-0 G4-3		1-1 G1				3	0	0	0	0	0	1	
Craig Wilson, R (1, 4) OBP: 0.394, SLG: 0.424		0-1 F7		0-1 2B		1-2 F8				3	0	1	0	0	0	1	
Rich Gedman, L (1, 2) OBP: 0.186, SLG: 0.195		2-1 L9		0-3 K		1-3 K				3	0	0	0	0	2	1	
Rheal Cormier, L (1, 1) OBP: 0.200, SLG: 0.300 Milt Thompson, L (5, PH) OBP: 0.354, SLG: 0.450 Cris Carpenter, R (6, 1) OBP: 0.500, SLG: 0.500 Jose DeLeon, R (8, 1) Rex Hudler, R (8, PH) OBP: 0.250, SLG: 0.392 Todd Worrell, R (9, 1)		0-0 G4-3		1-3 K		2-2 P4				1	0	0	0	0	0	0	
Inning Stats	R: 0 H: 0 E: 0 LOB: 0 K: 1 BB: 0 S: 10 P: 18	R: 0 H: 1 E: 0 LOB: 1 K: 0 BB: 0 S: 7 P: 10	R: 0 H: 0 E: 0 LOB: 0 K: 1 BB: 0 S: 6 P: 9	R: 0 H: 1 E: 0 LOB: 1 K: 2 BB: 0 S: 11 P: 14	R: 0 H: 1 E: 0 LOB: 1 K: 2 BB: 0 S: 9 P: 11	R: 0 H: 0 E: 0 LOB: 0 K: 1 BB: 0 S: 6 P: 7	R: 0 H: 0 E: 0 LOB: 0 K: 0 BB: 0 S: 6 P: 10	R: 0 H: 0 E: 0 LOB: 0 K: 1 BB: 0 S: 11 P: 15	R: 0 H: 0 E: 0 LOB: 0 K: 1 BB: 0 S: 7 P: 8	1B: 2 SF: 0 2B: 1 SAC: 0 3B: 0 DP: 0 HR: 0 HBP: 0	WP: 0 PA: 30 PB: 0 SB: 0 CS: 0						
PITCHER Doug Drabek, R (1, 1) ERA: 3.0	IP 9.0 WLS W BF 30 H 3 R 0 ER 0 SO 9 BB 0 IBB 0 HBP 0 BLK 0 WP 0 HR 0 S 73 P 102 ERA 0.00 WHIP 0.333																

livebaseballscorecards.com

AB	30
R	0
H	3
RBI	0
BB	0
SO	9
LOB	6



Batter	1	2	3	4	5	6	7	8	9	AB R H RBI BB SO LOB	TOP									
Cecil Espy, S (1, 9) OBP: 0.309, SLG: 0.344	2-2 F7		1-1 F7		1-3 K			2-2 G6-3		4 0 0 0 0 1 0										
Jay Bell, R (1, 6) OBP: 0.336, SLG: 0.337	0-0 F8		2-2 F9			0-3 K			2-1 F8	4 0 0 0 0 1 0										
Andy Van Slyke, L (1, 8) OBP: 0.417, SLG: 0.489	1-3 K			2-1 1B 2B		3-1 F7			0-2 1B	4 1 2 0 0 1 0										
Orlando Merced, S (1, 3) OBP: 0.333, SLG: 0.404		1-1 L3		0-1 F7		2-0 L9			1-1 2B	4 0 1 0 0 0 1										
Gary Varsho, L (1, 7) OBP: 0.260, SLG: 0.380		2-2 G6-3 1B		0-0 2-H 1B			2-2 G4-3		2-2 G3	4 0 2 1 0 0 1										
Michael LaValliere, L (1, 2) OBP: 0.335, SLG: 0.309		0-0 G6-3		1-1 F7			0-1 G4-3			3 0 0 0 0 0 2										
Jeff King, R (1, 5) OBP: 0.231, SLG: 0.315		3-2 FC1-6 1B		2-2 G1-3			1-2 G4-3			3 0 1 0 0 0 1										
Jose Lind, R (1, 4) OBP: 0.279, SLG: 0.288		0-0 FC1-6			0-2 P3			0-0 F9		3 0 0 0 0 0 2										
Zane Smith, L (1, 1) OBP: 0.190, SLG: 0.200			1-1 G6-3		0-0 F8			0-3 K		3 0 0 0 0 1 0										
Inning Stats	R: 0 E: 0 K: 1 S: 8	H: 0 LOB: 0 BB: 0 P: 11	R: 0 E: 0 K: 0 S: 12	H: 2 LOB: 2 BB: 0 P: 18	R: 0 E: 0 K: 0 S: 8	H: 0 LOB: 0 BB: 0 P: 12	R: 1 E: 0 K: 0 S: 10	H: 2 LOB: 1 BB: 0 P: 15	R: 0 E: 0 K: 1 S: 6	H: 0 LOB: 0 BB: 0 P: 11	R: 0 E: 0 K: 0 S: 10	H: 0 LOB: 0 BB: 0 P: 13	R: 0 E: 0 K: 1 S: 12	H: 0 LOB: 0 BB: 0 P: 14	R: 0 E: 0 K: 0 S: 10	H: 2 LOB: 1 BB: 0 P: 15	1B: 4 2B: 2 3B: 0 HR: 0	SF: 0 SAC: 0 DP: 0 HBP: 0	WP: 0 PB: 0 SB: 0 CS: 0	PA: 32
PITCHER	IP WLS BF H R ER SO BB IBB HBP BLK WP HR S P ERA WHIP																			
Mark Clark, R (1, 1) ERA: 3.93	8.0 L 28 4 1 1 4 0 0 0 0 0 0 0 74 103 1.12 0.500																			
Bob McClure, L (9, 1) ERA: 3.46	1.0 4 2 0 0 0 0 0 0 0 0 0 0 10 15 0.00 2.000																			

Pittsburgh Pirates @ St. Louis Cardinals
Busch Stadium, St. Louis, MO
 Wed Jul 01 1992, 3:33 AM CDT
 Att. 40,042 - Cloudy - 84 F

AB	32
R	1
H	6
RBI	1
BB	0
SO	4
LOB	7



Batter	1	2	3	4	5	6	7	8	9	AB R H RBI BB SO LOB
--------	---	---	---	---	---	---	---	---	---	----------------------

Bernard Gilkey, R <small>OBP: 0.375, SLG: 0.409</small> (1, 7) X	0-0 G6-3 			2-1 F9 		1-0 FC6-4 1B 			0-0 F9 	4 0 1 0 0 0 0
Ozzie Smith, S <small>OBP: 0.355, SLG: 0.324</small> (1, 6) C B C B X	2-2 F8 			2-2 G6-4-3 1B 		1-2 F7 			3-2 F8 	4 0 1 0 0 0 2
Felix Jose, S <small>OBP: 0.365, SLG: 0.471</small> (1, 9) B S X	1-1 G4-3 			0-0 G6-4-3 1-2f 		0-0 FC6-4 1-2f 			0-2 E6 	4 0 0 0 0 0 3
Todd Zeile, R <small>OBP: 0.334, SLG: 0.359</small> (1, 5) B B B B		4-0 G5-4-3 BB 			3-2 G5-3 			2-0 G5-3 	2-3 K 1-2 	3 0 0 0 1 1 1
Brian Jordan, R <small>OBP: 0.254, SLG: 0.402</small> (1, 8) 1 SAFE X		0-0 G5-4-3 1-2f 			0-2 1B 1B 			0-0 G5-3 		3 0 1 0 0 0 1
Craig Wilson, R <small>OBP: 0.391, SLG: 0.419</small> (1, 4) B X		1-0 G1-3 			1-2 G4-6-3 1B 			0-0 F8 		3 0 1 0 0 0 0
Andres Galarraga, R <small>OBP: 0.225, SLG: 0.230</small> (1, 3) B F X			1-1 G4-3 		0-0 G4-6-3 1-2f 			0-0 F8 		3 0 0 0 0 0 2
Tom Pagnozzi, R <small>OBP: 0.333, SLG: 0.407</small> (1, 2) X			0-0 G6-3 			1-2 G4-3 		0-0 G6-3 		3 0 0 0 0 0 0
Mark Clark, R <small>OBP: 0.300, SLG: 0.300</small> Rex Hudler, R <small>OBP: 0.245, SLG: 0.385</small> Bob McClure, R (8, PH) (9, 1) F S B B X			2-2 G6-3 			0-0 1B 1B 		2-0 P4 		2 0 1 0 0 0 0 1 0 0 0 0 0 0 0 0 0 0 0 0 0

Inning Stats	R: 0	H: 0	E: 0	LOB: 0	K: 0	BB: 0	S: 6	P: 9	R: 0	H: 0	E: 0	LOB: 0	K: 0	BB: 1	S: 2	P: 7	R: 0	H: 0	E: 0	LOB: 0	K: 0	BB: 0	S: 6	P: 9	R: 0	H: 1	E: 0	LOB: 0	K: 0	BB: 0	S: 8	P: 12	R: 0	H: 2	E: 0	LOB: 1	K: 0	BB: 0	S: 12	P: 15	R: 0	H: 2	E: 0	LOB: 2	K: 0	BB: 0	S: 11	P: 14	R: 0	H: 0	E: 0	LOB: 0	K: 0	BB: 0	S: 3	P: 5	R: 0	H: 0	E: 0	LOB: 0	K: 0	BB: 0	S: 3	P: 5	R: 0	H: 0	E: 1	LOB: 1	K: 1	BB: 0	S: 15	P: 20	1B: 5	SF: 0	2B: 0	SAC: 0	3B: 0	DP: 3	HR: 0	HBP: 0	WP: 0	PA: 31
Zane Smith, L <small>ERA: 3.25</small> (1, 1)	IP	WLS	BF	H	R	ER	SO	BB	IBB	HBP	BLK	WP	HR	S	P	ERA	WHIP																																																																	
																	PITCHER IP WLS BF H R ER SO BB IBB HBP BLK WP HR S P ERA WHIP																																																																	

BOTTOM

Pittsburgh Pirates @ St. Louis Cardinals
Busch Stadium, St. Louis, MO
 Wed Jul 01 1992, 3:33 AM CDT
 Att. 40,042 - Cloudy - 84 F

livebaseballscores.com

AB	30
R	0
H	5
RBI	0
BB	1
SO	1
LOB	9



Batter	1	2	3	4	5	6	7	8	9	AB R H RBI BB SO LOB	TOP											
Bernard Gilkey, R (1, 7) OBP: 0.378, SLG: 0.407	0-2 F8		4-2 CS BB			0-0 E5 1B 2B		2-1 BB 1B		3 1 1 0 1 0 0												
Ozzie Smith, S (1, 6) OBP: 0.365, SLG: 0.333	1-2 1B		2-2 1 SAFE 1 SAFE 1 SAFE 1-2 CS 1B			0-0 1 SAFE 1-2 2B 1B		4-1 1 SAFE 1 SAFE 1 SAFE 1 B 1 SAFE 1-2 BB		3 0 3 0 1 0 0												
Ray Lankford, L (1, 8) OBP: 0.374, SLG: 0.450	0-2 S 1-3 1B		2-1 CS 1-2	4-2 G3-1 S BB		1-2 1-H 2-H 2B		0-3 K		3 0 2 1 1 1 2												
Felix Jose, S (1, 9) OBP: 0.363, SLG: 0.465	2-3 K 1-2			1-1 G3-1 1-3		4-0 IBB		1-1 P5		3 0 0 0 1 1 5												
Todd Zeile, R (1, 5) OBP: 0.330, SLG: 0.353	0-2 F9			3-2 G4-3		0-0 P2		1-3 K		4 0 0 0 0 1 7												
Andres Galarraga, R (1, 3) OBP: 0.218, SLG: 0.222		1-1 G1-3		1-1 G2-3		0-0 P6		0-0 P3		4 0 0 0 0 0 3												
Tom Pagnozzi, R (1, 2) OBP: 0.330, SLG: 0.402		3-2 P3			2-2 P6		1-3 K		1-3 K	3 0 0 0 0 1 0 1 0 0 0 0 1 0												
Rich Gedman, L (7, 2) OBP: 0.182, SLG: 0.190					1-0 G4-3		0-0 F8		1-3 K	4 0 0 0 0 1 0												
Tim Jones, L (1, 4) OBP: 0.232, SLG: 0.232		2-1 G3-1			2-1 G4-3		0-2 G6-3			3 0												
Donovan Osborne, S (1, 1) OBP: 0.147, SLG: 0.206			2-1 G3																			
Todd Worrell, R (8, 1)																						
Lee Smith, R (9, 1)																						
Inning Stats	R: 0 E: 0 K: 1 S: 17	H: 2 LOB: 2 BB: 0 P: 19	R: 0 E: 0 K: 0 S: 7	H: 0 LOB: 0 BB: 0 P: 13	R: 0 E: 0 K: 0 S: 9	H: 1 LOB: 0 BB: 1 P: 18	R: 0 E: 0 K: 0 S: 10	H: 0 LOB: 1 BB: 1 P: 19	R: 0 E: 0 K: 0 S: 6	H: 0 LOB: 0 BB: 0 P: 11	R: 1 E: 1 K: 0 S: 8	H: 2 LOB: 2 BB: 1 P: 13	R: 0 E: 0 K: 1 S: 7	H: 0 LOB: 0 BB: 0 P: 8	R: 0 E: 0 K: 2 S: 12	H: 1 LOB: 2 BB: 1 P: 20	R: 0 E: 0 K: 2 S: 7	H: 0 LOB: 0 BB: 0 P: 9	1B: 5 2B: 1 3B: 0 HR: 0	SF: 0 SAC: 0 DP: 0 HBP: 0	WP: 0 PB: 0 SB: 2 CS: 2	PA: 36
PITCHER	IP WLS BF H R ER SO BB IBB HBP BLK WP HR S P ERA WHIP																					
Bill Swift, R (1, 1) ERA: 2.18	6.0 L 24 5 1 0 1 2 1 0 0 0 0 0 57 93 0.00 1.167																					
Michael Jackson, R (7, 1) ERA: 2.62	2.0 8 1 0 0 3 1 0 0 0 0 0 0 19 28 0.00 1.000																					
Jeff Brantley, R (9, 1) ERA: 2.8	1.0 3 0 0 0 2 0 0 0 0 0 0 0 7 9 0.00 0.000																					

St. Louis Cardinals @ San Francisco Giants
 Candlestick Park, San Francisco, CA
 Thu Jul 02 1992, 10:05 PM EDT
 Att. 10,649 - Sunny - 61 F

livebaseballscorecards.com

AB 31
 R 1
 H 6
 RBI 1
 BB 4
 SO 6
 LOB 17



Batter	1	2	3	4	5	6	7	8	9
Darren Lewis, R (1, 8) <small>OBP: 0.302, SLG: 0.268</small> Chris James, R (8, PH) <small>OBP: 0.253, SLG: 0.280</small> Jeff Brantley, R (9, 1)	0-0 G4-3		0-2 F8			4-0 G4-6-3 1B BB		3-2 L6	
Willie McGee, S (1, 9) <small>OBP: 0.342, SLG: 0.348</small>	1-3 K2-3			2-0 G1-3		1-2 SAFE SAFE SAFE 1-2 G4-6-3 1B		2-2 G3	
Will Clark, L (1, 3) <small>OBP: 0.415, SLG: 0.492</small>	4-2 BB			1-0 S 1B		2-2 G4-6-3 1-2f 2-3		4-2 S BB	
Cory Snyder, R (1, 5) <small>OBP: 0.330, SLG: 0.523</small> (9, 6)	0-0 F8			0-0 F9		0-0 F9		3-3 K 1-2	
Kevin Bass, S (1, 7) <small>OBP: 0.304, SLG: 0.420</small>		2-2 G6-3		0-3 K 1-2			0-0 G4-6-3 1B	0-0 G1-3	
Robby Thompson, R (1, 4) <small>OBP: 0.345, SLG: 0.369</small>		3-1 F9		1-3 K			1 SAFE SAFE SAFE SAFE 1-2 L7		3 0 0 0 0 0 1 1
Kirt Manwaring, R (1, 2) <small>OBP: 0.343, SLG: 0.346</small>		1-3 K		2-2 1B			0-0 G4-6-3 1-2f		3 0 1 0 0 1 1
Mike Benjamin, R (1, 6) <small>OBP: 0.077, SLG: 0.154</small> Mike Felder, S (8, PH) <small>OBP: 0.312, SLG: 0.359</small> (9, 8)			0-2 G6-3		1-0 P9			1-3 K	2 0 0 0 0 0 1 1 0 0 0 0 1 0
Bill Swift, R (1, 1) <small>OBP: 0.179, SLG: 0.250</small> Michael Jackson, R (7, 1) Matt Williams, R (8, PH) <small>OBP: 0.269, SLG: 0.381</small> (9, 5)			0-0 L8		1 SAFE SAFE SAFE SAFE 3-1 F9			1-3 K	2 0 0 0 0 0 1 0 0 0 0 0 0 0 1 0 0 0 0 1 0

AB	R	H	RBI	BB	SO	LOB
2	0	0	0	1	0	0
1	0	0	0	0	0	0
0	0	0	0	0	0	0

AB	R	H	RBI	BB	SO	LOB
4	0	1	0	0	1	0

AB	R	H	RBI	BB	SO	LOB
2	0	1	0	2	0	2

AB	R	H	RBI	BB	SO	LOB
4	0	0	0	0	1	4

AB	R	H	RBI	BB	SO	LOB
4	0	1	0	0	1	2

AB	R	H	RBI	BB	SO	LOB
3	0	0	0	0	1	1

AB	R	H	RBI	BB	SO	LOB
3	0	1	0	0	1	1

AB	R	H	RBI	BB	SO	LOB
2	0	0	0	0	0	1
1	0	0	0	0	1	0

AB	R	H	RBI	BB	SO	LOB
2	0	0	0	0	0	1
0	0	0	0	0	0	0
1	0	0	0	0	1	0

BOTTOM

St. Louis Cardinals @ San Francisco Giants
Candlestick Park, San Francisco, CA
 Thu Jul 02 1992, 10:05 PM EDT
 Att. 10,649 - Sunny - 61 F

livebaseballscorecards.com

AB	29
R	0
H	4
RBI	0
BB	3
SO	7
LOB	12



Inning Stats	R: 0	H: 0	E: 0	K: 1	S: 11	R: 0	H: 0	E: 0	K: 1	S: 10	R: 0	H: 0	E: 0	K: 0	S: 8	R: 0	H: 1	E: 0	K: 1	S: 6	R: 0	H: 1	E: 0	K: 1	S: 11	R: 0	H: 1	E: 0	K: 0	S: 13	R: 0	H: 1	E: 0	K: 0	S: 5	R: 0	H: 0	E: 0	K: 2	S: 10	R: 0	H: 0	E: 0	K: 1	S: 12	1B: 4	2B: 0	3B: 0	HR: 0	SF: 0	SAC: 0	DP: 2	HBP: 0	WP: 0	PB: 0	SB: 2	CS: 0	PA: 32
--------------	------	------	------	------	-------	------	------	------	------	-------	------	------	------	------	------	------	------	------	------	------	------	------	------	------	-------	------	------	------	------	-------	------	------	------	------	------	------	------	------	------	-------	------	------	------	------	-------	-------	-------	-------	-------	-------	--------	-------	--------	-------	-------	-------	-------	--------

PITCHER	IP	WLS	BF	H	R	ER	SO	BB	IBB	HBP	BLK	WP	HR	S	P	ERA	WHIP
Donovan Osborne, L (1, 1) <small>ERA: 2.71</small>	7.1	W	26	4	0	0	5	2	0	0	0	0	0	67	96	0.00	0.818
Todd Worrell, R (8, 1) <small>ERA: 4.18</small>	0.2		2	0	0	0	1	0	0	0	0	0	0	7	11	0.00	0.000
Lee Smith, R (9, 1) <small>ERA: 3.44</small>	1.0	S	4	0	0	0	1	1	0	0	0	0	0	12	21	0.00	1.000

Batter	1	2	3	4	5	6	7	8	9	AB R H RBI BB SO LOB	TOP											
Brian Jordan, R (1, 7) OBP: 0.254, SLG: 0.399	1-2 G4-3		0-0 L4			3-2 G4-6-3 1B			2-1 F8	4 0 1 0 0 0 0	St. Louis Cardinals @ San Francisco Giants Candlestick Park, San Francisco, CA Fri Jul 03 1992, 10:05 PM EDT Att. 32,575 - Cloudy - 60 F											
Ozzie Smith, S (1, 6) OBP: 0.367, SLG: 0.341	3-2 L5			0-0 G3 2B		0-0 G4-6-3 1-2f			1-2 DI 1B	4 0 2 0 0 0 1												
Ray Lankford, L (1, 8) OBP: 0.372, SLG: 0.457	2-1 HR			2-1 G3 2-3			0-0 F7		0-2 F8	4 1 1 1 0 0 2												
Felix Jose, S (1, 9) OBP: 0.357, SLG: 0.457	1-3 K			0-0 G4-3			0-1 F9		0-3 K	4 0 0 0 0 2 2												
Todd Zeile, R (1, 5) OBP: 0.330, SLG: 0.350		3-2 G5-3		2-3 K			4-0 BB			2 0 0 0 1 1 1												
Gerald Perry, L (1, 3) OBP: 0.333, SLG: 0.333		0-0 CS 1B			3-2 F7		2-1 G4-3			3 0 1 0 0 0 1												
Tim Jones, L (1, 4) OBP: 0.225, SLG: 0.224		2-0 SAFE F8			2-1 G3			1-3 K2-3		3 0 0 0 0 1 1												
Rich Gedman, L (1, 2) OBP: 0.170, SLG: 0.178		1-0 CS 1-2	1-2 G4-3		1-2 G3			1-0 P6		3 0 0 0 0 0 0												
Omar Olivares, R (1, 1) OBP: 0.290, SLG: 0.300			0-0 F8			0-0 G5-3		0-1 G4-3		1 0 0 0 0 0 0												
Rex Hudler, R (8, PH) OBP: 0.241, SLG: 0.377										1 0 0 0 0 0 0												
Jose DeLeon, R (6, 1) OBP: 0.352, SLG: 0.446										0 0 0 0 0 0 0												
Milt Thompson, L (8, PH) OBP: 0.352, SLG: 0.446										1 0 0 0 0 0 0												
Mike Perez, R (8, 1) OBP: 0.500, SLG: 0.500										0 0 0 0 0 0 0												
Bob McClure, R (8, 1) OBP: 0.500, SLG: 0.500										0 0 0 0 0 0 0												
Cris Carpenter, R (8, 1) OBP: 0.500, SLG: 0.500										0 0 0 0 0 0 0												
Inning Stats	R: 1 E: 0 K: 1 S: 11	H: 1 LOB: 0 BB: 0 P: 18	R: 0 E: 0 K: 0 S: 5	H: 1 LOB: 0 BB: 0 P: 11	R: 0 E: 0 K: 0 S: 5	H: 0 LOB: 0 BB: 0 P: 6	R: 0 E: 0 K: 1 S: 10	H: 1 LOB: 1 BB: 0 P: 14	R: 0 E: 0 K: 0 S: 10	H: 0 LOB: 0 BB: 0 P: 16	R: 0 E: 0 K: 0 S: 5	H: 1 LOB: 0 BB: 0 P: 8	R: 0 E: 0 K: 0 S: 5	H: 0 LOB: 1 BB: 1 P: 11	R: 0 E: 0 K: 1 S: 6	H: 0 LOB: 0 BB: 0 P: 8	R: 0 E: 0 K: 1 S: 12	H: 1 LOB: 1 BB: 0 P: 15	1B: 3 2B: 1 3B: 0 HR: 1	SF: 0 SAC: 0 DP: 1 HBP: 0	WP: 0 PB: 0 SB: 0 CS: 1	PA: 32
PITCHER John Burkett, R (1, 1) ERA: 4.09	IP: 9.0 WLS: W BF: 31 H: 5 R: 1 ER: 1 SO: 4 BB: 1 IBB: 0 HBP: 0 BLK: 0 WP: 0 HR: 1 S: 69 P: 107 ERA: 1.00 WHIP: 0.667											PITCHER IP: WLS: BF: H: R: ER: SO: BB: IBB: HBP: BLK: WP: HR: S: P: ERA: WHIP:										

livebaseballscorecards.com

AB	30
R	1
H	5
RBI	1
BB	1
SO	4
LOB	8



Batter	1	2	3	4	5	6	7	8	9	AB	R	H	RBI	BB	SO	LOB
--------	---	---	---	---	---	---	---	---	---	----	---	---	-----	----	----	-----

Mike Felder, S <small>OBP: 0.316, SLG: 0.370</small> <small>(1, 8)</small> <small>C B X</small>	<small>1-1</small> <small>G4-3</small> <small>G3</small> <small>2B</small>		<small>2-2</small> <small>P4</small>		<small>1-3</small> <small>K</small>			<small>1-0</small> <small>S</small> <small>1B</small>		4	1	2	0	0	1	0
Willie McGee, S <small>OBP: 0.348, SLG: 0.353</small> <small>(1, 9)</small> <small>B B X</small>	<small>2-0</small> <small>G4-3</small> <small>2-3</small>			<small>1-0</small> <small>HR</small> <small>2B</small>		<small>4-2</small> <small>G5-4-3</small> <small>BB</small>		<small>4-1</small> <small>BB</small> <small>1-2</small>		2	1	1	0	2	0	1
Will Clark, L <small>OBP: 0.413, SLG: 0.500</small> <small>(1, 3)</small> <small>X</small>	<small>0-0</small> <small>G3</small> <small>3-H</small>			<small>1-1</small> <small>HR</small> <small>2-H</small>		<small>0-0</small> <small>F8</small>		<small>1-1</small> <small>F7</small> <small>1-1</small>		4	1	1	3	0	0	4
Cory Snyder, R <small>OBP: 0.328, SLG: 0.517</small> <small>(1, 5)</small> <small>B F X</small>	<small>1-2</small> <small>F9</small>			<small>2-2</small> <small>1B</small> <small>G4-6-3</small>		<small>0-2</small> <small>G5-4-3</small> <small>1-2f</small>		<small>1-3</small> <small>K</small>		4	1	1	0	0	1	4
Kevin Bass, S <small>OBP: 0.305, SLG: 0.418</small> <small>(1, 7)</small> <small>C B X</small>		<small>0-2</small> <small>F8</small>		<small>3-2</small> <small>G4-6-3</small> <small>1B</small> <small>1-3</small>			<small>2-0</small> <small>G4-3</small>			3	0	1	0	0	0	0
Robby Thompson, R <small>OBP: 0.340, SLG: 0.363</small> <small>(1, 4)</small> <small>B B X</small>		<small>2-3</small> <small>K</small>		<small>2-0</small> <small>G4-6-3</small> <small>1-2f</small> <small>3-H</small>			<small>2-2</small> <small>F9</small>			3	0	0	0	0	1	1
Kirt Manwaring, R <small>OBP: 0.338, SLG: 0.340</small> <small>(1, 2)</small> <small>C B X</small>		<small>1-1</small> <small>G5-3</small>		<small>0-0</small> <small>F9</small>			<small>1-0</small> <small>F7</small>			3	0	0	0	0	0	0
Jose Uribe, S <small>OBP: 0.284, SLG: 0.365</small> <small>(1, 6)</small> <small>B B X</small>			<small>1-0</small> <small>F8</small>		<small>0-0</small> <small>G3</small>			<small>4-1</small> <small>1B</small> <small>BB</small>		2	0	0	0	1	0	0
John Burkett, R <small>OBP: 0.133, SLG: 0.074</small> <small>(1, 1)</small> <small>C B X</small>			<small>2-2</small> <small>G5-3</small>		<small>1-3</small> <small>K</small>			<small>1-3</small> <small>K</small>		3	0	0	0	0	2	1

Inning Stats	R: 1	H: 1	E: 0	LOB: 0	K: 0	S: 8	P: 12	R: 0	H: 0	E: 0	LOB: 0	K: 1	S: 10	R: 0	H: 0	E: 0	LOB: 0	K: 0	S: 9	P: 13	R: 3	H: 4	E: 0	LOB: 0	K: 0	S: 13	R: 0	H: 0	E: 0	LOB: 0	K: 2	S: 7	P: 9	R: 0	H: 0	E: 0	LOB: 0	K: 0	S: 5	P: 10	R: 0	H: 1	E: 0	LOB: 3	K: 2	S: 11	P: 23	1B: 3	2B: 2	3B: 0	HR: 1	SF: 0	SAC: 0	DP: 2	HBP: 0	WP: 0	PA: 31
--------------	------	------	------	--------	------	------	-------	------	------	------	--------	------	-------	------	------	------	--------	------	------	-------	------	------	------	--------	------	-------	------	------	------	--------	------	------	------	------	------	------	--------	------	------	-------	------	------	------	--------	------	-------	-------	-------	-------	-------	-------	-------	--------	-------	--------	-------	--------

PITCHER	IP	WLS	BF	H	R	ER	SO	BB	IBB	HBP	BLK	WP	HR	S	P	ERA	WHIP
Omar Olivares, R <small>ERA: 4.12</small>	(1, 1)	5.0	L	19	5	4	4	3	0	0	0	0	1	0	21	7.20	1.000
Jose DeLeon, R <small>ERA: 4.26</small>	(6, 1)	2.0		6	0	0	0	1	0	0	0	0	0	12	21	0.00	0.500
Mike Perez, R <small>ERA: 1.51</small>	(8, 1)	0.1		4	1	0	1	2	0	0	0	0	0	6	16	0.00	9.000
Bob McClure, L <small>ERA: 3.42</small>	(8, 1)	0.1		1	0	0	0	0	0	0	0	0	0	2	3	0.00	0.000
Cris Carpenter, R <small>ERA: 2.62</small>	(8, 1)	0.1		1	0	0	1	0	0	0	0	0	0	3	4	0.00	0.000

BOTTOM

St. Louis Cardinals @ San Francisco Giants
Candlestick Park, San Francisco, CA
 Fri Jul 03 1992, 10:05 PM EDT
 Att. 32,575 - Cloudy - 60 F

livebaseballscorecards.com

AB	28
R	4
H	6
RBI	3
BB	3
SO	5
LOB	11



Batter	1	2	3	4	5	6	7	8	9	10	11	12	13	AB R H RBI BB SO LOB	TOP															
Rex Hudler, R OBP: 0.241, SLG: 0.357 Mike Perez, R (12, 1) Andres Galarraga, R OBP: 0.216, SLG: 0.220 (13, PH) (13, 3)	1-1 CS HBP			1-2 G5-3		1-3 K			1-3 K			0-0 SH3-4	1-0 G1-3	3 0 0 0 0 2 0 0 0 0 0 0 0 0 1 0 0 0 0 0 2																
Ozzie Smith, S OBP: 0.364, SLG: 0.338 (1, 6)	2-1 F7			0-1 G6-3			1-0 G5-3		1-3 K			3-1 1B		5 0 1 0 0 1 1																
Ray Lankford, L OBP: 0.367, SLG: 0.450 (1, 8)	2-3 K			0-0 F7			1-0 P5			0-0 G1-4-3		0-3 K		5 0 0 0 0 2 3																
Gerald Perry, L OBP: 0.319, SLG: 0.317 Lee Smith, R (13, 1)		1-0 F7			2-0 F8		2-0 G4-3			1-3 K		2-3 K		5 0 0 0 0 2 2 0 0 0 0 0 0 0																
Brian Jordan, R OBP: 0.251, SLG: 0.394 Felix Jose, S OBP: 0.357, SLG: 0.455 (7, 9)		0-1 P3			2-0 F9			1-1 F8		2-3 K			1-0 1B SH1-4 1B	2 0 0 0 0 0 0 3 1 1 0 0 1 0																
Bernard Gilkey, R OBP: 0.375, SLG: 0.410 (1, 7)		1-3 K			2-0 2B			1-2 G4-3			1-0 P3		0-0 SH1-4	4 0 1 0 0 1 0																
Craig Wilson, R OBP: 0.392, SLG: 0.418 Tim Jones, L OBP: 0.225, SLG: 0.224 (13, 4)			1-0 F8		2-2 G6-3			2-2 1B		1-3 K			0-0 1B 1B	5 0 2 0 0 1 1 0 0 0 0 0 0 0																
Rich Gedman, L OBP: 0.154, SLG: 0.160 (1, 2)			1-2 F9				0-0 F8			0-0 G5-3			0-0 P5	5 0 0 0 0 1 3																
Bob Tewksbury, R OBP: 0.098, SLG: 0.075 Milt Thompson, L OBP: 0.349, SLG: 0.443 Cris Carpenter, R OBP: 0.200, SLG: 0.500 Todd Worrell, R OBP: 0.334, SLG: 0.353 (12, PH) (12, 5)			2-1 F8				2-1 F8		3-3 K			4-1 1B SH3-4 BB	1-2 1B	2 0 0 0 0 0 0 1 0 0 0 0 1 0 0 0 0 0 0 0 0 0 0 0 0 0 0 0 1 0 1 1 1 0 0																
Inning Stats	R: 0 E: 0 K: 1 S: 6	H: 0 LOB: 1 BB: 0 P: 11	R: 0 E: 0 K: 1 S: 6	H: 0 LOB: 0 BB: 0 P: 8	R: 0 E: 0 K: 0 S: 8	H: 0 LOB: 0 BB: 0 P: 12	R: 0 E: 0 K: 0 S: 6	H: 1 LOB: 1 BB: 0 P: 14	R: 0 E: 0 K: 1 S: 6	H: 0 LOB: 0 BB: 0 P: 9	R: 0 E: 0 K: 0 S: 3	H: 0 LOB: 0 BB: 0 P: 7	R: 0 E: 0 K: 2 S: 8	H: 0 LOB: 0 BB: 0 P: 11	R: 0 E: 0 K: 2 S: 9	H: 0 LOB: 0 BB: 0 P: 11	R: 0 E: 0 K: 2 S: 10	H: 1 LOB: 2 BB: 1 P: 19	R: 1 E: 0 K: 0 S: 8	H: 3 LOB: 2 BB: 0 P: 11	1B: 5 2B: 2 3B: 0 HR: 0	SF: 0 SAC: 2 DP: 1 HBP: 1	WP: 0 PB: 0 SB: 0 CS: 1	PA: 46						
PITCHER	IP WLS BF H R ER SO BB IBB HBP BLK WP HR S P ERA WHIP															IP WLS BF H R ER SO BB IBB HBP BLK WP HR S P ERA WHIP														
Francisco Oliveras, R ERA: 0.71 Bryan Hickerson, L ERA: 2.93 Michael Jackson, R ERA: 2.51 Rod Beck, R ERA: 2.31	(1, 1) (7, 1) (9, 1) (11, 1) (12, 5)	6.0 2.0 2.0 3.0	L	19 7 6 14	1 0 0 4	0 0 0 1	0 0 0 1	0 0 0 1	3 0 5 4	0 0 0 1	0 0 0 0	0 0 0 0	0 0 0 0	0 0 0 0	0 0 0 0	0 0 0 0	0 0 0 0	0 0 0 0	0 0 0 0	0 0 0 0	0 0 0 0	0 0 0 0	0 0 0 0	0 0 0 0	0.00 0.00 0.00 3.00	0.167 0.500 0.000 1.667				


St. Louis Cardinals @ San Francisco Giants
Candlestick Park, San Francisco, CA
Sat Jul 04 1992, 10:05 PM EDT
Att: 31,014 - Sunny - 64 F

livebaseballscorecards.com

AB	42
R	1
H	6
RBI	1
BB	1
SO	12
LOB	12




Batter	1	2	3	4	5	6	7	8	9	10	11	12	13	AB R H RBI BB SO LOB
Mike Felder, S OBP: 0.305, SLG: 0.355 (1, 8)	1-1 B1 X B1-3		1-3 B1 X K			0-0 X G4-3		0-1 C X G4-3		1-1 C B X G1-3			2-1 B B C X G6-3	6 0 0 0 0 1 1
Kevin Bass, S OBP: 0.305, SLG: 0.416 (1, 7)	1-0 B X F9 1B 1B		3-1 C B B B X G4-3			3-2 C B B B F F X 1B		1-2 B F X G4-3		0-0 X F9			2-1 B B C X P6	6 0 2 0 0 0 0
Will Clark, L OBP: 0.416, SLG: 0.506 (1, 3)	1-0 B SAFE X 1-2 1B			0-1 S X G4-3		1-3 B SAFE C T C K		0-1 F X FC5 HBP 1B		3-2 X B B B L6-4 2B				5 0 3 0 0 1 1
Cory Snyder, R OBP: 0.319, SLG: 0.503 (1, 9)	2-0 B X F9			0-0 X G5-3		2-1 B SAFE B SAFE X G6-3		0-1 S X F9		1-1 B B X L6-4				5 0 0 0 0 0 5
Matt Williams, R OBP: 0.271, SLG: 0.379 (1, 5)	1-3 B F F S K			2-2 B F F X 1B			0-0 X F8		1-2 B F X HBP			2-2 B B F X F9		4 0 1 0 0 1 2
Robby Thompson, R OBP: 0.332, SLG: 0.353 (1, 4)		3-2 B B C B X G6-3		1-3 B C F K			1-0 B X G6-3		0-1 C X FC5			2-2 B B F X F8		5 0 0 0 0 1 3
Kirt Manwaring, R OBP: 0.339, SLG: 0.342 (1, 2)		0-1 X E3			1-0 B X G5-4-3 1B		1-2 B F X G6-3		0-1 C X G3			0-0 X FC6-4 1B		5 0 2 0 0 0 0
Jose Uribe, S OBP: 0.279, SLG: 0.354 (1, 6)		0-0 X G4-6-3			0-0 X G5-4-3		2-3 C B B C K		3-2 B B B X 1B			1-1 C B F X FC6-4		5 0 1 0 0 1 3
Francisco Oliveras, R Bryan Hickerson, L Mark Bailey, S Michael Jackson, R Chris James, R Rod Beck, R Darren Lewis, R (1, 1) (7, 1) (8, PH) (9, 1) (10, PH) (11, 1) (13, PH)			1-1 B X G4-3		1-1 B C X G1-3			3-1 B B B X P5		0-0 X F7			1-3 B C T C K	2 0 0 0 0 0 0 0 0 0 0 0 0 0 1 0 0 0 0 0 0 0 0 0 0 0 0 0 1 0 0 0 0 0 1 0 0 0 0 0 0 0 1 0 0 0 0 0 0

BOTTOM	
AB	46
R	0
H	9
RBI	0
BB	0
SO	6
LOB	16
	
WP: 0 PA: 47	
PB: 0	
SB: 1	
CS: 0	

St. Louis Cardinals @ San Francisco Giants
 Candlestick Park, San Francisco, CA
 Sat Jul 04 1992, 10:05 PM EDT
 Att: 31,014 - Sunny - 64 F

Inning Stats		PITCHER													PITCHER				PITCHER																																																																										
R	E	K	S	IP	WLS	BF	H	R	ER	SO	BB	IBB	HBP	BLK	WP	HR	S	P	ERA	WHIP	IP	WLS	BF	H	R	ER	SO	BB	IBB	HBP	BLK	WP	HR	S	P	ERA	WHIP																																																								
0	1	1	8	8.0		28	5	0	0	5	0	0	0	0	0	0	58	90	0.00	0.625	2.0		9	2	0	0	0	0	0	1	0	0	0	22	28	0.00	1.000	1.0		3	1	0	0	0	0	0	0	0	0	0	0	7	11	0.00	1.000	1.0	W	4	1	0	0	0	0	0	0	0	0	0	0	0	9	14	0.00	1.000	1.0	S	3	0	0	0	1	0	0	0	0	0	0	0	0	7	12	0.00	0.000
PITCHER		PITCHER													PITCHER				PITCHER																																																																										
Bob Tewksbury, R ERA: 1.82 (1, 1)		Cris Carpenter, R ERA: 2.51 (9, 1)													Todd Worrell, R ERA: 4.03 (11, 1)				Mike Perez, R ERA: 1.48 (12, 1)				Lee Smith, R ERA: 3.34 (13, 1)																																																																						

Batter	1	2	3	4	5	6	7	8	9	AB R H RBI BB SO LOB	TOP		
Bernard Gilkey, R (1, 7) <small>OBP: 0.365, SLG: 0.399</small> Mike Perez, R (8, 1) Bob McClure, R (8, 1)	1-0 F9		3-1 G6-3			2-0 G5-3		3-0 G6-3		4 0 0 0 0 0 2 0 0 0 0 0 0 0 0 0 0 0 0 0 0			
Ozzie Smith, S (1, 6) <small>OBP: 0.362, SLG: 0.333</small>	1-0 F9			4-1 1B BB		3-3 K			3-1 P3	3 0 0 0 1 1 0			
Todd Zeile, R (1, 5) <small>OBP: 0.340, SLG: 0.359</small>	2-0 CS 1B			0-0 CS 1B			2-3 K		1-1 1B 1B 1B	4 0 3 0 0 1 0			
Felix Jose, S (1, 9) <small>OBP: 0.359, SLG: 0.456</small>	0-2 CS 1-2	2-3 K		1-3 K		2-2 BLK 1B			1-2 1B 1B	4 0 2 0 0 2 2			
Brian Jordan, R (1, 8) <small>OBP: 0.251, SLG: 0.391</small> (8, 7)			0-1 G4-3	1-3 K	3-3 K	2-3 K	1-2 K	0-0 G6-4-3 1B	1-2 2-3 1B	4 0 1 0 0 2 3			
Craig Wilson, R (1, 4) <small>OBP: 0.372, SLG: 0.394</small>			0-0 P3			1-3 K		0-0 G6-4-3 1B	1-2 1B	4 0 0 0 0 1 4			
Andres Galarraga, R (1, 3) <small>OBP: 0.226, SLG: 0.262</small> Ray Lankford, L (8, PR) <small>OBP: 0.367, SLG: 0.450</small> (8, 8)			1-0 HR		2-2 F9			0-1 SH5-4 2B		3 1 2 1 0 0 0 0 0 0 0 0 0 0	AB 31 R 1 H 8 RBI 1 BB 1 SO 7 LOB 13		
Tom Pagnozzi, R (1, 2) <small>OBP: 0.327, SLG: 0.398</small>			1-2 F8		2-2 G5-3			1-1 SH5-4		2 0 0 0 0 0 0			
Rheal Cormier, L (1, 1) <small>OBP: 0.182, SLG: 0.273</small> Gerald Perry, L (8, PH) <small>OBP: 0.316, SLG: 0.314</small> (8, 3)			1-2 G4-3			2-2 G4-3		1-0 P3		2 0 0 0 0 0 0 1 0 0 0 0 0 2			
Inning Stats	R: 0 H: 1 E: 0 LOB: 0 K: 0 BB: 0 S: 5 P: 9	R: 0 H: 0 E: 0 LOB: 0 K: 1 BB: 0 S: 6 P: 8	R: 1 H: 1 E: 0 LOB: 0 K: 0 BB: 0 S: 10 P: 16	R: 0 H: 1 E: 0 LOB: 2 K: 2 BB: 1 S: 9 P: 17	R: 0 H: 0 E: 0 LOB: 0 K: 0 BB: 0 S: 14 P: 20	R: 0 H: 0 E: 0 LOB: 0 K: 1 BB: 0 S: 8 P: 15	R: 0 H: 1 E: 0 LOB: 1 K: 3 BB: 0 S: 14 P: 21	R: 0 H: 1 E: 0 LOB: 2 K: 0 BB: 0 S: 6 P: 11	R: 0 H: 3 E: 0 LOB: 2 K: 0 BB: 0 S: 9 P: 14	1B: 6 SF: 0 2B: 2 SAC: 1 3B: 0 DP: 2 HR: 1 HBP: 0	WP: 0 PA: 34 PB: 0 SB: 0 CS: 2		
Trevor Wilson, L (1, 1) <small>ERA: 4.2</small> Jeff Brantley, R (8, 1) <small>ERA: 2.7</small>	IP WLS BF H R ER SO BB IBB HBP BLK WP HR S P ERA WHIP	7.2 W 27 5 1 1 7 1 0 0 0 0 1 71 113 1.17 0.783	1.1 S 6 3 0 0 0 0 0 0 0 0 0 0 10 18 0.00 2.250										

St. Louis Cardinals @ San Francisco Giants
Candlestick Park, San Francisco, CA
Sun Jul 05 1992, 6:33 AM EDT
Att. 21,507 - Sunny - 76 F

livebaseballscorecards.com

Batter	1	2	3	4	5	6	7	8	9
Darren Lewis, R OBP: 0.297, SLG: 0.264 (1, 8)	2-0 G3		1-2 G6-3			0-0 B1-3		1-0 SH3-4	
Kevin Bass, S OBP: 0.309, SLG: 0.433 (1, 9)	1-0 P8		0-2 G1-3			1-1 HR		2-0 CS 1B	
Will Clark, L OBP: 0.414, SLG: 0.502 (1, 3)	2-0 FC6-4 1B			0-3 K		2-3 K		2-2 SAFE 1-2 P5	
Chris James, R OBP: 0.253, SLG: 0.279 (1, 7)	1-0 FC6-4			1-0 G6-4-3 1B		2-1 F9			
Mike Felder, S OBP: 0.305, SLG: 0.355 (8, 7)	1-2f								
Matt Williams, R OBP: 0.272, SLG: 0.379 (1, 5)		0-0 1B G6-4-3 1B		2-0 SAFE 1-2f G6-4-3			1-1 G5-3		
Robby Thompson, R OBP: 0.332, SLG: 0.353 (1, 4)		2-2 SAFE 1-3 G6-4-3 1B			1-1 F7		0-0 G6-3		
Kirt Manwaring, R OBP: 0.339, SLG: 0.342 (1, 2)		1-1 1-2f 3-H G6-4-3			2-1 G5-3		1-1 1B		
Jose Uribe, S OBP: 0.281, SLG: 0.354 (1, 6)		1-1 F9			0-0 1B		0-3 K		
Trevor Wilson, L OBP: 0.160, SLG: 0.091 (1, 1)			3-3 K		0-1 SAFE G1-3			1-2 SH3-4 1B	
Jeff Brantley, R OBP: 1.000, SLG: 1.000 (8, 1)									

Inning Stats	R: 0 E: 0 K: 4 S: 4	H: 1 LOB: 1 BB: 0 P: 10	R: 1 E: 0 K: 9 S: 9	H: 2 LOB: 0 BB: 13 P: 13	R: 0 E: 0 K: 13 S: 13	H: 0 LOB: 0 BB: 0 P: 17	R: 0 E: 0 K: 1 S: 6	H: 1 LOB: 0 BB: 0 P: 9	R: 0 E: 0 K: 7 S: 7	H: 1 LOB: 1 BB: 0 P: 10	R: 1 E: 0 K: 1 S: 9	H: 1 LOB: 0 BB: 0 P: 14	R: 0 E: 0 K: 1 S: 8	H: 1 LOB: 1 BB: 0 P: 10	R: 1 E: 0 K: 9 S: 9	H: 2 LOB: 0 BB: 0 P: 15
--------------	------------------------------	----------------------------------	------------------------------	-----------------------------------	--------------------------------	----------------------------------	------------------------------	---------------------------------	------------------------------	----------------------------------	------------------------------	----------------------------------	------------------------------	----------------------------------	------------------------------	----------------------------------

PITCHER	IP	WLS	BF	H	R	ER	SO	BB	IBB	HBP	BLK	WP	HR	S	P	ERA	WHIP
Rheal Cormier, L ERA: 5.01 (1, 1)	7.0	L	26	7	2	2	4	0	0	0	0	0	1	56	83	2.57	1.000
Mike Perez, R ERA: 1.65 (8, 1)	0.1		3	2	1	1	0	0	0	0	0	0	0	5	9	27.00	6.000
Bob McClure, L ERA: 3.33 (8, 1)	0.2		1	0	0	0	0	0	0	0	0	0	0	4	6	0.00	0.000

BOTTOM

St. Louis Cardinals @ San Francisco Giants
Candlestick Park, San Francisco, CA

livebaseballscorecards.com

AB	29
R	3
H	9
RBI	2
BB	0
SO	4
LOB	6



1B: 8	SF: 0	WP: 0	PA: 30
2B: 0	SAC: 1	PB: 0	
3B: 0	DP: 2	SB: 0	
HR: 1	HBP: 0	CS: 1	

PITCHER	IP	WLS	BF	H	R	ER	SO	BB	IBB	HBP	BLK	WP	HR	S	P	ERA	WHIP
---------	----	-----	----	---	---	----	----	----	-----	-----	-----	----	----	---	---	-----	------

Sun Jul 05 1992, 6:33 AM EDT
Att. 21,507 - Sunny - 76 F

Batter	1	2	3	4	5	6	7	8	9	AB R H RBI BB SO LOB	TOP									
Bernard Gilkey, R OBP: 0.360, SLG: 0.392 (1, 7)	2-3 		0-0 	0-1 FC6-4 		2-2 P4 			3-3 K 	5 0 1 0 0 2 1										
Ozzie Smith, S OBP: 0.363, SLG: 0.335 (1, 6)	0-0 		3-2 L8 		2-0 G5-3 			0-0 G4-6-3 	0-0 G4-3 	5 1 2 0 0 0 1										
Todd Zeile, R OBP: 0.348, SLG: 0.372 (1, 5)	1-2 		1-1 		1-2 1B BB 			0-1 G4-6-3 	1-2 1B 	4 1 4 1 0 0 0										
Andres Galarraga, R OBP: 0.227, SLG: 0.284 (1, 3)	0-0 F8 		3-1 		1-3 K 			1-2 G4-6-3 	1-2 2-3 	4 1 1 2 0 1 4										
Brian Jordan, R OBP: 0.251, SLG: 0.384 (1, 8)	1-0 G5-3 		0-2 P6 		4-0 1B BB 			0-3 K 		3 0 0 0 1 1 2										
Felix Jose, S OBP: 0.365, SLG: 0.465 (1, 9)		0-1 SH1-3 		0-1 S 		1-2 2-3 1B 			1-1 P8 	4 1 3 0 0 0 0										
Craig Wilson, R OBP: 0.363, SLG: 0.384 (1, 4)		2-0 SH1-3 		2-2 G5-3 		0-0 L4 			1-2 G5-3 	2 0 0 0 0 0 4										
Tim Jones, L OBP: 0.223, SLG: 0.222 (7, 4)		2-3 		1-2 						1 0 0 0 0 0 0										
Tom Pagnozzi, R OBP: 0.322, SLG: 0.392 (1, 2)		2-3 		0-0 G5-3 		1-0 G6-3 			0-3 K 	4 0 0 0 0 2 2										
Mark Clark, R OBP: 0.286, SLG: 0.286 (1, 1)		0-3 K 		0-1 FC6-4 		1-3 K 			1-3 K 	4 0 1 1 0 3 1										
Inning Stats	R: 1 E: 0 K: 1 S: 11	H: 2 LOB: 1 BB: 0 P: 15	R: 0 E: 0 K: 2 S: 13	H: 1 LOB: 1 BB: 0 P: 17	R: 2 E: 0 K: 0 S: 12	H: 3 LOB: 0 BB: 0 P: 18	R: 1 E: 0 K: 0 S: 10	H: 2 LOB: 1 BB: 0 P: 12	R: 0 E: 0 K: 1 S: 9	H: 0 LOB: 0 BB: 0 P: 13	R: 0 E: 0 K: 1 S: 9	H: 2 LOB: 1 BB: 0 P: 10	R: 0 E: 0 K: 1 S: 9	H: 0 LOB: 0 BB: 0 P: 11	R: 0 E: 0 K: 2 S: 8	H: 0 LOB: 0 BB: 0 P: 12	1B: 9 2B: 2 3B: 0 HR: 1	SF: 0 SAC: 1 DP: 1 HBP: 0	WP: 0 PB: 0 SB: 1 CS: 1	PA: 38
PITCHER	IP WLS BF H R ER SO BB IBB HBP BLK WP HR S P ERA WHIP																			
Craig Lefferts, L ERA: 3.64 (1, 1)	4.2 L 24 10 4 4 4 4 1 0 0 0 0 1 54 78 7.71 2.357																			
Tim Scott, R ERA: 6.52 (5, 1)	1.1 4 0 0 0 1 0 0 0 0 0 0 0 10 14 0.00 0.000																			
Jose Melendez, R ERA: 3.18 (7, 1)	2.0 7 2 0 0 2 0 0 0 0 0 0 0 18 21 0.00 1.000																			
Randy Myers, L ERA: 5.87 (9, 1)	1.0 3 0 0 0 2 0 0 0 0 0 0 0 8 12 0.00 0.000																			

St. Louis Cardinals @ San Diego Padres
Jack Murphy Stadium, San Diego, CA
 Mon Jul 06 1992, 10:05 PM EDT
 Att. 12,211 - Cloudy - 77 F

livebaseballscorecards.com

AB	36
R	4
H	12
RBI	4
BB	1
SO	9
LOB	15



Batter	1	2	3	4	5	6	7	8	9	AB	R	H	RBI	BB	SO	LOB
Tony Fernandez, S OBP: 0.361, SLG: 0.385 Craig Shipley, R OBP: 0.232, SLG: 0.236	2-0 G6-3			4-2 CS BB		0-1 G6-3		0-1 F8		2	0	0	0	1	0	0
Tony Gwynn, L OBP: 0.391, SLG: 0.450 Jose Melendez, R OBP: 0.238, SLG: 0.215	1-1 G4-3			2-1 SAFE SAFE BB 1B		2-2 F8			1-0 F7	3	0	1	0	0	0	0
Gary Sheffield, R OBP: 0.379, SLG: 0.536	1-2 G4-3			1-0 L7					1-1 G6-3	4	0	0	0	0	0	1
Fred McGriff, L OBP: 0.448, SLG: 0.620				4-2 BB					1-0 F7	3	0	1	0	1	0	0
Darrin Jackson, R OBP: 0.299, SLG: 0.417				2-3 K					0-2 L7	4	0	1	0	0	1	3
Phil Stephenson, L OBP: 0.303, SLG: 0.300										3	0	0	0	0	0	1
Dan Walters, R OBP: 0.324, SLG: 0.402										3	0	0	0	0	0	0
Kurt Stillwell, S OBP: 0.284, SLG: 0.296										3	0	0	0	0	0	0
Craig Lefferts, L OBP: 0.061, SLG: 0.061 Tim Scott, R										1	0	0	0	0	1	0
Kevin Ward, R OBP: 0.284, SLG: 0.299 Jerald Clark, R OBP: 0.259, SLG: 0.316 Randy Myers, L										0	0	0	0	0	0	0
										1	0	0	0	0	0	0
										0	0	0	0	0	0	0
										1	0	0	0	0	0	0
										0	0	0	0	0	0	0

Inning Stats	R: 0	H: 0	R: 0	H: 0	R: 0	H: 0	R: 0	H: 0	R: 0	H: 0	R: 0	H: 1	R: 0	H: 1	R: 0	H: 1	R: 0	H: 1	1B: 4	SF: 0	WP: 0	PA: 32	
E: 0	LOB: 0	E: 0	LOB: 0	E: 0	LOB: 0	E: 0	LOB: 0	E: 0	LOB: 0	E: 0	LOB: 0	LOB: 2	E: 0	LOB: 1	E: 0	LOB: 1	E: 0	LOB: 1	2B: 0	SAC: 0	PB: 0		
K: 0	BB: 0	K: 0	BB: 0	K: 1	BB: 0	K: 1	BB: 2	K: 0	BB: 0	K: 0	BB: 0	BB: 2	K: 0	BB: 0	K: 0	BB: 0	K: 0	BB: 0	3B: 0	DP: 0	SB: 0		
S: 6	P: 10	S: 6	P: 10	S: 8	P: 11	S: 12	P: 25	S: 9	P: 13	S: 7	P: 9	S: 7	P: 10	S: 6	P: 8	S: 7	P: 10	S: 7	P: 10	HR: 0	HBP: 0	CS: 1	


PITCHER	IP	WLS	BF	H	R	ER	SO	BB	IBB	HBP	BLK	WP	HR	S	P	ERA	WHIP	PITCHER	IP	WLS	BF	H	R	ER	SO	BB	IBB	HBP	BLK	WP	HR	S	P	ERA	WHIP		
Mark Clark, R ERA: 3.15	(1, 1)	9.0	32	4	0	0	2	2	0	0	0	0	0	68	106	0.00	0.667																				

BOTTOM

St. Louis Cardinals @ San Diego Padres
Jack Murphy Stadium, San Diego, CA

Mon Jul 06 1992, 10:05 PM EDT
Att: 12,211 - Cloudy - 77 F

AB	30
R	0
H	4
RBI	0
BB	2
SO	2
LOB	6



livebaseballscores.com

Batter	1	2	3	4	5	6	7	8	9	AB R H RBI BB SO LOB	TOP	
Milt Thompson, L (1, 7) OBP: 0.356, SLG: 0.444 Bernard Gilkey, R (6, PH) OBP: 0.362, SLG: 0.393 (6, 7)	4-2 G6-3 BB		1-2 P6		0-0 G6-3 2B 1B	1-0 CS 1B			1-3 K	2 1 1 0 1 0 1 2 0 1 1 0 1 0		
Ozzie Smith, S (1, 6) OBP: 0.360, SLG: 0.329	1-2 G6-3 1-2f		4-2 2B BB		2-1 G6-3 1-2	0-1 F9			1-2 F7	4 1 0 0 1 0 3		
Ray Lankford, L (1, 8) OBP: 0.368, SLG: 0.457	1-3 K		0-0 2B		1-1 2B	0-0 CS			1-2 P5	4 1 2 3 0 1 0		
Andres Galarraga, R (1, 3) OBP: 0.248, SLG: 0.307		2-1 F8 G5-3 1B		1-1 1B 1B HBP	0-2 FC6-4 2B			0-1 CS 1B		3 1 3 1 0 0 0		
Todd Zeile, R (1, 5) OBP: 0.350, SLG: 0.372		2-2 G5-3 1-2		2-2 F9 1B 1B	4-2 FC6-4 BB			0-2 F9 1-2		3 0 1 0 1 0 2		
Felix Jose, S (1, 9) OBP: 0.363, SLG: 0.461		1-0 F8 2-3		0-2 1B 3-H 2-3	0-0 FC6-4 1-2f 2-3			2-2 P5		4 0 1 1 0 0 3		
Tim Jones, L (1, 4) OBP: 0.215, SLG: 0.214		0-2 G3		1-2 L8	0-0 G3			2-3 K		4 0 0 0 0 1 5		
Tom Pagnozzi, R (1, 2) OBP: 0.321, SLG: 0.398			0-1 F9	0-1 F9		0-0 1B 3B		1-0 F9		4 1 1 0 0 0 2		
Donovan Osborne, S (1, 1) OBP: 0.162, SLG: 0.216 Cris Carpenter, R (6, 1) OBP: 0.500, SLG: 0.500 Todd Worrell, R (8, 1) Rex Hudler, R (9, PH) OBP: 0.237, SLG: 0.351 Lee Smith, R (9, 1)			0-0 BB 2B 1B	1-2 F7		0-0 G5-3		2-0 G6-3		3 1 1 0 0 0 3 0 0 0 0 0 0 0 0 0 0 0 0 0 0 1 0 0 0 0 0 0 0 0 0 0 0 0 0		
Inning Stats	R: 0 H: 0 E: 0 LOB: 0 K: 1 BB: 1 S: 10 P: 16	R: 0 H: 1 E: 0 LOB: 1 K: 0 BB: 0 S: 11 P: 16	R: 2 H: 2 E: 0 LOB: 1 K: 0 BB: 1 S: 9 P: 14	R: 1 H: 2 E: 0 LOB: 2 K: 0 BB: 0 S: 15 P: 20	R: 2 H: 3 E: 0 LOB: 2 K: 0 BB: 1 S: 13 P: 20	R: 1 H: 2 E: 0 LOB: 0 K: 0 BB: 0 S: 5 P: 6	R: 0 H: 1 E: 0 LOB: 0 K: 0 BB: 0 S: 9 P: 10	R: 0 H: 0 E: 0 LOB: 0 K: 1 BB: 0 S: 7 P: 12	R: 0 H: 0 E: 0 LOB: 0 K: 1 BB: 0 S: 7 P: 11	1B: 7 SF: 0 2B: 3 SAC: 0 3B: 1 DP: 1 HR: 0 HBP: 1	WP: 0 PA: 39 PB: 0 SB: 0 CS: 2	
PITCHER	IP WLS BF H R ER SO BB IBB HBP BLK WP HR S P ERA WHIP											
Andy Benes, R (1, 1) ERA: 3.76	4.1 L 22 8 5 5 1 2 0 1 0 0 0 0 54 78 10.38 2.308											
Mike Maddux, R (5, 1) ERA: 1.86	0.2 3 0 0 0 0 1 0 0 0 0 0 0 4 8 0.00 1.500											
Rich Rodriguez, L (6, 1) ERA: 2.28	2.0 7 3 1 1 0 0 0 0 0 0 0 0 14 16 4.50 1.500											
Larry Andersen, R (8, 1) ERA: 3.71	2.0 6 0 0 0 0 2 0 0 0 0 0 0 14 23 0.00 0.000											

St. Louis Cardinals @ San Diego Padres
Jack Murphy Stadium, San Diego, CA

livebaseballscorecards.com

AB	34
R	6
H	11
RBI	6
BB	3
SO	3
LOB	19



Tue Jul 07 1992, 10:05 PM EDT
Att. 19,112 - Cloudy - 77 F

BOTTOM

St. Louis Cardinals @ San Diego Padres
Jack Murphy Stadium, San Diego, CA

livebaseballscorecards.com

AB 35
R 3
H 10
RBI 3
BB 0
SO 4
LOB 13



WP: 0 PA: 35
PB: 0
SB: 0
CS: 0

Tue Jul 07 1992, 10:05 PM EDT
Att: 19,112 - Cloudy - 77 F

AB R H RBI BB SO LOB

4 0 2 1 0 0 0

4 0 1 0 0 0 3

4 2 4 1 0 0 0

4 0 0 0 0 1 4

4 0 1 1 0 0 2

4 0 0 0 0 1 1

2 1 1 0 0 0 0

2 0 0 0 0 1 1

4 0 1 0 0 0 0

1B: 8 SF: 0
2B: 1 SAC: 0
3B: 0 DP: 2
HR: 1 HBP: 0

Batter	1	2	3	4	5	6	7	8	9
Tony Fernandez, S OBP: 0.362, SLG: 0.386 (1, 6)	2-1 G1-3 ①		3-2 1B		2-1 1B 3-H		0-0 G6-3 ③		
Tony Gwynn, L OBP: 0.390, SLG: 0.448 (1, 9)	0-0 G3-1 ②		2-2 G4-3 ③		1-2 L4 ③			0-2 G4-6-3 1B 1B	
Darrin Jackson, R OBP: 0.308, SLG: 0.435 (1, 8)	3-2 HR			0-0 FC4-6 1B		1-1 2B 1B		0-2 G4-6-3 1B 1-2 1B	
Fred McGriff, L OBP: 0.442, SLG: 0.611 (1, 3)	0-3 K			1-1 FC4-6 1-2f		1-0 F7		0-0 G4-6-3 1-2f 2-3	
Tim Teufel, R OBP: 0.327, SLG: 0.351 (1, 5)		2-0 G6-3 ①		1-1 G6-4-3 1-2f		0-1 2B 1-H		3-2 F9 ③	
Dan Walters, R OBP: 0.313, SLG: 0.387 (1, 2)		0-3 K			2-1 G6-3	3-1 G5-3		0-2 P2	
Kevin Ward, R OBP: 0.289, SLG: 0.304 (1, 7)		2-1 F8			0-0 F8 1B 1B	1-3 K		2-2 G3	
Oscar Azocar, L OBP: 0.233, SLG: 0.210 (6, PH) (7, 7)									
Kurt Stillwell, S OBP: 0.283, SLG: 0.295 (1, 4)			1-2 P3		0-0 1B 1-2 1B		0-1 F9	0-1 L3	
Andy Benes, R OBP: 0.271, SLG: 0.178 (1, 1)			0-1 F9		1-0 F8		0-3 K		
Mike Maddux, L (5, 1)									
Jerald Clark, R OBP: 0.258, SLG: 0.314 (5, PH)									
Rich Rodriguez, L (6, 1)									
Phil Stephenson, L OBP: 0.294, SLG: 0.290 (7, PH)									
Larry Andersen, R (8, 1)									

Inning Stats	R: 1	H: 1	E: 0	K: 1	S: 9	R: 0	H: 0	E: 0	K: 1	S: 6	R: 0	H: 1	E: 0	K: 0	S: 12	R: 0	H: 1	E: 0	K: 0	S: 5	R: 1	H: 3	E: 0	K: 1	S: 10	R: 0	H: 2	E: 0	K: 1	S: 10	R: 0	H: 0	E: 0	K: 1	S: 6	R: 0	H: 2	E: 0	K: 0	S: 14	R: 0	H: 0	E: 0	K: 0	S: 8	R: 0	H: 0	E: 0	K: 0	S: 8
	LOB: 0	BB: 14	LOB: 0	BB: 0	P: 14	LOB: 0	BB: 10	LOB: 0	BB: 0	P: 10	LOB: 0	BB: 0	LOB: 0	BB: 0	P: 7	LOB: 2	BB: 0	LOB: 1	BB: 0	P: 16	LOB: 0	BB: 0	LOB: 0	BB: 0	P: 6	LOB: 1	BB: 0	LOB: 1	BB: 0	P: 17	LOB: 0	BB: 0	LOB: 0	BB: 0	P: 10	LOB: 0	BB: 0	LOB: 0	BB: 0	P: 10	LOB: 0	BB: 0	LOB: 0	BB: 0	P: 10					

PITCHER	IP	WLS	BF	H	R	ER	SO	BB	IBB	HBP	BLK	WP	HR	S	P	ERA	WHIP
Donovan Osborne, L ERA: 2.82 (1, 1)	5.1	W	23	8	3	3	2	0	0	0	0	0	1	47	72	5.06	1.500
Cris Carpenter, R ERA: 2.42 (6, 1)	1.2		5	0	0	0	2	0	0	0	0	0	0	11	15	0.00	0.000
Todd Worrell, R ERA: 3.9 (8, 1)	1.0		4	2	0	0	0	0	0	0	0	0	0	14	17	0.00	2.000
Lee Smith, R ERA: 3.25 (9, 1)	1.0	S	3	0	0	0	0	0	0	0	0	0	0	8	10	0.00	0.000

Batter	1	2	3	4	5	6	7	8	9	AB R H RBI BB SO LOB	TOP
Brian Jordan, R OBP: 0.246, SLG: 0.376 (1, 7)	1-3 K	0-0 FC5-4 1-2f			0-1 F9		0-0 F7			4 0 0 0 0 1 4	
Ozzie Smith, S OBP: 0.366, SLG: 0.333 (1, 6)	2-2 G5-3		2-2 G6-4-3 1B		4-2 S BB			0-1 CS 1B		3 0 2 0 1 0 0	
Ray Lankford, L OBP: 0.370, SLG: 0.454 (1, 8)	4-2 FC6-4 BB		1 SAFE 3-1 1 SAFE 1B		1 SAFE 2-0 1B		1 SAFE 4-1 1B	1-2 BB		2 0 0 0 2 0 2	
Andres Galarraga, R OBP: 0.242, SLG: 0.298 (1, 3)	1 SAFE 1-2 1 SAFE FC6-4 1-2f		1 SAFE 1-1 1 SAFE G6-4-3 1-2f			2-1 G6-3		1 SAFE 1-3 1 SAFE 1 SAFE K	1-2	4 0 0 0 0 1 3	
Todd Zeile, R OBP: 0.349, SLG: 0.374 (1, 5)		1-3 K		1-0 1B 2B		2-0 F9		2-1 P5		4 0 1 0 0 1 0	
Felix Jose, S OBP: 0.362, SLG: 0.458 (1, 9)		0-0 E 1B		1-1 2 SAFE L6		0-1 L8		1-0 L8		4 0 1 0 0 0 1	
Tom Pagnozzi, R OBP: 0.324, SLG: 0.411 (1, 2)		2-0 E7 1B		0-0 F7		1-1 L8		2-1 HR		4 1 2 1 0 0 1	
Tim Jones, L OBP: 0.234, SLG: 0.226 (1, 4)		4-2 FC5-4 BB		3-2 2-H 1B		1-1 F7		2-2 1B		3 0 2 0 1 0 0	
Omar Olivares, R OBP: 0.294, SLG: 0.303 Craig Wilson, R OBP: 0.358, SLG: 0.378 Bob McClure, R Lee Smith, R		0-3 K		3-2 F8		1-1 1B		2-3 K		3 0 1 0 0 1 3 1 0 0 0 0 1 1 0 0 0 0 0 0 0 0 0 0 0 0 0 0	
Inning Stats	R: 0 H: 0 E: 0 LOB: 1 K: 1 BB: 1 S: 17 P: 24	R: 0 H: 2 E: 1 LOB: 3 K: 2 BB: 1 S: 11 P: 18	R: 0 H: 1 E: 0 LOB: 0 K: 0 BB: 0 S: 7 P: 13	R: 0 H: 2 E: 0 LOB: 1 K: 0 BB: 0 S: 7 P: 12	R: 0 H: 0 E: 0 LOB: 1 K: 0 BB: 1 S: 9 P: 18	R: 0 H: 0 E: 0 LOB: 0 K: 0 BB: 0 S: 5 P: 9	R: 0 H: 1 E: 0 LOB: 1 K: 0 BB: 0 S: 7 P: 10	R: 0 H: 1 E: 0 LOB: 0 K: 1 BB: 1 S: 6 P: 11	R: 1 H: 2 E: 0 LOB: 1 K: 1 BB: 0 S: 12 P: 21	1B: 7 SF: 0 2B: 1 SAC: 0 3B: 0 DP: 1 HR: 1 HBP: 0	WP: 0 PA: 36 PB: 0 SB: 1 CS: 1
PITCHER Frank Seminara, R ERA: 3.97 Randy Myers, L ERA: 5.95	IP WLS BF H R ER SO BB IBB HBP BLK WP HR S P ERA WHIP	8.0 31 7 0 0 4 4 0 0 0 0 0 0 69 115 0.00 1.375	1.0 L 5 2 1 1 1 0 0 0 0 0 0 1 12 21 9.00 2.000								

St. Louis Cardinals @ San Diego Padres
Jack Murphy Stadium, San Diego, CA
Wed Jul 08 1992, 10:05 PM EDT
Att. 16,580 - Cloudy - 85 F

livebaseballscorecards.com

AB	32
R	1
H	9
RBI	1
BB	4
SO	5
LOB	15



Batter	1	2	3	4	5	6	7	8	9	AB	R	H	RBI	BB	SO	LOB
Tony Fernandez, S OBP: 0.367, SLG: 0.397 (1, 6)	1-2 G5-3		3-2 2B		0-2 1B			1-0 2B		4	0	3	0	0	0	0
Tony Gwynn, L OBP: 0.388, SLG: 0.443 (1, 9)	3-1 G1-3		1-2 L8		0-0 F7			4-0 G5-4-3 IBB		3	0	0	0	1	0	2
Darrin Jackson, R OBP: 0.304, SLG: 0.429 (1, 8)	1-0 P6				1-1 F7			0-1 G5-4-3 1-2f		4	0	0	0	0	0	2
Fred McGriff, L OBP: 0.440, SLG: 0.605 (1, 3)		1-2 L4			0-0 L9 1B			2-2 G4-3		4	0	1	0	0	0	0
Oscar Azocar, L OBP: 0.247, SLG: 0.226 (1, 7)		0-0			2-0 L9 1B			2-2 L9		3	0	2	0	0	0	0
Kevin Ward, R OBP: 0.289, SLG: 0.304 (9, PH)					1-2 FC6-4 1B					0	0	0	0	0	0	0
Phil Stephenson, L OBP: 0.286, SLG: 0.281 (9, PH)					1-2 L9					1	0	0	0	0	0	0
Tim Teufel, R OBP: 0.325, SLG: 0.343 (1, 5)		4-2 SAFE SAFE 1-2 BB			1-2 L9			1-2 G6-3		3	0	0	0	1	0	2
Dan Walters, R OBP: 0.305, SLG: 0.376 (1, 2)		2-0 G1-3			1-0 FC6-4 1-2f			0-0 G6-3		3	0	0	0	0	0	3
Kurt Stillwell, S OBP: 0.280, SLG: 0.291 (1, 4)			3-1 G4-3		0-0 F7			0-0 G4-3		3	0	0	0	0	0	0
Frank Seminara, R OBP: 0.378, SLG: 0.534 (8, PH)			0-3 K					2-2 G1-3		2	0	0	0	0	1	0
Randy Myers, L (9, 1)										1	0	0	0	0	0	0
										0	0	0	0	0	0	0

Inning Stats	R: 0	H: 0	E: 0	K: 0	S: 6	H: 0	LOB: 0	BB: 0	P: 11	R: 0	H: 1	E: 0	K: 0	S: 7	H: 1	LOB: 1	BB: 1	P: 14	R: 0	H: 1	E: 0	K: 1	S: 15	H: 1	LOB: 1	BB: 0	P: 22	R: 0	H: 2	E: 0	K: 0	S: 8	H: 0	LOB: 0	BB: 0	P: 16	R: 0	H: 0	E: 0	K: 0	S: 6	H: 0	LOB: 0	BB: 0	P: 7	R: 0	H: 1	E: 0	K: 0	S: 6	H: 1	LOB: 1	BB: 1	P: 13	R: 0	H: 0	E: 0	K: 0	S: 10	H: 0	LOB: 0	BB: 0	P: 16	R: 0	H: 0	E: 0	K: 0	S: 6	H: 0	LOB: 0	BB: 0	P: 13	R: 0	H: 0	E: 0	K: 0	S: 5	H: 0	LOB: 0	BB: 0	P: 9	1B: 4	SF: 0	2B: 2	SAC: 0	3B: 0	DP: 1	HR: 0	HBP: 0
--------------	------	------	------	------	------	------	--------	-------	-------	------	------	------	------	------	------	--------	-------	-------	------	------	------	------	-------	------	--------	-------	-------	------	------	------	------	------	------	--------	-------	-------	------	------	------	------	------	------	--------	-------	------	------	------	------	------	------	------	--------	-------	-------	------	------	------	------	-------	------	--------	-------	-------	------	------	------	------	------	------	--------	-------	-------	------	------	------	------	------	------	--------	-------	------	-------	-------	-------	--------	-------	-------	-------	--------

PITCHER	IP	WLS	BF	H	R	ER	SO	BB	IBB	HBP	BLK	WP	HR	S	P	ERA	WHIP
Omar Olivares, R ERA: 3.78 (1, 1)	8.0	W	30	6	0	0	1	1	1	0	0	0	0	64	102	0.00	0.875
Bob McClure, L ERA: 3.29 (9, 1)	0.1		1	0	0	0	0	0	0	0	0	0	0	1	2	0.00	0.000
Lee Smith, R ERA: 3.19 (9, 1)	0.2	S	2	0	0	0	0	0	0	0	0	0	0	4	7	0.00	0.000


BOTTOM

St. Louis Cardinals @ San Diego Padres
Jack Murphy Stadium, San Diego, CA

Wed Jul 08 1992, 10:05 PM EDT
 Att: 16,580 - Cloudy - 85 F

livebaseballscorecards.com

AB	31
R	0
H	6
RBI	0
BB	2
SO	1
LOB	9



Batter	1	2	3	4	5	6	7	8	9	AB R H RBI BB SO LOB	TOP
--------	---	---	---	---	---	---	---	---	---	----------------------	-----

Brian Jordan, R <small>(1, 7) OBP: 0.246, SLG: 0.370</small> <small>(8, 8)</small>	 <small>1-2</small>			 <small>0-1</small>		 <small>2-2</small>		 <small>4-1</small>		3 0 0 0 1 0 0	
Ozzie Smith, S <small>(1, 6) OBP: 0.364, SLG: 0.329</small> <small>(8, 8)</small>	 <small>3-2</small>			 <small>1-3</small>		 <small>4-1</small>		 <small>2-2</small>		3 0 0 0 1 1 1	
Ray Lankford, L <small>(1, 8) OBP: 0.371, SLG: 0.453</small> <small>(8, 1) Jose DeLeon, R</small>	 <small>2-3</small>			 <small>4-0</small>		 <small>2-3</small>		 <small>1-0</small>		3 0 1 0 1 2 1 0 0 0 0 0 0 0	
Andres Galarraga, R <small>(1, 3) OBP: 0.242, SLG: 0.292</small>		 <small>2-1</small>		 <small>4-2</small>		 <small>2-3</small>		 <small>2-2</small>		3 0 0 0 1 1 3	
Todd Zeile, R <small>(1, 5) OBP: 0.348, SLG: 0.372</small>	 <small>2-2</small>			 <small>1-1</small>			 <small>1-1</small>		 <small>1-2</small>	4 1 1 0 0 0 2	
Felix Jose, S <small>(1, 9) OBP: 0.356, SLG: 0.451</small>	 <small>2-1</small>			 <small>1-0</small>			 <small>1-3</small>		 <small>0-1</small>	4 0 0 0 0 1 1	
Tom Pagnozzi, R <small>(1, 2) OBP: 0.323, SLG: 0.408</small>			 <small>3-2</small>		 <small>1-0</small>		 <small>0-2</small>		 <small>0-0</small>	4 0 1 0 0 0 2	
Tim Jones, L <small>(1, 4) OBP: 0.237, SLG: 0.229</small> Gerald Perry, L <small>(9, PH) OBP: 0.313, SLG: 0.311</small>			 <small>2-3</small>		 <small>1-0</small>		 <small>2-3</small>		 <small>3-3</small>	3 0 1 0 0 2 1 1 0 0 0 0 1 1	
Bob Tewksbury, R <small>(1, 1) OBP: 0.093, SLG: 0.071</small> Bob McClure, R <small>(7, 1)</small> Milt Thompson, L <small>(8, PH) OBP: 0.351, SLG: 0.437</small> <small>(8, 7)</small>			 <small>2-3</small>		 <small>0-0</small>		 <small>1-2</small>		 <small>2-0</small>	2 0 0 0 0 1 1 0 0 0 0 0 0 0 2 0 0 0 0 0 1	

Inning Stats	R: 0 H: 0 R: 0 H: 0 R: 0 H: 0 R: 0 H: 1 R: 0 H: 0 R: 0 H: 1 R: 0 H: 1 R: 1 H: 1 E: 0 LOB: 0 E: 0 LOB: 0 E: 0 LOB: 0 E: 0 LOB: 1 E: 0 LOB: 1 E: 0 LOB: 1 E: 1 LOB: 1 K: 1 BB: 0 K: 0 BB: 0 K: 2 BB: 0 K: 2 BB: 1 K: 2 BB: 0 K: 1 BB: 0 S: 12 P: 18 S: 7 P: 13 S: 10 P: 17 S: 9 P: 19 S: 4 P: 7 S: 14 P: 24 S: 11 P: 15 S: 12 P: 22 S: 11 P: 17	1B: 4 SF: 0 2B: 0 SAC: 0 3B: 0 DP: 0 HR: 0 HBP: 0	WP: 1 PA: 36 PB: 0 SB: 1 CS: 0
--------------	--	--	---

PITCHER	IP	WLS	BF	H	R	ER	SO	BB	IBB	HBP	BLK	WP	HR	S	P	ERA	WHIP
Ramon Martinez, R <small>(1, 1) ERA: 3.51</small>	8.0	W	31	3	0	0	8	4	0	0	0	1	0	79	135	0.00	0.875
Roger McDowell, R <small>(9, 1) ERA: 2.55</small>	1.0	S	5	1	1	0	1	0	0	0	1	0	0	11	17	0.00	1.000

St. Louis Cardinals @ Los Angeles Dodgers
Dodger Stadium, Los Angeles, CA
 Thu Jul 09 1992, 7:05 PM PDT
 Att. 31,359 - Sunny - 90 F

AB	32
R	1
H	4
RBI	0
BB	4
SO	9
LOB	14



Batter	1	2	3	4	5	6	7	8	9	AB	R	H	RBI	BB	SO	LOB	BOTTOM				
Brett Butler, L OBP: 0.384, SLG: 0.353 (1, 8)	0-1 B1-3		2-2 G6-3			0-1 1B 1B	1-1 B2-3			4	1	1	0	0	0	3	St. Louis Cardinals @ Los Angeles Dodgers Dodger Stadium, Los Angeles, CA Thu Jul 09 1992, 7:05 PM PDT Att: 31,359 - Sunny - 90 F				
Lenny Harris, L OBP: 0.318, SLG: 0.307 (1, 4)	3-1 F8			0-0 G4-6-3 1B		1-0 1B 1B	3-Hr	1-2 F9		4	0	2	0	0	0	0					
Eric Davis, R OBP: 0.323, SLG: 0.356 (1, 7)	1-3 K			0-0 G4-6-3 1-2f		1-1 1B		0-0 1B		4	0	2	1	0	1	1					
Darryl Strawberry, L OBP: 0.328, SLG: 0.436 (1, 9) Roger McDowell, R (9, 1)		1-0 G4-3 2B		3-2 G3-1		1-2 P5		0-0 F7		4	0	1	0	0	0	3					
Eric Karros, R OBP: 0.292, SLG: 0.442 (1, 3)		0-0 G1-3			0-0 G5-3		0-1 G5-3	2-1 F7		4	0	0	0	0	0	2					
Dave Hansen, L OBP: 0.302, SLG: 0.348 (1, 5)		1-2 G4-3 2-3			0-0 CS 1B		3-1 E E 1B			3	1	2	0	0	0	1					
Mike Scioscia, L OBP: 0.281, SLG: 0.289 (1, 2)		0-0 G6-3			1-0 G6-3 1-2		1-1 E9 1B B2-3 1B			3	0	1	0	0	0	2					
Jose Offerman, S OBP: 0.333, SLG: 0.333 (1, 6)			2-3 K			2-2 F7	1-2 1B 1B			3	0	1	0	0	1	0					
Ramon Martinez, R OBP: 0.143, SLG: 0.143 (1, 1) Mitch Webster, S OBP: 0.329, SLG: 0.383 (9, 9)			1-2 G6-3			1-1 G4-3	0-0 1B			3	0	1	0	0	0	0					
										0	0	0	0	0	0	0					
Inning Stats	R: 0 E: 0 K: 1 S: 7	H: 0 LOB: 0 BB: 0 P: 11	R: 0 E: 0 K: 0 S: 6	H: 1 LOB: 1 BB: 0 P: 8	R: 0 E: 0 K: 1 S: 11	H: 0 LOB: 0 BB: 0 P: 16	R: 0 E: 0 K: 0 S: 6	H: 1 LOB: 0 BB: 0 P: 9	R: 0 E: 0 K: 0 S: 4	H: 1 LOB: 0 BB: 0 P: 4	R: 1 E: 0 K: 0 S: 13	H: 3 LOB: 2 BB: 0 P: 19	R: 1 E: 1 K: 0 S: 12	H: 4 LOB: 2 BB: 0 P: 18	R: 0 E: 0 K: 0 S: 7	H: 1 LOB: 1 BB: 0 P: 10	1B: 10 2B: 1 3B: 0 HR: 0	SF: 0 SAC: 0 DP: 2 HBP: 0	WP: 0 PB: 0 SB: 0 CS: 1	PA: 32	
PITCHER	IP	WLS	BF	H	R	ER	SO	BB	IBB	HBP	BLK	WP	HR	S	P	ERA	WHIP				
Bob Tewksbury, R ERA: 1.87 (1, 1)	6.1	L	27	10	2	2	2	0	0	0	0	0	0	57	82	2.84	1.579				
Bob McClure, L ERA: 3.21 (7, 1)	0.2		1	0	0	0	0	0	0	0	0	0	0	2	3	0.00	0.000				
Jose DeLeon, R ERA: 4.21 (8, 1)	1.0		4	1	0	0	0	0	0	0	0	0	0	7	10	0.00	1.000				

livebaseballscorecards.com

AB	32
R	2
H	11
RBI	1
BB	0
SO	2
LOB	12



Batter	1	2	3	4	5	6	7	8	9	AB R H RBI BB SO LOB	TOP	
Milt Thompson, L (1, 7) OBP: 0.348, SLG: 0.454 Bernard Gilkey, R (7, 7) OBP: 0.362, SLG: 0.393	2-2 G4-3		0-1 HR		0-3 K		3-3 K			4 1 1 1 0 2 0 0 0 0 0 0 0 0	St. Louis Cardinals @ Los Angeles Dodgers Dodger Stadium, Los Angeles, CA Fri Jul 10 1992, 7:05 PM PDT Att. 32,036 - Sunny - 82 F	
Ozzie Smith, S (1, 6) OBP: 0.366, SLG: 0.332	0-0 G5-3		3-2 2B 1B		1-2 L6			3-2 S 1B		4 0 2 0 0 0 0		
Ray Lankford, L (1, 8) OBP: 0.373, SLG: 0.456	3-3 K		1-1 2B		2-2 HR 1B		0-2 P6			4 1 2 0 0 1 1		
Andres Galarraga, R (1, 3) OBP: 0.236, SLG: 0.284		3-3 K	0-0 P3		2-3 K		0-2 P6			4 0 0 0 0 2 4		
Todd Zeile, R (1, 5) OBP: 0.350, SLG: 0.388		3-2 2B		1-2 G6-3		1-1 HR	0-2 F7			4 1 2 2 0 0 1		
Brian Jordan, R (1, 9) OBP: 0.241, SLG: 0.362		0-1 P4		1-2 P8		0-3 K		0-3 K		4 0 0 0 0 2 1		
Tom Pagnozzi, R (1, 2) OBP: 0.322, SLG: 0.406		1-0 G5-3		3-2 S 1B		0-1 P8		2-2 G4-3		4 0 1 0 0 0 1		
Tim Jones, L (1, 4) OBP: 0.229, SLG: 0.221			1-2 G3		1-0 G4-3		1-1 G4-3			4 0 0 0 0 1 1		
Rheal Cormier, L (1, 1) OBP: 0.160, SLG: 0.240 Todd Worrell, R (8, 1) Lee Smith, R (9, 1)			1-1 G4-3		2-2 F7		1-2 G1-3			3 0		
Inning Stats	R: 0 H: 0 E: 0 LOB: 0 K: 1 BB: 0 S: 8 P: 13	R: 0 H: 1 E: 0 LOB: 1 K: 1 BB: 0 S: 9 P: 16	R: 1 H: 3 E: 0 LOB: 2 K: 0 BB: 0 S: 13 P: 19	R: 0 H: 1 E: 0 LOB: 1 K: 0 BB: 0 S: 11 P: 17	R: 0 H: 0 E: 0 LOB: 0 K: 1 BB: 0 S: 9 P: 12	R: 2 H: 2 E: 0 LOB: 0 K: 2 BB: 0 S: 13 P: 18	R: 0 H: 0 E: 0 LOB: 0 K: 1 BB: 0 S: 10 P: 15	R: 0 H: 1 E: 0 LOB: 1 K: 0 BB: 0 S: 13 P: 16	R: 0 H: 0 E: 0 LOB: 0 K: 2 BB: 0 S: 9 P: 14	1B: 4 SF: 0 2B: 2 SAC: 0 3B: 0 DP: 0 HR: 2 HBP: 0	WP: 0 PA: 35 PB: 0 SB: 3 CS: 0	
PITCHER Tom Candiotti, R (1, 1) ERA: 3.05 Jim Gott, R (8, 1) ERA: 1.94	IP WLS BF H R ER SO BB IBB HBP BLK WP HR S P ERA WHIP	7.0 L 28 7 3 3 6 0 0 0 0 0 0 2 73 110 3.86 1.000	2.0 7 1 0 0 2 0 0 0 0 0 0 0 22 30 0.00 0.500									ERA WHIP

livebaseballscorecards.com

AB	35
R	3
H	8
RBI	3
BB	0
SO	8
LOB	9



Batter	1	2	3	4	5	6	7	8	9	AB R H RBI BB SO LOB	TOP		
Milt Thompson, L (1, 7) OBP: 0.357, SLG: 0.459 Lee Smith, R (9, 1)	1-1 S 1B	1-1 E6			1-0 1B		2-2 G4-3		0-1 1B	5 1 3 0 0 0 0 0 0 0 0 0 0 0			
Ozzie Smith, S (1, 6) OBP: 0.366, SLG: 0.333	3-2 SAFE SAFE 1B 1B SAFE 1-H 1B	0-0 G6-3			2-0 S 1B		1-3 K		1-0 G3	5 0 2 1 0 1 2			
Ray Lankford, L (1, 8) OBP: 0.371, SLG: 0.454	1-2 G4-6-3 1-2f				2-1 G3		2-2 1B			4 0 1 0 0 0 3			
Andres Galarraga, R (1, 3) OBP: 0.230, SLG: 0.276	1-2 G4-3				1-0 F9		0-0 F9			4 0 0 0 0 1 3			
Todd Zeile, R (1, 5) OBP: 0.354, SLG: 0.391					2-1 G5-3		4-0 FC6-4 IBB		1-1 L6 1B	3 1 2 0 1 0 0			
Brian Jordan, R (1, 9) OBP: 0.246, SLG: 0.370					1-2 G1-3 2B		2-2 FC6-4 1-2f		1-1 P3	4 1 2 0 0 0 4			
Tom Pagnozzi, R (1, 2) OBP: 0.321, SLG: 0.407					1-0 G1-3		0-1 F9		1-1 L6	4 1 1 2 0 0 2			
Tim Jones, L (1, 4) OBP: 0.221, SLG: 0.214					0-1 P7		0-0 G3		0-0 G4-3	4 0 0 0 0 0 2			
Mark Clark, R (1, 1) OBP: 0.235, SLG: 0.235 Cris Carpenter, R (7, 1) OBP: 0.500, SLG: 0.500 Rex Hudler, R (9, PH) OBP: 0.233, SLG: 0.345 Bernard Gilkey, R (9, 7) OBP: 0.362, SLG: 0.393					2-3 P8		1-1 G1-3		2-2 F8	3 0 0 0 0 2 1 0 0 0 0 0 0 0 1 0 0 0 0 0 0 0 0 0 0 0 0 0			
Inning Stats	R: 1 H: 2 E: 0 LOB: 0 K: 0 BB: 0 S: 12 P: 18	R: 3 H: 3 E: 1 LOB: 1 K: 1 BB: 0 S: 16 P: 22	R: 0 H: 0 E: 0 LOB: 0 K: 1 BB: 0 S: 6 P: 10	R: 0 H: 1 E: 0 LOB: 1 K: 1 BB: 0 S: 10 P: 14	R: 0 H: 2 E: 0 LOB: 3 K: 0 BB: 1 S: 8 P: 20	R: 0 H: 0 E: 0 LOB: 0 K: 0 BB: 0 S: 5 P: 6	R: 0 H: 1 E: 0 LOB: 1 K: 1 BB: 0 S: 11 P: 16	R: 0 H: 1 E: 0 LOB: 0 K: 0 BB: 0 S: 6 P: 9	R: 0 H: 1 E: 0 LOB: 1 K: 0 BB: 0 S: 7 P: 10	1B: 9 SF: 0 2B: 3 SAC: 0 3B: 0 DP: 2 HR: 0 HBP: 0	WP: 0 PA: 38 PB: 1 SB: 2 CS: 1		
PITCHER	IP WLS BF H R ER SO BB IBB HBP BLK WP HR S P ERA WHIP											PITCHER	IP WLS BF H R ER SO BB IBB HBP BLK WP HR S P ERA WHIP
Orel Hershiser, R (1, 1) ERA: 3.43	5.0 L 24 8 4 3 3 0 1 0 0 0 0 0 52 84 5.40 1.600												
Tim Crews, R (6, 1) ERA: 4.96	2.0 7 1 0 0 1 0 0 0 0 0 0 0 16 22 0.00 0.500												
Jay Howell, R (8, 1) ERA: 1.29	2.0 7 2 0 0 0 0 0 0 0 0 0 0 13 19 0.00 1.000												

St. Louis Cardinals @ Los Angeles Dodgers
Dodger Stadium, Los Angeles, CA
Sat Jul 11 1992, 3:33 AM PDT
Att. 34,816 - Overcast - 80 F

AB	37
R	4
H	11
RBI	3
BB	1
SO	4
LOB	17



Batter	1	2	3	4	5	6	7	8	9	AB	R	H	RBI	BB	SO	LOB
Jose Offerman, S OBP: 0.331, SLG: 0.331 (1, 6)	L5		F7		FC6-5-4		K			4	0	0	1	0	1	3
Tom Goodwin, L OBP: 0.200, SLG: 0.200 Mike Sharperson, R OBP: 0.419, SLG: 0.432 Jay Howell, R (8, 1)	E6			F9	G4-3		G6-3			3	0	0	0	0	0	1
Eric Davis, R OBP: 0.316, SLG: 0.347 (1, 7)	G4-3					G5-3		P4		4	0	1	0	0	0	1
Darryl Strawberry, L OBP: 0.324, SLG: 0.419 (1, 9)						F7		G3-1		3	0	1	0	1	0	0
Eric Karros, R OBP: 0.287, SLG: 0.430 (1, 3)								F8		3	0	0	0	1	1	3
Dave Hansen, L OBP: 0.311, SLG: 0.352 (1, 5)										3	0	1	0	1	1	2
Lenny Harris, L OBP: 0.315, SLG: 0.304 (1, 4)										4	1	1	0	0	0	4
Mike Scioscia, L OBP: 0.284, SLG: 0.291 (1, 2)										4	0	2	0	0	0	1
Orel Hershiser, R OBP: 0.200, SLG: 0.308 Todd Benzinger, S OBP: 0.263, SLG: 0.330 Tim Crews, R (6, 1) Mitch Webster, S OBP: 0.326, SLG: 0.379 (8, 8)										1	0	0	0	0	0	0
										1	0	0	0	0	1	2
										0	0	0	0	0	0	0
										2	0	1	0	0	0	1

Inning Stats	R: 0	H: 0	R: 0	H: 1	R: 0	H: 0	R: 0	H: 2	R: 1	H: 1	R: 0	H: 0	R: 0	H: 0	R: 0	H: 1	R: 0	H: 0	R: 0	H: 1	1B: 7	SF: 0	WP: 0	PA: 36
	E: 1	LOB: 0	E: 0	LOB: 1	E: 0	LOB: 0	E: 0	LOB: 2	E: 1	LOB: 1	E: 0	LOB: 2	E: 0	LOB: 1	E: 0	LOB: 0	E: 0	LOB: 0	E: 0	LOB: 1	2B: 0	SAC: 0	PB: 0	
	K: 0	BB: 0	K: 1	BB: 1	K: 1	BB: 0	K: 1	BB: 0	K: 1	BB: 0	K: 0	BB: 2	K: 1	BB: 0	K: 0	BB: 0	K: 0	BB: 0	K: 1	BB: 0	3B: 0	DP: 2	SB: 2	
	S: 6	P: 11	S: 9	P: 16	S: 7	P: 11	S: 11	P: 13	S: 15	P: 20	S: 11	P: 20	S: 11	P: 16	S: 8	P: 11	S: 10	P: 13	S: 10	P: 13	HR: 0	HBP: 0	CS: 1	

PITCHER	IP	WLS	BF	H	R	ER	SO	BB	IBB	HBP	BLK	WP	HR	S	P	ERA	WHIP
Mark Clark, R ERA: 2.79 (1, 1)	6.0	W	27	6	1	0	3	3	0	0	0	0	0	62	96	0.00	1.500
Cris Carpenter, R ERA: 2.32 (7, 1)	2.0		5	0	0	0	1	0	0	0	0	0	0	16	22	0.00	0.000
Lee Smith, R ERA: 3.03 (9, 1)	1.0	S	4	1	0	0	0	0	0	0	0	0	0	10	13	0.00	1.000

BOTTOM

St. Louis Cardinals @ Los Angeles Dodgers
Dodger Stadium, Los Angeles, CA

Sat Jul 11 1992, 3:33 AM PDT
 Att. 34,816 - Overcast - 80 F

AB	33
R	1
H	7
RBI	1
BB	3
SO	4
LOB	20



WP	PA	ERA	WHIP
0	36		

Batter	1	2	3	4	5	6	7	8	9	AB R H RBI BB SO LOB	TOP	
Milt Thompson, L (1, 7) OBP: 0.354, SLG: 0.449 Omar Olivares, R (7, 1) OBP: 0.294, SLG: 0.303 Craig Wilson, R (8, 4) OBP: 0.366, SLG: 0.378	0-0 G6-3		4-2 G6-3 BB		2-2 FC4-6 1B 1-2f		0-0 G1-3		4-1 BB	3 0 0 0 1 0 2 0 0 0 0 0 0 0 0 0 0 0 1 0 0		
Ozzie Smith, S (1, 6) OBP: 0.372, SLG: 0.337 Bob McClure, R (8, 1) Gerald Perry, L (9, PH) OBP: 0.310, SLG: 0.308	2-1 CS 1B		0-0 G6-3		2-1 G4-3 1B 1-2			4-1 G3 BB	1-0 F9	3 0 2 0 1 0 1 0 0 0 0 0 0 0 1 0 0 0 0 0 3		
Ray Lankford, L (1, 8) OBP: 0.370, SLG: 0.454	3-1 1-2 2B		2-3		0-1 G4-3 1-2f			2-2 G3 1-2		4 0 1 0 0 1 4		
Felix Jose, S (1, 9) OBP: 0.351, SLG: 0.444	1-2 G1-3		0-3 K			0-0 P6		0-3 K		4 0 0 0 0 2 3		
Todd Zeile, R (1, 5) OBP: 0.353, SLG: 0.389				1-2 F8 G5-3 1B		1-2 F8		1-2 F7		4 0 1 0 0 0 1		
Andres Galarraga, R (1, 3) OBP: 0.230, SLG: 0.276				1-2 G5-3		1-1 F8			1-0 1B 1B	4 0 1 0 0 0 1		
Tom Pagnozzi, R (1, 2) OBP: 0.321, SLG: 0.407 Rich Gedman, L (8, 2) OBP: 0.151, SLG: 0.157				1-1 F8 2-3			0-3 K		0-0 F7	3 0 1 0 0 1 1 1 0 0 0 0 0 1		
Tim Jones, L (1, 4) OBP: 0.238, SLG: 0.225				2-3 K			4-1 PB BB		2-1 DI 1B 1-3	3 0 2 0 1 1 1		
Donovan Osborne, S (1, 1) OBP: 0.158, SLG: 0.211 Jose DeLeon, R (2, 1) Brian Jordan, R (5, PH) OBP: 0.250, SLG: 0.373 Mike Perez, R (5, 1) Rex Hudler, R (7, PH) OBP: 0.226, SLG: 0.333 (7, 7)				1-0 FC4-6 1B			3-1 P3		0-1 F9	1 0 0 0 0 0 2 0 0 0 0 0 0 0 1 0 0 1 0 0 0 0 0 0 0 0 0 0 2 0 0 0 0 0 3		
Inning Stats	R: 0 H: 2 E: 0 LOB: 1 K: 0 BB: 0 S: 9 P: 14	R: 0 H: 2 E: 0 LOB: 2 K: 0 BB: 0 S: 8 P: 13	R: 0 H: 0 E: 0 LOB: 1 K: 2 BB: 1 S: 10 P: 16	R: 0 H: 1 E: 0 LOB: 1 K: 1 BB: 0 S: 11 P: 16	R: 0 H: 2 E: 0 LOB: 1 K: 0 BB: 0 S: 10 P: 15	R: 0 H: 0 E: 0 LOB: 0 K: 0 BB: 0 S: 7 P: 9	R: 0 H: 0 E: 0 LOB: 1 K: 1 BB: 1 S: 7 P: 14	R: 0 H: 0 E: 0 LOB: 1 K: 1 BB: 1 S: 10 P: 17	R: 0 H: 2 E: 0 LOB: 3 K: 0 BB: 1 S: 8 P: 16	1B: 8 SF: 0 2B: 1 SAC: 0 3B: 0 DP: 1 HR: 0 HBP: 0	WP: 0 PA: 38 PB: 1 SB: 0 CS: 1	
PITCHER Kevin Gross, R (1, 1) ERA: 3.67	IP WLS BF H R ER SO BB IBB HBP BLK WP HR S P ERA WHIP	9.0 W 38 9 0 0 5 4 0 0 0 0 0 0 80 130 0.00 1.444										

St. Louis Cardinals @ Los Angeles Dodgers
Dodger Stadium, Los Angeles, CA
Sun Jul 12 1992, 3:33 AM PDT
Att. 31,020 - Overcast - 76 F

AB	34
R	0
H	9
RBI	0
BB	4
SO	5
LOB	23



Batter	1	2	3	4	5	6	7	8	9
Jose Offerman, S OBP: 0.329, SLG: 0.326 (1, 6)	0-3 K	1-2 FC5-4 1B	1-1 F9			4-0 BB	2-1 G4-3		
Mike Sharperson, R OBP: 0.424, SLG: 0.433 Lenny Harris, L OBP: 0.314, SLG: 0.303 (1, 5) (7, 5)	1-1 BB 2B 1B	4-0 SAFE SAFE 1B BB		4-1 BB		3-1 SAFE P2		2-0 L8	
Eric Davis, R OBP: 0.316, SLG: 0.343 Tom Goodwin, L OBP: 0.143, SLG: 0.143 (1, 8) (6, PH) (7, 8)	4-2 2B 3B BB	2-3 K		1-2 F8		3-2 F9		0-3 K	
Mitch Webster, S OBP: 0.336, SLG: 0.403 (1, 9)	0-1 3B 2B	3-2 1B		2-0 F9		0-0 F8		2-0 1B 2B	
Eric Karros, R OBP: 0.289, SLG: 0.430 (1, 3)	1-2 F9	1-0 G1-3		1-2 F7			1-2 FC3-6 1B	0-1 1B	
Juan Samuel, R OBP: 0.314, SLG: 0.306 (1, 4)	3-2 1B 3B		2-0 2B SF8 1B		1-1 E5 SF7 1B		1-2 FC3-6 1B		
Todd Benzinger, S OBP: 0.272, SLG: 0.342 (1, 7)	3-2 1B		0-0 2B		2-0 SF7		4-0 1B BB		
Carlos Hernandez, R OBP: 0.316, SLG: 0.267 (1, 2)	2-1 F8		0-1 SF8		2-3 K		3-2 1B		
Kevin Gross, R OBP: 0.161, SLG: 0.103 (1, 1)		2-2 FC5-4 1B	1-3 K		3-3 K		0-3 K		

Inning Stats	R: 4	H: 4	E: 0	LOB: 1	K: 1	S: 24	P: 38	R: 1	H: 2	E: 0	LOB: 2	K: 1	S: 16	P: 29	R: 0	H: 0	E: 0	LOB: 1	K: 0	S: 9	R: 1	H: 1	E: 1	LOB: 0	K: 2	S: 13	P: 21	R: 0	H: 0	E: 0	LOB: 1	K: 0	S: 6	P: 16	R: 1	H: 2	E: 0	LOB: 2	K: 1	S: 15	P: 26	R: 1	H: 2	E: 0	LOB: 1	K: 1	S: 7	P: 11
--------------	------	------	------	--------	------	-------	-------	------	------	------	--------	------	-------	-------	------	------	------	--------	------	------	------	------	------	--------	------	-------	-------	------	------	------	--------	------	------	-------	------	------	------	--------	------	-------	-------	------	------	------	--------	------	------	-------

PITCHER	IP	WLS	BF	H	R	ER	SO	BB	IBB	HBP	BLK	WP	HR	S	P	ERA	WHIP
Donovan Osborne, L ERA: 3.19 (1, 1)	1.2	L	13	6	5	5	2	2	0	0	0	0	0	39	65	27.00	4.800
Jose DeLeon, R ERA: 4.2 (2, 1)	2.1		10	2	1	1	1	1	0	0	0	0	0	19	32	3.86	1.286
Mike Perez, R ERA: 1.59 (5, 1)	2.0		8	1	1	0	2	1	0	0	0	0	0	19	37	0.00	1.000
Omar Olivares, R ERA: 3.83 (7, 1)	1.0		6	2	1	1	1	1	0	0	0	0	0	15	26	9.00	3.000
Bob McClure, L ERA: 3.41 (8, 1)	1.0		4	2	1	1	1	0	0	0	0	0	0	7	11	9.00	2.000

BOTTOM

St. Louis Cardinals @ Los Angeles Dodgers
Dodger Stadium, Los Angeles, CA

Sun Jul 12 1992, 3:33 AM PDT
Att: 31,020 - Overcast - 76 F

AB	R	H	RBI	BB	SO	LOB
4	1	0	0	1	1	4
2	1	1	0	2	0	1
1	0	0	0	0	0	0
2	1	0	0	1	1	3
2	0	0	0	0	1	1
5	2	3	2	0	0	2
5	0	2	1	0	0	5
4	4	3	2	0	0	1
2	0	2	2	1	0	0
3	0	1	2	0	1	1
4	0	1	0	0	3	3

AB	34
R	9
H	13
RBI	9
BB	5
SO	7
LOB	21

WP: 0 PA: 41
PB: 0
SB: 1
CS: 0



Batter	1	2	3	4	5	6	7	8	9	AB R H RBI BB SO LOB	TOP	
Milt Thompson, L (1, 7) OBP: 0.351, SLG: 0.444 Bernard Gilkey, R (7, 7) OBP: 0.360, SLG: 0.391	1-1 L8		0-1 G4-3		2-1 BB 2B 1B		0-0 G3-1		0-0 L5	4 1 1 0 0 0 0 1 0 0 0 0 0 0		
Ozzie Smith, S (1, 6) OBP: 0.379, SLG: 0.344	2-3 K		0-0		4-1 2B 1-2 BB		1-0 2B 2B		4-2 S BB	3 1 2 0 2 1 0		
Ray Lankford, L (1, 8) OBP: 0.370, SLG: 0.459	1-3 K		0-3 K		1-1 2B 1-3 2-H		2-2 G4-3 2-H 2B		2-3 K	5 0 2 2 0 3 2		
Felix Jose, S (1, 9) OBP: 0.352, SLG: 0.447		1-1 G4-3 2B G6-3 1B		0-0 F7 2B	2-1 G1-3		0-1 G4-3		1-3 K	5 1 2 0 0 1 4		
Todd Zeile, R (1, 5) OBP: 0.349, SLG: 0.384		1-1 G6-3		0-0 F7		0-1 G5-3		1-3 K		4 0 0 0 0 1 3		
Andres Galarraga, R (1, 3) OBP: 0.228, SLG: 0.269		1-0 G4-3		1-3 K		1-2 G4-3		1-2 G5-3		4 0 0 0 0 1 2		
Tom Pagnozzi, R (1, 2) OBP: 0.320, SLG: 0.408		1-2 2B		0-0 F9		1-0 P9		0-1 G1-3		4 0 1 1 0 0 1		
José Oquendo, S (1, 4) OBP: 0.412, SLG: 0.429		0-0 G6-3			1-1 F9		0-0 HR 2B		0-2 1B	4 1 2 0 0 0 1		
Omar Olivares, R (1, 1) OBP: 0.289, SLG: 0.378 Todd Worrell, R (8, 1)			1-2 G4-3		2-2 F8		1-2 HR		1-0 P5	4 1 1 2 0 0 1 0 0 0 0 0 0 0		
Inning Stats	R: 0 E: 0 K: 2 S: 8 H: 0 LOB: 0 BB: 0 P: 12	R: 1 E: 0 K: 0 S: 10 H: 2 LOB: 1 BB: 0 P: 14	R: 0 E: 0 K: 1 S: 9 H: 1 LOB: 1 BB: 0 P: 10	R: 0 E: 0 K: 1 S: 9 H: 1 LOB: 1 BB: 0 P: 10	R: 1 E: 0 K: 0 S: 12 H: 2 LOB: 2 BB: 1 P: 24	R: 0 E: 0 K: 0 S: 7 H: 0 LOB: 0 BB: 0 P: 9	R: 3 E: 0 K: 1 S: 14 H: 4 LOB: 1 BB: 0 P: 19	R: 0 E: 0 K: 0 S: 11 H: 1 LOB: 1 BB: 0 P: 13	R: 0 E: 0 K: 2 S: 10 H: 0 LOB: 1 BB: 1 P: 17	1B: 4 2B: 6 3B: 0 HR: 1 SF: 0 SAC: 0 DP: 0 HBP: 0	WP: 0 PB: 0 SB: 1 CS: 0 PA: 40	
PITCHER	IP WLS BF H R ER SO BB IBB HBP BLK WP HR S P ERA WHIP											
Tim Belcher, R (1, 1) ERA: 3.6	6.1 L 30 10 5 5 4 1 0 0 0 0 0 1 64 92 7.11 1.737											
Dwayne Henry, R (7, 1) ERA: 3.08	1.2 6 1 0 0 1 0 0 0 0 0 0 0 16 19 0.00 0.600											
Rob Dibble, R (9, 1) ERA: 4.34	1.0 4 0 0 0 2 1 0 0 0 0 0 0 10 17 0.00 1.000											

St. Louis Cardinals @ Cincinnati Reds
Riverfront Stadium, Cincinnati, OH
Thu Jul 16 1992, 7:05 PM EDT
Att. 35,991 - Cloudy - 75 F

livebaseballscorecards.com

AB	38
R	5
H	11
RBI	5
BB	2
SO	7
LOB	14



Bernard Gilkey, R (1, 7) OBP: 0.367, SLG: 0.394 			0-0 	1-0 			4-2 		0-0 	4 0 2 0 1 0 2
Ozzie Smith, S (1, 6) OBP: 0.380, SLG: 0.342 Mike Perez, R (7, 1) Craig Wilson, R (8, 9) OBP: 0.361, SLG: 0.373 	4-0 		1-2 		4-2 	1-2 		1-2 	2 0 0 0 2 0 2 0 0 0 0 0 0 0 1 0 0 0 0 0 1	
Ray Lankford, L (1, 8) OBP: 0.374, SLG: 0.461 Tim Jones, L (8, 8) OBP: 0.236, SLG: 0.223 	3-2 		2-1 		1-2 	4-2 		2-1 	3 0 2 0 1 0 1 1 0 0 0 0 0 1	
Felix Jose, S (1, 9) OBP: 0.354, SLG: 0.447 Cris Carpenter, R (8, 1) OBP: 0.500, SLG: 0.500 Milt Thompson, L (9, PH) OBP: 0.349, SLG: 0.441 	0-1 		2-2 		0-0 	0-0 		0-0 	4 0 2 0 0 0 3 0 0 0 0 0 0 0 1 0 0 0 0 0 1	
Todd Zeile, R (1, 5) OBP: 0.348, SLG: 0.382 	2-1 			0-1 	2-1 		1-1 		4 1 1 0 0 0 3	
Andres Galarraga, R (1, 3) OBP: 0.237, SLG: 0.280 		1-2 		0-2 		2-3 		0-0 	4 0 3 0 0 1 0	
Tom Pagnozzi, R (1, 2) OBP: 0.316, SLG: 0.404 Rich Gedman, L (7, 2) OBP: 0.167, SLG: 0.173 		1-3 		2-3 		3-1 		2-0 	3 0 0 0 0 2 3 1 0 1 0 0 0 0	
José Oquendo, S (1, 4) OBP: 0.333, SLG: 0.333 		2-2 		3-1 		0-0 		1-1 	4 0 0 0 0 0 5	
Rheal Cormier, L (1, 1) OBP: 0.185, SLG: 0.259 Jose DeLeon, R (5, 1) Rex Hudler, R (7, PH) OBP: 0.219, SLG: 0.323 		1-2 		0-0 		0-2 		2-3 	2 0 1 1 0 0 1 0 0 0 0 0 0 0 2 0 0 0 0 1 2	

Inning Stats	R: 0 H: 2 E: 0 LOB: 2 K: 0 BB: 1 S: 10 P: 21	R: 0 H: 1 E: 0 LOB: 1 K: 1 BB: 0 P: 19	R: 0 H: 2 E: 0 LOB: 1 K: 0 BB: 0 P: 14	R: 1 H: 3 E: 0 LOB: 2 K: 1 BB: 0 P: 18	R: 0 H: 1 E: 0 LOB: 1 K: 0 BB: 1 P: 17	R: 0 H: 0 E: 0 LOB: 0 K: 1 BB: 0 P: 11	R: 0 H: 0 E: 0 LOB: 2 K: 0 BB: 2 P: 20	R: 0 H: 2 E: 0 LOB: 2 K: 1 BB: 0 P: 17	R: 0 H: 1 E: 0 LOB: 1 K: 0 BB: 0 P: 10	1B: 12 SF: 0 2B: 0 SAC: 0 3B: 0 DP: 2 HR: 0 HBP: 0	WP: 0 PA: 40 PB: 0 SB: 2 CS: 0
---------------------	--	--	--	--	--	--	--	--	--	--	--------------------------------

PITCHER Greg Swindell, L (1, 1) ERA: 2.85 Scott Bankhead, R (8, 1) ERA: 1.9 Steve Foster, R (9, 1) ERA: 5.11 Scott Ruskin, L (9, 1) ERA: 5.83	IP WLS BF H R ER SO BB IBB HBP BLK WP HR S P ERA WHIP 7.0 W 31 9 1 1 3 4 0 0 0 0 0 0 73 120 1.29 1.857 1.0 5 2 0 0 1 0 0 0 0 0 0 0 11 17 0.00 2.000 0.1 2 1 0 0 0 0 0 0 0 0 0 0 4 5 0.00 3.000 0.2 2 0 0 0 0 0 0 0 0 0 0 0 3 5 0.00 0.000	PITCHER IP WLS BF H R ER SO BB IBB HBP BLK WP HR S P ERA WHIP
--	---	---

St. Louis Cardinals @ Cincinnati Reds
 Riverfront Stadium, Cincinnati, OH
 Fri Jul 17 1992, 7:05 PM EDT
 Att. 33,270 - Cloudy - 78 F

AB	36
R	1
H	12
RBI	1
BB	4
SO	4
LOB	25



St. Louis Cardinals @ Cincinnati Reds
 Riverfront Stadium, Cincinnati, OH

Sat Jul 18 1992, 7:05 PM EDT
 Att. 47,588 - Cloudy - 80 F

livebaseballscorecards.com



Batter	1	2	3	4	5	6	7	8	9	AB	R	H	RBI	BB	SO	LOB	TOP							
Bernard Gilkey, R (1, 7) OBP: 0.376, SLG: 0.395	0-1 F8		0-0 G6-3 1B		4-2 BB		1-1 CS	4-2 1B SH5-4 BB		2	0	1	0	2	0	0								
Ozzie Smith, S (1, 6) OBP: 0.377, SLG: 0.338	1-3 K		2-1 G6-3		2-3 K			0-1 SH5-4		3	0	0	0	0	2	3								
Ray Lankford, L (1, 8) OBP: 0.373, SLG: 0.459	2-0 G5-3		1-3 K				3-2 P4	1-2 S 1B		4	0	1	0	0	1	1								
Felix Jose, S (1, 9) OBP: 0.353, SLG: 0.444		2-1 F8		1-1 CS 1B		1-0 G4-3		2-3 K		4	0	1	0	0	1	2								
Todd Zeile, R (1, 5) OBP: 0.347, SLG: 0.378	0-1 L1		2-3 K		4-2 BB			3-3 K		3	0	0	0	1	2	3								
Gerald Perry, L (1, 3) OBP: 0.308, SLG: 0.306	0-1 HR 1B		2-2 G1-3		2-3 K			1-2 L5		4	1	1	0	0	1	1								
Tom Pagnozzi, R (1, 2) OBP: 0.316, SLG: 0.412	2-0 HR				0-0 G6-3		1-3 K	0-0 G6-3		4	1	1	2	0	1	0								
José Quiendo, S (1, 4) OBP: 0.375, SLG: 0.524	1-0 2-1 3B				3-2 2B		0-1 L7	0-1 P3		3	0	2	0	0	0	0								
Andres Galarraga, R (9, PH) OBP: 0.236, SLG: 0.279										1	0	0	0	0	0	0								
Bob Tewksbury, R (1, 1) OBP: 0.089, SLG: 0.068	1-0 2-1		1-2 F8		1-3 K		0-1 CS 1B			2	0	0	0	0	1	1								
Rex Hudler, R (7, PH) OBP: 0.231, SLG: 0.333										1	0	1	0	0	0	0								
Bob McClure, R (7, 1)										0	0	0	0	0	0	0								
Mike Perez, R (8, 1)										0	0	0	0	0	0	0								
Inning Stats	R: 0 E: 0 K: 1 S: 6	H: 0 LOB: 0 BB: 0 P: 9	R: 2 E: 0 K: 0 S: 8	H: 3 LOB: 1 BB: 0 P: 14	R: 0 E: 0 K: 1 S: 10	H: 1 LOB: 1 BB: 0 P: 13	R: 0 E: 0 K: 1 S: 8	H: 1 LOB: 0 BB: 0 P: 13	R: 0 E: 0 K: 2 S: 12	H: 1 LOB: 2 BB: 1 P: 22	R: 0 E: 0 K: 1 S: 10	H: 0 LOB: 1 BB: 1 P: 20	R: 0 E: 0 K: 1 S: 9	H: 1 LOB: 0 BB: 0 P: 10	R: 0 E: 0 K: 2 S: 16	H: 1 LOB: 2 BB: 1 P: 26	R: 0 E: 0 K: 0 S: 6	H: 0 LOB: 0 BB: 0 P: 7	1B: 5 2B: 1 3B: 1 HR: 1	SF: 0 SAC: 1 DP: 0 HBP: 0	WP: 0 PB: 0 SB: 1 CS: 2	PA: 36		
PITCHER	IP	WLS	BF	H	R	ER	SO	BB	IBB	HBP	BLK	WP	HR	S	P	ERA	WHIP							
Jose Rijo, R (1, 1) ERA: 3.17	6.0	W	25	6	2	2	6	2	0	0	0	0	1	54	91	3.00	1.333							
Rob Dibble, R (7, 1) ERA: 4.12	2.0		8	2	0	0	3	1	0	0	0	0	0	25	36	0.00	1.500							
Norm Charlton, L (9, 1) ERA: 2.52	1.0	S	3	0	0	0	0	0	0	0	0	0	0	6	7	0.00	0.000							

BOTTOM

St. Louis Cardinals @ Cincinnati Reds
Riverfront Stadium, Cincinnati, OH
Sat Jul 18 1992, 7:05 PM EDT
Att. 47,588 - Cloudy - 80 F

livebaseballscorecards.com

AB 32
R 3
H 9
RBI 3
BB 2
SO 2
LOB 14



WP: 0 PA: 34
PB: 0
SB: 0
CS: 0

AB R H RBI BB SO LOB

4	1	1	0	0	0	3
4	1	2	0	0	0	1
3	0	1	1	1	0	1
3	1	0	0	1	1	3
4	0	1	2	0	1	0
4	0	1	0	0	0	0
4	0	1	0	0	0	2
0	0	0	0	0	0	0
3	0	1	0	0	0	2
2	0	1	0	0	0	0
1	0	0	0	0	0	2
0	0	0	0	0	0	0
0	0	0	0	0	0	0

1B: 7 SF: 0
2B: 2 SAC: 0
3B: 0 DP: 1
HR: 0 HBP: 0

Batter	1	2	3	4	5	6	7	8	9
Bip Roberts, S OBP: 0.368, SLG: 0.354 (1, 7)	3-1 1B G5-3 1B	2-2 F8 2		0-0 FC6-4 1-2f 2		0-0 G3 3			
Dave Martinez, L OBP: 0.313, SLG: 0.332 (1, 8)	2-2 G5-3 2B 1B	1-1 2B 1B		2-2 G3 3			2-2 F7 1		
Barry Larkin, R OBP: 0.365, SLG: 0.440 (1, 6)	1-1 G5-3 1-2 3-H	1-1 2B 1-3		4-1 BB BB			2-2 F9 2		
Paul O'Neill, L OBP: 0.376, SLG: 0.416 (1, 9)	4-0 2B BB	0-0 F8 3		3-1 G4-6-3 1-2f 1 2			3-3 K 3		
Hal Morris, L OBP: 0.397, SLG: 0.423 (1, 3)	1-1 1B 2B 1-H 2-H		1-2 G4-3 1		1-3 K 3		0-0 F7 1		
Chris Sabo, R OBP: 0.307, SLG: 0.428 (1, 5)	0-0 FC6-4 2-3 1B		0-2 G5-3 2		0-0 F7 1		2-0 P8 2		
Bill Doran, S OBP: 0.324, SLG: 0.384 (1, 4)	2-0 P5 2		2-2 G4-3 3		2-2 FC6-4 1B 1B		1-1 F8 3		
Norm Charlton, S OBP: 0.333, SLG: 0.333 (9, 1)									
Joe Oliver, R OBP: 0.310, SLG: 0.364 (1, 2)	1-1 FC6-4 1-2f 3			1-2 F9 1		1-0 FC6-4 1B 1-2			
Jose Rijo, R OBP: 0.216, SLG: 0.270 (1, 1)		0-0 G4-3 1		1-1 FC6-4 1B 1-2f 2-3		1-0 FC6-4 2			
Glenn Braggs, R OBP: 0.308, SLG: 0.286 (6, PH)									
Rob Dibble, L OBP: 1.000, SLG: 1.000 (7, 1)									
Jeff Branson, L OBP: 0.324, SLG: 0.441 (9, 4)									

Inning Stats	R: 3	H: 4	E: 0	K: 0	S: 14	LOB: 2	BB: 1	P: 27	R: 0	H: 2	E: 0	K: 0	S: 9	LOB: 2	BB: 0	P: 13	R: 0	H: 0	E: 0	K: 0	S: 10	LOB: 0	BB: 0	P: 13	R: 0	H: 1	E: 0	K: 0	S: 11	LOB: 1	BB: 1	P: 15	R: 0	H: 0	E: 0	K: 1	S: 6	LOB: 0	BB: 1	P: 14	R: 0	H: 2	E: 0	K: 0	S: 8	LOB: 2	BB: 0	P: 12	R: 0	H: 0	E: 0	K: 1	S: 9	LOB: 0	BB: 0	P: 16	R: 0	H: 0	E: 0	K: 0	S: 4	LOB: 0	BB: 0	P: 7
--------------	------	------	------	------	-------	--------	-------	-------	------	------	------	------	------	--------	-------	-------	------	------	------	------	-------	--------	-------	-------	------	------	------	------	-------	--------	-------	-------	------	------	------	------	------	--------	-------	-------	------	------	------	------	------	--------	-------	-------	------	------	------	------	------	--------	-------	-------	------	------	------	------	------	--------	-------	------

PITCHER	IP	WLS	BF	H	R	ER	SO	BB	IBB	HBP	BLK	WP	HR	S	P	ERA	WHIP
Bob Tewksbury, R ERA: 1.98 (1, 1)	6.0	L	28	9	3	3	1	2	0	0	0	0	0	58	94	4.50	1.833
Bob McClure, L ERA: 3.26 (7, 1)	1.1		4	0	0	0	1	0	0	0	0	0	0	10	17	0.00	0.000
Mike Perez, R ERA: 1.54 (8, 1)	0.2		2	0	0	0	0	0	0	0	0	0	0	3	6	0.00	0.000

PITCHER	IP	WLS	BF	H	R	ER	SO	BB	IBB	HBP	BLK	WP	HR	S	P	ERA	WHIP
---------	----	-----	----	---	---	----	----	----	-----	-----	-----	----	----	---	---	-----	------

Batter	1	2	3	4	5	6	7	8	9
Bip Roberts, S OBP: 0.372, SLG: 0.364 (1, 7)	0-0 G4-3		4-2 S BB			4-0 1B BB	2-0 HR		
Dave Martinez, L OBP: 0.315, SLG: 0.335 (1, 8)	1-2 G6-3 S 1B		1-2 G4-3			2-1 G6-4-3 1B	2-2 F8		
Barry Larkin, R OBP: 0.364, SLG: 0.438 (1, 6)	2-2 G6-3			0-0 L9		1-2 G6-4-3		1-1 G5-4-3 1B	
Paul O'Neill, L OBP: 0.374, SLG: 0.414 (1, 9)	0-2 F7			0-0 F8			0-0 G4-3 2B 1B	1-0 P1	
Hal Morris, L OBP: 0.390, SLG: 0.415 (1, 3)		0-0 L8		1-0 F8			0-0 G4-3	1-2 G5-4-3	
Chris Sabo, R OBP: 0.307, SLG: 0.427 (1, 5)		3-3 K			2-3 K		1-2 2B 1B 1B		
Bill Doran, S OBP: 0.324, SLG: 0.388 (1, 4)		0-1 L8			2-2 F9		0-0 1B 2B		
Joe Oliver, R OBP: 0.307, SLG: 0.360 (1, 2)			0-1 F8		2-2 F9		2-2 P2		
Chris Hammond, L OBP: 0.333, SLG: 0.333 (1, 1)			0-0 L7			0-1 P3	2-2 HR 1B		
Cesar Hernandez, R (6, PH)									
Dwayne Henry, R OBP: 0.250, SLG: 0.250 (7, 1)									
Jeff Branson, L OBP: 0.250, SLG: 0.250 (7, PH)									
Scott Bankhead, R OBP: 0.250, SLG: 0.250 (8, 1)									
Norm Charlton, S OBP: 0.333, SLG: 0.333 (9, 1)									

AB	R	H	RBI	BB	SO	LOB
2	1	1	2	2	0	0
4	0	2	0	0	0	1
4	0	1	0	0	0	3
4	1	1	0	0	0	2
4	0	0	0	0	0	2
3	1	1	0	0	2	0
3	1	1	1	0	0	0
3	0	0	0	0	0	2
1	0	0	0	0	0	0
1	0	0	0	0	0	0
0	0	0	0	0	0	0
1	1	1	2	0	0	0
0	0	0	0	0	0	0
0	0	0	0	0	0	0

BOTTOM	
AB	30
R	5
H	8
RBI	5
BB	2
SO	2
LOB	10
WP: 0	PA: 32
PB: 0	
SB: 2	
CS: 0	

St. Louis Cardinals @ Cincinnati Reds
Riverfront Stadium, Cincinnati, OH
Sun Jul 19 1992, 3:33 AM EDT
Att: 37,349 - Cloudy - 84 F

livebaseballscorecards.com



Inning Stats		R	H	E	K	S	H	LOB	BB	P	R	H	E	K	S	ERA	WHIP
1		0	1	0	0	15	0	0	0	15	0	0	0	0	0	4.26	1.105
2		0	0	0	1	7	0	0	0	10	0	0	0	0	0	27.00	3.000
3		0	0	0	0	10	0	1	1	15	0	0	0	0	0	0.00	1.000
4		0	0	0	0	3	0	0	0	4	0	0	0	0	0		
5		0	0	0	1	13	0	0	0	19	0	0	0	0	0		
6		0	1	0	1	7	1	1	1	14	5	5	0	0	31		
7		0	0	0	0	6	0	0	0	9	0	0	0	0	0		
8		0	1	0	0	9	1	0	0	9	0	0	0	0	0		
9		0	0	0	0	0	0	0	0	0	0	0	0	0	0		

PITCHER		IP	WLS	BF	H	R	ER	SO	BB	IBB	HBP	BLK	WP	HR	S	P	ERA	WHIP
Mark Clark, R ERA: 2.95 (1, 1)		6.1		25	5	3	3	2	2	0	0	0	0	0	58	84	4.26	1.105
Cris Carpenter, R ERA: 2.6 (7, 1)		0.2	L	4	2	2	2	0	0	0	0	0	0	1	16	24	27.00	3.000
Bob McClure, L ERA: 3.16 (8, 1)		1.0		3	1	0	0	0	0	0	0	0	0	0	6	9	0.00	1.000

Batter	1	2	3	4	5	6	7	8	9	10	11	12	AB	R	H	RBI	BB	SO	LOB	TOP					
Otis Nixon, S OBP: 0.389, SLG: 0.405 (1, 8)													6 1 2 0 0 1 1												
Jeff Blauer, R OBP: 0.285, SLG: 0.405 Rafael Belliard, R OBP: 0.271, SLG: 0.249 (1, 6) (6, 6)													4 0 0 0 0 0 3 2 0 0 0 0 0 0												
Terry Pendleton, S OBP: 0.318, SLG: 0.457 (1, 5)													5 3 1 0 1 2 2												
Ron Gant, R OBP: 0.335, SLG: 0.440 (1, 7)													6 4 4 4 0 0 2												
David Justice, L OBP: 0.364, SLG: 0.403 (1, 9)													5 1 3 2 0 0 2												
Brian Hunter, R OBP: 0.250, SLG: 0.463 Sid Bream, L OBP: 0.341, SLG: 0.368 (1, 3) (7, PH) (7, 3)													3 0 0 0 0 1 2 2 0 1 1 0 0 0												
Greg Olson, R OBP: 0.350, SLG: 0.391 (1, 2)													4 0 2 1 2 0 1												
Mark Lemke, S OBP: 0.272, SLG: 0.282 (1, 4)													6 0 0 1 0 0 7												
Steve Avery, L Jeff Trautman, L Marvin Freeman, R Mark Wohlers, R Olson Sanders, L Kent Medsker, L Mike Stalecki, R Damon Berryhill, S Allegandro Pineda, R (1, 1) (1, 1) (1, 1) (1, 1) (1, 1) (1, 1) (1, 1) (1, 1)													2 0 1 0 0 0 0 0 1 2												
Inning Stats	R: 4 E: 0 K: 0 S: 22	H: 4 LOB: 1 BB: 1 P: 37	R: 0 E: 0 K: 1 S: 11	H: 0 LOB: 0 BB: 0 P: 13	R: 2 E: 0 K: 0 S: 15	H: 3 LOB: 1 BB: 0 P: 22	R: 0 E: 1 K: 1 S: 9	H: 1 LOB: 2 BB: 0 P: 14	R: 0 E: 0 K: 1 S: 11	H: 1 LOB: 1 BB: 1 P: 20	R: 1 E: 0 K: 0 S: 8	H: 1 LOB: 0 BB: 0 P: 10	R: 0 E: 0 K: 0 S: 7	H: 0 LOB: 1 BB: 0 P: 10	R: 0 E: 0 K: 0 S: 8	H: 0 LOB: 0 BB: 0 P: 9	R: 0 E: 0 K: 0 S: 6	H: 1 LOB: 1 BB: 0 P: 9	R: 0 E: 0 K: 0 S: 6	H: 0 LOB: 0 BB: 0 P: 8	R: 2 E: 1 K: 1 S: 13	H: 2 LOB: 2 BB: 1 P: 20	1B: 8 2B: 2 3B: 2 HR: 1	SF: 1 SAC: 1 DP: 1 HBP: 1	WP: 1 PA: 54
PITCHER Donovan Osborne, L ERA: 3.59	IP: 2.2 WLS: 1 BF: 16	H: 7 R: 6 ER: 6	SO: 1 BB: 1 IBB: 0	HBP: 0 BLK: 0	WP: 1 HR: 0	S: 44 P: 66	ERA: 20.25 WHIP: 3.000	PITCHER Mike Perez, R ERA: 1.51	IP: (11, 1) WLS: L BF: 5	H: 1 R: 2 ER: 0	SO: 0 BB: 0	IBB: 0 HBP: 0 BLK: 0	WP: 0 HR: 0	S: 11 P: 13	ERA: 0.00 WHIP: 1.000	PITCHER Bob McClure, L ERA: 3.05	IP: (12, 1) WLS: L BF: 5	H: 1 R: 0 ER: 0	SO: 1 BB: 0	IBB: 0 HBP: 0 BLK: 0	WP: 0 HR: 0	S: 8 P: 15	ERA: 0.00 WHIP: 1.000		

Atlanta Braves @ St. Louis Cardinals
 Busch Stadium, St. Louis, MO
 Tue Jul 21 1992, 7:05 PM CDT
 Att. 39,561 - Cloudy - 74 F

AB	48
R	9
H	13
RBI	9
BB	3
SO	5
LOB	22



Batter	1	2	3	4	5	6	7	8	9	10	11	12	AB	R	H	RBI	BB	SO	LOB	BOTTOM							
Bernard Gilkey, R OBP: 0.375, SLG: 0.395 (1, 7) C X	0-1 G1-3		2-2 G5-3		1-2 G6-3	0-0 G5-3		0-1 SAFE F9			2-2 P5		6	0	0	1	0	0	3	Atlanta Braves @ St. Louis Cardinals Busch Stadium, St. Louis, MO Tue Jul 21 1992, 7:05 PM CDT Att: 39,561 - Cloudy - 74 F livebaseballscorecards.com							
Ozzie Smith, S OBP: 0.373, SLG: 0.335 (1, 6) X	0-0 P4			2-3 K	3-1 CS 1B		1-2 G6-3		1-0 P2		2-2 F8		6	0	1	1	0	1	0								
Ray Lankford, L OBP: 0.375, SLG: 0.463 (1, 8) C S F X	0-3 K			1-0 S 1B	0-1 SAFE G4-3		3-2 CS 1B		1-1 FC5 2B		0-3 K		6	1	3	0	0	2	1								
Felix Jose, S OBP: 0.358, SLG: 0.451 (1, 9) X		2-0 HR		2-3 SAFE K		2-2 SAFE 1B 3B	4-1 SAFE SAFE BB		4-0 FC5 IBB		0-3 K		4	2	2	1	2	2	1								
Todd Zeile, R OBP: 0.351, SLG: 0.378 (1, 5) X	1-0 G5-3			1-1 1B		3-2 SAFE 3B	4-1 BB		0-0 FC5		1-2 F8		5	1	2	1	1	0	2								
Andres Galarraga, R OBP: 0.234, SLG: 0.286 (1, 3) S C X	0-2 G5-3			0-0 1B		0-1 1B	0-3 K		0-0 F9		3-2 F9		6	1	2	2	0	1	4								
Tom Pagnozzi, R OBP: 0.316, SLG: 0.413 (1, 2) X	1-0 G5-3			1-2 G4-3		0-0 SH3-4 1B		0-0 P4		2-3 K			5	0	1	1	0	1	2								
José Oquendo, S OBP: 0.397, SLG: 0.462 (8, 1) X			0-0 G5-3		0-1 G6-3		0-2 SH3-4		4-2 BB		0-0 G6-3		2	1	1	0	0	0	0								
Cris Carpenter, R OBP: 0.500, SLG: 0.500 (8, 1) X													0	0	0	0	0	0	0								
Todd Worrell, R OBP: 0.366, SLG: 0.368 (8, PH) X													0	0	0	0	0	0	0								
Craig Wilson, R OBP: 0.366, SLG: 0.368 (9, 1) X													0	0	0	0	0	0	0								
Lee Smith, R OBP: 0.344, SLG: 0.434 (10, PH) X													1	0	0	0	0	0	0								
Milt Thompson, L OBP: 0.344, SLG: 0.434 (11, 1) X													0	0	0	0	0	0	0								
Mike Perez, R OBP: 0.344, SLG: 0.434 (12, 1) X													0	0	0	0	0	0	0								
Bob McClure, R (12, 1) X													0	0	0	0	0	0	0								
Donovan Osborne, S OBP: 0.158, SLG: 0.211 (1, 1) X			1-2 G1-3		1-1 1B		2-3 K		1 SAFE 2-3 K		1-1 F7		0	0	0	0	0	0	0								
Jose DeLeon, R (3, 1) X													1	0	0	0	0	0	0								
Rex Hudler, R OBP: 0.247, SLG: 0.366 (5, PH) X (6, 4) X					1-3 1B								4	1	1	0	0	2	2								
Inning Stats	R: 0 E: 0 K: 1 S: 6	H: 0 LOB: 0 BB: 0 P: 6	R: 1 E: 0 K: 0 S: 6	H: 1 LOB: 0 BB: 0 P: 10	R: 0 E: 0 K: 0 S: 9	H: 0 LOB: 0 BB: 0 P: 12	R: 1 E: 0 K: 2 S: 15	H: 3 LOB: 2 BB: 0 P: 22	R: 2 E: 0 K: 0 S: 12	H: 3 LOB: 0 BB: 0 P: 17	R: 3 E: 0 K: 1 S: 19	H: 4 LOB: 1 BB: 0 P: 26	R: 0 E: 0 K: 1 S: 12	H: 1 LOB: 2 BB: 2 P: 23	R: 0 E: 0 K: 1 S: 12	H: 0 LOB: 1 BB: 1 P: 18	R: 0 E: 0 K: 0 S: 5	H: 1 LOB: 2 BB: 1 P: 11	R: 0 E: 0 K: 1 S: 7	H: 0 LOB: 0 BB: 0 P: 10	R: 0 E: 0 K: 1 S: 9	H: 0 LOB: 0 BB: 0 P: 13	R: 0 E: 0 K: 1 S: 13	H: 0 LOB: 0 BB: 0 P: 17	1B: 9 2B: 2 3B: 1 HR: 1	SF: 0 SAC: 1 DP: 0 HBP: 0	WP: 0 PA: 51 PB: 0 SB: 2 CS: 2
PITCHER	IP	WLS	BF	H	R	ER	SO	BB	IBB	HBP	BLK	WP	HR	S	P	ERA	WHIP										
Steve Avery, L ERA: 2.75 (1, 1) X	5.0		21	7	4	4	3	0	0	0	0	0	1	48	67	7.20	1.400										
Marvin Freeman, R ERA: 3.62 (6, 1) X	1.2		11	5	3	3	1	1	1	0	0	0	0	28	46	16.20	3.600										
Mark Wohlers, R ERA: 5.4 (7, 1) X	0.1		1	0	0	0	1	0	0	0	0	0	0	3	3	0.00	0.000										
Kent Mercker, L ERA: 1.97 (8, 1) X	1.1		7	1	0	0	1	1	1	0	0	0	0	15	27	0.00	1.500										
Mike Bielecki, R ERA: 2.58 (9, 1) X	1.2		5	0	0	0	1	0	0	0	0	0	0	9	12	0.00	0.000										
PITCHER	IP	WLS	BF	H	R	ER	SO	BB	IBB	HBP	BLK	WP	HR	S	P	ERA	WHIP										
Alejandro Pena, R ERA: 3.86 (11, 1) X	2.0	W	6	0	0	0	2	0	0	0	0	0	0	0	2	0.00	0.000										

Atlanta Braves @ St. Louis Cardinals
 Busch Stadium, St. Louis, MO
 Tue Jul 21 1992, 7:05 PM CDT
 Att: 39,561 - Cloudy - 74 F



Batter	1	2	3	4	5	6	7	8	9	AB R H RBI BB SO LOB	TOP
Otis Nixon, S (1, 8) OBP: 0.382, SLG: 0.397 F B X	1-1 		2-3 			1-2 		0-3 		4 0 0 0 0 2 0	
Jeff Treadway, L (1, 4) OBP: 0.179, SLG: 0.211 Mark Lemke, S (8, 4) OBP: 0.272, SLG: 0.282 X	0-0 			3-2 		0-0 		1-2 		4 0 1 0 0 0 0 0 0 0 0 0 0 0	
Terry Pendleton, S (1, 5) OBP: 0.317, SLG: 0.455 B C C C B X	3-2 			1-0 		2-3 		1-3 		4 0 1 0 0 2 1	
David Justice, L (1, 9) OBP: 0.366, SLG: 0.408 B C B B B X		3-2 		0-0 			3-1 		0-1 	4 1 2 0 0 0 1	
Ron Gant, R (1, 7) OBP: 0.334, SLG: 0.438 C T T F		0-3 		3-1 			1-1 		0-1 	4 0 1 0 0 1 2	
Sid Bream, L (1, 3) OBP: 0.348, SLG: 0.389 C T C B B X		2-2 			4-1 		0-0 		1-2 	2 1 2 2 1 0 0	
Damon Berryhill, S (1, 2) OBP: 0.261, SLG: 0.358 L F B B F X		2-2 			3-3 		4-0 		4-0 	2 0 0 0 2 1 1	
Rafael Belliard, R (1, 6) OBP: 0.266, SLG: 0.244 X			0-0 		1-0 		0-0 		0-0 	4 0 0 0 0 0 5	
29 John Smoltz, R (1, 1) OBP: 0.241, SLG: 0.208 Kent Mercker, L (9, 1) F B B F S			2-3 		2-0 		1-1 			3 0 0 0 0 1 3 0 0 0 0 0 0 0	
Inning Stats	R: 0 H: 0 E: 0 LOB: 0 K: 0 BB: 0 S: 6 P: 10	R: 1 H: 1 E: 0 LOB: 0 K: 1 BB: 0 S: 13 P: 20	R: 0 H: 0 E: 0 LOB: 0 K: 2 BB: 0 S: 9 P: 13	R: 0 H: 1 E: 0 LOB: 1 K: 0 BB: 0 S: 9 P: 16	R: 0 H: 0 E: 0 LOB: 1 K: 1 BB: 1 S: 6 P: 16	R: 0 H: 1 E: 0 LOB: 0 K: 1 BB: 0 S: 8 P: 11	R: 1 H: 2 E: 0 LOB: 2 K: 0 BB: 1 S: 8 P: 17	R: 0 H: 0 E: 0 LOB: 0 K: 2 BB: 0 S: 11 P: 13	R: 0 H: 2 E: 0 LOB: 2 K: 0 BB: 1 S: 8 P: 13	1B: 5 SF: 1 2B: 1 SAC: 0 3B: 0 DP: 0 HR: 1 HBP: 0	WP: 0 PA: 35 PB: 0 SB: 2 CS: 1
PITCHER Omar Olivares, R (1, 1) ERA: 3.54 Todd Worrell, R (9, 1) ERA: 3.41	IP WLS BF H R ER SO BB IBB HBP BLK WP HR S P ERA WHIP 8.0 L 30 5 2 2 7 1 1 0 0 0 1 70 116 2.25 0.750 1.0 5 2 0 0 0 0 0 1 0 0 0 0 8 13 0.00 2.000	PITCHER IP WLS BF H R ER SO BB IBB HBP BLK WP HR S P ERA WHIP									

Atlanta Braves @ St. Louis Cardinals
 Busch Stadium, St. Louis, MO
 Wed Jul 22 1992, 7:05 PM CDT
 Att. 34,605 - Cloudy - 85 F

AB	31
R	2
H	7
RBI	2
BB	3
SO	7
LOB	13



Batter	1	2	3	4	5	6	7	8	9	AB R H RBI BB SO LOB	TOP		
Bip Roberts, S (1, 7) OBP: 0.374, SLG: 0.369	0-0 SF9 1B		0-0 F8		2-0 L7		1-1 SAFE FC4-6			4 1 1 0 0 0 2			
Bill Doran, S (1, 4) OBP: 0.318, SLG: 0.371	0-0 SF9 1B		2-1 G5-3			1-0 G6-3		2-1 F7		4 0 1 0 0 0 0			
Barry Larkin, R (1, 6) OBP: 0.364, SLG: 0.432	2-2 G4-6-3 1B		2-2 G6-3			2-0 G5-3 1B		1-2 G5-3 1B		4 0 3 0 0 0 0			
Darnell Coles, R (1, 5) OBP: 0.258, SLG: 0.469 Paul O'Neill, L (8, PH) OBP: 0.370, SLG: 0.401 Chris Sabo, R (8, PH) OBP: 0.306, SLG: 0.425 Norm Charlton, S (8, 1) OBP: 0.333, SLG: 0.333	0-1 SF9		2-2 F8			0-0 G5-3		0-2 G5-3		2 0 0 1 0 0 1 0 0 0 0 0 0 0 1 0 0 0 0 0 1 0 0 0 0 0 0 0			
Glenn Braggs, R (1, 9) OBP: 0.314, SLG: 0.308	0-2 G4-6-3 1-2f		1-0 G5-3			0-0 G5-3		1-0 F7		4 0 0 0 0 0 4			
Hal Morris, L (1, 3) OBP: 0.382, SLG: 0.405		2-3 K	2-3 K			0-0 FC6-4 FC4-6 1B		3-1 F7		4 1 1 0 0 2 0			
Joe Oliver, R (1, 2) OBP: 0.305, SLG: 0.356		2-2 G6-3			0-0 F9		0-0 FC6-4 1B		1-1 P2	4 0 1 0 0 0 0			
Cesar Hernandez, R (1, 8) OBP: 0.667, SLG: 1.000 Dave Martinez, L (9, PH) OBP: 0.313, SLG: 0.339		1-0 SH1-4 1B			1-1 SH1-4 1B		1-1 FC6-4 FC4-6 1-2f 2-3		2-3 K	3 0 2 0 0 0 2 1 0 0 0 0 1 0			
Jose Rijo, R (1, 1) OBP: 0.211, SLG: 0.263 Freddie Benavides, R (7, PH) OBP: 0.281, SLG: 0.336 Scott Ruskin, R (7, 1) Jeff Branson, L (8, 5) OBP: 0.341, SLG: 0.432		0-0 G6-3			0-1 SH1-4		0-0 FC4-6 FC4-6 1-2f 3-H			1 0 0 0 0 0 1 1 0 0 1 0 0 1 0 0 0 0 0 0 0 0 0 0 0 0 0 0			
Inning Stats	R: 1 H: 3 E: 0 LOB: 1 K: 0 BB: 0 S: 10 P: 12	R: 0 H: 1 E: 0 LOB: 1 K: 1 BB: 0 S: 11 P: 16	R: 0 H: 0 E: 0 LOB: 0 K: 0 BB: 0 S: 7 P: 11	R: 0 H: 0 E: 0 LOB: 0 K: 1 BB: 0 S: 7 P: 12	R: 0 H: 1 E: 0 LOB: 1 K: 0 BB: 0 S: 6 P: 9	R: 0 H: 1 E: 0 LOB: 1 K: 0 BB: 0 S: 4 P: 7	R: 1 H: 2 E: 0 LOB: 1 K: 0 BB: 0 S: 7 P: 9	R: 0 H: 1 E: 0 LOB: 1 K: 0 BB: 0 S: 9 P: 13	R: 0 H: 0 E: 0 LOB: 0 K: 1 BB: 0 S: 8 P: 14	1B: 8 SF: 1 2B: 1 SAC: 1 3B: 0 DP: 1 HR: 0 HBP: 0	WP: 0 PA: 35 PB: 0 SB: 0 CS: 0		
PITCHER	IP WLS BF H R ER SO BB IBB HBP BLK WP HR S P ERA WHIP											PITCHER	IP WLS BF H R ER SO BB IBB HBP BLK WP HR S P ERA WHIP
Rheal Cormier, L (1, 1) ERA: 4.73	7.0 W 28 8 2 2 2 0 0 0 0 0 0 0 52 76 2.57 1.143												
Todd Worrell, R (8, 1) ERA: 3.38	0.1 2 1 0 0 0 0 0 0 0 0 0 0 5 8 0.00 3.000												
Bob McClure, L (8, 1) ERA: 3.03	0.1 1 0 0 0 0 0 0 0 0 0 0 0 3 3 0.00 0.000												
Lee Smith, R (8, 1) ERA: 2.79	1.1 S 4 0 0 0 1 0 0 0 0 0 0 0 9 16 0.00 0.000												

Cincinnati Reds @ St. Louis Cardinals
 Busch Stadium, St. Louis, MO
 Thu Jul 23 1992, 7:05 PM CDT
 Att. 28,130 - Cloudy - 88 F

livebaseballscorecards.com

AB 33
 R 2
 H 9
 RBI 2
 BB 0
 SO 3
 LOB 12



Batter	1	2	3	4	5	6	7	8	9	AB R H RBI BB SO LOB	TOP										
Dave Martinez, L (1, 8) OBP: 0.319, SLG: 0.345	1-0 1B 1B		2-2 G3		0-0 G4-6-3 1B			1-1 G5-3 1B		4 0 3 0 0 0 0											
Barry Larkin, R (1, 6) OBP: 0.363, SLG: 0.430	2-2 SAFE 1-3 CS 1B		1-0 L7		1-3 K			2-0 F7		4 0 1 0 0 1 4											
Paul O'Neill, L (1, 9) OBP: 0.368, SLG: 0.399	2-2 F8 1-2				1-0 G4-3 1-2f			1-0 G5-3 1B		4 0 1 0 0 0 5											
Bip Roberts, S (1, 7) OBP: 0.371, SLG: 0.366 Glenn Braggs, R (6, 7) OBP: 0.312, SLG: 0.306	0-0 G3				0-1 G4-3			3-2 G5-3		3 0 0 0 0 0 1 1 0 0 0 0 0 2											
Hal Morris, L (1, 3) OBP: 0.380, SLG: 0.415 Rick Wrona, R (8, 3)					3-2 G3			0-0 F8		4 1 1 1 0 1 2 0 0 0 0 0 0 0											
Bill Doran, S (1, 4) OBP: 0.317, SLG: 0.369					3-2 FC6-4 1B			0-1 G3		4 0 1 0 0 0 0											
Darnell Coles, R (1, 5) OBP: 0.257, SLG: 0.500					0-1 FC6-4 1-2f			2-2 F7		4 1 1 1 0 0 1											
Joe Oliver, R (1, 2) OBP: 0.304, SLG: 0.354					1-0 G6-3			0-0 G1-3		4 0 1 0 0 0 0											
Chris Hammond, L (1, 1) OBP: 0.324, SLG: 0.321 Steve Foster, R (3, 1) OBP: 0.500, SLG: 0.500 Freddie Benavides, R (5, PH) OBP: 0.297, SLG: 0.343 Dwayne Henry, R (5, 1) OBP: 0.290, SLG: 0.290 Cesar Hernandez, R (7, PH) OBP: 0.571, SLG: 0.857 Scott Bankhead, R (7, 1) OBP: 0.250, SLG: 0.250					0-3 K			0-1 L9		1 0 0 0 0 0 1 0 0 0 0 0 0 0 0 0 1 0 0 1 0 0 0 0 0 0 0 0 0 0 0 0 1 0 0 0 0 0 0 0 0 0 0 0 0 0 0 0											
Inning Stats	R: 0 E: 0 K: 0 S: 12	H: 2 LOB: 1 BB: 0 P: 16	R: 1 E: 0 K: 0 S: 9	H: 1 LOB: 0 BB: 0 P: 15	R: 0 E: 0 K: 1 S: 7	H: 0 LOB: 0 BB: 0 P: 10	R: 1 E: 0 K: 0 S: 13	H: 2 LOB: 1 BB: 0 P: 20	R: 0 E: 0 K: 1 S: 7	H: 3 LOB: 2 BB: 0 P: 9	R: 0 E: 0 K: 0 S: 5	H: 0 LOB: 0 BB: 0 P: 5	R: 0 E: 0 K: 0 S: 7	H: 0 LOB: 0 BB: 0 P: 9	R: 0 E: 0 K: 1 S: 12	H: 2 LOB: 2 BB: 0 P: 22	R: 0 E: 0 K: 0 S: 10	H: 0 LOB: 0 BB: 0 P: 13	1B: 8 2B: 0 3B: 0 HR: 2	SF: 0 SAC: 0 DP: 1 HBP: 0	WP: 0 PA: 35 PB: 0 SB: 0 CS: 1
PITCHER	IP WLS BF H R ER SO BB IBB HBP BLK WP HR S P ERA WHIP																				
Bob Tewksbury, R (1, 1) ERA: 2.01	7.0 W 27 8 2 2 2 0 0 0 0 0 0 2 60 84 2.57 1.143																				
Todd Worrell, R (8, 1) ERA: 3.31	0.2 4 2 0 0 0 0 0 0 0 0 0 0 8 15 0.00 3.000																				
Bob McClure, L (8, 1) ERA: 3.0	0.1 1 0 0 0 0 1 0 0 0 0 0 0 4 7 0.00 0.000																				
Mike Perez, R (9, 1) ERA: 1.48	1.0 3 0 0 0 0 0 0 0 0 0 0 0 10 13 0.00 0.000																				

Cincinnati Reds @ St. Louis Cardinals
 Busch Stadium, St. Louis, MO
 Fri Jul 24 1992, 7:05 PM CDT
 Att. 49,323 - Cloudy - 85 F

livebaseballscorecards.com

AB	35
R	2
H	10
RBI	2
BB	0
SO	3
LOB	15



Batter	1	2	3	4	5	6	7	8	9	AB R H RBI BB SO LOB	TOP											
Bip Roberts, S (1, 7) OBP: 0.371, SLG: 0.368 Cesar Hernandez, R (4, PR) OBP: 0.556, SLG: 0.778 (4, 7)	2-3 K	1-1 L7		0-0 2B	1-1 F7		2-1 FC5-4 1B			3 0 1 1 0 1 1 2 0 1 2 0 0 2												
Dave Martinez, L (1, 8) OBP: 0.320, SLG: 0.344	2-1 G3 1B		2-2 F9	3-H 2-0 G5-3		4-1 BB	2-1 FC5-4 1-2f			4 0 1 0 1 0 2												
Barry Larkin, R (1, 6) OBP: 0.367, SLG: 0.432 Rob Dibble, L (8, 1) OBP: 0.500, SLG: 0.500 Norm Charlton, S (9, 1) OBP: 0.333, SLG: 0.333	1-2 G3 1-3		0-0 S 2B 1B		1-1 1B E 1B	1-1 P6		1-1 G3-6 1B		5 2 3 0 0 0 2 0 0 0 0 0 0 0 0 0 0 0 0 0 0												
Hal Morris, L (1, 3) OBP: 0.380, SLG: 0.419	1-0 F8		3-1 S 2B 1B	1-H G4-3 2B	1-0 E 1B	0-0 F8		2-2 G3-6-1 1-2f		5 1 2 1 0 0 3												
Paul O'Neill, L (1, 9) OBP: 0.366, SLG: 0.405		1-1 HR	1-1 G4-3		0-1 E4 1B	0-0 F8		1-3 K		5 2 1 1 0 1 3												
Bill Doran, S (1, 4) OBP: 0.319, SLG: 0.368 Freddie Benavides, R (7, 4) OBP: 0.284, SLG: 0.339 (8, 6)		0-0 F8	1-1 P5		4-2 FC6-4 1B BB		1-0 SH5-3 BB 1B		0-1 L8	3 1 1 0 1 0 1 1 0 0 0 0 0 0												
Darnell Coles, R (1, 5) OBP: 0.307, SLG: 0.528		0-0 E 1B		2-1 G6-3 G5-3 2B 1B	2-1 FC6-4 1B		4-2 SH5-3 1B BB		3-1 1B	4 3 4 2 1 0 0												
Rick Wrona, R (1, 2) OBP: 0.125, SLG: 0.125		0-0 E 1B		1 SAFE 0-1 G5-3	0-1 FC6-4		0-0 P2		0-0 F7	5 0 1 0 0 0 6												
Tom Bolton, L (1, 1) Scott Ruskin, R (6, 1) Jeff Branson, L (8, 4) OBP: 0.333, SLG: 0.421		2-2 L6		0-0 G6-3	2-0 L6		0-0 SH5-3		0-2 G1-3	3 0 0 0 0 0 4 0 0 0 0 0 0 0 1 0 0 0 0 0 1												
Inning Stats	R: 0 E: 0 K: 1 S: 10	H: 1 LOB: 1 BB: 0 P: 16	R: 2 E: 1 K: 0 S: 10	H: 3 LOB: 1 BB: 0 P: 14	R: 1 E: 0 K: 0 S: 10	H: 2 LOB: 1 BB: 0 P: 17	R: 1 E: 0 K: 0 S: 7	H: 2 LOB: 1 BB: 0 P: 11	R: 3 E: 1 K: 0 S: 14	H: 3 LOB: 2 BB: 1 P: 25	R: 0 E: 0 K: 0 S: 5	H: 0 LOB: 1 BB: 1 P: 10	R: 2 E: 0 K: 0 S: 14	H: 2 LOB: 1 BB: 1 P: 23	R: 0 E: 0 K: 1 S: 8	H: 1 LOB: 0 BB: 0 P: 12	R: 0 E: 0 K: 0 S: 10	H: 1 LOB: 1 BB: 0 P: 13	1B: 12 2B: 2 3B: 0 HR: 1	SF: 0 SAC: 1 DP: 1 HBP: 0	WP: 0 PB: 0 SB: 2 CS: 0	PA: 45
PITCHER	IP WLS BF H R ER SO BB IBB HBP BLK WP HR S P ERA WHIP																					
Mark Clark, R (1, 1) ERA: 3.19	4.0 L 20 8 4 3 1 0 0 0 0 0 0 1 37 58 6.75 2.000																					
Jose DeLeon, R (5, 1) ERA: 4.31	2.0 12 3 3 2 0 2 0 0 0 0 0 0 19 35 9.00 2.500																					
Cris Carpenter, R (7, 1) ERA: 2.89	2.0 9 3 2 2 1 1 0 0 0 0 0 0 22 35 9.00 2.000																					
Bob McClure, L (9, 1) ERA: 2.91	1.0 4 1 0 0 0 0 0 0 0 0 0 0 10 13 0.00 1.000																					

Cincinnati Reds @ St. Louis Cardinals
 Busch Stadium, St. Louis, MO
 Sat Jul 25 1992, 7:05 PM CDT
 Att. 47,439 - Cloudy - 89 F

livebaseballscorecards.com

AB 41
 R 9
 H 15
 RBI 7
 BB 3
 SO 2
 LOB 25



BOTTOM

Cincinnati Reds @ St. Louis Cardinals
 Busch Stadium, St. Louis, MO
 Sat Jul 25 1992, 7:05 PM CDT
 Att. 47,439 - Cloudy - 89 F

livebaseballscorecards.com

AB	37
R	1
H	11
RBI	1
BB	3
SO	4
LOB	27



WP:	1	PA:	40
PB:	0	SB:	1
CS:	0		

AB R H RBI BB SO LOB

5	0	0	0	0	0	5
3	1	2	0	1	0	0
1	0	1	0	0	0	0
4	0	0	0	0	0	3
1	0	0	0	0	0	1
2	0	1	0	0	0	1
3	0	1	0	0	1	2
3	0	1	0	1	1	2
3	0	2	1	1	0	1
4	0	1	0	0	0	5
3	0	2	0	0	0	0
1	0	0	0	0	0	1
1	0	0	0	0	0	2
0	0	0	0	0	0	0
0	0	0	0	0	0	0
1	0	0	0	0	1	1
0	0	0	0	0	0	0

1B:	11	SF:	0
2B:	0	SAC:	0
3B:	0	DP:	1
HR:	0	HBP:	0

IP	WLS	BF	H	R	ER	SO	BB	IBB	HBP	BLK	WP	HR	S	P	ERA	WHIP
5.1		26	9	1	1	1		2	0	0	0	0	49	81	1.69	2.062
1.2		6	0	0	0	1		1	0	0	0	0	13	23	0.00	0.600
1.0		4	1	0	0	1		0	0	0	0	0	10	17	0.00	1.000
1.0		4	1	0	0	1		0	0	0	1	0	9	12	0.00	1.000

Batter	1	2	3	4	5	6	7	8	9
Bernard Gilkey, R OBP: 0.357, SLG: 0.385 (1, 7)	1-0 P3 B X	1-0 G5-3 B X		0-0 FC6-4 1-2f B X		1-1 F9 B X			1-0 G5-3 B X
Ozzie Smith, S OBP: 0.375, SLG: 0.338 Tim Jones, L OBP: 0.244, SLG: 0.232 (1, 6) (8, 6)	0-1 BB BB 1B BB 1B		1-0 FC4-6 1B B X		1-2 G2-3 B C C X		4-0 S BB BB		0-1 WP 1B F X
Ray Lankford, L OBP: 0.370, SLG: 0.464 Rich Gedman, L OBP: 0.164, SLG: 0.170 (1, 8) (8, 2)	1-0 P6 1 SAFE B 1 SAFE X		2-0 FC4-6 G5-4-3 1-2f B B 1 SAFE X		1-2 G3-1 B C C X		2-1 F7 B C C X		0-0 P6 B X
Felix Jose, S OBP: 0.358, SLG: 0.443 Rex Hudler, R OBP: 0.250, SLG: 0.365 (1, 9) (5, 9) (8, 8)	2-1 BB BB 1B 1-2 B 1 SAFE X		1-1 G5-4-3 1-2f B 1 SAFE X		2-2 1B B C C X		0-2 F8 B C C X		2-3 K2-3 B B B B S X
Andres Galarraga, R OBP: 0.250, SLG: 0.312 (1, 3)	4-0 BB BB 1-2 2-3 BB			1-0 FC5-4 1B B X		1 SAFE 0-0 L5 B X		1-3 K B B B B S X	
Todd Zeile, R OBP: 0.355, SLG: 0.377 (1, 5)	4-0 FC6-4 1B BB 1-2 2-3 3-H BB			1-1 FC5-4 1B 1B 1-2f B C C X		1-1 FC6-4 1B 1B B X		0-0 1B X	
Luis Alicea, S OBP: 0.331, SLG: 0.436 (1, 4)	0-0 FC6-4 1-2f B X			1-1 1B 1-2 1B 1 SAFE 1 SAFE B F 1 SAFE X		0-1 F9 B X		1-0 F7 B X	
Tom Pagnozzi, R OBP: 0.322, SLG: 0.411 Milt Thompson, L OBP: 0.356, SLG: 0.436 (1, 2) (8, 9)		2-2 G5-3 C C B B X		2-2 FC6-4 1B 1-2 2-3 B B B B X		2-1 FC6-4 1B S B B X		3-2 F8 F F B B B X	
Mark Clark, R OBP: 0.190, SLG: 0.190 Craig Wilson, R OBP: 0.356, SLG: 0.359 Jose DelLeon, R Omar Olivares, R OBP: 0.293, SLG: 0.375 Cris Carpenter, R OBP: 0.600, SLG: 0.500 Gerald Perry, L OBP: 0.298, SLG: 0.295 Bob McClure, R (1, 1) (4, PH) (5, 1) (6, PH) (7, 1) (8, PH) (9, 1)		0-3 K C C B X		1-1 F9 B X		2-2 FC6-4 1-2f 2-3 S B B B X		3-3 K F F B B B F S	

Inning Stats	R: 1	H: 2	E: 0	K: 0	S: 7	LOB: 3	BB: 2	P: 19	R: 0	H: 0	E: 0	K: 1	S: 7	LOB: 0	BB: 0	P: 10	R: 0	H: 1	E: 0	K: 0	S: 4	LOB: 0	BB: 0	P: 8	R: 0	H: 3	E: 0	K: 0	S: 12	LOB: 3	BB: 0	P: 18	R: 0	H: 1	E: 0	K: 0	S: 13	LOB: 1	BB: 0	P: 17	R: 0	H: 2	E: 0	K: 0	S: 11	LOB: 2	BB: 0	P: 17	R: 0	H: 0	E: 0	K: 1	S: 8	LOB: 1	BB: 1	P: 15	R: 0	H: 1	E: 0	K: 1	S: 10	LOB: 1	BB: 0	P: 17	R: 0	H: 1	E: 0	K: 1	S: 9	LOB: 1	BB: 0	P: 12
--------------	------	------	------	------	------	--------	-------	-------	------	------	------	------	------	--------	-------	-------	------	------	------	------	------	--------	-------	------	------	------	------	------	-------	--------	-------	-------	------	------	------	------	-------	--------	-------	-------	------	------	------	------	-------	--------	-------	-------	------	------	------	------	------	--------	-------	-------	------	------	------	------	-------	--------	-------	-------	------	------	------	------	------	--------	-------	-------

PITCHER	IP	WLS	BF	H	R	ER	SO	BB	IBB	HBP	BLK	WP	HR	S	P	ERA	WHIP
Tom Bolton, L ERA: 3.12 (1, 1)	5.1		26	9	1	1	1		2	0	0	0	0	49	81	1.69	2.062
Scott Ruskin, L ERA: 5.08 (6, 1)	1.2		6	0	0	0	1		1	0	0	0	0	13	23	0.00	0.600
Rob Dibble, R ERA: 3.86 (8, 1)	1.0		4	1	0	0	1		0	0	0	0	0	10	17	0.00	1.000
Norm Charlton, L ERA: 2.38 (9, 1)	1.0		4	1	0	0	1		0	0	0	1	0	9	12	0.00	1.000

Batter	1	2	3	4	5	6	7	8	9	10	AB	R	H	RBI	BB	SO	LOB	TOP							
Cesar Hernandez, R (1, 8) <small>OBP: 0.385, SLG: 0.538</small> Dwayne Henry, R (6, 1) <small>OBP: 0.250, SLG: 0.250</small> Steve Foster, R (7, 1) <small>OBP: 0.400, SLG: 0.500</small> Bip Roberts, S (8, PH) <small>OBP: 0.370, SLG: 0.367</small> Scott Bankhead, R (8, 1) <small>OBP: 0.250, SLG: 0.250</small> Rick Wrona, R (9, 2) <small>OBP: 0.111, SLG: 0.111</small>	0-3 K		3-1 G5-3	0-1 G6-3		0-0 P2		1-2 P2		1-1 P5	4	0	0	0	0	1	1								
Hal Morris, L (1, 3) <small>OBP: 0.387, SLG: 0.435</small>	4-2 FC5 1B BB		1-0 G1-3	1-2 1B BB 1B		0-1 1B SAFE 1B		0-0 G4-3		1-0 HR	5	1	3	1	1	0	0								
Barry Larkin, R (1, 6) <small>OBP: 0.366, SLG: 0.438</small>	2-3 K SAFE		0-1 HR	4-0 1B BB 1B		2-3 K		0-0 F9		3-2 G5-3	5	1	1	1	1	2	3								
Darnell Coles, R (1, 5) <small>OBP: 0.346, SLG: 0.590</small>	1-0 1B		1-2 HR 2B	0-0 1B 2-H		3-1 F8		0-0 G4-3 1B 1B		1-0 3B	6	2	5	0	0	0	0								
Glenn Braggs, R (1, 7) <small>OBP: 0.318, SLG: 0.329</small>	2-2 FC5 2-3f		3-2 HR 2-H			1-2 G5-3		3-1 WP 1B 1B		4-0 IBB	5	2	2	2	1	0	3								
Joe Oliver, R (1, 2) <small>OBP: 0.309, SLG: 0.360</small> Rob Dibble, L (9, 1) <small>OBP: 0.333, SLG: 0.333</small>		0-1 G4-3 2B	0-1 2B 1B			1-2 P4		4-2 1B BB 1B		0-1 G3	4	1	2	0	1	0	1								
Paul O'Neill, L (1, 9) <small>OBP: 0.366, SLG: 0.407</small>		1-2 G4-3 2-3	0-0 1-H 2B			1-0 G3-1		3-2 F8		4-0 1B IBB	4	0	1	1	1	0	3								
Freddie Benavides, R (1, 4) <small>OBP: 0.280, SLG: 0.333</small> Jeff Branson, L (6, PH) <small>OBP: 0.349, SLG: 0.436</small> Bill Doran, S (7, PH) <small>OBP: 0.324, SLG: 0.373</small>		2-3 K	2-2 G3			0-0 1B 1B		1-0 FC4-6 1B		0-1 1B 2-H	2	0	0	0	0	1	2								
Tim Belcher, R (1, 1) <small>OBP: 0.118, SLG: 0.176</small> Dave Martinez, L (6, PH) <small>OBP: 0.317, SLG: 0.340</small>		3-3 K		1-3 K		1-2 F8		1-1 FC4-6 1B		1-1 F9	2	0	0	0	0	2	1								
Inning Stats	R: 0 E: 0 K: 2 S: 15	H: 1 LOB: 2 BB: 1 P: 24	R: 0 E: 0 K: 2 S: 11	H: 1 LOB: 1 BB: 0 P: 17	R: 4 E: 0 K: 0 S: 21	H: 5 LOB: 1 BB: 0 P: 31	R: 0 E: 0 K: 1 S: 9	H: 2 LOB: 2 BB: 1 P: 15	R: 0 E: 0 K: 0 S: 7	H: 0 LOB: 0 BB: 0 P: 10	R: 0 E: 0 K: 1 S: 10	H: 2 LOB: 2 BB: 0 P: 13	R: 1 E: 0 K: 0 S: 12	H: 2 LOB: 2 BB: 1 P: 27	R: 0 E: 0 K: 0 S: 5	H: 0 LOB: 0 BB: 0 P: 6	R: 1 E: 0 K: 0 S: 10	H: 2 LOB: 2 BB: 1 P: 19	R: 1 E: 0 K: 0 S: 11	H: 2 LOB: 2 BB: 1 P: 21	1B: 10 2B: 3 3B: 1 HR: 3	SF: 0 SAC: 0 DP: 0 HBP: 0	WP: 1 PB: 0 SB: 0 CS: 0	PA: 51	
PITCHER Donovan Osborne, L (1, 1) <small>ERA: 3.78</small> Mike Perez, R (5, 1) <small>ERA: 1.58</small> Bob McClure, L (7, 1) <small>ERA: 2.8</small> Todd Worrell, R (8, 1) <small>ERA: 3.28</small> Lee Smith, R (9, 1) <small>ERA: 2.93</small>	IP 4.0	WLS 2.1	BF 11	H 3	R 1	ER 1	SO 1	BB 1	IBB 0	HBP 0	BLK 0	WP 0	HR 0	S 23	P 39	ERA 3.86	WHIP 1.714								
PITCHER Cris Carpenter, R (10, 1) <small>ERA: 3.0</small>	IP 1.0	WLS L	BF 6	H 2	R 1	ER 1	SO 0	BB 0	IBB 1	HBP 0	BLK 0	WP 0	HR 1	S 11	P 21	ERA 9.00	WHIP 2.000								

Cincinnati Reds @ St. Louis Cardinals
 Busch Stadium, St. Louis, MO
 Sun Jul 26 1992, 3:33 AM CDT
 Att: 38,236 - Cloudy - 77 F

AB	46
R	7
H	17
RBI	7
BB	5
SO	6
LOB	21



BOTTOM

Cincinnati Reds @ St. Louis Cardinals
Busch Stadium, St. Louis, MO
Sun Jul 26 1992, 3:33 AM CDT
Att. 38,236 - Cloudy - 77 F

livebaseballscorecards.com

AB 39
R 6
H 12
RBI 6
BB 6
SO 7
LOB 20



WP: 1 PA: 46
PB: 0
SB: 0
CS: 1

AB R H RBI BB SO LOB

5 0 2 1 1 2 1

4 1 0 0 1 0 5

4 1 1 0 1 0 3

5 2 3 1 0 1 0

4 1 1 2 1 1 0

5 1 3 1 0 0 2

3 0 0 0 0 0 3

0 0 0 0 0 0 0

1 0 0 0 0 0 1

0 0 0 0 0 0 0

1 0 0 0 0 1 0

2 0 2 1 2 0 0

1 0 0 0 0 1 0

1 0 0 0 0 0 1

1 0 0 0 0 0 1

0 0 0 0 0 0 0

2 0 0 0 0 1 1

1 0 0 0 0 0 1

1 0 0 0 0 1 2

1 0 0 0 0 0 1

0 0 0 0 0 0 0

0 0 0 0 0 0 0

2 0 0 0 0 1 1

1 0 0 0 0 0 1

1 0 0 0 0 0 1

0 0 0 0 0 0 0

0 0 0 0 0 0 0

2 0 0 0 0 1 1

1 0 0 0 0 0 1

1 0 0 0 0 1 2

1 0 0 0 0 0 1

0 0 0 0 0 0 0

0 0 0 0 0 0 0

2 0 0 0 0 1 1

1 0 0 0 0 0 1

1 0 0 0 0 1 2

1 0 0 0 0 0 1

0 0 0 0 0 0 0

0 0 0 0 0 0 0

2 0 0 0 0 1 1

1 0 0 0 0 0 1

1 0 0 0 0 1 2

1 0 0 0 0 0 1

0 0 0 0 0 0 0

0 0 0 0 0 0 0

2 0 0 0 0 1 1

1 0 0 0 0 0 1

1 0 0 0 0 1 2

1 0 0 0 0 0 1

0 0 0 0 0 0 0

0 0 0 0 0 0 0

2 0 0 0 0 1 1

1 0 0 0 0 0 1

1 0 0 0 0 1 2

1 0 0 0 0 0 1

0 0 0 0 0 0 0

0 0 0 0 0 0 0

2 0 0 0 0 1 1

1 0 0 0 0 0 1

1 0 0 0 0 1 2

1 0 0 0 0 0 1

0 0 0 0 0 0 0

0 0 0 0 0 0 0

2 0 0 0 0 1 1

1 0 0 0 0 0 1

1 0 0 0 0 1 2

1 0 0 0 0 0 1

0 0 0 0 0 0 0

0 0 0 0 0 0 0

2 0 0 0 0 1 1

1 0 0 0 0 0 1

1 0 0 0 0 1 2

1 0 0 0 0 0 1

0 0 0 0 0 0 0

0 0 0 0 0 0 0

2 0 0 0 0 1 1

1 0 0 0 0 0 1

1 0 0 0 0 1 2

1 0 0 0 0 0 1

0 0 0 0 0 0 0

0 0 0 0 0 0 0

2 0 0 0 0 1 1

1 0 0 0 0 0 1

1 0 0 0 0 1 2

1 0 0 0 0 0 1

0 0 0 0 0 0 0

0 0 0 0 0 0 0

2 0 0 0 0 1 1

1 0 0 0 0 0 1

1 0 0 0 0 1 2

1 0 0 0 0 0 1

0 0 0 0 0 0 0

0 0 0 0 0 0 0

2 0 0 0 0 1 1

1 0 0 0 0 0 1

1 0 0 0 0 1 2

1 0 0 0 0 0 1

0 0 0 0 0 0 0

0 0 0 0 0 0 0

2 0 0 0 0 1 1

1 0 0 0 0 0 1

1 0 0 0 0 1 2

1 0 0 0 0 0 1

0 0 0 0 0 0 0

0 0 0 0 0 0 0

2 0 0 0 0 1 1

1 0 0 0 0 0 1

1 0 0 0 0 1 2

1 0 0 0 0 0 1

0 0 0 0 0 0 0

0 0 0 0 0 0 0

2 0 0 0 0 1 1

1 0 0 0 0 0 1

1 0 0 0 0 1 2

1 0 0 0 0 0 1

0 0 0 0 0 0 0

0 0 0 0 0 0 0

2 0 0 0 0 1 1

1 0 0 0 0 0 1

1 0 0 0 0 1 2

1 0 0 0 0 0 1

0 0 0 0 0 0 0

0 0 0 0 0 0 0

2 0 0 0 0 1 1

1 0 0 0 0 0 1

1 0 0 0 0 1 2

1 0 0 0 0 0 1

0 0 0 0 0 0 0

0 0 0 0 0 0 0

2 0 0 0 0 1 1

1 0 0 0 0 0 1

1 0 0 0 0 1 2

1 0 0 0 0 0 1

0 0 0 0 0 0 0

0 0 0 0 0 0 0

2 0 0 0 0 1 1

1 0 0 0 0 0 1

1 0 0 0 0 1 2

1 0 0 0 0 0 1

0 0 0 0 0 0 0

0 0 0 0 0 0 0

2 0 0 0 0 1 1

1 0 0 0 0 0 1

1 0 0 0 0 1 2

1 0 0 0 0 0 1

0 0 0 0 0 0 0

0 0 0 0 0 0 0

2 0 0 0 0 1 1

1 0 0 0 0 0 1

1 0 0 0 0 1 2

1 0 0 0 0 0 1

0 0 0 0 0 0 0

0 0 0 0 0 0 0

2 0 0 0 0 1 1

1 0 0 0 0 0 1

1 0 0 0 0 1 2

1 0 0 0 0 0 1

0 0 0 0 0 0 0

0 0 0 0 0 0 0

2 0 0 0 0 1 1

1 0 0 0 0 0 1

1 0 0 0 0 1 2

1 0 0 0 0 0 1

0 0 0 0 0 0 0

0 0 0 0 0 0 0

2 0 0 0 0 1 1

1 0 0 0 0 0 1

1 0 0 0 0 1 2

1 0 0 0 0 0 1

0 0 0 0 0 0 0

0 0 0 0 0 0 0

2 0 0 0 0 1 1

1 0 0 0 0 0 1

1 0 0 0 0 1 2

1 0 0 0 0 0 1

0 0 0 0 0 0 0

0 0 0 0 0 0 0

2 0 0 0 0 1 1

1 0 0 0 0 0 1

1 0 0 0 0 1 2

1 0 0 0 0 0 1

0 0 0 0 0 0 0

0 0 0 0 0 0 0

2 0 0 0 0 1 1

1 0 0 0 0 0 1

1 0 0 0 0 1 2

1 0 0 0 0 0 1

0 0 0 0 0 0 0

0 0 0 0 0 0 0

2 0 0 0 0 1 1

1 0 0 0 0 0 1

1 0 0 0 0 1 2

1 0 0 0 0 0 1

0 0 0 0 0 0 0

0 0 0 0 0 0 0

2 0 0 0 0 1 1

1 0 0 0 0 0 1

1 0 0 0 0 1 2

1 0 0 0 0 0 1

0 0 0 0 0 0 0

0 0 0 0 0 0 0

2 0 0 0 0 1 1

1 0 0 0 0 0 1

1 0 0 0 0 1 2

1 0 0 0 0 0 1

0 0 0 0 0 0 0

0 0 0 0 0 0 0

2 0 0 0 0 1 1

1 0 0 0 0 0 1

1 0 0 0 0 1 2

1 0 0 0 0 0 1

0 0 0 0 0 0 0

0 0 0 0 0 0 0

2 0 0 0 0 1 1

1 0 0 0 0 0 1

1 0 0 0 0 1 2

1 0 0 0 0 0 1

0 0 0 0 0 0 0

0 0 0 0 0 0 0

2 0 0 0 0 1 1

1 0 0 0 0 0 1

1 0 0 0 0 1 2

1 0 0 0 0 0 1

0 0 0 0 0 0 0

0 0 0 0 0 0 0

2 0 0 0 0 1 1

1 0 0 0 0 0 1

1 0 0 0 0 1 2

1 0 0 0 0 0 1

0 0 0 0 0 0 0

0 0 0 0 0 0 0

2 0 0 0 0 1 1

1 0 0 0 0 0 1

1 0 0 0 0 1 2

1 0 0 0 0 0 1

0 0 0 0 0 0 0

0 0 0 0 0 0 0

2 0 0 0 0 1 1

1 0 0 0 0 0 1

1 0 0 0 0 1 2

Batter	1	2	3	4	5	6	7	8	9	AB R H RBI BB SO LOB	TOP											
Delino DeShields, L (1, 4) OBP: 0.376, SLG: 0.415	1-1 G4-3	1-1 HR		3-2 1-H 3B		3-2 G4-3			2-3 K	5 1 2 2 0 1 0												
Marquis Grissom, R (1, 8) OBP: 0.320, SLG: 0.393	1-2 G6-3	2-1 P2		2-0 P6			0-1 F8		0-0 HR	5 1 1 1 0 0 1												
Bret Barberie, S (1, 5) OBP: 0.371, SLG: 0.304	2-2 HBP		2-2 G1-3		4-2 CS BB		2-1 1B		1-3 K	3 0 1 0 1 1 0												
John Vander Wal, L (1, 7) OBP: 0.328, SLG: 0.341	3-1 F7		0-0 F7		2-2 G3-1		2-2 SAFE P6			4 0 0 0 0 0 3												
John Wetteland, R (8, 1) OBP: 0.200, SLG: 0.200					1-2					0 0 0 0 0 0 0												
Darrin Fletcher, L (1, 2) OBP: 0.280, SLG: 0.303		1-0 1B HR 2B	2-2 1B		0-0 BB 1B		0-0 G3			4 1 3 0 0 0 1												
Tim Wallach, R (1, 3) OBP: 0.307, SLG: 0.323		1-2 HR 1B	0-2 P3		4-2 1-2 BB		2-2 G6-3			3 1 1 0 1 0 1												
Wil Cordero, R (1, 6) OBP: 0.400, SLG: 0.357		0-3 K		2-3 K		1-3 K		1-1 F9		4 0 0 0 0 3 4												
Darren Reed, R (1, 9) OBP: 0.273, SLG: 0.449		0-1 HR		4-2 3B BB		0-0 G4-3		0-1 L4		3 2 1 3 1 0 0												
Ken Hill, R (1, 1) OBP: 0.341, SLG: 0.475		1-0 G4-3		1-2 F9		0-3 K			0-0 G5-3	2 0 0 0 0 0 1												
Greg Colburn, R (6, PH) OBP: 0.317, SLG: 0.415										1 0 0 0 0 0 1 0												
Bill Sampen, R (6, 1)										0 0 0 0 0 0 0 0												
Jeff Fassero, L (6, 1)										0 0 0 0 0 0 0 0												
Mel Rojas, R (7, 1) OBP: 0.125, SLG: 0.125										0 0 0 0 0 0 0 0												
Moises Alou, R (7, 7) OBP: 0.356, SLG: 0.506										1 0 0 0 0 0 0 0												
Inning Stats	R: 0 E: 0 K: 0 S: 11	H: 0 LOB: 1 BB: 0 P: 18	R: 4 E: 0 K: 1 S: 15	H: 4 LOB: 0 BB: 0 P: 21	R: 0 E: 0 K: 0 S: 11	H: 1 LOB: 1 BB: 0 P: 15	R: 1 E: 0 K: 1 S: 15	H: 1 LOB: 1 BB: 1 P: 27	R: 0 E: 0 K: 1 S: 11	H: 1 LOB: 2 BB: 2 P: 22	R: 0 E: 0 K: 1 S: 7	H: 0 LOB: 0 BB: 0 P: 10	R: 0 E: 0 K: 0 S: 8	H: 1 LOB: 1 BB: 0 P: 12	R: 0 E: 0 K: 0 S: 7	H: 0 LOB: 0 BB: 0 P: 10	R: 1 E: 0 K: 2 S: 8	H: 1 LOB: 0 BB: 0 P: 11	1B: 4 2B: 1 3B: 1 HR: 3	SF: 0 SAC: 0 DP: 0 HBP: 1	WP: 0 PB: 0 SB: 0 CS: 1	PA: 39
PITCHER	IP WLS BF H R ER SO BB IBB HBP BLK WP HR S P ERA WHIP												PITCHER	IP WLS BF H R ER SO BB IBB HBP BLK WP HR S P ERA WHIP								
Omar Olivares, R (1, 1) ERA: 3.78	4.2 L 24 7 5 5 2 3 0 1 0 0 0 2 60 99 9.64 2.143																					
Jose DeLeon, R (5, 1) ERA: 4.24	1.1 4 0 0 0 2 0 0 0 0 0 0 0 10 14 0.00 0.000																					
Mike Perez, R (7, 1) ERA: 1.53	2.0 7 1 0 0 0 0 0 0 0 0 0 0 15 22 0.00 0.500																					
Cris Carpenter, R (9, 1) ERA: 3.1	1.0 4 1 1 1 2 0 0 0 0 0 0 1 8 11 9.00 1.000																					

Montreal Expos @ St. Louis Cardinals
Busch Stadium, St. Louis, MO
 Mon Jul 27 1992, 7:05 PM CDT
 Att. 24,863 - Sunny - 82 F

livebaseballscorecards.com

AB	35
R	6
H	9
RBI	6
BB	3
SO	6
LOB	11



Batter	1	2	3	4	5	6	7	8	9
Bernard Gilkey, R (1, 7) <small>OBP: 0.359, SLG: 0.384</small> Mike Perez, R (7, 1) Rex Hudler, R (8, PH) <small>OBP: 0.244, SLG: 0.355</small> Cris Carpenter, R (9, 1) <small>OBP: 0.500, SLG: 0.500</small>	0-3 K		3-2 P2	1-3 K		4-2 FC5-2 BB		1-3 K	
Ozzie Smith, S (1, 6) <small>OBP: 0.381, SLG: 0.343</small>	1-0 HR 1B		1-1 1B 1B		4-1 F8 WP BB	1-0 FC5-2		1-2 1B	
Ray Lankford, L (1, 8) <small>OBP: 0.374, SLG: 0.471</small>	2-0 HR 1-H		1-1 1B 1B		4-1 FC4-6 BB	3-3 K		2-3 K	
Felix Jose, S (1, 9) <small>OBP: 0.358, SLG: 0.442</small>	1-3 K		0-1 1B 1B		1-0 L7		3-2 S 1B 1B	2-3 K	
Andres Galarraga, R (1, 3) <small>OBP: 0.267, SLG: 0.347</small>	2-1 G3		0-1 FC3-6 1B		0-1 F8		2-0 S 1B	0-0 WP BB 1B	
Todd Zeile, R (1, 5) <small>OBP: 0.348, SLG: 0.369</small>		1-1 P4	2-3 K		0-0 FC4-6		1-0 F7	0-1 F9	
Luis Alicea, S (1, 4) <small>OBP: 0.343, SLG: 0.432</small>		4-1 WP BB	0-0 FC3-6			0-1 G3-1	0-2 P9	4-1 WP BB	
Tom Pagnozzi, R (1, 2) <small>OBP: 0.320, SLG: 0.408</small> Gerald Perry, L (9, PH) <small>OBP: 0.294, SLG: 0.289</small>		1-2 G5-6-3		0-3 K		1-1 BB FC5-2 1B	0-2 L6	2-3 K	
Omar Olivares, R (1, 1) <small>OBP: 0.279, SLG: 0.357</small> Jose DeLeon, R (5, 1) Milt Thompson, L (6, PH) <small>OBP: 0.359, SLG: 0.432</small> (7, 7)		0-2 G5-3		0-3 K		2-1 FC5-2 BB 1B		2-2 G4-3	

AB	R	H	RBI	BB	SO	LOB
3	0	0	0	1	2	0
0	0	0	0	0	0	0
1	0	0	0	0	1	0
0	0	0	0	0	0	0
4	2	3	0	1	0	3
4	2	2	2	1	2	4
5	0	2	1	0	2	2
5	0	3	1	0	0	2
5	0	0	0	0	1	7
3	0	0	0	2	0	4
4	0	1	0	0	1	3
1	0	0	0	0	1	2
2	0	0	0	0	1	1
0	0	0	0	0	0	0
2	0	1	0	0	0	0

BOTTOM

Montreal Expos @ St. Louis Cardinals
Busch Stadium, St. Louis, MO
 Mon Jul 27 1992, 7:05 PM CDT
 Att. 24,863 - Sunny - 82 F

livebaseballscorecards.com

AB	39
R	4
H	12
RBI	4
BB	5
SO	11
LOB	28



1B:	11	SF:	0
2B:	0	SAC:	0
3B:	0	DP:	0
HR:	1	HBP:	0

WP:	4	PA:	44
PB:	0		
SB:	2		
CS:	0		

Inning Stats	R:	H:	E:	K:	S:	R:	H:	E:	K:	S:	R:	H:	E:	K:	S:	R:	H:	E:	K:	S:	R:	H:	E:	K:	S:	R:	H:	E:	K:	S:	R:	H:	E:	K:	S:					
	2	0	2	0	10	16	0	0	0	9	15	0	0	0	1	22	0	0	0	10	15	0	0	0	1	2	0	0	0	1	15	0	0	0	1	20	0	0	0	1

PITCHER	IP	WLS	BF	H	R	ER	SO	BB	IBB	HBP	BLK	WP	HR	S	P	ERA	WHIP
Ken Hill, R (1, 1) <small>ERA: 2.8</small>	5.0		24	6	4	4	6	3	0	0	0	2	1	49	78	7.20	1.800
Bill Sampen, R (6, 1) <small>ERA: 3.17</small>	0.1		4	2	0	0	0	1	0	0	0	0	0	9	16	0.00	9.000
Jeff Fassero, L (6, 1) <small>ERA: 3.54</small>	0.2		3	1	0	0	1	0	0	0	0	0	0	8	15	0.00	1.500
Mel Rojas, R (7, 1) <small>ERA: 1.2</small>	1.2		7	2	0	0	1	0	0	0	0	0	0	19	26	0.00	1.200
John Wetteland, R (8, 1) <small>ERA: 3.61</small>	1.1	S	6	1	0	0	3	1	0	0	0	1	0	13	23	0.00	1.500

PITCHER	IP	WLS	BF	H	R	ER	SO	BB	IBB	HBP	BLK	WP	HR	S	P	ERA	WHIP
Ken Hill, R (1, 1) <small>ERA: 2.8</small>	5.0		24	6	4	4	6	3	0	0	0	2	1	49	78	7.20	1.800
Bill Sampen, R (6, 1) <small>ERA: 3.17</small>	0.1		4	2	0	0	0	1	0	0	0	0	0	9	16	0.00	9.000
Jeff Fassero, L (6, 1) <small>ERA: 3.54</small>	0.2		3	1	0	0	1	0	0	0	0	0	0	8	15	0.00	1.500
Mel Rojas, R (7, 1) <small>ERA: 1.2</small>	1.2		7	2	0	0	1	0	0	0	0	0	0	19	26	0.00	1.200
John Wetteland, R (8, 1) <small>ERA: 3.61</small>	1.1	S	6	1	0	0	3	1	0	0	0	1	0	13	23	0.00	1.500

Batter	1	2	3	4	5	6	7	8	9	AB R H RBI BB SO LOB	TOP																	
Delino DeShields, L OBP: 0.383, SLG: 0.420 (1, 4)	2-1 3B 1B	0-2 1B S 1B		4-1 1B G5-3 BB		0-0 CS 1B		0-1 G4-3 S SH3 1B	1-1 G4-6-3 1-2f 2-3	5 3 4 1 1 0 2																		
Marquis Grissom, R OBP: 0.323, SLG: 0.399 (1, 8)	1-2 1B 3B	3-2 S 1B		0-1 E S 1B		0-3 K		1-2 G4-3 1-3	3-0 F7	6 1 3 1 0 1 4																		
Moises Alou, R OBP: 0.354, SLG: 0.497 (1, 7)	0-0 G5-3	2-1 P4 1-2		3-1 G1-3 1-2		4-2 S BB		0-1 SH3 3-H		3 0 0 1 1 0 5																		
Archi Cianfrocco, R OBP: 0.279, SLG: 0.369 (1, 3)	1-3 K			1-1 G5-3 3-H		1-2 F7		4-2 S 2B BB		4 1 0 1 1 2 3																		
Tim Wallach, R OBP: 0.308, SLG: 0.327 (1, 5)	2-2 1B 1B 3-H			0-2 E6 FC5-4 2-3			2-1 G4-3	0-2 2B 1-H		5 0 2 2 0 0 1																		
Darren Reed, R OBP: 0.300, SLG: 0.509 (1, 9)	1-2 1B			0-0 FC5-4 1-2f			2-3 K	4-0 IBB		4 1 2 1 1 1 2																		
Gary Carter, R OBP: 0.297, SLG: 0.322 (1, 2)	0-0 F9			2-1 1B 1B		2-2 F8		0-0 1B		4 0 2 0 0 0 2																		
Wil Cordero, R OBP: 0.400, SLG: 0.333 (1, 6)				1-2 FC6-4 1B		3-2 L8		1-3 K	4-2 G4-6-3 BB BB	4 0 1 0 1 1 1																		
Chris Nabholz, L OBP: 0.073, SLG: 0.122 (1, 1)				1-2 FC6-4 1-2f		0-3 K		3-2 1B 2B	4-2 G4-6-3 BB	3 0 0 0 0 0 1 2 0 0 0 0 0 0 0 0 1 0 0 0 0 0 1 2 1 0 1 0 0 0 0 0 0 0 1 0 0 0 0 0 0 0 0 0 0 1 0 0																		
Bill Sampen, R (5, 1)																												
Jeff Fassero, L (7, 1)																												
Darrin Fletcher, L OBP: 0.286, SLG: 0.317 (7, 2)																												
Bret Barberie, S OBP: 0.371, SLG: 0.304 (8, PR)																												
Rob Natal, R (8, 2)																												
Inning Stats	R: 2 E: 0 K: 1 S: 16	H: 4 LOB: 2 BB: 0 P: 23	R: 0 E: 0 K: 0 S: 15	H: 2 LOB: 2 BB: 0 P: 22	R: 1 E: 0 K: 1 S: 16	H: 3 LOB: 2 BB: 0 P: 23	R: 1 E: 1 K: 0 S: 12	H: 1 LOB: 2 BB: 1 P: 20	R: 0 E: 0 K: 1 S: 9	H: 0 LOB: 0 BB: 0 P: 14	R: 0 E: 0 K: 1 S: 14	H: 1 LOB: 1 BB: 1 P: 17	R: 0 E: 0 K: 2 S: 11	H: 1 LOB: 1 BB: 0 P: 16	R: 3 E: 0 K: 1 S: 23	H: 3 LOB: 2 BB: 2 P: 35	R: 0 E: 0 K: 0 S: 8	H: 0 LOB: 1 BB: 2 P: 20	1B: 11 2B: 2 3B: 1 HR: 1	SF: 0 SAC: 1 DP: 1 HBP: 0	WP: 0 PB: 0 SB: 6 CS: 1	PA: 47						
PITCHER	IP WLS BF H R ER SO BB IBB HBP BLK WP HR S P ERA WHIP												PITCHER	IP WLS BF H R ER SO BB IBB HBP BLK WP HR S P ERA WHIP														
Rheal Cormier, L ERA: 4.95 (1, 1)	3.0		20	10	4	4	2	1	0	0	0	0	1	50	75	12.00	3.667											
Mike Perez, R ERA: 1.45 (4, 1)	3.0		11	1	0	0	2	1	0	0	0	0	0	32	44	0.00	0.667											
Donovan Osborne, L ERA: 3.9 (7, 1)	1.0	L	6	3	3	3	2	0	0	0	0	0	0	17	25	27.00	3.000											
Todd Worrell, R ERA: 3.44 (8, 1)	1.0		6	1	0	0	1	1	1	0	0	0	0	17	26	0.00	2.000											
Bob McClure, L ERA: 2.72 (9, 1)	1.0		4	0	0	0	0	2	0	0	0	0	0	8	20	0.00	2.000											

Montreal Expos @ St. Louis Cardinals
Busch Stadium, St. Louis, MO
 Tue Jul 28 1992, 7:05 PM CDT
 Att. 24,330 - Sunny - 89 F

livebaseballscorecards.com

AB	40
R	7
H	15
RBI	7
BB	6
SO	7
LOB	24



BOTTOM

Montreal Expos @ St. Louis Cardinals
 Busch Stadium, St. Louis, MO
 Tue Jul 28 1992, 7:05 PM CDT
 Att. 24,330 - Sunny - 89 F

livebaseballscorecards.com

AB	34
R	4
H	9
RBI	4
BB	5
SO	7
LOB	20



AB	R	H	RBI	BB	SO	LOB
4	1	2	0	1	1	1
5	1	1	0	0	1	3
5	1	3	1	0	0	2
3	0	0	0	1	0	4
2	0	1	2	2	0	1
4	0	1	0	0	1	4
4	0	0	0	0	1	3
4	1	1	1	0	1	2
1	0	0	0	0	0	0
1	0	0	0	0	1	0
1	0	0	0	0	1	0
0	0	0	0	0	0	0
0	0	0	0	0	0	0
0	0	0	0	0	0	0
0	0	0	0	0	0	0
0	0	0	0	1	0	0

1B: 8	SF: 0
2B: 0	SAC: 0
3B: 0	DP: 2
HR: 1	HBP: 0

WP: 0	PA: 39
PB: 0	
SB: 3	
CS: 0	

WP	HR	S	P	ERA	WHIP
0	0	0	0	7.71	2.357
0	0	12	20	0.00	0.750
0	0	22	35	0.00	0.667

Batter	1	2	3	4	5	6	7	8	9
Rex Hudler, R OBP: 0.265, SLG: 0.363 (1, 9)	4-0 FC4-6 BB		1-1 G3		0-0 1B 1B		2-0 S 1B		0-3 K
Ozzie Smith, S OBP: 0.378, SLG: 0.341 (1, 6)	2-1 FC4-6 1B 1-2f		1-0 F9		0-1 S 1B 1B		0-3 K		0-0 FC6-4 1-2f
Ray Lankford, L OBP: 0.376, SLG: 0.472 (1, 8)	0-1 G6-4-3 1B			1-1 G6-3 1B	0-0 S 1B		2-1 F7 1-2		0-0 F9
Andres Galarraga, R OBP: 0.267, SLG: 0.342 (1, 3)	1-0 G6-4-3 1-2f			0-0 G6-3 1-2	4-2 1B BB		1-0 G5-3		
Todd Zeile, R OBP: 0.352, SLG: 0.370 (1, 5)		4-0 G6-4-3 1B BB		0-1 P3	2-1 1-2 2-H 3-H 1B			4-2 BB	
Bernard Gilkey, R OBP: 0.357, SLG: 0.381 (1, 7)		1-1 SAFE G6-4-3 1B		1-1 G5-3	1-1 G6-3			1-3 K	
Luis Alicea, S OBP: 0.333, SLG: 0.419 (1, 4)		0-2 G6-4-3 1-2f 2-3			0-2 G5-3	3-2 G3-1		1-3 K	
Tom Pagnozzi, R OBP: 0.319, SLG: 0.415 (1, 2)			0-3 K		3-1 HR	0-1 G4-3		0-2 G5-3	
Rheal Cormier, L OBP: 0.172, SLG: 0.241 (1, 1)			0-1 L6		0-3 K	2-3 K			4-0 FC6-4 BB
Mike Perez, R (4, 1)									
Gerald Perry, L OBP: 0.291, SLG: 0.287 (6, PH)									
Donovan Osborne, S OBP: 0.154, SLG: 0.203 (7, 1)									
Todd Worrell, R (8, 1)									
Bob McClure, R (9, 1)									
Craig Wilson, R OBP: 0.352, SLG: 0.346 (9, PH)									

Inning	R	H	E	K	S	H	LOB	BB	P
1	0	1	0	1	12	1	1	1	1
2	0	1	0	1	14	1	1	1	1
3	0	0	0	0	7	0	0	0	1
4	0	1	0	1	9	1	1	0	1
5	4	5	0	18	28	2	2	1	14
6	0	0	0	1	14	0	0	0	14
7	0	1	0	1	12	0	0	0	12
8	0	0	0	11	17	0	1	1	17
9	0	0	0	5	9	0	1	1	9

PITCHER	IP	WLS	BF	H	R	ER	SO	BB	IBB	HBP	BLK	WP	HR	S	P	ERA	WHIP
Chris Nabholz, L ERA: 3.78 (1, 1)	4.2		23	8	4	4	2	3	0	0	0	0	1	42	67	7.71	2.357
Bill Sampen, R ERA: 3.09 (5, 1)	1.1		5	1	0	0	1	0	0	0	0	0	0	12	20	0.00	0.750
Jeff Fassero, L ERA: 3.36 (7, 1)	3.0	W	11	0	0	0	4	2	0	0	0	0	0	22	35	0.00	0.667

Batter	1	2	3	4	5	6	7	8	9	AB	R	H	RBI	BB	SO	LOB
Milt Thompson, L OBP: 0.351, SLG: 0.421 (1, 9)	1-3 K		2-3 K			1-0 F8		3-2 G6-3		4	0	0	0	0	2	2
Luis Alcea, S OBP: 0.331, SLG: 0.421 (1, 4)	1-3 K			0-0 E7 2B		1-0 FC4-6 1-2f		1-0 F8		4	0	1	0	0	1	1
Ray Lankford, L OBP: 0.375, SLG: 0.470 (1, 8)	0-0 L5			2-3 K		3-1 G6-3			0-1 HBP HR 1B	4	1	1	0	0	1	2
Andres Galarraga, R OBP: 0.271, SLG: 0.356 (1, 3)		1-1 G6-3		1-3 K			0-1 HR		1-0 HR HBP 1-2	3	2	1	1	0	1	1
Todd Zeile, R OBP: 0.351, SLG: 0.366 (1, 5)		4-1 CS BB		1-2 G5-3			2-2 G4-3		0-0 P1	3	0	0	0	1	0	3
Bernard Gilkey, R OBP: 0.359, SLG: 0.399 (1, 7)		1-3 K 1-2			0-1 G5-3		2-2 CS 1B		1-0 HR 1-H 2-H	4	1	2	3	0	1	1
Tom Pagnozzi, R OBP: 0.322, SLG: 0.419 (1, 2)			0-0 FC6-5 2B		1-0 F8		4-0 BB 1-2			2	0	1	0	1	0	0
Tim Jones, L OBP: 0.237, SLG: 0.220 (1, 6)			3-3 K		1-3 K		1-3 K			3	0	0	0	0	3	2
Bob Tewksbury, R OBP: 0.100, SLG: 0.063 Rex Hudler, R OBP: 0.262, SLG: 0.358 Lee Smith, R (8, PH) (9, 1)			0-0 FC6-5 2-3			4-2 FC4-6 BB		1-3 K		1	0	0	0	1	0	1

Inning Stats	R: 0	H: 0	E: 0	K: 2	S: 7	R: 0	H: 0	E: 0	K: 1	S: 6	R: 0	H: 1	E: 0	K: 2	S: 10	R: 0	H: 1	E: 1	K: 2	S: 10	R: 0	H: 0	E: 0	K: 1	S: 6	R: 0	H: 0	E: 0	K: 0	S: 6	R: 1	H: 2	E: 0	K: 1	S: 12	R: 0	H: 0	E: 0	K: 1	S: 7	R: 3	H: 2	E: 0	K: 0	S: 4	1B: 2	SF: 0	2B: 2	SAC: 0	3B: 0	DP: 0	HR: 2	HBP: 1	WP: 0	PA: 33
PITCHER Dennis Martinez, R ERA: 2.99 (1, 1)	IP	WLS	BF	H	R	ER	SO	BB	IBB	HBP	BLK	WP	HR	S	P	ERA	WHIP	IP	WLS	BF	H	R	ER	SO	BB	IBB	HBP	BLK	WP	HR	S	P	ERA	WHIP	IP	WLS	BF	H	R	ER	SO	BB	IBB	HBP	BLK	WP	HR	S	P	ERA	WHIP				

BOTTOM

Montreal Expos @ St. Louis Cardinals
 Busch Stadium, St. Louis, MO
 Wed Jul 29 1992, 7:05 PM CDT
 Att. 28,495 - Sunny - 83 F

livebaseballscores.com

AB	29
R	4
H	6
RBI	4
BB	3
SO	10
LOB	13



Batter	1	2	3	4	5	6	7	8	9	AB R H RBI BB SO LOB	TOP	
Rex Hudler, R OBP: 0.261, SLG: 0.353 (1, 9) X	0-0 F7		0-3 K		1-1 F8		1-0 G1-4-3 1B			4 0 1 0 0 1 1		
Ozzie Smith, S OBP: 0.377, SLG: 0.340 (1, 6) B C X	1-1 P6		1-0 1B		1-0 G3-1		2-0 G1-4-3 1-2f			4 0 1 0 0 0 3		
Ray Lankford, L OBP: 0.374, SLG: 0.466 (1, 8) C S B X	1-3 K		2-3 1B		4-2 BB			0-1 F8		3 0 0 0 1 2 1		
Andres Galarraga, R OBP: 0.271, SLG: 0.359 (1, 3) B S B X		2-2 2B	1-1 F8		3-2 F8			1-1 P5		4 0 1 0 0 0 3		
Todd Zeile, R OBP: 0.353, SLG: 0.364 (1, 5) C B B X		4-2 1B 1B BB		4-1 BB BB		0-0 P7		2-1 F8		2 0 0 0 2 0 0		
Bernard Gilkey, R OBP: 0.362, SLG: 0.401 (1, 7) X		0-0 1B 1-2 1B		0-0 F8		1-1 G5-4-3 1B			3-2 G3-1	4 0 2 0 0 0 1		
Tom Pagnozzi, R OBP: 0.322, SLG: 0.415 (1, 2) B B F X		1-2 F7		4-0 G6-3 1-2 BB		0-0 G5-4-3 1-2f			2-2 F7	3 0 0 0 1 0 3		
Luis Alicea, S OBP: 0.335, SLG: 0.423 (1, 4) C B X		1-1 1-2 2-3 1B		2-2 G6-3 1-2f			1-1 1B SH1-4 1B		1-2 F7	4 0 2 0 0 0 2		
Mark Clark, R OBP: 0.217, SLG: 0.217 Bob McClure, R Cris Carpenter, R OBP: 0.500, SLG: 0.500 (1, 1) (7, 1) (8, 1)		0-0 G3		2-1 G3-1 1B			0-1 SH1-4			2 0 1 0 0 0 3 0 0 0 0 0 0 0 0 0 0 0 0 0 0		
Inning Stats	R: 0 E: 0 K: 1 S: 7 H: 0 LOB: 0 BB: 0 P: 9	R: 0 E: 0 K: 0 S: 14 H: 3 LOB: 3 BB: 1 P: 22	R: 0 E: 0 K: 2 S: 9 H: 1 LOB: 1 BB: 0 P: 13	R: 0 E: 0 K: 0 S: 5 H: 0 LOB: 1 BB: 2 P: 15	R: 0 E: 0 K: 0 S: 13 H: 1 LOB: 2 BB: 1 P: 24	R: 0 E: 0 K: 0 S: 4 H: 1 LOB: 0 BB: 0 P: 5	R: 0 E: 0 K: 0 S: 6 H: 2 LOB: 1 BB: 0 P: 10	R: 0 E: 0 K: 0 S: 6 H: 0 LOB: 0 BB: 0 P: 9	R: 0 E: 0 K: 0 S: 11 H: 0 LOB: 0 BB: 0 P: 17	1B: 7 SF: 0 2B: 1 SAC: 1 3B: 0 DP: 3 HR: 0 HBP: 0	WP: 0 PA: 35 PB: 0 SB: 0 CS: 0	
PITCHER Danny Jackson, L ERA: 3.76 Bob Patterson, L ERA: 2.64 (1, 1) (8, 1)	IP WLS BF H R ER SO BB IBB HBP BLK WP HR S P ERA WHIP	7.0 W 29 8 0 0 3 4 0 0 0 0 0 0 58 98 0.00 1.714	2.0 S 6 0 0 0 0 0 0 0 0 0 0 0 0 17 26 0.00 0.000	PITCHER IP WLS BF H R ER SO BB IBB HBP BLK WP HR S P ERA WHIP								

St. Louis Cardinals @ Pittsburgh Pirates
 Three Rivers Stadium, Pittsburgh, PA
 Thu Jul 30 1992, 7:05 PM EDT
 Att. 18,295 - Cloudy - 79 F

livebaseballscorecards.com

AB	30
R	0
H	8
RBI	0
BB	4
SO	3
LOB	17



BOTTOM

St. Louis Cardinals @ Pittsburgh Pirates
Three Rivers Stadium, Pittsburgh, PA
Thu Jul 30 1992, 7:05 PM EDT
Att: 18,295 - Cloudy - 79 F

livebaseballscorecards.com

AB 31
R 4
H 8
RBI 4
BB 4
SO 3
LOB 17



WP: 1 PA: 36
PB: 0
SB: 1
CS: 0

AB	R	H	RBI	BB	SO	LOB
3	1	1	2	1	0	0
3	0	0	0	1	1	2
4	0	1	1	0	0	2
3	0	0	0	1	1	3
4	1	1	0	0	0	2
4	0	1	0	0	1	0
2	0	2	0	1	0	0
0	1	0	0	0	0	0
0	0	0	1	0	0	0
4	1	2	0	0	0	2
2	0	0	0	0	0	3
1	0	0	0	0	0	2
1	0	0	0	0	0	1
1B: 5	SF: 1					
2B: 2	SAC: 0					
3B: 1	DP: 0					
HR: 0	HBP: 0					

Batter	1	2	3	4	5	6	7	8	9		
Alex Cole, L (1, 9) OBP: 0.307, SLG: 0.288	4-2 F8 S BB		2-2 F7		2-2 F7		1 SAFE 0-0 2B 3B				
Jay Bell, R (1, 6) OBP: 0.330, SLG: 0.346	0-3 K		4-0 BB BB		0-1 P6		2-2 G6-3				
Andy Van Slyke, L (1, 8) OBP: 0.412, SLG: 0.515	2-1 F8		0-1 F7		0-1 F7		1-2 2B				
Barry Bonds, L (1, 7) OBP: 0.434, SLG: 0.600	1-1 G4-3		4-1 BB		1-3 K		0-1 F8				
Orlando Merced, S (1, 3) OBP: 0.318, SLG: 0.395		1-1 P6	0-0 F7		1-1 G4-3		2-2 1B SF9 1B				
Jeff King, R (1, 5) OBP: 0.246, SLG: 0.335		3-2 G5-3		1-2 F7		1-3 K	2-1 1B				
Michael LaValliere, L (1, 2) OBP: 0.342, SLG: 0.318		4-2 1B WP BB		0-0 FC6-4 1B			0-0 SF9				
Gary Redus, R (7, PR) OBP: 0.317, SLG: 0.326							3-H F8				
Don Staight, R (8, 2) OBP: 0.389, SLG: 0.458							0-1 F8				
Jose Lind, R (1, 4) OBP: 0.261, SLG: 0.266		1-0 1B		0-1 F9			2-3 3B 1B				
Danny Jackson, R (1, 1) OBP: 0.073, SLG: 0.073		0-2 G5-3		2-1 FC6-4			1-0 P3		0-0 G4-3		
Gary Varsho, L (7, PH) OBP: 0.254, SLG: 0.339											
Bob Patterson, R (8, 1) OBP: 0.429, SLG: 0.500											
Inning Stats	R: 0 H: 0 E: 0 LOB: 1 K: 1 BB: 1 S: 12 P: 19	R: 0 H: 1 E: 0 LOB: 2 K: 0 BB: 1 S: 14 P: 23	R: 0 H: 0 E: 0 LOB: 2 K: 0 BB: 2 S: 7 P: 17	R: 0 H: 1 E: 0 LOB: 1 K: 0 BB: 0 S: 8 P: 11	R: 0 H: 0 E: 0 LOB: 0 K: 0 BB: 0 S: 7 P: 9	R: 0 H: 0 E: 0 LOB: 0 K: 2 BB: 0 S: 8 P: 11	R: 3 H: 4 E: 0 LOB: 2 K: 0 BB: 0 S: 13 P: 16	R: 1 H: 2 E: 0 LOB: 1 K: 0 BB: 0 S: 10 P: 14			
PITCHER	IP WLS BF H R ER SO BB IBB HBP BLK WP HR S P ERA WHIP										
Mark Clark, R (1, 1) ERA: 3.28	6.2 L 29 5 3 3 3 4 0 0 0 1 0 64 100 4.05 1.350										
Bob McClure, L (7, 1) ERA: 2.95	0.1 3 2 1 1 0 0 0 0 0 0 0 9 12 27.00 6.000										
Cris Carpenter, R (8, 1) ERA: 3.05	1.0 4 1 0 0 0 0 0 0 0 0 0 6 8 0.00 1.000										

Batter	1	2	3	4	5	6	7	8	9	AB R H RBI BB SO LOB	TOP												
Bernard Gilkey, R (1, 7) OBP: 0.358, SLG: 0.395	1-2 L5		4-0 WP BB		3-2 SF8 1-2 2-H	0-0 G5-3			2-1 L5	3 0 0 1 1 0 1													
Ozzie Smith, S (1, 6) OBP: 0.374, SLG: 0.335	2-2 L6		4-1 BB		2-3 K			1-3 K	1-1 G2-3	4 0 0 0 1 2 1													
Ray Lankford, L (1, 8) OBP: 0.375, SLG: 0.472	0-0 2B		2-0 F8		1-1 WP 2B			1-3 K		4 0 2 1 0 1 2													
Felix Jose, S (1, 9) OBP: 0.357, SLG: 0.438	1-1 G3		3-3 K		4-0 WP BB			3-0 F7		3 0 0 0 1 1 3													
Andres Galarraga, R (1, 3) OBP: 0.279, SLG: 0.364		0-1 1B		0-1 B1-3		4-2 BB		0-0 1B		3 0 2 0 1 0 0													
Todd Zeile, R (1, 5) OBP: 0.352, SLG: 0.363		2-0 CS 1B		3-3 K		1-3 K		2-0 F8		4 0 1 0 0 2 4													
Luis Alicea, S (1, 4) OBP: 0.327, SLG: 0.411		1-3 K		2-3 K		1-3 K		0-0 P5		4 0 0 0 0 3 3													
Tom Pagnozzi, R (1, 2) OBP: 0.318, SLG: 0.410		3-3 K		1-2 E5 WP SF8 1B		3-1 F9		0-1 F9		4 1 0 0 0 1 3													
Jose DeLeon, R (1, 1) OBP: 0.143, SLG: 0.053			1-1 F7		1-1 WP 2B 1B		4-2 BB		2-0 G3	2 1 1 0 0 0 0													
Milt Thompson, L (6, PH) OBP: 0.355, SLG: 0.421										0 0 0 0 1 0 0													
Donovan Osborne, S (6, 1) OBP: 0.154, SLG: 0.205										0 0 0 0 0 0 0													
Gerald Perry, L (9, PH) OBP: 0.289, SLG: 0.284										1 0 0 0 0 0 0													
Inning Stats	R: 0 E: 0 K: 0 S: 9	H: 1 LOB: 1 BB: 0 P: 13	R: 0 E: 0 K: 2 S: 9	H: 2 LOB: 2 BB: 0 P: 15	R: 0 E: 0 K: 1 S: 7	H: 0 LOB: 2 BB: 2 P: 21	R: 0 E: 0 K: 2 S: 8	H: 0 LOB: 0 BB: 0 P: 13	R: 2 E: 1 K: 2 S: 20	H: 2 LOB: 3 BB: 2 P: 37	R: 0 E: 0 K: 1 S: 9	H: 0 LOB: 1 BB: 1 P: 17	R: 0 E: 0 K: 2 S: 8	H: 0 LOB: 0 BB: 0 P: 13	R: 0 E: 0 K: 0 S: 5	H: 1 LOB: 1 BB: 0 P: 7	R: 0 E: 0 K: 0 S: 5	H: 0 LOB: 0 BB: 0 P: 10	1B: 4 2B: 3 3B: 0 HR: 0	SF: 1 SAC: 0 DP: 1 HBP: 0	WP: 3 PB: 0 SB: 0 CS: 1	PA: 38	
PITCHER Tim Wakefield, R (1, 1) ERA:	IP 9.0	WLS W	BF 38	H 6	R 2	ER 0	SO 10	BB 5	IBB 0	HBP 0	BLK 0	WP 3	HR 0	S 80	P 146	ERA 0.00	WHIP 1.222						PITCHER IP WLS BF H R ER SO BB IBB HBP BLK WP HR S P ERA WHIP

St. Louis Cardinals @ Pittsburgh Pirates
 Three Rivers Stadium, Pittsburgh, PA
 Fri Jul 31 1992, 7:05 PM EDT
 Att. 20,299 - Cloudy - 65 F

livebaseballscorecards.com

AB	32
R	2
H	6
RBI	2
BB	5
SO	10
LOB	17



Batter	1	2	3	4	5	6	7	8	9	AB R H RBI BB SO LOB	TOP
Bernard Gilkey, R (1, 7) <small>OBP: 0.357, SLG: 0.397</small> Mike Perez, R (8, 1)	0-0 SH 1B 2B		2-1 G5-3		0-0 FC5-4 1-2f			1-1 P4		4 1 1 0 0 0 2 0 0 0 0 0 0 0	St. Louis Cardinals @ Pittsburgh Pirates Three Rivers Stadium, Pittsburgh, PA Sat Aug 01 1992, 3:33 AM EDT Att. 30,577 - Cloudy - 77 F livebaseballscorecards.com AB 31 R 1 H 6 RBI 1 BB 0 SO 7 LOB 9
Ozzie Smith, S (1, 6) <small>OBP: 0.371, SLG: 0.332</small>	1-0 SH 1B S 2-3		2-0 F7		0-0 G5-3			3-1 G4-3 1-2		3 0 0 0 0 0 1	
Ray Lankford, L (1, 8) <small>OBP: 0.376, SLG: 0.472</small>	1-1 1-3 3-H 1B			0-1 S 1B		1-2 P5			3-3 K	4 0 2 1 0 1 0	
Felix Jose, S (1, 9) <small>OBP: 0.353, SLG: 0.432</small>	3-3 K			1-3 K 1 SAFE		1-0 L7			1-0 G6-3	4 0 0 0 0 2 2	
Andres Galarraga, R (1, 3) <small>OBP: 0.274, SLG: 0.357</small>	2-0 P7			1-3 K 1 SAFE 2 SAFE 3 SAFE		1-1 G5-3			1-1 G5-3	4 0 0 0 0 1 2	
Todd Zeile, R (1, 5) <small>OBP: 0.349, SLG: 0.360</small>		1-2 P4		0-3 K		2-3 K				3 0 0 0 0 2 1	
Luis Alicea, S (1, 4) <small>OBP: 0.327, SLG: 0.410</small>		1-0 G4-6-3 1B			1-0 F8		0-1 G3-1			3 0 1 0 0 0 0	
Tom Pagnozzi, R (1, 2) <small>OBP: 0.315, SLG: 0.406</small>		1-0 G4-6-3 1-2f 1 SAFE 2 SAFE			0-0 G5-3			2-1 P6		3 0 0 0 0 0 1	
Omar Olivares, R (1, 1) <small>OBP: 0.289, SLG: 0.364</small> Bob McClure, R (7, 1) Milt Thompson, L (8, PH) <small>OBP: 0.358, SLG: 0.425</small> (8, 7)			1-3 K		2-1 FC5-4 1B			0-2 S 1B		2 0 1 0 0 1 0 0 0 0 0 0 0 0 1 0 1 0 0 0 0	
Inning Stats	R: 1 H: 2 E: 1 LOB: 1 K: 1 BB: 0 S: 13 P: 20	R: 0 H: 1 E: 0 LOB: 0 K: 0 BB: 0 S: 6 P: 8	R: 0 H: 0 E: 0 LOB: 0 K: 1 BB: 0 S: 6 P: 11	R: 0 H: 1 E: 0 LOB: 1 K: 3 BB: 0 S: 11 P: 13	R: 0 H: 1 E: 0 LOB: 1 K: 0 BB: 0 S: 5 P: 8	R: 0 H: 0 E: 0 LOB: 0 K: 0 BB: 0 S: 5 P: 7	R: 0 H: 0 E: 0 LOB: 0 K: 1 BB: 0 S: 7 P: 10	R: 0 H: 1 E: 0 LOB: 1 K: 0 BB: 0 S: 9 P: 15	R: 0 H: 0 E: 0 LOB: 0 K: 1 BB: 0 S: 7 P: 12	1B: 5 SF: 0 2B: 1 SAC: 1 3B: 0 DP: 1 HR: 0 HBP: 0	
PITCHER Doug Drabek, R (1, 1) <small>ERA: 2.6</small>	IP 9.0 WLS W BF 32 H 6 R 1 ER 1 SO 7 BB 0 IBB 0 HBP 0 BLK 0 WP 0 HR 0 S 69 P 104 ERA 1.00 WHIP 0.667					PITCHER IP WLS BF H R ER SO BB IBB HBP BLK WP HR S P ERA WHIP					

Batter	1	2	3	4	5	6	7	8	9	AB R H RBI BB SO LOB	TOP											
Bernard Gilkey, R (1, 7) OBP: 0.355, SLG: 0.394	2-2 F9		0-1 G6-3			1-0 F7		0-0 1B 1B		4 0 1 0 0 0 1												
Ozzie Smith, S (1, 6) OBP: 0.370, SLG: 0.331	1-0 G3			2-1 G1-3		0-0 G6-3		2-2 1B 1B		4 0 1 1 0 0 0												
Ray Lankford, L (1, 8) OBP: 0.373, SLG: 0.467	3-3 K			3-2 G4-3		2-2 P5		2-3 K		4 0 0 0 0 2 2												
Felix Jose, S (1, 9) OBP: 0.351, SLG: 0.430		0-0 G6-3		3-2 WP 1B			1-3 K		3-2 G1-6-3	4 0 1 0 0 1 0												
Andres Galarraga, R (1, 3) OBP: 0.270, SLG: 0.350		3-2 F7		1-3 K			1-2 G3		0-0 G5-3	4 0 0 0 0 1 1												
Craig Wilson, R (1, 5) OBP: 0.358, SLG: 0.353 Lee Smith, R (9, 1)		1-1 G3			0-0 G6-4-3 1B		1-1 CS 1B		0-0 G5-3	4 0 2 0 0 0 0 0 0 0 0 0 0 0												
Tom Pagnozzi, R (1, 2) OBP: 0.312, SLG: 0.402			3-1 F7		1 SAFE 1 SAFE G6-4-3		1-1 CS	1-2 G5-3		3 0 0 0 0 0 1												
Luis Alicea, S (1, 4) OBP: 0.333, SLG: 0.418			2-0 2B		4-1 BB			1-0 G5-3		2 0 1 0 1 0 0												
Rheal Cormier, L (1, 1) OBP: 0.161, SLG: 0.226 Rex Hudler, R (8, PH) OBP: 0.258, SLG: 0.349 Todd Worrell, R (8, 1) Todd Zeile, R (9, 5) OBP: 0.349, SLG: 0.360			2-1 P1		0-3 K			2-3 K 1B 1B		2 0 0 0 0 1 2 1 1 0 0 0 1 0 0 0 0 0 0 0 0 0 0 0 0 0 0 0												
Inning Stats	R: 0 E: 0 K: 1 S: 9	H: 0 LOB: 0 BB: 0 P: 15	R: 0 E: 0 K: 0 S: 6	H: 0 LOB: 0 BB: 0 P: 10	R: 0 E: 0 K: 0 S: 7	H: 1 LOB: 1 BB: 0 P: 14	R: 0 E: 0 K: 1 S: 13	H: 1 LOB: 1 BB: 0 P: 22	R: 0 E: 0 K: 1 S: 7	H: 1 LOB: 1 BB: 1 P: 11	R: 0 E: 0 K: 0 S: 5	H: 0 LOB: 0 BB: 0 P: 8	R: 0 E: 0 K: 1 S: 9	H: 1 LOB: 0 BB: 0 P: 13	R: 1 E: 0 K: 2 S: 16	H: 2 LOB: 2 BB: 0 P: 24	R: 0 E: 0 K: 0 S: 6	H: 0 LOB: 0 BB: 0 P: 9	1B: 5 2B: 1 3B: 0 HR: 0	SF: 0 SAC: 0 DP: 1 HBP: 0	WP: 2 PB: 0 SB: 0 CS: 1	PA: 34
PITCHER	IP WLS BF H R ER SO BB IBB HBP BLK WP HR S P ERA WHIP																					
Randy Tomlin, L (1, 1) ERA: 3.71 Bob Walk, R (9, 1) ERA: 3.8	8.0 30 6 1 1 6 1 0 0 0 2 0 72 117 1.12 0.875																					
	1.0 3 0 0 0 0 0 0 0 0 0 0 6 9 0.00 0.000																					

St. Louis Cardinals @ Pittsburgh Pirates
Three Rivers Stadium, Pittsburgh, PA
Sun Aug 02 1992, 3:33 AM EDT
Att. 28,309 - Cloudy - 78 F

livebaseballscorecards.com

AB 32
R 1
H 6
RBI 1
BB 1
SO 6
LOB 7



BOTTOM

St. Louis Cardinals @ Pittsburgh Pirates
Three Rivers Stadium, Pittsburgh, PA

Sun Aug 02 1992, 3:33 AM EDT
Att. 28,309 - Cloudy - 78 F

livebaseballscorecards.com

AB	32
R	2
H	7
RBI	2
BB	1
SO	5
LOB	10



WP:	0	PA:	33
PB:	0		
SB:	1		
CS:	0		

AB	3	R	0	H	0	RBI	0	BB	0	SO	0	LOB	0
	1	0	0	0	0	0	0	1	1				

	4	0	0	0	0	0	2	0					
--	---	---	---	---	---	---	---	---	--	--	--	--	--

	4	1	2	0	0	1	0						
--	---	---	---	---	---	---	---	--	--	--	--	--	--

	3	0	1	0	0	0	0	1					
	1	0	0	0	0	0	0	1					

	3	1	1	1	1	0	2						
--	---	---	---	---	---	---	---	--	--	--	--	--	--

	4	0	2	1	0	0	2						
--	---	---	---	---	---	---	---	--	--	--	--	--	--

	3	0	0	0	0	1	2						
--	---	---	---	---	---	---	---	--	--	--	--	--	--

	2	0	0	0	0	0	1						
	1	0	0	0	0	0	0						

	2	0	0	0	0	0	0						
	1	0	1	0	0	0	0						
	0	0	0	0	0	0	0						

1B:	7	SF:	0
2B:	0	SAC:	0
3B:	0	DP:	1
HR:	0	HBP:	0

WP:	0	PA:	33
PB:	0		
SB:	1		
CS:	0		

IP	7.0	WLS		BF	24	H	3	R	0	ER	0	SO	3	BB	1	IBB	0	HBP	0	BLK	1	WP	0	HR	0	S	58	P	91	ERA	0.00	WHIP	1.000
	1.0		4	1	0	0	0	2	0	0	0	0	1	0	0	0	0	0	0	0	0	0	0	0	0	14	21	0.00	1.000				
	0.2	L	5	3	2	2	0	0	0	0	0	0	0	0	0	0	0	0	0	0	0	0	0	0	13	19	27.00	4.500					

Batter: Gary Redus, R (1, 7) OBP: 0.308, SLG: 0.315
Barry Bonds, L (8, PH) OBP: 0.438, SLG: 0.612 (9, 7)

Pitcher: R (1, 7) F B X

Count: 2-1

Ballpark: F7

Batter: Jay Bell, R (1, 6) OBP: 0.325, SLG: 0.347

Pitcher: R (1, 6) X

Count: 0-0

Ballpark: F8

Batter: Andy Van Slyke, L (1, 8) OBP: 0.411, SLG: 0.509

Pitcher: L (1, 8) B C C C X

Count: 2-2

Ballpark: G4-3

Batter: Lloyd McClendon, R (1, 9) OBP: 0.370, SLG: 0.342
Orlando Merced, S (9, PH) OBP: 0.317, SLG: 0.392

Pitcher: R (1, 9) X

Count: 0-0

Ballpark: FC6 1B

Batter: Jeff King, R (1, 5) OBP: 0.250, SLG: 0.348 (9, 4)

Pitcher: R (1, 5) B C 1 SAFE 1 SAFE 1 SAFE 1 B X

Count: 2-2

Ballpark: FC6 1B

Batter: Don Slaught, R (1, 2) OBP: 0.377, SLG: 0.441

Pitcher: R (1, 2) B X

Count: 1-0

Ballpark: F8

Batter: John Wehner, R (1, 3) OBP: 0.240, SLG: 0.209 (9, 5)

Pitcher: R (1, 3) X

Count: 0-0

Ballpark: F9

Batter: Jose Lind, R (1, 4) OBP: 0.257, SLG: 0.259
Alex Cole, L (8, PH) OBP: 0.312, SLG: 0.294 (9, 9)

Pitcher: R (1, 4) B F X

Count: 1-1

Ballpark: G5-3

Batter: Randy Tomlin, L (1, 1) OBP: 0.227, SLG: 0.171
Gary Varsho, L (8, PH) OBP: 0.260, SLG: 0.345
Bob Walk, R (9, 1) OBP: 0.045, SLG: 0.045

Pitcher: L (1, 1) C B C X

Count: 1-2

Ballpark: G1-3

Batter: Gary Redus, R (1, 7) OBP: 0.308, SLG: 0.315
Barry Bonds, L (8, PH) OBP: 0.438, SLG: 0.612 (9, 7)

Pitcher: R (1, 7) B B B B X

Count: 3-2

Ballpark: F8

Batter: Jay Bell, R (1, 6) OBP: 0.325, SLG: 0.347

Pitcher: R (1, 6) F C B B B S

Count: 2-3

Ballpark: K

Batter: Andy Van Slyke, L (1, 8) OBP: 0.411, SLG: 0.509

Pitcher: L (1, 8) B B C C X

Count: 3-2

Ballpark: BLK 1B

Batter: Lloyd McClendon, R (1, 9) OBP: 0.370, SLG: 0.342
Orlando Merced, S (9, PH) OBP: 0.317, SLG: 0.392

Pitcher: R (1, 9) B B B X

Count: 2-1

Ballpark: F9

Batter: Jeff King, R (1, 5) OBP: 0.250, SLG: 0.348 (9, 4)

Pitcher: R (1, 5) 1 SAFE 1 SAFE 1 SAFE 1 B X

Count: 2-2

Ballpark: F9

Batter: Don Slaught, R (1, 2) OBP: 0.377, SLG: 0.441

Pitcher: R (1, 2) C B S X

Count: 1-2

Ballpark: FC5-4 1B

Batter: John Wehner, R (1, 3) OBP: 0.240, SLG: 0.209 (9, 5)

Pitcher: R (1, 3) X

Count: 0-0

Ballpark: FC5-4 G6-4-3

Batter: Jose Lind, R (1, 4) OBP: 0.257, SLG: 0.259
Alex Cole, L (8, PH) OBP: 0.312, SLG: 0.294 (9, 9)

Pitcher: R (1, 4) X

Count: 0-0

Ballpark: G6-4-3

Batter: Randy Tomlin, L (1, 1) OBP: 0.227, SLG: 0.171
Gary Varsho, L (8, PH) OBP: 0.260, SLG: 0.345
Bob Walk, R (9, 1) OBP: 0.045, SLG: 0.045

Pitcher: L (1, 1) C B C C X

Count: 0-2

Ballpark: G6-3

Batter: Gary Redus, R (1, 7) OBP: 0.308, SLG: 0.315
Barry Bonds, L (8, PH) OBP: 0.438, SLG: 0.612 (9, 7)

Pitcher: R (1, 7) B B B B X

Count: 1-0

Ballpark: G5-3

Batter: Jay Bell, R (1, 6) OBP: 0.325, SLG: 0.347

Pitcher: R (1, 6) B B B B X

Count: 2-3

Ballpark: K

Batter: Andy Van Slyke, L (1, 8) OBP: 0.411, SLG: 0.509

Pitcher: L (1, 8) B B C C X

Count: 3-2

Ballpark: BLK 1B

Batter: Lloyd McClendon, R (1, 9) OBP: 0.370, SLG: 0.342
Orlando Merced, S (9, PH) OBP: 0.317, SLG: 0.392

Pitcher: R (1, 9) B B B X

Count: 2-1

Ballpark: F9

Batter: Jeff King, R (1, 5) OBP: 0.250, SLG: 0.348 (9, 4)

Pitcher: R (1, 5) 1 SAFE 1 SAFE 1 SAFE 1 B X

Count: 2-2

Ballpark: F9

Batter: Don Slaught, R (1, 2) OBP: 0.377, SLG: 0.441

Pitcher: R (1, 2) C B S X

Count: 1-2

Ballpark: FC5-4 1B

Batter: John Wehner, R (1, 3) OBP: 0.240, SLG: 0.209 (9, 5)

Pitcher: R (1, 3) X

Count: 0-0

Ballpark: FC5-4 G6-4-3

Batter: Jose Lind, R (1, 4) OBP: 0.257, SLG: 0.259
Alex Cole, L (8, PH) OBP: 0.312, SLG: 0.294 (9, 9)

Pitcher: R (1, 4) B F X

Count: 1-1

Ballpark: G5-3

Batter: Randy Tomlin, L (1, 1) OBP: 0.227, SLG: 0.171
Gary Varsho, L (8, PH) OBP: 0.260, SLG: 0.345
Bob Walk, R (9, 1) OBP: 0.045, SLG: 0.045

Pitcher: L (1, 1) C B C X

Count: 1-2

Ballpark: G1-3

Batter: Gary Redus, R (1, 7) OBP: 0.308, SLG: 0.315
Barry Bonds, L (8, PH) OBP: 0.438, SLG: 0.612 (9, 7)

Pitcher: R (1, 7) B B B B X

Count: 2-1

Ballpark: F7

Batter: Jay Bell, R (1, 6) OBP: 0.325, SLG: 0.347

Pitcher: R (1, 6) X

Count: 0-0

Ballpark: F8

Batter: Andy Van Slyke, L (1, 8) OBP: 0.411, SLG: 0.509

Pitcher: L (1, 8) B C C C X

Count: 2-2

Ballpark: G4-3

Batter: Lloyd McClendon, R (1, 9) OBP: 0.370, SLG: 0.342
Orlando Merced, S (9, PH) OBP: 0.317, SLG: 0.392

Pitcher: R (1, 9) X

Count: 0-0

Ballpark: FC6 1B

Batter: Jeff King, R (1, 5) OBP: 0.250, SLG: 0.348 (9, 4)

Pitcher: R (1, 5) B C 1 SAFE 1 SAFE 1 SAFE 1 B X

Count: 2-2

Ballpark: FC6 1B

Batter: Don Slaught, R (1, 2) OBP: 0.377, SLG: 0.441

Pitcher: R (1, 2) B X

Count: 1-0

Ballpark: F8

Batter: John Wehner, R (1, 3) OBP: 0.240, SLG: 0.209 (9, 5)

Pitcher: R (1, 3) X

Count: 0-0

Ballpark: F9

Batter: Jose Lind, R (1, 4) OBP: 0.257, SLG: 0.259
Alex Cole, L (8, PH) OBP: 0.312, SLG: 0.294 (9, 9)

Pitcher: R (1, 4) B F X

Count: 1-1

Ballpark: G5-3

Batter: Randy Tomlin, L (1, 1) OBP: 0.227, SLG: 0.171
Gary Varsho, L (8, PH) OBP: 0.260, SLG: 0.345
Bob Walk, R (9, 1) OBP: 0.045, SLG: 0.045

Pitcher: L (1, 1) C B C X

Count: 1-2

Ballpark: G1-3

Batter: Gary Redus, R (1, 7) OBP: 0.308, SLG: 0.315
Barry Bonds, L (8, PH) OBP: 0.438, SLG: 0.612 (9, 7)

Pitcher: R (1, 7) B B B B X

Count: 3-2

Ballpark: F8

Batter: Jay Bell, R (1, 6) OBP: 0.325, SLG: 0.347

Pitcher: R (1, 6) F C B B B S

Count: 2-3

Ballpark: K

Batter: Andy Van Slyke, L (1, 8) OBP: 0.411, SLG: 0.509

Pitcher: L (1, 8) B B C C X

Count: 3-2

Ballpark: BLK 1B

Batter: Lloyd McClendon, R (1, 9) OBP: 0.370, SLG: 0.342
Orlando Merced, S (9, PH) OBP: 0.317, SLG: 0.392

Pitcher: R (1, 9) B B B X

Count: 2-1

Ballpark: F9

Batter: Jeff King, R (1, 5) OBP: 0.250, SLG: 0.348 (9, 4)

Pitcher: R (1, 5) 1 SAFE 1 SAFE 1 SAFE 1 B X

Count: 2-2

Ballpark: F9

Batter: Don Slaught, R (1, 2) OBP: 0.377, SLG: 0.441

Pitcher: R (1, 2) C B S X

Count: 1-2

Ballpark: FC5-4 1B

Batter: John Wehner, R (1, 3) OBP: 0.240, SLG: 0.209 (9, 5)

Pitcher: R (1, 3) X

Count: 0-0

Ballpark: FC5-4 G6-4-3

Batter: Jose Lind, R (1, 4) OBP: 0.257, SLG: 0.259
Alex Cole, L (8, PH) OBP: 0.312, SLG: 0.294 (9, 9)

Pitcher: R (1, 4) B F X

Count: 1-1

Ballpark: G5-3

Batter: Randy Tomlin, L (1, 1) OBP: 0.227, SLG: 0.171
Gary Varsho, L (8, PH) OBP: 0.260, SLG: 0.345
Bob Walk, R (9, 1) OBP: 0.045, SLG: 0.045

Pitcher: L (1, 1) C B C X

Count: 1-2

Ballpark: G1-3

R:	0	H:	0
E:	0	LOB:	0
K:	0	BB:	0
S:	6	P:	10

R:	0	H:	1
E:	0	LOB:	1
K:	0	BB:	0
S:	7	P:	10

R:	0	H:	0
E:	0	LOB:	0
K:	0	BB:	0
S:	6	P:	9

R:	0	H:	1
E:	0	LOB:	1
K:	0	BB:	0
S:	5	P:	6

R:	0	H:	0
E:	0	LOB:	0
K:	1	BB:	0
S:	13	P:	18

R:	0	H:	0
E:	0	LOB:	1
K:	1	BB:	1
S:	10	P:	18

R:	2	H:	3
E:	0	LOB:	1
K:	0	BB:	0
S:	13	P:	19

1B:	7	SF:	0
2B:	0	SAC:	0
3B:	0	DP:	1
HR:	0	HBP:	0

WP:	0	PA:	33
PB:	0		
SB:	1		
CS:	0		

IP	7.0	WLS		BF	24	H	3	R	0	ER	0	SO	3	BB	1	IBB	0	HBP	0	BLK	1	WP	0	HR	0	S	58	P	91	ERA	0.00	WHIP	1.000
	1.0		4	1	0	0	0	2	0	0	0	0	1	0	0	0	0	0	0	0	0	0	0	0	14	21	0.00	1.000					
	0.2	L	5	3	2	2	0	0	0	0	0	0	0	0	0	0	0	0	0	0	0	0	0	0	13	19	27.00	4.500					

Batter	1	2	3	4	5	6	7	8	9	AB R H RBI BB SO LOB	TOP																												
Lenny Dykstra, L OBP: 0.371, SLG: 0.399 (1, 8) C B X	1-1 G6-3 ①		1-0 P6 ③			0-0 G4-3 ②		0-0 F8 ③		4 0 0 0 0 0 0																													
Mariano Duncan, R OBP: 0.295, SLG: 0.389 (1, 7) (8, 6) C S B F B X	2-3 K ②			0-1 F8 ①		1-2 G4-3 ③		1-1 F8 ①		4 0 0 0 0 1 0																													
Dave Hollins, S OBP: 0.366, SLG: 0.438 (1, 5) B C C B X	2-2 P6 ③			2-2 P4 ②			3-1 L7 ①		1-1 P6 ②	4 0 0 0 0 0 0																													
John Kruk, L OBP: 0.446, SLG: 0.481 (1, 3) B F X		1-1 L6 ①		0-1 1B ③			1-3 K ②		2-2 F8 ③	4 0 1 0 0 1 0																													
Darren Daulton, L OBP: 0.394, SLG: 0.544 (1, 2) B B X		2-0 1B ③		0-1 F8 ③			2-1 HR ③			3 1 2 1 0 0 1																													
Wes Chamberlain, R OBP: 0.283, SLG: 0.427 (1, 9) C X		0-1 L4 ②			0-1 G4-3 ①		2-2 1B ③			3 0 1 0 0 0 1																													
Mickey Morandini, L OBP: 0.313, SLG: 0.357 (1, 4) B X		1-0 L8 ③			2-1 P6 ②		C 1 SAFE F B 1 SAFE X	1-2 L3 ③		3 0 0 0 0 0 2																													
Joe Milette, R OBP: 0.278, SLG: 0.220 (1, 6) Stan Javier, S OBP: 0.313, SLG: 0.276 (8, PH) (8, 7) C B B X			2-1 G6-3 ①		0-0 B1-3 ③			3-2 L7 ①		2 0 0 0 0 0 0 1 0 0 0 0 0 0																													
Kyle Abbott, L OBP: 0.111, SLG: 0.115 (1, 1) Jeff Grotewold, L OBP: 0.395, SLG: 0.657 (6, PH) Cliff Brantley, R OBP: 0.200, SLG: 0.200 (6, 1) Wally Backman, S OBP: 0.340, SLG: 0.277 (8, PH) Jay Baller, R (8, 1) B S C B X			1-3 K ②			1-2 G3-1 ①		0-1 L7 ②		1 0 0 0 0 1 0 1 0 0 0 0 0 0 0 0 0 0 0 0 0 1 0 0 0 0 0 0 0 0 0 0 0 0 0																													
Inning Stats	R: 0 E: 0 K: 1 S: 9	H: 0 LOB: 0 BB: 0 P: 14	R: 0 E: 0 K: 0 S: 6	H: 1 LOB: 1 BB: 0 P: 10	R: 0 E: 0 K: 1 S: 6	H: 0 LOB: 0 BB: 0 P: 10	R: 0 E: 0 K: 0 S: 9	H: 1 LOB: 1 BB: 0 P: 11	R: 0 E: 0 K: 0 S: 5	H: 0 LOB: 0 BB: 0 P: 7	R: 0 E: 0 K: 0 S: 7	H: 0 LOB: 0 BB: 0 P: 9	R: 1 E: 0 K: 1 S: 14	H: 2 LOB: 1 BB: 0 P: 23	R: 0 E: 0 K: 0 S: 7	H: 0 LOB: 0 BB: 0 P: 10	R: 0 E: 0 K: 0 S: 9	H: 0 LOB: 0 BB: 0 P: 13	1B: 3 2B: 0 3B: 0 HR: 1	SF: 0 SAC: 0 DP: 0 HBP: 0	WP: 0 PB: 0 SB: 0 CS: 0	PA: 31																	
PITCHER Bob Tewksbury, R ERA: 1.92 (1, 1) Lee Smith, R ERA: 3.15 (9, 1)	IP 8.0	WLS W	BF 28	H 4	R 1	ER 1	SO 3	BB 0	IBB 0	HBP 0	BLK 0	WP 0	HR 1	S 63	P 94	ERA 1.12	WHIP 0.500						PITCHER IP 1.0	WLS S	BF 3	H 0	R 0	ER 0	SO 0	BB 0	IBB 0	HBP 0	BLK 0	WP 0	HR 0	S 9	P 13	ERA 0.00	WHIP 0.000

Philadelphia Phillies @ St. Louis Cardinals
 Busch Stadium, St. Louis, MO
 Mon Aug 03 1992, 7:05 PM CDT
 Att. 25,092 - Cloudy - 81 F

livebaseballscorecards.com

AB	31
R	1
H	4
RBI	1
BB	0
SO	3
LOB	4



Batter	1	2	3	4	5	6	7	8	9
Bernard Gilkey, R (1, 7) OBP: 0.357, SLG: 0.391	2-2 F9	4-0 BB			3-2 F8		4-1 BB		
Ozzie Smith, S (1, 6) OBP: 0.371, SLG: 0.336	3-2 1B	0-1 G4-3			0-2 1B		1-0 F9		
Ray Lankford, L (1, 8) OBP: 0.374, SLG: 0.468	2-1 1B		1-0 L1		2-2 1B			3-3 K	
Felix Jose, S (1, 9) OBP: 0.347, SLG: 0.424	1-3 K		0-1 G6-3		2-2 L8			2-0 L7	
Andres Galarraga, R (1, 3) OBP: 0.265, SLG: 0.344	1-2 G4-3		1-3 K			0-0 P3		0-2 P4	
Todd Zeile, R (1, 5) OBP: 0.349, SLG: 0.359		0-0 G5-3		0-1 L8-3 1B		0-0 P6			
Tom Pagnozzi, R (1, 2) OBP: 0.310, SLG: 0.399		3-2 L4		2-2 L8-3		2-1 P2			
Luis Alicea, S (1, 4) OBP: 0.339, SLG: 0.419		1-1 BB BB 1B		3-2 G5-3		4-1 CS BB			
Bob Tewksbury, R (1, 1) Lee Smith, R (9, 1)		4-1 BB BB			0-0 L8		2-3 K		

Inning Stats	R: 1	H: 2	E: 0	K: 1	S: 18	R: 0	H: 1	E: 0	K: 0	S: 9	R: 0	H: 0	E: 0	K: 1	S: 6	R: 0	H: 1	E: 0	K: 0	S: 9	R: 1	H: 2	E: 0	K: 0	S: 15	R: 0	H: 0	E: 0	K: 0	S: 4	R: 0	H: 0	E: 0	K: 1	S: 6	R: 0	H: 0	E: 0	K: 1	S: 7
	LOB: 1	BB: 0	P: 27	LOB: 3	BB: 2	P: 21	LOB: 0	BB: 0	P: 8	LOB: 0	BB: 0	LOB: 1	BB: 0	P: 22	LOB: 0	BB: 0	LOB: 1	BB: 0	P: 6	LOB: 0	BB: 0	LOB: 1	BB: 2	P: 17	LOB: 0	BB: 0	P: 12	LOB: 0	BB: 0	LOB: 0	BB: 0	P: 0	LOB: 0	BB: 0	LOB: 0	BB: 0	P: 0	LOB: 0	BB: 0	P: 0

PITCHER	IP	WLS	BF	H	R	ER	SO	BB	IBB	HBP	BLK	WP	HR	S	P	ERA	WHIP
Kyle Abbott, L (1, 1) ERA: 4.67	5.0	L	22	6	2	2	2	2	0	0	0	0	0	57	92	3.60	1.600
Cliff Brantley, R (6, 1) ERA: 4.64	2.0		7	0	0	0	1	2	0	0	0	0	0	10	23	0.00	1.000
Jay Baller, R (8, 1) ERA:	1.0		3	0	0	0	1	0	0	0	0	0	0	7	12	0.00	0.000

AB R H RBI BB SO LOB

2	0	0	0	2	0	0
4	2	2	0	0	0	4
4	0	2	2	0	1	0
4	0	0	0	0	1	2
4	0	0	0	0	1	1
3	0	1	0	0	0	0
3	0	0	0	0	0	1
2	0	1	0	1	0	0
2	0	0	0	1	1	1
0	0	0	0	0	0	0

WP	PA	ERA	WHIP
0	32		

Philadelphia Phillies @ St. Louis Cardinals
 Busch Stadium, St. Louis, MO
 Mon Aug 03 1992, 7:05 PM CDT
 Att: 25,092 - Cloudy - 81 F

livebaseballscorecards.com

AB	28
R	2
H	6
RBI	2
BB	4
SO	4
LOB	9



Batter	1	2	3	4	5	6	7	8	9	AB R H RBI BB SO LOB	TOP					
Lenny Dykstra, L OBP: 0.374, SLG: 0.404 (1, 8)	3-2 SH5-3 SF7 2B		4-1 FC S BB		0-2 F9		1-0 1B		1-2 P5	4 1 2 0 1 0 1						
Mariano Duncan, R OBP: 0.293, SLG: 0.385 (1, 7)	0-0 SH5-3 2-3		1-0 FC 1-3			0-0 G1-3	1-0 F7		0-1 G6-3	4 0 0 0 0 0 3						
Dave Hollins, S OBP: 0.366, SLG: 0.437 (1, 5)	1-0 SF7 3-H		1-0 F9			1-0 HR S 1B		4-1 G6-4-3 BB	0-1 P6	3 1 1 1 1 0 3						
John Kruk, L OBP: 0.444, SLG: 0.479 (1, 3)	0-0 1B		2-2 G3			1-3 1-2		2-1 G6-4-3 1-2f		4 0 1 0 0 1 4						
Darren Daulton, L OBP: 0.395, SLG: 0.545 (1, 2)	2-0 P2			1-2 F9		4-0 HR IBB		1-2 2B		3 1 1 0 1 0 1						
Wes Chamberlain, R OBP: 0.286, SLG: 0.439 Mitch Williams, L OBP: 0.333, SLG: 0.333 Mike Hartley, R (8, 1)		0-0 G6-3		1-2 G5-3		1-2 HR		4-0 IBB		3 1 1 3 1 0 0 0 0 0 0 0 0 0 0 0 0 0 0 0 0						
Mickey Morandini, L OBP: 0.313, SLG: 0.356 (1, 4)		3-2 G6-4-3 1B		0-0 F8		3-2 F7		1-0 G4-3		4 0 1 0 0 0 2						
Joe Milette, R OBP: 0.263, SLG: 0.208 Wally Backman, S OBP: 0.352, SLG: 0.292 (9, PH)		1-0 G6-4-3 1-2f		1-2 F9			1-1 F8		2-2 WP 1B 1B	3 0 0 0 0 0 1 1 1 1 0 0 0 0						
Greg Mathews, R Jeff Grotewold, L OBP: 0.385, SLG: 0.639 Jay Baller, R Stan Javier, S OBP: 0.317, SLG: 0.281 (8, 9)			3-2 F9		3-2 G3-1		0-1 F8		2-1 G6-3 1B	2 0 0 0 0 0 0 1 0 0 0 0 0 0 0 0 0 0 0 0 0 1 0 1 1 0 0 0						
Inning Stats	R: 1 H: 2 E: 0 LOB: 1 K: 0 BB: 0 S: 9 P: 15	R: 0 H: 1 E: 0 LOB: 0 K: 0 BB: 0 S: 7 P: 11	R: 0 H: 0 E: 0 LOB: 2 K: 0 BB: 1 S: 9 P: 20	R: 0 H: 0 E: 0 LOB: 0 K: 0 BB: 0 S: 8 P: 10	R: 0 H: 0 E: 0 LOB: 0 K: 0 BB: 0 S: 12 P: 16	R: 3 H: 2 E: 0 LOB: 0 K: 1 BB: 1 S: 11 P: 21	R: 0 H: 1 E: 0 LOB: 1 K: 0 BB: 0 S: 6 P: 9	R: 0 H: 1 E: 0 LOB: 2 K: 0 BB: 2 S: 7 P: 19	R: 1 H: 2 E: 0 LOB: 1 K: 0 BB: 0 S: 15 P: 20	1B: 6 SF: 1 2B: 2 SAC: 1 3B: 0 DP: 2 HR: 1 HBP: 0	WP: 1 PA: 39 PB: 0 SB: 2 CS: 0					
PITCHER	IP WLS BF H R ER SO BB IBB HBP BLK WP HR S P ERA WHIP															
Mark Clark, R ERA: 3.45 (1, 1)	7.0	29	6	4	4	1	1	1	0	0	0	1	62	102	5.14	1.000
Bob McClure, L ERA: 2.82 (8, 1)	1.0	W	5	1	0	0	1	1	0	0	0	0	7	19	0.00	2.000
Cris Carpenter, R ERA: 3.15 (9, 1)	1.0		5	2	1	1	0	0	0	0	1	0	15	20	9.00	2.000

Philadelphia Phillies @ St. Louis Cardinals
 Busch Stadium, St. Louis, MO

Tue Aug 04 1992, 7:05 PM CDT
 Att. 24,357 - Sunny - 79 F

livebaseballscorecards.com

AB	33
R	5
H	9
RBI	5
BB	4
SO	1
LOB	15



BOTTOM

Philadelphia Phillies @ St. Louis Cardinals
Busch Stadium, St. Louis, MO
Tue Aug 04 1992, 7:05 PM CDT
Att. 24,357 - Sunny - 79 F

livebaseballscorecards.com

AB 36
R 9
H 14
RBI 9
BB 3
SO 3
LOB 12



WP: 0 PA: 40
PB: 0
SB: 4
CS: 1

AB R H RBI BB SO LOB

4 2 1 3 1 1 1

4 1 1 0 1 0 1

5 0 2 2 0 0 1

1 0 0 0 0 0 1

3 1 1 0 0 0 0

4 2 3 1 0 0 1

4 1 2 2 0 0 1

4 0 1 0 0 1 2

3 1 1 1 1 0 3

2 0 0 0 0 1 1
1 0 1 0 0 0 0
0 0 0 0 0 0 0
0 0 0 0 0 0 0
1 1 1 0 0 0 0
0 0 0 0 0 0 0

1B: 8 SF: 0
2B: 5 SAC: 0
3B: 0 DP: 1
HR: 2 HBP: 0

Batter	1	2	3	4	5	6	7	8	9		
Bernard Gilkey, R (1, 7) OBP: 0.358, SLG: 0.402	4-1 G4-3 S 2B BB		1-3 K		3-2 P9		2-0 P3-5 2-3f	2-0 HR			
Ozzie Smith, S (1, 6) OBP: 0.372, SLG: 0.335	2-0 G4-3 1-3		2-2 G1-3		2-2 1B		4-1 S 1B BB	0-0 F9			
Ray Lankford, L (1, 8) OBP: 0.374, SLG: 0.469	1-1 G5-3 3-H 2B		1-0 G3		1-0 G4-3		1-2 CS 1-H 1B	0-1 G5-3			
Todd Zeile, R (1, 5) OBP: 0.348, SLG: 0.358 Craig Wilson, R (4, PH) OBP: 0.357, SLG: 0.352 (5, 5)	0-1 G5-3 2-3			3-1 F9		1-0 G6-3	2-1 CS 1-3	2-0 2B 1B			
Felix Jose, S (1, 9) OBP: 0.352, SLG: 0.441	3-2 G6-3			0-0 1B		0-0 HR		2-2 2B 1B			
Andres Galarraga, R (1, 3) OBP: 0.269, SLG: 0.351		1-0 F8		1 SAFE 0-0 F8		1-0 S 1B		0-0 1B 2B			
Tom Pagnozzi, R (1, 2) OBP: 0.309, SLG: 0.397		0-0 G6-3		2-1 1B		2-1 F8		3-3 K			
Luis Alicea, S (1, 4) OBP: 0.343, SLG: 0.417		4-1 BLK BB		0-0 G4-3		3-2 P6 1-2		2-1 1B HR 1B			
Mark Clark, R (1, 1) OBP: 0.200, SLG: 0.200 Milt Thompson, L (7, PH) OBP: 0.362, SLG: 0.435 Bob McClure, R (8, 1) OBP: 0.258, SLG: 0.349 Rex Hudler, R (8, PH) OBP: 0.296, SLG: 0.291 Gerald Perry, L (8, PH) OBP: 0.500, SLG: 0.500 Cris Carpenter, R (9, 1)		1-3 K			2-2 G4-3		1-0 P3-5 2B	0-2 HR 1B			
Inning Stats	R: 1 H: 1 E: 0 LOB: 1 K: 0 BB: 1 S: 11 P: 21	R: 0 H: 0 E: 0 LOB: 1 K: 1 BB: 1 S: 6 P: 12	R: 0 H: 0 E: 0 LOB: 0 K: 1 BB: 0 S: 8 P: 12	R: 0 H: 2 E: 0 LOB: 2 K: 0 BB: 0 S: 7 P: 12	R: 0 H: 1 E: 0 LOB: 1 K: 0 BB: 0 S: 11 P: 19	R: 1 H: 2 E: 0 LOB: 1 K: 0 BB: 0 S: 9 P: 16	R: 1 H: 2 E: 0 LOB: 0 K: 0 BB: 1 S: 7 P: 17	R: 6 H: 6 E: 0 LOB: 0 K: 1 BB: 0 S: 19 P: 30			
PITCHER	IP WLS BF H R ER SO BB IBB HBP BLK WP HR S P ERA WHIP										
Greg Mathews, L (1, 1) ERA: 3.47	6.0										
Jay Baller, R (7, 1) ERA: 3.0	1.0										
Mitch Williams, L (8, 1) ERA: 4.25	0.1										
Mike Hartley, R (8, 1) ERA: 3.27	0.2										

Batter	1	2	3	4	5	6	7	8	9	AB R H RBI BB SO LOB	TOP																									
Lenny Dykstra, L (1, 8) OBP: 0.375, SLG: 0.404	2-3 			1-0 L7 		3-3 K 	2-0 G5-3 S 2-H 1B 		1-0 	5 0 2 1 0 2 0	Philadelphia Phillies @ St. Louis Cardinals Busch Stadium, St. Louis, MO Wed Aug 05 1992, 3:33 AM CDT Att. 27,396 - Cloudy - 78 F																									
Mariano Duncan, R (1, 6) OBP: 0.292, SLG: 0.383	1-1 P6 			1-0 G5-3 		1-2 P6 	0-2 F8 		1-0 	5 0 1 0 0 0 1																										
Dave Hollins, S (1, 5) OBP: 0.367, SLG: 0.436	3-3 			0-1 		2-1 	1 SAFE 2-1 G5-3 1-3 		1-3 	5 1 2 0 0 2 3																										
John Kruk, L (1, 3) OBP: 0.444, SLG: 0.479				1-3 K 		2-0 	1-1 G6-3 		0-3 	4 1 1 1 1 2 4																										
Darren Daulton, L (1, 2) OBP: 0.394, SLG: 0.540						1-0 G3 	4-1 1B WP BB 		0-3 K 	3 1 0 0 1 1 1																										
Wes Chamberlain, R (1, 9) OBP: 0.294, SLG: 0.446						4-1 FC3-6 BB BB 	2-0 BB 1-3 2-H 1B 		1-0 G3 2B 	3 0 2 1 1 0 0																										
Stan Javier, S (1, 7) OBP: 0.322, SLG: 0.277						4-1 FC3-6 1-2 BB BB 	4-0 1-2 BB 		0-1 G3 2-3 	2 0 0 0 2 1 1																										
Mickey Morandini, L (1, 4) OBP: 0.308, SLG: 0.351						1-0 FC3-6 1-2f 2-3 	1-2 G4-3 3-H 		1-3 K 	4 0 0 0 0 1 5																										
Terry Mulholland, R (1, 1) OBP: 0.134, SLG: 0.109						3-2 G3 	0-0 		2-3 K 	1 0 0 0 0 0 0																										
Cliff Brantley, R (4, 1) OBP: 0.200, SLG: 0.200										0 0 0 0 0 0 0																										
Jeff Grotewold, L (5, PH) OBP: 0.875, SLG: 0.622										1 0 0 0 0 0 2																										
Bob Ayrault, R (5, 1)										0 0 0 0 0 0 0																										
Jim Lindeman, R (7, PH) OBP: 0.308, SLG: 0.391										1 1 1 0 0 0 0																										
Jay Baller, R (7, 1)										0 0 0 0 0 0 0																										
Ricky Jordan, R (9, PH) OBP: 0.258, SLG: 0.338										1 0 0 0 0 1 0																										
Inning Stats	R: 0 E: 0 K: 2 S: 9	H: 0 LOB: 0 BB: 0 P: 15	R: 0 E: 0 K: 0 S: 9	H: 0 LOB: 0 BB: 1 P: 14	R: 0 E: 0 K: 1 S: 7	H: 0 LOB: 0 BB: 0 P: 7	R: 0 E: 0 K: 1 S: 7	H: 1 LOB: 1 BB: 0 P: 10	R: 0 E: 0 K: 0 S: 8	H: 0 LOB: 2 BB: 2 P: 21	R: 3 E: 0 K: 1 S: 17	H: 3 LOB: 2 BB: 2 P: 36	R: 1 E: 0 K: 0 S: 9	H: 2 LOB: 1 BB: 0 P: 14	R: 0 E: 0 K: 2 S: 9	H: 1 LOB: 1 BB: 0 P: 11	R: 0 E: 0 K: 3 S: 12	H: 2 LOB: 2 BB: 0 P: 17	1B: 6 2B: 3 3B: 0 HR: 0	SF: 0 SAC: 0 DP: 1 HBP: 0	WP: 1 PB: 0 SB: 1 CS: 0	PA: 40														
PITCHER	IP WLS BF H R ER SO BB IBB HBP BLK WP HR S P ERA WHIP																																			
Jose DeLeon, R (1, 1) ERA: 4.33	5.2		23	3	3	3	5	4	0	0	0	0	0	53	92	4.76	1.235																			
Cris Carpenter, R (6, 1) ERA: 3.13	0.1		3	1	0	0	0	1	0	0	0	1	0	4	11	0.00	6.000																			
Donovan Osborne, L (7, 1) ERA: 3.85	1.0	W	5	2	1	1	0	0	0	0	0	0	0	9	14	9.00	2.000																			
Todd Worrell, R (8, 1) ERA: 3.26	1.0		4	1	0	0	2	0	0	0	0	0	0	9	11	0.00	1.000																			
Lee Smith, R (9, 1) ERA: 3.09	1.0	S	5	2	0	0	3	0	0	0	0	0	0	12	17	0.00	2.000																			

livebaseballscorecards.com

AB	35
R	4
H	9
RBI	3
BB	5
SO	10
LOB	17



Batter	1	2	3	4	5	6	7	8	9	10	11	12	13	AB R H RBI BB SO LOB	TOP													
Alex Cole, L OBP: 0.320, SLG: 0.303 Gary Redus, R OBP: 0.292, SLG: 0.297 Will Pennyfeather, R OBP: 0.200, SLG: 0.200 Cecil Espy, S OBP: 0.303, SLG: 0.340	1-3 K		2-2 FC5-4 1B		0-1 2B 1-3 1B			1-2 G1-3		1-2 F7		0-0 P6		3 0 2 0 0 1 0 1 0 0 0 0 0 0 0 0 0 0 0 0 0 2 0 0 0 0 0 0														
Jay Bell, R OBP: 0.325, SLG: 0.349	1-0 G6-3		1-1 FC5-4 1-2f		0-0 1-3 3-H 2B			1-2 1B		1-2 P5		0-3 K		6 0 2 1 0 1 1														
Andy Van Slyke, L OBP: 0.404, SLG: 0.496	3-3 K		0-0 F7		0-1 F7			3-1 P5		4-0 BB BB			2-3 K	5 0 0 0 1 2 4														
Barry Bonds, L OBP: 0.439, SLG: 0.601		4-2 1B BB G1-2-3 BB		1-1 G1-3		2-2 F8		3-3 K		4-0 FC4 BB			2-0 S 1B 1B	4 1 1 0 2 1 1														
Orlando Merced, S OBP: 0.317, SLG: 0.399 Bob Patterson, R OBP: 0.429, SLG: 0.500 John Wehner, R OBP: 0.237, SLG: 0.206		4-0 1B BB		0-1 G4-3		2-3 K		0-0 BB SH1-4 1B		0-1 FC4			0-0 P5	4 0 1 0 1 1 2 0 0 0 0 0 0 0 1 0 0 0 0 0 1														
Jeff King, R OBP: 0.248, SLG: 0.345		2-3 K		1-1 G1-3		0-1 P2		0-0 SH1-4				0-1 P6		5 1 1 1 0 1 2														
Michael LaValliere, L OBP: 0.349, SLG: 0.320		3-1 1B 2-3			3-1 G5-3		0-0 G4-3		4-0 BB IBB			1-0 P7		4 0 1 0 2 0 0														
Jose Lind, R OBP: 0.267, SLG: 0.266		0-2 G1-2-3			0-0 CS 1B		1-0 G4-3		4-2 G4-3 BB			3-2 L9		5 0 2 1 1 0 3														
Doug Drabek, R OBP: 0.164, SLG: 0.197 Gary Varsho, R OBP: 0.236, SLG: 0.339 Stan Belinda, R OBP: 0.500, SLG: 1.000 Lloyd McClintock, R OBP: 0.361, SLG: 0.336 Roger Mason, R OBP: 0.379, SLG: 0.444 Denny Neagle, L OBP: 0.379, SLG: 0.444			1-2 G4-3		1-1 1B 2B 1B		3-2 G5-3		2-0 G4-3			1-2 F7		3 1 1 0 0 0 0 1 0 0 0 0 0 3 0 0 0 0 0 0 0 1 0 0 0 0 0 0 0 0 0 0 0 0 0 1 0 0 0 0 0 2 0 0 0 0 0 0 0														
Inning Stats	R: 0 E: 0 K: 2 S: 8	H: 0 LOB: 0 BB: 0 P: 13	R: 0 E: 0 K: 1 S: 10	H: 1 LOB: 2 BB: 2 P: 23	R: 0 E: 0 K: 0 S: 10	H: 1 LOB: 1 BB: 0 P: 14	R: 0 E: 0 K: 0 S: 6	H: 0 LOB: 0 BB: 0 P: 8	R: 1 E: 0 K: 0 S: 10	H: 4 LOB: 2 BB: 0 P: 14	R: 0 E: 0 K: 1 S: 9	H: 0 LOB: 0 BB: 0 P: 13	R: 0 E: 0 K: 1 S: 12	H: 1 LOB: 1 BB: 0 P: 20	R: 0 E: 0 K: 0 S: 6	H: 1 LOB: 2 BB: 2 P: 16	R: 0 E: 0 K: 0 S: 11	H: 0 LOB: 2 BB: 2 P: 21	R: 0 E: 0 K: 1 S: 7	H: 0 LOB: 0 BB: 0 P: 8	R: 2 E: 0 K: 1 S: 12	H: 3 LOB: 2 BB: 1 P: 24	1B: 10 2B: 1 3B: 0 HR: 0	SF: 0 SAC: 1 DP: 2 HBP: 0	WP: 0 PB: 0 SB: 1 CS: 1	PA: 54		
PITCHER	IP WLS BF H R ER SO BB IBB HBP BLK WP HR S P ERA WHIP																											
Omar Olivares, R ERA: 3.67	(1, 1) 7.0																											
Bob McClure, L ERA: 2.75	(8, 1) 1.0		5	2	0	0	1	0	0	0	0	0	0	0	0	0	0	0	0	0	0	0	0	0	0	0	0	0
Mike Perez, R ERA: 1.52	(9, 1) 2.0		9	0	0	0	0	3	1	0	0	0	0	0	0	0	0	0	0	0	0	0	0	0	0	0	0	0
Todd Worrell, R ERA: 1.52	(11, 1) 1.0		3	0	0	0	0	0	0	0	0	0	0	0	0	0	0	0	0	0	0	0	0	0	0	0	0	0
Lee Smith, R ERA: 3.33	(12, 1) 2.0	L	10	3	2	2	2	0	1	0	0	0	0	0	0	0	0	0	0	0	0	0	0	0	0	0	0	0

Pittsburgh Pirates @ St. Louis Cardinals
 Busch Stadium, St. Louis, MO
 Thu Aug 06 1992, 7:05 PM CDT
 Att: 32,001 - Sunny - 82 F

livebaseballscorecards.com

AB	46
R	3
H	11
RBI	3
BB	7
SO	7
LOB	19




Batter	1	2	3	4	5	6	7	8	9	10	11	12	13	AB R H RBI BB SO LOB
Bernard Gilkey, R OBP: 0.358, SLG: 0.399 (1, 7)	3-1 SH1-3 2B		2-3 K		2-3 K			0-0 L7		4-1 BB		1-3 K		5 0 1 0 1 3 2
Ozzie Smith, S OBP: 0.378, SLG: 0.341 (1, 6)	0-0 SH1-3		2-0 S 1B		1-2 CS 1B			1-0 L7		4-0 IBB		0-0 FC4-6		4 0 2 0 1 0 2
Ray Lankford, L OBP: 0.370, SLG: 0.463 (1, 8)	2-3 K		2-3 K		0-1 CS 1-2	2-2 P5		2-0 CS 1B		1-2 F7			3-2 G4-3	6 0 1 0 0 2 4
Todd Zeile, R OBP: 0.344, SLG: 0.353 Lee Smith, R (12, 1) Rex Hudler, R OBP: 0.256, SLG: 0.345 (13, PH)	1-3 K		0-0 G6-3			0-1 G3		1-0 CS 1-2	2-3 K		2-1 P4		1-2 G5-3	5 0 0 0 0 2 2 0 0 0 0 0 0 0 1 0 0 0 0 0 0
Felix Jose, S OBP: 0.350, SLG: 0.446 (1, 9)		0-0 G6-3		3-2 G4-3		1-3 K			3-1 S 1B		0-0 G6-3		3-2 HR	6 1 2 1 0 1 0
Andres Galarraga, R OBP: 0.274, SLG: 0.366 (1, 3)		0-0 1B 2B		1-0 2B			1-3 K2-3		1-1 P4 1-2		2-2 CS 1B		1-2 L6	6 1 3 0 0 1 1
Luis Alcega, S OBP: 0.354, SLG: 0.433 (1, 4)		3-3 K		4-1 G6-4-3 BB			4-0 S BB		0-2 F9		1-0 CS 1-2		0-0 1B 2B	3 0 1 0 2 1 2
Tom Pagnozzi, R OBP: 0.307, SLG: 0.395 (1, 2)		2-1 1B		0-1 G6-4-3 1-2f			1-1 G6-3		2-3 K			0-3 K		5 0 1 1 0 2 4
Omar Olivares, R OBP: 0.277, SLG: 0.348 Gerald Perry, L OBP: 0.246, SLG: 0.294 Bob McClure, R (8, 1) Mike Perez, R (9, 1) Milt Thompson, L OBP: 0.359, SLG: 0.429 Todd Worrell, R (11, 1) Craig Wilson, R OBP: 0.359, SLG: 0.355 (12, 5)		1-2 P4		0-3 K			0-0 G3-1			0-3 K		0-0 FC4-6 1B		2 0 0 0 0 0 1 1 1 0 0 0 0 0 0 1 0 0 0 0 0 0 0 0 0 0 0 0 0 0 0 0 1 0 0 0 0 0 1 0 0 0 0 0 0 0 0 0 1 0 0 1 0 0 0 0

Inning Stats	R: 0	H: 1	E: 0	LOB: 1	K: 2	BB: 0	S: 9	P: 15	R: 1	H: 2	E: 0	LOB: 1	K: 1	BB: 0	S: 11	P: 17	R: 0	H: 1	E: 0	LOB: 1	K: 2	BB: 0	S: 8	P: 14	R: 0	H: 1	E: 0	LOB: 0	K: 2	BB: 0	S: 10	P: 13	R: 0	H: 0	E: 0	LOB: 0	K: 1	BB: 0	S: 8	P: 11	R: 0	H: 1	E: 0	LOB: 1	K: 1	BB: 1	S: 7	P: 12	R: 0	H: 1	E: 0	LOB: 0	K: 0	BB: 0	S: 3	P: 7	R: 0	H: 1	E: 0	LOB: 1	K: 1	BB: 0	S: 11	P: 16	R: 0	H: 0	E: 0	LOB: 2	K: 2	BB: 2	S: 13	P: 22	R: 0	H: 1	E: 0	LOB: 0	K: 0	BB: 0	S: 6	P: 11	R: 0	H: 2	E: 0	LOB: 2	K: 2	BB: 0	S: 9	P: 10	R: 1	H: 1	E: 0	LOB: 0	K: 0	BB: 0	S: 14	P: 22	1B: 7	SF: 0	2B: 4	SAC: 1	3B: 0	DP: 1	HR: 1	HBP: 0	WP: 0	PA: 54
--------------	------	------	------	--------	------	-------	------	-------	------	------	------	--------	------	-------	-------	-------	------	------	------	--------	------	-------	------	-------	------	------	------	--------	------	-------	-------	-------	------	------	------	--------	------	-------	------	-------	------	------	------	--------	------	-------	------	-------	------	------	------	--------	------	-------	------	------	------	------	------	--------	------	-------	-------	-------	------	------	------	--------	------	-------	-------	-------	------	------	------	--------	------	-------	------	-------	------	------	------	--------	------	-------	------	-------	------	------	------	--------	------	-------	-------	-------	-------	-------	-------	--------	-------	-------	-------	--------	-------	--------

PITCHER	IP	WLS	BF	H	R	ER	SO	BB	IBB	HBP	BLK	WP	HR	S	P	ERA	WHIP
Doug Drabek, R ERA: 2.54 (1, 1)	8.0		30	7	1	1	9	2	0	0	0	0	0	63	104	1.12	1.125
Stan Belinda, R ERA: 2.94 (9, 1)	1.2		8	1	0	0	3	1	1	0	0	0	0	21	34	0.00	1.200
Bob Patterson, L ERA: 2.51 (10, 1)	1.2		6	2	0	0	1	0	0	0	0	0	0	13	19	0.00	1.200
Roger Mason, R ERA: 3.62 (12, 1)	0.2	W	3	1	0	0	1	0	0	0	0	0	0	5	6	0.00	1.500
Denny Neagle, L ERA: 4.43 (13, 1)	1.0	S	4	1	1	1	0	0	0	0	0	0	1	14	22	9.00	1.000

Pittsburgh Pirates @ St. Louis Cardinals
Busch Stadium, St. Louis, MO
 Thu Aug 06 1992, 7:05 PM CDT
 Att: 32,001 - Sunny - 82 F

AB	46
R	2
H	12
RBI	2
BB	4
SO	14
LOB	19



Batter	1	2	3	4	5	6	7	8	9	AB	R	H	RBI	BB	SO	LOB
Bernard Gilkey, R OBP: 0.353, SLG: 0.392 (1, 7)	1-0 G4-3 ①		2-1 F8 ②			2-2 L5 ②		1-0 F8 ③		4	0	0	0	0	0	1
Ozzie Smith, S OBP: 0.376, SLG: 0.340 (1, 6)	3-2 G4-3 ②		2-1 FC5-4 ③ 1-2f			0-0 1B		2-2 F9 ①		4	0	1	0	0	0	1
Ray Lankford, L OBP: 0.367, SLG: 0.458 (1, 8)	0-3 K ③				1-3 K ①		2-2 F7 ③		2-0 F7 ②	4	0	0	0	0	2	1
Felix Jose, S OBP: 0.352, SLG: 0.456 (1, 9)		1-2 G5-4-3 1B ①		3-2 P4 ②		0-0 HR		1-1 G5-3 ③		4	1	2	1	0	0	0
Andres Galarraga, R OBP: 0.271, SLG: 0.361 (1, 3)		0-2 G5-4-3 ① ② 1-2f		2-2 G5-3 ③		1-0 F7 ①				3	0	0	0	0	0	1
Todd Zeile, R OBP: 0.344, SLG: 0.353 (1, 5)		0-1 1B ①			1-2 G1-3 ①		1-2 G3-1 ②			3	0	1	0	0	0	0
Tom Pagnozzi, R OBP: 0.304, SLG: 0.392 (1, 2)		0-0 G1 ③			1-1 G6-3 ②		0-1 L3 ③			3	0	0	0	0	0	1
Luis Alicea, S OBP: 0.353, SLG: 0.431 (1, 4)			0-1 FC1-6 1B ①		1-0 G5-3 ③		2-1 F8 ①			3	0	1	0	0	0	0
Rheal Cormier, L OBP: 0.156, SLG: 0.219 (1, 1)			1-2 FC1-6 ①		1-2 P4 ①		2-3 K ②			1	0	0	0	0	0	1
Rex Hudler, R OBP: 0.253, SLG: 0.341 (6, PH)			1-2 FC5-4 ① 1-2f							1	0	0	0	0	0	0
Cris Carpenter, R OBP: 0.500, SLG: 0.500 (7, 1)										0	0	0	0	0	0	0
Milt Thompson, L OBP: 0.356, SLG: 0.427 (8, PH)										1	0	0	0	0	1	0
Donovan Osborne, S OBP: 0.154, SLG: 0.205 (9, 1)										0	0	0	0	0	0	0

Inning Stats	R: 0	H: 0	E: 0	K: 1	S: 9	H: 2	LOB: 1	BB: 0	P: 13	R: 0	H: 1	E: 0	K: 0	S: 9	H: 0	LOB: 0	BB: 0	P: 14	R: 0	H: 0	E: 0	K: 1	S: 12	R: 0	H: 0	E: 0	K: 0	S: 6	H: 1	LOB: 1	BB: 0	P: 16	R: 1	H: 1	E: 0	K: 0	S: 7	H: 0	LOB: 0	BB: 0	P: 9	R: 0	H: 0	E: 0	K: 1	S: 7	H: 0	LOB: 0	BB: 0	P: 12	R: 0	H: 0	E: 0	K: 0	S: 6	H: 0	LOB: 0	BB: 0	P: 11	1B: 4	SF: 0	2B: 0	SAC: 0	3B: 0	DP: 1	HR: 1	HBP: 0	WP: 0	PA: 31
--------------	------	------	------	------	------	------	--------	-------	-------	------	------	------	------	------	------	--------	-------	-------	------	------	------	------	-------	------	------	------	------	------	------	--------	-------	-------	------	------	------	------	------	------	--------	-------	------	------	------	------	------	------	------	--------	-------	-------	------	------	------	------	------	------	--------	-------	-------	-------	-------	-------	--------	-------	-------	-------	--------	-------	--------

PITCHER	IP	WLS	BF	H	R	ER	SO	BB	IBB	HBP	BLK	WP	HR	S	P	ERA	WHIP
Randy Tomlin, L ERA: 3.56 (1, 1)	8.0	W	28	5	1	1	3	0	0	0	0	0	1	71	102	1.12	0.625
Bob Patterson, L ERA: 2.45 (9, 1)	1.0		3	0	0	0	0	0	0	0	0	0	0	6	11	0.00	0.000


BOTTOM

Pittsburgh Pirates @ St. Louis Cardinals
Busch Stadium, St. Louis, MO
 Fri Aug 07 1992, 7:05 PM CDT
 Att: 37,518 - Cloudy - 77 F

livebaseballscorecards.com

AB	31
R	1
H	5
RBI	1
BB	0
SO	3
LOB	6



Batter	1	2	3	4	5	6	7	8	9	AB R H RBI BB SO LOB	TOP									
Alex Cole, L (1, 9) OBP: 0.323, SLG: 0.318 Denny Neagle, L (8, 1) Stan Belinda, R (8, 1) OBP: 0.500, SLG: 1.000	1-3 K		1-3 K		1-0 3B			0-0 1B SF7 1B		4 1 2 0 0 2 0 0 0 0 0 0 0 0 0 0 0 0 0 0 0	Pittsburgh Pirates @ St. Louis Cardinals Busch Stadium, St. Louis, MO Sat Aug 08 1992, 7:05 PM CDT Att. 44,094 - Sunny - 93 F livebaseballscorecards.com AB 33 R 2 H 7 RBI 2 BB 0 SO 4 LOB 5 									
Jay Bell, R (1, 6) OBP: 0.324, SLG: 0.347	1-0 F8		1-2 G6-3		1-0 G6-3			2-2 1 SAFE 1 SAFE 1-3 1B		4 0 1 0 0 0 1										
Andy Van Slyke, L (1, 8) OBP: 0.404, SLG: 0.492	0-0 2B 1B		3-3 K			2-2 G6-3		1-2 SF7		3 1 1 1 0 1 0										
Barry Bonds, L (1, 7) OBP: 0.436, SLG: 0.595	3-1 1-H 2B			0-0 F9		2-1 F8		3-H 2-0 F7		4 0 1 1 0 0 1										
Orlando Merced, S (1, 3) OBP: 0.314, SLG: 0.391	1-0 L7			1-0 F9		2-3 K		2-1 G3		4 0 0 0 0 1 1										
Jeff King, R (1, 5) OBP: 0.248, SLG: 0.353		1-2 P3		0-1 PB 1B		0-1 F9		0-1 F9		4 0 1 0 0 0 0										
Michael LaValliere, L (1, 2) OBP: 0.343, SLG: 0.313		0-0 L3		1-2 G6-3		2-1 F7		0-0 G4-3		4 0 0 0 0 0 1										
Jose Lind, R (1, 4) OBP: 0.270, SLG: 0.269		1-1 FC6-4 1B		1-0 F8		2-2 F7				3 0 1 0 0 0 0										
Zane Smith, L (1, 1) OBP: 0.160, SLG: 0.167 Bob Walk, R (6, 1) OBP: 0.045, SLG: 0.045 Cecil Espy, S (8, PH) OBP: 0.301, SLG: 0.338 (8, 9)		0-0 FC6-4		0-0 G4-3				2-2 G4-3		2 0 0 0 0 0 1 0 0 0 0 0 0 0 1 0 0 0 0 0 0										
Inning Stats	R: 1 E: 0 K: 1 S: 8	H: 2 LOB: 1 BB: 0 P: 14	R: 0 E: 0 K: 0 S: 7	H: 1 LOB: 1 BB: 0 P: 9	R: 0 E: 0 K: 2 S: 9	H: 0 LOB: 0 BB: 0 P: 14	R: 0 E: 0 K: 0 S: 7	H: 1 LOB: 1 BB: 0 P: 9	R: 0 E: 0 K: 1 S: 8	H: 0 LOB: 0 BB: 0 P: 14	R: 0 E: 0 K: 0 S: 10	H: 0 LOB: 0 BB: 0 P: 14	R: 1 E: 0 K: 0 S: 15	H: 2 LOB: 1 BB: 0 P: 21	R: 0 E: 0 K: 0 S: 5	H: 0 LOB: 0 BB: 0 P: 7	1B: 5 2B: 1 3B: 1 HR: 0	SF: 1 SAC: 0 DP: 0 HBP: 0	WP: 0 PB: 1 SB: 0 CS: 0	PA: 34
PITCHER	IP WLS BF H R ER SO BB IBB HBP BLK WP HR S P ERA WHIP																			
Bob Tewksbury, R (1, 1) ERA: 1.95	7.1 L 29 7 2 2 4 0 0 0 0 0 0 0 64 95 2.46 0.955																			
Bob McClure, L (8, 1) ERA: 2.7	0.2 2 0 0 0 0 0 0 0 0 0 0 0 4 7 0.00 0.000																			
Mike Perez, R (9, 1) ERA: 1.5	1.0 3 0 0 0 0 0 0 0 0 0 0 0 5 7 0.00 0.000																			

BOTTOM

Pittsburgh Pirates @ St. Louis Cardinals
Busch Stadium, St. Louis, MO
 Sat Aug 08 1992, 7:05 PM CDT
 Att: 44,094 - Sunny - 93 F

livebaseballscorecards.com

AB	33
R	1
H	8
RBI	1
BB	1
SO	8
LOB	8



WP: 0	PA: 34
PB: 0	
SB: 1	
CS: 1	

AB	R	H	RBI	BB	SO	LOB
4	0	1	0	0	2	0
4	0	1	0	0	0	1
4	0	1	0	0	0	1
4	0	0	0	0	2	1
4	1	1	0	0	1	0
3	0	2	0	1	0	0
4	0	1	1	0	1	2
3	0	1	0	0	1	2
2	0	0	0	0	1	1
0	0	0	0	0	0	0
1	0	0	0	0	0	0
0	0	0	0	0	0	0

Batter	1	2	3	4	5	6	7	8	9
Luis Alicea, S OBP: 0.351, SLG: 0.427 (1, 4) C C B S	1-3 K		1-1 1B		1-1 G6-3			2-3 K	
Ozzie Smith, S OBP: 0.375, SLG: 0.339 (1, 6) X	0-0 G6-3		3-2 G1-6-3		0-0 G5-3			0-2 1B	
Felix Jose, S OBP: 0.351, SLG: 0.453 (1, 9) C S X	0-2 1B			1-2 G6-3		1-0 G4-3		1-1 F9	
Andres Galarraga, R OBP: 0.267, SLG: 0.355 (1, 3) S F C	0-3 K			1-1 P4		0-3 K		2-0 G6-3	
Ray Lankford, L OBP: 0.366, SLG: 0.456 (1, 8) B X		1-0 F8		2-0 1B		1-1 L7		1-3 K	
Bernard Gilkey, R OBP: 0.359, SLG: 0.396 (1, 7) B F X		1-1 G4-3		0-1 1B		2-0 G5-3		4-1 S	
Craig Wilson, R OBP: 0.355, SLG: 0.351 (1, 5) 1 B F X		1-1 G4-3		2-1 1B		1-2 G5-3		2-3 K	
Tom Pagnozzi, R OBP: 0.305, SLG: 0.391 (1, 2) C X			0-1 CS		2-3 K		1-1 F8		
Bob Tewksbury, R OBP: 0.109, SLG: 0.058 (1, 1) Bob McClure, R (8, 1) Rex Hudler, R OBP: 0.250, SLG: 0.337 (8, PH) Mike Perez, R (9, 1)			2-2 G6-3		0-3 K		1-0 F8		

Inning Stats	R: 0	H: 1	E: 0	LOB: 1	K: 2	S: 10	P: 11	R: 0	H: 1	E: 0	LOB: 0	K: 0	S: 5	P: 8	R: 0	H: 2	E: 0	LOB: 1	K: 0	S: 12	P: 17	R: 1	H: 3	E: 0	LOB: 2	K: 1	S: 13	P: 21	R: 0	H: 0	E: 0	LOB: 0	K: 1	S: 6	P: 7	R: 0	H: 0	E: 0	LOB: 0	K: 1	S: 6	P: 8	R: 0	H: 0	E: 0	LOB: 0	K: 0	S: 6	P: 10	R: 0	H: 1	E: 0	LOB: 1	K: 1	S: 12	P: 15	R: 0	H: 0	E: 0	LOB: 1	K: 2	S: 9	P: 18
1B: 8	SF: 0	2B: 0	SAC: 0	3B: 0	DP: 1	HR: 0	HBP: 0																																																								

PITCHER	IP	WLS	BF	H	R	ER	SO	BB	IBB	HBP	BLK	WP	HR	S	P	ERA	WHIP
Zane Smith, L ERA: 2.92 (1, 1)	5.0		20	7	1	1	4	0	0	0	0	0	0	46	64	1.80	1.400
Bob Walk, R ERA: 3.55 (6, 1)	2.0	W	6	0	0	0	1	0	0	0	0	0	0	12	18	0.00	0.000
Denny Neagle, L ERA: 4.39 (8, 1)	0.2		3	1	0	0	1	0	0	0	0	0	0	9	12	0.00	1.500
Stan Belinda, R ERA: 2.86 (8, 1)	1.1	S	5	0	0	0	2	1	0	0	0	0	0	12	21	0.00	0.750

Batter	1	2	3	4	5	6	7	8	9	AB R H RBI BB SO LOB	TOP		
Alex Cole, L (1, 9) OBP: 0.325, SLG: 0.321	0-0 P6		2-2 SF8 1B	1-2 G6-3		2-2 1B		2-2 G1-3		5 1 2 0 0 0 0			
John Wehner, R (1, 5) OBP: 0.263, SLG: 0.225	3-1 BB 2B 1B		4-2 SF8 2B BB	2-1 G6-3		0-0 1B		0-0 F7	3 2 2 0 1 0 0	1 0 0 0 0 0 0			
Jay Bell, R (8, 6) OBP: 0.324, SLG: 0.346			1-2 2B BB			1-2 1B		2-1 F9	5 1 1 0 0 1 5				
Andy Van Slyke, L (1, 8) OBP: 0.401, SLG: 0.491	2-0 F9		1-1 F7		1-0 G3 1B 2B	2-3 K		2-1 F9	2 2 0 0 3 0 1				
Barry Bonds, L (1, 7) OBP: 0.438, SLG: 0.592	4-2 2B BB		4-2 2B BB		1-0 G3	4-2 G4-3 BB		3-2 F7	3 0 2 4 0 0 1				
Orlando Merced, S (1, 3) OBP: 0.316, SLG: 0.398	0-0 2B		0-0 SF8		1-0 1B	2-1 G4-3		2-1 G4-3	3 1 1 0 1 0 2				
Jeff King, R (1, 6) OBP: 0.252, SLG: 0.352	2-2 G5-3		4-0 2B BB		1-1 F7	2-2 1B		1-1 1B	4 0 1 3 0 0 2				
Michael LaValliere, L (1, 2) OBP: 0.342, SLG: 0.317		1-1 F7	0-2 2B		1-0 L5	2-2 P6		2-2 P6	4 0 0 0 0 1 1				
Jose Lind, R (1, 4) OBP: 0.267, SLG: 0.266		0-0 F9	0-3 K		0-1 G3-1			1-1 G6-3	2 0 0 0 0 0 0				
Danny Jackson, R (1, 1) OBP: 0.068, SLG: 0.068					2-2 B1-3			2-0 P6	1 0 0 0 0 1 0				
Roger Mason, R (4, 1)									0 0 0 0 0 0 0				
Bob Patterson, R (7, 1) OBP: 0.429, SLG: 0.500									1 0 0 0 0 0 0				
Gary Varsho, L (8, PH) OBP: 0.254, SLG: 0.336									0 0 0 0 0 0 0				
Bob Walk, R (8, 1) OBP: 0.045, SLG: 0.045									0 0 0 0 0 0 0				
Inning Stats	R: 2 H: 2 E: 0 LOB: 1 K: 0 BB: 1 S: 11 P: 22	R: 0 H: 0 E: 0 LOB: 0 K: 0 BB: 0 S: 4 P: 6	R: 4 H: 2 E: 0 LOB: 1 K: 1 BB: 3 S: 19 P: 34	R: 0 H: 0 E: 0 LOB: 0 K: 0 BB: 0 S: 8 P: 13	R: 1 H: 2 E: 0 LOB: 1 K: 0 BB: 0 S: 6 P: 11	R: 0 H: 2 E: 0 LOB: 2 K: 2 BB: 0 S: 13 P: 19	R: 0 H: 1 E: 0 LOB: 1 K: 0 BB: 1 S: 10 P: 20	R: 0 H: 0 E: 0 LOB: 0 K: 0 BB: 0 S: 6 P: 11	R: 0 H: 0 E: 0 LOB: 0 K: 0 BB: 0 S: 8 P: 13	1B: 6 SF: 1 2B: 3 SAC: 0 3B: 0 DP: 1 HR: 0 HBP: 0	WP: 0 PA: 40 PB: 0 SB: 1 CS: 0		
PITCHER	IP WLS BF H R ER SO BB IBB HBP BLK WP HR S P ERA WHIP											PITCHER	IP WLS BF H R ER SO BB IBB HBP BLK WP HR S P ERA WHIP
Mark Clark, R (1, 1) ERA: 4.02	2.2 L 15 3 6 6 0 4 0 0 0 0 0 0 28 56 20.25 2.625												
Cris Carpenter, R (3, 1) ERA: 3.45	0.1 2 1 0 0 1 0 0 0 0 0 0 0 6 6 0.00 3.000												
Donovan Osborne, L (4, 1) ERA: 3.77	4.0 17 5 1 1 2 1 0 0 0 0 0 0 37 63 2.25 1.500												
Mike Perez, R (8, 1) ERA: 1.47	1.1 4 0 0 0 0 0 0 0 0 0 0 0 7 12 0.00 0.000												
Bob McClure, L (9, 1) ERA: 2.66	0.2 2 0 0 0 0 0 0 0 0 0 0 0 7 12 0.00 0.000												

Pittsburgh Pirates @ St. Louis Cardinals
 Busch Stadium, St. Louis, MO
 Sun Aug 09 1992, 3:33 AM CDT
 Att. 40,444 - Cloudy - 99 F

AB	34
R	7
H	9
RBI	7
BB	5
SO	3
LOB	12



BOTTOM

Pittsburgh Pirates @ St. Louis Cardinals
Busch Stadium, St. Louis, MO
Sun Aug 09 1992, 3:33 AM CDT
Att. 40,444 - Cloudy - 99 F

livebaseballscorecards.com

AB 38
R 5
H 12
RBI 4
BB 1
SO 7
LOB 19



WP: 0 PA: 39
PB: 0
SB: 0
CS: 0

AB R H RBI BB SO LOB

5 1 1 0 0 0 5

5 1 1 0 0 0 4

5 1 1 2 0 1 3

4 0 2 1 0 1 0

3 1 1 1 1 2 2

4 0 1 0 0 1 1

4 0 1 0 0 1 2

4 0 1 0 0 0 1

0 0 0 0 0 0 0
0 0 0 0 0 0 0
1 1 1 0 0 0 0
1 0 0 0 0 1 1
1 0 1 0 0 0 0
0 0 0 0 0 0 0
0 0 0 0 0 0 0
1 0 1 0 0 0 0

1B: 8 SF: 0
2B: 2 SAC: 0
3B: 1 DP: 1
HR: 1 HBP: 0

Batter	1	2	3	4	5	6	7	8	9
Bernard Gilkey, R OBP: 0.356, SLG: 0.396 (1, 7)	1-0 1B 2B		1-1 P4	2-0 F9			2-1 P4		0-0 FC3-5 FC5-4
Ozzie Smith, S OBP: 0.373, SLG: 0.337 (1, 6)	1-1 L7		2-1 2B 1B		2-2 F7		2-1 G5-4-3		0-1 FC5-4
Felix Jose, S OBP: 0.349, SLG: 0.452 (1, 9)	0-3 K		1-2 E 2B		0-0 G4-3			2-1 F8	0-0 F7
Andres Galarraga, R OBP: 0.270, SLG: 0.358 (1, 3)	2-1 1B		1-1 E1 1B		2-3 K			0-1 G6-3	
Ray Lankford, L OBP: 0.367, SLG: 0.462 (1, 8)	0-3 K		1-3 K			0-1 HR		4-2 1B BB	
Craig Wilson, R OBP: 0.351, SLG: 0.347 (1, 5)		0-1 G1-5-3	3-3 K			2-1 G6-3		1-0 1B	
Luis Alicea, S OBP: 0.349, SLG: 0.435 (1, 4)		0-0 F9		2-1 3B		1-3 K		1-1 G4-3	
Tom Pagnozzi, R OBP: 0.304, SLG: 0.390 (1, 2)		1-1 F7		1-2 G3		0-1 L4		0-2 FC3-5 1B 1B	
Mark Clark, R OBP: 0.280, SLG: 0.200 Cris Carpenter, R OBP: 0.500, SLG: 0.500 Omar Olivares, R OBP: 0.292, SLG: 0.362 Donovan Osborne, S OBP: 0.159, SLG: 0.200 Milt Thompson, L OBP: 0.260, SLG: 0.430 Mike Perez, R Bob McClure, R Gerald Perry, L OBP: 0.303, SLG: 0.300			0-1 1B 2B 1B	0-3 K		2-2 G5-4-3 1B		2-0 FC5-4 FC3-5 1B	

Inning Stats	R: 1	H: 2	E: 0	K: 2	S: 11	H: 2	LOB: 1	BB: 0	P: 15	R: 0	H: 0	E: 0	K: 0	S: 5	R: 3	H: 4	E: 1	K: 2	S: 22	R: 0	H: 1	E: 0	K: 1	S: 10	R: 0	H: 0	E: 0	K: 1	S: 9	R: 1	H: 1	E: 0	K: 1	S: 9	R: 0	H: 1	E: 0	K: 0	S: 9	R: 0	H: 1	E: 0	K: 0	S: 10	R: 0	H: 1	E: 0	K: 0	S: 8	R: 0	H: 2	E: 0	K: 0	S: 8	1B: 8	SF: 0	2B: 2	SAC: 0	3B: 1	DP: 1	HR: 1	HBP: 0	WP: 0	PA: 39
--------------	------	------	------	------	-------	------	--------	-------	-------	------	------	------	------	------	------	------	------	------	-------	------	------	------	------	-------	------	------	------	------	------	------	------	------	------	------	------	------	------	------	------	------	------	------	------	-------	------	------	------	------	------	------	------	------	------	------	-------	-------	-------	--------	-------	-------	-------	--------	-------	--------

PITCHER	IP	WLS	BF	H	R	ER	SO	BB	IBB	HBP	BLK	WP	HR	S	P	ERA	WHIP
Danny Jackson, L ERA: 3.79 (1, 1)	3.2		18	7	4	3	5	0	0	0	0	0	0	47	64	7.36	1.909
Roger Mason, R ERA: 3.63 (4, 1)	2.1	W	8	1	1	1	2	0	0	0	0	0	1	19	28	3.86	0.429
Bob Patterson, L ERA: 2.4 (7, 1)	1.0		3	1	0	0	0	0	0	0	0	0	0	9	15	0.00	1.000
Bob Walk, R ERA: 3.46 (8, 1)	2.0	S	10	3	0	0	0	1	0	0	0	0	0	18	28	0.00	2.000

Batter	1	2	3	4	5	6	7	8	9	AB R H RBI BB SO LOB	TOP																
Bernard Gilkey, R (1, 7) OBP: 0.364, SLG: 0.404	0-0 PB 1B	0-0 WP 1B			2-2 L3 1B	2-2 FC6-4		0-2 S 1B		5 0 4 4 0 0 2																	
Ozzie Smith, S (1, 6) OBP: 0.371, SLG: 0.333	4-0 SAFE 1-2 BB	3-3 K			0-2 L3	0-0 F8		3-3 K		4 0 0 0 1 2 6																	
Felix Jose, S (1, 9) OBP: 0.347, SLG: 0.449	1-3 K				2-2 L6		1-0 G3 S 1B	0-3 K		5 0 1 0 0 2 4																	
Andres Galarraga, R (1, 3) OBP: 0.273, SLG: 0.359	0-3 K				2-2 F8	1-1 2B 1B	0-3 K		0-0 F9 SH1-4 2B 1B	5 2 2 0 0 2 3																	
Ray Lankford, L (1, 8) OBP: 0.366, SLG: 0.463	2-1 F7				3-2 L8	2-2 SAFE 1B 2B	0-1 G3		0-1 SAFE SH1-4	4 1 1 1 0 0 3																	
Tracy Woodson, R (1, 5) OBP: 0.400, SLG: 0.400		1-2 SH1-4 1B 1B			0-0 F7	0-2 1B FC6-4 1B	2-3 K		0-0 F9	5 2 2 1 0 1 2																	
Tom Pagnozzi, R (1, 2) OBP: 0.305, SLG: 0.393		1-2 SAFE P4			2-3 K	1-2 FC6-4 1B 1B		0-0 G6-3	1-1 SH1-4 2B	5 0 2 1 0 1 1																	
Luis Alicea, S (1, 4) OBP: 0.355, SLG: 0.436		1-1 SAFE SH1-4 1B 1B			0-0 1B	0-0 P5		4-2 E 1B BB	1-0 G4-3	4 2 2 0 1 0 3																	
Jose DeLeon, R (1, 1) OBP: 0.130, SLG: 0.048						0-0 FC6-4 1B		1-0 E4 S 1B		0 0 0 0 0 0 0																	
Omar Olivares, R (4, PH) OBP: 0.286, SLG: 0.354										1 0 0 0 0 0 1 1																	
Cris Carpenter, R (4, 1) OBP: 0.500, SLG: 0.500										0 0 0 0 0 0 0 0																	
Rex Hudler, R (6, PH) OBP: 0.250, SLG: 0.344										1 0 1 0 0 0 0 0																	
Mike Perez, R (6, 1) OBP: 0.250, SLG: 0.344										0 0 0 0 0 0 0 0																	
Milt Thompson, L (8, PH) OBP: 0.558, SLG: 0.428										1 0 0 0 0 0 0 1																	
Todd Worrell, R (8, 1) OBP: 0.558, SLG: 0.428										0 0 0 0 0 0 0 0																	
Lee Smith, R (9, 1) OBP: 0.558, SLG: 0.428										0 0 0 0 0 0 0 0																	
Inning Stats	R: 0 E: 0 K: 2 S: 10	H: 1 LOB: 2 BB: 1 P: 17	R: 2 E: 0 K: 1 S: 17	H: 3 LOB: 1 BB: 0 P: 23	R: 0 E: 0 K: 0 S: 9	H: 0 LOB: 0 BB: 0 P: 15	R: 0 E: 0 K: 2 S: 8	H: 1 LOB: 1 BB: 0 P: 11	R: 0 E: 0 K: 0 S: 9	H: 1 LOB: 0 BB: 0 P: 13	R: 3 E: 0 K: 0 S: 19	H: 5 LOB: 2 BB: 0 P: 25	R: 0 E: 0 K: 2 S: 10	H: 1 LOB: 1 BB: 0 P: 13	R: 1 E: 1 K: 2 S: 17	H: 1 LOB: 2 BB: 1 P: 25	R: 1 E: 0 K: 0 S: 7	H: 2 LOB: 1 BB: 0 P: 9	1B: 13 2B: 3 3B: 0 HR: 0	SF: 0 SAC: 2 DP: 1 HBP: 0	WP: 1 PB: 1 SB: 3 CS: 0	PA: 44					
PITCHER	IP WLS BF H R ER SO BB IBB HBP BLK WP HR S P ERA WHIP																										
Terry Mulholland, L (1, 1) ERA: 3.55	5.1		27	11	5	5	5	1	0	0	0	1	0	68	98	8.44	2.250										
Mike Hartley, R (6, 1) ERA: 3.16	2.0		10	2	1	1	2	1	0	0	0	0	0	24	34	4.50	1.500										
Mitch Williams, L (8, 1) ERA: 4.13	1.2	L	7	2	1	1	2	0	0	0	0	0	0	14	19	5.40	1.200										

St. Louis Cardinals @ Philadelphia Phillies
Veterans Stadium, Philadelphia, PA

Tue Aug 11 1992, 7:05 PM EDT
Att. 20,825 - Cloudy - 72 F

livebaseballscorecards.com

AB 40
R 7
H 15
RBI 7
BB 2
SO 9
LOB 26



Batter	1	2	3	4	5	6	7	8	9	AB R H RBI BB SO LOB
Lenny Dykstra, L OBP: 0.374, SLG: 0.407 (1, 8)	0-3 K ①	1-0 P6 ③		4-2 1B S SF7 BB		0-0 G6-3 ③			3-3 K ②	4 1 0 0 1 2 2
Stan Javier, S OBP: 0.328, SLG: 0.284 Mitch Williams, L OBP: 0.333, SLG: 0.333 Jeff Grotewold, L OBP: 0.341, SLG: 0.561 (1, 7) (8, 1) (9, PH)	2-3 K ②		3-2 G4-3 S G4-3 1B	3-2 SAFE 1B			2-0 G4-3 ①		0-3 K ③	4 1 2 0 0 1 0 0 0 0 0 0 0 0 1 0 0 0 0 1 0
John Kruk, L OBP: 0.438, SLG: 0.473 (1, 3) (9, 7)	0-2 G3-1 ③		2-1 G4-3 ①	0-0 SF7 ②			0-2 F8 ②			3 0 0 1 0 0 1
Darren Daulton, L OBP: 0.390, SLG: 0.529 (1, 2)		1-2 HR 2B	2-1 G4-3 ②	1-0 G3 ③			3-2 F8 ③			4 1 1 1 0 0 1
Dave Hollins, S OBP: 0.361, SLG: 0.432 (1, 5)		0-0 HR 2B	4-1 2B BB		1-2 P6 ①			0-3 K ①		3 2 1 2 1 1 0
Wes Chamberlain, R OBP: 0.282, SLG: 0.425 (1, 9)		0-2 F8 ①	0-0 2B 2B		0-0 G4-6-3 1B			2-3 K ②		4 1 2 1 0 1 0
Mariano Duncan, R OBP: 0.296, SLG: 0.388 (1, 4) (9, 6)		4-0 SH1-4 BB BB	1-1 2B 2B		0-2 G4-6-3 ② ③			3-2 2B		3 0 2 1 1 0 1
Joe Milette, R OBP: 0.265, SLG: 0.194 Mickey Morandini, L OBP: 0.305, SLG: 0.352 (1, 6) (8, PH) (9, 4)		4-1 SH1-4 BB	2-0 F7 ③			2-1 G6-3 ①		0-2 G4-3 ③		2 0 0 0 1 0 1 1 0 0 0 0 0 1
Terry Mulholland, R OBP: 0.132, SLG: 0.108 Mike Hartley, R OBP: 0.308, SLG: 0.391 Ricky Jordan, R OBP: 0.267, SLG: 0.361 (1, 1) (6, 1) (8, 7) (9, 3)		0-0 SH1-4 ②		0-3 K ①		0-3 K ②			1-1 G4-3 ①	1 0 0 0 0 1 0 1 0 0 0 0 1 0 0 0 0 0 0 0 0 1 0 0 0 0 0 0

Inning Stats	R: 0	H: 0	E: 0	K: 2	S: 11	H: 0	LOB: 0	BB: 0	P: 13	R: 2	H: 2	E: 0	K: 0	S: 11	R: 3	H: 3	E: 0	K: 0	S: 12	R: 1	H: 1	E: 0	K: 1	S: 11	R: 0	H: 1	E: 0	K: 0	S: 7	R: 0	H: 0	E: 0	K: 1	S: 6	R: 0	H: 0	E: 0	K: 0	S: 7	R: 0	H: 1	E: 0	K: 2	S: 14	R: 0	H: 0	E: 0	K: 2	S: 8	R: 0	H: 0	E: 0	K: 2	S: 8	1B: 3	SF: 1	2B: 4	SAC: 1	3B: 0	DP: 1	HR: 1	HBP: 0	WP: 0	PA: 38
--------------	------	------	------	------	-------	------	--------	-------	-------	------	------	------	------	-------	------	------	------	------	-------	------	------	------	------	-------	------	------	------	------	------	------	------	------	------	------	------	------	------	------	------	------	------	------	------	-------	------	------	------	------	------	------	------	------	------	------	-------	-------	-------	--------	-------	-------	-------	--------	-------	--------

PITCHER	IP	WLS	BF	H	R	ER	SO	BB	IBB	HBP	BLK	WP	HR	S	P	ERA	WHIP
Jose DeLeon, R ERA: 4.65 (1, 1)	3.0		17	5	5	5	2	3	0	0	0	0	1	34	60	15.00	2.667
Cris Carpenter, R ERA: 3.48 (4, 1)	2.0		8	2	1	1	1	1	0	0	0	0	0	18	26	4.50	1.500
Mike Perez, R ERA: 1.43 (6, 1)	2.0		6	0	0	0	1	0	0	0	0	0	0	13	20	0.00	0.000
Todd Worrell, R ERA: 3.1 (8, 1)	1.0	W	4	1	0	0	2	0	0	0	0	0	0	14	19	0.00	1.000
Lee Smith, R ERA: 3.26 (9, 1)	1.0	S	3	0	0	0	2	0	0	0	0	0	0	8	12	0.00	0.000


BOTTOM

St. Louis Cardinals @ Philadelphia Phillies
Veterans Stadium, Philadelphia, PA

Tue Aug 11 1992, 7:05 PM EDT
 Att. 20,825 - Cloudy - 72 F

livebaseballscorecards.com

AB	32
R	6
H	8
RBI	6
BB	4
SO	8
LOB	7



BOTTOM

St. Louis Cardinals @ Philadelphia Phillies
 Veterans Stadium, Philadelphia, PA

Wed Aug 12 1992, 7:05 PM EDT
 Att. 19,807 - Cloudy - 80 F

livebaseballscorecards.com

AB	37
R	2
H	9
RBI	2
BB	1
SO	6
LOB	12



WP:	0	PA:	39
PB:	0		
SB:	0		
CS:	0		

Batter	1	2	3	4	5	6	7	8	9	10	AB	R	H	RBI	BB	SO	LOB
Lenny Dykstra, L OBP: 0.372, SLG: 0.404 (1, 8)	K		FC6-5			G4-3		2B		G4-3	5	1	1	0	0	1	1
Stan Javier, S OBP: 0.330, SLG: 0.293 (1, 7)	G3-1		K			G3		2B			5	0	2	1	0	1	1
John Kruk, L OBP: 0.435, SLG: 0.470 (1, 3)	L4					K		G4-3		L7	5	0	1	0	0	1	2
Darren Daulton, L OBP: 0.388, SLG: 0.535 (1, 2)		HR				P4		G1-3		G4-3	4	1	1	1	0	0	1
Dave Hollins, S OBP: 0.360, SLG: 0.429 (1, 5)		G4-3				G1-3		BB		G4-3	3	0	0	0	1	0	1
Wes Chamberlain, R OBP: 0.282, SLG: 0.423 (1, 9)		K				P5		P3		1B	4	0	1	0	0	1	2
Mariano Duncan, R OBP: 0.296, SLG: 0.387 (1, 4) (9, 6)		F8				G1-3		L7		DI	4	0	1	0	0	0	1
Joe Millette, R OBP: 0.271, SLG: 0.203 (1, 6) Mickey Morandini, L OBP: 0.306, SLG: 0.353 (8, PH) (9, 4)			FC6-5 SH2-4			K		G4-6-3		K	2	0	1	0	0	1	0
Curt Schilling, R OBP: 0.143, SLG: 0.146 (1, 1) Jeff Grotewold, L OBP: 0.333, SLG: 0.548 (8, PH) Mitch Williams, L OBP: 0.333, SLG: 0.333 (9, 1) Ricky Jordan, R OBP: 0.265, SLG: 0.358 (10, PH)		SH2-4				G6-3		G4-6-3		P4	1	0	0	0	0	0	0
											1	0	0	0	0	0	1
											0	0	0	0	0	0	0
											1	0	0	0	0	0	0

Inning Stats	R: 0	H: 0	E: 0	K: 1	S: 9	P: 16	R: 1	H: 1	E: 0	K: 1	S: 10	P: 16	R: 0	H: 1	E: 0	K: 0	S: 7	R: 0	H: 1	E: 0	K: 0	S: 7	P: 13	R: 0	H: 0	E: 0	K: 1	S: 5	R: 0	H: 0	E: 0	K: 0	S: 8	R: 0	H: 0	E: 0	K: 0	S: 5	R: 1	H: 3	E: 0	K: 0	S: 13	R: 0	H: 2	E: 0	K: 1	S: 18	R: 0	H: 1	E: 0	K: 0	S: 10	1B: 7	2B: 1	3B: 0	HR: 1	SF: 0	SAC: 1	DP: 1	HBP: 0	WP: 0	PA: 39
--------------	------	------	------	------	------	-------	------	------	------	------	-------	-------	------	------	------	------	------	------	------	------	------	------	-------	------	------	------	------	------	------	------	------	------	------	------	------	------	------	------	------	------	------	------	-------	------	------	------	------	-------	------	------	------	------	-------	-------	-------	-------	-------	-------	--------	-------	--------	-------	--------

PITCHER	IP	WLS	BF	H	R	ER	SO	BB	IBB	HBP	BLK	WP	HR	S	P	ERA	WHIP
Omar Olivares, R ERA: 3.6 (1, 1)	7.2		29	6	2	2	5	1	0	0	0	0	1	60	101	2.35	0.913
Bob McClure, L ERA: 2.61 (8, 1)	0.2		2	0	0	0	0	0	0	0	0	0	0	7	11	0.00	0.000
Todd Worrell, R ERA: 3.05 (9, 1)	0.2	W	4	2	0	0	1	0	0	0	0	0	0	15	20	0.00	3.000
Lee Smith, R ERA: 3.2 (10, 1)	1.0	S	4	1	0	0	0	0	0	0	0	0	0	10	13	0.00	1.000

St. Louis Cardinals @ Montreal Expos
 Olympic Stadium, Montreal, QB
 Fri Aug 14 1992, 7:05 PM EDT
 Att. 36,343 - Dome - 70 F

livebaseballscorecards.com

AB	28
R	1
H	2
RBI	1
BB	3
SO	9
LOB	6



WP:	0	PA:	31
PB:	0		
SB:	2		
CS:	1		

AB R H RBI BB SO LOB

4	0	0	0	0	0	0
3	0	0	0	1	1	0
4	0	0	0	0	2	1
3	1	1	0	1	2	1
2	0	0	0	1	1	1
3	0	1	1	0	0	1
3	0	0	0	0	0	1
3	0	0	0	0	2	1
2	0	0	0	0	1	0
0	0	0	0	0	0	0
1	0	0	0	0	0	0
0	0	0	0	0	0	0

Batter	1	2	3	4	5	6	7	8	9
Bernard Gilkey, R (1, 7) OBP: 0.363, SLG: 0.411	3-2 G5-3		2-2 P4			0-2 F8			0-2 F9
Luis Alicea, S (1, 4) OBP: 0.356, SLG: 0.430	3-2 P5		0-3 K			0-1 G3-1			4-2 S BB
Ray Lankford, L (1, 8) OBP: 0.364, SLG: 0.458	1-2 P6			0-1 G6-3			2-3 K		3-3 K
Felix Jose, S (1, 9) OBP: 0.348, SLG: 0.446		4-2 S E BB		2-3 K			2-2 CS 1B		0-3 K
Andres Galarraga, R (1, 3) OBP: 0.268, SLG: 0.349		1 SAFE SAFE K		0-0 G5-3			1 SAFE SAFE 1-2 BB		
Tracy Woodson, R (1, 5) OBP: 0.333, SLG: 0.333		1-0 E8 G4-3 2-H 1B			1-1 F9		1 SAFE X G6-3		
Tom Pagnozzi, R (1, 2) OBP: 0.302, SLG: 0.386		2-1 G4-3			1-2 G4-3			0-1 L8	
Tim Jones, L (1, 6) OBP: 0.232, SLG: 0.215		3-3 K			2-3 K			2-1 F8	
Rheal Cormier, L (1, 1) OBP: 0.147, SLG: 0.206			1-3 K			0-2 G1-3		1-1 G1-3	
Mike Perez, R (7, 1)									
Milt Thompson, L (8, PH) OBP: 0.355, SLG: 0.420									
Cris Carpenter, R (8, 1) OBP: 0.500, SLG: 0.500									

Inning Stats	R: 0	H: 0	E: 0	K: 0	S: 13	P: 20	R: 1	H: 1	E: 1	K: 2	S: 11	P: 23	R: 0	H: 0	E: 0	K: 2	S: 10	P: 13	R: 0	H: 0	E: 0	K: 1	S: 7	P: 9	R: 0	H: 0	E: 0	K: 1	S: 9	P: 13	R: 0	H: 0	E: 0	K: 0	S: 8	P: 8	R: 0	H: 1	E: 0	K: 1	S: 11	P: 18	R: 0	H: 0	E: 0	K: 0	S: 6	P: 9	R: 0	H: 0	E: 0	K: 2	S: 11	P: 18	1B: 2	SF: 0	2B: 0	SAC: 0	3B: 0	DP: 0	HR: 0	HBP: 0	WP: 0	PA: 31
--------------	------	------	------	------	-------	-------	------	------	------	------	-------	-------	------	------	------	------	-------	-------	------	------	------	------	------	------	------	------	------	------	------	-------	------	------	------	------	------	------	------	------	------	------	-------	-------	------	------	------	------	------	------	------	------	------	------	-------	-------	-------	-------	-------	--------	-------	-------	-------	--------	-------	--------

PITCHER	IP	WLS	BF	H	R	ER	SO	BB	IBB	HBP	BLK	WP	HR	S	P	ERA	WHIP
Dennis Martinez, R (1, 1) ERA: 2.69	7.0	W	24	2	1	1	7	2	0	0	0	0	0	69	104	1.29	0.571
Mel Rojas, R (8, 1) ERA: 1.11	1.0		3	0	0	0	0	0	0	0	0	0	0	6	9	0.00	0.000
John Wetteland, R (9, 1) ERA: 3.25	1.0	S	4	0	0	0	2	1	0	0	0	0	0	11	18	0.00	1.000

Batter	1	2	3	4	5	6	7	8	9	AB R H RBI BB SO LOB	TOP																									
Bernard Gilkey, R (1, 7) OBP: 0.360, SLG: 0.405	4-2 1B S HBP BB	3-1 F9			1-0 P6			0-1 F9	2-3 K	4 1 0 0 1 1 3																										
Ozzie Smith, S (1, 6) OBP: 0.365, SLG: 0.326	1-2 F7	3-2 G6-3			0-0 G4-3			4-2 BB HR BB	1-1 F9	4 1 0 0 1 0 3																										
Ray Lankford, L (1, 8) OBP: 0.363, SLG: 0.455	1-1 HBP 1B HBP				1-2 G1-3			2-3 K		3 1 0 0 0 1 2																										
Felix Jose, S (1, 9) OBP: 0.349, SLG: 0.445	0-0 HBP HBP 1B				1-0 G3			4-2 HR BB		3 1 1 0 1 0 0																										
Andres Galarraga, R (1, 3) OBP: 0.272, SLG: 0.360	2-0 HBP HBP				1-2 F7			3-2 HR		3 1 1 5 0 0 0																										
Tracy Woodson, R (1, 5) OBP: 0.250, SLG: 0.250	1-3 K				1-2 F9			0-0 L9	1-3 K	4 0 0 0 0 2 3																										
Luis Alicea, S (1, 4) OBP: 0.354, SLG: 0.423	2-2 HBP				1-2 F9			2-1 F8	1-0 G6-3	3 0 0 1 0 0 0																										
Tom Pagnozzi, R (1, 2) OBP: 0.302, SLG: 0.385	0-1 P8				2-3 K			2-2 G1-3	0-2 1B 1B	4 0 1 0 0 1 3																										
Bob Tewksbury, R (1, 1) OBP: 0.105, SLG: 0.056		0-0 F8			0-3 K			4-2 BB S HR BB	1-0 1B	2 0 0 0 0 1 0																										
Milt Thompson, L (8, PH) OBP: 0.359, SLG: 0.420										0 1 0 0 1 0 0																										
Todd Worrell, R (8, 1)										0 0 0 0 0 0 0																										
Craig Wilson, R (9, PH) OBP: 0.357, SLG: 0.353										1 0 1 0 0 0 0																										
Lee Smith, R (9, 1)										0 0 0 0 0 0 0																										
Inning Stats	R: 2 E: 0 K: 1 S: 14	H: 1 LOB: 3 BB: 1 P: 25	R: 0 E: 0 K: 0 S: 6	H: 0 LOB: 0 BB: 0 P: 12	R: 0 E: 0 K: 0 S: 7	H: 0 LOB: 0 BB: 0 P: 10	R: 0 E: 0 K: 1 S: 12	H: 0 LOB: 0 BB: 0 P: 16	R: 0 E: 0 K: 1 S: 5	H: 0 LOB: 0 BB: 0 P: 6	R: 0 E: 0 K: 0 S: 7	H: 0 LOB: 0 BB: 0 P: 10	R: 0 E: 0 K: 0 S: 6	H: 0 LOB: 0 BB: 0 P: 10	R: 4 E: 0 K: 2 S: 21	H: 1 LOB: 0 BB: 3 P: 38	R: 0 E: 0 K: 1 S: 13	H: 2 LOB: 2 BB: 0 P: 18	1B: 3 2B: 0 3B: 0 HR: 1	SF: 0 SAC: 0 DP: 0 HBP: 3	WP: 0 PB: 0 SB: 2 CS: 0	PA: 38														
PITCHER	IP WLS BF H R ER SO BB IBB HBP BLK WP HR S P ERA WHIP																																			
Mark Gardner, R (1, 1) ERA: 3.87	7.1		29	1	4	4	3	3	0	3	0	0	0	66	105	4.91	0.545																			
John Wetteland, R (8, 1) ERA: 3.54	0.2	L	4	1	2	2	2	1	0	0	0	0	1	12	22	27.00	3.000																			
Jeff Fassero, L (9, 1) ERA: 2.93	1.0		5	2	0	0	1	0	0	0	0	0	0	13	18	0.00	2.000																			

St. Louis Cardinals @ Montreal Expos
Olympic Stadium, Montreal, QB
 Sat Aug 15 1992, 7:05 PM EDT
 Att: 31,185 - Dome - 70 F

livebaseballscorecards.com

AB	31
R	6
H	4
RBI	6
BB	4
SO	6
LOB	14



BOTTOM

St. Louis Cardinals @ Montreal Expos
Olympic Stadium, Montreal, QB

Sat Aug 15 1992, 7:05 PM EDT
Att: 31,185 - Dome - 70 F

livebaseballscores.com

AB	33
R	4
H	9
RBI	4
BB	1
SO	4
LOB	14



WP:	0	PA:	36
PB:	0	SB:	0
CS:	0		

AB	R	H	RBI	BB	SO	LOB
4	1	2	2	0	0	1
4	1	1	0	0	0	2
3	0	1	0	0	0	2
1	0	0	0	0	0	0
3	0	1	1	0	0	1
4	0	1	1	0	0	2
4	0	0	0	0	2	3
4	2	2	0	0	0	0
3	0	1	0	1	1	1
2	0	0	0	0	0	1
0	0	0	0	0	0	0
0	0	0	0	0	0	0
1	0	0	0	0	0	1

Batter	1	2	3	4	5	6	7	8	9
Delino DeShields, L (1, 4) OBP: 0.384, SLG: 0.429	3-2 2B SF8 1B	1-1 G4-3		0-1 2-H 1B			2-0 G4-3		
Marquis Grissom, R (1, 8) OBP: 0.324, SLG: 0.403	1 SAFE 1B 2B	2-2 G5-3		2-0 F8			0-2 G6-3		
John Vander Wal, L (1, 7) OBP: 0.332, SLG: 0.354 Moises Alou, R (8, 7) OBP: 0.335, SLG: 0.450	1-1 G3		0-1 2B			1-2 G3-1		0-0 P5	
Larry Walker, L (1, 9) OBP: 0.340, SLG: 0.500	1-1 SF8		2-0 F7			1-0 F7		0-2 2B	
Darrin Fletcher, L (1, 2) OBP: 0.287, SLG: 0.301	1-2 3-H 1B		2-2 F7			1-2 G4-3		0-2 L3	
Tim Wallach, R (1, 3) OBP: 0.301, SLG: 0.325	1-3 K		0-0 F7			1-2 F9		3-3 K	
Bret Barberie, S (1, 5) OBP: 0.363, SLG: 0.300		2-1 1B G4-3 1B		1-1 1B 2B		0-1 G1-3		2-1 F8	
Spike Owen, S (1, 6) OBP: 0.347, SLG: 0.403		2-0 G4-3 SH1-4 1B		2-1 G6-3		0-3 K		4-2 G5-4-3 BB	
Mark Gardner, R (1, 1) OBP: 0.196, SLG: 0.195 John Wetteland, R (8, 1) OBP: 0.200, SLG: 0.200 Jeff Fassero, L (9, 1) OBP: 0.288, SLG: 0.470		0-1 SH1-4		0-3 K			0-0 G6-3		0-0 G5-4-3

Inning Stats	R	H	E	K	S	R	H	E	K	S	R	H	E	K	S	R	H	E	K	S	R	H	E	K	S	R	H	E	K	S	R	H	E	K	S		
	2	3	0	1	16	1	2	0	0	10	0	1	0	0	7	0	0	0	0	10	0	0	0	0	6	0	0	0	0	0	0	0	0	0	0	0	0

PITCHER	IP	WLS	BF	H	R	ER	SO	BB	IBB	HBP	BLK	WP	HR	S	P	ERA	WHIP
Bob Tewksbury, R (1, 1) ERA: 2.07	7.0	W	29	8	4	4	3	0	0	0	0	0	0	64	93	5.14	1.143
Todd Worrell, R (8, 1) ERA: 2.98	1.0		4	1	0	0	1	0	0	0	0	0	0	10	13	0.00	1.000
Lee Smith, R (9, 1) ERA: 3.14	1.0	S	3	0	0	0	0	1	0	0	0	0	0	6	12	0.00	1.000

St. Louis Cardinals @ Montreal Expos
 Olympic Stadium, Montreal, QB
 Sun Aug 16 1992, 3:33 AM EDT
 Att. 36,405 - Dome - 70 F

livebaseballscorecards.com

AB	30
R	5
H	4
RBI	4
BB	5
SO	6
LOB	9



WP:	0	PA:	37
PB:	0		
SB:	2		
CS:	0		

Batter	1	2	3	4	5	6	7	8	9	AB	R	H	RBI	BB	SO	LOB
Bernard Gilkey, R (1, 7) OBP: 0.355, SLG: 0.398	K		F9		E5		SH5-4		G6-3	4	0	0	0	0	1	1
Ozzie Smith, S (1, 6) OBP: 0.366, SLG: 0.324	F8		FC5-4 BB		FC5		G4-3 BB			2	0	0	0	2	0	2
Felix Jose, S (1, 9) OBP: 0.348, SLG: 0.443	K		FC5-4			SH1 1B	G4-3			4	1	1	0	0	1	2
Andres Galarraga, R (1, 3) OBP: 0.271, SLG: 0.356		K			F7		P2			3	1	0	0	1	1	1
Ray Lankford, L (1, 8) OBP: 0.363, SLG: 0.453		HR BB			K		SH1		G3	2	1	0	0	1	1	0
Tracy Woodson, R (1, 5) OBP: 0.300, SLG: 0.450		HR			K				P2	4	1	2	4	0	1	0
Tom Pagnozzi, R (1, 2) OBP: 0.299, SLG: 0.381	F8				F9		F8		P6	4	0	0	0	0	0	1
Luis Alicea, S (1, 4) OBP: 0.352, SLG: 0.416	K				FC1-6 BB		F9		G3-1	3	0	0	0	1	1	1
Donovan Osborne, S (1, 1) OBP: 0.143, SLG: 0.190 Milt Thompson, L (7, PH) Mike Perez, R (7, 1) Todd Worrell, R (8, 1) Gerald Perry, L (9, PH) Lee Smith, R (9, 1)			G1-3		FC1-6 E		SH5-4 BLK 2B		G4-3	2	0	0	0	0	0	1

Inning Stats	R: 0	H: 0	E: 0	K: 2	S: 8	P: 13	R: 2	H: 1	E: 0	K: 2	S: 12	P: 19	R: 0	H: 0	E: 0	K: 0	S: 7	P: 14	R: 0	H: 0	E: 0	K: 2	S: 9	P: 13	R: 0	H: 0	E: 1	K: 0	S: 9	P: 17	R: 2	H: 2	E: 0	K: 0	S: 9	P: 14	R: 1	H: 1	E: 0	K: 0	S: 9	P: 16	R: 0	H: 0	E: 0	K: 0	S: 4	P: 8	R: 0	H: 0	E: 0	K: 0	S: 8	P: 12	1B: 2	SF: 0	2B: 1	SAC: 2	3B: 0	DP: 0	HR: 1	HBP: 0	WP: 0	PA: 37
--------------	------	------	------	------	------	-------	------	------	------	------	-------	-------	------	------	------	------	------	-------	------	------	------	------	------	-------	------	------	------	------	------	-------	------	------	------	------	------	-------	------	------	------	------	------	-------	------	------	------	------	------	------	------	------	------	------	------	-------	-------	-------	-------	--------	-------	-------	-------	--------	-------	--------

PITCHER	IP	WLS	BF	H	R	ER	SO	BB	IBB	HBP	BLK	WP	HR	S	P	ERA	WHIP
Brian Barnes, L (1, 1) ERA: 2.34	5.1	L	23	2	4	4	6	4	0	0	0	0	1	49	85	6.75	1.125
Bill Sampen, R (6, 1) ERA: 3.13	1.0		6	2	1	1	0	1	0	0	1	0	0	9	15	9.00	3.000
Pete Young, R (7, 1) ERA: 3.63	1.2		5	0	0	0	0	0	0	0	0	0	0	9	14	0.00	0.000
Sergio Valdez, R (9, 1) ERA: 2.45	1.0		3	0	0	0	0	0	0	0	0	0	0	8	12	0.00	0.000

Batter	1	2	3	4	5	6	7	8	9	AB R H RBI BB SO LOB	TOP		
Craig Biggio, R (1, 4) OBP: 0.378, SLG: 0.380	1-2 E5 2B 1B		4-0 BB		0-3 K		0-2 E 1B 1B	0-0 F8		4 2 2 2 1 1 2			
Steve Finley, L (1, 8) OBP: 0.331, SLG: 0.387	0-0 G4-3 2B		1-3 K SAFE			3-2 G6-3	1-2 E8 1B	1-0 P2		5 1 2 1 0 1 3			
5 Jeff Bagwell, R (1, 3) OBP: 0.349, SLG: 0.406	1-0 G4-3 2-3		2-0 F9			2-0 F9	4-0 BB IBB		1-2 P6	4 0 0 0 1 0 2			
Eric Anthony, L (1, 9) OBP: 0.297, SLG: 0.415 Gerald Young, S (9, 9) OBP: 0.255, SLG: 0.125	0-1 G4-3			2-3 K		4-1 BB	4-2 BB		1-3 K	3 0 0 1 2 2 0 0 0 0 0 0 0 0			
Ken Caminiti, S (1, 5) OBP: 0.355, SLG: 0.432	2-1 L8			0-0 G4-3		0-1 F7	1-1 G1-2-3		2-3 K	5 0 0 0 0 1 4			
Luis Gonzalez, L (1, 7) OBP: 0.309, SLG: 0.413		0-1 P5		4-2 S BB			0-0 1B 1B	4-1 1B BB		2 2 1 0 2 0 0			
Eddie Taubensee, L (1, 2) OBP: 0.260, SLG: 0.300		0-0 G4-3		2-3 K			0-3 K	1-2 F8		4 0 0 0 0 2 3			
Juan Guerrero, R (1, 6) OBP: 0.287, SLG: 0.330		2-2 G1-3		1-2 K			1-0 1B 1B	0-1 1B 1B		4 1 2 0 0 0 0			
Jimmy Jones, R (1, 1) OBP: 0.242, SLG: 0.167 Ernest Riles, L (7, PH) OBP: 0.222, SLG: 0.269 Xavier Hernandez, L (7, 1) Casey Candaele, S (8, PH) OBP: 0.259, SLG: 0.263 Al Osuna, R (8, 1) Doug Jones, R (8, 1)			2-2 L4		1-3 K		0-0 1B 1B	0-0 1B		2 0 0 0 0 1 0 1 1 1 1 0 0 0 0 0 0 0 0 0 0 1 0 1 1 0 0 0 0 0 0 0 0 0 0 0 0 0 0 0 0 0			
Inning Stats	R: 2 H: 2 E: 1 LOB: 0 K: 0 BB: 0 S: 9 P: 13	R: 0 H: 0 E: 0 LOB: 0 K: 0 BB: 0 S: 6 P: 8	R: 0 H: 0 E: 0 LOB: 1 K: 1 BB: 1 S: 7 P: 16	R: 0 H: 0 E: 0 LOB: 1 K: 2 BB: 1 S: 12 P: 20	R: 0 H: 0 E: 0 LOB: 0 K: 2 BB: 0 S: 10 P: 13	R: 0 H: 0 E: 0 LOB: 1 K: 0 BB: 1 S: 8 P: 17	R: 4 H: 5 E: 1 LOB: 2 K: 1 BB: 2 S: 16 P: 27	R: 1 H: 2 E: 0 LOB: 2 K: 0 BB: 1 S: 9 P: 15	R: 0 H: 0 E: 0 LOB: 0 K: 2 BB: 0 S: 11 P: 15	1B: 8 SF: 0 2B: 1 SAC: 0 3B: 0 DP: 1 HR: 0 HBP: 0	WP: 0 PA: 41 PB: 0 SB: 1 CS: 0		
PITCHER	IP WLS BF H R ER SO BB IBB HBP BLK WP HR S P ERA WHIP											PITCHER	IP WLS BF H R ER SO BB IBB HBP BLK WP HR S P ERA WHIP
Omar Olivares, R (1, 1) ERA: 3.81	6.1 L 28 6 6 6 6 3 0 0 0 0 0 0 61 97 8.53 1.421												
Bob McClure, L (7, 1) ERA: 2.61	0.0 3 1 0 0 0 0 1 1 0 0 0 0 5 14 ∞ ∞												
Mike Perez, R (7, 1) ERA: 1.51	0.2 1 0 0 0 0 0 0 0 0 0 0 0 2 3 0.00 0.000												
Cris Carpenter, R (8, 1) ERA: 3.46	2.0 9 2 1 1 2 1 0 0 0 0 0 0 20 30 4.50 1.500												

Houston Astros @ St. Louis Cardinals
Busch Stadium, St. Louis, MO
 Tue Aug 18 1992, 7:05 PM CDT
 Att. 27,329 - Cloudy - 85 F

livebaseballscorecards.com

AB 35
R 7
H 9
RBI 6
BB 6
SO 8
LOB 14



BOTTOM

Houston Astros @ St. Louis Cardinals
Busch Stadium, St. Louis, MO
Tue Aug 18 1992, 7:05 PM CDT
Att. 27,329 - Cloudy - 85 F

livebaseballscorecards.com

AB 32
R 6
H 7
RBI 5
BB 5
SO 6
LOB 13



WP: 1 PA: 38
PB: 0
SB: 1
CS: 1

AB R H RBI BB SO LOB

5 0 1 0 0 1 1

2 2 0 0 3 0 1

3 1 1 2 1 0 2

4 0 1 0 0 1 2

4 0 1 0 0 1 2

3 0 0 0 0 1 2

4 0 0 0 0 1 3

3 2 1 1 1 0 0

2 0 0 0 0 1 0
0 0 0 0 0 0 0
0 0 0 0 0 0 0
1 1 1 2 0 0 0
0 0 0 0 0 0 0
1 0 1 0 0 0 0

1B: 4 SF: 0
2B: 1 SAC: 0
3B: 0 DP: 2
HR: 3 HBP: 1

Batter	1	2	3	4	5	6	7	8	9
Milt Thompson, L (1, 7) OBP: 0.358, SLG: 0.423	1-1 G6-3		0-0 1B			0-0 G4-3	0-3 K2-3		1-0 F8
Ozzie Smith, S (1, 6) OBP: 0.369, SLG: 0.322	2-2 G3-1		4-1 G4-6-3 BB			4-2 HR BB		4-2 HBP BB BLK BB	0-1 F8
Ray Lankford, L (1, 8) OBP: 0.364, SLG: 0.459	1-0 F7		1-1 G4-6-3			1-0 HR		1-2 BLK HBP BB	
Felix Jose, S (1, 9) OBP: 0.347, SLG: 0.441		0-1 WP 1B 1B			0-0 G4-3	1-3 K		1-1 F7	
Andres Galarraga, R (1, 3) OBP: 0.271, SLG: 0.354		0-1 CS 1B			2-2 G5-3	1-0 G6-3		2-3 K	
Tracy Woodson, R (1, 5) OBP: 0.292, SLG: 0.391		1-3 K			2-2 F8		0-0 G5-3	2-1 BLK HBP	
Luis Alicea, S (1, 4) OBP: 0.346, SLG: 0.407		3-2 G4-3			1-0 F7	1-3 K		3-1 F9	
Rich Gedman, L (1, 2) OBP: 0.238, SLG: 0.259			2-1 HR		1-2 G4-3	4-0 HR BB		0-1 G1-3	
Omar Olivares, R (1, 1) Bob McClure, R (7, 1) Mike Perez, R (7, 1) Gerald Perry, L (7, PH) Cris Carpenter, R (8, 1) Bernard Gilkey, R (9, PH)			1-3 K		2-1 F7	0-0 HR		2-1 1B	

Inning Stats	R: 0	H: 0	E: 0	K: 6	S: 6	H: 0	LOB: 0	BB: 0	P: 10	R: 0	H: 2	E: 0	K: 1	S: 11	H: 2	LOB: 1	BB: 0	P: 15	R: 1	H: 2	E: 0	K: 1	S: 11	R: 0	H: 0	E: 0	K: 0	S: 9	R: 0	H: 0	E: 0	K: 0	S: 6	R: 2	H: 1	E: 0	K: 1	S: 9	R: 2	H: 1	E: 0	K: 2	S: 9	R: 1	H: 0	E: 0	K: 1	S: 14	R: 0	H: 1	E: 0	K: 0	S: 7	1B: 4	SF: 0	2B: 1	SAC: 0	3B: 0	DP: 2	HR: 3	HBP: 1	WP: 1	PA: 38
--------------	------	------	------	------	------	------	--------	-------	-------	------	------	------	------	-------	------	--------	-------	-------	------	------	------	------	-------	------	------	------	------	------	------	------	------	------	------	------	------	------	------	------	------	------	------	------	------	------	------	------	------	-------	------	------	------	------	------	-------	-------	-------	--------	-------	-------	-------	--------	-------	--------

PITCHER	IP	WLS	BF	H	R	ER	SO	BB	IBB	HBP	BLK	WP	HR	S	P	ERA	WHIP
Jimmy Jones, R (1, 1) ERA: 4.07	6.0	W	23	5	3	3	3	2	0	0	0	1	2	52	83	4.50	1.167
Xavier Hernandez, R (7, 1) ERA: 2.35	1.0		5	1	2	2	2	1	0	0	0	0	1	9	14	18.00	2.000
Al Osuna, L (8, 1) ERA: 3.88	0.0		2	0	1	1	0	2	0	0	0	0	0	6	14	∞	∞
Doug Jones, R (8, 1) ERA: 2.04	2.0	S	8	1	0	0	1	0	0	1	1	0	0	15	26	0.00	0.500

Batter	1	2	3	4	5	6	7	8	9	AB R H RBI BB SO LOB	TOP											
Craig Biggio, R (1, 4) OBP: 0.380, SLG: 0.380 Casey Candaele, S (8, PH) OBP: 0.261, SLG: 0.263 (8, 4)	0-0 F9 5 WP SH1-3 1B		1-1 G5-3		4-1 BB			4-0 1-2 BB G6-4-3		2 1 1 0 1 0 0 0 0 0 0 1 0 0												
Steve Finley, L (1, 8) OBP: 0.329, SLG: 0.384	0-0 SH1-3 1-2		2-1 G4-3		0-0 FC5 2-3f			0-2 F8		3 0 0 0 0 0 4												
Ken Caminiti, S (1, 5) OBP: 0.351, SLG: 0.427	0-0 F9 2-3			0-0 F8		1-0 F8		0-0 G6-4-3 1-2f		4 0 0 0 0 0 3												
5 Jeff Bagwell, R (1, 3) OBP: 0.346, SLG: 0.402	2-2 G1-3 3-H			1-1 G4-3		1-0 G4-3			1-2 F9	4 0 0 0 0 0 0												
Eric Anthony, L (1, 9) OBP: 0.300, SLG: 0.412		2-3 K		4-2 FC5-4 BB		0-0 G1-3		4-2 G5-4-3 BB		2 0 0 0 2 1 0												
Pete Incaviglia, R (1, 7) OBP: 0.317, SLG: 0.425		2-1 G4-3		0-1 FC5-4 1-2f			0-0 F9	0-0 G5-4-3 1-2f		4 0 0 0 0 0 2												
Juan Guerrero, R (1, 6) OBP: 0.288, SLG: 0.330 Rob Murphy, L (7, 1) Al Osuna, R (8, 1)		1-1 1B			1-1 G6-3		2-3 K			3 0 1 0 0 1 0 0 0 0 0 0 0 0 0 0 0 0 0 0 0												
Eddie Taubensee, L (1, 2) OBP: 0.261, SLG: 0.305	1-0 L6				1-0 FC5 2B		0-3 K			3 0 1 0 0 1 1												
Darryl Kile, R (1, 1) OBP: 0.227, SLG: 0.105 Willie Blair, R (3, 1) OBP: 0.167, SLG: 0.091 Gerald Young, S (5, PH) OBP: 0.250, SLG: 0.122 Joe Boever, R (5, 1) Rafael Ramirez, R (7, 6) OBP: 0.281, SLG: 0.305			1-2 G6-3		0-1 L6		2-2 BB 1B			1 0 0 0 0 0 0 0 0 0 0 0 0 0 1 0 0 0 0 0 1 0 0 0 0 0 0 0 1 0 1 0 0 0 0												
Inning Stats	R: 1 E: 0 K: 0 S: 7	H: 1 LOB: 0 BB: 0 P: 9	R: 0 E: 0 K: 1 S: 8	H: 1 LOB: 1 BB: 0 P: 14	R: 0 E: 0 K: 0 S: 7	H: 0 LOB: 0 BB: 0 P: 11	R: 0 E: 0 K: 0 S: 7	H: 0 LOB: 1 BB: 1 P: 12	R: 0 E: 0 K: 0 S: 7	H: 1 LOB: 2 BB: 1 P: 13	R: 0 E: 0 K: 2 S: 9	H: 0 LOB: 0 BB: 0 P: 5	R: 0 E: 0 K: 2 S: 9	H: 0 LOB: 0 BB: 0 P: 11	R: 0 E: 0 K: 0 S: 10	H: 1 LOB: 1 BB: 1 P: 16	R: 0 E: 0 K: 0 S: 6	H: 0 LOB: 0 BB: 1 P: 11	1B: 3 2B: 1 3B: 0 HR: 0	SF: 0 SAC: 1 DP: 2 HBP: 0	WP: 1 PB: 0 SB: 0 CS: 0	PA: 33
PITCHER Rheal Cormier, L (1, 1) ERA: 4.34	IP: 9.0 WLS: W BF: 33 H: 4 R: 1 ER: 1 SO: 3 BB: 4 IBB: 0 HBP: 0 BLK: 0 WP: 1 HR: 0 S: 64 P: 102 ERA: 1.00 WHIP: 0.889											PITCHER IP: WLS: BF: H: R: ER: SO: BB: IBB: HBP: BLK: WP: HR: S: P: ERA: WHIP:										

Houston Astros @ St. Louis Cardinals
Busch Stadium, St. Louis, MO
 Wed Aug 19 1992, 7:05 PM CDT
 Att. 32,201 - Cloudy - 77 F

livebaseballscorecards.com

AB 28
R 1
H 4
RBI 0
BB 4
SO 3
LOB 11



BOTTOM

Houston Astros @ St. Louis Cardinals
Busch Stadium, St. Louis, MO
Wed Aug 19 1992, 7:05 PM CDT
Att: 32,201 - Cloudy - 77 F

livebaseballscorecards.com

AB 39
R 12
H 17
RBI 12
BB 4
SO 5
LOB 12



WP: 0 PA: 46
PB: 0
SB: 1
CS: 0

AB R H RBI BB SO LOB

5 2 1 0 1 0 1
4 3 3 0 0 0 0
0 1 0 0 1 0 0

5 3 4 4 0 0 0

4 1 2 1 0 1 2

3 0 1 2 1 1 1

5 1 4 3 0 0 0

3 1 1 1 1 1 3
1 0 0 0 0 1 2

5 0 1 1 0 0 3

4 0 0 0 0 1 0

1B: 14 SF: 1
2B: 1 SAC: 1
3B: 1 DP: 0
HR: 1 HBP: 1

Batter	1	2	3	4	5	6	7	8	9
Bernard Gilkey, R OBP: 0.357, SLG: 0.397 (1, 7)	0-0 P3	2-1 F9	3-1 F8			4-1 1B BB	0-0 1B BB	0-0 G6-3	
Ozzie Smith, S OBP: 0.373, SLG: 0.327 Tim Jones, L OBP: 0.238, SLG: 0.215 (7, 6)	2-2 2B SF8 1B	2-2 HR 1B		2-2 L7		1-2 E 1B 1B	4-2 1B BB		
Ray Lankford, L OBP: 0.368, SLG: 0.471 (1, 8)	0-0 SF8 1B 2B	0-0 1-H HR		2-1 F7		0-2 E2 1B 1B	1-0 1B 1B		
Felix Jose, S OBP: 0.350, SLG: 0.442 (1, 9)	2-1 BB 1B HBP	1-3 K		1-1 S 1B		3-1 G4-3	0-0 1B 1B		
Gerald Perry, L OBP: 0.309, SLG: 0.328 (1, 3)	0-0 SF8		3-1 G4-3	3-3 K		4-0 1B IBB	3-1 1B 1B		
Tracy Woodson, R OBP: 0.379, SLG: 0.464 (1, 5)	0-1 BB 1B		1-0 3B 1B		0-0 G6-3	1-1 1B	0-1 1B 1B		
Luis Alicea, S OBP: 0.348, SLG: 0.417 Geronimo Pena, S OBP: 0.373, SLG: 0.458 (7, PH) (8, 4)	4-0 BB		1-1 1B 3B		1-3 K	0-1 L3	2-3 K		
Tom Pagnozzi, R OBP: 0.298, SLG: 0.378 (1, 2)	0-0 P4		1-1 SH1-4 1B		1-1 G5-3		0-1 F9	0-0 F7	
Rheal Cormier, L OBP: 0.132, SLG: 0.184 (1, 1)		1-0 F7	1-1 SH1-4			1-3 K	0-1 G1-3	0-1 G6-3	
Inning Stats	R: 2 H: 3 E: 0 LOB: 3 K: 0 P: 19 S: 11	R: 2 H: 2 E: 0 LOB: 0 K: 1 P: 16 S: 10	R: 2 H: 3 E: 0 LOB: 1 K: 0 P: 21 S: 11	R: 0 H: 1 E: 0 LOB: 1 K: 1 P: 18 S: 11	R: 0 H: 0 E: 0 LOB: 0 K: 1 P: 8 S: 6	R: 2 H: 3 E: 1 LOB: 3 K: 1 P: 30 S: 16	R: 4 H: 5 E: 0 LOB: 2 K: 1 P: 27 S: 17	R: 0 H: 0 E: 0 LOB: 0 K: 0 P: 4 S: 4	

PITCHER	IP	WLS	BF	H	R	ER	SO	BB	IBB	HBP	BLK	WP	HR	S	P	ERA	WHIP
Darryl Kile, R ERA: 4.61 (1, 1)	2.1	L	16	7	6	6	1	1	0	0	0	0	1	26	45	23.14	3.429
Willie Blair, R ERA: 3.91 (3, 1)	1.2		7	2	0	0	1	0	0	0	0	0	0	17	29	0.00	1.200
Joe Boever, R ERA: 2.67 (5, 1)	2.0		11	3	2	2	2	1	1	0	0	0	0	22	38	9.00	2.000
Rob Murphy, L ERA: 5.14 (7, 1)	1.0		9	5	4	4	1	1	0	0	0	0	0	17	27	36.00	6.000
Al Osuna, L ERA: 3.8 (8, 1)	1.0		3	0	0	0	0	0	0	0	0	0	0	4	4	0.00	0.000

Batter	1	2	3	4	5	6	7	8	9	AB R H RBI BB SO LOB	TOP
Craig Biggio, R (1, 4) OBP: 0.379, SLG: 0.379	2-2 1B 5 SF8 1B		0-1 G1-3			0-3 K			0-1 G4-3	4 1 1 0 0 1 1	
Steve Finley, L (1, 8) OBP: 0.329, SLG: 0.383	1-1 SAFE 1-3 1B			1-1 P6		0-2 G6-4-3 1-2f			2-2 F8	4 0 1 0 0 0 1	
5 Jeff Bagwell, R (1, 3) OBP: 0.346, SLG: 0.405	2-2 SF8			3-2 G4-3 2B			3-1 F9			2 0 1 1 0 0 0	
Eric Anthony, L (1, 9) OBP: 0.297, SLG: 0.408	1-0 SAFE G1-4-3 1-2f			1-2 G4-3 2-3			1-2 F9			3 0 0 0 0 0 2	
Ken Caminiti, S (1, 5) OBP: 0.349, SLG: 0.423				1-1 G4-3			0-1 G3			3 0 0 0 0 0 1	
Luis Gonzalez, L (1, 7) OBP: 0.306, SLG: 0.408					3-2 G1-3			0-0 G6-3		3 0 0 0 0 0 0	
Scott Servais, R (1, 2) OBP: 0.241, SLG: 0.222 Eddie Taubensee, L (8, PH) OBP: 0.260, SLG: 0.303 (8, 2)					0-0 G6-3			2-3 K		2 0 0 0 0 0 0 1 0 0 0 0 1 0	
Casey Candaele, S (1, 6) OBP: 0.259, SLG: 0.261 Xavier Hernandez, L (8, 1)					1-1 G3-1			2-1 G4-3		3 0 0 0 0 0 0 0 0 0 0 0 0 0	
Butch Henry, L (1, 1) OBP: 0.128, SLG: 0.191 Ernest Riles, L (8, 6) OBP: 0.214, SLG: 0.259					0-0 G4-3				1-2 G6-4-3 1B		
									1-2 F7	2 0 1 0 0 0 0 1 0 0 0 0 0 0	
Inning Stats	R: 1 H: 2 E: 0 LOB: 0 K: 0 BB: 0 S: 9 P: 15	R: 0 H: 0 E: 0 LOB: 0 K: 0 BB: 0 S: 6 P: 11	R: 0 H: 0 E: 0 LOB: 0 K: 0 BB: 0 S: 5 P: 5	R: 0 H: 1 E: 0 LOB: 1 K: 0 BB: 0 S: 11 P: 17	R: 0 H: 0 E: 0 LOB: 0 K: 0 BB: 0 S: 8 P: 12	R: 0 H: 1 E: 0 LOB: 0 K: 1 BB: 0 S: 9 P: 10	R: 0 H: 0 E: 0 LOB: 0 K: 0 BB: 0 S: 7 P: 11	R: 0 H: 0 E: 0 LOB: 0 K: 1 BB: 0 S: 7 P: 11	R: 0 H: 0 E: 0 LOB: 0 K: 0 BB: 0 S: 8 P: 11	1B: 3 SF: 1 2B: 1 SAC: 0 3B: 0 DP: 2 HR: 0 HBP: 0	WP: 0 PA: 29 PB: 0 SB: 0 CS: 0
PITCHER Bob Tewksbury, R (1, 1) ERA: 2.03 Lee Smith, R (9, 1) ERA: 3.02	IP WLS BF H R ER SO BB IBB HBP BLK WP HR S P ERA WHIP	8.0 W 26 4 1 1 2 0 0 0 0 0 0 0 62 92 1.12 0.500	1.0 S 3 0 0 0 0 0 0 0 0 0 0 0 8 11 0.00 0.000								

Houston Astros @ St. Louis Cardinals
Busch Stadium, St. Louis, MO
 Thu Aug 20 1992, 7:05 PM CDT
 Att. 29,780 - Sunny - 76 F

livebaseballscorecards.com

AB 28
R 1
H 4
RBI 1
BB 0
SO 2
LOB 5



Batter	1	2	3	4	5	6	7	8	9
Bernard Gilkey, R (1, 7) OBP: 0.355, SLG: 0.406	2-2 F7		3-2 G6-3			3-2 HR		0-3 K	
Ozzie Smith, S (1, 6) OBP: 0.374, SLG: 0.332	3-2 G4-6-3 1B			2-1 1B 2B		0-1 F8		3-2 G6-3	
Felix Jose, S (1, 9) OBP: 0.353, SLG: 0.444	1-2 G4-6-3 1-2f			0-1 L6-4 2-H 1B		1-0 CS 1B			
Andres Galarraga, R (1, 3) OBP: 0.268, SLG: 0.351		2-1 P4		0-0 P4		1-2 G3-1 1-2			
Ray Lankford, L (1, 8) OBP: 0.370, SLG: 0.475		3-2 S 1B		2-1 L6-4 2-3			2-2 2B		
Tracy Woodson, R (1, 5) OBP: 0.344, SLG: 0.419		2-3 SAFE K 1-2			1-2 F7		2-2 P5		
Geronimo Pena, S (1, 4) OBP: 0.363, SLG: 0.444		1-1 G5-3			1-0 G4-3		2-2 F9		
Tom Pagnozzi, R (1, 2) OBP: 0.298, SLG: 0.381			2-3 K		0-0 2B		0-0 F9		
Bob Tewksbury, R (1, 1) OBP: 0.102, SLG: 0.054 Rex Hudler, R (8, PH) OBP: 0.274, SLG: 0.391 Lee Smith, R (9, 1)			0-3 K		1-3 K		1-1 HR		

AB	R	H	RBI	BB	SO	LOB
4	1	1	1	0	1	0
4	1	2	0	0	0	0
3	0	2	1	0	0	1
3	0	0	0	0	0	2
3	0	2	0	0	0	1
3	0	0	0	0	1	1
3	0	0	0	0	0	1
3	0	1	0	0	1	0
2	0	0	0	0	2	1
1	1	1	1	0	0	0
0	0	0	0	0	0	0

AB	29
R	3
H	9
RBI	3
BB	0
SO	5
LOB	7

Inning Stats		R: 0	H: 1	R: 0	H: 1	R: 0	H: 0	R: 1	H: 2	R: 0	H: 1	R: 1	H: 2	R: 0	H: 1	R: 0	H: 1	R: 1	H: 2
		E: 0	LOB: 0	E: 0	LOB: 1	E: 0	LOB: 0	E: 0	LOB: 0	E: 0	LOB: 1	E: 0	LOB: 0	E: 0	LOB: 0	E: 0	LOB: 0	E: 0	LOB: 0
		K: 0	BB: 0	K: 1	BB: 0	K: 2	BB: 0	K: 0	BB: 0	K: 1	BB: 0	K: 0	BB: 0	K: 0	BB: 0	K: 0	BB: 0	K: 1	BB: 0
		S: 9	P: 15	S: 13	P: 21	S: 9	P: 14	S: 7	P: 11	S: 9	P: 12	S: 10	P: 15	S: 11	P: 17	S: 10	P: 14	S: 10	P: 17

WP	PA
0	29
0	
1	
1	

Houston Astros @ St. Louis Cardinals
 Busch Stadium, St. Louis, MO
 Thu Aug 20 1992, 7:05 PM CDT
 Att: 29,780 - Sunny - 76 F

PITCHER	IP	WLS	BF	H	R	ER	SO	BB	IBB	HBP	BLK	WP	HR	S	P	ERA	WHIP
Butch Henry, L (1, 1) ERA: 4.11	7.1	L	27	9	3	3	4	0	0	0	0	0	2	71	109	3.68	1.227
Xavier Hernandez, R (8, 1) ERA: 2.33	0.2		2	0	0	0	1	0	0	0	0	0	0	7	10	0.00	0.000



Batter	1	2	3	4	5	6	7	8	9	10	AB	R	H	RBI	BB	SO	LOB	TOP						
Milt Thompson, L (1, 7) OBP: 0.356, SLG: 0.419 Bernard Gilkey, R (10, PH) OBP: 0.354, SLG: 0.404 (10, 7)	2-2 1B G3 1B	3-2 G4-3			2-3 K		3-1 L7			1-2 P9	4	1	1	0	0	1	1							
Ozzie Smith, S (1, 6) OBP: 0.372, SLG: 0.330	1 SAFE 2-2 G3			2-2 G6-3	0-0 FC6-4 1B		1-2 G6-3			1-2 G6-3	5	0	1	0	0	0	1							
Ray Lankford, L (1, 8) OBP: 0.368, SLG: 0.471	1-3 K			3-3 K	0-1 FC6-4 BB			0-1 G3		4-2 S 1B BB	4	1	0	0	1	2	2							
Felix Jose, S (1, 9) OBP: 0.358, SLG: 0.447	1-1 1B 2-3 1B			1-2 F9	4-2 BB			0-1 PO 1B		0-1 1B 2B 1B	4	1	3	1	1	0	0							
Andres Galarraga, R (1, 3) OBP: 0.274, SLG: 0.359	0-1 1-2 3-H 1B			1-0 SF8 2B	3-3 K			0-3 K		3-1 2B 1B	5	2	3	1	0	2	3							
Tracy Woodson, R (1, 5) OBP: 0.324, SLG: 0.417	1-3 K			1-2 G5-3			0-0 G6-3		1 SAFE 1 SAFE 1-2 PO	1-1 L4	5	0	1	2	0	1	3							
Luis Alicea, S (1, 4) OBP: 0.345, SLG: 0.408		4-2 SH1-4 BB		1-0 E4			0-1 L9			1-0 P7	4	0	0	0	1	1	2							
Tom Pagnozzi, R (1, 2) OBP: 0.297, SLG: 0.383 Tim Jones, L (9, PR) OBP: 0.238, SLG: 0.215 Rich Gedman, L (9, 2) OBP: 0.238, SLG: 0.259		1 SAFE 0-0 F8		0-1 SF8			2-1 P5			1-1 2B	3	0	1	1	0	0	1							
Donovan Osborne, S (1, 1) OBP: 0.136, SLG: 0.182 Todd Worrell, R (8, 1) Gerald Perry, L (9, PH) OBP: 0.307, SLG: 0.325 Mike Perez, R (9, 1) Lee Smith, R (10, 1)		0-0 SH1-4		3-H 1-2 F9			1-0 P7			1-0 G3	2	0	0	0	0	0	1							
Inning Stats	R: 1 E: 0 K: 2 S: 17	H: 3 LOB: 2 BB: 0 P: 24	R: 0 E: 0 K: 0 S: 7	H: 0 LOB: 1 BB: 1 P: 14	R: 0 E: 0 K: 1 S: 14	H: 0 LOB: 0 BB: 0 P: 20	R: 1 E: 1 K: 0 S: 10	H: 1 LOB: 1 BB: 0 P: 14	R: 0 E: 0 K: 2 S: 12	H: 1 LOB: 2 BB: 1 P: 21	R: 0 E: 0 K: 0 S: 5	H: 0 LOB: 0 BB: 0 P: 7	R: 0 E: 0 K: 0 S: 6	H: 0 LOB: 0 BB: 0 P: 11	R: 0 E: 0 K: 1 S: 7	H: 1 LOB: 0 BB: 0 P: 7	R: 0 E: 0 K: 0 S: 6	H: 1 LOB: 1 BB: 10 P: 10	R: 3 E: 0 K: 1 S: 23	H: 3 LOB: 1 BB: 1 P: 34	1B: 7 2B: 3 3B: 0 HR: 0	SF: 1 SAC: 1 DP: 0 HBP: 0	WP: 0 PB: 0 SB: 1 CS: 0	PA: 44
PITCHER	IP WLS BF H R ER SO	IP WLS BF H R ER SO	IP WLS BF H R ER SO	IP WLS BF H R ER SO	IP WLS BF H R ER SO	IP WLS BF H R ER SO	IP WLS BF H R ER SO	IP WLS BF H R ER SO	IP WLS BF H R ER SO	IP WLS BF H R ER SO	IP WLS BF H R ER SO	IP WLS BF H R ER SO	IP WLS BF H R ER SO	IP WLS BF H R ER SO	IP WLS BF H R ER SO	IP WLS BF H R ER SO	IP WLS BF H R ER SO	IP WLS BF H R ER SO	IP WLS BF H R ER SO	IP WLS BF H R ER SO	ERA WHIP	ERA WHIP		
29 John Smoltz, R (1, 1) ERA: 2.66 Kent Mercker, L (10, 1) ERA: 2.83 Randy St. Claire, R (10, 1) ERA: 3.18	9.0 0.2 0.1	36 5 2	7 2 0	2 3 0	6 0 1	6 1 0	84 15 8	128 24 10	1.00 40.50 0.00	1.000 4.500 3.000														

St. Louis Cardinals @ Atlanta Braves
Atlanta-Fulton County Stadium, Atlanta, GA

Fri Aug 21 1992, 7:05 PM EDT
Att: 33,835 - Cloudy - 71 F

livebaseballscorecards.com

AB	38
R	5
H	10
RBI	5
BB	3
SO	7
LOB	15



Batter	1	2	3	4	5	6	7	8	9	10	AB R H RBI BB SO LOB
Otis Nixon, S (1, 8) OBP: 0.380, SLG: 0.386 B B C X C X X	2-2 P3		2-2 G4-3		0-0 G6-3			1-3 K		4-2 G1-6-3 BB	4 0 0 0 1 1 0
Jeff Blauser, R (1, 6) OBP: 0.318, SLG: 0.407 Rafael Belliard, R (9, 6) OBP: 0.258, SLG: 0.238 Jeff Treadway, L (10, PH) OBP: 0.274, SLG: 0.278 X 0-0 F9	0-0 F9		2-0 1B			2-3 K		1-0 P3		1-2 G1-6-3 1-2f	4 0 1 0 0 1 0 0 0 0 0 0 0 0 1 0 0 0 0 0 1
Terry Pendleton, S (1, 5) OBP: 0.335, SLG: 0.472 C B B F B F X	2-2 F9		3-3 K			0-1 G4-3		2-2 P3			4 0 0 0 0 1 1
Ron Gant, R (1, 7) OBP: 0.325, SLG: 0.399 X 0-0 P3		0-0 P3		0-1 F9		0-0 F9			0-1 BB S 1B		4 0 1 0 0 0 0
David Justice, L (1, 9) OBP: 0.355, SLG: 0.386 B C B C X X	2-2 G4-3			0-0 1B			3-2 G4-3		1 SAFE 4-1 BB 1-2 IBB		3 0 1 0 1 0 0
Brian Hunter, R (1, 3) OBP: 0.280, SLG: 0.492 Sid Bream, L (9, PH) OBP: 0.350, SLG: 0.425 (10, 3) B B S T X X	2-2 2B 1B		0-0 F8			2-2 HR		0-0 P1			3 2 2 1 0 0 1 1 0 0 0 0 0 2
Greg Olson, R (1, 2) OBP: 0.325, SLG: 0.348 Kent Mercker, L (10, 1) Randy St. Claire, R (10, 1) B X 1-0 2B	1-0 2B		2-2 P4			1-1 G6-3		4-0 G4-6-3 BB 1-2 2-3			3 0 1 1 1 0 1 0 0 0 0 0 0 0 0 0 0 0 0 0 0
Mark Lemke, S (1, 4) OBP: 0.303, SLG: 0.325 B C B B X X	3-2 F7				0-0 P3		0-0 1B		0-0 G4-6-3 1-2f		4 0 1 0 0 0 4
29 John Smoltz, R (1, 1) OBP: 0.212, SLG: 0.183 Damon Berryhill, S (10, 2) OBP: 0.266, SLG: 0.382 C B B F B S X			3-3 K		2-3 K		2-3 K		0-1 P2		3 0 0 0 0 3 1 1 0 0 0 0 0 0

Inning Stats	R: 0 E: 0 K: 0 S: 8	H: 0 LOB: 0 BB: 0 P: 12	R: 1 E: 0 K: 0 S: 11	H: 2 LOB: 1 BB: 0 P: 19	R: 0 E: 0 K: 2 S: 10	H: 1 LOB: 1 BB: 0 P: 20	R: 0 E: 0 K: 0 S: 8	H: 1 LOB: 1 BB: 0 P: 10	R: 0 E: 0 K: 1 S: 5	H: 0 LOB: 0 BB: 0 P: 7	R: 0 E: 0 K: 1 S: 6	H: 0 LOB: 0 BB: 0 P: 8	R: 1 E: 0 K: 1 S: 13	H: 2 LOB: 1 BB: 0 P: 21	R: 0 E: 0 K: 1 S: 7	H: 0 LOB: 0 BB: 0 P: 11	R: 0 E: 0 K: 0 S: 5	H: 1 LOB: 2 BB: 2 P: 13	R: 0 E: 0 K: 0 S: 9	H: 0 LOB: 0 BB: 1 P: 14	1B: 5 2B: 1 3B: 0 HR: 1	SF: 0 SAC: 0 DP: 2 HBP: 0	WP: 0 PB: 0 SB: 1 CS: 0	PA: 38
--------------	------------------------------	----------------------------------	-------------------------------	----------------------------------	-------------------------------	----------------------------------	------------------------------	----------------------------------	------------------------------	---------------------------------	------------------------------	---------------------------------	-------------------------------	----------------------------------	------------------------------	----------------------------------	------------------------------	----------------------------------	------------------------------	----------------------------------	----------------------------------	------------------------------------	----------------------------------	--------

PITCHER	IP	WLS	BF	H	R	ER	SO	BB	IBB	HBP	BLK	WP	HR	S	P	ERA	WHIP
Donovan Osborne, L (1, 1) ERA: 3.61	7.0		27	6	2	2	5	0	0	0	0	0	1	61	97	2.57	0.857
Todd Worrell, R (8, 1) ERA: 2.86	1.0		3	0	0	0	1	0	0	0	0	0	0	7	11	0.00	0.000
Mike Perez, R (9, 1) ERA: 1.49	1.0	W	5	1	0	0	0	1	1	0	0	0	0	5	13	0.00	2.000
Lee Smith, R (10, 1) ERA: 2.96	1.0	S	3	0	0	0	0	1	0	0	0	0	0	9	14	0.00	1.000

PITCHER	IP	WLS	BF	H	R	ER	SO	BB	IBB	HBP	BLK	WP	HR	S	P	ERA	WHIP


BOTTOM

St. Louis Cardinals @ Atlanta Braves
 Atlanta-Fulton County Stadium, Atlanta, GA

Fri Aug 21 1992, 7:05 PM EDT
 Att. 33,835 - Cloudy - 71 F

livebaseballscorecards.com

AB	35
R	2
H	7
RBI	2
BB	3
SO	6
LOB	11



Batter	1	2	3	4	5	6	7	8	9	AB R H RBI BB SO LOB	TOP											
Bernard Gilkey, R (1, 7) OBP: 0.353, SLG: 0.400	3-2 F8			4-1 G4-3 BB	0-1 F8			1-1 G3-1		3 0 0 0 1 0 1	St. Louis Cardinals @ Atlanta Braves Atlanta-Fulton County Stadium, Atlanta, GA Sat Aug 22 1992, 7:05 PM EDT Att. 45,175 - Cloudy - 79 F											
Ozzie Smith, S (1, 6) OBP: 0.368, SLG: 0.326	1-3 K			0-0 G4-3	2-0 P5			3-2 G6-3		4 0 0 0 0 1 2												
Ray Lankford, L (1, 8) OBP: 0.367, SLG: 0.468	1-3 K			4-2 BB				1-0 F7		3 0 0 0 1 2 0												
Felix Jose, S (1, 9) OBP: 0.355, SLG: 0.442		1-3 K		1-0 F7				1-1 F7		4 0 0 0 0 1 2												
Andres Galarraga, R (1, 3) OBP: 0.270, SLG: 0.354		1-2 G4-3		0-0 P4				3-2 P4		4 0 0 0 0 1 2												
Tracy Woodson, R (1, 5) OBP: 0.341, SLG: 0.450 Geronimo Pena, S (9, PR) OBP: 0.363, SLG: 0.444		3-2 L8			1-1 G3 2B			2-2 1B		4 1 2 0 0 0 0 0 0 0 0 0 0 0												
Luis Alicea, S (1, 4) OBP: 0.339, SLG: 0.400			2-1 F7		2-1 G3			1-0 P6		4 0 0 0 0 0 2												
Rich Gedman, L (1, 2) OBP: 0.258, SLG: 0.295			1-1 F7		1-2 E 2B					3 1 2 1 0 0 0												
Mark Clark, R (1, 1) OBP: 0.192, SLG: 0.192 Gerald Perry, L (7, PH) OBP: 0.305, SLG: 0.323 Cris Carpenter, R (7, 1) OBP: 0.500, SLG: 0.500			2-3 K		0-0 SH			2-1 F7		1 0 0 0 0 1 0 1 0 0 0 0 0 1 0 0 0 0 0 0 0												
Inning Stats	R: 0 E: 0 K: 2 S: 10	H: 0 LOB: 0 BB: 0 P: 15	R: 0 E: 0 K: 1 S: 10	H: 0 LOB: 0 BB: 0 P: 15	R: 0 E: 0 K: 1 S: 7	H: 0 LOB: 0 BB: 0 P: 12	R: 0 E: 0 K: 0 S: 8	H: 0 LOB: 2 BB: 2 P: 17	R: 2 E: 1 K: 0 S: 13	H: 2 LOB: 1 BB: 0 P: 19	R: 0 E: 0 K: 2 S: 7	H: 0 LOB: 0 BB: 0 P: 9	R: 0 E: 0 K: 0 S: 6	H: 1 LOB: 1 BB: 0 P: 13	R: 0 E: 0 K: 0 S: 7	H: 0 LOB: 0 BB: 0 P: 12	R: 0 E: 0 K: 0 S: 9	H: 1 LOB: 1 BB: 0 P: 16	1B: 2 2B: 2 3B: 0 HR: 0	SF: 0 SAC: 1 DP: 0 HBP: 0	WP: 0 PB: 0 SB: 0 CS: 0	PA: 34
PITCHER Pete Smith, R (1, 1) ERA: 1.76	IP 9.0	WLS W	BF 34	H 4	R 2	ER 1	SO 6	BB 2	IBB 0	HBP 0	BLK 0	WP 0	HR 0	S 77	P 128	ERA 1.00	WHIP 0.667					

livebaseballscorecards.com

AB	31
R	2
H	4
RBI	1
BB	2
SO	6
LOB	10



Batter	1	2	3	4	5	6	7	8	9
Deion Sanders, L (1, 8) OBP: 0.346, SLG: 0.509	1-0 P6		2-0 G4-3			0-1 G4-3		1-3 K	
Jeff Blausler, R (1, 6) Rafael Belliard, R (7, 6) OBP: 0.322, SLG: 0.410 OBP: 0.257, SLG: 0.237	1-0 F7			2-1 1B FC6-4 1B		1-2 HR 1B		1-1 G6-3	
Terry Pendleton, S (1, 5) OBP: 0.333, SLG: 0.468	1-1 F7			0-0 L8		0-3 K		3-2 G3	
David Justice, L (1, 9) OBP: 0.357, SLG: 0.397		2-3 K		0-1 FC6-4 1B		0-0 HR			
Ron Gant, R (1, 7) OBP: 0.323, SLG: 0.396		0-1 P5		2-2 FC6-4 PO		2-1 P6			
Sid Bream, L (1, 3) OBP: 0.353, SLG: 0.429		3-2 WP 2B		2-0 PO	4-0 BB		0-0 G1		
Damon Berryhill, S (1, 2) OBP: 0.267, SLG: 0.386		3-2 F8			0-0 P5		3-1 G3 2B		
Jeff Treadway, L (1, 4) Mark Lemke, S (8, 4) OBP: 0.264, SLG: 0.268 OBP: 0.303, SLG: 0.325			0-1 F8		1-0 F8		0-0 G3		
Pete Smith, R (1, 1)			0-1 G4-3		0-3 K		2-3 K		

Inning Stats	R: 0	H: 0	E: 0	K: 0	S: 4	R: 0	H: 1	E: 0	K: 1	S: 14	R: 0	H: 0	E: 0	K: 0	S: 5	R: 1	H: 2	E: 0	K: 0	S: 9	R: 0	H: 0	E: 0	K: 1	S: 5	R: 2	H: 2	E: 0	K: 1	S: 13	R: 0	H: 1	E: 0	K: 1	S: 7	R: 0	H: 0	E: 0	K: 1	S: 8
	0	0	0	0	7	0	1	0	1	14	0	0	0	0	7	0	2	0	0	14	0	0	0	1	10	0	2	0	0	16	0	1	0	1	12	0	0	0	13	

PITCHER	IP	WLS	BF	H	R	ER	SO	BB	IBB	HBP	BLK	WP	HR	S	P	ERA	WHIP
Mark Clark, R (1, 1) ERA: 4.06	6.0	L	23	5	3	3	3	1	0	0	0	1	1	50	76	4.50	1.000
Cris Carpenter, R (7, 1) ERA: 3.36	2.0		7	1	0	0	2	0	0	0	0	0	0	15	25	0.00	0.500

AB	R	H	RBI	BB	SO	LOB
4	0	0	0	0	1	0
3	2	2	0	0	0	0
1	0	0	0	0	0	0
4	0	0	0	0	1	2
3	1	2	2	0	1	0
3	0	0	1	0	0	1
2	0	1	0	1	0	0
3	0	1	0	0	0	2
3	0	0	0	0	0	2
0	0	0	0	0	0	0
3	0	0	0	0	2	2

WP	HR	S	P	ERA	WHIP
1	1	3	31		

St. Louis Cardinals @ Atlanta Braves
Atlanta-Fulton County Stadium, Atlanta, GA
 Sat Aug 22 1992, 7:05 PM EDT
 Att. 45,175 - Cloudy - 79 F

livebaseballscorecards.com

AB	29
R	3
H	6
RBI	3
BB	1
SO	5
LOB	9



Batter	1	2	3	4	5	6	7	8	9	AB R H RBI BB SO LOB	TOP									
Bernard Gilkey, R OBP: 0.354, SLG: 0.404 (1, 7) F B B F X	2-2 1B 2B		3-2 G3	0-0 CS 1B 2-H 3-H			1-3 K		0-0 FC5-4 2B SF7 1-2f	5 2 2 2 0 1 1										
Ozzie Smith, S OBP: 0.371, SLG: 0.333 (1, 6) C F B F F X	1-2 G1-3		0-0 1B 2B	4-0 BB			0-3 K		2-1 BB 1B 2B 1-3	4 1 2 0 1 1 1										
Ray Lankford, L OBP: 0.366, SLG: 0.466 (1, 8) B X	1-0 F7		0-1 1B 2-3	2-3 K			0-3 K		2-2 SF7 3-H	4 0 1 1 0 2 3										
Felix Jose, S OBP: 0.358, SLG: 0.443 (1, 9) B X	1-0 1B 2-H		2-2 L4				3-3 K	1-0 1B S	4-0 BB 1B IBB	4 2 2 1 1 1 2										
Andres Galarraga, R OBP: 0.276, SLG: 0.366 (1, 3) X	0-0 L9			2-0 HR			0-2 G5-3	1-0 SH1-3 1B 1-H	4-2 1B BB 1-2 2-3	4 1 2 2 1 0 1										
Tracy Woodson, R OBP: 0.356, SLG: 0.455 (1, 5) C T B B T B F B X		3-2 P3		2-0 SH1-4 1B 1B			1-2 G6-3	0-0 SH1-3 1B 2-3	0-0 FC6-4 1B 1-3 2-H 3-H	4 1 2 2 0 0 0										
Tom Pagnozzi, R OBP: 0.294, SLG: 0.378 (1, 2) C X		0-1 G6-3		1-2 L6			0-1 F8	1-0 G6-3	1-0 FC6-4 1-2f	5 0 0 0 0 0 4										
Luis Alicea, S OBP: 0.338, SLG: 0.397 (1, 4) C B B B X		3-1 L8		1-1 SH1-4 1B 1B 1-2			1-2 L3	2-3 K		4 1 1 0 0 1 1										
Omar Olivares, R OBP: 0.286, SLG: 0.345 (1, 1) Bob McClure, R (6, 1) Mike Perez, R (7, 1) Todd Worrell, R (8, 1) Geronimo Pena, S OBP: 0.368, SLG: 0.450 (9, PH) Lee Smith, R (9, 1)			1-2 G2-3	0-0 SH1-4 1-2 2-3			1-2 G5-3		2-1 FC5-4 1B	2 0 1 0 1 0 0 0 0 0 0 0 0 0 0 0										
Inning Stats	R: 1 E: 0 K: 0 S: 11	H: 2 LOB: 1 BB: 0 P: 16	R: 0 E: 0 K: 0 S: 8	H: 0 LOB: 0 BB: 0 P: 14	R: 0 E: 0 K: 0 S: 14	H: 2 LOB: 2 BB: 0 P: 20	R: 3 E: 0 K: 1 S: 13	H: 4 LOB: 2 BB: 1 P: 24	R: 0 E: 0 K: 1 S: 9	H: 0 LOB: 0 BB: 0 P: 13	R: 0 E: 0 K: 3 S: 11	H: 0 LOB: 0 BB: 0 P: 12	R: 1 E: 0 K: 1 S: 7	H: 2 LOB: 1 BB: 0 P: 12	R: 3 E: 0 K: 0 S: 13	H: 3 LOB: 2 BB: 2 P: 27	1B: 9 2B: 3 3B: 0 HR: 1	SF: 1 SAC: 2 DP: 0 HBP: 0	WP: 0 PB: 0 SB: 1 CS: 1	PA: 43
PITCHER	IP WLS BF H R ER SO BB IBB HBP BLK WP HR S P ERA WHIP																			
Charlie Leibrandt, L ERA: 3.27 (1, 1)	4.0 L 21 8 4 4 1 1 0 0 0 0 0 1 46 74 9.00 2.250																			
Kent Mercker, L ERA: 2.73 (5, 1)	2.0 6 0 0 0 1 0 0 0 0 0 0 0 18 24 0.00 0.000																			
Mike Stanton, L ERA: 5.58 (7, 1)	1.0 3 0 0 0 3 0 0 0 0 0 0 0 11 12 0.00 0.000																			
Marvin Freeman, R ERA: 4.04 (8, 1)	1.0 5 2 1 1 1 0 0 0 0 0 0 0 7 12 9.00 2.000																			
Mark Davis, L ERA: 7.04 (9, 1)	1.0 8 3 3 3 0 1 1 0 0 0 0 0 13 27 27.00 4.000																			

St. Louis Cardinals @ Atlanta Braves
Atlanta-Fulton County Stadium, Atlanta, GA

Sun Aug 23 1992, 7:05 PM EDT
Att. 40,200 - Cloudy - 79 F

livebaseballscorecards.com

AB	37
R	8
H	13
RBI	8
BB	3
SO	6
LOB	13



St. Louis Cardinals @ Atlanta Braves
 Atlanta-Fulton County Stadium, Atlanta, GA

Sun Aug 23 1992, 7:05 PM EDT
 Att. 40,200 - Cloudy - 79 F

livebaseballscorecards.com

AB	38
R	3
H	11
RBI	3
BB	3
SO	5
LOB	23



WP:	0	PA:	43
PB:	0		
SB:	0		
CS:	0		

Batter	1	2	3	4	5	6	7	8	9	AB	R	H	RBI	BB	SO	LOB
Otis Nixon, S OBP: 0.374, SLG: 0.380 (1, 8)	K	G3-1		FC5-4		FC		G6-3		5	0	0	0	0	1	4
Deion Sanders, L OBP: 0.344, SLG: 0.504 (1, 7)	G4-3		1B SF8	K		K		K		5	1	1	0	0	3	3
Terry Pendleton, S OBP: 0.333, SLG: 0.467 (1, 5)	2B 1B		BB 1B	G4-3		L7		G5-3		5	0	2	0	0	0	3
David Justice, L OBP: 0.360, SLG: 0.406 (1, 9)	1-3 2B		BB BB			P6		F8		4	1	2	0	1	0	2
Sid Bream, L OBP: 0.347, SLG: 0.424 (1, 3)	L7		SF8			G5-3		L7		3	0	0	2	0	0	2
Jeff Blausler, R OBP: 0.323, SLG: 0.423 (1, 6)		P2	K			BB 1B		IHR		5	1	2	1	0	1	2
Greg Olson, R OBP: 0.326, SLG: 0.344 (1, 2)		G1-3						F9		3	0	0	0	2	0	0
Mark Lemke, S OBP: 0.305, SLG: 0.327 (1, 4)										4	0	2	0	0	0	5
Charlie Leibrandt, R OBP: 0.114, SLG: 0.116 (4, PH)										1	0	0	0	0	0	1
Jeff Treadway, L OBP: 0.273, SLG: 0.277 (5, 1)										1	0	1	0	0	0	0
Kent Miercker, L OBP: 0.450, SLG: 0.500 (6, PH)										1	0	1	0	0	0	0
Tom Glavine, L OBP: 0.282, SLG: 0.309 (7, 1)										0	0	0	0	0	0	0
Mike Stanton, L OBP: 0.327, SLG: 0.424 (7, PH)										1	0	0	0	0	0	1
Lonnie Smith, R OBP: 0.500, SLG: 0.500 (8, 1)										0	0	0	0	0	0	0
Marvin Freeman, R OBP: 0.500, SLG: 0.500 (9, 1)										0	0	0	0	0	0	0

Inning Stats	R: 0	H: 2	E: 0	K: 15	S: 15	R: 0	H: 1	E: 1	K: 0	S: 15	R: 0	H: 2	E: 0	K: 11	S: 11	R: 0	H: 1	E: 0	K: 1	S: 12	R: 0	H: 1	E: 0	K: 9	S: 9	R: 0	H: 0	E: 0	K: 7	S: 7	R: 1	H: 1	E: 0	K: 9	S: 9	R: 1	H: 1	E: 0	K: 1	S: 14	1B: 8	SF: 2	2B: 1	SAC: 0	3B: 1	DP: 0	HR: 1	HBP: 0	WP: 0	PA: 43
--------------	------	------	------	-------	-------	------	------	------	------	-------	------	------	------	-------	-------	------	------	------	------	-------	------	------	------	------	------	------	------	------	------	------	------	------	------	------	------	------	------	------	------	-------	-------	-------	-------	--------	-------	-------	-------	--------	-------	--------

PITCHER	IP	WLS	BF	H	R	ER	SO	BB	IBB	HBP	BLK	WP	HR	S	P	ERA	WHIP
Omar Olivares, R ERA: 3.75 (1, 1)	5.0		28	8	1	1	3	3	0	0	0	0	0	67	108	1.80	2.200
Bob McClure, L ERA: 2.74 (6, 1)	1.1		5	1	1	1	1	0	0	0	0	0	0	14	21	6.75	0.750
Mike Perez, R ERA: 1.47 (7, 1)	0.2		3	1	0	0	0	0	0	0	0	0	0	6	10	0.00	1.500
Todd Worrell, R ERA: 2.8 (8, 1)	1.0		3	0	0	0	1	0	0	0	0	0	0	7	10	0.00	0.000
Lee Smith, R ERA: 3.07 (9, 1)	1.0		4	1	1	1	0	0	0	0	0	0	0	9	14	9.00	1.000

Batter	1	2	3	4	5	6	7	8	9	10	11	12	13	AB R H RBI BB SO LOB	TOP														
Bernard Gilkey, R OBP: 0.350, SLG: 0.399 (1, 7)	2-3 K		1-0 G6-3			0-0 3B 1B	1-0 G6-3		2-3 K			3-1 F7		6 1 1 0 0 2 2	St. Louis Cardinals @ Houston Astros Astrodome, Houston, TX Tue Aug 25 1992, 8:05 PM EDT Att. 10,434 - Dome - 70 F														
Ozzie Smith, S OBP: 0.368, SLG: 0.336 (1, 6)	3-2 G6-3			3-2 F8		1-0 1B 3B	3-0 G3-1			1-2 F7		0-0 L7		6 1 1 1 0 0 1															
Ray Lankford, L OBP: 0.367, SLG: 0.466 (1, 8)	2-1 F7			3-2 FC4-6 1B		1-3 K		2-0 1B SF7 1B		1-1 F7			0-1 1B 1B	6 2 3 0 0 1 1															
Felix Jose, S OBP: 0.357, SLG: 0.441 (1, 9)		1-1 F7		0-0 FC4-6 PO		1-2 G3		1-1 G4-3 S 1B		0-2 G4-3			0-0 1B FC5 1B	6 1 2 0 0 0 2															
Andres Galarraga, R OBP: 0.277, SLG: 0.397 (1, 3)		0-3 K		1-0 PO	2-2 G4-3	0-0 1B 1B		3-0 SF7			2-3 K		1-0 FC5 1B	5 0 2 3 0 2 0															
Tracy Woodson, R OBP: 0.360, SLG: 0.449 Tim Jones, L OBP: 0.236, SLG: 0.213 (11, PR) (11, 5)		1-0 F8			0-0 F8	0-0 1B		2-0 G4-3			0-0 1B		3-2 FC5 CS	5 0 2 0 0 0 1 1 0 0 1 0 0 1															
Luis Alcega, S OBP: 0.335, SLG: 0.397 Cris Carpenter, R OBP: 0.500, SLG: 0.500 Rex Hudler, R OBP: 0.271, SLG: 0.387 Lee Smith, R (13, 1)			3-1 F8		1-0 2B	3-2 F8		2-3 K		2-2 G5-3		1-3 K		5 0 1 0 0 1 4 0 0 0 0 0 0 0 1 0 0 0 0 1 1 0 0 0 0 0 0 0															
Tom Pagnozzi, R OBP: 0.295, SLG: 0.377 (1, 2)			0-0 SH1-4 1B		4-1 BB		0-1 F8		0-1 G5-3		0-3 K			4 0 1 0 1 1 1															
Rheal Cormier, L OBP: 0.128, SLG: 0.179 Milt Thompson, L OBP: 0.359, SLG: 0.419 Mike Perez, R (7, PH) (7, 1) Gerald Perry, L OBP: 0.301, SLG: 0.320 Todd Worrell, R Bob McClure, R Gerónimo Peña, S OBP: 0.365, SLG: 0.448 (11, 4)			0-0 SH1-4		1-0 G3-1		4-2 G6-3 BB		2-0 F8			0-0 G4-3		1 0 0 0 0 0 2 0 0 0 0 0 1 0 0 0 0 0 0 0 0 0 0 1 0 1 0 0 0 0 0 0 0															
Inning Stats	R: 0 E: 0 K: 1 S: 10	H: 0 LOB: 0 BB: 0 P: 17	R: 0 E: 0 K: 1 S: 6	H: 0 LOB: 0 BB: 0 P: 8	R: 0 E: 0 K: 0 S: 5	H: 1 LOB: 1 BB: 0 P: 9	R: 0 E: 0 K: 0 S: 8	H: 1 LOB: 0 BB: 0 P: 15	R: 0 E: 0 K: 0 S: 7	H: 1 LOB: 2 BB: 1 P: 15	R: 2 E: 0 K: 1 S: 13	H: 4 LOB: 2 BB: 0 P: 19	R: 0 E: 0 K: 1 S: 8	H: 0 LOB: 1 BB: 1 P: 15		R: 1 E: 0 K: 1 S: 8	H: 2 LOB: 1 BB: 0 P: 18	R: 0 E: 0 K: 1 S: 6	H: 0 LOB: 0 BB: 0 P: 10	R: 0 E: 0 K: 2 S: 10	H: 1 LOB: 1 BB: 0 P: 14	R: 0 E: 0 K: 0 S: 4	H: 0 LOB: 0 BB: 0 P: 7	R: 2 E: 0 K: 1 S: 12	H: 3 LOB: 0 BB: 0 P: 17	1B: 11 2B: 1 3B: 1 HR: 0	SF: 1 SAC: 1 DP: 0 HBP: 0	WP: 1 PB: 0 SB: 1 CS: 1	PA: 53
PITCHER	IP Darryl Kile, R ERA: 4.45 Al Osuna, L ERA: 3.88 Xavier Hernandez, R ERA: 2.23 Doug Jones, R ERA: 2.12 Joe Boever, R ERA: 2.78	WLS 29 1 7 7 L	BF 29 1 7 7 8	H 7 1 1 1 3	R 2 1 0 0 2	ER 2 1 0 0 2	SO 3 0 2 2 1	BB 0 0 0 0 0	IBB 0 0 0 0 0	HBP 0 0 0 0 0	BLK 0 0 0 0 0	WP 0 0 0 1 0	HR 0 0 0 0 0	S 57 1 13 19 16		P 98 3 25 25 24	ERA 2.57 ** 0.00 0.00 9.00	WHIP 1.286 ** 0.500 0.500 1.500											

AB	48
R	5
H	13
RBI	5
BB	2
SO	8
LOB	16



Batter	1	2	3	4	5	6	7	8	9	10	11	12	13	AB R H RBI BB SO LOB
Craig Biggio, R OBP: 0.381, SLG: 0.381 (1, 4)	1-1 F9		0-0 B3		2-3 K			1-1 F7		0-0 1B F7-2 1B		2-1 F8		6 0 1 0 0 1 0
Gerald Young, S OBP: 0.322, SLG: 0.200 (1, 8)	1-2 G6-4-3 1B		2-1 CS 1B			1-0 P6		4-2 CS BB		2-2 F7-2 1B		0-1 F9		5 0 3 0 1 0 0
Ken Caminiti, S OBP: 0.347, SLG: 0.427 (1, 5)	1 SAFE 0-1 G6-4-3		1-1 CS	3-2 2B		1-2 F8		1-1 5 BB 1B		1-0 F7-2		1-2 2B		6 1 3 0 0 0 3
5 Jeff Bagwell, R OBP: 0.351, SLG: 0.411 (1, 3)		0-0 F8		1-1 F9		3-1 G4-3		4-1 1B BB		4-0 FC4-6 IBB		4-0 IBB		3 0 0 0 3 0 1
Pete Incaviglia, R OBP: 0.314, SLG: 0.424 (1, 7)		1-0 G3		2-0 F7		1-2 G3		3-2 P7		1-2 FC4-6		0-3 K		4 0 0 0 0 0 3
Eddie Taubensee, L OBP: 0.266, SLG: 0.306 (10, 2)														2 0 0 0 0 1 4
Eric Anthony, L OBP: 0.300, SLG: 0.409 (1, 9)		0-2 3B 1B		1-2 2B		2-2 P7			0-3 K		1-3 K		1-3 K	6 1 2 1 0 3 0
Andujar Cedeno, R OBP: 0.282, SLG: 0.374 (1, 6)		0-0 1H 3B		1-2 P9		1-1 HR			4-2 BB		0-2 1B F7-2 2B		1-2 DI 1B	5 1 4 2 1 0 1
Scott Servais, R OBP: 0.247, SLG: 0.229 (1, 2)		2-1 F8				2-2 1B			0-1 P6		0-0 DI 1B		2-2 F8	3 0 1 0 0 0 1
Luis Gonzalez, L OBP: 0.308, SLG: 0.405 (9, PH) (10, 7)						2-1 F8			0-1 P6		2-3 1B		2-3 F8	3 0 1 0 0 0 2
Denny Hite, R Steve Cundy, L Al Osofsky, R Xavier Hernandez, L Ernest Rizo, L Doug Jones, R Casey Candella, S Joe Boever, R Juan Guarean, R			0-3 K		1-2 F8			0-1 F7		1 SAFE 0-0 F9		2-2 F7-2		2 0 0 0 0 0 1 0 0 0 0 0 0 0 0 0 1 0 0 0 0 0 0 0 0 0 0 0 0 0 0 0 1 0 0 0 0 0 0 0 1 0 0 0 0 0 0 0 1 0 0 0 0 0 0 0 1 0 0 0 0 0 0 0

Inning Stats	R: 0	H: 1	E: 0	LOB: 0	K: 0	BB: 0	S: 7	P: 9	R: 1	H: 2	E: 0	LOB: 1	K: 0	BB: 0	S: 8	P: 11	R: 0	H: 1	E: 0	LOB: 0	K: 1	BB: 0	S: 8	P: 13	R: 1	H: 2	E: 0	LOB: 1	K: 0	BB: 0	S: 14	P: 22	R: 0	H: 0	E: 0	LOB: 0	K: 0	BB: 0	S: 8	P: 13	R: 0	H: 0	E: 0	LOB: 0	K: 0	BB: 0	S: 6	P: 11	R: 1	H: 2	E: 0	LOB: 1	K: 0	BB: 0	S: 13	P: 19	R: 0	H: 1	E: 0	LOB: 2	K: 1	BB: 1	S: 8	P: 12	R: 0	H: 2	E: 0	LOB: 1	K: 0	BB: 1	S: 8	P: 16	R: 0	H: 2	E: 0	LOB: 2	K: 1	BB: 1	S: 10	P: 13	R: 0	H: 1	E: 0	LOB: 2	K: 1	BB: 1	S: 10	P: 17	R: 0	H: 1	E: 0	LOB: 1	K: 2	BB: 0	S: 13	P: 19	R: 0	H: 1	E: 0	LOB: 1	K: 2	BB: 0	S: 13	P: 19	R: 0	H: 1	E: 0	LOB: 1	K: 2	BB: 0	S: 13	P: 19
PITCHER	IP	WLS	BF	H	R	ER	SO	BB	IBB	HBP	BLK	WP	HR	S	P	ERA	WHIP																			PITCHER	IP	WLS	BF	H	R	ER	SO	BB	IBB	HBP	BLK	WP	HR	S	P	ERA	WHIP																																																											
Rheal Cormier, L ERA: 4.28 (1, 1)	6.0		22	6	2	2	2	0	0	0	0	0	0	51	76	3.00	1.000																			Lee Smith, R ERA: 3.02 (13, 1)	1.0	S	4	1	0	0	2	0	0	0	0	0	0	0	13	19	0.00	1.000																																																										
Mike Perez, R ERA: 1.55 (7, 1)	2.0		10	3	1	1	0	2	0	0	0	0	1	24	43	4.50	2.500																																																																																															
Todd Worrell, R ERA: 2.68 (9, 1)	2.0		9	2	0	0	1	1	1	0	0	0	0	16	28	0.00	1.500																																																																																															
Bob McClure, L ERA: 2.72 (11, 1)	0.1		3	2	0	0	1	0	0	0	0	0	0	7	8	0.00	6.000																																																																																															
Cris Carpenter, R ERA: 3.28 (11, 1)	1.2	W	6	1	0	0	1	0	1	0	0	0	0	13	22	0.00	0.600																																																																																															

BOTTOM

St. Louis Cardinals @ Houston Astros
Astrodome, Houston, TX
Tue Aug 25 1992, 8:05 PM EDT
Att: 10,434 - Dome - 70 F

AB	49
R	3
H	15
RBI	3
BB	5
SO	7
LOB	20

livebaseballscorecards.com



WP: 0	PA: 55
PB: 0	
SB: 1	
CS: 2	

Batter	1	2	3	4	5	6	7	8	9	10	AB R H RBI BB SO LOB	TOP														
Bernard Gilkey, R OBP: 0.348, SLG: 0.399 (1, 7)	2-3 K		3-2 P2		1-0 P4		0-0 2B			2-3 K	5 0 1 0 0 2 0	St. Louis Cardinals @ Houston Astros Astrodome, Houston, TX Wed Aug 26 1992, 8:05 PM EDT Att. 7,850 - Dome - 70 F														
Ozzie Smith, S OBP: 0.369, SLG: 0.337 (1, 6)	1-2 1B		0-0 L7		0-1 1B		1-2 F7			0-0 L7	5 0 2 0 0 0 1															
Felix Jose, S OBP: 0.356, SLG: 0.440 (1, 9)	1-3 K		1-2 G3-1		1-3 K		0-1 L9			1-3 K	5 1 1 0 0 3 2															
Andres Galarraga, R OBP: 0.273, SLG: 0.362 (1, 3)	2-2 G4-3		2-2 G3-1		0-1 FC6-4		0-0 G6-3				4 1 0 1 0 0 2															
Ray Lankford, L OBP: 0.366, SLG: 0.463 (1, 8)		2-2 E4	2-3 K		4-0 2B		1-0 E3				3 1 0 0 1 1 0															
Tracy Woodson, R OBP: 0.352, SLG: 0.453 (1, 5)		0-1 FC4-6	0-0 P3		0-1 WP		1-1 F7				4 1 1 2 0 0 2															
Geronimo Pena, S OBP: 0.370, SLG: 0.471 (1, 4)		0-3 K	3-2 HR		2-2 P4		4-0 B3-6-4				3 1 1 1 1 1 1															
Tom Pagnozzi, R OBP: 0.292, SLG: 0.373 (1, 2)		1-2 P4	2-3 K		0-3 K		0-0 B3-6-4				4 0 0 0 0 2 2															
Bob Tewksbury, R OBP: 0.098, SLG: 0.052 (7, PH) Rex Hudler, R OBP: 0.273, SLG: 0.394 (7, 1) Cris Carpenter, R OBP: 0.500, SLG: 0.500 (8, 1) Bob McClure, R (8, PH) Gerald Perry, L OBP: 0.307, SLG: 0.318 (9, 1) Mike Perez, R (9, 1)		1-2 G6-3	0-0 G6-3		0-0 2B		2-2 P5				2 0 0 0 0 0 0 1 0 1 0 0 0 0 0 0 0 0 0 0 0 0 0 0 0 0 0 0 1 0 0 0 0 0 0 0 0 0 0 0 0 0															
Inning Stats	R: 0 E: 0 K: 2 S: 12	H: 1 LOB: 1 BB: 0 P: 18	R: 0 E: 1 K: 1 S: 12	H: 0 LOB: 1 BB: 0 P: 15	R: 0 E: 0 K: 0 S: 8	H: 1 LOB: 0 BB: 0 P: 12	R: 1 E: 0 K: 1 S: 11	H: 1 LOB: 0 BB: 0 P: 16	R: 1 E: 0 K: 1 S: 8	H: 2 LOB: 0 BB: 1 P: 19	R: 0 E: 1 K: 0 S: 7		H: 0 LOB: 1 BB: 0 P: 8	R: 0 E: 0 K: 2 S: 7	H: 0 LOB: 0 BB: 0 P: 10	R: 0 E: 0 K: 2 S: 7	H: 0 LOB: 0 BB: 1 P: 10	R: 0 E: 0 K: 2 S: 7	H: 0 LOB: 0 BB: 0 P: 10	1B: 3 2B: 3 3B: 0 HR: 1	SF: 0 SAC: 0 DP: 1 HBP: 0	WP: 1 PB: 0 SB: 2 CS: 0	PA: 39			
PITCHER	IP WLS BF H R ER SO BB IBB HBP BLK WP HR S P ERA WHIP																									
Butch Henry, L ERA: 4.22 (1, 1)	6.2		28	7	5	5	7	1	0	0	0	0	0	0	0	0	0	0	0	0	0	0	0	0	6.75	1.200
Willie Blair, R ERA: 3.91 (7, 1)	1.1		5	0	0	0	0	0	0	0	0	0	0	0	0	0	0	0	0	0	0	0	0	0	0.00	0.000
Xavier Hernandez, R ERA: 2.18 (9, 1)	2.0	W	6	0	0	0	2	1	0	0	0	0	0	0	0	0	0	0	0	0	0	0	0	0	0.00	0.500

livebaseballscorecards.com

AB 37
R 5
H 7
RBI 4
BB 2
SO 9
LOB 10



BOTTOM

St. Louis Cardinals @ Houston Astros
Astrodome, Houston, TX
Wed Aug 26 1992, 8:05 PM EDT
Att. 7,850 - Dome - 70 F

livebaseballscorecards.com

AB 37
R 6
H 12
RBI 6
BB 5
SO 1
LOB 12



WP: 0 PA: 44
PB: 0
SB: 0
CS: 0

AB R H RBI BB SO LOB

4 0 0 0 1 0 0

5 2 2 0 0 0 1

5 3 3 2 0 0 0

4 1 1 1 0 0 0

4 0 2 0 1 0 1

3 0 2 1 1 0 0

2 0 1 1 1 0 2

5 0 1 1 0 1 6

2 0 0 0 0 0 1

2 0 0 0 0 0 0

1B: 9 SF: 0
2B: 2 SAC: 2
3B: 0 DP: 1
HR: 1 HBP: 0

Batter	1	2	3	4	5	6	7	8	9	10
Craig Biggio, R OBP: 0.379, SLG: 0.378 (1, 4)	1-1 L8	4-0 G4-6-3 BB			0-0 P4		1-2 G5-3		0-1 G1-3	
Gerald Young, S OBP: 0.328, SLG: 0.236 (1, 8)	1-0 1B 5 1B 1B	1-0 G4-6-3 1-2f			3-2 G4-3		2-1 HR 2B		2-2 G6-3	
Luis Gonzalez, L OBP: 0.313, SLG: 0.420 (1, 7)	1-3 1B 5 1B 1B				1-1 G3		2-2 HR 2-H			1-0 G4-3 5 SH1-4 1B 1B
5 Jeff Bagwell, R OBP: 0.351, SLG: 0.409 (1, 3)	0-0 1B 1B FC6-4 1B				1-0 L5		2-2 G6-3			0-0 SH1-4
Eric Anthony, L OBP: 0.304, SLG: 0.410 (1, 9)	0-0 FC6-4 1B 1-2 2-3				1-1 G3-1		2-1 1B 1B			1-0 G4-3
Ken Caminiti, S OBP: 0.351, SLG: 0.429 (1, 5)	1-1 FC6-4 1B 1-2 2-3 3-H				2-0 G6-3		0-1 1-3 1B		1-1 SH3-4 BB	4-0 1B IBB IBB
Andujar Cedeno, R OBP: 0.292, SLG: 0.385 Willie Blair, R OBP: 0.167, SLG: 0.091 Ernest Riles, L OBP: 0.206, SLG: 0.242 Juan Guertler, R OBP: 0.254, SLG: 0.289 Xavier Hernandez, L OBP: 0.254, SLG: 0.289 Steve Finley, L OBP: 0.328, SLG: 0.377 (1, 6) (7, 1) (8, PH) (8, PH) (9, 1) (10, PH)	3-2 FC6-4 1-2f 2-3 3-H				2-2 G4-3 2B		4-2 BB		1-0 F9 2-3	4-0 1B 1-2 IBB
Eddie Taubensee, L OBP: 0.264, SLG: 0.303 (1, 2)	2-3 K				1-0 G4-3 2-3		3-2 G3		1-0 L9	2-2 1-2 2-3 3-H 1B
Butch Henry, L OBP: 0.122, SLG: 0.184 Casey Candaele, S OBP: 0.256, SLG: 0.258 (1, 1) (7, 6)		0-1 G4-3			0-0 G6-3		1-2 P7		1-1 G3	

Inning Stats	R: 3	H: 5	E: 0	K: 1	S: 15	P: 25	R: 0	H: 0	E: 0	K: 0	S: 4	R: 0	H: 0	E: 0	K: 0	S: 5	R: 0	H: 1	E: 0	K: 0	S: 8	R: 0	H: 0	E: 0	K: 0	S: 6	R: 0	H: 2	E: 0	K: 0	S: 15	R: 2	H: 2	E: 0	K: 0	S: 13	R: 0	H: 0	E: 0	K: 0	S: 5	R: 0	H: 0	E: 0	K: 0	S: 7	R: 1	H: 2	E: 0	K: 0	S: 6	1B: 9	2B: 2	3B: 0	HR: 1	SF: 0	SAC: 2	DP: 1	HBP: 0	WP: 0	PA: 44
--------------	------	------	------	------	-------	-------	------	------	------	------	------	------	------	------	------	------	------	------	------	------	------	------	------	------	------	------	------	------	------	------	-------	------	------	------	------	-------	------	------	------	------	------	------	------	------	------	------	------	------	------	------	------	-------	-------	-------	-------	-------	--------	-------	--------	-------	--------

PITCHER	IP	WLS	BF	H	R	ER	SO	BB	IBB	HBP	BLK	WP	HR	S	P	ERA	WHIP
Bob Tewksbury, R ERA: 2.11 (1, 1)	6.0		26	8	3	3	1	2	0	0	0	0	0	53	90	4.50	1.667
Cris Carpenter, R ERA: 3.47 (7, 1)	1.1		7	2	2	2	0	1	0	0	0	0	1	16	28	13.50	2.250
Bob McClure, L ERA: 2.68 (8, 1)	0.2		2	0	0	0	0	0	0	0	0	0	0	2	4	0.00	0.000
Mike Perez, R ERA: 1.64 (9, 1)	1.2	L	9	2	1	1	0	0	2	0	0	0	0	13	28	5.40	1.200

Batter	1	2	3	4	5	6	7	8	9	AB R H RBI BB SO LOB	TOP												
Milt Thompson, L (1, 7) OBP: 0.357, SLG: 0.415	2-3 K		0-0 FC6-4 1B			2-1 E4 1B		2-2 G6-3		4 1 1 0 0 1 0	St. Louis Cardinals @ Houston Astros Astrodome, Houston, TX Thu Aug 27 1992, 8:05 PM EDT Att. 8,584 - Dome - 70 F												
Geronimo Pena, S (1, 4) OBP: 0.366, SLG: 0.472	2-1 F7		1-1 FC6-4 CS			0-0 F7		1-2 F8 2B		4 0 1 0 0 0 2													
Ray Lankford, L (1, 8) OBP: 0.365, SLG: 0.461	0-0 P9		2-2 CS		1-2 G4-3 1B	0-0 P7		2-0 F8		4 0 1 0 0 0 2													
Felix Jose, S (1, 9) OBP: 0.357, SLG: 0.444		0-1 G6-3 2B		1-2 G4-3		3-2 1B		3-1 F8		4 0 2 1 0 0 2													
Andres Galarraga, R (1, 3) OBP: 0.270, SLG: 0.357		1-0 G5-3		1-0 G4-3		1-0 F9		3-2 L7		4 0 0 0 0 0 2													
Tracy Woodson, R (1, 5) OBP: 0.328, SLG: 0.421		0-2 G6-3			2-1 G1-3		0-0 L8		3-2 G6-3	4 0 0 0 0 0 1													
Rich Gedman, L (1, 2) OBP: 0.257, SLG: 0.281		4-2 BB			1-3 K		2-2 G4-3		3-3 K	3 0 0 0 1 2 0													
Tim Jones, L (1, 6) OBP: 0.245, SLG: 0.212		1-0 L9			4-2 BB		4-1 FC4-6 BB			1 0 0 0 2 0 2													
Donovan Osborne, S (1, 1) OBP: 0.130, SLG: 0.174			2-2 G4-3			2-3 K		2-0 FC4-6		2 0 0 0 0 1 1													
Jose DeLeon, R (5, 1) OBP: 0.130, SLG: 0.048										0 0 0 0 0 0 0													
Gerald Perry, L (7, PH) OBP: 0.299, SLG: 0.315										1 0 0 0 0 0 1													
Bob McClure, R (7, 1)										0 0 0 0 0 0 0													
Cris Carpenter, R (7, 1) OBP: 0.500, SLG: 0.500										0 0 0 0 0 0 0													
Inning Stats	R: 0 E: 0 K: 1 S: 7	H: 0 LOB: 0 BB: 0 P: 11	R: 0 E: 0 K: 0 S: 12	H: 1 LOB: 2 BB: 1 P: 18	R: 0 E: 0 K: 0 S: 10	H: 1 LOB: 0 BB: 0 P: 14	R: 0 E: 0 K: 0 S: 7	H: 1 LOB: 0 BB: 0 P: 10	R: 0 E: 0 K: 2 S: 10	H: 0 LOB: 1 BB: 1 P: 19	R: 1 E: 1 K: 0 S: 11	H: 1 LOB: 1 BB: 0 P: 17	R: 0 E: 0 K: 0 S: 7	H: 0 LOB: 1 BB: 1 P: 15	R: 0 E: 0 K: 0 S: 9	H: 1 LOB: 1 BB: 0 P: 17	R: 0 E: 0 K: 1 S: 10	H: 0 LOB: 0 BB: 0 P: 19	1B: 3 2B: 2 3B: 0 HR: 0	SF: 0 SAC: 0 DP: 1 HBP: 0	WP: 0 PB: 0 SB: 1 CS: 1	PA: 35	
PITCHER Brian Williams, R (1, 1) ERA: 3.24	IP: 8.0 WLS: W BF: 31 H: 5 R: 1 ER: 0 SO: 3 BB: 3 IBB: 0 HBP: 0 BLK: 0 WP: 0 HR: 0 S: 73 P: 121 ERA: 0.00 WHIP: 1.000											PITCHER Joe Boever, R (9, 1) ERA: 2.75	IP: 1.0 WLS: 3 BF: 0 H: 0 R: 0 ER: 0 SO: 1 BB: 0 IBB: 0 HBP: 0 BLK: 0 WP: 0 HR: 0 S: 10 P: 19 ERA: 0.00 WHIP: 0.000										

livebaseballscorecards.com

AB	31
R	1
H	5
RBI	1
BB	3
SO	4
LOB	13



Batter	1	2	3	4	5	6	7	8	9	AB	R	H	RBI	BB	SO	LOB
--------	---	---	---	---	---	---	---	---	---	----	---	---	-----	----	----	-----

Craig Biggio, R <small>(1, 4)</small> <small>OBP: 0.382, SLG: 0.383</small>										4	1	3	1	0	1	0
Gerald Young, S <small>(1, 8)</small> <small>(9, 9)</small> <small>OBP: 0.313, SLG: 0.224</small>										3	0	0	0	0	1	3
Ken Caminiti, S <small>(1, 5)</small> <small>OBP: 0.353, SLG: 0.430</small>										3	1	1	1	1	1	2
5 Jeff Bagwell, R <small>(1, 3)</small> <small>OBP: 0.350, SLG: 0.407</small>										3	0	0	0	1	1	2
Eric Anthony, L <small>(1, 9)</small> <small>OBP: 0.301, SLG: 0.405</small>										4	0	0	0	0	1	1
Joe Boever, R <small>(9, 1)</small>										0	0	0	0	0	0	0
Andujar Cedeno, R <small>(1, 6)</small> <small>OBP: 0.298, SLG: 0.393</small>										3	1	1	0	1	1	0
Luis Gonzalez, L <small>(1, 7)</small> <small>OBP: 0.313, SLG: 0.422</small>										4	1	1	1	0	0	1
Eddie Taubensee, L <small>(1, 2)</small> <small>OBP: 0.269, SLG: 0.321</small>										3	1	2	1	0	0	0
Brian Williams, R <small>(1, 1)</small> <small>OBP: 0.154, SLG: 0.192</small>										3	0	0	0	0	2	2
Steve Finley, L <small>(9, 8)</small> <small>OBP: 0.328, SLG: 0.377</small>										0	0	0	0	0	0	0

Inning Stats	R: 0 E: 0 K: 3 S: 9	H: 0 LOB: 0 BB: 0 P: 14	R: 0 E: 0 K: 2 S: 12	H: 0 LOB: 0 BB: 0 P: 15	R: 0 E: 0 K: 1 S: 9	H: 0 LOB: 0 BB: 0 P: 14	R: 2 E: 0 K: 0 S: 11	H: 2 LOB: 0 BB: 1 P: 17	R: 2 E: 0 K: 1 S: 14	H: 4 LOB: 2 BB: 0 P: 17	R: 0 E: 0 K: 0 S: 18	H: 0 LOB: 1 BB: 1 P: 31	R: 1 E: 0 K: 0 S: 16	H: 2 LOB: 2 BB: 1 P: 26	R: 0 E: 0 K: 1 S: 8	H: 0 LOB: 0 BB: 0 P: 13	1B: 3 2B: 4 3B: 0 HR: 1	SF: 0 SAC: 1 DP: 1 HBP: 0	WP: 1 PB: 0 SB: 0 CS: 0	PA: 34
--------------	------------------------------	----------------------------------	-------------------------------	----------------------------------	------------------------------	----------------------------------	-------------------------------	----------------------------------	-------------------------------	----------------------------------	-------------------------------	----------------------------------	-------------------------------	----------------------------------	------------------------------	----------------------------------	----------------------------------	------------------------------------	----------------------------------	--------

PITCHER	IP	WLS	BF	H	R	ER	SO	BB	IBB	HBP	BLK	WP	HR	S	P	ERA	WHIP
Donovan Osborne, L <small>(1, 1)</small> <small>ERA: 3.75</small>	4.1	L	19	6	4	4	7	1	0	0	0	1	0	53	73	8.31	1.615
Jose DeLeon, R <small>(5, 1)</small> <small>ERA: 4.57</small>	1.2		6	0	0	0	0	1	0	0	0	0	0	20	35	0.00	0.600
Bob McClure, L <small>(7, 1)</small> <small>ERA: 2.84</small>	0.2		5	2	1	1	0	1	0	0	0	0	1	13	22	13.50	4.500
Cris Carpenter, R <small>(7, 1)</small> <small>ERA: 3.41</small>	1.1		4	0	0	0	1	0	0	0	0	0	0	11	17	0.00	0.000

BOTTOM

St. Louis Cardinals @ Houston Astros
Astrodome, Houston, TX
 Thu Aug 27 1992, 8:05 PM EDT
 Att. 8,584 - Dome - 70 F

livebaseballscorecards.com

AB	30
R	5
H	8
RBI	4
BB	3
SO	8
LOB	11



Batter	1	2	3	4	5	6	7	8	9	AB R H RBI BB SO LOB	TOP											
Jose Offerman, S (1, 6) OBP: 0.337, SLG: 0.344	1-3 K			2-3 K		0-0 G4-3		1-3 K		4 0 0 0 0 3 0	Los Angeles Dodgers @ St. Louis Cardinals Busch Stadium, St. Louis, MO Fri Aug 28 1992, 7:05 PM CDT Att. 28,254 - Sunny - 72 F											
Brett Butler, L (1, 8) OBP: 0.418, SLG: 0.410	1-3 K			0-0 F9		1-1 1B		2-1 P6	4 0 1 0 0 1 0													
Eric Davis, R (1, 7) OBP: 0.329, SLG: 0.337	0-3 K			1-1 G4-3		1-0 1B		1-3 K	4 0 1 0 0 2 0													
Eric Karros, R (1, 3) OBP: 0.300, SLG: 0.441		0-3 K		0-2 G1-3		3-1 G5-3		0-3 K	4 0 1 0 0 2 2													
Henry Rodriguez, L (1, 9) OBP: 0.264, SLG: 0.398		1-2 G1-3		1-2 F8		2-1 F7			3 0 0 0 0 0 1													
Lenny Harris, L (1, 4) OBP: 0.317, SLG: 0.314		2-0 G4-3		0-1 G1-3		0-0 G6-3			3 0 0 0 0 0 1													
Mike Scioscia, L (1, 2) OBP: 0.291, SLG: 0.277			3-2 G3		4-0 BB		0-1 G4-3		2 0 0 0 1 0 0													
Dave Hansen, L (1, 5) OBP: 0.291, SLG: 0.312			0-0 G4-3		0-0 F7		3-2 G6-3		3 0 0 0 0 0 2													
Bob Ojeda, L (1, 1) OBP: 0.089, SLG: 0.114			0-0 F8		2-0 G4-3		2-3 K		2 0 0 0 0 0 0													
Todd Benzing, S (8, PH) OBP: 0.266, SLG: 0.321									1 0 0 0 0 1 0													
Jim Gott, R (8, 1) OBP: 0.500, SLG: 0.500									0 0 0 0 0 0 0													
Inning Stats	R: 0 E: 0 K: 3 S: 9	H: 0 LOB: 0 BB: 0 P: 11	R: 0 E: 0 K: 1 S: 7	H: 0 LOB: 0 BB: 0 P: 10	R: 0 E: 0 K: 0 S: 6	H: 0 LOB: 0 BB: 0 P: 9	R: 0 E: 0 K: 1 S: 6	H: 0 LOB: 0 BB: 0 P: 9	R: 0 E: 0 K: 0 S: 9	H: 1 LOB: 2 BB: 1 P: 14	R: 0 E: 0 K: 0 S: 7	H: 2 LOB: 2 BB: 0 P: 14	R: 0 E: 0 K: 0 S: 5	H: 0 LOB: 0 BB: 0 P: 7	R: 0 E: 0 K: 2 S: 11	H: 0 LOB: 0 BB: 0 P: 17	R: 0 E: 0 K: 2 S: 9	H: 0 LOB: 0 BB: 0 P: 12	1B: 3 2B: 0 3B: 0 HR: 0	SF: 0 SAC: 0 DP: 0 HBP: 0	WP: 0 PB: 0 SB: 1 CS: 0	PA: 31
PITCHER	IP WLS BF H R ER SO BB IBB HBP BLK WP HR S P ERA WHIP																					
Mark Clark, R (1, 1) ERA: 3.74	7.0 W 25 3 0 0 5 1 0 0 0 0 0 0 49 74 0.00 0.571																					
Todd Worrell, R (8, 1) ERA: 2.63	1.0 3 0 0 0 2 0 0 0 0 0 0 0 11 17 0.00 0.000																					
Lee Smith, R (9, 1) ERA: 2.97	1.0 S 3 0 0 0 2 0 0 0 0 0 0 0 9 12 0.00 0.000																					

livebaseballscorecards.com

AB	30
R	0
H	3
RBI	0
BB	1
SO	9
LOB	6



Batter	1	2	3	4	5	6	7	8	9
Bernard Gilkey, R OBP: 0.350, SLG: 0.398 (1, 7)	1-0 1B G4-3 SF7 1B		4-0 BB		3-1 F8 SAFE			0-0 G6-3	
Ozzie Smith, S OBP: 0.365, SLG: 0.333 (1, 6)	0-0 G4-3 1-2		1-2 P4			3-2 G4-3		2-1 G4-3	
Felix Jose, S OBP: 0.356, SLG: 0.442 (1, 9)	0-0 S 2-3 1B		1-1 G6-3			2-3 K		1-3 K	
Andres Galarraga, R OBP: 0.270, SLG: 0.358 (1, 3)	0-0 SF7 3-H			1-0 P3		0-1 CS 1B			
Ray Lankford, L OBP: 0.363, SLG: 0.459 (1, 8)	1 SAFE 3-3 K 1-2			0-1 L7		2-1 CS 1-2	2-3 K		
Tracy Woodson, R OBP: 0.328, SLG: 0.407 (1, 5)		2-1 F8		0-0 G6-3			4-0 G4-3 BB		
Luis Alicea, S OBP: 0.331, SLG: 0.392 (1, 4)		1-0 G1-3			1-1 P6		1-0 G4-3 1-2		
Tom Pagnozzi, R OBP: 0.295, SLG: 0.373 (1, 2)		3-2 F8			1-0 1B		4-0 IBB		
Mark Clark, R OBP: 0.179, SLG: 0.179 (1, 1)			2-3 K		0-3 K		1-2 P6		
Rex Hudler, R OBP: 0.276, SLG: 0.389 (7, PH)									
Todd Worrell, R (8, 1)									
Lee Smith, R (9, 1)									

AB	R	H	RBI	BB	SO	LOB
3	1	1	0	1	0	1
4	0	0	0	0	0	2
4	0	1	0	0	2	1
2	0	1	1	0	0	0
3	0	0	0	0	2	1
2	0	0	0	1	0	0
3	0	0	0	0	0	1
2	0	1	0	1	0	0
2	0	0	0	0	0	2
1	0	0	0	0	0	2
0	0	0	0	0	0	0
0	0	0	0	0	0	0

BOTTOM	
Los Angeles Dodgers @ St. Louis Cardinals Busch Stadium, St. Louis, MO	
AB 26	
R 1	
H 4	
RBI 1	
BB 3	
SO 6	
LOB 9	
	
WP: 0 PA: 31	
PB: 0	
SB: 1	
CS: 1	

Inning Stats		R	H	E	K	S	R	H	E	K	S	R	H	E	K	S	R	H	E	K	S	R	H	E	K	S					
R: 1 H: 2 E: 0 K: 1 S: 7		H: 2 LOB: 1 BB: 0 P: 11		R: 0 H: 0 E: 0 K: 0 S: 6		H: 0 LOB: 0 BB: 0 P: 12		R: 0 H: 0 E: 0 K: 1 S: 8		H: 0 LOB: 1 BB: 1 P: 16		R: 0 H: 0 E: 0 K: 0 S: 4		H: 0 LOB: 0 BB: 0 P: 5		R: 0 H: 1 E: 0 K: 1 S: 8		H: 1 LOB: 1 BB: 0 P: 13		R: 0 H: 1 E: 0 K: 1 S: 10		H: 0 LOB: 0 BB: 0 P: 17		R: 0 H: 0 E: 0 K: 1 S: 8		H: 0 LOB: 2 BB: 2 P: 20		R: 0 H: 0 E: 0 K: 1 S: 7		H: 0 LOB: 0 BB: 0 P: 10	
PITCHER	IP	WLS	BF	H	R	ER	SO	BB	IBB	HBP	BLK	WP	HR	S	P	ERA	WHIP														
Bob Ojeda, L ERA: 3.3 (1, 1)	7.0	L	27	4	1	1	5	2	1	0	0	0	0	51	94	1.29	0.857														
Jim Gott, R ERA: 1.69 (8, 1)	1.0		3	0	0	0	1	0	0	0	0	0	0	7	10	0.00	0.000														

Fri Aug 28 1992, 7:05 PM CDT
Att. 28,254 - Sunny - 72 F

livebaseballscorecards.com

Batter	1	2	3	4	5	6	7	8	9	AB R H RBI BB SO LOB	TOP
Jose Offerman, S (1, 6) <small>OBP: 0.339, SLG: 0.347</small> Eric Young Sr., R (3, PR) <small>OBP: 0.230, SLG: 0.186</small> (3, 4) Todd Benzinger, S (9, PH) <small>OBP: 0.265, SLG: 0.320</small>	2-1 		0-0 		0-1 		1-0 		2-3 	2 0 2 0 0 0 0 2 0 0 0 0 0 0 1 0 0 0 0 1 3	
Brett Butler, L (1, 8) <small>OBP: 0.417, SLG: 0.407</small>	4-2 		0-3 		2-1 			2-2 		3 0 0 0 1 1 1	
Eric Davis, R (1, 7) <small>OBP: 0.331, SLG: 0.337</small>	4-2 		2-3 		0-0 			1-3 		3 0 1 0 1 2 1	
Eric Karros, R (1, 3) <small>OBP: 0.299, SLG: 0.446</small>	2-2 			0-2 		1-2 		3-3 		4 2 1 1 0 1 2	
Henry Rodriguez, L (1, 9) <small>OBP: 0.275, SLG: 0.395</small>		4-2 		0-0 		1-1 			1-2 	3 0 1 0 1 0 0	
Lenny Harris, L (1, 4) <small>OBP: 0.323, SLG: 0.315</small> (3, 6)		4-0 		1-2 		0-0 		4-1 		2 0 1 1 2 0 0	
Mike Scioscia, L (1, 2) <small>OBP: 0.294, SLG: 0.278</small> Tom Goodwin, L (9, PR) <small>OBP: 0.231, SLG: 0.231</small>		1-3 		2-1 		2-1 		4-2 		3 0 1 0 1 1 4 0 0 0 0 0 0 0	
Dave Hansen, L (1, 5) <small>OBP: 0.287, SLG: 0.307</small>		1-2 		1-0 		0-3 		1-3 		4 0 0 0 0 2 5	
Kevin Gross, R (1, 1) <small>OBP: 0.120, SLG: 0.083</small> Roger McDowell, R (8, 1) Mitch Webster, S (9, PH) <small>OBP: 0.325, SLG: 0.391</small>			0-1 		2-3 		2-3 		2-1 	3 0 0 0 0 2 0 0 0 0 0 0 0 0 1 0 1 0 0 0 0	
Inning Stats	R: 0 H: 1 E: 0 LOB: 1 K: 0 BB: 2 S: 10 P: 22	R: 0 H: 0 E: 0 LOB: 1 K: 1 BB: 2 S: 10 P: 20	R: 0 H: 1 E: 0 LOB: 1 K: 2 BB: 0 S: 9 P: 11	R: 1 H: 2 E: 0 LOB: 1 K: 0 BB: 0 S: 10 P: 14	R: 0 H: 0 E: 0 LOB: 0 K: 1 BB: 0 S: 7 P: 11	R: 1 H: 3 E: 0 LOB: 1 K: 0 BB: 0 S: 9 P: 13	R: 0 H: 0 E: 0 LOB: 0 K: 2 BB: 0 S: 7 P: 10	R: 0 H: 0 E: 0 LOB: 0 K: 2 BB: 0 S: 9 P: 15	R: 0 H: 1 E: 0 LOB: 3 K: 2 BB: 2 S: 14 P: 28	1B: 7 SF: 0 2B: 0 SAC: 0 3B: 0 DP: 2 HR: 1 HBP: 0	WP: 0 PA: 37 PB: 0 SB: 0 CS: 1
PITCHER Omar Olivares, R (1, 1) <small>ERA: 3.69</small> Todd Worrell, R (8, 1) <small>ERA: 2.57</small> Lee Smith, R (9, 1) <small>ERA: 2.91</small>	IP WLS BF H R ER SO BB IBB HBP BLK WP HR S P ERA WHIP 7.0 W 28 7 2 2 6 4 0 0 0 0 0 1 62 101 2.57 1.571 1.0 3 0 0 0 2 0 0 0 0 0 0 0 9 15 0.00 0.000 1.0 S 6 1 0 0 2 2 0 0 0 0 0 0 0 14 28 0.00 3.000	PITCHER IP WLS BF H R ER SO BB IBB HBP BLK WP HR S P ERA WHIP 0 0 0 0 0 0 0 0 0 0 0 0 0 0 0 0 0.00 0.000 0 0 0 0 0 0 0 0 0 0 0 0 0 0 0 0 0.00 0.000									

Los Angeles Dodgers @ St. Louis Cardinals
 Busch Stadium, St. Louis, MO
 Sat Aug 29 1992, 7:05 PM CDT
 Att. 39,479 - Sunny - 86 F

AB	31
R	2
H	8
RBI	2
BB	6
SO	10
LOB	16



Batter	1	2	3	4	5	6	7	8	9	AB R H RBI BB SO LOB	TOP											
Eric Young Sr. R (1, 4) OBP: 0.221, SLG: 0.178	1-1 G6-3		3-1 F8			1-1 SH1-4		0-0 F9		3 0 0 0 0 0 0	Los Angeles Dodgers @ St. Louis Cardinals Busch Stadium, St. Louis, MO Sun Aug 30 1992, 3:33 AM CDT Att. 26,925 - Cloudy - 73 F											
Brett Butler, L (1, 8) OBP: 0.416, SLG: 0.406	0-1 G6-3			0-0 B5-3		1-0 G5-3		0-0 FC6-4 1B		4 0 1 0 0 0 1												
Eric Davis, R (1, 7) OBP: 0.330, SLG: 0.336	3-1 P3			3-3 K		1-0 BB 1B		2-1 FC6-4 1-2f		4 0 1 0 0 1 1												
Eric Karros, R (1, 3) OBP: 0.299, SLG: 0.443		2-1 G5-3		0-1 F8		4-0 FC6 BB		1-0 F7		3 0 0 0 1 0 0												
Mitch Webster, S (1, 9) OBP: 0.328, SLG: 0.398		1-0 1B			0-1 SH1-3 2B	1-0 FC6 1-2f		3-3 K		4 0 2 0 0 1 3												
Mike Sharperson, R (1, 5) Henry Rodriguez, L (9, PH) OBP: 0.401, SLG: 0.409 OBP: 0.272, SLG: 0.391		2-2 SAFE 1B			0-0 SH1-3 2-3		2-2 L4	2-1 F8		2 0 1 0 0 0 0 1 0 0 0 0 0 0												
Carlos Hernandez, R (1, 2) OBP: 0.324, SLG: 0.345		1-1 G6-3 1-2f			0-1 P9		1-0 F7			3 0 0 0 0 0 3												
Lenny Harris, L (1, 6) OBP: 0.320, SLG: 0.312			1-2 G6-3		0-1 G4-3		2-2 G4-3			3 0 0 0 0 0 1												
Orel Hershiser, R (1, 1) Todd Benzing, S (8, PH) Jim Gott, R (8, 1) Steve Wilson, L (8, 1) OBP: 0.233, SLG: 0.310 OBP: 0.264, SLG: 0.319 OBP: 0.500, SLG: 0.500 OBP: 0.333, SLG: 0.333			0-1 G5-3			0-0 1B SH1-4 1B		2-1 F7		2 0 1 0 0 0 0 1 0												
Inning Stats	R: 0 E: 0 K: 0 S: 6	H: 0 LOB: 0 BB: 0 P: 10	R: 0 E: 0 K: 0 S: 8	H: 2 LOB: 1 BB: 0 P: 14	R: 0 E: 0 K: 0 S: 8	H: 0 LOB: 0 BB: 0 P: 12	R: 0 E: 0 K: 1 S: 6	H: 0 LOB: 0 BB: 0 P: 9	R: 0 E: 0 K: 0 S: 7	H: 1 LOB: 1 BB: 0 P: 7		R: 0 E: 0 K: 0 S: 6	H: 2 LOB: 3 BB: 1 P: 14	R: 0 E: 0 K: 0 S: 9	H: 0 LOB: 0 BB: 0 P: 14	R: 0 E: 0 K: 0 S: 6	H: 1 LOB: 1 BB: 0 P: 10	R: 0 E: 0 K: 1 S: 6	H: 0 LOB: 0 BB: 0 P: 12	1B: 5 2B: 1 3B: 0 HR: 0	SF: 0 SAC: 2 DP: 1 HBP: 0	WP: 0 PB: 0 SB: 0 CS: 0
PITCHER	IP WLS BF H R ER SO BB IBB HBP BLK WP HR S P ERA WHIP																					
Rheal Cormier, L (1, 1) ERA: 4.05	7.2 W 29 6 0 0 1 1 0 0 0 0 0 0 54 86 0.00 0.913																					
Todd Worrell, R (8, 1) ERA: 2.55	0.1 1 0 0 0 0 0 0 0 0 0 0 0 2 4 0.00 0.000																					
Lee Smith, R (9, 1) ERA: 2.87	1.0 S 3 0 0 0 1 0 0 0 0 0 0 0 6 12 0.00 0.000																					

AB	30
R	0
H	6
RBI	0
BB	1
SO	2
LOB	9



WP: 0	PA: 33
PB: 0	
SB: 0	
CS: 0	

ERA	WHIP

BOTTOM

Los Angeles Dodgers @ St. Louis Cardinals
 Busch Stadium, St. Louis, MO
 Sun Aug 30 1992, 3:33 AM CDT
 Att. 26,925 - Cloudy - 73 F

livebaseballscorecards.com

AB	32
R	3
H	9
RBI	2
BB	5
SO	4
LOB	22



WP: 0	PA: 38
PB: 0	SB: 1
CS: 0	

AB	R	H	RBI	BB	SO	LOB
4	1	0	0	1	0	1
4	0	2	0	0	0	3
4	0	2	1	0	0	2
3	0	0	0	1	1	3
0	0	0	0	0	0	0
4	1	2	0	0	0	4
0	0	0	0	0	0	0
4	0	1	0	0	0	1
3	1	1	0	1	1	2
3	0	1	1	1	1	2
3	0	0	0	0	1	4
0	0	0	0	0	0	0
0	0	0	0	1	0	0
1B: 6	SF: 0					
2B: 3	SAC: 1					
3B: 0	DP: 2					
HR: 0	HBP: 0					

Batter	1	2	3	4	5	6	7	8	9									
Bernard Gilkey, R (1, 7) OBP: 0.346, SLG: 0.389	0-2 G6-3	1-1 F9			2-1 F9		0-0 E6 SH1-3 1B	4-2 BB										
Ozzie Smith, S (1, 6) OBP: 0.365, SLG: 0.333	2-0 E6 1B		2-2 FC6-4 1B		1-0 1B		0-0 SH1-3 2-3	3-2 F7										
Ray Lankford, L (1, 8) OBP: 0.365, SLG: 0.463	0-0 BB 2-3 1B		1-0 F8		0-1 F7		3-1 G4-6-3 1B											
Gerald Perry, L (1, 3) OBP: 0.297, SLG: 0.308 Andres Galarraga, R (8, 3) OBP: 0.270, SLG: 0.356	4-0 G4-6-3 1-2 BB		1-1 F8		1-3 K		0-2 G4-6-3 1-2f											
Milt Thompson, L (1, 9) OBP: 0.358, SLG: 0.420 Lee Smith, R (9, 1)	1-2 G4-6-3 1-2f		1-0 FC6-4 1-2f			1-0 2B		1-2 1B E 1B										
Tracy Woodson, R (1, 5) OBP: 0.333, SLG: 0.394		0-0 G5-3		0-1 F8		0-1 G6-3		1-0 E 1-3 1B										
Geronimo Pena, S (1, 4) OBP: 0.370, SLG: 0.477		4-2 2B BB		1-1 2B		2-3 K		1-0 FC1-5 BB 1-3 3-H										
Tom Pagnozzi, R (1, 2) OBP: 0.297, SLG: 0.375		0-1 1-H 2B		0-0 F7		4-0 IBB		1-3 K 1-2										
Rheal Cormier, L (1, 1) OBP: 0.119, SLG: 0.167 Todd Worrell, R (8, 1) Felix Jose, S (8, PH) OBP: 0.356, SLG: 0.442		1-0 F7		1-3 K2-3		0-2 G3-1		4-0 BB IBB										
Inning Stats	R: 0 E: 1 K: 0 S: 9	H: 1 LOB: 2 BB: 1 P: 16	R: 1 E: 0 K: 0 S: 11	H: 1 LOB: 1 BB: 1 P: 17	R: 0 E: 0 K: 0 S: 7	H: 1 LOB: 1 BB: 0 P: 12	R: 0 E: 0 K: 1 S: 8	H: 1 LOB: 1 BB: 0 P: 12	R: 0 E: 0 K: 1 S: 9	H: 1 LOB: 2 BB: 1 P: 16	R: 1 E: 1 K: 0 S: 7	H: 1 LOB: 0 BB: 0 P: 10	R: 1 E: 1 K: 1 S: 16	H: 2 LOB: 3 BB: 2 P: 31	1B: 6 2B: 3 3B: 0 HR: 0	SF: 0 SAC: 1 DP: 2 HBP: 0	WP: 0 PB: 0 SB: 1 CS: 0	PA: 38

PITCHER	IP	WLS	BF	H	R	ER	SO	BB	IBB	HBP	BLK	WP	HR	S	P	ERA	WHIP
Orel Hershiser, R (1, 1) ERA: 3.75	7.0	L	31	7	2	1	3	2	1	0	0	0	0	60	94	1.29	1.286
Jim Gott, R (8, 1) ERA: 1.67	0.2		6	2	1	0	1	1	1	0	0	0	0	13	25	0.00	4.500
Steve Wilson, L (8, 1) ERA: 4.5	0.1		1	0	0	0	0	0	0	0	0	0	0	3	6	0.00	0.000

Batter	1	2	3	4	5	6	7	8	9	AB R H RBI BB SO LOB	TOP	
Tony Fernandez, S (1, 6) OBP: 0.335, SLG: 0.348	1-1 F7		1-0 F8		2-2 F8			0-0 G1-6-3 1B		4 0 1 0 0 0 1	San Diego Padres @ St. Louis Cardinals Busch Stadium, St. Louis, MO Mon Aug 31 1992, 7:05 PM CDT Att. 15,531 - Cloudy - 72 F livebaseballscorecards.com	
Tony Gwynn, L (1, 9) OBP: 0.372, SLG: 0.415	1-0 E 2B		0-2 F7			0-2 1B		0-1 G1-6-3 1-2f		4 1 2 0 0 0 1		
Gary Sheffield, R (1, 5) OBP: 0.385, SLG: 0.590	1-0 G6-3		2-3 K			0-0 F8			0-0 F7	4 0 0 0 0 1 2		
Fred McGriff, L (1, 3) OBP: 0.393, SLG: 0.569	0-0 E3 2B			2-3 K		2-2 F8			0-2 F8	4 1 0 0 0 1 1		
Darrin Jackson, R (1, 8) OBP: 0.295, SLG: 0.418	1-1 1-H 2B		1-3 K		1-1 L6				0-1 DI 1B	4 0 2 1 0 1 1		
Benito Santiago, R (1, 2) OBP: 0.284, SLG: 0.391		0-0 G3-1 2B		2-1 F9			2-2 G1-3		2-1 F9 1-2	4 0 1 0 0 0 1		
Jerald Clark, R (1, 7) OBP: 0.293, SLG: 0.386		2-2 G5-3			1-0 FC3-6 1B		1-2 F9			3 0 1 0 0 0 1		
Jeff Gardner, L (1, 4)		3-2 G3-1			1-1 FC3-6 SH3-4 1-2f		2-3 K			3 0 0 0 0 1 2		
Craig Lefferts, L (1, 1) OBP: 0.077, SLG: 0.077 Jeremy Hernandez, R (6, 1) Phil Stephenson, L (8, PH) OBP: 0.276, SLG: 0.269 Tim Scott, R (8, 1)		0-1 G6-3			0-1 SH3-4			2-0 F8		1 0 0 0 0 0 1 0 0 0 0 0 0 0 1 0 0 0 0 0 0 0 0 0 0 0 0 0		
Inning Stats	R: 2 E: 1 K: 0 S: 7 H: 2 LOB: 1 BB: 0 P: 11	R: 0 E: 0 K: 0 S: 12 H: 1 LOB: 1 BB: 0 P: 17	R: 0 E: 0 K: 1 S: 12 H: 0 LOB: 0 BB: 0 P: 15	R: 0 E: 0 K: 2 S: 8 H: 0 LOB: 0 BB: 0 P: 13	R: 0 E: 1 K: 0 S: 9 H: 1 LOB: 1 BB: 0 P: 13	R: 0 E: 0 K: 0 S: 10 H: 1 LOB: 1 BB: 0 P: 13	R: 0 E: 0 K: 1 S: 9 H: 0 LOB: 0 BB: 0 P: 14	R: 0 E: 0 K: 0 S: 4 H: 1 LOB: 0 BB: 0 P: 6	R: 0 E: 0 K: 0 S: 10 H: 1 LOB: 1 BB: 0 P: 12	1B: 4 2B: 3 3B: 0 HR: 0 SF: 0 SAC: 1 DP: 1 HBP: 0	WP: 0 PB: 0 SB: 0 CS: 0 PA: 33	
PITCHER Bob Tewksbury, R (1, 1) ERA: 2.01	IP 9.0 WLS W BF 33 H 7 R 2 ER 0 SO 4 BB 0 IBB 0 HBP 0 BLK 0 WP 0 HR 0 S 81 P 114 ERA 0.00 WHIP 0.778											PITCHER IP WLS BF H R ER SO BB IBB HBP BLK WP HR S P ERA WHIP



Batter	1	2	3	4	5	6	7	8	9	AB R H RBI BB SO LOB
Bernard Gilkey, R OBP: 0.345, SLG: 0.387 (1, 7)	F9		L7		G4-6-3 1B		G4-3			4 0 1 0 0 0 0
Ozzie Smith, S OBP: 0.364, SLG: 0.332 (1, 6)	K		G5-3		G4-6-3 1-2f		FC6-4 1B			4 0 1 0 0 1 1
Felix Jose, S OBP: 0.353, SLG: 0.438 (1, 9)	G5-3			P4	P9		K			4 0 0 0 0 1 1
Andres Galarraga, R OBP: 0.276, SLG: 0.375 (1, 3)		E 2B		HR		BB 1B	FC6-4 1-2f			4 3 3 1 0 0 1
Ray Lankford, L OBP: 0.368, SLG: 0.467 (1, 8)		E8 G6-3 2B		G3		1B SF7 BB		FC6-5 S 1B		3 2 2 1 1 0 0
Tracy Woodson, R OBP: 0.342, SLG: 0.414 (1, 5)		G6-3		1B 2B		FC4-6 1B		FC6-5 FC5-4		4 1 2 2 0 0 1
Geronimo Pena, S OBP: 0.366, SLG: 0.474 (1, 4)		G1-3		1B 2B		SF7		K		3 0 1 2 0 1 1
Tom Pagnozzi, R OBP: 0.297, SLG: 0.373 (1, 2)		L4		IBB		P1		FC5-4		3 0 0 0 1 0 2
Bob Tewksbury, R OBP: 0.094, SLG: 0.049 (1, 1)			G4-3	G5-3		FC4-6 1-2f				3 0 0 0 0 0 3


Inning Stats	R: 0 E: 0 K: 1 S: 5	H: 0 LOB: 0 BB: 0 P: 8	R: 2 E: 1 K: 0 S: 10	H: 2 LOB: 0 BB: 0 P: 10	R: 0 E: 0 K: 0 S: 7	H: 0 LOB: 0 BB: 0 P: 10	R: 2 E: 0 K: 0 S: 15	H: 3 LOB: 2 BB: 1 P: 26	R: 0 E: 0 K: 0 S: 8	H: 1 LOB: 0 BB: 0 P: 11	R: 2 E: 0 K: 0 S: 13	H: 2 LOB: 1 BB: 1 P: 23	R: 0 E: 0 K: 1 S: 10	H: 1 LOB: 1 BB: 0 P: 14	R: 0 E: 0 K: 1 S: 9	H: 1 LOB: 1 BB: 0 P: 13	1B: 6 2B: 3 3B: 0 HR: 1	SF: 1 SAC: 0 DP: 1 HBP: 0	WP: 0 PB: 0 SB: 1 CS: 0	PA: 35
PITCHER	IP	WLS	BF	H	R	ER	SO	BB	IBB	HBP	BLK	WP	HR	S	P	ERA	WHIP			
Craig Lefferts, L ERA: 3.69 (1, 1)	5.0	L	23	7	6	5	1	1	1	0	0	0	1	48	73	9.00	1.600			
Jeremy Hernandez, R ERA: 4.3 (6, 1)	2.0		8	2	0	0	1	0	0	0	0	0	0	20	29	0.00	1.000			
Tim Scott, R ERA: 4.39 (8, 1)	1.0		4	1	0	0	1	0	0	0	0	0	0	9	13	0.00	1.000			

BOTTOM

San Diego Padres @ St. Louis Cardinals
 Busch Stadium, St. Louis, MO
 Mon Aug 31 1992, 7:05 PM CDT
 Att: 15,531 - Cloudy - 72 F

livebaseballscorecards.com

AB 32
R 6
H 10
RBI 6
BB 2
SO 3
LOB 10



Batter	1	2	3	4	5	6	7	8	9	AB R H RBI BB SO LOB	TOP											
Darrin Jackson, R (1, 8) OBP: 0.293, SLG: 0.414	2-3 K			1-2 G6-3		1-3 K		0-1 F9		4 0 0 0 0 2 0												
Tony Gwynn, L (1, 9) OBP: 0.373, SLG: 0.416	0-0 G3			1-1 1B 1B		2-1 1B 1B		0-1 F7		4 0 2 0 0 0 0												
Gary Sheffield, R (1, 5) OBP: 0.386, SLG: 0.589	2-3 K			0-0 1-2 1B		0-1 G1-6-3 1B		3-2 G6-3		4 0 2 0 0 1 0												
Fred McGriff, L (1, 3) OBP: 0.390, SLG: 0.563			3-2 G4-3		2-2 F7		2-2 G1-6-3 1-2f		2-1 G4-3		4 0 0 0 0 0 4											
Benito Santiago, R (1, 2) OBP: 0.262, SLG: 0.387			3-3 K		0-0 L7		2-3 K			3 0 0 0 0 2 2												
Tony Fernandez, S (1, 6) OBP: 0.337, SLG: 0.349			2-2 F9		0-0 1B WP 1B		4-0 G6-4-3 BB			2 0 1 0 1 0 0												
Jerald Clark, R (1, 7) OBP: 0.291, SLG: 0.383			1-0 P9		1-0 F8		1-2 G6-4-3 1-2f			3 0 0 0 0 0 2												
Tim Teufel, R (1, 4) OBP: 0.330, SLG: 0.346			2-1 F9		1 SAFE 0-1 P9		3-2 P3			3 0 0 0 0 0 1												
Andy Benes, R (1, 1) OBP: 0.217, SLG: 0.241			3-3 K		1-2 1-H 1B		1-2 G4-3			2 0 1 0 0 1 0												
Oscar Azocar, L (8, PH) OBP: 0.246, SLG: 0.239										1 0 0 0 0 0 0												
Rich Rodriguez, L (8, 1)										0 0 0 0 0 0 0												
Inning Stats	R: 0 E: 0 K: 2 S: 7	H: 0 LOB: 0 BB: 0 P: 11	R: 0 E: 0 K: 1 S: 12	H: 0 LOB: 0 BB: 0 P: 20	R: 0 E: 0 K: 1 S: 6	H: 0 LOB: 0 BB: 0 P: 12	R: 0 E: 0 K: 0 S: 11	H: 2 LOB: 2 BB: 0 P: 15	R: 0 E: 0 K: 0 S: 7	H: 2 LOB: 2 BB: 0 P: 9	R: 0 E: 0 K: 1 S: 10	H: 2 LOB: 1 BB: 0 P: 15	R: 0 E: 0 K: 1 S: 6	H: 0 LOB: 0 BB: 1 P: 13	R: 0 E: 0 K: 0 S: 10	H: 0 LOB: 0 BB: 0 P: 14	R: 0 E: 0 K: 0 S: 7	H: 0 LOB: 0 BB: 0 P: 12	1B: 6 2B: 0 3B: 0 HR: 0	SF: 0 SAC: 0 DP: 2 HBP: 0	WP: 1 PB: 0 SB: 0 CS: 0	PA: 31
PITCHER	IP WLS BF H R ER SO BB IBB HBP BLK WP HR S P ERA WHIP																					
Donovan Osborne, L (1, 1) ERA: 3.58	7.0 W 25 6 0 0 6 1 0 0 0 1 0 59 95 0.00 1.000																					
Todd Worrell, R (8, 1) ERA: 2.5	1.0 3 0 0 0 0 0 0 0 0 0 0 10 14 0.00 0.000																					
Lee Smith, R (9, 1) ERA: 2.82	1.0 S 3 0 0 0 0 0 0 0 0 0 0 7 12 0.00 0.000																					

San Diego Padres @ St. Louis Cardinals
 Busch Stadium, St. Louis, MO
 Tue Sep 01 1992, 7:05 PM CDT
 Att. 16,079 - Cloudy - 83 F

AB	30
R	0
H	6
RBI	0
BB	1
SO	6
LOB	9




Batter	1	2	3	4	5	6	7	8	9
Geronimo Pena, S OBP: 0.378, SLG: 0.504 (1, 4)	1-2 HR		0-0 G4-6-3 1B		4-1 CS BB		2-2 CS 1-2	0-0 F8	
Ozzie Smith, S OBP: 0.363, SLG: 0.333 (1, 6)	3-2 1B 2B		1-1 G4-6-3 1-2f		3-2 F7 1-2			3-2 F8	
Ray Lankford, L OBP: 0.367, SLG: 0.465 (1, 8)	0-0 S 1B		1-3 K			0-2 G3		1-2 L7	
Felix Jose, S OBP: 0.353, SLG: 0.440 (1, 9)	0-3 K2-3 1-2			0-0 F9 2B		1-1 G3-1			
Andres Galarraga, R OBP: 0.277, SLG: 0.374 (1, 3)	3-3 K			1-3 K		0-0 1B			
Rod Brewer, L (1, 7)	3-0 P5			1-2 F9 2-3		0-1 G1-3			
Tracy Woodson, R OBP: 0.329, SLG: 0.397 (1, 5)		1-0 G6-3		0-0 P4			0-1 G4-3		
Tom Paganzzi, R OBP: 0.297, SLG: 0.380 (1, 2)		1-0 F9			0-0 HR		1-2 P3		
Donovan Osborne, S OBP: 0.125, SLG: 0.167 (1, 1)		2-3 K			1-2 G6-3		4-1 CS BB		
Gerald Perry, L OBP: 0.302, SLG: 0.308 (7, PH)									
Todd Worrell, R (8, 1)									
Lee Smith, R (9, 1)									

AB	R	H	RBI	BB	SO	LOB
3	1	2	1	1	0	0
4	0	1	0	0	0	2
4	0	1	0	0	1	0
3	0	1	0	0	1	2
3	0	1	0	0	2	3
3	0	0	0	0	0	4
3	0	0	0	0	0	1
3	1	1	1	0	0	0
2	0	0	0	0	1	0
0	0	0	0	1	0	0
0	0	0	0	0	0	0
0	0	0	0	0	0	0
1B: 3	SF: 0					
2B: 2	SAC: 0					
3B: 0	DP: 1					
HR: 2	HBP: 0					

BOTTOM

San Diego Padres @ St. Louis Cardinals
 Busch Stadium, St. Louis, MO
 Tue Sep 01 1992, 7:05 PM CDT
 Att: 16,079 - Cloudy - 83 F

AB	28
R	2
H	7
RBI	2
BB	2
SO	5
LOB	12



Inning Stats		R: 1	H: 3	E: 0	K: 2	S: 15	R: 0	H: 0	E: 0	K: 1	S: 5	R: 0	H: 1	E: 0	K: 1	S: 7	R: 0	H: 1	E: 0	K: 1	S: 9	R: 1	H: 1	E: 0	K: 0	S: 8	R: 0	H: 1	E: 0	K: 0	S: 8	R: 0	H: 0	E: 0	K: 0	S: 9	R: 0	H: 0	E: 0	K: 0	S: 8								
PITCHER	IP	WLS	BF	H	R	ER	SO	BB	IBB	HBP	BLK	WP	HR	S	P	ERA	WHIP													PITCHER	IP	WLS	BF	H	R	ER	SO	BB	IBB	HBP	BLK	WP	HR	S	P	ERA	WHIP		
Andy Benes, R ERA: 3.64 (1, 1)	7.0	L	27	7	2	2	5	2	0	0	0	0	2	61	93	2.57	1.286																																
Rich Rodriguez, L ERA: 2.44 (8, 1)	1.0		3	0	0	0	0	0	0	0	0	0	0	8	12	0.00	0.000																																

WP: 0	PA: 31
PB: 0	
SB: 1	
CS: 2	

BOTTOM

San Diego Padres @ St. Louis Cardinals
Busch Stadium, St. Louis, MO
Wed Sep 02 1992, 7:05 PM CDT
Att. 19,922 - Cloudy - 84 F

livebaseballscorecards.com

AB 36
R 4
H 12
RBI 4
BB 1
SO 4
LOB 15



WP: 1 PA: 39
PB: 0
SB: 1
CS: 1

AB R H RBI BB SO LOB

5 1 2 0 0 1 2

4 0 1 2 0 0 3

5 0 0 0 0 0 2

4 2 2 0 0 1 1

3 0 1 0 1 0 0

4 0 1 0 0 0 2

3 0 2 2 0 0 0

4 0 1 0 0 0 4

1 0 0 0 0 0 1 1
0 0 0 0 0 0 0 0
1 0 0 0 0 0 1 0
0 0 0 0 0 0 0 0
1 0 1 0 0 0 0 0
0 0 0 0 0 0 0 0
1 0 1 0 0 0 0 0
0 1 0 0 0 0 0 0

1B: 11 SF: 2
2B: 1 SAC: 0
3B: 0 DP: 0
HR: 0 HBP: 0

Batter	1	2	3	4	5	6	7	8	9
Geronimo Pena, S OBP: 0.379, SLG: 0.500 (1, 4)	2-3 K		0-1 1-2 1B		1-0 2B 1B		1 SAFE 0-0 P4		1-0 1-3 G4-3
Ozzie Smith, S OBP: 0.362, SLG: 0.335 (1, 6)	0-0 F9		1-1 G4-3		2-0 1-H 2B		0-0 1-2f FC6-4		0-1 3-H SF9
Felix Jose, S OBP: 0.349, SLG: 0.434 (1, 9)	1-0 G6-3			0-0 G6-3	1-1 L4			1-1 G4-3	3-1 G6-3
Andres Galarraga, R OBP: 0.279, SLG: 0.376 (1, 3)		0-3 K		0-1 1B BB SF8 1B	2-1 G4-3			0-0 1B 1B	
Ray Lankford, L OBP: 0.368, SLG: 0.464 (1, 8)		2-1 G3		4-2 1B BB SAFE		1-1 F9		1-1 1B 1B	
Todd Zeile, R OBP: 0.343, SLG: 0.352 (1, 5)		0-0 F9		2-1 1-2 2-3 1B		0-1 F8		1-1 F7	
Bernard Gilkey, R OBP: 0.347, SLG: 0.390 (1, 7)			1-2 CS 1B	3-1 SF8		0-2 P3		1-0 1-3 2-H 1B	
Tom Pagnozzi, R OBP: 0.296, SLG: 0.378 (1, 2)			1 SAFE 1 SAFE 1-2 1B 1B	0-1 F8			0-1 G6-3	0-1 F9	
Mark Clark, R OBP: 0.172, SLG: 0.172 Cris Carpenter, R OBP: 0.500, SLG: 0.500 Jose Quienro, S OBP: 0.355, SLG: 0.444 Bryn Smith, R OBP: 0.338, SLG: 0.405 Rex Hudler, R OBP: 0.276, SLG: 0.389			1 SAFE M M B 1 SAFE L K	1-3 K		1-3 K	1-1 FC6-4 1B	1-0 G4-3 WP SF9 1B	

Inning Stats	R: 0	H: 0	E: 0	LOB: 0	K: 1	BB: 0	S: 5	P: 8	R: 0	H: 0	E: 0	LOB: 0	K: 1	BB: 0	S: 6	P: 8	R: 0	H: 3	E: 0	LOB: 2	K: 1	BB: 0	S: 12	P: 15	R: 1	H: 2	E: 0	LOB: 2	K: 0	BB: 1	S: 13	P: 22	R: 1	H: 2	E: 0	LOB: 1	K: 1	BB: 0	S: 10	P: 17	R: 0	H: 0	E: 0	LOB: 0	K: 0	BB: 0	S: 7	P: 8	R: 0	H: 1	E: 0	LOB: 1	K: 0	BB: 0	S: 6	P: 7	R: 1	H: 3	E: 0	LOB: 2	K: 0	BB: 0	S: 10	P: 14	R: 1	H: 1	E: 0	LOB: 1	K: 0	BB: 0	S: 6	P: 11
--------------	------	------	------	--------	------	-------	------	------	------	------	------	--------	------	-------	------	------	------	------	------	--------	------	-------	-------	-------	------	------	------	--------	------	-------	-------	-------	------	------	------	--------	------	-------	-------	-------	------	------	------	--------	------	-------	------	------	------	------	------	--------	------	-------	------	------	------	------	------	--------	------	-------	-------	-------	------	------	------	--------	------	-------	------	-------

PITCHER	IP	WLS	BF	H	R	ER	SO	BB	IBB	HBP	BLK	WP	HR	S	P	ERA	WHIP
Bruce Hurst, L ERA: 3.54 (1, 1)	7.0	W	29	8	2	2	4	1	0	0	0	0	0	59	85	2.57	1.286
Randy Myers, L ERA: 4.52 (8, 1)	2.0	S	10	4	2	2	0	0	0	0	0	1	0	16	25	9.00	2.000

PITCHER	IP	WLS	BF	H	R	ER	SO	BB	IBB	HBP	BLK	WP	HR	S	P	ERA	WHIP
---------	----	-----	----	---	---	----	----	----	-----	-----	-----	----	----	---	---	-----	------

BOTTOM

San Francisco Giants @ St. Louis Cardinals
Busch Stadium, St. Louis, MO

Fri Sep 04 1992, 7:05 PM CDT
Att. 21,151 - Cloudy - 84 F

livebaseballscorecards.com

AB	39
R	3
H	12
RBI	3
BB	5
SO	3
LOB	15



WP	1	PA	44
PB	0		
SB	0		
CS	2		

AB	4	R	2	H	2	RBI	1	BB	1	SO	0	LOB	2
----	---	---	---	---	---	-----	---	----	---	----	---	-----	---

5	1	2	0	0	1	0							
---	---	---	---	---	---	---	--	--	--	--	--	--	--

4	0	2	1	1	1	0							
---	---	---	---	---	---	---	--	--	--	--	--	--	--

4	0	1	1	1	1	0	4						
---	---	---	---	---	---	---	---	--	--	--	--	--	--

3	0	0	0	2	0	2							
---	---	---	---	---	---	---	--	--	--	--	--	--	--

5	0	1	0	0	0	1							
---	---	---	---	---	---	---	--	--	--	--	--	--	--

5	0	2	0	0	0	3							
---	---	---	---	---	---	---	--	--	--	--	--	--	--

4	0	1	0	0	0	2							
---	---	---	---	---	---	---	--	--	--	--	--	--	--

1	0	0	0	0	1	1							
---	---	---	---	---	---	---	--	--	--	--	--	--	--

2	0	1	0	0	0	0							
1	0	0	0	0	0	0							
0	0	0	0	0	0	0							
1	0	0	0	0	0	0							
0	0	0	0	0	0	0							
0	0	0	0	0	0	0							

1B	11	SF	0
2B	0	SAC	0
3B	0	DP	1
HR	1	HBP	0

Batter	1	2	3	4	5	6	7	8	9	10
Geronimo Pena, S OBP: 0.386, SLG: 0.524 (1, 4)	0-0 HR	2-0 F8			4-0 1B 1B BB		1-1 P6		1-2 1B 1B	
Ozzie Smith, S OBP: 0.362, SLG: 0.336 (1, 6)	0-1 P3		0-2 G1-3		1-2 1B 1B 1B		0-3 K		1-0 1B 1B	
Ray Lankford, L OBP: 0.370, SLG: 0.464 (1, 8)	0-3 K		2-1 G5-3		0-2 1B CS		1-0 1B CS		4-0 1B FC6-4 IBB	
Todd Zeile, R OBP: 0.344, SLG: 0.351 (1, 5)	4-2 BB		0-2 F8		1-2 1B		1-2 F7		0-0 FC6-4	
Ozzie Canseco, R OBP: 0.500, SLG: 0.250 (1, 9)	1-1 P6		3-1 F8		2-2 P2		4-2 1B BB		4-2 WP BB	
Rod Brewer, L OBP: 0.125, SLG: 0.125 (1, 3)		1-1 P4		0-1 G5-3		2-2 G4-3		0-0 1B		0-1 L5
Bernard Gilkey, R OBP: 0.348, SLG: 0.390 (1, 7)		1-0 P4		2-2 1B		0-0 1B G6-4-3		0-1 G5-3		0-0 F7
Tom Pagnozzi, R OBP: 0.296, SLG: 0.377 Gerald Perry, L OBP: 0.300, SLG: 0.306 (10, PH)		0-2 1B 1B		2-2 P4		0-1 G6-4-3		2-2 F8		3-3 K
Omar Olivares, R OBP: 0.289, SLG: 0.339 (7, PH) Rex Hudler, R OBP: 0.273, SLG: 0.385 (8, 1) Mike Perez, R (9, PH) Milt Thompson, L OBP: 0.350, SLG: 0.418 Lee Smith, R (10, 1) Cris Carpenter, R OBP: 0.500, SLG: 0.500 (10, 1)		2-2 1B		0-0 F9		1-0 P4		0-0 F7		

Inning Stats	R: 1	H: 1	E: 0	K: 1	S: 11	WLS	BF	H	R	ER	SO	BB	IBB	HBP	BLK	WP	HR	S	P	ERA	WHIP
	0	1	0	1	16		26	8	3	3	1	2	0	0	0	0	1	66	95	4.50	1.667
	0	2	0	0	17																
	0	0	0	0	8																
	0	1	0	0	12																
	2	3	0	0	17																
	0	1	0	0	7																
	0	0	0	0	6																
	0	2	0	0	10																
	0	0	0	0	11																
	0	0	0	0	9																

PITCHER	IP	WLS	BF	H	R	ER	SO	BB	IBB	HBP	BLK	WP	HR	S	P	ERA	WHIP
Kevin Rogers, L ERA: 4.5 (1, 1)	6.0		26	8	3	3	1	2	0	0	0	0	1	66	95	4.50	1.667
Bryan Hickerson, L ERA: 3.07 (7, 1)	1.2		7	2	0	0	1	1	0	0	0	0	0	14	21	0.00	1.800
Steve Reed, R ERA: (8, 1)	0.1		1	0	0	0	0	0	0	0	0	0	0	2	2	0.00	0.000
Michael Jackson, R ERA: 3.07 (9, 1)	0.2		5	2	0	0	0	0	1	0	0	0	0	11	18	0.00	3.000
Rod Beck, R ERA: 2.02 (9, 1)	1.1	W	5	0	0	0	1	1	0	0	0	1	0	9	16	0.00	0.750

Batter	1	2	3	4	5	6	7	8	9	AB R H RBI BB SO LOB	TOP		
Darren Lewis, R (1, 8) OBP: 0.298, SLG: 0.266	3-2 F9		2-2 G3		0-0 P4			0-1 1B		4 0 1 0 0 0 0	San Francisco Giants @ St. Louis Cardinals Busch Stadium, St. Louis, MO Sat Sep 05 1992, 7:05 PM CDT Att. 33,435 - Cloudy - 84 F		
Royce Clayton, R (1, 6) OBP: 0.284, SLG: 0.316	2-1 G5-3 2B		1-0 1B			1-3 K		1-0 1B		4 0 3 0 0 1 0			
Robby Thompson, R (1, 4) OBP: 0.331, SLG: 0.408	4-2 G5-3 BB		3-3 K			2-1 G1-6-3 1B		0-2 G5-3		3 0 1 0 1 1 3			
Chris James, R (1, 7) OBP: 0.295, SLG: 0.378 Willie McGee, S (9, PH) OBP: 0.333, SLG: 0.352	0-2 G5-3			1-2 G6-3		0-0 G1-6-3		3-2 DI 1B		3 0 0 0 0 0 3 1 0 1 0 0 0 0			
Cory Snyder, R (1, 3) OBP: 0.312, SLG: 0.445	1-3 K			1-1 2B			1-1 G6-3		0-2 P2	4 0 1 0 0 1 3			
Craig Colbert, R (1, 2) OBP: 0.257, SLG: 0.313		0-0 F7		2-0 F9			0-0 F9		2-3 K	4 0 0 0 0 1 2			
Steve Hosey, R (1, 9) OBP: 0.167, SLG: 0.182 Mark Leonard, L (9, PH) OBP: 0.391, SLG: 0.513		3-3 K		1-3 K			2-1 G6-3		2-1 P4	3 0 0 0 0 2 1 1 0 0 0 0 0 1			
Greg Litton, R (1, 5) OBP: 0.266, SLG: 0.299		0-0 G4-3			1-0 F9			0-0 G5-3		3 0 0 0 0 0 0			
John Burkett, R (1, 1) OBP: 0.096, SLG: 0.042 Mike Felder, S (8, PH) OBP: 0.327, SLG: 0.398 Jim Pena, L (8, 1) OBP: 0.200, SLG: 0.200 Steve Reed, R (8, 1)			1-3 K		1-3 K			1-1 G5-3		2 0 0 0 0 2 0 1 0			
Inning Stats	R: 0 H: 1 E: 0 LOB: 2 K: 1 BB: 1 S: 16 P: 26	R: 0 H: 0 E: 0 LOB: 0 K: 1 BB: 0 S: 6 P: 9	R: 0 H: 1 E: 0 LOB: 1 K: 2 BB: 0 S: 11 P: 18	R: 0 H: 1 E: 0 LOB: 1 K: 1 BB: 0 S: 9 P: 14	R: 0 H: 0 E: 0 LOB: 0 K: 1 BB: 0 S: 6 P: 8	R: 0 H: 1 E: 0 LOB: 0 K: 1 BB: 0 S: 8 P: 11	R: 0 H: 0 E: 0 LOB: 0 K: 0 BB: 0 S: 5 P: 8	R: 0 H: 2 E: 0 LOB: 2 K: 0 BB: 0 S: 9 P: 11	R: 0 H: 1 E: 0 LOB: 1 K: 1 BB: 0 S: 11 P: 18	1B: 5 SF: 0 2B: 2 SAC: 0 3B: 0 DP: 1 HR: 0 HBP: 0		WP: 0 PA: 34 PB: 0 SB: 0 CS: 0	
PITCHER	IP WLS BF H R ER SO BB IBB HBP BLK WP HR S P ERA WHIP											PITCHER	IP WLS BF H R ER SO BB IBB HBP BLK WP HR S P ERA WHIP
Rheal Cormier, L (1, 1) ERA: 3.84 Todd Worrell, R (8, 1) ERA: 2.44	7.2 W 29 6 0 0 7 1 0 0 0 0 0 0 67 102 0.00 0.913												

livebaseballscorecards.com

AB	33
R	0
H	7
RBI	0
BB	1
SO	8
LOB	13



Batter	1	2	3	4	5	6	7	8	9	AB R H RBI BB SO LOB
Geronimo Pena, S (1, 4) OBP: 0.383, SLG: 0.512	1-1 F8		3-2 G3		1-0 L4			4-0 SH FC3-2 BB		3 0 0 0 1 0 0
Ozzie Smith, S (1, 6) OBP: 0.360, SLG: 0.333	1-1 G6-3		2-2 F8			1-0 G4-3		0-0 SH FC3-2 2B		3 1 0 0 0 0 0
Ray Lankford, L (1, 8) OBP: 0.370, SLG: 0.463	1-1 F8		3-3 K			1-1 CS 1B		1-2 FC3-2 2B		4 1 1 0 0 1 2
Felix Jose, S (1, 9) OBP: 0.348, SLG: 0.440		0-0 HR		0-0 G4-3		0-0 F7		1-0 P6		4 1 1 1 0 0 3
Rod Brewer, L (1, 3) OBP: 0.333, SLG: 0.417		0-0 G5-3		0-1 G4-3 1B		1-0 CS 1-2	2-0 G5-4-3 1B	2-1 1-H 2-H 2B		4 0 3 2 0 0 0
Ozzie Canseco, R (1, 7) OBP: 0.300, SLG: 0.125		2-0 E6 1B SF7		0-0 G4-3 1-2		1-2 G5-4-3 1-2	2-3 K			4 1 0 0 0 1 3
Todd Zeile, R (1, 5) OBP: 0.346, SLG: 0.353		0-0 1B		1-1 F9			1-2 S 1B			3 0 2 0 0 0 1
Rich Gedman, L (1, 2) OBP: 0.260, SLG: 0.277		0-1 SF7			0-1 L4		4-1 1-2 IBB			1 0 0 1 1 0 0
Rheal Cormier, L (1, 1) OBP: 0.111, SLG: 0.156 Todd Worrell, R (8, 1)		0-3 K			3-2 G3		0-0 G1-3			3 0 0 0 0 1 3 0 0 0 0 0 0 0

Inning Stats	R: 0 E: 0 K: 0 S: 6	H: 0 LOB: 0 BB: 0 P: 9	R: 2 E: 1 K: 1 S: 9	H: 2 LOB: 1 BB: 0 P: 11	R: 0 E: 0 K: 1 S: 12	H: 0 LOB: 0 BB: 0 P: 20	R: 0 E: 0 K: 0 S: 6	H: 1 LOB: 1 BB: 0 P: 7	R: 0 E: 0 K: 0 S: 6	H: 0 LOB: 0 BB: 0 P: 10	R: 0 E: 0 K: 0 S: 5	H: 1 LOB: 0 BB: 0 P: 7	R: 0 E: 0 K: 0 S: 10	H: 2 LOB: 2 BB: 1 P: 18	R: 2 E: 1 K: 1 S: 10	H: 1 LOB: 1 BB: 1 P: 20
--------------	------------------------------	---------------------------------	------------------------------	----------------------------------	-------------------------------	----------------------------------	------------------------------	---------------------------------	------------------------------	----------------------------------	------------------------------	---------------------------------	-------------------------------	----------------------------------	-------------------------------	----------------------------------


PITCHER	IP	WLS	BF	H	R	ER	SO	BB	IBB	HBP	BLK	WP	HR	S	P	ERA	WHIP
John Burkett, R (1, 1) ERA: 3.66	7.0	L	27	6	2	1	2	0	0	0	0	0	1	54	82	1.29	0.857
Jim Pena, L (8, 1) ERA: 3.45	0.1		3	0	2	0	0	1	0	0	0	0	0	4	9	0.00	3.000
Steve Reed, R (8, 1) ERA:	0.2		3	1	0	0	1	0	0	0	0	0	0	6	11	0.00	1.500

BOTTOM

San Francisco Giants @ St. Louis Cardinals
 Busch Stadium, St. Louis, MO
 Sat Sep 05 1992, 7:05 PM CDT
 Att: 33,435 - Cloudy - 84 F

AB	29
R	4
H	7
RBI	4
BB	2
SO	3
LOB	12

livebaseballscorecards.com



WP: 0	PA: 34
PB: 0	
SB: 1	
CS: 1	

Batter	1	2	3	4	5	6	7	8	9	AB R H RBI BB SO LOB	TOP									
Darren Lewis, R (1, 8) OBP: 0.293, SLG: 0.261	1-3 F8	1-0 F8		0-1 L5			3-2 P3		3-3 K	5 0 0 0 0 2 2										
Royce Clayton, R (1, 6) OBP: 0.280, SLG: 0.311	1-2 F8		0-0 L9	1-0 L4			2-3 K			4 0 0 0 0 1 1										
Will Clark, L (1, 3) OBP: 0.389, SLG: 0.484	2-1 E7		0-0 G4-3 2B		1-2 F9			1-1 G3 2B		4 1 2 0 0 0 0										
Mark Leonard, L (1, 7) OBP: 0.385, SLG: 0.494	2-2 P6		2-2 G4-3		2-0 G3			2-2 G3 HBP		3 0 0 0 0 0 2										
Matt Williams, R (1, 5) OBP: 0.274, SLG: 0.363		1-1 HBP 2B	0-1 HBP 2B		1-2 G5-3			2-2 F9		3 1 1 1 0 0 2										
Kirt Manwaring, R (1, 2) OBP: 0.313, SLG: 0.329		1-0 2B E HBP	4-0 FC6-4 BB		0-0 G6-4-3 1B			0-0 G3		2 1 1 0 1 0 2										
Greg Litton, R (1, 4) OBP: 0.265, SLG: 0.306		1-1 2B	0-1 FC6-4		1-3 SAFE SAFE K			0-0 F8		4 0 1 1 0 1 5										
Steve Hosey, R (1, 9) OBP: 0.188, SLG: 0.200	1-2 F8		0-0 SH3-4 1B		0-2 G6-4-3			3-2 F9		4 0 1 0 0 0 2										
Larry Carter, R (1, 1) Dave Righetti, L (5, 1) Mike Felder, S (7, PH) Michael Jackson, R (7, 1) Willie McGee, S (9, PH)	0-1 P5		0-1 SH3-4		0-1 SAFE K		3-3 K		1-0 G5-3	1 0 0 0 0 0 1 0 0 0 0 0 0 0 1 0 0 0 0 0 1 0 0 0 0 0 0 0 1 0 0 0 0 0 0										
Inning Stats	R: 0 E: 1 K: 1 S: 13	H: 0 LOB: 1 BB: 0 P: 19	R: 2 E: 1 K: 0 S: 9	H: 1 LOB: 1 BB: 0 P: 14	R: 1 E: 0 K: 0 S: 11	H: 2 LOB: 2 BB: 1 P: 17	R: 0 E: 0 K: 0 S: 6	H: 1 LOB: 1 BB: 0 P: 7	R: 0 E: 0 K: 1 S: 7	H: 0 LOB: 0 BB: 0 P: 8	R: 0 E: 0 K: 2 S: 11	H: 0 LOB: 0 BB: 0 P: 19	R: 0 E: 0 K: 0 S: 11	H: 1 LOB: 2 BB: 0 P: 16	R: 0 E: 0 K: 1 S: 7	H: 0 LOB: 0 BB: 0 P: 14	1B: 2 2B: 4 3B: 0 HR: 0	SF: 0 SAC: 1 DP: 1 HBP: 3	WP: 0 PB: 0 SB: 0 CS: 0	PA: 37
PITCHER	IP WLS BF H R ER SO BB IBB HBP BLK WP HR S P ERA WHIP																			
Bob Tewksbury, R (1, 1) ERA: 2.05	5.0 W 23 4 3 2 1 1 0 2 0 0 0 47 69 3.60 1.000																			
Bryn Smith, R (6, 1) ERA: 2.7	2.0 8 2 0 0 3 0 0 1 0 0 0 22 34 0.00 1.000																			
Mike Perez, R (8, 1) ERA: 1.58	1.0 3 0 0 0 0 0 0 0 0 0 0 7 9 0.00 0.000																			
Todd Worrell, R (9, 1) ERA: 2.39	1.0 S 3 0 0 0 1 0 0 0 0 0 0 7 14 0.00 0.000																			

San Francisco Giants @ St. Louis Cardinals
 Busch Stadium, St. Louis, MO
 Sun Sep 06 1992, 3:33 AM CDT
 Att. 31,982 - Cloudy - 82 F

livebaseballscorecards.com

AB 32
 R 3
 H 6
 RBI 2
 BB 1
 SO 5
 LOB 17



Batter	1	2	3	4	5	6	7	8	9	AB	R	H	RBI	BB	SO	LOB				
Geronimo Pena, S OBP: 0.386, SLG: 0.526 (1, 4)	0-0 S 2B 1B		1-2 G3-1	2-1 2-H 3B		3-1 P7				4	1	2	1	0	0	0				
Rod Brewer, L OBP: 0.375, SLG: 0.467 (1, 3)	1-0 F9		4-1 BB	1-0 F9		2-0 E9 2B				3	0	1	0	1	0	2				
Ray Lankford, L OBP: 0.367, SLG: 0.459 (1, 8)	1-1 F7		2-3 K		1-1 F8	2-3 K				4	0	0	0	0	2	3				
Felix Jose, S OBP: 0.350, SLG: 0.450 (1, 9)	0-0 2-H 2B		0-2 G4-3		3-0 HR		0-0 F7			4	1	2	2	0	0	1				
Todd Zeile, R OBP: 0.345, SLG: 0.360 (1, 5)	2-2 P4			0-1 HR	1-2 F8		0-3 K			4	1	1	1	0	1	1				
Ozzie Canseco, R OBP: 0.286, SLG: 0.250 Todd Worrell, R (9, 1)		1-2 G4-3	3-3 K		3-2 2B		3-3 K			4	0	1	0	0	2	0				
Rich Gedman, L OBP: 0.273, SLG: 0.269 (1, 2)		4-0 BB	1-0 P4		4-2 BB			2-3 K		2	0	0	0	2	1	0				
José Oquendo, S OBP: 0.343, SLG: 0.419 (1, 6)		2-3 K	0-0 2B 1B		1-2 F8			0-0 G5-3		4	1	1	0	0	1	3				
Bob Tewksbury, R OBP: 0.106, SLG: 0.079 Bryn Smith, R (6, 1) Mike Perez, R (8, 1) Bernard Gilkey, R OBP: 0.347, SLG: 0.389 (8, 7)		3-3 K	2-1 1-H 3B 2B			2-2 P4		3-2 P3		2	1	1	1	0	1	1				
Inning Stats	R: 1 E: 0 K: 0 S: 9	H: 2 LOB: 1 BB: 0 P: 12	R: 0 E: 0 K: 2 S: 9	H: 0 LOB: 1 BB: 1 P: 19	R: 0 E: 0 K: 1 S: 13	H: 0 LOB: 1 BB: 1 P: 20	R: 3 E: 0 K: 1 S: 12	H: 4 LOB: 1 BB: 0 P: 21	R: 1 E: 0 K: 0 S: 14	H: 2 LOB: 2 BB: 1 P: 27	R: 0 E: 1 K: 1 S: 9	H: 1 LOB: 1 BB: 0 P: 18	R: 0 E: 0 K: 2 S: 7	H: 0 LOB: 0 BB: 0 P: 10	R: 0 E: 0 K: 1 S: 8	H: 0 LOB: 0 BB: 0 P: 13	1B: 2 2B: 4 3B: 1 HR: 2	SF: 0 SAC: 0 DP: 0 HBP: 0	WP: 0 PB: 0 SB: 1 CS: 0	PA: 36

BOTTOM

San Francisco Giants @ St. Louis Cardinals
Busch Stadium, St. Louis, MO
 Sun Sep 06 1992, 3:33 AM CDT
 Att: 31,982 - Cloudy - 82 F

livebaseballscorecards.com

AB	33
R	5
H	9
RBI	5
BB	3
SO	8
LOB	11



PITCHER	IP	WLS	BF	H	R	ER	SO	BB	IBB	HBP	BLK	WP	HR	S	P	ERA	WHIP
Larry Carter, R ERA: 9.64 (1, 1)	4.2	L	25	8	5	5	4	3	0	0	0	0	2	54	95	9.64	2.357
Dave Righetti, L ERA: 4.87 (5, 1)	1.1		5	1	0	0	1	0	0	0	0	0	0	12	22	0.00	0.750
Michael Jackson, R ERA: 2.99 (7, 1)	2.0		6	0	0	0	3	0	0	0	0	0	0	15	23	0.00	0.000

Batter	1	2	3	4	5	6	7	8	9	10	AB R H RBI BB SO LOB
Geronimo Pena, S (1, 4) X OBP: 0.386, SLG: 0.522	0-0 1B SF8 1B	3-2 P5		1-2 G4-3		2-1 1B		0-0 G4-3			5 1 2 0 0 0 3
Ozzie Smith, S (1, 6) B OBP: 0.364, SLG: 0.341	1-1 1B S 1B		2-0 1B 2B		1-1 PB 2B HBP 1B	2-1 F7		0-1 1B S 1B			5 3 4 0 0 0 1
Ray Lankford, L (1, 8) B OBP: 0.366, SLG: 0.456	1-0 SF8 1B 3-H		2-3 K		2-2 PB 2B HBP		1-0 F8	1-2 K	2-3 K		3 1 0 1 0 2 2
Felix Jose, S (1, 9) B OBP: 0.346, SLG: 0.444	1-3 K		2-3 K		3-3 K 1-2 2-3		1-1 G5-3	2-3 K			5 0 0 0 0 4 5
Rod Brewer, L (1, 3) C Mike Perez, R (7, 1) B Bob McClure, R (8, 1) X Todd Worrell, R (8, 1) Gerald Perry, L (9, PH) Tim Jones, L (9, PR) Bryn Smith, R (8, 1) Lee Smith, R (10, 1)	1-2 G3		0-1 K 2-H 1B		3-2 PB K 2-H 3-H 2B		0-3 K	1-1 CS 1B			4 0 2 3 0 1 1 0 1 0 0 1 1 0
Ozzie Canseco, R (1, 7) Bernard Gilkey, R (8, PR) OBP: 0.333, SLG: 0.333 OBP: 0.349, SLG: 0.400		4-0 2B BB	2-3 K		3-2 F8 2-3		0-2 1B 2B	1-0 CS 1-2	2-0 HR		3 1 1 0 1 1 2 1 2 1 1 0 0 0
Todd Zeile, R (1, 5) B OBP: 0.346, SLG: 0.364		2-2 G4-3 1-H 2B		2-2 G6-3		1-1 G6-3		1-1 FC1-6 2-H 1B		3-2 P3	5 0 2 2 0 0 1
Tom Pagnozzi, R (1, 2) C OBP: 0.295, SLG: 0.377		0-3 K		0-0 F8 2B		0-0 F8		0-0 FC1-6 1-2f PB		0-0 L9	5 0 1 0 0 1 3
Donovan Osborne, S (1, 1) X Cris Carpenter, R (4, 1) Frank DiPino, L (7, 1) Andres Galarraga, R (7, 3)		0-0 G4-3 2-3		0-0 F8 2-3		1-3 K		1-3 K 1-2		1-1 G4-3	2 0 0 0 0 0 2 1 0 0 0 0 0 1 0 0 0 0 0 0 0 0 2 0 0 0 0 0 1 2

Inning Stats	R: 1	H: 2	E: 0	LOB: 1	K: 1	S: 11	P: 15	R: 1	H: 1	E: 0	LOB: 1	K: 1	S: 10	P: 19	R: 1	H: 2	E: 0	LOB: 1	K: 3	S: 15	P: 23	R: 0	H: 1	E: 0	LOB: 1	K: 0	S: 8	P: 11	R: 2	H: 2	E: 0	LOB: 1	K: 1	S: 15	P: 28	R: 0	H: 1	E: 0	LOB: 1	K: 1	S: 10	P: 13	R: 0	H: 0	E: 0	LOB: 0	K: 1	S: 6	P: 8	R: 1	H: 2	E: 0	LOB: 1	K: 1	S: 11	P: 13	R: 1	H: 2	E: 0	LOB: 1	K: 2	S: 12	P: 18	R: 1	H: 1	E: 0	LOB: 0	K: 0	S: 9	P: 15	1B: 8	2B: 5	3B: 0	HR: 1	SF: 1	SAC: 0	DP: 0	HBP: 1	WP: 0	PA: 46
--------------	------	------	------	--------	------	-------	-------	------	------	------	--------	------	-------	-------	------	------	------	--------	------	-------	-------	------	------	------	--------	------	------	-------	------	------	------	--------	------	-------	-------	------	------	------	--------	------	-------	-------	------	------	------	--------	------	------	------	------	------	------	--------	------	-------	-------	------	------	------	--------	------	-------	-------	------	------	------	--------	------	------	-------	-------	-------	-------	-------	-------	--------	-------	--------	-------	--------

PITCHER	IP	WLS	BF	H	R	ER	SO	BB	IBB	HBP	BLK	WP	HR	S	P	ERA	WHIP
Mark Gardner, R (1, 1) ERA: 4.05	3.0		15	5	3	3	5	1	0	0	0	0	0	36	57	9.00	2.000
Sergio Valdez, R (4, 1) ERA: 2.55	1.0		4	1	0	0	0	0	0	0	0	0	0	8	11	0.00	1.000
Bill Krueger, L (5, 1) ERA: 4.37	0.1		4	2	2	2	1	0	0	1	0	0	0	10	19	54.00	6.000
Kent Bottenfield, R (5, 1) ERA:	1.2		6	1	0	0	1	0	0	0	0	0	0	15	22	0.00	0.600
Jeff Fassero, L (7, 1) ERA: 2.87	1.0		5	2	1	1	1	0	0	0	0	0	0	11	14	9.00	2.000
PITCHER	IP	WLS	BF	H	R	ER	SO	BB	IBB	HBP	BLK	WP	HR	S	P	ERA	WHIP
Mel Rojas, R (8, 1) ERA: 1.14	1.0		3	0	0	0	1	0	0	0	0	0	0	3	7	0.00	0.000
John Wetteland, R (9, 1) ERA: 3.42	2.0	L	8	3	2	2	2	0	0	0	0	0	1	21	33	9.00	1.500


TOP

St. Louis Cardinals @ Montreal Expos

Olympic Stadium, Montreal, QB

Mon Sep 07 1992, 3:33 AM EDT
Att. 21,933 - Dome - 70 F

AB	42
R	8
H	14
RBI	8
BB	1
SO	11
LOB	22



St. Louis Cardinals @ Montreal Expos
Olympic Stadium, Montreal, QB

Mon Sep 07 1992, 3:33 AM EDT
Att: 21,933 - Dome - 70 F

livebaseballscorecards.com



Batter	1	2	3	4	5	6	7	8	9	10	AB	R	H	RBI	BB	SO	LOB
Marquis Grissom, R OBP: 0.324, SLG: 0.422 (1, 8)	F8		BB SH G6-4-3 1B	G1-3			G5-3	HR		F7	6	2	2	2	0	0	3
Wil Cordero, R OBP: 0.359, SLG: 0.300 (1, 4)	K		SH G6-4-3 BB				1B				1	0	0	0	0	1	0
Bret Barberie, S OBP: 0.358, SLG: 0.291 (5, PH)							1B				1	0	1	0	0	0	0
Moises Alou, R OBP: 0.327, SLG: 0.434 (7, PH)							1B				1	0	1	0	0	0	0
Tom Foley, L OBP: 0.246, SLG: 0.234 (8, 4)							1B				1	0	0	0	0	1	0
Ivan Calderon, R OBP: 0.257, SLG: 0.412 (1, 7)	FC6-4 1B		G6-4-3 BB				F8			F9	4	0	2	1	1	0	1
Larry Walker, L OBP: 0.350, SLG: 0.509 (1, 9)	FC6-4		G6-4-3				F7			G6-3	5	0	0	0	0	1	6
Tim Wallach, R OBP: 0.301, SLG: 0.335 (1, 5)			G4-3				WP 1B			G6-3	5	0	1	0	0	1	3
Spike Owen, S OBP: 0.362, SLG: 0.408 (1, 6)							G3			FC3-6 1B	4	1	1	0	1	0	2
Greg Colbrunn, R OBP: 0.324, SLG: 0.432 (1, 3)										FC3-6	5	1	1	0	0	0	1
Delino DeShields, L OBP: 0.368, SLG: 0.404 (10, PR)							P1			WP 2B	0	0	0	0	0	0	0
Tim Laker, R OBP: 0.320, SLG: 0.304 (1, 2)			1B 1B				F8			G4-3 BB	4	2	2	1	1	0	1
Mark Gardner, R Sean Berry, R Gergio Valdes, R Gary Carter, R Bill Krueger, L Kent Bottenfield, R John Vander Wal, L Jeff Fassero, L Mel Rojas, R Darrin Fletcher, L John Wetteland, R Jerry Willard, L			SH BB 1B				K			K	0	0	0	0	0	0	0

Inning Stats	R: 0	H: 1	E: 0	K: 1	S: 13	P: 19	R: 0	H: 0	E: 0	K: 1	S: 11	P: 16	R: 3	H: 3	E: 1	K: 0	S: 13	P: 21	R: 1	H: 2	E: 0	K: 0	S: 19	P: 27	R: 0	H: 2	E: 0	K: 0	S: 13	P: 22	R: 0	H: 0	E: 0	K: 1	S: 12	P: 15	R: 0	H: 2	E: 0	K: 1	S: 11	P: 17	R: 3	H: 2	E: 0	K: 2	S: 18	P: 29	R: 0	H: 0	E: 0	K: 0	S: 4	P: 5	R: 0	H: 1	E: 0	K: 1	S: 14	P: 19	1B: 9	SF: 0	2B: 3	SAC: 1	3B: 0	DP: 1	HR: 1	HBP: 0	WP: 2	PA: 46
PITCHER	IP	WLS	BF	H	R	ER	SO	BB	IBB	HBP	BLK	WP	HR	S	P	ERA	WHIP																																																					
Donovan Osborne, L ERA: 3.61 (1, 1)	3.2		18	6	4	2	2	1	0	0	0	0	0	55	81	4.91	1.909																																																					
Cris Carpenter, R ERA: 3.33 (4, 1)	2.1		9	2	0	0	1	0	0	0	0	1	0	26	39	0.00	0.857																																																					
Frank DiPino, L ERA: (7, 1)	0.2		4	2	0	0	1	0	0	0	0	0	0	10	15	0.00	3.000																																																					
Mike Perez, R ERA: 1.79 (7, 1)	0.2		4	1	2	2	0	1	0	0	0	0	0	10	19	27.00	3.000																																																					
Bob McClure, L ERA: 2.82 (8, 1)	0.1		1	0	0	0	1	0	0	0	0	0	0	3	4	0.00	0.000																																																					
PITCHER	IP	WLS	BF	H	R	ER	SO	BB	IBB	HBP	BLK	WP	HR	S	P	ERA	WHIP																																																					
Todd Worrell, R ERA: 2.55 (8, 1)	0.1		2	1	1	1	1	0	0	0	0	0	0	1	1	27.00	3.000																																																					
Bryn Smith, R ERA: 2.35 (9, 1)	1.0	W	3	0	0	0	0	0	0	0	0	0	0	4	5	0.00	0.000																																																					
Lee Smith, R ERA: 2.89 (10, 1)	1.0	S	5	1	0	0	1	1	0	0	0	0	0	14	19	0.00	2.000																																																					

Batter	1	2	3	4	5	6	7	8	9	AB R H RBI BB SO LOB	TOP	
Chuck Carr, S (1, 8) OBP: 0.400, SLG: 0.500	0-0 		2-1 		2-2 		1-0 		4-0 	4 0 1 0 1 0 0		
Ozzie Smith, S (1, 6) OBP: 0.367, SLG: 0.346	1-1 		1-1 		2-2 		2-2 		3-1 	5 1 3 0 0 0 2		
Bernard Gilkey, R (1, 9) OBP: 0.349, SLG: 0.396	4-2 		0-1 		1-1 		4-2 		1-1 	3 0 0 0 2 0 3		
Tracy Woodson, R (1, 5) OBP: 0.333, SLG: 0.410 Tim Jones, L (7, PR) OBP: 0.245, SLG: 0.212 Gerald Perry, L (9, PH) OBP: 0.303, SLG: 0.309	0-3 		1-0 		3-2 		0-0 		2-3 	4 0 1 1 0 1 4 0 0 0 0 0 0 0 1 0 0 0 0 1 1		
Ozzie Canseco, R (1, 7) OBP: 0.364, SLG: 0.294	4-2 		3-1 		4-2 		3-2 			2 0 0 0 2 0 4		
Rod Brewer, L (1, 3) OBP: 0.333, SLG: 0.435	2-2 			0-0 		1-2 		2-1 		4 0 0 0 0 0 7		
Geronimo Pena, S (1, 4) OBP: 0.383, SLG: 0.511		0-0 		2-1 		4-2 		2-1 		3 0 0 0 1 0 0		
Tom Pagnozzi, R (1, 2) OBP: 0.285, SLG: 0.376		1-3 		1-2 		0-1 		0-0 		4 0 1 0 0 1 0		
Mark Clark, R (1, 1) OBP: 0.161, SLG: 0.161 Craig Wilson, R (8, PH) OBP: 0.354, SLG: 0.350 Mike Perez, R (6, 1) Bob McClure, R (7, 1) Milt Thompson, L (8, PH) OBP: 0.354, SLG: 0.416 Frank DiPino, L (8, 1)		0-0 		0-0 		2-3 		0-0 		2 0 0 0 0 0 0 1 0 0 0 0 1 3 0 0 0 0 0 0 0 0 0 0 0 0 0 0 1 0 0 0 0 0 0 0 0 0 0 0 0 0		
Inning Stats	R: 0 H: 1 E: 0 LOB: 3 K: 1 BB: 2 S: 15 P: 26	R: 0 H: 0 E: 0 LOB: 0 K: 1 BB: 0 S: 5 P: 6	R: 1 H: 2 E: 0 LOB: 1 K: 0 BB: 0 S: 9 P: 16	R: 0 H: 0 E: 0 LOB: 0 K: 0 BB: 0 S: 6 P: 9	R: 0 H: 1 E: 0 LOB: 1 K: 0 BB: 0 S: 9 P: 14	R: 0 H: 1 E: 0 LOB: 3 K: 1 BB: 2 S: 15 P: 29	R: 0 H: 1 E: 1 LOB: 3 K: 0 BB: 1 S: 12 P: 24	R: 0 H: 0 E: 0 LOB: 0 K: 0 BB: 0 S: 4 P: 6	R: 0 H: 0 E: 0 LOB: 1 K: 1 BB: 1 S: 7 P: 17	1B: 3 SF: 0 2B: 3 SAC: 0 3B: 0 DP: 0 HR: 0 HBP: 0	WP: 0 PA: 40 PB: 0 SB: 2 CS: 0	
PITCHER Brian Barnes, L (1, 1) ERA: 2.84 Jeff Fassero, L (6, 1) ERA: 2.84 Mel Rojas, R (7, 1) ERA: 1.1	IP WLS BF H R ER SO BB IBB HBP BLK WP HR S P ERA WHIP											PITCHER IP WLS BF H R ER SO BB IBB HBP BLK WP HR S P ERA WHIP
	5.2 W 26 5 1 1 2 4 0 0 0 0 0 0 56 95 1.59 1.588 0.2 4 1 0 0 1 1 0 0 0 0 0 0 9 18 0.00 3.000 2.2 S 10 0 0 0 1 1 0 0 0 0 0 0 17 34 0.00 0.375											

St. Louis Cardinals @ Montreal Expos
 Olympic Stadium, Montreal, QB
 Tue Sep 08 1992, 7:05 PM EDT
 Att. 13,704 - Dome - 70 F

livebaseballscorecards.com

AB 34
R 1
H 6
RBI 1
BB 6
SO 4
LOB 24



BOTTOM

St. Louis Cardinals @ Montreal Expos
Olympic Stadium, Montreal, QB
Tue Sep 08 1992, 7:05 PM EDT
Att. 13,704 - Dome - 70 F

livebaseballscores.com

AB 33
R 6
H 11
RBI 6
BB 1
SO 5
LOB 15



WP: 1 PA: 36
PB: 0
SB: 2
CS: 0

Batter	1	2	3	4	5	6	7	8	9	AB	R	H	RBI	BB	SO	LOB
Marquis Grissom, R OBP: 0.323, SLG: 0.421 (1, 8)										4	1	1	1	0	0	1
Bret Barberie, S OBP: 0.360, SLG: 0.295 (1, 4)										4	2	2	0	0	0	2
Ivan Calderon, R OBP: 0.267, SLG: 0.416 Moises Alou, R OBP: 0.327, SLG: 0.434 (7, PR) (8, 7)										4	0	2	1	0	1	1
Larry Walker, L OBP: 0.353, SLG: 0.520 (1, 9)										4	1	3	4	0	0	0
Greg Colbrunn, R OBP: 0.330, SLG: 0.429 (1, 3)										3	0	1	0	1	0	2
Tim Wallach, R OBP: 0.299, SLG: 0.333 (1, 5)										4	0	0	0	0	2	6
Spike Owen, S OBP: 0.361, SLG: 0.406 (1, 6)										4	0	1	0	0	0	2
Tim Laker, R OBP: 0.310, SLG: 0.333 (1, 2)										4	1	1	0	0	0	1
Brian Barnes, L OBP: 0.259, SLG: 0.231 Jeff Fassero, L OBP: 0.067, SLG: 0.067 (6, 1) (7, 1)										0	0	0	0	0	0	0
										1	0	0	0	0	1	0
										1	0	0	0	0	1	0

Batter	1	2	3	4	5	6	7	8	9											
Inning Stats	R: 1 E: 0 K: 1 S: 13	H: 2 LOB: 2 BB: 1 P: 23	R: 0 E: 0 K: 0 S: 6	H: 1 LOB: 1 BB: 0 P: 9	R: 1 E: 1 K: 1 S: 13	H: 3 LOB: 2 BB: 0 P: 19	R: 1 E: 0 K: 1 S: 9	H: 1 LOB: 1 BB: 0 P: 15	R: 0 E: 0 K: 0 S: 4	H: 1 LOB: 0 BB: 0 P: 7	R: 0 E: 0 K: 1 S: 7	H: 0 LOB: 0 BB: 0 P: 13	R: 3 E: 0 K: 0 S: 17	H: 3 LOB: 1 BB: 0 P: 20	R: 0 E: 0 K: 1 S: 7	H: 0 LOB: 0 BB: 0 P: 12	1B: 8 2B: 2 3B: 0 HR: 1	SF: 0 SAC: 2 DP: 1 HBP: 0	WP: 1 PB: 0 SB: 2 CS: 0	PA: 36
PITCHER	IP WLS L	WLS L	H R ER SO	H R ER SO	H R ER SO	H R ER SO	H R ER SO	H R ER SO	H R ER SO	H R ER SO	H R ER SO	H R ER SO	H R ER SO	H R ER SO	H R ER SO	H R ER SO	ERA WHIP	ERA WHIP		
Mark Clark, R ERA: 4.06 (1, 1)	5.0		8 3 3 3	8 3 3 3	1 0 0 0	1 0 0 0	1 0 0 0	1 0 0 0	1 0 0 0	1 0 0 0	1 0 0 0	1 0 0 0	1 0 0 0	1 0 0 0	1 0 0 0	1 0 0 0	5.40	1.800		
Mike Perez, R ERA: 1.98 (6, 1)	1.1		2 2 2 1	2 2 2 1	0 0 0 0	0 0 0 0	0 0 0 0	0 0 0 0	0 0 0 0	0 0 0 0	0 0 0 0	0 0 0 0	0 0 0 0	0 0 0 0	0 0 0 0	0 0 0 0	13.50	1.500		
Bob McClure, L ERA: 2.98 (7, 1)	0.2		1 1 1 0	1 1 1 0	0 0 0 0	0 0 0 0	0 0 0 0	0 0 0 0	0 0 0 0	0 0 0 0	0 0 0 0	0 0 0 0	0 0 0 0	0 0 0 0	0 0 0 0	0 0 0 0	13.50	1.500		
Frank DiPino, L ERA: (8, 1)	1.0		0 0 0 1	0 0 0 1	0 0 0 0	0 0 0 0	0 0 0 0	0 0 0 0	0 0 0 0	0 0 0 0	0 0 0 0	0 0 0 0	0 0 0 0	0 0 0 0	0 0 0 0	0 0 0 0	0.00	0.000		

Batter	1	2	3	4	5	6	7	8	9	AB R H RBI BB SO LOB	TOP										
Chuck Carr, S (1, 9) OBP: 0.455, SLG: 0.444 BB 1B BB	4-1 S 1B BB	1-2 P6 1B	2-1 1B			0-2 G6-3 1B		2-0 F8 1B	1-0 WP 1B	5 1 2 0 1 0 0											
Ozzie Smith, S (1, 6) OBP: 0.367, SLG: 0.347 Tim Jones, L (8, 6) OBP: 0.243, SLG: 0.210 SAFE 1B BB 1B	2-0 G4-3 S 1B 1-H	1-2 F7 1B	1-1 G1-3 1B			2-2 G5-3 1B		2-2 S 1B HR	2-0 F9 1B 1-2 2-3	5 2 2 1 0 0 2 1 0 0 0 0 0 2											
Ray Lankford, L (1, 8) OBP: 0.368, SLG: 0.462 SAFE 1B BB 1B BB 1B BB	3-2 G4-3 1B 1-3	4-2 1B BB		2-1 G4-3 1B			0-1 S 1B G5-3 1B	1 SAFE 1B BB 1B BB 1B BB	2-2 1-H HR		4 2 2 2 1 0 1										
Todd Zeile, R (1, 5) OBP: 0.349, SLG: 0.365 SAFE 1B BB 1B BB 1B BB	0-1 1B FC5-2-5-1 1B 3-H	3-1 1B	1-2 1B	0-0 P3 1B			4-0 1B G5-3 BB 1-2	1 SAFE 1B BB 1B BB 1B BB	0-2 F7 1B		4 0 2 1 1 0 0										
Rod Brewer, L (1, 3) OBP: 0.345, SLG: 0.429 SAFE 1B BB 1B BB 1B BB	1-0 1B FC5-2-5-1 1B 1-3	1-0 P6 1B		2-1 G4-3 1B			2-3 S 1B BB 1B BB 1B BB	1 SAFE 1B BB 1B BB 1B BB	0-1 2B 1B		5 2 2 0 0 1 4										
Ozzie Canseco, R (1, 7) OBP: 0.370, SLG: 0.409 SAFE 1B BB 1B BB 1B BB	3-2 FC5-2-5-1 1B 1-3 3-H		1-1 SH1-3 1B 2B		1-1 F7 1B		3-2 G5-3 1B 1-2 2-H	1 SAFE 1B BB 1B BB 1B BB	3-2 1B SF7 2B 1-H		5 3 2 2 0 0 3										
Luis Alicea, S (1, 4) OBP: 0.328, SLG: 0.386 SAFE 1B BB 1B BB 1B BB	0-0 1B 2-H 3-H		0-0 SH1-3 2B 2-3		3-2 G5-3 1B		2-0 1B 2-3	1 SAFE 1B BB 1B BB 1B BB	2-1 F9 1B		4 0 2 2 0 0 1										
Tom Pagnozzi, R (1, 2) OBP: 0.296, SLG: 0.375 SAFE 1B BB 1B BB 1B BB	4-0 IBB		0-3 K 1B		0-0 G5-3 1B		0-1 G5-3 1B	1 SAFE 1B BB 1B BB 1B BB	1-0 WP 1B 1B 2-3		4 0 1 0 1 1 3										
Joe Magrane, R (1, 1) OBP: 0.333, SLG: 0.333 Cris Carpenter, R (6, 1) OBP: 0.333, SLG: 0.333 Bryn Smith, R (7, 1) Milt Thompson, L (8, PH) OBP: 0.353, SLG: 0.414 Todd Worrell, R (8, 1) Stan Royer, R (8, PH) Mike Perez, R (9, 1)	0-1 G3-1 1B		0-0 1B 3-H		2-1 F7 1B		3-2 G1-3 1B	1 SAFE 1B BB 1B BB 1B BB	1-1 SF7 1B 3-H		3 0 1 1 0 0 2 0 0 0 0 0 0 0 0 0 0 0 0 0 0 1 0 0 0 0 0 0 0 0 0 0 0 0 0 0 0 0 1 0 0 0 0 0 0 0 0 0 0										
Inning Stats	R: 4 E: 0 K: 0 S: 15	H: 4 LOB: 2 BB: 2 P: 32	R: 0 E: 0 K: 0 S: 13	H: 1 LOB: 2 BB: 1 P: 22	R: 1 E: 0 K: 1 S: 11	H: 3 LOB: 2 BB: 0 P: 15	R: 0 E: 0 K: 0 S: 5	H: 0 LOB: 0 BB: 0 P: 9	R: 0 E: 0 K: 0 S: 8	H: 0 LOB: 0 BB: 0 P: 12	R: 0 E: 0 K: 0 S: 8	H: 0 LOB: 0 BB: 0 P: 12	R: 1 E: 0 K: 1 S: 13	H: 2 LOB: 2 BB: 1 P: 24	R: 2 E: 0 K: 0 S: 15	H: 2 LOB: 0 BB: 0 P: 24	R: 2 E: 0 K: 0 S: 13	H: 4 LOB: 2 BB: 0 P: 23	1B: 13 2B: 2 3B: 0 HR: 1	SF: 1 SAC: 1 DP: 0 HBP: 0	WP: 1 PA: 47 PB: 0 SB: 5 CS: 0
PITCHER	IP WLS BF H R ER SO BB IBB HBP BLK WP HR S P ERA WHIP	IP WLS BF H R ER SO BB IBB HBP BLK WP HR S P ERA WHIP	IP WLS BF H R ER SO BB IBB HBP BLK WP HR S P ERA WHIP	IP WLS BF H R ER SO BB IBB HBP BLK WP HR S P ERA WHIP	IP WLS BF H R ER SO BB IBB HBP BLK WP HR S P ERA WHIP	IP WLS BF H R ER SO BB IBB HBP BLK WP HR S P ERA WHIP	IP WLS BF H R ER SO BB IBB HBP BLK WP HR S P ERA WHIP	IP WLS BF H R ER SO BB IBB HBP BLK WP HR S P ERA WHIP	IP WLS BF H R ER SO BB IBB HBP BLK WP HR S P ERA WHIP	IP WLS BF H R ER SO BB IBB HBP BLK WP HR S P ERA WHIP	IP WLS BF H R ER SO BB IBB HBP BLK WP HR S P ERA WHIP	IP WLS BF H R ER SO BB IBB HBP BLK WP HR S P ERA WHIP	IP WLS BF H R ER SO BB IBB HBP BLK WP HR S P ERA WHIP	IP WLS BF H R ER SO BB IBB HBP BLK WP HR S P ERA WHIP	IP WLS BF H R ER SO BB IBB HBP BLK WP HR S P ERA WHIP	IP WLS BF H R ER SO BB IBB HBP BLK WP HR S P ERA WHIP	IP WLS BF H R ER SO BB IBB HBP BLK WP HR S P ERA WHIP	IP WLS BF H R ER SO BB IBB HBP BLK WP HR S P ERA WHIP	IP WLS BF H R ER SO BB IBB HBP BLK WP HR S P ERA WHIP	IP WLS BF H R ER SO BB IBB HBP BLK WP HR S P ERA WHIP	IP WLS BF H R ER SO BB IBB HBP BLK WP HR S P ERA WHIP
Ken Hill, R (1, 1) ERA: 2.84 Bill Krueger, L (3, 1) ERA: 4.31 Gil Heredia, R (6, 1) ERA: 5.34 Sergio Valdez, R (7, 1) ERA: 2.45 Kent Bottenfield, R (8, 1) ERA: 1.59	Doug Simons, L (9, 1) ERA: 42.43																				

St. Louis Cardinals @ Montreal Expos
 Olympic Stadium, Montreal, QB
 Wed Sep 09 1992, 7:05 PM EDT
 Att: 16,068 - Dome - 70 F

livebaseballscorecards.com

AB	41
R	10
H	16
RBI	10
BB	4
SO	2
LOB	18



BOTTOM

St. Louis Cardinals @ Montreal Expos
Olympic Stadium, Montreal, QB

livebaseballscorecards.com

AB	34
R	3
H	9
RBI	3
BB	4
SO	4
LOB	18



WP:	0	PA:	38
PB:	0		
SB:	1		
CS:	0		

Wed Sep 09 1992, 7:05 PM EDT
Att. 16,068 - Dome - 70 F

AB R H RBI BB SO LOB

5 0 1 0 0 1 2

5 0 0 0 0 0 3

3 1 3 0 1 0 0

3 0 1 0 1 0 2

4 0 0 0 0 0 4

3 0 0 0 0 0 0

1 1 0 0 2 0 0

1 0 0 0 0 1 2

0 0 0 0 0 0 0

4 1 2 3 0 1 2

2 0 0 0 0 1 0

1 0 0 0 0 0 3

1 0 0 0 0 0 0

1 0 0 0 0 0 0

1 0 0 0 0 0 0

1 0 0 0 0 0 0

1 0 0 0 0 0 0

1 0 1 0 0 0 0

1B: 6 SF: 0

2B: 1 SAC: 0

3B: 1 DP: 2

HR: 1 HBP: 0

Batter	1	2	3	4	5	6	7	8	9
Marquis Grissom, R (1, 8) OBP: 0.322, SLG: 0.419	0-3 K		1-0 FC5-4 1B		1-0 FC5-4 1-2f		1-2 G6-3		0-1 L4
Todd Haney, R (1, 4) OBP: 0.322, SLG: 0.419	3-2 F9		2-2 G4-6-3 1-2f		3-1 F8		2-1 G1-3		2-1 F9
Ivan Calderon, R (1, 7) OBP: 0.294, SLG: 0.442	1-1 2B		4-1 BB			3-2 G6-3 1B		2-1 FC6-4 1B	
Larry Walker, L (1, 9) OBP: 0.354, SLG: 0.519	3-2 G3		3-2 P6			0-0 1B G6-3 1-2		4-0 FC6-4 BB	
Greg Colbrunn, R (1, 3) OBP: 0.318, SLG: 0.412		1-2 G4-3		0-0 F8		0-2 G6-3 1-2 2-3		1-1 FC6-4 1-2f 2-3	
Spike Owen, S (1, 6) OBP: 0.363, SLG: 0.405		4-0 HR BB		0-2 G6-3		4-1 1B BB		3-3 K 1-2	
Jerry Willard, L (8, PH) OBP: 0.270, SLG: 0.444									
Doug Simons, L (9, 1)									
Tim Wallach, R (1, 5) OBP: 0.301, SLG: 0.340		3-2 HR 1-H		3-1 F9		2-2 G6-3 1-2 2-3 3-H		2-3 K	
Tim Laker, R (1, 2) OBP: 0.290, SLG: 0.310		0-2 G1-3			0-3 K	0-0 G6-3 1-2f			1-2 L7
Bret Barberie, S (6, PH) OBP: 0.359, SLG: 0.294									
Gary Carter, R (7, 2) OBP: 0.293, SLG: 0.336									
Ken Hill, R (1, 1) OBP: 0.284, SLG: 0.345		3-2 G1-3			1-0 FC5-4 1B		1-1 G4-3		1-1 3B
Bill Krueger, L (3, 1) OBP: 0.278, SLG: 0.278									
Sean Berry, R (5, PH) OBP: 0.167, SLG: 0.167									
Gil Heredia, R (6, 1) OBP: 0.325, SLG: 0.358									
Sergio Valdez, R (7, 1) OBP: 0.367, SLG: 0.338									
John Vander Wal, L (7, PH) OBP: 0.367, SLG: 0.338									
Kent Bottenfield, R (8, 1)									
Wil Cordero, R (9, 6) OBP: 0.367, SLG: 0.338									

Inning Stats	R: 0	H: 1	E: 0	LOB: 1	K: 1	P: 18	R: 2	H: 1	E: 0	LOB: 0	K: 0	P: 26	R: 0	H: 1	E: 0	LOB: 1	K: 0	P: 18	R: 0	H: 0	E: 0	LOB: 0	K: 0	P: 9	R: 0	H: 1	E: 0	LOB: 1	K: 1	P: 12	R: 1	H: 3	E: 0	LOB: 2	K: 0	P: 24	R: 0	H: 0	E: 0	LOB: 0	K: 0	P: 11	R: 0	H: 1	E: 0	LOB: 2	K: 2	P: 23	R: 0	H: 1	E: 0	LOB: 1	K: 0	P: 13	1B: 6	SF: 0	2B: 1	SAC: 0	3B: 1	DP: 2	HR: 1	HBP: 0	WP: 0	PA: 38
--------------	------	------	------	--------	------	-------	------	------	------	--------	------	-------	------	------	------	--------	------	-------	------	------	------	--------	------	------	------	------	------	--------	------	-------	------	------	------	--------	------	-------	------	------	------	--------	------	-------	------	------	------	--------	------	-------	------	------	------	--------	------	-------	-------	-------	-------	--------	-------	-------	-------	--------	-------	--------

PITCHER	IP	WLS	BF	H	R	ER	SO	BB	IBB	HBP	BLK	WP	HR	S	P	ERA	WHIP
Joe Magrane, L (1, 1) ERA: 5.06	5.1		24	6	3	3	2	3	0	0	0	0	1	57	100	5.06	1.688
Cris Carpenter, R (6, 1) ERA: 3.3	0.2		2	1	0	0	0	0	0	0	0	0	0	5	7	0.00	1.500
Bryn Smith, R (7, 1) ERA: 2.08	1.0		3	0	0	0	0	0	0	0	0	0	0	7	11	0.00	0.000
Todd Worrell, R (8, 1) ERA: 2.5	1.0		5	1	0	0	2	1	0	0	0	0	0	11	23	0.00	2.000
Mike Perez, R (9, 1) ERA: 1.95	1.0		4	1	0	0	0	0	0	0	0	0	0	9	13	0.00	1.000

Batter	1	2	3	4	5	6	7	8	9	AB	R	H	RBI	BB	SO	LOB	TOP										
Dwight Smith, L (1, 8) OBP: 0.298, SLG: 0.373 Doug Dascenzo, S (6, PR) OBP: 0.293, SLG: 0.300	0-0 L6		2-2 G4-3	2-2 1B 2B		1-2 23 2B 1B	1-1 FC5-4			4	1	2	2	0	0	0											
23 Ryne Sandberg, R (1, 4) OBP: 0.359, SLG: 0.478 Jeff Kunkel, R (8, 4) OBP: 0.148, SLG: 0.222	2-2 F9		2-1 2B G5-3 1B	1-0 1B		2-2 1H 2B	0-1 G5-3			5	1	3	1	0	0	2											
Mark Grace, L (1, 3) OBP: 0.391, SLG: 0.437	1-0 1B		1-2 G5-3 1B 2B	1-0 1-2 2-H 1B		2-3 K		3-2 P6		5	1	3	1	0	1	2											
Andre Dawson, R (1, 9) OBP: 0.321, SLG: 0.452 Fernando Ramsey, R (7, 8)	3-1 F8		0-1 G5-3	1-0 G6-4-3		0-1 G1-3		0-1 F8		4	0	0	1	0	0	6											
Steve Buechele, R (1, 5) OBP: 0.332, SLG: 0.379 Doug Strange, S (8, 5) OBP: 0.267, SLG: 0.234		3-2 G6-3	1-2 1B 1B		2-0 P4		1-2 BB 1B HBP	2-2 F8		4	1	1	1	0	0	0											
Derrick May, L (1, 7) OBP: 0.314, SLG: 0.367		2-2 WP S 1B	0-0 1-2 1B		0-0 G3-1		2-0 BB 1B	0-0 P4		5	1	3	0	0	0	0											
Rick Wilkins, L (1, 2) OBP: 0.323, SLG: 0.369		3-1 SAFE F7	0-0 G4-3		2-1 P5		2-2 F9	1-2 P5		5	0	0	0	0	0	5											
Alex Arias, R (1, 6) OBP: 0.600, SLG: 0.600		3-2 H WP HBP		1-0 L7		1-1 SH3-4 1B 1B	4-2 FC5-4 1B BB	2-2 G6-3		3	1	1	0	1	0	0											
Greg Maddux, R (1, 1) OBP: 0.163, SLG: 0.228 Jeff Robinson, R (9, 1)		3-3 K		0-0 2B 1B		0-0 SH3-4	0-1 FC5-4 1B			3	1	2	2	0	1	2											
										0	0	0	0	0	0	0											
Inning Stats	R: 0 E: 0 K: 0 S: 8	H: 1 LOB: 1 BB: 0 P: 14	R: 0 E: 0 K: 1 S: 19	H: 1 LOB: 2 BB: 0 P: 33	R: 2 E: 0 K: 0 S: 16	H: 4 LOB: 2 BB: 0 P: 22	R: 2 E: 0 K: 0 S: 8	H: 4 LOB: 1 BB: 0 P: 14	R: 0 E: 0 K: 0 S: 4	H: 0 LOB: 0 BB: 0 P: 8	R: 2 E: 0 K: 1 S: 16	H: 3 LOB: 2 BB: 0 P: 22	R: 2 E: 0 K: 0 S: 15	H: 2 LOB: 2 BB: 1 P: 25	R: 0 E: 0 K: 0 S: 9	H: 0 LOB: 0 BB: 0 P: 14	R: 0 E: 0 K: 0 S: 7	H: 0 LOB: 0 BB: 0 P: 10	1B: 12 2B: 3 3B: 0 HR: 0	SF: 0 SAC: 1 DP: 1 HBP: 2	WP: 1 PB: 0 SB: 1 CS: 0	PA: 44					
PITCHER	IP	WLS	BF	H	R	ER	SO	BB	IBB	HBP	BLK	WP	HR	S	P	ERA	WHIP										
Omar Olivares, R (1, 1) ERA: 3.84	3.1	L	21	10	4	4	1	0	0	1	0	1	0	50	81	10.80	3.000										
Cris Carpenter, R (4, 1) ERA: 3.28	0.2		1	0	0	0	0	0	0	0	0	0	0	1	2	0.00	0.000										
Frank DiPino, L (5, 1) ERA: 3.18	2.0		9	3	2	2	1	0	0	0	0	0	0	20	30	9.00	1.500										
Bryn Smith, R (7, 1) ERA: 3.72	1.0		7	2	2	2	0	1	0	1	0	0	0	15	25	18.00	3.000										
Bob McClure, L (8, 1) ERA: 2.85	2.0		6	0	0	0	0	0	0	0	0	0	0	16	24	0.00	0.000										

Chicago Cubs @ St. Louis Cardinals
Busch Stadium, St. Louis, MO

Fri Sep 11 1992, 7:05 PM CDT
Att. 30,988 - Sunny - 72 F

livebaseballscorecards.com

AB	40
R	8
H	15
RBI	8
BB	1
SO	2
LOB	19



Batter	1	2	3	4	5	6	7	8	9	AB	R	H	RBI	BB	SO	LOB
Chuck Carr, S OBP: 0.500, SLG: 0.538 (1, 9) (8, 8)	0-0 G6-3		2-2 1B		4-2 G3 S BB		2-1 3B 2B	0-3 K		4	1	2	0	1	1	2
Ozzie Smith, S OBP: 0.368, SLG: 0.348 Rex Hudler, R OBP: 0.270, SLG: 0.381 (1, 6) (8, 9)	2-0 S 1B		1-0 1-2 1B		0-1 G3		0-1 F8		0-0 E6 FC4-6	4	0	2	0	0	0	2
Ray Lankford, L OBP: 0.367, SLG: 0.465 Bob McClure, R Stan Royer, R (1, 8) (8, 1) (9, PH)	1-3 K		0-0 P3		2-3 K		2-2 K 3B		1-1 FC4-6 WP	4	0	1	1	0	2	4
Todd Zeile, R OBP: 0.345, SLG: 0.360 (1, 5)	2-3 K		1-1 P7		2-2 F8		1-0 P2		2-2 P2	5	0	0	0	0	1	6
Rod Brewer, L OBP: 0.324, SLG: 0.394 (1, 3)		2-1 G3	3-3 K		0-1 G3			1-1 1B 2B 1B	2-3 K	5	1	1	0	0	2	3
Ozzie Canseco, R OBP: 0.419, SLG: 0.480 (1, 7)		1-1 P1		1-1 G6-3 2B	4-2 BB			1-2 2B 1B		3	0	2	0	1	0	0
Geronimo Pena, S OBP: 0.382, SLG: 0.503 Bryn Smith, R Bien Figueroa, R OBP: 0.143, SLG: 0.143 (1, 4) (7, 1) (8, 6)		4-2 1B BB		1-3 K	2-3 K			0-3 K		2	0	0	0	1	2	2
Tom Pagnozzi, R OBP: 0.296, SLG: 0.375 Felix Jose, S OBP: 0.345, SLG: 0.443 Rich Gedman, L OBP: 0.273, SLG: 0.269 (1, 2) (8, PH) (9, 2)		1-2 1B		0-2 G6-3	1-1 G4-3			1-3 K		3	0	1	0	0	0	2
Omar Olivares, R OBP: 0.279, SLG: 0.333 Cris Carpenter, R OBP: 0.333, SLG: 0.333 Milt Thompson, L OBP: 0.351, SLG: 0.411 Frank DiPino, L Luis Alicea, S OBP: 0.329, SLG: 0.392 (1, 1) (4, 1) (4, PH) (5, 1) (7, 4)		0-1 G6-3		1-0 G1-3			0-1 G4-3	0-0 2B		1	0	0	0	0	0	2

Inning Stats	R: 0	H: 1	E: 0	K: 2	S: 8	H: 1	LOB: 1	BB: 0	P: 13	R: 0	H: 1	E: 0	K: 0	S: 13	R: 0	H: 2	E: 0	K: 1	S: 11	R: 0	H: 1	E: 0	K: 1	S: 10	R: 0	H: 0	E: 0	K: 1	S: 13	R: 0	H: 0	E: 0	K: 1	S: 9	R: 1	H: 2	E: 0	K: 0	S: 12	R: 1	H: 3	E: 0	K: 3	S: 20	R: 0	H: 0	E: 1	K: 1	S: 9	1B: 6	2B: 3	3B: 1	SF: 0	SAC: 0	DP: 0	HBP: 0	WP: 1	PA: 41
--------------	------	------	------	------	------	------	--------	-------	-------	------	------	------	------	-------	------	------	------	------	-------	------	------	------	------	-------	------	------	------	------	-------	------	------	------	------	------	------	------	------	------	-------	------	------	------	------	-------	------	------	------	------	------	-------	-------	-------	-------	--------	-------	--------	-------	--------

PITCHER	IP	WLS	BF	H	R	ER	SO	BB	IBB	HBP	BLK	WP	HR	S	P	ERA	WHIP
Greg Maddux, R ERA: 2.22 (1, 1)	8.0	W	37	10	2	2	9	3	0	0	0	0	0	96	140	2.25	1.625
Jeff Robinson, R ERA: 3.18 (9, 1)	1.0		4	0	0	0	1	0	0	0	0	1	0	9	14	0.00	0.000

BOTTOM

Chicago Cubs @ St. Louis Cardinals
 Busch Stadium, St. Louis, MO
 Fri Sep 11 1992, 7:05 PM CDT
 Att: 30,988 - Sunny - 72 F

livebaseballscorecards.com

AB	38
R	2
H	10
RBI	2
BB	3
SO	10
LOB	29



Batter	1	2	3	4	5	6	7	8	9	AB R H RBI BB SO LOB	TOP	
Doug Dasenczo, S OBP: 0.297, SLG: 0.307 (1, 8) (8, 9)	0-1 G6-3		0-0 23 F9 1B 2B	0-2 23 1B 1B		1-0 1B			0-0 G3	5 1 3 2 0 0 0		
23 Ryne Sandberg, R OBP: 0.360, SLG: 0.477 Luis Salazar, R OBP: 0.235, SLG: 0.288 (1, 4) (8, 5)	4-2 2B BB		1-0 F9	2-2 1B		0-1 G4-3			1-3 K	3 0 1 0 1 0 3 1 0 0 0 0 1 0		
Mark Grace, L OBP: 0.390, SLG: 0.438 Hector Villanueva, R OBP: 0.241, SLG: 0.276 (1, 3) (8, 3)	1-0 1-3 2B		1-0 G4-3	3-2 G4-3			0-1 B1-3			4 0 1 0 0 0 3 0 0 0 0 0 0 0		
Andre Dawson, R OBP: 0.320, SLG: 0.450 Doug Strange, S OBP: 0.267, SLG: 0.234 (1, 9) (8, 4)	1-1 P3		1-2 1B		0-1 G6-3		2-0 G5-3			4 0 1 1 0 0 2 0 0 0 0 0 0 0		
Steve Buechele, R OBP: 0.331, SLG: 0.378 Jeff Kunkel, R OBP: 0.148, SLG: 0.222 (1, 5) (8, 6)	0-3 K		1-2 F8		0-1 G3-6-3 1B		2-2 G5-3			4 0 1 0 0 1 3 0 0 0 0 0 0 0		
Derrick May, L OBP: 0.310, SLG: 0.361 (1, 7)			0-2 G4-3		2-0 F8		0-1 G3-6-3		1-3 K	4 0 0 0 0 1 1		
Joe Girardi, R OBP: 0.321, SLG: 0.304 (1, 2)			1-1 F9		0-0 SH1-4 1B 1B		1-0 L8		2-2 P8	4 1 1 0 0 0 0		
Alex Arias, R OBP: 0.583, SLG: 0.556 Jeff Hartsock, R Paul Assenmacher, L Heathcliff Slocumb, R (1, 6) (8, 1) (8, 1) (8, 1)			1-0 FC6 1B		4-2 SH1-4 1B BB		2-1 P6		1-1 G6-3	3 1 1 0 1 0		
Mike Morgan, R OBP: 0.119, SLG: 0.094 Chuck McElroy, L OBP: 0.667, SLG: 1.333 Jeff Robinson, R Fernando Ramsey, R (1, 1) (6, 1) (7, 1) (8, 8)	1-1 FC6		1-1 1-2f		1-0 SH1-4		1-0 1B 1B		2-2 G4-3	2 0 1 0 0 0 1 0 0 0 0 0 0 0 0 0 0 0 0 0 0 1 0 0 0 0 0 0		
Inning Stats	R: 0 H: 1 E: 0 LOB: 2 K: 1 BB: 1 S: 11 P: 17	R: 0 H: 1 E: 0 LOB: 1 K: 0 BB: 0 S: 8 P: 11	R: 1 H: 2 E: 0 LOB: 1 K: 0 BB: 0 S: 12 P: 16	R: 2 H: 3 E: 0 LOB: 2 K: 0 BB: 1 S: 22 P: 34	R: 0 H: 1 E: 0 LOB: 0 K: 0 BB: 0 S: 6 P: 6	R: 0 H: 2 E: 0 LOB: 2 K: 0 BB: 0 S: 7 P: 12	R: 0 H: 0 E: 0 LOB: 0 K: 0 BB: 0 S: 6 P: 10	R: 0 H: 0 E: 0 LOB: 0 K: 1 BB: 0 S: 9 P: 13	R: 0 H: 0 E: 0 LOB: 0 K: 1 BB: 0 S: 9 P: 12	1B: 8 SF: 0 2B: 2 SAC: 1 3B: 0 DP: 1 HR: 0 HBP: 0	WP: 0 PA: 38 PB: 0 SB: 0 CS: 0	
PITCHER Rheal Cormier, L ERA: 3.79 (1, 1)	IP WLS BF H R ER SO BB IBB HBP BLK WP HR S P ERA WHIP											PITCHER IP WLS BF H R ER SO BB IBB HBP BLK WP HR S P ERA WHIP

Chicago Cubs @ St. Louis Cardinals
 Busch Stadium, St. Louis, MO
 Sat Sep 12 1992, 7:05 PM CDT
 Att. 43,629 - Sunny - 76 F

livebaseballscorecards.com

AB	35
R	3
H	10
RBI	3
BB	2
SO	3
LOB	13



Batter	1	2	3	4	5	6	7	8	9	AB	R	H	RBI	BB	SO	LOB	BOTTOM									
Geronimo Pena, S OBP: 0.388, SLG: 0.500 (1, 4)	K		G1-3 HR BB		K	WP BB		FC6-4 1B		3	1	1	0	2	2	0	Chicago Cubs @ St. Louis Cardinals Busch Stadium, St. Louis, MO Sat Sep 12 1992, 7:05 PM CDT Att. 43,629 - Sunny - 76 F									
Ozzie Smith, S OBP: 0.365, SLG: 0.344 (1, 6)	G4-3		G1-3		G5-3	K		FC6-4 BB 1B		5	1	0	0	0	1	5										
Ray Lankford, L OBP: 0.367, SLG: 0.469 (1, 8)	P6				F7	K		1B BB		4	1	1	2	1	1	2										
Felix Jose, S OBP: 0.348, SLG: 0.452 (1, 9)		F8				1B 1B		G4-3		5	2	3	3	0	0	0										
Rod Brewer, L OBP: 0.333, SLG: 0.395 (1, 3)		G6-3 1B			P6	1B 1B		G4-3		5	1	2	0	0	1	2										
Ozzie Canseco, R OBP: 0.417, SLG: 0.448 (1, 7)		G6-3			P3	1B 1B		HR BB		4	2	1	1	1	0	3										
Todd Zeile, R OBP: 0.348, SLG: 0.370 (1, 5)					L7	1B WP 1B		HR		3	2	2	3	1	0	0										
Rich Gedman, L OBP: 0.278, SLG: 0.275 (1, 2)		G4-3				WP BB 1B		F9		2	0	1	0	0	0	2										
Craig Wilson, R OBP: 0.360, SLG: 0.356 (6, PH)						1-3 2-H				1	0	1	1	0	0	0										
Tom Pagnozzi, R OBP: 0.295, SLG: 0.374 (7, 2)										1	0	0	0	0	0	0										
Rheal Cormier, L OBP: 0.122, SLG: 0.163 (1, 1)			G3		G3	P3		FC6-4 1B 1B		4	1	1	0	0	0	3										
Inning Stats	R: 0 E: 0 K: 1 S: 8	H: 0 LOB: 0 BB: 0 P: 16	R: 0 E: 0 K: 0 S: 12	H: 1 LOB: 2 BB: 1 P: 25	R: 3 E: 0 K: 0 S: 10	H: 2 LOB: 0 BB: 1 P: 15	R: 0 E: 0 K: 0 S: 8	H: 1 LOB: 1 BB: 0 P: 13	R: 0 E: 0 K: 1 S: 9	H: 0 LOB: 0 BB: 0 P: 14	R: 4 E: 0 K: 2 S: 22	H: 5 LOB: 2 BB: 1 P: 36	R: 2 E: 0 K: 0 S: 10	H: 1 LOB: 0 BB: 1 P: 20	R: 2 E: 0 K: 1 S: 17	H: 3 LOB: 2 BB: 1 P: 30	1B: 10 2B: 0 3B: 0 HR: 3	SF: 0 SAC: 0 DP: 0 HBP: 0	WP: 1 PB: 0 SB: 0 CS: 0	PA: 42						
PITCHER	IP	WLS	BF	H	R	ER	SO	BB	IBB	HBP	BLK	WP	HR	S	P	ERA	WHIP									
Mike Morgan, R ERA: 2.61 (1, 1)	5.0	L	25	8	7	7	2	2	0	0	0	0	0	57	97	12.60	2.000									
Chuck McElroy, L ERA: 2.72 (6, 1)	1.0		5	1	0	0	2	1	0	0	0	1	0	12	22	0.00	2.000									
Jeff Robinson, R ERA: 3.39 (7, 1)	1.0		5	1	2	2	0	1	0	0	0	0	1	10	20	18.00	2.000									
Jeff Hartsock, R ERA: 54.0 (8, 1)	0.1		5	3	2	2	0	1	0	0	0	0	0	10	20	54.00	12.000									
Paul Assenmacher, L ERA: 3.55 (8, 1)	0.1		1	0	0	0	1	0	0	0	0	0	0	4	5	0.00	0.000									
PITCHER	IP	WLS	BF	H	R	ER	SO	BB	IBB	HBP	BLK	WP	HR	S	P	ERA	WHIP									
Heathcliff Slocumb, R ERA: 5.53 (8, 1)	0.1		1	0	0	0	0	0	0	0	0	0	0	3	5	0.00	0.000									

AB	37
R	11
H	13
RBI	10
BB	5
SO	5
LOB	17



Batter	1	2	3	4	5	6	7	8	9	AB R H RBI BB SO LOB	TOP											
Dwight Smith, L OBP: 0.301, SLG: 0.370 (1, 8) (8, 9)	0-0 G6-3	1-0 FC6 1-2f			1-0 G6-3		0-0 23 E 1B		4-2 23 FC6-4 BB	4 0 1 0 1 0 1												
23 Ryne Sandberg, R OBP: 0.359, SLG: 0.480 (1, 4)	0-0 F9		2-2 F7		2-1 HR		1-2 E6 1-3		2-2 FC6-4 2B 1-2f 2-3	5 1 1 1 0 0 3												
Mark Grace, L OBP: 0.390, SLG: 0.439 (1, 3)	2-2 1B		1-1 L8		0-1 G4-3		0-1 G4-3		1-0 1-3 2B	5 0 2 1 0 0 2												
Andre Dawson, R OBP: 0.320, SLG: 0.448 Bob Scanlan, R (8, 1) Hector Villanueva, R OBP: 0.239, SLG: 0.274 (9, PH)	1-2 1B		1-2 L7			1-0 F9		0-0 F9	1-3 3-H K	4 0 1 0 0 0 0 0 0 0 0 0 0 0 1 0 0 0 0 1 2												
Steve Buechele, R OBP: 0.333, SLG: 0.378 Fernando Ramsey, R (8, PR) (8, 8)	1-2 F8			2-2 G6-3		1-1 1B		4-2 BB		3 0 1 0 1 0 2 0 0 0 0 0 0 0												
Derrick May, L OBP: 0.337, SLG: 0.358 Chuck McElroy, L OBP: 0.197, SLG: 1.333 Heathcliff Slocumb, R Paul Assenmacher, L Doug Strange, S OBP: 0.264, SLG: 0.231 (8, PH) (8, 5)		0-0 G3-1		1-1 F9		0-1 F8		2-3 K		3 0 0 0 0 0 1 0 1 0 0 0 0 1 1												
Rick Wilkins, L OBP: 0.327, SLG: 0.393 (1, 2)		0-1 HR		1-0 2B		3-3 K		2-3 K		4 1 2 1 0 2 2												
Alex Arias, R OBP: 0.536, SLG: 0.500 (1, 6)		1-2 F9		0-1 G3			1-1 G1-3		3-2 23 FC6-4 BB 2B 1B	4 1 1 0 0 0 1												
Jim Bullinger, R OBP: 0.231, SLG: 0.462 Kal Daniels, L OBP: 0.310, SLG: 0.358 (6, 7)		0-1 FC6 1B			0-0 G6-3		0-1 G4-3		2-1 P5	2 0 1 0 0 0 0 2 0 0 0 0 0 1												
Inning Stats	R: 0 E: 0 K: 0 S: 15	H: 2 LOB: 2 BB: 0 P: 19	R: 1 E: 0 K: 0 S: 9	H: 2 LOB: 1 BB: 0 P: 11	R: 0 E: 0 K: 0 S: 8	H: 0 LOB: 0 BB: 0 P: 12	R: 0 E: 0 K: 0 S: 8	H: 1 LOB: 1 BB: 0 P: 12	R: 1 E: 0 K: 0 S: 6	H: 1 LOB: 0 BB: 0 P: 9	R: 0 E: 0 K: 1 S: 10	H: 1 LOB: 1 BB: 0 P: 15	R: 0 E: 1 K: 0 S: 10	H: 1 LOB: 2 BB: 0 P: 12	R: 0 E: 0 K: 2 S: 12	H: 0 LOB: 1 BB: 1 P: 20	R: 1 E: 0 K: 1 S: 17	H: 2 LOB: 2 BB: 1 P: 30	1B: 6 2B: 2 3B: 0 HR: 2	SF: 0 SAC: 0 DP: 0 HBP: 0	WP: 0 PB: 0 SB: 0 CS: 0	PA: 40
PITCHER	IP WLS BF H R ER SO BB IBB HBP BLK WP HR S P ERA WHIP																				PITCHER	IP WLS BF H R ER SO BB IBB HBP BLK WP HR S P ERA WHIP
Bob Tewksbury, R ERA: 2.07 (1, 1)	7.0 W 30 8 2 2 1 0 0 0 0 0 2 66 90 2.57 1.143																					
Todd Worrell, R ERA: 2.45 (8, 1)	1.0 4 0 0 0 2 1 0 0 0 0 0 0 12 20 0.00 1.000																					
Lee Smith, R ERA: 3.0 (9, 1)	0.2 5 2 1 1 0 1 0 0 0 0 0 0 13 25 13.50 4.500																					
Mike Perez, R ERA: 1.94 (9, 1)	0.1 1 0 0 0 0 1 0 0 0 0 0 0 4 5 0.00 0.000																					

Chicago Cubs @ St. Louis Cardinals
 Busch Stadium, St. Louis, MO
 Sun Sep 13 1992, 7:05 PM CDT
 Att. 25,732 - Sunny - 83 F

livebaseballscorecards.com

AB	38
R	3
H	10
RBI	3
BB	2
SO	4
LOB	16



Batter	1	2	3	4	5	6	7	8	9	10	AB R H RBI BB SO LOB	TOP								
Gary Redus, R OBP: 0.297, SLG: 0.317 Cecil Espy, S OBP: 0.306, SLG: 0.335	(1, 3) 2-2 G4-3		(1) 3-2 1B		(1) 2-1 P9		(1) 2-1 1B 2B 1B	(2) 2-3 K		(1) 0-1 1B	4 1 2 0 0 0 2 2 0 1 1 0 1 0									
Jay Bell, R OBP: 0.330, SLG: 0.388	(1, 6) 3-3 K		(2) 1-0 F9		(2) 3-1 1B FC3-2		(1) 1-0 F9	(2) 1-2 1B		(2) 1-3 1B K	6 1 2 0 0 2 4									
Andy Van Slyke, L OBP: 0.393, SLG: 0.512	(1, 8) 1-0 2B		(3) 0-1 G4-3		(2) 0-0 1B FC3-2		(1) 0-0 1B 2B	(3) 0-1 F7		(3) 0-3 K	6 1 2 0 0 1 7									
Barry Bonds, L OBP: 0.450, SLG: 0.595	(1, 7) 2-1 P6				(2) 2-1 1B S 1B		(1) 4-0 2B IBB		(1) 1-0 P6		4 0 2 2 1 0 1									
Jeff King, R OBP: 0.274, SLG: 0.381			(1) 3-1 G6-3		(1) 1-1 F7		(2) 1-1 P6		(2) 3-1 F9		5 0 0 0 0 0 6									
Lloyd McClendon, R OBP: 0.348, SLG: 0.333 Orlando Merced, S OBP: 0.330, SLG: 0.390	(1, 9) (7, PH) (7, 3) 2-2 F8		(2) 2-2 F8		(2) 1-1 F7		(1) 2-2 F8	(3) 1-1 2B		(3) 2-0 G6-3	3 0 0 0 0 0 1 2 0 1 2 0 0 0									
Don Slaught, R OBP: 0.379, SLG: 0.464	(1, 2) 0-1 1B WP		(3) 0-1 1B		(3) 0-1 G6-3		(1) 0-0 1B	(2) 1-2 HBP		(1) 1-2 G6-3	4 0 2 0 0 0 1									
Jose Lind, R OBP: 0.274, SLG: 0.272 Alex Cole, L OBP: 0.340, SLG: 0.342 Carlos Garcia, R OBP: 0.194, SLG: 0.233	(1, 4) (10, PH) (10, 4) 3-2 F9		(3) 3-2 F9		(2) 2-1 1B BB FC3-2 1B		(2) 2-2 P9	(3) 0-1 P3		(1) 0-2 1B 1B	4 0 1 0 0 0 5 1 1 0 0 0 0 0 0 0 0 0 0 0 0									
Doug Drabek, R OBP: 0.171, SLG: 0.175 Dave Clark, L OBP: 0.324, SLG: 0.448 Roger Mason, R Denny Neagle, L Stan Belinda, R OBP: 0.667, SLG: 1.000	(1, 1) (10, PH) (10, 1) (10, 1) 0-1 G4-3		(1) 0-1 G4-3		(1) 4-1 1B BB FC3-2 1B		(3) 1-0 F7	(1) 0-0 F8		(1) 1-2 1B 1B	3 1 0 0 1 0 1 1 0 1 0 0 0 0 0 0 0 0 0 0 0 0 0 0 0 0 0 0									
Inning Stats	R: 0 E: 0 K: 1 S: 9	H: 1 LOB: 1 BB: 0 P: 17	R: 0 E: 0 K: 0 S: 12	H: 1 LOB: 1 BB: 0 P: 20	R: 0 E: 0 K: 0 S: 8	H: 1 LOB: 1 BB: 0 P: 12	R: 0 E: 0 K: 0 S: 8	H: 1 LOB: 1 BB: 0 P: 15	R: 2 E: 0 K: 0 S: 10	H: 3 LOB: 3 BB: 1 P: 24	R: 0 E: 0 K: 1 S: 9	H: 1 LOB: 1 BB: 0 P: 12	R: 0 E: 0 K: 0 S: 4	H: 0 LOB: 0 BB: 0 P: 10	R: 1 E: 1 K: 2 S: 22	H: 2 LOB: 2 BB: 0 P: 24	1B: 12 2B: 2 3B: 0 HR: 0	SF: 0 SAC: 0 DP: 0 HBP: 1	WP: 1 PB: 0 SB: 1 CS: 0	PA: 48
PITCHER	IP WLS BF H R ER SO BB IBB HBP BLK WP HR S P ERA WHIP																			
Donovan Osborne, L ERA: 3.63	(1, 1) 6.1																			
Bob McClure, L ERA: 3.04	(7, 1) 0.0																			
Cris Carpenter, R ERA: 3.25	(7, 1) 0.2																			
Mike Perez, R ERA: 1.92	(8, 1) 1.0																			
Todd Worrell, R ERA: 2.41	(9, 1) 1.0																			
PITCHER	IP WLS BF H R ER SO BB IBB HBP BLK WP HR S P ERA WHIP																			
Lee Smith, R ERA: 2.95	(10, 1) 1.0																			

Pittsburgh Pirates @ St. Louis Cardinals
 Busch Stadium, St. Louis, MO
 Mon Sep 14 1992, 7:05 PM CDT
 Att: 19,470 - Cloudy - 87 F

livebaseballscorecards.com

AB 45
 R 5
 H 14
 RBI 5
 BB 2
 SO 4
 LOB 28



BOTTOM

Pittsburgh Pirates @ St. Louis Cardinals
Busch Stadium, St. Louis, MO
Mon Sep 14 1992, 7:05 PM CDT
Att. 19,470 - Cloudy - 87 F

livebaseballscorecards.com

AB 37
R 4
H 9
RBI 3
BB 1
SO 6
LOB 14



WP: 2 PA: 40
PB: 0
SB: 2
CS: 1

AB R H RBI BB SO LOB

5	1	2	0	0	0	1	5	2	3	0	0	0	1	4	1	2	2	0	1	2	5	0	0	1	0	0	5	4	0	0	0	0	0	1	4	0	0	0	0	3	0	2	0	0	0	1	1	0	0	0	0	0	0	0	0	1	0	1	0	0	0	0	0	0	0	0	0	0	0	0	0	0	0	0	0	0	2	0	0	0	0	1	2	0	0	0	0	0	0	0	0	0	0	0	0	0	0	2	0	0	0	0	1	2
---	---	---	---	---	---	---	---	---	---	---	---	---	---	---	---	---	---	---	---	---	---	---	---	---	---	---	---	---	---	---	---	---	---	---	---	---	---	---	---	---	---	---	---	---	---	---	---	---	---	---	---	---	---	---	---	---	---	---	---	---	---	---	---	---	---	---	---	---	---	---	---	---	---	---	---	---	---	---	---	---	---	---	---	---	---	---	---	---	---	---	---	---	---	---	---	---	---	---	---	---	---	---	---	---

Batter	1	2	3	4	5	6	7	8	9	10
Bernard Gilkey, R (1, 7) OBP: 0.353, SLG: 0.402 Chuck Carr, S (10, PR) OBP: 0.500, SLG: 0.538	1-0 		1-0 			1-2 		1-0 		2-1
Ozzie Smith, S (1, 6) OBP: 0.367, SLG: 0.347	0-0 			2-2 		1-2 		1-0 		1-0
Ray Lankford, L (1, 8) OBP: 0.369, SLG: 0.476	2-2 			2-2 		1-0 		2-1 		1-3
Felix Jose, S (1, 9) OBP: 0.342, SLG: 0.449		0-1 		0-1 		1-2 		1-2 		0-2
Todd Zeile, R (1, 5) OBP: 0.350, SLG: 0.376		3-2 		2-1 		3-2 			2-2 	
Rod Brewer, L (1, 3) OBP: 0.333, SLG: 0.356		2-3 			1-3 		1-3 		1-2 	
Luis Alicea, S (1, 4) OBP: 0.320, SLG: 0.388 Mike Perez, R (8, 1) Todd Worrell, R (9, 1) Gerald Perry, L (9, PH) Rex Hudler, R (9, PR) Lee Smith, R (10, 1)			0-3 	4-1 		2-2 		0-0 		
Tom Paganzzi, R (1, 2) OBP: 0.296, SLG: 0.372			0-0 	1-0 		0-1 		1-2 		
Donovan Osborne, S (1, 1) OBP: 0.135, SLG: 0.173 Bob McClure, R (7, 1) Cris Carpenter, R (7, 1) Geronimo Pena, S (8, 4)			0-0 	0-0 				2-3 	3-2 	

Inning Stats	R: 0	H: 0	E: 0	K: 0	S: 5	R: 0	H: 0	E: 0	K: 1	S: 14	R: 0	H: 1	E: 0	K: 1	S: 6	R: 1	H: 2	E: 0	K: 0	S: 14	R: 0	H: 0	E: 0	K: 1	S: 6	R: 2	H: 2	E: 0	K: 0	S: 15	R: 0	H: 0	E: 0	K: 1	S: 8	R: 1	H: 2	E: 0	K: 1	S: 12	R: 0	H: 1	E: 0	K: 0	S: 15	R: 0	H: 2	E: 0	K: 1	S: 10	1B: 6	SF: 1	2B: 3	3B: 0	HR: 0	SF: 1	SAC: 0	DP: 0	HBP: 1
--------------	------	------	------	------	------	------	------	------	------	-------	------	------	------	------	------	------	------	------	------	-------	------	------	------	------	------	------	------	------	------	-------	------	------	------	------	------	------	------	------	------	-------	------	------	------	------	-------	------	------	------	------	-------	-------	-------	-------	-------	-------	-------	--------	-------	--------

PITCHER	IP	WLS	BF	H	R	ER	SO	BB	IBB	HBP	BLK	WP	HR	S	P	ERA	WHIP
Doug Drabek, R (1, 1) ERA: 2.81	9.0	W	36	8	4	4	5	1	0	1	0	1	0	95	138	4.00	1.000
Roger Mason, R (10, 1) ERA: 4.05	0.1		2	1	0	0	0	0	0	0	0	1	0	3	6	0.00	3.000
Denny Neagle, L (10, 1) ERA: 4.44	0.1		1	0	0	0	1	0	0	0	0	0	0	3	4	0.00	0.000
Stan Belinda, R (10, 1) ERA: 3.18	0.1	S	1	0	0	0	0	0	0	0	0	0	0	4	4	0.00	0.000

PITCHER	IP	WLS	BF	H	R	ER	SO	BB	IBB	HBP	BLK	WP	HR	S	P	ERA	WHIP
---------	----	-----	----	---	---	----	----	----	-----	-----	-----	----	----	---	---	-----	------

Batter	1	2	3	4	5	6	7	8	9	AB R H RBI BB SO LOB	TOP											
Alex Cole, L (1, 9) OBP: 0.334, SLG: 0.336	1-0 G6-3		3-2 G3		0-0 F8		3-2 G3		0-3 K	5 0 0 0 0 1 1												
Jay Bell, R (1, 6) OBP: 0.330, SLG: 0.389	3-2 P5		3-1 G6-3			0-0 G4-3 HR	1-1 HBP		0-0 F7	4 1 1 0 0 0 0												
Andy Van Slyke, L (1, 8) OBP: 0.394, SLG: 0.518	1-2 HR			0-0 F8 1B		0-0 G4-3	2-2 G4-3			4 1 2 1 0 0 2												
Barry Bonds, L (1, 7) OBP: 0.451, SLG: 0.601	0-0 P5			1-1 F8 1-2		0-0 HR		3-2 G6-3 SH1-3 1B		4 1 2 2 0 0 1												
Jeff King, R (1, 5) OBP: 0.274, SLG: 0.388		1-2 P3		1-1 F8		2-0 HR		0-1 SH1-3		3 1 1 1 0 0 1												
Orlando Merced, S (1, 3) OBP: 0.332, SLG: 0.389		3-2 FC6-4 1B		1-0 G4-3		3-1 P6		4-0 G6-3 IBB		3 0 1 0 1 0 1												
Michael LaValliere, L (1, 2) OBP: 0.352, SLG: 0.327		1-0 F8			0-1 G3	4-0 BB		3-2 G6-3		3 0 0 0 1 0 3												
Jose Lind, R (1, 4) OBP: 0.274, SLG: 0.272		1-0 FC6-4 1-2f			2-1 FC2-6 1B	0-0 F9		0-1 G5-3		4 0 1 0 0 0 4												
Randy Tomlin, L (1, 1) OBP: 0.177, SLG: 0.136			1-3 K		0-0 FC2-6 1-2f		1-1 G3-1		2-3 K	2 0 0 0 0 1 1												
Tim Wakefield, R (5, PR) OBP: 0.091, SLG: 0.091										0 0 0 0 0 0 0												
Paul Wagner, R (5, 1)										0 0 0 0 0 0 0												
Gary Varsho, L (7, PH) OBP: 0.269, SLG: 0.356										1 0 0 0 0 0 0												
Danny Cox, R (7, 1) OBP: 0.071, SLG: 0.071										1 0 0 0 0 1 0												
Inning Stats	R: 1 E: 0 K: 0 S: 11	H: 1 LOB: 0 BB: 0 P: 16	R: 0 E: 0 K: 0 S: 8	H: 1 LOB: 1 BB: 0 P: 14	R: 0 E: 0 K: 1 S: 10	H: 0 LOB: 0 BB: 0 P: 17	R: 0 E: 0 K: 0 S: 6	H: 1 LOB: 1 BB: 0 P: 9	R: 0 E: 0 K: 0 S: 6	H: 1 LOB: 1 BB: 0 P: 8	R: 3 E: 0 K: 0 S: 7	H: 3 LOB: 1 BB: 1 P: 16	R: 0 E: 0 K: 0 S: 9	H: 0 LOB: 1 BB: 0 P: 16	R: 0 E: 0 K: 0 S: 11	H: 1 LOB: 2 BB: 1 P: 21	R: 0 E: 0 K: 2 S: 7	H: 0 LOB: 0 BB: 0 P: 9	1B: 4 2B: 1 3B: 0 HR: 3	SF: 0 SAC: 1 DP: 0 HBP: 1	WP: 0 PB: 0 SB: 0 CS: 0	PA: 38
PITCHER	IP WLS BF H R ER SO BB IBB HBP BLK WP HR S P ERA WHIP																					
Mark Clark, R (1, 1) ERA: 4.17	6.0 L 26 7 4 4 1 1 0 0 0 0 0 3 48 80 6.00 1.333																					
Bryn Smith, R (7, 1) ERA: 3.48	0.2 3 0 0 0 0 0 0 0 1 0 0 0 6 11 0.00 0.000																					
Frank DiPino, L (7, 1) ERA: 3.0	0.1 1 0 0 0 0 0 0 0 0 0 0 0 3 5 0.00 0.000																					
Omar Olivares, R (8, 1) ERA: 3.8	2.0 8 1 0 0 0 2 0 1 0 0 0 0 18 30 0.00 0.500																					

Pittsburgh Pirates @ St. Louis Cardinals
 Busch Stadium, St. Louis, MO
 Tue Sep 15 1992, 7:05 PM CDT
 Att. 20,992 - Cloudy - 84 F

AB	34
R	4
H	8
RBI	4
BB	2
SO	3
LOB	14



Batter	1	2	3	4	5	6	7	8	9	AB	R	H	RBI	BB	SO	LOB
Chuck Carr, S OBP: 0.500, SLG: 0.500 (1, 8)	0-0 1B S SF9 1B		0-1 G6-3		4-2 CS BB BB		2-3 K			3	1	1	0	1	1	0
Ozzie Smith, S OBP: 0.370, SLG: 0.349 (1, 6)	2-1 1B S 1B		2-1 S 1B		4-0 CS BB BB			0-2 G3		3	1	2	0	1	0	0
Todd Zeile, R OBP: 0.347, SLG: 0.373 (1, 5)	2-1 SF9		2-3 K		2-1 G5-3			1-3 K		3	0	0	1	0	2	3
Felix Jose, S OBP: 0.340, SLG: 0.445 (1, 9)	2-2 G6-3		3-3 K				1-3 K		2-0 L6	4	0	0	0	0	2	2
Tracy Woodson, R OBP: 0.341, SLG: 0.415 (1, 3)	2-1 1B			0-0 FC4-6 1B			1-2 G1-3		1-0 G4-3	4	0	2	1	0	0	0
Bernard Gilkey, R OBP: 0.355, SLG: 0.406 (1, 7)	3-3 K			0-0 FC4-6 G6-3			0-1 2B		3-2 FC4-6 1B	4	0	2	0	0	1	2
Luis Alicea, S OBP: 0.324, SLG: 0.382 (1, 4)		2-0 G5-3		2-1 G6-3			2-2 G3-1		1-0 FC4-6	4	0	0	0	0	0	3
Tom Pagnozzi, R OBP: 0.294, SLG: 0.369 (1, 2)		1-2 G6-3		0-0 P4			1-0 G4-3		0-0 G6-3	3	0	0	0	0	0	1
Gerald Perry, L OBP: 0.305, SLG: 0.319 (9, PH)										1	0	0	0	0	0	1
Mark Clark, R OBP: 0.152, SLG: 0.152 (1, 1)		2-1 G9-3					2-3 K			2	0	0	0	0	1	0
Bryn Smith, R (7, 1)										0	0	0	0	0	0	0
Frank DiPino, L (7, 1)										0	0	0	0	0	0	0
Milt Thompson, L OBP: 0.348, SLG: 0.407 (7, PH)										1	0	0	0	0	0	0
Omar Olivares, R OBP: 0.279, SLG: 0.333 (8, 1)										0	0	0	0	0	0	0

Inning Stats	R: 2	H: 3	E: 0	K: 1	S: 13	H: 3	LOB: 1	BB: 0	P: 24	R: 0	H: 0	E: 0	K: 0	S: 6	H: 0	LOB: 0	BB: 0	P: 11	R: 0	H: 1	E: 0	K: 2	S: 12	H: 1	LOB: 1	BB: 0	P: 19	R: 0	H: 0	E: 0	K: 1	S: 7	H: 1	LOB: 1	BB: 2	P: 19	R: 0	H: 1	E: 0	K: 1	S: 12	H: 1	LOB: 1	BB: 0	P: 16	R: 0	H: 0	E: 0	K: 1	S: 6	H: 0	LOB: 0	BB: 0	P: 10	R: 0	H: 0	E: 0	K: 1	S: 7	H: 0	LOB: 0	BB: 0	P: 10	R: 0	H: 0	E: 0	K: 1	S: 6	H: 1	LOB: 1	BB: 11	1B: 6	SF: 1	2B: 1	3B: 0	HR: 0
--------------	------	------	------	------	-------	------	--------	-------	-------	------	------	------	------	------	------	--------	-------	-------	------	------	------	------	-------	------	--------	-------	-------	------	------	------	------	------	------	--------	-------	-------	------	------	------	------	-------	------	--------	-------	-------	------	------	------	------	------	------	--------	-------	-------	------	------	------	------	------	------	--------	-------	-------	------	------	------	------	------	------	--------	--------	-------	-------	-------	-------	-------

BOTTOM

Pittsburgh Pirates @ St. Louis Cardinals
Busch Stadium, St. Louis, MO
 Tue Sep 15 1992, 7:05 PM CDT
 Att. 20,992 - Cloudy - 84 F

AB	32
R	2
H	7
RBI	2
BB	2
SO	7
LOB	12



PITCHER	IP	WLS	BF	H	R	ER	SO	BB	IBB	HBP	BLK	WP	HR	S	P	ERA	WHIP
Randy Tomlin, L ERA: 3.5 (1, 1)	4.0		17	5	2	2	3	0	0	0	0	0	0	37	61	4.50	1.250
Paul Wagner, R ERA: 1.29 (5, 1)	2.0	W	8	1	0	0	2	2	0	0	0	0	0	19	35	0.00	1.500
Danny Cox, R ERA: 4.96 (7, 1)	3.0	S	10	1	0	0	2	0	0	0	0	0	0	19	31	0.00	0.333

Batter	1	2	3	4	5	6	7	8	9	AB R H RBI BB SO LOB	TOP																
Chuck Carr, S (1, 7) OBP: 0.480, SLG: 0.524	1-0 G3			0-0 F8		1-3 K		1-1 HR	2-2 FC3-2 1B	5 1 2 2 0 1 0																	
Ozzie Smith, S (1, 6) OBP: 0.370, SLG: 0.348	0-0 G5-3			2-2 G5-3		1-2 G6-3		4-2 HR	1-0 FC3-2 2B 1B	4 2 1 2 1 0 0																	
Ray Lankford, L (1, 8) OBP: 0.369, SLG: 0.480	3-2 G4-3			0-0 F8			1-1 F7	0-1 HR	4-1 FC3-2 2B BB	4 2 1 3 1 0 0																	
Felix Jose, S (1, 9) OBP: 0.340, SLG: 0.444		1-0 CS 1B		0-1 CS 1B			1-0 G1-3	0-0 G5-3	0-0 FC3-2 2B	5 0 2 0 0 0 4																	
Tracy Woodson, R (1, 5) OBP: 0.356, SLG: 0.437		1-1 SAFE F9		2-2 G1-3			0-1 1B	3-1 1B	1-1 1-3 2-H 3-H 2B	5 0 3 2 0 0 2																	
Rod Brewer, L (1, 3) OBP: 0.321, SLG: 0.340		3-2 F8		1-1 FC6-4 1B			3-2 G3-1	1-1 F7	0-0 G6-3	5 0 1 0 0 0 4																	
Luis Alicea, S (1, 4) OBP: 0.323, SLG: 0.379			0-0 G5-3		2-0 FC6-4			2-1 F8	1-0 1B SH2-4 1B	4 1 1 0 0 0 1																	
Tom Pagnozzi, R (1, 2) OBP: 0.292, SLG: 0.367			0-1 L3		0-0 L8			0-0 E8 2B	1-1 SH2-4	3 1 0 0 0 0 0																	
Joe Magrone, R Cris Carpenter, R Gerald Perry, L Rex Hudler, R Bryn Smith, R Bob McClure, R Craig Wilson, R Mill Thompson, L Mike Perez, R			0-2 F9		3-2 HR			4-1 2B BB	4-0 1B IBB	2 1 1 1 0 0 0 0 0 0 0 0 0 0 0 0 0 0 1 0 1 0 0 0 0 0 0 0 0 0 0 0 0 0																	
Inning Stats	R: 0 E: 0 K: 0 S: 5	H: 0 LOB: 0 BB: 0 P: 9	R: 0 E: 0 K: 0 S: 6	H: 1 LOB: 0 BB: 0 P: 11	R: 0 E: 0 K: 0 S: 6	H: 0 LOB: 0 BB: 0 P: 6	R: 0 E: 0 K: 0 S: 5	H: 0 LOB: 0 BB: 0 P: 7	R: 0 E: 0 K: 0 S: 9	H: 2 LOB: 1 BB: 0 P: 14	R: 1 E: 0 K: 1 S: 10	H: 1 LOB: 0 BB: 0 P: 15	R: 0 E: 0 K: 0 S: 8	H: 1 LOB: 1 BB: 0 P: 13	R: 5 E: 1 K: 0 S: 15	H: 3 LOB: 1 BB: 2 P: 30	R: 4 E: 0 K: 0 S: 12	H: 4 LOB: 2 BB: 2 P: 26	1B: 8 2B: 2 3B: 0 HR: 2	SF: 0 SAC: 1 DP: 0 HBP: 0	WP: 0 PB: 0 SB: 0 CS: 2	PA: 42					
PITCHER	IP WLS BF H R ER SO BB IBB HBP BLK WP HR S P ERA WHIP																										
Eric Hillman, L (1, 1) ERA: 3.86	7.0		24	5	1	1	1	0	0	0	0	0	1	49	75	1.29	0.714										
Jeff Innis, R (8, 1) ERA: 2.77	0.1		4	1	4	3	0	1	0	0	0	0	0	6	13	81.00	6.000										
Lee Guetterman, L (8, 1) ERA: 7.21	1.0	L	7	3	2	2	0	1	0	0	0	0	1	12	22	18.00	4.000										
Barry Jones, R (9, 1) ERA: 5.48	0.2		7	3	3	3	0	1	1	0	0	0	0	9	21	40.50	6.000										

St. Louis Cardinals @ New York Mets
Shea Stadium, Flushing, NY
Wed Sep 16 1992, 7:05 PM EDT
Att. 12,428 - Sunny - 78 F

livebaseballscorecards.com

AB	37
R	10
H	12
RBI	10
BB	4
SO	1
LOB	11



Batter	1	2	3	4	5	6	7	8	9	AB	R	H	RBI	BB	SO	LOB
Pat Howell, S (1, 8) Dave Gallagher, R (7, PH) OBP: 0.212, SLG: 0.200 OBP: 0.294, SLG: 0.321	2-2 G4-3 SF9 2B		1-3 K			1-3 K	4-2 FC6-4 BB			3	1	1	0	0	2	0
Ryan Thompson, R (1, 9) OBP: 0.204, SLG: 0.294	0-1 G4-3 2-3		1-0 CS 1B			0-0 F9	0-1 FC6-4 1-2f			4	0	1	0	0	0	4
D.J. Dozier, R (1, 7) Vince Coleman, S (8, PH) OBP: 0.229, SLG: 0.194 OBP: 0.351, SLG: 0.353	0-0 SF9 3-H		2-3 SAFE K 1-2			3-3 K		3-1 G6-3		2	0	0	1	0	2	1
Eddie Murray, S (1, 3) OBP: 0.330, SLG: 0.417	0-1 G1-3			2-2 G3-6 1B			0-0 P3	0-1 G3		4	0	1	0	0	0	0
Bill Pecota, R (1, 5) Daryl Boston, L (8, PH) Chris Donnels, L (9, 5) OBP: 0.298, SLG: 0.300 OBP: 0.322, SLG: 0.426 OBP: 0.295, SLG: 0.222		1-0 G5-3		0-0 G3-6 1-2f			1-3 K	4-0 BB		3	0	0	0	0	1	1
Jeff Kent, R (1, 4) Mackey Sasser, L (8, PH) Jeff McKnight, S (8, PH) OBP: 0.311, SLG: 0.416 OBP: 0.254, SLG: 0.325 OBP: 0.319, SLG: 0.444		4-0 1B BB		0-3 K			0-1 WP BB 1B	0-1 L4		2	1	1	0	1	1	0
Charlie O'Brien, R (1, 2) Todd Hundley, S (9, PH) OBP: 0.291, SLG: 0.324 OBP: 0.260, SLG: 0.332		1-1 3B 1B			0-0 F7		1-1 BB WP BB 1B		0-1 F7	3	2	2	0	0	0	0
Dick Schofield, R (1, 6) OBP: 0.310, SLG: 0.277	1-1 3B				2-3 K		4-2 BB BB BB		1-2 G5-3	3	0	1	1	1	1	0
Eric Hillman, L (1, 1) Chico Walker, S (7, PH) Jeff Innis, R (8, 1) Lee Guetterman, L (8, 1) Barry Jones, R (9, 1) Kevin Bass, S (9, PH) OBP: 0.083, SLG: 0.083 OBP: 0.382, SLG: 0.419	0-3 K				0-3 K		4-2 BB BB		1-2 G3-1	2	0	0	0	0	2	1

Inning Stats	R: 1	H: 1	E: 0	K: 0	S: 9	LOB: 0	BB: 0	P: 11	R: 1	H: 2	E: 0	K: 1	S: 8	LOB: 1	BB: 1	P: 15	R: 0	H: 1	E: 0	K: 2	S: 7	LOB: 0	BB: 0	P: 11	R: 0	H: 1	E: 0	K: 1	S: 7	LOB: 0	BB: 0	P: 9	R: 0	H: 0	E: 0	K: 2	S: 9	LOB: 0	BB: 0	P: 13	R: 2	H: 2	E: 0	K: 1	S: 17	LOB: 3	BB: 3	P: 31	R: 0	H: 0	E: 0	K: 0	S: 6	LOB: 1	BB: 1	P: 13	R: 0	H: 0	E: 0	K: 0	S: 10	LOB: 0	BB: 0	P: 12	1B: 5	SF: 1	2B: 1	SAC: 0	3B: 1	DP: 1	HR: 0	HBP: 0
--------------	------	------	------	------	------	--------	-------	-------	------	------	------	------	------	--------	-------	-------	------	------	------	------	------	--------	-------	-------	------	------	------	------	------	--------	-------	------	------	------	------	------	------	--------	-------	-------	------	------	------	------	-------	--------	-------	-------	------	------	------	------	------	--------	-------	-------	------	------	------	------	-------	--------	-------	-------	-------	-------	-------	--------	-------	-------	-------	--------

PITCHER	IP	WLS	BF	H	R	ER	SO	BB	IBB	HBP	BLK	WP	HR	S	P	ERA	WHIP
Joe Magrane, L (1, 1) ERA: 5.25	6.2		27	7	4	4	9	3	0	0	0	1	0	59	90	5.40	1.500
Cris Carpenter, R (7, 1) ERA: 3.24	0.1	W	2	0	0	0	0	1	0	0	0	0	0	5	9	0.00	3.000
Bryn Smith, R (8, 1) ERA: 3.27	0.2		3	0	0	0	0	1	0	0	0	0	0	4	11	0.00	1.500
Bob McClure, L (8, 1) ERA: 3.02	0.1		1	0	0	0	0	0	0	0	0	0	0	2	2	0.00	0.000
Mike Perez, R (9, 1) ERA: 1.9	1.0		3	0	0	0	0	0	0	0	0	0	0	10	12	0.00	0.000


BOTTOM

St. Louis Cardinals @ New York Mets
Shea Stadium, Flushing, NY

Wed Sep 16 1992, 7:05 PM EDT
Att. 12,428 - Sunny - 78 F

AB	30
R	4
H	7
RBI	4
BB	5
SO	9
LOB	8

WP: 1 PA: 36
PB: 0
SB: 0
CS: 1



PITCHER	IP	WLS	BF	H	R	ER	SO	BB	IBB	HBP	BLK	WP	HR	S	P	ERA	WHIP
---------	----	-----	----	---	---	----	----	----	-----	-----	-----	----	----	---	---	-----	------

Batter	1	2	3	4	5	6	7	8	9	AB R H RBI BB SO LOB	TOP	
Chuck Carr, S (1, 9) <small>OBP: 0.448, SLG: 0.480</small>	0-0 		1-2 G5-3		1-3 K			0-0 B3		4 0 1 0 0 1 1		
Ozzie Smith, S (1, 6) <small>OBP: 0.367, SLG: 0.345</small>	2-1 P6		0-1 F8		0-0 G5-3			1-2 G1-3		4 0 0 0 0 0 2		
Ray Lankford, L (1, 8) <small>OBP: 0.369, SLG: 0.477</small>	2-1 F7			1-0 F7			2-3 K	4-1 		3 0 0 0 1 1 1		
Todd Zeile, R (1, 5) <small>OBP: 0.348, SLG: 0.379</small> Milt Thompson, L (9, PR) <small>OBP: 0.351, SLG: 0.407</small> Craig Wilson, R (9, 5) <small>OBP: 0.360, SLG: 0.356</small>	2-3 K			0-1 		2-2 F8	2-1 CS	1-1 		4 0 2 0 0 1 1 0 1 0 0 0 0 0 0 0 0 0 0 0 0		
Tracy Woodson, R (1, 3) <small>OBP: 0.344, SLG: 0.422</small> Felix Jose, S (9, PH) <small>OBP: 0.340, SLG: 0.443</small> Lee Smith, R (9, 1)		1-0 G6-3		1-1 G3		1-2 G4-3		2-2 F7		3 0 0 0 0 0 1 1 0 0 0 0 0 1 0 0 0 0 0 0 0		
Bernard Gilkey, R (1, 7) <small>OBP: 0.357, SLG: 0.416</small>		2-1 L9		2-2 P2			0-0 	0-0 		4 1 2 2 0 0 1		
Geronimo Pena, S (1, 4) <small>OBP: 0.392, SLG: 0.487</small>		2-2 E5			4-1 		2-0 G6-3	0-0 		3 1 1 0 1 0 1		
Tom Pagnozzi, R (1, 2) <small>OBP: 0.292, SLG: 0.368</small>		1-0 FC6-4			1-0 		2-2 F7	1-0 F7		4 0 1 1 0 0 3		
Rheal Cormier, L (1, 1) <small>OBP: 0.118, SLG: 0.157</small> Mike Perez, R (8, 1) Rod Brewer, L (9, PH) <small>OBP: 0.315, SLG: 0.333</small>			2-2 G4-3		0-0 SH5-3		1-0 P9	0-1 G6-3		2 0 0 0 0 0 1 0 0 0 0 0 0 0 1 0 0 0 0 0 2		
Inning Stats	R: 0 H: 1 E: 0 LOB: 1 K: 1 BB: 0 S: 8 P: 14	R: 0 H: 0 E: 1 LOB: 1 K: 0 BB: 0 S: 7 P: 13	R: 0 H: 0 E: 0 LOB: 0 K: 0 BB: 0 S: 8 P: 11	R: 0 H: 1 E: 0 LOB: 1 K: 0 BB: 0 S: 9 P: 13	R: 1 H: 1 E: 0 LOB: 1 K: 1 BB: 1 S: 9 P: 15	R: 0 H: 0 E: 0 LOB: 0 K: 1 BB: 0 S: 10 P: 15	R: 0 H: 1 E: 0 LOB: 1 K: 0 BB: 0 S: 6 P: 11	R: 0 H: 0 E: 0 LOB: 0 K: 0 BB: 1 S: 7 P: 13	R: 2 H: 3 E: 0 LOB: 2 K: 0 BB: 0 S: 11 P: 15	1B: 4 SF: 0 2B: 1 SAC: 1 3B: 1 DP: 0 HR: 1 HBP: 0	WP: 0 PA: 37 PB: 0 SB: 2 CS: 1	
PITCHER Pete Schourek, L (1, 1) <small>ERA: 3.36</small> Anthony Young, R (9, 1) <small>ERA: 4.08</small>	IP WLS BF H R ER SO BB IBB HBP BLK WP HR S P ERA WHIP											PITCHER IP WLS BF H R ER SO BB IBB HBP BLK WP HR S P ERA WHIP

St. Louis Cardinals @ New York Mets
 Shea Stadium, Flushing, NY
 Thu Sep 17 1992, 7:05 PM EDT
 Att. 12,159 - Sunny - 81 F

livebaseballscorecards.com

AB	33
R	3
H	7
RBI	3
BB	2
SO	3
LOB	15



BOTTOM

St. Louis Cardinals @ New York Mets
 Shea Stadium, Flushing, NY
 Thu Sep 17 1992, 7:05 PM EDT
 Att. 12,159 - Sunny - 81 F

livebaseballscores.com

AB	32
R	2
H	5
RBI	2
BB	1
SO	6
LOB	9



WP: 0	PA: 33
PB: 0	SB: 0
CS: 0	

AB	R	H	RBI	BB	SO	LOB
2	0	0	0	0	2	1
2	0	1	0	0	0	0

4	0	0	0	0	1	2
0	0	0	0	0	0	0

4	0	0	0	0	0	2
---	---	---	---	---	---	---

4	0	0	0	0	0	0
---	---	---	---	---	---	---

3	1	1	0	0	0	0
1	0	0	0	0	0	0

3	1	1	2	0	1	0
1	0	0	0	0	0	0

3	0	1	0	0	0	0
---	---	---	---	---	---	---

2	0	1	0	1	1	1
---	---	---	---	---	---	---

3	0	0	0	0	1	3
0	0	0	0	0	0	0

1B:	3	SF:	0
2B:	1	SAC:	0
3B:	0	DP:	0
HR:	1	HBP:	0

Batter	1	2	3	4	5	6	7	8	9
Pat Howell, S (1, 8) OBP: 0.204, SLG: 0.192 Dave Gallagher, R (6, PH) OBP: 0.297, SLG: 0.324 (7, 8)	3-3 K		1-3 K			1-1 FC3-2 1B		1-1 F7	
Chris Donnels, L (1, 5) OBP: 0.284, SLG: 0.213 Dick Schofield, R (9, 6) OBP: 0.310, SLG: 0.277	2-2 G4-3			2-3 K		1-1 FC3-2		2-2 G4-3	
Kevin Bass, S (1, 9) OBP: 0.303, SLG: 0.414	1-0 F7			1-2 G5-3		2-0 G5-3		3-2 F7	
Eddie Murray, S (1, 3) OBP: 0.327, SLG: 0.414		0-0 F8		2-2 P6			2-2 L7		1-2 G6-3
Bill Pecota, R (1, 6) OBP: 0.299, SLG: 0.304 Daryl Boston, L (9, PH) OBP: 0.321, SLG: 0.424		2-0 G6-3			3-1 G6-3		1-0 HR 2B		2-1 F9
Jeff Kent, R (1, 4) OBP: 0.311, SLG: 0.427 Mackey Sasser, L (9, PH) OBP: 0.252, SLG: 0.323		0-0 G6-3			0-3 K		0-0 HR		2-1 F8
Todd Hundley, S (1, 2) OBP: 0.261, SLG: 0.332					1-1 FC3-6 1B		3-2 L7		0-0 G6-3
D.J. Dozier, R (1, 7) OBP: 0.263, SLG: 0.212					2-3 K		4-2 1B FC3-2 BB		1-1 FC6 1B
Pete Schourek, L (1, 1) OBP: 0.056, SLG: 0.057 Anthony Young, R (9, 1) OBP: 0.143, SLG: 0.111					1-0 FC3-6		1-3 K		0-1 FC6

Inning Stats	R: 0	H: 0	E: 0	K: 1	S: 10	R: 0	H: 0	E: 0	K: 0	S: 3	R: 0	H: 1	E: 0	K: 2	S: 9	R: 0	H: 0	E: 0	K: 1	S: 10	R: 0	H: 0	E: 0	K: 1	S: 11	R: 0	H: 1	E: 0	K: 1	S: 10	R: 2	H: 3	E: 0	K: 0	S: 11	R: 0	H: 0	E: 0	K: 0	S: 9	R: 0	H: 0	E: 0	K: 0	S: 7	1B: 3	2B: 1	3B: 0	HR: 1	SF: 0	SAC: 0	DP: 0	HBP: 0
--------------	------	------	------	------	-------	------	------	------	------	------	------	------	------	------	------	------	------	------	------	-------	------	------	------	------	-------	------	------	------	------	-------	------	------	------	------	-------	------	------	------	------	------	------	------	------	------	------	-------	-------	-------	-------	-------	--------	-------	--------

PITCHER	IP	WLS	BF	H	R	ER	SO	BB	IBB	HBP	BLK	WP	HR	S	P	ERA	WHIP
Rheal Cormier, L (1, 1) ERA: 3.74	7.0		27	5	2	2	6	1	0	0	0	0	1	64	101	2.57	0.857
Mike Perez, R (8, 1) ERA: 1.88	1.0	W	3	0	0	0	0	0	0	0	0	0	0	9	15	0.00	0.000
Lee Smith, R (9, 1) ERA: 2.91	1.0	S	3	0	0	0	0	0	0	0	0	0	0	7	12	0.00	0.000

WP: 0 PA: 33

ERA	WHIP
3.74	0.857
0.00	0.000
0.00	0.000


Batter	1	2	3	4	5	6	7	8	9	AB R H RBI BB SO LOB	TOP		
Bernard Gilkey, R OBP: 0.360, SLG: 0.417 (1, 7) X	0-0 F7		3-2 S HBP		0-0 G4-3 SH1-3 1B		2-1 BB BB 2B 1B	0-1 P3		4 1 2 0 0 0 0			
Ozzie Smith, S OBP: 0.366, SLG: 0.343 (1, 6) C X	0-1 L7		0-1 F8		0-0 SH1-3		4-2 SAFE 1-2 2B BB	1-0 F8		3 1 0 0 1 0 1			
Ray Lankford, L OBP: 0.371, SLG: 0.480 (1, 8) C B X	2-1 3B		4-1 SAFE SAFE SAFE 1-2 BB		0-1 G4-3		4-2 2B 1-2 2-3 FC4-6 BB		0-1 G3	3 1 1 0 2 0 1			
Felix Jose, S OBP: 0.338, SLG: 0.443 (1, 9) B X	2-0 G4-3		0-1 F9		0-1 P6		1-2 FC4-6 1-3 2-H 3-H 1B 2B		0-0 G4-3	5 1 1 2 0 0 4			
Todd Zeile, R OBP: 0.351, SLG: 0.377 (1, 5) B B C X		3-3 K		4-1 E BB SF7 BB		4-2 HR BB	4-0 FC4-6 IBB		2-3 K	2 2 0 0 3 2 0			
Rod Brewer, L OBP: 0.316, SLG: 0.321 (1, 3) C B B B		2-3 K		4-2 E2 SF7 BB 1-3		2-1 P6	0-2 FC4-6 1B CS			2 0 0 0 1 1 1			
Craig Wilson, R OBP: 0.360, SLG: 0.356 (7, PH) C B B B										0 0 0 0 0 0 0			
Milt Thompson, L OBP: 0.349, SLG: 0.405 (7, PH) C B B B										1 0 0 1 0 0 2			
Andres Galarraga, R OBP: 0.278, SLG: 0.373 (7, 3) C B B B										0 0 0 0 0 0 0			
Geronimo Pena, S OBP: 0.400, SLG: 0.522 (1, 4) X		0-0 2B		2-0 SF7		2-0 HR	0-2 CS 1B			3 1 3 4 0 0 0			
Rich Gedman, L OBP: 0.277, SLG: 0.264 (1, 2) B B C X	1-1 L9		3-3 K		4-1 G1-6-3 BB		3-2 SAFE G1-3			3 0 0 0 1 1 4			
Bob Tewksbury, R OBP: 0.129, SLG: 0.104 (1, 1) C X			0-1 P4		1-1 G4-3		2-1 G1-6-3		3-3 K	2 0 0 0 0 0 1			
Gerald Perry, L OBP: 0.308, SLG: 0.317 (8, PH) C B X										1 0 0 0 0 0 1			
Bryn Smith, R OBP: 0.308, SLG: 0.317 (6, 1) C B X										0 0 0 0 0 0 0			
Bob McClure, R OBP: 0.322, SLG: 0.378 (7, 1) C B X										0 0 0 0 0 0 0			
Luis Alicea, S OBP: 0.322, SLG: 0.378 (8, PH) C B X										1 0 0 0 0 1 0			
Cris Carpenter, R OBP: 0.333, SLG: 0.333 (8, 1) C B X										0 0 0 0 0 0 0			
Inning Stats	R: 0 H: 1 E: 0 LOB: 1 K: 0 BB: 0 S: 6 P: 10	R: 0 H: 1 E: 0 LOB: 1 K: 2 BB: 0 S: 10 P: 16	R: 0 H: 0 E: 0 LOB: 2 K: 0 BB: 1 S: 9 P: 16	R: 1 H: 0 E: 1 LOB: 1 K: 1 BB: 2 S: 9 P: 23	R: 0 H: 1 E: 0 LOB: 1 K: 0 BB: 0 S: 6 P: 6	R: 2 H: 1 E: 0 LOB: 0 K: 0 BB: 2 S: 9 P: 23	R: 4 H: 3 E: 0 LOB: 1 K: 0 BB: 3 S: 20 P: 38	R: 0 H: 0 E: 0 LOB: 0 K: 1 BB: 0 S: 6 P: 10	R: 0 H: 0 E: 0 LOB: 0 K: 1 BB: 0 S: 6 P: 8	1B: 3 SF: 1 2B: 2 SAC: 1 3B: 1 DP: 1 HR: 1 HBP: 1	WP: 0 PA: 41 PB: 0 SB: 1 CS: 2		
PITCHER	IP WLS BF H R ER SO BB IBB HBP BLK WP HR S P ERA WHIP												
Jim Bullinger, R ERA: 3.72 (1, 1)	6.0		4 3 2 3 5 0 1 0 0 0 0 1 49 94 3.00 1.500										
Chuck McElroy, L ERA: 3.56 (7, 1)	0.0	5	2 4 4 0 2 1 0 0 0 0 0 10 25 ∞ ∞										
Jeff Robinson, R ERA: 3.22 (7, 1)	3.0	W 9	1 0 0 2 0 0 0 0 0 0 0 22 31 0.00 0.333										

St. Louis Cardinals @ Chicago Cubs
Wrigley Field, Chicago, IL
Fri Sep 18 1992, 3:33 AM CDT
Att. 22,945 - Sunny - 73 F

livebaseballscorecards.com

AB 30
R 7
H 7
RBI 7
BB 8
SO 5
LOB 15



Batter	1	2	3	4	5	6	7	8	9	AB R H RBI BB SO LOB	TOP			
Chuck Carr, S (1, 9) OBP: 0.382, SLG: 0.400 Luis Alicea, S (9, PH) OBP: 0.321, SLG: 0.376	2-2 G1-3	3-2 F8			2-1 F8	1-1 P2	1-0 FC1-6		0-3 K	5 0 0 0 0 0 6 1 0 0 0 0 1 2				
Ozzie Smith, S (1, 6) OBP: 0.367, SLG: 0.345	4-1 S BB		1-2 G1-3		0-1 1B 2B	2-1 G3-1	2-0 F8			4 1 1 0 1 0 3				
Ray Lankford, L (1, 8) OBP: 0.371, SLG: 0.483	3-1 SAFE SAFE P8		2-2 G6-3 2B		1-1 F7	1-2 2B		1-1 F9		5 0 2 1 0 0 2				
Todd Zeile, R (1, 5) OBP: 0.354, SLG: 0.377	1-2 L7		2-2 G6-3 2-3		4-1 1B 1B	4-0 FC4-6 BB		3-2 L6-3 1B		3 1 1 0 2 0 2				
Rod Brewer, L (1, 3) OBP: 0.306, SLG: 0.310		2-2 F8	2-1 L9		1-0 1B 1B	1-2 FC4-6		0-0 L6-3		5 1 1 1 0 0 4				
Bernard Gilkey, R (1, 7) OBP: 0.363, SLG: 0.418		1-2 1B S 1B		0-0 L9	4-1 1B BB		1-0 G5-3		1-1 1B 1B	4 0 2 0 1 0 0				
Geronimo Pena, S (1, 4) OBP: 0.405, SLG: 0.522		4-1 1B BB	1-2 BB	2-0 L8	1-1 S 1B		1-0 S 1B		1-3 K	4 1 2 2 1 1 1				
Rich Gedman, L (1, 2) OBP: 0.291, SLG: 0.280 Gerald Perry, L (7, PH) OBP: 0.312, SLG: 0.317 Rex Hudler, R (7, PR) OBP: 0.270, SLG: 0.381 Tom Pagnozzi, R (7, 2) OBP: 0.291, SLG: 0.367		0-1 1B	1-2 1B	1-1 1B	1-1 K		4-0 1B BB		1-1 P4	3 0 2 0 0 1 2 0 0 0 0 1 0 0 0 0 0 0 0 0 0 1 0 0 0 0 0 1	AB 40 R 5 H 14 RBI 5 BB 6 SO 4 LOB 27			
Donovan Osborne, S (1, 1) OBP: 0.130, SLG: 0.167 Stan Kover, R (8, PH) OBP: 0.250, SLG: 0.667 Cris Carpenter, R (6, 1) OBP: 0.333, SLG: 0.333 Milt Thompson, L (7, PH) OBP: 0.352, SLG: 0.408 Mike Perez, R (7, 1) Felix Jose, S (8, PH) OBP: 0.339, SLG: 0.444		0-3 K	0-0 G4-3		2-0 G3-1 2B		0-0 FC1-6 1B		0-2 1B	2 0 0 0 0 1 4 1 1 1 0 0 0 0 0 0 0 0 0 0 0 1 0 1 1 0 0 0 0 0 0 0 0 0 0 1 0 1 0 0 0 0				
Inning Stats	R: 0 H: 0 E: 0 LOB: 1 K: 0 BB: 1 S: 9 P: 19	R: 0 H: 2 E: 0 LOB: 3 K: 1 BB: 1 S: 18 P: 28	R: 0 H: 1 E: 0 LOB: 1 K: 0 BB: 0 S: 13 P: 20	R: 0 H: 1 E: 0 LOB: 1 K: 0 BB: 0 S: 5 P: 8	R: 3 H: 3 E: 0 LOB: 2 K: 1 BB: 2 S: 14 P: 27	R: 1 H: 2 E: 0 LOB: 2 K: 0 BB: 1 S: 11 P: 22	R: 1 H: 2 E: 0 LOB: 2 K: 0 BB: 1 S: 6 P: 14	R: 0 H: 1 E: 0 LOB: 0 K: 0 BB: 0 S: 8 P: 12	R: 0 H: 2 E: 0 LOB: 2 K: 2 BB: 0 S: 14 P: 17	1B: 10 SF: 0 2B: 5 SAC: 0 3B: 0 DP: 1 HR: 0 HBP: 0	WP: 0 PA: 46 PB: 0 SB: 4 CS: 0			
PITCHER	IP WLS BF H R ER SO BB IBB HBP BLK WP HR S P ERA WHIP												PITCHER	IP WLS BF H R ER SO BB IBB HBP BLK WP HR S P ERA WHIP
Frank Castillo, R (1, 1) ERA: 3.6 Paul Assenmacher, L (6, 1) ERA: 3.73 Bob Scanlan, R (7, 1) ERA: 2.84	5.0 W 26 7 3 3 2 4 0 0 0 0 0 0 59 102 5.40 2.200													

St. Louis Cardinals @ Chicago Cubs
 Wrigley Field, Chicago, IL
 Sat Sep 19 1992, 3:33 AM CDT
 Sunny - 63 F

livebaseballscorecards.com



Batter	1	2	3	4	5	6	7	8	9
Doug Dascenzo, S (1, 8) OBP: 0.303, SLG: 0.312	0-1 23 BB 1B	1-0 23 2B SF8 1B		0-0 G5-3		0-1 G5-3			
23 Ryne Sandberg, R (1, 4) OBP: 0.364, SLG: 0.496	4-2 1B 1B	1-2 SF8 1B 2B		1-2 F8 1B		1-0 S 1B			
Mark Grace, L (1, 3) OBP: 0.365, SLG: 0.439	1-1 F8	0-0 SF8		1-1 1-2 1B		3-0 SAFE G3			
Andre Dawson, R (1, 9) OBP: 0.328, SLG: 0.470	1-2 S 1B	1-2 P3		1-0 F8		1-0 P6			
Steve Buechele, R (1, 5) OBP: 0.333, SLG: 0.373	3-3 K	3-3 K		0-0 F9		3-1 F7			
Derrick May, L (1, 7) OBP: 0.312, SLG: 0.381	2-1 1B		0-0 G3-1		2-1 F8		0-1 G6-3		
Joe Girardi, R (1, 2) OBP: 0.317, SLG: 0.297	2-0 F9		0-2 1B		1-2 G5-3		1-2 G1-3		
Alex Arias, R (1, 6) OBP: 0.434, SLG: 0.422		1-2 E6 1B 1B	0-0 F7		0-2 G5-3		1-3 K		
Frank Castillo, R (1, 1) OBP: 0.133, SLG: 0.103		1-2 1B	0-1 P8			1-0 F8		1-2 G4-3	
Paul Assenmacher, L (6, 1) ERA: 3.16									
Dwight Smith, L (6, PH) OBP: 0.314, SLG: 0.381									
Bob Scanlan, R (7, 1) ERA: 1.83									

AB	R	H	RBI	BB	SO	LOB
4	2	2	1	0	0	0
3	1	3	1	1	0	0
3	0	1	1	0	0	3
4	1	1	1	0	0	3
4	0	0	0	0	2	5
4	0	1	2	0	0	0
4	0	1	0	0	0	1
4	1	0	0	0	1	1
2	1	1	0	0	0	1
0	0	0	0	0	0	0
1	0	0	0	0	0	0
1	0	0	0	0	0	0

St. Louis Cardinals @ Chicago Cubs
Wrigley Field, Chicago, IL
Sat Sep 19 1992, 3:33 AM CDT
Sunny - 63 F

AB	34
R	6
H	10
RBI	6
BB	1
SO	3
LOB	14



1B:	9	SF:	1	WP:	0	PA:	36
2B:	1	SAC:	0	PB:	0		
3B:	0	DP:	0	SB:	2		
HR:	0	HBP:	0	CS:	0		

Inning Stats	R	H	E	K	S	IP	WLS	BF	H	R	ER	SO	BB	IBB	HBP	BLK	WP	HR	S	P	ERA	WHIP
Donovan Osborne, L (1, 1) ERA: 3.8	3	3	0	1	18	5.0	L	26	9	6	5	2	1	0	0	0	0	0	60	87	9.00	2.000
Cris Carpenter, R (6, 1) ERA: 3.16	0	1	0	0	0	1.0		4	1	0	0	0	0	0	0	0	0	0	5	10	0.00	1.000
Mike Perez, R (7, 1) ERA: 1.83	0	0	0	0	1	2.0		6	0	0	0	1	0	0	0	0	0	0	18	25	0.00	0.000

Batter	1	2	3	4	5	6	7	8	9	10	AB	R	H	RBI	BB	SO	LOB	TOP									
Bernard Gilkey, R OBP: 0.365, SLG: 0.422 (1, 7)	1-1 SF8 3B	1-0 G6-3		1-3 K	1-3 K		4-0 IBB		4-1 BB		4	1	1	0	2	2	1										
Gerónimo Pena, S OBP: 0.398, SLG: 0.509 Lee Smith, R (9, 1)	1-0 SF8	3-1 P3		4-1 1B BB		1-3 K	0-0 F8		3-1 G4-3		4	1	0	1	1	1	5										
Ray Lankford, L OBP: 0.372, SLG: 0.483 (1, 8)	3-2 BB E 2B 1B	3-3 K		2-0 E S 1B 1B		0-3 K		3-2 G6-3		2-2 G1-6-3 E 1B 1B	6	3	3	1	0	2	0										
Felix Jose, S OBP: 0.341, SLG: 0.442 (1, 9)	2-1 E6 2B BB		4-2 HR BB	1-2 1B 1B		4-2 CS BB		0-1 F8		0-2 E5 G1-6-3	4	2	1	1	2	0	2										
Andrés Galarraga, R OBP: 0.282, SLG: 0.383 (1, 3)	4-2 2B BB		1-2 HR	0-0 1B		1-0 CS	0-1 L5	3-2 F9		0-0 G1-6-3	5	2	2	2	1	0	2										
Tracy Woodson, R OBP: 0.333, SLG: 0.409 Stan Royer, R OBP: 0.286, SLG: 0.500 (5, 5)	2-2 F8		1-0 G6-3	0-0 P3			0-1 L8		0-0 F9		2-2 1B	3	0	0	0	0	5										
Luis Alicia, S OBP: 0.325, SLG: 0.381 (9, 4)	1-1 1B 2B		3-3 K		3-2 F8		2-0 1B 2B 1B		4-2 WP BB G4-3 BB		3-1 G1-3	5	2	2	3	1	1	1									
Tom Pagnozzi, R OBP: 0.294, SLG: 0.368 (1, 2)	1-0 FC5-4 1B		3-1 P4		0-0 G5-3		1-0 2B 1B		4-0 WP BB			4	0	2	0	1	0	0									
Omar Olivares, R OBP: 0.270, SLG: 0.323 Frank DiPino, L OBP: 1.000, SLG: 1.000 Gerald Perry, L OBP: 0.312, SLG: 0.317 Craig Wilson, R OBP: 0.365, SLG: 0.371 Bob McClure, R (7, 1) Todd Worrell, R (8, 1) Milt Thompson, L OBP: 0.350, SLG: 0.406 Tim Jones, L OBP: 0.243, SLG: 0.210 (9, 6)	0-0 FC5-4		1-2 G5-3		0-2 1B		2-2 2B		2-2 G4-3		2	0	0	0	0	0	2										
Inning Stats	R: 4 E: 1 K: 0 S: 19	H: 4 LOB: 2 BB: 1 P: 34	R: 0 E: 0 K: 1 S: 6	H: 0 LOB: 0 BB: 0 P: 13	R: 2 E: 0 K: 1 S: 12	H: 1 LOB: 0 BB: 1 P: 24	R: 2 E: 0 K: 1 S: 15	H: 3 LOB: 2 BB: 1 P: 23	R: 0 E: 0 K: 1 S: 10	H: 1 LOB: 1 BB: 0 P: 14	R: 0 E: 0 K: 2 S: 8	H: 0 LOB: 0 BB: 1 P: 14	R: 1 E: 0 K: 0 S: 10	H: 3 LOB: 3 BB: 1 P: 19	R: 0 E: 0 K: 0 S: 10	H: 0 LOB: 0 BB: 0 P: 16	R: 1 E: 0 K: 0 S: 10	H: 0 LOB: 2 BB: 3 P: 27	R: 1 E: 1 K: 0 S: 14	H: 2 LOB: 1 BB: 0 P: 21	1B: 10 2B: 2 3B: 1 HR: 1	SF: 1 DP: 1 HBP: 0	WP: 1 PB: 0 SB: 2 CS: 1	PA: 53			
PITCHER	IP WLS BF H R ER SO BB IBB HBP BLK WP HR S P ERA WHIP																										
Ken Patterson, L ERA: 3.86 (1, 1)	3.0	17	5	6	3	2	0	0	0	0	0	0	0	39	60	7.36	2.182										
Heathcliff Slocumb, R ERA: 5.85 (4, 1)	3.2	18	6	3	3	4	2	0	0	0	0	0	0	0	0	0	0										
Chuck McElroy, L ERA: 3.5 (7, 1)	1.1	6	1	0	0	0	0	1	0	0	0	0	0	14	26	0.00	0.750										
Jessie Hollins, R ERA: 13.5 (9, 1)	0.2	5	0	1	1	0	3	0	0	0	1	0	0	8	22	13.50	4.500										
Paul Assenmacher, L ERA: 3.8 (9, 1)	1.1	L 6	2	1	1	0	0	0	0	0	0	0	0	16	26	6.75	1.500										

St. Louis Cardinals @ Chicago Cubs
Wrigley Field, Chicago, IL
Sat Sep 19 1992, 3:38 AM CDT
Att. 32,236 - Sunny - 58 F

AB	43
R	11
H	14
RBI	11
BB	8
SO	6
LOB	19



Batter	1	2	3	4	5	6	7	8	9	10	AB	R	H	RBI	BB	SO	LOB
Dwight Smith, L OBP: 0.322, SLG: 0.414 (1, 8)											5	3	3	1	0	2	0
23 Ryne Sandberg, R OBP: 0.369, SLG: 0.503 (1, 4)											2	3	2	2	3	0	0
Mark Grace, L OBP: 0.384, SLG: 0.439 (1, 3)											5	1	1	1	0	0	3
Kal Daniels, L OBP: 0.316, SLG: 0.379 (9, PR)											4	1	2	4	1	0	1
Doug Descenzo, S OBP: 0.303, SLG: 0.312 (10, 7)											0	0	0	0	0	0	0
Derrick May, L OBP: 0.310, SLG: 0.379 (1, 9)											5	1	1	0	0	0	2
Luis Salazar, R OBP: 0.240, SLG: 0.288 (9, 6)											4	1	0	0	1	1	0
Rick Wilkins, L OBP: 0.332, SLG: 0.395 (1, 2)											4	0	0	0	1	1	0
Alex Arias, R OBP: 0.439, SLG: 0.429 (8, PR)											4	0	2	2	0	1	0
Fernando Ramsey, R OBP: 0.261, SLG: 0.220 (9, 5)											0	0	0	0	0	0	0
Doug Strange, S OBP: 0.261, SLG: 0.220 (9, 5)											1	0	0	0	0	0	0
Ken Patterson, L Heathcliff Slocumb, R Chuck McElroy, L Andre Dawson, R Jessie Hollins, R Paul Assenmacher, L											1	0	0	0	0	1	2

St. Louis Cardinals @ Chicago Cubs
 Wrigley Field, Chicago, IL
 Sat Sep 19 1992, 3:38 AM CDT
 Att: 32,236 - Sunny - 58 F

livebaseballscorecards.com

AB	38
R	10
H	11
RBI	10
BB	6
SO	8
LOB	9



Inning Stats	R: 4	H: 4	E: 0	K: 2	S: 25	P: 42	R: 1	H: 1	E: 0	K: 0	S: 5	P: 13	R: 0	H: 0	E: 0	K: 1	S: 7	R: 3	H: 3	E: 0	K: 2	S: 13	P: 25	R: 0	H: 0	E: 0	K: 1	S: 9	P: 11	R: 0	H: 0	E: 0	K: 2	S: 11	P: 18	R: 0	H: 0	E: 0	K: 0	S: 8	P: 11	R: 0	H: 1	E: 0	K: 0	S: 10	P: 15	R: 2	H: 2	E: 0	K: 0	S: 15	P: 26	R: 0	H: 0	E: 0	K: 0	S: 6	P: 8	1B: 5	2B: 2	3B: 1	HR: 3	SF: 0	SAC: 0	DP: 2	HBP: 0	WP: 0	PA: 45
PITCHER	IP	WLS	BF	H	R	ER	SO	BB	IBB	HBP	BLK	WP	HR	S	P	ERA	WHIP																																																				
Omar Olivares, R ERA: 4.13 (1, 1)	3.2		21	7	8	8	5	4	0	0	0	0	2	46	85	19.64	3.000																																																				
Frank DiPino, L ERA: 2.16 (4, 1)	2.1		9	1	0	0	3	1	0	0	0	0	0	24	35	0.00	0.857																																																				
Bob McClure, L ERA: 3.1 (7, 1)	1.0		3	0	0	0	0	0	0	0	0	0	0	8	11	0.00	0.000																																																				
Todd Worrell, R ERA: 2.37 (8, 1)	1.0		3	1	0	0	0	0	0	0	0	0	0	10	15	0.00	1.000																																																				
Lee Smith, R ERA: 3.09 (9, 1)	2.0	W	8	2	2	2	0	1	0	0	0	0	1	21	34	9.00	1.500																																																				

Batter	1	2	3	4	5	6	7	8	9	AB R H RBI BB SO LOB	TOP											
Bernard Gilkey, R OBP: 0.367, SLG: 0.426 (1, 7)										6 2 3 0 0 0 2												
Ozzie Smith, S OBP: 0.367, SLG: 0.344 Tim Jones, L OBP: 0.248, SLG: 0.216 (1, 6) (7, 6)										4 1 1 0 1 1 2 1 0 1 0 0 0 0												
Ray Lankford, L OBP: 0.376, SLG: 0.487 Chuck Carr, S OBP: 0.361, SLG: 0.375 (1, 8) (7, 8)										2 2 2 0 2 0 0 2 1 0 0 0 0 2												
Felix Jose, S OBP: 0.342, SLG: 0.442 Rex Hudler, R OBP: 0.267, SLG: 0.381 (1, 9) (9, PH) (9, 9)										5 2 2 2 0 0 5 0 0 0 1 0 0 0												
Rod Brewer, L OBP: 0.368, SLG: 0.365 (1, 3)										5 4 5 1 1 0 0												
Stan Royer, R OBP: 0.538, SLG: 0.909 (1, 5)										5 4 4 4 1 0 1												
Geronimo Pena, S OBP: 0.398, SLG: 0.512 Bien Figueroa, R OBP: 0.250, SLG: 0.375 (1, 4) (9, PH) (9, 4)										5 0 2 4 0 2 2 1 0 1 3 0 0 0												
Tom Pagnozzi, R OBP: 0.294, SLG: 0.367 Rich Gedman, L OBP: 0.287, SLG: 0.276 (1, 2) (9, PH) (9, 2)										4 0 1 1 0 0 1 1 0 0 0 0 0 1												
Mark Clark, R OBP: 0.143, SLG: 0.143 Bryn Smith, R (4, 1) Andres Galarraga, R OBP: 0.281, SLG: 0.382 Frank DiPino, L OBP: 1.000, SLG: 1.000 (8, PH) (8, 1)										2 0 0 0 0 1 1 1 0 0 0 0 0 0 1 0 0 0 0 1 1 0 0 0 0 0 0 0												
Inning Stats	R: 6 E: 0 K: 1 S: 18	H: 6 LOB: 1 BB: 1 P: 30	R: 1 E: 0 K: 1 S: 15	H: 3 LOB: 2 BB: 0 P: 21	R: 0 E: 1 K: 0 S: 10	H: 0 LOB: 3 BB: 2 P: 21	R: 0 E: 0 K: 0 S: 7	H: 1 LOB: 0 BB: 0 P: 10	R: 0 E: 0 K: 0 S: 7	H: 1 LOB: 1 BB: 0 P: 10	R: 2 E: 0 K: 1 S: 13	H: 2 LOB: 0 BB: 1 P: 21	R: 0 E: 0 K: 1 S: 7	H: 1 LOB: 1 BB: 0 P: 10	R: 3 E: 1 K: 1 S: 12	H: 4 LOB: 1 BB: 0 P: 18	R: 4 E: 0 K: 0 S: 14	H: 4 LOB: 1 BB: 1 P: 23	1B: 17 2B: 4 3B: 0 HR: 1	SF: 2 SAC: 1 DP: 0 HBP: 0	WP: 2 PB: 0 SB: 0 CS: 2	PA: 53
PITCHER	IP WLS BF H R ER SO BB IBB HBP BLK WP HR S P ERA WHIP																					
Shawn Boskie, R ERA: 5.14 (1, 1)	0.0 L 7 6 6 6 0 1 0 0 0 0 0 0 11 22 ∞ ∞																					
Jeff Hartsock, R ERA: 7.11 (1, 1)	6.0 27 7 3 3 3 3 0 0 0 2 1 59 91 4.50 1.667																					
Heathcliff Slocumb, R ERA: 5.67 (7, 1)	1.0 4 1 0 0 1 0 0 0 0 0 0 7 10 0.00 1.000																					
Chuck McElroy, L ERA: 3.68 (8, 1)	1.0 7 4 3 2 1 0 0 0 0 0 0 12 18 18.00 4.000																					
Jessie Hollins, R ERA: 27.0 (9, 1)	1.0 8 4 4 4 0 1 0 0 0 0 0 0 14 23 36.00 5.000																					

St. Louis Cardinals @ Chicago Cubs
Wrigley Field, Chicago, IL
Sun Sep 20 1992, 3:33 AM CDT
Att. 28,101 - Cloudy - 69 F

livebaseballscorecards.com

AB	45
R	16
H	22
RBI	16
BB	5
SO	5
LOB	18



Batter	1	2	3	4	5	6	7	8	9	AB R H RBI BB SO LOB
Dwight Smith, L OBP: 0.324, SLG: 0.414 (1, 8) (9, 9)	1-0 F9	1-0 1B		1-2 23 G1-3 1B		3-1 FC6-4 1-2f			2-2 F8	5 0 2 0 0 0 1
23 Ryne Sandberg, R OBP: 0.370, SLG: 0.507 Fernando Ramsey, R (1, 4) (9, 8)	4-2 3B BB	1-3 K		1-0 SAFE G1-3			0-2 HR		0-3 K	3 2 1 1 1 1 3 1 0 0 0 0 1 0
Mark Grace, L OBP: 0.363, SLG: 0.437 Gary Scott, R OBP: 0.188, SLG: 0.198 (1, 3) (9, 6)	0-0 F7		2-1 1B 1B	1-0 G1-3			2-2 E5 G5-4-3		0-0 F9	4 1 1 0 0 0 2 1 0 0 0 0 0 0
Andre Dawson, R OBP: 0.327, SLG: 0.471 Hector Villanueva, R OBP: 0.239, SLG: 0.274 (1, 9) (9, 3)	0-0 1-H 3B		1-3 K		3-1 G6-3		0-2 G5-4-3 1-2f			4 0 1 1 0 1 2 0 0 0 0 0 0 0
Steve Buechele, R OBP: 0.335, SLG: 0.373 Chuck McElroy, L OBP: 0.667, SLG: 1.333 Doug Strange, S OBP: 0.261, SLG: 0.220 (1, 5) (8, 1) (9, 4)	4-1 BB		1-2 1B 1B		0-0 P2		0-1 G5-3			3 1 1 0 1 0 0 0 0 0 0 0 0 0 0 0 0 0 0 0 0
Derrick May, L OBP: 0.310, SLG: 0.377 (1, 7)	0-0 G3		0-0 1B 1-2 3-H 1B		1-2 G3-1			1-3 K		4 0 1 1 0 1 2
Rick Wilkins, L OBP: 0.336, SLG: 0.399 Joe Girardi, R OBP: 0.320, SLG: 0.300 (1, 2) (8, PH) (9, 2)		2-0 FC5-4 1B	1-1 G6-4-3 1B		2-2 G6-3			3-2 FC5-4 1B		3 0 2 1 0 0 0 1 0 1 0 0 0 0
Alex Arias, R OBP: 0.410, SLG: 0.396 Jessie Hollins, R (1, 6) (9, 1)		2-0 FC5-4 1B 1-2f	2-0 G6-4-3 1-2f		0-3 K			0-0 FC5-4 1-2f		4 0 0 0 0 1 4 0 0 0 0 0 0 0
Shawn Boskie, R OBP: 0.185, SLG: 0.192 Jeff Hartsock, R (1, 1) (1, 1)		0-2 F8		3-2 F8		0-0 FC6-4 1B		2-0 P8		0 0 0 0 0 0 0 2 0 0 0 0 0 1 1 0 1 0 0 0 0 0 0 0 0 0 0 0 1 0 0 0 0 0 1

Inning Stats	R: 1 E: 0 K: 0 S: 7	H: 1 LOB: 2 BB: 2 P: 16	R: 0 E: 0 K: 1 S: 9	H: 2 LOB: 2 BB: 0 P: 15	R: 2 E: 0 K: 1 S: 12	H: 4 LOB: 1 BB: 0 P: 19	R: 0 E: 0 K: 0 S: 11	H: 1 LOB: 1 BB: 0 P: 17	R: 0 E: 0 K: 0 S: 7	H: 0 LOB: 0 BB: 0 P: 11	R: 0 E: 0 K: 1 S: 9	H: 1 LOB: 1 BB: 0 P: 14	R: 1 E: 1 K: 0 S: 12	H: 1 LOB: 0 BB: 0 P: 14	R: 0 E: 0 K: 1 S: 10	H: 1 LOB: 1 BB: 0 P: 16	R: 0 E: 0 K: 1 S: 7	H: 0 LOB: 0 BB: 0 P: 9	1B: 9 2B: 0 3B: 1 HR: 1	SF: 0 SAC: 0 DP: 2 HBP: 0	WP: 0 PB: 0 SB: 0 CS: 0	PA: 39
--------------	------------------------------	----------------------------------	------------------------------	----------------------------------	-------------------------------	----------------------------------	-------------------------------	----------------------------------	------------------------------	----------------------------------	------------------------------	----------------------------------	-------------------------------	----------------------------------	-------------------------------	----------------------------------	------------------------------	---------------------------------	----------------------------------	------------------------------------	----------------------------------	--------

PITCHER	IP	WLS	BF	H	R	ER	SO	BB	IBB	HBP	BLK	WP	HR	S	P	ERA	WHIP
Mark Clark, R ERA: 4.31 (1, 1)	3.0		17	7	3	3	2	2	0	0	0	0	0	28	50	9.00	3.000
Bryn Smith, R ERA: 3.86 (4, 1)	4.0	W	15	3	1	1	1	0	0	0	0	0	1	39	56	2.25	0.750
Frank DiPino, L ERA: 1.74 (8, 1)	2.0		7	1	0	0	2	0	0	0	0	0	0	17	25	0.00	0.500

BOTTOM

St. Louis Cardinals @ Chicago Cubs
Wrigley Field, Chicago, IL
Sun Sep 20 1992, 3:33 AM CDT
Att: 28,101 - Cloudy - 69 F

livebaseballscores.com

AB	37
R	4
H	11
RBI	4
BB	2
SO	5
LOB	16



Batter	1	2	3	4	5	6	7	8	9	AB R H RBI BB SO LOB	TOP
Chuck Carr, S (1, 7) OBP: 0.325, SLG: 0.333 BB X	2-0 F8 		2-1 F7 			1-0 F7 			2-2 F9 	4 0 0 0 0 0 0	St. Louis Cardinals @ Pittsburgh Pirates Three Rivers Stadium, Pittsburgh, PA Mon Sep 21 1992, 7:05 PM EDT Att. 13,345 - Cloudy - 77 F
Ozzie Smith, S (1, 6) OBP: 0.368, SLG: 0.346 C BB X	2-1 G4-3 			4-0 1B BB 		1-2 G1-3 		0-0 2B 	3 0 1 0 1 0 0		
Ray Lankford, L (1, 8) OBP: 0.374, SLG: 0.483 B X	1-0 F8 			1-3 K 			0-2 G4-3 	1-2 F7 	4 0 0 0 0 1 2		
Felix Jose, S (1, 9) OBP: 0.341, SLG: 0.440 B S X		1-1 G3-1 		0-1 G6-4-3 1B 			3-1 G5-3 	1-3 K 	4 0 1 0 0 1 1		
Todd Zeile, R (1, 5) OBP: 0.351, SLG: 0.374 Cris Carpenter, R (7, 1) OBP: 0.333, SLG: 0.333 C BB X		3-1 F8 		0-1 G6-4-3 1-2f 			1-2 G6-3 		3 0 0 0 0 0 2 0 0 0 0 0 0 0		
Rod Brewer, L (1, 3) OBP: 0.366, SLG: 0.364 C BB X		1-2 1B 		1-0 F9 			3-1 P9 		3 0 1 0 0 0 0		
Geronimo Pena, S (1, 4) OBP: 0.397, SLG: 0.509 C X		0-1 G4-3 		3-3 K 			1-2 1B 		3 0 1 0 0 1 1		
Tom Pagnozzi, R (1, 2) OBP: 0.292, SLG: 0.365 C BB X			1-3 K 		2-0 L5 			0-1 F8 	3 0 0 0 0 1 1		
Joe Magrane, R (1, 1) OBP: 0.286, SLG: 0.714 Bob McClure, R (7, 1) Stan Royer, R (7, 5) OBP: 0.500, SLG: 0.833 X			0-0 G6-3 		1-1 P4 			0-1 F8 	2 0 0 0 0 0 0 0 0 0 0 0 0 0 1 0 0 0 0 0 1		
Inning Stats	R: 0 H: 0 E: 0 LOB: 0 K: 0 BB: 0 S: 4 P: 9	R: 0 H: 1 E: 0 LOB: 1 K: 0 BB: 0 S: 9 P: 14	R: 0 H: 0 E: 0 LOB: 0 K: 1 BB: 0 S: 6 P: 9	R: 0 H: 1 E: 0 LOB: 1 K: 1 BB: 1 S: 7 P: 12	R: 0 H: 0 E: 0 LOB: 0 K: 1 BB: 0 S: 5 P: 11	R: 0 H: 0 E: 0 LOB: 0 K: 0 BB: 0 S: 7 P: 10	R: 0 H: 0 E: 0 LOB: 0 K: 0 BB: 0 S: 8 P: 12	R: 0 H: 1 E: 0 LOB: 1 K: 0 BB: 0 S: 11 P: 15	R: 0 H: 1 E: 0 LOB: 1 K: 1 BB: 0 S: 10 P: 14	1B: 3 SF: 0 2B: 1 SAC: 0 3B: 0 DP: 1 HR: 0 HBP: 0	
PITCHER Bob Walk, R (1, 1) ERA: 3.28 Steve Cooke, L (3, 1) ERA: 4.12	IP WLS BF H R ER SO BB IBB HBP BLK WP HR S P ERA WHIP 2.0 7 1 0 0 0 0 0 0 0 0 0 0 13 23 0.00 0.500 7.0 W 24 3 0 0 4 1 0 0 0 0 0 0 54 83 0.00 0.571	PITCHER IP WLS BF H R ER SO BB IBB HBP BLK WP HR S P ERA WHIP									

livebaseballscorecards.com

AB	30
R	0
H	4
RBI	0
BB	1
SO	4
LOB	8



Batter	1	2	3	4	5	6	7	8	9
Gary Redus, R (1, 3) OBP: 0.308, SLG: 0.340 Orlando Merced, S (8, PH) OBP: 0.330, SLG: 0.387 (9, 3)	2-1 F8	2-3 K		1-0 1B 2-H		2-2 2B		4-0 IBB	
Jay Bell, R (1, 6) OBP: 0.328, SLG: 0.386	2-1 G3-1 3B		1-3 K	0-1 1B		2-1 G6-3		1-2 L8	
Andy Van Slyke, L (1, 8) OBP: 0.387, SLG: 0.505	0-0 G3-1 3B		1-1 P6	1-2 G4-3			1-0 F7		
Barry Bonds, L (1, 7) OBP: 0.462, SLG: 0.622	4-0 S BB		4-1 BB BB		2-2 F8		3-2 WP 2B		
Jeff King, R (1, 5) OBP: 0.271, SLG: 0.374	3-1 G6-3 1-2		4-2 BB		1-2 P6		0-0 P6		
Lloyd McClendon, R (1, 9) OBP: 0.346, SLG: 0.328 Cecil Espy, S (7, PH) OBP: 0.320, SLG: 0.357 (8, 9)		1-2 WP 1B HBP	3-1 F9		0-0 G5-3		3-3 K		
Don Slaught, R (1, 2) OBP: 0.390, SLG: 0.502		0-0 WP 1B		3-1 F7		1-0 HR		0-0 SH3-4 1B	
Jose Lind, R (1, 4) OBP: 0.271, SLG: 0.269		3-1 G6-3 1-2 2-3		2-2 SH1-4 1B		1-0 G6-3		1-0 P9	
Bob Walk, R (1, 1) OBP: 0.077, SLG: 0.077 John Wehner, R (2, PH) OBP: 0.262, SLG: 0.236 Steve Cooke, R (3, 1) OBP: 0.333, SLG: 0.333		2-3 K		2-1 SH1-4		1-0 G3		1-1 SH3-4	

AB	R	H	RBI	BB	SO	LOB
4	0	2	1	0	1	2
0	0	0	0	1	0	0
5	1	2	0	0	1	3
4	0	0	1	0	0	2
2	0	1	0	2	0	0
3	0	0	0	1	0	2
2	0	0	0	0	0	2
1	0	0	0	0	1	1
4	1	3	1	0	0	0
4	1	1	0	0	0	3
0	0	0	0	0	0	0
1	0	0	0	0	1	2
1	0	0	0	0	0	0
1B: 5	SF: 0					
2B: 2	SAC: 2					
3B: 1	DP: 0					
HR: 1	HBP: 1					

BOTTOM

St. Louis Cardinals @ Pittsburgh Pirates
 Three Rivers Stadium, Pittsburgh, PA
 Mon Sep 21 1992, 7:05 PM EDT
 Att. 13,345 - Cloudy - 77 F

AB	31
R	3
H	9
RBI	3
BB	4
SO	4
LOB	17



Inning Stats	R: 1	H: 1	E: 0	LOB: 1	K: 0	S: 7	R: 0	H: 1	E: 0	LOB: 2	K: 2	S: 12	R: 0	H: 0	E: 0	LOB: 2	K: 1	S: 12	R: 1	H: 3	E: 0	LOB: 2	K: 0	S: 16	R: 0	H: 0	E: 0	LOB: 0	K: 0	S: 7	R: 1	H: 2	E: 0	LOB: 1	K: 0	S: 10	R: 0	H: 1	E: 0	LOB: 1	K: 1	S: 9	R: 0	H: 1	E: 0	LOB: 2	K: 0	S: 7				
Joe Magrane, L (1, 1) ERA: 5.0	6.0	WLS: L	BF: 29	H: 7	R: 3	ER: 3	SO: 3	BB: 3	IBB: 0	HBP: 1	BLK: 0	WP: 1	HR: 1	S: 64	P: 115	ERA: 4.50	WHIP: 1.667																																			
Bob McClure, L (7, 1) ERA: 3.08	0.1		2	1	0	0	0	0	0	0	0	0	0	0	5	9	0.00	3.000																																		
Cris Carpenter, R (7, 1) ERA: 3.09	1.2		7	1	0	0	1	0	1	0	0	1	0	11	21	0.00	0.600																																			

WP: 2	PA: 38
PB: 0	
SB: 1	
CS: 0	

Batter	1	2	3	4	5	6	7	8	9	AB R H RBI BB SO LOB	TOP									
Bernard Gilkey, R (1, 7) OBP: 0.368, SLG: 0.426	0-0 G6-3		3-2 2B 1B		0-0 F7	0-1 1-2 2-3 1B		0-3 K		5 1 2 0 0 1 0										
Geronimo Pena, S (1, 4) OBP: 0.397, SLG: 0.508	4-2 CS HBP		0-1 1-H 2B		0-1 F8	3-3 K		1-0 G3		4 0 1 1 0 1 3										
Ray Lankford, L (1, 8) OBP: 0.372, SLG: 0.480	2-2 G4-3 1-2		0-1 G4-3		4-2 S BB	1-3 K		3-3 K2-3		4 0 0 0 1 2 5										
Felix Jose, S (1, 9) OBP: 0.344, SLG: 0.443		3-2 F9		0-0 G4-3 1B 2B	1-1 F7		2-1 K 1B		4-2 BB	4 1 2 0 1 0 1										
Todd Zeile, R (1, 5) OBP: 0.352, SLG: 0.371		0-0 G6-3		4-2 G4-3 1B BB		4-2 2B SF9 BB	2-3 K 1-2	0-0 P6		3 2 0 0 2 1 2										
Tracy Woodson, R (1, 3) OBP: 0.350, SLG: 0.433		1-0 1B		1-0 G4-3		1-1 1B E 2B	2-2 1B			4 1 3 0 0 0 2										
Rod Brewer, L (8, 3) OBP: 0.366, SLG: 0.364				1-2 2-3						0 0 0 0 0 0 0										
Luis Alicea, S (1, 6) OBP: 0.324, SLG: 0.380		0-1 G1-3		2-2 2-H 3-H 1B		0-1 SF9	0-3 K			3 0 1 3 0 1 2										
Tom Pagnozzi, R (1, 2) OBP: 0.291, SLG: 0.364			0-0 G5-3	1-1 F9		2-1 1B E 1B		1-1 G5-3		4 0 1 0 0 0 1										
Rheal Cormier, L (1, 1) OBP: 0.113, SLG: 0.151			1-0 G3		0-0 G4-3		0-0 E5 1B		1-2 P5	2 0 0 0 0 0 1										
Craig Wilson, R (8, PH) OBP: 0.362, SLG: 0.368										1 0 0 1 0 0 1										
Mike Perez, R (8, 1)										0 0 0 0 0 0 0										
Milt Thompson, L (8, PH) OBP: 0.349, SLG: 0.404										1 0 0 0 0 0 0										
Todd Worrell, R (8, 1)										0 0 0 0 0 0 0										
Lee Smith, R (8, 1)										0 0 0 0 0 0 0										
Inning Stats	R: 0 E: 0 K: 0 S: 7	H: 0 LOB: 0 BB: 0 P: 13	R: 0 E: 0 K: 0 S: 8	H: 1 LOB: 1 BB: 0 P: 12	R: 1 E: 0 K: 0 S: 10	H: 2 LOB: 1 BB: 1 P: 14	R: 2 E: 0 K: 0 S: 12	H: 2 LOB: 1 BB: 1 P: 20	R: 0 E: 0 K: 0 S: 7	H: 0 LOB: 1 BB: 1 P: 12	R: 0 E: 0 K: 2 S: 11	H: 2 LOB: 1 BB: 0 P: 17	R: 0 E: 0 K: 1 S: 8	H: 0 LOB: 0 BB: 0 P: 10	R: 0 E: 0 K: 1 S: 7	H: 0 LOB: 1 BB: 1 P: 15	1B: 7 2B: 3 3B: 0 HR: 0	SF: 1 SAC: 0 DP: 0 HBP: 1	WP: 0 PB: 0 SB: 1 CS: 1	PA: 41
PITCHER	IP WLS BF H R ER SO BB IBB HBP BLK WP HR S P ERA WHIP																			
Danny Jackson, L (1, 1) ERA: 3.97	5.1 L 28 8 5 5 0 3 0 0 1 0 0 0 55 89 8.44 2.062																			
Roger Mason, R (6, 1) ERA: 3.83	1.2 6 2 0 0 4 0 0 0 0 0 0 0 18 28 0.00 1.200																			
Danny Cox, R (8, 1) ERA: 4.53	2.0 7 0 0 0 2 1 0 0 0 0 0 0 15 25 0.00 0.500																			

St. Louis Cardinals @ Pittsburgh Pirates
 Three Rivers Stadium, Pittsburgh, PA
 Tue Sep 22 1992, 7:05 PM EDT
 Att: 8,222 - Cloudy - 63 F

livebaseballscorecards.com

AB	35
R	5
H	10
RBI	5
BB	4
SO	6
LOB	18



BOTTOM

St. Louis Cardinals @ Pittsburgh Pirates
Three Rivers Stadium, Pittsburgh, PA

Tue Sep 22 1992, 7:05 PM EDT
Att. 8,222 - Cloudy - 63 F

livebaseballscorecards.com

AB 35
R 4
H 8
RBI 4
BB 1
SO 5
LOB 13



WP: 0 PA: 37
PB: 0
SB: 0
CS: 1

AB R H RBI BB SO LOB
3 0 1 0 0 0 1
1 0 0 0 0 0 0

4 0 1 0 0 1 1

4 1 1 1 0 1 1

4 1 1 0 0 1 2

3 0 2 2 1 0 0

2 0 0 0 0 0 2
2 0 0 0 0 0 2

4 0 0 0 0 0 3

3 1 1 0 0 0 1
1 0 0 0 0 0 0

2 1 1 1 0 1 0
0 0 0 0 0 0 0
1 0 0 0 0 1 0
0 0 0 0 0 0 0
1 0 0 0 0 0 0

1B: 5 SF: 0
2B: 3 SAC: 0
3B: 0 DP: 0
HR: 0 HBP: 0

Batter	1	2	3	4	5	6	7	8	9
Gary Redus, R OBP: 0.308, SLG: 0.340 Orlando Merced, S OBP: 0.329, SLG: 0.386 (8, 3)	2-2 G6-3		0-1 FC6-4 1B		2-1 F8		0-1 F8		
Jay Bell, R OBP: 0.327, SLG: 0.387 (1, 6)	0-3 K		3-1 FC6-4 1-2f		0-0 G4-3 2B		1-1 P6		
Andy Van Slyke, L OBP: 0.386, SLG: 0.505 (1, 8)	1-3 K			1-1 G3 E 2B	1-2 G4-3		2-1 P4		
Barry Bonds, L OBP: 0.461, SLG: 0.621 (1, 7)		3-2 1B 2B		1-1 G3	2-2 G2		2-3 K		
Jeff King, R OBP: 0.275, SLG: 0.376 (1, 5)		0-1 CS 1B		0-0 E5 FC5-4		1-1 G5-3 G1-6-3 1B	4-2 BB		
Lloyd McClendon, R OBP: 0.343, SLG: 0.324 Cecil Espy, S OBP: 0.317, SLG: 0.353 (7, 9)		0-0 F9		1-0 F7		2-1 G1-6-3	1-1 F9		
Don Slaught, R OBP: 0.384, SLG: 0.494 (1, 2)		2-2 F7		0-1 FC5-4 1-2f		3-2 G5-3		1-2 F9	
Jose Lind, R OBP: 0.271, SLG: 0.269 Gary Varsho, L OBP: 0.263, SLG: 0.349 (9, PH)		1-2 CS	1-1 P3		0-0 E7 1B	2-1 L4		0-0 F8	
Danny Jackson, R OBP: 0.086, SLG: 0.086 Roger Mason, R (6, 1)			2-3 K		0-0 2B G4-3 1B		2-3 K		2-2 F9
Alex Cole, L OBP: 0.331, SLG: 0.327 Danny Cox, R OBP: 0.071, SLG: 0.071 Dave Clark, L OBP: 0.342, SLG: 0.419 (9, PH)									

Inning Stats	R: 0	H: 0	E: 0	K: 2	S: 9	H: 0	LOB: 0	BB: 0	P: 12	R: 1	H: 2	E: 0	K: 0	S: 12	R: 0	H: 1	E: 0	K: 1	S: 10	R: 1	H: 1	E: 1	K: 0	S: 8	R: 2	H: 3	E: 1	K: 0	S: 11	R: 0	H: 1	E: 0	K: 1	S: 7	R: 0	H: 0	E: 0	K: 1	S: 7	R: 0	H: 0	E: 0	K: 1	S: 12	R: 0	H: 0	E: 0	K: 0	S: 8	1B: 5	2B: 3	3B: 0	HR: 0	SF: 0	SAC: 0	DP: 0	HBP: 0	WP: 0	PA: 37
--------------	------	------	------	------	------	------	--------	-------	-------	------	------	------	------	-------	------	------	------	------	-------	------	------	------	------	------	------	------	------	------	-------	------	------	------	------	------	------	------	------	------	------	------	------	------	------	-------	------	------	------	------	------	-------	-------	-------	-------	-------	--------	-------	--------	-------	--------

PITCHER	IP	WLS	BF	H	R	ER	SO	BB	IBB	HBP	BLK	WP	HR	S	P	ERA	WHIP
Rheal Cormier, L ERA: 3.84 (1, 1)	5.0		22	7	4	4	3	0	0	0	0	0	0	50	73	7.20	1.400
Mike Perez, R ERA: 1.79 (6, 1)	2.0		7	1	0	0	1	0	0	0	0	0	0	16	27	0.00	0.500
Todd Worrell, R ERA: 2.33 (8, 1)	1.0		4	0	0	0	1	1	0	0	0	0	0	12	21	0.00	1.000
Lee Smith, R ERA: 3.04 (9, 1)	1.0	S	3	0	0	0	0	0	0	0	0	0	0	8	11	0.00	0.000

Batter	1	2	3	4	5	6	7	8	9	AB R H RBI BB SO LOB	TOP
Pat Howell, S (1, 8) OBP: 0.215, SLG: 0.206 Vince Coleman, S (9, PH) OBP: 0.353, SLG: 0.356 Dave Gallagher, R (9, 9) OBP: 0.297, SLG: 0.309	0-1 		1-1 			0-1 			1-2 	3 1 1 0 0 0 0 1 1 1 0 0 0 0 0 0 0 0 0 0 0	
Chris Donnels, L (1, 5) OBP: 0.273, SLG: 0.200 Mackey Sasser, L (9, PH) OBP: 0.248, SLG: 0.315 Jeff Kent, R (9, 4) OBP: 0.308, SLG: 0.417	4-1 		2-2 			2-3 		1-0 	1-3 	2 0 0 0 1 1 0 1 0 0 0 0 0 1 0 0 0 0 0 0 0	
Daryl Boston, L (1, 7) OBP: 0.319, SLG: 0.412	1-2 		1-0 			4-1 		4-1 	4-1 	1 1 0 1 2 0 0	
Eddie Murray, S (1, 3) OBP: 0.334, SLG: 0.421	1-2 			0-0 		3-1 	0-0 	4-2 	1-2 	3 0 0 0 1 0 1	
Jeff McKnight, S (1, 4) OBP: 0.317, SLG: 0.466 Bill Pecota, R (9, PR) OBP: 0.304, SLG: 0.314	0-1 			2-1 			1-0 	2-2 	1-3 	4 0 2 1 0 0 0 0 0 0 0 0 0 0	
Ryan Thompson, R (1, 9) OBP: 0.205, SLG: 0.297	0-1 			2-3 			1-3 	1-3 	1-2 	4 0 0 0 0 3 4	
Charlie O'Brien, R (1, 2) OBP: 0.287, SLG: 0.318		1-0 			3-3 			2-1 		3 0 0 0 0 1 0	AB 28 R 3 H 4 RBI 2 BB 4 SO 9 LOB 6
Dick Schofield, R (1, 6) OBP: 0.311, SLG: 0.283		2-0 			1-1 			1-3 		3 0 0 0 0 1 0	
Dwight Gooden, R (1, 1) OBP: 0.269, SLG: 0.358		1-3 			0-3 			2-3 		3 0 0 0 0 3 0	
Inning Stats	R: 1 H: 2 E: 0 LOB: 2 K: 0 BB: 1 S: 15 P: 21	R: 0 H: 0 E: 0 LOB: 0 K: 1 BB: 0 S: 6 P: 10	R: 0 H: 0 E: 0 LOB: 0 K: 0 BB: 0 S: 6 P: 10	R: 0 H: 0 E: 0 LOB: 0 K: 1 BB: 0 S: 6 P: 10	R: 0 H: 0 E: 0 LOB: 0 K: 2 BB: 0 S: 16 P: 20	R: 0 H: 0 E: 0 LOB: 0 K: 1 BB: 1 S: 8 P: 16	R: 0 H: 0 E: 0 LOB: 0 K: 1 BB: 0 S: 5 P: 7	R: 0 H: 0 E: 0 LOB: 0 K: 2 BB: 0 S: 8 P: 13	R: 2 H: 2 E: 1 LOB: 2 K: 1 BB: 2 S: 13 P: 26	1B: 4 SF: 1 2B: 1 SAC: 0 3B: 0 DP: 1 HR: 0 HBP: 0	WP: 1 PA: 34 PB: 0 SB: 2 CS: 2
PITCHER Omar Olivares, R (1, 1) ERA: 4.0 Lee Smith, R (9, 1) ERA: 3.29 Cris Carpenter, R (9, 1) ERA: 3.07	IP WLS BF H R ER SO BB IBB HBP BLK WP HR S P ERA WHIP 8.0 0 27 2 1 1 8 2 0 0 0 0 0 70 107 1.12 0.500 0.1 L 5 2 2 2 0 1 1 0 0 1 0 10 22 54.00 9.000 0.2 1 0 0 0 0 1 0 0 0 0 0 3 4 0.00 0.000	PITCHER IP WLS BF H R ER SO BB IBB HBP BLK WP HR S P ERA WHIP									

New York Mets @ St. Louis Cardinals
 Busch Stadium, St. Louis, MO
 Wed Sep 23 1992, 7:05 PM CDT
 Att. 15,983 - Sunny - 69 F

livebaseballscorecards.com

Batter	1	2	3	4	5	6	7	8	9	AB R H RBI BB SO LOB
Bernard Gilkey, R (1, 7) OBP: 0.366, SLG: 0.427	0-0 G5-3			1-1 G5-3		0-0 F7			0-1 G1-3 E	4 1 1 0 0 0 0
Ozzie Smith, S (1, 6) OBP: 0.367, SLG: 0.345	1-2 G6-3			0-0 1B			2-0 P9		1-2 G1-3	4 0 1 0 0 0 1
Ray Lankford, L (1, 8) OBP: 0.373, SLG: 0.485	3-0 F8			1-0 L8			2-2 HR		1-1 E6 G6-3 1B	4 1 2 2 0 0 1
Felix Jose, S (1, 9) OBP: 0.341, SLG: 0.439		1-0 L6		1-1 G1-3			2-1 F8		1-2 G6-3	4 0 0 0 0 0 2
Rod Brewer, L (1, 3) OBP: 0.373, SLG: 0.362 Chuck Carr, S (9, PR) OBP: 0.325, SLG: 0.333		0-1 F8			0-2 G4-6-3 1B		2-0 L3		4-2 BB	3 0 1 0 1 0 0 0 0 0 0 0 0 0
Tracy Woodson, R (1, 5) OBP: 0.337, SLG: 0.416		0-3 K			0-1 G4-6-3 1-2f			0-0 L9	3-1 G6-3	4 0 0 0 0 1 3
Geronimo Pena, S (1, 4) OBP: 0.396, SLG: 0.506			3-2 G4-3		0-2 P6			0-2 G2-3 1B		3 0 1 0 0 0 0
Rich Gedman, L (1, 2) OBP: 0.278, SLG: 0.266			2-3 K			1-3 K		1 SAFE 1 SAFE S P P P X 2-1 G2-3		3 0 0 0 0 2 1
Omar Olivares, R (1, 1) OBP: 0.262, SLG: 0.313 Gerald Perry, L (8, PH) OBP: 0.310, SLG: 0.314 Lee Smith, R (9, 1) Cris Carpenter, R (9, 1) OBP: 0.333, SLG: 0.333			0-3 K			3-2 G6-3		0-3 K		2 0 0 0 0 1 0 1 0 0 0 0 1 1 0 0 0 0 0 0 0 0 0 0 0 0 0 0


Inning Stats	R: 0	H: 0	E: 0	LOB: 0	K: 0	S: 5	R: 0	H: 0	E: 0	LOB: 0	K: 1	S: 6	R: 0	H: 0	E: 0	LOB: 0	K: 2	S: 11	R: 0	H: 1	E: 0	LOB: 1	K: 0	S: 6	R: 0	H: 1	E: 0	LOB: 0	K: 0	S: 8	R: 1	H: 1	E: 0	LOB: 0	K: 0	S: 7	R: 0	H: 1	E: 0	LOB: 1	K: 1	S: 11	R: 1	H: 2	E: 1	LOB: 2	K: 0	S: 15	1B: 4	SF: 0	2B: 1	SAC: 0	3B: 0	DP: 1	HR: 1	HBP: 0
--------------	------	------	------	--------	------	------	------	------	------	--------	------	------	------	------	------	--------	------	-------	------	------	------	--------	------	------	------	------	------	--------	------	------	------	------	------	--------	------	------	------	------	------	--------	------	-------	------	------	------	--------	------	-------	-------	-------	-------	--------	-------	-------	-------	--------

PITCHER	IP	WLS	BF	H	R	ER	SO	BB	IBB	HBP	BLK	WP	HR	S	P	ERA	WHIP
Dwight Gooden, R (1, 1) ERA: 3.71	9.0	W	33	6	2	2	5	1	0	0	0	0	1	77	112	2.00	0.778

BOTTOM

New York Mets @ St. Louis Cardinals
 Busch Stadium, St. Louis, MO
 Wed Sep 23 1992, 7:05 PM CDT
 Att. 15,983 - Sunny - 69 F

AB	32
R	2
H	6
RBI	2
BB	1
SO	5
LOB	9



WP: 0	PA: 33
PB: 0	
SB: 0	
CS: 0	

livebaseballscorecards.com

Batter	1	2	3	4	5	6	7	8	9	10	11	12	13	14	AB R H RBI BB SO LOB	TOP																
Pat Howell, S (1, 8) OBP: 0.203, SLG: 0.194 Chico Walker, S (10, PH) OBP: 0.367, SLG: 0.420 Dave Gallagher, R (10, 9) OBP: 0.294, SLG: 0.305	0-1 P4			1-1 B5-3		2-1 G6-3		0-0 G6-3		3-3 K			0-1 P3	0-0 F8	4 0 0 0 0 0 1 1 0 0 0 0 1 1 2 0 0 0 0 0 0																	
Chris Donnell, L Vince Colaninno, R Anthony Young, R Michael Schuler, R Jeff Irby, R D.J. Dugger, R Paul Gibson, R Mark Cleary, R Wally Whithurst, R	2-1 G6-3			1-1 E7 G4-3 1B		3-2 G6-3 1B		4-2 F8 S BB		1-2 G4-3			1-3 K		3 0 0 0 0 1 0 0 0 0 0 0 0 0 0 0 1 0 0 0 0 0 0 0 0 0 0 0 0 0 0 0																	
Kevin Bass, S (1, 7) OBP: 0.308, SLG: 0.423	1-3 K			0-1 G4-3		2-1 L5		1-2 F7		3-2 L6			0-1 S 1B		6 0 1 0 0 1 2																	
Eddie Murray, S (1, 3) OBP: 0.333, SLG: 0.418 Bill Pecota, R (9, PR) OBP: 0.301, SLG: 0.311		0-0 F7		3-2 G1-3		1-0 F8		4-0 F8 IBB		0-0 G1-3			3-2 L7		3 0 0 0 1 0 1 2 0 0 0 0 0 1																	
Jeff McKnight, S (1, 4) OBP: 0.303, SLG: 0.438		2-3 K			1-0 G4-3		0-3 K		1-0 F8			0-0 F9		1-0 SH3-4 HR 1B	6 1 1 0 0 2 2																	
Todd Hundley, S (1, 2) OBP: 0.259, SLG: 0.328		0-3 K			0-0 1B 1B		1-0 F9		1-2 G4-3			0-0 F8		0-0 SH3-4	5 0 1 0 0 1 3																	
Ryan Thompson, R (1, 9) OBP: 0.210, SLG: 0.299 Daryl Boston, L (10, PH) OBP: 0.326, SLG: 0.412			0-1 F9		2-0 1B		0-2 G6-3		4-2 S SH3-4 BB			4-2 BB BB		4-0 HR IBB	3 0 1 0 0 0 0 0 1 0 0 3 0 0																	
Dick Schofield, R (1, 6) OBP: 0.310, SLG: 0.280			0-1 G6-3		0-2 F9		0-1 F8		1-1 SH3-4			1-2 BB		2-2 F8	4 0 0 0 1 0 4																	
Bret Saberhagen, R (1, 1) OBP: 0.125, SLG: 0.125 Jeff Kent, R (9, 4) OBP: 0.309, SLG: 0.427			1-3 K		1-2 G4-3		0-0 1B		0-0 K			0-0 G3-1		1-2 1-H 2-H HR	3 0 1 0 0 1 2 3 1 1 3 0 1 3																	
Inning Stats	R: 0 E: 0 K: 1 S: 7	H: 0 LOB: 0 BB: 0 P: 10	R: 0 E: 0 K: 2 S: 8	H: 0 LOB: 0 BB: 0 P: 10	R: 0 E: 0 K: 1 S: 8	H: 0 LOB: 0 BB: 9	R: 0 E: 1 K: 0 S: 9	H: 1 LOB: 1 BB: 0 P: 14	R: 0 E: 0 K: 0 S: 9	H: 2 LOB: 2 BB: 0 P: 13	R: 0 E: 0 K: 0 S: 8	H: 1 LOB: 0 BB: 0 P: 15	R: 0 E: 0 K: 1 S: 5	H: 0 LOB: 0 BB: 0 P: 7	R: 0 E: 0 K: 0 S: 7	H: 1 LOB: 1 BB: 0 P: 7	R: 0 E: 0 K: 0 S: 11	H: 0 LOB: 3 BB: 2 P: 22	R: 0 E: 0 K: 2 S: 10	H: 0 LOB: 1 BB: 1 P: 20	R: 0 E: 0 K: 0 S: 8	H: 0 LOB: 0 BB: 0 P: 12	R: 0 E: 0 K: 0 S: 7	H: 0 LOB: 2 BB: 2 P: 15	R: 0 E: 0 K: 1 S: 14	H: 1 LOB: 1 BB: 0 P: 18	R: 3 E: 0 K: 0 S: 11	H: 2 LOB: 2 BB: 1 P: 19	1B: 7 2B: 0 3B: 0 HR: 1	SF: 0 SAC: 2 DP: 0 HBP: 0	WP: 0 PB: 0 SB: 3 CS: 0	PA: 55
PITCHER	IP	WLS	BF	H	R	ER	SO	BB	IBB	HBP	BLK	WP	HR	S	P	ERA	WHIP															
Bob Tewksbury, R (1, 1) ERA: 2.19	8.0		28	5	0	0	5	0	0	0	0	0	0	61	85	0.00	0.625															
Todd Worrell, R (9, 1) ERA: 2.25	2.0		9	0	0	0	2	2	1	0	0	0	0	21	42	0.00	1.000															
Lee Smith, R (11, 1) ERA: 3.25	1.0		3	0	0	0	0	0	0	0	0	0	0	8	12	0.00	0.000															
Frank DiPino, L (12, 1) ERA: 1.64	0.2		4	0	0	0	0	2	0	0	0	0	0	6	14	0.00	3.000															
Mike Perez, R (12, 1) ERA: 1.79	0.1		1	0	0	0	0	0	0	0	0	0	0	1	1	0.00	0.000															
PITCHER	IP	WLS	BF	H	R	ER	SO	BB	IBB	HBP	BLK	WP	HR	S	P	ERA	WHIP															
Bryn Smith, R (13, 1) ERA: 4.91	2.0		10	3	3	3	1	0	1	0	0	0	1	25	37	13.50	1.500															

New York Mets @ St. Louis Cardinals
 Busch Stadium, St. Louis, MO
 Thu Sep 24 1992, 7:05 PM CDT
 Att. 16,359 - Sunny - 71 F

livebaseballscores.com

AB	47
R	3
H	8
RBI	3
BB	6
SO	8
LOB	20



Batter	1	2	3	4	5	6	7	8	9	10	11	12	13	14	AB	R	H	RBI	BB	SO	LOB	BOTTOM
Chuck Carr, S OBP: 0.326, SLG: 0.300	1-2 G6-3		0-1 G6-3			1-1 L5		2-1 G4-3			1-0 SH1-4		4-0 G1-3	4-1 1B	4	1	0	0	2	0	1	
Ozzie Smith, S OBP: 0.366, SLG: 0.343	2-1 F7			1-1 G5-3		1-2 G5-3			0-1 G1-4-3		2-2 G6-3		4-2 G1-3	1-2 1B	6	0	1	2	1	0	1	
Ray Lankford, L OBP: 0.375, SLG: 0.484	2-2 1B			0-0 CS 1B		2-1 F7			1-3 K		4-0 CS IBB		2-0 G1-3	4-0 1B	5	0	2	0	2	1	2	
Todd Zeile, R OBP: 0.353, SLG: 0.371	1 SAFE 1 SAFE F8			1 SAFE 1 SAFE F9		2-1 P6			3-2 1B		1 SAFE 0-0 CS		4-1 BB HBP BB	2-3 K	6	0	2	1	1	1	4	
Rod Brewer, L OBP: 0.363, SLG: 0.342		0-0 F8			0-2 G4-3		1-2 F8		0-0 G3			1-0 BB HBP		1-0 P3	4	0	0	0	0	0	1	
Rex Hudler, R OBP: 0.267, SLG: 0.381															0	0	0	0	0	0	0	
Andres Galarraga, R OBP: 0.280, SLG: 0.381															1	0	0	0	0	0	2	
Bernard Gilkey, R OBP: 0.363, SLG: 0.422		1-0 L8			0-0 L8		2-1 F8				3-2 P6		2-1 F8	1-0 1B 1B	6	1	1	0	0	0	2	
Luis Alcega, S OBP: 0.320, SLG: 0.375		0-2 P6			1-1 1B 1B						0-1 P7		1-0 F9	0-3 K	6	0	1	0	0	1	3	
Rich Gedman, L OBP: 0.292, SLG: 0.274					1-0 1B 1B						0-0 F9		4-0 FC6-4 BB	0-2 1B 1B	5	1	2	0	1	0	0	
Bob Tealobury, R Mike Thompson, L Todd Worrell, R Lee Smith, R George Stein, S Frank DiPino, L Mike Perez, R Genard Dery, L Bryn Smith, R Felix Jose, S					1-3 K		1-1 F9				0-0 G6-3 SH1-4 1B		2-2 FC6-4 BB	0-2 1B BB	2	0	0	0	0	1	2	

New York Mets @ St. Louis Cardinals
 Busch Stadium, St. Louis, MO
 Thu Sep 24 1992, 7:05 PM CDT
 Att. 16,359 - Sunny - 71 F

livebaseballscorecards.com

AB	49
R	4
H	12
RBI	4
BB	7
SO	4
LOB	21



Inning Stats	R: 0	H: 1	E: 0	LOB: 1	K: 0	BB: 0	S: 12	P: 17	R: 0	H: 0	E: 0	LOB: 0	K: 0	BB: 0	S: 5	P: 6	R: 0	H: 0	E: 0	LOB: 0	K: 1	BB: 0	S: 6	P: 7	R: 0	H: 1	E: 0	LOB: 0	K: 0	BB: 0	S: 5	P: 8	R: 0	H: 1	E: 0	LOB: 2	K: 0	BB: 0	S: 9	P: 12	R: 0	H: 0	E: 0	LOB: 0	K: 0	BB: 0	S: 7	P: 12	R: 0	H: 0	E: 0	LOB: 0	K: 0	BB: 0	S: 8	P: 13	R: 0	H: 1	E: 0	LOB: 1	K: 0	BB: 0	S: 9	P: 13	R: 0	H: 1	E: 0	LOB: 1	K: 1	BB: 0	S: 9	P: 13	R: 0	H: 0	E: 0	LOB: 0	K: 0	BB: 0	S: 7	P: 10	R: 0	H: 1	E: 0	LOB: 1	K: 0	BB: 1	S: 5	P: 12	R: 0	H: 0	E: 0	LOB: 3	K: 0	BB: 2	S: 7	P: 21	R: 0	H: 0	E: 0	LOB: 2	K: 1	BB: 2	S: 7	P: 20	R: 4	H: 5	E: 0	LOB: 3	K: 1	BB: 2	S: 15	P: 25	1B: 11	SF: 0	2B: 1	SAC: 1	3B: 0	DP: 0	HR: 0	HBP: 1	WP: 0	PA: 59
PITCHER	IP	WLS	BF	H	R	ER	SO	BB	IBB	HBP	BLK	WP	HR	S	P	ERA	WHIP																																																																																																									
Bret Saberhagen, R ERA: 3.75	(1, 1)	8.0	28	5	0	0	1	0	0	0	0	0	0	0	16	23	0.00	0.625																																																																																																								
Anthony Young, R ERA: 4.13	(9, 1)	2.0	7	1	0	0	1	0	0	0	0	0	0	0	16	23	0.00	0.500																																																																																																								
Jeff Innis, R ERA: 2.88	(11, 1)	2.0	10	1	0	0	0	2	1	1	0	0	0	12	33	0.00	1.500																																																																																																									
Paul Gibson, L ERA: 4.71	(13, 1)	0.1	3	0	0	0	0	2	0	0	0	0	0	3	13	0.00	6.000																																																																																																									
Mark Dewey, R ERA: 4.02	(13, 1)	1.0	6	3	3	3	2	0	0	0	0	0	0	14	18	27.00	3.000																																																																																																									
PITCHER	IP	WLS	BF	H	R	ER	SO	BB	IBB	HBP	BLK	WP	HR	S	P	ERA	WHIP																																																																																																									
Wally Whitehurst, R ERA: 3.27	(14, 1)	0.0	4	2	1	1	0	1	1	0	0	0	0	5	14	∞	∞																																																																																																									

Batter	1	2	3	4	5	6	7	8	9	AB R H RBI BB SO LOB	TOP											
Chuck Carr, S (1, 9) OBP: 0.320, SLG: 0.279 Frank DiPino, L (8, 1) OBP: 1.000, SLG: 1.000 Bob McClure, R (8, 1)	0-0 G3		0-1 G4-3		1-2 F7			4-1 CS BB		3 0 0 0 1 0 1 0 0 0 0 0 0 0 0 0 0 0 0 0 0												
Ozzie Smith, S (1, 6) OBP: 0.367, SLG: 0.343	4-1 CS BB		0-0 G4-3			2-3 K		0-1 CS 1-2	2-2 G6-4-3 1B	3 0 1 0 1 1 0												
Ray Lankford, L (1, 8) OBP: 0.373, SLG: 0.481	3-3 SAFE K 1-2		0-1 F7			0-2 G5-3			0-0 F7	4 0 0 0 0 1 2												
Todd Zeile, R (1, 5) OBP: 0.352, SLG: 0.368		4-1 1B FC4-6 BB		1-0 G6-3		2-3 K			0-1 G6-4-3 1-2f	3 1 0 0 1 1 1												
Rod Brewer, L (1, 3) OBP: 0.349, SLG: 0.329		0-2 F8		1-0 P7			0-0 L8			3 0 0 0 0 0 1												
Bernard Gilkey, R (1, 7) OBP: 0.363, SLG: 0.422		0-1 FC4-6 1B 1-2 1B		0-2 G6-3			1-0 P4			3 0 1 0 0 0 0												
Geronimo Pena, S (1, 4) OBP: 0.398, SLG: 0.505		2-0 FC4-6 1B 1-2 2-3		0-2 G3			1-0 L7			3 0 1 0 0 0 0												
Rich Gedman, L (1, 2) OBP: 0.293, SLG: 0.276		1-1 FC4-6 1-2f 2-3 3-H		1-2 1B			0-0 F7			3 0 1 1 0 0 2												
Joe Magrane, R (1, 1) OBP: 0.222, SLG: 0.556 Cris Carpenter, R (7, 1) OBP: 0.333, SLG: 0.333 Milt Thompson, L (8, PH) OBP: 0.350, SLG: 0.410 (8, 9)		1-3 K		1-0 F7			1-3 K			2 0 0 0 0 1 3 0 0 0 0 0 0 0 1 0 0 0 0 1 0												
Inning Stats	R: 0 E: 0 K: 1 S: 5	H: 0 LOB: 1 BB: 1 P: 12	R: 1 E: 0 K: 1 S: 12	H: 2 LOB: 2 BB: 1 P: 20	R: 0 E: 0 K: 0 S: 5	H: 0 LOB: 0 BB: 0 P: 5	R: 0 E: 0 K: 0 S: 5	H: 0 LOB: 0 BB: 0 P: 7	R: 0 E: 0 K: 0 S: 12	H: 1 LOB: 1 BB: 0 P: 15	R: 0 E: 0 K: 2 S: 9	H: 0 LOB: 0 BB: 0 P: 13	R: 0 E: 0 K: 0 S: 3	H: 0 LOB: 0 BB: 0 P: 5	R: 0 E: 0 K: 1 S: 6	H: 0 LOB: 0 BB: 1 P: 11	R: 0 E: 0 K: 0 S: 10	H: 1 LOB: 0 BB: 0 P: 12	1B: 4 2B: 1 3B: 0 HR: 0	SF: 0 SAC: 0 DP: 2 HBP: 0	WP: 0 PB: 0 SB: 0 CS: 2	PA: 32
PITCHER Curt Schilling, R (1, 1) ERA: 2.35	IP: 9.0 WLS: W BF: 31 H: 4 R: 1 ER: 1 SO: 5 BB: 3 IBB: 0 HBP: 0 BLK: 0 WP: 0 HR: 0 S: 67 P: 100 ERA: 1.00 WHIP: 0.778																				PITCHER IP: WLS: BF: H: R: ER: SO: BB: IBB: HBP: BLK: WP: HR: S: P: ERA: WHIP	

St. Louis Cardinals @ Philadelphia Phillies
 Veterans Stadium, Philadelphia, PA
 Sat Sep 26 1992, 7:05 PM EDT
 Cloudy - 66 F

livebaseballscorecards.com

AB	28
R	1
H	4
RBI	1
BB	3
SO	5
LOB	10



Batter	1	2	3	4	5	6	7	8	9
Stan Javier, S OBP: 0.329, SLG: 0.319 (1, 8)	0-1 G6-3		1-1 F8		3-2 G3 1B		0-1 SH5-3 E 1B		
Mickey Morandini, L OBP: 0.313, SLG: 0.357 (1, 4)	3-2 G6-3		1-0 PB 1B		3-2 G3 1-2		0-0 SH5-3 1-2		
Dave Hollins, S OBP: 0.364, SLG: 0.455 (1, 5)	1-1 F7		4-2 BB		4-1 BB		0-0 E4 2-H		
Darren Daulton, L OBP: 0.384, SLG: 0.526 (1, 2)		1-1 G4-3	3-3 K		2-1 P6		4-2 BB		
Ricky Jordan, R OBP: 0.279, SLG: 0.373 (1, 3)		2-0 FC5-4 1B		3-2 P6		1-1 SH1-4 1B	0-0 P3		
Ruben Amaro Jr, S OBP: 0.297, SLG: 0.320 (1, 7)		0-0 FC5-4 FC6-4 1-2f		2-0 G5-3		2-1 SH1-4 1-2	0-0 G3-1		
Braulio Castillo, R OBP: 0.152, SLG: 0.289 (1, 9)		2-0 FC6-4 1-2f		2-1 E6		3-2 G4-3		3-2 G4-3	
Juan Bell, R OBP: 0.295, SLG: 0.285 (1, 6)			1-3 K	1-0 F9		2-2 1B	2-0 F7		
Curt Schilling, R OBP: 0.175, SLG: 0.177 (1, 1)			0-0 F8 1B WP 1B		1-1 G4-3		0-3 K		

AB	R	H	RBI	BB	SO	LOB
4	1	2	0	0	0	1
3	0	1	1	0	0	1
2	0	0	0	2	0	0
3	0	0	0	1	1	4
4	1	2	0	0	0	2
3	0	0	0	0	0	3
4	0	0	0	0	0	2
4	0	1	1	0	1	1
4	1	1	0	0	2	1

BOTTOM


St. Louis Cardinals @ Philadelphia Phillies
Veterans Stadium, Philadelphia, PA

Sat Sep 26 1992, 7:05 PM EDT
Cloudy - 66 F

livebaseballscorecards.com

AB	31
R	3
H	7
RBI	2
BB	3
SO	4
LOB	15

WP: 1 PA: 36
PB: 1
SB: 0
CS: 0



Inning Stats		R: 0	H: 0	R: 0	H: 1	R: 1	H: 2	R: 0	H: 1	R: 1	H: 2	R: 0	H: 1	R: 0	H: 0	R: 0	H: 0
		E: 0	LOB: 0	E: 0	LOB: 1	E: 0	LOB: 2	E: 1	LOB: 1	E: 0	LOB: 1	E: 0	LOB: 2	E: 1	LOB: 2	E: 0	LOB: 0
		K: 0	BB: 0	K: 0	BB: 0	K: 2	BB: 1	K: 0	BB: 0	K: 0	BB: 0	K: 0	BB: 1	K: 0	BB: 1	K: 1	BB: 0
		S: 8	P: 12	S: 5	P: 10	S: 12	P: 22	S: 7	P: 15	S: 22	P: 34	S: 13	P: 21	S: 8	P: 12	S: 10	P: 15

PITCHER		IP	WLS	BF	H	R	ER	SO	BB	IBB	HBP	BLK	WP	HR	S	P	ERA	WHIP
Joe Magrane, L	(1, 1)	6.1	L	31	7	3	2	3	3	0	0	0	1	0	73	124	2.84	1.579
Cris Carpenter, R	(7, 1)	0.2		2	0	0	0	0	0	0	0	0	0	0	2	2	0.00	0.000
Frank DiPino, L	(8, 1)	0.0		0	0	0	0	0	0	0	0	0	0	0	0	0	∞	∞
Bob McClure, L	(8, 1)	1.0		3	0	0	0	1	0	0	0	0	0	10	15	0.00	0.000	

Batter	1	2	3	4	5	6	7	8	9	AB R H RBI BB SO LOB	TOP																						
Geronimo Pena, S (1, 4) OBP: 0.395, SLG: 0.497	1-2 G1-3		4-2 BB		0-0 F8			2-1 P6		3 0 0 0 1 0 0																							
Luis Alicea, S (1, 6) OBP: 0.316, SLG: 0.369	0-0 F7		1-0 F9			1-1 F7		3-3 K		4 0 0 0 0 1 1																							
Ray Lankford, L (1, 8) Chuck Carr, S (8, 8) OBP: 0.373, SLG: 0.479 OBP: 0.314, SLG: 0.273	1-3 K		0-0 P6			4-2 BB			1-0 G4-3	2 0 0 0 1 1 1 1 0 0 0 0 0 0																							
Felix Jose, S (1, 9) OBP: 0.344, SLG: 0.441		2-2 1B	1-1 F8			1-0 G6-4-3			1-2 1B WP	4 0 2 0 0 0 2																							
Tracy Woodson, R (1, 5) OBP: 0.343, SLG: 0.413		2-0 1B		0-2 G4-3			2-1 L9		4-1 1B	3 0 1 0 1 0 0																							
Rod Brewer, L (1, 7) OBP: 0.356, SLG: 0.342		4-2 1B		0-0 F9			1-2 2B		0-0 F9	3 0 1 0 1 0 2																							
Stan Royer, R (1, 3) OBP: 0.412, SLG: 0.667		1-3 K		1-3 K			2-2 F9		0-0 1B	3 0 0 0 0 2 3																							
Tom Pagnozzi, R (1, 2) OBP: 0.289, SLG: 0.361		1-2 E5			0-3 K		0-0 F8		0-3 K	4 0 0 0 0 2 6																							
Donovan Osborne, S (1, 1) OBP: 0.125, SLG: 0.161 Bob McClure, R (7, 1) Rex Hudler, R (7, 7) OBP: 0.265, SLG: 0.378 Gerald Perry, L (9, PH) OBP: 0.313, SLG: 0.317		3-3 K			3-2 G3			1-0 G6-3		2 0 0 0 0 1 3 0 0 0 0 0 0 0 1 0 0 0 0 0 0 1 0 1 0 0 0 0																							
Inning Stats	R: 0 E: 0 K: 1 S: 7	H: 0 LOB: 0 BB: 0 P: 9	R: 0 E: 1 K: 2 S: 18	H: 2 LOB: 3 BB: 1 P: 31	R: 0 E: 0 K: 0 S: 6	H: 0 LOB: 1 BB: 1 P: 12	R: 0 E: 0 K: 1 S: 7	H: 0 LOB: 0 BB: 0 P: 8	R: 0 E: 0 K: 1 S: 11	H: 0 LOB: 0 BB: 0 P: 14	R: 0 E: 0 K: 0 S: 5	H: 0 LOB: 0 BB: 1 P: 11	R: 0 E: 0 K: 0 S: 9	H: 1 LOB: 1 BB: 0 P: 14	R: 0 E: 0 K: 1 S: 8	H: 0 LOB: 0 BB: 0 P: 14	R: 0 E: 0 K: 1 S: 11	H: 2 LOB: 3 BB: 1 P: 17	1B: 4 2B: 1 3B: 0 HR: 0	SF: 0 SAC: 0 DP: 1 HBP: 0	WP: 1 PB: 0 SB: 0 CS: 0	PA: 35											
PITCHER Ben Rivera, R (1, 1) ERA: 3.18	IP 9.0	WLS W	BF 35	H 5	R 0	ER 0	SO 7	BB 4	IBB 0	HBP 0	BLK 0	WP 1	HR 0	S 82	P 130	ERA 0.00	WHIP 1.000																
											PITCHER	IP	WLS	BF	H	R	ER	SO	BB	IBB	HBP	BLK	WP	HR	S	P	ERA	WHIP					

St. Louis Cardinals @ Philadelphia Phillies
Veterans Stadium, Philadelphia, PA

AB 31
R 0
H 5
RBI 0
BB 4
SO 7
LOB 18



Sat Sep 26 1992, 7:05 PM EDT
Att. 16,189 - Cloudy - 64 F

livebaseballscorecards.com

Batter	1	2	3	4	5	6	7	8	9	AB	R	H	RBI	BB	SO	LOB
Stan Javier, S OBP: 0.333, SLG: 0.325 (1, 8)	0-0 B5-6-3 1B		4-1 S 2B BB		2-2 FC4-2 1B 2B	0-0 P4	3-2 P6			4	2	2	0	1	0	3
Mickey Morandini, L OBP: 0.309, SLG: 0.352 (1, 4)	0-1 B5-6-3 1-2f		2-2 G6-3 1-2		0-0 G1-3	0-0 G3	1-3 K			5	0	0	0	0	1	7
Dave Hollins, S OBP: 0.367, SLG: 0.460 (1, 5) Joe Millette, R OBP: 0.268, SLG: 0.200 (8, 5)	1-1 E 1B		0-1 1B 2B 2-H		4-0 1B FC4-2 E IBB					4	2	3	1	1	0	3
Ricky Jordan, R OBP: 0.282, SLG: 0.374 (1, 3)	0-0 E4 1-3		0-0 1B		1-2 FC4-2 E		1-2 1B BB 1B	0-3 K		5	2	2	1	0	1	4
Todd Pratt, R OBP: 0.351, SLG: 0.471 (1, 2)	3-2 G4-3		0-1 G5-3		1-2 E6 3B 1B		4-2 1B BB 1B	2-2 HBP 1B 1B		4	2	2	1	1	0	4
Jim Lindeman, R OBP: 0.297, SLG: 0.353 (1, 9) Braulio Castillo, R OBP: 0.170, SLG: 0.304 (7, PR) (8, 9)		3-2 P3		1-0 P3	0-0 E6 3B		1-0 BB 1B E 1B	1-0 HBP 1B		4	1	1	0	0	0	1
Ruben Amaro Jr, S OBP: 0.301, SLG: 0.336 (1, 7)		2-2 P4		1-1 F7-2 3B	1-0 1B 3B		0-0 E BB 1B	1-2 F8		5	0	3	4	0	0	2
Juan Bell, R OBP: 0.299, SLG: 0.278 (1, 6)		3-2 P5		1-0 F7-2 3-H	1-2 P6		4-2 E BB	1-0 HBP		3	0	0	0	1	0	2
Ben Rivera, R OBP: 0.152, SLG: 0.097 (1, 1)			2-1 G4-3		1-2 2B FC4-2 1B	1-1 P5	1-2 E6 FC5-4	0-0 F7		5	0	1	1	0	0	5

Inning Stats	R: 0	H: 2	E: 1	K: 0	S: 10	LOB: 2	BB: 0	P: 14	R: 0	H: 0	E: 0	K: 0	S: 10	LOB: 0	BB: 0	P: 18	R: 1	H: 2	E: 0	K: 0	S: 11	LOB: 2	BB: 1	P: 19	R: 0	H: 1	E: 0	K: 0	S: 4	LOB: 0	BB: 0	P: 7	R: 5	H: 4	E: 2	K: 0	S: 18	LOB: 1	BB: 1	P: 29	R: 0	H: 0	E: 0	K: 0	S: 4	LOB: 0	BB: 0	P: 5	R: 4	H: 4	E: 1	K: 1	S: 25	LOB: 3	BB: 2	P: 40	R: 0	H: 2	E: 0	K: 1	S: 11	LOB: 3	BB: 0	P: 16	1B: 10	SF: 0	2B: 4	SAC: 0	3B: 2	DP: 2	HR: 0	HBP: 1	WP: 0	PA: 45	PB: 0	SB: 1	CS: 0	ERA	WHIP
PITCHER Donovan Osborne, L ERA: 3.87 (1, 1)	6.0	WLS	BF	H	R	ER	SO	BB	IBB	HBP	BLK	WP	HR	S	P	ERA	WHIP																																																														
Bob McClure, L ERA: 3.25 (7, 1)	2.0		14	4	2	2	2	2	0	1	0	0	0	32	51	9.00	3.000																																																														

BOTTOM

St. Louis Cardinals @ Philadelphia Phillies
Veterans Stadium, Philadelphia, PA

Sat Sep 26 1992, 7:05 PM EDT
Att: 16,189 - Cloudy - 64 F

livebaseballscorecards.com

AB	40
R	10
H	15
RBI	8
BB	4
SO	2
LOB	31



Batter	1	2	3	4	5	6	7	8	9	AB R H RBI BB SO LOB	TOP											
Chuck Carr, S OBP: 0.321, SLG: 0.271 (1, 8)	2-2 F7	1-0 1B			4-1 G6-4-3 BB	0-2 F8		2-1 G5-3		4 0 1 1 1 0 2												
Ozzie Smith, S OBP: 0.366, SLG: 0.341 (1, 6)	2-2 F8	2-0 P3			2-1 F9		3-2 HR 1B	0-2 G6-3		5 1 1 0 0 0 2												
Bernard Gilkey, R OBP: 0.361, SLG: 0.427 (1, 7)	2-1 P3			0-0 P5	0-0 G6-4-3		1-0 HR 1B		0-0 L9	5 1 1 2 0 0 1												
Felix Jose, S OBP: 0.346, SLG: 0.441 Rex Hudler, R OBP: 0.265, SLG: 0.378 (9, PR) (9, 9)		1-1 G4-3		0-2 G6-3		0-0 1B 1B 1B	0-0 WP 1B 1B		4-1 BB	4 1 2 0 1 0 0 0 0 0 0 0 0 0												
Todd Zeile, R OBP: 0.353, SLG: 0.369 (1, 5)		1-2 BB E 1B		0-1 F8		2-0 1B 1B	3-1 L9		2-3 K	5 2 2 0 0 1 2												
Rod Brewer, L OBP: 0.370, SLG: 0.349 (1, 3)		4-2 BB E BB 1B		1-2 P5		1-1 E 1B 1B 1B	3-2 WP 1B		2-2 F8	4 1 2 0 1 0 1												
Tom Pagnozzi, R OBP: 0.289, SLG: 0.360 (1, 2)		1-0 P8		2-2 G6-3		1-1 E6 1B	1-3 K			4 0 1 2 0 1 4												
Tim Jones, L OBP: 0.255, SLG: 0.225 (1, 4)		4-2 E BB		0-0 2B		1-3 2-H 3-H 2-3 K	1-0 G4-3			3 1 1 0 1 1 4												
Rheal Cormier, L OBP: 0.105, SLG: 0.140 (1, 1)		0-1 E9 1B		2-3 K		0-2 P6		2-3 K		4 1 0 0 0 2 3												
Inning Stats	R: 0 E: 0 K: 0 S: 10	H: 0 LOB: 0 BB: 0 P: 16	R: 4 E: 1 K: 0 S: 17	H: 2 LOB: 1 BB: 2 P: 31	R: 0 E: 0 K: 0 S: 6	H: 0 LOB: 0 BB: 0 P: 6	R: 0 E: 0 K: 1 S: 11	H: 1 LOB: 1 BB: 0 P: 16	R: 0 E: 0 K: 0 S: 4	H: 0 LOB: 0 BB: 1 P: 10	R: 2 E: 1 K: 1 S: 15	H: 4 LOB: 2 BB: 0 P: 21	R: 2 E: 0 K: 1 S: 14	H: 4 LOB: 2 BB: 0 P: 26	R: 0 E: 0 K: 1 S: 8	H: 0 LOB: 0 BB: 0 P: 12	R: 0 E: 0 K: 1 S: 9	H: 0 LOB: 1 BB: 1 P: 17	1B: 9 2B: 1 3B: 0 HR: 1	SF: 0 SAC: 0 DP: 1 HBP: 0	WP: 1 PB: 0 SB: 0 CS: 0	PA: 42
PITCHER	IP WLS BF H R ER SO BB IBB HBP BLK WP HR S P ERA WHIP																					
Brad Brink, R ERA: 4.35 (1, 1)	5.0 L 25 7 6 2 1 3 0 0 0 0 0 0 54 89 3.60 2.000																					
Kyle Abbott, L ERA: 5.3 (6, 1)	3.0 13 4 2 2 3 0 0 0 0 1 1 31 49 6.00 1.333																					
Bob Ayrault, R ERA: 3.43 (9, 1)	1.0 4 0 0 0 1 1 0 0 0 0 0 9 17 0.00 1.000																					

St. Louis Cardinals @ Philadelphia Phillies
Veterans Stadium, Philadelphia, PA
Sun Sep 27 1992, 3:33 AM EDT
Cloudy - 73 F

livebaseballscorecards.com

AB	38
R	8
H	11
RBI	5
BB	4
SO	5
LOB	19



Batter	1	2	3	4	5	6	7	8	9	AB	R	H	RBI	BB	SO	LOB
Stan Javier, S OBP: 0.329, SLG: 0.320 (1, 8)	F9 ①		G1-3 ②			P6 ①		G6-3 ③		4	0	0	0	0	0	0
Mariano Duncan, R OBP: 0.289, SLG: 0.387 (1, 4)	K ②		K ③			F9 ②			G5-3 ①	4	0	0	0	0	2	0
Dave Hollins, S OBP: 0.366, SLG: 0.459 (1, 5)	E6 1B WP ①			K ①		FC6-4 1B ③			K ②	4	1	1	0	0	2	0
Ricky Jordan, R OBP: 0.285, SLG: 0.380 (1, 3)	WP 1B ①			K ②		FC6-4 1-2f ③			2B ①	4	0	2	0	0	1	1
Todd Pratt, R OBP: 0.341, SLG: 0.447 (1, 2)	G5-3 1-2 3-H ③			L9 ③			G6-4-3 1B ①		K ③	4	0	1	0	0	1	2
Tom Marsh, R OBP: 0.216, SLG: 0.308 (1, 9)		K ①			K ①		F9 ①			3	0	0	0	0	2	1
Ruben Amaro Jr, S OBP: 0.298, SLG: 0.333 (1, 7)		F9 ②			E5 FC6-4 ②		G6-4-3 1-2f ③			3	0	0	0	0	0	1
Juan Bell, R OBP: 0.293, SLG: 0.271 (1, 6)			P9 ③		FC6-4 1-2f ②			F7 ①		3	0	0	0	0	0	1
Brad Brink, R OBP: 0.154, SLG: 0.083 (1, 1)			K ①					G6-3 ②		2	0	0	0	0	2	1
Kyle Abbott, L OBP: 0.107, SLG: 0.111 (6, 1)										0	0	0	0	0	0	0
Jim Lindeman, R OBP: 0.289, SLG: 0.343 (8, PH)										1	0	0	0	0	0	0
Bob Ayrault, R (9, 1)										0	0	0	0	0	0	0

Inning Stats	R: 1	H: 1	R: 0	H: 0	R: 0	H: 0	R: 0	H: 0	R: 0	H: 1	R: 0	H: 1	R: 0	H: 0	R: 0	H: 1	R: 0	H: 1	R: 0	H: 1	1B: 3	SF: 0	WP: 1	PA: 32			
	E: 1	LOB: 1	E: 0	LOB: 0	E: 0	LOB: 0	E: 1	LOB: 1	E: 0	LOB: 1	E: 0	LOB: 0	E: 0	LOB: 0	E: 0	LOB: 1	E: 0	LOB: 1	E: 0	LOB: 1	2B: 1	SAC: 0	PB: 0				
	K: 1	BB: 0	K: 1	BB: 0	K: 2	BB: 0	K: 2	BB: 0	K: 0	BB: 0	K: 0	BB: 0	K: 2	BB: 0	K: 2	BB: 0	K: 2	BB: 0	K: 2	BB: 0	3B: 0	DP: 1	SB: 0				
	S: 9	P: 11	S: 7	P: 10	S: 14	P: 17	S: 8	P: 11	S: 6	P: 14	S: 6	P: 9	S: 5	P: 7	S: 9	P: 14	S: 9	P: 14	S: 9	P: 14	HR: 0	HBP: 0	CS: 0				
PITCHER Rheal Cormier, L ERA: 3.65 (1, 1)	IP	WLS	BF	H	R	ER	SO	BB	IBB	HBP	BLK	WP	HR	S	P	ERA	WHIP										
	9.0	W	32	4	1	0	10	0	0	0	0	1	0	79	111	0.00	0.444										


BOTTOM

St. Louis Cardinals @ Philadelphia Phillies
Veterans Stadium, Philadelphia, PA

Sun Sep 27 1992, 3:33 AM EDT
Cloudy - 73 F

livebaseballscorecards.com

AB	32
R	1
H	4
RBI	0
BB	0
SO	10
LOB	7



Batter	1	2	3	4	5	6	7	8	9	AB R H RBI BB SO LOB	TOP
Chuck Carr, S OBP: 0.328, SLG: 0.269 (1, 8)	1-0 G3 S 1B	1-0 L6			1-0 G3		4-0 WP CS 1B BB		0-3 K	4 1 1 0 1 1 3	St. Louis Cardinals @ Philadelphia Phillies Veterans Stadium, Philadelphia, PA Sun Sep 27 1992, 7:05 PM EDT Att. 20,274 - Cloudy - 72 F
Geronimo Pena, S OBP: 0.396, SLG: 0.495 (1, 4)	1-3 K		1-3 K		1-2 CS 1B		2-2 CS 1B	0-1 P4	5 0 2 1 0 2 2		
Milt Thompson, L OBP: 0.348, SLG: 0.407 (1, 7) Mike Perez, R (7, 1) Bob McClure, R (7, 1) Bryn Smith, R (8, 1)	0-0 G3		2-1 G1-3		2-2 CS	1-0 1B SF8	1-0 G6-3		4 1 1 0 0 0 2 0		
Felix Jose, S OBP: 0.345, SLG: 0.440 (1, 9)	1-2 G1-3		0-1 G6-3			2-2 2B 1B		0-0 G3-1	4 1 1 0 0 0 1		
Andres Galarraga, R OBP: 0.282, SLG: 0.391 (1, 3)		4-1 G5-3 1B BB		1-0 HR		1-0 SF8		2-3 K	2 2 1 2 1 1 0		
Tracy Woodson, R OBP: 0.348, SLG: 0.426 (1, 5)		1-0 G5-3		0-0 G4-3		3-1 F8 2B		3-2 1B	4 0 2 1 0 0 1		
Rich Gedman, L OBP: 0.291, SLG: 0.275 (1, 2)		0-0 SH1-4 2-H 1B		3-1 G3		0-2 F8		0-1 G4-3	4 0 1 1 0 0 2		
Bien Figueroa, R OBP: 0.273, SLG: 0.300 (1, 6) Craig Wilson, R (9, PH) Tim Jones, L (9, PR) OBP: 0.368, SLG: 0.368 OBP: 0.255, SLG: 0.225		4-1 SH1-4 BB		0-1 F7		1-0 G6-3		4-2 BB	2 0 0 0 1 0 1 0 0 0 0 1 0 0 0 0 0 0 0 0 0		
Mark Clark, R OBP: 0.139, SLG: 0.139 (1, 1) Cris Carpenter, R OBP: 0.333, SLG: 0.333 (5, 1) Luis Alicea, S (7, PH) Bernard Gilkey, R (7, 7) OBP: 0.318, SLG: 0.369 OBP: 0.360, SLG: 0.426		0-0 SH1-4		1-3 K		4-2 CS BB BB		2-1 P6	1 0 0 0 0 1 0 0 0 0 0 0 0 0 0 0 0 0 1 0 0 1 0 0 0 0 0 1		

Inning Stats	R: 0 E: 0 K: 1 S: 9	H: 1 LOB: 1 BB: 0 P: 12	R: 1 E: 0 K: 0 S: 6	H: 1 LOB: 2 BB: 2 P: 16	R: 0 E: 0 K: 1 S: 7	H: 0 LOB: 0 BB: 0 P: 10	R: 1 E: 0 K: 0 S: 6	H: 1 LOB: 0 BB: 0 P: 10	R: 0 E: 0 K: 1 S: 9	H: 1 LOB: 0 BB: 0 P: 14	R: 2 E: 0 K: 0 S: 12	H: 3 LOB: 1 BB: 0 P: 20	R: 1 E: 0 K: 0 S: 9	H: 1 LOB: 0 BB: 2 P: 20	R: 0 E: 0 K: 1 S: 9	H: 1 LOB: 1 BB: 0 P: 14	R: 0 E: 0 K: 1 S: 11	H: 0 LOB: 1 BB: 1 P: 17	1B: 7 2B: 1 3B: 0 HR: 1	SF: 1 SAC: 1 DP: 0 HBP: 0	WP: 1 PB: 0 SB: 2 CS: 4	PA: 39
--------------	------------------------------	----------------------------------	------------------------------	----------------------------------	------------------------------	----------------------------------	------------------------------	----------------------------------	------------------------------	----------------------------------	-------------------------------	----------------------------------	------------------------------	----------------------------------	------------------------------	----------------------------------	-------------------------------	----------------------------------	----------------------------------	------------------------------------	----------------------------------	--------

PITCHER	IP	WLS	BF	H	R	ER	SO	BB	IBB	HBP	BLK	WP	HR	S	P	ERA	WHIP
Andy Ashby, R ERA: 7.54 (1, 1)	5.0		22	6	4	4	3	2	0	0	0	0	1	41	69	7.20	1.600
Keith Shepherd, R ERA: 2.12 (6, 1)	2.0		8	2	1	1	0	2	0	0	0	1	0	17	33	4.50	2.000
Mike Hartley, R ERA: 3.12 (8, 1)	1.0	W	4	1	0	0	1	0	0	0	0	0	0	9	14	0.00	1.000
Mitch Williams, L ERA: 3.97 (9, 1)	1.0	S	4	0	0	0	1	1	0	0	0	0	0	11	17	0.00	1.000

St. Louis Cardinals @ Philadelphia Phillies
 Veterans Stadium, Philadelphia, PA
 Sun Sep 27 1992, 7:05 PM EDT
 Att. 20,274 - Cloudy - 72 F

livebaseballscorecards.com

AB	31
R	5
H	9
RBI	5
BB	5
SO	5
LOB	13



BOTTOM

St. Louis Cardinals @ Philadelphia Phillies
Veterans Stadium, Philadelphia, PA

Sun Sep 27 1992, 7:05 PM EDT
Att. 20,274 - Cloudy - 72 F

livebaseballscorecards.com

AB	34
R	6
H	15
RBI	6
BB	6
SO	5
LOB	20



WP:	0	PA:	45
PB:	0	SB:	1
CS:	0		

Batter	1	2	3	4	5	6	7	8	9	AB	R	H	RBI	BB	SO	LOB
Stan Javier, S OBP: 0.330, SLG: 0.323 (1, 8)										4	1	2	1	0	0	2
Mickey Morandini, L OBP: 0.310, SLG: 0.353 (1, 4)										5	0	2	0	0	1	1
Dave Hollins, S OBP: 0.367, SLG: 0.456 (1, 5)										3	1	0	0	1	0	3
Darren Daulton, L OBP: 0.387, SLG: 0.531 (1, 2)										3	1	2	1	2	0	3
Ricky Jordan, R OBP: 0.291, SLG: 0.382 (1, 3)										4	0	2	1	1	1	2
Ruben Amaro Jr, S OBP: 0.300, SLG: 0.334 (1, 7)										2	0	1	1	1	0	2
Braulio Castillo, R OBP: 0.212, SLG: 0.353 (1, 9)										5	3	3	0	0	0	4
Joe Millette, R OBP: 0.270, SLG: 0.206 (1, 6)										3	0	1	0	0	1	1
Jim Lindeman, R OBP: 0.308, SLG: 0.361 (8, PH)										1	0	1	1	0	0	0
Mitch Williams, L OBP: 0.333, SLG: 0.333 (9, 1)										0	0	0	0	0	0	0
Andy Ashby, R OBP: 0.091, SLG: 0.132 (6, 1)										3	0	1	1	0	1	1
Keith Shepherd, R (6, 1)										0	0	0	0	0	0	0
Jeff Grotewold, L OBP: 0.319, SLG: 0.387 (7, PH)										0	0	0	0	1	0	0
Mike Hartley, R (8, 1)										0	0	0	0	0	0	0
Juan Bell, R OBP: 0.291, SLG: 0.289 (8, PH)										1	0	0	0	0	1	1
Juan Bell, R (9, 8)																

Inning	R	H	E	K	S	R	H	E	K	S	R	H	E	K	S	R	H	E	K	S
1	1	2	0	11	16	0	1	0	9	13	0	2	0	17	20	0	0	7	19	14
2	0	1	0	9	13	0	1	0	9	13	0	0	0	9	13	0	0	7	19	14
3	1	1	0	11	16	0	1	0	9	13	0	2	0	17	20	0	0	7	19	14
4	0	2	0	17	22	0	2	0	13	20	0	0	0	13	20	0	0	7	19	14
5	2	4	0	13	20	0	2	0	13	20	0	0	0	13	20	0	0	7	19	14
6	0	0	0	7	19	0	0	0	7	19	0	0	0	7	19	0	0	7	19	14
7	1	2	0	14	24	0	1	0	14	24	0	2	0	14	24	0	0	7	19	14
8	0	3	0	9	15	0	1	0	9	15	0	0	0	9	15	0	0	7	19	14
9	0	1	0	9	15	0	0	0	9	15	0	3	0	9	15	0	1	7	19	14

PITCHER	IP	WLS	BF	H	R	ER	SO	BB	IBB	HBP	BLK	WP	HR	S	P	ERA	WHIP
Mark Clark, R ERA: 4.45 (1, 1)	4.2		27	10	4	4	4	3	0	0	0	0	0	60	96	7.71	2.786
Cris Carpenter, R ERA: 3.0 (5, 1)	1.1		6	0	0	0	0	2	0	0	0	0	0	8	20	0.00	1.500
Mike Perez, R ERA: 1.87 (7, 1)	0.2		6	2	1	1	0	1	0	1	0	0	0	11	19	13.50	4.500
Bob McClure, L ERA: 3.23 (7, 1)	0.1		1	0	0	0	0	0	0	0	0	0	0	3	5	0.00	0.000
Bryn Smith, R ERA: 5.12 (8, 1)	1.0	L	5	3	1	1	1	0	0	0	0	0	0	9	15	9.00	3.000

PITCHER	IP	WLS	BF	H	R	ER	SO	BB	IBB	HBP	BLK	WP	HR	S	P	ERA	WHIP
Mark Clark, R ERA: 4.45 (1, 1)	4.2		27	10	4	4	4	3	0	0	0	0	0	60	96	7.71	2.786
Cris Carpenter, R ERA: 3.0 (5, 1)	1.1		6	0	0	0	0	2	0	0	0	0	0	8	20	0.00	1.500
Mike Perez, R ERA: 1.87 (7, 1)	0.2		6	2	1	1	0	1	0	1	0	0	0	11	19	13.50	4.500
Bob McClure, L ERA: 3.23 (7, 1)	0.1		1	0	0	0	0	0	0	0	0	0	0	3	5	0.00	0.000
Bryn Smith, R ERA: 5.12 (8, 1)	1.0	L	5	3	1	1	1	0	0	0	0	0	0	9	15	9.00	3.000

Batter	1	2	3	4	5	6	7	8	9	AB R H RBI BB SO LOB	TOP											
Marquis Grissom, R (1, 8) OBP: 0.326, SLG: 0.424	1-2 G6-3		0-0 P6		4-1 BB			4-1 F8 S BB		2 0 0 0 2 0 0												
Bret Barberie, S (1, 4) OBP: 0.363, SLG: 0.290	3-2 G4-3		2-0 F7		0-0 G5-3			0-2 F8		4 0 0 0 0 0 3												
Moises Alou, R (1, 9) OBP: 0.329, SLG: 0.453	1-0 1B		2-2 G6-3		0-0 G6-3			1-3 K		4 0 1 0 0 1 1												
John Vander Wal, L (1, 7) OBP: 0.323, SLG: 0.351	2-1 F7			0-0 G4-3		0-1 P5		2-0 G3-1		4 0 0 0 0 0 2												
Darrin Fletcher, L (1, 2) OBP: 0.278, SLG: 0.316		1-2 1B BB G4-6-3 1B		3-2 F9		3-1 G5-3		1-2 L9		4 1 1 0 0 0 0												
Wil Cordero, R (1, 6) OBP: 0.372, SLG: 0.423		4-2 1B BB G4-6-3 1B 1-2 BB		1-3 K		2-1 2B		1-2 L7		3 0 1 0 1 1 0												
Sean Berry, R (1, 5) OBP: 0.364, SLG: 0.372		1-0 G4-6-3 1B		1-0 S 1B		2-2 G6-3		1-1 F9		4 0 2 0 0 0 1												
Tom Foley, L (1, 3) OBP: 0.236, SLG: 0.223		0-0 G4-6-3		2-3 K		0-3 K				2 0 0 0 0 1 3												
Jerry Willard, L (7, PH) OBP: 0.261, SLG: 0.400		1-2 2-3 1B		1-2 K						1 0 0 0 0 1 1												
Gil Heredia, R (1, 1) OBP: 0.111, SLG: 0.111		1-1 G6-3		0-2 G1-3		2-2 G6-3				2 0 0 0 0 0 2												
Bill Krueger, L (6, 1)										0 0 0 0 0 0 0												
Sergio Valdez, R (6, 1)										0 0 0 0 0 0 0												
Larry Walker, L (7, PH) OBP: 0.355, SLG: 0.512										1 0 0 0 0 0 1												
Mark Gardner, R (7, 1) OBP: 0.189, SLG: 0.188										0 0 0 0 0 0 0												
Inning Stats	R: 0 E: 0 K: 0 S: 9	H: 1 LOB: 1 BB: 0 P: 16	R: 1 E: 0 K: 0 S: 14	H: 2 LOB: 1 BB: 1 P: 21	R: 0 E: 0 K: 0 S: 5	H: 0 LOB: 0 BB: 0 P: 9	R: 0 E: 0 K: 1 S: 9	H: 0 LOB: 0 BB: 0 P: 13	R: 0 E: 0 K: 1 S: 9	H: 1 LOB: 2 BB: 1 P: 16	R: 0 E: 0 K: 0 S: 5	H: 0 LOB: 0 BB: 0 P: 8	R: 0 E: 0 K: 1 S: 11	H: 1 LOB: 1 BB: 0 P: 17	R: 0 E: 0 K: 1 S: 9	H: 0 LOB: 1 BB: 1 P: 16	R: 0 E: 0 K: 0 S: 8	H: 0 LOB: 0 BB: 0 P: 11	1B: 4 2B: 1 3B: 0 HR: 0	SF: 0 SAC: 0 DP: 1 HBP: 0	WP: 0 PB: 0 SB: 2 CS: 0	PA: 34
PITCHER	IP WLS BF H R ER SO BB IBB HBP BLK WP HR S P ERA WHIP																					
Omar Olivares, R (1, 1) ERA: 3.9	7.0 W 27 5 1 1 3 2 0 0 0 0 0 0 62 100 1.29 1.000																					
Todd Worrell, R (8, 1) ERA: 2.21	1.0 4 0 0 0 1 1 0 0 0 0 0 0 9 16 0.00 1.000																					
Lee Smith, R (9, 1) ERA: 3.2	1.0 S 3 0 0 0 0 0 0 0 0 0 0 0 8 11 0.00 0.000																					

Montreal Expos @ St. Louis Cardinals
Busch Stadium, St. Louis, MO
 Mon Sep 28 1992, 7:05 PM CDT
 Att. 12,713 - Sunny - 68 F

livebaseballscorecards.com

AB	31
R	1
H	5
RBI	0
BB	3
SO	4
LOB	14



Batter	1	2	3	4	5	6	7	8	9
Chuck Carr, S <small>OBP: 0.354, SLG: 0.304</small> (1, 8)	1-1 			0-1 		2-2 	3-2 		
Ozzie Smith, S <small>OBP: 0.367, SLG: 0.345</small> (1, 6)	3-3 			3-2 		1-0 	2-1 		
Bernard Gilkey, R <small>OBP: 0.364, SLG: 0.429</small> (1, 7)	2-1 			0-0 		2-1 		1-0 	
Felix Jose, S <small>OBP: 0.348, SLG: 0.441</small> (1, 9)	1-0 	2-1 		4-0 		0-1 		0-2 	
Todd Zeile, R <small>OBP: 0.352, SLG: 0.367</small> (1, 5)		2-1 		1-1 		0-1 		1-3 	
Rod Brewer, L <small>OBP: 0.365, SLG: 0.345</small> (1, 3)		2-1 			0-0 	1-3 		2-1 	
Luis Alicea, S <small>OBP: 0.314, SLG: 0.363</small> (1, 4)			2-2 		1-0 	0-2 		0-2 	
Rich Gedman, L <small>OBP: 0.292, SLG: 0.277</small> (1, 2)			0-2 		2-1 	3-1 			
Omar Olivares, R <small>OBP: 0.254, SLG: 0.303</small> Milt Thompson, L <small>OBP: 0.347, SLG: 0.405</small> (7, PH) Todd Worrell, R (8, 1) Lee Smith, R (9, 1)			1-2 	0-0 		2-1 			

Inning Stats	R: 0	H: 1	E: 0	K: 1	S: 7	LOB: 0	BB: 0	P: 14	R: 0	H: 0	E: 0	K: 0	S: 6	LOB: 0	BB: 0	P: 12	R: 0	H: 0	E: 0	K: 0	S: 14	LOB: 0	BB: 0	P: 17	R: 0	H: 2	E: 0	K: 0	S: 8	LOB: 2	BB: 1	P: 16	R: 0	H: 2	E: 0	K: 0	S: 5	LOB: 1	BB: 0	P: 8	R: 4	H: 5	E: 1	K: 1	S: 19	LOB: 1	BB: 0	P: 28	R: 0	H: 1	E: 0	K: 0	S: 7	LOB: 0	BB: 0	P: 14	R: 0	H: 2	E: 0	K: 1	S: 12	LOB: 2	BB: 0	P: 16
--------------	------	------	------	------	------	--------	-------	-------	------	------	------	------	------	--------	-------	-------	------	------	------	------	-------	--------	-------	-------	------	------	------	------	------	--------	-------	-------	------	------	------	------	------	--------	-------	------	------	------	------	------	-------	--------	-------	-------	------	------	------	------	------	--------	-------	-------	------	------	------	------	-------	--------	-------	-------

PITCHER															PITCHER																		
IP	WLS	BF	H	R	ER	SO	BB	IBB	HBP	BLK	WP	HR	S	P	ERA	WHIP	IP	WLS	BF	H	R	ER	SO	BB	IBB	HBP	BLK	WP	HR	S	P	ERA	WHIP
Gil Heredia, R (1, 1)	5.0		18	5	0	0	1	1	0	0	0	0	40	67	0.00	1.200	Bill Krueger, L (6, 1)	0.0	L	3	3	3	0	0	0	0	0	0	0	7	12	∞	∞
Sergio Valdez, R (6, 1)	1.0		5	2	1	1	0	0	0	0	1	0	12	16	9.00	2.000	Mark Gardner, R (7, 1)	2.0		8	3	0	0	1	0	0	0	0	0	19	30	0.00	1.500

BOTTOM

AB	R	H	RBI	BB	SO	LOB
4	1	3	0	0	0	0
4	1	2	0	0	1	1
4	1	3	0	0	0	2
3	1	2	2	1	0	0
4	0	1	1	0	1	5
4	0	1	0	0	1	3
4	0	0	0	0	0	4
3	0	1	0	0	0	1
2	0	0	0	0	0	1
1	0	0	0	0	0	0
0	0	0	0	0	0	0
0	0	0	0	0	0	0

AB	33
R	4
H	13
RBI	3
BB	1
SO	3
LOB	17



WP: 1	PA: 35
PB: 0	
SB: 2	
CS: 2	

Montreal Expos @ St. Louis Cardinals
 Busch Stadium, St. Louis, MO
 Mon Sep 28 1992, 7:05 PM CDT
 Att: 12,713 - Sunny - 68 F

livebaseballscorecards.com

Batter	1	2	3	4	5	6	7	8	9	10	AB R H RBI BB SO LOB	TOP										
Bret Barberie, S (1, 4) OBP: 0.359, SLG: 0.286	0-2 G6-3		0-0 G4-6-3			0-2 G3			2-1 F8		4 0 0 0 0 0 1											
Moises Alou, R (1, 8) OBP: 0.328, SLG: 0.460	1-0 F7			3-3 K			3-2 HR		0-0 F8		4 1 1 1 0 1 0											
Ivan Calderon, R (1, 7) OBP: 0.305, SLG: 0.400	0-0 1B			1-2 G6-3			4-1 G3 BB		2-2 G5-3		3 0 1 0 1 0 0											
Larry Walker, L (1, 9) OBP: 0.353, SLG: 0.509	0-0 F8			0-2 L8			1-2 P5			1-0 F7	3 0 0 0 0 0 2											
Tim Wallach, R (10, PH) OBP: 0.299, SLG: 0.337							SAFE				1 0 0 0 0 0 0											
John Vander Wal, L (10, 9) OBP: 0.323, SLG: 0.351											0 0 0 0 0 0 0											
Darrin Fletcher, L (1, 2) OBP: 0.282, SLG: 0.319		2-2 CS 1B			0-0 G4-6-3 1B		1-0 G3			1-0 G3	4 0 2 0 0 0 1											
Sean Berry, R (1, 5) OBP: 0.354, SLG: 0.362		2-3 K		0-0 F9		1-3 K			2-2 1B		4 0 1 0 0 2 3											
Wil Cordero, R (1, 6) OBP: 0.360, SLG: 0.409		3-1 G5-3		1-2 G4-6-3				1-1 F8		1-0 G4-3	4 0 0 0 0 0 2											
Tom Foley, L (1, 3) OBP: 0.230, SLG: 0.217			3-2 G4-3		0-1 F7		2-3 K				3 0 0 0 0 1 0											
Brian Barnes, L (1, 1) OBP: 0.300, SLG: 0.276			0-0 G4-6-3 1B		0-0 G6-3		0-2 P8				1 0 1 0 0 0 0											
Jeff Fassero, L (5, 1) OBP: 0.143, SLG: 0.286											0 0 0 0 0 0 0											
Jerry Willard, L (6, PH) OBP: 0.292, SLG: 0.391											1 0 0 0 0 0 0											
Mel Rojas, R (6, 1) OBP: 0.497, SLG: 0.987											0 0 0 0 0 0 0											
Marquis Grissom, R (8, PH) OBP: 0.326, SLG: 0.423											1 0 0 0 0 0 0											
John Wetteland, R (8, 1) OBP: 0.200, SLG: 0.200											0 0 0 0 0 0 0											
Sergio Valdez, R (9, 1) OBP: 0.200, SLG: 0.200											0 0 0 0 0 0 0											
Inning Stats	R: 0 E: 0 K: 0 S: 6	H: 1 LOB: 1 BB: 0 P: 7	R: 0 E: 0 K: 1 S: 9	H: 1 LOB: 0 BB: 0 P: 16	R: 0 E: 0 K: 0 S: 6	H: 1 LOB: 0 BB: 0 P: 9	R: 0 E: 0 K: 1 S: 10	H: 0 LOB: 0 BB: 0 P: 14	R: 0 E: 0 K: 0 S: 5	H: 1 LOB: 0 BB: 0 P: 6	R: 1 E: 0 K: 1 S: 11	H: 1 LOB: 1 BB: 1 P: 21	R: 0 E: 0 K: 1 S: 8	H: 0 LOB: 0 BB: 0 P: 11	R: 0 E: 0 K: 0 S: 7	H: 1 LOB: 1 BB: 0 P: 11	1B: 5 2B: 0 3B: 0 HR: 1	SF: 0 SAC: 0 DP: 2 HBP: 0	WP: 0 PB: 0 SB: 0 CS: 1	PA: 34		
PITCHER	IP WLS BF H R ER SO BB IBB HBP BLK WP HR S P ERA WHIP																					
Bob Tewksbury, R (1, 1) ERA: 2.16	7.0	24	5	1	1	3	1	0	0	0	0	0	0	0	0	0	0	0	0	0	1.29	0.857
Todd Worrell, R (8, 1) ERA: 2.18	1.0	3	0	0	0	1	0	0	0	0	0	0	0	0	0	0	0	0	0	0	0.00	0.000
Lee Smith, R (9, 1) ERA: 3.15	1.0	3	0	0	0	0	0	0	0	0	0	0	0	0	0	0	0	0	0	0	0.00	0.000
Bob McClure, L (10, 1) ERA: 3.19	0.2	2	0	0	0	0	0	0	0	0	0	0	0	0	0	0	0	0	0	0	0.00	0.000
Mike Perez, R (10, 1) ERA: 1.87	0.1	W 2	1	0	0	0	0	0	0	0	0	0	0	0	0	0	0	0	0	0	0.00	3.000

Montreal Expos @ St. Louis Cardinals
 Busch Stadium, St. Louis, MO
 Tue Sep 29 1992, 7:05 PM CDT
 Att. 13,434 - Sunny - 65 F

livebaseballscorecards.com

AB 33
 R 1
 H 6
 RBI 1
 BB 1
 SO 4
 LOB 9



Batter	1	2	3	4	5	6	7	8	9	10	AB R H RBI BB SO LOB	BOTTOM									
Bernard Gilkey, R OBP: 0.364, SLG: 0.427 (1, 7)	F9		BB		BB 1B		P6		G5-3		4 0 1 1 1 0 3	Montreal Expos @ St. Louis Cardinals Busch Stadium, St. Louis, MO Tue Sep 29 1992, 7:05 PM CDT Att. 13,434 - Sunny - 65 F livebaseballscorecards.com									
Ozzie Smith, S OBP: 0.367, SLG: 0.343 (1, 6)	F7		K		BB			1B BB BB	P8		3 0 0 0 2 1 4										
Ray Lankford, L OBP: 0.373, SLG: 0.477 (1, 8)	F7			CS BB	G4-3			1B BB			3 0 0 0 2 0 3										
Felix Jose, S OBP: 0.345, SLG: 0.437 (1, 9)		L7		SAFE 1-1 SAFE SAFE SAFE	G1-3			F7			5 0 0 0 0 2 3										
Tray Woodson, R OBP: 0.333, SLG: 0.407 Rex Hudler, R OBP: 0.265, SLG: 0.378 (10, PR)	F9				F9		G4-3	F7			5 0 0 0 0 0 2 0 1 0 0 0 0 0										
Stan Royer, R OBP: 0.350, SLG: 0.556 Rod Brewer, L OBP: 0.378, SLG: 0.380 (7, 3)		G3			G1-3		K				3 0 0 0 0 1 0 2 0 2 1 0 0 0										
Geronimo Pena, S OBP: 0.393, SLG: 0.490 (1, 4)					G6-3			K			4 0 1 0 0 1 3										
Tom Paganzzi, R OBP: 0.290, SLG: 0.360 Chuck Carr, S OBP: 0.354, SLG: 0.304 Rich Gedman, L OBP: 0.292, SLG: 0.277 (10, 2)					BB 1B BB			CS 1B	E5		3 1 1 0 1 1 1 0 0 0 0 0 0 0 0 0 0 0 0 0 0										
Bob Tewksbury, R OBP: 0.128, SLG: 0.100 Milt Thompson, L OBP: 0.350, SLG: 0.405 Todd Worrell, R Lee Smith, R Luis Alcega, S OBP: 0.313, SLG: 0.362 Bob McClure, R Mike Perez, R (10, 1)					BB 1B BB			SAFE SAFE SAFE SAFE SAFE SAFE SAFE SAFE	P3		1 0 0 0 1 1 1 0 0 0 0 1 0 0 0 0 0 0 0 0 0 0 0 0 0 0 0 0 1 0 0 0 0 0 1 0 0 0 0 0 0 0 0 0 0 0 0 0 0										
Inning Stats	R: 0 H: 0 E: 0 K: 0 S: 7	H: 0 LOB: 0 BB: 0 P: 13	R: 0 H: 0 E: 0 K: 0 S: 6	H: 0 LOB: 0 BB: 0 P: 8	R: 0 H: 1 E: 0 K: 3 S: 12	H: 1 LOB: 1 BB: 1 P: 22	R: 0 H: 0 E: 0 K: 0 S: 4	H: 0 LOB: 0 BB: 1 P: 9	R: 1 H: 1 E: 0 K: 0 S: 13	H: 1 LOB: 3 BB: 3 P: 30	R: 0 H: 0 E: 0 K: 2 S: 9		H: 0 LOB: 0 BB: 0 P: 11	R: 0 H: 1 E: 0 K: 1 S: 10	H: 1 LOB: 3 BB: 2 P: 24	R: 0 H: 0 E: 1 K: 0 S: 11	H: 0 LOB: 2 BB: 0 P: 17	R: 1 H: 1 E: 1 K: 1 S: 10	H: 2 LOB: 0 BB: 0 P: 17	1B: 5 2B: 0 3B: 0 HR: 0	SF: 0 SAC: 0 DP: 0 HBP: 0
PITCHER	IP WLS BF H R ER SO BB IBB HBP BLK WP HR S P ERA WHIP																				
Brian Barnes, L ERA: 3.0 (1, 1)	4.2	20	2	1	1	3	5	0	0	0	0	0	0	0	40	79	1.93	1.500			
Jeff Fassero, L ERA: 2.77 (5, 1)	0.1	1	0	0	0	0	0	0	0	0	0	0	0	2	3	0.00	0.000				
Mel Rojas, R ERA: 1.36 (6, 1)	2.0	7	1	0	0	2	1	0	0	0	0	0	0	15	23	0.00	1.000				
John Wetteland, R ERA: 2.98 (8, 1)	1.0	6	1	0	0	1	2	0	0	0	0	0	0	10	24	0.00	3.000				
Sergio Valdez, R ERA: 2.62 (9, 1)	1.2	L 8	1	1	0	1	0	0	0	0	0	0	0	21	34	0.00	0.600				

Batter	1	2	3	4	5	6	7	8	9	10	11	AB R H RBI BB SO LOB	TOP	
Marquis Grissom, R (1, 8) OBP: 0.324, SLG: 0.421	G6-3		F9		FC5-4		F8		1B		P5	6 0 1 0 0 0 1		
Wil Cordero, R (1, 6) OBP: 0.359, SLG: 0.405	F7		WP 1B		FC5-4 BB		1B 1B		K		K	6 1 2 0 0 2 2		
Ivan Calderon, R (1, 7) John Vander Wal, L (7, 7) OBP: 0.322, SLG: 0.350	HBP		G3		BB		1B		K		K	2 0 1 0 1 0 1 1 0 0 0 0 1 1		
Moises Alou, R (1, 9)	P3				G5-3		1B		P2			5 1 2 1 0 0 4		
Tim Wallach, R (1, 5) Jeff Fassero, L (10, 1) OBP: 0.143, SLG: 0.286			E BB		K		F9		L1			4 0 0 0 1 1 3 0 0 0 0 0 0 0		
Greg Colbrunn, R (1, 3) OBP: 0.297, SLG: 0.360			E5 G5-4-3		K		F9		K		G5-3	5 0 0 0 0 2 2		
Todd Haney, R (1, 4) Tom Foley, L (8, 4) Bret Barberie, S (10, PH) OBP: 0.361, SLG: 0.288			P3		1B		FC6-4 1B		2B		1B	4 0 3 1 0 0 2 0 0 0 0 0 0 0 1 0 1 0 0 0 0		
Tim Laker, R (1, 2) Darrin Fletcher, L (10, PH) OBP: 0.281, SLG: 0.318			G5-4-3		K		FC6-4		K		G4-3	4 0 0 0 0 2 5 1 0 0 0 0 0 1		
Ken Hill, R (1, 1) Sean Berry, R (10, 5) OBP: 0.347, SLG: 0.354			G4-3		FC5-4 BB		L4		G4-3		P3	3 0 0 0 1 0 1 1 0 0 0 0 0 0		
Inning Stats	R: 0 H: 0 E: 0 K: 0 S: 6 LOB: 1 BB: 0 P: 11	R: 0 H: 0 E: 1 K: 0 S: 8 LOB: 1 BB: 1 P: 16	R: 0 H: 1 E: 0 K: 0 S: 9 LOB: 1 BB: 0 P: 15	R: 1 H: 2 E: 0 K: 3 S: 16 LOB: 1 BB: 0 P: 23	R: 0 H: 0 E: 0 K: 0 S: 16 LOB: 2 BB: 2 P: 28	R: 0 H: 1 E: 0 K: 0 S: 7 LOB: 1 BB: 0 P: 9	R: 1 H: 3 E: 0 K: 0 S: 14 LOB: 2 BB: 0 P: 23	R: 0 H: 1 E: 0 K: 2 S: 13 LOB: 1 BB: 0 P: 18	R: 0 H: 1 E: 0 K: 2 S: 9 LOB: 1 BB: 0 P: 15	R: 0 H: 1 E: 0 K: 0 S: 7 LOB: 1 BB: 0 P: 8	R: 0 H: 0 E: 1 K: 1 S: 7 LOB: 0 BB: 0 P: 9	1B: 9 SF: 0 2B: 1 SAC: 0 3B: 0 DP: 1 HR: 0 HBP: 1	WP: 1 PA: 47 PB: 0 SB: 3 CS: 0	
PITCHER	IP WLS BF H R ER SO BB IBB HBP BLK WP HR S P ERA WHIP													
Joe Magrane, L (1, 1) ERA: 4.02	7.0													
Cris Carpenter, R (8, 1) ERA: 2.97	1.0	4	1	0	0	2	0	0	0	0	0	0	0	13 18 0.00 1.000
Lee Smith, R (9, 1) ERA: 3.11	1.0	4	1	0	0	2	0	0	0	0	0	0	0	9 15 0.00 1.000
Bryn Smith, R (10, 1) ERA: 4.64	2.0	W 7	1	0	0	1	0	0	0	0	0	0	0	14 17 0.00 0.500

Montreal Expos @ St. Louis Cardinals
 Busch Stadium, St. Louis, MO
 Wed Sep 30 1992, 7:05 PM CDT
 Att: 13,627 - Sunny - 69 F

AB	43
R	2
H	10
RBI	2
BB	3
SO	8
LOB	23



1B	9	SF	0
2B	1	SAC	0
3B	0	DP	1
HR	0	HBP	1

Batter	1	2	3	4	5	6	7	8	9	10	11	AB R H RBI BB SO LOB	BOTTOM																
Chuck Carr, S OBP: 0.333, SLG: 0.283 (1, 7)	0-0 G4-3		1-1 F8			0-2 G3-1		0-3 K			0-0 SH1-4	4 0 0 0 0 1 1	Montreal Expos @ St. Louis Cardinals Busch Stadium, St. Louis, MO Wed Sep 30 1992, 7:05 PM CDT Att. 13,627 - Sunny - 69 F																
Ozzie Smith, S OBP: 0.367, SLG: 0.342 (1, 6)	1-1 G6-3			1-2 F7		1-0 1B		0-0 G6-3		4-0 1B IBB	4 0 1 0 1 0 0	4 0 0 0 0 1 1																	
Ray Lankford, L OBP: 0.373, SLG: 0.478 (1, 8)	0-1 F8			3-2 BLK 2B		2-2 SAFE 1-2 G1-3			2-3 K	2-2 1-2 2-H 1B	5 0 2 1 0 1 1	3 0 0 0 1 2 1																	
Felix Jose, S OBP: 0.344, SLG: 0.434 (1, 9)		4-0 BB G1-4-3		0-3 K		2-3 K			3-1 L7		3 0 0 0 1 2 1	2 0 0 0 1 0 2																	
Todd Zeile, R OBP: 0.362, SLG: 0.366 (1, 5)		0-0 G1-4-3		3-2 G4-3		4-1 F8-2 BB			3-3 K		0 0 0 0 0 0 0	0 0 0 0 0 0 0																	
Tim Jones, L OBP: 0.295, SLG: 0.225 (7, PR)		1-2 1-2f				2-0 SAFE F8-2				3-2 G4-3	4 0 0 0 0 0 1	0 0 0 0 0 0 0																	
Cris Carpenter, R OBP: 0.333, SLG: 0.333 (8, 1)											4 0 0 0 0 0 1	0 0 0 0 0 0 0																	
Lee Smith, R OBP: 0.333, SLG: 0.333 (9, 1)											4 1 1 0 0 2 0	0 0 0 0 0 0 0																	
Gerald Perry, L OBP: 0.317, SLG: 0.315 (9, PH)											4 0 1 0 0 0 1	1 0 0 0 0 1 0																	
Bryn Smith, R OBP: 0.317, SLG: 0.315 (10, 1)											4 0 0 0 0 0 1	2 1 2 2 0 0 0																	
Rod Brewer, L OBP: 0.363, SLG: 0.344 (1, 3)		2-2 G3				0-0 L8						4 0 0 0 0 0 1		0 0 0 0 0 0 0															
Geronimo Pena, S OBP: 0.391, SLG: 0.485 (1, 4)			1-3 K			2-3 K		1-2 HR 1B		0-0 G6-3		4 1 1 0 0 2 0	0 1 0 0 0 1 0																
Rich Gedman, L OBP: 0.291, SLG: 0.276 (1, 2)			0-0 SH5-4 1B			2-0 F8		1-0 SAFE F7		0-0 G4-3		4 0 1 0 0 0 1	2 1 2 2 0 0 0																
Joe Magrane, R OBP: 0.200, SLG: 0.500 (1, 1)			0-0 SH5-4			0-3 K		1-0 SAFE HR			2-0 SH1-4 1B 1B	1 0 0 0 0 1 0	0 1 0 0 0 0 0																
Stan Royer, R OBP: 0.409, SLG: 0.750 (8, 5)												2 1 2 2 0 0 0	0 1 0 0 0 0 0																
Bernard Gilkey, R OBP: 0.364, SLG: 0.427 (11, PR)												0 1 0 0 0 0 0																	
Inning Stats	R: 0 E: 0 K: 0 S: 5	H: 0 LOB: 0 BB: 0 P: 6	R: 0 E: 0 K: 0 S: 6	H: 0 LOB: 0 BB: 1 P: 12	R: 0 E: 0 K: 1 S: 7	H: 1 LOB: 1 BB: 0 P: 9	R: 0 E: 0 K: 1 S: 13	H: 1 LOB: 1 BB: 0 P: 20	R: 0 E: 0 K: 1 S: 5	H: 0 LOB: 0 BB: 0 P: 9	R: 0 E: 0 K: 1 S: 11	H: 1 LOB: 1 BB: 0 P: 13	R: 0 E: 0 K: 1 S: 5	H: 0 LOB: 1 BB: 1 P: 13	R: 2 E: 0 K: 1 S: 10	H: 2 LOB: 0 BB: 0 P: 12	R: 0 E: 0 K: 2 S: 10	H: 0 LOB: 0 BB: 0 P: 18	R: 0 E: 0 K: 0 S: 5	H: 0 LOB: 0 BB: 0 P: 8	R: 0 E: 0 K: 0 S: 7	H: 0 LOB: 0 BB: 0 P: 15	R: 1 E: 0 K: 0 S: 7	H: 2 LOB: 2 BB: 1 P: 15	1B: 5 2B: 2 3B: 0 HR: 1	SF: 0 SAC: 2 DP: 2 HBP: 0	WP: 0 PB: 0 SB: 2 CS: 0	PA: 39	
PITCHER	IP WLS BF H R ER SO BB IBB HBP BLK WP HR S P ERA WHIP														IP WLS BF H R ER SO BB IBB HBP BLK WP HR S P ERA WHIP														
Ken Hill, R ERA: 2.68 (1, 1)	9.0	32	5	2	2	8	2	0	0	1	0	1	72	112	2.00	0.778													
Jeff Fassero, L ERA: 2.84 (10, 1)	1.1	7	2	1	1	0	0	1	0	0	0	0	12	23	6.75	1.500													

AB	34
R	3
H	7
RBI	3
BB	3
SO	8
LOB	7



Batter	1	2	3	4	5	6	7	8	9	AB R H RBI BB SO LOB	TOP											
Stan Javier, S OBP: 0.326, SLG: 0.313 (1, 8)	1-1 G4-3		4-1 G6-4-3 2B BB		2-3 K		1-1 FC3-2			3 1 0 0 1 1 2												
Mickey Morandini, L OBP: 0.306, SLG: 0.347 (1, 4)	2-2 G4-3		2-1 G6-4-3 1B		0-1 E3		3-2 L6			4 0 1 0 0 0 2												
Mariano Duncan, R OBP: 0.292, SLG: 0.389 (1, 5) Joe Millette, R OBP: 0.260, SLG: 0.197 (8, 5)	2-2 G5-3		0-1 G6-4-3 1-2f 2-3		2-0 P3		2-3 K2-3			4 0 0 0 0 1 3 0 0 0 0 0 0 0												
Darren Daulton, L OBP: 0.384, SLG: 0.525 (1, 2)		1-0 E3 2B FC6-2	0-0		4-0 G6-4-3 BB		0-0 G4-3			3 0 1 1 1 0 0												
Ricky Jordan, R OBP: 0.308, SLG: 0.410 (1, 3)		0-1 FC6-2 1-3 2B	1-0 F8		0-0 P3		0-0 P4			4 0 1 0 0 0 2												
Ruben Amaro Jr, S OBP: 0.304, SLG: 0.342 (1, 7)		3-3 K		0-0 G4-3		1-1 G6-4-3 1-2f		0-0 G3		4 0 0 0 0 1 3												
Braulio Castillo, R OBP: 0.236, SLG: 0.353 (1, 9)		1-1 FC6-2 BB 2-3 3-H		0-3 K2-3		0-0 SH2-3 FC3-2 1B		1-3 K		4 0 1 0 0 2 2												
Juan Bell, R OBP: 0.294, SLG: 0.264 (1, 6)		4-1 1-2 BB		1-0 F9		1-1 SAFE SAFE FC3-2 SH2-3 1B		3-2 F9		3 0 1 0 1 0 0												
Curt Schilling, R OBP: 0.169, SLG: 0.172 (1, 1)		3-2 G3-1		1-1 G2-3		0-0 SH2-3 1-2 2-3				2 0 0 0 0 0 3												
Inning Stats	R: 0 E: 0 K: 0 S: 9	H: 0 LOB: 0 BB: 0 P: 14	R: 0 E: 1 K: 1 S: 14	H: 1 LOB: 3 BB: 1 P: 26	R: 1 E: 0 K: 0 S: 7	H: 2 LOB: 1 BB: 1 P: 14	R: 0 E: 0 K: 1 S: 5	H: 0 LOB: 0 BB: 0 P: 6	R: 0 E: 1 K: 1 S: 10	H: 0 LOB: 1 BB: 0 P: 15	R: 0 E: 0 K: 0 S: 3	H: 0 LOB: 0 BB: 1 P: 8	R: 0 E: 0 K: 0 S: 12	H: 2 LOB: 2 BB: 0 P: 18	R: 0 E: 0 K: 1 S: 6	H: 0 LOB: 0 BB: 0 P: 8	R: 0 E: 0 K: 1 S: 10	H: 0 LOB: 0 BB: 0 P: 14	1B: 3 2B: 2 3B: 0 HR: 0	SF: 0 SAC: 1 DP: 2 HBP: 0	WP: 0 PB: 0 SB: 0 CS: 0	PA: 35
PITCHER	IP WLS BF H R ER SO BB IBB HBP BLK WP HR S P ERA WHIP																					
Donovan Osborne, L ERA: 3.77 (1, 1)	7.0 W 29 5 1 1 3 3 0 0 0 0 0 0 60 101 1.29 1.143																					
Todd Worrell, R ERA: 2.14 (8, 1)	1.0 3 0 0 0 1 0 0 0 0 0 0 6 8 0.00 0.000																					
Lee Smith, R ERA: 3.07 (9, 1)	1.0 S 3 0 0 0 1 0 0 0 0 0 0 10 14 0.00 0.000																					

Philadelphia Phillies @ St. Louis Cardinals
 Busch Stadium, St. Louis, MO
 Fri Oct 02 1992, 7:05 PM CDT
 Att. 17,724 - Sunny - 77 F

livebaseballscorecards.com

AB	31
R	1
H	5
RBI	1
BB	3
SO	5
LOB	17



Batter	1	2	3	4	5	6	7	8	9
Geronimo Pena, S (1, 4) Luis Alicea, S (8, 4) OBP: 0.386, SLG: 0.478 OBP: 0.312, SLG: 0.360	0-0 F9		3-2 F7			0-1 G4-3		1-1 P6	
Ozzie Smith, S (1, 6) OBP: 0.365, SLG: 0.340	3-3 K		0-1 L7			0-1 G3			
Ray Lankford, L (1, 8) OBP: 0.373, SLG: 0.479	2-1 G3		0-1 G4-3			0-0 2B			
Felix Jose, S (1, 9) OBP: 0.344, SLG: 0.433		3-2 1B SF9 1B		1-0 F7		2-2 G5-3			
Todd Zeile, R (1, 5) OBP: 0.352, SLG: 0.366		2-1 2B 1B		1-1 F9			0-3 K		
Rod Brewer, L (1, 7) OBP: 0.352, SLG: 0.337 (8, 3)		0-0 SF9		1-0 L6			0-0 G3		
Stan Royer, R (1, 3) Chuck Carr, S (8, 7) OBP: 0.400, SLG: 0.739 OBP: 0.333, SLG: 0.283		1-2 3-H 1-H 2B			0-0 G6-3		1-1 G4-3		
Rich Gedman, L (1, 2) OBP: 0.283, SLG: 0.267		0-0 P3			1-2 G4-3			2-1 G4-3	
Donovan Osborne, S (1, 1) Todd Worrell, R (8, 1) Milt Thompson, L (8, PH) Lee Smith, R (9, 1) OBP: 0.121, SLG: 0.155 OBP: 0.348, SLG: 0.403		2-1 F8			2-2 F9			0-1 L6	

AB	R	H	RBI	BB	SO	LOB
3	0	0	0	0	0	0
1	0	0	0	0	0	0
3	0	0	0	0	1	0
3	0	1	0	0	0	0
3	1	1	0	0	0	1
3	1	1	0	0	1	0
2	0	0	1	0	0	0
3	0	1	1	0	0	0
0	0	0	0	0	0	0
3	0	0	0	0	0	1
2	0	0	0	0	0	1
0	0	0	0	0	0	0
1	0	0	0	0	0	0
0	0	0	0	0	0	0

BOTTOM

Philadelphia Phillies @ St. Louis Cardinals
 Busch Stadium, St. Louis, MO
 Fri Oct 02 1992, 7:05 PM CDT
 Att. 17,724 - Sunny - 77 F

AB	27
R	2
H	4
RBI	2
BB	0
SO	2
LOB	3



WP: 0	PA: 28
PB: 0	SB: 1
CS: 0	

Inning Stats	R	H	E	K	S	R	H	E	K	S	R	H	E	K	S	R	H	E	K	S	R	H	E	K	S
	0	0	0	1	8	2	3	0	0	14	0	0	0	0	7	0	0	0	0	4	0	0	0	0	0
	0	0	0	0	8	2	1	0	0	14	0	0	0	0	7	0	0	0	0	4	0	0	0	0	0
	0	0	0	0	8	2	0	0	0	14	0	0	0	0	7	0	0	0	0	4	0	0	0	0	0
	0	0	0	0	8	2	0	0	0	14	0	0	0	0	7	0	0	0	0	4	0	0	0	0	0
	0	0	0	0	8	2	0	0	0	14	0	0	0	0	7	0	0	0	0	4	0	0	0	0	0
	0	0	0	0	8	2	0	0	0	14	0	0	0	0	7	0	0	0	0	4	0	0	0	0	0
	0	0	0	0	8	2	0	0	0	14	0	0	0	0	7	0	0	0	0	4	0	0	0	0	0

PITCHER	IP	WLS	BF	H	R	ER	SO	BB	IBB	HBP	BLK	WP	HR	S	P	ERA	WHIP
Curt Schilling, R (1, 1) ERA: 2.35	8.0	L	28	4	2	2	2	0	0	0	0	0	0	61	89	2.25	0.500

Batter	1	2	3	4	5	6	7	8	9	AB R H RBI BB SO LOB
Ruben Amaro Jr, S OBP: 0.305, SLG: 0.350 (1, 7)	0-1 G6-3		0-2 1B			2-3 K		2-1 HR	0-3 K	5 1 2 2 0 2 2
Mickey Morandini, L OBP: 0.305, SLG: 0.344 (1, 4)	1-2 F9		2-2 G3			2-1 B1-3		1-0 G6-3	4-1 BB	4 0 0 0 1 0 2
Darren Daulton, L OBP: 0.385, SLG: 0.524 (1, 2)	3-0 F8			2-0 F7			3-2 1B	1-0 1B	2-2 P2	5 0 2 0 0 0 3
Ricky Jordan, R OBP: 0.311, SLG: 0.412 (1, 3)		1-1 G6-3		1-2 G3			0-1 1B	1-1 1B		4 0 2 0 0 0 0
Stan Javier, S OBP: 0.323, SLG: 0.309 (1, 8)		1-3 K		1-0 G4-3			0-3 K	3-2 G4-3		4 0 0 0 0 2 4
Braujo Castillo, R OBP: 0.224, SLG: 0.333 (1, 9)		0-0 F8			0-3 K		3-3 K		1-1 G5-3	4 0 0 0 0 2 2
Juan Bell, R OBP: 0.283, SLG: 0.259 (1, 6)			2-1 G3		0-2 G3		3-3 K2-3		4-2 BB	3 1 0 0 1 1 2
Joe Milette, R OBP: 0.284, SLG: 0.216 (1, 5)			0-0 1B		2-1 G5-3			2-1 HR	4-2 BB	3 1 2 0 1 0 0
Ben Rivera, R OBP: 0.143, SLG: 0.091 (1, 1)			1-3 K			0-1 F7		0-3 K	2-2 BB	2 0 0 0 0 1 1
Jeff Grotewold, L OBP: 0.311, SLG: 0.375 (8, PH)										1 0 0 0 0 1 1
Keith Shepherd, R OBP: 0.311, SLG: 0.375 (8, 1)										0 0 0 0 0 0 0
Greg Mathews, R OBP: 0.311, SLG: 0.375 (8, 1)										0 0 0 0 0 0 0
Jim Lindeman, R OBP: 0.310, SLG: 0.359 (9, PH)										1 0 1 1 0 0 0
Mitch Williams, L OBP: 0.250, SLG: 0.250 (9, 1)										0 0 0 0 0 0 0

Inning Stats	R: 0	H: 0	R: 0	H: 0	R: 0	H: 2	R: 0	H: 0	R: 0	H: 0	R: 0	H: 2	R: 2	H: 4	R: 1	H: 1	1B: 8	SF: 0	WP: 0	PA: 39
E: 0	LOB: 0	E: 0	LOB: 0	E: 0	LOB: 0	E: 0	LOB: 0	E: 0	LOB: 0	E: 0	LOB: 0	E: 0	LOB: 2	E: 0	LOB: 3	E: 0	SAC: 0	PB: 0		
K: 0	BB: 0	K: 1	BB: 0	K: 1	BB: 0	K: 1	BB: 0	K: 3	BB: 0	K: 1	BB: 0	K: 3	BB: 0	K: 1	BB: 3	K: 1	DP: 0	SB: 2		
S: 7	P: 11	S: 6	P: 8	S: 12	P: 17	S: 6	P: 10	S: 9	P: 11	S: 9	P: 13	S: 17	P: 26	S: 14	P: 24	S: 22	P: 39	HR: 1	HBP: 0	CS: 0

PITCHER	IP	WLS	BF	H	R	ER	SO	BB	IBB	HBP	BLK	WP	HR	S	P	ERA	WHIP
Omar Olivares, R ERA: 3.84 (1, 1)	7.2		31	8	2	2	8	0	0	0	0	0	1	77	114	2.35	1.043
Mike Perez, R ERA: 1.86 (8, 1)	0.1		1	0	0	0	0	0	0	0	0	0	0	3	6	0.00	0.000
Lee Smith, R ERA: 3.16 (9, 1)	0.2	L	6	1	1	1	1	3	0	0	0	0	0	19	34	13.50	6.000
Bob McClure, L ERA: 3.17 (9, 1)	0.1		1	0	0	0	0	0	0	0	0	0	0	3	5	0.00	0.000

Philadelphia Phillies @ St. Louis Cardinals
Busch Stadium, St. Louis, MO
 Sat Oct 03 1992, 3:33 AM CDT
 Att. 20,311 - Sunny - 71 F

AB	36
R	3
H	9
RBI	3
BB	3
SO	9
LOB	17

Batter	1	2	3	4	5	6	7	8	9	AB	R	H	RBI	BB	SO	LOB
Chuck Carr, S OBP: 0.319, SLG: 0.270 (1, 7)	0-1 P1		0-0 F7		0-0 L6			0-1 SH1-4		3	0	0	0	0	0	2
Luis Alcega, S OBP: 0.318, SLG: 0.375 (1, 4)	1-2 HR		2-2 G4-3			4-1 CS BB		1-2 2-H 1B		3	1	2	2	1	0	0
Ray Lankford, L OBP: 0.371, SLG: 0.476 (1, 8)	3-3 K			2-2 F7		0-0 L8		0-3 K		4	0	0	0	0	2	2
Felix Jose, S OBP: 0.346, SLG: 0.432 (1, 9)	0-1 G3			2-2 F7		4-2 SAFE 1-2 BB		4-0 IBB		2	0	0	0	2	0	0
Rod Brewer, L OBP: 0.349, SLG: 0.333 (1, 3)		3-2 1B		1-3 K		3-1 G6-3		2-3 K		4	0	1	0	0	2	3
Stan Royer, R OBP: 0.379, SLG: 0.667 (1, 5)		0-1 F9			3-2 1B G1-3 1B		2-1 G6-3		1-3 K	4	0	1	0	0	1	1
Tom Pagnozzi, R OBP: 0.290, SLG: 0.359 (1, 2)		0-0 P4			1-1 G1-3		1-1 P3		3-2 G5-3 1B	4	0	1	0	0	0	2
Bernard Gilkey, R OBP: 0.364, SLG: 0.427 (9, PR)					1-2					0	0	0	0	0	0	0
Tim Jones, L OBP: 0.256, SLG: 0.228 (1, 6)		3-1 F9			1-1 1B		3-2 G4-3		2-1 SAFE SAFE G5-3	3	0	1	0	0	0	1
Todd Zeile, R OBP: 0.351, SLG: 0.365 (9, PH)					2-3 1B				1-2	1	0	0	0	0	0	1
Omar Olivares, R OBP: 0.246, SLG: 0.294 (1, 1)			0-0 F8			0-0 L6		2-2 SH1-4 1B 1B		2	0	0	0	0	0	2
Mike Perez, R (8, 1)										0	0	0	0	0	0	0
Milt Thompson, L OBP: 0.351, SLG: 0.406 (8, PH)										1	1	1	0	0	0	0
Lee Smith, R (9, 1)										0	0	0	0	0	0	0
Bob McClure, R (9, 1)										0	0	0	0	0	0	0
Tracy Woodson, R OBP: 0.331, SLG: 0.404 (9, PH)										1	0	0	0	0	1	2

BOTTOM

Philadelphia Phillies @ St. Louis Cardinals
 Busch Stadium, St. Louis, MO

Sat Oct 03 1992, 3:33 AM CDT
 Att. 20,311 - Sunny - 71 F

livebaseballscores.com

AB	32
R	2
H	7
RBI	2
BB	3
SO	6
LOB	16



Inning Stats	R: 1	H: 1	E: 0	LOB: 0	K: 1	S: 10	R: 0	H: 1	E: 0	LOB: 1	K: 0	S: 8	R: 0	H: 0	E: 0	LOB: 0	K: 0	S: 5	R: 0	H: 2	E: 0	LOB: 2	K: 0	S: 9	R: 0	H: 0	E: 0	LOB: 1	K: 0	S: 9	R: 0	H: 0	E: 0	LOB: 0	K: 0	S: 7	R: 1	H: 2	E: 0	LOB: 2	K: 2	S: 16	R: 0	H: 1	E: 0	LOB: 2	K: 2	S: 14	1B: 6	SF: 0	2B: 0	SAC: 1	3B: 0	DP: 0	HR: 1	HBP: 0	WP: 0	PA: 36
--------------	------	------	------	--------	------	-------	------	------	------	--------	------	------	------	------	------	--------	------	------	------	------	------	--------	------	------	------	------	------	--------	------	------	------	------	------	--------	------	------	------	------	------	--------	------	-------	------	------	------	--------	------	-------	-------	-------	-------	--------	-------	-------	-------	--------	-------	--------

PITCHER	IP	WLS	BF	H	R	ER	SO	BB	IBB	HBP	BLK	WP	HR	S	P	ERA	WHIP
Ben Rivera, R ERA: 3.07 (1, 1)	7.0		26	4	1	1	2	2	0	0	0	0	1	57	95	1.29	0.857
Keith Shepherd, R ERA: 3.27 (8, 1)	0.1		3	2	1	1	0	0	0	0	0	0	0	10	13	27.00	6.000
Greg Mathews, L ERA: 5.16 (8, 1)	0.2	W	3	0	0	0	2	0	1	0	0	0	0	6	12	0.00	0.000
Mitch Williams, L ERA: 3.76 (9, 1)	1.0	S	4	1	0	0	2	0	0	0	0	0	0	14	23	0.00	1.000

Batter	1	2	3	4	5	6	7	8	9	AB R H RBI BB SO LOB	TOP			
Dale Murphy, R (1, 7) OBP: 0.175, SLG: 0.274 Ruben Amaro Jr, S (1, 7) OBP: 0.303, SLG: 0.348	1-0 G4-3		3-3 K		0-1 F8		2-0 G3-1			1 0 0 0 0 0 0 3 0 0 0 0 1 0				
Juan Bell, R (1, 6) OBP: 0.292, SLG: 0.259	1-3 K		0-1 HR 1B		2-3 K			2-1 P6		4 1 1 0 0 2 0				
Dave Hollins, S (1, 5) OBP: 0.369, SLG: 0.469	1-1 F9		0-0 HR		2-2 P2			0-3 K		4 1 1 2 0 1 0				
Ricky Jordan, R (1, 3) OBP: 0.313, SLG: 0.417		1-1 1B 2B	2-1 1B		1-3 K			0-2 F8		4 1 2 0 0 1 0				
Todd Pratt, R (1, 2) OBP: 0.340, SLG: 0.435		2-1 L7	3-2 G1-3		2-1 1B 2B			1-3 K		4 0 1 0 0 1 2				
Stan Javier, S (1, 8) OBP: 0.327, SLG: 0.314		0-0 1B 1B 2-H		2-2 G6-4-3 1B		0-1 FC6-4 1B		1-2 F8		4 0 3 1 0 0 0				
Braulio Castillo, R (1, 9) OBP: 0.238, SLG: 0.342		0-1 G6-4-3 1B		0-0 G6-4-3 1-2f		1-2 FC6-4 1-2f		0-1 1B		4 0 2 0 0 0 3				
Joe Milette, R (1, 4) OBP: 0.271, SLG: 0.205		2-2 G6-4-3 1-2f		1-1 F9		2-3 K		1-1 P2		4 0 0 0 0 1 3				
Tommy Greene, R (1, 1) OBP: 0.125, SLG: 0.125 Brad Ginnik, R (3, 1) OBP: 0.154, SLG: 0.083 Tom Marsh, R (5, PH) OBP: 0.215, SLG: 0.304 Bob Ayrault, R (5, 1) Jeff Grotewold, L (7, PH) OBP: 0.307, SLG: 0.369 Mike Hartley, R (7, 1)			2-2 G5-3		2-3 K		3-2 F7			1 0 0 0 0 0 0 0 0 0 0 0 0 0 1 0 0 0 0 1 0 0 0 0 0 0 0 0 1 0 0 0 0 0 0 0 0 0 0 0 0 0				
Inning Stats	R: 0 H: 0 E: 0 LOB: 0 K: 1 BB: 0 S: 7 P: 10	R: 1 H: 3 E: 0 LOB: 1 K: 0 BB: 0 S: 10 P: 15	R: 2 H: 3 E: 0 LOB: 1 K: 1 BB: 0 S: 14 P: 24	R: 0 H: 1 E: 0 LOB: 0 K: 0 BB: 0 S: 8 P: 11	R: 0 H: 0 E: 0 LOB: 0 K: 2 BB: 0 S: 9 P: 13	R: 0 H: 2 E: 0 LOB: 2 K: 1 BB: 0 S: 16 P: 22	R: 0 H: 0 E: 0 LOB: 0 K: 1 BB: 0 S: 8 P: 15	R: 0 H: 0 E: 0 LOB: 0 K: 1 BB: 0 S: 8 P: 10	R: 0 H: 1 E: 0 LOB: 1 K: 1 BB: 0 S: 11 P: 14	1B: 7 SF: 0 2B: 2 SAC: 0 3B: 0 DP: 2 HR: 1 HBP: 0	WP: 0 PA: 35 PB: 0 SB: 0 CS: 0			
PITCHER	IP WLS BF H R ER SO BB IBB HBP BLK WP HR S P ERA WHIP												PITCHER	IP WLS BF H R ER SO BB IBB HBP BLK WP HR S P ERA WHIP
Rheal Cormier, L (1, 1) ERA: 3.68	6.0 W 25 9 3 3 5 0 0 0 0 0 0 1 64 95 4.50 1.500													
Mike Perez, R (7, 1) ERA: 1.84	1.0 3 0 0 0 1 0 0 0 0 0 0 0 8 15 0.00 0.000													
Todd Worrell, R (8, 1) ERA: 2.11	1.0 3 0 0 0 1 0 0 0 0 0 0 0 8 10 0.00 0.000													
Lee Smith, R (9, 1) ERA: 3.12	1.0 S 4 1 0 0 1 0 0 0 0 0 0 0 11 14 0.00 1.000													

Philadelphia Phillies @ St. Louis Cardinals
 Busch Stadium, St. Louis, MO
 Sun Oct 04 1992, 3:33 AM CDT
 Att. 32,475 - Cloudy - 78 F

livebaseballscorecards.com

AB	35
R	3
H	10
RBI	3
BB	0
SO	8
LOB	8



Batter	1	2	3	4	5	6	7	8	9
Luis Alicea, S OBP: 0.320, SLG: 0.385 (1, 4)	0-3 K	3-2 1B 3B		2-2 F7			1-0 1-2 1B		
Ozzie Smith, S OBP: 0.367, SLG: 0.342 Bien Figueroa, R OBP: 0.250, SLG: 0.273 (1, 6) (6, 6)	3-1 HR 1B	2-2 1B			3-1 G4-3		2-3 K		
Ray Lankford, L OBP: 0.371, SLG: 0.480 Chuck Carr, S OBP: 0.315, SLG: 0.266 (1, 8) (7, 8)	2-2 1-H HR	1-3 K			1-0 F7		0-0 F8		
Felix Jose, S OBP: 0.347, SLG: 0.432 Rex Hudler, R OBP: 0.265, SLG: 0.378 (1, 9) (8, PR) (9, 9)	1-2 G1-3			0-0 G4-3 1B		1-1 G1-4-3		0-0 1B 2B 1B	
Todd Zeile, R OBP: 0.352, SLG: 0.364 (1, 5)	1-0 F9			4-2 1 SAFE 1-2 BB		1-2 F9		0-0 2B 1B	
Rod Brewer, L OBP: 0.354, SLG: 0.359 (1, 7)				0-1 G4-3		1-0 P6		3-2 1-3 2-H 2B	
Stan Royer, R OBP: 0.333, SLG: 0.581 Andres Galarraga, R OBP: 0.282, SLG: 0.391 (1, 3) (9, 3)				1-1 F7		3-2 G5-3		0-1 L6	
Rich Gedman, L OBP: 0.291, SLG: 0.286 (1, 2)				3-1 P3			3-2 1B 1B	3-3 K	
Rheal Cormier, L OBP: 0.192, SLG: 0.136 Mike Perez, R Pedro Guerrero, R OBP: 0.270, SLG: 0.295 Todd Worrell, R Milt Thompson, L OBP: 0.260, SLG: 0.404 Lee Smith, R (1, 1) (7, 1) (7, PH) (8, 1) (8, PH) (9, 1)				1-1 L7			0-0 F8	2-3 K	

AB	R	H	RBI	BB	SO	LOB
4	1	2	1	0	1	0
3	1	2	1	0	0	0
1	0	0	0	0	1	2
3	1	1	2	0	1	1
1	0	0	0	0	0	2
4	0	2	0	0	0	0
0	1	0	0	0	0	0
3	0	1	0	1	0	0
4	1	2	1	0	0	2
4	0	0	0	0	0	5
0	0	0	0	0	0	0
4	1	2	1	0	1	3
2	0	0	0	0	0	1
0	0	0	0	0	0	0
1	0	0	0	0	0	1
0	0	0	0	0	0	0
1	0	0	0	0	1	3
0	0	0	0	0	0	0

AB	R	H	RBI	BB	SO	LOB
35	6	12	6	1	5	20

Inning Stats	R: 2	H: 2	E: 0	K: 1	S: 15	LOB: 0	BB: 0	P: 22									
Tommy Greene, R ERA: 5.32 (1, 1)	IP: 2.0	WLS: L	BF: 12	H: 6	R: 5	ER: 5	SO: 2	BB: 0	IBB: 0	HBP: 0	BLK: 0	WP: 0	HR: 1	S: 32	P: 47	ERA: 22.50	WHIP: 3.000
Brad Brink, R ERA: 4.14 (3, 1)	IP: 2.0	WLS: L	BF: 7	H: 1	R: 0	ER: 0	SO: 0	BB: 1	IBB: 0	HBP: 0	BLK: 0	WP: 0	HR: 0	S: 16	P: 27	ERA: 0.00	WHIP: 1.000
Bob Ayrault, R ERA: 3.12 (5, 1)	IP: 2.0	WLS: L	BF: 6	H: 0	R: 0	ER: 0	SO: 0	BB: 0	IBB: 0	HBP: 0	BLK: 0	WP: 0	HR: 0	S: 17	P: 27	ERA: 0.00	WHIP: 0.000
Mike Hartley, R ERA: 3.44 (7, 1)	IP: 2.0	WLS: L	BF: 11	H: 5	R: 1	ER: 1	SO: 3	BB: 0	IBB: 0	HBP: 0	BLK: 0	WP: 0	HR: 0	S: 22	P: 36	ERA: 4.50	WHIP: 2.500

Philadelphia Phillies @ St. Louis Cardinals
Busch Stadium, St. Louis, MO
Sun Oct 04 1992, 3:33 AM CDT
Att: 32,475 - Cloudy - 78 F

WP: 0	PA: 36
PB: 0	
SB: 1	
CS: 0	