

St. Louis Cardinals - 1993

Batter	1	2	3	4	5	6	7	8	9	AB R H RBI BB SO LOB	TOP
Willie McGee, S (1, 9) OBP: 0.500, SLG: 0.500	0-1 G6-3 1B			0-1 1B		2-2 G5-3		0-2 F8		4 0 2 0 0 0 1	San Francisco Giants @ St. Louis Cardinals Busch Stadium, St. Louis, MO Tue Apr 06 1993, 7:05 PM CDT Att. 50,892 - Unknown - 60 F
Dave Martinez, L (1, 8) OBP: 0.500, SLG: 0.500	1-1 F7			2-0 F7 2B 1B		1-1 P6		1-1 F7 1B	4 1 2 0 0 0 1		
Will Clark, L (1, 3) OBP: 0.250, SLG: 0.500	2-1 G6-3 1-2f			1-2 F7		0-0 SF7 2B		2-1 F7	4 1 1 0 0 0 3		
Matt Williams, R (1, 5) OBP: 0.500, SLG: 0.750		0-0 G6-3		2-0 2B		1-0 E6 G6-4-3		0-1 WP 1B	4 0 2 1 0 0 1		
Barry Bonds, L (1, 7)		1-0 L6		1-3 K		0-0 SF7		4-0 WP IBB	2 0 0 1 1 1 1		
Robby Thompson, R (1, 4) Michael Jackson, R (7, 1) Kevin Rogers, L (8, 1) Mark Carreon, R (9, PH) Rod Beck, R (9, 1)		0-0 F9		0-3 K		1-0 G6-4-3		2-2 G5-3	3 0 0 0 0 1 1		
Royce Clayton, R (1, 6) OBP: 0.333, SLG: 0.333			0-0 F8		1-3 K		0-1 G4-3 SH1-4 1B		0 0 0 0 0 0 0		
Kirt Manwaring, R (1, 2)			0-0 F8		0-0 F8		1-2 SH1-4		0 0 0 0 0 0 0		
John Burkett, R (1, 1) Mike Benjamin, R (7, 4)			0-3 K		0-1 G1-3		1-0 G4-3		1 0 0 0 0 0 1		
Inning Stats	R: 0 H: 1 E: 0 LOB: 0 K: 0 BB: 0 S: 6 P: 9	R: 0 H: 0 E: 0 LOB: 0 K: 0 BB: 0 S: 3 P: 4	R: 0 H: 0 E: 0 LOB: 0 K: 1 BB: 0 S: 5 P: 5	R: 1 H: 3 E: 0 LOB: 1 K: 1 BB: 0 S: 11 P: 16	R: 0 H: 0 E: 0 LOB: 0 K: 2 BB: 0 S: 7 P: 8	R: 0 H: 0 E: 0 LOB: 0 K: 0 BB: 0 S: 7 P: 10	R: 1 H: 1 E: 1 LOB: 0 K: 0 BB: 0 S: 4 P: 6	R: 0 H: 1 E: 0 LOB: 1 K: 0 BB: 0 S: 9 P: 10	R: 0 H: 2 E: 0 LOB: 2 K: 0 BB: 1 S: 10 P: 19	1B: 6 SF: 1 2B: 2 SAC: 1 3B: 0 DP: 2 HR: 0 HBP: 0	
PITCHER	IP WLS BF H R ER SO BB IBB HBP BLK WP HR S P ERA WHIP										
Bob Tewksbury, R (1, 1) ERA: 1.13	8.0 L 28 6 2 1 4 0 0 0 0 0 0 0 52 68 1.12 0.750										
Rob Murphy, L (9, 1) ERA:	0.2 4 2 0 0 0 0 0 1 0 0 0 0 6 13 0.00 3.000										
Les Lancaster, R (9, 1) ERA:	0.1 1 0 0 0 0 0 0 0 0 0 1 0 4 6 0.00 0.000										

AB	30
R	2
H	8
RBI	2
BB	1
SO	4
LOB	11



Batter	1	2	3	4	5	6	7	8	9	AB	R	H	RBI	BB	SO	LOB
--------	---	---	---	---	---	---	---	---	---	----	---	---	-----	----	----	-----

<p>Geronimo Pena, S (1, 4) OBP: 1.000, SLG: 1.000</p> <p>Rob Murphy, L (9, 1)</p> <p>Les Lancaster, R (9, 1)</p>	<p>1-0</p> <p>G6-4-3 1B</p>		<p>2-0</p> <p>CS 1B</p>			<p>4-2</p> <p>3B BB</p>		<p>4-2</p> <p>1-2 BB</p>		2	1	2	0	2	0	0
<p>Ozzie Smith, S (1, 6) OBP: 0.250, SLG: 0.750</p>	<p>2-1</p> <p>G6-4-3 1-2f</p>		<p>1-0</p> <p>CS 1-2</p>	<p>0-0</p> <p>F7</p>		<p>1 SAFE 1 SAFE 1 SAFE</p> <p>1-H 3B</p>		<p>2-0</p> <p>F8</p>		4	0	1	1	0	0	3
<p>Gregg Jefferies, S (1, 3) OBP: 0.250, SLG: 0.250</p>	<p>1-1</p> <p>1B</p>			<p>3-1</p> <p>L9</p>		<p>3-2</p> <p>G6-3</p>		<p>3-2</p> <p>G6-3</p>		4	0	1	0	0	0	3
<p>Ray Lankford, L (1, 8) OBP: 0.250, SLG: 0.250</p>	<p>0-0</p> <p>P5</p>			<p>2-2</p> <p>1B</p>		<p>1-1</p> <p>G3</p>		<p>0-0</p> <p>F8</p>		4	0	1	0	0	0	2
<p>Mark Whiten, S (1, 9) OBP: 0.250, SLG: 0.250</p>		<p>0-3</p> <p>K</p>		<p>0-0</p> <p>F8</p>		<p>3-2</p> <p>FC5-4 1B</p>		<p>0-0</p> <p>G4-3</p>		4	0	1	0	0	1	1
<p>Todd Zeile, R (1, 5) OBP: 0.250, SLG: 0.500</p>		<p>3-2</p> <p>L9</p>			<p>3-2</p> <p>P3-6 2B</p>	<p>1-1</p> <p>FC5-4 1-2f</p>		<p>2-2</p> <p>G5-3</p>		4	0	1	0	0	0	1
<p>Bernard Gilkey, R (1, 7)</p>		<p>0-0</p> <p>G1-3</p>		<p>0-0</p> <p>F8</p>		<p>2-3</p> <p>K 1-2</p>				3	0	0	0	0	1	2
<p>Tom Paganzzi, R (1, 2)</p>			<p>0-1</p> <p>G6-3</p>		<p>0-1</p> <p>P3-6 2-3f</p>		<p>0-1</p> <p>F8</p>			3	0	0	0	0	0	1
<p>Bob Tewksbury, R (1, 1)</p> <p>Luis Alicea, S (8, PH) (9, 4)</p>			<p>1-3</p> <p>K</p>		<p>1-3</p> <p>K</p>		<p>2-2</p> <p>E6 BB</p>			2	0	0	0	0	2	0
											1	0	0	0	0	0

BOTTOM

San Francisco Giants @ St. Louis Cardinals
 Busch Stadium, St. Louis, MO
 Tue Apr 06 1993, 7:05 PM CDT
 Att. 50,892 - Unknown - 60 F

AB	31
R	1
H	7
RBI	1
BB	2
SO	4
LOB	13



Inning Stats																	1B:	5	SF:	0	WP:	0	PA:	34
Inning Stats																	2B:	2	SAC:	0	PB:	0	SB:	0
Inning Stats																	3B:	1	DP:	2	CS:	1		
Inning Stats																	HR:	0	HBP:	0				
Inning Stats																	BB:	8	LOB:	13				
Inning Stats																	SO:	4						
Inning Stats																	ER:	1						
Inning Stats																	LOB:	13						
Inning Stats																	BB:	2						
Inning Stats																	P:	9						
Inning Stats																	S:	14						
Inning Stats																	ER:	1						
Inning Stats																	LOB:	0						
Inning Stats																	BB:	0						
Inning Stats																	P:	10						
Inning Stats																	S:	7						
Inning Stats																	ER:	0						
Inning Stats																	LOB:	0						
Inning Stats																	BB:	0						
Inning Stats																	P:	10						
Inning Stats																	S:	7						

PITCHER	IP	WLS	BF	H	R	ER	SO	BB	IBB	HBP	BLK	WP	HR	S	P	ERA	WHIP
John Burkett, R	6.0		22	6	1	1	3	1	0	0	0	0	0	46	74	1.50	1.167
Michael Jackson, R	1.1		6	1	0	0	1	1	0	0	0	0	0	15	27	0.00	1.500
Kevin Rogers, L	0.2		2	0	0	0	0	0	0	0	0	0	0	5	10	0.00	0.000
Rod Beck, R	1.0	S	3	0	0	0	0	0	0	0	0	0	0	6	8	0.00	0.000

PITCHER	IP	WLS	BF	H	R	ER	SO	BB	IBB	HBP	BLK	WP	HR	S	P	ERA	WHIP
---------	----	-----	----	---	---	----	----	----	-----	-----	-----	----	----	---	---	-----	------

Batter	1	2	3	4	5	6	7	8	9	AB R H RBI BB SO LOB	TOP											
Willie McGee, S OBP: 0.444, SLG: 0.556 (1, 9)	0-2 P4		1-0 1B		0-0 G5-3			2-1 G4-3 2B	1-3 K	5 0 2 0 0 1 3	San Francisco Giants @ St. Louis Cardinals Busch Stadium, St. Louis, MO Wed Apr 07 1993, 7:05 PM CDT Att. 20,950 - Unknown - 60 F											
Darren Lewis, R (1, 8)	2-1 G4-3		2-2 F9			2-2 P4		1-3 K		4 0 0 0 0 1 3												
Will Clark, L OBP: 0.250, SLG: 0.286 (1, 3)	4-2 FC6-4 BB		2-1 F8			2-0 F9		0-0 G4-3		3 0 0 0 1 0 3												
Matt Williams, R OBP: 0.250, SLG: 0.375 (1, 5)	1-2 FC6-4 1-2f			1-3 K		0-0 F9		2-2 G6-3		4 0 0 0 0 1 2												
Barry Bonds, L OBP: 0.375, SLG: 0.833 (1, 7)		0-3 K		1-0 F8			0-0 HR		1-1 BB 1B	4 2 2 1 0 1 0												
Robby Thompson, R (1, 4)		1-1 G4-3		2-3 K		1-0 L9		4-1 1B BB		3 0 0 0 0 1 0												
Dave Righetti, L (7, 1)										0 0 0 0 0 0 0												
Jeff Reed, L (9, PH)										0 0 0 0 1 0 0												
Royce Clayton, R OBP: 0.429, SLG: 0.429 (1, 6)		0-0 G1-3			3-2 P3 1B		2-1 1B		0-3 K	4 0 2 0 0 1 2												
Kirt Manwaring, R OBP: 0.167, SLG: 0.167 (1, 2)			3-2 SH1-4 1B		1-0 P3		1-0 F9		0-1 F8	4 0 1 0 0 0 4												
Trevor Wilson, L (1, 1)			0-0 SH1-4		2-3 K		1-1 L7		3-2 1B	0 0 0 0 0 0 0												
Bryan Hickerson, L (4, 1)										1 0 0 0 0 1 1												
Craig Colbert, R OBP: 0.500, SLG: 0.500 (7, PH) (7, 4)									1-3 2-H	2 0 1 1 0 0 1												
Inning Stats	R: 0 E: 0 K: 0 S: 11	H: 0 LOB: 1 BB: 1 P: 18	R: 0 E: 0 K: 1 S: 6	H: 0 LOB: 0 BB: 0 P: 7	R: 0 E: 0 K: 0 S: 12	H: 2 LOB: 2 BB: 0 P: 20	R: 0 E: 0 K: 2 S: 8	H: 0 LOB: 0 BB: 0 P: 12	R: 0 E: 0 K: 1 S: 9	H: 1 LOB: 1 BB: 0 P: 15	R: 0 E: 0 K: 0 S: 6	H: 0 LOB: 0 BB: 0 P: 10	R: 1 E: 0 K: 0 S: 7	H: 2 LOB: 1 BB: 0 P: 12	R: 0 E: 0 K: 1 S: 9	H: 1 LOB: 1 BB: 0 P: 14	R: 1 E: 0 K: 2 S: 17	H: 2 LOB: 2 BB: 1 P: 26	1B: 6 2B: 1 3B: 0 HR: 1	SF: 0 SAC: 1 DP: 0 HBP: 0	WP: 0 PB: 0 SB: 0 CS: 0	PA: 37
PITCHER	IP WLS BF H R ER SO BB IBB HBP BLK WP HR S P ERA WHIP																					
Rheal Cormier, L ERA: 1.29 (1, 1)	7.0 W 27 5 1 1 4 1 0 0 0 0 0 1 59 94 1.29 0.857																					
Omar Olivares, R ERA: (8, 1)	1.0 4 1 0 0 1 0 0 0 0 0 0 0 9 14 0.00 1.000																					
Mike Perez, R ERA: 13.5 (9, 1)	0.2 5 2 1 1 1 1 0 0 0 0 0 0 12 20 13.50 4.500																					
Lee Smith, R ERA: (9, 1)	0.1 S 1 0 0 0 1 0 0 0 0 0 0 0 5 6 0.00 0.000																					

livebaseballscorecards.com

AB	34
R	2
H	8
RBI	2
BB	2
SO	7
LOB	19



Batter	1	2	3	4	5	6	7	8	9
Geronimo Pena, S OBP: 0.889, SLG: 1.333 (1, 4)	4-0 G6-3 G4-3 1B BB	2-1 1B		0-0 1-H 2-H HR		3-2 1-2 1B		0-0 F7	
Ozzie Smith, S OBP: 0.222, SLG: 0.444 (1, 6)	1-1 G4-3 1-2	2-0 F9 SAFE		2-2 1B		1-0 F8		0-1 F7	
Gregg Jefferies, S OBP: 0.286, SLG: 0.286 (1, 3)	1-0 G6-3		0-1 FC6-4 1B	1-1 G5-3			2-2 FC9-6 1B		
Rod Brewer, L OBP: 1.000, SLG: 1.000 (6, 3)	2-3								
Ray Lankford, L OBP: 0.250, SLG: 0.143 (1, 8)	4-1 1B BB		0-2 FC6-4 G6-3 1-2f		2-0 G4-3		2-3 K		
Mark Whiten, S OBP: 0.250, SLG: 0.250 (1, 9)	0-0 1B 1-2 3-H 1B		0-0 G6-3 1-2f		0-0 G4-3		1-0 FC9-6 1-2f		
Todd Zeile, R OBP: 0.375, SLG: 0.500 (1, 5)	3-2 1-3 2-H 1B			2-0 G6-4-3 1B	0-1 F8		0-0 G4-3		
Brian Jordan, R OBP: 0.250, SLG: 0.750 (1, 7)		1-0 SF8 3B		1-0 G6-4-3 1-2f		0-2 G6-3		0-0 F8	
Tom Pagnozzi, R (1, 2)		0-1 SF8		4-0 1B HR BB		1-2 L7		2-1 E6 1B	
Rheal Cormier, L OBP: 0.667, SLG: 0.667 (1, 1)		1-2 G6-3		1-2 1B		0-0 1B		1-0 1B	
Omar Olivares, R (8, 1)									
Tracy Woodson, R OBP: 1.000, SLG: 1.000 (8, PH)									
Mike Perez, R (9, 1)									
Lee Smith, R (9, 1)									

Inning Stats	R: 2	H: 2	E: 0	K: 0	S: 12	L: 2	LOB: 2	BB: 2	P: 25	R: 1	H: 2	E: 0	K: 0	S: 10	R: 0	H: 1	E: 0	K: 0	S: 6	R: 3	H: 4	E: 0	K: 0	S: 13	R: 0	H: 0	E: 0	K: 0	S: 4	R: 0	H: 2	E: 0	K: 0	S: 16	R: 0	H: 1	E: 0	K: 1	S: 8	R: 0	H: 1	E: 1	K: 0	S: 7	R: 0	H: 1	E: 0	K: 0	S: 10


PITCHER	IP	WLS	BF	H	R	ER	SO	BB	IBB	HBP	BLK	WP	HR	S	P	ERA	WHIP
Trevor Wilson, L ERA: 14.73 (1, 1)	3.2	L	20	9	6	6	0	3	0	0	0	0	1	39	67	14.73	3.273
Bryan Hickerson, L ERA: (4, 1)	2.1		9	2	0	0	0	0	0	0	0	0	0	22	30	0.00	0.857
Dave Righetti, L ERA: (7, 1)	2.0		9	2	0	0	1	0	0	0	0	0	0	15	23	0.00	1.000

BOTTOM

AB	R	H	RBI	BB	SO	LOB
4	2	3	3	1	0	2
5	0	1	0	0	0	6
3	0	1	0	0	0	2
1	0	1	0	0	0	0
3	1	0	0	1	1	2
4	0	1	1	0	0	2
4	0	2	1	0	0	1
4	1	1	0	0	0	1
2	1	0	1	1	0	0
3	1	2	0	0	0	0
0	0	0	0	0	0	0
1	0	1	0	0	0	0
0	0	0	0	0	0	0
0	0	0	0	0	0	0

San Francisco Giants @ St. Louis Cardinals
Busch Stadium, St. Louis, MO
 Wed Apr 07 1993, 7:05 PM CDT
 Att: 20,950 - Unknown - 60 F

AB	34
R	6
H	13
RBI	6
BB	3
SO	1
LOB	16



WP	PA	3B	DP	HBP
0	38	1	2	0

Batter	1	2	3	4	5	6	7	8	9	AB R H RBI BB SO LOB
Willie McGee, S (1, 9) OBP: 0.308, SLG: 0.385 <i>C</i> <i>B</i> <i>X</i>	1-1 G6-3 <i>B</i> <i>F</i> <i>S</i> <i>S</i> <i>X</i>		1-3 K <i>F</i> <i>B</i> <i>S</i> <i>S</i> <i>X</i>		0-1 G4-3 <i>C</i> <i>B</i> <i>X</i>			2-0 F9 <i>B</i> <i>B</i> <i>1</i> <i>SAFE</i> <i>X</i>		4 0 0 0 0 1 1
Darren Lewis, R (1, 8) OBP: 0.125, SLG: 0.375 <i>C</i> <i>B</i> <i>X</i>	0-2 G6-3 <i>F</i> <i>B</i> <i>F</i> <i>X</i>		1-2 B3 3B <i>F</i> <i>B</i> <i>F</i> <i>X</i>		2-0 B3 <i>B</i> <i>B</i> <i>X</i>			3-2 L3 <i>B</i> <i>B</i> <i>C</i> <i>S</i> <i>B</i> <i>X</i>		4 0 1 0 0 0 1
Will Clark, L (1, 3) OBP: 0.167, SLG: 0.182 <i>B</i> <i>B</i> <i>X</i>	2-0 F7 <i>C</i> <i>F</i> <i>X</i>		0-2 G6-3 <i>C</i> <i>F</i> <i>X</i>		0-0 F7 <i>X</i>			0-0 F7 <i>X</i>		4 0 0 0 0 0 2

Matt Williams, R (1, 5) OBP: 0.167, SLG: 0.250 <i>B</i> <i>X</i>		1-0 P3 <i>B</i> <i>X</i>		0-0 G5-3 <i>X</i>		1-2 L7 <i>S</i> <i>B</i> <i>T</i> <i>C</i> <i>X</i>		1-2 G5-3 <i>S</i> <i>B</i> <i>T</i> <i>C</i> <i>X</i>		4 0 0 0 0 0 0
Barry Bonds, L (1, 7) OBP: 0.333, SLG: 0.700 <i>B</i> <i>F</i> <i>X</i>		1-1 2B 2B <i>B</i> <i>F</i> <i>X</i>		1-1 G3-1 <i>B</i> <i>F</i> <i>X</i>		1-3 K <i>S</i> <i>B</i> <i>T</i> <i>C</i> <i>X</i>		0-0 F9 <i>X</i>		4 1 1 0 0 1 0
Robby Thompson, R (1, 4) OBP: 0.200, SLG: 0.222 <i>X</i>		0-0 2B 2B 2-H <i>X</i>		4-0 BB 1B <i>B</i> <i>B</i> <i>B</i> <i>B</i> <i>B</i>		1-0 F9 <i>B</i> <i>X</i>		0-1 F8 <i>C</i> <i>X</i>		3 0 1 1 1 0 0

Royce Clayton, R (1, 6) OBP: 0.400, SLG: 0.400 <i>C</i> <i>B</i> <i>T</i> <i>C</i> <i>X</i>		1-3 K <i>C</i> <i>B</i> <i>T</i> <i>C</i> <i>X</i>		0-0 1B 1-2 <i>X</i>		0-0 G6-3 <i>X</i>				3 0 1 0 0 1 1
Kirt Manwaring, R (1, 2) OBP: 0.111, SLG: 0.111 <i>C</i> <i>B</i> <i>X</i>		1-1 G4-3 <i>C</i> <i>B</i> <i>X</i>		2-0 G6-3 <i>B</i> <i>B</i> <i>X</i>		0-0 G4-3 <i>X</i>				3 0 0 0 0 0 3

Bud Black, L (1, 1)			2-2 G3 <i>B</i> <i>B</i> <i>T</i> <i>C</i> <i>X</i>		0-0 G6-3 <i>X</i>		0-2 1B <i>C</i> <i>B</i> <i>T</i> <i>C</i> <i>X</i>			2 0 0 0 0 0 0
Kevin Rogers, L (6, 1)										0 0 0 0 0 0 0
Michael Jackson, R (7, 1)										0 0 0 0 0 0 0
Mark Carreon, R (8, PH) OBP: 0.500, SLG: 0.500										1 0 1 0 0 0 0
Dave Burba, R (8, 1)										0 0 0 0 0 0 0

Inning Stats	R: 0 E: 0 K: 0 S: 6	H: 0 LOB: 0 BB: 0 P: 9	R: 1 E: 0 K: 1 S: 9	H: 2 LOB: 1 BB: 0 P: 13	R: 0 E: 0 K: 1 S: 13	H: 1 LOB: 1 BB: 0 P: 17	R: 0 E: 0 K: 0 S: 5	H: 1 LOB: 2 BB: 1 P: 12	R: 0 E: 0 K: 0 S: 4	H: 0 LOB: 0 BB: 0 P: 6	R: 0 E: 0 K: 1 S: 9	H: 0 LOB: 0 BB: 0 P: 11	R: 0 E: 0 K: 0 S: 3	H: 0 LOB: 0 BB: 0 P: 4	R: 0 E: 0 K: 0 S: 8	H: 1 LOB: 1 BB: 0 P: 13	R: 0 E: 0 K: 0 S: 7	H: 0 LOB: 0 BB: 0 P: 8	1B: 2 2B: 2 3B: 1 HR: 0	SF: 0 SAC: 0 DP: 0 HBP: 0	WP: 0 PB: 0 SB: 1 CS: 0	PA: 33
--------------	------------------------------	---------------------------------	------------------------------	----------------------------------	-------------------------------	----------------------------------	------------------------------	----------------------------------	------------------------------	---------------------------------	------------------------------	----------------------------------	------------------------------	---------------------------------	------------------------------	----------------------------------	------------------------------	---------------------------------	----------------------------------	------------------------------------	----------------------------------	--------

San Francisco Giants @ St. Louis Cardinals
 Busch Stadium, St. Louis, MO
 Thu Apr 08 1993, 3:33 AM CDT
 Att. 25,870 - Unknown - 61 F

livebaseballscorecards.com

AB	32
R	1
H	5
RBI	1
BB	1
SO	3
LOB	8



PITCHER	IP	WLS	BF	H	R	ER	SO	BB	IBB	HBP	BLK	WP	HR	S	P	ERA	WHIP
Donovan Osborne, L (1, 1) ERA: 1.29	7.0	W	27	5	1	1	3	1	0	0	0	0	0	52	75	1.29	0.857
Rob Murphy, L (8, 1) ERA:	1.0		3	0	0	0	0	0	0	0	0	0	0	5	10	0.00	0.000
Lee Smith, R (9, 1) ERA:	1.0	S	3	0	0	0	0	0	0	0	0	0	0	7	8	0.00	0.000

Batter	1	2	3	4	5	6	7	8	9
Geronimo Pena, S OBP: 0.692, SLG: 0.900 (1, 4) C B X	1-1 P5 ①		1-0 G5-3 ②			2-0 CS 1B ②		0-3 K ③	
Ozzie Smith, S OBP: 0.167, SLG: 0.333 (1, 6) X	0-0 F9 ②		0-1 G5-3 ③			2-3 SAFE K ②			
Gregg Jefferies, S OBP: 0.300, SLG: 0.600 (1, 3) B C X	1-1 HR			1-2 G6-3 ①		2-2 CS 1-2 ③	0-1 F8 ①		
Ray Lankford, L OBP: 0.273, SLG: 0.111 (1, 8) B B C S B X	3-2 E1 BLK			4-2 CS BB			2-3 K ②		
Mark Whiten, S OBP: 0.273, SLG: 0.545 (1, 9) C SAFE B S B X	2-2 F8 ③			2-2 SAFE SAFE SAFE G5-3 ③			2-0 HR		
Todd Zeile, R OBP: 0.364, SLG: 0.455 (1, 5) B B C S B X		2-2 F8 ①			1-3 K ①		1-1 1B		
Brian Jordan, R OBP: 0.143, SLG: 0.429 (1, 7) C B B C S B X		2-2 G5-3 ②			0-0 F9 ②		1-2 F9 ③		
Tom Pagnozzi, R (1, 2) X		0-0 G5-3 ③			2-3 K ③			2-2 F8 ①	
Donovan Osborne, S (1, 1) F X			0-1 G6-3 ①			1-3 K ①		1-0 G4-3 ②	
Rob Murphy, L (8, 1) C C C C B B X									
Rod Brewer, L OBP: 0.500, SLG: 0.500 (8, PH)									
Lee Smith, R (9, 1)									

AB	R	H	RBI	BB	SO	LOB
4	0	1	0	0	1	0
3	0	0	0	0	1	1
3	1	1	1	0	0	0
2	0	0	0	1	1	0
3	1	1	1	0	0	2
3	0	1	0	0	1	0
3	0	0	0	0	0	1
3	0	0	0	0	1	0
2	0	0	0	0	1	0
0	0	0	0	0	0	0
1	0	0	0	0	0	0
0	0	0	0	0	0	0

BOTTOM

San Francisco Giants @ St. Louis Cardinals
Busch Stadium, St. Louis, MO
 Thu Apr 08 1993, 3:33 AM CDT
 Att: 25,870 - Unknown - 61 F

livebaseballscorecards.com

AB	27
R	2
H	4
RBI	2
BB	1
SO	6
LOB	4



1B: 2	SF: 0	WP: 0	PA: 29
2B: 0	SAC: 0	PB: 0	
3B: 0	DP: 0	SB: 0	
HR: 2	HBP: 0	CS: 2	

Inning Stats	R: 1	H: 1	R: 0	H: 0	R: 0	H: 0	R: 0	H: 0	R: 0	H: 1	R: 1	H: 2	R: 0	H: 0			
	E: 1	LOB: 1	E: 0	LOB: 0	E: 0	LOB: 0	E: 0	LOB: 0	E: 0	LOB: 0	E: 0	LOB: 1	E: 0	LOB: 0			
	K: 0	BB: 0	K: 0	BB: 0	K: 0	BB: 0	K: 2	BB: 0	K: 1	BB: 0	K: 1	BB: 0	K: 1	BB: 0			
	S: 11	P: 18	S: 8	P: 12	S: 5	P: 6	S: 8	P: 15	S: 8	P: 11	S: 11	P: 17	S: 10	P: 13			
PITCHER	IP	WLS	BF	H	R	ER	SO	BB	IBB	HBP	BLK	WP	HR	S	P	ERA	WHIP
Bud Black, L ERA: 1.8 (1, 1)	5.0		17	1	1	1	2	1	0	0	1	0	1	40	62	1.80	0.400
Kevin Rogers, L ERA: 3.86 (6, 1)	1.2	L	7	3	1	1	3	0	0	0	0	0	1	19	29	5.40	1.800
Michael Jackson, R ERA: (7, 1)	0.1		1	0	0	0	0	0	0	0	0	0	0	3	4	0.00	0.000
Dave Burba, R ERA: (8, 1)	1.0		3	0	0	0	1	0	0	0	0	0	0	10	13	0.00	0.000

Batter	1	2	3	4	5	6	7	8	9	AB R H RBI BB SO LOB	TOP
Bip Roberts, S (1, 4) OBP: 0.389, SLG: 0.313	3-2 1B BLK G5-3 1B		1-2 G4-3		0-0 1B			2-1 G4-3		4 1 2 1 0 0 0	
Roberto Kelly, R (1, 8) OBP: 0.278, SLG: 0.412	0-2 K		3-1 F8		1-0 G4-3			0-0 G6-3		4 0 0 0 0 1 2	
Barry Larkin, R (1, 6) OBP: 0.333, SLG: 0.250	2-2 1B G5-3 1-3 1B			1-1 G4-3		2-1 L4			0-0 G1-3	4 0 1 0 0 0 0	
Kevin Mitchell, R (1, 7) OBP: 0.467, SLG: 0.643	0-0 G5-3			4-1 BB		0-1 G4-3			0-1 F9 2B	1 0 0 1 0 0 1 2 0 1 0 1 0 0	
Gary Varsho, L (1, 7) OBP: 0.667, SLG: 1.000	1-2 3-H										
Chris Sabo, R (1, 5) OBP: 0.294, SLG: 0.357	1-0 F8			1-0 F8		0-2 F7			1-0 F9 2-3	3 0 0 0 0 0 2 0 0 0 0 0 0 0 0 0 0 0 0 0 0 1 0 0 0 0 0 1	
Jeff Reardon, R (6, 1)											
Rob Dibble, L (8, 1)											
Cecil Espy, S (9, PH)											
Randy Milligan, R (1, 3) OBP: 0.471, SLG: 0.333		3-1 P6		0-3 K			1-0 F8		2-0 G6-3	4 0 0 0 0 1 2	
Reggie Sanders, R (1, 9) OBP: 0.267, SLG: 0.357		1-2 G5-3			0-0 1B 3B		2-2 G4-3			3 1 1 0 0 0 0	
Joe Oliver, R (1, 2) OBP: 0.357, SLG: 0.182		1-1 G6-3			0-0 G5-3		2-2 G5-3			3 0 0 0 0 0 1	
Tom Browning, L (1, 1)			3-2 G3		1-3 K			3-2 G3		1 0 0 0 0 0 0 1 0 0 0 0 1 1 1 0 0 0 0 0 0	
Dwayne Henry, R (3, 1)											
Jeff Branson, L (6, 5)											
Inning Stats	R: 1 H: 2 E: 0 LOB: 1 K: 1 BB: 0 S: 12 P: 17	R: 0 H: 0 E: 0 LOB: 0 K: 0 BB: 0 S: 7 P: 12	R: 0 H: 0 E: 0 LOB: 0 K: 0 BB: 0 S: 8 P: 15	R: 0 H: 0 E: 0 LOB: 1 K: 1 BB: 1 S: 7 P: 13	R: 1 H: 2 E: 0 LOB: 1 K: 1 BB: 0 S: 7 P: 9	R: 0 H: 0 E: 0 LOB: 0 K: 0 BB: 0 S: 7 P: 9	R: 0 H: 0 E: 0 LOB: 0 K: 0 BB: 0 S: 8 P: 13	R: 0 H: 0 E: 0 LOB: 0 K: 0 BB: 0 S: 7 P: 12	R: 0 H: 1 E: 0 LOB: 1 K: 0 BB: 0 S: 5 P: 8	1B: 3 SF: 0 2B: 1 SAC: 0 3B: 1 DP: 0 HR: 0 HBP: 0	WP: 0 PA: 33 PB: 0 SB: 0 CS: 0
PITCHER	IP WLS BF H R ER SO BB IBB HBP BLK WP HR S P ERA WHIP										
Rene Arocha, R (1, 1) ERA: 2.25	8.0 W 29 4 2 2 3 1 0 0 0 0 0 0 63 100 2.25 0.625										
Les Lancaster, R (9, 1) ERA:	1.0 4 1 0 0 0 0 0 0 0 0 0 0 5 8 0.00 1.000										

Cincinnati Reds @ St. Louis Cardinals
 Busch Stadium, St. Louis, MO
 Fri Apr 09 1993, 7:05 PM CDT
 Att. 34,120 - Unknown

livebaseballscorecards.com

AB	32
R	2
H	5
RBI	2
BB	1
SO	3
LOB	10



Batter	1	2	3	4	5	6	7	8	9
Geronimo Pena, S OBP: 0.722, SLG: 1.000 (1, 4)	3-2 1B 2B	2-2 3B 2B	1-0 P6			4-2 FC5 BB 1-2		1-0 S HBP	
Ozzie Smith, S OBP: 0.294, SLG: 0.500 (1, 6)	1-0 2-H HR 1B	1-1 2-H HR 3B			0-1 G6-3	4-0 BB 1-2 2-3		2-3 K 1-2	
Gregg Jefferies, S OBP: 0.357, SLG: 1.000 (1, 3)	2-0 1-H HR	0-1 HR			3-1 F7	0-3 K			
Ray Lankford, L OBP: 0.286, SLG: 0.091 Bernard Gilkey, R (6, PH) (7, 7)	3-2 F8	4-2 G5-4-3 BB			0-1 G4-3	0-2 FC5 2-3f			
Mark Whiten, S OBP: 0.200, SLG: 0.400 (1, 9)	2-3 K 1-2f	0-0 G5-4-3			0-0 F7		2-2 F8		
Todd Zeile, R OBP: 0.400, SLG: 0.533 (1, 5)	3-2 1B 1B		0-1 HR 2B		0-0 L9		1-2 G1-3		
Brian Jordan, R OBP: 0.182, SLG: 0.364 (1, 7) (7, 8)	2-2 1-3 1B		2-3 K		0-0 L9		1-1 P3		
Hector Villanueva, R OBP: 0.500, SLG: 1.250 (1, 2)	3-3 K		1-2 2-H HR		3-1 BB BB 1B		2-2 F7		
Rene Arocha, R Gerald Perry, L Les Lancaster, R (1, 1) (8, PH) (9, 1)		1-1 G1-3	1-3 K		0-3 K		2-3 K		

AB	R	H	RBI	BB	SO	LOB
3	2	2	0	1	0	0
4	2	2	2	1	1	1
4	2	2	4	0	1	3
2	0	0	0	1	0	0
1	0	0	0	0	0	3
4	0	0	0	0	1	1
4	1	2	0	0	0	0
4	0	1	0	0	1	1
4	1	2	2	0	1	2
3	0	0	0	0	2	1
1	0	0	0	0	1	0
0	0	0	0	0	0	0

AB	R	H	RBI	BB	SO	LOB
34	8	11	8	3	8	12


Inning	3	4	5	6	7	8	9
R: 3	R: 3	R: 2	R: 0	R: 0	R: 0	R: 0	R: 0
E: 0	E: 0	E: 0	E: 0	E: 0	E: 0	E: 0	E: 0
K: 2	K: 0	K: 2	K: 0	K: 0	K: 2	K: 0	K: 2
S: 23	S: 16	S: 12	S: 6	S: 3	S: 16	S: 8	S: 10
H: 5	H: 3	H: 2	H: 0	H: 0	H: 1	H: 0	H: 0
LOB: 2	LOB: 0	LOB: 0	LOB: 0	LOB: 0	LOB: 3	LOB: 0	LOB: 1
BB: 0	BB: 1	BB: 0	BB: 0	BB: 0	BB: 2	BB: 0	BB: 0
P: 42	P: 24	P: 17	P: 9	P: 3	P: 27	P: 12	P: 17

PITCHER	IP	WLS	BF	H	R	ER	SO	BB	IBB	HBP	BLK	WP	HR	S	P	ERA	WHIP
Tom Browning, L ERA: 30.86 (1, 1)	2.1	L	17	10	8	8	3	1	0	0	0	0	3	47	77	30.86	4.714
Dwayne Henry, R ERA: 3.86 (3, 1)	3.0		12	1	0	0	2	2	0	0	0	0	0	22	38	0.00	1.000
Jeff Reardon, R ERA: (6, 1)	1.2		5	0	0	0	1	0	0	0	0	0	0	15	19	0.00	0.000
Rob Dibble, R ERA: 4.5 (8, 1)	1.0		4	0	0	0	2	0	0	1	0	0	0	10	17	0.00	0.000

Cincinnati Reds @ St. Louis Cardinals
 Busch Stadium, St. Louis, MO
 Fri Apr 09 1993, 7:05 PM CDT
 Att. 34,120 - Unknown

livebaseballscorecards.com


AB 34
R 8
H 11
RBI 8
BB 3
SO 8
LOB 12



Batter	1	2	3	4	5	6	7	8	9	10	AB	R	H	RBI	BB	SO	LOB						
Bip Roberts, S OBP: 0.348, SLG: 0.286 (1, 4) B X	1-0 P6		1-1 1B		0-2 E1 WP		3-1 L9-6 2-3		2-0 F8		5	0	1	0	0	0	5						
Roberto Kelly, R OBP: 0.217, SLG: 0.318 (1, 8) C S X	0-2 F9		1-2 G4-3		2-2 F9			1-0 G1-3		1-1 G3	5	0	0	0	0	0	3						
Barry Larkin, R OBP: 0.391, SLG: 0.333 (1, 6) C X	0-1 G6-3			2-0 P4		1-0 CS 1B		2-1 G4-6-3 1B		0-1 1B	5	0	3	0	0	0	0						
Chris Sabo, R OBP: 0.273, SLG: 0.368 (1, 5) C X		0-1 F7		2-0 2B		3-3 K 1-2		0-2 G4-6-3 1-2f		2-1 F7	5	0	1	0	0	1	3						
Randy Milligan, R OBP: 0.476, SLG: 0.286 (1, 3) (9, PR) Juan Samuel, R (9, 2) Dan Wilson, R (9, 2)		0-0 F9		2-1 G6-3		4-2 BB		4-2 1B 1B SF7 BB		3-2 L9	2	0	0	0	2	0	1						
Reggie Sanders, R OBP: 0.316, SLG: 0.389 (1, 9) C S B F X		2-2 FC5-4 1B		1-3 K		1-1 F8		0-0 1B 1-2 1B			4	0	2	0	0	1	2						
Joe Oliver, R OBP: 0.389, SLG: 0.267 (1, 2) (9, 3) C X		1-1 FC5-4 1-2f		1-0 G5-3		1-0 FC5-6 1B 1B		0-0 1B 1-2 2-3 1B			4	0	2	0	0	0	1						
Cecil Espy, S OBP: 0.143, SLG: 0.167 (1, 7) C X		0-1 G6-3		2-2 F7		0-0 L9-6 FC5-6 1B 1-2		1-3 K			4	0	1	0	0	1	3						
Jose Rijo, R OBP: 0.167, SLG: 0.167 (1, 1) (8, 1) C S B F X Gary Varsho, L OBP: 0.500, SLG: 1.000 (9, PH) Steve Foster, R (9, 1)		2-2 G5-3		1-0 WP E 1B		0-0 FC5-6 1-2 2-3f		1-1 SF7 3-H			3	0	1	0	0	0	2						
Inning Stats	R: 0 E: 0 K: 0 S: 6	H: 0 LOB: 0 BB: 0 P: 7	R: 0 E: 0 K: 0 S: 10	H: 1 LOB: 1 BB: 0 P: 13	R: 0 E: 0 K: 0 S: 11	H: 1 LOB: 1 BB: 0 P: 15	R: 0 E: 0 K: 1 S: 7	H: 1 LOB: 1 BB: 0 P: 14	R: 0 E: 1 K: 0 S: 11	H: 1 LOB: 2 BB: 0 P: 17	R: 0 E: 0 K: 0 S: 6	H: 2 LOB: 1 BB: 0 P: 9	R: 0 E: 0 K: 0 S: 6	H: 1 LOB: 0 BB: 0 P: 9	R: 1 E: 0 K: 1 S: 10	H: 2 LOB: 2 BB: 1 P: 18	R: 0 E: 0 K: 0 S: 10	H: 1 LOB: 1 BB: 0 P: 15	1B: 10 2B: 2 3B: 0 HR: 0	SF: 1 DP: 2 HBP: 0	WP: 1 PB: 0 SB: 0 CS: 1	PA: 41	
PITCHER Joe Magrane, L ERA: Lee Smith, R ERA: 3.86 Mike Perez, R ERA: 5.4	IP 8.0	WLS 31	BF 31	H 8	R 0	ER 0	SO 2	BB 1	IBB 0	HBP 0	BLK 0	WP 1	HR 0	S 65	P 101	ERA 0.00	WHIP 1.125						

Cincinnati Reds @ St. Louis Cardinals
 Busch Stadium, St. Louis, MO
 Sat Apr 10 1993, 7:05 PM CDT
 Att. 37,916 - Unknown

AB	38
R	1
H	11
RBI	1
BB	2
SO	3
LOB	21



Batter	1	2	3	4	5	6	7	8	9	AB R H RBI BB SO LOB	TOP															
Bip Roberts, S (1, 4) OBP: 0.393, SLG: 0.320	1-2 L7 1B		1-2 CS 1B 1B	2-1 1B 1B		4-0 G5-4-3 1B BB		1-3 K 1B		4 1 2 0 1 1 1	<p>Cincinnati Reds @ St. Louis Cardinals</p> <p>Busch Stadium, St. Louis, MO</p> <p>Sun Apr 11 1993, 7:05 PM CDT</p> <p>Att. 26,067 - Unknown - 65 F</p>															
Roberto Kelly, R (1, 8) OBP: 0.321, SLG: 0.407	0-1 1B 1B		2-2 1B 1B	1-2 1B 1B		1-1 G5-4-3 1B		2-1 F8 1-2		5 2 4 0 0 0 1																
Barry Larkin, R (1, 6) OBP: 0.393, SLG: 0.320	1-1 F9 1B		0-1 F9 1B	1-2 1-2 2-H 1B		0-1 G5-4-3 1-2f 2-3		4-0 BB		4 0 1 1 1 0 4																
Chris Sabo, R (1, 5) OBP: 0.333, SLG: 0.417	0-2 1B 1-2		1-1 1B 1-3	0-0 1-2 2-H 1B		1-3 K		0-1 F7		5 1 3 1 0 1 3																
Randy Milligan, R (1, 3) OBP: 0.500, SLG: 0.368	1-2 G5-3		2-1 1B 1-2 3-H 1B	1-1 G5-3		3-1 FC5-4 1B		1-0 CS 1B		5 0 3 1 0 0 4																
Gary Varsho, L (1, 7) OBP: 0.625, SLG: 0.833		3-2 1B	0-0 1B		1-0 G6-3 1B		3-1 F8		3-3 K 1-2			4 0 3 1 0 0 1														
Greg Cadaret, L (8, 1)										0 0 0 0 0 0 0																
Cecil Espy, S (9, PH) OBP: 0.125, SLG: 0.143										1 0 0 0 0 1 1																
Rob Dibble, L (9, 1)										0 0 0 0 0 0 0																
Reggie Sanders, R (1, 9) OBP: 0.250, SLG: 0.304		1-3 K 1B	1-2 FC6-4 1-2f		1-1 F8		3-2 F8		0-0 L3		5 0 0 0 0 1 5															
Joe Oliver, R (1, 2) OBP: 0.318, SLG: 0.211		1-3 K 1B		0-0 G4-3	0-0 G6-3		0-2 FC5-4 1-2f				4 0 0 0 0 1 3															
Tim Pugh, R (1, 1)		1-2 G4-3		0-3 K	2-3 K				0-1 S 1B		3 0 0 0 0 2 2															
Jeff Branson, L (8, PH) OBP: 0.500, SLG: 0.500										1 0 1 0 0 0 0																
Cesar Hernandez, R (8, PR) (8, 7)										0 0 0 0 0 0 0																
Inning Stats	R: 0 E: 0 K: 0 S: 14	H: 2 LOB: 2 BB: 0 P: 17	R: 0 E: 0 K: 2 S: 19	H: 1 LOB: 1 BB: 0 P: 24	R: 2 E: 0 K: 0 S: 16	H: 5 LOB: 2 BB: 0 P: 23	R: 2 E: 0 K: 1 S: 16	H: 4 LOB: 2 BB: 0 P: 21	R: 0 E: 0 K: 1 S: 7	H: 1 LOB: 1 BB: 0 P: 11	R: 0 E: 0 K: 1 S: 8	H: 1 LOB: 1 BB: 1 P: 14	R: 0 E: 0 K: 0 S: 11	H: 1 LOB: 1 BB: 0 P: 20	R: 0 E: 0 K: 1 S: 10	H: 1 LOB: 2 BB: 1 P: 17	R: 0 E: 0 K: 1 S: 5	H: 1 LOB: 0 BB: 0 P: 9	1B: 17 2B: 1 3B: 0 HR: 0	SF: 0 SAC: 0 DP: 2 HBP: 0	WP: 0 PB: 0 SB: 1 CS: 2	PA: 43				
PITCHER	IP WLS BF H R ER SO BB IBB HBP BLK WP HR S P ERA WHIP																									
Bob Tewksbury, R (1, 1) ERA: 3.86	3.2 L	22	12	4	4	3	0	0	0	0	0	0	63	82	9.82	3.273										
Omar Olivares, R (4, 1) ERA:	4.1	18	4	0	0	3	2	0	0	0	0	0	38	65	0.00	1.385										
Les Lancaster, R (9, 1) ERA:	1.0	3	1	0	0	1	0	0	0	0	0	0	5	9	0.00	1.000										

livebaseballscores.com

AB 41
R 4
H 17
RBI 4
BB 2
SO 7
LOB 25



BOTTOM

Cincinnati Reds @ St. Louis Cardinals
Busch Stadium, St. Louis, MO
Sun Apr 11 1993, 7:05 PM CDT
Att: 26,067 - Unknown - 65 F

livebaseballscorecards.com

AB 32
R 3
H 6
RBI 3
BB 4
SO 3
LOB 15



WP: 0 PA: 36
PB: 0
SB: 0
CS: 0

AB R H RBI BB SO LOB


4	0	1	0	0	1	0
4	1	1	0	0	0	1
4	0	1	0	0	1	2
3	1	1	1	1	0	1
2	0	0	0	2	0	1
4	0	1	0	0	1	3
4	1	0	0	0	0	4
3	0	0	0	0	0	2
0	0	0	0	1	0	0
0	0	0	0	0	0	0
1	0	0	0	0	0	0
1	0	0	0	0	0	1
1	0	0	0	0	0	0
0	0	0	0	0	0	0
1	0	1	2	0	0	0

Batter	1	2	3	4	5	6	7	8	9
Geronimo Pena, S (1, 4) OBP: 0.593, SLG: 0.714	0-3 K		1-0 G4-3			0-2 F8		0-2 FC4-6 1B	
Ozzie Smith, S (1, 6) OBP: 0.308, SLG: 0.440	3-1 G5-3		1-2 G1-3			1-2 2B 1B		3-2 F8	
Gregg Jefferies, S (1, 3) OBP: 0.273, SLG: 0.773	0-1 3B			2-1 G4-3		1-3 K		0-1 FC4-6 1-2f	
Todd Zeile, R (1, 5) OBP: 0.435, SLG: 0.545	3-2 L8			3-2 P4		0-0 2B 1-H		4-2 FC1-6 1B BB	
Mark Whiten, S (1, 9)		4-2 G5-3 G6-3 BB		2-2 G4-3		2-1 G4-3		4-2 FC1-6 BB	
Bernard Gilkey, R (1, 7) OBP: 0.250, SLG: 0.333		1-1 SAFE SAFE G6-3		1-2 G4-3 L1-3 1B		2-1 P5		2-3 K	
Brian Jordan, R (1, 8) OBP: 0.105, SLG: 0.211		1-1 G5-3		2-1 L1-3		0-0 L8		0-1 FC1-6 1B 1-2f 2-3	
Tom Pagnozzi, R (1, 2) OBP: 0.176, SLG: 0.071 Gerald Perry, L (9, PH)		1-2 G3		0-0 G4-3		1-0 G5-3		4-0 1B 1B BB	
Ray Lankford, L (9, PR) OBP: 0.286, SLG: 0.091				2-3				1-2 1B BB	
Bob Tewksbury, R (1, 1)			2-1 G5-3					1-1 L8	
Omar Olivares, R (4, 1)									3-1 1B
José Oquendo, S (8, PH)									1-H 2-H 3-H
Les Lancaster, R (9, 1)									
Luis Alicea, S (9, PH) OBP: 0.667, SLG: 0.500									

Inning Stats	R: 0	H: 1	E: 0	K: 1	S: 12	H: 0	LOB: 1	BB: 0	P: 18	R: 0	H: 0	E: 0	K: 0	S: 9	H: 0	LOB: 0	BB: 0	P: 10	R: 0	H: 0	E: 0	K: 0	S: 6	R: 0	H: 0	E: 0	K: 0	S: 11	R: 0	H: 1	E: 0	K: 0	S: 9	R: 1	H: 2	E: 0	K: 1	S: 13	R: 0	H: 0	E: 0	K: 0	S: 4	R: 0	H: 1	E: 0	K: 0	S: 11	R: 2	H: 1	E: 0	K: 1	S: 12	1B: 4	SF: 0	2B: 1	SAC: 0	3B: 1	DP: 0	HR: 0	HBP: 0
--------------	------	------	------	------	-------	------	--------	-------	-------	------	------	------	------	------	------	--------	-------	-------	------	------	------	------	------	------	------	------	------	-------	------	------	------	------	------	------	------	------	------	-------	------	------	------	------	------	------	------	------	------	-------	------	------	------	------	-------	-------	-------	-------	--------	-------	-------	-------	--------

PITCHER	IP	WLS	BF	H	R	ER	SO	BB	IBB	HBP	BLK	WP	HR	S	P	ERA	WHIP
Tim Pugh, R (1, 1) ERA: 1.13	7.0	W	26	4	1	1	2	1	0	0	0	0	0	64	99	1.29	0.714
Greg Cadaret, L (8, 1) ERA:	1.0		4	1	0	0	0	0	0	0	0	0	0	11	15	0.00	1.000
Rob Dibble, R (9, 1) ERA: 9.0	1.0	S	6	1	2	2	1	3	0	0	0	0	0	12	29	18.00	4.000

PITCHER	IP	WLS	BF	H	R	ER	SO	BB	IBB	HBP	BLK	WP	HR	S	P	ERA	WHIP
---------	----	-----	----	---	---	----	----	----	-----	-----	-----	----	----	---	---	-----	------

Batter	1	2	3	4	5	6	7	8	9	AB R H RBI BB SO LOB	TOP																											
Geronimo Pena, S OBP: 0.531, SLG: 0.600 (1, 4)	2-3 K	4-0 F8 S 1B BB		1-1 L4		3-3 K	1-0 F8			4 1 0 0 1 2 0																												
Ozzie Smith, S OBP: 0.355, SLG: 0.448 (1, 6)	0-1 L7	2-1 F8 1-3		4-1 BB		0-1 1B		2-1 L7-3 1B		4 0 2 0 1 0 1																												
Gregg Jefferies, S OBP: 0.296, SLG: 0.692 (1, 3)	4-1 1B BB	1-0 CS 1B		0-1 F8		2-2 P5		1-1 L7-3 1-2		4 1 1 1 1 0 3																												
Ray Lankford, L OBP: 0.316, SLG: 0.133 (1, 8)	2-2 BB 1B 1-3 1B	2-3 K 1-2		1-0 G4-3		2-1 F9		4-1 BB		4 1 1 0 1 1 3																												
Mark Whiten, S OBP: 0.321, SLG: 0.360 (1, 9)	1-0 BB 1-2 1B 3-H		4-2 1B BB		1-2 CS 1B		1-1 P5	1 SAFE 0-0 F9		4 1 2 1 1 0 1																												
Todd Zeile, R OBP: 0.500, SLG: 0.560 (1, 5)	4-2 1B BB 1-2 2-3		1-1 1B	4-0 2B BB 1-2		1-1 FC5 BB 1B		1-2 G6-3		3 1 2 0 2 0 0																												
Bernard Gilkey, R OBP: 0.353, SLG: 0.438 Brian Jordan, R OBP: 0.105, SLG: 0.211 (1, 7) (9, 7)	1-2 1B 1-2 2-H 3-H		0-0 G1-3	0-0 2B		4-1 FC5 1-2 HR BB		3-2 G4-3		4 1 2 2 1 0 2 0 0 0 0 0 0 0	AB 37 R 9 H 13 RBI 9 BB 8 SO 4 LOB 22																											
Tom Pagnozzi, R OBP: 0.227, SLG: 0.316 (1, 2)	1-1 FC6-4 1B 1-2 2-H		0-1 P6	2-3 K		0-0 FC5 1-2 HR		0-0 HR		5 2 2 2 0 1 6																												
Rheal Cormier, L OBP: 0.333, SLG: 0.333 Les Lancaster, R OBP: 0.657, SLG: 2.000 Gerald Perry, L OBP: 0.250, SLG: 0.250 Mike Perez, R OBP: 0.250, SLG: 0.250 Rod Brewer, L OBP: 0.250, SLG: 0.250 Lee Smith, R (1, 1) (5, 1) (7, PH) (7, 1) (9, PH) (9, 1)	0-0 FC6-4 1B 1-2f		1-0 G6-3	1-1 G1-3		2-1 HR 1-H 2-H		2-2 G1-3		3 0 0 0 0 0 0 6 0 0 0 0 0 0 0 0 1 1 1 3 0 0 0 0 0 0 0 0 0 0 0 0 1 0 0 0 0 0 0 0 0 0 0 0 0 0 0 0																												
Inning Stats	R: 4 E: 0 K: 1 S: 18	H: 4 LOB: 2 BB: 2 P: 33	R: 1 E: 0 K: 1 S: 6	H: 1 LOB: 0 BB: 1 P: 15	R: 0 E: 0 K: 0 S: 8	H: 1 LOB: 2 BB: 1 P: 14	R: 0 E: 0 K: 0 S: 6	H: 0 LOB: 1 BB: 1 P: 12	R: 0 E: 0 K: 1 S: 10	H: 2 LOB: 2 BB: 1 P: 18	R: 0 E: 0 K: 1 S: 10	H: 1 LOB: 1 BB: 0 P: 17	R: 3 E: 0 K: 0 S: 9	H: 2 LOB: 0 BB: 1 P: 18	R: 0 E: 0 K: 0 S: 6	H: 1 LOB: 1 BB: 1 P: 13	R: 1 E: 0 K: 0 S: 11	H: 1 LOB: 0 BB: 0 P: 17	1B: 10 2B: 2 3B: 0 HR: 2	SF: 0 SAC: 0 DP: 1 HBP: 0	WP: 0 PB: 0 SB: 1 CS: 2	PA: 45																
PITCHER	IP WLS BF H R ER SO BB IBB HBP BLK WP HR S P ERA WHIP																					PITCHER	IP WLS BF H R ER SO BB IBB HBP BLK WP HR S P ERA WHIP															
Kevin Gross, R ERA: 7.88 (1, 1)	2.0		15	6	5	5	2	4	0	0	0	0	0	28	57	22.50	5.000																					
Roger McDowell, R ERA: (3, 1)	2.0		7	0	0	0	0	1	0	0	0	0	0	10	17	0.00	0.500																					
Pedro Martinez, R ERA: 9.64 (5, 1)	3.0	L	15	5	3	3	2	2	0	0	0	0	1	29	53	9.00	2.333																					
Steve Wilson, L ERA: (8, 1)	1.0		4	1	0	0	0	1	0	0	0	0	0	6	13	0.00	2.000																					
Ricky Tricek, R ERA: 3.18 (9, 1)	1.0		4	1	1	1	0	0	0	0	0	0	1	11	17	9.00	1.000																					

St. Louis Cardinals @ Los Angeles Dodgers
Dodger Stadium, Los Angeles, CA
 Tue Apr 13 1993, 3:33 AM PDT
 Att. 53,529 - Sunny - 75 F

livebaseballscorecards.com



Batter	1	2	3	4	5	6	7	8	9	AB	R	H	RBI	BB	SO	LOB
Brett Butler, L OBP: 0.472, SLG: 0.333 (1, 8)	2-1 G4-6-3 1B		1-2 FC5-4 1-2f		0-1 E5 1B G4-3	1-1 1B 2-H		0-0 CS 1B		5	2	3	1	0	0	1
Jody Reed, R OBP: 0.323, SLG: 0.276 (1, 4)	1-1 G4-6-3 1-2f		2-1 G6-4-3 1-2f		1-0 F8 1-3 1B G4-3 1B	0-0 1B 1-2		1-1 CS 1-2	1-1 F7	5	1	2	0	0	0	2
Eric Davis, R OBP: 0.278, SLG: 0.219 (1, 7)	3-2 P9			2-3 K	0-1 G4-3 1-2 3-H	1-0 1B 1-2 2-H			1-1 E5 S DI	5	0	1	2	0	1	1
Darryl Strawberry, L OBP: 0.343, SLG: 0.222 (1, 9)		3-2 G3-1		1-0 2B 2B	2-2 F8 2-3	1-0 L9			2-1 F7	5	1	1	0	0	0	4
Eric Karros, R OBP: 0.344, SLG: 0.296 (1, 3)		2-2 E6 F8 1B		0-0 2B 1B	1-0 1B 3-H 2-2		0-0 F9		4-1 S BB	4	2	2	1	1	0	0
Tom Goodwin, L (9, PR)										0	0	0	0	0	0	0
Tim Wallach, R OBP: 0.273, SLG: 0.400 (1, 5)		1-2 F8 2-3		1-0 1B 1-H 2-H 2B	2-2 F8		1-2 P3		1-2 F9 1-2 2-3	5	0	1	2	0	0	4
Mike Piazza, R OBP: 0.333, SLG: 0.391 (1, 2)		3-2 1B 3-H		1-1 F9		1-1 G4-3		1-3 K		4	0	1	1	0	1	1
Jose Offerman, S OBP: 0.250, SLG: 0.182 (1, 6)		1-3 K		2-2 1B 2-3		0-1 SH1-3 1B 1B		0-0 F9		4	1	2	0	0	1	1
Kevin Gross, R (1, 1)			2-2 FC5-4 1B		2-3 K		1 SAFE 0-0 SH1-3		2-3 K	0	0	0	0	0	0	0
Roger McDowell, R OBP: 1.000, SLG: 1.000 (3, 1)										1	0	1	0	0	0	0
Mitch Webster, S OBP: 0.400, SLG: 0.250 (4, PH)										1	0	0	0	0	1	2
Pedro Martínez, R (5, 1)										0	0	0	0	0	0	0
Steve Wilson, L (8, 1)										0	0	0	0	0	0	0
Lenny Harris, L OBP: 0.250, SLG: 0.250 (8, PH)										1	0	0	0	0	1	0
Ricky Tricek, R (9, 1)										0	0	0	0	0	0	0


Inning Stats	R: 0	H: 1	E: 0	LOB: 0	K: 0	P: 13	R: 1	H: 1	E: 1	LOB: 1	K: 1	P: 27	R: 0	H: 1	E: 0	LOB: 0	K: 0	P: 13	R: 2	H: 4	E: 0	LOB: 2	K: 2	P: 25	R: 2	H: 2	E: 1	LOB: 1	K: 0	P: 21	R: 0	H: 0	E: 0	LOB: 0	K: 1	P: 9	R: 0	H: 1	E: 0	LOB: 0	K: 1	P: 9	R: 0	H: 0	E: 1	LOB: 3	K: 0	P: 19	1B: 12	SF: 0	2B: 2	SAC: 1	3B: 0	DP: 2	HR: 0	HBP: 0	WP: 0	PA: 43
PITCHER	IP	WLS	BF	H	R	ER	SO	BB	IBB	HBP	BLK	WP	HR	S	P	ERA	WHIP																																									
Rheal Cormier, L ERA: 2.31 (1, 1)	4.2		23	9	5	2	3	0	0	0	0	0	0	58	92	3.86	1.929																																									
Les Lancaster, R ERA: 4.91 (5, 1)	1.1	W	8	4	2	2	0	0	0	0	0	0	0	15	21	13.50	3.000																																									
Mike Perez, R ERA: 2.45 (7, 1)	2.0		6	1	0	0	2	0	0	0	0	0	0	13	18	0.00	0.500																																									
Lee Smith, R ERA: 2.7 (9, 1)	1.0	S	5	0	0	0	0	1	0	0	0	0	0	10	19	0.00	1.000																																									

BOTTOM

St. Louis Cardinals @ Los Angeles Dodgers
Dodger Stadium, Los Angeles, CA

Tue Apr 13 1993, 3:33 AM PDT
Att: 53,529 - Sunny - 75 F

AB 40
R 7
H 14
RBI 7
BB 1
SO 5
LOB 16



Batter	1	2	3	4	5	6	7	8	9	10	11	12	13	14	15	AB	R	H	RBI	BB	SO	LOB	TOP					
Geronimo Pena, S OBP: 0.447, SLG: 0.484	(1, 4) 3-2 G5-3		(1, 1) 1-1 F8		(1, 3) 1-3 K			(1, 3) 1-3 K				(1, 0) 1-0 G3			(1, 1) 0-1 SH3-4	6	0	0	0	0	3	3						
Ozzie Smith, S OBP: 0.316, SLG: 0.389	(1, 6) 0-0 F7		(1, 2) 2-2 G5-3		(1, 3) 2-1 G4-3			(1, 3) 3-2 K		(1, 3) 1-3 K			(1, 0) 0-0 G1-4-3		(1, 2) 2-1 G3-1	7	0	1	0	0	1	3						
Gregg Jefferies, S OBP: 0.324, SLG: 0.625	(1, 3) 4-2 BB		(1, 3) 2-1 F8			(1, 1) 1-1 G3		(1, 3) 1-1 F7					(1, 2) 0-2 G3		(1, 2) 2-2 WP	6	0	2	1	1	0	1						
Ray Lankford, L OBP: 0.385, SLG: 0.238	(1, 8) 3-2 P6			(1, 0) 0-0 CS		(1, 0) 0-0 F7		(1, 3) 1-1 F7		(1, 2) 0-2 1B			(1, 2) 0-1 1B		(1, 4) 4-0 1B	6	0	3	0	1	0	1						
Mark Whiten, S OBP: 0.314, SLG: 0.375		(1, 2) 2-2 G4-3		(1, 2) 2-3 K		(1, 0) 0-0 F7		(1, 3) 0-0 F7		(1, 2) 2-2 1B			(1, 2) 2-3 K		(1, 0) 1-0 G4-3	7	1	2	0	0	2	5						
Todd Zeile, R OBP: 0.412, SLG: 0.452		(1, 2) 1-2 G4-3		(1, 2) 2-1 F8			(1, 0) 0-0 G5-3		(1, 3) 2-3 K				(1, 2) 2-1 G5-4-3		(1, 2) 1-0 P6	6	0	0	0	0	1	4						
Bernard Gilkey, R OBP: 0.348, SLG: 0.368		(1, 7) 0-1 SF7			(1, 3) 1-3 K		(1, 0) 0-1 F9		(1, 4) 4-2 BB				(1, 1) 1-1 G6-3		(1, 4) 4-0 BB	3	0	0	1	2	1	0						
Les Lancaster, R Lee Smith, R		(14, 1) 3-H SF7					(1, 2) 2-2 G6-3		(1, 2) 1-2 BB							0	0	0	0	0	0	0						
Tom Pagnozzi, R OBP: 0.286, SLG: 0.400		(1, 2) 3-2 2B			(1, 0) 1-0 SH		(1, 2) 2-2 G6-3		(1, 3) 3-2 G5-3				(1, 1) 1-1 1B		(1, 3) 2-2 F7	6	0	3	0	0	0	3						
Donovan Osborne, S Omar Olivares, R Luis Alcazar, S Rob Murphy, L Rod Browley, L Mike Pelford, R Brian Jordan, R	(1, 1) K (8, 1) K (10, 1) K (10, 1) K (12, 1) K (12, 1) K (14, 7) K	(1, 3) 3-3 K		(1, 2) 0-2 SH		(1, 0) 0-3 K				(1, 2) 2-2 G4-3			(1, 3) 0-3 K			(1, 0) 0-0 SH3-4	2	0	0	0	0	2	1					
Inning Stats	R: 0 E: 0 K: 0 S: 10	H: 0 LOB: 1 BB: 1 P: 20	R: 1 E: 0 K: 1 S: 14	H: 2 LOB: 1 BB: 0 P: 23	R: 0 E: 0 K: 1 S: 7	H: 0 LOB: 0 BB: 0 P: 12	R: 0 E: 0 K: 1 S: 7	H: 1 LOB: 0 BB: 0 P: 10	R: 0 E: 0 K: 2 S: 13	H: 1 LOB: 2 BB: 0 P: 18	R: 0 E: 1 K: 2 S: 11	H: 1 LOB: 1 BB: 0 P: 16	R: 0 E: 0 K: 1 S: 17	H: 2 LOB: 2 BB: 1 P: 28	R: 0 E: 0 K: 2 S: 9	H: 0 LOB: 0 BB: 0 P: 13	R: 0 E: 0 K: 1 S: 8	H: 1 LOB: 1 BB: 0 P: 11	R: 0 E: 0 K: 0 S: 6	H: 0 LOB: 0 BB: 0 P: 6	R: 0 E: 0 K: 0 S: 5	H: 0 LOB: 1 BB: 1 P: 13	R: 1 E: 0 K: 0 S: 9	H: 2 LOB: 2 BB: 1 P: 18	1B: 10 2B: 3 3B: 0 HR: 0	SF: 1 SAC: 2 DP: 2 HBP: 0	WP: 1 PB: 0 SB: 0 CS: 1	PA: 59
PITCHER	IP	WLS	BF	H	R	ER	SO	BB	IBB	HBP	BLK	WP	HR	S	P	ERA	WHIP											
Tom Candiotti, R ERA: 3.38	(1, 1) 8.0		30	5	1	1	6	1	0	0	0	0	0	72	112	1.12	0.750											
Jim Gott, R ERA:	(9, 1) 3.0		12	4	0	0	4	1	0	0	0	0	0	36	55	0.00	1.667											
Roger McDowell, R ERA:	(12, 1) 2.0		7	1	0	0	1	0	0	0	0	0	0	14	17	0.00	0.500											
Ricky Tricek, R ERA: 3.52	(14, 1) 2.0	L	10	2	1	1	0	1	1	0	0	1	0	14	31	4.50	1.500											

St. Louis Cardinals @ Los Angeles Dodgers
Dodger Stadium, Los Angeles, CA
Wed Apr 14 1993, 7:05 PM PDT
Att: 31,713 - Unknown - 70 F


livebaseballscorecards.com

AB	52
R	2
H	12
RBI	2
BB	4
SO	11
LOB	22



Batter	1	2	3	4	5	6	7	8	9	10	11	12	13	14	15	AB	R	H	RBI	BB	SO	LOB	BOTTOM					
Brett Butler, L OBP: 0.452, SLG: 0.313 (1, 8)	G5-3		G4-3			L5			SH1-4 BB		WP 1B		G3			5	0	1	0	1	0	0	St. Louis Cardinals @ Los Angeles Dodgers Dodger Stadium, Los Angeles, CA Wed Apr 14 1993, 7:05 PM PDT Att. 31,713 - Unknown - 70 F livebaseballscores.com					
Jody Reed, R OBP: 0.306, SLG: 0.265 (1, 4)	G6-4-3 1B			P3			P3		SH1-4 1-2		P3			G5-3		5	0	1	0	0	0	1						
Eric Davis, R OBP: 0.286, SLG: 0.194 (1, 7)	G6-4-3 1-2f			K			E4 L4-6		FC1-4-5 2-3					WP S BB		4	0	0	0	2	1	2						
Darryl Strawberry, L OBP: 0.341, SLG: 0.194 (1, 9)		G1-3		G4-3					FC6-4 IBB		P5			K		4	0	0	0	2	1	3						
Eric Karros, R OBP: 0.316, SLG: 0.250 (1, 3)					F7		L4-6 2-3		FC6-4 1-2f			F8		F8		5	0	0	0	1	0	5						
Tim Wallach, R OBP: 0.231, SLG: 0.333 (1, 5)		F8 BB			F7			G6-3		G4-3			K			6	0	0	0	0	1	1						
Mike Piazza, R OBP: 0.333, SLG: 0.423 (1, 2)																												
Tom Goodwin, L (8, PR)																												
Carlos Hernandez, R OBP: 0.100, SLG: 0.100 (9, 2)																												
Jose Offerman, S OBP: 0.238, SLG: 0.179 (1, 6)																												
Tom Candiotti, R (1, 1)																												
Cory Snyder, R (8, PH)																												
Lenny Harris, L OBP: 0.200, SLG: 0.200 (9, 1)																												
Jim Scott, R (9, 1)																												
Mitch Webster, S OBP: 0.330, SLG: 0.200 (11, PH)																												
Roger McDowell, R OBP: 1.000, SLG: 1.000 (12, 1)																												
Dave Hanson, L (13, PH)																												
Ricky Tricek, R (14, 1)																												
Inning Stats	R: 0 E: 0 K: 0 S: 12	H: 1 LOB: 0 BB: 0 P: 18	R: 0 E: 0 K: 0 S: 12	H: 0 LOB: 1 BB: 1 P: 20	R: 0 E: 0 K: 0 S: 7	H: 0 LOB: 0 BB: 0 P: 9	R: 0 E: 0 K: 1 S: 11	H: 0 LOB: 0 BB: 0 P: 16	R: 0 E: 1 K: 0 S: 9	H: 0 LOB: 1 BB: 1 P: 18	R: 1 E: 0 K: 0 S: 7	H: 2 LOB: 1 BB: 0 P: 10	R: 0 E: 0 K: 0 S: 4	H: 0 LOB: 2 BB: 2 P: 14	R: 0 E: 0 K: 1 S: 9	H: 0 LOB: 0 BB: 0 P: 11	R: 0 E: 0 K: 2 S: 10	H: 0 LOB: 0 BB: 0 P: 12	R: 0 E: 0 K: 0 S: 5	H: 0 LOB: 0 BB: 0 P: 10	R: 0 E: 0 K: 1 S: 8	H: 0 LOB: 1 BB: 0 P: 15	R: 0 E: 0 K: 1 S: 5	H: 0 LOB: 0 BB: 0 P: 8	1B: 3 2B: 2 3B: 0 HR: 0	SF: 0 SAC: 1 DP: 3 HBP: 0	WP: 2 PB: 0 SB: 1 CS: 0	PA: 53
PITCHER	IP WLS BF H R ER SO BB IBB HBP BLK WP HR S P ERA WHIP	7.1 1.26 26 3 1 1 0 2 2 0 0 0 0 0 0 117 1.23 0.682	1.2 1.26 6 0 0 0 0 1 1 0 0 0 0 0 0 16 0.00 0.600	2.0 1.59 8 1 0 0 2 0 1 0 0 1 0 0 30 0.00 0.500	2.0 1.59 6 0 0 0 2 0 0 0 0 0 0 0 15 0.00 0.000	1.0 3.86 4 0 0 0 1 1 0 0 0 1 0 0 15 0.00 1.000	Donovan Osborne, L (1, 1) ERA: 1.26	Omar Olivares, R (8, 1) ERA:	Rob Murphy, L (10, 1) ERA:	Mike Perez, R (12, 1) ERA: 1.59	Les Lancaster, R (14, 1) ERA: 3.86	Lee Smith, R (15, 1) ERA: 2.08	1.0 1.0 3 0 0 0 0 0 0 0 0 0 0 0 5 0.00 0.000															



Batter	1	2	3	4	5	6	7	8	9	AB R H RBI BB SO LOB	TOP																																																																																											
Geronimo Pena, S (1, 4) OBP: 0.452, SLG: 0.455	4-2 BLK 1B BB		2-3 K		4-2 CS BB		3-2 P7			2 1 0 0 2 1 0																																																																																												
Ozzie Smith, S (1, 6) OBP: 0.333, SLG: 0.368	1-2 F7		4-2 BB		2-2 F8			4-1 1B FC3-2 BB		2 0 0 0 2 0 2																																																																																												
Gregg Jefferies, S (1, 3) OBP: 0.316, SLG: 0.583	2-2 P2		1-1 P7		1-1 F9			1-1 FC3-2 1B SF8		4 1 1 0 0 0 3																																																																																												
Ray Lankford, L (1, 8) OBP: 0.433, SLG: 0.292	3-2 1B 1B			1-2 1B 1B		3-2 G3		4-0 SF8 FC3-2 CS IBB		3 2 2 1 1 0 0																																																																																												
Mark Whiten, S (1, 9) OBP: 0.333, SLG: 0.389	1-0 CS 1B			1-1 WP 1B 1B		0-0 P7		0-0 FC3-2 CS		4 0 2 1 0 0 3																																																																																												
Todd Zeile, R (1, 5) OBP: 0.447, SLG: 0.485	1-1 CS	3-2 G5-4-3 1B		2-2 WP 1B		4-1 FC5-4 BB		2-1 SF8		2 0 2 1 1 0 0																																																																																												
Brian Jordan, R (1, 7) OBP: 0.125, SLG: 0.208			0-1 G5-4-3	2-3 K		0-0 FC5-4		2-2 CS	3-1 P9	4 0 0 0 0 1 4	AB 28 R 4 H 7 RBI 3 BB 7 SO 5 LOB 15																																																																																											
Hector Villanueva, R (1, 2) OBP: 0.375, SLG: 0.714			2-3 K	4-2 FC6-4 IBB			1-3 K		1-3 K	3 0 0 0 1 3 0																																																																																												
Bob Tewksbury, R (1, 1) Rene Arocha, R (1, 1) Rod Brewer, L (9, PH) Lee Smith, R (9, 1)			0-1 G5-3	0-1 FC6-4			1-1 G1-3		0-0 F7	0 0 0 0 0 0 0 3 0 0 0 0 0 3 1 0 0 0 0 0 0 0 0 0 0 0 0 0																																																																																												
Inning Stats	R: 2 H: 2 E: 0 LOB: 0 K: 0 BB: 1 S: 16 P: 28	R: 0 H: 1 E: 0 LOB: 0 K: 1 BB: 0 S: 10 P: 15	R: 0 H: 0 E: 0 LOB: 1 K: 1 BB: 1 S: 10 P: 17	R: 0 H: 3 E: 0 LOB: 3 K: 1 BB: 1 S: 18 P: 28	R: 0 H: 0 E: 0 LOB: 0 K: 0 BB: 1 S: 8 P: 15	R: 0 H: 0 E: 0 LOB: 1 K: 0 BB: 1 S: 6 P: 13	R: 0 H: 0 E: 0 LOB: 0 K: 1 BB: 0 S: 12 P: 17	R: 2 H: 1 E: 0 LOB: 0 K: 0 BB: 2 S: 8 P: 21	R: 0 H: 0 E: 0 LOB: 0 K: 1 BB: 0 S: 8 P: 12	1B: 7 SF: 1 2B: 0 SAC: 0 3B: 0 DP: 1 HR: 0 HBP: 0	WP: 1 PA: 38 PB: 0 SB: 0 CS: 4																																																																																											
PITCHER	<table border="1"> <thead> <tr> <th>PITCHER</th> <th>IP</th> <th>WLS</th> <th>BF</th> <th>H</th> <th>R</th> <th>ER</th> <th>SO</th> <th>BB</th> <th>IBB</th> <th>HBP</th> <th>BLK</th> <th>WP</th> <th>HR</th> <th>S</th> <th>P</th> <th>ERA</th> <th>WHIP</th> </tr> </thead> <tbody> <tr> <td>Pedro Astacio, R (1, 1) ERA: 2.57</td> <td>7.0</td> <td></td> <td>28</td> <td>6</td> <td>2</td> <td>2</td> <td>4</td> <td>4</td> <td>1</td> <td>0</td> <td>1</td> <td>1</td> <td>0</td> <td>80</td> <td>133</td> <td>2.57</td> <td>1.429</td> </tr> <tr> <td>Kevin Gross, R (8, 1) ERA: 8.1</td> <td>2.0</td> <td>L</td> <td>8</td> <td>1</td> <td>2</td> <td>2</td> <td>1</td> <td>1</td> <td>1</td> <td>0</td> <td>0</td> <td>0</td> <td>0</td> <td>16</td> <td>33</td> <td>9.00</td> <td>1.000</td> </tr> </tbody> </table>										PITCHER	IP	WLS	BF	H	R	ER	SO	BB	IBB	HBP	BLK	WP	HR	S	P	ERA	WHIP	Pedro Astacio, R (1, 1) ERA: 2.57	7.0		28	6	2	2	4	4	1	0	1	1	0	80	133	2.57	1.429	Kevin Gross, R (8, 1) ERA: 8.1	2.0	L	8	1	2	2	1	1	1	0	0	0	0	16	33	9.00	1.000	<table border="1"> <thead> <tr> <th>PITCHER</th> <th>IP</th> <th>WLS</th> <th>BF</th> <th>H</th> <th>R</th> <th>ER</th> <th>SO</th> <th>BB</th> <th>IBB</th> <th>HBP</th> <th>BLK</th> <th>WP</th> <th>HR</th> <th>S</th> <th>P</th> <th>ERA</th> <th>WHIP</th> </tr> </thead> <tbody> <tr> <td></td> <td></td> <td></td> <td></td> <td></td> <td></td> <td></td> <td></td> <td></td> <td></td> <td></td> <td></td> <td></td> <td></td> <td></td> <td></td> <td></td> <td></td> </tr> </tbody> </table>		PITCHER	IP	WLS	BF	H	R	ER	SO	BB	IBB	HBP	BLK	WP	HR	S	P	ERA	WHIP																		
PITCHER	IP	WLS	BF	H	R	ER	SO	BB	IBB	HBP	BLK	WP	HR	S	P	ERA	WHIP																																																																																					
Pedro Astacio, R (1, 1) ERA: 2.57	7.0		28	6	2	2	4	4	1	0	1	1	0	80	133	2.57	1.429																																																																																					
Kevin Gross, R (8, 1) ERA: 8.1	2.0	L	8	1	2	2	1	1	1	0	0	0	0	16	33	9.00	1.000																																																																																					
PITCHER	IP	WLS	BF	H	R	ER	SO	BB	IBB	HBP	BLK	WP	HR	S	P	ERA	WHIP																																																																																					

St. Louis Cardinals @ Los Angeles Dodgers
Dodger Stadium, Los Angeles, CA

Thu Apr 15 1993, 7:05 PM PDT
Att. 42,171 - Unknown - 70 F

livebaseballscores.com

Batter	1	2	3	4	5	6	7	8	9	AB	R	H	RBI	BB	SO	LOB
Brett Butler, L OBP: 0.435, SLG: 0.306 (1, 8)	1-1 G6-3		3-2 G4-3 1B		0-0 B1-3			2-2 G1-3		4	0	1	0	0	0	0
Jody Reed, R OBP: 0.275, SLG: 0.237 (1, 4)	1-1 G4-3		1-0 G4-3 1-2		2-2 G4-3			1-2 L5		4	0	0	0	0	0	1
Mike Piazza, R OBP: 0.323, SLG: 0.500 (1, 2)	2-0 HR		2-1 F9				1-1 F8			4	1	1	1	0	0	1
Eric Karros, R OBP: 0.310, SLG: 0.250 (1, 3)	0-0 F8		2-0 G1-3				2-1 1B			4	0	1	0	0	0	1
Tim Wallach, R OBP: 0.209, SLG: 0.300 (1, 5)		0-0 B1		1-0 L9			2-2 L7			4	0	0	0	0	0	1
Cory Snyder, R OBP: 0.167, SLG: 0.167 (1, 9)		1-3 K		1-1 G6-3			0-3 K			4	0	1	0	0	2	1
Mitch Webster, S OBP: 0.400, SLG: 0.444 (1, 7)		0-1 1B		1-0 2B			1-2 G4-3			4	1	2	0	0	0	1
Jose Offerman, S OBP: 0.244, SLG: 0.190 (1, 6)		3-2 1B		3-2 G4-3			3-2 F8			3	0	1	1	0	0	1
Pedro Astacio, R Dave Hansen, L (7, PH) Kevin Gross, R (8, 1)	1-1 B1-3				0-2 G4-3			1-0 L8		2	0	0	0	0	0	1
										1	0	0	0	0	0	0
										0	0	0	0	0	0	0

Inning Stats	R: 1	H: 1	E: 0	K: 0	S: 6	LOB: 0	BB: 0	P: 10	R: 1	H: 2	E: 0	K: 1	S: 12	LOB: 1	BB: 0	P: 17	R: 0	H: 1	E: 0	K: 0	S: 7	LOB: 1	BB: 0	P: 15	R: 0	H: 1	E: 0	K: 0	S: 7	LOB: 0	BB: 0	P: 9	R: 0	H: 1	E: 0	K: 1	S: 10	LOB: 1	BB: 0	P: 15	R: 0	H: 0	E: 0	K: 0	S: 8	LOB: 0	BB: 0	P: 13	R: 0	H: 0	E: 0	K: 0	S: 8	LOB: 0	BB: 0	P: 12	R: 0	H: 1	E: 0	K: 0	S: 7	LOB: 1	BB: 0	P: 10	1B: 5	SF: 0	2B: 1	SAC: 0	3B: 0	DP: 0	HR: 1	HBP: 0	WP: 0	PA: 34	PB: 0	SB: 1	CS: 0
--------------	------	------	------	------	------	--------	-------	-------	------	------	------	------	-------	--------	-------	-------	------	------	------	------	------	--------	-------	-------	------	------	------	------	------	--------	-------	------	------	------	------	------	-------	--------	-------	-------	------	------	------	------	------	--------	-------	-------	------	------	------	------	------	--------	-------	-------	------	------	------	------	------	--------	-------	-------	-------	-------	-------	--------	-------	-------	-------	--------	-------	--------	-------	-------	-------

PITCHER	IP	WLS	BF	H	R	ER	SO	BB	IBB	HBP	BLK	WP	HR	S	P	ERA	WHIP
Bob Tewksbury, R ERA: 3.86 (1, 1)	0.0			0	0	0	0	0	0	0	0	0	0	0	0	∞	∞
Rene Arocha, R ERA: 2.25 (1, 1)	8.0	W	30	6	2	2	2	0	0	0	0	0	1	65	104	2.25	0.750
Lee Smith, R ERA: 1.69 (9, 1)	1.0	S	4	1	0	0	0	0	0	0	0	0	0	7	10	0.00	1.000

BOTTOM

St. Louis Cardinals @ Los Angeles Dodgers
Dodger Stadium, Los Angeles, CA
 Thu Apr 15 1993, 7:05 PM PDT
 Att: 42,171 - Unknown - 70 F

livebaseballscorecards.com

AB	34
R	2
H	7
RBI	2
BB	0
SO	2
LOB	8



Batter	1	2	3	4	5	6	7	8	9	AB R H RBI BB SO LOB	TOP	
Geronimo Pena, S (1, 4) <small>OBP: 0.413, SLG: 0.405</small> Les Lancaster, R (8, 1)	0-1 		1-0 		0-0 			0-3 		4 0 0 0 0 1 3 0 0 0 0 0 0 0	St. Louis Cardinals @ San Diego Padres Jack Murphy Stadium, San Diego, CA Fri Apr 16 1993, 10:05 PM EDT Att. 17,838 - Unknown - 69 F	
Bernard Gilkey, R (1, 7) <small>OBP: 0.333, SLG: 0.348</small>	3-2 		1-0 		1-1 		1-2 	1-2 	4 0 1 0 0 0 1			
Gregg Jefferies, S (1, 3) <small>OBP: 0.310, SLG: 0.538</small>	3-2 			4-1 	0-2 		0-2 	1-2f 	3 0 0 0 1 0 2			
Ray Lankford, L (1, 8) <small>OBP: 0.412, SLG: 0.259</small>		1-3 		1-2 	4-1 	4-1 	0-2 	1-2f 	3 0 0 0 1 2 3			
Mark Whiten, S (1, 9) <small>OBP: 0.326, SLG: 0.425</small>		1-1 		3-2 	0-0 		2-2 	2-2 	4 1 1 0 0 1 2			
Todd Zeile, R (1, 5) <small>OBP: 0.405, SLG: 0.432</small>		3-1 		2-1 		0-3 	2-2 	2-2 	4 0 0 1 0 1 1			
Tom Pagnozzi, R (1, 2) <small>OBP: 0.250, SLG: 0.345</small>		2-2 		1-1 	0-1 		0-1 	0-1 	4 0 0 0 0 0 0			
José Oquendo, S (1, 6) <small>OBP: 0.500, SLG: 0.333</small>		4-0 		2-1 	1-1 		1-1 		2 0 1 0 1 0 0			
Joe Magrane, R (1, 1) Luis Alicea, S (8, PH) <small>OBP: 0.600, SLG: 0.500</small> (8, 4)		0-1 	1-3 		0-1 		0-1 	0-1 	1 0 0 0 0 1 1 1 0 1 0 0 0 0			
Inning Stats	R: 0 H: 0 E: 0 LOB: 0 K: 0 BB: 0 S: 13 P: 19	R: 1 H: 1 E: 0 LOB: 0 K: 1 BB: 0 S: 10 P: 17	R: 0 H: 0 E: 0 LOB: 1 K: 0 BB: 1 S: 4 P: 10	R: 0 H: 0 E: 0 LOB: 1 K: 1 BB: 1 S: 9 P: 19	R: 0 H: 1 E: 0 LOB: 1 K: 1 BB: 0 S: 8 P: 12	R: 0 H: 0 E: 0 LOB: 1 K: 0 BB: 1 S: 7 P: 12	R: 0 H: 0 E: 0 LOB: 0 K: 1 BB: 0 S: 8 P: 9	R: 0 H: 2 E: 0 LOB: 2 K: 1 BB: 0 S: 15 P: 16	R: 0 H: 0 E: 0 LOB: 0 K: 1 BB: 0 S: 12 P: 16	1B: 3 SF: 0 2B: 0 SAC: 1 3B: 1 DP: 0 HR: 0 HBP: 0		WP: 0 PA: 34 PB: 0 SB: 1 CS: 0
PITCHER Andy Benes, R (1, 1) <small>ERA: 4.19</small> Roger Mason, R (9, 1) <small>ERA:</small>	IP WLS BF H R ER SO BB IBB HBP BLK WP HR S P ERA WHIP 8.0 W 31 4 1 1 5 3 0 0 0 0 0 0 74 114 1.12 0.875	IP WLS BF H R ER SO BB IBB HBP BLK WP HR S P ERA WHIP 1.0 3 0 0 0 1 0 0 0 0 0 0 0 12 16 0.00 0.000										

livebaseballscorecards.com

AB	30
R	1
H	4
RBI	1
BB	3
SO	6
LOB	13



Batter	1	2	3	4	5	6	7	8	9
Craig Shipley, R OBP: 0.133, SLG: 0.267 (1, 6)	1-1 G5-3	0-1 2-H 2B			0-0 F8		0-0 P6		
Tony Gwynn, L OBP: 0.356, SLG: 0.385 (1, 9)	0-0 PB HR 1B	2-0 G4-1			0-2 F7			0-2 E S 1B	
Gary Sheffield, R OBP: 0.262, SLG: 0.385 (1, 5)	2-1 F9				0-0 P6			0-1 L7	
Fred McGriff, L OBP: 0.273, SLG: 0.400 (1, 3)	4-2 1-2 HR BB				3-1 F7			2-3 K	
Derek Bell, R OBP: 0.421, SLG: 0.697 (1, 8)	1-0 1-H 2-H HR				1-2 G1-3			4-0 E IBB	
Tim Teufel, R OBP: 0.350, SLG: 0.526 Jeff Gardner, L OBP: 0.231, SLG: 0.280 (8, PH) (9, 4)	1-1 G6-3				0-0 P2			1-2 E5	
Phil Plantier, L OBP: 0.313, SLG: 0.464 Darrell Sherman, L OBP: 0.364, SLG: 0.400 (8, 7)					3-3 K			3-3 G4-3 K	
Bob Geren, R OBP: 0.091, SLG: 0.091 (1, 2)					1-2 F8			2-1 L6	
Andy Benes, R OBP: 0.286, SLG: 0.167 Roger Mason, R (9, 1)					3-1 F9			4-2 BB	

Inning Stats	R: 3	H: 2	E: 0	LOB: 0	K: 0	S: 10	P: 19	R: 1	H: 2	E: 0	LOB: 1	K: 0	S: 8	R: 1	H: 1	E: 0	LOB: 0	K: 0	S: 9	R: 0	H: 0	E: 0	LOB: 0	K: 1	S: 8	R: 0	H: 0	E: 0	LOB: 0	K: 0	S: 5	R: 0	H: 0	E: 0	LOB: 0	K: 0	S: 6	R: 0	H: 0	E: 0	LOB: 1	K: 0	S: 6	R: 0	H: 1	E: 1	LOB: 3	K: 2	S: 15		

PITCHER	IP	WLS	BF	H	R	ER	SO	BB	IBB	HBP	BLK	WP	HR	S	P	ERA	WHIP
Joe Magrane, L ERA: 3.0 (1, 1)	7.0	L	28	5	5	5	1	2	0	0	0	0	2	52	87	6.43	1.000
Les Lancaster, R ERA: 3.18 (8, 1)	1.0		6	1	0	0	2	0	1	0	0	0	0	15	25	0.00	1.000

BOTTOM

St. Louis Cardinals @ San Diego Padres
Jack Murphy Stadium, San Diego, CA
Fri Apr 16 1993, 10:05 PM EDT
Att: 17,838 - Unknown - 69 F

livebaseballscorecards.com

AB	30
R	5
H	6
RBI	5
BB	3
SO	3
LOB	11



1B: 3	SF: 0	WP: 0	PA: 34
2B: 1	SAC: 1	PB: 1	
3B: 0	DP: 0	SB: 1	
HR: 2	HBP: 0	CS: 0	

PITCHER	IP	WLS	BF	H	R	ER	SO	BB	IBB	HBP	BLK	WP	HR	S	P	ERA	WHIP
Joe Magrane, L ERA: 3.0 (1, 1)	7.0	L	28	5	5	5	1	2	0	0	0	0	2	52	87	6.43	1.000
Les Lancaster, R ERA: 3.18 (8, 1)	1.0		6	1	0	0	2	0	1	0	0	0	0	15	25	0.00	1.000

Batter	1	2	3	4	5	6	7	8	9	AB R H RBI BB SO LOB	TOP		
Bernard Gilkey, R (1, 7) OBP: 0.323, SLG: 0.333	2-1 G1-6-3 1B		1-0 G6-3		0-0 G6-3		1-0 F9			4 0 1 0 0 0 0	St. Louis Cardinals @ San Diego Padres Jack Murphy Stadium, San Diego, CA Sat Apr 17 1993, 10:05 PM EDT Att. 19,044 - Unknown - 69 F livebaseballscorecards.com		
Ozzie Smith, S (1, 6) OBP: 0.326, SLG: 0.357	1-1 G1-6-3 1-2f		0-0 G5-3		0-1 G4-3			2-2 G4-3 G3 1B	4 0 1 0 0 0 1				
Gregg Jefferies, S (1, 3) OBP: 0.304, SLG: 0.512	1-0 E3		1-0 G5-3		1-2 1B			1-1 G3 1-2	4 0 1 0 0 0 1				
Ray Lankford, L (1, 8) OBP: 0.368, SLG: 0.226	2-3 K			1-0 G4-3	1-1 L4			0-1 G4-3 2-3	4 0 0 0 0 1 3				
Mark Whiten, S (1, 9) OBP: 0.340, SLG: 0.488				0-0 HR		3-1 F9		1-1 G6-3	3 1 1 1 1 0 1				
Todd Zeile, R (1, 5) OBP: 0.391, SLG: 0.400				4-2 F7 1B BB		0-1 G1-3		3-2 G6-3	3 0 0 0 1 0 1				
Luis Alicea, S (1, 4) OBP: 0.556, SLG: 0.500				0-0 F7 1B		1-1 G4-3		2-0 G4-3	4 0 2 0 0 0 0				
Tom Pagnozzi, R (1, 2) OBP: 0.229, SLG: 0.313 Gerald Perry, L (9, PH) OBP: 0.500, SLG: 1.333				0-0 F7 1-2 2-3			1-1 G6-3	1-3 K	3 0 0 0 0 0 4 1 0 0 0 0 1 0				
Rheal Cormier, L (1, 1) OBP: 0.250, SLG: 0.250 Rod Brewer, L (7, PH) OBP: 0.143, SLG: 0.143 Omar Olivares, R (7, 1) Rob Murphy, L (8, 1)				2-2 G6-3			3-2 G1-3		2 0 0 0 0 1 4 1 0				
Inning Stats	R: 0 H: 1 E: 1 LOB: 1 K: 1 BB: 0 S: 8 P: 14	R: 0 H: 1 E: 0 LOB: 2 K: 1 BB: 1 S: 10 P: 18	R: 0 H: 0 E: 0 LOB: 0 K: 0 BB: 0 S: 3 P: 5	R: 1 H: 2 E: 0 LOB: 2 K: 0 BB: 1 S: 9 P: 16	R: 0 H: 1 E: 0 LOB: 1 K: 0 BB: 0 S: 9 P: 10	R: 0 H: 0 E: 0 LOB: 0 K: 0 BB: 0 S: 6 P: 10	R: 0 H: 0 E: 0 LOB: 0 K: 0 BB: 0 S: 9 P: 14	R: 0 H: 1 E: 0 LOB: 1 K: 0 BB: 0 S: 9 P: 13	R: 0 H: 0 E: 0 LOB: 0 K: 1 BB: 0 S: 9 P: 15	1B: 5 SF: 0 2B: 0 SAC: 0 3B: 0 DP: 1 HR: 1 HBP: 0		WP: 0 PA: 35 PB: 0 SB: 0 CS: 0	
PITCHER	IP WLS BF H R ER SO BB IBB HBP BLK WP HR S P ERA WHIP											PITCHER	IP WLS BF H R ER SO BB IBB HBP BLK WP HR S P ERA WHIP
Greg Harris, R (1, 1) ERA: 5.63	7.1 W 30 6 1 1 2 2 0 0 0 0 0 1 59 95 1.23 1.091												
Rich Rodriguez, L (8, 1) ERA: 3.6	0.2 2 0 0 0 0 0 0 0 0 0 0 0 4 5 0.00 0.000												
Gene Harris, R (9, 1) ERA: 4.26	1.0 S 3 0 0 0 1 0 0 0 0 0 0 0 9 15 0.00 0.000												



Batter	1	2	3	4	5	6	7	8	9
Craig Shipley, R OBP: 0.147, SLG: 0.265 (1, 6)	3-1 FC5-4 1B		X 0-0 F9		C 1-1 P6			X 0-0 G1-3	
Tony Gwynn, L OBP: 0.327, SLG: 0.349 (1, 9)	0-1 FC5-4 1-2f		C 1-1 F8		X 0-0 F8			C 2-2 G4-3	
Gary Sheffield, R OBP: 0.261, SLG: 0.372 (1, 5)	1-1 F8		F 0-3 K		X 0-0 G5-3			F 0-1 1B	
Fred McGriff, L OBP: 0.271, SLG: 0.455 (1, 3)	1-2 K		B 1-1 HR		X 0-0 F8			B 2-3 K	
Derek Bell, R OBP: 0.415, SLG: 0.657 (1, 8)		C 4-2 2B		C 2-3 K		B 2-2 G5-3			
Tim Teufel, R OBP: 0.364, SLG: 0.571 (1, 4)		C 0-1 2B		X 0-0 F7		B 1-0 F8			
Darrell Sherman, L OBP: 0.333, SLG: 0.364 (7, PH)		X 0-0 FC1-5 G6-3		C 0-1 F7		B 1-1 1B			
Phil Plantier, L OBP: 0.314, SLG: 0.452 (1, 7)		B 2-0 G6-3		S 0-1 1B		C 2-3 K			
Jeff Gardner, L OBP: 0.231, SLG: 0.280 (8, 4)		X 1-2 G6-3		B 1-0 2B		X 0-0 G2-3			
Dan Walters, R OBP: 0.306, SLG: 0.394 (1, 2)		C 2-2 G4-3							
Greg Harris, R OBP: 0.200, SLG: 0.400 (1, 1)									
Rich Rodriguez, L OBP: 0.231, SLG: 0.280 (8, 1)									
Gene Harris, R OBP: 0.231, SLG: 0.280 (9, 1)									

Inning Stats	R: 0	H: 1	E: 0	K: 1	S: 11	LOB: 1	BB: 0	P: 16
	R: 1	H: 1	E: 0	K: 0	S: 9	LOB: 1	BB: 1	P: 17
	R: 0	H: 0	E: 0	K: 1	S: 6	LOB: 0	BB: 0	P: 7
	R: 1	H: 1	E: 0	K: 1	S: 9	LOB: 0	BB: 0	P: 12
	R: 0	H: 2	E: 0	K: 0	S: 6	LOB: 1	BB: 0	P: 8
	R: 0	H: 0	E: 0	K: 0	S: 6	LOB: 0	BB: 0	P: 8
	R: 0	H: 1	E: 0	K: 1	S: 7	LOB: 1	BB: 0	P: 11
	R: 0	H: 1	E: 0	K: 1	S: 9	LOB: 1	BB: 0	P: 13

PITCHER	IP	WLS	BF	H	R	ER	SO	BB	IBB	HBP	BLK	WP	HR	S	P	ERA	WHIP
Rheal Cormier, L ERA: 2.55 (1, 1)	6.0	L	23	5	2	2	3	1	0	0	0	0	1	47	68	3.00	1.000
Omar Olivares, R ERA: (7, 1)	1.2		7	2	0	0	1	0	0	0	0	0	0	13	19	0.00	1.200
Rob Murphy, L ERA: (8, 1)	0.1		1	0	0	0	1	0	0	0	0	0	0	3	5	0.00	0.000

BOTTOM

4 0 1 0 0 0 1

4 0 0 0 0 0 2

4 0 1 0 0 1 1

4 1 1 1 0 2 2

2 1 0 0 1 1 0

2 0 1 1 0 0 0

1 0 0 0 0 0 0

3 0 1 0 0 0 1

0 0 0 0 0 0 0

3 0 1 0 0 1 2

3 0 1 0 0 0 2

0 0 0 0 0 0 0

0 0 0 0 0 0 0

1B: 4 SF: 0
2B: 2 SAC: 0
3B: 0 DP: 0
HR: 1 HBP: 0

WP: 0 PA: 31
PB: 0
SB: 2
CS: 0

St. Louis Cardinals @ San Diego Padres
Jack Murphy Stadium, San Diego, CA

Sat Apr 17 1993, 10:05 PM EDT
Att: 19,044 - Unknown - 69 F

livebaseballscorecards.com

AB 30
R 2
H 7
RBI 2
BB 1
SO 5
LOB 11



Batter	1	2	3	4	5	6	7	8	9	AB	R	H	RBI	BB	SO	LOB	TOP								
Bernard Gilkey, R (1, 7) OBP: 0.389, SLG: 0.438	1-2 1B 2B		2-2 CS 1B	2-3 K			0-1 1B E 1B	1-2 1B		5	2	4	0	0	1	2									
Ozzie Smith, S (1, 6) OBP: 0.314, SLG: 0.340	1-1 G6-3 1B		2-2 G6-3 1-2		3-2 F7		0-0 L6	2-2 P8		5	0	1	1	0	0	4									
Gregg Jefferies, S (1, 3) OBP: 0.314, SLG: 0.500	2-0 G6-3 1-2			0-0 HR 1B	2-0 L4		1-2 BB E 1B		0-0 G5-3	5	2	2	0	0	0	1									
Mark Whiten, S (1, 8) OBP: 0.346, SLG: 0.532	0-0 L7			0-1 HR 1B	0-3 K		4-1 E BB		1-2 G6-3	4	1	1	2	1	1	1									
Todd Zeile, R (1, 5) OBP: 0.373, SLG: 0.378	0-1 L9			0-2 F9		2-1 P5	1-0 E3 1B		0-0 L7	5	0	1	2	0	0	1									
Rod Brewer, L (1, 9) OBP: 0.273, SLG: 0.200		0-1 F9		1-1 1B WP 1B		4-1 PB BB	0-2 G4-3			3	1	1	0	1	0	2									
Mike Perez, R (7, 1)										0	0	0	0	0	0	0									
Rob Murphy, L (7, 1)										0	0	0	0	0	0	0									
Omar Olivares, R (8, 1)										0	0	0	0	0	0	0									
Luis Alicea, S (1, 4) OBP: 0.538, SLG: 0.455		2-1 G4-3		3-1 1B 1B		0-0 F9		4-2 1B BB		3	0	1	0	1	0	1									
Tom Pagnozzi, R (1, 2) OBP: 0.205, SLG: 0.278		0-1 G5-3		1-0 L5		2-2 F9		2-1 F7		4	0	0	0	0	0	4									
Donovan Osborne, S (1, 1) OBP: 0.167, SLG: 0.167			3-3 K	1-0 1B			0-0 F7	3-2 K		2	0	1	1	0	1	0									
Les Lancaster, R (5, 1)										0	0	0	0	0	0	0									
Geronimo Pena, S (7, PH) OBP: 0.404, SLG: 0.395										1	0	0	0	0	0	0									
Brian Jordan, R (7, 8) OBP: 0.120, SLG: 0.200				1-2 3-H 1B						1	0	0	0	0	1	1									
Inning Stats	R: 1 E: 0 K: 0 S: 9	H: 2 LOB: 1 BB: 0 P: 13	R: 0 E: 0 K: 0 S: 6	H: 0 LOB: 0 BB: 0 P: 8	R: 0 E: 0 K: 1 S: 10	H: 1 LOB: 0 BB: 0 P: 16	R: 3 E: 0 K: 1 S: 19	H: 5 LOB: 2 BB: 0 P: 27	R: 0 E: 0 K: 1 S: 9	H: 0 LOB: 0 BB: 0 P: 14	R: 0 E: 0 K: 0 S: 7	H: 0 LOB: 1 BB: 1 P: 15	R: 2 E: 1 K: 0 S: 13	H: 3 LOB: 2 BB: 1 P: 19	R: 0 E: 0 K: 1 S: 15	H: 1 LOB: 2 BB: 1 P: 27	R: 0 E: 0 K: 0 S: 6	H: 0 LOB: 0 BB: 0 P: 7	1B: 10 2B: 1 3B: 0 HR: 1	SF: 0 SAC: 0 DP: 0 HBP: 0	WP: 1 PB: 1 SB: 0 CS: 1	PA: 41			
PITCHER	IP	WLS	BF	H	R	ER	SO	BB	IBB	HBP	BLK	WP	HR	S	P	ERA	WHIP								
Frank Seminara, R (1, 1) ERA: 6.75	3.2		18	8	4	4	1	0	0	0	0	1	1	37	55	9.82	2.182								
Jeremy Hernandez, R (4, 1) ERA: 6.75	3.0		12	2	2	2	2	1	0	0	0	0	0	30	46	6.00	1.000								
Pat Gomez, L (7, 1) ERA: 3.86	0.0		1	0	0	0	0	1	0	0	0	0	0	1	5	∞	∞								
Tim Scott, R (7, 1) ERA: 1.35	0.1	W	2	1	0	0	0	0	0	0	0	0	0	5	6	0.00	3.000								
Roger Mason, R (8, 1) ERA:	0.2		4	1	0	0	1	1	0	0	0	0	0	12	22	0.00	3.000								
PITCHER	IP	WLS	BF	H	R	ER	SO	BB	IBB	HBP	BLK	WP	HR	S	P	ERA	WHIP								
Rich Rodriguez, L (8, 1) ERA: 2.84	1.1		4	0	0	0	0	0	0	0	0	0	0	9	12	0.00	0.000								

St. Louis Cardinals @ San Diego Padres
Jack Murphy Stadium, San Diego, CA

Sun Apr 18 1993, 6:33 AM EDT
Att. 16,263 - Sunny - 72 F

AB	38
R	6
H	12
RBI	6
BB	3
SO	4
LOB	17



Batter	1	2	3	4	5	6	7	8	9
Craig Shipley, R OBP: 0.205, SLG: 0.368 (1, 6)	1-0 P8		2-1 P4		4-0 2B BB		2-2 HR	0-1 HR 1B	
Tony Gwynn, L OBP: 0.389, SLG: 0.479 (1, 9)	2-1 F9 BB 1B		0-2 HR 1B		0-0 2B FC5-2 1B		1-0 HR 1B	3-0 HR 1B	
Gary Sheffield, R OBP: 0.294, SLG: 0.511 (1, 5)	4-2 SAFE SAFE SAFE 1B SAFE BB		2-2 1-H 2-H HR		0-2 P8		2-2 1-H HR	2-3 K	
Fred McGriff, L OBP: 0.269, SLG: 0.458 (1, 3)	0-0 F9 2-3		1-3 K		3-0 FC5-2 1-3 2-H 2B		3-2 P7		
Derek Bell, R OBP: 0.400, SLG: 0.615 (1, 8)	1-0 G5-3		2-3 K		1-1 FC5-2 CS		2-1 BB 1B		
Tim Teufel, R OBP: 0.385, SLG: 0.667 (1, 4)		2-3 K		3-1 HR	2-1 CS	1-3 K	4-2 BB		
Jeff Gardner, L OBP: 0.231, SLG: 0.280 (7, PR) (8, 4)		2-3 K		0-0 F9		0-3 K	1-3 K		
Phil Plantier, L OBP: 0.288, SLG: 0.412 (7, 1)		2-3 K		0-0 F9		0-3 K	1-3 K		
Pat Gomez, L (7, 1)		2-3 K		0-0 F9		0-3 K	1-3 K		
Tim Scott, R (7, PH)		2-3 K		0-0 F9		0-3 K	1-3 K		
Phil Clark, R OBP: 0.333, SLG: 0.143 (8, 1)		2-2 G4-3		0-3 K		2-2 L5		1-0 G6-3	
Roger Mason, R (8, 1)		2-2 G4-3		0-3 K		2-2 L5		1-0 G6-3	
Rich Rodriguez, L (8, 1)		2-2 G4-3		0-3 K		2-2 L5		1-0 G6-3	
Dan Walters, R OBP: 0.275, SLG: 0.351 (1, 2)		2-2 G4-3		0-3 K		2-2 L5		1-0 G6-3	
Frank Seminara, R OBP: 0.500, SLG: 0.500 (1, 1)		2-2 HR 1B		1-3 K		2-2 L7		1-0 G6-3	
Jeremy Hernandez, R (4, 1)		2-2 HR 1B		1-3 K		2-2 L7		1-0 G6-3	
Darrell Sherman, L OBP: 0.286, SLG: 0.308 (7, 7)		2-2 HR 1B		1-3 K		2-2 L7		1-0 G6-3	


AB	R	H	RBI	BB	SO	LOB
4	3	2	1	1	0	1
5	3	5	2	0	0	0
4	2	2	5	1	1	2
4	0	1	1	0	1	2
4	0	1	0	0	1	4
3	1	1	1	1	2	0
0	0	0	0	0	0	0
3	0	0	0	0	2	0
0	0	0	0	0	0	0
0	0	0	0	0	0	0
1	0	0	0	1	2	0
0	0	0	0	0	0	0
0	0	0	0	0	0	0
4	0	0	0	0	1	0
1	1	1	0	0	0	0
1	0	0	0	0	1	0
2	0	0	0	0	0	0

BOTTOM

St. Louis Cardinals @ San Diego Padres
Jack Murphy Stadium, San Diego, CA

Sun Apr 18 1993, 6:33 AM EDT
Att. 16,263 - Sunny - 72 F

AB	36
R	10
H	13
RBI	10
BB	3
SO	10
LOB	11



Inning	R	H	E	K	S	R	H	E	K	S	R	H	E	K	S	R	H	E	K	S	R	H	E	K	S
1	0	1	0	9	17	0	0	0	2	17	0	0	0	2	17	0	0	0	2	17	0	0	0	2	17
2	0	0	0	13	19	0	0	0	2	19	0	0	0	2	19	0	0	0	2	19	0	0	0	2	19
3	3	3	0	17	26	0	0	0	2	26	0	0	0	2	26	0	0	0	2	26	0	0	0	2	26
4	1	1	0	9	13	0	0	0	2	13	0	0	0	2	13	0	0	0	2	13	0	0	0	2	13
5	1	2	0	11	21	0	0	0	2	21	0	0	0	2	21	0	0	0	2	21	0	0	0	2	21
6	0	0	0	11	14	0	0	0	2	14	0	0	0	2	14	0	0	0	2	14	0	0	0	2	14
7	3	4	0	23	40	0	0	0	2	40	0	0	0	2	40	0	0	0	2	40	0	0	0	2	40
8	2	2	0	9	15	0	0	0	2	15	0	0	0	2	15	0	0	0	2	15	0	0	0	2	15
9	0	0	0	0	0	0	0	0	0	0	0	0	0	0	0	0	0	0	0	0	0	0	0	0	0

PITCHER	IP	WLS	BF	H	R	ER	SO	BB	IBB	HBP	BLK	WP	HR	S	P	ERA	WHIP
Donovan Osborne, L ERA: 3.44 (1, 1)	4.0		20	6	5	5	6	2	0	0	0	0	2	49	80	11.25	2.000
Les Lancaster, R ERA: 2.35 (5, 1)	2.0		6	1	0	0	2	0	0	0	0	0	0	21	30	0.00	0.500
Mike Perez, R ERA: 6.0 (7, 1)	0.1	L	4	3	3	3	0	0	0	0	0	0	2	11	18	81.00	9.000
Rob Murphy, L ERA: (7, 1)	0.2		4	1	0	0	1	1	0	0	0	0	0	12	22	0.00	3.000
Omar Olivares, R ERA: 1.86 (8, 1)	1.0		5	2	2	2	1	0	0	0	0	0	1	9	15	18.00	2.000


WP	HR	S	P	ERA	WHIP
0	0	0	40		
0	0	0	0		
2	0	0	0		
0	0	0	0		

Batter	1	2	3	4	5	6	7	8	9	AB R H RBI BB SO LOB	TOP											
Eric Young Sr. R (1, 4) OBP: 0.333, SLG: 0.413	0-1 1B		0-2 G1-3			2-1 F8		2-1 G5-3		4 0 1 0 0 0 0												
Alex Cole, L (1, 8) OBP: 0.396, SLG: 0.381	2-3 SAFE 1-2 K		0-0 G4-3			2-3 K			0-1 G6-3	4 0 0 0 0 2 1												
Dante Bichette, R (1, 9) OBP: 0.256, SLG: 0.400	3-3 K		0-0 G4-3			0-0 1B			1-3 K	4 0 1 0 0 2 1												
Andres Galarraga, R (1, 3) OBP: 0.400, SLG: 0.633	3-3 K			0-0 1B		0-0 P4			2-1 G6-3	4 0 1 0 0 1 2												
Charlie Hayes, R (1, 5) OBP: 0.304, SLG: 0.535		1-0 G6-3		1-1 G5-4-3 1-2f			2-0 P4			3 0 0 0 0 0 1												
Jerald Clark, R (1, 7) OBP: 0.235, SLG: 0.344		2-3 K		0-0 G6-3			2-3 K2-3			3 0 0 0 0 2 0												
Joe Girardi, R (1, 2) OBP: 0.220, SLG: 0.256		0-1 1B			0-0 G6-3		1-0 G6-3			3 0 1 0 0 0 0												
Freddie Benavides, R (1, 6) OBP: 0.182, SLG: 0.188		0-0 1B			1-1 G6-3			2-2 P6		3 0 1 0 0 0 0												
Bryn Smith, R (1, 1) Jim Tatum, R (5, PH) Willie Blair, R (5, 1) Gary Wayne, L (7, 1) Daryl Boston, L (8, PH) Steve Reed, R (8, 1)		1-1 G4-3			0-3 K			2-1 G1-3		1 0 0 0 0 0 2 1 0 0 0 0 1 0 0 0 0 0 0 0 0 0 0 0 0 0 0 0 1 0 0 0 0 0 0 0 0 0 0 0 0 0												
Inning Stats	R: 0 E: 0 K: 3 S: 13	H: 1 LOB: 1 BB: 0 P: 21	R: 0 E: 0 K: 1 S: 9	H: 2 LOB: 2 BB: 0 P: 13	R: 0 E: 0 K: 0 S: 5	H: 0 LOB: 0 BB: 0 P: 5	R: 0 E: 0 K: 0 S: 4	H: 1 LOB: 0 BB: 0 P: 5	R: 0 E: 0 K: 1 S: 6	H: 0 LOB: 0 BB: 0 P: 7	R: 0 E: 0 K: 1 S: 7	H: 1 LOB: 1 BB: 0 P: 11	R: 0 E: 0 K: 1 S: 6	H: 0 LOB: 0 BB: 0 P: 11	R: 0 E: 0 K: 0 S: 8	H: 0 LOB: 0 BB: 0 P: 14	R: 0 E: 0 K: 1 S: 7	H: 0 LOB: 0 BB: 0 P: 10	1B: 5 2B: 0 3B: 0 HR: 0	SF: 0 SAC: 0 DP: 1 HBP: 0	WP: 0 PB: 0 SB: 2 CS: 0	PA: 31
PITCHER	IP WLS BF H R ER SO BB IBB HBP BLK WP HR S P ERA WHIP																					
Rene Arocha, R (1, 1) ERA: 1.66	5.2 W 21 5 0 0 6 0 0 0 0 0 0 0 43 61 0.00 0.882																					
Omar Olivares, R (6, 1) ERA: 1.38	3.1 S 10 0 0 0 2 0 0 0 0 0 0 0 22 36 0.00 0.000																					

Colorado Rockies @ St. Louis Cardinals
 Busch Stadium, St. Louis, MO
 Tue Apr 20 1993, 7:05 PM CDT
 Att. 30,516 - Unknown - 43 F

livebaseballscorecards.com

AB 31
 R 0
 H 5
 RBI 0
 BB 0
 SO 8
 LOB 7



Batter	1	2	3	4	5	6	7	8	9	AB	R	H	RBI	BB	SO	LOB
Geronimo Pena, S (1, 4) OBP: 0.431, SLG: 0.429	2-2 G5-3 1B	0-0 F7		1-1 SF8 1B		1-1 FC4-6 1B				4	1	3	1	0	0	0
Ozzie Smith, S (1, 6) OBP: 0.309, SLG: 0.333	2-2 G5-3 1-2	3-2 G6-3		2-0 1B		0-0 FC4-6 1-2f				4	0	1	0	0	0	2
Gregg Jefferies, S (1, 3) OBP: 0.327, SLG: 0.510 Rod Brewer, L (3, 3) OBP: 0.286, SLG: 0.250	2-1 S 1B		0-0 G1-3 1B	0-1 SF8		3-2 G4-3				1	1	1	1	0	0	0
Ray Lankford, L (1, 8) OBP: 0.333, SLG: 0.200	0-2 F7		1-1 F7	1-2 F8		3-2 F7				4	0	0	0	0	0	4
Mark Whiten, S (1, 9) OBP: 0.339, SLG: 0.500	4-2 1B BB		0-0 G1-3		2-3 K		0-0 P4			3	1	0	0	1	1	1
Todd Zeile, R (1, 5) OBP: 0.364, SLG: 0.367	3-1 1B		2-1 G6-3		2-2 F8		3-2 G5-3			4	0	1	1	0	0	1
Brian Jordan, R (1, 7) OBP: 0.172, SLG: 0.241	2-0 1B			3-3 K		0-0 G6-3				4	0	2	1	0	1	0
Hector Villanueva, R (1, 2) OBP: 0.333, SLG: 0.500	1-2 L4		4-0 E 1B BB		1-3 K		1-3 K			3	1	0	0	1	2	3
Rene Arocha, R (1, 1) Omar Olivares, R (6, 1)		1-2 G5-3		0-0 FC2 1B 1B SF8		0-3 K		0-1 G3		2	1	0	0	0	0	1
										2	0	0	0	0	1	1

Inning Stats	R: 3	H: 4	E: 0	K: 0	S: 19	LOB: 2	BB: 1	P: 35	R: 0	H: 0	E: 0	K: 0	S: 8	LOB: 0	BB: 0	P: 12	R: 0	H: 1	E: 0	K: 0	S: 6	LOB: 1	BB: 0	P: 9	R: 2	H: 2	E: 1	K: 1	S: 12	LOB: 2	BB: 1	P: 23	R: 0	H: 0	E: 0	K: 1	S: 8	LOB: 0	BB: 0	P: 12	R: 0	H: 1	E: 0	K: 2	S: 9	LOB: 1	BB: 0	P: 11	R: 0	H: 0	E: 0	K: 0	S: 8	LOB: 0	BB: 0	P: 14	R: 0	H: 1	E: 0	K: 1	S: 10	LOB: 1	BB: 0	P: 14
--------------	------	------	------	------	-------	--------	-------	-------	------	------	------	------	------	--------	-------	-------	------	------	------	------	------	--------	-------	------	------	------	------	------	-------	--------	-------	-------	------	------	------	------	------	--------	-------	-------	------	------	------	------	------	--------	-------	-------	------	------	------	------	------	--------	-------	-------	------	------	------	------	-------	--------	-------	-------

PITCHER	IP	WLS	BF	H	R	ER	SO	BB	IBB	HBP	BLK	WP	HR	S	P	ERA	WHIP
Bryn Smith, R (1, 1) ERA: 4.41	4.0	L	22	7	5	5	1	2	0	0	0	0	0	45	79	11.25	2.250
Willie Blair, R (5, 1) ERA: 4.5	2.0		7	1	0	0	3	0	0	0	0	0	0	17	23	0.00	0.500
Gary Wayne, L (7, 1) ERA: 2.45	1.0		3	0	0	0	0	0	0	0	0	0	0	8	14	0.00	0.000
Steve Reed, R (8, 1) ERA: 17.18	1.0		4	1	0	0	1	0	0	0	0	0	0	10	14	0.00	1.000

BOTTOM

Colorado Rockies @ St. Louis Cardinals
Busch Stadium, St. Louis, MO
 Tue Apr 20 1993, 7:05 PM CDT
 Att: 30,516 - Unknown - 43 F

AB	33
R	5
H	9
RBI	5
BB	2
SO	5
LOB	13



WP	PA	3B	HR	S	P	ERA	WHIP
0	36	0	0	1	1	0	0

Batter	1	2	3	4	5	6	7	8	9	AB	R	H	RBI	BB	SO	LOB	TOP																						
Eric Young Sr., R OBP: 0.321, SLG: 0.392 (1, 4)	F9		SH2-3	P4		1B	L9		F9	5	0	1	1	0	0	2																							
Joe Girardi, R OBP: 0.255, SLG: 0.311 (1, 2)	G1-3		1B			1B		F7		6	1	3	0	0	1	1																							
Charlie Hayes, R OBP: 0.346, SLG: 0.522 (1, 5)			SF9				E	1B	HR	3	3	1	1	2	0	2																							
Andres Galarraga, R OBP: 0.418, SLG: 0.648 Jim Tatum, R OBP: 0.250, SLG: 0.375 (1, 3) (9, 3)	P6		SF9				P4	HR		5	2	3	1	0	0	2																							
Dale Murphy, R OBP: 0.364, SLG: 0.250 Alex Cole, L OBP: 0.388, SLG: 0.372 (1, 9) (7, PR) (7, 8)			K				E4			3	0	1	1	0	2	2																							
Dante Bichette, R OBP: 0.295, SLG: 0.513 (1, 8) (7, 9)			F9				G5-3	WP	HR	4	2	2	4	1	0	2																							
Jerald Clark, R OBP: 0.282, SLG: 0.459 (1, 7)			F8				G6-3	WP		5	0	3	2	0	0	1																							
Freddie Benavides, R OBP: 0.184, SLG: 0.171 (1, 6)	G6-3						SH1-4		P4	3	1	0	1	1	0	2																							
David Nied, R (1, 1) Vinny Castilla, R OBP: 0.250, SLG: 0.143 Jeff Parrett, R OBP: 0.500, SLG: 0.500 (9, PH) (9, 1)			2B				SH1-4		G5-3	1	1	0	0	2	0	0																							
Inning Stats	R: 0 E: 0 K: 0 S: 6 H: 0 LOB: 1 BB: 0 P: 13	R: 0 E: 0 K: 1 S: 10 H: 1 LOB: 1 BB: 0 P: 18	R: 4 E: 0 K: 0 S: 10 H: 4 LOB: 1 BB: 1 P: 22	R: 0 E: 0 K: 0 S: 3 H: 0 LOB: 0 BB: 0 P: 8	R: 0 E: 0 K: 1 S: 13 H: 2 LOB: 2 BB: 0 P: 18	R: 1 E: 0 K: 1 S: 10 H: 1 LOB: 1 BB: 1 P: 19	R: 3 E: 1 K: 0 S: 14 H: 2 LOB: 2 BB: 3 P: 30	R: 3 E: 0 K: 1 S: 20 H: 3 LOB: 1 BB: 1 P: 28	R: 0 E: 0 K: 0 S: 5 H: 1 LOB: 1 BB: 0 P: 6	1B: 8 2B: 4 3B: 1 HR: 1 SF: 2 SAC: 2 DP: 0 HBP: 1	WP: 1 PB: 0 SB: 3 CS: 0 PA: 48																												
PITCHER	IP	WLS	BF	H	R	ER	SO	BB	IBB	HBP	BLK	WP	HR	S	P	ERA	WHIP	PITCHER	IP	WLS	BF	H	R	ER	SO	BB	IBB	HBP	BLK	WP	HR	S	P	ERA	WHIP				
Joe Magrane, L ERA: 4.19 (1, 1)	4.1	L	22	7	4	4	1	1	0	1	0	0	0	34	67	8.31	1.846																						
Les Lancaster, R ERA: 5.59 (5, 1)	2.0		12	3	4	4	2	2	1	0	0	0	0	26	50	18.00	2.500																						
Mike Perez, R ERA: 5.4 (7, 1)	0.2		3	0	0	0	0	1	0	0	0	1	0	6	11	0.00	1.500																						
Tom Urbani, L ERA: 13.5 (8, 1)	2.0		11	4	3	3	1	1	0	0	0	0	1	25	34	13.50	2.500																						

Colorado Rockies @ St. Louis Cardinals
Busch Stadium, St. Louis, MO
 Wed Apr 21 1993, 7:05 PM CDT
 Att. 25,434 - Unknown - 57 F

livebaseballscorecards.com

AB	37
R	11
H	14
RBI	11
BB	6
SO	4
LOB	16



Batter	1	2	3	4	5	6	7	8	9	AB R H RBI BB SO LOB
Geronimo Pena, S (1, 4) OBP: 0.411, SLG: 0.426	3-1 F8		1-0 P7		2-3 K			0-0 HR 2B	0-3 K	5 1 1 0 0 2 3
Ozzie Smith, S (1, 6) OBP: 0.328, SLG: 0.370	3-2 G4-3 1B		2-1 2B		0-0 F9			1-0 P7		3 0 2 0 0 0 1
José Oquendo, S (8, 6) OBP: 0.400, SLG: 0.250										1 0 0 0 0 0 1
Ray Lankford, L (1, 8) OBP: 0.326, SLG: 0.282	1 SAFE 2-1 G4-3 1-3		1-1 G4-3		0-0 G3			1-0 2-H HR		4 1 1 2 0 0 2
Mark Whiten, S (1, 9) OBP: 0.333, SLG: 0.472	4-0 FC6-4 BB			1-0 L7		2-3 K		0-0 P5		3 0 0 0 1 1 0
Todd Zeile, R (1, 5) OBP: 0.356, SLG: 0.358	1 SAFE 2-2 FC6-4 1-2f			2-3 K		2-0 1B		1-1 G6-3		4 0 1 0 0 1 2
Rod Brewer, L (1, 3) OBP: 0.278, SLG: 0.250		2-2 F8		1-1 FC4-6 1B		1-1 F9			0-2 F9	4 0 1 0 0 0 1
Brian Jordan, R (1, 7) OBP: 0.182, SLG: 0.219		0-0 G6-3		1-2 FC4-6 1-2f			2-1 G3		4-0 WP BB BB	3 0 0 0 1 0 1
Tom Pagnozzi, R (1, 2) OBP: 0.209, SLG: 0.256		0-0 F9			0-0 G5-3		1-0 F7		4-1 WP BB	3 0 0 0 1 0 0
Joe Magrane, R (1, 1) Les Lancaster, R (5, 1) Mike Perez, R (7, 1) Tracy Woodson, R (7, PH) Tom Urbani, L (8, 1) Gerald Perry, L (9, PH) OBP: 0.400, SLG: 1.000			0-0 G1-4-3		4-0 BB		1-3 K		3-3 K 1-2 2-3	1 0 0 0 0 0 0 0 0 0 0 1 0 0 0 0 0 0 0 0 0 1 0 0 0 0 1 0 0 0 0 0 0 0 0 1 0 0 0 0 1 2


Inning Stats	R: 0 E: 0 K: 11 S: 11	H: 1 LOB: 2 BB: 1 P: 24	R: 0 E: 0 K: 5 S: 5	H: 0 LOB: 0 BB: 0 P: 7	R: 0 E: 0 K: 6 S: 6	H: 1 LOB: 1 BB: 0 P: 10	R: 0 E: 0 K: 1 S: 9	H: 1 LOB: 1 BB: 0 P: 14	R: 0 E: 0 K: 6 S: 6	H: 0 LOB: 1 BB: 1 P: 12	R: 0 E: 0 K: 7 S: 7	H: 1 LOB: 1 BB: 0 P: 12	R: 0 E: 0 K: 6 S: 6	H: 0 LOB: 0 BB: 0 P: 10	R: 2 E: 0 K: 6 S: 6	H: 2 LOB: 0 BB: 0 P: 9	R: 0 E: 0 K: 10 S: 10	H: 0 LOB: 2 BB: 2 P: 21	1B: 3 2B: 2 3B: 0 HR: 1	SF: 0 SAC: 0 DP: 0 HBP: 0
--------------	--------------------------------	----------------------------------	------------------------------	---------------------------------	------------------------------	----------------------------------	------------------------------	----------------------------------	------------------------------	----------------------------------	------------------------------	----------------------------------	------------------------------	----------------------------------	------------------------------	---------------------------------	--------------------------------	----------------------------------	----------------------------------	------------------------------------

PITCHER	IP	WLS	BF	H	R	ER	SO	BB	IBB	HBP	BLK	WP	HR	S	P	ERA	WHIP
David Nied, R (1, 1) ERA: 3.1	8.0	W	32	6	2	2	4	2	0	0	0	0	1	56	98	2.25	1.000
Jeff Parrett, R (9, 1) ERA: 3.6	1.0		5	0	0	0	2	2	0	0	0	1	0	10	21	0.00	2.000

BOTTOM

Colorado Rockies @ St. Louis Cardinals
Busch Stadium, St. Louis, MO
 Wed Apr 21 1993, 7:05 PM CDT
 Att: 25,434 - Unknown - 57 F

AB	33
R	2
H	6
RBI	2
BB	4
SO	6
LOB	13



WP: 1	PA: 37
PB: 0	
SB: 1	
CS: 0	

livebaseballscorecards.com

Batter	1	2	3	4	5	6	7	8	9	AB R H RBI BB SO LOB	TOP															
Eric Young Sr. R OBP: 0.317, SLG: 0.382 (1, 4)	1-2 1B		0-1 G5-3			1-3 K			1-2 G6-3	4 0 1 0 0 1 0																
Joe Girardi R OBP: 0.275, SLG: 0.347 (1, 2)	1-2 1B			1-0 G5-3 2B		1-2 G6-3			0-0 F7	4 1 2 0 0 0 0																
Charlie Hayes R OBP: 0.357, SLG: 0.520 (1, 5)	3-0 F8 1-2			0-1 F9 2-3			0-0 2B FC6-5 1B		0-1 FC6-4 1B	4 1 2 0 0 0 2																
Andres Galarraga R OBP: 0.407, SLG: 0.638 (1, 3)		1-2 G6-3		0-0 G5-3 3-H			0-0 FC6-5 2B		0-2 FC6-4 1-2f	4 0 1 1 0 0 1																
Dale Murphy R OBP: 0.357, SLG: 0.273 Gerald Young S (7, PR) (7, 8)		0-1		1-0 F8			1-0 FC6-5 CS			3 0 1 1 0 0 1 0 0 0 0 0 0 0																
Dante Bichette R OBP: 0.277, SLG: 0.476 (1, 8) (7, 9)		1-2 L8			0-2 F9		0-3 K			3 0 0 0 0 1 2																
Jerald Clark R OBP: 0.262, SLG: 0.425 (1, 7)		1-0 P9			1-1 G6-3			0-3 K		3 0 0 0 0 1 1																
Vinny Castilla R OBP: 0.182, SLG: 0.100 (1, 6)			1-1 L9		2-3 K			1-3 K		3 0 0 0 0 2 0																
Butch Henry L (1, 1)			1-1 G4-3			0-1 G4-3		3-2 G3		2 0 0 0 0 0 0																
Willie Blair R (7, 1)										0 0 0 0 0 0 0																
Daryl Boston L OBP: 0.394, SLG: 0.310 (8, PH)										1 0 0 0 0 0 0																
Gary Wayne L (8, 1)										0 0 0 0 0 0 0																
Jeff Parrett R OBP: 0.500, SLG: 0.500 (8, 1)										0 0 0 0 0 0 0																
Inning Stats	R: 0 E: 0 K: 0 S: 7	H: 2 LOB: 0 BB: 0 P: 12	R: 0 E: 0 K: 0 S: 9	H: 1 LOB: 1 BB: 0 P: 12	R: 0 E: 0 K: 0 S: 6	H: 0 LOB: 0 BB: 0 P: 8	R: 1 E: 0 K: 0 S: 5	H: 1 LOB: 0 BB: 0 P: 7	R: 0 E: 0 K: 1 S: 12	H: 0 LOB: 0 BB: 0 P: 15	R: 0 E: 0 K: 1 S: 8	H: 0 LOB: 0 BB: 0 P: 10	R: 1 E: 0 K: 1 S: 6	H: 2 LOB: 1 BB: 0 P: 7	R: 0 E: 0 K: 2 S: 10	H: 0 LOB: 0 BB: 0 P: 14	R: 0 E: 0 K: 0 S: 9	H: 1 LOB: 1 BB: 0 P: 10	1B: 5 2B: 3 3B: 0 HR: 0	SF: 0 SAC: 0 DP: 1 HBP: 0	WP: 0 PB: 0 SB: 0 CS: 2	PA: 31				
PITCHER	IP WLS BF H R ER SO BB IBB HBP BLK WP HR S P ERA WHIP																									
Rheal Cormier L ERA: 2.55 (1, 1)	7.0	24	6	2	2	3	0	0	0	0	0	0	53	71	2.57	0.857										
Mike Perez R ERA: 4.7 (8, 1)	1.0	3	0	0	0	2	0	0	0	0	0	0	10	14	0.00	0.000										
Lee Smith R ERA: 1.42 (9, 1)	1.0	4	1	0	0	0	0	0	0	0	0	0	9	10	0.00	1.000										

Colorado Rockies @ St. Louis Cardinals
 Busch Stadium, St. Louis, MO
 Thu Apr 22 1993, 3:33 AM CDT
 Att. 34,218 - Sunny - 64 F

livebaseballscorecards.com

AB	31
R	2
H	7
RBI	2
BB	0
SO	5
LOB	7



Batter	1	2	3	4	5	6	7	8	9	AB	R	H	RBI	BB	SO	LOB	BOTTOM			
Geronimo Pena, S (1, 4) OBP: 0.383, SLG: 0.392	2-3 		0-0 		0-0 		3-3 			4	0	0	0	0	2	4	Colorado Rockies @ St. Louis Cardinals Busch Stadium, St. Louis, MO Thu Apr 22 1993, 3:33 AM CDT Att. 34,218 - Sunny - 64 F			
Bernard Gilkey, R (1, 7) OBP: 0.375, SLG: 0.417	0-0 		0-0 		1-0 		2-0 			4	0	1	0	0	0	4				
Ray Lankford, L (1, 8) OBP: 0.320, SLG: 0.326	3-1 		0-2 			1-3 		1-2 		4	1	1	0	0	1	2				
Todd Zeile, R (1, 5) OBP: 0.365, SLG: 0.386		1-2 		1-0 		3-1 		3-0 		4	2	2	1	0	0	0				
Mark Whiten, S (1, 9) OBP: 0.328, SLG: 0.509		1-0 		0-0 		0-0 		3-1 		4	1	1	1	0	0	2				
Tracy Woodson, R (1, 3) OBP: 0.200, SLG: 0.250		1-1 		1-0 			2-3 		2-2 	2	0	0	1	0	1	0				
Luis Alicaia, S (8, PH) OBP: 0.571, SLG: 0.500										1	1	1	0	0	0	0				
Rod Brewer, L (9, 3) OBP: 0.278, SLG: 0.250										0	0	0	0	0	0	0				
Tom Pagnozzi, R (1, 2) OBP: 0.234, SLG: 0.279		2-2 		2-2 			0-0 		1-2 	4	0	2	1	0	0	0				
José Oquendo, S (1, 6) OBP: 0.375, SLG: 0.286			0-0 		0-1 		1-2 		1-2 	3	0	1	1	0	0	0				
Rheal Cormier, L (1, 1) OBP: 0.200, SLG: 0.200			1-2 		0-0 		4-2 		1-0 	2	0	0	0	0	0	0				
Brian Jordan, R (7, PH) OBP: 0.182, SLG: 0.219										0	0	0	0	0	0	0				
Gerald Perry, L (7, PH) OBP: 0.500, SLG: 1.000										0	0	0	0	1	0	0				
Mike Perez, R (8, 1)										0	0	0	0	0	0	0				
Ozzie Smith, S (8, PH) OBP: 0.322, SLG: 0.364										1	0	0	0	0	0	1				
Lee Smith, R (9, 1)										0	0	0	0	0	0	0				
Inning Stats	R: 0 E: 0 K: 1 S: 9	H: 0 LOB: 0 BB: 0 P: 14	R: 1 E: 0 K: 0 S: 12	H: 1 LOB: 0 BB: 0 P: 17	R: 0 E: 1 K: 0 S: 9	H: 1 LOB: 2 BB: 0 P: 10	R: 1 E: 0 K: 0 S: 7	H: 1 LOB: 0 BB: 0 P: 11	R: 0 E: 1 K: 0 S: 5	H: 0 LOB: 1 BB: 0 P: 6	R: 0 E: 0 K: 1 S: 6	H: 0 LOB: 0 BB: 0 P: 10	R: 0 E: 0 K: 2 S: 17	H: 2 LOB: 3 BB: 1 P: 29	R: 3 E: 0 K: 0 S: 17	H: 4 LOB: 1 BB: 0 P: 27	1B: 6 2B: 1 3B: 1 HR: 1	SF: 1 SAC: 1 DP: 0 HBP: 0	WP: 0 PB: 0 SB: 0 CS: 0	PA: 36
PITCHER	IP WLS BF H R ER SO	WLS BF H R ER SO	WLS BF H R ER SO	WLS BF H R ER SO	WLS BF H R ER SO	WLS BF H R ER SO	WLS BF H R ER SO	WLS BF H R ER SO	WLS BF H R ER SO	IP WLS BF H R ER SO	IP WLS BF H R ER SO	IP WLS BF H R ER SO	IP WLS BF H R ER SO	IP WLS BF H R ER SO	IP WLS BF H R ER SO	IP WLS BF H R ER SO	WP HR S P	ERA WHIP		
Butch Henry, L (1, 1) ERA: 4.74	6.1																			
Willie Blair, R (7, 1) ERA: 4.15	0.2																			
Gary Wayne, L (8, 1) ERA: 4.91	0.0	L																		
Jeff Parrett, R (8, 1) ERA: 4.91	1.0																			

livebaseballscorecards.com

AB	33
R	5
H	9
RBI	5
BB	1
SO	4
LOB	13



Batter	1	2	3	4	5	6	7	8	9	AB R H RBI BB SO LOB	TOP		
Otis Nixon, S (1, 8) <small>OBP: 0.343, SLG: 0.288</small>	0-1 	2-2 FC6 <small>1-2f</small>			2-1 SH2-4 <small>1-2</small>			1-0 		3 0 2 0 0 0 2			
Jeff Blauser, R (1, 6) <small>OBP: 0.461, SLG: 0.403</small> Rafael Belliard, R (9, 6)	4-0 		2-1 		1-2 L6			1-2 FC5-4 <small>1-2f</small> E 1B		3 1 1 0 1 0 2 0 0 0 0 0 0 0			
Terry Pendleton, S (1, 5) <small>OBP: 0.240, SLG: 0.261</small>	2-2 F7		2-0 F7		1-0 G5-3			4-1 		3 0 0 0 1 0 4			
Ron Gant, R (1, 7) <small>OBP: 0.277, SLG: 0.309</small>	0-2 G6-3 <small>1-2f</small>		2-1 FC5-4 <small>1-2f</small>		1-0 F9			1-0 		4 0 1 1 0 0 3			
David Justice, L (1, 9) <small>OBP: 0.297, SLG: 0.387</small>		0-1 F7	0-1 P6		2-3 K			1-3 K		4 0 0 0 0 2 2			
Francisco Cabrera, R (1, 3) <small>OBP: 0.222, SLG: 0.500</small> Sid Bream, L (6, 3) <small>OBP: 0.304, SLG: 0.360</small>		3-0 		0-0 G5-3	2-2 G6-3			1-2 G1-3		3 1 1 1 0 0 0 1 0 0 0 0 0 0			
Greg Olson, R (1, 2) <small>OBP: 0.304, SLG: 0.275</small>		2-2 F9		1-2 G5-3			1-1 G4-3	1-0 G4-3		4 0 0 0 0 0 0			
Mark Lemke, S (1, 4) <small>OBP: 0.349, SLG: 0.360</small>		2-2 		0-0 L8			0-0 L6	1-1 		4 1 2 1 0 0 0			
Tom Glavine, L (1, 1) <small>OBP: 0.273, SLG: 0.200</small> Mike Stanton, L (9, 1)		4-1 		1-0 			0-0 G4-3	2-3 K		3 0 1 0 1 1 0 0 0 0 0 0 0 0			
Inning Stats	R: 0 H: 1 E: 0 LOB: 1 K: 0 BB: 1 S: 9 P: 15	R: 1 H: 2 E: 0 LOB: 2 K: 0 BB: 1 S: 14 P: 27	R: 0 H: 1 E: 0 LOB: 1 K: 0 BB: 0 S: 7 P: 13	R: 0 H: 0 E: 0 LOB: 0 K: 0 BB: 0 S: 5 P: 6	R: 0 H: 1 E: 0 LOB: 1 K: 0 BB: 0 S: 7 P: 12	R: 0 H: 0 E: 0 LOB: 0 K: 1 BB: 0 S: 9 P: 14	R: 0 H: 0 E: 0 LOB: 0 K: 0 BB: 0 S: 4 P: 5	R: 1 H: 2 E: 0 LOB: 1 K: 1 BB: 1 S: 10 P: 17	R: 1 H: 1 E: 0 LOB: 0 K: 1 BB: 0 S: 9 P: 14	1B: 6 SF: 0 2B: 0 SAC: 1 3B: 0 DP: 1 HR: 2 HBP: 0	WP: 0 PA: 36 PB: 0 SB: 0 CS: 0		
PITCHER Donovan Osborne, L (1, 1) <small>ERA: 2.84</small> Rob Murphy, L (8, 1) <small>ERA: 1.35</small>	IP WLS BF H R ER SO BB IBB HBP BLK WP HR S P ERA WHIP	7.0 0 27 5 1 1 1 2 0 0 0 0 1 55 92 1.29 1.000	2.0 L 9 3 2 1 2 1 0 0 0 0 0 1 19 31 4.50 2.000									PITCHER IP WLS BF H R ER SO BB IBB HBP BLK WP HR S P ERA WHIP	

Atlanta Braves @ St. Louis Cardinals
 Busch Stadium, St. Louis, MO
 Fri Apr 23 1993, 7:05 PM CDT
 Att. 33,167 - Unknown

livebaseballscorecards.com

AB 32
 R 3
 H 8
 RBI 3
 BB 3
 SO 3
 LOB 13



Batter	1	2	3	4	5	6	7	8	9	AB	R	H	RBI	BB	SO	LOB
Geronimo Pena, S OBP: 0.375, SLG: 0.400 (1, 4)	1-0 F8		1-1 G4-3			0-0 1B 2B		1-1 F7		4	0	1	0	0	0	0
Ozzie Smith, S OBP: 0.302, SLG: 0.339 (1, 6)	1-2 G5-3			3-2 G6-3		1-0 P9		1-0 P4		4	0	0	0	0	0	2
Gregg Jefferies, S OBP: 0.339, SLG: 0.509 (1, 3)	0-1 P8			0-1 F8		1-1 1B		0-0 1B		4	0	2	1	0	0	0
Ray Lankford, L OBP: 0.315, SLG: 0.304 (1, 8)		1-1 G1-3		4-1 BB		1 SAFE 2-2 P5		1 SAFE 2-0 L1		3	0	0	0	1	0	3
Mark Whiten, S OBP: 0.324, SLG: 0.492 (1, 9)		1-0 G3-1		1-1 F7		1-0 L9			1-1 G5-3 BB 1B	4	0	1	0	0	0	3
Todd Zeile, R OBP: 0.373, SLG: 0.373 (1, 5)		4-2 BB			0-1 G4-3			1-2 G4-3		2	0	0	0	2	0	0
Bernard Gilkey, R OBP: 0.364, SLG: 0.385 (1, 7)		3-1 G5-3			1-3 K			4-2 WP BB		3	0	0	0	1	1	3
Tom Pagnozzi, R OBP: 0.216, SLG: 0.255 (1, 2)					3-2 L7			2-0 P4		4	0	0	0	0	0	2
Donovan Osborne, S OBP: 0.250, SLG: 0.143 Tracy Woodson, R OBP: 0.167, SLG: 0.200 Rob Murphy, L (8, 1)					1-0 P9			1-3 K		1	1	0	0	1	0	0
					1-0 F8			4-2 2B 1B BB		1	0	0	0	0	1	1
								1-2 K		0	0	0	0	0	0	0

Inning Stats	R: 0	H: 0	E: 0	K: 0	S: 6	LOB: 0	BB: 0	P: 8	R: 0	H: 0	E: 0	K: 0	S: 8	LOB: 1	BB: 1	P: 17	R: 0	H: 0	E: 0	K: 0	S: 4	LOB: 0	BB: 0	P: 7	R: 0	H: 0	E: 0	K: 1	S: 9	LOB: 0	BB: 0	P: 13	R: 1	H: 2	E: 0	K: 10	S: 10	LOB: 2	BB: 1	P: 19	R: 0	H: 0	E: 0	K: 1	S: 9	LOB: 1	BB: 1	P: 17	R: 0	H: 1	E: 0	K: 0	S: 5	LOB: 1	BB: 0	P: 9	R: 0	H: 1	E: 0	K: 0	S: 10	LOB: 1	BB: 1	P: 18	1B: 3	SF: 0	2B: 1	SAC: 0	3B: 0	DP: 1	HR: 0	HBP: 0	WP: 1	PA: 35
PITCHER	IP	WLS	BF	H	R	ER	SO	BB	IBB	HBP	BLK	WP	HR	S	P	ERA	WHIP																																																									
Tom Glavine, L ERA: 3.38 (1, 1)	8.0	W	33	4	1	1	2	5	0	0	0	1	0	62	114	1.12	1.125																																																									
Mike Stanton, L ERA: 4.15 (9, 1)	1.0	S	2	0	0	0	0	0	0	0	0	0	0	7	10	0.00	0.000																																																									

BOTTOM

Atlanta Braves @ St. Louis Cardinals
Busch Stadium, St. Louis, MO

Fri Apr 23 1993, 7:05 PM CDT
Att. 33,167 - Unknown

AB	30
R	1
H	4
RBI	1
BB	5
SO	2
LOB	14



Batter	1	2	3	4	5	6	7	8	9	AB R H RBI BB SO LOB	TOP
Otis Nixon, S OBP: 0.342, SLG: 0.292 (1, 8)	3-2 G1-3		1-0 L1-3			0-1 2B 1B	1-2 BB E 1B		1-1 F9	6 2 2 0 0 0 3	<p>Atlanta Braves @ St. Louis Cardinals Busch Stadium, St. Louis, MO Sat Apr 24 1993, 7:05 PM CDT Att. 42,302 - Unknown</p>
Jeff Blauser, R OBP: 0.439, SLG: 0.397 (1, 6)	1-0 L7			3-2 F7		1-0 1B SAFE	3-2 E6 BB 1B	0-1 L8	3-2 F9	6 2 1 0 0 0 1	
Terry Pendleton, S OBP: 0.250, SLG: 0.260 Bill Pecota, R (8, PR) (8, 5)	2-1 G3			1-1 G3		0-0 1B	4-1 1B 2B BB	0-0 E3 1B		4 1 1 2 1 0 0 0 1 0 0 0 0 0	
David Justice, L OBP: 0.304, SLG: 0.388 (1, 9)		3-2 G4-3		2-1 F7		1-2 BB 1B G3 1B	1-1 2B 1B	1-3 K		5 2 2 2 0 1 1	
Ron Gant, R OBP: 0.300, SLG: 0.350 (1, 7)		2-1 G6-3			2-2 G5-3	0-0 G3 BB 1B	1-0 1B 2B	1-0 1B 1B		5 2 3 1 0 0 0	
Sid Bream, L OBP: 0.328, SLG: 0.370 (1, 3)		1-0 G1-3			2-2 1B 1B	4-1 G3 BB 1B	3-2 P4	3-2 1B 1B		4 0 2 1 1 0 2	
Damon Berryhill, S OBP: 0.267, SLG: 0.286 (1, 2)				0-0 G6-3		0-2 1B	1-1 G3	4-0 1B 1B IBB		4 1 2 2 1 0 2	
Mark Lemke, S OBP: 0.354, SLG: 0.365 Ryan Klesko, L (6, PH) Rafael Belliard, R OBP: 0.167, SLG: 0.167 (6, 4)				2-0 SH2-3 1B		2-3 K	4-0 IBB	1-1 1B 1B	3-2 G1-3	2 0 1 0 0 1 2 0 0 0 0 1 0 0 2 0 1 2 0 0 2	
Pete Smith, R OBP: 0.125, SLG: 0.143 Francisco Cabrera, R OBP: 0.200, SLG: 0.444 Marvin Freeman, R (9, 1)				0-0 SH2-3		0-3 K	1-1 G5-3	0-1 G1-6-3 1B	1-3 K	3 0 1 1 0 1 5 1 0 0 0 0 1 0 0 0 0 0 0 0 0	
Inning Stats	R: 0 E: 0 K: 0 S: 7 H: 0 LOB: 0 BB: 0 P: 13	R: 0 E: 0 K: 0 S: 6 H: 0 LOB: 0 BB: 0 P: 12	R: 0 E: 0 K: 0 S: 4 H: 1 LOB: 1 BB: 0 P: 7	R: 0 E: 0 K: 0 S: 11 H: 0 LOB: 0 BB: 0 P: 17	R: 0 E: 0 K: 2 S: 15 H: 2 LOB: 2 BB: 0 P: 21	R: 3 E: 0 K: 0 S: 13 H: 5 LOB: 3 BB: 2 P: 25	R: 6 E: 1 K: 0 S: 19 H: 5 LOB: 1 BB: 2 P: 37	R: 2 E: 1 K: 1 S: 19 H: 3 LOB: 2 BB: 0 P: 27	R: 0 E: 0 K: 1 S: 10 H: 0 LOB: 0 BB: 0 P: 15	1B: 14 2B: 2 3B: 0 HR: 0 SF: 0 SAC: 1 DP: 1 HBP: 0	
PITCHER	IP WLS BF H R ER SO BB IBB HBP BLK WP HR S P ERA WHIP	IP WLS BF H R ER SO BB IBB HBP BLK WP HR S P ERA WHIP	IP WLS BF H R ER SO BB IBB HBP BLK WP HR S P ERA WHIP	IP WLS BF H R ER SO BB IBB HBP BLK WP HR S P ERA WHIP	IP WLS BF H R ER SO BB IBB HBP BLK WP HR S P ERA WHIP	IP WLS BF H R ER SO BB IBB HBP BLK WP HR S P ERA WHIP	IP WLS BF H R ER SO BB IBB HBP BLK WP HR S P ERA WHIP	IP WLS BF H R ER SO BB IBB HBP BLK WP HR S P ERA WHIP	IP WLS BF H R ER SO BB IBB HBP BLK WP HR S P ERA WHIP	IP WLS BF H R ER SO BB IBB HBP BLK WP HR S P ERA WHIP	IP WLS BF H R ER SO BB IBB HBP BLK WP HR S P ERA WHIP
Bob Tewksbury, R ERA: 4.24 (1, 1)	5.1 L 24 8 3 3 2 1 0 0 0 0 0 52 85 5.06 1.688										
Les Lancaster, R ERA: 6.97 (6, 1)	0.2 6 1 3 3 0 1 1 0 0 0 0 11 25 40.50 3.000										
Tom Urbani, L ERA: 23.14 (7, 1)	0.1 5 3 2 1 0 0 0 1 0 0 0 8 18 27.00 9.000										
Mike Perez, R ERA: 3.86 (7, 1)	1.2 9 4 3 1 1 0 0 0 0 0 0 23 31 5.40 2.400										
Rob Murphy, L ERA: 1.17 (9, 1)	1.0 3 0 0 0 0 1 0 0 0 0 0 10 15 0.00 0.000										

AB	42
R	11
H	16
RBI	11
BB	4
SO	4
LOB	18



Batter	1	2	3	4	5	6	7	8	9	AB	R	H	RBI	BB	SO	LOB
Geronimo Pena, S (1, 4) OBP: 0.377, SLG: 0.400	1-0 G3 SH1-3 1B	0-0 F7		1-3 K			1-0 G3 1B		2-2 L9	5	0	2	0	0	1	4
Ozzie Smith, S (1, 6) OBP: 0.288, SLG: 0.323 José Oquendo, S (8, 6) OBP: 0.375, SLG: 0.286	0-0 SH1-3 1-2		1-3 K2-3		1-2 L5		0-0 G3 1-2			3	0	0	0	0	1	1
Gregg Jefferies, S (1, 3) OBP: 0.317, SLG: 0.474 Rod Brewer, L (8, 3) OBP: 0.278, SLG: 0.250	2-1 G3 2-3		1-3 K		2-0 G3		0-2 G5-3			4	0	0	0	0	1	2
Mark Whiten, S (1, 9) OBP: 0.324, SLG: 0.476 Brian Jordan, R (8, 9) OBP: 0.176, SLG: 0.212	1-3 K		4-0 E BB		3-2 G4-3			2-0 L9		2	0	0	0	1	1	1
Ray Lankford, L (1, 8) OBP: 0.310, SLG: 0.300		1-2 CS 1B	1-0 E4 FC5-4		1-2 G4-3			1-3 K		4	0	1	0	0	1	1
Todd Zeile, R (1, 5) OBP: 0.380, SLG: 0.371 Rob Murphy, L (9, 1)		1-2 1B BB	2-2 FC5-4		1-1 F7			0-0 1B		3	0	1	0	1	0	2
Bernard Gilkey, R (1, 7) OBP: 0.396, SLG: 0.405		3-1 BB 1B		4-2 SH3-4 BB		2-0 1B		0-0 P3		3	0	2	0	1	0	1
Tom Pagnozzi, R (1, 2) OBP: 0.204, SLG: 0.240 Mike Perez, R (7, 1) Tracy Woodson, R (9, 5) OBP: 0.143, SLG: 0.167		0-0 P3		1-0 F9		0-0 P3			1-3 K	3	0	0	0	0	0	4
Bob Tewksbury, R (1, 1) Les Lancaster, R (6, 1) Tom Urbani, L (7, 1) Hector Villanueva, R (7, 2) OBP: 0.286, SLG: 0.417		4-1 BB		1-2 SH3-4			1-2 P5		0-3 K	0	0	0	0	1	0	0

Inning Stats	R: 0	H: 1	E: 0	LOB: 1	K: 1	P: 11	R: 0	H: 2	E: 0	LOB: 3	K: 0	P: 23	R: 0	H: 0	E: 1	LOB: 2	K: 2	P: 21	R: 0	H: 0	E: 0	LOB: 1	K: 1	P: 17	R: 0	H: 0	E: 0	LOB: 0	K: 0	P: 14	R: 0	H: 1	E: 0	LOB: 1	K: 0	P: 11	R: 0	H: 1	E: 0	LOB: 1	K: 1	P: 9	R: 0	H: 0	E: 0	LOB: 0	K: 2	P: 16	1B: 6	SF: 0	2B: 0	SAC: 2	3B: 0	DP: 0	HR: 0	HBP: 0	WP: 0	PA: 37
PITCHER	IP	WLS	BF	H	R	ER	SO	BB	IBB	HBP	BLK	WP	HR	S	P	ERA	WHIP																																									
Pete Smith, R (1, 1) ERA: 1.5	8.0	W	34	6	0	0	5	4	0	0	0	0	0	71	117	0.00	1.250																																									
Marvin Freeman, R (9, 1) ERA: 4.5	1.0		3	0	0	0	2	0	0	0	0	0	0	13	16	0.00	0.000																																									

BOTTOM

Atlanta Braves @ St. Louis Cardinals
Busch Stadium, St. Louis, MO
 Sat. Apr 24 1993, 7:05 PM CDT
 Att. 42,302 - Unknown

livebaseballscorecards.com

AB	31
R	0
H	6
RBI	0
BB	4
SO	7
LOB	16



Batter	1	2	3	4	5	6	7	8	9	AB R H RBI BB SO LOB	TOP											
Otis Nixon, S (1, 8) OBP: 0.346, SLG: 0.290 F B X 1-1 			3-3 		1-1 FC6-4 1-2f 		4-1 		2-2 	4 0 1 2 1 1 2												
Jeff Blauser, R (1, 6) OBP: 0.414, SLG: 0.370 F B B X 2-2 				0-0 		1-1 			2-2 	5 0 0 0 0 2 5												
Terry Pendleton, S (1, 5) OBP: 0.259, SLG: 0.299 B B B B 4-0 				2-3 		3-1 			0-3 	4 1 1 1 1 2 5												
David Justice, L (1, 9) OBP: 0.301, SLG: 0.371 X 0-0 				4-2 		0-1 		3-3 		3 0 0 0 1 1 1												
Ron Gant, R (1, 7) OBP: 0.284, SLG: 0.328 F B B B 2-3 				2-2 		3-1 		0-3 		4 0 0 0 0 2 1												
Sid Bream, L (1, 3) OBP: 0.323, SLG: 0.362 C B B B X 2-1 					1-0 		1-0 	1-0 		4 1 1 0 0 0 0												
Damon Berryhill, S (1, 2) OBP: 0.324, SLG: 0.355 X B B B S 1-2 					4-2 		0-0 		0-0 	3 1 2 0 1 0 0												
Rafael Belliard, R (1, 4) OBP: 0.300, SLG: 0.300 S T B B F C 2-3 					0-0 		0-0 		0-1 	4 0 2 0 0 1 1												
Greg Maddux, R Ryan Klesko, L Greg McMichael, R Deion Sanders, L Francisco Cabrera, R Kent Merfeld, L Jay Howell, R Steve Bedrosian, R Bill Pecota, R			0-3 		3-1 		3-3 		1-2 	1 0 0 0 0 0 1 0 1 0 0 0 0 0 0 2 0 0 0 0 0 0 0 0 0 0 0 0 0 0 0 0 1 0 0 0 0 0 1 3 0 0 0 0 0 0 0 0 0 0 0 0 0 0 0 0 1 0 0 1 0 0 0 0												
Inning Stats	R: 0 E: 0 K: 0 S: 6	H: 0 LOB: 1 BB: 1 P: 13	R: 0 E: 0 K: 1 S: 8	H: 0 LOB: 0 BB: 0 P: 13	R: 0 E: 0 K: 3 S: 10	H: 0 LOB: 0 BB: 0 P: 15	R: 0 E: 0 K: 1 S: 11	H: 0 LOB: 1 BB: 1 P: 19	R: 0 E: 0 K: 0 S: 8	H: 1 LOB: 2 BB: 1 P: 17	R: 1 E: 0 K: 0 S: 8	H: 1 LOB: 0 BB: 0 P: 15	R: 1 E: 0 K: 2 S: 12	H: 3 LOB: 3 BB: 1 P: 22	R: 0 E: 0 K: 2 S: 9	H: 0 LOB: 0 BB: 0 P: 13	R: 1 E: 0 K: 2 S: 16	H: 3 LOB: 2 BB: 0 P: 19	1B: 6 2B: 1 3B: 0 HR: 1	SF: 0 SAC: 0 DP: 0 HBP: 0	WP: 0 PB: 0 SB: 2 CS: 0	PA: 39
PITCHER	IP WLS BF H R ER SO BB IBB HBP BLK WP HR S P ERA WHIP																					
Omar Olivares, R (1, 1) ERA: 1.89	6.0 W 26 5 2 2 5 3 0 0 0 0 1 54 96 3.00 1.333																					
Rob Murphy, L (7, 1) ERA: 1.13	0.1 2 0 0 0 1 1 0 0 0 0 0 5 12 0.00 3.000																					
Mike Perez, R (7, 1) ERA: 3.97	2.0 9 3 1 1 3 0 0 0 0 0 0 23 32 4.50 1.500																					
Lee Smith, R (9, 1) ERA: 1.29	0.2 S 2 0 0 0 2 0 0 0 0 0 0 6 6 0.00 0.000																					

Atlanta Braves @ St. Louis Cardinals
 Busch Stadium, St. Louis, MO
 Sun Apr 25 1993, 3:33 AM CDT
 Att. 39,035 - Cloudy - 65 F

livebaseballscorecards.com

AB	35
R	3
H	8
RBI	3
BB	4
SO	11
LOB	20



Batter	1	2	3	4	5	6	7	8	9
Bernard Gilkey, R (1, 7) OBP: 0.396, SLG: 0.468	2-1 G6-3 1B 2B	0-0 G1-6-3 1-2f		3-3 K			3-2 1B 3B	1-1 F7	
Ozzie Smith, S (1, 6) OBP: 0.310, SLG: 0.343	0-0 G6-3 2-3 1B	2-2 1B		0-1 1B			1-0 1B 1B	2-2 L6-3 1-2	
Gregg Jefferies, S (1, 3) OBP: 0.328, SLG: 0.467 Rod Brewer, L (9, 3) OBP: 0.278, SLG: 0.250	0-0 1B 2B 1B 3-H	1 SAFE 1 SAFE G5-3		2-0 G4-3			1 SAFE 1 SAFE 1B 1B 1-2 BB	4-1 1B BB	
Todd Zeile, R (1, 5) OBP: 0.400, SLG: 0.394	1 SAFE 1 SAFE 1-1 2B 1B 1-3		2-1 1B	1-1 FC4-6 1B			1-3 K		
Mark Whiten, S (1, 9) OBP: 0.320, SLG: 0.463	2-3 K		2-3 K	1-0 FC4-6 1-2f 1B			1-2 1B 1B 1-3 2-H		
Ray Lankford, L (1, 8) OBP: 0.323, SLG: 0.333	0-0 1-H 3-H 2B		1 SAFE 1 SAFE 1-3 K	2-2 G1-3			0-0 1-2 3-H 1B		
Luis Alicea, S (1, 4) OBP: 0.500, SLG: 0.400	1-0 G6-3		2-1 G3-1			4-1 G4-3 BB	2-1 F8		
Hector Villanueva, R (1, 2) OBP: 0.333, SLG: 0.600		2-2 HR		4-2 1B SH1-4 BB		2-2 G4-3 1-2f	2-2 G4-3		
Omar Olivares, R (1, 1) OBP: 0.200, SLG: 0.200 Rob Murphy, L (7, 1) Mike Perez, R (7, 1) Lee Smith, R (9, 1)		1-0 G1-6-3 1B		0-0 SH1-4 1-2		1-3 K	4-2 L6-3 BB		

Inning Stats	R: 3 E: 0 K: 1 S: 11	H: 4 LOB: 1 BB: 0 P: 17	R: 1 E: 0 K: 0 S: 11	H: 3 LOB: 1 BB: 0 P: 18	R: 0 E: 0 K: 2 S: 11	H: 1 LOB: 1 BB: 0 P: 18	R: 0 E: 0 K: 1 S: 8	H: 1 LOB: 2 BB: 1 P: 15	R: 0 E: 0 K: 0 S: 7	H: 1 LOB: 1 BB: 0 P: 13	R: 0 E: 0 K: 1 S: 8	H: 0 LOB: 0 BB: 1 P: 15	R: 3 E: 0 K: 1 S: 20	H: 4 LOB: 2 BB: 1 P: 34	R: 0 E: 0 K: 0 S: 10	H: 0 LOB: 0 BB: 1 P: 17
--------------	-------------------------------	----------------------------------	-------------------------------	----------------------------------	-------------------------------	----------------------------------	------------------------------	----------------------------------	------------------------------	----------------------------------	------------------------------	----------------------------------	-------------------------------	----------------------------------	-------------------------------	----------------------------------

PITCHER	IP	WLS	BF	H	R	ER	SO	BB	IBB	HBP	BLK	WP	HR	S	P	ERA	WHIP
Greg Maddux, R (1, 1) ERA: 3.48	4.0	L	20	9	4	4	4	1	0	0	0	0	1	41	68	9.00	2.500
Greg McMichael, R (5, 1) ERA: 3.38	2.0		7	1	0	0	1	1	0	0	0	0	0	15	28	0.00	1.000
Kent Mercker, L (7, 1) ERA: 6.75	0.0		2	2	2	2	0	0	0	0	0	0	0	4	8	∞	∞
Jay Howell, R (7, 1) ERA: 3.24	1.0		6	2	1	1	1	1	0	0	0	0	0	16	26	9.00	3.000
Steve Bedrosian, R (8, 1) ERA: 5.79	1.0		3	0	0	0	0	1	0	0	0	0	0	10	17	0.00	1.000

AB	R	H	RBI	BB	SO	LOB
5	2	2	0	0	1	3
5	1	3	1	0	0	2
3	2	1	1	1	0	1
0	0	0	0	0	0	0
4	1	3	0	0	1	2
4	0	1	1	0	2	4
4	0	2	3	0	1	2
3	0	0	0	1	0	4
3	1	1	1	1	0	3
2	0	1	0	0	1	0
0	0	0	0	0	0	0
0	0	0	0	1	0	0
0	0	0	0	0	0	0

WP	PA	3B	SF	SAC	DP	HBP
0	38	1	0	1	3	0

Atlanta Braves @ St. Louis Cardinals
 Busch Stadium, St. Louis, MO
 Sun Apr 25 1993, 3:33 AM CDT
 Att: 39,035 - Cloudy - 65 F

AB	33
R	7
H	14
RBI	7
BB	4
SO	6
LOB	21



WP	PA	3B	SF	SAC	DP	HBP
0	38	1	0	1	3	0

Batter	1	2	3	4	5	6	7	8	9	AB R H RBI BB SO LOB	TOP											
Bernard Gilkey, R (1, 7) OBP: 0.404, SLG: 0.480	2-3 K		4-2 G4-3 S BB		2-2 G5-3			1-0 1 SAFE 1 SAFE 1 SAFE 1-3 1B 2B		3 1 1 0 1 1 0												
Ozzie Smith, S (1, 6) OBP: 0.307, SLG: 0.338	1-1 F7		1-1 G4-3			1-2 G1-3		0-0 2 SAFE 1-3 2-H 3-H 1B		4 0 1 2 0 0 1												
Gregg Jefferies, S (1, 3) OBP: 0.324, SLG: 0.453 Rod Brewer, L (9, 3) OBP: 0.276, SLG: 0.250	1-1 1B		0-2 G4-3			1-2 G3-1		2-1 1 SAFE 1 SAFE 1 SAFE 1 SAFE 1-1 F9		4 0 1 0 0 0 2 0 0 0 0 0 0 0												
Todd Zeile, R (1, 5) OBP: 0.380, SLG: 0.371	2-3 K			2-1 P9		0-0 G1-3		1-1 1 SAFE 1 SAFE 1-1 P9		4 0 0 0 0 1 2												
Mark Whiten, S (1, 9) OBP: 0.316, SLG: 0.451		2-1 E4 1B G4-3		2-1 S 1B			2-1 F7	2-2 CS 1-2	0-3 K	4 1 1 0 0 1 0												
Ray Lankford, L (1, 8) OBP: 0.318, SLG: 0.328		3-2 1 SAFE 1 SAFE 1-3 1B		3-3 K			0-0 G3		2-1 F8	4 0 1 0 0 1 1												
Luis Alicea, S (1, 4) OBP: 0.455, SLG: 0.368		0-0 G4-3 3-H		0-0 G4-3			1-0 1B		1-3 K	4 0 1 1 0 1 1												
Hector Villanueva, R (1, 2) OBP: 0.286, SLG: 0.500		1-3 K			0-0 L5		1-0 F7			3 0 0 0 0 1 1												
Joe Magrane, R (1, 1) José Oquendo, S (8, PH) OBP: 0.444, SLG: 0.286 Geronimo Pena, S (8, PR) OBP: 0.377, SLG: 0.400 Les Lancaster, R (8, 1) Lee Smith, R (9, 1)			3-2 P5		0-0 F7			4-1 2B 1B BB		2 0 0 0 0 0 0 0 0 0 0 1 0 0 0 1 0 0 0 0 0 0 0 0 0 0 0 0 0 0 0 0 0 0 0												
Inning Stats	R: 0 E: 0 K: 2 S: 11	H: 1 LOB: 1 BB: 0 P: 17	R: 1 E: 1 K: 1 S: 10	H: 1 LOB: 0 BB: 0 P: 16	R: 0 E: 0 K: 0 S: 10	H: 0 LOB: 1 BB: 1 P: 18	R: 0 E: 0 K: 1 S: 9	H: 1 LOB: 1 BB: 0 P: 16	R: 0 E: 0 K: 0 S: 5	H: 0 LOB: 0 BB: 0 P: 7	R: 0 E: 0 K: 0 S: 7	H: 0 LOB: 0 BB: 0 P: 9	R: 0 E: 0 K: 0 S: 6	H: 1 LOB: 1 BB: 0 P: 9	R: 2 E: 0 K: 0 S: 10	H: 2 LOB: 1 BB: 1 P: 19	R: 0 E: 0 K: 2 S: 8	H: 0 LOB: 0 BB: 0 P: 11	1B: 5 2B: 1 3B: 0 HR: 0	SF: 0 SAC: 0 DP: 0 HBP: 0	WP: 0 PB: 0 SB: 2 CS: 1	PA: 35
PITCHER	IP WLS BF H R ER SO BB IBB HBP BLK WP HR S P ERA WHIP																					
Doug Drabek, R (1, 1) ERA: 1.98	7.0 L 29 6 3 2 4 2 0 0 0 0 0 0 61 100 2.57 1.143																					
Eric Bell, L (8, 1) ERA: 8.44	0.1 1 0 0 0 0 0 0 0 0 0 0 0 2 4 0.00 0.000																					
Xavier Hernandez, R (8, 1) ERA: 3.38	1.2 4 0 0 0 2 0 0 0 0 0 0 0 13 18 0.00 0.000																					

St. Louis Cardinals @ Houston Astros
Astrodome, Houston, TX
Mon Apr 26 1993, 8:05 PM EDT
Att. 16,511 - Dome

livebaseballscorecards.com

AB 32
R 3
H 6
RBI 3
BB 2
SO 6
LOB 8



Batter	1	2	3	4	5	6	7	8	9	AB	R	H	RBI	BB	SO	LOB
Craig Biggio, R OBP: 0.263, SLG: 0.217 (1, 4)	4-2 SH1-3 5 G6-3 BB	1-1 G6-3			2-2 G4-3			0-2 G6-3 1B		3	1	1	0	1	0	2
Rick Parker, R OBP: 0.200, SLG: 0.111 Kevin Bass, S OBP: 0.267, SLG: 0.400 (8, PH) (9, 9)	2-1 SH1-3 1-3		2-2 G6-3		0-0 G6-3			1-1 G6-3 1-2f		2	0	0	0	0	0	0
5 Jeff Bagwell, R OBP: 0.370, SLG: 0.466 (1, 3)	3-2 G6-3 3-H		3-1 F9					1-0 G4-6-3 1B		4	0	1	1	0	1	0
Eric Anthony, L OBP: 0.400, SLG: 0.548 (1, 9) (9, 8)	2-0 G4-3		0-2 2B					0-0 P7		4	0	1	0	0	0	1
Ken Caminiti, S OBP: 0.311, SLG: 0.373 (1, 5)		4-2 HBP 2B BB	1-1 F8					1-1 G4-6-3 1-2f		3	1	0	0	1	1	2
Luis Gonzalez, L OBP: 0.394, SLG: 0.621 (1, 7)		3-1 2B 1-2 HBP		0-2 CS 1B				0-2 G5-3		2	0	1	0	0	0	0
Andujar Cedeno, R OBP: 0.286, SLG: 0.333 Xavier Hernandez, L (8, 1)		0-0 1-3 2-H 2B		1-1 G5-3 1-2				1-1 CS 1B		3	0	2	1	0	0	1
Eddie Taubensee, L OBP: 0.234, SLG: 0.302 (1, 2)		1-0 P8		1-2 G6-3				2-2 F8 1-2		3	0	0	0	0	0	3
Doug Drabek, R (1, 1) Eric Bell, L (8, 1) Casey Candaele, S OBP: 0.182, SLG: 0.182 (8, 6)		2-3 K		0-1 P6				1-2 G3-1		2	0	0	0	0	1	2
Inning Stats	R: 1 E: 0 K: 0 S: 8	H: 0 LOB: 0 BB: 1 P: 19	R: 1 E: 0 K: 1 S: 10	H: 1 LOB: 2 BB: 1 P: 21	R: 0 E: 0 K: 0 S: 11	H: 1 LOB: 1 BB: 0 P: 17	R: 0 E: 0 K: 0 S: 8	H: 1 LOB: 0 BB: 0 P: 10	R: 0 E: 0 K: 0 S: 6	H: 1 LOB: 0 BB: 0 P: 8	R: 0 E: 0 K: 0 S: 4	H: 1 LOB: 0 BB: 0 P: 6	R: 0 E: 0 K: 0 S: 8	H: 1 LOB: 0 BB: 0 P: 11	R: 0 E: 0 K: 0 S: 8	H: 0 LOB: 0 BB: 0 P: 10
PITCHER	IP WLS BF H R ER SO	W W 3 1 0 0 0	26 2 2 2 2 2 1	H R ER SO	5 2 2 1	2 2 2 1	BB IBB HBP BLK	2 0 1 0	WP HR S P	0 0 8 11	0 0 8 11	0 0 8 11	ERA WHIP	2.57 1.000	0.00 1.000	0.00 0.000

BOTTOM

St. Louis Cardinals @ Houston Astros
Astrodome, Houston, TX
Mon Apr 26 1993, 8:05 PM EDT
Att. 16,511 - Dome


livebaseballscores.com

AB	28
R	2
H	6
RBI	2
BB	2
SO	3
LOB	12



WP: 0	PA: 32
PB: 0	
SB: 1	
CS: 2	

PITCHER	IP	WLS	BF	H	R	ER	SO	BB	IBB	HBP	BLK	WP	HR	S	P	ERA	WHIP
Joe Magrane, L ERA: 3.76 (1, 1)	7.0		26	5	2	2	1	2	0	1	0	0	0	55	92	2.57	1.000
Les Lancaster, R ERA: 6.35 (8, 1)	1.0		3	1	0	0	0	0	0	0	0	0	0	8	10	0.00	1.000
Lee Smith, R ERA: 1.13 (9, 1)	1.0	S	3	0	0	0	2	0	0	0	0	0	0	8	11	0.00	0.000

Batter	1	2	3	4	5	6	7	8	9	AB R H RBI BB SO LOB	TOP											
Bernard Gilkey, R (1, 7) OBP: 0.426, SLG: 0.481	3-2 G4-3 BLK G6-3 1B		4-2 WP BB		4-2 1B BLK SF7 BB		1-1 F8			2 2 1 0 2 0 0												
Ozzie Smith, S (1, 6) OBP: 0.304, SLG: 0.333	1-2 G4-3		0-0 P5		1-0 BB 1-3 1B		3-2 L7			4 0 1 0 0 0 2												
Gregg Jefferies, S (1, 3) OBP: 0.306, SLG: 0.433	0-2 G6-3		2-1 G6-3		1-1 SF7			1-1 G5-3		3 0 0 2 0 0 1												
Mark Whiten, S (1, 9) OBP: 0.349, SLG: 0.466	3-H 1-2 1B		4-2 SAFE BB		4-2 3-H 1-2 BB			2-1 1B		2 0 2 0 2 0 0												
Todd Zeile, R (1, 5) OBP: 0.361, SLG: 0.351	2-0 G5-3		3-2 G5-3		2-2 G6-3			1-2 F7		4 0 0 0 0 0 6												
Ray Lankford, L (1, 8) OBP: 0.314, SLG: 0.311				3-3 K		1-2 G6-3		3-3 K		3 0 0 0 1 2 1												
Geronimo Pena, S (1, 4) OBP: 0.356, SLG: 0.375			0-0 F7		0-0 L7		1-2 F8		1-0 G3	4 0 0 0 0 0 1	AB 30 R 2 H 4 RBI 2 BB 5 SO 5 LOB 13											
Tom Pagnozzi, R (1, 2) OBP: 0.190, SLG: 0.222			2-1 L7		3-3 K		0-0 L7		0-0 P3	4 0 0 0 0 1 1												
Rheal Cormier, L (1, 1) OBP: 0.182, SLG: 0.182			2-3 K			2-1 G3-1		0-1 F7		2-3 K	1 0 0 0 0 1 1 1 0 0 0 0 0 0 0 0 0 0 0 0 0 1 0 0 0 0 0 0 0 0 0 0 0 0 0 1 0 0 0 0 1 0											
Rod Brewer, L (5, PH) OBP: 0.263, SLG: 0.235																						
Tom Urbani, L (5, 1)																						
Stan Royer, R (7, PH)																						
Les Lancaster, R (7, 1)																						
Gerald Perry, L (9, PH) OBP: 0.428, SLG: 0.800																						
Inning Stats	R: 1 E: 0 K: 0 S: 13	H: 2 LOB: 1 BB: 0 P: 20	R: 0 E: 0 K: 1 S: 11	H: 0 LOB: 1 BB: 1 P: 19	R: 0 E: 0 K: 0 S: 11	H: 0 LOB: 2 BB: 2 P: 24	R: 0 E: 0 K: 2 S: 8	H: 0 LOB: 0 BB: 0 P: 14	R: 1 E: 0 K: 0 S: 13	H: 1 LOB: 2 BB: 2 P: 27	R: 0 E: 0 K: 0 S: 7	H: 0 LOB: 0 BB: 0 P: 9	R: 0 E: 0 K: 0 S: 8	H: 0 LOB: 0 BB: 0 P: 12	R: 0 E: 0 K: 1 S: 10	H: 1 LOB: 1 BB: 0 P: 17	R: 0 E: 0 K: 1 S: 5	H: 0 LOB: 0 BB: 0 P: 8	1B: 4 2B: 0 3B: 0 HR: 0	SF: 1 SAC: 0 DP: 0 HBP: 0	WP: 1 PB: 0 SB: 0 CS: 0	PA: 36
PITCHER	IP WLS BF H R ER SO BB IBB HBP BLK WP HR S P ERA WHIP												PITCHER	IP WLS BF H R ER SO BB IBB HBP BLK WP HR S P ERA WHIP								
Darryl Kile, R (1, 1) ERA: 3.6	5.0 W 23 3 2 2 3 5 0 0 2 1 0 56 104 3.60 1.600																					
Brian Williams, R (6, 1) ERA: 4.91	4.0 S 13 1 0 0 2 0 0 0 0 0 0 30 46 0.00 0.250																					

St. Louis Cardinals @ Houston Astros
Astrodome, Houston, TX
Tue Apr 27 1993, 8:05 PM EDT
Att. 14,624 - Dome

livebaseballscorecards.com

Batter	1	2	3	4	5	6	7	8	9
Craig Biggio, R OBP: 0.296, SLG: 0.288 (1, 4)	0-0 1B 5 1B	4-1 BB G4-6-3		0-0 3B 2-H 3-H		0-2 2B		0-1 F7	
Luis Gonzalez, L OBP: 0.394, SLG: 0.597 (1, 7)	2-1 1B 5 1B G3-1	2-0 SAFE G4-6-3		1-0 L3		1-0 G5-3		4-1 BB 5 E	
5 Jeff Bagwell, R OBP: 0.372, SLG: 0.455 (1, 3)	1-0 1B G3-1 HR		1-2 L6		1-3 K	4-1 BB		2-2 E5	
Eric Anthony, L OBP: 0.373, SLG: 0.507 (1, 8) (8, 9)	1-2 G3-1		1-1 G5-3		2-1 F9	1-2 L8		0-1 G5-3	
Ken Caminiti, S OBP: 0.308, SLG: 0.408 (1, 5)	1-2 HR		0-0 G4-3		1-2 F9		0-0 F7		
Chris James, R OBP: 0.500, SLG: 0.833 Rick Parker, R OBP: 0.200, SLG: 0.111 (1, 9) (8, 8)	1-0 F9			1-1 SH2-4 3B 1B		1-1 HR	0-3 K		
Andujar Cedeno, R OBP: 0.333, SLG: 0.418 (1, 6)	1-1 2B			0-1 SH2-4 3B 1B		1-1 E 1B	0-0 2B		
Eddie Taubensee, L OBP: 0.216, SLG: 0.277 (1, 2)	2-3 K			0-3 K		1-3 K	0-0 F8		
Darryl Kile, R Brian Williams, R (1, 1) (6, 1)		0-3 K		0-0 SH2-4		0-1 SH	1-0 F8		

AB	R	H	RBI	BB	SO	LOB
4	1	3	2	1	0	0
4	1	1	0	1	0	3
4	1	1	1	1	1	1
5	0	0	1	0	0	5
4	1	1	2	0	0	0
4	2	2	1	0	1	0
0	0	0	0	0	0	0
4	2	4	0	0	0	0
4	0	0	0	0	3	5
1	0	0	0	0	1	0
1	1	0	0	0	0	0

AB	35
R	9
H	12
RBI	7
BB	3
SO	6
LOB	14

1B	2B	3B	HR	SF	SAC	DP	HBP	WP	PA
6	3	1	2	0	2	1	0	0	40

Inning Stats															Inning Stats																								
R	H	E	K	S	R	H	E	K	S	R	H	E	K	S	R	H	E	K	S	R	H	E	K	S	R	H	E	K	S										
4	5	0	1	17	0	0	0	1	5	0	0	0	0	6	2	3	0	1	11	0	0	0	1	10	3	3	0	1	18	0	1	0	1	6	0	0	0	10	10
LOB: 1	BB: 0	P: 25	LOB: 0	BB: 1	P: 11	LOB: 0	BB: 0	P: 8	LOB: 1	BB: 1	P: 13	LOB: 0	BB: 0	P: 14	LOB: 2	BB: 1	P: 27	LOB: 1	BB: 0	P: 6	LOB: 2	BB: 1	P: 17	LOB: 0	BB: 0	P: 17	LOB: 0	BB: 0	P: 17	LOB: 0	BB: 0	P: 17							

PITCHER	IP	WLS	BF	H	R	ER	SO	BB	IBB	HBP	BLK	WP	HR	S	P	ERA	WHIP
Rheal Cormier, L ERA: 4.08 (1, 1)	4.0	L	20	8	6	6	3	1	0	0	0	0	1	39	57	13.50	2.250
Tom Urbani, L ERA: 16.62 (5, 1)	2.0		11	3	3	2	2	1	0	0	0	0	1	28	41	9.00	2.000
Les Lancaster, R ERA: 5.4 (7, 1)	2.0		9	1	0	0	1	1	0	0	0	0	0	16	23	0.00	1.000

St. Louis Cardinals @ Houston Astros
Astrodome, Houston, TX
Tue Apr 27 1993, 8:05 PM EDT
Att. 14,624 - Dome

livebaseballscorecards.com



St. Louis Cardinals @ Colorado Rockies
 Mile High Stadium, Denver, CO

Wed Apr 28 1993, 9:05 PM EDT
 Att. 49,765 - Unknown - 60 F

AB	35
R	7
H	8
RBI	7
BB	11
SO	8
LOB	23



WP	0	PA	47
PB	0		
SB	4		
CS	0		

Batter	1	2	3	4	5	6	7	8	9	AB	R	H	RBI	BB	SO	LOB
Bernard Gilkey, R (1, 7) OBP: 0.424, SLG: 0.464 Omar Olivares, R (8, PR) OBP: 0.200, SLG: 0.200 Rod Brewer, L (8, 7) OBP: 0.300, SLG: 0.278	0-1 G6-3 1B BB		1-3 K 1B BB	2-3 K 1B BB		4-0 BB BB BB BB 1-2 2-3 BB BB		1-0 F8 1B 1B 1B	2-2 FC6-4 1B 1B	4	0	1	0	1	2	2
Ozzie Smith, S (1, 6) OBP: 0.318, SLG: 0.342	4-2 S G3-4-1 1B BB		3-2 G4-3 1B BB		3-1 HR 1B BB	1-2 SF7 3-H		1-0 S 1B 1B	2-1 FC6-4 1-2f	4	2	2	1	1	0	2
Gregg Jefferies, S (1, 3) OBP: 0.299, SLG: 0.408	0-1 G3-4-1 1-2		0-0 E6 1-2		1-2 F8 1-2 2-3 BB	4-1 BB BB BB BB 1-2 2-3 BB		2-1 F8 2-3		4	0	0	0	1	0	4
Todd Zeile, R (1, 5) OBP: 0.356, SLG: 0.338 Mike Perez, R (6, 1) Gerald Perry, L (8, PH) OBP: 0.375, SLG: 0.667 Rob Murphy, L (8, 1) Tracy Woodson, R (9, 5) OBP: 0.143, SLG: 0.167	4-1 1B BB		0-0 P3		2-2 F8 1-1 F9	4-1 BB BB BB BB 1-2 2-3 BB		3-1 P6 1-2		3	0	0	0	1	0	5
Mark Whiten, S (1, 9) OBP: 0.352, SLG: 0.500	0-0 FC6-4 1-3 3-H 1B			1-1 F7 1-H HR	0-2 HR		0-3 K		0-3 K	5	1	2	3	0	2	0
Ray Lankford, L (1, 8) OBP: 0.320, SLG: 0.308	0-2 FC6-4 1-2f		0-0 S 1B 1B		3-2 F8		1-3 K		4-2 BB BB FC6-5 BB	4	2	1	0	1	1	2
Geronimo Pena, S (1, 4) OBP: 0.372, SLG: 0.364		0-3 K		1-2 K		4-0 FC2-5 S BB BB	4-0 BB BB		4-2 FC6-5 BB BB	2	0	0	0	3	2	1
Tom Pagnozzi, R (1, 2) OBP: 0.222, SLG: 0.214		3-1 G6-3		4-0 1B IBB		4-2 BB FC2-5 SF7 BB BB	0-0 F8		4-2 FC6-5 1B BB	2	2	0	0	3	0	1
Donovan Osborne, S (1, 1) OBP: 0.300, SLG: 0.222 Les Lancaster, R (5, 1) Luis Alicea, S (6, PH) OBP: 0.400, SLG: 0.318 Lee Smith, R (9, 1)		0-0 G6-3		1-0 1-2 2-H 1B		0-0 FC2-5 BB BB		0-3 K	0-0 FC6-5 1B 1-2 2-3f 3-H	2	0	1	1	0	0	0
Inning Stats	R: 1 E: 0 K: 0 S: 12 H: 1 LOB: 2 BB: 2 P: 20	R: 0 E: 0 K: 1 S: 6 H: 0 LOB: 0 BB: 0 P: 9	R: 0 E: 1 K: 1 S: 8 H: 0 LOB: 1 BB: 0 P: 12	R: 1 E: 0 K: 2 S: 10 H: 2 LOB: 2 BB: 1 P: 20	R: 2 E: 0 K: 0 S: 15 H: 2 LOB: 0 BB: 0 P: 24	R: 1 E: 0 K: 0 S: 9 H: 0 LOB: 3 BB: 4 P: 27	R: 0 E: 0 K: 2 S: 7 H: 0 LOB: 1 BB: 1 P: 12	R: 0 E: 0 K: 1 S: 9 H: 2 LOB: 2 BB: 0 P: 16	R: 2 E: 0 K: 1 S: 19 H: 1 LOB: 2 BB: 3 P: 35	1B: 7 2B: 0 3B: 0 HR: 1 SF: 1 SAC: 0 DP: 0 HBP: 0	WP: 0 PB: 0 SB: 4 CS: 0	PA: 47				
PITCHER	IP WLS BF H R ER SO BB IBB HBP BLK WP HR S P ERA WHIP					IP WLS BF H R ER SO BB IBB HBP BLK WP HR S P ERA WHIP										
Bruce Ruffin, L (1, 1) ERA: 6.16 Willie Blair, R (6, 1) ERA: 4.09 Jeff Parrett, R (6, 1) ERA: 3.71 Darren Holmes, R (9, 1) ERA: 18.56	5.0 2 24 5 4 4 4 2 1 0 0 0 1 51 85 7.20 1.400					0.0 0 2 0 1 0 2 0 0 0 0 0 2 10 ∞ ∞										
	3.0 14 2 0 0 3 3 0 0 0 0 0 23 45 0.00 1.667					1.0 L 7 1 2 2 1 3 0 0 0 0 0 19 35 18.00 4.000										

livebaseballscorecards.com

Batter	1	2	3	4	5	6	7	8	9	AB R H RBI BB SO LOB
Eric Young Sr., R OBP: 0.368, SLG: 0.384 (1, 4)	4-2 CS BB		1-1 P4		4-1 1B BB		2-2 SF9 3B		4-1 SAFE BB	2 2 1 0 3 0 0
Joe Girardi, R OBP: 0.306, SLG: 0.386 (1, 2)	2-3 K 1-2		0-0 1B		0-3 K		2-3 K		1-3 K	5 0 1 0 0 4 6
Charlie Hayes, R OBP: 0.361, SLG: 0.534 (1, 5)	0-1 F8		3-3 K		0-2 E5 1B 1B		0-1 SF9		1-3 K	4 1 1 1 0 2 3
Andres Galarraga, R OBP: 0.410, SLG: 0.600 (1, 3)		1-1 WP PB 1B		1-2 G6-3	1-0 1B 1B		1-1 F9			4 1 2 2 0 0 0
Dante Bichette, R OBP: 0.362, SLG: 0.541 (1, 8) (7, 9)		4-2 G6-4-3 1B 1-3 BB		2-2 G5-3 WP 2B	1-1 G4-3 1B		2-1 G4-3			3 1 2 1 1 0 0
Dale Murphy, R OBP: 0.300, SLG: 0.235 Willie Blair, R (6, 1) Jeff Parrett, R OBP: 0.500, SLG: 0.500 Fredjie Benavides, R OBP: 0.198, SLG: 0.186 Darren Holmes, R (9, 1)		0-0 G6-4-3 1B		0-2 G5-3	3-1 G4-3		2-1 G1-6-3 1B			3 0 1 1 0 0 3 0 0 0 0 0 0 0 0 0 0 0 0 0 0 1 0 1 0 0 0 0 0 0 0 0 0 0 0
Jerald Clark, R OBP: 0.267, SLG: 0.429 (1, 7)		1-2 G6-4-3		4-2 BB		4-2 G6-3 BB		0-0 G1-6-3		2 0 0 0 2 0 3
Vinny Castilla, R OBP: 0.320, SLG: 0.591 Alex Cole, L OBP: 0.358, SLG: 0.377 (9, PH)		2-1 L9		3-2 F9		0-3 K		0-0 G4-3		3 0 0 0 0 1 3 1 0 0 0 0 0 0
Bruce Ruffin, S (1, 1) Jim Tatum, R OBP: 0.250, SLG: 0.333 Gerald Young, S OBP: 0.364, SLG: 0.125 (6, 9) (7, 8)			1-1 F8		1-1 E BB 1B 1B		0-1 G6-3		2-1 BB 1B	1 0 0 0 0 0 0 1 0 1 0 0 0 0 2 1 1 0 0 0 1

Inning Stats	R: 0 E: 0 K: 1 S: 9	H: 0 LOB: 0 BB: 1 P: 15	R: 1 E: 0 K: 0 S: 12	H: 2 LOB: 1 BB: 1 P: 20	R: 0 E: 0 K: 1 S: 10	H: 1 LOB: 1 BB: 0 P: 15	R: 1 E: 0 K: 0 S: 17	H: 1 LOB: 1 BB: 1 P: 27	R: 3 E: 1 K: 1 S: 14	H: 4 LOB: 1 BB: 1 P: 24	R: 0 E: 0 K: 1 S: 8	H: 0 LOB: 0 BB: 1 P: 12	R: 1 E: 0 K: 1 S: 10	H: 1 LOB: 0 BB: 0 P: 15	R: 0 E: 0 K: 0 S: 5	H: 1 LOB: 0 BB: 0 P: 9	R: 0 E: 0 K: 2 S: 11	H: 1 LOB: 2 BB: 1 P: 19	1B: 9 2B: 1 3B: 1 HR: 0	SF: 1 SAC: 0 DP: 4 HBP: 0
--------------	------------------------------	----------------------------------	-------------------------------	----------------------------------	-------------------------------	----------------------------------	-------------------------------	----------------------------------	-------------------------------	----------------------------------	------------------------------	----------------------------------	-------------------------------	----------------------------------	------------------------------	---------------------------------	-------------------------------	----------------------------------	----------------------------------	------------------------------------

PITCHER	IP	WLS	BF	H	R	ER	SO	BB	IBB	HBP	BLK	WP	HR	S	P	ERA	WHIP
Donovan Osborne, L ERA: 3.38 (1, 1)	4.0		19	5	4	3	2	4	0	0	0	2	0	51	85	6.75	2.250
Les Lancaster, R ERA: 5.02 (5, 1)	1.0		5	3	1	0	1	0	0	0	0	0	0	11	16	0.00	3.000
Mike Perez, R ERA: 4.05 (6, 1)	2.0		7	1	1	1	2	1	0	0	0	0	0	18	27	4.50	1.000
Rob Murphy, L ERA: 1.0 (8, 1)	1.0	W	3	1	0	0	0	0	0	0	0	0	0	5	9	0.00	1.000
Lee Smith, R ERA: 1.0 (9, 1)	1.0	S	5	1	0	0	2	1	0	0	0	0	0	11	19	0.00	2.000


BOTTOM

St. Louis Cardinals @ Colorado Rockies
Mile High Stadium, Denver, CO

Wed Apr 28 1993, 9:05 PM EDT
Att: 49,765 - Unknown - 60 F

AB	32
R	6
H	11
RBI	5
BB	6
SO	7
LOB	19

WP: 2 PA: 39
PB: 1
SB: 0
CS: 1



PITCHER	IP	WLS	BF	H	R	ER	SO	BB	IBB	HBP	BLK	WP	HR	S	P	ERA	WHIP
---------	----	-----	----	---	---	----	----	----	-----	-----	-----	----	----	---	---	-----	------

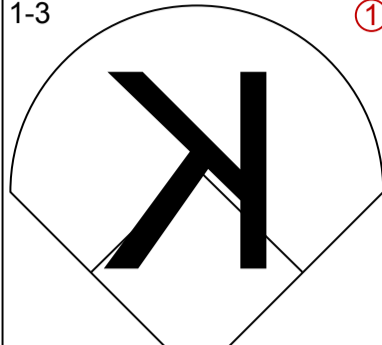
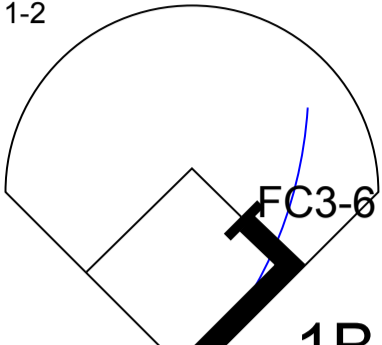
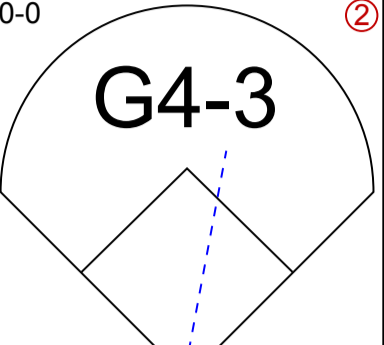
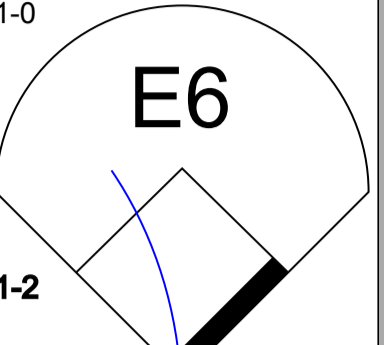
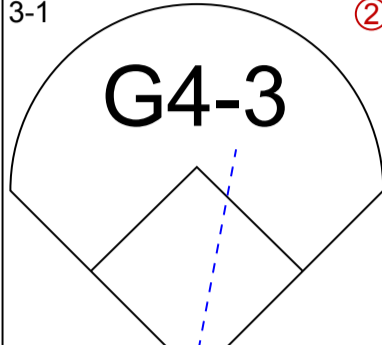
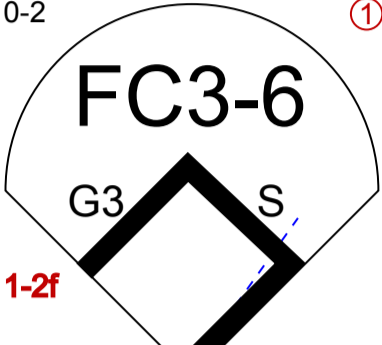
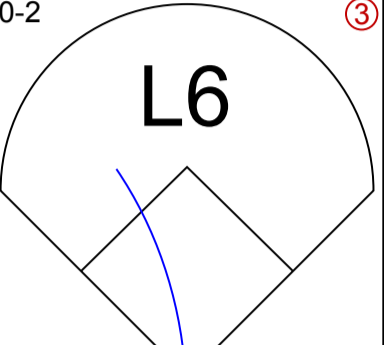
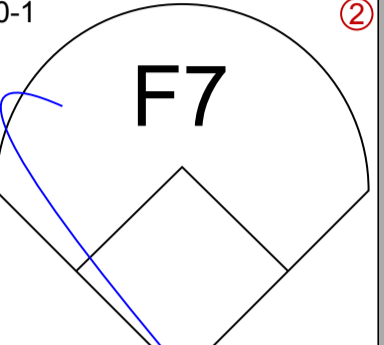
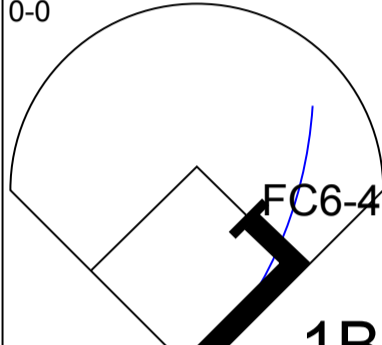
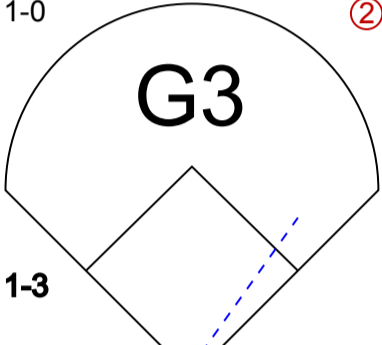
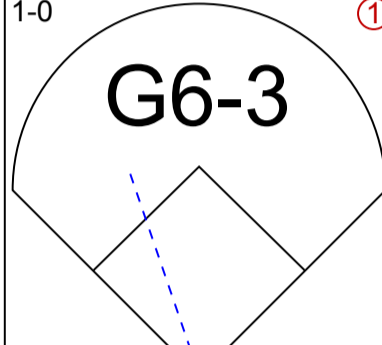
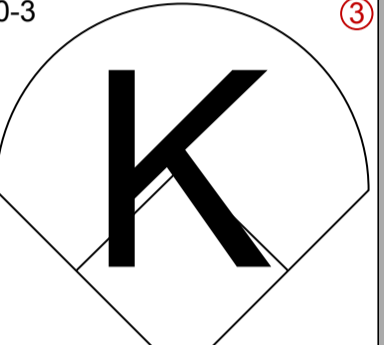
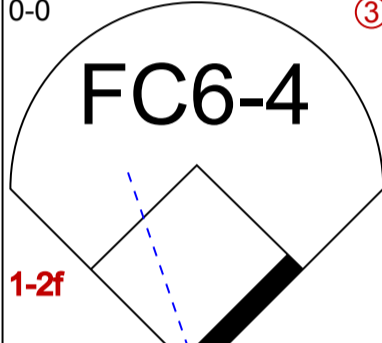
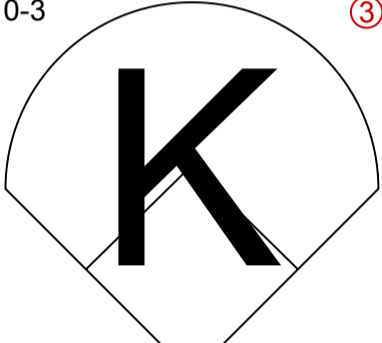
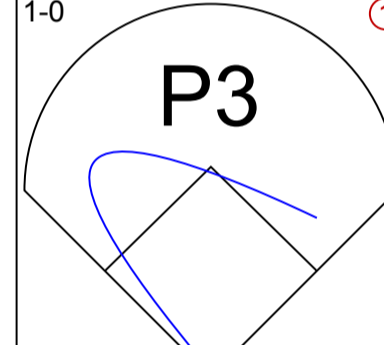
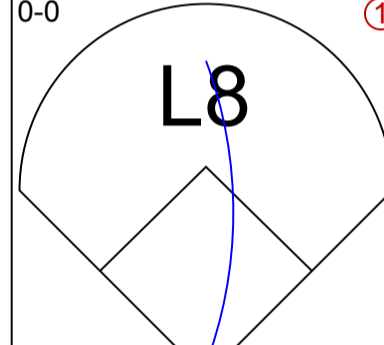
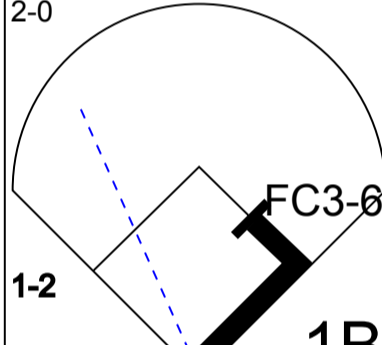
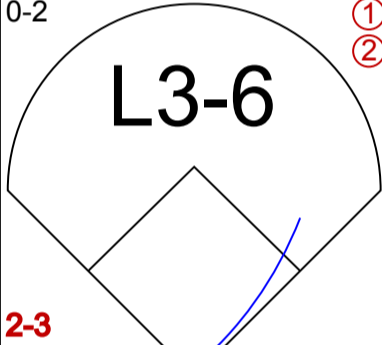
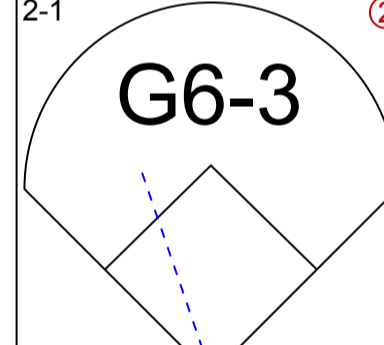
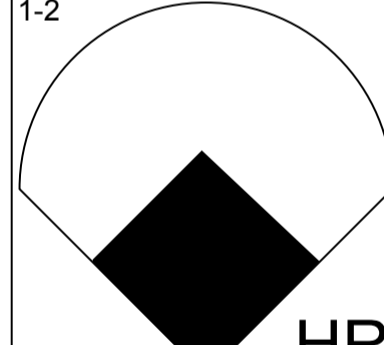
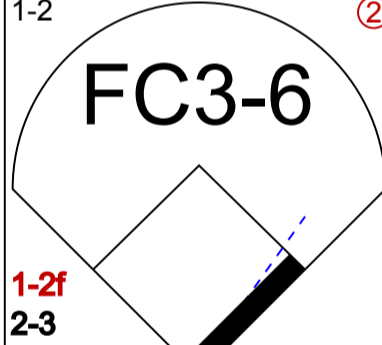
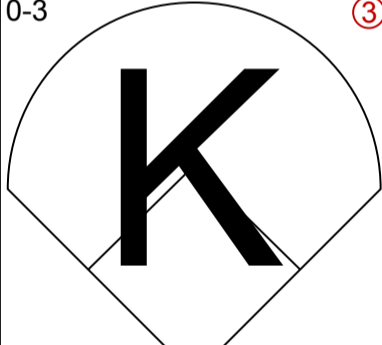
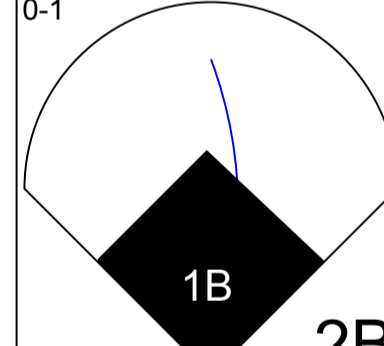
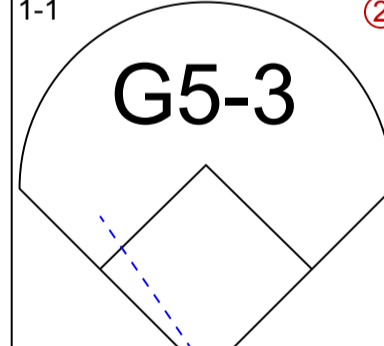
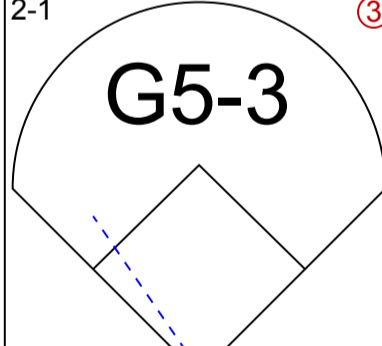
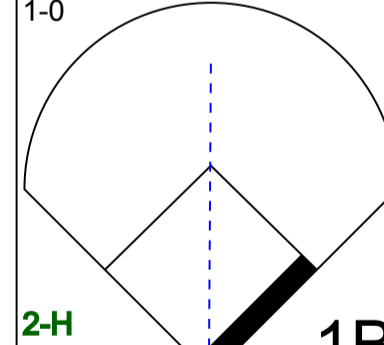
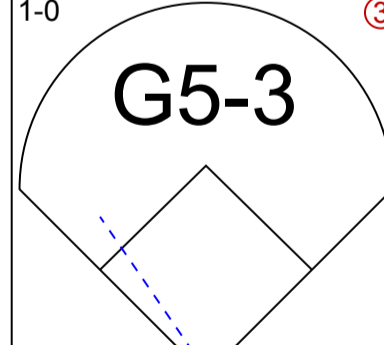
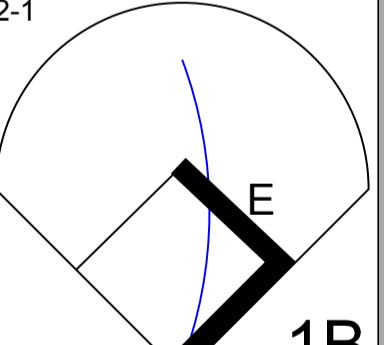
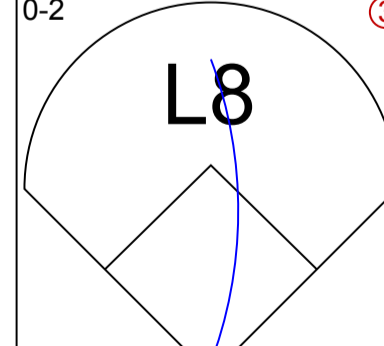
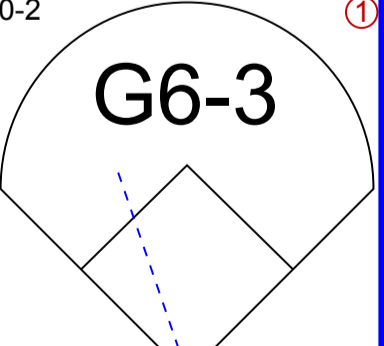
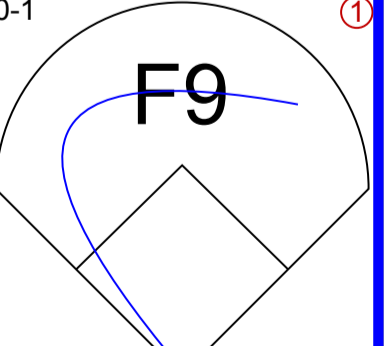
Batter	1	2	3	4	5	6	7	8	9	AB R H RBI BB SO LOB	TOP											
Geronimo Pena, S OBP: 0.361, SLG: 0.357 (1, 4)	1-1 F8	0-0 S 1B		1-1 G4-6-3 1-2f		2-2 P6		1 SAFE 2-1 SF8		4 0 1 2 0 0 1												
Rod Brewer, L OBP: 0.280, SLG: 0.261 (1, 7)	2-2 G4-3	0-3 K 1-2		2-2 1B		0-1 G4-3		1 SAFE 1-0 FC5-4 1-2f		5 0 1 0 0 1 3												
Gregg Jefferies, S OBP: 0.293, SLG: 0.395 (1, 3)	0-1 1B	1-1 G6-3		0-3 K		0-0 F9			1-0 G4-3	5 0 1 0 0 1 3												
Ray Lankford, L OBP: 0.338, SLG: 0.319 (1, 8)	0-0 1B	1-1 G5-3			2-1 1B G5-4-3 1B		1-0 F8		4-2 S BB	4 1 2 0 1 0 2												
Mark Whiten, S OBP: 0.344, SLG: 0.482 (1, 9)	1-3 K		2-0 G4-1		1-1 G5-4-3 WP 1-3 1B		0-0 G4-3		1 SAFE 3-3 S 1-2	5 0 1 0 0 2 3												
Todd Zeile, R OBP: 0.380, SLG: 0.363 (1, 5)		0-0 1B 1B 1B	3-1 G6-3		4-0 G5-4-3 1-2 BB		1-1 P3		4-0 IBB	3 1 2 0 2 0 0												
Tom Pagnozzi, R OBP: 0.235, SLG: 0.230 (1, 2)		1-2 1B 1B	1-2 G6-3		1-1 G5-4-3 1-2f 2-3 3-H			2-2 1B SH1-4 SF8 1B	3-2 L5	5 2 2 0 0 0 5												
José Oquendo, S OBP: 0.500, SLG: 0.333 (1, 6)		0-0 1B 1B	2-1 G4-3		4-1 IBB			1 SAFE 1-1 SH1-4		2 1 1 0 1 0 1												
Bob Tewksbury, R OBP: 0.429, SLG: 0.333 Rob Murphy, L (7, 1)		3-2 1B		1-0 G4-6-3 1B		2-3 K		0-1 FC5-4		3 0 2 2 0 1 2												
Gerald Perry, L OBP: 0.444, SLG: 0.714 Mike Perez, R Lee Smith, R (8, 1) (9, 1)		1-3 2-H 3-H 1B								0 0 0 0 0 0 0												
Inning Stats	R: 0 E: 0 K: 1 S: 12	H: 2 LOB: 2 BB: 0 P: 16	R: 3 E: 0 K: 1 S: 19	H: 5 LOB: 2 BB: 0 P: 25	R: 0 E: 0 K: 0 S: 8	H: 1 LOB: 1 BB: 0 P: 16	R: 0 E: 0 K: 1 S: 9	H: 2 LOB: 1 BB: 0 P: 13	R: 1 E: 0 K: 1 S: 13	H: 2 LOB: 2 BB: 2 P: 26	R: 0 E: 0 K: 0 S: 6	H: 0 LOB: 0 BB: 0 P: 8	R: 0 E: 0 K: 0 S: 4	H: 0 LOB: 0 BB: 0 P: 6	R: 1 E: 0 K: 0 S: 10	H: 2 LOB: 1 BB: 0 P: 16	R: 0 E: 0 K: 1 S: 9	H: 0 LOB: 2 BB: 2 P: 24	1B: 13 2B: 1 3B: 0 HR: 0	SF: 1 SAC: 1 DP: 2 HBP: 0	WP: 1 PB: 0 SB: 2 CS: 0	PA: 43
PITCHER	IP WLS BF H R ER SO BB IBB HBP BLK WP HR S P ERA WHIP																					
Andy Ashby, R ERA: 3.13 Scott Fredrickson, R ERA: Steve Reed, R ERA: 8.68 Gary Wayne, L ERA: 3.86 Willie Blair, R ERA: 3.97	(1, 1) (6, 1) (8, 1) (8, 1) (9, 1)	5.0 2.0 0.1 1.1 0.1	L 6 3 5 2	27 0 2 0 0	12 0 1 0 0	4 0 1 0 0	4 0 1 1 0	4 0 0 1 0	1 0 0 1 0	1 0 0 0 1	0 0 0 0 0	0 0 0 0 0	0 0 0 0 0	0 0 0 0 0	10 14 7 9 3	96 14 10 20 10	7.20 0.00 27.00 0.00 0.00	2.600 0.000 6.000 0.750 0.000				

St. Louis Cardinals @ Colorado Rockies
Mile High Stadium, Denver, CO
 Thu Apr 29 1993, 5:33 AM EDT
 Att. 57,472 - Cloudy - 67 F

livebaseballscorecards.com

AB	37
R	5
H	14
RBI	4
BB	4
SO	5
LOB	20



Batter	1	2	3	4	5	6	7	8	9	AB	R	H	RBI	BB	SO	LOB
Eric Young Sr., R OBP: 0.363, SLG: 0.377 (1, 4)	1-3 		1-2 		0-0 		1-0 			4	0	1	0	0	1	1
Alex Cole, L OBP: 0.338, SLG: 0.354 (1, 8)	3-1 		0-2 		0-2 		0-1 			4	0	0	0	0	0	3
Daryl Boston, L OBP: 0.367, SLG: 0.302 Dale Murphy, R OBP: 0.286, SLG: 0.222 (7, PH) (8, 7)	0-0 		1-0 		1-0 		0-3 			3	0	1	0	0	0	1
Andres Galarraga, R OBP: 0.414, SLG: 0.607 (1, 3)	0-0 		0-3 							1	0	0	0	0	1	2
Dante Bichette, R OBP: 0.356, SLG: 0.523 (1, 9)		1-0 		0-0 		2-0 		0-2 		4	0	1	0	0	0	1
Charlie Hayes, R OBP: 0.356, SLG: 0.558 (1, 5)		2-1 		1-2 		1-2 		0-3 		4	1	1	1	0	1	2
Danny Sheaffer, R OBP: 0.182, SLG: 0.273 (1, 2)		0-1 		1-1 		2-1 				4	1	1	0	0	1	2
Freddie Benavides, R OBP: 0.220, SLG: 0.213 (1, 6)		1-0 		1-0 				2-1 		4	0	2	1	0	0	0
Andy Ashby, R OBP: 0.187, SLG: 0.167 (1, 1) Jerald Clark, R OBP: 0.262, SLG: 0.421 (5, PH) Scott Fredrickson, R OBP: 0.231, SLG: 0.308 (7, PH) Jim Tatum, R OBP: 0.231, SLG: 0.308 (8, 1) Steve Reed, R (8, 1) Gary Wayne, L (9, 1) Willie Blair, R (9, 1) Gerald Young, S OBP: 0.333, SLG: 0.111 (9, PH)		0-2 				0-2 		0-1 		1	0	0	0	0	0	1

Inning Stats	R: 0	H: 1	E: 0	K: 1	S: 7	LOB: 1	BB: 0	P: 11	R: 1	H: 2	E: 0	K: 0	S: 10	LOB: 1	BB: 0	P: 14	R: 0	H: 1	E: 0	K: 1	S: 12	LOB: 1	BB: 0	P: 14	R: 1	H: 1	E: 0	K: 0	S: 8	LOB: 0	BB: 0	P: 11	R: 0	H: 0	E: 0	K: 0	S: 7	LOB: 0	BB: 0	P: 7	R: 0	H: 2	E: 1	K: 1	S: 10	LOB: 2	BB: 0	P: 15	R: 0	H: 1	E: 1	K: 1	S: 10	LOB: 2	BB: 0	P: 13	R: 0	H: 1	E: 0	K: 1	S: 9	LOB: 0	BB: 0	P: 10	R: 0	H: 0	E: 0	K: 1	S: 8	LOB: 0	BB: 0	P: 11	1B: 6	SF: 0	2B: 3	SAC: 0	3B: 0	DP: 1	HR: 1	HBP: 0	WP: 0	PA: 36
--------------	------	------	------	------	------	--------	-------	-------	------	------	------	------	-------	--------	-------	-------	------	------	------	------	-------	--------	-------	-------	------	------	------	------	------	--------	-------	-------	------	------	------	------	------	--------	-------	------	------	------	------	------	-------	--------	-------	-------	------	------	------	------	-------	--------	-------	-------	------	------	------	------	------	--------	-------	-------	------	------	------	------	------	--------	-------	-------	-------	-------	-------	--------	-------	-------	-------	--------	-------	--------

PITCHER	IP	WLS	BF	H	R	ER	SO	BB	IBB	HBP	BLK	WP	HR	S	P	ERA	WHIP
Bob Tewksbury, R ERA: 3.8 (1, 1)	6.2	W	29	8	2	2	2	0	0	0	0	0	1	59	82	2.70	1.200
Rob Murphy, L ERA: 0.96 (7, 1)	0.1		1	0	0	0	1	0	0	0	0	0	0	3	3	0.00	0.000
Mike Perez, R ERA: 3.77 (8, 1)	1.0		3	1	0	0	1	0	0	0	0	0	0	9	10	0.00	1.000
Lee Smith, R ERA: 0.9 (9, 1)	1.0	S	3	0	0	0	1	0	0	0	0	0	0	8	11	0.00	0.000

BOTTOM

St. Louis Cardinals @ Colorado Rockies
Mile High Stadium, Denver, CO

livebaseballscores.com

AB	36
R	2
H	9
RBI	2
BB	0
SO	5
LOB	16



Thu Apr 29 1993, 5:33 AM EDT
Att: 57,472 - Cloudy - 67 F

Batter	1	2	3	4	5	6	7	8	9	10	11	AB R H RBI BB SO LOB	TOP									
Geronimo Pena, S OBP: 0.345, SLG: 0.338 (1, 4) X	0-0 F8		3-3 K2-3		3-3 K			1-0 G4-3			0-0 SH1-3	4 0 0 0 0 2 1	St. Louis Cardinals @ Atlanta Braves Atlanta-Fulton County Stadium, Atlanta, GA Fri Apr 30 1993, 7:05 PM EDT Att. 49,272 - Unknown livebaseballscorecards.com									
Ozzie Smith, S OBP: 0.311, SLG: 0.333 (1, 6) C X	0-1 1B		0-2 G3			0-1 G6-3			0-0 G3	1-0 G5-3	5 1 1 0 0 0 1											
Gregg Jefferies, S OBP: 0.310, SLG: 0.438 (1, 3) C X	0-1 1B		3-1 G4-3			2-0 G1-3			2-0 HR	4-0 IBB	4 1 2 1 1 0 0											
Ray Lankford, L OBP: 0.329, SLG: 0.311 (1, 8) X	0-0 1B			1-1 G6-3		1-0 G4-3			1-0 G3	1-3 K	5 0 1 1 0 1 2											
Mark Whiten, S OBP: 0.330, SLG: 0.460 (1, 9) C X	1-3 K		3-2 G4-3			0-3 K			2-1 G4-3		4 0 0 0 0 2 2											
Todd Zeile, R OBP: 0.365, SLG: 0.345 (1, 5) C X	0-3 K		0-0 F8			1-0 P5				2-2 G5-3	4 0 0 0 0 1 2											
Rod Brewer, L OBP: 0.276, SLG: 0.259 (1, 7) C X		2-3 K			1-1 SH1-4					0-0 G1-3	4 0 1 0 0 2 0											
Hector Villanueva, R OBP: 0.240, SLG: 0.409 (1, 2) C X		2-2 G4-3			0-0 F8			0-1 G6-3		2-2 F8	4 0 0 0 0 0 1											
Omar Olivares, R OBP: 0.167, SLG: 0.167 (8, PH) C X		1-2 G6-3			0-2 SH1-4			1-3 K			4-2 SH1-3	1 0 0 0 0 0 0 0 1 0 0 0 0 0 1 0 1 0 0 0 0 0 0 0 0 0 0										
Les Lancaster, R (8, 1) C X					1-2 BB																	
Tom Urbani, L (8, 1) C X																						
Mike Perez, R (9, 1) C X																						
Gerald Perry, L OBP: 0.190, SLG: 0.174 (11, PH) C X																						
Rob Murphy, L (11, 1) C X																						
Inning Stats	R: 1 E: 0 K: 2 S: 12	H: 3 LOB: 2 BB: 0 P: 13	R: 0 E: 0 K: 1 S: 10	H: 0 LOB: 0 BB: 0 P: 15	R: 0 E: 0 K: 1 S: 11	H: 0 LOB: 0 BB: 0 P: 17	R: 0 E: 0 K: 1 S: 9	H: 1 LOB: 1 BB: 0 P: 13	R: 0 E: 0 K: 2 S: 7	H: 0 LOB: 0 BB: 0 P: 9	R: 0 E: 0 K: 1 S: 6	H: 0 LOB: 0 BB: 0 P: 8	R: 1 E: 0 K: 0 S: 5	H: 1 LOB: 0 BB: 0 P: 10	R: 0 E: 0 K: 0 S: 9	H: 0 LOB: 0 BB: 0 P: 13	R: 0 E: 0 K: 1 S: 7	H: 0 LOB: 2 BB: 2 P: 17	1B: 4 2B: 0 3B: 0 HR: 1	SF: 0 SAC: 2 DP: 0 HBP: 0	WP: 0 PB: 0 SB: 1 CS: 0	PA: 40
PITCHER	IP WLS BF H R ER SO BB IBB HBP BLK WP HR S P ERA WHIP																					
Greg Maddux, R ERA: 3.09 (1, 1)	10.0	35	5	2	2	8	0	0	0	0	0	0	0	1	79	115	1.80	0.500				
Mike Stanton, L ERA: 3.48 (11, 1)	1.0	5	0	0	0	1	1	1	0	0	0	0	0	7	17	0.00	1.000					



Batter	1	2	3	4	5	6	7	8	9	10	11	AB R H RBI BB SO LOB	BOTTOM					
Otis Nixon, S <small>(1, 8) OBP: 0.346, SLG: 0.270</small>												4 0 2 1 1 0 0	St. Louis Cardinals @ Atlanta Braves Atlanta-Fulton County Stadium, Atlanta, GA Fri Apr 30 1993, 7:05 PM EDT Att. 49,272 - Unknown					
Jeff Blauer, R <small>(1, 6) OBP: 0.414, SLG: 0.372</small> Ryan Klesko, L <small>(9, 3) OBP: 0.444, SLG: 0.750</small>												3 0 1 0 1 1 1 1 0 0 0 0 0 2						
Tony Tarasco, L <small>(1, 9) OBP: 0.600, SLG: 0.500</small>												4 0 2 0 0 0 2						
Terry Pendleton, S <small>(1, 5) OBP: 0.234, SLG: 0.248</small>												4 0 0 0 1 0 5						
Ron Gant, R <small>(1, 7) OBP: 0.286, SLG: 0.379</small>												4 1 0 0 1 2 3						
Sid Bream, L <small>(1, 3) OBP: 0.313, SLG: 0.324</small> Francisco Cabrera, R <small>(8, PH) OBP: 0.316, SLG: 0.375</small> Rafael Belliard, R <small>(9, 6) OBP: 0.300, SLG: 0.278</small>												3 0 0 0 0 0 1 1 0 0 0 0 0 2 1 0 0 0 0 0 0						
Damon Berryhill, S <small>(1, 2) OBP: 0.364, SLG: 0.575</small>												4 1 1 2 0 1 0						
Mark Lemke, S <small>(1, 4) OBP: 0.346, SLG: 0.333</small>												4 0 1 0 0 2 0						
Greg Maddux, R <small>(1, 1) OBP: 0.286, SLG: 0.357</small> Mike Stanton, L <small>(11, 1)</small>												3 1 1 0 0 0 0 0 0 0 0 0 0 0						
Inning Stats	R: 0 H: 1 E: 0 LOB: 1 K: 1 BB: 0 S: 12 P: 15	R: 1 H: 0 E: 0 LOB: 0 K: 1 BB: 1 S: 8 P: 17	R: 0 H: 0 E: 0 LOB: 1 K: 0 BB: 1 S: 10 P: 16	R: 0 H: 0 E: 0 LOB: 0 K: 0 BB: 0 S: 4 P: 9	R: 1 H: 3 E: 0 LOB: 3 K: 0 BB: 0 S: 10 P: 16	R: 0 H: 0 E: 0 LOB: 0 K: 1 BB: 0 S: 8 P: 14	R: 0 H: 0 E: 0 LOB: 0 K: 1 BB: 0 S: 8 P: 10	R: 0 H: 1 E: 0 LOB: 2 K: 0 BB: 1 S: 11 P: 22	R: 0 H: 1 E: 0 LOB: 2 K: 1 BB: 1 S: 7 P: 11	R: 1 H: 1 E: 0 LOB: 0 K: 0 BB: 0 S: 5 P: 6	1B: 5 SF: 1 2B: 2 SAC: 1 3B: 0 DP: 0 HR: 1 HBP: 1	WP: 0 PA: 43 PB: 0 SB: 2 CS: 1						
PITCHER	IP WLS BF H R ER SO BB IBB HBP BLK WP HR S P ERA WHIP																	
Omar Olivares, R <small>(1, 1) ERA: 2.08</small>	7.0	28	4	2	2	4	2	0	1	0	0	0	0	0	60	97	2.57	0.857
Les Lancaster, R <small>(8, 1) ERA: 4.8</small>	0.2	4	1	0	0	0	1	0	0	0	0	0	0	0	9	19	0.00	3.000
Tom Urbani, L <small>(8, 1) ERA: 15.43</small>	0.1	1	0	0	0	0	0	0	0	0	0	0	0	2	3	0.00	0.000	
Mike Perez, R <small>(9, 1) ERA: 3.31</small>	2.0	8	2	0	0	2	1	0	0	0	0	0	0	20	35	0.00	1.500	
Rob Murphy, L <small>(11, 1) ERA: 1.86</small>	0.1	L	2	1	1	1	0	0	0	0	0	0	0	1	5	6	27.00	3.000

livebaseballscores.com

AB	36
R	3
H	8
RBI	3
BB	4
SO	6
LOB	16



St. Louis Cardinals @ Atlanta Braves
Atlanta-Fulton County Stadium, Atlanta, GA

Sat May 01 1993, 3:33 AM EDT
Att. 49,307 - Sunny - 75 F

livebaseballscorecards.com



AB	37
R	10
H	11
RBI	10
BB	7
SO	5
LOB	12

WP:	1	PA:	45
PB:	0		
SB:	2		
CS:	0		

Batter	1	2	3	4	5	6	7	8	9	AB	R	H	RBI	BB	SO	LOB
Geronimo Pena, S OBP: 0.326, SLG: 0.316	G3		G3		G3-1		G3	F9		5	0	0	0	0	0	1
Ozzie Smith, S OBP: 0.316, SLG: 0.337 Tom Urbani, L Les Lancaster, R	K			G4-3		BB 1B 2B 1B	BB S 2B 1B	P4		5	2	2	0	0	1	0
Gregg Jefferies, S OBP: 0.330, SLG: 0.482 Tracy Woodson, R OBP: 0.250, SLG: 0.429	G6-4-3 1B			HR		F8	BB 2B BB			3	2	2	1	1	0	1
Ray Lankford, L OBP: 0.344, SLG: 0.312	G6-4-3 1-2f			G3		BB 2B 1B	BB 2B BB			3	2	1	0	2	0	2
Mark Whiten, S OBP: 0.343, SLG: 0.467		K		S BB		BB 2B BB	BB 2B 2B	G4-3		3	2	1	3	2	1	2
Todd Zeile, R OBP: 0.356, SLG: 0.348		G5-3		G1-3		2B	L7		P6	5	0	1	3	0	0	2
Rod Brewer, L OBP: 0.265, SLG: 0.226		P2				K	F4	2B IBB	P6	4	1	0	0	1	1	1
Tom Pagnozzi, R OBP: 0.274, SLG: 0.323			P4			SH5-4 1B	IBB	2B		4	1	3	3	1	0	0
Joe Magrane, R José Oquendo, S OBP: 0.429, SLG: 0.273			L9		SH5-4	K	K		G3-1	3	0	0	0	0	2	3
										1	0	0	0	0	0	0

Inning Stats	R: 0 E: 0 K: 1 S: 11	H: 1 LOB: 1 BB: 0 P: 16	R: 0 E: 0 K: 1 S: 9	H: 0 LOB: 0 BB: 0 P: 11	R: 0 E: 0 K: 0 S: 5	H: 0 LOB: 0 BB: 0 P: 5	R: 1 E: 0 K: 0 S: 11	H: 1 LOB: 1 BB: 1 P: 21	R: 0 E: 0 K: 1 S: 12	H: 1 LOB: 1 BB: 0 P: 15	R: 3 E: 0 K: 1 S: 14	H: 3 LOB: 2 BB: 2 P: 27	R: 5 E: 0 K: 1 S: 21	H: 3 LOB: 1 BB: 3 P: 37	R: 0 E: 0 K: 0 S: 13	H: 1 LOB: 2 BB: 1 P: 23	R: 1 E: 0 K: 0 S: 10	H: 1 LOB: 0 BB: 0 P: 13	1B: 5 2B: 4 3B: 0 HR: 2	SF: 0 SAC: 1 DP: 1 HBP: 0	
29 John Smoltz, R ERA: 2.68	IP: 6.0	WLS: L	BF: 27	H: 6	R: 4	ER: 4	SO: 4	BB: 2	IBB: 1	HBP: 0	BLK: 0	WP: 1	HR: 1	S: 62	P: 95	ERA: 6.00	WHIP: 1.333				
Marvin Freeman, R ERA: 11.57	IP: 0.2		BF: 8	H: 3	R: 5	ER: 5	SO: 0	BB: 2	IBB: 1	HBP: 0	BLK: 0	WP: 0	HR: 0	S: 18	P: 33	ERA: 67.50	WHIP: 7.500				
Kent Mercker, L ERA: 4.05	IP: 1.1		BF: 6	H: 1	R: 0	ER: 0	SO: 1	BB: 1	IBB: 0	HBP: 0	BLK: 0	WP: 0	HR: 0	S: 16	P: 27	ERA: 0.00	WHIP: 1.500				
Jay Howell, R ERA: 3.48	IP: 1.0		BF: 4	H: 1	R: 1	ER: 1	SO: 0	BB: 0	IBB: 0	HBP: 0	BLK: 0	WP: 0	HR: 1	S: 10	P: 13	ERA: 9.00	WHIP: 1.000				

BOTTOM

St. Louis Cardinals @ Atlanta Braves
 Atlanta-Fulton County Stadium, Atlanta, GA

Sat May 01 1993, 3:33 AM EDT
 Att. 49,307 - Sunny - 75 F

livebaseballscorecards.com

AB	31
R	3
H	7
RBI	3
BB	2
SO	5
LOB	10



WP	0	PA	34
PB	0		
SB	2		
CS	0		

AB R H RBI BB SO LOB

3 1 0 0 1 0 0

3 0 0 0 1 1 3

3 0 0 1 0 1 2

4 0 0 0 0 0 0

3 1 2 0 0 0 0

1 0 0 0 0 0 0

4 0 3 1 0 1 0

4 0 0 0 0 1 4

3 1 1 0 0 1 1

1B: 4 SF: 1
 2B: 2 SAC: 0
 3B: 1 DP: 3
 HR: 0 HBP: 0

Batter	1	2	3	4	5	6	7	8	9
Otis Nixon, S (1, 8) OBP: 0.343, SLG: 0.261 B C B X 2-1 			X 0-0 			C C C X 0-2 		B B B B B 4-1 	
Jeff Blauser, R (1, 6) OBP: 0.409, SLG: 0.361 1 SAFE 1 SAFE 1 SAFE 1 SAFE B B B C 1 C SAFE 3-3 1 SAFE B S 1-2 			B X 1-0 			B B B B 4-0 		C C F F X 0-2 	
Terry Pendleton, S (1, 5) OBP: 0.226, SLG: 0.240 B C B X 2-2 				B B X 2-0 		B C B F X 2-2 		C C B B B 2-3 	
Ron Gant, R (1, 7) OBP: 0.275, SLG: 0.363 B B B X 2-1 				C X 0-1 			B B B X 2-0 		C C B B B X 3-1
Francisco Cabrera, R (1, 3) OBP: 0.364, SLG: 0.474 Ryan Klesko, L (9, PH) OBP: 0.400, SLG: 0.667 B C B C X 3-1 			B X 1-0 			C B B X 1-1 		B C C C X 1-2 	
David Justice, L (1, 9) OBP: 0.290, SLG: 0.344 X 0-0 				C B B B B 3-3 		B B B B B 1-2 		C C B B B X 1-2 	
Greg Olson, R (1, 2) OBP: 0.297, SLG: 0.250 X 0-0 				C B B B B 0-3 		B B B B B 0-2 		B C C C X 1-2 	
Mark Lemke, S (1, 4) OBP: 0.346, SLG: 0.364 C C B B X 2-2 				C B B B B 2-3 			F X 0-1 		
29 John Smoltz, R (1, 1) OBP: 0.336, SLG: 0.385 Bill Pecota, R (6, PH) OBP: 0.111, SLG: 0.111 Marvin Freeman, R (7, 1) OBP: 0.111, SLG: 0.111 Kent Mercker, L (7, 1) Damon Berryhill, S (8, PH) OBP: 0.379, SLG: 0.610 Jay Howell, R (9, 1) F B C C X 1-2 				X 0-0 			X 0-0 		

Inning Stats	R: 1	H: 0	E: 1	LOB: 0	K: 1	S: 10	R: 0	H: 2	E: 0	LOB: 1	K: 0	S: 7	R: 0	H: 0	E: 0	LOB: 0	K: 0	S: 6	R: 0	H: 0	E: 0	LOB: 0	K: 0	S: 4	R: 0	H: 0	E: 0	LOB: 0	K: 3	S: 9	R: 0	H: 0	E: 0	LOB: 1	K: 0	S: 7	R: 1	H: 2	E: 0	LOB: 0	K: 0	S: 10	R: 1	H: 2	E: 0	LOB: 1	K: 1	S: 11	R: 0	H: 1	E: 0	LOB: 1	K: 0	S: 11	1B: 4	SF: 1	2B: 2	SAC: 0	3B: 1	DP: 3	HR: 0	HBP: 0	WP: 0	PA: 34
--------------	------	------	------	--------	------	-------	------	------	------	--------	------	------	------	------	------	--------	------	------	------	------	------	--------	------	------	------	------	------	--------	------	------	------	------	------	--------	------	------	------	------	------	--------	------	-------	------	------	------	--------	------	-------	------	------	------	--------	------	-------	-------	-------	-------	--------	-------	-------	-------	--------	-------	--------

PITCHER	IP	WLS	BF	H	R	ER	SO	BB	IBB	HBP	BLK	WP	HR	S	P	ERA	WHIP
Joe Magrane, L (1, 1) ERA: 3.24	7.0	W	25	4	2	1	4	1	0	0	0	0	0	53	87	1.29	0.714
Tom Urbani, L (8, 1) ERA: 17.36	0.0		2	2	1	1	0	0	0	0	0	0	0	3	3	∞	∞
Les Lancaster, R (8, 1) ERA: 4.24	2.0		7	1	0	0	1	1	0	0	0	0	0	19	31	0.00	1.000

Batter	1	2	3	4	5	6	7	8	9	AB R H RBI BB SO LOB	TOP																
Geronimo Pena, S (1, 4) OBP: 0.340, SLG: 0.325	1-2 G4-3		4-2 S 1B BB		1-0 BLK 2B 1B		2-1 P4		1-1 1B	4 2 2 0 1 0 0																	
Luis Alicea, S (1, 7) OBP: 0.400, SLG: 0.333	2-1 P4		2-2 1-H 1B		0-0 BLK 2B 1B		2-0 F7		2-2 F7	5 1 2 1 0 0 1																	
Gregg Jefferies, S (1, 3) OBP: 0.344, SLG: 0.494	4-1 BB		1-2 L9		3-2 1-H 2-H 2B		1-1 S 1B		1-2 P6	4 0 2 2 1 0 2																	
Todd Zeile, R (1, 5) OBP: 0.352, SLG: 0.344	1-3 K				0-2 1B 1B		2-0 F9		3-2 G5-3	4 0 1 0 0 1 3																	
Mark Whiten, S (1, 9) OBP: 0.349, SLG: 0.462					0-0 1B		4-0 IBB		1-2 G3-1	3 0 1 0 1 0 0																	
Ray Lankford, L (1, 8) OBP: 0.330, SLG: 0.296					1-3 K		0-3 K		2-3 K	4 0 0 0 0 4 4																	
Tom Pagnozzi, R (1, 2) OBP: 0.260, SLG: 0.304					1-0 P3		0-1 G6-3		2-2 E6	4 0 0 0 0 0 2																	
José Oquendo, S (1, 6) OBP: 0.333, SLG: 0.200					0-0 P5		0-0 G6-3		0-0 F9	4 0 0 0 0 1 3																	
Rheal Cormier, L (1, 1) OBP: 0.143, SLG: 0.143					0-3 K		0-0 G3-1		0-2 G2	3 0 0 0 0 1 0																	
Mike Perez, R (8, 1)							1-2 G6-3			0 0 0 0 0 0 0																	
Rob Murphy, L (8, 1)										0 0 0 0 0 0 0																	
Tracy Woodson, R (9, PH) OBP: 0.222, SLG: 0.375										1 0 0 0 0 0 0																	
Inning Stats	R: 0 E: 0 K: 1 S: 11	H: 0 LOB: 1 BB: 1 P: 19	R: 0 E: 0 K: 1 S: 10	H: 0 LOB: 0 BB: 0 P: 13	R: 1 E: 0 K: 2 S: 17	H: 1 LOB: 1 BB: 1 P: 23	R: 0 E: 1 K: 1 S: 9	H: 2 LOB: 2 BB: 0 P: 11	R: 2 E: 0 K: 1 S: 14	H: 3 LOB: 2 BB: 1 P: 24	R: 0 E: 0 K: 0 S: 7	H: 0 LOB: 0 BB: 0 P: 8	R: 0 E: 0 K: 0 S: 8	H: 1 LOB: 1 BB: 0 P: 16	R: 0 E: 1 K: 1 S: 10	H: 0 LOB: 1 BB: 0 P: 15	R: 0 E: 0 K: 0 S: 11	H: 1 LOB: 1 BB: 0 P: 15	1B: 7 2B: 1 3B: 0 HR: 0	SF: 0 SAC: 0 DP: 0 HBP: 0	WP: 0 PB: 0 SB: 2 CS: 0	PA: 39					
PITCHER	IP WLS BF H R ER SO BB IBB HBP BLK WP HR S P ERA WHIP																										
Steve Avery, L (1, 1) ERA: 2.93	7.0		31	7	3	3	6	2	1	0	1	0	0	76	114	3.86	1.286										
Kent Mercker, L (8, 1) ERA: 3.52	1.0	W	4	0	0	0	1	0	0	0	0	0	0	10	15	0.00	0.000										
Mike Stanton, L (9, 1) ERA: 3.18	1.0	S	4	1	0	0	0	0	0	0	0	0	0	11	15	0.00	1.000										

St. Louis Cardinals @ Atlanta Braves
Atlanta-Fulton County Stadium, Atlanta, GA

Sun May 02 1993, 3:33 AM EDT
Att. 49,077 - Overcast - 72 F

livebaseballscorecards.com

AB	36
R	3
H	8
RBI	3
BB	3
SO	7
LOB	15



Batter	1	2	3	4	5	6	7	8	9	AB R H RBI BB SO LOB	
Craig Biggio, R OBP: 0.374, SLG: 0.413 (1, 4) X	0-0 G5-3			0-1 G1-3		1-1 F8 1-H 2B		2-1 F9		4 0 1 1 0 0 1	
Luis Gonzalez, L OBP: 0.340, SLG: 0.465 (1, 7) C X	1-1 F7			0-0 G3-1		0-0 F8 2-3		1-0 G4-3		4 0 0 0 0 0 1	
5 Jeff Bagwell, R OBP: 0.411, SLG: 0.552 (1, 3) B B X	2-0 G5-3			4-0 2B BB		3-2 G5-3		2-2 F9		3 0 0 0 1 0 1	
Eric Anthony, L OBP: 0.388, SLG: 0.500 (1, 8) C X			3-2 G1-3	1-1 1-H 2B		2-3 K		1-0 G4-3		4 0 1 0 0 1 0	
Chris Donnels, L OBP: 0.308, SLG: 0.417 (1, 5) C X			0-1 P6		0-3 K		0-1 G5-4-3 1B			3 0 1 0 0 1 0	
Kevin Bass, S OBP: 0.241, SLG: 0.286 (1, 9) C X			0-1 L8		1-2 L9		0-0 G5-4-3 1-2f			3 0 0 0 0 0 1	
Andujar Cedeno, R OBP: 0.366, SLG: 0.405 (1, 6) B C X			1-2 G5-3		2-2 G5-3		3-2 FC2-6 1B			2 0 0 0 0 0 0	
Darryl Kile, R (5, 1)										0 0 0 0 0 0 0	
Jack Daugherty, S OBP: 0.333, SLG: 0.333 (8, PH)										1 0 1 0 0 0 0	
Mark Grant, R (8, 1)										0 0 0 0 0 0 0	
Eddie Taubensee, L OBP: 0.258, SLG: 0.397 (1, 2) B X			1-0 G6-4-3 1B		1-2 2B 1B		1-1 FC2-6 G4-3 1-2f			3 1 2 0 0 0 1	
Pete Harnisch, S OBP: 0.200, SLG: 0.300 (1, 1) L M X			0-2 G6-4-3 1-2f		2-3 K		0-0 G4-3			1 0 0 0 0 0 1	
Jose Uribe, S OBP: 0.250, SLG: 0.100 (5, 6)										2 0 0 0 0 1 2	
Inning Stats	R: 0 E: 0 K: 0 S: 4 H: 0 LOB: 0 BB: 0 P: 7	R: 0 E: 0 K: 0 S: 7 H: 0 LOB: 0 BB: 0 P: 10	R: 0 E: 0 K: 0 S: 7 H: 1 LOB: 0 BB: 0 P: 9	R: 0 E: 0 K: 0 S: 5 H: 1 LOB: 2 BB: 1 P: 10	R: 0 E: 0 K: 1 S: 10 H: 0 LOB: 0 BB: 0 P: 13	R: 1 E: 0 K: 1 S: 12 H: 2 LOB: 1 BB: 0 P: 19	R: 0 E: 0 K: 1 S: 8 H: 1 LOB: 0 BB: 0 P: 10	R: 0 E: 0 K: 0 S: 8 H: 1 LOB: 1 BB: 0 P: 14	R: 0 E: 0 K: 0 S: 6 H: 0 LOB: 0 BB: 0 P: 10	1B: 4 2B: 2 3B: 0 HR: 0 SF: 0 SAC: 0 DP: 2 HBP: 0	WP: 0 PB: 0 SB: 0 CS: 0 PA: 31

Houston Astros @ St. Louis Cardinals
 Busch Stadium, St. Louis, MO
 Tue May 04 1993, 7:05 PM CDT
 Att. 23,203 - Unknown - 72 F

livebaseballscorecards.com

AB	30
R	1
H	6
RBI	1
BB	1
SO	3
LOB	8



PITCHER	IP	WLS	BF	H	R	ER	SO	BB	IBB	HBP	BLK	WP	HR	S	P	ERA	WHIP
Bob Tewksbury, R ERA: 3.03 (1, 1)	9.0	W	31	6	1	1	3	1	0	0	0	0	0	67	102	1.00	0.778

Batter	1	2	3	4	5	6	7	8	9	AB R H RBI BB SO LOB	TOP		
Craig Biggio, R (1, 4) OBP: 0.396, SLG: 0.469	1-1 FC3-6 1B		2-2 HR		1-1 E 5 SF7 1B	3-2 1B		1-1 CI 1B		4 2 4 1 0 0 0			
Luis Gonzalez, L (1, 7) OBP: 0.333, SLG: 0.451	0-1 FC3-6 5 G5-4-3 1-2f		3-3 H		0-0 E4 BB	1-1 F8		3-2 5 WP 1B		5 0 1 1 0 1 4			
5 Jeff Bagwell, R (1, 3) OBP: 0.402, SLG: 0.535	1-0 G5-4-3 1-2f		1-2 G1-3		0-0 SF7		1-1 P6	4-1 G4-6-3 IBB		3 0 0 1 1 0 1			
Eric Anthony, L (1, 8) (9, 9) OBP: 0.388, SLG: 0.500		1-1 G4-3		1-1 G3	4-2 1-2 BB		0-0 2B	0-0 G4-6-3 1-2f		4 0 1 0 1 0 3			
Ken Caminiti, S (1, 5) OBP: 0.288, SLG: 0.433		1-0 G4-3 1B		1-0 HR	3-2 G3		2-3 K	0-0 F9		5 1 2 1 0 1 3			
Kevin Bass, S (1, 9) Doug Jones, R (9, 1)		2-2 G4-3 1-2 SAFE		2-0 L8	2-2 1B WP 2B		4-0 IBB	0-2 L4		4 1 1 0 1 0 1 0 0 0 0 0 0 0			
Scott Servais, R (1, 2) OBP: 0.400, SLG: 0.533		4-2 FC6-4 BB		1-3 K	0-0 1B		1-1 G1-3	2-2 F9		4 0 1 0 1 1 2			
Andujar Cedeno, R (1, 6) OBP: 0.360, SLG: 0.397		1-0 FC6-4 1-2f			0-0 F8	2-2 F9		1-2 CI 1B 1B		4 1 1 0 0 0 2			
Mark Portugal, R (1, 1) Xavier Hernandez, L (6, 1) Rick Parker, R (9, 8) OBP: 0.200, SLG: 0.111			1-1 F8		4-2 1B E BB	2-0 1B		2-3 K		2 1 1 0 1 0 0 1 0 0 0 0 1 1 0 0 0 0 0 0 0			
Inning Stats	R: 0 E: 0 K: 0 S: 5 H: 1 LOB: 0 BB: 0 P: 7	R: 0 E: 0 K: 0 S: 12 H: 1 LOB: 2 BB: 1 P: 21	R: 1 E: 0 K: 1 S: 13 H: 1 LOB: 0 BB: 0 P: 20	R: 1 E: 0 K: 1 S: 7 H: 1 LOB: 0 BB: 0 P: 12	R: 2 E: 1 K: 0 S: 12 H: 1 LOB: 2 BB: 2 P: 24	R: 1 E: 0 K: 0 S: 16 H: 4 LOB: 2 BB: 0 P: 25	R: 0 E: 0 K: 1 S: 8 H: 1 LOB: 2 BB: 1 P: 16	R: 1 E: 1 K: 1 S: 16 H: 2 LOB: 2 BB: 1 P: 27	R: 0 E: 0 K: 0 S: 8 H: 0 LOB: 0 BB: 0 P: 10	1B: 8 2B: 2 3B: 0 HR: 2 SF: 1 SAC: 0 DP: 2 HBP: 0	WP: 2 PB: 0 SB: 0 CS: 0 PA: 43		
PITCHER	IP WLS BF H R ER SO BB IBB HBP BLK WP HR S P ERA WHIP											PITCHER	IP WLS BF H R ER SO BB IBB HBP BLK WP HR S P ERA WHIP
Donovan Osborne, L (1, 1) ERA: 3.44	4.2 L 22 5 4 2 2 3 0 0 0 0 0 2 46 78 3.86 1.714												
Les Lancaster, R (5, 1) ERA: 4.15	0.1 1 0 0 0 0 0 0 0 0 0 0 0 3 6 0.00 0.000												
Omar Olivares, R (6, 1) ERA: 2.25	2.0 11 5 1 1 1 0 1 0 0 0 1 0 24 41 4.50 2.500												
Mike Perez, R (8, 1) ERA: 3.71	0.1 3 1 1 0 1 0 0 0 0 0 0 0 8 12 0.00 3.000												
Rob Murphy, L (8, 1) ERA: 2.25	1.2 6 1 0 0 0 0 0 1 0 0 1 0 16 25 0.00 0.600												

Houston Astros @ St. Louis Cardinals
 Busch Stadium, St. Louis, MO
 Wed May 05 1993, 7:05 PM CDT
 Att. 27,864 - Unknown - 82 F

livebaseballscorecards.com

AB	36
R	6
H	12
RBI	4
BB	5
SO	4
LOB	17



Batter	1	2	3	4	5	6	7	8	9	AB	R	H	RBI	BB	SO	LOB
Luis Alicea, S OBP: 0.447, SLG: 0.382 (1, 4)	1-0 F7		0-1 1B G6-3		1-0 F7		2-1 G4-3-6 1B			4	0	2	0	0	0	0
Ozzie Smith, S OBP: 0.308, SLG: 0.327 (1, 6)	3-2 L7		1-0 G6-3		0-0 B1-3		0-0 G4-3-6			4	0	0	1	0	0	2
Gregg Jefferies, S OBP: 0.346, SLG: 0.473 (1, 3)	3-2 G4-3		3-2 1B							4	0	1	0	0	1	0
Ray Lankford, L OBP: 0.333, SLG: 0.295 (1, 8)		1-1 L9	1 SAFE 0-1 F8			4-1 1B BB		0-0 L9		3	1	0	0	1	0	2
Mark Whiten, S OBP: 0.360, SLG: 0.460 (1, 9)		4-1 E S G6-3 BB		0-0 G4-3		0-0 1B 1B		2-3 K		3	1	1	0	1	1	0
Todd Zeile, R OBP: 0.354, SLG: 0.356 (1, 5)		1 SAFE 3-2 G6-3		0-0 L7		0-1 1B		0-3 K		4	0	1	2	0	1	0
Rod Brewer, L OBP: 0.263, SLG: 0.229 (1, 7)		1-2 P4		0-0 1B		0-3 K		0-1 G5-3		4	0	1	0	0	1	2
Tom Pagnozzi, R OBP: 0.259, SLG: 0.303 (1, 2)			4-2 1B SH1-4 G6-3 BB		1-0 F8		2-1 L7		0-0 G6-3	3	1	0	0	1	0	3
Donovan Osborne, S OBP: 0.300, SLG: 0.222 Les Lancaster, R (5, PH) José Quiendo, S OBP: 0.316, SLG: 0.188 Omar Olivares, R OBP: 0.197, SLG: 0.167 Stan Royer, R (7, PH) Mike Perez, R (8, 1) Rob Murphy, L (8, 1)			1-2 SH1-4			3-3 K		0-3 K		0	0	0	0	0	0	0

Inning Stats	R: 0	H: 0	E: 0	K: 0	S: 7	R: 1	H: 0	E: 0	K: 0	S: 9	R: 1	H: 2	E: 0	K: 0	S: 14	R: 0	H: 1	E: 0	K: 0	S: 4	R: 0	H: 0	E: 0	K: 1	S: 7	R: 1	H: 2	E: 0	K: 1	S: 10	R: 0	H: 1	E: 0	K: 1	S: 6	R: 0	H: 0	E: 0	K: 2	S: 7	R: 0	H: 0	E: 0	K: 1	S: 6	R: 0	H: 0	E: 0	K: 1	S: 6	1B: 6	SF: 0	2B: 0	SAC: 1	3B: 0	DP: 1	HR: 0	HBP: 0	WP: 0	PA: 35
PITCHER	IP	WLS	BF	H	R	ER	SO	BB	IBB	HBP	BLK	WP	HR	S	P	ERA	WHIP																																											
Mark Portugal, R ERA: 3.65 (1, 1)	5.1	W	24	5	3	2	1	3	0	0	0	0	0	46	81	3.38	1.500																																											
Xavier Hernandez, R ERA: 1.8 (6, 1)	2.2		8	1	0	0	4	0	0	0	0	0	0	18	26	0.00	0.375																																											
Doug Jones, R ERA: 1.82 (9, 1)	1.0	S	3	0	0	0	1	0	0	0	0	0	0	6	6	0.00	0.000																																											

BOTTOM

Houston Astros @ St. Louis Cardinals
 Busch Stadium, St. Louis, MO
 Wed May 05 1993, 7:05 PM CDT
 Att: 27,864 - Unknown - 82 F

livebaseballscorecards.com

AB	31
R	3
H	6
RBI	3
BB	3
SO	6
LOB	9



Batter	1	2	3	4	5	6	7	8	9	AB	R	H	RBI	BB	SO	LOB	TOP					
Luis Alicea, S OBP: 0.452, SLG: 0.378 (1, 4)	1-1 G4-3 1B	4-2 BB			2-3 K		0-1 F8			3	0	1	0	1	1	0						
Ozzie Smith, S OBP: 0.296, SLG: 0.314 (1, 6)	2-2 G4-3 1-2	0-0 P8			2-2 G4-3			0-2 E6 G4-3		4	0	0	0	0	0	3						
Gregg Jefferies, S OBP: 0.343, SLG: 0.458 (1, 3)	4-1 E 2B BB				3-1 P6		1-2 F7	1-2 G4-3		3	1	0	0	1	0	1						
Ray Lankford, L OBP: 0.340, SLG: 0.289 (1, 8)	4-1 2B BB				3-1 P7		2-3 K	4-0 BB		2	1	0	0	2	1	0						
Mark Whiten, S OBP: 0.364, SLG: 0.500 (1, 9)	3-2 2B				2-1 HR		3-3 K	0-3 K		4	1	2	3	0	2	2						
Todd Zeile, R OBP: 0.350, SLG: 0.352 Rob Murphy, L (8, 1)	0-0 P4				2-1 F8		1-2 1B	1-0 G1-3		4	0	1	0	0	0	3						
Ozzie Canseco, R OBP: 0.250, SLG: 0.250 (1, 7)		0-1 G4-3 1B			0-0 E5 G5-4-3		1-3 K		1-0 P8	4	0	1	0	0	1	1						
Tom Pagnozzi, R OBP: 0.247, SLG: 0.288 (1, 2)		1-0 G4-3			2-0 G5-4-3 1-2f			2-2 G6-3	0-2 F9	4	0	0	0	0	0	2						
Joe Magrane, R Gerald Perry, L Omar Olivares, R Tracy Woodson, R (1, 1) (7, PH) (7, 1) (8, 5)		1-3 K			3-3 K			1-0 G4-3	1-2 G6-3	2	0	0	0	0	2	1						
Inning Stats	R: 2 E: 1 K: 0 S: 12	H: 2 LOB: 1 BB: 2 P: 26	R: 0 E: 0 K: 1 S: 9	H: 1 LOB: 2 BB: 1 P: 15	R: 1 E: 0 K: 0 S: 8	H: 1 LOB: 0 BB: 0 P: 18	R: 0 E: 1 K: 1 S: 6	H: 0 LOB: 0 BB: 0 P: 11	R: 0 E: 0 K: 1 S: 10	H: 0 LOB: 0 BB: 0 P: 15	R: 0 E: 0 K: 3 S: 14	H: 1 LOB: 1 BB: 0 P: 21	R: 0 E: 0 K: 0 S: 10	H: 0 LOB: 0 BB: 0 P: 13	R: 0 E: 1 K: 1 S: 10	H: 0 LOB: 2 BB: 1 P: 16	R: 0 E: 0 K: 0 S: 7	H: 0 LOB: 0 BB: 0 P: 9	1B: 3 2B: 1 3B: 0 HR: 1	SF: 0 SAC: 0 DP: 1 HBP: 0	WP: 0 PB: 0 SB: 0 CS: 0	PA: 36
PITCHER	IP WLS BF H R ER SO BB IBB HBP BLK WP HR S P ERA WHIP																	PITCHER	IP WLS BF H R ER SO BB IBB HBP BLK WP HR S P ERA WHIP			
Tommy Greene, R ERA: 2.7 (1, 1)	7.1 W 30 5 3 3 6 3 0 0 0 0 1 75 126 3.68 1.091																					
David West, L ERA: 1.32 (8, 1)	0.1 2 0 0 0 1 1 0 0 0 0 0 0 3 7 0.00 3.000																					
Larry Andersen, R ERA: 1.54 (8, 1)	0.1 1 0 0 0 0 0 0 0 0 0 0 0 1 2 0.00 0.000																					
Mitch Williams, L ERA: 3.21 (9, 1)	1.0 S 3 0 0 0 0 0 0 0 0 0 0 7 9 0.00 0.000																					

St. Louis Cardinals @ Philadelphia Phillies
Veterans Stadium, Philadelphia, PA
Fri May 07 1993, 7:05 PM EDT
Att: 33,739 - Unknown

livebaseballscorecards.com

AB	32
R	3
H	5
RBI	3
BB	4
SO	7
LOB	13



Batter	1	2	3	4	5	6	7	8	9
Lenny Dykstra, L OBP: 0.348, SLG: 0.375 (1, 8)	2-2 G3-1	1-2 G4-6-3		2-2 G3		2-2 G4-3		1-0 G3	
Mariano Duncan, R OBP: 0.269, SLG: 0.338 (1, 6)	2-0 HR		0-1 G4-3		1-0 G6-3	1-3 K			
John Kruk, L OBP: 0.435, SLG: 0.567 (1, 3)	4-1 BB 1B BB		0-1 G1-6-3		4-0 HR BB		4-1 S BB		
Dave Hollins, S OBP: 0.372, SLG: 0.481 (1, 5)	2-2 BB 1-2 1B		3-2 1B 1B		1-1 HR		3-3 K 1-2		
Darren Daulton, L OBP: 0.436, SLG: 0.525 (1, 2)	0-3 K		2-2 1-3 1B		2-2 3B		4-0 FC5-4 IBB		
Pete Incaviglia, R OBP: 0.267, SLG: 0.386 David West, L (8, 1) Larry Andersen, R OBP: 1.000, SLG: 1.000 Mitch Williams, L (9, 1)	4-0 BB 1-2 2-3		1-3 K		3-2 P4		3-3 K		
Wes Chamberlain, R OBP: 0.324, SLG: 0.439 Jim Eisenreich, L OBP: 0.421, SLG: 0.514 (1, 9) (8, 9)	3-2 G4-3			0-0 G4-3 SF8 2B	4-0 IBB		1-0 FC5-4 1-2f		
Mickey Morandini, L OBP: 0.267, SLG: 0.340 (1, 4)		0-2 FC2-6 1B		3-2 G4-3	0-0 F8		3-2 E6 G5-3-6		
Tommy Greene, R OBP: 0.071, SLG: 0.077 Milt Thompson, L OBP: 0.288, SLG: 0.243 (1, 1) (8, 7)		0-0 FC2-6 G4-6-3 1-2f		3-2 SF8		3-2 G4-3		0-0 G5-3-6 1-2f	

Inning Stats	R: 1	H: 2	E: 0	K: 1	S: 14	H: 2	LOB: 3	BB: 2	P: 31	R: 0	H: 1	E: 0	K: 0	S: 9	H: 1	LOB: 0	BB: 0	P: 10	R: 0	H: 2	E: 0	K: 1	S: 13	H: 1	LOB: 0	BB: 0	P: 19	R: 1	H: 1	E: 0	K: 0	S: 11	R: 2	H: 2	E: 0	K: 0	S: 11	R: 0	H: 0	E: 0	K: 1	S: 9	R: 0	H: 0	E: 1	K: 0	S: 6	R: 0	H: 0	E: 1	K: 0	S: 6
--------------	------	------	------	------	-------	------	--------	-------	-------	------	------	------	------	------	------	--------	-------	-------	------	------	------	------	-------	------	--------	-------	-------	------	------	------	------	-------	------	------	------	------	-------	------	------	------	------	------	------	------	------	------	------	------	------	------	------	------

PITCHER	IP	WLS	BF	H	R	ER	SO	BB	IBB	HBP	BLK	WP	HR	S	P	ERA	WHIP
Joe Magrane, L ERA: 3.66 (1, 1)	6.0	L	29	8	4	4	3	3	1	0	0	0	2	67	120	6.00	1.833
Omar Olivares, R ERA: 2.17 (7, 1)	1.0		5	0	0	0	2	1	1	0	0	0	0	8	23	0.00	1.000
Rob Murphy, L ERA: 2.08 (8, 1)	1.0		3	0	0	0	0	0	0	0	0	0	0	6	10	0.00	0.000

BOTTOM

St. Louis Cardinals @ Philadelphia Phillies
Veterans Stadium, Philadelphia, PA


Fri May 07 1993, 7:05 PM EDT
Att. 33,739 - Unknown

AB	R	H	RBI	BB	SO	LOB
5	0	0	0	0	0	1
4	1	1	1	0	1	0
1	1	0	0	3	0	0
4	1	3	2	0	1	1
3	0	2	0	1	1	2
3	0	0	0	1	2	5
0	0	0	0	0	0	0
0	0	0	0	0	0	0
0	0	0	0	0	0	0
3	1	1	0	1	0	5
0	0	0	0	0	0	0
4	0	1	0	0	0	3
2	0	0	1	0	0	1
1	0	0	0	0	0	1

AB	30
R	4
H	8
RBI	4
BB	6
SO	5
LOB	19

livebaseballscorecards.com

WP: 0	PA: 37
PB: 0	SB: 1
CS: 0	



Batter	1	2	3	4	5	6	7	8	9	10	AB R H RBI BB SO LOB	TOP										
Geronimo Pena, S OBP: 0.327, SLG: 0.315 (1, 4) C X	0-1 G4-3		1-0 G2-3 2B		2-3 K		3-3 K			4-1 FC4-6 BB	4 0 1 0 1 2 1	St. Louis Cardinals @ Philadelphia Phillies Veterans Stadium, Philadelphia, PA Sat May 08 1993, 7:05 PM EDT Att. 40,524 - Unknown										
Ozzie Smith, S OBP: 0.292, SLG: 0.308 (1, 6) X	0-0 1B		0-0 G2-3		2-0 G5-3			2-0 F8		2-1 FC4-6 1-2f	5 0 1 0 0 0 2											
Gregg Jefferies, S OBP: 0.339, SLG: 0.450 (1, 3) B X	1-0 F8		2-2 P2		1-1 G5-3			2-0 CS 1B			4 0 1 0 0 0 2											
Todd Zeile, R OBP: 0.339, SLG: 0.339 (1, 5) B B B 1 SAFE 1 SAFE T F F X	3-2 G3		2-0 G6-3			1-2 P3		1-3 K 1-2			4 0 0 0 0 1 3											
Mark Whiten, S OBP: 0.377, SLG: 0.509 (1, 9) X		0-0 1B FC5-4 1B		0-0 1B		0-0 CS 1B			1-0 P6		4 1 3 0 0 0 0											
Ray Lankford, L OBP: 0.345, SLG: 0.298 (1, 8) 1 SAFE 1 SAFE 1 SAFE 1 B C 1 B X		3-1 FC5-4 1B 1-2 1B		2-1 FC5-4 1B		2-3 K 1-2			2-1 F7		4 0 2 0 0 1 1											
Ozzie Canseco, R OBP: 0.375, SLG: 0.375 (1, 7) X		0-0 FC5-4 1B 1-2 2-3		1-3 K			2-2 SH1-3 1B		0-1 F9		4 0 2 0 0 1 2											
Hector Villanueva, R OBP: 0.207, SLG: 0.346 (1, 2) T S X		0-2 FC5-4 G4-6-3 1-2f 2-3 3-H		1-3 K			1-2 F8		1-0 F7		4 0 0 1 0 1 5											
Rheal Cormier, L OBP: 0.125, SLG: 0.125 Tracy Woodson, R OBP: 0.182, SLG: 0.300 Mike Perez, R Rob Murphy, L (10, 1)		0-0 G4-6-3		2-1 FC5-4			0-0 SH1-3			0-0 P6	2 0 0 0 0 0 4 1 0											
Inning Stats	R: 0 E: 0 K: 0 S: 8	H: 1 LOB: 1 BB: 0 P: 12	R: 1 E: 0 K: 0 S: 8	H: 3 LOB: 1 BB: 0 P: 11	R: 0 E: 0 K: 0 S: 7	H: 1 LOB: 1 BB: 0 P: 12	R: 0 E: 0 K: 2 S: 11	H: 2 LOB: 2 BB: 0 P: 17	R: 0 E: 0 K: 1 S: 6	H: 0 LOB: 0 BB: 0 P: 11	R: 0 E: 0 K: 1 S: 7		H: 1 LOB: 1 BB: 0 P: 10	R: 0 E: 0 K: 1 S: 5	H: 1 LOB: 1 BB: 0 P: 10	R: 0 E: 0 K: 1 S: 5	H: 0 LOB: 0 BB: 0 P: 8	R: 0 E: 0 K: 0 S: 5	H: 0 LOB: 1 BB: 1 P: 12	1B: 9 2B: 3 3B: 0 HR: 0	SF: 0 SAC: 1 DP: 3 HBP: 0	WP: 0 PB: 0 SB: 0 CS: 2
PITCHER Terry Mulholland, L ERA: 2.29 (1, 1)	IP 10.0	WLS W	BF 38	H 10	R 1	ER 1	SO 6	BB 1	IBB 0	HBP 0	BLK 0	WP 0	HR 0	S 72	P 119	ERA 0.90	WHIP 1.100					

livebaseballscorecards.com

AB	36
R	1
H	10
RBI	1
BB	1
SO	6
LOB	20



Batter	1	2	3	4	5	6	7	8	9	10	AB R H RBI BB SO LOB	BOTTOM
--------	---	---	---	---	---	---	---	---	---	----	----------------------	--------

Lenny Dykstra, L (1, 8) <small>OBP: 0.338, SLG: 0.362</small>	1-1 		0-0 		1-1 			0-2 			4 0 0 0 0 0 3	St. Louis Cardinals @ Philadelphia Phillies Veterans Stadium, Philadelphia, PA Sat May 08 1993, 7:05 PM EDT Att: 40,524 - Unknown livebaseballscorecards.com
Mariano Duncan, R (1, 6) <small>OBP: 0.256, SLG: 0.321</small>	0-1 			1-3 			0-0 	1-2 			4 0 0 0 0 1 0	
John Kruk, L (1, 3) <small>OBP: 0.429, SLG: 0.548</small>	3-2 			2-1 			0-0 		4-0 		3 0 0 0 1 0 0	
Dave Hollins, S (1, 5) <small>OBP: 0.368, SLG: 0.473</small>		0-1 		0-0 			2-2 	0-2 			4 0 1 0 0 0 1	
Darren Daulton, L (1, 2) <small>OBP: 0.421, SLG: 0.500</small>		2-3 			3-3 		1-1 	3-3 			4 0 0 0 0 3 1	
Pete Incaviglia, R (1, 7) <small>OBP: 0.266, SLG: 0.393</small> Milt Thompson, L (10, PR) <small>OBP: 0.288, SLG: 0.243</small>		2-1 			3-2 		0-1 		1-1 		4 1 1 0 0 0 0 0 1 0 0 0 0 0	
Wes Chamberlain, R (1, 9) <small>OBP: 0.333, SLG: 0.457</small>			1-1 		0-2 		2-2 	2-3 			4 0 2 1 0 1 1	
Mickey Morandini, L (1, 4) <small>OBP: 0.276, SLG: 0.340</small>			1-2 		1-0 		2-1 	4-2 			3 0 1 0 1 0 1	
Terry Mulholland, R (1, 1) Jim Eisenreich, L (10, PH) <small>OBP: 0.421, SLG: 0.514</small> Ricky Jordan, R (10, PH) <small>OBP: 0.542, SLG: 0.650</small>			0-2 		1-0 			1-3 	1-1 		3 0 0 0 0 1 3 0 0 0 0 0 0 0 1 0 1 1 0 0 0	

Inning Stats R: 0 H: 0 E: 0 K: 0 S: 7 H: 0 LOB: 0 BB: 0 P: 11	R: 0 H: 0 E: 0 K: 1 S: 9 H: 0 LOB: 0 BB: 0 P: 13	R: 0 H: 1 E: 0 K: 0 S: 11 H: 1 LOB: 1 BB: 0 P: 13	R: 0 H: 0 E: 0 K: 1 S: 6 H: 0 LOB: 0 BB: 0 P: 9	R: 1 H: 3 E: 0 K: 1 S: 16 H: 3 LOB: 2 BB: 0 P: 25	R: 0 H: 1 E: 0 K: 0 S: 8 H: 1 LOB: 1 BB: 0 P: 11	R: 0 H: 0 E: 0 K: 0 S: 7 H: 0 LOB: 0 BB: 0 P: 11	R: 0 H: 0 E: 0 K: 1 S: 9 H: 0 LOB: 0 BB: 0 P: 11	R: 0 H: 0 E: 0 K: 1 S: 6 H: 0 LOB: 0 BB: 1 P: 13	R: 1 H: 1 E: 1 K: 1 S: 10 H: 1 LOB: 2 BB: 1 P: 17	1B: 4 2B: 2 3B: 0 HR: 0 SF: 0 SAC: 0 DP: 1 HBP: 0	WP: 0 PA: 36 PB: 0 SB: 1 CS: 0
--	---	--	--	--	---	---	---	---	--	--	-----------------------------------

PITCHER Rheal Cormier, L (1, 1) <small>ERA: 3.02</small> Mike Perez, R (10, 1) <small>ERA: 3.63</small> Rob Murphy, L (10, 1) <small>ERA: 2.08</small>	IP WLS BF H R ER SO BB IBB HBP BLK WP HR S P ERA WHIP 9.0 32 5 1 1 5 1 0 0 0 0 0 0 8 14 1.00 3.000 0.1 L 3 0 1 0 1 1 0 0 0 0 0 0 0 2 3 ∞ ∞ 0.0 1 1 0 0 0 0 0 0 0 0 0 0 0 0 ∞ ∞	PITCHER IP WLS BF H R ER SO BB IBB HBP BLK WP HR S P ERA WHIP
--	---	---



Batter	1	2	3	4	5	6	7	8	9	AB R H RBI BB SO LOB	TOP															
Ray Lankford, L (1, 8) OBP: 0.348, SLG: 0.296	1-3 K		4-0 HR BB		3-3 K		3-3 K		1-0 1B	4 1 1 0 1 3 0																
Ozzie Smith, S (1, 6) OBP: 0.280, SLG: 0.295	2-2 E6		1-0 F9		0-0 G4-3		3-2 L8		3-2 P6	5 0 0 0 0 0 3																
Gregg Jefferies, S (1, 3) OBP: 0.345, SLG: 0.481	1-2 L9		1-2 HR		3-2 FC6-4 1B		3-2 F9			4 1 2 3 0 0 1																
Mark Whiten, S (1, 9) OBP: 0.365, SLG: 0.491	2-2 G6-3		2-2 G5-3		2-1 FC6-4			2-3 K		4 0 0 0 0 1 2																
Todd Zeile, R (1, 5) Lee Smith, R (8, 1)		1-1 P8		2-0 1B 2B		1-0 E5 2B		1-0 P8		4 2 1 0 0 0 0 0 0 0 0 0 0 0																
Luis Aljicea, S (1, 4) OBP: 0.478, SLG: 0.439		2-2 L6		0-2 2-H 1B		2-1 2-H 2B		3-2 1B		4 0 3 2 0 0 0																
Ozzie Canseco, R (1, 7) Rod Brewer, L (6, 7)		1-0 P3		0-0 P6		1-0 P9		2-3 K		3 0 0 0 0 0 2 1 0 0 0 0 1 1																
Hector Villanueva, R (1, 2) OBP: 0.182, SLG: 0.300			1-2 F8		0-2 L4		0-3 K		2-3 K	4 0 0 0 0 2 2																
Bob Tewksbury, R (1, 1) Tracy Woodson, R (8, 5) OBP: 0.357, SLG: 0.308 OBP: 0.167, SLG: 0.273			0-0 HR BB 1B		1-3 K		1-2 K		2-2 F8	3 1 1 0 0 2 2 1 0 0 0 0 0 0																
Inning Stats	R: 0 E: 1 K: 1 S: 12	H: 0 LOB: 1 BB: 0 P: 18	R: 0 E: 0 K: 0 S: 6	H: 0 LOB: 0 BB: 0 P: 10	R: 3 E: 0 K: 0 S: 13	H: 2 LOB: 0 BB: 1 P: 22	R: 1 E: 0 K: 1 S: 11	H: 2 LOB: 1 BB: 0 P: 14	R: 0 E: 0 K: 1 S: 9	H: 1 LOB: 1 BB: 0 P: 17	R: 1 E: 1 K: 2 S: 11	H: 1 LOB: 1 BB: 0 P: 16	R: 0 E: 0 K: 1 S: 12	H: 0 LOB: 0 BB: 0 P: 21	R: 0 E: 0 K: 2 S: 11	H: 1 LOB: 1 BB: 0 P: 19	R: 0 E: 0 K: 1 S: 12	H: 1 LOB: 1 BB: 0 P: 20	1B: 5 2B: 2 3B: 0 HR: 1	SF: 0 SAC: 0 DP: 0 HBP: 0	WP: 0 PB: 0 SB: 1 CS: 0	PA: 38				
PITCHER	IP WLS BF H R ER SO BB IBB HBP BLK WP HR S P ERA WHIP																									
Curt Schilling, R (1, 1) ERA: 2.78	7.0	30	6	5	4	6	1	0	0	0	0	1	74	118	5.14	1.000										
Mark Davis, L (8, 1) ERA: 4.09	1.0	W	4	1	0	0	2	0	0	0	0	0	11	19	0.00	1.000										
Mitch Williams, L (9, 1) ERA: 3.0	1.0	S	4	1	0	0	1	0	0	0	0	0	12	20	0.00	1.000										

St. Louis Cardinals @ Philadelphia Phillies
Veterans Stadium, Philadelphia, PA

Sun May 09 1993, 3:33 AM EDT
Att. 43,648 - Sunny - 76 F

livebaseballscorecards.com

AB	37
R	5
H	8
RBI	5
BB	1
SO	9
LOB	13



Batter	1	2	3	4	5	6	7	8	9	AB R H RBI BB SO LOB
Lenny Dykstra, L (1, 8) OBP: 0.343, SLG: 0.375	0-0 SH1-3 1B 2B		3-2 G3		0-1 P5		1-2 1B			4 1 2 0 0 0 0
Mickey Morandini, L (1, 4) OBP: 0.269, SLG: 0.330	0-0 SH1-3 2-3		0-1 G6-3		1-1 G3		1-3 K			3 0 0 0 0 1 2
John Kruk, L (1, 3) OBP: 0.422, SLG: 0.536	2-1 3-H 1B		2-1 G3		0-1 G6-3		1-3 K			4 0 1 1 0 1 0
Dave Hollins, S (1, 5) OBP: 0.357, SLG: 0.456	3-2 P5		3-2 G3-1		2-2 F8		1-2 G1-3			4 0 0 0 0 0 1
Darren Daulton, L (1, 2) OBP: 0.432, SLG: 0.523	1-3 K 1-2		2-1 1B 2B		0-0 1B		2-2 2B HR 1B			4 2 3 0 0 1 1
Wes Chamberlain, R (1, 9) OBP: 0.329, SLG: 0.459		0-1 L1	2-2 G5-3		0-0 G4-3		2-2 HR 2B			4 1 1 0 0 0 2
Jim Eisenreich, L (9, 9) OBP: 0.421, SLG: 0.514										0 0 0 0 0 0 0
Milt Thompson, L (1, 7) OBP: 0.298, SLG: 0.247		1-2 E5 1B	1-0 2-H 1B				0-1 L8			3 1 1 1 1 0 0
Mariano Duncan, R (1, 6) OBP: 0.256, SLG: 0.354		1-3 K 1-2	2-3 K 1-2				1-1 G4-3			4 1 1 4 0 2 2
Curt Schilling, R (1, 1) OBP: 0.176, SLG: 0.125		0-0 G4-3					1-1 1B 1B			2 0 0 0 0 0 1
Pete Incaviglia, R (7, PH) OBP: 0.277, SLG: 0.403										1 0 1 0 0 0 0
Mark Davis, L (8, 1)										0 0 0 0 0 0 0
Juan Bell, R (8, PH) OBP: 0.244, SLG: 0.333										1 0 0 0 0 1 0
Mitch Williams, L (9, 1)										0 0 0 0 0 0 0

Inning Stats	R: 1 E: 0 K: 1 S: 10	H: 2 LOB: 1 BB: 0 P: 16	R: 0 E: 1 K: 1 S: 13	H: 0 LOB: 1 BB: 0 P: 15	R: 0 E: 0 K: 0 S: 7	H: 0 LOB: 0 BB: 0 P: 12	R: 1 E: 0 K: 1 S: 15	H: 2 LOB: 1 BB: 0 P: 25	R: 0 E: 0 K: 0 S: 6	H: 1 LOB: 1 BB: 0 P: 9	R: 0 E: 0 K: 1 S: 13	H: 2 LOB: 2 BB: 0 P: 17	R: 4 E: 0 K: 2 S: 20	H: 3 LOB: 0 BB: 1 P: 30	1B: 6 2B: 3 3B: 0 HR: 1	SF: 0 SAC: 1 DP: 0 HBP: 0
--------------	-------------------------------	----------------------------------	-------------------------------	----------------------------------	------------------------------	----------------------------------	-------------------------------	----------------------------------	------------------------------	---------------------------------	-------------------------------	----------------------------------	-------------------------------	----------------------------------	----------------------------------	------------------------------------

PITCHER	IP	WLS	BF	H	R	ER	SO	BB	IBB	HBP	BLK	WP	HR	S	P	ERA	WHIP
Bob Tewksbury, R (1, 1) ERA: 3.35	7.2		33	9	4	4	5	0	0	0	0	0	0	85	122	4.70	1.174
Lee Smith, R (8, 1) ERA: 2.61	0.1	L	3	1	2	2	1	1	0	0	0	0	1	6	10	54.00	6.000

BOTTOM


St. Louis Cardinals @ Philadelphia Phillies
Veterans Stadium, Philadelphia, PA
Sun May 09 1993, 3:33 AM EDT
Att. 43,648 - Sunny - 76 F

AB	34
R	6
H	10
RBI	6
BB	1
SO	6
LOB	9



WP	PA	36
PB		0
SB		3
CS		0

livebaseballscores.com

Batter	1	2	3	4	5	6	7	8	9	AB R H RBI BB SO LOB	TOP														
Vince Coleman, S (1, 7) OBP: 0.288, SLG: 0.305	0-0 F9		0-0 G5-3		0-0 FC6-4		0-0 G6-4-3 2B		0-0 G6-3	5 0 1 0 0 0 2	<p>New York Mets @ St. Louis Cardinals Busch Stadium, St. Louis, MO Tue May 11 1993, 7:05 PM CDT Att. 24,911 - Unknown - 68 F</p> <p>livebaseballscorecards.com</p> <table border="1"> <tr><td>AB</td><td>35</td></tr> <tr><td>R</td><td>4</td></tr> <tr><td>H</td><td>12</td></tr> <tr><td>RBI</td><td>4</td></tr> <tr><td>BB</td><td>4</td></tr> <tr><td>SO</td><td>2</td></tr> <tr><td>LOB</td><td>17</td></tr> </table> 	AB	35	R	4	H	12	RBI	4	BB	4	SO	2	LOB	17
AB	35																								
R	4																								
H	12																								
RBI	4																								
BB	4																								
SO	2																								
LOB	17																								
Dave Gallagher, R (1, 8) OBP: 0.438, SLG: 0.593	0-0 G4-3			0-0 F7	0-3 K		4-0 G6-4-3 BB		0-0 2B	4 0 1 0 1 1 2															
Eddie Murray, S (1, 3) OBP: 0.354, SLG: 0.478	4-0 BB			0-0 BB 1B		0-0 G6-3	0-0 G6-4-3		0-0 F5	4 0 1 0 1 0 3															
Bobby Bonilla, S (1, 9) OBP: 0.310, SLG: 0.414	0-0 G5-3			4-0 BB 1B		0-0 HR	0-0 G3-1			3 1 1 1 1 0 2															
Howard Johnson, S (1, 5) OBP: 0.398, SLG: 0.417		4-0 BB BB		0-0 G6-4-3		0-0 G6-3		0-0 G6-3		3 0 0 0 1 0 2															
Chico Walker, S (1, 4) OBP: 0.323, SLG: 0.414		0-0 1B			0-0 1B 2B	0-0 2B 1B		0-0 G6-3		4 2 3 0 0 0 0															
Todd Hundley, S (1, 2) OBP: 0.295, SLG: 0.413		0-0 G4-6-3-6			0-0 FC6-4 1B	0-0 1B 2B		0-0 1B		4 1 3 0 0 0 2															
Tim Bogar, R (1, 6) OBP: 0.188, SLG: 0.250			0-0 L6		0-0 FC6-4 1B	0-0 1B		0-0 P6		4 0 2 3 0 0 1															
Eric Hillman, L (1, 1) Wayne Houstie, S (5, PH) Mike Draper, R (5, 1) Jeff McKnight, S (6, PH) Jeff Kaiser, R (6, 1) Jeff Innis, R (7, 1) Anthony Young, R (8, 1) Joe Orsulak, L (9, PH)			0-3 K		0-0 P4	0-0 L5		0-0 G4-3		1 0 0 0 0 0 1 0 1 0 0 0 0 0 0 2 0 0 0 0 0 0 0 0 1 0 0 0 0 0 0 1 0 1 0 0 0 0 0 0 0															
Inning Stats	R: 0 E: 0 K: 0 S: 3	H: 0 LOB: 1 BB: 1 P: 7	R: 0 E: 0 K: 0 S: 2	H: 1 LOB: 0 BB: 1 P: 6	R: 0 E: 0 K: 1 S: 5	H: 0 LOB: 0 BB: 0 P: 5	R: 0 E: 0 K: 0 S: 3	H: 1 LOB: 1 BB: 1 P: 7	R: 1 E: 0 K: 1 S: 8	H: 3 LOB: 2 BB: 0 P: 8	R: 3 E: 0 K: 0 S: 7	H: 4 LOB: 1 BB: 0 P: 7	R: 0 E: 0 K: 0 S: 3	H: 1 LOB: 1 BB: 1 P: 7	R: 0 E: 0 K: 0 S: 4	H: 1 LOB: 1 BB: 0 P: 4	R: 0 E: 0 K: 0 S: 4	H: 1 LOB: 1 BB: 0 P: 4	R: 0 E: 0 K: 0 S: 4	H: 1 LOB: 1 BB: 0 P: 4	1B: 7 2B: 4 3B: 1 HR: 1	SF: 0 SAC: 0 DP: 2 HBP: 0	WP: 0 PB: 0 SB: 1 CS: 0	PA: 39	
PITCHER	IP WLS BF H R ER SO BB IBB HBP BLK WP HR S P ERA WHIP																								
Donovan Osborne, L (1, 1) ERA: 3.86	5.2 W 25 8 4 4 2 3 0 0 0 0 1 26 38 6.35 1.941																								
Les Lancaster, R (6, 1) ERA: 4.08	0.1 4 2 0 0 0 1 0 0 0 0 0 0 3 7 0.00 9.000																								
Rob Murphy, L (7, 1) ERA: 1.8	2.0 6 1 0 0 0 0 0 0 0 0 0 0 6 6 0.00 0.500																								
Lee Smith, R (9, 1) ERA: 2.38	1.0 S 4 1 0 0 0 0 0 0 0 0 0 0 4 4 0.00 1.000																								

Batter	1	2	3	4	5	6	7	8	9	AB	R	H	RBI	BB	SO	LOB
Geronimo Pena, S (1, 4) OBP: 0.348, SLG: 0.333	4-0 CS BB	0-0 FC6-4 1B		0-0 1B 1B		0-0 S 1B	0-0 G4-3			4	2	3	0	1	0	2
Ozzie Smith, S (1, 6) OBP: 0.285, SLG: 0.293	0-0 E5 HBP 1B FC4-6 1-2	0-0 FC6-4 1-2f		0-0 FC3-6 1B 1B 1-2 2-3		4-0 CS BB 1-3		0-0 G1-3		4	1	1	0	1	0	2
Ray Lankford, L (1, 8) OBP: 0.367, SLG: 0.314	0-0 FC4-6 HBP 1B HR		4-0 FC5-4 1B BB	0-0 FC3-6 1B 1-2 2-H 3-H		0-3 K 1-2		0-0 S 1B		4	1	3	2	1	1	2
Gregg Jefferies, S (1, 3) OBP: 0.355, SLG: 0.481	1-0 FC4-6 HBP 1-2 2-3		0-0 FC5-4 1B 1-2	0-0 FC3-6 1B 1-2f 2-3		0-0 S 1B 3-H		0-0 F8 1-2		4	0	2	1	0	0	3
Mark Whiten, S (1, 9) OBP: 0.351, SLG: 0.470	0-0 FC4-6 HR 1-2f 2-3 3-H		0-0 P3	0-0 G5-3		0-3 K 1-2		0-0 F5		5	1	0	1	0	1	8
Todd Zeile, R (1, 5) OBP: 0.333, SLG: 0.368	0-0 HR		0-0 FC5-4 1-2f 2-3		0-0 G6-3		0-0 G6-3			4	1	1	3	0	0	2
Ozzie Canseco, R (1, 7) OBP: 0.200, SLG: 0.200	0-0 G5-3		0-3 K		0-0 F8		0-0 L6			4	0	0	0	0	1	2
Rod Brewer, L (8, 7) OBP: 0.256, SLG: 0.222										0	0	0	0	0	0	0
Erik Pappas, R (1, 2) OBP: 0.250, SLG: 0.250		0-0 G6-3		0-0 G6-3		0-0 E1		0-0 1B 1B		4	0	1	0	0	0	0
Donovan Osborne, S (1, 1) OBP: 0.308, SLG: 0.250		0-0 F3		0-0 1B 1B 1B		0-0 G4-3		0-0 1-2 1B		3	1	1	0	0	0	1
Les Lancaster, R (6, 1)										0	0	0	0	0	0	0
Rob Murphy, L (7, 1) OBP: 1.000, SLG: 1.000										1	0	1	0	0	0	0
Lee Smith, R (9, 1)										0	0	0	0	0	0	0

Inning Stats		R: 4	H: 2	E: 1	K: 0	S: 5	LOB: 0	BB: 1	P: 10	R: 0	H: 1	E: 0	K: 0	S: 4	LOB: 1	BB: 0	P: 4	R: 0	H: 1	E: 0	K: 0	S: 6	LOB: 2	BB: 1	P: 10	R: 2	H: 4	E: 0	K: 0	S: 7	LOB: 2	BB: 0	P: 7	R: 0	H: 0	E: 1	K: 0	S: 4	LOB: 1	BB: 0	P: 4	R: 1	H: 2	E: 0	K: 2	S: 8	LOB: 1	BB: 1	P: 12	R: 0	H: 2	E: 0	K: 0	S: 5	LOB: 2	BB: 0	P: 5	R: 0	H: 1	E: 0	K: 0	S: 4	LOB: 1	BB: 0	P: 4
PITCHER	IP	WLS	BF	H	R	ER	SO	BB	IBB	HBP	BLK	WP	HR	S	P	ERA	WHIP																																																
Eric Hillman, L ERA: 4.5	(1, 1)	4.0		23	8	6	2	1	2	0	0	0	0	1	22	31	4.50	2.500																																															
Mike Draper, R ERA: 3.86	(5, 1)	1.0		4	0	0	0	0	0	0	0	0	0	4	4	0.00	0.000																																																
Jeff Kaiser, L ERA: 4.7	(6, 1)	1.0		5	2	1	1	2	1	0	0	0	0	8	12	9.00	3.000																																																
Jeff Innis, R ERA: 3.78	(7, 1)	1.0		5	2	0	0	0	0	0	0	0	0	5	5	0.00	2.000																																																
Anthony Young, R ERA: 3.29	(8, 1)	1.0		4	1	0	0	0	0	0	0	0	0	4	4	0.00	1.000																																																

BOTTOM


New York Mets @ St. Louis Cardinals

Busch Stadium, St. Louis, MO

Tue May 11 1993, 7:05 PM CDT
Att: 24,911 - Unknown - 68 F

AB	37
R	7
H	13
RBI	7
BB	3
SO	3
LOB	22

livebaseballscores.com



WP: 0 PA: 41
PB: 0
SB: 4
CS: 2

Batter	1	2	3	4	5	6	7	8	9	AB R H RBI BB SO LOB	TOP																
Vince Coleman, S (1, 7) OBP: 0.285, SLG: 0.301	2-1 G4-3		1-2 K	1-0 CS 2-H 1B		0-0 B1-3		2-2 G4-3		5 0 1 1 0 1 0																	
Joe Orsulak, L (1, 8) OBP: 0.316, SLG: 0.380	1-0 HR		2-0 G6-3	0-0 CS 1-2	0-0 F8	1-1 P6		0-1 P6		5 1 1 1 0 0 0																	
Eddie Murray, S (1, 3) OBP: 0.364, SLG: 0.492	2-2 G4-3		2-1 1B 2B		2-0 BB 1B BLK 1B		3-1 F7	2-2 1B		5 2 3 0 0 0 0																	
Bobby Bonilla, S (1, 9) OBP: 0.321, SLG: 0.407	4-2 BB		4-1 1B BB		1-3 K		4-2 1B BB	3-2 F7		2 0 0 0 3 1 2																	
Howard Johnson, S (1, 5) OBP: 0.406, SLG: 0.420	2-3 K		1-1 1B 2-H 2-H		4-0 BB 1B IBB		1-1 1B	0-3 K		4 1 2 1 1 2 2																	
Chico Walker, S (1, 4) OBP: 0.314, SLG: 0.375		2-0 G4-3	0-2 K		4-0 1B BB		2-2 L1			3 0 0 0 1 1 4																	
Todd Hundley, S (1, 2) OBP: 0.304, SLG: 0.417		0-1 G3-1		0-0 G5-3 1B 1B	0-0 1B	1-3 2-H 3-H 1B		0-1 G1-3		4 1 2 2 0 0 2																	
Tim Bogar, R (1, 6) OBP: 0.200, SLG: 0.211		4-2 BB		1-0 F7	2-1 G6-3			2-2 P4		3 0 0 0 1 0 3																	
Dwight Gooden, R (1, 1) OBP: 0.208, SLG: 0.292		0-0 F8		0-0 G5-3		1-3 K		0-0 F9		4 0 0 0 0 1 2																	
Mike Maddux, L (8, 1)										0 0 0 0 0 0 0																	
Inning Stats	R: 1 E: 0 K: 1 S: 12	H: 1 LOB: 1 BB: 1 P: 23	R: 0 E: 0 K: 0 S: 7	H: 0 LOB: 1 BB: 1 P: 13	R: 1 E: 0 K: 2 S: 12	H: 2 LOB: 2 BB: 1 P: 22	R: 1 E: 0 K: 0 S: 4	H: 2 LOB: 0 BB: 0 P: 6	R: 2 E: 0 K: 1 S: 8	H: 2 LOB: 2 BB: 2 P: 21	R: 0 E: 0 K: 1 S: 6	H: 0 LOB: 0 BB: 0 P: 8	R: 0 E: 0 K: 0 S: 12	H: 1 LOB: 2 BB: 1 P: 22	R: 0 E: 0 K: 0 S: 7	H: 0 LOB: 0 BB: 0 P: 11	R: 0 E: 0 K: 1 S: 13	H: 1 LOB: 1 BB: 0 P: 18	1B: 7 2B: 1 3B: 0 HR: 1	SF: 0 SAC: 0 DP: 0 HBP: 0	WP: 0 PB: 0 SB: 0 CS: 1	PA: 42					
PITCHER	IP WLS BF H R ER SO BB IBB HBP BLK WP HR S P ERA WHIP																										
Omar Olivares, R (1, 1) ERA: 3.18	5.0		26	7	5	5	4	4	1	0	1	0	1	43	85	9.00	2.200										
Les Lancaster, R (6, 1) ERA: 3.66	2.0		8	1	0	0	1	1	0	0	0	0	0	18	30	0.00	1.000										
Mike Perez, R (8, 1) ERA: 3.26	2.0	W	7	1	0	0	1	0	0	0	0	0	0	20	29	0.00	0.500										

New York Mets @ St. Louis Cardinals
 Busch Stadium, St. Louis, MO
 Wed May 12 1993, 7:05 PM CDT
 Att. 27,773 - Unknown - 62 F

livebaseballscorecards.com

AB	35
R	5
H	9
RBI	5
BB	6
SO	6
LOB	15



Batter	1	2	3	4	5	6	7	8	9	AB R H RBI BB SO LOB
Luis Alicea, S (1, 7) OBP: 0.471, SLG: 0.444	0-2 G4-3		1-1 HR 1B		1-2 G3 1B		2-0 F9		3-2 SF8 3-H	4 1 2 1 0 0 1
Ozzie Smith, S (1, 6) OBP: 0.283, SLG: 0.292	2-2 F7		0-1 HR 1B		1-2 G3 1B			1-2 G4-3		4 1 1 1 0 0 1
Ray Lankford, L (1, 8) OBP: 0.371, SLG: 0.349	2-2 BLK 1B		3-1 SAFE HR		0-3 K			2-1 G4-3		4 1 2 3 0 1 1
Gregg Jefferies, S (1, 3) OBP: 0.352, SLG: 0.473	2-0 SAFE G4-3		1-0 L9			1-0 G3-1		2-1 BLK 1B		4 1 1 0 0 0 1
Mark Whiten, S (1, 9) OBP: 0.348, SLG: 0.463		2-3 K		0-0 E3 G6-4-3		1-2 G4-3		2-1 1B 1-H		4 0 1 1 0 1 0
Todd Zeile, R (1, 5) OBP: 0.323, SLG: 0.355		0-1 P4		0-2 G6-4-3 1-2f		0-1 F7		1-2 G4-3		4 0 0 0 0 0 2
Geronimo Pena, S (1, 4) OBP: 0.345, SLG: 0.340		2-3 K		1-2 G1-3			0-1 G3		1-1 SH SF8 2B	4 1 1 0 0 1 0
Hector Villanueva, R (1, 2) OBP: 0.167, SLG: 0.273			0-2 L9		2-3 K		0-3 K		0-1 SH BB	3 0 0 0 0 2 0
José Oquendo, S (9, PH) OBP: 0.316, SLG: 0.188									2-3 SH BB	0 0 0 0 0 0 0
Omar Olivares, R (1, 1) OBP: 0.143, SLG: 0.143			2-3 K		1-2 1B G3 1B		4-2 BB		4-2 BB	1 0 0 0 0 1 0
Rod Brewer, L (5, PH) OBP: 0.276, SLG: 0.243										1 1 1 0 0 0 0
Les Lancaster, R (6, 1)										0 0 0 0 0 0 0
Ozzie Canseco, R (7, PH) OBP: 0.280, SLG: 0.200										0 0 0 0 1 0 0
Mike Perez, L (8, 1)										0 0 0 0 0 0 0
Gerald Perry, L (9, PH) OBP: 0.500, SLG: 0.625										0 0 0 0 1 0 0

Inning Stats	R: 0 E: 0 K: 0 S: 11	H: 1 LOB: 1 BB: 0 P: 16	R: 0 E: 0 K: 2 S: 9	H: 0 LOB: 0 BB: 0 P: 13	R: 3 E: 0 K: 1 S: 13	H: 3 LOB: 0 BB: 0 P: 20	R: 0 E: 1 K: 0 S: 8	H: 0 LOB: 0 BB: 0 P: 9	R: 1 E: 0 K: 2 S: 18	H: 2 LOB: 1 BB: 0 P: 23	R: 0 E: 0 K: 0 S: 7	H: 0 LOB: 0 BB: 0 P: 9	R: 0 E: 0 K: 1 S: 8	H: 0 LOB: 1 BB: 1 P: 14	R: 1 E: 0 K: 0 S: 12	H: 2 LOB: 1 BB: 0 P: 20	R: 1 E: 1 K: 0 S: 10	H: 1 LOB: 2 BB: 1 P: 18	1B: 7 2B: 1 3B: 0 HR: 1	SF: 1 SAC: 1 DP: 1 HBP: 0
--------------	-------------------------------	----------------------------------	------------------------------	----------------------------------	-------------------------------	----------------------------------	------------------------------	---------------------------------	-------------------------------	----------------------------------	------------------------------	---------------------------------	------------------------------	----------------------------------	-------------------------------	----------------------------------	-------------------------------	----------------------------------	----------------------------------	------------------------------------


PITCHER	IP	WLS	BF	H	R	ER	SO	BB	IBB	HBP	BLK	WP	HR	S	P	ERA	WHIP
Dwight Gooden, R (1, 1) ERA: 2.59	7.2		32	8	5	5	6	1	0	0	2	0	1	83	120	5.87	1.174
Mike Maddux, R (8, 1) ERA: 4.6	0.2	L	5	1	1	1	0	1	0	0	0	0	0	13	22	13.50	3.000

BOTTOM

New York Mets @ St. Louis Cardinals
 Busch Stadium, St. Louis, MO
 Wed May 12 1993, 7:05 PM CDT
 Att: 27,773 - Unknown - 62 F

AB	33
R	6
H	9
RBI	6
BB	2
SO	6
LOB	6

livebaseballscorecards.com



Batter	1	2	3	4	5	6	7	8	9	AB R H RBI BB SO LOB	TOP	
Vince Coleman, S (1, 7) OBP: 0.284, SLG: 0.307	0-2 SH5-3 2B	1-0 G4-3			0-2 F9			0-1 G4-3		4 1 1 0 0 0 0		
Dave Gallagher, R (1, 8) OBP: 0.428, SLG: 0.667	1-1 SH5-3 2-3		0-0 G4-3		2-1 HR			0-1 P5		3 1 1 1 0 0 0		
Eddie Murray, S (1, 3) Wayne Housie, S (7, 9) OBP: 0.370, SLG: 0.504 OBP: 0.375, SLG: 0.429	2-1 1B 2B		3-2 E7 FC6-5 1B		1-2 F9			0-0 G3		3 1 2 1 0 0 0 1 0 0 0 0 0 0		
Bobby Bonilla, S (1, 9) OBP: 0.312, SLG: 0.393	0-0 G6-3		1-0 P6			2-2 F7			3-3 K	4 0 0 0 0 1 2		
Howard Johnson, S (1, 5) OBP: 0.402, SLG: 0.413	2-1 FC5-4 1B		1-1 FC6-5 2-3			0-1 G3-1			1-1 G4-3	4 0 1 1 0 0 1		
Chico Walker, S (1, 4) OBP: 0.282, SLG: 0.333	0-0 FC5-4 1-2f			2-0 G5-3		1-3 K			1-3 K	4 0 0 0 0 2 1		
Charlie O'Brien, R (1, 2) OBP: 0.207, SLG: 0.154		0-0 G1-3 SH1-3 2B		1-2 G5-3			0-0 G6-3			3 1 1 0 0 0 0		
Tim Bogar, R (1, 6) OBP: 0.174, SLG: 0.182		2-2 G1-3 2-3		0-0 P5			0-0 G6-3			3 0 0 0 0 0 1		
Pete Schourek, L (1, 1) John Franco, L (9, 1) OBP: 0.200, SLG: 0.111		2-1 SH1-3 3-H			1-3 K		1-3 K			2 0 0 1 0 2 0 0 0 0 0 0 0 0		
Inning Stats	R: 2 H: 3 E: 0 LOB: 1 K: 0 BB: 0 S: 11 P: 16	R: 1 H: 1 E: 0 LOB: 0 K: 0 BB: 0 S: 9 P: 14	R: 0 H: 1 E: 1 LOB: 1 K: 0 BB: 0 S: 10 P: 15	R: 0 H: 0 E: 0 LOB: 0 K: 0 BB: 0 S: 5 P: 8	R: 1 H: 1 E: 0 LOB: 0 K: 1 BB: 0 S: 11 P: 15	R: 0 H: 0 E: 0 LOB: 0 K: 1 BB: 0 S: 9 P: 12	R: 0 H: 0 E: 0 LOB: 0 K: 1 BB: 0 S: 5 P: 6	R: 0 H: 0 E: 0 LOB: 0 K: 2 BB: 0 S: 8 P: 13	R: 0 H: 0 E: 0 LOB: 0 K: 2 BB: 0 S: 8 P: 13	1B: 2 SF: 0 2B: 3 SAC: 2 3B: 0 DP: 0 HR: 1 HBP: 0	WP: 0 PA: 33 PB: 0 SB: 0 CS: 0	
PITCHER	IP WLS BF H R ER SO BB IBB HBP BLK WP HR S P ERA WHIP											
Rheal Cormier, L (1, 1) ERA: 3.44	5.0 L 21 6 4 4 1 0 0 0 0 0 0 1 46 68 7.20 1.200											
Rene Arocha, R (6, 1) ERA: 1.52	2.0 6 0 0 0 2 0 0 0 0 0 0 0 14 18 0.00 0.000											
Les Lancaster, R (8, 1) ERA: 3.32	2.0 6 0 0 0 2 0 0 0 0 0 0 0 13 18 0.00 0.000											

New York Mets @ St. Louis Cardinals
 Busch Stadium, St. Louis, MO
 Thu May 13 1993, 3:33 AM CDT
 Att. 40,140 - Sunny - 59 F

livebaseballscorecards.com

AB	31
R	4
H	6
RBI	4
BB	0
SO	5
LOB	5



Batter	1	2	3	4	5	6	7	8	9	AB	R	H	RBI	BB	SO	LOB
Geronimo Pena, S OBP: 0.342, SLG: 0.346 (1, 4)	0-0 F7 ①		1-2 G5-3 ②			1-2 G5-3 ②		0-0 2B ②		4	0	1	0	0	0	0
Ozzie Smith, S OBP: 0.282, SLG: 0.290 (1, 6)	1-1 G1-3 ②		1-1 G5-3 ③			2-2 1B ②		2-1 F8 ③		4	0	1	0	0	0	1
Ray Lankford, L OBP: 0.383, SLG: 0.364 (1, 8)	3-2 FC6-4 1B ②				2-0 G6-4-3 1B ②		1-2 1B ②		2-3 K ①	4	0	3	0	0	1	0
Gregg Jefferies, S OBP: 0.341, SLG: 0.457 (1, 3)	2-0 FC6-4 1-2f ③				1-2 G6-4-3 1-2f ①②		3-3 K ③		0-1 G1-3 ②	4	0	0	0	0	1	4
Mark Whiten, S OBP: 0.345, SLG: 0.456 (1, 9)		0-0 G6-3 ①			2-3 K ③		1-2 P6 ①		0-0 FC5-4 1B ②	4	0	1	0	0	1	0
Todd Zeile, R OBP: 0.321, SLG: 0.347 (1, 5)		4-0 FC5-4 BB ②			1-3 K ①		2-3 K ②		1-1 FC5-4 1-2f ③	3	0	0	0	1	2	1
Ozzie Canseco, R OBP: 0.222, SLG: 0.176 (6, 1)		2-0 FC5-4 1-2f ②			3-2 G4-3 ②		3-2 G5-3 ③			2	0	0	0	0	0	1
Tracy Woodson, R OBP: 0.154, SLG: 0.250 (7, PH)										0	0	0	0	0	0	0
Les Lancaster, R (8, 1)										1	0	0	0	0	0	0
Erik Pappas, R OBP: 0.143, SLG: 0.143 (1, 2)		1-3 K ③			2-1 P3 ③				3-2 G1-3 ①	3	0	0	0	0	1	1
Rheal Cormier, L OBP: 0.118, SLG: 0.118 (1, 1)			0-0 P5 ①							1	0	0	0	0	0	0
Luis Alicea, S OBP: 0.453, SLG: 0.426 (6, 7)						2-2 L8 ①		1-0 F7 ②		2	0	0	0	0	0	0

Inning Stats	R: 0	H: 1	E: 0	LOB: 1	K: 0	S: 9	P: 15	R: 0	H: 0	E: 0	LOB: 1	K: 1	S: 5	P: 12	R: 0	H: 0	E: 0	LOB: 0	K: 0	S: 7	R: 0	H: 1	E: 0	LOB: 0	K: 1	S: 8	P: 13	R: 0	H: 0	E: 0	LOB: 0	K: 1	S: 8	P: 14	R: 0	H: 2	E: 0	LOB: 2	K: 1	S: 16	P: 25	R: 0	H: 0	E: 0	LOB: 0	K: 1	S: 11	P: 17	R: 0	H: 1	E: 0	LOB: 1	K: 0	S: 9	P: 15	R: 0	H: 1	E: 0	LOB: 1	K: 1	S: 8	P: 11	1B: 5	SF: 0	2B: 1	SAC: 0	3B: 0	DP: 1	HR: 0	HBP: 0	WP: 0	PA: 33
--------------	------	------	------	--------	------	------	-------	------	------	------	--------	------	------	-------	------	------	------	--------	------	------	------	------	------	--------	------	------	-------	------	------	------	--------	------	------	-------	------	------	------	--------	------	-------	-------	------	------	------	--------	------	-------	-------	------	------	------	--------	------	------	-------	------	------	------	--------	------	------	-------	-------	-------	-------	--------	-------	-------	-------	--------	-------	--------

PITCHER	IP	WLS	BF	H	R	ER	SO	BB	IBB	HBP	BLK	WP	HR	S	P	ERA	WHIP
Pete Schourek, L ERA: 3.74 (1, 1)	8.0	W	29	5	0	0	5	1	0	0	0	0	0	73	120	0.00	0.750
John Franco, L ERA: 3.0 (9, 1)	1.0		4	1	0	0	1	0	0	0	0	0	0	8	11	0.00	1.000

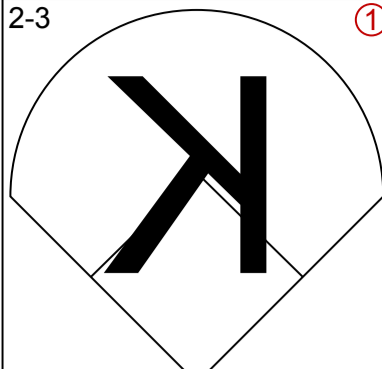
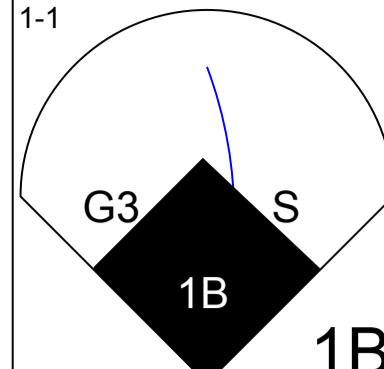
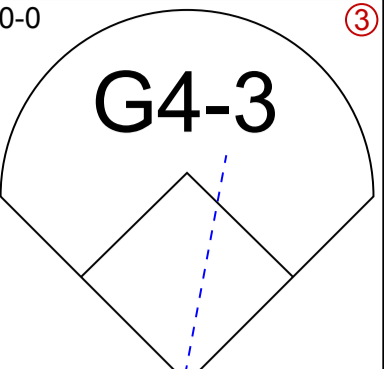
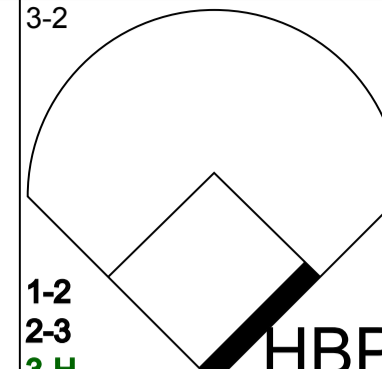
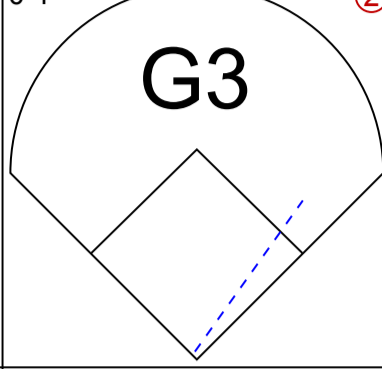
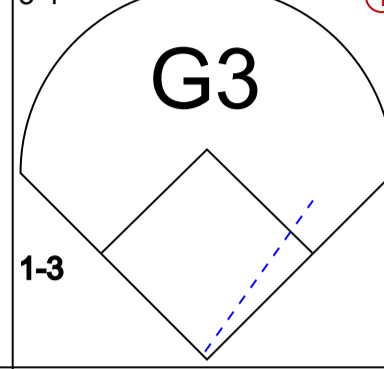
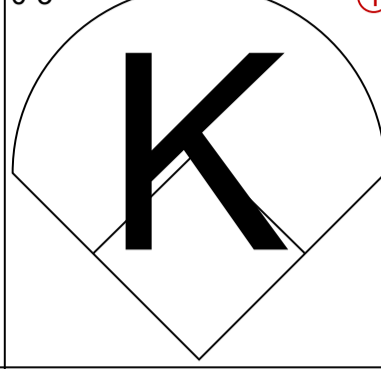
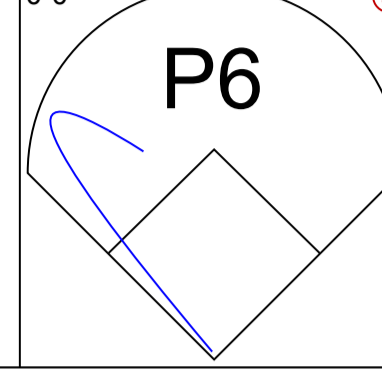
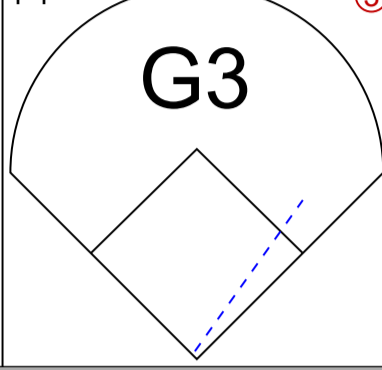
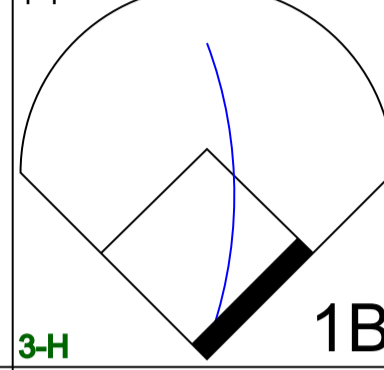
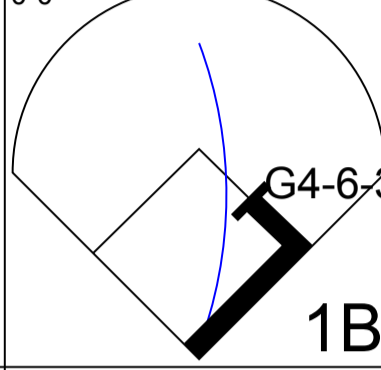
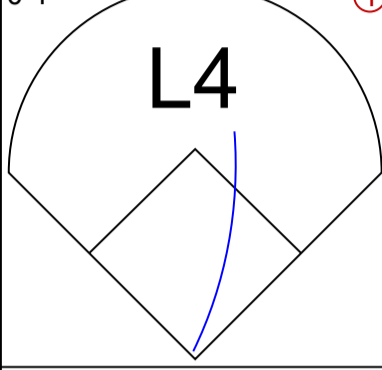
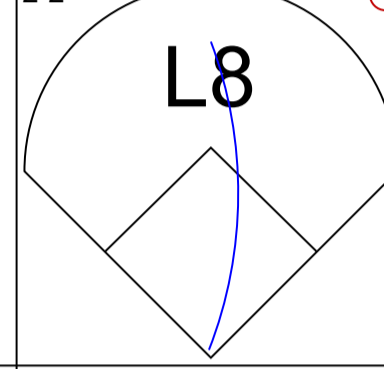
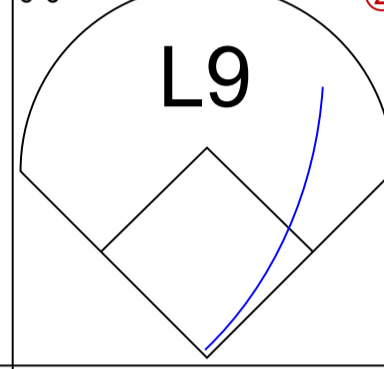
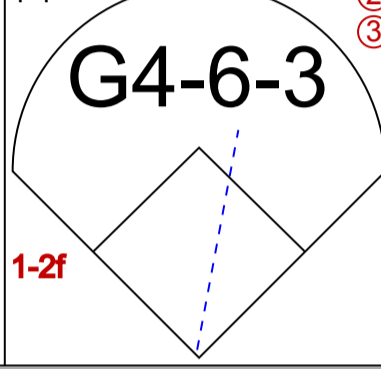
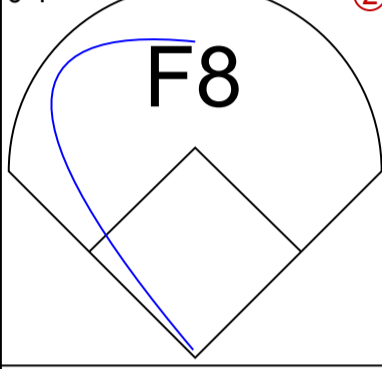
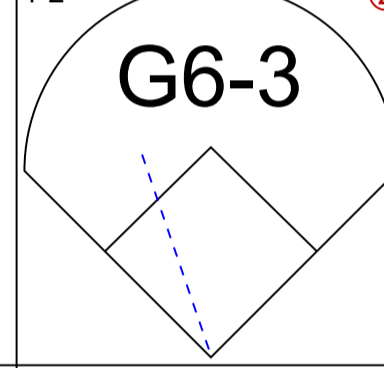
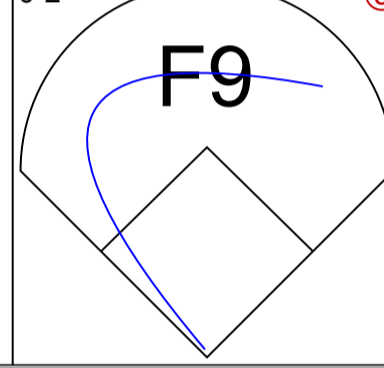
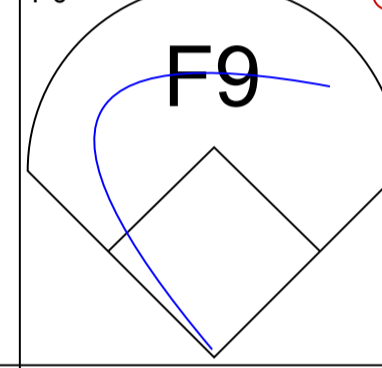
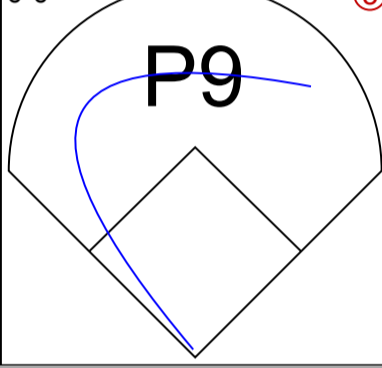
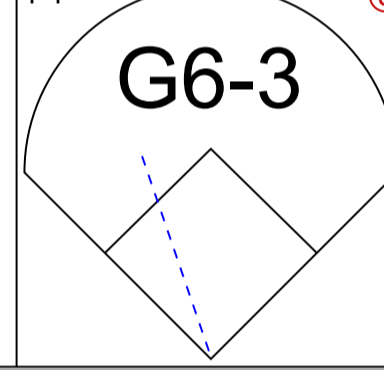
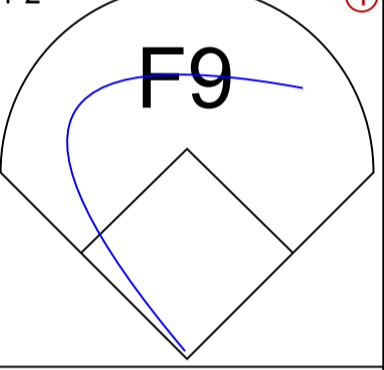
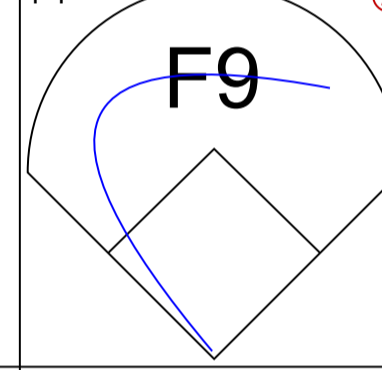
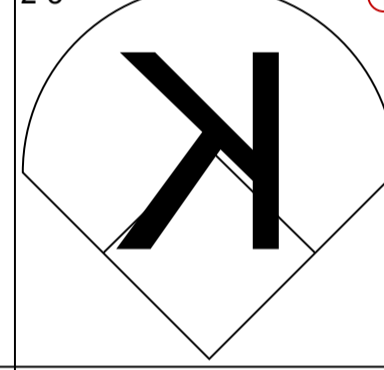
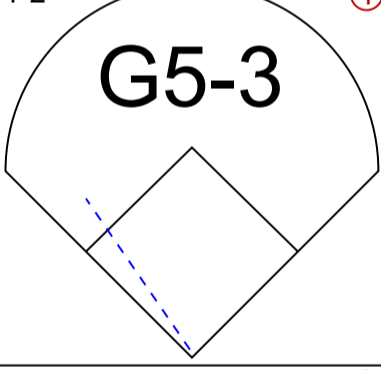

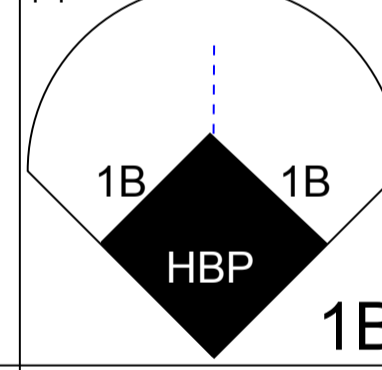
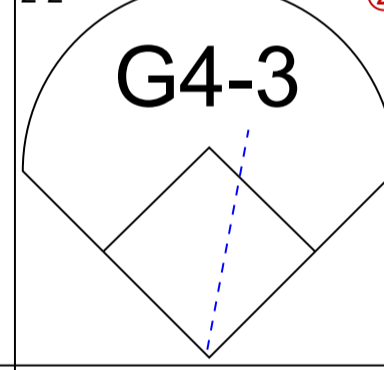
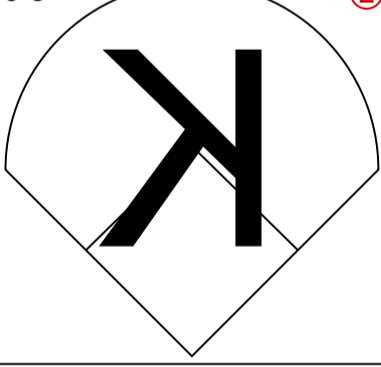
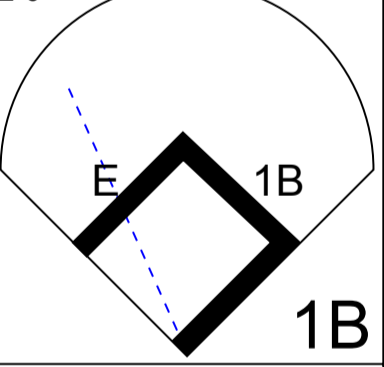
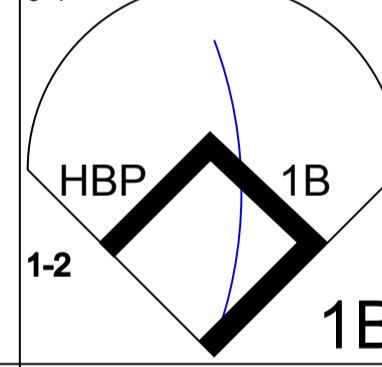
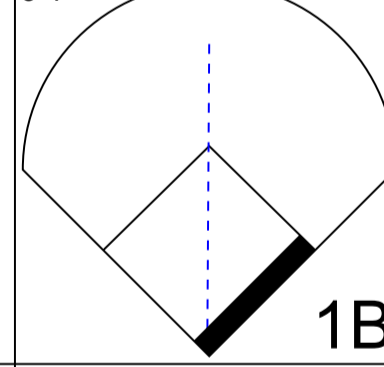
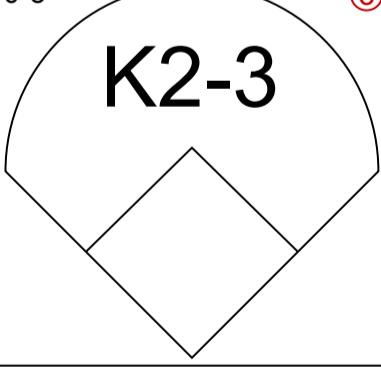
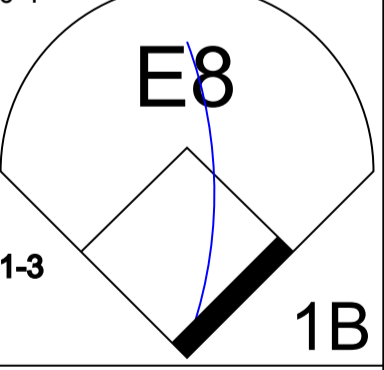
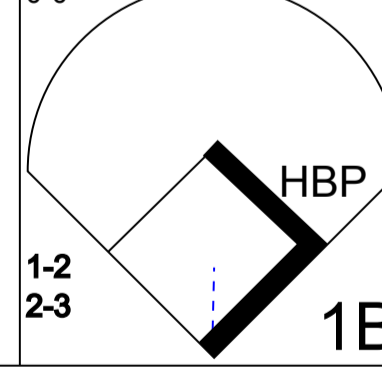
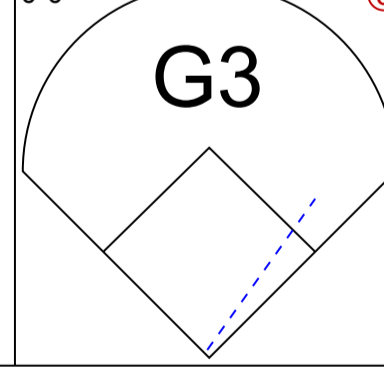
BOTTOM

New York Mets @ St. Louis Cardinals
Busch Stadium, St. Louis, MO
 Thu May 13 1993, 3:33 AM CDT
 Att. 40,140 - Sunny - 59 F

AB	32
R	0
H	6
RBI	0
BB	1
SO	6
LOB	8



WP	PA	ERA	WHIP
0	33		

Batter	1	2	3	4	5	6	7	8	9	AB R H RBI BB SO LOB	TOP		
Chuck Carr, S (1, 8) OBP: 0.339, SLG: 0.336 B C F F B C	2-3 			1-1 	0-0 		3-2 			3 1 1 1 0 1 2			
Junior Felix, S (1, 9) OBP: 0.254, SLG: 0.382 Bob McClure, R (7, 1) Jim Corsi, R (7, 1)	0-1 			3-1 		0-3 	0-0 			4 0 0 0 0 1 4 0 0 0 0 0 0 0 0 0 0 0 0 0 0			
Dave Magadan, L (1, 5) OBP: 0.443, SLG: 0.408 C B X	1-1 			1-1 		0-0 		0-1 		4 0 2 1 0 0 0			
Orestes Destrade, S (1, 3) OBP: 0.329, SLG: 0.341 C B C B C		2-2 		0-0 		1-1 		0-1 		4 0 0 0 0 0 2			
Benito Santiago, R (1, 2) OBP: 0.309, SLG: 0.390 F C B C		1-2 		0-2 			1-0 	0-0 		4 0 0 0 0 0 1			
Jeff Conine, R (1, 7) OBP: 0.378, SLG: 0.364 C B C		1-1 			1-2 		1-1 		2-3 	4 0 0 0 0 1 0			
Alex Arias, R (1, 4) OBP: 0.323, SLG: 0.318 X B C F			1-2 		2-3 		1-1 		2-2 	4 1 1 0 0 1 0			
Walt Weiss, S (1, 6) OBP: 0.402, SLG: 0.336 C C C			0-3 		2-0 		0-1 		3-1 	4 0 3 0 0 1 0			
Chris Hammond, L (1, 1) OBP: 0.176, SLG: 0.125 Cris Carpenter, R (6, 1) Greg Briley, L (7, PH) OBP: 0.361, SLG: 0.471 (7, 9)			0-3 		0-1 		0-0 		0-0 	2 0 1 0 0 1 0 0 0 0 0 0 0 0 2 0 1 0 0 0 1			
Inning Stats	R: 0 H: 0 E: 0 LOB: 0 K: 1 BB: 0 S: 8 P: 11	R: 0 H: 0 E: 0 LOB: 0 K: 0 BB: 0 S: 8 P: 12	R: 0 H: 0 E: 0 LOB: 0 K: 2 BB: 0 S: 9 P: 10	R: 1 H: 2 E: 0 LOB: 1 K: 0 BB: 0 S: 10 P: 15	R: 0 H: 2 E: 1 LOB: 2 K: 1 BB: 0 S: 11 P: 16	R: 0 H: 1 E: 0 LOB: 0 K: 1 BB: 0 S: 6 P: 7	R: 1 H: 3 E: 0 LOB: 3 K: 0 BB: 0 S: 11 P: 17	R: 0 H: 0 E: 0 LOB: 0 K: 0 BB: 0 S: 5 P: 5	R: 0 H: 1 E: 0 LOB: 1 K: 1 BB: 0 S: 9 P: 16	1B: 9 SF: 0 2B: 0 SAC: 0 3B: 0 DP: 1 HR: 0 HBP: 1	WP: 0 PA: 36 PB: 0 SB: 1 CS: 0		
PITCHER	IP WLS BF H R ER SO BB IBB HBP BLK WP HR S P ERA WHIP											PITCHER	IP WLS BF H R ER SO BB IBB HBP BLK WP HR S P ERA WHIP
Bob Tewksbury, R (1, 1) ERA: 3.17 Mike Perez, R (9, 1) ERA: 3.1	8.0 W 32 8 2 2 5 0 0 1 0 0 0 0 68 93 2.25 1.000												

Florida Marlins @ St. Louis Cardinals
 Busch Stadium, St. Louis, MO
 Fri May 14 1993, 7:05 PM CDT
 Att. 51,809 - Unknown - 79 F

livebaseballscorecards.com

AB 35
R 2
H 9
RBI 2
BB 0
SO 6
LOB 10



Batter	1	2	3	4	5	6	7	8	9
Bernard Gilkey, R OBP: 0.437, SLG: 0.517 (1, 7)	0-2 G6-3 1B		1-1 G3		4-0 1B IBB	1-2 G6-4-3 1-2f		2-1 1-H HR	
Ozzie Smith, S OBP: 0.294, SLG: 0.297 (1, 6)	1-1 F9		4-0 BB		1-0 1B 1-2 2-H		1-0 FC4-6 1B FC6 1B	1-0 G3	
Ray Lankford, L OBP: 0.386, SLG: 0.368 (1, 8)	3-2 G6-3 1-2f		2-0 G4-3			2-1 1B S 1B	2-2 FC4-6 1B		
Gregg Jefferies, S OBP: 0.346, SLG: 0.458 (1, 3)		1-1 1B WP 1B		0-1 G4-3		2-0 BB 1B 1B	0-1 FC4-6 FC6		
Mark Whiten, S OBP: 0.336, SLG: 0.442 (1, 9)		3-2 F9		1-0 P8		1-1 L5	1-1 FC6		
Todd Zeile, R OBP: 0.319, SLG: 0.344 (1, 5)		1-2		2-3 K		2-1 1B BB 1B	1-1 P6		
Geronimo Pena, S OBP: 0.347, SLG: 0.346 (1, 4)		2-2 2-H 1B			1-1 E6 SH1-4 1B	4-2 1B 1B BB		1-1 G4-3	
Erik Pappas, R OBP: 0.273, SLG: 0.273 (1, 2)		3-2 G5-3			0-0 F9	0-1 1B		2-2 HR 1B	
Bob Tewksbury, R OBP: 0.375, SLG: 0.333 (1, 1)			2-2 G6-3		0-1 SH1-4	1-0 G6-4-3 1B		1-1 F8	
Gerald Perry, L OBP: 0.462, SLG: 0.556 (8, PH)									
Mike Perez, R (9, 1)									

Inning Stats	R: 0	H: 1	E: 0	K: 0	S: 8	R: 1	H: 2	E: 0	K: 0	S: 12	R: 0	H: 0	E: 0	K: 1	S: 6	R: 0	H: 0	E: 0	K: 1	S: 6	R: 3	H: 5	E: 0	K: 0	S: 16	R: 1	H: 2	E: 0	K: 0	S: 10	R: 2	H: 2	E: 0	K: 0	S: 10
	0	1	0	0	12	1	2	0	0	12	0	0	0	1	6	0	0	0	1	6	3	5	0	0	16	1	2	0	0	10	2	2	0	0	10

PITCHER	IP	WLS	BF	H	R	ER	SO	BB	IBB	HBP	BLK	WP	HR	S	P	ERA	WHIP
Chris Hammond, L ERA: 4.98 (1, 1)	5.1	L	26	8	4	4	1	2	1	0	0	1	0	50	92	6.75	1.875
Cris Carpenter, R ERA: 6.0 (6, 1)	0.2		2	1	0	0	0	0	0	0	0	0	0	4	6	0.00	1.500
Bob McClure, L ERA: 8.44 (7, 1)	0.0		2	2	1	1	0	0	0	0	0	0	0	4	7	∞	∞
Jim Corsi, R ERA: 7.88 (7, 1)	2.0		8	2	2	2	0	0	0	0	0	0	1	16	25	9.00	1.000


BOTTOM

Florida Marlins @ St. Louis Cardinals
 Busch Stadium, St. Louis, MO
 Fri May 14 1993, 7:05 PM CDT
 Att: 51,809 - Unknown - 79 F

AB	R	H	RBI	BB	SO	LOB
4	1	2	2	1	0	3
4	1	2	0	1	0	1
4	1	2	0	0	0	2
4	2	2	0	0	0	2
4	0	0	1	0	0	4
4	1	1	1	0	1	2
3	0	1	1	1	0	0
4	1	2	1	0	0	2
2	0	1	1	0	0	0
1	0	0	0	0	0	1
0	0	0	0	0	0	0

AB	34
R	7
H	13
RBI	7
BB	3
SO	1
LOB	17

WP: 1 PA: 38
 PB: 0
 SB: 1
 CS: 0



PITCHER	IP	WLS	BF	H	R	ER	SO	BB	IBB	HBP	BLK	WP	HR	S	P	ERA	WHIP
Chris Hammond, L ERA: 4.98 (1, 1)	5.1	L	26	8	4	4	1	2	1	0	0	1	0	50	92	6.75	1.875
Cris Carpenter, R ERA: 6.0 (6, 1)	0.2		2	1	0	0	0	0	0	0	0	0	0	4	6	0.00	1.500
Bob McClure, L ERA: 8.44 (7, 1)	0.0		2	2	1	1	0	0	0	0	0	0	0	4	7	∞	∞
Jim Corsi, R ERA: 7.88 (7, 1)	2.0		8	2	2	2	0	0	0	0	0	0	1	16	25	9.00	1.000

Batter	1	2	3	4	5	6	7	8	9	AB	R	H	RBI	BB	SO	LOB	TOP										
Chuck Carr, S OBP: 0.341, SLG: 0.348 (1, 8)	2-1 G6-3			2-2 G4-3 S G5-3 1B	1-2 1B 2B		1-0 P5	2-2 L5		5	1	2	2	0	0	1											
Rick Renteria, R OBP: 0.385, SLG: 0.417 (1, 5)	2-1 F9			2-1 G4-3	1-0 1B		4-1 WP 1B BB	2-0 2B		4	1	2	2	1	0	1											
Benito Santiago, R OBP: 0.305, SLG: 0.383 (1, 2)	1-1 G5-3			1-1 G5-3	1-2 F9		2-2 1B 1B	1-2 G4-3		5	0	1	1	0	0	2											
Orestes Destrade, S OBP: 0.325, SLG: 0.336 (1, 3)		0-0 F9		2-0 1B		0-0 G6-3	1-2 F9		1-3 K	5	0	1	0	0	1	2											
Junior Felix, S OBP: 0.252, SLG: 0.376 (1, 9)		2-0 L7		0-0 G1-3		1-1 G6-3	0-1 FC6-4 1B		0-1 G6-3	5	0	1	1	0	0	1											
Jeff Conine, R OBP: 0.386, SLG: 0.358 (1, 7)		0-0 G4-3			4-2 HBP BB FC1-2 BB	4-2 BB 1B BB	0-0 FC6-4		4-2 WP 1B BB	2	1	0	0	3	0	2											
Alex Arias, R OBP: 0.346, SLG: 0.330 (1, 4)			1-1 G5-3		4-1 FC1-2 HBP 2B BB	0-1 BB 1B		0-0 3B 1B	4-1 1B BB	3	2	2	0	2	0	0	AB 37										
Walt Weiss, S OBP: 0.417, SLG: 0.364 (1, 6)			1-2 G3-1		1-2 FC1-2 2B HBP	4-1 FC6-4 BB		0-0 2B 3B	0-1 1B 1B	3	2	2	2	1	0	0	R 8										
Ryan Bowen, R OBP: 0.111, SLG: 0.111 (1, 1)			0-0 P3		1-2 FC1-2 2B 1B	1-1 FC6-4		1-3 K	1-2 F9	5	1	0	0	0	1	9	H 11										
Inning Stats	R: 0 E: 0 K: 0 S: 6	H: 0 LOB: 0 BB: 0 P: 11	R: 0 E: 0 K: 0 S: 3	H: 0 LOB: 0 BB: 0 P: 5	R: 0 E: 0 K: 0 S: 6	H: 0 LOB: 0 BB: 0 P: 8	R: 1 E: 0 K: 0 S: 9	H: 2 LOB: 1 BB: 0 P: 16	R: 3 E: 0 K: 0 S: 15	H: 2 LOB: 1 BB: 2 P: 28	R: 0 E: 0 K: 0 S: 10	H: 1 LOB: 3 BB: 2 P: 20	R: 1 E: 0 K: 0 S: 12	H: 2 LOB: 2 BB: 1 P: 20	R: 2 E: 0 K: 1 S: 12	H: 3 LOB: 1 BB: 0 P: 18	R: 1 E: 0 K: 1 S: 13	H: 1 LOB: 2 BB: 2 P: 23	1B: 8 2B: 2 3B: 1 HR: 0	SF: 0 SAC: 0 DP: 0 HBP: 1	WP: 2 PB: 0 SB: 1 CS: 0	PA: 45					
PITCHER	IP	WLS	BF	H	R	ER	SO	BB	IBB	HBP	BLK	WP	HR	S	P	ERA	WHIP										
Joe Magrane, L ERA: 4.0 (1, 1)	5.2	L	26	5	4	4	0	4	0	1	0	0	0	47	85	6.35	1.588										
Les Lancaster, R ERA: 3.27 (6, 1)	0.1		1	0	0	0	0	0	0	0	0	0	0	2	3	0.00	0.000										
Rene Arocha, R ERA: 1.82 (7, 1)	1.0		6	2	1	1	0	1	0	0	0	1	0	12	20	9.00	3.000										
Mike Perez, R ERA: 3.8 (8, 1)	1.0		6	3	2	2	1	0	0	0	0	0	0	12	18	18.00	3.000										
Rob Murphy, L ERA: 2.25 (9, 1)	1.0		6	1	1	1	1	2	0	0	0	1	0	13	23	9.00	3.000										

Florida Marlins @ St. Louis Cardinals
 Busch Stadium, St. Louis, MO
 Sat May 15 1993, 7:05 PM CDT
 Att. 46,256 - Unknown - 82 F

AB	37
R	8
H	11
RBI	8
BB	7
SO	2
LOB	18



Batter	1	2	3	4	5	6	7	8	9	AB	R	H	RBI	BB	SO	LOB
Bernard Gilkey, R OBP: 0.453, SLG: 0.532 (1, 7)	0-0 F9			4-2 L3 BB		1-1 2B		4-0 G4-3 BB		2	0	1	0	2	0	0
Ozzie Smith, S OBP: 0.286, SLG: 0.288 (1, 6)	0-2 G4-3			3-1 L3		0-0 P6		3-2 G4-3		4	0	0	0	0	0	5
Ray Lankford, L OBP: 0.382, SLG: 0.359 (1, 8)	4-2 CS BB			3-2 G4-3		2-3 K		1-3 K		3	0	0	0	1	2	3
Gregg Jefferies, S OBP: 0.343, SLG: 0.447 (1, 3)	3-0 CS	0-1 G4-3			0-0 L7		4-1 L8 1B FC5-2 BB		0-0 G3-1	3	0	0	0	1	0	0
Mark Whiten, S OBP: 0.340, SLG: 0.444 (1, 9)		0-0 G6-3			2-0 G3		0-0 FC5-2 1B		0-2 1B	4	0	2	0	0	0	0
Todd Zeile, R OBP: 0.317, SLG: 0.341 (1, 5)		3-2 P6			0-2 1B		2-0 L8		2-2 P5	4	0	1	0	0	0	3
Luis Alicea, S OBP: 0.421, SLG: 0.392 (1, 4)			1-0 F9		1-0 F7		0-1 FC5-2 FC6-4		1-3 K	4	0	0	0	0	1	4
Erik Pappas, R OBP: 0.286, SLG: 0.286 (1, 2)			1-0 G6-3			1-2 2B 1B		0-1 FC6-4		3	0	1	0	0	0	2
Joe Magrane, R (1, 1) Les Lancaster, R (6, 1) Rod Brewer, L (6, PH) Rene Arocha, R (7, 1) Mike Perez, R (8, 1) Stan Royer, R (8, PH) Rob Murphy, L (9, 1)			0-0 B1-3			0-1 L8		0-1 G4-3 BB 1B		1	0	0	0	0	0	0

Inning Stats	R: 0	H: 0	E: 0	LOB: 0	K: 0	S: 8	P: 15	R: 0	H: 0	E: 0	LOB: 0	K: 0	S: 8	P: 11	R: 0	H: 0	E: 0	LOB: 0	K: 0	S: 3	R: 0	H: 0	E: 0	LOB: 0	K: 0	S: 7	R: 0	H: 1	E: 0	LOB: 1	K: 0	S: 7	R: 0	H: 2	E: 0	LOB: 2	K: 1	S: 14	R: 0	H: 1	E: 0	LOB: 2	K: 0	S: 7	R: 0	H: 1	E: 0	LOB: 1	K: 1	S: 8	R: 0	H: 1	E: 0	LOB: 1	K: 1	S: 8	R: 0	H: 1	E: 0	LOB: 1	K: 1	S: 11	1B: 5	SF: 0	2B: 2	SAC: 0	3B: 0	DP: 2	HR: 0	HBP: 0	WP: 0	PA: 35
--------------	------	------	------	--------	------	------	-------	------	------	------	--------	------	------	-------	------	------	------	--------	------	------	------	------	------	--------	------	------	------	------	------	--------	------	------	------	------	------	--------	------	-------	------	------	------	--------	------	------	------	------	------	--------	------	------	------	------	------	--------	------	------	------	------	------	--------	------	-------	-------	-------	-------	--------	-------	-------	-------	--------	-------	--------

PITCHER	IP	WLS	BF	H	R	ER	SO	BB	IBB	HBP	BLK	WP	HR	S	P	ERA	WHIP
Ryan Bowen, R ERA: 2.65 (1, 1)	9.0	W	34	6	0	0	3	4	0	0	0	0	0	73	119	0.00	1.111

BOTTOM

Florida Marlins @ St. Louis Cardinals
Busch Stadium, St. Louis, MO

Sat May 15 1993, 7:05 PM CDT
Att: 46,256 - Unknown - 82 F

livebaseballscorecards.com

AB	30
R	0
H	6
RBI	0
BB	4
SO	3
LOB	18



Batter	1	2	3	4	5	6	7	8	9	AB R H RBI BB SO LOB	TOP
Chuck Carr, S (1, 8) OBP: 0.338, SLG: 0.339 	1-3 		1-2 		0-2 			1-3 		3 0 0 0 0 2 0	Florida Marlins @ St. Louis Cardinals Busch Stadium, St. Louis, MO Sun May 16 1993, 3:33 AM CDT Att. 37,937 - Cloudy - 69 F
Rick Renteria, R (1, 4) OBP: 0.372, SLG: 0.400 	3-2 		2-0 			0-2 		0-0 		4 0 1 0 0 0 2	
Jeff Conine, R (1, 7) OBP: 0.389, SLG: 0.363 	0-0 		0-3 			0-0 		2-3 		4 0 2 0 0 2 2	
Orestes Destrade, S (1, 3) OBP: 0.323, SLG: 0.333 	2-3 		0-0 			0-0 		1-1 		4 0 1 0 0 1 4	
Dave Magadan, L (1, 5) OBP: 0.431, SLG: 0.395 	1-0 			2-2 		1-2 		1-2 		4 0 0 0 0 0 4	
Monty Fariess, R (1, 9) OBP: 0.259, SLG: 0.333 Junior Felix, S (9, PH) OBP: 0.250, SLG: 0.373 Trevor Hoffman, R (9, 1)		2-1 		3-2 		2-0 		1-2 		3 0 0 0 0 0 2 1 0 0 0 0 0 0 0 0 0 0 0 0 0	
Steve Decker, R (1, 2)		3-2 		1-2 			2-2 			3 0 0 0 0 0 0	
Alex Arias, R (1, 6) OBP: 0.336, SLG: 0.319		2-2 			0-2 		2-2 			3 0 0 0 0 0 0	
Luis Aquino, R (1, 1) OBP: 0.100, SLG: 0.100 Greg Briley, L (9, 9) OBP: 0.361, SLG: 0.471			0-0 		0-3 		0-0 			3 0 1 0 0 1 0 0 0 0 0 0 0 0	
Inning Stats	R: 0 H: 2 E: 0 LOB: 2 K: 2 BB: 0 S: 12 P: 19	R: 0 H: 0 E: 0 LOB: 0 K: 0 BB: 0 S: 10 P: 17	R: 0 H: 1 E: 0 LOB: 2 K: 1 BB: 0 S: 8 P: 11	R: 0 H: 0 E: 0 LOB: 0 K: 0 BB: 0 S: 11 P: 17	R: 0 H: 0 E: 0 LOB: 0 K: 1 BB: 0 S: 10 P: 10	R: 0 H: 2 E: 0 LOB: 2 K: 0 BB: 0 S: 10 P: 13	R: 0 H: 0 E: 0 LOB: 0 K: 0 BB: 0 S: 7 P: 11	R: 0 H: 0 E: 0 LOB: 0 K: 2 BB: 0 S: 7 P: 10	R: 0 H: 0 E: 0 LOB: 0 K: 0 BB: 0 S: 9 P: 12	1B: 5 SF: 0 2B: 0 SAC: 0 3B: 0 DP: 0 HR: 0 HBP: 1	WP: 0 PA: 33 PB: 0 SB: 0 CS: 0
PITCHER Donovan Osborne, L (1, 1) ERA: 3.21 Lee Smith, R (9, 1) ERA: 2.19	IP WLS BF H R ER SO BB IBB HBP BLK WP HR S P ERA WHIP 8.0 30 5 0 0 6 0 0 0 0 0 0 0 75 108 0.00 0.625 1.0 3 0 0 0 0 0 0 0 0 0 0 0 9 12 0.00 0.000	PITCHER IP WLS BF H R ER SO BB IBB HBP BLK WP HR S P ERA WHIP									

AB	32
R	0
H	5
RBI	0
BB	0
SO	6
LOB	14



Batter	1	2	3	4	5	6	7	8	9	AB	R	H	RBI	BB	SO	LOB
Bernard Gilkey, R (1, 7) OBP: 0.430, SLG: 0.500	2-1 F8		0-0 F8			0-1 G5-3		0-0 G1-3		4	0	0	0	0	0	2
Luis Alcega, S (1, 4) OBP: 0.393, SLG: 0.364	0-3 K			0-0 L3		3-2 F8			2-2 F8	4	0	0	0	0	1	0
Gregg Jefferies, S (1, 3) OBP: 0.355, SLG: 0.460	4-2 BB			1-2 2B			3-2 G4-3		2-2 E S 1B	3	1	2	0	1	0	0
Ray Lankford, L (1, 8) OBP: 0.379, SLG: 0.350	1-3 K			1-2 F8			3-2 G1-3		4-1 1B IBB 1-3 IBB	3	0	0	0	1	1	2
Mark Whiten, S (1, 9) OBP: 0.338, SLG: 0.434		2-2 F9		2-1 F9			0-1 G5-3		4-0 1B 1-2 IBB	3	0	0	0	1	0	1
Stan Royer, R (1, 5) OBP: 0.167, SLG: 0.167 Todd Zeile, R (9, PH) OBP: 0.322, SLG: 0.346		2-3 K			2-2 F9			0-3 K	0-0 1B 1-2 2-3 3-H	3	0	0	0	0	2	0
Erik Pappas, R (1, 2) OBP: 0.294, SLG: 0.294		2-2 G5-3			0-0 G1-3			3-2 G4-3 1B 1B		3	0	1	0	0	0	0
José Oquendo, S (1, 6) OBP: 0.318, SLG: 0.211			0-3 K		1-0 G5-3			0-1 G4-3 1-2 1B		3	0	1	0	0	1	0
Donovan Osborne, S (1, 1) OBP: 0.267, SLG: 0.214 Gerald Perry, L (8, PH) OBP: 0.426, SLG: 0.500 Lee Smith, R (9, 1)			0-0 G4-3			0-1 G4-3		1-2 G4-3 1-2 2-3		2	0	0	0	0	0	0


Inning Stats	R: 0	H: 0	E: 0	K: 2	S: 11	LOB: 1	BB: 1	P: 18	R: 0	H: 0	E: 0	K: 1	S: 9	LOB: 0	BB: 0	P: 15	R: 0	H: 1	E: 0	K: 0	S: 10	LOB: 1	BB: 0	P: 14	R: 0	H: 0	E: 0	K: 0	S: 5	LOB: 0	BB: 0	P: 8	R: 0	H: 0	E: 0	K: 0	S: 7	LOB: 0	BB: 0	P: 10	R: 0	H: 0	E: 0	K: 0	S: 9	LOB: 0	BB: 0	P: 15	R: 0	H: 2	E: 0	K: 1	S: 14	LOB: 2	BB: 0	P: 18	R: 1	H: 2	E: 0	K: 0	S: 9	LOB: 3	BB: 2	P: 21	1B: 4	SF: 0	2B: 1	SAC: 0	3B: 0	DP: 0	HR: 0	HBP: 0
--------------	------	------	------	------	-------	--------	-------	-------	------	------	------	------	------	--------	-------	-------	------	------	------	------	-------	--------	-------	-------	------	------	------	------	------	--------	-------	------	------	------	------	------	------	--------	-------	-------	------	------	------	------	------	--------	-------	-------	------	------	------	------	-------	--------	-------	-------	------	------	------	------	------	--------	-------	-------	-------	-------	-------	--------	-------	-------	-------	--------

PITCHER	IP	WLS	BF	H	R	ER	SO	BB	IBB	HBP	BLK	WP	HR	S	P	ERA	WHIP
Luis Aquino, R (1, 1) ERA: 2.45	8.0		28	3	0	0	5	1	0	0	0	0	0	70	103	0.00	0.500
Trevor Hoffman, R (9, 1) ERA: 2.75	0.1	L	5	2	1	1	0	0	2	0	0	0	0	9	21	27.00	6.000

BOTTOM

Florida Marlins @ St. Louis Cardinals
Busch Stadium, St. Louis, MO
 Sun May 16 1993, 3:33 AM CDT
 Att: 37,937 - Cloudy - 69 F

AB	30
R	1
H	5
RBI	1
BB	3
SO	5
LOB	7



WP	PA	ERA	WHIP
0	33		

Batter	1	2	3	4	5	6	7	8	9	AB R H RBI BB SO LOB	TOP	
Dwight Smith, L (1, 8) OBP: 0.432, SLG: 0.695 Willie Wilson, S (6, PH) OBP: 0.299, SLG: 0.349 (6, 8)	2-2 G1-3	1-0 FC5 1B		3-1 G4-3		2-2 G4-3			3-2 G4-3	3 0 1 0 0 0 0 2 0 0 0 0 0 0		
Jose Vizcaino, S (1, 6) OBP: 0.403, SLG: 0.418	2-1 FC4-6 1B	0-0 FC5		1-0 G5-3		0-0 G4-3			1-1 G5-3	5 0 1 0 0 0 2		
Mark Grace, L (1, 3) OBP: 0.392, SLG: 0.518	2-2 SAFE FC4-6 PB 23 1B 1-2f E	3-2 G4-3		4-1 BB					1-2 G4-3	4 1 0 0 1 0 3		
23 Ryne Sandberg, R (1, 4) OBP: 0.379, SLG: 0.429	2-2 SAFE PB 1-2 E 1B		1-0 HR	1-3 K					1-1 F8	4 2 2 1 0 1 1		
Derrick May, L (1, 7) OBP: 0.398, SLG: 0.514	2-0 E7 1-H 2-H 1B		0-0 G4-3		0-0 E9 SF9 2B				0-0 G1	4 1 2 2 0 0 0		
Steve Buechele, R (1, 5) OBP: 0.284, SLG: 0.394	4-0 BB		2-2 E5 1B		1-1 SF9				0-0 F9	2 0 0 1 1 0 0		
Sammy Sosa, R (1, 9) OBP: 0.301, SLG: 0.511	2-1 L7		0-0 P6		2-0 G5-3				0-0 F9	4 0 0 0 0 0 3		
Rick Wilkins, L (1, 2) OBP: 0.292, SLG: 0.302			2-1 G4-3		2-2 P6				2-2 1B	4 0 2 0 0 0 0		
Frank Castillo, R (1, 1) OBP: 0.167, SLG: 0.167 Randy Myers, L (9, 1)		0-2 FC5 1B	0-2 G4-3						1-3 K	4 0 1 0 0 1 3 0 0 0 0 0 0 0		
Inning Stats	R: 2 H: 3 E: 1 LOB: 2 K: 0 BB: 1 S: 15 P: 31	R: 0 H: 2 E: 0 LOB: 2 K: 0 BB: 0 S: 9 P: 14	R: 1 H: 2 E: 1 LOB: 2 K: 0 BB: 0 S: 11 P: 16	R: 0 H: 0 E: 0 LOB: 1 K: 1 BB: 1 S: 7 P: 16	R: 1 H: 1 E: 1 LOB: 0 K: 0 BB: 0 S: 7 P: 12	R: 0 H: 0 E: 0 LOB: 0 K: 0 BB: 0 S: 7 P: 12	R: 0 H: 0 E: 0 LOB: 0 K: 0 BB: 0 S: 6 P: 9	R: 0 H: 1 E: 0 LOB: 1 K: 1 BB: 0 S: 10 P: 13	R: 0 H: 0 E: 0 LOB: 0 K: 0 BB: 0 S: 8 P: 13	1B: 7 SF: 1 2B: 1 SAC: 0 3B: 0 DP: 0 HR: 1 HBP: 0	WP: 0 PA: 39 PB: 1 SB: 0 CS: 0	
PITCHER	IP WLS BF H R ER SO BB IBB HBP BLK WP HR S P ERA WHIP											
Omar Olivares, R (1, 1) ERA: 3.23	5.0 L 26 8 4 2 1 2 0 0 0 0 0 1 49 89 3.60 2.000											
Rheal Cormier, L (6, 1) ERA: 3.31	2.0 6 0 0 0 0 0 0 0 0 0 0 0 13 21 0.00 0.000											
Mike Perez, R (8, 1) ERA: 3.47	2.0 7 1 0 0 0 1 0 0 0 0 0 0 18 26 0.00 0.500											

Chicago Cubs @ St. Louis Cardinals
 Busch Stadium, St. Louis, MO
 Tue May 18 1993, 7:05 PM CDT
 Att. 28,793 - Unknown - 72 F

livebaseballscorecards.com

AB	36
R	4
H	9
RBI	4
BB	2
SO	2
LOB	12



Batter	1	2	3	4	5	6	7	8	9	AB R H RBI BB SO LOB	TOP																	
Dwight Smith, L (1, 8) OBP: 0.440, SLG: 0.694 Willie Wilson, S (8, PH) OBP: 0.303, SLG: 0.353 (8, 8)	1-1 E G4-3 1B		2-2 F9 2		2-0 1-2 2-H 1B			1-2 SH 1B	0-3 K 3	3 1 2 1 0 0 0 2 1 1 0 0 1 0																		
Jose Vizcaino, S (1, 6) OBP: 0.401, SLG: 0.416	0-0 E4 G4-3 1-3 1B		2-1 L7 3		0-0 G4-3 3			0-0 SH 1B 23 SF9		3 1 1 0 0 0 2																		
Mark Grace, L (1, 3) OBP: 0.395, SLG: 0.518	1-2 G4-3 2-3 3-H			1-1 G3 1		2-1 G6-4-3 1B		3-2 S 1B		4 0 2 2 0 0 1																		
23 Ryne Sandberg, R (1, 4) OBP: 0.357, SLG: 0.407	2-3 K 2			1-2 G4-3 2		0-1 F9 1		1-1 SF9 1		3 0 0 1 0 1 2																		
Derrick May, L (1, 7) OBP: 0.393, SLG: 0.500	0-0 P6 3			2-0 F8 3		0-0 G6-4-3 1-2f 3		4-1 1-2 IBB		3 0 0 0 1 0 2																		
Steve Buechele, R (1, 5) OBP: 0.283, SLG: 0.397		2-1 G6-3 1			1-0 1B 2B		0-3 K 1	2-1 P2 2		4 1 1 0 0 1 2																		
Sammy Sosa, R (1, 9) OBP: 0.293, SLG: 0.496		1-3 K 2			0-0 P4 1		0-3 K 2	0-0 F8 3		4 0 0 0 0 2 3																		
Rick Wilkins, L (1, 2) OBP: 0.300, SLG: 0.337		2-3 K 3			4-2 1B BB		2-1 HR		2-3 K 1	3 1 1 1 1 2 0																		
Mike Morgan, R (1, 1) Paul Assenmacher, L (8, 1) OBP: 1.000, SLG: 1.000 Bob Scanlan, R (8, 1) Candy Maldonado, R (9, PH) OBP: 0.217, SLG: 0.286 Randy Myers, L (9, 1)			0-0 G4-3 1		0-3 K 2		1-0 G1-3 3		2-0 G6-3 2	3 0 0 0 0 1 2 0 0 0 0 0 0 0 0 0 0 0 0 0 0 1 0 0 0 0 0 0 0 0 0 0 0 0 0																		
Inning Stats	R: 1 E: 1 K: 1 S: 11	H: 2 LOB: 1 BB: 0 P: 15	R: 0 E: 0 K: 2 S: 8	H: 0 LOB: 0 BB: 0 P: 13	R: 0 E: 0 K: 0 S: 6	H: 0 LOB: 0 BB: 0 P: 10	R: 0 E: 0 K: 0 S: 6	H: 0 LOB: 0 BB: 0 P: 10	R: 1 E: 0 K: 1 S: 9	H: 2 LOB: 2 BB: 1 P: 16	R: 0 E: 0 K: 0 S: 5	H: 1 LOB: 0 BB: 0 P: 7	R: 1 E: 0 K: 2 S: 10	H: 1 LOB: 0 BB: 0 P: 13	R: 2 E: 0 K: 0 S: 15	H: 2 LOB: 2 BB: 1 P: 26	R: 0 E: 0 K: 2 S: 7	H: 0 LOB: 0 BB: 0 P: 11	1B: 6 2B: 1 3B: 0 HR: 1	SF: 1 SAC: 1 DP: 1 HBP: 0	WP: 0 PB: 0 SB: 1 CS: 0	PA: 37						
PITCHER	IP WLS BF H R ER SO BB IBB HBP BLK WP HR S P ERA WHIP																											
Rene Arocha, R (1, 1) ERA: 2.27	7.0		27	6	3	3	6	1	0	0	0	0	0	1	55	84	3.86	1.000										
Rob Murphy, L (8, 1) ERA: 3.38	0.0	L	3	2	2	2	0	0	0	0	0	0	0	0	9	13	∞	∞										
Mike Perez, R (8, 1) ERA: 3.2	2.0		7	0	0	0	2	0	1	0	0	0	0	0	13	24	0.00	0.000										

Chicago Cubs @ St. Louis Cardinals
 Busch Stadium, St. Louis, MO
 Wed May 19 1993, 7:05 PM CDT
 Att. 33,785 - Unknown - 64 F

livebaseballscorecards.com

AB	33
R	5
H	8
RBI	5
BB	2
SO	8
LOB	14



BOTTOM

Chicago Cubs @ St. Louis Cardinals
 Busch Stadium, St. Louis, MO
 Wed May 19 1993, 7:05 PM CDT
 Att: 33,785 - Unknown - 64 F

livebaseballscorecards.com

AB	32
R	3
H	8
RBI	2
BB	4
SO	4
LOB	10



WP: 0	PA: 38
PB: 0	
SB: 1	
CS: 1	

AB R H RBI BB SO LOB

5 1 3 0 0 0 1

4 0 0 0 0 0 4

2 1 1 1 2 0 0

3 0 1 1 1 1 1

4 0 1 0 0 1 2

4 0 0 0 0 0 2

4 0 0 0 0 1 0

4 1 1 0 0 0 0

1 0 0 0 0 1 0

1 0 1 0 0 0 0

0 0 0 0 0 0 0

0 0 0 0 0 0 0

0 0 0 0 1 0 0

1B: 7 SF: 0
 2B: 1 SAC: 1
 3B: 0 DP: 1
 HR: 0 HBP: 0

Batter	1	2	3	4	5	6	7	8	9
Bernard Gilkey, R (1, 7) OBP: 0.420, SLG: 0.493	0-0 G6-3		0-0 E7 E 2-H 1B		2-1 1B		1-1 2B		2-1 F8
Ozzie Smith, S (1, 6) OBP: 0.284, SLG: 0.286	1-2 F8		0-1 F8		2-2 G3		3-2 G4-3		
Gregg Jefferies, S (1, 3) OBP: 0.362, SLG: 0.455	4-1 S BB		2-1 E7 1B			1-2 P6		4-0 G4-6-3 BB	
Ray Lankford, L (1, 8) OBP: 0.372, SLG: 0.339	3-3 K		2-2 CS 1B			1-2 G6-3		4-1 G4-6-3 BB	
Mark Whiten, S (1, 9) OBP: 0.327, SLG: 0.417		2-2 F7	3-0 CS	1-3 K		0-2 1B		0-0 G4-6-3	
Todd Zeile, R (1, 5) OBP: 0.312, SLG: 0.333		1-2 G6-3		3-0 P7		2-0 P5		1-0 L9	
Geronimo Pena, S (1, 4) OBP: 0.336, SLG: 0.333		2-0 F8		1-1 F9			1-0 P6		0-3 K
Hector Villanueva, R (1, 2) OBP: 0.186, SLG: 0.275			1-1 SH3-4 E 1B		0-1 G6-3		1-2 P5		1-1 F9
Rene Arocha, R (1, 1) Rod Brewer, L (7, PH) Rob Murphy, L (8, 1) Mike Perez, R (8, 1) Tracy Woodson, R (9, PH)			0-2 SH3-4		0-3 K		0-0 2B 1B		4-1 BB

Inning Stats	R: 0	H: 0	E: 0	K: 1	S: 10	H: 0	LOB: 1	BB: 1	P: 17	R: 0	H: 0	E: 0	K: 0	S: 10	R: 3	H: 4	E: 2	K: 0	S: 13	R: 0	H: 0	E: 0	K: 1	S: 6	R: 0	H: 1	E: 0	K: 1	S: 10	R: 0	H: 1	E: 0	K: 0	S: 10	R: 0	H: 2	E: 0	K: 0	S: 10	R: 0	H: 0	E: 0	K: 1	S: 8	R: 0	H: 0	E: 0	K: 1	S: 8	1B: 7	SF: 0	2B: 1	SAC: 1	3B: 0	DP: 1	HR: 0	HBP: 0	WP: 0	PA: 38
--------------	------	------	------	------	-------	------	--------	-------	-------	------	------	------	------	-------	------	------	------	------	-------	------	------	------	------	------	------	------	------	------	-------	------	------	------	------	-------	------	------	------	------	-------	------	------	------	------	------	------	------	------	------	------	-------	-------	-------	--------	-------	-------	-------	--------	-------	--------

PITCHER	IP	WLS	BF	H	R	ER	SO	BB	IBB	HBP	BLK	WP	HR	S	P	ERA	WHIP
Mike Morgan, R (1, 1) ERA: 3.79	7.0	W	29	8	3	2	3	1	0	0	0	0	0	69	108	2.57	1.286
Paul Assenmacher, L (8, 1) ERA: 3.29	0.0		2	0	0	0	0	2	0	0	0	0	0	1	9	∞	∞
Bob Scanlan, R (8, 1) ERA: 5.51	1.0		2	0	0	0	0	0	0	0	0	0	0	2	3	0.00	0.000
Randy Myers, L (9, 1) ERA: 1.08	1.0	S	4	0	0	0	1	1	0	0	0	0	0	8	15	0.00	1.000

Batter	1	2	3	4	5	6	7	8	9	AB R H RBI BB SO LOB	TOP		
Dwight Smith, L (1, 8) OBP: 0.432, SLG: 0.708	1-2 G6-3		2-0 G4-3			2-1 HR	1-2 F7			4 1 1 1 0 0 2			
Jose Vizcaino, S (1, 6) OBP: 0.391, SLG: 0.404 Paul Assemacher, L (8, 1) OBP: 1.000, SLG: 1.000	0-0 G5-3		1-1 G3-1			1-0 G4-3		2-2 P4		4 0 0 0 0 0 0 0 0 0 0 0 0 0			
Mark Grace, L (1, 3) OBP: 0.392, SLG: 0.510	1-1 1B			2-1 G1-3		0-1 G4-3		0-0 F7		4 0 1 0 0 0 0			
23 Ryne Sandberg, R (1, 4) OBP: 0.338, SLG: 0.381	1-1 G1-3			1-1 G1-3		0-1 E7 HR		2-1 L8		4 1 0 0 0 0 1			
Derrick May, L (1, 7) OBP: 0.381, SLG: 0.483		2-0 F9		1-2 G1-3		0-0 F9		0-1 F7		4 0 0 0 0 0 1			
Steve Buechele, R (1, 5) OBP: 0.282, SLG: 0.414		1-3 K			1-2 G6-3	0-0 HR		0-3 K		4 1 1 2 0 2 0			
Sammy Sosa, R (1, 9) OBP: 0.291, SLG: 0.490		2-2 1B			1-3 K	1-2 L5		2-3 K		4 0 1 0 0 2 0			
Rick Wilkins, L (1, 2) OBP: 0.301, SLG: 0.337		2-2 G3			1-1 L8	2-2 2B 1B				3 0 1 0 0 0 1			
Jose Guzman, R (1, 1) Jose Bautista, R (5, 1) Eric Yelding, R (6, PH) Dan Plesac, L (6, 1) Candy Maldonado, R (7, PH) Chuck McElroy, L (7, 1) Heathcliff Slocumb, R (7, 1) Rey Sanchez, R (8, 6) OBP: 0.316, SLG: 0.305			0-3 K			1-2 G6-3	0-0 2B			1 0 0 0 0 0 1 0 0 0 0 0 0 0 0 0 1 0 0 0 0 0 0 0 0 0 0 0 0 0 0 0 1 0 1 0			
Inning Stats	R: 0 H: 1 E: 0 LOB: 1 K: 0 BB: 0 S: 8 P: 11	R: 0 H: 1 E: 0 LOB: 1 K: 1 BB: 0 S: 12 P: 18	R: 0 H: 0 E: 0 LOB: 0 K: 1 BB: 0 S: 6 P: 9	R: 0 H: 0 E: 0 LOB: 0 K: 0 BB: 0 S: 7 P: 11	R: 0 H: 0 E: 0 LOB: 0 K: 1 BB: 0 S: 10 P: 13	R: 1 H: 1 E: 0 LOB: 0 K: 0 BB: 0 S: 8 P: 12	R: 2 H: 3 E: 1 LOB: 2 K: 0 BB: 0 S: 15 P: 19	R: 0 H: 0 E: 0 LOB: 0 K: 0 BB: 0 S: 6 P: 10	R: 0 H: 0 E: 0 LOB: 0 K: 2 BB: 0 S: 9 P: 11	1B: 3 SF: 0 2B: 1 SAC: 0 3B: 0 DP: 0 HR: 2 HBP: 0	WP: 0 PA: 34 PB: 0 SB: 0 CS: 0		
PITCHER	IP WLS BF H R ER SO BB IBB HBP BLK WP HR S P ERA WHIP											PITCHER	IP WLS BF H R ER SO BB IBB HBP BLK WP HR S P ERA WHIP
Bob Tewksbury, R (1, 1) ERA: 3.09	7.0 W 28 6 3 2 3 0 0 0 0 0 0 2 66 93 2.57 0.857												
Rob Murphy, L (8, 1) ERA: 3.18	1.0 3 0 0 0 0 0 0 0 0 0 0 0 6 10 0.00 0.000												
Lee Smith, R (9, 1) ERA: 2.03	1.0 S 3 0 0 0 2 0 0 0 0 0 0 0 9 11 0.00 0.000												

Chicago Cubs @ St. Louis Cardinals
 Busch Stadium, St. Louis, MO
 Thu May 20 1993, 7:05 PM CDT
 Att. 38,591 - Unknown - 63 F

livebaseballscorecards.com

AB	34
R	3
H	6
RBI	3
BB	0
SO	5
LOB	5



Batter	1	2	3	4	5	6	7	8	9
Bernard Gilkey, R (1, 7) OBP: 0.409, SLG: 0.488	0-3 K		1-0 F7	1-1 L7		2-0 F9		3-2 2B	
Ozzie Smith, S (1, 6) OBP: 0.288, SLG: 0.299	0-0 G6-3		2-0 1B 3B	1-1 G3		0-1 G5-3		4-0 G6-4-3 IBB	
Gregg Jefferies, S (1, 3) OBP: 0.359, SLG: 0.449 Rod Brewer, L (8, 3) OBP: 0.273, SLG: 0.244	0-3 K		1-3 K	0-3 K			1-1 1B FC4-6 1B	0-2 G6-4-3	
Ray Lankford, L (1, 8) OBP: 0.382, SLG: 0.351		3-2 1B 1B	2-2 S 1B 2B 1B		2-2 G6-3		1 SAFE 3-2 FC4-6 1B		
Mark Whiten, S (1, 9) OBP: 0.325, SLG: 0.412		0-1 G1-3	3-0 BB 1B		0-3 K2-3		1 SAFE 2-0 FC4-6 FC3-6 S 1-2f		
Todd Zeile, R (1, 5) OBP: 0.329, SLG: 0.338		4-2 1B BB	4-0 2B BB		1-0 PB S 1B		1 SAFE 4-2 FC3-6 1-2 BB		
Geronimo Pena, S (1, 4) OBP: 0.341, SLG: 0.342		1-3 K	3-2 1-H 2-H 3-H 2B		4-2 PB BB		F 0-1 FC3-6 1-2f 2-3		
Erik Pappas, R (1, 2) OBP: 0.286, SLG: 0.286		0-1 1-2 2-H 1B	3-2 L1-3		3-2 G6-3		C 0-1 G5-3		
Bob Tewksbury, R (1, 1) OBP: 0.368, SLG: 0.333 Rob Murphy, L (8, 1) OBP: 1.000, SLG: 1.000 Gerald Perry, L (8, PH) OBP: 0.400, SLG: 0.455 Stan Royer, R (8, PH) OBP: 0.143, SLG: 0.143 Lee Smith, R (9, 1)		2-3 K		0-1 G3 1B		3-3 K		2-3 K	

Inning Stats	R: 0	H: 0	E: 0	K: 2	S: 7	R: 1	H: 2	E: 0	K: 2	S: 16	R: 4	H: 4	E: 0	K: 1	S: 18	R: 0	H: 1	E: 0	K: 1	S: 9	R: 0	H: 1	E: 0	K: 1	S: 13	R: 1	H: 2	E: 0	K: 0	S: 13	R: 0	H: 1	E: 0	K: 1	S: 9
	0	0	0	2	7	1	2	0	2	16	4	4	0	1	18	0	1	0	1	9	0	1	0	0	13	1	2	0	0	13	0	1	0	1	9

PITCHER															PITCHER																				
IP	WLS	BF	H	R	ER	SO	BB	IBB	HBP	BLK	WP	HR	S	P	ERA	WHIP	IP	WLS	BF	H	R	ER	SO	BB	IBB	HBP	BLK	WP	HR	S	P	ERA	WHIP		
Jose Guzman, R (1, 1)	4.2	L	25	8	5	5	7	3	0	0	0	0	60	97	9.64	2.357	Paul Assenmacher, L (8, 1)	1.0		4	1	0	0	1	0	0	0	0	0	0	0	0	0.00	1.000	
Jose Bautista, R (5, 1)	0.1		1	0	0	0	0	0	0	0	0	0	3	6	0.00	0.000																			
Dan Plesac, L (6, 1)	1.0		3	0	0	0	1	0	0	0	0	0	6	11	0.00	0.000																			
Chuck McElroy, L (7, 1)	0.0		2	2	1	1	0	0	0	0	0	0	6	10	∞	∞																			
Heathcliff Slocumb, R (7, 1)	1.0		4	0	0	0	0	1	0	0	0	0	7	13	0.00	1.000																			


BOTTOM

Chicago Cubs @ St. Louis Cardinals
 Busch Stadium, St. Louis, MO
 Thu May 20 1993, 7:05 PM CDT
 Att: 38,591 - Unknown - 63 F

AB	R	H	RBI	BB	SO	LOB
5	0	1	0	0	1	1
4	1	1	0	1	0	1
4	1	1	0	0	3	2
1	0	0	0	0	0	2
4	2	3	1	0	0	0
4	1	1	1	0	1	2
1	1	1	0	3	0	0
3	0	1	3	1	1	4
4	0	1	1	0	0	5
3	0	1	0	0	2	2
0	0	0	0	0	0	0
0	0	0	0	0	0	0
1	0	0	0	0	1	0
0	0	0	0	0	0	0

AB	34
R	6
H	11
RBI	6
BB	5
SO	9
LOB	19

WP: 0 PA: 39
 PB: 1
 SB: 5
 CS: 0



livebaseballscores.com

Batter	1	2	3	4	5	6	7	8	9	AB R H RBI BB SO LOB	TOP									
Bernard Gilkey, R (1, 7) OBP: 0.404, SLG: 0.467	2-1 P4		2-0 1B		2-2 1B			1-0 P3		4 0 2 1 0 0 0	St. Louis Cardinals @ Pittsburgh Pirates Three Rivers Stadium, Pittsburgh, PA Sat May 22 1993, 7:05 PM EDT Att. 26,012 - Unknown - 63 F									
Ozzie Smith, S (1, 6) OBP: 0.284, SLG: 0.298	1-0 P7		1-1 SF9		0-1 L7			1-1 P7		3 0 0 1 0 0 2										
Gregg Jefferies, S (1, 3) OBP: 0.356, SLG: 0.431	2-1 G6-3		1-1 P5					4-0 BB		3 0 0 0 1 0 1										
Ray Lankford, L (1, 8) OBP: 0.383, SLG: 0.350		1-1 G5-3		1-0 G4-3				2-2 F9		4 0 0 0 0 0 1										
Mark Whiten, S (1, 9) OBP: 0.324, SLG: 0.397		1-1 G6-3		1-0 G3				1-1 G4-3		3 0 0 0 1 0 0										
Todd Zeile, R (1, 5) OBP: 0.321, SLG: 0.331		2-0 G5-3		1-1 P2				3-2 F9		4 0 0 0 0 0 1										
Erik Pappas, R (1, 2) OBP: 0.355, SLG: 0.333			2-1 SH1-4 1B		3-2 G4-6-3 1B			2-1 G6-3		4 1 2 0 0 0 0										
José Oquendo, S (1, 4) OBP: 0.379, SLG: 0.280			2-0 1B SH1-4 SF9 1B		0-2 G4-6-3			1-1 F8		3 1 1 0 0 0 1										
Donovan Osborne, S (1, 1) OBP: 0.294, SLG: 0.250 Les Lancaster, R (7, 1)			0-0 SH1-4		1-0 1B			1-3 K		2 0 1 0 0 1 0 0 0 0 0 0 0 0										
Inning Stats	R: 0 E: 0 K: 0 S: 5	H: 0 LOB: 0 BB: 0 P: 10	R: 0 E: 0 K: 0 S: 5	H: 0 LOB: 0 BB: 0 P: 9	R: 2 E: 0 K: 0 S: 10	H: 3 LOB: 1 BB: 0 P: 17	R: 0 E: 0 K: 0 S: 4	H: 0 LOB: 0 BB: 0 P: 7	R: 0 E: 0 K: 0 S: 13	H: 3 LOB: 2 BB: 0 P: 19	R: 0 E: 0 K: 1 S: 7	H: 0 LOB: 0 BB: 0 P: 11	R: 0 E: 0 K: 0 S: 6	H: 0 LOB: 1 BB: 1 P: 14	R: 0 E: 0 K: 0 S: 7	H: 0 LOB: 0 BB: 0 P: 12	1B: 6 2B: 0 3B: 0 HR: 0	SF: 1 SAC: 1 DP: 1 HBP: 0	WP: 0 PB: 0 SB: 1 CS: 0	PA: 34
PITCHER	IP WLS BF H R ER SO BB IBB HBP BLK WP HR S P ERA WHIP																			
Bob Walk, R (1, 1) ERA: 4.47	7.0 W 27 6 2 2 1 1 0 0 0 0 0 0 54 92 2.57 1.000																			
Blas Minor, R (8, 1) ERA: 4.03	0.2 3 0 0 0 0 1 0 0 0 0 0 0 3 9 0.00 1.500																			
John Candelaria, L (8, 1) ERA: 7.59	0.1 1 0 0 0 0 0 0 0 0 0 0 0 3 5 0.00 0.000																			
Stan Belinda, R (9, 1) ERA: 2.57	1.0 S 3 0 0 0 0 0 0 0 0 0 0 0 7 12 0.00 0.000																			

AB	30
R	2
H	6
RBI	2
BB	2
SO	1
LOB	6



WP	0
PA	34

Batter	1	2	3	4	5	6	7	8	9
Lonnie Smith, R (1, 7) OBP: 0.372, SLG: 0.403 Orlando Merced, S (7, PH) OBP: 0.469, SLG: 0.495 (8, 9)	0-2 HR		4-0 1B BB		0-0 2B 1B		4-0 FC6-4 IBB		
Jay Bell, R (1, 6) OBP: 0.373, SLG: 0.485	1-2 2B		4-0 1B BB		0-0 F8		0-1 FC6-4		
Andy Van Slyke, L (1, 8) OBP: 0.387, SLG: 0.512	1-3 K		3-2 F7		0-1 2B		0-1 G4-3		
Jeff King, R (1, 5) OBP: 0.309, SLG: 0.325	1-0 F8		1-2 F9		1-1 P4		0-0 P4		
Lloyd McClendon, R (1, 9) OBP: 0.233, SLG: 0.255 (8, 7)	2-3 K		0-2 1B		0-1 G5-3		1-0 F8		
Kevin Young, R (1, 3) OBP: 0.317, SLG: 0.333		2-3 K		0-2 P4		0-2 G4-3		0-0 1B 2B	
Don Slaught, R (1, 2) OBP: 0.402, SLG: 0.418		4-2 G3 BB		1-2 P3		2-2 P2		0-0 1B	
Carlos Garcia, R (1, 4) OBP: 0.312, SLG: 0.426 Stan Belinda, R (9, 1)		0-2 G3		1-0 G3		3-1 SH1-4 FC6-4 2B		2-0 P6	
Bob Walk, R (1, 1) OBP: 0.222, SLG: 0.278 Glenn Wilson, R (7, PH) Blas Minor, R (8, 1) OBP: 0.250, SLG: 0.250 John Candelaria, L (8, 1) Tom Foley, L (9, 4) OBP: 0.264, SLG: 0.333		0-0 L9		1-0 P5		1-1 SH1-4			

AB	R	H	RBI	BB	SO	LOB
2	2	2	1	1	0	0
0	0	0	0	1	0	0
3	0	1	1	1	0	2
4	0	1	1	0	1	4
4	0	0	0	0	0	4
4	0	1	0	0	1	1
4	1	1	0	0	1	0
3	0	1	1	1	0	0
4	1	1	0	0	0	2
0	0	0	0	0	0	0
2	0	0	0	0	0	1
0	0	0	0	0	0	0
0	0	0	0	0	0	0
0	0	0	0	0	0	0

BOTTOM

St. Louis Cardinals @ Pittsburgh Pirates
 Three Rivers Stadium, Pittsburgh, PA
 Sat May 22 1993, 7:05 PM EDT
 Att: 26,012 - Unknown - 63 F

AB	30
R	4
H	8
RBI	4
BB	4
SO	3
LOB	14



1B:	3	SF:	0
2B:	4	SAC:	1
3B:	0	DP:	0
HR:	1	HBP:	0

WP:	0	PA:	35
PB:	0		
SB:	0		
CS:	0		

Inning Stats	R	H	E	K	S	R	H	E	K	S	R	H	E	K	S	R	H	E	K	S	R	H	E	K	S
Donovan Osborne, L (1, 1) ERA: 3.33 Les Lancaster, R (7, 1) ERA: 3.28	1	2	0	2	13	0	0	0	1	11	0	0	0	1	8	0	0	0	0	7	1	2	0	0	9

PITCHER	IP	WLS	BF	H	R	ER	SO	BB	IBB	HBP	BLK	WP	HR	S	P	ERA	WHIP
Donovan Osborne, L (1, 1) ERA: 3.33 Les Lancaster, R (7, 1) ERA: 3.28	6.1	L	27	6	3	3	3	3	3	0	0	0	1	61	94	4.26	1.421

Batter	1	2	3	4	5	6	7	8	9	10	AB R H RBI BB SO LOB	TOP												
Bernard Gilkey, R (1, 7) OBP: 0.404, SLG: 0.484	0-0 1B 3B		2-1 L3		2-3 K		0-0 P4		3-2 S 1B 1B		5 2 2 1 0 1 0	St. Louis Cardinals @ Pittsburgh Pirates Three Rivers Stadium, Pittsburgh, PA Sun May 23 1993, 3:33 AM EDT Att. 35,249 - Unknown - 66 F livebaseballscorecards.com												
Geronimo Pena, S (1, 4) OBP: 0.343, SLG: 0.339	4-2 S 1B BB		0-3 K		0-2 E PB 1B		0-1 G3-1		3-3 3-H K		4 0 1 0 1 2 1													
Gregg Jefferies, S (1, 3) OBP: 0.351, SLG: 0.423	1-3 K		0-1 F9		3-1 E2 FC4-8		1-2 G6-3		0-1 2-H 1B		5 0 1 1 0 1 3													
Ray Lankford, L (1, 8) OBP: 0.383, SLG: 0.347	0-0 S 1B			4-2 G1 1B BB	3-1 FC4-6 1-2f			2-3 K	2-3 1B SAFE		4 0 1 1 1 2 3													
Mark Whiten, S (1, 9) OBP: 0.320, SLG: 0.391	1-2 F9		1-2 G1 1B	0-0 SAFE G1 1B		3-3 K		1-1 G5-3	1-2 F8		5 0 1 0 0 1 2													
Tracy Woodson, R (1, 5) OBP: 0.222, SLG: 0.250	0-3 K		0-1 G1	0-1 G1		1-2 G6-3		0-0 1B	0-2 1B SF9 1B		4 0 1 0 0 1 4 0 0 0 0 0 0 0 0 0 0 0 0 0 0 1 1 1 0 0 0 0													
Luis Alicea, S (8, PR) OBP: 0.394, SLG: 0.351				1-2 2-3																				
Rob Murphy, L (8, 1) OBP: 1.000, SLG: 1.000																								
Ozzie Smith, S (9, 6) OBP: 0.288, SLG: 0.303																								
Erik Pappas, R (1, 2) OBP: 0.417, SLG: 0.344		4-2 G6-4-3 BB		4-1 G4-6-3 BB		4-2 1B BB		2-0 G6-3	2-2 SAFE 1-3 1B		2 0 1 0 3 0 1													
José Oquendo, S (1, 6) OBP: 0.375, SLG: 0.286		1-1 SAFE G6-4-3		2-2 SAFE G4-6-3		0-0 SAFE 1B		4-0 E S 1B BB	0-0 SAFE SF9		3 0 1 0 0 0 4 0 1 0 0 1 0 0 0 0 0 0 0 0 0 0 0 0 1 0 0 0 0 0 0 0 0 0 0													
Gerald Perry, L (9, PH) OBP: 0.471, SLG: 0.500																								
Lee Smith, R (9, 1)																								
Rod Brewer, L (10, PH) OBP: 0.267, SLG: 0.244																								
Mike Perez, R (10, 1)																								
Omar Olivares, R (1, 1) OBP: 0.182, SLG: 0.182		1-2 G6-3		0-3 K		0-2 P9		0-3 K	0-3 3-H F8		3 0 0 0 0 1 2 0 0 0 0 0 0 0 0 0 0 0 0 0 0 2 0 0 0 0 1 2													
Rheal Cormier, L (6, 1) OBP: 0.111, SLG: 0.111																								
Les Lancaster, R (6, 1)																								
Todd Zeile, R (8, 5) OBP: 0.318, SLG: 0.327																								
Inning Stats	R: 1 E: 0 K: 2 S: 18	H: 2 LOB: 2 BB: 1 P: 24	R: 0 E: 0 K: 0 S: 9	H: 0 LOB: 0 BB: 1 P: 15	R: 0 E: 0 K: 1 S: 7	H: 0 LOB: 0 BB: 0 P: 9	R: 0 E: 0 K: 0 S: 10	H: 1 LOB: 2 BB: 2 P: 20	R: 0 E: 1 K: 2 S: 15	H: 1 LOB: 2 BB: 0 P: 22	R: 0 E: 0 K: 1 S: 13	H: 0 LOB: 0 BB: 0 P: 7	R: 0 E: 0 K: 1 S: 7	H: 1 LOB: 1 BB: 0 P: 12	R: 2 E: 0 K: 3 S: 16	H: 2 LOB: 1 BB: 1 P: 27	R: 1 E: 0 K: 0 S: 11	H: 2 LOB: 1 BB: 0 P: 15	1B: 9 2B: 0 3B: 1 HR: 0	SF: 1 SAC: 0 DP: 2 HBP: 0	WP: 0 PB: 1 SB: 4 CS: 0	PA: 45		
PITCHER	IP WLS BF H R ER SO BB IBB HBP BLK WP HR S P ERA WHIP																							
Dave Otto, L (1, 1) ERA: 4.02	8.0																							
Stan Belinda, R (9, 1) ERA: 3.32	0.2	5	2	2	2	1	0	0	0	0	0	0	0	0	0	0	0	0	0	0	0	0	0	0
Denny Neagle, L (9, 1) ERA: 5.68	0.1	1	0	0	0	1	0	0	0	0	0	0	0	0	0	0	0	0	0	0	0	0	0	0
Bias Minor, R (10, 1) ERA: 4.24	1.0	L 5	2	1	1	0	0	0	0	0	0	0	0	0	0	0	0	0	0	0	0	0	0	0



BOTTOM

St. Louis Cardinals @ Pittsburgh Pirates
Three Rivers Stadium, Pittsburgh, PA

Sun May 23 1993, 3:33 AM EDT
Att. 35,249 - Unknown - 66 F

livebaseballscorecards.com

AB 36
R 3
H 7
RBI 3
BB 5
SO 8
LOB 22



WP: 0 PA: 43
PB: 0
SB: 1
CS: 0

AB R H RBI BB SO LOB

5 0 0 0 0 2 3

4 2 2 0 1 1 2

5 0 1 0 0 0 2

4 0 1 1 1 1 0

4 0 1 0 1 2 2

3 1 1 2 1 1 2

2 0 0 0 0 0 3

1 0 1 0 0 0 0

1 0 0 0 0 0 2

4 0 0 0 0 0 5

3 0 0 0 0 1 1

0 0 0 0 0 0 0

0 0 0 0 0 0 0

0 0 0 0 1 0 0

0 0 0 0 0 0 0

1B: 5 SF: 0
2B: 0 SAC: 0
3B: 1 DP: 1
HR: 1 HBP: 2

Table with 10 columns (Batter, 1-10) and 15 rows. Each cell contains a baseball diamond diagram with various annotations (e.g., G3, K, F8, P4, BB, HR, HBP, IBB) and a small box with a number. The bottom row of this section contains 'Inning Stats' with columns for R, H, E, K, S and P.

Table with 2 columns (Pitcher, Inning Stats) and 15 rows. The first row is for Omar Olivares, R (1, 1) with stats: IP 5.1, WLS 22, BF 4, H 2, R 2, ER 2, SO 4, BB 2, IBB 0, HBP 1, BLK 0, WP 0, HR 0, S 51, P 93, ERA 3.38, WHIP 1.125. The second row is for Mike Perez, R (10, 1) with stats: IP 1.0, WLS 5, BF 1, H 0, R 0, ER 0, SO 1, BB 0, IBB 0, HBP 1, BLK 0, WP 0, HR 0, S 10, P 19, ERA 0.00, WHIP 1.000. The remaining rows list other pitchers: Rheal Cormier, L (6, 1), Les Lancaster, R (6, 1), Rob Murphy, L (8, 1), and Lee Smith, R (9, 1).

Al Martin, L (1, 7)
OBP: 0.266, SLG: 0.433

Jay Bell, R (1, 6)
OBP: 0.379, SLG: 0.485

Andy Van Slyke, L (1, 8)
OBP: 0.382, SLG: 0.503

Jeff King, R (1, 5)
OBP: 0.311, SLG: 0.323

Orlando Merced, S (1, 9)
OBP: 0.466, SLG: 0.487

Kevin Young, R (1, 3)
OBP: 0.326, SLG: 0.358

Tom Prince, R (1, 2)
OBP: 0.357, SLG: 0.343

Tom Foley, L (9, PH)
OBP: 0.278, SLG: 0.391

Don Slaught, R (10, 2)
OBP: 0.398, SLG: 0.414

Carlos Garcia, R (1, 4)
OBP: 0.302, SLG: 0.412

Dave Otto, L (1, 1)
OBP: 0.250, SLG: 0.438

Stan Belinda, R (9, 1)

Denny Neagle, L (9, 1)

Dave Clark, L (9, PH)
OBP: 0.360, SLG: 0.262

Blas Minor, R (10, 1)
OBP: 0.250, SLG: 0.250

Inning Stats

PITCHER

Omar Olivares, R (1, 1)
ERA: 3.25

Rheal Cormier, L (6, 1)
ERA: 3.71

Les Lancaster, R (6, 1)
ERA: 3.08

Rob Murphy, L (8, 1)
ERA: 3.32

Lee Smith, R (9, 1)
ERA: 3.45

PITCHER

Mike Perez, R (10, 1)
ERA: 2.96

Batter	1	2	3	4	5	6	7	8	9	10	11	AB R H RBI BB SO LOB	TOP												
Bernard Gilkey, R OBP: 0.391, SLG: 0.465 (1, 7)	1-3 K		0-1 G6-3			2-0 E5 BB 1B BB		2-3 K		1-0 WP 1B	0-0 G4-3	6 1 1 0 0 2 1													
Ozzie Smith, S OBP: 0.286, SLG: 0.295 (1, 6)	4-0 G5-3 BB		2-2 G4-3			1-0 F9		2-0 G5-3		0-1 P5		4 0 0 0 1 0 2													
Gregg Jefferies, S OBP: 0.347, SLG: 0.416 (1, 3)	2-1 G5-3				0-0 G6-3			0-0 BB BB 1-2 1B		1-2 G3		5 0 1 0 0 0 2													
Ray Lankford, L OBP: 0.395, SLG: 0.374 (1, 8)	3-1 G6-3				4-2 L9-3 BB			4-1 BB 1-2 2-3 BB		1-0 3B		3 1 2 0 2 0 1													
Mark Whiten, S OBP: 0.322, SLG: 0.388 (1, 9)			0-0 G3-1		2-0 L9-3			4-0 BB 1-2 2-3 3-H BB		1-1 G4-3		4 1 1 1 1 0 2													
Todd Zeile, R OBP: 0.309, SLG: 0.316 (1, 5)			3-2 L7			0-1 G5-3		1-1 G5-3		1-3 K		5 0 0 0 0 1 6													
Luis Alica, S OBP: 0.408, SLG: 0.383 (1, 4)			1-0 HBP			1-2 G4-3		1-0 G5-3		4-2 BB		3 1 1 2 1 0 0													
Hector Villanueva, R OBP: 0.174, SLG: 0.256 (9, PH)			0-0 G3			1-1 L7		1-3 K		2-3 K		3 0 0 0 0 0 1 1													
Gerald Perry, L OBP: 0.444, SLG: 0.482 (9, 1)												1 0 0 0 0 0 1 2													
Mike Perez, R OBP: 0.111, SLG: 0.111 (10, 1)												0 0 0 0 0 0 0 0													
Rheal Cormier, L OBP: 0.111, SLG: 0.111 (11, PH)												0 0 0 0 0 0 0 0													
Rod Brewer, L OBP: 0.261, SLG: 0.238 (11, 1)												1 0 0 0 0 0 0 1													
Lee Smith, R (11, 1)												0 0 0 0 0 0 0 0													
Rene Arocha, R (1, 1)			3-2 G1-3					2-3 K		0-1 G6-3		3 0 0 0 0 0 2 0													
Rob Murphy, L OBP: 1.000, SLG: 1.000 (8, 1)												0 0 0 0 0 0 0 0													
Erik Pappas, R OBP: 0.421, SLG: 0.382 (9, 2)												2 0 1 1 0 0 0 0													
Inning Stats	R: 0 E: 0 K: 1 S: 7	H: 0 LOB: 1 BB: 1 P: 17	R: 0 E: 0 K: 0 S: 5	H: 0 LOB: 1 BB: 0 P: 9	R: 0 E: 0 K: 0 S: 8	H: 0 LOB: 0 BB: 0 P: 13	R: 0 E: 0 K: 0 S: 7	H: 0 LOB: 0 BB: 1 P: 13	R: 0 E: 0 K: 1 S: 7	H: 0 LOB: 0 BB: 0 P: 9	R: 1 E: 1 K: 1 S: 10	H: 1 LOB: 3 BB: 2 P: 24	R: 0 E: 0 K: 2 S: 7	H: 0 LOB: 0 BB: 0 P: 10	R: 0 E: 0 K: 1 S: 7	H: 0 LOB: 0 BB: 0 P: 13	R: 0 E: 0 K: 2 S: 14	H: 1 LOB: 2 BB: 1 P: 23	R: 0 E: 0 K: 0 S: 9	H: 1 LOB: 1 BB: 0 P: 10	R: 3 E: 0 K: 0 S: 12	H: 4 LOB: 1 BB: 0 P: 19	1B: 3 2B: 3 3B: 2 HR: 0	SF: 0 SAC: 0 DP: 1 HBP: 1	WP: 1 PA: 46
PITCHER	IP WLS BF H R ER SO BB IBB HBP BLK WP HR S P ERA WHIP															IP WLS BF H R ER SO BB IBB HBP BLK WP HR S P ERA WHIP									
Jeff Shaw, R ERA: 2.36 (1, 1)	6.0 24 1 1 0 2 4 0 1 0 0 0 44 85 0.00 0.833																								
Jeff Fassero, L ERA: 2.88 (7, 1)	2.0 6 0 0 0 3 0 0 0 0 0 0 14 23 0.00 0.000																								
John Wetteland, R ERA: 2.55 (9, 1)	1.0 5 1 0 0 2 1 0 0 0 0 0 14 23 0.00 2.000																								
Mel Rojas, R ERA: 4.63 (10, 1)	1.2 L 10 5 3 3 0 0 0 0 0 1 0 20 28 16.20 3.000																								
Sergio Valdez, R ERA: 20.25 (11, 1)	0.1 1 0 0 0 0 0 0 0 0 0 0 1 1 0.00 0.000																								

St. Louis Cardinals @ Montreal Expos
Olympic Stadium, Montreal, QB
Mon May 24 1993, 7:05 PM EDT
Att. 11,725 - Dome

livebaseballscorecards.com

AB	40
R	4
H	7
RBI	4
BB	5
SO	7
LOB	18



Batter	1	2	3	4	5	6	7	8	9	10	11	AB R H RBI BB SO LOB	BOTTOM				
Delino DeShields, L (1, 4) OBP: 0.386, SLG: 0.321	0-3 K		1-1 G6-3			1-2 G4-3		4-2 1B BB		0-0 SH1-4		3 0 0 0 1 1 0					
John Vander Wal, L (1, 7) OBP: 0.366, SLG: 0.473 John Wetteland, R (9, 1)	1-0 G6-3			2-3 K		1-1 FC6-4 1B		0-0 1B		4-2 FC6-2-5 BB		4 0 2 0 0 1 0 0 0 0 0 0 0 0 0 0 0 0 1 0 0					
Greg Colbrunn, R (10, 3) OBP: 0.358, SLG: 0.479								1-2 2-3 1B		2-3 BB							
Moises Alou, R (1, 8) OBP: 0.380, SLG: 0.481	0-0 G6-3			1-0 G4-3 1B		0-0 FC6-4		1-2 SF8		0-1 FC6-2-5		4 0 1 1 0 0 3					
Larry Walker, L (1, 9) OBP: 0.398, SLG: 0.522				0-0 G4-3		0-0 G6-3		0-0 G4-3		1-1 G3		5 0 0 0 0 0 6					
Frank Bolick, S (1, 3) OBP: 0.322, SLG: 0.418 Sean Berry, R (10, 5) OBP: 0.320, SLG: 0.231				1-1 E 1B		1-1 HBP		1-3 K		0-0 F8		3 0 1 0 0 1 0 1 0 0 0 0 0 0					
Wil Cordero, R (1, 6) OBP: 0.291, SLG: 0.419				2-2 F8		1-3 K		1-2 G4-3		1-2 G1-3		5 0 0 0 0 2 3					
Mike Lansing, R (1, 5) OBP: 0.368, SLG: 0.445 Mel Rojas, R (10, 1) Sergio Valdez, R (11, 1) Tim McIntosh, R (11, PH) OBP: 0.200, SLG: 0.300				1-0 G6-3		0-0 P6		2-1 G3-1		3-2 2B 1B		4 0 1 0 0 0 1 0 0 0 0 0 0 0 0 0 0 0 0 0 0 1 0 0 0 0 0 0					
Tim Laker, R (1, 2) OBP: 0.190, SLG: 0.263 Lou Frazier, S (8, PH) OBP: 0.333, SLG: 0.359				1-2		2-0 G5-3				1-1 1B SH1-4 SF8 1B		2 0 0 0 0 0 0 2 1 2 0 0 0 0					
Jeff Shaw, R (1, 1) Jeff Fassero, L (7, 1) Darrin Fletcher, L (8, PH) OBP: 0.320, SLG: 0.352				1-3 K		0-0 G4-3				1-0 SH1-4		2 0 0 0 0 1 0 0 0 0 0 0 0 0 1 0 1 0 0 0 0					
										2-0 PB SH1-4 FC6-2-5 1B							
Inning Stats	R: 0 H: 0 E: 0 LOB: 0 K: 1 BB: 0 S: 5 P: 6	R: 0 H: 1 E: 1 LOB: 1 K: 0 BB: 0 S: 7 P: 12	R: 0 H: 0 E: 0 LOB: 0 K: 1 BB: 0 S: 6 P: 8	R: 0 H: 1 E: 0 LOB: 2 K: 2 BB: 0 S: 9 P: 14	R: 0 H: 0 E: 0 LOB: 0 K: 0 BB: 0 S: 3 P: 5	R: 0 H: 1 E: 0 LOB: 1 K: 0 BB: 0 S: 7 P: 9	R: 0 H: 0 E: 0 LOB: 0 K: 1 BB: 0 S: 8 P: 12	R: 1 H: 2 E: 0 LOB: 2 K: 0 BB: 1 S: 10 P: 18	R: 0 H: 2 E: 0 LOB: 2 K: 0 BB: 0 S: 11 P: 16	R: 0 H: 1 E: 0 LOB: 2 K: 0 BB: 1 S: 8 P: 15	R: 0 H: 0 E: 0 LOB: 0 K: 1 BB: 0 S: 8 P: 11	1B: 7 SF: 1 2B: 1 SAC: 2 3B: 0 DP: 0 HR: 0 HBP: 1	WP: 0 PA: 43 PB: 1 SB: 0 CS: 0				
PITCHER	IP WLS BF H R ER SO BB IBB HBP BLK WP HR S P ERA WHIP																
Rene Arocha, R (1, 1) ERA: 2.06	7.2	30	5	1	1	5	1	0	1	0	0	0	0	54	83	1.17	0.783
Rob Murphy, L (8, 1) ERA: 3.26	0.1	1	0	0	0	0	0	0	0	0	0	0	0	1	1	0.00	0.000
Mike Perez, R (9, 1) ERA: 2.79	1.2	8	3	0	0	0	1	0	0	0	0	0	0	17	28	0.00	2.400
Rheal Cormier, L (10, 1) ERA: 3.69	0.1	W	1	0	0	0	0	0	0	0	0	0	0	2	3	0.00	0.000
Lee Smith, R (11, 1) ERA: 3.24	1.0	S	3	0	0	0	1	0	0	0	0	0	0	8	11	0.00	0.000

St. Louis Cardinals @ Montreal Expos
Olympic Stadium, Montreal, QB
 Mon May 24 1993, 7:05 PM EDT
 Att. 11,725 - Dome

livebaseballscores.com

AB	37
R	1
H	8
RBI	1
BB	2
SO	6
LOB	13



St. Louis Cardinals @ Montreal Expos
 Olympic Stadium, Montreal, QB
 Tue May 25 1993, 7:05 PM EDT
 Att. 15,383 - Dome

livebaseballscorecards.com



WP: 0 PA: 36
 PB: 0
 SB: 1
 CS: 1

Batter	1	2	3	4	5	6	7	8	9	AB	R	H	RBI	BB	SO	LOB
Bernard Gilkey, R (1, 7) OBP: 0.395, SLG: 0.462	1-3 K		0-0 S 1B			4-2 1B 1B BB		1-1 G6-3		3	1	1	0	1	1	0
Ozzie Smith, S (1, 6) OBP: 0.291, SLG: 0.296	0-0 P5		3-2 F X 1 SAFE 1 SAFE 1 SAFE			1-2 1B 1B 1B		4-1 F8 BB		3	1	1	0	1	0	1
Gregg Jefferies, S (1, 3) OBP: 0.339, SLG: 0.405	2-1 L9					0-3 K		1-0 F8		4	0	0	0	0	1	3
Ray Lankford, L (1, 8) OBP: 0.392, SLG: 0.371		2-1 L4				1-0 FC6 1B CS 1B		3-3 K		4	0	1	1	0	1	1
Mark Whiten, S (1, 9) OBP: 0.321, SLG: 0.385		0-3 K				1-3 K		0-3 K		4	0	1	1	0	3	0
Todd Zeile, R (1, 5) OBP: 0.313, SLG: 0.321		0-0 1B				1-1 G6-4-3 1B		0-0 FC6		4	0	2	0	0	0	2
Erik Pappas, R (1, 2) OBP: 0.405, SLG: 0.395		2-0 P5				0-2 G6-4-3 1-2f		1-2 CS 3-H		4	0	1	0	0	0	2
José Oquendo, S (1, 4) OBP: 0.371, SLG: 0.267			2-2 F8			4-2 BB		1-0 F7		2	0	0	0	1	0	0
Luis Alicea, S (9, PH) OBP: 0.403, SLG: 0.377								2-0 P6		1	0	0	0	0	0	1
Bob Tewksbury, R (1, 1) OBP: 0.318, SLG: 0.286			1-0 G4-3			0-0 P3		0-0 F8		3	0	0	0	0	0	1
Rheal Cormier, L (8, 1) OBP: 0.111, SLG: 0.111										0	0	0	0	0	0	0
Mike Perez, R (8, 1)										0	0	0	0	0	0	0

Inning Stats	R: 0	H: 0	E: 0	K: 1	S: 6	P: 9	R: 0	H: 1	E: 0	K: 1	S: 7	P: 11	R: 0	H: 1	E: 0	K: 0	S: 11	R: 0	H: 0	E: 0	K: 1	S: 7	P: 11	R: 0	H: 1	E: 0	K: 0	S: 8	P: 13	R: 2	H: 3	E: 0	K: 1	S: 13	P: 21	R: 0	H: 0	E: 0	K: 0	S: 5	P: 8	R: 0	H: 0	E: 0	K: 1	S: 7	P: 16	R: 0	H: 1	E: 0	K: 1	S: 9	P: 16	1B: 6	SF: 0	2B: 1	SAC: 0	3B: 0	DP: 1	HR: 0	HBP: 0
--------------	------	------	------	------	------	------	------	------	------	------	------	-------	------	------	------	------	-------	------	------	------	------	------	-------	------	------	------	------	------	-------	------	------	------	------	-------	-------	------	------	------	------	------	------	------	------	------	------	------	-------	------	------	------	------	------	-------	-------	-------	-------	--------	-------	-------	-------	--------

PITCHER	IP	WLS	BF	H	R	ER	SO	BB	IBB	HBP	BLK	WP	HR	S	P	ERA	WHIP
Brian Barnes, L (1, 1) ERA: 3.48	5.1		23	6	2	2	4	2	0	0	0	0	0	49	77	3.38	1.500
Mike Gardiner, R (6, 1) ERA: 5.4	1.2		4	0	0	0	0	0	0	0	0	0	0	8	12	0.00	0.000
Kent Bottenfield, R (8, 1) ERA: 4.29	0.2		3	0	0	0	0	1	0	0	0	0	0	4	10	0.00	1.500
Jeff Fassero, L (8, 1) ERA: 2.84	0.1	W	1	0	0	0	1	0	0	0	0	0	0	3	6	0.00	0.000
John Wetteland, R (9, 1) ERA: 2.41	1.0	S	4	1	0	0	1	0	0	0	0	0	0	9	16	0.00	1.000

Batter	1	2	3	4	5	6	7	8	9	AB R H RBI BB SO LOB	TOP	
Bernard Gilkey, R (1, 7) <small>OBP: 0.390, SLG: 0.449</small> Les Lancaster, R (8, 1)	1-1 		4-2 			0-0 		0-0 		3 0 0 0 1 0 1 0 0 0 0 0 0 0	St. Louis Cardinals @ Montreal Expos Olympic Stadium, Montreal, QB Wed May 26 1993, 7:05 PM EDT Att. 14,766 - Dome	
Ozzie Smith, S (1, 6) <small>OBP: 0.284, SLG: 0.288</small>	1-0 		2-2 			3-2 		1-1 		4 0 0 0 0 0 1		
Ray Lankford, L (1, 8) <small>OBP: 0.394, SLG: 0.366</small>	4-2 		2-1 			4-2 			0-1 	2 0 0 0 2 0 1		
Mark Whiten, S (1, 9) <small>OBP: 0.314, SLG: 0.376</small>	3-2 				0-0 		0-1 		3-2 	4 0 0 0 0 0 2		
Gerald Perry, L (1, 3) <small>OBP: 0.409, SLG: 0.412</small>		0-1 			2-0 		1-1 		0-0 	4 0 1 0 0 0 0		
Todd Zeile, R (1, 5) <small>OBP: 0.313, SLG: 0.321</small>		0-0 			1-2 		3-2 			3 0 1 0 0 0 1		
Erik Pappas, R (1, 2) <small>OBP: 0.400, SLG: 0.390</small>		1-2 			1-0 		1-2 			3 0 1 0 0 0 1		
José Oquendo, S (1, 4) <small>OBP: 0.351, SLG: 0.250</small> Luis Alicea, S (7, PH) <small>OBP: 0.397, SLG: 0.371</small> (7, 4)		1-1 			1-0 		2-1 			2 0 0 0 0 0 2 1 0 0 0 0 0 1		
Joe Magrane, R (1, 1) Rheal Cormier, L (7, 1) <small>OBP: 0.111, SLG: 0.111</small> Rod Brewer, L (8, PH) <small>OBP: 0.277, SLG: 0.256</small> (8, 7)			2-3 		0-3 			0-2 		2 0 0 0 0 2 0 0 0 0 0 0 0 0 1 0 1 0 0 0 0		
Inning Stats	R: 0 H: 0 E: 0 LOB: 1 K: 0 BB: 1 S: 8 P: 17	R: 0 H: 2 E: 0 LOB: 1 K: 0 BB: 0 S: 8 P: 10	R: 0 H: 0 E: 0 LOB: 1 K: 1 BB: 1 S: 14 P: 24	R: 0 H: 0 E: 0 LOB: 0 K: 0 BB: 0 S: 5 P: 8	R: 0 H: 0 E: 0 LOB: 0 K: 1 BB: 0 S: 5 P: 7	R: 0 H: 0 E: 0 LOB: 1 K: 0 BB: 1 S: 9 P: 16	R: 0 H: 1 E: 0 LOB: 1 K: 0 BB: 0 S: 10 P: 17	R: 0 H: 1 E: 0 LOB: 0 K: 0 BB: 0 S: 7 P: 8	R: 0 H: 0 E: 0 LOB: 0 K: 0 BB: 0 S: 7 P: 10	1B: 4 SF: 0 2B: 0 SAC: 0 3B: 0 DP: 2 HR: 0 HBP: 0		WP: 0 PA: 32 PB: 0 SB: 0 CS: 0
PITCHER Ken Hill, R (1, 1) <small>ERA: 2.42</small> Mel Rojas, R (8, 1) <small>ERA: 4.26</small>	IP WLS BF H R ER SO BB IBB HBP BLK WP HR S P ERA WHIP 7.0 W 26 3 0 0 2 3 0 0 0 0 0 0 59 99 0.00 0.857											IP WLS BF H R ER SO BB IBB HBP BLK WP HR S P ERA WHIP 2.0 6 1 0 0 0 0 0 0 0 0 0 0 14 18 0.00 0.500

livebaseballscorecards.com

AB	29
R	0
H	4
RBI	0
BB	3
SO	2
LOB	10



Batter	1	2	3	4	5	6	7	8	9	AB R H RBI BB SO LOB
Delino DeShields, L (1, 4) OBP: 0.397, SLG: 0.354	4-1 L6-4 1B BB		2-2 2-H 1B 1B		2-2 S 1B		1-1 HR			3 2 3 2 1 0 0
Lou Frazier, S (1, 7) OBP: 0.380, SLG: 0.489	2-2 S 1-2 1B		0-0 1B G4-3 1B		3-2 G6-3 1-2		2-0 HR			4 2 3 1 0 0 1
Marquis Grissom, R (1, 8) OBP: 0.356, SLG: 0.467	1-0 L6-4 2-3		2-2 G4-3 1-3 2-H 1B		3-3 K		2-0 G5-3			4 0 1 1 0 1 3
Greg Colbrunn, R (1, 3) OBP: 0.353, SLG: 0.506	2-3 K 1-2		0-0 G4-3 1-2 3-H		0-3 K		1-0 HR			4 1 1 2 0 2 3
Moises Alou, R (1, 9) OBP: 0.369, SLG: 0.460		2-2 G4-3	2-1 G5-3		0-1 F7		0-1 F8			4 0 0 0 0 0 1
Mike Lansing, R (1, 5) OBP: 0.368, SLG: 0.442		0-1 P4		2-2 F8 S 1B		3-2 CS 1B		1-0 F8		4 0 2 0 0 0 0
Wil Cordero, R (1, 6) OBP: 0.288, SLG: 0.412		0-1 P3		1-0 P4 1-2		1-1 1-2 1B		0-0 F9		4 0 1 0 0 0 1
Tim Laker, R (1, 2) OBP: 0.192, SLG: 0.250			0-2 SH1-4 1B		1-1 F8 2-3		0-0 G4-3		2-2 F9	4 1 1 0 0 0 2
Ken Hill, R (1, 1) OBP: 0.231, SLG: 0.208			0-1 SH1-4		3-2 P3		0-1 G6-3			1 0 0 0 0 0 1
Frank Bolick, S (7, PH) OBP: 0.323, SLG: 0.427			1-2							1 0 0 0 0 0 0
Mel Rojas, R (8, 1)										0 0 0 0 0 0 0

BOTTOM

St. Louis Cardinals @ Montreal Expos
Olympic Stadium, Montreal, QB
 Wed May 26 1993, 7:05 PM EDT
 Att. 14,766 - Dome

livebaseballscorecards.com

AB	33
R	6
H	12
RBI	6
BB	1
SO	3
LOB	12



Inning Stats	R: 0	H: 1	E: 0	K: 1	S: 9	LOB: 1	BB: 1	P: 18	R: 0	H: 0	E: 0	K: 0	S: 7	LOB: 0	BB: 0	P: 9	R: 3	H: 4	E: 0	K: 0	S: 17	LOB: 1	BB: 0	P: 23	R: 0	H: 1	E: 0	K: 0	S: 10	LOB: 1	BB: 0	P: 17	R: 0	H: 1	E: 0	K: 2	S: 16	LOB: 1	BB: 0	P: 24	R: 0	H: 2	E: 0	K: 0	S: 10	LOB: 1	BB: 0	P: 14	R: 3	H: 3	E: 0	K: 0	S: 9	LOB: 0	BB: 0	P: 15	R: 0	H: 0	E: 0	K: 0	S: 5	LOB: 0	BB: 0	P: 8
--------------	------	------	------	------	------	--------	-------	-------	------	------	------	------	------	--------	-------	------	------	------	------	------	-------	--------	-------	-------	------	------	------	------	-------	--------	-------	-------	------	------	------	------	-------	--------	-------	-------	------	------	------	------	-------	--------	-------	-------	------	------	------	------	------	--------	-------	-------	------	------	------	------	------	--------	-------	------

WP: 0	PA: 35
PB: 0	
SB: 3	
CS: 1	

PITCHER	IP	WLS	BF	H	R	ER	SO	BB	IBB	HBP	BLK	WP	HR	S	P	ERA	WHIP
Joe Magrane, L (1, 1) ERA: 4.15	6.1	L	29	11	5	5	3	1	0	0	0	0	2	74	113	7.11	1.895
Rheal Cormier, L (7, 1) ERA: 3.81	0.2		3	1	1	1	0	0	0	0	0	0	1	4	7	13.50	1.500
Les Lancaster, R (8, 1) ERA: 2.96	1.0		3	0	0	0	0	0	0	0	0	0	0	5	8	0.00	0.000

Batter	1	2	3	4	5	6	7	8	9	AB R H RBI BB SO LOB	TOP																
Tony Gwynn, L (1, 9) OBP: 0.373, SLG: 0.431	2-2 G5-3		0-0 L4		0-2 E5 1B		1-2 BB 1B		1-0 L5-3	5 1 1 0 0 0 1																	
Craig Shipley, R (1, 6) Kurt Stillwell, S (9, PH) OBP: 0.225, SLG: 0.333 OBP: 0.307, SLG: 0.338	0-1 G6-3 2B		2-0 E 1B		3-2 F9		0-0 F9		0-3 K	4 0 2 0 0 0 2 1 0 0 0 0 1 0																	
Gary Sheffield, R (1, 5) OBP: 0.340, SLG: 0.467	2-2 G6-3		1-0 E8 1B		1-2 2-H 1B		0-0 F8			4 0 2 1 0 0 2																	
Fred McGriff, L (1, 3) OBP: 0.354, SLG: 0.447	3-3 K		2-2 P6		1-1 F8		4-2 FC6-4 BB			3 0 0 0 1 1 4																	
Derek Bell, R (1, 8) OBP: 0.354, SLG: 0.503		2-3 K		1-1 G4-6-3 1B		1-2 F9	2-1 FC6-4			4 0 1 0 0 1 2																	
Tim Teufel, R (1, 4) Jeff Gardner, L (7, 4) OBP: 0.387, SLG: 0.536 OBP: 0.313, SLG: 0.378		1-1 G4-3		0-1 G4-6-3 1-2f		1-2 L6		1-0 F8		3 0 0 0 0 0 1 1 0 0 0 0 0 0																	
Phil Clark, R (1, 7) OBP: 0.382, SLG: 0.529		0-1 1B 2B		0-0 HR		1-0 2B		1-1 P3		4 1 3 1 0 0 0																	
Bob Geren, R (1, 2) OBP: 0.276, SLG: 0.295		2-0 2-H 1B		1-0 G1-6-3		4-0 IBB		2-0 P5		3 0 1 0 1 0 0																	
Andy Benes, R (1, 1) Rich Rodriguez, L (8, 1) Roger Mason, R (8, 1) Phil Plantier, L (8, 7) OBP: 0.200, SLG: 0.375 OBP: 0.302, SLG: 0.419			1-2 G4-3		0-0 F7	2-1 P3		4-2 L5-3 BB		3 0 0 0 0 0 2 0 0 0 0 0 0 0 0 0 0 0 0 0 0 0 0 0 0 1 0 0																	
Inning Stats	R: 0 E: 0 K: 1 S: 11	H: 1 LOB: 1 BB: 0 P: 18	R: 0 E: 0 K: 1 S: 8	H: 2 LOB: 2 BB: 0 P: 13	R: 0 E: 1 K: 0 S: 10	H: 2 LOB: 0 BB: 0 P: 16	R: 1 E: 0 K: 0 S: 6	H: 2 LOB: 0 BB: 0 P: 8	R: 1 E: 1 K: 0 S: 14	H: 1 LOB: 1 BB: 0 P: 19	R: 0 E: 0 K: 0 S: 9	H: 1 LOB: 2 BB: 1 P: 18	R: 0 E: 0 K: 0 S: 9	H: 1 LOB: 2 BB: 1 P: 16	R: 0 E: 0 K: 0 S: 4	H: 0 LOB: 0 BB: 0 P: 8	R: 0 E: 0 K: 1 S: 6	H: 0 LOB: 0 BB: 1 P: 11	1B: 6 2B: 4 3B: 0 HR: 1	SF: 0 SAC: 0 DP: 2 HBP: 0	WP: 0 PB: 0 SB: 0 CS: 0	PA: 38					
PITCHER	IP WLS BF H R ER SO BB IBB HBP BLK WP HR S P ERA WHIP																										
Donovan Osborne, L (1, 1) ERA: 3.12	6.2		31	10	2	1	2	1	1	0	0	0	1	65	104	1.35	1.650										
Les Lancaster, R (7, 1) ERA: 2.93	0.1		1	0	0	0	0	0	0	0	0	0	0	2	4	0.00	0.000										
Mike Perez, R (8, 1) ERA: 2.64	1.0	W	3	0	0	0	0	0	0	0	0	0	0	4	8	0.00	0.000										
Lee Smith, R (9, 1) ERA: 3.06	1.0	S	3	0	0	0	1	1	0	0	0	0	0	6	11	0.00	1.000										

San Diego Padres @ St. Louis Cardinals
 Busch Stadium, St. Louis, MO
 Fri May 28 1993, 7:05 PM CDT
 Att: 30,235 - Unknown

AB	35
R	2
H	10
RBI	2
BB	3
SO	3
LOB	14



WP: 0	PA: 38
PB: 0	
SB: 0	
CS: 0	

livebaseballscorecards.com

Batter	1	2	3	4	5	6	7	8	9	AB	R	H	RBI	BB	SO	LOB
Bernard Gilkey, R (1, 7) OBP: 0.386, SLG: 0.441	1-1 F7		2-3 K			1-2 CS 1B	0-0 P2			4	0	1	0	0	1	4
Ozzie Smith, S (1, 6) OBP: 0.294, SLG: 0.295	0-2 F9 1B		1-0 P3			4-1 1-2 BB		1-1 F9 1B 1B		3	1	2	0	1	0	1
Gregg Jefferies, S (1, 3) OBP: 0.343, SLG: 0.407	0-1 FC6-4 1B		1-1 F8			1-2 P6		2-1 1B BB 1B		4	1	2	0	0	0	2
Todd Zeile, R (1, 5) OBP: 0.306, SLG: 0.314	3-2 F9			0-1 F8		2-2 L9		0-1 F9		4	0	0	0	0	0	5
Ray Lankford, L (1, 8) OBP: 0.391, SLG: 0.359	1-1 FC6-4			2-3 K			0-1 F7	4-1 1B BB		3	1	0	0	1	1	2
Luis Alicea, S (1, 4) OBP: 0.403, SLG: 0.379		0-2 G4-3		1-1 G4-3			1-1 BB 1B	1-0 1B FC5-2 1B		4	0	2	1	0	0	0
Rod Brewer, L (1, 9) OBP: 0.260, SLG: 0.239		2-1 F9			1-3 K		2-2 P5	1-2 FC5-2 1B		3	0	0	0	0	1	1
Mark Whiten, S (8, PH) OBP: 0.318, SLG: 0.379								1-3 2-H 3-H 1B		1	0	1	2	0	0	0
Erik Pappas, R (1, 2) OBP: 0.388, SLG: 0.378		1-2 F8			1-2 F9		1-2 BB 1B	0-0 FC5-2		4	0	1	0	0	0	2
Donovan Osborne, S (1, 1) OBP: 0.318, SLG: 0.278 Les Lancaster, R (7, 1) Gerald Perry, L (7, PH) OBP: 0.435, SLG: 0.412 Mike Perez, R (8, 1) Geronimo Pena, S (8, PH) OBP: 0.341, SLG: 0.336 Lee Smith, R (9, 1)			2-2 1B		2-1 G4-3		4-0 1-2 BB	1-0 F8		2	0	1	0	0	0	0


Inning Stats	R: 0	H: 2	E: 0	K: 0	S: 12	H: 0	LOB: 2	BB: 0	P: 17	R: 0	H: 0	E: 0	K: 0	S: 9	R: 0	H: 1	E: 0	K: 1	S: 10	R: 0	H: 0	E: 0	K: 1	S: 7	R: 0	H: 0	E: 0	K: 1	S: 8	R: 0	H: 1	E: 0	K: 0	S: 11	R: 0	H: 2	E: 0	K: 0	S: 11	R: 3	H: 4	E: 0	K: 0	S: 13	H: 0	LOB: 2	BB: 1	P: 23
--------------	------	------	------	------	-------	------	--------	-------	-------	------	------	------	------	------	------	------	------	------	-------	------	------	------	------	------	------	------	------	------	------	------	------	------	------	-------	------	------	------	------	-------	------	------	------	------	-------	------	--------	-------	-------

PITCHER	IP	WLS	BF	H	R	ER	SO	BB	IBB	HBP	BLK	WP	HR	S	P	ERA	WHIP
Andy Benes, R (1, 1) ERA: 2.71	7.1		31	8	2	2	3	2	0	0	0	0	0	74	114	2.46	1.364
Rich Rodriguez, L (8, 1) ERA: 5.5	0.0	L	3	2	1	1	0	1	0	0	0	0	0	5	11	∞	∞
Roger Mason, R (8, 1) ERA: 1.71	0.2		2	0	0	0	0	0	0	0	0	0	0	2	3	0.00	0.000

BOTTOM

San Diego Padres @ St. Louis Cardinals
 Busch Stadium, St. Louis, MO
 Fri May 28 1993, 7:05 PM CDT
 Att. 30,235 - Unknown

AB	33
R	3
H	10
RBI	3
BB	3
SO	3
LOB	19



1B:	10	SF:	0	WP:	0	PA:	36
2B:	0	SAC:	0	PB:	0		
3B:	0	DP:	0	SB:	0		
HR:	0	HBP:	0	CS:	1		

PITCHER	IP	WLS	BF	H	R	ER	SO	BB	IBB	HBP	BLK	WP	HR	S	P	ERA	WHIP
---------	----	-----	----	---	---	----	----	----	-----	-----	-----	----	----	---	---	-----	------

Batter	1	2	3	4	5	6	7	8	9	AB R H RBI BB SO LOB	TOP											
Tony Gwynn, L (1, 9) OBP: 0.364, SLG: 0.420	0-1 F8	0-0 G6-4-3		2-2 F8		0-1 E3		0-1 F7		5 0 0 0 0 0 6												
Jeff Gardner, L (1, 4) OBP: 0.316, SLG: 0.369	1-2 G4		0-1 F8		4-0 2B	1-1 FC6-4		4-0 G5-4-3		3 1 0 0 2 0 1												
Gary Sheffield, R (1, 5) OBP: 0.337, SLG: 0.466	0-0 2B		3-1 G6-3		2-0 P3		0-1 P3	0-2 G5-4-3		5 0 1 0 0 0 2												
Fred McGriff, L (1, 3) OBP: 0.350, SLG: 0.457	3-2 F8		3-1 L7		1-1 P7		2-3 K	0-2 HR		5 1 1 1 0 1 2												
Phil Plantier, L (1, 7) OBP: 0.315, SLG: 0.449		1-1 2B		2-1 WP 1B	1-1 HR		1-2 G3	1-2 G4-3		5 3 3 1 0 0 0												
Derek Bell, R (1, 8) OBP: 0.363, SLG: 0.524		2-2 2B		0-0 WP	0-0 HR		3-2 F9			3 2 2 2 0 0 0												
Kurt Stillwell, S (1, 6) OBP: 0.304, SLG: 0.333		1-0 F8		2-1 G4-3	0-0 G4-3		1-1 1B			4 0 1 1 0 0 3												
Kevin Higgins, L (1, 2) OBP: 0.250, SLG: 0.500		0-1 2B		0-3 K		0-2 G3		0-1 F8		4 0 1 2 0 1 2												
Bob Geren, R (8, 2) OBP: 0.276, SLG: 0.295		1-1 2B		4-2 BB		1-3 K		0-0 1B		0 0 0 0 0 0 0												
Greg Harris, R (1, 1) OBP: 0.286, SLG: 0.269		0-0 1B								3 0 2 0 1 1 0												
Jeremy Hernandez, R (8, 1)										0 0 0 0 0 0 0												
Gene Harris, R (9, 1)										0 0 0 0 0 0 0												
Inning Stats	R: 0 E: 0 K: 0 S: 9	H: 1 LOB: 1 BB: 0 P: 13	R: 2 E: 0 K: 0 S: 9	H: 3 LOB: 1 BB: 0 P: 13	R: 0 E: 0 K: 0 S: 6	H: 0 LOB: 0 BB: 0 P: 12	R: 1 E: 0 K: 1 S: 15	H: 2 LOB: 2 BB: 1 P: 25	R: 3 E: 0 K: 0 S: 7	H: 2 LOB: 0 BB: 1 P: 15	R: 0 E: 1 K: 1 S: 11	H: 0 LOB: 1 BB: 0 P: 13	R: 0 E: 0 K: 1 S: 9	H: 0 LOB: 0 BB: 0 P: 12	R: 0 E: 0 K: 0 S: 14	H: 2 LOB: 2 BB: 0 P: 18	R: 1 E: 0 K: 0 S: 10	H: 1 LOB: 0 BB: 1 P: 15	1B: 5 2B: 5 3B: 0 HR: 2	SF: 0 SAC: 0 DP: 2 HBP: 1	WP: 1 PB: 0 SB: 0 CS: 0	PA: 41
PITCHER	IP WLS BF H R ER SO BB IBB HBP BLK WP HR S P ERA WHIP																					
Omar Olivares, R (1, 1) ERA: 3.86	4.2 L 23 7 5 5 1 2 0 0 1 0 1 0 44 76 9.64 1.929																					
Les Lancaster, R (5, 1) ERA: 2.93	3.0 13 3 1 1 2 0 0 0 0 0 0 1 34 43 3.00 1.000																					
Rob Murphy, L (8, 1) ERA: 3.48	1.1 5 1 1 1 0 1 0 0 0 0 0 1 12 17 6.75 1.500																					

San Diego Padres @ St. Louis Cardinals
 Busch Stadium, St. Louis, MO
 Sat May 29 1993, 3:33 AM CDT
 Att. 34,170 - Sunny - 70 F

AB	37
R	7
H	11
RBI	7
BB	3
SO	3
LOB	16



livebaseballscorecards.com

Batter	1	2	3	4	5	6	7	8	9	AB R H RBI BB SO LOB	BOTTOM
--------	---	---	---	---	---	---	---	---	---	----------------------	--------

Bernard Gilkey, R <small>OBP: 0.386, SLG: 0.440</small> (1, 7)	1-0 		0-0 		0-0 			1-3 	2-2 	5 1 2 1 0 1 1	
Ozzie Smith, S <small>OBP: 0.292, SLG: 0.292</small> (1, 6)	0-2 		2-2 			1-2 		2-2 	0-0 	5 0 1 0 0 0 3	
Gregg Jefferies, S <small>OBP: 0.339, SLG: 0.401</small> (1, 3)	0-1 		2-2 			2-0 		0-2 	0-1 	5 0 1 0 0 0 6	
Todd Zeile, R <small>OBP: 0.305, SLG: 0.318</small> (1, 5)	2-2 			1-1 		2-2 		0-1 		4 0 1 1 0 0 3	
Ray Lankford, L <small>OBP: 0.399, SLG: 0.357</small> (1, 8)	4-0 			4-1 			0-2 		4-1 	1 1 0 0 3 0 0	
Mark Whiten, S <small>OBP: 0.316, SLG: 0.376</small> (1, 9)	1-3 			1-2 			3-3 		0-0 	4 0 1 0 0 2 3	
Luis Alicea, S <small>OBP: 0.400, SLG: 0.377</small> Rob Murphy, L <small>OBP: 1.000, SLG: 1.000</small> Gerald Perry, L <small>OBP: 0.458, SLG: 0.444</small> (8, 1) (9, PH)		3-0 		1-2 			0-0 		0-0 	3 0 1 0 0 0 2 0 0 0 0 0 0 0 1 1 1 0 0 0 0	
Erik Pappas, R <small>OBP: 0.377, SLG: 0.367</small> (1, 2)					1-2 			1-3 	3-2 	4 1 1 1 0 1 1	
Omar Olivares, R <small>OBP: 0.167, SLG: 0.167</small> Les Lancaster, R (5, 1) José Oquendo, S <small>OBP: 0.368, SLG: 0.273</small> Rod Brewer, L <small>OBP: 0.275, SLG: 0.255</small> (9, PH)		1-1 			1-3 			1-2 	0-0 	1 0 0 0 0 0 0 1 0 0 0 0 1 0 1 0 1 0 0 0 0 1 0 1 1 0 0 0	

Inning Stats	R: 1 E: 1 K: 1 S: 13	H: 2 LOB: 2 BB: 1 P: 21	R: 0 E: 0 K: 0 S: 4	H: 0 LOB: 0 BB: 0 P: 8	R: 0 E: 0 K: 0 S: 9	H: 0 LOB: 0 BB: 0 P: 13	R: 0 E: 0 K: 0 S: 9	H: 1 LOB: 1 BB: 1 P: 16	R: 0 E: 0 K: 1 S: 7	H: 0 LOB: 0 BB: 0 P: 9	R: 0 E: 0 K: 0 S: 9	H: 1 LOB: 0 BB: 0 P: 14	R: 0 E: 0 K: 2 S: 13	H: 1 LOB: 1 BB: 0 P: 17	R: 0 E: 0 K: 1 S: 17	H: 2 LOB: 2 BB: 0 P: 21	R: 3 E: 0 K: 0 S: 16	H: 4 LOB: 2 BB: 1 P: 25	1B: 10 2B: 2 3B: 0 HR: 0	SF: 0 SAC: 0 DP: 3 HBP: 0	WP: 0 PB: 0 SB: 0 CS: 0	PA: 39
--------------	-------------------------------	----------------------------------	------------------------------	---------------------------------	------------------------------	----------------------------------	------------------------------	----------------------------------	------------------------------	---------------------------------	------------------------------	----------------------------------	-------------------------------	----------------------------------	-------------------------------	----------------------------------	-------------------------------	----------------------------------	-----------------------------------	------------------------------------	----------------------------------	--------

PITCHER	IP	WLS	BF	H	R	ER	SO	BB	IBB	HBP	BLK	WP	HR	S	P	ERA	WHIP
Greg Harris, R <small>ERA: 4.14</small> (1, 1)	7.1	W	29	7	1	1	5	2	0	0	0	0	0	75	113	1.23	1.227
Jeremy Hernandez, R <small>ERA: 4.72</small> (8, 1)	1.0		7	3	3	3	0	1	0	0	0	0	0	15	22	27.00	4.000
Gene Harris, R <small>ERA: 2.45</small> (9, 1)	0.2	S	3	1	0	0	0	0	0	0	0	0	0	7	9	0.00	1.500

San Diego Padres @ St. Louis Cardinals
 Busch Stadium, St. Louis, MO
 Sat May 29 1993, 3:33 AM CDT
 Att. 34,170 - Sunny - 70 F

AB 36 R 4 H 11 RBI 4 BB 3 SO 5 LOB 19	 Cardinals
--	----------------------

Batter	1	2	3	4	5	6	7	8	9	AB R H RBI BB SO LOB	TOP
Tony Gwynn, L (1, 9) <small>OBP: 0.357, SLG: 0.412</small> Rich Rodriguez, L (7, 1) Bob Geren, R (9, PH) <small>OBP: 0.273, SLG: 0.291</small>	1-1 <small>1B</small>		0-2 <small>2B</small>		1-0 <small>2B</small>		0-1 <small>2B</small>		0-3 <small>1B</small>	4 0 0 0 0 0 0 0 0 0 0 0 0 0 1 0 0 0 0 1 2	San Diego Padres @ St. Louis Cardinals Busch Stadium, St. Louis, MO Sun May 30 1993, 3:33 AM CDT Att. 40,240 - Cloudy - 81 F
Jeff Gardner, L (1, 4) <small>OBP: 0.328, SLG: 0.384</small>	3-1 <small>1B</small>		4-0 <small>2B</small>		1-1 <small>2B</small>		3-1 <small>2B</small>		3 1 2 0 1 0 0		
Gary Sheffield, R (1, 5) <small>OBP: 0.330, SLG: 0.455</small>	1-0 <small>1B</small>		0-1 <small>2B</small>		0-0 <small>2B</small>			1-0 <small>2B</small>	4 0 0 0 0 0 3		
Fred McGriff, L (1, 3) <small>OBP: 0.348, SLG: 0.453</small>	1-0 <small>1B</small>		1-3 <small>2B</small>			3-1 <small>2B</small>		1-1 <small>2B</small>	4 1 1 0 0 1 1		
Phil Plantier, L (1, 7) <small>OBP: 0.322, SLG: 0.510</small>	1-0 <small>1B</small>			2-1 <small>2B</small>		0-1 <small>2B</small>		2-3 <small>2B</small>	4 2 2 4 0 1 0		
Derek Bell, R (1, 8) <small>OBP: 0.355, SLG: 0.512</small>	3-1 <small>2B</small>			0-0 <small>2B</small>		0-0 <small>2B</small>		1-2 <small>2B</small>	4 0 0 0 0 0 0		
Kurt Stillwell, S (1, 6) <small>OBP: 0.313, SLG: 0.342</small>		0-0 <small>2B</small>		1-2 <small>2B</small>		0-0 <small>2B</small>		0-3 <small>2B</small>	4 0 2 0 0 1 0		
Kevin Higgins, L (1, 2) <small>OBP: 0.143, SLG: 0.286</small> Ricky Gutierrez, R (9, PH) <small>OBP: 0.377, SLG: 0.309</small>		1-1 <small>2B</small>		1-1 <small>2B</small>		2-2 <small>2B</small>		1-1 <small>2B</small>	3 0 0 0 0 0 2 1 0 1 0 0 0 0		
Kerry Taylor, R (1, 1) Tim Scott, R (2, 1) Craig Shipley, R (5, PH) <small>OBP: 0.227, SLG: 0.329</small> Pat Gomez, L (5, 1) Phil Clark, R (7, PH) <small>OBP: 0.386, SLG: 0.528</small> (7, 2)		1-3 <small>2B</small>			1-1 <small>2B</small>		1-0 <small>2B</small>	0-1 <small>2B</small>	1 0 0 0 0 0 1 0 0 0 0 0 0 0 0 0 1 0 0 0 0 0 0 0 0 0 0 0 0 0 0 0 2 0 1 0 0 0 0 0		
Inning Stats	R: 3 H: 3 E: 0 LOB: 0 K: 0 BB: 0 S: 9 P: 19	R: 0 H: 0 E: 0 LOB: 0 K: 1 BB: 0 S: 6 P: 8	R: 0 H: 0 E: 0 LOB: 1 K: 1 BB: 1 S: 8 P: 13	R: 0 H: 1 E: 0 LOB: 1 K: 0 BB: 0 S: 8 P: 12	R: 0 H: 1 E: 0 LOB: 1 K: 0 BB: 0 S: 6 P: 9	R: 1 H: 2 E: 0 LOB: 1 K: 0 BB: 0 S: 9 P: 14	R: 0 H: 0 E: 0 LOB: 0 K: 0 BB: 0 S: 5 P: 9	R: 0 H: 0 E: 0 LOB: 0 K: 1 BB: 0 S: 6 P: 10	R: 0 H: 2 E: 0 LOB: 2 K: 2 BB: 0 S: 15 P: 17	1B: 6 SF: 0 2B: 1 SAC: 0 3B: 0 DP: 0 HR: 2 HBP: 0	WP: 0 PA: 37 PB: 0 SB: 1 CS: 0
PITCHER Rene Arocha, R (1, 1) <small>ERA: 2.53</small> Rheal Cormier, L (8, 1) <small>ERA: 3.67</small>	IP WLS BF H R ER SO BB IBB HBP BLK WP HR S P ERA WHIP 7.0 W 29 7 4 4 2 1 0 0 0 0 0 2 51 84 5.14 1.143									PITCHER IP WLS BF H R ER SO BB IBB HBP BLK WP HR S P ERA WHIP 2.0 8 2 0 0 3 0 0 0 0 0 0 0 21 27 0.00 1.000	

livebaseballscorecards.com

AB	36
R	4
H	9
RBI	4
BB	1
SO	5
LOB	8



Batter	1	2	3	4	5	6	7	8	9	AB	R	H	RBI	BB	SO	LOB
Bernard Gilkey, R (1, 7) OBP: 0.394, SLG: 0.442	3-2 1B G4-3 1B	1-1 2B S 1B	1-1 G4-3			4-2 HR BB	1-1 F8			4	3	2	1	1	0	2
Ozzie Smith, S (1, 6) OBP: 0.305, SLG: 0.330 Rheal Cormier, L (8, 1) OBP: 0.111, SLG: 0.111	3-1 G4-3 G4-3 1B	2-2 1B S 2B		0-0 S 1B		1-1 HR	1-1 G4-3			5	2	4	4	0	0	0
Gregg Jefferies, S (1, 3) OBP: 0.335, SLG: 0.395 Rod Brewer, L (9, 3) OBP: 0.275, SLG: 0.255	1-2 G4-3	3-2 S 1B		3-3 K		0-2 G3		0-0 L5		5	1	1	2	0	1	2
Ray Lankford, L (1, 8) OBP: 0.394, SLG: 0.352	0-0 G4-3	1-1 PO 1B		3-3 K		2-3 K		1-0 G1-3		5	0	1	1	0	2	2
Todd Zeile, R (1, 5) OBP: 0.314, SLG: 0.326 Tracy Woodson, R (7, 5) OBP: 0.263, SLG: 0.294	3-1 P6	0-0 SAFE PO	1-1 1B 2B	4-2 FC6-4 BB		4-0 1B BB		1-0 FC5-4 1B		2	2	1	0	2	0	1
Mark Whiten, S (1, 9) OBP: 0.318, SLG: 0.377		1-0 G4-3	1-1 G6-3 BB 1B	1-1 FC6-4		0-1 1B 1B		1-1 FC5-4		5	0	2	1	0	0	3
Luis Alicea, S (1, 4) OBP: 0.417, SLG: 0.380		4-1 SH1-4 BB 1B BB	4-2 G6-3 BB		0-0 G4-3	1-0 1B 1B		1-2 2-H 1B		2	1	1	1	2	0	0
Hector Villanueva, R (1, 2) OBP: 0.180, SLG: 0.239		4-0 1B SH1-4 2B BB	3-2 G6-3		3-2 G2-3	1-2 G4-3				3	1	0	0	1	0	4
Rene Arocha, R (1, 1) Geronimo Pena, S (7, PH) José Oquendo, S (8, 6) OBP: 0.338, SLG: 0.333 OBP: 0.368, SLG: 0.273		0-1 SH1-4	1-3 K		0-0 G4-3		2-3 K			2	0	0	0	0	1	2

Inning Stats	R: 1	H: 2	E: 0	K: 0	S: 11	R: 5	H: 4	E: 0	K: 0	S: 14	R: 1	H: 2	E: 0	K: 1	S: 14	R: 0	H: 1	E: 0	K: 2	S: 13	R: 0	H: 0	E: 0	K: 0	S: 5	R: 3	H: 3	E: 0	K: 1	S: 18	R: 0	H: 0	E: 0	K: 1	S: 7	R: 0	H: 1	E: 0	K: 0	S: 5
	LOB: 1	BB: 0	P: 21	LOB: 0	BB: 2	P: 30	LOB: 2	BB: 1	P: 25	LOB: 2	BB: 1	P: 23	LOB: 0	BB: 0	P: 8	LOB: 2	BB: 2	P: 31	LOB: 0	BB: 0	P: 11	LOB: 1	BB: 0	P: 8	LOB: 0	BB: 0	P: 8	LOB: 1	BB: 0	P: 8	LOB: 0	BB: 0	P: 8	LOB: 1	BB: 0	P: 8	LOB: 0	BB: 0	P: 8	

PITCHER	IP	WLS	BF	H	R	ER	SO	BB	IBB	HBP	BLK	WP	HR	S	P	ERA	WHIP
Kerry Taylor, R (1, 1) ERA: 6.75	1.2	L	12	5	6	6	0	2	0	0	0	0	0	23	48	32.40	4.200
Tim Scott, R (2, 1) ERA: 3.14	2.1		12	4	1	1	3	2	0	0	0	0	0	29	51	3.86	2.571
Pat Gomez, L (5, 1) ERA: 5.32	2.0		11	3	3	3	1	2	0	0	0	0	1	23	39	13.50	2.500
Rich Rodriguez, L (7, 1) ERA: 4.95	2.0		7	1	0	0	1	0	0	0	0	0	0	12	19	0.00	0.500

BOTTOM

San Diego Padres @ St. Louis Cardinals
 Busch Stadium, St. Louis, MO
 Sun May 30 1993, 3:33 AM CDT
 Att. 40,240 - Cloudy - 81 F

AB	35
R	10
H	13
RBI	10
BB	6
SO	5
LOB	16



WP	HR	S	P	ERA	WHIP
0	0	0	43	0	0

Batter	1	2	3	4	5	6	7	8	9	AB R H RBI BB SO LOB	TOP											
Brett Butler, L (1, 8) OBP: 0.399, SLG: 0.376	1-2 1B 1B	0-1 2-H 3B		1-1 P2		1-2 G4-3			1-1 G6-3	5 1 2 1 0 0 0	Los Angeles Dodgers @ St. Louis Cardinals Busch Stadium, St. Louis, MO Mon May 31 1993, 3:33 AM CDT Att. 40,208 - Cloudy - 62 F											
Jose Offerman, S (1, 6) OBP: 0.367, SLG: 0.356	0-1 L6	0-0 G4-3		3-1 1B		0-3 K			0-0 3B	5 0 2 0 0 1 2												
Eric Davis, R (1, 7) OBP: 0.302, SLG: 0.325	1-2 F9		1-0 E S 1B 1B	0-0 P4					1-3 K	5 1 1 0 0 2 3												
Tim Wallach, R (1, 5) OBP: 0.282, SLG: 0.388	0-0 1B 1-2 1B		0-2 P4		1-1 F9				0-0 L6	5 0 1 0 0 0 2												
Mike Piazza, R (1, 2) OBP: 0.371, SLG: 0.509	1-2 1B 1-2 2-H 1B		2-0 G6-3		1-2 HR 1B				2-2 K	4 1 2 1 0 1 1												
Cory Snyder, R (1, 9) OBP: 0.396, SLG: 0.427	1-3 K		2-2 1B 1B 3-H 1B		2-1 HR				1-2 L9	4 1 2 3 0 1 2												
Eric Karros, R (1, 3) OBP: 0.318, SLG: 0.388		1-0 SH1-4 3B 1B	1-1 1B 1-2 1B		1-2 F7				2-2 WP 1B	4 1 3 0 0 0 0												
Jody Reed, R (1, 4) OBP: 0.326, SLG: 0.339		0-1 L7	2-2 F7		1-1 G3				2-3 K	2 0 0 0 0 0 3												
Lenny Harris, L (4, 4) OBP: 0.278, SLG: 0.294									1-2 K	2 0 0 0 0 1 1												
Tom Candiotti, R (1, 1) OBP: 0.200, SLG: 0.211		0-0 SH1-4		0-1 G5-3		0-3 K			3-2 L4	3 0 0 0 0 1 1												
Inning Stats	R: 1 E: 0 K: 1 S: 15	H: 3 LOB: 2 BB: 0 P: 19	R: 1 E: 0 K: 0 S: 7	H: 2 LOB: 1 BB: 0 P: 8	R: 1 E: 0 K: 0 S: 13	H: 3 LOB: 2 BB: 0 P: 21	R: 0 E: 0 K: 0 S: 7	H: 1 LOB: 1 BB: 0 P: 11	R: 2 E: 0 K: 0 S: 12	H: 2 LOB: 0 BB: 0 P: 18	R: 0 E: 0 K: 2 S: 10	H: 0 LOB: 0 BB: 0 P: 11	R: 0 E: 0 K: 2 S: 9	H: 0 LOB: 0 BB: 0 P: 14	R: 0 E: 0 K: 1 S: 15	H: 1 LOB: 1 BB: 0 P: 23	R: 0 E: 0 K: 1 S: 7	H: 1 LOB: 1 BB: 0 P: 9	1B: 10 2B: 0 3B: 2 HR: 1	SF: 0 SAC: 1 DP: 0 HBP: 0	WP: 1 PB: 0 SB: 1 CS: 0	PA: 40
PITCHER	IP WLS BF H R ER SO BB IBB HBP BLK WP HR S P ERA WHIP																					
Bob Tewksbury, R (1, 1) ERA: 3.72	5.0 L 26 11 5 5 1 0 0 0 0 0 0 1 54 77 9.00 2.200																					
Les Lancaster, R (6, 1) ERA: 2.84	1.0 3 0 0 0 2 0 0 0 0 0 0 0 10 11 0.00 0.000																					
Mike Perez, R (7, 1) ERA: 2.48	2.0 7 1 0 0 3 0 0 0 0 0 1 0 24 37 0.00 0.500																					
Rheal Cormier, L (9, 1) ERA: 3.61	1.0 4 1 0 0 1 0 0 0 0 0 0 0 7 9 0.00 1.000																					

livebaseballscores.com

AB	39
R	5
H	13
RBI	5
BB	0
SO	7
LOB	15




Batter	1	2	3	4	5	6	7	8	9	AB	R	H	RBI	BB	SO	LOB
Bernard Gilkey, R (1, 7) OBP: 0.383, SLG: 0.427	3-2 L4		0-0 P3			2-1 G6-3		2-2 G5-4-3		4	0	0	0	0	0	3
Ozzie Smith, S (1, 6) OBP: 0.309, SLG: 0.330	0-0 F8		4-1 BB			2-1 G4-3			2-2 SF7	3	1	1	0	1	0	0
Gregg Jefferies, S (1, 3) OBP: 0.328, SLG: 0.386	1-1 G3		0-0 P3			1-0 F7			2-1 F9	4	0	0	0	0	0	4
Ray Lankford, L (1, 8) OBP: 0.386, SLG: 0.345		0-0 F8		2-3 K			0-1 G4-3		2-0 SF7	3	0	0	1	0	1	0
Todd Zeile, R (1, 5) OBP: 0.318, SLG: 0.331		4-2 G4-6-3 BB		1-3 K			1-1 2B		1-3 K	3	0	1	0	1	2	0
Mark Whiten, S (1, 9) OBP: 0.314, SLG: 0.371		0-1 G4-6-3		1-2 F8			0-3 K			3	0	0	0	0	1	2
Luis Alicea, S (1, 4) OBP: 0.414, SLG: 0.370			4-2 SH1-4 BB		1-1 G4-3		3-2 G4-3			2	0	0	0	1	0	1
Erik Pappas, R (1, 2) OBP: 0.393, SLG: 0.385			0-2 SH1-4 1B		3-3 K			2-2 G5-4-3 1B		3	0	2	0	0	1	0
Bob Tewksbury, R (1, 1) OBP: 0.318, SLG: 0.296 Stan Royer, R (5, PH) OBP: 0.222, SLG: 0.222 Les Lancaster, R (6, 1) Mike Perez, R (7, 1) Rod Brewer, L (8, PH) OBP: 0.269, SLG: 0.250 Rheal Cormier, L (9, 1) OBP: 0.111, SLG: 0.111			0-0 SH1-4		2-0 G1-3			1-3 K		0	0	0	0	0	0	0

Inning Stats	R: 0	H: 0	E: 0	K: 0	S: 7	R: 0	H: 0	E: 0	K: 0	S: 6	R: 0	H: 1	E: 0	K: 0	S: 9	R: 0	H: 0	E: 0	K: 2	S: 11	R: 0	H: 0	E: 0	K: 1	S: 6	R: 0	H: 0	E: 0	K: 0	S: 5	R: 0	H: 1	E: 0	K: 1	S: 10	R: 0	H: 1	E: 0	K: 1	S: 10	R: 1	H: 1	E: 0	K: 1	S: 10	1B: 3	2B: 1	3B: 0	HR: 0	SF: 1	SAC: 1	DP: 2	HBP: 0	WP: 0	PB: 0	SB: 2	CS: 0	PA: 32
PITCHER Tom Candiotti, R (1, 1) ERA: 3.98	IP	WLS	BF	H	R	ER	SO	BB	IBB	HBP	BLK	WP	HR	S	P	ERA	WHIP																																									
	9.0	W	32	4	1	1	6	3	0	0	0	0	0	74	121	1.00	0.778																																									

Los Angeles Dodgers @ St. Louis Cardinals
Busch Stadium, St. Louis, MO
 Mon May 31 1993, 3:33 AM CDT
 Att. 40,208 - Cloudy - 62 F

AB	27
R	1
H	4
RBI	1
BB	3
SO	6
LOB	11



Batter	1	2	3	4	5	6	7	8	9	AB R H RBI BB SO LOB	TOP											
Brett Butler, L (1, 8) OBP: 0.406, SLG: 0.392	3-2 E BB SF7 1B	4-2 E BB		2-0 G5-3 1-2	0-0 1-H 3-H 3B		0-2 G6-3 2-H 1B		2-0 G4-3	5 1 3 3 1 0 2	Los Angeles Dodgers @ St. Louis Cardinals Busch Stadium, St. Louis, MO Tue Jun 01 1993, 7:05 PM CDT Att. 23,493 - Unknown - 74 F livebaseballscorecards.com											
Jose Offerman, S (1, 6) OBP: 0.368, SLG: 0.352	4-0 E BB 1-2	0-0 SF9 2-3 3-H			1B BB F7		2-2 G6-3 1-3			2 1 0 1 2 0 2												
Mitch Webster, S (1, 7) OBP: 0.316, SLG: 0.357	0-0 E4 1-2 2-3	1-2 E5 1-2 3-H			1-1 FC6-4 1-3 1B	1-1 S 1B	2-3 K			5 1 2 0 0 1 4												
Tim Wallach, R (1, 5) OBP: 0.275, SLG: 0.380	0-1 SF7 3-H	0-0 P6			1-0 FC6-4 1-2 HR 1B	2-2 F8 1-2		1-1 F9		4 1 0 2 0 0 4												
Mike Piazza, R (1, 2) OBP: 0.372, SLG: 0.506	0-3 K		1-1 F7		1-0 HR 1-2 1B	0-0 1B		1-3 K		5 1 2 1 0 2 2												
Cory Snyder, R (1, 9) OBP: 0.379, SLG: 0.406	2-2 F7		3-2 G5-3		2-3 K	2-3 K		2-3 K		5 0 0 0 0 3 5												
Eric Karros, R (1, 3) OBP: 0.325, SLG: 0.410			0-1 L3		2-1 HR 1-H 2-H	1-3 K		1-0 G4-3 1B		5 2 3 3 0 1 1												
Jody Reed, R (1, 4) OBP: 0.333, SLG: 0.349			3-2 L7		0-0 L7	2-0 1B 3B 2B		4-0 SH3 1B BB		4 3 2 0 1 0 1												
Orel Hershiser, R (1, 1) OBP: 0.375, SLG: 0.458			0-1 SH5-4		0-0 CS 1B	0-2 3B 1B		0-0 SH3		2 1 2 0 0 0 0												
Pedro Martinez, R (5, 1)										0 0 0 0 0 0 0												
Mike Sharperson, R (9, PH) OBP: 0.280, SLG: 0.381										1 0 0 0 0 0 1												
Jim Gott, R (9, 1)										0 0 0 0 0 0 0												
Inning Stats	R: 1 E: 1 K: 1 S: 13	H: 1 LOB: 2 BB: 1 P: 21	R: 2 E: 1 K: 0 S: 15	H: 2 LOB: 2 BB: 1 P: 23	R: 0 E: 0 K: 0 S: 7	H: 0 LOB: 0 BB: 0 P: 11	R: 0 E: 1 K: 0 S: 3	H: 1 LOB: 0 BB: 0 P: 5	R: 6 E: 0 K: 1 S: 17	H: 6 LOB: 1 BB: 1 P: 30	R: 1 E: 0 K: 2 S: 13	H: 2 LOB: 1 BB: 0 P: 19	R: 1 E: 0 K: 1 S: 11	H: 1 LOB: 1 BB: 1 P: 19	R: 0 E: 0 K: 2 S: 9	H: 0 LOB: 0 BB: 0 P: 13	R: 0 E: 0 K: 0 S: 6	H: 1 LOB: 1 BB: 0 P: 12	1B: 11 2B: 1 3B: 1 HR: 1	SF: 2 SAC: 2 DP: 0 HBP: 0	WP: 0 PB: 0 SB: 2 CS: 1	PA: 46
PITCHER	IP WLS BF H R ER SO BB IBB HBP BLK WP HR S P ERA WHIP																					
Joe Magrane, L (1, 1) ERA: 4.6	4.1 L 23 6 6 5 1 3 0 0 0 0 0 0 42 71 10.38 2.077																					
Les Lancaster, R (5, 1) ERA: 3.62	0.2 6 4 3 3 1 0 0 0 0 0 0 1 13 19 40.50 6.000																					
Mike Perez, R (6, 1) ERA: 2.86	2.0 10 3 2 2 3 1 0 0 0 0 0 0 24 38 9.00 2.000																					
Rob Murphy, L (8, 1) ERA: 3.32	1.0 3 0 0 0 2 0 0 0 0 0 0 0 9 13 0.00 0.000																					
Rheal Cormier, L (9, 1) ERA: 3.55	1.0 4 1 0 0 0 0 0 0 0 0 0 0 6 12 0.00 1.000																					



Batter	1	2	3	4	5	6	7	8	9	AB	R	H	RBI	BB	SO	LOB
Luis Alicea, S OBP: 0.413, SLG: 0.397 (1, 4)	0-2 F7	3-1 2B		2-1 1-H 2B	2-0 F9			1-3 K		5	0	2	1	0	1	2
Ozzie Smith, S OBP: 0.307, SLG: 0.322 (1, 6)	2-2 G3	1-0 G5-3		1-2 F8		1-1 G4-3		4-0 BB		4	0	0	0	1	0	2
Gregg Jefferies, S OBP: 0.335, SLG: 0.403 (1, 3)	1-1 BB 1B	3-2 F9			1-0 1B FC6-4	0-1 3B		0-1 P5		5	2	3	0	0	0	2
Ray Lankford, L OBP: 0.386, SLG: 0.339 (1, 8)	4-2 SAFE 1B SAFE BB 1B		0-1 F8		4-0 FC6-4 1B BB	1-3 K		2-2 F7		3	2	0	0	2	1	2
Todd Zeile, R OBP: 0.320, SLG: 0.330 (1, 5)	4-2 BB 1B BB		2-0 G6-3		2-2 FC6-4 1B	2-2 F8		1-2 G5-3		4	0	1	0	1	0	1
Mark Whiten, S OBP: 0.311, SLG: 0.366 (1, 9)	0-2 FC5 BB 1B		0-0 G4-3		0-0 FC6-4 1B		2-3 K	0-3 K		5	1	1	3	0	2	2
Rod Brewer, L OBP: 0.281, SLG: 0.250 (1, 7)	4-2 1-2 2-3 BB			0-3 K	0-0 1B	1-3 3-H 1B	0-2 F8	1-0 G4-1		4	0	1	1	1	1	0
Erik Pappas, R OBP: 0.400, SLG: 0.382 (1, 2)	1-1 FC5			2-1 G4-3	1-1 1B	1-2 3-H 1B	4-1 BB			3	0	1	1	1	0	3
Joe Magrane, R (1, 1) Les Lancaster, R (5, 1) Gerald Perry, L (5, PH) Mike Perez, R (6, 1) Tracy Woodson, R (7, PH) Rob Murphy, L (8, 1) Rheal Cormier, L (9, 1)		2-3 K		1-3 K PB 2B	0-2 F8		1-3 K			2	1	0	0	0	2	0

Inning Stats	R: 2	H: 2	E: 0	K: 0	S: 20	H: 2	LOB: 3	BB: 3	P: 36	R: 0	H: 1	E: 0	K: 1	S: 12	H: 1	LOB: 1	BB: 0	P: 21	R: 0	H: 0	E: 0	K: 0	S: 4	R: 1	H: 1	E: 0	K: 2	S: 13	R: 3	H: 4	E: 0	K: 0	S: 15	R: 0	H: 1	E: 0	K: 1	S: 11	R: 0	H: 0	E: 0	K: 2	S: 12	R: 0	H: 0	E: 0	K: 1	S: 8	R: 0	H: 0	E: 0	K: 1	S: 8	R: 0	H: 0	E: 0	K: 1	S: 8	1B: 6	SF: 0	2B: 2	SAC: 0	3B: 1	DP: 0	HR: 0	HBP: 0	WP: 1	PA: 43
--------------	------	------	------	------	-------	------	--------	-------	-------	------	------	------	------	-------	------	--------	-------	-------	------	------	------	------	------	------	------	------	------	-------	------	------	------	------	-------	------	------	------	------	-------	------	------	------	------	-------	------	------	------	------	------	------	------	------	------	------	------	------	------	------	------	-------	-------	-------	--------	-------	-------	-------	--------	-------	--------

PITCHER	IP	WLS	BF	H	R	ER	SO	BB	IBB	HBP	BLK	WP	HR	S	P	ERA	WHIP
Orel Hershiser, R ERA: 4.12 (1, 1)	4.1		26	8	6	5	3	4	0	0	0	1	0	57	98	10.38	2.769
Pedro Martinez, R ERA: 1.89 (5, 1)	3.2	W	14	1	0	0	4	2	0	0	0	0	0	38	58	0.00	0.818
Jim Gott, R ERA: 1.61 (9, 1)	1.0		3	0	0	0	1	0	0	0	0	0	0	8	10	0.00	0.000

BOTTOM

Los Angeles Dodgers @ St. Louis Cardinals
 Busch Stadium, St. Louis, MO
 Tue Jun 01 1993, 7:05 PM CDT
 Att: 23,493 - Unknown - 74 F

AB	37
R	6
H	9
RBI	6
BB	6
SO	8
LOB	17



Batter	1	2	3	4	5	6	7	8	9	AB R H RBI BB SO LOB	TOP											
Brett Butler, L (1, 8) OBP: 0.399, SLG: 0.384	3-1 B1-3		1-1 L1-5-3		1-2 G6-3			1-2 G6-3		4 0 0 0 0 0 0	Los Angeles Dodgers @ St. Louis Cardinals Busch Stadium, St. Louis, MO Wed Jun 02 1993, 7:05 PM CDT Att. 27,051 - Unknown - 76 F											
Jose Offerman, S (1, 6) OBP: 0.366, SLG: 0.361	1-1 SF8 3B		0-2 G5-3			1-1 F9		0-0 F9		4 1 1 0 0 0 0												
Mitch Webster, S (1, 7) OBP: 0.313, SLG: 0.370	3-0 SF8			0-0 1B 2B		0-0 G5-3		1-1 F3		3 1 1 1 0 0 0												
Tim Wallach, R (1, 5) OBP: 0.280, SLG: 0.387	1-3 K			1-0 1B		1-1 2B		1-2 P6		4 0 2 1 0 1 0												
Mike Piazza, R (1, 2) OBP: 0.369, SLG: 0.511		2-2 G5-3		1-2 L5 1B		1-0 G5-3		1-0 1B 3B		4 1 1 0 0 0 1												
Cory Snyder, R (1, 9) OBP: 0.400, SLG: 0.467		2-2 HR		1-1 1B		1-1 WP 2B		1-1 CS 1B		4 1 4 2 0 0 0 0 0 0 0 0 0 0												
Eric Davis, R (9, PR) OBP: 0.302, SLG: 0.325																						
Eric Karros, R (1, 3) OBP: 0.319, SLG: 0.401		2-2 L6		0-1 L8		1-1 P3		0-0 P6	1 SAFE 1 SAFE	4 0 0 0 0 0 3												
Jody Reed, R (1, 4) OBP: 0.328, SLG: 0.343		2-2 L1			1-1 L6		2-1 P8	2-0 CS	1 SAFE 1 SAFE 1 SAFE B	3 0 0 0 0 0 1												
Pedro Astacio, R (1, 1) OBP: 0.105, SLG: 0.105			1-3 K		0-3 K2-3		1-1 G5-3			2 0 0 0 0 2 0 1 0 0 0 0 0 1 0 0 0 0 0 0 0 0 0 0 0 0 0 0												
Mike Sharperson, R (7, PH) OBP: 0.289, SLG: 0.364																						
Todd Worrell, R (7, 1)																						
Roger McDowell, R (8, 1) OBP: 0.500, SLG: 0.500																						
Inning Stats	R: 1 E: 0 K: 1 S: 8	H: 1 LOB: 0 BB: 0 P: 16	R: 1 E: 0 K: 0 S: 13	H: 1 LOB: 0 BB: 0 P: 21	R: 0 E: 0 K: 1 S: 8	H: 0 LOB: 0 BB: 0 P: 10	R: 1 E: 0 K: 0 S: 10	H: 3 LOB: 1 BB: 0 P: 13	R: 0 E: 0 K: 1 S: 10	H: 0 LOB: 0 BB: 0 P: 12	R: 0 E: 0 K: 0 S: 6	H: 1 LOB: 1 BB: 0 P: 9	R: 0 E: 0 K: 0 S: 8	H: 1 LOB: 1 BB: 0 P: 13	R: 0 E: 0 K: 0 S: 8	H: 0 LOB: 0 BB: 0 P: 10	R: 1 E: 0 K: 0 S: 7	H: 2 LOB: 1 BB: 0 P: 12	1B: 3 2B: 3 3B: 2 HR: 1	SF: 1 SAC: 0 DP: 0 HBP: 0	WP: 1 PB: 0 SB: 0 CS: 1	PA: 35
PITCHER	IP WLS BF H R ER SO BB IBB HBP BLK WP HR S P ERA WHIP																					
Donovan Osborne, L (1, 1) ERA: 3.19	7.0 W 27 7 3 3 3 0 0 0 0 1 1 63 94 3.86 1.000																					
Rob Murphy, L (8, 1) ERA: 3.18	1.0 3 0 0 0 0 0 0 0 0 0 0 8 10 0.00 0.000																					
Lee Smith, R (9, 1) ERA: 3.38	1.0 S 4 2 1 1 0 0 0 0 0 0 0 7 12 9.00 2.000																					

livebaseballscorecards.com



Batter	1	2	3	4	5	6	7	8	9
Bernard Gilkey, R OBP: 0.386, SLG: 0.453 (1, 7)	0-1 1B BLK 2B		1-1 G5-3			2-2 1B 3B	0-0 F4		
Ozzie Smith, S OBP: 0.310, SLG: 0.326 (1, 6)	0-1 BLK HR 1B		3-2 P6			0-0 G6-3 1B		0-0 G3	
Gregg Jefferies, S OBP: 0.338, SLG: 0.422 (1, 3)	0-1 1-H 3-H HR		1-1 F9			1-1 G6-3 1-2f		1-1 CS WP 1B	
Ray Lankford, L OBP: 0.388, SLG: 0.339 (1, 8)	3-3 K			2-3 K		3-2 1B		4-1 CS IBB	
Todd Zeile, R OBP: 0.319, SLG: 0.328 (1, 5)	2-2 L7			0-1 G3-6-3 1B		1-3 K		2-1 F8 1-2 2-3	
Mark Whiten, S OBP: 0.307, SLG: 0.361 (1, 9)	0-0 G4-3			1-1 G3-6-3 1-2f			0-2 E6 2B		
Luis Alicea, S OBP: 0.400, SLG: 0.383 (1, 4)		1-0 F8			2-1 G4-3		1-0 P8		
Erik Pappas, R OBP: 0.397, SLG: 0.397 (1, 2)		2-0 F3			2-1 G3-1		2-1 2B		
Donovan Osborne, S OBP: 0.286, SLG: 0.250 (1, 1)		0-0 G3			0-0 G4-3		0-1 F7		
Gerald Perry, L OBP: 0.423, SLG: 0.400 (7, PH)									
Rob Murphy, L OBP: 1.000, SLG: 1.000 (8, 1)									
Lee Smith, R (9, 1)									

AB	R	H	RBI	BB	SO	LOB
4	2	2	0	0	0	1
4	1	2	1	0	0	0
4	1	2	2	0	0	1
3	0	1	0	1	2	0
4	0	1	0	0	1	3
3	1	0	0	0	0	1
3	0	0	0	0	0	1
3	0	1	1	0	0	0
2	0	0	0	0	0	0
1	0	0	0	0	0	1
0	0	0	0	0	0	0
0	0	0	0	0	0	0

Los Angeles Dodgers @ St. Louis Cardinals
 Busch Stadium, St. Louis, MO
 Wed Jun 02 1993, 7:05 PM CDT
 Att: 27,051 - Unknown - 76 F

AB	31
R	5
H	9
RBI	4
BB	1
SO	3
LOB	8



Inning Stats	R	H	E	K	S	IP	WLS	BF	H	R	ER	SO	BB	IBB	HBP	BLK	WP	HR	S	P	ERA	WHIP
PITCHER	3	3	0	1	19	6.0	L	23	7	4	4	3	0	0	0	1	0	1	51	77	6.00	1.167
Pedro Astacio, R ERA: 4.23 (1, 1)	0	0	0	0	0	1.0		5	1	1	0	0	0	0	0	0	0	0	9	12	0.00	1.000
Todd Worrell, R ERA: 4.91 (7, 1)	0	0	0	0	0	1.0		4	1	0	0	0	0	1	0	0	1	0	6	13	0.00	1.000
Roger McDowell, R ERA: 2.05 (8, 1)																						

WP	PA	ERA	WHIP
1	32		
0			
1			
2			

Batter	1	2	3	4	5	6	7	8	9	AB R H RBI BB SO LOB	TOP											
Bernard Gilkey, R OBP: 0.380, SLG: 0.444 (1, 7) X	0-0 G5-3		1-2 FC5-4 1B		1-0 F9	0-0 FC6-4 1-2f		2-3 K		5 0 1 0 0 1 4												
Ozzie Smith, S OBP: 0.308, SLG: 0.319 (1, 6) CFCX	1-2 G3		0-1 FC5-4 1-2f		3-2 G3-1		0-1 P4		4-1 FC3-6 BB	4 0 0 0 1 0 3												
Gregg Jefferies, S OBP: 0.344, SLG: 0.432 (1, 3) CFCX	0-2 S 1B		1-1 G5-3			0-0 WP 2B	1-0 CS 1B		0-1 FC3-6 2B 1-2f	5 2 3 0 0 0 2												
Ray Lankford, L OBP: 0.398, SLG: 0.354 (1, 8) X	0-0 S 1B				2-3 K	4-2 G4-3 WP 1B 2-3 BB	1-2 1B		1-2 2B 1-3 2B	4 2 3 0 1 1 0												
Todd Zeile, R OBP: 0.316, SLG: 0.330 (1, 5) BFCX	2-2 F9 1-2 2-3				0-0 F9	1-2 P4 1-2 3-H	1-3 K		0-0 2B 2-H 3-H	5 1 1 2 0 1 4												
Mark Whiten, S OBP: 0.309, SLG: 0.362 (1, 9) SFCX		0-2 G4-3			0-0 G3	0-0 G4-3		1-0 HR 1B	3-1 2B 1B	5 2 2 0 0 0 1												
Luis Alicea, S OBP: 0.400, SLG: 0.395 (1, 4) CFCX			3-3 K			1-0 1B 2B	3-2 S 1B	1-0 F8	1-3 K	5 1 2 1 0 2 3												
Hector Villanueva, R OBP: 0.218, SLG: 0.353 (1, 2) CFCX			1-3 K			2-2 F8	3-2 1B 1B	2-1 HR	1-2 2B 1-H 2-H	5 1 3 5 0 1 1												
Omar Olivares, R OBP: 0.214, SLG: 0.214 (1, 1) BFCX			1-2 G4-3			1-0 1B	1-0 FC6-4 1B		0-0 G4-3	2 0 1 0 0 0 0												
Paul Kilgus, L OBP: 0.333, SLG: 0.333 (5, 1) BFCX						2-3 1B			1-0 G4-3	3 0 1 0 0 0 1												
Inning Stats	R: 0 E: 0 K: 0 S: 12	H: 2 LOB: 2 BB: 0 P: 15	R: 0 E: 0 K: 2 S: 10	H: 0 LOB: 0 BB: 0 P: 14	R: 0 E: 0 K: 0 S: 10	H: 1 LOB: 1 BB: 0 P: 13	R: 0 E: 0 K: 1 S: 7	H: 0 LOB: 0 BB: 0 P: 9	R: 0 E: 0 K: 0 S: 9	H: 2 LOB: 2 BB: 0 P: 17	R: 3 E: 0 K: 0 S: 18	H: 4 LOB: 2 BB: 1 P: 30	R: 0 E: 0 K: 1 S: 10	H: 2 LOB: 1 BB: 0 P: 13	R: 2 E: 0 K: 1 S: 10	H: 2 LOB: 0 BB: 0 P: 16	R: 4 E: 0 K: 1 S: 17	H: 4 LOB: 1 BB: 1 P: 28	1B: 11 2B: 5 3B: 0 HR: 1	SF: 0 SAC: 0 DP: 0 HBP: 0	WP: 2 PB: 0 SB: 3 CS: 1	PA: 45
PITCHER	IP WLS BF H R ER SO BB IBB HBP BLK WP HR S P ERA WHIP																					
Tim Pugh, R ERA: 4.72 (1, 1)	6.0 L 28 9 3 3 3 1 0 0 0 0 2 0 66 98 4.50 1.667																					
Greg Cadaret, L ERA: 2.84 (7, 1)	2.0 9 4 2 2 2 0 0 0 0 0 1 20 29 9.00 2.000																					
Bill Landrum, R ERA: 3.74 (9, 1)	1.0 8 4 4 4 1 1 0 0 0 0 0 0 17 28 36.00 5.000																					

St. Louis Cardinals @ Cincinnati Reds
Riverfront Stadium, Cincinnati, OH
Thu Jun 03 1993, 7:05 PM EDT
Att. 25,141 - Unknown - 73 F

AB	43
R	9
H	17
RBI	8
BB	2
SO	6
LOB	19



Batter	1	2	3	4	5	6	7	8	9	AB R H RBI BB SO LOB
Roberto Kelly, R OBP: 0.341, SLG: 0.440 (1, 8)	1-1 1B S 1B		1-1 G6-3	2-0 FC1-2		0-2 S 1B			0-2 F8	5 1 2 0 0 0 2
Bip Roberts, S OBP: 0.346, SLG: 0.285 (1, 4)	2-2 G6-4-3 1B 1-3 1B		3-0 E 1B 2B	3-1 F9		3-1 G6-3			1-1 G4-3	5 1 2 0 0 0 3
Barry Larkin, R OBP: 0.403, SLG: 0.420 (1, 6)	0-1 G6-4-3 1B 1-2 3-H		3-0 L4						2-1 G5-3	5 0 2 1 0 1 1
Kevin Mitchell, R OBP: 0.375, SLG: 0.527 (1, 7)	0-1 G6-4-3 1-2f 2-3		4-1 1B BB						3-0 F8	3 0 1 0 1 0 3
Reggie Sanders, R OBP: 0.359, SLG: 0.458 (1, 9)	2-2 G6-3		1-0 FC5-4 1B 1-3 3-H						0-1 F8	4 0 1 1 0 0 3
Randy Milligan, R OBP: 0.381, SLG: 0.354 (1, 3)		0-1 L6	0-0 FC5-4 1-2f						0-0 F8	4 0 1 0 0 0 3
Willie Greene, L OBP: 0.250, SLG: 0.625 (1, 5)		0-0 G4-3		0-0 2B FC1-2 1B					1-3 K	4 0 1 0 0 2 2
Joe Oliver, R OBP: 0.290, SLG: 0.409 (1, 2)		2-2 FC1-2 2B		1-0 FC1-2 1-3 2B					1-0 G6-3	4 0 2 0 0 0 0
Tim Pugh, R OBP: 0.143, SLG: 0.100 (1, 1)		1-1 L6		0-0 G4-3					0-3 K	2 0 0 0 0 0 3
Jacob Brumfield, R OBP: 0.412, SLG: 0.467 (6, PH)										1 0 0 0 0 0 0
Greg Cadaret, L (7, 1)										0 0 0 0 0 0 0
Juan Samuel, R OBP: 0.222, SLG: 0.302 (8, PH)										1 0 0 0 0 1 0
Bill Landrum, R (9, 1)										0 0 0 0 0 0 0

Inning Stats	R: 1	H: 3	E: 0	K: 0	S: 15	LOB: 1	BB: 0	P: 20	R: 0	H: 1	E: 0	K: 0	S: 8	LOB: 1	BB: 0	P: 11	R: 1	H: 2	E: 1	K: 0	S: 7	LOB: 2	BB: 1	P: 19	R: 0	H: 2	E: 0	K: 2	S: 14	LOB: 2	BB: 0	P: 19	R: 0	H: 1	E: 0	K: 0	S: 12	LOB: 1	BB: 0	P: 19	R: 0	H: 1	E: 0	K: 0	S: 6	LOB: 1	BB: 0	P: 10	R: 0	H: 0	E: 0	K: 2	S: 7	LOB: 0	BB: 0	P: 9	R: 0	H: 0	E: 0	K: 0	S: 7	LOB: 0	BB: 10	1B: 9	SF: 0	2B: 3	SAC: 0	3B: 0	DP: 1	HR: 0	HBP: 0
--------------	------	------	------	------	-------	--------	-------	-------	------	------	------	------	------	--------	-------	-------	------	------	------	------	------	--------	-------	-------	------	------	------	------	-------	--------	-------	-------	------	------	------	------	-------	--------	-------	-------	------	------	------	------	------	--------	-------	-------	------	------	------	------	------	--------	-------	------	------	------	------	------	------	--------	--------	-------	-------	-------	--------	-------	-------	-------	--------

PITCHER	IP	WLS	BF	H	R	ER	SO	BB	IBB	HBP	BLK	WP	HR	S	P	ERA	WHIP
Omar Olivares, R (1, 1)	4.1		21	8	2	2	1	1	0	0	0	0	0	39	65	4.15	2.077
Paul Kilgus, L (5, 1)	4.2	W	18	4	0	0	3	0	0	0	0	0	0	43	64	0.00	0.857

BOTTOM

St. Louis Cardinals @ Cincinnati Reds
Riverfront Stadium, Cincinnati, OH
Thu Jun 03 1993, 7:05 PM EDT
Att: 25,141 - Unknown - 73 F

livebaseballscorecards.com

AB	38
R	2
H	12
RBI	2
BB	1
SO	4
LOB	20



WP: 0	PA: 39
PB: 0	
SB: 2	
CS: 0	

Batter	1	2	3	4	5	6	7	8	9	AB R H RBI BB SO LOB	TOP											
Bernard Gilkey, R (1, 7) OBP: 0.374, SLG: 0.442	3-2 F8			0-0 L8		3-2 L9		0-0 P4	3-2 P7	5 0 1 1 0 0 0												
Ozzie Smith, S (1, 6) OBP: 0.305, SLG: 0.316	2-2 F8			2-0 G4-3		0-2 FC3-6 1B		0-2 E1 1B	1-1 P7	5 0 1 0 0 0 1												
Gregg Jefferies, S (1, 3) OBP: 0.352, SLG: 0.438	1-1 L8			0-1 S 1B		1-1 FC3-6 1B		2-2 S 1B		4 0 3 0 0 0 0												
Ray Lankford, L (1, 8) OBP: 0.400, SLG: 0.350		2-2 P6		2-2 HBP		1-0 FC3-6		4-2 G4-6-3 BB		2 0 0 0 1 0 2												
Todd Zeile, R (1, 5) OBP: 0.310, SLG: 0.323		1-0 P5		3-1 F8		0-0 F9		0-2 G4-6-3		4 0 0 0 0 0 7												
Mark Whiten, S (1, 9) OBP: 0.308, SLG: 0.360		0-3 K			0-1 G3-1		2-2 F9		0-0 DI 1B	4 1 1 0 0 1 0												
Luis Alicea, S (1, 4) OBP: 0.385, SLG: 0.378			3-2 G4-3		2-0 E4		1-1 G4-3		1-2 G3-1	4 0 0 0 0 0 1												
Erik Pappas, R (1, 2) OBP: 0.403, SLG: 0.403			1-0 P8		3-2 P9		2-1 FC4 1B		0-1 G4-3 2B 1B	4 1 2 1 0 0 1												
Bob Tewksbury, R (1, 1) OBP: 0.304, SLG: 0.273 Tom Urbani, L (3, 1) OBP: 0.276, SLG: 0.245 Rod Brewer, L (7, PH) Les Lancaster, R (7, 1) Mike Perez, R (8, 1) Gerald Perry, L (9, PH) OBP: 0.407, SLG: 0.381			2-2 P4		1-3 K		0-1 FC4		2-1 G4-3	1 0 0 0 0 0 0 1 0 0 0 0 0 1 1 0 0 0 0 0 1 0 0 0 0 0 0 0 0 0 0 0 0 0 0 1 0 0 0 0 0 1												
Inning Stats	R: 0 E: 0 K: 0 S: 8	H: 0 LOB: 0 BB: 0 P: 14	R: 0 E: 0 K: 1 S: 7	H: 0 LOB: 0 BB: 0 P: 10	R: 0 E: 0 K: 0 S: 7	H: 0 LOB: 0 BB: 0 P: 13	R: 0 E: 0 K: 0 S: 8	H: 1 LOB: 2 BB: 0 P: 15	R: 0 E: 1 K: 1 S: 11	H: 0 LOB: 1 BB: 0 P: 17	R: 0 E: 0 K: 0 S: 10	H: 2 LOB: 2 BB: 0 P: 15	R: 0 E: 0 K: 0 S: 10	H: 1 LOB: 1 BB: 0 P: 15	R: 0 E: 1 K: 0 S: 14	H: 1 LOB: 2 BB: 1 P: 20	R: 2 E: 0 K: 0 S: 13	H: 3 LOB: 1 BB: 0 P: 20	1B: 7 2B: 1 3B: 0 HR: 0	SF: 0 SAC: 0 DP: 1 HBP: 1	WP: 0 PB: 0 SB: 3 CS: 0	PA: 38
PITCHER	IP WLS BF H R ER SO BB IBB HBP BLK WP HR S P ERA WHIP																					
Tim Belcher, R (1, 1) ERA: 3.38	8.0 W 32 5 0 0 2 1 0 1 0 0 0 0 75 119 0.00 0.750																					
Milt Hill, R (9, 1) ERA: 6.3	0.2 5 3 2 2 0 0 0 0 0 0 0 0 11 17 27.00 4.500																					
Rob Dibble, R (9, 1) ERA: 5.4	0.1 1 0 0 0 0 0 0 0 0 0 0 0 2 3 0.00 0.000																					

St. Louis Cardinals @ Cincinnati Reds
Riverfront Stadium, Cincinnati, OH
Sat Jun 05 1993, 7:05 PM EDT
Att: 39,885 - Unknown

livebaseballscorecards.com

AB 36
R 2
H 8
RBI 2
BB 1
SO 2
LOB 15



Batter	1	2	3	4	5	6	7	8	9	AB	R	H	RBI	BB	SO	LOB
Roberto Kelly, R OBP: 0.339, SLG: 0.436 (1, 8)	1-2 2B 1B	1-1 L7	2-0 G3			3-3 K				4	1	1	0	0	1	3
Bip Roberts, S OBP: 0.344, SLG: 0.290 Juan Samuel, R OBP: 0.222, SLG: 0.302 (1, 4) (8, 4)	1-0 2B 2B	2-1 F8			1-2 F8	0-0 G3				4	1	1	1	0	0	1
Barry Larkin, R OBP: 0.396, SLG: 0.411 (1, 6)	0-0 G1-4-3	2-1 L7			1-3 K		0-0 L8			4	0	0	0	0	1	2
Kevin Mitchell, R OBP: 0.384, SLG: 0.547 Jacob Brumfield, R OBP: 0.412, SLG: 0.467 (1, 7) (7, PR) (8, 7)	1-2 2B		2-2 SF8 2B		1-1 F8		1-2 1B			4	1	3	1	0	0	0
Reggie Sanders, R OBP: 0.357, SLG: 0.450 (1, 9)	1-3 K		1-2 SF8 HBP		3-3 K		2-0 P4			3	1	0	0	0	2	2
Randy Milligan, R OBP: 0.383, SLG: 0.353 (1, 3)	1-2 K		4-1 1B BB		0-1 FC6-4 1B		1-0 F8			3	0	1	0	1	1	2
Willie Greene, L OBP: 0.250, SLG: 0.545 (1, 5)		0-0 2B 1B	0-0 SF8		1-3 K		0-0 G4-3			3	1	1	1	0	1	1
Joe Oliver, R OBP: 0.289, SLG: 0.413 (1, 2)		1-0 2B	0-0 SF8		3-1 FC6-4		0-1 G6-3			3	1	1	1	0	0	1
Tim Belcher, R OBP: 0.174, SLG: 0.217 Gary Varsho, L OBP: 0.382, SLG: 0.393 Milt Hill, R Rob Dibble, L (1, 1) (8, PH) (9, 1) (9, 1)		2-1 2B	1-0 1B		0-0 G6-3		0-1 F7			3	0	2	2	0	0	0

Inning Stats	R: 2	H: 3	E: 0	K: 2	S: 14	LOB: 1	BB: 0	P: 19	R: 2	H: 3	E: 0	K: 0	S: 10	LOB: 1	BB: 0	P: 18	R: 0	H: 0	E: 0	K: 1	S: 11	LOB: 0	BB: 0	P: 14	R: 0	H: 1	E: 0	K: 2	S: 13	LOB: 1	BB: 0	P: 20	R: 0	H: 0	E: 0	K: 1	S: 5	LOB: 0	BB: 0	P: 8	R: 0	H: 1	E: 0	K: 0	S: 7	LOB: 1	BB: 0	P: 11	R: 0	H: 0	E: 0	K: 0	S: 5	LOB: 0	BB: 0	P: 5
--------------	------	------	------	------	-------	--------	-------	-------	------	------	------	------	-------	--------	-------	-------	------	------	------	------	-------	--------	-------	-------	------	------	------	------	-------	--------	-------	-------	------	------	------	------	------	--------	-------	------	------	------	------	------	------	--------	-------	-------	------	------	------	------	------	--------	-------	------

PITCHER	IP	WLS	BF	H	R	ER	SO	BB	IBB	HBP	BLK	WP	HR	S	P	ERA	WHIP
Bob Tewksbury, R ERA: 4.39 (1, 1)	2.0	L	15	7	6	6	2	1	0	1	0	0	0	30	50	27.00	4.000
Tom Urbani, L ERA: 9.35 (3, 1)	4.0		14	2	0	0	4	0	0	0	0	0	0	33	49	0.00	0.500
Les Lancaster, R ERA: 3.51 (7, 1)	1.0		4	1	0	0	0	0	0	0	0	0	0	7	11	0.00	1.000
Mike Perez, R ERA: 2.78 (8, 1)	1.0		3	0	0	0	0	0	0	0	0	0	0	5	5	0.00	0.000

BOTTOM

St. Louis Cardinals @ Cincinnati Reds
Riverfront Stadium, Cincinnati, OH

Sat Jun 05 1993, 7:05 PM EDT
Att. 39,885 - Unknown

AB	32
R	6
H	10
RBI	6
BB	1
SO	6
LOB	12

livebaseballscorecards.com



WP	0	PA	36
PB	0	SB	0
CS	0	CS	0

Batter	1	2	3	4	5	6	7	8	9	AB R H RBI BB SO LOB	TOP											
Bernard Gilkey, R (1, 7) OBP: 0.381, SLG: 0.448	1-1 G5-3		1-0 2-H 1B			1-0 BB 2B 1B	0-0 1B SF8 1B		3-2 G6-3	5 2 3 1 0 0 0												
Luis Alicea, S (1, 4) OBP: 0.385, SLG: 0.372	2-0 F8		3-0 P4			4-2 1 SAFE 1 SAFE 1 SAFE 1 SAFE 2B BB	1-1 1-3 1B		1-1 F9	4 1 1 0 1 0 0												
Gregg Jefferies, S (1, 3) OBP: 0.355, SLG: 0.444	2-2 G5-3				1-1 2B	4-2 2B 1B BB	2-1 1 SAFE 1 SAFE SF8			2 1 1 1 1 0 0												
Ray Lankford, L (1, 8) OBP: 0.397, SLG: 0.354		2-0 G3-4-1		1-3 K		2-2 1B 2B	1-0 3-H F7			4 0 1 2 0 1 2												
Mark Whiten, S (1, 9) OBP: 0.302, SLG: 0.353		1-0 G4-3		0-0 G5-3		0-0 G5-3	0-1 1 SAFE G3			4 0 0 0 0 0 4												
Erik Pappas, R (1, 2) OBP: 0.408, SLG: 0.391		4-1 BB		2-2 F9		4-0 1B IBB		2-1 G6-3		2 0 0 0 2 0 1												
Tracy Woodson, R (1, 5) OBP: 0.208, SLG: 0.227		1-2 G6-3				2-1 G6-3	2-1 F8		1-3 K2-3	4 0 0 0 0 1 4												
José Oquendo, S (1, 6) OBP: 0.381, SLG: 0.278			4-1 SH1-3 1B BB			1-2 G4-3	2-1 1-2 2-3 3-H 1B		3-2 L6	3 1 1 1 1 0 0												
Joe Magrane, R (1, 1)			1-2 SH1-3			1-1 G4-3	2-2 K		1-3 K	2 0 0 0 0 1 3												
Mike Perez, R (8, 1)										0 0 0 0 0 0 0												
Geronimo Pena, S (9, PH) OBP: 0.336, SLG: 0.331										1 0 0 0 0 1 0												
Rob Murphy, L (9, 1) OBP: 1.000, SLG: 1.000										0 0 0 0 0 0 0												
Inning Stats	R: 0 E: 0 K: 0 S: 6	H: 0 LOB: 0 BB: 0 P: 11	R: 0 E: 0 K: 0 S: 6	H: 0 LOB: 1 BB: 1 P: 14	R: 1 E: 0 K: 0 S: 6	H: 1 LOB: 0 BB: 1 P: 15	R: 0 E: 0 K: 1 S: 9	H: 1 LOB: 1 BB: 0 P: 13	R: 0 E: 0 K: 0 S: 8	H: 0 LOB: 0 BB: 0 P: 12	R: 3 E: 0 K: 1 S: 19	H: 3 LOB: 3 BB: 3 P: 40	R: 1 E: 0 K: 0 S: 10	H: 2 LOB: 1 BB: 0 P: 12	R: 0 E: 0 K: 1 S: 11	H: 0 LOB: 0 BB: 0 P: 17	R: 0 E: 0 K: 1 S: 8	H: 0 LOB: 0 BB: 0 P: 13	1B: 5 2B: 2 3B: 0 HR: 0	SF: 1 SAC: 1 DP: 0 HBP: 0	WP: 0 PB: 0 SB: 0 CS: 0	PA: 38
PITCHER	IP WLS BF H R ER SO BB IBB HBP BLK WP HR S P ERA WHIP												PITCHER	IP WLS BF H R ER SO BB IBB HBP BLK WP HR S P ERA WHIP								
Jose Rijo, R (1, 1) ERA: 3.21	7.0 L 32 7 5 5 2 4 1 0 0 0 0 0 64 117 6.43 1.571																					
Greg Cadaret, L (8, 1) ERA: 2.57	2.0 6 0 0 0 2 0 0 0 0 0 0 0 19 30 0.00 0.000																					

St. Louis Cardinals @ Cincinnati Reds
Riverfront Stadium, Cincinnati, OH
Sun Jun 06 1993, 3:33 AM EDT
Att. 34,513 - Cloudy - 72 F

livebaseballscorecards.com

AB	31
R	5
H	7
RBI	5
BB	5
SO	4
LOB	14



Batter	1	2	3	4	5	6	7	8	9	AB	R	H	RBI	BB	SO	LOB
Roberto Kelly, R OBP: 0.342, SLG: 0.439 (1, 8)	3-2 G3 SF8 2B		1-1 1B HBP		1-1 G5-3		0-0 F8			3	1	1	0	0	0	2
Juan Samuel, R OBP: 0.204, SLG: 0.277 (1, 4)	0-1 G3 2-3		1-3 K			2-2 G4-3		1-1 G3		4	0	0	0	0	1	2
Barry Larkin, R OBP: 0.398, SLG: 0.412 (1, 6)	2-2 SF8 3-H		2-0 1B			4-0 FC5-6 BB		2-2 G6-3		2	0	1	1	1	0	0
Kevin Mitchell, R OBP: 0.381, SLG: 0.545 (1, 7)	2-1 2B		0-0 F9			0-1 F9		0-3 K		4	0	1	0	0	1	3
Reggie Sanders, R OBP: 0.350, SLG: 0.440 (1, 9)	0-3 K			0-2 F9		2-2 FC5-6 1-2f			2-3 K	4	0	0	0	0	2	2
Randy Milligan, R OBP: 0.380, SLG: 0.351 (1, 3)		0-0 G6-3		3-3 K			0-0 FC6-4 1B 1B		2-2 G4-3	4	0	1	0	0	1	0
Willie Greene, L OBP: 0.188, SLG: 0.400 (1, 5)		2-3 K		0-3 K			3-2 F9		2-2 F9	4	0	0	0	0	2	1
Dan Wilson, R OBP: 0.364, SLG: 0.310 (1, 2)		0-1 G5-3			1-0 F8		1-2 FC6-4 1B			3	0	1	0	0	0	0
Jose Rijo, R OBP: 0.344, SLG: 0.310 (1, 1)			0-0 G6-3		3-3 K2-3		1-1 FC6-4			2	0	0	0	0	1	0
Cecil Espy, S OBP: 0.379, SLG: 0.275 (7, PH)							1-2f 2-3			1	0	0	0	0	0	2
Greg Cadaret, L (8, 1)										0	0	0	0	0	0	0

Inning Stats	R: 1	H: 2	E: 0	K: 1	S: 15	H: 2	LOB: 1	BB: 0	P: 22	R: 0	H: 0	E: 0	K: 1	S: 7	H: 0	LOB: 0	BB: 0	P: 9	R: 0	H: 1	E: 0	K: 1	S: 7	H: 0	LOB: 2	BB: 0	P: 11	R: 0	H: 0	E: 0	K: 2	S: 10	H: 0	LOB: 0	BB: 0	P: 13	R: 0	H: 0	E: 0	K: 1	S: 6	H: 0	LOB: 0	BB: 0	P: 11	R: 0	H: 0	E: 0	K: 0	S: 12	H: 0	LOB: 1	BB: 1	P: 20	R: 0	H: 2	E: 0	K: 0	S: 12	H: 2	LOB: 2	BB: 0	P: 17	R: 0	H: 0	E: 0	K: 1	S: 10	H: 0	LOB: 0	BB: 0	P: 13	R: 0	H: 0	E: 0	K: 1	S: 11	H: 0	LOB: 0	BB: 0	P: 17	1B: 3	SF: 1	2B: 2	SAC: 0	3B: 0	DP: 0	HR: 0	HBP: 1	WP: 0	PA: 34
--------------	------	------	------	------	-------	------	--------	-------	-------	------	------	------	------	------	------	--------	-------	------	------	------	------	------	------	------	--------	-------	-------	------	------	------	------	-------	------	--------	-------	-------	------	------	------	------	------	------	--------	-------	-------	------	------	------	------	-------	------	--------	-------	-------	------	------	------	------	-------	------	--------	-------	-------	------	------	------	------	-------	------	--------	-------	-------	------	------	------	------	-------	------	--------	-------	-------	-------	-------	-------	--------	-------	-------	-------	--------	-------	--------

PITCHER	IP	WLS	BF	H	R	ER	SO	BB	IBB	HBP	BLK	WP	HR	S	P	ERA	WHIP
Joe Magrane, L ERA: 4.26 (1, 1)	7.0		28	5	1	1	6	1	0	1	0	0	0	69	103	1.29	0.857
Mike Perez, R ERA: 2.7 (8, 1)	1.0		3	0	0	0	1	0	0	0	0	0	0	10	13	0.00	0.000
Rob Murphy, L ERA: 3.04 (9, 1)	1.0		3	0	0	0	1	0	0	0	0	0	0	11	17	0.00	0.000

BOTTOM

St. Louis Cardinals @ Cincinnati Reds
Riverfront Stadium, Cincinnati, OH

Sun Jun 06 1993, 3:33 AM EDT
Att. 34,513 - Cloudy - 72 F

livebaseballscorecards.com

AB	31
R	1
H	5
RBI	1
BB	1
SO	8
LOB	12



Batter	1	2	3	4	5	6	7	8	9	AB R H RBI BB SO LOB	TOP		
Bernard Gilkey, R OBP: 0.384, SLG: 0.441 (1, 7) C X	0-1 F9			H 1-0 CS HBP		B C B S B X 3-2 G5-3		2 B SAFE B B B C B B 4-1 3B BB		2 1 0 0 1 0 0			
Ozzie Smith, S OBP: 0.309, SLG: 0.330 (1, 6) B X	1-0 F7		1 SAFE 1 SAFE 1 B B X 1 SAFE	2-0 F9			C X 0-1 2B 1B	1 SAFE X 0-0 1-H 3-H 3B		4 0 2 2 0 0 1			
Gregg Jefferies, S OBP: 0.353, SLG: 0.440 (1, 3) B B C F C Mike Perez, R (8, 1)	2-3 K		F 1 SAFE S B F B X	2-2 1B			B 1 SAFE 1 SAFE X 1-0 L7	0-1 F9		4 0 1 0 0 1 3 0			
Rob Murphy, L OBP: 1.000, SLG: 1.000 (8, 1) Lee Smith, R (9, 1)				1-2 1B				0-1 F9					
Ray Lankford, L OBP: 0.395, SLG: 0.357 (1, 8) F B S B X		2-2 L5		2-2 G3			1 SAFE S 1 SAFE S B B B X 1 SAFE 1 B 1 SAFE	2-2 X 2-3 K		4 0 1 0 0 1 3			
Mark Whiten, S OBP: 0.297, SLG: 0.346 (1, 9) F X		0-1 G5-3			X 0-0 G4-3		S C T C 0-3 K	0-0 P2		4 0 0 0 0 1 4			
Luis Aljoea, S OBP: 0.382, SLG: 0.368 (1, 4) Geronimo Pena, S OBP: 0.329, SLG: 0.323 (4, 4) C C L		0-3 K			B C B B B X 3-1 G4-3		F B S 0-3 K	3-3 K		1 0 0 0 0 1 0 3 0 0 0 0 2 2			
Tracy Woodson, R OBP: 0.222, SLG: 0.240 (1, 5) Erik Pappas, R OBP: 0.403, SLG: 0.385 (8, PR) (8, 2)			X C C 0-2 G4-3		B B B B X 3-1 G6-3		X 0-0 2B 1B	1-0 G6-3		3 0 1 0 0 0 0 1 1 0 0 0 0 0	AB 33		
Hector Villanueva, R OBP: 0.211, SLG: 0.340 (1, 2) Gerald Perry, L OBP: 0.429, SLG: 0.455 (8, PH) Todd Zeile, R OBP: 0.309, SLG: 0.321 (8, 5) S B B C			S B B C 1-3 K		C B B X 2-1 G6-3		1 SAFE S 1 SAFE 1 SAFE X 1-1 2B 1B	3-3 S K		2 0 0 0 0 1 0 1 1 1 0 0 0 0 1 0 0 0 0 1 0	RBI 4		
Rene Arocha, R (1, 1) Rod Brewer, L OBP: 0.288, SLG: 0.278 (8, PH) (8, 3) C T C C			B B B 2-3 K		C S C 0-3 K		C X C 0-2 3B 2B			2 0 0 0 0 2 0 1 1 1 2 0 0 0	SO 10		
Inning Stats	R: 0 E: 0 K: 1 S: 6 H: 0 LOB: 0 BB: 0 P: 9	R: 0 E: 0 K: 1 S: 8 H: 0 LOB: 0 BB: 0 P: 10	R: 0 E: 0 K: 2 S: 9 H: 0 LOB: 0 BB: 0 P: 12	R: 0 E: 0 K: 0 S: 8 H: 1 LOB: 1 BB: 0 P: 15	R: 0 E: 0 K: 0 S: 5 H: 0 LOB: 0 BB: 0 P: 11	R: 0 E: 0 K: 1 S: 8 H: 0 LOB: 0 BB: 0 P: 13	R: 0 E: 0 K: 2 S: 13 H: 2 LOB: 2 BB: 0 P: 16	R: 4 E: 1 K: 1 S: 14 H: 4 LOB: 2 BB: 1 P: 21	R: 0 E: 0 K: 2 S: 12 H: 0 LOB: 0 BB: 0 P: 19	1B: 3 2B: 3 3B: 1 HR: 0 SF: 0 SAC: 0 DP: 0 HBP: 1	LOB 13		
PITCHER	IP WLS BF H R ER SO BB IBB HBP BLK WP HR S P ERA WHIP											PITCHER	IP WLS BF H R ER SO BB IBB HBP BLK WP HR S P ERA WHIP
John Burkett, R ERA: 3.25 (1, 1)	7.0 L 26 5 3 3 7 0 0 1 0 0 0 0 60 90 3.86 0.714												
Michael Jackson, R ERA: 1.87 (8, 1)	0.0 3 2 1 1 0 1 0 0 0 0 0 0 5 9 ∞ ∞												
Bryan Hickerson, L ERA: 4.5 (8, 1)	1.0 3 0 0 0 1 0 0 0 0 0 0 0 6 8 0.00 0.000												
Dave Burba, R ERA: 4.38 (9, 1)	1.0 3 0 0 0 2 0 0 0 0 0 0 0 12 19 0.00 0.000												

St. Louis Cardinals @ San Francisco Giants
Candlestick Park, San Francisco, CA

Tue Jun 08 1993, 6:33 AM EDT
Att. 19,108 - Sunny - 73 F

livebaseballscorecards.com



Batter	1	2	3	4	5	6	7	8	9	AB R H RBI BB SO LOB
Darren Lewis, R OBP: 0.300, SLG: 0.371 (1, 8)	1-1 G6-3		0-0 G6-3		2-2 G4-3			4-0 BB	0-3 K	4 0 0 0 1 1 2
Robby Thompson, R OBP: 0.349, SLG: 0.432 (1, 4)	2-1 1B		2-2 P6			1-1 G4-3		2-3 K		4 0 1 0 0 1 2
Will Clark, L OBP: 0.337, SLG: 0.355 (1, 3)	1-3 SAFE		0-0 1B			0-1 F7		1-0 P5		4 0 1 0 0 1 3
Matt Williams, R OBP: 0.331, SLG: 0.569 (1, 5)	1-0 SAFE		0-0 F9			3-3 K		2-0 HR		4 1 1 0 0 1 2
Barry Bonds, L OBP: 0.488, SLG: 0.730 (1, 7)		2-1 F8		1-0 F8		2-1 G4-3		1-1 HR		4 1 1 2 0 0 0
Willie McGee, S OBP: 0.358, SLG: 0.396 (1, 9)		0-1 1B		1-2 G4-3		1-1 L8		1-2 G4-3		4 1 1 0 0 0 0
Royce Clayton, R OBP: 0.321, SLG: 0.346 (1, 6)		1-1 SAFE		2-1 F8		1-3 K		3-1 G6-3		3 0 1 1 0 1 0
Jeff Reed, L OBP: 0.311, SLG: 0.369 (9, PH)		2-H 1B								1 0 0 0 0 0 0
Kirt Manwaring, R OBP: 0.376, SLG: 0.357 (1, 2)		2-2 P2		0-0 G4-3				4-2 BB		2 0 1 0 1 0 1
Todd Benzinger, S OBP: 0.245, SLG: 0.244 (9, PH)		1-2 1B						BB		1 0 1 0 0 0 0
Mike Benjamin, R OBP: 0.228, SLG: 0.283 (9, PR)								BB		0 0 0 0 0 0 0
John Burkett, R OBP: 0.133, SLG: 0.103 (1, 1)		0-1 G1-3		0-1 G4-3				0-1 SAFE		2 0 0 0 0 0 2
Michael Jackson, R OBP: 0.500, SLG: 1.000 (8, 1)								SAFE		0 0 0 0 0 0 0
Bryan Hickerson, L OBP: 0.255, SLG: 0.240 (8, PH)										0 0 0 0 0 0 0
Dave Martinez, L OBP: 0.255, SLG: 0.240 (8, PH)										1 0 0 0 0 0 1
Dave Burba, R OBP: 0.333, SLG: 0.500 (9, 1)										0 0 0 0 0 0 0
Mark Carreon, R OBP: 0.463, SLG: 0.576 (9, PH)										1 0 1 0 0 0 0

Inning Stats	R: 0 E: 0 K: 1 S: 8	H: 1 LOB: 1 BB: 0 P: 13	R: 1 E: 0 K: 0 S: 11	H: 2 LOB: 1 BB: 0 P: 16	R: 0 E: 0 K: 0 S: 10	H: 1 LOB: 1 BB: 0 P: 12	R: 0 E: 0 K: 0 S: 9	H: 0 LOB: 0 BB: 0 P: 13	R: 0 E: 0 K: 0 S: 6	H: 1 LOB: 0 BB: 0 P: 8	R: 0 E: 0 K: 1 S: 10	H: 0 LOB: 0 BB: 0 P: 14	R: 0 E: 0 K: 1 S: 7	H: 0 LOB: 0 BB: 0 P: 11	R: 0 E: 0 K: 1 S: 10	H: 0 LOB: 2 BB: 2 P: 21	R: 2 E: 0 K: 1 S: 15	H: 4 LOB: 2 BB: 0 P: 24	1B: 6 2B: 2 3B: 0 HR: 1	SF: 0 SAC: 0 DP: 1 HBP: 0	WP: 0 PB: 0 SB: 1 CS: 0	PA: 37
--------------	------------------------------	----------------------------------	-------------------------------	----------------------------------	-------------------------------	----------------------------------	------------------------------	----------------------------------	------------------------------	---------------------------------	-------------------------------	----------------------------------	------------------------------	----------------------------------	-------------------------------	----------------------------------	-------------------------------	----------------------------------	----------------------------------	------------------------------------	----------------------------------	--------

PITCHER	IP	WLS	BF	H	R	ER	SO	BB	IBB	HBP	BLK	WP	HR	S	P	ERA	WHIP
Rene Arocha, R ERA: 2.36 (1, 1)	7.0	W	25	5	1	1	3	0	0	0	0	0	0	61	87	1.29	0.714
Mike Perez, R ERA: 2.65 (8, 1)	0.2		4	0	0	0	1	2	0	0	0	0	0	9	19	0.00	3.000
Rob Murphy, L ERA: 3.0 (8, 1)	0.1		1	0	0	0	0	0	0	0	0	0	0	1	2	0.00	0.000
Lee Smith, R ERA: 4.12 (9, 1)	1.0	S	7	4	2	2	1	0	0	0	0	0	1	15	24	18.00	4.000


BOTTOM

St. Louis Cardinals @ San Francisco Giants
Candlestick Park, San Francisco, CA

Tue Jun 08 1993, 6:33 AM EDT
Att. 19,108 - Sunny - 73 F

livebaseballscorecards.com

AB	35
R	3
H	9
RBI	3
BB	2
SO	5
LOB	13



Batter	1	2	3	4	5	6	7	8	9	AB R H RBI BB SO LOB	TOP	
Bernard Gilkey, R (1, 7) OBP: 0.379, SLG: 0.433	0-1 F7		1-0 CS 1B	1-0 F8			1-3 K		1-0 P4	5 0 1 0 0 1 1		
Ozzie Smith, S (1, 6) OBP: 0.312, SLG: 0.333	1-0 G1-3		0-1 SAFE SAFE SAFE SAFE 1-2 G3-1 1B		0-0 G6-3 1B		1-1 F7			4 0 2 0 0 0 0		
Gregg Jefferies, S (1, 3) OBP: 0.360, SLG: 0.446	0-2 S 1B		1-0 G3-1 1B		0-0 G6-3		1-2 S 1B			4 0 3 0 0 0 1		
Ray Lankford, L (1, 8) OBP: 0.388, SLG: 0.349	2-1 G4-3		1-0 G3-1		0-0 L3		3-3 K			4 0 0 0 0 1 4		
Mark Whiten, S (1, 9) OBP: 0.300, SLG: 0.346		2-1 G5-3	4-0 IBB			0-0 E1 G4-3 1B		1-1 P3		3 1 1 0 1 0 0		
Geronimo Pena, S (1, 4) OBP: 0.327, SLG: 0.320		0-1 G5-3	1-3 K			0-0 G4-3		3-1 G4-6-3 1B		4 0 1 0 0 1 4		
Tracy Woodson, R (1, 5) OBP: 0.226, SLG: 0.241		1-0 1B		0-0 P2		0-0 G4-3		0-2 G4-6-3		4 0 1 1 0 0 1		
Erik Pappas, R (1, 2) OBP: 0.421, SLG: 0.397		1-1 1B		0-0 SH3-4 1B		4-1 BB			2-1 F8	3 0 2 0 1 0 0		
Donovan Osborne, S (1, 1) OBP: 0.261, SLG: 0.227 Rod Brewer, L (9, PH) OBP: 0.283, SLG: 0.273		2-2 F8		0-0 SH3-4		2-2 F7			0-3 K	2 0 0 0 0 0 3 1 0 0 0 0 1 0		
Inning Stats	R: 0 E: 0 K: 0 S: 9 H: 1 LOB: 1 BB: 0 P: 12	R: 0 E: 0 K: 0 S: 10 H: 2 LOB: 2 BB: 0 P: 16	R: 0 E: 0 K: 1 S: 8 H: 3 LOB: 3 BB: 1 P: 16	R: 0 E: 0 K: 0 S: 4 H: 1 LOB: 1 BB: 0 P: 5	R: 0 E: 0 K: 0 S: 3 H: 1 LOB: 0 BB: 0 P: 3	R: 1 E: 1 K: 0 S: 8 H: 1 LOB: 1 BB: 1 P: 14	R: 0 E: 0 K: 2 S: 11 H: 1 LOB: 1 BB: 0 P: 17	R: 0 E: 0 K: 0 S: 7 H: 1 LOB: 0 BB: 0 P: 11	R: 0 E: 0 K: 1 S: 6 H: 0 LOB: 0 BB: 0 P: 9	1B: 11 2B: 0 3B: 0 HR: 0 SF: 0 SAC: 1 DP: 2 HBP: 0	WP: 0 PB: 0 SB: 2 CS: 1 PA: 37	
PITCHER	IP WLS BF H R ER SO BB IBB HBP BLK WP HR S P ERA WHIP											
Bud Black, L (1, 1) ERA: 4.11	6.0 W 27 9 1 0 1 1 1 0 0 0 0 0 0 42 66 0.00 1.667											
Jeff Brantley, R (7, 1) ERA: 4.4	0.2 3 1 0 0 1 0 0 0 0 0 0 0 0 8 11 0.00 1.500											
Kevin Rogers, L (7, 1) ERA: 3.0	1.1 4 1 0 0 1 0 0 0 0 0 0 0 0 10 17 0.00 0.750											
Rod Beck, R (9, 1) ERA: 1.48	1.0 S 3 0 0 0 1 0 0 0 0 0 0 0 0 6 9 0.00 0.000											

St. Louis Cardinals @ San Francisco Giants
Candlestick Park, San Francisco, CA

Wed Jun 09 1993, 6:33 AM EDT
Att. 21,403 - Sunny - 70 F

livebaseballscorecards.com

AB 34
R 1
H 11
RBI 1
BB 2
SO 4
LOB 14



Batter	1	2	3	4	5	6	7	8	9	AB	R	H	RBI	BB	SO	LOB	BOTTOM			
Darren Lewis, R <small>OBP: 0.295, SLG: 0.364</small> <small>(1, 8)</small>	<small>2-2</small> E5 1B HR	<small>1-3</small> K			<small>0-0</small> <small>2</small>		<small>1-2</small> F7			4	1	0	0	0	1	2	St. Louis Cardinals @ San Francisco Giants Candlestick Park, San Francisco, CA Wed Jun 09 1993, 6:33 AM EDT Att: 21,403 - Sunny - 70 F			
Robby Thompson, R <small>OBP: 0.347, SLG: 0.429</small> <small>(1, 4)</small>	<small>1-1</small> S 1B HR	<small>2-1</small> P3			<small>0-0</small> <small>3</small>		<small>1-0</small> FC6-4 <small>1-2f</small>			4	1	1	0	0	0	2				
Will Clark, L <small>OBP: 0.336, SLG: 0.353</small> <small>(1, 3)</small>	<small>2-3</small> K		<small>1-2</small> G6-3			<small>1-1</small> G4-6-3 HBP 1B		<small>3-2</small> G3		4	0	1	0	0	1	2				
Matt Williams, R <small>OBP: 0.333, SLG: 0.579</small> <small>(1, 5)</small>	<small>0-1</small> HR		<small>1-3</small> K			<small>2-2</small> G4-6-3 HBP		<small>2-1</small> G5-3		3	1	1	3	0	1	0				
Barry Bonds, L <small>OBP: 0.480, SLG: 0.715</small> <small>(1, 7)</small>	<small>0-0</small> F7		<small>2-3</small> K			<small>0-0</small> G4-6-3 <small>1-2f</small> <small>2-3</small>		<small>2-1</small> P5		4	0	0	0	0	1	2				
Willie McGee, S <small>OBP: 0.362, SLG: 0.397</small> <small>(1, 9)</small>	<small>0-3</small> K			<small>2-2</small> CS 1B		<small>4-0</small> IBB				2	0	1	0	1	1	0				
Royce Clayton, R <small>OBP: 0.317, SLG: 0.341</small> <small>(1, 6)</small>	<small>0-0</small> B2			<small>1-2</small> P4 <small>1-2</small>		<small>0-2</small> F9				3	0	0	0	0	0	4				
Kirt Manwaring, R <small>OBP: 0.375, SLG: 0.356</small> <small>(1, 2)</small>		<small>1-1</small> F7		<small>0-3</small> K			<small>1-2</small> FC6-4 1B			3	0	1	0	0	1	0				
Bud Black, L <small>OBP: 0.333, SLG: 0.300</small> <small>(7, 1)</small> Jeff Brantley, R <small>OBP: 0.095, SLG: 0.095</small> <small>(7, 1)</small> Kevin Rogers, L <small>(7, 1)</small> Rod Beck, R <small>(9, 1)</small>		<small>4-1</small> BB			<small>0-0</small> <small>1</small>		<small>0-3</small> K			1	0	0	0	1	0	0				
Inning Stats	R: 3 E: 1 K: 2 S: 17	H: 2 LOB: 1 BB: 0 P: 22	R: 0 E: 0 K: 1 S: 8	H: 0 LOB: 1 BB: 1 P: 16	R: 0 E: 0 K: 2 S: 11	H: 0 LOB: 0 BB: 0 P: 15	R: 0 E: 0 K: 1 S: 10	H: 1 LOB: 0 BB: 0 P: 13	R: 0 E: 0 K: 0 S: 3	H: 0 LOB: 0 BB: 0 P: 3	R: 0 E: 0 K: 1 S: 9	H: 1 LOB: 2 BB: 1 P: 16	R: 0 E: 0 K: 1 S: 11	H: 1 LOB: 1 BB: 0 P: 13	R: 0 E: 0 K: 0 S: 7	H: 0 LOB: 0 BB: 0 P: 14	1B: 4 2B: 0 3B: 0 HR: 1	SF: 0 SAC: 0 DP: 1 HBP: 1	WP: 0 PB: 1 SB: 1 CS: 1	PA: 32
PITCHER Donovan Osborne, L <small>ERA: 3.09</small> <small>(1, 1)</small>	IP 8.0 WLS L BF 32	H 5 R 3 ER 2 SO 7	BB 1 IBB 1 HBP 1 BLK 0	WP 0 HR 1 S 76 P 112 ERA 2.25 WHIP 0.750	PITCHER	IP WLS BF H R ER SO BB IBB HBP BLK WP HR S P ERA WHIP														

AB	29
R	3
H	5
RBI	3
BB	2
SO	7
LOB	13



Batter	1	2	3	4	5	6	7	8	9	AB R H RBI BB SO LOB	TOP											
Delino DeShields, L (1, 4) OBP: 0.387, SLG: 0.335	1-2 L8	1-1 F7		0-0 P6			3-3 K			4 0 0 0 0 1 2												
Mike Lansing, R (1, 5) OBP: 0.359, SLG: 0.413	2-1 S E 1B		4-1 FC4-6 1B SF7 BB		2-0 G6-3		1-0 G5-3			3 2 1 0 1 0 0												
Marquis Grissom, R (1, 8) OBP: 0.376, SLG: 0.514	2-1 E8 G6-3 1B 1B		1 SAFE 1 SAFE 1 SAFE 1 SAFE F S B 1 SAFE 1 SAFE	2-2 1 SAFE 1 SAFE 1 SAFE 1 SAFE B X	3-2 F8		3-2 P8			4 1 2 0 0 0 0												
Larry Walker, L (1, 9) OBP: 0.381, SLG: 0.497	1-1 G6-3		0-0 FC4-6	1-2f 2-3	3-3 K		0-0 L8			4 0 0 0 0 1 3												
John Vander Wal, L (1, 7) OBP: 0.349, SLG: 0.412	3-2 FC6-4 1B		0-0 SF7		0-2 G4-3		0-1 P4			2 0 1 2 0 0 0												
Moises Alou, R (8, PH) OBP: 0.347, SLG: 0.434	3-H		3-H		2-3 K		1-1 P2			1 0 0 0 0 0 0												
Greg Colbrunn, R (1, 3) OBP: 0.307, SLG: 0.453	1 SAFE 1 SAFE 1 SAFE 1 SAFE F X	1-1 FC6-4	1 SAFE 3-1 P2		2-3 K					4 0 0 0 0 1 2												
Jeff Fassero, L (8, 1)	1-2f		1 SAFE 1 SAFE 1 SAFE 1 SAFE P B 1 SAFE 1 SAFE X							0 0 0 0 0 0 0												
Wil Cordero, R (1, 6) OBP: 0.276, SLG: 0.388		0-0 2B		1-1 CS 1B		2-1 2B 1B				4 1 3 0 0 0 0												
Tim Laker, R (1, 2) OBP: 0.208, SLG: 0.261		0-0 G5-3		2-2 G3		0-0 2B				3 0 1 1 0 0 2												
Lou Frazier, S (9, PH) OBP: 0.375, SLG: 0.402				1-2		1-H				1 0 0 0 0 1 0												
Brian Barnes, L (1, 1) OBP: 0.333, SLG: 0.273		1-3 K		1-2 1B		0-1 G1-3				3 0 1 0 0 1 2												
Mel Rojas, R (7, 1)										0 0 0 0 0 0 0												
Frank Bolick, S (8, 3) OBP: 0.344, SLG: 0.393										1 0 0 0 0 0 0												
Inning Stats	R: 2 E: 1 K: 0 S: 16	H: 3 LOB: 1 BB: 0 P: 26	R: 0 E: 0 K: 1 S: 7	H: 1 LOB: 1 BB: 0 P: 9	R: 1 E: 0 K: 0 S: 9	H: 1 LOB: 1 BB: 1 P: 17	R: 0 E: 0 K: 0 S: 11	H: 2 LOB: 1 BB: 0 P: 15	R: 0 E: 0 K: 1 S: 8	H: 0 LOB: 0 BB: 0 P: 16	R: 1 E: 0 K: 1 S: 11	H: 2 LOB: 1 BB: 0 P: 15	R: 0 E: 0 K: 1 S: 8	H: 0 LOB: 0 BB: 0 P: 15	R: 0 E: 0 K: 0 S: 5	H: 0 LOB: 0 BB: 0 P: 6	R: 0 E: 0 K: 1 S: 9	H: 0 LOB: 0 BB: 0 P: 12	1B: 7 2B: 2 3B: 0 HR: 0	SF: 1 SAC: 0 DP: 0 HBP: 0	WP: 0 PB: 0 SB: 1 CS: 1	PA: 36
PITCHER	IP WLS BF H R ER SO BB IBB HBP BLK WP HR S P ERA WHIP																					
Bob Tewksbury, R (1, 1) ERA: 4.34	7.0 W 30 9 4 3 4 1 0 0 0 0 0 0 70 113 3.86 1.429																					
Rob Murphy, L (8, 1) ERA: 2.88	1.0 3 0 0 0 0 0 0 0 0 0 0 0 5 6 0.00 0.000																					
Lee Smith, R (9, 1) ERA: 3.92	1.0 S 3 0 0 0 1 0 0 0 0 0 0 0 9 12 0.00 0.000																					

Montreal Expos @ St. Louis Cardinals
Busch Stadium, St. Louis, MO
 Thu Jun 10 1993, 7:05 PM CDT
 Att. 26,193 - Unknown - 84 F

livebaseballscorecards.com

AB	34
R	4
H	9
RBI	3
BB	1
SO	5
LOB	11



BOTTOM

Montreal Expos @ St. Louis Cardinals
 Busch Stadium, St. Louis, MO
 Thu Jun 10 1993, 7:05 PM CDT
 Att: 26,193 - Unknown - 84 F

livebaseballscorecards.com


AB	33
R	7
H	11
RBI	6
BB	4
SO	2
LOB	14



WP:	0	PA:	38
PB:	0	SB:	2
CS:	0		

AB	R	H	RBI	BB	SO	LOB
5	1	2	1	0	0	1
3	1	1	1	1	0	2
4	0	2	1	0	0	2
1	1	0	0	3	0	1
4	0	1	2	0	0	4
4	1	1	1	0	0	1
4	1	2	0	0	0	0
4	0	0	0	0	2	2
2	0	0	0	0	0	1
1	1	1	0	0	0	0
0	0	0	0	0	0	0
1	0	1	0	0	0	0
0	1	0	0	0	0	0
0	0	0	0	0	0	0
1B:	7	SF:	0			
2B:	4	SAC:	1			
3B:	0	DP:	1			
HR:	1	HBP:	0			

Batter	1	2	3	4	5	6	7	8	9							
Bernard Gilkey, R (1, 7) OBP: 0.379, SLG: 0.432	1-0 P9		0-0 SH1-3 2B 1B		3-1 G6-3		2-1 G6-3	2-0 E8 1B								
Ozzie Smith, S (1, 6) OBP: 0.316, SLG: 0.338	1-0 G5-3		1-0 SH1-3 1-2		4-2 BB		1-2 S 2B 2B	0-0 G6-3								
Gregg Jefferies, S (1, 3) OBP: 0.362, SLG: 0.452	1-0 S 1B		2-0 P3		1-0 P6		2-1 FC5 2B									
Ray Lankford, L (1, 8) OBP: 0.394, SLG: 0.347	4-1 FC6-4 1-2 BB		4-2 2B BB		0-0 L8		4-0 IBB									
Todd Zeile, R (1, 5) OBP: 0.308, SLG: 0.325	0-0 FC6-4 1-2f		0-1 1-H 2-H 2B		0-2 F8		2-1 FC5 2-3f									
Mark Whiten, S (1, 9) OBP: 0.300, SLG: 0.358		2-0 HR	2-2 G5-3		1-2 P2			0-0 G5-3								
Geronimo Pena, S (1, 4) OBP: 0.331, SLG: 0.326		1-2 F8-3 1B		1-1 F8		2-0 F9		1-0 1B 1B								
Erik Pappas, R (1, 2) OBP: 0.400, SLG: 0.375		1-2 P9		0-3 K			0-0 G5-3	1-3 K								
Bob Tewksbury, R (1, 1) OBP: 0.280, SLG: 0.250 Tracy Woodson, R (7, PH) OBP: 0.250, SLG: 0.267 Rob Murphy, L (8, 1) OBP: 1.000, SLG: 1.000 Luis Alicea, S (8, PH) OBP: 0.287, SLG: 0.375 Donovan Osborne, S (8, PR) OBP: 0.261, SLG: 0.227 Lee Smith, R (9, 1)		1-2 F8-3 1-2		0-0 P7			2-1 G6-3 2B 1B	2-1 1B E 1B								
Inning Stats	R: 0 H: 1 E: 0 K: 5	H: 2 LOB: 2 BB: 1 P: 12	R: 1 H: 2 E: 0 K: 10	H: 2 LOB: 0 BB: 0 P: 15	R: 2 H: 2 E: 0 K: 10	H: 0 LOB: 0 BB: 0 P: 7	R: 0 H: 0 E: 0 K: 7	H: 0 LOB: 1 BB: 1 P: 15	R: 0 H: 0 E: 0 K: 7	R: 2 H: 3 E: 0 K: 12	H: 3 LOB: 2 BB: 1 P: 25	R: 2 H: 3 E: 1 K: 10	H: 3 LOB: 2 BB: 0 P: 15	1B: 7 2B: 4 3B: 0 HR: 1	SF: 0 SAC: 1 DP: 1 HBP: 0	WP: 0 PA: 38
PITCHER	IP WLS BF H R ER SO BB IBB HBP BLK WP HR S P ERA WHIP															
Brian Barnes, L (1, 1) ERA: 3.38	6.1 0 27 6 4 4 1 3 0 0 0 0 1 48 83 5.68 1.421															
Mel Rojas, R (7, 1) ERA: 3.77	0.2 L 5 2 1 1 0 0 1 0 0 0 0 9 20 13.50 3.000															
Jeff Fassero, L (8, 1) ERA: 3.03	1.0 6 3 2 1 1 0 0 0 0 0 0 10 15 9.00 3.000															

Batter	1	2	3	4	5	6	7	8	9	AB R H RBI BB SO LOB	TOP									
Delino DeShields, L (1, 4) OBP: 0.381, SLG: 0.328	0-0 4-3		0-0 G4-3			0-0 F8		0-0 P6		4 0 0 0 0 0 1										
Mike Lansing, R (1, 5) OBP: 0.353, SLG: 0.405	0-3 K			0-0 F8		0-0 L3		0-0 P4		4 0 0 0 0 1 0										
Marquis Grissom, R (1, 8) OBP: 0.378, SLG: 0.511	4-0 BB			0-0 G6-3		0-0 CS 1B		0-0 F9		3 0 1 0 1 0 0										
Larry Walker, L (1, 9) OBP: 0.384, SLG: 0.493 Lou Frazier, S (9, PR) OBP: 0.375, SLG: 0.402	0-0 F7			1-0 E HBP		0-0 CS 1-2	0-0 G3-1		0-0 S 1B	3 0 1 0 0 0 1 0 0 0 0 0 0 0										
Greg Colbrunn, R (1, 3) OBP: 0.299, SLG: 0.440 John Vander Wal, L (9, PH) OBP: 0.345, SLG: 0.408		0-3 K		0-0 E6 1-2		0-0 F7		0-3 K		3 0 0 0 0 1 1 1 0 0 0 0 1 1										
Moises Alou, R (1, 7) OBP: 0.342, SLG: 0.428		0-0 G6-3		0-0 G4-3		0-0 F7		0-0 F7		3 0 0 0 0 0 2										
Wil Cordero, R (1, 6) OBP: 0.276, SLG: 0.387		0-0 G4-3			0-0 G5-4-3 1B			0-0 F7		3 0 1 0 0 0 0										
Tim Laker, R (1, 2) OBP: 0.200, SLG: 0.250 Frank Bolick, S (8, PH) OBP: 0.341, SLG: 0.389 Darrin Fletcher, L (8, 2) OBP: 0.307, SLG: 0.316			0-0 L5		0-0 G5-4-3 1-2f			0-0 L1		2 0 0 0 0 0 1 1 0 0 0 0 0 0 0 0 0 0 0 0 0										
Kent Bottenfield, R (1, 1) OBP: 0.125, SLG: 0.067 Sean Berry, R (8, PH) OBP: 0.369, SLG: 0.280 Jeff Fassero, L (8, 1)			0-0 G6-3		0-0 P6			4-0 S BB		2 0 0 0 0 0 0 0 0 0 0 1 0 0 0 0 0 0 0 0 0										
Inning Stats	R: 0 E: 0 K: 1 S: 5	H: 0 LOB: 1 BB: 1 P: 9	R: 0 E: 0 K: 1 S: 5	H: 0 LOB: 0 BB: 0 P: 5	R: 0 E: 0 K: 0 S: 3	H: 0 LOB: 0 BB: 0 P: 3	R: 0 E: 1 K: 0 S: 4	H: 0 LOB: 2 BB: 0 P: 5	R: 0 E: 0 K: 0 S: 3	H: 1 LOB: 0 BB: 0 P: 3	R: 0 E: 0 K: 0 S: 3	H: 1 LOB: 0 BB: 0 P: 3	R: 0 E: 0 K: 0 S: 3	H: 0 LOB: 1 BB: 1 P: 7	R: 0 E: 0 K: 1 S: 6	H: 1 LOB: 2 BB: 0 P: 6	1B: 3 2B: 0 3B: 0 HR: 0	SF: 0 SAC: 0 DP: 1 HBP: 1	WP: 0 PB: 0 SB: 2 CS: 1	PA: 33
PITCHER	IP WLS BF H R ER SO BB IBB HBP BLK WP HR S P ERA WHIP	Joe Magrane, L (1, 1) ERA: 3.82	Paul Kilgus, L (8, 1) ERA:	Lee Smith, R (9, 1) ERA: 3.74																
																	AB	29		
																	R	0		
																	H	3		
																	RBI	0		
																	BB	2		
																	SO	3		
																	LOB	7		
																				

Montreal Expos @ St. Louis Cardinals
 Busch Stadium, St. Louis, MO
 Fri Jun 11 1993, 7:05 PM CDT
 Att. 34,957 - Unknown - 76 F

livebaseballscorecards.com

Batter	1	2	3	4	5	6	7	8	9	AB	R	H	RBI	BB	SO	LOB	BOTTOM
Bernard Gilkey, R (1, 7) OBP: 0.388, SLG: 0.459	0-0 CS 1B		0-0 2B 1B		0-0 HR			0-3 K		4	1	3	1	0	1	0	Montreal Expos @ St. Louis Cardinals Busch Stadium, St. Louis, MO Fri Jun 11 1993, 7:05 PM CDT Att: 34,957 - Unknown - 76 F livebaseballscorecards.com
Ozzie Smith, S (1, 6) OBP: 0.319, SLG: 0.346	0-0 FC6-4 1B		0-0 1-3 2B		0-0 F9			0-0 G5-3		4	0	2	0	0	0	0	
Gregg Jefferies, S (1, 3) OBP: 0.356, SLG: 0.443	0-0 FC6-4 1B		0-0 P6		0-0 F9			0-0 F9		4	0	0	0	0	0	3	
Ray Lankford, L (1, 8) OBP: 0.402, SLG: 0.354	0-0 FC5-4 1B		4-0 BB G5-4-3		0-0 L4-3 1B					2	0	2	0	1	0	0	
Todd Zeile, R (1, 5) OBP: 0.304, SLG: 0.320	0-0 FC5-4		0-0 G5-4-3		0-0 L4-3					3	0	0	0	0	0	6	
Mark Whiten, S (1, 9) OBP: 0.296, SLG: 0.353		0-0 G4-3		0-0 G6-3		0-0 F7				3	0	0	0	0	0	0	
Geronimo Pena, S (1, 4) OBP: 0.325, SLG: 0.319		0-0 G3		0-0 L8		0-3 K				3	0	0	0	0	1	0	
Erik Pappas, R (1, 2) OBP: 0.398, SLG: 0.365		4-0 BB		0-0 F9		0-0 G5-3				2	0	0	0	1	0	0	
Joe Magrane, R (1, 1) Paul Kilgus, L (8, 1) Lee Smith, R (9, 1)		0-3 K		0-3 K		0-0 F7				3	0	0	0	0	2	1	
Inning Stats	R: 0 E: 0 K: 0 S: 5	H: 3 LOB: 2 BB: 0 P: 5	R: 0 E: 0 K: 1 S: 5	H: 0 LOB: 1 BB: 1 P: 9	R: 0 E: 0 K: 0 S: 4	H: 2 LOB: 2 BB: 1 P: 8	R: 0 E: 0 K: 0 S: 3	H: 0 LOB: 0 BB: 0 P: 3	R: 1 E: 0 K: 1 S: 6	H: 1 LOB: 0 BB: 0 P: 6	R: 0 E: 0 K: 0 S: 3	H: 1 LOB: 0 BB: 0 P: 3	R: 0 E: 0 K: 1 S: 5	H: 0 LOB: 0 BB: 0 P: 5	R: 0 E: 0 K: 1 S: 5	H: 0 LOB: 0 BB: 0 P: 5	
PITCHER	IP WLS BF H R ER SO	IP WLS BF H R ER SO	IP WLS BF H R ER SO	IP WLS BF H R ER SO	IP WLS BF H R ER SO	IP WLS BF H R ER SO	IP WLS BF H R ER SO	IP WLS BF H R ER SO	IP WLS BF H R ER SO	IP WLS BF H R ER SO	IP WLS BF H R ER SO	IP WLS BF H R ER SO	IP WLS BF H R ER SO	IP WLS BF H R ER SO	IP WLS BF H R ER SO	ERA WHIP	
Kent Bottenfield, R (1, 1) ERA: 3.77	7.0 L	27	7	1	1	3	2	0	0	0	0	0	0	0	0	0	1.29 1.286
Jeff Fassero, L (8, 1) ERA: 2.94	1.0	3	0	0	0	1	0	0	0	0	0	0	0	0	0	0	0.00 0.000

Montreal Expos @ St. Louis Cardinals
 Busch Stadium, St. Louis, MO
 Fri Jun 11 1993, 7:05 PM CDT
 Att: 34,957 - Unknown - 76 F

AB	28
R	1
H	7
RBI	1
BB	2
SO	4
LOB	10



Batter	1	2	3	4	5	6	7	8	9	AB R H RBI BB SO LOB	TOP		
Delino DeShields, L (1, 4) <small>OBP: 0.380, SLG: 0.328</small> Mike Lansing, R (6, PR) <small>OBP: 0.350, SLG: 0.401</small>	0-3 		0-0 			0-0 	0-0 		0-0 	3 0 1 0 0 1 1 2 1 0 0 0 0 2	Montreal Expos @ St. Louis Cardinals Busch Stadium, St. Louis, MO Sat Jun 12 1993, 7:05 PM CDT Att. 49,804 - Unknown - 83 F		
Wil Cordero, R (1, 6) <small>OBP: 0.282, SLG: 0.386</small>	0-0 			0-0 		1-0 		0-0 	3 2 1 0 0 0 0				
Marquis Grissom, R (1, 8) <small>OBP: 0.377, SLG: 0.509</small> Lou Frazier, S (6, 8) <small>OBP: 0.381, SLG: 0.409</small>	0-0 			0-0 		0-0 		0-0 	3 0 1 1 0 0 0 1 0 1 0 0 0 0				
Larry Walker, L (1, 9) <small>OBP: 0.375, SLG: 0.480</small> John Vander Wal, L (8, 9) <small>OBP: 0.345, SLG: 0.408</small>		0-3 		0-0 		0-0 		0-0 	4 0 0 0 0 1 4 0 0 0 0 0 0 0				
Frank Bolick, S (1, 3) <small>OBP: 0.346, SLG: 0.391</small>		4-0 			0-0 	0-0 		0-0 	2 0 1 2 1 0 0				
Moises Alou, R (1, 7) <small>OBP: 0.336, SLG: 0.420</small>		0-0 			0-0 	0-0 		0-0 	4 0 0 0 0 0 5				
Sean Berry, R (1, 5) <small>OBP: 0.362, SLG: 0.296</small>			0-0 		0-0 		0-0 		4 0 1 0 0 0 1				
Tim Laker, R (1, 2) <small>OBP: 0.208, SLG: 0.255</small> Jimmy Jones, R (7, 1) <small>OBP: 0.300, SLG: 0.125</small> Greg Colbrunn, R (9, PH) <small>OBP: 0.297, SLG: 0.436</small>			0-0 		0-0 		0-0 		0-0 	3 0 1 0 0 0 1 0 0 0 0 0 0 0 1 0 0 0 0 0 1			
Chris Nabholz, L (1, 1) <small>OBP: 0.133, SLG: 0.133</small> Mike Gardiner, S (3, 1) <small>OBP: 0.133, SLG: 0.200</small> Tim McIntosh, R (7, PH) <small>OBP: 0.133, SLG: 0.200</small>			0-0 			0-3 	0-0 		0-0 	1 0 1 0 0 0 0 1 0 0 0 0 1 0 2 0 0 0 0 0 2			
Inning Stats	R: 0 H: 0 E: 0 LOB: 0 K: 1 BB: 0 S: 5 P: 5	R: 0 H: 0 E: 0 LOB: 0 K: 1 BB: 1 S: 4 P: 8	R: 0 H: 1 E: 0 LOB: 1 K: 0 BB: 0 S: 4 P: 4	R: 0 H: 0 E: 0 LOB: 0 K: 0 BB: 0 S: 3 P: 3	R: 0 H: 0 E: 1 LOB: 1 K: 0 BB: 0 S: 4 P: 4	R: 2 H: 3 E: 0 LOB: 2 K: 1 BB: 0 S: 8 P: 9	R: 0 H: 1 E: 0 LOB: 1 K: 0 BB: 0 S: 4 P: 4	R: 1 H: 2 E: 0 LOB: 1 K: 0 BB: 0 S: 5 P: 5	R: 0 H: 1 E: 0 LOB: 1 K: 0 BB: 0 S: 4 P: 4	1B: 7 SF: 1 2B: 1 SAC: 0 3B: 0 DP: 1 HR: 0 HBP: 1		WP: 1 PA: 37 PB: 0 SB: 0 CS: 0	
PITCHER	IP WLS BF H R ER SO BB IBB HBP BLK WP HR S P ERA WHIP											PITCHER	IP WLS BF H R ER SO BB IBB HBP BLK WP HR S P ERA WHIP
Rheal Cormier, L (1, 1) <small>ERA: 3.52</small>	5.2 W 23 4 2 2 3 1 0 1 0 1 0 1 0 27 32 3.18 0.882												
Les Lancaster, R (6, 1) <small>ERA: 3.38</small>	1.1 5 1 0 0 0 0 0 0 0 0 0 0 0 5 5 0.00 0.750												
Tom Urbani, L (8, 1) <small>ERA: 8.44</small>	2.0 9 3 1 1 0 0 0 0 0 0 0 0 0 9 9 4.50 1.500												

livebaseballscorecards.com

AB	34
R	3
H	8
RBI	3
BB	1
SO	3
LOB	17



Batter	1	2	3	4	5	6	7	8	9	AB	R	H	RBI	BB	SO	LOB	BOTTOM
--------	---	---	---	---	---	---	---	---	---	----	---	---	-----	----	----	-----	--------

Bernard Gilkey, R (1, 7) <small>OBP: 0.383, SLG: 0.448</small>										4	1	0	1	1	1	5	
Ozzie Smith, S (1, 6) <small>OBP: 0.321, SLG: 0.347</small>										5	1	2	1	0	0	0	
Gregg Jefferies, S (1, 3) <small>OBP: 0.366, SLG: 0.475</small> Tom Urbani, L (8, 1)										5	3	4	3	0	0	0	
Ray Lankford, L (1, 8) <small>OBP: 0.408, SLG: 0.371</small> Rod Brewer, L (7, 9) <small>OBP: 0.279, SLG: 0.268</small>										2	2	1	2	1	1	0	
Todd Zeile, R (1, 5) <small>OBP: 0.307, SLG: 0.329</small> Tracy Woodson, R (8, 5) <small>OBP: 0.242, SLG: 0.258</small>										4	2	2	2	0	0	2	
Mark Whiten, S (1, 9) <small>OBP: 0.298, SLG: 0.364</small> (7, 8)										4	2	1	2	0	0	2	
Geronimo Pena, S (1, 4) <small>OBP: 0.323, SLG: 0.324</small>										4	0	1	1	0	2	2	
Erik Pappas, R (1, 2) <small>OBP: 0.402, SLG: 0.364</small>										3	1	1	1	1	0	1	
Rheal Cormier, L (1, 1) <small>OBP: 0.150, SLG: 0.150</small> Les Lancaster, R (6, 1) Gerald Perry, L (7, PH) <small>OBP: 0.414, SLG: 0.435</small> (8, 3)										2	0	1	0	0	1	2	
										0	0	0	0	0	0	0	
										1	1	0	0	0	0	1	

Inning Stats	R: 3	H: 2	E: 0	LOB: 0	K: 1	P: 11	R: 0	H: 0	E: 0	LOB: 1	K: 1	P: 9	R: 4	H: 3	E: 1	LOB: 2	K: 2	P: 13	R: 4	H: 4	E: 0	LOB: 0	K: 0	P: 7	R: 0	H: 1	E: 0	LOB: 0	K: 0	P: 3	R: 0	H: 1	E: 0	LOB: 2	K: 1	P: 10	R: 2	H: 2	E: 1	LOB: 0	K: 0	P: 5	R: 0	H: 0	E: 0	LOB: 0	K: 0	P: 3
--------------	------	------	------	--------	------	-------	------	------	------	--------	------	------	------	------	------	--------	------	-------	------	------	------	--------	------	------	------	------	------	--------	------	------	------	------	------	--------	------	-------	------	------	------	--------	------	------	------	------	------	--------	------	------

Montreal Expos @ St. Louis Cardinals
 Busch Stadium, St. Louis, MO
 Sat Jun 12 1993, 7:05 PM CDT
 Att: 49,804 - Unknown - 83 F

AB	36
R	13
H	13
RBI	13
BB	3
SO	5
LOB	15



PITCHER	IP	WLS	BF	H	R	ER	SO	BB	IBB	HBP	BLK	WP	HR	S	P	ERA	WHIP
Chris Nabholz, L (1, 1) <small>ERA: 7.3</small>	2.1	L	16	5	7	7	2	2	0	0	0	0	1	16	26	27.00	3.000
Mike Gardiner, R (3, 1) <small>ERA: 4.84</small>	3.2		18	6	4	4	3	1	0	0	0	0	2	23	27	9.82	1.909
Jimmy Jones, R (7, 1) <small>ERA: 5.97</small>	2.0		8	2	2	0	0	0	0	0	0	0	0	8	8	0.00	1.000

Batter	1	2	3	4	5	6	7	8	9	AB R H RBI BB SO LOB	TOP											
Delino DeShields, L (1, 4) OBP: 0.381, SLG: 0.337	1-0 G3		1-1 3B		1-0 P3		4-1 CS BB		3-3 K 1-2 2-3	4 0 1 0 1 1 3												
Lou Frazier, S (1, 7) OBP: 0.370, SLG: 0.396 Moises Alou, R (7, 7) OBP: 0.338, SLG: 0.418	0-0 F9		0-0 G1-3		1-1 F7		1-1 CS 1-2	1-0 F9	4-0 BB	3 0 0 0 0 0 2 1 0 0 0 1 0 0												
Marquis Grissom, R (1, 8) OBP: 0.378, SLG: 0.507	1-2 1B			2-2 F8 G3-4-1 1B	1-0 FC6-4 1-2f			0-0 F7	1-2 F8	5 1 2 0 0 0 4												
Larry Walker, L (1, 9) OBP: 0.378, SLG: 0.487	0-0 P5			0-0 G3-4-1 2B 1B		2-3 K		1-0 1B 2B		4 2 2 0 0 1 1												
Frank Bolick, S (1, 3) OBP: 0.346, SLG: 0.398 Greg Colbrunn, R (6, PR) OBP: 0.303, SLG: 0.441		1-2 F8		3-2 F8 2-3		1-0 2B		1-0 2B 1B 2-H		3 0 1 0 0 0 2 1 0 1 1 0 0 0												
Darrin Fletcher, L (1, 2) OBP: 0.298, SLG: 0.306 John Wetteland, R (8, 1)		0-0 G6-3		0-1 G3-4-1 1-2 3-H		1-2 P6		2-3 K		4 0 0 1 0 1 3 0 0 0 0 0 0 0												
Wil Cordero, R (1, 6) OBP: 0.286, SLG: 0.390		3-2 F8		2-2 2B 2-H		0-3 K			4-2 S SH1-4 BB	3 0 1 1 1 1 1												
Sean Berry, R (1, 5) OBP: 0.347, SLG: 0.281			0-0 P9	0-0 G6-3			1-2 F8		1-1 SH1-4	3 0 0 0 0 0 1												
Dennis Martinez, R (1, 1) OBP: 0.276, SLG: 0.345 Tim Laker, R (8, 2) OBP: 0.222, SLG: 0.255			2-1 G6-3		0-0 E5 FC6-4		1-0 G6-3		4-2 S BB	3 0 0 0 0 0 0 0 0 0 0 1 0 0												
Inning Stats	R: 0 E: 0 K: 0 S: 7	H: 1 LOB: 1 BB: 0 P: 9	R: 0 E: 0 K: 0 S: 7	H: 0 LOB: 0 BB: 0 P: 11	R: 0 E: 0 K: 0 S: 6	H: 1 LOB: 1 BB: 0 P: 9	R: 2 E: 0 K: 0 S: 13	H: 3 LOB: 1 BB: 0 P: 20	R: 0 E: 1 K: 0 S: 5	H: 0 LOB: 1 BB: 0 P: 8	R: 0 E: 0 K: 2 S: 11	H: 1 LOB: 1 BB: 0 P: 15	R: 0 E: 0 K: 0 S: 6	H: 0 LOB: 0 BB: 1 P: 13	R: 1 E: 0 K: 1 S: 7	H: 2 LOB: 1 BB: 0 P: 12	R: 0 E: 0 K: 1 S: 18	H: 0 LOB: 3 BB: 3 P: 35	1B: 4 2B: 3 3B: 1 HR: 0	SF: 0 SAC: 1 DP: 0 HBP: 0	WP: 0 PB: 0 SB: 2 CS: 1	PA: 40
PITCHER	IP WLS BF H R ER SO BB IBB HBP BLK WP HR S P ERA WHIP											PITCHER	IP WLS BF H R ER SO BB IBB HBP BLK WP HR S P ERA WHIP									
Rene Arocha, R (1, 1) ERA: 2.43	6.0 L 25 6 2 2 2 0 0 0 0 0 0 49 72 3.00 1.000																					
Les Lancaster, R (7, 1) ERA: 3.47	1.2 7 2 1 1 0 0 1 0 0 0 0 0 10 20 5.40 1.800																					
Rob Murphy, L (8, 1) ERA: 2.84	0.1 1 0 0 0 0 1 0 0 0 0 0 0 3 5 0.00 0.000																					
Mike Perez, R (9, 1) ERA: 2.63	0.1 3 0 0 0 0 0 2 0 0 0 0 0 10 19 0.00 6.000																					
Paul Kilgus, L (9, 1) ERA:	0.2 3 0 0 0 0 1 1 0 0 0 0 0 8 16 0.00 1.500																					

Montreal Expos @ St. Louis Cardinals
Busch Stadium, St. Louis, MO
 Sun Jun 13 1993, 3:33 AM CDT
 Att. 34,351 - Sunny - 89 F

livebaseballscorecards.com

AB	34
R	3
H	8
RBI	3
BB	4
SO	4
LOB	17



BOTTOM

Montreal Expos @ St. Louis Cardinals
 Busch Stadium, St. Louis, MO
 Sun Jun 13 1993, 3:33 AM CDT
 Att. 34,351 - Sunny - 89 F

livebaseballscorecards.com

AB	32
R	1
H	6
RBI	1
BB	4
SO	6
LOB	16



WP: 1	PA: 36
PB: 0	
SB: 1	
CS: 0	

AB R H RBI BB SO LOB

4 0 0 0 0 1 0
 3 0 1 0 1 0 0
 0 0 0 0 0 0 0

4 0 0 0 0 0 2
 0 0 0 0 0 0 0
 0 0 0 0 0 0 0

3 0 1 0 1 1 0

4 0 1 0 0 0 2

3 0 1 0 1 2 2

3 0 1 0 1 1 2

2 0 0 0 0 0 2
 2 0 0 0 0 1 3

1 0 0 0 0 0 0
 1 0 0 0 0 0 0
 0 0 0 0 0 0 0
 0 0 0 0 0 0 0
 2 1 1 1 0 0 3

1B: 5 SF: 0
 2B: 0 SAC: 0
 3B: 0 DP: 1
 HR: 1 HBP: 0

Batter	1	2	3	4	5	6	7	8	9
Bernard Gilkey, R (1, 7) OBP: 0.374, SLG: 0.437	0-0 G5-3		0-3 K			3-1 L8		3-1 P9	
José Oquendo, S (1, 6) OBP: 0.391, SLG: 0.282 Erik Pappas, R (8, PR) OBP: 0.402, SLG: 0.364	2-1 G4-3			2-1 G6-3		1-2 1B		4-2 FC4-8 BB	
Gregg Jefferies, S (1, 3) OBP: 0.360, SLG: 0.466 Mike Perez, R (9, 1) Paul Kilgus, L (9, 1) OBP: 0.333, SLG: 0.333	1-1 G1-3			1-0 G6-3		1-1 F7		1-0 FC4-6 1-2f	
Ray Lankford, L (1, 8) OBP: 0.409, SLG: 0.371		4-2 G5-3 BB		2-1 G3-1			0-1 S 1B		1-3 K2-3
Todd Zeile, R (1, 5) OBP: 0.306, SLG: 0.327		2-0 G5-3 1-2		1-1 L4		1-0 F7		0-0 WP BB 1B	
Mark Whiten, S (1, 9) OBP: 0.301, SLG: 0.364		3-3 K		1-0 1B 1B		1-3 K		4-0 WP BB	
Luis Alicea, S (1, 4) OBP: 0.391, SLG: 0.374		3-3 K		1-0 G6-4-3 1B		1-1 G1 1-2		4-2 BB 1-2 2-3	
Hector Villanueva, R (1, 2) OBP: 0.203, SLG: 0.327 Ozzie Smith, S (8, PH) OBP: 0.318, SLG: 0.344			2-2 G6-3		2-0 G6-4-3 1-2f		0-1 G6-3		0-3 K
Rene Arocha, R (1, 1) Rod Brewer, L (6, PH) OBP: 0.274, SLG: 0.263 Les Lancaster, R (7, 1) Rob Murphy, L (8, 1) OBP: 1.000, SLG: 1.000 Gerald Perry, L (8, PH) OBP: 0.416, SLG: 0.560			3-2 G4-3			1-2 P5		3-2 HR	3-2 G4-3
Inning Stats	R: 0 H: 0 E: 0 LOB: 0 K: 0 BB: 0 S: 5 P: 8	R: 0 H: 0 E: 0 LOB: 1 K: 2 BB: 1 S: 12 P: 24	R: 0 H: 0 E: 0 LOB: 0 K: 1 BB: 0 S: 10 P: 15	R: 0 H: 0 E: 0 LOB: 0 K: 0 BB: 0 S: 5 P: 10	R: 0 H: 2 E: 0 LOB: 1 K: 0 BB: 0 S: 5 P: 10	R: 0 H: 1 E: 0 LOB: 1 K: 0 BB: 0 S: 14 P: 20	R: 0 H: 1 E: 0 LOB: 1 K: 1 BB: 0 S: 9 P: 11	R: 1 H: 1 E: 0 LOB: 1 K: 0 BB: 1 S: 12 P: 23	R: 0 H: 1 E: 0 LOB: 3 K: 2 BB: 2 S: 14 P: 26
PITCHER Dennis Martinez, R (1, 1) ERA: 3.43 John Wetteland, R (8, 1) ERA: 1.47	IP WLS BF H R ER SO BB IBB HBP BLK WP HR S P ERA WHIP	7.1 W 27 5 1 1 4 1 0 0 0 0 1 0 65 106 1.23 0.818	1.2 S 9 1 0 0 2 3 0 0 0 1 0 21 41 0.00 2.400						

Batter	1	2	3	4	5	6	7	8	9	AB R H RBI BB SO LOB	TOP																	
Lonnie Smith, R (1, 7) <small>OBP: 0.364, SLG: 0.347</small>	0-1 G6-3	1-2 P8		2-3 K <small>2-H</small>			1-0 L8		3-2 F7	5 0 0 0 0 1 2	Pittsburgh Pirates @ St. Louis Cardinals Busch Stadium, St. Louis, MO <small>Mon Jun 14 1993, 7:05 PM CDT Att. 26,683 - Unknown - 87 F</small>																	
Jay Bell, R (1, 6) <small>OBP: 0.375, SLG: 0.444</small>	2-3 K	4-1 BB			3-1 G4-3		1-1 G5-3 1B			3 0 1 0 1 1 0																		
Andy Van Slyke, L (1, 8) <small>OBP: 0.373, SLG: 0.475</small> Glenn Wilson, R (4, 8) <small>OBP: 0.143, SLG: 0.143</small>	0-0 E4 1B	1-1 P4			0-3 K		1-2 G5-3			2 0 1 0 0 0 3 2 0 0 0 0 1 1																		
Jeff King, R (1, 5) <small>OBP: 0.322, SLG: 0.339</small>	2-2 G5-3			1-2 FC5-4 1B		3-0 P4		0-0 F8		4 0 1 0 0 0 2																		
Lloyd McClendon, R (1, 9) <small>OBP: 0.241, SLG: 0.276</small> Stan Belinda, R (8, 1)				0-2 FC5-4 CS 1B 2B <small>1-2f</small>		2-3 K		0-1 F8		4 1 1 0 0 1 1 0 0 0 0 0 0 0																		
Orlando Merced, S (1, 3) <small>OBP: 0.457, SLG: 0.469</small> (4, 9) (8, 3)				1-1 G1-3 2B 1B <small>2-H</small> <small>1 SAFE</small> <small>1 SAFE</small> <small>1-2</small>		3-2 2B		4-2 G5-4-3 BB		3 1 2 1 1 0 1																		
Don Slaught, R (1, 2) <small>OBP: 0.358, SLG: 0.354</small>						1-0 L8		2-0 G5-4-3 <small>1-2f</small>		2 0 0 0 0 0 1																		
Carlos Garcia, R (1, 4) <small>OBP: 0.324, SLG: 0.390</small>						1-0 L8				4 1 2 1 0 0 2																		
Denny Neagle, L (1, 1) Kevin Young, R (6, PH) <small>OBP: 0.293, SLG: 0.319</small> Tim Wakefield, R (6, 1) <small>OBP: 0.111, SLG: 0.185</small> Al Martin, L (8, 9) <small>OBP: 0.281, SLG: 0.426</small>						1-0 L8		0-0 B1		2 0 0 0 0 0 1																		
Donovan Osborne, L (1, 1) <small>ERA: 3.17</small> Mike Perez, R (7, 1) <small>ERA: 2.48</small>						2-0 SH1-4 WP 1B <small>1-3</small> <small>2-H</small>		0-0 B1		4 1 2 1 0 0 2																		
Denny Neagle, L (1, 1)						0-0 SH1-4		1-3 K		1 0 0 0 0 0 2																		
Kevin Young, R (6, PH) <small>OBP: 0.293, SLG: 0.319</small> Tim Wakefield, R (6, 1) <small>OBP: 0.111, SLG: 0.185</small> Al Martin, L (8, 9) <small>OBP: 0.281, SLG: 0.426</small>						1-2 SH1-4		1-3 K		1 0 0 0 0 1 2 0 0 0 0 0 0 0 1 0 0 0 0 1 0																		
Inning Stats	R: 0 E: 1 K: 1 S: 9	H: 1 LOB: 1 BB: 0 P: 13	R: 2 E: 0 K: 0 S: 16	H: 3 LOB: 3 BB: 1 P: 29	R: 0 E: 0 K: 0 S: 9	H: 1 LOB: 0 BB: 0 P: 12	R: 1 E: 0 K: 1 S: 6	H: 1 LOB: 0 BB: 0 P: 11	R: 0 E: 0 K: 1 S: 6	H: 0 LOB: 0 BB: 0 P: 12		R: 0 E: 0 K: 2 S: 11	H: 1 LOB: 2 BB: 0 P: 18	R: 0 E: 0 K: 0 S: 8	H: 1 LOB: 1 BB: 0 P: 11	R: 0 E: 0 K: 0 S: 6	H: 0 LOB: 0 BB: 1 P: 12	R: 0 E: 0 K: 1 S: 8	H: 0 LOB: 0 BB: 0 P: 12	R: 0 E: 0 K: 1 S: 8	H: 0 LOB: 0 BB: 0 P: 12	1B: 5 2B: 3 3B: 0 HR: 0	SF: 0 SAC: 1 DP: 1 HBP: 2	WP: 2 PB: 0 SB: 0 CS: 1	PA: 37			
PITCHER	IP WLS BF H R ER SO BB IBB HBP BLK WP HR S P ERA WHIP	IP WLS BF H R ER SO BB IBB HBP BLK WP HR S P ERA WHIP																										
Donovan Osborne, L (1, 1) <small>ERA: 3.17</small> Mike Perez, R (7, 1) <small>ERA: 2.48</small>	6.2 W 30 8 3 3 5 1 0 2 0 1 0 64 105 4.05 1.350	2.1 S 7 0 0 0 1 1 0 0 0 0 0 0 15 25 0.00 0.429																										

livebaseballscorecards.com

AB	32
R	3
H	8
RBI	2
BB	2
SO	6
LOB	17



Batter	1	2	3	4	5	6	7	8	9	AB	R	H	RBI	BB	SO	LOB
Bernard Gilkey, R (1, 7) OBP: 0.370, SLG: 0.430	0-1 F8	0-0 P6		2-3 K			1-0 2B	0-2 F8		5	1	1	0	0	1	3
Ozzie Smith, S (1, 6) OBP: 0.320, SLG: 0.350	0-2 F7		2-2 P4		0-0 HR		3-2 1B	1-1 G4-3		5	2	2	1	0	0	0
Gregg Jefferies, S (1, 3) OBP: 0.364, SLG: 0.482	2-0 F7		1-2 F8		0-2 HR		0-0 1B	3-1 1B		5	1	3	2	0	0	0
Ray Lankford, L (1, 8) OBP: 0.409, SLG: 0.381		2-3 K	3-1 WP		1-2 G3		2-2 1B	1-0 F7		5	1	2	1	0	1	1
Mark Whiten, S (1, 9) OBP: 0.304, SLG: 0.364		2-2 WP	3-3 K		0-0 P4		4-1 HBP			3	1	1	0	1	1	1
Tracy Woodson, R (1, 5) OBP: 0.243, SLG: 0.257		0-1 FC1		0-1 F8	1-1 P4		1-1 HBP			4	0	1	0	0	0	1
Geronimo Pena, S (1, 4) OBP: 0.327, SLG: 0.319		1-3 K		4-1 HR		2-3 K	2-1 HBP			2	1	0	1	1	2	2
Erik Pappas, R (1, 2) OBP: 0.407, SLG: 0.400		4-2 BB		0-0 HR		0-3 K	1-0 P4			3	1	1	2	1	1	3
Donovan Osborne, S (1, 1) OBP: 0.269, SLG: 0.208		4-2 BB		0-0 F8		0-2 G3-1	0-0 G4-3			2	0	0	1	1	0	0
Mike Perez, R (7, 1)		1-2 BB								1	0	0	0	0	0	3

Inning Stats	R: 0	H: 0	E: 0	K: 0	S: 6	R: 1	H: 1	E: 0	K: 2	S: 21	R: 0	H: 1	E: 0	K: 1	S: 15	R: 2	H: 1	E: 0	K: 1	S: 8	R: 2	H: 2	E: 0	K: 0	S: 11	R: 0	H: 0	E: 0	K: 2	S: 11	R: 3	H: 5	E: 0	K: 0	S: 15	R: 0	H: 1	E: 0	K: 0	S: 8
	LOB: 0	BB: 0	P: 8	LOB: 3	BB: 2	P: 34	LOB: 1	BB: 0	P: 24	LOB: 0	BB: 1	P: 14	LOB: 0	BB: 0	P: 13	LOB: 3	BB: 1	P: 28	LOB: 1	BB: 0	P: 13	LOB: 0	BB: 0	P: 13	LOB: 3	BB: 1	P: 28	LOB: 1	BB: 0	P: 13	LOB: 0	BB: 0	P: 13	LOB: 0	BB: 0	P: 13	LOB: 0	BB: 0	P: 13	

PITCHER	IP	WLS	BF	H	R	ER	SO	BB	IBB	HBP	BLK	WP	HR	S	P	ERA	WHIP
Denny Neagle, L (1, 1) ERA: 4.62	5.0	L	24	5	5	5	4	3	0	0	0	2	2	61	93	9.00	1.600
Tim Wakefield, R (6, 1) ERA: 6.2	2.0		12	5	3	3	2	1	0	1	0	0	0	26	41	13.50	3.000
Stan Belinda, R (8, 1) ERA: 2.51	1.0		4	1	0	0	0	0	0	0	0	0	0	8	13	0.00	1.000

BOTTOM

AB	R	H	RBI	BB	SO	LOB
5	1	1	0	0	1	3
5	2	2	1	0	0	0
5	1	3	2	0	0	0
5	1	2	1	0	1	1
3	1	1	0	1	1	1
4	0	1	0	0	0	1
2	1	0	1	1	2	2
3	1	1	2	1	1	3
2	0	0	1	1	0	0
1	0	0	0	0	0	3

AB	35
R	8
H	11
RBI	8
BB	4
SO	6
LOB	14



WP	PA
2	40

livebaseballscorecards.com

Pittsburgh Pirates @ St. Louis Cardinals
Busch Stadium, St. Louis, MO
 Mon Jun 14 1993, 7:05 PM CDT
 Att: 26,683 - Unknown - 87 F

Pittsburgh Pirates @ St. Louis Cardinals
Busch Stadium, St. Louis, MO

Tue Jun 15 1993, 7:05 PM CDT
 Att. 36,084 - Unknown - 83 F



Batter	1	2	3	4	5	6	7	8	9	AB R H RBI BB SO LOB	TOP											
Al Martin, L (1, 8) OBP: 0.280, SLG: 0.422	2-0 F8		0-3 K		2-1 F9		3-1 FC6-4 1B			4 0 1 0 0 1 1												
Tom Foley, L (1, 6) OBP: 0.264, SLG: 0.312	1-3 K		0-0 P7			2-2 G3	0-1 L6			4 0 0 0 0 1 1												
Jeff King, R (1, 5) OBP: 0.325, SLG: 0.342	0-1 1B		0-0 G6-3			0-0 1B SF7 1B	0-0 FC6-4			4 1 2 0 0 0 1												
Orlando Merced, S (1, 9) OBP: 0.453, SLG: 0.464	0-0 F7			2-0 P7		1-0 HR 1B		1-1 P6		4 1 1 0 0 0 1												
Dave Clark, L (1, 7) OBP: 0.337, SLG: 0.324		3-2 2B		0-0 F7		1-1 SF7		3-3 K		3 0 1 1 0 1 0												
Don Slaught, R (1, 2) OBP: 0.362, SLG: 0.373		4-1 BB		0-0 G6-3		1-2 HR		1-1 L8		3 1 1 2 1 0 0												
Kevin Young, R (1, 3) OBP: 0.297, SLG: 0.323		1-3 K			0-0 B1-3 1B	0-1 FC1-6-4 1B		1-0 F7		4 0 2 0 0 1 2												
Carlos Garcia, R (1, 4) OBP: 0.317, SLG: 0.381		0-0 L4			0-0 B1-3	0-1 FC1-6-4		1-1 L7		4 0 0 0 0 0 4												
Steve Cooke, R (1, 1) OBP: 0.065, SLG: 0.097		0-0 G4-3			0-1 P8		0-1 F9		3-1 P6	2 0 0 0 0 0 3												
Lonnie Smith, R (7, PH) OBP: 0.361, SLG: 0.343										1 0 0 0 0 0 0												
Freddie Toliver, R (7, 1)										0 0 0 0 0 0 0												
Lloyd McClendon, R (9, PH) OBP: 0.238, SLG: 0.273										1 0 0 0 0 0 0												
Inning Stats	R: 0 E: 0 K: 1 S: 7	H: 1 LOB: 1 BB: 0 P: 10	R: 0 E: 0 K: 1 S: 10	H: 1 LOB: 2 BB: 1 P: 17	R: 0 E: 0 K: 1 S: 5	H: 0 LOB: 0 BB: 0 P: 5	R: 0 E: 0 K: 0 S: 3	H: 0 LOB: 0 BB: 0 P: 5	R: 0 E: 0 K: 0 S: 6	H: 1 LOB: 1 BB: 0 P: 8	R: 3 E: 0 K: 0 S: 14	H: 4 LOB: 1 BB: 0 P: 19	R: 0 E: 0 K: 0 S: 7	H: 1 LOB: 1 BB: 0 P: 10	R: 0 E: 0 K: 1 S: 7	H: 0 LOB: 0 BB: 0 P: 12	R: 0 E: 0 K: 0 S: 5	H: 0 LOB: 0 BB: 0 P: 10	1B: 6 2B: 1 3B: 0 HR: 1	SF: 1 SAC: 0 DP: 0 HBP: 0	WP: 0 PB: 0 SB: 0 CS: 0	PA: 36
PITCHER	IP WLS BF H R ER SO BB IBB HBP BLK WP HR S P ERA WHIP																					
Bob Tewksbury, R (1, 1) ERA: 4.3	7.0 W 30 8 3 3 3 1 0 0 0 0 0 1 52 74 3.86 1.286																					
Rob Murphy, L (8, 1) ERA: 2.73	1.0 3 0 0 0 1 0 0 0 0 0 0 0 7 12 0.00 0.000																					
Lee Smith, R (9, 1) ERA: 3.57	1.0 S 3 0 0 0 0 0 0 0 0 0 0 0 5 10 0.00 0.000																					

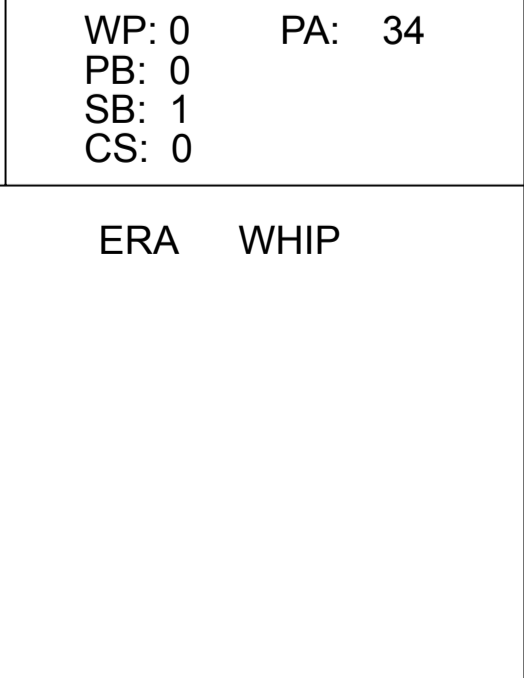
livebaseballscorecards.com

Batter	1	2	3	4	5	6	7	8	9	AB	R	H	RBI	BB	SO	LOB
Bernard Gilkey, R OBP: 0.372, SLG: 0.440 (1, 7)	G6-3		F X 0-1 2B 1B		B 2 SAFE X 1-0 2-H 3-H 1B		B X 1-0 SF8			3	1	2	4	0	0	0
Ozzie Smith, S OBP: 0.318, SLG: 0.348 (1, 6)	G4-3		B X 1-0 2-H 3-H 1B		C B 1 SAFE X 2-1 L6-3 1-2		B X 0-0 G4-6-3 1-2f			4	0	1	1	0	0	2
Gregg Jefferies, S OBP: 0.361, SLG: 0.478 Tracy Woodson, R OBP: 0.231, SLG: 0.243 (1, 3) (6, 3) (9, 5)	G6-3		X 0-0 P4		B C B X 2-1 F7		F B B S X 3-2 P9			2	0	0	0	0	0	0
Ray Lankford, L OBP: 0.414, SLG: 0.385 (1, 8)		X 0-0 F8		B C B B X 4-1 G5-3 BB		S C B B X 2-2 BLK 1B		C B B B X 3-1 1B 1B		3	0	2	0	1	0	0
Todd Zeile, R OBP: 0.301, SLG: 0.321 Lee Smith, R (1, 5) (9, 1)		C C B B X 1-3 K		1 SAFE C X 0-1 G5-3 1-2		1 SAFE 1 SAFE 1 SAFE 1 SAFE C B X 1-1 F9		1 SAFE C B X 1-1 F7		4	0	0	0	0	1	3
Mark Whiten, S OBP: 0.304, SLG: 0.362 (1, 9)		S B B X 3-3 K		B 2 SAFE X 1-0 G6-3		1 SAFE B C B X 2-1 P3		X 0-0 1-3 1B		4	0	1	0	0	1	2
Geronimo Pena, S OBP: 0.331, SLG: 0.319 (1, 4)		B S B B X 4-2 1B 2B BB		B C B X 2-1 F7		C X 0-1 S 1B 1B		X 0-0 L8		3	2	1	0	1	0	3
Erik Pappas, R OBP: 0.426, SLG: 0.427 (1, 2)		B 1 SAFE B X 2-0 2B 1B		B X 1-0 1B 2B		F P B 1 B B 4-1 1SAFE 1B SF8 BB				2	3	2	0	1	0	0
Bob Tewksbury, R OBP: 0.259, SLG: 0.231 Luis Alicea, S OBP: 0.397, SLG: 0.380 (7, PH) Rob Murphy, L OBP: 1.000, SLG: 1.000 Rod Brewer, L OBP: 0.274, SLG: 0.263 (8, 1) (9, 3)		F C C 0-3 K		F C L C 0-3 K		B C B X 3-1 G4-6-3 1B				2	0	0	0	0	2	3
Inning Stats	R: 0 H: 0 E: 0 LOB: 0 K: 0 BB: 0 S: 6 P: 9	R: 0 H: 0 E: 0 LOB: 0 K: 2 BB: 0 S: 7 P: 11	R: 3 H: 3 E: 0 LOB: 0 K: 1 BB: 1 S: 10 P: 17	R: 0 H: 0 E: 0 LOB: 1 K: 0 BB: 1 S: 6 P: 13	R: 1 H: 2 E: 0 LOB: 0 K: 1 BB: 0 S: 7 P: 11	R: 0 H: 1 E: 0 LOB: 1 K: 0 BB: 0 S: 9 P: 16	R: 2 H: 2 E: 0 LOB: 0 K: 0 BB: 1 S: 8 P: 15	R: 0 H: 2 E: 0 LOB: 2 K: 0 BB: 0 S: 9 P: 16		1B: 8 SF: 1 2B: 3 SAC: 0 3B: 0 DP: 2 HR: 0 HBP: 0	WP: 0 PA: 34 PB: 0 SB: 1 CS: 0					
PITCHER	IP WLS BF H R ER SO Steve Cooke, L (1, 1) 6.0 L 24 6 4 4 4 Freddie Toliver, R (7, 1) 2.0 10 4 2 2 0															
PITCHER	IP WLS BF H R ER SO Steve Cooke, L (1, 1) 6.0 L 24 6 4 4 4 Freddie Toliver, R (7, 1) 2.0 10 4 2 2 0	BB IBB HBP BLK WP HR S P ERA WHIP 2 0 0 1 0 0 45 77 6.00 1.333	BB IBB HBP BLK WP HR S P ERA WHIP 1 0 0 0 0 0 17 31 9.00 2.500													

BOTTOM

Pittsburgh Pirates @ St. Louis Cardinals
Busch Stadium, St. Louis, MO
Tue Jun 15 1993, 7:05 PM CDT
Att: 36,084 - Unknown - 83 F

AB 30
R 6
H 10
RBI 6
BB 3
SO 4
LOB 13



Batter	1	2	3	4	5	6	7	8	9	AB R H RBI BB SO LOB	TOP	
Carlos Garcia, R (1, 4) OBP: 0.321, SLG: 0.390 B B C C X	3-1 1B FC5-4 2B		0-0 P5		1-2 1B			0-1 L9		4 1 2 0 0 0 0		
Jay Bell, R (1, 6) OBP: 0.369, SLG: 0.437 C F F F C	1-3 K		2-1 F8			2-1 F9		1-1 P4		4 0 0 0 0 1 1		
Jeff King, R (1, 5) OBP: 0.327, SLG: 0.344 X	0-0 FC5-4 2-3 1B			3-2 F7		2-1 1B 1B		3-2 P4		4 0 2 0 0 0 0		
Lloyd McClendon, R (1, 7) OBP: 0.241, SLG: 0.275 Tom Foley, L (9, PH) OBP: 0.273, SLG: 0.333 B B F F F 1 SAFE F F X	3-2 FC5-4		3-2 F9		0-0 1B			0-2 G4-3 G5-3 2B		3 0 1 1 0 0 1 1 1 1 0 0 0 0		
Orlando Merced, S (1, 9) OBP: 0.449, SLG: 0.456 C F B X	1-2 F9			4-2 BB BB		2-1 L8		1-2 G4-3		3 0 0 0 1 0 4		
Kevin Young, R (1, 3) OBP: 0.296, SLG: 0.318 B B X		1-1 F9		4-1 BB BB		3-2 G5-3		1-2 G5-3		3 0 0 1 1 0 2		
Tom Prince, R (1, 2) OBP: 0.278, SLG: 0.290 Dave Clark, L (9, PH) OBP: 0.333, SLG: 0.319 B B T B X		2-1 P3		3-2 L7			1-3 K		1-1 G3		3 0 0 0 0 1 2 1 0 0 0 0 0 0	
Will Pennyfeather, R (1, 8) Al Martin, L (7, PH) OBP: 0.279, SLG: 0.420 (7, 8)		1-1 F8			2-1 P6		3-2 F7			2 0 0 0 0 0 0 1 0 0 0 0 0 0		
Zane Smith, L (1, 1) Dave Otto, L (6, 1) OBP: 0.235, SLG: 0.412 Ben Shelton, R (7, PH) Blas Minor, R (7, 1) OBP: 0.200, SLG: 0.200			0-0 P8		0-3 K		0-3 K			2 0 0 0 0 1 0 0 0 0 0 0 0 0 1 0 0 0 0 1 0 0 0 0 0 0 0 0		
Inning Stats	R: 1 H: 2 E: 0 LOB: 1 K: 1 BB: 0 S: 15 P: 23	R: 0 H: 0 E: 0 LOB: 0 K: 0 BB: 0 S: 6 P: 10	R: 0 H: 0 E: 0 LOB: 0 K: 0 BB: 0 S: 4 P: 6	R: 0 H: 0 E: 0 LOB: 2 K: 0 BB: 2 S: 12 P: 28	R: 0 H: 1 E: 0 LOB: 1 K: 1 BB: 0 S: 8 P: 11	R: 0 H: 2 E: 0 LOB: 2 K: 0 BB: 0 S: 16 P: 25	R: 0 H: 0 E: 0 LOB: 0 K: 2 BB: 0 S: 12 P: 16	R: 0 H: 0 E: 0 LOB: 0 K: 0 BB: 0 S: 7 P: 11	R: 1 H: 1 E: 0 LOB: 0 K: 0 BB: 0 S: 13 P: 16	1B: 4 SF: 0 2B: 2 SAC: 0 3B: 0 DP: 0 HR: 0 HBP: 0	WP: 0 PA: 34 PB: 0 SB: 0 CS: 0	
PITCHER Joe Magrane, L (1, 1) ERA: 3.65 Les Lancaster, R (7, 1) ERA: 3.38 Mike Perez, R (8, 1) ERA: 2.41 Lee Smith, R (9, 1) ERA: 3.8	IP WLS BF H R ER SO BB IBB HBP BLK WP HR S P ERA WHIP 6.0 W 24 5 1 1 2 2 0 0 0 0 0 0 61 103 1.50 1.167 1.0 3 0 0 0 2 0 0 0 0 0 0 0 12 16 0.00 0.000 1.0 3 0 0 0 0 0 0 0 0 0 0 0 7 11 0.00 0.000 1.0 S 4 1 1 1 0 0 0 0 0 0 0 0 13 16 9.00 1.000	PITCHER IP WLS BF H R ER SO BB IBB HBP BLK WP HR S P ERA WHIP 1.0 3 0 0 0 2 0 0 0 0 0 0 0 12 16 0.00 0.000 1.0 3 0 0 0 0 0 0 0 0 0 0 0 7 11 0.00 0.000 1.0 S 4 1 1 1 0 0 0 0 0 0 0 0 13 16 9.00 1.000										

Pittsburgh Pirates @ St. Louis Cardinals
 Busch Stadium, St. Louis, MO
 Wed Jun 16 1993, 3:33 AM CDT
 Att. 36,746 - Unknown - 85 F

AB	32
R	2
H	6
RBI	2
BB	2
SO	4
LOB	10



Batter	1	2	3	4	5	6	7	8	9	AB	R	H	RBI	BB	SO	LOB
Bernard Gilkey, R (1, 7) OBP: 0.380, SLG: 0.453	2-1 G6-4-3 1B		0-0 S 1B		3-2 2-H 2B		1-0 FC6-4 1-2f 2-3			4	0	3	1	0	0	2
Ozzie Smith, S (1, 6) OBP: 0.317, SLG: 0.346	0-1 G6-4-3 1B		1-2 F8		1-0 G5-3			0-0 G1		4	0	1	0	0	0	2
Ray Lankford, L (1, 8) OBP: 0.408, SLG: 0.378	3-2 G6-4-3 1-2f 2-3		1-0 F7			2-3 K		1-1 F7		4	0	0	0	0	1	3
Todd Zeile, R (1, 5) OBP: 0.304, SLG: 0.321	0-0 F9			1-0 F9		4-2 BB		0-1 S 1B		3	1	1	0	1	0	1
Lee Smith, R (9, 1)										0	0	0	0	0	0	0
Mark Whiten, S (1, 9) OBP: 0.307, SLG: 0.361		4-2 S G6-3 G5-3 BB		0-0 P6		0-2 SAFE F7		3-2 1-H 1B		3	1	1	1	1	0	1
Tracy Woodson, R (1, 3) OBP: 0.233, SLG: 0.244		0-0 G6-3		0-1 P3		1 SAFE SAFE L7		0-1 1B		4	0	1	0	0	0	2
Geronimo Pena, S (1, 4) OBP: 0.329, SLG: 0.313		0-1 G5-3			0-0 P3		4-2 FC3-6 BB	2-3 K		3	0	0	1	1	1	2
Erik Pappas, R (1, 2) OBP: 0.412, SLG: 0.412		2-1 P4			1-3 K		1-0 FC3-6 CS 1B			3	0	0	0	0	1	1
Joe Magrane, R (1, 1) OBP: 0.042, SLG: 0.083			2-2 G4-3		3-2 2B		1-0 SAFE FC6-4			2	1	1	0	0	0	0
Les Lancaster, R (7, 1)										0	0	0	0	0	0	0
Gerald Perry, L (7, PH) OBP: 0.436, SLG: 0.577										1	0	1	0	0	0	0
Mike Perez, R (8, 1)										0	0	0	0	0	0	0
Rod Brewer, L (9, 3) OBP: 0.274, SLG: 0.263										0	0	0	0	0	0	0

Inning Stats	R: 0	H: 2	E: 0	K: 0	S: 8	R: 1	H: 0	E: 0	K: 0	S: 7	R: 0	H: 1	E: 0	K: 0	S: 8	R: 0	H: 0	E: 0	K: 0	S: 4	R: 1	H: 2	E: 0	K: 1	S: 11	R: 0	H: 0	E: 0	K: 1	S: 11	R: 0	H: 1	E: 0	K: 0	S: 5	R: 1	H: 3	E: 0	K: 1	S: 15
	LOB: 1	BB: 0	P: 13	LOB: 0	BB: 1	P: 13	LOB: 0	BB: 0	P: 12	LOB: 1	BB: 0	P: 19	LOB: 1	BB: 1	P: 17	LOB: 1	BB: 1	P: 12	LOB: 2	BB: 0	P: 21	LOB: 0	SAC: 0	DP: 1	HBP: 0	1B: 7	2B: 2	3B: 0	HR: 0	SF: 0	PB: 0	CS: 1	WP: 0	PA: 34						

PITCHER	IP	WLS	BF	H	R	ER	SO	BB	IBB	HBP	BLK	WP	HR	S	P	ERA	WHIP
Zane Smith, L (1, 1) ERA: 3.6	5.0	L	20	5	2	2	1	1	0	0	0	0	0	38	62	3.60	1.200
Dave Otto, L (6, 1) ERA: 4.03	1.0		4	0	0	0	1	1	0	0	0	0	0	11	17	0.00	1.000
Blas Minor, R (7, 1) ERA: 3.6	2.0		10	4	1	1	1	1	0	0	0	0	0	20	33	4.50	2.500

BOTTOM

Pittsburgh Pirates @ St. Louis Cardinals
Busch Stadium, St. Louis, MO
 Wed Jun 16 1993, 3:33 AM CDT
 Att: 36,746 - Unknown - 85 F

livebaseballscores.com

AB	31
R	3
H	9
RBI	3
BB	3
SO	3
LOB	14



Batter	1	2	3	4	5	6	7	8	9	AB R H RBI BB SO LOB	TOP											
Bernard Gilkey, R (1, 7) OBP: 0.388, SLG: 0.475	0-2 G4-3		1-1 L9	4-2 2B BB	4-0 2B IBB		2-0 2H HR		1 SAFE 1-2 L SAFE 1-3 2B	4 3 2 2 2 0 1												
Ozzie Smith, S (1, 6) OBP: 0.329, SLG: 0.373	1-0 L9 BLK 1B		0-0 1B	0-2 1B 2B	1-2 WP 2B		2-1 2B		0-0 SF9	5 1 5 6 0 0 0												
Gregg Jefferies, S (1, 3) OBP: 0.361, SLG: 0.472	2-1 L9		2-1 FC6-4 1B	4-0 1B BB	2-1 F9		1-1 L7		1-1 P6	5 0 1 1 1 0 4												
Ray Lankford, L (1, 8) OBP: 0.406, SLG: 0.374	2-3 K		2-3 K	2-1 1B		4-2 S BB	1-3 K		0-1 G3	5 0 1 1 1 3 5												
Todd Zeile, R (1, 5) OBP: 0.298, SLG: 0.314		3-1 P2	0-0 FC6-4	1-1 F9		1-1 P4		1-2 F9		5 0 0 0 0 0 5												
Tracy Woodson, R (9, 5) OBP: 0.233, SLG: 0.244										0 0 0 0 0 0 0												
Mark Whiten, S (1, 9) OBP: 0.305, SLG: 0.358		1-1 G4-3		2-1 G5-3	0-0 G6-3	2-0 G5-3		2-2 FC5-4 1B		5 0 1 0 0 0 1												
Luis Alicea, S (1, 4) OBP: 0.405, SLG: 0.400		0-1 FC6-4 1B		2-1 1B 2B	1-0 SH5-4 1B 2B 1B	1-0 L8		1-1 FC5-4 1-2f		5 2 3 0 0 0 2												
Mike Perez, R (8, 1)										0 0 0 0 0 0 0												
Lee Smith, R (9, 1)										0 0 0 0 0 0 0												
Tom Pagnozzi, R (1, 2) OBP: 0.266, SLG: 0.306		1 SAFE 2-0 FC6-4		0-1 SH1-4 2B 1B	1-0 SH5-4 2B 1B		2-2 BLK HR 1B	1-0 L8		5 3 3 1 0 0 2												
Rheal Cormier, L (1, 1) OBP: 0.190, SLG: 0.190			0-1 1B		0-0 SH1-4	0-1 SH5-4		0-0 B5-4		1 1 1 0 0 0 0												
Paul Kilgus, L (6, 1) OBP: 0.333, SLG: 0.333										0 0 0 0 0 0 0												
Les Lancaster, R (6, 1)										1 0 0 0 0 0 1												
Rob Murphy, L (7, 1) OBP: 1.000, SLG: 1.000										0 0 0 0 0 0 0												
José Oquendo, S (8, 4) OBP: 0.404, SLG: 0.282									4-1 2B SF9 BB	0 1 0 0 1 0 0												
Inning Stats	R: 0 E: 0 K: 1 S: 9	H: 1 LOB: 1 BB: 0 P: 14	R: 0 E: 0 K: 0 S: 7	H: 1 LOB: 1 BB: 0 P: 13	R: 1 E: 0 K: 1 S: 13	H: 3 LOB: 2 BB: 0 P: 18	R: 4 E: 0 K: 0 S: 16	H: 4 LOB: 2 BB: 2 P: 31	R: 3 E: 0 K: 0 S: 10	H: 3 LOB: 1 BB: 1 P: 19	R: 0 E: 0 K: 0 S: 6	H: 0 LOB: 1 BB: 1 P: 14	R: 2 E: 0 K: 1 S: 14	H: 3 LOB: 1 BB: 0 P: 22	R: 0 E: 0 K: 0 S: 11	H: 1 LOB: 1 BB: 0 P: 16	R: 1 E: 0 K: 0 S: 9	H: 1 LOB: 1 BB: 1 P: 15	1B: 11 2B: 5 3B: 0 HR: 1	SF: 1 SAC: 2 DP: 0 HBP: 0	WP: 1 PB: 0 SB: 1 CS: 0	PA: 49
PITCHER	IP WLS BF H R ER SO BB IBB HBP BLK WP HR S P ERA WHIP																					
Turk Wendell, R (1, 1) ERA: 12.27	3.2 L 21 8 5 5 2 2 0 0 0 1 0 0 41 69 12.27 2.727																					
Chuck McElroy, L (4, 1) ERA: 5.27	2.1 13 4 3 3 0 1 1 0 0 1 0 20 40 11.57 2.143																					
Dan Plesac, L (7, 1) ERA: 5.6	2.0 10 4 2 2 1 0 0 0 0 1 0 1 25 38 9.00 2.000																					
Jim Bullinger, R (9, 1) ERA: 7.71	1.0 5 1 1 1 0 1 0 0 0 0 0 0 9 15 9.00 2.000																					

St. Louis Cardinals @ Chicago Cubs
Wrigley Field, Chicago, IL
 Thu Jun 17 1993, 3:33 AM CDT
 Att. 38,214 - Sunny - 84 F

livebaseballscorecards.com

AB	41
R	11
H	17
RBI	11
BB	5
SO	3
LOB	21



BOTTOM

St. Louis Cardinals @ Chicago Cubs
Wrigley Field, Chicago, IL
Thu Jun 17 1993, 3:33 AM CDT
Att. 38,214 - Sunny - 84 F

livebaseballscorecards.com

AB	46
R	10
H	19
RBI	10
BB	1
SO	4
LOB	16



WP	0	PA	47
PB	0		
SB	0		
CS	0		

AB R H RBI BB SO LOB

6	1	3	0	0	0	0
6	2	3	1	0	0	1
4	0	2	1	1	0	2
5	0	3	1	0	0	1
5	1	1	0	0	1	6
0	0	0	0	0	0	0
5	2	3	0	0	0	2
5	2	2	5	0	0	2
3	0	0	0	0	0	0
2	1	1	0	0	1	2
1	0	0	0	0	0	0
1	0	0	0	0	0	0
1	0	0	0	0	0	0
0	0	0	0	0	0	0
1	1	1	2	0	0	0

1B:	14	SF:	0
2B:	2	SAC:	0
3B:	0	DP:	0
HR:	3	HBP:	0

WP	0	PA	47
ERA	18.00	WHIP	3.000

Batter	1	2	3	4	5	6	7	8	9												
Rey Sanchez, R OBP: 0.325, SLG: 0.342 (1, 6)	0-2 G5-3 ①		0-0 F9 ① X	0-0 L4 ③		0-0 1B 1B		0-0 2B 1B	1-0 1B												
Jose Vizcaino, S OBP: 0.388, SLG: 0.415 (1, 5)	3-1 23 1B 2B		2-2 F8 ②		1-2 G5-3 ① X	0-0 1-3 1B		0-1 23 1B 1-H G3 2B	2-2 G4-3 ③												
23 Ryne Sandberg, R OBP: 0.359, SLG: 0.410 (1, 4)	2-2 1B 2-H 1B		4-1 1B BB		1-1 G6-3 ②	1-2 L9 ③		0-1 G3 1B 2-3													
Mark Grace, L OBP: 0.391, SLG: 0.496 (1, 3)	0-0 1-2 1B		0-0 1-2 1B		0-1 P6 ③		1-1 1B G5-3 1B	0-0 G3 ②													
Candy Maldonado, R OBP: 0.261, SLG: 0.277 Jim Bullinger, R (9, 1)	2-3 K ②		0-1 F8 ③			1-0 1B HR 1B	1-0 G5-3 ①	2-1 P8 ③													
Derrick May, L OBP: 0.350, SLG: 0.465 (1, 7)	0-0 G3 ③			0-0 HR 1B		0-2 HR 1B 1-2	1-1 2-3 1B		1-0 G3 ①												
Sammy Sosa, R OBP: 0.294, SLG: 0.443 (1, 8) (9, 9)		0-0 F9 ①		0-0 1-H HR		1-0 1-H 2-H HR	3-1 P6 ②		0-2 P9 ②												
Steve Lake, R OBP: 0.214, SLG: 0.317 Rick Wilkins, L OBP: 0.372, SLG: 0.551 (7, PH) (8, 2)		2-2 G1-3 ②		0-0 G5-3 ①		0-0 F7 ①	1-3 K ③		0-1 HR 1B												
Turk Wendell, L Chuck McElroy, L Eric Yelding, R Dan Plesac, L Doug Jennings, L Dwight Smith, L (1, 1) (4, 1) (6, PH) (7, 1) (8, PH) (9, 8)		1-3 K ③		0-2 G6-3 ②		2-3 K ②		1-0 F9 ①	2-1 HR 1-H												
Inning Stats	R: 1 E: 0 K: 1 S: 15	H: 3 LOB: 2 BB: 0 P: 22	R: 0 E: 0 K: 1 S: 9	H: 0 LOB: 0 BB: 0 P: 12	R: 0 E: 0 K: 0 S: 8	H: 1 LOB: 2 BB: 1 P: 14	R: 2 E: 0 K: 0 S: 7	H: 2 LOB: 0 BB: 0 P: 7	R: 0 E: 0 K: 0 S: 7	H: 0 LOB: 0 BB: 0 P: 9	R: 3 E: 0 K: 1 S: 14	H: 5 LOB: 2 BB: 0 P: 19	R: 0 E: 0 K: 1 S: 10	H: 2 LOB: 2 BB: 0 P: 17	R: 2 E: 0 K: 0 S: 9	H: 3 LOB: 1 BB: 0 P: 12	R: 2 E: 0 K: 0 S: 14	H: 3 LOB: 1 BB: 0 P: 20	1B: 14 2B: 2 3B: 0 HR: 3	SF: 0 SAC: 0 DP: 0 HBP: 0	WP: 0 PA: 47 ERA: 18.00 WHIP: 3.000
PITCHER	IP	WLS	BF	H	R	ER	SO	BB	IBB	HBP	BLK	WP	HR	S	P	ERA	WHIP				
Rheal Cormier, L ERA: 4.04 (1, 1)	5.0		25	9	6	6	2	1	0	0	0	0	0	51	71	10.80	2.000				
Paul Kilgus, L ERA: (6, 1)	0.2		4	2	0	0	1	0	0	0	0	0	0	6	8	0.00	3.000				
Les Lancaster, R ERA: 3.29 (6, 1)	1.0		5	2	0	0	0	0	0	0	0	0	0	10	17	0.00	2.000				
Rob Murphy, L ERA: 3.33 (7, 1)	0.2		4	2	2	2	1	0	0	0	0	0	0	7	9	27.00	3.000				
Mike Perez, R ERA: 2.38 (8, 1)	0.2		3	1	0	0	0	0	0	0	0	0	0	5	7	0.00	1.500				
PITCHER	IP	WLS	BF	H	R	ER	SO	BB	IBB	HBP	BLK	WP	HR	S	P	ERA	WHIP				
Lee Smith, R ERA: 4.38 (9, 1)	1.0		6	3	2	2	0	0	0	0	0	0	0	14	20	18.00	3.000				

Batter	1	2	3	4	5	6	7	8	9	AB R H RBI BB SO LOB	TOP
--------	---	---	---	---	---	---	---	---	---	----------------------	-----

Bernard Gilkey, R (1, 7) OBP: 0.389, SLG: 0.495 B F B B F F X G6-3 E 2B			B C B S X 2-2 HR		B B C C S S S 2-3 K		C B B C C B X 3-2 G4-3 1-2f		C C B B F F B X 3-2 G4-3	5 2 2 1 0 1 2	St. Louis Cardinals @ Chicago Cubs Wrigley Field, Chicago, IL Fri Jun 18 1993, 3:33 AM CDT Att. 38,242 - Cloudy - 82 F
Ozzie Smith, S (1, 6) OBP: 0.331, SLG: 0.378 C B X G6-3 2-3			B C B S X 2-2 G4-3		F C B X 0-2 G3-1		C B B C C B X 1-2 1B 1B		B B F F F X 1-2 2B	5 0 2 0 0 0 2	
Gregg Jefferies, S (1, 3) OBP: 0.358, SLG: 0.466 C B X E4 CS			C F B X 0-2 P6			F B X 0-0 F8	B B X 1-1 FC6-4 1B		C C B B F F X 1-2 F9	5 0 1 1 0 0 1	
Ray Lankford, L (1, 8) OBP: 0.406, SLG: 0.369 B 1 SAFE C 1 SAFE F 1 SAFE S 1 SAFE B 1 SAFE K 1-2			B F B X 2-1 G4-3			B T F B B B 4-2 BB E BB	C S X 0-2 FC6-4 1-2f		B B C C C B B 4-2 BB	3 0 0 0 2 1 3	
Mark Whiten, S (1, 9) OBP: 0.303, SLG: 0.355 B F X 1-1 2B 1B				X 0-0 F8		1 SAFE B 1 SAFE S 1 SAFE F 1 SAFE B 1 SAFE K 1-2		B X 1-0 G4-3	C X 0-1 G1-6-3	5 1 1 0 0 1 3	
Todd Zeile, R (1, 5) OBP: 0.305, SLG: 0.320 B 1 SAFE X 1-0 1-H 2B				C C C B X 1-2 F8		F B B S B B 4-2 BB BB		B B B C B 4-1 L9 1B BB		2 0 1 1 2 0 0	
Geronimo Pena, S (1, 4) OBP: 0.326, SLG: 0.309 Luis Alicea, S (6, PH) OBP: 0.415, SLG: 0.406 (6, 4)			B B X 1-1 P6		F C B B S 3-3 K		B B C B B 4-1 1-2 2-3 BB		C S C B X 1-2 1B	2 0 0 0 0 1 1 1 0 1 0 1 0 0	
Tom Pagnozzi, R (1, 2) OBP: 0.265, SLG: 0.303 X T B 1-1 F8					C B X 1-1 FC3-6 1B		C B X 1-1 P4		F X 0-1 L9	4 0 1 0 0 0 6	
Rene Arocha, R (1, 1) Tom Urbani, L (6, 1) Gerald Perry, L (7, PH) OBP: 0.456, SLG: 0.593 Paul Kilgus, L (7, 1) OBP: 0.333, SLG: 0.333 Rod Brewer, L (8, PH) OBP: 0.274, SLG: 0.263 Tracy Woodson, R (8, PH) OBP: 0.227, SLG: 0.238 Rob Murphy, L (8, 1) OBP: 1.000, SLG: 1.000 Les Lancaster, R (8, 1)			S B C B F 2-3 K		B B B X 3-0 FC3-6 1-2f		C C B B X 2-2 G4-3 1B		B B B X 2-0 F8	2 0 0 0 0 0 1 2 0 0 0 0 0 0 0 0 1 0 1 0 1 0 0 0 0 0 0 2 0 0 0 0 0 0 0 0 0 0 0 0 0 0 0 0	

Inning Stats	R: 1 E: 1 K: 1 S: 12	H: 1 LOB: 1 BB: 0 P: 20	R: 1 E: 0 K: 1 S: 10	H: 2 LOB: 1 BB: 0 P: 16	R: 1 E: 0 K: 0 S: 11	H: 1 LOB: 0 BB: 0 P: 17	R: 0 E: 0 K: 1 S: 7	H: 0 LOB: 0 BB: 0 P: 11	R: 0 E: 0 K: 1 S: 9	H: 1 LOB: 1 BB: 0 P: 15	R: 0 E: 1 K: 1 S: 11	H: 0 LOB: 3 BB: 3 P: 27	R: 0 E: 0 K: 0 S: 14	H: 3 LOB: 2 BB: 0 P: 21	R: 0 E: 0 K: 0 S: 8	H: 1 LOB: 2 BB: 1 P: 16	R: 0 E: 0 K: 0 S: 17	H: 1 LOB: 2 BB: 1 P: 26	1B: 6 2B: 4 3B: 0 HR: 1	SF: 0 SAC: 0 DP: 2 HBP: 0	WP: 0 PB: 0 SB: 0 CS: 1	PA: 41
--------------	-------------------------------	----------------------------------	-------------------------------	----------------------------------	-------------------------------	----------------------------------	------------------------------	----------------------------------	------------------------------	----------------------------------	-------------------------------	----------------------------------	-------------------------------	----------------------------------	------------------------------	----------------------------------	-------------------------------	----------------------------------	----------------------------------	------------------------------------	----------------------------------	--------

PITCHER	IP	WLS	BF	H	R	ER	SO	BB	IBB	HBP	BLK	WP	HR	S	P	ERA	WHIP
Shawn Boskie, R (1, 1) ERA: 4.7	5.2	W	25	5	3	3	5	3	0	0	0	0	1	58	103	4.76	1.412
Bob Scanlan, R (6, 1) ERA: 3.86	2.0		10	4	0	0	0	1	0	0	0	0	0	23	37	0.00	2.500
Randy Myers, L (8, 1) ERA: 1.82	1.1	S	6	1	0	0	0	1	0	0	0	0	0	18	29	0.00	1.500

AB	R	H	RBI	BB	SO	LOB
36	3	10	3	5	5	22



WP	PA
0	41

livebaseballscorecards.com

Batter	1	2	3	4	5	6	7	8	9	AB	R	H	RBI	BB	SO	LOB	BOTTOM			
Dwight Smith, L OBP: 0.352, SLG: 0.553 (1, 8)	G1-3		G3			K		F8		5	1	1	1	0	1	2				
Jose Vizcaino, S OBP: 0.386, SLG: 0.421 (1, 5)	K		23 1B 3B			K		P4		4	1	1	0	0	2	0				
23 Ryne Sandberg, R OBP: 0.359, SLG: 0.409 (1, 4) Eric Yelding, R OBP: 0.211, SLG: 0.211 (6, 4)	P2		E 1B 1B			P4		CS 1B		3	0	1	1	0	0	0				
Mark Grace, L OBP: 0.386, SLG: 0.488 (1, 3)			P6			F8		G4-3		4	0	0	0	0	0	2				
Derrick May, L OBP: 0.353, SLG: 0.463 (1, 7)			E9 1B			L7		F9		3	0	1	0	1	0	0				
Rick Wilkins, L OBP: 0.379, SLG: 0.556 (1, 2)			K			2B 1B		WP HR 1B		4	3	3	0	0	1	2				
Sammy Sosa, R OBP: 0.297, SLG: 0.457 (1, 9)			FC7-5 2B 1B			F8		HR		4	3	2	2	0	0	2				
Rey Sanchez, R OBP: 0.335, SLG: 0.364 (1, 6)			G5-3 2B			G5-3		SH3-4 1B		4	0	3	3	0	0	0				
Shawn Boskie, R (1, 1) Bob Scanlan, R (6, 1) Randy Myers, L (8, 1)	G6-3		L9			SF7		SH3-4		2	0	0	0	0	0	1				
Inning Stats	R: 0 E: 0 K: 1 S: 9	H: 0 LOB: 0 BB: 0 P: 11	R: 2 E: 0 K: 0 S: 18	H: 2 LOB: 1 BB: 1 P: 27	R: 1 E: 1 K: 1 S: 16	H: 3 LOB: 2 BB: 0 P: 18	R: 0 E: 0 K: 0 S: 7	H: 0 LOB: 0 BB: 0 P: 8	R: 1 E: 0 K: 1 S: 11	H: 1 LOB: 0 BB: 0 P: 15	R: 2 E: 0 K: 1 S: 14	H: 3 LOB: 1 BB: 0 P: 22	R: 0 E: 0 K: 0 S: 7	H: 1 LOB: 0 BB: 0 P: 14	R: 2 E: 0 K: 0 S: 15	H: 3 LOB: 1 BB: 0 P: 21	1B: 8 2B: 2 3B: 1 HR: 2	SF: 1 SAC: 1 DP: 0 HBP: 0	WP: 1 PB: 0 SB: 0 CS: 1	PA: 37
PITCHER	IP WLS L	WLS L	BF H R ER SO	H R ER SO	BB IBB HBP BLK	WP HR S P	ERA WHIP	PITCHER	IP WLS L	WLS L	BF H R ER SO	H R ER SO	BB IBB HBP BLK	WP HR S P	ERA WHIP					
Rene Arocha, R (1, 1) ERA: 3.05	5.2		27 9 6 6 3	6 6 6 3	1 0 0 0	0 1 72 97	9.53 1.765	Tom Urbani, L (6, 1) ERA: 8.18	0.1	1	0	0	0	0	0	0	0			
Paul Kilgus, L (7, 1) ERA:	1.0	3	1	0	0	0	0	0	0	0	0	0	0	0	0	0	0			
Rob Murphy, L (8, 1) ERA: 3.62	0.1	2	1	1	1	0	0	0	0	0	0	0	0	0	0	0	0			
Les Lancaster, R (8, 1) ERA: 3.46	0.2	4	2	1	1	0	0	0	0	0	0	0	1	1	11	17	13.50 3.000			

St. Louis Cardinals @ Chicago Cubs

Wrigley Field, Chicago, IL

Fri Jun 18 1993, 3:33 AM CDT

Att: 38,242 - Cloudy - 82 F

livebaseballscorecards.com

AB	34
R	8
H	13
RBI	8
BB	1
SO	4
LOB	9



Batter	1	2	3	4	5	6	7	8	9	AB R H RBI BB SO LOB	TOP											
Bernard Gilkey, R (1, 7) OBP: 0.384, SLG: 0.492	3-3 K	1-3 K		0-0 L7		2-1 2B		2-2 P3		5 0 1 0 0 2 1												
Ozzie Smith, S (1, 6) OBP: 0.328, SLG: 0.371	1-2 G6-3		4-2 1B BB		0-1 L8	2-2 G4-3		0-0 P4		4 0 0 0 1 0 1												
Gregg Jefferies, S (1, 3) OBP: 0.366, SLG: 0.477	0-0 1B 2B		2-1 1B		0-2 1B 1B		0-2 1B 1B		2-1 L6	5 2 4 0 0 0 0												
Ray Lankford, L (1, 8) OBP: 0.402, SLG: 0.365	2-1 HR 1B		2-3 K		2-3 K		1-3 K		3-3 K	5 1 1 1 0 4 4												
Mark Whiten, S (1, 9) OBP: 0.309, SLG: 0.368	3-2 HR		1-3 K		4-0 1B 1B		4-2 1B BB			2 1 1 2 2 1 2												
Todd Zeile, R (1, 5) OBP: 0.308, SLG: 0.323	1-3 K		0-0 L5		1-2 1B		2-0 FC6-4 1B			4 0 2 1 0 1 2												
Tracy Woodson, R (9, 5) OBP: 0.227, SLG: 0.238					1-3 2-H		1-2 2-3			0 0 0 0 0 0 0												
Geronimo Pena, S (1, 4) OBP: 0.335, SLG: 0.353					1-0 HR		3-1 FC6-4			4 2 3 1 0 0 2												
Erik Pappas, R (1, 2) OBP: 0.406, SLG: 0.402					0-0 P4		2-2 SF7			2 0 0 1 1 0 1												
Donovan Osborne, S (1, 1) OBP: 0.241, SLG: 0.185					0-1 G6-3		0-0 G6-3			3 0 0 0 0 1 1												
Paul Kilgus, L (7, 1) OBP: 0.333, SLG: 0.333										0 0 0 0 0 0 0												
José Oquendo, S (8, PH) OBP: 0.396, SLG: 0.275										1 0 0 0 0 1 1												
Rob Murphy, L (8, 1) OBP: 1.000, SLG: 1.000										0 0 0 0 0 0 0												
Lee Smith, R (9, 1) OBP: 1.000, SLG: 1.000										0 0 0 0 0 0 0												
Inning Stats	R: 3 E: 0 K: 2 S: 15	H: 3 LOB: 0 BB: 0 P: 25	R: 0 E: 0 K: 2 S: 14	H: 1 LOB: 1 BB: 0 P: 21	R: 0 E: 0 K: 2 S: 11	H: 1 LOB: 2 BB: 1 P: 20	R: 1 E: 0 K: 0 S: 5	H: 1 LOB: 0 BB: 0 P: 6	R: 1 E: 0 K: 1 S: 12	H: 2 LOB: 2 BB: 1 P: 18	R: 1 E: 0 K: 0 S: 13	H: 2 LOB: 1 BB: 0 P: 20	R: 0 E: 0 K: 1 S: 11	H: 2 LOB: 2 BB: 1 P: 21	R: 0 E: 0 K: 1 S: 9	H: 0 LOB: 0 BB: 1 P: 17	R: 0 E: 0 K: 1 S: 6	H: 0 LOB: 0 BB: 0 P: 11	1B: 6 2B: 4 3B: 0 HR: 2	SF: 1 SAC: 0 DP: 0 HBP: 0	WP: 0 PB: 0 SB: 3 CS: 1	PA: 40
PITCHER	IP WLS BF H R ER SO BB IBB HBP BLK WP HR S P ERA WHIP																					
Jose Guzman, R (1, 1) ERA: 4.52	6.0 L 29 10 6 6 7 1 1 0 0 0 2 70 110 9.00 1.833																					
Paul Assenmacher, L (7, 1) ERA: 3.62	2.0 8 2 0 0 2 2 0 0 0 0 0 20 38 0.00 2.000																					
Dan Plesac, L (9, 1) ERA: 5.4	1.0 3 0 0 0 1 0 0 0 0 0 0 6 11 0.00 0.000																					

St. Louis Cardinals @ Chicago Cubs
 Wrigley Field, Chicago, IL
 Sat Jun 19 1993, 3:33 AM CDT
 Att. 39,055 - Overcast - 81 F

AB	35
R	6
H	12
RBI	6
BB	4
SO	10
LOB	15



WP: 0	PA: 40
PB: 0	
SB: 3	
CS: 1	

1B: 6	SF: 1
2B: 4	SAC: 0
3B: 0	DP: 0
HR: 2	HBP: 0

ERA	WHIP

Batter	1	2	3	4	5	6	7	8	9	AB R H RBI BB SO LOB
Rey Sanchez, R OBP: 0.337, SLG: 0.361 (1, 6)	4-0 1B HR BB	1-0 F7		0-2 E5 1B			2-1 G5-3 1B		0-1 L7	4 1 1 0 1 0 2
Jose Vizcaino, S OBP: 0.390, SLG: 0.422 (1, 5)	2-2 1B HR	4-0 BB		2-1 1B			3-2 G5-3 1-2		1-3 K	4 1 2 1 1 1 2
Mark Grace, L OBP: 0.364, SLG: 0.496 (1, 3)	2-2 1B HR	2-2 F9		1-3 K			2-0 G6-3			4 1 1 3 0 1 4
Sammy Sosa, R OBP: 0.292, SLG: 0.450 (1, 8)	2-2 L6		2-1 F9		2-1 F8		3-2 F8			4 0 0 0 0 0 1
Derrick May, L OBP: 0.351, SLG: 0.459 (1, 7)	0-1 1B BB		0-0 G4-3		2-1 F8			1-0 F9		4 0 1 0 0 0 0
Candy Maldonado, R OBP: 0.260, SLG: 0.267 (1, 9)	4-1 1B BB		3-2 G6-3		1-3 K			0-0 P3		3 0 0 0 1 1 0
Rick Wilkins, L OBP: 0.372, SLG: 0.543 (1, 2)	0-3 K			2-2 G5-3			2-2 G1-3		2-1 F8	4 0 0 0 0 1 2
Eric Yelding, R OBP: 0.227, SLG: 0.227 (1, 4)	3-1 F8			3-2 SH1-4 1B			3-2 G4-3		2-3 K	3 1 1 0 0 0 2
Doug Jennings, L OBP: 0.182, SLG: 0.545 (9, PH)										1 0 0 0 0 1 0
Jose Guzman, R OBP: 0.100, SLG: 0.100 (1, 1)		1-0 F8		1-0 SH1-4			1-3 K		4-0 BB	1 0 0 0 0 0 0
Tommy Shields, L OBP: 0.200, SLG: 0.200 (6, PH)										1 0 0 0 0 1 0
Paul Assenmacher, L OBP: 0.500, SLG: 0.500 (7, 1)										0 0 0 0 0 0 0
Dan Plesac, L (9, 1)										0 0 0 0 0 0 0
Dwight Smith, L OBP: 0.355, SLG: 0.553 (9, PH)										0 0 0 0 1 0 0

Inning Stats	R: 3 E: 0 K: 1 S: 21	H: 3 LOB: 2 BB: 2 P: 38	R: 0 E: 0 K: 0 S: 5	H: 0 LOB: 1 BB: 1 P: 13	R: 0 E: 0 K: 0 S: 8	H: 0 LOB: 0 BB: 0 P: 13	R: 1 E: 1 K: 1 S: 16	H: 2 LOB: 2 BB: 0 P: 25	R: 0 E: 0 K: 1 S: 7	H: 0 LOB: 0 BB: 0 P: 12	R: 0 E: 0 K: 0 S: 11	H: 0 LOB: 0 BB: 0 P: 17	R: 0 E: 0 K: 0 S: 9	H: 1 LOB: 1 BB: 0 P: 19	R: 0 E: 0 K: 0 S: 4	H: 0 LOB: 0 BB: 0 P: 7	R: 0 E: 0 K: 2 S: 8	H: 0 LOB: 1 BB: 1 P: 15	1B: 5 2B: 0 3B: 0 HR: 1	SF: 0 SAC: 1 DP: 0 HBP: 0
--------------	-------------------------------	----------------------------------	------------------------------	----------------------------------	------------------------------	----------------------------------	-------------------------------	----------------------------------	------------------------------	----------------------------------	-------------------------------	----------------------------------	------------------------------	----------------------------------	------------------------------	---------------------------------	------------------------------	----------------------------------	----------------------------------	------------------------------------

PITCHER	IP	WLS	BF	H	R	ER	SO	BB	IBB	HBP	BLK	WP	HR	S	P	ERA	WHIP
Donovan Osborne, L ERA: 3.26 (1, 1)	6.0		27	5	4	3	4	3	0	0	0	0	1	68	118	4.50	1.333
Paul Kilgus, L ERA: (7, 1)	1.0		4	1	0	0	0	0	0	0	0	0	0	9	19	0.00	1.000
Rob Murphy, L ERA: 3.49 (8, 1)	1.0		3	0	0	0	0	0	0	0	0	0	0	4	7	0.00	0.000
Lee Smith, R ERA: 4.21 (9, 1)	1.0	S	4	0	0	0	2	1	0	0	0	0	0	8	15	0.00	1.000


BOTTOM

St. Louis Cardinals @ Chicago Cubs
Wrigley Field, Chicago, IL

Sat Jun 19 1993, 3:33 AM CDT
Att. 39,055 - Overcast - 81 F

livebaseballscorecards.com

AB	33
R	4
H	6
RBI	4
BB	4
SO	6
LOB	13



WP: 0	PA: 38
PB: 0	
SB: 0	
CS: 0	

Batter	1	2	3	4	5	6	7	8	9	AB	R	H	RBI	BB	SO	LOB	TOP								
Bernard Gilkey, R (1, 7) OBP: 0.380, SLG: 0.485	1-2 G5-3	0-0 F8		2-2 1B		3-2 G6-3	1-1 L6			5	0	1	0	0	0	3									
Ozzie Smith, S (1, 6) OBP: 0.326, SLG: 0.372	1-2 F7		0-3 K	2-2 P6		1-1 2B		1-1 G4-3		5	0	1	0	0	1	1									
Gregg Jefferies, S (1, 3) OBP: 0.370, SLG: 0.490	2-1 L7		0-0 1B		3-2 1B	4-0 2B		3-1 P9		4	2	2	0	1	0	0									
Ray Lankford, L (1, 8) OBP: 0.399, SLG: 0.361		0-0 1B	3-2 G6-3		0-1 G1-3	3-1 L7		1-3 K		5	1	1	0	0	1	4									
Mark Whiten, S (1, 9) OBP: 0.311, SLG: 0.366	1 SAFE F9	2-2 F9	3-0 1B		3-3 K		4-2 G4-3	2-0 G5-3		4	1	1	1	1	1	2									
Todd Zeile, R (1, 5) OBP: 0.314, SLG: 0.326	1 SAFE F9	0-1 2B	1 SAFE 1B		4-1 WP		0-2 G4-3	1-0 F8		4	1	2	0	1	0	1									
Omar Olivares, R (9, 1) OBP: 0.214, SLG: 0.214		1-2 E	1 SAFE 1B	2-2 1B		1B	1-3 BB		0 0 0 0 0 0 0	0	0	0	0	0	0	0									
Lee Smith, R (9, 1)		1-2 1B	1-3 1B						0 0 0 0 0 0 0	0	0	0	0	0	0	0									
Geronimo Pena, S (1, 4) OBP: 0.343, SLG: 0.373		1-2 E8	1-0 F8		0-0 WP		3-2 1B	1-3 K		5	1	3	3	0	1	2									
Tom Pagnozzi, R (1, 2) OBP: 0.275, SLG: 0.344		2-2 HR		1-3 K	2-2 F9		0-2 1B		4 1 2 2 0 1 2	4	1	2	2	0	1	2									
Bob Tewksbury, R (1, 1) OBP: 0.258, SLG: 0.207		0-0 P9		0-0 P9		4-0 BB		0-0 FC5-2-5		3	0	0	0	1	0	2									
Mike Perez, R (8, 1)									0 0 0 0 0 0 0	0	0	0	0	0	0	0									
Rob Murphy, L (8, 1) OBP: 1.000, SLG: 1.000									0 0 0 0 0 0 0	0	0	0	0	0	0	0									
Tracy Woodson, R (9, 5) OBP: 0.227, SLG: 0.238									0 0 0 0 0 0 0	0	0	0	0	0	0	0									
Inning Stats	R: 0 E: 0 K: 0 S: 8	H: 0 LOB: 0 BB: 0 P: 12	R: 4 E: 1 K: 0 S: 14	H: 4 LOB: 0 BB: 0 P: 19	R: 1 E: 0 K: 1 S: 13	H: 3 LOB: 2 BB: 0 P: 22	R: 0 E: 0 K: 1 S: 10	H: 1 LOB: 1 BB: 0 P: 15	R: 1 E: 0 K: 1 S: 14	H: 2 LOB: 2 BB: 1 P: 26	R: 0 E: 0 K: 0 S: 7	H: 1 LOB: 2 BB: 2 P: 22	R: 1 E: 0 K: 0 S: 14	H: 2 LOB: 2 BB: 1 P: 22	R: 0 E: 0 K: 1 S: 7	H: 0 LOB: 0 BB: 0 P: 12	R: 0 E: 0 K: 1 S: 5	H: 0 LOB: 0 BB: 0 P: 9	1B: 7 2B: 4 3B: 1 HR: 1	SF: 0 SAC: 0 DP: 1 HBP: 0	WP: 1 PB: 0 SB: 1 CS: 0	PA: 43			
PITCHER	IP	WLS	BF	H	R	ER	SO	BB	IBB	HBP	BLK	WP	HR	S	P	ERA	WHIP								
Frank Castillo, R (1, 1) ERA: 4.9	5.0	L	26	10	6	6	3	1	0	0	0	1	1	59	94	10.80	2.200								
Chuck McElroy, L (6, 1) ERA: 5.08	1.0		5	1	0	0	0	1	1	0	0	0	0	7	22	0.00	2.000								
Jim Bullinger, R (7, 1) ERA: 8.1	1.0		6	2	1	1	0	1	0	0	0	0	0	14	22	9.00	3.000								
Dan Plesac, L (8, 1) ERA: 5.04	2.0		6	0	0	0	2	0	0	0	0	0	0	12	21	0.00	0.000								

St. Louis Cardinals @ Chicago Cubs
Wrigley Field, Chicago, IL
Sun Jun 20 1993, 3:33 AM CDT
Att. 38,268 - Sunny - 76 F

livebaseballscorecards.com

AB	39
R	7
H	13
RBI	6
BB	4
SO	5
LOB	17



Batter	1	2	3	4	5	6	7	8	9	AB	R	H	RBI	BB	SO	LOB
Dwight Smith, L OBP: 0.356, SLG: 0.546 (1, 8)	2-2 G4-3		1-0 F8		1-2 G3-1 G4-3 1B		2-2 F8		1-0 HBP	4	0	1	0	0	0	0
Jose Vizcaino, S OBP: 0.387, SLG: 0.418 (1, 5)	1-0 G1-3		2-2 2B 1B		1-0 G4-3		2-3 K		1-2 G3	5	1	1	0	0	1	2
Mark Grace, L OBP: 0.385, SLG: 0.500 (1, 3)	2-1 G6-3		0-0 1-H 2B		2-0 G3-1			1-0 1B 1B		4	0	2	1	0	0	1
Derrick May, L OBP: 0.349, SLG: 0.455 (1, 7)		1-1 G3	1-3 K		0-0 G6-3			0-1 1-2 G6-4-3 1B		4	0	1	0	0	1	2
Sammy Sosa, R OBP: 0.296, SLG: 0.463 (1, 9)		0-0 E5 1B		2-1 HR		2-1 G5-4-3 1B		1-2 F8		4	2	2	1	0	0	2
Rick Wilkins, L OBP: 0.369, SLG: 0.536 (1, 2)		1-3 K	0-1 G1-3		0-0 G5-4-3 1B		1-1 G6-4-3		1-1 G6-4-3	4	0	1	0	0	1	3
Rey Sanchez, R OBP: 0.335, SLG: 0.359 (1, 6)		1-0 2-H 1B	1-0 G5-3		1-0 G5-4-3		0-1 G5-4-3		2-2 F8	4	0	1	1	0	0	2
Eric Yelding, R OBP: 0.269, SLG: 0.385 (1, 4)		1-0 F8	2-1 G3		0-0 F8		0-0 F8		2-1 HR	4	1	2	1	0	0	2
Frank Castillo, R OBP: 0.227, SLG: 0.227 (1, 1)			1-3 K		0-0 G3		2-1 P5		1-0 P5	2	0	0	0	0	1	1
Chuck McElroy, L (6, 1)										0	0	0	0	0	0	0
Jim Bullinger, R (7, 1)										0	0	0	0	0	0	0
Doug Jennings, L (7, PH)										1	0	0	0	0	0	0
Dan Plesac, L (8, 1)										0	0	0	0	0	0	0
Candy Maldonado, R (9, PH)										1	0	0	0	0	0	0

Inning Stats	R: 0	H: 0	E: 0	K: 0	S: 7	R: 1	H: 1	E: 1	K: 1	S: 9	R: 1	H: 2	E: 0	K: 2	S: 12	R: 1	H: 2	E: 0	K: 0	S: 8	R: 0	H: 1	E: 0	K: 0	S: 6	R: 0	H: 2	E: 0	K: 0	S: 6	R: 0	H: 0	E: 0	K: 1	S: 10	R: 0	H: 2	E: 0	K: 0	S: 8	R: 1	H: 1	E: 0	K: 0	S: 10	1B: 8	2B: 1	3B: 0	HR: 2	SF: 0	SAC: 0	DP: 2	HBP: 1	WP: 0	PA: 38
PITCHER	IP	WLS	BF	H	R	ER	SO	BB	IBB	HBP	BLK	WP	HR	S	P	ERA	WHIP																																						
Bob Tewksbury, R (1, 1)	7.0	W	31	10	3	2	4	0	0	0	0	0	0	61	93	2.57	1.429																																						
Mike Perez, R (8, 1)	0.1		1	0	0	0	0	0	0	0	0	0	0	3	4	0.00	0.000																																						
Rob Murphy, L (8, 1)	0.2		1	0	0	0	0	0	0	0	0	0	0	2	3	0.00	0.000																																						
Omar Olivares, R (9, 1)	0.2		4	1	1	1	0	0	0	1	0	0	1	6	12	13.50	1.500																																						
Lee Smith, R (9, 1)	0.1	S	1	0	0	0	0	0	0	0	0	0	0	4	5	0.00	0.000																																						

BOTTOM

St. Louis Cardinals @ Chicago Cubs
 Wrigley Field, Chicago, IL
 Sun Jun 20 1993, 3:33 AM CDT
 Att. 38,268 - Sunny - 76 F

AB	37
R	4
H	11
RBI	4
BB	0
SO	4
LOB	15



WP: 0	PA: 38
PB: 0	
SB: 1	
CS: 0	
ERA	WHIP

livebaseballscorecards.com

Batter	1	2	3	4	5	6	7	8	9	AB R H RBI BB SO LOB	TOP														
Bernard Gilkey, R (1, 7) OBP: 0.372, SLG: 0.473	1-3 	1-1 P3 		1-3 K 		3-2 G6-3 		0-3 K 		5 0 0 0 0 3 4															
Geronimo Pena, S (1, 4) OBP: 0.339, SLG: 0.368	3-3 K 		1-3 K 	1-0 FC3-6 1B 		2-0 G3-1 			2-3 K 	5 0 1 0 0 3 0															
Gregg Jefferies, S (1, 3) OBP: 0.371, SLG: 0.500	0-2 HR		2-1 1B 	1-1 FC3-6 		2-0 G6-3 			2-2 K 	5 1 2 1 0 1 2															
Ray Lankford, L (1, 8) OBP: 0.395, SLG: 0.358 Rod Brewer, L (9, 9) OBP: 0.274, SLG: 0.263	3-3 K 		1 SAFE 2-2 X 1 SAFE 1 SAFE 1 SAFE 1 SAFE 1 SAFE 1 SAFE 1-2	3-3 K 			0-0 G3 		2-3 K 	5 1 1 0 0 3 2 0 0 0 0 0 0 0															
Mark Whiten, S (1, 9) OBP: 0.320, SLG: 0.379		0-1 	4-1 1-2 E BB 		3-1 		4-1 			2 1 2 0 2 0 0															
Todd Zeile, R (1, 5) OBP: 0.321, SLG: 0.335 Tracy Woodson, R (9, 5) OBP: 0.227, SLG: 0.238		3-2 1B 1B 1B 	0-2 E6 1B 2B 		4-0 		3-1 P3 			3 1 2 2 1 0 1 0 0 0 0 0 0 0															
Tom Pagnozzi, R (1, 2) OBP: 0.283, SLG: 0.351		0-0 1B 1B 	1-1 FC6-4 1B 		0-3 K 		1-0 F9 			4 0 2 1 0 1 3															
José Oquendo, S (1, 6) OBP: 0.365, SLG: 0.250		2-2 F7 	1-0 FC6-4 		2-2 P6 			3-3 K 		4 0 0 0 0 1 5															
Joe Magrane, R (1, 1) OBP: 0.107, SLG: 0.111 Lee Smith, R (9, 1)		0-0 1B 		4-0 FC3-6 1B BB 		0-0 F8 		2-3 K 		3 0 1 0 1 1 2 0 0 0 0 0 0 0															
Inning Stats	R: 1 E: 0 K: 3 S: 14	H: 1 LOB: 0 BB: 0 P: 21	R: 0 E: 0 K: 0 S: 13	H: 4 LOB: 3 BB: 0 P: 19	R: 3 E: 1 K: 1 S: 15	H: 4 LOB: 1 BB: 1 P: 26	R: 0 E: 0 K: 2 S: 10	H: 1 LOB: 2 BB: 1 P: 20	R: 0 E: 0 K: 1 S: 10	H: 1 LOB: 2 BB: 1 P: 19	R: 0 E: 0 K: 0 S: 5	H: 0 LOB: 0 BB: 0 P: 12	R: 0 E: 0 K: 0 S: 5	H: 0 LOB: 1 BB: 1 P: 13	R: 0 E: 0 K: 3 S: 9	H: 0 LOB: 0 BB: 0 P: 14	R: 0 E: 0 K: 3 S: 10	H: 0 LOB: 0 BB: 0 P: 16	1B: 8 2B: 1 3B: 1 HR: 1	SF: 0 SAC: 0 DP: 0 HBP: 0	WP: 0 PB: 0 SB: 0 CS: 0	PA: 40			
PITCHER	IP	WLS	BF	H	R	ER	SO	BB	IBB	HBP	BLK	WP	HR	S	P	ERA	WHIP								
Luis Aquino, R (1, 1) ERA: 3.01	3.1	L	20	10	4	4	5	2	0	0	0	0	1	46	76	10.80	3.600								
Cris Carpenter, R (4, 1) ERA: 3.71	2.2		10	1	0	0	2	1	0	0	0	0	0	21	41	0.00	0.750								
Richie Lewis, R (7, 1) ERA: 2.23	2.0		7	0	0	0	3	1	0	0	0	0	0	14	27	0.00	0.500								
Matt Turner, R (9, 1) ERA: 0.57	1.0		3	0	0	0	3	0	0	0	0	0	0	10	16	0.00	0.000								

St. Louis Cardinals @ Florida Marlins
Joe Robbie Stadium, Miami, FL

AB	36
R	4
H	11
RBI	4
BB	4
SO	13
LOB	19

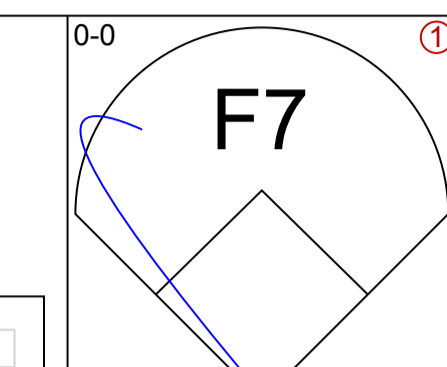


Mon Jun 21 1993, 7:05 PM EDT
Att. 36,543 - Unknown - 82 F

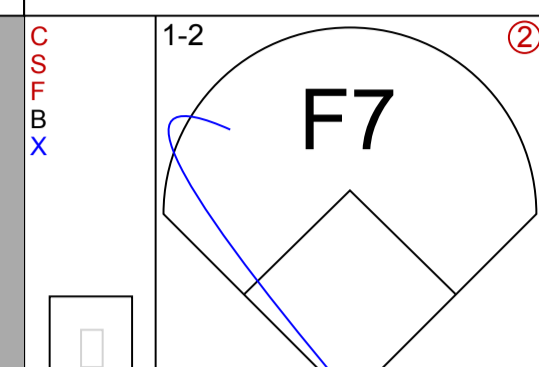
WP: 0	PA: 40
PB: 0	
SB: 0	
CS: 0	

Batter 1 2 3 4 5 6 7 8 9 AB R H RBI BB SO LOB BOTTOM

Chuck Carr, S (1, 8) OBP: 0.321, SLG: 0.329

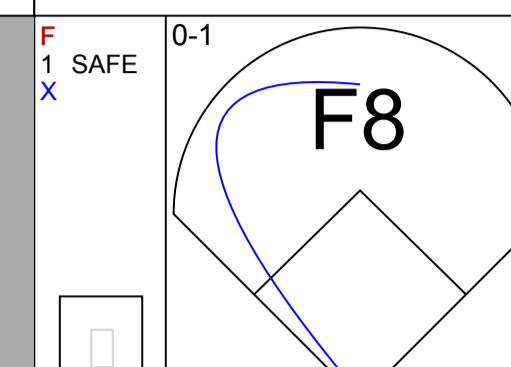


[Empty]

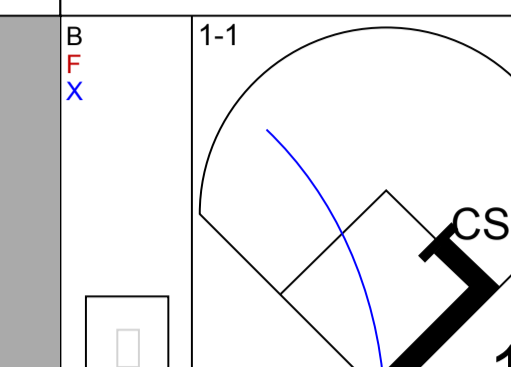


[Empty]

[Empty]



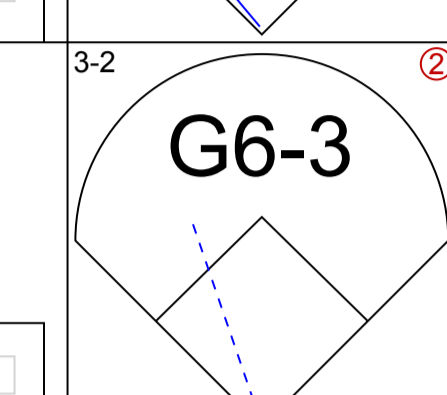
[Empty]



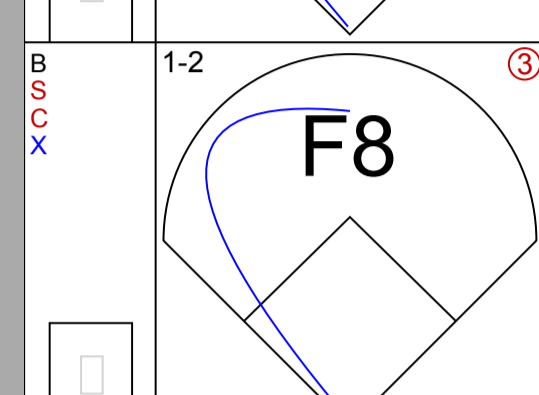
[Empty]

4 0 1 0 0 0 1

Bret Barberie, S (1, 4) OBP: 0.408, SLG: 0.388

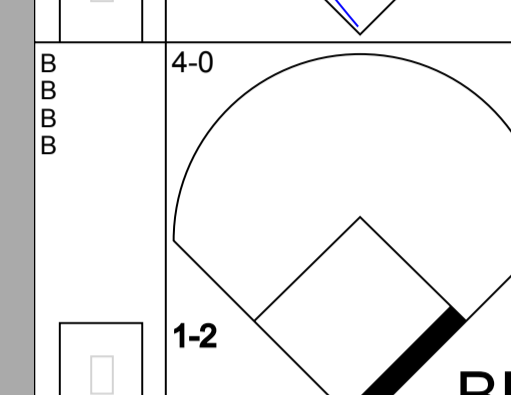


[Empty]

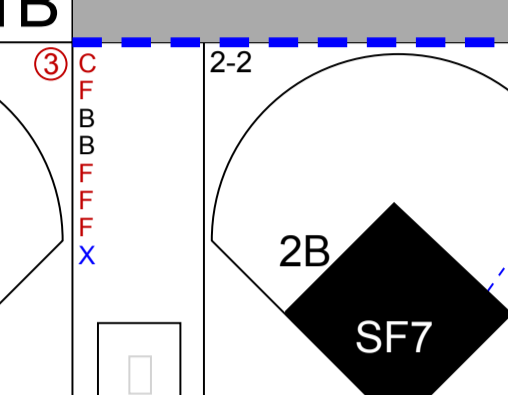
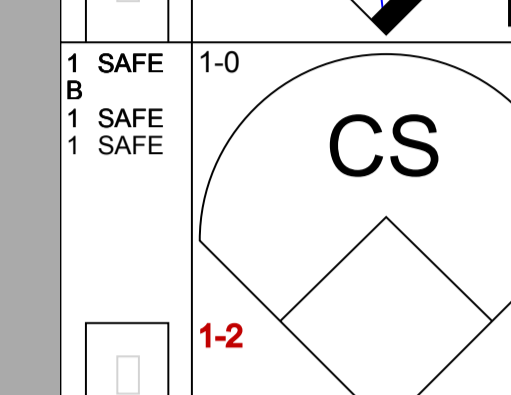


[Empty]

[Empty]

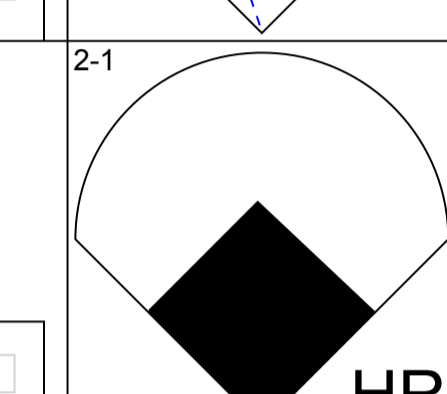


[Empty]



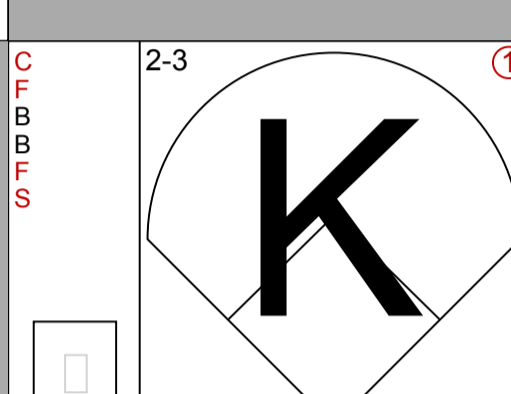
3 1 1 0 1 0 0

Jeff Conine, R (1, 7) OBP: 0.380, SLG: 0.384

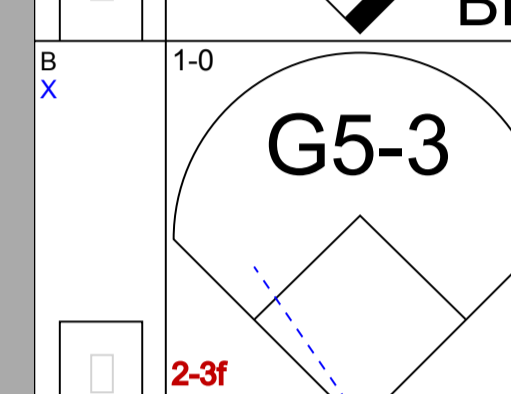


[Empty]

[Empty]

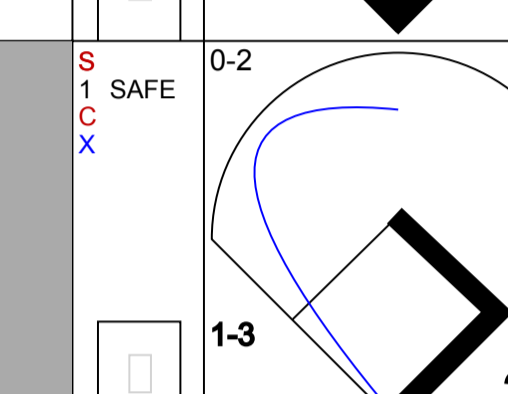


[Empty]



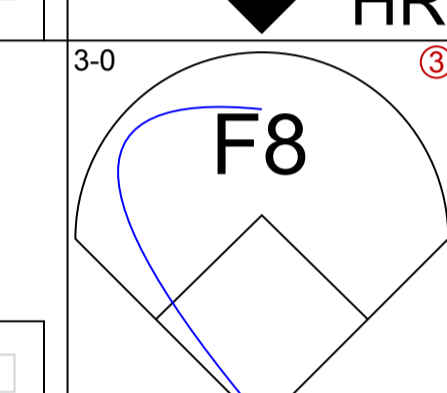
[Empty]

[Empty]



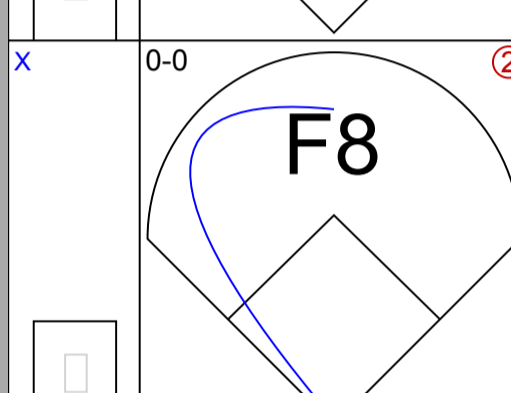
4 1 2 1 0 1 2

Orestes Destrade, S (1, 3) OBP: 0.309, SLG: 0.400



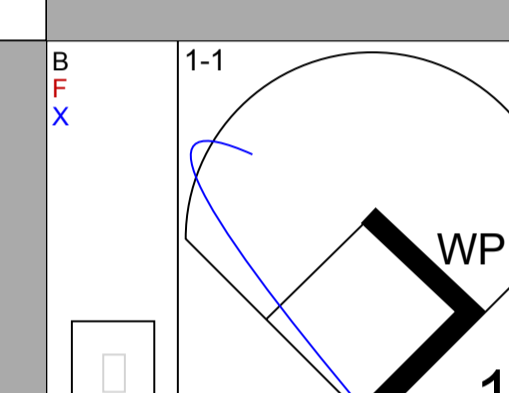
[Empty]

[Empty]

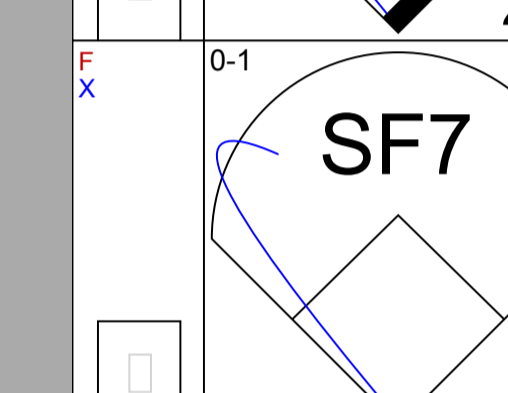


[Empty]

[Empty]



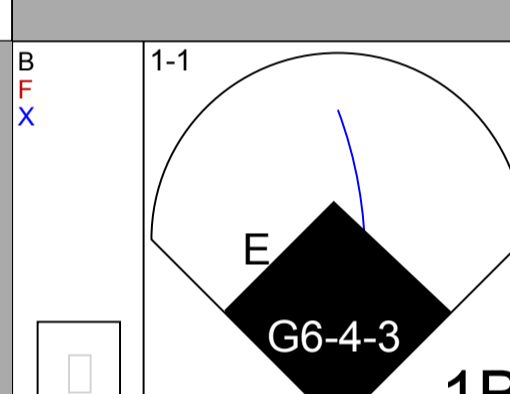
[Empty]



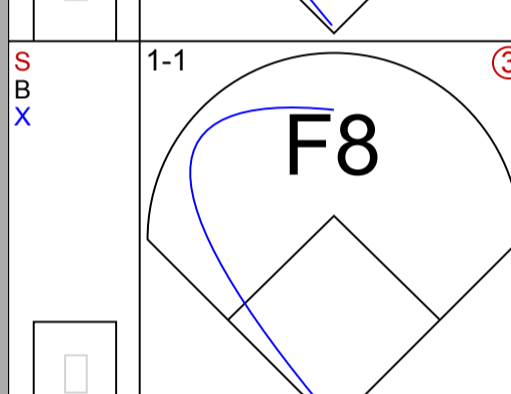
3 0 1 1 0 0 0

Junior Felix, S (1, 9) OBP: 0.264, SLG: 0.383

[Empty]

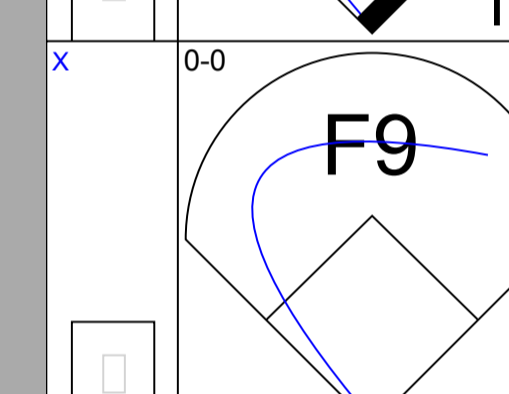


[Empty]

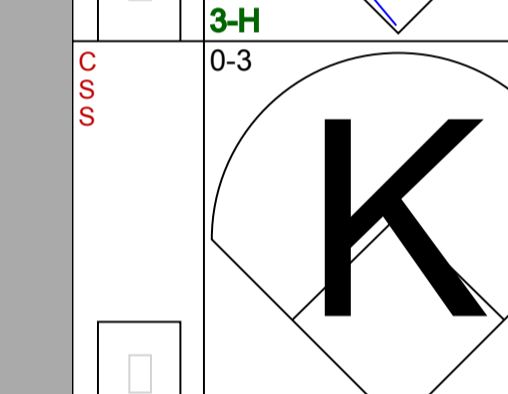


[Empty]

[Empty]



[Empty]



4 1 1 0 0 1 2

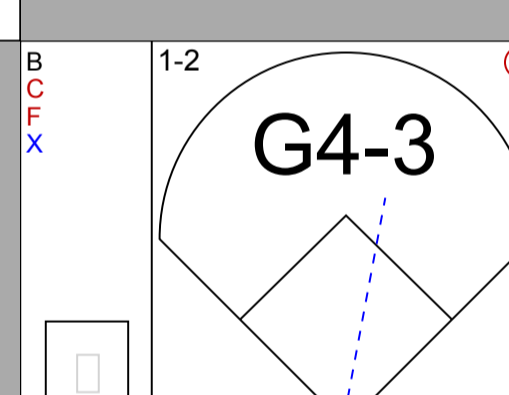
Dave Magadan, L (1, 5) OBP: 0.392, SLG: 0.386



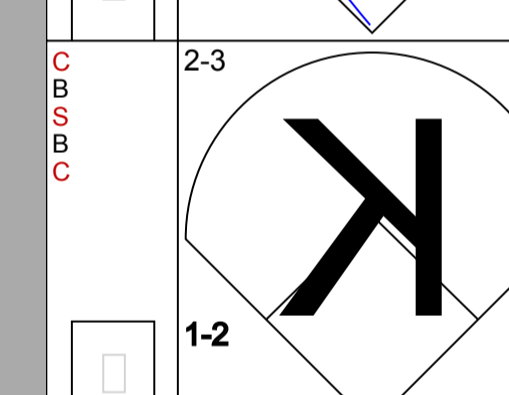
[Empty]

[Empty]

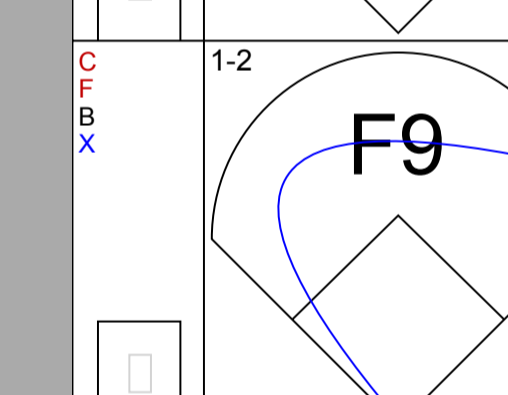
[Empty]



[Empty]



[Empty]



4 0 0 0 0 1 3

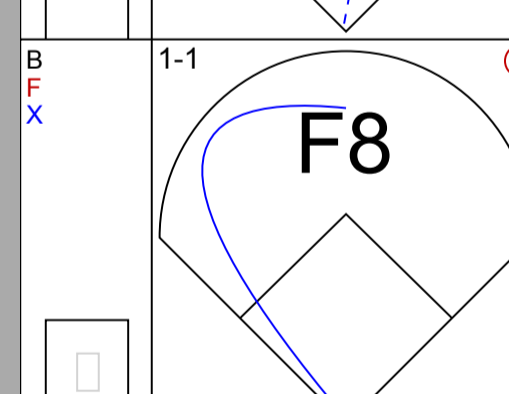
Benito Santiago, R (1, 2) OBP: 0.296, SLG: 0.349



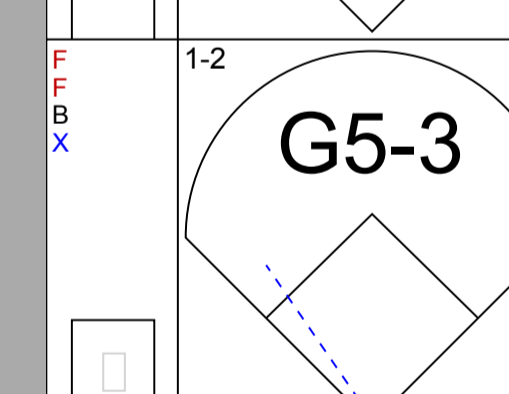
[Empty]

[Empty]

[Empty]



[Empty]



[Empty]

[Empty]

3 0 0 0 0 0 2

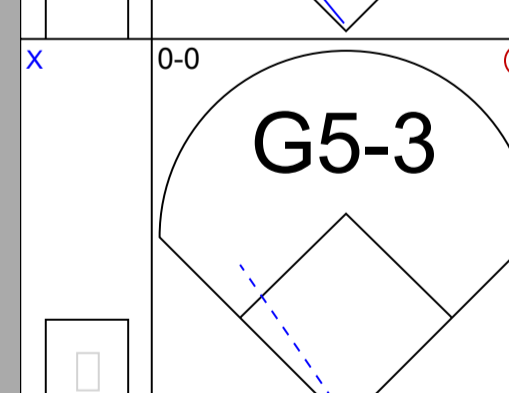
Walt Weiss, S (1, 6) OBP: 0.390, SLG: 0.359



[Empty]

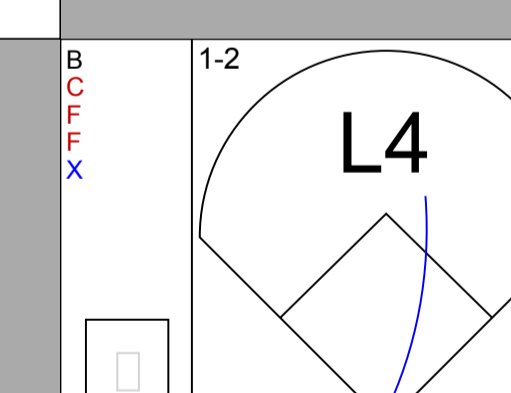
[Empty]

[Empty]



[Empty]

[Empty]



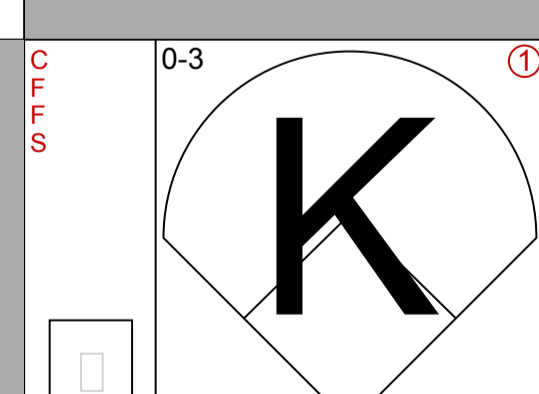
[Empty]

3 0 0 0 0 0 0

Luis Aquino, R (1, 1) OBP: 0.186, SLG: 0.100
Cris Carpenter, R (4, 1)
Alex Arias, R (6, PH) OBP: 0.366, SLG: 0.353
Richie Lewis, R (7, 1)
Rick Renteria, R (8, PH) OBP: 0.281, SLG: 0.382
Matt Turner, R (9, 1)

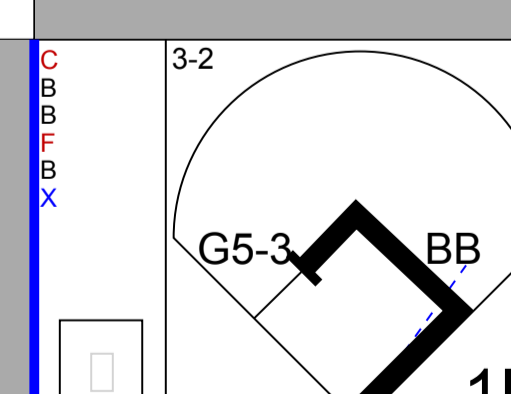
[Empty]

[Empty]

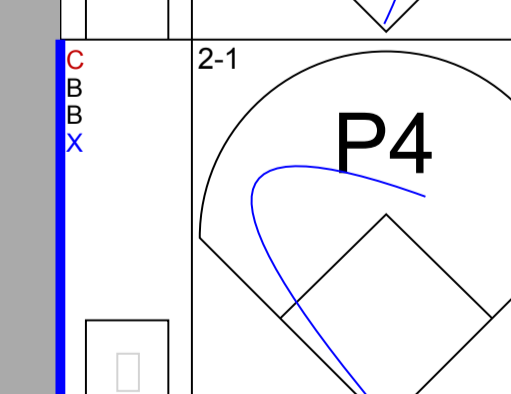


[Empty]

[Empty]



[Empty]



[Empty]

1 0 0 0 0 1 0
0 0 0 0 0 0 0
1 0 1 0 0 0 0
0 0 0 0 0 0 0
1 0 0 0 0 0 0
0 0 0 0 0 0 0

Inning Stats

Table with 15 columns for pitcher stats (R, H, E, K, S) and 15 columns for batter stats (R, H, E, K, S). Includes summary rows for 1B, 2B, 3B, HR, SF, SAC, DP, HBP.

PITCHER Joe Magrane, L (1, 1) ERA: 3.43 Lee Smith, R (9, 1) ERA: 4.33

PITCHER stats table with columns for IP, WLS, BF, H, R, ER, SO, BB, IBB, HBP, BLK, WP, HR, S, P, ERA, WHIP.

St. Louis Cardinals @ Florida Marlins Joe Robbie Stadium, Miami, FL Mon Jun 21 1993, 7:05 PM EDT Att. 36,543 - Unknown - 82 F

AB 31 R 3 H 7 RBI 2 BB 1 SO 4 LOB 10



Batter	1	2	3	4	5	6	7	8	9	AB R H RBI BB SO LOB	TOP													
Bernard Gilkey, R OBP: 0.368, SLG: 0.471 (1, 7)	1-2 G5-3		1-1 F8			2-2 F7		2-2 G4-3 1B 2B	3-3 K	5 1 1 0 0 1 2														
Ozzie Smith, S OBP: 0.325, SLG: 0.370 (1, 6)	1-0 F8			2-1 G5-3		2-2 E9 1B 1B		1-2 G4-3		4 1 1 0 0 0 1														
Gregg Jefferies, S OBP: 0.376, SLG: 0.508 (1, 3)	3-2 2B			1-1 P3		1-0 G3 1B 2-3 3-H 1B		0-1 BB 1B		4 0 3 2 0 0 0														
Ray Lankford, L OBP: 0.392, SLG: 0.355 Erik Pappas, R OBP: 0.417, SLG: 0.409 (1, 8) (5, 9)	1-2 G4-3			1-3 K		0-2 G3 1B 1-2 3-H 1B		4-1 BB		2 0 0 0 0 1 1 1 0 1 1 1 0 0														
Mark Whiten, S OBP: 0.316, SLG: 0.373 (1, 9) (5, 8)			3-3 K		0-0 G5-3	3-2 G3		2-3 K		4 0 0 0 0 2 4														
Todd Zeile, R OBP: 0.317, SLG: 0.331 Omar Olivares, R OBP: 0.214, SLG: 0.214 Paul Kilgus, L OBP: 0.333, SLG: 0.333 Gerald Perry, L OBP: 0.441, SLG: 0.571 Mike Perez, R (1, 5) (6, 1) (7, 1) (8, PH) (8, 1)			2-2 L5		0-1 G4-3	2-3 K		2-1 G4-3		3 0 0 0 0 1 2 0 0 0 0 0 0 0 0 0 0 0 0 0 0 1 0 0 0 0 0 2 0 0 0 0 0 0 0														
Geronimo Pena, S OBP: 0.332, SLG: 0.359 (1, 4)		1-0 F9			0-2 G6-3		0-0 G4-3		0-0 L9	4 0 0 0 0 0 0														
Tom Pagnozzi, R OBP: 0.291, SLG: 0.386 (1, 2)			1-2 G5-3			0-1 E 1B 1B 1B		K		4 2 2 1 0 1 0														
Rheal Cormier, L OBP: 0.182, SLG: 0.182 Les Lancaster, R Tracy Woodson, R OBP: 0.234, SLG: 0.244 (1, 1) (3, 1) (6, PH) (6, 5)			0-3 K			0-0 E 1B 1B 1B		L7		1 0 0 0 0 1 0 0 0 0 0 0 0 0 3 1 1 0 0 0 0														
Inning Stats	R: 0 E: 0 K: 0 S: 11	H: 1 LOB: 1 BB: 0 P: 17	R: 0 E: 0 K: 1 S: 8	H: 0 LOB: 0 BB: 0 P: 14	R: 0 E: 0 K: 1 S: 8	H: 0 LOB: 0 BB: 0 P: 10	R: 0 E: 0 K: 1 S: 9	H: 0 LOB: 0 BB: 0 P: 13	R: 0 E: 0 K: 0 S: 6	H: 0 LOB: 0 BB: 0 P: 6	R: 3 E: 1 K: 1 S: 23	H: 5 LOB: 2 BB: 0 P: 33	R: 0 E: 0 K: 1 S: 8	H: 0 LOB: 0 BB: 0 P: 10	R: 1 E: 0 K: 1 S: 15	H: 2 LOB: 2 BB: 1 P: 26	R: 1 E: 0 K: 1 S: 7	H: 1 LOB: 0 BB: 0 P: 10	1B: 6 2B: 2 3B: 0 HR: 1	SF: 0 SAC: 0 DP: 0 HBP: 0	WP: 0 PB: 0 SB: 0 CS: 0	PA: 37		
PITCHER	IP WLS BF H R ER SO BB IBB HBP BLK WP HR S P ERA WHIP																							
Chris Hammond, L ERA: 4.07 Matt Turner, R ERA: 0.52 Trevor Hoffman, R ERA: 3.28 Bryan Harvey, R ERA: 1.44	(1, 1) 5.1 W 22 6 3 3 3 0 0 0 0 0 0 59 82 5.06 1.125	(6, 1) 1.2 5 0 0 0 2 0 0 0 0 0 0 14 21 0.00 0.000	(8, 1) 0.1 4 2 1 1 0 1 0 0 0 0 0 10 17 27.00 9.000	(8, 1) 1.2 S 6 1 1 1 2 0 0 0 0 0 1 12 19 5.40 0.600																				

St. Louis Cardinals @ Florida Marlins
Joe Robbie Stadium, Miami, FL

Tue Jun 22 1993, 7:05 PM EDT
Att. 33,849 - Unknown - 84 F

AB	36
R	5
H	9
RBI	4
BB	1
SO	7
LOB	12



WP	0	PA	37
PB	0		
SB	0		
CS	0		

ERA	WHIP	1B	SF	2B	SAC	3B	DP	HR	HBP
		6	0	2	0	0	0	1	0

Batter	1	2	3	4	5	6	7	8	9	AB	R	H	RBI	BB	SO	LOB
Walt Weiss, S (1, 6) OBP: 0.391, SLG: 0.357	0-1 G6-3	4-1 1B BB		0-0 F8		1-0 F8	1-1 SAFE 1-2 1B			4	0	1	0	1	0	0
Bret Barberie, S (1, 4) OBP: 0.415, SLG: 0.392	4-2 1B BB	0-1 1-2 1B		2-1 G4-3		1-0 1B 1B	3-3 SAFE K			4	1	2	0	1	1	2
Jeff Conine, R (1, 7) OBP: 0.381, SLG: 0.384	0-0 1-3 1B	3-2 G6-3		0-0 P3		1-2 SAFE 1-2 1B	2-3 K			5	0	2	0	0	1	2
Orestes Destrade, S (1, 3) OBP: 0.307, SLG: 0.396	1-1 1-2 3-H 1B			1-1 P6		3-1 G3	2-2 F7	2-2 F9		5	0	1	1	0	0	2
Junior Felix, S (1, 8) OBP: 0.267, SLG: 0.393	2-3 K			0-0 3B 2B		0-0 PB 2B	2-3 K	0-3 K		5	2	2	0	0	3	4
Dave Magadan, L (1, 5) OBP: 0.398, SLG: 0.392	0-2 F7			4-2 3B BB		4-2 HBP BB	2-2 FC6-5 2B			2	1	1	0	2	0	2
Benito Santiago, R (1, 2) OBP: 0.303, SLG: 0.374		0-1 HR		2-2 1-H 2-H WP 3B		3-2 1-2 HBP	0-0 FC6-5 G1-3 1B			3	3	2	3	0	0	1
Geronimo Berroa, R (1, 9) OBP: 0.167, SLG: 0.147		0-1 F8		2-2 G4-3		3-2 P9	3-2 SAFE SAFE G1-3			3	0	0	0	0	0	2
Greg Briley, L (7, 9) OBP: 0.270, SLG: 0.372				3-H G1-3		1-3 K	1-2 SAFE SAFE 1-2			1	0	0	0	0	0	1
Chris Hammond, L (1, 1) OBP: 0.270, SLG: 0.353		1-2 G1-3		0-0 F9			2-1 1B			3	0	0	0	0	1	2
Matt Turner, R (6, 1)										0	0	0	0	0	0	0
Rick Renteria, R (7, PH) OBP: 0.357, SLG: 0.389										1	0	1	1	0	0	0
Trevor Hoffman, R (8, 1)										0	0	0	0	0	0	0
Bryan Harvey, R (8, 1)										0	0	0	0	0	0	0

Inning Stats	R: 1 E: 0 K: 1 S: 14	H: 2 LOB: 2 BB: 1 P: 21	R: 1 E: 0 K: 0 S: 15	H: 2 LOB: 2 BB: 1 P: 23	R: 3 E: 0 K: 0 S: 13	H: 2 LOB: 0 BB: 1 P: 22	R: 0 E: 0 K: 0 S: 4	H: 0 LOB: 0 BB: 0 P: 6	R: 1 E: 0 K: 1 S: 16	H: 1 LOB: 2 BB: 1 P: 30	R: 0 E: 0 K: 1 S: 14	H: 2 LOB: 2 BB: 0 P: 21	R: 1 E: 0 K: 1 S: 16	H: 3 LOB: 2 BB: 0 P: 26	R: 0 E: 0 K: 2 S: 9	H: 0 LOB: 0 BB: 0 P: 13
1B: 7	SF: 0	2B: 3	SAC: 0	3B: 1	DP: 0	HR: 1	HBP: 1									


BOTTOM

St. Louis Cardinals @ Florida Marlins


Joe Robbie Stadium, Miami, FL

Tue Jun 22 1993, 7:05 PM EDT
Att: 33,849 - Unknown - 84 F

AB	36
R	7
H	12
RBI	5
BB	4
SO	6
LOB	18



PITCHER	IP	WLS	BF	H	R	ER	SO	BB	IBB	HBP	BLK	WP	HR	S	P	ERA	WHIP
Rheal Cormier, L (1, 1) ERA: 4.54	2.1	L	16	6	5	5	1	3	0	0	0	0	1	37	59	19.29	3.857
Les Lancaster, R (3, 1) ERA: 3.24	2.2		11	1	1	0	1	1	0	1	0	1	0	25	43	0.00	0.750
Omar Olivares, R (6, 1) ERA: 4.04	1.2		10	5	1	1	1	0	0	0	0	0	0	27	41	5.40	3.000
Paul Kilgus, L (7, 1) ERA:	0.1		1	0	0	0	1	0	0	0	0	0	0	3	6	0.00	0.000
Mike Perez, R (8, 1) ERA: 2.3	1.0		3	0	0	0	2	0	0	0	0	0	0	9	13	0.00	0.000

Batter	1	2	3	4	5	6	7	8	9	AB R H RBI BB SO LOB	TOP		
Bernard Gilkey, R (1, 7) OBP: 0.364, SLG: 0.469	3-1 G5-3	1-3 K			1-1 G4-3 1B 2B		2-1 F8		1-1 F8	5 1 1 0 0 1 3			
Ozzie Smith, S (1, 6) OBP: 0.320, SLG: 0.364	2-2 G5-3	0-0 G4-3			2-0 G4-3 2-3		0-2 G6-3			4 0 0 0 0 0 3			
Gregg Jefferies, S (1, 3) OBP: 0.375, SLG: 0.504	1-1 G6-3			1-1 G4-1	1-1 1B		1-1 G6-3			4 0 1 1 0 0 0			
Todd Zeile, R (1, 5) OBP: 0.320, SLG: 0.333 Tracy Woodson, R (9, 5) OBP: 0.234, SLG: 0.244		1-2 1B 1B BB 1B	3-1 CS 1B		1-0 G1-3			1-0 F7		4 1 2 0 0 0 1 0 0 0 0 0 0 0			
Mark Whiten, S (1, 8) OBP: 0.318, SLG: 0.379		1-1 BB 1B 1B	3-3 K			1-1 G4-6-3 2B		3-3 K		4 1 2 0 0 2 1			
Geronimo Pena, S (1, 4) OBP: 0.335, SLG: 0.359 Lee Smith, R (8, 1)		1-0 BB 1B		1-0 L4		4-1 G4-6-3 BB		2-1 G4-3		3 1 1 0 1 0 0 0 0 0 0 0 0 0			
Rod Brewer, L (1, 9) OBP: 0.288, SLG: 0.254 Ray Lankford, L (9, PR) OBP: 0.392, SLG: 0.355		4-2 1B BB		0-0 G3-1		3-1 G4-6-3			4-0 CS BB	2 0 0 1 2 0 2 0 0 0 0 0 0 0	AB 32 R 4 H 8 RBI 4 BB 5 SO 6 LOB 16		
Erik Pappas, R (1, 2) OBP: 0.421, SLG: 0.400		1-3 K		3-2 L7		4-0 IBB			4-2 BB	2 0 0 0 2 1 3			
Rene Arocha, R (1, 1) OBP: 0.045, SLG: 0.045 Paul Kildus, L (6, 1) OBP: 0.333, SLG: 0.333 Rob Murphy, L (7, 1) OBP: 1.000, SLG: 1.000 Mike Perez, R (8, 1) José Oquendo, S (8, 4) OBP: 0.365, SLG: 0.250 Luis Alicasa, S (9, PH) OBP: 0.411, SLG: 0.402		0-0 1B			1-3 K		0-2 F8		2-3 K	3 0 1 2 0 1 2 0 1 0 0 0 0 1 1			
Inning Stats	R: 0 E: 0 K: 0 S: 7 H: 0 LOB: 0 BB: 0 P: 13	R: 3 E: 0 K: 2 S: 18 H: 4 LOB: 2 BB: 1 P: 27	R: 0 E: 0 K: 1 S: 8 H: 1 LOB: 1 BB: 0 P: 15	R: 0 E: 0 K: 0 S: 5 H: 0 LOB: 0 BB: 0 P: 9	R: 1 E: 0 K: 1 S: 9 H: 2 LOB: 1 BB: 0 P: 15	R: 0 E: 0 K: 0 S: 8 H: 1 LOB: 2 BB: 2 P: 20	R: 0 E: 0 K: 0 S: 8 H: 0 LOB: 0 BB: 0 P: 11	R: 0 E: 0 K: 1 S: 6 H: 0 LOB: 0 BB: 0 P: 12	R: 0 E: 0 K: 1 S: 8 H: 0 LOB: 1 BB: 2 P: 18	1B: 6 2B: 3 3B: 0 HR: 0 SF: 0 SAC: 0 DP: 2 HBP: 0	WP: 0 PB: 0 SB: 0 CS: 2 PA: 37		
PITCHER	IP WLS BF H R ER SO BB IBB HBP BLK WP HR S P ERA WHIP											PITCHER	IP WLS BF H R ER SO BB IBB HBP BLK WP HR S P ERA WHIP
Ryan Bowen, R (1, 1) ERA: 4.16	5.0 L 24 8 4 4 4 2 0 0 0 0 0 0 50 87 7.20 2.000												
Jim Corsi, R (6, 1) ERA: 4.96	2.0 6 0 0 0 0 0 1 0 0 0 0 13 23 0.00 0.000												
Richie Lewis, R (8, 1) ERA: 2.1	2.0 7 0 0 0 2 2 0 0 0 0 0 14 30 0.00 1.000												

St. Louis Cardinals @ Florida Marlins
Joe Robbie Stadium, Miami, FL

Wed Jun 23 1993, 7:05 PM EDT
Att. 37,936 - Unknown - 84 F

livebaseballscorecards.com



BOTTOM

St. Louis Cardinals @ Florida Marlins

Joe Robbie Stadium, Miami, FL

Wed Jun 23 1993, 7:05 PM EDT

Att: 37,936 - Unknown - 84 F

livebaseballscorecards.com

AB	36
R	3
H	9
RBI	3
BB	3
SO	7
LOB	18



AB	R	H	RBI	BB	SO	LOB
5	1	1	0	0	1	1
5	0	1	0	0	1	2
4	1	2	0	1	0	1
5	1	2	1	0	0	3
3	0	0	1	0	2	3
3	0	2	0	1	0	0
3	0	1	1	1	1	2
2	0	0	0	0	0	2
2	0	0	0	0	1	4
2	0	0	0	0	1	0
0	0	0	0	0	0	0
1	0	0	0	0	0	0
0	0	0	0	0	0	0
1	0	0	0	0	0	0

Batter	1	2	3	4	5	6	7	8	9
Alex Arias, R OBP: 0.361, SLG: 0.348 (1, 6)	0-1 1B 1B		0-1 G3-1		2-1 F8		0-0 G1		0-3 K
Bret Barberie, S OBP: 0.408, SLG: 0.385 (1, 4)	1 SAFE L9		0-1 G4-3		1-2 G4-3		1-3 K		0-1 1B
Dave Magadan, L OBP: 0.401, SLG: 0.394 (1, 5)	0-1 1B			3-1 E7		4-1 E SF9		1 SAFE 1 SAFE 1B	1-1 FC4-6 1B
Orestes Destrade, S OBP: 0.308, SLG: 0.400 (1, 3)	0-1 1B		3-2 1B		2-2 E4		2-2 F7		0-0 FC4-6
Jeff Conine, R OBP: 0.375, SLG: 0.380 (1, 7)	0-0 G6-4-3		1-3 K2-3		2-2 SF9		0-3 K		
Junior Felix, S OBP: 0.276, SLG: 0.397 (1, 8)		2-1 P5	0-0 1B		4-2 BB		0-1 S 1B		
Greg Briley, L OBP: 0.279, SLG: 0.371 (1, 9)		1-1 G6-3	3-2 FC6-4 1B		2-3 K		1 SAFE 1 SAFE 4-2 B BB		
Rob Natal, R (1, 2)		0-1 F8	0-0 FC6-4		2-2 F7		0-3 K		
Benito Santiago, R OBP: 0.301, SLG: 0.371 (6, PH) (7, 2)									
Ryan Bowen, R OBP: 0.133, SLG: 0.200 (1, 1)			1-3 K		2-2 L6		2-2 E6		1-1 F9
Jim Corsi, R (6, 1)									
Rick Renteria, R OBP: 0.354, SLG: 0.385 (7, PH)									
Richie Lewis, R (8, 1)									
Walt Weiss, S OBP: 0.389, SLG: 0.356 (9, PH)									

Inning	R	H	E	K	S	H	LOB	BB	P
1	1	3	0	11	12	0	1	0	12
2	0	0	0	6	9	0	0	0	9
3	0	0	0	7	8	0	0	0	8
4	1	3	1	15	25	0	2	0	25
5	0	0	0	10	15	0	0	0	15
6	1	0	1	19	35	0	2	2	35
7	0	0	0	10	13	0	1	0	13
8	0	1	0	14	20	0	2	1	20
9	0	2	0	10	12	0	2	0	12

PITCHER	IP	WLS	BF	H	R	ER	SO	BB	IBB	HBP	BLK	WP	HR	S	P	ERA	WHIP
Rene Arocha, R ERA: 3.07 (1, 1)	5.1		24	6	3	2	2	2	2	0	0	0	0	61	93	3.38	1.500
Paul Kilgus, L ERA: (6, 1)	1.0		4	0	0	0	1	0	0	0	0	0	0	12	18	0.00	0.000
Rob Murphy, L ERA: 3.34 (7, 1)	0.2		2	0	0	0	1	0	0	0	0	0	0	5	6	0.00	0.000
Mike Perez, R ERA: 2.27 (8, 1)	0.2		4	1	0	0	1	1	0	0	0	0	0	11	17	0.00	3.000
Lee Smith, R ERA: 4.13 (8, 1)	1.1	S	6	2	0	0	2	0	0	0	0	0	0	13	15	0.00	1.500

WP	0	PA	40
PB	0		
SB	2		
CS	0		

Batter	1	2	3	4	5	6	7	8	9	AB R H RBI BB SO LOB	TOP		
Bernard Gilkey, R OBP: 0.369, SLG: 0.495 (1, 7) <i>C B X</i>	1-1 P2		0-3 K			1-1 HR	0-0 S 1B 2B		0-1 1-H 2B	5 2 3 3 0 1 0			
Ozzie Smith, S OBP: 0.318, SLG: 0.361 (1, 6) <i>X</i>	0-0 G4-3		2-2 G3			0-0 G3-1	2-0 SAFE 2B G5-4-3 1B		1-2 F9	5 0 1 1 0 0 1			
Gregg Jefferies, S OBP: 0.376, SLG: 0.504 (1, 3) <i>B C B X</i>	2-1 1B				2-2 L8-3 1B	1-1 G6-3	1-0 G5-4-3 1-2f			4 0 2 0 0 0 1			
Todd Zeile, R OBP: 0.315, SLG: 0.328 (1, 5) Tracy Woodson, R OBP: 0.234, SLG: 0.244 (9, 5) <i>B C 1 B X</i>	2-1 F9				2-2 L8-3 1-2	1-0 G4-3		1-0 F7		4 0 0 0 0 0 2 0 0 0 0 0 0 0			
Mark Whiten, S OBP: 0.314, SLG: 0.373 (1, 9) <i>C C C</i>			0-3 K		2-3 K		0-2 E6 1B 2B	2-3 K		4 1 0 0 0 3 0			
Brian Jordan, R OBP: 0.211, SLG: 0.243 (1, 8) <i>B B X</i>			2-0 1B			0-1 F9	0-1 2B 1-3 1B	0-0 F9		4 1 2 0 0 0 0			
Geronimo Pena, S OBP: 0.338, SLG: 0.379 (1, 4) <i>1 SAFE C B 1 S S S</i>			1-3 K			3-2 SF9 3B	0-2 1B 1-3 3-H 2B		0-0 B1-3	4 2 2 1 0 1 1			
Erik Pappas, R OBP: 0.423, SLG: 0.409 (1, 2) <i>C 1 SAFE C 1 P 1 SAFE X</i>			1-2 L1			1-0 SF9	1-2 SH1-4 2B 1B		1-1 FC7-4 1B	3 1 2 3 0 0 1			
Donovan Osborne, S OBP: 0.226, SLG: 0.172 (1, 1) Omar Olivares, R OBP: 0.214, SLG: 0.214 (5, 1) Rob Murphy, L OBP: 1.000, SLG: 1.000 (8, 1) Gerald Perry, L OBP: 0.428, SLG: 0.552 (9, PH) Lee Smith, R (9, 1) <i>C C C C X S B T F C C X</i>			1-2 G6-3			1-3 K	0-1 SH1-4 1-2		2-1 FC7-4 2B 1-2f	2 0 0 0 0 1 0 0 0 0 0 0 0 0 0 0 0 0 0 0 0 1 1 0 0 0 0 1 0 0 0 0 0 0 0			
Inning Stats	R: 0 H: 1 E: 0 LOB: 1 K: 0 BB: 0 S: 7 P: 12	R: 0 H: 1 E: 0 LOB: 1 K: 2 BB: 0 S: 11 P: 14	R: 0 H: 0 E: 0 LOB: 0 K: 1 BB: 0 S: 11 P: 14	R: 0 H: 1 E: 0 LOB: 0 K: 1 BB: 0 S: 10 P: 16	R: 1 H: 1 E: 0 LOB: 0 K: 1 BB: 0 S: 12 P: 17	R: 1 H: 1 E: 0 LOB: 0 K: 0 BB: 0 S: 6 P: 9	R: 5 H: 5 E: 1 LOB: 0 K: 0 BB: 0 S: 17 P: 21	R: 0 H: 0 E: 0 LOB: 0 K: 1 BB: 0 S: 6 P: 9	R: 1 H: 2 E: 0 LOB: 1 K: 0 BB: 0 S: 10 P: 14	1B: 7 SF: 1 2B: 4 SAC: 1 3B: 1 DP: 2 HR: 1 HBP: 0	WP: 0 PA: 38 PB: 0 SB: 1 CS: 0		
PITCHER	IP WLS BF H R ER SO BB IBB HBP BLK WP HR S P ERA WHIP											PITCHER	IP WLS BF H R ER SO BB IBB HBP BLK WP HR S P ERA WHIP
Bret Saberhagen, R ERA: 3.42 (1, 1)	6.1 L 28 9 7 6 5 0 0 0 0 0 0 1 72 98 8.53 1.421												
Pete Schourek, L ERA: 5.81 (7, 1)	1.2 5 1 0 0 1 0 0 0 0 0 0 0 8 14 0.00 0.600												
Mike Draper, R ERA: 3.45 (9, 1)	1.0 5 2 1 1 0 0 0 0 0 0 0 0 10 14 9.00 2.000												

St. Louis Cardinals @ New York Mets
Shea Stadium, Flushing, NY
Fri Jun 25 1993, 7:05 PM EDT
Att: 26,282 - Unknown

livebaseballscorecards.com

AB	36
R	8
H	12
RBI	8
BB	0
SO	6
LOB	7



Batter	1	2	3	4	5	6	7	8	9	AB	R	H	RBI	BB	SO	LOB
Vince Coleman, S (1, 7) Mike Draper, R (9, 1) OBP: 0.297, SLG: 0.360 OBP: 0.667, SLG: 0.667	1-2 HR		1-1 1B		1-0 G6-3 3B	4-0 IBB		1-3 K		4	2	3	1	1	1	0
Kevin Baez, R (1, 6) Jeff McKnight, S (9, PH) OBP: 0.167, SLG: 0.167 OBP: 0.298, SLG: 0.229	0-0 G3		0-0 B1		1-1 G6-3	1-0 E4		1-3 K		4	0	0	2	0	0	4
Eddie Murray, S (1, 3) OBP: 0.301, SLG: 0.379	2-2 F8		3-2 F7		2-0 G6-3 1B 2B	3-2 F7-2		0-0 2B		5	1	2	0	0	0	5
Bobby Bonilla, S (1, 9) OBP: 0.330, SLG: 0.517	2-0 F9		1-1 1B		2-1 G6-3			0-0 F8		5	0	1	1	0	0	2
Darrin Jackson, R (1, 8) Jeremy Burnitz, L (9, PH) OBP: 0.234, SLG: 0.324 OBP: 0.250, SLG: 0.250		2-1 G4-6-3 1B	4-2 1B		0-1 1B			2-2 G6-3		3	0	2	1	1	0	0
Charlie O'Brien, R (1, 2) Todd Hundley, S (7, PH) OBP: 0.276, SLG: 0.282 OBP: 0.281, SLG: 0.388		1-1 G4-6-3 1B	0-0 P2		0-1 G4-3			4-2 BB		3	0	1	0	0	0	4
Doug Saunders, R (1, 4) Chico Walker, S (7, PH) OBP: 0.267, SLG: 0.233 OBP: 0.266, SLG: 0.333		0-2 G4-6-3			1-1 P3			0-1 E 1B		3	1	1	0	0	0	2
Tim Bogar, R (1, 5) Joe Orsulak, L (8, PH) OBP: 0.293, SLG: 0.356 OBP: 0.330, SLG: 0.385		2-1 G6-3			2-3 K			1-1 P3		3	0	0	0	0	1	2
Bret Saberhagen, R (1, 1) Pete Schourek, L (7, 1) Dave Gallagher, R (8, PH) OBP: 0.229, SLG: 0.188 OBP: 0.211, SLG: 0.118 OBP: 0.350, SLG: 0.478			0-0 1B		1-3 K			2-1 E1 F7-2 1B		3	1	2	0	0	1	0

Inning Stats	R: 1	H: 1	E: 0	K: 0	S: 9	R: 0	H: 2	E: 0	K: 0	S: 9	R: 1	H: 3	E: 0	K: 0	S: 12	R: 0	H: 0	E: 0	K: 2	S: 8	R: 2	H: 3	E: 0	K: 0	S: 10	R: 1	H: 2	E: 2	K: 0	S: 11	R: 0	H: 0	E: 0	K: 0	S: 9	R: 0	H: 1	E: 0	K: 1	S: 6	R: 0	H: 1	E: 0	K: 1	S: 10	1B: 8	2B: 3	3B: 1	SF: 0	SAC: 0	DP: 2	HBP: 0	WP: 0	PA: 41
--------------	------	------	------	------	------	------	------	------	------	------	------	------	------	------	-------	------	------	------	------	------	------	------	------	------	-------	------	------	------	------	-------	------	------	------	------	------	------	------	------	------	------	------	------	------	------	-------	-------	-------	-------	-------	--------	-------	--------	-------	--------

PITCHER	IP	WLS	BF	H	R	ER	SO	BB	IBB	HBP	BLK	WP	HR	S	P	ERA	WHIP
Donovan Osborne, L (1, 1) ERA: 3.48	4.2		23	9	4	4	2	1	0	0	0	0	1	46	75	7.71	2.143
Omar Olivares, R (5, 1) ERA: 4.03	2.1	W	11	2	1	1	0	1	1	0	0	0	0	22	39	3.86	1.286
Rob Murphy, L (8, 1) ERA: 3.23	1.0		3	0	0	0	1	0	0	0	0	0	0	9	13	0.00	0.000
Lee Smith, R (9, 1) ERA: 3.99	1.0	S	4	1	0	0	1	0	0	0	0	0	0	6	10	0.00	1.000

BOTTOM

St. Louis Cardinals @ New York Mets
Shea Stadium, Flushing, NY
Fri Jun 25 1993, 7:05 PM EDT
Att. 26,282 - Unknown

livebaseballscorecards.com

AB	38
R	5
H	12
RBI	5
BB	3
SO	4
LOB	21



Batter	1	2	3	4	5	6	7	8	9	AB R H RBI BB SO LOB	TOP
Bernard Gilkey, R (1, 7) OBP: 0.370, SLG: 0.493 Rod Brewer, L (4, 7) OBP: 0.279, SLG: 0.246	4-1 G6-3 BB		2-2 E5 G4-3		0-1 FC6-4 1-2f			0-0 G3-1		1 0 0 0 1 0 0 2 0 0 0 0 0 1	
Ozzie Smith, S (1, 6) OBP: 0.317, SLG: 0.357	0-2 G6-3 1-2f		1-0 G4-3 2-3			4-1 FC4-6 BB		3-2 F8		3 1 0 0 1 0 2	
Gregg Jefferies, S (1, 3) OBP: 0.378, SLG: 0.507	3-1 2B 1B		1-3 K			1-0 E3 FC4-6 1-3		1-1 2B		4 1 2 0 0 1 2	
Todd Zeile, R (1, 5) OBP: 0.314, SLG: 0.331 Tracy Woodson, R (9, 5) OBP: 0.234, SLG: 0.244	2-2 2B 1-H			0-1 L7		1-0 P2		3-1 P3		4 0 1 1 0 0 3 0 0 0 0 0 0 0	
Mark Whiten, S (1, 9) OBP: 0.310, SLG: 0.368	1-3 K			0-2 G1-3		1-2 FC4-6 CS 1-2f 3-H		2-3 K		4 0 0 1 0 2 2	
Brian Jordan, R (1, 8) OBP: 0.238, SLG: 0.250		2-2 G1-3		1-2 P4		1-0 CS 1-2	4-2 1B G6-4-3 BB	0-0 1B SF9 1B		3 2 1 0 1 0 0	
Geronimo Pena, S (1, 4) OBP: 0.342, SLG: 0.382		3-3 K			3-3 K		2-0 G6-4-3 1B 1-3	2-1 1B 1-3		4 0 2 0 0 2 0	AB 32 R 4 H 7 RBI 3 BB 3 SO 6 LOB 12
Tom Pagnozzi, R (1, 2) OBP: 0.281, SLG: 0.375		3-2 F9			0-0 G5-3		0-1 G6-4-3 1-2f 3-H	0-0 SF9 3-H		3 0 0 1 0 0 1	
Bob Tewksbury, R (1, 1) OBP: 0.265, SLG: 0.219 Gerald Perry, L (9, PH) OBP: 0.417, SLG: 0.533 Lee Smith, R (9, 1)			0-0 G6-3		0-1 FC6-4 1B		0-3 K	0-0 G4-3		3 0 1 0 0 1 0 1 0 0 0 0 0 1 0 0 0 0 0 0 0	
Inning Stats	R: 1 H: 2 E: 0 LOB: 1 K: 1 BB: 1 S: 15 P: 25	R: 0 H: 0 E: 0 LOB: 0 K: 1 BB: 0 S: 15 P: 23	R: 0 H: 0 E: 1 LOB: 1 K: 1 BB: 0 S: 9 P: 13	R: 0 H: 0 E: 0 LOB: 0 K: 0 BB: 0 S: 8 P: 9	R: 0 H: 1 E: 0 LOB: 1 K: 1 BB: 0 S: 9 P: 12	R: 1 H: 0 E: 1 LOB: 0 K: 0 BB: 1 S: 6 P: 14	R: 1 H: 1 E: 0 LOB: 0 K: 1 BB: 1 S: 8 P: 14	R: 0 H: 1 E: 0 LOB: 1 K: 0 BB: 0 S: 9 P: 16	R: 1 H: 2 E: 0 LOB: 1 K: 1 BB: 0 S: 8 P: 12	1B: 5 SF: 1 2B: 2 SAC: 0 3B: 0 DP: 2 HR: 0 HBP: 0	WP: 0 PA: 37 PB: 0 SB: 0 CS: 1
PITCHER Dwight Gooden, R (1, 1) ERA: 3.03 Mike Maddux, R (9, 1) ERA: 4.61	IP WLS BF H R ER SO BB IBB HBP BLK WP HR S P ERA WHIP 8.0 L 31 5 3 2 5 3 0 0 0 0 0 0 79 126 2.25 1.000 1.0 5 2 1 1 1 0 0 0 0 0 0 0 8 12 9.00 2.000					PITCHER IP WLS BF H R ER SO BB IBB HBP BLK WP HR S P ERA WHIP					

St. Louis Cardinals @ New York Mets
 Shea Stadium, Flushing, NY
 Sat Jun 26 1993, 3:33 AM EDT
 Att. 33,180 - Sunny - 81 F

livebaseballscorecards.com

BOTTOM

St. Louis Cardinals @ New York Mets
Shea Stadium, Flushing, NY
Sat Jun 26 1993, 3:33 AM EDT
Att. 33,180 - Sunny - 81 F

livebaseballscorecards.com

AB 32
R 2
H 6
RBI 1
BB 0
SO 3
LOB 8



WP: 0 PA: 32
PB: 0
SB: 1
CS: 0

AB R H RBI BB SO LOB

4 2 2 0 0 0 2

4 0 1 0 0 0 3
0 0 0 0 0 0 0

4 0 1 1 0 0 1

4 0 1 0 0 1 1

4 0 0 0 0 0 1

3 0 0 0 0 0 0

3 0 0 0 0 1 0

2 0 0 0 0 1 0

1 0 0 0 0 0 0

0 0 0 0 0 0 0

2 0 0 0 0 0 0

1 0 1 0 0 0 0

1B: 6 SF: 0
2B: 0 SAC: 0
3B: 0 DP: 2
HR: 0 HBP: 0

Table with columns for Batter (1-9) and Inning Stats. Each batter's entry includes a name, statistics (OBP, SLG), a count (e.g., 1-2), a baseball diamond diagram showing the play, and a box score row. Batter 1: Vince Coleman, S (1, 7) G6-3 1B. Batter 2: Doug Saunders, R (1, 4) G6-3 1B; Mike Maddux, L (9, 1) G6-3 1B. Batter 3: Eddie Murray, S (1, 3) G6-3 1B; Bobby Bonilla, S (1, 9) G4-3 1B; Jeremy Burnitz, L (1, 8) G4-3. Batter 4: Chico Walker, S (1, 5) G3; Todd Hundley, S (1, 2) G6-3; Tim Bogar, R (1, 6) K; Joe Orsulak, L (7, PH) K; Kevin Baez, R (8, 6) K; Dwight Gooden, R (1, 1) G5-3; Jeff McKnight, S (8, PH) G5-3. Batter 5: L9; G1-3; G5-3; F8; K; G4-3; G3-1; G1-3; K; P3; E4. Batter 6: B1; G6-4-3; F7; P5; G3; G4-3; G4-3. Batter 7: G3; G4-3; G4-3. Batter 8: G3; G4-3; G6-4-3 1B. Batter 9: G3; F7; P5; G3; G4-3; G4-3.

Inning Stats table with columns for R, H, E, K, S, LOB, BB, P.

PITCHER table with columns for IP, WLS, BF, H, R, ER, SO, BB, IBB, HBP, BLK, WP, HR, S, P, ERA, WHIP.

Summary table with columns for AB, R, H, RBI, BB, SO, LOB, WP, PA, ERA, WHIP.

Batter	1	2	3	4	5	6	7	8	9	AB R H RBI BB SO LOB	TOP											
Luis Alicea, S (1, 4) OBP: 0.395, SLG: 0.384	0-3 K		0-0 F8		0-0 G4-3	0-0 G5-3			0-0 F9	5 0 0 0 0 1 2												
José Oquendo, S (1, 6) OBP: 0.375, SLG: 0.255	0-0 G6-3			4-0 FC5-4 1B BB	0-0 1B			0-0 G3		3 0 1 0 1 0 0												
Gregg Jefferies, S (1, 3) OBP: 0.376, SLG: 0.504	0-3 K			0-0 FC5-4 1B 1-2	0-0 F7			0-0 F9		4 0 1 0 0 1 1												
Todd Zeile, R (1, 5) OBP: 0.313, SLG: 0.329		0-0 L3		0-0 FC5-4 1B 1-2 2-3		0-0 FC6-4 1B		0-0 G3-1		4 1 1 0 0 0 2												
Mark Whiten, S (1, 9) OBP: 0.309, SLG: 0.366		0-0 G5-3		0-0 1B 2B 1B 1-3		0-0 F8		0-0 F7		4 1 1 0 0 0 1												
Brian Jordan, R (1, 8) OBP: 0.239, SLG: 0.250		0-0 E4		0-0 2B 1B 1-3 3-H		0-0 FC6-4 1B 1-2f		0-0 F8		4 2 1 1 0 0 1												
Rod Brewer, L (1, 7) OBP: 0.292, SLG: 0.266		0-0 G3		0-0 2B 2-H 3-H		4-0 1B 1B IBB 1-2		0-0 L4		3 1 1 2 1 0 1												
Tom Pagnozzi, R (1, 2) OBP: 0.280, SLG: 0.370			0-0 F7		0-0 G6-3			0-0 G5-3		4 0 1 1 0 0 1												
Joe Magrane, R (1, 1) OBP: 0.129, SLG: 0.133			0-3 K		0-3 K			0-0 G5-3		3 0 1 1 0 2 0												
Mike Perez, R (8, 1)										0 0 0 0 0 0 0												
Gerald Perry, L (9, PH) OBP: 0.405, SLG: 0.516										1 0 0 0 0 0 0												
Lee Smith, R (9, 1)										0 0 0 0 0 0 0												
Inning Stats	R: 0 E: 0 K: 2 S: 7	H: 0 LOB: 0 BB: 0 P: 7	R: 0 E: 1 K: 0 S: 4	H: 0 LOB: 1 BB: 0 P: 4	R: 0 E: 0 K: 1 S: 5	H: 0 LOB: 0 BB: 0 P: 5	R: 3 E: 0 K: 0 S: 6	H: 4 LOB: 1 BB: 1 P: 10	R: 0 E: 0 K: 1 S: 6	H: 1 LOB: 1 BB: 0 P: 6	R: 2 E: 0 K: 0 S: 6	H: 3 LOB: 2 BB: 1 P: 10	R: 0 E: 0 K: 0 S: 3	H: 0 LOB: 0 BB: 0 P: 3	R: 0 E: 0 K: 0 S: 3	H: 0 LOB: 0 BB: 0 P: 3	R: 0 E: 0 K: 0 S: 3	H: 0 LOB: 0 BB: 0 P: 3	1B: 7 2B: 1 3B: 0 HR: 0	SF: 0 SAC: 0 DP: 1 HBP: 0	WP: 0 PB: 0 SB: 1 CS: 0	PA: 37
PITCHER	IP WLS BF H R ER SO BB IBB HBP BLK WP HR S P ERA WHIP																					
Anthony Young, R (1, 1) ERA: 4.35	7.0 L 31 8 5 5 4 1 1 0 0 0 0 0 37 45 6.43 1.286																					
Dave Telgheder, R (8, 1) ERA: 4.5	1.0 3 0 0 0 0 0 0 0 0 0 0 0 3 3 0.00 0.000																					
John Franco, L (9, 1) ERA: 1.29	1.0 3 0 0 0 0 0 0 0 0 0 0 0 3 3 0.00 0.000																					

St. Louis Cardinals @ New York Mets
Shea Stadium, Flushing, NY
Sun Jun 27 1993, 3:33 AM EDT
Att. 36,911 - Unknown - 74 F

livebaseballscorecards.com

AB	35
R	5
H	8
RBI	5
BB	2
SO	4
LOB	9



BOTTOM

St. Louis Cardinals @ New York Mets
 Shea Stadium, Flushing, NY
 Sun Jun 27 1993, 3:33 AM EDT
 Att: 36,911 - Unknown - 74 F

livebaseballscorecards.com

AB	35
R	3
H	11
RBI	2
BB	0
SO	3
LOB	11



WP: 0	PA: 35
PB: 0	
SB: 1	
CS: 0	

AB	R	H	RBI	BB	SO	LOB
4	1	1	0	0	0	0
4	0	2	0	0	0	0
4	0	2	0	0	0	2
4	1	1	1	0	0	4
4	1	1	0	0	1	0
3	0	2	0	0	0	0
1	0	0	0	0	1	0
4	0	1	1	0	0	1
3	0	1	0	0	1	3
1	0	0	0	0	0	0
2	0	0	0	0	0	1
1	0	0	0	0	0	0
0	0	0	0	0	0	0
0	0	0	0	0	0	0

Batter	1	2	3	4	5	6	7	8	9
Vince Coleman, S OBP: 0.299, SLG: 0.360 (1, 7)	0-0 1B S G5-4-3 1B		0-0 G6-3		0-0 F9		0-0 G6-3		
Dave Gallagher, R OBP: 0.356, SLG: 0.479 (1, 9)	0-0 G5-4-3 1-3 1B		0-0 E 1B		0-0 F7		0-0 G5-3		
Bobby Bonilla, S OBP: 0.331, SLG: 0.513 (1, 5)	0-0 G5-4-3 1-2f 3-H		0-0 E4 G6-4-3 1-2			0-0 G5-4-3 1B		0-0 G4-6-3 1B	
Eddie Murray, S OBP: 0.299, SLG: 0.387 (1, 3)	0-0 HR		0-0 G6-4-3 1-2f			0-0 G5-4-3 1-2f		0-0 G4-6-3 1-2f	
Darrin Jackson, R OBP: 0.235, SLG: 0.323 (1, 8)	0-0 G4-3			0-0 G5-3		0-0 1B 1B		0-3 K	
Jeff Kent, R OBP: 0.276, SLG: 0.357 Jeromy Burnitz, L OBP: 0.111, SLG: 0.111 (1, 4) (9, PH)		0-0 G4-3		0-0 G6-3 2B		0-0 1B 1B		0-3 K	
Todd Hundley, S OBP: 0.276, SLG: 0.379 (1, 2)		0-0 G5-3		0-0 G6-3 2-3		0-0 1-2 2-H 1B		0-0 G4-3	
Tim Bogar, R OBP: 0.289, SLG: 0.348 Jeff McKnight, S OBP: 0.305, SLG: 0.240 (1, 6) (9, PH)		0-0 1B		0-0 F2		0-3 K2-3		0-0 F9	
Anthony Young, R OBP: 0.375, SLG: 0.286 Chico Walker, S OBP: 0.255, SLG: 0.319 Dave Telgheder, R OBP: 0.500, SLG: 1.000 John Franco, L (1, 1) (7, PH) (8, 1) (9, 1)		0-0 G4-3			0-0 G6-3		0-0 G6-3		

Inning Stats	R	H	E	K	S	IP	WLS	BF	H	R	ER	SO	BB	IBB	HBP	BLK	WP	HR	S	P	ERA	WHIP
	2	3	0	5	5	7.0		29	10	3	3	1	0	0	0	0	0	1	31	31	3.86	1.429
	0	0	0	0	0	1.0		3	1	0	0	1	0	0	0	0	0	0	5	5	0.00	1.000
	0	0	0	0	0	1.0		3	0	0	0	1	0	0	0	0	0	0	5	5	0.00	0.000

PITCHER	IP	WLS	BF	H	R	ER	SO	BB	IBB	HBP	BLK	WP	HR	S	P	ERA	WHIP
Joe Magrane, L ERA: 3.46 (1, 1)	7.0		29	10	3	3	1	0	0	0	0	0	1	31	31	3.86	1.429
Mike Perez, R ERA: 2.22 (8, 1)	1.0		3	1	0	0	1	0	0	0	0	0	0	5	5	0.00	1.000
Lee Smith, R ERA: 3.73 (9, 1)	1.0	S	3	0	0	0	1	0	0	0	0	0	0	5	5	0.00	0.000

Batter	1	2	3	4	5	6	7	8	9	AB R H RBI BB SO LOB	TOP											
Lenny Dykstra, L OBP: 0.403, SLG: 0.430 (1, 8)	1-3 K		0-0 G4-3		4-1 FC6-4 BB		0-1 P6		0-0 F9	4 0 0 0 1 1 4												
Ruben Amaro Jr, S OBP: 0.600, SLG: 0.941 (1, 9) (8, 7)	1-0 2B		4-2 FC6 BB		0-1 FC6-4		0-0 FC6-4			3 0 1 0 1 0 4												
John Kruk, L OBP: 0.472, SLG: 0.510 (1, 3)	0-0 G6-3		1-2 FC6		3-3 K			0-1 1B		4 0 1 0 0 1 5												
Dave Hollins, S OBP: 0.382, SLG: 0.484 (1, 5)	2-1 P2			1-1 P5		2-2 L8		0-0 F7		4 0 0 0 0 0 2												
Darren Daulton, L OBP: 0.393, SLG: 0.518 (1, 2)		1-2 G3		1-0 G3		2-2 G4-3		2-3 K		4 0 0 0 0 1 1												
Pete Incaviglia, R OBP: 0.312, SLG: 0.559 David West, L OBP: 0.667, SLG: 1.000 (1, 7) (8, 1)		0-0 F8		1-0 HR		3-3 K		2-3 K		4 1 1 1 0 2 1 0 0 0 0 0 0 0												
Mariano Duncan, R OBP: 0.279, SLG: 0.390 (1, 6)		1-3 K		0-0 G6-3			0-0 1B 2B		2-1 F9	4 0 1 0 0 1 0												
Mickey Morandini, L OBP: 0.295, SLG: 0.359 (1, 4)			0-0 G4-3 SH1-3 1B		3-2 G6-3		2-1 L9		1-3 K	4 0 1 0 0 1 1												
Danny Jackson, R OBP: 0.184, SLG: 0.171 Ricky Jordan, R OBP: 0.333, SLG: 0.418 Jose DeLeon, R Jim Eisenreich, L OBP: 0.401, SLG: 0.511 (1, 1) (7, PH) (7, 1) (8, 9)			0-1 SH1-3	1 SAFE 0-1 K	0-2 FC6-4 2B		1-1 FC6-4 1B		1-1 1B	1 0 1 0 0 0 0 1 0 1 0 0 0 0 0 0 0 0 0 0 0 1 0 1 0 0 0 0												
Inning Stats	R: 0 E: 0 K: 1 S: 7	H: 1 LOB: 1 BB: 0 P: 11	R: 0 E: 0 K: 1 S: 7	H: 0 LOB: 0 BB: 0 P: 9	R: 0 E: 0 K: 0 S: 11	H: 1 LOB: 2 BB: 1 P: 16	R: 1 E: 0 K: 0 S: 5	H: 1 LOB: 0 BB: 0 P: 8	R: 0 E: 0 K: 1 S: 12	H: 1 LOB: 2 BB: 1 P: 22	R: 0 E: 0 K: 1 S: 15	H: 0 LOB: 0 BB: 0 P: 22	R: 0 E: 0 K: 0 S: 8	H: 2 LOB: 2 BB: 0 P: 11	R: 0 E: 0 K: 2 S: 9	H: 1 LOB: 1 BB: 0 P: 13	R: 0 E: 0 K: 1 S: 8	H: 1 LOB: 1 BB: 0 P: 12	1B: 4 2B: 3 3B: 0 HR: 1	SF: 0 SAC: 1 DP: 0 HBP: 0	WP: 0 PB: 0 SB: 0 CS: 0	PA: 37
PITCHER	IP WLS BF H R ER SO BB IBB HBP BLK WP HR S P ERA WHIP																					
Rheal Cormier, L ERA: 4.29 (1, 1)	6.1 W 26 5 1 1 4 2 0 0 0 0 0 1 60 93 1.42 1.105																					
Omar Olivares, R ERA: 3.99 (7, 1)	0.2 3 1 0 0 0 0 0 0 0 0 0 0 5 6 0.00 1.500																					
Rob Murphy, L ERA: 3.16 (8, 1)	0.2 3 1 0 0 1 0 0 0 0 0 0 0 6 8 0.00 1.500																					
Mike Perez, R ERA: 2.2 (8, 1)	0.1 1 0 0 0 1 0 0 0 0 0 0 0 3 5 0.00 0.000																					
Lee Smith, R ERA: 3.62 (9, 1)	1.0 S 4 1 0 0 1 0 0 0 0 0 0 0 8 12 0.00 1.000																					

Philadelphia Phillies @ St. Louis Cardinals
 Busch Stadium, St. Louis, MO
 Mon Jun 28 1993, 7:05 PM CDT
 Att. 29,199 - Unknown - 73 F

livebaseballscorecards.com

AB	34
R	1
H	8
RBI	1
BB	2
SO	7
LOB	18



Batter	1	2	3	4	5	6	7	8	9
Bernard Gilkey, R (1, 7) OBP: 0.368, SLG: 0.493	0-2 1B 2B	0-0 F8		2-0 F9			3-2 G6-3 1-2		
Ozzie Smith, S (1, 6) OBP: 0.320, SLG: 0.357	0-0 2B G4-3 1B		0-1 G4-3		4-2 CS BB			2-1 F7	
Gregg Jefferies, S (1, 3) OBP: 0.375, SLG: 0.504	2-0 G4-3 1-3 2B		1-2 F8		1-0 F8 1-2			1-1 F8	
Todd Zeile, R (1, 5) OBP: 0.312, SLG: 0.326	4-2 G4-3 BB		1-0 G6-3		1-2 G6-3			0-1 F8	
Mark Whiten, S (1, 9) OBP: 0.309, SLG: 0.366	1-2 G4-3 1-2f 2-3 3-H		2-2 G1-6-3 1B		0-0 F9				
Brian Jordan, R (1, 8) OBP: 0.245, SLG: 0.239	4-2 BB		0-0 G1-6-3 1-2f		1-1 F9				
Geronimo Pena, S (1, 4) OBP: 0.341, SLG: 0.381	0-1 G4-3		2-2 BB 1B		2-2 G6-3				
Tom Pagnozzi, R (1, 2) OBP: 0.281, SLG: 0.364		0-1 F8		4-2 1B BB			0-0 L6		
Rheal Cormier, L (1, 1) OBP: 0.208, SLG: 0.208 Omar Olivares, R (7, 1) OBP: 0.214, SLG: 0.214 Gerald Perry, L (7, PH) OBP: 0.421, SLG: 0.531 Rob Murphy, L (8, 1) OBP: 1.000, SLG: 1.000 Mike Perez, R (8, 1) Lee Smith, R (9, 1)		1-1 G4-3		3-2 1B			1-1 CS 1B		


Inning Stats	R: 2 E: 0 K: 0 S: 18	H: 3 LOB: 2 BB: 2 P: 29	R: 0 E: 0 K: 0 S: 5	H: 0 LOB: 0 BB: 0 P: 6	R: 0 E: 0 K: 0 S: 6	H: 0 LOB: 0 BB: 0 P: 8	R: 1 E: 0 K: 0 S: 14	H: 3 LOB: 2 BB: 1 P: 27	R: 0 E: 0 K: 0 S: 6	H: 0 LOB: 0 BB: 1 P: 12	R: 0 E: 0 K: 0 S: 6	H: 0 LOB: 0 BB: 0 P: 9	R: 0 E: 0 K: 0 S: 9	H: 1 LOB: 0 BB: 0 P: 13	R: 0 E: 0 K: 0 S: 6	H: 0 LOB: 0 BB: 0 P: 9
--------------	-------------------------------	----------------------------------	------------------------------	---------------------------------	------------------------------	---------------------------------	-------------------------------	----------------------------------	------------------------------	----------------------------------	------------------------------	---------------------------------	------------------------------	----------------------------------	------------------------------	---------------------------------

PITCHER	IP	WLS	BF	H	R	ER	SO	BB	IBB	HBP	BLK	WP	HR	S	P	ERA	WHIP
Danny Jackson, L (1, 1) ERA: 3.42	6.0	L	25	6	3	3	0	4	0	0	0	0	0	55	91	4.50	1.667
Jose DeLeon, R (7, 1) ERA: 3.9	1.0		3	1	0	0	0	0	0	0	0	0	0	9	13	0.00	1.000
David West, L (8, 1) ERA: 2.84	1.0		3	0	0	0	0	0	0	0	0	0	0	6	9	0.00	0.000

BOTTOM

Philadelphia Phillies @ St. Louis Cardinals
 Busch Stadium, St. Louis, MO
 Mon Jun 28 1993, 7:05 PM CDT
 Att: 29,199 - Unknown - 73 F

AB	27
R	3
H	7
RBI	2
BB	4
SO	0
LOB	9



AB	R	H	RBI	BB	SO	LOB									
4	1	1	0	0	0	3									
3	1	1	0	1	0	0									
4	0	1	1	0	0	1									
3	0	0	0	1	0	0									
3	0	1	0	0	0	2									
2	0	0	0	1	0	1									
3	1	1	0	0	0	2									
2	0	0	0	1	0	0									
2	0	1	1	0	0	0									
0	0	0	0	0	0	0									
0	0	0	0	0	0	0									
0	0	0	0	0	0	0									
0	0	0	0	0	0	0									
0	0	0	0	0	0	0									
1B:	5	SF:	0	2B:	2	SAC:	0	3B:	0	DP:	2	HR:	0	HBP:	0
WP:	0	PA:	31	PB:	0	SB:	0	CS:	2						

Batter	1	2	3	4	5	6	7	8	9	AB R H RBI BB SO LOB	TOP																									
Lenny Dykstra, L (1, 8) OBP: 0.405, SLG: 0.432	1-1 E8 FC3-6 SF9 1B	0-0 SF9 3-H		2-1 G6-3		0-1 BB 1B 2-3	1-0 2B 1B		2-0 F9	5 3 3 1 0 0 0	Philadelphia Phillies @ St. Louis Cardinals Busch Stadium, St. Louis, MO Tue Jun 29 1993, 7:05 PM CDT Att. 39,344 - Unknown - 91 F																									
Milt Thompson, L (1, 7) OBP: 0.335, SLG: 0.291	4-2 FC3-6 BB	3-1 1B 1-2		2-2 G6-3		4-0 1B SF8 1-2	0-0 BLK 2B 1-H 2-H		2-1 2B	4 2 3 2 2 0 0																										
John Kruk, L (1, 3) OBP: 0.476, SLG: 0.520	0-1 FC3-6 BB 1-2f 2-3	2-2 1B 1-2 2-3				0-1 1B 3B 2B	4-0 1B BB 1-2 2-3 3-H	0-0 L4 2-3	0-0 2B 2-H	5 2 3 2 1 0 3																										
Dave Hollins, S (1, 5) OBP: 0.386, SLG: 0.482 Kim Batiste, R (7, 5) OBP: 0.300, SLG: 0.453	4-2 1-2 BB	2-3 K				1-0 G2-3	3-2 1B 1B 1-2 2-3 3-H	4-1 FC6-4 BB	1-2 G6-3	3 1 1 1 2 1 4 1 0 0 0 0 0 1																										
Darren Daulton, L (1, 2) OBP: 0.392, SLG: 0.516	1-0 SF9 3-H		2-1 F8			0-0 3B 1B 2-3	0-0 SF8 3-H	2-3 K	4-1 BB	3 1 1 2 1 1 2																										
Jim Eisenreich, L (1, 9) OBP: 0.399, SLG: 0.518	3-1 G4-3		1-2 E4 G6-3			3-2 1-H F7-2 3B 3-H	1-0 1B 1B 1-3 2-H 3-H	0-1 FC6-4 1-2f	1-0 F8	6 1 2 3 0 0 6																										
Mariano Duncan, R (1, 6) OBP: 0.281, SLG: 0.390		1-2 SH SF9 1B	2-2 G6-3			1-0 F7-2 3-H	1-0 1B 2-H 3-H		2-3 K	5 1 2 2 0 1 2																										
Mickey Morandini, L (1, 4) OBP: 0.293, SLG: 0.356		1 SAFE 1 SAFE 1 SAFE K	1-3 K 2-1	2-1 G3-1			1-0 1B CS BB 1B F7		0-0 P5	5 1 1 0 0 1 3																										
Ben Rivera, R (1, 1) OBP: 0.160, SLG: 0.087 Pete Incaviglia, R (6, PH) OBP: 0.310, SLG: 0.556 Mark Davis, L (6, 1) OBP: 0.333, SLG: 0.333 Tim Mauser, R (7, 1) David West, L (8, 1) OBP: 0.667, SLG: 1.000		1 SAFE SH 1B 1B 1-3		1-1 G6-3			3-3 K2 1-2	2-2 1B 2B 1B	0-1 G5-3	1 0 0 0 0 0 0 1 0 0 0 0 1 1 1 1 1 0 0 0 0 1 0 0 0 0 0 0 0 0 0 0 0 0 0																										
Inning Stats	R: 1 E: 1 K: 0 S: 12	H: 1 LOB: 2 BB: 2 P: 25	R: 1 E: 1 K: 2 S: 20	H: 3 LOB: 3 BB: 0 P: 29	R: 0 E: 1 K: 0 S: 12	H: 0 LOB: 1 BB: 0 P: 19	R: 0 E: 0 K: 0 S: 8	H: 0 LOB: 0 BB: 0 P: 13	R: 2 E: 0 K: 0 S: 9	H: 3 LOB: 0 BB: 0 P: 14		R: 6 E: 0 K: 1 S: 16	H: 5 LOB: 1 BB: 2 P: 34	R: 2 E: 0 K: 1 S: 12	H: 3 LOB: 2 BB: 1 P: 21	R: 0 E: 0 K: 1 S: 7	H: 0 LOB: 0 BB: 0 P: 9	R: 1 E: 0 K: 0 S: 9	H: 2 LOB: 2 BB: 1 P: 19	1B: 12 2B: 5 3B: 1 HR: 0	SF: 3 SAC: 1 DP: 1 HBP: 0	WP: 0 PB: 0 SB: 0 CS: 1	PA: 51													
PITCHER	IP WLS BF H R ER SO BB IBB HBP BLK WP HR S P ERA WHIP																																			
Rene Arocha, R (1, 1) ERA: 3.25	4.1		7	4	3	2	2	0	0	0	0	0	0	60	98	6.23	2.077																			
Les Lancaster, R (5, 1) ERA: 3.19	0.2		1	0	0	0	0	0	0	0	0	0	0	1	2	0.00	0.000																			
Tom Urbani, L (6, 1) ERA: 8.74	0.1	L	5	2	4	3	1	2	0	0	0	0	0	7	18	81.00	12.000																			
Omar Olivares, R (6, 1) ERA: 4.4	2.2		15	6	4	2	2	1	0	0	1	0	0	28	46	6.75	2.625																			
Mike Perez, R (9, 1) ERA: 2.35	1.0		6	2	1	1	0	1	0	0	0	0	0	9	19	9.00	3.000																			

livebaseballscorecards.com

AB	41
R	13
H	17
RBI	13
BB	6
SO	5
LOB	22



BOTTOM

Philadelphia Phillies @ St. Louis Cardinals
Busch Stadium, St. Louis, MO
Tue Jun 29 1993, 7:05 PM CDT
Att: 39,344 - Unknown - 91 F

livebaseballscorecards.com

AB 38
R 10
H 13
RBI 9
BB 7
SO 7
LOB 21



WP: 0 PA: 45
PB: 0
SB: 0
CS: 0

AB R H RBI BB SO LOB

3 2 1 0 2 0 1

3 2 1 1 2 0 2

4 0 2 0 1 0 4

5 1 2 3 0 2 5

4 1 1 0 1 2 5

4 1 1 2 1 0 2

4 1 1 2 1 0 2

5 2 2 3 0 2 0

5 0 1 0 0 0 1

1B: 9 SF: 0
2B: 2 SAC: 0
3B: 0 DP: 1
HR: 2 HBP: 0

Batter	1	2	3	4	5	6	7	8	9
Bernard Gilkey, R (1, 7) OBP: 0.373, SLG: 0.491	2-2 BB 1B 2B 1B		1-0 G6-3		3-1 G6-3		4-0 1B BB G6-3 BB	4-0 FC4-6 BB	
Ozzie Smith, S (1, 6) OBP: 0.324, SLG: 0.357	1-1 BB 1-2 2B 1B		3-1 G4-3		4-2 G6-3 HR BB		4-2 G6-3 1B 1-2 BB	1-2 FC4-6 1-2f 2-3 3-H	
Gregg Jefferies, S (1, 3) OBP: 0.378, SLG: 0.504	4-0 1-2 2-3 2B BB		0-1 1B 1B		1-1 G6-3 1-2 2-3		1-1 G6-3 1-2 2-3 1B	0-1 L9	
Todd Zeile, R (1, 5) OBP: 0.314, SLG: 0.338	1-3 SAFE SAFE 1B		1-2 1B		3-1 HR		1-0 G6-3 1-2f 2-3 3-H		3-3 K
Mark Whiten, S (1, 9) OBP: 0.311, SLG: 0.364	0-3 K		1-3 K		1-0 G4-3		4-2 FC5-4 BB		0-0 BB HR 1B
Brian Jordan, R (1, 8) OBP: 0.259, SLG: 0.260	1-1 1-H 2-H 3-H 2B			0-0 P4		2-2 G5-3	0-1 FC5-4		4-2 HR BB
Luis Alicea, S (1, 4) OBP: 0.396, SLG: 0.410		0-3 SAFE SAFE K		1-3 K		3-2 G5-3		1-0 BB 1B FC4-6 1B	2-2 1-H 2-H HR
Erik Pappas, R (1, 2) OBP: 0.414, SLG: 0.398		3-1 P6		3-1 F7		1-2 1B		1-2 P2	0-1 F8
Rene Arocha, R (1, 1) OBP: 0.043, SLG: 0.043 Les Lancaster, R (5, PH) Rod Brewer, L (5, PH) Tom Urbani, L (6, PH) Omar Olivares, R (6, PH) Gerald Perry, L (8, PH) Mike Perez, R (9, PH) Tracy Woodson, R (9, PH) OBP: 0.229, SLG: 0.239		0-0 G3			0-2 G6-3 HR 2B		0-3 K	2-1 FC4-6 BB 1-2 1B	2-2 F8

Inning Stats	R: 2	H: 3	E: 0	LOB: 2	K: 2	S: 15	R: 0	H: 0	E: 0	LOB: 0	K: 1	S: 7	R: 0	H: 2	E: 0	LOB: 2	K: 1	S: 11	R: 3	H: 2	E: 0	LOB: 0	K: 0	S: 12	R: 0	H: 1	E: 0	LOB: 1	K: 1	S: 16	R: 1	H: 1	E: 0	LOB: 2	K: 0	S: 9	R: 1	H: 2	E: 0	LOB: 2	K: 0	S: 11	R: 3	H: 2	E: 0	LOB: 0	K: 1	S: 15	1B: 9	SF: 0	2B: 2	SAC: 0	3B: 0	DP: 1	HR: 2	HBP: 0	WP: 0	PA: 45
--------------	------	------	------	--------	------	-------	------	------	------	--------	------	------	------	------	------	--------	------	-------	------	------	------	--------	------	-------	------	------	------	--------	------	-------	------	------	------	--------	------	------	------	------	------	--------	------	-------	------	------	------	--------	------	-------	-------	-------	-------	--------	-------	-------	-------	--------	-------	--------

PITCHER	IP	WLS	BF	H	R	ER	SO	BB	IBB	HBP	BLK	WP	HR	S	P	ERA	WHIP
Ben Rivera, R (1, 1) ERA: 4.05	5.0		23	7	5	5	5	2	0	0	0	0	1	51	85	9.00	1.800
Mark Davis, L (6, 1) ERA: 3.9	1.2		9	2	1	1	1	3	0	0	0	0	0	23	43	5.40	3.000
Tim Mauser, R (7, 1) ERA: 7.84	0.2		5	2	1	1	0	1	0	0	0	0	0	8	16	13.50	4.500
David West, L (8, 1) ERA: 3.4	1.2		8	2	3	3	1	1	0	0	0	0	1	20	32	16.20	1.800

Batter	1	2	3	4	5	6	7	8	9	AB R H RBI BB SO LOB	TOP	
Lenny Dykstra, L (1, 8) OBP: 0.406, SLG: 0.436 Milt Thompson, L (7, 8) OBP: 0.333, SLG: 0.289	1-0 E 2B	2-1 L9			0-0 F8		3-1 BB 1B		0-0 G6-3	4 1 2 0 0 0 0 1 0 0 0 0 0 0	Philadelphia Phillies @ St. Louis Cardinals Busch Stadium, St. Louis, MO Wed Jun 30 1993, 7:05 PM CDT Att. 32,098 - Unknown - 90 F livebaseballscorecards.com AB 36 R 3 H 9 RBI 2 BB 2 SO 3 LOB 14	
Mariano Duncan, R (1, 6) OBP: 0.283, SLG: 0.390	1-0 E9 1B		1-2 G6-3		2-2 L7		0-0 BB 1B	0-1 G4-3	5 1 2 0 0 0 0			
John Kruk, L (1, 3) OBP: 0.473, SLG: 0.514 Tim Mauser, R (7, 1) Jeff Manto, R (9, PH) OBP: 0.077, SLG: 0.077	0-2 L8		2-1 G5-3		0-1 G4-3		4-2 BB	1-0 P6	3 0 0 1 1 0 1 0 0 0 0 0 0 0 1 0 0 0 0 0 0			
Dave Hollins, S (1, 5) OBP: 0.384, SLG: 0.482 Kim Batiste, R (7, 5) OBP: 0.300, SLG: 0.453	3-3 K 1-2		1-1 2B		1-3 K		0-0 G5-3		4 0 1 0 0 2 4 0 0 0 0 0 0 0			
Darren Daulton, L (1, 2) OBP: 0.392, SLG: 0.512 Todd Pratt, R (7, 2) OBP: 0.226, SLG: 0.367	4-2 1B BB		1-1 F8		2-1 P6		0-1 L6		2 0 0 0 1 0 1 1 0 0 0 0 0 0			
Pete Incaviglia, R (1, 7) OBP: 0.309, SLG: 0.550	1-2 1-3 2-H 1B			1-0 F9		1-1 G5-3		0-0 G6-3	4 0 1 1 0 0 0			
Ruben Amaro Jr, S (1, 9) OBP: 0.625, SLG: 1.000	2-0 F9			0-0 1B		1-2 FC3-6 1B	1-0 3B		4 0 3 0 0 0 2			
Mickey Morandini, L (1, 4) OBP: 0.292, SLG: 0.352		1-0 F9		0-1 SAFE P5		0-0 FC3-6 1B BB	2-0 HBP		3 1 0 0 0 0 2			
Tommy Greene, R (1, 1) OBP: 0.205, SLG: 0.250 Mark Davis, L (6, 1) OBP: 0.333, SLG: 0.333 Ricky Jordan, R (7, PH) OBP: 0.323, SLG: 0.404		0-3 K		1-2 G5-3		1-0 P3	0-2 L8		2 0 0 0 0 1 1 0 0 0 0 0 0 0 2 0 0 0 0 0 3			
Inning Stats	R: 2 H: 3 E: 1 LOB: 2 K: 1 BB: 1 S: 14 P: 26	R: 0 H: 0 E: 0 LOB: 0 K: 1 BB: 0 S: 7 P: 10	R: 0 H: 1 E: 0 LOB: 1 K: 0 BB: 0 S: 11 P: 16	R: 0 H: 1 E: 0 LOB: 1 K: 0 BB: 0 S: 7 P: 9	R: 0 H: 0 E: 0 LOB: 0 K: 1 BB: 0 S: 8 P: 10	R: 0 H: 0 E: 0 LOB: 0 K: 1 BB: 0 S: 7 P: 11	R: 1 H: 3 E: 0 LOB: 3 K: 0 BB: 1 S: 13 P: 22	R: 0 H: 1 E: 0 LOB: 2 K: 0 BB: 0 S: 7 P: 10	R: 0 H: 0 E: 0 LOB: 0 K: 0 BB: 0 S: 4 P: 5	1B: 6 SF: 0 2B: 2 SAC: 0 3B: 1 DP: 0 HR: 0 HBP: 1	WP: 0 PA: 39 PB: 0 SB: 1 CS: 0	
PITCHER Donovan Osborne, L (1, 1) ERA: 3.52 Lee Guetterman, L (7, 1) ERA:	IP WLS BF H R ER SO BB IBB HBP BLK WP HR S P ERA WHIP											PITCHER IP WLS BF H R ER SO BB IBB HBP BLK WP HR S P ERA WHIP
	6.2 W 29 8 3 3 3 1 0 0 0 0 0 0 62 95 4.05 1.350											

Batter	1	2	3	4	5	6	7	8	9	AB R H RBI BB SO LOB
Bernard Gilkey, R (1, 7) OBP: 0.381, SLG: 0.502	2-2 FC4-6 1B 1B		1-1 1B BB SF8 1B	1-2 FC6-4 1-2f		3-1 FC5 1B 1B	0-2 2B			5 1 4 0 0 0 1
Ozzie Smith, S (1, 6) OBP: 0.329, SLG: 0.359	2-1 FC4-6 1B 1-2 1B		4-0 SF8 1B 1-2 BB		0-2 G5-3	0-0 L8 FC5 1-2 HR 1B	1-2 F7			4 1 2 0 1 0 1
Gregg Jefferies, S (1, 3) OBP: 0.379, SLG: 0.500	2-1 FC4-6 G5-3 1-2f 2-3		2-1 1B 1-2 2-3		4-0 1B 2B BB	0-1 FC5 1-2 HR 2-3f	0-1 G1-3			4 2 1 0 1 0 5
Todd Zeile, R (1, 5) OBP: 0.312, SLG: 0.337	2-0 G5-3 1-2		0-0 SF8		1-1 2B 1-3 G6-3 1B	1-1 L8 2-3				4 1 1 1 0 1 4
Mark Whiten, S (1, 9) OBP: 0.313, SLG: 0.380	3-2 L7		3-3 K		1-1 G6-3 1-3 3B 2B	1-1 HR 1-H 3-H				4 2 2 4 0 1 4
Rod Brewer, L (7, 9) OBP: 0.297, SLG: 0.288			1-2 K		2-2 G6-3 2-3 3-H	1-2 3B				1 0 0 0 0 0 0
Brian Jordan, R (1, 8) OBP: 0.271, SLG: 0.309		1-0 1B	1-3 K		2-2 G6-3 2-3 3-H	1-2 3B				5 0 2 1 0 1 3
Luis Alicea, S (1, 4) OBP: 0.399, SLG: 0.403		2-3 SAFE			0-0 P5	4-2 3B BB				2 1 0 0 2 1 1
Tom Pagnozzi, R (1, 2) OBP: 0.280, SLG: 0.377		1-3 K			0-0 F9	1-2 WP 3B	0-0 F8			4 1 1 2 0 1 3
Donovan Osborne, S (1, 1) OBP: 0.235, SLG: 0.188		1-3 K			0-1 FC6-4 1B	1-3 K				3 0 1 0 0 2 1
Lee Guetterman, L (7, 1)							1-1 G4-3			1 0 0 0 0 0 0

Inning Stats	R: 0 E: 0 K: 0 S: 11	H: 2 LOB: 2 BB: 0 P: 22	R: 0 E: 0 K: 3 S: 12	H: 1 LOB: 1 BB: 0 P: 17	R: 1 E: 0 K: 2 S: 12	H: 2 LOB: 2 BB: 1 P: 23	R: 0 E: 0 K: 0 S: 7	H: 1 LOB: 1 BB: 0 P: 8	R: 5 E: 0 K: 1 S: 19	H: 3 LOB: 0 BB: 2 P: 33	R: 3 E: 0 K: 0 S: 15	H: 4 LOB: 2 BB: 1 P: 25	R: 0 E: 0 K: 0 S: 10	H: 1 LOB: 1 BB: 0 P: 12	R: 0 E: 0 K: 1 S: 8	H: 0 LOB: 0 BB: 0 P: 11
1B: 9 2B: 2 3B: 2 HR: 1	SF: 1 SAC: 0 DP: 0 HBP: 0	WP: 1 PB: 0 SB: 3 CS: 0	PA: 42													

PITCHER	IP	WLS	BF	H	R	ER	SO	BB	IBB	HBP	BLK	WP	HR	S	P	ERA	WHIP
Tommy Greene, R (1, 1) ERA: 3.34	5.0	L	27	9	6	6	6	3	0	0	0	1	0	61	103	10.80	2.400
Mark Davis, L (6, 1) ERA: 4.65	1.0		8	4	3	3	0	1	0	0	0	0	1	15	25	27.00	5.000
Tim Mauser, R (7, 1) ERA: 6.57	2.0		7	1	0	0	1	0	0	0	0	0	0	18	23	0.00	0.500

BOTTOM

Philadelphia Phillies @ St. Louis Cardinals
 Busch Stadium, St. Louis, MO
 Wed Jun 30 1993, 7:05 PM CDT
 Att: 32,098 - Unknown - 90 F

livebaseballscores.com

AB	37
R	9
H	14
RBI	8
BB	4
SO	7
LOB	23



Batter	1	2	3	4	5	6	7	8	9	AB R H RBI BB SO LOB	TOP	
Lenny Dykstra, L (1, 8) OBP: 0.405, SLG: 0.435 Ruben Amaro Jr, S (6, 8) OBP: 0.577, SLG: 0.955	2-1 L8		2-2 G4-3			1-1 FC5-4 1B	0-1 SF9		1-1 G6-3	3 0 1 0 0 0 0 1 0 0 1 0 0 0		
Milt Thompson, L (1, 7) OBP: 0.330, SLG: 0.306	0-0 G1-3		1-1 G1			0-1 FC5-4 1B	1-2 FC6		1-1 HR	5 2 1 1 0 0 2		
John Kruk, L (1, 3) OBP: 0.477, SLG: 0.518 Mitch Williams, L (8, 1) Pete Incaviglia, R (9, PH) OBP: 0.313, SLG: 0.557	0-0 1B			0-1 G5-3		0-0 PB 1B		2-2 2B 1B	1-2 2B	4 1 3 0 0 0 0 0 0 0 0 0 0 0 1 0 1 0 0 0 0		
Dave Hollins, S (1, 5) OBP: 0.387, SLG: 0.485 Jeff Manto, R (6, 5) OBP: 0.067, SLG: 0.067	0-0 1B			1-1 G4-3		2-2 PB 1B		1-2 P9	1-3 K2-3	3 0 2 1 0 0 0 2 0 0 0 0 1 2		
Darren Daulton, L (1, 2) OBP: 0.389, SLG: 0.508 Tim Mauser, R (4, 1) Ricky Jordan, R (8, PH) OBP: 0.333, SLG: 0.431	2-3 K			1-1 F7		1-3 K		0-0 1B 2B		2 0 0 0 0 1 2 1 0 0 0 0 1 2 1 1 1 0 0 0 0		
Jim Eisenreich, L (1, 9) OBP: 0.388, SLG: 0.504		3-1 L7			0-0 G4-3	0-0 G3		1-0 G1-3		4 0 0 0 0 0 5		
Mariano Duncan, R (1, 6) OBP: 0.284, SLG: 0.389 Kim Batiste, R (7, 6) OBP: 0.306, SLG: 0.458		0-0 F9			0-2 G4-3		0-0 1B G3 SF9 1B	1-0 1B		3 1 1 0 0 0 0 1 0 1 2 0 0 0		
Mickey Morandini, L (1, 4) OBP: 0.288, SLG: 0.346		0-0 G3-1			3-3 K		0-1 G3	0-1 P7		4 0 0 0 0 1 2		
Curt Schilling, R (1, 1) OBP: 0.189, SLG: 0.143 Mark Davis, L (3, 1) OBP: 0.333, SLG: 0.333 Todd Pratt, R (4, 2) OBP: 0.235, SLG: 0.364			1-2 G1-3			1-1 P9	0-0 FC6 1B		1-2 G6-3	1 0 0 0 0 0 0 0 0 0 0 0 0 0 3 0 1 0 0 0 0		
Inning Stats	R: 0 H: 2 E: 0 LOB: 2 K: 1 BB: 0 S: 8 P: 12	R: 0 H: 0 E: 0 LOB: 0 K: 0 BB: 0 S: 4 P: 7	R: 0 H: 0 E: 0 LOB: 0 K: 0 BB: 0 S: 9 P: 13	R: 0 H: 0 E: 0 LOB: 0 K: 0 BB: 0 S: 6 P: 8	R: 0 H: 0 E: 0 LOB: 0 K: 1 BB: 0 S: 11 P: 14	R: 1 H: 3 E: 0 LOB: 3 K: 1 BB: 0 S: 14 P: 19	R: 1 H: 2 E: 0 LOB: 1 K: 0 BB: 0 S: 9 P: 10	R: 2 H: 3 E: 0 LOB: 1 K: 1 BB: 0 S: 14 P: 19	R: 1 H: 2 E: 0 LOB: 1 K: 1 BB: 0 S: 14 P: 19	1B: 9 SF: 1 2B: 2 SAC: 0 3B: 0 DP: 0 HR: 1 HBP: 0	WP: 0 PA: 40 PB: 1 SB: 0 CS: 0	
PITCHER Bob Tewksbury, R (1, 1) ERA: 4.05 Les Lancaster, R (9, 1) ERA: 3.32	IP WLS BF H R ER SO BB IBB HBP BLK WP HR S P ERA WHIP	8.0 W 35 10 4 4 3 0 0 0 0 0 0 0 75 102 4.50 1.250	1.0 5 2 1 1 1 0 0 0 0 0 0 1 14 19 9.00 2.000	PITCHER IP WLS BF H R ER SO BB IBB HBP BLK WP HR S P ERA WHIP								

Philadelphia Phillies @ St. Louis Cardinals
 Busch Stadium, St. Louis, MO
 Thu Jul 01 1993, 3:33 AM CDT
 Att. 39,610 - Sunny - 85 F

livebaseballscorecards.com

AB	39
R	5
H	12
RBI	5
BB	0
SO	4
LOB	15



BOTTOM

Philadelphia Phillies @ St. Louis Cardinals
Busch Stadium, St. Louis, MO
Thu Jul 01 1993, 3:33 AM CDT
Att: 39,610 - Sunny - 85 F

livebaseballscorecards.com

AB	39
R	14
H	15
RBI	13
BB	3
SO	6
LOB	14



WP:	0	PA:	43
PB:	0	SB:	1
CS:	0		

AB	R	H	RBI	BB	SO	LOB	
4	3	4	0	1	0	0	
5	1	0	0	0	0	5	
0	0	0	0	0	0	0	
3	3	3	2	0	0	0	
2	0	0	0	0	1	1	
4	2	2	2	1	1	1	
4	2	2	5	0	0	0	
5	2	1	2	0	1	1	
4	1	1	0	1	1	1	
4	0	2	2	0	0	1	
4	0	0	0	0	2	4	
0	0	0	0	0	0	0	
1B:	10	SF:	1	WP:	0	PA:	43
2B:	4	SAC:	0	PB:	0		
3B:	1	DP:	1	SB:	1		
HR:	1	HBP:	0	CS:	0		

Batter	1	2	3	4	5	6	7	8	9
Bernard Gilkey, R (1, 7) OBP: 0.393, SLG: 0.515	2-1 1B 2B 1B	0-0 S 1B	4-2 E 1B BB	2-1 L1-6 2B			2-0 FC4-6 1B		
Ozzie Smith, S (1, 6) OBP: 0.324, SLG: 0.352	1-0 F8	0-1 F7	2-2 E3 BB 1B HR	0-0 L1-6			0-0 FC4-6		
José Oquendo, S (8, 6) OBP: 0.375, SLG: 0.255		1-2	1-3 2-H	2-3			1-2f		
Gregg Jefferies, S (1, 3) OBP: 0.365, SLG: 0.505	0-1 2B 1B	1-1 1B SF9 1B	1-0 HR BB 1B	0-2 G1-3			2-3 K		
Gerald Perry, L (4, 3) OBP: 0.415, SLG: 0.514		2-H	3-H						
Todd Zeile, R (1, 5) OBP: 0.317, SLG: 0.343	3-2 1B 3B 2B	1-0 1B	4-2 HR BB		0-0 F9		1-3 K		
Brian Jordan, R (1, 8) OBP: 0.281, SLG: 0.373	1-2 3B 1B	3-2 SF9	2-1 HR		1-2 G6-3		3-1 G5-3		
Luis Alicea, S (1, 4) OBP: 0.392, SLG: 0.411	2-2 1B 3B	0-1 G3	3-2 E6 BB 1B		2-3 K		0-2 G3		
Rod Brewer, L (1, 9) OBP: 0.304, SLG: 0.300	0-1 G4-3		E 2B				0-3 K		
Tom Pagnozzi, R (1, 2) OBP: 0.287, SLG: 0.381	3-2 1B		F7				0-0 G5-3		
Bob Tewksbury, R (1, 1) OBP: 0.237, SLG: 0.194	0-0 G4-3		G5-3				0-3 K		
Les Lancaster, R (9, 1)			K						

Inning	Stats	R	H	E	K	S	P	WLS	BF	H	R	ER	SO	BB	IBB	HBP	BLK	WP	HR	S	P	ERA	WHIP	
1	5	6	0	21	11	11	9	0	0	0	0	0	0	0	0	0	0	0	0	0	47	72	30.38	4.500
2	2	3	0	11	9	11	9	0	0	0	0	0	0	0	0	0	0	0	0	1	14	30	0.00	12.000
3	7	4	0	29	2	29	2	0	0	0	0	0	0	0	0	0	0	0	0	28	38	0.00	0.500	
4	0	1	0	6	0	6	0	0	0	0	0	0	0	0	0	0	0	0	0	9	12	0.00	0.000	
5	0	0	0	0	0	0	0	0	0	0	0	0	0	0	0	0	0	0	0	0	0	0.00	0.000	
6	0	0	0	0	0	0	0	0	0	0	0	0	0	0	0	0	0	0	0	0	0	0.00	0.000	
7	0	1	0	8	0	8	0	0	0	0	0	0	0	0	0	0	0	0	0	5	5	0.00	0.000	
8	0	0	0	0	0	0	0	0	0	0	0	0	0	0	0	0	0	0	0	0	0	0.00	0.000	
9	0	0	0	0	0	0	0	0	0	0	0	0	0	0	0	0	0	0	0	0	0	0.00	0.000	

PITCHER	IP	WLS	BF	H	R	ER	SO	BB	IBB	HBP	BLK	WP	HR	S	P	ERA	WHIP
Curt Schilling, R (1, 1) ERA: 3.93	2.2	L	21	11	11	9	0	0	1	0	0	0	0	14	30	0.00	12.000
Mark Davis, L (3, 1) ERA: 5.17	0.1		6	2	3	0	1	2	0	0	0	0	1	14	30	0.00	12.000
Tim Mauser, R (4, 1) ERA: 4.96	4.0		13	2	0	0	4	0	0	0	0	0	0	28	38	0.00	0.500
Mitch Williams, L (8, 1) ERA: 3.21	1.0		3	0	0	0	1	0	0	0	0	0	0	9	12	0.00	0.000

Batter	1	2	3	4	5	6	7	8	9	AB R H RBI BB SO LOB	TOP											
Bernard Gilkey, R (1, 7) OBP: 0.393, SLG: 0.510	0-0 F7		4-0 BB		0-0 F8		0-0 1B 1B		0-0 G5-4-3	4 0 1 0 1 0 2												
Luis Alicea, S (1, 4) OBP: 0.381, SLG: 0.398	0-3 K		0-0 F2		0-0 F9		0-3 K			4 0 0 0 0 2 4												
Gregg Jefferies, S (1, 3) OBP: 0.386, SLG: 0.505	0-0 G3-1			0-0 B5-3		0-0 S 2B 1B	0-0 FC6-4 1B			4 1 2 0 0 0 0												
Todd Zeile, R (1, 5) OBP: 0.316, SLG: 0.342		0-0 F9		0-0 WP 1B 1B		0-3 K	0-0 FC6-4			4 0 1 0 0 1 4												
Brian Jordan, R (1, 8) OBP: 0.309, SLG: 0.413		0-0 FC3-6 1B		0-0 WP 1B		0-0 2-H 2B		0-0 G3-1		4 0 3 1 0 0 0												
Rod Brewer, L (1, 9) OBP: 0.289, SLG: 0.284		0-0 FC3-6 1-2f		0-3 K		0-3 K		0-0 G3		4 0 0 0 0 2 4												
Tom Pagnozzi, R (1, 2) OBP: 0.278, SLG: 0.369		0-3 K		0-0 G4-3		0-0 F7		0-3 K		4 0 0 0 0 2 4												
José Oquendo, S (1, 6) OBP: 0.367, SLG: 0.240			0-0 G4-3		0-0 F7		4-0 1B 1B BB		0-0 L5	3 0 0 0 1 0 0												
Joe Magrane, R (1, 1) OBP: 0.129, SLG: 0.129			0-3 K		0-0 1B		0-3 K		0-0 G5-4-3 1B	1 0 0 0 0 0 1 0 1 0 1 0 0 0 0 0 0 0 0 0 0 0 0 0 1 0 0 0 0 0 1 1 0 0 0 0 0 0 0 0 0 0 0 0 0 0 0 0 1 0 1 0 0 0 0 0												
Tracy Woodson, R (5, PH) OBP: 0.245, SLG: 0.255																						
Les Lancaster, R (5, 1)																						
Geronimo Pena, S (7, PH) OBP: 0.340, SLG: 0.379																						
Lee Guetterman, L (7, 1)																						
Omar Olivares, R (8, 1)																						
Gerald Perry, L (9, PH) OBP: 0.200, SLG: 0.200																						
Gerald Perry, L (9, PH) OBP: 0.428, SLG: 0.528																						
Inning Stats	R: 0 E: 0 K: 1 S: 5	H: 0 LOB: 0 BB: 0 P: 5	R: 0 E: 0 K: 1 S: 6	H: 1 LOB: 1 BB: 0 P: 6	R: 0 E: 0 K: 1 S: 5	H: 0 LOB: 1 BB: 1 P: 9	R: 0 E: 0 K: 1 S: 7	H: 2 LOB: 2 BB: 0 P: 7	R: 0 E: 0 K: 0 S: 4	H: 1 LOB: 1 BB: 0 P: 4	R: 1 E: 0 K: 2 S: 9	H: 2 LOB: 1 BB: 0 P: 9	R: 0 E: 0 K: 2 S: 9	H: 2 LOB: 3 BB: 1 P: 13	R: 0 E: 0 K: 1 S: 5	H: 0 LOB: 0 BB: 0 P: 5	R: 0 E: 0 K: 0 S: 3	H: 1 LOB: 0 BB: 0 P: 3	1B: 8 2B: 1 3B: 0 HR: 0	SF: 0 SAC: 0 DP: 1 HBP: 0	WP: 1 PB: 0 SB: 1 CS: 0	PA: 37
PITCHER	IP WLS BF H R ER SO BB IBB HBP BLK WP HR S P ERA WHIP																					
Mark Portugal, R (1, 1) ERA: 3.28	7.0 W 31 8 1 1 8 2 0 0 0 1 0 45 53 1.29 1.429																					
Doug Jones, R (8, 1) ERA: 4.98	1.0 3 0 0 0 1 0 0 0 0 0 0 5 5 0.00 0.000																					
Tom Edens, R (9, 1) ERA: 3.52	1.0 3 1 0 0 0 0 0 0 0 0 0 3 3 0.00 1.000																					

St. Louis Cardinals @ Houston Astros
Astrodome, Houston, TX
Fri Jul 02 1993 8:05 PM EDT
Att. 35,582 - Dome

livebaseballscorecards.com

AB 35
R 1
H 9
RBI 1
BB 2
SO 9
LOB 19



Batter	1	2	3	4	5	6	7	8	9	AB	R	H	RBI	BB	SO	LOB
Craig Biggio, R OBP: 0.351, SLG: 0.464 (1, 4) X	0-0 F7 ①			4-0 5 1B BB	0-0 G6-3 ①		0-0 E1 5 S SF9			3	2	0	0	1	0	0
Luis Gonzalez, L OBP: 0.336, SLG: 0.423 (1, 7) X	0-0 F8 ②			0-0 5 1B FC5-4 1B	0-0 G1-3 ②		4-0 5 SF9 5 S FC6-2 BB			3	1	1	0	1	0	0
5 Jeff Bagwell, R OBP: 0.395, SLG: 0.524 (1, 3) X	0-0 G2-3 ③			0-0 FC5-4 1B	4-0 1B E BB		0-0 SF9 1-3 2-H			2	1	1	2	1	0	0
Ken Caminiti, S OBP: 0.288, SLG: 0.410 (1, 5) X		0-0 G6-3 ①		0-0 FC5-4 ① HR	0-0 E8 ① PB 1B		0-0 FC6-2 ②			4	1	1	1	0	0	2
Eric Anthony, L OBP: 0.339, SLG: 0.386 (1, 9) X		0-3 K ②		4-0 1-2 HR BB	4-0 2-3 BB		0-0 F9 ③			2	1	0	0	2	1	1
Andujar Cedeno, R OBP: 0.364, SLG: 0.449 (1, 6) X		0-0 F8 ③		0-0 P5 ②	0-3 K ③					4	0	0	0	0	1	4
Scott Servais, R OBP: 0.346, SLG: 0.507 (1, 2) X			0-0 G4-3 ①	0-0 1-H 2-H HR		0-3 K ①				4	1	1	3	0	1	0
Steve Finley, L OBP: 0.299, SLG: 0.314 (1, 8) X			0-0 G6-3 ②	0-0 1B		0-0 F8 ②				4	0	1	0	0	0	0
Mark Portugal, R OBP: 0.250, SLG: 0.310 (1, 1) X			0-0 G5-3 ③	0-0 F4 ③		0-0 G6-3 ③				3	0	0	0	0	0	1
Doug Jones, R (8, 1) X										0	0	0	0	0	0	0
Tom Edens, R (9, 1) X										0	0	0	0	0	0	0

Inning Stats	R: 0	H: 0	E: 0	LOB: 0	K: 0	S: 3	R: 0	H: 0	E: 0	LOB: 0	K: 1	S: 5	R: 0	H: 0	E: 0	LOB: 0	K: 0	S: 3	R: 5	H: 4	E: 0	LOB: 1	K: 0	S: 7	R: 1	H: 1	E: 1	LOB: 2	K: 1	S: 6	R: 0	H: 0	E: 0	LOB: 0	K: 1	S: 5	R: 1	H: 0	E: 1	LOB: 1	K: 0	S: 4	R: 0	H: 0	E: 0	LOB: 0	K: 0	S: 3	R: 0	H: 0	E: 0	LOB: 0	K: 0	S: 3	1B: 4	SF: 1	2B: 0	SAC: 0	3B: 0	DP: 0	HR: 1	HBP: 0	WP: 0	PA: 35
--------------	------	------	------	--------	------	------	------	------	------	--------	------	------	------	------	------	--------	------	------	------	------	------	--------	------	------	------	------	------	--------	------	------	------	------	------	--------	------	------	------	------	------	--------	------	------	------	------	------	--------	------	------	------	------	------	--------	------	------	-------	-------	-------	--------	-------	-------	-------	--------	-------	--------

PITCHER	IP	WLS	BF	H	R	ER	SO	BB	IBB	HBP	BLK	WP	HR	S	P	ERA	WHIP
Joe Magrane, L ERA: 3.77 (1, 1)	4.0	L	18	4	5	5	1	2	0	0	0	0	1	18	26	11.25	1.500
Les Lancaster, R ERA: 3.18 (5, 1)	2.0		9	1	1	0	2	2	0	0	0	0	0	11	19	0.00	1.500
Lee Guetterman, L ERA: (7, 1)	1.0		5	0	1	0	0	1	0	0	0	0	0	4	8	0.00	1.000
Omar Olivares, R ERA: 4.33 (8, 1)	1.0		3	0	0	0	0	0	0	0	0	0	0	3	3	0.00	0.000


BOTTOM

St. Louis Cardinals @ Houston Astros
Astrodome, Houston, TX

Fri Jul 02 1993, 8:05 PM EDT
Att. 35,582 - Dome

livebaseballscorecards.com

AB	29
R	7
H	5
RBI	6
BB	5
SO	3
LOB	8



Batter	1	2	3	4	5	6	7	8	9	AB R H RBI BB SO LOB	TOP											
Bernard Gilkey, R (1, 7) OBP: 0.387, SLG: 0.502	0-0 F8		0-0 G6-3		0-0 G4-3			0-0 F7		4 0 0 0 0 0 0	St. Louis Cardinals @ Houston Astros Astrodome, Houston, TX Sat Jul 03 1993, 8:05 PM EDT Att. 25,642 - Dome											
Ozzie Smith, S (1, 6) OBP: 0.323, SLG: 0.349	0-0 G1-3		0-0 G3-1			0-0 G4-3		4-0 BB		3 0 0 0 1 0 0												
Gregg Jefferies, S (1, 3) Rob Murphy, L (8, 1) OBP: 1.000, SLG: 1.000	0-0 E3 1B			0-0 F8		0-0 1B		0-0 G4-3		4 0 1 0 0 0 1 0 0 0 0 0 0 0												
Todd Zeile, R (1, 5) OBP: 0.318, SLG: 0.344	0-0 1-3 1B			0-0 F9		0-0 G4-6-3 1B			0-0 G1-3	4 0 2 0 0 0 0												
Mark Whiten, S (1, 9) José Oquendo, S (9, PR) OBP: 0.367, SLG: 0.240	0-0 G6-3			0-0 3B		0-0 G4-6-3 1-2f			0-0 1B	4 0 2 0 0 0 4 0 0 0 0 0 0 0												
Brian Jordan, R (1, 8) OBP: 0.306, SLG: 0.394		0-0 G6-3		1-0 HBP			0-3 K		0-3 K	3 0 0 0 0 2 1												
Geronimo Pena, S (1, 4) OBP: 0.338, SLG: 0.376		0-0 G4-6-3 1B		0-3 K			0-0 F9		0-0 F7	4 0 1 0 0 1 3												
Tom Pagnozzi, R (1, 2) OBP: 0.272, SLG: 0.360		0-0 G4-6-3 1-2f			0-3 K		0-3 K			3 0 0 0 0 2 1												
Rheal Cormier, L (1, 1) OBP: 0.200, SLG: 0.200 Omar Olivares, R (3, 1) OBP: 0.200, SLG: 0.200 Rod Brewer, L (5, PH) OBP: 0.286, SLG: 0.280 Les Lancaster, R (5, 1) Mike Perez, R (7, 1) Gerald Perry, L (8, PH) OBP: 0.419, SLG: 0.514 (8, 3)			0-0 G6-3		0-0 F7			0-0 G5-3		1 0 0 0 0 0 0 0 0 0 0 0 0 0 1 0 1 0 0 0 0 0 0												
Inning Stats	R: 0 E: 1 K: 0 S: 5	H: 1 LOB: 2 BB: 0 P: 5	R: 0 E: 0 K: 0 S: 3	H: 1 LOB: 0 BB: 0 P: 3	R: 0 E: 0 K: 0 S: 3	H: 0 LOB: 0 BB: 0 P: 3	R: 0 E: 0 K: 1 S: 6	H: 1 LOB: 2 BB: 0 P: 7	R: 0 E: 0 K: 1 S: 5	H: 0 LOB: 0 BB: 0 P: 5	R: 0 E: 0 K: 0 S: 4	H: 2 LOB: 1 BB: 0 P: 4	R: 0 E: 0 K: 2 S: 7	H: 0 LOB: 0 BB: 0 P: 7	R: 0 E: 0 K: 0 S: 3	H: 0 LOB: 1 BB: 1 P: 7	R: 0 E: 0 K: 1 S: 6	H: 1 LOB: 1 BB: 0 P: 6	1B: 5 2B: 0 3B: 1 HR: 0	SF: 0 SAC: 0 DP: 2 HBP: 1	WP: 0 PB: 0 SB: 0 CS: 0	PA: 34
PITCHER Darryl Kile, R (1, 1) ERA: 1.99	IP: 9.0 WLS: W BF: 34 H: 6 R: 0 ER: 0 SO: 5 BB: 1 IBB: 0 HBP: 1 BLK: 0 WP: 0 HR: 0 S: 42 P: 47 ERA: 0.00 WHIP: 0.778											PITCHER	IP: WLS: BF: H: R: ER: SO: BB: IBB: HBP: BLK: WP: HR: S: P: ERA: WHIP:									

livebaseballscorecards.com

AB	32
R	0
H	6
RBI	0
BB	1
SO	5
LOB	10



Batter	1	2	3	4	5	6	7	8	9	AB R H RBI BB SO LOB	TOP												
Geronimo Pena, S (1, 4) OBP: 0.332, SLG: 0.368	1-3 			0-1 	1-0 			0-2 		4 0 0 0 0 1 2													
Ozzie Smith, S (1, 6) OBP: 0.318, SLG: 0.344	0-0 			0-1 		2-2 		0-0 		4 0 0 0 0 0 1													
Lee Smith, R (8, 1)								1-2f 		0 0 0 0 0 0 0													
Gregg Jefferies, S (1, 3) OBP: 0.380, SLG: 0.495	1-2 			1-3 		0-0 		2-2 		4 0 0 0 0 1 1													
Todd Zeile, R (1, 5) OBP: 0.321, SLG: 0.346		2-3 			1-1 	1-0 			1-1 	4 2 2 0 0 1 0													
Bernard Gilkey, R (1, 7) OBP: 0.385, SLG: 0.498		1-3 			0-0 		1-3 		1-1 	4 1 1 0 0 2 1													
Brian Jordan, R (1, 8) OBP: 0.303, SLG: 0.414		2-3 			0-0 		1-2 		1-3 	4 1 1 2 0 2 1													
Rod Brewer, L (1, 9) OBP: 0.307, SLG: 0.316			2-3 		0-1 		0-0 		2-2 	4 0 3 2 0 1 0													
Tom Pagnozzi, R (1, 2) OBP: 0.266, SLG: 0.352			1-1 		0-1 		1-0 		1-0 	3 0 0 0 0 0 2													
Erik Pappas, R (8, 2) OBP: 0.410, SLG: 0.394									1-2f 	1 0 0 0 0 0 1													
Rene Arocha, R (1, 1) OBP: 0.042, SLG: 0.042			0-0 		3-3 			0-0 		1 0 0 0 0 0 0													
Gerald Perry, L (5, PH) OBP: 0.409, SLG: 0.500										1 0 0 0 0 1 1													
Lee Guetterman, L (5, 1)										0 0 0 0 0 0 0													
Mike Perez, R (7, 1)										0 0 0 0 0 0 0													
José Oquendo, S (8, PH) OBP: 0.377, SLG: 0.255										1 0 1 0 0 0 0													
Inning Stats	R: 0 E: 0 K: 1 S: 7	H: 0 LOB: 0 BB: 0 P: 9	R: 0 E: 0 K: 3 S: 9	H: 0 LOB: 0 BB: 0 P: 14	R: 0 E: 0 K: 1 S: 7	H: 0 LOB: 0 BB: 0 P: 10	R: 0 E: 0 K: 1 S: 7	H: 0 LOB: 0 BB: 0 P: 8	R: 3 E: 0 K: 1 S: 13	H: 4 LOB: 1 BB: 0 P: 18	R: 0 E: 0 K: 0 S: 6	H: 0 LOB: 0 BB: 0 P: 9	R: 0 E: 0 K: 1 S: 9	H: 1 LOB: 1 BB: 0 P: 12	R: 0 E: 0 K: 0 S: 10	H: 1 LOB: 1 BB: 0 P: 12	R: 1 E: 0 K: 1 S: 11	H: 2 LOB: 1 BB: 0 P: 17	1B: 6 2B: 1 3B: 1 HR: 0	SF: 0 SAC: 0 DP: 0 HBP: 0	WP: 1 PB: 0 SB: 0 CS: 0	PA: 35	
PITCHER Doug Drabek, R (1, 1) ERA: 3.34	IP 9.0	WLS W	BF 35	H 8	R 4	ER 4	SO 9	BB 0	IBB 0	HBP 0	BLK 0	WP 1	HR 0	S 79	P 109	ERA 4.00	WHIP 0.889						PITCHER IP WLS BF H R ER SO BB IBB HBP BLK WP HR S P ERA WHIP

St. Louis Cardinals @ Houston Astros
Astrodome, Houston, TX
Sun Jul 04 1993, 4:33 AM EDT
Att. 24,737 - Dome

livebaseballscorecards.com

AB	35
R	4
H	8
RBI	4
BB	0
SO	9
LOB	10



Batter	1	2	3	4	5	6	7	8	9
Casey Candaele, S OBP: 0.328, SLG: 0.345 (1, 4)	2-2 G6-3 1B	2-3 K			0-1 E 2B		3-1 1B	1-2 F9	
Luis Gonzalez, L OBP: 0.337, SLG: 0.422 (1, 7)	3-1 1B		1-1 G4-3		2-2 E9 SF8 1B		0-0 P7		
5 Jeff Bagwell, R OBP: 0.392, SLG: 0.517 (1, 3)	3-2 G5-3 1-2		0-1 G6-3		0-0 G6-3		3-0 L6 1-2		
Ken Caminiti, S OBP: 0.300, SLG: 0.416 Chris Donnels, L OBP: 0.269, SLG: 0.293 (1, 5) (8, 5)	2-2 1B		4-1 2B BB		0-1 SF8		4-0 1B 2B IBB		
Eric Anthony, L OBP: 0.340, SLG: 0.401 (1, 9)	2-2 G4-3		0-0 2B		3-H 1-2 F9		0-0 2B 1-3 2-H 1B		
Andujar Cedeno, R OBP: 0.368, SLG: 0.458 (1, 6)		0-0 HR 1B		2-3 K		1-2 FC4-6 1B	0-1 2B		
Eddie Taubensee, L OBP: 0.319, SLG: 0.411 (1, 2)		0-0 HR		1-1 HR		3-1 FC4-6 1-2f	3-1 G4-3		
Steve Finley, L OBP: 0.306, SLG: 0.335 (1, 8)		1-0 1B		2-0 1B		0-1 F9	1-2 P6		
Doug Drabek, R OBP: 0.098, SLG: 0.195 (1, 1)		2-2 G1-6-3 1-2f		1-3 K		0-0 G1-3	0-3 K		

AB	R	H	RBI	BB	SO	LOB
5	2	2	0	0	1	0
4	2	2	0	0	0	1
4	0	0	0	0	0	3
1	2	1	2	2	0	0
0	0	0	0	0	0	0
4	0	2	2	0	0	1
4	1	3	1	0	1	0
4	2	2	3	0	0	3
4	0	2	0	0	0	1
4	0	0	0	0	2	3

BOTTOM

St. Louis Cardinals @ Houston Astros
Astrodome, Houston, TX
Sun Jul 04 1993, 4:33 AM EDT
Att. 24,737 - Dome

livebaseballscorecards.com

AB	34
R	9
H	14
RBI	8
BB	2
SO	4
LOB	12



1B: 9	SF: 1
2B: 3	SAC: 0
3B: 0	DP: 1
HR: 2	HBP: 0

WP: 0	PA: 37
PB: 0	
SB: 2	
CS: 1	

Inning Stats	R: 1	H: 2	E: 0	K: 0	S: 19	LOB: 1	BB: 0	P: 31
Rene Arocha, R ERA: 3.66 (1, 1)	IP: 4.0	WLS: 1	BF: 18	H: 8	R: 5	ER: 5	SO: 3	BB: 1
Lee Guetterman, L ERA: 4.5 (5, 1)	IP: 2.2	WLS: 0	BF: 14	H: 5	R: 4	ER: 3	SO: 0	BB: 1
Mike Perez, R ERA: 2.28 (7, 1)	IP: 0.1	WLS: 0	BF: 2	H: 1	R: 0	ER: 0	SO: 0	BB: 0
Lee Smith, R ERA: 3.51 (8, 1)	IP: 1.0	WLS: 0	BF: 3	H: 0	R: 0	ER: 0	SO: 1	BB: 0

PITCHER	IP	WLS	BF	H	R	ER	SO	BB	IBB	HBP	BLK	WP	HR	S	P	ERA	WHIP
Rene Arocha, R ERA: 3.66 (1, 1)	4.0	1	18	8	5	5	3	1	0	0	0	0	2	44	72	11.25	2.250
Lee Guetterman, L ERA: 4.5 (5, 1)	2.2	0	14	5	4	3	0	0	1	0	0	0	0	25	41	10.12	1.875
Mike Perez, R ERA: 2.28 (7, 1)	0.1	0	2	1	0	0	0	0	0	0	0	0	0	4	7	0.00	3.000
Lee Smith, R ERA: 3.51 (8, 1)	1.0	0	3	0	0	0	1	0	0	0	0	0	0	10	12	0.00	0.000

Batter	1	2	3	4	5	6	7	8	9	AB	R	H	RBI	BB	SO	LOB	TOP										
Geronimo Pena, S (1, 4) <small>OBP: 0.333, SLG: 0.368</small> José Oquendo, S (8, 4) <small>OBP: 0.377, SLG: 0.255</small>	3-2 G5-3	1-0 SF7		1-2 CS 1B		1-3 K		2-2 1B HBP		3	1	1	1	0	1	0											
Ozzie Smith, S (1, 6) <small>OBP: 0.320, SLG: 0.345</small>	1-2 HR 1B	1-0 E6		2-0 F8		0-0 G5-3		1-0 1B		5	1	2	1	0	0	2											
Gregg Jefferies, S (1, 3) <small>OBP: 0.383, SLG: 0.510</small> Rod Brewer, L (9, 3) <small>OBP: 0.307, SLG: 0.316</small>	1-1 HR	1-2 F7		2-2 CS 1-2	2-2 P3 1B 2B	2-2 G3-1		0-0 1B		5	2	3	3	0	0	2											
Todd Zeile, R (1, 5) <small>OBP: 0.319, SLG: 0.351</small>	0-1 1B 3B		2-3 K		0-0 P5		0-0 G6-3	0-3 K		5	1	1	0	0	2	3											
Bernard Gilkey, R (1, 7) <small>OBP: 0.389, SLG: 0.498</small>	1-2 CS 1B		2-2 S 1B		0-0 P3		0-0 L9	4-0 HR BB		4	1	2	1	1	0	1											
Brian Jordan, R (1, 8) <small>OBP: 0.309, SLG: 0.446</small>	2-2 G6-3		1-0 P3		4-2 1B BB		3-2 G6-3	2-2 HR		4	2	1	2	1	0	2											
Erik Pappas, R (1, 9) <small>OBP: 0.418, SLG: 0.392</small>		4-2 2B SF7 BB	1-2 BB		3-2 1B		2-2 F8	1-2 F8		3	1	1	1	2	0	0											
Tom Pagnozzi, R (1, 2) <small>OBP: 0.278, SLG: 0.368</small>		1-2 E 2B	2-1 P4		1-2 1B		0-0 SH2-4 1B	0-0 F9		5	1	3	1	0	0	2											
Donovan Osborne, S (1, 1) <small>OBP: 0.216, SLG: 0.171</small> Mike Perez, R (7, 1) Rob Murphy, L (7, 1) <small>OBP: 0.500, SLG: 0.500</small> Lee Smith, R (9, 1)		1-1 F9		2-1 G6-3	0-0 P2		0-0 SH2-4	0-3 K		3	0	0	0	0	0	4											
Inning Stats	R: 3 E: 0 K: 0 S: 20	H: 4 LOB: 0 BB: 0 P: 28	R: 1 E: 1 K: 0 S: 15	H: 1 LOB: 2 BB: 1 P: 24	R: 0 E: 0 K: 1 S: 12	H: 1 LOB: 2 BB: 1 P: 23	R: 0 E: 0 K: 0 S: 9	H: 1 LOB: 0 BB: 0 P: 15	R: 2 E: 0 K: 0 S: 14	H: 3 LOB: 2 BB: 1 P: 24	R: 0 E: 0 K: 1 S: 8	H: 0 LOB: 0 BB: 0 P: 11	R: 0 E: 0 K: 0 S: 5	H: 0 LOB: 0 BB: 0 P: 8	R: 2 E: 0 K: 1 S: 19	H: 3 LOB: 2 BB: 0 P: 24	R: 2 E: 0 K: 1 S: 12	H: 1 LOB: 0 BB: 1 P: 19	1B: 9 2B: 2 3B: 1 HR: 2	SF: 1 SAC: 1 DP: 0 HBP: 1	WP: 0 PB: 0 SB: 1 CS: 2	PA: 46					
PITCHER	IP	WLS	BF	H	R	ER	SO	BB	IBB	HBP	BLK	WP	HR	S	P	ERA	WHIP										
Greg Swindell, L (1, 1) <small>ERA: 4.95</small>	5.0	L	27	10	6	6	1	3	0	0	0	0	1	70	114	10.80	2.600										
Tom Edens, R (6, 1) <small>ERA: 3.12</small>	2.0		6	0	0	0	1	0	0	0	0	0	0	13	19	0.00	0.000										
Doug Jones, R (8, 1) <small>ERA: 5.63</small>	1.0		9	4	4	4	1	1	0	1	0	0	1	24	35	36.00	5.000										
Brian Williams, R (9, 1) <small>ERA: 4.53</small>	1.0		3	0	0	0	1	0	0	0	0	0	0	7	8	0.00	0.000										

St. Louis Cardinals @ Houston Astros
 Astrodome, Houston, TX
 Mon Jul 05 1993, 4:33 AM EDT
 Att. 19,959 - Dome

livebaseballscorecards.com

AB 38
R 10
H 14
RBI 10
BB 4
SO 4
LOB 16



BOTTOM

St. Louis Cardinals @ Houston Astros
Astrodome, Houston, TX

Mon Jul 05 1993, 4:33 AM EDT
Att. 19,959 - Dome

livebaseballscorecards.com

AB	37
R	4
H	10
RBI	4
BB	2
SO	1
LOB	17



WP:	0	PA:	40
PB:	0		
SB:	0		
CS:	0		

AB R H RBI BB SO LOB

5	0	2	0	0	0	0
5	0	0	0	0	1	4
4	1	1	1	1	0	0
4	1	0	0	1	0	3
4	0	2	0	0	0	1
3	1	1	0	0	0	1
4	1	2	2	0	0	3
4	0	0	0	0	0	4
1	0	0	0	0	0	1
1	0	0	0	0	0	0
0	0	0	0	0	0	0
1	0	1	1	0	0	0
0	0	0	0	0	0	0
0	0	0	0	0	0	0
1	0	1	0	0	0	0

1B:	7	SF:	0
2B:	2	SAC:	0
3B:	0	DP:	0
HR:	1	HBP:	1

Batter	1	2	3	4	5	6	7	8	9
Craig Biggio, R OBP: 0.356, SLG: 0.465 (1, 4)	1-2 F7		1-2 P9		1-1 F9		0-0 1B		2-1 5 BB 1B
Kevin Bass, S OBP: 0.275, SLG: 0.340 (1, 7)	0-0 P9		0-0 F8		3-2 G1-3		3-3 K		3-2 F9
5 Jeff Bagwell, R OBP: 0.392, SLG: 0.523 (1, 3)	0-0 F8		0-0 F8			1-1 F9		0-0 HR	4-2 1B 2-3 BB
Ken Caminiti, S OBP: 0.298, SLG: 0.411 (1, 5)		4-0 2B 1B BB		0-1 F8		0-0 G1-3		1-0 P6	2-0 P6
Eric Anthony, L OBP: 0.342, SLG: 0.402 (1, 9)		2-2 P6		0-0 G1-3 HBP 1B		0-0 G4-3		1-2 1B	
Andujar Cedeno, R OBP: 0.370, SLG: 0.461 (1, 6)		3-2 SAFE 1B 2B		2-2 G1-3 HBP		1-0 F9		2-1 F7	
Scott Servais, R OBP: 0.341, SLG: 0.500 (1, 2)		0-1 2-H 3-H 1B		1-1 G1-3		2-1 G4-3 1B 2B		1-1 G4-3	
Steve Finley, L OBP: 0.302, SLG: 0.329 (1, 8)		1-1 F9		3-2 G3		1-0 G4-3			0-1 P6
Greg Swindell, L OBP: 0.176, SLG: 0.206 (1, 1)		0-1 F8			2-2 G6-3		0-1 1B 1B		1-1 5 BB 1B 1B
Casey Candaele, S OBP: 0.323, SLG: 0.339 (5, PH)									
Tom Edens, R (6, 1)									
Chris James, R OBP: 0.341, SLG: 0.513 (7, PH)									
Doug Jones, R (8, 1)									
Brian Williams, R (9, 1)									
Jose Uribe, S OBP: 0.345, SLG: 0.240 (9, PH)									

Inning Stats	R: 0 E: 0 K: 5	H: 0 LOB: 0 BB: 0 P: 6	R: 2 E: 0 K: 13	H: 2 LOB: 1 BB: 1 P: 23	R: 0 E: 0 K: 5	H: 0 LOB: 0 BB: 0 P: 6	R: 0 E: 0 K: 12	H: 1 LOB: 2 BB: 0 P: 18	R: 0 E: 0 K: 10	H: 0 LOB: 0 BB: 0 P: 16	R: 0 E: 0 K: 4	H: 0 LOB: 0 BB: 0 P: 5	R: 1 E: 0 K: 9	H: 2 LOB: 1 BB: 0 P: 14	R: 0 E: 0 K: 14	H: 2 LOB: 3 BB: 1 P: 26	1B: 7 2B: 2 3B: 0 HR: 1	SF: 0 SAC: 0 DP: 0 HBP: 1
---------------------	----------------------	---------------------------------	-----------------------	----------------------------------	----------------------	---------------------------------	-----------------------	----------------------------------	-----------------------	----------------------------------	----------------------	---------------------------------	----------------------	----------------------------------	-----------------------	----------------------------------	----------------------------------	------------------------------------

PITCHER	IP	WLS	BF	H	R	ER	SO	BB	IBB	HBP	BLK	WP	HR	S	P	ERA	WHIP
Donovan Osborne, L ERA: 3.55 (1, 1)	6.2		27	5	3	3	0	1	0	1	0	0	0	55	84	4.05	0.900
Mike Perez, R ERA: 2.28 (7, 1)	0.0		1	1	0	0	0	0	0	0	0	0	0	1	1	∞	∞
Rob Murphy, L ERA: 3.15 (7, 1)	2.0		11	4	1	1	1	1	0	0	0	0	1	26	44	4.50	2.500
Lee Smith, R ERA: 3.48 (9, 1)	0.1		1	0	0	0	0	0	0	0	0	0	0	1	3	0.00	0.000

WP:	0	PA:	40
PB:	0		
SB:	0		
CS:	0		

Batter	1	2	3	4	5	6	7	8	9	AB R H RBI BB SO LOB	TOP												
Otis Nixon, S (1, 8) <small>OBP: 0.332, SLG: 0.281</small>	0-0 F8		1-1 FC4-6			1-2 1B		1-2 E	1-0 F9	5 1 2 1 0 0 2													
Jeff Blauser, R (1, 6) <small>OBP: 0.421, SLG: 0.427</small>	0-0 G4-3			1-0 G1-3		1-1 1B		1-0 F7		4 0 1 0 0 0 2													
Terry Pendleton, S (1, 5) <small>OBP: 0.293, SLG: 0.352</small>	2-2 G4-3			2-2 G4-3		1-1 G6-4-3		2-2 E8		4 0 1 1 0 0 2													
David Justice, L (1, 9) <small>OBP: 0.321, SLG: 0.461</small>		1-1 G4-3		3-2 G6-3			2-0 P5	4-0 IBB		3 0 0 0 1 0 0													
Ron Gant, R (1, 7) <small>OBP: 0.336, SLG: 0.530</small>		1-1 G6-3			1-1 G5-3		2-2 HR	0-3 K		4 1 1 0 0 1 2													
Sid Bream, L (1, 3) <small>OBP: 0.320, SLG: 0.413</small>		0-1 L1			0-0 F9		2-1 HR	0-0 L9		4 1 1 2 0 0 2													
Damon Berryhill, S (1, 2) <small>OBP: 0.301, SLG: 0.463</small>			0-0 F8		1-2 2B		1-3 K		1-3 K	4 0 1 0 0 2 0													
Mark Lemke, S (1, 4) <small>OBP: 0.348, SLG: 0.402</small> Steve Bedrosian, R (7, 1) <small>OBP: 0.354, SLG: 0.475</small> Bill Pecota, R (8, 4) <small>OBP: 0.314, SLG: 0.303</small>			1-1 P6		1-1 G1-3		2-1 F8		1-2 E7	3 0 0 0 0 0 1 0 0 0 0 0 0 0 1 0 1 0 0 0 0													
Tom Glavine, L (1, 1) <small>OBP: 0.222, SLG: 0.167</small> Kent Mercker, L (4, 1) <small>OBP: 0.324, SLG: 0.475</small> Rafael Bellard, R (7, 4) <small>OBP: 0.354, SLG: 0.475</small> Francisco Cabrera, R (8, PH) <small>OBP: 0.302, SLG: 0.422</small> Deion Sanders, L (8, PR) <small>OBP: 0.302, SLG: 0.422</small> Greg McMichael, R (8, 1) <small>OBP: 0.156, SLG: 0.200</small> Brian Hunter, R (9, PH) <small>OBP: 0.156, SLG: 0.200</small> Mike Stanton, L (9, 1)			0-0 FC4-6		0-1 G3		2-1 2B	2-3 K	1 0 1 0 0 0 0 1 0 0 0 0 0 0 0 0 0 0 0 0 0 1 0 1 0 0 0 0 0 0 1 0 0 0 0 0 0 0 0 0 0 0 1 0 0 0 0 1 1 0 0 0 0 0 0 0														
Inning Stats	R: 0 E: 0 K: 0 S: 6	H: 0 LOB: 0 BB: 0 P: 8	R: 0 E: 0 K: 0 S: 6	H: 0 LOB: 0 BB: 0 P: 8	R: 0 E: 0 K: 0 S: 8	H: 0 LOB: 0 BB: 0 P: 14	R: 0 E: 0 K: 0 S: 8	H: 1 LOB: 1 BB: 0 P: 11	R: 0 E: 0 K: 0 S: 9	H: 2 LOB: 1 BB: 0 P: 12	R: 2 E: 0 K: 1 S: 12	H: 2 LOB: 0 BB: 0 P: 21	R: 2 E: 1 K: 2 S: 16	H: 3 LOB: 2 BB: 1 P: 27	R: 0 E: 1 K: 2 S: 11	H: 1 LOB: 1 BB: 0 P: 16	1B: 6 2B: 3 3B: 0 HR: 1	SF: 0 SAC: 0 DP: 1 HBP: 0	WP: 0 PB: 0 SB: 0 CS: 0	PA: 37			
PITCHER	Bob Tewksbury, R (1, 1) <small>ERA: 3.83</small>	Omar Olivares, R (7, 1) <small>ERA: 4.98</small>	Les Lancaster, R (8, 1) <small>ERA: 2.98</small>	Lee Guetterman, L (9, 1) <small>ERA: 3.86</small>	PITCHER	IP	WLS	BF	H	R	ER	SO	BB	IBB	HBP	BLK	WP	HR	S	P	ERA	WHIP	
6.0	7	5	4	4	0	1	0	0	0	0	0	0	0	0	0	0	0	0	1	18	31	36.00	4.000
1.0	5	1	0	0	1	0	0	0	0	0	0	1	0	0	0	0	0	0	10	17	0.00	1.000	
1.0	W	4	1	0	0	2	0	0	0	0	0	0	0	0	0	0	0	0	0	11	16	0.00	1.000

Atlanta Braves @ St. Louis Cardinals
 Busch Stadium, St. Louis, MO
 Tue Jul 06 1993, 7:05 PM CDT
 Att. 30,410 - Unknown - 74 F

livebaseballscorecards.com

AB	36
R	4
H	10
RBI	4
BB	1
SO	4
LOB	12



Batter	1	2	3	4	5	6	7	8	9	AB R H RBI BB SO LOB	TOP
Otis Nixon, S (1, 8) <small>OBP: 0.327, SLG: 0.276</small>	1-0 		2-0 		1-0 		2-1 		4 0 0 0 0 0 1		
Jeff Blauser, R (1, 6) <small>OBP: 0.416, SLG: 0.421</small>	1-1 		2-2 		1-0 		3-3 		4 0 0 0 0 1 0		
Terry Pendleton, S (1, 5) <small>OBP: 0.292, SLG: 0.351</small>	2-1 		1-1 		2-1 		1-1 		4 0 1 0 0 0 0		
Ron Gant, R (1, 7) <small>OBP: 0.338, SLG: 0.528</small>	3-2 			4-2 		0-0 		2-2 		3 1 1 0 1 0 0	
David Justice, L (1, 9) <small>OBP: 0.320, SLG: 0.456</small>	0-0 			0-1 		4-2 		2-2 		3 0 0 0 1 0 3	
Brian Hunter, R (1, 3) <small>OBP: 0.164, SLG: 0.222</small> Sid Bream, L (9, PH) <small>OBP: 0.319, SLG: 0.412</small>			1-2 	2-2 		1-2 		1-3 		3 0 1 1 0 0 1 1 0 0 0 0 1 0	
Damon Berryhill, S (1, 2) <small>OBP: 0.300, SLG: 0.464</small>			0-0 	3-3 		0-0 		2-3 		4 0 1 0 0 2 1	
Mark Lemke, S (1, 4) <small>OBP: 0.348, SLG: 0.401</small>			3-2 	0-1 		2-1 				3 0 1 0 0 0 2	
Greg Maddux, R (1, 1) <small>OBP: 0.217, SLG: 0.222</small>			1-3 	1-2 		1-1 				3 0 0 0 0 1 2	
Inning Stats	R: 0 H: 2 E: 0 LOB: 2 K: 0 BB: 0 S: 10 P: 17	R: 0 H: 1 E: 0 LOB: 1 K: 1 BB: 0 S: 10 P: 15	R: 0 H: 0 E: 0 LOB: 0 K: 0 BB: 0 S: 6 P: 11	R: 1 H: 1 E: 0 LOB: 1 K: 1 BB: 1 S: 14 P: 23	R: 0 H: 0 E: 0 LOB: 0 K: 0 BB: 0 S: 5 P: 8	R: 0 H: 0 E: 0 LOB: 1 K: 0 BB: 1 S: 12 P: 19	R: 0 H: 1 E: 0 LOB: 1 K: 0 BB: 0 S: 7 P: 12	R: 0 H: 0 E: 0 LOB: 0 K: 1 BB: 0 S: 17 P: 23	R: 0 H: 0 E: 0 LOB: 0 K: 2 BB: 0 S: 9 P: 14	1B: 3 SF: 0 2B: 2 SAC: 0 3B: 0 DP: 0 HR: 0 HBP: 0	WP: 1 PA: 34 PB: 0 SB: 1 CS: 0
PITCHER Joe Magrane, L (1, 1) <small>ERA: 3.61</small> Rob Murphy, L (8, 1) <small>ERA: 3.09</small> Lee Smith, R (8, 1) <small>ERA: 3.34</small>	IP WLS BF H R ER SO BB IBB HBP BLK WP HR S P ERA WHIP 7.0 W 28 5 1 1 2 2 0 0 0 1 0 64 105 1.29 1.000 0.2 2 0 0 0 1 0 0 0 0 0 0 14 18 0.00 0.000 1.1 S 4 0 0 0 2 0 0 0 0 0 0 0 12 19 0.00 0.000	PITCHER IP WLS BF H R ER SO BB IBB HBP BLK WP HR S P ERA WHIP									

Atlanta Braves @ St. Louis Cardinals
 Busch Stadium, St. Louis, MO
 Wed Jul 07 1993, 7:05 PM CDT
 Att. 32,320 - Unknown - 77 F

livebaseballscorecards.com

AB	32
R	1
H	5
RBI	1
BB	2
SO	5
LOB	10



Batter	1	2	3	4	5	6	7	8	9
Luis Alicea, S OBP: 0.385, SLG: 0.401 (1, 4) José Oquendo, S OBP: 0.377, SLG: 0.255 (9, 4)	0-2 SH1-3 WP 1B		1-0 G1-3		2-2 1B		3-1 L3-6		
Ozzie Smith, S OBP: 0.322, SLG: 0.353 (1, 6)	2-0 SH1-3 1-3		3-2 E1 1B SF9 1B		0-2 F7			1-2 G5-3	
Gregg Jefferies, S OBP: 0.391, SLG: 0.521 (1, 3)	1-2 G6-3		1-2 1B S SF8 1B 2-3		4-0 S BB			0-0 P6	
Todd Zeile, R OBP: 0.325, SLG: 0.357 (1, 5)	2-3 K		1-1 SF9		2-2 F8 1-2			1-1 2B 2B	
Bernard Gilkey, R OBP: 0.392, SLG: 0.502 (1, 7)		0-0 G6-3	2-1 1B CS 1B		2-1 1B			0-1 2B	
Brian Jordan, R OBP: 0.281, SLG: 0.407 (1, 8)		1-3 K	1-0 SF8		2-3 K			1-1 L7	
Erik Pappas, R OBP: 0.403, SLG: 0.385 (1, 9) Rod Brewer, L OBP: 0.315, SLG: 0.317 (9, 9)		2-3 K	1-0 CS 1-2		0-1 G6-3				
Tom Pagnozzi, R OBP: 0.279, SLG: 0.368 (1, 2)			1-1 F9		0-0 F9		2-2 L3-6 S 1B		
Joe Magrane, R OBP: 0.147, SLG: 0.152 (1, 1) Gerald Perry, L OBP: 0.400, SLG: 0.487 (7, PH) Rob Murphy, L OBP: 0.500, SLG: 0.500 (8, 1) Lee Smith, R (8, 1)			1-3 K		0-0 1B 1B		2-3 K 1-2		

Inning Stats	R: 0	H: 1	E: 0	K: 1	S: 10	R: 0	H: 0	E: 0	K: 2	S: 7	R: 0	H: 0	E: 0	K: 1	S: 8	R: 2	H: 3	E: 1	K: 0	S: 12	R: 0	H: 2	E: 0	K: 0	S: 10	R: 0	H: 1	E: 0	K: 2	S: 13	R: 0	H: 1	E: 0	K: 1	S: 10	R: 1	H: 2	E: 0	K: 0	S: 12
	LOB: 1	BB: 0	P: 15	LOB: 0	BB: 0	P: 10	LOB: 0	BB: 0	P: 11	LOB: 0	BB: 0	P: 12	LOB: 2	BB: 0	P: 12	LOB: 2	BB: 1	P: 24	LOB: 0	BB: 0	P: 17	LOB: 1	BB: 0	P: 15	LOB: 0	BB: 0	P: 15	LOB: 0	BB: 0	P: 15	LOB: 0	BB: 0	P: 15	LOB: 1	BB: 0	P: 15	LOB: 0	BB: 0	P: 15	

PITCHER	IP	WLS	BF	H	R	ER	SO	BB	IBB	HBP	BLK	WP	HR	S	P	ERA	WHIP
Greg Maddux, R ERA: 2.84 (1, 1)	8.0	L	33	10	3	2	7	1	0	0	0	1	0	82	125	2.25	1.375

BOTTOM

AB	R	H	RBI	BB	SO	LOB
4	0	2	0	0	0	1
0	0	0	0	0	0	0
3	1	1	0	0	0	2
3	1	1	0	1	0	1
3	1	1	1	0	1	2
4	0	3	1	0	0	0
3	0	0	1	0	2	3
3	0	0	0	0	2	2
0	0	0	0	0	0	0
3	0	1	0	0	0	0
2	0	1	0	0	1	0
1	0	0	0	0	1	1
0	0	0	0	0	0	0
0	0	0	0	0	0	0

AB	29
R	3
H	10
RBI	3
BB	1
SO	7
LOB	12



WP	PA	ERA	WHIP
1	34		
0			
3			
1			

Atlanta Braves @ St. Louis Cardinals
Busch Stadium, St. Louis, MO
 Wed Jul 07 1993, 7:05 PM CDT
 Att: 32,320 - Unknown - 77 F

livebaseballscores.com

Batter	1	2	3	4	5	6	7	8	9	AB R H RBI BB SO LOB	TOP	
Otis Nixon, S (1, 8) OBP: 0.322, SLG: 0.271 CBBB X	3-2 G4-3 ①		3-2 G4-3 ③		1-1 F9 ②		1-1 FC5-4 1B 1-2f ②			4 0 0 0 0 0 3		
Jeff Blauser, R (1, 6) OBP: 0.417, SLG: 0.420 BBS S	2-3 K ②			4-1 F9 1B BB ①	0-1 FC5 2-3f ③		1-1 1-2 1B ②			3 1 1 0 1 1 2		
Terry Pendleton, S (1, 5) OBP: 0.289, SLG: 0.347 CBS S	1-3 K ③			0-1 F9 1-2 ①		1-1 G6-3 ①	1-3 K ③			4 0 0 0 0 2 3		
Ron Gant, R (1, 7) OBP: 0.340, SLG: 0.524 BBB B		4-0 BB ①		0-0 G5-3 ②		4-2 1B BB ②		1-2 G5-3 ①		2 0 0 0 2 0 1		
David Justice, L (1, 9) OBP: 0.322, SLG: 0.457 BC X			1-1 F8 ①	3-1 FC6-4 1B 2-H ③		1-1 FC5-4 1B 1-2 ②		3-2 P2 ②		4 0 2 1 0 0 1		
Brian Hunter, R (1, 3) OBP: 0.155, SLG: 0.209 1 SAFE 1 S B X		1-1 F7 ②		1-2 FC6-4 1-2f ③		1-2 F9 ②		3-2 G5-3 ③		4 0 0 0 0 0 4		
Greg Olson, R (1, 2) OBP: 0.284, SLG: 0.278 1 SAFE 1 C B X		2-1 P6 ③			3-2 FC5 1B 1B ①	1-0 FC5-4 1-2f ③			2-0 F8 ①	4 0 1 0 0 0 3		
Mark Lemke, S (1, 4) OBP: 0.346, SLG: 0.396 F X			0-1 L5 ①		0-1 L6 ①		4-1 FC5-4 BB ①		0-0 F9 ②	3 0 0 0 1 0 1		
Steve Avery, L (1, 1) OBP: 0.175, SLG: 0.179 Pete Smith, R (2, 1) OBP: 0.231, SLG: 0.250 Bill Peccola, R (5, PH) OBP: 0.353, SLG: 0.324 Steve Bedrosian, R (5, 1) Sid Bream, L (7, PH) OBP: 0.317, SLG: 0.410 Mark Wohlers, R (7, 1) Jay Howell, R (8, 1) Francisco Cabrera, R (9, PH) OBP: 0.346, SLG: 0.467			0-1 G5-3 ②		0-0 1B 1-2 ①		0-3 K ①		2-3 K ③	0 0 0 0 0 0 0 1 0 0 0 0 0 0 1 0 1 0 0 0 0 0 0 0 0 0 0 0 1 0 0 0 0 1 1 0 0 0 0 0 0 0 0 0 0 0 0 0 0 1 0 0 0 0 1 0	Braves	
Inning Stats	R: 0 H: 0 E: 0 LOB: 0 K: 2 BB: 0 S: 9 P: 15	R: 0 H: 0 E: 0 LOB: 1 K: 0 BB: 1 S: 6 P: 14	R: 0 H: 0 E: 0 LOB: 0 K: 0 BB: 0 S: 7 P: 10	R: 1 H: 1 E: 0 LOB: 1 K: 0 BB: 1 S: 9 P: 17	R: 0 H: 2 E: 0 LOB: 2 K: 0 BB: 0 S: 10 P: 14	R: 0 H: 1 E: 0 LOB: 2 K: 0 BB: 1 S: 11 P: 19	R: 0 H: 1 E: 0 LOB: 2 K: 2 BB: 1 S: 11 P: 18	R: 0 H: 0 E: 0 LOB: 0 K: 0 BB: 0 S: 11 P: 18	R: 0 H: 0 E: 0 LOB: 0 K: 1 BB: 0 S: 6 P: 10	1B: 5 SF: 0 2B: 0 SAC: 0 3B: 0 DP: 0 HR: 0 HBP: 0	WP: 0 PA: 36 PB: 0 SB: 0 CS: 0	
PITCHER	Allen Watson, L (1, 1) ERA: 1.5 Omar Olivares, R (7, 1) ERA: 4.84 Rheal Cormier, L (9, 1) ERA: 4.44	IP WLS BF H R ER SO BB IBB HBP BLK WP HR S P ERA WHIP	IP WLS BF H R ER SO BB IBB HBP BLK WP HR S P ERA WHIP	IP WLS BF H R ER SO BB IBB HBP BLK WP HR S P ERA WHIP	IP WLS BF H R ER SO BB IBB HBP BLK WP HR S P ERA WHIP	IP WLS BF H R ER SO BB IBB HBP BLK WP HR S P ERA WHIP	IP WLS BF H R ER SO BB IBB HBP BLK WP HR S P ERA WHIP	IP WLS BF H R ER SO BB IBB HBP BLK WP HR S P ERA WHIP	IP WLS BF H R ER SO BB IBB HBP BLK WP HR S P ERA WHIP	IP WLS BF H R ER SO BB IBB HBP BLK WP HR S P ERA WHIP	IP WLS BF H R ER SO BB IBB HBP BLK WP HR S P ERA WHIP	IP WLS BF H R ER SO BB IBB HBP BLK WP HR S P ERA WHIP

Atlanta Braves @ St. Louis Cardinals
 Busch Stadium, St. Louis, MO
 Thu Jul 08 1993, 7:05 PM CDT
 Att. 37,655 - Unknown - 92 F

livebaseballscorecards.com



Batter	1	2	3	4	5	6	7	8	9	AB	R	H	RBI	BB	SO	LOB
Luis Alicea, S OBP: 0.391, SLG: 0.404 (1, 4)	4-1 SAFE BB	2-0 FC6-4 1B	2-2 FC5-4 1B			0-0 PB 1B		0-1 L5		4	1	2	0	1	0	1
Ozzie Smith, S OBP: 0.323, SLG: 0.354 (1, 6)	2-0 G6-4-3 1-2f	1-1 HR 1B	1-1 FC5-4 1-2f			0-0 F9		0-0 PB 1B		5	1	2	0	0	0	3
Gregg Jefferies, S OBP: 0.394, SLG: 0.521 (1, 3)	1-0 S 1B	1-1 HR 1B				0-2 F7		4-2 BB		4	2	2	1	1	0	1
Rheal Cormier, L OBP: 0.200, SLG: 0.200 (9, 1)		1-2 3-H						1-2		0	0	0	0	0	0	0
Bernard Gilkey, R OBP: 0.392, SLG: 0.511 (1, 7)	0-1 S 1B	0-1 HR				2-2 G6-3		0-3 K		5	2	2	3	0	1	3
Brian Jordan, R OBP: 0.290, SLG: 0.417 (1, 8)	4-1 1B 1-2 2-3 BB	1-0 2B				1-0 G5-3		2-2 G4-3		3	0	1	0	1	0	0
Erik Pappas, R OBP: 0.406, SLG: 0.384 (1, 9)	1-0 1B	4-2 BB				1-1 F9		1-0 P3		3	0	1	2	1	0	0
Tracy Woodson, R OBP: 0.241, SLG: 0.250 (1, 5)	1-3 K	1-3 K				0-2 G6-3		0-0 1B		4	0	1	0	0	2	4
Tom Pagnozzi, R OBP: 0.278, SLG: 0.364 (1, 2)		2-1 FC6-4 1B	1-0 F8			1-1 F9		1-3 K		4	0	1	0	0	1	1
Allen Watson, L (1, 1)		0-3 K	0-1 F8			1-2 HR		2-2 F9		2	0	0	0	0	1	1
Gerald Perry, L (6, PH)										1	1	1	1	0	0	0
Omar Olivares, R (7, 1)										0	0	0	0	0	0	0
Rod Brewer, L (8, PH)										1	0	0	0	0	0	0
										1	0	0	0	0	0	0
Inning Stats	R: 2 E: 0 K: 1 S: 10	H: 3 LOB: 2 BB: 23	R: 4 E: 0 K: 2 S: 23	H: 5 LOB: 2 BB: 1 P: 34	R: 0 E: 0 K: 0 S: 10	H: 1 LOB: 1 BB: 0 P: 14	R: 0 E: 0 K: 0 S: 4	H: 0 LOB: 0 BB: 0 P: 8	R: 0 E: 0 K: 0 S: 8	H: 0 LOB: 0 BB: 0 P: 10	R: 1 E: 0 K: 0 S: 13	H: 2 LOB: 1 BB: 0 P: 16	R: 0 E: 0 K: 1 S: 8	H: 1 LOB: 1 BB: 0 P: 12	R: 0 E: 0 K: 1 S: 11	H: 1 LOB: 2 BB: 1 P: 17

BOTTOM

Atlanta Braves @ St. Louis Cardinals
 Busch Stadium, St. Louis, MO
 Thu Jul 08 1993, 7:05 PM CDT
 Att: 37,655 - Unknown - 92 F

livebaseballscores.com

AB	36
R	7
H	13
RBI	7
BB	4
SO	5
LOB	14



PITCHER	IP	WLS	BF	H	R	ER	SO	BB	IBB	HBP	BLK	WP	HR	S	P	ERA	WHIP
Steve Avery, L (1, 1) ERA: 3.46	1.2	L	14	8	6	6	2	2	0	0	0	0	1	24	43	32.40	6.000
Pete Smith, R (2, 1) ERA: 4.31	2.1		9	1	0	0	1	1	0	0	0	0	0	23	36	0.00	0.857
Steve Bedrosian, R (5, 1) ERA: 1.96	2.0		8	2	1	1	0	0	0	0	0	0	1	21	26	4.50	1.000
Mark Wohlers, R (7, 1) ERA: 2.7	1.0		4	1	0	0	1	0	0	0	0	0	0	8	12	0.00	1.000
Jay Howell, R (8, 1) ERA: 2.64	1.0		5	1	0	0	1	1	0	0	0	0	0	11	17	0.00	2.000


Batter	1	2	3	4	5	6	7	8	9	AB R H RBI BB SO LOB	TOP																									
Eric Young Sr. R (1, 4) OBP: 0.336, SLG: 0.330	1-3 K		1-1 E 1B HBP 1B		1-1 G5-3		0-0 F9		2-1 G6-3	5 1 1 0 0 1 0																										
Alex Cole, L (1, 8) OBP: 0.341, SLG: 0.319 Jerald Clark, R (8, PH) OBP: 0.331, SLG: 0.415 (8, 7)	2-2 G1-3		2-1 HBP E 1B		2-1 G1-4-3			1-1 G6-3		3 0 1 0 0 0 0 1 0 0 0 0 0 0																										
Dante Bichette, R (1, 9) OBP: 0.354, SLG: 0.519	2-1 G6-3		1-1 E3 FC5-4 HBP 1B		0-0 S 1B		0-0 P3			4 0 1 1 0 0 2																										
Andres Galarraga, R (1, 3) OBP: 0.423, SLG: 0.637		1-1 G5-3	2-1 FC5-4 HBP 1B		2-2 G5-3			1-3 K		3 0 0 1 0 1 1																										
Charlie Hayes, R (1, 5) OBP: 0.362, SLG: 0.498		0-0 2B	3-2 FC5-4 1-2 2-3		1-0 P5			0-1 HR 2B		4 1 2 0 0 0 3																										
Chris Jones, R (1, 7) OBP: 0.347, SLG: 0.579 (8, 8)		0-0 F7		2-1 G6-4-3 1B 1B		0-0 F9		0-0 HR 2-H		4 1 2 2 0 0 1																										
Vinny Castilla, R (1, 6) OBP: 0.329, SLG: 0.467		1-3 K		1-0 SAFE G6-4-3 1B		0-0 G6-3		0-0 P4		4 0 1 0 0 1 1																										
Danny Sheaffer, R (1, 2) OBP: 0.278, SLG: 0.423			0-2 1B E 1B 1B		0-0 G6-4-3		1-0 P9		3-2 HR	4 2 2 1 0 0 2																										
Jeff Parrett, R (1, 1) OBP: 0.111, SLG: 0.111 Jim Tatum, R (7, PH) OBP: 0.236, SLG: 0.304 Keith Shepherd, R (7, 1) Gary Wayne, L (7, 1) Marcus Moore, S (8, 1) Daryl Boston, L (8, PH) OBP: 0.320, SLG: 0.373 Darren Holmes, R (9, 1)			0-2 K		0-0 G5-3		2-2 F8		3-3 K	2 0 0 0 0 0 1 2 1 0 1 0 0 0 0 0 1 0 0 0 0 0 0 0 0 0																										
Inning Stats	R: 0 E: 0 K: 1 S: 8	H: 0 LOB: 0 BB: 0 P: 13	R: 0 E: 0 K: 1 S: 7	H: 1 LOB: 1 BB: 0 P: 9	R: 2 E: 1 K: 1 S: 16	H: 3 LOB: 2 BB: 0 P: 25	R: 0 E: 0 K: 0 S: 6	H: 2 LOB: 1 BB: 0 P: 8	R: 0 E: 0 K: 0 S: 8	H: 1 LOB: 1 BB: 0 P: 13	R: 0 E: 0 K: 0 S: 3	H: 0 LOB: 0 BB: 0 P: 4	R: 0 E: 0 K: 0 S: 5	H: 0 LOB: 0 BB: 0 P: 8	R: 0 E: 0 K: 1 S: 7	H: 0 LOB: 0 BB: 0 P: 9	R: 3 E: 0 K: 1 S: 12	H: 3 LOB: 0 BB: 0 P: 20	1B: 6 2B: 2 3B: 0 HR: 2	SF: 0 SAC: 0 DP: 2 HBP: 1	WP: 0 PB: 0 SB: 1 CS: 0	PA: 37														
PITCHER	IP WLS BF H R ER SO BB IBB HBP BLK WP HR S P ERA WHIP																				PITCHER	IP WLS BF H R ER SO BB IBB HBP BLK WP HR S P ERA WHIP														
Rene Arocha, R (1, 1) ERA: 3.47	7.0		28	7	2	1	3	0	0	1	0	0	0	53	80	1.29	1.000																			
Rob Murphy, L (8, 1) ERA: 3.0	1.0		3	0	0	0	1	0	0	0	0	0	0	7	9	0.00	0.000																			
Lee Smith, R (9, 1) ERA: 4.08	0.1	L	4	3	3	3	0	0	0	0	0	2	7	10	81.00	9.000																				
Lee Guetterman, L (9, 1) ERA: 3.52	0.2		2	0	0	0	1	0	0	0	0	0	5	10	0.00	0.000																				

Colorado Rockies @ St. Louis Cardinals
 Busch Stadium, St. Louis, MO
 Fri Jul 09 1993, 7:05 PM CDT
 Att: 41,466 - Unknown

livebaseballscorecards.com

AB	36
R	5
H	10
RBI	5
BB	0
SO	5
LOB	12



Batter	1	2	3	4	5	6	7	8	9	AB R H RBI BB SO LOB	TOP														
Eric Young Sr. R (1, 4) OBP: 0.335, SLG: 0.329	0-3 K		0-0 1B		0-3 K			0-0 G5-3		4 0 1 0 0 2 0	<p>Colorado Rockies @ St. Louis Cardinals Busch Stadium, St. Louis, MO Sat Jul 10 1993, 7:05 PM CDT Att. 53,146 - Unknown - 94 F</p> <p>livebaseballscorecards.com</p> <table border="0"> <tr><td>AB</td><td>32</td></tr> <tr><td>R</td><td>3</td></tr> <tr><td>H</td><td>5</td></tr> <tr><td>RBI</td><td>3</td></tr> <tr><td>BB</td><td>2</td></tr> <tr><td>SO</td><td>9</td></tr> <tr><td>LOB</td><td>7</td></tr> </table> 	AB	32	R	3	H	5	RBI	3	BB	2	SO	9	LOB	7
AB	32																								
R	3																								
H	5																								
RBI	3																								
BB	2																								
SO	9																								
LOB	7																								
Chris Jones, R (1, 8) OBP: 0.333, SLG: 0.556	0-3 K		0-0 G5-3			0-3 K		0-3 K		4 0 0 0 0 3 1															
Dante Bichette, R (1, 9) OBP: 0.356, SLG: 0.515	4-0 PB BB			4-0 HR BB		0-3 K		0-0 G5-3		2 1 0 0 2 1 0															
Andres Galarraga, R (1, 3) OBP: 0.424, SLG: 0.646	0-0 L6			0-3 K		0-0 HR		0-0 FC6-4 1B		4 1 2 1 0 1 2															
Charlie Hayes, R (1, 5) OBP: 0.364, SLG: 0.508		0-3 K		0-0 HR		0-0 FC6-4 1B		0-0 F8		4 1 2 2 0 1 1															
Jerald Clark, R (1, 7) OBP: 0.326, SLG: 0.408		0-3 K		0-0 F9		0-0 FC6-4		0-0 FC6-4		4 0 0 0 0 1 2															
Jayhawk Owens, R (1, 2) OBP: 0.358, SLG: 0.449			0-0 G6-3		0-0 G6-3		0-0 G6-3		0-0 G1-3		4 0 0 0 0 0 1														
Freddie Benavides, R (1, 6) Scott Fredrickson, R (7, 1)			0-0 F8		0-0 F7		0-0 G5-3			3 0 0 0 0 0 0 0 0 0 0 0 0 0															
Butch Henry, L (1, 1) Keith Shepherd, R (4, 1) Jim Tatum, R (5, PH) Bruce Ruffin, S (5, 1) Vinny Castilla, R (7, PH) OBP: 0.327, SLG: 0.485			0-0 F7		0-0 F9		0-0 F9			1 0 0 0 0 0 0 0 0 0 0 0 0 0 1 0 0 0 0 0 0 0 0 0 0 0 0 0 1 0 0 0 0 0 0															
Inning Stats	R: 0 E: 0 K: 2 S: 7	H: 0 LOB: 1 BB: 1 P: 11	R: 0 E: 0 K: 2 S: 7	H: 0 LOB: 0 BB: 0 P: 7	R: 0 E: 0 K: 0 S: 4	H: 1 LOB: 1 BB: 0 P: 4	R: 2 E: 0 K: 1 S: 6	H: 1 LOB: 0 BB: 1 P: 10	R: 0 E: 0 K: 1 S: 5	H: 0 LOB: 0 BB: 0 P: 5	R: 1 E: 0 K: 2 S: 9	H: 2 LOB: 1 BB: 0 P: 9	R: 0 E: 0 K: 0 S: 3	H: 0 LOB: 0 BB: 0 P: 3	R: 0 E: 0 K: 1 S: 5	H: 0 LOB: 0 BB: 0 P: 5	R: 0 E: 0 K: 0 S: 4	H: 1 LOB: 1 BB: 0 P: 4	1B: 3 2B: 0 3B: 0 HR: 2	SF: 0 SAC: 0 DP: 0 HBP: 0	WP: 0 PB: 1 SB: 0 CS: 0	PA: 34			
PITCHER Donovan Osborne, L (1, 1) ERA: 3.57 Omar Olivares, R (8, 1) ERA: 4.7	IP: 7.0 WLS: W BF: 27 H: 4 R: 3 ER: 3 SO: 8 BB: 2 IBB: 0 HBP: 0 BLK: 0 WP: 0 HR: 2 S: 41 P: 49 ERA: 3.86 WHIP: 0.857	IP: 2.0 WLS: W BF: 7 H: 1 R: 0 ER: 0 SO: 1 BB: 0 IBB: 0 HBP: 0 BLK: 0 WP: 0 HR: 0 S: 9 P: 9 ERA: 0.00 WHIP: 0.500	PITCHER										IP: 7.0 WLS: W BF: 27 H: 4 R: 3 ER: 3 SO: 8 BB: 2 IBB: 0 HBP: 0 BLK: 0 WP: 0 HR: 2 S: 41 P: 49 ERA: 3.86 WHIP: 0.857	IP: 2.0 WLS: W BF: 7 H: 1 R: 0 ER: 0 SO: 1 BB: 0 IBB: 0 HBP: 0 BLK: 0 WP: 0 HR: 0 S: 9 P: 9 ERA: 0.00 WHIP: 0.500											

Batter	1	2	3	4	5	6	7	8	9	AB R H RBI BB SO LOB	TOP
Eric Young Sr., R (1, 4) OBP: 0.337, SLG: 0.334	0-1 G3-1 1B		1-1 G1-3		1-2 1B 2B			3-2 P3		4 1 2 0 0 0 0	
Alex Cole, L (1, 8) OBP: 0.344, SLG: 0.323	0-1 G3-1 1B		2-3 K		0-0 G5-4-3 1B			1-0 G4-3		4 0 2 1 0 1 0	
Dante Bichette, R (1, 9) OBP: 0.352, SLG: 0.508	1-1 G3-1		1-1 G6-3		0-0 G5-4-3			0-3 K		4 0 0 0 0 1 3	
Daryl Boston, L (1, 7) Chris Jones, R (9, PH) OBP: 0.314, SLG: 0.365 OBP: 0.340, SLG: 0.580	2-2 P6			1-1 G3-1				0-2 HR 3B		3 0 0 0 0 0 2 1 1 1 0 0 0 0	
Charlie Hayes, R (1, 5) OBP: 0.362, SLG: 0.508	2-3 K			1-2 2B 2B				1-2 L3		4 1 1 0 0 2 3	
Jerald Clark, R (1, 3) OBP: 0.332, SLG: 0.430				1-1 2B 2B				2-1 HR		4 1 3 3 0 0 0	
Vinny Castilla, R (1, 6) OBP: 0.321, SLG: 0.455				0-0 P6				1-1 G1-3		4 0 0 0 0 1 2	
Danny Sheaffer, R (1, 2) OBP: 0.269, SLG: 0.409				1-2 G6-3				0-0 G5-3		4 0 0 0 0 0 2	
Armando Reynoso, R (1, 1) Gary Wayne, L (8, 1) Steve Reed, R (8, 1)				1-3 K						3 0 0 0 0 3 1 0 0 0 0 0 0 0 0 0 0 0 0 0 0	
Inning Stats	R: 0 H: 2 E: 0 LOB: 2 K: 1 BB: 0 S: 13 P: 18	R: 0 H: 1 E: 0 LOB: 1 K: 1 BB: 0 S: 12 P: 16	R: 0 H: 0 E: 0 LOB: 0 K: 1 BB: 0 S: 7 P: 11	R: 1 H: 2 E: 0 LOB: 1 K: 0 BB: 0 S: 12 P: 16	R: 1 H: 2 E: 0 LOB: 0 K: 1 BB: 0 S: 8 P: 10	R: 0 H: 0 E: 0 LOB: 0 K: 1 BB: 0 S: 6 P: 10	R: 0 H: 0 E: 0 LOB: 0 K: 2 BB: 0 S: 11 P: 15	R: 0 H: 0 E: 0 LOB: 0 K: 1 BB: 0 S: 8 P: 12	R: 2 H: 2 E: 0 LOB: 0 K: 0 BB: 0 S: 11 P: 15	1B: 4 SF: 0 2B: 3 SAC: 0 3B: 1 DP: 1 HR: 1 HBP: 0	WP: 0 PA: 35 PB: 0 SB: 0 CS: 0
PITCHER	IP WLS BF H R ER SO BB IBB HBP BLK WP HR S P ERA WHIP										
Bob Tewksbury, R (1, 1) ERA: 3.73	8.0 L 30 7 2 2 8 0 0 0 0 0 0 0 77 108 2.25 0.875										
Rob Murphy, L (9, 1) ERA: 3.22	0.1 2 1 1 1 0 0 0 0 0 0 0 0 6 7 27.00 3.000										
Omar Olivares, R (9, 1) ERA: 4.78	0.2 3 1 1 1 0 0 0 0 0 0 0 0 5 8 13.50 1.500										

Colorado Rockies @ St. Louis Cardinals
 Busch Stadium, St. Louis, MO
 Sun Jul 11 1993, 3:33 AM CDT
 Att. 44,105 - Sunny - 95 F

livebaseballscorecards.com



Batter	1	2	3	4	5	6	7	8	9	AB	R	H	RBI	BB	SO	LOB
Bernard Gilkey, R OBP: 0.389, SLG: 0.498 (1, 7)	3-2 P4		1-1 G6-3			1-0 P9		2-3 K		4	0	0	0	0	1	2
Luis Alcega, S OBP: 0.379, SLG: 0.399 (1, 4)	1-1 G3			2-2 F8		1-1 G1-6-3		1-3 K		4	0	0	0	0	1	2
Gregg Jefferies, S OBP: 0.390, SLG: 0.511 (1, 3)	1-0 P5			2-0 G4-3			0-1 F8		2-3 K	4	0	0	0	0	1	0
Todd Zeile, R OBP: 0.322, SLG: 0.363 (1, 5)		2-1 FC4-6 1B		2-3 K			1-2 G5-3		3-2 F7	4	0	1	0	0	1	0
Ray Lankford, L OBP: 0.388, SLG: 0.354 (1, 8)		0-0 FC4-6 G6-3 1-2f			2-2 G4-3		1-2 WP 2B		2-3 K	4	0	1	0	0	1	1
Brian Jordan, R OBP: 0.327, SLG: 0.468 (1, 9)		1-0 G6-3			2-0 S 1B		4-2 BB			2	0	1	0	1	0	1
Erik Pappas, R OBP: 0.394, SLG: 0.371 (1, 2)		3-2 P6			1-3 K		0-0 F8			3	0	0	0	0	1	4
José Oquendo, S OBP: 0.365, SLG: 0.245 (1, 6)			2-2 G4-3		2 SAFE 3-2 F9			0-0 PB 1B		2	0	0	0	0	0	1
Rod Brewer, L OBP: 0.319, SLG: 0.321 (8, PH)								1-0 CS 1B		1	0	1	0	0	0	0
Tim Jones, L (8, PR) (9, 6)			0-0 P4			0-0 G1-6-3 1B				0	1	0	0	0	0	0
Bob Tewksbury, R OBP: 0.238, SLG: 0.200 (1, 1)										2	0	1	0	0	0	0
Gerald Perry, L OBP: 0.413, SLG: 0.575 (8, PH)										0	0	0	0	0	0	0
Mark Whiten, S OBP: 0.316, SLG: 0.395 (8, PH)										1	0	1	1	0	0	0
Ozzie Smith, S OBP: 0.329, SLG: 0.358 (8, PR)										0	0	0	0	0	0	0
Rob Murphy, L OBP: 0.600, SLG: 0.500 (9, 1)										0	0	0	0	0	0	0
Omar Olivares, R OBP: 0.290, SLG: 0.313 (9, 1)										0	0	0	0	0	0	0

Inning Stats	R: 0	H: 0	E: 0	K: 0	S: 7	R: 0	H: 1	E: 0	K: 0	S: 8	R: 0	H: 0	E: 0	K: 1	S: 6	R: 0	H: 0	E: 0	K: 1	S: 9	R: 0	H: 1	E: 0	K: 1	S: 12	R: 0	H: 1	E: 0	K: 0	S: 4	R: 0	H: 1	E: 0	K: 0	S: 14	R: 1	H: 2	E: 0	K: 2	S: 8	R: 0	H: 0	E: 0	K: 2	S: 11	1B: 5	SF: 0	2B: 1	SAC: 0	3B: 0	DP: 1	HR: 0	HBP: 0	WP: 1	PA: 32
PITCHER	IP	WLS	BF	H	R	ER	SO	BB	IBB	HBP	BLK	WP	HR	S	P	ERA	WHIP																																						
Armando Reynoso, R ERA: 3.03 (1, 1)	7.0	W	26	5	1	0	2	1	0	0	0	1	0	61	97	0.00	0.857																																						
Gary Wayne, L ERA: 5.45 (8, 1)	0.0		1	1	0	0	0	0	0	0	0	0	0	1	2	∞	∞																																						
Steve Reed, R ERA: 4.59 (8, 1)	2.0	S	5	0	0	0	4	0	0	0	0	0	0	17	27	0.00	0.000																																						

BOTTOM

Colorado Rockies @ St. Louis Cardinals
Busch Stadium, St. Louis, MO
 Sun Jul 11 1993, 3:33 AM CDT
 Att: 44,105 - Sunny - 95 F

livebaseballscores.com

AB	31
R	1
H	6
RBI	1
BB	1
SO	6
LOB	11



Batter	1	2	3	4	5	6	7	8	9	AB R H RBI BB SO LOB	TOP											
Craig Biggio, R (1, 4) OBP: 0.359, SLG: 0.479	1-1 F8		2-2 HR			2-3 K		2-2 G6-4-3 1B		4 1 2 1 0 1 0												
Steve Finley, L (1, 8) OBP: 0.304, SLG: 0.342	2-1 FC5 G5-3 1B		1-2 G3			2-0 1B 1B		1-1 L8		4 0 2 0 0 0 1												
5 Jeff Bagwell, R (1, 3) OBP: 0.389, SLG: 0.518	0-1 G5-3			2-3 K		2-3 K SAFE		2-2 G6-4-3 1-2f		4 0 0 0 0 2 3												
Luis Gonzalez, L (1, 7) OBP: 0.350, SLG: 0.456	1-0 FC5			0-0 G1-3		0-0 1B		1-3 K		4 0 1 0 0 1 1												
Ken Caminiti, S (1, 5) OBP: 0.302, SLG: 0.410 Chris Donnels, L (4, 5) OBP: 0.327, SLG: 0.340			1-3 K		0-0 F7		0-0 G4-3		3-2 1B 2B	2 0 0 0 0 1 0 2 1 1 0 0 0 2												
Eric Anthony, L (1, 9) OBP: 0.325, SLG: 0.389			2-0 G1-6-3 1B		1-2 G4-3		3-1 P5		1-2 2-H 1B	4 0 2 1 0 0 0												
Andujar Cedeno, R (1, 6) OBP: 0.370, SLG: 0.459			0-1 G1-6-3		2-3 K		3-2 1B 1B		0-1 SAFE F9	4 0 1 0 0 1 2												
Eddie Taubensee, L (1, 2) OBP: 0.315, SLG: 0.402			1-2 G3		2-1 1B		0-0 G4-6-3 1B		1-3 K	4 0 2 0 0 1 1												
Doug Drabek, R (1, 1) OBP: 0.089, SLG: 0.178 Kevin Bass, S (7, PH) OBP: 0.301, SLG: 0.371 Todd Jones, L (7, 1)			1-3 K		1-3 K		1-0 G4-6-3 1-2f			2 0 0 0 0 2 1 1 0 0 0 0 0 2 0 0 0 0 0 0 0												
Inning Stats	R: 0 E: 0 K: 0 S: 7	H: 1 LOB: 1 BB: 0 P: 11	R: 0 E: 0 K: 1 S: 6	H: 1 LOB: 0 BB: 0 P: 9	R: 1 E: 0 K: 1 S: 12	H: 1 LOB: 0 BB: 0 P: 17	R: 0 E: 0 K: 1 S: 5	H: 0 LOB: 0 BB: 0 P: 7	R: 0 E: 0 K: 2 S: 15	H: 1 LOB: 1 BB: 0 P: 21	R: 0 E: 0 K: 2 S: 10	H: 2 LOB: 2 BB: 0 P: 16	R: 0 E: 0 K: 0 S: 8	H: 2 LOB: 1 BB: 0 P: 15	R: 0 E: 0 K: 0 S: 11	H: 1 LOB: 0 BB: 0 P: 16	R: 1 E: 0 K: 2 S: 16	H: 2 LOB: 1 BB: 0 P: 22	1B: 9 2B: 1 3B: 0 HR: 1	SF: 0 SAC: 0 DP: 3 HBP: 0	WP: 0 PB: 0 SB: 0 CS: 0	PA: 35
PITCHER	IP WLS BF H R ER SO BB IBB HBP BLK WP HR S P ERA WHIP																					
Rene Arocha, R (1, 1) ERA: 3.3	7.0 W 28 9 1 1 7 0 0 0 0 0 1 69 104 1.29 1.286																					
Rob Murphy, L (8, 1) ERA: 3.13	1.0 2 0 0 0 0 0 0 0 0 0 0 5 8 0.00 0.000																					
Lee Smith, R (9, 1) ERA: 4.21	1.0 S 5 2 1 1 2 0 0 0 0 0 0 16 22 9.00 2.000																					

Houston Astros @ St. Louis Cardinals
 Busch Stadium, St. Louis, MO
 Thu Jul 15 1993, 7:05 PM CDT
 Att. 35,739 - Unknown - 80 F

livebaseballscorecards.com

AB	35
R	2
H	11
RBI	2
BB	0
SO	9
LOB	13



Batter	1	2	3	4	5	6	7	8	9	AB R H RBI BB SO LOB
Bernard Gilkey, R (1, 7) OBP: 0.387, SLG: 0.495	1-2 CS 1B		1-2 G6-3			2-2 SAFE F8		2-0 F7		4 0 1 0 0 0 2
Ozzie Smith, S (1, 6) OBP: 0.326, SLG: 0.353	3-1 F7			1-2 L5	1-0 G4-3		1-0 G6-3			4 0 0 0 0 0 2
Gregg Jefferies, S (1, 3) OBP: 0.389, SLG: 0.508	0-3 K			2-0 G5-3		0-0 G6-3		2-1 S 1B		4 0 1 0 0 1 0
Todd Zeile, R (1, 5) OBP: 0.325, SLG: 0.368		3-3 K		2-1 1B HR 1B		2-1 G3-1 WP 2B		1 SAFE 1 SAFE 1 SAFE 1 SAFE 1 SAFE 1 SAFE 1 SAFE 1 SAFE 3-3 F B S K 1-2		4 2 2 0 0 2 1
Ray Lankford, L (1, 8) OBP: 0.386, SLG: 0.352		0-0 G3		0-0 HR 1B		1-1 G3-1		2-3 K		4 1 1 0 0 1 2
Mark Whiten, S (1, 9) OBP: 0.318, SLG: 0.404		1-0 G4-3		2-0 HR		4-2 WP BB		1-1 G3-1		3 1 1 3 1 0 1
Luis Alicea, S (1, 4) OBP: 0.379, SLG: 0.394			0-1 F7	0-2 L9		4-0 IBB				2 0 0 0 1 0 0
Tom Pagnozzi, R (1, 2) OBP: 0.284, SLG: 0.360			1-2 SH5-4 1B		0-0 1B	0-3 K				3 0 2 0 0 1 2
Rene Arocha, R (1, 1) OBP: 0.036, SLG: 0.036			0-0 SH5-4		1-3 K					2 0 0 0 0 2 1
Rob Murphy, L (8, 1) OBP: 0.500, SLG: 0.500			1-2							0 0 0 0 0 0 0
Lee Smith, R (9, 1)										0 0 0 0 0 0 0

Inning Stats	R: 0 E: 0 K: 1 S: 9	H: 1 LOB: 0 BB: 0 P: 13	R: 0 E: 0 K: 1 S: 5	H: 0 LOB: 0 BB: 0 P: 9	R: 0 E: 0 K: 0 S: 9	H: 1 LOB: 1 BB: 0 P: 11	R: 3 E: 0 K: 0 S: 11	H: 3 LOB: 0 BB: 0 P: 18	R: 0 E: 0 K: 1 S: 8	H: 1 LOB: 1 BB: 0 P: 12	R: 1 E: 0 K: 1 S: 10	H: 1 LOB: 2 BB: 2 P: 21	R: 0 E: 0 K: 1 S: 5	H: 0 LOB: 0 BB: 0 P: 8	R: 0 E: 0 K: 2 S: 11	H: 1 LOB: 1 BB: 0 P: 19
1B: 6	SF: 0	2B: 1	SAC: 1	3B: 0	DP: 0	HR: 1	HBP: 0									


PITCHER	IP	WLS	BF	H	R	ER	SO	BB	IBB	HBP	BLK	WP	HR	S	P	ERA	WHIP
Doug Drabek, R (1, 1) ERA: 3.62	6.0	L	26	7	4	4	4	1	1	0	0	1	1	52	84	6.00	1.333
Todd Jones, R (7, 1) ERA:	2.0		7	1	0	0	3	0	0	0	0	0	0	16	27	0.00	0.500

BOTTOM

Houston Astros @ St. Louis Cardinals
 Busch Stadium, St. Louis, MO

Thu Jul 15 1993, 7:05 PM CDT
 Att: 35,739 - Unknown - 80 F

AB	30
R	4
H	8
RBI	3
BB	2
SO	7
LOB	11



WP	PA
1	33
0	
1	
1	

Houston Astros @ St. Louis Cardinals

Busch Stadium, St. Louis, MO

Fri Jul 16 1993, 7:05 PM CDT
Att. 47,928 - Unknown - 89 F

livebaseballscorecards.com

AB	38
R	7
H	17
RBI	7
BB	3
SO	3
LOB	21



WP:	0	PA:	43
PB:	0		
SB:	0		
CS:	1		

Batter	1	2	3	4	5	6	7	8	9	AB	R	H	RBI	BB	SO	LOB					
Craig Biggio, R OBP: 0.362, SLG: 0.484 (1, 4)	G6-3		2B 5 2B 1B	FC6-4			2B	1B		5	1	3	2	0	0	2					
Luis Gonzalez, L OBP: 0.361, SLG: 0.467 (1, 7)	G4-6-3 1B		5 2B 2B		1B		5 G6-4-3 BB	5 FC4-6 1B		4	1	4	1	1	0	0					
5 Jeff Bagwell, R OBP: 0.387, SLG: 0.516 (1, 3)	G4-6-3 1-2f		G4-3 2B		K		G6-4-3 1-2f	FC4-6 1-2f		5	0	1	2	0	1	7					
Eric Anthony, L OBP: 0.329, SLG: 0.400 (1, 9) (8, 8)		G4-3 BB	G4-3		1B			HR	L7	4	1	2	1	1	0	1					
Andujar Cedeno, R OBP: 0.370, SLG: 0.458 Doug Jones, R (9, 1)		F9	G6-3		G4-6-3 1-2f			1B	CS 1B	5	1	2	0	0	0	4					
Scott Servais, R OBP: 0.335, SLG: 0.460 (1, 2)	G4-6-3 1-2f				K		F7	FC4-6 1B 1B	B2	5	1	1	1	0	1	2					
Chris Donnels, L OBP: 0.357, SLG: 0.380 (1, 5)			1B BB 2B		1B 2B		G6-3	FC4-6 1B	CS	3	1	2	0	1	0	0					
Steve Finley, L OBP: 0.304, SLG: 0.342 Tom Edens, R (8, 1) Chris James, R OBP: 0.330, SLG: 0.506 Xavier Hernandez, L (8, 1) Al Osuna, R (8, 1) Jose Uribe, S OBP: 0.333, SLG: 0.214 (9, 6)			1B SH1-4 2B 1B		P6		K	L7		3	1	1	0	0	1	1					
Darryl Kile, R OBP: 0.120, SLG: 0.250 Shane Reynolds, R OBP: 1.000, SLG: 1.000 Casey Candaele, S OBP: 0.306, SLG: 0.308 Kevin Bass, S OBP: 0.298, SLG: 0.368 (8, PH) (8, 9)			SH1-4		FC6-4 1B		G4-3	FC4-6 1B 1B		0	0	0	0	0	0	0					
Inning Stats	R: 0 E: 0 K: 0 S: 7	H: 1 LOB: 0 BB: 0 P: 9	R: 0 E: 0 K: 0 S: 4	H: 0 LOB: 0 BB: 1 P: 10	R: 4 E: 0 K: 0 S: 22	H: 4 LOB: 1 BB: 1 P: 33	R: 0 E: 0 K: 1 S: 13	H: 2 LOB: 2 BB: 0 P: 18	R: 0 E: 0 K: 1 S: 11	H: 2 LOB: 1 BB: 0 P: 17	R: 0 E: 0 K: 1 S: 7	H: 0 LOB: 0 BB: 0 P: 10	R: 0 E: 0 K: 0 S: 10	H: 1 LOB: 1 BB: 1 P: 18	R: 3 E: 1 K: 0 S: 19	H: 6 LOB: 3 BB: 0 P: 29	R: 0 E: 0 K: 0 S: 10	H: 1 LOB: 0 BB: 0 P: 14	1B: 12 2B: 4 3B: 0 HR: 1	SF: 0 SAC: 1 DP: 4 HBP: 0	WP: 0 PA: 43
PITCHER	IP	WLS	BF	H	R	ER	SO	BB	IBB	HBP	BLK	WP	HR	S	P	ERA	WHIP				
Joe Magrane, L ERA: 3.86 (1, 1)	2.1		12	5	4	4	0	2	0	0	0	0	0	27	41	15.43	3.000				
Rheal Cormier, L ERA: 4.25 (3, 1)	3.2		14	4	0	0	3	0	0	0	0	0	0	37	56	0.00	1.091				
Omar Olivares, R ERA: 4.71 (7, 1)	1.0		4	1	0	0	0	1	0	0	0	0	0	10	18	0.00	2.000				
Lee Guetterman, L ERA: 6.23 (8, 1)	1.0	L	9	6	3	3	0	0	0	0	0	0	1	19	29	27.00	6.000				
Rob Murphy, L ERA: 3.05 (9, 1)	1.0		3	1	0	0	0	0	0	0	0	0	0	10	14	0.00	1.000				

BOTTOM

Houston Astros @ St. Louis Cardinals
Busch Stadium, St. Louis, MO
Fri Jul 16 1993, 7:05 PM CDT
Att: 47,928 - Unknown - 89 F

livebaseballscorecards.com

AB 37
R 6
H 12
RBI 6
BB 6
SO 7
LOB 19



WP: 0 PA: 44
PB: 0
SB: 2
CS: 0

AB R H RBI BB SO LOB

4 1 1 1 1 0 0

4 1 2 0 1 0 1

4 1 3 1 1 0 1

4 1 1 1 1 1 3

5 1 3 1 0 0 3

3 0 1 1 1 1 1

0 0 0 0 0 0 0

0 0 0 0 0 0 0

1 0 0 0 0 1 0

4 1 1 0 1 1 4

3 0 0 1 0 2 4

1 0 0 0 0 1 0

1 0 0 0 0 0 1

1 0 0 0 0 0 0

1 0 0 0 0 0 0

0 0 0 0 0 0 0

1 0 0 0 0 0 1

1B: 11 SF: 1
2B: 1 SAC: 0
3B: 0 DP: 1
HR: 0 HBP: 0

Batter	1	2	3	4	5	6	7	8	9
Bernard Gilkey, R (1, 7) OBP: 0.387, SLG: 0.491	2-2 F8		0-0 F8	4-0 G4-3 BB		1-0 G5-3		0-0 1B 1B	
Ozzie Smith, S (1, 6) OBP: 0.330, SLG: 0.355	2-2 L8		1-2 1B 1B	1-2 G4-3		4-1 BB		1-0 1B 1B	
Gregg Jefferies, S (1, 3) OBP: 0.395, SLG: 0.510	3-1 1B		2-2 1B 1B	4-0 IBB		1-0 L9		1-2 1B	
Todd Zeile, R (1, 5) OBP: 0.326, SLG: 0.366	2-3 K		1-1 1B 1B	1-1 F8		2-2 F8		4-1 FC3-6 BB	
Ray Lankford, L (1, 8)		1-1 G6-3 SF9 2B	3-2 1B 1B		2-1 G5-4-3 BB 1B		3-1 G4-3	0-0 FC3-6	
Mark Whiten, S (1, 9) OBP: 0.320, SLG: 0.403		0-1 G6-3	0-1 1B		4-0 G5-4-3 BB		1-3 K		2-3 K
Lee Guetterman, L (8, 1)					1-2 BB				
Rob Murphy, L (9, 1) OBP: 0.500, SLG: 0.500		2-3 1B	1-2 1B						
Erik Pappas, R (9, PH) OBP: 0.391, SLG: 0.368			1-2 1B						
Luis Alicea, S (1, 4) OBP: 0.379, SLG: 0.390		4-2 SF9 BB	1-2 L7		0-2 G5-4-3			2-2 F8 1B 1B	1-3 K
Tom Pagnozzi, R (1, 2) OBP: 0.277, SLG: 0.353			0-0 SF9		2-2 G4-3			0-3 K	1-3 K
Gerald Perry, L (9, PH) OBP: 0.404, SLG: 0.561			1-2 1B					1-2 K	
Joe Magrane, R (1, 1) OBP: 0.143, SLG: 0.147		0-0 P7			0-1 G6-3			1-0 F8	
Rheal Cormier, L (3, 1) OBP: 0.192, SLG: 0.192									
Rod Brewer, L (6, PH) OBP: 0.316, SLG: 0.318									
Omar Olivares, R (7, 1) OBP: 0.250, SLG: 0.313									
Brian Jordan, R (8, 9) OBP: 0.324, SLG: 0.463									

Inning Stats	R: 0	H: 1	E: 0	LOB: 1	K: 1	BB: 0	S: 13	R: 1	H: 1	E: 0	LOB: 1	K: 0	BB: 1	S: 8	R: 3	H: 5	E: 0	LOB: 2	K: 1	BB: 0	S: 23	R: 0	H: 0	E: 0	LOB: 2	K: 0	BB: 2	S: 7	R: 0	H: 1	E: 0	LOB: 1	K: 0	BB: 1	S: 10	R: 0	H: 0	E: 0	LOB: 1	K: 0	BB: 0	S: 6	R: 0	H: 0	E: 0	LOB: 0	K: 1	BB: 0	S: 9	R: 2	H: 4	E: 0	LOB: 3	K: 1	BB: 1	S: 16	R: 0	H: 0	E: 0	LOB: 0	K: 3	BB: 0	S: 10	R: 0	H: 0	E: 0	LOB: 0	K: 3	BB: 0	S: 10	1B: 11	SF: 1	2B: 1	SAC: 0	3B: 0	DP: 1	HR: 0	HBP: 0	WP: 0	PA: 44
--------------	------	------	------	--------	------	-------	-------	------	------	------	--------	------	-------	------	------	------	------	--------	------	-------	-------	------	------	------	--------	------	-------	------	------	------	------	--------	------	-------	-------	------	------	------	--------	------	-------	------	------	------	------	--------	------	-------	------	------	------	------	--------	------	-------	-------	------	------	------	--------	------	-------	-------	------	------	------	--------	------	-------	-------	--------	-------	-------	--------	-------	-------	-------	--------	-------	--------

PITCHER	IP	WLS	BF	H	R	ER	SO	BB	IBB	HBP	BLK	WP	HR	S	P	ERA	WHIP
Darryl Kile, R (1, 1) ERA: 2.63	2.1		15	7	4	4	1	1	0	0	0	0	0	38	58	15.43	3.429
Shane Reynolds, R (3, 1) ERA:	2.2		11	1	0	0	1	2	1	0	0	0	0	23	42	0.00	1.125
Tom Edens, R (6, 1) ERA: 2.31	2.0	W	7	0	0	0	1	1	0	0	0	0	0	15	27	0.00	0.500
Xavier Hernandez, R (8, 1) ERA: 3.38	0.2		7	4	2	2	1	1	0	0	0	0	0	15	24	27.00	7.500
Al Osuna, L (8, 1) ERA: 3.52	0.2		2	0	0	0	1	0	0	0	0	0	0	5	7	0.00	0.000
PITCHER	IP	WLS	BF	H	R	ER	SO	BB	IBB	HBP	BLK	WP	HR	S	P	ERA	WHIP
Doug Jones, R (9, 1) ERA: 5.36	0.2		2	0	0	0	2	0	0	0	0	0	0	0	0	0.00	0.000

Batter	1	2	3	4	5	6	7	8	9	AB R H RBI BB SO LOB	TOP											
Craig Biggio, R (1, 4) OBP: 0.362, SLG: 0.482	1-1 FC3-6 HBP		0-2 5 WP 1B		3-2 SF7 2-H		1-1 P3		1-0 P2	3 0 1 1 0 0 0												
Steve Finley, L (1, 8) OBP: 0.305, SLG: 0.341	0-0 FC3-6 1-2f		1-0 F7		1-1 G4-3			2-2 1B FC4-6 1B		4 1 1 0 0 0 2												
5 Jeff Bagwell, R (1, 3) OBP: 0.383, SLG: 0.510	0-2 F8		2-1 F9 1-2		0-0 G6-3			1-1 B1		4 0 0 0 0 0 3												
Luis Gonzalez, L (1, 7) OBP: 0.363, SLG: 0.468	2-2 P6 1-2			0-0 P6		0-1 G4-3 1B 1B		2-2 FC4-6 1B 1-3		4 0 2 0 0 0 1												
Eric Anthony, L (1, 9) OBP: 0.326, SLG: 0.398		2-1 G6-3		0-1 F7		1-2 G4-3 1B 1-2		0-0 FC4-6 1B 1-2f		4 0 1 1 0 0 1												
Chris Donnels, L (1, 5) OBP: 0.367, SLG: 0.389		0-3 K		1-0 1B		1-0 G4-3 1-2 2-3		0-1 FC6-4 1B 1-2		4 0 2 0 0 1 2												
Andujar Cedeno, R (1, 6) OBP: 0.366, SLG: 0.452		1-2 G5-3		3-2 G5-3		1-3 K		0-2 FC6-4 1-2f		4 0 0 0 0 1 5												
Eddie Taubensee, L (1, 2) OBP: 0.322, SLG: 0.430 Kevin Bass, S (9, PH) OBP: 0.296, SLG: 0.364			0-1 HR		0-0 WP SF7 SH1-3 1B		2-2 G5-3		0-3 K	3 2 2 1 0 0 0 1 0 0 0 0 1 0												
Brian Williams, R (1, 1) OBP: 0.167, SLG: 0.333 Rick Parker, R (7, PH) OBP: 0.318, SLG: 0.350 Todd Jones, L (7, 1) Xavier Hernandez, L (7, 1) Doug Jones, R (8, 1) Chris James, R (9, PH) OBP: 0.327, SLG: 0.500			0-3 K		0-0 SH1-3 1-2		1-0 G5-3		3-2 K	1 0 0 0 0 0 1 0 1 0 1 0 0 0 0 0 1 0												
Inning Stats	R: 0 E: 0 K: 0 S: 8	H: 0 LOB: 1 BB: 0 P: 11	R: 0 E: 0 K: 1 S: 8	H: 0 LOB: 0 BB: 0 P: 11	R: 1 E: 0 K: 1 S: 13	H: 2 LOB: 1 BB: 0 P: 15	R: 0 E: 0 K: 0 S: 8	H: 1 LOB: 1 BB: 0 P: 12	R: 1 E: 0 K: 0 S: 7	H: 1 LOB: 0 BB: 0 P: 11	R: 0 E: 0 K: 1 S: 10	H: 2 LOB: 2 BB: 0 P: 13	R: 0 E: 0 K: 0 S: 7	H: 0 LOB: 0 BB: 0 P: 11	R: 1 E: 0 K: 0 S: 17	H: 3 LOB: 2 BB: 0 P: 22	R: 0 E: 0 K: 2 S: 7	H: 0 LOB: 0 BB: 0 P: 11	1B: 8 2B: 0 3B: 0 HR: 1	SF: 1 SAC: 1 DP: 0 HBP: 1	WP: 2 PB: 0 SB: 2 CS: 0	PA: 37
PITCHER	IP WLS BF H R ER SO BB IBB HBP BLK WP HR S P ERA WHIP																					
Bob Tewksbury, R (1, 1) ERA: 3.67	7.0 W 28 6 2 2 3 0 0 1 0 2 1 61 84 2.57 0.857																					
Rob Murphy, L (8, 1) ERA: 3.2	1.0 6 3 1 1 0 0 0 0 0 0 0 17 22 9.00 3.000																					
Lee Smith, R (9, 1) ERA: 4.1	1.0 S 3 0 0 0 2 0 0 0 0 0 0 7 11 0.00 0.000																					

Houston Astros @ St. Louis Cardinals
 Busch Stadium, St. Louis, MO
 Sat Jul 17 1993, 3:33 AM CDT
 Att. 46,571 - Sunny - 92 F

livebaseballscorecards.com

AB	34
R	3
H	9
RBI	3
BB	0
SO	5
LOB	14



Batter	1	2	3	4	5	6	7	8	9
Luis Alicea, S OBP: 0.380, SLG: 0.383 Lee Smith, R (9, 1)	1-0 G5-3		1-2 FC4-6 HBP		3-3 K		4-2 1B G3-1 1B BB	0-3 K	
Ozzie Smith, S OBP: 0.331, SLG: 0.355 (1, 6)	2-2 G5-3		1-0 FC4-6 BB 1-2f 2-3		4-2 WP BB BB		0-0 G3-1 1B SF8 1B		
Gregg Jefferies, S OBP: 0.398, SLG: 0.510 (1, 3)	0-0 G6-3		4-0 FC6-4 BB 1-2		4-0 WP BB 1-2		0-1 G3-1 1B 1-2 2-3		
Todd Zeile, R OBP: 0.325, SLG: 0.374 (1, 5)		2-0 HR	3-1 FC6-4 1-2f		2-2 K		1-0 G3-1 1-2 2-3 3-H		
Ray Lankford, L OBP: 0.391, SLG: 0.359 (1, 8)		1-3 K		4-0 WP FC5-4 BB	2-2 G1-3 1-2 2-3		4-0 IBB		
Mark Whiten, S OBP: 0.323, SLG: 0.414 (1, 9)		1-0 G4-3		4-1 SAFE FC5-4 BB 1-3		0-0 HR	0-0 SF8 3-H		
Brian Jordan, R OBP: 0.312, SLG: 0.444 (1, 7)		0-2 F8		1-0 FC5-4 G6-3 1-2f 3-H		0-1 F9	1-1 F9		
Tom Pagnozzi, R OBP: 0.276, SLG: 0.350 (1, 2)			0-2 F8	3-2 G6-3 1-2		3-2 L6		2-2 G3-6-3 1B	
Bob Tewksbury, R OBP: 0.244, SLG: 0.209 Rob Murphy, L OBP: 0.500, SLG: 0.500 Gerald Perry, L OBP: 0.396, SLG: 0.548 José Oquendo, S OBP: 0.365, SLG: 0.245 (8, 1) (8, PH) (9, 4)			0-0 FC4-6 HBP 1B	0-0 F8		0-3 K	0-0 G3-6-3 1-2f		

AB	R	H	RBI	BB	SO	LOB
3	1	0	0	1	2	0
0	0	0	0	0	0	0
3	1	1	0	1	0	2
2	0	1	0	2	0	0
4	1	1	2	0	1	7
2	1	0	0	2	1	2
2	1	1	2	1	0	0
4	0	0	1	0	0	3
4	0	1	0	0	0	1
3	0	1	0	0	1	1
0	0	0	0	0	0	0
1	0	0	0	0	0	1
0	0	0	0	0	0	0

BOTTOM

Houston Astros @ St. Louis Cardinals
 Busch Stadium, St. Louis, MO
 Sat Jul 17 1993, 3:33 AM CDT
 Att. 46,571 - Sunny - 92 F

livebaseballscorecards.com

AB	28
R	5
H	6
RBI	5
BB	7
SO	5
LOB	17




1B: 4	SF: 1
2B: 0	SAC: 0
3B: 0	DP: 1
HR: 2	HBP: 1

WP: 2	PA: 37
PB: 0	
SB: 0	
CS: 0	

Inning Stats														
R	H	E	K	S	IP	WLS	BF	H	R	ER	SO	BB	IBB	HBP
0	0	0	0	5	6.0	L	27	3	3	3	4	5	0	0
1	1	0	1	8	0.1		5	2	2	2	0	1	1	0
0	0	0	0	0	0.2		2	0	0	0	0	0	0	0
0	0	0	0	1	1.0		3	1	0	0	1	0	0	0
0	0	0	0	9	0.0		0	0	0	0	0	0	0	0
1	0	1	2	18	0.0		0	0	0	0	0	0	0	0
0	0	0	0	12	0.0		0	0	0	0	0	0	0	0
0	0	0	0	18	0.0		0	0	0	0	0	0	0	0
0	0	0	0	12	0.0		0	0	0	0	0	0	0	0
0	0	0	0	20	0.0		0	0	0	0	0	0	0	0
0	0	0	0	9	0.0		0	0	0	0	0	0	0	0

PITCHER														
IP	WLS	BF	H	R	ER	SO	BB	IBB	HBP	BLK	WP	HR	S	P
6.0	L	27	3	3	3	4	5	0	0	0	2	2	51	97
0.1		5	2	2	2	0	1	1	0	0	0	0	7	16
0.2		2	0	0	0	0	0	0	0	0	0	0	3	4
1.0		3	1	0	0	1	0	0	0	0	0	0	7	9
0.0		0	0	0	0	0	0	0	0	0	0	0	7	9
0.0		0	0	0	0	0	0	0	0	0	0	0	7	9
0.0		0	0	0	0	0	0	0	0	0	0	0	7	9
0.0		0	0	0	0	0	0	0	0	0	0	0	7	9
0.0		0	0	0	0	0	0	0	0	0	0	0	7	9
0.0		0	0	0	0	0	0	0	0	0	0	0	7	9

ERA	WHIP
4.50	1.333
54.00	9.000
0.00	0.000
0.00	1.000

Batter	1	2	3	4	5	6	7	8	9	10	11	AB R H RBI BB SO LOB	TOP				
Craig Biggio, R (1, 4) OBP: 0.363, SLG: 0.483 Jose Uribe, S (3, 6) OBP: 0.351, SLG: 0.226	0-0 E7 5 CS 1B		0-0 F8		4-0 G4-3 E BB		0-0 G1-2-3 5 2B 1B	0-0 F8			0-0 G6-3	2 0 1 0 0 0 1 3 1 1 0 1 0 1					
Luis Gonzalez, L (1, 7) OBP: 0.363, SLG: 0.465	4-0 5 CS BB		0-0 5 HR 1B		0-0 G4-3		0-3 K		0-0 L4			4 1 1 0 1 1 2					
5 Jeff Bagwell, R (1, 3) OBP: 0.383, SLG: 0.520	0-3 K 1-2 2-3		0-0 HR		0-0 L1		0-0 2B		0-3 K			5 1 2 3 0 2 3					
Chris James, R (1, 9) OBP: 0.349, SLG: 0.505	4-0 BB		0-0 G5-3 1B		0-0 E7 1B 1B		4-0 IBB		0-3 K			3 1 2 1 2 1 0					
Andujar Cedeno, R (1, 6) OBP: 0.363, SLG: 0.448 (3, 5)	0-0 F9		0-0 G5-3 1B		0-0 1B		0-0 G1-2-3 3-HI			0-0 F7		5 0 1 1 0 0 6					
Scott Servais, R (1, 2) OBP: 0.332, SLG: 0.459		0-0 G6-3	0-0 G5-3		0-0 F8			0-0 2B 2B		0-0 F3		5 1 1 0 0 0 2					
Chris Donnels, L (1, 5) OBP: 0.338, SLG: 0.356 (3, 4) Doug Jones, R (10, 1) Al Osuna, R (11, 1)		0-0 G3		0-3 K		0-0 G4-3		0-0 F9		0-0 P3		5 0 0 0 0 1 1 0 0 0 0 0 0 0 0 0 0 0 0 0 0	AB 42 R 6 H 12 RBI 6 BB 4 SO 6 LOB 18				
Rick Parker, R (1, 8) OBP: 0.333, SLG: 0.400 (10, 4)		0-0 F3		0-0 CS 1B		0-0 G6-3		0-0 2B			0-3 K	5 0 2 1 0 1 0					
Mark Portugal, R (1, 1) OBP: 0.237, SLG: 0.286 Eric Anthony, L (6, PH) OBP: 0.327, SLG: 0.397 Tom Edens, R (6, 1) Kevin Bass, S (8, PH) OBP: 0.294, SLG: 0.361 Xavier Hernandez, L (8, 1) Steve Finley, L (10, 8) OBP: 0.302, SLG: 0.340			0-0 5 HR 1B 1B		0-0 F7		0-0 F2		0-0 G5-3		0-0 G4-3	2 1 1 0 0 0 1 1 0 0 0 0 0 0 0 0 0 0 0 0 0 1 0 0 0 0 0 1 1 0 0 0 0 0 0 1 0 0 0 0 0 0					
Inning Stats	R: 0 H: 1 E: 1 LOB: 2 K: 1 BB: 2 S: 5 P: 13	R: 0 H: 0 E: 0 LOB: 0 K: 0 BB: 0 S: 3 P: 3	R: 3 H: 4 E: 0 LOB: 1 K: 0 BB: 0 S: 7 P: 7	R: 0 H: 1 E: 0 LOB: 0 K: 1 BB: 0 S: 5 P: 5	R: 2 H: 2 E: 1 LOB: 1 K: 0 BB: 1 S: 5 P: 9	R: 0 H: 0 E: 0 LOB: 0 K: 0 BB: 0 S: 3 P: 3	R: 0 H: 2 E: 0 LOB: 2 K: 1 BB: 1 S: 6 P: 10	R: 1 H: 2 E: 0 LOB: 1 K: 0 BB: 0 S: 5 P: 5	R: 0 H: 0 E: 0 LOB: 0 K: 2 BB: 0 S: 7 P: 7	R: 0 H: 0 E: 0 LOB: 0 K: 0 BB: 0 S: 3 P: 3	R: 0 H: 0 E: 0 LOB: 0 K: 1 BB: 0 S: 5 P: 5	1B: 8 SF: 0 2B: 3 SAC: 0 3B: 0 DP: 1 HR: 1 HBP: 0	WP: 0 PA: 46 PB: 0 SB: 0 CS: 3				
PITCHER	IP WLS BF H R ER SO BB IBB HBP BLK WP HR S P ERA WHIP																
Allen Watson, L (1, 1) ERA: 3.75	6.0		8	5	4	2	3	0	0	0	0	0	1	28	40	6.00	1.833
Rheal Cormier, L (7, 1) ERA: 4.26	2.0		10	4	1	1	1	0	1	0	0	0	0	11	15	4.50	2.000
Lee Smith, R (9, 1) ERA: 3.99	1.0		3	0	0	0	2	0	0	0	0	0	0	7	7	0.00	0.000
Lee Guetterman, L (10, 1) ERA: 5.06	2.0	W	6	0	0	0	1	0	0	0	0	0	0	8	8	0.00	0.000

Houston Astros @ St. Louis Cardinals
 Busch Stadium, St. Louis, MO
 Sun Jul 18 1993, 3:33 AM CDT
 Att: 37,345 - Unknown - 97 F

livebaseballscorecards.com

Batter	1	2	3	4	5	6	7	8	9	10	11	AB R H RBI BB SO LOB	BOTTOM	
Bernard Gilkey, R (1, 7) OBP: 0.388, SLG: 0.497 Lee Smith, R (9, 1) Lee Guetterman, L (10, 1) Ozzie Smith, S (11, PH) OBP: 0.333, SLG: 0.355												5 0 2 0 0 0 1 0 0 0 0 0 0 0 0 0 0 0 0 0 0 0 1 0 0 1 0 0	Houston Astros @ St. Louis Cardinals Busch Stadium, St. Louis, MO Sun Jul 18 1993, 3:33 AM CDT Att: 37,345 - Unknown - 97 F	
Luis Alicaia, S (1, 4) OBP: 0.383, SLG: 0.383												5 1 2 0 1 2 4		
Gregg Jefferies, S (1, 3) OBP: 0.395, SLG: 0.506 Rod Brewer, L (5, 3) OBP: 0.320, SLG: 0.322												3 0 0 0 0 0 4 2 1 1 0 0 0 0		
Todd Zeile, R (1, 5) OBP: 0.331, SLG: 0.379												4 2 2 0 2 0 3		
Mark Whiten, S (1, 9) OBP: 0.323, SLG: 0.423												5 2 2 3 0 0 3		
Brian Jordan, R (1, 8) OBP: 0.316, SLG: 0.437												4 0 1 1 0 0 2		
Erik Pappas, R (1, 2) OBP: 0.392, SLG: 0.369												5 0 2 2 0 0 0		
José Oquendo, S (1, 6) OBP: 0.373, SLG: 0.250 Tim Jones, L (8, PR) (9, 6)												3 0 1 0 1 0 3 1 0 0 0 0 1 0		
Allen Watson, L (1, 1) Gerald Perry, L (6, PH) OBP: 0.388, SLG: 0.535 Rheal Cormier, L (7, 1) OBP: 0.192, SLG: 0.192 Ray Lankford, L (8, PH) OBP: 0.388, SLG: 0.356 (9, 8)												2 0 0 0 0 0 0 1 0 0 0 0 0 1 0 0 0 0 0 0 0 2 0 0 0 0 0 1		
Inning Stats	R: 3 H: 3 E: 1 LOB: 2 K: 0 BB: 0 S: 7 P: 8	R: 0 H: 0 E: 1 LOB: 1 K: 0 BB: 0 S: 4 P: 4	R: 1 H: 3 E: 0 LOB: 1 K: 0 BB: 0 S: 5 P: 5	R: 0 H: 1 E: 0 LOB: 2 K: 0 BB: 1 S: 4 P: 8	R: 0 H: 1 E: 0 LOB: 0 K: 0 BB: 0 S: 3 P: 3	R: 0 H: 0 E: 0 LOB: 0 K: 0 BB: 1 S: 2 P: 6	R: 2 H: 2 E: 0 LOB: 0 K: 1 BB: 0 S: 7 P: 7	R: 0 H: 2 E: 0 LOB: 3 K: 1 BB: 0 S: 7 P: 7	R: 0 H: 0 E: 0 LOB: 1 K: 0 BB: 1 S: 3 P: 7	R: 0 H: 0 E: 0 LOB: 0 K: 1 BB: 0 S: 5 P: 5	R: 1 H: 1 E: 0 LOB: 2 K: 0 BB: 2 S: 3 P: 11	1B: 9 SF: 1 2B: 3 SAC: 1 3B: 0 DP: 2 HR: 1 HBP: 1		WP: 0 PA: 50 PB: 0 SB: 0 CS: 1
PITCHER	IP WLS BF H R ER SO BB IBB HBP BLK WP HR S P ERA WHIP													
Mark Portugal, R (1, 1) ERA: 3.4	5.0 25 8 4 1 0 1 0 0 0 0 0 0 23 28 1.80 1.800													
Tom Edens, R (6, 1) ERA: 2.84	2.0 8 2 2 2 1 1 0 0 0 0 0 1 9 13 9.00 1.500													
Xavier Hernandez, R (8, 1) ERA: 3.21	2.0 9 2 0 0 1 1 0 0 0 0 0 0 10 14 0.00 1.500													
Doug Jones, R (10, 1) ERA: 5.3	1.1 L 7 1 1 1 1 1 1 0 0 0 0 0 7 15 6.75 1.500													
Al Osuna, L (11, 1) ERA: 3.45	0.1 1 0 0 0 0 0 0 0 0 0 0 0 0 1 0.00 0.000													

livebaseballscores.com

AB	42
R	7
H	13
RBI	6
BB	5
SO	3
LOB	22



Batter	1	2	3	4	5	6	7	8	9	AB R H RBI BB SO LOB	TOP											
Luis Alicea, S OBP: 0.381, SLG: 0.380 (1, 4)	F8		G6-4-3		K			BLK 1B		4 1 1 0 0 1 3												
Ozzie Smith, S OBP: 0.338, SLG: 0.360 (1, 6)	CS 1B			FC6-4 1B		P3		CS 1B		4 0 3 1 0 0 0												
Ray Lankford, L OBP: 0.386, SLG: 0.352 (1, 8)	BB			FC6-4 CS		K		K		3 0 0 0 1 2 2												
Todd Zeile, R OBP: 0.327, SLG: 0.374 (1, 5)	K			G4-3		G6-3		L7		4 0 0 0 0 1 2												
Mark Whiten, S OBP: 0.328, SLG: 0.433 (1, 9)		F7			HR		G5-6-3 BB	CS BB		2 1 1 1 2 0 0												
Gerald Perry, L OBP: 0.358, SLG: 0.489 (1, 3)		K			G4-3		G5-6-3	K		4 0 0 0 0 2 2												
Omar Olivares, R OBP: 0.250, SLG: 0.313 (9, 1)										0 0 0 0 0 0 0												
Lee Smith, R (9, 1)										0 0 0 0 0 0 0												
Brian Jordan, R OBP: 0.331, SLG: 0.505 (1, 7)		G1-3			SH2-4 1B		HR	HR		4 2 3 2 0 0 0												
Tom Pagnozzi, R OBP: 0.282, SLG: 0.354 (1, 2)			P5		SH2-4 1B		1B	P3		4 0 2 0 0 0 0												
Donovan Osborne, S OBP: 0.238, SLG: 0.225 (1, 1)					SH2-4					2 0 1 0 0 0 1												
Rob Murphy, L OBP: 0.500, SLG: 0.500 (8, 1)										0 0 0 0 0 0 0												
Rod Brewer, L OBP: 0.320, SLG: 0.322 (9, 3)			G6-4-3 1B				L8			0 0 0 0 0 0 0												
Inning Stats	R: 0 E: 0 K: 1 S: 10	H: 1 LOB: 1 BB: 1 P: 16	R: 0 E: 0 K: 1 S: 11	H: 0 LOB: 0 BB: 0 P: 16	R: 0 E: 0 K: 0 S: 7	H: 1 LOB: 0 BB: 0 P: 12	R: 0 E: 0 K: 0 S: 7	H: 1 LOB: 0 BB: 0 P: 7	R: 1 E: 0 K: 1 S: 13	H: 3 LOB: 2 BB: 0 P: 17	R: 0 E: 0 K: 1 S: 6	H: 0 LOB: 0 BB: 0 P: 9	R: 1 E: 0 K: 0 S: 8	H: 2 LOB: 1 BB: 1 P: 15	R: 1 E: 0 K: 1 S: 11	H: 2 LOB: 0 BB: 0 P: 16	R: 1 E: 0 K: 1 S: 11	H: 1 LOB: 0 BB: 1 P: 20	1B: 8 2B: 0 3B: 0 HR: 3	SF: 0 SAC: 1 DP: 2 HBP: 0	WP: 0 PB: 0 SB: 0 CS: 4	PA: 35
PITCHER	IP WLS BF H R ER SO BB IBB HBP BLK WP HR S P ERA WHIP																				IP WLS BF H R ER SO BB IBB HBP BLK WP HR S P ERA WHIP	
Pete Smith, R ERA: 4.16 (1, 1)	5.0 L 19 6 1 1 3 1 0 0 0 0 1 48 68 1.80 1.400																					
Kent Mercker, L ERA: 2.86 (6, 1)	2.0 8 2 1 1 1 1 1 0 0 0 0 1 14 24 4.50 1.500																					
Steve Bedrosian, R ERA: 2.22 (8, 1)	1.0 4 2 1 1 1 1 0 0 0 1 0 0 11 16 9.00 2.000																					
Jay Howell, R ERA: 2.7 (9, 1)	1.0 4 1 1 1 1 1 1 0 0 0 0 1 11 20 9.00 2.000																					

St. Louis Cardinals @ Atlanta Braves
Atlanta-Fulton County Stadium, Atlanta, GA

Mon Jul 19 1993, 7:05 PM EDT
Att. 49,447 - Unknown - 94 F

livebaseballscorecards.com

AB	31
R	4
H	11
RBI	4
BB	3
SO	6
LOB	10



Batter	1	2	3	4	5	6	7	8	9	AB R H RBI BB SO LOB	TOP																									
Luis Alicea, S (1, 4) OBP: 0.381, SLG: 0.381	2-1 G6-3		1-1 1B		1-1 FC5-2 1B	0-0 G4-3			2-1 G5-3	5 0 2 0 0 0 1	St. Louis Cardinals @ Atlanta Braves Atlanta-Fulton County Stadium, Atlanta, GA Tue Jul 20 1993, 7:05 PM EDT Att. 49,072 - Unknown - 89 F																									
Ozzie Smith, S (1, 6) OBP: 0.336, SLG: 0.357	1-2 F8		0-0 P2		1-0 FC5-2 1B		2-2 G1-3	2-2 G6-3	5 1 1 0 0 0 1																											
Bernard Gilkey, R (1, 7) OBP: 0.386, SLG: 0.491	0-0 G6-3			4-2 G4-3 E BB	1-1 FC5-2 1B WP		2-2 G4-3		3 2 0 0 1 0 2																											
Todd Zeile, R (1, 5) OBP: 0.326, SLG: 0.373		0-2 F9		1-0 G4-3	3-2 WP 1B		2-2 G1-3		4 0 1 1 0 0 1																											
Mark Whiten, S (1, 9) OBP: 0.327, SLG: 0.431		0-0 L7		2-0 E1 1B 1B	1-2 F7		3-2 G6-3		4 1 1 0 0 0 1																											
Brian Jordan, R (1, 8) OBP: 0.344, SLG: 0.532		2-1 2B		2-0 2B 1B	2-3 K		1-1 2B		4 1 3 1 0 1 1																											
Gerald Perry, L (1, 3) OBP: 0.351, SLG: 0.460		0-1 L9		2-2 K		2-2 L9	4-0 G6-4-3 IBB		3 0 0 0 1 1 2																											
Tom Pagnozzi, R (1, 2) OBP: 0.281, SLG: 0.358			1-2 P4	1-1 2B	0-0 F9		1-1 G6-4-3		4 0 1 1 0 0 2																											
Rene Arocha, R (1, 1) OBP: 0.065, SLG: 0.065			0-3 K	0-3 K	0-1 1B		1-0 F8		3 0 1 0 0 2 1																											
Rheal Cormier, L (6, 1) OBP: 0.192, SLG: 0.192									0 0 0 0 0 0 0																											
Omar Olivares, R (8, 1) OBP: 0.250, SLG: 0.313									0 0 0 0 0 0 0																											
Tracy Woodson, R (9, PH) OBP: 0.236, SLG: 0.245									1 0 0 0 0 0 0																											
Inning Stats	R: 0 E: 0 K: 0 S: 6	H: 0 LOB: 0 BB: 0 P: 9	R: 0 E: 0 K: 0 S: 8	H: 1 LOB: 1 BB: 0 P: 10	R: 0 E: 0 K: 1 S: 9	H: 1 LOB: 1 BB: 0 P: 11	R: 3 E: 1 K: 2 S: 13	H: 3 LOB: 1 BB: 1 P: 25	R: 2 E: 0 K: 1 S: 20	H: 3 LOB: 1 BB: 0 P: 29	R: 0 E: 0 K: 0 S: 8	H: 1 LOB: 1 BB: 0 P: 10	R: 0 E: 0 K: 0 S: 12	H: 0 LOB: 0 BB: 0 P: 18	R: 0 E: 0 K: 0 S: 11	H: 1 LOB: 1 BB: 1 P: 20	R: 0 E: 0 K: 0 S: 6	H: 0 LOB: 0 BB: 0 P: 11	1B: 7 2B: 3 3B: 0 HR: 0	SF: 0 SAC: 0 DP: 1 HBP: 0	WP: 1 PB: 0 SB: 0 CS: 0	PA: 38														
PITCHER	IP WLS BF H R ER SO BB IBB HBP BLK WP HR S P ERA WHIP																																			
Tom Glavine, L (1, 1) ERA: 2.99	4.1		22	8	5	5	3	1	0	0	0	0	0	44	69	10.38	2.077																			
Steve Bedrosian, R (5, 1) ERA: 2.08	1.2		6	1	0	0	1	0	0	0	0	1	0	20	25	0.00	0.600																			
Greg McMichael, R (7, 1) ERA: 2.66	1.0		3	0	0	0	0	0	0	0	0	0	0	12	18	0.00	0.000																			
Mark Wohlers, R (8, 1) ERA: 1.96	1.0	W	4	1	0	0	0	0	1	0	0	0	0	11	20	0.00	1.000																			
Mike Stanton, L (9, 1) ERA: 3.06	1.0	S	3	0	0	0	0	0	0	0	0	0	0	6	11	0.00	0.000																			

livebaseballscorecards.com

AB	36
R	5
H	10
RBI	3
BB	2
SO	4
LOB	12



Batter	1	2	3	4	5	6	7	8	9
Deion Sanders, L (1, 8) OBP: 0.292, SLG: 0.403	1-0 G5-3			0-0 P6		2-1 HR 1B	0-0 G3	1-0 1-H 2-H 1B	
Jeff Blauser, R (1, 6) Mike Stanton, L (9, 1)	1-3 K			0-0 L9		1-0 1-H 2-H HR	4-0 E BB	0-0 F8	
Ron Gant, R (1, 7) OBP: 0.337, SLG: 0.513	2-2 G6-3			2-2 G6-3		0-0 HR 1B	0-0 E1		
Fred McGriff, L (1, 3) OBP: 0.360, SLG: 0.503						1-2 G3	0-0 1-H HR	1-0 G4-3	
David Justice, L (1, 9) OBP: 0.323, SLG: 0.468						2-2 1B	2-3 K	0-0 E9 SH 1B	
Terry Pendleton, S (1, 5) OBP: 0.286, SLG: 0.350						1-1 F7	0-0 1B 1B	1-1 SH SH1-4 1B	
Damon Berryhill, S (1, 2) OBP: 0.287, SLG: 0.435						1-0 F8	0-0 FC6-4 1B	0-1 SH1-4	
Mark Lemke, S (1, 4) OBP: 0.344, SLG: 0.382							F7	2-2 P4	
Tom Glavine, L (1, 1) Steve Bedrosian, R (5, 1) Bill Pecota, R (6, PH) Greg McMichael, R (7, 1) Otis Nixon, S (7, PH) Mark Wohlers, R (8, 1) Francisco Cabrera, R (8, PH) Rafael Belliard, R (9, 6)									

AB	R	H	RBI	BB	SO	LOB
5	1	2	1	0	0	0
4	1	1	3	1	1	1
0	0	0	0	0	0	0
4	1	1	0	0	0	1
4	1	1	2	0	0	2
4	1	2	0	0	1	0
3	1	1	0	0	0	1
3	0	1	0	0	0	1
4	0	1	0	0	0	3
1	0	0	0	0	0	1
0	0	0	0	0	0	0
1	1	1	0	0	0	0
0	0	0	0	0	0	0
1	0	0	0	0	0	0
0	0	0	0	0	0	0
0	1	0	0	1	0	0
0	0	0	0	0	0	0

BOTTOM

St. Louis Cardinals @ Atlanta Braves
Atlanta-Fulton County Stadium, Atlanta, GA

Tue Jul 20 1993, 7:05 PM EDT
Att: 49,072 - Unknown - 89 F

livebaseballscorecards.com

AB	34
R	8
H	11
RBI	6
BB	2
SO	2
LOB	10



1B:	9	SF:	0
2B:	0	SAC:	2
3B:	0	DP:	1
HR:	2	HBP:	0

WP:	0	PA:	38
PB:	0		
SB:	0		
CS:	0		

Inning Stats	R: 0	H: 0	E: 0	K: 1	S: 7	R: 0	H: 0	E: 0	K: 0	S: 11	R: 0	H: 1	E: 0	K: 0	S: 8	R: 0	H: 0	E: 0	K: 0	S: 6	R: 0	H: 1	E: 0	K: 0	S: 9	R: 5	H: 7	E: 0	K: 1	S: 13	R: 0	H: 0	E: 1	K: 0	S: 5	R: 3	H: 2	E: 2	K: 0	S: 10			
	LOB: 0	BB: 0	P: 11	LOB: 0	BB: 0	P: 18	LOB: 0	BB: 0	P: 12		LOB: 1	BB: 0	P: 14	LOB: 2	BB: 0	P: 20	LOB: 2	BB: 1	P: 12	LOB: 1	BB: 1	P: 18																					
PITCHER	IP	WLS	BF	H	R	ER	SO	BB	IBB	HBP	BLK	WP	HR	S	P	ERA	WHIP																										
Rene Arocha, R (1, 1) ERA: 3.58	5.1		22	7	5	5	1	0	0	0	0	0	2	48	75	8.44	1.312																										
Rheal Cormier, L (6, 1) ERA: 4.15	2.1	L	15	4	3	0	1	1	1	0	0	0	0	20	37	0.00	2.143																										
Omar Olivares, R (8, 1) ERA: 4.67	0.1		1	0	0	0	0	0	0	0	0	0	0	1	1	0.00	0.000																										

Batter	1	2	3	4	5	6	7	8	9	AB R H RBI BB SO LOB	TOP			
Bernard Gilkey, R (1, 7) OBP: 0.384, SLG: 0.488	1-3 K			0-0 E G4-3 1B	1-2 P3			2-2 F7		4 1 1 0 0 1 1				
Ozzie Smith, S (1, 6) OBP: 0.333, SLG: 0.354 Tim Jones, L (7, 6)	1-0 G1-3			2-1 E3 G4-3 G3-1 1-3		0-2 G6-3		1-3 K		3 0 0 0 0 0 1 1 0 0 0 0 1 0				
Ray Lankford, L (1, 8) OBP: 0.381, SLG: 0.346	0-3 K			0-1 G3-1 1-2		2-2 G4-3		3-2 P4		4 0 0 0 0 1 2				
Todd Zeile, R (1, 5) OBP: 0.323, SLG: 0.369 Tracy Woodson, R (7, 5) OBP: 0.232, SLG: 0.241			0-0 G5-3	2-1 G4-3 2-3 3-H		1-1 L9		1-1 P3		3 0 0 1 0 0 1 1 0 0 0 0 0 0				
Brian Jordan, R (1, 9) OBP: 0.336, SLG: 0.518			1-1 G4-3	1-1 G6-3		1-3 K				3 0 0 0 0 1 1				
Gerald Perry, L (1, 3) OBP: 0.367, SLG: 0.472			1-0 F8		0-1 2B 1B		0-1 G4-6-3 1B			3 1 2 0 0 0 0				
Erik Pappas, R (1, 2) OBP: 0.390, SLG: 0.368			1-0 G1-6-3 1B		0-2 F8		2-2 G4-6-3 1-2f			3 0 1 0 0 0 2				
José Oquendo, S (1, 4) OBP: 0.357, SLG: 0.237			0-1 G1-6-3 1-2f		1 SAFE 1-3 K		0-1 G4-3			3 0 0 0 0 1 2				
Joe Magrane, R (1, 1) OBP: 0.139, SLG: 0.143 Lee Guetterman, L (4, 1) OBP: 0.500, SLG: 1.000 Omar Olivares, R (7, 1) OBP: 0.250, SLG: 0.313 Luis Alicea, S (8, PH) OBP: 0.379, SLG: 0.379 Rod Brewer, L (8, 1) OBP: 0.320, SLG: 0.322			3-3 K		3-2 K 1-H 2B		1-2 G4-3			1 0 0 0 0 1 0 1 0 1 1 0 0 0 0 0 0 0 0 0 0 1 0 0 0 0 0 0 0 0 0 0 0 0 0				
Inning Stats	R: 0 E: 0 K: 2 S: 7 H: 0 LOB: 0 BB: 0 P: 9	R: 0 E: 0 K: 0 S: 4 H: 0 LOB: 0 BB: 0 P: 6	R: 0 E: 0 K: 1 S: 7 H: 1 LOB: 0 BB: 0 P: 11	R: 1 E: 1 K: 0 S: 9 H: 1 LOB: 1 BB: 0 P: 14	R: 1 E: 0 K: 1 S: 14 H: 2 LOB: 1 BB: 0 P: 19	R: 0 E: 0 K: 0 S: 8 H: 0 LOB: 0 BB: 0 P: 11	R: 0 E: 0 K: 1 S: 12 H: 1 LOB: 0 BB: 0 P: 15	R: 0 E: 0 K: 0 S: 8 H: 0 LOB: 0 BB: 0 P: 11	R: 0 E: 0 K: 1 S: 8 H: 0 LOB: 0 BB: 0 P: 13	1B: 4 2B: 1 3B: 0 HR: 0 SF: 0 SAC: 0 DP: 2 HBP: 0	WP: 0 PB: 0 SB: 0 CS: 0 PA: 31			
PITCHER	IP WLS BF H R ER SO BB IBB HBP BLK WP HR S P ERA WHIP												PITCHER	IP WLS BF H R ER SO BB IBB HBP BLK WP HR S P ERA WHIP
Greg Maddux, R (1, 1) ERA: 2.77 Greg McMichael, R (7, 1) ERA: 2.61 Jay Howell, R (8, 1) ERA: 2.62 Kent Mercker, L (9, 1) ERA: 2.76	6.0 W 22 4 2 1 4 0 0 0 0 0 0 0 49 70 1.50 0.667													

St. Louis Cardinals @ Atlanta Braves
 Atlanta-Fulton County Stadium, Atlanta, GA

Wed Jul 21 1993, 7:05 PM EDT
 Att. 45,122 - Unknown - 91 F

livebaseballscorecards.com

AB 31
 R 2
 H 5
 RBI 2
 BB 0
 SO 6
 LOB 10



BOTTOM

St. Louis Cardinals @ Atlanta Braves
Atlanta-Fulton County Stadium, Atlanta, GA

Wed Jul 21 1993, 7:05 PM EDT
Att: 45,122 - Unknown - 91 F

livebaseballscorecards.com

AB	41
R	14
H	18
RBI	14
BB	5
SO	3
LOB	19



WP:	1	PA:	46
PB:	0	SB:	0
CS:	0		

AB	R	H	RBI	BB	SO	LOB	
6	0	2	0	0	0	2	
4	1	1	0	0	1	1	
1	0	0	0	0	0	1	
3	4	2	2	2	0	0	
4	2	3	3	0	0	0	
1	1	1	0	0	0	0	
3	3	2	2	2	0	0	
5	1	2	0	0	0	5	
4	1	2	1	1	0	3	
5	0	2	2	0	1	3	
3	0	0	0	0	1	4	
0	0	0	0	0	0	0	
1	0	0	0	0	0	0	
0	0	0	0	0	0	0	
1	1	1	4	0	0	0	
0	0	0	0	0	0	0	
1B:	11	SF:	0	WP:	1	PA:	46
2B:	2	SAC:	0	PB:	0	SB:	0
3B:	0	DP:	1	CS:	0		
HR:	5	HBP:	0				

Batter	1	2	3	4	5	6	7	8	9	AB	R	H	RBI	BB	SO	LOB				
Otis Nixon, S OBP: 0.329, SLG: 0.296 (1, 8)	2-1 P9 1B	0-0 G6-4-3 1B	1-0 F7		0-0 G5-3		2-1 2B	2-0 G6-3		6	0	2	0	0	0	2				
Jeff Blauser, R OBP: 0.408, SLG: 0.418 Rafael Belliard, R OBP: 0.317, SLG: 0.270 (1, 6) (7, 6)	2-3 SAFE SAFE SAFE SAFE SAFE SAFE 1-2f K	0-1 G6-4-3		0-0 WP HR 1B		3-2 F8	0-1 G4-3			4	1	1	0	0	1	1				
Ron Gant, R OBP: 0.343, SLG: 0.523 (1, 7)	2-1 HR 1B	2-1 P4		2-0 1-H HR		4-1 1B 2B BB		4-0 BB 1B BB		3	4	2	2	2	0	0				
Fred McGriff, L OBP: 0.384, SLG: 0.526 Sid Bream, L OBP: 0.311, SLG: 0.400 (1, 3) (7, 3)	2-0 1-H HR		0-0 HR	2-2 G4-3		2-1 2B 1B 1-2		2-1 1B BB 1B 1-2 HR		4	2	3	3	0	0	0				
Terry Pendleton, S OBP: 0.292, SLG: 0.363 (1, 5)	4-0 BB 1B BB		2-0 HR	2-0 F8		1-1 1-3 2-H 2B		4-2 1B HR BB 1-2 2-3		3	3	2	2	2	0	0				
Bill Pecota, R OBP: 0.341, SLG: 0.333 (1, 9)	1-1 SAFE 1-2 BB 1B		1-0 G6-3	0-0 1B		0-0 G4-3		2-2 L6		5	1	2	0	0	0	5				
Mark Lemke, S OBP: 0.348, SLG: 0.384 (1, 4)	4-1 1B BB 1-2 2-3		1-1 1B 1B	0-0 G6-3		3-1 P6		1-0 1-2 2-3 3-H HR 1B		4	1	2	1	1	0	3				
Damon Berryhill, S OBP: 0.290, SLG: 0.434 (1, 2)	3-2 1-3 2-H 3-H 1B		0-0 1-2 1B		0-1 F7		0-0 F9	3-3 K 1B		5	0	2	2	0	1	3				
Greg Maddux, R OBP: 0.185, SLG: 0.189 Greg McMichael, R OBP: 0.290, SLG: 0.401 Deion Sanders, L OBP: 0.290, SLG: 0.401 Jay Howell, R OBP: 0.091, SLG: 0.493 Francisco Cabrera, R OBP: 0.091, SLG: 0.493 Kent Mercker, L (1, 1) (7, 1) (7, PH) (8, 1) (8, PH) (9, 1)	2-1 G4-3		0-0 F8		0-3 K		3-2 F9	3-2 1-H 2-H 3-H HR		3	0	0	0	0	1	4				
Inning Stats	R: 4 E: 0 K: 1 S: 16	H: 4 LOB: 2 BB: 2 P: 38	R: 0 E: 0 K: 0 S: 5	H: 1 LOB: 0 BB: 0 P: 7	R: 2 E: 0 K: 0 S: 8	H: 4 LOB: 2 BB: 0 P: 13	R: 2 E: 0 K: 0 S: 8	H: 3 LOB: 1 BB: 0 P: 14	R: 0 E: 0 K: 1 S: 6	H: 0 LOB: 0 BB: 0 P: 6	R: 1 E: 0 K: 0 S: 12	H: 2 LOB: 2 BB: 1 P: 25	R: 0 E: 0 K: 0 S: 8	H: 1 LOB: 1 BB: 0 P: 13	R: 5 E: 0 K: 1 S: 21	H: 3 LOB: 0 BB: 2 P: 42	1B: 11 2B: 2 3B: 0 HR: 5	SF: 0 SAC: 0 DP: 1 HBP: 0	WP: 1 PB: 0 SB: 0 CS: 0	PA: 46
PITCHER	IP WLS L	WLS L	H R ER SO	BB IBB HBP BLK	WP HR S P	ERA WHIP	PITCHER	IP WLS L	H R ER SO	BB IBB HBP BLK	WP HR S P	ERA WHIP								
Joe Magrane, L ERA: 4.37 (1, 1)	3.2	24	12 8 8 1	2 0 0 0	1 4 36 71	19.64 3.818	Lee Guetterman, L ERA: 4.85 (4, 1)	2.1	10 2 1 1	1 0 0 0	0 0 19 32	3.86 1.286								
Omar Olivares, R ERA: 4.6 (7, 1)	1.0	4	1 0 0 0	0 0 0 0	0 0 8 13	0.00 1.000	Rod Brewer, L ERA: 45.0 (8, 1)	1.0	8 3 5 5	1 2 0 0	0 0 21 42	45.00 5.000								

St. Louis Cardinals @ Colorado Rockies

Mile High Stadium, Denver, CO

Thu Jul 22 1993, 9:05 PM EDT
Att. 56,013 - Unknown - 84 F

livebaseballscorecards.com

AB	33
R	6
H	10
RBI	6
BB	3
SO	3
LOB	10



Batter	1	2	3	4	5	6	7	8	9	AB R H RBI BB SO LOB
Bernard Gilkey, R OBP: 0.378, SLG: 0.480 (1, 7) X	0-0 P6		1-1 G1-3		2-2 F9		0-0 FC5-4 FC6-4		3-3 K	5 0 0 0 0 1 2
Ozzie Smith, S OBP: 0.335, SLG: 0.356 (1, 6) B L C B X	3-2 G4-3		0-0 E 2-H 1B			1-2 1B 1B	0-0 FC6-4 1-2f			4 1 2 1 0 0 1
Gregg Jefferies, S OBP: 0.396, SLG: 0.506 (1, 3) C X	0-1 PO 1B		3-2 F7 1-2			2-1 G1-4-3 1-3 1B		2-1 G3-1		4 0 2 0 0 0 1
Todd Zeile, R OBP: 0.325, SLG: 0.378 (1, 5) 1 SAFE	0-0 PO 1-2	3-2 HR		2-2 G6-3		2-2 G1-4-3 1-2f		4-2 BB 1B BB		3 2 1 1 1 0 2
Ray Lankford, L OBP: 0.386, SLG: 0.347 (1, 8) B S B X		2-1 G3-1		4-2 BLK BB		2-2 HR 1B		4-2 1B CS BB		2 1 1 1 2 0 0
Mark Whiten, S OBP: 0.326, SLG: 0.438 (1, 9) B B X		2-0 F9		2-3 K		0-0 HR 1-H		1-3 K		4 1 1 2 0 2 3
Luis Alicea, S OBP: 0.377, SLG: 0.376 (1, 4) X		0-0 B1-3		1-2 G3-1 1-2		0-0 G4-3		3-2 1B 1-3 2-H		4 0 1 1 0 0 1
Tom Paganzzi, R OBP: 0.280, SLG: 0.355 (1, 2) B C B B F B B X			3-2 SH2-4 1B 1B		3-2 F9		2-2 F8	1 SAFE 1 SAFE 1 SAFE 1 SAFE B B B X	3-0 CS 3-H	4 1 1 0 0 0 0
Bob Tewksbury, R OBP: 0.255, SLG: 0.222 (1, 1) B X			1-0 SH2-4		0-0 G1-3		0-0 FC5-4 1B		0-1 G4-3	2 0 1 0 1 0 0 0 0 0 0 0 0 0 0 0 0 0
Rob Murphy, L OBP: 0.500, SLG: 0.500 (8, 1)										
Omar Olivares, R OBP: 0.250, SLG: 0.313 (8, 1)										
Lee Guetterman, L OBP: 0.600, SLG: 1.000 (9, PH)										
Gerald Perry, L OBP: 0.381, SLG: 0.463 (9, PH)										
Todd Burns, R (9, 1)										

Inning Stats	R: 0	H: 1	R: 1	H: 1	R: 1	H: 2	R: 0	H: 0	R: 0	H: 0	R: 3	H: 4	R: 0	H: 1	R: 1	H: 1	R: 0	H: 0
	E: 0	LOB: 0	E: 0	LOB: 0	E: 1	LOB: 1	E: 0	LOB: 1	E: 0	LOB: 0	E: 0	LOB: 0	E: 0	LOB: 1	E: 0	LOB: 1	E: 0	LOB: 0
	K: 0	BB: 0	K: 0	BB: 0	K: 0	BB: 1	K: 1	BB: 1	K: 0	BB: 0	K: 0	BB: 0	K: 0	BB: 0	K: 1	BB: 2	K: 1	BB: 0
	S: 6	P: 9	S: 7	P: 14	S: 13	P: 21	S: 14	P: 21	S: 8	P: 13	S: 15	P: 21	S: 7	P: 9	S: 12	P: 29	S: 9	P: 13

PITCHER	IP	WLS	BF	H	R	ER	SO	BB	IBB	HBP	BLK	WP	HR	S	P	ERA	WHIP
Armando Reynoso, R ERA: 3.27 (1, 1)	7.0		29	9	5	5	1	1	0	0	1	0	2	70	108	6.43	1.429
Scott Fredrickson, R ERA: 6.11 (8, 1)	1.0		5	1	1	1	1	2	0	0	0	0	0	12	29	9.00	3.000
Darren Holmes, R ERA: 5.88 (9, 1)	1.0	W	3	0	0	0	1	0	0	0	0	0	0	9	13	0.00	0.000

WP: 0	PA: 39
PB: 0	
SB: 0	
CS: 1	

Batter	1	2	3	4	5	6	7	8	9	AB	R	H	RBI	BB	SO	LOB
Alex Cole, L OBP: 0.347, SLG: 0.329 Scott Fredrickson, R Charlie Hayes, R Darren Holmes, R	1-0 CS 1B	2-3 K			3-3 K		2-2 K	2-2 G6-3		4	0	1	0	0	3	3
Roberto Mejia, R OBP: 0.273, SLG: 0.438	1-2 F8 1-2		0-2 G1-3		0-2 1B		1-2 2B		0-0 2B 1B	5	0	3	1	0	0	1
Dante Bichette, R OBP: 0.347, SLG: 0.518	0-1 HR		1-3 K		0-3 K		0-1 G4-3		0-0 SF8 2B	5	2	2	1	0	2	2
Andres Galarraga, R OBP: 0.416, SLG: 0.631	0-1 HR		1-0 G6-3			0-0 1B 1B		0-0 1B BB 1B	4	2	3	1	1	0	0	0
Jerald Clark, R OBP: 0.327, SLG: 0.422	0-1 G1-3			1-1 G1-3 HBP		0-1 G6-4-3 1B		1-0 BB BB 1B 1B	3	1	2	1	0	0	0	0
Danny Sheaffer, R OBP: 0.274, SLG: 0.400		2-0 FC6-4 1B		0-0 G1-3		2-3 K		0-2 BB BB FC4-6 1B	4	1	2	0	0	1	3	3
Vinny Castilla, R OBP: 0.308, SLG: 0.439 Chris Jones, R		1-0 FC6-4 1B 1-2f		0-3 K		1-0 G6-4-3		4-0 FC4-6 BB BB	3	0	0	0	0	1	4	4
Freddie Benavides, R OBP: 0.264, SLG: 0.294		0-0 1B		3-3 K			1-2 F8	4-0 FC4-6 BB	3	0	1	1	1	1	1	1
Armando Reynoso, R OBP: 0.071, SLG: 0.122 Eric Young Sr., R Jim Tatum, R		0-3 K			0-0 F8		4-1 2B BB	2-1 FC4-6 G6-3	2	0	0	0	0	1	2	2

Inning Stats	R: 2	H: 3	E: 0	K: 10	S: 10	LOB: 0	BB: 0	P: 12	R: 0	H: 2	E: 0	K: 2	S: 9	LOB: 2	BB: 0	P: 14	R: 0	H: 0	E: 0	K: 1	S: 7	LOB: 0	BB: 0	P: 9	R: 0	H: 0	E: 0	K: 2	S: 9	LOB: 1	BB: 0	P: 13	R: 0	H: 1	E: 0	K: 11	S: 11	LOB: 1	BB: 0	P: 14	R: 0	H: 2	E: 0	K: 1	S: 7	LOB: 1	BB: 0	P: 10	R: 1	H: 1	E: 0	K: 1	S: 14	LOB: 1	BB: 1	P: 22	R: 3	H: 3	E: 0	K: 10	S: 10	LOB: 1	BB: 2	P: 23	R: 1	H: 2	E: 0	K: 3	S: 3	LOB: 1	BB: 1	P: 8	1B: 10	SF: 1	2B: 2	3B: 0	HR: 2	SAC: 0	DP: 2	HBP: 1
--------------	------	------	------	-------	-------	--------	-------	-------	------	------	------	------	------	--------	-------	-------	------	------	------	------	------	--------	-------	------	------	------	------	------	------	--------	-------	-------	------	------	------	-------	-------	--------	-------	-------	------	------	------	------	------	--------	-------	-------	------	------	------	------	-------	--------	-------	-------	------	------	------	-------	-------	--------	-------	-------	------	------	------	------	------	--------	-------	------	--------	-------	-------	-------	-------	--------	-------	--------

PITCHER	IP	WLS	BF	H	R	ER	SO	BB	IBB	HBP	BLK	WP	HR	S	P	ERA	WHIP
Bob Tewksbury, R ERA: 3.68	(1, 1)	7.0	30	9	3	3	9	1	0	1	0	0	2	67	94	3.86	1.429
Rob Murphy, L ERA: 3.79	(8, 1)	0.0	3	3	3	3	0	0	0	0	0	0	5	6	∞	∞	
Omar Olivares, R ERA: 4.6	(8, 1)	0.0	2	0	0	0	0	2	0	0	0	0	0	8	∞	∞	
Lee Guetterman, L ERA: 4.5	(8, 1)	1.0	2	0	0	0	0	0	0	0	0	0	5	9	0.00	0.000	
Todd Burns, R ERA: 4.66	(9, 1)	0.2	L 4	2	1	1	0	0	1	0	0	0	0	3	8	13.50	3.000


BOTTOM

St. Louis Cardinals @ Colorado Rockies
Mile High Stadium, Denver, CO

Thu Jul 22 1993, 9:05 PM EDT
Att: 56,013 - Unknown - 84 F

AB	35
R	7
H	14
RBI	7
BB	4
SO	9
LOB	20

WP: 0 PA: 41
PB: 0
SB: 1
CS: 1



PITCHER	IP	WLS	BF	H	R	ER	SO	BB	IBB	HBP	BLK	WP	HR	S	P	ERA	WHIP
Bob Tewksbury, R ERA: 3.68	(1, 1)	7.0	30	9	3	3	9	1	0	1	0	0	2	67	94	3.86	1.429
Rob Murphy, L ERA: 3.79	(8, 1)	0.0	3	3	3	3	0	0	0	0	0	0	5	6	∞	∞	
Omar Olivares, R ERA: 4.6	(8, 1)	0.0	2	0	0	0	0	2	0	0	0	0	0	8	∞	∞	
Lee Guetterman, L ERA: 4.5	(8, 1)	1.0	2	0	0	0	0	0	0	0	0	0	5	9	0.00	0.000	
Todd Burns, R ERA: 4.66	(9, 1)	0.2	L 4	2	1	1	0	0	1	0	0	0	0	3	8	13.50	3.000

TOP

St. Louis Cardinals @ Colorado Rockies

Mile High Stadium, Denver, CO

Fri Jul 23 1993, 9:05 PM EDT
Att. 58,513 - Unknown - 75 F

AB	41
R	13
H	16
RBI	13
BB	5
SO	8
LOB	17



WP	2	PA	47
PB	0		
SB	0		
CS	0		

Batter	1	2	3	4	5	6	7	8	9	AB	R	H	RBI	BB	SO	LOB
Bernard Gilkey, R (1, 7) OBP: 0.382, SLG: 0.480 Todd Burns, R (7, 1) Lee Smith, R (8, 1)	4-1 WP 1B HR BB		3-1 G5-3		2-1 FC1-5 1B	1-0 2B 1B	0-0 FC5-4 1B		3-3 K 1-2	4	2	2	3	1	0	2
Ozzie Smith, S (1, 6) OBP: 0.338, SLG: 0.361	3-1 WP HR 1B		1-1 G6-3		0-0 1B	2-2 1B 2B	0-1 FC5-4 1-2f		2-2 F7	6	2	3	1	0	0	2
Gregg Jefferies, S (1, 3) OBP: 0.396, SLG: 0.503	3-2 P4 1-2 2-3		4-2 BB		2-0 G1-2-3 3-Hf	0-0 E 2B 1B		1-0 P6		4	1	1	2	1	0	5
Todd Zeile, R (1, 5) OBP: 0.326, SLG: 0.390	2-0 HR 2-H 3-H		1-2 F9		1-0 L8	4-2 K 2B		2-2 E5		5	1	2	4	0	0	1
Ray Lankford, L (1, 8) OBP: 0.383, SLG: 0.348	2-3 K		1-1 F9		1-0 G6-3	1-0 K 2B		3-1 F9		5	1	1	0	0	2	2
Mark Whiten, S (1, 9) OBP: 0.324, SLG: 0.434	1-1 P5		1-1 G6-3		1-0 K	1-0 K 2B		1-2 K		5	1	1	1	0	2	2
Luis Alicea, S (1, 4) OBP: 0.382, SLG: 0.384 José Oquendo, S (9, 4) OBP: 0.357, SLG: 0.237			1-3 K		2-3 K	4-2 1B BB	2-0 G6-3 1B 2B		2-2 1B SF8 1B	4	3	2	0	1	2	0
Tom Pagnozzi, R (1, 2) OBP: 0.288, SLG: 0.368 Gerald Perry, L (6, PH) OBP: 0.371, SLG: 0.491 Erik Pappas, R (6, 2) OBP: 0.392, SLG: 0.370			1-1 1B		1-1 FC1-5 2B	1-1 1B 2B	2-3 K		1 SAFE 2-2 WP 1B	2	0	2	0	0	0	0
Allen Watson, L (1, 1) Rod Brewer, L (6, PH) OBP: 0.327, SLG: 0.322 Rheal Cormier, L (6, 1) OBP: 0.192, SLG: 0.192 Brian Jordan, R (7, PH) OBP: 0.331, SLG: 0.513			1-2 G4-3		4-1 1B FC1-5 G1-2-3 BB	4-0 1B IBB	0-1 G6-3		0-0 SF8 3-H	1	0	0	0	1	0	0

Inning Stats	R: 3	H: 2	E: 0	K: 1	S: 14	R: 0	H: 1	E: 0	K: 1	S: 8	R: 0	H: 0	E: 0	K: 0	S: 9	R: 0	H: 2	E: 1	K: 2	S: 32	R: 1	H: 2	E: 0	K: 1	S: 9	R: 0	H: 0	E: 1	K: 1	S: 10	R: 1	H: 2	E: 0	K: 1	S: 14	R: 1	H: 2	E: 0	K: 1	S: 14	1B: 9	2B: 6	3B: 0	HR: 1	SF: 1	SAC: 0	DP: 1	HBP: 0	WP: 2	PA: 47
--------------	------	------	------	------	-------	------	------	------	------	------	------	------	------	------	------	------	------	------	------	-------	------	------	------	------	------	------	------	------	------	-------	------	------	------	------	-------	------	------	------	------	-------	-------	-------	-------	-------	-------	--------	-------	--------	-------	--------

PITCHER	IP	WLS	BF	H	R	ER	SO	BB	IBB	HBP	BLK	WP	HR	S	P	ERA	WHIP
Jeff Parrett, R (1, 1) ERA: 5.47	4.1		20	5	3	3	3	3	0	0	0	1	1	42	80	6.23	1.846
Mark Grant, R (5, 1) ERA: 6.94	1.0		5	2	3	3	0	1	0	0	0	0	0	13	22	27.00	3.000
Steve Reed, R (6, 1) ERA: 5.31	0.0	L	6	5	5	5	0	0	1	0	0	0	0	13	22	∞	∞
Gary Wayne, L (6, 1) ERA: 5.3	0.2		2	0	0	0	2	0	0	0	0	0	0	7	10	0.00	0.000
Bruce Ruffin, L (7, 1) ERA: 5.14	2.0		9	2	1	1	2	0	0	0	0	0	0	19	30	4.50	1.000

PITCHER	IP	WLS	BF	H	R	ER	SO	BB	IBB	HBP	BLK	WP	HR	S	P	ERA	WHIP
Scott Fredrickson, R (9, 1) ERA: 6.21	1.0		5	2	1	1	1	0	0	0	0	1	0	14	23	9.00	2.000

BOTTOM

St. Louis Cardinals @ Colorado Rockies
 Mile High Stadium, Denver, CO

Fri Jul 23 1993, 9:05 PM EDT
 Att: 58,513 - Unknown - 75 F

AB 43
 R 11
 H 17
 RBI 9
 BB 1
 SO 6
 LOB 17



Batter	1	2	3	4	5	6	7	8	9	AB	R	H	RBI	BB	SO	LOB						
Eric Young Sr., R OBP: 0.342, SLG: 0.342 (1, 7)	1-1 3B 1B	2-1 F9			3-2 HR 1B	3-2 G5-3		1-0 S 1B		5	2	3	1	0	0	1						
Roberto Mejia, R OBP: 0.289, SLG: 0.583 (1, 4)	1-0 WP 3B		0-0 P6		1-0 HR 1B	0-0 SF7		1-0 F7		4	2	2	4	0	0	1						
Dante Bichette, R OBP: 0.345, SLG: 0.519 (1, 9)	1-3 K 1B S		1-3 K		0-0 2B 3B	0-0 L8		1-0 F9		5	2	1	0	0	2	1						
Andres Galarraga, R OBP: 0.422, SLG: 0.637 (1, 3)	1-2 S 1B 1B		1-0 1B		1-0 F7 2B		1-1 FC5-4 1B		2-3 K	5	0	4	1	0	1	0						
Charlie Hayes, R OBP: 0.360, SLG: 0.503 (1, 5)	2-0 P3		1-3 K		0-0 P6		0-0 F8		0-0 1B 3B	5	1	1	0	0	1	5						
Chris Jones, R OBP: 0.326, SLG: 0.521 (1, 8)	3-3 K			0-0 G6-3	1-0 F7		0-0 FC5-4		0-3 K	5	0	0	0	0	2	4						
Danny Sheaffer, R OBP: 0.279, SLG: 0.400 (1, 2)	0-0 2-H 1B			0-0 P3	1-2 G1-3		1-2 G5-3		0-0 2B 1B	5	1	2	1	0	0	2						
Freddie Benavides, R OBP: 0.288, SLG: 0.321 (1, 6)			1-0 L9		1-1 FC6-4 1B		0-1 2B 1B		4-1 F7 1B BB	4	2	3	1	1	0	0						
Jeff Parrett, R Mark Grant, R Steve Reed, R Gary Wayne, L Jim Tatum, R Bruce Ruffin, R Alex Cobb, L Scott Fredrickson, R Daryl Boston, L			2-2 G4-3		1-0 FC6-4		0-0 WP SF7 2B		1-1 F7	2	0	0	0	0	0	1						
Inning Stats	R: 3 E: 0 K: 2 S: 17	H: 4 LOB: 2 BB: 0 P: 26	R: 0 E: 0 K: 0 S: 6	H: 0 LOB: 0 BB: 0 P: 11	R: 0 E: 0 K: 2 S: 8	H: 1 LOB: 1 BB: 0 P: 11	R: 0 E: 0 K: 0 S: 5	H: 1 LOB: 1 BB: 0 P: 7	R: 3 E: 0 K: 0 S: 13	H: 4 LOB: 1 BB: 0 P: 20	R: 2 E: 0 K: 0 S: 8	H: 2 LOB: 0 BB: 0 P: 11	R: 0 E: 0 K: 0 S: 7	H: 1 LOB: 1 BB: 0 P: 9	R: 1 E: 0 K: 0 S: 6	H: 1 LOB: 1 BB: 1 P: 14	R: 2 E: 0 K: 2 S: 11	H: 3 LOB: 1 BB: 0 P: 14	1B: 10 2B: 3 3B: 3 HR: 1	SF: 1 SAC: 0 DP: 0 HBP: 0	WP: 2 PB: 0 SB: 3 CS: 0	PA: 45 ERA WHIP
PITCHER	IP WLS BF H R ER SO	W W 5 2 1 1 0	H R ER SO	H R ER SO	BB IBB HBP BLK	WP HR S P	ERA WHIP	PITCHER	IP WLS BF H R ER SO	BB IBB HBP BLK	WP HR S P	ERA WHIP										
Allen Watson, L ERA: 5.82 (1, 1)	5.0	W	25	10	6	6	4	10.80	2.000													
Rheal Cormier, L ERA: 4.3 (6, 1)	1.0		5	2	2	2	0	18.00	2.000													
Todd Burns, R ERA: 4.68 (7, 1)	1.2		8	2	1	1	0	5.40	1.800													
Lee Smith, R ERA: 4.24 (8, 1)	1.1	S	7	3	2	2	2	13.50	2.250													

TOP

St. Louis Cardinals @ Colorado Rockies

Mile High Stadium, Denver, CO

Sat Jul 24 1993, 9:05 PM EDT

Att. 71,784 - Unknown - 81 F

AB	37
R	8
H	13
RBI	8
BB	7
SO	1
LOB	21



AB R H RBI BB SO LOB

6	2	2	2	0	0	3
6	0	2	0	0	0	2
5	2	1	0	0	0	3
3	1	2	2	2	0	1
3	0	1	1	1	0	2
3	1	2	0	2	0	0
5	0	1	0	0	0	8
2	1	1	2	1	0	0
1	0	0	0	0	1	0
0	0	0	0	0	0	0
1	1	1	1	0	0	0
1	0	0	0	0	0	2
0	0	0	0	0	0	0
0	0	0	0	1	0	0
0	0	0	0	0	0	0
1	0	0	0	0	0	0

1B:	10	SF:	1
2B:	1	SAC:	1
3B:	0	DP:	1
HR:	2	HBP:	1
WP:	1	PA:	47
PB:	1	SB:	3
CS:	1		

Batter	1	2	3	4	5	6	7	8	9
Bernard Gilkey, R (1, 7) OBP: 0.381, SLG: 0.487	2-2 G1-3 1B	2-2 HR		0-1 P3		2-0 F9	0-0 G4-6-3		0-0 E3
Ozzie Smith, S (1, 6) OBP: 0.338, SLG: 0.361	0-1 P4	2-2 FC6-4 1B		2-2 L6		1-1 L9 S 1B		3-2 G1-3	1-1 G3
Gregg Jefferies, S (1, 3) OBP: 0.394, SLG: 0.499	1-0 G1-3	1-2 FC6-4 S 1B		2-2 P5		3-2 L9		0-2 BLK WP 2B	
Todd Zeile, R (1, 5) OBP: 0.332, SLG: 0.395	4-0 1B BB	2-2 1-H 1B			4-1 1B BB SF7 BB	0-1 G5-3		3-2 G4-3 1-H 2B	
Ray Lankford, L (1, 8) OBP: 0.387, SLG: 0.348	0-0 S 1B	3-2 F8			4-1 1B BB		2-2 CS HBP	3-2 G4-3	
Mark Whiten, S (1, 9) OBP: 0.331, SLG: 0.436	4-2 FC6-4 BB		0-0 G1-3		0-0 1B		3-1 E6 1B 1B	4-2 PB BB	
Tom Pagnozzi, R (1, 2) OBP: 0.286, SLG: 0.364	2-2 FC6-4		0-2 F9		0-0 P4		0-0 BB 1B	2-1 G6-3	
José Oquendo, S (1, 4) OBP: 0.365, SLG: 0.246		4-1 SH2-4 HR BB	1-1 L6		3-2 SF7		3-2 BB 1B		2-3 K
Gerald Perry, L (9, PH) OBP: 0.365, SLG: 0.482					3-H P4		1-2 3-H 1B		
Donovan Osborne, S (1, 1) OBP: 0.238, SLG: 0.225		1-1 SH2-4		3-1 HR	0-1 P4		4-2 G4-6-3 BB	1-2 G6-3	
Rod Brewer, L (4, PH) OBP: 0.333, SLG: 0.364									
Rheal Cormier, L (4, 1) OBP: 0.195, SLG: 0.195									
Omar Olivares, R (6, 1) OBP: 0.250, SLG: 0.313									
Luis Alicea, S (7, PH) OBP: 0.385, SLG: 0.384									
Lee Custer, L (7, 1) OBP: 0.500, SLG: 1.000									
Brian Jordan, R (9, PH) OBP: 0.328, SLG: 0.509									

Inning Stats	R: 1	H: 2	E: 0	K: 0	S: 15	P: 28	R: 3	H: 3	E: 0	K: 0	S: 24	P: 39	R: 0	H: 0	E: 0	K: 0	S: 6	P: 7	R: 1	H: 1	E: 0	K: 0	S: 10	P: 17	R: 1	H: 1	E: 0	K: 0	S: 11	P: 22	R: 0	H: 1	E: 0	K: 0	S: 9	P: 15	R: 1	H: 3	E: 1	K: 0	S: 12	P: 24	R: 1	H: 2	E: 0	K: 0	S: 17	P: 32	R: 0	H: 0	E: 1	K: 1	S: 11	P: 15
--------------	------	------	------	------	-------	-------	------	------	------	------	-------	-------	------	------	------	------	------	------	------	------	------	------	-------	-------	------	------	------	------	-------	-------	------	------	------	------	------	-------	------	------	------	------	-------	-------	------	------	------	------	-------	-------	------	------	------	------	-------	-------

PITCHER	IP	WLS	BF	H	R	ER	SO	BB	IBB	HBP	BLK	WP	HR	S	P	ERA	WHIP
Kent Bottenfield, R (1, 1) ERA: 4.5	5.0	W	27	7	6	6	0	5	0	0	0	0	2	66	113	10.80	2.400
Steve Reed, R (6, 1) ERA: 5.36	1.1		7	3	1	1	0	0	0	1	0	0	0	14	25	6.75	2.250
Marcus Moore, R (7, 1) ERA:	0.2		3	1	0	0	0	1	0	0	0	0	0	7	14	0.00	3.000
Darren Holmes, R (8, 1) ERA: 5.8	2.0	S	10	2	1	1	1	1	0	0	1	1	0	28	47	4.50	1.500

1B:	10	SF:	1
2B:	1	SAC:	1
3B:	0	DP:	1
HR:	2	HBP:	1
WP:	1	PA:	47
PB:	1	SB:	3
CS:	1		

PITCHER	IP	WLS	BF	H	R	ER	SO	BB	IBB	HBP	BLK	WP	HR	S	P	ERA	WHIP
---------	----	-----	----	---	---	----	----	----	-----	-----	-----	----	----	---	---	-----	------

Batter	1	2	3	4	5	6	7	8	9	AB	R	H	RBI	BB	SO	LOB
Eric Young Sr., R OBP: 0.345, SLG: 0.344 Alex Cole, L OBP: 0.346, SLG: 0.328	1-0 G4-3	3-1 1B		0-1 L9 S 1B		4-1 FC5-2-6-1 1B BB		2-1 F9		4	1	2	2	1	0	0
Roberto Mejia, R OBP: 0.279, SLG: 0.585	1-2 G5-3	3-3 K		2-2 L9		1-0 FC5-2-6-1 BB 1B		1-2 3B		5	1	1	0	0	1	4
Dante Bichette, R OBP: 0.343, SLG: 0.515	3-2 G4-3		0-2 E6 1B HR	K		1-2 BB 1B		1-3 K		5	1	1	1	0	2	2
Andres Galarraga, R OBP: 0.428, SLG: 0.638 Jim Tatum, R OBP: 0.247, SLG: 0.319		1-0 1B FC5-4 1B	2-2 HR 1B	F8		4-2 1B BB		4-0 IBB		3	2	2	0	2	0	1
Charlie Hayes, R OBP: 0.383, SLG: 0.513		0-1 FC5-4 1B	1-0 HR		K	1-1 1B		1-2 G4-3		5	1	3	4	0	1	2
Chris Jones, R OBP: 0.325, SLG: 0.512		1-0 FC5-4 1B	1-2 P2		L4		1-2 G6-3 1B			4	1	1	1	0	0	1
Danny Sheaffer, R OBP: 0.280, SLG: 0.399 Steve Reed, R Marcus Moore, S Darren Holmes, R		2-1 SH5-4 BB 1B	0-0 F8		P8		0-3 K			3	1	1	1	0	0	0
Freddie Benavides, R OBP: 0.304, SLG: 0.358		4-1 SH5-4 BB 1B	1-0 3B			0-0 E FC5-2-6-1 2B		2-2 G6-3		3	1	2	0	1	0	1
Kent Bottenfield, R OBP: 0.250, SLG: 0.192 Jayhawk Owens, R OBP: 0.286, SLG: 0.338		0-0 SH5-4	0-0 P3			1-0 B3-4		0-0 G6-3		1	0	0	0	0	0	1

Inning Stats	R: 0	H: 0	E: 0	K: 0	S: 7	P: 12	R: 4	H: 4	E: 0	K: 1	S: 14	P: 28	R: 3	H: 3	E: 1	K: 0	S: 13	R: 0	H: 1	E: 0	K: 1	S: 15	R: 0	H: 0	E: 0	K: 1	S: 8	R: 2	H: 3	E: 1	K: 0	S: 11	R: 0	H: 1	E: 0	K: 1	S: 12	R: 0	H: 1	E: 0	K: 1	S: 14	R: 0	H: 1	E: 0	K: 1	S: 14
	0	0	0	0	7	12	4	4	0	0	14	28	3	3	1	0	13	19	0	0	0	0	15	0	0	0	0	0	2	3	1	0	11	0	0	0	12	0	0	0	14	0	0	0	14		

PITCHER	IP	WLS	BF	H	R	ER	SO	BB	IBB	HBP	BLK	WP	HR	S	P	ERA	WHIP
Donovan Osborne, L ERA: 3.72	3.0	L	18	7	7	6	1	1	0	0	0	0	1	34	58	18.00	2.667
Rheal Cormier, L ERA: 4.29	2.1		9	2	1	1	2	0	0	0	0	0	0	25	32	3.86	0.857
Omar Olivares, R ERA: 4.68	0.2		5	2	1	1	0	2	0	0	0	0	0	9	20	13.50	6.000
Lee Guetterman, L ERA: 3.94	2.0		9	2	0	0	2	0	1	0	0	0	0	26	37	0.00	1.000


BOTTOM

St. Louis Cardinals @ Colorado Rockies
Mile High Stadium, Denver, CO

Sat Jul 24 1993, 9:05 PM EDT
Att: 71,784 - Unknown - 81 F

AB	36
R	9
H	13
RBI	9
BB	4
SO	5
LOB	15

livebaseballscorecards.com



WP	HR	S	P	ERA	WHIP
0	0	0	41	0	0

Batter	1	2	3	4	5	6	7	8	9	10	11	AB	R	H	RBI	BB	SO	LOB	TOP						
Bernard Gilkey, R (1, 7) OBP: 0.381, SLG: 0.486 Omar Olivares, R (9, 1) OBP: 0.294, SLG: 0.353 Lee Smith, R (11, 1) Lee Guetterman, L (11, 1) OBP: 0.500, SLG: 1.000	G6-3		L7		K		BB 1B		SF9 WP 1B		1B	5	0	2	0	0	1	1							
Ozzie Smith, S (1, 6) OBP: 0.335, SLG: 0.357	G5-3			G5-3		G3	BB BB		SF9		F9	4	0	0	1	1	0	1							
Gregg Jefferies, S (1, 3) OBP: 0.390, SLG: 0.493	F7			G6-3		G3	P5		K		1B	6	0	1	0	0	1	4							
Todd Zeile, R (1, 5) OBP: 0.338, SLG: 0.409			G6-3		2B 1B				K		1B	6	2	4	2	0	1	0							
Mark Whiten, S (1, 9) OBP: 0.333, SLG: 0.437						P7			G3-1		2B BB	4	0	1	1	2	0	3							
Brian Jordan, R (1, 8) OBP: 0.331, SLG: 0.504						F9			G5-4-3 1B			5	0	2	0	0	0	2							
Erik Pappas, R (1, 2) OBP: 0.399, SLG: 0.394			F8						G5-4-3 1B 2B		2B	5	1	3	0	0	0	2							
José Oquendo, S (1, 4) OBP: 0.351, SLG: 0.234 Ray Lankford, L (9, PH) OBP: 0.384, SLG: 0.346									L6			3	0	0	0	0	1	2							
Rene Arocha, R (1, 1) OBP: 0.081, SLG: 0.081 Gerald Perry, L (7, PH) OBP: 0.375, SLG: 0.491 Todd Burns, R (7, 1) Rob Murphy, L (8, 1) OBP: 0.500, SLG: 0.500 Tracy Woodson, R (9, PH) OBP: 0.225, SLG: 0.241 Luis Alicea, S (9, PH) OBP: 0.368, SLG: 0.384 Rod Brewer, L (9, 3) OBP: 0.330, SLG: 0.380									WP SF9 1B BB		G3	2	0	0	0	0	0	1							
Inning Stats	R: 0 E: 0 S: 5	H: 0 LOB: 0 P: 6	R: 0 E: 0 S: 9	H: 1 LOB: 1 BB: 1 P: 17	R: 0 E: 0 S: 6	H: 0 LOB: 0 BB: 0 P: 7	R: 1 E: 0 S: 8	H: 2 LOB: 1 BB: 0 P: 13	R: 0 E: 1 S: 14	H: 1 LOB: 1 BB: 0 P: 22	R: 0 E: 0 S: 7	H: 1 LOB: 1 BB: 0 P: 11	R: 1 E: 0 S: 12	H: 3 LOB: 3 BB: 1 P: 22	R: 1 E: 0 S: 9	H: 2 LOB: 0 BB: 0 P: 14	R: 1 E: 0 S: 14	H: 1 LOB: 1 BB: 1 P: 24	R: 0 E: 0 S: 6	H: 1 LOB: 2 BB: 1 P: 12	R: 1 E: 0 S: 15	H: 3 LOB: 2 BB: 0 P: 16	1B: 11 2B: 3 3B: 0 HR: 1	SF: 1 SAC: 0 DP: 1 HBP: 0	WP: 1 PA: 50
PITCHER	IP	WLS	BF	H	R	ER	SO	BB	IBB	HBP	BLK	WP	HR	S	P	ERA	WHIP								
Willie Blair, R (1, 1) ERA: 4.75	7.1		33	10	3	3	2	2	0	0	0	0	1	67	107	3.68	1.636								
Mark Grant, R (8, 1) ERA: 6.75	0.2		1	0	0	0	0	0	0	0	0	0	0	3	5	0.00	0.000								
Bruce Ruffin, L (9, 1) ERA: 5.12	0.1		1	0	0	0	0	0	0	0	0	0	0	3	6	0.00	0.000								
Marcus Moore, R (9, 1) ERA: 4.5	0.2		4	1	1	1	1	1	0	0	0	1	0	11	18	13.50	3.000								
Jeff Parrett, R (10, 1) ERA: 5.4	1.0		5	1	0	0	1	1	0	0	0	0	0	6	12	0.00	2.000								
PITCHER	IP	WLS	BF	H	R	ER	SO	BB	IBB	HBP	BLK	WP	HR	S	P	ERA	WHIP								
Gary Wayne, L (11, 1) ERA: 5.4	1.0		6	3	1	1	0	0	0	0	0	0	0	15	16	9.00	3.000								

St. Louis Cardinals @ Colorado Rockies
 Mile High Stadium, Denver, CO
 Sun Jul 25 1993, 5:33 AM EDT
 Att: 65,211 - Sunny - 87 F

AB	45
R	5
H	15
RBI	5
BB	4
SO	4
LOB	18



WP	1	PA	50
PB	0		
SB	0		
CS	0		

livebaseballscorecards.com

Batter	1	2	3	4	5	6	7	8	9	10	11	AB	R	H	RBI	BB	SO	LOB
Eric Young Sr. R (1, 7) OBP: 0.347, SLG: 0.349 Chris Jones R (9, PH) OBP: 0.323, SLG: 0.508 (10, 7)	2-1 P3 2B		0-2 P3		1-2 1B			2-1 P9	2-2 G3-1			4	0	2	0	0	0	0
Roberto Mejia R (1, 4) OBP: 0.292, SLG: 0.545	1-0 G6-4-3 HBP		1-2 G6-3		1-1 G4-3			4-2 HR BB		0-0		3	1	0	0	1	0	2
Dante Bichette R (1, 9) OBP: 0.347, SLG: 0.530	1-0 F7			1-3 K		0-1 L9 2B		1-1 SAFE HR		0-0		5	1	3	2	0	1	2
Charlie Hayes R (1, 5) OBP: 0.361, SLG: 0.507	1-2 G6-4-3		1-3 K		2-2 L9			1-2 G4-3		4-0		4	0	0	0	1	1	3
Jerald Clark R (1, 3) OBP: 0.325, SLG: 0.415 Gary Wayne L (11, 1)		0-1 G6-3		2-2 G6-3		4-0 G5-4-3 BB		0-1 G3		0-0 G6-4-3		4	0	0	0	1	0	2
Freddie Benavides R (1, 6) OBP: 0.308, SLG: 0.360		2-2 G6-3		2-2 G6-3		0-2 G5-4-3			1-2 E5 G1-3 1B		2-2 SH3-4 1B	5	0	2	0	0	0	2
Alex Cole L (1, 8) OBP: 0.344, SLG: 0.324		0-0 B1-3		1-0 G6-3		2-1 L9			4-0 G1-3 IBB		1-0 SH3-4	3	0	0	0	1	0	0
Jayhawk Owens R (1, 2) OBP: 0.307, SLG: 0.435			0-0 HR		2-0 HR			2-3 K		2-3 K		4	2	2	2	1	2	2
Willie Blair R (1, 1) OBP: 0.120, SLG: 0.160 Mark Grant R (8, 1) Bruce Ruffin S (9, 1) OBP: 0.143, SLG: 0.105 Marcus Moore S (9, 1) Daryl Boston L (9, PH) OBP: 0.300, SLG: 0.367 Jeff Parrett R (10, 1) OBP: 0.091, SLG: 0.091 Pedro Castellano R (11, 3) OBP: 0.149, SLG: 0.206			0-2 F8		0-0 1B		0-1 P3		3-2 G1-3		0-1 G6-4-3	3	0	1	0	0	0	0

BOTTOM	
AB	38
R	4
H	10
RBI	4
BB	5
SO	4
LOB	19

Inning Stats	
R: 0	H: 1
E: 0	LOB: 1
K: 0	BB: 0
S: 6	P: 11

PITCHER																		
Rene Arocha R (1, 1) ERA: 3.55	IP: 6.0	WLS: 24	BF: 6	H: 2	R: 2	ER: 2	SO: 2	BB: 1	IBB: 0	HBP: 1	BLK: 0	WP: 0	HR: 2	S: 53	P: 78	ERA: 3.00	WHIP: 1.167	
Todd Burns R (7, 1) ERA: 4.61	IP: 1.0	WLS: 3	BF: 0	H: 0	R: 0	ER: 0	SO: 1	BB: 0	IBB: 0	HBP: 0	BLK: 0	WP: 0	HR: 0	S: 8	P: 12	ERA: 0.00	WHIP: 0.000	
Rob Murphy L (8, 1) ERA: 4.14	IP: 1.0	WLS: 5	BF: 1	H: 2	R: 2	ER: 0	SO: 1	BB: 0	IBB: 0	HBP: 0	BLK: 0	WP: 0	HR: 1	S: 11	P: 19	ERA: 18.00	WHIP: 2.000	
Omar Olivares R (9, 1) ERA: 4.56	IP: 2.0	WLS: 9	BF: 2	H: 0	R: 0	ER: 0	SO: 1	BB: 0	IBB: 2	HBP: 0	BLK: 0	WP: 0	HR: 0	S: 18	P: 34	ERA: 0.00	WHIP: 1.000	
Lee Smith R (11, 1) ERA: 4.24	IP: 0.0	WLS: 0	BF: 0	H: 0	R: 0	ER: 0	SO: 0	BB: 0	IBB: 0	HBP: 0	BLK: 0	WP: 0	HR: 0	S: 0	P: 0	ERA: ∞	WHIP: ∞	



St. Louis Cardinals @ Colorado Rockies
 Mile High Stadium, Denver, CO
 Sun Jul 25 1993, 5:33 AM EDT
 Att. 65,211 - Sunny - 87 F

livebaseballscores.com

Batter	1	2	3	4	5	6	7	8	9	AB	R	H	RBI	BB	SO	LOB	TOP										
Bernard Gilkey, R (1, 7) OBP: 0.379, SLG: 0.491 Rob Murphy, L (8, 1) OBP: 0.500, SLG: 0.500	3-2 HR		2-3 K	2-0 P7			1-0 P4	3-2 E5		5	1	1	1	0	1	3											
Ozzie Smith, S (1, 6) OBP: 0.333, SLG: 0.355	1-3 K		0-2 P4		2-2 G5-3		2-2 1B	1-3 K		5	0	1	0	0	2	3											
Gregg Jefferies, S (1, 3) OBP: 0.389, SLG: 0.490 Omar Olivares, R (7, 1) OBP: 0.294, SLG: 0.353 Brian Jordan, R (8, 7) OBP: 0.328, SLG: 0.500	2-0 L8			1-0 G3	0-2 1B		1-1 P3		1-2 F8	4	1	1	0	0	0	1											
Todd Zeile, R (1, 5) OBP: 0.338, SLG: 0.410	4-1 BB			1-1 2B	2-3 K		1-3 K		0-1 G6-3	4	1	1	0	1	2	2											
Ray Lankford, L (1, 8) OBP: 0.390, SLG: 0.353	0-1 F9			3-2 3B	2-2 1B			4-0 FC5-4	4-1 DI	3	1	2	2	2	0	1											
Mark Whiten, S (1, 9) OBP: 0.334, SLG: 0.442		1-2 CS		3-2 2B	2-0 F7			3-2 FC5-4	1-1 P7	5	2	2	1	0	0	3											
Luis Alicea, S (1, 4) OBP: 0.390, SLG: 0.388		3-3 SAFE		1-0 2B		1-2 G6-3		4-1 G3		3	1	1	1	1	1	1											
Tom Pagnozzi, R (1, 2) OBP: 0.290, SLG: 0.360 Erik Pappas, R (8, PR) OBP: 0.399, SLG: 0.394		3-3 SAFE		4-1 2B		1-3 K		4-2 E		2	0	0	0	2	2	0											
Joe Magrane, R (1, 1) OBP: 0.139, SLG: 0.143 Rheal Cormier, L (2, 1) OBP: 0.179, SLG: 0.179 Gerald Perry, L (4, PH) OBP: 0.399, SLG: 0.483 Todd Burns, R (4, 1) Lee Guetterman, L (6, 1) OBP: 0.809, SLG: 1.000 Tracy Woodson, R (7, 3) OBP: 0.232, SLG: 0.241 Rod Brewer, L (8, PH) OBP: 0.327, SLG: 0.356			0-3 K	0-0 L7		1-0 F9		2-1 G3		0	0	0	0	0	0	0											
Inning Stats	R: 1 E: 0 K: 1 S: 11	H: 1 LOB: 1 BB: 1 P: 21	R: 0 E: 0 K: 2 S: 11	H: 1 LOB: 0 BB: 0 P: 18	R: 0 E: 0 K: 2 S: 11	H: 0 LOB: 0 BB: 0 P: 13	R: 3 E: 0 K: 0 S: 13	H: 4 LOB: 2 BB: 1 P: 28	R: 1 E: 0 K: 1 S: 13	H: 2 LOB: 1 BB: 0 P: 21	R: 0 E: 0 K: 1 S: 7	H: 0 LOB: 0 BB: 0 P: 10	R: 0 E: 0 K: 1 S: 11	H: 1 LOB: 1 BB: 0 P: 16	R: 2 E: 1 K: 1 S: 16	H: 0 LOB: 3 BB: 3 P: 37	R: 0 E: 0 K: 0 S: 8	H: 0 LOB: 1 BB: 1 P: 14	1B: 4 2B: 4 3B: 1 HR: 1	SF: 0 SAC: 0 DP: 1 HBP: 0	WP: 0 PB: 0 SB: 1 CS: 1	PA: 42					
PITCHER	IP	WLS	BF	H	R	ER	SO	BB	IBB	HBP	BLK	WP	HR	S	P	ERA	WHIP										
Tommy Greene, R (1, 1) ERA: 3.38	2.2		10	2	1	1	5	1	0	0	0	0	1	28	47	3.38	1.125										
Mike Williams, R (3, 1) ERA: 5.82	0.2		6	4	3	3	0	0	0	0	0	0	0	15	24	40.50	6.000										
Roger Mason, R (4, 1) ERA: 3.72	2.2	W	11	2	1	1	2	1	0	0	0	0	0	23	40	3.38	1.125										
David West, L (7, 1) ERA: 2.59	1.1		7	1	2	1	1	2	0	0	0	0	0	15	31	6.75	2.250										
Larry Andersen, R (8, 1) ERA: 2.13	0.2		4	0	0	0	1	1	0	0	0	0	0	12	22	0.00	1.500										
PITCHER	IP	WLS	BF	H	R	ER	SO	BB	IBB	HBP	BLK	WP	HR	S	P	ERA	WHIP										
Mitch Williams, L (9, 1) ERA: 3.08	1.0	S	4	0	0	0	0	1	0	0	0	0	0	8	14	0.00	1.000										

St. Louis Cardinals @ Philadelphia Phillies
 Veterans Stadium, Philadelphia, PA

Tue Jul 27 1993, 7:05 PM EDT
 Att. 45,383 - Unknown - 90 F

livebaseballscorecards.com

AB 36
 R 7
 H 9
 RBI 6
 BB 6
 SO 9
 LOB 18



Batter	1	2	3	4	5	6	7	8	9	AB R H RBI BB SO LOB
Lenny Dykstra, L OBP: 0.422, SLG: 0.466 (1, 8)	4-2 1B E BB	2-2 1B 1B	1-3 K			0-0 FC4-6 E 1B 1-2f		2-0 1B 2B		4 3 2 0 1 1 2
Mariano Duncan, R OBP: 0.296, SLG: 0.403 (1, 6)	1-0 E 1B	0-0 1B 1B		2-1 F8		2-2 F7		1-3 K		5 2 2 1 0 1 2
John Kruk, L OBP: 0.478, SLG: 0.514 (1, 3)	2-0 E9 HR 1B	0-1 G3-1 G5-3 1B		1-2 G4-3 BLK 2B		0-1 E8 BB 1B		2-0 1B 1B		5 3 5 3 0 0 0
Dave Hollins, S OBP: 0.365, SLG: 0.440 Mitch Williams, L OBP: 1.000, SLG: 1.000 (1, 5) (9, 1)	3-1 HR 1B	0-0 G5-3 1B		0-1 G4-3 2B		4-1 FC6 BB 1B		0-0 1B 1B		4 1 2 2 1 0 2 0 0 0 0 0 0 0
Darren Daulton, L OBP: 0.389, SLG: 0.486 (1, 2)	2-2 G3-1 1B	0-0 G3-1 1B		3-1 G3 1B		1-0 FC6 1B		2-2 1B		5 0 1 1 0 0 4
Pete Incaviglia, R OBP: 0.290, SLG: 0.481 (1, 7)	1-3 K 1B	3-3 K 1B			2-1 CS 1B		3-2 G5-4-3 1B		0-3 K 1B	5 0 2 0 0 3 3
Wes Chamberlain, R OBP: 0.304, SLG: 0.489 Jim Eisenreich, L OBP: 0.378, SLG: 0.462 (1, 9) (8, 9)	3-1 1B		2-2 FC1-6 1B		2-0 P9		0-1 G5-4-3 1B			4 0 2 0 0 0 2 0 0 0 0 0 0 0
Mickey Morandini, L OBP: 0.290, SLG: 0.323 (1, 4)	0-1 L9 1B		1-0 FC1-6 1B		2-2 P8		3-1 G4-3			4 0 0 0 0 0 3
Tommy Greene, R OBP: 0.212, SLG: 0.229 Mike Williams, R (3, 1) Roger Mason, R OBP: 0.200, SLG: 0.200 Milt Thompson, L OBP: 0.339, SLG: 0.358 David West, L OBP: 0.600, SLG: 0.750 Larry Andersen, R OBP: 1.000, SLG: 1.000 Ricky Jordan, R OBP: 0.326, SLG: 0.449 Kim Battsie, R OBP: 0.289, SLG: 0.416 (1, 1) (8, 1) (8, PH) (7, 1) (8, 1) (8, PH) (9, 5)		0-0 1B 1B	0-0 B2			2-2 FC4-6 1B		0-1 G5-3		1 1 1 0 0 0 0 1 0 0 0 0 0 1 0 0 0 0 0 0 0 1 0 1 0 1 0 0 0 0 0 0 0 0 0 0 0 0 0

Inning Stats	R: 4 E: 1 K: 1 S: 17	H: 4 LOB: 1 BB: 1 P: 33	R: 3 E: 0 K: 1 S: 12	H: 4 LOB: 1 BB: 0 P: 17	R: 0 E: 0 K: 1 S: 8	H: 1 LOB: 1 BB: 0 P: 12	R: 1 E: 0 K: 0 S: 9	H: 1 LOB: 0 BB: 0 P: 15	R: 0 E: 0 K: 0 S: 6	H: 1 LOB: 0 BB: 0 P: 12	R: 0 E: 1 K: 0 S: 13	H: 2 LOB: 3 BB: 1 P: 22	R: 0 E: 0 K: 0 S: 9	H: 1 LOB: 0 BB: 0 P: 15	R: 2 E: 0 K: 2 S: 16	H: 4 LOB: 2 BB: 0 P: 23	1B: 15 2B: 2 3B: 0 HR: 1	SF: 0 SAC: 0 DP: 1 HBP: 0	WP: 0 PB: 0 SB: 0 CS: 1	PA: 42
--------------	-------------------------------	----------------------------------	-------------------------------	----------------------------------	------------------------------	----------------------------------	------------------------------	----------------------------------	------------------------------	----------------------------------	-------------------------------	----------------------------------	------------------------------	----------------------------------	-------------------------------	----------------------------------	-----------------------------------	------------------------------------	----------------------------------	--------

PITCHER	IP	WLS	BF	H	R	ER	SO	BB	IBB	HBP	BLK	WP	HR	S	P	ERA	WHIP
Joe Magrane, L ERA: 4.72 (1, 1)	1.0	L	9	5	5	5	1	1	0	0	0	0	1	18	34	45.00	6.000
Rheal Cormier, L ERA: 4.39 (2, 1)	2.0		10	4	2	2	2	0	0	0	0	0	0	19	28	9.00	2.000
Todd Burns, R ERA: 4.56 (4, 1)	2.2		10	3	1	1	0	0	0	0	1	0	0	24	40	3.38	1.125
Lee Guetterman, L ERA: 3.63 (6, 1)	0.1		3	1	0	0	0	1	0	0	0	0	0	4	9	0.00	6.000
Omar Olivares, R ERA: 4.5 (7, 1)	1.0		3	1	0	0	0	0	0	0	0	0	0	9	15	0.00	1.000
PITCHER	IP	WLS	BF	H	R	ER	SO	BB	IBB	HBP	BLK	WP	HR	S	P	ERA	WHIP
Rob Murphy, L ERA: 4.46 (8, 1)	1.0		7	4	2	2	2	0	0	0	0	0	0	16	23	18.00	4.000

BOTTOM

St. Louis Cardinals @ Philadelphia Phillies
Veterans Stadium, Philadelphia, PA

Tue Jul 27 1993, 7:05 PM EDT
Att: 45,383 - Unknown - 90 F

livebaseballscores.com

AB	40
R	10
H	18
RBI	7
BB	2
SO	5
LOB	19



Batter	1	2	3	4	5	6	7	8	9	AB R H RBI BB SO LOB	TOP											
Luis Alicea, S (1, 4) OBP: 0.395, SLG: 0.387	3-1 BB 1B HR 1B	4-2 BB			4-2 1B BB		2-2 F7	3-2 G5-3		3 1 1 0 2 0 2												
Ozzie Smith, S (1, 6) OBP: 0.334, SLG: 0.358	0-1 BB 1B HR 1B	2-2 L7			0-3 K		0-1 HR 2B		3-3 K	5 2 2 0 0 2 2												
Bernard Gilkey, R (1, 7) OBP: 0.382, SLG: 0.500	4-1 HR BB 1-2 2-3				0-1 1B 1-2		0-0 HR 2-H		0-1 G6-3	4 2 2 2 1 0 0												
Todd Zeile, R (1, 5) OBP: 0.342, SLG: 0.423	0-1 HR 1-H 2-H 3-H				3-2 P3		0-1 2B		0-1 BB 1B	5 1 3 4 0 1 2												
Mark Whiten, S (1, 9) OBP: 0.332, SLG: 0.437	3-2 G5-3				0-1 G5-3		0-0 F8	1-1 G5-3	4-1 BB 1-2	4 0 0 0 1 0 1												
Brian Jordan, R (1, 8) OBP: 0.317, SLG: 0.480	3-2 F8				0-0 L7		2-2 K	1-1 F7	2-2 P6	5 0 0 0 0 1 2												
Erik Pappas, R (1, 2) OBP: 0.401, SLG: 0.393	1-3 K				2-3 K		4-2 E BB	3-2 BB 1B		3 0 1 0 1 2 0												
Tracy Woodson, R (1, 3) OBP: 0.220, SLG: 0.228					1-0 F9		1-0 G5-3	4-2 BB		3 0 0 0 0 0 1												
Gerald Perry, L (8, PH) OBP: 0.379, SLG: 0.483							1-2	1-2 BB		0 0 0 0 1 0 0												
Bob Tewksbury, R (1, 1) OBP: 0.245, SLG: 0.213							1-3 K	2-2 G5-3	1-3 K	2 0 0 0 0 1 0												
José Quiñedo, S (7, PH) OBP: 0.346, SLG: 0.231										1 0 0 0 0 0 0												
Lee Guetterman, L (7, 1) OBP: 0.690, SLG: 1.000										0 0 0 0 0 0 0												
Ray Lankford, L (8, PH) OBP: 0.389, SLG: 0.351										1 0 0 0 0 1 2												
Rheal Cormier, L (8, 1) OBP: 0.179, SLG: 0.179										0 0 0 0 0 0 0												
Omar Olivares, R (8, 1) OBP: 0.294, SLG: 0.353										0 0 0 0 0 0 0												
Inning Stats	R: 4 E: 0 K: 1 S: 22	H: 3 LOB: 0 BB: 1 P: 36	R: 0 E: 0 K: 0 S: 10	H: 0 LOB: 1 BB: 1 P: 16	R: 0 E: 0 K: 1 S: 9	H: 0 LOB: 0 BB: 0 P: 12	R: 0 E: 0 K: 1 S: 5	H: 0 LOB: 0 BB: 0 P: 8	R: 0 E: 0 K: 2 S: 14	H: 1 LOB: 2 BB: 1 P: 22	R: 0 E: 1 K: 1 S: 8	H: 0 LOB: 1 BB: 1 P: 15	R: 2 E: 0 K: 0 S: 13	H: 3 LOB: 1 BB: 0 P: 18	R: 0 E: 0 K: 1 S: 17	H: 1 LOB: 2 BB: 1 P: 29	R: 0 E: 0 K: 1 S: 14	H: 1 LOB: 2 BB: 1 P: 23	1B: 5 2B: 2 3B: 0 HR: 2	SF: 0 SAC: 0 DP: 0 HBP: 0	WP: 0 PB: 0 SB: 0 CS: 0	PA: 42
PITCHER	IP WLS BF H R ER SO BB IBB HBP BLK WP HR S P ERA WHIP																					
Terry Mulholland, L (1, 1) ERA: 3.02	7.0 W 32 7 6 6 6 4 0 0 0 0 2 81 127 7.71 1.571																					
Larry Andersen, R (8, 1) ERA: 2.11	0.1 3 1 0 0 0 1 0 0 0 0 0 0 11 19 0.00 6.000																					
David West, L (8, 1) ERA: 2.56	0.2 2 0 0 0 1 0 0 0 0 0 0 6 10 0.00 0.000																					
Mitch Williams, L (9, 1) ERA: 3.0	1.0 5 1 0 0 1 1 0 0 0 0 0 0 14 23 0.00 2.000																					

St. Louis Cardinals @ Philadelphia Phillies
Veterans Stadium, Philadelphia, PA

Wed Jul 28 1993, 7:05 PM EDT
Att: 46,346 - Unknown

livebaseballscorecards.com

AB	36
R	6
H	9
RBI	6
BB	6
SO	8
LOB	12



Batter	1	2	3	4	5	6	7	8	9	AB	R	H	RBI	BB	SO	LOB
Lenny Dykstra, L (1, 8) OBP: 0.424, SLG: 0.473	0-1 P6		0-0 1B 2B		0-2 SH1-3 SF8 2B	1-2 F8		0-0 BB 1B 1B		5	3	3	0	0	0	1
Mariano Duncan, R (1, 6) OBP: 0.302, SLG: 0.408	1-1 P3		0-1 1B 3B 1B		0-1 SH1-3		3-2 1B 3B 1B	0-1 1B BB 1B		4	3	3	2	0	0	0
John Kruk, L (1, 3) OBP: 0.480, SLG: 0.512	1-0 G4-3		0-1 F8		4-0 BB BB		0-0 1B 3B 1B	4-2 1B HR BB		3	2	1	0	2	0	1
Dave Hollins, S (1, 5) OBP: 0.366, SLG: 0.448		0-1 P1	0-0 1B 3B 1B		1-1 SF8		1-0 G6-4-3 3B	0-0 HR 1B		3	2	2	3	0	0	0
Larry Andersen, R (8, 1) OBP: 1.000, SLG: 1.000			1-2 3B 1B		3-H		4-2 G6-4-3 BB	1-2 HR 1B		0	0	0	0	0	0	0
David West, L (8, 1) OBP: 0.500, SLG: 0.750			3-1 1B 3B		4-2 BB		4-2 G6-4-3 BB	1-0 HR		0	0	0	0	0	0	0
Ricky Jordan, R (8, PH) OBP: 0.333, SLG: 0.456			1-2 F8		1-2 BB		1-2 G6-4-3 BB	1-2 HR 1B		1	1	1	1	0	0	0
Mitch Williams, L (9, 1) OBP: 1.000, SLG: 1.000			1-2 F8		1-2 BB		4-2 G6-4-3 BB	1-0 HR		0	0	0	0	0	0	0
Darren Daulton, L (1, 2) OBP: 0.394, SLG: 0.503		1-2 F8	3-1 1B 3B		4-2 BB		4-2 G6-4-3 BB	1-0 HR		3	1	2	6	2	0	0
Jim Eisenreich, L (1, 9) OBP: 0.378, SLG: 0.461		1-1 1B	1-0 G5-3		0-1 F8		0-0 G6-4-3	1-2 2B 1B		5	1	2	0	0	0	4
Milt Thompson, L (1, 7) OBP: 0.340, SLG: 0.361		0-0 G6-3		4-1 G3-6-3 BB		3-2 G3	0-0 F9	1-2 1B 2B		4	0	1	1	1	0	1
Mickey Morandini, L (1, 4) OBP: 0.288, SLG: 0.321			2-0 G6-3		2-2 G3-6-3		0-1 SH3-4 1B	G4-3		5	0	1	0	0	0	2
Terry Mulholland, R (1, 1) OBP: 0.104, SLG: 0.085			0-0 2B 1B 1B		0-0 L4		0-0 SH3-4	G4-3		2	1	1	0	0	0	0
Kim Batiste, R (8, 5) OBP: 0.287, SLG: 0.413										1	0	0	0	0	0	0

Inning Stats	R: 0	H: 0	E: 0	K: 0	S: 5	R: 0	H: 1	E: 0	K: 0	S: 9	R: 0	H: 1	E: 0	K: 0	S: 11	R: 0	H: 0	E: 0	K: 0	S: 5	R: 1	H: 1	E: 0	K: 0	S: 12	R: 0	H: 1	E: 0	K: 0	S: 9	R: 3	H: 3	E: 0	K: 0	S: 10	R: 6	H: 6	E: 0	K: 0	S: 19	
	0	0	0	0	7	0	1	0	0	11	0	0	0	0	11	0	0	0	0	11	0	0	0	0	21	0	0	0	0	0	0	3	3	0	0	18	6	6	0	0	30

PITCHER	IP	WLS	BF	H	R	ER	SO	BB	IBB	HBP	BLK	WP	HR	S	P	ERA	WHIP
Bob Tewksbury, R (1, 1) ERA: 3.84	6.0		28	8	5	5	0	3	0	0	0	0	0	51	80	7.50	1.833
Lee Guetterman, L (7, 1) ERA: 4.91	1.0	L	6	3	3	3	0	1	0	0	0	0	0	10	18	27.00	4.000
Rheal Cormier, L (8, 1) ERA: 4.64	0.2		5	2	3	3	0	1	0	0	0	0	0	10	16	40.50	4.500
Omar Olivares, R (8, 1) ERA: 4.83	0.1		5	4	3	3	0	0	0	0	0	0	1	9	14	81.00	12.000

BOTTOM

St. Louis Cardinals @ Philadelphia Phillies
Veterans Stadium, Philadelphia, PA

Wed Jul 28 1993, 7:05 PM EDT
Att. 46,346 - Unknown

AB	36
R	14
H	17
RBI	13
BB	5
SO	0
LOB	9



WP	HR	S	P	ERA	WHIP
0	0	0	0	0	0

Batter	1	2	3	4	5	6	7	8	9	AB R H RBI BB SO LOB	TOP																
Bernard Gilkey, R (1, 7) OBP: 0.379, SLG: 0.495	2-1 G6-3		0-0 FC5-4			2-0 G6-3		2-1 1B 1B	3-1 F9	5 1 1 0 0 0 3																	
Ozzie Smith, S (1, 6) OBP: 0.333, SLG: 0.356	2-2 G5-3			0-0 G6-3		2-2 G6-3		1-0 1B 1B	0-1 FC4-6	5 1 1 0 0 0 2																	
Ray Lankford, L (1, 8) OBP: 0.388, SLG: 0.357	0-3 K			1-3 K			3-1 1B 3B	2-2 K		4 1 1 0 0 3 2																	
Todd Zeile, R (1, 5) OBP: 0.343, SLG: 0.424		2-1 L7		1-1 F8			0-2 2B 1B	3-2 1B 1B		4 1 2 2 0 0 0																	
Brian Jordan, R (1, 9) OBP: 0.329, SLG: 0.485		4-2 G6-3 BB			2-2 K 1B		0-3 K	0-1 1B		3 0 2 1 1 1 1																	
Gerald Perry, L (1, 3) OBP: 0.362, SLG: 0.459		0-0 G6-3			2-3 K		2-3 K	1-0 P3		3 0 0 0 0 2 3																	
Mark Whiten, S (8, PH) OBP: 0.332, SLG: 0.436					1-2 K					1 0 0 0 0 0 2																	
Rob Murphy, L (8, 1) OBP: 0.500, SLG: 0.500		1-2 G6-3								0 0 0 0 0 0 0																	
Luis Alicea, S (1, 4) OBP: 0.396, SLG: 0.392			2-3 K		2-3 K		3-2 1B 2B		4-1 F9 BB BB	3 0 1 1 1 2 1	AB 34																
Tom Pagnozzi, R (1, 2) OBP: 0.284, SLG: 0.352			1-0 G6-3		1-1 L4		1-1 F7		2-1 F9	4 0 0 0 0 0 3	R 4																
Donovan Osborne, S (1, 1) OBP: 0.250, SLG: 0.220			4-2 FC5-4 BB			0-0 L6-3		3-2 F7	4-2 FC4-6 BB	1 0 0 0 1 0 0	H 8																
Todd Burns, R (6, 1)										0 0 0 0 0 0 0	RBI 4																
Rod Brewer, L (8, PH)										1 0 0 0 0 0 0	BB 4																
Erik Pappas, R (9, PH)										0 0 0 0 1 0 0	SO 8																
Inning Stats	R: 0 E: 0 K: 1 S: 8	H: 0 LOB: 0 BB: 0 P: 12	R: 0 E: 0 K: 0 S: 6	H: 0 LOB: 0 BB: 1 P: 12	R: 0 E: 0 K: 1 S: 7	H: 0 LOB: 1 BB: 1 P: 14	R: 0 E: 0 K: 1 S: 7	H: 0 LOB: 0 BB: 0 P: 9	R: 0 E: 0 K: 2 S: 5	H: 1 LOB: 1 BB: 0 P: 19	R: 2 E: 0 K: 2 S: 20	H: 3 LOB: 1 BB: 0 P: 29	R: 2 E: 0 K: 1 S: 19	H: 4 LOB: 2 BB: 0 P: 31	R: 0 E: 0 K: 0 S: 9	H: 0 LOB: 2 BB: 2 P: 22	1B: 6 2B: 1 3B: 1 HR: 0	SF: 0 SAC: 0 DP: 1 HBP: 0	WP: 0 PB: 0 SB: 1 CS: 0	PA: 38							
PITCHER	IP	WLS	BF	H	R	ER	SO	BB	IBB	HBP	BLK	WP	HR	S	P	ERA	WHIP										
Curt Schilling, R (1, 1) ERA: 4.19	6.2		25	4	2	2	7	2	0	0	0	0	0	63	101	2.70	0.900										
Roger Mason, R (7, 1) ERA: 3.95	0.2		4	2	2	2	0	0	0	0	0	0	0	10	17	27.00	3.000										
David West, L (8, 1) ERA: 2.54	0.2	W	4	2	0	0	1	0	0	0	0	0	0	11	17	0.00	3.000										
Mitch Williams, L (9, 1) ERA: 2.93	1.0	S	5	0	0	0	0	2	0	0	0	0	0	9	22	0.00	2.000										

St. Louis Cardinals @ Philadelphia Phillies
Veterans Stadium, Philadelphia, PA

Thu Jul 29 1993, 3:33 AM EDT
Att. 55,884 - Sunny - 86 F

AB 34
R 4
H 8
RBI 4
BB 4
SO 8
LOB 17



livebaseballscorecards.com

Batter	1	2	3	4	5	6	7	8	9
Lenny Dykstra, L OBP: 0.428, SLG: 0.474 (1, 8)	3-2 G6-4-3 1B		4-0 BB		4-1 BB BB BB BB CS BB	1-3 K		2-1 G6-4-3 1B 1-2 2-3 3-H	
Mariano Duncan, R OBP: 0.297, SLG: 0.401 (1, 4)	2-1 G6-4-3 1-2f		0-3 BB		0-0 F8 1-2		1-1 L8	0-0 G6-4-3 1-2f	
John Kruk, L OBP: 0.479, SLG: 0.510 Ricky Jordan, R OBP: 0.323, SLG: 0.441 (1, 3) (3, 3)	2-1 G4-3		1-2 F8			2-3 K	1-2 G5-3		
Dave Hollins, S OBP: 0.368, SLG: 0.447 Kim Batiste, R OBP: 0.287, SLG: 0.413 (1, 5) (8, 5)		2-1 E3		2-2 HR HBP		1-0 HBP BB G5-3 1B	0-2 G6-3		
Pete Incaviglia, R OBP: 0.290, SLG: 0.477 (1, 7)		0-0 F8		0-3 K		3-2 SAFE G5-3 1-2	0-0 SH1-4 HBP BB 1B		
Wes Chamberlain, R OBP: 0.313, SLG: 0.505 Jim Eisenreich, L OBP: 0.378, SLG: 0.461 (1, 9) (8, PR) (9, 9)		3-2 SAFE F9		3-2 SAFE HBP 1-H HR		4-0 BB HBP 1B IBB	2-1 BB SH1-4 1B HBP		
Todd Pratt, R OBP: 0.250, SLG: 0.377 Mitch Williams, L OBP: 1.000, SLG: 1.000 (1, 2) (9, 1)		2-2 G5-3		0-0 F8		2-1 1B BB HBP	0-0 SH1-4		
Kevin Stocker, S OBP: 0.462, SLG: 0.533 (1, 6)			2-2 2B		2-3 K	4-1 1B BB	4-0 1B BB IBB		
Curt Schilling, R OBP: 0.191, SLG: 0.156 Roger Mason, R OBP: 0.200, SLG: 0.200 David West, L OBP: 0.500, SLG: 0.750 Darren Daulton, L OBP: 0.396, SLG: 0.503 (1, 1) (7, 1) (8, 1) (8, PH) (9, 2)			0-0 B1		1-1 G1-3	1-2 1B	4-2 1B BB		

AB	R	H	RBI	BB	SO	LOB
3	0	2	1	2	1	3
5	0	0	0	0	1	7
1	0	0	0	0	0	0
3	0	0	0	0	1	2
3	2	1	0	0	0	0
0	0	0	0	0	0	0
4	1	1	0	0	1	3
2	2	1	2	1	0	1
0	1	0	0	0	0	0
2	0	0	0	0	0	1
0	0	0	0	0	0	0
2	0	1	1	2	1	0
3	0	1	1	0	0	1
0	0	0	0	0	0	0
0	0	0	0	0	0	0
0	0	0	1	1	0	0

BOTTOM

St. Louis Cardinals @ Philadelphia Phillies
Veterans Stadium, Philadelphia, PA

Thu Jul 29 1993, 3:33 AM EDT
Att: 55,884 - Sunny - 86 F

livebaseballscorecards.com

AB	28
R	6
H	7
RBI	6
BB	6
SO	5
LOB	18



1B: 5	SF: 0
2B: 1	SAC: 1
3B: 0	DP: 2
HR: 1	HBP: 3

WP: 0	PA: 38
PB: 0	
SB: 0	
CS: 1	

Inning Stats	R	H	E	K	S	H	LOB	BB	P	R	H	E	K	S	R	H	E	K	S	ERA	WHIP
Donovan Osborne, L ERA: 3.84 (1, 1)	0	1	0	0	9	1	0	0	123	0	0	0	0	11	14	0.00	0.000				
Todd Burns, R ERA: 4.48 (6, 1)	0	0	0	0	0	0	0	0	0	0	0	0	0	0	0	0.00	0.000				
Rob Murphy, L ERA: 4.78 (8, 1)	0	0	0	0	0	0	0	0	0	0	0	0	0	0	0	18.00	3.000				

Batter	1	2	3	4	5	6	7	8	9	AB R H RBI BB SO LOB	TOP											
Ryan Thompson, R (1, 8) OBP: 0.220, SLG: 0.304	1-3 K			3-2 L8		1-3 K		2-2 BB 1B		4 0 1 0 0 2 1												
Charlie O'Brien, R (1, 2) Vince Coleman, S (8, PR) OBP: 0.315, SLG: 0.375	0-0 F9			1-0 P2		2-2 1B 1B		4-1 BB 1-2 BB		3 0 1 1 1 0 0 0 0 0 0 0 0 0												
Eddie Murray, S (1, 3) OBP: 0.317, SLG: 0.446	2-2 G1-3			2-3 K		0-0 1B		3-2 F8		4 0 1 0 0 1 2												
Bobby Bonilla, S (1, 5) OBP: 0.339, SLG: 0.492		1-1 F9			0-0 G6-3		1-0 G3 1B		2-1 HR	4 1 2 1 0 0 0												
Dave Gallagher, R (1, 9) Todd Hundley, S (8, 2) OBP: 0.261, SLG: 0.342		1-0 G4-3			0-0 F8		1 SAFE 2-0 P3		1-2 F7	3 0 0 0 0 0 1 1 0 0 0 0 0 0												
Jeff Kent, R (1, 4) Mike Maddux, L (7, 1) Joe Orsulak, L (9, PH) OBP: 0.346, SLG: 0.417		1-0 F9			1-1 1B		0-2 G3		0-1 G1-3	3 0 1 0 0 0 1 0 0 0 0 0 0 0 1 0 0 0 0 0 0												
Chico Walker, S (1, 7) OBP: 0.292, SLG: 0.352				4-2 G6-4-3 BB		1-1 F8		1-0 F7		3 0 0 0 1 0 2												
Tim Bogar, R (1, 6) OBP: 0.294, SLG: 0.308				2-1 G6-4-3 1-2f		4-0 SH1-4 1B BB		2-1 P9		2 1 0 0 1 0 1												
Sid Fernandez, L (1, 1) Pete Schourek, L (7, 1) Jeff McKnight, S (7, 4) OBP: 0.313, SLG: 0.271				1-3 K		0-2 SH1-4		0-0 G6-3		1 0 0 0 0 1 0 0 0 0 0 0 0 0 1 0 0 0 0 0 0												
Inning Stats	R: 0 E: 0 K: 1 S: 8	H: 0 LOB: 0 BB: 0 P: 11	R: 0 E: 0 K: 0 S: 4	H: 0 LOB: 0 BB: 0 P: 7	R: 0 E: 0 K: 1 S: 7	H: 0 LOB: 0 BB: 1 P: 14	R: 0 E: 0 K: 1 S: 7	H: 0 LOB: 0 BB: 0 P: 13	R: 0 E: 0 K: 0 S: 6	H: 1 LOB: 1 BB: 0 P: 8	R: 1 E: 0 K: 1 S: 10	H: 2 LOB: 2 BB: 1 P: 17	R: 0 E: 0 K: 0 S: 6	H: 1 LOB: 1 BB: 0 P: 10	R: 0 E: 0 K: 0 S: 12	H: 1 LOB: 2 BB: 1 P: 23	R: 1 E: 0 K: 0 S: 11	H: 1 LOB: 0 BB: 0 P: 17	1B: 5 2B: 0 3B: 0 HR: 1	SF: 0 SAC: 1 DP: 1 HBP: 0	WP: 0 PB: 0 SB: 0 CS: 0	PA: 34
PITCHER	IP WLS BF H R ER SO BB IBB HBP BLK WP HR S P ERA WHIP																					
Allen Watson, L (1, 1) ERA: 4.5	7.0 W 25 4 1 1 4 2 0 0 0 0 0 0 48 80 1.29 0.857																					
Rob Murphy, L (8, 1) ERA: 4.7	0.2 4 1 0 0 0 1 0 0 0 0 0 0 7 15 0.00 3.000																					
Lee Smith, R (8, 1) ERA: 4.32	1.1 S 5 1 1 1 0 0 0 0 0 0 0 1 16 25 6.75 0.750																					

New York Mets @ St. Louis Cardinals
 Busch Stadium, St. Louis, MO
 Fri Jul 30 1993, 7:05 PM CDT
 Att. 49,920 - Unknown - 85 F

livebaseballscorecards.com

AB 30
R 2
H 6
RBI 2
BB 3
SO 4
LOB 8



Batter	1	2	3	4	5	6	7	8	9
Luis Alicea, S OBP: 0.394, SLG: 0.394 (1, 4)	2-3 K		1-0 2B		0-1 L9		0-1 G1-3		
Ozzie Smith, S OBP: 0.334, SLG: 0.360 (1, 6)	1-0 F7		2-0 F8			2-1 E 1B SF8	2-1 2B		
Brian Jordan, R OBP: 0.327, SLG: 0.478 (1, 7)	1-3 K			1-0 G5-3		1-0 E5 SF8 1B	0-1 G5-3		
Todd Zeile, R OBP: 0.345, SLG: 0.433 (1, 5)		2-1 F8		1-2 HR		0-1 SF8		4-1 BB	
Mark Whiten, S OBP: 0.328, SLG: 0.431 (1, 9)		1-1 F8		0-1 P3		2-3 K		0-3 K	
Ray Lankford, L OBP: 0.389, SLG: 0.355 (1, 8)		2-0 E4		4-2 BB		4-1 S BB		2-1 F9	
Erik Pappas, R OBP: 0.398, SLG: 0.384 (1, 3)		0-1 F9		2-3 K		1-0 G4-3		1-0 G4-3	
Rod Brewer, L OBP: 0.320, SLG: 0.348 (8, 3)									
Tom Pagnozzi, R OBP: 0.285, SLG: 0.351 (1, 2)			0-0 G5-6-4 1B		1-0 F9		0-1 G6-3		
Allen Watson, L (1, 1)			1-0 G5-6-4		1-2 F9		3-2 G1-3 2B		
Tracy Woodson, R (7, PH)									
Rob Murphy, L (8, 1)									
Lee Smith, R (8, 1)									

Inning Stats	R: 0	H: 0	E: 0	K: 2	S: 10	LOB: 0	BB: 0	P: 14
	R: 0	H: 0	E: 1	K: 0	S: 7 <td>LOB: 1</td> <td>BB: 0</td> <td>P: 12</td>	LOB: 1	BB: 0	P: 12
	R: 0	H: 2	E: 0	K: 0	S: 4 <td>LOB: 1</td> <td>BB: 0</td> <td>P: 8 </td>	LOB: 1	BB: 0	P: 8
	R: 1	H: 1	E: 0	K: 1	S: 11 <td>LOB: 1</td> <td>BB: 1</td> <td>P: 19 </td>	LOB: 1	BB: 1	P: 19
	R: 0	H: 0	E: 0	K: 0	S: 9 <td>LOB: 0</td> <td>BB: 0</td> <td>P: 11 </td>	LOB: 0	BB: 0	P: 11
	R: 1	H: 2	E: 1	K: 1	S: 10 <td>LOB: 2</td> <td>BB: 1</td> <td>P: 20 </td>	LOB: 2	BB: 1	P: 20
	R: 1	H: 2	E: 0	K: 0	S: 12 <td>LOB: 1</td> <td>BB: 0</td> <td>P: 17 </td>	LOB: 1	BB: 0	P: 17
	R: 0	H: 0	E: 0	K: 1	S: 7 <td>LOB: 1</td> <td>BB: 1</td> <td>P: 14 </td>	LOB: 1	BB: 1	P: 14


PITCHER	IP	WLS	BF	H	R	ER	SO	BB	IBB	HBP	BLK	WP	HR	S	P	ERA	WHIP
Sid Fernandez, L (1, 1)	6.0	L	25	5	2	1	4	2	0	0	0	0	1	51	84	1.50	1.167
Pete Schourek, L (7, 1)	0.2		4	2	1	1	0	0	0	0	0	0	0	10	15	13.50	3.000
Mike Maddux, R (7, 1)	1.1		5	0	0	0	1	1	0	0	0	0	0	9	16	0.00	0.750

BOTTOM

New York Mets @ St. Louis Cardinals
 Busch Stadium, St. Louis, MO

Fri Jul 30 1993, 7:05 PM CDT
 Att: 49,920 - Unknown - 85 F

AB	30
R	3
H	7
RBI	3
BB	3
SO	5
LOB	12



PITCHER	IP	WLS	BF	H	R	ER	SO	BB	IBB	HBP	BLK	WP	HR	S	P	ERA	WHIP
	1B: 3	SF: 1	2B: 3	SAC: 0	3B: 0	DP: 1	HR: 1	HBP: 0	WP: 0	PA: 34	PB: 0	SB: 1	CS: 0				

New York Mets @ St. Louis Cardinals
 Busch Stadium, St. Louis, MO

Sat Jul 31 1993, 7:05 PM CDT
 Att: 50,948 - Unknown

livebaseballscorecards.com



WP: 2 PA: 37
 PB: 0
 SB: 0
 CS: 0

AB 36
 R 3
 H 9
 RBI 2
 BB 1
 SO 8
 LOB 19

AB R H RBI BB SO LOB

5	0	1	0	0	1	3
3	0	0	0	0	0	0
1	0	0	0	0	0	2
0	0	0	0	0	0	0
4	1	2	1	0	0	1
4	0	1	1	0	3	2
0	0	0	0	0	0	0
4	1	2	0	0	0	1
2	0	0	0	1	1	2
1	0	1	0	0	0	0
4	0	0	0	0	1	5
3	0	0	0	0	0	0
1	0	0	0	0	0	2
2	0	1	0	0	1	0
0	0	0	0	0	0	0
2	1	1	0	0	1	1

R: 0	H: 0	R: 0	H: 0	R: 0	H: 1	R: 0	H: 0	R: 0	H: 1	R: 0	H: 0	R: 1	H: 2	R: 1	H: 2	1B: 7	SF: 0
E: 0	LOB: 0	E: 0	LOB: 1	E: 0	LOB: 1	E: 0	LOB: 0	E: 0	LOB: 1	E: 0	LOB: 0	E: 0	LOB: 1	E: 0	LOB: 2	2B: 2	SAC: 0
K: 0	BB: 0	K: 1	BB: 1	K: 0	BB: 0	K: 0	BB: 0	K: 2	BB: 0	K: 1	BB: 0	K: 2	BB: 0	K: 2	BB: 0	3B: 0	DP: 0
S: 3	P: 3	S: 9	P: 16	S: 9	P: 14	S: 13	P: 21	S: 9	P: 12	S: 7	P: 9	S: 10	P: 14	S: 10	P: 14	HR: 0	HBP: 0

Batter	1	2	3	4	5	6	7	8	9										
Ryan Thompson, R (1, 8) OBP: 0.219, SLG: 0.311	0-0 F8		3-2 F8		1-3 K			0-0 2B	0-1 P2										
Joe Orsulak, L (1, 7) OBP: 0.342, SLG: 0.412	0-0 G3			1-0 L9		0-0 G6-3		1-1 P4											
Dave Gallagher, R (8, PH) OBP: 0.362, SLG: 0.500																			
Jeff Kent, R (8, 4) OBP: 0.306, SLG: 0.430																			
Eddie Murray, S (1, 3) OBP: 0.319, SLG: 0.449	0-0 G3			3-2 WP 1B 2B		0-0 1B		1-2 G5-3											
Bobby Bonilla, S (1, 5) OBP: 0.339, SLG: 0.489					2-0 G6-3 1B 2-H		1-3 K												
Anthony Young, R (8, 1) OBP: 0.273, SLG: 0.200								3-H 2-3 K											
Chico Walker, S (1, 4) OBP: 0.298, SLG: 0.357	0-0 L7			2-2 G6-3 1B		1-1 F8			0-1 1B WP 1B										
Charlie O'Brien, R (1, 2) OBP: 0.302, SLG: 0.340																			
Jeff McKnight, S (9, PH) OBP: 0.321, SLG: 0.282																			
Jeromy Burnitz, L (1, 9) OBP: 0.321, SLG: 0.464					1-2 2-3 G6-3		1-3 K		0-0 WP 1B										
Tim Bogar, R (1, 6) OBP: 0.289, SLG: 0.303																			
Todd Hundley, S (9, PH) OBP: 0.260, SLG: 0.341																			
Eric Hillman, L (1, 1) OBP: 0.150, SLG: 0.150																			
Jeff Innis, R (7, 1) OBP: 0.316, SLG: 0.375																			
Vince Coleman, S (8, PH) OBP: 0.316, SLG: 0.375																			
Inning Stats	R: 0 E: 0 K: 0 S: 3	H: 0 LOB: 0 BB: 0 P: 3	R: 0 E: 0 K: 1 S: 9	H: 0 LOB: 1 BB: 1 P: 16	R: 0 E: 0 K: 0 S: 9	H: 1 LOB: 1 BB: 0 P: 14	R: 1 E: 0 K: 0 S: 13	H: 3 LOB: 2 BB: 0 P: 21	R: 0 E: 0 K: 2 S: 9	H: 0 LOB: 0 BB: 0 P: 12	R: 0 E: 0 K: 1 S: 7	H: 1 LOB: 1 BB: 0 P: 9	R: 0 E: 0 K: 1 S: 10	H: 0 LOB: 0 BB: 0 P: 14	R: 1 E: 0 K: 1 S: 10	H: 2 LOB: 1 BB: 0 P: 14	R: 1 E: 0 K: 2 S: 14	H: 2 LOB: 2 BB: 0 P: 17	
PITCHER	IP	WLS	BF	H	R	ER	SO	BB	IBB	HBP	BLK	WP	HR	S	P	ERA	WHIP		
Rene Arocha, R (1, 1) ERA: 3.49	7.0	W	28	7	2	2	5	1	0	0	0	1	0	62	91	2.57	1.143		
Lee Guetterman, L (8, 1) ERA: 4.66	1.0		3	0	0	0	1	0	0	0	0	0	0	8	12	0.00	0.000		
Lee Smith, R (9, 1) ERA: 4.43	1.0	S	6	2	1	1	2	0	0	0	0	1	0	14	17	9.00	2.000		

BOTTOM

New York Mets @ St. Louis Cardinals
 Busch Stadium, St. Louis, MO
 Sat Jul 31 1993, 7:05 PM CDT
 Att. 50,948 - Unknown

livebaseballscorecards.com

AB	34
R	4
H	12
RBI	4
BB	1
SO	1
LOB	15



WP: 0	PA: 35
PB: 0	SB: 0
CS: 1	

AB	R	H	RBI	BB	SO	LOB
4	2	3	3	0	0	1
0	0	0	0	0	0	0
4	0	1	0	0	0	1
4	0	2	1	0	0	0
4	0	0	0	0	1	4
4	0	3	0	0	0	1
4	1	1	0	0	0	3
3	1	1	0	0	0	0
0	0	0	0	1	0	0
4	0	0	0	0	0	3
3	0	1	0	0	0	2
0	0	0	0	0	0	0
0	0	0	0	0	0	0
1B: 8	SF: 0					
2B: 4	SAC: 0					
3B: 0	DP: 2					
HR: 1	HBP: 0					

Batter	1	2	3	4	5	6	7	8	9
Bernard Gilkey, R (1, 7) OBP: 0.383, SLG: 0.508 Rod Brewer, L (8, 3) OBP: 0.320, SLG: 0.348	3-2 HR	0-0 2-H 3-H 1B		1-1 G6-3			0-1 1B 1B		
Ozzie Smith, S (1, 6) OBP: 0.333, SLG: 0.359	0-0 G6-3	1-1 SAFE SAFE L4			0-0 G1-3		1 SAFE 2-2 1 SAFE SAFE SAFE 1B 1-3 1B		
Brian Jordan, R (1, 8) OBP: 0.331, SLG: 0.486 (8, 7)	1-0 E6 G5-3		2-1 P2		2-2 CS 2B		1-1 1-2 3-H 2-1 1B P3		
Todd Zeile, R (1, 5) OBP: 0.341, SLG: 0.428	3-2 G5-3		1-1 L4		2-3 K 2-3				
Mark Whiten, S (1, 9) OBP: 0.332, SLG: 0.438	2-2 G5-3		1-2 2B			2-1 L4-3 1B		2-0 G5-4-3 1B	
Erik Pappas, R (1, 2) OBP: 0.394, SLG: 0.380		3-2 G1-3 1B 1B	3-2 G4-3		2-1 L4-3 1-2 G5-3		0-0 G5-4-3 1-2f G5-3		
Tracy Woodson, R (1, 3) OBP: 0.238, SLG: 0.262 Ray Lankford, L (8, 8) OBP: 0.391, SLG: 0.355		1-0 G1-3 1B 1B		0-1 G5-3		1-1 G6-3		4-1 BB	
José Oquendo, S (1, 4) OBP: 0.329, SLG: 0.217		0-2 G1-3	1-2 G5-3		1-2 G5-3		0-1 F9 1 SAFE 1 SAFE	1-0 F7	
Rene Arocha, R (1, 1) OBP: 0.083, SLG: 0.111 Lee Guetterman, L (8, 1) OBP: 0.500, SLG: 1.000 Lee Smith, R (9, 1)		2-2 G4-3		0-0 2B			0-0 G5-3		

Inning Stats	R	H	E	K	S	R	H	E	K	S	R	H	E	K	S	R	H	E	K	S	R	H	E	K	S	R	H	E	K	S						
1	1	1	1	12	21	2	3	0	13	20	0	1	0	10	17	0	1	0	8	10	0	1	0	0	7	11	0	1	0	14	19	0	1	0	4	11

PITCHER	IP	WLS	BF	H	R	ER	SO	BB	IBB	HBP	BLK	WP	HR	S	P	ERA	WHIP
Eric Hillman, L (1, 1) ERA: 4.03	6.2	L	30	11	4	4	1	0	0	0	0	0	1	68	105	5.40	1.650
Jeff Innis, R (7, 1) ERA: 5.2	0.1		1	0	0	0	0	0	0	0	0	0	0	2	4	0.00	0.000
Anthony Young, R (8, 1) ERA: 4.14	1.0		4	1	0	0	0	1	0	0	0	0	0	4	11	0.00	2.000

Batter	1	2	3	4	5	6	7	8	9	AB R H RBI BB SO LOB	TOP																
Ryan Thompson, R (1, 8) OBP: 0.261, SLG: 0.409	0-0 G6-4-3 1B			3-2 F9		1-0 HR 2B		1-1 SH1 2B 1B	1-1 HR	5 3 4 1 0 0 0																	
Charlie O'Brien, R (1, 2) OBP: 0.300, SLG: 0.347	0-0 P6			0-2 F8		0-0 B1-3		1-1 SH1 1-2	2-2 2B	4 1 1 0 0 0 2																	
Eddie Murray, S (1, 3) OBP: 0.322, SLG: 0.462	1-2 G6-4-3 1-2f			2-1 1B		3-2 HR 2-H		0-1 1B 2B	0-0 F8	5 2 3 3 0 0 2																	
Bobby Bonilla, S (1, 5) OBP: 0.342, SLG: 0.491		0-1 G6-4-3 1B		2-2 FC6-4 1B		0-0 F9		4-0 1B FC3-2 IBB	2-2 2B	3 0 2 0 1 0 0																	
Tim Bogar, R (8, 5) OBP: 0.293, SLG: 0.313				1-2 1B		1-2 G5-3			2-H 2B	1 1 1 1 0 0 0																	
Dave Gallagher, R (1, 9) OBP: 0.354, SLG: 0.487				0-0 G6-4-3 1-2f		0-0 FC6-4		1-1 FC3-2 2B 1-3 2-H	2-1 1B	3 0 0 0 0 0 3																	
Joe Orsulak, L (8, PH) OBP: 0.347, SLG: 0.416				1-2f		1-2f		2B 1B	2-H 1B	2 1 2 2 0 0 0																	
Jeff Kent, R (1, 4) OBP: 0.304, SLG: 0.424				0-0 G6-3		1-3 K		1-2 G5-3	0-0 F8	4 1 0 0 1 1 1																	
Chico Walker, S (1, 7) OBP: 0.287, SLG: 0.342								4-0 FC3-2 2B IBB		4 1 0 0 1 1 1																	
Jeromy Burnitz, L (9, 9) OBP: 0.321, SLG: 0.464				0-0 G4-3		1-2 G5-3		0-1 FC3-2 2B	0-0 G4-3	5 1 0 0 0 1 4																	
Kevin Baez, R (1, 6) OBP: 0.333, SLG: 0.471								1-2 2-3 3-H		0 0 0 0 0 0 0																	
Dwight Gooden, R (1, 1) OBP: 0.220, SLG: 0.390				0-0 G6-3		0-0 2B		2-2 1B	3-1 2B	4 0 3 3 0 0 0																	
Jeff McKnight, S (8, PH) OBP: 0.317, SLG: 0.278								1-H 2-H 3-H																			
Pete Schourek, L (8, 1) OBP: 0.269, SLG: 0.217				0-1 G6-3		1-0 G1-3		0-0 F9	0-1 G6-3	3 0 0 0 0 0 2																	
Inning Stats	R: 0 E: 0 K: 0 S: 6	H: 1 LOB: 0 BB: 0 P: 7	R: 0 E: 0 K: 0 S: 4	H: 1 LOB: 0 BB: 0 P: 5	R: 0 E: 0 K: 0 S: 4	H: 0 LOB: 0 BB: 0 P: 4	R: 0 E: 0 K: 0 S: 14	H: 2 LOB: 2 BB: 0 P: 21	R: 0 E: 0 K: 1 S: 9	H: 1 LOB: 1 BB: 0 P: 12	R: 2 E: 0 K: 0 S: 12	H: 2 LOB: 0 BB: 0 P: 17	R: 0 E: 0 K: 1 S: 12	H: 1 LOB: 1 BB: 0 P: 17	R: 5 E: 0 K: 0 S: 14	H: 4 LOB: 1 BB: 2 P: 28	R: 3 E: 0 K: 0 S: 15	H: 4 LOB: 1 BB: 0 P: 22	1B: 8 2B: 6 3B: 0 HR: 2	SF: 0 SAC: 1 DP: 2 HBP: 0	WP: 0 PB: 0 SB: 0 CS: 0	PA: 43					
PITCHER	IP	WLS	BF	H	R	ER	SO	BB	IBB	HBP	BLK	WP	HR	S	P	ERA	WHIP										
Rheal Cormier, L (1, 1) ERA: 4.54	6.0		23	7	2	2	1	0	0	0	0	0	1	49	66	3.00	1.167										
Omar Olivares, R (7, 1) ERA: 4.77	1.0		4	1	0	0	1	0	0	0	0	0	0	12	17	0.00	1.000										
Todd Burns, R (8, 1) ERA: 4.83	0.1	L	4	2	3	3	0	0	1	0	0	0	0	6	12	81.00	6.000										
Lee Guetterman, L (8, 1) ERA: 5.4	0.2		5	2	2	2	0	0	1	0	0	0	0	8	16	27.00	3.000										
Joe Magrane, L (9, 1) ERA: 4.92	1.0		7	4	3	3	0	0	0	0	0	0	1	15	22	27.00	4.000										

New York Mets @ St. Louis Cardinals
Busch Stadium, St. Louis, MO
 Sun Aug 01 1993, 3:33 AM CDT
 Att. 31,277 - Sunny - 92 F

livebaseballscorecards.com

AB 40
R 10
H 16
RBI 10
BB 2
SO 2
LOB 15



Batter	1	2	3	4	5	6	7	8	9	AB	R	H	RBI	BB	SO	LOB
Luis Alicea, S OBP: 0.387, SLG: 0.386 (1, 4)	2-3 K		3-1 F7			1-2 L6	1-0 L8			4	0	0	0	0	1	3
Ozzie Smith, S OBP: 0.333, SLG: 0.356 (1, 6)	0-0 G6-3		3-1 F9			4-2 BB 1B		0-1 F8		3	1	0	0	1	0	1
Ray Lankford, L OBP: 0.392, SLG: 0.358 (1, 8)	3-2 F8					4-2 1B BB		1-2 G3-1		3	1	1	0	1	0	0
Todd Zeile, R OBP: 0.345, SLG: 0.430 (1, 5)		3-2 CS 1B				0-1 1B		4-0 BB		3	0	2	1	1	1	1
Bernard Gilkey, R OBP: 0.379, SLG: 0.501 (1, 7)		3-2 F9				0-1 L8		3-2 G5-3		4	0	0	0	0	0	4
Brian Jordan, R OBP: 0.335, SLG: 0.486 (1, 9)		1-1 FC4-6 1B				0-0 CS 1B		2-2 F8		4	0	2	1	0	0	0
Rod Brewer, L OBP: 0.308, SLG: 0.333 (1, 3)		0-0 FC4-6				1-1 CS		0-0 G3		4	0	0	0	0	1	1
Tom Pagnozzi, R OBP: 0.289, SLG: 0.367 (1, 2)			1-0 F8			0-0 L6		2-2 BB HBP		3	1	1	1	0	0	0
Rheal Cormier, L OBP: 0.290, SLG: 0.233 (1, 1)			0-0 F7			0-0 F9		4-1 BB		2	0	1	0	0	0	0
Omar Olivares, R OBP: 0.294, SLG: 0.353 (7, 1)										0	0	0	0	0	0	0
Gerald Perry, L OBP: 0.371, SLG: 0.459 (7, PH)										0	0	0	0	1	0	0
Todd Burns, R OBP: 0.371, SLG: 0.459 (8, 1)										0	0	0	0	0	0	0
Lee Guetterman, L OBP: 0.600, SLG: 1.000 (8, 1)										0	0	0	0	0	0	0
Joe Magrane, R OBP: 0.139, SLG: 0.143 (9, 1)										0	0	0	0	0	0	0
Tracy Woodson, R OBP: 0.234, SLG: 0.258 (9, PH)										1	0	0	0	0	1	0

Inning Stats	R: 0	H: 0	E: 0	K: 1	S: 8	H: 0	LOB: 0	BB: 0	P: 13	R: 0	H: 2	E: 0	K: 0	S: 10	H: 2	LOB: 1	BB: 0	P: 17	R: 0	H: 1	E: 0	K: 0	S: 6	H: 1	LOB: 1	BB: 0	P: 13	R: 1	H: 2	E: 0	K: 1	S: 12	H: 0	LOB: 0	BB: 0	P: 18	R: 0	H: 0	E: 0	K: 1	S: 7	H: 0	LOB: 0	BB: 0	P: 7	R: 1	H: 1	E: 0	K: 0	S: 12	H: 1	LOB: 1	BB: 2	P: 21	R: 0	H: 0	E: 0	K: 0	S: 8	H: 0	LOB: 2	BB: 1	P: 17	R: 0	H: 0	E: 0	K: 0	S: 10	H: 0	LOB: 1	BB: 1	P: 18	R: 1	H: 1	E: 0	K: 1	S: 12	H: 1	LOB: 0	BB: 0	P: 18	1B: 4	SF: 0	2B: 2	SAC: 0	3B: 0	DP: 0	HR: 1	HBP: 1	WP: 0	PA: 37
PITCHER	IP	WLS	BF	H	R	ER	SO	BB	IBB	HBP	BLK	WP	HR	S	P	ERA	WHIP																																																																										
Dwight Gooden, R ERA: 3.19 (1, 1)	7.0	W	28	6	2	2	3	3	0	1	0	0	0	63	106	2.57	1.286																																																																										
Pete Schourek, L ERA: 6.21 (8, 1)	2.0		8	1	1	1	1	1	0	0	0	0	1	22	36	4.50	1.000																																																																										


BOTTOM

New York Mets @ St. Louis Cardinals
 Busch Stadium, St. Louis, MO

Sun Aug 01 1993, 3:33 AM CDT
 Att: 31,277 - Sunny - 92 F

AB	31
R	3
H	7
RBI	3
BB	4
SO	4
LOB	10

livebaseballscorecards.com



Batter	1	2	3	4	5	6	7	8	9	AB R H RBI BB SO LOB	TOP		
Chuck Carr, S (1, 8) <small>OBP: 0.319, SLG: 0.330</small>	1-0 G4-3		0-0 F7		0-2 P6		0-2 BB 1B		2-1 G4-3 1B	5 1 2 0 0 0 1			
Rick Renteria, R (1, 5) <small>OBP: 0.335, SLG: 0.374</small>	2-0 F7		1-2 FC5-4 1B		0-1 1B 1B		4-0 E 1B BB		1-0 F8	4 0 2 0 1 0 1			
Jeff Conine, R (1, 7) <small>OBP: 0.384, SLG: 0.426</small>	1-1 F8		0-0 FC5-4 1-2f		1-0 1-3 2-H 1B		1-0 E8 L4-3 1B		0-1 G4-3 1-2f	5 0 2 1 0 0 2			
Orestes Destrade, S (1, 3) <small>OBP: 0.310, SLG: 0.391</small>		2-1 HR	0-0 F7		2-0 G1-3		3-0 L4-3 1-2			4 1 1 1 0 0 5			
Darrell Whitmore, L (1, 9) <small>OBP: 0.298, SLG: 0.402</small>		0-0 1B G4-6-3 1B		1-0 F8		1-2 G3		0-2 G5-3		4 1 1 0 0 0 1			
Benito Santiago, R (1, 2) <small>OBP: 0.292, SLG: 0.363</small>		0-0 1-3 G4-6-3 1B		2-3 K		0-1 F9		0-1 G3		4 0 1 0 0 1 0			
Bret Barberie, S (1, 4) <small>OBP: 0.369, SLG: 0.356</small>		1-0 G4-6-3 1-2f 3-H 1B		0-0 FC6-4 1B		2-2 BB 1B		0-0 1B 1B		4 0 3 0 0 0 1			
Walt Weiss, S (1, 6) <small>OBP: 0.354, SLG: 0.318</small>		1-2 2B		3-1 FC6-4 1-2f		4-2 1-2 BB		0-0 G4-6-3 1B		3 0 2 0 1 0 1			
Jack Armstrong, R (1, 1) <small>OBP: 0.160, SLG: 0.180</small> Greg Briley, L (6, PH) <small>OBP: 0.271, SLG: 0.333</small> Robb Nen, R (6, 1) Henry Cotto, R (8, PH) <small>OBP: 0.237, SLG: 0.320</small> David Weathers, R (8, 1) <small>OBP: 1.000, SLG: 1.000</small>		1-2 L9		0-0 1B 1B		0-0 G4-3		2-2 G4-6-3 1-2f		2 0 1 0 0 0 1 1 0 0 0 0 0 2 0 0 0 0 0 0 0 1 0 0 0 0 0 2 0 0 0 0 0 0 0			
Inning Stats	R: 0 E: 0 K: 0 S: 4 H: 0 LOB: 0 BB: 0 P: 8	R: 2 E: 0 K: 0 S: 12 H: 4 LOB: 1 BB: 0 P: 17	R: 0 E: 0 K: 0 S: 6 H: 1 LOB: 1 BB: 0 P: 7	R: 0 E: 0 K: 1 S: 8 H: 1 LOB: 1 BB: 0 P: 14	R: 0 E: 0 K: 0 S: 8 H: 3 LOB: 2 BB: 0 P: 11	R: 0 E: 0 K: 0 S: 12 H: 1 LOB: 2 BB: 1 P: 19	R: 1 E: 1 K: 0 S: 9 H: 2 LOB: 1 BB: 1 P: 17	R: 0 E: 0 K: 0 S: 7 H: 2 LOB: 1 BB: 0 P: 9	R: 0 E: 0 K: 0 S: 5 H: 1 LOB: 0 BB: 0 P: 8	1B: 13 2B: 2 3B: 0 HR: 1 SF: 0 SAC: 0 DP: 4 HBP: 0	WP: 0 PB: 0 SB: 0 CS: 0 PA: 39		
PITCHER	IP WLS BF H R ER SO BB IBB HBP BLK WP HR S P ERA WHIP											PITCHER	IP WLS BF H R ER SO BB IBB HBP BLK WP HR S P ERA WHIP
Bob Tewksbury, R (1, 1) <small>ERA: 3.84</small> Rob Murphy, L (8, 1) <small>ERA: 4.67</small> Todd Burns, R (8, 1) <small>ERA: 4.79</small> Lee Smith, R (9, 1) <small>ERA: 4.33</small>	7.0 W 32 12 3 3 1 2 0 0 0 0 0 1 59 93 3.86 2.000												

Florida Marlins @ St. Louis Cardinals
 Busch Stadium, St. Louis, MO
 Mon Aug 02 1993, 7:05 PM CDT
 Att. 28,727 - Unknown - 83 F

livebaseballscorecards.com

AB	37
R	3
H	15
RBI	2
BB	2
SO	1
LOB	17



Batter	1	2	3	4	5	6	7	8	9	AB	R	H	RBI	BB	SO	LOB
Luis Alicea, S OBP: 0.381, SLG: 0.379 (1, 4)	L4		G1-3	F7		G4-3				4	0	0	0	0	0	2
Ozzie Smith, S OBP: 0.332, SLG: 0.355 (1, 6)	L8		1B			F7		G5-3		4	1	1	0	0	0	0
Ray Lankford, L OBP: 0.393, SLG: 0.368 (1, 8)	F8		1B			HR		F8		3	1	1	1	1	0	0
Todd Zeile, R OBP: 0.344, SLG: 0.428 (1, 5)		3B	P5			K		G6-3		4	1	1	0	0	1	2
Mark Whiten, S OBP: 0.334, SLG: 0.438 (1, 9)		K				G6-3			S	4	0	2	1	0	1	1
Brian Jordan, R OBP: 0.340, SLG: 0.507 (1, 7)		E	F8						K	4	2	2	1	0	1	3
Rod Brewer, L OBP: 0.324, SLG: 0.343 (1, 3)		E9				F8				3	0	2	2	1	0	0
Tom Pagnozzi, R OBP: 0.284, SLG: 0.359 (1, 2)		F8				G5-3				4	0	0	0	0	0	4
Bob Tewksbury, R OBP: 0.250, SLG: 0.220 (1, 1)										3	0	1	0	0	2	2
Rob Murphy, L OBP: 0.500, SLG: 0.500 (8, 1)										0	0	0	0	0	0	0
Todd Burns, R (8, 1)										0	0	0	0	0	0	0
Lee Smith, R (9, 1)										0	0	0	0	0	0	0


Inning Stats	R	H	E	K	S	R	H	E	K	S	R	H	E	K	S	R	H	E	K	S	R	H	E	K	S	R	H	E	K	S
	0	0	0	0	7	2	3	1	0	11	1	2	0	0	12	0	1	0	0	13	1	1	0	0	11	0	0	0	0	7
	0	0	0	0	14	1	1	0	1	18	0	2	0	0	22	0	1	0	0	19	0	1	0	0	11	0	0	0	0	13
	0	0	0	0	14	1	1	0	1	19	0	2	0	0	16	0	2	0	0	16	0	2	0	0	7	0	0	0	0	13
	0	0	0	0	14	1	1	0	1	18	0	2	0	0	22	0	1	0	0	19	0	1	0	0	7	0	0	0	0	13

PITCHER	IP	WLS	BF	H	R	ER	SO	BB	IBB	HBP	BLK	WP	HR	S	P	ERA	WHIP
Jack Armstrong, R ERA: 4.42 (1, 1)	5.0	L	23	7	4	4	3	1	0	0	0	0	1	54	89	7.20	1.600
Robb Nen, R ERA: 5.63 (6, 1)	2.0		8	2	1	1	1	0	0	0	0	0	0	17	29	4.50	1.000
David Weathers, R ERA: 6.97 (8, 1)	1.0		4	1	0	0	1	0	1	0	0	0	0	6	13	0.00	1.000

BOTTOM

Florida Marlins @ St. Louis Cardinals
 Busch Stadium, St. Louis, MO
 Mon Aug 02 1993, 7:05 PM CDT
 Att: 28,727 - Unknown - 83 F

AB	33
R	5
H	10
RBI	5
BB	2
SO	5
LOB	14




WP	PA	3B	SF	SAC	DP	HBP
0	35	1	0	0	1	0

Batter	1	2	3	4	5	6	7	8	9	AB R H RBI BB SO LOB	TOP											
Chuck Carr, S (1, 8) OBP: 0.318, SLG: 0.329 S B B F X 										4 0 1 0 0 1 0												
Rick Renteria, R (1, 5) OBP: 0.328, SLG: 0.366 1 SAFE SAFE C S B B B 1 X SAFE 										4 0 0 0 0 0 1												
Jeff Conine, R (1, 7) OBP: 0.385, SLG: 0.427 X 										4 0 2 0 0 0 0												
Orestes Destrade, S (1, 3) OBP: 0.311, SLG: 0.392 B S B B S S 										4 0 2 0 0 1 2												
Benito Santiago, R (1, 2) OBP: 0.294, SLG: 0.374 X 										4 1 2 1 0 0 3												
Bret Barberie, S (1, 4) OBP: 0.371, SLG: 0.360 B X 										4 0 2 0 0 0 2												
Darrell Whitmore, L (1, 9) OBP: 0.288, SLG: 0.387 Bryan Harvey, R (9, 1)										4 0 0 0 0 3 5 0 0 0 0 0 0 0												
Walt Weiss, S (1, 6) OBP: 0.352, SLG: 0.317 X T C X 										4 0 1 0 0 1 2												
Charlie Hough, R (1, 1) OBP: 0.065, SLG: 0.044 Greg Briley, L (9, 9) OBP: 0.271, SLG: 0.333 X 										3 0 0 0 0 1 1 0 0 0 0 0 0 0												
Inning Stats	R: 0 E: 0 K: 1 S: 10	H: 2 LOB: 1 BB: 0 P: 17	R: 1 E: 0 K: 0 S: 7	H: 3 LOB: 1 BB: 0 P: 11	R: 0 E: 0 K: 0 S: 6	H: 0 LOB: 0 BB: 0 P: 9	R: 0 E: 0 K: 1 S: 9	H: 2 LOB: 2 BB: 0 P: 16	R: 0 E: 0 K: 2 S: 7	H: 0 LOB: 0 BB: 0 P: 13	R: 0 E: 0 K: 1 S: 9	H: 2 LOB: 2 BB: 0 P: 17	R: 0 E: 0 K: 1 S: 6	H: 0 LOB: 0 BB: 0 P: 9	R: 0 E: 0 K: 0 S: 7	H: 1 LOB: 1 BB: 0 P: 13	R: 0 E: 0 K: 1 S: 6	H: 0 LOB: 0 BB: 0 P: 8	1B: 9 2B: 0 3B: 0 HR: 1	SF: 0 SAC: 0 DP: 1 HBP: 0	WP: 0 PB: 0 SB: 0 CS: 1	PA: 35
PITCHER	IP WLS BF H R ER SO BB IBB HBP BLK WP HR S P ERA WHIP																					
Donovan Osborne, L (1, 1) ERA: 3.76	5.0 L 22 9 1 1 4 0 0 0 0 0 0 1 42 72 1.80 1.800																					
Omar Olivares, R (6, 1) ERA: 4.59	3.0 10 1 0 0 2 0 0 0 0 0 0 0 19 33 0.00 0.333																					
Lee Guetterman, L (9, 1) ERA: 5.14	1.0 3 0 0 0 1 0 0 0 0 0 0 0 6 8 0.00 0.000																					

Florida Marlins @ St. Louis Cardinals
 Busch Stadium, St. Louis, MO
 Tue Aug 03 1993, 7:05 PM CDT
 Att. 32,226 - Unknown - 80 F

livebaseballscorecards.com

AB	35
R	1
H	10
RBI	1
BB	0
SO	7
LOB	16



Batter	1	2	3	4	5	6	7	8	9	AB	R	H	RBI	BB	SO	LOB	BOTTOM					
Luis Alicea, S OBP: 0.379, SLG: 0.376 (1, 4)										4	0	1	0	0	0	1	Florida Marlins @ St. Louis Cardinals Busch Stadium, St. Louis, MO Tue Aug 03 1993, 7:05 PM CDT Att: 32,226 - Unknown - 80 F					
Ozzie Smith, S OBP: 0.331, SLG: 0.354 (1, 6)										4	0	1	0	0	0	1						
Ray Lankford, L OBP: 0.394, SLG: 0.368 (1, 8)										3	0	1	0	1	0	1						
Todd Zeile, R OBP: 0.344, SLG: 0.426 (1, 5)										4	0	1	0	0	1	1						
Bernard Gilkey, R OBP: 0.375, SLG: 0.496 (1, 7)										4	0	0	0	0	0	2						
Mark Whiten, S OBP: 0.332, SLG: 0.435 (1, 9)										3	0	0	0	0	1	2						
Rod Brewer, L OBP: 0.325, SLG: 0.343 (1, 3)										3	0	1	0	0	1	0						
Tom Pagnozzi, R OBP: 0.284, SLG: 0.359 (1, 2)										3	0	1	0	0	0	1						
Donovan Osborne, S OBP: 0.244, SLG: 0.214 (1, 1)										1	0	0	0	0	1	0						
Omar Olivares, R OBP: 0.294, SLG: 0.353 (6, 1)										0	0	0	0	0	0	0						
Gerald Perry, L OBP: 0.366, SLG: 0.452 (8, PH)										1	0	0	0	0	1	0						
Lee Guetterman, L OBP: 0.500, SLG: 1.000 (9, 1)										0	0	0	0	0	0	0						
Inning Stats	R: 0 E: 0 K: 0 S: 7	H: 2 LOB: 0 BB: 0 P: 15	R: 0 E: 0 K: 0 S: 8	H: 0 LOB: 0 BB: 0 P: 11	R: 0 E: 0 K: 0 S: 6	H: 1 LOB: 1 BB: 0 P: 11	R: 0 E: 0 K: 0 S: 14	H: 1 LOB: 2 BB: 1 P: 25	R: 0 E: 0 K: 2 S: 9	H: 0 LOB: 0 BB: 0 P: 14	R: 0 E: 0 K: 1 S: 9	H: 1 LOB: 1 BB: 0 P: 17	R: 0 E: 0 K: 1 S: 11	H: 1 LOB: 1 BB: 0 P: 19	R: 0 E: 0 K: 1 S: 8	H: 0 LOB: 0 BB: 0 P: 11	R: 0 E: 0 K: 0 S: 9	H: 0 LOB: 0 BB: 0 P: 13	1B: 6 2B: 0 3B: 0 HR: 0	SF: 0 SAC: 1 DP: 1 HBP: 0	WP: 1 PB: 2 SB: 0 CS: 1	PA: 33
PITCHER Charlie Hough, R ERA: 3.85 (1, 1) Bryan Harvey, R ERA: 1.91 (9, 1)	IP: 8.0 WLS: W BF: 29 H: 6 R: 0 ER: 0 SO: 5	IP: 1.0 WLS: S BF: 3 H: 0 R: 0 ER: 0 SO: 0	IP: 1.0 WLS: S BF: 3 H: 0 R: 0 ER: 0 SO: 0	IP: 1.0 WLS: S BF: 3 H: 0 R: 0 ER: 0 SO: 0	IP: 1.0 WLS: S BF: 3 H: 0 R: 0 ER: 0 SO: 0	IP: 1.0 WLS: S BF: 3 H: 0 R: 0 ER: 0 SO: 0	IP: 1.0 WLS: S BF: 3 H: 0 R: 0 ER: 0 SO: 0	IP: 1.0 WLS: S BF: 3 H: 0 R: 0 ER: 0 SO: 0	IP: 1.0 WLS: S BF: 3 H: 0 R: 0 ER: 0 SO: 0	IP: 1.0 WLS: S BF: 3 H: 0 R: 0 ER: 0 SO: 0	IP: 123 WLS: 72 BF: 123 H: 72 R: 9 ER: 13 SO: 13	ERA: 0.00 WHIP: 0.875	ERA: 0.00 WHIP: 0.000									

AB	30
R	0
H	6
RBI	0
BB	1
SO	5
LOB	9



Batter	1	2	3	4	5	6	7	8	9	AB R H RBI BB SO LOB	TOP
Chuck Carr, S (1, 8) <small>OBP: 0.320, SLG: 0.329</small> Rob Natal, R (7, 2) <small>OBP: 0.200, SLG: 0.286</small>	3-2 	1-2 G5-3 			4-1 G5-3 		3-2 G4-3 		2-0 F8 	3 1 1 0 1 0 1 1 0 0 0 0 0 1	
Rick Renteria, R (1, 5) <small>OBP: 0.320, SLG: 0.356</small>	3-3 		1-0 F7 		1-2 G5-3 		1-2 F7 		2-0 F8 	5 0 0 0 0 1 3	
Jeff Conine, R (1, 7) <small>OBP: 0.386, SLG: 0.426</small>	1-2 		0-1 G6-3 		4-2 		0-3 			3 0 1 1 1 1 0	
Orestes Destrade, S (1, 3) <small>OBP: 0.313, SLG: 0.393</small>	1-1 		0-1 		0-3 K 		2-3 K 			4 0 2 0 0 2 2	
Benito Santiago, R (1, 2) <small>OBP: 0.295, SLG: 0.371</small> Darrell Whitmore, L (7, 9) <small>OBP: 0.288, SLG: 0.384</small>	4-1 		0-0 FC4-6 		2-1 FC5-4 		2-0 F8 			2 0 0 0 1 0 3 1 0 0 0 0 0 0	
Henry Cotto, R (1, 9) <small>OBP: 0.237, SLG: 0.318</small>	1-2 F9 			1-0 P3 		2-2 		1-1 P3 		4 0 1 0 0 0 2	
Bret Barberie, S (1, 4) <small>OBP: 0.374, SLG: 0.368</small>		2-2 		1-3 K 		1-0 F7 		3-1 		4 1 2 0 0 1 1	AB 34 R 2 H 9 RBI 2 BB 3 SO 6 LOB 18
Walt Weiss, S (1, 6) <small>OBP: 0.352, SLG: 0.320</small> Luis Aquino, R (6, 1) <small>OBP: 0.091, SLG: 0.091</small> Joe Klink, L (8, 1) Greg Briley, L (9, PH) <small>OBP: 0.276, SLG: 0.338</small>		1-2 G6-3 		0-2 		1-0 F7 		3-2 		3 0 1 0 0 0 2 0 0 0 0 0 0 0 0 0 0 0 0 0 0 1 0 1 0 0 0 0	
Ryan Bowen, R (1, 1) <small>OBP: 0.140, SLG: 0.190</small> Richie Lewis, R (3, 1) Alex Arias, R (6, PH) <small>OBP: 0.336, SLG: 0.321</small>		0-2 P4 		1-3 K 		2-1 G4-3 		1-0 SF7 		1 0 0 0 0 0 1 1 0 0 0 0 1 1 1 0 0 1 0 0 1	
Inning Stats	R: 1 H: 3 E: 0 LOB: 2 K: 1 BB: 1 S: 18 P: 31	R: 0 H: 1 E: 0 LOB: 1 K: 0 BB: 0 S: 13 P: 17	R: 0 H: 1 E: 0 LOB: 1 K: 0 BB: 0 S: 6 P: 7	R: 0 H: 1 E: 0 LOB: 1 K: 2 BB: 0 S: 11 P: 14	R: 0 H: 0 E: 0 LOB: 2 K: 1 BB: 2 S: 11 P: 22	R: 0 H: 1 E: 0 LOB: 1 K: 0 BB: 0 S: 7 P: 13	R: 0 H: 0 E: 0 LOB: 0 K: 1 BB: 0 S: 11 P: 15	R: 0 H: 0 E: 0 LOB: 0 K: 1 BB: 0 S: 7 P: 12	R: 1 H: 2 E: 0 LOB: 1 K: 0 BB: 0 S: 8 P: 19	1B: 7 SF: 1 2B: 2 SAC: 0 3B: 0 DP: 0 HR: 0 HBP: 0	WP: 1 PA: 38 PB: 0 SB: 2 CS: 0
PITCHER Allen Watson, L (1, 1) <small>ERA: 3.9</small> Todd Burns, R (7, 1) <small>ERA: 4.66</small> Rob Murphy, L (9, 1) <small>ERA: 4.76</small>	IP WLS BF H R ER SO BB IBB HBP BLK WP HR S P ERA WHIP 6.0 W 27 7 1 1 4 3 0 0 0 0 0 0 66 104 1.50 1.667										

Florida Marlins @ St. Louis Cardinals
Busch Stadium, St. Louis, MO
 Wed Aug 04 1993, 7:05 PM CDT
 Att. 30,780 - Unknown - 76 F


livebaseballscorecards.com

Batter	1	2	3	4	5	6	7	8	9	AB R H RBI BB SO LOB	TOP									
Henry Cotto, R (1, 8) OBP: 0.242, SLG: 0.320	0-2 G4-3 1B	2-0 F7			1-3 K	0-0 FC4-6 1B		2-2 G5-3		5 1 2 2 0 1 1										
Bret Barberie, S (1, 4) OBP: 0.374, SLG: 0.374	2-1 G4-3		1-0 G6-3 2B		2-1 HR 1B	3-2 FC4-6		0-0 F9		5 1 2 0 0 0 2										
Jeff Conine, R (1, 3) OBP: 0.388, SLG: 0.434	0-0 2B 1B		4-2 G6-3 BB		0-0 HR	1-3 K		2-2 P3		4 2 2 3 1 1 1										
Gary Sheffield, R (1, 5) OBP: 0.354, SLG: 0.489	0-1 1-H 2B		3-2 G6-3		0-0 G6-3 1B		1-0 L7		0-1 F9	5 0 2 1 0 0 2										
Darrell Whitmore, L (1, 9) OBP: 0.285, SLG: 0.379	0-0 F7		1-3 K		1-2 G6-3		0-0 G4-6-3 1B			4 0 1 0 0 1 4										
Benito Santiago, R (1, 2) OBP: 0.295, SLG: 0.369	4-2 BB		2-0 L7		1-0 G5-3		0-0 G4-6-3			2 0 0 0 1 0 3										
Rich Rodriguez, L (5, 1)										1 0 0 0 0 0 1										
Matt Turner, R (8, 1)										0 0 0 0 0 0 0										
Greg Briley, L (1, 7) OBP: 0.288, SLG: 0.329	0-0 G4-3			2-2 F8		0-1 E3 G5-4-3 1B		1-0 P5		4 1 0 0 0 0 2										
Walt Weiss, S (1, 6) OBP: 0.351, SLG: 0.320		3-2 P4		2-2 L7		1-1 G5-4-3 1B		1-0 F9		4 1 1 0 0 0 0										
Chris Hammond, L (1, 1) OBP: 0.283, SLG: 0.313		0-0 F9		0-1 G1-3		0-1 G5-4-3		1-2 1B		2 0 0 0 0 0 0										
Robb Nen, R (4, 1)										0 0 0 0 0 0 0										
Joe Klink, L (5, 1)										0 0 0 0 0 0 0										
Rob Natal, R (5, 2) OBP: 0.219, SLG: 0.300										2 0 1 0 0 0 2										
Inning Stats	R: 2 E: 0 K: 0 S: 15	H: 3 LOB: 2 BB: 1 P: 21	R: 0 E: 0 K: 0 S: 5	H: 0 LOB: 0 BB: 0 P: 10	R: 0 E: 0 K: 1 S: 10	H: 1 LOB: 2 BB: 1 P: 21	R: 0 E: 0 K: 0 S: 10	H: 0 LOB: 0 BB: 0 P: 14	R: 2 E: 0 K: 1 S: 11	H: 3 LOB: 1 BB: 0 P: 16	R: 0 E: 0 K: 0 S: 3	H: 1 LOB: 0 BB: 0 P: 4	R: 0 E: 0 K: 0 S: 8	H: 1 LOB: 1 BB: 0 P: 13	R: 0 E: 0 K: 0 S: 6	H: 0 LOB: 0 BB: 0 P: 8	1B: 8 2B: 2 3B: 0 HR: 1	SF: 0 SAC: 0 DP: 1 HBP: 0	WP: 0 PB: 0 SB: 1 CS: 0	PA: 40
PITCHER Rene Arocha, R (1, 1) ERA: 3.6	IP: 9.0 WLS: W BF: 40 H: 11 R: 6 ER: 5 SO: 3 BB: 2 IBB: 0 HBP: 0 BLK: 0 WP: 0 HR: 1 S: 82 P: 126 ERA: 5.00 WHIP: 1.444																			

Florida Marlins @ St. Louis Cardinals
 Busch Stadium, St. Louis, MO

Thu Aug 05 1993, 7:05 PM CDT
 Att. 28,699 - Unknown - 64 F

AB	38
R	6
H	11
RBI	6
BB	2
SO	3
LOB	18



BOTTOM

Florida Marlins @ St. Louis Cardinals
Busch Stadium, St. Louis, MO

livebaseballscorecards.com

AB	41
R	16
H	19
RBI	14
BB	9
SO	3
LOB	24



WP	2	PA	51
PB	0		
SB	1		
CS	0		

Thu Aug 05 1993, 7:05 PM CDT
Att: 28,699 - Unknown - 64 F

Batter	1	2	3	4	5	6	7	8	9	AB	R	H	RBI	BB	SO	LOB
Bernard Gilkey, R OBP: 0.385, SLG: 0.507 (1, 7)	2-1 2B 1B	1-0 FC5-4 2-H 1B	0-0 G6-3	2-1 F9 1-2 2-3 3-H	0-2 1B		1-1 G6-3			6	1	3	3	0	0	3
Ozzie Smith, S OBP: 0.330, SLG: 0.351 José Oquendo, S OBP: 0.325, SLG: 0.214 (1, 6) (6, 6)	2-1 F7	2-1 FC5-4 1-2f		0-0 1B 1B	F7 F8		2-2 F9			5	1	1	0	0	0	4
Gregg Jefferies, S OBP: 0.388, SLG: 0.486 Rod Brewer, L OBP: 0.330, SLG: 0.350 (1, 3) (8, 3)	1-1 P6	2-3 K		1-1 1B 1B 1-3 G3-2-3	4-2 WP 2B BB		0-0 G1			5	1	1	0	1	1	2
Todd Zeile, R OBP: 0.352, SLG: 0.432 (1, 5)	1-2 1B 2B 1-H		1-1 BB 1B 1B	0-1 G3-2-3 1B 1B 1-2 2-3 3-H	4-2 2B BB BB		4-2 HR BB	2-3 K		4	4	3	2	2	1	0
Brian Jordan, R OBP: 0.353, SLG: 0.538 (1, 9)	3-2 BB 1B 2-3		0-2 L9	2-0 1B G3-2-3 1B 1-2 2-3	1-0 BB 1B 2B 1-H		0-0 HR	2-0 G1-6-3		6	3	4	3	0	0	1
Ray Lankford, L OBP: 0.396, SLG: 0.362 (1, 8)	4-1 BB 1-2		2-1 BB 1B 1-2	2-0 G3-2-3 1B 1-2 2-3 3-H	4-2 1B BB BB		4-0 1B BB	3-2 G4-3		3	2	1	0	3	0	3
Luis Alicea, S OBP: 0.387, SLG: 0.392 (1, 4)	2-2 P2		4-0 1B E BB 1-2 2-3	1-0 BB 1B WP 1B 2-3 3-H	4-1 1B BB BB 1-2 2-3 3-H		0-1 1B			3	3	2	2	2	0	3
Tom Pagnozzi, R OBP: 0.299, SLG: 0.382 (1, 2)		3-2 SH3 1B	2-1 K 1B 1-3 2-H 3-H	1-1 WP BB 1B 1-2 3-H	1-0 P4		1-0 F9			5	1	3	3	0	0	5
Rene Arocha, R OBP: 0.125, SLG: 0.128 (1, 1)		0-0 SH3	0-3 K 1B 1-2 3-H	4-2 WP BB 1B 1-2 2-3	2-2 1B		0-0 G4-3			3	0	1	1	1	1	3

Inning Stats	R	H	E	K	S	R	H	E	K	S	R	H	E	K	S	R	H	E	K	S	R	H	E	K	S	R	H	E	K	S								
1	1	3	0	16	31	1	2	0	10	18	3	3	0	13	22	4	6	0	15	28	5	3	0	22	45	2	2	0	9	18	0	0	0	9	16			
2	0	0	0	0	0	0	0	0	0	0	0	0	0	0	0	0	0	0	0	0	0	0	0	0	0	0	0	0	0	0	0	0	0	0	0	0	0	
3	0	0	0	0	0	0	0	0	0	0	0	0	0	0	0	0	0	0	0	0	0	0	0	0	0	0	0	0	0	0	0	0	0	0	0	0	0	0
4	0	0	0	0	0	0	0	0	0	0	0	0	0	0	0	0	0	0	0	0	0	0	0	0	0	0	0	0	0	0	0	0	0	0	0	0	0	0
5	0	0	0	0	0	0	0	0	0	0	0	0	0	0	0	0	0	0	0	0	0	0	0	0	0	0	0	0	0	0	0	0	0	0	0	0	0	0
6	0	0	0	0	0	0	0	0	0	0	0	0	0	0	0	0	0	0	0	0	0	0	0	0	0	0	0	0	0	0	0	0	0	0	0	0	0	0
7	0	0	0	0	0	0	0	0	0	0	0	0	0	0	0	0	0	0	0	0	0	0	0	0	0	0	0	0	0	0	0	0	0	0	0	0	0	0
8	0	0	0	0	0	0	0	0	0	0	0	0	0	0	0	0	0	0	0	0	0	0	0	0	0	0	0	0	0	0	0	0	0	0	0	0	0	0
9	0	0	0	0	0	0	0	0	0	0	0	0	0	0	0	0	0	0	0	0	0	0	0	0	0	0	0	0	0	0	0	0	0	0	0	0	0	0

PITCHER	IP	WLS	BF	H	R	ER	SO	BB	IBB	HBP	BLK	WP	HR	S	P	ERA	WHIP
Chris Hammond, L ERA: 4.52 (1, 1)	3.2	L	25	13	9	8	2	2	0	0	0	0	0	47	85	19.64	4.091
Robb Nen, R ERA: 6.34 (4, 1)	0.2		7	2	3	3	0	3	0	0	0	2	0	14	32	40.50	7.500
Joe Klink, L ERA: 4.24 (5, 1)	0.1		5	2	2	2	0	2	0	0	0	0	0	12	23	54.00	12.000
Rich Rodriguez, L ERA: 4.14 (5, 1)	2.1		11	2	2	2	0	2	0	0	0	0	1	18	31	7.71	1.714
Matt Turner, R ERA: 2.52 (8, 1)	1.0		3	0	0	0	1	0	0	0	0	0	0	9	16	0.00	0.000

Batter	1	2	3	4	5	6	7	8	9	AB R H RBI BB SO LOB	TOP																									
Rey Sanchez, R (1, 6) OBP: 0.330, SLG: 0.352	0-1 G4-3		1-0 G4-3		1-2 P2			0-1 L7	1-1 FC1-6 23 1B	5 0 0 0 0 0 1																										
23 Ryne Sandberg, R (1, 4) OBP: 0.347, SLG: 0.425	1-0 FC4-6 1B		4-2 WP BB		2-2 G6-3			2-2 2B	2-2 1B	4 0 3 0 1 0 0																										
Mark Grace, L (1, 3) OBP: 0.386, SLG: 0.472	1-0 FC4-6 1-2f		1-2 G4-3		1-0 G3-1			4-0 BB	3-3 K	4 0 0 0 1 1 4																										
Steve Buechele, R (1, 5) OBP: 0.311, SLG: 0.432	2-2 P3			2-2 F9		1-3 K		2-2 L6		4 0 0 0 0 1 3																										
Derrick May, L (1, 7) OBP: 0.354, SLG: 0.445		1-2 G5-3		1-2 E3 HR		1-0 G4-3			1-2 HR 1B	4 2 1 0 0 0 0																										
Sammy Sosa, R (1, 8) OBP: 0.303, SLG: 0.509		3-2 HR		1-2 HR 1-H		1-0 G4-3			3-3 K	4 2 2 3 0 1 1																										
Kevin Roberson, S (1, 9) OBP: 0.309, SLG: 0.493		1-1 G3		2-1 G6-4-3 1B		2-2 G5-3			2-2 HR 1-H	4 1 2 2 0 0 0																										
Steve Lake, R (1, 2) OBP: 0.267, SLG: 0.411		1-0 L8		1-0 G6-4-3 1-2f		2-2 P6			2-2 HR	2 0 0 0 0 0 1																										
Rick Wilkins, L (5, 2) OBP: 0.365, SLG: 0.549										2 1 1 1 0 0 0																										
Jose Guzman, R (1, 1) OBP: 0.098, SLG: 0.080			0-0 G3		1-1 G4-3			1-2 K	0-0 FC1-6 1B	2 0 0 0 0 0 0																										
Candy Maldonado, R (8, PH) OBP: 0.262, SLG: 0.275										1 0 0 0 0 1 0																										
Jose Bautista, R (8, 1) OBP: 0.100, SLG: 0.100										0 0 0 0 0 0 0																										
Dwight Smith, L (9, PH) OBP: 0.338, SLG: 0.500										1 0 1 0 0 0 0																										
Randy Myers, L (9, 1) OBP: 0.667, SLG: 1.000										0 0 0 0 0 0 0																										
Inning Stats	R: 0 E: 0 K: 0 S: 7	H: 1 LOB: 1 BB: 0 P: 11	R: 1 E: 0 K: 0 S: 9	H: 1 LOB: 0 BB: 0 P: 15	R: 0 E: 0 K: 0 S: 7	H: 0 LOB: 1 BB: 1 P: 13	R: 2 E: 1 K: 0 S: 16	H: 2 LOB: 0 BB: 0 P: 23	R: 0 E: 0 K: 1 S: 5	H: 0 LOB: 0 BB: 0 P: 8	R: 0 E: 0 K: 0 S: 7	H: 0 LOB: 0 BB: 0 P: 12	R: 0 E: 0 K: 1 S: 12	H: 1 LOB: 2 BB: 1 P: 21	R: 3 E: 0 K: 2 S: 27	H: 5 LOB: 2 BB: 0 P: 41	1B: 5 2B: 1 3B: 0 HR: 4	SF: 0 SAC: 0 DP: 1 HBP: 0	WP: 1 PB: 0 SB: 0 CS: 0	PA: 39																
PITCHER	IP WLS BF H R ER SO BB IBB HBP BLK WP HR S P ERA WHIP																																			
Rheal Cormier, L (1, 1) ERA: 4.39	7.2		30	5	3	2	2	2	0	0	0	1	2	70	112	2.35	0.913																			
Todd Burns, R (8, 1) ERA: 4.64	0.1		1	0	0	0	0	0	0	0	0	0	0	4	6	0.00	0.000																			
Lee Smith, R (9, 1) ERA: 4.91	0.1	L	5	4	3	3	1	0	0	0	0	0	2	18	26	81.00	12.000																			
Omar Olivares, R (9, 1) ERA: 4.56	0.2		3	1	0	0	1	0	0	0	0	0	0	9	15	0.00	1.500																			

Chicago Cubs @ St. Louis Cardinals
 Busch Stadium, St. Louis, MO

Fri Aug 06 1993, 7:05 PM CDT
 Att. 49,541 - Unknown - 79 F

livebaseballscorecards.com

AB	37
R	6
H	10
RBI	6
BB	2
SO	4
LOB	10



BOTTOM

Chicago Cubs @ St. Louis Cardinals
Busch Stadium, St. Louis, MO
Fri Aug 06 1993, 7:05 PM CDT
Att: 49,541 - Unknown - 79 F

livebaseballscores.com

AB	30
R	4
H	7
RBI	4
BB	6
SO	3
LOB	13



WP:	1	PA:	38
PB:	0		
SB:	1		
CS:	1		


AB R H RBI BB SO LOB

3	0	0	0	2	0	2
5	1	1	0	0	1	5
3	2	2	1	1	0	0
3	1	1	2	1	1	0
3	0	2	1	0	0	0
4	0	0	0	0	1	4
2	0	0	0	2	0	0
4	0	0	0	0	0	2
2	0	1	0	0	0	0
0	0	0	0	0	0	0
0	0	0	0	0	0	0
0	0	0	0	0	0	0
1	0	0	0	0	0	0

Batter	1	2	3	4	5	6	7	8	9
Bernard Gilkey, R OBP: 0.385, SLG: 0.503 (1, 7)	0-0 F8 1B	4-2 S BB		4-0 BB BB		1-1 FC5-4 1-2f 2-3			0-0 G4-3
Ozzie Smith, S OBP: 0.329, SLG: 0.349 (1, 6)	2-2 BB 1B	2-2 L7 1-2		0-2 K SAFE		1-0 F7 SAFE			1-1 P8
Gregg Jefferies, S OBP: 0.392, SLG: 0.496 (1, 3)	4-1 BB 1-2 1B BB		1-1 HR 1B		2-2 HR			0-1 L9	
Todd Zeile, R OBP: 0.353, SLG: 0.438 (1, 5)	4-0 1B 1-2 2-3 BB		3-2 SAFE SAFE SAFE SAFE HR		2-2 G6-3			0-3 K	
Brian Jordan, R OBP: 0.362, SLG: 0.541 (1, 8)	1-2 1-2 2-H 3-H 1B		0-1 CS 1B		2-0 L4-3 HBP			1-2 G5-3	
Mark Whiten, S OBP: 0.328, SLG: 0.426 (1, 9)	3-3 K		2-0 G6-3 1-2		1-0 L4-3 1-2			0-0 G3	
Luis Alicea, S OBP: 0.389, SLG: 0.388 (1, 4)		4-1 WP SH1-4 BB	2-2 L9		4-2 FC5-4 BLK BB			1-0 L9	
Erik Pappas, R OBP: 0.385, SLG: 0.370 (1, 2)		0-2 P6		3-1 L9		1-2 L9 1-2		2-1 L1	
Rheal Cormier, L OBP: 0.219, SLG: 0.250 (1, 1)		0-1 SH1-4		1-0 G1-3		1-2 FC5-4 1B			1-1 P8
Todd Burns, R (8, 1)									
Lee Smith, R (9, 1)									
Omar Olivares, R OBP: 0.294, SLG: 0.353 (9, 1)									
Ray Lankford, L OBP: 0.395, SLG: 0.361 (9, PH)									

Inning Stats	R: 1 E: 0 K: 1 S: 12	H: 2 LOB: 2 BB: 2 P: 25	R: 0 E: 0 K: 0 S: 11	H: 0 LOB: 2 BB: 2 P: 21	R: 2 E: 0 K: 0 S: 11	H: 3 LOB: 0 BB: 0 P: 19	R: 0 E: 0 K: 1 S: 6	H: 0 LOB: 1 BB: 1 P: 14	R: 1 E: 0 K: 0 S: 8	H: 1 LOB: 0 BB: 0 P: 14	R: 0 E: 0 K: 0 S: 11	H: 1 LOB: 2 BB: 1 P: 19	R: 0 E: 0 K: 1 S: 8	H: 0 LOB: 0 BB: 0 P: 9	R: 0 E: 0 K: 0 S: 4	H: 0 LOB: 0 BB: 0 P: 7	R: 0 E: 0 K: 0 S: 5	H: 0 LOB: 0 BB: 0 P: 7	1B: 5 2B: 1 3B: 0 HR: 2	SF: 0 SAC: 1 DP: 1 HBP: 1
--------------	-------------------------------	----------------------------------	-------------------------------	----------------------------------	-------------------------------	----------------------------------	------------------------------	----------------------------------	------------------------------	----------------------------------	-------------------------------	----------------------------------	------------------------------	---------------------------------	------------------------------	---------------------------------	------------------------------	---------------------------------	----------------------------------	------------------------------------

PITCHER	IP	WLS	BF	H	R	ER	SO	BB	IBB	HBP	BLK	WP	HR	S	P	ERA	WHIP
Jose Guzman, R ERA: 4.19 (1, 1)	7.0		32	7	4	4	3	6	0	1	1	1	2	67	121	5.14	1.857
Jose Bautista, R ERA: 2.45 (8, 1)	1.0	W	3	0	0	0	0	0	0	0	0	0	0	4	7	0.00	0.000
Randy Myers, L ERA: 2.94 (9, 1)	1.0	S	3	0	0	0	0	0	0	0	0	0	0	5	7	0.00	0.000

Batter	1	2	3	4	5	6	7	8	9	AB R H RBI BB SO LOB	TOP									
Jose Vizcaino, S (1, 5) OBP: 0.348, SLG: 0.373	0-0 G4-3		0-3 K			0-0 F7			0-0 1B	4 0 1 0 0 1 0	Chicago Cubs @ St. Louis Cardinals Busch Stadium, St. Louis, MO Sat Aug 07 1993, 3:33 AM CDT Att. 51,759 - Cloudy - 78 F livebaseballscorecards.com AB 32 R 1 H 5 RBI 1 BB 0 SO 7 LOB 9 									
23 Ryne Sandberg, R (1, 4) OBP: 0.344, SLG: 0.420	0-0 F9			0-0 G5-3		0-0 F9		0-0 F9	4 0 0 0 0 0 1											
Mark Grace, L (1, 3) OBP: 0.383, SLG: 0.468	0-3 K			0-0 F8		0-0 F8		0-0 L7	4 0 0 0 0 1 1											
Derrick May, L (1, 7) OBP: 0.355, SLG: 0.445		0-0 1B		0-0 P4		0-0 F7		0-0 1B	4 0 2 0 0 0 0											
Sammy Sosa, R (1, 8) OBP: 0.300, SLG: 0.504		0-0 F9			0-0 G6-3		0-0 G5-3	0-3 K	4 0 0 0 0 1 3											
Rick Wilkins, L (1, 2) OBP: 0.365, SLG: 0.550		0-3 K			0-0 1B 2B		0-0 G4-3		3 1 1 0 0 1 1											
Kevin Roberson, S (1, 9) OBP: 0.298, SLG: 0.474		0-3 K			0-0 G5-3			0-3 K	3 0 0 0 0 2 2											
Rey Sanchez, R (1, 6) OBP: 0.330, SLG: 0.352			0-0 P4		0-0 1B		0-0 F9		3 0 1 1 0 0 0											
Mike Harkey, R (1, 1) OBP: 0.143, SLG: 0.147			0-0 B1-3		0-0 P4		0-3 K		2 0 0 0 0 0 1											
Bob Scanlan, R (7, 1)									0 0 0 0 0 0 0											
Dwight Smith, L (8, PH) OBP: 0.336, SLG: 0.498									1 0 0 0 0 1 0											
Shawn Boskie, R (8, 1) OBP: 0.222, SLG: 0.222									0 0 0 0 0 0 0											
Inning Stats	R: 0 E: 0 K: 1 S: 5	H: 0 LOB: 0 BB: 0 P: 5	R: 0 E: 0 K: 2 S: 8	H: 1 LOB: 1 BB: 0 P: 8	R: 0 E: 0 K: 1 S: 5	H: 0 LOB: 0 BB: 0 P: 5	R: 0 E: 0 K: 0 S: 3	H: 0 LOB: 0 BB: 0 P: 3	R: 1 E: 0 K: 0 S: 5	H: 2 LOB: 1 BB: 0 P: 5	R: 0 E: 0 K: 0 S: 3	H: 0 LOB: 0 BB: 0 P: 3	R: 0 E: 0 K: 0 S: 7	H: 0 LOB: 0 BB: 0 P: 7	R: 0 E: 0 K: 1 S: 7	H: 2 LOB: 2 BB: 0 P: 7	1B: 4 2B: 1 3B: 0 HR: 0	SF: 0 SAC: 0 DP: 0 HBP: 0	WP: 0 PB: 0 SB: 1 CS: 0	PA: 32
PITCHER	IP WLS BF H R ER SO BB IBB HBP BLK WP HR S P ERA WHIP																			
Bob Tewksbury, R (1, 1) ERA: 3.68	8.2 W 31 5 1 1 6 0 0 0 0 0 0 0 43 43 1.04 0.577																			
Lee Smith, R (9, 1) ERA: 4.87	0.1 S 1 0 0 0 1 0 0 0 0 0 0 0 3 3 0.00 0.000																			

Batter	1	2	3	4	5	6	7	8	9
Luis Alicea, S (1, 4) OBP: 0.387, SLG: 0.389	0-0 G3		0-0 SF7		0-0		0-0 SF7		
Ozzie Smith, S (1, 6) OBP: 0.328, SLG: 0.346	0-0 G6-3		0-0 G6-3		0-0 F3		4-0 BB		
Bernard Gilkey, R (1, 7) OBP: 0.386, SLG: 0.511	0-0 F9			0-0 HR		0-0 FC6-4 1B	0-0 F8		
Todd Zeile, R (1, 5) OBP: 0.350, SLG: 0.434		0-0 G6-3		0-0 G6-3		0-0 F8		0-0 G5-3	
Brian Jordan, R (1, 8) OBP: 0.371, SLG: 0.571		0-0 3B		0-0 G6-3 3B		0-0 FC6-4 BB 1-2f		0-0 FC5-4 1B	
Mark Whiten, S (1, 9) OBP: 0.327, SLG: 0.423		0-0 F5		0-0 G6-3		4-0 BB 1-2		0-0 FC5-4 HBP 1-2f	
Rod Brewer, L (1, 3) OBP: 0.328, SLG: 0.340		0-3 K		0-0 G4-3		0-0 F9		1-0 HBP 1-2	
Tom Pagnozzi, R (1, 2) OBP: 0.298, SLG: 0.380			0-0 SH2-4 BLK SF7 1B		0-0 G5-3		0-0 G5-3	0-0 FC5 2-3f	
Bob Tewksbury, R (1, 1) Lee Smith, R (9, 1) OBP: 0.259, SLG: 0.250			0-0 SH2-4 1-3		0-0 G5-3		0-0 BLK SF7 2B		

Inning Stats	R: 0	H: 0	E: 0	K: 0	S: 3	LOB: 0	BB: 0	P: 3
	R: 0	H: 1	E: 0	K: 1	S: 6	LOB: 1	BB: 0	P: 6
	R: 1	H: 1	E: 0	K: 0	S: 4	LOB: 0	BB: 0	P: 4
	R: 2	H: 2	E: 0	K: 0	S: 5	LOB: 0	BB: 0	P: 5
	R: 0	H: 1	E: 0	K: 0	S: 4	LOB: 1	BB: 0	P: 4
	R: 0	H: 1	E: 0	K: 0	S: 4	LOB: 2	BB: 1	P: 8
	R: 1	H: 1	E: 0	K: 0	S: 4	LOB: 1	BB: 1	P: 8
	R: 0	H: 1	E: 0	K: 0	S: 4	LOB: 2	BB: 0	P: 5

AB	R	H	RBI	BB	SO	LOB
2	0	1	2	0	0	0
3	0	0	0	1	0	1
4	1	2	1	0	0	1
4	0	0	0	0	0	1
4	1	3	0	0	0	1
3	0	0	1	1	0	2
3	0	0	0	0	1	3
4	1	1	0	0	0	2
2	1	1	0	0	0	0
0	0	0	0	0	0	0

PITCHER	IP	WLS	BF	H	R	ER	SO	BB	IBB	HBP	BLK	WP	HR	S	P	ERA	WHIP
Mike Harkey, R (1, 1) ERA: 5.22	6.2	L	29	7	4	4	1	2	0	0	2	0	1	29	37	5.40	1.350
Bob Scanlan, R (7, 1) ERA: 4.85	0.1		1	0	0	0	0	0	0	0	0	0	0	1	1	0.00	0.000
Shawn Boskie, R (8, 1) ERA: 3.72	1.0		5	1	0	0	0	0	0	1	0	0	0	4	5	0.00	1.000

BOTTOM

Chicago Cubs @ St. Louis Cardinals
 Busch Stadium, St. Louis, MO
 Sat Aug 07 1993, 3:33 AM CDT
 Att: 51,759 - Cloudy - 78 F

AB	29
R	4
H	8
RBI	4
BB	2
SO	1
LOB	11



WP	PA	ERA	WHIP
0	35		

Batter	1	2	3	4	5	6	7	8	9	AB R H RBI BB SO LOB	TOP		
Jose Vizcaino, S (1, 5) OBP: 0.346, SLG: 0.369 (9, 4)	4-1 BB		2-1 G6-3	0-0 FC6-4		0-2 G5-3			1-2 G4-3	4 0 0 0 1 0 3			
Rey Sanchez, R (1, 6) OBP: 0.329, SLG: 0.351 (9, 3)	0-1 FC5-4		2-2 BB 1B		0-0 F8		1-1 F7			4 1 1 0 0 0 1			
23 Ryne Sandberg, R OBP: 0.345, SLG: 0.421 Mark Grace, L OBP: 0.383, SLG: 0.468 (1, 4) (9, 3)	1-3 K		0-1 BB 1B		1-1 1B		1-2 G4-3			4 0 2 0 0 1 1 0 0 0 0 0 0 0			
Steve Buechele, R OBP: 0.310, SLG: 0.428 (1, 3) (9, 5)	1-0 FC4		4-0 BB BB		1-2 G5-3		2-1 F8			3 0 0 0 1 0 1			
Sammy Sosa, R OBP: 0.302, SLG: 0.502 (1, 8) (8, 9)		1-3 K	4-0 BB		0-0 G6-3 2B 1B		0-0 P4			3 1 1 1 1 1 0			
Derrick May, L OBP: 0.357, SLG: 0.446 (1, 7)	1-0 1B 1B		1-2 P6		1-0 P5		0-2 G6-4-3 1B			4 0 2 0 0 0 4			
Kevin Roberson, S OBP: 0.295, SLG: 0.463 Randy Myers, L OBP: 0.667, SLG: 1.000 (1, 9) (8, 1)	0-1 G3-6-1 1B			3-2 F8		0-1 G6-3		1-1 G6-4-3		4 0 1 0 0 0 2 0 0 0 0 0 0 0			
Steve Lake, R OBP: 0.282, SLG: 0.413 Candy Maldonado, R OBP: 0.260, SLG: 0.273 Rick Wilkins, L OBP: 0.365, SLG: 0.550 (1, 2) (9, PH) (9, 2)	2-1 G3-6-1			0-0 FC1-6 1B		4-0 2B IBB		0-0 G4-3		2 0 1 0 1 0 2 1 0 0 0 0 0 0 0 0 0 0 0 0 0			
Greg Hibbard, L OBP: 0.075, SLG: 0.053 Willie Wilson, S OBP: 0.280, SLG: 0.322 (1, 1) (8, 8)			1-0 G4-3	1-1 FC1-6 FC6-4		0-0 2B		2-2 G4-3		3 0 1 1 0 0 1 1 0 0 0 0 0 0			
Inning Stats	R: 0 H: 0 E: 0 LOB: 1 K: 1 BB: 1 S: 7 P: 13	R: 0 H: 2 E: 0 LOB: 1 K: 1 BB: 0 S: 8 P: 12	R: 1 H: 2 E: 0 LOB: 3 K: 0 BB: 2 S: 12 P: 26	R: 0 H: 1 E: 0 LOB: 1 K: 0 BB: 0 S: 7 P: 11	R: 0 H: 1 E: 0 LOB: 0 K: 0 BB: 0 S: 6 P: 8	R: 1 H: 2 E: 0 LOB: 2 K: 0 BB: 1 S: 8 P: 13	R: 0 H: 0 E: 0 LOB: 0 K: 0 BB: 0 S: 7 P: 11	R: 0 H: 1 E: 0 LOB: 0 K: 0 BB: 0 S: 7 P: 7	R: 0 H: 0 E: 0 LOB: 0 K: 0 BB: 0 S: 8 P: 11	1B: 8 SF: 0 2B: 1 SAC: 0 3B: 0 DP: 2 HR: 0 HBP: 0	WP: 0 PA: 37 PB: 0 SB: 0 CS: 0		
PITCHER Donovan Osborne, L (1, 1) ERA: 3.68 Lee Guetterman, L (9, 1) ERA: 4.91	IP WLS BF H R ER SO BB IBB HBP BLK WP HR S P ERA WHIP												PITCHER IP WLS BF H R ER SO BB IBB HBP BLK WP HR S P ERA WHIP

Chicago Cubs @ St. Louis Cardinals
 Busch Stadium, St. Louis, MO
 Sun Aug 08 1993, 3:33 AM CDT
 Att. 52,298 - Sunny - 85 F

livebaseballscorecards.com

AB	33
R	2
H	9
RBI	2
BB	4
SO	2
LOB	15



Batter	1	2	3	4	5	6	7	8	9	AB R H RBI BB SO LOB	TOP											
Bernard Gilkey, R (1, 7) OBP: 0.385, SLG: 0.514	3-1 P6		0-0 HR		4-2 BB FC3-2 1B BB		0-0 G6-4-3	1-1 FC6-4		4 2 1 1 1 0 3												
Ozzie Smith, S (1, 6) OBP: 0.326, SLG: 0.342	1-1 G4-3		4-1 S BB		1-0 FC3-2 1B BB		1-0 F8		2-1 G4-3	4 1 0 0 1 0 2												
Gregg Jefferies, S (1, 3) OBP: 0.393, SLG: 0.497	3-2 G6-3		1-0 G4-3		4-0 1B BB			1-1 S 2B 1B	0-1 G5-4-3 1B	4 1 2 0 1 0 1												
Todd Zeile, R (1, 5) OBP: 0.350, SLG: 0.430		0-1 G5-3		2-0 G1-3	2-2 1B			1-2 G5-3	1-1 G5-4-3	5 0 1 2 0 0 2												
Ray Lankford, L (1, 8) OBP: 0.396, SLG: 0.359		4-2 G4-6-3 BB		0-1 P7	1-3 K			4-2 2B BB		2 1 0 0 2 1 2												
Mark Whiten, S (1, 9) OBP: 0.325, SLG: 0.420		0-0 G4-6-3		4-0 S BB		2-0 L1		0-0 P6		3 0 0 0 1 0 3												
Luis Alicea, S (1, 4) OBP: 0.387, SLG: 0.393			2-2 G6-3	1-1 F8		0-0 P8		2-2 1B 2B		4 1 1 2 0 0 1												
Tom Pagnozzi, R (1, 2) OBP: 0.305, SLG: 0.403			0-1 HR		0-0 SH5-3 FC3-2 2B		1-0 P3	0-1 1B 1B		4 1 3 2 0 0 0												
Allen Watson, L (1, 1) OBP: 0.231, SLG: 0.167			1-0 F8		1-0 SH5-3			2-1 FC6-4		2 0 1 0 0 0 0												
Gerald Perry, L (8, PH) OBP: 0.370, SLG: 0.453										1 0 1 0 0 0 0												
Todd Burns, R (8, 1)										0 0 0 0 0 0 0												
Rob Murphy, L (9, 1) OBP: 0.500, SLG: 0.500										0 0 0 0 0 0 0												
Inning Stats	R: 0 E: 0 K: 0 S: 7	H: 0 LOB: 0 BB: 0 P: 14	R: 0 E: 0 K: 0 S: 6	H: 0 LOB: 0 BB: 1 P: 10	R: 2 E: 0 K: 0 S: 9	H: 2 LOB: 1 BB: 1 P: 17	R: 0 E: 0 K: 0 S: 5	H: 0 LOB: 1 BB: 1 P: 12	R: 2 E: 0 K: 1 S: 11	H: 2 LOB: 2 BB: 2 P: 24	R: 0 E: 0 K: 0 S: 3	H: 0 LOB: 0 BB: 0 P: 6	R: 0 E: 0 K: 0 S: 6	H: 1 LOB: 0 BB: 0 P: 8	R: 3 E: 0 K: 0 S: 17	H: 4 LOB: 2 BB: 1 P: 28	R: 0 E: 0 K: 0 S: 6	H: 1 LOB: 0 BB: 0 P: 9	1B: 6 2B: 2 3B: 0 HR: 2	SF: 0 SAC: 1 DP: 3 HBP: 0	WP: 0 PB: 0 SB: 3 CS: 0	PA: 40
PITCHER	IP WLS BF H R ER SO BB IBB HBP BLK WP HR S P ERA WHIP																					
Bob Walk, R (1, 1) ERA: 5.23	7.2 L 35 8 7 7 1 6 0 0 0 0 0 2 60 112 8.22 1.826																					
Brian Shouse, L (8, 1) ERA: 3.38	0.1 2 1 0 0 0 0 0 0 0 0 0 0 4 7 0.00 3.000																					
Mark Petkovsek, R (9, 1) ERA: 4.32	1.0 3 1 0 0 0 0 0 0 0 0 0 0 6 9 0.00 1.000																					

St. Louis Cardinals @ Pittsburgh Pirates
 Three Rivers Stadium, Pittsburgh, PA
 Mon Aug 09 1993, 7:05 PM EDT
 Att. 16,465 - Unknown - 82 F

livebaseballscorecards.com

AB	33
R	7
H	10
RBI	7
BB	6
SO	1
LOB	14



Batter	1	2	3	4	5	6	7	8	9	AB	R	H	RBI	BB	SO	LOB
--------	---	---	---	---	---	---	---	---	---	----	---	---	-----	----	----	-----

Carlos Garcia, R <small>OBP: 0.320, SLG: 0.421</small> (1, 4)	1-0 L9	0-0 F9			1-2 F7			1-1 P6		4	0	0	0	0	0	1	
Jay Bell, R <small>OBP: 0.379, SLG: 0.448</small> (1, 6)	4-0 SF7 HBP		1-3 K			1-1 F8		1-1 L7		3	1	0	0	0	1	0	
Orlando Merced, S <small>OBP: 0.439, SLG: 0.486</small> (1, 9)	2-0 1B		1-2 G4-3			4-2 1B BB		1-1 G4-3 1B 2B		3	1	2	0	1	0	0	
Jeff King, R <small>OBP: 0.359, SLG: 0.406</small> (1, 5)	0-1 SF7		2-0 P6			1-2 G1-6-3 1B		1-2 G4-3		3	0	1	1	0	0	1	
Lonnie Smith, R <small>OBP: 0.406, SLG: 0.406</small> (1, 7)	0-1 F9			1-1 P3		2-1 G1-6-3		1-0 FC6-4 1B		4	0	1	1	0	0	3	
Kevin Young, R <small>OBP: 0.298, SLG: 0.312</small> (1, 3)		2-2 P8		1-0 G6-3			0-1 L7		1-0 FC6-4		4	0	0	0	0	1	
Al Martin, L <small>OBP: 0.325, SLG: 0.411</small> (1, 8)		4-1 S E BB		1-1 G4-3			0-0 F8		0-1 F8		3	1	0	0	1	0	1
Tom Prince, R <small>OBP: 0.256, SLG: 0.287</small> (1, 2)		2-3 K			1-1 P5			1-1 P8		3	0	0	0	0	1	0	
Bob Walk, R <small>OBP: 0.125, SLG: 0.128</small> Brian Shouse, L <small>OBP: 0.224, SLG: 0.259</small> Scott Bullett, L <small>OBP: 0.224, SLG: 0.259</small> Mark Petkovsek, R		0-0 1B			0-0 F7			2-3 K		2	0	1	0	0	0	0	
										0	0	0	0	0	0	0	
										1	0	0	0	0	1	0	
										0	0	0	0	0	0	0	


Inning Stats	R: 1	H: 1	E: 0	LOB: 1	K: 0	S: 6	R: 1	H: 1	E: 0	LOB: 1	K: 1	S: 9	R: 0	H: 0	E: 0	LOB: 0	K: 1	S: 12	R: 0	H: 0	E: 0	LOB: 0	K: 0	S: 5	R: 0	H: 0	E: 0	LOB: 0	K: 0	S: 8	R: 0	H: 1	E: 0	LOB: 1	K: 0	S: 9	R: 0	H: 0	E: 0	LOB: 0	K: 1	S: 5	R: 0	H: 0	E: 0	LOB: 0	K: 1	S: 7	R: 1	H: 2	E: 0	LOB: 1	K: 0	S: 10	1B: 4	SF: 1	2B: 1	SAC: 0	3B: 0	DP: 1	HR: 0	HBP: 1	WP: 0	PA: 34
--------------	------	------	------	--------	------	------	------	------	------	--------	------	------	------	------	------	--------	------	-------	------	------	------	--------	------	------	------	------	------	--------	------	------	------	------	------	--------	------	------	------	------	------	--------	------	------	------	------	------	--------	------	------	------	------	------	--------	------	-------	-------	-------	-------	--------	-------	-------	-------	--------	-------	--------

PITCHER	IP	WLS	BF	H	R	ER	SO	BB	IBB	HBP	BLK	WP	HR	S	P	ERA	WHIP
Allen Watson, L <small>ERA: 3.65</small>	(1, 1)	7.0	26	3	2	2	2	2	2	0	0	0	0	54	87	2.57	0.714
Todd Burns, R <small>ERA: 4.58</small>	(8, 1)	1.0	3	0	0	0	1	0	0	0	0	0	0	7	11	0.00	0.000
Rob Murphy, L <small>ERA: 4.86</small>	(9, 1)	1.0	5	2	1	1	0	0	0	0	0	0	0	10	14	9.00	2.000

BOTTOM

St. Louis Cardinals @ Pittsburgh Pirates
 Three Rivers Stadium, Pittsburgh, PA
 Mon Aug 09 1993, 7:05 PM EDT
 Att: 16,465 - Unknown - 82 F

AB	30
R	3
H	5
RBI	2
BB	2
SO	3
LOB	7



WP	PA
0	34
0	3
0	0
0	0

Batter	1	2	3	4	5	6	7	8	9	AB R H RBI BB SO LOB	TOP		
Bernard Gilkey, R OBP: 0.386, SLG: 0.516 (1, 7) BB X	2-0 F8		1-1 F8		1-1 2-H 2B			2-1 L6-4-3 1B		4 0 2 1 0 0 0			
Ozzie Smith, S OBP: 0.325, SLG: 0.341 (1, 6) BB C B B X	3-1 G5-3		0-2 K		2-1 G4-3			0-0 L6-4-3 1B		4 0 1 0 0 1 1			
Gregg Jefferies, S OBP: 0.391, SLG: 0.495 (1, 3) BB B F X	2-1 1B		2-1 L9				3-1 F8	3-2 L6-4-3 1-2 2-3		4 0 1 0 0 0 2			
Todd Zeile, R OBP: 0.351, SLG: 0.430 (1, 5) C C B B F X SAFE	1-2 F8			4-0 FC6-4 BB		0-1 FC6-4 1B			2-3 K	3 0 1 0 1 1 1			
Brian Jordan, R OBP: 0.366, SLG: 0.591 (1, 8) B B T T S X		1-2 HR		1-0 FC6-4 CS 1-2f		1-1 F8			2-1 HR	4 2 2 2 0 0 2			
Mark Whiten, S OBP: 0.325, SLG: 0.426 (1, 9) C B T X		1-2 G4-3		0-1 G6-3 1-2		1-0 FC6-4 1-2f			0-0 HR	4 1 1 1 0 0 2			
Luis Alicea, S OBP: 0.388, SLG: 0.397 (1, 4) BB B X		2-0 G5-3 2B			4-1 SH3-4 2B BB		2-0 F7		1-0 G6-3	3 1 1 0 1 0 0			
Tom Pagnozzi, R OBP: 0.300, SLG: 0.395 (1, 2) BB B C B X		2-1 G5-3		1-1 L7			1-2 L9		2-3 K	4 0 0 0 0 1 2			
Rene Arocha, R OBP: 0.119, SLG: 0.122 (1, 1) Lee Smith, R (9, 1) C X		0-1 B3		0-0 SH3-4			2-3 K			2 0 0 0 0 1 1 0 0 0 0 0 0 0			
Inning Stats	R: 0 E: 0 K: 0 S: 9 H: 1 LOB: 1 BB: 0 P: 17	R: 1 E: 0 K: 0 S: 12 H: 2 LOB: 1 BB: 0 P: 18	R: 0 E: 0 K: 1 S: 7 H: 0 LOB: 0 BB: 0 P: 10	R: 0 E: 0 K: 0 S: 3 H: 0 LOB: 0 BB: 1 P: 8	R: 1 E: 0 K: 0 S: 8 H: 1 LOB: 1 BB: 1 P: 16	R: 0 E: 0 K: 0 S: 7 H: 1 LOB: 1 BB: 0 P: 12	R: 0 E: 0 K: 1 S: 8 H: 0 LOB: 0 BB: 0 P: 13	R: 0 E: 0 K: 0 S: 7 H: 2 LOB: 0 BB: 0 P: 12	R: 2 E: 0 K: 2 S: 10 H: 2 LOB: 0 BB: 0 P: 17	1B: 4 2B: 2 3B: 1 HR: 3 SF: 0 SAC: 1 DP: 0 HBP: 0	WP: 0 PA: 35 PB: 0 SB: 0 CS: 1		
PITCHER Randy Tomlin, L ERA: 4.58 (1, 1) Joel Johnston, R ERA: 2.29 (8, 1)	IP WLS BF H R ER SO BB IBB HBP BLK WP HR S P ERA WHIP	7.0 0 27 5 2 2 2 2 0 0 0 0 1 54 94 2.57 1.000	2.0 L 8 4 2 2 2 0 0 0 0 0 0 2 17 29 9.00 2.000										

St. Louis Cardinals @ Pittsburgh Pirates
Three Rivers Stadium, Pittsburgh, PA

Tue Aug 10 1993, 7:05 PM EDT
Att. 12,531 - Unknown - 79 F

AB	32
R	4
H	9
RBI	4
BB	2
SO	4
LOB	11



Batter	1	2	3	4	5	6	7	8	9	AB R H RBI BB SO LOB
Carlos Garcia, R OBP: 0.319, SLG: 0.419 (1, 4)	2-2 G5-3		1-0 SH5-4		1-3 K		3-2 1B		1-0 P6	4 0 1 1 0 1 2
Jay Bell, R OBP: 0.378, SLG: 0.448 (1, 6)	2-2 G5-3 2B		0-0 G4-3		1-1 G5-3		0-2 G4-3			4 0 1 1 0 0 3
Orlando Merced, S OBP: 0.437, SLG: 0.486 (1, 9)	0-0 G5-3		0-1 G6-3			1-1 2B		0-1 G4-3		4 0 1 0 0 0 2
Jeff King, R OBP: 0.358, SLG: 0.404 (1, 5)	1-1 G5-3			1-3 K		1-0 G6-3		2-2 1B		4 0 1 0 0 1 2
Dave Clark, L OBP: 0.351, SLG: 0.348 (1, 7)		1-0 G6-3		1-0 FC3-6 1B		4-1 G4-6-3 BB		2-1 F8		3 0 1 0 1 0 1
Don Slaught, R OBP: 0.361, SLG: 0.444 (1, 2)		1-1 L3		1-2 FC3-6 1-2f		0-0 G4-6-3 1-2f		1-3 K		4 0 0 0 0 1 4
Al Martin, L OBP: 0.327, SLG: 0.412 (1, 8)		1-0 F7		0-0 G4-3			1-1 G6-4-3 1B		1-0 1B	4 0 2 0 0 0 1
Kevin Young, R OBP: 0.301, SLG: 0.317 (1, 3)			1-1 SH5-4 G4-3 1B		3-2 2B		1-2 G6-4-3 1-2f		1-0 F8	4 1 2 0 0 0 2
Randy Tomlin, L OBP: 0.182, SLG: 0.156 (1, 1)			2-0 G4-3 SH5-4 1B		0-2 B1		0-0 1B		3-2 F8	2 0 1 0 0 0 1
Scott Bullett, L OBP: 0.237, SLG: 0.273 (7, PH)										1 1 1 0 0 0 0
Joel Johnston, R (8, 1)										0 0 0 0 0 0 0
Tom Foley, L OBP: 0.292, SLG: 0.384 (9, PH)										1 0 0 0 0 0 1

Inning Stats	R: 0 E: 0 K: 0 S: 11	H: 1 LOB: 1 BB: 0 P: 16	R: 0 E: 0 K: 0 S: 4	H: 0 LOB: 0 BB: 0 P: 7	R: 1 E: 0 K: 0 S: 7	H: 2 LOB: 1 BB: 0 P: 11	R: 0 E: 0 K: 1 S: 9	H: 1 LOB: 1 BB: 0 P: 11	R: 0 E: 0 K: 1 S: 11	H: 1 LOB: 1 BB: 0 P: 16	R: 0 E: 0 K: 0 S: 5	H: 1 LOB: 1 BB: 1 P: 11	R: 1 E: 0 K: 0 S: 13	H: 3 LOB: 1 BB: 0 P: 18	R: 0 E: 0 K: 1 S: 11	H: 1 LOB: 1 BB: 0 P: 16	R: 0 E: 0 K: 0 S: 6	H: 1 LOB: 1 BB: 0 P: 12	1B: 8 2B: 3 3B: 0 HR: 0	SF: 0 SAC: 1 DP: 2 HBP: 0	WP: 0 PB: 0 SB: 1 CS: 0	PA: 37
--------------	-------------------------------	----------------------------------	------------------------------	---------------------------------	------------------------------	----------------------------------	------------------------------	----------------------------------	-------------------------------	----------------------------------	------------------------------	----------------------------------	-------------------------------	----------------------------------	-------------------------------	----------------------------------	------------------------------	----------------------------------	----------------------------------	------------------------------------	----------------------------------	--------

PITCHER	IP	WLS	BF	H	R	ER	SO	BB	IBB	HBP	BLK	WP	HR	S	P	ERA	WHIP	PITCHER	IP	WLS	BF	H	R	ER	SO	BB	IBB	HBP	BLK	WP	HR	S	P	ERA	WHIP		
Rene Arocha, R ERA: 3.52 (1, 1)	8.0	W	33	10	2	2	3	1	0	0	0	0	0	71	106	2.25	1.375																				
Lee Smith, R ERA: 4.76 (9, 1)	1.0	S	4	1	0	0	0	0	0	0	0	0	0	6	12	0.00	1.000																				

BOTTOM

St. Louis Cardinals @ Pittsburgh Pirates

Three Rivers Stadium, Pittsburgh, PA

Tue Aug 10 1993, 7:05 PM EDT

Att: 12,531 - Unknown - 79 F

livebaseballscorecards.com

AB	35
R	2
H	11
RBI	2
BB	1
SO	3
LOB	19



Batter	1	2	3	4	5	6	7	8	9	AB R H RBI BB SO LOB	TOP																									
Bernard Gilkey, R (1, 7) OBP: 0.389, SLG: 0.522	0-0 SH2-3 1B 2B		0-0 1B FC5-2 2B		0-0 G4-3		0-3 K		1-0 FC4-6 HBP	4 1 2 0 0 1 0																										
Ozzie Smith, S (1, 6) OBP: 0.329, SLG: 0.348	0-0 SH2-3		0-0 S FC5-2 WP 1B		0-0 G4-3-6 1B			0-0 1B FC5-2 2B	0-0 F9	4 1 3 0 0 0 1																										
Gregg Jefferies, S (1, 3) OBP: 0.392, SLG: 0.492	0-0 G5-3 1B		0-0 FC5-2 WP S 1-2		0-0 G4-3-6 1-2f			4-0 FC5-2 1B 2B BB	0-0 FC4-6 1-2f	4 1 1 1 1 0 4																										
Todd Zeile, R (1, 5) OBP: 0.350, SLG: 0.428	0-0 G5-3 1-2		0-3 K			0-0 F7		0-0 1-2 2-3 2B 1B		4 1 1 0 0 1 3																										
Brian Jordan, R (1, 8) OBP: 0.363, SLG: 0.580	0-0 F8		4-0 FC6-4 BB 1-3 2-H			0-3 K		0-0 FC5-2 2B		3 1 0 0 1 1 4																										
Mark Whiten, S (1, 9) OBP: 0.324, SLG: 0.432		0-0 G5-3	0-0 FC6-4 1-2f			0-0 HR		0-0 F7		4 1 1 1 0 0 5																										
Luis Alicea, S (1, 4) OBP: 0.390, SLG: 0.403		0-0 1B		0-0 P4		0-0 F8		0-0 1-H 2-H 3-H 2B		4 0 2 3 0 0 0																										
Tom Pagnozzi, R (1, 2) OBP: 0.295, SLG: 0.388		0-3 K		0-0 F9			0-3 K	0-0 G5-3		4 0 0 0 0 2 2																										
Rheal Cormier, L (1, 1) OBP: 0.206, SLG: 0.235 Omar Olivares, R (6, 1) OBP: 0.294, SLG: 0.353 Rod Brewer, L (7, PH) OBP: 0.325, SLG: 0.336 Lee Guetterman, L (7, 1) OBP: 0.590, SLG: 1.000 Todd Burns, R (8, 1) Gerald Perry, L (9, PH) OBP: 0.365, SLG: 0.446		0-0 G4-3		0-0 G3			0-3 K		0-0 G1-6-3	2 0 0 0 0 0 0 1 0 0 0 0 0 0 0 0 1 0 0 0 0 0 1 0 0 0 0 0 0 0 0 0 0 0 0 0 0 0 0 0 1 0 0 0 0 0 0 0																										
Inning Stats	R: 1 E: 0 K: 0 S: 5	H: 2 LOB: 1 BB: 0 P: 5	R: 0 E: 0 K: 1 S: 6	H: 1 LOB: 1 BB: 0 P: 6	R: 1 E: 0 K: 1 S: 7	H: 2 LOB: 2 BB: 1 P: 11	R: 0 E: 0 K: 0 S: 3	H: 0 LOB: 0 BB: 0 P: 3	R: 0 E: 0 K: 3 S: 9	H: 1 LOB: 0 BB: 0 P: 9	R: 0 E: 0 K: 3 S: 9	H: 0 LOB: 0 BB: 0 P: 9	R: 3 E: 0 K: 0 S: 6	H: 3 LOB: 1 BB: 1 P: 10	R: 0 E: 0 K: 0 S: 3	H: 0 LOB: 1 BB: 0 P: 4	1B: 5 2B: 4 3B: 0 HR: 1	SF: 0 SAC: 1 DP: 1 HBP: 1	WP: 1 PB: 0 SB: 2 CS: 0	PA: 39																
PITCHER	IP WLS BF H R ER SO BB IBB HBP BLK WP HR S P ERA WHIP																																			
Jeff Ballard, L (1, 1) ERA: 5.01	5.0		21	6	2	2	2	1	0	0	0	1	0	24	28	3.60	1.400																			
Blas Minor, R (6, 1) ERA: 4.25	2.0		9	2	3	3	4	1	0	0	0	0	1	16	20	13.50	1.500																			
Mark Dewey, R (8, 1) ERA: 1.29	2.0	W	9	2	1	1	0	0	0	1	0	0	0	8	9	4.50	1.000																			

St. Louis Cardinals @ Pittsburgh Pirates
 Three Rivers Stadium, Pittsburgh, PA
 Wed Aug 11 1993, 7:05 PM EDT
 Att. 35,288 - Unknown - 80 F

AB	35
R	6
H	10
RBI	5
BB	2
SO	6
LOB	20



Batter	1	2	3	4	5	6	7	8	9
Carlos Garcia, R OBP: 0.320, SLG: 0.418 (1, 4)	0-0 F7		0-0 F8		0-0 WP G6-3 1B	0-0 E7 1B 1-H 2-H		0-3 K	
Jay Bell, R OBP: 0.376, SLG: 0.444 (1, 6)	4-0 G4-3 BB		0-0 F8		0-3 K		0-0 G5-3	0-0 F9	
Orlando Merced, S OBP: 0.433, SLG: 0.480 (1, 9)	0-0 G4-3 1-2		0-0 F8		0-0 G6-3 1-2		0-0 E4 G6-3		
Jeff King, R OBP: 0.357, SLG: 0.403 (1, 5)	0-0 F8		0-0 HR 1B		0-0 F2 2-3		0-0 G6-3 1-2		
Lloyd McClendon, R OBP: 0.301, SLG: 0.307 (1, 7)		0-0 F8 SF8 2B		0-0 F9		0-0 1B 2B		0-0 G5-3	
Lonnie Smith, R OBP: 0.408, SLG: 0.444 (1, 8) (8, 7)		0-0 F8 2-3		0-0 HR 1-H		0-0 P6		0-0 HR	
Don Slaught, R OBP: 0.363, SLG: 0.446 (1, 2)		0-0 SF8 3-H		0-0 2B 1B		0-0 1B 1B 2-H		0-0 F7	
Kevin Young, R OBP: 0.303, SLG: 0.322 (1, 3)		0-0 L1		0-0 1-3 2B		0-0 G5-3		0-0 HR 1B	
Jeff Ballard, L OBP: 0.333, SLG: 0.333 (1, 1)			0-0 G4-3		0-0 P6		1-0 1B 1B HBP	0-0 HR 1-H	

Inning Stats	R: 0 E: 0 K: 0 S: 3	H: 0 LOB: 1 BB: 1 P: 7	R: 1 E: 0 K: 0 S: 4	H: 1 LOB: 0 BB: 0 P: 4	R: 0 E: 0 K: 0 S: 3	H: 0 LOB: 0 BB: 0 P: 3	R: 2 E: 0 K: 0 S: 7	H: 4 LOB: 2 BB: 0 P: 7	R: 0 E: 0 K: 1 S: 6	H: 1 LOB: 1 BB: 0 P: 6	R: 2 E: 1 K: 0 S: 5	H: 3 LOB: 2 BB: 0 P: 6	R: 0 E: 1 K: 0 S: 4	H: 0 LOB: 1 BB: 0 P: 4	R: 3 E: 0 K: 1 S: 8	H: 3 LOB: 0 BB: 0 P: 8
1B: 6 2B: 3 3B: 0 HR: 3	SF: 1 SAC: 0 DP: 0 HBP: 1	WP: 1 PA: 38 SB: 0 CS: 0														

PITCHER	IP	WLS	BF	H	R	ER	SO	BB	IBB	HBP	BLK	WP	HR	S	P	ERA	WHIP
Rheal Cormier, L ERA: 4.58 (1, 1)	5.1		25	8	5	5	1	1	0	0	0	1	1	26	30	8.44	1.688
Omar Olivares, R ERA: 4.52 (6, 1)	0.2		3	1	0	0	0	0	0	1	0	0	0	2	3	0.00	1.500
Lee Guetterman, L ERA: 4.7 (7, 1)	1.0		4	0	0	0	0	0	0	0	0	0	0	4	4	0.00	0.000
Todd Burns, R ERA: 4.87 (8, 1)	1.0	L	6	3	3	3	1	0	0	0	0	0	2	8	8	27.00	3.000


BOTTOM

St. Louis Cardinals @ Pittsburgh Pirates
Three Rivers Stadium, Pittsburgh, PA

Wed Aug 11 1993, 7:05 PM EDT
 Att: 35,288 - Unknown - 80 F

AB	R	H	RBI	BB	SO	LOB
5	0	2	1	0	1	0
4	0	0	0	1	1	1
4	0	0	0	0	0	2
4	1	1	0	0	0	3
4	2	2	0	0	0	2
4	2	2	3	0	0	2
3	1	2	2	0	0	0
4	1	2	0	0	0	1
2	0	0	0	0	0	2
0	0	0	0	0	0	0
0	0	0	0	0	0	0
1	1	1	2	0	0	0

AB 35
R 8
H 12
RBI 8
BB 1
SO 2
LOB 13



Batter	1	2	3	4	5	6	7	8	9	10	11	AB R H RBI BB SO LOB	TOP																		
Bernard Gilkey, R OBP: 0.387, SLG: 0.520 (1, 7)	F9		F9		F9		G6-3			G4-3		5 0 1 0 0 0 0	St. Louis Cardinals @ Pittsburgh Pirates Three Rivers Stadium, Pittsburgh, PA Thu Aug 12 1993, 7:05 PM EDT Att: 12,730 - Unknown - 81 F																		
Ozzie Smith, S OBP: 0.325, SLG: 0.344 (1, 6)	G6-3		P6		F9				B1-3	G4-3		5 0 0 0 0 0 1																			
Gregg Jefferies, S OBP: 0.389, SLG: 0.491 (1, 3)	G6-3				G6-3				P6	G6-3		5 1 1 0 0 0 1																			
Todd Zeile, R OBP: 0.351, SLG: 0.429 (1, 5)		G4-3			F7							4 1 1 0 1 0 1																			
Brian Jordan, R OBP: 0.369, SLG: 0.598 (1, 8)												5 1 3 2 0 0 1																			
Mark Whiten, S OBP: 0.323, SLG: 0.430 (1, 9)												4 0 1 1 0 1 3																			
Luis Alcega, S OBP: 0.388, SLG: 0.400 (1, 4)												4 0 1 0 0 0 1																			
Tom Pagnozzi, R OBP: 0.294, SLG: 0.399 (1, 2)												4 1 1 1 0 0 1																			
Bob Tewksbury, R OBP: 0.250, SLG: 0.241 (7, PH)												2 0 0 0 0 0 0																			
Rod Brewer, L OBP: 0.322, SLG: 0.333 (7, PH)												1 0 0 0 0 0 0																			
Omar Olivares, R OBP: 0.284, SLG: 0.353 (9, PH)												0 0 0 0 0 0 0																			
Tracy Woodson, R OBP: 0.226, SLG: 0.246 (9, PH)												1 0 0 0 0 1 0																			
Rob Murphy, L OBP: 0.250, SLG: 0.500 (10, PH)												0 0 0 0 0 0 0																			
Todd Burns, R (10, PH)												0 0 0 0 0 0 0																			
Inning Stats	R: 0 E: 0 K: 0 S: 10	H: 0 LOB: 0 BB: 0 P: 15	R: 0 E: 0 K: 0 S: 11	H: 1 LOB: 1 BB: 0 P: 16	R: 1 E: 0 K: 0 S: 7	H: 1 LOB: 0 BB: 0 P: 10	R: 2 E: 0 K: 0 S: 12	H: 4 LOB: 1 BB: 0 P: 21	R: 0 E: 0 K: 0 S: 10	H: 1 LOB: 1 BB: 0 P: 17	R: 1 E: 0 K: 0 S: 7	H: 1 LOB: 0 BB: 0 P: 13	R: 0 E: 0 K: 0 S: 5	H: 0 LOB: 0 BB: 0 P: 10	R: 0 E: 0 K: 0 S: 14	H: 1 LOB: 2 BB: 1 P: 24	R: 0 E: 0 K: 1 S: 10	H: 0 LOB: 0 BB: 0 P: 18	R: 0 E: 0 K: 0 S: 7	H: 0 LOB: 0 BB: 0 P: 11	R: 0 E: 0 K: 1 S: 6	H: 0 LOB: 0 BB: 0 P: 11	1B: 4 2B: 3 3B: 0 HR: 2	SF: 1 SAC: 0 DP: 0 HBP: 0	WP: 0 PB: 0 SB: 0 CS: 1	PA: 42					
PITCHER	IP WLS BF H R ER SO BB IBB HBP BLK WP HR S P ERA WHIP																														
Steve Cooke, L ERA: 3.77 (1, 1)	6.0		25	8	4	4	0	0	0	0	0	0	2	57	92	6.00	1.333														
Mark Petkovsek, R ERA: 3.93 (7, 1)	1.2		7	1	0	0	0	1	0	0	0	0	0	14	27	0.00	1.200														
Denny Neagle, L ERA: 6.08 (8, 1)	1.1		4	0	0	0	1	0	0	0	0	0	0	15	25	0.00	0.000														
Joel Johnston, R ERA: 2.08 (10, 1)	2.0	W	6	0	0	0	1	0	0	0	0	0	0	13	22	0.00	0.000														

livebaseballscorecards.com

AB	40
R	4
H	9
RBI	4
BB	1
SO	2
LOB	9



Batter	1	2	3	4	5	6	7	8	9	10	11	AB R H RBI BB SO LOB	BOTTOM				
Carlos Garcia, R OBP: 0.325, SLG: 0.428 (1, 4)	1-2 CS 1B		2-0 L6		2-1 1B G3	1-0 1B 2-H 3-H			3-1 F8		1-1 1B 3B	6 2 4 1 0 0 1	St. Louis Cardinals @ Pittsburgh Pirates Three Rivers Stadium, Pittsburgh, PA Thu Aug 12 1993, 7:05 PM EDT Att. 12,730 - Unknown - 81 F				
Jay Bell, R OBP: 0.382, SLG: 0.447 (1, 6)	0-1 FC6-4 1B		0-1 BB E 1B		1-0 G3 1B		0-1 P3		4-1 FC4-6 BB		4-0 1B IBB IBB	4 1 3 0 2 0 0					
Orlando Merced, S OBP: 0.431, SLG: 0.475 (1, 9)	0-0 FC6-4		4-1 E BB		0-0 P6		2-1 G3-1		2-1 FC4-6		4-0 1B IBB	4 0 0 0 2 0 5					
Jeff King, R OBP: 0.357, SLG: 0.402 (1, 5)	0-1 L5		1-1 E4		0-1 G3		1-0 G6-3				1-1 G6-3 1B	6 0 2 2 0 0 3					
Dave Clark, L OBP: 0.348, SLG: 0.363 Lloyd McClendon, R (10, PH) OBP: 0.299, SLG: 0.305 (11, 7)		2-1 HR	1-1 F8		0-2 L8		1-1 G4-3			0-2 P6		4 1 1 1 0 0 3 1 0 0 0 0 0 1					
Don Slaught, R OBP: 0.358, SLG: 0.439 (1, 2)		3-2 G4-3		2-2 G6-3		0-1 F8		1-3 K		2-2 G6-3		5 0 0 0 0 1 1					
Al Martin, L OBP: 0.330, SLG: 0.421 (1, 8)		0-1 G4-3		2-3 K		1-2 2B 1B		3-3 K		4-0 IBB		4 1 1 0 1 2 0					
Kevin Young, R OBP: 0.304, SLG: 0.326 (1, 3)		1-0 F9		0-1 1B		1-3 1B 2B			1-1 G4-3		1-0 P6	5 0 2 0 0 0 2					
Steve Cooke, R OBP: 0.151, SLG: 0.173 Andy Tomberlin, L Mark Petkovsek, R Denny Neagle, L Lonnie Smith, R OBP: 0.410, SLG: 0.447 Joel Johnston, R Tom Foley, L OBP: 0.290, SLG: 0.381 (1, 1) (6, PH) (7, 1) (8, 1) (9, PH) (10, 1) (11, PH)			0-1 G5-3		0-0 P9		1-0 P3		2-1 BB 1B		0-1 P7	2 0 0 0 0 0 0 1 1 0 0 0 0 0 0 2 0 0 0 0 0 0 0 0 0 0 0 0 0 0 0 0 1 0 1 0 0 0 0 0 0 0 0 0 0 0 0 0 1 0 0 0 0 0 0 0 1 0 0 0 0 0 0 0					
Inning Stats	R: 0 H: 2 E: 0 LOB: 1 K: 0 BB: 0 S: 9 P: 10	R: 1 H: 1 E: 0 LOB: 0 K: 0 BB: 0 S: 11 P: 17	R: 1 H: 1 E: 1 LOB: 2 K: 0 BB: 1 S: 11 P: 18	R: 0 H: 1 E: 0 LOB: 1 K: 1 BB: 0 S: 9 P: 13	R: 1 H: 2 E: 0 LOB: 1 K: 0 BB: 0 S: 9 P: 12	R: 1 H: 3 E: 0 LOB: 2 K: 0 BB: 0 S: 11 P: 16	R: 0 H: 0 E: 0 LOB: 0 K: 0 BB: 0 S: 5 P: 8	R: 0 H: 0 E: 0 LOB: 0 K: 2 BB: 0 S: 9 P: 14	R: 0 H: 1 E: 0 LOB: 2 K: 0 BB: 1 S: 9 P: 21	R: 0 H: 1 E: 0 LOB: 2 K: 0 BB: 1 S: 10 P: 18	R: 1 H: 2 E: 0 LOB: 3 K: 0 BB: 2 S: 6 P: 17	1B: 11 SF: 0 2B: 1 SAC: 0 3B: 1 DP: 0 HR: 1 HBP: 0		WP: 0 PA: 49 PB: 0 SB: 0 CS: 1			
PITCHER	IP WLS BF H R ER SO BB IBB HBP BLK WP HR S P ERA WHIP																
Bob Tewksbury, R ERA: 3.71 (1, 1)	6.0	28	10	4	3	1	1	0	0	0	0	0	1	60	86	4.50	1.833
Omar Olivares, R ERA: 4.41 (7, 1)	2.0	6	0	0	0	2	0	0	0	0	0	0	0	14	22	0.00	0.000
Rob Murphy, L ERA: 4.75 (9, 1)	1.0	6	2	0	0	0	1	0	0	0	0	0	0	11	24	0.00	3.000
Todd Burns, R ERA: 4.9 (10, 1)	1.1	L 9	2	1	1	0	0	3	0	0	0	0	0	14	32	6.75	1.500

AB	44
R	5
H	14
RBI	4
BB	5
SO	3
LOB	19



Batter	1	2	3	4	5	6	7	8	9	10	11	AB R H RBI BB SO LOB	TOP											
Bernard Gilkey, R OBP: 0.382, SLG: 0.513 (1, 7)	1-0 P4		1-3 K		2-2 L5		2-1 F8			0-3 K		5 0 0 0 0 2 1												
Ozzie Smith, S OBP: 0.326, SLG: 0.344 (1, 6)	2-2 G1		0-2 BB 1B			0-0 E3 G6-4-3	2-1 G1-3			2-2 S 1B 1B		5 1 2 0 0 0 1												
Gregg Jefferies, S OBP: 0.396, SLG: 0.495 (1, 3)	3-2 2B 1B		4-0 BB 1-2 BB			4-1 G6-4-3 1-2 1B BB		1-2 S 1B		0-1 S 1-2 1B		3 2 3 0 2 0 0												
Todd Zeile, R OBP: 0.351, SLG: 0.429 (1, 5)	1-1 1-H 2B		1-2 G6-3			4-0 G6-4-3 1-2 2-3 BB		1-1 F7 1-2		1-3 K 2		4 0 1 1 1 1 5												
Brian Jordan, R OBP: 0.360, SLG: 0.582 (1, 9)	0-0 F9			2-2 L5		3-2 G6-4-3 1-2 2-3 3-H 1B		2-3 K 2		0-3 K 1-2 2-3 3		5 0 0 0 0 2 6												
Ray Lankford, L OBP: 0.396, SLG: 0.357 (1, 8)		0-0 F8		4-2 CS BB		3-1 1B		1-3 K 3			0-2 F9	4 0 1 1 1 1 1												
Luis Alicea, S OBP: 0.365, SLG: 0.396 (1, 4)		1-2 L7		1-1 F7 1-2		1-2 P6			1-2 F7		0-1 1B	5 0 1 0 0 0 2												
Tom Pagnozzi, R OBP: 0.288, SLG: 0.391 (1, 2)		1-0 G6-3			2-1 F8		0-0 G6-3		0-1 F9		1-0 F9	5 0 0 0 0 0 1												
Donovan Osborne, S OBP: 0.260, SLG: 0.234 (7, 1)			1-3 K		1-0 F7		1-1 1B		3-3 K		3-3 K	3 0 1 0 0 0 1 0												
Omer Olivares, R OBP: 0.294, SLG: 0.353 (7, 1)												0 0 0 0 0 0 0 0												
Lee Guetterman, L OBP: 0.500, SLG: 1.000 (9, PH)												0 0 0 0 0 0 0 0												
Gerald Perry, L OBP: 0.360, SLG: 0.439 (9, PH)												1 0 0 0 0 0 0 1 0												
Rob Murphy, L OBP: 0.500, SLG: 0.500 (11, PH)												0 0 0 0 0 0 0 0 0												
Mark Whiten, S OBP: 0.322, SLG: 0.429 (11, PH)												1 0 0 0 0 0 1 1 1												
Joe Magrane, R OBP: 0.139, SLG: 0.143 (11, 1)												0 0 0 0 0 0 0 0 0												
Inning Stats	R: 1 E: 0 K: 0 S: 10	H: 2 LOB: 1 BB: 0 P: 17	R: 0 E: 0 K: 0 S: 6	H: 0 LOB: 0 BB: 0 P: 8	R: 0 E: 0 K: 2 S: 13	H: 1 LOB: 2 BB: 1 P: 20	R: 0 E: 0 K: 0 S: 9	H: 0 LOB: 0 BB: 1 P: 16	R: 0 E: 0 K: 0 S: 7	H: 0 LOB: 0 BB: 0 P: 12	R: 2 E: 1 K: 0 S: 17	H: 1 LOB: 1 BB: 2 P: 32	R: 0 E: 0 K: 2 S: 12	H: 1 LOB: 1 BB: 0 P: 17	R: 0 E: 0 K: 1 S: 9	H: 0 LOB: 0 BB: 0 P: 13	R: 0 E: 0 K: 3 S: 14	H: 2 LOB: 2 BB: 0 P: 17	R: 0 E: 0 K: 1 S: 9	H: 1 LOB: 1 BB: 0 P: 13	1B: 8 2B: 1 3B: 0 HR: 0	SF: 0 SAC: 0 DP: 1 HBP: 0	WP: 0 PB: 0 SB: 3 CS: 1	PA: 45
PITCHER	IP WLS BF H R ER SO BB IBB HBP BLK WP HR S P ERA WHIP																							
Ken Hill, R ERA: 2.74 (1, 1)	6.0		25	4	3	1	2	4	0	0	0	0	0	0	62	105	1.50	1.333						
Jeff Shaw, R ERA: 4.13 (7, 1)	1.0		4	1	0	0	0	0	0	0	0	0	0	0	7	12	0.00	1.000						
Mel Rojas, R ERA: 3.18 (8, 1)	2.0		7	1	0	0	3	0	0	0	0	0	0	0	21	30	0.00	0.500						
John Wetteland, R ERA: 1.61 (10, 1)	2.0	W	9	3	0	0	4	0	0	0	0	0	0	0	23	30	0.00	1.500						

St. Louis Cardinals @ Montreal Expos
Olympic Stadium, Montreal, QB
 Fri Aug 13 1993, 7:05 PM EDT
 Att. 21,212 - Dome

livebaseballscorecards.com

AB	41
R	3
H	9
RBI	2
BB	4
SO	9
LOB	18



Batter	1	2	3	4	5	6	7	8	9	10	11	AB R H RBI BB SO LOB	BOTTOM				
Lou Frazier, S (1, 3) Mel Rojas, R (8, 1) Oreste Marrero, L (10, 3) OBP: 0.382, SLG: 0.387 OBP: 0.333, SLG: 0.500	G4-3 2B		G6-3			K	G6-3			K		4 0 1 0 0 1 2 0 0 0 0 0 0 0 1 0 0 0 0 1 0	St. Louis Cardinals @ Montreal Expos Olympic Stadium, Montreal, QB Fri Aug 13 1993, 7:05 PM EDT Att. 21,212 - Dome				
Randy Ready, R (1, 4) OBP: 0.357, SLG: 0.333	G4-3			P4		FC6-4 BB		G1-3		F7		4 0 0 0 1 0 1					
Marquis Grissom, R (1, 8) OBP: 0.335, SLG: 0.416	P4			K		FC6-4 1-2f		G6-3			G4-3 SF9 1B	5 1 1 0 0 1 3					
Larry Walker, L (1, 9) OBP: 0.375, SLG: 0.475	P6			G3-1			1-1 3B 1B		F7		G4-3	5 1 1 0 0 0 2					
Moises Alou, R (1, 7) OBP: 0.341, SLG: 0.480			K		G6-3		0-0 1B 3B		F8		IBB IBB	4 1 1 1 1 1 0					
Mike Lansing, R (1, 5) OBP: 0.347, SLG: 0.366			F7		L8		1-0 SH1 2B 1B		F7		IBB IBB	4 1 1 1 1 0 0					
Wil Cordero, R (1, 6) John Weteland, R (10, 1) Dennis Martinez, R (11, PH) OBP: 0.303, SLG: 0.365 OBP: 0.189, SLG: 0.235			L4		G5-3		1-0 SH1 1-2		WP 1B		SF9	3 0 1 0 0 0 0 0 0 0 0 0 0 0 0 0 0 1 0 0 0					
Joe Siddall, L (1, 2) Tim Laker, R (6, PH) Darrin Fletcher, L (7, PH) OBP: 0.250, SLG: 0.143 OBP: 0.222, SLG: 0.244 OBP: 0.330, SLG: 0.353			F8				3-2 BB 1B 2-H 2B		G3-1			1 0 0 0 0 0 0 1 0 1 0 0 0 0 2 0 1 1 0 0 1					
Ken Hill, R (1, 1) Sean Seroy, R (6, PH) Jeff Shaw, R (7, 1) John Vander Wal, L (7, PH) Frank Bolick, S (7, PH) OBP: 0.171, SLG: 0.132 OBP: 0.341, SLG: 0.385 OBP: 0.067, SLG: 0.067 OBP: 0.316, SLG: 0.382 OBP: 0.301, SLG: 0.338			G4-3				1-3 K				F8	1 0 0 0 0 0 0 1 0 0 0 0 0 1 0 0 0 0 0 0 0 0 0 0 0 0 0 0 2 0 0 0 0 0 1					
Inning Stats	R: 0 H: 1 E: 0 LOB: 1 K: 0 BB: 0 S: 9 P: 13	R: 0 H: 0 E: 0 LOB: 0 K: 1 BB: 0 S: 7 P: 13	R: 0 H: 0 E: 0 LOB: 0 K: 0 BB: 0 S: 5 P: 11	R: 0 H: 0 E: 0 LOB: 0 K: 1 BB: 0 S: 13 P: 16	R: 0 H: 0 E: 0 LOB: 0 K: 0 BB: 0 S: 4 P: 7	R: 0 H: 1 E: 0 LOB: 2 K: 2 BB: 1 S: 14 P: 26	R: 3 H: 4 E: 0 LOB: 1 K: 0 BB: 0 S: 12 P: 22	R: 0 H: 0 E: 0 LOB: 0 K: 0 BB: 0 S: 6 P: 9	R: 0 H: 1 E: 0 LOB: 1 K: 0 BB: 0 S: 9 P: 14	R: 0 H: 0 E: 0 LOB: 0 K: 1 BB: 0 S: 8 P: 11	R: 1 H: 1 E: 0 LOB: 2 K: 0 BB: 2 S: 5 P: 16	1B: 5 SF: 1 2B: 2 SAC: 1 3B: 1 DP: 0 HR: 0 HBP: 0		WP: 1 PA: 43 PB: 0 SB: 1 CS: 0			
PITCHER	IP WLS BF H R ER SO BB IBB HBP BLK WP HR S P ERA WHIP																
Donovan Osborne, L (1, 1) ERA: 3.7	6.1	25	5	3	3	4	1	0	0	0	0	0	0	57	94	4.26	0.947
Omar Olivares, R (7, 1) ERA: 4.41	0.0	1	1	0	0	0	0	0	0	0	0	0	0	3	6	∞	∞
Lee Guetterman, L (7, 1) ERA: 4.38	1.2	5	0	0	0	0	0	0	0	0	0	0	0	10	17	0.00	0.000
Rob Murphy, L (9, 1) ERA: 4.56	2.0	7	1	0	0	1	0	0	0	0	0	1	0	17	25	0.00	0.500
Joe Magrane, L (11, 1) ERA: 4.97	0.2	L 5	1	1	1	0	0	2	0	0	0	0	0	5	16	13.50	1.500

AB	38
R	4
H	8
RBI	4
BB	3
SO	5
LOB	11



Batter	1	2	3	4	5	6	7	8	9	AB R H RBI BB SO LOB	TOP
Luis Alicea, S OBP: 0.383, SLG: 0.394 (1, 4)	1-0 FC3-6 1B		1-2 G4-3		2-1 SH5-4 1-2		3-1 G4-3		1-3 K	4 0 1 0 0 1 0	
Ray Lankford, L OBP: 0.395, SLG: 0.354 (1, 8)	2-1 FC3-6 S 1B 1-2f		1-3 K		1-2 G6-3		4-2 BB			3 1 0 0 1 1 2	
Gregg Jefferies, S OBP: 0.395, SLG: 0.492 (1, 3)	0-2 S 1B 1-2		1-2 F8		1-0 F9		1-0 G5-3			4 1 1 0 0 0 2	
Todd Zeile, R OBP: 0.352, SLG: 0.429 (1, 5)	4-1 E5 1-2 2-3 BB			1-1 F8		2-2 E 1B		2-3 K		3 0 1 0 1 1 0	
Brian Jordan, R OBP: 0.358, SLG: 0.580 (1, 7)	1-0 E5 FC4-6 1-3 2-H 3-H			0-2 2B		0-1 F9		2-1 F8		4 0 1 1 0 0 2	
Mark Whiten, S OBP: 0.321, SLG: 0.427 (1, 9)	1-0 FC4-6 1-2f			0-3 K		1-0 E6 1-2		2-2 1B		4 0 1 0 0 1 3	
Erik Pappas, R OBP: 0.382, SLG: 0.362 (1, 2)			1-2 G6-3		4-2 BB		1-3 K		1-1 G5-3	3 0 0 0 1 1 3	
Tim Jones, L (1, 6)			2-0 F9		0-0 G3-1		3-1 F8		0-0 P5	4 0 0 0 0 0 4	
Allen Watson, L OBP: 0.250, SLG: 0.200 (1, 1)			1-1 F7		3-2 SH5-4 1B		1-2 G4-3		1-3 K	3 0 1 0 0 0 0	
Todd Burns, R (8, 1)										0 0 0 0 0 0 0	
Gerald Perry, L (9, PH)										1 0 0 0 0 1 0	
Lee Smith, R (9, 1)										0 0 0 0 0 0 0	
Inning Stats	R: 2 H: 2 E: 1 LOB: 1 K: 0 BB: 1 S: 9 P: 18	R: 0 H: 0 E: 0 LOB: 0 K: 0 BB: 0 S: 8 P: 12	R: 0 H: 0 E: 0 LOB: 0 K: 1 BB: 0 S: 10 P: 13	R: 0 H: 1 E: 0 LOB: 2 K: 1 BB: 1 S: 11 P: 16	R: 0 H: 1 E: 0 LOB: 1 K: 0 BB: 0 S: 11 P: 18	R: 0 H: 1 E: 1 LOB: 2 K: 1 BB: 0 S: 14 P: 21	R: 0 H: 0 E: 0 LOB: 1 K: 0 BB: 1 S: 8 P: 17	R: 0 H: 1 E: 0 LOB: 1 K: 1 BB: 0 S: 10 P: 17	R: 0 H: 0 E: 0 LOB: 0 K: 2 BB: 0 S: 8 P: 10	1B: 5 SF: 0 2B: 1 SAC: 1 3B: 0 DP: 0 HR: 0 HBP: 0	WP: 0 PA: 37 PB: 0 SB: 2 CS: 0
PITCHER	IP WLS BF H R ER SO BB IBB HBP BLK WP HR S P ERA WHIP										
Jeff Fassero, L (1, 1) ERA: 1.88	5.0 L 21 4 2 1 2 2 0 0 0 0 0 0 49 77 1.80 1.200										
Brian Barnes, L (6, 1) ERA: 4.11	2.0 9 1 0 0 1 1 0 0 0 0 0 0 22 38 0.00 1.000										
Tim Scott, R (8, 1) ERA: 2.62	2.0 7 1 0 0 3 0 0 0 0 0 0 0 18 27 0.00 0.500										

St. Louis Cardinals @ Montreal Expos
Olympic Stadium, Montreal, QB
Sat Aug 14 1993, 7:05 PM EDT
Att. 25,820 - Dome

livebaseballscorecards.com

AB 33
R 2
H 6
RBI 1
BB 3
SO 6
LOB 16



BOTTOM

St. Louis Cardinals @ Montreal Expos
Olympic Stadium, Montreal, QB
Sat Aug 14 1993, 7:05 PM EDT
Att. 25,820 - Dome

livebaseballscorecards.com

AB	29
R	0
H	5
RBI	0
BB	3
SO	5
LOB	13



WP	0	PA	33
PB	0		
SB	0		
CS	1		

AB	R	H	RBI	BB	SO	LOB
4	0	0	0	0	1	4
4	0	1	0	0	0	0
3	0	0	0	1	1	2
4	0	0	0	0	1	1
4	0	1	0	0	1	0
3	0	2	0	0	0	0
0	0	0	0	0	0	0
1	0	0	0	0	0	0
1	0	0	0	2	0	0
2	0	1	0	0	0	2
1	0	0	0	0	1	0
1	0	0	0	0	0	3
0	0	0	0	0	0	0
1	0	0	0	0	0	1

Batter	1	2	3	4	5	6	7	8	9
Lou Frazier, S OBP: 0.372, SLG: 0.376 (1, 3) C B B X	2-1 F8 ①		1-3 K ②		1-0 G5-2-3 ② 2-3f			3-1 L8 ②	
Randy Ready, R OBP: 0.333, SLG: 0.313 (1, 4) C F X	0-2 P2 ②		2-0 F7 ③			1-1 P2 ①		1-0 2-3 1B	
Marquis Grissom, R OBP: 0.334, SLG: 0.413 (1, 8) X	0-0 F7 ③			4-1 G4-6-3 BB		3-3 K ②		0-1 P4 ③	
Larry Walker, L OBP: 0.371, SLG: 0.470 (1, 9)		2-2 G1-3 ①		1-1 G4-6-3 ① ② 1-2f		0-0 G4-3 ③		1-3 K ①	
Moises Alou, R OBP: 0.340, SLG: 0.478 (1, 7)		3-1 CS 1B		0-0 G6-3 ③		2-3 K ①		0-0 G6-3 ②	
Mike Lansing, R OBP: 0.349, SLG: 0.371 Tim Scott, R John Vander Wal, L OBP: 0.315, SLG: 0.380 (9, PH)		0-0 1 SAFE 1 SAFE 2B		1-1 SH BB 1B		1-2 G6-3 ②		2-2 P6 ③	
Darrin Fletcher, L OBP: 0.333, SLG: 0.352 (1, 2)		4-1 BB		4-1 G5-2-3 SH BB		2-1 F9 ③			
Wil Cordero, R OBP: 0.304, SLG: 0.369 (1, 6)		2-1 F7 ③		0-1 SH			0-0 1B 2B		
Jeff Fassero, L Sean Berry, R OBP: 0.339, SLG: 0.383 Brian Barnes, L OBP: 0.200, SLG: 0.158 Frank Bolick, S OBP: 0.300, SLG: 0.337 (8, 5)			2-3 K ①		1-1 L4 ①		3-1 G6-3 ①		

Inning Stats	R: 0	H: 0	E: 0	K: 0	S: 6	H: 2	LOB: 2	BB: 1	P: 20	R: 0	H: 0	E: 0	K: 2	S: 7	H: 0	LOB: 0	BB: 0	P: 12	R: 0	H: 0	E: 0	K: 0	S: 4	H: 0	LOB: 0	BB: 1	P: 9	R: 0	H: 1	E: 1	K: 0	S: 8	H: 0	LOB: 2	BB: 1	P: 15	R: 0	H: 0	E: 0	K: 1	S: 7	H: 0	LOB: 0	BB: 0	P: 11	R: 0	H: 0	E: 0	K: 1	S: 9	H: 0	LOB: 0	BB: 0	P: 14	R: 0	H: 2	E: 0	K: 0	S: 8	H: 2	LOB: 2	BB: 0	P: 15	R: 0	H: 0	E: 0	K: 1	S: 8	H: 0	LOB: 0	BB: 0	P: 11	1B: 3	2B: 2	3B: 0	HR: 0	SF: 0	SAC: 1	DP: 2	HBP: 0	WP: 0	PB: 0	SB: 0	CS: 1	PA: 33
--------------	------	------	------	------	------	------	--------	-------	-------	------	------	------	------	------	------	--------	-------	-------	------	------	------	------	------	------	--------	-------	------	------	------	------	------	------	------	--------	-------	-------	------	------	------	------	------	------	--------	-------	-------	------	------	------	------	------	------	--------	-------	-------	------	------	------	------	------	------	--------	-------	-------	------	------	------	------	------	------	--------	-------	-------	-------	-------	-------	-------	-------	--------	-------	--------	-------	-------	-------	-------	--------

PITCHER	IP	WLS	BF	H	R	ER	SO	BB	IBB	HBP	BLK	WP	HR	S	P	ERA	WHIP
Allen Watson, L ERA: 3.02 (1, 1)	7.2	W	29	5	0	0	4	3	0	0	0	0	0	56	102	0.00	1.043
Todd Burns, R ERA: 4.88 (8, 1)	0.1		1	0	0	0	0	0	0	0	0	0	0	2	2	0.00	0.000
Lee Smith, R ERA: 4.66 (9, 1)	1.0	S	3	0	0	0	1	0	0	0	0	0	0	8	11	0.00	0.000

St. Louis Cardinals @ Montreal Expos
 Olympic Stadium, Montreal, QB
 Sun Aug 15 1993, 3:33 AM EDT
 Att. 25,209 - Dome

livebaseballscorecards.com

AB	32
R	1
H	10
RBI	1
BB	2
SO	4
LOB	15



Batter	1	2	3	4	5	6	7	8	9	AB	R	H	RBI	BB	SO	LOB	
Bernard Gilkey, R OBP: 0.383, SLG: 0.512 (1, 3) X	0-0 F8			3-1 G6-3		3-2 FC6-4 1B SF7 1B		4-2 S BB		3	1	1	0	1	0	0	
Ozzie Smith, S OBP: 0.328, SLG: 0.346 (1, 6) B X	1-0 G1-3			1-0 E5 1B		2-0 FC6-4 1B		2-1 F8		4	0	2	0	0	0	1	
Ray Lankford, L OBP: 0.393, SLG: 0.353 (1, 8) B X	1-0 G4-3			2-0 PO 1B 2-H		2-2 FC6-4 1-2f 2-3		0-3 K		4	0	1	0	0	1	3	
Todd Zeile, R OBP: 0.352, SLG: 0.428 (1, 5) C		1-3 K		1-0 1B		2-0 SF7		1-2 G4-3		3	0	1	1	0	1	1	
Brian Jordan, R OBP: 0.361, SLG: 0.578 (1, 7) B X		1-0 G4-6-3 1B		0-1 PO 2-3	2-2 G3 1B	1-1 F9		3-3 K		4	0	2	0	0	1	1	
Mark Whiten, S OBP: 0.323, SLG: 0.428 (1, 9) X		0-0 G4-6-3 1-2f			0-0 G3		2-1 1B		1-0 G4-3 1B		4	0	2	0	0	2	
Luis Alicea, S OBP: 0.381, SLG: 0.389 (1, 4) X			0-0 G4-3		4-2 1B BB		1-2 F8		0-0 G4-3		3	0	0	0	1	2	
Tom Pagnozzi, R OBP: 0.283, SLG: 0.384 (1, 2) C			2-2 F7		2-2 L9		0-1 F8		0-3 K		4	0	0	0	0	4	
Rene Arocha, R OBP: 0.136, SLG: 0.140 (1, 1) X			0-0 G4-3		0-0 1B 1-2 2-H		2-2 G4-3				2	0	1	0	0	0	
Gerald Perry, L OBP: 0.351, SLG: 0.426 (7, PH) X											1	0	0	0	0	1	
Omar Olivares, R OBP: 0.294, SLG: 0.353 (7, 1) X											0	0	0	0	0	0	
Inning Stats	R: 0 E: 0 K: 0 S: 3 H: 0 LOB: 0 BB: 0 P: 5	R: 0 E: 0 K: 1 S: 7 H: 1 LOB: 0 BB: 0 P: 9	R: 0 E: 0 K: 0 S: 6 H: 0 LOB: 0 BB: 0 P: 8	R: 0 E: 1 K: 0 S: 6 H: 3 LOB: 1 BB: 0 P: 13	R: 0 E: 0 K: 0 S: 16 H: 2 LOB: 2 BB: 1 P: 24	R: 1 E: 0 K: 0 S: 11 H: 2 LOB: 1 BB: 0 P: 21	R: 0 E: 0 K: 0 S: 12 H: 1 LOB: 1 BB: 0 P: 17	R: 0 E: 0 K: 1 S: 13 H: 0 LOB: 1 BB: 1 P: 20	R: 0 E: 0 K: 2 S: 9 H: 1 LOB: 1 BB: 0 P: 13	1B: 10 2B: 0 3B: 0 HR: 0 SF: 1 SAC: 0 DP: 1 HBP: 0	WP: 0 PB: 0 SB: 1 CS: 0	PA: 36					
PITCHER	IP	WLS	BF	H	R	ER	SO	BB	IBB	HBP	BLK	WP	HR	S	P	ERA	WHIP
Gil Heredia, R ERA: 4.7 (1, 1)	5.1	W	21	8	1	1	1	1	0	0	0	0	0	46	74	1.69	1.688
Mel Rojas, R ERA: 3.06 (6, 1)	2.2		10	1	0	0	1	1	0	0	0	0	0	28	43	0.00	0.750
Jeff Shaw, R ERA: 4.08 (9, 1)	1.0		4	1	0	0	2	0	0	0	0	0	0	9	13	0.00	1.000

Batter	1	2	3	4	5	6	7	8	9	AB	R	H	RBI	BB	SO	LOB
Mike Lansing, R (1, 6) OBP: 0.348, SLG: 0.370	2-1 1B 1B		1-2 G4-3		0-1 E5 2B		3-2 L4			4	1	1	0	0	0	1
Randy Ready, R (1, 4) OBP: 0.318, SLG: 0.263	0-1 P6		2-3 K		4-0 2B 1B BB		0-0 G4-3			3	1	0	0	1	1	1
John Vander Wal, L (1, 7) OBP: 0.319, SLG: 0.389	0-0 1-2 1B			2-1 F8	0-0 1B 2B		1-0 G4-3			4	1	2	2	0	0	0
Larry Walker, L (1, 9) OBP: 0.370, SLG: 0.467	0-0 P5			0-0 G6-3	2-H 3-H 1B			1-0 L7		4	0	1	2	0	0	2
Moises Alou, R (1, 8) OBP: 0.341, SLG: 0.478	3-2 F8			1-2 S 1B	0-0 F7			0-0 BLK 1B 1B		4	1	2	0	0	0	3
Darrin Fletcher, L (1, 2) OBP: 0.330, SLG: 0.348		2-0 G3		1-3 K	2-1 L8			2-2 E 1B		3	0	0	0	0	1	2
Mel Rojas, R (6, 1)										0	0	0	0	0	0	0
Lou Frazier, S (8, PH) OBP: 0.376, SLG: 0.380										1	1	1	1	0	0	0
Jeff Shaw, R (9, 1) OBP: 0.067, SLG: 0.067										0	0	0	0	0	0	0
Oreste Marrero, L (1, 3) OBP: 0.200, SLG: 0.300		0-0 F8			2-2 F9	2-1 G3		1-2 E4 FC6-4		4	0	0	0	0	0	0
Sean Berry, R (1, 5) OBP: 0.338, SLG: 0.396		0-3 K			2-0 HR	2-1 G5-3		1-0 FC6-4		4	1	1	1	0	1	1
Gil Heredia, R (1, 1) OBP: 0.167, SLG: 0.333			0-1 G4-3		0-0 E 2B 2B	1-0 G4-3		0-0 G4-3		2	1	1	0	0	0	0
Joe Siddall, L (6, 2) OBP: 0.200, SLG: 0.111										2	0	0	0	0	0	1

Inning Stats	R: 0	H: 2	E: 0	K: 0	S: 9	R: 0	H: 0	E: 0	K: 1	S: 5	R: 0	H: 0	E: 0	K: 1	S: 9	R: 0	H: 1	E: 0	K: 1	S: 10	R: 5	H: 4	E: 1	K: 0	S: 13	R: 0	H: 0	E: 0	K: 0	S: 5	R: 0	H: 0	E: 0	K: 0	S: 6	R: 2	H: 2	E: 1	K: 0	S: 14	R: 1	H: 2	E: 1	K: 0	S: 19	1B: 6	SF: 0	2B: 2	SAC: 0	3B: 0	DP: 0	HR: 1	HBP: 0	WP: 0	PA: 36
	0	2	0	0	9	0	0	0	1	5	0	0	0	1	9	0	1	0	1	10	5	4	1	0	13	0	0	0	0	5	2	2	1	0	19	1	2	1	0	14	6	0	2	0	0	1	0	36							

PITCHER	IP	WLS	BF	H	R	ER	SO	BB	IBB	HBP	BLK	WP	HR	S	P	ERA	WHIP
Rene Arocha, R (1, 1) ERA: 3.63	6.0	L	27	7	5	4	3	1	0	0	0	0	1	51	80	6.00	1.333
Omar Olivares, R (7, 1) ERA: 4.41	2.0		9	2	2	1	0	0	0	0	1	0	0	20	29	4.50	1.000

BOTTOM

St. Louis Cardinals @ Montreal Expos
Olympic Stadium, Montreal, QB
Sun Aug 15 1993, 3:33 AM EDT
Att. 25,209 - Dome

livebaseballscores.com

AB	35
R	7
H	9
RBI	6
BB	1
SO	3
LOB	11



Batter	1	2	3	4	5	6	7	8	9	AB R H RBI BB SO LOB	TOP	
Jeff Gardner, L (1, 4) OBP: 0.345, SLG: 0.373 Tim Teufel, R (9, PH) OBP: 0.355, SLG: 0.438										4 0 3 0 0 0 0 1 0 0 0 0 1 0		
Ricky Gutierrez, R (1, 6) OBP: 0.353, SLG: 0.359										4 1 0 0 1 1 4		
Tony Gwynn, L (1, 9) OBP: 0.400, SLG: 0.498										5 1 1 0 0 0 1		
Phil Plantier, L (1, 7) OBP: 0.325, SLG: 0.506										2 1 2 0 2 0 0		
Derek Bell, R (1, 8) OBP: 0.302, SLG: 0.422										3 1 1 1 0 0 2		
Guillermo Velasquez, L (1, 3) OBP: 0.277, SLG: 0.271										4 0 1 2 0 0 1		
Archi Cianfrocco, R (1, 5) OBP: 0.280, SLG: 0.448										4 0 1 1 0 1 1		
Brad Ausmus, R (1, 2) OBP: 0.263, SLG: 0.327										4 0 1 0 0 0 2		
Andy Benes, R (1, 1) OBP: 0.169, SLG: 0.246 Tim Mauser, R (7, 1) Bill Bean, L (8, PH) OBP: 0.282, SLG: 0.426 Mark Davis, L (8, 1) OBP: 0.333, SLG: 0.333 Trevor Hoffman, R (8, 1)											2 0 0 0 0 1 1 0 0 0 0 0 0 0 1 0 0 0 0 0 1 0 0 0 0 0 0 0 0 0 0 0 0 0 0	
Inning Stats	R: 0 H: 2 E: 0 LOB: 2 K: 0 BB: 1 S: 11 P: 20	R: 0 H: 0 E: 1 LOB: 1 K: 1 BB: 0 S: 13 P: 18	R: 4 H: 3 E: 0 LOB: 1 K: 0 BB: 1 S: 17 P: 23	R: 0 H: 1 E: 0 LOB: 0 K: 1 BB: 0 S: 7 P: 11	R: 0 H: 1 E: 0 LOB: 1 K: 0 BB: 0 S: 10 P: 15	R: 0 H: 2 E: 0 LOB: 2 K: 0 BB: 0 S: 7 P: 8	R: 0 H: 0 E: 0 LOB: 0 K: 0 BB: 1 S: 4 P: 10	R: 0 H: 1 E: 0 LOB: 1 K: 0 BB: 0 S: 9 P: 15	R: 0 H: 0 E: 0 LOB: 0 K: 2 BB: 0 S: 9 P: 12	1B: 8 SF: 0 2B: 2 SAC: 1 3B: 0 DP: 2 HR: 0 HBP: 1	WP: 0 PA: 39 PB: 0 SB: 0 CS: 0	
PITCHER Bob Tewksbury, R (1, 1) ERA: 3.8 Lee Guetterman, L (7, 1) ERA: 4.21 Mike Perez, R (8, 1) ERA: 2.23 Rob Murphy, L (9, 1) ERA: 4.47	IP WLS BF H R ER SO BB IBB HBP BLK WP HR S P ERA WHIP											PITCHER IP WLS BF H R ER SO BB IBB HBP BLK WP HR S P ERA WHIP

San Diego Padres @ St. Louis Cardinals
 Busch Stadium, St. Louis, MO
 Tue Aug 17 1993, 7:05 PM CDT
 Att. 31,158 - Unknown - 94 F

AB	34
R	4
H	10
RBI	4
BB	3
SO	4
LOB	13



WP: 0	PA: 39
PB: 0	
SB: 0	
CS: 0	

AB	34
R	4
H	10
RBI	4
BB	3
SO	4
LOB	13

Batter	1	2	3	4	5	6	7	8	9
Bernard Gilkey, R (1, 3) <small>OBP: 0.383, SLG: 0.508</small> Mike Perez, R (8, 1) Rob Murphy, L (9, 1) <small>OBP: 0.500, SLG: 0.500</small>	0-0 F8	4-1 1B 2B BB	4-0 S BB			0-1 G5-3	3-2 G6-3		
Ozzie Smith, S (1, 6) <small>OBP: 0.331, SLG: 0.347</small>	2-2 BB 1B	0-0 1-2 2B 1B	2-1 G4-3			1-0 L6		4-1 S BB	
Ray Lankford, L (1, 8) <small>OBP: 0.396, SLG: 0.367</small>	4-2 1-2 BB	3-1 1B 1B 2B		2-0 HR		2-2 P5		3-1 F7	
Todd Zeile, R (1, 5) <small>OBP: 0.354, SLG: 0.429</small>	4-1 1-2 2-3 BB	2-0 1B 1B		1-1 F9			2-0 BB PB FC5-4 1B	1-3 K	
Brian Jordan, R (1, 7) <small>OBP: 0.357, SLG: 0.569</small>	1-0 P4	1-2 2-H 3-H 1B		0-2 G4-3			2-2 F8	0-1 P3	
Mark Whiten, S (1, 9) <small>OBP: 0.322, SLG: 0.425</small>	0-0 P3	1-1 F8		1-0 F8			4-0 FC5-4 E IBB		
Luis Alicea, S (1, 4) <small>OBP: 0.386, SLG: 0.392</small>		1-1 WP G6-3 1B	3-2 G6-3 S 1B		0-2 F7		4-2 FC5-4 BB		
Tom Pagnozzi, R (1, 2) <small>OBP: 0.279, SLG: 0.378</small>		1-0 G6-3	1-2 E5 G6-3		0-1 F8		0-0 FC5-4 E		
Bob Tewksbury, R (1, 1) <small>OBP: 0.237, SLG: 0.228</small> Lee Guetterman, L (7, 1) <small>OBP: 0.500, SLG: 1.000</small> Gregg Jefferies, S (7, PH) <small>OBP: 0.396, SLG: 0.492</small> Rod Brewer, L (7, PR) <small>OBP: 0.322, SLG: 0.333</small>		3-3 K	1-0 G6-3		2-1 G5-3		4-1 SAFE BB		

Inning Stats	R: 0 E: 0 K: 0 S: 9	H: 1 LOB: 3 BB: 2 P: 20	R: 5 E: 0 K: 1 S: 16	H: 5 LOB: 1 BB: 1 P: 32	R: 0 E: 1 K: 0 S: 9	H: 1 LOB: 2 BB: 1 P: 20	R: 1 E: 0 K: 0 S: 7	H: 1 LOB: 0 BB: 0 P: 11	R: 0 E: 0 K: 0 S: 7	H: 0 LOB: 0 BB: 0 P: 9	R: 0 E: 0 K: 0 S: 6	H: 0 LOB: 0 BB: 0 P: 9	R: 2 E: 1 K: 0 S: 12	H: 1 LOB: 2 BB: 3 P: 31	R: 0 E: 0 K: 1 S: 9	H: 0 LOB: 1 BB: 1 P: 17
--------------	------------------------------	----------------------------------	-------------------------------	----------------------------------	------------------------------	----------------------------------	------------------------------	----------------------------------	------------------------------	---------------------------------	------------------------------	---------------------------------	-------------------------------	----------------------------------	------------------------------	----------------------------------


PITCHER	IP	WLS	BF	H	R	ER	SO	BB	IBB	HBP	BLK	WP	HR	S	P	ERA	WHIP
Andy Benes, R (1, 1) <small>ERA: 3.19</small>	6.2	L	35	9	8	7	1	5	1	0	0	1	1	61	120	9.45	2.100
Tim Mauser, R (7, 1) <small>ERA: 4.42</small>	0.1		2	0	0	0	0	1	0	0	0	0	0	5	12	0.00	3.000
Mark Davis, L (8, 1) <small>ERA: 4.79</small>	0.1		2	0	0	0	0	1	0	0	0	0	0	3	10	0.00	3.000
Trevor Hoffman, R (8, 1) <small>ERA: 4.2</small>	0.2		2	0	0	0	1	0	0	0	0	0	0	6	7	0.00	0.000

BOTTOM

AB	R	H	RBI	BB	SO	LOB
3	1	0	0	2	0	2
0	0	0	0	0	0	0
0	0	0	0	0	0	0
4	1	2	1	1	0	2
4	2	2	3	1	0	1
4	2	2	0	1	1	1
5	0	1	2	0	0	5
3	1	0	0	1	0	4
3	1	2	0	1	0	0
4	0	0	1	0	0	4
3	0	0	0	0	1	3
0	0	0	0	0	0	0
0	0	0	0	1	0	0
0	0	0	0	0	0	0

San Diego Padres @ St. Louis Cardinals
Busch Stadium, St. Louis, MO
 Tue Aug 17 1993, 7:05 PM CDT
 Att: 31,158 - Unknown - 94 F

AB	33
R	8
H	9
RBI	7
BB	8
SO	2
LOB	22



WP	HR	S	P	ERA	WHIP
1	1	32	41		
1	1	32	41		
3	1	32	41		
0	0	32	41		

Batter	1	2	3	4	5	6	7	8	9
Bernard Gilkey, R (1, 7) OBP: 0.380, SLG: 0.504 Rob Murphy, L (8, 1) OBP: 0.500, SLG: 0.500	1-3 		0-0 		3-2 		0-0 		
Ozzie Smith, S (1, 6) OBP: 0.334, SLG: 0.354	4-2 			1-0 		3-2 	3-2 		
Gregg Jefferies, S (1, 3) OBP: 0.400, SLG: 0.500	3-2 			1-0 		2-1 	3-2 		
Todd Zeile, R (1, 5) OBP: 0.353, SLG: 0.427	3-2 			1-1 		0-1 	2-1 		
Ray Lankford, L (1, 8) OBP: 0.394, SLG: 0.364		2-2 		3-2 		4-0 		0-2 	
Brian Jordan, R (1, 9) OBP: 0.355, SLG: 0.560		0-0 		1-0 		0-0 		2-3 	
Luis Alicea, S (1, 4) OBP: 0.387, SLG: 0.391		2-2 		0-0 			4-1 	2-2 	
Tom Pagnozzi, R (1, 2) OBP: 0.279, SLG: 0.376			1-1 		1-0 		3-2 	2-1 	
Donovan Osborne, S (1, 1) OBP: 0.250, SLG: 0.224 Mark Whiten, S (7, PH) OBP: 0.321, SLG: 0.423			0-3 		2-3 		2-2 	3-3 	


AB	R	H	RBI	BB	SO	LOB
3	0	0	1	0	1	0
0	0	0	0	0	0	0
3	1	2	1	1	0	0
4	0	3	1	0	0	1
4	0	1	0	0	0	4
3	0	0	0	1	0	2
3	0	0	0	0	1	3
3	2	1	0	1	0	3
4	0	1	1	0	0	1
2	0	0	0	0	2	0
2	1	0	0	0	1	2

BOTTOM

San Diego Padres @ St. Louis Cardinals
 Busch Stadium, St. Louis, MO

Wed Aug 18 1993, 7:05 PM CDT
 Att: 29,433 - Unknown - 84 F

AB	31
R	4
H	8
RBI	4
BB	3
SO	5
LOB	16



Inning Stats		R: 0	H: 0	E: 0	K: 1	S: 11	R: 0	H: 0	E: 1	K: 0	S: 9	R: 0	H: 0	E: 0	K: 1	S: 6	R: 0	H: 2	E: 0	K: 0	S: 8	R: 0	H: 0	E: 0	K: 1	S: 9	R: 0	H: 2	E: 0	K: 0	S: 8	R: 3	H: 2	E: 1	K: 0	S: 21	R: 1	H: 2	E: 0	K: 2	S: 16
PITCHER Doug Brocail, R (1, 1) ERA: 4.64 Pedro Martinez, L (7, 1) ERA: 2.45 Tim Worrell, R (7, 1) ERA: 5.79 Gene Harris, R (8, 1) ERA: 2.96		IP	WLS	BF	H	R	ER	SO	BB	IBB	HBP	BLK	WP	HR	S	P	ERA	WHIP																							
		6.2	L	29	5	3	0	3	2	1	0	0	0	0	67	116	0.00	1.050																							
		0.0		1	1	0	0	0	0	0	0	0	0	0	3	6	∞	∞																							
		0.1		1	0	0	0	0	0	0	0	0	0	2	4	0.00	0.000																								
		1.0		5	2	1	1	2	0	0	0	0	0	16	25	9.00	2.000																								
PITCHER		IP	WLS	BF	H	R	ER	SO	BB	IBB	HBP	BLK	WP	HR	S	P	ERA	WHIP																							

WP	PA	ERA	WHIP
0	36		
0			
2			
0			

Batter	1	2	3	4	5	6	7	8	9	AB R H RBI BB SO LOB	TOP																
Craig Shipley, R (1, 6) OBP: 0.280, SLG: 0.333	0-3 K		0-0 K			4-1 E SH1-4 BB		0-0 L9		3 0 0 0 1 1 0																	
Tim Teufel, R (1, 4) OBP: 0.342, SLG: 0.420	0-0 G4-3		0-3 K			0-0 SH1-4		1-2 G4-3		3 0 0 0 0 1 0																	
Mark Davis, L (8, 1) OBP: 0.333, SLG: 0.333						1-2 2-3				0 0 0 0 0 0 0																	
Tony Gwynn, L (1, 9) OBP: 0.395, SLG: 0.491	0-0 G4-3				0-0 F9	0-1 L5			2-2 G3	4 0 0 0 0 0 2																	
Derek Bell, R (1, 8) OBP: 0.302, SLG: 0.419		0-3 K			0-0 G5-3	0-1 E1 FC4			2-1 S 1B	4 0 1 0 0 1 1																	
Phil Clark, R (1, 3) OBP: 0.351, SLG: 0.467		0-0 F9			2-2 G5-3	0-0 FC4			2-3 SAFE SAFE 1B 1-3	3 0 0 0 0 0 2																	
Bill Bean, L (9, PH) OBP: 0.279, SLG: 0.422						1-2f				1 0 0 0 0 1 1																	
Phil Plantier, L (1, 7) OBP: 0.326, SLG: 0.510		0-0 HR					1-3 K		4-0 BB	3 1 1 1 1 1 0																	
Archi Cianfrocco, R (1, 5) OBP: 0.286, SLG: 0.438		0-0 E5					3-2 F9		1-3 K	3 0 0 0 0 0 0																	
Guillermo Velasquez, L (9, PH) OBP: 0.275, SLG: 0.269										1 0 0 0 0 1 2																	
Brad Ausmus, R (1, 2) OBP: 0.238, SLG: 0.295		0-0 G6-3					1-1 G5-3			3 0 0 0 0 0 1																	
Wally Whitehurst, R (1, 1) OBP: 0.083, SLG: 0.083			0-3 K							1 0 0 0 0 1 0																	
Kerry Taylor, R (5, 1)										0 0 0 0 0 0 0																	
Jarvis Brown, R (6, PH) OBP: 0.250, SLG: 0.278							0-0 SH1-4 BB E 1B			1 1 1 0 0 0 0																	
Trevor Hoffman, R (6, 1)										0 0 0 0 0 0 0																	
Jeff Gardner, L (8, PH) OBP: 0.344, SLG: 0.372										0 0 0 0 0 0 0																	
										1 0 0 0 0 0 0																	
Inning Stats	R: 0 E: 0 K: 1 S: 5	H: 0 LOB: 0 BB: 0 P: 5	R: 1 E: 1 K: 1 S: 7	H: 1 LOB: 1 BB: 0 P: 7	R: 0 E: 0 K: 2 S: 7	H: 0 LOB: 0 BB: 0 P: 7	R: 0 E: 0 K: 0 S: 5	H: 0 LOB: 0 BB: 0 P: 7	R: 0 E: 0 K: 1 S: 9	H: 0 LOB: 0 BB: 0 P: 14	R: 1 E: 1 K: 0 S: 8	H: 1 LOB: 2 BB: 1 P: 12	R: 0 E: 0 K: 0 S: 11	H: 0 LOB: 0 BB: 0 P: 15	R: 0 E: 0 K: 0 S: 5	H: 0 LOB: 0 BB: 0 P: 6	R: 0 E: 0 K: 2 S: 11	H: 1 LOB: 2 BB: 1 P: 22	1B: 2 2B: 0 3B: 0 HR: 1	SF: 0 SAC: 1 DP: 0 HBP: 0	WP: 0 PB: 0 SB: 2 CS: 0	PA: 34					
PITCHER	IP WLS BF H R ER SO BB IBB HBP BLK WP HR S P ERA WHIP																										
Allen Watson, L (1, 1) ERA: 2.86	5.2		21	2	2	1	5	1	0	0	0	0	1	38	49	1.59	0.529										
Omar Olivares, R (6, 1) ERA: 4.34	1.1		5	0	0	0	0	0	0	0	0	0	0	14	18	0.00	0.000										
Mike Perez, R (8, 1) ERA: 2.19	1.0	W	3	0	0	0	0	0	0	0	0	0	0	5	6	0.00	0.000										
Lee Smith, R (9, 1) ERA: 4.56	1.0	S	5	1	0	0	2	1	0	0	0	0	0	11	22	0.00	2.000										

San Diego Padres @ St. Louis Cardinals
 Busch Stadium, St. Louis, MO
 Thu Aug 19 1993, 3:33 AM CDT
 Att. 31,526 - Sunny - 96 F

AB	31
R	2
H	3
RBI	1
BB	2
SO	7
LOB	9



BOTTOM

San Diego Padres @ St. Louis Cardinals
Busch Stadium, St. Louis, MO
Thu Aug 19 1993, 3:33 AM CDT
Att. 31,526 - Sunny - 96 F

livebaseballscorecards.com

AB 30
R 3
H 7
RBI 3
BB 2
SO 3
LOB 16



WP: 0 PA: 34
PB: 0
SB: 1
CS: 0

AB	R	H	RBI	BB	SO	LOB
3	0	0	0	0	0	1
4	1	2	0	0	0	2
4	0	1	0	0	1	3
3	0	0	0	1	1	4
3	1	1	0	1	0	2
3	0	0	1	0	0	1
4	0	0	0	0	1	3
3	1	1	1	0	0	0
2	0	2	1	0	0	0
0	0	0	0	0	0	0
1	0	0	0	0	0	0
0	0	0	0	0	0	0
1B: 3	SF: 1	WP: 0	PA: 34			
2B: 4	SAC: 0	PB: 0				
3B: 0	DP: 0	SB: 1				
HR: 0	HBP: 1	CS: 0				

Batter	1	2	3	4	5	6	7	8	9
Bernard Gilkey, R (1, 7) OBP: 0.379, SLG: 0.500	0-0 G6-3		H 1-0 HBP	0-0 G6-3			0-2 F9		
Ozzie Smith, S (1, 6) OBP: 0.335, SLG: 0.355	0-0 1B		X 0-0 F7		B 1-0 P3			X 0-0 SF7	
Gregg Jefferies, S (1, 3) OBP: 0.398, SLG: 0.498	0-0 1B		S 0-3 K		B 1-2 F8		B 1-0 SAFE	X 1-2 G4-3	
Todd Zeile, R (1, 5) OBP: 0.352, SLG: 0.424	0-0 F7		B 3-3 K		B 1-0 F9			I 4-0 BB	
Ray Lankford, L (1, 8) OBP: 0.395, SLG: 0.366	0-0			C 1-1 G4-3		C 0-1 F9		B 4-2 BB	
Mark Whiten, S (1, 9) OBP: 0.318, SLG: 0.420		X 0-0 F7		X 0-0 G4-3		B 2-2 G3		S 0-1 SF7	
Luis Alicea, S (1, 4) OBP: 0.382, SLG: 0.385		X 0-0 G3		C 1-3 K		B 3-2 F9		C 0-1 F8	
Erik Pappas, R (1, 2) OBP: 0.381, SLG: 0.368		X 0-0 G5-3		X 0-0 2B			X 0-0 G5-3		
Allen Watson, L (1, 1) OBP: 0.333, SLG: 0.412			X 0-0	B 1-0 2B			X 0-0 G3		
Omar Olivares, R (6, 1) OBP: 0.294, SLG: 0.353									
Rod Brewer, L (7, PH) OBP: 0.320, SLG: 0.330									
Mike Perez, R (8, 1)									
Lee Smith, R (9, 1)									

Inning Stats	R: 0	H: 2	E: 0	K: 0	S: 5	H: 0	LOB: 0	BB: 0	P: 5	R: 0	H: 1	E: 0	K: 2	S: 8	H: 0	LOB: 2	BB: 0	P: 12	R: 2	H: 3	E: 0	K: 1	S: 9	R: 0	H: 0	E: 0	K: 0	S: 6	R: 0	H: 0	E: 0	K: 0	S: 13	R: 0	H: 0	E: 0	K: 0	S: 6	R: 1	H: 1	E: 0	K: 0	S: 8
--------------	------	------	------	------	------	------	--------	-------	------	------	------	------	------	------	------	--------	-------	-------	------	------	------	------	------	------	------	------	------	------	------	------	------	------	-------	------	------	------	------	------	------	------	------	------	------

PITCHER	IP	WLS	BF	H	R	ER	SO	BB	IBB	HBP	BLK	WP	HR	S	P	ERA	WHIP
Wally Whitehurst, R (1, 1) ERA: 3.75	4.0		19	6	2	2	3	0	0	0	0	0	0	25	32	4.50	1.500
Kerry Taylor, R (5, 1) ERA: 6.26	1.0		3	0	0	0	0	0	0	0	0	0	0	6	9	0.00	0.000
Trevor Hoffman, R (6, 1) ERA: 4.07	2.0		6	0	0	0	0	0	0	0	0	0	0	19	24	0.00	0.000
Mark Davis, L (8, 1) ERA: 4.88	1.0	L	6	1	1	1	0	1	1	0	0	0	0	8	17	9.00	2.000

Batter	1	2	3	4	5	6	7	8	9	AB R H RBI BB SO LOB	TOP											
Brett Butler, L (1, 8) OBP: 0.382, SLG: 0.379	2-1 P6		1-0 L5			2-2 P5			2-2 G3 3B	4 1 1 0 0 0 1												
Jose Offerman, S (1, 6) OBP: 0.342, SLG: 0.324	1-0 G4-3			3-2 P7		2-2 FC4-6 FC5-4			3-1 G3	4 0 0 1 0 0 1												
Mike Piazza, R (1, 2) OBP: 0.358, SLG: 0.536 Lenny Harris, L (9, PR) OBP: 0.310, SLG: 0.318 Jim Gott, R (9, 1)	3-2 F9			2-2 2B		1-0 FC5-4			3-1 F8 PB 1B	4 0 2 0 0 0 1 0 1 0 0 0 0 0 0 0 0 0 0 0 0												
Cory Snyder, R (1, 9) OBP: 0.339, SLG: 0.419 Eric Davis, R (9, PR) OBP: 0.305, SLG: 0.382		4-2 BB		0-1 G6-3		1-0 P3			4-0 1B S 1B BB	2 0 0 0 2 0 1 0 1 0 0 0 0 0												
Eric Karros, R (1, 3) OBP: 0.294, SLG: 0.403		0-0 P4		1-1 G6-3		0-1 G6-3			0-1 F8	4 0 0 0 0 0 4												
Henry Rodriguez, L (1, 7) OBP: 0.262, SLG: 0.382		1-1 F8			1-3 K				1-2 1B 1B	4 0 1 1 0 1 1												
Tim Wallach, R (1, 5) OBP: 0.273, SLG: 0.369		3-1 P6			2-2 G5-3				1-2 1B 1B	4 0 1 1 0 0 1												
Jody Reed, R (1, 4) OBP: 0.324, SLG: 0.336			2-1 F9		0-1 G4-3				1-2 L7	4 0 0 0 0 1 2												
Tom Candiotti, R (1, 1) OBP: 0.188, SLG: 0.213 Dave Hansen, L (8, PH) OBP: 0.425, SLG: 0.452 Todd Worrell, R (8, 1) Carlos Hernandez, R (9, 2) OBP: 0.261, SLG: 0.373			0-0 G4-3			0-0 FC4-6 1B			1-0 G4-3	2 0 1 0 0 0 0 1 0												
Inning Stats	R: 0 E: 0 K: 0 S: 6	H: 0 LOB: 0 BB: 0 P: 12	R: 0 E: 0 K: 0 S: 7	H: 0 LOB: 1 BB: 1 P: 15	R: 0 E: 0 K: 0 S: 4	H: 0 LOB: 0 BB: 0 P: 7	R: 0 E: 0 K: 0 S: 10	H: 1 LOB: 1 BB: 0 P: 16	R: 0 E: 0 K: 1 S: 8	H: 0 LOB: 0 BB: 0 P: 11	R: 0 E: 0 K: 0 S: 9	H: 1 LOB: 1 BB: 0 P: 14	R: 0 E: 0 K: 0 S: 5	H: 0 LOB: 0 BB: 0 P: 6	R: 0 E: 0 K: 0 S: 6	H: 0 LOB: 0 BB: 0 P: 8	R: 3 E: 0 K: 1 S: 22	H: 4 LOB: 2 BB: 1 P: 38	1B: 4 2B: 1 3B: 1 HR: 0	SF: 0 SAC: 0 DP: 0 HBP: 0	WP: 0 PB: 1 SB: 1 CS: 0	PA: 35
PITCHER	IP WLS BF H R ER SO BB IBB HBP BLK WP HR S P ERA WHIP																					
Rene Arocha, R (1, 1) ERA: 3.54 Lee Smith, R (9, 1) ERA: 4.69	8.1 30 4 2 2 1 1 0 0 0 0 0 0 64 106 2.16 0.600																					
	0.2 L 5 2 1 1 1 1 0 0 0 0 0 0 13 21 13.50 4.500																					

Los Angeles Dodgers @ St. Louis Cardinals
 Busch Stadium, St. Louis, MO
 Fri Aug 20 1993, 7:05 PM CDT
 Att. 33,528 - Unknown - 84 F

AB	33
R	3
H	6
RBI	3
BB	2
SO	2
LOB	12



Batter	1	2	3	4	5	6	7	8	9	AB	R	H	RBI	BB	SO	LOB
Luis Alicea, S OBP: 0.384, SLG: 0.387 (1, 4)	2-1 SH1-3 1B		0-1 P7		1-2 G4-3			0-0		4	1	2	0	0	0	1
Ozzie Smith, S OBP: 0.333, SLG: 0.353 (1, 6)	0-0 SH1-3 1-2		1-1 F8		2-2 G6-3			1-0 F7		3	0	0	0	0	0	2
Gregg Jefferies, S OBP: 0.399, SLG: 0.505 (1, 3)	2-1 2-H 1B		2-1 HR				2-3 K	1-1 L8		4	1	2	2	0	1	1
Todd Zeile, R OBP: 0.354, SLG: 0.427 (1, 5)	0-2 1-2 1B		1-0 G6-3				3-1 F7	1-0 1B		4	0	2	0	0	0	0
Ray Lankford, L OBP: 0.394, SLG: 0.365 (1, 8)	2-2 P5			1-2 FC6-4 1B			1-3 K	0-0 F9		4	0	1	0	0	1	3
Brian Jordan, R OBP: 0.353, SLG: 0.554 (1, 7)	1-2 P7			1-0 FC6-4 CS 1-2f			2-3 K	1-2 2-3 1B		4	0	1	0	0	1	3
Mark Whiten, S OBP: 0.315, SLG: 0.416 (1, 9)			3-3 K		1-1 F8 1-2			3-1 F9		4	0	0	0	0	1	2
Tom Pagnozzi, R OBP: 0.279, SLG: 0.375 (1, 2)			1-1 F7			1-1 G4-3 SH3-4 1B		3-2 P4		3	0	1	0	0	0	0
Rene Arocha, R OBP: 0.130, SLG: 0.133 Lee Smith, R (9, 1)			0-3 K			1-0 SH3-4 1-2		1-3 K		2	0	0	0	0	2	0
										0	0	0	0	0	0	0

Inning Stats	R: 1	H: 3	E: 0	LOB: 2	K: 0	S: 14	P: 21	R: 0	H: 0	E: 0	LOB: 0	K: 2	S: 12	P: 16	R: 1	H: 1	E: 0	LOB: 0	K: 0	S: 7	P: 11	R: 0	H: 1	E: 0	LOB: 0	K: 0	S: 6	P: 9	R: 0	H: 1	E: 0	LOB: 1	K: 0	S: 10	P: 15	R: 0	H: 0	E: 0	LOB: 0	K: 2	S: 9	P: 15	R: 0	H: 0	E: 0	LOB: 0	K: 1	S: 10	P: 18	R: 0	H: 1	E: 0	LOB: 1	K: 1	S: 8	P: 11	R: 0	H: 2	E: 0	LOB: 1	K: 0	S: 10	P: 14	1B: 7	2B: 1	3B: 0	HR: 1	SF: 0	SAC: 2	DP: 0	HBP: 0	WP: 0	PB: 0	SB: 0	CS: 1	PA: 34
PITCHER	IP	WLS	BF	H	R	ER	SO	BB	IBB	HBP	BLK	WP	HR	S	P	ERA	WHIP																																																											
Tom Candiotti, R ERA: 2.49 (1, 1)	7.0		26	6	2	2	5	0	0	0	0	0	0	68	105	2.57	0.857																																																											
Todd Worrell, R ERA: 8.24 (8, 1)	1.0	W	4	1	0	0	1	0	0	0	0	0	0	8	11	0.00	1.000																																																											
Jim Gott, R ERA: 2.17 (9, 1)	1.0	S	4	2	0	0	0	0	0	0	0	0	0	10	14	0.00	2.000																																																											

BOTTOM

Los Angeles Dodgers @ St. Louis Cardinals
 Busch Stadium, St. Louis, MO
 Fri Aug 20 1993, 7:05 PM CDT
 Att: 33,528 - Unknown - 84 F

livebaseballscorecards.com

AB	32
R	2
H	9
RBI	2
BB	0
SO	6
LOB	12



Batter	1	2	3	4	5	6	7	8	9	AB R H RBI BB SO LOB	TOP									
Brett Butler, L (1, 8) OBP: 0.380, SLG: 0.376	3-2 G6-3	1-2 G5-3			1-0 G1-3		2-0 FC1-5 3B HBP	2-1 P9		4 1 0 0 0 0 0	Los Angeles Dodgers @ St. Louis Cardinals Busch Stadium, St. Louis, MO Sat Aug 21 1993, 7:05 PM CDT Att: 50,474 - Unknown									
Jody Reed, R (1, 4) OBP: 0.325, SLG: 0.341	3-1 1B E 2B		2-2 F7		0-1 FC6-4 1B		1-0 FC1-5 3B	1-0 P6		5 2 2 0 0 0 2										
Jose Offerman, S (1, 6) OBP: 0.342, SLG: 0.329	0-0 1B E 1B		1-1 L7		0-0 FC6-4 1-2f		0-2 1B 3B		1-2 G6-3	5 2 2 2 0 0 1										
Mike Piazza, R (1, 2) OBP: 0.359, SLG: 0.533 Carlos Hernandez, R (7, PR) OBP: 0.271, SLG: 0.382	1-1 E5 1B		2-2 G4-3			4-1 CS BB	4-0 1B 1B G6-3 IBB	2-0 G6-4-3 1B		2 0 0 1 2 0 1 1 1 1 0 0 0 0										
Cory Snyder, R (1, 9) OBP: 0.337, SLG: 0.416	0-3 K			0-1 G6-3		1-3 K	0-1 G6-3 1B	1-2 G6-4-3 1B	1-2 G6-4-3	5 0 1 1 0 2 4										
Eric Karros, R (1, 3) OBP: 0.297, SLG: 0.406	1-1 1B		3-2 FC6-4 1B		2-2 P9		0-0 G6-3 1B			4 0 3 1 0 0 1										
Tim Wallach, R (1, 5) OBP: 0.273, SLG: 0.366	2-3 K		2-1 F9		0-0 FC6-4 1-2f		2B BB			3 1 0 1 1 1 5										
Mitch Webster, S (1, 7) OBP: 0.308, SLG: 0.364		2-3 K		0-0 FC6-4 1-2f			2B 2B			4 1 1 0 0 1 3										
Pedro Astacio, R (1, 1) OBP: 0.136, SLG: 0.136 Mike Sharperson, R (7, PH) OBP: 0.292, SLG: 0.388 Dave Hansen, L (7, PH) OBP: 0.432, SLG: 0.476 Pedro Martinez, R (7, 1) Todd Worrell, R (9, 1)		0-2 G4-3			0-3 K		3-2 FC1-5 2B	1-1 G6-3		2 0 0 0 0 1 0 0 0 0 0 0 0 0 1 0 1 2 0 0 0 1 0 0 0 0 0 0 0 0 0 0 0 0 0										
Inning Stats	R: 2 E: 1 K: 2 S: 16	H: 3 LOB: 2 BB: 0 P: 26	R: 0 E: 0 K: 1 S: 9	H: 0 LOB: 0 BB: 0 P: 12	R: 0 E: 0 K: 0 S: 8	H: 0 LOB: 0 BB: 0 P: 13	R: 0 E: 0 K: 0 S: 8	H: 1 LOB: 1 BB: 0 P: 13	R: 0 E: 0 K: 1 S: 7	H: 0 LOB: 0 BB: 1 P: 14		R: 6 E: 0 K: 0 S: 18	H: 5 LOB: 2 BB: 2 P: 33	R: 0 E: 0 K: 0 S: 5	H: 0 LOB: 0 BB: 0 P: 9	R: 0 E: 0 K: 0 S: 7	H: 1 LOB: 0 BB: 0 P: 11	1B: 7 2B: 3 3B: 1 HR: 0	SF: 0 SAC: 0 DP: 1 HBP: 1	WP: 0 PB: 0 SB: 0 CS: 1
PITCHER	IP WLS BF H R ER SO BB IBB HBP BLK WP HR S P ERA WHIP																			
Tom Urbani, L (1, 1) ERA: 7.27	6.0 L 26 6 4 3 5 2 0 0 0 0 0 0 56 91 4.50 1.333																			
Omar Olivares, R (7, 1) ERA: 4.64	0.1 4 2 2 2 0 0 0 0 1 0 0 0 9 14 54.00 6.000																			
Todd Burns, R (7, 1) ERA: 4.89	1.2 8 2 2 2 0 0 0 1 0 0 0 0 13 23 10.80 1.200																			
Lee Guetterman, L (9, 1) ERA: 4.05	1.0 3 1 0 0 0 0 0 0 0 0 0 0 7 11 0.00 1.000																			

AB	37
R	8
H	11
RBI	8
BB	3
SO	5
LOB	17



BOTTOM

Los Angeles Dodgers @ St. Louis Cardinals
 Busch Stadium, St. Louis, MO
 Sat Aug 21 1993, 7:05 PM CDT
 Att. 50,474 - Unknown

livebaseballscorecards.com

AB	29
R	4
H	5
RBI	4
BB	4
SO	5
LOB	5



WP:	0	PA:	35
PB:	0	SB:	0
CS:	1		

AB R H RBI BB SO LOB

4	0	2	2	0	0	0
3	0	0	1	1	0	1
3	0	0	0	1	0	1
4	1	1	1	0	0	1
4	0	0	0	0	3	1
4	0	1	0	0	1	0
4	0	0	0	0	0	1
1	2	0	0	2	1	0
1	0	0	0	0	0	0
0	0	0	0	0	0	0
1	1	1	0	0	0	0
0	0	0	0	0	0	0

Batter	1	2	3	4	5	6	7	8	9
Bernard Gilkey, R (1, 7) OBP: 0.380, SLG: 0.503	2-1 G4-3		0-1 2-H 2B			1-1 P3		3-2 1B	
Ozzie Smith, S (1, 6) OBP: 0.333, SLG: 0.350	1-1 G3		0-1 L9			4-0 BLK BB		2-2 G4-3	
Gregg Jefferies, S (1, 3) OBP: 0.398, SLG: 0.501	1-0 G3-1			4-1 CS G1-3 BB		3-1 F8		2-0 L8	
Todd Zeile, R (1, 5) OBP: 0.353, SLG: 0.432		1-2 P5		0-0 G1-3		0-1 G4-3		3-1 HR	
Ray Lankford, L (1, 8) OBP: 0.390, SLG: 0.361		1-3 K		2-3 K		0-0 F9		0-3 K	
Brian Jordan, R (1, 9) OBP: 0.351, SLG: 0.548		2-3 K		1-0 CS	1-0 F7	1-1 1B		0-0 P3	
Luis Alicea, S (1, 4) OBP: 0.379, SLG: 0.381			1-1 F9		3-1 G4-3	3-2 P4		1-1 F7	
Erik Pappas, R (1, 2) OBP: 0.385, SLG: 0.366			4-2 SH1-4 2B BB		1-3 K		4-2 1B 1B BB		
Tom Urbani, L (1, 1) Omar Olivares, R (7, 1) Todd Burns, R (7, 1) Gerald Perry, L (8, PH) Lee Guetterman, L (9, 1)			0-1 SH1-4		1-0 L7		2-1 1B G4-3 1B		

Inning Stats	R: 0	H: 0	E: 0	K: 0	S: 5	R: 0	H: 0	E: 0	K: 2	S: 9	R: 1	H: 1	E: 0	K: 0	S: 11	R: 0	H: 0	E: 0	K: 1	S: 5	R: 0	H: 0	E: 0	K: 1	S: 6	R: 0	H: 0	E: 0	K: 0	S: 5	R: 0	H: 1	E: 0	K: 0	S: 8	R: 2	H: 2	E: 0	K: 0	S: 13	R: 1	H: 1	E: 0	K: 1	S: 8	1B: 3	SF: 0	2B: 1	SAC: 1	3B: 0	DP: 0	HR: 1	HBP: 0
--------------	------	------	------	------	------	------	------	------	------	------	------	------	------	------	-------	------	------	------	------	------	------	------	------	------	------	------	------	------	------	------	------	------	------	------	------	------	------	------	------	-------	------	------	------	------	------	-------	-------	-------	--------	-------	-------	-------	--------

PITCHER	IP	WLS	BF	H	R	ER	SO	BB	IBB	HBP	BLK	WP	HR	S	P	ERA	WHIP
Pedro Astacio, R (1, 1) ERA: 4.41	6.0		21	1	1	1	4	3	0	0	1	0	0	41	75	1.50	0.667
Pedro Martinez, R (7, 1) ERA: 2.52	2.0		9	3	2	2	0	1	0	0	0	0	0	21	38	9.00	2.000
Todd Worrell, R (9, 1) ERA: 8.27	1.0		4	1	1	1	1	0	0	0	0	0	1	8	12	9.00	1.000

PITCHER	IP	WLS	BF	H	R	ER	SO	BB	IBB	HBP	BLK	WP	HR	S	P	ERA	WHIP
---------	----	-----	----	---	---	----	----	----	-----	-----	-----	----	----	---	---	-----	------

Batter	1	2	3	4	5	6	7	8	9	AB R H RBI BB SO LOB	TOP											
Jose Offerman, S (1, 6) OBP: 0.346, SLG: 0.331	4-2 G1-6-3 BB		0-1 G1-3			1-1 E4 SF8 1B		0-0 1B FC4-6 1B		3 2 2 0 1 0 1												
Jody Reed, R (1, 4) OBP: 0.324, SLG: 0.340	0-0 G1-6-3 1-2f		1-2 G5-3			1-0 SF8		2-1 FC4-6 1B		3 0 1 1 0 0 2												
Henry Rodriguez, L (1, 9) OBP: 0.261, SLG: 0.387	1-1 F8					1-0 G4-3 2B		3-1 FC4-6 1-2f		4 0 1 1 0 1 1												
Cory Snyder, R (1, 8) OBP: 0.334, SLG: 0.412		1-0 F9				1-0 G4-3 2-3		0-0 P3		4 0 0 0 0 1 2												
Eric Karros, R (1, 3) OBP: 0.295, SLG: 0.402		0-2 F7				1-0 G5-3		3-2 F8		4 0 0 0 0 0 2												
Eric Davis, R (1, 7) OBP: 0.307, SLG: 0.395		0-0 2B				2-2 HR		0-1 P4		4 1 2 1 0 0 0												
Tim Wallach, R (1, 5) OBP: 0.273, SLG: 0.365		2-1 P2				0-1 G6-3		0-0 G5-3 1B		4 0 1 0 0 0 1												
Carlos Hernandez, R (1, 2) OBP: 0.270, SLG: 0.375			2-0 G1-3 SH2-4 1B			1-0 G5-3		0-0 G5-3 1-2		4 0 1 0 0 0 1												
Ramon Martinez, R (1, 1) OBP: 0.100, SLG: 0.119			0-0 SH2-4			0-3 K		0-0 G4-3		2 0 0 0 0 1 1												
Inning Stats	R: 0 E: 0 K: 0 S: 5	H: 0 LOB: 0 BB: 1 P: 10	R: 0 E: 0 K: 0 S: 7	H: 1 LOB: 1 BB: 0 P: 10	R: 0 E: 0 K: 2 S: 8	H: 0 LOB: 0 BB: 0 P: 12	R: 1 E: 0 K: 1 S: 9	H: 1 LOB: 0 BB: 0 P: 12	R: 1 E: 1 K: 0 S: 7	H: 2 LOB: 1 BB: 0 P: 12	R: 0 E: 0 K: 0 S: 5	H: 1 LOB: 1 BB: 0 P: 5	R: 1 E: 0 K: 0 S: 9	H: 2 LOB: 1 BB: 0 P: 17	R: 0 E: 0 K: 0 S: 5	H: 0 LOB: 0 BB: 0 P: 8	1B: 5 2B: 2 3B: 0 HR: 1	SF: 1 SAC: 1 DP: 1 HBP: 0	WP: 0 PB: 0 SB: 1 CS: 0	PA: 35		
PITCHER Bob Tewksbury, R (1, 1) ERA: 3.78 Mike Perez, R (9, 1) ERA: 2.15	IP: 8.0 WLS: L BF: 32 H: 8 R: 3 ER: 3 SO: 3 BB: 1 IBB: 0 HBP: 0 BLK: 0 WP: 0 HR: 1 S: 57 P: 88 ERA: 3.38 WHIP: 1.125																					

Los Angeles Dodgers @ St. Louis Cardinals
 Busch Stadium, St. Louis, MO
 Sun Aug 22 1993, 3:33 AM CDT
 Att. 49,677 - Sunny - 88 F

AB	32
R	3
H	8
RBI	3
BB	1
SO	3
LOB	11




Batter	1	2	3	4	5	6	7	8	9	AB	R	H	RBI	BB	SO	LOB
Bernard Gilkey, R (1, 7) OBP: 0.376, SLG: 0.498	2-2 G5-3		2-2 F7		0-0 P6			1-0 P2		4	0	0	0	0	0	4
Luis Alcega, S (1, 4) OBP: 0.377, SLG: 0.380	1-1 1B		1-2 G6-4-3			1-0 P4		3-2 F7		4	0	1	0	0	0	3
Gregg Jefferies, S (1, 3) OBP: 0.397, SLG: 0.501	2-2 F7			2-2 2B		0-1 F7			2-1 G4-3	4	0	1	0	0	0	1
Todd Zeile, R (1, 5) OBP: 0.350, SLG: 0.428	2-2 F7			2-2 G6-3		0-1 G6-3			0-0 G5-3	4	0	0	0	0	0	2
Ray Lankford, L (1, 8) OBP: 0.386, SLG: 0.356		2-3 K		0-3 K		2-3 K			2-3 K	4	0	0	0	0	4	1
Mark Whiten, S (1, 9) OBP: 0.313, SLG: 0.413		3-3 K		3-1 G6-3		0-1 G4-3				3	0	0	0	0	1	1
Tom Pagnozzi, R (1, 2) OBP: 0.276, SLG: 0.371		0-0 F8			2-1 G4-3		2-2 P9			3	0	0	0	0	0	0
Tim Jones, L (1, 6) OBP: 0.222, SLG: 0.250			4-2 1B BB		1-0 2B			0-1 F9		2	0	1	0	1	0	0
Bob Tewksbury, R (1, 1) OBP: 0.246, SLG: 0.237			2-1 G6-4-3		1-3 K			4-1 BB		2	0	1	0	0	1	1
Gerald Perry, L (8, PH) OBP: 0.367, SLG: 0.435			1-2 1B							0	0	0	0	1	0	0
Mike Perez, R (9, 1)										0	0	0	0	0	0	0

Inning Stats	R: 0	H: 1	R: 0	H: 0	R: 0	H: 1	R: 0	H: 1	R: 0	H: 0	R: 0	H: 0	R: 0	H: 0	R: 0	H: 0	R: 0	H: 0	R: 0	H: 0	1B: 2	SF: 0	WP: 0	PA: 32			
	E: 0	LOB: 1	E: 0	LOB: 0	E: 0	LOB: 1	E: 0	LOB: 1	E: 0	LOB: 0	E: 0	LOB: 0	E: 0	LOB: 1	E: 0	LOB: 0	E: 0	LOB: 0	E: 0	LOB: 0	2B: 2	SAC: 0	PB: 0				
	K: 0	BB: 0	K: 2	BB: 0	K: 1	BB: 0	K: 1	BB: 0	K: 1	BB: 0	K: 1	BB: 0	K: 1	BB: 1	K: 1	BB: 0	K: 1	BB: 0	K: 1	BB: 0	3B: 0	DP: 1	SB: 0				
	S: 12	P: 18	S: 8	P: 13	S: 13	P: 22	S: 11	P: 18	S: 7	P: 6	S: 10	P: 14	S: 7	P: 15	S: 6	P: 10	S: 6	P: 10	S: 6	P: 10	HR: 0	HBP: 0	CS: 0				
PITCHER Ramon Martinez, R (1, 1) ERA: 2.87	IP: 9.0	WLS: W	BF: 32	H: 4	R: 0	ER: 0	SO: 6	BB: 2	IBB: 0	HBP: 0	BLK: 0	WP: 0	HR: 0	S: 79	P: 127	ERA: 0.00	WHIP: 0.667										

Los Angeles Dodgers @ St. Louis Cardinals
 Busch Stadium, St. Louis, MO
 Sun Aug 22 1993, 3:33 AM CDT
 Att: 49,677 - Sunny - 88 F

AB	30
R	0
H	4
RBI	0
BB	2
SO	6
LOB	13



St. Louis Cardinals @ San Diego Padres
 Jack Murphy Stadium, San Diego, CA

Mon Aug 23 1993, 10:05 PM EDT
 Att: 8,588 - Unknown - 70 F

livebaseballscorecards.com

AB	34
R	5
H	7
RBI	5
BB	3
SO	6
LOB	17



WP:	0	PA:	39
PB:	0		
SB:	3		
CS:	1		

Batter	1	2	3	4	5	6	7	8	9	AB R H RBI BB SO LOB
Tim Jones, L (1, 4) OBP: 0.308, SLG: 0.364 Todd Burns, R (7, 1) Todd Zeile, R (8, 5) OBP: 0.349, SLG: 0.427	L3		SF8 1B 2B		E1 FC6-4		E S BB		K 1-2	3 1 1 0 1 0 0 0 0 0 0 0 0 0 1 0 0 0 0 1 1
Ozzie Smith, S (1, 6) OBP: 0.331, SLG: 0.349	F9		CS 1B		FC6-4 1-2f		E4 1-3		G6-3 2-3	5 0 1 0 0 0 3
Bernard Gilkey, R (1, 7) OBP: 0.372, SLG: 0.493	K		SF8		P4		F9		F8	4 0 0 1 0 1 4
Gerald Perry, L (1, 3) OBP: 0.386, SLG: 0.458		1B 2B	BB		P5			1B 1B		3 2 2 0 1 0 1
Mark Whiten, S (1, 8) OBP: 0.310, SLG: 0.409	F7		F9		B1-3			E4 1B SF8		4 1 0 0 0 0 3
Rod Brewer, L (1, 9) OBP: 0.325, SLG: 0.336 Ray Lankford, L (8, PR) OBP: 0.386, SLG: 0.356		G6-3 2B 1B			F7		F7	F8-3 1B		4 1 2 2 0 1 0 0 0 0 0 0 0 0
Tracy Woodson, R (1, 5) OBP: 0.214, SLG: 0.235 Gregg Jefferies, S (8, PH) OBP: 0.396, SLG: 0.501 Lee Guetterman, L (8, 1) OBP: 0.500, SLG: 1.000		G6-3			E5		K	SF8		3 0 0 0 0 1 1 0 0 0 1 0 0 0 0 0 0 0 0 0 0
Tom Pagnozzi, R (1, 2) OBP: 0.276, SLG: 0.373		F8 2B			F8		F9	F8-3		4 0 1 1 0 0 2
Donovan Osborne, S (1, 1) OBP: 0.250, SLG: 0.224 Omar Olivares, R (1, 1) OBP: 0.263, SLG: 0.316 Luis Alicea, S (7, PH) OBP: 0.378, SLG: 0.378		G6-3			K		K		G6-3 S BB	0 0 0 0 0 0 0 2 0 0 0 0 1 2 1 0 0 0 1 1 0

Inning Stats	R: 0	H: 0	E: 0	K: 1	S: 8	P: 12	R: 2	H: 3	E: 0	K: 0	S: 18	P: 23	R: 1	H: 2	E: 0	K: 0	S: 8	P: 14	R: 0	H: 0	E: 1	K: 0	S: 8	P: 14	R: 0	H: 0	E: 0	K: 1	S: 7	P: 10	R: 0	H: 0	E: 1	K: 1	S: 15	P: 25	R: 2	H: 2	E: 1	K: 0	S: 11	P: 16	R: 0	H: 0	E: 0	K: 1	S: 7	P: 13	1B: 4	SF: 2	2B: 4	SAC: 0	3B: 0	DP: 1	HR: 0	HBP: 0	WP: 0	PA: 39
--------------	------	------	------	------	------	-------	------	------	------	------	-------	-------	------	------	------	------	------	-------	------	------	------	------	------	-------	------	------	------	------	------	-------	------	------	------	------	-------	-------	------	------	------	------	-------	-------	------	------	------	------	------	-------	-------	-------	-------	--------	-------	-------	-------	--------	-------	--------

PITCHER	IP	WLS	BF	H	R	ER	SO	BB	IBB	HBP	BLK	WP	HR	S	P	ERA	WHIP
Doug Brocail, R (1, 1) ERA: 4.8	2.2		13	5	3	3	1	1	0	0	0	0	0	31	45	10.12	2.250
Pedro Martinez, L (3, 1) ERA: 2.18	3.1	W	12	0	0	0	3	0	0	0	0	0	0	26	37	0.00	0.000
Trevor Hoffman, R (7, 1) ERA: 4.19	2.0		10	2	2	1	1	1	0	0	0	0	0	26	41	4.50	1.500
Gene Harris, R (9, 1) ERA: 2.84	1.0	S	4	0	0	0	1	1	0	0	0	0	0	7	13	0.00	1.000

Batter	1	2	3	4	5	6	7	8	9	AB	R	H	RBI	BB	SO	LOB	BOTTOM																				
Ricky Gutierrez, R OBP: 0.354, SLG: 0.357 (1, 6)	G3			G5-3 BB		E5		1B		4	0	1	0	1	0	3	St. Louis Cardinals @ San Diego Padres Jack Murphy Stadium, San Diego, CA Mon Aug 23 1993, 10:05 PM EDT Att. 8,588 - Unknown - 70 F																				
Tim Teufel, R OBP: 0.335, SLG: 0.404 Trevor Hoffman, R (7, 1)	F7			G5-3		F9		1B		3	1	0	0	1	0	3																					
Craig Shipley, R OBP: 0.283, SLG: 0.335 Gene Harris, R (8, PH) (9, 1)	1B							1B		0	0	0	0	0	0	0																					
Tony Gwynn, L OBP: 0.397, SLG: 0.493 (1, 9)	HR			F9				1B		1	0	1	1	0	0	0																					
Derek Bell, R OBP: 0.297, SLG: 0.410 (1, 8)	HR							1B		0	0	0	0	0	0	0																					
Phil Clark, R OBP: 0.348, SLG: 0.487 Guillermo Velasquez, L OBP: 0.273, SLG: 0.266 (1, 3) (8, 3)	HR			G6-3						4	2	2	2	0	0	1																					
Phil Plantier, L OBP: 0.329, SLG: 0.514 Jarvis Brown, R OBP: 0.304, SLG: 0.381 (1, 7) (9, 7)	HR									0	0	0	0	0	0	0																					
Archi Cianfrocco, R OBP: 0.304, SLG: 0.460 (1, 5)	BB			G5-4-3		CS		1B		3	0	2	0	1	0	1																					
Brad Ausmus, R OBP: 0.243, SLG: 0.324 (1, 2)	BB			G6-3		FC1-6		FC6-4		3	0	0	0	1	0	2																					
Doug Brocail, L OBP: 0.208, SLG: 0.208 Pedro Martinez, L (3, 1) Jeff Gardner, L OBP: 0.350, SLG: 0.377 (7, 4)	SH1-4					SH1-4		FC4-6		0	0	0	0	0	0	0																					
Inning Stats	R: 5 E: 1 K: 0 S: 24	H: 3 LOB: 2 BB: 3 P: 43	R: 0 E: 0 K: 0 S: 8	H: 0 LOB: 1 BB: 1 P: 15	R: 0 E: 0 K: 0 S: 8	H: 1 LOB: 0 BB: 0 P: 14	R: 0 E: 0 K: 1 S: 8	H: 0 LOB: 1 BB: 1 P: 15	R: 0 E: 1 K: 0 S: 9	H: 1 LOB: 2 BB: 0 P: 13	R: 1 E: 0 K: 0 S: 6	H: 1 LOB: 0 BB: 0 P: 9	R: 1 E: 0 K: 0 S: 19	H: 4 LOB: 2 BB: 0 P: 26	1B: 8 2B: 0 3B: 0 HR: 2	SF: 0 SAC: 2 DP: 1 HBP: 0	WP: 0 PB: 0 SB: 1 CS: 1	PA: 40																			
PITCHER	IP	WLS	BF	H	R	ER	SO	BB	IBB	HBP	BLK	WP	HR	S	P	ERA	WHIP	PITCHER		IP	WLS	BF	H	R	ER	SO	BB	IBB	HBP	BLK	WP	HR	S	P	ERA	WHIP	
Donovan Osborne, L ERA: 3.76 (1, 1)	0.1	L	7	3	5	4	0	2	0	0	0	0	1	16	28	108.00	15.000																				
Omar Olivares, R ERA: 4.35 (1, 1)	5.2		22	2	0	0	1	3	0	0	0	0	0	50	87	0.00	0.882																				
Todd Burns, R ERA: 4.94 (7, 1)	1.0		4	1	1	1	0	0	0	0	0	0	1	6	9	9.00	1.000																				
Lee Guetterman, L ERA: 4.23 (8, 1)	1.0		6	4	1	1	0	0	0	0	0	0	0	19	26	9.00	4.000																				

livebaseballscorecards.com

AB	32
R	7
H	10
RBI	7
BB	5
SO	1
LOB	14



Batter	1	2	3	4	5	6	7	8	9	AB	R	H	RBI	BB	SO	LOB	TOP
Tim Jones, L (1, 4) <small>OBP: 0.353, SLG: 0.357</small> (5, 6)	4-1 		1-2 			2-2 		0-1 		3	1	1	0	1	0	2	
Ozzie Smith, S (1, 6) <small>OBP: 0.330, SLG: 0.347</small> Luis Alicea, S (5, 4) <small>OBP: 0.379, SLG: 0.390</small>	0-0 			3-2 		2-1 		1-0 		2	0	0	0	0	0	1	
Gregg Jefferies, S (1, 3) <small>OBP: 0.395, SLG: 0.500</small> Tracy Woodson, R (7, 3) <small>OBP: 0.211, SLG: 0.232</small>	2-1 			0-2 			2-1 	1-1 		3	1	1	0	0	0	1	
Todd Zeile, R (1, 5) <small>OBP: 0.350, SLG: 0.435</small>		2-1 		1-2 			2-1 	1-3 		4	1	2	2	0	1	1	
Bernard Gilkey, R (1, 7) <small>OBP: 0.372, SLG: 0.490</small> Lee Guetterman, L (7, 1) <small>OBP: 0.500, SLG: 1.000</small> Rob Murphy, L (8, 1) <small>OBP: 0.500, SLG: 0.500</small> Gerald Perry, L (9, PH) <small>OBP: 0.381, SLG: 0.452</small>		1-2 			0-2 		4-2 	2-2 		2	0	0	0	1	0	0	
Mark Whiten, S (1, 8) <small>OBP: 0.312, SLG: 0.410</small> (7, 9)	0-0 				3-1 		0-0 	0-2 		4	0	2	0	0	0	0	
Rod Brewer, L (1, 9) <small>OBP: 0.323, SLG: 0.333</small> (7, 7)			0-1 		1-2 		1-1 	1-2 		4	0	1	0	0	0	3	
Erik Pappas, R (1, 2) <small>OBP: 0.383, SLG: 0.359</small>			2-2 			4-2 	3-3 	2-2 		3	0	0	0	1	2	3	
Allen Watson, L (1, 1) <small>OBP: 0.333, SLG: 0.412</small> Todd Burns, R (1, 1) Ray Lankford, L (7, 8) <small>OBP: 0.385, SLG: 0.355</small>			1-1 			1-3 		2-0 		0	0	0	0	0	0	0	
Inning Stats	R: 0 H: 0 E: 0 LOB: 0 K: 0 BB: 1 S: 4 P: 10	R: 0 H: 1 E: 0 LOB: 0 K: 0 BB: 0 S: 8 P: 11	R: 0 H: 1 E: 0 LOB: 1 K: 0 BB: 0 S: 10 P: 14	R: 0 H: 1 E: 0 LOB: 0 K: 0 BB: 0 S: 12 P: 16	R: 0 H: 0 E: 0 LOB: 0 K: 0 BB: 0 S: 8 P: 12	R: 0 H: 0 E: 0 LOB: 1 K: 1 BB: 1 S: 10 P: 19	R: 2 H: 2 E: 1 LOB: 1 K: 1 BB: 1 S: 12 P: 24	R: 2 H: 2 E: 0 LOB: 0 K: 1 BB: 0 S: 11 P: 16	R: 0 H: 1 E: 0 LOB: 1 K: 1 BB: 0 S: 14 P: 19	1B: 6 SF: 0 2B: 0 SAC: 1 3B: 0 DP: 3 HR: 2 HBP: 0	WP: 0 PA: 35 PB: 0 SB: 0 CS: 0						
PITCHER Andy Ashby, R (1, 1) <small>ERA: 6.85</small> Tim Mauser, R (8, 1) <small>ERA: 4.5</small>	IP: 7.0 WLS: W BF: 26 H: 5 R: 2 ER: 1 SO: 2 BB: 3 IBB: 0 HBP: 0 BLK: 0 WP: 0 HR: 1 S: 64 P: 106 ERA: 1.29 WHIP: 1.143						PITCHER IP: 2.0 WLS: 9 BF: 9 H: 3 R: 2 ER: 2 SO: 2 BB: 0 IBB: 0 HBP: 0 BLK: 0 WP: 0 HR: 1 S: 25 P: 35 ERA: 9.00 WHIP: 1.500										

St. Louis Cardinals @ San Diego Padres
 Jack Murphy Stadium, San Diego, CA
 Tue Aug 24 1993, 10:05 PM EDT
 Att: 9,766 - Unknown - 71 F

AB	31
R	4
H	8
RBI	4
BB	3
SO	4
LOB	13



Batter	1	2	3	4	5	6	7	8	9
Ricky Gutierrez, R OBP: 0.355, SLG: 0.353 (1, 6)	 1B	 2-1			 1-0	 1-2			
Tim Teufel, R OBP: 0.337, SLG: 0.421 (1, 4)	 1B		 3-2		 1-1		 2-0		
Tony Gwynn, L OBP: 0.400, SLG: 0.494 Bill Bean, L OBP: 0.270, SLG: 0.406 (1, 9) (3, 9)	 1B		 1-2		 2-2		 1-0		
Derek Bell, R OBP: 0.299, SLG: 0.412 (1, 8) (8, 5)	 1B		 1-0		 3-1		 1-0		
Phil Clark, R OBP: 0.356, SLG: 0.513 Craig Shipley, R OBP: 0.281, SLG: 0.333 (1, 3) (8, 7)	 1B		 0-3		 3-2		 0-0		
Phil Plantier, L OBP: 0.332, SLG: 0.523 Jarvis Brown, R OBP: 0.320, SLG: 0.478 (1, 7) (4, PR) (5, 7) (8, 8)	 1B		 4-0		 1-3		 0-0		
Archi Cianfrocco, R OBP: 0.306, SLG: 0.474 (1, 5) (8, 3)	 1B		 0-0		 3-2		 3-2		
Brad Ausmus, R OBP: 0.253, SLG: 0.382 (1, 2) (8, 1)	 1B 2B	 0-0	 1-1		 2-1		 2-3		
Andy Ashby, R OBP: 0.185, SLG: 0.222 Tim Mauser, R (1, 1) (8, 1)	 1B 1B	 0-2	 0-2		 0-1				

Inning Stats	R: 13	H: 9	E: 0	K: 0	S: 33	L: 0	LOB: 0	BB: 4	P: 62	R: 0	H: 0	E: 0	K: 0	S: 7	L: 0	LOB: 0	BB: 0	P: 9	R: 0	H: 0	E: 0	K: 1	S: 12	R: 0	H: 0	E: 0	K: 0	S: 6	R: 0	H: 0	E: 0	K: 0	S: 7	R: 3	H: 4	E: 0	K: 1	S: 19	R: 0	H: 0	E: 0	K: 0	S: 3	R: 1	H: 1	E: 0	K: 1	S: 10
--------------	-------	------	------	------	-------	------	--------	-------	-------	------	------	------	------	------	------	--------	-------	------	------	------	------	------	-------	------	------	------	------	------	------	------	------	------	------	------	------	------	------	-------	------	------	------	------	------	------	------	------	------	-------

PITCHER	IP	WLS	BF	H	R	ER	SO	BB	IBB	HBP	BLK	WP	HR	S	P	ERA	WHIP
Allen Watson, L ERA: 4.24 (1, 1)	0.2	L	10	4	8	8	0	4	0	0	0	0	1	22	43	108.00	12.000
Todd Burns, R ERA: 5.46 (1, 1)	5.1		27	9	8	8	2	1	0	0	0	0	4	62	99	13.50	1.875
Lee Guetterman, L ERA: 4.08 (7, 1)	1.0		3	0	0	0	0	0	0	0	0	0	0	3	7	0.00	0.000
Rob Murphy, L ERA: 4.39 (8, 1)	1.0		4	1	1	1	1	0	0	0	0	0	0	10	15	9.00	1.000

AB R H RBI BB SO LOB

BOTTOM

3	2	0	0	2	0	1
5	2	2	3	0	0	0
1	2	1	2	1	0	0
3	0	0	0	0	0	0
5	2	2	1	0	0	0
4	3	3	4	0	1	1
1	0	0	0	0	0	0
2	1	1	3	1	0	1
2	1	1	0	0	1	0
3	1	1	2	1	0	1

AB	38
R	17
H	14
RBI	17
BB	5
SO	3
LOB	8



WP	HR	S	P	ERA	WHIP
0	0	0	0	0	0

St. Louis Cardinals @ San Diego Padres
Jack Murphy Stadium, San Diego, CA
 Tue Aug 24 1993, 10:05 PM EDT
 Att. 9,766 - Unknown - 71 F

livebaseballscorecards.com

Batter	1	2	3	4	5	6	7	8	9	10	AB R H RBI BB SO LOB	TOP
Tim Jones, L (1, 4) X OBP: 0.300, SLG: 0.294 Luis Alicea, S (8, PH) OBP: 0.377, SLG: 0.387 (8, 4)	0-0 G3		3-2 G3		3-2 G4-3			3-1 F7		0-3 K	3 0 0 0 0 0 1 2 0 0 0 0 1 1	St. Louis Cardinals @ San Diego Padres Jack Murphy Stadium, San Diego, CA Wed Aug 25 1993, 6:33 AM EDT Att: 13,361 - Sunny - 79 F
Ozzie Smith, S (1, 6) OBP: 0.329, SLG: 0.346	1-2 P2		2-2 G3		0-0 F7			1-0 1B		0-1 FC6-4	5 0 1 0 0 0 2	
Gregg Jefferies, S (1, 3) OBP: 0.397, SLG: 0.500 Lee Guetterman, L (10, 1) OBP: 0.500, SLG: 1.000	4-1 BB			1-1 F8		0-2 F7		2-1 1B		1-2 1B	4 0 2 0 1 0 0 0 0 0 0 0 0 0	
Todd Zeile, R (1, 5) OBP: 0.349, SLG: 0.431	4-1 BB			2-2 F9		3-2 P4		1-3 1B		2-0 P2	4 0 0 0 1 1 4	
Mark Whiten, S (1, 9) OBP: 0.311, SLG: 0.408	0-0 L6			1-2 2B 1B		3-3 K				2-1 G6-3	4 1 1 0 0 1 2	
Bernard Gilkey, R (1, 7) OBP: 0.375, SLG: 0.494		0-0 F9		0-1 2B		1-1 CS 1B				4-2 S BB	3 0 2 1 1 0 0	
Ray Lankford, L (1, 8) OBP: 0.382, SLG: 0.351		2-2 F9		2-3 K		3-2 G4-3		1-2 K		3-3 K	4 0 0 0 0 2 3	
Tom Pagnozzi, R (1, 2) OBP: 0.275, SLG: 0.375		0-0 P6			1-1 SH1 2B		1-1 P5			1-0 F8	4 0 1 0 0 0 1	
Rene Arocha, R (1, 1) OBP: 0.128, SLG: 0.130 Rod Brewer, L (8, PH) OBP: 0.321, SLG: 0.331 Mike Perez, R (8, 1) Rob Murphy, L (8, 1) Gerald Perry, L (10, PH) OBP: 0.388, SLG: 0.459 (10, 3)			1-1 F8		1-2 SH1			0-2 F8		1-2 FC6-4	1 0 0 0 0 0 0 1 0 1 0 1 0 0 0 0	
Inning Stats	R: 0 H: 0 E: 0 LOB: 2 K: 0 BB: 2 S: 10 P: 19	R: 0 H: 0 E: 0 LOB: 0 K: 0 BB: 0 S: 6 P: 8	R: 0 H: 0 E: 0 LOB: 0 K: 0 BB: 0 S: 12 P: 18	R: 1 H: 2 E: 0 LOB: 1 K: 1 BB: 0 S: 13 P: 19	R: 0 H: 1 E: 0 LOB: 1 K: 0 BB: 0 S: 10 P: 15	R: 0 H: 0 E: 0 LOB: 0 K: 1 BB: 0 S: 9 P: 15	R: 0 H: 1 E: 0 LOB: 0 K: 0 BB: 0 S: 9 P: 13	R: 0 H: 2 E: 0 LOB: 2 K: 1 BB: 0 S: 11 P: 18	R: 0 H: 0 E: 0 LOB: 1 K: 1 BB: 1 S: 9 P: 18	R: 0 H: 2 E: 0 LOB: 2 K: 1 BB: 0 S: 12 P: 16	1B: 6 SF: 0 2B: 2 SAC: 1 3B: 0 DP: 0 HR: 0 HBP: 0	
PITCHER Tim Worrell, R (1, 1) ERA: 5.46 Mark Davis, L (8, 1) ERA: 5.01 Trevor Hoffman, R (8, 1) ERA: 4.11 Gene Harris, R (10, 1) ERA: 2.79	IP WLS BF H R ER SO BB IBB HBP BLK WP HR S P ERA WHIP 7.0 2 26 4 1 1 2 2 0 0 0 0 0 107 1.29 0.857 0.2 4 2 0 0 0 0 0 0 0 0 0 0 8 14 0.00 3.000 1.1 5 0 0 0 2 1 0 0 0 0 0 0 12 22 0.00 0.750 1.0 W 5 2 0 0 1 0 0 0 0 0 0 0 12 16 0.00 2.000	PITCHER IP WLS BF H R ER SO BB IBB HBP BLK WP HR S P ERA WHIP										

livebaseballscorecards.com

AB	36
R	1
H	8
RBI	1
BB	3
SO	5
LOB	14



Batter	1	2	3	4	5	6	7	8	9	10	AB	R	H	RBI	BB	SO	LOB
Jeff Gardner, L OBP: 0.348, SLG: 0.374 (1, 4)	G6-3		K			B1-5		K		E6 BB 1B	5	1	1	0	0	2	3
Craig Shipley, R OBP: 0.274, SLG: 0.324 (1, 6) (9, 5)	G4-3			P4		B1-5		FC5		G6-3	5	0	0	0	0	0	6
Tony Gwynn, L OBP: 0.402, SLG: 0.497 (1, 9)	1B 2B			F8			P8		G4-6-3 1B	1B BB IBB	4	1	2	0	1	0	0
Phil Plantier, L OBP: 0.335, SLG: 0.523 (1, 7)	2-H 1B			CS 1B			F9		E1 G4-6-3	1B BB	4	0	2	1	1	0	1
Bill Bean, L OBP: 0.271, SLG: 0.404 Trevor Hoffman, R (8, 1)			CS 1B	CS			F8		G4-6-3	1B	3	0	1	0	0	0	0
Jarvis Brown, R OBP: 0.308, SLG: 0.458 Brad Ausmus, R OBP: 0.263, SLG: 0.390 (9, PH) (10, 2)			1B	1-2			P5		1-2f 2-3	1B	1	0	0	0	0	0	2
Guillermo Velasquez, L OBP: 0.266, SLG: 0.259 Phil Clark, R OBP: 0.359, SLG: 0.513 (1, 3) (9, PH) (10, 3)			K	1-2			F8		1-2 2-3 3-H	1B	3	0	0	0	0	2	1
Archi Cianfrocco, R OBP: 0.307, SLG: 0.472 Ricky Gutierrez, R OBP: 0.356, SLG: 0.353 (1, 5) (8, PR) (9, 6)			G6-3				F8			IBB IBB	3	0	1	0	0	0	0
Kevin Higgins, L OBP: 0.307, SLG: 0.248 Gene Harris, R (10, 1)							L7			1B SH3-4 1B	0	0	0	0	1	0	3
Tim Worrell, R Mark Davis, L OBP: 0.333, SLG: 0.333 Derek Bell, R OBP: 0.297, SLG: 0.410 (1, 1) (8, 1) (8, 8)							G4-3			L4	3	0	0	0	0	0	0
										E6	1	0	0	0	0	0	0
										K	2	0	0	0	0	1	2

Inning Stats	R: 1	H: 2	E: 0	K: 0	S: 10	H: 1	LOB: 1	BB: 0	P: 14	R: 0	H: 1	E: 0	K: 1	S: 8	H: 0	LOB: 0	BB: 0	P: 12	R: 0	H: 1	E: 0	K: 0	S: 9	H: 0	LOB: 0	BB: 0	P: 11	R: 0	H: 0	E: 0	K: 0	S: 11	R: 0	H: 2	E: 0	K: 0	S: 7	R: 0	H: 0	E: 0	K: 0	S: 6	R: 0	H: 0	E: 1	K: 2	S: 15	R: 0	H: 1	E: 1	K: 0	S: 8	R: 1	H: 1	E: 1	K: 1	S: 10	1B: 8	SF: 0	2B: 3	3B: 0	HR: 0	SAC: 1	DP: 3	HBP: 0	WP: 0	PA: 42
--------------	------	------	------	------	-------	------	--------	-------	-------	------	------	------	------	------	------	--------	-------	-------	------	------	------	------	------	------	--------	-------	-------	------	------	------	------	-------	------	------	------	------	------	------	------	------	------	------	------	------	------	------	-------	------	------	------	------	------	------	------	------	------	-------	-------	-------	-------	-------	-------	--------	-------	--------	-------	--------

PITCHER	IP	WLS	BF	H	R	ER	SO	BB	IBB	HBP	BLK	WP	HR	S	P	ERA	WHIP
Rene Arocha, R ERA: 3.44 (1, 1)	7.0		23	6	1	1	2	0	0	0	0	0	0	57	81	1.29	0.857
Mike Perez, R ERA: 2.1 (8, 1)	1.0		6	1	0	0	2	1	0	0	0	0	0	15	24	0.00	2.000
Rob Murphy, L ERA: 4.31 (9, 1)	1.0		6	1	0	0	0	0	2	0	0	0	0	8	19	0.00	1.000
Lee Guetterman, L ERA: 3.99 (10, 1)	0.2	L	6	1	1	0	1	1	1	0	0	0	0	10	21	0.00	3.000


BOTTOM

St. Louis Cardinals @ San Diego Padres
Jack Murphy Stadium, San Diego, CA

Wed Aug 25 1993, 6:33 AM EDT
 Att: 13,361 - Sunny - 79 F


livebaseballscorecards.com

AB	35
R	2
H	9
RBI	2
BB	5
SO	5
LOB	18



Batter	1	2	3	4	5	6	7	8	9	10	AB	R	H	RBI	BB	SO	LOB
Bernard Gilkey, R (1, 7) OBP: 0.371, SLG: 0.488	3-2 L6		3-1 P3			1-3 K	0-0 G6-4-3		1-3 K		5	0	0	0	0	2	5
Tim Jones, L (1, 6) OBP: 0.280, SLG: 0.273	3-2 F7		2-1 G3			1-2 G4-3		1-2 G6-4-3 BB		1-3 K	5	0	1	0	0	1	0
Gregg Jefferies, S (1, 3) OBP: 0.400, SLG: 0.507	1-2 F8				3-2 G6-3	0-0 1B		4-0 G6-4-3 BB		1-1 HR	4	1	2	1	1	0	0
Todd Zeile, R (1, 5) OBP: 0.348, SLG: 0.428		2-3 K			1-1 1B			2-1 G6-4-3		3-3 K	5	0	1	0	0	3	3
Lee Smith, R (10, 1)								1-2f 2-3			0	0	0	0	0	0	0
Ray Lankford, L (1, 8) OBP: 0.382, SLG: 0.360		2-2 1B SF7 1B			1-3 K			0-0 HR		2-3 K	5	2	2	1	0	2	2
Mark Whiten, S (1, 9) OBP: 0.313, SLG: 0.409		1-0 1B			2-3 K			0-0 G4-3			4	0	2	0	0	1	1
Luis Alicea, S (1, 4) OBP: 0.375, SLG: 0.384		2-2 SF7									2	0	0	1	1	0	1
Tom Pagnozzi, R (1, 2) OBP: 0.275, SLG: 0.373		3-H 1B			0-1 F8			1-1 BLK 1B		1-1 G6-3	4	0	1	0	0	0	2
Tom Urbani, L (1, 1) OBP: 0.295, SLG: 0.459			3-2 F7					4-1 G6-4-3			2	0	0	0	0	1	0
Gerald Perry, L (7, PH) OBP: 0.293, SLG: 0.316								1-2f 2-3 IBB			0	0	0	0	0	1	0
Omar Olivares, R (7, 1) OBP: 0.500, SLG: 1.000											0	0	0	0	0	0	0
Lee Guetterman, L (7, 1) OBP: 0.500, SLG: 1.000											0	0	0	0	0	0	0
Mike Perez, R (8, 1)											0	0	0	0	0	0	0
Rod Brewer, L (9, PH) OBP: 0.326, SLG: 0.331											0	0	0	0	0	1	0
Rob Murphy, L (9, 1) OBP: 0.500, SLG: 0.500											0	0	0	0	0	0	0
Tracy Woodson, R (10, 5) OBP: 0.211, SLG: 0.232											0	0	0	0	0	0	0

TOP	
St. Louis Cardinals @ Los Angeles Dodgers	
Dodger Stadium, Los Angeles, CA	
Fri Aug 27 1993, 7:05 PM PDT	
Att: 35,173 - Unknown - 77 F	
AB 36	
R 3	
H 9	
RBI 3	
BB 4	
SO 10	
LOB 14	
WP: 0 PA: 41	
PB: 0	
SB: 0	
CS: 0	



Inning Stats	R: 0	H: 0	E: 0	K: 0	S: 11	LOB: 0	BB: 0	P: 18	R: 1	H: 2	E: 0	K: 1	S: 14	LOB: 1	BB: 0	P: 21	R: 0	H: 1	E: 0	K: 2	S: 11	LOB: 1	BB: 0	P: 18	R: 0	H: 0	E: 0	K: 1	S: 7	LOB: 0	BB: 0	P: 15	R: 0	H: 1	E: 0	K: 0	S: 7	LOB: 1	BB: 0	P: 10	R: 0	H: 1	E: 0	K: 2	S: 11	LOB: 1	BB: 0	P: 14	R: 1	H: 2	E: 0	K: 0	S: 9	LOB: 2	BB: 2	P: 19	R: 0	H: 1	E: 0	K: 0	S: 6	LOB: 1	BB: 1	P: 13	R: 0	H: 1	E: 0	K: 1	S: 7	LOB: 2	BB: 1	P: 13	R: 1	H: 1	E: 0	K: 3	S: 12	LOB: 0	BB: 0	P: 19	1B: 7	SF: 1	2B: 0	SAC: 0	3B: 0	DP: 2	HR: 2	HBP: 0
PITCHER	IP	WLS	BF	H	R	ER	SO	BB	IBB	HBP	BLK	WP	HR	S	P	ERA	WHIP																																																																							
Pedro Astacio, R (1, 1) ERA: 4.34	6.1		27	6	2	2	6	1	1	0	1	0	1	69	114	2.84	1.105																																																																							
Ricky Tricek, R (7, 1) ERA: 4.44	0.2		1	0	0	0	0	0	0	0	0	0	0	1	1	0.00	0.000																																																																							
Todd Worrell, R (8, 1) ERA: 7.23	2.0		9	2	0	0	1	2	0	0	0	0	0	13	26	0.00	2.000																																																																							
Pedro Martinez, R (10, 1) ERA: 2.53	1.0	L	4	1	1	1	3	0	0	0	0	0	0	12	19	9.00	1.000																																																																							

Batter	1	2	3	4	5	6	7	8	9	10	AB R H RBI BB SO LOB
Brett Butler, L OBP: 0.375, SLG: 0.368 (1, 8)	1-2 G6-3		0-1 G6-3			1-2 L5	2-1 G3			0-1 CS 1B	5 0 1 0 0 0 1
Jose Offerman, S OBP: 0.351, SLG: 0.337 (1, 6)	0-1 G6-3			0-1 G5-3		4-1 1B BB		1-0 F7		2-0 CS 1-2	3 0 0 0 1 0 0
Mike Piazza, R OBP: 0.365, SLG: 0.537 (1, 2)	2-2 G5-3			0-0 G6-3		1-0 FC4-6 1-3 1B		1-3 K			4 0 1 0 0 1 0
Cory Snyder, R OBP: 0.335, SLG: 0.406 (1, 9)		2-2 F9		3-1 F8		2-3 K		2-3 K			4 0 0 0 0 2 2
Eric Karros, R OBP: 0.294, SLG: 0.409 (1, 3)		3-2 K			2-1 G6-3	0-2 FC4-6 1-2			1-0 G6-3		4 0 0 0 0 1 2
Tim Wallach, R OBP: 0.282, SLG: 0.380 Pedro Martinez, R (10, 1)		0-2 HR			0-1 L6			1-1 SH1-4 2B 1B	1-2 G6-3		4 2 2 1 0 0 0 0 0 0 0 0 0 0
Mitch Webster, S OBP: 0.303, SLG: 0.352 (1, 7)		1-0 L9			4-1 E BB			0-1 SH1-4 1-2	0-3 K		2 0 0 0 1 1 0
Jody Reed, R OBP: 0.323, SLG: 0.338 (1, 4)			1-3 K		1-1 E5 1-2			0-1 L9 2-H 2B		1-1 P6	4 0 1 1 0 1 1
Pedro Astacio, R OBP: 0.130, SLG: 0.130 Ricky Tricek, R (7, 1) Henry Rodriguez, L OBP: 0.287, SLG: 0.387 Mike Sharperson, R OBP: 0.303, SLG: 0.386 Todd Worrell, R (8, 1) Lenny Harris, L OBP: 0.311, SLG: 0.319 (10, 5)			2-2 G5-3		1-3 K			1-1 L9		0-1 G6-3	2 0 0 0 0 0 1 2 0 0 0 0 0 0 0 0 1 0 0 0 0 0 0 1 0 0 0 0 0 0 0 0 1 0 0 0 0 0 0 0

Inning Stats	R: 0 E: 0 K: 0 S: 10	H: 0 LOB: 0 BB: 0 P: 13	R: 1 E: 0 K: 1 S: 10	H: 1 LOB: 0 BB: 0 P: 16	R: 0 E: 0 K: 1 S: 9	H: 0 LOB: 0 BB: 0 P: 12	R: 0 E: 0 K: 0 S: 5	H: 0 LOB: 0 BB: 0 P: 8	R: 0 E: 1 K: 1 S: 10	H: 0 LOB: 2 BB: 1 P: 18	R: 0 E: 0 K: 1 S: 12	H: 1 LOB: 2 BB: 1 P: 20	R: 1 E: 0 K: 0 S: 10	H: 2 LOB: 1 BB: 0 P: 14	R: 0 E: 0 K: 2 S: 7	H: 0 LOB: 0 BB: 0 P: 11	R: 0 E: 0 K: 1 S: 7	H: 0 LOB: 0 BB: 0 P: 9	R: 0 E: 0 K: 0 S: 6	H: 1 LOB: 0 BB: 0 P: 9	1B: 3 2B: 1 3B: 0 HR: 1	SF: 0 SAC: 1 DP: 0 HBP: 0	WP: 0 PB: 0 SB: 0 CS: 1	PA: 38	
PITCHER	IP	WLS	BF	H	R	ER	SO	BB	IBB	HBP	BLK	WP	HR	S	P	ERA	WHIP								
Tom Urbani, L ERA: 5.79 (1, 1)	6.0		23	2	1	1	4	2	0	0	0	0	1	56	87	1.50	0.667								
Omar Olivares, R ERA: 4.44 (7, 1)	0.1		3	2	1	1	0	0	0	0	0	0	0	6	7	27.00	6.000								
Lee Guetterman, L ERA: 3.9 (7, 1)	0.2		2	0	0	0	0	0	0	0	0	0	0	4	7	0.00	0.000								
Mike Perez, R ERA: 2.06 (8, 1)	1.0		3	0	0	0	2	0	0	0	0	0	0	7	11	0.00	0.000								
Rob Murphy, L ERA: 4.23 (9, 1)	1.0	W	3	0	0	0	1	0	0	0	0	0	0	7	9	0.00	0.000								
PITCHER	IP	WLS	BF	H	R	ER	SO	BB	IBB	HBP	BLK	WP	HR	S	P	ERA	WHIP								
Lee Smith, R ERA: 4.59 (10, 1)	1.0		3	1	0	0	0	0	0	0	0	0	0	6	9	0.00	1.000								


BOTTOM

St. Louis Cardinals @ Los Angeles Dodgers
Dodger Stadium, Los Angeles, CA

Fri Aug 27 1993, 7:05 PM PDT
Att: 35,173 - Unknown - 77 F

livebaseballscorecards.com

AB	34
R	2
H	5
RBI	2
BB	2
SO	7
LOB	9



Batter	1	2	3	4	5	6	7	8	9	AB R H RBI BB SO LOB	TOP
Bernard Gilkey, R (1, 7) OBP: 0.376, SLG: 0.490	1-1 SH1-4 1B	2-2 1B			3-1 1B 2B 1B	2-1 G6-3			4-1 SH1-3 BB	4 1 3 1 1 0 1	
Tim Jones, L (1, 6) OBP: 0.286, SLG: 0.280	1-0 SH1-4 1-2	2-3 K			1-1 2B 1-2 FC6-5 1B		1-3 K		0-1 SH1-3 1-2	3 1 1 0 0 2 2	
Gregg Jefferies, S (1, 3) OBP: 0.400, SLG: 0.507	3-1 L6				1-2 FC6-5 1-3 2-H 2B		1-1 G4-3		4-0 G6-4-3 IBB	4 0 1 1 1 0 1	
Todd Zeile, R (1, 5) OBP: 0.346, SLG: 0.426	2-2 F7				2-2 FC6-5 BB 2-3 3-H		2-2 S 1B		2-2 G6-4-3 1-2f	5 0 1 1 0 0 4	
Ray Lankford, L (1, 8) OBP: 0.383, SLG: 0.358		4-2 BB 1B BB			4-2 G6-3 1-2 G4-6-3 BB		3-2 G4-3 1-2			2 1 0 0 2 0 1	
Mark Whiten, S (1, 9) OBP: 0.313, SLG: 0.406		4-0 1B 1-2 FC1-5-2-6 BB			0-3 K 1-2f			1-0 G3		3 0 0 0 1 1 2	
Luis Alicea, S (1, 4) OBP: 0.377, SLG: 0.384		2-3 K			1-2 F8			4-1 SH1-4 1B BB		3 0 1 0 1 1 2	
Tom Pagnozzi, R (1, 2) OBP: 0.278, SLG: 0.375		0-1 FC1-5-2-6 1B 1-3 2-H 1B			0-1 1B		1-1 F8		1-0 F8	4 1 2 1 0 0 2	
Bob Tewksbury, R (1, 1) OBP: 0.238, SLG: 0.230 Rod Brewer, L (8, PH) OBP: 0.323, SLG: 0.328 Mike Perez, R (8, 1) Lee Smith, R (9, 1)		2-2 FC1-5-2-6 1B 1-3 3-H			1-3 K		1-2 SH1-4		1-0 G4-3	2 0 0 0 0 1 3 1 0 0 0 0 0 1 0 0 0 0 0 0 0 0 0 0 0 0 0 0	
Inning Stats	R: 0 E: 0 K: 0 S: 8 H: 1 LOB: 1 BB: 0 P: 15	R: 2 E: 0 K: 2 S: 17 H: 2 LOB: 2 BB: 2 P: 33	R: 0 E: 0 K: 0 S: 10 H: 0 LOB: 0 BB: 0 P: 13	R: 0 E: 0 K: 2 S: 12 H: 1 LOB: 1 BB: 0 P: 14	R: 2 E: 0 K: 0 S: 17 H: 3 LOB: 1 BB: 1 P: 28	R: 0 E: 0 K: 0 S: 8 H: 1 LOB: 1 BB: 0 P: 12	R: 0 E: 0 K: 1 S: 11 H: 1 LOB: 1 BB: 0 P: 18	R: 0 E: 0 K: 0 S: 4 H: 0 LOB: 1 BB: 1 P: 11	R: 0 E: 0 K: 0 S: 6 H: 0 LOB: 1 BB: 2 P: 16	1B: 8 2B: 1 3B: 0 HR: 0 SF: 0 SAC: 3 DP: 2 HBP: 0	WP: 0 PB: 0 SB: 1 CS: 0 PA: 40
PITCHER Ramon Martinez, R (1, 1) ERA: 2.96 Roger McDowell, R (8, 1) ERA: 1.65	IP WLS BF H R ER SO BB IBB HBP BLK WP HR S P ERA WHIP	7.0 L 32 9 4 4 5 3 0 0 0 0 0 0 83 133 5.14 1.714	2.0 8 0 0 0 0 2 1 0 0 0 0 0 10 27 0.00 1.000		PITCHER IP WLS BF H R ER SO BB IBB HBP BLK WP HR S P ERA WHIP						

St. Louis Cardinals @ Los Angeles Dodgers
Dodger Stadium, Los Angeles, CA

Sat Aug 28 1993, 7:05 PM PDT
Att. 38,767 - Unknown - 76 F

AB	31
R	4
H	9
RBI	4
BB	6
SO	5
LOB	19



Batter	1	2	3	4	5	6	7	8	9	AB R H RBI BB SO LOB
Brett Butler, L OBP: 0.378, SLG: 0.370 (1, 8) C B X	1-1 1B HR 1B		2-2 SH5-3 FC1-5-4 1B		4-0 G4-3 SH5-3 BB		0-0 SH5-3 1-2		1-2 F8	3 1 2 0 1 0 0
Jody Reed, R OBP: 0.326, SLG: 0.341 (1, 4) X	0-0 1-3 HR 1B		2-0 SH5-3 FC1-5-4 1B		0-1 SH5-3 1-2		1-2 F9			3 1 2 0 0 0 1
Jose Offerman, S OBP: 0.349, SLG: 0.335 (1, 6) B F X	1-1 L4		0-0 SH5-3 1-2 2-3		1-0 G4-3 2-3		2-1 G3-1			3 0 0 0 0 0 4
Eric Karros, R OBP: 0.292, SLG: 0.406 (1, 3) B B C F X	2-2 P4		1-2 FC1-5-4 2-3 3-H		2-2 G4-3			3-3 K		4 0 0 0 0 1 5
Henry Rodriguez, L OBP: 0.270, SLG: 0.418 (1, 7) B B C X	3-1 1-H 3-H HR			1-1 G6-3		1-2 FC6-4 1B		3-2 P6		4 1 2 3 0 0 0
Cory Snyder, R OBP: 0.336, SLG: 0.406 (1, 5) S B X	1-1 F8			3-2 1B 1B		0-2 SAFE K		1-1 1B		4 0 2 0 0 1 1
Tim Wallach, R OBP: 0.279, SLG: 0.376 (1, 9) C B B F X				1-0 P5		1 SAFE 0-0 F8		3-1 P6		4 0 0 0 0 0 3
Carlos Hernandez, R OBP: 0.269, SLG: 0.368 (1, 2) Mitch Webster, S OBP: 0.301, SLG: 0.350 (9, PH) F B X				0-0 1B 1-2 1B		C X 0-1 FC6-4 1-2f		2-2 F7	3 0 1 0 0 0 1 1 0 0 0 0 0 0	
Ramon Martinez, R OBP: 0.113, SLG: 0.131 (1, 1) Lenny Harris, L OBP: 0.315, SLG: 0.324 (7, PH) Roger McDowell, R OBP: 0.500, SLG: 0.500 (8, 1) Mike Piazza, R OBP: 0.364, SLG: 0.535 (9, PH) C C X				0-1 1-2 2-H 1B		B X 1-0 SH5-3 1B		0-2 G4-3	2 0 1 0 0 1 0 1 0 1 0 0 0 0 0 0 0 0 0 0 0 1 0 0 0 0 0 0	

Inning Stats	R: 3 E: 0 K: 0 S: 12	H: 3 LOB: 0 BB: 0 P: 20	R: 0 E: 0 K: 1 S: 9	H: 0 LOB: 0 BB: 0 P: 14	R: 0 E: 0 K: 0 S: 10	H: 2 LOB: 1 BB: 0 P: 14	R: 0 E: 0 K: 0 S: 11	H: 3 LOB: 2 BB: 0 P: 16	R: 0 E: 0 K: 0 S: 6	H: 0 LOB: 1 BB: 1 P: 13	R: 0 E: 0 K: 1 S: 9	H: 1 LOB: 1 BB: 0 P: 10	R: 0 E: 0 K: 0 S: 7	H: 1 LOB: 1 BB: 0 P: 11	R: 0 E: 0 K: 1 S: 11	H: 1 LOB: 1 BB: 0 P: 21	R: 0 E: 0 K: 0 S: 13	H: 0 LOB: 0 BB: 0 P: 16	1B: 10 2B: 1 3B: 0 HR: 1	SF: 0 SAC: 3 DP: 1 HBP: 0	WP: 0 PB: 0 SB: 0 CS: 0	PA: 37
--------------	-------------------------------	----------------------------------	------------------------------	----------------------------------	-------------------------------	----------------------------------	-------------------------------	----------------------------------	------------------------------	----------------------------------	------------------------------	----------------------------------	------------------------------	----------------------------------	-------------------------------	----------------------------------	-------------------------------	----------------------------------	-----------------------------------	------------------------------------	----------------------------------	--------

PITCHER	IP	WLS	BF	H	R	ER	SO	BB	IBB	HBP	BLK	WP	HR	S	P	ERA	WHIP
Bob Tewksbury, R ERA: 3.78 (1, 1)	7.0	W	30	10	3	3	2	1	0	0	0	0	0	64	98	3.86	1.571
Mike Perez, R ERA: 2.03 (8, 1)	1.0		4	1	0	0	1	0	0	0	0	0	0	11	21	0.00	1.000
Lee Smith, R ERA: 4.5 (9, 1)	1.0	S	3	0	0	0	0	0	0	0	0	0	0	13	16	0.00	0.000

BOTTOM

St. Louis Cardinals @ Los Angeles Dodgers
Dodger Stadium, Los Angeles, CA

Sat Aug 28 1993, 7:05 PM PDT
Att: 38,767 - Unknown - 76 F

AB	33
R	3
H	11
RBI	3
BB	1
SO	3
LOB	15



PITCHER	IP	WLS	BF	H	R	ER	SO	BB	IBB	HBP	BLK	WP	HR	S	P	ERA	WHIP
---------	----	-----	----	---	---	----	----	----	-----	-----	-----	----	----	---	---	-----	------

Batter	1	2	3	4	5	6	7	8	9	AB R H RBI BB SO LOB	TOP									
Bernard Gilkey, R (1, 7) OBP: 0.376, SLG: 0.488	1-3 		0-2 G6-3 		1-0 G5-3 		4-2 		0-0 	4 2 1 0 1 1 0	St. Louis Cardinals @ Los Angeles Dodgers Dodger Stadium, Los Angeles, CA Sun Aug 29 1993, 3:33 AM PDT Att. 33,794 - Sunny									
Tim Jones, L (1, 6) OBP: 0.364, SLG: 0.296	3-2 G4-3 		4-2 			4-2 	4-1 		1-1 	2 1 1 0 3 0 0										
Gregg Jefferies, S (1, 3) OBP: 0.398, SLG: 0.503	0-2 G3 		1-0 P4 			0-1 	3-1 F8 		1-1 P9 	5 0 1 0 0 0 5										
Todd Zeile, R (1, 5) OBP: 0.349, SLG: 0.429		1-2 		3-2 G6-3 		0-3 K 	2-2 		4-2 	4 0 2 1 1 1 2										
Ray Lankford, L (1, 8) OBP: 0.382, SLG: 0.357		0-0 SH3 		0-1 G4-3 		4-0 	3-3 K 		0-1 G4-3 	1 0 0 0 0 0 0										
Brian Jordan, R (4, 8) OBP: 0.351, SLG: 0.543		2-3 				1-2 			1-2 2-3 3-H 	2 0 0 1 1 1 4										
Mark Whiten, S (1, 9) OBP: 0.313, SLG: 0.405		2-3 K 		4-1 		1-1 		2-0 L7 	3-3 K 	4 0 1 1 1 2 3										
Luis Alicea, S (1, 4) OBP: 0.378, SLG: 0.381		4-2 		0-2 L9 		2-2 K 		4-0 		2 0 0 0 2 1 4										
Erik Pappas, R (1, 2) OBP: 0.374, SLG: 0.350		2-2 SAFE F8 				1-0 G3-1 	1-0 P6 		1-0 P3 	4 0 0 0 0 0 6										
Allen Watson, L (1, 1) OBP: 0.300, SLG: 0.368			3-2 L7 			0-1 G1-3 		1-3 K 	1-3 K 	2 0 0 0 0 0 0										
Omar Olivares, R (5, 1) OBP: 0.263, SLG: 0.316										0 0 0 0 0 0 0										
Rod Brewer, L (7, PH) OBP: 0.321, SLG: 0.325										1 0 0 0 0 1 0										
Todd Burns, R (7, 1) OBP: 0.391, SLG: 0.453										0 0 0 0 0 0 0										
Gerald Perry, L (8, PH) OBP: 0.281, SLG: 0.453										1 0 0 0 0 1 1										
Lee Clouterman, L (8, 1) OBP: 0.500, SLG: 1.000										0 0 0 0 0 0 0										
Inning Stats	R: 0 E: 0 K: 1 S: 9	H: 0 LOB: 0 BB: 0 P: 13	R: 0 E: 0 K: 1 S: 13	H: 1 LOB: 2 BB: 1 P: 22	R: 0 E: 0 K: 0 S: 10	H: 0 LOB: 1 BB: 1 P: 18	R: 0 E: 0 K: 0 S: 10	H: 0 LOB: 1 BB: 1 P: 17	R: 1 E: 0 K: 2 S: 14	H: 2 LOB: 3 BB: 2 P: 26	R: 1 E: 0 K: 2 S: 14	H: 1 LOB: 2 BB: 2 P: 31	R: 0 E: 0 K: 1 S: 5	H: 0 LOB: 1 BB: 1 P: 13	R: 1 E: 0 K: 1 S: 13	H: 2 LOB: 2 BB: 1 P: 22	1B: 5 2B: 1 3B: 0 HR: 0	SF: 0 SAC: 1 DP: 0 HBP: 0	WP: 0 PB: 0 SB: 0 CS: 0	PA: 42
PITCHER	IP WLS BF H R ER SO BB IBB HBP BLK WP HR S P ERA WHIP																			
Orel Hershiser, R (1, 1) ERA: 3.7	6.0 W 26 3 1 1 4 5 0 0 0 0 0 62 105 1.50 1.333																			
Pedro Martinez, R (7, 1) ERA: 2.62	0.2 5 1 1 1 1 2 0 0 0 0 0 11 25 13.50 4.500																			
Todd Worrell, R (7, 1) ERA: 6.84	1.1 5 0 0 0 2 1 0 0 0 0 0 8 19 0.00 0.750																			
Roger McDowell, R (9, 1) ERA: 1.77	1.0 6 2 1 1 1 1 0 0 0 0 0 13 22 9.00 3.000																			

livebaseballscorecards.com

AB	32
R	3
H	6
RBI	3
BB	9
SO	8
LOB	25



Batter	1	2	3	4	5	6	7	8	9
Brett Butler, L OBP: 0.382, SLG: 0.373 (1, 8)	0-1 G4-3		1-1 1B SF9	0-0 1B		3-2 FC5-3 HBP		1-0 2B 1B	
Jody Reed, R OBP: 0.327, SLG: 0.345 (1, 4)	1-2 G1		2-1 1B	0-1 G6-3		1-2 FC5-3 1-H		0-1 2B	
Jose Offerman, S OBP: 0.349, SLG: 0.334 (1, 6)	1-1 1B		2-3 K		1-1 G6-3		1-1 G3		
Mike Piazza, R OBP: 0.365, SLG: 0.550 (1, 2)	2-3 K		0-0 SF9		0-1 HR		2-2 HR		
Tim Wallach, R OBP: 0.279, SLG: 0.377 (1, 5)		0-0 E 2B	0-0 P2		1-3 K		2-0 G6-3		
Eric Karros, R OBP: 0.293, SLG: 0.413 (1, 3)		3-3 K		1-2 E 1B	0-0 HR		2-3 K		
Cory Snyder, R OBP: 0.338, SLG: 0.410 (1, 9)		3-3 K		2-2 F8	2-1 2B		2-2 1B G6-4-3 1B		
Mitch Webster, S OBP: 0.306, SLG: 0.354 (1, 7)		3-2 E2 1B		1-3 K	2-3 K		0-1 G6-4-3 1B		
Orel Hershiser, R OBP: 0.433, SLG: 0.492 (6, PH) Lenny Harris, L OBP: 0.313, SLG: 0.321 (7, 1) Pedro Martínez, R OBP: 0.259, SLG: 0.390 (8, PH) Todd Worrell, R OBP: 0.500, SLG: 0.500 (9, 1)		1-2 G6-3		1-0 E6 1B 2B		1-1 F8		0-0 G6-4-3 1-2f 3-H	

Inning Stats	R: 0	H: 1	E: 0	LOB: 1	K: 1	S: 10	P: 14	R: 1	H: 2	E: 1	LOB: 1	K: 2	S: 18	P: 28	R: 1	H: 2	E: 0	LOB: 1	K: 1	S: 10	P: 14	R: 2	H: 3	E: 1	LOB: 1	K: 1	S: 16	R: 2	H: 0	E: 0	LOB: 0	K: 2	S: 9	P: 14	R: 1	H: 1	E: 0	LOB: 0	K: 1	S: 10	P: 17	R: 1	H: 4	E: 0	LOB: 2	K: 0	S: 10	P: 13
--------------	------	------	------	--------	------	-------	-------	------	------	------	--------	------	-------	-------	------	------	------	--------	------	-------	-------	------	------	------	--------	------	-------	------	------	------	--------	------	------	-------	------	------	------	--------	------	-------	-------	------	------	------	--------	------	-------	-------

PITCHER	IP	WLS	BF	H	R	ER	SO	BB	IBB	HBP	BLK	WP	HR	S	P	ERA	WHIP
Allen Watson, L ERA: 4.69 (1, 1)	4.2	L	25	11	6	5	6	0	0	0	0	0	2	64	91	9.64	2.357
Omar Olivares, R ERA: 4.37 (5, 1)	1.1		4	0	0	0	1	0	0	1	0	0	0	12	19	0.00	0.000
Todd Burns, R ERA: 5.5 (7, 1)	1.0		4	1	1	1	1	0	0	0	0	0	1	10	17	9.00	1.000
Lee Guetterman, L ERA: 4.06 (8, 1)	1.0		5	4	1	1	0	0	0	0	0	0	0	10	13	9.00	4.000

BOTTOM

St. Louis Cardinals @ Los Angeles Dodgers
Dodger Stadium, Los Angeles, CA

Sun Aug 29 1993, 3:33 AM PDT
Att. 33,794 - Sunny

AB	R	H	RBI	BB	SO	LOB
4	1	3	1	0	0	0
5	0	2	0	0	0	2
4	0	1	0	0	1	2
3	2	2	3	0	1	1
4	1	1	0	0	1	1
4	2	2	1	0	2	1
4	1	2	0	0	1	2
4	0	2	1	0	2	2
2	1	1	1	0	0	1
1	0	0	0	0	0	0
0	0	0	0	0	0	0
0	0	0	0	0	0	0
1	0	0	0	0	0	1
0	0	0	0	0	0	0

1B: 9	SF: 1	WP: 0	PA: 38
2B: 5	SAC: 0	PB: 0	
3B: 0	DP: 2	SB: 2	
HR: 3	HBP: 1	CS: 0	

AB 36
R 8
H 16
RBI 7
BB 0
SO 8
LOB 13



Batter	1	2	3	4	5	6	7	8	9	AB R H RBI BB SO LOB	TOP											
Thomas Howard, S (1, 7) OBP: 0.290, SLG: 0.373	0-1 E 1B	2-2 CS 1B		0-0 2-H HR	2-0 G3			2-1 F8		5 2 3 2 0 0 2												
Jacob Brumfield, R (1, 8) OBP: 0.338, SLG: 0.418	2-3 K 1-3	0-0 CS 1-2	2-3 K	2-3 K		3-1 F8 SF7 1B		1-1 L4		5 1 1 0 0 3 1												
Hal Morris, L (1, 3) OBP: 0.357, SLG: 0.382	1-0 2B 1B		0-1 G6-3	4-0 BB		0-0 1-2 1B		2-1 G3		4 0 2 1 1 0 0												
Chris Sabo, R (1, 5) OBP: 0.322, SLG: 0.440	1-0 1-3 2B		0-3 K	1-1 F8		2-2 F8		1-0 HR 2B		5 1 2 0 0 1 3												
Tim Costo, R (1, 9) OBP: 0.262, SLG: 0.488	0-0 P3			1-2 2B E 1B	1-1 G3-1 1B 2B	1-0 SF7		2-0 HR		4 3 3 3 0 0 2												
Joe Oliver, R (1, 2) OBP: 0.277, SLG: 0.394	4-2 FC6-4 BB		1 SAFE E 2B	2-1 E 2B	0-0 G3-1	2-0 P2		1-0 1B 1B		4 1 2 0 1 0 2												
Juan Samuel, R (1, 4) OBP: 0.284, SLG: 0.333	1-1 FC6-4 1-2f			2-0 E5 1B	0-0 1B		1-2 P4	1-0 P6		5 1 1 1 0 0 4	AB 41 R 10 H 17 RBI 8 BB 2 SO 4 LOB 17											
Jeff Branson, L (1, 6) OBP: 0.301, SLG: 0.353				1-1 SH3-4 HR 1B	0-0 F8		0-1 G3	2-1 G4-6-3 1B		5 1 2 1 0 0 1												
Jose Rijo, R (1, 1) OBP: 0.275, SLG: 0.318				0-1 SH3-4	1-2 1B		1-2 F8	0-0 G4-6-3		2 0 1 0 0 0 0												
Jack Daugherty, S (7, PH) OBP: 0.383, SLG: 0.475				1-2 1B				1-2f		1 0 0 0 0 0 0												
Johnny Ruffin, R (7, 1)										1 0 0 0 0 0 2												
Inning Stats	R: 1 E: 1 K: 1 S: 12	H: 3 LOB: 3 BB: 1 P: 21	R: 0 E: 0 K: 0 S: 8	H: 1 LOB: 0 BB: 0 P: 13	R: 0 E: 0 K: 2 S: 8	H: 0 LOB: 0 BB: 0 P: 10	R: 5 E: 1 K: 1 S: 18	H: 4 LOB: 1 BB: 1 P: 31	R: 1 E: 0 K: 0 S: 10	H: 3 LOB: 2 BB: 0 P: 14	R: 1 E: 0 K: 0 S: 8	H: 2 LOB: 1 BB: 0 P: 16	R: 0 E: 0 K: 0 S: 8	H: 0 LOB: 0 BB: 0 P: 10	R: 0 E: 0 K: 0 S: 6	H: 0 LOB: 0 BB: 0 P: 11	R: 2 E: 0 K: 0 S: 7	H: 4 LOB: 1 BB: 0 P: 14	1B: 11 2B: 4 3B: 0 HR: 2	SF: 1 SAC: 1 DP: 1 HBP: 0	WP: 0 PB: 0 SB: 0 CS: 1	PA: 46
PITCHER	IP WLS BF H R ER SO BB IBB HBP BLK WP HR S P ERA WHIP																					
Rene Arocha, R (1, 1) ERA: 3.66	3.1 L 19 8 6 5 3 1 0 0 0 0 0 1 41 63 13.50 2.700																					
Omar Olivares, R (4, 1) ERA: 4.44	2.2 14 5 2 2 1 1 0 0 0 0 0 0 23 42 6.75 2.250																					
Todd Burns, R (7, 1) ERA: 5.38	2.0 6 0 0 0 0 0 0 0 0 0 0 0 14 21 0.00 0.000																					
Rob Murphy, L (9, 1) ERA: 4.47	1.0 6 4 2 2 0 0 0 0 0 0 0 1 7 14 18.00 4.000																					

Cincinnati Reds @ St. Louis Cardinals
 Busch Stadium, St. Louis, MO
 Mon Aug 30 1993, 7:05 PM CDT
 Att. 30,820 - Unknown - 89 F

livebaseballscorecards.com



Batter	1	2	3	4	5	6	7	8	9	AB	R	H	RBI	BB	SO	LOB
Luis Alicea, S OBP: 0.378, SLG: 0.381 (1, 4)	2-2 FC6-4 1B		2-2 FC5-4 1B		3-3 1B	2-3 1B		0-0 F8		5	0	2	0	0	2	1
Ozzie Smith, S OBP: 0.332, SLG: 0.349 Todd Burns, R (7, 1)	1-2 FC6-4 1B		0-0 FC5-4 1B		0-1 1B	0-0 1B		1-2 G4-3		4	1	3	0	0	0	1
Gerald Perry, L OBP: 0.386, SLG: 0.447 (8, PH)	1-2f S BB		1-2 FC5-4 1B		1-2 1B	1-2 1B		1-2 F8		0	0	0	0	0	0	0
Gregg Jefferies, S OBP: 0.398, SLG: 0.501 Rob Murphy, L OBP: 0.500, SLG: 0.500 (9, 3)	4-1 S BB		3-1 FC5-4 BB		1-2 1B	2-2 F7		1-2 F8		4	1	1	0	1	0	4
Todd Zeile, R OBP: 0.349, SLG: 0.426 (1, 5)	4-1 G6-4-3 BB		4-2 BB		1-3 1B	3-1 G3-1		0-1 F8		3	0	0	0	2	1	4
Bernard Gilkey, R OBP: 0.376, SLG: 0.490 (1, 7)	3-2 G6-4-3 1B		3-2 G5-3		3-2 1B		3-2 G4-3 WP		3-2 G5-3		5	1	2	1	0	6
Mark Whiten, S OBP: 0.316, SLG: 0.409 (1, 8)		1-0 G4-6-3 1B		2-1 2B	0-0 S 1B		0-0 G4-3		1-2 F7		5	0	3	1	0	1
Rod Brewer, L OBP: 0.319, SLG: 0.317 (1, 9)		0-0 G4-6-3 1B		2-2 L4	1-3 3-H 1B		2-3 K		1-2 BB		3	0	0	0	1	3
Tom Pagnozzi, R OBP: 0.278, SLG: 0.370 (1, 2)		1-1 G4-3		2-3 K	2-1 L8		4-2 BB		3-H BB		3	0	0	0	1	4
Rene Arocha, R OBP: 0.125, SLG: 0.128 Omar Olivares, R OBP: 0.250, SLG: 0.300 Tim Jones, L OBP: 0.371, SLG: 0.286 (7, 6)			2-3 K		0-0 G3-1		4-2 1B BB		0-0 G4-3		1	0	0	0	0	1

Inning Stats	R: 0	H: 1	R: 0	H: 1	R: 0	H: 2	R: 0	H: 1	R: 2	H: 4	R: 0	H: 1	R: 1	H: 0	R: 0	H: 0	R: 0	H: 0	R: 0	H: 0	R: 0	H: 0	1B: 9	SF: 0	WP: 1	PA: 42
	E: 0	LOB: 2	E: 0	LOB: 0	E: 0	LOB: 3	E: 0	LOB: 1	E: 0	LOB: 3	E: 0	LOB: 2	E: 0	LOB: 1	E: 0	LOB: 0	E: 0	LOB: 0	E: 0	LOB: 0	E: 0	LOB: 0	2B: 2	SAC: 0	PB: 0	
	K: 0	BB: 2	K: 0	BB: 0	K: 1	BB: 1	K: 1	BB: 0	K: 2	BB: 1	K: 1	BB: 1	K: 1	BB: 1	K: 0	BB: 0	K: 0	BB: 0	K: 0	BB: 0	K: 0	BB: 0	3B: 0	DP: 2	SB: 3	
	S: 14	P: 28	S: 4	P: 6	S: 16	P: 30	S: 9	P: 15	S: 18	P: 32	S: 15	P: 26	S: 10	P: 18	S: 9	P: 11	S: 8	P: 12	S: 8	P: 12	S: 8	P: 12	HR: 0	HBP: 0	CS: 0	

PITCHER	IP	WLS	BF	H	R	ER	SO	BB	IBB	HBP	BLK	WP	HR	S	P	ERA	WHIP
Jose Rijo, R ERA: 2.53 (1, 1)	6.0	W	31	10	2	2	5	5	0	0	0	0	0	76	137	3.00	2.500
Johnny Ruffin, R ERA: 3.86 (7, 1)	3.0	S	11	1	1	1	1	1	0	0	0	1	0	27	41	3.00	0.667

BOTTOM

Cincinnati Reds @ St. Louis Cardinals
Busch Stadium, St. Louis, MO
 Mon Aug 30 1993, 7:05 PM CDT
 Att: 30,820 - Unknown - 89 F

AB	36
R	3
H	11
RBI	2
BB	6
SO	6
LOB	26



WP	PA	ERA	WHIP
1	42		

Batter	1	2	3	4	5	6	7	8	9	AB R H RBI BB SO LOB	TOP																									
Jacob Brumfield, R (1, 8) OBP: 0.335, SLG: 0.412	1-1 F8		1-0 FC6-5 CS			0-0 G1-3	1-1 B1-3		3-1 G5-3 1B	5 0 1 1 0 0 1																										
Thomas Howard, S (1, 7) OBP: 0.288, SLG: 0.366	1-1 E5 G6-3		3-0 CS	2-2 F8		4-2 1B BB	1-1 G5-3		1-0 G5-3	4 1 0 0 1 0 1																										
Hal Morris, L (1, 3) OBP: 0.361, SLG: 0.395	1-2 G6-3			4-2 BB BB		0-0 1B 1B 1B		0-0 HR	3-3 K	4 2 2 1 1 1 2																										
Chris Sabo, R (1, 5) OBP: 0.325, SLG: 0.446		0-0 FC6-4 1B		4-1 G6-4-3 BB		0-0 F7		2-2 3B		3 0 2 0 1 0 2																										
Tim Costo, R (1, 9) OBP: 0.283, SLG: 0.489		0-0 FC6-4 1-2f		0-0 G6-4-3 1-2f		2-1 1B 1B		1-2 1B		4 1 2 1 0 0 3																										
Joe Oliver, R (1, 2) OBP: 0.279, SLG: 0.395		1-2 F9			0-0 G5-4-3 BLK 1B	0-1 1B 1B		0-0 B1		4 1 2 0 0 0 2																										
Juan Samuel, R (1, 4) OBP: 0.289, SLG: 0.333		0-1 F8			4-1 G5-4-3 BB	1-0 1B 1B		2-3 SAFE K		3 0 1 2 1 1 2																										
Jeff Branson, L (1, 6) OBP: 0.297, SLG: 0.348			1-0 G6-3		0-0 G5-4-3 1-2f 2-3	0-0 G3			0-1 G6-3	4 0 0 0 0 0 4																										
Larry Luebbers, R (1, 1) OBP: 0.313, SLG: 0.333 Kevin Wickander, L (6, 1) Scott Service, R (6, 1) Jack Daugherty, S (7, PH) Jerry Spradlin, S (7, 1) Greg Tubbs, R (8, PH) Rob DiDio, L (9, 1) OBP: 0.371, SLG: 0.280 OBP: 1.000, SLG: 1.000			1-2 FC6-5 2B		1-3 K		2-3 K		2-2 E5 1B	2 0 1 0 0 1 0 0 0 0 0 0 0 0 0 0 0 0 0 0 0 1 0 0 0 0 1 0 0 0 0 0 0 0 0 1 1 0 0 0 0 0 0 0 0 0 0 0 0																										
Inning Stats	R: 0 E: 1 K: 0 S: 7	H: 0 LOB: 0 BB: 0 P: 10	R: 0 E: 1 K: 0 S: 10	H: 1 LOB: 1 BB: 0 P: 11	R: 0 E: 0 K: 0 S: 5	H: 1 LOB: 0 BB: 0 P: 11	R: 0 E: 0 K: 0 S: 7	H: 0 LOB: 1 BB: 2 P: 17	R: 1 E: 0 K: 1 S: 7	H: 1 LOB: 0 BB: 1 P: 12	R: 3 E: 0 K: 0 S: 12	H: 4 LOB: 2 BB: 1 P: 20	R: 0 E: 0 K: 1 S: 8	H: 0 LOB: 0 BB: 0 P: 12	R: 1 E: 0 K: 1 S: 16	H: 3 LOB: 1 BB: 0 P: 21	R: 1 E: 1 K: 1 S: 14	H: 1 LOB: 1 BB: 0 P: 23	1B: 8 2B: 1 3B: 1 HR: 1	SF: 0 SAC: 0 DP: 3 HBP: 0	WP: 0 PB: 0 SB: 0 CS: 1	PA: 40														
PITCHER	IP WLS BF H R ER SO BB IBB HBP BLK WP HR S P ERA WHIP																																			
Tom Urbani, L (1, 1) ERA: 5.9	5.2		24	6	4	4	1	4	0	0	1	0	0	45	76	6.35	1.765																			
Lee Guetterman, L (6, 1) ERA: 4.02	0.1		2	1	0	0	0	0	0	0	0	0	0	3	5	0.00	3.000																			
Mike Perez, R (7, 1) ERA: 2.11	2.0		8	3	1	1	2	0	0	0	0	0	1	24	33	4.50	1.500																			
Rob Murphy, L (9, 1) ERA: 4.4	1.0	W	5	1	1	0	1	0	0	0	0	0	0	14	23	0.00	1.000																			

Cincinnati Reds @ St. Louis Cardinals
 Busch Stadium, St. Louis, MO
 Tue Aug 31 1993, 7:05 PM CDT
 Att. 24,836 - Unknown - 73 F

livebaseballscorecards.com

AB	35
R	6
H	11
RBI	5
BB	4
SO	4
LOB	17



BOTTOM

Cincinnati Reds @ St. Louis Cardinals
Busch Stadium, St. Louis, MO
Tue Aug 31 1993, 7:05 PM CDT
Att: 24,836 - Unknown - 73 F

livebaseballscorecards.com

AB	35
R	7
H	11
RBI	7
BB	5
SO	3
LOB	16



WP:	0	PA:	41
PB:	0		
SB:	1		
CS:	0		

AB R H RBI BB SO LOB

5	1	2	1	0	1	1
4	2	2	1	0	0	2
2	0	0	0	3	0	2
5	1	2	2	0	0	2
5	0	1	2	0	1	5
4	0	1	1	0	1	0
3	1	1	0	0	0	3
1	0	0	0	0	0	0
3	1	1	0	1	0	0
2	1	1	0	0	0	1
0	0	0	0	0	0	0
0	0	0	0	1	0	0
0	0	0	0	0	0	0
0	0	0	0	0	0	0
0	0	0	0	0	0	0
1	0	0	0	0	0	0
0	0	0	0	0	0	0

Batter	1	2	3	4	5	6	7	8	9
Luis Alicea, S OBP: 0.379, SLG: 0.382 (1, 4)	F8 3-2		K 0-3			G6-3 1B 1-2			G4-3 0-2
Ozzie Smith, S OBP: 0.333, SLG: 0.350 (1, 6)	B1 3-1			1B BB 1B 2-1	G6-3 1-2	SF9 0-0			FC5-4 3B 1B 1-1
Gregg Jefferies, S OBP: 0.400, SLG: 0.499 (1, 3)	L8 1-0			1B 1B BB 1-2	1B 4-0	F8 1-2			FC5-4 BB 1-2
Todd Zeile, R OBP: 0.350, SLG: 0.426 (1, 5)		F7 3-1		1B 1-2	1B 1-2		L4 2-2		FC5-4 3B 1-2
Bernard Gilkey, R OBP: 0.374, SLG: 0.491 (1, 7)		L6 2-2		P6 1-0	F8 2-1		K 2-3		3B 1-0
Mark Whiten, S OBP: 0.316, SLG: 0.408 (8, 9)		G1-6-3 0-1		G4-6-3 1B 1-2		G4-3 2-0	K 2-3		
Rod Brewer, L OBP: 0.319, SLG: 0.317 Brian Jordan, R OBP: 0.349, SLG: 0.540 (8, 8)			F8 1-0	G4-6-3 1B 1-2		BB 1B BB 1B 4-2		F9 2-0	
Tom Pagnozzi, R OBP: 0.281, SLG: 0.370 (1, 2)			F9 3-1		FC3-6 1B 1-0	1B BB SF9 BB 1-2		L9 3-2	
Tom Urbani, L OBP: 0.187, SLG: 0.187 Lee Guetterman, L OBP: 0.500, SLG: 1.000 Gerald Perry, L OBP: 0.393, SLG: 0.447 Donovan Osborne, S OBP: 0.259, SLG: 0.224 Mike Perez, R (7, 1) Tracy Woodson, R OBP: 0.238, SLG: 0.229 Rob Murphy, L OBP: 0.500, SLG: 0.500 (9, 1)			1B 1-2		FC3-6 G6-3 1B 1-2	SF9 1B BB 1-2		G6-3 0-0	

Inning Stats	R: 0 E: 0 K: 6 S: 6	H: 0 LOB: 0 BB: 0 P: 13	R: 0 E: 0 K: 8 S: 8	H: 0 LOB: 0 BB: 0 P: 13	R: 0 E: 0 K: 10 S: 10	H: 1 LOB: 1 BB: 0 P: 15	R: 1 E: 0 K: 10 S: 10	H: 3 LOB: 2 BB: 1 P: 21	R: 2 E: 0 K: 11 S: 11	H: 3 LOB: 2 BB: 1 P: 21	R: 2 E: 0 K: 14 S: 14	H: 2 LOB: 2 BB: 2 P: 27	R: 0 E: 0 K: 9 S: 9	H: 0 LOB: 0 BB: 0 P: 15	R: 0 E: 0 K: 5 S: 5	H: 0 LOB: 0 BB: 0 P: 10	R: 2 E: 0 K: 11 S: 11	H: 2 LOB: 1 BB: 1 P: 17	1B: 10 2B: 0 3B: 1 HR: 0	SF: 1 SAC: 0 DP: 1 HBP: 0
--------------	------------------------------	----------------------------------	------------------------------	----------------------------------	--------------------------------	----------------------------------	--------------------------------	----------------------------------	--------------------------------	----------------------------------	--------------------------------	----------------------------------	------------------------------	----------------------------------	------------------------------	----------------------------------	--------------------------------	----------------------------------	-----------------------------------	------------------------------------

PITCHER	IP	WLS	BF	H	R	ER	SO	BB	IBB	HBP	BLK	WP	HR	S	P	ERA	WHIP
Larry Luebbers, R ERA: 4.72 (1, 1)	5.1		26	8	5	5	1	2	1	0	0	0	0	50	95	8.44	1.875
Kevin Wickander, L ERA: 5.52 (6, 1)	0.0		2	1	0	0	0	1	0	0	0	0	0	5	10	∞	∞
Scott Service, R ERA: 3.63 (6, 1)	0.2		2	0	0	0	0	0	0	0	0	0	0	4	5	0.00	0.000
Jerry Spradlin, R ERA: 4.41 (7, 1)	2.0		6	0	0	0	2	0	0	0	0	0	0	14	25	0.00	0.000
Rob Dibble, R ERA: 3.5 (9, 1)	0.2	L	5	2	2	2	0	1	0	0	0	0	0	11	17	27.00	4.500

Batter	1	2	3	4	5	6	7	8	9	AB R H RBI BB SO LOB	TOP											
Thomas Howard, S (1, 7) OBP: 0.290, SLG: 0.371	1-0 G6-3		0-2 G3 PB 1B		0-0 1B 2B		0-1 G4-3		0-0 F8	5 1 2 0 0 0 0												
Jacob Brumfield, R (1, 8) OBP: 0.343, SLG: 0.422	3-1 1B 2B		2-1 P2		0-0 1B 2-H			4-2 1B BB		3 2 2 1 1 0 1												
Hal Morris, L (1, 3) OBP: 0.359, SLG: 0.393	1-1 1B 2-H		1-0 G3		1-2 P4			0-0 L5		4 0 1 1 0 0 3												
Chris Sabo, R (1, 5) OBP: 0.325, SLG: 0.443	2-2 F8		3-2 G5-3		0-0 P1			4-2 1B BB		3 0 0 0 1 0 2												
Tim Costo, R (1, 9) OBP: 0.280, SLG: 0.531	0-2 F9			1-0 P5		1-1 HR		0-0 F7		4 1 1 1 0 0 3												
Joe Oliver, R (1, 2) OBP: 0.279, SLG: 0.394		2-2 F8		0-1 F7		1-0 G6-3		1-2 FC6-4 1B		4 0 1 1 0 0 0												
Juan Samuel, R (1, 4) OBP: 0.283, SLG: 0.326		1-1 F8		1-0 G5-3		1-1 G5-3		0-2 FC6-4		4 0 0 0 0 0 2												
Jeff Branson, L (1, 6) OBP: 0.297, SLG: 0.347		0-0 1B			1-2 P6		0-1 G4-3		0-1 G6-3	4 0 1 0 0 0 0												
John Roper, R (1, 1) OBP: 0.053, SLG: 0.053		0-0 F9			1-0 G4-3		0-1 G6-3		1-0 F7	2 0 0 0 0 0 1												
Scott Service, R (6, 1) OBP: 0.143, SLG: 0.143										1 0 0 0 0 0 0												
Jeff Reardon, R (7, 1)										0 0 0 0 0 0 0												
Jerry Spradlin, S (8, 1)										0 0 0 0 0 0 0												
Jack Daugherty, S (9, PH) OBP: 0.367, SLG: 0.452										1 0 0 0 0 0 0												
Inning Stats	R: 1 E: 0 K: 0 S: 12	H: 2 LOB: 1 BB: 0 P: 19	R: 0 E: 0 K: 0 S: 7	H: 1 LOB: 1 BB: 0 P: 10	R: 0 E: 0 K: 0 S: 12	H: 1 LOB: 1 BB: 0 P: 18	R: 0 E: 0 K: 0 S: 4	H: 0 LOB: 0 BB: 0 P: 6	R: 1 E: 0 K: 0 S: 10	H: 2 LOB: 1 BB: 0 P: 13	R: 1 E: 0 K: 0 S: 6	H: 1 LOB: 0 BB: 0 P: 9	R: 0 E: 0 K: 0 S: 6	H: 0 LOB: 0 BB: 0 P: 6	R: 1 E: 0 K: 0 S: 12	H: 1 LOB: 2 BB: 2 P: 21	R: 0 E: 0 K: 0 S: 4	H: 0 LOB: 0 BB: 0 P: 5	1B: 5 2B: 2 3B: 0 HR: 1	SF: 0 SAC: 0 DP: 0 HBP: 0	WP: 0 PB: 1 SB: 0 CS: 0	PA: 37
PITCHER	IP WLS BF H R ER SO BB IBB HBP BLK WP HR S P ERA WHIP																					
Bob Tewksbury, R (1, 1) ERA: 3.78	7.0 W 28 7 3 3 0 0 0 0 0 0 0 1 57 81 3.86 1.000																					
Omar Olivares, R (8, 1) ERA: 4.52	0.1 3 0 1 1 0 2 0 0 0 0 0 0 5 13 27.00 6.000																					
Todd Burns, R (8, 1) ERA: 5.34	0.2 3 1 0 0 0 0 0 0 0 0 0 0 7 8 0.00 1.500																					
Mike Perez, R (9, 1) ERA: 2.08	1.0 S 3 0 0 0 0 0 0 0 0 0 0 0 4 5 0.00 0.000																					

Cincinnati Reds @ St. Louis Cardinals
 Busch Stadium, St. Louis, MO
 Wed Sep 01 1993, 7:05 PM CDT
 Att. 22,444 - Unknown - 80 F

livebaseballscorecards.com

AB	35
R	4
H	8
RBI	4
BB	2
SO	0
LOB	12



Batter	1	2	3	4	5	6	7	8	9	AB R H RBI BB SO LOB	TOP											
Rikkert Faneyte, R OBP: 0.286, SLG: 0.167 (1, 8)	0-0 G5-3	0-1 P9			1-1 F8		4-1 SH1-3 BB		0-0 E8 WP 1B	4 1 1 0 1 0 1												
Robby Thompson, R OBP: 0.384, SLG: 0.526 (1, 4)	2-1 FC5-4 1B		3-1 G6-3		2-3 K		0-0 SH1-3		3-2 G5-4-3 1B	4 0 1 0 0 1 1												
Willie McGee, S OBP: 0.356, SLG: 0.410 (1, 9)	1-0 FC5-4 WP E 1-2f		0-0 L6		2-3 K		3-3 K		4-2 1B BB	4 1 0 0 1 2 2												
Matt Williams, R OBP: 0.330, SLG: 0.549 (1, 5)	2-1 E6 1-H		2-0 HR		1-3 K		1-2 L7		1-1 1B	5 1 2 2 0 1 1												
Barry Bonds, L OBP: 0.465, SLG: 0.690 (1, 7)	1-2 G3		4-0 FC5-4 BB		0-1 1B E 1B		3-3 K		4-0 IBB	3 1 1 0 2 1 1												
Mark Carreon, R OBP: 0.373, SLG: 0.511 (1, 3)		1-1 HR	0-1 FC5-4		1-2 E 1B		1-0 G6-3		2-2 F8	4 1 2 1 0 0 1												
J.R. Phillips, L (8, 3)										0 0 0 0 0 0 0												
John Patterson, S OBP: 0.333, SLG: 1.333 (9, PH)										1 0 0 0 0 0 3												
Jeff Brantley, R OBP: 0.115, SLG: 0.115 (9, 1)										0 0 0 0 0 0 0												
Royce Clayton, R OBP: 0.317, SLG: 0.359 (1, 6)		1-2 F8		0-0 G6-3		1-1 L6		1-0 G1-4-3		4 0 0 0 0 0 1												
Kirt Manwaring, R OBP: 0.348, SLG: 0.362 (1, 2)		0-1 SH5-4 1B		2-0 F9		4-0 IBB			1-0 SH3-4 E 1B	3 1 2 0 1 0 0												
Jim Deshaies, L (1, 1)		0-0 SH5-4		1-1 G5-3		1-1 L5			0-1 SH3-4	2 0 0 0 0 0 2												
Michael Jackson, R OBP: 0.667, SLG: 1.333 (7, 1)										0 0 0 0 0 0 0												
Mike Benjamin, R OBP: 0.279, SLG: 0.359 (9, PH)										0 0 0 0 0 0 0												
Steve Scarosone, R OBP: 0.314, SLG: 0.420 (9, 3)		1-2								0 0 0 0 0 0 0												
Inning Stats	R: 1 E: 1 K: 0 S: 10	H: 1 LOB: 1 BB: 0 P: 16	R: 1 E: 0 K: 0 S: 13	H: 2 LOB: 1 BB: 0 P: 15	R: 1 E: 0 K: 0 S: 6	H: 1 LOB: 1 BB: 1 P: 15	R: 0 E: 0 K: 0 S: 4	H: 0 LOB: 0 BB: 0 P: 7	R: 0 E: 0 K: 2 S: 10	H: 0 LOB: 0 BB: 0 P: 15	R: 1 E: 1 K: 1 S: 13	H: 2 LOB: 2 BB: 1 P: 21	R: 0 E: 0 K: 1 S: 10	H: 0 LOB: 1 BB: 1 P: 18	R: 0 E: 0 K: 1 S: 5	H: 0 LOB: 0 BB: 0 P: 10	R: 2 E: 1 K: 0 S: 15	H: 3 LOB: 3 BB: 2 P: 30	1B: 7 2B: 0 3B: 0 HR: 2	SF: 0 SAC: 3 DP: 0 HBP: 0	WP: 2 PB: 0 SB: 0 CS: 0	PA: 42
PITCHER	IP WLS BF H R ER SO BB IBB HBP BLK WP HR S P ERA WHIP																					
Allen Watson, L ERA: 4.52 (1, 1)	6.0 L 27 6 4 2 3 1 1 0 0 1 2 56 89 3.00 1.167																					
Rich Batchelor, R ERA: (7, 1)	1.0 4 0 0 0 1 1 0 0 0 0 0 10 18 0.00 1.000																					
Rob Murphy, L ERA: 4.6 (8, 1)	1.1 6 2 2 2 1 0 0 0 0 0 0 9 15 13.50 1.500																					
Omar Olivares, R ERA: 4.5 (9, 1)	0.1 3 1 0 0 0 1 0 0 0 1 0 7 15 0.00 6.000																					
Paul Kilgus, L ERA: (9, 1)	0.1 2 0 0 0 0 0 1 0 0 0 0 4 10 0.00 0.000																					

San Francisco Giants @ St. Louis Cardinals
 Busch Stadium, St. Louis, MO
 Fri Sep 03 1993, 7:05 PM CDT
 Att. 25,861 - Unknown

livebaseballscorecards.com

AB	34
R	6
H	9
RBI	3
BB	5
SO	5
LOB	13



BOTTOM

San Francisco Giants @ St. Louis Cardinals
Busch Stadium, St. Louis, MO

livebaseballscorecards.com

AB 33
R 1
H 7
RBI 1
BB 1
SO 5
LOB 15



WP: 0 PA: 34
PB: 0
SB: 0
CS: 0

Fri Sep 03 1993, 7:05 PM CDT
Att. 25,861 - Unknown

Batter	1	2	3	4	5	6	7	8	9	AB	R	H	RBI	BB	SO	LOB
Luis Alicea, S (1, 4) OBP: 0.377, SLG: 0.386	2-1 L5		1-0 P4			2-1 F9 2B		2-0 G3 2B		4	0	2	0	0	0	0
Ozzie Smith, S (1, 6) OBP: 0.337, SLG: 0.355	1-2 BB 1B			2-1 F7		0-2 F9 2-3		2-1 G3 2-3		4	0	1	0	0	0	2
Gregg Jefferies, S (1, 3) OBP: 0.397, SLG: 0.493	4-0 G5-4-3 BB			2-1 F7		1-1 G4-3		1-1 L4		3	0	0	0	1	0	2
Todd Zeile, R (1, 5) OBP: 0.350, SLG: 0.425	2-0 G5-4-3 1-2			1-1 L9			2-1 1B 1B 1B	3-2 F8		4	0	1	0	0	0	3
Bernard Gilkey, R (1, 7) OBP: 0.372, SLG: 0.493		1-3 K		2-2 P8			3-1 1B 1B 1-2	2-1 F8		4	0	1	0	0	1	0
Mark Whiten, S (1, 9) OBP: 0.315, SLG: 0.404		3-2 L5		2-3 K			0-2 L7	1-1 P6		4	0	0	0	0	1	2
Brian Jordan, R (1, 8) OBP: 0.354, SLG: 0.550		1-3 K		1-1 HR			2-2 1-2 2-3 1B	1-3 K		4	1	2	1	0	2	0
Tom Pagnozzi, R (1, 2) OBP: 0.282, SLG: 0.367			3-2 P4		2-1 G4-3		0-0 P4			2	0	0	0	0	0	0
Rod Brewer, L (7, PH) OBP: 0.322, SLG: 0.320										1	0	0	0	0	0	3
Erik Pappas, R (8, 2) OBP: 0.374, SLG: 0.350										0	0	0	0	0	0	0
Allen Watson, L (1, 1) OBP: 0.288, SLG: 0.350										1	0	0	0	0	0	0
Stan Rover, R (6, PH) OBP: 0.200, SLG: 0.200										1	0	0	0	0	0	0
Rich Satchelior, R (7, 1) OBP: 0.200, SLG: 0.200										0	0	0	0	0	0	0
Geronimo Pena, S (7, PH) OBP: 0.332, SLG: 0.366										1	0	0	0	0	1	3
Rob Murphy, L (8, 1) OBP: 0.500, SLG: 0.500										0	0	0	0	0	0	0
Omar Olivares, R (9, 1) OBP: 0.250, SLG: 0.300										0	0	0	0	0	0	0
Paul Kilgus, L (9, 1) OBP: 0.333, SLG: 0.333										0	0	0	0	0	0	0

Inning	R	H	E	K	S	H	LOB	BB	P	SO	1B	2B	3B	HR	SF	DP	HBP
1	0	1	0	0	15	0	1	1	3	3	0	0	0	0	0	0	0
2	0	0	0	2	9	0	0	0	14	0	0	0	0	0	0	0	0
3	0	0	0	0	11	0	0	0	11	0	0	0	0	0	0	0	0
4	0	0	0	0	11	0	0	0	11	0	0	0	0	0	0	0	0
5	1	1	0	1	17	0	0	0	17	0	0	0	0	0	0	0	0
6	0	1	0	0	15	0	1	0	15	0	0	0	0	0	0	0	0
7	0	3	0	1	25	0	3	0	25	0	0	0	0	0	0	0	0
8	0	1	0	0	18	0	1	0	18	0	0	0	0	0	0	0	0
9	0	0	0	1	11	0	0	0	11	0	0	0	0	0	0	0	0

Inning Stats																	1B	2B	3B	HR	SF	DP	HBP	WP	PA																													
R: 0	H: 1	E: 0	K: 0	S: 6	R: 0	H: 0	E: 0	K: 2	S: 9	R: 0	H: 0	E: 0	K: 0	S: 7	R: 0	H: 0	E: 0	K: 0	S: 6	R: 1	H: 1	E: 0	K: 1	S: 10	R: 0	H: 1	E: 0	K: 0	S: 10	R: 0	H: 3	E: 0	K: 1	S: 16	R: 0	H: 1	E: 0	K: 0	S: 10	R: 0	H: 0	E: 0	K: 1	S: 7	1B: 4	2B: 2	3B: 0	HR: 1	SF: 0	SAC: 0	DP: 1	HBP: 0	WP: 0	PA: 34

PITCHER																	IP	WLS	BF	H	R	ER	SO	BB	IBB	HBP	BLK	WP	HR	S	P	ERA	WHIP
Jim Deshaies, L (1, 1) ERA: 4.31																	6.0		22	4	1	1	3	1	0	0	0	0	0	50	87	1.50	0.833
Michael Jackson, R (7, 1) ERA: 3.16																	2.0		9	3	0	0	1	0	0	0	0	0	0	24	39	0.00	1.500
Jeff Brantley, R (9, 1) ERA: 4.13																	1.0		3	0	0	0	1	0	0	0	0	0	0	7	11	0.00	0.000

Batter	1	2	3	4	5	6	7	8	9	AB R H RBI BB SO LOB	TOP											
Darren Lewis, R (1, 8) OBP: 0.315, SLG: 0.344	0-0 L6		1-0 G4-3		1-1 FC4		0-0 G6-3			4 0 0 0 0 0 2	San Francisco Giants @ St. Louis Cardinals Busch Stadium, St. Louis, MO Sat Sep 04 1993, 7:05 PM CDT Att. 39,054 - Unknown - 74 F											
Robby Thompson, R (1, 4) OBP: 0.385, SLG: 0.525	1-2 G4-6-3 1B			1-1 G4-3		4-2 BB		1-0 F7		3 0 1 0 1 0 0												
Dave Martinez, L (1, 9) OBP: 0.312, SLG: 0.357	0-0 G4-6-3			1-3 K		2-1 F9		0-2 G6-3		4 0 0 0 0 1 2												
Matt Williams, R (1, 5) OBP: 0.331, SLG: 0.555		1-2 G4-6-3 1B		1-3 K		0-2 HR		2-2 P3		4 1 2 1 0 1 0												
Barry Bonds, L (1, 7) OBP: 0.465, SLG: 0.691		0-0 G4-6-3			2-0 HR	1-0 1B			1-3 K	4 1 2 0 0 1 1												
J.R. Phillips, L (1, 3) OBP: 0.500, SLG: 1.750		1-0 3B			1-0 HR	1-3 K			1-1 G3-1	4 1 2 2 0 1 1												
Royce Clayton, R (1, 6) OBP: 0.319, SLG: 0.358		3-1 G5-3			2-3 K		4-1 SH3 BB		1-1 FC4-6 HBP	2 0 0 0 1 1 1												
Kirt Manwaring, R (1, 2) OBP: 0.345, SLG: 0.358			2-2 G4-3		1-1 G6-3		1-0 F8		2-0 FC4-6	4 0 0 0 0 0 2												
Salomon Torres, R (1, 1) OBP: 0.333, SLG: 0.333 Rod Beck, R (9, 1)			1-1 G3		1-0 FC4 1B		0-0 SH3			2 0 1 0 0 0 0 0 0 0 0 0 0 0												
Inning Stats	R: 0 E: 0 K: 0 S: 5	H: 1 LOB: 0 BB: 0 P: 6	R: 0 E: 0 K: 0 S: 7	H: 2 LOB: 1 BB: 0 P: 12	R: 0 E: 0 K: 0 S: 6	H: 0 LOB: 0 BB: 0 P: 10	R: 0 E: 0 K: 2 S: 8	H: 0 LOB: 0 BB: 0 P: 11	R: 2 E: 0 K: 1 S: 11	H: 3 LOB: 1 BB: 0 P: 19	R: 1 E: 0 K: 1 S: 17	H: 2 LOB: 1 BB: 1 P: 24	R: 0 E: 0 K: 0 S: 4	H: 0 LOB: 1 BB: 1 P: 9	R: 0 E: 0 K: 0 S: 8	H: 0 LOB: 0 BB: 0 P: 11	R: 0 E: 0 K: 1 S: 7	H: 0 LOB: 1 BB: 0 P: 12	1B: 4 2B: 1 3B: 1 HR: 2	SF: 0 SAC: 1 DP: 2 HBP: 1	WP: 0 PB: 0 SB: 0 CS: 1	PA: 35
PITCHER	IP WLS BF H R ER SO BB IBB HBP BLK WP HR S P ERA WHIP												PITCHER	IP WLS BF H R ER SO BB IBB HBP BLK WP HR S P ERA WHIP								
Rene Arocha, R (1, 1) ERA: 3.69	5.2 L 22 7 3 3 3 1 0 0 0 0 0 2 50 76 4.76 1.412																					
Paul Kilgus, L (6, 1) ERA:	0.1 2 1 0 0 1 0 0 0 0 0 0 0 4 6 0.00 3.000																					
Les Lancaster, R (7, 1) ERA: 2.92	1.0 4 0 0 0 0 1 0 0 0 0 0 0 4 9 0.00 1.000																					
Lee Guetterman, L (8, 1) ERA: 3.78	2.0 7 0 0 0 0 1 0 0 1 0 0 0 15 23 0.00 0.000																					

livebaseballscorecards.com

AB	31
R	3
H	8
RBI	3
BB	2
SO	5
LOB	9



BOTTOM

San Francisco Giants @ St. Louis Cardinals
Busch Stadium, St. Louis, MO
 Sat Sep 04 1993, 7:05 PM CDT
 Att: 39,054 - Unknown - 74 F

livebaseballscorecards.com

AB	35
R	1
H	8
RBI	1
BB	3
SO	2
LOB	16



WP: 0	PA: 38
PB: 0	
SB: 0	
CS: 0	

AB R H RBI BB SO LOB

5	0	0	0	0	0	4
4	0	0	0	1	1	2
4	0	1	1	0	0	1
4	0	2	0	0	0	1
3	0	1	0	1	0	0
4	0	1	0	0	0	3
4	0	1	0	0	0	3
3	0	0	0	0	0	1
0	0	0	0	0	1	0
0	0	0	0	0	0	0
0	0	0	0	0	0	0
1	1	1	0	0	0	0
0	0	0	0	0	0	0
0	0	0	0	0	0	0
1	0	0	0	0	1	1

Batter	1	2	3	4	5	6	7	8	9
Luis Alicea, S OBP: 0.372, SLG: 0.380 (1, 4)	1-0 G3	1-0 F9		1-2 G6-3			1-0 P5		1-2 L4
Ozzie Smith, S OBP: 0.335, SLG: 0.352 (1, 6)	4-0 2B BB		1-2 F8		0-0 G6-3		1-1 F7		2-3 K
Gregg Jefferies, S OBP: 0.396, SLG: 0.493 (1, 3)	0-2 L7		0-2 L8		3-1 F7		1-1 2B		
Todd Zeile, R OBP: 0.351, SLG: 0.427 (1, 5)	1-0 2B		2-2 1B 1B		3-2 G6-3		0-1 G5-3		
Bernard Gilkey, R OBP: 0.373, SLG: 0.492 (1, 7)	4-1 BB		0-0 1B 1B		2-2 G5-3		3-2 G5-3		
Mark Whiten, S OBP: 0.314, SLG: 0.402 (1, 9)	0-0 G4-3		1-0 FC6-4 1B		1-0 G3-1		0-0 G3		
Brian Jordan, R OBP: 0.353, SLG: 0.545 (1, 8)		1-0 G6-3	2-2 FC6-4	0-0 1B	0-0 1B		1-1 G6-3		
Erik Pappas, R OBP: 0.368, SLG: 0.344 (1, 2)		1-2 L5		0-0 F7		0-0 G5-3			4-1 DI BB
Gerald Perry, L OBP: 0.396, SLG: 0.442 (9, PH)									
Tim Jones, L OBP: 0.371, SLG: 0.286 (9, PR)									
Rene Arocha, R OBP: 0.140, SLG: 0.143 (6, 1)		1-1 1B		2-1 E3			2-2 2B 1B		1-3 K
Paul Klindt, L OBP: 0.333, SLG: 0.333 (7, 1)									
Les Lancaster, R OBP: 0.326, SLG: 0.326 (7, PH)									
Rod Brewer, L OBP: 0.326, SLG: 0.326 (8, 1)									
Lee Guetterman, L OBP: 0.950, SLG: 1.000 (9, PH)									
Ray Lankford, L OBP: 0.381, SLG: 0.356 (9, PH)									

Inning Stats	R: 0	H: 1	E: 0	LOB: 3	K: 0	BB: 2	S: 7	P: 17
Inning 2	R: 0	H: 1	E: 0	LOB: 1	K: 0	BB: 0	S: 7	P: 11
Inning 3	R: 0	H: 3	E: 0	LOB: 3	K: 0	BB: 0	S: 16	P: 22
Inning 4	R: 0	H: 0	E: 1	LOB: 0	K: 0	BB: 0	S: 8	P: 11
Inning 5	R: 0	H: 0	E: 0	LOB: 0	K: 0	BB: 0	S: 7	P: 13
Inning 6	R: 0	H: 1	E: 0	LOB: 1	K: 0	BB: 0	S: 7	P: 10
Inning 7	R: 1	H: 2	E: 0	LOB: 1	K: 0	BB: 0	S: 10	P: 15
Inning 8	R: 0	H: 0	E: 0	LOB: 0	K: 0	BB: 0	S: 6	P: 10
Inning 9	R: 0	H: 0	E: 0	LOB: 2	K: 2	BB: 1	S: 10	P: 18

PITCHER	IP	WLS	BF	H	R	ER	SO	BB	IBB	HBP	BLK	WP	HR	S	P	ERA	WHIP
Salomon Torres, R ERA: 2.4 (1, 1)	8.0	W	34	8	1	1	0	2	2	0	0	0	0	68	109	1.12	1.250
Rod Beck, R ERA: 1.96 (9, 1)	1.0	S	4	0	0	0	2	1	0	0	0	0	0	10	18	0.00	1.000

Batter	1	2	3	4	5	6	7	8	9	AB R H RBI BB SO LOB	TOP
Darren Lewis, R OBP: 0.314, SLG: 0.341 (1, 8)	2-2 E5 1B FC6-4		2-3 K		0-0 SH5-4 1-2 2-3		1-0 G6-3		3-0 S HBP	3 1 0 0 0 1 0	
Robby Thompson, R OBP: 0.387, SLG: 0.527 (1, 4)	3-2 FC6-4 1-3 1B		4-2 1B BB		0-0 FC5-1-6-4 2-H 3-H 2B		1-1 F9		1-3 K 1-2	4 0 2 2 1 1 1	
Willie McGee, S OBP: 0.354, SLG: 0.407 (1, 9)	1-1 FC6-4 1-2f 3-H G6-4-3 1B		0-0 1-2 1B		0-1 FC5-1-6-4 2-3 1B		0-1 P6		1-1 F7	5 1 1 1 0 0 3	
Matt Williams, R OBP: 0.333, SLG: 0.561 (1, 5)	1-0 G6-4-3 1-2f		1-1 F7		3-2 X 2-H 1B		0-0 HR			4 1 2 2 0 0 3	
Barry Bonds, L OBP: 0.462, SLG: 0.685 (1, 7)		1-1 F7		2-0 G4-3	2-1 F8		3-2 P3			4 0 0 0 0 0 1	
Steve Scarsone, R OBP: 0.322, SLG: 0.435 (1, 3)		0-3 K		2-2 F8		1-2 SH5-3 SF8 2B		0-0 CS 1B		4 1 2 0 0 1 0	
Royce Clayton, R OBP: 0.321, SLG: 0.360 (1, 6)		2-1 1B		2-0 G5-3		0-0 SH5-3 2-3		2-2 1-2 1B		3 0 2 0 0 0 0	
Kirt Manwaring, R OBP: 0.344, SLG: 0.358 (1, 2)		1 SAFE 2-3 K		2-2 SH5-4 2B 1B		0-1 SF8		0-1 G6-3		3 1 1 1 0 1 2	
Bill Swift, R OBP: 0.310, SLG: 0.277 Kevin Rogers, L Michael Jackson, R Dave Martinez, L Dave Burba, R Rod Beck, R			3-1 G6-3		2-2 SH5-4 2B 1B		2-3 K		2-2 G1-3	3 1 1 0 0 1 0 0 0 0 0 0 0 0 0 0 0 0 0 0 0 1 0	
Inning Stats	R: 1 E: 1 K: 0 S: 9 H: 1 LOB: 0 BB: 0 P: 16	R: 0 E: 0 K: 2 S: 14 H: 1 LOB: 1 BB: 0 P: 19	R: 0 E: 0 K: 1 S: 11 H: 1 LOB: 2 BB: 1 P: 21	R: 0 E: 0 K: 0 S: 6 H: 0 LOB: 0 BB: 0 P: 12	R: 3 E: 0 K: 0 S: 21 H: 4 LOB: 1 BB: 0 P: 30	R: 1 E: 0 K: 1 S: 12 H: 1 LOB: 0 BB: 0 P: 15	R: 0 E: 0 K: 0 S: 5 H: 0 LOB: 0 BB: 0 P: 7	R: 1 E: 0 K: 0 S: 10 H: 3 LOB: 1 BB: 0 P: 15	R: 0 E: 0 K: 1 S: 11 H: 0 LOB: 1 BB: 0 P: 18	1B: 8 2B: 2 3B: 0 HR: 1 SF: 1 SAC: 2 DP: 1 HBP: 1	WP: 0 PA: 39 PB: 0 SB: 1 CS: 1
PITCHER	IP WLS BF H R ER SO BB IBB HBP BLK WP HR S P ERA WHIP	IP WLS BF H R ER SO BB IBB HBP BLK WP HR S P ERA WHIP	IP WLS BF H R ER SO BB IBB HBP BLK WP HR S P ERA WHIP	IP WLS BF H R ER SO BB IBB HBP BLK WP HR S P ERA WHIP	IP WLS BF H R ER SO BB IBB HBP BLK WP HR S P ERA WHIP	IP WLS BF H R ER SO BB IBB HBP BLK WP HR S P ERA WHIP	IP WLS BF H R ER SO BB IBB HBP BLK WP HR S P ERA WHIP	IP WLS BF H R ER SO BB IBB HBP BLK WP HR S P ERA WHIP	IP WLS BF H R ER SO BB IBB HBP BLK WP HR S P ERA WHIP		
Tom Urbani, L ERA: 5.88 Paul Kilgus, L ERA: 0.84 Todd Burns, R ERA: 5.28 Rich Batchelor, R ERA: Rob Murphy, L ERA: 4.73	(1, 1) (5, 1) (6, 1) (7, 1) (8, 1)	(1, 1) (5, 1) (6, 1) (7, 1) (8, 1)	(1, 1) (5, 1) (6, 1) (7, 1) (8, 1)	(1, 1) (5, 1) (6, 1) (7, 1) (8, 1)	(1, 1) (5, 1) (6, 1) (7, 1) (8, 1)	(1, 1) (5, 1) (6, 1) (7, 1) (8, 1)	(1, 1) (5, 1) (6, 1) (7, 1) (8, 1)	(1, 1) (5, 1) (6, 1) (7, 1) (8, 1)	(1, 1) (5, 1) (6, 1) (7, 1) (8, 1)		
PITCHER	IP WLS BF H R ER SO BB IBB HBP BLK WP HR S P ERA WHIP	IP WLS BF H R ER SO BB IBB HBP BLK WP HR S P ERA WHIP	IP WLS BF H R ER SO BB IBB HBP BLK WP HR S P ERA WHIP	IP WLS BF H R ER SO BB IBB HBP BLK WP HR S P ERA WHIP	IP WLS BF H R ER SO BB IBB HBP BLK WP HR S P ERA WHIP	IP WLS BF H R ER SO BB IBB HBP BLK WP HR S P ERA WHIP	IP WLS BF H R ER SO BB IBB HBP BLK WP HR S P ERA WHIP	IP WLS BF H R ER SO BB IBB HBP BLK WP HR S P ERA WHIP	IP WLS BF H R ER SO BB IBB HBP BLK WP HR S P ERA WHIP		
Omar Olivares, R ERA: 4.42	(8, 1)	(8, 1)	(8, 1)	(8, 1)	(8, 1)	(8, 1)	(8, 1)	(8, 1)	(8, 1)		

San Francisco Giants @ St. Louis Cardinals
 Busch Stadium, St. Louis, MO
 Sun Sep 05 1993, 3:33 AM CDT
 Att. 34,111 - Sunny - 83 F

livebaseballscorecards.com

AB	34
R	6
H	11
RBI	6
BB	1
SO	5
LOB	10



BOTTOM

San Francisco Giants @ St. Louis Cardinals
Busch Stadium, St. Louis, MO
 Sun Sep 05 1993, 3:33 AM CDT
 Att: 34,111 - Sunny - 83 F

livebaseballscorecards.com

AB	39
R	7
H	14
RBI	7
BB	4
SO	7
LOB	19



WP: 0	PA: 44
PB: 0	
SB: 1	
CS: 0	

AB R H RBI BB SO LOB

5 1 1 0 0 1 1
 3 0 1 0 0 0 1
 1 0 0 1 0 0 0

4 0 0 0 1 1 4

3 2 2 1 2 0 1

5 1 2 0 0 1 4

4 1 3 2 1 0 0

3 0 1 0 0 1 2
 0 0 0 0 0 0 0
 1 0 0 0 0 0 0
 0 0 0 0 0 0 0
 0 0 0 0 0 0 0
 1 0 0 0 0 1 3

5 1 2 1 0 1 2

2 0 1 0 0 0 1
 0 0 0 0 0 0 0
 0 0 0 0 0 0 0
 1 0 1 2 0 0 0
 1 1 0 0 0 0 0

1B: 10 SF: 1
 2B: 4 SAC: 0
 3B: 0 DP: 0
 HR: 0 HBP: 0

Batter	1	2	3	4	5	6	7	8	9
Luis Alicea, S OBP: 0.370, SLG: 0.377 (1, 4)	1-1 G3		1-0 F7		1-3 K	1-0 E 1B		2-0 F9	
Tim Jones, L OBP: 0.368, SLG: 0.290 Ozzie Smith, S OBP: 0.334, SLG: 0.351 (6, PH) (7, 6)	0-1 L6		1-1 FC4-6		0-0 BB 1B	0-2 SF8		1-1 L6	
Gregg Jefferies, S OBP: 0.394, SLG: 0.489 (1, 3)	4-1 E BB		1 SAFE 3-1 P6		0-0 F8	1-1 E5 1B		0-3 K	
Todd Zeile, R OBP: 0.355, SLG: 0.429 (1, 5)	1-2 G1-3			1-0 2B 1B	4-0 BB	1-1 1B		4-1 2B 1B BB	
Bernard Gilkey, R OBP: 0.374, SLG: 0.496 (1, 7)		1-0 G6-3		1 SAFE 2-2 1B 2B	2-0 P5	2-3 K		1-0 1B 2B	
Mark Whiten, S OBP: 0.319, SLG: 0.405 (1, 8) (7, 9)		0-0 1B 1B		1-3 1B		0-2 2B 1B	0-0 F9	4-0 1B IBB	
Rod Brewer, L OBP: 0.327, SLG: 0.326 Rich Batchelor, R OBP: 0.152, SLG: 0.182 Stan Royer, R OBP: 0.260, SLG: 0.500 Rob Murphy, L OBP: 0.250, SLG: 0.300 Omar Olivares, R OBP: 0.250, SLG: 0.300 Erik Pappas, R OBP: 0.366, SLG: 0.341 (1, 9) (7, 1) (7, PH) (8, 1) (8, 1) (9, PH)	1 SAFE 1-1 FC6-4 1B		1-3 K		0-1 P4	2-3 K		2-3 K	
Tom Pagnozzi, R OBP: 0.284, SLG: 0.371 (1, 2)	0-1 FC6-4		1 SAFE 2-1 G6-3		1-1 2B	1-3 K		2-1 1B	
Tom Urbani, L OBP: 0.250, SLG: 0.250 Paul Klindt, L OBP: 0.333, SLG: 0.333 Todd Smith, R OBP: 0.402, SLG: 0.462 Gerald Perry, L OBP: 0.391, SLG: 0.543 (1, 1) (5, 1) (6, 1) (6, PH) (6, PR) (7, 8)		3-2 FC4-6 1B		2-2 G6-3		2-0 1B SF8 2B		0-2 F9	

Inning Stats	R: 0	H: 0	E: 1	K: 0	S: 8	H: 2	LOB: 1	BB: 1	P: 14	R: 0	H: 2	E: 0	K: 0	S: 6	H: 2	LOB: 1	BB: 0	P: 8	R: 0	H: 1	E: 0	K: 0	S: 8	H: 3	LOB: 1	BB: 0	P: 16	R: 2	H: 3	E: 0	K: 1	S: 13	R: 0	H: 1	E: 0	K: 1	S: 6	R: 4	H: 5	E: 1	K: 1	S: 20	R: 0	H: 0	E: 0	K: 2	S: 9	R: 0	H: 0	E: 0	K: 0	S: 6	R: 1	H: 2	E: 0	K: 2	S: 10	1B: 10	SF: 1	2B: 4	SAC: 0	3B: 0	DP: 0	HR: 0	HBP: 0	WP: 0	PA: 44
--------------	------	------	------	------	------	------	--------	-------	-------	------	------	------	------	------	------	--------	-------	------	------	------	------	------	------	------	--------	-------	-------	------	------	------	------	-------	------	------	------	------	------	------	------	------	------	-------	------	------	------	------	------	------	------	------	------	------	------	------	------	------	-------	--------	-------	-------	--------	-------	-------	-------	--------	-------	--------

PITCHER	IP	WLS	BF	H	R	ER	SO	BB	IBB	HBP	BLK	WP	HR	S	P	ERA	WHIP
Bill Swift, R ERA: 3.16 (1, 1)	5.1		27	10	5	5	2	2	0	0	0	0	0	49	83	8.44	2.250
Kevin Rogers, L ERA: 2.45 (6, 1)	0.1		3	1	0	0	0	0	0	0	0	0	0	6	8	0.00	3.000
Michael Jackson, R ERA: 3.05 (6, 1)	2.1		8	1	1	0	3	0	0	0	0	0	0	21	30	0.00	0.429
Dave Burba, R ERA: 4.0 (9, 1)	0.1	L	4	1	1	1	1	1	1	0	0	0	0	5	14	27.00	6.000
Rod Beck, R ERA: 1.95 (9, 1)	0.1		2	1	0	0	1	0	0	0	0	0	0	5	9	0.00	3.000

Batter	1	2	3	4	5	6	7	8	9	AB R H RBI BB SO LOB	TOP																									
Luis Alicea, S OBP: 0.369, SLG: 0.382 (1, 4)	0-0 G3		0-0 F7		0-3 K	0-0 2B		G4-3 1B 2B		6 1 2 1 0 2 3																										
Ozzie Smith, S OBP: 0.338, SLG: 0.358 (1, 6)	0-0 F9 S 1B		4-0 1B HR BB		0-0 FC4-6 1B		0-0 1B 3B	0-0 G4-3	0-0 L4	5 2 3 1 1 0 2																										
Gregg Jefferies, S OBP: 0.397, SLG: 0.491 (1, 3)	0-0 F9 1-3		0-0 HR 1B		0-0 FC4-6 2B		0-0 1B S 1B	0-0 WP BB BB 1B	0-0 F7 S 1B	6 3 4 2 0 0 2																										
Todd Zeile, R OBP: 0.358, SLG: 0.434 (1, 5)	4-0 BB		0-0 HR		4-0 2B BB		0-3 K 1-2	4-0 BB WP 1B BB	0-0 F7	3 3 1 3 3 1 2																										
Bernard Gilkey, R OBP: 0.375, SLG: 0.497 (1, 9) (8, 7)	0-0 G5-3		0-0 F8		0-0 2B		0-0 G3 1B	4-0 1B BB BB	0-0 P4	5 1 2 2 1 0 3																										
Mark Whiten, S OBP: 0.318, SLG: 0.402 (1, 8)		0-0 L7	0-3 K		0-0 F7		0-0 G3 1-2	4-0 1B 2B BB		4 1 0 1 1 1 3																										
Lonnie Maclin, L OBP: 0.250, SLG: 0.250 (1, 7) Stan Royer, R OBP: 0.250, SLG: 0.250 (8, PH) Tom Pagnozzi, R OBP: 0.284, SLG: 0.371 (8, 2)		0-3 K		0-0 F7		0-0 FC6-4 1B	0-0 G1-3	0-0 2B 1B 1-3 2-H 3-H		4 0 1 0 0 1 2 1 0 1 2 0 0 0 0 0 0 0 0 0 0																										
Erik Pappas, R OBP: 0.372, SLG: 0.355 (1, 2) (8, 9)		0-0 1B		0-0 G5-3		0-0 F2		BB 2B 1B		5 1 3 1 0 0 1																										
Rheal Cormier, L Geronimo Pineda, S Rich Batchelor, R Les Lancaster, R Paul Kipper, L Rod Brown, L Tripp Cronin, R Steve Dixon, L Mike Perez, R Rob Murphy, L Todd Burns, R		0-0 F5		0-3 K		0-0 FC6-4 2B		G4-3 BB		2 0 0 0 0 0 1 1 1 0 0 0 0 0 0 1 0 1 1 0 0 0 0 0 3 0																										
Inning Stats	R: 0 E: 0 K: 0 S: 4	H: 1 LOB: 2 BB: 1 P: 8	R: 0 E: 0 K: 1 S: 6	H: 1 LOB: 1 BB: 0 P: 6	R: 3 E: 0 K: 1 S: 7	H: 2 LOB: 0 BB: 1 P: 11	R: 0 E: 0 K: 1 S: 5	H: 0 LOB: 0 BB: 0 P: 5	R: 2 E: 0 K: 1 S: 7	H: 2 LOB: 1 BB: 1 P: 11	R: 0 E: 0 K: 0 S: 4	H: 2 LOB: 2 BB: 0 P: 4	R: 1 E: 0 K: 1 S: 8	H: 3 LOB: 2 BB: 0 P: 8	R: 7 E: 0 K: 1 S: 10	H: 5 LOB: 3 BB: 4 P: 26	R: 0 E: 0 K: 0 S: 4	H: 1 LOB: 1 BB: 0 P: 4	1B: 11 2B: 4 3B: 1 HR: 1	SF: 0 SAC: 0 DP: 0 HBP: 0	WP: 1 PB: 0 SB: 4 CS: 0	PA: 50														
PITCHER	IP WLS BF H R ER SO BB IBB HBP BLK WP HR S P ERA WHIP																																			
John Roper, R ERA: 5.53 (1, 1)	6.0	28	8	5	5	4	3	0	0	0	0	0	1	33	45	7.50	1.833																			
Johnny Ruffin, R ERA: 3.47 (7, 1)	1.0	6	3	1	1	1	0	0	0	0	0	0	0	8	8	9.00	3.000																			
Scott Service, R ERA: 4.42 (8, 1)	0.1	4	2	4	4	0	1	0	0	0	0	0	3	7	108.00	9.000																				
Rob Dibble, R ERA: 5.2 (8, 1)	0.0	3	1	0	0	0	2	0	0	0	1	0	1	9	∞	∞																				
Scott Ruskin, L ERA: 27.0 (8, 1)	0.0	2	1	2	2	0	1	0	0	0	0	0	1	5	∞	∞																				
PITCHER	IP WLS BF H R ER SO BB IBB HBP BLK WP HR S P ERA WHIP																																			
Jerry Spradlin, R ERA: 4.1 (8, 1)	0.2	3	1	1	1	1	0	0	0	0	0	0	0	5	5	13.50	1.500																			
Jeff Reardon, R ERA: 2.91 (9, 1)	1.0	W 4	1	0	0	0	0	0	0	0	0	0	4	4	0.00	1.000																				

St. Louis Cardinals @ Cincinnati Reds
Riverfront Stadium, Cincinnati, OH
Tue Sep 07 1993, 7:05 PM EDT
Sunny - 74 F

livebaseballscorecards.com

AB 43
R 13
H 17
RBI 13
BB 7
SO 6
LOB 23



BOTTOM

St. Louis Cardinals @ Cincinnati Reds
Riverfront Stadium, Cincinnati, OH
Tue Sep 07 1993, 7:05 PM EDT
Sunny - 74 F

AB 37
R 14
H 19
RBI 13
BB 6
SO 4
LOB 15



WP: 1 PA: 48
PB: 0 ERA: 13.50
SB: 2 WHIP: 2.250
CS: 1

AB R H RBI BB SO LOB

5 2 3 0 1 1 2

3 2 0 1 2 1 4

4 2 2 3 1 0 0

5 2 3 0 0 1 0

3 2 3 1 0 0 0

0 0 0 0 0 0 0

1 1 1 0 0 0 0

1 0 1 2 0 0 0

4 0 2 1 0 0 4

0 1 0 0 0 0 0

0 0 0 0 0 0 0

0 0 0 0 0 0 0

0 0 0 0 0 0 0

0 0 0 0 0 0 0

0 0 0 1 0 0 0

0 0 0 0 0 0 0

3 1 2 4 1 0 1

5 0 1 0 0 0 4

1 0 0 0 0 1 0

2 1 1 0 1 0 0

1B: 12 SF: 3
2B: 5 SAC: 1
3B: 1 DP: 2
HR: 1 HBP: 1

Batter	1	2	3	4	5	6	7	8	9
Jacob Brumfield, R OBP: 0.336, SLG: 0.410 (1, 8)	0-0 G4-6-3 1B	4-0 G4-6-3 BB		0-0 P6		0-0 SF7 1B	0-3 K		0-0 3B 2B
Hal Morris, L OBP: 0.351, SLG: 0.380 (1, 3)	0-0 G4-6-3 1-2f	0-0 G4-6-3 1-2f		0-3 K		0-0 SF8 3-H		4-0 1B BB 1B BB	4-0 3B BB
Reggie Sanders, R OBP: 0.351, SLG: 0.449 (1, 9)	0-0 1B 2B 1B		0-0 G6-3		0-0 G6-3	0-0 SF7 1-H		4-0 1B 1-2 1B BB	0-0 3B 1-H 2-H
Chris Sabo, R OBP: 0.328, SLG: 0.451 (1, 5)	0-0 2B 1-2 1B		0-0 G1-5-3 HR 1B		0-3 K	0-0 G5-3		0-0 1B 1-2 2-3 SF7 1B	
Tim Costo, R OBP: 0.308, SLG: 0.500 (7, 1)	0-0		0-0 G1-5-3 HR 1B		0-0 2B 1B		0-0 1B WP 1B	0-0 FC6 1B	
Gary Varsho, L OBP: 0.303, SLG: 0.350 (7, PH)	0-0 F3		0-0 G1-5-3		0-0 2B		0-0 2B 1B	0-0 SF7	
Dan Wilson, R OBP: 0.318, SLG: 0.263 (8, 2)	0-0 1-3 2-H 2B		0-0 1-2 2-3		1-H 2B		1-3 2B 1B	0-0 3-H	
Joe Oliver, R OBP: 0.280, SLG: 0.393 (7, PR)	0-0 F3		0-0 G1-5-3		1-H 2B		1-3 2B 1B	0-0 SF7	
Greg Tubbs, R OBP: 0.384, SLG: 0.264 (8, 1)			0-0 G1-5-3		1-H 2B		1-3 2B 1B	0-0 SF7	
Scott Service, R OBP: 0.143, SLG: 0.143 (8, 1)			0-0 G1-5-3		1-H 2B		1-3 2B 1B	0-0 SF7	
Rob Dibble, L OBP: 1.000, SLG: 1.000 (8, 1)			0-0 G1-5-3		1-H 2B		1-3 2B 1B	0-0 SF7	
Scott Ruskin, R OBP: 1.000, SLG: 1.000 (8, 1)			0-0 G1-5-3		1-H 2B		1-3 2B 1B	0-0 SF7	
Jerry Spradlin, S OBP: 0.353, SLG: 0.442 (8, PH)			0-0 G1-5-3		1-H 2B		1-3 2B 1B	0-0 SF7	
Jack Daugherty, S OBP: 0.353, SLG: 0.442 (9, 1)			0-0 G1-5-3		1-H 2B		1-3 2B 1B	0-0 SF7	
Jeff Reardon, R OBP: 0.353, SLG: 0.442 (9, 1)			0-0 G1-5-3		1-H 2B		1-3 2B 1B	0-0 SF7	
Juan Samuel, R OBP: 0.307, SLG: 0.360 (1, 4)		1-0 SH1-3 HBP 1B	0-0 HR		4-0 IBB		0-0 CS 2B	0-0 F8	
Jeff Branson, L OBP: 0.292, SLG: 0.340 (1, 6)		0-0 SH1-3 1B	0-0 G1-3		0-0 G1-3		0-0 P6	0-0 FC6	
John Roper, R OBP: 0.050, SLG: 0.050 (6, PH)		0-0 SH1-3		0-3 K		0-0 1B SF8 2B			0-0 G6-3
Thomas Howard, S OBP: 0.296, SLG: 0.377 (7, 7)		0-0 SH1-3		0-3 K		0-0 1B SF8 2B			0-0 G6-3

Inning Stats	R: 1	H: 4	E: 0	K: 0	S: 6	H: 4	LOB: 2	BB: 0	P: 6	R: 0	H: 1	E: 0	K: 0	S: 3	H: 3	LOB: 0	BB: 1	P: 8	R: 3	H: 3	E: 0	K: 0	S: 6	R: 0	H: 0	E: 0	K: 2	S: 7	R: 1	H: 2	E: 0	K: 1	S: 7	R: 2	H: 2	E: 0	K: 0	S: 5	R: 2	H: 3	E: 0	K: 1	S: 7	R: 3	H: 2	E: 0	K: 0	S: 5	R: 0	H: 2	E: 0	K: 0	S: 3	R: 2	H: 2	E: 0	K: 0	S: 3	R: 2	H: 2	E: 0	K: 0	S: 7	R: 2	H: 2	E: 0	K: 0	S: 3
--------------	------	------	------	------	------	------	--------	-------	------	------	------	------	------	------	------	--------	-------	------	------	------	------	------	------	------	------	------	------	------	------	------	------	------	------	------	------	------	------	------	------	------	------	------	------	------	------	------	------	------	------	------	------	------	------	------	------	------	------	------	------	------	------	------	------	------	------	------	------	------

PITCHER	IP	WLS	BF	H	R	ER	SO	BB	IBB	HBP	BLK	WP	HR	S	P	ERA	WHIP
Rheal Cormier, L ERA: 4.76 (1, 1)	5.0		26	10	5	5	3	1	1	1	0	0	1	29	38	9.00	2.200
Rich Batchelor, R ERA: 12.0 (6, 1)	1.0		7	4	4	4	0	0	0	0	0	0	0	7	7	36.00	4.000
Les Lancaster, R ERA: 2.92 (7, 1)	0.0		1	1	0	0	0	0	0	0	0	1	0	1	1	∞	∞
Paul Kilgus, L ERA: 0.77 (7, 1)	1.0		3	0	0	0	1	1	0	0	0	0	0	4	8	0.00	1.000
Steve Dixon, L ERA: (8, 1)	0.0		2	0	2	2	0	2	0	0	0	0	0	0	8	∞	∞

PITCHER	IP	WLS	BF	H	R	ER	SO	BB	IBB	HBP	BLK	WP	HR	S	P	ERA	WHIP
Mike Perez, R ERA: 2.34 (8, 1)	1.1		7	3	2	2	0	0	0	0	0	0	0	7	7	13.50	2.250
Rob Murphy, L ERA: 4.88 (9, 1)	0.0	L	1	0	0	0	0	1	0	0	0	0	0	4	4	∞	∞
Todd Burns, R ERA: 5.28 (9, 1)	0.0		1	1	1	1	0	0	0	0	0	0	0	1	1	∞	∞

Batter	1	2	3	4	5	6	7	8	9	AB R H RBI BB SO LOB	TOP											
Geronimo Pena, S (1, 4) OBP: 0.333, SLG: 0.379	4-0 FC6-4 BB	0-0 F8			0-0 SH1-3		0-3 K2-3	0-0 HR		3 1 1 1 1 1 1												
Lonnie Maclin, L (1, 7) OBP: 0.111, SLG: 0.125	0-0 FC6-4 1B 1-2f HR	0-3 K			0-0 SF8		0-0 F5	0-0 G4-3		4 1 0 1 0 1 2												
Bernard Gilkey, R (1, 9) OBP: 0.374, SLG: 0.493	0-0 F8				0-0 F7		0-0 1B 1B	0-3 K		5 1 1 0 0 1 1												
Todd Zeile, R (1, 5) OBP: 0.361, SLG: 0.435	4-0 1B 1-2 HR BB				0-0 F9		4-0 BB HR BB	0-0 K		2 3 1 0 2 0 0												
Stan Royer, R (7, 5) OBP: 0.231, SLG: 0.231							1-2 HR 1B			1 0 0 0 0 1 0												
Gerald Perry, L (1, 3) OBP: 0.423, SLG: 0.476	0-0 1-2 2-3 HR 1B				0-3 K		4-0 1-2 HR BB	0-0 HR 1B		4 4 3 1 1 1 0												
Mark Whiten, S (1, 8) OBP: 0.322, SLG: 0.432	0-0 1-H 2-H 3-H HR				0-0 F5		0-0 1-H 2-H HR	0-0 1-H HR		5 4 4 12 0 0 0												
Tom Pagnozzi, R (1, 2) OBP: 0.282, SLG: 0.368	0-0 F7				0-0 F9		0-0 G6-3	0-0 1B		5 0 1 0 0 1 0												
Tripp Cromer, R (1, 6)					0-3 K		0-0 F8	0-3 K		5 0 0 0 0 3 1												
Bob Tewksbury, R (1, 1) OBP: 0.250, SLG: 0.219					4-0 SH1-3 SF8 WP BB		0-3 K	0-3 K		2 1 0 0 2 2 0												
Inning Stats	R: 4 E: 0 K: 0 S: 5	H: 2 LOB: 0 BB: 2 P: 13	R: 0 E: 0 K: 1 S: 5	H: 0 LOB: 1 BB: 1 P: 9	R: 0 E: 0 K: 1 S: 5	H: 0 LOB: 0 BB: 0 P: 5	R: 0 E: 0 K: 1 S: 5	H: 0 LOB: 0 BB: 0 P: 5	R: 1 E: 0 K: 0 S: 3	H: 0 LOB: 0 BB: 1 P: 7	R: 3 E: 0 K: 1 S: 6	H: 1 LOB: 0 BB: 2 P: 14	R: 4 E: 0 K: 2 S: 12	H: 5 LOB: 1 BB: 0 P: 12	R: 1 E: 0 K: 2 S: 8	H: 1 LOB: 0 BB: 0 P: 8	R: 2 E: 0 K: 3 S: 11	H: 2 LOB: 0 BB: 0 P: 11	1B: 6 2B: 0 3B: 0 HR: 5	SF: 1 SAC: 1 DP: 0 HBP: 0	WP: 1 PB: 0 SB: 1 CS: 0	PA: 44
PITCHER	IP WLS BF H R ER SO BB IBB HBP BLK WP HR S P ERA WHIP																					
Larry Luebbers, R (1, 1) ERA: 5.13	5.0 L 21 2 5 5 3 4 0 0 0 1 1 23 39 9.00 1.200																					
Mike Anderson, R (6, 1) ERA: 37.8	1.2 13 6 7 7 2 2 0 0 0 0 2 15 23 37.80 4.800																					
Chris Bushing, R (7, 1) ERA: 13.5	0.1 1 0 0 0 1 0 0 0 0 0 0 3 3 0.00 0.000																					
Rob Dibble, R (8, 1) ERA: 5.63	2.0 9 3 3 3 5 0 0 0 0 0 2 19 19 13.50 1.500																					

St. Louis Cardinals @ Cincinnati Reds
Riverfront Stadium, Cincinnati, OH
Tue Sep 07 1993, 7:05 PM EDT
Att. 22,606 - Unknown - 69 F

livebaseballscorecards.com

AB 36
R 15
H 11
RBI 15
BB 6
SO 11
LOB 5



Batter	1	2	3	4	5	6	7	8	9	AB	R	H	RBI	BB	SO	LOB
Thomas Howard, S (1, 7) OBP: 0.296, SLG: 0.372 Rob Dibble, L (8, 1) OBP: 1.000, SLG: 1.000	4-0 2B SF8 BB		0-0 F8		0-0 G1-3		0-0 FC5-4			3	1	0	0	1	0	1
Jacob Brumfield, R (1, 8) OBP: 0.339, SLG: 0.417	0-0 S E 2B		0-0 G1-3		0-0 1B		0-0 F9			4	1	2	0	0	0	1
Hal Morris, L (1, 3) OBP: 0.350, SLG: 0.380 Jack Daugherty, S (8, 9) OBP: 0.365, SLG: 0.455	0-0 SF8		0-0 E 1B		0-3 K			0-0 1B		2	0	1	1	0	1	1
Chris Sabo, R (1, 5) OBP: 0.326, SLG: 0.448 Gary Varsho, L (8, 7) OBP: 0.300, SLG: 0.346	0-0 F8		0-0 E5 1-2		0-0 F9			0-0 F7		3	0	0	0	0	0	1
Tim Costo, R (1, 9) OBP: 0.304, SLG: 0.485	0-0 G4-3		0-3 K		0-0 FC6-4 1B			0-0 L6		4	0	1	0	0	1	3
Juan Samuel, R (1, 4) OBP: 0.302, SLG: 0.353		0-0 L1		0-0 F7		0-0 FC6-4		0-3 K		4	0	0	0	0	1	2
Dan Wilson, R (1, 2) OBP: 0.300, SLG: 0.246		0-0 F8		0-0 F9		0-0 G4-3		0-3 K		4	0	0	0	0	1	1
Jeff Branson, L (1, 6) OBP: 0.292, SLG: 0.339		0-0 1B		0-0 G4-3		0-0 F8		0-0 P6		4	0	1	0	0	0	0
Larry Luebbers, R (1, 1) OBP: 0.294, SLG: 0.313 Greg Tubbs, R (5, PH) OBP: 0.358, SLG: 0.259 Mike Anderson, R (6, 1) OBP: 0.358, SLG: 0.259 Chris Bushing, R (7, 1) OBP: 0.358, SLG: 0.259 Brian Dorsett, R (8, 3) OBP: 0.306, SLG: 0.460		0-0 G6-3		0-0 G6-3		0-0 G6-3		0-0 FC5-4 1B		1	0	0	0	0	0	1

Inning Stats	R: 2	H: 1	E: 0	LOB: 0	K: 0	BB: 1	S: 4	P: 8	R: 0	H: 1	E: 0	LOB: 1	K: 0	BB: 0	S: 4	P: 4	R: 0	H: 1	E: 0	LOB: 1	K: 0	BB: 0	S: 4	P: 4	R: 0	H: 1	E: 0	LOB: 1	K: 0	BB: 0	S: 6	P: 6	R: 0	H: 1	E: 0	LOB: 1	K: 0	BB: 0	S: 4	P: 4	R: 0	H: 1	E: 0	LOB: 1	K: 1	BB: 0	S: 5	P: 5	R: 0	H: 0	E: 0	LOB: 0	K: 1	BB: 0	S: 5	P: 5	R: 0	H: 0	E: 0	LOB: 0	K: 1	BB: 0	S: 5	P: 5	R: 0	H: 0	E: 0	LOB: 0	K: 1	BB: 0	S: 5	P: 5	R: 0	H: 0	E: 0	LOB: 0	K: 1	BB: 0	S: 5	P: 5
Bob Tewksbury, R (1, 1) ERA: 3.7	IP: 9.0	WLS: W	BF: 36	H: 7	R: 2	ER: 2	SO: 4	BB: 1	IBB: 0	HBP: 0	BLK: 0	WP: 0	HR: 0	S: 43	P: 47	ERA: 2.00	WHIP: 0.889																																																															


BOTTOM

St. Louis Cardinals @ Cincinnati Reds
Riverfront Stadium, Cincinnati, OH


Tue Sep 07 1993, 7:05 PM EDT
Att: 22,606 - Unknown - 69 F

livebaseballscorecards.com

AB	34
R	2
H	7
RBI	1
BB	1
SO	4
LOB	12



WP: 0	PA: 36
PB: 0	
SB: 1	
CS: 0	

Batter	1	2	3	4	5	6	7	8	9	AB R H RBI BB SO LOB	TOP											
Gerónimo Peña, S (1, 4) OBP: 0.335, SLG: 0.376	4-0 1B BB	0-0 E6			2-3 K		1-3 K		0-2 BB 1B	4 0 1 0 1 2 3												
Ozzie Smith, S (1, 6) OBP: 0.338, SLG: 0.358	2-1 F9	0-0 G3			2-1 G6-4-3 1B		2-1 P5		0-0 BB 1B	5 0 2 0 0 0 5												
Gregg Jefferies, S (1, 3) OBP: 0.397, SLG: 0.489	1-3 K				0-0 G6-4-3 1-2f			1-0 1B 1B	4-2 BB BB	4 0 1 0 1 1 2												
Todd Zeile, R (1, 5) OBP: 0.362, SLG: 0.434	2-2 FC6-4 1B				1-1 L5-3 1B		1-1 G4-3	0-3 K	0-1 F9	5 0 2 0 0 1 4												
Bernard Gilkey, R (1, 7) OBP: 0.371, SLG: 0.489	0-0 FC6-4 1-2f				1-0 L5-3 1-2		0-1 F8	0-1 P4		4 0 0 0 0 0 4												
Mark Whiten, S (1, 8) OBP: 0.324, SLG: 0.432		2-2 E S 2B 1B			3-3 K		1-0 G4-3	0-0 1B 1B		4 1 2 0 0 1 0												
Rod Brewer, L (1, 9) OBP: 0.342, SLG: 0.368		2-2 E 1-H 2B			1-0 HR			1-2 L8		4 1 3 2 0 0 2												
Tom Pagnozzi, R (1, 2) OBP: 0.279, SLG: 0.363		0-1 G6-3			0-0 P4		0-3 K		0-1 F9	4 0 0 0 0 1 2												
Allen Watson, L (1, 1) OBP: 0.261, SLG: 0.318		0-1 L5			0-2 L7		1-0 1B		2-3 K	2 0 0 0 0 0 1												
Gerald Perry, L (7, PH) OBP: 0.429, SLG: 0.482										1 0 1 0 0 0 0												
Omar Olivares, R (7, 1) OBP: 0.250, SLG: 0.300										0 0 0 0 0 0 0												
Luis Alicea, S (9, PH) OBP: 0.368, SLG: 0.381										1 0 0 0 0 1 0												
Inning Stats	R: 0 E: 0 K: 1 S: 9	H: 1 LOB: 2 BB: 1 P: 18	R: 1 E: 1 K: 0 S: 13	H: 2 LOB: 2 BB: 0 P: 17	R: 0 E: 0 K: 0 S: 4	H: 1 LOB: 0 BB: 0 P: 6	R: 1 E: 0 K: 1 S: 9	H: 1 LOB: 0 BB: 0 P: 13	R: 0 E: 0 K: 1 S: 6	H: 1 LOB: 0 BB: 0 P: 10	R: 0 E: 0 K: 0 S: 5	H: 0 LOB: 0 BB: 0 P: 7	R: 0 E: 0 K: 2 S: 10	H: 2 LOB: 2 BB: 0 P: 14	R: 0 E: 0 K: 1 S: 11	H: 2 LOB: 2 BB: 0 P: 13	R: 0 E: 0 K: 1 S: 13	H: 2 LOB: 3 BB: 1 P: 19	1B: 10 2B: 2 3B: 0 HR: 1	SF: 0 SAC: 0 DP: 2 HBP: 0	WP: 0 PB: 0 SB: 1 CS: 0	PA: 40
PITCHER	IP WLS BF H R ER SO BB IBB HBP BLK WP HR S P ERA WHIP																					
Bobby Ayala, R (1, 1) ERA: 4.73	7.0 W 29 8 2 2 5 1 0 0 0 0 1 56 85 2.57 1.286																					
Johnny Ruffin, R (8, 1) ERA: 3.2	2.0 S 11 4 0 0 2 1 0 0 0 0 0 0 24 32 0.00 2.500																					

St. Louis Cardinals @ Cincinnati Reds
Riverfront Stadium, Cincinnati, OH

Wed Sep 08 1993, 7:05 PM EDT
Att. 22,709 - Unknown - 70 F

livebaseballscorecards.com

AB	38
R	2
H	12
RBI	2
BB	2
SO	7
LOB	23



Batter	1	2	3	4	5	6	7	8	9
Jacob Brumfield, R OBP: 0.338, SLG: 0.413 (1, 8)	0-0 G6-3		1-0 L8		0-0 F8		2-2 CS 1B		
Hal Morris, L OBP: 0.352, SLG: 0.385 (1, 3)	3-3 K		3-2 2B		0-0 1B		3-1 G3-1 1-2		
Reggie Sanders, R OBP: 0.352, SLG: 0.452 (1, 9)	1-2 2B		2-2 K		0-0 P6			1-0 1B G4-6-3 1B	
Chris Sabo, R OBP: 0.327, SLG: 0.447 (1, 5)	2-2 F8			4-2 E 1B HR BB	1-2 P6			0-0 1B G4-6-3 1B	
Tim Costo, R OBP: 0.306, SLG: 0.478 (1, 7)		2-2 F7		1-1 E 1B HR		0-0 G6-3		3-2 G4-6-3	
Thomas Howard, S OBP: 0.295, SLG: 0.370 (8, PH) (9, 7)				1-3 HR 1B				1-2f 3-H	
Joe Oliver, R OBP: 0.282, SLG: 0.408 (1, 2)		0-1 HR		1-0 HR		2-3 K		2-3 K	
Juan Samuel, R OBP: 0.298, SLG: 0.348 (1, 4)		0-0 G4-3		2-3 K		1-0 F8			
Jeff Branson, L OBP: 0.289, SLG: 0.335 (1, 6)		1-2 G4-3		1-0 G6-3			2-2 G4-3		
Bobby Ayala, R OBP: 0.053, SLG: 0.105 (1, 1)			0-1 P4		0-0 F9		0-1 HR		
Gary Varsho, L OBP: 0.308, SLG: 0.390 (7, PH)									
Johnny Ruffin, R (8, 1)									

Inning Stats	R: 0	H: 1	E: 0	K: 1	S: 12	LOB: 1	BB: 0	P: 18
	R: 1	H: 1	E: 0	K: 0	S: 9	LOB: 0	BB: 0	P: 12
	R: 0	H: 1	E: 0	K: 1	S: 10	LOB: 1	BB: 0	P: 16
	R: 3	H: 2	E: 1	K: 1	S: 12	LOB: 0	BB: 1	P: 21
	R: 0	H: 1	E: 0	K: 0	S: 6	LOB: 1	BB: 0	P: 7
	R: 0	H: 0	E: 0	K: 1	S: 6	LOB: 0	BB: 0	P: 9
	R: 1	H: 2	E: 0	K: 0	S: 11	LOB: 0	BB: 0	P: 17
	R: 1	H: 2	E: 0	K: 1	S: 11	LOB: 0	BB: 0	P: 17


PITCHER	IP	WLS	BF	H	R	ER	SO	BB	IBB	HBP	BLK	WP	HR	S	P	ERA	WHIP
Allen Watson, L ERA: 4.66 (1, 1)	6.0	L	25	6	4	4	4	1	0	0	0	0	2	55	83	6.00	1.167
Omar Olivares, R ERA: 4.51 (7, 1)	2.0		8	4	2	2	1	0	0	0	0	0	1	22	34	9.00	2.000

BOTTOM

St. Louis Cardinals @ Cincinnati Reds
Riverfront Stadium, Cincinnati, OH

Wed Sep 08 1993, 7:05 PM EDT
Att: 22,709 - Unknown - 70 F

AB	32
R	6
H	10
RBI	5
BB	1
SO	5
LOB	6



1B	2B	3B	HR	SF	SAC	DP	HBP	WP	PA
5	2	0	3	0	0	1	0	0	33

Batter	1	2	3	4	5	6	7	8	9	AB R H RBI BB SO LOB	TOP												
Geronimo Pena, S (1, 4) OBP: 0.335, SLG: 0.372	0-1 G1-3	1-0 WP 1B 1-3 2-H 3-H		0-0 P5		4-2 1B HR BB	3-2 F7		3-2 G6-3	5 1 1 2 1 0 2													
Ozzie Smith, S (1, 6) OBP: 0.343, SLG: 0.363	1-0	1-2 SAFE		1-2		1-2 HR 1B		1-0 G6-3		5 1 4 2 0 0 0													
Tim Jones, L (8, 6) OBP: 0.368, SLG: 0.290	CS 1B	1-2 WP 1B		1-2 1B		1-2 2-3 3-H		1-2 G6-3		0 0 0 0 0 0 0													
Gregg Jefferies, S (1, 3) OBP: 0.399, SLG: 0.492	2-2 SAFE	4-2		2-2 FC5		2-0 P6		1-2 1B 1B		4 0 2 0 1 0 5													
Todd Zeile, R (1, 5) OBP: 0.360, SLG: 0.438	3-2 G5-3	1-1 F8		2-3		2-1 P3		2-2 F9		5 1 1 4 0 0 5													
Tracy Woodson, R (8, 5) OBP: 0.208, SLG: 0.229				2-3		1-H 2-H 3-H HR				0 0 0 0 0 0 0													
Bernard Gilkey, R (1, 7) OBP: 0.371, SLG: 0.488		0-0 1B 1B	1-0 P4		0-0 F8	3-2 P5		3-1 1B		5 1 2 0 0 0 0													
Mark Whiten, S (1, 8) OBP: 0.323, SLG: 0.429		1-1 SAFE SAFE P3	0-0 G6-3		0-1 P3	4-1 BB		1-1 L7		4 0 0 0 1 0 3													
Erik Pappas, R (1, 9) OBP: 0.368, SLG: 0.351		1-0 F7	0-0 L7							5 1 1 0 0 0 2													
Rod Brewer, L (9, 9) OBP: 0.342, SLG: 0.368										0 0 0 0 0 0 0													
Tom Pagnozzi, R (1, 2) OBP: 0.287, SLG: 0.368		3-2 BB 1B 1B		2-1 FC5 1B 1B		2-1 E 1B 1B	1-2 F8		4-0 BB	4 2 3 0 1 0 0													
Rene Arocha, R (1, 1) OBP: 0.148, SLG: 0.135		4-0 1B 1B BB		0-0 B3		0-0 E1 1B BB HR	1-3 K		1-3 K	3 2 0 0 1 1 2													
Lee Guetterman, L (8, 1) OBP: 0.500, SLG: 1.000										0 0 0 0 0 0 0													
Stan Royer, R (9, PH) OBP: 0.214, SLG: 0.214										1 0 0 0 0 1 1													
Mike Perez, R (9, 1)										0 0 0 0 0 0 0													
Inning Stats	R: 0 E: 0 K: 0 S: 9	H: 2 LOB: 1 BB: 0 P: 15	R: 3 E: 0 K: 0 S: 20	H: 4 LOB: 3 BB: 2 P: 35	R: 0 E: 0 K: 0 S: 3	H: 0 LOB: 0 BB: 0 P: 4	R: 0 E: 0 K: 0 S: 10	H: 2 LOB: 2 BB: 0 P: 15	R: 0 E: 0 K: 0 S: 5	H: 0 LOB: 0 BB: 0 P: 7	R: 6 E: 1 K: 0 S: 20	H: 4 LOB: 1 BB: 2 P: 39	R: 0 E: 0 K: 1 S: 9	H: 0 LOB: 0 BB: 0 P: 14	R: 0 E: 0 K: 0 S: 12	H: 2 LOB: 2 BB: 0 P: 20	R: 0 E: 0 K: 1 S: 8	H: 0 LOB: 1 BB: 1 P: 16	1B: 12 2B: 1 3B: 0 HR: 1	SF: 0 SAC: 0 DP: 0 HBP: 0	WP: 1 PB: 0 SB: 0 CS: 1	PA: 46	
PITCHER	IP WLS BF H R ER SO BB IBB HBP BLK WP HR S P ERA WHIP											PITCHER	IP WLS BF H R ER SO BB IBB HBP BLK WP HR S P ERA WHIP										
Jim Deshaies, L (1, 1) ERA: 4.42	1.2 L 11 6 3 3 0 1 0 0 0 0 0 22 38 16.20 4.200											Gino Minutelli, L (9, 1) ERA: 3.77	1.0 4 0 0 0 1 0 1 0 0 0 0 20 31 0.00 1.286										
Dave Burba, R (2, 1) ERA: 3.96	2.1 10 2 0 0 0 0 1 0 0 0 1 0 20 31 0.00 1.286																						
Jeff Brantley, R (5, 1) ERA: 4.3	1.0 7 2 4 4 0 0 1 0 0 0 0 0 12 21 36.00 3.000																						
Terry Bross, R (6, 1) ERA: 18.0	1.0 6 2 2 1 0 0 1 0 0 0 0 1 13 25 9.00 3.000																						
Dave Righetti, L (7, 1) ERA: 4.4	2.0 8 2 0 0 1 0 0 0 0 0 0 0 21 34 0.00 1.000																						

St. Louis Cardinals @ San Francisco Giants
Candlestick Park, San Francisco, CA

Thu Sep 09 1993, 10:05 PM EDT
Att. 18,233 - Unknown - 60 F

livebaseballscorecards.com

AB 41
R 9
H 14
RBI 8
BB 5
SO 2
LOB 20



Batter	1	2	3	4	5	6	7	8	9	AB R H RBI BB SO LOB
Darren Lewis, R OBP: 0.310, SLG: 0.336 (1, 8) BB X C S X	3-2 G5-3 1B		0-2 G3-1 2-3 3-H		1-0 P6		1-0 B1-3		0-1 G6-3	5 0 1 1 0 0 1
Robby Thompson, R OBP: 0.383, SLG: 0.518 (1, 4) SAFE X F C X	0-2 G5-3 1-2		2-0 E6 1B 3-H		4-2 P6 BB		0-0 P3		3-2 P6	4 0 0 0 1 0 1
Willie McGee, S OBP: 0.354, SLG: 0.401 (1, 9) BB BB BB	4-0 G6-4-3 BB		0-0 BB 1B 2-3		0-2 E4 FC6-4 1-2		0-0 E4 HR		0-0 E4 HR	3 1 1 0 1 0 1
Matt Williams, R OBP: 0.331, SLG: 0.564 (1, 5) SAFE X F C X	1-2 G6-4-3 1-2f		4-1 BB BB 1-2 G4-6-3 BB		1-1 P7		3-2 HR 1-H		3-2 HR	3 1 1 2 1 0 4
Barry Bonds, L OBP: 0.460, SLG: 0.677 (1, 7) BB X F C X		1-1 G3	1-1 G4-6-3 1-2f		1-2 FC6-4 1-2f		2-2 F8		2-2 F8	4 0 0 0 0 0 5
J.R. Phillips, L OBP: 0.400, SLG: 1.000 (1, 3) Steve Hosey, R (8, PH) Steve Scarosone, R OBP: 0.319, SLG: 0.430 (9, 3)		1-2 G3		2-1 1B 1B		0-0 F7		4-1 BB		3 0 1 0 0 0 0 0 0 0 0 1 0 0 0 0 0 0 0 0 0
Royce Clayton, R OBP: 0.326, SLG: 0.370 (1, 6) Dave Righetti, L OBP: 1.000, SLG: 1.000 (7, 1) John Patterson, S OBP: 0.333, SLG: 0.833 (8, PH) Gino Minutelli, L (9, 1)		3-2 G6-3		0-1 1B 1B 1-2 G4-6-3 1B		3-2 F8		1-0 F9		3 0 1 0 0 0 0 0 0 0 0 0 0 0 1 0 0 0 0 0 1 0 0 0 0 0 0 0
Kirt Manwaring, R OBP: 0.341, SLG: 0.352 (1, 2) BB BB BB BB BB			4-2 SH G3-1 BB		2-3 K		1-0 G4-3		0-3 K2-3	3 1 0 0 1 2 3
Jim Deshaies, L (1, 1) Dave Burba, R OBP: 0.353, SLG: 0.375 (2, 1) Jeff Rempel, L OBP: 0.325, SLG: 0.431 (4, PH) Jeff Brantley, R OBP: 0.115, SLG: 0.115 (5, 1) Terry Bros, R (6, 1) Mike Benjamin, R OBP: 0.275, SLG: 0.354 (7, 8) Dave Martinez, L OBP: 0.308, SLG: 0.352 (9, PH)			0-0 SH G3-1 BB 1-3 E		0-0 G4-6-3 1-2f		1-1 L5		0-1 G4-3	0 0 0 0 0 0 0 0 1 0 0 0 0 0 1 0 0 0 0 0 2 0 0 0 0 0 0 0 0 0 0 0 0 0 0 1 0 0 0 0 0 0 1 0 0 0 0 0 0

BOTTOM

St. Louis Cardinals @ San Francisco Giants
Candlestick Park, San Francisco, CA

Thu Sep 09 1993, 10:05 PM EDT
Att: 18,233 - Unknown - 60 F

livebaseballscorecards.com

AB	32
R	4
H	5
RBI	3
BB	5
SO	2
LOB	18



Inning Stats		R: 0	H: 1	E: 0	K: 0	S: 10	H: 0	LOB: 1	BB: 1	P: 18	R: 0	H: 0	E: 0	K: 0	S: 8	R: 2	H: 1	E: 2	K: 0	S: 11	R: 0	H: 2	E: 0	K: 1	S: 9	R: 0	H: 0	E: 1	K: 0	S: 18	R: 0	H: 0	E: 0	K: 0	S: 7	R: 0	H: 0	E: 0	K: 0	S: 4	R: 2	H: 1	E: 1	K: 1	S: 16	R: 0	H: 0	E: 0	K: 0	S: 7	R: 0	H: 0	E: 0	K: 0	S: 7	R: 0	H: 0	E: 0	K: 0	S: 7	R: 0	H: 0	E: 0	K: 0	S: 7	1B: 4	2B: 0	3B: 0	HR: 1	SF: 0	SAC: 1	DP: 3	HBP: 0	WP: 0	PB: 0	SB: 0	CS: 0	PA: 38
PITCHER	IP	WLS	BF	H	R	ER	SO	BB	IBB	HBP	BLK	WP	HR	S	P	ERA	WHIP																																																													
Rene Arocha, R ERA: 3.59 (1, 1)	7.0		31	5	4	1	1	4	0	0	0	0	0	9	118	1.29	1.286																																																													
Lee Guetterman, L ERA: 3.67 (8, 1)	1.0		4	0	0	0	1	1	0	0	0	0	0	9	16	0.00	1.000																																																													
Mike Perez, R ERA: 2.3 (9, 1)	1.0		3	0	0	0	0	0	0	0	0	0	0	7	10	0.00	0.000																																																													

Batter	1	2	3	4	5	6	7	8	9	AB R H RBI BB SO LOB	TOP												
Luis Alicea, S (1, 4) OBP: 0.369, SLG: 0.380	1-3 K		4-2 BB			2-2 G4-3		1-0 F7	1-0 1B	4 0 1 0 1 1 0	St. Louis Cardinals @ San Francisco Giants Candlestick Park, San Francisco, CA Fri Sep 10 1993, 10:05 PM EDT Att. 24,930 - Unknown - 62 F												
Ozzie Smith, S (1, 6) OBP: 0.343, SLG: 0.364	4-0 BB		1-2 F7			0-0 F7		1-1 1B	3-2 F9	4 1 1 0 1 0 4													
Gregg Jefferies, S (1, 3) OBP: 0.399, SLG: 0.489	2-1 G5-4-3					2-1 F7		4-0 1B	0-2 1B	4 1 1 1 1 0 1													
Todd Zeile, R (1, 5) Mike Perez, R (9, 1)								0-1 SF9	0-3 K	5 0 1 1 0 1 2													
Mark Whiten, S (1, 8) OBP: 0.322, SLG: 0.426								1-3 2-H		0 0 0 0 0 0 0													
Bernard Gilkey, R (1, 7) OBP: 0.374, SLG: 0.497								2-3 K		3 0 0 0 1 1 0													
Rod Brewer, L (1, 9) Erik Pappas, R (1, 9)								1-2 1B		2 2 2 2 1 0 0													
Tom Pagnozzi, R (1, 2) OBP: 0.287, SLG: 0.370								0-0 2B		0 0 0 0 0 0 0													
Tom Urbani, L (1, 1) Les Lancaster, R (8, 1) Paul Kilgus, L (8, 1) Gerald Perry, L (9, PH) Tim Jones, L (9, PR) Tracy Woodson, R (9, 5)								1-2 2B		4 1 1 0 0 1 2													
Inning Stats	R: 0 E: 0 K: 1 S: 6	H: 0 LOB: 0 BB: 1 P: 13	R: 0 E: 0 K: 0 S: 7	H: 0 LOB: 0 BB: 1 P: 13	R: 0 E: 0 K: 0 S: 9	H: 0 LOB: 2 BB: 2 P: 21	R: 0 E: 0 K: 0 S: 4	H: 0 LOB: 0 BB: 0 P: 8	R: 1 E: 0 K: 0 S: 8	H: 1 LOB: 0 BB: 0 P: 12	R: 0 E: 0 K: 2 S: 6	H: 0 LOB: 0 BB: 0 P: 10	R: 2 E: 0 K: 2 S: 16	H: 3 LOB: 1 BB: 0 P: 21	R: 2 E: 0 K: 1 S: 11	H: 2 LOB: 2 BB: 2 P: 22	R: 1 E: 0 K: 2 S: 18	H: 3 LOB: 2 BB: 0 P: 26	1B: 6 2B: 2 3B: 0 HR: 1	SF: 1 SAC: 0 DP: 1 HBP: 0	WP: 0 PB: 0 SB: 0 CS: 1	PA: 41	
PITCHER	IP	WLS	BF	H	R	ER	SO	BB	IBB	HBP	BLK	WP	HR	S	P	ERA	WHIP					ERA	WHIP
Salomon Torres, R (1, 1) ERA: 2.86	7.0	L	27	4	3	3	3	4	0	0	0	0	1	56	98	3.86	1.143						
Michael Jackson, R (8, 1) ERA: 3.46	1.0		7	2	2	2	1	0	2	0	0	0	0	11	22	18.00	2.000						
Jeff Brantley, R (9, 1) ERA: 4.34	1.0		6	3	1	1	2	0	0	0	0	0	0	18	26	9.00	3.000						

livebaseballscorecards.com

AB	33
R	6
H	9
RBI	6
BB	6
SO	6
LOB	10



Batter	1	2	3	4	5	6	7	8	9	AB	R	H	RBI	BB	SO	LOB
Darren Lewis, R OBP: 0.309, SLG: 0.335 (1, 8)	2-2 G1-3		2-2 P4		0-0 L7		0-0 G3-1		0-0 1B	5	0	1	0	0	0	1
Robby Thompson, R OBP: 0.385, SLG: 0.519 (1, 4)	4-1 FC6-4 BB		0-0 G6-3			4-1 L8 BB SF8 BB		1-0 FC6-5-6 2B	1-3 K	3	1	1	0	2	1	2
Willie McGee, S OBP: 0.353, SLG: 0.399 (1, 9)	1-0 FC6-4 3B			0-0 G6-3		4-2 SF8 E BB		1-1 FC6-5-6 1B		3	1	0	0	1	0	2
Matt Williams, R OBP: 0.332, SLG: 0.568 (1, 5)	2-2 1-H 3B			1-0 F9		0-0 L8		2-2 FC3-6 1B		4	0	2	1	0	0	2
Barry Bonds, L OBP: 0.460, SLG: 0.674 (1, 7)	1-0 F9			4-1 BB IBB		4-0 S IBB		1-0 FC3-6		2	0	0	0	2	0	3
Todd Benzinger, S OBP: 0.316, SLG: 0.427 (1, 3)		0-2 G4-3		3-1 F8		0-0 SF8		0-0 F9		3	0	0	1	0	0	3
Royce Clayton, R OBP: 0.326, SLG: 0.369 (1, 6)		0-1 P4			0-1 G4-3		0-1 P9		0-0 FC4-6 1B	4	0	1	0	0	0	2
Kirt Manwaring, R OBP: 0.340, SLG: 0.352 (1, 2)			2-3 K			0-0 1B		0-0 L9		3	0	1	0	0	1	0
John Patterson, S OBP: 0.286, SLG: 0.714 (9, PH)									2-2 FC4-6 1B	1	0	0	0	0	0	1
Salomon Torres, R OBP: 0.250, SLG: 0.250 (1, 1)			2-2 G1-3			0-3 K		1-0 G1-3		2	0	0	0	0	1	1
Luis Mercedes, R OBP: 0.327, SLG: 0.255 (7, PH)									1-1 L8	1	0	0	0	0	0	0
Michael Jackson, R OBP: 0.667, SLG: 1.333 (8, 1)										0	0	0	0	0	0	0
Jeff Brantley, R OBP: 0.115, SLG: 0.115 (9, 1)										0	0	0	0	0	0	0
Jeff Reed, L OBP: 0.322, SLG: 0.427 (9, PH)										1	0	0	0	0	0	1

Inning Stats	R: 1	H: 1	E: 0	K: 0	S: 9	H: 1	LOB: 1	BB: 1	P: 19	R: 0	H: 0	E: 0	K: 1	S: 8	H: 0	LOB: 0	BB: 0	P: 10	R: 0	H: 0	E: 0	K: 0	S: 11	H: 0	LOB: 0	BB: 0	P: 15	R: 0	H: 0	E: 0	K: 0	S: 5	H: 0	LOB: 1	BB: 1	P: 13	R: 0	H: 1	E: 0	K: 1	S: 7	H: 0	LOB: 1	BB: 0	P: 7	R: 1	H: 0	E: 1	K: 0	S: 7	H: 0	LOB: 2	BB: 3	P: 19	R: 0	H: 0	E: 0	K: 0	S: 3	H: 0	LOB: 0	BB: 0	P: 4	R: 0	H: 2	E: 0	K: 0	S: 9	H: 2	LOB: 2	BB: 0	P: 14	R: 0	H: 2	E: 0	K: 1	S: 10	H: 2	LOB: 2	BB: 0	P: 14	1B: 4	SF: 1	2B: 1	SAC: 0	3B: 1	DP: 0	HR: 0	HBP: 0	WP: 0	PA: 38
--------------	------	------	------	------	------	------	--------	-------	-------	------	------	------	------	------	------	--------	-------	-------	------	------	------	------	-------	------	--------	-------	-------	------	------	------	------	------	------	--------	-------	-------	------	------	------	------	------	------	--------	-------	------	------	------	------	------	------	------	--------	-------	-------	------	------	------	------	------	------	--------	-------	------	------	------	------	------	------	------	--------	-------	-------	------	------	------	------	-------	------	--------	-------	-------	-------	-------	-------	--------	-------	-------	-------	--------	-------	--------

PITCHER	IP	WLS	BF	H	R	ER	SO	BB	IBB	HBP	BLK	WP	HR	S	P	ERA	WHIP
Tom Urbani, L ERA: 5.27 (1, 1)	7.1	W	30	3	2	2	2	4	1	0	0	0	0	53	92	2.46	0.955
Les Lancaster, R ERA: 2.92 (8, 1)	0.0		1	1	0	0	0	0	0	0	0	0	0	4	6	∞	∞
Paul Kilgus, L ERA: 0.73 (8, 1)	0.2		2	0	0	0	0	0	0	0	0	0	0	2	3	0.00	0.000
Mike Perez, R ERA: 2.26 (9, 1)	1.0		5	2	0	0	1	0	0	0	0	0	0	10	14	0.00	2.000

BOTTOM

St. Louis Cardinals @ San Francisco Giants
Candlestick Park, San Francisco, CA

Fri Sep 10 1993, 10:05 PM EDT
Att: 24,930 - Unknown - 62 F

AB	32
R	2
H	6
RBI	2
BB	5
SO	3
LOB	18



PITCHER	IP	WLS	BF	H	R	ER	SO	BB	IBB	HBP	BLK	WP	HR	S	P	ERA	WHIP
---------	----	-----	----	---	---	----	----	----	-----	-----	-----	----	----	---	---	-----	------

Batter	1	2	3	4	5	6	7	8	9	AB R H RBI BB SO LOB	TOP
Luis Alicea, S OBP: 0.365, SLG: 0.375 (1, 4) C B F B F X	2-2 G4-3 ①		2-0 G6-4-3 ② ③ 1-2f		3-2 F8 ①		3-3 K ②			4 0 0 0 0 1 2	
Ozzie Smith, S OBP: 0.344, SLG: 0.364 (1, 6) B B X	2-0 G1-3 ②			4-1 BB 2B BB	0-0 PB WP 1B		1-0 G4-3 ③			3 1 1 0 1 0 0	
Gregg Jefferies, S OBP: 0.400, SLG: 0.489 (1, 3) C X	0-1 G3 ③			1 SAFE 1 SAFE BB BB BB	1-0 PB 1B		0-0 P6 ①			3 1 1 1 1 0 0	
Todd Zeile, R OBP: 0.358, SLG: 0.436 (1, 5)		3-2 G6-3 ①		3-2 PB 2B 1-H 2-H	3-1 F8 ②		1-3 K ②			4 0 1 2 0 1 2	
Mark Whiten, S OBP: 0.322, SLG: 0.424 (1, 8)		3-2 G5-3 1B		3-1 L6 ①	2-0 F7 ③ 1-2 2-3		3-2 F7 ③			4 0 1 0 0 0 3	
Bernard Gilkey, R OBP: 0.371, SLG: 0.493 (1, 7)		1 SAFE 1 SAFE BB BB BB X	3-1 G5-3 ② 1-2	1-3 K ② 2-3	1-0 G5-3 ①		2-0 G4-3 ①			4 0 0 0 0 1 2	
Erik Pappas, R OBP: 0.368, SLG: 0.344 (1, 9)		3-3 K ③		4-1 FC5-4 BB	1-0 G5-3 ②		4-2 CS BB			2 0 0 0 2 1 1	
Tom Pagnozzi, R OBP: 0.286, SLG: 0.368 (1, 2)		2-1 G6-4-3 1B		0-1 FC5-4 ③ 1-2f	1-3 K ③		1-3 K ③			4 0 1 0 0 2 3	
Bob Tewksbury, R OBP: 0.254, SLG: 0.224 Lee Guetterman, L OBP: 0.500, SLG: 1.000 Mike Perez, R (9, 1)		1 SAFE 1 SAFE L 1 SAFE M	0-3 K ①		1-2 WP 1B 1B		1-3 K ①			3 1 1 0 0 2 1	

St. Louis Cardinals @ San Francisco Giants
 Candlestick Park, San Francisco, CA
 Sat Sep 11 1993, 6:33 AM EDT
 Att. 42,237 - Cloudy - 66 F

livebaseballscorecards.com

AB	31
R	3
H	6
RBI	3
BB	4
SO	8
LOB	14



Inning Stats	R: 0	H: 0	R: 0	H: 1	R: 0	H: 1	R: 2	H: 1	R: 1	H: 3	R: 0	H: 0	R: 0	H: 0	R: 0	H: 0	R: 0	H: 0	R: 0	H: 0	1B: 5	SF: 0	WP: 1	PA: 35
E: 0	LOB: 0	E: 0	LOB: 1	E: 0	LOB: 0	E: 0	LOB: 2	E: 0	LOB: 2	E: 0	LOB: 0	E: 0	LOB: 0	E: 0	LOB: 0	E: 0	LOB: 0	E: 0	LOB: 0	E: 0	LOB: 0	PB: 2	SAC: 0	PB: 2
K: 0	BB: 0	K: 1	BB: 0	K: 1	BB: 0	K: 1	BB: 3	K: 1	BB: 0	K: 2	BB: 0	K: 1	BB: 0	K: 1	BB: 0	K: 1	BB: 1	K: 1	BB: 0	K: 1	BB: 1	3B: 0	DP: 1	SB: 0
S: 7	P: 11	S: 11	P: 23	S: 6	P: 10	S: 14	P: 33	S: 11	P: 21	S: 7	P: 12	S: 7	P: 11	S: 6	P: 13	S: 6	P: 13	S: 6	P: 13	S: 6	P: 13	HR: 0	HBP: 0	CS: 1

PITCHER	IP	WLS	BF	H	R	ER	SO	BB	IBB	HBP	BLK	WP	HR	S	P	ERA	WHIP
Bill Swift, R ERA: 3.18 (1, 1)	7.0	L	29	6	3	3	6	3	0	0	0	1	0	61	118	3.86	1.286
Bryan Hickerson, L ERA: 4.4 (8, 1)	2.0		6	0	0	0	2	1	0	0	0	0	0	13	24	0.00	0.500

Batter	1	2	3	4	5	6	7	8	9	AB	R	H	RBI	BB	SO	LOB				
Darren Lewis, R OBP: 0.308, SLG: 0.333 (1, 8) F X	0-1 CS 1B		0-1 L7		1-1 B5-3		1-2 G4-3		0-2 FC6-4	5	0	1	0	0	0	5				
Robby Thompson, R OBP: 0.382, SLG: 0.514 (1, 4) P X	1-0 P8 1-2		2-3 K		1-3 K			0-1 F8		4	0	0	0	0	2	3				
Todd Benzinger, S OBP: 0.314, SLG: 0.422 (1, 3) C B F S	2-3 K			0-0 G1-3		1-1 2B 1B		1-3 K		4	0	1	0	0	2	0				
Matt Williams, R OBP: 0.331, SLG: 0.565 (1, 5) B X C C C		1-2 F7		0-3 K		1-1 P4		1-1 1B		4	0	1	0	0	1	1				
Barry Bonds, L OBP: 0.460, SLG: 0.674 (1, 7) B X T B		1-1 F8		1-2 1B 1B		2-1 1-3 2B		3-1 1B L8		4	0	2	0	0	0	1				
Willie McGee, S OBP: 0.352, SLG: 0.397 (1, 9) C B F S		2-3 K		1-0 1-2 1B		0-0 G1-3			1-3 K	4	0	1	0	0	2	2				
Royce Clayton, R OBP: 0.325, SLG: 0.368 (1, 6) S C X			0-2 1B G3 1B		0-0 G1-3		0-0 P4		1-0 L9	4	1	1	0	0	0	4				
Jeff Reed, L OBP: 0.336, SLG: 0.439 (1, 2) 1 SAFE F B 1 SAFE X			1-1 G3 1-3 1B		1-2 G1-3		1-0 FC3-6 1B		0-1 1B 1B	4	0	3	0	0	0	0				
Bill Swift, R OBP: 0.315, SLG: 0.284 (1, 1) John Patterson, S OBP: 0.250, SLG: 0.625 (7, PH) Bryan Hickerson, L OBP: 0.160, SLG: 0.125 (8, 1) J.R. Phillips, L OBP: 0.455, SLG: 1.000 (9, PH) Paul Faries, R OBP: 0.250, SLG: 0.367 (9, PR)			1-0 G3		0-0 B5-3 1B		3-2 FC3-6 CS 1-2f		0-1 FC6-4 1B	2	0	1	1	0	0	1				
Inning Stats	R: 0 E: 0 K: 1 S: 7	H: 1 LOB: 0 BB: 0 P: 9	R: 0 E: 0 K: 1 S: 12	H: 0 LOB: 0 BB: 0 P: 16	R: 1 E: 0 K: 1 S: 11	H: 2 LOB: 1 BB: 0 P: 15	R: 0 E: 0 K: 1 S: 9	H: 2 LOB: 2 BB: 0 P: 11	R: 0 E: 0 K: 1 S: 8	H: 2 LOB: 2 BB: 0 P: 12	R: 0 E: 0 K: 0 S: 8	H: 1 LOB: 0 BB: 0 P: 13	R: 0 E: 0 K: 1 S: 9	H: 1 LOB: 1 BB: 0 P: 14	R: 0 E: 0 K: 1 S: 11	H: 2 LOB: 2 BB: 0 P: 13	1B: 11 2B: 1 3B: 0 HR: 0	SF: 0 SAC: 0 DP: 0 HBP: 0	WP: 0 PB: 0 SB: 0 CS: 2	PA: 37

BOTTOM

St. Louis Cardinals @ San Francisco Giants
Candlestick Park, San Francisco, CA

Sat Sep 11 1993, 6:33 AM EDT
Att. 42,237 - Cloudy - 66 F

livebaseballscorecards.com

AB 37
R 1
H 12
RBI 1
BB 0
SO 7
LOB 18



PITCHER	IP	WLS	BF	H	R	ER	SO	BB	IBB	HBP	BLK	WP	HR	S	P	ERA	WHIP
Bob Tewksbury, R ERA: 3.61 (1, 1)	7.2	W	31	10	1	1	6	0	0	0	0	0	0	71	97	1.17	1.304
Lee Guetterman, L ERA: 3.63 (8, 1)	0.1		1	0	0	0	0	0	0	0	0	0	0	2	5	0.00	0.000
Mike Perez, R ERA: 2.23 (9, 1)	1.0	S	5	2	0	0	1	0	0	0	0	0	0	11	13	0.00	2.000

Batter	1	2	3	4	5	6	7	8	9	AB R H RBI BB SO LOB	TOP	
Luis Alicea, S (1, 4) OBP: 0.361, SLG: 0.370	1-1 L8		1-0 L5	0-2 F8			1-2 G5-3			4 0 0 0 0 0 0	St. Louis Cardinals @ San Francisco Giants Candlestick Park, San Francisco, CA Sun Sep 12 1993, 6:33 AM EDT Att. 41,778 - Sunny - 69 F livebaseballscorecards.com	
Tim Jones, L (1, 6) OBP: 0.381, SLG: 0.294	1-2 L8		0-0 L5 2B 1B		H 1-0 G5-3 HBP		0-0 F9			3 1 1 0 0 0 0		
Gregg Jefferies, S (1, 3) OBP: 0.399, SLG: 0.487	0-1 L8 1B		1-1 F9		1 SAFE 3-1 G5-3 1 SAFE 1-2 1 SAFE 1-1		2-1 G3			4 0 1 0 0 0 2		
Todd Zeile, R (1, 5) OBP: 0.357, SLG: 0.437	2-2 P6		3-2 F9 1-H 1B 2B		2-1 L7		1-3 K			4 1 1 1 0 1 1		
Mark Whiten, S (1, 8) OBP: 0.323, SLG: 0.425		1-3 K	2-1 L5 2-H 1B		1-2 1B PB 1B 1B		0-2 G3-1			4 1 2 1 0 1 0		
Bernard Gilkey, R (1, 7) OBP: 0.372, SLG: 0.493		0-0 K 1B	1 SAFE 0-0 L8		1 SAFE 2-0 1B 1B 1B		1-0 G6-3			4 0 2 0 0 0 1		
Erik Pappas, R (1, 9) OBP: 0.366, SLG: 0.348		0-3 K	2-2 G4-3 SH1-3 2B		0-0 L5		2-1 G6-3			4 1 1 0 0 1 3		
Tom Pagnozzi, R (1, 2) OBP: 0.289, SLG: 0.368		4-0 IBB	0-1 G4-3 2-3 1B		3-2 1 SAFE 1 SAFE 1 SAFE 1 SAFE 1 SAFE 1 SAFE 1B 1 SAFE		0-2 F9			3 0 1 1 1 0 1		
Rheal Cormier, L (1, 1) OBP: 0.184, SLG: 0.211 Todd Burns, R (7, 1) Gerald Perry, L (9, PH) OBP: 0.430, SLG: 0.482 Paul Kilgus, L (9, 1) OBP: 0.333, SLG: 0.333		1-3 K	0-1 SH1-3 3-H		0-3 K		3-3 K			2 0 0 1 0 2 3 0 0 0 0 0 0 0 1 0 0 0 0 1 0 0 0 0 0 0 0 0		
Inning Stats	R: 0 H: 1 E: 0 LOB: 1 K: 0 BB: 0 S: 11 P: 14	R: 0 H: 1 E: 0 LOB: 2 K: 3 BB: 1 S: 10 P: 16	R: 2 H: 3 E: 0 LOB: 1 K: 0 BB: 0 S: 11 P: 18	R: 1 H: 1 E: 0 LOB: 0 K: 0 BB: 0 S: 10 P: 12	R: 0 H: 0 E: 0 LOB: 0 K: 0 BB: 0 S: 4 P: 10	R: 1 H: 3 E: 0 LOB: 1 K: 1 BB: 0 S: 12 P: 17	R: 0 H: 0 E: 0 LOB: 0 K: 0 BB: 0 S: 6 P: 9	R: 0 H: 0 E: 0 LOB: 0 K: 1 BB: 0 S: 9 P: 11	R: 0 H: 0 E: 0 LOB: 0 K: 1 BB: 0 S: 12 P: 17	1B: 7 SF: 0 2B: 2 SAC: 1 3B: 0 DP: 0 HR: 0 HBP: 1	WP: 0 PA: 36 PB: 1 SB: 1 CS: 0	
PITCHER	IP WLS BF H R ER SO BB IBB HBP BLK WP HR S P ERA WHIP											
John Burkett, R (1, 1) ERA: 3.78	8.0 L 33 9 4 4 5 0 1 1 1 0 0 73 107 4.50 1.125											
Michael Jackson, R (9, 1) ERA: 3.41	1.0 3 0 0 0 1 0 0 0 0 0 0 12 17 0.00 0.000											



Batter	1	2	3	4	5	6	7	8	9	AB	R	H	RBI	BB	SO	LOB
Darren Lewis, R OBP: 0.307, SLG: 0.333 (1, 8)	G6-3		G5-3			G5-4-3 1B		F9		4	0	1	0	0	0	0
Mike Benjamin, R OBP: 0.269, SLG: 0.346 (1, 4)	K			P9		G5-4-3		P2		3	0	0	0	0	1	1
Robby Thompson, R OBP: 0.382, SLG: 0.513 (8, PH)						1-2f				1	0	0	0	0	0	0
Will Clark, L OBP: 0.353, SLG: 0.414 (1, 3)	K			F7		F7		F7		4	0	0	0	0	1	0
Matt Williams, R OBP: 0.335, SLG: 0.579 (1, 5)										4	2	3	2	0	0	0
Barry Bonds, L OBP: 0.459, SLG: 0.671 (1, 7)										4	0	1	0	0	0	1
Mark Carreon, R OBP: 0.366, SLG: 0.503 (1, 9)										3	0	1	0	0	0	1
Royce Clayton, R OBP: 0.325, SLG: 0.368 (1, 6)										3	0	1	0	0	0	0
Kirt Manwaring, R OBP: 0.339, SLG: 0.350 (1, 2)										2	0	0	0	0	0	2
Todd Benzinger, S OBP: 0.313, SLG: 0.419 (7, PH)										1	0	0	0	0	0	1
Jeff Reed, L OBP: 0.336, SLG: 0.439 (8, 2)										0	0	0	0	0	0	0
John Burkett, R OBP: 0.197, SLG: 0.136 (1, 1)										2	0	0	0	0	1	2
John Patterson, S OBP: 0.222, SLG: 0.556 (8, PH)										1	0	0	0	0	0	0
Michael Jackson, R OBP: 0.667, SLG: 1.333 (9, 1)										0	0	0	0	0	0	0

Inning Stats	R: 0	H: 0	R: 1	H: 1	R: 0	H: 0	R: 0	H: 1	R: 0	H: 1	R: 1	H: 2	R: 0	H: 0	R: 0	H: 0	R: 0	H: 0	R: 0	H: 0	1B: 4	SF: 0	WP: 0	PA: 32
	E: 0	LOB: 0	E: 0	LOB: 0	E: 0	LOB: 0	E: 0	LOB: 1	E: 0	LOB: 0	E: 1	LOB: 1	E: 0	LOB: 0	E: 0	LOB: 0	E: 0	LOB: 0	E: 0	LOB: 0	2B: 2 <td>SAC: 0 <td>PB: 0 <td></td> </td></td>	SAC: 0 <td>PB: 0 <td></td> </td>	PB: 0 <td></td>	
	K: 2	BB: 0	K: 0	BB: 0	K: 1	BB: 0	K: 0	BB: 0	K: 0	BB: 0	K: 0	BB: 0	K: 0	BB: 0	K: 0	BB: 0	K: 0	BB: 0	K: 0	BB: 0	3B: 0	DP: 3 <td>SB: 0</td> <td></td>	SB: 0	
	S: 9	P: 12	S: 6	P: 6	S: 7	P: 9	S: 9	P: 15	S: 6	P: 8	S: 9	P: 13	S: 5	P: 8	S: 7	P: 10	S: 7	P: 10	S: 7	P: 10	HR: 2	HBP: 0	CS: 0	

PITCHER	IP	WLS	BF	H	R	ER	SO	BB	IBB	HBP	BLK	WP	HR	S	P	ERA	WHIP
Rheal Cormier, L ERA: 4.68 (1, 1)	6.0	W	23	7	2	2	3	0	0	0	0	0	2	47	64	3.00	1.167
Todd Burns, R ERA: 5.17 (7, 1)	2.0		6	0	0	0	0	0	0	0	0	0	0	11	15	0.00	0.000
Paul Kilgus, L ERA: 0.68 (9, 1)	1.0	S	3	0	0	0	0	0	0	0	0	0	0	7	10	0.00	0.000

BOTTOM

St. Louis Cardinals @ San Francisco Giants
Candlestick Park, San Francisco, CA

Sun Sep 12 1993, 6:33 AM EDT
 Att: 41,778 - Sunny - 69 F

livebaseballscorecards.com

AB 32
R 2
H 7
RBI 2
BB 0
SO 3
LOB 8



Batter	1	2	3	4	5	6	7	8	9	AB R H RBI BB SO LOB	TOP
Marquis Grissom, R (1, 8) <small>OBP: 0.349, SLG: 0.435</small> Curtis Pride, L (8, 7) Jeff Shaw, R (9, 1) <small>OBP: 0.067, SLG: 0.067</small> John Wetteland, R (9, 1)	1-2 		1-1 		1-1 	2-2 		2-2 	0-0 	5 2 2 2 0 0 2 1 0 0 0 0 0 1 0 0 0 0 0 0 0 0 0 0 0 0 0 0	Montreal Expos @ St. Louis Cardinals Busch Stadium, St. Louis, MO Tue Sep 14 1993, 7:05 PM CDT Att. 21,515 - Unknown - 57 F
Mike Lansing, R (1, 4) <small>OBP: 0.341, SLG: 0.347</small>	2-3 		3-1 		2-1 		2-1 	1-1 	0-0 	6 2 2 1 0 1 1	
Moises Alou, R (1, 7) <small>OBP: 0.338, SLG: 0.482</small>	0-0 		1-2 		1-0 		0-1 	2-1 	1-0 	5 3 3 3 0 0 2	
Larry Walker, L (1, 9) <small>OBP: 0.379, SLG: 0.484</small> Tim Scott, R (8, 1) Mel Rojas, R (8, 1) Lou Frazier, S (9, 7) <small>OBP: 0.355, SLG: 0.367</small>		4-0 	0-1 		1-1 		4-0 	2-3 		3 1 1 1 2 1 0	
Sean Berry, R (1, 5) <small>OBP: 0.343, SLG: 0.467</small>		1-1 	0-1 		0-0 		3-1 	0-3 		5 0 1 0 0 1 6	
Darrin Fletcher, L (1, 2) <small>OBP: 0.331, SLG: 0.376</small> Tim Spehr, R (9, 2) <small>OBP: 0.267, SLG: 0.333</small>		2-1 	1-3 			0-0 			1-1 	4 1 1 1 1 1 1 0 0 0 0 0 0 0	
Randy Ready, R (1, 3) <small>OBP: 0.379, SLG: 0.362</small>			2-1 	0-1 		1-2 		3-1 	1-0 	5 2 2 1 0 0 3	
Wil Cordero, R (1, 6) <small>OBP: 0.312, SLG: 0.388</small>		1-2 	2-2 	1-1 		2-1 		2-1 	1-0 	5 1 3 2 0 0 2	
Kirk Rueter, L (1, 1) <small>OBP: 0.179, SLG: 0.080</small> Rondell White, R (8, 8) <small>OBP: 0.259, SLG: 0.400</small>		1-2 	1-1 	1-0 		4-1 		0-1 	0-0 	2 0 0 0 1 0 2 1 0 1 1 0 0 0	
Inning Stats	R: 0 H: 0 E: 0 LOB: 0 K: 1 BB: 0 S: 7 P: 10	R: 0 H: 0 E: 0 LOB: 0 K: 0 BB: 1 S: 4 P: 11	R: 5 H: 4 E: 1 LOB: 1 K: 1 BB: 0 S: 22 P: 33	R: 0 H: 1 E: 0 LOB: 0 K: 0 BB: 0 S: 5 P: 7	R: 0 H: 1 E: 0 LOB: 2 K: 0 BB: 0 S: 7 P: 12	R: 0 H: 1 E: 0 LOB: 2 K: 0 BB: 1 S: 11 P: 20	R: 3 H: 3 E: 0 LOB: 2 K: 0 BB: 2 S: 12 P: 30	R: 2 H: 2 E: 0 LOB: 0 K: 2 BB: 0 S: 13 P: 20	R: 2 H: 4 E: 0 LOB: 2 K: 0 BB: 0 S: 8 P: 12	1B: 10 SF: 0 2B: 4 SAC: 1 3B: 1 DP: 2 HR: 1 HBP: 1	
PITCHER	IP WLS BF H R ER SO BB IBB HBP BLK WP HR S P ERA WHIP	IP WLS BF H R ER SO BB IBB HBP BLK WP HR S P ERA WHIP			IP WLS BF H R ER SO BB IBB HBP BLK WP HR S P ERA WHIP			IP WLS BF H R ER SO BB IBB HBP BLK WP HR S P ERA WHIP			
Allen Watson, L (1, 1) <small>ERA: 4.84</small>	3.0 L 15 4 5 3 2 1 0 0 0 0 0 0 33 54 9.00 1.667										
Omar Olivares, R (4, 1) <small>ERA: 4.39</small>	3.0 13 3 0 0 0 1 0 1 0 0 0 0 23 39 0.00 1.333										
Rich Batchelor, R (7, 1) <small>ERA: 18.9</small>	0.1 4 2 3 3 0 0 0 1 0 0 0 0 6 15 81.00 6.000										
Steve Dixon, L (7, 1) <small>ERA:</small>	0.0 1 0 0 0 0 1 0 0 0 0 0 0 4 ∞ ∞										
Les Lancaster, R (7, 1) <small>ERA: 3.18</small>	1.2 8 3 2 2 2 0 0 0 0 0 0 1 19 31 10.80 1.800										
PITCHER	IP WLS BF H R ER SO BB IBB HBP BLK WP HR S P ERA WHIP										
Rob Murphy, L (9, 1) <small>ERA: 5.19</small>	0.0 2 2 2 2 0 0 0 0 0 0 0 0 3 5 ∞ ∞										
Todd Burns, R (9, 1) <small>ERA: 5.12</small>	1.0 5 2 0 0 0 0 0 0 0 0 0 0 5 7 0.00 2.000										

livebaseballscorecards.com

AB	42
R	12
H	16
RBI	12
BB	4
SO	4
LOB	20



Batter	1	2	3	4	5	6	7	8	9	AB	R	H	RBI	BB	SO	LOB
Luis Alicea, S (1, 4) OBP: 0.359, SLG: 0.368	0-0 L9		0-1 G6-4-3			1-0 G5-4-3		2-2 L5	1-2	5	1	1	0	0	0	4
Ozzie Smith, S (1, 6) OBP: 0.343, SLG: 0.362	3-2 G6-3		2-2 G4-3			2-1 F8		1-1 SF7 1B 1-2 HR 1B	2-3	5	1	1	0	0	1	1
Gregg Jefferies, S (1, 3) OBP: 0.403, SLG: 0.496	1-1 1B					1-2 P3		1-1 HR	0-1	5	2	4	3	0	0	0
Todd Zeile, R (1, 5) OBP: 0.354, SLG: 0.433	2-2 F7 SAFE SAFE SAFE SAFE SAFE SAFE					1-1 F7		1-1 G4-3	1-1 SF7	4	0	0	1	0	0	2
Mark Whiten, S (1, 8) OBP: 0.324, SLG: 0.438		0-1 G1-3				0-0 F7		2-2 HR	2-2	4	2	2	4	0	0	0
Bernard Gilkey, R (1, 7) OBP: 0.371, SLG: 0.491		0-0 F9				1-2 G5-3		0-1 P8	2-1	4	0	1	0	0	0	0
Erik Pappas, R (1, 9) OBP: 0.364, SLG: 0.346		3-1				1-3		1-0 G1-3	1-1 G5-3	4	0	1	0	0	1	1
Rob Murphy, L (9, 1) OBP: 0.500, SLG: 0.500		1B								0	0	0	0	0	0	0
Todd Burns, R (9, 1)										0	0	0	0	0	0	0
Tom Pagnozzi, R (1, 2) OBP: 0.288, SLG: 0.370		2-3				1-0 F8			0-0 L9	4	1	1	0	0	1	1
Allen Watson, L Omar Olivares, R Tracy Woodson, R Rich Barchetta, R Steve Dixon, L Les Lancaster, R Gerald Perry, L			1-1 E6					2-1 G5-4-3	4-1 1B 1B SF7 BB	0	0	0	0	0	0	0
									1-1 HR	1	0	0	0	0	0	0
										1	0	0	0	0	0	0
										0	0	0	0	0	0	0
										0	0	0	0	0	0	0
										0	0	0	0	0	0	0
										1	2	1	1	1	0	0
Inning Stats	R: 0 H: 1 E: 0 K: 10 S: 10 LOB: 1 BB: 0 P: 16	R: 0 H: 1 E: 0 K: 1 S: 8 LOB: 1 BB: 0 P: 13	R: 0 H: 0 E: 1 K: 0 S: 8 LOB: 0 BB: 0 P: 11	R: 0 H: 0 E: 0 K: 0 S: 6 LOB: 0 BB: 0 P: 8	R: 0 H: 0 E: 0 K: 1 S: 8 LOB: 0 BB: 0 P: 11	R: 0 H: 1 E: 0 K: 0 S: 5 LOB: 0 BB: 0 P: 10	R: 2 H: 2 E: 0 K: 0 S: 10 LOB: 0 BB: 0 P: 15	R: 5 H: 5 E: 0 K: 0 S: 19 LOB: 1 BB: 1 P: 35	R: 2 H: 3 E: 0 K: 1 S: 14 LOB: 1 BB: 0 P: 19	1B: 8 2B: 2 3B: 0 HR: 4 SF: 1 SAC: 0 DP: 2 HBP: 0	WP: 0 PA: 40 PB: 0 SB: 1 CS: 0					

BOTTOM

Montreal Expos @ St. Louis Cardinals
 Busch Stadium, St. Louis, MO
 Tue Sep 14 1993, 7:05 PM CDT
 Att: 21,515 - Unknown - 57 F

AB	38
R	9
H	13
RBI	9
BB	1
SO	3
LOB	9



Batter	IP	WLS	BF	H	R	ER	SO	BB	IBB	HBP	BLK	WP	HR	S	P	ERA	WHIP
Kirk Rueter, L (1, 1) ERA: 2.33	7.0	W	25	5	2	2	2	0	0	0	0	0	2	55	84	2.57	0.714
Tim Scott, R (8, 1) ERA: 2.87	0.1		5	3	4	4	0	1	0	0	0	0	0	10	18	108.00	12.000
Mel Rojas, R (8, 1) ERA: 3.12	0.2		4	2	1	1	0	0	0	0	0	0	1	9	17	13.50	3.000
Jeff Shaw, R (9, 1) ERA: 4.19	0.2		5	3	2	2	1	0	0	0	0	0	1	12	16	27.00	4.500
John Wetteland, R (9, 1) ERA: 1.53	0.1	S	1	0	0	0	0	0	0	0	0	0	0	2	3	0.00	0.000

livebaseballscorecards.com

Batter	1	2	3	4	5	6	7	8	9	AB R H RBI BB SO LOB	TOP															
Marquis Grissom, R (1, 8) OBP: 0.349, SLG: 0.435	1-0 G3 S 1B		1-2 L4		3-2 G4-3		1-3 K		2-2 1B	5 0 2 0 0 1 1																
Delino DeShields, L (1, 4) OBP: 0.386, SLG: 0.376	1-2 G1-3		3-2 F8			0-1 F7	0-3 K		3-2 P7	5 0 0 0 0 1 2																
Moises Alou, R (1, 7) OBP: 0.337, SLG: 0.482	1-0 G3			1-1 P4		0-0 E 2B	1-1 L5			4 1 1 0 0 0 1																
Larry Walker, L (1, 9) OBP: 0.378, SLG: 0.482	3-1 L9			1-1 G3		0-0 E8 2B 1B		1-1 F8		4 1 1 1 0 0 1																
Darrin Fletcher, L (1, 2) OBP: 0.332, SLG: 0.383		1-2 L4		2-1 G3-1		2-1 2B 2B		0-0 2B		4 1 2 1 0 0 0																
Curtis Pride, L (8, PR)										0 0 0 0 0 0 0																
Tim Spehr, R (8, 2) OBP: 0.267, SLG: 0.333										0 0 0 0 0 0 0																
Sean Berry, R (1, 5) OBP: 0.349, SLG: 0.483		0-1 G3 1B			1-2 2B 3B	1-2 G5-3 2B		0-0 P4		4 1 3 1 0 0 1																
Oreste Marrero, L (1, 3) OBP: 0.366, SLG: 0.382		1-1 G3			3-1 G1-5-3	0-1 G5-3		3-1 P6		2 0 0 0 0 0 2																
Randy Ready, R (6, PH) OBP: 0.373, SLG: 0.355		1-2 G3				2-3 G6-3 2B				2 0 0 0 0 0 2																
Wil Cordero, R (1, 6) OBP: 0.314, SLG: 0.390		3-1 P3			2-0 G6-3 2B	4-0 FC6-4 IBB				3 0 1 1 1 0 1																
Ken Hill, R (1, 1) OBP: 0.185, SLG: 0.160			2-1 L9		0-1 G6-3	1-2 FC6-4			0-2 G1-3	3 0 0 0 0 0 3																
Tim Scott, R (6, 1) OBP: 0.192, SLG: 0.273										0 0 0 0 0 0 0																
Gil Heredia, R (7, 1) OBP: 0.353, SLG: 0.365										0 0 0 0 0 0 0																
Lou Frazier, S (9, PH) OBP: 0.190, SLG: 0.150										1 0 0 0 0 0 0																
Brian Barnes, L (9, 1) OBP: 0.190, SLG: 0.150										0 0 0 0 0 0 0																
Jeff Shaw, R (9, 1) OBP: 0.067, SLG: 0.067										0 0 0 0 0 0 0																
Inning Stats	R: 0 E: 0 K: 0 S: 7	H: 1 LOB: 1 BB: 0 P: 13	R: 0 E: 0 K: 0 S: 9	H: 1 LOB: 1 BB: 0 P: 14	R: 0 E: 0 K: 0 S: 9	H: 0 LOB: 0 BB: 0 P: 15	R: 0 E: 0 K: 0 S: 6	H: 0 LOB: 0 BB: 0 P: 10	R: 1 E: 0 K: 0 S: 13	H: 2 LOB: 1 BB: 0 P: 22	R: 3 E: 1 K: 0 S: 14	H: 4 LOB: 2 BB: 1 P: 22	R: 0 E: 0 K: 2 S: 8	H: 0 LOB: 0 BB: 0 P: 10	R: 0 E: 0 K: 0 S: 6	H: 1 LOB: 1 BB: 0 P: 10	R: 0 E: 0 K: 0 S: 13	H: 1 LOB: 1 BB: 0 P: 19	1B: 4 2B: 5 3B: 1 HR: 0	SF: 0 SAC: 0 DP: 0 HBP: 0	WP: 0 PB: 0 SB: 1 CS: 0	PA: 38				
PITCHER	IP WLS BF H R ER SO BB IBB HBP BLK WP HR S P ERA WHIP																									
Rene Arocha, R (1, 1) ERA: 3.69	5.1		24	8	4	4	0	0	0	0	0	0	53	86	6.75	1.500										
Lee Guetterman, L (6, 1) ERA: 3.57	0.2		3	0	0	0	0	0	1	0	0	0	5	10	0.00	0.000										
Paul Kilgus, L (7, 1) ERA: 0.59	2.0		7	1	0	0	2	0	0	0	0	0	14	20	0.00	0.500										
Mike Perez, R (9, 1) ERA: 2.19	1.0	W	4	1	0	0	0	0	0	0	0	0	13	19	0.00	1.000										

Montreal Expos @ St. Louis Cardinals
 Busch Stadium, St. Louis, MO
 Wed Sep 15 1993, 7:05 PM CDT
 Att. 21,514 - Unknown - 59 F

livebaseballscorecards.com

AB	37
R	4
H	10
RBI	4
BB	1
SO	2
LOB	14




Batter	1	2	3	4	5	6	7	8	9	AB R H RBI BB SO LOB
Luis Alicea, S OBP: 0.359, SLG: 0.365 (1, 4)	1-2 F7		0-1 F8		4-2 BB	4-2 1B BB		1-0 F9		3 1 0 0 2 0 0
Ozzie Smith, S OBP: 0.343, SLG: 0.363 (1, 6)	3-1 2B		0-2 G6-3		0-0 L7	4-2 1B BB		2-2 F7		4 0 1 0 1 0 1
Gregg Jefferies, S OBP: 0.406, SLG: 0.497 (1, 3)	0-2 L8		1-1 1B		4-1 BB	1-2 1B		4-0 1B BB		3 1 2 2 2 0 1
Todd Zeile, R OBP: 0.351, SLG: 0.429 (1, 5)	1-1 G5-3		3-3 K		0-0 P4	0-1 F9		3-2 G5-3		5 0 0 0 0 1 7
Mark Whiten, S OBP: 0.327, SLG: 0.439 (1, 8) (7, 9)		3-2 SF8 2B		4-2 G5-3 BB	2-3 K		1-0 G3-1		4-0 1B IBB	3 1 1 0 2 1 2
Bernard Gilkey, R OBP: 0.371, SLG: 0.490 (1, 7)		3-2 G5-3		1-1 G5-3		3-2 2B G4-3 1B	2-0 P8	3-0 1B		5 1 2 1 0 0 2
Erik Pappas, R OBP: 0.357, SLG: 0.340 (1, 9) (7, 2)		1-2 SF8		0-3 K		2-3 K	2-2 G1-3			3 0 0 1 0 2 2
Tom Pagnozzi, R OBP: 0.293, SLG: 0.375 Ray Lankford, L OBP: 0.382, SLG: 0.360 (6, PH) (7, 8)		1-2 2B		4-0 IBB		0-1 G4-3 1B 2B		2-3 K		1 0 1 0 1 0 0 2 1 1 0 0 1 0
Rene Arocha, R OBP: 0.143, SLG: 0.130 Lee Guetterman, L OBP: 0.500, SLG: 1.000 Gerald Perry, L OBP: 0.437, SLG: 0.517 Paul Kilgus, L OBP: 0.353, SLG: 0.333 Lonnie Maclin, L OBP: 0.100, SLG: 0.111 Mike Perez, R (1, 1) (6, 1) (6, PH) (7, 1) (8, PH) (9, 1)		2-1 G4-3		0-3 K		2-1 G4-3		1-0 G4-3		2 0 0 0 0 0 1 3 0 0 0 0 0 0 0 0 1 0 0 0 1 0 0 1 0 0 0 0 0 0 0 0 1 0 0 0 0 0 0 0 0 0 0 0 0 0 0 0

Inning Stats	R: 0 E: 0 K: 10 S: 10	H: 1 LOB: 1 BB: 0 P: 15	R: 1 E: 0 K: 18 S: 18	H: 2 LOB: 1 BB: 0 P: 28	R: 0 E: 0 K: 10 S: 10	H: 0 LOB: 2 BB: 2 P: 19	R: 0 E: 0 K: 9 S: 9	H: 0 LOB: 2 BB: 2 P: 19	R: 3 E: 0 K: 1 S: 22	H: 3 LOB: 2 BB: 2 P: 38	R: 0 E: 0 K: 6 S: 6	H: 0 LOB: 0 BB: 0 P: 11	R: 0 E: 0 K: 5 S: 5	H: 0 LOB: 0 BB: 0 P: 9	R: 1 E: 0 K: 9 S: 9	H: 1 LOB: 2 BB: 2 P: 25	1B: 4 2B: 4 3B: 0 HR: 0	SF: 1 SAC: 0 DP: 0 HBP: 0
--------------	--------------------------------	----------------------------------	--------------------------------	----------------------------------	--------------------------------	----------------------------------	------------------------------	----------------------------------	-------------------------------	----------------------------------	------------------------------	----------------------------------	------------------------------	---------------------------------	------------------------------	----------------------------------	----------------------------------	------------------------------------

PITCHER	IP	WLS	BF	H	R	ER	SO	BB	IBB	HBP	BLK	WP	HR	S	P	ERA	WHIP
Ken Hill, R ERA: 2.87 (1, 1)	5.2		28	6	4	4	5	4	1	0	0	0	0	70	119	6.35	1.765
Tim Scott, R ERA: 2.86 (6, 1)	0.1		3	1	0	0	0	1	0	0	0	0	0	9	14	0.00	6.000
Gil Heredia, R ERA: 3.43 (7, 1)	2.0		6	0	0	0	1	0	0	0	0	0	0	11	20	0.00	0.000
Brian Barnes, L ERA: 4.27 (9, 1)	0.1	L	2	0	1	1	0	1	0	0	0	0	0	3	9	27.00	3.000
Jeff Shaw, R ERA: 4.18 (9, 1)	0.1		3	1	0	0	0	0	1	0	0	0	0	6	16	0.00	3.000

Montreal Expos @ St. Louis Cardinals
Busch Stadium, St. Louis, MO
 Wed Sep 15 1993, 7:05 PM CDT
 Att: 21,514 - Unknown - 59 F

AB	33
R	5
H	8
RBI	5
BB	8
SO	6
LOB	19



Batter	1	2	3	4	5	6	7	8	9	AB R H RBI BB SO LOB	TOP		
Marquis Grissom, R (1, 8) <small>OBP: 0.348, SLG: 0.433</small>	2-2 	0-1 G6-3		0-1 L6		1-0 SF8		1-3 	4 0 1 1 0 1 3				
Delino DeShields, L (1, 4) <small>OBP: 0.382, SLG: 0.372</small>	1-3 		2-1 G4-3		3-1 E4 	0-1 L1		2-2 F8	5 1 0 0 0 1 1				
Moises Alou, R (1, 7) <small>OBP: 0.340, SLG: 0.483</small> Lou Frazier, S (7, 7) <small>OBP: 0.353, SLG: 0.365</small>	1-1 		0-0 G6-3		0-0 FC6-4 	1-2 1B		1-2 	3 0 2 0 0 0 0 0 0 0 0 0 0 0				
Larry Walker, L (1, 9) <small>OBP: 0.377, SLG: 0.487</small>	1-1 G6-3		0-0 		0-0 FC6-4 	1-2 1B		0-0 G4-3	4 1 1 1 0 0 3				
Darrin Fletcher, L (1, 2) <small>OBP: 0.332, SLG: 0.382</small>	3-2 G3-1		3-1 L8		0-1 	1-2 1B		1-1 P6	4 0 1 0 0 0 2				
Sean Berry, R (1, 5) <small>OBP: 0.351, SLG: 0.487</small>		1-2 		1-2 		0-0 F9		1-2 P3	4 1 2 0 0 0 2				
Oreste Marrero, L (1, 3) <small>OBP: 0.349, SLG: 0.361</small>		0-2 L9		2-3 		2-2 G5-3		2-3 	4 0 0 0 0 2 4				
Mike Lansing, R (1, 6) <small>OBP: 0.345, SLG: 0.351</small>		0-0 		4-1 		0-0 		0-0 G1-4-3	3 1 2 1 1 0 0				
Jeff Fassero, L (1, 1) <small>OBP: 0.074, SLG: 0.038</small> John Vander Wal, L (6, PH) <small>OBP: 0.318, SLG: 0.369</small> Gil Heredia, R (6, 1) <small>OBP: 0.182, SLG: 0.273</small> John Wetteland, R (8, 1) <small>OBP: 0.313, SLG: 0.389</small> Wil Cordero, R (8, 6) <small>OBP: 0.313, SLG: 0.389</small>		3-3 		1-0 SH1-3		3-2 G3		3-1 P4	1 0 0 0 0 1 1 1 0 0 0 0 0 1 0 0 0 0 0 0 0 0 0 0 0 0 0 0 1 0 0 0 0 0 0				
Inning Stats	R: 0 H: 1 E: 0 LOB: 2 K: 1 BB: 0 S: 12 P: 20	R: 1 H: 2 E: 0 LOB: 1 K: 1 BB: 0 S: 12 P: 16	R: 1 H: 1 E: 0 LOB: 0 K: 0 BB: 0 S: 6 P: 11	R: 0 H: 1 E: 0 LOB: 2 K: 1 BB: 1 S: 12 P: 19	R: 1 H: 2 E: 2 LOB: 2 K: 0 BB: 0 S: 10 P: 15	R: 1 H: 1 E: 0 LOB: 0 K: 0 BB: 0 S: 7 P: 11	R: 0 H: 1 E: 0 LOB: 0 K: 0 BB: 0 S: 6 P: 8	R: 0 H: 0 E: 0 LOB: 0 K: 1 BB: 0 S: 7 P: 10	R: 0 H: 0 E: 0 LOB: 0 K: 1 BB: 0 S: 8 P: 14	1B: 6 SF: 1 2B: 2 SAC: 1 3B: 0 DP: 0 HR: 1 HBP: 1	WP: 0 PA: 38 PB: 0 SB: 3 CS: 0		
PITCHER	IP WLS BF H R ER SO BB IBB HBP BLK WP HR S P ERA WHIP											PITCHER	IP WLS BF H R ER SO BB IBB HBP BLK WP HR S P ERA WHIP
Bob Tewksbury, R (1, 1) <small>ERA: 3.63</small>	6.0 L 29 8 4 3 3 1 0 1 0 0 0 1 59 92 4.50 1.500												
Lee Guetterman, L (7, 1) <small>ERA: 3.38</small>	2.0 6 1 0 0 1 0 0 0 0 0 0 0 13 18 0.00 0.500												
Mike Perez, R (9, 1) <small>ERA: 2.15</small>	1.0 3 0 0 0 0 1 0 0 0 0 0 0 8 14 0.00 0.000												

Montreal Expos @ St. Louis Cardinals
 Busch Stadium, St. Louis, MO
 Thu Sep 16 1993, 7:05 PM CDT
 Att. 28,565 - Unknown - 66 F

livebaseballscorecards.com

AB 34
R 4
H 9
RBI 3
BB 1
SO 5
LOB 17



Batter	1	2	3	4	5	6	7	8	9	AB	R	H	RBI	BB	SO	LOB
Luis Alicea, S OBP: 0.358, SLG: 0.362 (1, 4)	1-3 K	2-3 K		2-2 G6-3			1-2 G4-6-3 1B		1-0 F8	5	0	1	0	0	2	5
Ozzie Smith, S OBP: 0.343, SLG: 0.362 (1, 6)	3-1 G4-3		1-0 WP 1B		0-1 G6-3		0-2 G4-6-3 1-2f			4	0	1	0	0	0	1
Gregg Jefferies, S OBP: 0.405, SLG: 0.495 (1, 3)	1-1 G5-3		1-1 F7		2-1 FC4-6 1B		1-1 G6-3			4	0	1	0	0	0	1
Todd Zeile, R OBP: 0.354, SLG: 0.433 (1, 5)		0-0 1B 1B	1-2 FC6-4 1B		1-2 FC4-6 HR		1-2 2B			4	2	3	0	0	0	1
Mark Whiten, S OBP: 0.328, SLG: 0.446 (1, 8) (7, 9)	1-2 1B 1B	2-2 P2		3-0 HR		1-1 P5				4	1	2	2	0	0	3
Bernard Gilkey, R OBP: 0.370, SLG: 0.488 (1, 7)	1-1 1B	2-2 FC6-4		1-0 L9		2-2 P3				4	0	1	0	0	0	3
Erik Pappas, R OBP: 0.354, SLG: 0.337 (1, 9)	1-3 K		0-1 G5-3		3-2 G4-3		1-3 K			2	0	0	0	0	1	3
Ray Lankford, L OBP: 0.380, SLG: 0.358 (6, PH) (7, 8)			0-0 1B		0-0 P9		2-3 K			2	0	0	0	0	1	1
Tom Pagnozzi, R OBP: 0.296, SLG: 0.378 (1, 2)	1-2 1B		0-0 1B		0-0 1B		2-3 K			3	0	2	1	0	0	0
Gerald Perry, L OBP: 0.433, SLG: 0.511 (9, PH)	1-2 2-3 3-H 1B		0-0 1B		1-3 K		3-2 CS 1B			1	0	0	0	0	1	0
Bob Tewksbury, R OBP: 0.247, SLG: 0.217 (1, 1)			0-0 L9		1-3 K					2	0	0	0	0	1	4
Lonnie Maclin, L OBP: 0.091, SLG: 0.100 (6, PH)										1	0	0	0	0	1	0
Lee Guetterman, L OBP: 0.500, SLG: 1.000 (7, 1)										0	0	0	0	0	0	0
Mike Perez, R OBP: 0.500, SLG: 1.000 (9, 1)										0	0	0	0	0	0	0
Rod Brewer, L OBP: 0.346, SLG: 0.372 (9, PH)										1	0	1	0	0	0	0
Tim Jones, L OBP: 0.381, SLG: 0.294 (9, PR)										0	0	0	0	0	0	0

Inning Stats	R: 0	H: 0	E: 0	K: 1	S: 7	H: 0	LOB: 0	BB: 0	P: 12	R: 1	H: 4	E: 0	K: 3	S: 18	H: 2	LOB: 2	BB: 0	P: 19	R: 0	H: 1	E: 0	K: 0	S: 7	H: 1	LOB: 1	BB: 0	P: 9	R: 2	H: 2	E: 0	K: 0	S: 9	H: 0	LOB: 0	BB: 0	P: 16	R: 0	H: 0	E: 0	K: 1	S: 12	H: 0	LOB: 0	BB: 0	P: 16	R: 0	H: 1	E: 0	K: 0	S: 8	H: 1	LOB: 0	BB: 0	P: 10	R: 0	H: 1	E: 0	K: 1	S: 11	H: 1	LOB: 1	BB: 0	P: 16	R: 0	H: 1	E: 0	K: 1	S: 8	H: 1	LOB: 1	BB: 0	P: 14	1B: 10	SF: 0	2B: 1	SAC: 0	3B: 0	DP: 1	HR: 1	HBP: 0	WP: 1	PA: 37
--------------	------	------	------	------	------	------	--------	-------	-------	------	------	------	------	-------	------	--------	-------	-------	------	------	------	------	------	------	--------	-------	------	------	------	------	------	------	------	--------	-------	-------	------	------	------	------	-------	------	--------	-------	-------	------	------	------	------	------	------	--------	-------	-------	------	------	------	------	-------	------	--------	-------	-------	------	------	------	------	------	------	--------	-------	-------	--------	-------	-------	--------	-------	-------	-------	--------	-------	--------

PITCHER	IP	WLS	BF	H	R	ER	SO	BB	IBB	HBP	BLK	WP	HR	S	P	ERA	WHIP
Jeff Fassero, L ERA: 2.4 (1, 1)	5.0	W	24	9	3	3	4	0	0	0	0	1	1	54	81	5.40	1.800
Gil Heredia, R ERA: 3.28 (6, 1)	2.0		7	2	0	0	1	0	0	0	0	0	0	23	30	0.00	1.000
John Wetteland, R ERA: 1.49 (8, 1)	2.0	S	6	1	0	0	2	0	0	0	0	0	0	16	26	0.00	0.500


BOTTOM

Montreal Expos @ St. Louis Cardinals
 Busch Stadium, St. Louis, MO

Thu Sep 16 1993, 7:05 PM CDT
 Att: 28,565 - Unknown - 66 F

livebaseballscorecards.com

AB	37
R	3
H	12
RBI	3
BB	0
SO	7
LOB	22



Batter	1	2	3	4	5	6	7	8	9	AB R H RBI BB SO LOB	TOP	
Carlos Garcia, R (1, 4) OBP: 0.320, SLG: 0.398	4-0 CS BB		0-0 G5-3		1-1 G1-3		2-1 G6-3		3-1 P4	4 0 0 0 1 0 3		
Jay Bell, R (1, 6) OBP: 0.384, SLG: 0.440	3-2 SAFE 1-2 CS 1B		2-2 G3-1		2-1 1B		0-1 G6-3		4-0 BB	4 0 2 0 1 0 2		
Andy Van Slyke, L (1, 8) OBP: 0.357, SLG: 0.461	3-3 SAFE 1-2 SAFE		2-1 1B		1-0 F8			1-0 F9	2-2 P5	5 0 1 0 0 1 5		
Jeff King, R (1, 5) OBP: 0.348, SLG: 0.396		0-0 F9 WP 2B	2-0 1-3 1B		0-0 B1-3			4-2 FC4-6 BB		3 1 2 0 1 0 0		
Lloyd McClendon, R (1, 7) OBP: 0.278, SLG: 0.268		3-0 F9 2-3	0-0 F9		2-0 F8			0-3 SAFE		4 0 0 0 0 1 4		
Orlando Merced, S (1, 9) OBP: 0.417, SLG: 0.447		0-0 G6-3		0-3 K		2-2 F8		3-1 FC4-6 1-2f		4 0 0 0 0 1 2		
Don Slaught, R (1, 2) OBP: 0.358, SLG: 0.447		1-0 2B 1B 3-H		1-0 F9		1-0 F8			0-0 SH1-3 1B 1B	4 0 2 0 0 0 0	AB 35 R 2 H 11 RBI 1 BB 3 SO 3 LOB 18	
Kevin Young, R (1, 3) OBP: 0.301, SLG: 0.337		2-0 1-3 2B		1-0 F8		3-2 1B 2B			1-0 SH1-3 1B	4 1 3 0 0 0 0		
Paul Miller, R (1, 1) Dan Miceli, R (4, 1) Tom Prince, R (5, PH) Blas Minor, R (5, 1) Rich Aude, R (7, PH) Tony Womack, L (7, PR) Joel Johnston, R (7, 1) Mark Dewey, R (9, 1)		0-0 G3			2-0 L7		2-0 G6-3 2-H 1B		0-1 SH1-3 1-2 2-3	1 0 0 0 0 0 0 2 0 0 0 0 0 0 0 0 1 0 0 0 0 0 0 0 0 0 0 0 0 0 0 0 1 0 1 1 0		
Inning Stats	R: 0 H: 1 E: 0 LOB: 1 K: 1 BB: 1 S: 9 P: 19	R: 1 H: 3 E: 0 LOB: 2 K: 0 BB: 0 S: 6 P: 12	R: 0 H: 2 E: 0 LOB: 2 K: 0 BB: 0 S: 8 P: 14	R: 0 H: 0 E: 0 LOB: 0 K: 1 BB: 0 S: 5 P: 7	R: 0 H: 1 E: 0 LOB: 1 K: 0 BB: 0 S: 6 P: 12	R: 0 H: 0 E: 0 LOB: 0 K: 0 BB: 0 S: 5 P: 9	R: 1 H: 2 E: 0 LOB: 2 K: 0 BB: 0 S: 9 P: 17	R: 0 H: 0 E: 0 LOB: 1 K: 1 BB: 1 S: 8 P: 16	R: 0 H: 2 E: 0 LOB: 3 K: 0 BB: 1 S: 10 P: 20	1B: 8 SF: 0 2B: 4 SAC: 1 3B: 0 DP: 1 HR: 0 HBP: 0	WP: 1 PA: 39 PB: 0 SB: 0 CS: 2	
PITCHER	IP WLS BF H R ER SO BB IBB HBP BLK WP HR S P ERA WHIP											
Tom Urbani, L (1, 1) ERA: 4.94	6.1 L 27 9 2 2 2 1 0 0 0 0 1 0 44 84 2.84 1.579											
Omar Olivares, R (7, 1) ERA: 4.33	1.1 5 0 0 0 1 1 0 0 0 0 0 0 10 17 0.00 0.750											
Rob Murphy, L (8, 1) ERA: 5.16	0.1 2 1 0 0 0 0 0 0 0 0 0 0 3 6 0.00 3.000											
Todd Burns, R (9, 1) ERA: 5.08	0.2 4 1 0 0 0 1 0 0 0 0 0 0 5 13 0.00 3.000											
Lee Guetterman, L (9, 1) ERA: 3.35	0.1 1 0 0 0 0 0 0 0 0 0 0 0 4 6 0.00 0.000											

Pittsburgh Pirates @ St. Louis Cardinals
 Busch Stadium, St. Louis, MO
 Fri Sep 17 1993, 7:05 PM CDT
 Att. 28,625 - Unknown - 68 F

livebaseballscorecards.com



BOTTOM

Pittsburgh Pirates @ St. Louis Cardinals
Busch Stadium, St. Louis, MO

livebaseballscorecards.com

AB	34
R	1
H	6
RBI	1
BB	4
SO	6
LOB	19



WP: 0	PA: 38
PB: 0	
SB: 3	
CS: 0	

Fri Sep 17 1993, 7:05 PM CDT
 Att: 28,625 - Unknown - 68 F

Batter	1	2	3	4	5	6	7	8	9	AB	R	H	RBI	BB	SO	LOB
Bernard Gilkey, R OBP: 0.371, SLG: 0.487 (1, 7)	0-0 E1 G6-3		0-1 F9 1B	1-1 S 1B		1-3 K			0-2 F8	5	0	2	0	0	1	0
Ozzie Smith, S OBP: 0.343, SLG: 0.361 (1, 6)	2-0 F7		1-0 SAFE 1B	4-2 1B		0-1 G6-3			2-1 G5-3	4	0	1	0	1	0	1
Gregg Jefferies, S OBP: 0.402, SLG: 0.491 (1, 3)	2-2 G6-3		2-1 L3	3-2 P6					2-0 G6-3	4	0	0	0	0	0	6
Todd Zeile, R OBP: 0.352, SLG: 0.430 (1, 5)	2-2 F8		3-2 F9			3-1 P2			3-1 F9	4	0	0	0	0	0	3
Mark Whiten, S OBP: 0.327, SLG: 0.444 (1, 9)			2-0 F9			0-0 S 1B			0-2 G3-1	4	0	1	0	0	1	2
Ray Lankford, L OBP: 0.381, SLG: 0.366 (1, 8)			0-1 G3			3-1 HR			4-1 SAFE BB	3	1	1	1	1	1	0
Geronimo Pena, S OBP: 0.333, SLG: 0.370 (1, 4)			1-1 S 1B			2-2 L4			3-2 F7	4	0	1	0	0	1	2
Erik Pappas, R OBP: 0.357, SLG: 0.333 (1, 2)			4-0 SAFE BB			4-2 1B BB			1-2 F8	2	0	0	0	2	1	2
Tom Urbani, L OBP: 0.214, SLG: 0.154 (1, 1)			0-0 G3			0-3 K			2-2 F7	3	0	0	0	0	1	3
Omar Olivares, R OBP: 0.238, SLG: 0.286 (7, 1)										0	0	0	0	0	0	0
Rob Murphy, L OBP: 0.500, SLG: 0.500 (8, 1)										0	0	0	0	0	0	0
Todd Burns, R OBP: 0.500, SLG: 0.500 (9, 1)										0	0	0	0	0	0	0
Lee Guetterman, L OBP: 0.600, SLG: 1.000 (9, PH)										0	0	0	0	0	0	0
Luis Alicea, S OBP: 0.397, SLG: 0.361 (9, PH)										1	0	0	0	0	0	0

Inning Stats	R: 0	H: 0	E: 1	K: 0	S: 9	H: 0	LOB: 1	BB: 0	P: 14	R: 0	H: 1	E: 0	K: 1	S: 8	H: 1	LOB: 2	BB: 1	P: 14	R: 0	H: 2	E: 0	K: 0	S: 10	H: 2	LOB: 2	BB: 0	P: 18	R: 1	H: 2	E: 0	K: 1	S: 23	H: 2	LOB: 3	BB: 2	P: 40	R: 0	H: 1	E: 0	K: 2	S: 12	H: 0	LOB: 0	BB: 0	P: 10	R: 0	H: 0	E: 0	K: 0	S: 6	H: 0	LOB: 0	BB: 0	P: 11	R: 0	H: 0	E: 0	K: 1	S: 11	H: 0	LOB: 0	BB: 0	P: 16	R: 0	H: 0	E: 0	K: 0	S: 8	H: 0	LOB: 0	BB: 0	P: 12	1B: 5	SF: 0	2B: 0	SAC: 0	3B: 0	DP: 0	HR: 1	HBP: 0	WP: 0	PA: 38
--------------	------	------	------	------	------	------	--------	-------	-------	------	------	------	------	------	------	--------	-------	-------	------	------	------	------	-------	------	--------	-------	-------	------	------	------	------	-------	------	--------	-------	-------	------	------	------	------	-------	------	--------	-------	-------	------	------	------	------	------	------	--------	-------	-------	------	------	------	------	-------	------	--------	-------	-------	------	------	------	------	------	------	--------	-------	-------	-------	-------	-------	--------	-------	-------	-------	--------	-------	--------

PITCHER	IP	WLS	BF	H	R	ER	SO	BB	IBB	HBP	BLK	WP	HR	S	P	ERA	WHIP
Paul Miller, R ERA: 5.63 (1, 1)	3.2		19	5	1	1	2	2	2	0	0	0	0	9	16	2.46	1.909
Dan Miceli, R ERA: (4, 1)	0.1		2	0	0	0	0	1	0	0	0	0	0	9	16	0.00	3.000
Blas Minor, R ERA: 4.35 (5, 1)	2.0	W	8	1	0	0	3	1	0	0	0	0	0	20	33	0.00	1.000
Joel Johnston, R ERA: 3.47 (7, 1)	2.1		7	0	0	0	1	0	0	0	0	0	0	20	32	0.00	0.000
Mark Dewey, R ERA: 2.38 (9, 1)	0.2	S	2	0	0	0	0	0	0	0	0	0	0	5	7	0.00	0.000

Batter	1	2	3	4	5	6	7	8	9	AB R H RBI BB SO LOB	TOP	
Carlos Garcia, R (1, 4) <small>OBP: 0.318, SLG: 0.394</small>	1-0 		1-3 			1-0 		1-2 		4 0 0 0 0 1 2		
Jay Bell, R (1, 6) Tony Womack, L (6, 6)	2-3 			2-3 		1-1 		2-0 		3 0 0 0 0 2 1 1 0 0 0 0 0 1		
Andy Van Slyke, L (1, 8) Rich Robertson, L (6, 1)	3-2 			2-0 		2-2 		1-3 		3 0 0 0 0 0 1 0 0 0 0 0 0 0 1 0 0 0 0 1 1 0 0 0 0 0 0 0		
Jeff King, R (1, 5) Tom Foley, L (7, 5)		1-2 		1-2 		1-1 		0-0 		3 0 1 0 0 0 0 1 0 0 0 0 0 0		
Lloyd McClendon, R (1, 7) <small>OBP: 0.288, SLG: 0.281</small>		0-2 			4-2 		0-0 		0-0 	3 1 2 0 1 0 1		
Orlando Merced, S (1, 9) Rich Aude, R (7, PR)		1-2 		0-2 		0-1 		1-2 		3 0 1 0 0 0 2 1 0 1 1 0 0 0		
Don Slaught, R (1, 2) Midre Cummings, L (6, 8)		1-0 		0-0 		0-0 		0-0 		2 0 0 0 0 0 2 2 0 0 0 0 0 3		
Kevin Young, R (1, 3) <small>OBP: 0.299, SLG: 0.333</small>			2-3 		2-3 		0-0 		2-0 	4 0 0 0 0 2 4		
Tim Wakefield, R (1, 1) <small>OBP: 0.139, SLG: 0.278</small> Mark Petkovsek, R (5, 1) Tom Prince, R (6, PH)			1-1 			1-2 		1-1 		1 0 0 0 0 0 0 0 0 0 0 0 0 0 2 0 1 0 0 0 0		
Inning Stats	R: 0 H: 0 E: 0 LOB: 0 K: 1 BB: 0 S: 9 P: 15	R: 0 H: 1 E: 0 LOB: 1 K: 0 BB: 0 S: 10 P: 13	R: 0 H: 0 E: 0 LOB: 0 K: 2 BB: 0 S: 8 P: 12	R: 0 H: 0 E: 0 LOB: 0 K: 1 BB: 0 S: 8 P: 13	R: 0 H: 0 E: 0 LOB: 1 K: 1 BB: 1 S: 14 P: 20	R: 0 H: 1 E: 0 LOB: 1 K: 0 BB: 0 S: 11 P: 16	R: 0 H: 2 E: 0 LOB: 2 K: 0 BB: 0 S: 7 P: 8	R: 0 H: 0 E: 1 LOB: 1 K: 1 BB: 0 S: 11 P: 16	R: 1 H: 2 E: 0 LOB: 1 K: 0 BB: 0 S: 7 P: 10	1B: 3 SF: 0 2B: 3 SAC: 0 3B: 0 DP: 0 HR: 0 HBP: 0	WP: 2 PA: 35 PB: 0 SB: 0 CS: 0	
PITCHER Rheal Cormier, L (1, 1) <small>ERA: 4.43</small>	IP WLS BF H R ER SO BB IBB HBP BLK WP HR S P ERA WHIP 9.0 W 35 6 1 1 6 1 0 0 0 2 0 85 123 1.00 0.778											PITCHER IP WLS BF H R ER SO BB IBB HBP BLK WP HR S P ERA WHIP

Pittsburgh Pirates @ St. Louis Cardinals
 Busch Stadium, St. Louis, MO
 Sat Sep 18 1993, 7:05 PM CDT
 Att. 32,268 - Unknown - 74 F


livebaseballscorecards.com

AB	34
R	1
H	6
RBI	1
BB	1
SO	6
LOB	18



Batter	1	2	3	4	5	6	7	8	9
Bernard Gilkey, R (1, 7) <small>OBP: 0.372, SLG: 0.489</small> Rod Brewer, L (8, 7) <small>OBP: 0.346, SLG: 0.372</small>	0-1 G3		3-2 F7		0-1 WP 1B	0-1 G6-4-3 1B			
Ozzie Smith, S (1, 6) <small>OBP: 0.344, SLG: 0.363</small> Tripp Cromer, R (8, 6) <small>OBP: 0.219, SLG: 0.239</small>	2-2 F8		2-0 WP 1B 2B		4-1 WP 1B BB	1-0 G6-4-3 1-2f			
Gregg Jefferies, S (1, 3) <small>OBP: 0.403, SLG: 0.490</small> Tracy Woodson, R (8, 3) <small>OBP: 0.219, SLG: 0.239</small>	2-3 K2-3		4-1 S 1B BB		2-1 1-H 2-H 1B		2-2 G6-3		
Todd Zeile, R (1, 5) <small>OBP: 0.354, SLG: 0.438</small> Stan Royer, R (8, 5) <small>OBP: 0.214, SLG: 0.214</small>		1-1 CS 1B	2-2 1-H 3-H 1B		0-1 1-H HR		2-1 E7		
Mark Whiten, S (1, 9) <small>OBP: 0.327, SLG: 0.442</small>		3-3 1-2 K		1-0 F8	4-0 WP BB		0-1 G6-3		
Ray Lankford, L (1, 8) <small>OBP: 0.378, SLG: 0.362</small>		2-2 G3		3-2 P5	2-2 L8		2-3 K		
Geronimo Pena, S (1, 4) <small>OBP: 0.337, SLG: 0.376</small> Tim Jones, L (7, 4) <small>OBP: 0.395, SLG: 0.314</small>			4-2 E 2B HBP	0-2 F8		1-0 S 1B 2B		3-2 G4-6-3 1B	
Tom Pagnozzi, R (1, 2) <small>OBP: 0.292, SLG: 0.373</small>			3-2 G6-3		1-0 P3	1-2 P8		1-0 G4-6-3 1-2f	
Rheal Cormier, L (1, 1) <small>OBP: 0.214, SLG: 0.262</small>			1-0 2B 2B		2-3 K	2-0 2B 1B		1-2 G6-3	

AB	R	H	RBI	BB	SO	LOB
4	1	2	0	0	0	1
0	0	0	0	0	0	0
3	2	1	1	1	0	2
0	0	0	0	0	0	0
3	1	1	2	1	1	0
0	0	0	0	0	0	0
4	1	3	3	0	0	0
0	0	0	0	0	0	0
3	0	0	0	1	1	2
4	0	0	0	0	1	2
2	2	1	0	0	0	0
1	0	1	0	0	0	0
4	0	0	0	0	0	3
4	1	2	2	0	1	0

BOTTOM	
Pittsburgh Pirates @ St. Louis Cardinals Busch Stadium, St. Louis, MO Sat Sep 18 1993, 7:05 PM CDT Att: 32,268 - Unknown - 74 F	AB 32 R 8 H 11 RBI 8 BB 3 SO 4 LOB 10
	WP: 3 PA: 36 PB: 0 SB: 2 CS: 1

Inning Stats		R: 0	H: 0	R: 0	H: 1	R: 3	H: 3	R: 0	H: 0	R: 4	H: 3	R: 1	H: 3	R: 0	H: 0
		E: 0	LOB: 0	E: 0	LOB: 0	E: 1	LOB: 2	E: 0	LOB: 0	E: 0	LOB: 1	E: 0	LOB: 1	E: 1	LOB: 1
		K: 1	BB: 0	K: 1	BB: 0	K: 0	BB: 1	K: 0	BB: 0	K: 1	BB: 2	K: 1	BB: 0	K: 1	BB: 0
		S: 8	P: 12	S: 8	P: 14	S: 17	P: 35	S: 9	P: 13	S: 14	P: 29	S: 8	P: 13	S: 10	P: 16

PITCHER		IP	WLS	BF	H	R	ER	SO	BB	IBB	HBP	BLK	WP	HR	S	P	ERA	WHIP
Tim Wakefield, R (1, 1)	ERA: 6.53	4.2	L	22	7	7	7	3	2	0	0	0	2	1	53	94	13.50	1.929
Mark Petkovsek, R (5, 1)	ERA: 6.96	0.1		2	0	0	0	0	1	0	0	0	1	0	3	9	0.00	3.000
Rich Robertson, L (6, 1)	ERA: 1.93	2.0		9	3	1	1	1	0	0	0	0	0	0	18	29	4.50	1.500
Jeff Ballard, L (8, 1)	ERA: 4.84	1.0		3	1	0	0	0	0	0	0	0	0	0	7	12	0.00	1.000

PITCHER		IP	WLS	BF	H	R	ER	SO	BB	IBB	HBP	BLK	WP	HR	S	P	ERA	WHIP
Tim Wakefield, R (1, 1)	ERA: 6.53	4.2	L	22	7	7	7	3	2	0	0	0	2	1	53	94	13.50	1.929
Mark Petkovsek, R (5, 1)	ERA: 6.96	0.1		2	0	0	0	0	1	0	0	0	1	0	3	9	0.00	3.000
Rich Robertson, L (6, 1)	ERA: 1.93	2.0		9	3	1	1	1	0	0	0	0	0	0	18	29	4.50	1.500
Jeff Ballard, L (8, 1)	ERA: 4.84	1.0		3	1	0	0	0	0	0	0	0	0	0	7	12	0.00	1.000

Batter	1	2	3	4	5	6	7	8	9	AB R H RBI BB SO LOB	TOP						
Carlos Garcia, R (1, 4) OBP: 0.321, SLG: 0.398	1-1 1B		0-0 1B		1-0 G6-3		1-1 FC6-4 2B		1-1 G5-3	5 2 3 0 0 0 0	Pittsburgh Pirates @ St. Louis Cardinals Busch Stadium, St. Louis, MO Sun Sep 19 1993, 3:33 AM CDT Att. 31,631 - Cloudy - 72 F						
Jay Bell, R (1, 6) OBP: 0.384, SLG: 0.436	0-1 F7		3-2 1B HBP		4-2 FC6-4 1B BB		4-1 FC6-4 3B BB		1-0 F7	2 1 0 0 2 0 1							
Andy Van Slyke, L (1, 8) OBP: 0.361, SLG: 0.460	2-2 F8		1-1 CS 1B		1-1 FC6-4 1B		4-2 FC6-4 BB		1-2 HR 1B	4 1 3 1 1 0 1							
Jeff King, R (1, 5) OBP: 0.347, SLG: 0.394	1-0 G5-3		2-3 K		1-1 FC6-4		0-0 FC6-4		0-0 HR	2 0 0 0 0 1 3							
Rich Aude, R (4, 3) OBP: 0.286, SLG: 0.429					1-2 FC6-4		1-2 3B			2 1 0 1 0 0 4							
Dave Clark, L (9, PH) OBP: 0.362, SLG: 0.417					1-2 2-3		1-2f 2-3 3-H		1-H HR	1 1 1 2 0 0 0							
Lloyd McClendon, R (1, 9) OBP: 0.291, SLG: 0.297					2-1 FC6-4		1-2 3B		2-1 F7	5 0 2 2 0 1 2							
Midre Cummings, L (1, 7) OBP: 0.214, SLG: 0.286					2-2 G3		2-2 F8			4 0 0 0 0 1 2							
Kevin Young, R (1, 3) OBP: 0.298, SLG: 0.335					1-2 2B		1-1 G4-3			4 0 1 0 0 0 1							
Tom Prince, R (1, 2) OBP: 0.263, SLG: 0.289					2-1 HBP		3-1 G6-3		0-1 G5-4-3 1B	3 0 1 0 0 0 1							
Bob Walk, R (1, 1) OBP: 0.140, SLG: 0.143					0-1 P1		1-2 G4-3		0-0 G5-4-3	1 0 0 0 0 0 0							
Orlando Merced, S (4, PH) OBP: 0.416, SLG: 0.445										1 0 0 0 0 0 1 2							
Tony Menendez, R (4, 1)										0 0 0 0 0 0 0 0							
Tony Womack, L (7, PH)										1 0 0 0 0 0 0 0							
Dan Miceli, R (7, 1)										0 0 0 0 0 0 0 0							
Don Slaught, R (8, PH) OBP: 0.355, SLG: 0.443										1 0 0 0 0 0 0 1							
Denny Neagle, L (8, 1)										0 0 0 0 0 0 0 0							
Mark Dewey, R (9, 1)										0 0 0 0 0 0 0 0							
Inning Stats	R: 0 H: 1 E: 0 LOB: 1 K: 0 BB: 0 S: 8 P: 12	R: 0 H: 1 E: 0 LOB: 1 K: 0 BB: 0 S: 12 P: 18	R: 1 H: 2 E: 0 LOB: 1 K: 1 BB: 0 S: 10 P: 16	R: 0 H: 1 E: 0 LOB: 2 K: 2 BB: 0 S: 14 P: 22	R: 0 H: 1 E: 0 LOB: 2 K: 0 BB: 1 S: 9 P: 18	R: 0 H: 0 E: 0 LOB: 0 K: 0 BB: 0 S: 7 P: 13	R: 3 H: 2 E: 0 LOB: 1 K: 1 BB: 2 S: 18 P: 29	R: 0 H: 1 E: 0 LOB: 0 K: 0 BB: 0 S: 4 P: 4	R: 2 H: 2 E: 0 LOB: 0 K: 0 BB: 0 S: 9 P: 14	1B: 7 SF: 0 2B: 2 SAC: 0 3B: 1 DP: 1 HR: 1 HBP: 2	WP: 0 PA: 41 PB: 0 SB: 2 CS: 2						
PITCHER	IP WLS BF H R ER SO BB IBB HBP BLK WP HR S P ERA WHIP																
Allen Watson, L (1, 1) ERA: 4.79	6.1		29	7	3	3	3	2	0	2	0	0	0	68	113	4.26	1.421
Lee Guetterman, L (7, 1) ERA: 3.52	0.2		4	1	1	1	1	1	0	0	0	0	0	10	15	13.50	3.000
Paul Kilgus, L (8, 1) ERA: 0.55	1.0		3	1	0	0	0	0	0	0	0	0	0	4	4	0.00	1.000
Mike Perez, R (9, 1) ERA: 2.4	1.0	W	5	2	2	2	0	0	0	0	0	0	1	9	14	18.00	2.000

livebaseballscorecards.com

AB	36
R	6
H	11
RBI	6
BB	3
SO	4
LOB	18



Batter	1	2	3	4	5	6	7	8	9	AB R H RBI BB SO LOB	TOP
--------	---	---	---	---	---	---	---	---	---	----------------------	-----

Bernard Gilkey, R <small>(1, 7)</small> <small>OBP: 0.372, SLG: 0.491</small>	2-1 G1		2-2 F7		2-1 WP 3B		1-0 G6-3		0-0 G3	5 1 1 0 0 0 2	
--	------------------	--	------------------	--	-------------------------------	--	--------------------	--	------------------	---------------	--

Tim Jones, L <small>(1, 6)</small> <small>OBP: 0.412, SLG: 0.357</small>	2-1 L7			2-1 HR 1B	4-1 CS BB			2-1 L4		3 1 1 0 1 0 0	
---	------------------	--	--	-------------------------------	-------------------------------	--	--	------------------	--	---------------	--

Gregg Jefferies, S <small>(1, 3)</small> <small>OBP: 0.409, SLG: 0.492</small>	4-1 BB			0-1 HR 1B	2-1 CS 1-2	0-1 FC5-4 1B		2-2 G3-1		3 1 2 0 1 0 0	
---	------------------	--	--	-------------------------------	--------------------------------	----------------------------------	--	--------------------	--	---------------	--

Todd Zeile, R <small>(1, 5)</small> <small>OBP: 0.353, SLG: 0.441</small>	1-2 G5-3			3-1 HR 1-H 2-H		0-0 FC5-4 1-2f		1-1 E5		4 1 1 3 0 0 2	
--	--------------------	--	--	--	--	------------------------------------	--	------------------	--	---------------	--

Mark Whiten, S <small>(1, 9)</small> <small>OBP: 0.327, SLG: 0.439</small>		2-2 G6-3		4-1 G4-6-3 BB		1-3 K		0-0 P3		3 0 0 0 1 1 2	
---	--	--------------------	--	-----------------------------------	--	-----------------	--	------------------	--	---------------	--

Ray Lankford, L <small>(1, 8)</small> <small>OBP: 0.373, SLG: 0.356</small>		1-0 E6 CS		1-2 F8		3-3 K		1-0 F7		4 0 0 0 0 1 2	
--	--	-------------------------------	--	------------------	--	-----------------	--	------------------	--	---------------	--

Geronimo Pena, S <small>(1, 4)</small> <small>OBP: 0.336, SLG: 0.373</small>		3-3 K 1-2		2-2 G4-6-3 1-2f		2-2 F9 1B		2-3 K		4 0 1 0 0 2 2	
---	--	-------------------------------	--	-------------------------------------	--	-------------------------------	--	-----------------	--	---------------	--

Erik Pappas, R <small>(1, 2)</small> <small>OBP: 0.348, SLG: 0.323</small>			2-3 K		3-3 K		1-2 F9		1-0 1B 2B	2 0 0 0 0 0 2 0	
---	--	--	-----------------	--	-----------------	--	------------------	--	-------------------------------	-----------------	--

Rene Arocha, R <small>(1, 1)</small> <small>OBP: 0.143, SLG: 0.130</small>			3-2 G5-3		2-3 K		3-2 G6-3		1-2 1B 2-H	0 0 0 0 0 0 0 0	
---	--	--	--------------------	--	-----------------	--	--------------------	--	--------------------------------	-----------------	--

Inning Stats	R: 0 E: 0 K: 0 S: 12	H: 0 LOB: 1 BB: 1 P: 21	R: 0 E: 1 K: 1 S: 8	H: 0 LOB: 1 BB: 0 P: 13	R: 0 E: 0 K: 1 S: 12	H: 0 LOB: 0 BB: 0 P: 19	R: 3 E: 0 K: 0 S: 14	H: 3 LOB: 0 BB: 1 P: 26	R: 1 E: 0 K: 2 S: 11	H: 1 LOB: 0 BB: 1 P: 24	R: 0 E: 0 K: 2 S: 9	H: 1 LOB: 1 BB: 0 P: 13	R: 0 E: 0 K: 0 S: 15	H: 1 LOB: 1 BB: 0 P: 22	R: 0 E: 1 K: 0 S: 8	H: 0 LOB: 1 BB: 0 P: 13	R: 1 E: 0 K: 1 S: 9	H: 2 LOB: 1 BB: 0 P: 14	1B: 5 2B: 2 3B: 1 HR: 1	SF: 0 SAC: 0 DP: 2 HBP: 0	WP: 1 PB: 0 SB: 0 CS: 2	PA: 38
---------------------	-------------------------------	----------------------------------	------------------------------	----------------------------------	-------------------------------	----------------------------------	-------------------------------	----------------------------------	-------------------------------	----------------------------------	------------------------------	----------------------------------	-------------------------------	----------------------------------	------------------------------	----------------------------------	------------------------------	----------------------------------	----------------------------------	------------------------------------	----------------------------------	--------

PITCHER	IP	WLS	BF	H	R	ER	SO	BB	IBB	HBP	BLK	WP	HR	S	P	ERA	WHIP
Mike Morgan, R ERA: 4.01	6.0	W	24	5	4	4	6	3	0	0	0	1	1	66	116	6.00	1.333
William Brennan, R ERA: 3.86	0.0		1	1	0	0	0	0	0	0	0	0	0	3	5	∞	∞
Chuck McElroy, L ERA: 4.4	0.1		1	0	0	0	0	0	0	0	0	0	0	4	5	0.00	0.000
Jim Bullinger, R ERA: 5.91	1.1		5	0	0	0	0	0	0	0	0	0	0	15	24	0.00	0.000
Dan Plesac, L ERA: 4.92	0.1		1	0	0	0	0	0	0	0	0	0	0	1	1	0.00	0.000

Randy Myers, L <small>(9, 1)</small> <small>ERA: 3.31</small>	1.0 S	WLS S	BF 5	H 2	R 1	ER 1	SO 1	BB 0	IBB 0	HBP 0	BLK 0	WP 0	HR 0	S 9	P 14	ERA 9.00	WHIP 2.000
--	----------	----------	---------	--------	--------	---------	---------	---------	----------	----------	----------	---------	---------	--------	---------	-------------	---------------

St. Louis Cardinals @ Chicago Cubs
 Wrigley Field, Chicago, IL
 Mon Sep 20 1993, 7:05 PM CDT
 Att. 33,153 - Unknown - 66 F

livebaseballscorecards.com

AB	34
R	5
H	8
RBI	4
BB	3
SO	7
LOB	12



Batter	1	2	3	4	5	6	7	8	9	AB	R	H	RBI	BB	SO	LOB
Karl Rhodes, L OBP: 0.357, SLG: 0.100 (1, 8) BB F BB (8, 7)	4-1 S 2B BB	1-2 3-H 1B		3-3 K		3-2 L6-4 2-3		4-1 G5-4-3 1-2 2-3 BB		3	1	1	1	2	1	3
Jose Vizcaino, S OBP: 0.331, SLG: 0.345 (1, 6) 1 SAFE SAFE F BB X	1-1 L7	0-0 F8		3-2 G4-3		1-3 K		2-0 G5-4-3 1-2f		5	0	0	0	0	1	7
Mark Grace, L OBP: 0.390, SLG: 0.468 (1, 3) 1 SAFE SAFE C BB F BB X	3-2 1B 2B	2-1 G4-3			2-1 G3-6-3 1B		0-2 HR			4	1	3	2	0	0	1
Derrick May, L OBP: 0.338, SLG: 0.426 (1, 7) F X	0-1 P1		3-2 G4-3		1-1 G3-6-3 1-2f		1-3 K			4	0	0	0	0	1	2
Sammy Sosa, R OBP: 0.307, SLG: 0.488 (8, 9)										0	0	0	0	0	0	0
Dwight Smith, L OBP: 0.366, SLG: 0.502 (1, 9) BB BB B	4-0 1B		3-1 2B		0-1 G6-3		0-3 K			1	1	1	0	1	0	0
Glenallen Hill, R OBP: 0.297, SLG: 0.456 (5, PH) (6, 9)										2	0	0	0	0	1	0
Willie Wilson, S OBP: 0.299, SLG: 0.344 (8, 8)										0	0	0	0	0	0	0
Rick Wilkins, L OBP: 0.365, SLG: 0.561 (1, 2) B X	1-0 1B		1-3 K			3-2 SH 1B 1B		2-3 K		4	1	2	0	0	2	1
Steve Buechele, R OBP: 0.338, SLG: 0.444 (1, 5)		0-1 2B 1B	1-0 2B			0-0 1B SH 1B		4-2 BB 1B BB		3	1	3	1	1	0	0
Eric Yelding, R OBP: 0.298, SLG: 0.312 (1, 4)		1-1 G6-3 1B 2B	1-0 G5-3			0-0 SH L6-4 1B		1-2 BB 1B		3	1	2	1	0	0	1
Mike Morgan, R OBP: 0.276, SLG: 0.083 (6, PH) Eduardo Zambrano, R OBP: 0.200, SLG: 0.200 William Brennan, R (7, 1) Chuck McElroy, L (7, 1) Jim Bullinger, R (7, 1) Dan Plesac, L (8, 1) Kevin Roberson, S OBP: 0.288, SLG: 0.383 Randy Myers, L OBP: 0.667, SLG: 1.000 (9, 1)		0-2 G6-3		0-2 G6-3		0-0 1B		0-0 P4		2	0	0	0	0	0	1

Inning Stats	R: 1	H: 2	E: 0	K: 0	S: 9	H: 3	LOB: 1	BB: 2	P: 22	R: 2	H: 3	E: 0	K: 0	S: 13	H: 3	LOB: 1	BB: 0	P: 17	R: 1	H: 2	E: 0	K: 1	S: 13	R: 0	H: 0	E: 0	K: 1	S: 11	R: 0	H: 1	E: 0	K: 0	S: 6	R: 1	H: 3	E: 1	K: 1	S: 12	R: 1	H: 1	E: 0	K: 3	S: 12	R: 0	H: 1	E: 0	K: 0	S: 9	1B: 8	2B: 5	3B: 0	HR: 1	SF: 0	SAC: 1	DP: 3	HBP: 0	WP: 0	PA: 38
--------------	------	------	------	------	------	------	--------	-------	-------	------	------	------	------	-------	------	--------	-------	-------	------	------	------	------	-------	------	------	------	------	-------	------	------	------	------	------	------	------	------	------	-------	------	------	------	------	-------	------	------	------	------	------	-------	-------	-------	-------	-------	--------	-------	--------	-------	--------

PITCHER	IP	WLS	BF	H	R	ER	SO	BB	IBB	HBP	BLK	WP	HR	S	P	ERA	WHIP
Rene Arocha, R ERA: 3.82 (1, 1)	1.1		10	5	3	3	0	2	0	0	0	0	0	19	34	20.25	5.250
Les Lancaster, R ERA: 3.19 (2, 1)	2.2		10	2	1	1	2	0	0	0	0	0	0	27	44	3.38	0.750
Rob Murphy, L ERA: 5.22 (5, 1)	1.0	L	6	3	1	1	0	0	0	0	0	0	0	11	17	9.00	3.000
Omar Olivares, R ERA: 4.29 (6, 1)	1.0		3	1	0	0	1	0	0	0	0	0	0	7	11	0.00	1.000
Paul Kilgus, L ERA: 0.98 (7, 1)	2.0		9	2	1	1	3	2	0	0	0	0	1	21	35	4.50	2.000

BOTTOM

St. Louis Cardinals @ Chicago Cubs
Wrigley Field, Chicago, IL
Mon Sep 20 1993, 7:05 PM CDT
Att: 33,153 - Unknown - 66 F

livebaseballscores.com

AB	33
R	6
H	13
RBI	6
BB	4
SO	6
LOB	18



WP	PA	ERA	WHIP
0	38		

Batter	1	2	3	4	5	6	7	8	9	AB	R	H	RBI	BB	SO	LOB	TOP										
Bernard Gilkey, R (1, 7) OBP: 0.374, SLG: 0.494 Lonnie Maclin, L (7, PH) OBP: 0.077, SLG: 0.083 (7, 7)	1-0 G4-3 2B		1-0 1B		2-2 F9		3-2 G4-3			3	1	2	0	0	0	0											
Ozzie Smith, S (1, 6) OBP: 0.342, SLG: 0.360 Tripp Cromer, R (7, PH) (7, 6)	0-2 G4-3		0-0 P5		3-2 G6-3		2-3 K			3	0	0	0	0	0	2											
Gregg Jefferies, S (1, 3) OBP: 0.407, SLG: 0.489 Marc Ronan, L (7, 2)	2-0 G4-3		2-2 P6		1-2 P7			1-3 K		3	0	0	1	0	0	1											
Todd Zeile, R (1, 5) OBP: 0.351, SLG: 0.439 Stan Royer, R (7, 5)	1-2 G5-3			1-3 K		2-0 F7		0-1 G4-3		3	0	0	0	0	1	0											
Mark Whiten, S (1, 9) OBP: 0.330, SLG: 0.442 Mike Perez, R (8, 1)		0-0 BB 1B		1-0 E8 1B 1B		2-0 G4-6-3 1B		0-2 G1-3		4	1	3	0	0	0	0											
Ray Lankford, L (1, 8) OBP: 0.374, SLG: 0.356		4-2 G6-4-3 BB		0-0 L3		0-1 G4-6-3 1-2f			1-2 G6-4-3 1B	3	0	1	0	1	0	2											
Geronimo Pena, S (1, 4) OBP: 0.339, SLG: 0.380		1-3 K		3-2 1B 1B			2-1 2B 2B		0-1 P6	4	1	2	1	0	1	3											
Erik Pappas, R (1, 2) OBP: 0.350, SLG: 0.332 (7, 3) (8, 9)		1-0 G6-4-3		1-2 1B		1-2 1B		0-1 G4-3 2B	0-1 G6-4-3	4	0	2	1	0	0	3											
Bob Tewksbury, R (1, 1) OBP: 0.247, SLG: 0.217 Rich Batchelor, R (4, PH) OBP: 0.346, SLG: 0.370 Steve Dixon, L (4, 1) Omar Olivares, R (6, 1) OBP: 0.238, SLG: 0.286 Gerald Perry, L (7, PH) OBP: 0.426, SLG: 0.506 Les Lancaster, R (7, 1) Tracy Woodson, R (8, 3) OBP: 0.219, SLG: 0.239			0-1 F8	1-0 F8			1-3 K			0	0	0	0	0	0	0											
Inning Stats	R: 1 E: 0 K: 0 S: 8	H: 1 LOB: 0 BB: 0 P: 12	R: 0 E: 0 K: 1 S: 8	H: 1 LOB: 1 BB: 1 P: 14	R: 0 E: 0 K: 0 S: 8	H: 1 LOB: 1 BB: 0 P: 11	R: 1 E: 1 K: 1 S: 12	H: 3 LOB: 2 BB: 0 P: 19	R: 0 E: 0 K: 0 S: 9	H: 0 LOB: 0 BB: 0 P: 15	R: 0 E: 0 K: 0 S: 4	H: 1 LOB: 0 BB: 0 P: 8	R: 1 E: 0 K: 2 S: 13	H: 2 LOB: 1 BB: 0 P: 21	R: 0 E: 0 K: 1 S: 9	H: 0 LOB: 0 BB: 0 P: 10	R: 0 E: 0 K: 0 S: 7	H: 1 LOB: 0 BB: 0 P: 8	1B: 7 2B: 3 3B: 0 HR: 0	SF: 0 SAC: 0 DP: 3 HBP: 0	WP: 0 PB: 0 SB: 0 CS: 0	PA: 35					
PITCHER	IP	WLS	BF	H	R	ER	SO	BB	IBB	HBP	BLK	WP	HR	S	P	ERA	WHIP										
Jose Bautista, R (1, 1) ERA: 2.82	7.0	W	29	9	3	3	4	1	0	0	0	0	0	62	100	3.86	1.429										
Bob Scanlan, R (8, 1) ERA: 4.84	1.0		3	0	0	0	1	0	0	0	0	0	0	9	10	0.00	0.000										
Turk Wendell, R (9, 1) ERA: 6.43	1.0		3	1	0	0	0	0	0	0	0	0	0	7	8	0.00	1.000										

St. Louis Cardinals @ Chicago Cubs
Wrigley Field, Chicago, IL
Tue Sep 21 1993, 7:05 PM CDT
Att. 35,414 - Unknown - 58 F

AB	34
R	3
H	10
RBI	3
BB	1
SO	5
LOB	16




Batter	1	2	3	4	5	6	7	8	9	AB	R	H	RBI	BB	SO	LOB
Karl Rhodes, L OBP: 0.421, SLG: 0.357 (1, 8)										4	2	2	1	1	0	0
Jose Vizcaino, S OBP: 0.335, SLG: 0.351 (1, 6)										5	2	4	0	0	0	1
Mark Grace, L OBP: 0.369, SLG: 0.468 Kevin Roberson, S OBP: 0.257, SLG: 0.381 (7, PH) (8, 9)										4	2	1	3	0	0	3
Steve Buechele, R OBP: 0.341, SLG: 0.448 Tommy Shields, L OBP: 0.160, SLG: 0.125 (6, PR) (7, 5)										3	1	2	2	1	1	0
Rick Wilkins, L OBP: 0.388, SLG: 0.563 Matt Walbeck, S OBP: 0.316, SLG: 0.500 (1, 2) (8, 2)										4	1	3	3	0	1	0
Sammy Sosa, R OBP: 0.307, SLG: 0.486 Bob Scanlan, R OBP: 0.333, SLG: 0.500 Steve Lake, R OBP: 0.252, SLG: 0.403 Turk Wendell, L OBP: 0.250, SLG: 0.250 (1, 9) (8, 1) (8, PH) (9, 1)										4	1	1	1	0	0	3
Dwight Smith, L OBP: 0.366, SLG: 0.509 Glenallen Hill, R OBP: 0.303, SLG: 0.472 Eduardo Zambrano, R OBP: 0.200, SLG: 0.200 (1, 7) (6, PH) (6, PR) (7, 7)										2	1	1	2	0	0	0
Eric Yelding, R OBP: 0.284, SLG: 0.296 (1, 4)										4	0	0	0	0	0	3
Jose Bautista, R OBP: 0.167, SLG: 0.167 Doug Jennings, L OBP: 0.304, SLG: 0.462 (1, 1) (7, PH) (8, 3)										3	1	1	0	0	2	1

Inning Stats	R: 7	H: 6	E: 1	K: 1	S: 28	LOB: 1	BB: 1	P: 43	R: 0	H: 2	E: 0	K: 0	S: 10	LOB: 1	BB: 0	P: 16	R: 0	H: 0	E: 0	K: 1	S: 5	LOB: 0	BB: 0	P: 7	R: 0	H: 1	E: 0	K: 0	S: 5	LOB: 0	BB: 0	P: 11	R: 0	H: 0	E: 0	K: 2	S: 8	LOB: 0	BB: 0	P: 13	R: 6	H: 6	E: 0	K: 0	S: 22	LOB: 3	BB: 2	P: 35	R: 0	H: 1	E: 0	K: 1	S: 10	LOB: 1	BB: 0	P: 19	R: 0	H: 0	E: 0	K: 1	S: 7	LOB: 0	BB: 0	P: 10
--------------	------	------	------	------	-------	--------	-------	-------	------	------	------	------	-------	--------	-------	-------	------	------	------	------	------	--------	-------	------	------	------	------	------	------	--------	-------	-------	------	------	------	------	------	--------	-------	-------	------	------	------	------	-------	--------	-------	-------	------	------	------	------	-------	--------	-------	-------	------	------	------	------	------	--------	-------	-------

PITCHER	IP	WLS	BF	H	R	ER	SO	BB	IBB	HBP	BLK	WP	HR	S	P	ERA	WHIP
Bob Tewksbury, R ERA: 3.83 (1, 1)	0.2	L	10	6	7	5	1	1	0	0	0	0	0	26	41	67.50	10.500
Rich Batchelor, R ERA: 11.12 (1, 1)	2.1		8	2	0	0	1	0	0	0	0	0	0	17	25	0.00	0.857
Steve Dixon, L ERA: 30.86 (4, 1)	2.1		14	7	6	6	2	1	0	0	0	0	1	25	42	23.14	3.429
Omar Olivares, R ERA: 4.26 (6, 1)	0.2		3	0	0	0	0	1	0	0	0	1	0	10	17	0.00	1.500
Les Lancaster, R ERA: 3.13 (7, 1)	1.0		4	1	0	0	1	0	0	0	0	0	0	10	19	0.00	1.000

St. Louis Cardinals @ Chicago Cubs
Wrigley Field, Chicago, IL
 Tue Sep 21 1993, 7:05 PM CDT
 Att: 35,414 - Unknown - 58 F

AB	39
R	13
H	16
RBI	13
BB	3
SO	6
LOB	12



PITCHER	IP	WLS	BF	H	R	ER	SO	BB	IBB	HBP	BLK	WP	HR	S	P	ERA	WHIP
Mike Perez, R ERA: 2.37 (8, 1)	1.0		3	0	0	0	1	0	0	0	0	0	0	7	10	0.00	0.000

Batter	1	2	3	4	5	6	7	8	9	AB R H RBI BB SO LOB	TOP
--------	---	---	---	---	---	---	---	---	---	----------------------	-----

Bernard Gilkey, R (1, 7) <small>OBP: 0.380, SLG: 0.499</small> 										4 4 3 1 2 1 1	
Geronimo Pena, S (1, 4) <small>OBP: 0.339, SLG: 0.385</small> 										5 0 1 3 1 2 5	
Gregg Jefferies, S (1, 3) <small>OBP: 0.410, SLG: 0.492</small> 										4 0 3 4 1 1 0	
Todd Zeile, R (1, 5) <small>OBP: 0.349, SLG: 0.435</small> 										4 0 0 0 1 1 4	
Mark Whiten, S (1, 9) <small>OBP: 0.329, SLG: 0.442</small> 										5 0 0 0 0 1 5	
Ray Lankford, L (1, 8) <small>OBP: 0.375, SLG: 0.358</small> 										5 1 3 0 0 1 0	
Erik Pappas, R (1, 2) <small>OBP: 0.351, SLG: 0.333</small> 										5 1 2 0 0 2 2	
Tripp Cromer, R (1, 6) Rod Brewer, L (7, PH) <small>OBP: 0.356, SLG: 0.376</small> Tim Jones, L (7, PR) <small>OBP: 0.404, SLG: 0.349</small> 										3 0 0 0 0 0 4 0 0 0 0 1 0 0 1 0 0 0 0 0 0	
Rheal Cormier, L (1, 1) <small>OBP: 0.244, SLG: 0.289</small> Les Lancaster, R (5, 1) <small>OBP: 0.430, SLG: 0.516</small> Gerald Perry, L (7, PH) <small>OBP: 0.590, SLG: 1.000</small> Lee Guetterman, L (7, 1) <small>OBP: 0.289, SLG: 0.385</small> Stan Royer, R (9, PH) <small>OBP: 0.289, SLG: 0.385</small> Mike Perez, R (9, 1) <small>OBP: 0.289, SLG: 0.385</small> 									3 2 2 0 0 0 1 0 0 0 0 0 0 0 1 1 0 0 0 0 2 0 0 0 0 0 0 0 1 0 1 0 0 0 0 0 0 0 0 0 0 0		

Inning Stats	R: 0 E: 0 K: 1 S: 6	H: 1 LOB: 0 BB: 0 P: 10	R: 0 E: 0 K: 0 S: 11	H: 2 LOB: 2 BB: 0 P: 16	R: 2 E: 0 K: 2 S: 16	H: 2 LOB: 1 BB: 1 P: 31	R: 3 E: 0 K: 1 S: 15	H: 4 LOB: 3 BB: 2 P: 28	R: 0 E: 0 K: 1 S: 7	H: 1 LOB: 1 BB: 0 P: 11	R: 1 E: 0 K: 0 S: 8	H: 2 LOB: 1 BB: 0 P: 18	R: 3 E: 0 K: 2 S: 20	H: 2 LOB: 3 BB: 3 P: 40	R: 0 E: 0 K: 0 S: 6	H: 0 LOB: 0 BB: 0 P: 8	R: 0 E: 0 K: 2 S: 10	H: 1 LOB: 1 BB: 0 P: 14	1B: 11 2B: 3 3B: 1 HR: 0	SF: 0 SAC: 0 DP: 1 HBP: 0	WP: 4 PB: 1 SB: 1 CS: 0	PA: 47
--------------	------------------------------	----------------------------------	-------------------------------	----------------------------------	-------------------------------	----------------------------------	-------------------------------	----------------------------------	------------------------------	----------------------------------	------------------------------	----------------------------------	-------------------------------	----------------------------------	------------------------------	---------------------------------	-------------------------------	----------------------------------	-----------------------------------	------------------------------------	----------------------------------	--------

PITCHER	IP	WLS	BF	H	R	ER	SO	BB	IBB	HBP	BLK	WP	HR	S	P	ERA	WHIP
Chris Hammond, L (1, 1) <small>ERA: 4.59</small>	3.2		21	9	5	5	4	2	0	0	0	3	0	44	75	12.27	3.000
Robb Nen, R (4, 1) <small>ERA: 6.66</small>	1.1		6	1	0	0	1	1	0	0	0	0	0	11	21	0.00	1.500
John Johnstone, R (6, 1) <small>ERA: 5.4</small>	1.0	L	5	2	1	1	0	0	0	0	0	0	0	8	18	9.00	2.000
Richie Lewis, R (7, 1) <small>ERA: 3.28</small>	1.0		8	2	3	3	2	3	0	0	0	1	0	20	40	27.00	5.000
Rich Rodriguez, L (8, 1) <small>ERA: 3.89</small>	2.0		7	1	0	0	2	0	0	0	0	0	0	16	22	0.00	0.500

St. Louis Cardinals @ Florida Marlins
 Joe Robbie Stadium, Miami, FL
 Fri Sep 24 1993, 7:05 PM EDT
 Att: 36,949 - Unknown

livebaseballscorecards.com

AB	41
R	9
H	15
RBI	8
BB	6
SO	9
LOB	24



Batter	1	2	3	4	5	6	7	8	9	AB R H RBI BB SO LOB	TOP																				
Bernard Gilkey, R (1, 7) OBP: 0.380, SLG: 0.496	0-1 G4-3		0-0 G6-3		4-0 BB		1-0 L1		4-1 BB	3 0 0 0 2 0 0																					
Tim Jones, L (1, 6) OBP: 0.393, SLG: 0.340 Geronimo Pena, S (9, PH) OBP: 0.337, SLG: 0.383	1-0 L8		2-2 1B		1-0 E4		2-1 G3		1-3 K	4 0 1 0 0 0 1 1 0 0 0 0 1 1																					
Gregg Jefferies, S (1, 3) OBP: 0.408, SLG: 0.490	1-1 BB 1B		0-0 F8		0-0 P4		2-3 K		1-0 G6-3	5 0 1 0 0 1 4																					
Todd Zeile, R (1, 5) OBP: 0.352, SLG: 0.434	4-1 SAFE SAFE 1-2 BB			4-1 PB SF8 BB		4-2 BB		2-1 G6-3		1 1 0 0 3 0 0																					
Mark Whiten, S (1, 9) OBP: 0.327, SLG: 0.439	0-0 G4-3			3-3 K 1-2		2-2 L7		1-0 P8		4 0 0 0 0 1 6																					
Ray Lankford, L (1, 8) OBP: 0.376, SLG: 0.357		1-3 K2-3		3-1 SF8 2-H		4-0 FC3-6 BB		4-2 1B BB		1 0 0 1 2 1 0																					
Luis Alicea, S (1, 4) OBP: 0.366, SLG: 0.378		0-2 L9		2-1 HBP		0-1 FC3-6 1-2f		0-0 FC6-4 1B		3 0 1 0 0 0 1																					
Marc Ronan, L (1, 2)		1-1 L9		0-1 G4-3		1-1 F9 1-2		1-2 FC6-4 1-2f		4 0 0 0 0 0 4																					
Paul Kilgus, L (1, 1) OBP: 0.200, SLG: 0.200 Rod Brewer, L (6, PH) OBP: 0.354, SLG: 0.373 Allen Watson, L (6, 1) OBP: 0.240, SLG: 0.292 Gerald Perry, L (9, PH) OBP: 0.426, SLG: 0.511			2-1 L9		1-2 L9		3-3 K		1-2 G4-3	2 0 0 0 0 0 0 1 0 0 0 0 1 1 0 0 0 0 0 0 0 1 0 0 0 0 0 0																					
Inning Stats	R: 0 E: 0 K: 0 S: 7	H: 1 LOB: 2 BB: 1 P: 13	R: 0 E: 0 K: 1 S: 8	H: 0 LOB: 0 BB: 0 P: 10	R: 0 E: 0 K: 0 S: 7	H: 1 LOB: 1 BB: 0 P: 11	R: 1 E: 0 K: 1 S: 10	H: 0 LOB: 1 BB: 1 P: 22	R: 0 E: 1 K: 0 S: 10	H: 0 LOB: 3 BB: 2 P: 22	R: 0 E: 0 K: 1 S: 8	H: 0 LOB: 1 BB: 1 P: 16	R: 0 E: 0 K: 1 S: 6	H: 0 LOB: 0 BB: 0 P: 11	R: 0 E: 0 K: 0 S: 11	H: 1 LOB: 2 BB: 1 P: 19	R: 0 E: 0 K: 1 S: 9	H: 0 LOB: 1 BB: 1 P: 16	1B: 3 2B: 0 3B: 0 HR: 0	SF: 1 SAC: 0 DP: 0 HBP: 1	WP: 0 PB: 2 SB: 1 CS: 0	PA: 39									
PITCHER Charlie Hough, R (1, 1) ERA: 4.32 Jack Armstrong, R (8, 1) ERA: 4.42	IP 7.0	WLS 30	H 2	R 1	ER 0	SO 4	BB 5	IBB 0	HBP 1	BLK 0	WP 0	HR 0	S 56	P 105	ERA 0.00	WHIP 1.000															
											PITCHER	IP	WLS	BF	H	R	ER	SO	BB	IBB	HBP	BLK	WP	HR	S	P	ERA	WHIP			

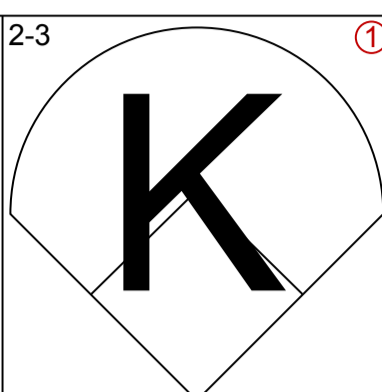
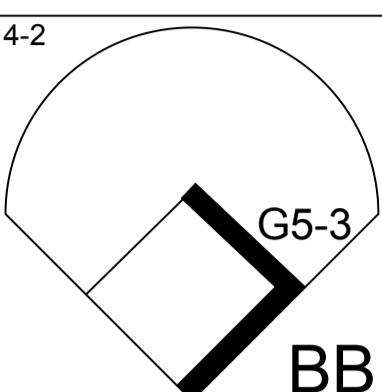
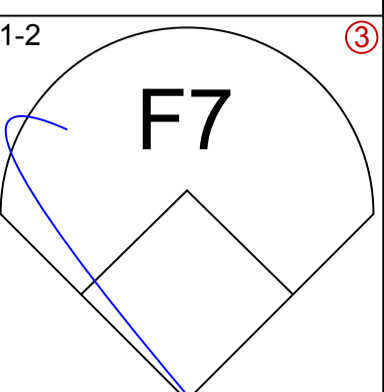
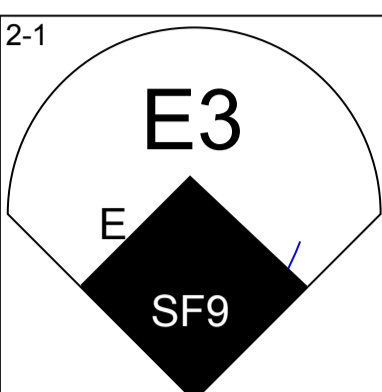
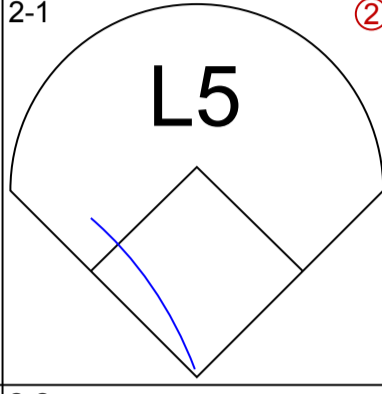
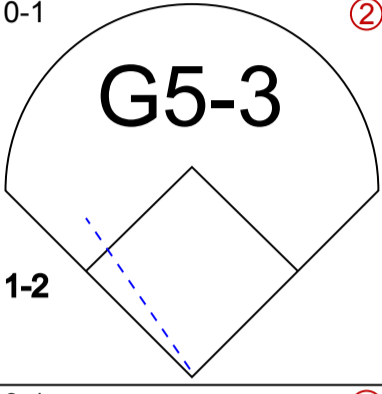
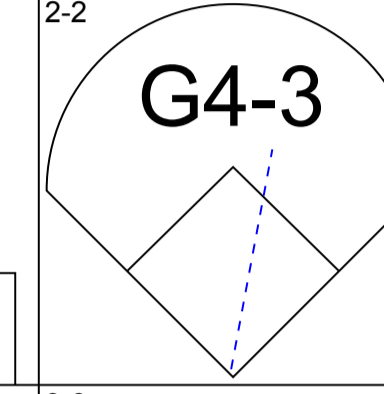
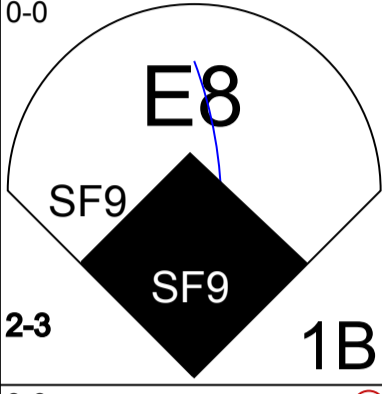
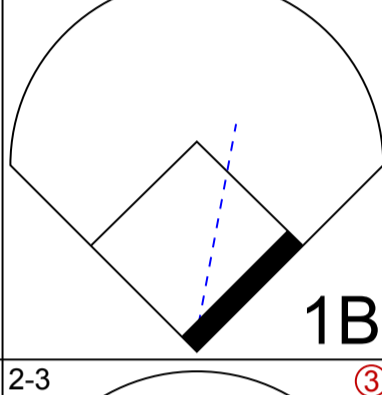
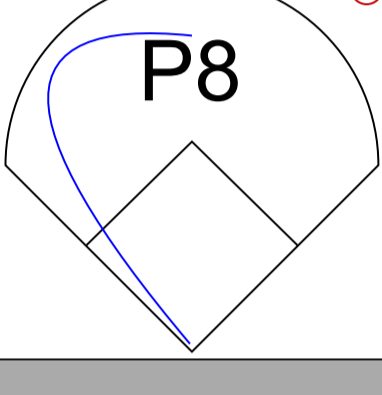
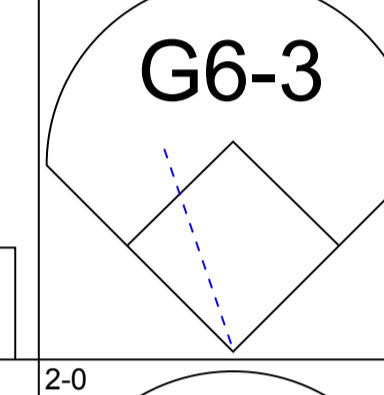
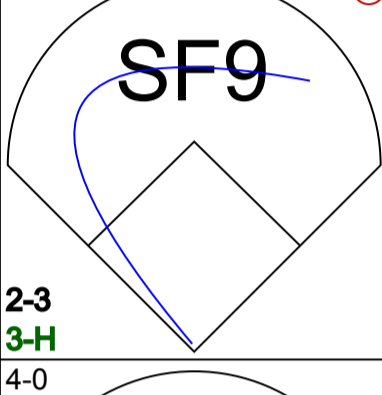
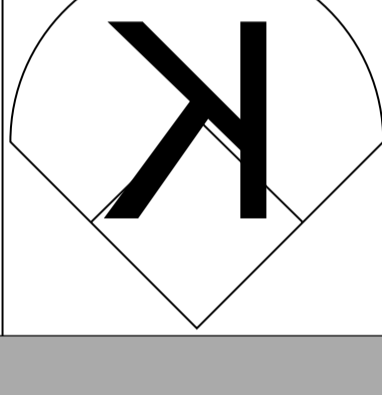
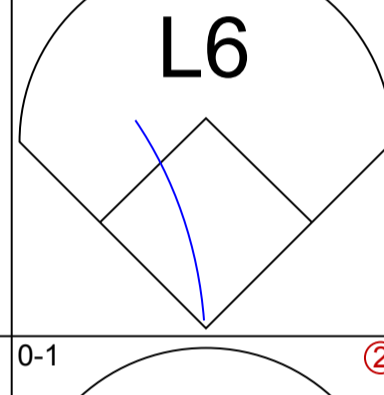
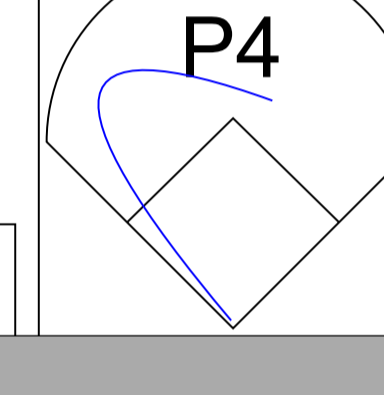
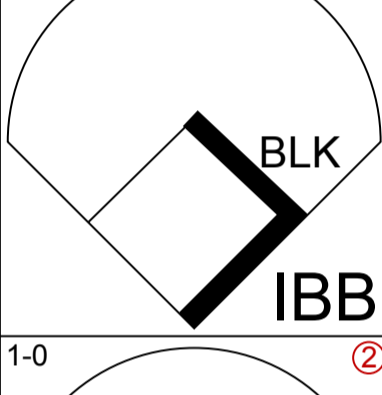
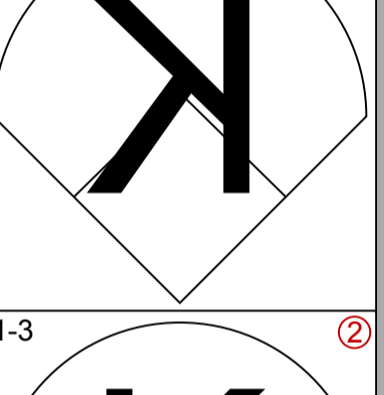
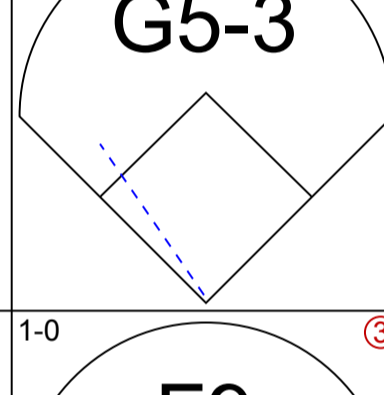
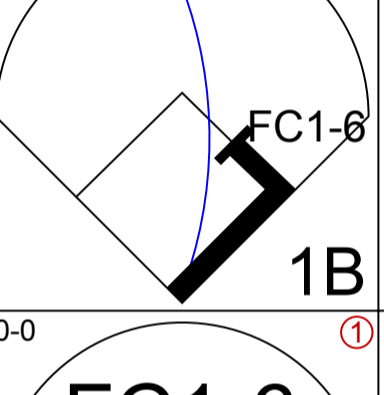
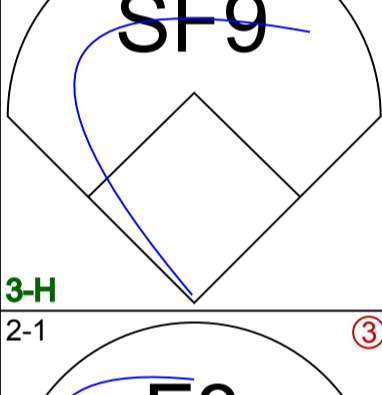
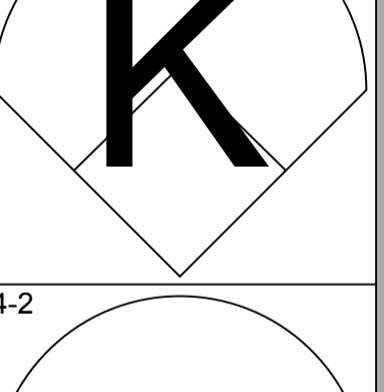
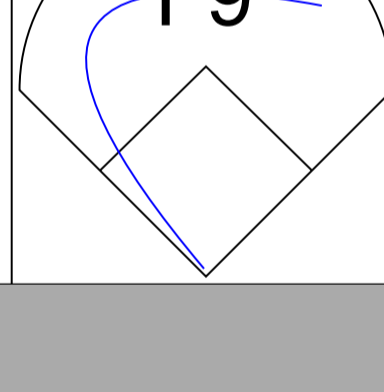
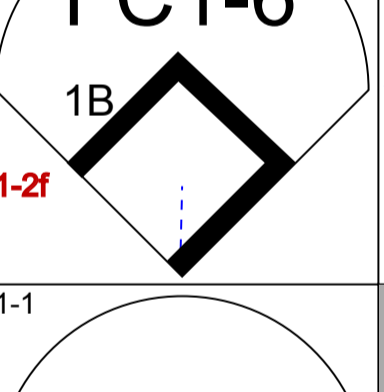
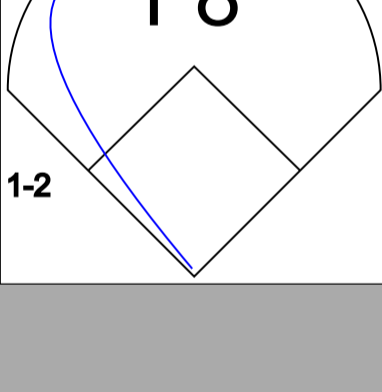
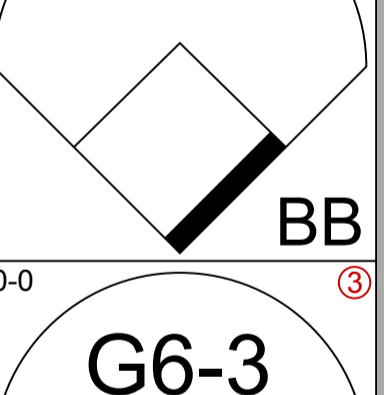
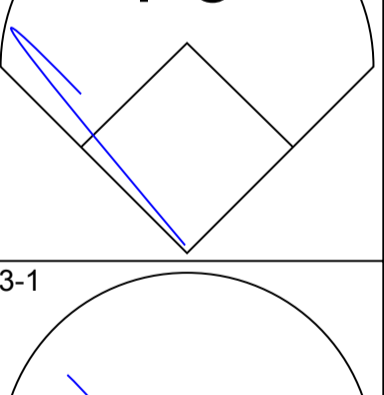
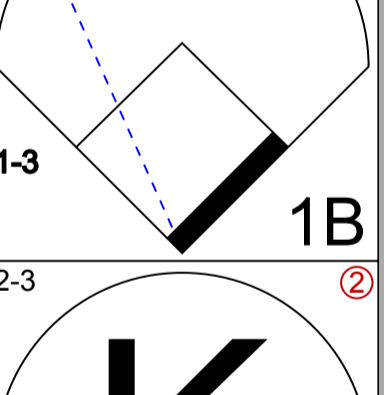
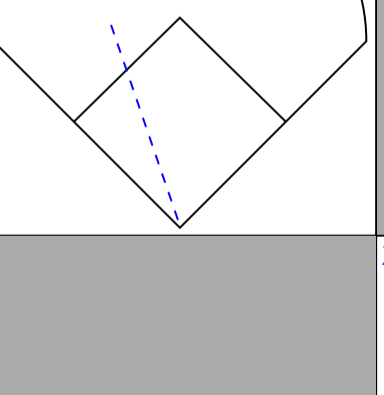
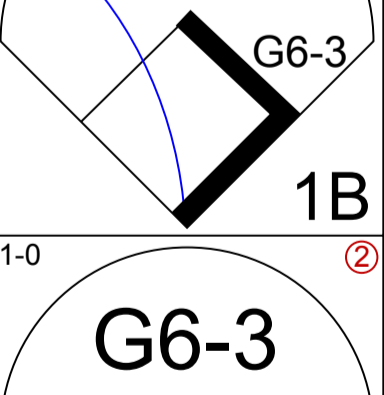
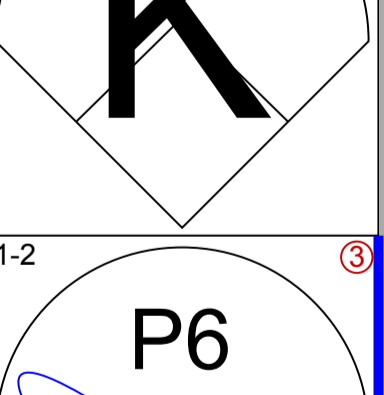
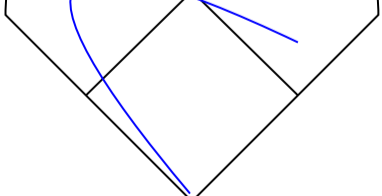
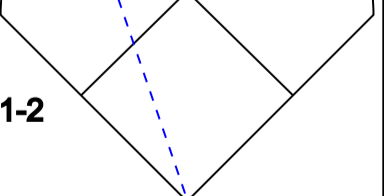
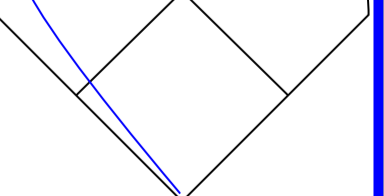
St. Louis Cardinals @ Florida Marlins
Joe Robbie Stadium, Miami, FL

AB 30
R 1
H 3
RBI 1
BB 7
SO 5
LOB 18



Sat Sep 25 1993, 7:05 PM EDT
Att: 41,395 - Unknown

livebaseballscorecards.com

Batter	1	2	3	4	5	6	7	8	9
Chuck Carr, S <small>OBP: 0.327, SLG: 0.337</small> (1, 8)									
Henry Cotto, R <small>OBP: 0.260, SLG: 0.339</small> (1, 9)									
Jeff Conine, R <small>OBP: 0.352, SLG: 0.412</small> (1, 7)									
Gary Sheffield, R <small>OBP: 0.362, SLG: 0.481</small> (1, 5)									
Orestes Destrade, S <small>OBP: 0.322, SLG: 0.413</small> (1, 3)									
Bret Barberie, S <small>OBP: 0.351, SLG: 0.377</small> (1, 4)									
Rob Natal, R <small>OBP: 0.291, SLG: 0.316</small> (1, 2)									
Walt Weiss, S <small>OBP: 0.369, SLG: 0.315</small> (1, 6)									
Charlie Hough, R <small>OBP: 0.078, SLG: 0.033</small> Rick Renteria, R <small>OBP: 0.317, SLG: 0.329</small> (7, PH) Jack Armstrong, R <small>OBP: 0.156, SLG: 0.172</small> (8, 1)									

AB	R	H	RBI	BB	SO	LOB
3	1	0	0	1	1	1
4	1	1	0	0	0	1
3	0	1	1	0	0	1
3	0	0	0	1	1	1
3	0	1	1	0	1	0
4	0	0	0	0	1	2
2	0	1	0	1	0	0
3	0	1	0	0	1	3
2	0	0	0	0	0	1
1	0	0	0	0	0	2
0	0	0	0	0	0	0

BOTTOM


St. Louis Cardinals @ Florida Marlins
 Joe Robbie Stadium, Miami, FL
 Sat Sep 25 1993, 7:05 PM EDT
 Att. 41,395 - Unknown

AB	28
R	2
H	5
RBI	2
BB	3
SO	5
LOB	12



1B:	5	SF:	2	WP:	0	PA:	33
2B:	0	SAC:	0	PB:	0		
3B:	0	DP:	0	SB:	0		
HR:	0	HBP:	0	CS:	0		

Inning Stats	R	H	E	K	S	P	ERA	WHIP
Paul Kilgus, L <small>ERA: 0.71</small> (1, 1)	0	1	0	2	19	5.0	0.00	0.800
Allen Watson, L <small>ERA: 4.61</small> (6, 1)	0	0	0	3	14	3.0	0.00	1.000

Batter	1	2	3	4	5	6	7	8	9	AB R H RBI BB SO LOB	TOP			
Bernard Gilkey, R (1, 7) OBP: 0.381, SLG: 0.501	0-0 F9	0-0 1B	4-0 BB			0-0 HR	0-0 F2		0-0 F9	5 1 2 3 1 0 1				
Luis Alcega, S (1, 4) OBP: 0.362, SLG: 0.373 Rob Murphy, L (7, 1) OBP: 0.500, SLG: 0.500 Rich Batchelor, R (8, 1) Lee Guetterman, L (8, 1) OBP: 0.600, SLG: 1.000 Rod Brewer, L (9, PH) OBP: 0.352, SLG: 0.371	0-0 F7	0-0 F8	0-3 K			0-3 K	0-0 G4-3		0-0 P4	5 0 0 0 0 2 5 0 1 0 0 0 0 0 0				
Gregg Jefferies, S (1, 3) OBP: 0.411, SLG: 0.493 Mike Perez, R (9, 1)	0-0 2B		0-0 1B 2B		0-0 F8	4-0 G6-3 1B WP BB	4-0 1B BB		0-0 L9	4 3 2 0 2 0 0 0 0 0 0 0 0 0				
Mark Whiten, S (1, 9) OBP: 0.328, SLG: 0.438	0-3 K		0-0 F5 2B 1B		0-0 F9	0-0 G6-3	0-0 1B 1B			5 1 2 1 0 1 2				
Ray Lankford, L (1, 8) OBP: 0.378, SLG: 0.361		0-0 1B FC5-4 2B	0-0 F5		0-3 K	4-0 BB 1B BB	0-0 FC6-4 1B			4 1 2 1 1 1 2				
Stan Royer, R (1, 5) OBP: 0.323, SLG: 0.452		0-0 FC5-4 1B	0-0 1B 2B		0-3 K	0-0 BB 1B	0-0 FC6-4			5 1 3 3 0 1 2				
Erik Pappas, R (1, 2) OBP: 0.358, SLG: 0.335 Tripp Cromer, R (7, 6)		0-0 FC5-4 2B 1B	0-0 FC6-4 1B		4-0 BB	4-0 1-2 2-3 BB		0-0 G1-3		2 1 1 2 2 0 1 1 0 0 0 0 0 0	AB 42 R 10 H 15 RBI 10 BB 6 SO 6 LOB 21			
Tim Jones, L (1, 6) OBP: 0.377, SLG: 0.346		0-0 1B 2B	0-0 FC6-4 BB 1B		0-0 P6	0-0 F7		0-0 F8		5 1 1 0 0 0 5				
Omar Olivares, R (1, 1) OBP: 0.250, SLG: 0.292 Les Lancaster, R (6, 1) Gerald Perry, L (7, PH) OBP: 0.431, SLG: 0.516 Marc Ronan, L (7, 2)		0-3 K	0-0 BB 1B		0-0 P4		0-0 G4-3 WP 1B		0-0 F7	3 0 1 0 0 1 3 0 0 0 0 0 0 0 1 1 1 0 0 0 0 1 0 0 0 0 0 0				
Inning Stats	R: 0 E: 0 K: 1 S: 6 H: 1 LOB: 1 BB: 0 P: 6	R: 3 E: 0 K: 1 S: 9 H: 4 LOB: 1 BB: 0 P: 9	R: 3 E: 0 K: 1 S: 10 H: 5 LOB: 3 BB: 1 P: 14	R: 0 E: 0 K: 1 S: 5 H: 0 LOB: 0 BB: 0 P: 5	R: 0 E: 0 K: 1 S: 5 H: 0 LOB: 1 BB: 1 P: 9	R: 2 E: 0 K: 1 S: 7 H: 2 LOB: 3 BB: 3 P: 19	R: 2 E: 0 K: 0 S: 6 H: 3 LOB: 2 BB: 1 P: 10	R: 0 E: 0 K: 0 S: 3 H: 0 LOB: 0 BB: 0 P: 3	R: 0 E: 0 K: 0 S: 3 H: 0 LOB: 0 BB: 0 P: 3	1B: 9 2B: 5 3B: 0 HR: 1 SF: 0 SAC: 0 DP: 0 HBP: 0	WP: 2 PB: 0 SB: 0 CS: 0 PA: 48			
PITCHER	IP WLS BF H R ER SO BB IBB HBP BLK WP HR S P ERA WHIP												PITCHER	IP WLS BF H R ER SO BB IBB HBP BLK WP HR S P ERA WHIP
David Weathers, R (1, 1) ERA: 5.21	2.1 L 15 8 6 6 2 0 0 0 0 0 0 0 19 19 23.14 3.429													
Luis Aquino, R (3, 1) ERA: 3.52	1.2 8 2 0 0 2 1 0 0 0 0 0 0 11 15 0.00 1.800													
Robb Nen, R (5, 1) ERA: 6.75	2.0 12 2 2 2 2 4 0 0 0 1 1 12 28 9.00 3.000													
John Johnstone, R (7, 1) ERA: 6.23	2.0 10 3 2 2 0 1 0 0 0 1 0 9 13 9.00 2.000													
Matt Turner, R (9, 1) ERA: 2.86	1.0 3 0 0 0 0 0 0 0 0 0 0 0 3 3 0.00 0.000													

St. Louis Cardinals @ Florida Marlins
Joe Robbie Stadium, Miami, FL

Sun Sep 26 1993, 3:33 AM EDT
Att. 38,254 - Unknown - 89 F

livebaseballscorecards.com



BOTTOM

St. Louis Cardinals @ Florida Marlins
Joe Robbie Stadium, Miami, FL
Sun Sep 26 1993, 3:33 AM EDT
Att: 38,254 - Unknown - 89 F

livebaseballscorecards.com

AB 39
R 7
H 12
RBI 7
BB 9
SO 8
LOB 30



WP: 0 PA: 49
PB: 1
SB: 1
CS: 0

AB R H RBI BB SO LOB

6 1 2 1 0 2 6

6 1 2 3 0 0 2

2 0 1 0 2 1 0
1 0 0 0 1 0 2

4 0 2 2 1 1 3
0 0 0 0 0 0 0

4 1 2 0 1 1 4

3 1 0 0 2 0 5

2 0 0 0 1 0 3
2 0 0 0 0 0 1

1 0 0 0 0 1 3
0 0 0 0 0 0 0
1 0 0 0 0 1 1
0 0 0 0 0 0 0
0 0 0 1 0 0 0
0 0 0 0 0 0 0
2 1 1 0 0 1 0


1B: 12 SF: 1
2B: 1 SAC: 0
3B: 0 DP: 1
HR: 0 HBP: 0

IP WLS BF H R ER SO BB IBB HBP BLK WP HR S P ERA WHIP
Mike Perez, R (9, 1) 1.0 1.0 7 3 2 2 1 1 0 0 0 0 3 7 0.00 1.000

Main table with columns for Batter, Inning (1-9), and statistics. Each batter's entry includes name, OBP/SLG, and a baseball diamond diagram with annotations.

Inning Stats table with columns for R, H, E, K, S, LOB, BB, P, and S.

PITCHER table with columns for IP, WLS, BF, H, R, ER, SO, BB, IBB, HBP, BLK, WP, HR, S, P, ERA, WHIP.

Batter	1	2	3	4	5	6	7	8	9	AB R H RBI BB SO LOB	TOP																												
Bernard Gilkey, R (1, 7) OBP: 0.379, SLG: 0.498	0-1 G5-3	0-3 K			2-2 G6-4-3 1B		0-1 G4-3		1-1 G4-3	5 0 1 0 0 1 4																													
Geronimo Pena, S (1, 4) OBP: 0.340, SLG: 0.398	2-2 L5		1-0 F8		0-0 G6-4-3 1B			1-0 HR		4 1 2 1 0 0 0																													
Gregg Jefferies, S (1, 3) OBP: 0.408, SLG: 0.490	1-1 P6		0-1 F8		1-1 G6-4-3			0-0 F8		4 0 0 0 0 0 2																													
Todd Zeile, R (1, 5) OBP: 0.353, SLG: 0.439		4-2 1B WP 1B BB	0-2 HR		0-0 P4			1-2 F7		3 2 1 1 1 0 1																													
Mark Whiten, S (1, 9) OBP: 0.327, SLG: 0.436		0-0 P4	4-1 BB			1-2 G6-3		1-2 L7		3 0 0 0 1 0 1																													
Ray Lankford, L (1, 8) OBP: 0.379, SLG: 0.361		2-2 1B FC5 1B	1-1 F9			3-3 K			4-2 S BB	3 1 1 0 1 1 1																													
Erik Pappas, R (1, 2) OBP: 0.356, SLG: 0.333		0-1 BB FC5 1B		0-0 P4		0-3 K			2-3 K	4 0 1 1 0 2 1																													
Tripp Cromer, R (1, 6) Gerald Perry, L (9, PH) Tim Jones, L (9, PR)		0-0 FC5		0-0 G1-3			2-3 K		2-0 E8 1B	3 0 0 0 0 0 1 2 1 0 1 1 0 0 0 0 0 0 0 0 0 0	AB 33 R 4 H 7 RBI 4 BB 4 SO 6 LOB 13																												
Tom Urbani, L (1, 1) Tracy Woodson, R (7, PH) Les Lancaster, R (7, 1) Rob Murphy, L (8, 1) Rod Brewer, L (9, PH) Mike Perez, R (9, 1)		4-2 1B BB	1-3 K		1-3 K		0-0 F8		2-0 F8	1 0 0 0 0 1 1 0 1 0 0 0 0 0 0 0 0 0 0 0 0 0 0 0 1 0 0 0 0 0 0 1 0 0 0 0 0 0 0 0																													
Inning Stats	R: 0 E: 0 K: 0 S: 7	H: 0 LOB: 0 BB: 0 P: 10	R: 1 E: 0 K: 1 S: 14	H: 2 LOB: 3 BB: 2 P: 24	R: 1 E: 0 K: 0 S: 9	H: 1 LOB: 1 BB: 1 P: 15	R: 0 E: 0 K: 1 S: 5	H: 0 LOB: 0 BB: 0 P: 6	R: 0 E: 0 K: 0 S: 7	H: 2 LOB: 1 BB: 0 P: 10	R: 0 E: 0 K: 2 S: 9	H: 0 LOB: 0 BB: 0 P: 13	R: 0 E: 0 K: 1 S: 6	H: 0 LOB: 0 BB: 0 P: 8	R: 1 E: 0 K: 0 S: 9	H: 1 LOB: 0 BB: 0 P: 12	R: 1 E: 1 K: 1 S: 10	H: 1 LOB: 1 BB: 1 P: 21	1B: 5 2B: 0 3B: 0 HR: 2	SF: 0 SAC: 0 DP: 1 HBP: 0	WP: 1 PB: 0 SB: 1 CS: 0	PA: 37																	
PITCHER Sid Fernandez, L (1, 1) ERA: 3.04 Mauro Gozzo, R (9, 1) ERA: 3.27	IP 8.0	WLS L	BF 32	H 6	R 3	ER 3	SO 5	BB 3	IBB 0	HBP 0	BLK 0	WP 1	HR 2	S 66	P 98	ERA 3.38	WHIP 1.125						PITCHER IP 1.0	WLS L	BF 5	H 1	R 1	ER 1	SO 1	BB 1	IBB 0	HBP 0	BLK 0	WP 0	HR 0	S 10	P 21	ERA 9.00	WHIP 2.000

St. Louis Cardinals @ New York Mets
Shea Stadium, Flushing, NY
 Mon Sep 27 1993, 7:05 PM EDT
 Att. 16,597 - Unknown - 68 F

livebaseballscorecards.com

Batter	1	2	3	4	5	6	7	8	9	AB R H RBI BB SO LOB
Ryan Thompson, R OBP: 0.298, SLG: 0.426 (1, 8)	0-0 G5-3		1-3 K		0-2 FC5 1B	1-2 F8			2-2 P4	5 0 0 1 0 1 1
Kevin Baez, R OBP: 0.259, SLG: 0.240 (1, 6)	1-1 G6-3 2B		1-1 F8		1-1 L9					4 0 1 0 0 1 1
Eddie Murray, S OBP: 0.325, SLG: 0.469 Jeff McKnight, S OBP: 0.309, SLG: 0.302 (1, 3) (8, 3)	0-0 G6-3		1-0 1B		2-0 1B			0-1 G4-3		4 0 2 0 0 0 1 0 0 0 0 0 0 0
Dave Gallagher, R OBP: 0.349, SLG: 0.461 (1, 7) (9, 9)	4-0 BB		2-0 L6		2-2 G4-3			2-0 G5-3		3 0 0 0 1 0 3
Butch Huskey, R OBP: 0.159, SLG: 0.171 Doug Saunders, R OBP: 0.231, SLG: 0.238 (1, 5) (5, 5)	0-0 F9			2-2 P8		1-0 F8 HR 2B		3-1 F9		2 0 0 0 0 0 2 2 1 1 0 0 0 0
Jeff Kent, R OBP: 0.320, SLG: 0.442 (1, 4)		0-1 G1-3		1-2 G6-3		1-0 F8		1-1 G6-3		4 0 0 0 0 0 1
Jeremy Burnitz, L OBP: 0.333, SLG: 0.484 Mauro Gozzo, R (1, 9) (9, 1)		2-3 K		1-3 K		0-0 HR		2-2 G4-3		4 1 1 2 0 2 0 0 0 0 0 0 0 0
Charlie O'Brien, R OBP: 0.299, SLG: 0.376 Joe Orsulak, L OBP: 0.329, SLG: 0.393 (1, 2) (9, PH)		0-0 1B			1-1 SH2-4 FC5 2B	4-2 SH2-4 BB		0-1 P5		2 1 2 0 1 0 0 1 0 0 0 0 0 0
Sid Fernandez, L OBP: 0.156, SLG: 0.100 Chico Walker, S OBP: 0.284, SLG: 0.341 (1, 1) (9, 7)		3-2 G6-3			1-2 SH2-4	1-0 SH2-4		2-3 K		1 0 0 0 0 0 1 1 0 0 0 0 1 0

Inning Stats	R: 0 E: 0 K: 5	H: 1 LOB: 2 BB: 1 P: 10	R: 0 E: 0 K: 10 S: 10	H: 1 LOB: 1 BB: 0 P: 15	R: 0 E: 0 K: 1 S: 7	H: 1 LOB: 1 BB: 0 P: 12	R: 0 E: 0 K: 1 S: 9	H: 0 LOB: 0 BB: 0 P: 13	R: 1 E: 0 K: 0 S: 16	H: 2 LOB: 2 BB: 0 P: 23	R: 2 E: 0 K: 0 S: 11	H: 2 LOB: 1 BB: 1 P: 19	R: 0 E: 0 K: 1 S: 6	H: 0 LOB: 0 BB: 0 P: 9	R: 0 E: 0 K: 0 S: 9	H: 0 LOB: 0 BB: 0 P: 15	R: 0 E: 0 K: 1 S: 8	H: 0 LOB: 0 BB: 0 P: 12	1B: 3 2B: 3 3B: 0 HR: 1	SF: 0 SAC: 2 DP: 0 HBP: 0	WP: 0 PB: 0 SB: 0 CS: 0	PA: 37
--------------	----------------------	----------------------------------	--------------------------------	----------------------------------	------------------------------	----------------------------------	------------------------------	----------------------------------	-------------------------------	----------------------------------	-------------------------------	----------------------------------	------------------------------	---------------------------------	------------------------------	----------------------------------	------------------------------	----------------------------------	----------------------------------	------------------------------------	----------------------------------	--------


PITCHER	IP	WLS	BF	H	R	ER	SO	BB	IBB	HBP	BLK	WP	HR	S	P	ERA	WHIP
Tom Urbani, L ERA: 5.07 (1, 1)	6.0		28	7	3	3	3	2	0	0	0	0	1	58	92	4.50	1.500
Les Lancaster, R ERA: 2.9 (7, 1)	1.2		5	0	0	0	1	0	0	0	0	0	0	10	17	0.00	0.000
Rob Murphy, L ERA: 5.11 (8, 1)	0.1	W	1	0	0	0	0	0	0	0	0	0	0	5	7	0.00	0.000
Mike Perez, R ERA: 2.53 (9, 1)	1.0	S	3	0	0	0	1	0	0	0	0	0	0	8	12	0.00	0.000

BOTTOM

St. Louis Cardinals @ New York Mets
 Shea Stadium, Flushing, NY
 Mon Sep 27 1993, 7:05 PM EDT
 Att: 16,597 - Unknown - 68 F

livebaseballscorecards.com

AB	33
R	3
H	7
RBI	3
BB	2
SO	5
LOB	10



Batter	1	2	3	4	5	6	7	8	9	AB R H RBI BB SO LOB	TOP											
Bernard Gilkey, R (1, 7) OBP: 0.380, SLG: 0.497	2-2 L9 1B		2-1 B1-3		2-0 G6-3		0-1 FC4		1-1 1B	5 0 2 0 0 0 1												
Geronimo Pena, S (1, 4) OBP: 0.337, SLG: 0.394	1-2 G4-6-3 1B		1-0 L6		2-3 K			0-0 F9	1-0 F9	5 0 1 0 0 1 1												
Gregg Jefferies, S (1, 3) OBP: 0.409, SLG: 0.490	0-1 L9		2-0 1B			2-2 F7		1-0 BB 1B		4 1 2 0 0 0 2												
Todd Zeile, R (1, 5) OBP: 0.352, SLG: 0.437	1-1 G4-6-3		1-0 P2			1-0 F7		4-0 1B BB		3 0 0 0 1 0 3												
Mark Whiten, S (1, 9) OBP: 0.328, SLG: 0.435		1-1 G4-3			0-0 F9		4-1 BB	0-0 1-2 2-H 1B		3 0 1 1 1 0 0												
Ray Lankford, L (1, 8) OBP: 0.376, SLG: 0.357		1-0 L8			3-1 G4-3		0-2 G3	0-1 F7		4 0 0 0 0 0 3												
Erik Pappas, R (1, 2) OBP: 0.358, SLG: 0.341		2-2 2B			1-0 1B		3-2 G6-3	3-1 L5		4 0 2 0 0 0 2												
Tripp Cromer, R (1, 6) OBP: 0.358, SLG: 0.341		4-2 BB			0-0 F9		2-2 G4-3		2-3 K	3 0 0 0 1 1 1												
Rene Arocha, R (1, 1) OBP: 0.136, SLG: 0.123		1-3 K			0-3 K		1-0 FC4 1B		2-2 F8	2 0 0 0 0 2 2												
Tracy Woodson, R (7, PH) OBP: 0.227, SLG: 0.247										1 0 1 0 0 0 0												
Steve Dixon, L (7, 1)										0 0 0 0 0 0 0												
Rich Batchelor, R (7, 1)										0 0 0 0 0 0 0												
Gerald Perry, L (9, PH) OBP: 0.432, SLG: 0.516										1 0 0 0 0 0 0												
Inning Stats	R: 0 E: 0 K: 0 S: 11	H: 2 LOB: 1 BB: 0 P: 15	R: 0 E: 0 K: 1 S: 12	H: 1 LOB: 2 BB: 1 P: 21	R: 0 E: 0 K: 0 S: 5	H: 1 LOB: 1 BB: 0 P: 11	R: 0 E: 0 K: 0 S: 5	H: 1 LOB: 1 BB: 0 P: 9	R: 0 E: 0 K: 2 S: 8	H: 0 LOB: 0 BB: 0 P: 12	R: 0 E: 0 K: 0 S: 12	H: 0 LOB: 1 BB: 1 P: 19	R: 0 E: 0 K: 0 S: 10	H: 1 LOB: 1 BB: 0 P: 16	R: 1 E: 0 K: 0 S: 7	H: 2 LOB: 2 BB: 1 P: 15	R: 0 E: 0 K: 1 S: 9	H: 1 LOB: 1 BB: 0 P: 15	1B: 8 2B: 1 3B: 0 HR: 0	SF: 0 SAC: 0 DP: 1 HBP: 0	WP: 0 PB: 0 SB: 0 CS: 0	PA: 38
PITCHER	IP WLS BF H R ER SO BB IBB HBP BLK WP HR S P ERA WHIP																					
Pete Schourek, L (1, 1) ERA: 6.21	8.0 W 34 8 1 1 3 3 0 0 0 0 0 0 70 118 1.12 1.375																					
Mike Maddux, R (9, 1) ERA: 3.53	1.0 4 1 0 0 1 0 0 0 0 0 0 0 9 15 0.00 1.000																					

St. Louis Cardinals @ New York Mets
 Shea Stadium, Flushing, NY
 Tue Sep 28 1993, 7:05 PM EDT
 Att. 17,324 - Unknown - 65 F

livebaseballscorecards.com

AB	35
R	1
H	9
RBI	1
BB	3
SO	4
LOB	15



Batter	1	2	3	4	5	6	7	8	9	10	11	12	13	14	15	16	17	AB	R	H	RBI	BB	SO	LOB	TOP	
Bernard Gilkey, R OBP: 0.377, SLG: 0.492 (1, 7)																		6	0	0	0	1	2	3		
Tim Jones, L OBP: 0.368, SLG: 0.345 (1, 6)																		6	0	1	0	1	0	2		
Gregg Jefferies, S OBP: 0.407, SLG: 0.485 (1, 3)																		5	0	0	0	2	0	3		
Mark Whiten, S OBP: 0.325, SLG: 0.430 (1, 9)																		7	0	0	0	0	2	7		
Ray Lankford, L OBP: 0.371, SLG: 0.351 (1, 8)																		7	0	0	0	0	2	1		
Stan Royer, R OBP: 0.371, SLG: 0.514 (1, 5)																		4	0	3	0	0	0	0		
Lonnie Maclin, L OBP: 0.077, SLG: 0.083 (10, PR)																		0	0	0	0	0	0	0		
Erik Pappas, R OBP: 0.358, SLG: 0.338 (10, 2)																		2	0	0	0	1	0	0		
Geronimo Pena, S OBP: 0.333, SLG: 0.393 (1, 4)																		6	0	1	0	0	4	3		
Marc Ronan, L OBP: 0.345, SLG: 0.366 (10, PH)																		3	0	0	0	0	2	1		
Rod Brewer, L OBP: 0.345, SLG: 0.366 (10, PH)																		1	0	0	0	0	0	0		
Mike Perez, R OBP: 0.345, SLG: 0.366 (10, PH)																		0	0	0	0	0	0	0		
Ozzie Smith, S OBP: 0.345, SLG: 0.366 (12, PH)																		0	0	0	0	0	0	0		
Lee Gabelman, L OBP: 0.345, SLG: 0.366 (12, PH)																		1	0	0	0	0	0	0		
Tracy Woodson, R OBP: 0.345, SLG: 0.366 (14, PH)																		0	0	0	0	0	0	0		
Rob Murphy, L OBP: 0.345, SLG: 0.366 (14, PH)																		1	0	0	0	0	0	0		
Les Lancaster, R OBP: 0.345, SLG: 0.366 (16, 1)																		0	0	0	0	0	0	0		
Les Lancaster, R OBP: 0.345, SLG: 0.366 (16, 1)																		1	0	0	0	0	0	0		
Rheal Cormier, L OBP: 0.234, SLG: 0.277 (1, 1)																		2	0	0	0	0	0	0		
Gerald Perry, L OBP: 0.438, SLG: 0.516 (8, PH)																		0	0	0	0	1	0	0		
Paul Kilgus, L OBP: 0.200, SLG: 0.200 (8, 1)																		0	0	0	0	0	0	0		
Todd Zeile, R OBP: 0.354, SLG: 0.439 (10, PH)																		2	0	1	0	1	0	0		
Todd Zeile, R OBP: 0.354, SLG: 0.439 (10, PH)																		0	0	0	0	0	0	0		
Todd Zeile, R OBP: 0.354, SLG: 0.439 (10, PH)																		0	0	0	0	0	0	0		
Inning Stats	R: 0 E: 0 K: 1 S: 9	H: 0 LOB: 1 BB: 1 P: 18	R: 0 E: 0 K: 1 S: 7	H: 1 LOB: 1 BB: 0 P: 13	R: 0 E: 0 K: 0 S: 8	H: 0 LOB: 0 BB: 0 P: 12	R: 0 E: 0 K: 1 S: 11	H: 1 LOB: 1 BB: 0 P: 16	R: 0 E: 0 K: 1 S: 10	H: 0 LOB: 0 BB: 1 P: 17	R: 0 E: 0 K: 1 S: 4	H: 0 LOB: 0 BB: 1 P: 9	R: 0 E: 0 K: 1 S: 6	H: 0 LOB: 1 BB: 1 P: 14	R: 0 E: 0 K: 1 S: 10	H: 1 LOB: 2 BB: 1 P: 16	R: 0 E: 0 K: 1 S: 10	H: 0 LOB: 0 BB: 0 P: 6	R: 0 E: 1 K: 0 S: 4	H: 0 LOB: 0 BB: 0 P: 6	R: 0 E: 0 K: 2 S: 9	H: 0 LOB: 0 BB: 0 P: 13	1B: 2 2B: 6 3B: 0 HR: 0	SF: 0 SAC: 1 DP: 3 HBP: 0	WP: 0 PB: 0 SB: 0 CS: 1	PA: 62
PITCHER	IP WLS BF H R ER SO BB IBB HBP BLK WP HR S P ERA WHIP																		IP WLS BF H R ER SO BB IBB HBP BLK WP HR S P ERA WHIP							
Bobby Jones, R ERA: 3.65 (1, 1)	10.0	37	4	0	0	2	4	1	0	0	0	0	0	0	0	0	0	0	0	0	0	0	0	0	0.00	0.800
Jeff Innis, R ERA: 4.22 (11, 1)	3.0	12	1	0	0	2	2	0	0	0	0	0	0	0	0	0	0	0	0	0	0	0	0	0	0.00	1.000
Mauro Gozzo, R ERA: 2.57 (14, 1)	3.0	10	1	0	0	1	0	0	0	0	0	0	0	0	0	0	0	0	0	0	0	0	0	0	0.00	0.333
Kenny Greer, R ERA: (17, 1)	1.0	W 3	0	0	0	2	0	0	0	0	0	0	0	0	0	0	0	0	0	0	0	0	0	0	0.00	0.000

St. Louis Cardinals @ New York Mets
 Shea Stadium, Flushing, NY
 Wed Sep 29 1993, 7:05 PM EDT
 Att. 17,037 - Unknown - 61 F

livebaseballscorecards.com

AB	54
R	0
H	6
RBI	0
BB	7
SO	14
LOB	24



Batter	1	2	3	4	5	6	7	8	9	10	11	12	13	14	15	16	17	AB	R	H	RBI	BB	SO	LOB
Ryan Thompson, R OBP: 0.295, SLG: 0.429 Kenny Greer, R (17, 1)	0-3 K		2-3 K			1-3 K		2-3 K			3-2 L8		2-2 F7			2-3 K		7 0	0 0	0 0	0 0	5 0	3 0	
Kevin Baez, R OBP: 0.240, SLG: 0.220 (1, 6)	0-0 E6		1-1 F7			1-1 G5-3			1-2 G3-1		1-0 F9		1-3 K			0-0 F9		7 0	0 0	0 0	0 0	1 0	3 0	
Eddie Murray, S OBP: 0.324, SLG: 0.464 (1, 3)	1-2 F7			0-0 G5-3		4-2 FC6-4 BB			0-3 K		3-3 K			1-0 F9			0-2 SH1-4 2B	6 1	1 1	0 1	0 1	2 1	1 1	
Dave Gallagher, R OBP: 0.338, SLG: 0.447 (17, 8)	1-0 G4-3			1-1 F8		2-2 FC6-4 1-2			1-2 G4-3			0-2 L6		2-2 F8			0-0 SH1-4 1-2	6 0	0 0	0 0	0 0	0 0	2 2	
Chico Walker, S OBP: 0.278, SLG: 0.332 (1, 5)		2-1 G6-4-3 1B		0-1 F8			0-0 L9			0-0 G3		3-2 L4			0-0 G6-3			2-1 P5	7 0	1 1	0 0	0 0	1 1	1 1
Jeff Kent, R OBP: 0.317, SLG: 0.440 (1, 4)		1-2 G6-4-3 1-2		1-3 K			1-0 F9			1-1 G6-3		0-0 G6-3				1-3 K		7 0	1 1	0 0	2 2	1 1	1 1	1 1
Darrin Jackson, R Joe Orsulak, L OBP: 0.331, SLG: 0.396 (10, PH) (11, 7)		0-0 G6-3		3-2 K			2-3 K			1-1 BB 1B			0-0 E3 FC5-6 E			1-3 K		3 0	1 1	0 0	0 0	1 1	0 0	1 0
Charlie O'Brien, R OBP: 0.300, SLG: 0.375 Todd Hundley, S OBP: 0.270, SLG: 0.358 (10, PH) (11, 2)			2-1 K			1-0 F7				4-1 BB 1B			0-2 E4 FC5-6			2-3 K		3 0	1 0	0 0	0 0	0 1	1 1	1 1
Bobby Jones, R Jeff McKnight, S Jeff Pines, R Tito Navarro, S Mauro Gozzini, R Jerome Burnitz, L OBP: 0.338, SLG: 0.484 (17, 9)			0-3 K			1-0 F8				2-2 G4-3			1-1 FC5-6 1-2 2-3			0-0 F8		3 0	0 0	0 0	0 0	1 0	2 0	

Inning Stats	R: 0	H: 0	E: 1	LOB: 1	K: 1	BB: 0	S: 8	P: 10	R: 0	H: 1	E: 0	LOB: 0	K: 0	BB: 0	S: 6	P: 9	R: 0	H: 1	E: 0	LOB: 1	K: 2	BB: 0	S: 10	P: 15	R: 0	H: 0	E: 0	LOB: 0	K: 0	BB: 0	S: 5	P: 6	R: 0	H: 1	E: 0	LOB: 1	K: 1	BB: 0	S: 8	P: 14	R: 0	H: 0	E: 0	LOB: 0	K: 1	BB: 1	S: 10	P: 18	R: 0	H: 0	E: 0	LOB: 0	K: 1	BB: 0	S: 5	P: 8	R: 0	H: 0	E: 0	LOB: 0	K: 1	BB: 0	S: 7	P: 12	R: 0	H: 0	E: 0	LOB: 0	K: 0	BB: 0	S: 9	P: 17	R: 0	H: 1	E: 0	LOB: 2	K: 1	BB: 1	S: 11	P: 18	R: 0	H: 0	E: 0	LOB: 0	K: 0	BB: 0	S: 7	P: 10	R: 0	H: 0	E: 0	LOB: 0	K: 3	BB: 0	S: 9	P: 13	R: 0	H: 0	E: 0	LOB: 0	K: 1	BB: 0	S: 5	P: 7	R: 1	H: 2	E: 0	LOB: 1	K: 0	BB: 0	S: 8	P: 11	2B: 4	SF: 0	3B: 0	DP: 1	HR: 0	HBP: 0	WP: 0	PA: 60
PITCHER	IP	WLS	BF	H	R	ER	SO	BB	IBB	HBP	BLK	WP	HR	S	P	ERA	WHIP																																																																																																							
Rheal Cormier, L ERA: 4.33 (1, 1)	7.0		25	3	0	0	6	1	0	0	0	0	0	52	80	0.00	0.571																																																																																																							
Paul Kilgus, L ERA: 0.66 (8, 1)	2.0		6	0	0	0	2	0	0	0	0	0	0	17	24	0.00	0.000																																																																																																							
Mike Perez, R ERA: 2.45 (10, 1)	2.0		8	1	0	0	1	1	0	0	0	0	0	20	35	0.00	1.000																																																																																																							
Lee Guetterman, L ERA: 3.14 (12, 1)	2.0		8	0	0	0	1	0	0	0	0	0	0	21	28	0.00	0.000																																																																																																							
Rob Murphy, L ERA: 4.95 (14, 1)	2.0		6	0	0	0	3	0	0	0	0	0	0	14	21	0.00	0.000																																																																																																							
PITCHER	IP	WLS	BF	H	R	ER	SO	BB	IBB	HBP	BLK	WP	HR	S	P	ERA	WHIP																																																																																																							
Les Lancaster, R ERA: 2.97 (16, 1)	1.2		7	2	1	1	1	0	0	0	0	0	0	13	18	5.40	1.200																																																																																																							

St. Louis Cardinals @ New York Mets
Shea Stadium, Flushing, NY
Wed Sep 29 1993, 7:05 PM EDT
Att. 17,037 - Unknown - 61 F

AB 57
R 1
H 6
RBI 1
BB 2
SO 14
LOB 19



Batter	1	2	3	4	5	6	7	8	9	AB R H RBI BB SO LOB	TOP																					
Gerónimo Pena, S (1, 4) OBP: 0.331, SLG: 0.393	0-0 L3-6 2B	1-2 G6-3			0-1 F7		2-3 K2-3		0-2 G6-3	5 0 1 0 0 1 5																						
Tripp Cromer, R (1, 6) OBP: 0.136, SLG: 0.095	3-2 BB 1B		0-0 F8		0-0 G6-3			1-0 G5-4-3 1B		4 0 2 0 0 0 0																						
Bernard Gilkey, R (1, 7) OBP: 0.374, SLG: 0.488	0-0 L3-6 2-3		2-0 F8		1-0 F9			0-0 G5-4-3 1-2f		4 0 0 0 0 0 3																						
Todd Zeile, R (1, 5) OBP: 0.353, SLG: 0.436	4-1 SAFE 1-2 BB		1-0 P2		0-2 P2			2-3 K		3 0 0 0 1 1 0																						
Mark Whiten, S (1, 8) OBP: 0.324, SLG: 0.428	1-0 F9			0-1 G5-3		1-1 G5-3			0-0 1B SF9 1B	4 1 1 0 0 0 2																						
Stan Royer, R (1, 3) OBP: 0.359, SLG: 0.487		1-2 G1-3		0-0 G5-3 1B		1-1 F9			0-3 K	4 0 1 0 0 1 1																						
Erik Pappas, R (1, 9) OBP: 0.360, SLG: 0.341		0-1 E5 2B		2-1 G5-3 1-2		1-2 F9 1B 1B			0-1 1B 1-3 1B	4 1 2 0 0 0 1																						
Tom Pagnozzi, R (1, 2) OBP: 0.297, SLG: 0.375		1-0 F8		1-0 L3		1-2 1B			0-0 SF9	3 0 1 1 0 0 2																						
Allen Watson, L (1, 1) OBP: 0.259, SLG: 0.346		0-1 1-H 2B			0-0 F9		1-0 F9 2-3		1-1 3-H 1B	2 0 1 1 0 0 0																						
Tracy Woodson, R (7, PH) OBP: 0.221, SLG: 0.240										1 0 0 0 0 0 2																						
Rich Batchelor, R (7, 1)										0 0 0 0 0 0 0																						
Gerald Perry, L (9, PH) OBP: 0.442, SLG: 0.521										1 0 1 0 0 0 0																						
Lonnie Maclin, L (9, PR) OBP: 0.077, SLG: 0.083										0 0 0 0 0 0 0																						
Inning Stats	R: 0 E: 0 K: 0 S: 8	H: 2 LOB: 2 BB: 1 P: 16	R: 1 E: 1 K: 0 S: 11	H: 1 LOB: 1 BB: 0 P: 14	R: 0 E: 0 K: 0 S: 3	H: 0 LOB: 0 BB: 0 P: 6	R: 0 E: 0 K: 0 S: 6	H: 1 LOB: 1 BB: 0 P: 9	R: 0 E: 0 K: 0 S: 4	H: 0 LOB: 0 BB: 0 P: 4	R: 0 E: 0 K: 1 S: 15	H: 2 LOB: 2 BB: 0 P: 21	R: 0 E: 0 K: 1 S: 5	H: 1 LOB: 0 BB: 0 P: 8	R: 1 E: 0 K: 1 S: 12	H: 3 LOB: 2 BB: 0 P: 13	1B: 8 2B: 3 3B: 0 HR: 0	SF: 1 SAC: 0 DP: 2 HBP: 0	WP: 0 PB: 0 SB: 0 CS: 0	PA: 37												
PITCHER Eric Hillman, L (1, 1) ERA: 3.97	IP 9.0	WLS W	BF 37	H 10	R 2	ER 1	SO 3	BB 1	IBB 0	HBP 0	BLK 0	WP 0	HR 0	S 70	P 99	ERA 1.00	WHIP 1.222															
											PITCHER	IP	WLS	BF	H	R	ER	SO	BB	IBB	HBP	BLK	WP	HR	S	P	ERA	WHIP				

St. Louis Cardinals @ New York Mets
Shea Stadium, Flushing, NY
Thu Sep 30 1993, 7:05 PM EDT
Att. 17,567 - Unknown - 51 F

livebaseballscorecards.com

AB	35
R	2
H	10
RBI	2
BB	1
SO	3
LOB	16



Batter	1	2	3	4	5	6	7	8	9
Ryan Thompson, R OBP: 0.298, SLG: 0.433 (1, 8)	1-0 SH2-4 1B		3-3 K			3-2 HR 2B		0-3 K	
Kevin Baez, R OBP: 0.242, SLG: 0.223 (1, 6)	1-0 SH2-4 1-2			1-0 FC5-4 1B		2-2 G5-3		0-0 G6-3	
Eddie Murray, S OBP: 0.325, SLG: 0.468 (1, 3)	2-0 P2			0-0 F9		3-1 HR			
Dave Gallagher, R OBP: 0.335, SLG: 0.440 (1, 9)	3-3 K			2-0 FC5-4 1B 2B		0-3 K			
Chico Walker, S OBP: 0.279, SLG: 0.332 (1, 5)		0-0 F8		1-2 2B 1B		2-2 F7			
Jeff Kent, R OBP: 0.317, SLG: 0.441 Doug Saunders, R OBP: 0.235, SLG: 0.231 (1, 4) (8, 4)		1-1 G1-3		0-0 2B		1-2 G5-3			
Darrin Jackson, R OBP: 0.237, SLG: 0.312 (1, 7)		2-1 G6-3		3-2 L7		0-1 1B			
Charlie O'Brien, R OBP: 0.295, SLG: 0.369 (1, 2)			2-0 G5-3		1-0 G4-3		0-0 P2		
Eric Hillman, L OBP: 0.178, SLG: 0.182 (1, 1)			0-2 L6		0-2 G4-3		0-2 L6		

Inning Stats		R: 0	H: 1	R: 0	H: 0	R: 0	H: 0	R: 1	H: 3	R: 0	H: 0	R: 2	H: 2	R: 0	H: 1	R: 0	H: 0
E: 0		E: 0	LOB: 1	E: 0	LOB: 0	E: 0	LOB: 0	E: 0	LOB: 2	E: 0	LOB: 0	E: 0	LOB: 0	E: 0	LOB: 0	E: 0	LOB: 0
K: 1		K: 1	BB: 0	K: 0	BB: 0	K: 1	BB: 0	K: 0	BB: 0	K: 0	BB: 0	K: 1	BB: 0	K: 0	BB: 0	K: 1	BB: 0
S: 7		S: 7	P: 14	S: 5	P: 8	S: 10	P: 15	S: 7	P: 11	S: 8	P: 12	S: 15	P: 25	S: 7	P: 8	S: 8	P: 8

PITCHER	IP	WLS	BF	H	R	ER	SO	BB	IBB	HBP	BLK	WP	HR	S	P	ERA	WHIP
Allen Watson, L ERA: 4.6 (1, 1)	6.0	L	23	6	3	3	3	0	0	0	0	0	1	52	85	4.50	1.000
Rich Batchelor, R ERA: 8.1 (7, 1)	2.0		6	1	0	0	1	0	0	0	0	0	0	15	16	0.00	0.500

PITCHER	IP	WLS	BF	H	R	ER	SO	BB	IBB	HBP	BLK	WP	HR	S	P	ERA	WHIP

BOTTOM

St. Louis Cardinals @ New York Mets
Shea Stadium, Flushing, NY
Thu Sep 30 1993, 7:05 PM EDT
Att: 17,567 - Unknown - 51 F

livebaseballscorecards.com

AB	28
R	3
H	7
RBI	3
BB	0
SO	4
LOB	5



1B: 4	SF: 0	WP: 0	PA: 29
2B: 2	SAC: 1	PB: 0	
3B: 0	DP: 0	SB: 0	
HR: 1	HBP: 0	CS: 0	

Batter	1	2	3	4	5	6	7	8	9	AB R H RBI BB SO LOB	TOP											
Lenny Dykstra, L OBP: 0.422, SLG: 0.486 (1, 8)	3-2 G4-3		1-2 G3		1-0 G5-3 1B		1-3 K			4 0 1 0 0 1 1	Philadelphia Phillies @ St. Louis Cardinals Busch Stadium, St. Louis, MO Fri Oct 01 1993, 7:05 PM CDT Att: 26,870 - Unknown											
Mariano Duncan, R OBP: 0.305, SLG: 0.420 (1, 4)	1-0 2B			1-1 BB 1B	0-1 G5-3		2-2 G5-3			4 1 2 0 0 0 2												
John Kruk, L OBP: 0.430, SLG: 0.475 Ricky Jordan, R OBP: 0.311, SLG: 0.413 (1, 3) (5, PH) (5, 3)	1-3 K			2-1 P8	1-3 K		1-1 L9			2 0 0 0 0 1 2 2 0 0 0 0 1 2												
Dave Hollins, S OBP: 0.373, SLG: 0.444 Donn Pall, R (8, 1) Mitch Williams, L OBP: 1.000, SLG: 1.000 (9, 1)	0-1 L7			0-3 K		3-2 G6-3		2-3 K		4 0 0 0 0 2 2 0 0 0 0 0 0 0 0 0 0 0 0 0 0												
Darren Daulton, L OBP: 0.392, SLG: 0.483 (1, 2)		2-1 G1-3		4-0 BB 1B BB		2-3 K		2-0 F8		3 1 0 0 1 1 0												
Jim Eisenreich, L OBP: 0.365, SLG: 0.447 (1, 9)		1-2 L7		4-1 1B BB		0-1 G1-3		2-3 K		3 0 0 0 1 1 0												
Milt Thompson, L OBP: 0.343, SLG: 0.352 (1, 7)		1-0 G5-3		0-1 1B			0-1 E5 2B		1-1 G4-3	4 1 1 2 0 0 0												
Kevin Stocker, S OBP: 0.414, SLG: 0.418 (1, 6)			0-0 B1-3		1-3 K		2-2 1B 2B		0-0 F8	4 1 1 1 0 1 2												
Curt Schilling, R OBP: 0.169, SLG: 0.160 Tony Longmire, L OBP: 0.231, SLG: 0.231 Larry Andersen, R OBP: 1.000, SLG: 1.000 Kim Batiste, R OBP: 0.302, SLG: 0.442 (1, 1) (7, PH) (7, 1) (8, 5)			1-1 G3		1-3 K		1-1 G5-3 1B		1-1 G3-1	2 0 0 0 0 1 0 1 0 1 1 0 0 0 0 0 0 0 0 0 0 1 0 0 0 0 0 0												
Inning Stats	R: 0 E: 0 K: 1 S: 10	H: 1 LOB: 1 BB: 0 P: 15	R: 0 E: 0 K: 0 S: 6	H: 0 LOB: 0 BB: 0 P: 10	R: 0 E: 0 K: 0 S: 6	H: 0 LOB: 0 BB: 0 P: 8	R: 2 E: 0 K: 2 S: 14	H: 2 LOB: 2 BB: 2 P: 26	R: 0 E: 0 K: 2 S: 9	H: 1 LOB: 1 BB: 0 P: 12		R: 0 E: 0 K: 1 S: 8	H: 0 LOB: 0 BB: 0 P: 13	R: 2 E: 1 K: 1 S: 15	H: 2 LOB: 1 BB: 0 P: 22	R: 0 E: 0 K: 2 S: 7	H: 0 LOB: 0 BB: 0 P: 13	R: 0 E: 0 K: 0 S: 5	H: 0 LOB: 0 BB: 0 P: 7	1B: 4 2B: 2 3B: 0 HR: 0	SF: 0 SAC: 0 DP: 0 HBP: 0	WP: 0 PB: 0 SB: 0 CS: 0
PITCHER	IP WLS BF H R ER SO BB IBB HBP BLK WP HR S P ERA WHIP																					
Omar Olivares, R ERA: 4.17 (1, 1)	6.0 L 27 6 4 3 6 2 0 0 0 0 0 0 60 94 4.50 1.333																					
Lee Guetterman, L ERA: 3.0 (7, 1)	2.0 6 0 0 0 3 0 0 0 0 0 0 0 15 25 0.00 0.000																					
Paul Kilgus, L ERA: 0.64 (9, 1)	1.0 3 0 0 0 0 0 0 0 0 0 0 0 5 7 0.00 0.000																					

livebaseballscorecards.com



BOTTOM

Philadelphia Phillies @ St. Louis Cardinals
Busch Stadium, St. Louis, MO

Fri Oct 01 1993, 7:05 PM CDT
Att. 26,870 - Unknown

livebaseballscorecards.com

AB	32
R	2
H	6
RBI	2
BB	1
SO	11
LOB	13



WP:	1	PA:	33
PB:	0	SB:	0
CS:	0		

AB R H RBI BB SO LOB

4	1	1	0	0	2	3
3	0	0	0	1	0	3
4	0	1	1	0	1	1
4	0	0	0	0	1	2
4	0	0	0	0	3	1
4	0	0	0	0	1	1
3	1	1	0	0	2	0
2	0	1	0	0	1	1
1	0	0	0	0	0	0
0	0	0	0	0	0	0
2	0	1	1	0	0	1
0	0	0	0	0	0	0
1	0	1	0	0	0	0
0	0	0	0	0	0	0
0	0	0	0	0	0	0

Batter	1	2	3	4	5	6	7	8	9
Bernard Gilkey, R (1, 7) OBP: 0.374, SLG: 0.488	3-1 G6-3 2B		2-3 K		0-1 P4			2-3 K	
Ozzie Smith, S (1, 6) OBP: 0.341, SLG: 0.360	1-1 G6-3		1-0 G4-3			4-1 G6-4-3 BB		1-0 L9	
Ray Lankford, L (1, 8) OBP: 0.370, SLG: 0.350	0-2 G1-6-3			1-2 L1		0-3 K		2-1 1B	
Todd Zeile, R (1, 5) OBP: 0.351, SLG: 0.433	1-1 P6			2-0 P7		1-1 G6-4-3 1-2f		1-3 K	
Mark Whiten, S (1, 9) OBP: 0.322, SLG: 0.425		1-3 K		0-0 L7			1-3 K	0-3 K	
Stan Royer, R (1, 3) OBP: 0.326, SLG: 0.442		3-1 F9			2-1 F8		3-1 P2	3-3 K	
Tim Jones, L (1, 4) OBP: 0.366, SLG: 0.361		0-3 K			1-1 1B 2B		2-3 K		
Marc Ronan, L (1, 2) OBP: 0.091, SLG: 0.091			1-1 WP G6-3 1B		2-3 K			1-2 G4-3	
Gerald Perry, L (8, PH) OBP: 0.439, SLG: 0.515									
Erik Pappas, R (9, 2) OBP: 0.360, SLG: 0.341									
Omar Olivares, R (1, 1) OBP: 0.269, SLG: 0.308			2-1 G6-3		0-0 1B			2-2 1B	
Lee Guetterman, L (7, 1) OBP: 0.500, SLG: 1.000									
Rod Brewer, L (8, PH) OBP: 0.352, SLG: 0.370									
Lonnie Maclin, L (8, PR) OBP: 0.077, SLG: 0.083									
Paul Kilgus, L (9, 1) OBP: 0.200, SLG: 0.200									

Inning Stats	R: 1	H: 1	E: 0	K: 0	S: 9	R: 0	H: 0	E: 0	K: 2	S: 8	R: 0	H: 1	E: 0	K: 1	S: 8	R: 0	H: 0	E: 0	K: 0	S: 5	R: 0	H: 2	E: 0	K: 1	S: 11	R: 0	H: 0	E: 0	K: 2	S: 9	R: 0	H: 1	E: 0	K: 1	S: 11	R: 0	H: 1	E: 0	K: 3	S: 11	1B: 4	SF: 0	2B: 2	SAC: 0	3B: 0	DP: 1	HR: 0	HBP: 0	WP: 1	PA: 33
--------------	------	------	------	------	------	------	------	------	------	------	------	------	------	------	------	------	------	------	------	------	------	------	------	------	-------	------	------	------	------	------	------	------	------	------	-------	------	------	------	------	-------	-------	-------	-------	--------	-------	-------	-------	--------	-------	--------

PITCHER	IP	WLS	BF	H	R	ER	SO	BB	IBB	HBP	BLK	WP	HR	S	P	ERA	WHIP
Curt Schilling, R (1, 1) ERA: 4.02	6.0		22	4	2	2	5	1	0	0	0	1	0	47	75	3.00	0.833
Larry Andersen, R (7, 1) ERA: 2.97	1.0		3	0	0	0	2	0	0	0	0	0	0	9	15	0.00	0.000
Donn Pall, R (8, 1) ERA: 3.07	1.0		4	1	0	0	1	0	0	0	0	0	0	11	17	0.00	1.000
Mitch Williams, L (9, 1) ERA: 3.1	1.0	S	4	1	0	0	3	0	0	0	0	0	0	11	17	0.00	1.000

Batter	1	2	3	4	5	6	7	8	9	10	AB R H RBI BB SO LOB	TOP										
Lenny Dykstra, L (1, 8) OBP: 0.421, SLG: 0.483 Bobby Thigpen, R (7, 1) Kim Batiste, R (8, 5) OBP: 0.300, SLG: 0.439	0-0 E3 1B SF8		4-1 CS BB		3-1 G1-3 1-2		2-0 G3		2-2 L6-4 2-3		3 1 0 0 1 0 1 0 0 0 0 0 0 0 1 0 0 0 0 0 1	Philadelphia Phillies @ St. Louis Cardinals Busch Stadium, St. Louis, MO Sat Oct 02 1993, 3:33 AM CDT Att: 31,501 - Cloudy										
Mariano Duncan, R (1, 4) OBP: 0.302, SLG: 0.416 Mike Williams, R (10, 1) OBP: 0.083, SLG: 0.083	1-0 L6		2-2 F9 1-2		3-1 F8		2-2 G3		2-2 F8		5 0 0 0 0 0 3 0 0 0 0 0 0 0											
Ricky Jordan, R (1, 3) OBP: 0.325, SLG: 0.426	2-2 1-3 1B		2-2 1B		1-1 1B E 1B		1-0 F8		3-1 1B		5 1 4 0 0 0 0											
Dave Hollins, S (1, 5) OBP: 0.374, SLG: 0.444 David West, L (8, 1) OBP: 0.400, SLG: 0.600 Roger Mason, R (9, 1) OBP: 0.167, SLG: 0.167 Mickey Morandini, L (10, PH) OBP: 0.310, SLG: 0.358	1-1 SF8 3-H		3-2 P2		0-1 E 1-2 SF9 1B		4-1 1B SF9 BB		0-0 F7		2 2 1 1 1 0 1 0 0 0 0 0 0 0 0 0 0 0 0 0 0 1 0 0 0 0 0 1											
Pete Incaviglia, R (1, 7) OBP: 0.320, SLG: 0.533	0-0 G1-3		1-0 F9		0-1 E 1-3 2-H BB E5		2-2 SF9 1B		1-3 K		5 0 1 0 0 1 3											
Wes Chamberlain, R (1, 9) OBP: 0.316, SLG: 0.486	0-0 G4-3		1-2 G6-4-3 1B		0-2 SF9		1-0 SF9		1-2 3-H		2 0 1 2 0 0 0											
Todd Pratt, R (1, 2) OBP: 0.315, SLG: 0.518	3-2 G5-3		0-2 G6-4-3 1-2f		4-0 G6-4-3 1-2 BB		3-3 K		3-3 K		3 0 0 0 1 1 2											
Kevin Stocker, S (1, 6) OBP: 0.415, SLG: 0.424	1-0 2B		2-2 G1-3 1B		2-1 G6-4-3		2-2 E4 L6-4 SH1-3		2-2 E4 L6-4 SH1-3		4 0 2 0 0 0 2											
Danny Jackson, R (1, 1) OBP: 0.130, SLG: 0.108 Ruben Amaro Jr, S (7, PH) OBP: 0.396, SLG: 0.522	1-3 K		1-3 K		1-3 K		0-1 P4		0-0 SH1-3		2 0 0 0 0 2 2 1 0 0 0 0 0 0											
Inning Stats	R: 1 E: 1 K: 0 S: 8	H: 1 LOB: 1 BB: 0 P: 12	R: 0 E: 0 K: 1 S: 8	H: 1 LOB: 1 BB: 0 P: 13	R: 0 E: 0 K: 0 S: 11	H: 1 LOB: 1 BB: 1 P: 22	R: 0 E: 0 K: 0 S: 7	H: 1 LOB: 0 BB: 0 P: 9	R: 2 E: 1 K: 0 S: 11	H: 2 LOB: 1 BB: 1 P: 18	R: 0 E: 0 K: 0 S: 6		H: 0 LOB: 0 BB: 0 P: 10	R: 1 E: 0 K: 1 S: 10	H: 1 LOB: 1 BB: 1 P: 21	R: 0 E: 1 K: 0 S: 8	H: 0 LOB: 0 BB: 0 P: 12	R: 0 E: 0 K: 1 S: 13	H: 1 LOB: 1 BB: 0 P: 19	1B: 8 2B: 2 3B: 0 HR: 0	SF: 3 SAC: 1 DP: 3 HBP: 0	WP: 0 PB: 0 SB: 0 CS: 1
PITCHER	IP WLS BF H R ER SO BB IBB HBP BLK WP HR S P ERA WHIP															IP WLS BF H R ER SO BB IBB HBP BLK WP HR S P ERA WHIP						
Tom Urbani, L (1, 1) ERA: 4.65	7.0	29	7	3	1	2	0	0	0	0	0	0	0	0	0	0	1.29	1.286				
Mike Perez, R (8, 1) ERA: 2.51	2.0	8	1	1	1	1	0	0	0	0	0	0	0	0	0	0	4.50	1.000				
Rob Murphy, L (10, 1) ERA: 4.87	1.0	4	1	0	0	1	0	0	0	0	0	0	0	0	0	0	0.00	1.000				

livebaseballscorecards.com

AB	34
R	4
H	9
RBI	3
BB	3
SO	4
LOB	16



BOTTOM

Philadelphia Phillies @ St. Louis Cardinals
Busch Stadium, St. Louis, MO

Sat Oct 02 1993, 3:33 AM CDT
Att. 31,501 - Cloudy

livebaseballscorecards.com



AB	R	H	RBI	BB	SO	LOB
4	1	2	2	0	1	3
0	0	0	0	1	0	0
0	0	0	0	0	0	0

4	0	0	1	0	0	6
---	---	---	---	---	---	---

4	0	0	0	0	0	3
---	---	---	---	---	---	---

4	0	0	0	1	2	0
---	---	---	---	---	---	---

5	1	1	0	0	2	2
---	---	---	---	---	---	---

4	0	0	0	1	2	2
---	---	---	---	---	---	---

2	0	0	0	0	2	1
---	---	---	---	---	---	---

1	0	1	0	1	0	0
---	---	---	---	---	---	---

0	1	0	0	0	0	0
---	---	---	---	---	---	---

2	1	1	0	2	0	0
---	---	---	---	---	---	---

1	1	1	0	0	0	0
---	---	---	---	---	---	---

0	0	0	0	1	0	0
---	---	---	---	---	---	---

0	0	0	0	0	0	0
---	---	---	---	---	---	---

1	0	1	1	0	0	0
---	---	---	---	---	---	---

AB	32
R	5
H	7
RBI	4
BB	7
SO	9
LOB	17

WP	0	PA	42
PB	0		
SB	1		
CS	0		

1B:	4	SF:	1
2B:	3	SAC:	1
3B:	0	DP:	2
HR:	1	HBP:	1

Batter	1	2	3	4	5	6	7	8	9	10
Geronimo Pena, S (1, 4) OBP: 0.333, SLG: 0.410 Todd Zeile, R (9, PH) OBP: 0.352, SLG: 0.433 Rob Murphy, L (10, 1) OBP: 0.500, SLG: 0.500	0-2 G5-3		X 0-0 1-3 2B		X 0-0 2-H HR		X 2-3 K		4-0 F8-2 IBB	
Ozzie Smith, S (1, 6) OBP: 0.338, SLG: 0.357	3-2 F8		F 0-1 SF9		X 0-0 G4-3		X 0-2 G1-3		F 0-1 F8-2	
Bernard Gilkey, R (1, 7) OBP: 0.372, SLG: 0.485	0-0 G4-3		X 0-0 L5			S 2-2 F8		H 1-0 BB HBP	B 1-0 F7	
Mark Whiten, S (1, 9) OBP: 0.321, SLG: 0.422		C 3-3 K		X 0-0 L5-3		B 1-0 G6-3		B 4-2 SAFE BB	S 1-3 K	
Ray Lankford, L (1, 8) OBP: 0.368, SLG: 0.348		S 1-3 K		B 2-1 G4-3		C 2-2 G4-3		F 2-3 K	B 1-1 S 1B	
Stan Royer, R (1, 5) OBP: 0.319, SLG: 0.413		B 4-1 BB		B 2-3 K			S 1-3 K	F 1-1 G6-4-3	B 0-0 S	
Tracy Woodson, R (1, 3) OBP: 0.215, SLG: 0.234 Rod Brewer, L (7, PH) OBP: 0.359, SLG: 0.381 Tim Jones, L (9, PR) OBP: 0.366, SLG: 0.361		F 3-3 K		F 3-3 K			B 4-1 BB BB		F 1-1 1B 2B	
Erik Pappas, R (1, 2) OBP: 0.366, SLG: 0.342			B 1-0 G1-3		B 3-1 SH1-4 HR 1B		B 4-0 BB BB	B 4-0 1B F8-2 BB		
Tom Urbani, L (1, 1) OBP: 0.278, SLG: 0.188 Gerald Perry, L (7, PH) OBP: 0.443, SLG: 0.515 Mike Perez, R (8, 1) Gregg Jefferies, S (9, PH) OBP: 0.408, SLG: 0.486			C 0-1 2B SF9 1B		M 1-2 SAFE SH1-4		S 4-2 BB BB	C 2-2 F8-2 1B		

Inning Stats	R: 0	H: 0	E: 0	K: 0	S: 7	R: 0	H: 0	E: 0	K: 3	S: 11	R: 0	H: 0	E: 0	K: 1	S: 6	R: 2	H: 2	E: 0	K: 1	S: 10	R: 0	H: 0	E: 0	K: 0	S: 11	R: 0	H: 0	E: 0	K: 2	S: 15	R: 0	H: 0	E: 0	K: 1	S: 8	R: 1	H: 2	E: 0	K: 0	S: 9	R: 1	H: 1	E: 1	K: 1	S: 5	1B: 4	2B: 3	3B: 0	HR: 1	SF: 1	SAC: 1	DP: 2	HBP: 1	WP: 0	PA: 42
--------------	------	------	------	------	------	------	------	------	------	-------	------	------	------	------	------	------	------	------	------	-------	------	------	------	------	-------	------	------	------	------	-------	------	------	------	------	------	------	------	------	------	------	------	------	------	------	------	-------	-------	-------	-------	-------	--------	-------	--------	-------	--------

PITCHER	IP	WLS	BF	H	R	ER	SO	BB	IBB	HBP	BLK	WP	HR	S	P	ERA	WHIP
Danny Jackson, L (1, 1) ERA: 3.77	6.0		23	4	3	3	5	1	0	0	0	0	1	52	83	4.50	0.833
Bobby Thigpen, R (7, 1) ERA: 5.83	1.0		6	0	0	0	2	3	0	0	0	0	0	15	30	0.00	3.000
David West, L (8, 1) ERA: 2.92	1.0		4	0	0	0	1	1	0	1	0	0	0	8	16	0.00	1.000
Roger Mason, R (9, 1) ERA: 4.06	1.0		6	2	1	1	0	1	1	0	0	0	0	9	21	9.00	3.000
Mike Williams, R (10, 1) ERA: 5.29	0.1	L	3	1	1	0	1	0	0	0	0	0	0	5	7	0.00	3.000

Batter	1	2	3	4	5	6	7	8	9	AB	R	H	RBI	BB	SO	LOB	TOP					
Lenny Dykstra, L (1, 8) OBP: 0.420, SLG: 0.482	0-0 P7			4-2 1B BB	1-2 F9			1-0 FC5-4 BB 1B		2	0	0	0	1	0	1	Philadelphia Phillies @ St. Louis Cardinals Busch Stadium, St. Louis, MO Sun Oct 03 1993, 3:33 AM CDT Att. 40,247 - Sunny - 69 F					
Ben Rivera, R (5, 1) OBP: 0.148, SLG: 0.098										0	0	0	0	0	0	0						
Mitch Williams, L (7, 1) OBP: 1.000, SLG: 1.000										0	0	0	0	0	0	0						
Mariano Duncan, R (8, PH) OBP: 0.304, SLG: 0.417										1	0	1	0	0	0	0						
Larry Andersen, R (8, 1) OBP: 1.000, SLG: 1.000										0	0	0	0	0	0	0						
Mickey Morandini, L (1, 4) OBP: 0.309, SLG: 0.355	1-2 F7			1-3 K				4-2 FC5-4 BB		3	0	0	0	1	2	1						
Ricky Jordan, R (1, 3) OBP: 0.324, SLG: 0.421	2-3 K			0-0 1B				1-2 FC5-4		4	0	1	0	0	1	2						
Dave Hollins, S (1, 5) OBP: 0.372, SLG: 0.442				3-3 K				0-1 L9		3	0	0	0	0	1	2						
Kim Batiste, R (6, 5) OBP: 0.298, SLG: 0.436										1	0	0	0	0	0	2						
Darren Daulton, L (1, 2) OBP: 0.392, SLG: 0.482				4-0 IBB				2-0 FC3-6 1B		1	0	0	0	1	0	0						
Todd Pratt, R (5, 2) OBP: 0.330, SLG: 0.529	1-1 L9									2	0	2	0	0	0	0						
Pete Incaviglia, R (1, 7) OBP: 0.318, SLG: 0.530				2-3 IBB				2-0 FC3-6 1B		2	0	0	0	0	2	3						
Milt Thompson, L (4, 7) OBP: 0.341, SLG: 0.350	2-3 K			2-3 K				1-2f		2	0	0	0	0	1	2						
Wes Chamberlain, R (1, 9) OBP: 0.320, SLG: 0.493				1-2 CS 1B				1-0 G6-4-3 1B		2	0	2	0	0	0	0						
Ruben Amaro Jr, S (5, 8) OBP: 0.400, SLG: 0.521										2	0	1	0	0	0	1						
Kevin Stocker, S (1, 6) OBP: 0.409, SLG: 0.417				3-3 K				2-1 F8		4	0	0	0	0	1	5						
Terry Mulholland, R (1, 1) OBP: 0.079, SLG: 0.065				1-2 1B				0-1 G6-4-3		1	0	0	0	0	1	0						
Jim Eisenreich, L (5, PH) OBP: 0.363, SLG: 0.445								1-2f		2	0	1	0	0	1	1						
				0-3 K				1-3 K		3	0	0	0	0	1	1						
										1	0	0	0	0	1	0						
										2	0	0	0	0	1	1						
Inning Stats	R: 0 E: 0 K: 1 S: 10	H: 0 LOB: 0 BB: 0 P: 13	R: 0 E: 0 K: 1 S: 6	H: 0 LOB: 0 BB: 0 P: 9	R: 0 E: 0 K: 2 S: 9	H: 1 LOB: 0 BB: 0 P: 13	R: 0 E: 0 K: 3 S: 14	H: 1 LOB: 3 BB: 2 P: 28	R: 0 E: 0 K: 1 S: 11	H: 1 LOB: 1 BB: 0 P: 16	R: 0 E: 0 K: 1 S: 6	H: 0 LOB: 0 BB: 0 P: 10	R: 0 E: 0 K: 0 S: 5	H: 2 LOB: 1 BB: 0 P: 10	R: 0 E: 0 K: 0 S: 14	H: 1 LOB: 2 BB: 1 P: 23	R: 0 E: 0 K: 1 S: 9	H: 1 LOB: 1 BB: 0 P: 14	1B: 6 2B: 2 3B: 0 HR: 0	SF: 0 SAC: 0 DP: 2 HBP: 0	WP: 0 PB: 0 SB: 0 CS: 1	PA: 35
PITCHER	IP	WLS	BF	H	R	ER	SO	BB	IBB	HBP	BLK	WP	HR	S	P	ERA	WHIP					
Rene Arocha, R (1, 1) ERA: 3.78	6.0		22	3	0	0	9	1	1	0	0	0	0	56	89	0.00	0.667					
Lee Guetterman, L (7, 1) ERA: 2.93	1.0	W	4	2	0	0	0	0	0	0	0	0	0	5	10	0.00	2.000					
Paul Kilgus, L (8, 1) ERA: 0.63	0.1		3	1	0	0	0	1	0	0	0	0	0	7	15	0.00	6.000					
Les Lancaster, R (8, 1) ERA: 2.93	0.2		2	0	0	0	0	0	0	0	0	0	0	7	8	0.00	0.000					
Mike Perez, R (9, 1) ERA: 2.48	1.0	S	4	1	0	0	1	0	0	0	0	0	0	9	14	0.00	1.000					

livebaseballscorecards.com

AB	32
R	0
H	7
RBI	0
BB	3
SO	10
LOB	20



Batter	1	2	3	4	5	6	7	8	9	AB	R	H	RBI	BB	SO	LOB
Bernard Gilkey, R (1, 7) OBP: 0.370, SLG: 0.481 Mike Perez, R (9, 1)	3-0 P8			0-2 L8		0-1 F9		2-1 G4-3		4	0	0	0	0	0	0
Ozzie Smith, S (1, 6) OBP: 0.337, SLG: 0.356 Tripp Cromer, R (5, 6)	0-0 G6-3			1-0 P4		0-0 F8		1-2 F9		2	0	0	0	0	0	0
Mark Whiten, S (1, 9) OBP: 0.323, SLG: 0.423 (8, 8)	2-0 P3			0-1 1B			3-2 SH1-4 WP 1B			3	1	2	0	0	0	0
Gregg Jefferies, S (1, 3) OBP: 0.408, SLG: 0.485 Rod Brewer, L (6, 3)			1-2 CS HBP	1-2 F8			2-1 SH1-4			1	0	0	0	0	0	1
Todd Zeile, R (1, 5) OBP: 0.352, SLG: 0.433 Stan Royer, R (6, 5)			1-2 SAFE F9		4-0 WP BB		4-2 WP FC5-4 BB			1	0	0	0	1	0	1
Ray Lankford, L (1, 8) OBP: 0.366, SLG: 0.346 Erik Pappas, R (7, PH) OBP: 0.368, SLG: 0.342 (8, 9)			1-3 SAFE K		1-3 K		4-2 FC5-4 BB			2	0	0	0	0	2	2
Geronimo Pena, S (1, 4) OBP: 0.330, SLG: 0.406			2-3 K		0-1 F9		0-0 FC5-4			3	0	0	1	0	1	2
Tom Pagnozzi, R (1, 2) OBP: 0.296, SLG: 0.373 Marc Ronan, L (7, 2) OBP: 0.083, SLG: 0.083			1-2 F7		3-3 K		2-3 K			2	0	0	0	0	1	1
Rene Arocha, R (1, 1) OBP: 0.133, SLG: 0.121 Gerald Perry, L (6, PH) OBP: 0.440, SLG: 0.510 Lee Cuettermann, L (7, 1) OBP: 0.500, SLG: 1.000 Paul Kilgus, L (8, 1) OBP: 0.200, SLG: 0.200 Les Lancaster, R (8, 1) Lonnie Maclin, L (8, PH) OBP: 0.071, SLG: 0.077 (9, 7)			1-3 K		2-0 F8		2-3 K			1	0	0	0	0	1	0

BOTTOM																	
Philadelphia Phillies @ St. Louis Cardinals Busch Stadium, St. Louis, MO Sun Oct 03 1993, 3:33 AM CDT Att: 40,247 - Sunny - 69 F																	
											AB	24					
											R	2					
											H	2					
											RBI	1					
											BB	3					
											SO	7					
											LOB	8					
											WP: 3	PA: 29					
											PB: 0						
											SB: 1						
											CS: 1						

Inning Stats																			
R: 0	H: 0	R: 0	H: 0	R: 0	H: 0	R: 0	H: 1	R: 0	H: 0	R: 0	H: 0	R: 2	H: 1	R: 0	H: 0	1B: 2	SF: 0	WP: 3	PA: 29
E: 0	LOB: 0	E: 0	LOB: 0	E: 0	LOB: 0	E: 0	LOB: 1	E: 0	LOB: 1	E: 0	LOB: 0	E: 0	LOB: 1	E: 0	LOB: 0	2B: 0	SAC: 1	PB: 0	
K: 0	BB: 0	K: 1	BB: 0	K: 2	BB: 0	K: 0	BB: 0	K: 1	BB: 0	K: 1	BB: 2	K: 1	BB: 0	K: 1	BB: 0	3B: 0	DP: 0	SB: 1	
S: 3	P: 8	S: 10	P: 13	S: 10	P: 14	S: 10	P: 12	S: 11	P: 19	S: 4	P: 6	S: 15	P: 30	S: 8	P: 13	HR: 0	HBP: 1	CS: 1	

PITCHER																									
Terry Mulholland, L (1, 1) ERA: 3.25	IP	WLS	BF	H	R	ER	SO	BB	IBB	HBP	BLK	WP	HR	S	P	ERA	WHIP								
Ben Rivera, R (5, 1) ERA: 5.02	2.0		7	0	0	0	2	1	0	0	0	1	0	15	25	0.00	0.250								
Mitch Williams, L (7, 1) ERA: 3.34	1.0	L	6	1	2	2	1	2	0	0	0	1	0	15	30	18.00	3.000								
Larry Andersen, R (8, 1) ERA: 2.92	1.0		3	0	0	0	1	0	0	0	0	0	0	8	13	0.00	0.000								

