

St. Louis Cardinals - 1993

Batter	1	2	3	4	5	6	7	8	9	AB	R	H	RBI	BB	SO	LOB	TOP						
Willie McGee, S (1,9) OBP: 0.500, SLG: 0.500	0-1 G6-3 1B			0-1 1B		2-2 G5-3		0-2 F8		4	0	2	0	0	0	1	San Francisco Giants @ St. Louis Cardinals Busch Stadium, St. Louis, MO Tue Apr 06 1993, 7:05 PM CDT Att: 50,892 - Unknown - 60 F						
Dave Martinez, L (1,8) OBP: 0.500, SLG: 0.500	1-1 F7			2-0 F7 2B 1B		1-1 P6			1-1 F7 1B 1B	4	1	2	0	0	0	1							
Will Clark, L (1,3) OBP: 0.250, SLG: 0.500	2-1 G6-3			1-2 F7			0-0 SF7 2B		2-1 F7	4	1	1	0	0	0	3							
Matt Williams, R (1,5) OBP: 0.500, SLG: 0.750		0-0 G6-3		2-0 2B			1-0 E6 G6-4-3		0-1 WP 1B	4	0	2	1	0	0	1							
Barry Bonds, L (1,7)		1-0 L6		3-H 2B			0-0 SF7		4-0 WP IBB	2	0	0	1	1	1	1							
Robby Thompson, R (1,4)					0-3 K					3	0	0	0	0	0	1							
Michael Jackson, R (7,1)										0	0	0	0	0	0	0							
Kevin Rogers, L (8,1)										0	0	0	0	0	0	0							
Mark Carreon, R (9,PH)										1	0	0	0	0	0	2							
Rod Beck, R (9,1)										0	0	0	0	0	0	0							
Royce Clayton, R (1,6) OBP: 0.333, SLG: 0.333				0-0 F8						3	0	1	0	0	1	0							
Kirt Manwaring, R (1,2)				0-0 F8						2	0	0	0	0	0	0							
John Burkett, R (1,1)				0-3 K						2	0	0	0	0	1	0							
Mike Benjamin, R (7,4)							0-1 G1-3			1	0	0	0	0	0	1							
Inning Stats	R: 0 E: 0 K: 0 S: 6	H: 1 LOB: 0 BB: 0 P: 9	R: 0 E: 0 K: 0 S: 3	H: 0 LOB: 0 BB: 0 P: 4	R: 0 E: 0 K: 1 S: 5	H: 0 LOB: 0 BB: 0 P: 5	R: 1 E: 0 K: 0 S: 11	H: 3 LOB: 1 BB: 0 P: 16	R: 0 E: 0 K: 2 S: 7	H: 0 LOB: 0 BB: 0 P: 8	R: 1 E: 1 K: 0 S: 4	H: 1 LOB: 0 BB: 0 P: 6	R: 0 E: 0 K: 0 S: 9	H: 1 LOB: 1 BB: 1 P: 10	R: 0 E: 0 K: 0 S: 10	H: 2 LOB: 2 BB: 1 P: 19	1B: 6 2B: 2 3B: 0 HR: 0	SF: 1 SAC: 1 DP: 2 HBP: 0	WP: 1 PB: 0 SB: 0 CS: 0	PA: 33			
PITCHER	IP WLS BF H R ER SO BB IBB HBP BLK WP HR S P ERA WHIP	8.0 L 28 6 2 1 4 0 0 0 0 0 0 52 68 1.12 0.750	0.2 4 2 0 0 0 0 1 0 0 0 0 0 6 13 0.00 3.000	0.1 1 0 0 0 0 0 0 0 0 0 1 0 4 6 0.00 0.000																			

Batter	1	2	3	4	5	6	7	8	9	AB	R	H	RBI	BB	SO	LOB	BOTTOM						
Geronimo Pena, S (1,4) OBP: 1.000, SLG: 1.000	1-0 G6-4-3 1B									2	1	2	0	2	0	0	San Francisco Giants @ St. Louis Cardinals Busch Stadium, St. Louis, MO Tue Apr 06 1993, 7:05 PM CDT Att: 50,892 - Unknown - 60 F						
Rob Murphy, L (9,1)										0	0	0	0	0	0	0							
Les Lancaster, R (9,1)										0	0	0	0	0	0	0							
Ozzie Smith, S (1,6) OBP: 0.250, SLG: 0.750	2-1 G6-4-3 1-2F									4	0	1	1	0	0	3							
Gregg Jefferies, S (1,3) OBP: 0.250, SLG: 0.250	1-1 1B									4	0	1	0	0	0	3							
Ray Lankford, L (1,8) OBP: 0.250, SLG: 0.250	0-0 P5									4	0	1	0	0	0	2							
Mark Whiten, S (1,9) OBP: 0.250, SLG: 0.250										4	0	1	0	0	1	1							
Todd Zeile, R (1,5) OBP: 0.250, SLG: 0.500										4	0	1	0	0	0	1							
Bernard Gilkey, R (1,7)										3	0	0	0	0	1	2							
Tom Pagnozzi, R (1,2)										3	0	0	0	0	0	1							
Bob Tewksbury, R (1,1)										2	0	0	0	0	2	0							
Luis Alicea, S (8,PH) (9,4)										1	0	0	0	0	0	0							
Inning Stats	R: 0 E: 0 K: 0 S: 6	H: 2 LOB: 1 BB: 0 P: 10	R: 0 E: 0 K: 1 S: 7	H: 0 LOB: 0 BB: 0 P: 10	R: 0 E: 0 K: 1 S: 7	H: 1 LOB: 0 BB: 0 P: 10	R: 0 E: 0 K: 0 S: 9	H: 1 LOB: 1 BB: 0 P: 14	R: 0 E: 0 K: 1 S: 6	H: 1 LOB: 0 BB: 0 P: 9	R: 1 E: 0 K: 1 S: 11	H: 1 LOB: 1 BB: 1 P: 21	R: 0 E: 0 K: 1 S: 8	H: 1 LOB: 0 BB: 0 P: 14	R: 0 E: 1 K: 0 S: 12	H: 0 LOB: 2 BB: 1 P: 23	R: 0 E: 0 K: 0 S: 6	H: 0 LOB: 0 BB: 0 P: 8	1B: 5 2B: 2 3B: 1 HR: 0	SF: 0 SAC: 0 DP: 2 HBP: 0	WP: 0 PB: 0 SB: 0 CS: 1	PA: 34	
PITCHER	IP WLS BF H R ER SO BB IBB HBP BLK WP HR S P ERA WHIP	6.0 W 22 4 1 0 1 1 0 0 0 0 0 15 27 0.00 1.500	1.1 6 1 0 0 1 1 0 0 0 0 0 0 15 27 0.00 1.500	0.2 2 0 0 0 0 0 0 0 0 0 0 0 5 10 0.00 0.000	1.0 S 3 0 0 0 0 0 0 0 0 0 0 6 8 0.00 0.000																		




Batter	1	2	3	4	5	6	7	8	9	AB	R	H	RBI	BB	SO	LOB	TOP										
Willie McGee, S (1,9) OBP: 0.308, SLG: 0.385	G6-3		K		G4-3			F9		4	0	0	0	0	1	1	San Francisco Giants @ St. Louis Cardinals Busch Stadium, St. Louis, MO Thu Apr 08 1993, 3:33 AM CDT Att: 25,870 - Unknown - 61 F										
Darren Lewis, R (1,8) OBP: 0.125, SLG: 0.375	G6-3		3B		B3			L3		4	0	1	0	0	0	1											
Will Clark, L (1,3) OBP: 0.167, SLG: 0.182	F7		G6-3				F7	F7		4	0	0	0	0	0	2											
Matt Williams, R (1,5) OBP: 0.167, SLG: 0.250		P3			G5-3			L7	G5-3	4	0	0	0	0	0	0											
Barry Bonds, L (1,7) OBP: 0.333, SLG: 0.700		2B			G3-1			F9	F9	4	1	1	0	0	1	0											
Robby Thompsson, R (1,4) OBP: 0.200, SLG: 0.222		2B			1B			F9	F8	3	0	1	1	1	0	0											
Royce Clayton, R (1,6) OBP: 0.500, SLG: 0.400		K			1B			G6-3		3	0	1	0	0	1	1											
Kirt Manwaring, R (1,2) OBP: 0.111, SLG: 0.111		G4-3			G6-3			G4-3		3	0	0	0	0	0	3											
Bud Black, L (1,1)					G3					2	0	0	0	0	0	0											
Kevin Rogers, L (6,1)										0	0	0	0	0	0	0											
Michael Jackson, R (7,1)										0	0	0	0	0	0	0											
Mark Carreon, R (8,PH)								S		1	0	1	0	0	0	0											
Dave Burba, R (8,1)								1B		0	0	0	0	0	0	0											
Inning Stats	R: 0 E: 0 K: 0 S: 6	H: 0 LOB: 0 BB: 0 P: 9	R: 1 E: 0 K: 1 S: 9	H: 2 LOB: 1 BB: 0 P: 13	R: 0 E: 0 K: 1 S: 13	H: 1 LOB: 1 BB: 0 P: 17	R: 0 E: 0 K: 0 S: 5	H: 1 LOB: 2 BB: 1 P: 12	R: 0 E: 0 K: 0 S: 4	H: 0 LOB: 0 BB: 0 P: 6	R: 0 E: 0 K: 1 S: 9	H: 0 LOB: 0 BB: 0 P: 11	R: 0 E: 0 K: 0 S: 3	H: 0 LOB: 0 BB: 0 P: 4	R: 0 E: 0 K: 0 S: 8	H: 1 LOB: 1 BB: 0 P: 13	R: 0 E: 0 K: 0 S: 7	H: 0 LOB: 0 BB: 0 P: 8	1B: 2 2B: 2 3B: 1 HR: 0	SF: 0 SAC: 0 DP: 0 HBP: 0	WP: 0 PB: 0 SB: 1 CS: 0	PA: 33					
PITCHER	IP	WLS	BF	H	R	ER	SO	BB	IBB	HBP	BLK	WP	HR	S	P	ERA	WHIP										
Donovan Osborne, L (1,1) ERA: 1.29	7.0	W	27	5	1	1	3	1	0	0	0	0	0	52	75	1.29	0.857										
Rob Murphy, L (8,1) ERA:	1.0		3	0	0	0	0	0	0	0	0	0	0	5	10	0.00	0.000										
Lee Smith, R (9,1) ERA:	1.0	S	3	0	0	0	0	0	0	0	0	0	0	7	8	0.00	0.000										

Batter	1	2	3	4	5	6	7	8	9	AB	R	H	RBI	BB	SO	LOB	BOTTOM										
Geronimo Pena, S (1,4) OBP: 0.692, SLG: 0.900	P5		G5-3			CS		K		4	0	1	0	0	1	0	San Francisco Giants @ St. Louis Cardinals Busch Stadium, St. Louis, MO Thu Apr 08 1993, 3:33 AM CDT Att: 25,870 - Unknown - 61 F										
Ozzie Smith, S (1,6) OBP: 0.167, SLG: 0.333	F9		G5-3			1B		K		3	0	0	0	0	1	1											
Gregg Jefferies, S (1,3) OBP: 0.300, SLG: 0.600		HR			G6-3		CS	F8		3	1	1	1	0	0	0											
Ray Lankford, L (1,8) OBP: 0.273, SLG: 0.111		E1			CS			K		2	0	0	0	1	1	0											
Mark Whiten, S (1,9) OBP: 0.273, SLG: 0.545		F8			G5-3			HR		3	1	1	1	0	0	2											
Todd Zeile, R (1,5) OBP: 0.394, SLG: 0.455		F8			K			1B		3	0	1	0	0	1	0											
Brian Jordan, R (1,7) OBP: 0.143, SLG: 0.429		G5-3			F9			F9		3	0	0	0	0	0	1											
Tom Pagnozzi, R (1,2)		G5-3			K			F8		3	0	0	0	0	1	0											
Donovan Osborne, S (1,1) ERA: 1.8					G6-3			G4-3		2	0	0	0	0	1	0											
Rob Murphy, L (8,1) ERA: 3.66										0	0	0	0	0	0	0											
Rod Brewer, L (8,PH) OBP: 0.500, SLG: 0.500										1	0	0	0	0	0	0											
Lee Smith, R (9,1) ERA:										0	0	0	0	0	0	0											
Inning Stats	R: 1 E: 1 K: 0 S: 11	H: 1 LOB: 1 BB: 0 P: 18	R: 0 E: 0 K: 0 S: 8	H: 0 LOB: 0 BB: 0 P: 12	R: 0 E: 0 K: 0 S: 5	H: 0 LOB: 0 BB: 0 P: 6	R: 0 E: 0 K: 0 S: 8	H: 0 LOB: 0 BB: 1 P: 15	R: 0 E: 0 K: 2 S: 11	H: 1 LOB: 0 BB: 0 P: 16	R: 1 E: 0 K: 1 S: 11	H: 2 LOB: 1 BB: 0 P: 17	R: 0 E: 0 K: 1 S: 10	H: 0 LOB: 0 BB: 0 P: 13	1B: 2 2B: 0 3B: 0 HR: 2	SF: 0 SAC: 0 DP: 0 HBP: 0	WP: 0 PB: 0 SB: 0 CS: 2	PA: 29									
PITCHER	IP	WLS	BF	H	R	ER	SO	BB	IBB	HBP	BLK	WP	HR	S	P	ERA	WHIP										
Bud Black, L (1,1) ERA: 1.8	5.0		17	1	1	1	2	1	0	0	0	0	1	40	62	5.40	1.800										
Kevin Rogers, L (6,1) ERA: 3.66	1.2	L	7	3	1	1	3	0	0	0	0	0	0	19	29	5.40	1.800										
Michael Jackson, R (7,1) ERA:	0.1		1	0	0	0	0	0	0	0	0	0	0	3	4	0.00	0.000										
Dave Burba, R (8,1) ERA:	1.0		3	0	0	0	1	0	0	0	0	0	0	10	13	0.00	0.000										




Batter	1	2	3	4	5	6	7	8	9	AB	R	H	RBI	BB	SO	LOB	TOP									
Bip Roberts, S OBP: 0.389, SLG: 0.313	3-2 1B BLK G5-3 1B		1-2 G4-3		0-0 3-H 1B			2-1 G4-3		4	1	2	1	0	0	0	Cincinnati Reds @ St. Louis Cardinals Busch Stadium, St. Louis, MO Fri Apr 09 1993, 7:05 PM CDT Att: 34,120 - Unknown									
Roberto Kelly, R OBP: 0.278, SLG: 0.412	0-2 K		3-1 F8		1-0 G4-3			0-0 G6-3		4	0	0	0	0	1	2										
Barry Larkin, R OBP: 0.333, SLG: 0.250	2-2 1-3 G5-3 1B			1-1 G4-3			2-1 L4		0-0 G1-3	4	0	1	0	0	0	0										
Kevin Mitchell, R OBP: 0.467, SLG: 0.643	0-0 G5-3			4-1 BB			0-1 G4-3		0-1 F9 2B	1	0	0	1	0	0	1										
Gary Varsho, L OBP: 0.097, SLG: 1.000	1-2 3-H			1-0 BB						2	0	1	0	1	0	0										
Chris Sabo, R OBP: 0.294, SLG: 0.357	1-0 F8			1-0 F8			0-2 F7		1-0 F9	3	0	0	0	0	0	2										
Jeff Reardon, R OBP: 0.357, SLG: 0.182									2-3 G6-3	1	0	0	0	0	0	1										
Rob Dibble, L OBP: 0.357, SLG: 0.182										0	0	0	0	0	0	0										
Cecil Espy, S										1	0	0	0	0	0	1										
Randy Milligan, R OBP: 0.471, SLG: 0.333		3-1 P6		0-3 K			1-0 F8		2-0 G6-3	4	0	0	0	0	1	2										
Reggie Sanders, R OBP: 0.267, SLG: 0.357		1-2 G5-3			0-0 1B 3B		2-2 G4-3			3	1	1	0	0	0	0										
Joe Oliver, R OBP: 0.357, SLG: 0.182		1-1 G6-3			0-0 G5-3		2-2 G5-3			3	0	0	0	0	0	1										
Tom Browning, L			3-2 G3		1-3 K			3-2 G3		1	0	0	0	0	0	0										
Dwayne Henry, R										1	0	0	0	0	1	1										
Jeff Branson, L										1	0	0	0	0	0	0										
Inning Stats	R: 1 E: 0 K: 1 S: 12	H: 2 LOB: 1 BB: 0 P: 17	R: 0 E: 0 K: 0 S: 7	H: 0 LOB: 0 BB: 0 P: 12	R: 0 E: 0 K: 0 S: 8	H: 0 LOB: 0 BB: 0 P: 15	R: 0 E: 0 K: 1 S: 7	H: 0 LOB: 1 BB: 1 P: 13	R: 1 E: 0 K: 0 S: 7	H: 2 LOB: 1 BB: 0 P: 9	R: 0 E: 0 K: 0 S: 7	H: 0 LOB: 0 BB: 0 P: 9	R: 0 E: 0 K: 0 S: 8	H: 0 LOB: 0 BB: 0 P: 13	R: 0 E: 0 K: 0 S: 7	H: 0 LOB: 0 BB: 0 P: 12	R: 0 E: 0 K: 0 S: 5	H: 1 LOB: 1 BB: 0 P: 8	1B: 3 2B: 1 3B: 1 HR: 0	SF: 0 SAC: 0 DP: 0 HBP: 0	WP: 0 PB: 0 SB: 0 CS: 0	PA: 33				
PITCHER	IP	WLS	BF	H	R	ER	SO	BB	IBB	HBP	BLK	WP	HR	S	P	ERA	WHIP									
Rene Arocha, R ERA: 2.25	(1, 1)	8.0	W	29	4	2	2	3	1	0	0	1	0	0	63	100	2.25	0.625								
Les Lancaster, R ERA:	(9, 1)	1.0		4	1	0	0	0	0	0	0	0	0	0	5	8	0.00	1.000								

AB	32
R	2
H	5
RBI	2
BB	1
SO	3
LOB	10



Batter	1	2	3	4	5	6	7	8	9	AB	R	H	RBI	BB	SO	LOB	BOTTOM									
Geronimo Pena, S OBP: 0.722, SLG: 1.000	3-2 1B 2B	2-2 3B 2B	1-0 P6			4-2 FC5 BB BB		1-0 S HBP		3	2	2	0	1	0	0	Cincinnati Reds @ St. Louis Cardinals Busch Stadium, St. Louis, MO Fri Apr 09 1993, 7:05 PM CDT Att: 34,120 - Unknown									
Ozzie Smith, S OBP: 0.294, SLG: 0.500	1-0 HR 1B	1-1 HR 3B		0-1 G6-3		4-0 BB BB		2-3 K		4	2	2	2	1	1	1										
Gregg Jefferies, S OBP: 0.357, SLG: 1.000	2-0 HR 1B	0-1 HR		3-1 F7		0-3 K		1-2 2-3 BB		4	2	2	4	0	1	3										
Ray Lankford, L OBP: 0.286, SLG: 0.091	3-2 F8	4-2 HR		0-1 G4-3		0-2 FC5				2	0	0	0	1	0	0										
Bernard Gilkey, R	(6, PH) (7, 7)									1	0	0	0	0	0	3										
Mark Whiten, S OBP: 0.200, SLG: 0.400	2-3 K	0-0 G5-4-3			0-0 F7		2-2 F8			4	0	0	0	0	1	1										
Todd Zeile, R OBP: 0.400, SLG: 0.533	3-2 1B 1B		0-1 HR 2B		0-0 L9		1-2 G1-3			4	1	2	0	0	0	0										
Brian Jordan, R OBP: 0.182, SLG: 0.364	2-2 1-3 1B		2-3 K		0-0 L9		1-1 P3			4	0	1	0	0	1	1										
Hector Villanueva, R OBP: 0.500, SLG: 1.250	3-3 K		1-2 HR		3-1 BB BB 1B		2-2 F7			4	1	2	2	0	1	2										
Rene Arocha, R	(1, 1)		1-1 G1-3		0-3 K		2-3 K			3	0	0	0	0	2	1										
Gerald Perry, L	(8, PH)									1	0	0	0	0	1	0										
Les Lancaster, R	(9, 1)									0	0	0	0	0	0	0										
Inning Stats	R: 3 E: 0 K: 2 S: 23	H: 5 LOB: 2 BB: 0 P: 42	R: 3 E: 0 K: 0 S: 16	H: 3 LOB: 0 BB: 1 P: 24	R: 2 E: 0 K: 2 S: 12	H: 2 LOB: 0 BB: 0 P: 17	R: 0 E: 0 K: 0 S: 6	H: 0 LOB: 0 BB: 0 P: 9	R: 0 E: 0 K: 2 S: 16	H: 1 LOB: 3 BB: 2 P: 27	R: 0 E: 0 K: 0 S: 8	H: 0 LOB: 0 BB: 0 P: 12	R: 0 E: 0 K: 2 S: 10	H: 0 LOB: 1 BB: 0 P: 17	R: 0 E: 0 K: 2 S: 10	H: 0 LOB: 1 BB: 0 P: 17	1B: 4 2B: 3 3B: 1 HR: 3	SF: 0 SAC: 0 DP: 1 HBP: 1	WP: 0 PB: 0 SB: 1 CS: 0	PA: 38						
PITCHER	IP	WLS	BF	H	R	ER	SO	BB	IBB	HBP	BLK	WP	HR	S	P	ERA	WHIP									
Tom Browning, L ERA: 30.86	(1, 1)	2.1	L	17	10	8	8	3	1	0	0	0	0	0	22	38	0.00	1.000								
Dwayne Henry, R ERA: 3.66	(3, 1)	3.0		12	1	0	0	2	2	0	0	0	0	0	15	19	0.00	0.000								
Jeff Reardon, R ERA:	(6, 1)	1.2		5	0	0	0	1	0	0	0	0	0	0	10	17	0.00	0.000								
Rob Dibble, R ERA: 4.5	(8, 1)	1.0		4	0	0	0	2	0	0	1	0	0	0	10	17	0.00	0.000								

AB	34
R	8
H	11
RBI	8
BB	3
SO	8
LOB	12



Batter	1	2	3	4	5	6	7	8	9	10	AB	R	H	RBI	BB	SO	LOB	TOP				
Big Roberts, S OBP: 0.348, SLG: 0.286 (1, 4)											5	0	1	0	0	0	5					
Roberto Kelly, R OBP: 0.217, SLG: 0.318 (1, 8)											5	0	0	0	0	0	3					
Barry Larkin, R OBP: 0.391, SLG: 0.333 (1, 6)											5	0	3	0	0	0	0					
Chris Sabo, R OBP: 0.273, SLG: 0.368 (1, 5)											5	0	1	0	0	1	3					
Randy Milligan, R OBP: 0.167, SLG: 0.286 (1, 3)											2	0	0	0	2	0	1					
Juan Samuel, R (9, PR)											0	1	0	0	0	0	0					
Dan Wilson, R (9, 2)											1	0	0	0	0	0	1					
Reggie Sanders, R OBP: 0.316, SLG: 0.389 (1, 9)											4	0	2	0	0	1	2					
Joe Oliver, R OBP: 0.389, SLG: 0.267 (9, 3)											4	0	2	0	0	0	1					
Cecil Espy, S OBP: 0.143, SLG: 0.167 (1, 7)											4	0	1	0	0	1	3					
Jose Rijo, R OBP: 0.167, SLG: 0.167 (8, 1)											3	0	1	0	0	0	2					
Greg Cadaret, L (8, 1)											0	0	0	0	0	0	0					
Gary Varsho, L OBP: 0.500, SLG: 1.000 (9, PH)											0	0	0	1	0	0	0					
Steve Foster, R (9, 1)											0	0	0	0	0	0	0					
Inning Stats	R: 0 E: 0 K: 0 S: 6	H: 0 LOB: 0 BB: 0 P: 7	R: 0 E: 0 K: 0 S: 10	H: 1 LOB: 1 BB: 0 P: 13	R: 0 E: 0 K: 0 S: 11	H: 1 LOB: 1 BB: 0 P: 15	R: 0 E: 0 K: 1 S: 7	H: 1 LOB: 1 BB: 0 P: 14	R: 0 E: 1 K: 0 S: 11	H: 1 LOB: 2 BB: 0 P: 17	R: 0 E: 0 K: 0 S: 8	H: 2 LOB: 1 BB: 0 P: 9	R: 0 E: 0 K: 0 S: 6	H: 1 LOB: 0 BB: 0 P: 9	R: 1 E: 0 K: 0 S: 10	H: 2 LOB: 2 BB: 0 P: 18	R: 0 E: 0 K: 0 S: 10	H: 1 LOB: 1 BB: 0 P: 15	1B: 10 2B: 2 3B: 0 HR: 0	SF: 1 SAC: 0 DP: 2 HBP: 0	WP: 1 PB: 0 SB: 0 CS: 1	PA: 41
PITCHER	IP	WLS	BF	H	R	ER	SO	BB	IBB	HBP	BLK	WP	HR	S	P	ERA	WHIP					
Joe Magrane, L ERA: 3.86 (1, 1)	8.0		31	8	0	0	2	1	0	0	0	1	0	65	101	0.00	1.125					
Lee Smith, R ERA: 3.86 (9, 1)	1.0		6	2	1	1	1	1	0	0	0	0	0	10	18	9.00	3.000					
Mike Perez, R ERA: 5.4 (10, 1)	1.0	W	4	1	0	0	0	0	0	0	0	0	0	10	15	0.00	1.000					

Cincinnati Reds @ St. Louis Cardinals
 Busch Stadium, St. Louis, MO
 Sat Apr 10 1993, 7:05 PM CDT
 Att: 37,916 - Unknown

AB	38
R	1
H	11
RBI	1
BB	2
SO	3
LOB	21



Batter	1	2	3	4	5	6	7	8	9	10	AB	R	H	RBI	BB	SO	LOB	BOTTOM			
Geronimo Pena, S OBP: 0.652, SLG: 0.824 (1, 4)											4	0	1	0	1	2	1				
Ozzie Smith, S OBP: 0.318, SLG: 0.476 (1, 6)											5	0	2	2	0	1	0				
Gregg Jefferies, S OBP: 0.278, SLG: 0.778 (1, 3)											4	0	0	0	0	2	2				
Lee Smith, R (9, 1)											0	0	0	0	0	0	0				
Mike Perez, R (10, 1)											0	0	0	0	0	0	0				
Todd Zeile, R OBP: 0.421, SLG: 0.526 (1, 5)											4	0	2	0	0	0	0				
Mark Whiten, S OBP: 0.211, SLG: 0.366 (1, 9)											4	0	1	0	0	2	1				
Bernard Gilkey, R OBP: 0.250, SLG: 0.375 (1, 7)											4	0	2	0	0	1	2				
Brian Jordan, R OBP: 0.133, SLG: 0.267 (1, 8)											4	0	0	0	0	1	3				
Tom Pagnozzi, R OBP: 0.214, SLG: 0.091 (1, 2)											3	0	1	0	1	0	1				
Joe Magrane, R (1, 1)											1	0	0	0	0	1	1				
Luis Alica, S (8, PH)											0	1	0	0	1	0	0				
Rod Brewer, L OBP: 0.333, SLG: 0.333 (9, 3)											1	0	0	0	0	1	1				
Ray Lankford, L OBP: 0.286, SLG: 0.091 (10, PR)											0	1	0	0	0	0	0				
Inning Stats	R: 0 E: 0 K: 2 S: 7	H: 0 LOB: 0 BB: 0 P: 12	R: 0 E: 0 K: 2 S: 9	H: 0 LOB: 0 BB: 0 P: 14	R: 0 E: 0 K: 0 S: 4	H: 0 LOB: 1 BB: 1 P: 9	R: 0 E: 0 K: 1 S: 11	H: 1 LOB: 1 BB: 0 P: 18	R: 0 E: 0 K: 2 S: 14	H: 0 LOB: 0 BB: 0 P: 19	R: 1 E: 0 K: 0 S: 7	H: 2 LOB: 1 BB: 1 P: 14	R: 0 E: 0 K: 0 S: 11	H: 2 LOB: 1 BB: 0 P: 15	R: 1 E: 0 K: 0 S: 4	H: 2 LOB: 2 BB: 1 P: 9	1B: 8 2B: 1 3B: 0 HR: 0	SF: 0 SAC: 1 DP: 2 HBP: 0	WP: 0 PB: 0 SB: 1 CS: 0	PA: 38	
PITCHER	IP	WLS	BF	H	R	ER	SO	BB	IBB	HBP	BLK	WP	HR	S	P	ERA	WHIP				
Joe Rijo, R ERA: 0.59 (1, 1)	7.1		29	5	1	0	9	2	0	0	0	0	0	70	115	1.23	0.955				
Greg Cadaret, L ERA: 0.00 (8, 1)	0.2		1	0	0	0	0	0	0	0	0	0	0	2	3	0.00	0.000				
Steve Foster, R ERA: 4.91 (9, 1)	1.1	L	8	4	1	1	0	1	0	0	0	0	0	15	24	6.75	3.750				

Cincinnati Reds @ St. Louis Cardinals
 Busch Stadium, St. Louis, MO
 Sat Apr 10 1993, 7:05 PM CDT
 Att: 37,916 - Unknown

AB	34
R	2
H	9
RBI	2
BB	3
SO	9
LOB	12



Batter	1	2	3	4	5	6	7	8	9	AB	R	H	RBI	BB	SO	LOB	TOP								
Bip Roberts, S (1, 4) OBP: 0.393, SLG: 0.320	L7		CS	1B	1B	G5-4-3		K		4	1	2	0	1	1	1	Cincinnati Reds @ St. Louis Cardinals Busch Stadium, St. Louis, MO Sun Apr 11 1993, 7:05 PM CDT Att: 26,067 - Unknown - 65 F								
Roberto Kelly, R (1, 8) OBP: 0.321, SLG: 0.407	1B		1B	1B	1B	G5-4-3		F8		5	2	4	0	0	0	1									
Barry Larkin, R (1, 6) OBP: 0.393, SLG: 0.320	F9		F9	1B	1B	G5-4-3				4	0	1	1	1	0	4									
Chris Sabo, R (1, 5) OBP: 0.333, SLG: 0.417	1B		1B	1B	1B	K		F7		5	1	3	1	0	1	3									
Randy Milligan, R (1, 3) OBP: 0.500, SLG: 0.368	G5-3		1B	G5-3						5	0	3	1	0	0	4									
Gary Varsho, L (1, 7) OBP: 0.625, SLG: 0.833										4	0	3	1	0	0	1									
Greg Cadaret, L (8, 1)										0	0	0	0	0	0	0									
Cecil Espy, S (9, PH) OBP: 0.125, SLG: 0.143										1	0	0	0	0	1	1									
Rob Dibble, L (9, 1)										0	0	0	0	0	0	0									
Reggie Sanders, R (1, 9) OBP: 0.250, SLG: 0.304	K		FC6-4	F8				L3		5	0	0	0	0	1	5									
Joe Oliver, R (1, 2) OBP: 0.318, SLG: 0.211	K			G4-3	G6-3					4	0	0	0	0	1	3									
Tim Pugh, R (1, 1)	G4-3			K	K					3	0	0	0	0	2	2									
Jeff Branson, L (8, PH) OBP: 0.500, SLG: 0.500										1	0	1	0	0	0	0									
Cesar Hernandez, R (8, 7)										0	0	0	0	0	0	0									
Inning Stats	R: 0 E: 0 K: 0 S: 14	H: 2 LOB: 2 BB: 0 P: 17	R: 0 E: 0 K: 2 S: 19	H: 1 LOB: 1 BB: 0 P: 24	R: 2 E: 0 K: 0 S: 16	H: 5 LOB: 2 BB: 0 P: 23	R: 2 E: 0 K: 1 S: 16	H: 4 LOB: 2 BB: 0 P: 21	R: 0 E: 0 K: 1 S: 7	H: 1 LOB: 1 BB: 0 P: 11	R: 0 E: 0 K: 1 S: 8	H: 1 LOB: 1 BB: 1 P: 14	R: 0 E: 0 K: 0 S: 11	H: 1 LOB: 1 BB: 0 P: 20	R: 0 E: 0 K: 1 S: 10	H: 2 LOB: 0 BB: 1 P: 17	R: 0 E: 0 K: 1 S: 5	H: 1 LOB: 0 BB: 0 P: 9	1B: 17 2B: 1 3B: 0 HR: 0	SF: 0 SAC: 0 DP: 2 HBP: 0	WP: 0 PB: 0 SB: 1 CS: 2	PA: 43			
PITCHER	IP	WLS	BF	H	R	ER	SO	BB	IBB	HBP	BLK	WP	HR	S	P	ERA	WHIP								
Bob Tewksbury, R (1, 1) ERA: 3.86	3.2	L	22	12	4	4	3	0	0	0	0	0	0	63	82	9.82	3.273								
Omar Olivares, R (4, 1) ERA:	4.1		18	4	0	0	3	2	0	0	0	0	0	38	65	0.00	1.385								
Les Lancaster, R (9, 1) ERA:	1.0	S	3	1	0	0	1	0	0	0	0	0	0	5	9	0.00	1.000								

Batter	1	2	3	4	5	6	7	8	9	AB	R	H	RBI	BB	SO	LOB	BOTTOM								
Gerónimo Peña, S (1, 4) OBP: 0.593, SLG: 0.714	K		G4-3			F8		FC4-6		4	0	1	0	0	1	0	Cincinnati Reds @ St. Louis Cardinals Busch Stadium, St. Louis, MO Sun Apr 11 1993, 7:05 PM CDT Att: 26,067 - Unknown - 65 F								
Ozzie Smith, S (1, 6) OBP: 0.308, SLG: 0.440	G5-3		G1-3			2B		F8		4	1	1	0	0	0	1									
Gregg Jefferies, S (1, 3) OBP: 0.273, SLG: 0.773	3B		G4-3			K		FC4-6		4	0	1	0	0	1	2									
Todd Zeile, R (1, 5) OBP: 0.435, SLG: 0.545	L8		P4			1-H		FC1-6		3	1	1	1	1	0	1									
Mark Whiten, S (1, 9) OBP: 0.261, SLG: 0.333			G5-3	G6-3		G4-3		FC1-6		2	0	0	0	2	0	1									
Bernard Gilkey, R (1, 7) OBP: 0.250, SLG: 0.333			G6-3			G4-3	L1-3			4	0	1	0	0	1	3									
Brian Jordan, R (1, 8) OBP: 0.105, SLG: 0.211			G5-3			L1-3		FC1-6		4	1	0	0	0	0	4									
Tom Pagnozzi, R (1, 2) OBP: 0.176, SLG: 0.071			G3			G4-3		1B		3	0	0	0	0	0	2									
Gerald Perry, L (9, PH) OBP: 0.286, SLG: 0.091								1B		0	0	0	0	1	0	0									
Ray Lankford, L (9, FR) OBP: 0.286, SLG: 0.091								1B		0	0	0	0	0	0	0									
Bob Tewksbury, R (1, 1)			G5-3			G6-3		L8		1	0	0	0	0	0	0									
Omar Olivares, R (4, 1)										1	0	0	0	0	0	1									
José Oquendo, S (8, PH)										1	0	0	0	0	0	0									
Les Lancaster, R (9, 1)										0	0	0	0	0	0	0									
Luis Alicaes, S (9, PH) OBP: 0.687, SLG: 0.500										1	0	1	2	0	0	0									
Inning Stats	R: 0 E: 0 K: 1 S: 12	H: 1 LOB: 1 BB: 0 P: 18	R: 0 E: 0 K: 0 S: 9	H: 0 LOB: 1 BB: 1 P: 16	R: 0 E: 0 K: 0 S: 6	H: 0 LOB: 0 BB: 0 P: 10	R: 0 E: 0 K: 0 S: 11	H: 0 LOB: 0 BB: 0 P: 18	R: 0 E: 0 K: 1 S: 13	H: 1 LOB: 1 BB: 0 P: 13	R: 1 E: 0 K: 1 S: 13	H: 2 LOB: 1 BB: 0 P: 17	R: 0 E: 0 K: 0 S: 4	H: 0 LOB: 0 BB: 0 P: 7	R: 0 E: 0 K: 0 S: 11	H: 1 LOB: 1 BB: 0 P: 15	R: 2 E: 0 K: 1 S: 12	H: 1 LOB: 2 BB: 3 P: 29	1B: 4 2B: 1 3B: 1 HR: 0	SF: 0 SAC: 0 DP: 0 HBP: 0	WP: 0 PB: 0 SB: 0 CS: 0	PA: 36			
PITCHER	IP	WLS	BF	H	R	ER	SO	BB	IBB	HBP	BLK	WP	HR	S	P	ERA	WHIP								
Tim Pugh, R (1, 1) ERA: 1.13	7.0	W	26	4	1	1	2	1	0	0	0	0	0	64	99	0.00	0.714								
Greg Cadaret, L (8, 1) ERA:	1.0		4	1	0	0	0	0	0	0	0	0	0	11	15	0.00	1.000								
Rob Dibble, R (9, 1) ERA: 9.0	1.0	S	6	1	2	2	1	3	0	0	0	0	0	12	29	18.00	4.000								



Batter	1	2	3	4	5	6	7	8	9	AB	R	H	RBI	BB	SO	LOB	TOP								
Geronimo Pena, S OBP: 0.531, SLG: 0.600										4	1	0	0	1	2	0									
Ozzie Smith, S OBP: 0.355, SLG: 0.448										4	0	2	0	1	0	1									
Gregg Jefferies, S OBP: 0.296, SLG: 0.692										4	1	1	1	1	0	3									
Ray Lankford, L OBP: 0.316, SLG: 0.133										4	1	1	0	1	1	3									
Mark Whiten, S OBP: 0.321, SLG: 0.360										4	1	2	1	1	0	1									
Todd Zeile, R OBP: 0.500, SLG: 0.560										3	1	2	0	2	0	0									
Bernard Gilkey, R OBP: 0.353, SLG: 0.438										4	1	2	2	1	0	2									
Brian Jordan, R OBP: 0.105, SLG: 0.211										0	0	0	0	0	0	0									
Tom Pagnozzi, R OBP: 0.227, SLG: 0.316										5	2	2	2	0	1	6									
Rheal Cormier, L OBP: 0.333, SLG: 0.333										3	0	0	0	0	0	6									
Lee Lancaster, R OBP: 0.400, SLG: 2.000										0	0	0	0	0	0	0									
Gerard Perry, L OBP: 0.245, SLG: 0.200										0	0	0	0	0	0	0									
Mike Perez, R OBP: 0.296, SLG: 0.290										0	0	0	0	0	0	0									
Rod Brewer, L OBP: 0.296, SLG: 0.290										0	0	0	0	0	0	0									
Lee Smith, R OBP: 0.296, SLG: 0.290										0	0	0	0	0	0	0									
Inning Stats	R: 4 E: 0 K: 1 S: 18	H: 4 LOB: 2 BB: 2 P: 33	R: 1 E: 0 K: 1 S: 6	H: 1 LOB: 0 BB: 1 P: 15	R: 0 E: 0 K: 0 S: 8	H: 1 LOB: 2 BB: 1 P: 14	R: 0 E: 0 K: 0 S: 6	H: 0 LOB: 1 BB: 1 P: 12	R: 0 E: 0 K: 1 S: 10	H: 2 LOB: 2 BB: 1 P: 18	R: 0 E: 0 K: 1 S: 10	H: 1 LOB: 1 BB: 0 P: 17	R: 3 E: 0 K: 0 S: 9	H: 2 LOB: 0 BB: 1 P: 18	R: 0 E: 0 K: 0 S: 6	H: 1 LOB: 1 BB: 1 P: 13	R: 1 E: 0 K: 0 S: 11	H: 1 LOB: 3 BB: 1 P: 17	1B: 10 2B: 2 3B: 0 HR: 2	SF: 0 SAC: 0 DP: 1 HBP: 0	WP: 0 PB: 0 SB: 1 CS: 2	PA: 45			
PITCHER	IP WLS BF H R ER SO BB IBB HBP BLK WP HR S P ERA WHIP	IP WLS BF H R ER SO BB IBB HBP BLK WP HR S P ERA WHIP	IP WLS BF H R ER SO BB IBB HBP BLK WP HR S P ERA WHIP	IP WLS BF H R ER SO BB IBB HBP BLK WP HR S P ERA WHIP	IP WLS BF H R ER SO BB IBB HBP BLK WP HR S P ERA WHIP	IP WLS BF H R ER SO BB IBB HBP BLK WP HR S P ERA WHIP	IP WLS BF H R ER SO BB IBB HBP BLK WP HR S P ERA WHIP	IP WLS BF H R ER SO BB IBB HBP BLK WP HR S P ERA WHIP	IP WLS BF H R ER SO BB IBB HBP BLK WP HR S P ERA WHIP	IP WLS BF H R ER SO BB IBB HBP BLK WP HR S P ERA WHIP	IP WLS BF H R ER SO BB IBB HBP BLK WP HR S P ERA WHIP	IP WLS BF H R ER SO BB IBB HBP BLK WP HR S P ERA WHIP	IP WLS BF H R ER SO BB IBB HBP BLK WP HR S P ERA WHIP	IP WLS BF H R ER SO BB IBB HBP BLK WP HR S P ERA WHIP	IP WLS BF H R ER SO BB IBB HBP BLK WP HR S P ERA WHIP	IP WLS BF H R ER SO BB IBB HBP BLK WP HR S P ERA WHIP	IP WLS BF H R ER SO BB IBB HBP BLK WP HR S P ERA WHIP	IP WLS BF H R ER SO BB IBB HBP BLK WP HR S P ERA WHIP	IP WLS BF H R ER SO BB IBB HBP BLK WP HR S P ERA WHIP	IP WLS BF H R ER SO BB IBB HBP BLK WP HR S P ERA WHIP	IP WLS BF H R ER SO BB IBB HBP BLK WP HR S P ERA WHIP	IP WLS BF H R ER SO BB IBB HBP BLK WP HR S P ERA WHIP	IP WLS BF H R ER SO BB IBB HBP BLK WP HR S P ERA WHIP	IP WLS BF H R ER SO BB IBB HBP BLK WP HR S P ERA WHIP	
Kevin Gross, R ERA: 7.88	2.0	15	6	5	5	2	4	0	0	0	0	0	0	0	28	57	22.50	5.000							
Roger McDowell, R ERA: 9.64	3.1	7	0	0	0	0	1	0	0	0	0	0	0	0	10	17	0.00	0.500							
Pedro Martinez, R ERA: 9.64	3.0	L 15	5	3	3	2	2	0	0	0	0	0	0	1	29	53	9.00	2.333							
Steve Wilson, L ERA: 9.64	1.0	4	1	0	0	0	1	0	0	0	0	0	0	6	13	0.00	2.000								
Ricky Tricek, R ERA: 3.18	1.0	4	1	1	1	0	0	0	0	0	0	0	0	1	11	17	9.00	1.000							

St. Louis Cardinals @ Los Angeles Dodgers
Dodger Stadium, Los Angeles, CA
Tue Apr 13 1993, 3:33 AM PDT
Att: 53,529 - Sunny - 75 F

livebaseballscorecards.com

AB 37
R 9
H 13
RBI 9
BB 8
SO 4
LOB 22

Batter	1	2	3	4	5	6	7	8	9	AB	R	H	RBI	BB	SO	LOB	BOTTOM							
Brett Butler, L OBP: 0.472, SLG: 0.333										5	2	3	1	0	0	1								
Jody Read, R OBP: 0.323, SLG: 0.276										5	1	2	0	0	0	2								
Eric Davis, R OBP: 0.278, SLG: 0.219										5	0	1	2	0	1	1								
Darryl Strawberry, L OBP: 0.343, SLG: 0.222										5	1	1	0	0	0	4								
Eric Karros, R OBP: 0.344, SLG: 0.296										4	2	2	1	1	0	0								
Tom Goodwin, L OBP: 0.273, SLG: 0.400										5	0	1	2	0	0	4								
Mike Piazza, R OBP: 0.333, SLG: 0.391										4	0	1	1	0	1	1								
Jose Offerman, S OBP: 0.250, SLG: 0.182										4	1	2	0	0	1	1								
Kevin Gross, R ERA: 2.31	1.1	W 8	4	2	2	0	0	0	0	0	0	0	0	0	0	0								
Les Lancaster, R ERA: 4.91	1.1	W 8	4	2	2	0	0	0	0	0	0	0	0	0	0	0								
Mike Perez, R ERA: 2.45	2.0	6	1	0	0	2	0	0	0	0	0	0	0	0	0	0								
Lee Smith, R ERA: 2.7	1.0	S 5	0	0	0	0	1	0	0	0	0	0	0	0	0	0								
Inning Stats	R: 0 E: 0 K: 0 S: 7	H: 1 LOB: 0 BB: 0 P: 13	R: 1 E: 1 K: 1 S: 17	H: 1 LOB: 0 BB: 0 P: 27	R: 0 E: 0 K: 0 S: 8	H: 1 LOB: 0 BB: 0 P: 13	R: 2 E: 0 K: 2 S: 16	H: 4 LOB: 2 BB: 0 P: 25	R: 2 E: 0 K: 0 S: 15	H: 2 LOB: 1 BB: 0 P: 21	R: 2 E: 0 K: 0 S: 10	H: 4 LOB: 2 BB: 0 P: 14	R: 0 E: 0 K: 1 S: 7	H: 0 LOB: 0 BB: 0 P: 9	R: 0 E: 0 K: 1 S: 6	H: 1 LOB: 0 BB: 0 P: 9	R: 0 E: 1 K: 0 S: 10	H: 0 LOB: 3 BB: 1 P: 19	1B: 12 2B: 2 3B: 0 HR: 0	SF: 0 SAC: 1 DP: 2 HBP: 0	WP: 0 PB: 0 SB: 2 CS: 1	PA: 43		
PITCHER	IP WLS BF H R ER SO BB IBB HBP BLK WP HR S P ERA WHIP	IP WLS BF H R ER SO BB IBB HBP BLK WP HR S P ERA WHIP	IP WLS BF H R ER SO BB IBB HBP BLK WP HR S P ERA WHIP	IP WLS BF H R ER SO BB IBB HBP BLK WP HR S P ERA WHIP	IP WLS BF H R ER SO BB IBB HBP BLK WP HR S P ERA WHIP	IP WLS BF H R ER SO BB IBB HBP BLK WP HR S P ERA WHIP	IP WLS BF H R ER SO BB IBB HBP BLK WP HR S P ERA WHIP	IP WLS BF H R ER SO BB IBB HBP BLK WP HR S P ERA WHIP	IP WLS BF H R ER SO BB IBB HBP BLK WP HR S P ERA WHIP	IP WLS BF H R ER SO BB IBB HBP BLK WP HR S P ERA WHIP	IP WLS BF H R ER SO BB IBB HBP BLK WP HR S P ERA WHIP	IP WLS BF H R ER SO BB IBB HBP BLK WP HR S P ERA WHIP	IP WLS BF H R ER SO BB IBB HBP BLK WP HR S P ERA WHIP	IP WLS BF H R ER SO BB IBB HBP BLK WP HR S P ERA WHIP	IP WLS BF H R ER SO BB IBB HBP BLK WP HR S P ERA WHIP	IP WLS BF H R ER SO BB IBB HBP BLK WP HR S P ERA WHIP	IP WLS BF H R ER SO BB IBB HBP BLK WP HR S P ERA WHIP	IP WLS BF H R ER SO BB IBB HBP BLK WP HR S P ERA WHIP	IP WLS BF H R ER SO BB IBB HBP BLK WP HR S P ERA WHIP	IP WLS BF H R ER SO BB IBB HBP BLK WP HR S P ERA WHIP	IP WLS BF H R ER SO BB IBB HBP BLK WP HR S P ERA WHIP	IP WLS BF H R ER SO BB IBB HBP BLK WP HR S P ERA WHIP	IP WLS BF H R ER SO BB IBB HBP BLK WP HR S P ERA WHIP	IP WLS BF H R ER SO BB IBB HBP BLK WP HR S P ERA WHIP

St. Louis Cardinals @ Los Angeles Dodgers
Dodger Stadium, Los Angeles, CA
Tue Apr 13 1993, 3:33 AM PDT
Att: 53,529 - Sunny - 75 F


livebaseballscorecards.com

AB 40
R 7
H 14
RBI 7
BB 1
SO 5
LOB 16

Batter	1	2	3	4	5	6	7	8	9	10	11	12	13	14	15	AB	R	H	RBI	BB	SO	LOB	TOP	
Gerónimo Peña, S OBP: 0.447, SLG: 0.484	G5-3		F8		K			K		K		G3			SH3-4	6	0	0	0	0	0	3	3	
Ozzie Smith, S OBP: 0.316, SLG: 0.389	F7		G5-3		G4-3			F7		K			G1-4-3		G3-1	7	0	1	0	0	1	3		
Gregg Jefferies, S OBP: 0.324, SLG: 0.625			F8					F7					G3			6	0	2	1	1	0	1		
Ray Lankford, L OBP: 0.385, SLG: 0.238	P6							F7					G4-3			6	0	3	0	1	0	1		
Mark Whiten, S OBP: 0.314, SLG: 0.375								F7								7	1	2	0	0	2	5		
Todd Zelle, R OBP: 0.412, SLG: 0.452																6	0	0	0	0	1	4		
Bernard Gilkey, R OBP: 0.348, SLG: 0.368 Les Lancaster, R																3	0	0	1	2	1	0		
Lee Smith, R																0	0	0	0	0	0	0		
Tom Paganuzzi, R OBP: 0.286, SLG: 0.400																6	0	3	0	0	0	3		
Donovan Osborne, S Omar Olivares, R Luis Alcaez, S Rob Murphy, L Mike Pineda, R Matt Kemp, R Brian Jordan, R																2	0	0	0	0	2	1		
Inning Stats	R: 0 E: 0 K: 10 S: 10	H: 0 LOB: 1 BB: 1 P: 20	R: 1 E: 0 K: 1 S: 14	H: 2 LOB: 1 BB: 0 P: 23	R: 0 E: 0 K: 0 S: 7	H: 0 LOB: 0 BB: 0 P: 12	R: 0 E: 0 K: 1 S: 7	H: 1 LOB: 0 BB: 0 P: 10	R: 0 E: 0 K: 2 S: 13	H: 1 LOB: 2 BB: 0 P: 18	R: 0 E: 0 K: 0 S: 6	H: 0 LOB: 0 BB: 0 P: 8	R: 0 E: 0 K: 1 S: 9	H: 2 LOB: 1 BB: 0 P: 14	R: 0 E: 0 K: 0 S: 8	H: 0 LOB: 0 BB: 0 P: 11	R: 0 E: 0 K: 0 S: 5	H: 0 LOB: 0 BB: 1 P: 13	R: 0 E: 0 K: 0 S: 9	H: 2 LOB: 2 BB: 1 P: 18	1B: 10 2B: 3 3B: 0 HR: 0	SF: 1 SAC: 2 DP: 2 HBP: 0	WP: 1 PB: 0 SB: 1 CS: 1	PA: 59
PITCHER	IP: 8.0 ERA: 3.38	WLS: 3.0	BF: 12	H: 4	R: 0	ER: 0	SO: 4	BB: 1	IBB: 0	HBP: 0	BLK: 0	WP: 0	HR: 0	S: 36	P: 55	ERA: 0.00	WHIP: 1.667							
Jim Gott, R	(9.1)	3.0	12	4	0	0	4	1	0	0	0	0	0	0	36	55	0.00	1.667						
Roger McDowell, R	(12.1)	2.0	7	1	0	0	1	0	0	0	0	0	0	0	14	17	0.00	0.500						
Ricky Trickett, R	(14.1)	2.0	L	10	2	1	1	0	1	1	0	0	1	0	14	31	4.50	1.500						

St. Louis Cardinals @ Los Angeles Dodgers
Dodger Stadium, Los Angeles, CA
Wed Apr 14 1993, 7:05 PM PDT
Att. 31,713 - Unknown - 70 F


AB 52
R 2
H 12
RBI 2
BB 4
SO 11
LOB 22



Batter	1	2	3	4	5	6	7	8	9	10	11	12	13	14	15	AB	R	H	RBI	BB	SO	LOB	BOTTOM	
Brett Butler, L OBP: 0.452, SLG: 0.313	G5-3		G4-3			L5										5	0	1	0	1	0	0		
Jody Reed, R OBP: 0.306, SLG: 0.265																5	0	1	0	0	0	1		
Eric Davis, R OBP: 0.286, SLG: 0.194																4	0	0	0	2	1	2		
Darry Strawberry, L OBP: 0.241, SLG: 0.194																4	0	0	0	2	1	3		
Eric Karros, R OBP: 0.316, SLG: 0.250																5	0	0	0	1	0	5		
Tim Wallach, R OBP: 0.231, SLG: 0.333																6	0	0	0	0	1	1		
Mike Piazza, R OBP: 0.333, SLG: 0.423 Tom Goodwin, L																3	0	1	0	0	0	1		
Carlos Hernandez, R OBP: 0.108, SLG: 0.100																3	0	0	0	0	2	0		
Joss Offeman, S OBP: 0.238, SLG: 0.179																6	0	1	1	0	1	0		
Tom Candiotti, R Cory Snyder, R Lenny Harris, L Jim Gott, R Mike Pineda, S Roger McDowell, R Mike Pineda, R Dave Hansen, L Ricky Trickett, R																2	0	0	0	0	0	0		
Inning Stats	R: 0 E: 0 K: 12 S: 12	H: 1 LOB: 0 BB: 0 P: 18	R: 0 E: 0 K: 1 S: 12	H: 0 LOB: 1 BB: 1 P: 20	R: 0 E: 0 K: 0 S: 7	H: 0 LOB: 0 BB: 0 P: 9	R: 0 E: 0 K: 1 S: 11	H: 0 LOB: 0 BB: 0 P: 16	R: 0 E: 0 K: 0 S: 10	H: 0 LOB: 0 BB: 0 P: 13	R: 0 E: 0 K: 0 S: 9	H: 0 LOB: 0 BB: 0 P: 15	R: 0 E: 0 K: 1 S: 9	H: 1 LOB: 2 BB: 1 P: 18	R: 0 E: 0 K: 0 S: 8	H: 0 LOB: 0 BB: 0 P: 12	R: 0 E: 0 K: 0 S: 5	H: 0 LOB: 0 BB: 0 P: 10	R: 0 E: 0 K: 1 S: 8	H: 0 LOB: 1 BB: 1 P: 15	1B: 3 2B: 2 3B: 0 HR: 0	SF: 0 SAC: 1 DP: 3 HBP: 0	WP: 2 PB: 0 SB: 1 CS: 0	PA: 53
PITCHER	IP: 7.1 ERA: 1.26	WLS: 1.2	BF: 26	H: 3	R: 1	ER: 1	SO: 1	BB: 2	IBB: 0	HBP: 0	BLK: 0	WP: 0	HR: 0	S: 76	P: 117	ERA: 1.23	WHIP: 0.682							
Donovan Osborne, L	(1.1)	1.2	6	0	0	0	2	1	1	0	0	0	0	0	5	16	0.00	0.600						
Omar Olivares, R	(8.1)	2.0	8	1	0	0	2	0	1	0	0	0	0	1	18	30	0.00	0.500						
Rob Murphy, L	(10.1)	2.0	6	0	0	0	2	0	0	0	0	0	0	0	15	22	0.00	0.000						
Mike Pineda, R	(12.1)	1.0	W	4	0	0	0	1	1	0	0	0	0	1	8	15	0.00	1.000						

St. Louis Cardinals @ Los Angeles Dodgers
Dodger Stadium, Los Angeles, CA
Wed Apr 14 1993, 7:05 PM PDT
Att. 31,713 - Unknown - 70 F

AB 46
R 1
H 4
RBI 1
BB 6
SO 7
LOB 15



Batter	1	2	3	4	5	6	7	8	9	AB	R	H	RBI	BB	SO	LOB	TOP										
Geronimo Pena, S (1,4) OBP: 0.452, SLG: 0.455	4-2 BLK 1B BB		2-3 K		4-2 CS BB		3-2 P7			2	1	0	0	2	1	0											
Ozzie Smith, S (1,6) OBP: 0.333, SLG: 0.368	1-2 F7		4-2 BB		2-2 F8			4-1 1B FC3-2 BB		2	0	0	0	2	0	2											
Gregg Jefferies, S (1,3) OBP: 0.316, SLG: 0.583	2-2 P2		1-1 P7		1-1 F9			1-1 FC3-2 1B SF8		4	1	1	0	0	0	3											
Ray Lankford, L (1,8) OBP: 0.433, SLG: 0.292	3-2 1B 1B			1-2 1B 1B		3-2 G3		4-0 SF8 FC3-2 CS IBB		3	2	2	1	1	0	0											
Mark Whiten, S (1,9) OBP: 0.333, SLG: 0.389	1-0 CS 1B			1-1 WP 1B 1B		0-0 P7		0-0 FC3-2 CS		4	0	2	1	0	0	3											
Todd Zeile, R (1,5) OBP: 0.447, SLG: 0.485	1-1 CS	3-2 G5-4-3 1B		2-2 WP 1B		4-1 FC5-4 BB		2-1 SF8		2	0	2	1	1	0	0											
Brian Jordan, R (1,7) OBP: 0.125, SLG: 0.208		0-1 G5-4-3 1B		2-3 K		0-0 FC5-4 BB		2-2 CS	3-1 P9	4	0	0	0	0	1	4											
Hector Villanueva, R (1,2) OBP: 0.375, SLG: 0.714		2-3 K		4-2 FC6-4 IBB		1-3 K		1-3 K	1-3 K	3	0	0	0	1	3	0											
Bob Tewksbury, R (1,1)			0-1 G5-3	0-1 FC6-4		1-1 G1-3			0-0 F7	0	0	0	0	0	0	0											
Rene Arocha, R (1,1)										3	0	0	0	0	0	3											
Rod Brewer, L (9, PH) OBP: 0.167, SLG: 0.167										1	0	0	0	0	0	0											
Lee Smith, R (9,1)										0	0	0	0	0	0	0											
Inning Stats	R: 2 E: 0 K: 0 S: 16	H: 2 LOB: 0 BB: 1 P: 28	R: 0 E: 0 K: 1 S: 10	H: 1 LOB: 0 BB: 0 P: 15	R: 0 E: 0 K: 1 S: 10	H: 0 LOB: 1 BB: 1 P: 17	R: 0 E: 0 K: 1 S: 18	H: 3 LOB: 3 BB: 1 P: 28	R: 0 E: 0 K: 0 S: 8	H: 0 LOB: 1 BB: 1 P: 15	R: 0 E: 0 K: 1 S: 12	H: 0 LOB: 0 BB: 0 P: 17	R: 2 E: 0 K: 0 S: 8	H: 1 LOB: 0 BB: 2 P: 21	R: 0 E: 0 K: 1 S: 8	H: 0 LOB: 0 BB: 0 P: 12	1B: 7 2B: 0 3B: 0 HR: 0	SF: 1 SAC: 0 DP: 1 HBP: 0	WP: 1 PB: 0 SB: 1 CS: 4	PA: 38							
PITCHER	IP	WLS	BF	H	R	ER	SO	BB	IBB	HBP	BLK	WP	HR	S	P	ERA	WHIP										
Pedro Astacio, R (1,1) ERA: 2.57	7.0		28	6	2	2	4	4	1	0	1	1	0	80	133	2.57	1.429										
Kevin Gross, R (8,1) ERA: 8.1	2.0	L	8	1	2	2	1	1	1	0	0	0	0	16	33	9.00	1.000										

St. Louis Cardinals @ Los Angeles Dodgers
Dodger Stadium, Los Angeles, CA
 Thu Apr 15 1993, 7:05 PM PDT
 Att: 42,171 - Unknown - 70 F


AB 28
R 4
H 7
RBI 3
BB 7
SO 5
LOB 15



Batter	1	2	3	4	5	6	7	8	9	AB	R	H	RBI	BB	SO	LOB	BOTTOM										
Brett Butler, L (1,8) OBP: 0.435, SLG: 0.306	1-1 G6-3		3-2 G4-3 1B		0-0 B1-3			2-2 G1-3		4	0	1	0	0	0	0											
Jody Reed, R (1,4) OBP: 0.275, SLG: 0.237	1-1 G4-3		1-0 G4-3 1-2		2-2 G4-3			1-2 L5		4	0	0	0	0	0	1											
Mike Piazza, R (1,2) OBP: 0.323, SLG: 0.500	2-0 HR		2-1 F9		1-1 F8			1-0 P8		4	1	1	1	0	0	1											
Eric Karros, R (1,3) OBP: 0.310, SLG: 0.250	0-0 F8		2-0 G1-3		2-1 F8 1B			2-1 P3		4	0	1	0	0	0	1											
Tim Wallach, R (1,5) OBP: 0.209, SLG: 0.300		0-0 B1		1-0 L9		2-2 L7		1-1 L8		4	0	0	0	0	0	1											
Cory Snyder, R (1,9) OBP: 0.167, SLG: 0.167		1-3 K		1-1 G6-3		0-3 K		0-1 1B		4	0	1	0	0	2	1											
Mitch Webster, S (1,7) OBP: 0.400, SLG: 0.444		0-1 1B 1B		1-0 2B		1-2 G4-3		0-0 L8		4	1	2	0	0	0	1											
Jose Offerman, S (1,6) OBP: 0.244, SLG: 0.190		3-2 1B 1B		3-2 G4-3		3-2 F8				3	0	1	1	0	0	1											
Pedro Astacio, R (1,1)		1-1 B1-3			0-2 G4-3			1-0 L8		2	0	0	0	0	0	1											
Dave Hansen, L (7, PH)										1	0	0	0	0	0	0											
Kevin Gross, R (8,1)										0	0	0	0	0	0	0											
Inning Stats	R: 1 E: 0 K: 0 S: 6	H: 1 LOB: 0 BB: 0 P: 10	R: 1 E: 0 K: 1 S: 12	H: 2 LOB: 1 BB: 0 P: 17	R: 0 E: 0 K: 0 S: 7	H: 1 LOB: 1 BB: 0 P: 15	R: 0 E: 0 K: 0 S: 7	H: 1 LOB: 1 BB: 0 P: 13	R: 0 E: 0 K: 1 S: 10	H: 1 LOB: 1 BB: 0 P: 15	R: 0 E: 0 K: 0 S: 8	H: 0 LOB: 0 BB: 0 P: 13	R: 0 E: 0 K: 0 S: 8	H: 0 LOB: 0 BB: 0 P: 12	R: 0 E: 0 K: 0 S: 7	H: 1 LOB: 1 BB: 0 P: 10	1B: 5 2B: 1 3B: 0 HR: 1	SF: 0 SAC: 0 DP: 0 HBP: 0	WP: 0 PB: 0 SB: 1 CS: 0	PA: 34							
PITCHER	IP	WLS	BF	H	R	ER	SO	BB	IBB	HBP	BLK	WP	HR	S	P	ERA	WHIP										
Bob Tewksbury, R (1,1) ERA: 3.86	0.0		30	6	2	2	2	0	0	0	0	0	1	65	104	2.25	0.750										
Rene Arocha, R (1,1) ERA: 2.25	8.0	W	30	6	2	2	2	0	0	0	0	0	0	7	10	0.00	1.000										
Lee Smith, R (9,1) ERA: 1.69	1.0	S	4	1	0	0	0	0	0	0	0	0	0	7	10	0.00	1.000										

St. Louis Cardinals @ Los Angeles Dodgers
Dodger Stadium, Los Angeles, CA
 Thu Apr 15 1993, 7:05 PM PDT
 Att: 42,171 - Unknown - 70 F

AB 34
R 2
H 7
RBI 2
BB 0
SO 2
LOB 8



Batter	1	2	3	4	5	6	7	8	9	AB	R	H	RBI	BB	SO	LOB	TOP	
Geronimo Pena, S (1,4) OBP: 0.413, SLG: 0.405 Les Lancaster, R (8,1)	0-1 P6		1-0 G3		0-0 F8			0-3 K		4	0	0	0	0	1	3		
Bernard Gilkey, R (1,7) OBP: 0.333, SLG: 0.348	3-2 F8		1-0 L7			1-1 F8		1-2 FC4-6 1B		4	0	1	0	0	0	1		
Gregg Jefferies, S (1,3) OBP: 0.310, SLG: 0.538	3-2 L3			4-1 BB		0-2 F8		0-2 FC4-6 1-2 2-3		3	0	0	0	1	0	2		
Ray Lankford, L (1,8) OBP: 0.412, SLG: 0.259		1-3 K		1-2 K		4-1 BB		0-2 FC4-6 1-2		3	0	0	0	1	2	3		
Mark Whiten, S (1,9) OBP: 0.326, SLG: 0.425		1-1 G6-3 3B		3-2 P6		1-2 F7			2-2 K	4	1	1	0	0	1	2		
Todd Zeile, R (1,5) OBP: 0.405, SLG: 0.432		3-1 G6-3		2-1 G5-3			0-3 K		2-2 G6-3	4	0	0	1	0	1	1		
Tom Pagnozzi, R (1,2) OBP: 0.250, SLG: 0.345		3-H F9			1-1 G4-3		0-1 P9		0-1 G6-3	4	0	0	0	0	0	0		
José Oquendo, S (1,6) OBP: 0.500, SLG: 0.333			4-0 G3 SH5-4 BB		2-1 1B		1-1 G6-3			2	0	1	0	1	0	0		
Joe Magrane, R (1,1) Luis Alicea, S (8,PH) OBP: 0.600, SLG: 0.500		0-1 SH5-4		1-3 K			0-1 FC4-6 1B			1	0	0	0	0	1	1		
Inning Stats	R: 0 E: 0 K: 0 S: 13	H: 0 LOB: 0 BB: 0 P: 19	R: 1 E: 0 K: 1 S: 10	H: 1 LOB: 0 BB: 0 P: 17	R: 0 E: 0 K: 0 S: 4	H: 0 LOB: 1 BB: 1 P: 10	R: 0 E: 0 K: 1 S: 9	H: 0 LOB: 1 BB: 1 P: 19	R: 0 E: 0 K: 1 S: 8	H: 0 LOB: 0 BB: 0 P: 9	R: 0 E: 0 K: 1 S: 15	H: 2 LOB: 2 BB: 0 P: 16	R: 0 E: 0 K: 1 S: 12	H: 0 LOB: 0 BB: 0 P: 16	1B: 3 2B: 0 3B: 1 HR: 0	SF: 0 SAC: 1 DP: 0 HBP: 0	WP: 0 PA: 34 PB: 0 SB: 1 CS: 0	
PITCHER	IP	WLS	BF	H	R	ER	SO	BB	IBB	HBP	BLK	WP	HR	S	P	ERA	WHIP	
Andy Benes, R (1,1) ERA: 4.19	8.0	W	31	4	1	1	5	3	0	0	0	0	0	74	114	1.12	0.875	
Roger Mason, R (9,1) ERA:	1.0		3	0	0	0	1	0	0	0	0	0	0	12	16	0.00	0.000	

St. Louis Cardinals @ San Diego Padres
Jack Murphy Stadium, San Diego, CA
Fri Apr 16 1993, 10:05 PM EDT
Att: 17,838 - Unknown - 69 F

AB 30
R 1
H 4
RBI 1
BB 3
SO 6
LOB 13



Batter	1	2	3	4	5	6	7	8	9	AB	R	H	RBI	BB	SO	LOB	BOTTOM	
Craig Shipley, R (1,6) OBP: 0.133, SLG: 0.267	1-1 G5-3	0-1 2H 2B			0-0 F8		0-0 P6			4	0	1	1	0	0	1		
Tony Gwynn, L (1,9) OBP: 0.356, SLG: 0.385	0-0 PB HR 1B	2-0 G4-1			0-2 F7			0-2 E S 1B		4	1	2	0	0	0	1		
Gary Sheffield, R (1,5) OBP: 0.262, SLG: 0.385	2-1 F9		3-2 P4		0-0 P6			0-1 L7		4	0	0	0	0	0	2		
Fred McGriff, L (1,3) OBP: 0.273, SLG: 0.400	4-2 HR BB		2-2 G3-1			3-1 F7		2-3 K		3	1	0	0	1	1	1		
Derek Bell, R (1,8) OBP: 0.421, SLG: 0.697	1-0 1-H 2-H HR		0-0 HR			1-2 G1-3		4-0 E IBB		3	2	2	4	1	0	0		
Tim Lincecum, R (1,4) OBP: 0.350, SLG: 0.526 Jeff Gardner, L (8,PH) OBP: 0.231, SLG: 0.280	1-1 G6-3		1-0 G6-3			0-0 P2		1-2 E5		3	0	0	0	0	0	0		
Phil Plantier, L (1,7) OBP: 0.364, SLG: 0.464 Darrell Sherman, L (8,7) OBP: 0.364, SLG: 0.400		1-0 SH1-4 2B 1B		3-3 K			0-0 G4-3	3-3 K		3	1	1	0	0	1	0		
Bob Geren, R (1,2) OBP: 0.091, SLG: 0.091		0-1 P9		1-2 F8			2-1 L6			3	0	0	0	0	0	1		
Andy Benes, R (1,1) OBP: 0.286, SLG: 0.167 Roger Mason, R (9,1) ERA:		0-1 SH1-4		3-1 F9			4-2 BB			1	0	0	0	1	0	0		
Inning Stats	R: 3 E: 0 K: 0 S: 10	H: 2 LOB: 0 BB: 1 P: 19	R: 1 E: 0 K: 0 S: 8	H: 2 LOB: 0 BB: 0 P: 11	R: 1 E: 0 K: 0 S: 9	H: 1 LOB: 0 BB: 0 P: 15	R: 0 E: 0 K: 1 S: 8	H: 0 LOB: 0 BB: 0 P: 15	R: 0 E: 0 K: 0 S: 5	H: 0 LOB: 0 BB: 0 P: 5	R: 0 E: 0 K: 0 S: 6	H: 0 LOB: 0 BB: 0 P: 10	R: 0 E: 0 K: 2 S: 15	H: 1 LOB: 3 BB: 1 P: 25	1B: 3 2B: 1 3B: 0 HR: 2	SF: 0 SAC: 1 DP: 0 HBP: 0	WP: 0 PA: 34 PB: 1 SB: 1 CS: 0	
PITCHER	IP	WLS	BF	H	R	ER	SO	BB	IBB	HBP	BLK	WP	HR	S	P	ERA	WHIP	
Joe Magrane, L (1,1) ERA: 3.0	7.0	L	28	5	5	5	1	2	0	0	0	0	2	52	87	6.43	1.000	
Les Lancaster, R (8,1) ERA: 3.18	1.0		6	1	0	0	2	0	1	0	0	0	0	15	25	0.00	1.000	

St. Louis Cardinals @ San Diego Padres
Jack Murphy Stadium, San Diego, CA
Fri Apr 16 1993, 10:05 PM EDT
Att: 17,838 - Unknown - 69 F

AB 30
R 5
H 6
RBI 5
BB 3
SO 3
LOB 11



Batter	1	2	3	4	5	6	7	8	9	AB	R	H	RBI	BB	SO	LOB	TOP					
Bernard Gilkey, R OBP: 0.323, SLG: 0.333 (1, 7)										4	0	1	0	0	0	0						
Ozzie Smith, S OBP: 0.326, SLG: 0.357 (1, 6)										4	0	1	0	0	0	1						
Gregg Jefferies, S OBP: 0.304, SLG: 0.512 (1, 3)										4	0	1	0	0	0	1						
Ray Lankford, L OBP: 0.368, SLG: 0.226 (1, 8)										4	0	0	0	0	1	3						
Mark Whiten, S OBP: 0.340, SLG: 0.488 (1, 9)										3	1	1	1	1	0	1						
Todd Zeile, R OBP: 0.391, SLG: 0.400 (1, 5)										3	0	0	0	1	0	1						
Luis Alicea, S OBP: 0.356, SLG: 0.500 (1, 4)										4	0	2	0	0	0	0						
Tom Pagnozzi, R OBP: 0.229, SLG: 0.313 (9, PH)										3	0	0	0	0	0	4						
Gerald Perry, L OBP: 0.505, SLG: 1.333 (9, PH)										1	0	0	0	0	1	0						
Rheal Cormier, L OBP: 0.250, SLG: 0.250 (7, PH)										2	0	0	0	0	1	4						
Rod Brewer, L OBP: 0.143, SLG: 0.143 (7, PH)										1	0	0	0	0	0	0						
Omar Olivares, R (7, 1)										0	0	0	0	0	0	0						
Rob Murphy, L (8, 1)										0	0	0	0	0	0	0						
Inning Stats	R: 0 E: 1 K: 1 S: 8	H: 1 LOB: 1 BB: 0 P: 14	R: 0 E: 0 K: 1 S: 10	H: 1 LOB: 2 BB: 1 P: 18	R: 0 E: 0 K: 0 S: 3	H: 0 LOB: 0 BB: 0 P: 5	R: 1 E: 0 K: 0 S: 9	H: 2 LOB: 2 BB: 1 P: 16	R: 0 E: 0 K: 0 S: 9	H: 0 LOB: 0 BB: 0 P: 10	R: 0 E: 0 K: 0 S: 6	H: 0 LOB: 0 BB: 0 P: 10	R: 0 E: 0 K: 0 S: 9	H: 0 LOB: 0 BB: 0 P: 14	R: 0 E: 0 K: 1 S: 9	H: 1 LOB: 1 BB: 0 P: 13	R: 0 E: 0 K: 1 S: 9	H: 0 LOB: 0 BB: 0 P: 15	1B: 5 2B: 0 3B: 0 HR: 1	SF: 0 SAC: 0 DP: 1 HBP: 0	WP: 0 PB: 0 SB: 0 CS: 0	PA: 35
PITCHER	IP	WLS	BF	H	R	ER	SO	BB	IBB	HBP	BLK	WP	HR	S	P	ERA	WHIP					
Greg Harris, R ERA: 5.63 (1, 1)	7.1	W	30	6	1	1	2	2	0	0	0	0	1	59	95	1.23	1.091					
Rich Rodriguez, L ERA: 3.5 (8, 1)	0.2		2	0	0	0	0	0	0	0	0	0	0	4	5	0.00	0.000					
Gene Harris, R ERA: 4.26 (9, 1)	1.0	S	3	0	0	0	1	0	0	0	0	0	0	9	15	0.00	0.000					

St. Louis Cardinals @ San Diego Padres
Jack Murphy Stadium, San Diego, CA
Sat Apr 17 1993, 10:05 PM EDT
Att: 19,044 - Unknown - 69 F

AB 33
R 1
H 6
RBI 1
BB 2
SO 3
LOB 15



Batter	1	2	3	4	5	6	7	8	9	AB	R	H	RBI	BB	SO	LOB	BOTTOM				
Craig Shipley, R OBP: 0.147, SLG: 0.265 (1, 6)										4	0	1	0	0	0	1					
Tony Gwynn, L OBP: 0.327, SLG: 0.349 (1, 9)										4	0	0	0	0	0	2					
Gary Sheffield, R OBP: 0.261, SLG: 0.372 (1, 5)										4	0	1	0	0	1	1					
Fred McGriff, L OBP: 0.271, SLG: 0.455 (1, 3)										4	1	1	1	0	2	2					
Derek Bell, R OBP: 0.415, SLG: 0.657 (1, 8)										2	1	0	0	1	1	0					
Tim Lincecum, R OBP: 0.384, SLG: 0.571 (7, PH)										2	0	1	1	0	0	0					
Darrell Sherman, L OBP: 0.333, SLG: 0.364 (8, 7)										1	0	0	0	0	0	0					
Phil Plantier, L OBP: 0.314, SLG: 0.452 (7, PH)										3	0	1	0	0	0	1					
Jeff Gardner, L OBP: 0.231, SLG: 0.280 (8, 4)										0	0	0	0	0	0	0					
Dan Walters, R OBP: 0.306, SLG: 0.394 (1, 2)										3	0	1	0	0	1	2					
Greg Harris, R OBP: 0.200, SLG: 0.400 (1, 1)										3	0	1	0	0	0	2					
Rich Rodriguez, L (8, 1)										0	0	0	0	0	0	0					
Gene Harris, R (9, 1)										0	0	0	0	0	0	0					
Inning Stats	R: 0 E: 0 K: 1 S: 11	H: 1 LOB: 1 BB: 0 P: 16	R: 1 E: 0 K: 0 S: 9	H: 1 LOB: 1 BB: 1 P: 17	R: 0 E: 0 K: 1 S: 6	H: 0 LOB: 0 BB: 0 P: 7	R: 1 E: 0 K: 1 S: 9	H: 1 LOB: 0 BB: 0 P: 12	R: 0 E: 0 K: 0 S: 6	H: 2 LOB: 1 BB: 0 P: 8	R: 0 E: 0 K: 0 S: 6	H: 0 LOB: 0 BB: 0 P: 8	R: 0 E: 0 K: 1 S: 7	H: 1 LOB: 1 BB: 0 P: 11	R: 0 E: 0 K: 1 S: 9	H: 1 LOB: 1 BB: 0 P: 13	1B: 4 2B: 2 3B: 0 HR: 1	SF: 0 SAC: 0 DP: 0 HBP: 0	WP: 0 PB: 0 SB: 2 CS: 0	PA: 31	
PITCHER	IP	WLS	BF	H	R	ER	SO	BB	IBB	HBP	BLK	WP	HR	S	P	ERA	WHIP				
Rheal Cormier, L ERA: 2.55 (1, 1)	6.0	L	23	5	2	2	3	1	0	0	0	0	0	47	68	3.00	1.000				
Omar Olivares, R ERA: (7, 1)	1.2		7	2	0	0	1	0	0	0	0	0	0	13	19	0.00	1.200				
Rob Murphy, L ERA: (8, 1)	0.1		1	0	0	0	1	0	0	0	0	0	0	3	5	0.00	0.000				

St. Louis Cardinals @ San Diego Padres
Jack Murphy Stadium, San Diego, CA
Sat Apr 17 1993, 10:05 PM EDT
Att: 19,044 - Unknown - 69 F

AB 30
R 2
H 7
RBI 2
BB 1
SO 5
LOB 11



Batter	1	2	3	4	5	6	7	8	9	AB	R	H	RBI	BB	SO	LOB	TOP					
Bernard Gilkey, R OBP: 0.389, SLG: 0.438	1-2 1B 2B		2-2 CS 1B	2-3 K			0-1 1B E 1B	1-2 1B		5	2	4	0	0	1	2						
Ozzie Smith, S OBP: 0.314, SLG: 0.340	1-1 G6-3 2H 1B		2-2 G6-3 1-2		3-2 F7		0-0 L6	2-2 P8		5	0	1	1	0	0	4						
Gregg Jefferies, S OBP: 0.314, SLG: 0.500	2-0 G6-3 1-2			0-0 HR 1B	2-0 L4		1 SAFE 1-2 BB E 1B		0-0 G5-3	5	2	2	0	0	0	1						
Mark Whiten, S OBP: 0.346, SLG: 0.532	0-0 L7 (7.9)			0-1 HR 1H	0-3 K		4-1 E 1-2 BB		1-2 G6-3	4	1	1	2	1	1	1						
Todd Zeile, R OBP: 0.373, SLG: 0.378	0-1 L9			0-2 F9		2-1 P5	1-0 E3 1B		0-0 L7	5	0	1	2	0	0	1						
Rod Brewer, L OBP: 0.273, SLG: 0.200		0-1 F9		1-1 1B WP 1B		4-1 PB BB	0-2 G4-3			3	1	1	0	1	0	2						
Mike Perez, R (7.1)										0	0	0	0	0	0	0						
Rob Murphy, L (7.1)										0	0	0	0	0	0	0						
Omar Olivares, R (8.1)										0	0	0	0	0	0	0						
Luis Alicea, S OBP: 0.538, SLG: 0.455		2-1 G4-3		3-1 1B 1-3 1B		0-0 F9		4-2 1B BB		3	0	1	0	1	0	1						
Tom Pagnozzi, R OBP: 0.205, SLG: 0.278		0-1 G5-3		1-0 L5		2-2 F9		2-1 F7		4	0	0	0	0	0	4						
Donovan Osborne, S OBP: 0.167, SLG: 0.167			3-3 K	1-0 1B			0-0 F7		3-2 K	2	0	1	1	0	1	0						
Les Lancaster, R (5.1)										0	0	0	0	0	0	0						
Geronimo Pena, S OBP: 0.404, SLG: 0.395										1	0	0	0	0	0	0						
Brian Jordan, R OBP: 0.120, SLG: 0.200				1-2 3H 1B						1	0	0	0	0	1	1						
Inning Stats	R: 1 E: 0 K: 0 S: 9	H: 2 LOB: 1 BB: 0 P: 13	R: 0 E: 0 K: 0 S: 6	H: 0 LOB: 0 BB: 0 P: 8	R: 0 E: 0 K: 1 S: 10	H: 1 LOB: 0 BB: 0 P: 16	R: 3 E: 0 K: 1 S: 19	H: 5 LOB: 2 BB: 0 P: 27	R: 0 E: 0 K: 0 S: 9	H: 0 LOB: 1 BB: 1 P: 14	R: 0 E: 0 K: 0 S: 7	H: 0 LOB: 1 BB: 1 P: 15	R: 2 E: 1 K: 0 S: 13	H: 3 LOB: 2 BB: 1 P: 19	R: 0 E: 0 K: 1 S: 15	H: 1 LOB: 2 BB: 1 P: 27	R: 0 E: 0 K: 0 S: 6	H: 0 LOB: 0 BB: 0 P: 7	1B: 10 2B: 1 3B: 0 HR: 1	SF: 0 SAC: 0 DP: 0 HBP: 0	WP: 1 PB: 1 SB: 0 CS: 0	PA: 41
PITCHER	IP	WLS	BF	H	R	ER	SO	BB	IBB	HBP	BLK	WP	HR	S	P	ERA	WHIP					
Frank Seminara, R ERA: 6.75	3.2		18	8	4	4	1	0	0	0	0	1	1	37	55	9.82	2.182					
Jeremy Hernandez, R ERA: 6.75	4.1		12	2	2	2	2	1	0	0	0	0	0	30	46	6.00	1.000					
Pat Gomez, L ERA: 3.98	0.0		1	0	0	0	0	1	0	0	0	0	0	1	5	∞	∞					
Tim Scott, R ERA: 1.35	0.1	W	2	1	0	0	0	0	0	0	0	0	0	5	6	0.00	3.000					
Roger Mason, R ERA:	0.2		4	1	0	0	1	1	0	0	0	0	0	12	22	0.00	3.000					

St. Louis Cardinals @ San Diego Padres
Jack Murphy Stadium, San Diego, CA
Sun Apr 18 1993, 6:33 AM EDT
Att: 16,263 - Sunny - 72 F

AB	38
R	6
H	12
RBI	6
BB	3
SO	4
LOB	17



Batter	1	2	3	4	5	6	7	8	9	AB	R	H	RBI	BB	SO	LOB	BOTTOM				
Craig Shipley, R OBP: 0.205, SLG: 0.368	1-0 P8		2-1 P4		4-0 1B 2B BB		2-2 HR	0-1 S HR 1B		4	3	2	1	1	0	1					
Tony Gwynn, L OBP: 0.389, SLG: 0.479	2-1 F9 BB 1B		0-2 HR 1B		0-0 2B FC5-2 1B		1-0 HR 1B	3-0 1H HR		5	3	5	2	0	0	0					
Gary Sheffield, R OBP: 0.294, SLG: 0.511	4-2 BB 1-2 BB		2-2 1H 2H HR		0-2 P8		2-2 1H HR	2-3 K		4	2	2	5	1	1	2					
Fred McGriff, L OBP: 0.269, SLG: 0.458	0-0 F9		1-3 K		3-0 FC5-2 2B		3-2 P7			4	0	1	1	0	1	2					
Derek Bell, R OBP: 0.400, SLG: 0.615	1-0 G5-3		2-3 K		1-1 FC5-2 CS		2-1 BB 1B			4	0	1	0	0	1	4					
Tim Lincecum, R OBP: 0.385, SLG: 0.667		2-3 K		3-1 HR		2-1 CS	1-3 K	4-2 BB		3	1	1	1	1	2	0					
Jeff Gardner, L OBP: 0.231, SLG: 0.280					1-2 CS		1-2 BB			0	0	0	0	0	0	0					
Phil Plantier, L OBP: 0.295, SLG: 0.412		2-3 K		0-0 F9		0-3 K	1-3 K			3	0	0	0	0	2	0					
Pat Gomez, L (7.1)										0	0	0	0	0	0	0					
Tim Scott, R (7.1)										0	0	0	0	0	0	0					
Phil Clark, R OBP: 0.332, SLG: 0.143										1	0	0	0	0	1	2					
Roger Mason, R (8.1)										0	0	0	0	0	0	0					
Rich Rodriguez, L (8.1)										0	0	0	0	0	0	0					
Dan Walters, R OBP: 0.275, SLG: 0.351		2-2 G4-3		0-3 K		2-2 L5		1-0 G6-3		4	0	0	0	0	1	0					
Frank Seminara, R OBP: 0.500, SLG: 0.500			2-2 HR 1B		1-3 K		2-2 L7	1-0 G6-3		1	1	1	0	0	0	0					
Jeremy Hernandez, R (4.1)										1	0	0	0	0	1	0					
Darrell Sherman, L OBP: 0.289, SLG: 0.308										2	0	0	0	0	0	0					
Inning Stats	R: 0 E: 0 K: 0 S: 9	H: 1 LOB: 2 BB: 1 P: 17	R: 0 E: 0 K: 2 S: 13	H: 0 LOB: 0 BB: 0 P: 19	R: 3 E: 0 K: 2 S: 17	H: 3 LOB: 0 BB: 0 P: 26	R: 1 E: 0 K: 2 S: 9	H: 1 LOB: 0 BB: 0 P: 13	R: 1 E: 0 K: 0 S: 11	H: 2 LOB: 1 BB: 1 P: 21	R: 0 E: 0 K: 2 S: 11	H: 0 LOB: 0 BB: 0 P: 14	R: 3 E: 0 K: 1 S: 23	H: 4 LOB: 2 BB: 1 P: 40	R: 2 E: 0 K: 1 S: 9	H: 2 LOB: 0 BB: 0 P: 15	1B: 7 2B: 1 3B: 0 HR: 5	SF: 0 SAC: 0 DP: 0 HBP: 0	WP: 0 PB: 0 SB: 2 CS: 1	PA: 40	
PITCHER	IP	WLS	BF	H	R	ER	SO	BB	IBB	HBP	BLK	WP	HR	S	P	ERA	WHIP				
Donovan Osborne, L ERA: 3.44	4.0		20	6	1	0	2	0	0	0	0	0	0	21	30	0.00	0.500				
Les Lancaster, R ERA: 2.35	2.0	L	6	1	0	0	2	0	0	0	0	0	0	21	30	0.00	0.500				
Mike Perez, R ERA: 6.0	0.1	L	4	3	3	3	0	0	0	0	0	0	2	11	18	81.00	9.000				
Rob Murphy, L ERA:	0.2		4	1	0	0	1	1	0	0	0	0	0	12	22	0.00	3.000				
Omar Olivares, R ERA: 1.88	1.0		5	2	2	2	1	0	0	0	0	0	1	9	15	18.00	2.000				

St. Louis Cardinals @ San Diego Padres
Jack Murphy Stadium, San Diego, CA
Sun Apr 18 1993, 6:33 AM EDT
Att: 16,263 - Sunny - 72 F

AB	36
R	10
H	13
RBI	10
BB	3
SO	10
LOB	11



Batter	1	2	3	4	5	6	7	8	9	AB	R	H	RBI	BB	SO	LOB	TOP					
Eric Young Sr. R OBP: 0.333, SLG: 0.413 (1, 4)										4	0	1	0	0	0	0						
Alex Cole L OBP: 0.396, SLG: 0.381 (1, 8)										4	0	0	0	0	2	1						
Dante Bichette R OBP: 0.256, SLG: 0.400 (1, 9)										4	0	1	0	0	2	1						
Andres Galarraga R OBP: 0.400, SLG: 0.633 (1, 3)										4	0	1	0	0	1	2						
Charlie Hayes R OBP: 0.304, SLG: 0.535 (1, 5)										3	0	0	0	0	0	1						
Jerald Clark R OBP: 0.235, SLG: 0.344 (1, 7)										3	0	0	0	0	2	0						
Joe Girardi R OBP: 0.220, SLG: 0.256 (1, 2)										3	0	1	0	0	0	0						
Freddie Benavides R OBP: 0.182, SLG: 0.188 (1, 6)										3	0	1	0	0	0	0						
Bryn Smith R OBP: 0.327, SLG: 0.375 (5, Ph)										1	0	0	0	0	0	2						
Jim Tatum R OBP: 0.295, SLG: 0.375 (5, 1)										1	0	0	0	0	1	0						
Willie Blair R OBP: 0.295, SLG: 0.375 (5, 1)										0	0	0	0	0	0	0						
Gary Wayne L OBP: 0.295, SLG: 0.375 (7, 1)										0	0	0	0	0	0	0						
Daryl Boston L OBP: 0.295, SLG: 0.375 (8, Ph)										1	0	0	0	0	0	0						
Steve Reed R OBP: 0.295, SLG: 0.375 (8, 1)										0	0	0	0	0	0	0						
Inning Stats	R: 0 E: 0 K: 3 S: 13	H: 1 LOB: 1 BB: 0 P: 21	R: 0 E: 0 K: 1 S: 9	H: 2 LOB: 2 BB: 0 P: 13	R: 0 E: 0 K: 0 S: 5	H: 0 LOB: 0 BB: 0 P: 5	R: 0 E: 0 K: 0 S: 4	H: 1 LOB: 0 BB: 0 P: 5	R: 0 E: 0 K: 1 S: 6	H: 0 LOB: 0 BB: 0 P: 7	R: 0 E: 0 K: 1 S: 7	H: 1 LOB: 1 BB: 0 P: 11	R: 0 E: 0 K: 1 S: 6	H: 0 LOB: 0 BB: 0 P: 11	R: 0 E: 0 K: 0 S: 8	H: 0 LOB: 0 BB: 0 P: 14	R: 0 E: 0 K: 1 S: 7	H: 0 LOB: 0 BB: 0 P: 10	1B: 5 2B: 0 3B: 0 HR: 0	SF: 0 SAC: 0 DP: 1 HBP: 0	WP: 0 PB: 0 SB: 2 CS: 0	PA: 31
PITCHER	IP	WLS	BF	H	R	ER	SO	BB	IBB	HBP	BLK	WP	HR	S	P	ERA	WHIP					
Rene Arocha R ERA: 1.66 (1, 1)	5.2	W	21	5	0	0	6	0	0	0	0	0	0	43	61	0.00	0.882					
Omar Olivares R ERA: 1.39 (6, 1)	3.1	S	10	0	0	0	2	0	0	0	0	0	0	22	36	0.00	0.000					

Colorado Rockies @ St. Louis Cardinals
Busch Stadium, St. Louis, MO
Tue Apr 20 1993, 7:05 PM CDT
Att: 30,516 - Unknown - 43 F

livebaseballscores.com

AB 31
R 0
H 5
RBI 0
BB 0
SO 8
LOB 7

Batter	1	2	3	4	5	6	7	8	9	AB	R	H	RBI	BB	SO	LOB	BOTTOM					
Geronimo Pena S OBP: 0.431, SLG: 0.429 (1, 4)										4	1	3	1	0	0	0						
Ozzie Smith S OBP: 0.309, SLG: 0.333 (1, 6)										4	0	1	0	0	0	2						
Gregg Jefferies S OBP: 0.327, SLG: 0.510 (1, 3)										1	1	1	1	0	0	0						
Rod Brewer L OBP: 0.286, SLG: 0.250 (3, 3)										2	0	1	1	0	0	0						
Ray Lankford L OBP: 0.333, SLG: 0.200 (1, 8)										4	0	0	0	0	0	4						
Mark Whiten S OBP: 0.339, SLG: 0.500 (1, 9)										3	1	0	0	1	1	1						
Todd Zeile R OBP: 0.364, SLG: 0.367 (1, 5)										4	0	1	1	0	0	1						
Brian Jordan R OBP: 0.172, SLG: 0.241 (1, 7)										4	0	2	1	0	1	0						
Hector Villanueva R OBP: 0.333, SLG: 0.500 (1, 2)										3	1	0	0	1	2	3						
Rene Arocha R (1, 1)										2	1	0	0	0	0	1						
Omar Olivares R (6, 1)										2	0	0	0	0	1	1						
Inning Stats	R: 3 E: 0 K: 0 S: 19	H: 4 LOB: 2 BB: 1 P: 35	R: 0 E: 0 K: 0 S: 8	H: 0 LOB: 0 BB: 0 P: 12	R: 0 E: 0 K: 1 S: 6	H: 1 LOB: 1 BB: 0 P: 9	R: 2 E: 1 K: 1 S: 12	H: 2 LOB: 2 BB: 1 P: 23	R: 0 E: 0 K: 1 S: 8	H: 0 LOB: 0 BB: 0 P: 12	R: 0 E: 0 K: 2 S: 9	H: 1 LOB: 1 BB: 0 P: 11	R: 0 E: 0 K: 0 S: 8	H: 0 LOB: 0 BB: 0 P: 14	R: 0 E: 0 K: 1 S: 10	H: 1 LOB: 1 BB: 0 P: 14	R: 0 E: 0 K: 1 S: 10	H: 0 LOB: 0 BB: 0 P: 14	1B: 9 2B: 0 3B: 0 HR: 0	SF: 1 SAC: 0 DP: 0 HBP: 0	WP: 0 PB: 0 SB: 1 CS: 0	PA: 36
PITCHER	IP	WLS	BF	H	R	ER	SO	BB	IBB	HBP	BLK	WP	HR	S	P	ERA	WHIP					
Bryn Smith R ERA: 4.41 (1, 1)	4.0	L	22	7	5	5	1	2	0	0	0	0	0	45	79	11.25	2.250					
Willie Blair R ERA: 4.5 (5, 1)	2.0	7	1	0	0	3	0	0	0	0	0	0	0	17	23	0.00	0.500					
Gary Wayne L ERA: 2.45 (7, 1)	1.0	3	0	0	0	0	0	0	0	0	0	0	0	8	14	0.00	0.000					
Steve Reed R ERA: 17.18 (8, 1)	1.0	4	1	0	0	1	0	0	0	0	0	0	0	10	14	0.00	1.000					

Colorado Rockies @ St. Louis Cardinals
Busch Stadium, St. Louis, MO
Tue Apr 20 1993, 7:05 PM CDT
Att: 30,516 - Unknown - 43 F

livebaseballscores.com

AB 33
R 5
H 9
RBI 5
BB 2
SO 5
LOB 13

Batter	1	2	3	4	5	6	7	8	9	AB	R	H	RBI	BB	SO	LOB	TOP								
Eric Young Sr. R OBP: 0.321, SLG: 0.392	F9		SH2-3	P4			L9		F9	5	0	1	1	0	0	2	Colorado Rockies @ St. Louis Cardinals Busch Stadium, St. Louis, MO Wed Apr 21 1993, 7:05 PM CDT Att: 25,434 - Unknown - 57 F								
Joe Girardi R OBP: 0.255, SLG: 0.311	G1-3		1B			K		F7	6	1	3	0	0	0	1										
Charlie Hayes R OBP: 0.346, SLG: 0.522	HBP		SF9				E 1B	1B	P3	3	3	1	1	2	0										
Andres Galarraga R OBP: 0.418, SLG: 0.648	P6		SF9				P4	1B		5	2	3	1	0	0										
Jim Tatum R OBP: 0.250, SLG: 0.375			SF9					HR		0	0	0	0	0	0										
Dale Murphy R OBP: 0.364, SLG: 0.250		K	SF9				E4			3	0	1	1	0	2										
Alex Cole L OBP: 0.388, SLG: 0.372							1B			1	1	0	0	0	1										
Dante Bichette R OBP: 0.295, SLG: 0.513	F9						WP			4	2	2	4	1	0										
Jerald Clark R OBP: 0.282, SLG: 0.459			F8				1B			5	0	3	2	0	0										
Freddie Benavides R OBP: 0.184, SLG: 0.171	G6-3						SF7			3	1	0	1	1	0										
David Nied R OBP: 0.250, SLG: 0.143										1	1	0	0	2	0										
Vinny Castilla R OBP: 0.500, SLG: 0.500			2B				SH1-4			1	0	0	0	0	0										
Jeff Parrett R OBP: 0.500, SLG: 0.500			1B							0	0	0	0	0	0										
Inning Stats	R: 0 E: 0 K: 0 S: 6	H: 0 LOB: 1 BB: 0 P: 13	R: 0 E: 0 K: 1 S: 10	H: 1 LOB: 1 BB: 0 P: 18	R: 4 E: 0 K: 0 S: 10	H: 4 LOB: 1 BB: 1 P: 22	R: 0 E: 0 K: 0 S: 3	H: 0 LOB: 0 BB: 0 P: 8	R: 0 E: 0 K: 1 S: 13	H: 2 LOB: 2 BB: 0 P: 18	R: 1 E: 0 K: 1 S: 10	H: 1 LOB: 1 BB: 1 P: 19	R: 3 E: 1 K: 0 S: 14	H: 2 LOB: 2 BB: 3 P: 30	R: 3 E: 0 K: 1 S: 20	H: 3 LOB: 1 BB: 1 P: 28	R: 0 E: 0 K: 0 S: 5	H: 1 LOB: 1 BB: 0 P: 6	1B: 8 2B: 4 3B: 1 HR: 1	SF: 2 SAC: 2 DP: 0 HBP: 1	WP: 1 PB: 0 SB: 3 CS: 0	PA: 48			
PITCHER	IP	WLS	BF	H	R	ER	SO	BB	IBB	HBP	BLK	WP	HR	S	P	ERA	WHIP								
Joe Magrane, L ERA: 4.19	4.1	L	22	7	4	4	1	1	0	1	0	0	0	34	67	8.31	1.846								
Les Lancaster, R ERA: 5.59	2.0		12	3	4	4	2	2	1	0	0	0	0	26	50	18.00	2.500								
Mike Perez, R ERA: 5.4	0.2		3	0	0	0	0	1	0	0	0	1	0	6	11	0.00	1.500								
Tom Urbani, L ERA: 13.5	2.0		11	4	3	3	1	1	0	0	0	0	1	25	34	13.50	2.500								

Batter	1	2	3	4	5	6	7	8	9	AB	R	H	RBI	BB	SO	LOB	BOTTOM								
Geronimo Pena S OBP: 0.411, SLG: 0.426	F8		P7						K	5	1	1	0	0	2	3	Colorado Rockies @ St. Louis Cardinals Busch Stadium, St. Louis, MO Wed Apr 21 1993, 7:05 PM CDT Att: 25,434 - Unknown - 57 F								
Ozzie Smith S OBP: 0.328, SLG: 0.370	G4-3									3	0	2	0	0	0	1									
José Oquendo, S OBP: 0.400, SLG: 0.250	1B									1	0	0	0	0	0	1									
Ray Lankford L OBP: 0.326, SLG: 0.282	G4-3		G4-3							4	1	1	2	0	0	2									
Mark Whiten, S OBP: 0.333, SLG: 0.472	FC6-4									3	0	0	0	1	1	0									
Todd Zeile R OBP: 0.356, SLG: 0.358	FC6-4									4	0	1	0	0	1	2									
Rod Brewer L OBP: 0.276, SLG: 0.250	F8									4	0	1	0	0	0	1									
Brian Jordan R OBP: 0.182, SLG: 0.219	G6-3									3	0	0	0	1	0	1									
Tom Pagnozzi, R OBP: 0.209, SLG: 0.256	F9									3	0	0	0	1	0	0									
Joe Magrane R ERA: 4.19										1	0	0	0	0	0	0									
Les Lancaster R ERA: 5.59										0	0	0	0	0	1	0									
Mike Perez R ERA: 5.4										0	0	0	0	0	0	0									
Tracy Woodson R OBP: 0.300, SLG: 0.500										1	0	0	0	0	1	0									
Tom Urbani L ERA: 13.5										0	0	0	0	0	0	0									
Gerald Perry L OBP: 0.200, SLG: 1.000										1	0	0	0	0	1	2									
Inning Stats	R: 0 E: 0 K: 0 S: 11	H: 1 LOB: 2 BB: 1 P: 24	R: 0 E: 0 K: 0 S: 5	H: 0 LOB: 0 BB: 0 P: 7	R: 0 E: 0 K: 0 S: 6	H: 1 LOB: 1 BB: 0 P: 10	R: 0 E: 0 K: 1 S: 9	H: 1 LOB: 1 BB: 0 P: 14	R: 0 E: 0 K: 1 S: 6	H: 0 LOB: 0 BB: 1 P: 12	R: 0 E: 0 K: 1 S: 7	H: 1 LOB: 1 BB: 0 P: 12	R: 0 E: 0 K: 1 S: 6	H: 0 LOB: 0 BB: 0 P: 10	R: 2 E: 0 K: 0 S: 6	H: 2 LOB: 0 BB: 0 P: 9	R: 0 E: 0 K: 2 S: 10	H: 0 LOB: 2 BB: 2 P: 21	1B: 3 2B: 2 3B: 0 HR: 1	SF: 0 SAC: 0 DP: 0 HBP: 0	WP: 1 PB: 0 SB: 1 CS: 0	PA: 37			
PITCHER	IP	WLS	BF	H	R	ER	SO	BB	IBB	HBP	BLK	WP	HR	S	P	ERA	WHIP								
David Nied, R ERA: 3.1	8.0	W	32	6	2	2	4	2	0	0	0	0	0	56	98	2.25	1.000								
Jeff Parrett, R ERA: 3.6	1.0		5	0	0	0	2	2	0	0	0	1	0	10	21	0.00	2.000								



Batter	1	2	3	4	5	6	7	8	9	AB	R	H	RBI	BB	SO	LOB	TOP					
Eric Young Sr. R OBP: 0.317, SLG: 0.382	1-2 1B		0-1 G5-3			1-3 K			1-2 G6-3	4	0	1	0	0	1	0	Colorado Rockies @ St. Louis Cardinals Busch Stadium, St. Louis, MO Thu Apr 22 1993, 3:33 AM CDT Att: 34,218 - Sunny - 64 F					
Joe Girardi R OBP: 0.275, SLG: 0.347	1 SAFE 1 SAFE 1B			1-0 F9 G5-3 2B		1-2 G6-3			0-0 F7	4	1	2	0	0	0	0						
Charlie Hayes R OBP: 0.357, SLG: 0.520	3-0 F8			0-1 F9			0-0 2B FC6-5 1B		0-1 FC6-4 1B	4	1	2	0	0	0	2						
Andres Galarraga R OBP: 0.407, SLG: 0.638		1-2 G6-3		0-0 G5-3			0-0 FC6-5 2B		0-2 FC6-4	4	0	1	1	0	0	1						
Dale Murphy R OBP: 0.357, SLG: 0.273 Gerald Young S (7, PR)	0-1 1B			3-H F8			1-0 FC6-5 CS			3	0	1	1	0	0	1						
Dante Bichette R OBP: 0.277, SLG: 0.476	1-2 L8			1-0 F9			0-3 3-H K			3	0	0	0	0	1	2						
Jerald Clark R OBP: 0.262, SLG: 0.425	1-0 P9			1-1 G6-3			0-3 K			3	0	0	0	0	1	1						
Vinny Castilla R OBP: 0.182, SLG: 0.100			1-1 L9			2-3 K			1-3 K	3	0	0	0	0	2	0						
Butch Henry L			1-1 G4-3			0-1 G4-3			3-2 G3	2	0	0	0	0	0	0						
Willie Blair R										0	0	0	0	0	0	0						
Daryl Boston L OBP: 0.394, SLG: 0.310 Gary Wayne L										1	0	0	0	0	0	0						
Jeff Parrett R OBP: 0.500, SLG: 0.500										0	0	0	0	0	0	0						
Inning Stats	R: 0 E: 0 K: 0 S: 7	H: 2 LOB: 0 BB: 0 P: 12	R: 0 E: 0 K: 0 S: 9	H: 1 LOB: 1 BB: 0 P: 12	R: 0 E: 0 K: 0 S: 6	H: 0 LOB: 0 BB: 0 P: 8	R: 1 E: 0 K: 0 S: 5	H: 1 LOB: 0 BB: 0 P: 7	R: 0 E: 0 K: 1 S: 12	H: 0 LOB: 0 BB: 0 P: 15	R: 0 E: 0 K: 1 S: 8	H: 0 LOB: 0 BB: 0 P: 10	R: 1 E: 0 K: 0 S: 6	H: 2 LOB: 1 BB: 0 P: 7	R: 0 E: 0 K: 2 S: 10	H: 0 LOB: 0 BB: 0 P: 14	R: 0 E: 0 K: 0 S: 9	H: 1 LOB: 1 BB: 0 P: 10	1B: 5 2B: 3 3B: 0 HR: 0	SF: 0 SAC: 0 DP: 1 HBP: 0	WP: 0 PB: 0 SB: 0 CS: 2	PA: 31
PITCHER	IP WLS BF H R ER SO BB IBB HBP BLK WP HR S P ERA WHIP																					
Rheal Cormier L ERA: 2.55	(1, 1) 7.0 24 6 2 2 3 0 0 0 0 0 0 53 71 2.57 0.857																					
Mike Perez R ERA: 4.7	(8, 1) 1.0 W 3 0 0 0 2 0 0 0 0 0 0 10 14 0.00 0.000																					
Lee Smith R ERA: 1.42	(9, 1) 1.0 S 4 1 0 0 0 0 0 0 0 0 0 0 9 10 0.00 1.000																					

Batter	1	2	3	4	5	6	7	8	9	AB	R	H	RBI	BB	SO	LOB	BOTTOM					
Geromimo Pena S OBP: 0.383, SLG: 0.392	2-3 K		0-0 P9			0-0 E5			3-3 K	4	0	0	0	0	2	4	Colorado Rockies @ St. Louis Cardinals Busch Stadium, St. Louis, MO Thu Apr 22 1993, 3:33 AM CDT Att: 34,218 - Sunny - 64 F					
Bernard Gilkey R OBP: 0.375, SLG: 0.417	0-0 G6-3		0-0 FC6-4 1B		1-0 F3			2-0 L8		4	0	1	0	0	0	4						
Ray Lankford L OBP: 0.320, SLG: 0.326	3-1 F8		0-2 FC6-4			1-3 K			1-2 1B 3B	4	1	1	0	0	1	2						
Todd Zeile R OBP: 0.365, SLG: 0.386		1-2 P7		1-0 G4-3 SF8 2B		3-1 P3		3-0 1B 1B		4	2	2	1	0	0	0						
Mark Whiten S OBP: 0.328, SLG: 0.509		1-0 HR		0-0 G4-3		0-0 L5		3-1 P7		4	1	1	1	0	0	2						
Tracy Woodson R OBP: 0.200, SLG: 0.250 Luis Alicaia S OBP: 0.571, SLG: 0.500 Rod Brewer L OBP: 0.276, SLG: 0.250		1-1 G6-3		1-0 SF8			2-3 K	2-2 1B SH1-3 1B		2	0	0	1	0	1	0						
Tom Pagnozzi R OBP: 0.234, SLG: 0.279		2-2 F9		3-H F9			0-0 BB 1B	1-2 SH1-3 1B		4	0	2	1	0	0	0						
José Oquendo S OBP: 0.375, SLG: 0.286			0-0 P4		0-1 F8		1-2 BB 1B	0-0 SH1-3		3	0	1	1	0	0	0						
Rheal Cormier L OBP: 0.200, SLG: 0.200 Brian Jordan R OBP: 0.182, SLG: 0.219 Gerald Perry R OBP: 0.500, SLG: 1.000 Mike Perez R Ozzie Smith S Lee Smith R		1-2 E5 1B		1-2 P4		0-0 P4		1-0 G4-3		2	0	0	0	0	0	0						
Inning Stats	R: 0 E: 0 K: 1 S: 9	H: 0 LOB: 0 BB: 0 P: 14	R: 1 E: 0 K: 0 S: 12	H: 1 LOB: 0 BB: 0 P: 17	R: 0 E: 1 K: 0 S: 9	H: 1 LOB: 2 BB: 0 P: 10	R: 1 E: 0 K: 0 S: 7	H: 1 LOB: 0 BB: 0 P: 11	R: 0 E: 0 K: 0 S: 5	H: 0 LOB: 0 BB: 0 P: 6	R: 0 E: 0 K: 1 S: 6	H: 0 LOB: 0 BB: 0 P: 10	R: 0 E: 0 K: 2 S: 17	H: 2 LOB: 3 BB: 1 P: 29	R: 3 E: 0 K: 0 S: 17	H: 4 LOB: 1 BB: 0 P: 27		R: 0 E: 0 K: 0 S: 9	H: 1 LOB: 1 BB: 0 P: 10	1B: 6 2B: 1 3B: 1 HR: 1	SF: 1 SAC: 1 DP: 0 HBP: 0	WP: 0 PB: 0 SB: 0 CS: 0
PITCHER	IP WLS BF H R ER SO BB IBB HBP BLK WP HR S P ERA WHIP																					
Butch Henry L ERA: 4.74	(1, 1) 6.1 26 5 2 2 3 0 0 0 0 0 0 57 80 2.84 0.789																					
Willie Blair R ERA: 4.15	(7, 1) 0.2 3 0 0 0 1 1 0 0 0 0 0 8 17 0.00 1.500																					
Gary Wayne L ERA: 4.91	(8, 1) 0.0 L 1 1 1 1 0 0 0 0 0 0 0 3 4 ∞ ∞																					
Jeff Parrett R ERA: 4.91	(8, 1) 1.0 6 3 2 2 0 0 0 0 0 0 0 14 23 18.00 3.000																					

Batter	1	2	3	4	5	6	7	8	9	AB	R	H	RBI	BB	SO	LOB	TOP	
Otis Nixon, S (1, 8) <small>OBP: 0.343, SLG: 0.288</small>											3	0	2	0	0	0	2	
Jeff Blausler, R (1, 6) <small>OBP: 0.461, SLG: 0.403</small> Rafael Belliard, R (9, 6)										3	1	1	0	1	0	2		
Terry Pendleton, S (1, 5) <small>OBP: 0.240, SLG: 0.261</small>										0	0	0	0	0	0	0		
Ron Gant, R (1, 7) <small>OBP: 0.277, SLG: 0.309</small>										3	0	0	0	1	0	4		
David Justice, L (1, 9) <small>OBP: 0.297, SLG: 0.387</small>										4	0	1	1	0	0	3		
Francisco Cabrera, R (1, 3) <small>OBP: 0.222, SLG: 0.500</small> Sid Bream, L (6, 3)										4	0	0	0	0	2	2		
Greg Olson, R (1, 2) <small>OBP: 0.304, SLG: 0.275</small>										3	1	1	1	0	0	0		
Mark Lemke, S (1, 4) <small>OBP: 0.349, SLG: 0.360</small>										1	0	0	0	0	0	0		
Tom Glavine, L (1, 1) <small>OBP: 0.273, SLG: 0.200</small> Mike Stanton, L (9, 1)										4	0	0	0	0	0	0		
Inning Stats	R: 0 H: 1 E: 0 LOB: 1 K: 0 BB: 1 S: 9 P: 15	R: 1 H: 2 E: 0 LOB: 2 K: 0 BB: 1 S: 14 P: 27	R: 0 H: 1 E: 0 LOB: 1 K: 0 BB: 0 S: 7 P: 13	R: 0 H: 0 E: 0 LOB: 0 K: 0 BB: 0 S: 5 P: 6	R: 0 H: 1 E: 0 LOB: 1 K: 0 BB: 0 S: 7 P: 12	R: 0 H: 0 E: 0 LOB: 0 K: 1 BB: 0 S: 9 P: 14	R: 0 H: 0 E: 0 LOB: 0 K: 0 BB: 0 S: 4 P: 5	R: 1 H: 2 E: 0 LOB: 1 K: 1 BB: 1 S: 10 P: 17	R: 1 H: 1 E: 0 LOB: 0 K: 1 BB: 0 S: 9 P: 14	1B: 6 SF: 0 2B: 0 SAC: 1 3B: 0 DP: 1 HR: 2 HBP: 0	WP: 0 PA: 36 FB: 0 SB: 0 CS: 0							
PITCHER	IP WLS BF H R ER SO BB IBB HBP BLK WP HR S P ERA WHIP											IP WLS BF H R ER SO BB IBB HBP BLK WP HR S P ERA WHIP						
Donovan Osborne, L (1, 1) <small>ERA: 2.84</small> Rob Murphy, L (8, 1) <small>ERA: 1.35</small>	7.0 27 5 1 1 1 2 2 0 0 0 0 1 55 92 1.29 1.000											2.0 L 9 3 2 1 2 1 0 0 0 0 1 19 31 4.50 2.000						

Atlanta Braves @ St. Louis Cardinals
 Busch Stadium, St. Louis, MO
 Fri Apr 23 1993, 7:05 PM CDT
 Att: 33,167 - Unknown

AB 32
 R 3
 H 8
 RBI 3
 BB 3
 SO 3
 LOB 13



Batter	1	2	3	4	5	6	7	8	9	AB	R	H	RBI	BB	SO	LOB	BOTTOM
Geronimo Pena, S (1, 4) <small>OBP: 0.375, SLG: 0.400</small>										4	0	1	0	0	0	0	
Ozzie Smith, S (1, 6) <small>OBP: 0.302, SLG: 0.339</small>										4	0	0	0	0	0	2	
Gregg Jefferies, S (1, 3) <small>OBP: 0.339, SLG: 0.509</small>										4	0	2	1	0	0	0	
Ray Lankford, L (1, 8) <small>OBP: 0.315, SLG: 0.304</small>										3	0	0	0	1	0	3	
Mark Whiten, S (1, 9) <small>OBP: 0.324, SLG: 0.492</small>										3	0	0	0	1	0	3	
Todd Zeile, R (1, 5) <small>OBP: 0.373, SLG: 0.373</small>										4	0	1	0	0	0	3	
Bernard Gilkey, R (1, 7) <small>OBP: 0.364, SLG: 0.385</small>										2	0	0	0	2	0	0	
Tom Pagnozzi, R (1, 2) <small>OBP: 0.216, SLG: 0.255</small>										2	0	0	0	2	0	0	
Donovan Osborne, S (1, 1) <small>OBP: 0.250, SLG: 0.143</small> Tracy Woodson, R (7, PH) <small>OBP: 0.167, SLG: 0.200</small> Rob Murphy, L (8, 1)										3	0	0	0	1	1	3	
Inning Stats	R: 0 H: 0 E: 0 LOB: 0 K: 0 BB: 0 S: 6 P: 8	R: 0 H: 0 E: 0 LOB: 1 K: 0 BB: 1 S: 8 P: 17	R: 0 H: 0 E: 0 LOB: 0 K: 0 BB: 0 S: 4 P: 7	R: 0 H: 0 E: 0 LOB: 1 K: 0 BB: 1 S: 8 P: 16	R: 0 H: 0 E: 0 LOB: 0 K: 1 BB: 0 S: 9 P: 13	R: 1 H: 2 E: 0 LOB: 2 K: 0 BB: 1 S: 10 P: 19	R: 0 H: 0 E: 0 LOB: 1 K: 1 BB: 1 S: 9 P: 17	R: 0 H: 1 E: 0 LOB: 1 K: 0 BB: 0 S: 5 P: 9	R: 0 H: 1 E: 0 LOB: 1 K: 0 BB: 1 S: 10 P: 18	1B: 3 SF: 0 2B: 1 SAC: 0 3B: 0 DP: 1 HR: 0 HBP: 0	WP: 1 PA: 35 FB: 0 SB: 1 CS: 0						
PITCHER	IP WLS BF H R ER SO BB IBB HBP BLK WP HR S P ERA WHIP											IP WLS BF H R ER SO BB IBB HBP BLK WP HR S P ERA WHIP					
Tom Glavine, L (1, 1) <small>ERA: 3.38</small> Mike Stanton, L (9, 1) <small>ERA: 4.15</small>	8.0 33 4 1 1 2 5 0 0 0 0 0 0 62 114 1.12 1.125											1.0 S 2 0 0 0 0 0 0 0 0 0 7 10 0.00 0.000					

Atlanta Braves @ St. Louis Cardinals
 Busch Stadium, St. Louis, MO
 Fri Apr 23 1993, 7:05 PM CDT
 Att: 33,167 - Unknown

AB 30
 R 1
 H 4
 RBI 1
 BB 5
 SO 2
 LOB 14



Batter	1	2	3	4	5	6	7	8	9	AB	R	H	RBI	BB	SO	LOB	TOP								
Otis Nixon, S <small>OBP: 0.342, SLG: 0.292</small> (1, 8)	G1-3		L1-3						F9	6	2	2	0	0	0	3									
Jeff Blausler, R <small>OBP: 0.439, SLG: 0.397</small> (1, 6)	L7			F7					F9	6	2	1	0	0	0	1									
Terry Pendleton, S <small>OBP: 0.250, SLG: 0.260</small> Bill Pecota, R <small>(8, PR)</small> <small>(8, 5)</small>	G3			G3					E3	4	1	1	2	1	0	0									
David Justice, L <small>OBP: 0.304, SLG: 0.388</small> (1, 9)		G4-3		F7					K	5	2	2	2	0	1	1									
Ron Gant, R <small>OBP: 0.300, SLG: 0.350</small> (1, 7)		G6-3			G5-3					5	2	3	1	0	0	0									
Sid Bream, L <small>OBP: 0.328, SLG: 0.370</small> (1, 3)		G1-3								4	0	2	1	1	0	2									
Damon Berryhill, S <small>OBP: 0.267, SLG: 0.286</small> (1, 2)			G6-3							4	1	2	2	1	0	2									
Mark Lemke, S <small>OBP: 0.354, SLG: 0.365</small> Ryan Klesko, L <small>OBP: 0.697, SLG: 0.500</small> Rafael Belliard, R <small>OBP: 0.167, SLG: 0.167</small> (6, PH) (6, 4)									G1-3	2	0	1	0	0	1	2									
Pete Smith, R <small>OBP: 0.125, SLG: 0.143</small> Francisco Cabrera, R <small>OBP: 0.200, SLG: 0.444</small> Marvin Freeman, R <small>(9, 1)</small> <small>(9, 1)</small>									K	3	0	1	1	0	1	5									
Inning Stats	R: 0 E: 0 K: 0 S: 7	H: 0 LOB: 0 BB: 0 P: 13	R: 0 E: 0 K: 0 S: 6	H: 0 LOB: 0 BB: 0 P: 12	R: 0 E: 0 K: 0 S: 4	H: 1 LOB: 1 BB: 0 P: 7	R: 0 E: 0 K: 0 S: 11	H: 0 LOB: 0 BB: 0 P: 17	R: 0 E: 0 K: 2 S: 15	H: 2 LOB: 2 BB: 0 P: 21	R: 3 E: 0 K: 0 S: 13	H: 5 LOB: 3 BB: 2 P: 25	R: 6 E: 1 K: 0 S: 19	H: 5 LOB: 2 BB: 2 P: 37	R: 2 E: 1 K: 1 S: 19	H: 3 LOB: 2 BB: 0 P: 27	R: 0 E: 0 K: 1 S: 10	H: 0 LOB: 0 BB: 0 P: 15	1B: 14 2B: 2 3B: 0 HR: 0	SF: 0 SAC: 1 DP: 1 HBP: 0	WP: 0 PB: 0 SB: 0 CS: 0	PA: 47			
PITCHER	IP	WLS	BF	H	R	ER	SO	BB	IBB	HBP	BLK	WP	HR	S	P	ERA	WHIP								
Bob Tewksbury, R <small>ERA: 4.24</small> Les Lancaster, R <small>ERA: 6.97</small> Tom Urbani, L <small>ERA: 23.14</small> Mike Perez, R <small>ERA: 3.86</small> Rob Murphy, L <small>ERA: 1.17</small>	5.1	L	24	8	3	3	2	1	0	0	0	0	0	52	85	5.06	1.688								
Bob Tewksbury, R <small>ERA: 4.24</small> Les Lancaster, R <small>ERA: 6.97</small> Tom Urbani, L <small>ERA: 23.14</small> Mike Perez, R <small>ERA: 3.86</small> Rob Murphy, L <small>ERA: 1.17</small>	0.2		6	1	3	3	0	1	1	0	0	0	0	11	25	40.50	3.000								
Bob Tewksbury, R <small>ERA: 4.24</small> Les Lancaster, R <small>ERA: 6.97</small> Tom Urbani, L <small>ERA: 23.14</small> Mike Perez, R <small>ERA: 3.86</small> Rob Murphy, L <small>ERA: 1.17</small>	0.1		5	3	2	1	0	0	1	0	0	0	0	8	18	27.00	9.000								
Bob Tewksbury, R <small>ERA: 4.24</small> Les Lancaster, R <small>ERA: 6.97</small> Tom Urbani, L <small>ERA: 23.14</small> Mike Perez, R <small>ERA: 3.86</small> Rob Murphy, L <small>ERA: 1.17</small>	1.2		9	4	3	1	1	0	0	0	0	0	0	23	31	5.40	2.400								
Bob Tewksbury, R <small>ERA: 4.24</small> Les Lancaster, R <small>ERA: 6.97</small> Tom Urbani, L <small>ERA: 23.14</small> Mike Perez, R <small>ERA: 3.86</small> Rob Murphy, L <small>ERA: 1.17</small>	1.0		3	0	0	0	1	0	0	0	0	0	0	10	15	0.00	0.000								

Atlanta Braves @ St. Louis Cardinals
 Busch Stadium, St. Louis, MO
 Sat Apr 24 1993, 7:05 PM CDT
 Att: 42,302 - Unknown


AB	42
R	11
H	16
RBI	11
BB	4
SO	4
LOB	18



Batter	1	2	3	4	5	6	7	8	9	AB	R	H	RBI	BB	SO	LOB	BOTTOM								
Geronimo Pena, S <small>OBP: 0.377, SLG: 0.400</small> (1, 4)	G3 SH1-3 1B	F7		K					L9	5	0	2	0	0	1	4									
Ozzie Smith, S <small>OBP: 0.288, SLG: 0.323</small> José Oquendo, S <small>OBP: 0.375, SLG: 0.286</small> (8, 6)	SH1-3		K2-3							3	0	0	0	0	1	1									
Gregg Jefferies, S <small>OBP: 0.317, SLG: 0.474</small> Rod Brewer, L <small>OBP: 0.278, SLG: 0.250</small> (8, 3)	G3									4	0	0	0	0	1	2									
Mark Whiten, S <small>OBP: 0.324, SLG: 0.476</small> Brian Jordan, R <small>OBP: 0.176, SLG: 0.212</small> (8, 9)	K									2	0	0	0	1	1	1									
Ray Lankford, L <small>OBP: 0.310, SLG: 0.300</small> (1, 8)										4	0	1	0	0	1	1									
Todd Zeile, R <small>OBP: 0.380, SLG: 0.371</small> Rob Murphy, L <small>(9, 1)</small>										3	0	1	0	1	0	2									
Bernard Gilkey, R <small>OBP: 0.396, SLG: 0.405</small> (1, 7)										3	0	2	0	1	0	1									
Tom Pagnozzi, R <small>OBP: 0.204, SLG: 0.240</small> Mike Perez, R <small>(7, 1)</small> Tracy Woodson, R <small>OBP: 0.143, SLG: 0.167</small> (9, 5)										3	0	0	0	0	0	4									
Bob Tewksbury, R <small>OBP: 0.204, SLG: 0.240</small> Mike Perez, R <small>(7, 1)</small> Tracy Woodson, R <small>OBP: 0.143, SLG: 0.167</small> (9, 5)										0	0	0	0	0	0	0									
Bob Tewksbury, R <small>OBP: 0.204, SLG: 0.240</small> Mike Perez, R <small>(7, 1)</small> Tracy Woodson, R <small>OBP: 0.143, SLG: 0.167</small> (9, 5)										1	0	0	0	0	1	0									
Bob Tewksbury, R <small>OBP: 0.204, SLG: 0.240</small> Mike Perez, R <small>(7, 1)</small> Tracy Woodson, R <small>OBP: 0.143, SLG: 0.167</small> (9, 5)										0	0	0	0	1	0	0									
Bob Tewksbury, R <small>OBP: 0.204, SLG: 0.240</small> Mike Perez, R <small>(7, 1)</small> Tracy Woodson, R <small>OBP: 0.143, SLG: 0.167</small> (9, 5)										0	0	0	0	0	0	0									
Bob Tewksbury, R <small>OBP: 0.204, SLG: 0.240</small> Mike Perez, R <small>(7, 1)</small> Tracy Woodson, R <small>OBP: 0.143, SLG: 0.167</small> (9, 5)										2	0	0	0	0	1	0									
Inning Stats	R: 0 E: 0 K: 1 S: 7	H: 1 LOB: 1 BB: 0 P: 11	R: 0 E: 0 K: 0 S: 12	H: 2 LOB: 2 BB: 2 P: 23	R: 0 E: 1 K: 2 S: 12	H: 0 LOB: 2 BB: 1 P: 21	R: 0 E: 0 K: 1 S: 10	H: 0 LOB: 1 BB: 1 P: 17	R: 0 E: 0 K: 0 S: 8	H: 0 LOB: 0 BB: 0 P: 14	R: 0 E: 0 K: 0 S: 7	H: 1 LOB: 1 BB: 0 P: 11	R: 0 E: 0 K: 0 S: 9	H: 1 LOB: 1 BB: 0 P: 11	R: 0 E: 0 K: 1 S: 6	H: 1 LOB: 1 BB: 0 P: 9	R: 0 E: 0 K: 2 S: 13	H: 0 LOB: 0 BB: 0 P: 16	1B: 6 2B: 0 3B: 0 HR: 0	SF: 0 SAC: 2 DP: 0 HBP: 0	WP: 0 PB: 0 SB: 0 CS: 1	PA: 37			
PITCHER	IP	WLS	BF	H	R	ER	SO	BB	IBB	HBP	BLK	WP	HR	S	P	ERA	WHIP								
Pete Smith, R <small>ERA: 1.5</small> Marvin Freeman, R <small>ERA: 4.5</small>	8.0	W	34	6	0	0	5	4	0	0	0	0	0	13	17	0.00	1.250								
Pete Smith, R <small>ERA: 1.5</small> Marvin Freeman, R <small>ERA: 4.5</small>	1.0		3	0	0	0	2	0	0	0	0	0	0	13	16	0.00	0.000								

Atlanta Braves @ St. Louis Cardinals
 Busch Stadium, St. Louis, MO
 Sat Apr 24 1993, 7:05 PM CDT
 Att: 42,302 - Unknown

AB	31
R	0
H	6
RBI	0
BB	4
SO	7
LOB	16



Batter	1	2	3	4	5	6	7	8	9	AB	R	H	RBI	BB	SO	LOB	TOP		
Otis Nixon, S <small>OBP: 0.346, SLG: 0.290</small>										4	0	1	2	1	1	2	Atlanta Braves @ St. Louis Cardinals Busch Stadium, St. Louis, MO Sun Apr 25 1993, 3:33 AM CDT Att: 39,035 - Cloudy - 65 F		
Jeff Blauer, R <small>OBP: 0.414, SLG: 0.370</small>										5	0	0	0	0	2	5			
Terry Pendleton, S <small>OBP: 0.259, SLG: 0.299</small>										4	1	1	1	1	2	5			
David Justice, L <small>OBP: 0.301, SLG: 0.371</small>										3	0	0	0	1	1				
Ron Gant, R <small>OBP: 0.284, SLG: 0.328</small>										4	0	0	0	0	2	1			
Sid Bream, L <small>OBP: 0.323, SLG: 0.362</small>										4	1	1	0	0	0	0			
Damon Berryhill, S <small>OBP: 0.324, SLG: 0.355</small>										3	1	2	0	1	0	0			
Rafael Belliard, R <small>OBP: 0.300, SLG: 0.300</small>										4	0	2	0	0	1	1			
<small>Greg Maddux, R Ryan Klesko, R Greg McMichael, R Owen Anderson, L Francisco Cabrera, R Kevin Millar, L Jody Howell, R Steve Bedrosian, R Bill Pavey, R</small>										1	0	0	0	0	0	0			
Inning Stats	R: 0 H: 0 E: 0 K: 0 S: 6	H: 0 LOB: 0 BB: 1 P: 13	R: 0 H: 0 E: 0 K: 1 S: 8	H: 0 LOB: 0 BB: 0 P: 13	R: 0 H: 0 E: 0 K: 3 S: 10	H: 0 LOB: 0 BB: 0 P: 15	R: 0 H: 0 E: 0 K: 1 S: 11	H: 1 LOB: 2 BB: 1 P: 17	R: 1 H: 1 E: 0 K: 0 S: 8	H: 0 LOB: 0 BB: 0 P: 15	R: 1 H: 3 E: 0 K: 2 S: 12	H: 3 LOB: 3 BB: 1 P: 22	R: 0 H: 0 E: 0 K: 2 S: 9	H: 0 LOB: 0 BB: 0 P: 13	R: 1 H: 3 E: 0 K: 2 S: 16	H: 3 LOB: 2 BB: 0 P: 19		1B: 6 2B: 1 3B: 0 HR: 1	SF: 0 SAC: 0 DP: 0 HBP: 0
PITCHER	IP WLS BF H R ER SO BB IBB HBP BLK WP HR S P ERA WHIP																		
Omar Olivares, R <small>ERA: 1.89</small>	6.0	W	26	5	2	2	5	3	0	0	0	0	0	0	1	54	96	3.00	1.333
Rob Murphy, L <small>ERA: 1.13</small>	0.1		2	0	0	0	1	1	0	0	0	0	0	0	0	5	12	0.00	3.000
Mike Perez, R <small>ERA: 3.97</small>	2.0		9	3	1	1	3	0	0	0	0	0	0	0	23	32	4.50	1.500	
Lee Smith, R <small>ERA: 1.29</small>	0.2	S	2	0	0	0	2	0	0	0	0	0	0	0	6	6	0.00	0.000	

Batter	1	2	3	4	5	6	7	8	9	AB	R	H	RBI	BB	SO	LOB	BOTTOM	
Bernard Gilkey, R <small>OBP: 0.396, SLG: 0.468</small>										5	2	2	0	0	1	3	Atlanta Braves @ St. Louis Cardinals Busch Stadium, St. Louis, MO Sun Apr 25 1993, 3:33 AM CDT Att: 39,035 - Cloudy - 65 F	
Ozzie Smith, S <small>OBP: 0.310, SLG: 0.343</small>										5	1	3	1	0	0	2		
Gregg Jefferies, S <small>OBP: 0.328, SLG: 0.467</small>										3	2	1	1	1	0	1		
Rod Brewer, L <small>OBP: 0.278, SLG: 0.250</small>										0	0	0	0	0	0	0		
Todd Zeile, R <small>OBP: 0.400, SLG: 0.394</small>										4	1	3	0	0	1	2		
Mark Whiten, S <small>OBP: 0.320, SLG: 0.463</small>										4	0	1	1	0	2	4		
Ray Lankford, L <small>OBP: 0.323, SLG: 0.333</small>										4	0	2	3	0	1	2		
Luis Allicea, S <small>OBP: 0.500, SLG: 0.490</small>										3	0	0	0	1	0	4		
Hector Villanueva, R <small>OBP: 0.333, SLG: 0.600</small>										3	1	1	1	1	0	3		
Omar Olivares, R <small>OBP: 0.200, SLG: 0.200</small>										2	0	1	0	0	1	0		
Rob Murphy, L <small>ERA: 3.39</small>										0	0	0	0	0	0	0		
Mike Perez, R <small>ERA: 6.75</small>										0	0	0	0	1	0	0		
Lee Smith, R <small>ERA: 5.79</small>										0	0	0	0	0	0	0		
Inning Stats	R: 3 H: 4 E: 0 K: 1 S: 11	H: 4 LOB: 1 BB: 0 P: 17	R: 1 H: 3 E: 0 K: 0 S: 11	H: 3 LOB: 1 BB: 0 P: 18	R: 0 H: 1 E: 0 K: 2 S: 11	H: 1 LOB: 1 BB: 0 P: 18	R: 0 H: 1 E: 0 K: 1 S: 8	H: 1 LOB: 2 BB: 1 P: 15	R: 0 H: 0 E: 0 K: 1 S: 8	H: 0 LOB: 0 BB: 1 P: 15	R: 3 H: 4 E: 0 K: 1 S: 20	H: 4 LOB: 2 BB: 1 P: 34	R: 0 H: 0 E: 0 K: 0 S: 10	H: 0 LOB: 0 BB: 1 P: 17	1B: 10 2B: 3 3B: 1 HR: 1	SF: 0 SAC: 1 DP: 3 HBP: 0	WP: 0 PA: 38 FB: 0 SB: 0 CS: 0	
PITCHER	IP WLS BF H R ER SO BB IBB HBP BLK WP HR S P ERA WHIP																	
Greg Maddux, R <small>ERA: 3.48</small>	4.0	L	20	9	4	4	4	1	0	0	0	0	0	0	15	28	0.00	1.000
Greg McMichael, R <small>ERA: 3.39</small>	2.0		7	1	0	0	1	1	0	0	0	0	0	0	4	8	∞	∞
Kent Mercker, L <small>ERA: 6.75</small>	0.0		2	2	2	2	0	0	0	0	0	0	0	0	16	26	9.00	3.000
Jay Howell, R <small>ERA: 3.24</small>	1.0		6	2	1	1	1	1	0	0	0	0	0	10	17	0.00	1.000	
Steve Bedrosian, R <small>ERA: 5.79</small>	1.0		3	0	0	0	0	1	0	0	0	0	0	0	10	17	0.00	1.000



Batter	1	2	3	4	5	6	7	8	9	AB	R	H	RBI	BB	SO	LOB	TOP					
Bernard Gilkey , R (1, 7) OBP: 0.404, SLG: 0.480										3	1	1	0	1	1	0	St. Louis Cardinals @ Houston Astros Astrodome, Houston, TX Mon Apr 26 1993, 8:05 PM EDT Att: 16,511 - Dome					
Ozzie Smith , S (1, 6) OBP: 0.307, SLG: 0.338										4	0	1	2	0	0	1						
Gregg Jefferies , S (1, 3) OBP: 0.324, SLG: 0.453										4	0	1	0	0	0	2						
Rod Brewer , L (9, 3) OBP: 0.278, SLG: 0.250										0	0	0	0	0	0	0						
Todd Zeile , R (1, 5) OBP: 0.380, SLG: 0.371										4	0	0	0	0	1	2						
Mark Whiten , S (1, 9) OBP: 0.316, SLG: 0.451										4	1	1	0	0	1	0						
Ray Lankford , L (1, 8) OBP: 0.318, SLG: 0.328										4	0	1	0	0	1	1						
Luis Alicea , S (1, 4) OBP: 0.455, SLG: 0.368										4	0	1	1	0	1	1						
Hector Villanueva , R (1, 2) OBP: 0.286, SLG: 0.500										3	0	0	0	0	1	1						
Joe Magrane , R (1, 1) OBP: 0.444, SLG: 0.286										2	0	0	0	0	0	0						
José Oquendo , S (8, PH) OBP: 0.377, SLG: 0.400										0	0	0	0	1	0	0						
Gerónimo Peña , S (8, PH) OBP: 0.377, SLG: 0.400										0	1	0	0	0	0	0						
Les Lancaster , R (8, 1)										0	0	0	0	0	0	0						
Lee Smith , R (9, 1)										0	0	0	0	0	0	0						
Inning Stats	R: 0 E: 0 K: 2 S: 11	H: 1 LOB: 1 BB: 0 P: 17	R: 1 E: 1 K: 1 S: 10	H: 1 LOB: 0 BB: 0 P: 16	R: 0 E: 0 K: 0 S: 10	H: 0 LOB: 1 BB: 1 P: 18	R: 0 E: 0 K: 1 S: 9	H: 1 LOB: 1 BB: 0 P: 16	R: 0 E: 0 K: 0 S: 5	H: 0 LOB: 0 BB: 0 P: 7	R: 0 E: 0 K: 0 S: 7	H: 0 LOB: 0 BB: 0 P: 9	R: 0 E: 0 K: 0 S: 6	H: 1 LOB: 1 BB: 0 P: 9	R: 0 E: 0 K: 0 S: 10	H: 2 LOB: 1 BB: 1 P: 19		R: 0 E: 0 K: 2 S: 8	H: 0 LOB: 0 BB: 0 P: 11	1B: 5 2B: 1 3B: 0 HR: 0	SF: 0 SAC: 0 DP: 0 HBP: 0	WP: 0 PB: 0 SB: 2 CS: 1
PITCHER	IP WLS BF H R ER SO BB IBB HBP BLK WP HR S P ERA WHIP																					
Doug Drabek , R (1, 1) ERA: 1.98	7.0 L 29 6 3 2 4 2 0 0 0 0 0 0 61 100 2.57 1.143																					
Eric Bell , L (8, 1) ERA: 8.44	0.1 1 0 0 0 0 0 0 0 0 0 0 2 4 0.00 0.000																					
Xavier Hernandez , R (8, 1) ERA: 9.38	1.2 4 0 0 0 2 0 0 0 0 0 0 0 13 18 0.00 0.000																					

Batter	1	2	3	4	5	6	7	8	9	AB	R	H	RBI	BB	SO	LOB	BOTTOM						
Craig Biggio , R (1, 4) OBP: 0.263, SLG: 0.217										3	1	1	0	1	0	2	St. Louis Cardinals @ Houston Astros Astrodome, Houston, TX Mon Apr 26 1993, 8:05 PM EDT Att: 16,511 - Dome						
Rick Parker , R (1, 8) OBP: 0.200, SLG: 0.111										2	0	0	0	0	0	0							
Kevin Bass , S (9, 9) OBP: 0.267, SLG: 0.400										1	0	0	0	0	0	1							
5 Jeff Bagwell , R (1, 3) OBP: 0.370, SLG: 0.466										4	0	1	1	0	1	0							
Eric Anthony , L (1, 9) OBP: 0.400, SLG: 0.548										4	0	1	0	0	0	1							
Ken Caminiti , S (1, 5) OBP: 0.311, SLG: 0.373										3	1	0	0	1	1	2							
Luis Gonzalez , L (1, 7) OBP: 0.394, SLG: 0.621										2	0	1	0	0	0	0							
Andujar Cedeno , R (1, 6) OBP: 0.239, SLG: 0.333										3	0	2	1	0	0	1							
Xavier Hernandez , L (8, 1)										0	0	0	0	0	0	0							
Eddie Taubensee , L (1, 2) OBP: 0.234, SLG: 0.302										3	0	0	0	0	0	3							
Doug Drabek , R (1, 1) ERA: 3.76										2	0	0	0	0	1	2							
Eric Bell , L (8, 1)										0	0	0	0	0	0	0							
Casey Candaele , S (8, 6) OBP: 0.182, SLG: 0.182										1	0	0	0	0	0	0							
Inning Stats	R: 1 E: 0 K: 0 S: 8	H: 0 LOB: 0 BB: 1 P: 19	R: 1 E: 0 K: 1 S: 10	H: 1 LOB: 2 BB: 1 P: 21	R: 0 E: 0 K: 0 S: 11	H: 1 LOB: 1 BB: 0 P: 17	R: 0 E: 0 K: 0 S: 8	H: 1 LOB: 0 BB: 0 P: 10	R: 0 E: 0 K: 0 S: 6	H: 0 LOB: 0 BB: 0 P: 8	R: 0 E: 0 K: 0 S: 4	H: 1 LOB: 0 BB: 0 P: 6	R: 0 E: 0 K: 0 S: 8	H: 1 LOB: 0 BB: 0 P: 11	R: 0 E: 0 K: 0 S: 8	H: 1 LOB: 0 BB: 0 P: 10		R: 0 E: 0 K: 2 S: 8	H: 0 LOB: 0 BB: 0 P: 11	1B: 4 2B: 2 3B: 0 HR: 0	SF: 0 SAC: 1 DP: 2 HBP: 1	WP: 0 PB: 0 SB: 1 CS: 2	PA: 32
PITCHER	IP WLS BF H R ER SO BB IBB HBP BLK WP HR S P ERA WHIP																						
Joe Magrane , L (1, 1) ERA: 3.76	7.0 W 26 5 2 2 1 0 0 0 0 0 0 55 92 2.57 1.000																						
Les Lancaster , R (8, 1) ERA: 6.35	1.0 3 1 0 0 0 0 0 0 0 0 0 8 10 0.00 1.000																						
Lee Smith , R (9, 1) ERA: 1.13	1.0 S 3 0 0 0 2 0 0 0 0 0 0 8 11 0.00 0.000																						

AB	32
R	3
H	6
RBI	3
BB	2
SO	6
LOB	8



WP	0	PA	35
PB	0		
SB	2		
CS	1		

AB	28
R	2
H	6
RBI	2
BB	2
SO	3
LOB	12



WP	0	PA	32
PB	0		
SB	1		
CS	2		

Batter	1	2	3	4	5	6	7	8	9	AB	R	H	RBI	BB	SO	LOB	TOP			
Bernard Gilkey, R OBP: 0.426, SLG: 0.481 (1, 7)	3-2 G4-3 BLK G6-3 1B		4-2 WP BB		4-2 1B BLK SF7 BB		1-1 F8			2	2	1	0	2	0	0				
Ozzie Smith, S OBP: 0.304, SLG: 0.333 (1, 6)	1-2 G4-3		0-0 P5		1-0 BB 1B		3-2 L7			4	0	1	0	0	0	2				
Gregg Jefferies, S OBP: 0.306, SLG: 0.433 (1, 3)	0-2 G6-3		2-1 G6-3		1-1 SF7			1-1 G5-3		3	0	0	2	0	0	1				
Mark Whiten, S OBP: 0.349, SLG: 0.466 (1, 9)	1-2 1B		4-2 BB		4-2 BB			2-1 1B		2	0	2	0	2	0	0				
Todd Zeile, R OBP: 0.361, SLG: 0.351 (1, 5)	2-0 G5-3		3-2 G5-3		2-2 G6-3			1-2 F7		4	0	0	0	0	0	6				
Ray Lankford, L OBP: 0.314, SLG: 0.311 (1, 8)		4-2 BB		3-3 K		1-2 G6-3				3	0	0	0	1	2	1				
Gerónimo Pena, S OBP: 0.356, SLG: 0.375 (1, 4)		0-0 F7		0-0 L7		1-2 F8			1-0 G3	4	0	0	0	0	0	1	AB 30			
Tom Pagnozzi, R OBP: 0.190, SLG: 0.222 (1, 2)		2-1 L7		3-3 K		0-0 L7			0-0 P3	4	0	0	0	0	1	1	R 2			
Rheal Cormier, L OBP: 0.182, SLG: 0.182 (5, PH)		2-3 K				2-1 G3-1			2-3 K	1	0	0	0	0	1	1	H 4			
Rod Brewer, L OBP: 0.285, SLG: 0.235 (5, 1)										0	0	0	0	0	0	0	RBI 2			
Tom Urbani, L OBP: 0.200, SLG: 0.111 (7, PH)										0	0	0	0	0	0	0	BB 5			
Les Lancaster, R OBP: 0.200, SLG: 0.111 (7, 1)										0	0	0	0	0	0	0	SO 5			
Gerald Perry, L OBP: 0.425, SLG: 0.800 (9, PH)										1	0	0	0	0	1	0	LOB 13			
Inning Stats	R: 1 E: 0 K: 0 S: 13	H: 2 LOB: 1 BB: 0 P: 20	R: 0 E: 0 K: 1 S: 11	H: 0 LOB: 1 BB: 1 P: 19	R: 0 E: 0 K: 0 S: 11	H: 0 LOB: 2 BB: 2 P: 24	R: 0 E: 0 K: 2 S: 8	H: 0 LOB: 2 BB: 0 P: 14	R: 1 E: 0 K: 0 S: 13	H: 1 LOB: 2 BB: 0 P: 27	R: 0 E: 0 K: 0 S: 7	H: 0 LOB: 0 BB: 0 P: 9	R: 0 E: 0 K: 1 S: 10	H: 1 LOB: 1 BB: 0 P: 17	R: 0 E: 0 K: 1 S: 5	H: 0 LOB: 0 BB: 0 P: 8	1B: 4 2B: 0 3B: 0 HR: 0	SF: 1 SAC: 0 DP: 0 HBP: 0	WP: 1 PB: 0 SB: 0 CS: 0	PA: 36
PITCHER	IP WLS BF H R ER SO BB IBB HBP BLK WP HR S P ERA WHIP																			
Darryl Kile, R ERA: 3.6 (1, 1)	5.0 W 23 3 2 2 3 5 0 0 2 1 0 56 104 3.60 1.600																			
Brian Williams, R ERA: 4.91 (6, 1)	4.0 S 13 1 0 0 2 0 0 0 0 0 0 30 46 0.00 0.250																			

St. Louis Cardinals @ Houston Astros
Astrodome, Houston, TX
Tue Apr 27 1993, 8:05 PM EDT
Att: 14,624 - Dome

AB 30
R 2
H 4
RBI 2
BB 5
SO 5
LOB 13



Batter	1	2	3	4	5	6	7	8	9	AB	R	H	RBI	BB	SO	LOB	BOTTOM			
Craig Biggio, R OBP: 0.296, SLG: 0.288 (1, 4)	0-0 5 1B 1B	4-1 G4-6-3 BB		0-0 2H 3H 3B		0-2 2B		0-1 F7		4	1	3	2	1	0	0				
Luis Gonzalez, L OBP: 0.394, SLG: 0.597 (1, 7)	2-1 5 1B G3-1 1B	2-0 G4-6-3		1-0 L3		1-0 G5-3		4-1 5 E BB		4	1	1	0	1	0	3				
5 Jeff Bagwell, R OBP: 0.372, SLG: 0.455 (1, 3)	1-0 G3-1 HR 1B		1-2 L6		1-3 K	4-1 BB		2-2 E5		4	1	1	1	1	1	1				
Eric Anthony, L OBP: 0.373, SLG: 0.507 (1, 8)	1-2 G3-1		1-1 G5-3		2-1 F9	1-2 L8		0-1 G5-3		5	0	0	1	0	0	5				
Ken Caminiti, S OBP: 0.308, SLG: 0.408 (1, 5)	1-2 HR		0-0 G4-3		1-2 F9			0-0 F7		4	1	1	2	0	0	0				
Chris James, R OBP: 0.500, SLG: 0.833 (1, 9)	1-0 F9			1-1 SH2-4 3B 1B		1-1 HR		0-3 K		4	2	2	1	0	1	0				
Rick Parker, R OBP: 0.200, SLG: 0.111 (8, 8)										0	0	0	0	0	0	0				
Andujar Cedeno, R OBP: 0.333, SLG: 0.418 (1, 6)	1-1 2B			0-1 SH2-4 3B 1B		1-1 E 1B		0-0 2B		4	2	4	0	0	0	0	AB 35			
Eddie Taubensee, L OBP: 0.216, SLG: 0.277 (1, 2)	2-3 K			0-3 K		1-3 K		0-0 F8		4	0	0	0	0	3	5	R 9			
Darryl Kile, R (1, 1)										1	0	0	0	0	1	0	H 12			
Brian Williams, R (6, 1)			0-3 K		0-0 SH2-4		0-1 SH		1-0 F8	1	1	0	0	0	0	0	RBI 7			
Inning Stats	R: 4 E: 0 K: 1 S: 17	H: 5 LOB: 1 BB: 0 P: 25	R: 0 E: 0 K: 1 S: 5	H: 0 LOB: 0 BB: 1 P: 11	R: 0 E: 0 K: 0 S: 6	H: 0 LOB: 0 BB: 0 P: 8	R: 2 E: 0 K: 1 S: 11	H: 3 LOB: 1 BB: 0 P: 13	R: 0 E: 0 K: 1 S: 10	H: 0 LOB: 0 BB: 0 P: 14	R: 3 E: 1 K: 1 S: 18	H: 3 LOB: 2 BB: 1 P: 27	R: 0 E: 0 K: 1 S: 6	H: 1 LOB: 1 BB: 0 P: 6	R: 0 E: 1 K: 0 S: 10	H: 0 LOB: 2 BB: 1 P: 17	1B: 6 2B: 3 3B: 1 HR: 2	SF: 0 SAC: 2 DP: 1 HBP: 0	WP: 0 PB: 0 SB: 0 CS: 0	PA: 40
PITCHER	IP WLS BF H R ER SO BB IBB HBP BLK WP HR S P ERA WHIP																			
Rheal Cormier, L ERA: 4.08 (1, 1)	4.0 L 20 8 6 6 3 1 0 0 0 0 0 1 39 57 13.50 2.250																			
Tom Urbani, L ERA: 16.92 (5, 1)	2.0 11 3 3 2 2 1 0 0 0 0 0 1 28 41 9.00 2.000																			
Les Lancaster, R ERA: 5.4 (7, 1)	2.0 9 1 0 0 1 1 0 0 0 0 0 0 16 23 0.00 1.000																			

St. Louis Cardinals @ Houston Astros
Astrodome, Houston, TX
Tue Apr 27 1993, 8:05 PM EDT
Att: 14,624 - Dome

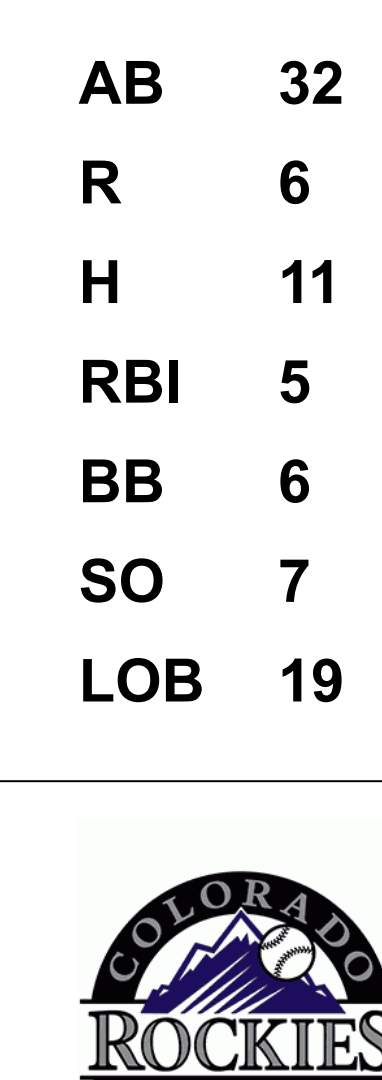
AB 35
R 9
H 12
RBI 7
BB 3
SO 6
LOB 14



Batter	1	2	3	4	5	6	7	8	9	AB	R	H	RBI	BB	SO	LOB	TOP										
Bernard Gilkey, R (1.7) OBP: 0.424, SLG: 0.464 Omar Olivares, R (8, FR) OBP: 0.200, SLG: 0.200 Rod Brewer, L (8.7) OBP: 0.300, SLG: 0.278	G6-3		K	K		BB BB		F8 1B	FC6-4 1B	4	0	1	0	1	2	2	St. Louis Cardinals @ Colorado Rockies Mile High Stadium, Denver, CO Wed Apr 28, 1993, 9:05 PM EDT Att: 49,765 - Unknown - 60 F livebaseballscorecards.com										
Ozzie Smith, S (1.6) OBP: 0.318, SLG: 0.342	G3-4 1B BB		G4-3		HR 1B	SF7		S 1B	FC6-4 1-2f	4	2	2	1	1	0	2											
Gregg Jefferies, S (1.3) OBP: 0.299, SLG: 0.408	G3-4-1		E6		F8			F8		4	0	0	0	1	0	4											
Todd Zeile, R (1.5) OBP: 0.356, SLG: 0.338 Mike Perez, R (6.1)	1B BB		P3		F8			F9		3	0	0	0	1	0	5											
Gerald Perry, L (8, PH) OBP: 0.375, SLG: 0.667 Rob Murphy, L (8.1) Tracy Woodson, R (9.5) OBP: 0.143, SLG: 0.167	1B BB				F8					0	0	0	0	0	0	0											
Mark Whiten, S (1.9) OBP: 0.352, SLG: 0.500	FC6-4 1B				F7			K		5	1	2	3	0	2	0											
Ray Lankford, L (1.8) OBP: 0.320, SLG: 0.308	FC6-4				F8			K		4	2	1	0	1	1	2											
Geronomo Pena, S (1.4) OBP: 0.372, SLG: 0.364			K		K			FC2-5 BB		2	0	0	0	3	2	1											
Tom Pagnozzi, R (1.2) OBP: 0.222, SLG: 0.214	G6-3				1B IBB			BB FC2-5 SF7 BB		2	2	0	0	3	0	1											
Donovan Osborne, S (1.1) OBP: 0.300, SLG: 0.222 Les Lancaster, R (5.1) Luis Altea, S (6, PH) OBP: 0.400, SLG: 0.318 Lee Smith, R (9.1)	G6-3				1-2 2-H 1B			FC2-5 BB BB		2	0	1	1	0	0	0											
Inning Stats	R: 1 E: 0 K: 0 S: 12	H: 1 LOB: 2 BB: 2 P: 20	R: 0 E: 0 K: 1 S: 6	H: 0 LOB: 0 BB: 0 P: 9	R: 0 E: 1 K: 1 S: 8	H: 0 LOB: 1 BB: 0 P: 12	R: 1 E: 0 K: 2 S: 10	H: 2 LOB: 2 BB: 1 P: 20	R: 2 E: 0 K: 0 S: 15	H: 2 LOB: 0 BB: 0 P: 24	R: 1 E: 0 K: 0 S: 9	H: 0 LOB: 3 BB: 4 P: 27	R: 0 E: 0 K: 2 S: 7	H: 0 LOB: 1 BB: 1 P: 12	R: 0 E: 0 K: 1 S: 9	H: 2 LOB: 2 BB: 0 P: 16	R: 2 E: 0 K: 1 S: 19	H: 1 LOB: 2 BB: 3 P: 35	1B: 7 2B: 0 3B: 0 HR: 1	SF: 1 SAC: 0 DP: 0 HBP: 0	WP: 0 PA: 47 PB: 0 CS: 4						
PITCHER	IP	WLS	BF	H	R	ER	SO	BB	IBB	HBP	BLK	WP	HR	S	P	ERA	WHIP										
Bruce Ruffin, L (1.1) ERA: 6.16	5.0		24	5	4	4	4	2	1	0	0	0	1	51	85	7.20	1.400										
Willie Blair, R (6.1) ERA: 4.09	0.0		2	0	1	1	0	2	0	0	0	0	0	2	10	∞	∞										
Jeff Parrett, R (6.1) ERA: 3.71	3.0		14	2	0	0	3	3	0	0	0	0	0	23	45	0.00	1.667										
Darren Holmes, R (9.1) ERA: 18.56	1.0	L	7	1	2	2	1	3	0	0	0	0	0	19	35	18.00	4.000										

Batter	1	2	3	4	5	6	7	8	9	AB	R	H	RBI	BB	SO	LOB	BOTTOM										
Eric Young Sr., R (1.4) OBP: 0.368, SLG: 0.384	CS BB		P4		E 1B BB		SF9 3B		1-2 BB	2	2	1	0	3	0	0	St. Louis Cardinals @ Colorado Rockies Mile High Stadium, Denver, CO Wed Apr 28, 1993, 9:05 PM EDT Att: 49,765 - Unknown - 60 F livebaseballscorecards.com										
Joe Girardi, R (1.2) OBP: 0.306, SLG: 0.386	K				K		K		K	5	0	1	0	0	4	6											
Charlie Hayes, R (1.5) OBP: 0.361, SLG: 0.534	F8				E5 1B 1B		SF9		K	4	1	1	1	0	2	3											
Andres Galarraga, R (1.3) OBP: 0.410, SLG: 0.660					G6-3 1B		F9			4	1	2	2	0	0	0											
Dante Bichette, R (1.8) OBP: 0.362, SLG: 0.541					G6-4-3 1B BB		G4-3		G4-3	3	1	2	1	1	0	0											
Dale Murphy, R (1.9) OBP: 0.300, SLG: 0.235 Willie Blair, R (6.1) Jeff Parrett, R (6.1) Freddie Benavides, R (8, PH) OBP: 0.196, SLG: 0.186 Darren Holmes, R (9.1)					G5-3 2B		G4-3		G1-6-3 1B	3	0	1	1	0	0	3											
Jerald Clark, R (1.7) OBP: 0.267, SLG: 0.429					G6-4-3 1-2f 2-3		G6-3 BB		G1-6-3 1-2f	2	0	0	0	2	0	3											
Vinny Castilla, R (1.6) OBP: 0.320, SLG: 0.591 Alex Cole, L (9, PH) OBP: 0.358, SLG: 0.377					L9		K		G4-3	3	0	0	0	0	1	3											
Bruce Ruffin, S (1.1) Jim Tatum, R (5, PH) OBP: 0.250, SLG: 0.333 Gerald Young, S (6, PR) OBP: 0.364, SLG: 0.125					F8		E 1B 1B		G6-3	1	0	1	0	0	0	0											
Inning Stats	R: 0 E: 0 K: 1 S: 9	H: 0 LOB: 1 BB: 1 P: 15	R: 1 E: 0 K: 0 S: 12	H: 2 LOB: 1 BB: 1 P: 20	R: 0 E: 0 K: 1 S: 10	H: 1 LOB: 1 BB: 0 P: 15	R: 1 E: 0 K: 0 S: 17	H: 1 LOB: 1 BB: 1 P: 27	R: 3 E: 0 K: 1 S: 14	H: 4 LOB: 0 BB: 1 P: 24	R: 0 E: 0 K: 1 S: 8	H: 0 LOB: 0 BB: 1 P: 12	R: 1 E: 0 K: 0 S: 10	H: 1 LOB: 0 BB: 0 P: 15	R: 0 E: 0 K: 0 S: 5	H: 1 LOB: 0 BB: 0 P: 9		R: 0 E: 0 K: 2 S: 11	H: 1 LOB: 2 BB: 1 P: 19	1B: 9 2B: 1 3B: 1 HR: 0	SF: 1 SAC: 0 DP: 4 HBP: 0	WP: 2 PA: 39 PB: 1 SB: 0 CS: 1					
PITCHER	IP	WLS	BF	H	R	ER	SO	BB	IBB	HBP	BLK	WP	HR	S	P	ERA	WHIP										
Donovan Osborne, L (1.1) ERA: 3.38	1.0		5	3	1	0	1	0	0	0	0	0	0	11	16	0.00	3.000										
Les Lancaster, R (5.1) ERA: 5.02	2.0		7	1	1	1	2	1	0	0	0	0	0	18	27	4.50	1.000										
Mike Perez, R (6.1) ERA: 4.05	1.0	W	3	1	0	0	0	0	0	0	0	0	0	5	9	0.00	1.000										
Lee Smith, R (9.1) ERA: 1.0	1.0	S	5	1	0	0	2	1	0	0	0	0	0	11	19	0.00	2.000										

AB 35
R 7
H 8
RBI 7
BB 11
SO 8
LOB 23



Batter	1	2	3	4	5	6	7	8	9	AB	R	H	RBI	BB	SO	LOB	TOP					
Geronimo Pena, S (1.4) OBP: 0.361, SLG: 0.357	1-1 F8	0-0 S 1B		1-1 G4-6-3		2-2 P6		1 SAFE 2-1 SF8		4	0	1	2	0	0	1	St. Louis Cardinals @ Colorado Rockies Mile High Stadium, Denver, CO Thu Apr 29 1993, 5:33 AM EDT Att: 57,472 - Cloudy - 67 F					
Rod Brewer, L (1.7) OBP: 0.280, SLG: 0.261	2-2 G4-3	0-3 K 1B		2-2 1B		0-1 G4-3		1 SAFE 1-0 FC5-4		5	0	1	0	0	1	3						
Gregg Jefferies, S (1.3) OBP: 0.293, SLG: 0.395	0-1 1B	1-1 G6-3		0-3 K		0-0 F9			1-0 G4-3	5	0	1	0	0	1	3						
Ray Lankford, L (1.8) OBP: 0.338, SLG: 0.319	0-0 1B	1-1 G5-3			2-1 1B G5-4-3 1B		1-0 F8		4-2 S BB	4	1	2	0	1	0	2						
Mark Whiten, S (1.9) OBP: 0.344, SLG: 0.482	1-3 K		2-0 G4-1		1-1 G5-4-3 WP 1B		0-0 G4-3		1 SAFE 3-3 K 1B	5	0	1	0	0	2	3						
Todd Zeile, R (1.5) OBP: 0.380, SLG: 0.363		0-0 1B 1B	3-1 G6-3 2B		4-0 G5-4-3 BB		1-1 P3		4-0 IBB	3	1	2	0	2	0	0						
Tom Pagnozzi, R (1.2) OBP: 0.235, SLG: 0.230		1-2 1B 1B	1-2 G6-3		1-1 G5-4-3		2-2 1B SH1-4 SF8 1B		3-2 L5	5	2	2	0	0	0	5						
José Oquendo, S (1.6) OBP: 0.500, SLG: 0.333		0-0 1B 1B	2-1 G4-3		4-1 IBB		1 SAFE 1-1 SH1-4			2	1	1	0	1	0	1						
Bob Tewksbury, R (1.1) OBP: 0.429, SLG: 0.333		3-2 1B 1B		1-0 G4-6-3 1B	2-3 K		0-1 FC5-4 1B			3	0	2	2	0	1	2						
Rob Murphy, L (7.1) OBP: 0.444, SLG: 0.714		1-3 1B 1B								0	0	0	0	0	0	0						
Gerald Perry, L (8. PH) OBP: 0.444, SLG: 0.714										1	0	1	0	0	0	0						
Mike Perez, R (8.1) OBP: 0.444, SLG: 0.714										0	0	0	0	0	0	0						
Lee Smith, R (9.1) OBP: 0.444, SLG: 0.714										0	0	0	0	0	0	0						
Inning Stats	R: 0 E: 0 K: 1 S: 12	H: 2 LOB: 2 BB: 0 P: 16	R: 3 E: 0 K: 1 S: 19	H: 5 LOB: 2 BB: 0 P: 25	R: 0 E: 0 K: 1 S: 8	H: 1 LOB: 1 BB: 0 P: 16	R: 0 E: 0 K: 1 S: 9	H: 2 LOB: 1 BB: 0 P: 13	R: 1 E: 0 K: 1 S: 13	H: 2 LOB: 2 BB: 2 P: 26	R: 0 E: 0 K: 0 S: 6	H: 0 LOB: 0 BB: 0 P: 8	R: 0 E: 0 K: 0 S: 4	H: 0 LOB: 0 BB: 0 P: 6	R: 1 E: 0 K: 0 S: 10	H: 2 LOB: 1 BB: 0 P: 16	R: 0 E: 0 K: 1 S: 9	H: 0 LOB: 2 BB: 2 P: 24	1B: 13 2B: 1 3B: 0 HR: 0	SF: 1 SAC: 1 DP: 2 HBP: 0	WP: 1 PB: 0 SB: 2 CS: 0	PA: 43
PITCHER	IP WLS BF H R ER SO BB IBB HBP BLK WP HR S P ERA WHIP																					
Andy Ashby, R (1.1) ERA: 3.15	5.0 L 27 12 4 4 4 1 1 0 0 0 1 0 61 96 7.20 2.600																					
Scott Fredrickson, R (6.1) ERA: 0.00	2.0 6 0 0 0 0 0 0 0 0 0 0 0 10 14 0.00 0.000																					
Steve Reed, R (8.1) ERA: 0.00	0.1 3 2 1 1 0 0 0 0 0 0 0 0 7 10 27.00 6.000																					
Gary Wayne, L (8.1) ERA: 3.86	1.1 5 0 0 0 1 1 0 0 0 0 0 0 9 20 0.00 0.750																					
Willie Blair, R (9.1) ERA: 3.97	0.1 2 0 0 0 0 0 0 1 0 0 0 0 3 10 0.00 0.000																					

Batter	1	2	3	4	5	6	7	8	9	AB	R	H	RBI	BB	SO	LOB	BOTTOM					
Eric Young Sr., R (1.4) OBP: 0.363, SLG: 0.377	1-3 K		1-2 FC3-6 1B		0-0 G4-3		1-0 E6			4	0	1	0	0	1	1	St. Louis Cardinals @ Colorado Rockies Mile High Stadium, Denver, CO Thu Apr 29 1993, 5:33 AM EDT Att: 57,472 - Cloudy - 67 F					
Alex Cole, L (1.8) OBP: 0.338, SLG: 0.354	3-1 G4-3		0-2 FC3-6 G3 S 1B		0-2 L6		0-1 F7			4	0	0	0	0	0	3						
Daryl Boston, L (1.7) OBP: 0.367, SLG: 0.302	0-0 FC6-4 1B		1-0 G3		1-0 G6-3		0-3 K			3	0	1	0	0	0	1						
Dale Murphy, R (7. PH) OBP: 0.286, SLG: 0.222			1-3 G3							1	0	0	0	0	1	2						
Andres Galarraga, R (1.3) OBP: 0.414, SLG: 0.607	0-0 FC6-4		0-3 K		1-0 FC3-6 1B		1-2 L3-6 2B			4	0	2	0	0	1	2						
Dante Bichette, R (1.9) OBP: 0.356, SLG: 0.523		1-0 P3		0-0 L8		2-0 FC3-6 1B		0-2 L3-6		4	0	1	0	0	0	1						
Charlie Hayes, R (1.5) OBP: 0.356, SLG: 0.558		2-1 G6-3		1-2 HR		1-2 FC3-6		0-3 K		4	1	1	1	0	1	2						
Danny Sheaffer, R (1.2) OBP: 0.182, SLG: 0.273		0-1 1B 2B		1-1 G5-3		2-1 G5-3			1-3 K	4	1	1	0	0	1	2						
Freddie Benavides, R (1.6) OBP: 0.220, SLG: 0.213		1-0 2H 1B		1-0 G5-3		2-1 E 1B			1-0 F9	4	0	2	1	0	0	0						
Andy Ashby, R (1.1) ERA: 3.8	6.2 W 29 8 2 2 2 0 0 0 0 0 0 1 59 82 2.70 1.200																					
Rob Murphy, L (7.1) ERA: 0.96	0.1 1 0 0 0 1 0 0 0 0 0 0 0 3 3 0.00 0.000																					
Mike Perez, R (8.1) ERA: 3.77	1.0 3 1 0 0 1 0 0 0 0 0 0 0 9 10 0.00 1.000																					
Lee Smith, R (9.1) ERA: 0.9	1.0 S 3 0 0 0 1 0 0 0 0 0 0 0 8 11 0.00 0.000																					
PITCHER	IP WLS BF H R ER SO BB IBB HBP BLK WP HR S P ERA WHIP																					
Bob Tewksbury, R (1.1) ERA: 3.8	6.2 W 29 8 2 2 2 0 0 0 0 0 0 1 59 82 2.70 1.200																					
Rob Murphy, L (7.1) ERA: 0.96	0.1 1 0 0 0 1 0 0 0 0 0 0 0 3 3 0.00 0.000																					
Mike Perez, R (8.1) ERA: 3.77	1.0 3 1 0 0 1 0 0 0 0 0 0 0 9 10 0.00 1.000																					
Lee Smith, R (9.1) ERA: 0.9	1.0 S 3 0 0 0 1 0 0 0 0 0 0 0 8 11 0.00 0.000																					
Inning Stats	R: 0 E: 0 K: 1 S: 7	H: 1 LOB: 1 BB: 0 P: 11	R: 1 E: 0 K: 0 S: 10	H: 2 LOB: 1 BB: 0 P: 14	R: 0 E: 0 K: 1 S: 12	H: 1 LOB: 1 BB: 0 P: 14	R: 1 E: 0 K: 0 S: 8	H: 1 LOB: 0 BB: 0 P: 11	R: 0 E: 0 K: 0 S: 7	H: 0 LOB: 0 BB: 0 P: 7	R: 0 E: 0 K: 0 S: 8	H: 2 LOB: 2 BB: 0 P: 15	R: 0 E: 1 K: 1 S: 10	H: 1 LOB: 2 BB: 0 P: 13	R: 0 E: 0 K: 1 S: 9	H: 1 LOB: 0 BB: 0 P: 10	R: 0 E: 0 K: 1 S: 8	H: 0 LOB: 0 BB: 0 P: 11	1B: 6 2B: 3 3B: 0 HR: 1	SF: 0 SAC: 0 DP: 1 HBP: 0	WP: 0 PB: 0 SB: 1 CS: 0	PA: 36

AB	37
R	5
H	14
RBI	4
BB	4
SO	5
LOB	20



Batter	1	2	3	4	5	6	7	8	9	AB	R	H	RBI	BB	SO	LOB	TOP								
Geronimo Pena, S OBP: 0.326, SLG: 0.316 (1, 4)	G3		G3		G3-1		G3	F9		5	0	0	0	0	0	1									
Ozzie Smith, S OBP: 0.316, SLG: 0.337 Tom Urbani, L Les Lancaster, R (8, 1)	K			G4-3		BB 1B 2B	BB S 2B 1B	P4		5	2	2	0	0	1	0									
Gregg Jefferies, S OBP: 0.330, SLG: 0.482 Tracy Woodson, R OBP: 0.250, SLG: 0.429 (7, 3)	G6-4-3 1B				HR		F8	2B		3	2	2	1	1	0	1									
Ray Lankford, L OBP: 0.344, SLG: 0.312 (1, 8)	G6-4-3 1-2			G3		BB 2B 1B	BB 2B BB	2B		3	2	1	0	2	0	2									
Mark Whiten, S OBP: 0.343, SLG: 0.467 (1, 9)		K			S BB		BB 2B BB	G4-3		3	2	1	3	2	1	2									
Todd Zeile, R OBP: 0.356, SLG: 0.348 (1, 5)	G5-3			G1-3			L7			5	0	1	3	0	0	2									
Rod Brewer, L OBP: 0.265, SLG: 0.226 (1, 7)	P2						F4	2B IBB		4	1	0	0	1	1	1									
Tom Pagnozzi, R OBP: 0.274, SLG: 0.323 (1, 2)			P4		SH5-4 1B		IBB	2B		4	1	3	3	1	0	0									
Joe Magrane, R José Oquendo, S OBP: 0.429, SLG: 0.273 (8, 6)	L9			SH5-4		K	K	G3-1		3	0	0	0	0	2	3									
Inning Stats	R: 0 E: 0 K: 1 S: 11	H: 1 LOB: 1 BB: 0 P: 16	R: 0 E: 0 K: 1 S: 9	H: 0 LOB: 0 BB: 0 P: 11	R: 0 E: 0 K: 0 S: 5	H: 0 LOB: 0 BB: 0 P: 5	R: 1 E: 0 K: 0 S: 11	H: 1 LOB: 1 BB: 1 P: 21	R: 0 E: 0 K: 1 S: 12	H: 1 LOB: 1 BB: 2 P: 15	R: 3 E: 0 K: 1 S: 14	H: 3 LOB: 2 BB: 3 P: 27	R: 5 E: 0 K: 1 S: 21	H: 3 LOB: 1 BB: 3 P: 37	R: 0 E: 0 K: 0 S: 13	H: 1 LOB: 2 BB: 1 P: 23	R: 1 E: 0 K: 0 S: 10	H: 1 LOB: 0 BB: 0 P: 13	1B: 5 2B: 4 3B: 0 HR: 2	SF: 0 SAC: 1 DP: 1 HBP: 0	WP: 1 PB: 0 SB: 2 CS: 0	PA: 45			
PITCHER	IP	WLS	BF	H	R	ER	SO	BB	IBB	HBP	BLK	WP	HR	S	P	ERA	WHIP								
29 John Smoltz, R ERA: 2.68 Marvin Freeman, R ERA: 11.57 Kent Mercker, L ERA: 4.05 Jay Howell, R ERA: 3.48	6.0	L	27	6	4	4	4	2	1	0	0	1	1	62	95	6.00	1.333								

St. Louis Cardinals @ Atlanta Braves
Atlanta-Fulton County Stadium, Atlanta, GA
Sat May 01 1993, 3:33 AM EDT
Att: 49,307 - Sunny - 75 F

AB 37
R 10
H 11
RBI 10
BB 7
SO 5
LOB 12



Batter	1	2	3	4	5	6	7	8	9	AB	R	H	RBI	BB	SO	LOB	BOTTOM								
Otis Nixon, S OBP: 0.343, SLG: 0.261 (1, 8)	E6 SF7		G4-3			G1-3		G4-6-3 BB		3	1	0	0	1	0	0									
Jeff Blauser, R OBP: 0.409, SLG: 0.361 (1, 6)	K		G6-3			BB		G4-6-3 1-2 2-3		3	0	0	0	1	1	3									
Terry Pendleton, S OBP: 0.226, SLG: 0.240 (1, 5)	SF7 2-H			P3		G4-3		K		3	0	0	1	0	1	2									
Ron Gant, R OBP: 0.275, SLG: 0.363 (1, 7)	G5-3			G5-3			L6		F7	4	0	0	0	0	0	0									
Francisco Cabrera, R OBP: 0.364, SLG: 0.474 Ryan Klesko, L OBP: 0.400, SLG: 0.667 (9, PH)	G4-6-3 1B			G1-3			1B 2B		P4	3	1	2	0	0	0	0									
David Justice, L OBP: 0.290, SLG: 0.344 (1, 9)	G4-6-3 1B			K			G1-6-3 2-H		1B	4	0	3	1	0	1	0									
Greg Olson, R OBP: 0.297, SLG: 0.250 (1, 2)	G4-6-3 1-2 2-3			K			G1-6-3 1-2		G4-3	4	0	0	0	0	1	4									
Mark Lemke, S OBP: 0.346, SLG: 0.364 (1, 4)	G6-3			K				2B 3B		3	1	1	0	0	1	1									
29 John Smoltz, R OBP: 0.326, SLG: 0.385 Bill Fischer, R OBP: 0.111, SLG: 0.111 Marvin Freeman, R OBP: 0.274, SLG: 0.274 Kent Mercker, L OBP: 0.274, SLG: 0.274 Damon Berryhill, S OBP: 0.274, SLG: 0.274 Jay Howell, R OBP: 0.274, SLG: 0.274	G4-3						P4		G4-6-3 3-H	1	0	0	0	0	0	0									
Inning Stats	R: 1 E: 1 K: 1 S: 10	H: 0 LOB: 0 BB: 0 P: 19	R: 0 E: 0 K: 0 S: 7	H: 2 LOB: 1 BB: 0 P: 12	R: 0 E: 0 K: 0 S: 6	H: 0 LOB: 0 BB: 0 P: 8	R: 0 E: 0 K: 0 S: 4	H: 0 LOB: 0 BB: 0 P: 7	R: 0 E: 0 K: 3 S: 9	H: 0 LOB: 1 BB: 1 P: 14	R: 0 E: 0 K: 0 S: 7	H: 0 LOB: 1 BB: 1 P: 13	R: 1 E: 0 K: 0 S: 10	H: 2 LOB: 0 BB: 0 P: 14	R: 0 E: 0 K: 1 S: 11	H: 2 LOB: 1 BB: 1 P: 17	R: 0 E: 0 K: 0 S: 11	H: 1 LOB: 1 BB: 0 P: 17	1B: 4 2B: 2 3B: 1 HR: 0	SF: 1 SAC: 0 DP: 3 HBP: 0	WP: 0 PB: 0 SB: 2 CS: 0	PA: 34			
PITCHER	IP	WLS	BF	H	R	ER	SO	BB	IBB	HBP	BLK	WP	HR	S	P	ERA	WHIP								
Joe Magrane, L ERA: 3.24 Tom Urbani, L ERA: 17.36 Les Lancaster, R ERA: 4.24	7.0	W	25	4	2	1	4	1	0	0	0	0	0	3	3	1.29	0.714								

St. Louis Cardinals @ Atlanta Braves
Atlanta-Fulton County Stadium, Atlanta, GA
Sat May 01 1993, 3:33 AM EDT
Att: 49,307 - Sunny - 75 F

AB 31
R 3
H 7
RBI 3
BB 2
SO 5
LOB 10



Batter	1	2	3	4	5	6	7	8	9	AB	R	H	RBI	BB	SO	LOB	TOP			
Craig Biggio, R OBP: 0.374, SLG: 0.413 (1,4)	G5-3			G1-3		F8 1-H 2B		F9		4	0	1	1	0	0	1	Houston Astros @ St. Louis Cardinals Busch Stadium, St. Louis, MO Tue May 04 1993, 7:05 PM CDT Att: 23,203 - Unknown - 72 F AB 30 R 1 H 6 RBI 1 BB 1 SO 3 LOB 8			
Luis Gonzalez, L OBP: 0.340, SLG: 0.465 (1,7)	F7			G3-1		F8		G4-3		4	0	0	0	0	0	1				
5 Jeff Bagwell, R OBP: 0.411, SLG: 0.552 (1,3)	G5-3			4-0 2B BB		G5-3		F9		3	0	0	0	1	0	1				
Eric Anthony, L OBP: 0.388, SLG: 0.500 (1,8)		3-2 G1-3		1-1 2B			2-3 K		1-0 G4-3		4	0	1	0	0	1		0		
Chris Donnels, L OBP: 0.308, SLG: 0.417 (1,5)		0-1 P6			0-3 K		0-1 G5-4-3 1B				3	0	1	0	0	1		0		
Kevin Bass, S OBP: 0.241, SLG: 0.286 (1,9)		0-1 L8			1-2 L9		0-0 G5-4-3 1-2				3	0	0	0	0	0		1		
Andujar Cedeno, R OBP: 0.366, SLG: 0.405 (1,6)			1-2 G5-3		2-2 G5-3			3-2 FC2-6 1B		2	0	0	0	0	0	0		0		
Darryl Kile, R OBP: 0.333, SLG: 0.333 (8, PH)								1-1 FC2-6 G4-3 1-2		3	1	2	0	0	0	0		1		
Mark Grant, R OBP: 0.258, SLG: 0.397 (1,2)			1-0 G6-4-3 1B			1-2 2B 1B				1	0	0	0	0	0	0		1		
Pete Harnisch, S OBP: 0.200, SLG: 0.300 (1,1)			0-2 G6-4-3 1-2			2-3 K		0-0 G4-3 1-2		2	0	0	0	0	0	1		2		
Jose Uribe, S OBP: 0.250, SLG: 0.100 (5,6)										1	0	0	0	0	0	1	2			
Inning Stats	R: 0 E: 0 K: 0 S: 4	H: 0 LOB: 0 BB: 0 P: 7	R: 0 E: 0 K: 0 S: 7	H: 0 LOB: 0 BB: 0 P: 10	R: 0 E: 0 K: 0 S: 7	H: 1 LOB: 0 BB: 0 P: 9	R: 0 E: 0 K: 0 S: 5	H: 1 LOB: 2 BB: 1 P: 10	R: 0 E: 0 K: 1 S: 10	H: 0 LOB: 0 BB: 0 P: 13	R: 1 E: 0 K: 1 S: 12	H: 2 LOB: 1 BB: 0 P: 19	R: 0 E: 0 K: 1 S: 8	H: 1 LOB: 0 BB: 0 P: 10	R: 0 E: 0 K: 0 S: 6	H: 0 LOB: 0 BB: 0 P: 10	1B: 4 2B: 2 3B: 0 HR: 0	SF: 0 SAC: 0 DP: 2 HBP: 0	WP: 0 PB: 0 SB: 0 CS: 0	PA: 31
PITCHER Bob Tewksbury, R ERA: 3.03 (1,1)	IP: 9.0 WLS: W BF: 31 H: 6 R: 1 ER: 1 SO: 3 BB: 1 IBB: 0 HBP: 0 BLK: 0 WP: 0 HR: 0 S: 67 P: 102 ERA: 1.00 WHIP: 0.778															PITCHER				

Batter	1	2	3	4	5	6	7	8	9	AB	R	H	RBI	BB	SO	LOB	BOTTOM	
Gerónimo Peña, S OBP: 0.324, SLG: 0.307 (1,4)	K	P5			F9	P7		K		5	0	0	0	0	2	3	Houston Astros @ St. Louis Cardinals Busch Stadium, St. Louis, MO Tue May 04 1993, 7:05 PM CDT Att: 23,203 - Unknown - 72 F AB 35 R 6 H 12 RBI 5 BB 3 SO 5 LOB 20	
Ozzie Smith, S OBP: 0.320, SLG: 0.340 (1,6)	L7		G6-3 1B		BB 1B	G1-3		G3-1		5	1	2	0	0	0	1		
Gregg Jefferies, S OBP: 0.350, SLG: 0.483 (1,3)	G3		G6-3		4-0 1B BB	4-0 1B BB				2	1	0	0	2	0	1		
Ray Lankford, L OBP: 0.337, SLG: 0.306 (1,8)		F8 1B 1B		K	1-2 2B 1B	0-3 K				4	2	2	1	0	2	2		
Mark Whiten, S OBP: 0.355, SLG: 0.464 (1,9)		0-1 F8 1B 1B		F7	0-2 2B 1B		2-0 F7			4	1	2	1	0	0	1		
Todd Zeile, R OBP: 0.358, SLG: 0.361 (1,5)		0-0 F8		L6	2-2 1B E 2B		1-0 G3-6-3 1B			4	1	2	1	0	0	2		
Luis Alica, S OBP: 0.441, SLG: 0.367 (1,7)		4-0 WP 1B IBB			2-2 1B					3	0	2	0	1	0	1		
Rod Brewer, L OBP: 0.265, SLG: 0.226 (9,7)					2-2 E 1B		1-2 G3-6-3 1-2			0	0	0	0	0	0	0		
Tom Pagnozzi, R OBP: 0.259, SLG: 0.315 (1,2)		3-1 P2		P5	0-1 E5					4	0	1	0	0	0	5		
Bob Tewksbury, R OBP: 0.364, SLG: 0.300 (1,1)		2-2 1-2 2-H 1B		K	0-3 P3			B3		4	0	1	2	0	1	4		
Inning Stats	R: 2 E: 0 K: 1 S: 9	H: 3 LOB: 2 BB: 1 P: 28	R: 0 E: 0 K: 1 S: 10	H: 1 LOB: 0 BB: 0 P: 14	R: 0 E: 0 K: 1 S: 11	H: 1 LOB: 1 BB: 0 P: 16	R: 4 E: 1 K: 0 S: 25	H: 5 LOB: 2 BB: 1 P: 37	R: 0 E: 0 K: 1 S: 10	H: 0 LOB: 1 BB: 1 P: 16	R: 0 E: 0 K: 0 S: 5	H: 1 LOB: 0 BB: 0 P: 9	R: 0 E: 0 K: 1 S: 9	H: 1 LOB: 1 BB: 0 P: 14	1B: 10 2B: 2 3B: 0 HR: 0	SF: 0 SAC: 0 DP: 1 HBP: 0	WP: 1 PB: 0 SB: 0 CS: 0	PA: 38
PITCHER Pete Harnisch, R ERA: 4.15 (1,1)	IP: 4.2 WLS: L BF: 24 H: 9 R: 6 ER: 5 SO: 3 BB: 1 IBB: 0 HBP: 0 BLK: 0 WP: 1 HR: 0 S: 60 P: 97 ERA: 9.64 WHIP: 2.143															PITCHER		
Darryl Kile, R ERA: 2.51 (5,1)	2.1 10 2 0 0 1 1 0 0 0 0 0 25 39 0.00 1.286																	
Mark Grant, R ERA: 1.8 (8,1)	1.0 4 1 0 0 1 0 0 0 0 0 9 14 0.00 1.000																	

Batter	1	2	3	4	5	6	7	8	9	AB	R	H	RBI	BB	SO	LOB	TOP										
Craig Biggio, R OBP: 0.396, SLG: 0.469 (1, 4)	1-1 FC3-6 1B		2-2 HR		1-1 E 5 SF7 1B	3-2 1B		1-1 CI 1B		4	2	4	1	0	0	0	Houston Astros @ St. Louis Cardinals Busch Stadium, St. Louis, MO Wed May 05 1993, 7:05 PM CDT Att: 27,864 - Unknown - 82 F										
Luis Gonzalez, L OBP: 0.333, SLG: 0.451 (1, 7)	0-1 FC3-6 5 G5-4-3 1-2		3-3 K		0-0 E4 BB 1-3 2-H	1-1 F8		3-2 5 WP 1B		5	0	1	1	0	1	4											
Jeff Bagwell, R OBP: 0.402, SLG: 0.535 (1, 3)	1-0 G5-4-3 1-2		1-2 G1-3		0-0 SF7		1-1 P6	4-1 G4-6-3 1B		3	0	0	1	1	0	1											
Eric Anthony, L OBP: 0.388, SLG: 0.500 (9, 9)		1-1 G4-3		1-1 G3	4-2 1-2 BB		0-0 2B	0-0 G4-6-3		4	0	1	0	1	0	3											
Ken Caminiti, S OBP: 0.288, SLG: 0.433 (1, 5)	1-0 G4-3 1B		1-0 HR		3-2 G3		2-3 K		0-0 F9	5	1	2	1	0	1	3											
Kevin Bass, S OBP: 0.285, SLG: 0.313 Doug Jones, R (9, 1)	2-2 G4-3 1-2		2-0 L8		2-2 1B WP		4-0 IBB		0-2 L4	4	1	1	0	1	0	1											
Scott Servais, R OBP: 0.400, SLG: 0.533 (1, 2)	4-2 FC6-4 BB		1-3 K		0-0 1B		1-1 G1-3		2-2 F9	4	0	1	0	1	1	2											
Andujar Cedeno, R OBP: 0.360, SLG: 0.397 (1, 6)	1-0 FC6-4 1-2				0-0 F8	2-2 F9		1-2 1B		4	1	1	0	0	0	2											
Mark Portugal, R OBP: 0.357, SLG: 0.250 Xavier Hernandez, L (6, 1)			1-1 F8		4-2 1B BB			2-3 K		2	1	1	0	1	0	0											
Rick Parker, R OBP: 0.200, SLG: 0.111 (9, 8)										0	0	0	0	0	0	0											
Inning Stats	R: 0 E: 0 K: 0 S: 5	H: 1 LOB: 0 BB: 0 P: 7	R: 0 E: 0 K: 0 S: 12	H: 1 LOB: 2 BB: 1 P: 21	R: 1 E: 0 K: 1 S: 13	H: 1 LOB: 0 BB: 0 P: 20	R: 1 E: 0 K: 1 S: 7	H: 1 LOB: 0 BB: 0 P: 12	R: 2 E: 1 K: 0 S: 12	H: 1 LOB: 2 BB: 2 P: 24	R: 1 E: 0 K: 0 S: 16	H: 4 LOB: 2 BB: 0 P: 25	R: 0 E: 0 K: 1 S: 8	H: 1 LOB: 2 BB: 1 P: 16	R: 1 E: 1 K: 1 S: 16	H: 2 LOB: 2 BB: 1 P: 27	R: 0 E: 0 K: 0 S: 8	H: 0 LOB: 0 BB: 0 P: 10	1B: 8 2B: 2 3B: 0 HR: 2	SF: 1 SAC: 0 DP: 2 HBP: 0	WP: 2 PB: 0 SB: 0 CS: 0	PA: 43					
PITCHER	IP	WLS	BF	H	R	ER	SO	BB	IBB	HBP	BLK	WP	HR	S	P	ERA	WHIP										
Donovan Osborne, L ERA: 3.44 (1, 1)	4.2	L	22	5	4	2	2	3	0	0	0	0	2	46	78	3.86	1.714										
Les Lancaster, R ERA: 4.15 (5, 1)	0.1		1	0	0	0	0	0	0	0	0	0	0	3	6	0.00	0.000										
Omar Olivares, R ERA: 2.25 (6, 1)	2.0		11	5	1	1	1	0	1	0	0	1	0	24	41	4.50	2.500										
Mike Perez, R ERA: 3.71 (8, 1)	0.1		3	1	1	0	1	0	0	0	0	0	0	8	12	0.00	3.000										
Rob Murphy, L ERA: 2.25 (8, 1)	1.2		6	1	0	0	0	0	1	0	0	1	0	16	25	0.00	0.600										

Batter	1	2	3	4	5	6	7	8	9	AB	R	H	RBI	BB	SO	LOB	BOTTOM										
Luis Altea, S OBP: 0.447, SLG: 0.382 (1, 4)	1-0 F7		0-1 1B G6-3		1-0 F7		2-1 G4-3-6 1B			4	0	2	0	0	0	0	Houston Astros @ St. Louis Cardinals Busch Stadium, St. Louis, MO Wed May 05 1993, 7:05 PM CDT Att: 27,864 - Unknown - 82 F										
Ozzie Smith, S OBP: 0.308, SLG: 0.327 (1, 6)	3-2 L7		2-3 G6-3		0-0 B1-3		0-0 G4-3-6			4	0	0	1	0	0	2											
Gregg Jefferies, S OBP: 0.346, SLG: 0.473 (1, 3)	3-2 G4-3		3-H 3-2 1B		1-0 G3		2-3 K			4	0	1	0	0	1	0											
Ray Lankford, L OBP: 0.333, SLG: 0.295 (1, 8)		1-1 L9	0-1 F8		4-1 1B BB		0-0 L9			3	1	0	0	1	0	2											
Mark Whiten, S OBP: 0.360, SLG: 0.460 (1, 9)		4-1 E S G6-3 BB		0-0 G4-3		1-3 1B		2-3 K		3	1	1	0	1	1	0											
Todd Zeile, R OBP: 0.354, SLG: 0.356 (1, 5)	1 SAFE 3-2 G6-3 1-H		0-0 L7		0-1 L7		1-3 3-H 1B		0-3 K	4	0	1	2	0	1	0											
Rod Brewer, L OBP: 0.283, SLG: 0.229 (1, 7)	1-2 P4		0-0 1B		0-0 K		0-1 G5-3			4	0	1	0	0	1	2											
Tom Pagnozzi, R OBP: 0.259, SLG: 0.303 (1, 2)			4-2 1B SH1-4 G6-3 BB		1-0 F8		2-1 L7		0-0 G6-3	3	1	0	0	1	0	3											
Donovan Osborne, S ERA: 3.65 Les Lancaster, R ERA: 4.15 José Oquendo, S ERA: 2.25 Omar Olivares, R ERA: 3.71 Stan Royer, R ERA: 2.25 Mike Perez, R ERA: 3.71 Rob Murphy, L ERA: 2.25 (1, 1)			1-2 SH1-4		3-3 K		0-3 K			0	0	0	0	0	0	0											
Inning Stats	R: 0 E: 0 K: 0 S: 7	H: 0 LOB: 0 BB: 0 P: 14	R: 1 E: 0 K: 0 S: 9	H: 0 LOB: 0 BB: 1 P: 18	R: 1 E: 0 K: 0 S: 14	H: 2 LOB: 1 BB: 1 P: 23	R: 0 E: 0 K: 0 S: 4	H: 1 LOB: 0 BB: 0 P: 5	R: 0 E: 0 K: 1 S: 7	H: 0 LOB: 0 BB: 0 P: 11	R: 1 E: 0 K: 0 S: 10	H: 2 LOB: 2 BB: 1 P: 17	R: 0 E: 0 K: 1 S: 6	H: 1 LOB: 0 BB: 0 P: 8	R: 0 E: 0 K: 2 S: 7	H: 0 LOB: 0 BB: 0 P: 11	R: 0 E: 0 K: 1 S: 6	H: 0 LOB: 0 BB: 0 P: 6	1B: 6 2B: 0 3B: 0 HR: 0	SF: 0 SAC: 1 DP: 1 HBP: 0	WP: 0 PB: 0 SB: 1 CS: 0	PA: 35					
PITCHER	IP	WLS	BF	H	R	ER	SO	BB	IBB	HBP	BLK	WP	HR	S	P	ERA	WHIP										
Mark Portugal, R ERA: 3.65 (1, 1)	5.1	W	24	5	3	2	1	3	0	0	0	0	0	46	81	3.38	1.500										
Xavier Hernandez, R ERA: 1.8 (6, 1)	2.2		8	1	0	0	4	0	0	0	0	0	0	18	26	0.00	0.375										
Doug Jones, R ERA: 1.62 (9, 1)	1.0	S	3	0	0	0	1	0	0	0	0	0	0	6	6	0.00	0.000										



Batter	1	2	3	4	5	6	7	8	9	AB	R	H	RBI	BB	SO	LOB	TOP											
Luis Altea, S OBP: 0.452, SLG: 0.378	1-1 G4-3 1B	4-2 BB			2-3 K		0-1 F8			3	0	1	0	1	1	0												
Ozzie Smith, S OBP: 0.296, SLG: 0.314	2-2 G4-3 1-2	0-0 P8			2-2 G4-3			0-2 E6 G4-3		4	0	0	0	0	0	3												
Gregg Jefferies, S OBP: 0.343, SLG: 0.458	4-1 E 2B BB		3-1 P6		1-2 F7			1-2 G4-3 1-2		3	1	0	0	1	0	1												
Ray Lankford, L OBP: 0.340, SLG: 0.289	4-1 2B BB		3-1 P7		2-3 K			4-0 BB		2	1	0	0	2	1	0												
Mark Whiten, S OBP: 0.364, SLG: 0.500	3-2 2B		2-1 HR		3-3 K			0-3 K		4	1	2	3	0	2	2												
Todd Zeile, R OBP: 0.350, SLG: 0.352 Rob Murphy, L (8.1)	0-0 P4		2-1 F8		1-2 1B			1-0 G1-3		4	0	1	0	0	0	3												
Ozzie Canseco, R OBP: 0.250, SLG: 0.250		0-1 G4-3 1B		0-0 E5 G5-4-3		1-3 K		1-0 P8		4	0	1	0	0	1	1												
Tom Pagnozzi, R OBP: 0.247, SLG: 0.288		1-0 G4-3 1-2		2-0 G5-4-3 1-2		2-2 G6-3		0-2 F9		4	0	0	0	0	0	2												
Joe Magrane, R (1.1) Gerald Perry, L (7, PH) Omar Olivares, R (7.1) Tracy Woodson, R (8.5)		1-3 K		3-3 K		1-0 G4-3		1-2 G6-3		2	0	0	0	0	2	1												
Inning Stats	R: 2 E: 1 K: 0 S: 12	H: 2 LOB: 1 BB: 2 P: 26	R: 0 E: 0 K: 1 S: 9	H: 1 LOB: 2 BB: 1 P: 15	R: 1 E: 0 K: 0 S: 8	H: 1 LOB: 0 BB: 0 P: 18	R: 0 E: 1 K: 1 S: 6	H: 0 LOB: 0 BB: 0 P: 11	R: 0 E: 0 K: 3 S: 10	H: 1 LOB: 1 BB: 0 P: 21	R: 0 E: 0 K: 0 S: 10	H: 0 LOB: 0 BB: 0 P: 13	R: 0 E: 1 K: 1 S: 10	H: 0 LOB: 2 BB: 1 P: 16	R: 0 E: 0 K: 0 S: 7	H: 0 LOB: 0 BB: 0 P: 9	1B: 3 2B: 1 3B: 0 HR: 1	SF: 0 SAC: 0 DP: 1 HBP: 0	WP: 0 PB: 0 SB: 0 CS: 0	PA: 36								
PITCHER	IP	WLS	BF	H	R	ER	SO	BB	IBB	HBP	BLK	WP	HR	S	P	ERA	WHIP											
Tommy Greene, R ERA: 2.7	(1.1)	7.1	W	30	5	3	3	6	3	0	0	0	0	1	75	126	3.68	1.091										
David West, L ERA: 1.32	(8.1)	0.1		2	0	0	0	1	1	0	0	0	0	0	3	7	0.00	3.000										
Larry Andersen, R ERA: 1.54	(8.1)	0.1		1	0	0	0	0	0	0	0	0	0	0	1	2	0.00	0.000										
Mitch Williams, L ERA: 3.21	(9.1)	1.0	S	3	0	0	0	0	0	0	0	0	0	7	9	0.00	0.000											

St. Louis Cardinals @ Philadelphia Phillies
Veterans Stadium, Philadelphia, PA
Fri May 07 1993, 7:05 PM EDT
Att: 33,739 - Unknown

AB 32
R 3
H 5
RBI 3
BB 4
SO 7
LOB 13





Batter	1	2	3	4	5	6	7	8	9	AB	R	H	RBI	BB	SO	LOB	BOTTOM										
Lenny Dykstra, L OBP: 0.348, SLG: 0.375	2-2 G3-1	1-2 G4-6-3 1-2		2-2 G3		2-2 G4-3		1-0 G3		5	0	0	0	0	0	1											
Mariano Duncan, R OBP: 0.269, SLG: 0.338	2-0 HR		0-1 G4-3		1-0 G6-3		1-3 K			4	1	1	1	0	1	0											
John Kruk, L OBP: 0.435, SLG: 0.567	4-1 BB 1B BB		0-1 G1-6-3		4-0 HR BB		4-1 S BB			1	1	0	0	3	0	0											
Dave Hollins, S OBP: 0.372, SLG: 0.481	2-2 BB 1B		3-2 1B 1B		1-1 HR		3-3 K			4	1	3	2	0	1	1											
Darren Daulton, L OBP: 0.436, SLG: 0.525	0-3 K		2-2 1B 1B		2-2 3B		4-0 FC5-4 IBB			3	0	2	0	1	1	2											
Pete Incaviglia, R OBP: 0.267, SLG: 0.386 David West, L (8.1) Larry Andersen, R OBP: 1.000, SLG: 1.000 Mitch Williams, L (9.1)	4-0 BB		1-3 K		3-2 P4		3-3 K			3	0	0	0	1	2	5											
Wes Chamberlain, R OBP: 0.324, SLG: 0.439 Jim Eisenreich, L OBP: 0.421, SLG: 0.514	3-2 G4-3			0-0 G4-3 SF8 2B		4-0 IBB		1-0 FC5-4 1-2		3	1	1	0	1	0	5											
Mickey Morandini, L OBP: 0.267, SLG: 0.340		0-2 FC2-6 1B		3-2 G4-3		0-0 F8		3-2 E6 G5-3-6		4	0	1	0	0	0	3											
Tommy Greene, R OBP: 0.071, SLG: 0.077 Milt Thompson, L OBP: 0.288, SLG: 0.243		0-0 FC2-6 G4-6-3		3-2 SF8		3-2 G4-3		0-0 G5-3-6		2	0	0	1	0	0	1											
Inning Stats	R: 1 E: 0 K: 1 S: 14	H: 2 LOB: 3 BB: 2 P: 31	R: 0 E: 0 K: 0 S: 9	H: 1 LOB: 0 BB: 0 P: 10	R: 0 E: 0 K: 1 S: 13	H: 2 LOB: 2 BB: 0 P: 19	R: 1 E: 0 K: 0 S: 11	H: 1 LOB: 0 BB: 0 P: 19	R: 2 E: 0 K: 0 S: 11	H: 2 LOB: 2 BB: 2 P: 26	R: 0 E: 0 K: 1 S: 9	H: 0 LOB: 0 BB: 0 P: 15	R: 0 E: 0 K: 2 S: 8	H: 0 LOB: 2 BB: 2 P: 23	R: 0 E: 1 K: 0 S: 6	H: 0 LOB: 0 BB: 0 P: 10	1B: 4 2B: 1 3B: 1 HR: 2	SF: 1 SAC: 0 DP: 2 HBP: 0	WP: 0 PB: 0 SB: 1 CS: 0	PA: 37							
PITCHER	IP	WLS	BF	H	R	ER	SO	BB	IBB	HBP	BLK	WP	HR	S	P	ERA	WHIP										
Joe Magrane, L ERA: 3.66	(1.1)	6.0	L	29	8	4	4	3	1	0	0	0	0	2	67	6.00	1.833										
Omar Olivares, R ERA: 2.17	(7.1)	1.0		5	0	0	2	1	1	0	0	0	0	8	23	0.00	1.000										
Rob Murphy, L ERA: 2.08	(8.1)	1.0		3	0	0	0	0	0	0	0	0	0	6	10	0.00	0.000										

St. Louis Cardinals @ Philadelphia Phillies
Veterans Stadium, Philadelphia, PA
Fri May 07 1993, 7:05 PM EDT
Att: 33,739 - Unknown

AB 30
R 4
H 8
RBI 4
BB 6
SO 5
LOB 19





Batter	1	2	3	4	5	6	7	8	9	10	AB	R	H	RBI	BB	SO	LOB	TOP		
Geronimo Pena, S OBP: 0.327, SLG: 0.315 (1, 4)	G4-3		G2-3 2B		K		K			FC4-6 BB	4	0	1	0	1	2	1	St. Louis Cardinals @ Philadelphia Phillies Veterans Stadium, Philadelphia, PA Sat May 08 1993, 7:05 PM EDT Att. 40,524 - Unknown livebaseballscorecards.com AB 36 R 1 H 10 RBI 1 BB 1 SO 6 LOB 20 		
Ozzie Smith, S OBP: 0.292, SLG: 0.308 (1, 6)			G2-3		G5-3			F8		FC4-6 1-2f	5	0	1	0	0	0	2			
Gregg Jefferies, S OBP: 0.339, SLG: 0.450 (1, 3)			P2		G5-3			CS 1B			4	0	1	0	0	0	2			
Todd Zeile, R OBP: 0.339, SLG: 0.339 (1, 5)	G3		G6-3			P3		K			4	0	0	0	0	1	3			
Mark Whiten, S OBP: 0.377, SLG: 0.509 (1, 9)										P6	4	1	3	0	0	0	0			
Ray Lankford, L OBP: 0.345, SLG: 0.298 (1, 8)		SAFE 1 SAFE B SAFE C SAFE 1 SAFE B SAFE S: 8	FC5-4 1B					K		F7	4	0	2	0	0	1	1			
Ozzie Canseco, R OBP: 0.375, SLG: 0.375 (1, 7)										F9	4	0	2	0	0	1	2			
Hector Villanueva, R OBP: 0.207, SLG: 0.346 (1, 2)			FC5-4 G4-6-3							F7	4	0	0	1	0	1	5			
Rheal Cormier, L OBP: 0.125, SLG: 0.125 Tracy Woodson, R OBP: 0.162, SLG: 0.300 Mike Perez, R (10, 1) Rob Murphy, L (10, 1)			G4-6-3							P6	2	0	0	0	0	0	4			
Inning Stats	R: 0 E: 0 K: 0 S: 8	H: 1 LOB: 1 BB: 0 P: 12	R: 1 E: 0 K: 0 S: 8	H: 3 LOB: 1 BB: 0 P: 11	R: 0 E: 0 K: 0 S: 11	H: 1 LOB: 1 BB: 0 P: 12	R: 0 E: 0 K: 2 S: 11	H: 2 LOB: 2 BB: 0 P: 17	R: 0 E: 0 K: 1 S: 7	H: 1 LOB: 1 BB: 0 P: 10	R: 0 E: 0 K: 1 S: 10	H: 1 LOB: 1 BB: 0 P: 16	R: 0 E: 0 K: 1 S: 5	H: 0 LOB: 0 BB: 0 P: 8	R: 0 E: 0 K: 0 S: 5	H: 0 LOB: 0 BB: 1 P: 12	1B: 9 2B: 3 3B: 0 HR: 0		SF: 0 SAC: 1 DP: 3 HBP: 0	WP: 0 PA: 38 PB: 0 SB: 0 CS: 2
PITCHER Terry Mulholland, L ERA: 2.29 (1, 1)	IP 10.0	WLS W 38	H 10	R 1	ER 1	SO 6	BB 1	IBB 0	HBP 0	BLK 0	WP 0	HR 0	S 72	P 119	ERA 0.90	WHIP 1.100				

Batter	1	2	3	4	5	6	7	8	9	10	AB	R	H	RBI	BB	SO	LOB	BOTTOM			
Lenny Dykstra, L OBP: 0.338, SLG: 0.362 (1, 8)	G5-3		G4-3		G4-3			G4-3			4	0	0	0	0	0	3	St. Louis Cardinals @ Philadelphia Phillies Veterans Stadium, Philadelphia, PA Sat May 08 1993, 7:05 PM EDT Att. 40,524 - Unknown livebaseballscorecards.com AB 34 R 2 H 6 RBI 2 BB 2 SO 6 LOB 10 			
Mariano Duncan, R OBP: 0.256, SLG: 0.321 (1, 6)	G4-3							G6-3			4	0	0	0	0	1	0				
John Kruk, L OBP: 0.429, SLG: 0.548 (1, 3)	G3				G1			G4-3			3	0	0	0	1	0	0				
Dave Hollins, S OBP: 0.368, SLG: 0.473 (1, 5)			G3-1		P9			1B		G6-4-3 BB	4	0	1	0	0	0	1				
Darren Daulton, L OBP: 0.421, SLG: 0.500 (1, 2)								K		G3	4	0	0	0	0	3	1				
Pete Incaviglia, R OBP: 0.268, SLG: 0.393 Milt Thompson, L OBP: 0.288, SLG: 0.243 (10, PR)										F8	4	1	1	0	0	0	0				
Wes Chamberlain, R OBP: 0.333, SLG: 0.457 (1, 9)											4	0	2	1	0	1	1				
Mickey Morandini, L OBP: 0.276, SLG: 0.340 (1, 4)											3	0	1	0	1	0	1				
Terry Mulholland, R (1, 1) Jim Eisenreich, L OBP: 0.421, SLG: 0.514 (10, PH) Ricky Jordan, R OBP: 0.542, SLG: 0.650 (10, PH)											3	0	0	0	0	1	3				
Inning Stats	R: 0 E: 0 K: 0 S: 7	H: 0 LOB: 0 BB: 0 P: 11	R: 0 E: 0 K: 1 S: 9	H: 0 LOB: 0 BB: 0 P: 13	R: 0 E: 0 K: 0 S: 11	H: 1 LOB: 1 BB: 0 P: 13	R: 0 E: 0 K: 1 S: 6	H: 0 LOB: 0 BB: 0 P: 9	R: 1 E: 0 K: 1 S: 16	H: 3 LOB: 2 BB: 0 P: 25	R: 0 E: 0 K: 0 S: 8	H: 1 LOB: 1 BB: 0 P: 11	R: 0 E: 0 K: 1 S: 9	H: 0 LOB: 0 BB: 0 P: 11	R: 0 E: 0 K: 1 S: 6	H: 0 LOB: 0 BB: 1 P: 13	1B: 4 2B: 2 3B: 0 HR: 0		SF: 0 SAC: 0 DP: 1 HBP: 0	WP: 0 PA: 36 PB: 0 SB: 1 CS: 0	
PITCHER Rheal Cormier, L ERA: 3.02 (1, 1) Mike Perez, R ERA: 3.63 (10, 1) Rob Murphy, L ERA: 2.08 (10, 1)	IP 9.0	WLS L 3	BF 32	H 5	R 1	ER 1	SO 5	BB 1	IBB 0	HBP 0	BLK 0	WP 0	HR 0	S 79	P 117	ERA 1.00	WHIP 0.667				

Batter	1	2	3	4	5	6	7	8	9	AB	R	H	RBI	BB	SO	LOB	TOP								
Ray Lankford, L (1,8) OBP: 0.348, SLG: 0.296	1-3 K		4-0 HR BB		3-3 K		3-3 K		1-0	4	1	1	0	1	3	0	St. Louis Cardinals @ Philadelphia Phillies Veterans Stadium, Philadelphia, PA Sun May 09 1993, 3:33 AM EDT Att: 43,648 - Sunny - 76 F								
Ozzie Smith, S (1,6) OBP: 0.280, SLG: 0.295	2-2 E6		1-0 F9		0-0 G4-3		3-2 L8		3-2 P6	5	0	0	0	0	0	3									
Gregg Jefferies, S (1,3) OBP: 0.345, SLG: 0.481	1-2 L9		1-2		3-2		F9			4	1	2	3	0	0	1									
Mark Whiten, S (1,9) OBP: 0.365, SLG: 0.491	2-2 G6-3		2-2 HR		2-1 FC6-4				2-3 K	4	0	0	0	0	1	2									
Todd Zeile, R (1,5) Lee Smith, R (8,1) OBP: 0.336, SLG: 0.345		1-1 P8		2-0		1-0 E5			1-0 P8	4	2	1	0	0	0	0									
Luis Alica, S (1,4) OBP: 0.478, SLG: 0.439	2-2 L6		0-2		2-1				3-2	4	0	3	2	0	0	0									
Ozzie Canseco, R (1,7) Rod Brewer, L (6,7) OBP: 0.256, SLG: 0.222	1-0 P3		0-0 P6		1-0 P9				2-3 K	3	0	0	0	0	0	2									
Hector Villanueva, R (1,2) OBP: 0.182, SLG: 0.300		1-2 F8		0-2 L4		0-3 K			2-3 K	4	0	0	0	0	2	2									
Bob Tewksbury, R (1,1) Tracy Woodson, R (8,5) OBP: 0.167, SLG: 0.273		0-0	1-3 K		1-2 K				2-2 F8	3	1	1	0	0	2	2									
		1-2 HR BB								1	0	0	0	0	0	0									
Inning Stats	R: 0 E: 1 K: 1 S: 12	H: 0 LOB: 1 BB: 0 P: 18	R: 0 E: 0 K: 0 S: 6	H: 0 LOB: 0 BB: 0 P: 10	R: 3 E: 0 K: 0 S: 13	H: 2 LOB: 1 BB: 1 P: 22	R: 1 E: 0 K: 1 S: 11	H: 2 LOB: 1 BB: 0 P: 14	R: 0 E: 0 K: 1 S: 9	H: 1 LOB: 1 BB: 0 P: 17	R: 1 E: 1 K: 2 S: 11	H: 1 LOB: 1 BB: 0 P: 16	R: 0 E: 0 K: 1 S: 12	H: 0 LOB: 0 BB: 0 P: 21	R: 0 E: 0 K: 2 S: 11	H: 1 LOB: 1 BB: 0 P: 19	R: 0 E: 0 K: 1 S: 12	H: 1 LOB: 1 BB: 0 P: 20	1B: 5 2B: 2 3B: 0 HR: 1	SF: 0 SAC: 0 DP: 0 HBP: 0	WP: 0 PB: 0 SB: 1 CS: 0	PA: 38			
PITCHER	IP	WLS	BF	H	R	ER	SO	BB	IBB	HBP	BLK	WP	HR	S	P	ERA	WHIP								
Curt Schilling, R (1,1) ERA: 2.78	7.0		30	6	5	4	6	1	0	0	0	0	1	74	118	5.14	1.000								
Mark Davis, L (8,1) ERA: 4.09	1.0	W	4	1	0	0	2	0	0	0	0	0	0	11	19	0.00	1.000								
Mitch Williams, L (9,1) ERA: 3.0	1.0	S	4	1	0	0	1	0	0	0	0	0	0	12	20	0.00	1.000								

Batter	1	2	3	4	5	6	7	8	9	AB	R	H	RBI	BB	SO	LOB	BOTTOM								
Lenny Dykstra, L (1,8) OBP: 0.343, SLG: 0.375	0-0 SH1-3 1B 2B		3-2 G3		0-1 P5		1-2			4	1	2	0	0	0	0	St. Louis Cardinals @ Philadelphia Phillies Veterans Stadium, Philadelphia, PA Sun May 09 1993, 3:33 AM EDT Att: 43,648 - Sunny - 76 F								
Mickey Morandini, L (1,4) OBP: 0.269, SLG: 0.330	0-0 SH1-3		0-1 G6-3		1-1 G3		1-3 K			3	0	0	0	0	1	2									
John Kruk, L (1,3) OBP: 0.422, SLG: 0.536	2-1		2-1 G3		0-1 G6-3				1-3 K	4	0	1	1	0	1	0									
Dave Hollins, S (1,5) OBP: 0.357, SLG: 0.456	3-2 P5		3-2 G3-1		2-2 F8				1-2 G1-3	4	0	0	0	0	0	1									
Darren Daulton, L (1,2) OBP: 0.432, SLG: 0.523	1-3 K		2-1		0-0				2-2 2B HR 1B	4	2	3	0	0	1	1									
Wes Chamberlain, R (1,9) Jim Eisenreich, L (9,9) OBP: 0.329, SLG: 0.459		0-1 L1		2-2 G5-3		0-0 G4-3			2-2 HR 2B	4	1	1	0	0	0	2									
Milt Thompson, L (1,7) OBP: 0.298, SLG: 0.247	1-2 E5		1-0		0-1 L8				4-2 HR BB	3	1	1	1	1	0	0									
Mariano Duncan, R (1,6) OBP: 0.256, SLG: 0.354	1-2 K		2-3 K		1-1 G4-3				0-0 HR	4	1	1	4	0	2	2									
Curt Schilling, R (1,1) Pete Incaviglia, R (7,PH) Mark Davis, L (8,1) Juan Bell, R (8,PH) Mitch Williams, L (9,1) OBP: 0.176, SLG: 0.125		0-0 G4-3		1-1 G6-3		1-1			0-3 K	2	0	0	0	0	0	1									
										1	0	1	0	0	0	0									
Inning Stats	R: 1 E: 0 K: 1 S: 10	H: 2 LOB: 1 BB: 0 P: 16	R: 0 E: 1 K: 1 S: 13	H: 0 LOB: 1 BB: 0 P: 15	R: 0 E: 0 K: 0 S: 7	H: 0 LOB: 0 BB: 0 P: 12	R: 1 E: 0 K: 1 S: 15	H: 2 LOB: 1 BB: 0 P: 25	R: 0 E: 0 K: 0 S: 6	H: 0 LOB: 0 BB: 0 P: 8	R: 0 E: 0 K: 0 S: 7	H: 1 LOB: 1 BB: 0 P: 9	R: 0 E: 0 K: 1 S: 13	H: 2 LOB: 2 BB: 0 P: 17	R: 0 E: 0 K: 2 S: 20	H: 3 LOB: 0 BB: 1 P: 30	1B: 6 2B: 3 3B: 0 HR: 1	SF: 0 SAC: 1 DP: 0 HBP: 0	WP: 0 PB: 0 SB: 3 CS: 0	PA: 36					
PITCHER	IP	WLS	BF	H	R	ER	SO	BB	IBB	HBP	BLK	WP	HR	S	P	ERA	WHIP								
Bob Tewksbury, R (1,1) ERA: 3.35	7.2		33	9	4	4	5	0	0	0	0	0	1	85	122	4.70	1.174								
Lee Smith, R (8,1) ERA: 2.61	0.1	L	3	1	2	2	1	1	0	0	0	0	0	6	10	54.00	6.000								

Batter	1	2	3	4	5	6	7	8	9	AB	R	H	RBI	BB	SO	LOB	TOP					
Vince Coleman, S (1,7) OBP: 0.288, SLG: 0.305	F9		G5-3		FC6-4		G6-4-3		G6-3	5	0	1	0	0	0	2	New York Mets @ St. Louis Cardinals Busch Stadium, St. Louis, MO Tue May 11 1993, 7:05 PM CDT Att: 24,911 - Unknown - 68 F 					
Dave Gallagher, R (1,8) OBP: 0.438, SLG: 0.593	G4-3			F7	K		G6-4-3			4	0	1	0	1	1	2						
Eddie Murray, S (1,3) OBP: 0.354, SLG: 0.478								G6-3	G6-4-3	4	0	1	0	1	0	3						
Bobby Bonilla, S (1,9) OBP: 0.310, SLG: 0.414	G5-3									3	1	1	1	1	0	2						
Howard Johnson, S (1,5) OBP: 0.398, SLG: 0.417										3	0	0	0	1	0	2						
Chico Walker, S (1,4) OBP: 0.323, SLG: 0.414										4	2	3	0	0	0	0						
Todd Hundley, S (1,2) OBP: 0.295, SLG: 0.413										4	1	3	0	0	0	2						
Tim Bogar, R (1,6) OBP: 0.188, SLG: 0.250				L6						4	0	2	3	0	0	1						
Eric Hillman, L (1,1) Wayne Housie, S (5,PH) Mike Draper, R (5,1) Jeff McNeil, S (6,PH) Jeff Kaiser, R (6,1) Jeff Innis, R (7,1) Anthony Young, R (8,1) Joe Orsuta, L (9,PH)										1	0	0	0	0	1	0						
Inning Stats	R: 0 E: 0 K: 0 S: 3	H: 0 LOB: 1 BB: 1 P: 7	R: 0 E: 0 K: 0 S: 2	H: 1 LOB: 0 BB: 1 P: 6	R: 0 E: 0 K: 1 S: 5	H: 0 LOB: 0 BB: 0 P: 5	R: 0 E: 0 K: 0 S: 3	H: 1 LOB: 1 BB: 1 P: 7	R: 1 E: 0 K: 1 S: 8	H: 3 LOB: 2 BB: 0 P: 8	R: 3 E: 0 K: 0 S: 7	H: 4 LOB: 1 BB: 0 P: 7	R: 0 E: 0 K: 0 S: 3	H: 1 LOB: 1 BB: 1 P: 7	R: 0 E: 0 K: 0 S: 4	H: 1 LOB: 1 BB: 0 P: 4		R: 0 E: 0 K: 0 S: 4	H: 1 LOB: 1 BB: 0 P: 4	1B: 7 2B: 4 3B: 1 HR: 1	SF: 0 SAC: 0 DP: 2 HBP: 0	WP: 0 PB: 0 SB: 1 CS: 0
PITCHER	IP WLS BF H R ER SO BB IBB HBP BLK WP HR S P ERA WHIP																					
Donovan Osborne, L (1,1) ERA: 3.86	5.2 W 25 8 4 4 2 3 0 0 0 0 0 1 26 38 6.35 1.941																					
Les Lancaster, R (6,1) ERA: 4.08	0.1 4 2 0 0 0 1 0 0 0 0 0 0 0 3 7 0.00 9.000																					
Rob Murphy, L (7,1) ERA: 1.8	2.0 6 1 0 0 0 0 0 0 0 0 0 0 0 6 6 0.00 0.500																					
Lee Smith, R (9,1) ERA: 2.38	1.0 S 4 1 0 0 0 0 0 0 0 0 0 0 0 4 4 0.00 1.000																					

Batter	1	2	3	4	5	6	7	8	9	AB	R	H	RBI	BB	SO	LOB	BOTTOM			
Geronimo Pena, S (1,4) OBP: 0.348, SLG: 0.333							G4-3			4	2	3	0	1	0	2	New York Mets @ St. Louis Cardinals Busch Stadium, St. Louis, MO Tue May 11 1993, 7:05 PM CDT Att: 24,911 - Unknown - 68 F 			
Ozzie Smith, S (1,6) OBP: 0.285, SLG: 0.293	E5	FC6-4								4	1	1	0	1	0	2				
Ray Lankford, L (1,8) OBP: 0.367, SLG: 0.314										4	1	3	2	1	1	2				
Gregg Jefferies, S (1,3) OBP: 0.355, SLG: 0.481										4	0	2	1	0	0	3				
Mark Whiten, S (1,9) OBP: 0.351, SLG: 0.470	FC4-6									5	1	0	1	0	1	8				
Todd Zeile, R (1,5) OBP: 0.333, SLG: 0.368										4	1	1	3	0	0	2				
Ozzie Canseco, R (1,7) OBP: 0.200, SLG: 0.200	G5-3									4	0	0	0	0	1	2				
Rod Brewer, L (8,7) OBP: 0.256, SLG: 0.222										0	0	0	0	0	0	0				
Erik Pappas, R (1,2) OBP: 0.250, SLG: 0.250										4	0	1	0	0	0	0				
Donovan Osborne, S (1,1) OBP: 0.308, SLG: 0.250										3	1	1	0	0	0	1				
Les Lancaster, R (6,1) ERA: 3.86										0	0	0	0	0	0	0				
Rob Murphy, L (7,1) OBP: 1.000, SLG: 1.000										1	0	1	0	0	0	0				
Lee Smith, R (9,1) ERA: 2.38										0	0	0	0	0	0	0				
Inning Stats	R: 4 E: 1 K: 0 S: 5	H: 2 LOB: 0 BB: 1 P: 10	R: 0 E: 0 K: 0 S: 4	H: 1 LOB: 1 BB: 0 P: 4	R: 0 E: 0 K: 1 S: 6	H: 1 LOB: 2 BB: 1 P: 10	R: 2 E: 0 K: 0 S: 7	H: 4 LOB: 2 BB: 0 P: 7	R: 0 E: 1 K: 0 S: 4	H: 0 LOB: 1 BB: 0 P: 4	R: 1 E: 0 K: 2 S: 8	H: 2 LOB: 1 BB: 1 P: 12	R: 0 E: 0 K: 0 S: 5	H: 2 LOB: 2 BB: 0 P: 5	R: 0 E: 0 K: 0 S: 4	H: 1 LOB: 1 BB: 0 P: 4	1B: 12 2B: 0 3B: 0 HR: 1	SF: 0 SAC: 0 DP: 0 HBP: 1	WP: 0 PB: 0 SB: 4 CS: 2	PA: 41
PITCHER	IP WLS BF H R ER SO BB IBB HBP BLK WP HR S P ERA WHIP																			
Eric Hillman, L (1,1) ERA: 4.5	4.0 L 23 8 6 2 1 2 0 0 0 0 0 0 0 4 4 4.50 2.500																			
Mike Draper, R (5,1) ERA: 3.86	1.0 4 0 0 0 0 0 0 0 0 0 0 0 0 4 4 0.00 0.000																			
Jeff Kaiser, L (6,1) ERA: 4.7	1.0 5 2 1 1 2 1 0 0 0 0 0 0 8 12 9.00 3.000																			
Jeff Innis, R (7,1) ERA: 3.78	1.0 5 2 0 0 0 0 0 0 0 0 0 0 5 5 0.00 2.000																			
Anthony Young, R (8,1) ERA: 3.29	1.0 4 1 0 0 0 0 0 0 0 0 0 0 0 4 4 0.00 1.000																			

Batter	1	2	3	4	5	6	7	8	9	AB	R	H	RBI	BB	SO	LOB	TOP				
Vince Coleman, S (1, 7) OBP: 0.285, SLG: 0.301	G4-3		K			B1-3		G4-3		5	0	1	1	0	1	0					
Joe Orsulak, L (1, 8) OBP: 0.316, SLG: 0.380	HR		G6-3	CS	F8	P6		P6		5	1	1	1	0	0	0					
Eddie Murray, S (1, 3) OBP: 0.364, SLG: 0.492	G4-3		1B	2B	BB	1B		F7	1B	5	2	3	0	0	0	0					
Bobby Bonilla, S (1, 9) OBP: 0.321, SLG: 0.407	BB		1B	BB	K			F7		2	0	0	0	3	1	2					
Howard Johnson, S (1, 5) OBP: 0.406, SLG: 0.420	K		1-2	1B	BB	1B		K		4	1	2	1	1	2	2					
Chico Walker, S (1, 4) OBP: 0.314, SLG: 0.375		G4-3	K		1B	BB		L1		3	0	0	0	1	1	4					
Todd Hundley, S (1, 2) OBP: 0.304, SLG: 0.417	G3-1			G5-3	1B	1B		G1-3		4	1	2	2	0	0	2					
Tim Bogar, R (1, 6) OBP: 0.200, SLG: 0.211			F7	G6-3				P4		3	0	0	0	1	0	3					
Dwight Gooden, R (1, 1) OBP: 0.208, SLG: 0.292	F8			G5-3				F9		4	0	0	0	0	1	2					
Mike Maddux, L (8, 1)						K				0	0	0	0	0	0	0					
Inning Stats	R: 1 E: 0 K: 1 S: 12	H: 1 LOB: 1 BB: 1 P: 23	R: 0 E: 0 K: 0 S: 7	H: 0 LOB: 1 BB: 1 P: 13	R: 1 E: 0 K: 2 S: 12	H: 2 LOB: 2 BB: 1 P: 22	R: 1 E: 0 K: 0 S: 4	H: 2 LOB: 0 BB: 0 P: 6	R: 2 E: 0 K: 1 S: 8	H: 2 LOB: 2 BB: 0 P: 21	R: 0 E: 0 K: 0 S: 12	H: 1 LOB: 2 BB: 1 P: 22	R: 0 E: 0 K: 0 S: 7	H: 0 LOB: 0 BB: 0 P: 11	R: 0 E: 0 K: 1 S: 13	H: 1 LOB: 1 BB: 0 P: 18	1B: 7 2B: 1 3B: 0 HR: 1	SF: 0 SAC: 0 DP: 0 HBP: 0	WP: 0 PB: 0 SB: 0 CS: 1	PA: 42	
PITCHER	IP	WLS	BF	H	R	ER	SO	BB	IBB	HBP	BLK	WP	HR	S	P	ERA	WHIP				
Omar Olivares, R (1, 1) ERA: 3.18	5.0		26	7	5	5	4	4	1	0	1	0	1	43	85	9.00	2.200				
Les Lancaster, R (8, 1) ERA: 3.66	2.0	W	8	1	0	0	1	1	0	0	0	0	0	18	30	0.00	1.000				
Mike Perez, R (8, 1) ERA: 3.26	2.0		7	1	0	0	1	0	0	0	0	0	0	20	29	0.00	0.500				

New York Mets @ St. Louis Cardinals
 Busch Stadium, St. Louis, MO
 Wed May 12 1993, 7:05 PM CDT
 Att: 27,773 - Unknown - 62 F

AB 35
 R 5
 H 9
 RBI 5
 BB 6
 SO 6
 LOB 15



Batter	1	2	3	4	5	6	7	8	9	AB	R	H	RBI	BB	SO	LOB	BOTTOM					
Luis Altea, S (1, 7) OBP: 0.471, SLG: 0.444	G4-3		1B			F9		SF8		4	1	2	1	0	0	1						
Ozzie Smith, S (1, 6) OBP: 0.283, SLG: 0.292	F7		1B		G3			G4-3		4	1	1	1	0	0	1						
Ray Lankford, L (1, 8) OBP: 0.371, SLG: 0.349	BLK		1B		K			G4-3		4	1	2	3	0	1	1						
Gregg Jefferies, S (1, 3) OBP: 0.352, SLG: 0.473	G4-3		L9		G3-1			BLK	1B	4	1	1	0	0	0	1						
Mark Whiten, S (1, 9) OBP: 0.348, SLG: 0.463	K			E3	G4-3			1B		4	0	1	1	0	1	0						
Todd Zeile, R (1, 5) OBP: 0.323, SLG: 0.355	P4			G6-4-3	F7			G4-3		4	0	0	0	0	0	2						
Geronimo Pena, S (1, 4) OBP: 0.345, SLG: 0.340	K			G1-3				G3		4	1	1	0	0	1	0						
Hector Villanueva, R (1, 2) OBP: 0.167, SLG: 0.273	L9				K			SH	SF8	3	0	0	0	0	2	0						
Jose Oquendo, S (8, PH) OBP: 0.316, SLG: 0.188					K			SH	BB	0	0	0	0	0	0	0						
Omar Olivares, R (1, 1) OBP: 0.143, SLG: 0.143					K					1	0	0	0	0	1	0						
Rod Brewer, L (5, PH) OBP: 0.275, SLG: 0.243										1	1	1	0	0	0	0						
Les Lancaster, R (8, 1) OBP: 0.275, SLG: 0.243										0	0	0	0	0	0	0						
Ozzie Canseco, R (7, PH) OBP: 0.226, SLG: 0.200										0	0	0	0	0	1	0						
Mike Perez, R (8, 1) OBP: 0.316, SLG: 0.188										0	0	0	0	0	0	0						
Gerald Perry, L (8, PH) OBP: 0.000, SLG: 0.000										0	0	0	0	1	0	0						
Inning Stats	R: 0 E: 0 K: 0 S: 11	H: 1 LOB: 0 BB: 0 P: 16	R: 0 E: 0 K: 2 S: 9	H: 0 LOB: 0 BB: 0 P: 13	R: 3 E: 0 K: 1 S: 13	H: 3 LOB: 0 BB: 0 P: 20	R: 0 E: 1 K: 0 S: 8	H: 0 LOB: 0 BB: 0 P: 9	R: 1 E: 0 K: 2 S: 18	H: 2 LOB: 1 BB: 0 P: 23	R: 0 E: 0 K: 0 S: 7	H: 0 LOB: 0 BB: 0 P: 9	R: 0 E: 0 K: 1 S: 8	H: 0 LOB: 1 BB: 1 P: 14	R: 1 E: 0 K: 0 S: 12	H: 2 LOB: 0 BB: 0 P: 20	R: 1 E: 1 K: 0 S: 10	H: 1 LOB: 2 BB: 1 P: 18	1B: 7 2B: 1 3B: 0 HR: 1	SF: 1 SAC: 1 DP: 1 HBP: 0	WP: 0 PB: 0 SB: 0 CS: 0	PA: 37
PITCHER	IP	WLS	BF	H	R	ER	SO	BB	IBB	HBP	BLK	WP	HR	S	P	ERA	WHIP					
Dwight Gooden, R (1, 1) ERA: 2.59	7.2		32	8	5	5	6	1	0	0	2	0	0	13	20	5.87	1.174					
Mike Maddux, R (8, 1) ERA: 4.6	0.2	L	5	1	1	1	0	1	0	0	0	0	0	13	22	13.50	3.000					

New York Mets @ St. Louis Cardinals
 Busch Stadium, St. Louis, MO
 Wed May 12 1993, 7:05 PM CDT
 Att: 27,773 - Unknown - 62 F

AB 33
 R 6
 H 9
 RBI 6
 BB 2
 SO 6
 LOB 6



Batter	1	2	3	4	5	6	7	8	9	AB	R	H	RBI	BB	SO	LOB	TOP		
Vince Coleman, S OBP: 0.284, SLG: 0.307	0-2 SH5-3 2B	1-0 G4-3			0-2 F9			0-1 G4-3		4	1	1	0	0	0	0			
Dave Gallagher, R OBP: 0.429, SLG: 0.667	1-1 SH5-3		0-0 G4-3		2-1 HR			0-1 P5		3	1	1	1	0	0	0			
Eddie Murray, S OBP: 0.370, SLG: 0.504	2-1 2-3		3-2 E7 FC6-5		1-2 F9			0-0 G3		3	1	2	1	0	0	0			
Wayne Housie, S OBP: 0.375, SLG: 0.429	0-0 3-H 2B		1-0 1B							1	0	0	0	0	0	0			
Bobby Bonilla, S OBP: 0.312, SLG: 0.393	0-0 G6-3		1-0 P6		2-2 F7			3-3 K		4	0	0	0	0	1	2			
Howard Johnson, S OBP: 0.402, SLG: 0.413	2-1 FC5-4 2-H 1B		1-1 FC6-5		0-1 G3-1			1-1 G4-3		4	0	1	1	0	0	1			
Chico Walker, S OBP: 0.282, SLG: 0.333	0-0 FC5-4 1-2		2-0 G5-3		1-3 K			1-3 K		4	0	0	0	0	2	1			
Charlie O'Brien, R OBP: 0.207, SLG: 0.154		0-0 G1-3 SH1-3 2B		1-2 G5-3				0-0 G6-3		3	1	1	0	0	0	0			
Tim Bogar, R OBP: 0.174, SLG: 0.182		2-2 G1-3		0-0 P5				0-0 G6-3		3	0	0	0	0	0	1			
Pete Schourek, L OBP: 0.200, SLG: 0.111		2-1 SH1-3						1-3 K		2	0	0	1	0	2	0			
John Franco, L (9, 1)		3-H								0	0	0	0	0	0	0			
Inning Stats	R: 2 H: 3 E: 0 K: 0 S: 11	H: 3 LOB: 1 BB: 0 P: 16	R: 1 H: 1 E: 0 K: 0 S: 9	H: 1 LOB: 0 BB: 0 P: 14	R: 0 H: 1 E: 1 K: 0 S: 10	H: 1 LOB: 1 BB: 0 P: 15	R: 0 H: 0 E: 0 K: 0 S: 5	H: 0 LOB: 0 BB: 0 P: 8	R: 1 H: 1 E: 0 K: 1 S: 11	H: 1 LOB: 0 BB: 0 P: 15	R: 0 H: 0 E: 0 K: 1 S: 9	H: 0 LOB: 0 BB: 0 P: 12	R: 0 H: 0 E: 0 K: 1 S: 5	H: 0 LOB: 0 BB: 0 P: 6	R: 0 H: 0 E: 0 K: 2 S: 8	H: 0 LOB: 0 BB: 0 P: 13	1B: 2 2B: 3 3B: 0 HR: 1	SF: 0 SAC: 0 DP: 0 HBP: 0	WP: 0 PA: 33 PB: 0 SB: 0 CS: 0
PITCHER	IP WLS BF H R ER SO BB IBB HBP BLK WP HR S P ERA WHIP																		
Rheal Cormier, L ERA: 3.44	(1, 1) 5.0 L 21 6 4 4 1 0 0 0 0 0 1 46 68 7.20 1.200																		
Rene Arocha, R ERA: 1.52	(6, 1) 2.0 6 0 0 0 2 0 0 0 0 0 0 0 14 18 0.00 0.000																		
Les Lancaster, R ERA: 3.32	(8, 1) 2.0 6 0 0 0 2 0 0 0 0 0 0 0 13 18 0.00 0.000																		

New York Mets @ St. Louis Cardinals
Busch Stadium, St. Louis, MO
Thu May 13 1993, 3:33 AM CDT
Att: 40,140 - Sunny - 59 F

AB 31
R 4
H 6
RBI 4
BB 0
SO 5
LOB 5



Batter	1	2	3	4	5	6	7	8	9	AB	R	H	RBI	BB	SO	LOB	BOTTOM		
Geronimo Pena, S OBP: 0.342, SLG: 0.346	0-0 F7		1-2 G5-3			1-2 G5-3		0-0 2B		4	0	1	0	0	0	0			
Ozzie Smith, S OBP: 0.282, SLG: 0.290	1-1 G1-3		1-1 G5-3			2-2 1B		2-1 F8		4	0	1	0	0	0	1			
Ray Lankford, L OBP: 0.383, SLG: 0.364	3-2 FC6-4 1B			2-0 G6-4-3 1B		1-2 1B		1-3 1B		4	0	3	0	0	1	0			
Gregg Jefferies, S OBP: 0.341, SLG: 0.457	1 SAFE FC6-4 1-2		2-0 G6-4-3 1-2			3-3 K		0-1 G1-3		4	0	0	0	0	1	4			
Mark Whiten, S OBP: 0.345, SLG: 0.456		0-0 G6-3		2-3 K		1-2 P6		0-0 FC5-4 1B		4	0	1	0	0	1	0			
Todd Zeile, R OBP: 0.321, SLG: 0.347		4-0 FC5-4 BB			1-3 K	2-3 K		1-1 FC5-4 1-2		3	0	0	0	1	2	1			
Ozzie Canseco, R OBP: 0.222, SLG: 0.176		2-0 FC5-4			3-2 G4-3					2	0	0	0	0	0	1			
Rene Arocha, R OBP: 0.154, SLG: 0.250										0	0	0	0	0	0	0			
Tracy Woodson, R OBP: 0.154, SLG: 0.250										1	0	0	0	0	0	0			
Les Lancaster, R (8, 1)										0	0	0	0	0	0	0			
Erik Pappas, R OBP: 0.143, SLG: 0.143			1-3 K		2-1 P3			3-2 G1-3		3	0	0	0	0	1	1			
Rheal Cormier, L OBP: 0.118, SLG: 0.118								1-0 F7		1	0	0	0	0	0	0			
Luis Alicea, S OBP: 0.453, SLG: 0.426						2-2 L8				2	0	0	0	0	0	0			
Inning Stats	R: 0 H: 1 E: 0 K: 0 S: 9	H: 1 LOB: 1 BB: 0 P: 15	R: 0 H: 0 E: 0 K: 1 S: 5	H: 0 LOB: 1 BB: 1 P: 12	R: 0 H: 0 E: 0 K: 1 S: 7	H: 0 LOB: 0 BB: 0 P: 9	R: 0 H: 1 E: 0 K: 1 S: 8	H: 1 LOB: 0 BB: 0 P: 13	R: 0 H: 2 E: 0 K: 1 S: 16	H: 2 LOB: 2 BB: 0 P: 25	R: 0 H: 0 E: 0 K: 1 S: 11	H: 0 LOB: 0 BB: 0 P: 17	R: 0 H: 1 E: 0 K: 0 S: 9	H: 1 LOB: 1 BB: 0 P: 15	R: 0 H: 1 E: 0 K: 1 S: 8	H: 1 LOB: 0 BB: 0 P: 11	1B: 5 2B: 1 3B: 0 HR: 0	SF: 0 SAC: 0 DP: 1 HBP: 0	WP: 0 PA: 33 PB: 0 SB: 0 CS: 0
PITCHER	IP WLS BF H R ER SO BB IBB HBP BLK WP HR S P ERA WHIP																		
Pete Schourek, L ERA: 3.74	(1, 1) 8.0 W 29 5 0 0 5 1 0 0 0 0 0 8 11 0.00 1.000																		
John Franco, L ERA: 3.0	(9, 1) 1.0 4 1 0 0 1 0 0 0 0 0 0 0 8 11 0.00 1.000																		

New York Mets @ St. Louis Cardinals
Busch Stadium, St. Louis, MO
Thu May 13 1993, 3:33 AM CDT
Att: 40,140 - Sunny - 59 F

AB 32
R 0
H 6
RBI 0
BB 1
SO 6
LOB 8



Batter	1	2	3	4	5	6	7	8	9	AB	R	H	RBI	BB	SO	LOB	TOP										
Chuck Carr, S OBP: 0.339, SLG: 0.336 (1, 8)										3	1	1	1	0	1	2	Florida Marlins @ St. Louis Cardinals Busch Stadium, St. Louis, MO Fri May 14 1993, 7:05 PM CDT Att: 51,809 - Unknown - 79 F										
Junior Felix, S OBP: 0.254, SLG: 0.382 Bob McClure, R Jim Corsi, R (1, 9) (7, 1) (7, 1)										4	0	0	0	0	1	4											
Dave Magadan, L OBP: 0.443, SLG: 0.408 (1, 5)										4	0	2	1	0	0	0											
Orestes Destrade, S OBP: 0.329, SLG: 0.341 (1, 3)										4	0	0	0	0	0	2											
Benito Santiago, R OBP: 0.309, SLG: 0.390 (1, 2)										4	0	0	0	0	0	1											
Jeff Conine, R OBP: 0.378, SLG: 0.364 (1, 7)										4	0	0	0	0	1	0											
Alex Arias, R OBP: 0.323, SLG: 0.318 (1, 4)										4	1	1	0	0	1	0											
Walt Weiss, S OBP: 0.402, SLG: 0.336 (1, 6)										4	0	3	0	0	1	0											
Chris Hammond, L OBP: 0.176, SLG: 0.125 Cris Carpenter, R Greg Briley, L OBP: 0.361, SLG: 0.471 (1, 1) (6, 1) (7, PH) (7, 9)										2	0	1	0	0	1	0											
Inning Stats	R: 0 E: 0 K: 1 S: 8	H: 0 LOB: 0 BB: 0 P: 11	R: 0 E: 0 K: 0 S: 8	H: 0 LOB: 0 BB: 0 P: 12	R: 0 E: 0 K: 2 S: 9	H: 0 LOB: 0 BB: 0 P: 10	R: 1 E: 0 K: 0 S: 10	H: 2 LOB: 1 BB: 0 P: 15	R: 0 E: 1 K: 1 S: 11	H: 2 LOB: 2 BB: 0 P: 16	R: 0 E: 0 K: 1 S: 6	H: 1 LOB: 0 BB: 0 P: 7	R: 1 E: 0 K: 0 S: 11	H: 3 LOB: 3 BB: 0 P: 17	R: 0 E: 0 K: 0 S: 5	H: 0 LOB: 0 BB: 0 P: 5		R: 0 E: 0 K: 1 S: 9	H: 1 LOB: 1 BB: 0 P: 16	1B: 9 2B: 0 3B: 0 HR: 0	SF: 0 SAC: 0 DP: 1 HBP: 1	WP: 0 PB: 0 SB: 1 CS: 0	PA: 36				
PITCHER	IP	WLS	BF	H	R	ER	SO	BB	IBB	HBP	BLK	WP	HR	S	P	ERA	WHIP										
Bob Tewksbury, R ERA: 3.17 Mike Perez, R ERA: 3.1	(1, 1) (9, 1)	8.0 1.0	W 4	32 1	8 0	2 0	5 1	0 0	0 0	1 0	0 0	0 0	0 0	68 9	93 16	2.25 0.00	1.000 1.000										

Batter	1	2	3	4	5	6	7	8	9	AB	R	H	RBI	BB	SO	LOB	BOTTOM										
Bernard Gilkey, R OBP: 0.437, SLG: 0.517 (1, 7)										4	1	2	2	1	0	3	Florida Marlins @ St. Louis Cardinals Busch Stadium, St. Louis, MO Fri May 14 1993, 7:05 PM CDT Att: 51,809 - Unknown - 79 F										
Ozzie Smith, S OBP: 0.294, SLG: 0.297 (1, 6)										4	1	2	0	1	0	1											
Ray Lankford, L OBP: 0.386, SLG: 0.368 (1, 8)										4	1	2	0	0	0	2											
Gregg Jefferies, S OBP: 0.346, SLG: 0.458 (1, 3)										4	2	2	0	0	0	2											
Mark Whiten, S OBP: 0.336, SLG: 0.442 (1, 9)										4	0	0	1	0	0	4											
Todd Zeile, R OBP: 0.319, SLG: 0.344 (1, 5)										4	1	1	1	0	1	2											
Geronimo Pena, S OBP: 0.347, SLG: 0.346 (1, 4)										3	0	1	1	1	0	0											
Erik Pappas, R OBP: 0.273, SLG: 0.273 (1, 2)										4	1	2	1	0	0	2											
Bob Tewksbury, R ERA: 4.98 Gerald Perry, L OBP: 0.462, SLG: 0.556 Mike Perez, R (1, 1) (8, PH) (9, 1)										2	0	1	1	0	0	0											
Inning Stats	R: 0 E: 0 K: 0 S: 8	H: 1 LOB: 0 BB: 0 P: 12	R: 1 E: 0 K: 0 S: 12	H: 2 LOB: 1 BB: 0 P: 21	R: 0 E: 0 K: 1 S: 6	H: 0 LOB: 0 BB: 1 P: 15	R: 0 E: 0 K: 1 S: 6	H: 0 LOB: 0 BB: 0 P: 9	R: 0 E: 1 K: 0 S: 6	H: 1 LOB: 2 BB: 1 P: 12	R: 3 E: 0 K: 0 S: 16	H: 5 LOB: 2 BB: 1 P: 29	R: 1 E: 0 K: 0 S: 10	H: 2 LOB: 1 BB: 0 P: 15	R: 2 E: 0 K: 0 S: 10	H: 2 LOB: 0 BB: 0 P: 17		1B: 12 2B: 0 3B: 0 HR: 1	SF: 0 SAC: 1 DP: 2 HBP: 0	WP: 1 PB: 0 SB: 1 CS: 0	PA: 38						
PITCHER	IP	WLS	BF	H	R	ER	SO	BB	IBB	HBP	BLK	WP	HR	S	P	ERA	WHIP										
Chris Hammond, L ERA: 4.98 Cris Carpenter, R ERA: 6.0 Bob McClure, L ERA: 8.44 Jim Corsi, R ERA: 7.88	(1, 1) (6, 1) (7, 1) (7, 1)	5.1 0.2 0.0 2.0	L 2	26 1	8 0	4 0	4 0	0 0	0 0	0 0	0 0	0 0	0 0	4 4	6 7	0.00 ∞	1.500 ∞										

AB	35
R	2
H	9
RBI	2
BB	0
SO	6
LOB	10



AB	34
R	7
H	13
RBI	7
BB	3
SO	1
LOB	17



Batter	1	2	3	4	5	6	7	8	9	AB	R	H	RBI	BB	SO	LOB	TOP				
Chuck Carr, S OBP: 0.338, SLG: 0.339 (1, 8)	1-3 K		1-2 HBP		0-2 L6			1-3 K		3	0	0	0	0	2	0	Florida Marlins @ St. Louis Cardinals Busch Stadium, St. Louis, MO Sun May 16 1993, 3:33 AM CDT Att: 37,937 - Cloudy - 69 F				
Rick Renteria, R OBP: 0.372, SLG: 0.400 (1, 4)	3-2 1B		2-0 L9			0-2 P3		0-0 G5-3		4	0	1	0	0	0	2					
Jeff Conine, R OBP: 0.389, SLG: 0.363 (1, 7)	0-0 1B		0-3 K			0-0 F9 1B		2-3 K		4	0	2	0	0	2	2					
Orestes Destrade, S OBP: 0.323, SLG: 0.333 (1, 3)	2-3 K		0-0 G1-3			0-0 1B		1-1 P4		4	0	1	0	0	1	4					
Dave Magadan, L OBP: 0.431, SLG: 0.395 (1, 5)	1-0 G3			2-2 F7		1-2 F9		1-2 F9		4	0	0	0	0	0	4					
Monty Faries, R OBP: 0.259, SLG: 0.333 (9, PH)		2-1 G5-3		3-2 F9		2-0 P5		1-2 G4-3		3	0	0	0	0	0	2					
Junior Felix, S OBP: 0.250, SLG: 0.373 (9, 1)										1	0	0	0	0	0	0					
Trevor Hoffman, R (9, 1)										0	0	0	0	0	0	0					
Steve Decker, R (1, 2)		3-2 F8		1-2 F8			2-2 P4			3	0	0	0	0	0	0					
Alex Arias, R OBP: 0.336, SLG: 0.319 (1, 6)		2-2 G6-3			0-2 G6-3		2-2 G5-3			3	0	0	0	0	0	0					
Luis Aquino, R OBP: 0.100, SLG: 0.100 (9, 9)					0-3 K		0-0 G6-3			3	0	1	0	0	1	0					
Greg Briley, L OBP: 0.361, SLG: 0.471 (9, 9)										0	0	0	0	0	0	0					
Inning Stats	R: 0 H: 2 E: 0 K: 2 S: 12	H: 0 LOB: 2 BB: 0 P: 19	R: 0 H: 0 E: 0 K: 0 S: 10	H: 0 LOB: 0 BB: 0 P: 17	R: 0 H: 1 E: 0 K: 1 S: 8	H: 2 LOB: 2 BB: 0 P: 11	R: 0 H: 0 E: 0 K: 0 S: 11	H: 0 LOB: 0 BB: 0 P: 17	R: 0 H: 2 E: 0 K: 0 S: 10	H: 0 LOB: 0 BB: 0 P: 10	R: 0 H: 0 E: 0 K: 0 S: 7	H: 0 LOB: 0 BB: 0 P: 11	R: 0 H: 0 E: 0 K: 2 S: 7	H: 0 LOB: 0 BB: 0 P: 10	R: 0 H: 0 E: 0 K: 0 S: 9	H: 0 LOB: 0 BB: 0 P: 12	1B: 5 2B: 0 3B: 0 HR: 0	SF: 0 SAC: 0 DP: 0 HBP: 1	WP: 0 PB: 0 SB: 0 CS: 0	PA: 33	
PITCHER	IP	WLS	BF	H	R	ER	SO	BB	IBB	HBP	BLK	WP	HR	S	P	ERA	WHIP				
Donovan Osborne, L ERA: 3.21 (1, 1)	8.0		30	5	0	0	6	0	0	1	0	0	0	75	108	0.00	0.625				
Lee Smith, R ERA: 2.19 (9, 1)	1.0	W	3	0	0	0	0	0	0	0	0	0	0	9	12	0.00	0.000				

Batter	1	2	3	4	5	6	7	8	9	AB	R	H	RBI	BB	SO	LOB	BOTTOM				
Bernard Gilkey, R OBP: 0.430, SLG: 0.500 (1, 7)	2-1 F8		0-0 F8			0-1 G5-3		0-0 G1-3		4	0	0	0	0	0	2	Florida Marlins @ St. Louis Cardinals Busch Stadium, St. Louis, MO Sun May 16 1993, 3:33 AM CDT Att: 37,937 - Cloudy - 69 F				
Luis Alica, S OBP: 0.393, SLG: 0.364 (1, 4)	0-3 K			0-0 L3		3-2 F8			2-2 F8	4	0	0	0	0	1	0					
Gregg Jefferies, S OBP: 0.355, SLG: 0.460 (1, 3)	4-2 BB			1-2 2B			3-2 G4-3		2-2 E S 1B	3	1	2	0	1	0	0					
Ray Lankford, L OBP: 0.379, SLG: 0.350 (1, 8)	1-3 K			1-2 F8			3-2 G1-3		1-3 1B IBB	3	0	0	0	1	1	2					
Mark Whiten, S OBP: 0.338, SLG: 0.434 (1, 9)		2-2 F9		2-1 F9			0-1 G5-3		4-0 1B	3	0	0	0	1	0	1					
Stan Royer, R OBP: 0.167, SLG: 0.167 (9, PH)		2-3 K			2-2 F9			0-3 K	0-0 1B	3	0	0	0	0	2	0					
Todd Zeile, R OBP: 0.322, SLG: 0.346 (9, PH)									1-2 1B	1	0	1	1	0	0	0					
Erik Pappas, R OBP: 0.294, SLG: 0.294 (1, 2)		2-2 G5-3			0-0 G1-3			3-2 G4-3 1B		3	0	1	0	0	0	0					
José Oquendo, S OBP: 0.318, SLG: 0.211 (1, 6)			0-3 K		1-0 G5-3			0-1 G4-3		3	0	1	0	0	1	0					
Donovan Osborne, S OBP: 0.267, SLG: 0.214 (9, PH)					0-0 G4-3			1-2 1B		2	0	0	0	0	0	0					
Gerald Perry, L OBP: 0.429, SLG: 0.500 (9, 1)								1-2 G4-3		1	0	0	0	0	0	2					
Lee Smith, R (9, 1)										0	0	0	0	0	0	0					
Inning Stats	R: 0 H: 0 E: 0 K: 2 S: 11	H: 0 LOB: 1 BB: 1 P: 18	R: 0 H: 0 E: 0 K: 1 S: 9	H: 0 LOB: 0 BB: 0 P: 15	R: 0 H: 0 E: 0 K: 1 S: 5	H: 0 LOB: 0 BB: 0 P: 5	R: 0 H: 1 E: 0 K: 0 S: 10	H: 1 LOB: 1 BB: 0 P: 14	R: 0 H: 0 E: 0 K: 0 S: 7	H: 0 LOB: 0 BB: 0 P: 10	R: 0 H: 0 E: 0 K: 0 S: 9	H: 0 LOB: 0 BB: 0 P: 15	R: 0 H: 2 E: 0 K: 1 S: 14	H: 2 LOB: 2 BB: 0 P: 18	R: 1 H: 2 E: 0 K: 0 S: 9	H: 2 LOB: 3 BB: 2 P: 21	1B: 4 2B: 1 3B: 0 HR: 0	SF: 0 SAC: 0 DP: 0 HBP: 0	WP: 0 PB: 0 SB: 1 CS: 0	PA: 33	
PITCHER	IP	WLS	BF	H	R	ER	SO	BB	IBB	HBP	BLK	WP	HR	S	P	ERA	WHIP				
Luis Aquino, R ERA: 2.45 (1, 1)	8.0		28	3	0	0	5	1	0	0	0	0	0	70	103	0.00	0.500				
Trevor Hoffman, R ERA: 2.75 (9, 1)	0.1	L	5	2	1	1	0	0	2	0	0	0	0	9	21	27.00	6.000				



Batter	1	2	3	4	5	6	7	8	9	AB	R	H	RBI	BB	SO	LOB	TOP							
Dwight Smith, L (1, 8) Willie Wilson, S (8, PH) OBP: 0.440, SLG: 0.694 OBP: 0.303, SLG: 0.353	1-1 E G4-3 1B		2-2 F9 E 1B		2-0 1-2 2-H 1B			1-2 SH 1B	0-3 K	3	1	2	1	0	0	0								
Jose Vizcaino, S (1, 6) OBP: 0.401, SLG: 0.416	0-0 E4 G4-3 1B		2-1 L7		0-0 G4-3			0-0 SH 1B 23 SF9		3	1	1	0	0	0	2								
Mark Grace, L (1, 3) OBP: 0.395, SLG: 0.518	1-2 G4-3			1-1 G3		2-1 G6-4-3 1B		3-2 S 1B		4	0	2	2	0	0	1								
23 Ryne Sandberg, R (1, 4) OBP: 0.357, SLG: 0.407	1-3 K			1-2 G4-3		0-1 F9		1-1 SF9		3	0	0	1	0	1	2								
Derrick May, L (1, 7) OBP: 0.393, SLG: 0.500	0-0 P6			2-0 F8		0-0 G6-4-3 1-2		3-H 4-1 1B		3	0	0	0	1	0	2								
Steve Buechele, R (1, 5) OBP: 0.283, SLG: 0.397		2-1 G6-3			1-0 1B 2B			2-1 P2		4	1	1	0	0	1	2								
Sammy Sosa, R (1, 9) OBP: 0.293, SLG: 0.496		1-3 K			0-0 P4			0-0 F8		4	0	0	0	0	2	3								
Rick Wilkins, L (1, 2) OBP: 0.300, SLG: 0.337		2-3 K			4-2 1B BB			2-3 K		3	1	1	1	1	2	0								
Mike Morgan, R (1, 1) Paul Assenmacher, L (8, 1) Bob Scanlan, R (8, 1) Candy Maldonado, R (9, PH) Randy Myers, L (9, 1)			0-0 G4-3		0-3 K			2-0 G6-3		3	0	0	0	0	1	2								
Inning Stats	R: 1 E: 1 K: 1 S: 11	H: 2 LOB: 1 BB: 0 P: 15	R: 0 E: 0 K: 2 S: 8	H: 0 LOB: 0 BB: 0 P: 13	R: 0 E: 0 K: 0 S: 6	H: 0 LOB: 0 BB: 0 P: 10	R: 0 E: 0 K: 0 S: 6	H: 0 LOB: 0 BB: 0 P: 10	R: 1 E: 0 K: 1 S: 9	H: 2 LOB: 2 BB: 1 P: 16	R: 0 E: 0 K: 0 S: 5	H: 1 LOB: 0 BB: 0 P: 7	R: 1 E: 0 K: 2 S: 10	H: 1 LOB: 0 BB: 0 P: 13	R: 2 E: 0 K: 0 S: 15	H: 2 LOB: 2 BB: 1 P: 26	R: 0 E: 0 K: 2 S: 7	H: 0 LOB: 0 BB: 0 P: 11	1B: 6 2B: 1 3B: 0 HR: 1	SF: 1 SAC: 1 DP: 1 HBP: 0	WP: 0 PB: 0 SB: 1 CS: 0	PA: 37		
PITCHER	IP	WLS	BF	H	R	ER	SO	BB	IBB	HBP	BLK	WP	HR	S	P	ERA	WHIP							
Rene Arocha, R (1, 1) ERA: 2.27	7.0		27	6	3	3	6	1	0	0	0	0	1	55	84	3.86	1.000							
Rob Murphy, L (8, 1) ERA: 3.39	0.0	L	3	2	2	2	0	0	0	0	0	0	0	9	13	∞	∞							
Mike Perez, R (8, 1) ERA: 3.2	2.0		7	0	0	0	2	0	1	0	0	0	0	13	24	0.00	0.000							

Chicago Cubs @ St. Louis Cardinals
 Busch Stadium, St. Louis, MO
 Wed May 19 1993, 7:05 PM CDT
 Att: 33,785 - Unknown - 64 F

AB	33
R	5
H	8
RBI	5
BB	2
SO	8
LOB	14



Batter	1	2	3	4	5	6	7	8	9	AB	R	H	RBI	BB	SO	LOB	BOTTOM							
Bernard Gilkey, R (1, 7) OBP: 0.420, SLG: 0.493	0-0 G6-3		0-0 E7 E 1B		2-1 1B				2-1 F8	5	1	3	0	0	0	1								
Ozzie Smith, S (1, 6) OBP: 0.284, SLG: 0.286	1-2 F8		2-H F8		0-1 G3			3-2 G4-3		4	0	0	0	0	0	4								
Gregg Jefferies, S (1, 3) OBP: 0.362, SLG: 0.455	4-1 S BB		2-1 E7 E 1B		2-2 CS 1B			4-0 G4-6-3 BB		2	1	1	1	2	0	0								
Ray Lankford, L (1, 8) OBP: 0.372, SLG: 0.339	1 SAFE K		2-2 CS 1B		3-0 P7			4-1 G4-6-3 BB		3	0	1	1	1	1	1								
Mark Whiten, S (1, 9) OBP: 0.327, SLG: 0.417		2-2 F7	3-0 CS	1-3 K		0-2 1B		0-0 G4-6-3		4	0	1	0	0	1	2								
Todd Zeile, R (1, 5) OBP: 0.312, SLG: 0.333	1-2 G6-3			3-0 P7		2-0 P5		1-0 L9		4	0	0	0	0	0	2								
Geronimo Pena, S (1, 4) OBP: 0.336, SLG: 0.333		2-0 F8		1-1 F9				1-0 P6		4	0	0	0	0	1	0								
Hector Villanueva, R (1, 2) OBP: 0.186, SLG: 0.275			1-1 SH3-4 E 1B		0-1 G6-3			1-2 P5		4	1	1	0	0	0	0								
Rene Arocha, R (1, 1) Rod Brewer, L (7, PH) Rob Murphy, L (8, 1) Mike Perez, R (8, 1) Tracy Woodson, R (9, PH)			0-2 SH3-4		0-3 K			0-0 2B 1B		1	0	0	0	0	1	0								
Inning Stats	R: 0 E: 0 K: 1 S: 10	H: 0 LOB: 1 BB: 1 P: 17	R: 0 E: 0 K: 0 S: 10	H: 0 LOB: 0 BB: 0 P: 15	R: 3 E: 2 K: 0 S: 13	H: 4 LOB: 0 BB: 0 P: 21	R: 0 E: 0 K: 1 S: 6	H: 0 LOB: 0 BB: 0 P: 11	R: 0 E: 0 K: 0 S: 10	H: 1 LOB: 1 BB: 0 P: 14	R: 0 E: 0 K: 0 S: 10	H: 1 LOB: 2 BB: 0 P: 16	R: 0 E: 0 K: 0 S: 3	H: 0 LOB: 1 BB: 2 P: 12	R: 0 E: 0 K: 1 S: 8	H: 0 LOB: 1 BB: 1 P: 15	1B: 7 2B: 1 3B: 0 HR: 0	SF: 0 SAC: 1 DP: 1 HBP: 0	WP: 0 PB: 0 SB: 1 CS: 1	PA: 38				
PITCHER	IP	WLS	BF	H	R	ER	SO	BB	IBB	HBP	BLK	WP	HR	S	P	ERA	WHIP							
Mike Morgan, R (1, 1) ERA: 3.79	7.0	W	29	8	3	2	3	1	0	0	0	0	0	69	108	2.57	1.286							
Paul Assenmacher, L (8, 1) ERA: 3.29	0.0		2	0	0	0	0	2	0	0	0	0	0	1	9	∞	∞							
Bob Scanlan, R (8, 1) ERA: 5.51	1.0		2	0	0	0	0	0	0	0	0	0	0	2	3	0.00	0.000							
Randy Myers, L (9, 1) ERA: 1.08	1.0	S	4	0	0	0	1	1	0	0	0	0	0	8	15	0.00	1.000							

Chicago Cubs @ St. Louis Cardinals
 Busch Stadium, St. Louis, MO
 Wed May 19 1993, 7:05 PM CDT
 Att: 33,785 - Unknown - 64 F

AB	32
R	3
H	8
RBI	2
BB	4
SO	4
LOB	10



Batter	1	2	3	4	5	6	7	8	9	AB	R	H	RBI	BB	SO	LOB	TOP										
Dwight Smith, L OBP: 0.432, SLG: 0.708 (1, 8)	G6-3		G4-3			HR	F7			4	1	1	1	0	0	2	Chicago Cubs @ St. Louis Cardinals Busch Stadium, St. Louis, MO Thu May 20 1993, 7:05 PM CDT Att: 38,591 - Unknown - 63 F										
Jose Vizcaino, S OBP: 0.391, SLG: 0.404 Paul Assenmacher, L OBP: 1.000, SLG: 1.000 (1, 6)	G5-3		G3-1			G4-3		P4	4	0	0	0	0	0	0	0											
Mark Grace, L OBP: 0.392, SLG: 0.510 (1, 3)	1B			G1-3		G4-3		F7	4	0	1	0	0	0	0												
23 Ryne Sandberg, R OBP: 0.338, SLG: 0.381 (1, 4)	G1-3			G1-3			E7 HR	L8	4	1	0	0	0	0	1												
Derrick May, L OBP: 0.381, SLG: 0.483 (1, 7)		F9		G1-3			F9		F7	4	0	0	0	0	1												
Steve Buechele, R OBP: 0.282, SLG: 0.414 (1, 5)	K				G6-3				K	4	1	1	2	0	2												
Sammy Sosa, R OBP: 0.291, SLG: 0.490 (1, 9)					K		L5		K	4	0	1	0	0	2												
Rick Wilkins, L OBP: 0.301, SLG: 0.337 (1, 2)	G3				L8					3	0	1	0	0	1												
Jose Guzman, R Jose Bautista, R Eric Yelding, R Dan Plesac, L Candy Maldonado, R Chuck McElroy, L Heathcliff Slocumb, R Rey Sanchez, R (1, 1) (5, 1) (6, PH) (6, 1) (7, PH) (7, 1) (7, 1) (8, 6)			K			G6-3				1	0	0	0	0	1	0											
Inning Stats	R: 0 E: 0 K: 0 S: 8	H: 1 LOB: 1 BB: 0 P: 11	R: 0 E: 0 K: 1 S: 12	H: 1 LOB: 1 BB: 0 P: 18	R: 0 E: 0 K: 1 S: 6	H: 0 LOB: 0 BB: 0 P: 9	R: 0 E: 0 K: 0 S: 7	H: 0 LOB: 0 BB: 0 P: 11	R: 0 E: 0 K: 1 S: 10	H: 0 LOB: 0 BB: 0 P: 13	R: 1 E: 0 K: 0 S: 8	H: 1 LOB: 0 BB: 0 P: 12	R: 2 E: 1 K: 0 S: 15	H: 3 LOB: 2 BB: 0 P: 19	R: 0 E: 0 K: 0 S: 6	H: 0 LOB: 0 BB: 0 P: 10		R: 0 E: 0 K: 2 S: 9	H: 0 LOB: 0 BB: 0 P: 11	1B: 3 2B: 1 3B: 0 HR: 2	SF: 0 SAC: 0 DP: 0 HBP: 0	WP: 0 PB: 0 SB: 0 CS: 0	PA: 34				
PITCHER	IP	WLS	BF	H	R	ER	SO	BB	IBB	HBP	BLK	WP	HR	S	P	ERA	WHIP										
Bob Tewksbury, R ERA: 3.09 (1, 1)	7.0	W	28	6	3	2	3	0	0	0	0	0	2	66	93	2.57	0.857										
Rob Murphy, L ERA: 3.15 (8, 1)	1.0		3	0	0	0	0	0	0	0	0	0	0	6	10	0.00	0.000										
Lee Smith, R ERA: 2.03 (9, 1)	1.0	S	3	0	0	0	2	0	0	0	0	0	0	9	11	0.00	0.000										

Batter	1	2	3	4	5	6	7	8	9	AB	R	H	RBI	BB	SO	LOB	BOTTOM										
Bernard Gilkey, R OBP: 0.409, SLG: 0.488 (1, 7)	K		F7	L7		F9				5	0	1	0	0	1	1	Chicago Cubs @ St. Louis Cardinals Busch Stadium, St. Louis, MO Thu May 20 1993, 7:05 PM CDT Att: 38,591 - Unknown - 63 F										
Ozzie Smith, S OBP: 1.000, SLG: 0.299 (1, 6)	G6-3		1B	G3		G5-3		2B	4	1	1	0	1	0	1												
Gregg Jefferies, S OBP: 0.449, SLG: 0.449 Rod Brewer, L OBP: 0.273, SLG: 0.244 (1, 3)	K		K	K					4	1	1	0	0	3	2												
Ray Lankford, L OBP: 0.382, SLG: 0.351 (1, 8)		1B	1B	2B	1B	G6-3			4	2	3	1	0	0	0												
Mark Whiten, S OBP: 0.325, SLG: 0.412 (1, 9)	G1-3		BB	2B	1B	K2-3		FC4-6	4	1	1	1	0	1	2												
Todd Zeile, R OBP: 0.329, SLG: 0.338 (1, 5)	1B		2B	1B		PB		FC3-6	1	1	1	0	3	0	0												
Geronimo Pena, S OBP: 0.341, SLG: 0.342 (1, 4)	K		2B	BB		PB		FC3-6	3	0	1	3	1	1	4												
Erik Pappas, R OBP: 0.286, SLG: 0.286 (1, 2)		L1-3			G6-3		G5-3		4	0	1	1	0	0	5												
Bob Tewksbury, R OBP: 0.368, SLG: 0.333 Rob Murphy, L OBP: 1.000, SLG: 1.000 Gerald Perry, L OBP: 0.400, SLG: 0.455 Stan Royer, R OBP: 0.143, SLG: 0.143 Lee Smith, R (1, 1) (8, 1) (6, PH) (8, PH) (9, 1)				G3		K		K	3	0	1	0	0	2	2												
Inning Stats	R: 0 E: 0 K: 2 S: 7	H: 0 LOB: 0 BB: 0 P: 7	R: 1 E: 0 K: 2 S: 16	H: 2 LOB: 2 BB: 1 P: 26	R: 4 E: 0 K: 1 S: 18	H: 4 LOB: 1 BB: 1 P: 36	R: 0 E: 0 K: 1 S: 9	H: 1 LOB: 1 BB: 0 P: 11	R: 0 E: 0 K: 1 S: 13	H: 1 LOB: 2 BB: 1 P: 23	R: 0 E: 0 K: 1 S: 6	H: 0 LOB: 0 BB: 0 P: 11	R: 1 E: 0 K: 0 S: 13	H: 2 LOB: 2 BB: 1 P: 23	R: 0 E: 0 K: 1 S: 9	H: 1 LOB: 1 BB: 1 P: 18		1B: 8 2B: 2 3B: 1 HR: 0	SF: 0 SAC: 0 DP: 1 HBP: 0	WP: 0 PB: 1 SB: 5 CS: 0	PA: 39						
PITCHER	IP	WLS	BF	H	R	ER	SO	BB	IBB	HBP	BLK	WP	HR	S	P	ERA	WHIP										
Jose Guzman, R ERA: 4.42 (1, 1)	0.1	L	1	0	0	0	0	0	0	0	0	0	0	3	6	0.00	0.000										
Jose Bautista, R ERA: 4.05 (5, 1)	0.1		1	0	0	0	0	0	0	0	0	0	0	3	6	0.00	0.000										
Dan Plesac, L ERA: 0.48 (6, 1)	1.0		3	0	0	0	1	0	0	0	0	0	0	6	11	0.00	0.000										
Chuck McElroy, L ERA: 3.12 (7, 1)	0.0		2	2	1	1	0	0	0	0	0	0	0	6	10	=	=										
Heathcliff Slocumb, R ERA: 2.57 (7, 1)	1.0		4	0	0	0	0	1	0	0	0	0	0	7	13	0.00	1.000										
PITCHER	IP	WLS	BF	H	R	ER	SO	BB	IBB	HBP	BLK	WP	HR	S	P	ERA	WHIP										
Paul Assenmacher, L ERA: 3.07 (8, 1)	1.0		4	1	0	0	1	0	0	0	0	0	0	9	18	0.00	1.000										

Chicago Cubs @ St. Louis Cardinals
 Busch Stadium, St. Louis, MO
 Thu May 20 1993, 7:05 PM CDT
 Att: 38,591 - Unknown - 63 F

livebaseballscores.com


AB 34
R 3
H 6
RBI 3
BB 0
SO 5
LOB 5



Chicago Cubs @ St. Louis Cardinals
 Busch Stadium, St. Louis, MO
 Thu May 20 1993, 7:05 PM CDT
 Att: 38,591 - Unknown - 63 F

livebaseballscores.com

AB 34
R 6
H 11
RBI 6
BB 5
SO 9
LOB 19



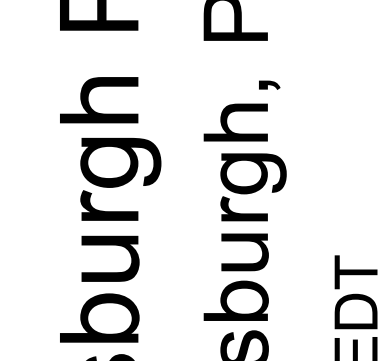
Batter	1	2	3	4	5	6	7	8	9	AB	R	H	RBI	BB	SO	LOB	TOP											
Bernard Gilkey, R OBP: 0.404, SLG: 0.467										4	0	2	1	0	0	0	St. Louis Cardinals @ Pittsburgh Pirates Three Rivers Stadium, Pittsburgh, PA Sat May 22 1993, 7:05 PM EDT Att: 26,012 - Unknown - 63 F livebaseballscorecards.com											
Ozzie Smith, S OBP: 0.284, SLG: 0.298										3	0	0	1	0	0	2												
Gregg Jefferies, S OBP: 0.356, SLG: 0.431										3	0	0	0	1	0	1												
Ray Lankford, L OBP: 0.383, SLG: 0.350										4	0	0	0	0	0	1												
Mark Whiten, S OBP: 0.324, SLG: 0.397											3	0	0	0	1	0												
Todd Zeile, R OBP: 0.321, SLG: 0.331											4	0	0	0	0	1												
Erik Pappas, R OBP: 0.355, SLG: 0.333											4	1	2	0	0	0												
José Oquendo, S OBP: 0.379, SLG: 0.280										3	1	1	0	0	0	1												
Donovan Osborne, S OBP: 0.294, SLG: 0.250										2	0	1	0	0	1	0												
Les Lancaster, R (7, 1)										0	0	0	0	0	0	0												
Inning Stats	R: 0 E: 0 K: 0 S: 5	H: 0 LOB: 0 BB: 0 P: 10	R: 0 E: 0 K: 0 S: 5	H: 0 LOB: 0 BB: 0 P: 9	R: 2 E: 0 K: 0 S: 10	H: 3 LOB: 1 BB: 0 P: 17	R: 0 E: 0 K: 0 S: 4	H: 0 LOB: 0 BB: 0 P: 7	R: 0 E: 0 K: 0 S: 13	H: 3 LOB: 2 BB: 0 P: 19	R: 0 E: 0 K: 0 S: 10	H: 0 LOB: 1 BB: 1 P: 19	R: 0 E: 0 K: 0 S: 7	H: 0 LOB: 0 BB: 0 P: 11	R: 0 E: 0 K: 0 S: 6	H: 0 LOB: 1 BB: 1 P: 14	R: 0 E: 0 K: 0 S: 7	H: 0 LOB: 0 BB: 0 P: 12	1B: 6 2B: 0 3B: 0 HR: 0	SF: 1 SAC: 1 DP: 1 HBP: 0	WP: 0 PB: 0 SB: 1 CS: 0	PA: 34						
PITCHER	IP	WLS	BF	H	R	ER	SO	BB	IBB	HBP	BLK	WP	HR	S	P	ERA	WHIP											
Bob Walk, R ERA: 4.47	(1, 1)	7.0	W	27	6	2	2	1	1	0	0	0	0	0	54	92	2.57	1.000										
Bias Minor, R ERA: 4.03	(8, 1)	0.2		3	0	0	0	0	1	0	0	0	0	0	3	9	0.00	1.500										
John Candelaria, L ERA: 7.59	(8, 1)	0.1		1	0	0	0	0	0	0	0	0	0	0	3	5	0.00	0.000										
Stan Belinda, R ERA: 2.57	(9, 1)	1.0	S	3	0	0	0	0	0	0	0	0	0	7	12	0.00	0.000											

Batter	1	2	3	4	5	6	7	8	9	AB	R	H	RBI	BB	SO	LOB	BOTTOM											
Lonnie Smith, R OBP: 0.372, SLG: 0.403										2	2	2	1	1	0	0	St. Louis Cardinals @ Pittsburgh Pirates Three Rivers Stadium, Pittsburgh, PA Sat May 22 1993, 7:05 PM EDT Att: 26,012 - Unknown - 63 F livebaseballscorecards.com											
Orlando Merced, S (7, PH) OBP: 0.469, SLG: 0.495										3	0	1	1	1	0	2												
Jay Bell, R OBP: 0.373, SLG: 0.485										4	0	1	1	0	1	4												
Andy Van Slyke, L OBP: 0.387, SLG: 0.512										4	0	0	0	0	0	4												
Jeff King, R OBP: 0.309, SLG: 0.325										4	0	0	0	0	0	4												
Lloyd McClendon, R OBP: 0.233, SLG: 0.255										4	0	1	0	0	1	1												
Kevin Young, R OBP: 0.317, SLG: 0.333										4	1	1	0	0	1	0												
Don Slaught, R OBP: 0.302, SLG: 0.418										3	0	1	1	1	0	0												
Carlos Garcia, R OBP: 0.312, SLG: 0.426										4	1	1	0	0	0	2												
Stan Belinda, R (9, 1)										0	0	0	0	0	0	0												
Bob Walk, R OBP: 0.222, SLG: 0.278	(1, 1)									2	0	0	0	0	0	1												
Glenn Wilson, R (7, PH)										0	0	0	0	0	0	0												
Bias Minor, R OBP: 0.250, SLG: 0.250	(8, 1)									0	0	0	0	0	0	0												
John Candelaria, L (8, 1)										0	0	0	0	0	0	0												
Tom Foley, L OBP: 0.284, SLG: 0.333	(9, 4)									0	0	0	0	0	0	0												
Inning Stats	R: 1 E: 0 K: 2 S: 13	H: 2 LOB: 1 BB: 0 P: 18	R: 0 E: 0 K: 1 S: 11	H: 0 LOB: 1 BB: 1 P: 17	R: 0 E: 0 K: 0 S: 9	H: 1 LOB: 2 BB: 2 P: 21	R: 0 E: 0 K: 0 S: 8	H: 0 LOB: 0 BB: 0 P: 10	R: 1 E: 0 K: 0 S: 7	H: 2 LOB: 1 BB: 0 P: 9	R: 0 E: 0 K: 0 S: 9	H: 0 LOB: 0 BB: 0 P: 11	R: 1 E: 0 K: 0 S: 8	H: 1 LOB: 1 BB: 1 P: 19	R: 1 E: 0 K: 0 S: 5	H: 2 LOB: 1 BB: 0 P: 8	R: 1 E: 0 K: 0 S: 5	H: 2 LOB: 1 BB: 0 P: 8	1B: 3 2B: 4 3B: 0 HR: 1	SF: 0 SAC: 1 DP: 0 HBP: 0	WP: 0 PB: 0 SB: 0 CS: 0	PA: 35						
PITCHER	IP	WLS	BF	H	R	ER	SO	BB	IBB	HBP	BLK	WP	HR	S	P	ERA	WHIP											
Donovan Osborne, L ERA: 3.33	(1, 1)	6.1	L	27	6	3	3	3	3	0	0	0	0	0	61	94	4.26	1.421										
Les Lancaster, R ERA: 3.28	(7, 1)	1.2		8	2	1	1	0	0	1	0	0	0	9	19	5.40	1.200											

AB 30
R 2
H 6
RBI 2
BB 2
SO 1
LOB 6



AB 30
R 4
H 8
RBI 4
BB 4
SO 3
LOB 14



Batter	1	2	3	4	5	6	7	8	9	AB	R	H	RBI	BB	SO	LOB	TOP											
Bernard Gilkey, R OBP: 0.395, SLG: 0.462 (1, 7)										3	1	1	0	1	1	0	St. Louis Cardinals @ Montreal Expos Olympic Stadium, Montreal, QB Tue May 25 1993, 7:05 PM EDT Att: 15,383 - Dome											
Ozzie Smith, S OBP: 0.291, SLG: 0.296 (1, 6)										3	1	1	0	1	0	1												
Gregg Jefferies, S OBP: 0.339, SLG: 0.405 (1, 3)										4	0	0	0	0	1	3												
Ray Lankford, L OBP: 0.392, SLG: 0.371 (1, 8)										4	0	1	1	0	1	1												
Mark Whiten, S OBP: 0.321, SLG: 0.385 (1, 9)										4	0	1	1	0	3	0												
Todd Zeile, R OBP: 0.313, SLG: 0.321 (1, 5)										4	0	2	0	0	0	2												
Erik Pappas, R OBP: 0.405, SLG: 0.395 (1, 2)										4	0	1	0	0	0	2												
José Oquendo, S OBP: 0.371, SLG: 0.267 (9, PH)										2	0	0	0	1	0	0												
Bob Tewksbury, R OBP: 0.318, SLG: 0.286 (8, 1)										3	0	0	0	0	0	1												
Rheal Cormier, L OBP: 0.111, SLG: 0.111 (8, 1)										0	0	0	0	0	0	0												
Mike Perez, R (8, 1)										0	0	0	0	0	0	0												
Inning Stats	R: 0 E: 0 K: 1 S: 6	H: 0 LOB: 0 BB: 0 P: 9	R: 0 E: 0 K: 1 S: 7	H: 1 LOB: 1 BB: 0 P: 11	R: 0 E: 0 K: 0 S: 11	H: 1 LOB: 1 BB: 0 P: 16	R: 0 E: 0 K: 1 S: 7	H: 0 LOB: 0 BB: 0 P: 11	R: 0 E: 0 K: 0 S: 8	H: 1 LOB: 1 BB: 1 P: 13	R: 2 E: 0 K: 1 S: 13	H: 3 LOB: 1 BB: 1 P: 21	R: 0 E: 0 K: 0 S: 5	H: 0 LOB: 0 BB: 0 P: 8	R: 0 E: 0 K: 1 S: 7	H: 0 LOB: 1 BB: 1 P: 16	R: 0 E: 0 K: 1 S: 9	H: 1 LOB: 1 BB: 0 P: 16	1B: 6 2B: 1 3B: 0 HR: 0	SF: 0 SAC: 0 DP: 1 HBP: 0	WP: 0 PB: 0 SB: 1 CS: 1	PA: 36						
PITCHER	IP	WLS	BF	H	R	ER	SO	BB	IBB	HBP	BLK	WP	HR	S	P	ERA	WHIP											
Brian Barnes, L ERA: 3.48	(1, 1)	5.1	23	6	2	2	4	2	0	0	0	0	0	0	49	72	3.38	1.500										
Mike Gardner, R ERA: 5.4	(6, 1)	1.2	4	0	0	0	0	0	0	0	0	0	0	8	12	0.00	0.000											
Kent Bottenfield, R ERA: 4.25	(8, 1)	0.2	3	0	0	0	0	1	0	0	0	0	0	4	10	0.00	1.500											
Jeff Fassero, L ERA: 2.84	(8, 1)	0.1	W	1	0	0	0	0	0	0	0	0	0	3	6	0.00	0.000											
John Wetteland, R ERA: 2.41	(9, 1)	1.0	S	4	1	0	0	0	0	0	0	0	0	9	16	0.00	1.000											

Batter	1	2	3	4	5	6	7	8	9	AB	R	H	RBI	BB	SO	LOB	BOTTOM										
Delino DeShields, L OBP: 0.383, SLG: 0.319 (1, 4)										4	1	1	0	0	0	2	St. Louis Cardinals @ Montreal Expos Olympic Stadium, Montreal, QB Tue May 25 1993, 7:05 PM EDT Att: 15,383 - Dome										
Lou Frazier, S OBP: 0.348, SLG: 0.395 (7, 8)										4	1	2	2	0	0	0											
Moises Alou, R OBP: 0.377, SLG: 0.472 (7, 9)										3	0	0	0	1	0	1											
Larry Walker, L OBP: 0.390, SLG: 0.511 (7, 3)										3	0	0	0	0	0	1											
John Vander Wal, L OBP: 0.372, SLG: 0.468 (7, 7)										3	1	1	0	1	0	0											
Darin Fletcher, L OBP: 0.320, SLG: 0.351 (8, 1)										3	0	1	0	0	1	0											
Kent Bottenfield, R OBP: 0.154, SLG: 0.083 (8, 1)										0	0	0	0	0	0	0											
Wil Cordero, R OBP: 0.289, SLG: 0.416 (9, 6)										1	0	0	0	0	1	3											
Mike Lansing, R OBP: 0.365, SLG: 0.440 (9, 5)										4	0	1	0	0	0	4											
Sean Berry, R OBP: 0.327, SLG: 0.244 (6, 1)										2	0	1	0	0	0	0											
Tim Laker, R OBP: 0.182, SLG: 0.250 (7, PH)										1	0	0	0	0	0	1											
Brian Barnes, L OBP: 0.400, SLG: 0.250 (6, 5)										0	0	0	0	0	0	0											
Frank Bolick, S OBP: 0.326, SLG: 0.432 (9, 1)										2	1	1	0	0	0	0											
Inning Stats	R: 0 E: 0 K: 0 S: 4	H: 0 LOB: 0 BB: 0 P: 6	R: 0 E: 0 K: 0 S: 4	H: 0 LOB: 0 BB: 0 P: 8	R: 0 E: 0 K: 0 S: 7	H: 1 LOB: 1 BB: 0 P: 10	R: 0 E: 0 K: 0 S: 10	H: 0 LOB: 0 BB: 0 P: 16	R: 1 E: 0 K: 0 S: 8	H: 2 LOB: 0 BB: 0 P: 14	R: 1 E: 0 K: 0 S: 12	H: 2 LOB: 1 BB: 0 P: 18	R: 0 E: 0 K: 1 S: 10	H: 1 LOB: 1 BB: 0 P: 12	R: 2 E: 0 K: 1 S: 20	H: 2 LOB: 2 BB: 2 P: 34	1B: 6 2B: 2 3B: 0 HR: 0	SF: 0 SAC: 2 DP: 1 HBP: 0	WP: 0 PB: 0 SB: 4 CS: 0	PA: 34							
PITCHER	IP	WLS	BF	H	R	ER	SO	BB	IBB	HBP	BLK	WP	HR	S	P	ERA	WHIP										
Bob Tewksbury, R ERA: 3.3	(1, 1)	7.1	L	31	8	4	4	1	0	0	0	0	0	66	104	4.91	1.091										
Rheal Cormier, L ERA: 3.69	(8, 1)	0.0	1	0	0	0	0	1	0	0	0	0	0	3	7	∞	∞										
Mike Perez, R ERA: 2.73	(8, 1)	0.2	2	0	0	0	1	0	0	0	0	0	0	6	7	0.00	0.000										

AB	32
R	2
H	7
RBI	2
BB	3
SO	6
LOB	11



AB	30
R	4
H	8
RBI	3
BB	2
SO	2
LOB	12



Batter	1	2	3	4	5	6	7	8	9	AB	R	H	RBI	BB	SO	LOB	TOP										
Bernard Gilkey, R (1, 7) OBP: 0.390, SLG: 0.449 Les Lancaster, R (8, 1)	1-1 F8		4-2 G5-3 BB			0-0 G5-3		0-0 G1-6-3		3	0	0	0	1	0	1											
Ozzie Smith, S (1, 6) OBP: 0.284, SLG: 0.288	1-0 L6		2-2 G5-3			3-2 G6-3		1-1 G4-3		4	0	0	0	0	0	1											
Ray Lankford, L (1, 8) OBP: 0.394, SLG: 0.366	4-2 BB		2-1 G4-3			4-2 BB			0-1 G3	2	0	0	0	2	0	1											
Mark Whiten, S (1, 9) OBP: 0.314, SLG: 0.376	3-2 G1-3					0-0 G4-3			3-2 F8	4	0	0	0	0	0	2											
Gerald Perry, L (1, 3)			0-1 G4-3			2-0 F8			0-0 F8	4	0	1	0	0	0	0											
Todd Zeile, R (1, 5) OBP: 0.313, SLG: 0.321			0-0 1B			1-2 F8			3-2 G5-4-3	3	0	1	0	0	0	1											
Erik Pappas, R (1, 2) OBP: 0.400, SLG: 0.390			1-2 1B			1-0 F7			1-2 G6-3	3	0	1	0	0	0	1											
José Oquendo, S (1, 4) OBP: 0.351, SLG: 0.250 Luis Alica, S (7, PH) OBP: 0.397, SLG: 0.371			1-1 G1-6-3			1-0 F7			2-1 P4	2	0	0	0	0	0	2											
Joe Magrane, R (1, 1) Rheal Cormier, L (7, 1) OBP: 0.111, SLG: 0.111 Rod Brewer, L (8, PH) OBP: 0.277, SLG: 0.256			2-3 K			0-3 K			0-2 G1-6-3	2	0	0	0	0	0	0											
Inning Stats	R: 0 E: 0 K: 0 S: 8	H: 0 LOB: 1 BB: 1 P: 17	R: 0 E: 0 K: 0 S: 8	H: 2 LOB: 1 BB: 0 P: 10	R: 0 E: 0 K: 1 S: 14	H: 0 LOB: 1 BB: 1 P: 24	R: 0 E: 0 K: 0 S: 5	H: 0 LOB: 0 BB: 0 P: 8	R: 0 E: 0 K: 1 S: 5	H: 0 LOB: 1 BB: 1 P: 7	R: 0 E: 0 K: 0 S: 9	H: 0 LOB: 1 BB: 1 P: 16	R: 0 E: 0 K: 0 S: 10	H: 1 LOB: 1 BB: 0 P: 17	R: 0 E: 0 K: 0 S: 7	H: 1 LOB: 0 BB: 0 P: 8	R: 0 E: 0 K: 0 S: 7	H: 0 LOB: 0 BB: 0 P: 10	1B: 4 2B: 0 3B: 0 HR: 0	SF: 0 SAC: 0 DP: 2 HBP: 0	WP: 0 PB: 0 SB: 0 CS: 0	PA: 32					
PITCHER	IP	WLS	BF	H	R	ER	SO	BB	IBB	HBP	BLK	WP	HR	S	P	ERA	WHIP										
Ken Hill, R (1, 1) ERA: 2.42 Mel Rojas, R (8, 1) ERA: 4.26	7.0	W	26	3	0	0	2	3	0	0	0	0	0	59	99	0.00	0.857										

St. Louis Cardinals @ Montreal Expos
Olympic Stadium, Montreal, QB
Wed May 26 1993, 7:05 PM EDT
Att: 14,766 - Dome

AB 29
R 0
H 4
RBI 0
BB 3
SO 2
LOB 10



Batter	1	2	3	4	5	6	7	8	9	AB	R	H	RBI	BB	SO	LOB	BOTTOM											
Delino DeShields, L (1, 4) OBP: 0.397, SLG: 0.354	4-1 L6-4 1B		2-2 1B			2-2 S		1-1 HR		3	2	3	2	1	0	0												
Lou Frazier, S (1, 7) OBP: 0.380, SLG: 0.489	2-2 S		1-2 1B			0-0 G6-3		2-0 HR		4	2	3	1	0	0	1												
Marquis Grissom, R (1, 8) OBP: 0.356, SLG: 0.467	1-0 L6-4		2-2 1B			3-3 K		2-0 G5-3		4	0	1	1	0	1	3												
Greg Colbrunn, R (1, 3) OBP: 0.353, SLG: 0.506	2-3 K		0-0 G4-3			0-3 K		1-0 HR		4	1	1	2	0	2	3												
Moises Alou, R (1, 9) OBP: 0.369, SLG: 0.460			2-2 G4-3			2-1 G5-3		0-1 F7		4	0	0	0	0	0	1												
Mike Lansing, R (1, 5) OBP: 0.365, SLG: 0.442			0-1 P4			2-2 F8		3-2 CS		4	0	2	0	0	0	0												
Wil Cordero, R (1, 6) OBP: 0.288, SLG: 0.412			0-1 P3			1-0 P4		1-1 1B		4	0	1	0	0	0	1												
Tim Laker, R (1, 2) OBP: 0.192, SLG: 0.250			0-2 SH1-4			1-1 F8		0-0 G4-3		4	1	1	0	0	0	2												
Ken Hill, R (1, 1) OBP: 0.231, SLG: 0.208 Frank Bolick, S (7, PH) OBP: 0.323, SLG: 0.427 Mel Rojas, R (8, 1) ERA: 2.96			0-1 SH1-4			3-2 P3		0-1 G6-3		1	0	0	0	0	0	1												
Inning Stats	R: 0 E: 0 K: 1 S: 9	H: 1 LOB: 1 BB: 1 P: 18	R: 0 E: 0 K: 0 S: 7	H: 0 LOB: 0 BB: 0 P: 9	R: 3 E: 0 K: 0 S: 17	H: 4 LOB: 1 BB: 0 P: 23	R: 0 E: 0 K: 0 S: 10	H: 1 LOB: 1 BB: 0 P: 17	R: 0 E: 0 K: 2 S: 16	H: 1 LOB: 1 BB: 0 P: 24	R: 0 E: 0 K: 0 S: 10	H: 2 LOB: 1 BB: 0 P: 14	R: 3 E: 0 K: 0 S: 9	H: 3 LOB: 0 BB: 0 P: 15	R: 0 E: 0 K: 0 S: 5	H: 0 LOB: 0 BB: 0 P: 8	R: 0 E: 0 K: 0 S: 5	H: 0 LOB: 0 BB: 0 P: 8	1B: 9 2B: 1 3B: 0 HR: 3	SF: 0 SAC: 1 DP: 1 HBP: 0	WP: 0 PB: 0 SB: 3 CS: 1	PA: 35						
PITCHER	IP	WLS	BF	H	R	ER	SO	BB	IBB	HBP	BLK	WP	HR	S	P	ERA	WHIP											
Joe Magrane, L (1, 1) ERA: 4.15 Rheal Cormier, L (7, 1) ERA: 3.81 Les Lancaster, R (8, 1) ERA: 2.96	6.1	L	29	11	5	5	3	1	0	0	0	0	0	1	4	7	13.50	1.895										

St. Louis Cardinals @ Montreal Expos
Olympic Stadium, Montreal, QB
Wed May 26 1993, 7:05 PM EDT
Att: 14,766 - Dome

AB 33
R 6
H 12
RBI 6
BB 1
SO 3
LOB 12



Batter	1	2	3	4	5	6	7	8	9	AB	R	H	RBI	BB	SO	LOB	TOP										
Tony Gwynn, L OBP: 0.373, SLG: 0.431 (1, 9)	G5-3 ①		L4 ②		E5 1B ③		BB 1B ④		L5-3 ⑤	5	1	1	0	0	0	1	San Diego Padres @ St. Louis Cardinals Busch Stadium, St. Louis, MO Fri May 28 1993, 7:05 PM CDT Att: 30,235 - Unknown livebaseballscorecards.com										
Craig Shipley, R OBP: 0.225, SLG: 0.333 Kurt Stillwell, S (9, PH) OBP: 0.307, SLG: 0.338	G6-3 2B ⑥		F 1B ⑦		F9 ⑧		F9 ⑨		K ⑩	4	0	2	0	0	0	2											
Gary Sheffield, R OBP: 0.340, SLG: 0.467 (1, 5)	G6-3 ⑪		E8 1B ⑫		F8 1B ⑬		F8 ⑭			4	0	2	1	0	0	2											
Fred McGriff, L OBP: 0.354, SLG: 0.447 (1, 3)	K ⑮		P6 ⑯		F8 ⑰		FC6-4 BB ⑱			3	0	0	0	1	1	4											
Derek Bell, R OBP: 0.354, SLG: 0.503 (1, 8)		K ⑲		G4-6-3 1B ⑳		F9 ⑲		FC6-4 ⑳		4	0	1	0	0	1	2											
Tim Lincecum, R OBP: 0.367, SLG: 0.536 Jeff Gardner, L OBP: 0.313, SLG: 0.378 (7, 4)	G4-3 ⑳		G4-6-3 1-2f ㉑		L6 ㉒				F8 ㉓	3	0	0	0	0	0	1											
Phil Clark, R OBP: 0.382, SLG: 0.529 (1, 7)					HR ㉔				P3 ㉕	4	1	3	1	0	0	0											
Bob Geren, R OBP: 0.276, SLG: 0.295 (1, 2)					G1-6-3 ㉖				P5 ㉗	3	0	1	0	1	0	0											
Andy Benes, R OBP: 0.200, SLG: 0.375 Rich Rodriguez, L (8, 1) Roger Mason, R (8, 1) Phil Plantier, L OBP: 0.302, SLG: 0.419 (8, 7)			G4-3 ㉘						L5-3 BB ㉙	3	0	0	0	0	0	2											
Inning Stats	R: 0 E: 0 K: 1 S: 11	H: 1 LOB: 1 BB: 0 P: 18	R: 0 E: 0 K: 1 S: 8	H: 2 LOB: 2 BB: 0 P: 13	R: 0 E: 1 K: 0 S: 10	H: 2 LOB: 2 BB: 0 P: 16	R: 1 E: 0 K: 0 S: 6	H: 2 LOB: 0 BB: 0 P: 8	R: 1 E: 1 K: 0 S: 14	H: 1 LOB: 1 BB: 0 P: 19	R: 0 E: 0 K: 0 S: 9	H: 1 LOB: 2 BB: 1 P: 16	R: 0 E: 0 K: 0 S: 4	H: 0 LOB: 0 BB: 0 P: 8	R: 0 E: 0 K: 1 S: 6	H: 0 LOB: 0 BB: 1 P: 11		1B: 6 2B: 4 3B: 0 HR: 1	SF: 0 SAC: 0 DP: 2 HBP: 0	WP: 0 PB: 0 SB: 0 CS: 0	PA: 38						
PITCHER	IP	WLS	BF	H	R	ER	SO	BB	IBB	HBP	BLK	WP	HR	S	P	ERA	WHIP										
Donovan Osborne, L ERA: 3.12 Les Lancaster, R ERA: 2.93 Mike Perez, R ERA: 2.64 Lee Smith, R ERA: 3.06	6.2		31	10	2	1	2	1	1	0	0	0	1	65	104	1.35	1.650										

Batter	1	2	3	4	5	6	7	8	9	AB	R	H	RBI	BB	SO	LOB	BOTTOM										
Bernard Gilkey, R OBP: 0.386, SLG: 0.441 (1, 7)	F7 ①		K ②							4	0	1	0	0	1	4	San Diego Padres @ St. Louis Cardinals Busch Stadium, St. Louis, MO Fri May 28 1993, 7:05 PM CDT Att: 30,235 - Unknown livebaseballscorecards.com										
Ozzie Smith, S OBP: 0.294, SLG: 0.295 (1, 6)	F9 1B ③		P3 ④							3	1	2	0	1	0	1											
Gregg Jefferies, S OBP: 0.343, SLG: 0.407 (1, 3)	FC6-4 1B ⑤		F8 ⑥							4	1	2	0	0	0	2											
Todd Zeile, R OBP: 0.306, SLG: 0.314 (1, 5)	F9 ⑦									4	0	0	0	0	0	5											
Ray Lankford, L OBP: 0.391, SLG: 0.359 (1, 8)	FC6-4 1-2f ⑧									3	1	0	0	1	1	2											
Luis Alicea, S OBP: 0.403, SLG: 0.379 (1, 4)		G4-3 ⑨		G4-3 ⑩						4	0	2	1	0	0	0											
Rod Brewer, L OBP: 0.260, SLG: 0.239 Mark Whiten, S OBP: 0.318, SLG: 0.379 (8, PH) (9, 9)			F9 ⑪							3	0	0	0	0	1	1											
Erik Pappas, R OBP: 0.388, SLG: 0.378 (1, 2)			F8 ⑫							4	0	1	0	0	0	2											
Donovan Osborne, S OBP: 0.316, SLG: 0.278 Les Lancaster, R (7, PH) Gerard Perry, L OBP: 0.248, SLG: 0.412 Mike Perez, R (8, PH) Gerónimo Peña, S OBP: 0.341, SLG: 0.336 Lee Smith, R (9, 1)					G4-3 ⑬					2	0	1	0	0	0	0											
Inning Stats	R: 0 E: 0 K: 0 S: 12	H: 2 LOB: 2 BB: 0 P: 17	R: 0 E: 0 K: 0 S: 9	H: 0 LOB: 0 BB: 0 P: 12	R: 0 E: 0 K: 1 S: 10	H: 0 LOB: 0 BB: 0 P: 16	R: 0 E: 0 K: 1 S: 7	H: 0 LOB: 0 BB: 0 P: 10	R: 0 E: 0 K: 0 S: 11	H: 1 LOB: 1 BB: 1 P: 19	R: 0 E: 0 K: 0 S: 11	H: 2 LOB: 3 BB: 1 P: 19	R: 3 E: 0 K: 0 S: 13	H: 4 LOB: 2 BB: 1 P: 23	R: 0 E: 0 K: 0 S: 10	H: 0 LOB: 0 BB: 0 P: 11		1B: 10 2B: 0 3B: 0 HR: 0	SF: 0 SAC: 0 DP: 0 HBP: 0	WP: 0 PB: 0 SB: 0 CS: 1	PA: 36						
PITCHER	IP	WLS	BF	H	R	ER	SO	BB	IBB	HBP	BLK	WP	HR	S	P	ERA	WHIP										
Andy Benes, R ERA: 2.71 Rich Rodriguez, L ERA: 5.5 Roger Mason, R ERA: 1.71	7.1		31	8	2	2	3	2	0	0	0	0	0	5	11	2.46	1.364										

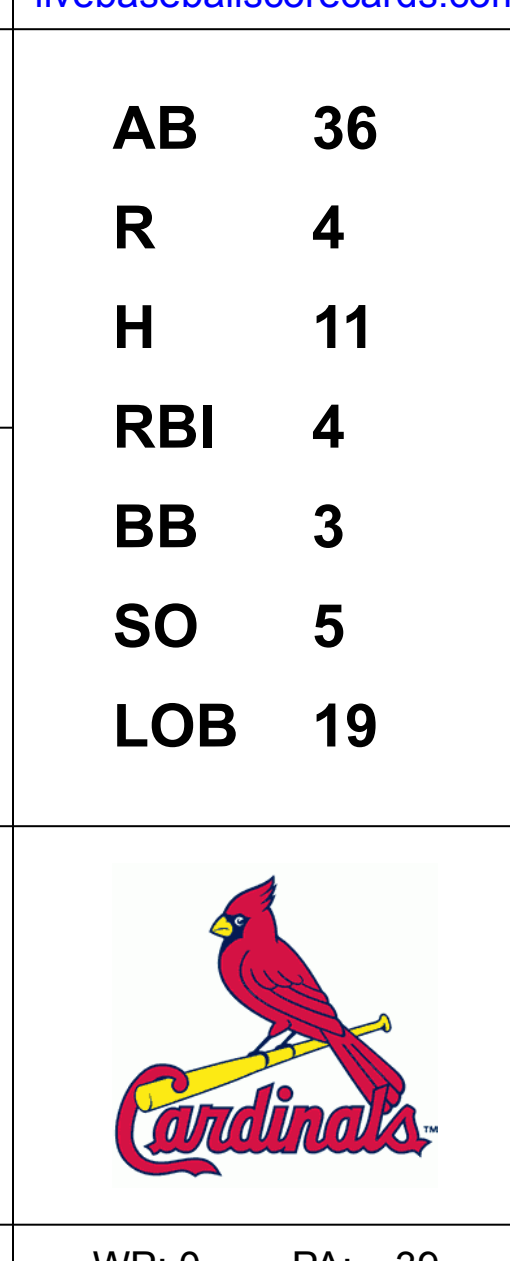


Batter	1	2	3	4	5	6	7	8	9	AB	R	H	RBI	BB	SO	LOB	TOP															
Tony Gwynn, L OBP: 0.364, SLG: 0.420 (1, 9)	F8	G6-4-3		F8		E3		F7		5	0	0	0	0	0	6	San Diego Padres @ St. Louis Cardinals Busch Stadium, St. Louis, MO Sat May 29 1993, 3:33 AM CDT Att: 34,170 - Sunny - 70 F															
Jeff Gardner, L OBP: 0.316, SLG: 0.369 (1, 4)	G4		F8		2B	FC6-4			G5-4-3	3	1	0	0	2	0	1																
Gary Sheffield, R OBP: 0.337, SLG: 0.466 (1, 5)			G6-3		P3				G5-4-3	5	0	1	0	0	0	2																
Fred McGriff, L OBP: 0.350, SLG: 0.457 (1, 3)	F8		L7		P7				HR	5	1	1	1	0	1	2																
Phil Plantier, L OBP: 0.315, SLG: 0.449 (1, 7)				WP	1B				G4-3	5	3	3	1	0	0	0																
Derek Bell, R OBP: 0.363, SLG: 0.524 (1, 8)										3	2	2	2	0	0	0																
Kurt Stillwell, S OBP: 0.304, SLG: 0.333 (1, 6)										4	0	1	1	0	0	3																
Kevin Higgins, L OBP: 0.250, SLG: 0.500 Bob Geren, R OBP: 0.276, SLG: 0.295 (8, 2)										4	0	1	2	0	1	2																
Greg Harris, R OBP: 0.286, SLG: 0.269 Jeremy Hernandez, R Gene Harris, R (8, 1)										0	0	0	0	0	0	0																
										3	0	2	0	1	1	0																
Inning Stats	R: 0 E: 0 K: 0 S: 9	H: 1 LOB: 1 BB: 0 P: 13	R: 2 E: 0 K: 0 S: 9	H: 3 LOB: 1 BB: 0 P: 13	R: 0 E: 0 K: 0 S: 6	H: 0 LOB: 0 BB: 0 P: 12	R: 1 E: 0 K: 1 S: 15	H: 2 LOB: 2 BB: 1 P: 25	R: 3 E: 0 K: 1 S: 7	H: 2 LOB: 0 BB: 1 P: 15	R: 0 E: 1 K: 1 S: 11	H: 0 LOB: 0 BB: 0 P: 13	R: 0 E: 0 K: 1 S: 9	H: 0 LOB: 0 BB: 0 P: 12	R: 0 E: 0 K: 0 S: 14	H: 2 LOB: 2 BB: 0 P: 18	R: 1 E: 0 K: 0 S: 10	H: 1 LOB: 0 BB: 1 P: 15	1B: 5 2B: 5 3B: 0 HR: 2	SF: 0 SAC: 0 DP: 2 HBP: 1	WP: 1 PB: 0 SB: 0 CS: 0	PA: 41										
PITCHER	IP WLS BF H R ER SO BB IBB HBP BLK WP HR S P ERA WHIP																															
Omar Olivares, R ERA: 3.86 Les Lancaster, R ERA: 2.93 Rob Murphy, L ERA: 3.48	(1, 1) (5, 1) (8, 1)	4.2 3.0 1.1	23 13 5	7 3 1	5 1 1	5 1 1	1 2 0	2 0 1	0 0 0	0 0 0	1 0 1	0 1 12	44 34 17	76 43 17	9.64 3.00 6.75	1.929 1.000 1.500																

AB	37
R	7
H	11
RBI	7
BB	3
SO	3
LOB	16



Batter	1	2	3	4	5	6	7	8	9	AB	R	H	RBI	BB	SO	LOB	BOTTOM														
Bernard Gilkey, R OBP: 0.386, SLG: 0.440 (1, 7)			G5-3		L6			K	G4-3	5	1	2	1	0	1	1	San Diego Padres @ St. Louis Cardinals Busch Stadium, St. Louis, MO Sat May 29 1993, 3:33 AM CDT Att: 34,170 - Sunny - 70 F														
Ozzie Smith, S OBP: 0.292, SLG: 0.292 (1, 6)	E3		G3-1			G6-3			G4-3	5	0	1	0	0	0	3															
Gregg Jefferies, S OBP: 0.339, SLG: 0.401 (1, 3)	G3-6-3		G3-1						G1-3	5	0	1	0	0	0	6															
Todd Zeile, R OBP: 0.305, SLG: 0.318 (1, 5)				F9						4	0	1	1	0	0	3															
Ray Lankford, L OBP: 0.399, SLG: 0.357 (1, 8)										1	1	0	0	3	0	0															
Mark Whiten, S OBP: 0.316, SLG: 0.376 (1, 9)										4	0	1	0	0	2	3															
Luis Alica, S OBP: 0.400, SLG: 0.377 Rob Murphy, L OBP: 1.000, SLG: 1.000 Gerald Perry, L OBP: 0.456, SLG: 0.444 (9, PH)			G1-3		G4-6-3					3	0	1	0	0	0	2															
Erik Pappas, R OBP: 0.377, SLG: 0.367 (1, 2)										4	1	1	1	0	1	1															
Omar Olivares, R OBP: 0.167, SLG: 0.167 Les Lancaster, R José Oquendo, S OBP: 0.368, SLG: 0.273 Rod Brewer, L OBP: 0.275, SLG: 0.255 (9, PH)										1	0	0	0	0	0	0															
										1	0	0	0	0	1	0															
Inning Stats	R: 1 E: 1 K: 1 S: 13	H: 2 LOB: 2 BB: 1 P: 21	R: 0 E: 0 K: 0 S: 4	H: 0 LOB: 0 BB: 0 P: 8	R: 0 E: 0 K: 0 S: 9	H: 0 LOB: 0 BB: 0 P: 13	R: 0 E: 0 K: 0 S: 9	H: 1 LOB: 1 BB: 1 P: 16	R: 0 E: 0 K: 1 S: 7	H: 0 LOB: 0 BB: 0 P: 9	R: 0 E: 0 K: 0 S: 9	H: 1 LOB: 0 BB: 0 P: 14	R: 0 E: 0 K: 2 S: 13	H: 1 LOB: 1 BB: 0 P: 17	R: 0 E: 0 K: 1 S: 17	H: 2 LOB: 2 BB: 0 P: 21	R: 3 E: 0 K: 0 S: 16	H: 4 LOB: 2 BB: 1 P: 25	1B: 10 2B: 2 3B: 0 HR: 0	SF: 0 SAC: 0 DP: 3 HBP: 0	WP: 0 PB: 0 SB: 0 CS: 0	PA: 39									
PITCHER	IP WLS BF H R ER SO BB IBB HBP BLK WP HR S P ERA WHIP																														
Greg Harris, R Jeremy Hernandez, R Gene Harris, R	(1, 1) (8, 1) (9, 1)	7.1 1.0 0.2	29 7 3	1 3 0	1 3 0	1 3 0	0 0 0	2 1 0	0 0 0	0 0 0	0 0 0	0 15 7	0 22 9	0 27.00 0.00	1.227 4.000 1.500																



Batter	1	2	3	4	5	6	7	8	9	AB	R	H	RBI	BB	SO	LOB	TOP								
Tony Gwynn, L (1, 9) OBP: 0.357, SLG: 0.412 Rich Rodriguez, L (7, 1) Bob Geren, R (9, PH) OBP: 0.273, SLG: 0.291	1-1 F8		0-2 F7		1-0 G4-3		0-1 G4-3		0-3 K	4	0	0	0	0	0	0	0								
Jeff Gardner, L (1, 4) OBP: 0.328, SLG: 0.384	3-1 1B HR		4-0 BB		1-1 2B		3-1 F7			3	1	2	0	1	0	0	0								
Gary Sheffield, R (1, 5) OBP: 0.330, SLG: 0.455	1-0 P6		0-1 F9		0-0 P6			1-0 G4-3		4	0	0	0	0	0	0	3								
Fred McGriff, L (1, 3) OBP: 0.348, SLG: 0.453	1-0 1B HR		1-3 K			3-1 F8		1-1 F8		4	1	1	0	0	0	1	1								
Phil Plantier, L (1, 7) OBP: 0.322, SLG: 0.510	1-0 1B HR			2-1 F7		0-1 HR		2-3 K		4	2	2	4	0	1	0	0								
Derek Bell, R (1, 8) OBP: 0.355, SLG: 0.512	3-1 F8			0-0 G6-3		0-0 G5-3			1-2 G4-3	4	0	0	0	0	0	0	0								
Kurt Stillwell, S (1, 6) OBP: 0.313, SLG: 0.342		0-0 B1-3		1-2 1B		0-0 1B		0-3 K		4	0	2	0	0	1	0	0								
Kevin Higgins, L (1, 2) OBP: 0.143, SLG: 0.286 Ricky Gutierrez, R (9, PH) OBP: 0.377, SLG: 0.309	1-1 F9		1-1 G3			2-2 F8		1-1 1B		3	0	0	0	0	0	2	0								
Kerry Taylor, R (1, 1) Tim Scott, R (2, 1) Craig Shipley, R (5, PH) Pat Gomez, L (5, 1) Phil Clark, R (7, PH) OBP: 0.338, SLG: 0.528	1-3 K				1-1 G1-6-3		1-0 F9		0-1 1B	1	0	0	0	0	1	0	0								
Inning Stats	R: 3 E: 0 K: 0 S: 9	H: 3 LOB: 0 BB: 0 P: 19	R: 0 E: 0 K: 1 S: 6	H: 0 LOB: 0 BB: 0 P: 8	R: 0 E: 0 K: 1 S: 8	H: 0 LOB: 1 BB: 1 P: 13	R: 0 E: 0 K: 0 S: 8	H: 1 LOB: 1 BB: 0 P: 12	R: 0 E: 0 K: 0 S: 6	H: 1 LOB: 1 BB: 0 P: 9	R: 1 E: 0 K: 0 S: 9	H: 2 LOB: 1 BB: 0 P: 14	R: 0 E: 0 K: 0 S: 5	H: 0 LOB: 0 BB: 0 P: 9	R: 0 E: 0 K: 2 S: 6	H: 2 LOB: 2 BB: 0 P: 10	R: 0 E: 0 K: 2 S: 15	H: 2 LOB: 2 BB: 0 P: 17	1B: 6 2B: 1 3B: 0 HR: 2	SF: 0 SAC: 0 DP: 0 HBP: 0	WP: 0 PB: 0 SB: 1 CS: 1	PA: 37			
PITCHER	IP WLS BF H R ER SO BB IBB HBP BLK WP HR S P ERA WHIP	7.0 W 29 7 4 4 2 1 0 0 0 0 2 51 84 5.14 1.143	2.0 L 8 2 0 0 3 0 0 0 0 0 0 21 27 0.00 1.000																						

San Diego Padres @ St. Louis Cardinals
 Busch Stadium, St. Louis, MO
 Sun May 30 1993, 3:33 AM CDT
 Att: 40,240 - Cloudy - 81 F

AB	36
R	4
H	9
RBI	4
BB	1
SO	5
LOB	8



Batter	1	2	3	4	5	6	7	8	9	AB	R	H	RBI	BB	SO	LOB	BOTTOM							
Bernard Gilkey, R (1, 7) OBP: 0.394, SLG: 0.442	3-2 1B G4-3		1-1 G4-3			4-2 HR	1-1 F8			4	3	2	1	1	0	2	0							
Ozzie Smith, S (1, 6) OBP: 0.395, SLG: 0.330 Rheal Cormier, L (8, 1) OBP: 0.111, SLG: 0.111	3-1 1B G4-3	2-3 3-H 2B 1B		0-0 S 1B		1-1 HR BB	1-1 G4-3			5	2	4	4	0	0	0	0							
Gregg Jefferies, S (1, 3) OBP: 0.335, SLG: 0.395 Rod Brewer, L (9, 3) OBP: 0.275, SLG: 0.255	1-2 G4-3	3-2 S 1B		3-3 K		0-2 G3		0-0 L5		5	1	1	2	0	1	2	0							
Ray Lankford, L (1, 8) OBP: 0.394, SLG: 0.352	0-0 G4-3	1-1 PO 1B		3-3 K		2-3 K		1-0 G1-3		5	0	1	1	0	2	2	0							
Todd Zeile, R (1, 5) OBP: 0.314, SLG: 0.326 Tracy Woodson, R (7, 5) OBP: 0.263, SLG: 0.294	3-1 P6	0-0 PO		4-2 FC6-4 BB		4-0 1B BB		1-0 FC5-4 1B		2	2	1	0	2	0	1	0							
Mark Whiten, S (1, 9) OBP: 0.318, SLG: 0.377		1-0 G4-3		1-1 FC6-4		1-1 1B		1-1 FC5-4		5	0	2	1	0	0	3	0							
Luis Alicaia, S (1, 4) OBP: 0.417, SLG: 0.380		4-1 SH1-4 BB 1B		4-2 G6-3 BB		1-0 G4-3		1-0 1B		2	1	1	1	2	0	0	0							
Hector Villanueva, R (1, 2) OBP: 0.180, SLG: 0.239		4-0 1B SH1-4 BB		3-2 G6-3		3-2 G2-3		1-2 G4-3		3	1	0	0	1	0	4	0							
Rene Arocha, R (1, 1) Geronimo Pena, S (7, PH) OBP: 0.338, SLG: 0.333 José Oquendo, S (8, 6) OBP: 0.368, SLG: 0.273		0-1 SH1-4		1-3 K		0-0 G4-3		2-3 K		2	0	0	0	0	1	2	0							
Inning Stats	R: 1 E: 0 K: 0 S: 11	H: 2 LOB: 1 BB: 0 P: 21	R: 5 E: 0 K: 0 S: 14	H: 4 LOB: 2 BB: 2 P: 30	R: 1 E: 0 K: 1 S: 14	H: 2 LOB: 2 BB: 1 P: 25	R: 0 E: 0 K: 2 S: 13	H: 1 LOB: 2 BB: 1 P: 23	R: 0 E: 0 K: 0 S: 5	H: 0 LOB: 0 BB: 0 P: 8	R: 3 E: 0 K: 1 S: 18	H: 3 LOB: 2 BB: 2 P: 31	R: 0 E: 0 K: 1 S: 7	H: 0 LOB: 0 BB: 0 P: 11	R: 0 E: 0 K: 0 S: 5	H: 1 LOB: 1 BB: 0 P: 8	1B: 10 2B: 2 3B: 0 HR: 1	SF: 0 SAC: 1 DP: 0 HBP: 0	WP: 0 PB: 0 SB: 3 CS: 0	PA: 43				
PITCHER	IP WLS BF H R ER SO BB IBB HBP BLK WP HR S P ERA WHIP	1.2 L 12 4 1 1 3 2 0 0 0 0 0 29 48 3.86 2.571	2.1 L 11 3 3 3 1 2 0 0 0 0 1 23 39 13.50 2.500	2.0 L 7 1 0 0 1 0 0 0 0 0 0 12 19 0.00 0.500																				

San Diego Padres @ St. Louis Cardinals
 Busch Stadium, St. Louis, MO
 Sun May 30 1993, 3:33 AM CDT
 Att: 40,240 - Cloudy - 81 F

AB	35
R	10
H	13
RBI	10
BB	6
SO	5
LOB	16



Batter	1	2	3	4	5	6	7	8	9	AB	R	H	RBI	BB	SO	LOB	TOP			
Brett Butler , L (1, 8) OBP: 0.399, SLG: 0.384	B1-3		L1-5-3			G6-3		G6-3		4	0	0	0	0	0	0	Los Angeles Dodgers @ St. Louis Cardinals Busch Stadium, St. Louis, MO Wed Jun 02 1993, 7:05 PM CDT Att: 27,051 - Unknown - 76 F			
Jose Offerman , S (1, 6) OBP: 0.366, SLG: 0.361	SF8		G5-3			F9		F9		4	1	1	0	0	0					
Mitch Webster , S (1, 7) OBP: 0.313, SLG: 0.370	SF8					G5-3		F3		3	1	1	1	0	0					
Tim Wallach , R (1, 5) OBP: 0.280, SLG: 0.387	K							P6		4	0	2	1	0	1	0				
Mike Piazza , R (1, 2) OBP: 0.369, SLG: 0.511			G5-3			L5		G5-3		4	1	1	0	0	0	1				
Cory Snyder , R (1, 9) OBP: 0.400, SLG: 0.467										4	1	4	2	0	0	0				
Eric Davis , R (9, FR) OBP: 0.302, SLG: 0.325										0	0	0	0	0	0	0				
Eric Karros , R (1, 3) OBP: 0.319, SLG: 0.401			L6			L8		P3		4	0	0	0	0	0	3				
Jody Reed , R (1, 4) OBP: 0.326, SLG: 0.343			L1			L6		P8		3	0	0	0	0	0	1				
Pedro Astacio , R (1, 1) OBP: 0.105, SLG: 0.105										2	0	0	0	0	2	0				
Mike Sharperson , R (7, PH) OBP: 0.289, SLG: 0.364										1	0	0	0	0	0	1				
Todd Worrell , R (7, 1)										0	0	0	0	0	0	0				
Roger McDowell , R (8, 1) OBP: 0.500, SLG: 0.500			K			K2-3		G5-3		0	0	0	0	0	0	0				
Inning Stats	R: 1 E: 0 K: 1 S: 8	H: 1 LOB: 0 BB: 0 P: 16	R: 1 E: 0 K: 0 S: 13	H: 1 LOB: 0 BB: 0 P: 21	R: 0 E: 0 K: 1 S: 8	H: 0 LOB: 0 BB: 0 P: 10	R: 1 E: 0 K: 0 S: 10	H: 3 LOB: 1 BB: 0 P: 13	R: 0 E: 0 K: 0 S: 6	H: 1 LOB: 1 BB: 0 P: 9	R: 0 E: 0 K: 0 S: 8	H: 1 LOB: 1 BB: 0 P: 13	R: 0 E: 0 K: 0 S: 8	H: 0 LOB: 0 BB: 0 P: 10	R: 1 E: 0 K: 0 S: 7	H: 2 LOB: 1 BB: 0 P: 12	1B: 3 2B: 3 3B: 2 HR: 1	SF: 1 SAC: 0 DP: 0 HBP: 0	WP: 1 PB: 0 SB: 0 CS: 1	PA: 35
PITCHER	IP	WLS	BF	H	R	ER	SO	BB	IBB	HBP	BLK	WP	HR	S	P	ERA	WHIP			
Donovan Osborne , L (1, 1) ERA: 3.19	7.0	W	27	7	3	3	3	0	0	0	0	1	1	63	94	3.86	1.000			
Rob Murphy , L (8, 1) ERA: 3.19	1.0		3	0	0	0	0	0	0	0	0	0	0	8	10	0.00	0.000			
Lee Smith , R (9, 1) ERA: 3.38	1.0	S	4	2	1	1	0	0	0	0	0	0	0	7	12	9.00	2.000			


Batter	1	2	3	4	5	6	7	8	9	AB	R	H	RBI	BB	SO	LOB	BOTTOM			
Bernard Gilkey , R (1, 7) OBP: 0.386, SLG: 0.453	1B		G5-3			1B		F4		4	2	2	0	0	0	1	Los Angeles Dodgers @ St. Louis Cardinals Busch Stadium, St. Louis, MO Wed Jun 02 1993, 7:05 PM CDT Att: 27,051 - Unknown - 76 F			
Ozzie Smith , S (1, 6) OBP: 0.310, SLG: 0.326	BLK		P6			G6-3		G3		4	1	2	1	0	0	0				
Gregg Jefferies , S (1, 3) OBP: 0.338, SLG: 0.422	HR		F9			G6-3		CS		4	1	2	2	0	0	1				
Ray Lankford , L (1, 8) OBP: 0.388, SLG: 0.339	K							CS		3	0	1	0	1	2	0				
Todd Zeile , R (1, 5) OBP: 0.319, SLG: 0.328	L7							F8		4	0	1	0	0	1	3				
Mark Whiten , S (1, 9) OBP: 0.307, SLG: 0.361	G4-3		G3-6-3					E6		3	1	0	0	0	0	1				
Luis Alicaia , S (1, 4) OBP: 0.400, SLG: 0.383								P8		3	0	0	0	0	0	1				
Erik Pappas , R (1, 2) OBP: 0.397, SLG: 0.397										3	0	1	1	0	0	0				
Donovan Osborne , S (1, 1) OBP: 0.286, SLG: 0.250										2	0	0	0	0	0	0				
Gerald Perry , L (7, PH) OBP: 0.423, SLG: 0.400										1	0	0	0	0	0	1				
Rob Murphy , L (8, 1) OBP: 1.000, SLG: 1.000										0	0	0	0	0	0	0				
Lee Smith , R (9, 1)										0	0	0	0	0	0	0				
Inning Stats	R: 3 E: 0 K: 1 S: 14	H: 3 LOB: 0 BB: 0 P: 19	R: 0 E: 0 K: 0 S: 3	H: 0 LOB: 0 BB: 0 P: 6	R: 0 E: 0 K: 0 S: 7	H: 0 LOB: 0 BB: 0 P: 12	R: 0 E: 0 K: 1 S: 7	H: 1 LOB: 0 BB: 0 P: 10	R: 0 E: 0 K: 0 S: 5	H: 0 LOB: 0 BB: 0 P: 9	R: 1 E: 0 K: 0 S: 15	H: 3 LOB: 1 BB: 0 P: 21	R: 1 E: 1 K: 0 S: 9	H: 1 LOB: 1 BB: 0 P: 12	R: 0 E: 0 K: 0 S: 6	H: 1 LOB: 1 BB: 1 P: 13	1B: 5 2B: 2 3B: 1 HR: 1	SF: 0 SAC: 0 DP: 2 HBP: 0	WP: 1 PB: 0 SB: 1 CS: 2	PA: 32
PITCHER	IP	WLS	BF	H	R	ER	SO	BB	IBB	HBP	BLK	WP	HR	S	P	ERA	WHIP			
Pedro Astacio , R (1, 1) ERA: 4.23	6.0	L	23	7	4	4	3	0	0	0	1	1	51	77	6.00	1.167				
Todd Worrell , R (7, 1) ERA: 4.91	1.0		5	1	1	0	0	0	0	0	0	0	0	9	12	0.00	1.000			
Roger McDowell , R (8, 1) ERA: 2.05	1.0		4	1	0	0	0	0	1	0	0	1	0	6	13	0.00	1.000			



Batter	1	2	3	4	5	6	7	8	9	AB R H RBI BB SO LOB	TOP										
Bernard Gilkey, R OBP: 0.380, SLG: 0.444	G5-3		FC5-4 1B		F9	FC6-4		K		5 0 1 0 0 1 4	St. Louis Cardinals @ Cincinnati Reds Riverfront Stadium, Cincinnati, OH Thu Jun 03 1993, 7:05 PM EDT Att: 25,141 - Unknown - 73 F										
Ozzie Smith, S OBP: 0.308, SLG: 0.319	G3		FC5-4 1-2		G3-1		P4	FC3-6 BB	4 0 0 0 1 0 3												
Gregg Jefferies, S OBP: 0.344, SLG: 0.432	S 1B		G5-3			WP 2B	CS 1B	FC3-6 2B	5 2 3 0 0 0 2												
Ray Lankford, L OBP: 0.398, SLG: 0.354	S 1B			K		G4-3 WP 1B	1-2 1B	FC3-6 2B	4 2 3 0 1 1 0												
Todd Zeile, R OBP: 0.316, SLG: 0.330	F9			F9		P4	K	2B	5 1 1 2 0 1 4												
Mark Whiten, S OBP: 0.309, SLG: 0.362		G4-3		G3		G4-3		HR 1B	5 2 2 0 0 0 1												
Luis Alcega, S OBP: 0.400, SLG: 0.395		K			1B	S 1B	F8	K	5 1 2 1 0 2 3												
Hector Villanueva, R OBP: 0.218, SLG: 0.353		K			F8	3-H 1B	1-2 1B	1-2 2B	5 1 3 5 0 1 1												
Omar Olivares, R OBP: 0.214, SLG: 0.214			G4-3					G4-3	2 0 1 0 0 0 0												
Paul Kilgus, L OBP: 0.333, SLG: 0.333						FC6-4 1B		G4-3	3 0 1 0 0 0 1												
Inning Stats	R: 0 E: 0 K: 0 S: 12	H: 2 LOB: 2 BB: 0 P: 15	R: 0 E: 0 K: 2 S: 10	H: 0 LOB: 0 BB: 0 P: 14	R: 0 E: 0 K: 1 S: 10	H: 1 LOB: 1 BB: 0 P: 13	R: 0 E: 0 K: 1 S: 7	H: 0 LOB: 0 BB: 0 P: 9	R: 0 E: 0 K: 0 S: 9	H: 2 LOB: 2 BB: 0 P: 17	R: 3 E: 0 K: 0 S: 18	H: 4 LOB: 2 BB: 1 P: 30	R: 0 E: 0 K: 1 S: 10	H: 2 LOB: 1 BB: 0 P: 13	R: 2 E: 0 K: 1 S: 10	H: 2 LOB: 0 BB: 0 P: 16	R: 4 E: 0 K: 1 S: 17	H: 4 LOB: 1 BB: 1 P: 28	1B: 11 2B: 5 3B: 0 HR: 1	SF: 0 SAC: 0 DP: 0 HBP: 0	WP: 2 PA: 45 PB: 0 SB: 3 CS: 1
PITCHER	IP WLS BF H R ER SO BB IBB HBP BLK WP HR S P ERA WHIP											PITCHER	IP WLS BF H R ER SO BB IBB HBP BLK WP HR S P ERA WHIP								
Tim Pugh, R ERA: 4.72	6.0 L 28 9 3 3 3 1 0 0 0 0 2 0 66 98 4.50 1.667																				
Greg Cadaret, L ERA: 2.94	2.0 9 4 2 2 2 0 0 0 0 0 1 20 29 9.00 2.000																				
Bill Landrum, R ERA: 3.74	1.0 8 4 4 4 1 1 0 0 0 0 0 0 17 28 36.00 5.000																				

Batter	1	2	3	4	5	6	7	8	9	AB R H RBI BB SO LOB	BOTTOM										
Roberto Kelly, R OBP: 0.341, SLG: 0.440	1B S 1B		G6-3	FC1-2					F8	5 1 2 0 0 0 2	St. Louis Cardinals @ Cincinnati Reds Riverfront Stadium, Cincinnati, OH Thu Jun 03 1993, 7:05 PM EDT Att: 25,141 - Unknown - 73 F										
Big Roberts, S OBP: 0.346, SLG: 0.285	G6-4-3 1B		E 1B	F9		G6-3		G4-3	5 1 2 0 0 0 3												
Barry Larkin, R OBP: 0.403, SLG: 0.420	G6-4-3 1B		L4			K		G5-3	5 0 2 1 0 1 1												
Kevin Mitchell, R OBP: 0.375, SLG: 0.527	G6-4-3		1B	BB		1B		F8	3 0 1 0 1 0 3												
Reggie Sanders, R OBP: 0.359, SLG: 0.458	G6-3		FC5-4 1B			P2		F8	4 0 1 1 0 0 3												
Randy Milligan, R OBP: 0.381, SLG: 0.354		L6	FC5-4			F8		F8	4 0 1 0 0 0 3												
Willie Greene, L OBP: 0.250, SLG: 0.625		G4-3				K		K	4 0 1 0 0 2 2												
Joe Oliver, R OBP: 0.290, SLG: 0.409			FC1-2 2B			G1-3		G6-3	4 0 2 0 0 0 0												
Tim Pugh, R OBP: 0.143, SLG: 0.100									2 0 0 0 0 0 3												
Jacob Brumfield, R OBP: 0.412, SLG: 0.467									1 0 0 0 0 0 0												
Greg Cadaret, L									0 0 0 0 0 0 0												
Juan Samuel, R									1 0 0 0 0 1 0												
Bill Landrum, R									0 0 0 0 0 0 0												
Inning Stats	R: 1 E: 0 K: 0 S: 15	H: 3 LOB: 1 BB: 0 P: 20	R: 0 E: 0 K: 0 S: 8	H: 1 LOB: 0 BB: 0 P: 11	R: 1 E: 1 K: 0 S: 7	H: 2 LOB: 2 BB: 1 P: 19	R: 0 E: 0 K: 0 S: 6	H: 2 LOB: 2 BB: 0 P: 12	R: 0 E: 0 K: 2 S: 14	H: 2 LOB: 2 BB: 0 P: 19	R: 0 E: 0 K: 0 S: 12	H: 1 LOB: 1 BB: 0 P: 19	R: 0 E: 0 K: 0 S: 6	H: 1 LOB: 1 BB: 0 P: 10	R: 0 E: 0 K: 2 S: 7	H: 0 LOB: 0 BB: 0 P: 9	R: 0 E: 0 K: 0 S: 7	H: 0 LOB: 0 BB: 0 P: 10	1B: 9 2B: 3 3B: 0 HR: 0	SF: 0 SAC: 0 DP: 1 HBP: 0	WP: 0 PA: 39 PB: 0 SB: 2 CS: 0
PITCHER	IP WLS BF H R ER SO BB IBB HBP BLK WP HR S P ERA WHIP											PITCHER	IP WLS BF H R ER SO BB IBB HBP BLK WP HR S P ERA WHIP								
Omar Olivares, R ERA: 3.88	4.1 21 8 2 2 1 1 0 0 0 0 0 0 39 65 4.15 2.077																				
Paul Kilgus, L	4.2 W 18 4 0 0 3 0 0 0 0 0 0 0 43 64 0.00 0.857																				

AB	43
R	9
H	17
RBI	8
BB	2
SO	6
LOB	19



AB	38
R	2
H	12
RBI	2
BB	1
SO	4
LOB	20



Batter	1	2	3	4	5	6	7	8	9	AB R H RBI BB SO LOB	TOP										
Bernard Gilkey, R OBP: 0.374, SLG: 0.442 (1, 7)										5 0 1 1 0 0 0	St. Louis Cardinals @ Cincinnati Reds Riverfront Stadium, Cincinnati, OH Sat Jun 05 1993, 7:05 PM EDT Att: 39,885 - Unknown										
Ozzie Smith, S OBP: 0.305, SLG: 0.316 (1, 6)										5 0 1 0 0 0 1											
Gregg Jefferies, S OBP: 0.352, SLG: 0.438 (1, 3)										4 0 3 0 0 0 0											
Ray Lankford, L OBP: 0.400, SLG: 0.350 (1, 8)										2 0 0 0 1 0 2											
Todd Zeile, R OBP: 0.310, SLG: 0.323 (1, 5)										4 0 0 0 0 0 7											
Mark Whiten, S OBP: 0.308, SLG: 0.360 (1, 9)										4 1 1 0 0 1 0											
Luis Alica, S OBP: 0.385, SLG: 0.378 (1, 4)										4 0 0 0 0 0 1											
Erik Pappas, R OBP: 0.403, SLG: 0.403 (1, 2)										4 1 2 1 0 0 1											
Bob Tewksbury, R OBP: 0.304, SLG: 0.273 (3, 1)										1 0 0 0 0 0 0											
Rod Brewer, L OBP: 0.276, SLG: 0.245 (7, PH)										1 0 0 0 0 0 1											
Les Lancaster, R OBP: 0.222, SLG: 0.302 (8, PH)										0 0 0 0 0 0 0											
Mike Perez, R OBP: 0.277, SLG: 0.381 (8, PH)										0 0 0 0 0 0 0											
Gerald Perry, L OBP: 0.207, SLG: 0.281 (8, PH)										1 0 0 0 0 0 1											
Inning Stats	R: 0 E: 0 K: 0 S: 8	H: 0 LOB: 0 BB: 0 P: 14	R: 0 E: 0 K: 1 S: 7	H: 0 LOB: 0 BB: 0 P: 10	R: 0 E: 0 K: 0 S: 7	H: 0 LOB: 0 BB: 0 P: 13	R: 0 E: 0 K: 0 S: 8	H: 1 LOB: 2 BB: 0 P: 15	R: 0 E: 1 K: 1 S: 11	H: 0 LOB: 1 BB: 0 P: 17	R: 0 E: 0 K: 0 S: 10	H: 2 LOB: 2 BB: 0 P: 15	R: 0 E: 0 K: 0 S: 10	H: 1 LOB: 1 BB: 0 P: 15	R: 0 E: 1 K: 0 S: 14	H: 1 LOB: 2 BB: 1 P: 20	R: 2 E: 0 K: 0 S: 13	H: 3 LOB: 1 BB: 0 P: 20	1B: 7 2B: 1 3B: 0 HR: 0	SF: 0 SAC: 0 DP: 1 HBP: 1	WP: 0 PA: 38 PB: 0 SB: 3 CS: 0
PITCHER	IP WLS BF H R ER SO BB IBB HBP BLK WP HR S P ERA WHIP											PITCHER	IP WLS BF H R ER SO BB IBB HBP BLK WP HR S P ERA WHIP								
Tim Belcher, R ERA: 3.38 (1, 1)	8.0 W 32 5 0 0 2 1 0 0 0 0 0 0 75 119 0.00 0.750																				
Milt Hill, R ERA: 6.3 (9, 1)	0.2 5 3 2 2 0 0 0 0 0 0 0 0 11 17 27.00 4.500																				
Rob Dibble, R ERA: 5.4 (9, 1)	0.1 1 0 0 0 0 0 0 0 0 0 0 0 2 3 0.00 0.000																				

AB	36
R	2
H	8
RBI	2
BB	1
SO	2
LOB	15



Batter	1	2	3	4	5	6	7	8	9	AB R H RBI BB SO LOB	BOTTOM								
Roberto Kelly, R OBP: 0.339, SLG: 0.436 (1, 8)										4 1 1 0 0 1 3	St. Louis Cardinals @ Cincinnati Reds Riverfront Stadium, Cincinnati, OH Sat Jun 05 1993, 7:05 PM EDT Att: 39,885 - Unknown								
Big Roberts, S OBP: 0.344, SLG: 0.290 (1, 4)										4 1 1 1 0 0 1									
Juan Samuel, R OBP: 0.222, SLG: 0.302 (8, 4)										0 0 0 0 0 0 0									
Barry Larkin, R OBP: 0.396, SLG: 0.411 (1, 6)										4 0 0 0 0 1 2									
Kevin Mitchell, R OBP: 0.384, SLG: 0.547 (7, PR)										4 1 3 1 0 0 0									
Jacob Brumfield, R OBP: 0.412, SLG: 0.487 (8, 7)										0 0 0 0 0 0 0									
Reggie Sanders, R OBP: 0.357, SLG: 0.450 (1, 9)										3 1 0 0 0 2 2									
Randy Milligan, R OBP: 0.383, SLG: 0.353 (1, 3)										3 0 1 0 1 1 2									
Willie Greene, L OBP: 0.250, SLG: 0.545 (1, 5)										3 1 1 1 0 1 1									
Joe Oliver, R OBP: 0.289, SLG: 0.413 (1, 2)										3 1 1 1 0 0 1									
Tim Belcher, R OBP: 0.174, SLG: 0.217 (8, PH)										3 0 2 2 0 0 0									
Gary Varsho, L OBP: 0.382, SLG: 0.393 (8, PH)										1 0 0 0 0 0 0									
Milt Hill, R (9, 1)										0 0 0 0 0 0 0									
Rob Dibble, L (9, 1)										0 0 0 0 0 0 0									
Inning Stats	R: 2 E: 0 K: 2 S: 14	H: 3 LOB: 1 BB: 0 P: 19	R: 2 E: 0 K: 0 S: 10	H: 3 LOB: 1 BB: 0 P: 18	R: 2 E: 0 K: 0 S: 10	H: 2 LOB: 2 BB: 1 P: 20	R: 0 E: 0 K: 1 S: 11	H: 0 LOB: 0 BB: 0 P: 14	R: 0 E: 0 K: 1 S: 5	H: 0 LOB: 0 BB: 0 P: 8	R: 0 E: 0 K: 0 S: 7	H: 1 LOB: 1 BB: 0 P: 11	R: 0 E: 0 K: 0 S: 5	H: 0 LOB: 0 BB: 0 P: 5	R: 0 E: 0 K: 0 S: 5	H: 0 LOB: 0 BB: 0 P: 5	1B: 5 2B: 5 3B: 0 HR: 0	SF: 2 SAC: 0 DP: 0 HBP: 1	WP: 0 PA: 36 PB: 0 SB: 0 CS: 0
PITCHER	IP WLS BF H R ER SO BB IBB HBP BLK WP HR S P ERA WHIP											PITCHER	IP WLS BF H R ER SO BB IBB HBP BLK WP HR S P ERA WHIP						
Bob Tewksbury, R ERA: 4.39 (3, 1)	2.0 L 15 2 0 0 4 0 0 0 0 0 0 0 30 49 0.00 0.500																		
Tom Urbani, L ERA: 9.35 (7, 1)	1.0 4 1 0 0 0 0 0 0 0 0 0 0 7 11 0.00 1.000																		
Les Lancaster, R ERA: 3.51 (8, 1)	1.0 3 0 0 0 0 0 0 0 0 0 0 0 5 5 0.00 0.000																		

AB	32
R	6
H	10
RBI	6
BB	1
SO	6
LOB	12



Batter	1	2	3	4	5	6	7	8	9	AB	R	H	RBI	BB	SO	LOB	TOP								
Bernard Gilkey, R OBP: 0.381, SLG: 0.448 (1, 7)	G5-3		1-0 2B			1-0 2B	0-0 1B		3-2 G6-3	5	2	3	1	0	0	0	St. Louis Cardinals @ Cincinnati Reds Riverfront Stadium, Cincinnati, OH Sun Jun 06 1993, 3:33 AM EDT Att: 34,513 - Cloudy - 72 F								
Luis Alica, S OBP: 0.385, SLG: 0.372 (1, 4)	F8		3-0 P4			4-2 2B	1-1 1B		1-1 F9	4	1	1	0	1	0	0									
Gregg Jefferies, S OBP: 0.355, SLG: 0.444 (1, 3)	G5-3			1-1 2B		4-2 2B	2-1 SF8			2	1	1	1	1	0	0									
Ray Lankford, L OBP: 0.397, SLG: 0.354 (1, 8)		2-0 G3-4-1		1-3 K		2-2 1B	3-H F7			4	0	1	2	0	1	2									
Mark Whiten, S OBP: 0.302, SLG: 0.353 (1, 9)		1-0 G4-3		0-0 G5-3		0-0 G5-3	0-1 G3			4	0	0	0	0	0	4									
Erik Papas, R OBP: 0.408, SLG: 0.391 (1, 2)		4-1 BB		2-2 F9		4-0 1B	2-1 IBB		2-1 G6-3	2	0	0	0	2	0	1									
Tracy Woodson, R OBP: 0.208, SLG: 0.227 (1, 5)		1-2 G6-3		2-1 G6-3		2-1 F8	1-3 K2-3			4	0	0	0	0	1	4									
José Oquendo, S OBP: 0.381, SLG: 0.278 (1, 6)			4-1 SH1-3 1B BB		1-2 G4-3	2-1 1B	3-2 L6			3	1	1	1	1	0	0									
Joe Magrane, R (1, 1)			1-2 SH1-3		1-1 G4-3	2-2 K			1-3 K	2	0	0	0	0	1	3									
Mike Perez, R (8, 1)										0	0	0	0	0	0	0									
Gerónimo Pena, S OBP: 0.379, SLG: 0.331 (9, PH)										1	0	0	0	0	1	0									
Rob Murphy, L OBP: 1.000, SLG: 1.000 (9, 1)										0	0	0	0	0	0	0									
Inning Stats	R: 0 E: 0 K: 0 S: 6	H: 0 LOB: 0 BB: 0 P: 11	R: 0 E: 0 K: 0 S: 6	H: 0 LOB: 1 BB: 1 P: 14	R: 1 E: 0 K: 0 S: 6	H: 1 LOB: 0 BB: 1 P: 15	R: 0 E: 0 K: 1 S: 9	H: 1 LOB: 1 BB: 0 P: 13	R: 0 E: 0 K: 0 S: 8	H: 0 LOB: 0 BB: 0 P: 12	R: 3 E: 0 K: 0 S: 19	H: 3 LOB: 3 BB: 3 P: 40	R: 1 E: 0 K: 0 S: 10	H: 2 LOB: 1 BB: 0 P: 12	R: 0 E: 0 K: 1 S: 11	H: 0 LOB: 0 BB: 0 P: 17	R: 0 E: 0 K: 1 S: 8	H: 0 LOB: 0 BB: 0 P: 13	1B: 5 2B: 2 3B: 0 HR: 0	SF: 1 SAC: 1 DP: 0 HBP: 0	WP: 0 PB: 0 SB: 0 CS: 0	PA: 38			
PITCHER	IP	WLS	BF	H	R	ER	SO	BB	IBB	HBP	BLK	WP	HR	S	P	ERA	WHIP								
Jose Rijo, R ERA: 3.21 (1, 1)	7.0	L	32	7	5	5	2	4	1	0	0	0	0	64	117	6.43	1.571								
Greg Cadaret, L ERA: 2.57 (8, 1)	2.0		6	0	0	0	2	0	0	0	0	0	0	19	30	0.00	0.000								

AB	31
R	5
H	7
RBI	5
BB	5
SO	4
LOB	14



Batter	1	2	3	4	5	6	7	8	9	AB	R	H	RBI	BB	SO	LOB	BOTTOM								
Roberto Kelly, R OBP: 0.342, SLG: 0.439 (1, 8)	G3 SF8 2B		1-1 1B		1-1 G5-3		0-0 F8			3	1	1	0	0	0	2	St. Louis Cardinals @ Cincinnati Reds Riverfront Stadium, Cincinnati, OH Sun Jun 06 1993, 3:33 AM EDT Att: 34,513 - Cloudy - 72 F								
Juan Samuel, R OBP: 0.204, SLG: 0.277 (1, 4)	G3		1-3 K			2-2 G4-3		1-1 G3		4	0	0	0	1	2										
Barry Larkin, R OBP: 0.398, SLG: 0.412 (1, 6)	SF8		2-0 1B			4-0 FC5-6 BB		2-2 G6-3		2	0	1	1	1	0	0									
Kevin Mitchell, R OBP: 0.381, SLG: 0.545 (1, 7)	3-H 2B		0-0 F9			0-1 F9		0-3 K		4	0	1	0	0	1	3									
Reggie Sanders, R OBP: 0.350, SLG: 0.440 (1, 9)	K		0-2 F9			2-2 FC5-6		2-3 K		4	0	0	0	0	2	2									
Randy Milligan, R OBP: 0.380, SLG: 0.351 (1, 3)		0-0 G6-3		3-3 K			0-0 FC6-4 1B		2-2 G4-3	4	0	1	0	0	1	0									
Willie Greene, L OBP: 0.188, SLG: 0.400 (1, 5)		2-3 K		0-3 K			3-2 F9		2-2 F9	4	0	0	0	0	2	1									
Dan Wilson, R OBP: 0.364, SLG: 0.310 (1, 2)		0-1 G5-3			1-0 F8		1-2 FC6-4 1B			3	0	1	0	0	0	0									
Jose Rijo, R OBP: 0.344, SLG: 0.310 (1, 1)			0-0 G6-3		3-3 K2-3		1-1 FC6-4			2	0	0	0	0	1	0									
Cecil Espy, S OBP: 0.379, SLG: 0.275 (7, PH)										1	0	0	0	0	0	2									
Greg Cadaret, L (8, 1)										0	0	0	0	0	0	0									
Inning Stats	R: 1 E: 0 K: 1 S: 15	H: 2 LOB: 1 BB: 0 P: 22	R: 0 E: 0 K: 1 S: 7	H: 0 LOB: 0 BB: 0 P: 9	R: 0 E: 0 K: 1 S: 7	H: 1 LOB: 2 BB: 0 P: 11	R: 0 E: 0 K: 2 S: 10	H: 0 LOB: 0 BB: 0 P: 13	R: 0 E: 0 K: 0 S: 6	H: 0 LOB: 0 BB: 0 P: 11	R: 0 E: 0 K: 0 S: 12	H: 0 LOB: 1 BB: 1 P: 20	R: 0 E: 0 K: 0 S: 12	H: 2 LOB: 2 BB: 0 P: 17	R: 0 E: 0 K: 1 S: 10	H: 0 LOB: 0 BB: 0 P: 13	R: 0 E: 0 K: 1 S: 11	H: 0 LOB: 0 BB: 0 P: 17	1B: 3 2B: 2 3B: 0 HR: 0	SF: 1 SAC: 0 DP: 0 HBP: 1	WP: 0 PB: 0 SB: 0 CS: 0	PA: 34			
PITCHER	IP	WLS	BF	H	R	ER	SO	BB	IBB	HBP	BLK	WP	HR	S	P	ERA	WHIP								
Joe Magrane, L ERA: 4.26 (1, 1)	7.0	W	28	5	1	1	6	1	0	1	0	0	0	69	103	1.29	0.857								
Mike Perez, R ERA: 2.7 (8, 1)	1.0		3	0	0	0	1	0	0	0	0	0	0	10	13	0.00	0.000								
Rob Murphy, L ERA: 3.04 (9, 1)	1.0		3	0	0	0	1	0	0	0	0	0	0	11	17	0.00	0.000								



Batter	1	2	3	4	5	6	7	8	9	AB	R	H	RBI	BB	SO	LOB	TOP										
Bernard Gilkey, R OBP: 0.384, SLG: 0.441 (1, 7)	F9			HBP		G5-3		BB		2	1	0	0	1	0	0	St. Louis Cardinals @ San Francisco Giants Candlestick Park, San Francisco, CA Tue Jun 08 1993, 6:33 AM EDT Att: 19,108 - Sunny - 73 F										
Ozzie Smith, S OBP: 0.309, SLG: 0.330 (1, 6)	F7			F9			2B	BB		4	0	2	2	0	0	1											
Gregg Jefferies, S OBP: 0.253, SLG: 0.440 Mike Perez, R (8, 1)							L7	F9		4	0	1	0	0	1	3											
Rob Murphy, L OBP: 1.000, SLG: 1.000 Lee Smith, R (9, 1)										0	0	0	0	0	0	0											
Ray Lankford, L OBP: 0.395, SLG: 0.357 (1, 8)		L5								4	0	1	0	0	1	3											
Mark Whiten, S OBP: 0.297, SLG: 0.346 (1, 9)										4	0	0	0	0	1	4											
Luis Alica, S OBP: 0.382, SLG: 0.368 Geronimo Pena, S OBP: 0.329, SLG: 0.323 (1, 4)										1	0	0	0	0	1	0											
Tracy Woodson, R OBP: 0.222, SLG: 0.240 Erik Pappas, R OBP: 0.403, SLG: 0.385 (8, PR)										3	0	1	0	0	0	0											
Hector Villanueva, R OBP: 0.211, SLG: 0.340 Gerald Perry, L OBP: 0.429, SLG: 0.455 Todd Zeile, R OBP: 0.359, SLG: 0.321 (8, PH)										2	0	0	0	0	1	0											
Rene Arocha, R (1, 1)										2	0	0	0	0	2	0											
Rod Brewer, L OBP: 0.288, SLG: 0.278 (8, 3)										1	1	1	2	0	0	0											
Inning Stats	R: 0 E: 0 K: 1 S: 6	H: 0 LOB: 0 BB: 0 P: 9	R: 0 E: 0 K: 1 S: 8	H: 0 LOB: 0 BB: 0 P: 10	R: 0 E: 0 K: 2 S: 9	H: 0 LOB: 0 BB: 0 P: 12	R: 0 E: 0 K: 0 S: 8	H: 1 LOB: 1 BB: 0 P: 15	R: 0 E: 0 K: 1 S: 5	H: 0 LOB: 0 BB: 0 P: 11	R: 0 E: 0 K: 1 S: 8	H: 0 LOB: 0 BB: 0 P: 13	R: 0 E: 0 K: 2 S: 13	H: 2 LOB: 2 BB: 0 P: 16	R: 4 E: 1 K: 1 S: 14	H: 4 LOB: 2 BB: 1 P: 21	R: 0 E: 0 K: 2 S: 12	H: 0 LOB: 0 BB: 0 P: 19	1B: 3 2B: 3 3B: 1 HR: 0	SF: 0 SAC: 0 DP: 0 HBP: 1	WP: 0 PB: 0 SB: 0 CS: 1	PA: 35					
PITCHER	IP	WLS	BF	H	R	ER	SO	BB	IBB	HBP	BLK	WP	HR	S	P	ERA	WHIP										
John Burkett, R ERA: 3.25 (1, 1)	7.0	L	26	5	3	3	7	0	0	1	0	0	0	60	90	3.86	0.714										
Michael Jackson, R ERA: 1.87 (8, 1)	0.0		3	2	1	1	0	1	0	0	0	0	0	5	9	∞	∞										
Bryan Hickerson, L ERA: 4.5 (8, 1)	1.0		3	0	0	0	1	0	0	0	0	0	0	6	8	0.00	0.000										
Dave Burba, R ERA: 4.38 (9, 1)	1.0		3	0	0	0	2	0	0	0	0	0	0	12	19	0.00	0.000										

Batter	1	2	3	4	5	6	7	8	9	AB	R	H	RBI	BB	SO	LOB	BOTTOM										
Darren Lewis, R OBP: 0.300, SLG: 0.371 (1, 8)	G6-3									4	0	0	0	1	1	2	St. Louis Cardinals @ San Francisco Giants Candlestick Park, San Francisco, CA Tue Jun 08 1993, 6:33 AM EDT Att: 19,108 - Sunny - 73 F										
Robby Thompson, R OBP: 0.349, SLG: 0.432 (1, 4)										4	0	1	0	0	1	2											
Will Clark, L OBP: 0.337, SLG: 0.355 (1, 3)										4	0	1	0	0	1	3											
Matt Williams, R OBP: 0.331, SLG: 0.569 (1, 5)										4	1	1	0	0	1	2											
Barry Bonds, L OBP: 0.488, SLG: 0.730 (1, 7)										4	1	1	2	0	0	0											
Willie McGee, S OBP: 0.358, SLG: 0.396 (1, 9)										4	1	1	0	0	0	0											
Royce Clayton, R OBP: 0.321, SLG: 0.346 Jeff Reed, L OBP: 0.311, SLG: 0.369 (9, PH)										3	0	1	1	0	1	0											
Kirt Manwaring, R OBP: 0.376, SLG: 0.357 Todd Benzinger, S OBP: 0.245, SLG: 0.244 Mike Benjamin, R OBP: 0.228, SLG: 0.283 (1, 2)										2	0	1	0	1	0	1											
John Burkett, R OBP: 0.133, SLG: 0.220 Michael Jackson, R OBP: 0.200, SLG: 1.000 Bryan Hickerson, L (8, PH)										1	0	1	0	0	0	0											
Dave Martinez, L OBP: 0.333, SLG: 0.500 Dave Burba, R OBP: 0.403, SLG: 0.576 (9, PH)										1	0	0	0	0	0	0											
Inning Stats	R: 0 E: 0 K: 1 S: 8	H: 1 LOB: 1 BB: 0 P: 13	R: 1 E: 0 K: 0 S: 11	H: 2 LOB: 1 BB: 0 P: 16	R: 0 E: 0 K: 0 S: 10	H: 1 LOB: 1 BB: 0 P: 12	R: 0 E: 0 K: 0 S: 9	H: 0 LOB: 0 BB: 0 P: 13	R: 0 E: 0 K: 1 S: 6	H: 1 LOB: 0 BB: 0 P: 8	R: 0 E: 0 K: 1 S: 10	H: 0 LOB: 0 BB: 0 P: 14	R: 0 E: 0 K: 1 S: 7	H: 0 LOB: 0 BB: 0 P: 11	R: 0 E: 0 K: 1 S: 10	H: 0 LOB: 2 BB: 2 P: 21	R: 2 E: 0 K: 1 S: 15	H: 4 LOB: 2 BB: 0 P: 24	1B: 6 2B: 2 3B: 0 HR: 1	SF: 0 SAC: 0 DP: 1 HBP: 0	WP: 0 PB: 0 SB: 1 CS: 0	PA: 37					
PITCHER	IP	WLS	BF	H	R	ER	SO	BB	IBB	HBP	BLK	WP	HR	S	P	ERA	WHIP										
Rene Arocha, R ERA: 2.36 (1, 1)	7.0	W	25	5	1	1	3	0	0	0	0	0	0	61	87	1.29	0.714										
Mike Perez, R ERA: 2.65 (8, 1)	0.2		4	0	0	0	1	2	0	0	0	0	0	9	19	0.00	3.000										
Rob Murphy, L ERA: 3.0 (8, 1)	0.1		1	0	0	0	0	0	0	0	0	0	0	1	2	0.00	0.000										
Lee Smith, R ERA: 4.12 (9, 1)	1.0	S	7	4	2	2	1	0	0	0	0	1	15	24	18.00	4.000											

livebaseballscorecards.com



Batter	1	2	3	4	5	6	7	8	9	AB	R	H	RBI	BB	SO	LOB	TOP					
Delino DeShields, L OBP: 0.387, SLG: 0.535	L8	F7		P6			K			4	0	0	0	0	1	2	Montreal Expos @ St. Louis Cardinals Busch Stadium, St. Louis, MO Thu Jun 10 1993, 7:05 PM CDT Att: 26,193 - Unknown - 84 F					
Mike Lansing, R OBP: 0.359, SLG: 0.413	S E 1B		FC4-6 1B SF7 BB		G6-3		G5-3			3	2	1	0	1	0	0						
Marquis Grissom, R OBP: 0.376, SLG: 0.514	E8 G6-3 1B 1B		FC4-6 1B		F8		P8			4	1	2	0	0	0	0						
Larry Walker, L OBP: 0.381, SLG: 0.497	G6-3		FC4-6		K			L8		4	0	0	0	0	1	3						
John Vander Wal, L OBP: 0.349, SLG: 0.412							G4-3			2	0	1	2	0	0	0						
Moises Alou, R OBP: 0.347, SLG: 0.434								P4		1	0	0	0	0	0	0						
Greg Colbrunn, R OBP: 0.307, SLG: 0.453										4	0	0	0	0	1	2						
Jeff Fassero, L OBP: 0.307, SLG: 0.453	FC6-4 1B		P2				K			0	0	0	0	0	0	0						
Wil Cordero, R OBP: 0.278, SLG: 0.388										4	1	3	0	0	0	0						
Tim Laker, R OBP: 0.208, SLG: 0.261										3	0	1	1	0	0	2						
Lou Frazier, S OBP: 0.375, SLG: 0.402										1	0	0	0	0	1	0						
Brian Barnes, L OBP: 0.333, SLG: 0.273										3	0	1	0	0	1	2						
Mel Rojas, R OBP: 0.344, SLG: 0.393										0	0	0	0	0	0	0						
Frank Bolick, S OBP: 0.344, SLG: 0.393										1	0	0	0	0	0	0						
Inning Stats	R: 2 E: 1 K: 0 S: 16	H: 3 LOB: 1 BB: 0 P: 26	R: 0 E: 0 K: 1 S: 7	H: 1 LOB: 1 BB: 0 P: 9	R: 1 E: 0 K: 0 S: 9	H: 1 LOB: 1 BB: 1 P: 17	R: 0 E: 0 K: 0 S: 11	H: 2 LOB: 1 BB: 0 P: 15	R: 0 E: 0 K: 1 S: 8	H: 0 LOB: 0 BB: 0 P: 16	R: 1 E: 0 K: 1 S: 11	H: 2 LOB: 1 BB: 0 P: 15	R: 0 E: 0 K: 1 S: 8	H: 0 LOB: 0 BB: 0 P: 15	R: 0 E: 0 K: 0 S: 5	H: 0 LOB: 0 BB: 0 P: 6	R: 0 E: 0 K: 1 S: 9	H: 0 LOB: 0 BB: 0 P: 12	1B: 7 2B: 2 3B: 0 HR: 0	SF: 1 SAC: 0 DP: 0 HBP: 0	WP: 0 PB: 0 SB: 1 CS: 1	PA: 36
PITCHER	IP WLS BF H R ER SO BB IBB HBP BLK WP HR S P ERA WHIP	IP WLS BF H R ER SO BB IBB HBP BLK WP HR S P ERA WHIP	IP WLS BF H R ER SO BB IBB HBP BLK WP HR S P ERA WHIP	IP WLS BF H R ER SO BB IBB HBP BLK WP HR S P ERA WHIP	IP WLS BF H R ER SO BB IBB HBP BLK WP HR S P ERA WHIP	IP WLS BF H R ER SO BB IBB HBP BLK WP HR S P ERA WHIP	IP WLS BF H R ER SO BB IBB HBP BLK WP HR S P ERA WHIP	IP WLS BF H R ER SO BB IBB HBP BLK WP HR S P ERA WHIP	IP WLS BF H R ER SO BB IBB HBP BLK WP HR S P ERA WHIP	IP WLS BF H R ER SO BB IBB HBP BLK WP HR S P ERA WHIP	IP WLS BF H R ER SO BB IBB HBP BLK WP HR S P ERA WHIP	IP WLS BF H R ER SO BB IBB HBP BLK WP HR S P ERA WHIP	IP WLS BF H R ER SO BB IBB HBP BLK WP HR S P ERA WHIP	IP WLS BF H R ER SO BB IBB HBP BLK WP HR S P ERA WHIP	IP WLS BF H R ER SO BB IBB HBP BLK WP HR S P ERA WHIP	IP WLS BF H R ER SO BB IBB HBP BLK WP HR S P ERA WHIP	IP WLS BF H R ER SO BB IBB HBP BLK WP HR S P ERA WHIP					

AB	34
R	4
H	9
RBI	3
BB	1
SO	5
LOB	11



Batter	1	2	3	4	5	6	7	8	9	AB	R	H	RBI	BB	SO	LOB	BOTTOM			
Bernard Gilkey, R OBP: 0.379, SLG: 0.432	P9		SH1-3 2B 1B		G6-3		G6-3	E8 1B		5	1	2	1	0	0	1	Montreal Expos @ St. Louis Cardinals Busch Stadium, St. Louis, MO Thu Jun 10 1993, 7:05 PM CDT Att: 26,193 - Unknown - 84 F			
Ozzie Smith, S OBP: 0.316, SLG: 0.338	G5-3		SH1-3 1B				S 2B	G6-3		3	1	1	1	1	0	2				
Gregg Jefferies, S OBP: 0.362, SLG: 0.452	S 1B		P3		P6		FC5 2B			4	0	2	1	0	0	2				
Ray Lankford, L OBP: 0.394, SLG: 0.347	FC6-4 BB		2B BB		L8			IBB		1	1	0	0	3	0	1				
Todd Zeile, R OBP: 0.308, SLG: 0.325	FC6-4						F8	FC5		4	0	1	2	0	0	4				
Mark Whiten, S OBP: 0.300, SLG: 0.358			G5-3				P2	G5-3		4	1	1	1	0	0	1				
Geronimo Pena, S OBP: 0.331, SLG: 0.326					F8		F9			4	1	2	0	0	0	0				
Erik Pappas, R OBP: 0.400, SLG: 0.375			P9		K		G5-3	K		4	0	0	0	0	2	2				
Bob Tewksbury, R OBP: 0.288, SLG: 0.250										2	0	0	0	0	0	1				
Tracy Woodson, R OBP: 0.290, SLG: 0.287										1	1	1	0	0	0	0				
Rob Murphy, R OBP: 0.290, SLG: 0.287										0	0	0	0	0	0	0				
Luis Alicata, S OBP: 0.290, SLG: 0.287										1	0	1	0	0	0	0				
Donovan Osborne, S OBP: 0.290, SLG: 0.287										0	1	0	0	0	0	0				
Lee Smith, R OBP: 0.290, SLG: 0.287										0	0	0	0	0	0	0				
Inning Stats	R: 0 E: 0 K: 0 S: 5	H: 1 LOB: 2 BB: 1 P: 12	R: 1 E: 0 K: 0 S: 10	H: 2 LOB: 0 BB: 0 P: 15	R: 2 E: 0 K: 0 S: 10	H: 2 LOB: 1 BB: 1 P: 19	R: 0 E: 0 K: 1 S: 6	H: 0 LOB: 0 BB: 0 P: 7	R: 0 E: 0 K: 0 S: 7	H: 0 LOB: 1 BB: 1 P: 15	R: 0 E: 0 K: 0 S: 7	H: 0 LOB: 0 BB: 0 P: 10	R: 2 E: 0 K: 0 S: 12	H: 3 LOB: 2 BB: 1 P: 25	R: 2 E: 1 K: 1 S: 10	H: 3 LOB: 2 BB: 0 P: 15	1B: 7 2B: 4 3B: 0 HR: 1	SF: 0 SAC: 1 DP: 1 HBP: 0	WP: 0 PB: 0 SB: 2 CS: 0	PA: 38
PITCHER	IP WLS BF H R ER SO BB IBB HBP BLK WP HR S P ERA WHIP	IP WLS BF H R ER SO BB IBB HBP BLK WP HR S P ERA WHIP	IP WLS BF H R ER SO BB IBB HBP BLK WP HR S P ERA WHIP	IP WLS BF H R ER SO BB IBB HBP BLK WP HR S P ERA WHIP	IP WLS BF H R ER SO BB IBB HBP BLK WP HR S P ERA WHIP	IP WLS BF H R ER SO BB IBB HBP BLK WP HR S P ERA WHIP	IP WLS BF H R ER SO BB IBB HBP BLK WP HR S P ERA WHIP	IP WLS BF H R ER SO BB IBB HBP BLK WP HR S P ERA WHIP	IP WLS BF H R ER SO BB IBB HBP BLK WP HR S P ERA WHIP	IP WLS BF H R ER SO BB IBB HBP BLK WP HR S P ERA WHIP	IP WLS BF H R ER SO BB IBB HBP BLK WP HR S P ERA WHIP	IP WLS BF H R ER SO BB IBB HBP BLK WP HR S P ERA WHIP	IP WLS BF H R ER SO BB IBB HBP BLK WP HR S P ERA WHIP	IP WLS BF H R ER SO BB IBB HBP BLK WP HR S P ERA WHIP	IP WLS BF H R ER SO BB IBB HBP BLK WP HR S P ERA WHIP	IP WLS BF H R ER SO BB IBB HBP BLK WP HR S P ERA WHIP				

AB	33
R	7
H	11
RBI	6
BB	4
SO	2
LOB	14



Batter	1	2	3	4	5	6	7	8	9	AB	R	H	RBI	BB	SO	LOB	TOP		
Delino DeShields, L OBP: 0.381, SLG: 0.528 (1, 4)	0-0 4-3		0-0 G4-3			0-0 F8		0-0 P6		4	0	0	0	0	0	1	Montreal Expos @ St. Louis Cardinals Busch Stadium, St. Louis, MO Fri Jun 11 1993, 7:05 PM CDT Att: 34,957 - Unknown - 76 F livebaseballscorecards.com		
Mike Lansing, R OBP: 0.353, SLG: 0.405 (1, 5)	0-3 K			0-0 F8		0-0 L3		0-0 P4		4	0	0	0	0	1	0			
Marquis Grissom, R OBP: 0.378, SLG: 0.511 (1, 8)	4-0 BB			0-0 G6-3		0-0 CS 1B		0-0 F9		3	0	1	0	1	0	0			
Larry Walker, L OBP: 0.299, SLG: 0.493 (9, PR)	0-0 F7			1-0 E HBP		0-0 CS 1-2	0-0 G3-1	0-0 S 1B		3	0	1	0	0	0	1			
Greg Colbrunn, R OBP: 0.299, SLG: 0.440 John Vander Wal, L OBP: 0.345, SLG: 0.408 (9, PH)		0-3 K		0-0 E6			0-0 F7	0-3 K		3	0	0	0	0	1	1			
Moises Alou, R OBP: 0.342, SLG: 0.428 (1, 7)		0-0 G6-3		0-0 G4-3			0-0 F7			3	0	0	0	0	0	2			
Wil Cordero, R OBP: 0.278, SLG: 0.387 (1, 6)		0-0 G4-3			0-0 G5-4-3 1B			0-0 F7		3	0	1	0	0	0	0			
Tim Laker, R OBP: 0.200, SLG: 0.250 (8, PH)				0-0 L5		0-0 G5-4-3		0-0 L1		2	0	0	0	0	0	1			
Frank Bolick, S OBP: 0.341, SLG: 0.389 Darrin Fletcher, L OBP: 0.307, SLG: 0.316 (8, 2)					0-0 G5-4-3	1-2				1	0	0	0	0	0	0			
Kent Bottenfield, R OBP: 0.125, SLG: 0.067 Sean Berry, R OBP: 0.358, SLG: 0.290 Jeff Fassero, L (8, 1)				0-0 G6-3			0-0 P6	4-0 S BB		2	0	0	0	0	0	0			
Inning Stats	R: 0 E: 0 K: 1 S: 5	H: 0 LOB: 1 BB: 1 P: 9	R: 0 E: 0 K: 1 S: 5	H: 0 LOB: 0 BB: 0 P: 5	R: 0 E: 0 K: 0 S: 3	H: 0 LOB: 0 BB: 0 P: 3	R: 0 E: 1 K: 0 S: 4	H: 1 LOB: 2 BB: 0 P: 5	R: 0 E: 0 K: 0 S: 3	H: 0 LOB: 0 BB: 0 P: 3	R: 0 E: 0 K: 0 S: 3	H: 0 LOB: 1 BB: 1 P: 7	R: 0 E: 0 K: 1 S: 6	H: 1 LOB: 2 BB: 0 P: 6	1B: 3 2B: 0 3B: 0 HR: 0	SF: 0 SAC: 0 DP: 1 HBP: 1	WP: 0 PB: 0 SB: 2 CS: 1	PA: 33	
PITCHER	IP	WLS	BF	H	R	ER	SO	BB	IBB	HBP	BLK	WP	HR	S	P	ERA	WHIP		
Joe Magrane, L ERA: 3.82	7.2	W	27	2	0	0	2	2	0	1	0	0	0	28	37	0.00	0.522		
Paul Kilgus, L ERA:	0.1		1	0	0	0	0	0	0	0	0	0	0	1	1	0.00	0.000		
Lee Smith, R ERA: 3.74	1.0	S	4	1	0	0	1	0	0	0	0	0	0	6	6	0.00	1.000		

Batter	1	2	3	4	5	6	7	8	9	AB	R	H	RBI	BB	SO	LOB	BOTTOM			
Bernard Gilkey, R OBP: 0.388, SLG: 0.459 (1, 7)	0-0 CS 1B		0-0 2B 1B		0-0 HR			0-3 K		4	1	3	1	0	1	0	Montreal Expos @ St. Louis Cardinals Busch Stadium, St. Louis, MO Fri Jun 11 1993, 7:05 PM CDT Att: 34,957 - Unknown - 76 F livebaseballscorecards.com			
Ozzie Smith, S OBP: 0.319, SLG: 0.346 (1, 6)	0-0 FC6-4 1B		0-0 1-3 2B		0-0 F9		0-0 G5-3			4	0	2	0	0	0	0				
Gregg Jefferies, S OBP: 0.356, SLG: 0.443 (1, 3)	0-0 FC6-4 1B		0-0 P6		0-0 F9		0-0 F9			4	0	0	0	0	0	3				
Ray Lankford, L OBP: 0.402, SLG: 0.354 (1, 8)	0-0 FC5-4 1B		4-0 G5-4-3 BB		0-0 L4-3 1B					2	0	2	0	1	0	0				
Todd Zeile, R OBP: 0.304, SLG: 0.320 (1, 5)	0-0 FC5-4		0-0 G5-4-3		0-0 L4-3	1-2				3	0	0	0	0	0	6				
Mark Whiten, S OBP: 0.296, SLG: 0.353 (1, 9)		0-0 G4-3		0-0 G6-3		0-0 F7				3	0	0	0	0	0	0				
Geronimo Pena, S OBP: 0.325, SLG: 0.319 (1, 4)		0-0 G3		0-0 L8			0-3 K			3	0	0	0	0	1	0				
Erik Pappas, R OBP: 0.398, SLG: 0.365 (1, 2)		4-0 BB		0-0 F9			0-0 G5-3			2	0	0	0	1	0	0				
Joe Magrane, R (1, 1)		0-3 K			0-3 K					3	0	0	0	0	2	1				
Paul Kilgus, L OBP: 0.333, SLG: 0.333 Lee Smith, R (8, 1)							0-0 F7			0	0	0	0	0	0	0				
Inning Stats	R: 0 E: 0 K: 0 S: 5	H: 3 LOB: 2 BB: 0 P: 5	R: 0 E: 1 K: 1 S: 5	H: 0 LOB: 1 BB: 1 P: 9	R: 0 E: 0 K: 0 S: 4	H: 2 LOB: 2 BB: 1 P: 8	R: 0 E: 0 K: 0 S: 3	H: 0 LOB: 0 BB: 0 P: 3	R: 1 E: 0 K: 1 S: 6	H: 1 LOB: 0 BB: 0 P: 6	R: 0 E: 0 K: 0 S: 3	H: 1 LOB: 0 BB: 0 P: 3	R: 0 E: 0 K: 1 S: 5	H: 0 LOB: 0 BB: 0 P: 5	R: 0 E: 0 K: 1 S: 5	H: 0 LOB: 0 BB: 0 P: 5	1B: 5 2B: 2 3B: 0 HR: 1	SF: 0 SAC: 0 DP: 2 HBP: 0	WP: 0 PB: 0 SB: 0 CS: 1	PA: 30
PITCHER	IP	WLS	BF	H	R	ER	SO	BB	IBB	HBP	BLK	WP	HR	S	P	ERA	WHIP			
Kent Bottenfield, R ERA: 3.77	7.0	L	27	7	1	1	3	2	0	0	0	0	0	1	31	39	1.29	1.286		
Jeff Fassero, L ERA: 2.94	1.0		3	0	0	0	1	0	0	0	0	0	0	5	5	0.00	0.000			

Batter	1	2	3	4	5	6	7	8	9	AB	R	H	RBI	BB	SO	LOB	TOP										
Delino DeShields, L OBP: 0.381, SLG: 0.537 (1.4)	G3		3B		P3		CS BB		K	4	0	1	0	1	1	3	Montreal Expos @ St. Louis Cardinals Busch Stadium, St. Louis, MO Sun Jun 13 1993, 3:33 AM CDT Att: 34,351 - Sunny - 89 F										
Lou Frazier, S OBP: 0.370, SLG: 0.396 Moises Alou, R OBP: 0.338, SLG: 0.418 (1.7) (7.7)	F9		G1-3		F7		CS	F9		3	0	0	0	0	2	1											
Marquis Grissom, R OBP: 0.378, SLG: 0.507 (1.8)	1B			F8 1B G3-4-1	1B	FC6-4		F7	F8	5	1	2	0	0	4	5											
Larry Walker, L OBP: 0.378, SLG: 0.487 (1.9)	P5			G3-4-1 2B	1B		K	1B	2B	4	2	2	0	0	1	1											
Frank Bolick, S OBP: 0.346, SLG: 0.398 Greg Colbrunn, R OBP: 0.303, SLG: 0.441 (6, PR) (6.3)	F8			F8		2B		2B	1B	3	0	1	0	0	2	1											
Darin Fletcher, L OBP: 0.298, SLG: 0.306 John Wetteland, R (8.1)	G6-3			G3-4-1		P6		K		4	0	0	1	0	1	3											
Wil Cordero, R OBP: 0.286, SLG: 0.390 (1.6)	F8			2B		K			S SH1-4 BB	3	0	1	1	1	1	1											
Sean Berry, R OBP: 0.347, SLG: 0.281 (1.5)			P9	G6-3			F8	SH1-4		3	0	0	0	0	0	1											
Dennis Martinez, R OBP: 0.276, SLG: 0.345 Tim Laker, R OBP: 0.222, SLG: 0.255 (1.1) (8.2)	G6-3			E5 FC6-4		G6-3		S BB		3	0	0	0	0	0	0											
Inning Stats	R: 0 E: 0 K: 0 S: 7	H: 1 LOB: 1 BB: 0 P: 9	R: 0 E: 0 K: 0 S: 7	H: 0 LOB: 0 BB: 0 P: 11	R: 0 E: 0 K: 0 S: 6	H: 1 LOB: 1 BB: 0 P: 9	R: 2 E: 0 K: 0 S: 13	H: 3 LOB: 0 BB: 0 P: 20	R: 0 E: 1 K: 0 S: 5	H: 0 LOB: 1 BB: 0 P: 8	R: 0 E: 0 K: 2 S: 11	H: 1 LOB: 1 BB: 0 P: 15	R: 0 E: 0 K: 0 S: 6	H: 0 LOB: 0 BB: 1 P: 13	R: 1 E: 0 K: 1 S: 7	H: 2 LOB: 1 BB: 0 P: 12		R: 0 E: 0 K: 1 S: 18	H: 0 LOB: 3 BB: 3 P: 35	1B: 4 2B: 3 3B: 1 HR: 0	SF: 0 SAC: 1 DP: 0 HBP: 0	WP: 0 PB: 0 SB: 2 CS: 1	PA: 40				
PITCHER	IP	WLS	BF	H	R	ER	SO	BB	IBB	HBP	BLK	WP	HR	S	P	ERA	WHIP										
Rene Arocha, R ERA: 2.43 (1.1)	6.0	L	25	6	2	2	2	0	0	0	0	0	0	49	72	3.00	1.000										
Les Lancaster, R ERA: 3.47 (7.1)	1.2		7	2	1	1	0	1	0	0	0	0	0	10	20	5.40	1.800										
Rob Murphy, L ERA: 2.84 (8.1)	0.1		1	0	0	0	1	0	0	0	0	0	0	3	5	0.00	0.000										
Mike Perez, R ERA: 2.63 (9.1)	0.1		3	0	0	0	0	2	0	0	0	0	0	10	19	0.00	6.000										
Paul Kilgus, L ERA: (9.1)	0.2		3	0	0	0	1	1	0	0	0	0	0	8	16	0.00	1.500										
Batter	1	2	3	4	5	6	7	8	9	AB	R	H	RBI	BB	SO	LOB	BOTTOM										
Bernard Gilkey, R OBP: 0.374, SLG: 0.437 (1.7)	G5-3		K			L8		P9		4	0	0	0	0	1	0	Montreal Expos @ St. Louis Cardinals Busch Stadium, St. Louis, MO Sun Jun 13 1993, 3:33 AM CDT Att: 34,351 - Sunny - 89 F										
José Oquendo, S OBP: 0.391, SLG: 0.282 Erik Pappas, R OBP: 0.402, SLG: 0.364 (1.6) (8, PR) (9.2)	G4-3			G6-3		1B		FC4-6 BB		3	0	1	0	1	0	0											
Gregg Jefferies, S OBP: 0.360, SLG: 0.466 Mike Perez, R OBP: 0.333, SLG: 0.333 (1.3) (9.1) (9.1)	G1-3			G6-3		F7		FC4-6		4	0	0	0	0	2	0											
Ray Lankford, L OBP: 0.409, SLG: 0.371 (1.8)	G5-3 BB			G3-1		S 1B		K2-3		3	0	1	0	1	1	0											
Todd Zeile, R OBP: 0.306, SLG: 0.327 (1.5)	G5-3			L4		F7		WP BB 1B		4	0	1	0	0	2	2											
Mark Whiten, S OBP: 0.301, SLG: 0.364 (1.9)	K			1B		K		WP BB		3	0	1	0	1	2	2											
Luis Alicea, S OBP: 0.391, SLG: 0.374 (1.4)	K			G6-4-3 1B		G1		BB		3	0	1	0	1	2	2											
Hector Villanueva, R OBP: 0.203, SLG: 0.327 Ozzie Smith, S OBP: 0.318, SLG: 0.344 (1.2) (8, PH) (9.6)	G6-3			G6-4-3		G6-3		K		2	0	0	0	0	2	2											
Rene Arocha, R Rod Brewer, L OBP: 0.274, SLG: 0.280 Les Lancaster, R Rob Murphy, L OBP: 0.318, SLG: 1.000 Gerald Perry, L OBP: 0.415, SLG: 0.990 (1.1) (6, PH) (7.1) (8.1) (8, PH) (9.3)	G4-3			P5				G4-3		1	0	0	0	0	0	0											
Inning Stats	R: 0 E: 0 K: 0 S: 5	H: 0 LOB: 0 BB: 0 P: 8	R: 0 E: 0 K: 2 S: 12	H: 0 LOB: 1 BB: 1 P: 24	R: 0 E: 0 K: 1 S: 10	H: 0 LOB: 0 BB: 0 P: 15	R: 0 E: 0 K: 0 S: 5	H: 0 LOB: 0 BB: 0 P: 10	R: 0 E: 0 K: 0 S: 14	H: 2 LOB: 1 BB: 0 P: 10	R: 0 E: 0 K: 0 S: 9	H: 1 LOB: 1 BB: 0 P: 11	R: 1 E: 0 K: 0 S: 12	H: 1 LOB: 1 BB: 1 P: 23	R: 0 E: 0 K: 2 S: 14	H: 1 LOB: 3 BB: 2 P: 26		1B: 5 2B: 0 3B: 0 HR: 1	SF: 0 SAC: 0 DP: 1 HBP: 0	WP: 1 PB: 0 SB: 1 CS: 0	PA: 36						
PITCHER	IP	WLS	BF	H	R	ER	SO	BB	IBB	HBP	BLK	WP	HR	S	P	ERA	WHIP										
Dennis Martinez, R ERA: 3.43 (1.1)	7.1	W	27	5	1	1	4	1	0	0	0	1	0	65	106	1.23	0.818										
John Wetteland, R ERA: 1.47 (8.1)	1.2	S	9	1	0	0	2	3	0	0	0	1	0	21	41	0.00	2.400										

AB	34
R	3
H	8
RBI	3
BB	4
SO	4
LOB	17



AB	32
R	1
H	6
RBI	1
BB	4
SO	6
LOB	16



Batter	1	2	3	4	5	6	7	8	9	AB	R	H	RBI	BB	SO	LOB	TOP										
Lonnie Smith, R OBP: 0.364, SLG: 0.347	G6-3	P8		K			L8		F7	5	0	0	0	0	1	2											
Jay Bell, R OBP: 0.375, SLG: 0.444	K				G4-3		G5-3			3	0	1	0	1	1	0											
Andy Van Slyke, L OBP: 0.293, SLG: 0.475	E4	P4			K		G5-3			2	0	1	0	0	0	3											
Glenn Wilson, R OBP: 0.143, SLG: 0.143										2	0	0	0	0	1	1											
Jeff King, R OBP: 0.322, SLG: 0.339	G5-3				P4				F8	4	0	1	0	0	0	2											
Lloyd McClendon, R OBP: 0.241, SLG: 0.276					FC5-4				F8	4	1	1	0	0	1	1											
Stan Belinda, R OBP: 0.324, SLG: 0.390		1B			FC5-4					0	0	0	0	0	0	0											
Orlando Merced, S OBP: 0.457, SLG: 0.469		2B			G1-3					3	1	2	1	1	0	1											
Don Slaught, R OBP: 0.358, SLG: 0.354		2B								2	0	0	0	0	0	1											
Carlos Garcia, R OBP: 0.324, SLG: 0.390					L8					4	1	2	1	0	0	2											
Denny Neagle, L OBP: 0.281, SLG: 0.426										1	0	0	0	0	0	2											
Kevin Young, R OBP: 0.293, SLG: 0.319	G4-3				SH1-4					1	0	0	0	0	1	2											
Tim Wakefield, R OBP: 0.111, SLG: 0.185										0	0	0	0	0	0	0											
Al Martin, L OBP: 0.281, SLG: 0.426										1	0	0	0	0	1	0											
Inning Stats	R: 0 E: 1 K: 1 S: 9	H: 1 LOB: 1 BB: 0 P: 13	R: 2 E: 0 K: 0 S: 16	H: 3 LOB: 3 BB: 1 P: 29	R: 0 E: 0 K: 0 S: 9	H: 1 LOB: 0 BB: 0 P: 12	R: 1 E: 0 K: 1 S: 6	H: 1 LOB: 0 BB: 0 P: 11	R: 0 E: 0 K: 2 S: 11	H: 1 LOB: 2 BB: 0 P: 18	R: 0 E: 0 K: 0 S: 8	H: 1 LOB: 1 BB: 0 P: 11	R: 0 E: 0 K: 0 S: 6	H: 0 LOB: 0 BB: 0 P: 12	R: 0 E: 0 K: 1 S: 8	H: 0 LOB: 0 BB: 0 P: 12	R: 0 E: 0 K: 1 S: 8	H: 0 LOB: 0 BB: 0 P: 12	1B: 5 2B: 3 3B: 0 HR: 0	SF: 0 SAC: 1 DP: 1 HBP: 2	WP: 2 PB: 0 SB: 0 CS: 1	PA: 37					
PITCHER	IP	WLS	BF	H	R	ER	SO	BB	IBB	HBP	BLK	WP	HR	S	P	ERA	WHIP										
Donovan Osborne, L ERA: 3.17	6.2	W	30	8	3	3	5	1	0	2	0	1	0	64	105	4.05	1.350										
Mike Perez, R ERA: 2.48	2.1	S	7	0	0	0	1	1	0	0	0	0	0	15	25	0.00	0.429										

Pittsburgh Pirates @ St. Louis Cardinals
 Busch Stadium, St. Louis, MO
 Mon Jun 14 1993, 7:05 PM CDT
 Att: 26,683 - Unknown - 87 F

AB	32
R	3
H	8
RBI	2
BB	2
SO	6
LOB	17



Batter	1	2	3	4	5	6	7	8	9	AB	R	H	RBI	BB	SO	LOB	BOTTOM										
Bernard Gilkey, R OBP: 0.370, SLG: 0.430	F8	P6		K				F8		5	1	1	0	0	1	3											
Ozzie Smith, S OBP: 0.320, SLG: 0.350	F7				P4			G4-3		5	2	2	1	0	0	0											
Gregg Jefferies, S OBP: 0.364, SLG: 0.482	F7				F8					5	1	3	2	0	0	0											
Ray Lankford, L OBP: 0.409, SLG: 0.381										5	1	2	1	0	1	1											
Mark Whiten, S OBP: 0.304, SLG: 0.364										3	1	1	0	1	1	1											
Tracy Woodson, R OBP: 0.243, SLG: 0.257										4	0	1	0	0	0	1											
Geronimo Pena, S OBP: 0.327, SLG: 0.319										2	1	0	1	1	2	2											
Erik Pappas, R OBP: 0.407, SLG: 0.400										3	1	1	2	1	1	3											
Donovan Osborne, S OBP: 0.269, SLG: 0.208										2	0	0	1	1	0	0											
Mike Perez, R ERA: 2.51										1	0	0	0	0	0	3											
Inning Stats	R: 0 E: 0 K: 0 S: 6	H: 0 LOB: 0 BB: 0 P: 8	R: 1 E: 0 K: 2 S: 21	H: 1 LOB: 3 BB: 2 P: 34	R: 0 E: 0 K: 1 S: 15	H: 1 LOB: 1 BB: 0 P: 24	R: 2 E: 0 K: 1 S: 8	H: 1 LOB: 0 BB: 1 P: 14	R: 2 E: 0 K: 0 S: 11	H: 2 LOB: 0 BB: 0 P: 13	R: 0 E: 0 K: 2 S: 11	H: 0 LOB: 0 BB: 0 P: 13	R: 3 E: 0 K: 0 S: 15	H: 5 LOB: 3 BB: 1 P: 28	R: 0 E: 0 K: 0 S: 8	H: 1 LOB: 1 BB: 0 P: 13	1B: 6 2B: 3 3B: 0 HR: 2	SF: 0 SAC: 0 DP: 0 HBP: 1	WP: 2 PB: 0 SB: 0 CS: 0	PA: 40							
PITCHER	IP	WLS	BF	H	R	ER	SO	BB	IBB	HBP	BLK	WP	HR	S	P	ERA	WHIP										
Denny Neagle, L ERA: 4.62	5.0	L	24	5	5	5	4	3	0	0	0	0	0	26	41	13.50	3.000										
Tim Wakefield, R ERA: 6.2	2.0		12	5	3	3	2	1	0	1	0	0	0	8	13	0.00	1.000										
Stan Belinda, R ERA: 2.51	1.0		4	1	0	0	0	0	0	0	0	0	0	8	13	0.00	1.000										

Pittsburgh Pirates @ St. Louis Cardinals
 Busch Stadium, St. Louis, MO
 Mon Jun 14 1993, 7:05 PM CDT
 Att: 26,683 - Unknown - 87 F

AB	35
R	8
H	11
RBI	8
BB	4
SO	6
LOB	14



Batter	1	2	3	4	5	6	7	8	9	AB	R	H	RBI	BB	SO	LOB	TOP								
Al Martin, L OBP: 0.280, SLG: 0.422 (1, 8)	F8		K		F9		FC6-4 1B			4	0	1	0	0	0	1									
Tom Foley, L OBP: 0.284, SLG: 0.312 (1, 6)	K		P7			G3	L6			4	0	0	0	0	0	1									
Jeff King, R OBP: 0.325, SLG: 0.342 (1, 5)	1B		G6-3			1B SF7	FC6-4			4	1	2	0	0	0	1									
Orlando Merced, S OBP: 0.453, SLG: 0.464 (1, 9)	F7			P7		1B HR		P6		4	1	1	0	0	0	1									
Dave Clark, L OBP: 0.337, SLG: 0.324 (1, 7)		2B		F7		SF7		K		3	0	1	1	0	1	0									
Don Slaught, R OBP: 0.362, SLG: 0.373 (1, 2)		BB		G6-3		HR		L8		3	1	1	2	1	0	0									
Kevin Young, R OBP: 0.297, SLG: 0.323 (1, 3)			K		B1-3 1B		FC6-4 1B		F7	4	0	2	0	0	1	2	AB 34								
Carlos Garcia, R OBP: 0.317, SLG: 0.381 (1, 4)			L4		B1-3	FC1-6-4		L7		4	0	0	0	0	0	4	R 3								
Steve Cooke, R OBP: 0.065, SLG: 0.097 (1, 1)			G4-3		P8			F9		2	0	0	0	0	0	3	H 8								
Lonnie Smith, R OBP: 0.361, SLG: 0.343 (7, PH)									P6	1	0	0	0	0	0	0	RBI 3								
Freddie Toliver, R (7, 1)										0	0	0	0	0	0	0	BB 1								
Lloyd McClendon, R OBP: 0.238, SLG: 0.273 (9, PH)										1	0	0	0	0	0	0	SO 4								
Inning Stats	R: 0 E: 0 K: 1 S: 7	H: 1 LOB: 1 BB: 0 P: 10	R: 0 E: 0 K: 1 S: 10	H: 1 LOB: 2 BB: 1 P: 17	R: 0 E: 0 K: 1 S: 5	H: 0 LOB: 0 BB: 0 P: 5	R: 0 E: 0 K: 0 S: 3	H: 0 LOB: 0 BB: 0 P: 5	R: 0 E: 0 K: 0 S: 6	H: 1 LOB: 1 BB: 0 P: 8	R: 3 E: 0 K: 0 S: 14	H: 4 LOB: 1 BB: 0 P: 19	R: 0 E: 0 K: 0 S: 7	H: 1 LOB: 0 BB: 0 P: 10	R: 0 E: 0 K: 1 S: 7	H: 0 LOB: 0 BB: 0 P: 12	R: 0 E: 0 K: 0 S: 5	H: 0 LOB: 0 BB: 0 P: 10	1B: 6 2B: 1 3B: 0 HR: 1	SF: 1 SAC: 0 DP: 0 HBP: 0	WP: 0 PB: 0 SB: 0 CS: 0	PA: 36			
PITCHER	IP	WLS	BF	H	R	ER	SO	BB	IBB	HBP	BLK	WP	HR	S	P	ERA	WHIP								
Bob Tewksbury, R ERA: 4.3 (1, 1)	7.0	W	30	8	3	3	3	1	0	0	0	0	1	52	74	3.86	1.286								
Rob Murphy, L ERA: 2.73 (8, 1)	1.0		3	0	0	0	1	0	0	0	0	0	0	7	12	0.00	0.000								
Lee Smith, R ERA: 3.57 (9, 1)	1.0	S	3	0	0	0	0	0	0	0	0	0	0	5	10	0.00	0.000								

Pittsburgh Pirates @ St. Louis Cardinals
 Busch Stadium, St. Louis, MO
 Tue Jun 15 1993, 7:05 PM CDT
 Att: 36,084 - Unknown - 83 F

AB	34
R	3
H	8
RBI	3
BB	1
SO	4
LOB	13



Batter	1	2	3	4	5	6	7	8	9	AB	R	H	RBI	BB	SO	LOB	BOTTOM								
Bernard Gilkey, R OBP: 0.372, SLG: 0.440 (1, 7)	G6-3		1B 2B		L6-3 1B		SF8			3	1	2	4	0	0	0									
Ozzie Smith, S OBP: 0.318, SLG: 0.348 (1, 6)	G4-3		1B		L6-3		G4-6-3			4	0	1	1	0	0	2									
Gregg Jefferies, S OBP: 0.361, SLG: 0.478 (1, 3)										2	0	0	0	0	0	0									
Tracy Woodson, R OBP: 0.231, SLG: 0.243 (6, 3)	G6-3		P4			F7		P9		2	0	0	0	0	0	0									
Ray Lankford, L OBP: 0.414, SLG: 0.385 (1, 8)		F8		G5-3 BB		BLK 1B		1B		3	0	2	0	1	0	0									
Todd Zeile, R OBP: 0.301, SLG: 0.321 (1, 5)		K		G5-3		F9		F7		4	0	0	0	0	1	3									
Lee Smith, R (9, 1)										0	0	0	0	0	0	0									
Mark Whiten, S OBP: 0.304, SLG: 0.362 (1, 9)		K		G6-3		P3		1B		4	0	1	0	0	1	2									
Geronimo Pena, S OBP: 0.331, SLG: 0.319 (1, 4)			1B 2B		F7			L8		3	2	1	0	1	0	3	AB 30								
Erik Pappas, R OBP: 0.426, SLG: 0.427 (1, 2)			2B							2	3	2	0	1	0	0	R 6								
Bob Tewksbury, R OBP: 0.259, SLG: 0.231 (1, 1)										2	0	0	0	0	2	3	H 10								
Luis Alicea, S OBP: 0.397, SLG: 0.380 (7, PH)										1	0	1	1	0	0	0	RBI 6								
Rob Murphy, L OBP: 1.000, SLG: 1.000 (8, 1)										0	0	0	0	0	0	0	BB 3								
Rod Brewer, L OBP: 0.274, SLG: 0.263 (9, 3)										0	0	0	0	0	0	0	SO 4								
Inning Stats	R: 0 E: 0 K: 0 S: 6	H: 0 LOB: 0 BB: 0 P: 9	R: 0 E: 0 K: 2 S: 7	H: 0 LOB: 0 BB: 0 P: 11	R: 3 E: 0 K: 1 S: 10	H: 3 LOB: 0 BB: 1 P: 17	R: 0 E: 0 K: 0 S: 6	H: 0 LOB: 1 BB: 1 P: 13	R: 1 E: 0 K: 1 S: 7	H: 2 LOB: 0 BB: 0 P: 11	R: 0 E: 0 K: 0 S: 9	H: 1 LOB: 1 BB: 0 P: 16	R: 2 E: 0 K: 0 S: 8	H: 2 LOB: 0 BB: 1 P: 15	R: 0 E: 0 K: 0 S: 9	H: 2 LOB: 2 BB: 0 P: 16	1B: 8 2B: 3 3B: 0 HR: 0	SF: 1 SAC: 0 DP: 2 HBP: 0	WP: 0 PB: 0 SB: 1 CS: 0	PA: 34					
PITCHER	IP	WLS	BF	H	R	ER	SO	BB	IBB	HBP	BLK	WP	HR	S	P	ERA	WHIP								
Steve Cooke, L ERA: 3.59 (1, 1)	6.0	L	24	6	4	4	4	2	0	0	1	0	0	45	77	6.00	1.333								
Freddie Toliver, R ERA: 3.95 (7, 1)	2.0		10	4	2	2	0	1	0	0	0	0	0	17	31	9.00	2.500								

Pittsburgh Pirates @ St. Louis Cardinals
 Busch Stadium, St. Louis, MO
 Tue Jun 15 1993, 7:05 PM CDT
 Att: 36,084 - Unknown - 83 F

AB	30
R	6
H	10
RBI	6
BB	3
SO	4
LOB	13



Batter	1	2	3	4	5	6	7	8	9	AB	R	H	RBI	BB	SO	LOB	TOP					
Carlos Garcia, R (1, 4) OBP: 0.321, SLG: 0.390										4	1	2	0	0	0	0						
Jay Bell, R (1, 6) OBP: 0.369, SLG: 0.437										4	0	0	0	0	1	1						
Jeff King, R (1, 5) OBP: 0.327, SLG: 0.344										4	0	2	0	0	0	0						
Lloyd McClendon, R (1, 7) OBP: 0.278, SLG: 0.275										3	0	1	1	0	0	1						
Tom Foley, L (9, PH) OBP: 0.273, SLG: 0.333										1	1	1	0	0	0	0						
Orlando Merced, S (1, 9) OBP: 0.449, SLG: 0.456										3	0	0	0	1	0	4						
Kevin Young, R (1, 3) OBP: 0.295, SLG: 0.318										3	0	0	1	1	0	2						
Tom Prince, R (1, 2) Dave Clark, L (9, PH) OBP: 0.333, SLG: 0.319										3	0	0	0	0	1	2						
Will Pennyfeather, R (1, 8) Al Martin, L (7, PH) OBP: 0.279, SLG: 0.420										2	0	0	0	0	0	0						
Zane Smith, L (1, 1) Dave Otto, L (6, 1) Ben Shelton, R (7, PH) Bias Minor, R (7, 1) OBP: 0.200, SLG: 0.200										2	0	0	0	0	1	0						
Inning Stats	R: 1 E: 0 K: 1 S: 15	H: 2 LOB: 1 BB: 0 P: 23	R: 0 E: 0 K: 0 S: 6	H: 0 LOB: 0 BB: 0 P: 10	R: 0 E: 0 K: 0 S: 4	H: 0 LOB: 0 BB: 0 P: 6	R: 0 E: 0 K: 0 S: 12	H: 0 LOB: 2 BB: 0 P: 28	R: 0 E: 0 K: 1 S: 8	H: 1 LOB: 1 BB: 0 P: 11	R: 0 E: 0 K: 0 S: 16	H: 2 LOB: 2 BB: 0 P: 25	R: 0 E: 0 K: 2 S: 12	H: 0 LOB: 0 BB: 0 P: 16	R: 0 E: 0 K: 0 S: 7	H: 0 LOB: 0 BB: 0 P: 11	R: 1 E: 0 K: 0 S: 13	H: 1 LOB: 0 BB: 0 P: 16	1B: 4 2B: 2 3B: 0 HR: 0	SF: 0 SAC: 0 DP: 0 HBP: 0	WP: 0 PB: 0 SB: 0 CS: 0	PA: 34
PITCHER	IP WLS BF H R ER SO BB IBB HBP BLK WP HR S P ERA WHIP																					
Joe Magrane, L (1, 1) ERA: 3.65	6.0 W 24 5 1 1 2 2 0 0 0 0 0 0 0 61 103 1.50 1.167																					
Les Lancaster, R (7, 1) ERA: 3.39	1.0 3 0 0 0 2 0 0 0 0 0 0 0 0 12 16 0.00 0.000																					
Mike Perez, R (8, 1) ERA: 2.41	1.0 S 3 0 0 0 0 0 0 0 0 0 0 0 0 7 11 0.00 0.000																					
Lee Smith, R (9, 1) ERA: 3.8	1.0 S 4 1 1 1 0 0 0 0 0 0 0 0 0 13 16 9.00 1.000																					

Pittsburgh Pirates @ St. Louis Cardinals
Busch Stadium, St. Louis, MO

AB 32
R 2
H 6
RBI 2
BB 2
SO 4
LOB 10



Wed Jun 16 1993, 3:33 AM CDT
Att: 36,746 - Unknown - 85 F

Batter	1	2	3	4	5	6	7	8	9	AB	R	H	RBI	BB	SO	LOB	BOTTOM					
Bernard Gilkey, R (1, 7) OBP: 0.380, SLG: 0.453										4	0	3	1	0	0	2						
Ozzie Smith, S (1, 6) OBP: 0.317, SLG: 0.346										4	0	1	0	0	0	2						
Ray Lankford, L (1, 8) OBP: 0.408, SLG: 0.378										4	0	0	0	0	1	3						
Todd Zeile, R (1, 5) Lee Smith, R (9, 1) OBP: 0.304, SLG: 0.321										3	1	1	0	1	0	1						
Mark Whiten, S (1, 9) OBP: 0.307, SLG: 0.361										3	1	1	1	1	0	1						
Tracy Woodson, R (1, 3) OBP: 0.233, SLG: 0.244										4	0	1	0	0	0	2						
Geronimo Pena, S (1, 4) OBP: 0.329, SLG: 0.313										3	0	0	1	1	1	2						
Erik Pappas, R (1, 2) OBP: 0.412, SLG: 0.412										3	0	0	0	0	1	1						
Joe Magrane, R (1, 1) Les Lancaster, R (7, 1) Gerald Perry, L (7, PH) Mike Perez, R (8, 1) Rod Brewer, L (9, 3) OBP: 0.042, SLG: 0.083										2	1	1	0	0	0	0						
Inning Stats	R: 0 E: 0 K: 0 S: 8	H: 2 LOB: 1 BB: 0 P: 13	R: 1 E: 0 K: 0 S: 7	H: 0 LOB: 1 BB: 1 P: 13	R: 0 E: 0 K: 0 S: 8	H: 1 LOB: 1 BB: 0 P: 12	R: 0 E: 0 K: 0 S: 4	H: 0 LOB: 0 BB: 0 P: 5	R: 1 E: 0 K: 1 S: 11	H: 2 LOB: 1 BB: 0 P: 19	R: 0 E: 0 K: 1 S: 11	H: 0 LOB: 1 BB: 1 P: 17	R: 0 E: 0 K: 0 S: 5	H: 1 LOB: 1 BB: 1 P: 12	R: 1 E: 0 K: 1 S: 15	H: 3 LOB: 2 BB: 0 P: 21	R: 0 E: 0 K: 0 S: 1	H: 0 LOB: 0 BB: 0 P: 1	1B: 7 2B: 2 3B: 0 HR: 0	SF: 0 SAC: 0 DP: 1 HBP: 0	WP: 0 PB: 0 SB: 3 CS: 1	PA: 34
PITCHER	IP WLS BF H R ER SO BB IBB HBP BLK WP HR S P ERA WHIP																					
Zane Smith, L (1, 1) ERA: 3.6	5.0 L 20 5 2 2 1 1 0 0 0 0 0 0 0 38 62 3.60 1.200																					
Dave Otto, L (6, 1) ERA: 4.03	1.0 4 0 0 0 1 1 0 0 0 0 0 0 0 11 17 0.00 1.000																					
Bias Minor, R (7, 1) ERA: 3.6	2.0 10 4 1 1 1 1 0 0 0 0 0 0 0 20 33 4.50 2.500																					

Pittsburgh Pirates @ St. Louis Cardinals
Busch Stadium, St. Louis, MO

AB 31
R 3
H 9
RBI 3
BB 3
SO 3
LOB 14



Wed Jun 16 1993, 3:33 AM CDT
Att: 36,746 - Unknown - 85 F

Batter	1	2	3	4	5	6	7	8	9	AB	R	H	RBI	BB	SO	LOB	TOP										
Bernard Gilkey, R OBP: 0.388, SLG: 0.475 (1, 7)	G4-3		L9	2B	2B		HR		SF9	4	3	2	2	2	0	1	St. Louis Cardinals @ Chicago Cubs Wrigley Field, Chicago, IL Thu Jun 17 1993, 3:33 AM CDT Att: 38,214 - Sunny - 84 F										
Ozzie Smith, S OBP: 0.329, SLG: 0.373 (1, 6)	L9		1B	1B	2B		2B		SF9	5	1	5	6	0	0												
Gregg Jefferies, S OBP: 0.361, SLG: 0.472 (1, 3)	L9		1B	1B	2B		2B		P6	5	0	1	1	1	0	4											
Ray Lankford, L OBP: 0.406, SLG: 0.374 (1, 8)	K		K	1B			K		G3	5	0	1	1	1	3	5											
Todd Zeile, R OBP: 0.298, SLG: 0.314 Tracy Woodson, R OBP: 0.233, SLG: 0.244 (9, 5)		P2	FC6-4	F9			P4		F9	5	0	0	0	0	0	5											
Mark Whiten, S OBP: 0.305, SLG: 0.358 (1, 9)	G4-3			G5-3	G6-3		G5-3		FC5-4	5	0	1	0	0	0	1											
Luis Alicaia, S OBP: 0.405, SLG: 0.400 Mike Perez, R Lee Smith, R (8, 1) (9, 1)			1B	2B	1B		L8		FC5-4	5	2	3	0	0	0	2											
Tom Pagnozzi, R OBP: 0.266, SLG: 0.306 (1, 2)		FC6-4		2B	1B		L8		L8	5	3	3	1	0	0	2											
Rheal Cormier, L OBP: 0.190, SLG: 0.190 Paul Kilgus, L OBP: 0.333, SLG: 0.333 Les Lancaster, R Rob Murphy, L OBP: 1.000, SLG: 1.000 José Oquendo, S OBP: 0.404, SLG: 0.282 (8, 4)			1B	1B	1B		B5-4		2B	1	1	1	0	0	0	0											
Inning Stats	R: 0 E: 0 K: 1 S: 9	H: 1 LOB: 1 BB: 0 P: 14	R: 0 E: 0 K: 0 S: 7	H: 1 LOB: 1 BB: 0 P: 13	R: 1 E: 0 K: 1 S: 13	H: 3 LOB: 2 BB: 0 P: 18	R: 4 E: 0 K: 0 S: 16	H: 4 LOB: 2 BB: 2 P: 31	R: 3 E: 0 K: 0 S: 10	H: 3 LOB: 1 BB: 1 P: 19	R: 0 E: 0 K: 0 S: 6	H: 0 LOB: 1 BB: 1 P: 14	R: 2 E: 0 K: 1 S: 14	H: 3 LOB: 1 BB: 0 P: 22	R: 0 E: 0 K: 0 S: 11	H: 1 LOB: 1 BB: 0 P: 16		R: 1 E: 0 K: 0 S: 9	H: 1 LOB: 1 BB: 1 P: 15	1B: 11 2B: 5 3B: 0 HR: 1	SF: 1 SAC: 2 DP: 0 HBP: 0	WP: 1 PB: 0 SB: 1 CS: 0	PA: 49				
PITCHER	IP	WLS	BF	H	R	ER	SO	BB	IBB	HBP	BLK	WP	HR	S	P	ERA	WHIP										
Turk Wendell, R ERA: 12.27 Chuck McElroy, L ERA: 5.27 Dan Plesac, L ERA: 5.6 Jim Bullinger, R ERA: 7.71	3.2	L	21	8	5	5	2	2	0	0	1	0	0	41	69	12.27	2.727										

AB	41
R	11
H	17
RBI	11
BB	5
SO	3
LOB	21



Batter	1	2	3	4	5	6	7	8	9	AB	R	H	RBI	BB	SO	LOB	BOTTOM										
Rey Sanchez, R OBP: 0.325, SLG: 0.342 (1, 6)	G5-3		F9	L4			1B		1B	6	1	3	0	0	0	0	St. Louis Cardinals @ Chicago Cubs Wrigley Field, Chicago, IL Thu Jun 17 1993, 3:33 AM CDT Att: 38,214 - Sunny - 84 F										
Jose Vizcaino, S OBP: 0.388, SLG: 0.415 (1, 5)	2B		F8			G5-3	1B		G4-3	6	2	3	1	0	0	1											
23 Ryne Sandberg, R OBP: 0.359, SLG: 0.410 (1, 4)	1B		1B			G6-3	L9		G3	4	0	2	1	1	0	2											
Mark Grace, L OBP: 0.391, SLG: 0.496 (1, 3)	1B		1B			P6			G3	5	0	3	1	0	0	1											
Candy Maldonado, R OBP: 0.261, SLG: 0.277 Jim Bullinger, R (9, 1)	K		F8			1B	1B		P8	5	1	1	0	0	1	6											
Derrick May, L OBP: 0.350, SLG: 0.465 (1, 7)	G3			HR		1B	1B		G3	5	2	3	0	0	0	2											
Sammy Sosa, R OBP: 0.294, SLG: 0.443 (9, 9)			F9			HR			P9	5	2	2	5	0	0	2											
Steve Lake, R OBP: 0.214, SLG: 0.317 Rick Wilkins, L OBP: 0.372, SLG: 0.551 (7, PH) (8, 2)			G1-3			G5-3			HR	3	0	0	0	0	0	0											
Turk Wendell, L Chuck McElroy, L Eric Yelding, R Dan Plesac, L Doug Jennings, L Dwight Smith, L (11, 1) (4, 1) (6, PH) (7, 1) (8, PH) (9, 8)			K			G6-3			F9	1	0	0	0	0	1	0											
Inning Stats	R: 1 E: 0 K: 1 S: 15	H: 3 LOB: 2 BB: 0 P: 22	R: 0 E: 0 K: 1 S: 9	H: 0 LOB: 0 BB: 0 P: 12	R: 0 E: 0 K: 0 S: 8	H: 1 LOB: 1 BB: 1 P: 14	R: 2 E: 0 K: 0 S: 7	H: 2 LOB: 0 BB: 0 P: 7	R: 0 E: 0 K: 0 S: 7	H: 0 LOB: 0 BB: 0 P: 9	R: 3 E: 0 K: 1 S: 14	H: 5 LOB: 2 BB: 0 P: 19	R: 0 E: 0 K: 1 S: 10	H: 2 LOB: 2 BB: 0 P: 17	R: 2 E: 0 K: 0 S: 9	H: 3 LOB: 1 BB: 0 P: 12		R: 2 E: 0 K: 0 S: 14	H: 3 LOB: 1 BB: 0 P: 20	1B: 14 2B: 2 3B: 0 HR: 3	SF: 0 SAC: 0 DP: 0 HBP: 0	WP: 0 PB: 0 SB: 0 CS: 0	PA: 47				
PITCHER	IP	WLS	BF	H	R	ER	SO	BB	IBB	HBP	BLK	WP	HR	S	P	ERA	WHIP										
Rheal Cormier, L ERA: 4.04 Paul Kilgus, L ERA: 3.29 Les Lancaster, R ERA: 3.29 Rob Murphy, L ERA: 3.33 Mike Perez, R ERA: 2.38	5.0	W	25	9	6	6	2	1	0	0	0	0	0	6	8	0.00	3.000										

AB	46
R	10
H	19
RBI	10
BB	1
SO	4
LOB	16



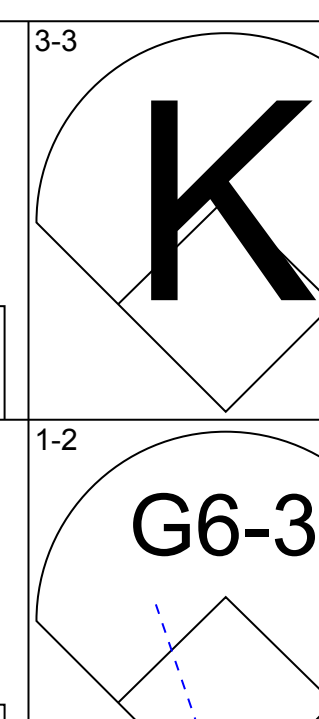
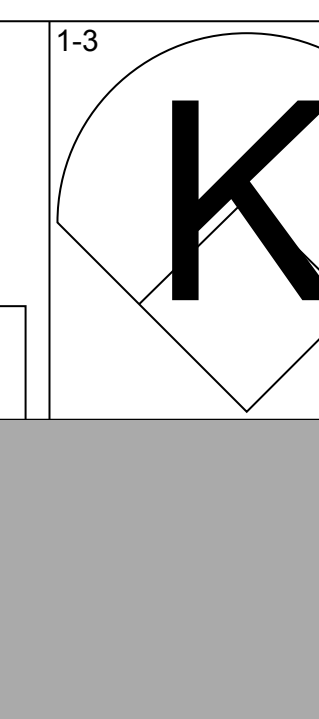
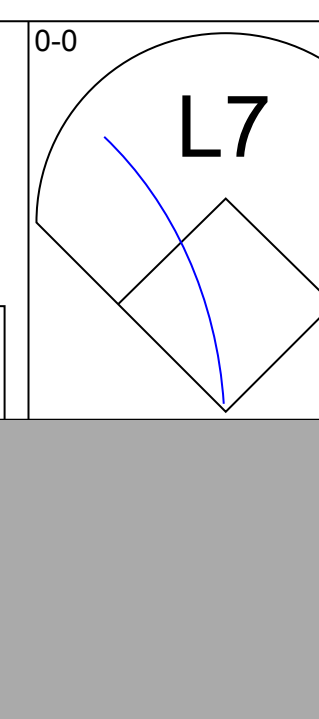
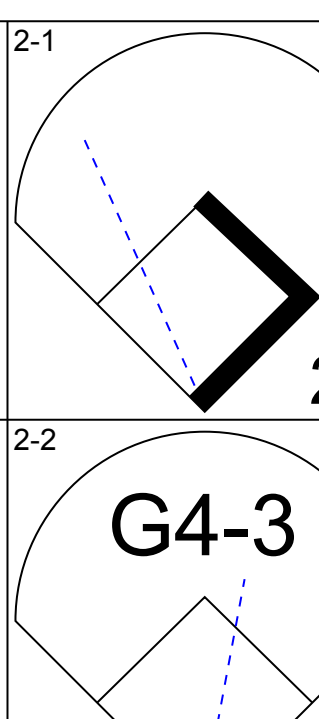
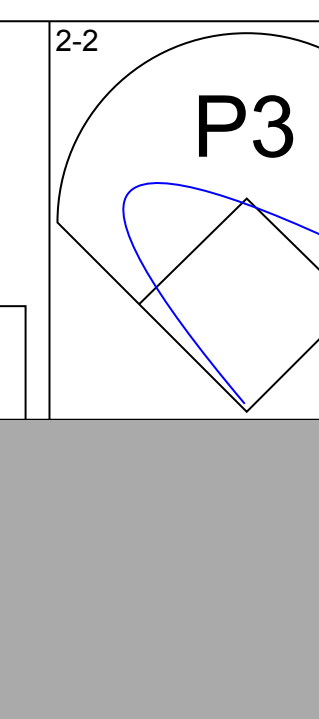
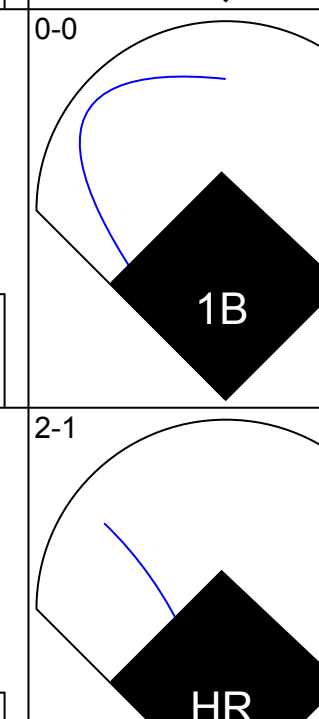
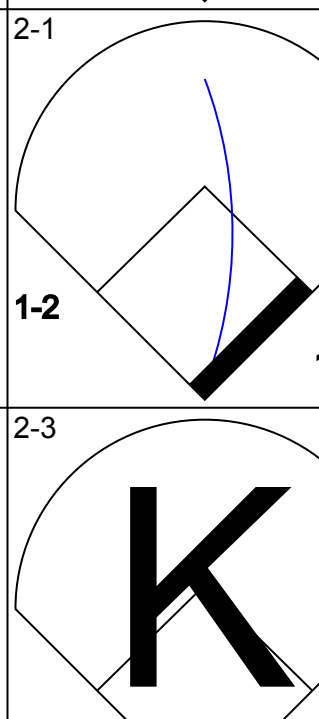
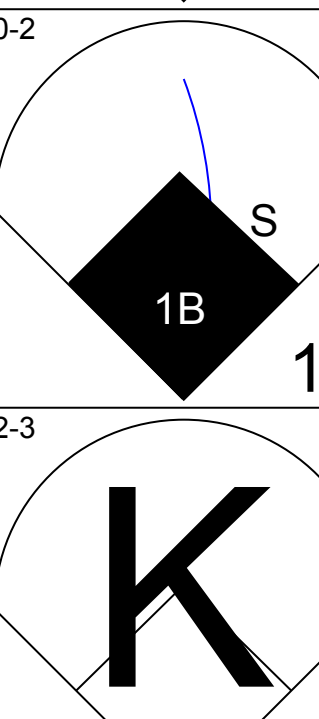

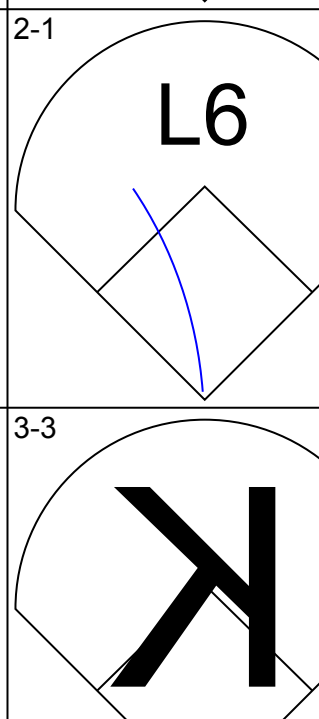
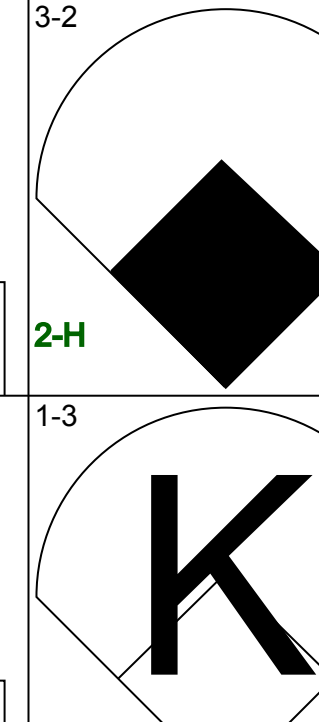
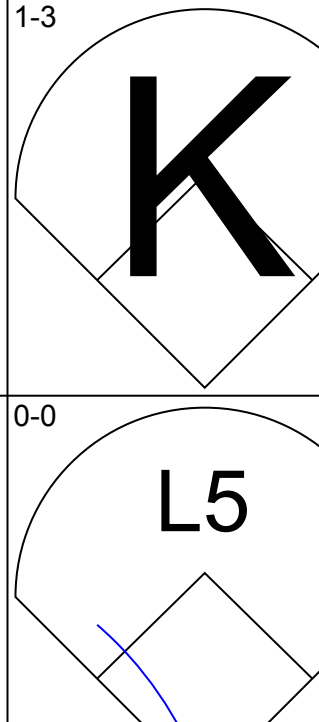
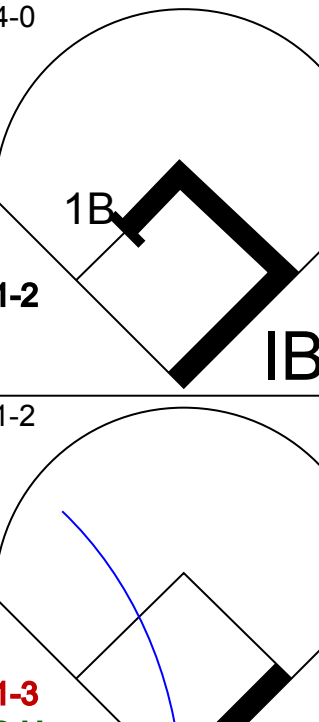
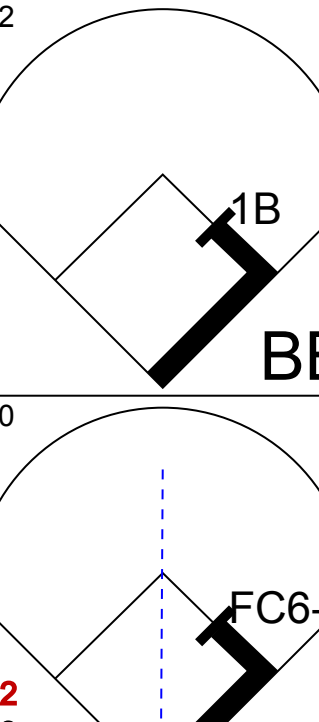




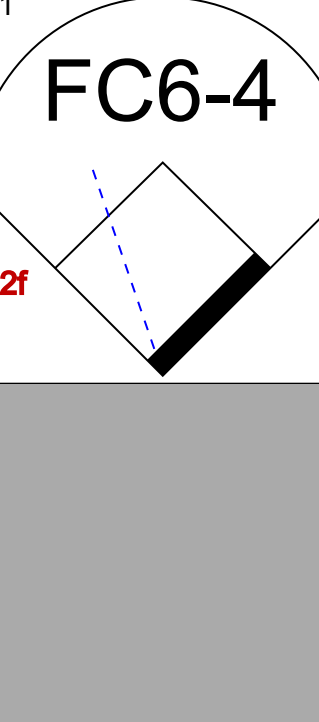

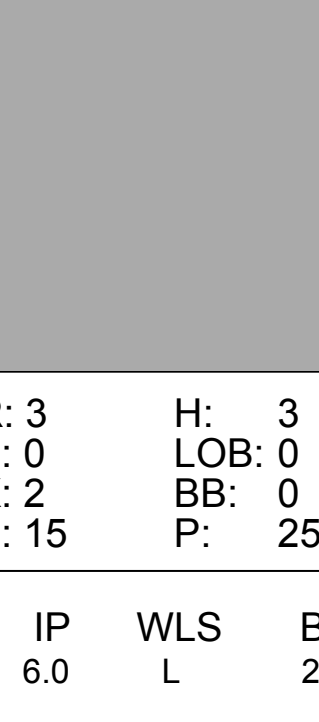

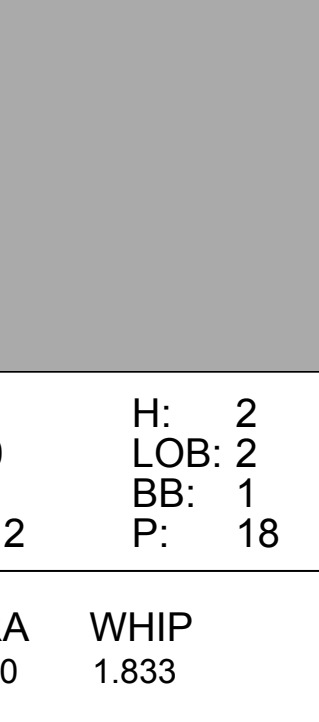
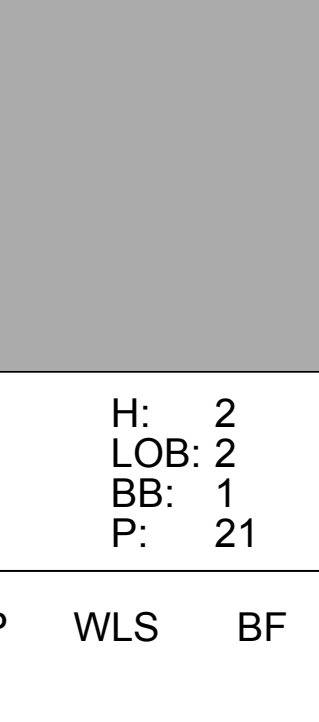
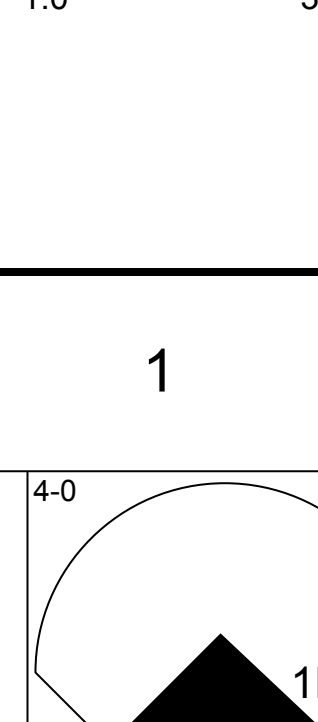
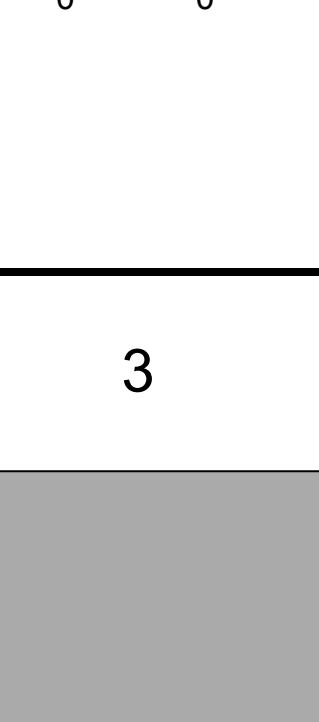
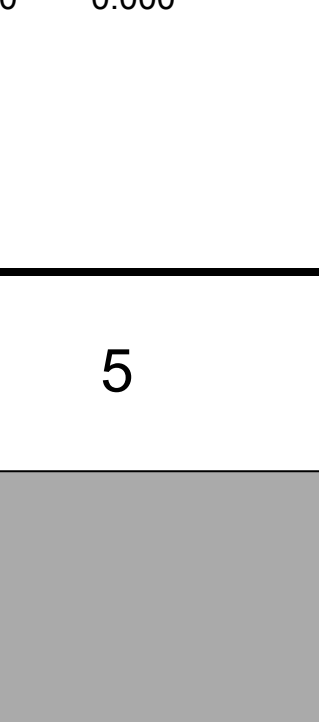
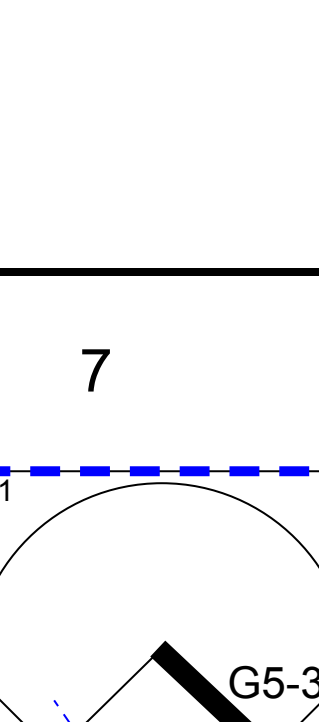
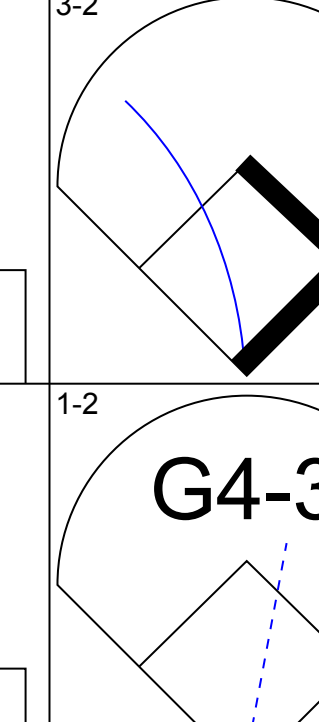
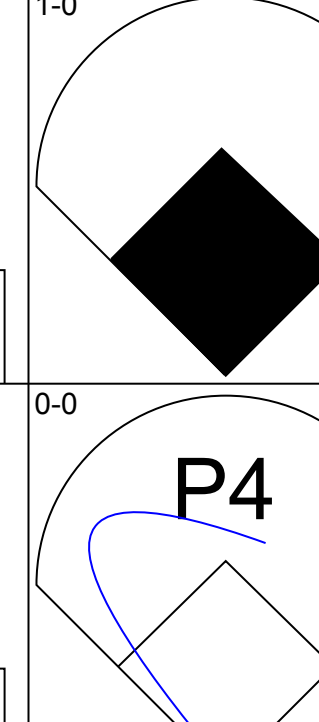
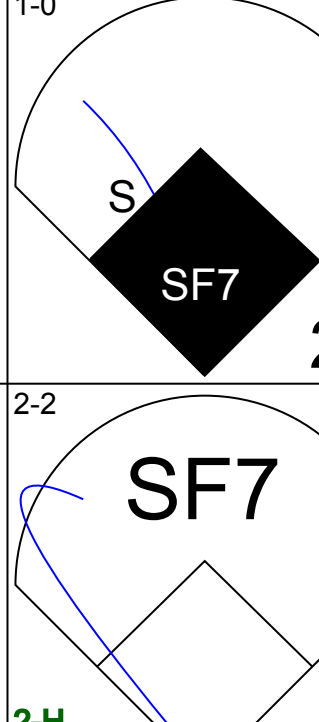
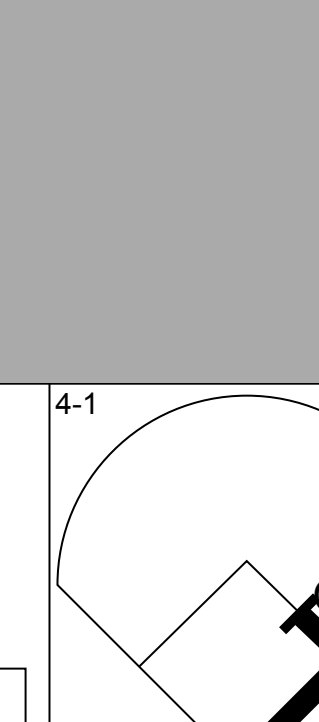
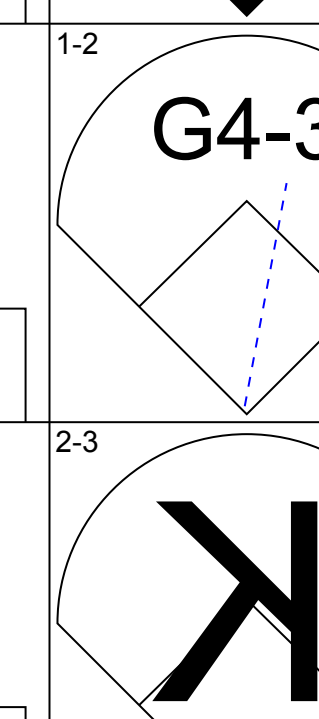
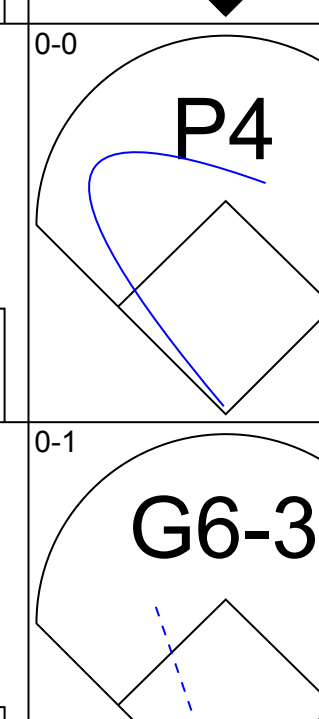
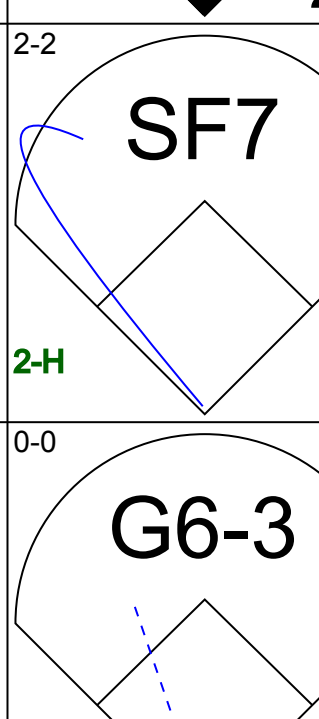
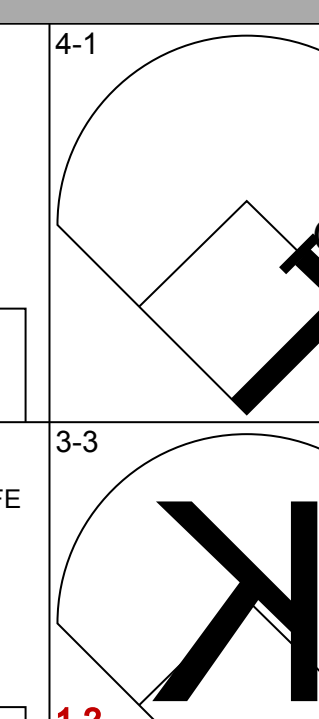

Batter	1	2	3	4	5	6	7	8	9	AB	R	H	RBI	BB	SO	LOB	TOP					
Bernard Gilkey, R OBP: 0.389, SLG: 0.495 (1, 7)										5	2	2	1	0	1	2	St. Louis Cardinals @ Chicago Cubs Wrigley Field, Chicago, IL Fri Jun 18 1993, 3:33 AM CDT Att: 38,242 - Cloudy - 82 F					
Ozzie Smith, S OBP: 0.331, SLG: 0.378 (1, 6)										5	0	2	0	0	0	2						
Gregg Jefferies, S OBP: 0.358, SLG: 0.466 (1, 3)										5	0	1	1	0	0	1						
Ray Lankford, L OBP: 0.406, SLG: 0.369 (1, 8)										3	0	0	0	2	1	3						
Mark Whiten, S OBP: 0.303, SLG: 0.355 (1, 9)										5	1	1	0	0	1	3						
Todd Zeile, R OBP: 0.305, SLG: 0.320 (1, 5)										2	0	1	1	2	0	0						
Gerónimo Peña, S OBP: 0.326, SLG: 0.309 (6, PH)										2	0	0	0	0	1	1						
Luis Alica, S OBP: 0.415, SLG: 0.406 (6, 4)										1	0	1	0	1	0	0						
Tom Pagnozzi, R OBP: 0.265, SLG: 0.303 (1, 2)										4	0	1	0	0	0	6						
Rene Arocha, R (6, 1)										2	0	0	0	0	1	2						
Inning Stats	R: 1 E: 1 K: 1 S: 12	H: 1 LOB: 1 BB: 0 P: 20	R: 1 E: 0 K: 1 S: 10	H: 2 LOB: 1 BB: 0 P: 16	R: 1 E: 0 K: 0 S: 11	H: 1 LOB: 0 BB: 0 P: 17	R: 0 E: 0 K: 1 S: 7	H: 0 LOB: 0 BB: 0 P: 11	R: 0 E: 0 K: 1 S: 9	H: 1 LOB: 3 BB: 0 P: 15	R: 0 E: 1 K: 1 S: 11	H: 0 LOB: 3 BB: 3 P: 27	R: 0 E: 0 K: 0 S: 14	H: 3 LOB: 2 BB: 0 P: 21	R: 0 E: 0 K: 0 S: 8	H: 1 LOB: 2 BB: 1 P: 16	R: 0 E: 0 K: 0 S: 17	H: 1 LOB: 2 BB: 1 P: 26	1B: 6 2B: 4 3B: 0 HR: 1	SF: 0 SAC: 0 DP: 2 HBP: 0	WP: 0 PB: 0 SB: 0 CS: 1	PA: 41
PITCHER	IP WLS BF H R ER SO BB IBB HBP BLK WP HR S P ERA WHIP																					
Shawn Boskie, R ERA: 4.7 (1, 1)	5.2 W 25 5 3 3 5 3 0 0 0 0 1 58 103 4.76 1.412																					
Bob Scanlan, R ERA: 3.89 (6, 1)	2.0 10 4 0 0 0 1 0 0 0 0 0 23 37 0.00 2.500																					
Randy Myers, L ERA: 1.82 (8, 1)	1.1 S 6 1 0 0 0 1 0 0 0 0 0 18 29 0.00 1.500																					

AB	36
R	3
H	10
RBI	3
BB	5
SO	5
LOB	22



Batter	1	2	3	4	5	6	7	8	9	AB	R	H	RBI	BB	SO	LOB	BOTTOM					
Dwight Smith, L OBP: 0.352, SLG: 0.553 (1, 8)										5	1	1	1	0	1	2	St. Louis Cardinals @ Chicago Cubs Wrigley Field, Chicago, IL Fri Jun 18 1993, 3:33 AM CDT Att: 38,242 - Cloudy - 82 F					
Jose Vizcaino, S OBP: 0.386, SLG: 0.421 (1, 5)										4	1	1	0	0	2	0						
23 Ryne Sandberg, R OBP: 0.359, SLG: 0.409 (1, 4)										3	0	1	1	0	0	0						
Eric Yelding, R OBP: 0.211, SLG: 0.211 (6, 4)										1	0	1	0	0	0	0						
Mark Grace, L OBP: 0.386, SLG: 0.488 (1, 3)										4	0	0	0	0	0	2						
Derrick May, L OBP: 0.353, SLG: 0.463 (1, 7)										3	0	1	0	1	0	0						
Rick Wilkins, L OBP: 0.379, SLG: 0.556 (1, 2)										4	3	3	0	0	1	2						
Sammy Sosa, R OBP: 0.297, SLG: 0.457 (1, 9)										4	3	2	2	0	0	2						
Rey Sanchez, R OBP: 0.335, SLG: 0.364 (1, 6)										4	0	3	3	0	0	0						
Shawn Boskie, R (1, 1)										2	0	0	0	0	0	1						
Bob Scanlan, R (6, 1)										0	0	0	1	0	0	0						
Randy Myers, L OBP: 0.667, SLG: 1.000 (8, 1)										0	0	0	0	0	0	0						
Inning Stats	R: 0 E: 0 K: 1 S: 9	H: 0 LOB: 0 BB: 0 P: 11	R: 2 E: 0 K: 0 S: 18	H: 2 LOB: 1 BB: 1 P: 27	R: 1 E: 1 K: 1 S: 16	H: 3 LOB: 0 BB: 0 P: 18	R: 0 E: 0 K: 0 S: 7	H: 0 LOB: 0 BB: 0 P: 8	R: 1 E: 0 K: 1 S: 11	H: 1 LOB: 0 BB: 0 P: 15	R: 2 E: 0 K: 1 S: 14	H: 3 LOB: 1 BB: 0 P: 22	R: 0 E: 0 K: 0 S: 7	H: 1 LOB: 0 BB: 0 P: 14	R: 2 E: 0 K: 0 S: 15	H: 3 LOB: 1 BB: 0 P: 21	R: 2 E: 0 K: 0 S: 17	H: 3 LOB: 1 BB: 0 P: 26	1B: 8 2B: 2 3B: 1 HR: 2	SF: 1 SAC: 1 DP: 0 HBP: 0	WP: 1 PB: 0 SB: 0 CS: 1	PA: 37
PITCHER	IP WLS BF H R ER SO BB IBB HBP BLK WP HR S P ERA WHIP																					
Rene Arocha, R ERA: 3.05 (1, 1)	5.2 L 27 9 6 0 0 1 0 0 0 0 0 0 3 4 0.00 0.000																					
Tom Urbani, L ERA: 8.18 (7, 1)	1.0 3 1 0 0 0 0 0 0 0 0 0 0 7 14 0.00 1.000																					
Paul Kilgus, L ERA: (8, 1)	0.1 2 1 1 1 0 0 0 0 0 0 0 0 4 4 27.00 3.000																					
Les Lancaster, R ERA: 3.46 (8, 1)	0.2 4 2 1 1 0 0 0 0 0 0 1 1 11 17 13.50 3.000																					

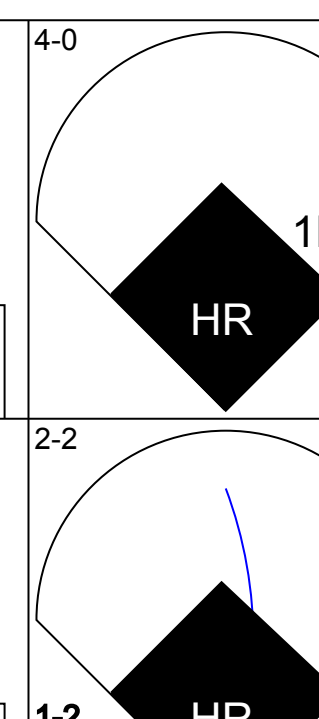
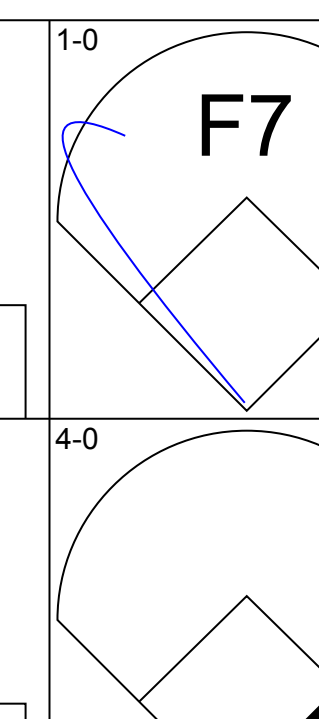
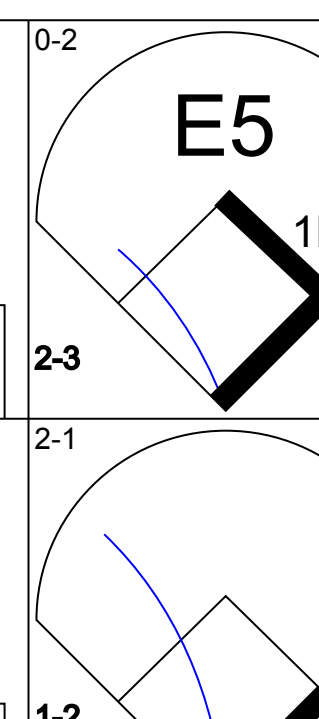
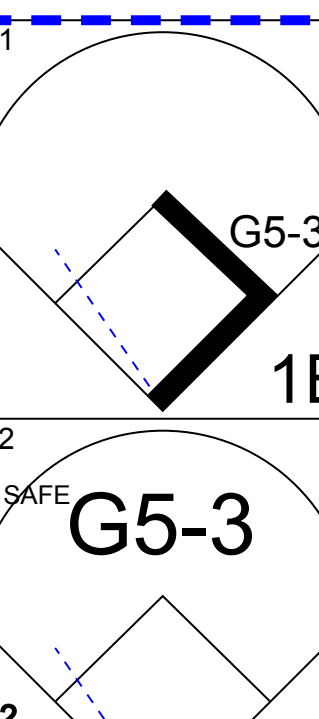
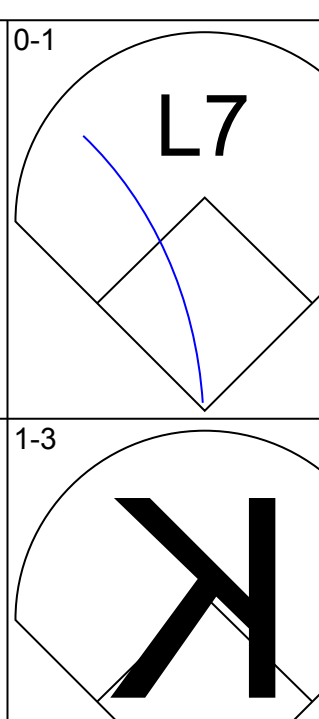
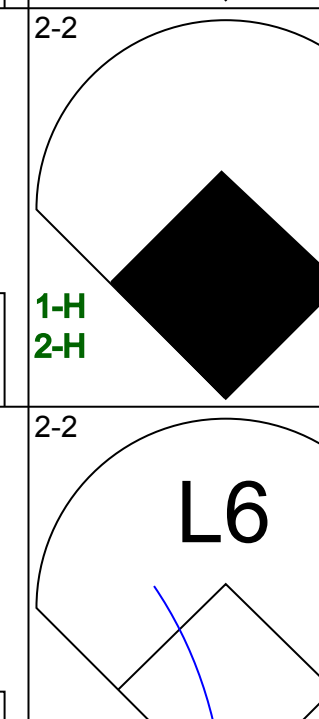
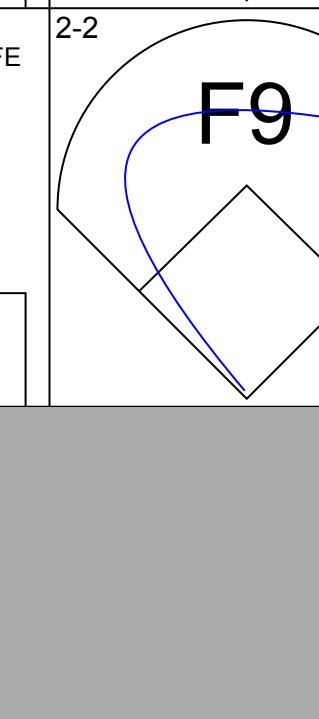

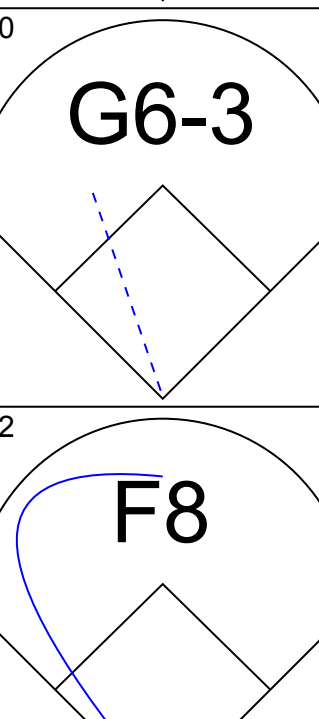

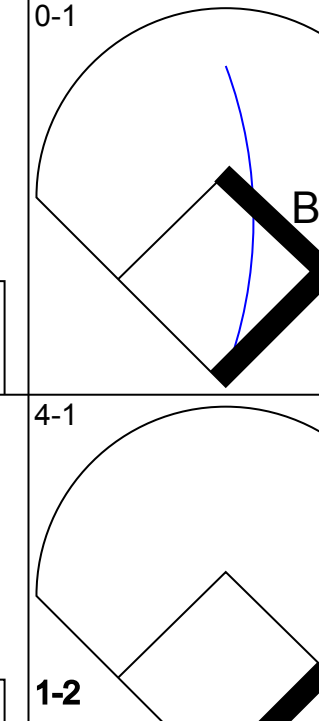



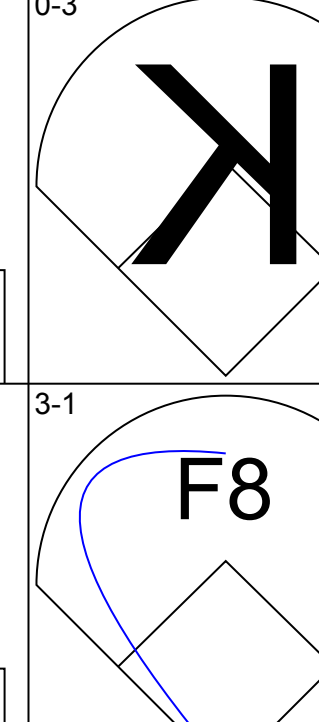



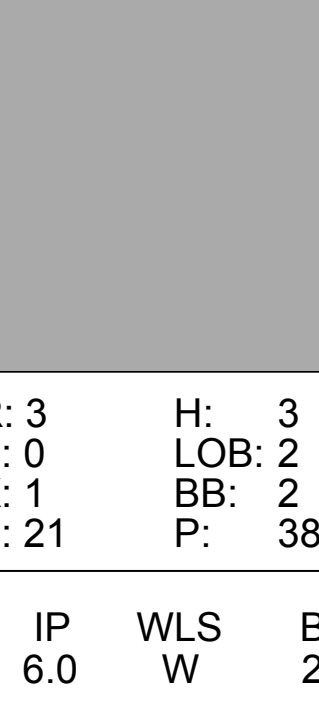
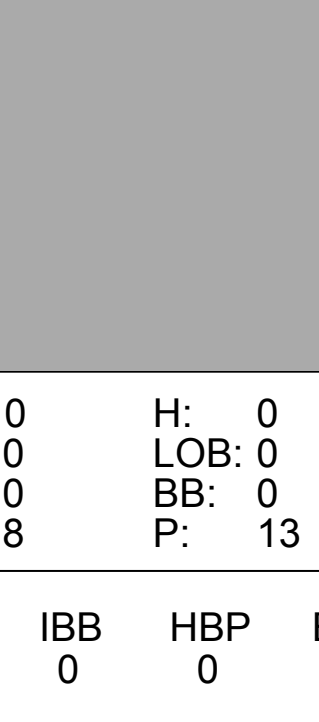
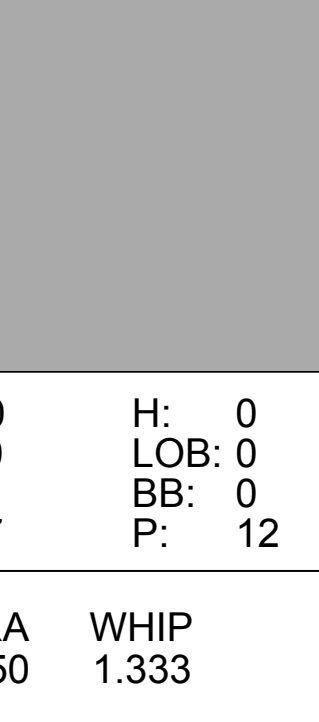







Batter	1	2	3	4	5	6	7	8	9	AB	R	H	RBI	BB	SO	LOB	TOP			
Bernard Gilkey, R OBP: 0.384, SLG: 0.492 (1, 7)										5	0	1	0	0	2	1				
Ozzie Smith, S OBP: 0.328, SLG: 0.371 (1, 6)										4	0	0	0	1	0	1				
Gregg Jefferies, S OBP: 0.366, SLG: 0.477 (1, 3)											5	2	4	0	0	0				
Ray Lankford, L OBP: 0.402, SLG: 0.365 (1, 8)											5	1	1	1	0	4				
Mark Whiten, S OBP: 0.309, SLG: 0.368 (1, 9)											2	1	1	2	2	1				
Todd Zeile, R OBP: 0.308, SLG: 0.323 (1, 5)											4	0	2	1	0	1				
Tracy Woodson, R OBP: 0.227, SLG: 0.238 (9, 5)											0	0	0	0	0	0				
Geronomo Pena, S OBP: 0.335, SLG: 0.353 (1, 4)										4	2	3	1	0	0	2				
Erik Pappas, R OBP: 0.406, SLG: 0.402 (1, 2)											2	0	0	1	1	0				
Donovan Osborne, S OBP: 0.241, SLG: 0.185 (1, 1)											3	0	0	0	0	1				
Paul Kilgus, L OBP: 0.333, SLG: 0.333 (7, 1)											0	0	0	0	0	0				
José Oquendo, S OBP: 0.396, SLG: 0.275 (6, PH)											1	0	0	0	1	1				
Rob Murphy, L OBP: 1.000, SLG: 1.000 (8, 1)											0	0	0	0	0	0				
Lee Smith, R OBP: 1.000, SLG: 1.000 (9, 1)											0	0	0	0	0	0				
Inning Stats	R: 3 E: 0 K: 2 S: 15	H: 3 LOB: 0 BB: 0 P: 25	R: 0 E: 0 K: 2 S: 14	H: 1 LOB: 1 BB: 0 P: 21	R: 0 E: 0 K: 2 S: 11	H: 1 LOB: 2 BB: 1 P: 20	R: 1 E: 0 K: 0 S: 5	H: 1 LOB: 0 BB: 0 P: 6	R: 1 E: 0 K: 1 S: 12	H: 2 LOB: 2 BB: 1 P: 18	R: 0 E: 0 K: 1 S: 11	H: 2 LOB: 2 BB: 1 P: 21	R: 0 E: 0 K: 1 S: 9	H: 0 LOB: 0 BB: 1 P: 17	R: 0 E: 0 K: 1 S: 6	H: 0 LOB: 0 BB: 0 P: 11	1B: 6 2B: 4 3B: 0 HR: 2	SF: 1 SAC: 0 DP: 0 HBP: 0	WP: 0 PB: 0 SB: 3 CS: 1	PA: 40
PITCHER	IP	WLS	BF	H	R	ER	SO	BB	IBB	HBP	BLK	WP	HR	S	P	ERA	WHIP			
Jose Guzman, R ERA: 4.52 (1, 1)	6.0	L	29	10	6	6	7	1	1	0	0	0	2	70	110	9.00	1.833			
Paul Assenmacher, L ERA: 3.62 (7, 1)	2.0		8	2	0	0	2	2	0	0	0	0	0	20	38	0.00	2.000			
Dan Plesac, L ERA: 5.4 (9, 1)	1.0		3	0	0	0	1	0	0	0	0	0	0	6	11	0.00	0.000			

St. Louis Cardinals @ Chicago Cubs
Wrigley Field, Chicago, IL
Sat Jun 19 1993, 3:33 AM CDT
Att: 39,055 - Overcast - 81 F

AB	35
R	6
H	12
RBI	6
BB	4
SO	10
LOB	15



Batter	1	2	3	4	5	6	7	8	9	AB	R	H	RBI	BB	SO	LOB	BOTTOM			
Rey Sanchez, R OBP: 0.337, SLG: 0.361 (1, 6)											4	1	1	0	1	0				
Jose Vizcaino, S OBP: 0.390, SLG: 0.422 (1, 5)											4	1	2	1	1	1				
Mark Grace, L OBP: 0.384, SLG: 0.496 (1, 3)											4	1	1	3	0	1				
Sammy Sosa, R OBP: 0.292, SLG: 0.450 (1, 8)											4	0	0	0	0	0				
Derrick May, L OBP: 0.351, SLG: 0.459 (1, 7)											4	0	1	0	0	0				
Candy Maldonado, R OBP: 0.260, SLG: 0.267 (1, 9)											3	0	0	0	1	1				
Rick Wilkins, L OBP: 0.372, SLG: 0.543 (1, 2)											4	0	0	0	0	1				
Eric Yelding, R OBP: 0.227, SLG: 0.227 (1, 4)											3	1	1	0	0	0				
Doug Jennings, L OBP: 0.182, SLG: 0.545 (9, PH)											1	0	0	0	0	1				
Jose Guzman, R OBP: 0.100, SLG: 0.100 (1, 1)											1	0	0	0	0	0				
Tommy Shields, L OBP: 0.200, SLG: 0.200 (6, PH)											1	0	0	0	0	1				
Paul Assenmacher, L OBP: 0.500, SLG: 0.500 (7, 1)											0	0	0	0	0	0				
Dan Plesac, L OBP: 0.182, SLG: 0.545 (9, 1)											0	0	0	0	0	0				
Dwight Smith, L OBP: 0.358, SLG: 0.553 (9, PH)											0	0	0	1	0	0				
Inning Stats	R: 3 E: 0 K: 1 S: 21	H: 3 LOB: 2 BB: 2 P: 38	R: 0 E: 0 K: 0 S: 5	H: 0 LOB: 1 BB: 1 P: 13	R: 0 E: 0 K: 0 S: 8	H: 0 LOB: 0 BB: 0 P: 13	R: 1 E: 1 K: 1 S: 16	H: 2 LOB: 2 BB: 0 P: 25	R: 0 E: 0 K: 1 S: 7	H: 0 LOB: 0 BB: 0 P: 12	R: 0 E: 0 K: 1 S: 11	H: 1 LOB: 1 BB: 0 P: 19	R: 0 E: 0 K: 0 S: 4	H: 0 LOB: 0 BB: 0 P: 7	R: 0 E: 0 K: 2 S: 8	H: 0 LOB: 1 BB: 1 P: 15	1B: 5 2B: 0 3B: 0 HR: 1	SF: 0 SAC: 1 DP: 0 HBP: 0	WP: 0 PB: 0 SB: 0 CS: 0	PA: 38
PITCHER	IP	WLS	BF	H	R	ER	SO	BB	IBB	HBP	BLK	WP	HR	S	P	ERA	WHIP			
Donovan Osborne, L ERA: 3.26 (1, 1)	6.0	W	27	5	4	3	4	3	0	0	0	0	0	9	19	0.00	1.000			
Paul Kilgus, L ERA: 3.49 (7, 1)	1.0		4	1	0	0	0	0	0	0	0	0	0	4	7	0.00	0.000			
Rob Murphy, L ERA: 4.21 (8, 1)	1.0	S	4	0	0	0	2	1	0	0	0	0	0	8	15	0.00	1.000			

St. Louis Cardinals @ Chicago Cubs
Wrigley Field, Chicago, IL
Sat Jun 19 1993, 3:33 AM CDT
Att: 39,055 - Overcast - 81 F

AB	33
R	4
H	6
RBI	4
BB	4
SO	6
LOB	13



Batter	1	2	3	4	5	6	7	8	9	AB	R	H	RBI	BB	SO	LOB	TOP							
Bernard Gilkey, R OBP: 0.380, SLG: 0.485 (1, 7)	G5-3	F8		1B		G6-3	L6			5	0	1	0	0	0	3								
Ozzie Smith, S OBP: 0.326, SLG: 0.372 (1, 6)	F7		K	P6				G4-3		5	0	1	0	0	1	1								
Gregg Jefferies, S OBP: 0.370, SLG: 0.490 (1, 3)	L7		1B	3B				P9		4	2	2	0	1	0	0								
Ray Lankford, L OBP: 0.399, SLG: 0.361 (1, 8)		1B	G6-3		G1-3	L7		K		5	1	1	0	0	1	4								
Mark Whiten, S OBP: 0.311, SLG: 0.366 (1, 9)	F9	1B	1B	1B		K	G4-3	G5-3		4	1	1	1	1	1	2								
Todd Zeile, R OBP: 0.314, SLG: 0.326 (9, 1)	2B	1B	1B	1B		WP	G4-3	F8		4	1	2	0	1	0	1								
Omar Olivares, R OBP: 0.214, SLG: 0.214 (9, 1)	1B	1B	1B	1B		WP	G4-3	F8		0	0	0	0	0	0	0								
Lee Smith, R (9, 1)	1B	1B	1B	1B		WP	G4-3	F8		0	0	0	0	0	0	0								
Geronomo Pena, S OBP: 0.343, SLG: 0.373 (1, 4)	E8	HR	F8			WP	1B	K		5	1	3	3	0	1	2								
Tom Pagnozzi, R OBP: 0.275, SLG: 0.344 (1, 2)	HR			K	F9					4	1	2	2	0	1	2								
Bob Tewksbury, R OBP: 0.258, SLG: 0.207 (1, 1)										3	0	0	0	1	0	2								
Mike Perez, R (8, 1)										0	0	0	0	0	0	0								
Rob Murphy, L OBP: 1.000, SLG: 1.000 (8, 1)										0	0	0	0	0	0	0								
Tracy Woodson, R OBP: 0.227, SLG: 0.238 (9, 5)										0	0	0	0	0	0	0								
Inning Stats	R: 0 E: 0 K: 0 S: 8	H: 0 LOB: 0 BB: 0 P: 12	R: 4 E: 1 K: 0 S: 14	H: 4 LOB: 0 BB: 0 P: 19	R: 1 E: 0 K: 1 S: 13	H: 3 LOB: 2 BB: 0 P: 22	R: 0 E: 0 K: 1 S: 10	H: 1 LOB: 1 BB: 0 P: 15	R: 1 E: 0 K: 1 S: 14	H: 2 LOB: 2 BB: 1 P: 26	R: 0 E: 0 K: 0 S: 7	H: 1 LOB: 2 BB: 2 P: 22	R: 1 E: 0 K: 0 S: 14	H: 2 LOB: 1 BB: 1 P: 22	R: 0 E: 0 K: 1 S: 7	H: 0 LOB: 0 BB: 0 P: 12	R: 0 E: 0 K: 1 S: 5	H: 0 LOB: 0 BB: 0 P: 9	1B: 7 2B: 4 3B: 1 HR: 1	SF: 0 SAC: 0 DP: 1 HBP: 0	WP: 1 PB: 0 SB: 1 CS: 0	PA: 43		
PITCHER	IP	WLS	BF	H	R	ER	SO	BB	IBB	HBP	BLK	WP	HR	S	P	ERA	WHIP							
Frank Castillo, R ERA: 4.9 (1, 1)	5.0	L	26	10	6	6	3	1	0	0	0	1	1	59	94	10.80	2.200							
Chuck McElroy, L ERA: 5.09 (6, 1)	1.0		5	1	0	0	0	1	1	0	0	0	0	7	22	0.00	2.000							
Jim Bullinger, R ERA: 8.1 (7, 1)	1.0		6	2	1	1	0	1	0	0	0	0	0	14	22	9.00	3.000							
Dan Plesac, L ERA: 5.04 (8, 1)	2.0		6	0	0	0	2	0	0	0	0	0	0	12	21	0.00	0.000							

St. Louis Cardinals @ Chicago Cubs
Wrigley Field, Chicago, IL
Sun Jun 20 1993, 3:33 AM CDT
Att: 38,268 - Sunny - 76 F

AB 39
R 7
H 13
RBI 6
BB 4
SO 5
LOB 17



Batter	1	2	3	4	5	6	7	8	9	AB	R	H	RBI	BB	SO	LOB	BOTTOM							
Dwight Smith, L OBP: 0.356, SLG: 0.546 (1, 8)	G4-3		F8		G3-1	G4-3	F8		HBP	4	0	1	0	0	0	0								
Jose Vizcaino, S OBP: 0.387, SLG: 0.418 (1, 5)	G1-3		2B	1B	G4-3		K		G3	5	1	1	0	0	1	2								
Mark Grace, L OBP: 0.385, SLG: 0.500 (1, 3)	G6-3		1B	2B	G3-1			1B		4	0	2	1	0	0	1								
Derrick May, L OBP: 0.349, SLG: 0.455 (1, 7)		G3	K		G6-3			1B		4	0	1	0	0	1	2								
Sammy Sosa, R OBP: 0.296, SLG: 0.463 (1, 9)		E5		HR		G5-4-3	F8			4	2	2	1	0	0	2								
Rick Wilkins, L OBP: 0.369, SLG: 0.536 (1, 2)		K		G1-3		G5-4-3		G6-4-3		4	0	1	0	0	1	3								
Rey Sanchez, R OBP: 0.335, SLG: 0.359 (1, 6)		1B		G5-3		G5-4-3		F8		4	0	1	1	0	0	2								
Eric Yelding, R OBP: 0.269, SLG: 0.385 (1, 4)		F8				F8				4	1	2	1	0	0	2								
Frank Castillo, R OBP: 0.227, SLG: 0.227 (8, 1)										2	0	0	0	0	1	1								
Chuck McElroy, L ERA: 2.36 (7, 1)										0	0	0	0	0	0	0								
Jim Bullinger, R ERA: 3.41 (8, 1)										0	0	0	0	0	0	0								
Doug Jennings, L OBP: 0.147, SLG: 0.150 (8, 1)										1	0	0	0	0	0	0								
Dan Plesac, L (8, 1)										0	0	0	0	0	0	0								
Candy Maldonado, R OBP: 0.226, SLG: 0.236 (8, PH)										1	0	0	0	0	0	0								
Inning Stats	R: 0 E: 0 K: 0 S: 7	H: 0 LOB: 0 BB: 0 P: 12	R: 1 E: 1 K: 1 S: 9	H: 1 LOB: 1 BB: 0 P: 13	R: 1 E: 0 K: 2 S: 12	H: 2 LOB: 1 BB: 0 P: 17	R: 1 E: 0 K: 0 S: 8	H: 2 LOB: 1 BB: 0 P: 13	R: 0 E: 0 K: 0 S: 6	H: 1 LOB: 1 BB: 0 P: 10	R: 0 E: 0 K: 0 S: 6	H: 2 LOB: 1 BB: 0 P: 8	R: 0 E: 0 K: 1 S: 10	H: 0 LOB: 0 BB: 0 P: 16	R: 0 E: 0 K: 0 S: 8	H: 2 LOB: 1 BB: 0 P: 11	R: 1 E: 0 K: 0 S: 10	H: 1 LOB: 1 BB: 0 P: 17	1B: 8 2B: 1 3B: 0 HR: 2	SF: 0 SAC: 0 DP: 2 HBP: 1	WP: 0 PB: 0 SB: 1 CS: 0	PA: 38		
PITCHER	IP	WLS	BF	H	R	ER	SO	BB	IBB	HBP	BLK	WP	HR	S	P	ERA	WHIP							
Bob Tewksbury, R ERA: 4.17 (1, 1)	7.0		31	10	3	2	4	0	0	0	0	0	0	61	93	2.57	1.429							
Mike Perez, R ERA: 2.36 (8, 1)	0.1		1	0	0	0	0	0	0	0	0	0	0	3	4	0.00	0.000							
Rob Murphy, L ERA: 3.41 (8, 1)	0.2		1	0	0	0	0	0	0	0	0	0	0	2	3	0.00	0.000							
Omar Olivares, R ERA: 4.0 (9, 1)	0.2	S	4	1	1	1	0	0	0	1	0	0	1	6	12	13.50	1.500							
Lee Smith, R ERA: 4.15 (9, 1)	0.1		1	0	0	0	0	0	0	0	0	0	0	4	5	0.00	0.000							

St. Louis Cardinals @ Chicago Cubs
Wrigley Field, Chicago, IL
Sun Jun 20 1993, 3:33 AM CDT
Att: 38,268 - Sunny - 76 F

AB 37
R 4
H 11
RBI 4
BB 0
SO 4
LOB 15



Batter	1	2	3	4	5	6	7	8	9	AB	R	H	RBI	BB	SO	LOB	TOP								
Bernard Gilkey, R OBP: 0.372, SLG: 0.473 (1, 7)	1-3 K	1-1 P3		1-3 K	1-3 K	3-2 G6-3		0-3 K		5	0	0	0	0	3	4									
Gerónimo Peña, S OBP: 0.339, SLG: 0.368 (1, 4)	3-3 K		1-3 K	1-0 FC3-6 1B		2-0 G3-1			2-3 K	5	0	1	0	0	3	0									
Gregg Jefferies, S OBP: 0.371, SLG: 0.500 (1, 3)	0-2 HR		2-1 1B	1-1 FC3-6 1B		2-0 G6-3			2-2 K	5	1	2	1	0	1	2									
Ray Lankford, L OBP: 0.395, SLG: 0.358 Rod Brewer, L OBP: 0.274, SLG: 0.263 (9, 9)	3-3 K		2-2 1B	3-3 K		0-0 G3			2-3 K	5	1	1	0	0	3	2									
Mark Whiten, S OBP: 0.320, SLG: 0.379 (9, 8)		0-1 1B	4-1 E BB			3-1 3B				2	1	2	0	2	0	0									
Todd Zeile, R OBP: 0.321, SLG: 0.335 Tracy Woodson, R OBP: 0.227, SLG: 0.238 (9, 5)		3-2 1B 1B	0-2 E6 1B 2B			4-0 BB			3-1 P3	3	1	2	2	1	0	1									
Tom Pagnozzi, R OBP: 0.283, SLG: 0.351 (1, 2)		0-0 1B	1-1 FC6-4 1B			0-3 K			1-0 F9	4	0	2	1	0	1	3									
José Quiendo, S OBP: 0.365, SLG: 0.250 (1, 6)		2-2 F7	2-2 FC6-4 1B			2-2 P6			3-3 K	4	0	0	0	0	1	5									
Joe Magrane, R OBP: 0.107, SLG: 0.111 Lee Smith, R (9, 1)		0-0 1B		4-0 FC3-6 1B BB		0-0 F8			2-3 K	3	0	1	0	1	1	2									
Inning Stats	R: 1 E: 0 K: 3 S: 14	H: 1 LOB: 0 BB: 0 P: 21	R: 0 E: 0 K: 0 S: 13	H: 4 LOB: 3 BB: 0 P: 19	R: 3 E: 1 K: 1 S: 15	H: 4 LOB: 1 BB: 1 P: 26	R: 0 E: 0 K: 2 S: 10	H: 1 LOB: 2 BB: 1 P: 20	R: 0 E: 0 K: 1 S: 10	H: 0 LOB: 1 BB: 1 P: 19	R: 0 E: 0 K: 0 S: 5	H: 0 LOB: 1 BB: 1 P: 12	R: 0 E: 0 K: 0 S: 5	H: 0 LOB: 1 BB: 1 P: 13	R: 0 E: 0 K: 3 S: 9	H: 0 LOB: 0 BB: 0 P: 14	R: 0 E: 0 K: 3 S: 10	H: 0 LOB: 0 BB: 0 P: 16	1B: 8 2B: 1 3B: 1 HR: 1	SF: 0 SAC: 0 DP: 0 HBP: 0	WP: 0 PB: 0 SB: 0 CS: 0	PA: 40			
PITCHER	IP	WLS	BF	H	R	ER	SO	BB	IBB	HBP	BLK	WP	HR	S	P	ERA	WHIP								
Luis Aquino, R ERA: 3.01 Cris Carpenter, R ERA: 3.71 Richie Lewis, R ERA: 2.23 Matt Turner, R ERA: 0.57	3.1	L	20	10	4	4	5	2	0	0	0	0	1	46	76	10.80	3.600								

St. Louis Cardinals @ Florida Marlins
Joe Robbie Stadium, Miami, FL
Mon Jun 21 1993, 7:05 PM EDT
Att: 36,543 - Unknown - 82 F

AB 36
R 4
H 11
RBI 4
BB 4
SO 13
LOB 19



Batter	1	2	3	4	5	6	7	8	9	AB	R	H	RBI	BB	SO	LOB	BOTTOM								
Chuck Carr, S OBP: 0.321, SLG: 0.329 (1, 8)	0-0 F7		1-2 F7			0-1 F8		1-1 CS 1B		4	0	1	0	0	0	1									
Bret Barberie, S OBP: 0.408, SLG: 0.388 (1, 4)	3-2 G6-3		1-2 F8			4-0 BB		1-0 CS	2-2 2B SF7 1B	3	1	1	0	1	0	0									
Jeff Conine, R OBP: 0.380, SLG: 0.384 (1, 7)	2-1 HR			2-3 K		1-0 G5-3			0-2 2B	4	1	2	1	0	1	2									
Orestes Destrade, S OBP: 0.309, SLG: 0.400 (1, 3)	3-0 F8			0-0 F8		1-1 WP 1B			0-1 SF7	3	0	1	1	0	0	0									
Junior Felix, S OBP: 0.264, SLG: 0.383 (1, 9)		1-1 E G6-4-3 1B		1-1 F8		0-0 F9			0-3 K	4	1	1	0	0	1	2									
Dave Magadan, L OBP: 0.392, SLG: 0.386 (1, 5)		1-1 E5 G6-4-3			1-2 G4-3			2-3 K	1-2 F9	4	0	0	0	0	1	3									
Benito Santiago, R OBP: 0.296, SLG: 0.349 (1, 2)		1-0 G6-4-3			1-1 F8			1-2 G5-3		3	0	0	0	0	0	2									
Walt Weiss, S OBP: 0.390, SLG: 0.359 (1, 6)		2-1 F7			0-0 G5-3			1-2 L4		3	0	0	0	0	0	0									
Luis Aquino, R OBP: 0.106, SLG: 0.100 Cris Carpenter, R OBP: 0.366, SLG: 0.353 Alex Arias, R OBP: 0.351, SLG: 0.382 Richie Lewis, R OBP: 0.351, SLG: 0.382 Rick Renteria, R OBP: 0.351, SLG: 0.382 Matt Turner, R (9, 1)			0-3 K			3-2 G5-3 BB 1B		2-1 P4		1	0	0	0	0	1	0									
Inning Stats	R: 1 E: 0 K: 0 S: 9	H: 1 LOB: 0 BB: 0 P: 17	R: 1 E: 1 K: 0 S: 7	H: 1 LOB: 0 BB: 0 P: 12	R: 0 E: 0 K: 1 S: 11	H: 0 LOB: 0 BB: 0 P: 13	R: 0 E: 0 K: 1 S: 7	H: 0 LOB: 0 BB: 0 P: 10	R: 0 E: 0 K: 0 S: 6	H: 1 LOB: 1 BB: 1 P: 14	R: 0 E: 0 K: 1 S: 9	H: 1 LOB: 1 BB: 0 P: 13	R: 0 E: 0 K: 0 S: 8	H: 1 LOB: 0 BB: 0 P: 13	R: 1 E: 0 K: 1 S: 17	H: 2 LOB: 1 BB: 0 P: 20	1B: 5 2B: 1 3B: 0 HR: 1	SF: 1 SAC: 0 DP: 2 HBP: 0	WP: 1 PB: 0 SB: 0 CS: 1	PA: 34					
PITCHER	IP	WLS	BF	H	R	ER	SO	BB	IBB	HBP	BLK	WP	HR	S	P	ERA	WHIP								
Joe Magrane, L ERA: 3.43 Lee Smith, R ERA: 4.33	8.0	W	28	5	2	1	3	1	0	0	0	0	0	17	20	9.00	2.000								

St. Louis Cardinals @ Florida Marlins
Joe Robbie Stadium, Miami, FL
Mon Jun 21 1993, 7:05 PM EDT
Att: 36,543 - Unknown - 82 F

AB 31
R 3
H 7
RBI 2
BB 1
SO 4
LOB 10



Batter	1	2	3	4	5	6	7	8	9	AB	R	H	RBI	BB	SO	LOB	TOP				
Bernard Gilkey, R OBP: 0.368, SLG: 0.471 (1, 7)	G5-3		F8			F7		G4-3 1B 2B	K	5	1	1	0	0	1	2					
Ozzie Smith, S OBP: 0.325, SLG: 0.370 (1, 6)	F8			G5-3		E9 1B 1B		G4-3		4	1	1	0	0	0	1					
Gregg Jefferies, S OBP: 0.376, SLG: 0.508 (1, 3)				P3		G3 1B 1B			BB 1B	4	0	3	2	0	0	0					
Ray Lankford, L OBP: 0.392, SLG: 0.355 Erik Pappas, R OBP: 0.417, SLG: 0.409 (5, 9)	G4-3			K		G3 1B			BB 1B	2	0	0	0	0	1	1					
Mark Whiten, S OBP: 0.316, SLG: 0.373 (5, 8)					G5-3	G3			K	4	0	0	0	0	2	4					
Todd Zeile, R OBP: 0.317, SLG: 0.331 Omar Olivares, R OBP: 0.214, SLG: 0.214 Paul Kilgus, L OBP: 0.333, SLG: 0.333 Gerald Perry, L OBP: 0.441, SLG: 0.571 Mike Perez, R (8, 1)	L5				G4-3	K			G4-3	3	0	0	0	0	1	2					
Gerónimo Peña, S OBP: 0.332, SLG: 0.359 (1, 4)	F9				G6-3				L9	4	0	0	0	0	0	0					
Tom Pagnozzi, R OBP: 0.291, SLG: 0.386 (1, 2)			G5-3			E 1B 1B			HR	4	2	2	1	0	1	0					
Rheal Cormier, L OBP: 0.182, SLG: 0.182 Les Lancaster, R (3, 1) Tracy Woodson, R OBP: 0.234, SLG: 0.244 (6, 5)			K			E 1B 1B			G5-3	1	0	0	0	0	1	0					
Inning Stats	R: 0 E: 0 K: 0 S: 11	H: 1 LOB: 1 BB: 0 P: 17	R: 0 E: 0 K: 1 S: 8	H: 0 LOB: 0 BB: 14 P: 10	R: 0 E: 0 K: 1 S: 9	H: 0 LOB: 0 BB: 0 P: 13	R: 0 E: 0 K: 0 S: 6	H: 0 LOB: 0 BB: 0 P: 6	R: 3 E: 1 K: 1 S: 23	H: 5 LOB: 2 BB: 0 P: 33	R: 0 E: 0 K: 1 S: 8	H: 0 LOB: 0 BB: 0 P: 10	R: 1 E: 0 K: 1 S: 15	H: 2 LOB: 2 BB: 1 P: 26	R: 1 E: 0 K: 1 S: 7	H: 1 LOB: 0 BB: 0 P: 10	1B: 6 2B: 2 3B: 0 HR: 1	SF: 0 SAC: 0 DP: 0 HBP: 0	WP: 0 PB: 0 CS: 0	PA: 37	
PITCHER	IP	WLS	BF	H	R	ER	SO	BB	IBB	HBP	BLK	WP	HR	S	P	ERA	WHIP				
Chris Hammond, L ERA: 4.07 Matt Turner, R ERA: 0.52 Trevor Hoffman, R ERA: 3.28 Bryan Harvey, R ERA: 1.44	5.1	W	22	6	3	3	3	0	0	0	0	0	0	59	82	5.06	1.125				
	1.2		5	0	0	0	2	0	0	0	0	0	0	14	21	0.00	0.000				
	0.1		4	2	1	1	0	1	0	0	0	0	0	10	17	27.00	9.000				
	1.2	S	6	1	1	1	2	0	0	0	0	0	1	12	19	5.40	0.600				

St. Louis Cardinals @ Florida Marlins
Joe Robbie Stadium, Miami, FL
Tue Jun 22 1993, 7:05 PM EDT
Att: 33,849 - Unknown - 84 F

AB 36
R 5
H 9
RBI 4
BB 1
SO 7
LOB 12



Batter	1	2	3	4	5	6	7	8	9	AB	R	H	RBI	BB	SO	LOB	BOTTOM				
Walt Weiss, S OBP: 0.391, SLG: 0.357 (1, 6)	G6-3			F8		F8				4	0	1	0	1	0	0					
Bret Barberie, S OBP: 0.415, SLG: 0.392 (1, 4)	1B BB			G4-3		1B 1B			K	4	1	2	0	1	1	2					
Jeff Conine, R OBP: 0.381, SLG: 0.384 (1, 7)	1B		G6-3			1B			K	5	0	2	0	0	1	2					
Orestes Destrade, S OBP: 0.307, SLG: 0.396 (1, 3)	1B			P6		F7			F9	5	0	1	1	0	0	2					
Junior Felix, S OBP: 0.267, SLG: 0.393 (1, 8)	K			3B 2B		K			K	5	2	2	0	0	3	4					
Dave Magadan, L OBP: 0.398, SLG: 0.392 (1, 5)	F7			3B BB		HBP BB			FC6-5 2B	2	1	1	0	2	0	2					
Benito Santiago, R OBP: 0.303, SLG: 0.374 (1, 2)				HR WP 3B		HBP BB			FC6-5 G1-3 1B	3	3	2	3	0	0	1					
Geronimo Berroa, R OBP: 0.167, SLG: 0.147 Greg Bristey, L OBP: 0.270, SLG: 0.372 (7, 9)	F8		G4-3			P9			G1-3	3	0	0	0	0	0	2					
Chris Hammond, L OBP: 0.270, SLG: 0.353 Matt Turner, R (6, 1) Rick Renteria, R OBP: 0.357, SLG: 0.389 Trevor Hoffman, R (8, 1) Bryan Harvey, R (8, 1)	G1-3		F9			K			1B	3	0	0	0	0	1	2					
Inning Stats	R: 1 E: 0 K: 1 S: 14	H: 2 LOB: 2 BB: 1 P: 21	R: 1 E: 0 K: 0 S: 15	H: 2 LOB: 1 BB: 1 P: 23	R: 3 E: 0 K: 0 S: 13	H: 2 LOB: 0 BB: 1 P: 22	R: 0 E: 0 K: 0 S: 4	H: 0 LOB: 0 BB: 0 P: 6	R: 1 E: 0 K: 1 S: 16	H: 1 LOB: 2 BB: 1 P: 30	R: 0 E: 0 K: 1 S: 14	H: 2 LOB: 0 BB: 0 P: 21	R: 1 E: 0 K: 1 S: 16	H: 3 LOB: 2 BB: 0 P: 26	R: 0 E: 0 K: 2 S: 9	H: 0 LOB: 0 BB: 0 P: 13	1B: 7 2B: 3 3B: 1 HR: 1	SF: 0 SAC: 0 DP: 0 HBP: 1	WP: 1 PB: 2 CS: 0	PA: 41	
PITCHER	IP	WLS	BF	H	R	ER	SO	BB	IBB	HBP	BLK	WP	HR	S	P	ERA	WHIP				
Rheal Cormier, L ERA: 4.54 Les Lancaster, R ERA: 3.24 Omar Olivares, R ERA: 4.04 Paul Kilgus, L ERA: Mike Perez, R ERA: 2.3	2.1	L	16	6	5	5	1	3	0	0	0	0	0	25	43	0.00	0.750				
	1.2		10	5	1	1	1	0	0	0	0	0	0	27	41	5.40	3.000				
	0.1		1	0	0	0	1	0	0	0	0	0	0	3	6	0.00	0.000				
	1.0		3	0	0	0	2	0	0	0	0	0	0	9	13	0.00	0.000				

St. Louis Cardinals @ Florida Marlins
Joe Robbie Stadium, Miami, FL
Tue Jun 22 1993, 7:05 PM EDT
Att: 33,849 - Unknown - 84 F

AB 36
R 7
H 12
RBI 5
BB 4
SO 6
LOB 18



Batter	1	2	3	4	5	6	7	8	9	AB	R	H	RBI	BB	SO	LOB	TOP				
Bernard Gilkey, R OBP: 0.364, SLG: 0.469 (1, 7)	G5-3	K			G4-3 1B 2B		F8		F8	5	1	1	0	0	1	3					
Ozzie Smith, S OBP: 0.320, SLG: 0.364 (1, 6)	G5-3	G4-3			G4-3		G6-3			4	0	0	0	0	0	3					
Gregg Jefferies, S OBP: 0.375, SLG: 0.504 (1, 3)	G6-3		G4-1		G1-3		G6-3			4	0	1	1	0	0	0					
Todd Zeile, R OBP: 0.320, SLG: 0.333 Tracy Woodson, R OBP: 0.234, SLG: 0.244 (9, 5)		1B BB 1B						F7		4	1	2	0	0	0	1					
Mark Whiten, S OBP: 0.318, SLG: 0.379 (9, 9)		BB 1B 1B					G4-6-3 2B		K	4	1	2	0	0	2	1					
Gerónimo Peña, S OBP: 0.335, SLG: 0.359 Lee Smith, R (8, 1)		1-0 BB 1B			L4		G4-6-3 BB		G4-3	3	1	1	0	1	0	0					
Rod Brewer, L OBP: 0.254, SLG: 0.254 Ray Lankford, L OBP: 0.392, SLG: 0.355 (9, PR)		1-2 2-3 BB			G3-1		G4-6-3			2	0	0	1	2	0	2					
Erik Pappas, R OBP: 0.421, SLG: 0.400 (1, 2)		K			L7					2	0	0	0	2	1	3					
Rene Arocha, R OBP: 0.345, SLG: 0.045 Paul Killebrew, S OBP: 0.333, SLG: 0.333 Rob Murphy, L OBP: 0.222, SLG: 1.000 Mike Perez, R OBP: 0.356, SLG: 0.320 José Cordero, S OBP: 0.411, SLG: 0.402 (9, 4)		1-2 2-H 3-H 1B			K		F8			3	0	1	2	0	1	2					
Inning Stats	R: 0 E: 0 K: 0 S: 7	H: 0 LOB: 0 BB: 0 P: 13	R: 3 E: 0 K: 2 S: 18	H: 4 LOB: 2 BB: 1 P: 27	R: 0 E: 0 K: 1 S: 8	H: 1 LOB: 1 BB: 0 P: 15	R: 0 E: 0 K: 0 S: 5	H: 0 LOB: 0 BB: 0 P: 9	R: 1 E: 0 K: 1 S: 9	H: 2 LOB: 1 BB: 0 P: 15	R: 0 E: 0 K: 0 S: 8	H: 1 LOB: 2 BB: 2 P: 20	R: 0 E: 0 K: 1 S: 6	H: 0 LOB: 0 BB: 0 P: 11	R: 0 E: 0 K: 1 S: 8	H: 0 LOB: 0 BB: 2 P: 18	1B: 6 2B: 3 3B: 0 HR: 0	SF: 0 SAC: 0 DP: 2 HBP: 0	WP: 0 PB: 0 CS: 2	PA: 37	
PITCHER	IP WLS BF H R ER SO BB IBB HBP BLK WP HR S P ERA WHIP	IP WLS BF H R ER SO BB IBB HBP BLK WP HR S P ERA WHIP	IP WLS BF H R ER SO BB IBB HBP BLK WP HR S P ERA WHIP	IP WLS BF H R ER SO BB IBB HBP BLK WP HR S P ERA WHIP	IP WLS BF H R ER SO BB IBB HBP BLK WP HR S P ERA WHIP	IP WLS BF H R ER SO BB IBB HBP BLK WP HR S P ERA WHIP	IP WLS BF H R ER SO BB IBB HBP BLK WP HR S P ERA WHIP	IP WLS BF H R ER SO BB IBB HBP BLK WP HR S P ERA WHIP	IP WLS BF H R ER SO BB IBB HBP BLK WP HR S P ERA WHIP	IP WLS BF H R ER SO BB IBB HBP BLK WP HR S P ERA WHIP	IP WLS BF H R ER SO BB IBB HBP BLK WP HR S P ERA WHIP	IP WLS BF H R ER SO BB IBB HBP BLK WP HR S P ERA WHIP	IP WLS BF H R ER SO BB IBB HBP BLK WP HR S P ERA WHIP	IP WLS BF H R ER SO BB IBB HBP BLK WP HR S P ERA WHIP	IP WLS BF H R ER SO BB IBB HBP BLK WP HR S P ERA WHIP	IP WLS BF H R ER SO BB IBB HBP BLK WP HR S P ERA WHIP	IP WLS BF H R ER SO BB IBB HBP BLK WP HR S P ERA WHIP	IP WLS BF H R ER SO BB IBB HBP BLK WP HR S P ERA WHIP	IP WLS BF H R ER SO BB IBB HBP BLK WP HR S P ERA WHIP	IP WLS BF H R ER SO BB IBB HBP BLK WP HR S P ERA WHIP	IP WLS BF H R ER SO BB IBB HBP BLK WP HR S P ERA WHIP

St. Louis Cardinals @ Florida Marlins
Joe Robbie Stadium, Miami, FL
Wed Jun 23 1993, 7:05 PM EDT
Att: 37,936 - Unknown - 84 F

AB 32
R 4
H 8
RBI 4
BB 5
SO 6
LOB 16



Batter	1	2	3	4	5	6	7	8	9	AB	R	H	RBI	BB	SO	LOB	BOTTOM					
Alex Arias, R OBP: 0.361, SLG: 0.348 (1, 6)	1B S 1B		G3-1		F8		G1		K	5	1	1	0	0	1	1						
Bret Barberie, S OBP: 0.408, SLG: 0.385 (1, 4)	L9		G4-3		G4-3		K		1B K	5	0	1	0	0	1	2						
Dave Magadan, L OBP: 0.301, SLG: 0.394 (1, 5)	1B 2-3 1B			E7		E SF9 BB	G4-3		1B FC4-6 1B	4	1	2	0	1	0	1						
Orestes Destrade, S OBP: 0.308, SLG: 0.400 (1, 3)	G6-4-3 1B			1B 2B		E4		F7	FC4-6	5	1	2	1	0	0	3						
Jeff Conine, R OBP: 0.375, SLG: 0.380 (1, 7)	G6-4-3			K2-3		SF9		K		3	0	0	1	0	2	3						
Junior Felix, S OBP: 0.276, SLG: 0.397 (1, 8)		P5		1B		BB		1B		3	0	2	0	1	0	0						
Greg Briley, L OBP: 0.279, SLG: 0.371 (1, 9)		G6-3		FC6-4 1B		K		1B BB		3	0	1	1	1	1	2						
Rob Natal, R (1, 2)		F8		FC6-4		F7		K		2	0	0	0	0	0	2						
Benito Santiago, R OBP: 0.301, SLG: 0.371 (7, 2)				FC6-4		F7		K		2	0	0	0	0	1	4						
Ryan Bowen, R OBP: 0.133, SLG: 0.200 Jim Corsi, R (6, 1)					L6		E6		F9	2	0	0	0	0	1	0						
Rick Renteria, R OBP: 0.354, SLG: 0.385 Richie Lewis, R (8, 1)										1	0	0	0	0	0	0						
Walt Weiss, S OBP: 0.389, SLG: 0.356 (9, PH)										1	0	0	0	0	0	0						
Inning Stats	R: 1 E: 0 K: 0 S: 11	H: 3 LOB: 1 BB: 0 P: 12	R: 0 E: 0 K: 0 S: 6	H: 0 LOB: 0 BB: 0 P: 9	R: 0 E: 0 K: 1 S: 7	H: 0 LOB: 0 BB: 0 P: 8	R: 1 E: 1 K: 1 S: 15	H: 3 LOB: 2 BB: 0 P: 25	R: 0 E: 0 K: 0 S: 10	H: 0 LOB: 0 BB: 0 P: 15	R: 1 E: 1 K: 1 S: 19	H: 0 LOB: 2 BB: 2 P: 35	R: 0 E: 1 K: 1 S: 10	H: 0 LOB: 1 BB: 0 P: 13	R: 0 E: 0 K: 2 S: 14	H: 1 LOB: 2 BB: 1 P: 20	R: 0 E: 0 K: 1 S: 10	H: 2 LOB: 2 BB: 0 P: 12	1B: 8 2B: 1 3B: 0 HR: 0	SF: 1 SAC: 0 DP: 1 HBP: 0	WP: 0 PB: 0 CS: 0	PA: 40
PITCHER	IP WLS BF H R ER SO BB IBB HBP BLK WP HR S P ERA WHIP	IP WLS BF H R ER SO BB IBB HBP BLK WP HR S P ERA WHIP	IP WLS BF H R ER SO BB IBB HBP BLK WP HR S P ERA WHIP	IP WLS BF H R ER SO BB IBB HBP BLK WP HR S P ERA WHIP	IP WLS BF H R ER SO BB IBB HBP BLK WP HR S P ERA WHIP	IP WLS BF H R ER SO BB IBB HBP BLK WP HR S P ERA WHIP	IP WLS BF H R ER SO BB IBB HBP BLK WP HR S P ERA WHIP	IP WLS BF H R ER SO BB IBB HBP BLK WP HR S P ERA WHIP	IP WLS BF H R ER SO BB IBB HBP BLK WP HR S P ERA WHIP	IP WLS BF H R ER SO BB IBB HBP BLK WP HR S P ERA WHIP	IP WLS BF H R ER SO BB IBB HBP BLK WP HR S P ERA WHIP	IP WLS BF H R ER SO BB IBB HBP BLK WP HR S P ERA WHIP	IP WLS BF H R ER SO BB IBB HBP BLK WP HR S P ERA WHIP	IP WLS BF H R ER SO BB IBB HBP BLK WP HR S P ERA WHIP	IP WLS BF H R ER SO BB IBB HBP BLK WP HR S P ERA WHIP	IP WLS BF H R ER SO BB IBB HBP BLK WP HR S P ERA WHIP	IP WLS BF H R ER SO BB IBB HBP BLK WP HR S P ERA WHIP	IP WLS BF H R ER SO BB IBB HBP BLK WP HR S P ERA WHIP	IP WLS BF H R ER SO BB IBB HBP BLK WP HR S P ERA WHIP	IP WLS BF H R ER SO BB IBB HBP BLK WP HR S P ERA WHIP	IP WLS BF H R ER SO BB IBB HBP BLK WP HR S P ERA WHIP	

St. Louis Cardinals @ Florida Marlins
Joe Robbie Stadium, Miami, FL
Wed Jun 23 1993, 7:05 PM EDT
Att: 37,936 - Unknown - 84 F

AB 36
R 3
H 9
RBI 3
BB 3
SO 7
LOB 18



Batter	1	2	3	4	5	6	7	8	9	AB	R	H	RBI	BB	SO	LOB	TOP									
Bernard Gilkey, R OBP: 0.369, SLG: 0.495 (1, 7)	1-1 P2		0-3 K			1-1 HR	0-0 S 1B 2B		0-1 1-H 2B	5	2	3	3	0	1	0										
Ozzie Smith, S OBP: 0.318, SLG: 0.361 (1, 6)	0-0 G4-3		2-2 G3			0-0 G3-1	2-0 2-H 1B		1-2 F9	5	0	1	1	0	0	1										
Gregg Jefferies, S OBP: 0.376, SLG: 0.504 (1, 3)	2-1 1B			2-2 1B-3 1B		1-1 G6-3	1-0 G5-4-3 1-2			4	0	2	0	0	0	1										
Todd Zeile, R OBP: 0.315, SLG: 0.328 Tracy Woodson, R OBP: 0.234, SLG: 0.244 (1, 5) (9, 5)	2-1 F9			2-2 L8-3 1-2		1-0 G4-3		1-0 F7		4	0	0	0	0	0	2										
Mark Whiten, S OBP: 0.314, SLG: 0.373 (1, 9)		0-3 K		2-3 K			0-2 1B 2B	2-3 K		4	1	0	0	0	3	0										
Brian Jordan, R OBP: 0.211, SLG: 0.243 (1, 8)		2-0 1B			0-1 F9		0-1 2B 1B	0-0 F9		4	1	2	0	0	0	0										
Geronimo Pena, S OBP: 0.338, SLG: 0.379 (1, 4)		1-3 K			3-2 SF9 3B		0-2 1B 2B		0-0 B1-3	4	2	2	1	0	1	1										
Erik Pappas, R OBP: 0.423, SLG: 0.409 (1, 2)		1-2 L1			1-0 SF9		1-2 SH1-4 2B 1B		1-1 FC7-4 1B	3	1	2	3	0	0	1										
Donovan Osborne, S OBP: 0.226, SLG: 0.172 Omar Olivares, R OBP: 0.214, SLG: 0.214 Rob Murphy, L OBP: 1.000, SLG: 1.000 Gerald Perry, L OBP: 0.429, SLG: 0.552 Lee Smith, R (9, 1)			1-2 G6-3		1-3 K		0-1 SH1-4 1-2		2-1 FC7-4 2B	2	0	0	0	0	1	0										
Inning Stats	R: 0 E: 0 K: 0 S: 7	H: 1 LOB: 1 BB: 0 P: 12	R: 0 E: 0 K: 2 S: 11	H: 1 LOB: 1 BB: 0 P: 14	R: 0 E: 0 K: 1 S: 11	H: 0 LOB: 0 BB: 0 P: 14	R: 0 E: 0 K: 1 S: 10	H: 1 LOB: 0 BB: 0 P: 16	R: 1 E: 0 K: 1 S: 12	H: 1 LOB: 0 BB: 0 P: 17	R: 1 E: 0 K: 0 S: 6	H: 1 LOB: 0 BB: 0 P: 9	R: 5 E: 1 K: 0 S: 17	H: 5 LOB: 0 BB: 0 P: 21	R: 0 E: 0 K: 1 S: 6	H: 0 LOB: 0 BB: 0 P: 9	R: 1 E: 0 K: 0 S: 10	H: 2 LOB: 1 BB: 0 P: 14	1B: 7 2B: 4 3B: 1 HR: 1	SF: 1 SAC: 1 DP: 2 HBP: 0	WP: 0 PB: 0 SB: 1 CS: 0	PA: 38				
PITCHER	IP	WLS	BF	H	R	ER	SO	BB	IBB	HBP	BLK	WP	HR	S	P	ERA	WHIP									
Bret Saberhagen, R ERA: 3.42 Pete Schourek, L ERA: 5.81 Mike Draper, R ERA: 3.45	(1, 1)	6.1	L	28	9	7	6	5	0	0	0	0	0	1	72	98	8.53	1.421								
	(7, 1)	1.2		5	1	0	0	1	0	0	0	0	0	0	8	14	0.00	0.600								
	(9, 1)	1.0	S	5	2	1	1	0	0	0	0	0	0	0	10	14	9.00	2.000								

St. Louis Cardinals @ New York Mets
Shea Stadium, Flushing, NY
Fri Jun 25 1993, 7:05 PM EDT
Att: 26,282 - Unknown

AB 36
R 8
H 12
RBI 8
BB 0
SO 6
LOB 7



Batter	1	2	3	4	5	6	7	8	9	AB	R	H	RBI	BB	SO	LOB	BOTTOM									
Vince Coleman, S OBP: 0.297, SLG: 0.360 Mike Draper, R OBP: 0.667, SLG: 0.667 (1, 7) (9, 1)	1-2 HR		1-1 BB 1B		1-0 G6-3 3B	4-0 E IBB		1-3 K		4	2	3	1	1	1	0										
Kevin Baez, R OBP: 0.167, SLG: 0.167 Jeff McKnight, S OBP: 0.298, SLG: 0.229 (1, 6) (9, PH)	0-0 G3		0-0 B1		1-1 G6-3	1-0 E4		1-3 K		4	0	0	2	0	0	4										
Eddie Murray, S OBP: 0.301, SLG: 0.379 (1, 3)	2-2 F8		3-2 F7		3-H 2-0 G6-3 1B	3-2 F7-2		0-0 2B		5	1	2	0	0	0	5										
Bobby Bonilla, S OBP: 0.330, SLG: 0.517 (1, 9) (9, 5)	2-0 F9		1-1 BB 1B		2-1 G6-3		0-0 F8		1-0 F7	5	0	1	1	0	0	2										
Darrin Jackson, R OBP: 0.234, SLG: 0.324 Jeromy Burnitz, L OBP: 0.250, SLG: 0.250 (1, 8) (9, PH)		2-1 G4-6-3 1B	4-2 1B		0-1 1B	2-2 G6-3		2-0 G4-3		3	0	2	1	1	0	0										
Charlie O'Brien, R OBP: 0.276, SLG: 0.282 Todd Hundley, S OBP: 0.281, SLG: 0.388 (1, 2) (7, PH)		1-1 1B	0-0 P2		1-1 SAFE SAFE SAFE G4-3	4-2 BB		4-2 BB		3	0	1	0	0	0	4										
Doug Saunders, R OBP: 0.237, SLG: 0.233 Chico Walker, S OBP: 0.266, SLG: 0.333 (1, 4) (7, PH)		0-2 G4-6-3		1-1 P3		0-1 E 1B	1-1 L7			3	1	1	0	0	0	2										
Tim Bogar, R OBP: 0.293, SLG: 0.356 Joe Orsulak, L OBP: 0.330, SLG: 0.385 (1, 5) (9, PH)		2-1 G6-3		2-3 K		1-1 SAFE SAFE SAFE P3		2-2 F7		3	0	0	0	0	1	2										
Bret Saberhagen, R OBP: 0.229, SLG: 0.188 Pete Schourek, L OBP: 0.211, SLG: 0.118 Dave Gallagher, R OBP: 0.350, SLG: 0.478 (1, 1) (7, 1) (9, PH)			0-0 1B 1B		1-3 K	2-1 E F7-2 1B		1-1 G5-3		3	1	2	0	0	1	0										
Inning Stats	R: 1 E: 0 K: 0 S: 9	H: 1 LOB: 0 BB: 0 P: 14	R: 0 E: 0 K: 0 S: 9	H: 2 LOB: 1 BB: 0 P: 14	R: 1 E: 0 K: 0 S: 12	H: 3 LOB: 3 BB: 1 P: 21	R: 0 E: 0 K: 2 S: 8	H: 0 LOB: 0 BB: 0 P: 12	R: 2 E: 2 K: 0 S: 10	H: 3 LOB: 1 BB: 0 P: 16	R: 1 E: 0 K: 0 S: 11	H: 2 LOB: 2 BB: 1 P: 21	R: 0 E: 0 K: 0 S: 9	H: 0 LOB: 1 BB: 1 P: 16	R: 0 E: 0 K: 1 S: 9	H: 0 LOB: 0 BB: 0 P: 13	R: 0 E: 0 K: 1 S: 6	H: 1 LOB: 1 BB: 0 P: 10	1B: 8 2B: 3 3B: 1 HR: 1	SF: 0 SAC: 0 DP: 2 HBP: 0	WP: 0 PB: 0 SB: 0 CS: 0	PA: 41				
PITCHER	IP	WLS	BF	H	R	ER	SO	BB	IBB	HBP	BLK	WP	HR	S	P	ERA	WHIP									
Donovan Osborne, L ERA: 3.48 Omar Olivares, R ERA: 4.03 Rob Murphy, L ERA: 3.23 Lee Smith, R ERA: 3.99	(1, 1)	4.2		23	9	4	4	2	1	0	0	0	0	0	46	75	7.71	2.143								
	(5, 1)	2.1	W	11	2	1	1	0	1	1	0	0	0	0	22	39	3.86	1.286								
	(8, 1)	1.0		3	0	0	0	1	0	0	0	0	0	9	13	0.00	0.000									
	(9, 1)	1.0	S	4	1	0	0	1	0	0	0	0	0	6	10	0.00	1.000									

St. Louis Cardinals @ New York Mets
Shea Stadium, Flushing, NY
Fri Jun 25 1993, 7:05 PM EDT
Att: 26,282 - Unknown

AB 38
R 5
H 12
RBI 5
BB 3
SO 4
LOB 21



Batter	1	2	3	4	5	6	7	8	9	AB	R	H	RBI	BB	SO	LOB	TOP										
Bernard Gilkey, R (1, 7) OBP: 0.370, SLG: 0.493 Rod Brewer, L (4, 7) OBP: 0.279, SLG: 0.246	4-1 G6-3 BB		2-2 E5 G4-3		0-1 FC6-4			0-0 G3-1		1	0	0	0	1	0	0											
Ozzie Smith, S (1, 6) OBP: 0.317, SLG: 0.357	0-2 G6-3 1-2f		1-0 G4-3			4-1 FC4-6 BB		3-2 F8		3	1	0	0	1	0	2											
Gregg Jefferies, S (1, 3) OBP: 0.378, SLG: 0.507	3-1 2B 1B		1-3 K			1-0 E3 FC4-6		1-1 2B		4	1	2	0	0	1	2											
Todd Zeile, R (1, 5) OBP: 0.314, SLG: 0.331 Tracy Woodson, R (9, 5) OBP: 0.234, SLG: 0.244	2-2 1-H 2B			0-1 L7		1-0 P2		3-1 P3		4	0	1	1	0	0	3											
Mark Whiten, S (1, 9) OBP: 0.310, SLG: 0.368	1-3 K			0-2 G1-3		1-2 FC4-6 CS		2-3 K		4	0	0	1	0	2	2											
Brian Jordan, R (1, 8) OBP: 0.238, SLG: 0.250		2-2 G1-3		1-2 P4		1-0 CS	4-2 1B G6-4-3 BB	0-0 1B SF9		3	2	1	0	1	0	0											
Geronimo Pena, S (1, 4) OBP: 0.342, SLG: 0.382		3-3 K		3-3 K		2-0 G6-4-3 1B	1-3 1B	2-1 1B		4	0	2	0	0	2	0											
Tom Pagnozzi, R (1, 2) OBP: 0.281, SLG: 0.375		3-2 F9		0-0 G5-3		0-1 G6-4-3	1-2f G6-4-3	0-0 SF9		3	0	0	1	0	0	1											
Bob Tewksbury, R (1, 1) OBP: 0.265, SLG: 0.219 Gerald Perry, L (9, PH) OBP: 0.417, SLG: 0.533 Lee Smith, R (9, 1)			0-0 G6-3		0-1 FC6-4 1B		0-3 K	0-0 G4-3		3	0	1	0	0	1	0											
Inning Stats	R: 1 E: 0 K: 1 S: 15	H: 2 LOB: 1 BB: 1 P: 25	R: 0 E: 0 K: 1 S: 15	H: 0 LOB: 0 BB: 0 P: 23	R: 0 E: 1 K: 1 S: 9	H: 0 LOB: 0 BB: 0 P: 13	R: 0 E: 0 K: 0 S: 8	H: 0 LOB: 0 BB: 0 P: 9	R: 0 E: 0 K: 1 S: 6	H: 1 LOB: 1 BB: 1 P: 14	R: 1 E: 1 K: 0 S: 8	H: 1 LOB: 0 BB: 1 P: 14	R: 0 E: 0 K: 0 S: 9	H: 1 LOB: 1 BB: 0 P: 16	R: 1 E: 0 K: 1 S: 8	H: 2 LOB: 1 BB: 0 P: 12	1B: 5 2B: 2 3B: 0 HR: 0	SF: 1 SAC: 0 DP: 2 HBP: 0	WP: 0 PB: 0 SB: 0 CS: 1	PA: 37							
PITCHER	IP	WLS	BF	H	R	ER	SO	BB	IBB	HBP	BLK	WP	HR	S	P	ERA	WHIP										
Dwight Gooden, R (1, 1) ERA: 3.03 Mike Maddux, R (9, 1) ERA: 4.61	8.0	L	31	5	3	2	5	3	0	0	0	0	0	79	126	2.25	1.000										

St. Louis Cardinals @ New York Mets
Shea Stadium, Flushing, NY
Sat Jun 26 1993, 3:33 AM EDT
Att: 33,180 - Sunny - 81 F

AB	32
R	4
H	7
RBI	3
BB	3
SO	6
LOB	12



Batter	1	2	3	4	5	6	7	8	9	AB	R	H	RBI	BB	SO	LOB	BOTTOM										
Vince Coleman, S (1, 7) OBP: 0.300, SLG: 0.362	1-2 1B G6-3		2-0 S 1B		0-1 L9			0-0 B1		4	2	2	0	0	0	2											
Doug Saunders, R (1, 4) OBP: 0.285, SLG: 0.234 Mike Maddux, L (9, 1)	1-2 1B G6-3		2-0 G1-3		1-1 G5-3			0-0 G6-4-3		4	0	1	0	0	0	3											
Eddie Murray, S (1, 3) OBP: 0.300, SLG: 0.377	0-1 G6-3 1-2f		0-1 2-H 1B		0-2 F8			1-0 G3		4	0	1	1	0	0	1											
Bobby Bonilla, S (1, 9) OBP: 0.329, SLG: 0.513	3-0 1B		2-0 G4-3		2-3 K			2-2 F7		4	0	1	0	0	1	1											
Jeremy Burnitz, L (1, 8) OBP: 0.125, SLG: 0.125	1-2 G4-3		1-2 G3-1		1-1 G4-3			2-2 P5		4	0	0	0	0	0	1											
Chico Walker, S (1, 5) OBP: 0.258, SLG: 0.322		3-1 G3		1-2 G1-3		1-2 G3				3	0	0	0	0	0	0											
Todd Hundley, S (1, 2) OBP: 0.276, SLG: 0.382		2-2 G6-3		0-3 K		0-1 G4-3				3	0	0	0	0	1	0											
Tim Bogar, R (1, 6) OBP: 0.287, SLG: 0.348 Joe Orsulak, L (7, PH) OBP: 0.326, SLG: 0.382 Kevin Baez, R (8, 6) OBP: 0.167, SLG: 0.167		0-3 K		1-0 P3		0-0 G4-3				2	0	0	0	0	1	0											
Dwight Gooden, R (1, 1) OBP: 0.268, SLG: 0.390 Jeff McKnight, S (8, PH) OBP: 0.310, SLG: 0.245			0-1 G5-3		3-2 E4		1-0 G6-4-3 1B			2	0	0	0	0	0	0											
Inning Stats	R: 1 E: 0 K: 0 S: 12	H: 3 LOB: 1 BB: 0 P: 18	R: 0 E: 0 K: 1 S: 8	H: 0 LOB: 0 BB: 0 P: 13	R: 1 E: 0 K: 0 S: 7	H: 2 LOB: 1 BB: 0 P: 13	R: 0 E: 0 K: 1 S: 11	H: 0 LOB: 0 BB: 0 P: 13	R: 0 E: 0 K: 0 S: 9	H: 0 LOB: 1 BB: 0 P: 14	R: 0 E: 0 K: 1 S: 8	H: 0 LOB: 0 BB: 0 P: 11	R: 0 E: 0 K: 0 S: 7	H: 0 LOB: 0 BB: 0 P: 8	R: 0 E: 0 K: 0 S: 3	H: 1 LOB: 0 BB: 0 P: 4	R: 0 E: 0 K: 0 S: 7	H: 0 LOB: 0 BB: 0 P: 12	1B: 6 2B: 0 3B: 0 HR: 0	SF: 0 SAC: 0 DP: 2 HBP: 0	WP: 0 PB: 0 SB: 1 CS: 0	PA: 32					
PITCHER	IP	WLS	BF	H	R	ER	SO	BB	IBB	HBP	BLK	WP	HR	S	P	ERA	WHIP										
Bob Tewksbury, R (1, 1) ERA: 4.01 Lee Smith, R (9, 1) ERA: 3.95	8.0	W	29	6	2	2	3	0	0	0	0	0	0	65	94	2.25	0.750										

St. Louis Cardinals @ New York Mets
Shea Stadium, Flushing, NY
Sat Jun 26 1993, 3:33 AM EDT
Att: 33,180 - Sunny - 81 F

AB	32
R	2
H	6
RBI	1
BB	0
SO	3
LOB	8



Batter	1	2	3	4	5	6	7	8	9	AB	R	H	RBI	BB	SO	LOB	TOP								
Luis Alicaia, S OBP: 0.395, SLG: 0.384 (1, 4)										5	0	0	0	0	1	2									
José Oquendo, S OBP: 0.375, SLG: 0.255 (1, 6)										3	0	1	0	1	0	0									
Gregg Jefferies, S OBP: 0.376, SLG: 0.504 (1, 3)										4	0	1	0	0	1	1									
Todd Zeile, R OBP: 0.313, SLG: 0.329 (1, 5)										4	1	1	0	0	0	2									
Mark Whiten, S OBP: 0.309, SLG: 0.366 (1, 9)										4	1	1	0	0	0	1									
Brian Jordan, R OBP: 0.239, SLG: 0.250 (1, 8)										4	2	1	1	0	0	1									
Rod Brewer, L OBP: 0.292, SLG: 0.266 (1, 7)										3	1	1	2	1	0	1									
Tom Pagnozzi, R OBP: 0.280, SLG: 0.370 (1, 2)										4	0	1	1	0	0	1									
Joe Magrane, R OBP: 0.129, SLG: 0.133 Mike Perez, R (8, 1)										3	0	1	1	0	2	0									
Gerald Perry, L OBP: 0.405, SLG: 0.516 Lee Smith, R (9, 1)										0	0	0	0	0	0	0									
										1	0	0	0	0	0	0									
										0	0	0	0	0	0	0									
Inning Stats	R: 0 E: 0 K: 2 S: 7	H: 0 LOB: 0 BB: 0 P: 7	R: 0 E: 1 K: 0 S: 4	H: 0 LOB: 1 BB: 0 P: 4	R: 0 E: 0 K: 1 S: 5	H: 0 LOB: 0 BB: 0 P: 5	R: 3 E: 0 K: 0 S: 6	H: 4 LOB: 1 BB: 0 P: 10	R: 0 E: 0 K: 1 S: 6	H: 1 LOB: 0 BB: 0 P: 6	R: 2 E: 0 K: 0 S: 6	H: 3 LOB: 2 BB: 1 P: 10	R: 0 E: 0 K: 0 S: 3	H: 0 LOB: 0 BB: 0 P: 3	R: 0 E: 0 K: 0 S: 3	H: 0 LOB: 0 BB: 0 P: 3	R: 0 E: 0 K: 0 S: 3	H: 0 LOB: 0 BB: 0 P: 3	1B: 7 2B: 1 3B: 0 HR: 0	SF: 0 SAC: 0 DP: 1 HBP: 0	WP: 0 PB: 0 SB: 1 CS: 0	PA: 37			
PITCHER	IP	WLS	BF	H	R	ER	SO	BB	IBB	HBP	BLK	WP	HR	S	P	ERA	WHIP								
Anthony Young, R ERA: 4.35 Dave Telgheder, R ERA: 4.5 John Franco, L ERA: 1.29	7.0	L	31	8	5	5	4	1	1	0	0	0	0	3	45	6.43	1.286								

St. Louis Cardinals @ New York Mets
Shea Stadium, Flushing, NY
Sun Jun 27 1993, 3:33 AM EDT
Att: 36,911 - Unknown - 74 F

AB	35
R	5
H	8
RBI	5
BB	2
SO	4
LOB	9



Batter	1	2	3	4	5	6	7	8	9	AB	R	H	RBI	BB	SO	LOB	BOTTOM								
Vince Coleman, S OBP: 0.299, SLG: 0.360 (1, 7)										4	1	1	0	0	0	0									
Dave Gallagher, R OBP: 0.356, SLG: 0.479 (1, 9)										4	0	2	0	0	0	0									
Bobby Bonilla, S OBP: 0.331, SLG: 0.513 (1, 5)										4	0	2	0	0	0	2									
Eddie Murray, S OBP: 0.299, SLG: 0.387 (1, 3)										4	1	1	1	0	0	4									
Darrin Jackson, R OBP: 0.235, SLG: 0.323 (1, 8)										4	1	1	0	0	1	0									
Jeff Kent, R OBP: 0.276, SLG: 0.357 Jeromy Burnitz, L OBP: 0.111, SLG: 0.111 (9, PH)										3	0	2	0	0	0	0									
Todd Hundley, S OBP: 0.276, SLG: 0.379 (1, 2)										4	0	1	1	0	0	1									
Tim Bogar, R OBP: 0.289, SLG: 0.348 Jeff McKnight, S OBP: 0.305, SLG: 0.240 (9, PH)										3	0	1	0	0	1	3									
Anthony Young, R OBP: 0.375, SLG: 0.286 Chico Walker, S OBP: 0.255, SLG: 0.319 Dave Telgheder, R OBP: 0.500, SLG: 1.000 John Franco, L (9, 1)										2	0	0	0	0	0	1									
										1	0	0	0	0	0	0									
										0	0	0	0	0	0	0									
										0	0	0	0	0	0	0									
Inning Stats	R: 2 E: 0 K: 0 S: 5	H: 3 LOB: 0 BB: 0 P: 5	R: 0 E: 0 K: 0 S: 4	H: 1 LOB: 1 BB: 0 P: 4	R: 0 E: 1 K: 0 S: 4	H: 1 LOB: 1 BB: 0 P: 4	R: 0 E: 0 K: 0 S: 4	H: 1 LOB: 0 BB: 0 P: 4	R: 0 E: 0 K: 0 S: 3	H: 0 LOB: 0 BB: 0 P: 3	R: 1 E: 0 K: 1 S: 8	H: 4 LOB: 2 BB: 0 P: 8	R: 0 E: 0 K: 0 S: 3	H: 0 LOB: 0 BB: 0 P: 3	R: 0 E: 0 K: 1 S: 5	H: 1 LOB: 0 BB: 0 P: 5	R: 0 E: 0 K: 1 S: 5	H: 0 LOB: 0 BB: 0 P: 5	1B: 9 2B: 1 3B: 0 HR: 1	SF: 0 SAC: 0 DP: 4 HBP: 0	WP: 0 PB: 0 SB: 1 CS: 0	PA: 35			
PITCHER	IP	WLS	BF	H	R	ER	SO	BB	IBB	HBP	BLK	WP	HR	S	P	ERA	WHIP								
Joe Magrane, L ERA: 3.46 Mike Perez, R ERA: 2.22 Lee Smith, R ERA: 3.73	7.0	W	29	10	3	3	1	0	0	0	0	0	0	5	5	0.00	1.000								

St. Louis Cardinals @ New York Mets
Shea Stadium, Flushing, NY
Sun Jun 27 1993, 3:33 AM EDT
Att: 36,911 - Unknown - 74 F

AB	35
R	3
H	11
RBI	2
BB	0
SO	3
LOB	11



Batter	1	2	3	4	5	6	7	8	9	AB	R	H	RBI	BB	SO	LOB	TOP							
Lenny Dykstra, L (1, 8) OBP: 0.406, SLG: 0.436 Milt Thompson, L (7, 8) OBP: 0.333, SLG: 0.289										4	1	2	0	0	0	0								
Mariano Duncan, R (1, 6) OBP: 0.283, SLG: 0.390										5	1	2	0	0	0	0								
John Kruk, L (1, 3) OBP: 0.473, SLG: 0.514 Tim Mauser, R (7, 1) OBP: 0.077, SLG: 0.077										3	0	0	1	1	0	1								
Dave Hollins, S (1, 5) OBP: 0.384, SLG: 0.482 Kim Batiste, R (7, 5) OBP: 0.300, SLG: 0.453										4	0	1	0	0	2	4								
Darren Daulton, L (1, 2) OBP: 0.392, SLG: 0.512 Todd Pratt, R (7, 2) OBP: 0.226, SLG: 0.367										2	0	0	0	1	0	1								
Pete Incaviglia, R (1, 7) OBP: 0.305, SLG: 0.550										4	0	1	1	0	0	0								
Ruben Amaro Jr, S (1, 9) OBP: 0.625, SLG: 1.000										4	0	3	0	0	0	2								
Mickey Morandini, L (1, 4) OBP: 0.292, SLG: 0.352										3	1	0	0	0	0	2								
Tommy Greene, R (1, 1) OBP: 0.205, SLG: 0.250 Mark Davis, L (6, 1) OBP: 0.333, SLG: 0.333 Ricky Jordan, R (7, PH) OBP: 0.323, SLG: 0.404										2	0	0	0	0	1	1								
Inning Stats	R: 2 E: 1 K: 1 S: 14	H: 3 LOB: 2 BB: 1 P: 26	R: 0 E: 0 K: 1 S: 7	H: 0 LOB: 0 BB: 0 P: 10	R: 0 E: 0 K: 0 S: 11	H: 1 LOB: 1 BB: 0 P: 16	R: 0 E: 0 K: 0 S: 7	H: 1 LOB: 1 BB: 0 P: 9	R: 0 E: 0 K: 1 S: 8	H: 0 LOB: 0 BB: 0 P: 10	R: 0 E: 0 K: 1 S: 7	H: 0 LOB: 3 BB: 0 P: 11	R: 1 E: 0 K: 0 S: 13	H: 3 LOB: 3 BB: 1 P: 22	R: 0 E: 0 K: 0 S: 7	H: 1 LOB: 2 BB: 0 P: 10	R: 0 E: 0 K: 0 S: 4	H: 0 LOB: 0 BB: 0 P: 5	1B: 6 2B: 2 3B: 1 HR: 0	SF: 0 SAC: 0 DP: 0 HBP: 1	WP: 0 PB: 0 SB: 1 CS: 0	PA: 39		
PITCHER	IP WLS BF H R ER SO BB IBB HBP BLK WP HR S P ERA WHIP	6.2 W 29 8 3 3 3 1 0 0 0 0 0 62 95 4.05 1.350	2.1 L 10 1 0 0 0 1 0 1 0 0 0 16 24 0.00 0.857																					

Philadelphia Phillies @ St. Louis Cardinals
 Busch Stadium, St. Louis, MO
 Wed Jun 30 1993, 7:05 PM CDT
 Att: 32,098 - Unknown - 90 F

AB	36
R	3
H	9
RBI	2
BB	2
SO	3
LOB	14



Batter	1	2	3	4	5	6	7	8	9	AB	R	H	RBI	BB	SO	LOB	BOTTOM						
Bernard Gilkey, R (1, 7) OBP: 0.381, SLG: 0.502										5	1	4	0	0	0	1							
Ozzie Smith, S (1, 6) OBP: 0.329, SLG: 0.359										4	1	2	0	1	0	1							
Gregg Jefferies, S (1, 3) OBP: 0.379, SLG: 0.500										4	2	1	0	1	0	5							
Todd Zeile, R (1, 5) OBP: 0.312, SLG: 0.337										4	1	1	1	0	1	4							
Mark Whiten, S (1, 9) OBP: 0.313, SLG: 0.380 Rod Brewer, L (7, 9) OBP: 0.297, SLG: 0.288										4	2	2	4	0	1	4							
Brian Jordan, R (1, 8) OBP: 0.271, SLG: 0.309										5	0	2	1	0	1	3							
Luis Alicea, S (1, 4) OBP: 0.399, SLG: 0.403										2	1	0	0	2	1	1							
Tom Pagnozzi, R (1, 2) OBP: 0.280, SLG: 0.377										4	1	1	2	0	1	3							
Donovan Osborne, S (1, 1) OBP: 0.235, SLG: 0.188 Lee Guetterman, L (7, 1) OBP: 0.297, SLG: 0.288										3	0	1	0	0	2	1							
Inning Stats	R: 0 E: 0 K: 0 S: 11	H: 2 LOB: 0 BB: 0 P: 22	R: 0 E: 0 K: 3 S: 12	H: 1 LOB: 1 BB: 0 P: 17	R: 1 E: 0 K: 2 S: 12	H: 2 LOB: 1 BB: 1 P: 23	R: 0 E: 0 K: 0 S: 7	H: 1 LOB: 1 BB: 0 P: 8	R: 5 E: 0 K: 1 S: 19	H: 3 LOB: 0 BB: 2 P: 33	R: 3 E: 0 K: 0 S: 15	H: 4 LOB: 2 BB: 1 P: 25	R: 0 E: 0 K: 0 S: 10	H: 1 LOB: 1 BB: 0 P: 12	R: 0 E: 0 K: 1 S: 8	H: 0 LOB: 0 BB: 0 P: 11	1B: 9 2B: 2 3B: 2 HR: 1	SF: 1 SAC: 0 DP: 0 HBP: 0	WP: 1 PB: 0 SB: 3 CS: 0	PA: 42			
PITCHER	IP WLS BF H R ER SO BB IBB HBP BLK WP HR S P ERA WHIP	5.0 L 27 9 6 6 6 3 0 0 0 0 0 61 103 27.00 5.000	1.0 L 8 4 3 3 0 1 0 0 0 0 0 15 25 27.00 5.000	2.0 L 7 1 0 0 1 0 0 0 0 0 0 18 23 0.00 0.500																			

Philadelphia Phillies @ St. Louis Cardinals
 Busch Stadium, St. Louis, MO
 Wed Jun 30 1993, 7:05 PM CDT
 Att: 32,098 - Unknown - 90 F

AB	37
R	9
H	14
RBI	8
BB	4
SO	7
LOB	23



Batter	1	2	3	4	5	6	7	8	9	AB	R	H	RBI	BB	SO	LOB	TOP																					
Lenny Dykstra, L OBP: 0.405, SLG: 0.435 Ruben Amaro Jr, S OBP: 0.577, SLG: 0.955	2-1 L8		2-2 G4-3			1-1 FC5-4 1B	0-1 SF9		1-1 G6-3	3	0	1	0	0	0	0	Philadelphia Phillies @ St. Louis Cardinals Busch Stadium, St. Louis, MO Thu Jul 01 1993, 3:33 AM CDT Att: 39,610 - Sunny - 85 F																					
Milt Thompson, L OBP: 0.338, SLG: 0.306	0-0 G1-3		1-1 G1			0-1 FC5-4 1B 1-2	1-2 FC6		1-1 HR	5	2	1	1	0	0	2																						
John Kruk, L OBP: 0.477, SLG: 0.518 Mitch Williams, L	0-0 1B			0-1 G5-3		0-0 PB 1B 1-2		2-2 2B 1B	1-2 2B	4	1	3	0	0	0	0																						
Pete Incaviglia, R OBP: 0.313, SLG: 0.557										1	0	1	0	0	0	0																						
Dave Hollins, S OBP: 0.387, SLG: 0.485 Jeff Manto, R OBP: 0.087, SLG: 0.067	0-0 1B			1-1 G4-3		2-2 PB 1B		1-2 P9	1-3 K2-3	3	0	2	1	0	0	0																						
Darren Daulton, L OBP: 0.389, SLG: 0.508 Tim Mauser, R	2-3 K			1-1 F7		1-3 K		0-0 1B 2B		2	0	0	0	0	1	2																						
Ricky Jordan, R OBP: 0.333, SLG: 0.431						1-2 2-3		1-3 1B 2B		1	1	1	0	0	0	0																						
Jim Eisenreich, L OBP: 0.388, SLG: 0.504		3-1 L7			0-0 G4-3			1-0 G1-3		4	0	0	0	0	0	5																						
Mariano Duncan, R OBP: 0.385, SLG: 0.389 Kim Batiste, R OBP: 0.306, SLG: 0.458	0-0 F9				0-2 G4-3		0-0 1B G3 SF9	1-0 2B 1B		3	1	1	0	0	0	0																						
Mickey Morandini, L OBP: 0.288, SLG: 0.346	0-0 G3-1				3-3 K		0-1 G3	0-1 P7		4	0	0	0	0	1	2																						
Curt Schilling, R OBP: 0.189, SLG: 0.143 Mark Davis, L OBP: 0.333, SLG: 0.333 Todd Pratt, R OBP: 0.235, SLG: 0.364			1-2 G1-3			1-1 P9	0-0 FC6 1B		1-2 G6-3	1	0	0	0	0	0	0																						
										0	0	0	0	0	0	0																						
										3	0	1	0	0	0	0																						
										4	0	0	0	0	1	2																						
										1	0	0	0	0	0	0																						
										0	0	0	0	0	0	0																						
										3	0	1	0	0	0	0																						
Inning Stats	R: 0 E: 0 K: 1 S: 8	H: 2 LOB: 0 BB: 0 P: 12	R: 0 E: 0 K: 0 S: 4	H: 0 LOB: 0 BB: 0 P: 7	R: 0 E: 0 K: 0 S: 9	H: 0 LOB: 0 BB: 0 P: 13	R: 0 E: 0 K: 0 S: 6	H: 0 LOB: 0 BB: 0 P: 8	R: 0 E: 0 K: 1 S: 11	H: 0 LOB: 0 BB: 0 P: 14	R: 1 E: 0 K: 1 S: 14	H: 3 LOB: 3 BB: 0 P: 19	R: 1 E: 0 K: 0 S: 9	H: 2 LOB: 1 BB: 0 P: 10	R: 2 E: 0 K: 0 S: 14	H: 3 LOB: 1 BB: 0 P: 19	R: 1 E: 0 K: 1 S: 14	H: 2 LOB: 1 BB: 0 P: 19	1B: 9 2B: 2 3B: 0 HR: 1	SF: 1 SAC: 0 DP: 0 HBP: 0	WP: 0 PB: 1 SB: 0 CS: 0	PA: 40																
PITCHER	IP	WLS	BF	H	R	ER	SO	BB	IBB	HBP	BLK	WP	HR	S	P	ERA	WHIP	PITCHER				IP	WLS	BF	H	R	ER	SO	BB	IBB	HBP	BLK	WP	HR	S	P	ERA	WHIP
Bob Tewksbury, R ERA: 4.05	8.0	W	35	10	4	4	3	0	0	0	0	0	0	75	102	4.50	1.250																					
Les Lancaster, R ERA: 3.32	1.0		5	2	1	1	1	0	0	0	0	0	1	14	19	9.00	2.000																					

AB	39
R	5
H	12
RBI	5
BB	0
SO	4
LOB	15



Batter	1	2	3	4	5	6	7	8	9	AB	R	H	RBI	BB	SO	LOB	BOTTOM																			
Bernard Gilkey, R OBP: 0.393, SLG: 0.515	2-1 1B 2B	0-0 1B	4-2 1B BB	2-1 L1-6 2B			2-0 FC4-6 1B			4	3	4	0	1	0	0	Philadelphia Phillies @ St. Louis Cardinals Busch Stadium, St. Louis, MO Thu Jul 01 1993, 3:33 AM CDT Att: 39,610 - Sunny - 85 F																			
Ozzie Smith, S OBP: 0.324, SLG: 0.352 José Oquendo, S OBP: 0.375, SLG: 0.255	1-0 F8	0-1 F7	2-2 E3 BB 1B HR	0-0 L1-6			0-0 FC4-6			5	1	0	0	0	0	5																				
Gregg Jefferies, S OBP: 0.385, SLG: 0.505 Gerald Perry, L OBP: 0.415, SLG: 0.514	0-1 2B 1B	1-1 1B SF9	1-0 HR BB	0-2 G1-3			2-3 K			3	3	3	2	0	0	0																				
Todd Zeile, R OBP: 0.317, SLG: 0.343	3-2 1B 3B 2B	1-0 1B	4-2 HR BB		0-0 F9		1-3 K			4	2	2	2	1	1	1																				
Brian Jordan, R OBP: 0.281, SLG: 0.373	1-2 3B 1B	3-2 SF9	2-1 HR		1-2 G6-3			3-1 G5-3		4	2	2	5	0	0	0																				
Luis Alicaia, S OBP: 0.392, SLG: 0.411	2-2 1B 3B	0-1 G3	3-2 E6 1B BB		2-3 K			0-2 G3		5	2	1	2	0	1	1																				
Rod Brewer, L OBP: 0.304, SLG: 0.300	0-1 G4-3					0-0 F8		0-3 K		4	1	1	0	1	1	1																				
Tom Pagnozzi, R OBP: 0.287, SLG: 0.381	3-2 1B					0-0 G5-3				4	0	2	2	0	0	1																				
Bob Tewksbury, R OBP: 0.237, SLG: 0.194 Les Lancaster, R	0-0 G4-3					0-3 K				4	0	0	0	0	2	4																				
										0	0	0	0	0	0	0																				
										1B: 10	SF: 1	2B: 4	SAC: 0	3B: 1	DP: 1	HR: 1		HBP: 0	WP: 0	PB: 0	SB: 1	CS: 0	PA: 43													
Inning Stats	R: 5 E: 0 K: 0 S: 21	H: 6 LOB: 1 BB: 0 P: 33	R: 2 E: 0 K: 0 S: 11	H: 3 LOB: 1 BB: 0 P: 16	R: 7 E: 2 K: 1 S: 29	H: 4 LOB: 2 BB: 3 P: 53	R: 0 E: 0 K: 0 S: 6	H: 1 LOB: 0 BB: 0 P: 8	R: 0 E: 0 K: 1 S: 9	H: 0 LOB: 0 BB: 0 P: 12	R: 0 E: 0 K: 2 S: 8	H: 1 LOB: 1 BB: 0 P: 13	R: 0 E: 0 K: 1 S: 9	H: 0 LOB: 0 BB: 0 P: 12	PITCHER				IP	WLS	BF	H	R	ER	SO	BB	IBB	HBP	BLK	WP	HR	S	P	ERA	WHIP	
Curt Schilling, R ERA: 3.93	2.2	L	21	11	11	9	0	1	0	0	0	0	0	14	30	0.00		12.000																		
Mark Davis, L ERA: 5.17	0.1		6	2	3	0	1	2	0	0	0	0	1	14	30	0.00	12.000																			
Tim Mauser, R ERA: 4.96	4.0		13	2	0	0	4	0	0	0	0	0	0	28	38	0.00	0.500																			
Mitch Williams, L ERA: 3.21	1.0		3	0	0	0	1	0	0	0	0	0	0	9	12	0.00	0.000																			



Batter	1	2	3	4	5	6	7	8	9	AB	R	H	RBI	BB	SO	LOB	TOP											
Bernard Gilkey, R OBP: 0.393, SLG: 0.510 (1, 7)	F7				F8				G5-4-3	4	0	1	0	1	0	2												
Luis Alica, S OBP: 0.381, SLG: 0.398 (1, 4)	K		F2		F9		K			4	0	0	0	0	2	4												
Gregg Jefferies, S OBP: 0.386, SLG: 0.505 (1, 3)	G3-1			B5-3						4	1	2	0	0	0	0												
Todd Zeile, R OBP: 0.316, SLG: 0.342 (1, 5)		F9		WP 1B		K	FC6-4			4	0	1	0	0	1	4												
Brian Jordan, R OBP: 0.309, SLG: 0.413 (1, 8)		FC3-6 1B		WP 1B				G3-1		4	0	3	1	0	0	0												
Rod Brewer, L OBP: 0.289, SLG: 0.284 (1, 9)	FC3-6 1-2			K		K		G3		4	0	0	0	0	2	4												
Tom Pagnozzi, R OBP: 0.278, SLG: 0.369 (1, 2)	K			G4-3		F7		K		4	0	0	0	0	2	4												
José Oquendo, S OBP: 0.367, SLG: 0.240 (1, 6)			G4-3		F7		1B 1B BB	L5		3	0	0	0	1	0	0												
Joe Magrane, R OBP: 0.125, SLG: 0.129 (5, PH)			K							1	0	0	0	0	0	0												
Tracy Woodson, R OBP: 0.245, SLG: 0.255 (5, PH)										1	0	1	0	0	0	0												
Les Lancaster, R OBP: 0.346, SLG: 0.239 (7, PH)										0	0	0	0	0	0	0												
Gerónimo Peña, S OBP: 0.346, SLG: 0.239 (7, PH)										1	0	0	0	0	1	1												
Lee Guetterman, L OBP: 0.209, SLG: 0.220 (8, PH)										0	0	0	0	0	0	0												
Omar Olivares, R OBP: 0.209, SLG: 0.220 (8, PH)										0	0	0	0	0	0	0												
Gerald Perry, L OBP: 0.425, SLG: 0.528 (9, PH)										1	0	1	0	0	0	0												
Inning Stats	R: 0 E: 0 K: 1 S: 5	H: 0 LOB: 0 BB: 0 P: 5	R: 0 E: 0 K: 1 S: 6	H: 1 LOB: 1 BB: 0 P: 6	R: 0 E: 0 K: 1 S: 5	H: 0 LOB: 1 BB: 1 P: 9	R: 0 E: 0 K: 1 S: 7	H: 2 LOB: 2 BB: 0 P: 7	R: 0 E: 0 K: 0 S: 4	H: 1 LOB: 1 BB: 0 P: 4	R: 1 E: 0 K: 2 S: 9	H: 2 LOB: 1 BB: 0 P: 9	R: 0 E: 0 K: 1 S: 9	H: 2 LOB: 3 BB: 1 P: 13	R: 0 E: 0 K: 1 S: 5	H: 0 LOB: 0 BB: 0 P: 5	R: 0 E: 0 K: 0 S: 3	H: 1 LOB: 0 BB: 0 P: 3	1B: 8 2B: 1 3B: 0 HR: 0	SF: 0 SAC: 0 DP: 1 HBP: 0	WP: 1 PB: 0 SB: 1 CS: 0	PA: 37						
PITCHER	IP	WLS	BF	H	R	ER	SO	BB	IBB	HBP	BLK	WP	HR	S	P	ERA	WHIP											
Mark Portugal, R ERA: 3.28	(1, 1)	7.0	W	31	8	1	1	8	2	0	0	0	1	0	45	53	1.29	1.429										
Doug Jones, R ERA: 4.99	(8, 1)	1.0		3	0	0	0	1	0	0	0	0	0	0	5	5	0.00	0.000										
Tom Edens, R ERA: 3.52	(9, 1)	1.0		3	1	0	0	0	0	0	0	0	0	0	3	3	0.00	1.000										

St. Louis Cardinals @ Houston Astros
Astrodome, Houston, TX
Fri Jul 02 1993, 8:05 PM EDT
Att: 35,582 - Dome

AB 35
R 1
H 9
RBI 1
BB 2
SO 9
LOB 19



Batter	1	2	3	4	5	6	7	8	9	AB	R	H	RBI	BB	SO	LOB	BOTTOM											
Craig Biggio, R OBP: 0.351, SLG: 0.464 (1, 4)	F7			5 1B BB	G6-3		E1 5 SF9			3	2	0	0	1	0	0												
Luis Gonzalez, L OBP: 0.336, SLG: 0.423 (1, 7)	F8			5 1B FC5-4 1B	G1-3		5 SF9 5 S FC6-2 BB			3	1	1	0	1	0	0												
5 Jeff Bagwell, R OBP: 0.395, SLG: 0.524 (1, 3)	G2-3			FC5-4 1B	1B E BB		SF9 1-3 2-H			2	1	1	2	1	0	0												
Ken Caminiti, S OBP: 0.288, SLG: 0.410 (1, 5)		G6-3		FC5-4 1-2 HR 3-H	E8 PB 1B		FC6-2 3-H			4	1	1	1	0	0	2												
Eric Anthony, L OBP: 0.339, SLG: 0.386 (1, 9)	K			HR BB	BB 2-3 BB		F9			2	1	0	0	2	1	1												
Andujar Cedeno, R OBP: 0.384, SLG: 0.449 (1, 6)	F8			P5	K					4	0	0	0	0	1	4												
Scott Servais, R OBP: 0.346, SLG: 0.507 (1, 2)			G4-3	1-H 2-H HR		K		G5-3		4	1	1	3	0	1	0												
Steve Finley, L OBP: 0.299, SLG: 0.314 (1, 8)			G6-3			F8		P4		4	0	1	0	0	0	0												
Mark Portugal, R OBP: 0.250, SLG: 0.310 (8, 1)			G5-3		F4					3	0	0	0	0	0	1												
Doug Jones, R ERA: 4.33	(8, 1)									0	0	0	0	0	0	0												
Tom Edens, R ERA: 4.33	(9, 1)									0	0	0	0	0	0	0												
Inning Stats	R: 0 E: 0 K: 0 S: 3	H: 0 LOB: 0 BB: 0 P: 3	R: 0 E: 0 K: 1 S: 5	H: 0 LOB: 0 BB: 0 P: 5	R: 0 E: 0 K: 0 S: 3	H: 0 LOB: 0 BB: 0 P: 3	R: 5 E: 0 K: 0 S: 7	H: 4 LOB: 1 BB: 2 P: 15	R: 1 E: 1 K: 1 S: 6	H: 1 LOB: 2 BB: 2 P: 14	R: 0 E: 0 K: 1 S: 5	H: 0 LOB: 0 BB: 0 P: 5	R: 1 E: 1 K: 0 S: 4	H: 0 LOB: 1 BB: 1 P: 8	R: 0 E: 0 K: 0 S: 3	H: 0 LOB: 0 BB: 0 P: 3	1B: 4 2B: 0 3B: 0 HR: 1	SF: 1 SAC: 0 DP: 0 HBP: 0	WP: 0 PB: 1 SB: 4 CS: 0	PA: 35								
PITCHER	IP	WLS	BF	H	R	ER	SO	BB	IBB	HBP	BLK	WP	HR	S	P	ERA	WHIP											
Joe Magrane, L ERA: 3.77	(1, 1)	4.0	L	18	4	5	5	1	2	0	0	0	0	11	18	2.60	1.500											
Les Lancaster, R ERA: 3.18	(5, 1)	2.0		9	1	1	0	2	2	0	0	0	0	0	11	19	0.00	1.500										
Lee Guetterman, L ERA: 4.33	(7, 1)	1.0		5	0	1	0	0	1	0	0	0	0	4	8	0.00	1.000											
Omar Olivares, R ERA: 4.33	(8, 1)	1.0		3	0	0	0	0	0	0	0	0	0	3	3	0.00	0.000											

St. Louis Cardinals @ Houston Astros
Astrodome, Houston, TX
Fri Jul 02 1993, 8:05 PM EDT
Att: 35,582 - Dome

AB 29
R 7
H 5
RBI 6
BB 5
SO 3
LOB 8



Batter	1	2	3	4	5	6	7	8	9	AB	R	H	RBI	BB	SO	LOB	TOP					
Gerónimo Pena, S (1,4) OBP: 0.332, SLG: 0.368										4	0	0	0	0	1	2	St. Louis Cardinals @ Houston Astros Astrodome, Houston, TX Sun Jul 04 1993, 4:33 AM EDT Att: 24,737 - Dome					
Ozzie Smith, S (1,6) Lee Smith, R (8,1)										4	0	0	0	0	0	1						
Gregg Jefferies, S (1,3) OBP: 0.380, SLG: 0.495										4	0	0	0	0	1	1						
Todd Zeile, R (1,5) OBP: 0.321, SLG: 0.346										4	2	2	0	0	1	0						
Bernard Gilkey, R (1,7) OBP: 0.385, SLG: 0.498										4	1	1	0	0	2	1						
Brian Jordan, R (1,8) OBP: 0.303, SLG: 0.414										4	1	1	2	0	2	1						
Rod Brewer, L (1,9) OBP: 0.307, SLG: 0.316										4	0	3	2	0	1	0						
Tom Pagnozzi, R (1,2) Erik Pappas, R (8,2) OBP: 0.410, SLG: 0.394										3	0	0	0	0	0	2						
Rene Arocha, R (1,1) Gerrit Poiry, L (5, Ph) Lee Guetterman, L (5, 1) Mike Perez, R (7, 1) José Quienro, S (8, Ph) OBP: 0.377, SLG: 0.235										1	0	0	0	0	0	0						
Inning Stats	R: 0 E: 0 K: 1 S: 7	H: 0 LOB: 0 BB: 0 P: 9	R: 0 E: 0 K: 3 S: 9	H: 0 LOB: 0 BB: 0 P: 14	R: 0 E: 0 K: 1 S: 7	H: 0 LOB: 0 BB: 0 P: 10	R: 0 E: 0 K: 1 S: 7	H: 0 LOB: 0 BB: 0 P: 8	R: 3 E: 0 K: 1 S: 13	H: 4 LOB: 1 BB: 0 P: 18	R: 0 E: 0 K: 0 S: 6	H: 0 LOB: 0 BB: 0 P: 9	R: 0 E: 0 K: 1 S: 9	H: 1 LOB: 1 BB: 0 P: 12	R: 0 E: 0 K: 0 S: 10	H: 1 LOB: 1 BB: 0 P: 12		R: 1 E: 0 K: 1 S: 11	H: 2 LOB: 1 BB: 0 P: 17	1B: 6 2B: 1 3B: 1 HR: 0	SF: 0 SAC: 0 DP: 0 HBP: 0	WP: 1 PB: 0 SB: 0 CS: 0
PITCHER Doug Drabek, R (1,1) ERA: 3.34	IP: 9.0 WLS: W BF: 35 H: 8 R: 4 ER: 4 SO: 9 BB: 0 IBB: 0 HBP: 0 BLK: 0 WP: 1 HR: 0 S: 79 P: 109 ERA: 4.00 WHIP: 0.889																					

AB	35
R	4
H	8
RBI	4
BB	0
SO	9
LOB	10



Batter	1	2	3	4	5	6	7	8	9	AB	R	H	RBI	BB	SO	LOB	BOTTOM			
Casey Candaele, S (1,4) OBP: 0.328, SLG: 0.345										5	2	2	0	0	1	0	St. Louis Cardinals @ Houston Astros Astrodome, Houston, TX Sun Jul 04 1993, 4:33 AM EDT Att: 24,737 - Dome			
Luis Gonzalez, L (1,7) OBP: 0.337, SLG: 0.422										4	2	2	0	0	0	1				
5 Jeff Bagwell, R (1,3) OBP: 0.392, SLG: 0.517										4	0	0	0	0	0	3				
Ken Caminiti, S (1,5) Chris Donnels, L (8,5) OBP: 0.299, SLG: 0.293										1	2	1	2	2	0	0				
Eric Anthony, L (1,9) OBP: 0.340, SLG: 0.401										4	0	2	2	0	0	1				
Andujar Cedeno, R (1,6) OBP: 0.388, SLG: 0.458										4	1	3	1	0	1	0				
Eddie Taubensee, L (1,2) OBP: 0.319, SLG: 0.411										4	2	2	3	0	0	3				
Steve Finley, L (1,8) OBP: 0.306, SLG: 0.335										4	0	2	0	0	0	1				
Doug Drabek, R (1,1) OBP: 0.098, SLG: 0.195										4	0	0	0	0	2	3				
Inning Stats	R: 1 E: 0 K: 0 S: 19	H: 2 LOB: 1 BB: 0 P: 31	R: 2 E: 0 K: 1 S: 9	H: 3 LOB: 0 BB: 0 P: 14	R: 1 E: 0 K: 0 S: 6	H: 1 LOB: 1 BB: 1 P: 11	R: 1 E: 0 K: 2 S: 10	H: 2 LOB: 0 BB: 0 P: 16	R: 2 E: 1 K: 0 S: 11	H: 2 LOB: 0 BB: 0 P: 14	R: 0 E: 0 K: 0 S: 9	H: 1 LOB: 1 BB: 0 P: 12	R: 2 E: 0 K: 0 S: 9	H: 3 LOB: 2 BB: 1 P: 22	R: 0 E: 0 K: 1 S: 10	H: 0 LOB: 0 BB: 0 P: 12		1B: 9 2B: 3 3B: 0 HR: 2	SF: 1 SAC: 0 DP: 1 HBP: 0	WP: 0 PB: 0 SB: 2 CS: 1
PITCHER Rene Arocha, R (1,1) ERA: 3.66 Lee Guetterman, L (5, 1) ERA: 4.5 Mike Perez, R (7, 1) ERA: 2.28 Lee Smith, R (8, 1) ERA: 3.51	IP: 4.0 WLS: L BF: 18 H: 5 R: 5 ER: 5 SO: 3 BB: 1 IBB: 0 HBP: 0 BLK: 0 WP: 0 HR: 2 S: 44 P: 72 ERA: 11.25 WHIP: 2.250																			

AB	34
R	9
H	14
RBI	8
BB	2
SO	4
LOB	12



Batter	1	2	3	4	5	6	7	8	9	AB	R	H	RBI	BB	SO	LOB	TOP									
Gerónimo Peña, S (1, 4) <small>OBP: 0.333, SLG: 0.368</small> José Oquendo, S (8, 4) <small>OBP: 0.377, SLG: 0.255</small>	G5-3	SF7		1B		K		1B		3	1	1	1	0	1	0	St. Louis Cardinals @ Houston Astros Astrodome, Houston, TX Mon Jul 05 1993, 4:33 AM EDT Att: 19,959 - Dome									
Ozzie Smith, S (1, 6) <small>OBP: 0.320, SLG: 0.345</small>	HR	E6		F8		G5-3		1B		5	1	2	1	0	0	2										
Gregg Jefferies, S (1, 3) <small>OBP: 0.393, SLG: 0.510</small> Rod Brewer, L (9, 3) <small>OBP: 0.307, SLG: 0.316</small>	HR	F7		CS		G3-1		1B		5	2	3	3	0	0	2										
Todd Zeile, R (1, 5) <small>OBP: 0.319, SLG: 0.351</small>	1B			K		P5		G6-3		5	1	1	0	0	2	3										
Bernard Gilkey, R (1, 7) <small>OBP: 0.389, SLG: 0.498</small>	CS	1B		S		P3		L9		4	1	2	1	1	0	1										
Brian Jordan, R (1, 8) <small>OBP: 0.309, SLG: 0.446</small>	G6-3			P3		1B		G6-3		4	2	1	2	1	0	2										
Erik Pappas, R (1, 9) <small>OBP: 0.418, SLG: 0.392</small>		2B		BB		1B		F8		3	1	1	1	2	0	0										
Tom Pagnozzi, R (1, 2) <small>OBP: 0.278, SLG: 0.368</small>		BB		BB		1B		F9		5	1	3	1	0	0	2										
Donovan Osborne, S (1, 1) <small>OBP: 0.216, SLG: 0.171</small> Mike Perez, R (7, 1) <small>OBP: 0.500, SLG: 0.500</small> Rob Murphy, L (9, 1) <small>OBP: 0.500, SLG: 0.500</small> Lee Smith, R (9, 1)	F9			G6-3		P2		SH2-4		3	0	0	0	0	0	4										
Inning Stats	R: 3 E: 0 K: 0 S: 20	H: 4 LOB: 0 BB: 0 P: 28	R: 1 E: 1 K: 0 S: 15	H: 1 LOB: 2 BB: 1 P: 24	R: 0 E: 0 K: 1 S: 12	H: 1 LOB: 2 BB: 1 P: 23	R: 0 E: 0 K: 0 S: 9	H: 1 LOB: 0 BB: 0 P: 15	R: 2 E: 0 K: 0 S: 14	H: 3 LOB: 0 BB: 0 P: 24	R: 0 E: 0 K: 1 S: 8	H: 0 LOB: 0 BB: 0 P: 11	R: 0 E: 0 K: 0 S: 5	H: 0 LOB: 0 BB: 0 P: 8	R: 2 E: 0 K: 1 S: 19	H: 3 LOB: 2 BB: 0 P: 24	R: 2 E: 0 K: 1 S: 12	H: 1 LOB: 0 BB: 1 P: 19	1B: 9 2B: 2 3B: 1 HR: 2	SF: 1 SAC: 1 DP: 0 HBP: 1	WP: 0 PB: 0 SB: 1 CS: 2	PA: 46				
PITCHER	IP WLS BF H R ER SO BB IBB HBP BLK WP HR S P ERA WHIP	IP WLS BF H R ER SO BB IBB HBP BLK WP HR S P ERA WHIP	IP WLS BF H R ER SO BB IBB HBP BLK WP HR S P ERA WHIP	IP WLS BF H R ER SO BB IBB HBP BLK WP HR S P ERA WHIP	IP WLS BF H R ER SO BB IBB HBP BLK WP HR S P ERA WHIP	IP WLS BF H R ER SO BB IBB HBP BLK WP HR S P ERA WHIP	IP WLS BF H R ER SO BB IBB HBP BLK WP HR S P ERA WHIP	IP WLS BF H R ER SO BB IBB HBP BLK WP HR S P ERA WHIP	IP WLS BF H R ER SO BB IBB HBP BLK WP HR S P ERA WHIP	IP WLS BF H R ER SO BB IBB HBP BLK WP HR S P ERA WHIP	IP WLS BF H R ER SO BB IBB HBP BLK WP HR S P ERA WHIP	IP WLS BF H R ER SO BB IBB HBP BLK WP HR S P ERA WHIP	IP WLS BF H R ER SO BB IBB HBP BLK WP HR S P ERA WHIP	IP WLS BF H R ER SO BB IBB HBP BLK WP HR S P ERA WHIP	IP WLS BF H R ER SO BB IBB HBP BLK WP HR S P ERA WHIP	IP WLS BF H R ER SO BB IBB HBP BLK WP HR S P ERA WHIP	IP WLS BF H R ER SO BB IBB HBP BLK WP HR S P ERA WHIP	IP WLS BF H R ER SO BB IBB HBP BLK WP HR S P ERA WHIP	IP WLS BF H R ER SO BB IBB HBP BLK WP HR S P ERA WHIP	IP WLS BF H R ER SO BB IBB HBP BLK WP HR S P ERA WHIP	IP WLS BF H R ER SO BB IBB HBP BLK WP HR S P ERA WHIP	IP WLS BF H R ER SO BB IBB HBP BLK WP HR S P ERA WHIP	IP WLS BF H R ER SO BB IBB HBP BLK WP HR S P ERA WHIP	IP WLS BF H R ER SO BB IBB HBP BLK WP HR S P ERA WHIP	IP WLS BF H R ER SO BB IBB HBP BLK WP HR S P ERA WHIP	IP WLS BF H R ER SO BB IBB HBP BLK WP HR S P ERA WHIP

AB	38
R	10
H	14
RBI	10
BB	4
SO	4
LOB	16



Batter	1	2	3	4	5	6	7	8	9	AB	R	H	RBI	BB	SO	LOB	BOTTOM									
Craig Biggio, R (1, 4) <small>OBP: 0.356, SLG: 0.465</small>	F7		P9		F9		1B		5 BB	5	0	2	0	0	0	0	St. Louis Cardinals @ Houston Astros Astrodome, Houston, TX Mon Jul 05 1993, 4:33 AM EDT Att: 19,959 - Dome									
Kevin Bass, S (1, 7) <small>OBP: 0.275, SLG: 0.340</small>	P9		F8		G1-3		K		F9	5	0	0	0	0	1	4										
5 Jeff Bagwell, R (1, 3) <small>OBP: 0.392, SLG: 0.523</small>	F8		F8		F9				HR	4	1	1	1	1	0	0										
Ken Caminiti, S (1, 5) <small>OBP: 0.298, SLG: 0.411</small>		2B		1B		F8		G1-3		4	1	0	0	1	0	3										
Eric Anthony, L (1, 9) <small>OBP: 0.342, SLG: 0.402</small>		P6		G1-3		HBP		1B		4	0	2	0	0	0	1										
Andujar Cedeno, R (1, 6) <small>OBP: 0.370, SLG: 0.461</small>		1B		2B		G1-3		HBP		3	1	1	0	0	0	1										
Scott Servais, R (1, 2) <small>OBP: 0.341, SLG: 0.500</small>		1B		G1-3		G1-3		G4-3		4	1	2	2	0	0	3										
Steve Finley, L (1, 8) <small>OBP: 0.302, SLG: 0.329</small>		F9		G3		G3		G4-3		4	0	0	0	0	0	4										
Greg Swindell, L (1, 1) <small>OBP: 0.176, SLG: 0.266</small> Caskey Candlish, S (5, PH) <small>OBP: 0.327, SLG: 0.339</small> Tom Edens, R (8, 1) <small>OBP: 0.341, SLG: 0.513</small> Chris James, R (7, PH) <small>OBP: 0.341, SLG: 0.513</small> Doug Jones, R (9, 1) <small>OBP: 0.341, SLG: 0.513</small> Brian Williams, R (9, 1) <small>OBP: 0.341, SLG: 0.513</small> Jose Uribe, S (9, PH) <small>OBP: 0.341, SLG: 0.513</small>	F8		G6-3		G6-3		1B		5 BB	1	0	0	0	0	0	1										
Inning Stats	R: 0 E: 0 K: 0 S: 5	H: 0 LOB: 0 BB: 0 P: 6	R: 2 E: 0 K: 0 S: 13	H: 2 LOB: 1 BB: 1 P: 23	R: 0 E: 0 K: 0 S: 5	H: 0 LOB: 0 BB: 0 P: 6	R: 0 E: 0 K: 0 S: 12	H: 1 LOB: 2 BB: 0 P: 18	R: 0 E: 0 K: 0 S: 10	H: 0 LOB: 0 BB: 0 P: 16	R: 0 E: 0 K: 1 S: 4	H: 0 LOB: 0 BB: 0 P: 5	R: 1 E: 0 K: 0 S: 9	H: 3 LOB: 2 BB: 0 P: 18	R: 1 E: 0 K: 0 S: 9	H: 2 LOB: 1 BB: 0 P: 14	R: 0 E: 0 K: 0 S: 14	H: 2 LOB: 3 BB: 1 P: 26	1B: 7 2B: 2 3B: 0 HR: 1	SF: 0 SAC: 0 DP: 0 HBP: 1	WP: 0 PB: 0 SB: 0 CS: 0	PA: 40				
PITCHER	IP WLS BF H R ER SO BB IBB HBP BLK WP HR S P ERA WHIP	IP WLS BF H R ER SO BB IBB HBP BLK WP HR S P ERA WHIP	IP WLS BF H R ER SO BB IBB HBP BLK WP HR S P ERA WHIP	IP WLS BF H R ER SO BB IBB HBP BLK WP HR S P ERA WHIP	IP WLS BF H R ER SO BB IBB HBP BLK WP HR S P ERA WHIP	IP WLS BF H R ER SO BB IBB HBP BLK WP HR S P ERA WHIP	IP WLS BF H R ER SO BB IBB HBP BLK WP HR S P ERA WHIP	IP WLS BF H R ER SO BB IBB HBP BLK WP HR S P ERA WHIP	IP WLS BF H R ER SO BB IBB HBP BLK WP HR S P ERA WHIP	IP WLS BF H R ER SO BB IBB HBP BLK WP HR S P ERA WHIP	IP WLS BF H R ER SO BB IBB HBP BLK WP HR S P ERA WHIP	IP WLS BF H R ER SO BB IBB HBP BLK WP HR S P ERA WHIP	IP WLS BF H R ER SO BB IBB HBP BLK WP HR S P ERA WHIP	IP WLS BF H R ER SO BB IBB HBP BLK WP HR S P ERA WHIP	IP WLS BF H R ER SO BB IBB HBP BLK WP HR S P ERA WHIP	IP WLS BF H R ER SO BB IBB HBP BLK WP HR S P ERA WHIP	IP WLS BF H R ER SO BB IBB HBP BLK WP HR S P ERA WHIP	IP WLS BF H R ER SO BB IBB HBP BLK WP HR S P ERA WHIP	IP WLS BF H R ER SO BB IBB HBP BLK WP HR S P ERA WHIP	IP WLS BF H R ER SO BB IBB HBP BLK WP HR S P ERA WHIP	IP WLS BF H R ER SO BB IBB HBP BLK WP HR S P ERA WHIP	IP WLS BF H R ER SO BB IBB HBP BLK WP HR S P ERA WHIP	IP WLS BF H R ER SO BB IBB HBP BLK WP HR S P ERA WHIP	IP WLS BF H R ER SO BB IBB HBP BLK WP HR S P ERA WHIP	IP WLS BF H R ER SO BB IBB HBP BLK WP HR S P ERA WHIP	IP WLS BF H R ER SO BB IBB HBP BLK WP HR S P ERA WHIP

AB	37
R	4
H	10
RBI	4
BB	2
SO	1
LOB	17



Batter	1	2	3	4	5	6	7	8	9	AB	R	H	RBI	BB	SO	LOB	TOP	
Otis Nixon, S <small>OBP: 0.332, SLG: 0.281</small> 										5	1	2	1	0	0	2		
Jeff Blauer, R <small>OBP: 0.421, SLG: 0.427</small> 										4	0	1	0	0	0	2		
Terry Pendleton, S <small>OBP: 0.293, SLG: 0.352</small> 										4	0	1	1	0	0	2		
David Justice, L <small>OBP: 0.321, SLG: 0.461</small> 										3	0	0	0	1	0	0		
Ron Gant, R <small>OBP: 0.336, SLG: 0.530</small> 										4	1	1	0	0	1	2		
Sid Bream, L <small>OBP: 0.320, SLG: 0.413</small> 										4	1	1	2	0	0	2		
Damon Berryhill, S <small>OBP: 0.301, SLG: 0.463</small> 										4	0	1	0	0	2	0		
Mark Lemke, S <small>OBP: 0.348, SLG: 0.402</small> Steve Bedrosian, R <small>OBP: 0.314, SLG: 0.303</small> 										3	0	0	0	0	0	1		
Tom Glavine, L <small>OBP: 0.222, SLG: 0.167</small> Kent Mercker, L <small>OBP: 0.240, SLG: 0.200</small> Rafael Bellard, R <small>OBP: 0.240, SLG: 0.200</small> Francisco Cabrera, R <small>OBP: 0.240, SLG: 0.200</small> Delon Sanders, L <small>OBP: 0.240, SLG: 0.200</small> Greg McMichael, R <small>OBP: 0.240, SLG: 0.200</small> Brian Hunter, R <small>OBP: 0.240, SLG: 0.200</small> Mike Stanton, L <small>OBP: 0.240, SLG: 0.200</small> 											1	0	1	0	0	0	0	
Inning Stats <small>R: 0 H: 0 E: 0 LOB: 0 K: 0 BB: 0 S: 6</small>	<small>R: 0 H: 0 E: 0 LOB: 0 K: 0 BB: 0 S: 6</small>	<small>R: 0 H: 0 E: 0 LOB: 0 K: 0 BB: 0 S: 6</small>	<small>R: 0 H: 1 E: 0 LOB: 1 K: 0 BB: 0 S: 6</small>	<small>R: 0 H: 0 E: 0 LOB: 0 K: 0 BB: 0 S: 8</small>	<small>R: 0 H: 1 E: 0 LOB: 1 K: 0 BB: 0 S: 8</small>	<small>R: 0 H: 2 E: 0 LOB: 1 K: 0 BB: 0 S: 9</small>	<small>R: 2 H: 2 E: 0 LOB: 2 K: 1 BB: 0 S: 12</small>	<small>R: 2 H: 3 E: 1 LOB: 2 K: 1 BB: 1 S: 16</small>	<small>R: 0 H: 1 E: 1 LOB: 1 K: 2 BB: 0 S: 11</small>	<small>1B: 6 SF: 0 2B: 3 SAC: 0 3B: 0 DP: 1 HR: 1 HBP: 0</small>	<small>WP: 0 PA: 37</small>							
PITCHER Bob Tewksbury, R <small>ERA: 3.83</small> Omar Olivares, R <small>ERA: 4.99</small> Les Lancaster, R <small>ERA: 2.98</small> Lee Guetterman, L <small>ERA: 3.86</small>	<small>IP: 6.0 WLS: 21 BF: 4 H: 0 R: 0 ER: 0 SO: 0 BB: 0 IBB: 0 HBP: 0 BLK: 0 WP: 0 HR: 0 S: 43 P: 61 ERA: 0.00 WHIP: 0.667</small>						<small>IP: 6.0 WLS: 18 BF: 1 H: 1 R: 1 ER: 1 SO: 10 BB: 0 IBB: 0 HBP: 0 BLK: 0 WP: 0 HR: 0 S: 31 P: 37 ERA: 36.00 WHIP: 4.000</small>											

Atlanta Braves @ St. Louis Cardinals
 Busch Stadium, St. Louis, MO
 Tue Jul 06 1993, 7:05 PM CDT
 Att: 30,410 - Unknown - 74 F

AB 36
 R 4
 H 10
 RBI 4
 BB 1
 SO 4
 LOB 12



Batter	1	2	3	4	5	6	7	8	9	AB	R	H	RBI	BB	SO	LOB	BOTTOM
Luis Altea, S <small>OBP: 0.382, SLG: 0.398</small> 										5	2	2	0	0	0	1	
Ozzie Smith, S <small>OBP: 0.322, SLG: 0.354</small> 										4	1	2	0	0	0	1	
Gregg Jefferies, S <small>OBP: 0.389, SLG: 0.523</small> 										4	2	3	3	1	0	1	
Todd Zeile, R <small>OBP: 0.326, SLG: 0.354</small> 										3	0	2	2	2	0	0	
Bernard Gilkey, R <small>OBP: 0.387, SLG: 0.494</small> 										4	0	1	0	0	2	6	
Brian Jordan, R <small>OBP: 0.294, SLG: 0.423</small> 										4	0	0	0	0	3	6	
Rod Brewer, L <small>OBP: 0.315, SLG: 0.317</small> 										3	0	1	0	1	1	0	
Erik Pappas, R <small>OBP: 0.413, SLG: 0.396</small> 										4	0	1	0	0	0	2	
Bob Tewksbury, R <small>OBP: 0.225, SLG: 0.164</small> Tracy Woodson, R <small>OBP: 0.240, SLG: 0.200</small> Omar Olivares, R <small>OBP: 0.240, SLG: 0.200</small> Les Lancaster, R <small>OBP: 0.240, SLG: 0.200</small> Mark Whiten, S <small>OBP: 0.240, SLG: 0.200</small> Lee Guetterman, L <small>OBP: 0.240, SLG: 0.200</small> 										2	0	0	0	0	1	1	
Inning Stats <small>R: 2 H: 3 E: 0 LOB: 1 K: 0 BB: 0 S: 10</small>	<small>R: 0 H: 1 E: 0 LOB: 0 K: 0 BB: 0 S: 6</small>	<small>R: 1 H: 2 E: 0 LOB: 1 K: 0 BB: 0 S: 11</small>	<small>R: 0 H: 0 E: 0 LOB: 1 K: 2 BB: 1 S: 11</small>	<small>R: 0 H: 0 E: 0 LOB: 1 K: 2 BB: 1 S: 11</small>	<small>R: 0 H: 1 E: 0 LOB: 3 K: 0 BB: 2 S: 13</small>	<small>R: 0 H: 1 E: 0 LOB: 1 K: 0 BB: 0 S: 8</small>	<small>R: 0 H: 1 E: 0 LOB: 2 K: 2 BB: 1 S: 11</small>	<small>R: 0 H: 0 E: 0 LOB: 0 K: 1 BB: 0 S: 9</small>	<small>R: 2 H: 3 E: 0 LOB: 1 K: 0 BB: 0 S: 5</small>	<small>1B: 8 SF: 0 2B: 3 SAC: 1 3B: 0 DP: 1 HR: 1 HBP: 0</small>	<small>WP: 0 PA: 40</small>						
PITCHER Tom Glavine, L <small>ERA: 2.85</small> Kent Mercker, L <small>ERA: 2.77</small> Steve Bedrosian, R <small>ERA: 1.71</small> Greg McMichael, R <small>ERA: 2.53</small> Mike Stanton, L <small>ERA: 3.56</small>	<small>IP: 3.0 WLS: 14 BF: 6 H: 3 R: 0 ER: 3 SO: 3 BB: 0 IBB: 0 HBP: 0 BLK: 0 WP: 0 HR: 0 S: 32 P: 45 ERA: 9.00 WHIP: 2.000</small>						<small>IP: 7.0 WLS: 19 BF: 1 H: 1 R: 1 ER: 1 SO: 11 BB: 0 IBB: 0 HBP: 0 BLK: 0 WP: 0 HR: 0 S: 31 P: 19 ERA: 0.00 WHIP: 2.000</small>										

Atlanta Braves @ St. Louis Cardinals
 Busch Stadium, St. Louis, MO
 Tue Jul 06 1993, 7:05 PM CDT
 Att: 30,410 - Unknown - 74 F

AB 35
 R 5
 H 12
 RBI 5
 BB 4
 SO 7
 LOB 19



Batter	1	2	3	4	5	6	7	8	9	AB	R	H	RBI	BB	SO	LOB	TOP					
Otis Nixon, S OBP: 0.327, SLG: 0.276 (1, 8)	L4		F9		F9		F9			4	0	0	0	0	0	1	Atlanta Braves @ St. Louis Cardinals Busch Stadium, St. Louis, MO Wed Jul 07 1993, 7:05 PM CDT Att: 32,320 - Unknown - 77 F livebaseballscorecards.com					
Jeff Blausen, R OBP: 0.416, SLG: 0.421 (1, 6)	P6		F9		G6-3			K		4	0	0	0	0	1	0						
Terry Pendleton, S OBP: 0.292, SLG: 0.351 (1, 5)	1B		F9				F7	P6		4	0	1	0	0	0	0						
Ron Gant, R OBP: 0.338, SLG: 0.528 (1, 7)	1B			S 2B		G6-3		P6		3	1	1	0	1	0	0						
David Justice, L OBP: 0.320, SLG: 0.456 (1, 9)	G4-3		F9					G6-3		3	0	0	0	1	0	3						
Brian Hunter, R OBP: 0.184, SLG: 0.222 (9, PH) Sid Bream, L OBP: 0.319, SLG: 0.412	G1-3		WP 1H 2B				F7	K		3	0	1	1	0	0	1						
Damon Berryhill, S OBP: 0.300, SLG: 0.464 (1, 2)	2B		K					K		4	0	1	0	0	2	1						
Mark Lemke, S OBP: 0.348, SLG: 0.401 (1, 4)	G6-3		F8					1B		3	0	1	0	0	0	2						
Greg Maddux, R OBP: 0.217, SLG: 0.222 (1, 1)	K		G4-3				F8			3	0	0	0	0	1	2						
Inning Stats	R: 0 E: 0 K: 0 S: 10	H: 2 LOB: 2 BB: 0 P: 17	R: 0 E: 0 K: 1 S: 10	H: 1 LOB: 1 BB: 0 P: 15	R: 0 E: 0 K: 0 S: 6	H: 0 LOB: 0 BB: 0 P: 11	R: 1 E: 0 K: 1 S: 14	H: 1 LOB: 1 BB: 1 P: 23	R: 0 E: 0 K: 0 S: 5	H: 0 LOB: 0 BB: 0 P: 8	R: 0 E: 0 K: 0 S: 12	H: 0 LOB: 1 BB: 1 P: 19	R: 0 E: 0 K: 0 S: 7	H: 1 LOB: 1 BB: 0 P: 12	R: 0 E: 0 K: 2 S: 17	H: 0 LOB: 0 BB: 0 P: 23	R: 0 E: 0 K: 2 S: 9	H: 0 LOB: 0 BB: 0 P: 14	1B: 3 2B: 2 3B: 0 HR: 0	SF: 0 SAC: 0 DP: 0 HBP: 0	WP: 1 PB: 0 SB: 1 CS: 0	PA: 34
PITCHER	IP	WLS	BF	H	R	ER	SO	BB	IBB	HBP	BLK	WP	HR	S	P	ERA	WHIP					
Joe Magrane, L ERA: 3.61 (1, 1)	7.0	W	28	5	1	1	2	2	0	0	0	1	0	64	105	1.29	1.000					
Rob Murphy, L ERA: 3.09 (8, 1)	0.2		2	0	0	0	1	0	0	0	0	0	0	14	18	0.00	0.000					
Lee Smith, R ERA: 3.34 (8, 1)	1.1	S	4	0	0	0	2	0	0	0	0	0	0	12	19	0.00	0.000					

Batter	1	2	3	4	5	6	7	8	9	AB	R	H	RBI	BB	SO	LOB	BOTTOM				
Luis Altea, S OBP: 0.385, SLG: 0.401 (1, 4) José Oquendo, S OBP: 0.377, SLG: 0.255 (9, 4)	SH1-3 WP 1B		G1-3				L3-6			4	0	2	0	0	0	1	Atlanta Braves @ St. Louis Cardinals Busch Stadium, St. Louis, MO Wed Jul 07 1993, 7:05 PM CDT Att: 32,320 - Unknown - 77 F livebaseballscorecards.com				
Ozzie Smith, S OBP: 0.322, SLG: 0.353 (1, 6)	SH1-3			E1 1B SF9 1B	F7			G5-3		3	1	1	0	0	0	2					
Gregg Jefferies, S OBP: 0.391, SLG: 0.521 (1, 3)	G6-3			1B S SF8 1B				P6		3	1	1	0	1	0	1					
Todd Zeile, R OBP: 0.325, SLG: 0.357 (1, 5)	K			SF9	F8			2B		3	1	1	1	0	1	2					
Bernard Gilkey, R OBP: 0.392, SLG: 0.502 (1, 7)		G6-3		CS 1B				2B		4	0	3	1	0	0	0					
Brian Jordan, R OBP: 0.281, SLG: 0.407 (1, 8)	K			SF8				2B		3	0	0	1	0	2	3					
Erik Pappas, R OBP: 0.403, SLG: 0.385 (9, 9) Rod Brewer, L OBP: 0.315, SLG: 0.317	K			CS	G6-3			K		3	0	0	0	0	2	2					
Tom Pagnozzi, R OBP: 0.279, SLG: 0.368 (1, 2)					F9			L3-6 S 1B		3	0	1	0	0	0	0					
Joe Magrane, R OBP: 0.147, SLG: 0.152 (7, PH) Gerald Perry, L OBP: 0.400, SLG: 0.487 Rob Murphy, L OBP: 0.500, SLG: 0.500 Lee Smith, R (8, 1)	K							K		2	0	1	0	0	1	0					
Inning Stats	R: 0 E: 0 K: 1 S: 10	H: 1 LOB: 1 BB: 0 P: 15	R: 0 E: 0 K: 2 S: 7	H: 0 LOB: 0 BB: 0 P: 10	R: 0 E: 0 K: 1 S: 8	H: 0 LOB: 0 BB: 0 P: 11	R: 2 E: 1 K: 0 S: 12	H: 3 LOB: 0 BB: 0 P: 21	R: 0 E: 0 K: 0 S: 10	H: 2 LOB: 2 BB: 0 P: 12	R: 0 E: 0 K: 2 S: 13	H: 1 LOB: 2 BB: 1 P: 24	R: 0 E: 0 K: 1 S: 10	H: 1 LOB: 0 BB: 0 P: 17	R: 1 E: 0 K: 0 S: 12	H: 2 LOB: 1 BB: 0 P: 15	1B: 8 2B: 3 3B: 0 HR: 0	SF: 2 SAC: 1 DP: 1 HBP: 0	WP: 1 PB: 0 SB: 3 CS: 1	PA: 34	
PITCHER	IP	WLS	BF	H	R	ER	SO	BB	IBB	HBP	BLK	WP	HR	S	P	ERA	WHIP				
Greg Maddux, R ERA: 2.84 (1, 1)	8.0	L	33	10	3	2	7	1	0	0	0	1	0	82	125	2.25	1.375				

Batter	1	2	3	4	5	6	7	8	9	AB	R	H	RBI	BB	SO	LOB	TOP
Otis Nixon, S <small>OBP: 0.322, SLG: 0.271</small> 										4	0	0	0	0	0	3	Atlanta Braves @ St. Louis Cardinals Busch Stadium, St. Louis, MO Thu Jul 08 1993, 7:05 PM CDT Att: 37,655 - Unknown - 92 F AB 32 R 1 H 5 RBI 1 BB 4 SO 5 LOB 19
Jeff Blauer, R <small>OBP: 0.417, SLG: 0.420</small> 										3	1	1	0	1	1	2	
Terry Pendleton, S <small>OBP: 0.289, SLG: 0.347</small> 										4	0	0	0	0	2	3	
Ron Gant, R <small>OBP: 0.340, SLG: 0.524</small> 										2	0	0	0	2	0	1	
David Justice, L <small>OBP: 0.322, SLG: 0.457</small> 										4	0	2	1	0	0	1	
Brian Hunter, R <small>OBP: 0.155, SLG: 0.209</small> 										4	0	0	0	0	0	4	
Greg Olson, R <small>OBP: 0.284, SLG: 0.278</small> 										4	0	1	0	0	0	3	
Mark Lemke, S <small>OBP: 0.346, SLG: 0.396</small> 										3	0	0	0	1	0	1	
Steve Avery, L <small>OBP: 0.175, SLG: 0.179</small> Pete Smith, R <small>OBP: 0.231, SLG: 0.250</small> Bill Pecota, R <small>OBP: 0.233, SLG: 0.254</small> Steve Bedrosian, R <small>OBP: 0.337, SLG: 0.410</small> Sid Bream, L <small>OBP: 0.337, SLG: 0.410</small> Mark Wohlers, R <small>OBP: 0.337, SLG: 0.410</small> Jay Howell, R <small>OBP: 0.337, SLG: 0.410</small> Francisco Cabrera, R <small>OBP: 0.337, SLG: 0.410</small> 										0	0	0	0	0	0	0	
Inning Stats R: 0 H: 0 E: 0 LOB: 0 K: 2 BB: 0 S: 9 P: 15	R: 0 H: 0 E: 0 LOB: 1 K: 0 BB: 1 S: 6 P: 14	R: 0 H: 0 E: 0 LOB: 0 K: 0 BB: 0 S: 7 P: 10	R: 1 H: 1 E: 0 LOB: 1 K: 0 BB: 1 S: 9 P: 17	R: 0 H: 2 E: 0 LOB: 2 K: 0 BB: 0 S: 10 P: 14	R: 0 H: 1 E: 0 LOB: 2 K: 0 BB: 1 S: 11 P: 19	R: 0 H: 1 E: 0 LOB: 2 K: 2 BB: 1 S: 11 P: 18	R: 0 H: 0 E: 0 LOB: 0 K: 1 BB: 0 S: 6 P: 10	R: 0 H: 0 E: 0 LOB: 0 K: 1 BB: 0 S: 6 P: 10	1B: 5 SF: 0 2B: 0 SAC: 0 3B: 0 DP: 0 HR: 0 HBP: 0	WP: 0 PA: 36 PB: 0 SB: 0 CS: 0							
PITCHER Allen Watson, L <small>ERA: 1.5</small> IP: 6.0 WLS: W BF: 25 H: 4 R: 1 ER: 1 SO: 2 BB: 3 IBB: 0 HBP: 0 BLK: 0 WP: 0 HR: 0 S: 52 P: 89 ERA: 1.50 WHIP: 1.167	PITCHER Omar Olivares, R <small>ERA: 4.54</small> IP: 2.0 WLS: 8 BF: 1 H: 0 R: 0 ER: 0 SO: 2 BB: 1 IBB: 0 HBP: 0 BLK: 0 WP: 0 HR: 0 S: 22 P: 36 ERA: 0.00 WHIP: 1.000	PITCHER Rheal Cormier, L <small>ERA: 4.44</small> IP: 1.0 WLS: 3 BF: 0 H: 0 R: 0 ER: 0 SO: 1 BB: 0 IBB: 0 HBP: 0 BLK: 0 WP: 0 HR: 0 S: 6 P: 10 ERA: 0.00 WHIP: 0.000															

Batter	1	2	3	4	5	6	7	8	9	AB	R	H	RBI	BB	SO	LOB	BOTTOM
Luis Altea, S <small>OBP: 0.391, SLG: 0.404</small> 										4	1	2	0	1	0	1	Atlanta Braves @ St. Louis Cardinals Busch Stadium, St. Louis, MO Thu Jul 08 1993, 7:05 PM CDT Att: 37,655 - Unknown - 92 F AB 36 R 7 H 13 RBI 7 BB 4 SO 5 LOB 14
Ozzie Smith, S <small>OBP: 0.323, SLG: 0.354</small> José Oquendo, S <small>OBP: 0.377, SLG: 0.255</small> 										5	1	2	0	0	3		
Gregg Jefferies, S <small>OBP: 0.200, SLG: 0.200</small> Rheal Cormier, L <small>OBP: 0.200, SLG: 0.200</small> 										4	2	2	1	1	0		
Bernard Gilkey, R <small>OBP: 0.392, SLG: 0.511</small> 										5	2	2	3	0	1		
Brian Jordan, R <small>OBP: 0.290, SLG: 0.417</small> 										3	0	1	0	1	0		
Enik Papavas, R <small>OBP: 0.406, SLG: 0.384</small> 										3	0	1	2	1	0		
Tracy Woodson, R <small>OBP: 0.241, SLG: 0.250</small> 										4	0	1	0	0	2		
Tom Pagnozzi, R <small>OBP: 0.278, SLG: 0.364</small> 										4	0	1	0	0	1		
Allen Watson, L <small>ERA: 3.46</small> Gerald Perry, L <small>ERA: 4.31</small> Omar Olivares, R <small>OBP: 0.200, SLG: 0.200</small> Rod Brewer, L <small>OBP: 0.312, SLG: 0.313</small> 										2	0	0	0	0	1		
Inning Stats R: 2 H: 3 E: 0 LOB: 2 K: 1 BB: 2 S: 10 P: 23	R: 4 H: 5 E: 0 LOB: 2 K: 2 BB: 1 S: 23 P: 34	R: 0 H: 1 E: 0 LOB: 1 K: 0 BB: 0 S: 10 P: 14	R: 0 H: 0 E: 0 LOB: 0 K: 0 BB: 0 S: 4 P: 8	R: 0 H: 0 E: 0 LOB: 0 K: 0 BB: 0 S: 8 P: 10	R: 1 H: 2 E: 0 LOB: 1 K: 0 BB: 0 S: 13 P: 16	R: 0 H: 1 E: 0 LOB: 1 K: 1 BB: 0 S: 8 P: 12	R: 0 H: 1 E: 0 LOB: 2 K: 1 BB: 1 S: 11 P: 17	1B: 10 SF: 0 2B: 1 SAC: 0 3B: 0 DP: 1 HR: 2 HBP: 0	WP: 0 PA: 40 PB: 2 SB: 2 CS: 0								
PITCHER Steve Avery, L <small>ERA: 3.46</small> Pete Smith, R <small>ERA: 4.31</small> Steve Bedrosian, R <small>ERA: 1.96</small> Mark Wohlers, R <small>ERA: 2.7</small> Jay Howell, R <small>ERA: 2.64</small> IP: 1.2 WLS: L BF: 14 H: 6 R: 6 ER: 6 SO: 2 BB: 2 IBB: 0 HBP: 0 BLK: 0 WP: 0 HR: 0 S: 24 P: 43 ERA: 32.40 WHIP: 6.000	PITCHER Omar Olivares, R <small>ERA: 4.54</small> IP: 2.1 WLS: 9 BF: 1 H: 0 R: 0 ER: 0 SO: 1 BB: 1 IBB: 0 HBP: 0 BLK: 0 WP: 0 HR: 0 S: 23 P: 36 ERA: 0.00 WHIP: 0.857	PITCHER Rheal Cormier, L <small>ERA: 4.44</small> IP: 2.0 WLS: 8 BF: 2 H: 1 R: 1 ER: 1 SO: 2 BB: 0 IBB: 0 HBP: 0 BLK: 0 WP: 0 HR: 0 S: 21 P: 26 ERA: 4.50 WHIP: 1.000	PITCHER Mark Wohlers, R <small>ERA: 2.7</small> IP: 1.0 WLS: 4 BF: 1 H: 0 R: 0 ER: 0 SO: 1 BB: 0 IBB: 0 HBP: 0 BLK: 0 WP: 0 HR: 0 S: 8 P: 12 ERA: 0.00 WHIP: 1.000	PITCHER Jay Howell, R <small>ERA: 2.64</small> IP: 1.0 WLS: 5 BF: 1 H: 0 R: 0 ER: 0 SO: 1 BB: 1 IBB: 0 HBP: 0 BLK: 0 WP: 0 HR: 0 S: 11 P: 17 ERA: 0.00 WHIP: 2.000													

Batter	1	2	3	4	5	6	7	8	9	AB	R	H	RBI	BB	SO	LOB	TOP										
Eric Young Sr. R OBP: 0.336, SLG: 0.330 (1, 4)										5	1	1	0	0	1	0	Colorado Rockies @ St. Louis Cardinals Busch Stadium, St. Louis, MO Fri Jul 09 1993, 7:05 PM CDT Att: 41,466 - Unknown										
Alex Cole L OBP: 0.341, SLG: 0.319 (1, 8)										3	0	1	0	0	0	0											
Jerald Clark R OBP: 0.331, SLG: 0.415 (8, PH)										1	0	0	0	0	0	0											
Dante Bichette R OBP: 0.354, SLG: 0.519 (1, 9)										4	0	1	1	0	0	2											
Andres Galarraga R OBP: 0.423, SLG: 0.637 (1, 3)										3	0	0	1	0	1	1											
Charlie Hayes R OBP: 0.362, SLG: 0.498 (1, 5)										4	1	2	0	0	0	3											
Chris Jones R OBP: 0.347, SLG: 0.579 (8, 8)										4	1	2	2	0	0	1											
Vinny Castilla R OBP: 0.329, SLG: 0.467 (1, 6)										4	0	1	0	0	1	1											
Danny Sheaffer R OBP: 0.278, SLG: 0.423 (1, 2)										4	2	2	1	0	0	2											
Jeff Parrett R OBP: 0.111, SLG: 0.111 (7, PH)										2	0	0	0	0	1	2											
Inning Stats	R: 0 E: 0 K: 1 S: 8	H: 0 LOB: 0 BB: 0 P: 13	R: 0 E: 0 K: 1 S: 7	H: 1 LOB: 1 BB: 0 P: 9	R: 2 E: 1 K: 1 S: 16	H: 3 LOB: 2 BB: 0 P: 25	R: 0 E: 0 K: 0 S: 6	H: 2 LOB: 1 BB: 0 P: 8	R: 0 E: 0 K: 0 S: 3	H: 0 LOB: 0 BB: 0 P: 4	R: 0 E: 0 K: 0 S: 5	H: 0 LOB: 0 BB: 0 P: 8	R: 0 E: 0 K: 1 S: 7	H: 0 LOB: 0 BB: 0 P: 9	R: 3 E: 0 K: 1 S: 12	H: 3 LOB: 0 BB: 0 P: 20	1B: 6 2B: 2 3B: 0 HR: 2	SF: 0 SAC: 0 DP: 2 HBP: 1	WP: 0 PA: 37 PB: 0 SB: 1 CS: 0								
PITCHER	IP	WLS	BF	H	R	ER	SO	BB	IBB	HBP	BLK	WP	HR	S	P	ERA	WHIP										
Rene Arocha R ERA: 3.47 (1, 1)	7.0		28	7	2	1	3	0	0	1	0	0	0	53	80	1.29	1.000										
Rob Murphy L ERA: 3.0 (8, 1)	1.0		3	0	0	0	1	0	0	0	0	0	0	7	9	0.00	0.000										
Lee Smith R ERA: 4.08 (9, 1)	0.1	L	4	3	3	0	0	0	0	0	0	0	2	7	10	81.00	9.000										
Lee Guetterman L ERA: 3.52 (9, 1)	0.2		2	0	0	0	1	0	0	0	0	0	0	5	10	0.00	0.000										

Batter	1	2	3	4	5	6	7	8	9	AB	R	H	RBI	BB	SO	LOB	BOTTOM										
Bernard Gilkey R OBP: 0.393, SLG: 0.507 (1, 7)										4	0	1	0	1	1	0	Colorado Rockies @ St. Louis Cardinals Busch Stadium, St. Louis, MO Fri Jul 09 1993, 7:05 PM CDT Att: 41,466 - Unknown										
Ozzie Smith S OBP: 0.327, SLG: 0.358 (1, 6)										5	1	3	0	0	0	3											
Gregg Jefferies S OBP: 0.394, SLG: 0.519 (1, 3)										5	1	2	0	0	1	3											
Todd Zeile R OBP: 0.324, SLG: 0.366 (1, 5)										4	1	1	2	0	0	3											
Mark Whiten S OBP: 0.314, SLG: 0.383 (1, 9)										3	0	0	0	1	3	1											
Brian Jordan R OBP: 0.289, SLG: 0.409 (1, 8)										4	0	1	0	0	2	0											
Luis Alica S OBP: 0.415, SLG: 0.417 (1, 4)										3	1	2	1	0	0	0											
Lee Smith R (9, 1)										0	0	0	0	0	0	0											
Lee Guetterman L (9, 1)										0	0	0	0	0	0	0											
Tom Pagnozzi R OBP: 0.284, SLG: 0.364 (1, 2)										3	0	1	0	1	0	2											
Rene Arocha R OBP: 0.338, SLG: 0.338 (7, PH)										2	0	0	0	0	0	2											
Inning Stats	R: 0 E: 0 K: 1 S: 9	H: 1 LOB: 1 BB: 0 P: 14	R: 0 E: 0 K: 2 S: 9	H: 1 LOB: 1 BB: 1 P: 17	R: 0 E: 0 K: 0 S: 2	H: 0 LOB: 0 BB: 1 P: 6	R: 1 E: 0 K: 1 S: 8	H: 1 LOB: 0 BB: 0 P: 12	R: 0 E: 0 K: 1 S: 7	H: 0 LOB: 0 BB: 0 P: 11	R: 1 E: 0 K: 1 S: 11	H: 2 LOB: 1 BB: 0 P: 17	R: 1 E: 0 K: 1 S: 15	H: 3 LOB: 2 BB: 0 P: 24	R: 1 E: 0 K: 0 S: 6	H: 2 LOB: 1 BB: 1 P: 16	R: 0 E: 0 K: 0 S: 9	H: 1 LOB: 1 BB: 0 P: 15	1B: 9 2B: 2 3B: 0 HR: 1	SF: 1 SAC: 0 DP: 2 HBP: 0	WP: 0 PA: 39 PB: 0 SB: 0 CS: 1						
PITCHER	IP	WLS	BF	H	R	ER	SO	BB	IBB	HBP	BLK	WP	HR	S	P	ERA	WHIP										
Jeff Parrett R ERA: 4.54 (1, 1)	6.0		23	5	2	2	6	1	1	0	0	0	0	46	77	3.00	1.000										
Keith Shepherd R ERA: 6.07 (7, 1)	0.1		3	2	1	1	1	0	0	0	0	0	0	8	12	27.00	6.000										
Gary Wayne L ERA: 5.45 (7, 1)	1.0		6	2	1	1	0	0	1	0	0	0	0	9	23	9.00	2.000										
Marcus Moore R ERA: (8, 1)	0.2	W	3	1	0	0	0	0	0	0	0	0	0	4	5	0.00	1.500										
Darren Holmes R ERA: 6.16 (9, 1)	1.0	S	4	1	0	0	0	0	0	0	0	0	0	9	15	0.00	1.000										



Batter	1	2	3	4	5	6	7	8	9	AB	R	H	RBI	BB	SO	LOB	TOP			
Eric Young Sr. R OBP: 0.335, SLG: 0.329	K				K			G5-3		4	0	1	0	0	2	0	Colorado Rockies @ St. Louis Cardinals Busch Stadium, St. Louis, MO Sat Jul 10 1993, 7:05 PM CDT Att: 53,146 - Unknown - 94 F			
Chris Jones R OBP: 0.333, SLG: 0.556	K		G5-3			K		K		4	0	0	0	0	3	1				
Dante Bichette R OBP: 0.356, SLG: 0.515						K		G5-3		2	1	0	0	2	1	0				
Andres Galarraga R OBP: 0.424, SLG: 0.646	L6				K					4	1	2	1	0	1	2				
Charlie Hayes R OBP: 0.364, SLG: 0.508										4	1	2	2	0	1	1				
Jerald Clark R OBP: 0.326, SLG: 0.408	K									4	0	0	0	0	1	2				
Jayhawk Owens R OBP: 0.358, SLG: 0.449										4	0	0	0	0	0	1				
Freddie Benavides R OBP: 0.239, SLG: 0.271										3	0	0	0	0	0	0				
Scott Fredrickson R OBP: 0.271, SLG: 0.105										0	0	0	0	0	0	0				
Butch Henry L OBP: 0.125, SLG: 0.291										1	0	0	0	0	0	0				
Keith Shephard R OBP: 0.141, SLG: 0.300										0	0	0	0	0	0	0				
Jim Tatum R OBP: 0.223, SLG: 0.300										0	0	0	0	0	0	0				
Bruce Ruffin R OBP: 0.141, SLG: 0.105										0	0	0	0	0	0	0				
Vinny Castilla R OBP: 0.227, SLG: 0.465										1	0	0	0	0	0	0				
Inning Stats	R: 0 E: 0 K: 2 S: 7	H: 0 LOB: 1 BB: 1 P: 11	R: 0 E: 0 K: 2 S: 7	H: 0 LOB: 0 BB: 0 P: 7	R: 0 E: 0 K: 0 S: 4	H: 1 LOB: 1 BB: 0 P: 4	R: 2 E: 0 K: 1 S: 6	H: 1 LOB: 0 BB: 1 P: 10	R: 0 E: 0 K: 1 S: 5	H: 0 LOB: 0 BB: 0 P: 5	R: 1 E: 0 K: 2 S: 9	H: 2 LOB: 1 BB: 0 P: 9	R: 0 E: 0 K: 0 S: 3	H: 0 LOB: 0 BB: 0 P: 3	R: 0 E: 0 K: 1 S: 5	H: 1 LOB: 1 BB: 0 P: 4	1B: 3 2B: 0 3B: 0 HR: 2	SF: 0 SAC: 0 DP: 0 HBP: 0	WP: 0 PB: 1 SB: 0 CS: 0	PA: 34
PITCHER	IP WLS BF H R ER SO BB IBB HBP BLK WP HR S P ERA WHIP																			
Donovan Osborne, L ERA: 3.57	(1, 1) 7.0 W 27 4 3 3 8 2 0 0 0 0 0 2 41 49 3.86 0.857																			
Omar Olivares, R ERA: 4.7	(8, 1) 2.0 7 1 0 0 1 0 0 0 0 0 0 0 9 9 0.00 0.500																			

Batter	1	2	3	4	5	6	7	8	9	AB	R	H	RBI	BB	SO	LOB	BOTTOM			
Luis Altea S OBP: 0.388, SLG: 0.409	K		G1-3			G5-3		F8		5	0	1	0	0	1	1	Colorado Rockies @ St. Louis Cardinals Busch Stadium, St. Louis, MO Sat Jul 10 1993, 7:05 PM CDT Att: 53,146 - Unknown - 94 F			
Ozzie Smith S OBP: 0.329, SLG: 0.358										3	1	1	0	1	0	2				
Tim Jones, L	G5-3									0	0	0	0	0	0	0				
Gregg Jefferies S OBP: 0.395, SLG: 0.517										3	1	1	0	1	0	1				
Todd Zeile R OBP: 0.323, SLG: 0.364										4	1	1	1	0	2	1				
Bernard Gilkey R OBP: 0.394, SLG: 0.506										3	2	1	0	1	1	2				
Brian Jordan R OBP: 0.317, SLG: 0.467										4	2	4	3	0	0	0				
Mark Whiten S OBP: 0.314, SLG: 0.393										3	1	1	3	0	1	1				
Ray Lankford L OBP: 0.389, SLG: 0.352	K									1	1	0	0	0	0	1				
Tom Pagnozzi R OBP: 0.277, SLG: 0.354										4	0	0	0	0	0	1				
Donovan Osborne, S OBP: 0.225, SLG: 0.211										3	0	1	0	0	0	0				
Omar Olivares, R OBP: 0.250, SLG: 0.313										1	0	1	1	0	0	0				
Inning Stats	R: 0 E: 0 K: 1 S: 5	H: 0 LOB: 0 BB: 0 P: 5	R: 0 E: 1 K: 2 S: 8	H: 1 LOB: 1 BB: 0 P: 8	R: 0 E: 0 K: 0 S: 3	H: 0 LOB: 0 BB: 0 P: 3	R: 5 E: 0 K: 0 S: 9	H: 6 LOB: 2 BB: 1 P: 13	R: 2 E: 0 K: 1 S: 6	H: 2 LOB: 0 BB: 1 P: 10	R: 0 E: 0 K: 0 S: 3	H: 0 LOB: 0 BB: 0 P: 3	R: 0 E: 0 K: 1 S: 5	H: 1 LOB: 0 BB: 0 P: 5	R: 2 E: 2 K: 0 S: 5	H: 2 LOB: 1 BB: 1 P: 9	1B: 8 2B: 2 3B: 0 HR: 2	SF: 0 SAC: 0 DP: 1 HBP: 0	WP: 0 PB: 0 SB: 0 CS: 1	PA: 37
PITCHER	IP WLS BF H R ER SO BB IBB HBP BLK WP HR S P ERA WHIP																			
Butch Henry, L ERA: 6.95	(1, 1) 3.2 L 19 7 5 5 3 1 0 0 0 0 0 0 0 1 1 0.00 0.000																			
Keith Shephard, R ERA: 6.75	(4, 1) 0.1 1 0 0 0 0 0 0 0 0 0 0 0 1 1 0.00 0.000																			
Bruce Ruffin, L ERA: 5.11	(5, 1) 2.0 8 2 2 2 1 1 0 0 0 0 0 1 9 13 9.00 1.500																			
Scott Fredrickson, R ERA: 5.47	(7, 1) 2.0 9 3 2 1 1 1 0 0 0 0 0 0 10 14 4.50 2.000																			



Batter	1	2	3	4	5	6	7	8	9	AB	R	H	RBI	BB	SO	LOB	TOP								
Eric Young Sr. R OBP: 0.337, SLG: 0.334 (1, 4)										4	1	2	0	0	0	0	Colorado Rockies @ St. Louis Cardinals Busch Stadium, St. Louis, MO Sun Jul 11 1993, 3:33 AM CDT Att: 44,105 - Sunny - 95 F								
Alex Cole L OBP: 0.344, SLG: 0.323 (1, 8)										4	0	2	1	0	1	0									
Dante Bichette R OBP: 0.352, SLG: 0.508 (1, 9)										4	0	0	0	0	1	3									
Daryl Boston L OBP: 0.314, SLG: 0.365 (9, PH)										3	0	0	0	0	0	2									
Chris Jones R OBP: 0.340, SLG: 0.580 (9, 7)										1	1	1	0	0	0	0									
Charlie Hayes R OBP: 0.362, SLG: 0.508 (1, 5)										4	1	1	0	0	2	3									
Jerald Clark R OBP: 0.332, SLG: 0.430 (1, 3)										4	1	3	3	0	0	0									
Vinny Castilla R OBP: 0.321, SLG: 0.455 (1, 6)										4	0	0	0	0	1	2									
Danny Sheaffer R OBP: 0.269, SLG: 0.409 (1, 2)										4	0	0	0	0	0	2									
Armando Reynoso R OBP: 0.079, SLG: 0.135 (8, 1)										3	0	0	0	0	3	1									
Gary Wayne L (8, 1)										0	0	0	0	0	0	0									
Steve Reed R (8, 1)										0	0	0	0	0	0	0									
Inning Stats	R: 0 E: 0 K: 1 S: 13	H: 2 LOB: 2 BB: 0 P: 18	R: 0 E: 0 K: 1 S: 12	H: 1 LOB: 1 BB: 0 P: 16	R: 0 E: 0 K: 1 S: 7	H: 0 LOB: 0 BB: 0 P: 11	R: 1 E: 0 K: 0 S: 12	H: 2 LOB: 1 BB: 0 P: 16	R: 1 E: 0 K: 1 S: 8	H: 2 LOB: 0 BB: 0 P: 10	R: 0 E: 0 K: 1 S: 6	H: 0 LOB: 0 BB: 0 P: 10	R: 0 E: 0 K: 2 S: 11	H: 0 LOB: 0 BB: 0 P: 15	R: 0 E: 0 K: 1 S: 8	H: 0 LOB: 0 BB: 0 P: 12	R: 2 E: 0 K: 0 S: 11	H: 2 LOB: 0 BB: 0 P: 15	1B: 4 2B: 3 3B: 1 HR: 1	SF: 0 SAC: 0 DP: 1 HBP: 0	WP: 0 PB: 0 SB: 0 CS: 0	PA: 35			
PITCHER	IP	WLS	BF	H	R	ER	SO	BB	IBB	HBP	BLK	WP	HR	S	P	ERA	WHIP								
Bob Tewksbury R ERA: 3.73 (1, 1)	8.0	L	30	7	2	2	8	0	0	0	0	0	0	77	108	2.25	0.875								
Rob Murphy L ERA: 3.22 (9, 1)	0.1		2	1	1	1	0	0	0	0	0	0	0	6	7	27.00	3.000								
Omar Olivares R ERA: 4.78 (9, 1)	0.2		3	1	1	1	0	0	0	0	0	0	1	5	8	13.50	1.500								

Batter	1	2	3	4	5	6	7	8	9	AB	R	H	RBI	BB	SO	LOB	BOTTOM								
Bernard Gilkey R OBP: 0.389, SLG: 0.498 (1, 7)										4	0	0	0	0	1	2	Colorado Rockies @ St. Louis Cardinals Busch Stadium, St. Louis, MO Sun Jul 11 1993, 3:33 AM CDT Att: 44,105 - Sunny - 95 F								
Luis Alica S OBP: 0.379, SLG: 0.399 (1, 4)										4	0	0	0	0	1	2									
Gregg Jefferies S OBP: 0.390, SLG: 0.511 (1, 3)										4	0	0	0	0	1	0									
Todd Zeile R OBP: 0.322, SLG: 0.363 (1, 5)										4	0	1	0	0	1	0									
Ray Lankford L OBP: 0.388, SLG: 0.354 (1, 8)										4	0	1	0	0	1	1									
Brian Jordan R OBP: 0.327, SLG: 0.468 (1, 9)										2	0	1	0	1	0	1									
Erik Pappas R OBP: 0.394, SLG: 0.371 (1, 2)										3	0	0	0	0	1	4									
José Oquendo S OBP: 0.365, SLG: 0.245 (8, PH)										2	0	0	0	0	0	1									
Rod Brewer L OBP: 0.319, SLG: 0.321 (8, PR)										1	0	1	0	0	0	0									
Tim Jones L (9, 6)										0	1	0	0	0	0	0									
Bob Tewksbury R OBP: 0.238, SLG: 0.200 (8, PH)										0	0	0	0	0	0	0									
Gerald Perry L OBP: 0.117, SLG: 0.075 (8, PH)										0	0	0	0	0	0	0									
Mark Whiten S OBP: 0.116, SLG: 0.095 (8, PR)										0	0	0	0	0	0	0									
Ozzie Smith OBP: 0.292, SLG: 0.399 (9, 1)										0	0	0	0	0	0	0									
Rob Murphy OBP: 0.292, SLG: 0.500 (9, 1)										0	0	0	0	0	0	0									
Omar Olivares R OBP: 0.250, SLG: 0.313 (9, 1)										0	0	0	0	0	0	0									
Inning Stats	R: 0 E: 0 K: 0 S: 7	H: 0 LOB: 0 BB: 0 P: 12	R: 0 E: 0 K: 0 S: 8	H: 1 LOB: 1 BB: 0 P: 14	R: 0 E: 0 K: 0 S: 6	H: 0 LOB: 0 BB: 0 P: 9	R: 0 E: 0 K: 1 S: 9	H: 0 LOB: 0 BB: 0 P: 15	R: 0 E: 0 K: 1 S: 12	H: 1 LOB: 1 BB: 0 P: 20	R: 0 E: 0 K: 0 S: 4	H: 1 LOB: 0 BB: 0 P: 6	R: 0 E: 0 K: 0 S: 14	H: 1 LOB: 2 BB: 1 P: 20	R: 1 E: 0 K: 2 S: 8	H: 2 LOB: 1 BB: 0 P: 12	R: 0 E: 0 K: 2 S: 11	H: 0 LOB: 0 BB: 0 P: 18	1B: 5 2B: 1 3B: 0 HR: 0	SF: 0 SAC: 0 DP: 1 HBP: 0	WP: 1 PB: 1 SB: 1 CS: 1	PA: 32			
PITCHER	IP	WLS	BF	H	R	ER	SO	BB	IBB	HBP	BLK	WP	HR	S	P	ERA	WHIP								
Armando Reynoso R ERA: 3.03 (1, 1)	7.0	W	26	5	1	0	2	1	0	0	0	0	0	61	97	0.00	0.857								
Gary Wayne L ERA: 5.45 (8, 1)	0.0		1	1	0	0	0	0	0	0	0	0	0	1	2	∞	∞								
Steve Reed R ERA: 4.59 (8, 1)	2.0	S	5	0	0	0	4	0	0	0	0	0	0	17	27	0.00	0.000								

AB	35
R	4
H	9
RBI	4
BB	0
SO	8
LOB	13

AB	31
R	1
H	6
RBI	1
BB	1
SO	6
LOB	11

Batter	1	2	3	4	5	6	7	8	9	AB	R	H	RBI	BB	SO	LOB	TOP					
Craig Biggio, R OBP: 0.359, SLG: 0.479 (1, 4)	F8		HR			K		G6-4-3		4	1	2	1	0	1	0	Houston Astros @ St. Louis Cardinals Busch Stadium, St. Louis, MO Thu Jul 15 1993, 7:05 PM CDT Att: 35,739 - Unknown - 80 F					
Steve Finley, L OBP: 0.304, SLG: 0.342 (1, 8)	FC5		G3			1B		L8		4	0	2	0	0	0	1						
5 Jeff Bagwell, R OBP: 0.389, SLG: 0.518 (1, 3)	G5-3					K		G6-4-3		4	0	0	0	0	2	3						
Luis Gonzalez, L OBP: 0.350, SLG: 0.456 (1, 7)	FC5					G1-3		1B		4	0	1	0	0	1	1						
Ken Caminiti, S OBP: 0.302, SLG: 0.410 Chris Donnels, L OBP: 0.327, SLG: 0.340 (4, 5)	K					F7		G4-3		2	0	0	0	0	1	0						
Eric Anthony, L OBP: 0.325, SLG: 0.389 (1, 9)	G1-6-3					G4-3		P5		4	0	2	1	0	0	0						
Andujar Cedeno, R OBP: 0.370, SLG: 0.459 (1, 6)	G1-6-3					K		1B		4	0	1	0	0	1	2						
Eddie Taubensee, L OBP: 0.315, SLG: 0.402 (1, 2)			G3			1B		G4-6-3		4	0	2	0	0	1	1						
Doug Drabek, R OBP: 0.089, SLG: 0.178 Kevin Bass, S OBP: 0.301, SLG: 0.371 Todd Jones, L (7, 1)			K			K		G4-6-3		2	0	0	0	0	2	1						
Inning Stats	R: 0 E: 0 K: 0 S: 7	H: 1 LOB: 1 BB: 0 P: 11	R: 0 E: 0 K: 1 S: 6	H: 1 LOB: 0 BB: 0 P: 9	R: 1 E: 0 K: 1 S: 12	H: 1 LOB: 0 BB: 0 P: 17	R: 0 E: 0 K: 1 S: 5	H: 0 LOB: 0 BB: 0 P: 7	R: 0 E: 0 K: 2 S: 15	H: 1 LOB: 1 BB: 0 P: 21	R: 0 E: 0 K: 0 S: 10	H: 2 LOB: 2 BB: 0 P: 16	R: 0 E: 0 K: 0 S: 8	H: 2 LOB: 1 BB: 0 P: 15	R: 0 E: 0 K: 0 S: 11	H: 1 LOB: 0 BB: 0 P: 16		R: 1 E: 0 K: 2 S: 16	H: 2 LOB: 1 BB: 0 P: 22	1B: 9 2B: 1 3B: 0 HR: 1	SF: 0 SAC: 0 DP: 3 HBP: 0	WP: 0 PB: 0 SB: 0 CS: 0
PITCHER	IP	WLS	BF	H	R	ER	SO	BB	IBB	HBP	BLK	WP	HR	S	P	ERA	WHIP					
Rene Arocha, R ERA: 3.3 (1, 1)	7.0	W	28	9	1	1	7	0	0	0	0	0	1	69	104	1.29	1.286					
Rob Murphy, L ERA: 3.13 (8, 1)	1.0		2	0	0	0	0	0	0	0	0	0	0	5	8	0.00	0.000					
Lee Smith, R ERA: 4.21 (9, 1)	1.0	S	5	2	1	1	2	0	0	0	0	0	0	16	22	9.00	2.000					

Batter	1	2	3	4	5	6	7	8	9	AB	R	H	RBI	BB	SO	LOB	BOTTOM					
Bernard Gilkey, R OBP: 0.387, SLG: 0.495 (1, 7)	G6-3					F8		F7		4	0	1	0	0	0	2	Houston Astros @ St. Louis Cardinals Busch Stadium, St. Louis, MO Thu Jul 15 1993, 7:05 PM CDT Att: 35,739 - Unknown - 80 F					
Ozzie Smith, S OBP: 0.326, SLG: 0.353 (1, 6)	F7				L5	G4-3		G6-3		4	0	0	0	0	0	2						
Gregg Jefferies, S OBP: 0.389, SLG: 0.508 (1, 3)	K				G5-3			G6-3		4	0	1	0	0	1	0						
Todd Zeile, R OBP: 0.325, SLG: 0.368 (1, 5)					K	HR		G3-1		4	2	2	0	0	2	1						
Ray Lankford, L OBP: 0.386, SLG: 0.352 (1, 8)	G3				G3	HR		G3-1		4	1	1	0	0	1	2						
Mark Whiten, S OBP: 0.318, SLG: 0.404 (1, 9)	G4-3				HR			G3-1		3	1	1	3	1	0	1						
Luis Alica, S OBP: 0.379, SLG: 0.394 (1, 4)			F7		L9			IBB		2	0	0	0	1	0	0						
Tom Pagnozzi, R OBP: 0.284, SLG: 0.360 (1, 2)			SH5-4					K		3	0	2	0	0	1	2						
Rene Arocha, R OBP: 0.036, SLG: 0.036 Rob Murphy, L OBP: 0.500, SLG: 0.500 Lee Smith, R (9, 1)			SH5-4					K		2	0	0	0	0	0	0						
Inning Stats	R: 0 E: 0 K: 1 S: 9	H: 0 LOB: 0 BB: 0 P: 13	R: 0 E: 0 K: 1 S: 5	H: 0 LOB: 0 BB: 0 P: 9	R: 0 E: 0 K: 0 S: 9	H: 1 LOB: 1 BB: 0 P: 11	R: 3 E: 0 K: 0 S: 11	H: 3 LOB: 0 BB: 0 P: 18	R: 0 E: 0 K: 1 S: 8	H: 1 LOB: 1 BB: 0 P: 12	R: 1 E: 0 K: 0 S: 10	H: 1 LOB: 2 BB: 2 P: 21	R: 0 E: 0 K: 1 S: 5	H: 0 LOB: 0 BB: 0 P: 8	R: 0 E: 0 K: 2 S: 11	H: 1 LOB: 1 BB: 0 P: 19		1B: 6 2B: 1 3B: 0 HR: 1	SF: 0 SAC: 1 DP: 0 HBP: 0	WP: 1 PB: 0 SB: 1 CS: 1	PA: 33	
PITCHER	IP	WLS	BF	H	R	ER	SO	BB	IBB	HBP	BLK	WP	HR	S	P	ERA	WHIP					
Doug Drabek, R ERA: 3.62 (1, 1)	6.0	L	26	7	4	4	4	1	1	0	0	0	0	16	27	0.00	0.500					
Todd Jones, R ERA: (7, 1)	2.0		7	1	0	0	3	0	0	0	0	0	0	16	27	0.00	0.500					

Batter	1	2	3	4	5	6	7	8	9	AB	R	H	RBI	BB	SO	LOB	TOP										
Craig Biggio, R OBP: 0.362, SLG: 0.484 (1, 4)	G6-3		2B 5 2B 1B	FC6-4			2B	1B		5	1	3	2	0	0	2	Houston Astros @ St. Louis Cardinals Busch Stadium, St. Louis, MO Fri Jul 16 1993, 7:05 PM CDT Att: 47,928 - Unknown - 89 F AB 38 R 7 H 17 RBI 7 BB 3 SO 3 LOB 21										
Luis Gonzalez, L OBP: 0.361, SLG: 0.467 (1, 7)	G4-6-3 1B		5 2B 2B		1B		G6-4-3 BB	FC4-6 1B		4	1	4	1	1	0	0											
5 Jeff Bagwell, R OBP: 0.387, SLG: 0.516 (1, 3)	G4-6-3		G4-3 2B		K		G6-4-3	FC4-6		5	0	1	2	0	1	7											
Eric Anthony, L OBP: 0.329, SLG: 0.400 (8, 8)		G4-6-3 BB	G4-3					HR	L7	4	1	2	1	1	0	1											
Andujar Cedeno, R OBP: 0.370, SLG: 0.458 Doug Jones, R (9, 1)	F9		G6-3		G4-6-3			E 1B	CS 1B	5	1	2	0	0	0	4											
Scott Servais, R OBP: 0.335, SLG: 0.460 (1, 2)	G4-6-3				K			FC4-6 1B	B2	5	1	1	1	0	1	2											
Chris Donnels, L OBP: 0.357, SLG: 0.380 (1, 5)			1B 1B BB		1B 2B		G6-3	FC4-6 1B	CS	3	1	2	0	1	0	0											
Steve Finley, L OBP: 0.342, SLG: 0.342 Tom Edens, R Chris James, R Xavier Hernandez, L Al Osuna, R Jose Uribe, S (8, PH) (8, 1) (8, 1) (8, 6)			1B SH1-4 2B 1B		P6		K	L7		3	1	1	0	0	1	1											
Darryl Kile, R OBP: 0.120, SLG: 0.250 Shane Reynolds, R OBP: 1.000, SLG: 1.000 Cassey Candaele, S OBP: 0.306, SLG: 0.308 Kevin Bass, S OBP: 0.298, SLG: 0.368 (8, PH) (8, 9)			SH1-4		FC6-4 1B		G4-3	FC4-6 1B 1B		1	0	1	0	0	0	0											
Inning Stats	R: 0 E: 0 K: 0 S: 7	H: 1 LOB: 0 BB: 0 P: 9	R: 0 E: 0 K: 0 S: 4	H: 0 LOB: 0 BB: 1 P: 10	R: 4 E: 0 K: 0 S: 22	H: 4 LOB: 1 BB: 1 P: 33	R: 0 E: 0 K: 1 S: 13	H: 2 LOB: 2 BB: 0 P: 18	R: 0 E: 0 K: 1 S: 11	H: 0 LOB: 1 BB: 0 P: 17	R: 0 E: 0 K: 1 S: 10	H: 1 LOB: 1 BB: 1 P: 18	R: 3 E: 1 K: 0 S: 19	H: 6 LOB: 3 BB: 0 P: 29	R: 0 E: 0 K: 0 S: 10	H: 1 LOB: 0 BB: 0 P: 14		1B: 12 2B: 4 3B: 0 HR: 1	SF: 0 SAC: 1 DP: 4 HBP: 0	WP: 0 PB: 0 SB: 0 CS: 1	PA: 43						
PITCHER	IP	WLS	BF	H	R	ER	SO	BB	IBB	HBP	BLK	WP	HR	S	P	ERA	WHIP										
Joe Magrane, L ERA: 3.86 (1, 1)	2.1		12	5	4	4	0	2	0	0	0	0	0	27	41	15.43	3.000										
Rheal Cormier, L ERA: 4.25 (3, 1)	3.2		14	4	0	0	3	0	0	0	0	0	0	37	56	0.00	1.091										
Omar Olivares, R ERA: 4.71 (7, 1)	1.0		4	1	0	0	0	1	0	0	0	0	0	10	18	0.00	2.000										
Lee Guetterman, L ERA: 6.23 (8, 1)	1.0	L	9	6	3	3	0	0	0	0	0	0	1	19	29	27.00	6.000										
Rob Murphy, L ERA: 3.05 (9, 1)	1.0		3	1	0	0	0	0	0	0	0	0	0	10	14	0.00	1.000										

Batter	1	2	3	4	5	6	7	8	9	AB	R	H	RBI	BB	SO	LOB	BOTTOM										
Bernard Gilkey, R OBP: 0.387, SLG: 0.491 (1, 7)	F8		F8	G4-3 BB		G5-3		1B 1B		4	1	1	1	1	0	0	Houston Astros @ St. Louis Cardinals Busch Stadium, St. Louis, MO Fri Jul 16 1993, 7:05 PM CDT Att: 47,928 - Unknown - 89 F AB 37 R 6 H 12 RBI 6 BB 6 SO 7 LOB 19										
Ozzie Smith, S OBP: 0.330, SLG: 0.355 (1, 6)	L8		1B 1B	G4-3		BB		1B 1B		4	1	2	0	1	0	1											
Gregg Jefferies, S OBP: 0.395, SLG: 0.510 (1, 3)	1B		1B 1B	IBB		L9		S 1B		4	1	3	1	1	0	1											
Todd Zeile, R OBP: 0.326, SLG: 0.366 (1, 5)	K		1B 1B	F8		F8		FC3-6 BB		4	1	1	1	1	1	3											
Ray Lankford, L OBP: 0.389, SLG: 0.361 (1, 8)		G6-3 SF9 2B	1B 1B		G5-4-3 BB 1B		G4-3	FC3-6		5	1	3	1	0	0	3											
Mark Whiten, S OBP: 0.320, SLG: 0.403 Lee Guetterman, L (8, 1)		G6-3					K		K	3	0	1	1	1	1	1											
Rob Murphy, L OBP: 0.500, SLG: 0.500 Erik Pappas, R OBP: 0.391, SLG: 0.368 (9, PH)			1B		G5-4-3 BB				K	0	0	0	0	0	0	0											
Luis Alicea, S OBP: 0.370, SLG: 0.390 (1, 4)		SF9 BB	L7		G5-4-3			F8 1B	K	4	1	1	0	1	1	4											
Tom Pagnozzi, R OBP: 0.277, SLG: 0.353 Gerald Perry, L OBP: 0.404, SLG: 0.561 (9, PH)		SF9	K		G4-3			K	K	3	0	0	1	0	2	4											
Joe Magrane, R OBP: 0.143, SLG: 0.147 Rheal Cormier, L OBP: 0.192, SLG: 0.192 Rod Brewer, L OBP: 0.316, SLG: 0.318 Omar Olivares, R OBP: 0.250, SLG: 0.313 Brian Jordan, R OBP: 0.324, SLG: 0.463 (8, 9)		P7		G6-3		F8		F8		1	0	0	0	0	0	1											
Inning Stats	R: 0 E: 0 K: 1 S: 13	H: 1 LOB: 1 BB: 0 P: 21	R: 1 E: 0 K: 0 S: 8	H: 1 LOB: 1 BB: 1 P: 13	R: 3 E: 0 K: 1 S: 23	H: 5 LOB: 2 BB: 0 P: 32	R: 0 E: 0 K: 0 S: 7	H: 0 LOB: 2 BB: 2 P: 17	R: 0 E: 0 K: 0 S: 10	H: 0 LOB: 1 BB: 1 P: 12	R: 0 E: 0 K: 1 S: 9	H: 0 LOB: 0 BB: 0 P: 15	R: 2 E: 0 K: 1 S: 16	H: 4 LOB: 3 BB: 1 P: 25	R: 0 E: 0 K: 3 S: 10	H: 0 LOB: 0 BB: 0 P: 14	1B: 11 2B: 1 3B: 0 HR: 0	SF: 1 SAC: 0 DP: 1 HBP: 0	WP: 0 PB: 0 SB: 2 CS: 0	PA: 44							
PITCHER	IP	WLS	BF	H	R	ER	SO	BB	IBB	HBP	BLK	WP	HR	S	P	ERA	WHIP										
Darryl Kile, R ERA: 2.63 (1, 1)	2.1		15	7	4	4	1	1	0	0	0	0	0	15	27	15.43	3.429										
Shane Reynolds, R ERA: (3, 1)	2.2		11	1	0	0	1	2	1	0	0	0	0	23	42	0.00	1.125										
Tom Edens, R ERA: 2.31 (6, 1)	2.0	W	7	0	0	0	1	1	0	0	0	0	0	15	24	0.00	0.500										
Xavier Hernandez, R ERA: 3.38 (8, 1)	0.2		7	4	2	2	1	1	0	0	0	0	0	15	24	27.00	7.500										
Al Osuna, L ERA: 3.52 (8, 1)	0.2		2	0	0	0	1	0	0	0	0	0	0	5	7	0.00	0.000										

Batter	1	2	3	4	5	6	7	8	9	AB	R	H	RBI	BB	SO	LOB	TOP									
Craig Biggio, R OBP: 0.362, SLG: 0.482 (1, 4)	1-1 FC3-6 HBP		0-2 5 WP 1B		3-2 SF7 2H		1-1 P3		1-0 P2	3	0	1	1	0	0	0										
Steve Finley, L OBP: 0.303, SLG: 0.341 (1, 8)	0-0 FC3-6 1-2f		1-0 F7		1-1 G4-3			2-2 1B FC4-6 1B		4	1	1	0	0	0	2										
5 Jeff Bagwell, R OBP: 0.383, SLG: 0.510 (1, 3)	0-2 F8		2-1 F9 1-2		0-0 G6-3			1-1 B1		4	0	0	0	0	0	3										
Luis Gonzalez, L OBP: 0.363, SLG: 0.468 (1, 7)	2-2 P6 1-2			0-0 P6		0-1 G4-3 1B		2-2 FC4-6 1B		4	0	2	0	0	0	1										
Eric Anthony, L OBP: 0.328, SLG: 0.398 (1, 9)		2-1 G6-3		0-1 F7		1-2 G4-3 1B		0-0 FC4-6 1B		4	0	1	1	0	0	1										
Chris Donnels, L OBP: 0.397, SLG: 0.389 (1, 5)		0-3 K		1-0 1B		1-0 G4-3		0-1 FC6-4 1B		4	0	2	0	0	1	2										
Andujar Cedeno, R OBP: 0.366, SLG: 0.452 (1, 6)		1-2 G5-3		3-2 G5-3		1-3 K		0-2 FC6-4 1B		4	0	0	0	0	1	5										
Eddie Taubensee, L OBP: 0.322, SLG: 0.430 Kevin Bass, S OBP: 0.236, SLG: 0.364 (9, PH)			0-1 HR		0-0 WP SF7 SH1-3 1B		2-2 G5-3		0-3 K	3	2	2	1	0	0	0										
Brian Williams, R OBP: 0.167, SLG: 0.333 Rick Parker, R OBP: 0.318, SLG: 0.350 Todd Jones, L OBP: 0.333, SLG: 0.500 Xavier Hernandez, L OBP: 0.333, SLG: 0.500 Doug Jones, R OBP: 0.327, SLG: 0.500 (9, PH)			0-3 K		0-0 SH1-3		1-0 G5-3		3-2 K	1	0	0	0	0	0	1										
Inning Stats	R: 0 E: 0 K: 0 S: 8	H: 0 LOB: 1 BB: 0 P: 11	R: 0 E: 0 K: 1 S: 8	H: 0 LOB: 0 BB: 0 P: 11	R: 1 E: 0 K: 1 S: 13	H: 2 LOB: 1 BB: 0 P: 15	R: 0 E: 0 K: 0 S: 8	H: 1 LOB: 1 BB: 0 P: 12	R: 1 E: 0 K: 0 S: 7	H: 1 LOB: 0 BB: 0 P: 11	R: 0 E: 0 K: 1 S: 10	H: 2 LOB: 2 BB: 0 P: 13	R: 0 E: 0 K: 0 S: 7	H: 0 LOB: 0 BB: 0 P: 11	R: 1 E: 0 K: 0 S: 17	H: 3 LOB: 2 BB: 0 P: 22	R: 0 E: 0 K: 2 S: 7	H: 0 LOB: 0 BB: 0 P: 11	1B: 8 2B: 0 3B: 0 HR: 1	SF: 1 SAC: 1 DP: 0 HBP: 1	WP: 2 PB: 0 SB: 2 CS: 0	PA: 37				
PITCHER	IP	WLS	BF	H	R	ER	SO	BB	IBB	HBP	BLK	WP	HR	S	P	ERA	WHIP									
Bob Tewksbury, R ERA: 3.67 Rob Murphy, L ERA: 3.2 Lee Smith, R ERA: 4.1	(1, 1)	7.0	W	28	6	2	2	3	0	0	1	0	2	1	61	84	2.57	0.857								
	(8, 1)	1.0		6	3	1	1	0	0	0	0	0	0	0	17	22	9.00	3.000								
	(9, 1)	1.0	S	3	0	0	0	2	0	0	0	0	0	0	7	11	0.00	0.000								

Houston Astros @ St. Louis Cardinals
 Busch Stadium, St. Louis, MO
 Sat Jul 17 1993, 3:33 AM CDT
 Att: 46,571 - Sunny - 92 F

AB 34
 R 3
 H 9
 RBI 3
 BB 0
 SO 5
 LOB 14



Batter	1	2	3	4	5	6	7	8	9	AB	R	H	RBI	BB	SO	LOB	BOTTOM									
Luis Altea, S OBP: 0.380, SLG: 0.383 Lee Smith, R (9, 1)	1-0 G5-3		1-2 FC4-6 HBP		3-3 K		4-2 1B G3-1 BB		0-3 K	3	1	0	0	1	2	0										
Ozzie Smith, S OBP: 0.331, SLG: 0.355 (1, 6)	2-2 G5-3		1-0 FC4-6 BB 1-2f 2-3		4-2 WP BB BB		0-0 G3-1 SF8 1B			3	1	1	0	1	0	2										
Gregg Jefferies, S OBP: 0.398, SLG: 0.510 (1, 3)	0-0 G6-3		4-0 FC6-4 BB 1-2		4-0 WP BB BB		0-1 G3-1 1B 1-2 2-3			2	0	1	0	2	0	0										
Todd Zeile, R OBP: 0.325, SLG: 0.374 (1, 5)		2-0 HR	3-1 FC6-4 1-2f		2-2 K		1-0 G3-1			4	1	1	2	0	1	7										
Ray Lankford, L OBP: 0.391, SLG: 0.359 (1, 8)		1-3 K		4-0 WP FC5-4 BB		2-2 G1-3		4-0 IBB		2	1	0	0	2	1	2										
Mark Whiten, S OBP: 0.323, SLG: 0.414 (1, 9)		1-0 G4-3		4-1 FC5-4 BB		0-0 HR		0-0 SF8		2	1	1	2	1	0	0										
Brian Jordan, R OBP: 0.312, SLG: 0.444 (1, 7)		0-2 F8		1-0 FC5-4 G6-3 1-2f 3-H		0-1 F9		1-1 F9		4	0	0	1	0	0	3										
Tom Pagnozzi, R OBP: 0.276, SLG: 0.350 (1, 2)			0-2 F8		3-2 G6-3		3-2 L6		2-2 G3-6-3 1B	4	0	1	0	0	0	1										
Bob Tewksbury, R OBP: 0.244, SLG: 0.209 Rob Murphy, L OBP: 0.500, SLG: 0.500 Gerald Perry, L OBP: 0.396, SLG: 0.548 José Oquendo, S OBP: 0.365, SLG: 0.245 (9, 4)			0-0 FC4-6 HBP 1B		0-0 F8		0-3 K		0-0 G3-6-3	3	0	1	0	0	1	1										
Inning Stats	R: 0 E: 0 K: 0 S: 5	H: 0 LOB: 0 BB: 0 P: 8	R: 1 E: 0 K: 1 S: 8	H: 1 LOB: 0 BB: 0 P: 12	R: 0 E: 0 K: 0 S: 9	H: 1 LOB: 3 BB: 1 P: 18	R: 1 E: 1 K: 0 S: 6	H: 0 LOB: 2 BB: 2 P: 18	R: 0 E: 0 K: 2 S: 14	H: 0 LOB: 2 BB: 2 P: 29	R: 1 E: 0 K: 1 S: 9	H: 1 LOB: 0 BB: 0 P: 12	R: 2 E: 0 K: 0 S: 10	H: 2 LOB: 2 BB: 2 P: 20	R: 0 E: 0 K: 1 S: 7	H: 1 LOB: 0 BB: 0 P: 9	1B: 4 2B: 0 3B: 0 HR: 2	SF: 1 SAC: 0 DP: 1 HBP: 1	WP: 2 PB: 0 SB: 0 CS: 0	PA: 37						
PITCHER	IP	WLS	BF	H	R	ER	SO	BB	IBB	HBP	BLK	WP	HR	S	P	ERA	WHIP									
Brian Williams, R ERA: 4.37 Todd Jones, R ERA: 3.6 Xavier Hernandez, R ERA: 3.33 Doug Jones, R ERA: 5.26	(1, 1)	6.0	L	27	3	3	3	4	5	0	1	0	0	0	7	16	54.00	9.000								
	(7, 1)	0.1		5	2	2	2	0	1	1	0	0	0	0	3	4	0.00	0.000								
	(8, 1)	1.0		3	1	0	0	1	0	0	0	0	0	0	7	9	0.00	1.000								

Houston Astros @ St. Louis Cardinals
 Busch Stadium, St. Louis, MO
 Sat Jul 17 1993, 3:33 AM CDT
 Att: 46,571 - Sunny - 92 F

AB 28
 R 5
 H 6
 RBI 5
 BB 7
 SO 5
 LOB 17



Batter	1	2	3	4	5	6	7	8	9	AB	R	H	RBI	BB	SO	LOB	TOP			
Luis Alica, S OBP: 0.381, SLG: 0.380 (1, 4)	F8		G6-4-3		K			BLK 1B		4	1	1	0	0	1	3	St. Louis Cardinals @ Atlanta Braves Atlanta-Fulton County Stadium, Atlanta, GA Mon Jul 19 1993, 7:05 PM EDT Att: 49,447 - Unknown - 94 F livebaseballscores.com			
Ozzie Smith, S OBP: 0.338, SLG: 0.360 (1, 6)	CS 1B			FC6-4 1B		P3		CS 1B		4	0	3	1	0	0	0				
Ray Lankford, L OBP: 0.386, SLG: 0.352 (1, 8)	BB			FC6-4 CS 1-2		K		K		3	0	0	0	1	2	2				
Todd Zeile, R OBP: 0.327, SLG: 0.374 (1, 5)	K			G4-3 1-2		G6-3		L7		4	0	0	0	0	1	2				
Mark Whiten, S OBP: 0.328, SLG: 0.433 (1, 9)		F7			HR			G5-6-3 BB	CS BB	2	1	1	1	2	0	0				
Gerald Perry, L OBP: 0.358, SLG: 0.489 (1, 3)					G4-3			G5-6-3	K	4	0	0	0	0	2	2				
Omar Olivares, R OBP: 0.250, SLG: 0.313 (9, 1)								1-2		0	0	0	0	0	0	0				
Lee Smith, R (9, 1)										0	0	0	0	0	0	0				
Brian Jordan, R OBP: 0.331, SLG: 0.505 (1, 7)		G1-3			SH2-4 1B			HR	HR	4	2	3	2	0	0	0				
Tom Pagnozzi, R OBP: 0.282, SLG: 0.354 (1, 2)				P5	SH2-4 1B			1B	P3	4	0	2	0	0	0	0				
Donovan Osborne, S OBP: 0.238, SLG: 0.225 (1, 1)					SH2-4			L8		2	0	1	0	0	0	1				
Rob Murphy, L OBP: 0.300, SLG: 0.500 (8, 1)										0	0	0	0	0	0	0				
Rod Brewer, L OBP: 0.320, SLG: 0.322 (9, 3)										0	0	0	0	0	0	0				
Inning Stats	R: 0 E: 0 K: 1 S: 10	H: 1 LOB: 1 BB: 1 P: 16	R: 0 E: 0 K: 1 S: 11	H: 0 LOB: 0 BB: 0 P: 16	R: 0 E: 0 K: 0 S: 7	H: 1 LOB: 0 BB: 0 P: 12	R: 0 E: 0 K: 0 S: 7	H: 1 LOB: 0 BB: 0 P: 7	R: 1 E: 0 K: 1 S: 13	H: 3 LOB: 2 BB: 0 P: 17	R: 0 E: 0 K: 1 S: 6	H: 0 LOB: 0 BB: 0 P: 9	R: 1 E: 0 K: 0 S: 8	H: 2 LOB: 1 BB: 1 P: 15	R: 1 E: 0 K: 1 S: 11	H: 2 LOB: 0 BB: 1 P: 20	1B: 8 2B: 0 3B: 0 HR: 3	SF: 0 SAC: 1 DP: 2 HBP: 0	WP: 0 PB: 0 SB: 0 CS: 4	PA: 35
PITCHER	IP WLS BF H R ER SO BB IBB HBP BLK WP HR S P ERA WHIP																			
Pete Smith, R ERA: 4.16 (1, 1)	5.0 L 19 6 1 1 3 1 0 0 0 0 1 48 68 1.80 1.400																			
Kent Mercker, L ERA: 2.99 (6, 1)	2.0 8 2 1 1 1 1 0 0 0 0 1 14 24 4.50 1.500																			
Steve Bedrosian, R ERA: 2.22 (8, 1)	1.0 4 2 1 1 1 0 0 0 0 1 0 0 11 16 9.00 2.000																			
Jay Howell, R ERA: 2.7 (9, 1)	1.0 4 1 1 1 1 1 0 0 0 0 1 11 20 9.00 2.000																			

Batter	1	2	3	4	5	6	7	8	9	AB	R	H	RBI	BB	SO	LOB	BOTTOM					
Otis Nixon, S OBP: 0.330, SLG: 0.292 (1, 8)	FC9-6 BB		F9		G4-3			B4-3		3	0	0	0	1	0	3	St. Louis Cardinals @ Atlanta Braves Atlanta-Fulton County Stadium, Atlanta, GA Mon Jul 19 1993, 7:05 PM EDT Att: 49,447 - Unknown - 94 F livebaseballscores.com					
Jeff Blauser, R OBP: 0.410, SLG: 0.413 (1, 6)	F8			K		F9		F9		3	0	0	0	1	1	1						
Terry Pendleton, S OBP: 0.285, SLG: 0.350 (1, 5)	FC9-6 1-2			P5		F9		F8		4	0	0	0	0	0	3						
Ron Gant, R OBP: 0.338, SLG: 0.516 (1, 7)	F8			1B 2B		G5-3			1B 1B	4	0	2	0	0	0	1						
David Justice, L OBP: 0.321, SLG: 0.468 (1, 9)	F8			1B				G1-3	F8	4	0	1	0	0	0	1						
Brian Hunter, R OBP: 0.195, SLG: 0.203 (1, 3)									F8	3	0	1	0	0	1	0						
Sid Bream, L OBP: 0.309, SLG: 0.398 (9, PH)									1B	1	0	1	0	0	0	0						
Damon Berryhill, S OBP: 0.286, SLG: 0.437 (1, 2)									P6	4	0	0	0	0	0	2						
Mark Lemke, S OBP: 0.345, SLG: 0.384 (1, 4)								B4-3 G1-3 BB	F8	3	0	1	0	1	0	2						
Pete Smith, R OBP: 0.222, SLG: 0.240 (1, 1)										1	0	0	0	0	1	0						
Bill Fiorillo, R OBP: 0.316, SLG: 0.306 (5, PH)										1	0	0	0	0	0	1						
Kent Mercker, L (8, 1)										0	0	0	0	0	0	0						
Steve Bedrosian, R (8, 1)										0	0	0	0	0	0	0						
Francisco Cabrera, R OBP: 0.332, SLG: 0.439 (8, PH)										1	0	0	0	0	0	1						
Jay Howell, R (9, 1)										0	0	0	0	0	0	0						
Inning Stats	R: 0 E: 0 K: 0 S: 8	H: 0 LOB: 1 BB: 1 P: 14	R: 0 E: 0 K: 0 S: 6	H: 0 LOB: 0 BB: 0 P: 8	R: 0 E: 0 K: 1 S: 8	H: 0 LOB: 0 BB: 0 P: 12	R: 0 E: 0 K: 1 S: 11	H: 2 LOB: 2 BB: 0 P: 17	R: 0 E: 1 K: 0 S: 10	H: 2 LOB: 2 BB: 0 P: 17	R: 0 E: 0 K: 0 S: 7	H: 0 LOB: 0 BB: 0 P: 14	R: 0 E: 0 K: 1 S: 8	H: 0 LOB: 0 BB: 0 P: 13	R: 0 E: 0 K: 0 S: 8	H: 0 LOB: 2 BB: 2 P: 17	R: 0 E: 0 K: 0 S: 12	H: 2 LOB: 2 BB: 0 P: 18	1B: 5 2B: 1 3B: 0 HR: 0	SF: 0 SAC: 0 DP: 0 HBP: 0	WP: 0 PB: 0 SB: 0 CS: 0	PA: 35
PITCHER	IP WLS BF H R ER SO BB IBB HBP BLK WP HR S P ERA WHIP																					
Donovan Osborne, L ERA: 3.37 (1, 1)	7.0 W 25 4 0 0 3 1 0 0 0 0 0 0 8 95 0.00 0.714																					
Rob Murphy, L ERA: 3.12 (8, 1)	1.0 5 0 0 0 0 2 0 0 0 0 0 0 8 17 0.00 2.000																					
Omar Olivares, R ERA: 4.69 (9, 1)	0.1 3 2 0 0 0 0 0 0 0 0 0 0 6 10 0.00 6.000																					
Lee Smith, R ERA: 3.92 (9, 1)	0.2 S 2 0 0 0 0 0 0 0 0 0 0 0 6 8 0.00 0.000																					

St. Louis Cardinals @ Atlanta Braves
 Atlanta-Fulton County Stadium, Atlanta, GA
 Mon Jul 19 1993, 7:05 PM EDT
 Att: 49,447 - Unknown - 94 F

AB 31
 R 4
 H 11
 RBI 4
 BB 3
 SO 6
 LOB 10



St. Louis Cardinals @ Atlanta Braves
 Atlanta-Fulton County Stadium, Atlanta, GA
 Mon Jul 19 1993, 7:05 PM EDT
 Att: 49,447 - Unknown - 94 F

AB 32
 R 0
 H 6
 RBI 0
 BB 3
 SO 3
 LOB 15




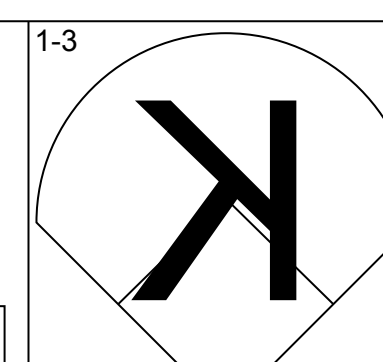
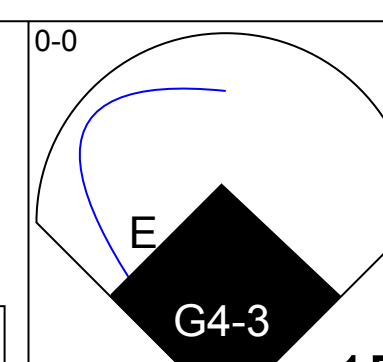
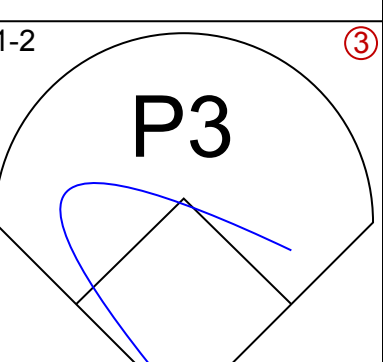
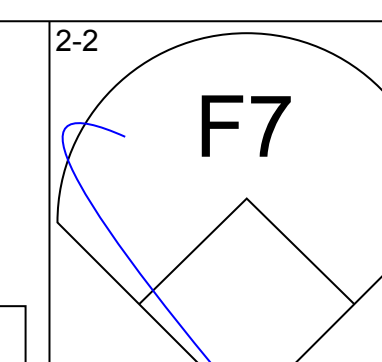
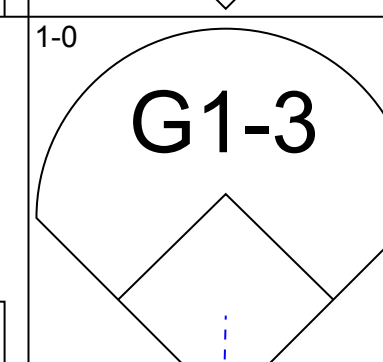
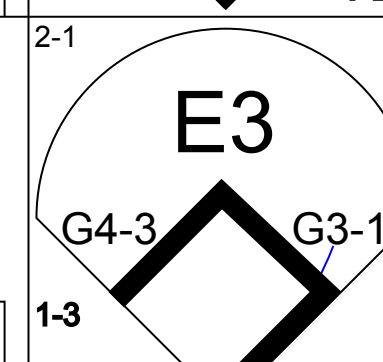
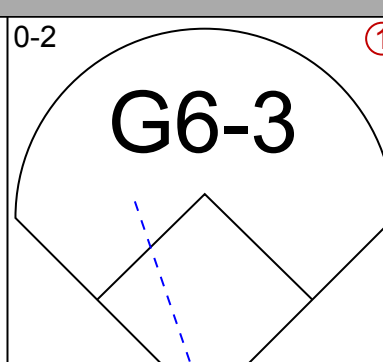
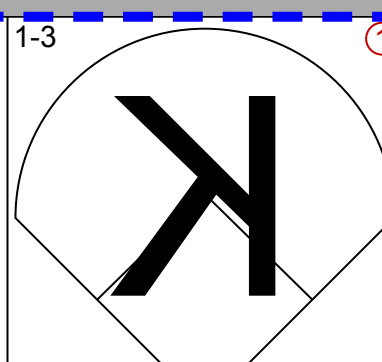
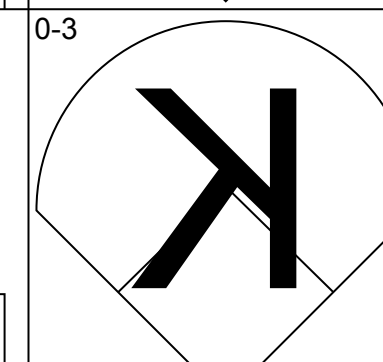
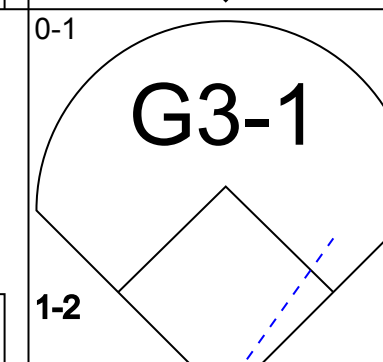
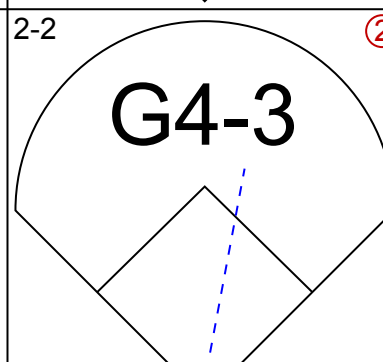
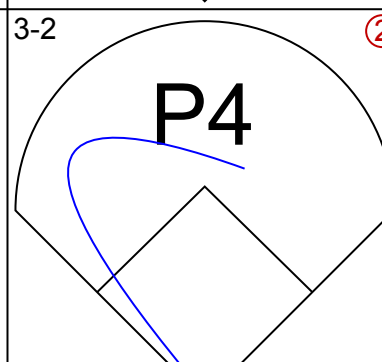
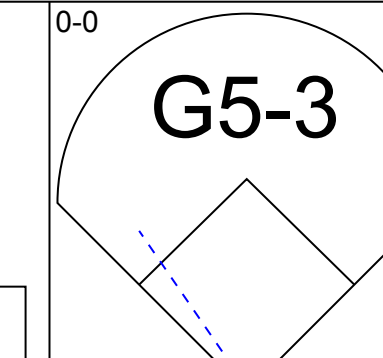
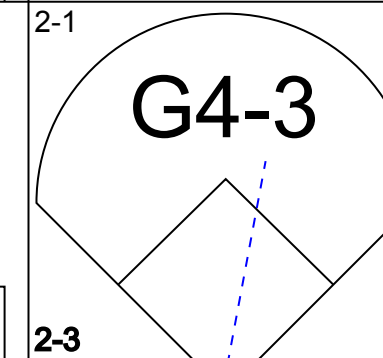
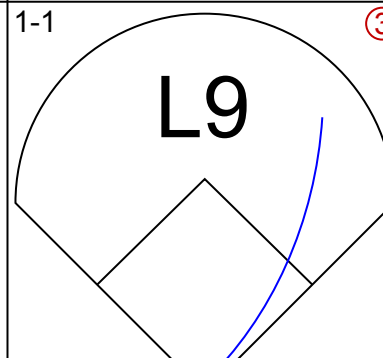
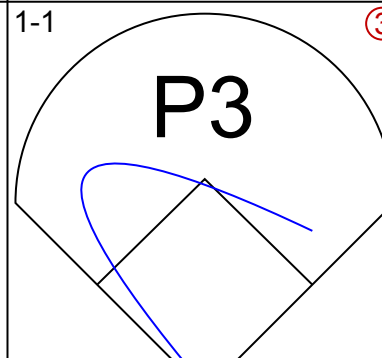
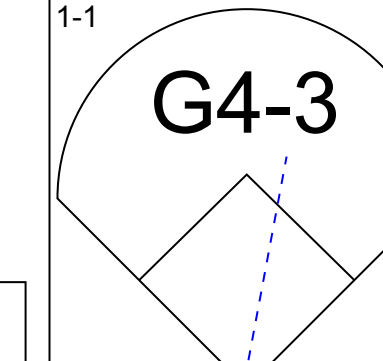
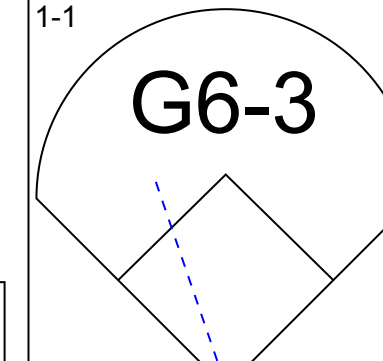
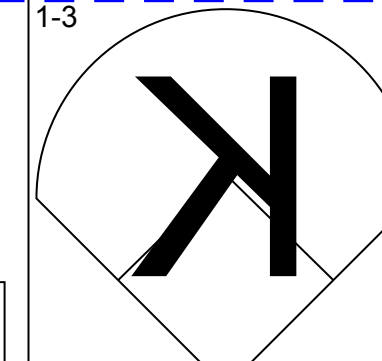
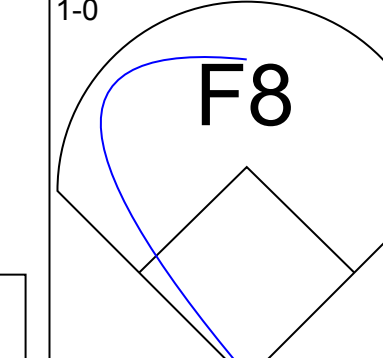
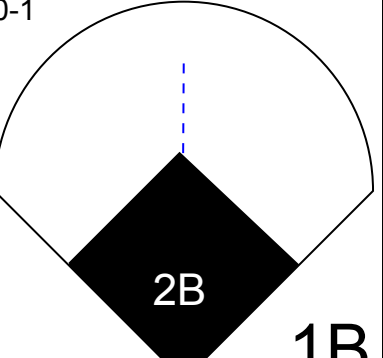
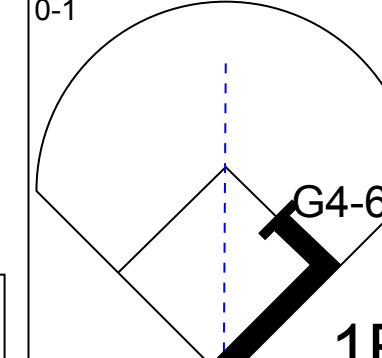
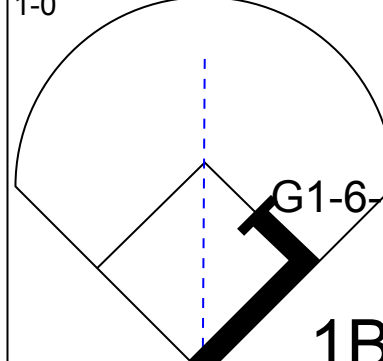
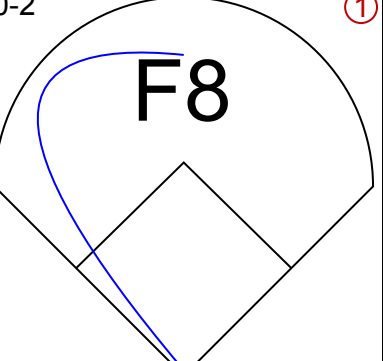
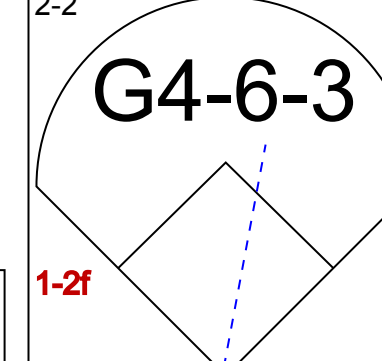
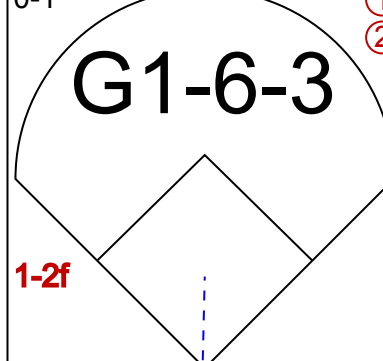
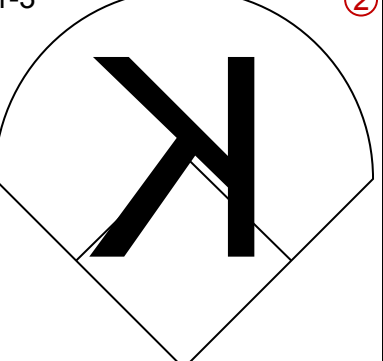
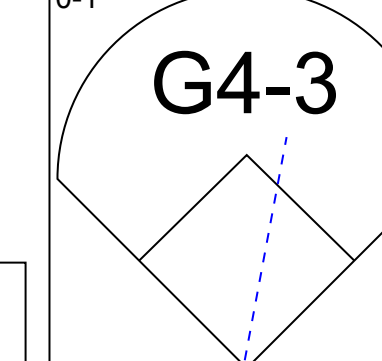

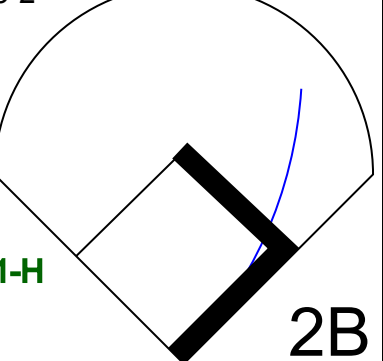
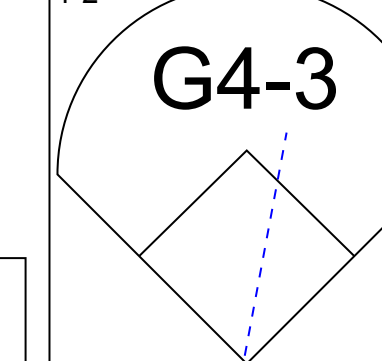
Batter	1	2	3	4	5	6	7	8	9	AB	R	H	RBI	BB	SO	LOB	TOP					
Luis Altea, S OBP: 0.381, SLG: 0.381 (1, 4)	G6-3		1B			G4-3			G5-3	5	0	2	0	0	0	1	St. Louis Cardinals @ Atlanta Braves Atlanta-Fulton County Stadium, Atlanta, GA Tue Jul 20 1993, 7:05 PM EDT Att: 49,072 - Unknown - 89 F					
Ozzie Smith, S OBP: 0.356, SLG: 0.357 (1, 6)	F8		P2				G1-3		G6-3	5	1	1	0	0	0	1						
Bernard Gilkey, R OBP: 0.386, SLG: 0.491 (1, 7)	G6-3			G4-3	FC5-2		G4-3			3	2	0	0	1	0	2						
Todd Zeile, R OBP: 0.326, SLG: 0.373 (1, 5)		F9		G4-3	WP		G1-3			4	0	1	1	0	0	1						
Mark Whiten, S OBP: 0.327, SLG: 0.431 (1, 9)	L7		E1	F7			G6-3			4	1	1	0	0	0	1						
Brian Jordan, R OBP: 0.344, SLG: 0.532 (1, 8)			2B	K						4	1	3	1	0	1	1						
Gerald Perry, L OBP: 0.351, SLG: 0.460 (1, 3)	L9			K			L9		G6-4-3	3	0	0	0	1	1	2						
Tom Pagnozzi, R OBP: 0.281, SLG: 0.358 (1, 2)			P4				F9		G6-4-3	4	0	1	1	0	0	2						
Rene Arocha, R OBP: 0.065, SLG: 0.065 (1, 1)			K	K					F8	3	0	1	0	0	2	1						
Rheal Cormier, L OBP: 0.192, SLG: 0.192 (6, 1)										0	0	0	0	0	0	0						
Omar Olivares, R OBP: 0.250, SLG: 0.313 (8, 1)										0	0	0	0	0	0	0						
Tracy Woodson, R OBP: 0.236, SLG: 0.245 (9, PH)										1	0	0	0	0	0	0						
Inning Stats	R: 0 E: 0 K: 0 S: 6	H: 0 LOB: 0 BB: 0 P: 9	R: 0 E: 0 K: 0 S: 8	H: 1 LOB: 1 BB: 0 P: 10	R: 0 E: 0 K: 1 S: 9	H: 1 LOB: 1 BB: 0 P: 11	R: 3 E: 1 K: 2 S: 13	H: 3 LOB: 1 BB: 1 P: 25	R: 2 E: 0 K: 1 S: 20	H: 3 LOB: 1 BB: 0 P: 29	R: 0 E: 0 K: 0 S: 8	H: 1 LOB: 1 BB: 0 P: 10	R: 0 E: 0 K: 0 S: 12	H: 0 LOB: 0 BB: 0 P: 18	R: 0 E: 0 K: 0 S: 11	H: 1 LOB: 1 BB: 1 P: 20	R: 0 E: 0 K: 0 S: 6	H: 0 LOB: 0 BB: 0 P: 11	1B: 7 2B: 3 3B: 0 HR: 0	SF: 0 SAC: 0 DP: 1 HBP: 0	WP: 1 PB: 0 SB: 0 CS: 0	PA: 38
PITCHER	IP WLS BF H R ER SO BB IBB HBP BLK WP HR S P ERA WHIP																					
Tom Glavine, L ERA: 2.99 (1, 1)	4.1	22	8	5	5	3	1	0	0	0	0	0	0	1	0	20	25	0.00	0.600			
Steve Bedrosian, R ERA: 2.08 (5, 1)	1.2	6	1	0	0	1	0	0	0	0	0	0	0	0	0	12	18	0.00	0.000			
Greg McMichael, R ERA: 2.66 (7, 1)	1.0	3	0	0	0	0	0	0	0	0	0	0	0	0	0	11	20	0.00	1.000			
Mark Wohlers, R ERA: 1.96 (8, 1)	1.0	W	4	1	0	0	0	1	0	0	0	0	0	0	0	6	11	0.00	0.000			
Mike Stanton, L ERA: 3.69 (9, 1)	1.0	S	3	0	0	0	0	0	0	0	0	0	0	0	0	6	11	0.00	0.000			

AB	36
R	5
H	10
RBI	3
BB	2
SO	4
LOB	12



Batter	1	2	3	4	5	6	7	8	9	AB	R	H	RBI	BB	SO	LOB	BOTTOM			
Deion Sanders, L OBP: 0.292, SLG: 0.403 (1, 8)	G5-3			P6		HR	G3			5	1	2	1	0	0	0	St. Louis Cardinals @ Atlanta Braves Atlanta-Fulton County Stadium, Atlanta, GA Tue Jul 20 1993, 7:05 PM EDT Att: 49,072 - Unknown - 89 F			
Jeff Blauser, R OBP: 0.410, SLG: 0.420 (1, 6)	K			L9				F8		4	1	1	3	1	1	1				
Mike Stanton, L (9, 1)										0	0	0	0	0	0	0				
Ron Gant, R OBP: 0.337, SLG: 0.513 (1, 7)	G6-3			G6-3		HR	E1			4	1	1	0	0	0	1				
Fred McGriff, L OBP: 0.360, SLG: 0.503 (1, 3)		G3			G3	HR	G4-3			4	1	1	2	0	0	2				
David Justice, L OBP: 0.323, SLG: 0.468 (1, 9)		L4						E9		4	1	2	0	0	1	0				
Terry Pendleton, S OBP: 0.286, SLG: 0.350 (1, 5)		P5						SH		3	1	1	0	0	0	1				
Damon Berryhill, S OBP: 0.287, SLG: 0.435 (1, 2)			G1-3					SH1-4		3	0	1	0	0	0	1				
Mark Lemke, S OBP: 0.344, SLG: 0.382 (1, 4)				G5-4-3		F7	P4			4	0	1	0	0	0	3				
Tom Glavine, L OBP: 0.196, SLG: 0.146 (5, 1)				G5-4-3			B1-3			1	0	0	0	0	0	1				
Steve Bedrosian, R OBP: 0.333, SLG: 0.324 (5, PH)										0	0	0	0	0	0	0				
Bill Pecota, R OBP: 0.343, SLG: 0.324 (6, PH)										0	0	0	0	0	0	0				
Greg McMichael, R OBP: 0.282, SLG: 0.290 (7, PH)										0	0	0	0	0	0	0				
Otis Nixon, S OBP: 0.282, SLG: 0.290 (7, PH)										0	0	0	0	0	0	0				
Mark Wohlers, R OBP: 0.240, SLG: 0.244 (8, PH)										0	0	0	0	0	0	0				
Francisco Cabrera, R OBP: 0.240, SLG: 0.244 (8, PH)										0	0	0	0	0	0	0				
Rafael Bellard, R OBP: 0.236, SLG: 0.278 (8, PH)										0	0	0	0	0	0	0				
Inning Stats	R: 0 E: 0 K: 1 S: 7	H: 0 LOB: 0 BB: 0 P: 11	R: 0 E: 0 K: 0 S: 11	H: 0 LOB: 0 BB: 0 P: 18	R: 0 E: 0 K: 0 S: 8	H: 1 LOB: 0 BB: 0 P: 12	R: 0 E: 0 K: 0 S: 6	H: 0 LOB: 0 BB: 0 P: 8	R: 0 E: 0 K: 0 S: 9	H: 1 LOB: 1 BB: 0 P: 14	R: 5 E: 0 K: 1 S: 13	H: 7 LOB: 2 BB: 0 P: 20	R: 0 E: 1 K: 0 S: 5	H: 0 LOB: 2 BB: 1 P: 12	R: 3 E: 2 K: 0 S: 10	H: 2 LOB: 1 BB: 1 P: 18	1B: 9 2B: 0 3B: 0 HR: 2	SF: 0 SAC: 2 DP: 1 HBP: 0	WP: 0 PB: 0 SB: 0 CS: 0	PA: 38
PITCHER	IP WLS BF H R ER SO BB IBB HBP BLK WP HR S P ERA WHIP																			
Rene Arocha, R ERA: 3.58 (1, 1)	5.1	22	7	5	5	1	0	0	0	0	0	0	0	0	20	37	0.00	2.143		
Rheal Cormier, L ERA: 4.15 (6, 1)	2.1	L	15	4	3	0	1	1	1	0	0	0	0	0	1	1	0.00	0.000		
Omar Olivares, R ERA: 4.67 (8, 1)	0.1		1	0	0	0	0	0	0	0	0	0	0	1	1	0.00	0.000			

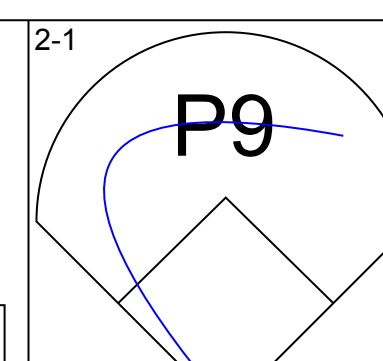
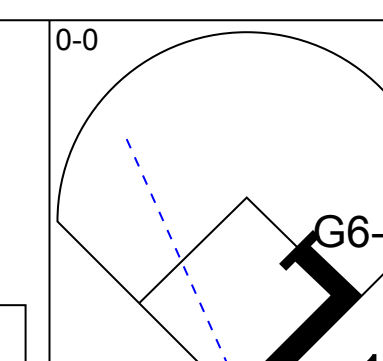
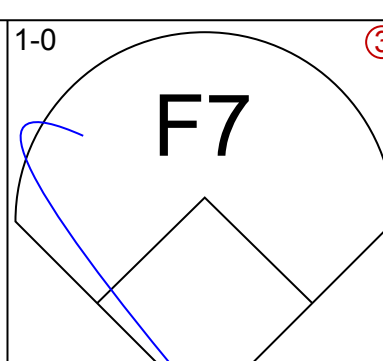
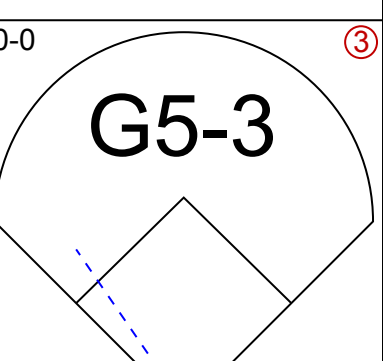
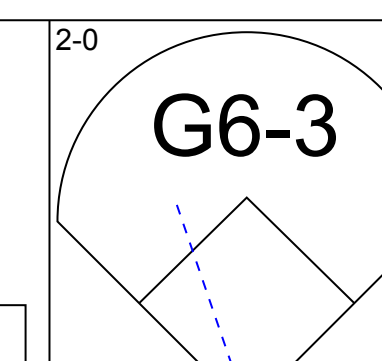
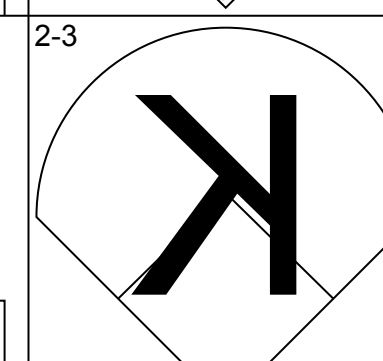
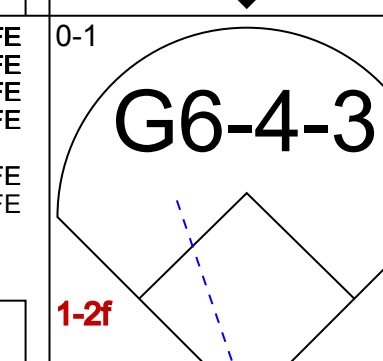
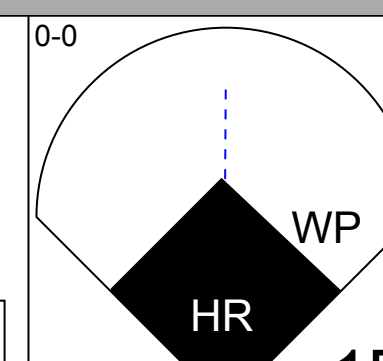
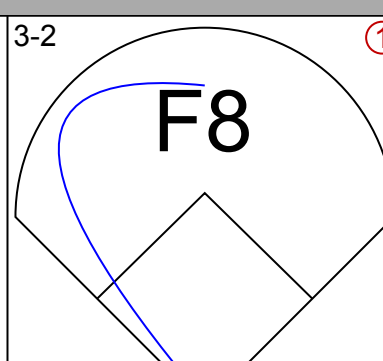
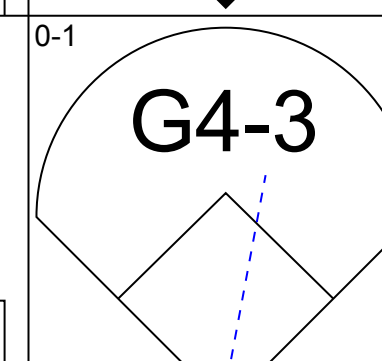
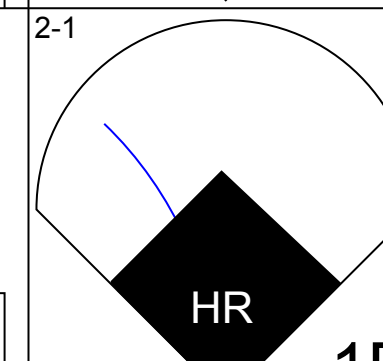
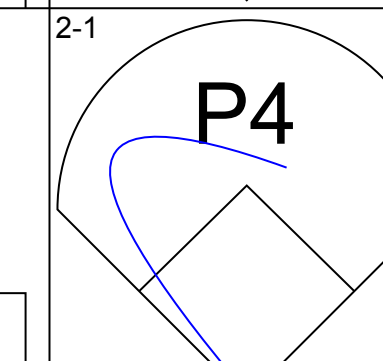
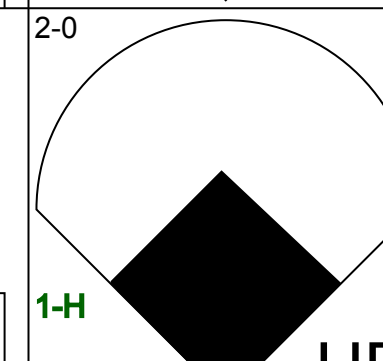
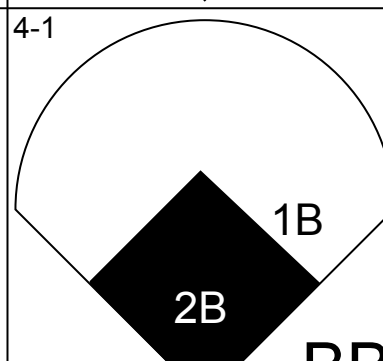
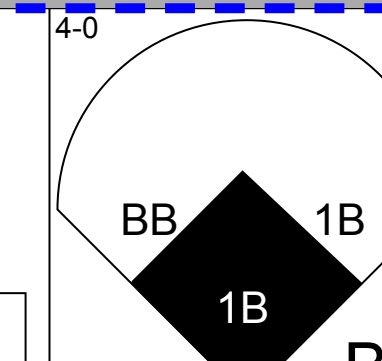
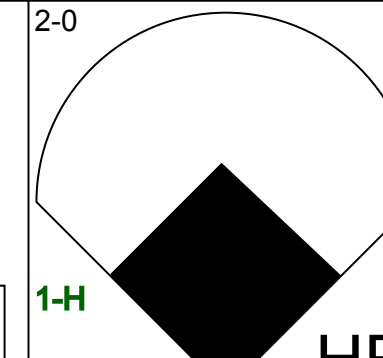
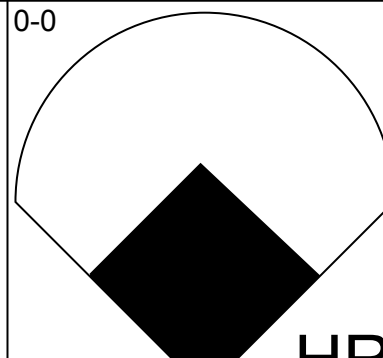
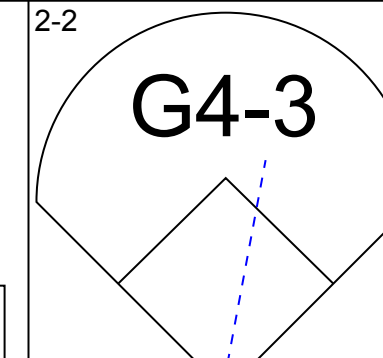

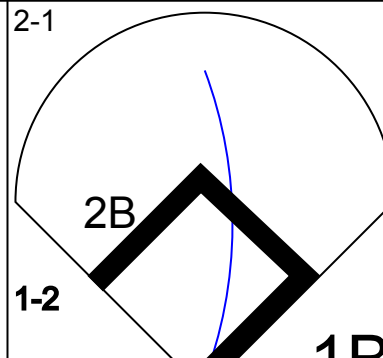

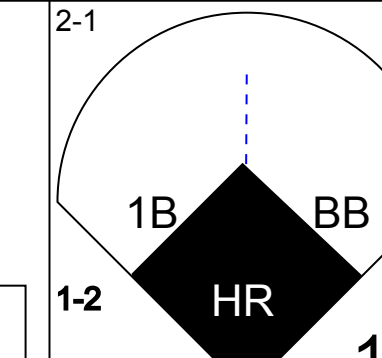
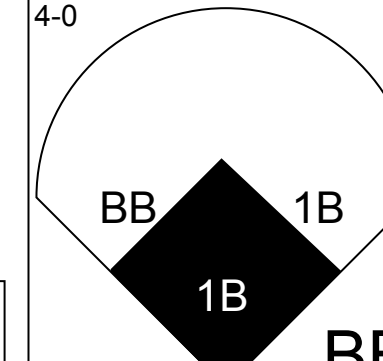

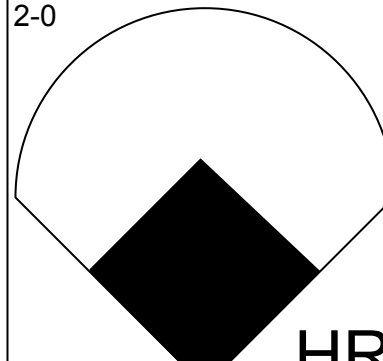
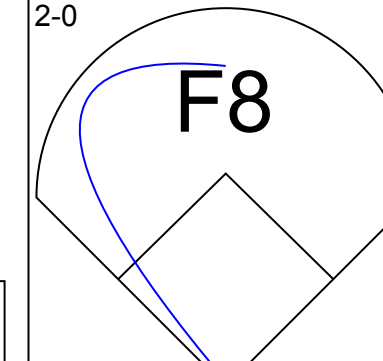

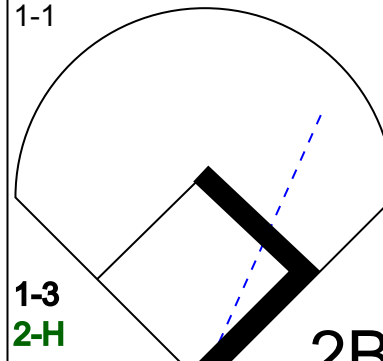

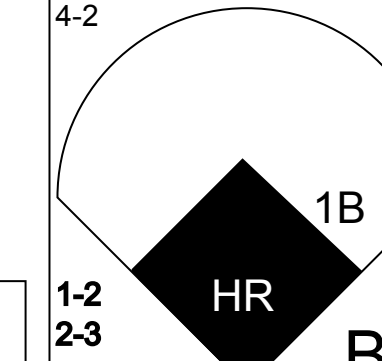
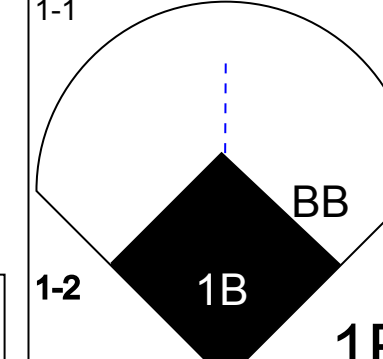

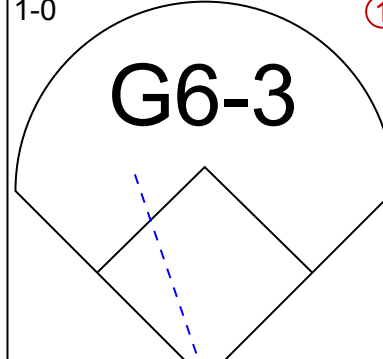
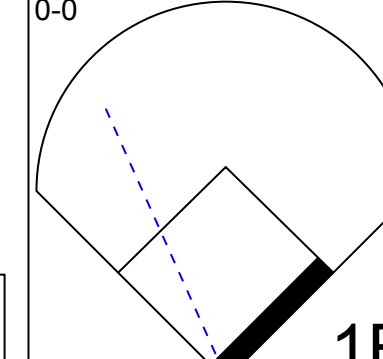

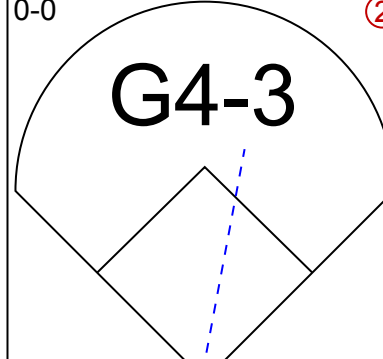

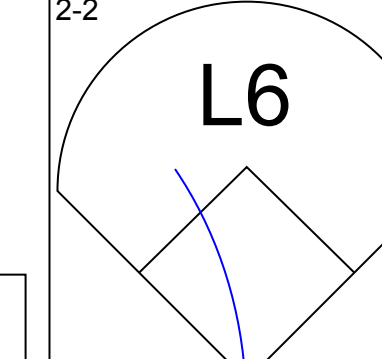
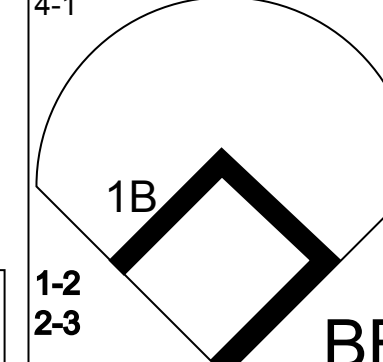

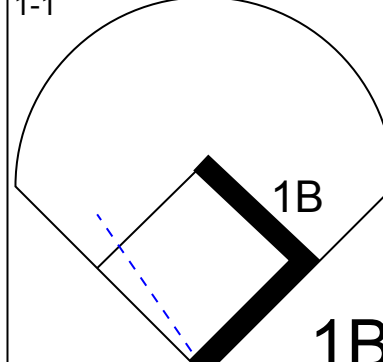
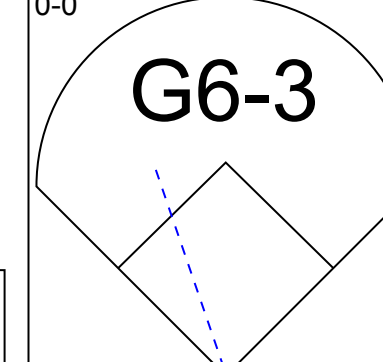

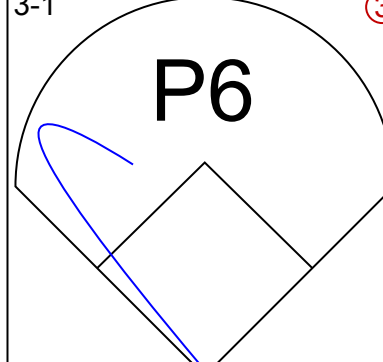
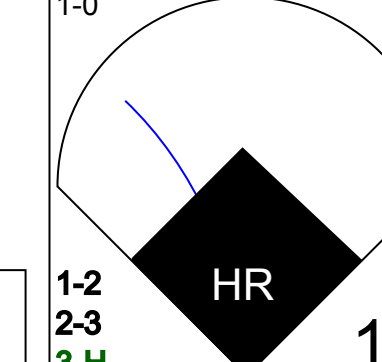

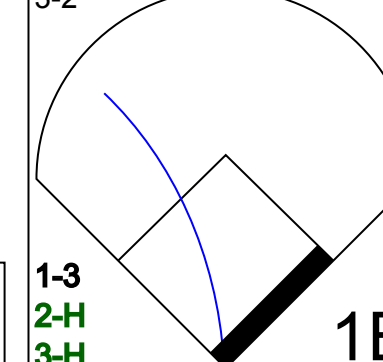
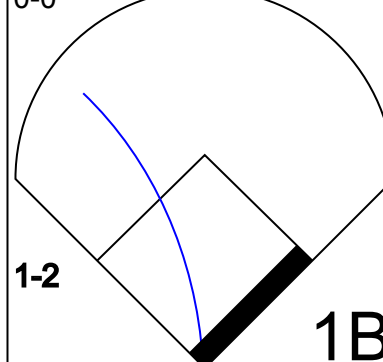
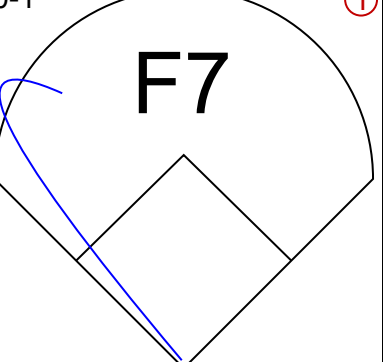
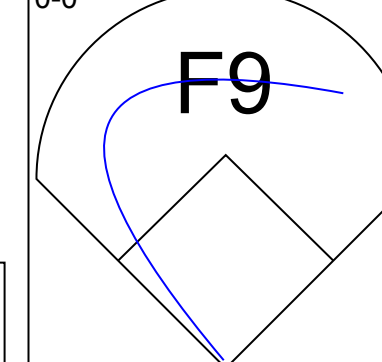
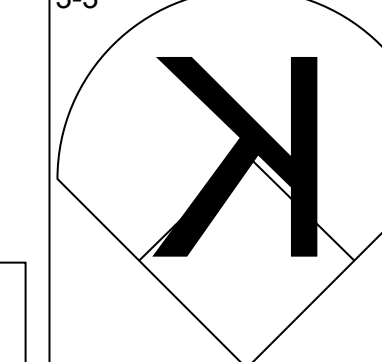
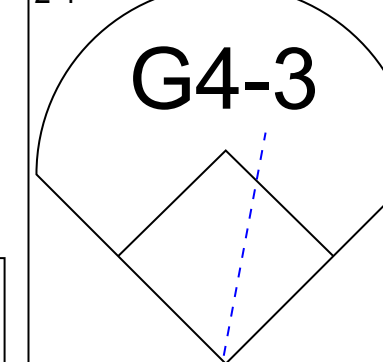
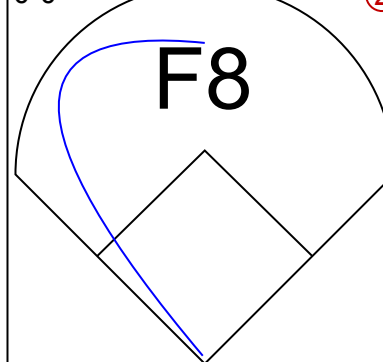
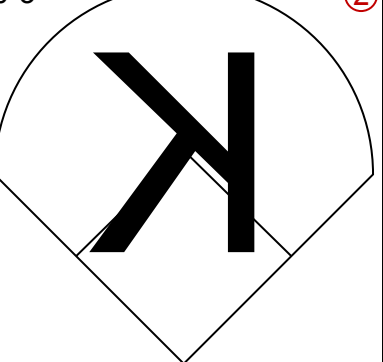
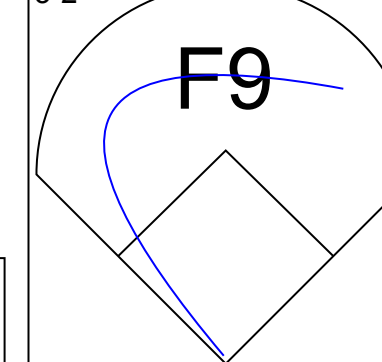
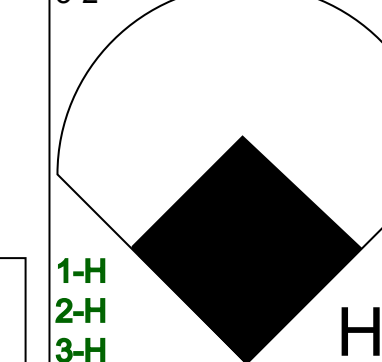


Batter	1	2	3	4	5	6	7	8	9	AB	R	H	RBI	BB	SO	LOB	TOP					
Bernard Gilkey, R (1, 7) OBP: 0.384, SLG: 0.488										4	1	1	0	0	1	1						
Ozzie Smith, S (1, 6) OBP: 0.333, SLG: 0.354 Tim Jones, L (7, 6)										3	0	0	0	0	0	1						
Ray Lankford, L (1, 8) OBP: 0.381, SLG: 0.346										4	0	0	0	0	1	2						
Todd Zeile, R (1, 5) OBP: 0.323, SLG: 0.369 Tracy Woodson, R (7, 5) OBP: 0.232, SLG: 0.241										3	0	0	1	0	0	1						
Brian Jordan, R (1, 9) OBP: 0.336, SLG: 0.518										3	0	0	0	0	1	1						
Gerald Perry, L (1, 3) OBP: 0.367, SLG: 0.472										3	1	2	0	0	0	0						
Erik Pappas, R (1, 2) OBP: 0.390, SLG: 0.368										3	0	1	0	0	0	2						
José Oquendo, S (1, 4) OBP: 0.357, SLG: 0.237										3	0	0	0	0	1	2						
Joe Magrane, R (1, 1) OBP: 0.139, SLG: 0.143 Lee Guetterman, L (4, 1) OBP: 0.300, SLG: 1.000 Omar Olivares, R (7, 1) OBP: 0.250, SLG: 0.313 Luis Alicea, S (8, PH) OBP: 0.379, SLG: 0.379 Rod Brewer, L (8, 1) OBP: 0.320, SLG: 0.322										1	0	0	0	0	1	0						
Inning Stats	R: 0 E: 0 K: 2 S: 7	H: 0 LOB: 0 BB: 0 P: 9	R: 0 E: 0 K: 0 S: 4	H: 0 LOB: 0 BB: 0 P: 6	R: 0 E: 0 K: 1 S: 7	H: 1 LOB: 0 BB: 0 P: 11	R: 1 E: 1 K: 0 S: 9	H: 1 LOB: 1 BB: 0 P: 14	R: 1 E: 0 K: 1 S: 14	H: 2 LOB: 1 BB: 0 P: 19	R: 0 E: 0 K: 0 S: 8	H: 0 LOB: 0 BB: 0 P: 11	R: 0 E: 0 K: 1 S: 12	H: 1 LOB: 0 BB: 0 P: 15	R: 0 E: 0 K: 0 S: 8	H: 0 LOB: 0 BB: 0 P: 11	R: 0 E: 0 K: 1 S: 8	H: 0 LOB: 0 BB: 0 P: 13	1B: 4 2B: 1 3B: 0 HR: 0	SF: 0 SAC: 0 DP: 2 HBP: 0	WP: 0 PB: 0 SB: 0 CS: 0	PA: 31
PITCHER	IP	WLS	BF	H	R	ER	SO	BB	IBB	HBP	BLK	WP	HR	S	P	ERA	WHIP					
Greg Maddux, R (1, 1) ERA: 2.77	6.0	W	22	4	2	1	4	0	0	0	0	0	0	49	70	1.50	0.667					
Greg McMichael, R (7, 1) ERA: 2.51	1.0		3	1	0	0	1	0	0	0	0	0	0	12	15	0.00	1.000					
Jay Howell, R (8, 1) ERA: 2.62	1.0		3	0	0	0	0	0	0	0	0	0	0	8	11	0.00	0.000					
Kent Mercker, L (9, 1) ERA: 2.76	1.0		3	0	0	0	1	0	0	0	0	0	0	8	13	0.00	0.000					

St. Louis Cardinals @ Atlanta Braves
Atlanta-Fulton County Stadium, Atlanta, GA
Wed Jul 21 1993, 7:05 PM EDT
Att: 45,122 - Unknown - 91 F

AB 31
R 2
H 5
RBI 2
BB 0
SO 6
LOB 10



Batter	1	2	3	4	5	6	7	8	9	AB	R	H	RBI	BB	SO	LOB	BOTTOM					
Otis Nixon, S (1, 8) OBP: 0.329, SLG: 0.296										6	0	2	0	0	0	2						
Jeff Blausen, R (1, 6) OBP: 0.408, SLG: 0.418 Rafael Belliard, R (7, 6) OBP: 0.317, SLG: 0.270										4	1	1	0	0	1	1						
Ron Gant, R (1, 7) OBP: 0.343, SLG: 0.523										3	4	2	2	2	0	0						
Fred McGriff, L (1, 3) OBP: 0.364, SLG: 0.526 Sid Bream, L (7, 3) OBP: 0.311, SLG: 0.400										4	2	3	3	0	0	0						
Terry Pendleton, S (1, 5) OBP: 0.292, SLG: 0.363										3	3	2	2	2	0	0						
Bill Peacock, R (1, 9) OBP: 0.341, SLG: 0.333										5	1	2	0	0	0	5						
Mark Lemke, S (1, 4) OBP: 0.348, SLG: 0.384										4	1	2	1	1	0	3						
Damon Berryhill, S (1, 2) OBP: 0.290, SLG: 0.434										5	0	2	2	0	1	3						
Greg Maddux, R (1, 1) ERA: 2.77 Greg McMichael, R (7, 1) ERA: 2.51 Deion Sanders, L (8, PH) OBP: 0.379, SLG: 0.379 Jay Howell, R (8, 1) ERA: 2.62 Francisco Cabrera, R (9, 1) ERA: 2.76										3	0	0	0	0	1	4						
Inning Stats	R: 4 E: 0 K: 1 S: 16	H: 4 LOB: 2 BB: 2 P: 38	R: 0 E: 0 K: 0 S: 5	H: 1 LOB: 0 BB: 0 P: 7	R: 2 E: 0 K: 0 S: 8	H: 4 LOB: 2 BB: 0 P: 13	R: 2 E: 0 K: 0 S: 8	H: 3 LOB: 1 BB: 0 P: 14	R: 0 E: 0 K: 1 S: 6	H: 0 LOB: 0 BB: 0 P: 6	R: 1 E: 0 K: 0 S: 12	H: 2 LOB: 2 BB: 1 P: 25	R: 0 E: 0 K: 0 S: 8	H: 1 LOB: 1 BB: 0 P: 13	R: 0 E: 0 K: 1 S: 21	H: 3 LOB: 0 BB: 2 P: 42	1B: 11 2B: 2 3B: 0 HR: 5	SF: 0 SAC: 0 DP: 1 HBP: 0	WP: 1 PB: 0 SB: 0 CS: 0	PA: 46		
PITCHER	IP	WLS	BF	H	R	ER	SO	BB	IBB	HBP	BLK	WP	HR	S	P	ERA	WHIP					
Joe Magrane, L (1, 1) ERA: 4.37	3.2	L	24	12	8	8	1	2	0	0	0	0	4	36	71	19.64	3.818					
Lee Guetterman, L (4, 1) ERA: 4.85	2.1		10	2	1	1	1	1	0	0	0	0	0	19	32	3.86	1.286					
Omar Olivares, R (7, 1) ERA: 4.6	1.0		4	1	0	0	0	0	0	0	0	0	0	8	13	0.00	1.000					
Rod Brewer, L (8, 1) ERA: 45.0	1.0		8	3	5	5	1	2	0	0	0	0	1	21	42	45.00	5.000					

St. Louis Cardinals @ Atlanta Braves
Atlanta-Fulton County Stadium, Atlanta, GA
Wed Jul 21 1993, 7:05 PM EDT
Att: 45,122 - Unknown - 91 F

AB 41
R 14
H 18
RBI 14
BB 5
SO 3
LOB 19




Batter	1	2	3	4	5	6	7	8	9	AB	R	H	RBI	BB	SO	LOB	TOP						
Bernard Gilkey, R OBP: 0.378, SLG: 0.480 (1, 7)	0-0 P6		1-1 G1-3		2-2 F9		0-0 FC5-4 FC6-4		3-3 K	5	0	0	0	0	1	2							
Ozzie Smith, S OBP: 0.335, SLG: 0.356 (1, 6)	3-2 G4-3		0-0 E 2-H 1B			1-2 1B 1B		0-0 FC6-4		4	1	2	1	0	0	1							
Gregg Jefferies, S OBP: 0.396, SLG: 0.506 (1, 3)	0-1 PO 1B		3-2 F7 1-2			2-1 G1-4-3 1-3 1B		2-1 G3-1		4	0	2	0	0	0	1							
Todd Zeile, R OBP: 0.325, SLG: 0.378 (1, 5)	0-0 PO 1-2	3-2 HR		2-2 G6-3		2-2 G1-4-3 1-2 1B		4-2 BB 1B BB		3	2	1	1	1	0	2							
Ray Lankford, L OBP: 0.386, SLG: 0.347 (1, 8)		2-1 G3-1		4-2 BLK BB		2-2 HR 1B		4-2 1B CS BB		2	1	1	1	2	0	0							
Mark Whiten, S OBP: 0.326, SLG: 0.438 (1, 9)		2-0 F9		2-3 K		0-0 1B 1-H HR		1-3 K		4	1	1	2	0	2	3							
Luis Alicea, S OBP: 0.377, SLG: 0.376 (1, 4)		0-0 B1-3		1-2 G3-1		0-0 G4-3		3-2 1B 1-3 2-H		4	0	1	1	0	0	1							
Tom Pagnozzi, R OBP: 0.280, SLG: 0.355 (1, 2)			3-2 SH2-4 1B 1B		3-2 F9		2-2 F8		3-0 CS 3-H	4	1	1	0	0	0	0							
Bob Tewksbury, R OBP: 0.295, SLG: 0.222 (8, 1) Rob Murphy, L OBP: 0.268, SLG: 0.200 (8, 1) Omar Olivares, R OBP: 0.226, SLG: 0.313 (8, 1) Lee Guetterman, L OBP: 0.297, SLG: 0.300 (8, 1) Gerald Perry, L OBP: 0.247, SLG: 0.403 (9, 1) Todd Burns, R (9, 1)			1-0 SH2-4		0-0 G1-3		0-0 FC5-4 1B		0-1 G4-3	2	0	1	0	0	0	0							
Inning Stats	R: 0 E: 0 K: 0 S: 6	H: 1 LOB: 0 BB: 0 P: 9	R: 1 E: 0 K: 0 S: 7	H: 1 LOB: 0 BB: 0 P: 14	R: 1 E: 1 K: 0 S: 13	H: 2 LOB: 1 BB: 0 P: 21	R: 0 E: 0 K: 1 S: 14	H: 0 LOB: 1 BB: 0 P: 21	R: 0 E: 0 K: 0 S: 8	H: 0 LOB: 0 BB: 0 P: 13	R: 3 E: 0 K: 0 S: 15	H: 4 LOB: 0 BB: 0 P: 21	R: 0 E: 0 K: 0 S: 7	H: 1 LOB: 1 BB: 0 P: 9	R: 1 E: 0 K: 1 S: 12	H: 1 LOB: 1 BB: 2 P: 29	R: 0 E: 0 K: 1 S: 9	H: 0 LOB: 0 BB: 0 P: 13	1B: 8 2B: 0 3B: 0 HR: 2	SF: 0 SAC: 1 DP: 1 HBP: 0	WP: 0 PA: 39 PB: 0 SB: 0 CS: 1		
PITCHER	IP WLS BF H R ER SO BB IBB HBP BLK WP HR S P ERA WHIP	IP WLS BF H R ER SO BB IBB HBP BLK WP HR S P ERA WHIP	IP WLS BF H R ER SO BB IBB HBP BLK WP HR S P ERA WHIP	IP WLS BF H R ER SO BB IBB HBP BLK WP HR S P ERA WHIP	IP WLS BF H R ER SO BB IBB HBP BLK WP HR S P ERA WHIP	IP WLS BF H R ER SO BB IBB HBP BLK WP HR S P ERA WHIP	IP WLS BF H R ER SO BB IBB HBP BLK WP HR S P ERA WHIP	IP WLS BF H R ER SO BB IBB HBP BLK WP HR S P ERA WHIP	IP WLS BF H R ER SO BB IBB HBP BLK WP HR S P ERA WHIP	IP WLS BF H R ER SO BB IBB HBP BLK WP HR S P ERA WHIP	IP WLS BF H R ER SO BB IBB HBP BLK WP HR S P ERA WHIP	IP WLS BF H R ER SO BB IBB HBP BLK WP HR S P ERA WHIP	IP WLS BF H R ER SO BB IBB HBP BLK WP HR S P ERA WHIP	IP WLS BF H R ER SO BB IBB HBP BLK WP HR S P ERA WHIP	IP WLS BF H R ER SO BB IBB HBP BLK WP HR S P ERA WHIP	IP WLS BF H R ER SO BB IBB HBP BLK WP HR S P ERA WHIP	IP WLS BF H R ER SO BB IBB HBP BLK WP HR S P ERA WHIP	IP WLS BF H R ER SO BB IBB HBP BLK WP HR S P ERA WHIP	IP WLS BF H R ER SO BB IBB HBP BLK WP HR S P ERA WHIP	IP WLS BF H R ER SO BB IBB HBP BLK WP HR S P ERA WHIP	IP WLS BF H R ER SO BB IBB HBP BLK WP HR S P ERA WHIP	IP WLS BF H R ER SO BB IBB HBP BLK WP HR S P ERA WHIP	IP WLS BF H R ER SO BB IBB HBP BLK WP HR S P ERA WHIP

St. Louis Cardinals @ Colorado Rockies
Mile High Stadium, Denver, CO
Thu Jul 22 1993, 9:05 PM EDT
Att: 56,013 - Unknown - 84 F

livebaseballscorecards.com

AB 33
R 6
H 10
RBI 6
BB 3
SO 3
LOB 10




Batter	1	2	3	4	5	6	7	8	9	AB	R	H	RBI	BB	SO	LOB	BOTTOM						
Alex Cole, L OBP: 0.347, SLG: 0.329 (8, 1) Scott Fredrickson, R (8, 1) Charlie Hayes, R OBP: 0.362, SLG: 0.501 (8, PH) Darren Holmes, R (9, 1)	1-0 CS 1B									4	0	1	0	0	3	3							
Roberto Mejia, R OBP: 0.273, SLG: 0.438 (1, 4)	1-2 F8 1-2		0-2 G1-3		0-2 1B		1-2 2B		0-0 2B 1B	5	0	3	1	0	0	1							
Dante Bichette, R OBP: 0.347, SLG: 0.518 (1, 9)	0-1 HR		1-3 K		0-3 K		0-1 G4-3		0-0 SF8 2B	5	2	2	1	0	2	2							
Andres Galarraga, R OBP: 0.416, SLG: 0.631 (1, 3)	0-1 HR		1-0 G6-3						4-0 1B 1B 1B IBB	4	2	3	1	1	0	0							
Jerald Clark, R OBP: 0.327, SLG: 0.422 (1, 7)	0-1 G1-3			1-1 G1-3 HBP		0-1 G6-4-3 1B		1-0 BB 1B 1B	1-0 SF8	3	1	2	1	0	0	0							
Danny Sheaffer, R OBP: 0.274, SLG: 0.400 (1, 2)		2-0 FC6-4 1B		0-0 G1-3 1-2		2-3 K		0-2 BB BB FC4-6 1B		4	1	2	0	0	1	3							
Vinny Castilla, R OBP: 0.308, SLG: 0.439 (1, 6) Chris Jones, R OBP: 0.342, SLG: 0.545 (8, PH) (9, 8)		1-0 FC6-4 1B 1-2		0-3 K		1-0 G6-4-3		4-0 FC4-6 BB BB		3	0	0	0	0	1	4							
Freddie Benavides, R OBP: 0.264, SLG: 0.294 (1, 5) (9, 6)		0-0 1B 1-3		3-3 K				4-0 FC4-6 BB		3	0	1	1	1	1	1							
Armando Reynoso, R OBP: 0.071, SLG: 0.122 (1, 1) Eric Young Sr., R OBP: 0.338, SLG: 0.338 (7, PH) (8, 8) Jim Tatum, R OBP: 0.237, SLG: 0.296 (9, 5)		0-3 K		0-0 F8			4-1 2B BB	2-1 FC4-6 G6-3		2	0	0	0	0	1	2							
Inning Stats	R: 2 E: 0 K: 0 S: 10	H: 3 LOB: 0 BB: 0 P: 12	R: 0 E: 0 K: 2 S: 9	H: 2 LOB: 0 BB: 0 P: 14	R: 0 E: 0 K: 1 S: 7	H: 0 LOB: 0 BB: 0 P: 9	R: 0 E: 0 K: 2 S: 9	H: 0 LOB: 1 BB: 0 P: 13	R: 0 E: 0 K: 1 S: 7	H: 2 LOB: 1 BB: 0 P: 10	R: 1 E: 0 K: 1 S: 14	H: 1 LOB: 1 BB: 1 P: 22	R: 3 E: 0 K: 0 S: 10	H: 3 LOB: 1 BB: 2 P: 23	R: 1 E: 0 K: 0 S: 3	H: 2 LOB: 1 BB: 1 P: 8	1B: 10 2B: 2 3B: 0 HR: 2	SF: 1 SAC: 0 DP: 2 HBP: 1	WP: 0 PA: 41 PB: 0 SB: 1 CS: 1				
PITCHER	IP WLS BF H R ER SO BB IBB HBP BLK WP HR S P ERA WHIP	IP WLS BF H R ER SO BB IBB HBP BLK WP HR S P ERA WHIP	IP WLS BF H R ER SO BB IBB HBP BLK WP HR S P ERA WHIP	IP WLS BF H R ER SO BB IBB HBP BLK WP HR S P ERA WHIP	IP WLS BF H R ER SO BB IBB HBP BLK WP HR S P ERA WHIP	IP WLS BF H R ER SO BB IBB HBP BLK WP HR S P ERA WHIP	IP WLS BF H R ER SO BB IBB HBP BLK WP HR S P ERA WHIP	IP WLS BF H R ER SO BB IBB HBP BLK WP HR S P ERA WHIP	IP WLS BF H R ER SO BB IBB HBP BLK WP HR S P ERA WHIP	IP WLS BF H R ER SO BB IBB HBP BLK WP HR S P ERA WHIP	IP WLS BF H R ER SO BB IBB HBP BLK WP HR S P ERA WHIP	IP WLS BF H R ER SO BB IBB HBP BLK WP HR S P ERA WHIP	IP WLS BF H R ER SO BB IBB HBP BLK WP HR S P ERA WHIP	IP WLS BF H R ER SO BB IBB HBP BLK WP HR S P ERA WHIP	IP WLS BF H R ER SO BB IBB HBP BLK WP HR S P ERA WHIP	IP WLS BF H R ER SO BB IBB HBP BLK WP HR S P ERA WHIP	IP WLS BF H R ER SO BB IBB HBP BLK WP HR S P ERA WHIP	IP WLS BF H R ER SO BB IBB HBP BLK WP HR S P ERA WHIP	IP WLS BF H R ER SO BB IBB HBP BLK WP HR S P ERA WHIP	IP WLS BF H R ER SO BB IBB HBP BLK WP HR S P ERA WHIP	IP WLS BF H R ER SO BB IBB HBP BLK WP HR S P ERA WHIP	IP WLS BF H R ER SO BB IBB HBP BLK WP HR S P ERA WHIP	IP WLS BF H R ER SO BB IBB HBP BLK WP HR S P ERA WHIP

St. Louis Cardinals @ Colorado Rockies
Mile High Stadium, Denver, CO
Thu Jul 22 1993, 9:05 PM EDT
Att: 56,013 - Unknown - 84 F

livebaseballscorecards.com

AB 35
R 7
H 14
RBI 7
BB 4
SO 9
LOB 20



Batter	1	2	3	4	5	6	7	8	9	AB	R	H	RBI	BB	SO	LOB	TOP								
Bernard Gilkey, R OBP: 0.381, SLG: 0.487										6	2	2	2	0	0	3									
Ozzie Smith, S OBP: 0.338, SLG: 0.361										6	0	2	0	0	0	2									
Gregg Jefferies, S OBP: 0.394, SLG: 0.499										5	2	1	0	0	0	3									
Todd Zeile, R OBP: 0.332, SLG: 0.395										3	1	2	2	2	0	1									
Ray Lankford, L OBP: 0.387, SLG: 0.348										3	0	1	1	1	0	2									
Mark Whiten, S OBP: 0.331, SLG: 0.436										3	1	2	0	2	0	0									
Tom Pagnozzi, R OBP: 0.286, SLG: 0.364										5	0	1	0	0	0	8									
José Oquendo, S OBP: 0.365, SLG: 0.246										2	1	1	2	1	0	0									
Gerald Perry, L OBP: 0.365, SLG: 0.482										1	0	0	0	0	1	0									
Donovan Osborne, S OBP: 0.238, SLG: 0.225										0	0	0	0	0	0	0									
Rod Brewer, R OBP: 0.335, SLG: 0.364										1	1	1	0	0	0	0									
Rheal Cormier, L OBP: 0.186, SLG: 0.185										1	0	0	0	0	0	2									
Omar Olivares, R OBP: 0.362, SLG: 0.313										0	0	0	0	0	0	0									
Luis Alcaes, S OBP: 0.362, SLG: 0.354										0	0	0	0	0	0	0									
Lee Guetterman, L OBP: 0.302, SLG: 0.170										0	0	0	0	0	0	0									
Brian Jordan, R OBP: 0.288, SLG: 0.500										1	0	0	0	0	0	0									
Inning Stats	R: 1 E: 0 K: 0 S: 15	H: 2 LOB: 3 BB: 2 P: 28	R: 3 E: 0 K: 0 S: 24	H: 3 LOB: 1 BB: 1 P: 39	R: 0 E: 0 K: 0 S: 6	H: 0 LOB: 0 BB: 0 P: 7	R: 1 E: 0 K: 0 S: 10	H: 1 LOB: 2 BB: 2 P: 17	R: 1 E: 0 K: 0 S: 11	H: 1 LOB: 2 BB: 2 P: 22	R: 0 E: 0 K: 0 S: 9	H: 1 LOB: 1 BB: 0 P: 15	R: 1 E: 1 K: 0 S: 12	H: 3 LOB: 2 BB: 1 P: 24	R: 1 E: 0 K: 0 S: 17	H: 2 LOB: 2 BB: 1 P: 32	R: 0 E: 1 K: 1 S: 11	H: 0 LOB: 1 BB: 0 P: 15	1B: 10 2B: 1 3B: 0 HR: 2	SF: 1 SAC: 1 DP: 1 HBP: 1	WP: 1 PB: 1 SB: 3 CS: 1	PA: 47			
PITCHER	IP	WLS	BF	H	R	ER	SO	BB	IBB	HBP	BLK	WP	HR	S	P	ERA	WHIP								
Kent Bottenfield, R ERA: 4.5	(1, 1)	5.0	W	27	7	6	6	0	5	0	0	0	2	66	113	10.80	2.400								
Steve Reed, R ERA: 5.36	(6, 1)	1.1		7	3	1	1	0	0	0	1	0	0	14	25	6.75	2.250								
Marcus Moore, R ERA: 5.36	(7, 1)	0.2		3	1	0	0	0	1	0	0	0	0	7	14	0.00	3.000								
Darren Holmes, R ERA: 5.8	(8, 1)	2.0	S	10	2	1	1	1	1	0	0	1	1	0	28	4.50	1.500								

St. Louis Cardinals @ Colorado Rockies
Mile High Stadium, Denver, CO
Sat Jul 24 1993, 9:05 PM EDT
Att: 71,784 - Unknown - 81 F

AB 37
R 8
H 13
RBI 8
BB 7
SO 1
LOB 21

Batter	1	2	3	4	5	6	7	8	9	AB	R	H	RBI	BB	SO	LOB	BOTTOM							
Eric Young Sr., R OBP: 0.345, SLG: 0.344										4	1	2	2	1	0	0								
Alex Cole, L OBP: 0.346, SLG: 0.328										5	1	1	0	0	1	4								
Roberto Mejia, R OBP: 0.276, SLG: 0.585										5	1	1	1	0	2	2								
Dante Bichette, R OBP: 0.343, SLG: 0.515										5	1	1	1	0	2	2								
Andres Galarraga, R OBP: 0.428, SLG: 0.638										3	2	2	0	2	0	1								
Jim Tatum, R OBP: 0.247, SLG: 0.319										0	0	0	0	0	0	0								
Charlie Hayes, R OBP: 0.363, SLG: 0.513										5	1	3	4	0	1	2								
Chris Jones, R OBP: 0.325, SLG: 0.512										4	1	1	1	0	0	1								
Danny Sheaffer, R OBP: 0.280, SLG: 0.399										3	1	1	1	0	0	0								
Steve Reed, R ERA: 5.36										0	0	0	0	0	0	0								
Marcus Moore, S ERA: 4.68										1	0	0	0	0	1	1								
Darren Holmes, R ERA: 5.8										0	0	0	0	0	0	0								
Freddie Benavides, R OBP: 0.304, SLG: 0.358										3	1	2	0	1	0	1								
Kent Bottenfield, R OBP: 0.250, SLG: 0.192										1	0	0	0	0	0	1								
Jayhawk Owens, R OBP: 0.256, SLG: 0.338										2	0	0	0	0	0	2								
Inning Stats	R: 0 E: 0 K: 0 S: 7	H: 0 LOB: 0 BB: 0 P: 12	R: 4 E: 0 K: 1 S: 14	H: 4 LOB: 1 BB: 1 P: 28	R: 3 E: 1 K: 0 S: 13	H: 3 LOB: 1 BB: 0 P: 18	R: 0 E: 0 K: 1 S: 15	H: 1 LOB: 1 BB: 0 P: 19	R: 0 E: 0 K: 1 S: 8	H: 0 LOB: 0 BB: 0 P: 10	R: 2 E: 1 K: 0 S: 11	H: 3 LOB: 2 BB: 2 P: 23	R: 0 E: 0 K: 1 S: 12	H: 1 LOB: 1 BB: 0 P: 14	R: 0 E: 0 K: 1 S: 14	H: 1 LOB: 2 BB: 1 P: 23	1B: 9 2B: 1 3B: 2 HR: 1	SF: 0 SAC: 1 DP: 0 HBP: 0	WP: 0 PB: 0 SB: 2 CS: 0	PA: 41				
PITCHER	IP	WLS	BF	H	R	ER	SO	BB	IBB	HBP	BLK	WP	HR	S	P	ERA	WHIP							
Donovan Osborne, L ERA: 3.72	(1, 1)	3.0	L	18	7	7	6	1	1	0	0	0	0	25	34	5.80	2.667							
Rheal Cormier, L ERA: 4.29	(4, 1)	2.1		9	2	1	1	2	0	0	0	0	0	25	32	3.86	0.857							
Omar Olivares, R ERA: 4.68	(6, 1)	0.2		5	2	1	1	0	2	0	0	0	0	9	20	13.50	6.000							
Lee Guetterman, L ERA: 3.94	(7, 1)	2.0		9	2	0	0	2	0	1	0	0	0	26	37	0.00	1.000							

St. Louis Cardinals @ Colorado Rockies
Mile High Stadium, Denver, CO
Sat Jul 24 1993, 9:05 PM EDT
Att: 71,784 - Unknown - 81 F

AB 36
R 9
H 13
RBI 9
BB 4
SO 5
LOB 15

Batter	1	2	3	4	5	6	7	8	9	10	11	AB	R	H	RBI	BB	SO	LOB	TOP						
Bernard Gilkey, R <small>OBP: 0.381, SLG: 0.486</small> Omar Olivares, R <small>OBP: 0.294, SLG: 0.353</small> Lee Smith, R <small>OBP: 0.500, SLG: 1.000</small>	G6-3		L7		K				SF9 WP 1B		1B	5	0	2	0	0	1	1							
Ozzie Smith, S <small>OBP: 0.335, SLG: 0.357</small>	G5-3			G5-3		G3			SF9		F9	4	0	0	1	1	0	1							
Gregg Jefferies, S <small>OBP: 0.390, SLG: 0.493</small>	F7			G6-3		G3	P5		K			6	0	1	0	0	1	4							
Todd Zelle, R <small>OBP: 0.338, SLG: 0.409</small>		G6-3			2B 1B						K	6	2	4	2	0	1	0							
Mark Whiten, S <small>OBP: 0.333, SLG: 0.437</small>																									
Brian Jordan, R <small>OBP: 0.331, SLG: 0.504</small>																									
Erik Pappas, R <small>OBP: 0.399, SLG: 0.394</small>																									
José Oquendo, S <small>OBP: 0.351, SLG: 0.234</small> Ray Lanford, L <small>OBP: 0.384, SLG: 0.346</small>																									
Rene Arocha, R <small>OBP: 0.310, SLG: 0.491</small> Todd Sumner, R <small>OBP: 0.298, SLG: 0.324</small> Rob Murphy, L <small>OBP: 0.310, SLG: 0.324</small> Tracy Woodson, R <small>OBP: 0.310, SLG: 0.324</small> Luis Alcazar, S <small>OBP: 0.310, SLG: 0.324</small> Rod Brewer, L <small>OBP: 0.310, SLG: 0.324</small>																									
Inning Stats	R: 0 E: 0 K: 0 S: 5	H: 0 LOB: 0 BB: 0 P: 6	R: 0 E: 0 K: 0 S: 9	H: 1 LOB: 1 BB: 1 P: 17	R: 0 E: 0 K: 1 S: 6	H: 0 LOB: 0 BB: 0 P: 7	R: 1 E: 0 K: 0 S: 8	H: 2 LOB: 1 BB: 0 P: 13	R: 0 E: 0 K: 1 S: 14	H: 1 LOB: 1 BB: 0 P: 22	R: 0 E: 0 K: 0 S: 7	H: 1 LOB: 0 BB: 1 P: 11	R: 1 E: 0 K: 0 S: 9	H: 2 LOB: 0 BB: 0 P: 14	R: 1 E: 0 K: 1 S: 14	H: 1 LOB: 1 BB: 1 P: 24	R: 0 E: 0 K: 1 S: 6	H: 1 LOB: 2 BB: 1 P: 12	R: 1 E: 0 K: 0 S: 15	H: 3 LOB: 2 BB: 0 P: 16	1B: 11 2B: 3 3B: 0 HR: 1	SF: 1 SAC: 0 DP: 1 HBP: 0	WP: 1 PB: 0 SB: 0 CS: 0	PA: 50	
PITCHER	IP: 7.1 ERA: 4.75	WLS: 33 BF: 10	R: 3 ER: 3 SO: 2	BB: 2 IBB: 0 HBP: 0 BLK: 0	WP: 0 HR: 0 S: 67 P: 107	ERA: 3.68 WHIP: 1.636		PITCHER	IP: 1.0 ERA: 5.4	WLS: 6 BF: 3	R: 1 ER: 1 SO: 0	BB: 0 IBB: 0 HBP: 0 BLK: 0	WP: 0 HR: 0 S: 15 P: 16	ERA: 9.00 WHIP: 3.000											
Willie Blair, R <small>ERA: 4.75</small> Mark Grant, R <small>ERA: 6.75</small> Bruce Ruffin, L <small>ERA: 5.12</small> Marcus Moore, R <small>ERA: 4.5</small> Jeff Parrett, R <small>ERA: 6.4</small>																									
Eric Young Sr., R <small>OBP: 0.347, SLG: 0.349</small> Chris Jones, R <small>OBP: 0.323, SLG: 0.508</small>																									
Roberto Mejia, R <small>OBP: 0.292, SLG: 0.545</small>																									
Dante Bichette, R <small>OBP: 0.347, SLG: 0.530</small>																									
Charlie Hayes, R <small>OBP: 0.361, SLG: 0.507</small>																									
Jerald Clark, R <small>OBP: 0.325, SLG: 0.415</small> Gary Wayne, L <small>OBP: 0.344, SLG: 0.324</small>																									
Freddie Benavides, R <small>OBP: 0.305, SLG: 0.380</small>																									
Alex Cole, L <small>OBP: 0.344, SLG: 0.324</small>																									
Jayhawk Owens, R <small>OBP: 0.307, SLG: 0.435</small>																									
Willie Blair, R <small>ERA: 3.55</small> Todd Burns, R <small>ERA: 4.61</small> Rob Murphy, L <small>ERA: 4.14</small> Omar Olivares, R <small>ERA: 4.56</small> Lee Smith, R <small>ERA: 4.24</small>																									
PITCHER	IP: 6.0 ERA: 3.55	WLS: 24 BF: 6	R: 2 ER: 2 SO: 2	BB: 1 IBB: 0 HBP: 1 BLK: 0	WP: 0 HR: 2 S: 53 P: 78	ERA: 3.00 WHIP: 1.167		PITCHER	IP: 1.0 ERA: 3.71	WLS: 4 BF: 1	R: 0 ER: 0 SO: 0	BB: 1 IBB: 0 HBP: 0 BLK: 0	WP: 0 HR: 0 S: 7 P: 14	ERA: 0.00 WHIP: 2.000											
Rene Arocha, R <small>ERA: 3.55</small> Todd Burns, R <small>ERA: 4.61</small> Rob Murphy, L <small>ERA: 4.14</small> Omar Olivares, R <small>ERA: 4.56</small> Lee Smith, R <small>ERA: 4.24</small>																									
Inning Stats	R: 0 E: 0 K: 0 S: 6	H: 1 LOB: 1 BB: 0 P: 11	R: 0 E: 0 K: 0 S: 6	H: 0 LOB: 0 BB: 0 P: 8	R: 1 E: 0 K: 0 S: 11	H: 1 LOB: 0 BB: 0 P: 12	R: 0 E: 0 K: 2 S: 10	H: 0 LOB: 0 BB: 0 P: 14	R: 1 E: 0 K: 0 S: 11	H: 3 LOB: 2 BB: 0 P: 18	R: 0 E: 0 K: 1 S: 8	H: 0 LOB: 0 BB: 0 P: 12	R: 2 E: 0 K: 0 S: 11	H: 1 LOB: 0 BB: 1 P: 19	R: 0 E: 1 K: 1 S: 15	H: 1 LOB: 2 BB: 1 P: 27	R: 0 E: 0 K: 0 S: 3	H: 1 LOB: 1 BB: 1 P: 7	R: 0 E: 0 K: 0 S: 7	H: 1 LOB: 1 BB: 1 P: 14	1B: 4 2B: 3 3B: 0 HR: 3	SF: 0 SAC: 1 DP: 4 HBP: 1	WP: 0 PB: 0 SB: 0 CS: 0	PA: 45	
Eric Young Sr., R <small>OBP: 0.347, SLG: 0.349</small> Chris Jones, R <small>OBP: 0.323, SLG: 0.508</small>																									
Roberto Mejia, R <small>OBP: 0.292, SLG: 0.545</small>																									
Dante Bichette, R <small>OBP: 0.347, SLG: 0.530</small>																									
Charlie Hayes, R <small>OBP: 0.361, SLG: 0.507</small>																									
Jerald Clark, R <small>OBP: 0.325, SLG: 0.415</small> Gary Wayne, L <small>OBP: 0.344, SLG: 0.324</small>																									
Freddie Benavides, R <small>OBP: 0.305, SLG: 0.380</small>																									
Alex Cole, L <small>OBP: 0.344, SLG: 0.324</small>																									
Jayhawk Owens, R <small>OBP: 0.307, SLG: 0.435</small>																									
Willie Blair, R <small>ERA: 3.55</small> Todd Burns, R <small>ERA: 4.61</small> Rob Murphy, L <small>ERA: 4.14</small> Omar Olivares, R <small>ERA: 4.56</small> Lee Smith, R <small>ERA: 4.24</small>																									

St. Louis Cardinals @ Colorado Rockies
Mile High Stadium, Denver, CO
Sun Jul 25 1993, 5:33 AM EDT
Att: 65,211 - Sunny - 87 F

AB	45
R	5
H	15
RBI	5
BB	4
SO	4
LOB	18



St. Louis Cardinals @ Colorado Rockies
Mile High Stadium, Denver, CO
Sun Jul 25 1993, 5:33 AM EDT
Att: 65,211 - Sunny - 87 F

AB	38
R	4
H	10
RBI	4
BB	5
SO	4
LOB	19



Batter	1	2	3	4	5	6	7	8	9	AB	R	H	RBI	BB	SO	LOB	TOP								
Bernard Gilkey, R OBP: 0.379, SLG: 0.491 Rob Murphy, L OBP: 0.500, SLG: 0.500										5	1	1	1	0	1	3	St. Louis Cardinals @ Philadelphia Phillies Veterans Stadium, Philadelphia, PA Tue Jul 27 1993, 7:05 PM EDT Att: 45,383 - Unknown - 90 F								
Ozzie Smith, S OBP: 0.333, SLG: 0.355										5	0	1	0	0	2	3									
Gregg Jefferies, S OBP: 0.389, SLG: 0.490 Omar Olivares, R OBP: 0.294, SLG: 0.353 Brian Jordan, R OBP: 0.328, SLG: 0.500										4	1	1	0	0	0	1									
Todd Zeile, R OBP: 0.338, SLG: 0.410										4	1	1	0	1	2	2									
Ray Lankford, L OBP: 0.390, SLG: 0.353										3	1	2	2	2	0	1									
Mark Whiten, S OBP: 0.334, SLG: 0.442										5	2	2	1	0	0	3									
Luis Alicea, S OBP: 0.390, SLG: 0.388										3	1	1	1	1	1	1									
Tom Pagnozzi, R OBP: 0.290, SLG: 0.360 Erik Pappas, R OBP: 0.309, SLG: 0.394										2	0	0	0	2	2	0									
Joe Magrane, R RHP OBP: 0.136, SLG: 0.143 Rheal Cormier, L LHP OBP: 0.179, SLG: 0.179 Gerritt Perry, R RHP OBP: 0.242, SLG: 0.483 Todd Burns, R RHP OBP: 0.350, SLG: 0.500 Lee Guetterman, L LHP OBP: 0.250, SLG: 0.250 Tracy Woodson, R RHP OBP: 0.220, SLG: 0.241 Rod Brewer, R RHP OBP: 0.327, SLG: 0.358										0	0	0	0	0	0	0									
Inning Stats	R: 1 E: 0 K: 1 S: 11	H: 1 LOB: 1 BB: 1 P: 21	R: 0 E: 0 K: 2 S: 11	H: 1 LOB: 0 BB: 0 P: 18	R: 0 E: 0 K: 2 S: 11	H: 0 LOB: 0 BB: 0 P: 13	R: 3 E: 0 K: 0 S: 13	H: 4 LOB: 2 BB: 1 P: 28	R: 1 E: 0 K: 1 S: 13	H: 2 LOB: 1 BB: 0 P: 21	R: 0 E: 0 K: 1 S: 7	H: 0 LOB: 0 BB: 0 P: 10	R: 0 E: 0 K: 1 S: 11	H: 1 LOB: 1 BB: 0 P: 16	R: 2 E: 1 K: 1 S: 16	H: 0 LOB: 3 BB: 3 P: 37		R: 0 E: 0 K: 0 S: 8	H: 0 LOB: 1 BB: 1 P: 14	1B: 4 2B: 4 3B: 1 HR: 1	SF: 0 SAC: 0 DP: 1 HBP: 0	WP: 0 PB: 0 SB: 1 CS: 1	PA: 42		
PITCHER	IP	WLS	BF	H	R	ER	SO	BB	IBB	HBP	BLK	WP	HR	S	P	ERA	WHIP								
Tommy Greene, R ERA: 3.38	2.2		10	2	1	1	5	1	0	0	0	0	0	15	24	3.38	1.125								
Mike Williams, R ERA: 5.82	0.2		6	4	3	3	0	0	0	0	0	0	0	15	24	40.50	6.000								
Roger Mason, R ERA: 3.72	2.2	W	11	2	1	1	2	1	0	0	0	0	0	23	40	3.38	1.125								
David West, L ERA: 2.59	1.1		7	1	2	1	1	2	0	0	0	0	0	15	31	6.75	2.250								
Larry Andersen, R ERA: 2.13	0.2		4	0	0	0	1	1	0	0	0	0	0	12	22	0.00	1.500								

AB	36
R	7
H	9
RBI	6
BB	6
SO	9
LOB	18



Batter	1	2	3	4	5	6	7	8	9	AB	R	H	RBI	BB	SO	LOB	BOTTOM								
Lenny Dykstra, L OBP: 0.422, SLG: 0.466										4	3	2	0	1	1	2	St. Louis Cardinals @ Philadelphia Phillies Veterans Stadium, Philadelphia, PA Tue Jul 27 1993, 7:05 PM EDT Att: 45,383 - Unknown - 90 F								
Mariano Duncan, R OBP: 0.296, SLG: 0.403										5	2	2	1	0	1	2									
John Kruk, L OBP: 0.478, SLG: 0.514										5	3	5	3	0	0	0									
Dave Hollins, S OBP: 0.365, SLG: 0.440 Mitch Williams, L OBP: 1.000, SLG: 1.000										4	1	2	2	1	0	2									
Darren Daulton, L OBP: 0.389, SLG: 0.486										5	0	1	1	0	0	4									
Pete Incaviglia, R OBP: 0.290, SLG: 0.481										5	0	2	0	0	3	3									
Wes Chamberlain, R OBP: 0.304, SLG: 0.489 Jim Eisenreich, L OBP: 0.378, SLG: 0.462										4	0	2	0	0	0	2									
Mickey Morandini, L OBP: 0.290, SLG: 0.323										4	0	0	0	0	0	3									
Tommy Greene, R RHP OBP: 0.212, SLG: 0.229 Mike Williams, R RHP OBP: 0.350, SLG: 0.399 Roger Mason, R RHP OBP: 0.350, SLG: 0.399 Mit Thompson, L LHP OBP: 0.250, SLG: 0.250 David West, L LHP OBP: 0.250, SLG: 0.250 Larry Andersen, R RHP OBP: 0.220, SLG: 0.241 Ricky Jordan, R RHP OBP: 0.327, SLG: 0.358 Kim Batisia, R RHP OBP: 0.327, SLG: 0.358										1	1	1	0	0	0	0									
Inning Stats	R: 4 E: 1 K: 1 S: 17	H: 4 LOB: 1 BB: 1 P: 33	R: 3 E: 0 K: 1 S: 12	H: 4 LOB: 1 BB: 0 P: 17	R: 0 E: 0 K: 1 S: 8	H: 1 LOB: 1 BB: 0 P: 12	R: 1 E: 0 K: 0 S: 9	H: 1 LOB: 0 BB: 0 P: 15	R: 0 E: 0 K: 0 S: 6	H: 1 LOB: 0 BB: 0 P: 12	R: 0 E: 1 K: 0 S: 13	H: 2 LOB: 3 BB: 1 P: 22	R: 0 E: 0 K: 0 S: 9	H: 1 LOB: 0 BB: 0 P: 15	R: 2 E: 0 K: 2 S: 16	H: 4 LOB: 2 BB: 0 P: 23		R: 0 E: 0 K: 0 S: 8	H: 0 LOB: 1 BB: 1 P: 14	1B: 15 2B: 2 3B: 0 HR: 1	SF: 0 SAC: 0 DP: 1 HBP: 0	WP: 0 PB: 0 SB: 0 CS: 1	PA: 42		
PITCHER	IP	WLS	BF	H	R	ER	SO	BB	IBB	HBP	BLK	WP	HR	S	P	ERA	WHIP								
Joe Magrane, L ERA: 4.72	1.0	L	9	5	5	5	1	1	0	0	0	0	0	19	28	9.00	2.000								
Rheal Cormier, L ERA: 4.39	2.0		10	4	2	2	2	0	0	0	0	0	0	19	28	9.00	2.000								
Todd Burns, R ERA: 4.56	2.2		10	3	1	1	0	0	0	0	1	0	0	24	40	3.38	1.125								
Lee Guetterman, L ERA: 3.83	0.1		3	1	0	0	0	1	0	0	0	0	0	4	9	0.00	6.000								
Omar Olivares, R ERA: 4.5	1.0		3	1	0	0	0	0	0	0	0	0	0	9	15	0.00	1.000								

AB	40
R	10
H	18
RBI	7
BB	2
SO	5
LOB	19



Batter	1	2	3	4	5	6	7	8	9	AB	R	H	RBI	BB	SO	LOB	TOP								
Luis Altea, S OBP: 0.395, SLG: 0.387	3-1 BB 1B HR	4-2 BB			4-2 1B BB		2-2 F7	3-2 G5-3		3	1	1	0	2	0	2									
Ozzie Smith, S OBP: 0.334, SLG: 0.358	0-1 BB HR	2-2 L7			0-3 K		0-1 HR		3-3 K	5	2	2	0	0	2	2									
Bernard Gilkey, R OBP: 0.382, SLG: 0.500	4-1 HR BB		1-2 F9		0-1 1B		0-0 HR		0-1 G6-3	4	2	2	2	1	0	0									
Todd Zeile, R OBP: 0.342, SLG: 0.423	0-1 HR		2-3 K		3-2 P3		0-1 2B		0-1 BB 1B	5	1	3	4	0	1	2									
Mark Whiten, S OBP: 0.332, SLG: 0.437	3-2 G5-3		0-1 G5-3				0-0 F8	1-1 G5-3	4-1 BB 1B	4	0	0	0	1	0	1									
Brian Jordan, R OBP: 0.317, SLG: 0.480	3-2 F8			0-0 L7		2-2 K		1-1 F7	2-2 P6	5	0	0	0	0	1	2									
Erik Pappas, R OBP: 0.401, SLG: 0.393	1-3 K		2-3 K		4-2 BB 1B		3-2 BB 1B			3	0	1	0	1	2	0									
Tracy Woodson, R OBP: 0.220, SLG: 0.228		0-0 P3		1-0 F9		1-0 G5-3		4-2 BB 1B		3	0	0	0	0	0	1									
Gerald Perry, L OBP: 0.375, SLG: 0.483						1-2 BB 1B		1-2 BB		0	0	0	0	1	0	0									
Bob Tewksbury, R OBP: 0.245, SLG: 0.213		0-0 G4-3			1-3 K		2-2 G5-3	1-3 K		2	0	0	0	0	1	0									
Jose Contreras, S OBP: 0.346, SLG: 0.251										1	0	0	0	0	0	0									
Lee Guetterman, L OBP: 0.320, SLG: 1.000										0	0	0	0	0	0	0									
Ray Lankford, L OBP: 0.175, SLG: 0.175										1	0	0	0	0	1	2									
Rheal Cormier, L OBP: 0.294, SLG: 0.323										0	0	0	0	0	0	0									
Omar Olivares, R OBP: 0.294, SLG: 0.323										0	0	0	0	0	0	0									
Inning Stats	R: 4 E: 0 K: 1 S: 22	H: 3 LOB: 0 BB: 1 P: 36	R: 0 E: 0 K: 0 S: 10	H: 0 LOB: 1 BB: 1 P: 16	R: 0 E: 0 K: 1 S: 9	H: 0 LOB: 0 BB: 0 P: 12	R: 0 E: 0 K: 1 S: 5	H: 0 LOB: 0 BB: 0 P: 8	R: 0 E: 0 K: 2 S: 14	H: 1 LOB: 2 BB: 1 P: 22	R: 0 E: 1 K: 1 S: 8	H: 0 LOB: 1 BB: 1 P: 15	R: 2 E: 0 K: 0 S: 13	H: 3 LOB: 1 BB: 0 P: 18	R: 0 E: 0 K: 1 S: 17	H: 1 LOB: 2 BB: 1 P: 29	R: 0 E: 0 K: 1 S: 14	H: 1 LOB: 2 BB: 1 P: 23	1B: 5 2B: 2 3B: 0 HR: 2	SF: 0 SAC: 0 DP: 0 HBP: 0	WP: 0 PB: 0 SB: 0 CS: 0	PA: 42			
PITCHER	IP WLS BF H R ER SO BB IBB HBP BLK WP HR S P ERA WHIP	IP WLS BF H R ER SO BB IBB HBP BLK WP HR S P ERA WHIP	IP WLS BF H R ER SO BB IBB HBP BLK WP HR S P ERA WHIP	IP WLS BF H R ER SO BB IBB HBP BLK WP HR S P ERA WHIP	IP WLS BF H R ER SO BB IBB HBP BLK WP HR S P ERA WHIP	IP WLS BF H R ER SO BB IBB HBP BLK WP HR S P ERA WHIP	IP WLS BF H R ER SO BB IBB HBP BLK WP HR S P ERA WHIP	IP WLS BF H R ER SO BB IBB HBP BLK WP HR S P ERA WHIP	IP WLS BF H R ER SO BB IBB HBP BLK WP HR S P ERA WHIP	IP WLS BF H R ER SO BB IBB HBP BLK WP HR S P ERA WHIP	IP WLS BF H R ER SO BB IBB HBP BLK WP HR S P ERA WHIP	IP WLS BF H R ER SO BB IBB HBP BLK WP HR S P ERA WHIP	IP WLS BF H R ER SO BB IBB HBP BLK WP HR S P ERA WHIP	IP WLS BF H R ER SO BB IBB HBP BLK WP HR S P ERA WHIP	IP WLS BF H R ER SO BB IBB HBP BLK WP HR S P ERA WHIP	IP WLS BF H R ER SO BB IBB HBP BLK WP HR S P ERA WHIP	IP WLS BF H R ER SO BB IBB HBP BLK WP HR S P ERA WHIP	IP WLS BF H R ER SO BB IBB HBP BLK WP HR S P ERA WHIP	IP WLS BF H R ER SO BB IBB HBP BLK WP HR S P ERA WHIP	IP WLS BF H R ER SO BB IBB HBP BLK WP HR S P ERA WHIP	IP WLS BF H R ER SO BB IBB HBP BLK WP HR S P ERA WHIP	IP WLS BF H R ER SO BB IBB HBP BLK WP HR S P ERA WHIP	IP WLS BF H R ER SO BB IBB HBP BLK WP HR S P ERA WHIP	IP WLS BF H R ER SO BB IBB HBP BLK WP HR S P ERA WHIP	IP WLS BF H R ER SO BB IBB HBP BLK WP HR S P ERA WHIP

St. Louis Cardinals @ Philadelphia Phillies
Veterans Stadium, Philadelphia, PA
Wed Jul 28 1993, 7:05 PM EDT
Att: 46,346 - Unknown

AB 36
R 6
H 9
RBI 6
BB 6
SO 8
LOB 12



Batter	1	2	3	4	5	6	7	8	9	AB	R	H	RBI	BB	SO	LOB	BOTTOM								
Lenny Dykstra, L OBP: 0.424, SLG: 0.473	0-1 P6		0-0 1B 2B		0-2 SH1-3 SF8 2B	1-2 F8		0-0 BB 1B		5	3	3	0	0	0	1									
Mariano Duncan, R OBP: 0.302, SLG: 0.408	1-1 P3		0-1 1B 3B		0-1 SH1-3		3-2 1B 3B	0-1 1B BB		4	3	3	2	0	0	0									
John Kruk, L OBP: 0.480, SLG: 0.512	1-0 G4-3		2-3 3H F8		4-0 BB		0-0 1B 3B	4-2 1B BB		3	2	1	0	2	0	1									
Dave Hollins, S OBP: 0.366, SLG: 0.448		0-1 P1	0-0 3B 1B		1-1 SF8		1-0 1B 3B	0-0 HR 1B		3	2	2	3	0	0	0									
Larry Andersen, R OBP: 1.000, SLG: 1.000										0	0	0	0	0	0	0									
David West, L OBP: 0.500, SLG: 0.750										0	0	0	0	0	0	0									
Ricky Jordan, R OBP: 0.333, SLG: 0.456			1-2 3B 1B				1-H G6-4-3 3B	1-2 HR 1B		1	1	1	1	0	0	0									
Mitch Williams, L OBP: 1.000, SLG: 1.000					3-H		3-H	2-3 HR 1B		0	0	0	0	0	0	0									
Darren Daulton, L OBP: 0.394, SLG: 0.503		1-2 F8	3-1 1-H 2-H 3B		4-2 BB		4-2 BB	1-0 HR		3	1	2	6	2	0	0									
Jim Eisenreich, L OBP: 0.378, SLG: 0.461		1-1 1B	1-0 G5-3		0-1 F8		0-0 G6-4-3	1-2 HR 1B		5	1	2	0	0	0	4									
Milt Thompson, L OBP: 0.340, SLG: 0.361		0-0 G6-3		4-1 G3-6-3 BB		3-2 G3		1-2 HR 2B		4	0	1	1	1	0	1									
Mickey Morandini, L OBP: 0.288, SLG: 0.321			2-0 G6-3	2-2 G3-6-3		0-1 SH3-4 1B		G4-3		5	0	1	0	0	0	2									
Terry Mulholland, R OBP: 0.104, SLG: 0.085			0-0 2B 1B		0-0 L4		0-0 SH3-4 1B	1-2 G4-3		2	1	1	0	0	0	0									
Kim Batiste, R OBP: 0.287, SLG: 0.413										1	0	0	0	0	0	0									
Inning Stats	R: 0 E: 0 K: 0 S: 5	H: 0 LOB: 0 BB: 0 P: 7	R: 0 E: 0 K: 0 S: 9	H: 1 LOB: 0 BB: 0 P: 11	R: 4 E: 0 K: 0 S: 11	H: 5 LOB: 1 BB: 0 P: 17	R: 0 E: 0 K: 0 S: 5	H: 0 LOB: 0 BB: 1 P: 11	R: 1 E: 0 K: 0 S: 12	H: 1 LOB: 2 BB: 2 P: 21	R: 0 E: 0 K: 0 S: 9	H: 1 LOB: 0 BB: 0 P: 13	R: 3 E: 0 K: 0 S: 10	H: 3 LOB: 0 BB: 1 P: 18	R: 6 E: 0 K: 0 S: 19	H: 6 LOB: 1 BB: 1 P: 30	1B: 11 2B: 3 3B: 2 HR: 1	SF: 1 SAC: 2 DP: 2 HBP: 0	WP: 0 PB: 0 SB: 0 CS: 0	PA: 44					
PITCHER	IP WLS BF H R ER SO BB IBB HBP BLK WP HR S P ERA WHIP	IP WLS BF H R ER SO BB IBB HBP BLK WP HR S P ERA WHIP	IP WLS BF H R ER SO BB IBB HBP BLK WP HR S P ERA WHIP	IP WLS BF H R ER SO BB IBB HBP BLK WP HR S P ERA WHIP	IP WLS BF H R ER SO BB IBB HBP BLK WP HR S P ERA WHIP	IP WLS BF H R ER SO BB IBB HBP BLK WP HR S P ERA WHIP	IP WLS BF H R ER SO BB IBB HBP BLK WP HR S P ERA WHIP	IP WLS BF H R ER SO BB IBB HBP BLK WP HR S P ERA WHIP	IP WLS BF H R ER SO BB IBB HBP BLK WP HR S P ERA WHIP	IP WLS BF H R ER SO BB IBB HBP BLK WP HR S P ERA WHIP	IP WLS BF H R ER SO BB IBB HBP BLK WP HR S P ERA WHIP	IP WLS BF H R ER SO BB IBB HBP BLK WP HR S P ERA WHIP	IP WLS BF H R ER SO BB IBB HBP BLK WP HR S P ERA WHIP	IP WLS BF H R ER SO BB IBB HBP BLK WP HR S P ERA WHIP	IP WLS BF H R ER SO BB IBB HBP BLK WP HR S P ERA WHIP	IP WLS BF H R ER SO BB IBB HBP BLK WP HR S P ERA WHIP	IP WLS BF H R ER SO BB IBB HBP BLK WP HR S P ERA WHIP	IP WLS BF H R ER SO BB IBB HBP BLK WP HR S P ERA WHIP	IP WLS BF H R ER SO BB IBB HBP BLK WP HR S P ERA WHIP	IP WLS BF H R ER SO BB IBB HBP BLK WP HR S P ERA WHIP	IP WLS BF H R ER SO BB IBB HBP BLK WP HR S P ERA WHIP	IP WLS BF H R ER SO BB IBB HBP BLK WP HR S P ERA WHIP	IP WLS BF H R ER SO BB IBB HBP BLK WP HR S P ERA WHIP	IP WLS BF H R ER SO BB IBB HBP BLK WP HR S P ERA WHIP	IP WLS BF H R ER SO BB IBB HBP BLK WP HR S P ERA WHIP

St. Louis Cardinals @ Philadelphia Phillies
Veterans Stadium, Philadelphia, PA
Wed Jul 28 1993, 7:05 PM EDT
Att: 46,346 - Unknown

AB 36
R 14
H 17
RBI 13
BB 5
SO 0
LOB 9



Batter	1	2	3	4	5	6	7	8	9	AB	R	H	RBI	BB	SO	LOB	TOP			
Bernard Gilkey, R OBP: 0.379, SLG: 0.495	2-1 G6-3		0-0 FC5-4			2-0 G6-3		2-1 1B	3-1 F9	5	1	1	0	0	0	3	St. Louis Cardinals @ Philadelphia Phillies Veterans Stadium, Philadelphia, PA Thu Jul 29 1993, 3:33 AM EDT Att: 55,884 - Sunny - 86 F			
Ozzie Smith, S OBP: 0.333, SLG: 0.356	2-2 G5-3			0-0 G6-3		2-2 G6-3		1-0 1B	0-1 FC4-6	5	1	1	0	0	0	2				
Ray Lankford, L OBP: 0.388, SLG: 0.357	0-3 K			1-3 K			3-1 1B	2-2 K		4	1	1	0	0	3	2				
Todd Zeile, R OBP: 0.343, SLG: 0.424		2-1 L7		1-1 F8			0-2 2B	3-2 1B		4	1	2	2	0	0	0				
Brian Jordan, R OBP: 0.329, SLG: 0.485		4-2 G6-3 BB			2-2 S 1B		0-3 K	0-1 1B		3	0	2	1	1	1	1				
Gerald Perry, L OBP: 0.362, SLG: 0.459		0-0 G6-3			2-3 K		2-3 K	1-0 P3		3	0	0	0	0	2	3				
Mark Whiten, S OBP: 0.332, SLG: 0.436					1-2 K					1	0	0	0	0	0	2				
Rob Murphy, L OBP: 0.500, SLG: 0.500										0	0	0	0	0	0	0				
Luis Alieca, S OBP: 0.396, SLG: 0.392			2-3 K		2-3 K		3-2 2B		4-1 F9 BB	3	0	1	1	1	2	1				
Tom Pagnozzi, R OBP: 0.284, SLG: 0.352			1-0 G6-3		1-1 L4		1-1 F7		2-1 F9	4	0	0	0	0	0	3				
Donovan Osborne, S OBP: 0.250, SLG: 0.220		4-2 BB				0-0 L6-3		3-2 F7	4-2 FC4-6 BB	1	0	0	0	1	0	0				
Todd Burns, R OBP: 0.324, SLG: 0.352										0	0	0	0	0	0	0				
Rod Brewer, L OBP: 0.324, SLG: 0.352										1	0	0	0	0	0	0				
Enik Papavas, R OBP: 0.405, SLG: 0.393										0	0	0	0	1	0	0				
Inning Stats	R: 0 E: 0 K: 1 S: 8	H: 0 LOB: 0 BB: 0 P: 12	R: 0 E: 0 K: 0 S: 6	H: 0 LOB: 0 BB: 1 P: 12	R: 0 E: 0 K: 1 S: 7	H: 0 LOB: 1 BB: 1 P: 14	R: 0 E: 0 K: 1 S: 7	H: 1 LOB: 1 BB: 0 P: 9	R: 0 E: 0 K: 0 S: 5	H: 0 LOB: 0 BB: 0 P: 9	R: 2 E: 0 K: 2 S: 20	H: 3 LOB: 1 BB: 0 P: 29	R: 2 E: 0 K: 1 S: 19	H: 4 LOB: 2 BB: 2 P: 31	R: 0 E: 0 K: 0 S: 9	H: 0 LOB: 2 BB: 2 P: 22	1B: 6 2B: 1 3B: 1 HR: 0	SF: 0 SAC: 0 DP: 1 HBP: 0	WP: 0 PB: 0 SB: 1 CS: 0	PA: 38
PITCHER	IP WLS BF H R ER SO	IP WLS BF H R ER SO	IP WLS BF H R ER SO	IP WLS BF H R ER SO	IP WLS BF H R ER SO	IP WLS BF H R ER SO	IP WLS BF H R ER SO	IP WLS BF H R ER SO	IP WLS BF H R ER SO	IP WLS BF H R ER SO	IP WLS BF H R ER SO	IP WLS BF H R ER SO	IP WLS BF H R ER SO	IP WLS BF H R ER SO	IP WLS BF H R ER SO	IP WLS BF H R ER SO	ERA WHIP	ERA WHIP		
Curt Schilling, R ERA: 4.19	6.2	25	4	2	2	7	2	0	0	0	0	0	0	0	0	0	2.70	0.900		
Roger Mason, R ERA: 3.95	0.2	4	2	2	2	0	0	0	0	0	0	0	0	0	0	0	27.00	3.000		
David West, L ERA: 2.54	0.2	W	4	2	0	1	0	0	0	0	0	0	0	0	0	0	0.00	3.000		
Mitch Williams, L ERA: 2.93	1.0	S	5	0	0	0	2	0	0	0	0	0	0	0	0	0	0.00	2.000		

Batter	1	2	3	4	5	6	7	8	9	AB	R	H	RBI	BB	SO	LOB	BOTTOM			
Lenny Dykstra, L OBP: 0.428, SLG: 0.474	3-2 G6-4-3 1B		4-0 BB		4-1 CS BB	1-3 K		2-1 G6-4-3 1B		3	0	2	1	2	1	3	St. Louis Cardinals @ Philadelphia Phillies Veterans Stadium, Philadelphia, PA Thu Jul 29 1993, 3:33 AM EDT Att: 55,884 - Sunny - 86 F			
Mariano Duncan, R OBP: 0.297, SLG: 0.401	2-1 G6-4-3		0-3 K		0-0 F8		1-1 L8	0-0 G6-4-3		5	0	0	0	0	1	7				
John Kruk, L OBP: 0.479, SLG: 0.510	2-1 G4-3		1-2 F8			2-3 K	1-2 G5-3			1	0	0	0	0	0	0				
Ricky Jordan, R OBP: 0.323, SLG: 0.441										3	0	0	0	0	1	2				
Dave Hollins, S OBP: 0.368, SLG: 0.447		2-1 E3		2-2 HR		1-0 HBP BB	G5-3	0-2 G6-3		3	2	1	0	0	0	0				
Kim Batiste, R OBP: 0.297, SLG: 0.413										0	0	0	0	0	0	0				
Pete Incaviglia, R OBP: 0.290, SLG: 0.477		0-0 F8		0-3 K		3-2 G5-3		0-0 SH1-4 HBP	1B	4	1	1	0	0	1	3				
Wes Chamberlain, R OBP: 0.313, SLG: 0.505		3-2 F9		3-2 SAFE SAFE		4-0 BB HBP	1B	2-1 BB SH1-4	1B	2	2	1	2	1	0	1				
Jim Eisenreich, L OBP: 0.378, SLG: 0.461				1-H HR		2-1 BB HBP	1B	1-2 BB HBP		0	1	0	0	0	0	0				
Todd Pratt, R OBP: 0.250, SLG: 0.377		2-2 G5-3		0-0 F8		2-1 1B BB	HBP	0-0 SH1-4		2	0	0	0	0	0	1				
Mitch Williams, L OBP: 1.000, SLG: 1.000						1-2 2-3 HBP		1-2 2-3		0	0	0	0	0	0	0				
Kevin Stocker, S OBP: 0.462, SLG: 0.533			2-2 2B		2-3 K	4-1 1B		4-0 1B BB		2	0	1	1	2	1	0				
Curt Schilling, R OBP: 0.191, SLG: 0.156			0-0 B1			1-1 G1-3		4-2 1B		3	0	1	1	0	0	1				
Roger Mason, R OBP: 0.200, SLG: 0.200										0	0	0	0	0	0	0				
David West, L OBP: 0.500, SLG: 0.750										0	0	0	0	0	0	0				
Darren Daulton, L OBP: 0.396, SLG: 0.503						1-2 2-3 HBP		1-2 2-3 HBP		0	0	0	1	1	0	0				
Inning Stats	R: 0 E: 0 K: 0 S: 9	H: 1 LOB: 0 BB: 0 P: 16	R: 0 E: 1 K: 0 S: 13	H: 0 LOB: 1 BB: 0 P: 20	R: 0 E: 0 K: 1 S: 10	H: 1 LOB: 2 BB: 1 P: 17	R: 2 E: 0 K: 2 S: 24	H: 1 LOB: 0 BB: 0 P: 31	R: 0 E: 0 K: 0 S: 4	H: 0 LOB: 0 BB: 1 P: 9	R: 2 E: 0 K: 0 S: 16	H: 2 LOB: 3 BB: 2 P: 34	R: 0 E: 0 K: 0 S: 8	H: 0 LOB: 0 BB: 0 P: 10	R: 2 E: 0 K: 0 S: 9	H: 2 LOB: 2 BB: 2 P: 21	1B: 5 2B: 1 3B: 0 HR: 1	SF: 0 SAC: 1 DP: 2 HBP: 3	WP: 0 PB: 0 SB: 0 CS: 1	PA: 38
PITCHER	IP WLS BF H R ER SO	IP WLS BF H R ER SO	IP WLS BF H R ER SO	IP WLS BF H R ER SO	IP WLS BF H R ER SO	IP WLS BF H R ER SO	IP WLS BF H R ER SO	IP WLS BF H R ER SO	IP WLS BF H R ER SO	IP WLS BF H R ER SO	IP WLS BF H R ER SO	IP WLS BF H R ER SO	IP WLS BF H R ER SO	IP WLS BF H R ER SO	IP WLS BF H R ER SO	IP WLS BF H R ER SO	ERA WHIP	ERA WHIP		
Donovan Osborne, L ERA: 3.84	5.2	27	5	4	4	4	3	0	0	0	0	0	0	0	0	0	6.35	1.412		
Todd Burns, R ERA: 4.68	1.1	4	0	0	0	1	0	0	0	0	0	0	0	0	0	0	0.00	0.000		
Rob Murphy, L ERA: 4.78	1.0	L	7	2	2	2	0	1	1	1	0	0	0	0	0	0	18.00	3.000		


Batter	1	2	3	4	5	6	7	8	9	AB	R	H	RBI	BB	SO	LOB	TOP										
Ryan Thompson, R (1, 8) OBP: 0.220, SLG: 0.304	1-3 K			3-2 L8		1-3 K		2-2 BB		4	0	1	0	0	2	1	New York Mets @ St. Louis Cardinals Busch Stadium, St. Louis, MO Fri Jul 30 1993, 7:05 PM CDT Att: 49,920 - Unknown - 85 F										
Charlie O'Brien, R (1, 2) OBP: 0.301, SLG: 0.347 Vince Coleman, S (8, FR) OBP: 0.315, SLG: 0.375	0-0 F9			1-0 P2		2-2 BB		4-1 BB		3	0	1	1	1	0	0											
Eddie Murray, S (1, 3) OBP: 0.317, SLG: 0.446	2-2 G1-3			2-3 K		0-0 BB		3-2 F8		4	0	1	0	0	1	2											
Bobby Bonilla, S (1, 5) OBP: 0.339, SLG: 0.492		1-1 F9			0-0 G6-3		1-0 BB		2-1 HR	4	1	2	1	0	0	0											
Dave Gallagher, R (1, 9) OBP: 0.365, SLG: 0.504 Todd Hundley, S (8, 2) OBP: 0.261, SLG: 0.342		1-0 G4-3			0-0 F8		2-0 P3		1-2 F7	3	0	0	0	0	0	1											
Jeff Kent, R (1, 4) OBP: 0.306, SLG: 0.430 Mike Maddux, L (7, 1) Joe Orsulak, L (8, PH) OBP: 0.346, SLG: 0.417		1-0 F9			1-1 BB		0-2 G3		0-1 G1-3	3	0	1	0	0	0	1											
Chico Walker, S (1, 7) OBP: 0.292, SLG: 0.352			4-2 BB		1-1 F8		1-0 F7		3-2 L8	3	0	0	0	1	0	2											
Tim Lincecum, R (1, 6) OBP: 0.294, SLG: 0.308			2-1 G6-4-3			4-0 SH1-4		2-1 P9		2	1	0	0	1	0	1											
Sid Fernandez, L (1, 1) Pete Schourek, L (7, 1) OBP: 0.269, SLG: 0.217 Jeff McKnight, S (7, 4) OBP: 0.313, SLG: 0.271			1-3 K			0-2 SH1-4		0-0 G6-3		1	0	0	0	0	1	0											
Inning Stats	R: 0 E: 0 K: 1 S: 8	H: 0 LOB: 0 BB: 0 P: 11	R: 0 E: 0 K: 0 S: 4	H: 0 LOB: 0 BB: 0 P: 7	R: 0 E: 0 K: 1 S: 7	H: 0 LOB: 0 BB: 1 P: 14	R: 0 E: 0 K: 1 S: 7	H: 0 LOB: 0 BB: 0 P: 13	R: 0 E: 0 K: 0 S: 6	H: 1 LOB: 1 BB: 0 P: 8	R: 1 E: 0 K: 1 S: 10	H: 2 LOB: 2 BB: 1 P: 17	R: 0 E: 0 K: 0 S: 6	H: 1 LOB: 1 BB: 0 P: 10	R: 0 E: 0 K: 0 S: 12	H: 1 LOB: 2 BB: 1 P: 23		R: 1 E: 0 K: 0 S: 11	H: 1 LOB: 0 BB: 0 P: 17	1B: 5 2B: 0 3B: 0 HR: 1	SF: 0 SAC: 1 DP: 1 HBP: 0	WP: 0 PB: 0 SB: 0 CS: 0	PA: 34				
PITCHER	IP	WLS	BF	H	R	ER	SO	BB	IBB	HBP	BLK	WP	HR	S	P	ERA	WHIP										
Allen Watson, L (1, 1) ERA: 4.5	7.0	W	25	4	1	1	4	2	0	0	0	0	0	48	80	1.29	0.857										
Rob Murphy, L (8, 1) ERA: 4.7	0.2		4	1	0	0	0	1	0	0	0	0	0	7	15	0.00	3.000										
Lee Smith, R (8, 1) ERA: 4.32	1.1	S	5	1	1	1	0	0	0	0	0	0	1	16	25	6.75	0.750										

AB	30
R	2
H	6
RBI	2
BB	3
SO	4
LOB	8



Batter	1	2	3	4	5	6	7	8	9	AB	R	H	RBI	BB	SO	LOB	BOTTOM										
Luis Altea, S (1, 4) OBP: 0.394, SLG: 0.394	2-3 K		1-0 BB		0-1 L9		0-1 G1-3			4	0	1	0	0	1	1	New York Mets @ St. Louis Cardinals Busch Stadium, St. Louis, MO Fri Jul 30 1993, 7:05 PM CDT Att: 49,920 - Unknown - 85 F										
Ozzie Smith, S (1, 6) OBP: 0.334, SLG: 0.360	1-0 F7		2-0 F8			2-1 SF8	2-1 BB			4	1	2	1	0	0	1											
Brian Jordan, R (1, 7) OBP: 0.327, SLG: 0.478	1-3 K			1-0 G5-3		1-0 SF8	1-3 BB	0-1 G5-3		4	0	1	0	0	1	1											
Todd Zeile, R (1, 5) OBP: 0.345, SLG: 0.433		2-1 F8		1-2 HR		0-1 SF8		4-1 BB		2	1	1	2	1	0	0											
Mark Whiten, S (1, 9) OBP: 0.328, SLG: 0.431		1-1 F8		0-1 P3		2-3 K		0-3 K		4	0	0	0	0	2	2											
Ray Lankford, L (1, 8) OBP: 0.389, SLG: 0.355		2-0 E4		4-2 BB		4-1 S	BB	1 SAFE	2-1 F9	2	0	0	0	2	0	1											
Erik Pappas, R (1, 3) OBP: 0.398, SLG: 0.384 Rod Brewer, L (8, 3) OBP: 0.320, SLG: 0.348		0-1 F9		2-3 K		1-0 G4-3		1-0 G4-3		3	0	0	0	0	1	4											
Tom Pagnozzi, R (1, 2) OBP: 0.285, SLG: 0.351			0-0 G5-6-4			1-0 F9		0-1 G6-3		3	0	1	0	0	0	0											
Allen Watson, L (1, 1) Tracy Woodson, R (7, PH) OBP: 0.233, SLG: 0.259 Rob Murphy, L (8, 1) OBP: 0.500, SLG: 0.500 Lee Smith, R (8, 1)		1-0 G5-6-4		1-2 F9		3-2 G1-3	BB	2B		2	0	0	0	0	0	1											
Inning Stats	R: 0 E: 0 K: 2 S: 10	H: 0 LOB: 0 BB: 0 P: 14	R: 0 E: 1 K: 0 S: 7	H: 0 LOB: 1 BB: 0 P: 12	R: 0 E: 0 K: 0 S: 4	H: 2 LOB: 1 BB: 0 P: 8	R: 1 E: 0 K: 1 S: 11	H: 1 LOB: 1 BB: 1 P: 19	R: 0 E: 0 K: 0 S: 9	H: 0 LOB: 0 BB: 0 P: 11	R: 1 E: 1 K: 1 S: 10	H: 2 LOB: 2 BB: 1 P: 20	R: 1 E: 0 K: 0 S: 12	H: 2 LOB: 1 BB: 0 P: 17	R: 0 E: 0 K: 1 S: 7	H: 0 LOB: 1 BB: 1 P: 14		1B: 3 2B: 3 3B: 0 HR: 1	SF: 1 SAC: 0 DP: 1 HBP: 0	WP: 0 PB: 0 SB: 1 CS: 0	PA: 34						
PITCHER	IP	WLS	BF	H	R	ER	SO	BB	IBB	HBP	BLK	WP	HR	S	P	ERA	WHIP										
Sid Fernandez, L (1, 1) ERA: 3.67	6.0	L	25	5	2	1	4	2	0	0	0	0	0	51	84	1.50	1.167										
Pete Schourek, L (7, 1) ERA: 6.25	0.2		4	2	1	1	0	0	0	0	0	0	0	10	15	13.50	3.000										
Mike Maddux, R (7, 1) ERA: 3.88	1.1		5	0	0	0	1	1	0	0	0	0	0	9	16	0.00	0.750										

AB	30
R	3
H	7
RBI	3
BB	3
SO	5
LOB	12



Batter	1	2	3	4	5	6	7	8	9	AB	R	H	RBI	BB	SO	LOB	TOP			
Ryan Thompson, R (1, 8) OBP: 0.219, SLG: 0.311	F8		F8		K			P2		5	0	1	0	0	1	3				
Joe Orsulak, L (1, 7) OBP: 0.342, SLG: 0.412	G3			L9		G6-3		P4		3	0	0	0	0	0	0				
Dave Gallagher, R (8, PH) OBP: 0.362, SLG: 0.500										1	0	0	0	0	0	2				
Jeff Kent, R (8, 4) OBP: 0.306, SLG: 0.430										0	0	0	0	0	0	0				
Eddie Murray, S (1, 3) OBP: 0.319, SLG: 0.449	G3			WP 1B		1B		G5-3		4	1	2	1	0	0	1				
Bobby Bonilla, S (1, 5) OBP: 0.339, SLG: 0.489			K		G6-3 1B			K		4	0	1	1	0	3	2				
Anthony Young, R (8, 1) OBP: 0.273, SLG: 0.200					2H 1B					0	0	0	0	0	0	0				
Chico Walker, S (1, 4) OBP: 0.298, SLG: 0.357	L7					F8				4	1	2	0	0	0	1				
Charlie O'Brien, R (1, 2) OBP: 0.302, SLG: 0.340										2	0	0	0	1	1	2				
Jeff McKnight, S (9, PH) OBP: 0.321, SLG: 0.282								WP 1B		1	0	1	0	0	0	0				
Jeremy Burnitz, L (1, 9) OBP: 0.321, SLG: 0.464	G2-3							K		4	0	0	0	0	1	5				
Tim Bogar, R (1, 6) OBP: 0.289, SLG: 0.303										3	0	0	0	0	0	0				
Todd Hundley, S (9, PH) OBP: 0.260, SLG: 0.341			G5-3		F7			P6		1	0	0	0	0	0	2				
Eric Hillman, L (1, 1) OBP: 0.150, SLG: 0.150										2	0	1	0	0	1	0				
Jeff Innis, R (7, 1)										0	0	0	0	0	0	0				
Vince Coleman, S (8, PH) OBP: 0.316, SLG: 0.375								K		2	1	1	0	0	1	1				
Inning Stats	R: 0 E: 0 K: 0 S: 3	H: 0 LOB: 0 BB: 0 P: 3	R: 0 E: 0 K: 1 S: 9	H: 0 LOB: 1 BB: 1 P: 16	R: 0 E: 0 K: 0 S: 9	H: 1 LOB: 1 BB: 0 P: 14	R: 1 E: 0 K: 0 S: 13	H: 3 LOB: 2 BB: 0 P: 21	R: 0 E: 0 K: 1 S: 7	H: 0 LOB: 0 BB: 0 P: 12	R: 0 E: 0 K: 1 S: 10	H: 0 LOB: 0 BB: 0 P: 14	R: 1 E: 0 K: 1 S: 10	H: 2 LOB: 1 BB: 0 P: 14	R: 1 E: 0 K: 2 S: 14	H: 2 LOB: 2 BB: 0 P: 17	1B: 7 2B: 2 3B: 0 HR: 0	SF: 0 SAC: 0 DP: 0 HBP: 0	WP: 2 PB: 0 SB: 0 CS: 0	PA: 37
PITCHER	IP	WLS	BF	H	R	ER	SO	BB	IBB	HBP	BLK	WP	HR	S	P	ERA	WHIP			
Rene Arocha, R (1, 1) ERA: 3.49	7.0	W	28	7	2	2	5	1	0	0	0	1	0	62	91	2.57	1.143			
Lee Guetterman, L (8, 1) ERA: 4.66	1.0		3	0	0	0	1	0	0	0	0	0	0	8	12	0.00	0.000			
Lee Smith, R (9, 1) ERA: 4.43	1.0	S	6	2	1	1	2	0	0	0	0	1	0	14	17	9.00	2.000			

New York Mets @ St. Louis Cardinals
 Busch Stadium, St. Louis, MO
 Sat Jul 31 1993, 7:05 PM CDT
 Att: 50,948 - Unknown

AB 36
 R 3
 H 9
 RBI 2
 BB 1
 SO 8
 LOB 19



Batter	1	2	3	4	5	6	7	8	9	AB	R	H	RBI	BB	SO	LOB	BOTTOM			
Bernard Gilkey, R (1, 7) OBP: 0.383, SLG: 0.508				G6-3						4	2	3	3	0	0	1				
Rod Brewer, L (8, 3) OBP: 0.320, SLG: 0.348										0	0	0	0	0	0	0				
Ozzie Smith, S (1, 6) OBP: 0.333, SLG: 0.359	G6-3									4	0	1	0	0	0	1				
Brian Jordan, R (1, 8) OBP: 0.331, SLG: 0.486	E6									4	0	2	1	0	0	0				
Todd Zeile, R (1, 5) OBP: 0.341, SLG: 0.428	G5-3									4	0	0	0	0	1	4				
Mark Whiten, S (1, 9) OBP: 0.332, SLG: 0.438	G5-3									4	0	3	0	0	0	1				
Erik Pagano, R (1, 2) OBP: 0.394, SLG: 0.380										4	1	1	0	0	0	3				
Tracy Woodson, R (1, 3) OBP: 0.238, SLG: 0.282										3	1	1	0	0	0	0				
Ray Lankford, L (8, 8) OBP: 0.391, SLG: 0.355										0	0	0	0	1	0	0				
José Oquendo, S (1, 4) OBP: 0.329, SLG: 0.217										4	0	0	0	0	0	3				
Rene Arocha, R (1, 1) OBP: 0.083, SLG: 0.111										3	0	1	0	0	0	2				
Lee Guetterman, L (8, 1) OBP: 0.500, SLG: 1.000										0	0	0	0	0	0	0				
Lee Smith, R (9, 1) ERA: 4.14										0	0	0	0	0	0	0				
Inning Stats	R: 1 E: 1 K: 0 S: 12	H: 1 LOB: 1 BB: 0 P: 21	R: 2 E: 0 K: 0 S: 13	H: 3 LOB: 1 BB: 0 P: 20	R: 0 E: 0 K: 0 S: 10	H: 1 LOB: 1 BB: 0 P: 17	R: 0 E: 0 K: 0 S: 8	H: 1 LOB: 1 BB: 0 P: 10	R: 0 E: 0 K: 1 S: 7	H: 1 LOB: 0 BB: 0 P: 11	R: 0 E: 0 K: 0 S: 6	H: 1 LOB: 0 BB: 0 P: 11	R: 1 E: 0 K: 0 S: 14	H: 3 LOB: 2 BB: 0 P: 19	R: 0 E: 0 K: 0 S: 4	H: 1 LOB: 1 BB: 1 P: 11	1B: 8 2B: 4 3B: 0 HR: 1	SF: 0 SAC: 0 DP: 2 HBP: 0	WP: 0 PB: 0 SB: 0 CS: 1	PA: 35
PITCHER	IP	WLS	BF	H	R	ER	SO	BB	IBB	HBP	BLK	WP	HR	S	P	ERA	WHIP			
Eric Hillman, L (1, 1) ERA: 4.03	6.2	L	30	11	4	4	1	0	0	0	0	0	0	68	105	5.40	1.650			
Jeff Innis, R (7, 1) ERA: 5.2	0.1		1	0	0	0	0	0	0	0	0	0	0	2	4	0.00	0.000			
Anthony Young, R (8, 1) ERA: 4.14	1.0		4	1	0	0	0	1	0	0	0	0	0	4	11	0.00	2.000			

New York Mets @ St. Louis Cardinals
 Busch Stadium, St. Louis, MO
 Sat Jul 31 1993, 7:05 PM CDT
 Att: 50,948 - Unknown

AB 34
 R 4
 H 12
 RBI 4
 BB 1
 SO 1
 LOB 15



Batter	1	2	3	4	5	6	7	8	9	AB	R	H	RBI	BB	SO	LOB	TOP					
Ryan Thompson, R OBP: 0.261, SLG: 0.409										5	3	4	1	0	0	0	New York Mets @ St. Louis Cardinals Busch Stadium, St. Louis, MO Sun Aug 01 1993, 3:33 AM CDT Att: 31,277 - Sunny - 92 F					
Charlie O'Brien, R OBP: 0.300, SLG: 0.347										4	1	1	0	0	0	2						
Eddie Murray, S OBP: 0.322, SLG: 0.462										5	2	3	3	0	0	2						
Bobby Bonilla, S OBP: 0.342, SLG: 0.491										3	0	2	0	1	0	0						
Tim Bogar, R OBP: 0.293, SLG: 0.313										1	1	1	1	0	0	0						
Dave Gallagher, R OBP: 0.354, SLG: 0.487										3	0	0	0	0	0	3						
Joe Orsulak, L OBP: 0.347, SLG: 0.416										2	1	2	2	0	0	0						
Jeff Kent, R OBP: 0.304, SLG: 0.424										4	1	0	0	1	1	1						
Chico Walker, S OBP: 0.342, SLG: 0.342										5	1	0	0	0	1	4						
Jeremy Burnitz, L OBP: 0.321, SLG: 0.464										0	0	0	0	0	0	0						
Kevin Baez, R OBP: 0.333, SLG: 0.471										4	0	3	3	0	0	0						
Dwight Gooden, R OBP: 0.220, SLG: 0.390										3	0	0	0	0	0	2						
Jeff McKnight, S OBP: 0.317, SLG: 0.278										1	0	0	0	0	0	1						
Pete Schourek, L OBP: 0.269, SLG: 0.217										0	0	0	0	0	0	0						
Inning Stats	R: 0 E: 0 K: 0 S: 6	H: 1 LOB: 0 BB: 0 P: 7	R: 0 E: 0 K: 0 S: 4	H: 1 LOB: 0 BB: 0 P: 5	R: 0 E: 0 K: 0 S: 4	H: 0 LOB: 0 BB: 0 P: 4	R: 0 E: 0 K: 0 S: 14	H: 2 LOB: 2 BB: 0 P: 21	R: 0 E: 0 K: 1 S: 9	H: 1 LOB: 1 BB: 0 P: 12	R: 2 E: 0 K: 0 S: 12	H: 2 LOB: 0 BB: 0 P: 17	R: 0 E: 0 K: 1 S: 12	H: 1 LOB: 1 BB: 0 P: 17	R: 5 E: 0 K: 0 S: 14	H: 4 LOB: 1 BB: 2 P: 28	R: 3 E: 0 K: 0 S: 15	H: 4 LOB: 1 BB: 0 P: 22	1B: 8 2B: 6 3B: 0 HR: 2	SF: 0 SAC: 1 DP: 2 HBP: 0	WP: 0 PB: 0 SB: 0 CS: 0	PA: 43
PITCHER	IP WLS BF H R ER SO BB IBB HBP BLK WP HR S P ERA WHIP																					
Rheal Cormier, L ERA: 4.54	(1, 1) 6.0 23 7 2 2 1 0 0 0 0 0 0 1 49 66 3.00 1.167																					
Omar Olivares, R ERA: 4.77	(7, 1) 1.0 4 1 0 0 1 0 0 0 0 0 0 0 12 17 0.00 1.000																					
Todd Burns, R ERA: 4.83	(8, 1) 0.1 L 4 2 3 3 0 0 1 0 0 0 0 0 6 12 81.00 6.000																					
Lee Guetterman, L ERA: 5.4	(8, 1) 0.2 5 2 2 2 0 0 1 0 0 0 0 0 8 16 27.00 3.000																					
Joe Magrane, L ERA: 4.92	(9, 1) 1.0 7 4 3 3 0 0 0 0 0 0 0 1 15 22 27.00 4.000																					

AB	40
R	10
H	16
RBI	10
BB	2
SO	2
LOB	15



Batter	1	2	3	4	5	6	7	8	9	AB	R	H	RBI	BB	SO	LOB	BOTTOM					
Luis Altea, S OBP: 0.387, SLG: 0.386										4	0	0	0	0	1	3	New York Mets @ St. Louis Cardinals Busch Stadium, St. Louis, MO Sun Aug 01 1993, 3:33 AM CDT Att: 31,277 - Sunny - 92 F					
Ozzie Smith, S OBP: 0.333, SLG: 0.356										3	1	0	0	1	0	1						
Ray Lankford, L OBP: 0.392, SLG: 0.358										3	1	1	0	1	0	0						
Todd Zeile, R OBP: 0.345, SLG: 0.430										3	0	2	1	1	1	1						
Bernard Gilkey, R OBP: 0.379, SLG: 0.501										4	0	0	0	0	0	4						
Brian Jordan, R OBP: 0.335, SLG: 0.486										4	0	2	1	0	0	0						
Rod Brewer, L OBP: 0.308, SLG: 0.333										4	0	0	0	0	1	1						
Tom Pagnozzi, R OBP: 0.289, SLG: 0.367										3	1	1	1	0	0	0						
Rheal Cormier, L OBP: 0.206, SLG: 0.233										2	0	1	0	0	0	0						
Omar Olivares, R OBP: 0.294, SLG: 0.353										0	0	0	0	0	0	0						
Geraldo Peñafiel, R OBP: 0.217, SLG: 0.459										0	0	0	0	0	0	0						
Todd Burns, R OBP: 0.342, SLG: 0.491										0	0	0	0	0	0	0						
Lee Guetterman, L OBP: 0.317, SLG: 0.278										0	0	0	0	0	0	0						
Joe Magrane, R OBP: 0.269, SLG: 0.217										1	0	0	0	0	0	1						
Inning Stats	R: 0 E: 0 K: 1 S: 8	H: 0 LOB: 0 BB: 0 P: 13	R: 0 E: 0 K: 0 S: 10	H: 2 LOB: 1 BB: 0 P: 17	R: 0 E: 0 K: 0 S: 6	H: 1 LOB: 1 BB: 0 P: 13	R: 1 E: 0 K: 1 S: 12	H: 2 LOB: 0 BB: 0 P: 18	R: 0 E: 0 K: 1 S: 7	H: 0 LOB: 0 BB: 0 P: 7	R: 1 E: 0 K: 0 S: 12	H: 1 LOB: 1 BB: 2 P: 21	R: 0 E: 0 K: 0 S: 8	H: 0 LOB: 2 BB: 1 P: 17	R: 0 E: 0 K: 0 S: 10	H: 0 LOB: 1 BB: 1 P: 18	R: 1 E: 0 K: 1 S: 12	H: 1 LOB: 0 BB: 0 P: 18	1B: 4 2B: 2 3B: 0 HR: 1	SF: 0 SAC: 0 DP: 0 HBP: 1	WP: 0 PB: 0 SB: 0 CS: 2	PA: 37
PITCHER	IP WLS BF H R ER SO BB IBB HBP BLK WP HR S P ERA WHIP																					
Dwight Gooden, R ERA: 3.19	(1, 1) 7.0 W 28 6 2 2 3 3 0 0 0 0 0 1 63 106 2.57 1.286																					
Pete Schourek, L ERA: 6.21	(8, 1) 2.0 8 1 1 1 1 1 0 0 0 0 0 1 22 36 4.50 1.000																					

AB	31
R	3
H	7
RBI	3
BB	4
SO	4
LOB	10



Batter	1	2	3	4	5	6	7	8	9	AB	R	H	RBI	BB	SO	LOB	TOP					
Chuck Carr, S OBP: 0.319, SLG: 0.330 (1.8)	G4-3		F7		P6		BB		G4-3	5	1	2	0	0	0	1						
Rick Renteria, R OBP: 0.335, SLG: 0.374 (1.5)	F7		FC5-4		1B		E		F8	4	0	2	0	1	0	1						
Jeff Conine, R OBP: 0.384, SLG: 0.426 (1.7)	F8		FC5-4		1B		E8		G4-3	5	0	2	1	0	0	2						
Orestes Desestrade, S OBP: 0.310, SLG: 0.391 (1.3)		HR	F7		G1-3		L4-3			4	1	1	1	0	0	5						
Darrell Whitmore, L OBP: 0.298, SLG: 0.402 (1.9)		1B			F8		G3		G5-3	4	1	1	0	0	0	1						
Bento Santiago, R OBP: 0.292, SLG: 0.363 (1.2)		G4-6-3			K		F9		G3	4	0	1	0	0	1	0						
Bret Barberie, S OBP: 0.369, SLG: 0.356 (1.4)		G4-6-3			FC6-4		BB		1B	4	0	3	0	0	0	1						
Walt Weiss, S OBP: 0.354, SLG: 0.318 (1.6)					FC6-4				G4-6-3	3	0	2	0	1	0	1						
Jack Armstrong, R OBP: 0.160, SLG: 0.180 (1.1)							G4-3		G4-6-3	2	0	1	0	0	0	1						
Greg Briley, L OBP: 0.271, SLG: 0.333 (6, PH)										1	0	0	0	0	0	2						
Robb Nen, R OBP: 0.237, SLG: 0.320 (8, PH)										0	0	0	0	0	0	0						
Henry Colto, R OBP: 1.000, SLG: 1.000 (8.1)										1	0	0	0	0	0	2						
David Weathers, R OBP: 0.354, SLG: 0.318 (8.1)										0	0	0	0	0	0	0						
Inning Stats	R: 0 E: 0 K: 0 S: 4	H: 0 LOB: 0 BB: 0 P: 8	R: 2 E: 0 K: 0 S: 12	H: 4 LOB: 1 BB: 0 P: 17	R: 0 E: 0 K: 1 S: 6	H: 1 LOB: 1 BB: 0 P: 7	R: 0 E: 0 K: 1 S: 8	H: 1 LOB: 1 BB: 0 P: 14	R: 0 E: 0 K: 0 S: 8	H: 3 LOB: 2 BB: 0 P: 11	R: 0 E: 0 K: 0 S: 12	H: 1 LOB: 2 BB: 1 P: 19	R: 1 E: 1 K: 0 S: 9	H: 2 LOB: 1 BB: 1 P: 17	R: 0 E: 0 K: 0 S: 7	H: 2 LOB: 1 BB: 0 P: 9	R: 0 E: 0 K: 0 S: 5	H: 1 LOB: 0 BB: 0 P: 8	1B: 13 2B: 2 3B: 0 HR: 1	SF: 0 SAC: 0 DP: 4 HBP: 0	WP: 0 PB: 0 SB: 0 CS: 0	PA: 39
PITCHER	IP	WLS	BF	H	R	ER	SO	BB	IBB	HBP	BLK	WP	HR	S	P	ERA	WHIP					
Bob Tewksbury, R ERA: 3.84 (1.1)	7.0	W	32	12	3	3	1	2	0	0	0	0	1	59	93	3.86	2.000					
Rob Murphy, L ERA: 4.57 (8.1)	0.1		3	2	0	0	0	0	0	0	0	0	0	4	4	0.00	6.000					
Todd Burns, R ERA: 4.79 (8.1)	0.2		1	0	0	0	0	0	0	0	0	0	0	3	5	0.00	0.000					
Lee Smith, R ERA: 4.33 (9.1)	1.0	S	3	1	0	0	0	0	0	0	0	0	0	5	8	0.00	1.000					

Florida Marlins @ St. Louis Cardinals
Busch Stadium, St. Louis, MO

AB 37
R 3
H 15
RBI 2
BB 2
SO 1
LOB 17



WP: 0 PA: 39
PB: 0
SB: 0
CS: 0

Batter	1	2	3	4	5	6	7	8	9	AB	R	H	RBI	BB	SO	LOB	BOTTOM					
Luis Altea, S OBP: 0.381, SLG: 0.379 (1.4)	L4		G1-3		F7		G4-3			4	0	0	0	0	0	2						
Ozzie Smith, S OBP: 0.332, SLG: 0.355 (1.6)	L8		S		F7		G5-3			4	1	1	0	0	0	0						
Ray Lankford, L OBP: 0.393, SLG: 0.368 (1.8)	F8		1B		HR		F8			3	1	1	1	1	0	0						
Todd Zeile, R OBP: 0.344, SLG: 0.428 (1.5)		3B	P5		K		G6-3			4	1	1	0	0	1	2						
Mark Whiten, S OBP: 0.334, SLG: 0.438 (1.9)		K			G6-3				S	4	0	2	1	0	1	1						
Brian Jordan, R OBP: 0.340, SLG: 0.507 (1.7)		E	F8				1B		K	4	2	2	1	0	1	3						
Rod Brewer, L OBP: 0.324, SLG: 0.343 (1.3)		E9			F8		FC6-5		G6-4-3	3	0	2	2	1	0	0						
Tom Pagnozzi, R OBP: 0.284, SLG: 0.359 (1.2)		F8			G5-3		FC6-5		G6-4-3	4	0	0	0	0	0	4						
Bob Tewksbury, R OBP: 0.250, SLG: 0.220 (1.1)										3	0	1	0	0	2	2						
Rob Murphy, L OBP: 0.500, SLG: 0.500 (8.1)										0	0	0	0	0	0	0						
Todd Burns, R OBP: 0.500, SLG: 0.500 (8.1)										0	0	0	0	0	0	0						
Lee Smith, R OBP: 0.500, SLG: 0.500 (9.1)										0	0	0	0	0	0	0						
Inning Stats	R: 0 E: 0 K: 0 S: 7	H: 0 LOB: 0 BB: 0 P: 14	R: 2 E: 1 K: 2 S: 11	H: 3 LOB: 1 BB: 0 P: 18	R: 1 E: 0 K: 0 S: 12	H: 2 LOB: 2 BB: 1 P: 22	R: 0 E: 0 K: 0 S: 13	H: 1 LOB: 1 BB: 0 P: 19	R: 1 E: 0 K: 1 S: 11	H: 1 LOB: 0 BB: 0 P: 16	R: 1 E: 0 K: 1 S: 10	H: 2 LOB: 1 BB: 0 P: 16	R: 0 E: 0 K: 0 S: 7	H: 0 LOB: 0 BB: 0 P: 13	R: 0 E: 0 K: 1 S: 6	H: 1 LOB: 1 BB: 1 P: 13	R: 0 E: 0 K: 0 S: 1	H: 1 LOB: 1 BB: 1 P: 13	1B: 7 2B: 1 3B: 1 HR: 1	SF: 0 SAC: 0 DP: 1 HBP: 0	WP: 0 PB: 0 SB: 3 CS: 0	PA: 35
PITCHER	IP	WLS	BF	H	R	ER	SO	BB	IBB	HBP	BLK	WP	HR	S	P	ERA	WHIP					
Jack Armstrong, R ERA: 4.42 (1.1)	5.0	L	23	7	4	4	3	1	0	0	0	0	0	17	29	4.50	1.000					
Robb Nen, R ERA: 5.63 (8.1)	2.0		8	2	1	1	1	0	0	0	0	0	0	6	13	0.00	1.000					
David Weathers, R ERA: 6.97 (8.1)	1.0		4	1	0	0	1	0	1	0	0	0	0	6	13	0.00	1.000					

Florida Marlins @ St. Louis Cardinals
Busch Stadium, St. Louis, MO

AB 33
R 5
H 10
RBI 5
BB 2
SO 5
LOB 14



WP: 0 PA: 35
PB: 0
SB: 3
CS: 0

Batter	1	2	3	4	5	6	7	8	9	AB	R	H	RBI	BB	SO	LOB	TOP																																																		
Chuck Carr, S (1, 8) OBP: 0.320, SLG: 0.329 Rob Natal, R (7, 2) OBP: 0.200, SLG: 0.286	 3-2 1B S	 1-2 G5-3			 4-1 G5-3 BB		 3-2 G4-3		 2-0 F8	3	1	1	0	1	0	1																																																			
Rick Renteria, R (1, 5) OBP: 0.320, SLG: 0.356	 3-3 K 1B SAFE		 1-0 F7		 1-2 G5-3		 1-2 F7		 2-0 F8	5	0	0	0	0	1	3																																																			
Jeff Conine, R (1, 7) OBP: 0.386, SLG: 0.426	 1-2 2H 1B		 0-1 G6-3		 4-2 FC5-4 BB		 0-3 K			3	0	1	1	1	1	0																																																			
Orestes Desjardes, S (1, 3) OBP: 0.313, SLG: 0.393	 1-1 BB 1B		 0-1 FC4-6 1B		 0-3 K		 2-3 K			4	0	2	0	0	2	2																																																			
Bento Santiago, R (1, 2) OBP: 0.295, SLG: 0.371 Darrell Whitmore, L (7, 9) OBP: 0.286, SLG: 0.384	 4-1 1B		 0-0 FC4-6 1-2 BB		 2-1 FC5-4 1-2 BB		 2-0 F8			2	0	0	0	1	0	3																																																			
Henry Cotto, R (1, 9) OBP: 0.237, SLG: 0.318	 1-2 F9		 1-0 P3		 2-2 1B		 1-1 P3			4	0	1	0	0	0	2																																																			
Bret Barberie, S (1, 4) OBP: 0.374, SLG: 0.368		 2-2 2B		 1-3 K		 1-0 F7		 3-1 1B WP SF7		4	1	2	0	0	1	1																																																			
Walt Weiss, S (1, 6) OBP: 0.352, SLG: 0.320 Luis Aquino, R (6, 1) OBP: 0.091, SLG: 0.091 Joe Klink, L (8, 1) OBP: 0.276, SLG: 0.338	 1-2 G6-3		 0-2 2B		 1-0 F7		 3-2 1B		 1-3 1B	3	0	1	0	0	0	2																																																			
Ryan Bowen, R (1, 1) OBP: 0.140, SLG: 0.190 Richie Lewis, R (3, 1) OBP: 0.336, SLG: 0.321	 0-2 P4		 1-3 K		 2-1 G4-3		 1-0 SF7			1	0	0	0	0	0	1																																																			
Inning Stats	R: 1 H: 3 E: 0 K: 1 S: 18	WLS: 3 BF: 27 LOB: 2 BB: 1 P: 31	R: 0 H: 1 E: 0 K: 0 S: 13	R: 0 H: 1 E: 0 K: 0 S: 6	R: 0 H: 1 E: 0 K: 2 S: 11	R: 0 H: 0 E: 0 K: 1 S: 11	R: 0 H: 1 E: 0 K: 0 S: 7	R: 0 H: 0 E: 0 K: 1 S: 11	R: 0 H: 0 E: 0 K: 1 S: 7	R: 0 H: 0 E: 0 K: 1 S: 7	R: 0 H: 0 E: 0 K: 1 S: 8	R: 1 H: 2 E: 0 K: 0 S: 8	R: 0 H: 2 E: 0 K: 0 S: 19	1B: 7 2B: 2 3B: 0 HR: 0	SF: 1 SAC: 0 DP: 0 HBP: 0	WP: 1 PA: 38 PB: 0 SB: 2 CS: 0																																																			
PITCHER	IP: 6.0 WLS: 3 BF: 27 H: 7 R: 1 ER: 1 SO: 4 BB: 3 IBB: 0 HBP: 0 BLK: 0 WP: 0 HR: 0 S: 66 P: 104 ERA: 1.50 WHIP: 1.667	IP: 2.0 WLS: 0 BF: 6 H: 0 R: 0 ER: 0 SO: 2 BB: 0 IBB: 0 HBP: 0 BLK: 0 WP: 0 HR: 0 S: 18 P: 27 ERA: 0.00 WHIP: 0.000	IP: 1.0 WLS: 0 BF: 5 H: 2 R: 1 ER: 1 SO: 0 BB: 0 IBB: 0 HBP: 0 BLK: 0 WP: 0 HR: 0 S: 8 P: 19 ERA: 9.00 WHIP: 2.000	PITCHER	IP: 6.0 WLS: 3 BF: 27 H: 7 R: 1 ER: 1 SO: 4 BB: 3 IBB: 0 HBP: 0 BLK: 0 WP: 0 HR: 0 S: 66 P: 104 ERA: 1.50 WHIP: 1.667	IP: 2.0 WLS: 0 BF: 6 H: 0 R: 0 ER: 0 SO: 2 BB: 0 IBB: 0 HBP: 0 BLK: 0 WP: 0 HR: 0 S: 18 P: 27 ERA: 0.00 WHIP: 0.000	IP: 1.0 WLS: 0 BF: 5 H: 2 R: 1 ER: 1 SO: 0 BB: 0 IBB: 0 HBP: 0 BLK: 0 WP: 0 HR: 0 S: 8 P: 19 ERA: 9.00 WHIP: 2.000	PITCHER	IP: 6.0 WLS: 3 BF: 27 H: 7 R: 1 ER: 1 SO: 4 BB: 3 IBB: 0 HBP: 0 BLK: 0 WP: 0 HR: 0 S: 66 P: 104 ERA: 1.50 WHIP: 1.667	IP: 2.0 WLS: 0 BF: 6 H: 0 R: 0 ER: 0 SO: 2 BB: 0 IBB: 0 HBP: 0 BLK: 0 WP: 0 HR: 0 S: 18 P: 27 ERA: 0.00 WHIP: 0.000	IP: 1.0 WLS: 0 BF: 5 H: 2 R: 1 ER: 1 SO: 0 BB: 0 IBB: 0 HBP: 0 BLK: 0 WP: 0 HR: 0 S: 8 P: 19 ERA: 9.00 WHIP: 2.000	PITCHER	IP: 6.0 WLS: 3 BF: 27 H: 7 R: 1 ER: 1 SO: 4 BB: 3 IBB: 0 HBP: 0 BLK: 0 WP: 0 HR: 0 S: 66 P: 104 ERA: 1.50 WHIP: 1.667	IP: 2.0 WLS: 0 BF: 6 H: 0 R: 0 ER: 0 SO: 2 BB: 0 IBB: 0 HBP: 0 BLK: 0 WP: 0 HR: 0 S: 18 P: 27 ERA: 0.00 WHIP: 0.000	IP: 1.0 WLS: 0 BF: 5 H: 2 R: 1 ER: 1 SO: 0 BB: 0 IBB: 0 HBP: 0 BLK: 0 WP: 0 HR: 0 S: 8 P: 19 ERA: 9.00 WHIP: 2.000	PITCHER	IP: 6.0 WLS: 3 BF: 27 H: 7 R: 1 ER: 1 SO: 4 BB: 3 IBB: 0 HBP: 0 BLK: 0 WP: 0 HR: 0 S: 66 P: 104 ERA: 1.50 WHIP: 1.667	IP: 2.0 WLS: 0 BF: 6 H: 0 R: 0 ER: 0 SO: 2 BB: 0 IBB: 0 HBP: 0 BLK: 0 WP: 0 HR: 0 S: 18 P: 27 ERA: 0.00 WHIP: 0.000	IP: 1.0 WLS: 0 BF: 5 H: 2 R: 1 ER: 1 SO: 0 BB: 0 IBB: 0 HBP: 0 BLK: 0 WP: 0 HR: 0 S: 8 P: 19 ERA: 9.00 WHIP: 2.000	PITCHER	IP: 6.0 WLS: 3 BF: 27 H: 7 R: 1 ER: 1 SO: 4 BB: 3 IBB: 0 HBP: 0 BLK: 0 WP: 0 HR: 0 S: 66 P: 104 ERA: 1.50 WHIP: 1.667	IP: 2.0 WLS: 0 BF: 6 H: 0 R: 0 ER: 0 SO: 2 BB: 0 IBB: 0 HBP: 0 BLK: 0 WP: 0 HR: 0 S: 18 P: 27 ERA: 0.00 WHIP: 0.000	IP: 1.0 WLS: 0 BF: 5 H: 2 R: 1 ER: 1 SO: 0 BB: 0 IBB: 0 HBP: 0 BLK: 0 WP: 0 HR: 0 S: 8 P: 19 ERA: 9.00 WHIP: 2.000	PITCHER	IP: 6.0 WLS: 3 BF: 27 H: 7 R: 1 ER: 1 SO: 4 BB: 3 IBB: 0 HBP: 0 BLK: 0 WP: 0 HR: 0 S: 66 P: 104 ERA: 1.50 WHIP: 1.667	IP: 2.0 WLS: 0 BF: 6 H: 0 R: 0 ER: 0 SO: 2 BB: 0 IBB: 0 HBP: 0 BLK: 0 WP: 0 HR: 0 S: 18 P: 27 ERA: 0.00 WHIP: 0.000	IP: 1.0 WLS: 0 BF: 5 H: 2 R: 1 ER: 1 SO: 0 BB: 0 IBB: 0 HBP: 0 BLK: 0 WP: 0 HR: 0 S: 8 P: 19 ERA: 9.00 WHIP: 2.000	PITCHER	IP: 6.0 WLS: 3 BF: 27 H: 7 R: 1 ER: 1 SO: 4 BB: 3 IBB: 0 HBP: 0 BLK: 0 WP: 0 HR: 0 S: 66 P: 104 ERA: 1.50 WHIP: 1.667	IP: 2.0 WLS: 0 BF: 6 H: 0 R: 0 ER: 0 SO: 2 BB: 0 IBB: 0 HBP: 0 BLK: 0 WP: 0 HR: 0 S: 18 P: 27 ERA: 0.00 WHIP: 0.000	IP: 1.0 WLS: 0 BF: 5 H: 2 R: 1 ER: 1 SO: 0 BB: 0 IBB: 0 HBP: 0 BLK: 0 WP: 0 HR: 0 S: 8 P: 19 ERA: 9.00 WHIP: 2.000	PITCHER	IP: 6.0 WLS: 3 BF: 27 H: 7 R: 1 ER: 1 SO: 4 BB: 3 IBB: 0 HBP: 0 BLK: 0 WP: 0 HR: 0 S: 66 P: 104 ERA: 1.50 WHIP: 1.667	IP: 2.0 WLS: 0 BF: 6 H: 0 R: 0 ER: 0 SO: 2 BB: 0 IBB: 0 HBP: 0 BLK: 0 WP: 0 HR: 0 S: 18 P: 27 ERA: 0.00 WHIP: 0.000	IP: 1.0 WLS: 0 BF: 5 H: 2 R: 1 ER: 1 SO: 0 BB: 0 IBB: 0 HBP: 0 BLK: 0 WP: 0 HR: 0 S: 8 P: 19 ERA: 9.00 WHIP: 2.000	PITCHER	IP: 6.0 WLS: 3 BF: 27 H: 7 R: 1 ER: 1 SO: 4 BB: 3 IBB: 0 HBP: 0 BLK: 0 WP: 0 HR: 0 S: 66 P: 104 ERA: 1.50 WHIP: 1.667	IP: 2.0 WLS: 0 BF: 6 H: 0 R: 0 ER: 0 SO: 2 BB: 0 IBB: 0 HBP: 0 BLK: 0 WP: 0 HR: 0 S: 18 P: 27 ERA: 0.00 WHIP: 0.000	IP: 1.0 WLS: 0 BF: 5 H: 2 R: 1 ER: 1 SO: 0 BB: 0 IBB: 0 HBP: 0 BLK: 0 WP: 0 HR: 0 S: 8 P: 19 ERA: 9.00 WHIP: 2.000	PITCHER	IP: 6.0 WLS: 3 BF: 27 H: 7 R: 1 ER: 1 SO: 4 BB: 3 IBB: 0 HBP: 0 BLK: 0 WP: 0 HR: 0 S: 66 P: 104 ERA: 1.50 WHIP: 1.667	IP: 2.0 WLS: 0 BF: 6 H: 0 R: 0 ER: 0 SO: 2 BB: 0 IBB: 0 HBP: 0 BLK: 0 WP: 0 HR: 0 S: 18 P: 27 ERA: 0.00 WHIP: 0.000	IP: 1.0 WLS: 0 BF: 5 H: 2 R: 1 ER: 1 SO: 0 BB: 0 IBB: 0 HBP: 0 BLK: 0 WP: 0 HR: 0 S: 8 P: 19 ERA: 9.00 WHIP: 2.000	PITCHER	IP: 6.0 WLS: 3 BF: 27 H: 7 R: 1 ER: 1 SO: 4 BB: 3 IBB: 0 HBP: 0 BLK: 0 WP: 0 HR: 0 S: 66 P: 104 ERA: 1.50 WHIP: 1.667	IP: 2.0 WLS: 0 BF: 6 H: 0 R: 0 ER: 0 SO: 2 BB: 0 IBB: 0 HBP: 0 BLK: 0 WP: 0 HR: 0 S: 18 P: 27 ERA: 0.00 WHIP: 0.000	IP: 1.0 WLS: 0 BF: 5 H: 2 R: 1 ER: 1 SO: 0 BB: 0 IBB: 0 HBP: 0 BLK: 0 WP: 0 HR: 0 S: 8 P: 19 ERA: 9.00 WHIP: 2.000	PITCHER	IP: 6.0 WLS: 3 BF: 27 H: 7 R: 1 ER: 1 SO: 4 BB: 3 IBB: 0 HBP: 0 BLK: 0 WP: 0 HR: 0 S: 66 P: 104 ERA: 1.50 WHIP: 1.667	IP: 2.0 WLS: 0 BF: 6 H: 0 R: 0 ER: 0 SO: 2 BB: 0 IBB: 0 HBP: 0 BLK: 0 WP: 0 HR: 0 S: 18 P: 27 ERA: 0.00 WHIP: 0.000	IP: 1.0 WLS: 0 BF: 5 H: 2 R: 1 ER: 1 SO: 0 BB: 0 IBB: 0 HBP: 0 BLK: 0 WP: 0 HR: 0 S: 8 P: 19 ERA: 9.00 WHIP: 2.000	PITCHER	IP: 6.0 WLS: 3 BF: 27 H: 7 R: 1 ER: 1 SO: 4 BB: 3 IBB: 0 HBP: 0 BLK: 0 WP: 0 HR: 0 S: 66 P: 104 ERA: 1.50 WHIP: 1.667	IP: 2.0 WLS: 0 BF: 6 H: 0 R: 0 ER: 0 SO: 2 BB: 0 IBB: 0 HBP: 0 BLK: 0 WP: 0 HR: 0 S: 18 P: 27 ERA: 0.00 WHIP: 0.000	IP: 1.0 WLS: 0 BF: 5 H: 2 R: 1 ER: 1 SO: 0 BB: 0 IBB: 0 HBP: 0 BLK: 0 WP: 0 HR: 0 S: 8 P: 19 ERA: 9.00 WHIP: 2.000	PITCHER	IP: 6.0 WLS: 3 BF: 27 H: 7 R: 1 ER: 1 SO: 4 BB: 3 IBB: 0 HBP: 0 BLK: 0 WP: 0 HR: 0 S: 66 P: 104 ERA: 1.50 WHIP: 1.667	IP: 2.0 WLS: 0 BF: 6 H: 0 R: 0 ER: 0 SO: 2 BB: 0 IBB: 0 HBP: 0 BLK: 0 WP: 0 HR: 0 S: 18 P: 27 ERA: 0.00 WHIP: 0.000	IP: 1.0 WLS: 0 BF: 5 H: 2 R: 1 ER: 1 SO: 0 BB: 0 IBB: 0 HBP: 0 BLK: 0 WP: 0 HR: 0 S: 8 P: 19 ERA: 9.00 WHIP: 2.000	PITCHER	IP: 6.0 WLS: 3 BF: 27 H: 7 R: 1 ER: 1 SO: 4 BB: 3 IBB: 0 HBP: 0 BLK: 0 WP: 0 HR: 0 S: 66 P: 104 ERA: 1.50 WHIP: 1.667	IP: 2.0 WLS: 0 BF: 6 H: 0 R: 0 ER: 0 SO: 2 BB: 0 IBB: 0 HBP: 0 BLK: 0 WP: 0 HR: 0 S: 18 P: 27 ERA: 0.00 WHIP: 0.000	IP: 1.0 WLS: 0 BF: 5 H: 2 R: 1 ER: 1 SO: 0 BB: 0 IBB: 0 HBP: 0 BLK: 0 WP: 0 HR: 0 S: 8 P: 19 ERA: 9.00 WHIP: 2.000	PITCHER	IP: 6.0 WLS: 3 BF: 27 H: 7 R: 1 ER: 1 SO: 4 BB: 3 IBB: 0 HBP: 0 BLK: 0 WP: 0 HR: 0 S: 66 P: 104 ERA: 1.50 WHIP: 1.667	IP: 2.0 WLS: 0 BF: 6 H: 0 R: 0 ER: 0 SO: 2 BB: 0 IBB: 0 HBP: 0 BLK: 0 WP: 0 HR: 0 S: 18 P: 27 ERA: 0.00 WHIP: 0.000	IP: 1.0 WLS: 0 BF: 5 H: 2 R: 1 ER: 1 SO: 0 BB: 0 IBB: 0

Batter	1	2	3	4	5	6	7	8	9	AB	R	H	RBI	BB	SO	LOB	TOP		
Henry Cotto, R OBP: 0.242, SLG: 0.320	0-2 G4-3 1B	2-0 F7				1-3 K	0-0 FC4-6 1B	2-2 G5-3		5	1	2	2	0	1	1			
Bret Barberie, S OBP: 0.374, SLG: 0.374	2-1 G4-3		1-0 G6-3 2B		2-1 HR 1B	FC4-6 1B		0-0 F9		5	1	2	0	0	0	2			
Jeff Conine, R OBP: 0.388, SLG: 0.434	0-0 2B 1B		4-2 G6-3 BB		0-0 HR 1B	1-3 K		2-2 P3		4	2	2	3	1	1	1			
Gary Sheffield, R OBP: 0.354, SLG: 0.489	0-1 1-H 2B		3-2 G6-3		0-0 G6-3 1B		1-0 L7		0-1 F9	5	0	2	1	0	0	2			
Darrell Whitmore, L OBP: 0.285, SLG: 0.379	0-0 F7		1-3 K		1-2 G6-3 1B		0-0 G4-6-3 1B			4	0	1	0	0	1	4			
Benito Santiago, R OBP: 0.285, SLG: 0.369	4-2 BB		2-0 L7		1-0 G5-3		0-0 G4-6-3			2	0	0	0	1	0	3			
Rich Rodriguez, L Matt Turner, R										1	0	0	0	0	0	1			
										0	0	0	0	0	0	0			
Greg Briley, L OBP: 0.288, SLG: 0.329	0-0 G4-3			2-2 F8			0-1 E3 G5-4-3 1B	1-0 P5		4	1	0	0	0	0	2			
Walt Weiss, S OBP: 0.351, SLG: 0.320		3-2 P4		2-2 L7			1-1 G5-4-3 1B	1-0 F9		4	1	1	0	0	0	0			
Chris Hammond, L OBP: 0.283, SLG: 0.313	0-0 F9			0-1 G1-3			0-1 G5-4-3	1-2 1B		2	0	0	0	0	0	0			
Robb Nen, R Joe Klink, L Rob Natal, R OBP: 0.219, SLG: 0.300							1-2 2-3	1B		0	0	0	0	0	0	0			
										2	0	1	0	0	0	2			
Inning Stats	R: 2 H: 3 E: 0 K: 0 S: 15	H: 3 LOB: 2 BB: 1 P: 21	R: 0 H: 0 E: 0 K: 0 S: 5	H: 0 LOB: 0 BB: 0 P: 10	R: 0 H: 1 E: 0 K: 1 S: 10	H: 1 LOB: 2 BB: 1 P: 21	R: 0 H: 0 E: 0 K: 0 S: 10	H: 0 LOB: 0 BB: 0 P: 14	R: 2 H: 3 E: 0 K: 1 S: 11	H: 3 LOB: 1 BB: 0 P: 16	R: 0 H: 1 E: 0 K: 0 S: 3	H: 1 LOB: 0 BB: 0 P: 4	R: 0 H: 1 E: 0 K: 0 S: 8	H: 1 LOB: 1 BB: 0 P: 13	R: 0 H: 0 E: 0 K: 0 S: 6	H: 0 LOB: 0 BB: 0 P: 8	1B: 8 2B: 2 3B: 0 HR: 1	SF: 0 SAC: 0 DP: 1 HBP: 0	WP: 0 PA: 40 PB: 0 SB: 1 CS: 0
PITCHER Rene Arocha, R ERA: 3.6	IP: 9.0 WLS: W BF: 40 H: 11 R: 6 ER: 5 SO: 3 BB: 2 IBB: 0 HBP: 0 BLK: 0 WP: 0 HR: 1 S: 82 P: 126 ERA: 5.00 WHIP: 1.444																		

Florida Marlins @ St. Louis Cardinals
Busch Stadium, St. Louis, MO
Thu Aug 05 1993, 7:05 PM CDT
Att: 28,699 - Unknown - 64 F

AB 38
R 6
H 11
RBI 6
BB 2
SO 3
LOB 18



Batter	1	2	3	4	5	6	7	8	9	AB	R	H	RBI	BB	SO	LOB	BOTTOM		
Bernard Gilkey, R OBP: 0.385, SLG: 0.507	2-1 2B 1B	1-0 FC5-4 1B	0-0 G6-3	2-1 F9	0-2 1B		1-1 G6-3			6	1	3	3	0	0	3			
Ozzie Smith, S OBP: 0.330, SLG: 0.351	2-1 F7	2-1 FC5-4		0-0 1B	1-2 2-3 2-H 3-H		2-2 F9			5	1	1	0	0	0	4			
José Oquendo, S OBP: 0.325, SLG: 0.214	1-1 SAFE	2-3 K		1-1 1B	4-2 WP BB		0-1 G1			5	1	1	0	1	1	2			
Gregg Jefferies, S OBP: 0.388, SLG: 0.486	1-1 P6			1-1 G3-2-3 1B	4-2 2B BB		0-0 G1			0	0	0	0	0	0	0			
Rod Brewer, L OBP: 0.330, SLG: 0.350	1-2 1B 2B		1-1 BB 1B	1-2 G3-2-3 1B	1-2 BB BB		4-2 F8			4	4	3	2	2	1	0			
Todd Zeile, R OBP: 0.352, SLG: 0.432	1-2 1B 2B		1-1 BB 1B	0-1 G3-2-3 1B	4-2 2B BB		4-2 HR BB			4	4	3	2	2	1	0			
Brian Jordan, R OBP: 0.353, SLG: 0.538	3-2 BB 1B		0-2 L9	2-0 1B	1-0 BB BB		0-0 G1-6-3			6	3	4	3	0	0	1			
Ray Lankford, L OBP: 0.396, SLG: 0.362	4-1 BB		2-1 BB	2-0 G3-2-3	4-2 1B BB		4-0 G4-3			3	2	1	0	3	0	3			
Luis Alica, S OBP: 0.387, SLG: 0.392	2-2 P2		4-0 1B	1-2 2-3 3-H	4-1 1B BB		0-1 1B			3	3	2	2	2	0	3			
Tom Pagnozzi, R OBP: 0.299, SLG: 0.382		3-2 SH3 1B	2-1 K	1-1 WP BB	1-0 P4		1-0 F9			5	1	3	3	0	0	5			
Rene Arocha, R OBP: 0.125, SLG: 0.128		0-0 SH3	0-3 K	4-2 WP BB	2-2 1B		0-0 G4-3			3	0	1	1	1	1	3			
										3	3	2	2	2	0	3			
Inning Stats	R: 1 H: 3 E: 0 K: 0 S: 16	H: 3 LOB: 3 BB: 1 P: 31	R: 1 H: 2 E: 0 K: 1 S: 10	H: 2 LOB: 0 BB: 0 P: 18	R: 3 H: 3 E: 0 K: 1 S: 13	H: 3 LOB: 1 BB: 1 P: 22	R: 4 H: 6 E: 0 K: 0 S: 15	H: 6 LOB: 2 BB: 1 P: 28	R: 5 H: 3 E: 0 K: 0 S: 22	H: 3 LOB: 2 BB: 4 P: 45	R: 2 H: 2 E: 0 K: 0 S: 9	H: 0 LOB: 0 BB: 0 P: 9	R: 0 H: 0 E: 0 K: 1 S: 9	H: 0 LOB: 0 BB: 0 P: 16	R: 0 H: 0 E: 0 K: 0 S: 6	H: 0 LOB: 0 BB: 0 P: 8	1B: 16 2B: 2 3B: 0 HR: 1	SF: 0 SAC: 1 DP: 1 HBP: 0	WP: 2 PA: 51 PB: 0 SB: 1 CS: 0
PITCHER Chris Hammond, L ERA: 4.52	IP: 3.2 WLS: L BF: 25 H: 13 R: 9 ER: 8 SO: 2 BB: 2 IBB: 0 HBP: 0 BLK: 0 WP: 0 HR: 0 S: 47 P: 85 ERA: 19.64 WHIP: 4.091																		
Robb Nen, R ERA: 6.34	0.2 7 2 3 0 3 0 0 0 0 0 0 14 32 40.50 7.500																		
Joe Klink, L ERA: 4.24	0.1 5 2 2 0 2 0 0 0 0 0 0 12 23 54.00 12.000																		
Rich Rodriguez, L ERA: 4.14	2.1 11 2 2 2 2 0 0 0 0 0 1 18 31 7.71 1.714																		
Matt Turner, R ERA: 2.52	1.0 3 0 0 0 1 0 0 0 0 0 0 9 16 0.00 0.000																		

Florida Marlins @ St. Louis Cardinals
Busch Stadium, St. Louis, MO
Thu Aug 05 1993, 7:05 PM CDT
Att: 28,699 - Unknown - 64 F

AB 41
R 16
H 19
RBI 14
BB 9
SO 3
LOB 24



Batter	1	2	3	4	5	6	7	8	9	AB	R	H	RBI	BB	SO	LOB	TOP			
Rey Sanchez, R OBP: 0.330, SLG: 0.352	G4-3		G4-3		P2			L7	FC1-6 23 1B	5	0	0	0	0	0	1				
23 Ryne Sandberg, R OBP: 0.347, SLG: 0.425	FC4-6 1B		WP BB		G6-3			2B	1B	4	0	3	0	1	0	0				
Mark Grace, L OBP: 0.386, SLG: 0.472	FC4-6 1-2		G4-3		G3-1			BB	K	4	0	0	0	1	1	4				
Steve Buechele, R OBP: 0.311, SLG: 0.432	P3				F9			L6		4	0	0	0	0	1	3				
Derrick May, L OBP: 0.354, SLG: 0.445		G5-3			E3 HR			G4-3	HR 1B	4	2	1	0	0	0	0				
Sammy Sosa, R OBP: 0.303, SLG: 0.509		HR			HR			G4-3	K	4	2	2	3	0	1	1				
Kevin Roberson, S OBP: 0.309, SLG: 0.493		G3			G6-4-3 1B			G5-3	HR	4	1	2	2	0	0	0				
Steve Lake, R OBP: 0.267, SLG: 0.411					G6-4-3			P6	HR	2	0	0	0	0	0	1				
Rick Wilkins, L OBP: 0.305, SLG: 0.549		L8			1-2					2	1	1	1	0	0	0				
Jose Guzman, R OBP: 0.098, SLG: 0.080					G3					2	0	0	0	0	0	0				
Candy Maldonado, R OBP: 0.262, SLG: 0.275										1	0	0	0	0	1	0				
Jose Bautista, R OBP: 0.100, SLG: 0.100										0	0	0	0	0	0	0				
Dwight Smith, L OBP: 0.338, SLG: 0.500										1	0	1	0	0	0	0				
Randy Myers, L OBP: 0.597, SLG: 1.000										0	0	0	0	0	0	0				
Inning Stats	R: 0 E: 0 K: 0 S: 7	H: 1 LOB: 1 BB: 0 P: 11	R: 1 E: 0 K: 0 S: 9	H: 1 LOB: 0 BB: 0 P: 15	R: 0 E: 0 K: 0 S: 7	H: 0 LOB: 1 BB: 1 P: 13	R: 2 E: 1 K: 0 S: 16	H: 2 LOB: 0 BB: 0 P: 23	R: 0 E: 0 K: 0 S: 11	H: 0 LOB: 0 BB: 0 P: 15	R: 0 E: 0 K: 0 S: 5	H: 0 LOB: 0 BB: 0 P: 8	R: 0 E: 0 K: 1 S: 12	H: 1 LOB: 2 BB: 1 P: 21	R: 3 E: 0 K: 2 S: 27	H: 5 LOB: 5 BB: 0 P: 41	1B: 5 2B: 1 3B: 0 HR: 4	SF: 0 SAC: 0 DP: 1 HBP: 0	WP: 1 PB: 0 SB: 0 CS: 0	PA: 39
PITCHER	IP WLS BF H R ER SO BB IBB HBP BLK WP HR S P ERA WHIP																			
Rheal Cormier, L ERA: 4.39	(1, 1) 7.2 30 5 3 2 2 2 0 0 0 0 1 2 70 112 2.35 0.913																			
Todd Burns, R ERA: 4.54	(8, 1) 0.1 1 0 0 0 0 0 0 0 0 0 0 4 6 0.00 0.000																			
Lee Smith, R ERA: 4.91	(9, 1) 0.1 L 5 4 3 3 1 0 0 0 0 0 0 2 18 26 81.00 12.000																			
Omar Olivares, R ERA: 4.86	(9, 1) 0.2 3 1 0 0 0 1 0 0 0 0 0 0 9 15 0.00 1.500																			

Chicago Cubs @ St. Louis Cardinals
Busch Stadium, St. Louis, MO

AB 37
R 6
H 10
RBI 6
BB 2
SO 4
LOB 10



WP: 1 PA: 39
PB: 0
SB: 0
CS: 0

Batter	1	2	3	4	5	6	7	8	9	AB	R	H	RBI	BB	SO	LOB	BOTTOM					
Bernard Gilkey, R OBP: 0.385, SLG: 0.503	F8					FC5-4			G4-3	3	0	0	0	2	0	2						
Ozzie Smith, S OBP: 0.329, SLG: 0.349	BB 1B				K			F7	P8	5	1	1	0	0	1	5						
Gregg Jefferies, S OBP: 0.392, SLG: 0.496	BB 1B BB				HR 1B			L9		3	2	2	1	1	0	0						
Todd Zeile, R OBP: 0.353, SLG: 0.438	BB 1B BB				HR			G6-3	K	3	1	1	2	1	1	0						
Brian Jordan, R OBP: 0.362, SLG: 0.541	BB 1B				HR 1B			G5-3		3	0	2	1	0	0	0						
Mark Whiten, S OBP: 0.328, SLG: 0.426	K				G6-3			L4-3	G3	4	0	0	0	0	1	4						
Luis Alica, S OBP: 0.389, SLG: 0.388					L9			L9	L9	2	0	0	0	2	0	0						
Erik Pappas, R OBP: 0.385, SLG: 0.370					L9			L9	L1	4	0	0	0	0	0	2						
Rheal Cormier, L OBP: 0.219, SLG: 0.250					G1-3				P8	2	0	1	0	0	0	0						
Todd Burns, R ERA: 4.19	(8, 1) 1.0 W 3 0 0 0 0 0 0 0 0 0 0 4 7 0.00 0.000																					
Lee Smith, R ERA: 2.52	(9, 1) 1.0 S 3 0 0 0 0 0 0 0 0 0 0 5 7 0.00 0.000																					
Omar Olivares, R OBP: 0.294, SLG: 0.353	(9, 1) 1.0 S 3 0 0 0 0 0 0 0 0 0 0 5 7 0.00 0.000																					
Ray Lankford, L OBP: 0.395, SLG: 0.361	(9, PH) 1.0 S 3 0 0 0 0 0 0 0 0 0 0 5 7 0.00 0.000																					
Inning Stats	R: 1 E: 0 K: 1 S: 12	H: 2 LOB: 2 BB: 2 P: 25	R: 0 E: 0 K: 0 S: 11	H: 0 LOB: 2 BB: 2 P: 21	R: 2 E: 0 K: 0 S: 11	H: 3 LOB: 0 BB: 0 P: 19	R: 0 E: 0 K: 1 S: 6	H: 0 LOB: 1 BB: 1 P: 14	R: 1 E: 0 K: 0 S: 8	H: 1 LOB: 0 BB: 0 P: 14	R: 0 E: 0 K: 0 S: 11	H: 1 LOB: 2 BB: 1 P: 19	R: 0 E: 0 K: 1 S: 8	H: 0 LOB: 0 BB: 0 P: 9	R: 0 E: 0 K: 0 S: 4	H: 0 LOB: 0 BB: 0 P: 7	R: 0 E: 0 K: 0 S: 5	H: 0 LOB: 0 BB: 0 P: 7	1B: 5 2B: 1 3B: 0 HR: 2	SF: 0 SAC: 1 DP: 1 HBP: 1	WP: 1 PB: 0 SB: 1 CS: 1	PA: 38
PITCHER	IP WLS BF H R ER SO BB IBB HBP BLK WP HR S P ERA WHIP																					
Jose Guzman, R ERA: 4.19	(1, 1) 7.0 32 7 4 4 3 6 0 0 0 0 1 2 121 5.14 1.857																					
Jose Bautista, R ERA: 2.45	(8, 1) 1.0 W 3 0 0 0 0 0 0 0 0 0 0 4 7 0.00 0.000																					
Randy Myers, L ERA: 2.94	(9, 1) 1.0 S 3 0 0 0 0 0 0 0 0 0 0 5 7 0.00 0.000																					

Chicago Cubs @ St. Louis Cardinals
Busch Stadium, St. Louis, MO

AB 30
R 4
H 7
RBI 4
BB 6
SO 3
LOB 13



WP: 1 PA: 38
PB: 0
SB: 1
CS: 1

Batter	1	2	3	4	5	6	7	8	9	AB	R	H	RBI	BB	SO	LOB	TOP										
Jose Vizcaino, S (1, 5) OBP: 0.348, SLG: 0.373	G4-3		K			F7			1B	4	0	1	0	0	1	0	Chicago Cubs @ St. Louis Cardinals Busch Stadium, St. Louis, MO Sat Aug 07 1993, 3:33 AM CDT Att: 51,759 - Cloudy - 78 F										
23 Ryne Sandberg, R (1, 4) OBP: 0.344, SLG: 0.420	F9			G5-3		F9			F9	4	0	0	0	0	1												
Mark Grace, L (1, 3) OBP: 0.383, SLG: 0.468	K			F8		F8			L7	4	0	0	0	0	1												
Derrick May, L (1, 7)		S		P4		F7			1-3	4	0	2	0	0	0												
Sammy Sosa, R (1, 8) OBP: 0.300, SLG: 0.504	F9				G6-3		G5-3		K	4	0	0	0	0	1												
Rick Wilkins, L (1, 2) OBP: 0.365, SLG: 0.550	K				1B		G4-3			3	1	1	0	0	1												
Kevin Roberson, S (1, 9) OBP: 0.298, SLG: 0.474	K				G5-3			K		3	0	0	0	0	2												
Rey Sanchez, R (1, 6) OBP: 0.330, SLG: 0.352			P4					F9		3	0	1	1	0	0												
Mike Harkey, R (1, 1) OBP: 0.143, SLG: 0.147										2	0	0	0	0	0												
Bob Scanlan, R (7, 1) Dwight Smith, L (8, PH) Shawn Boskie, R (8, 1) OBP: 0.336, SLG: 0.498 OBP: 0.222, SLG: 0.222	B1-3				P4			K		0	0	0	0	0	0												
Inning Stats	R: 0 E: 0 K: 1 S: 5	H: 0 LOB: 0 BB: 0 P: 5	R: 0 E: 0 K: 2 S: 8	H: 1 LOB: 1 BB: 0 P: 8	R: 0 E: 0 K: 1 S: 5	H: 0 LOB: 0 BB: 0 P: 5	R: 0 E: 0 K: 0 S: 3	H: 0 LOB: 0 BB: 0 P: 3	R: 1 E: 0 K: 0 S: 5	H: 2 LOB: 1 BB: 0 P: 5	R: 0 E: 0 K: 0 S: 3	H: 0 LOB: 0 BB: 0 P: 3	R: 0 E: 0 K: 2 S: 7	H: 0 LOB: 0 BB: 0 P: 7	R: 0 E: 0 K: 1 S: 7	H: 2 LOB: 2 BB: 0 P: 7	1B: 4 2B: 1 3B: 0 HR: 0	SF: 0 SAC: 0 DP: 0 HBP: 0	WP: 0 PB: 0 SB: 1 CS: 0	PA: 32							
PITCHER	IP	WLS	BF	H	R	ER	SO	BB	IBB	HBP	BLK	WP	HR	S	P	ERA	WHIP										
Bob Tewksbury, R (1, 1) ERA: 3.88	8.2	W	31	5	1	1	6	0	0	0	0	0	0	43	43	1.04	0.577										
Lee Smith, R (9, 1) ERA: 4.87	0.1	S	1	0	0	0	1	0	0	0	0	0	0	3	3	0.00	0.000										

AB	32
R	1
H	5
RBI	1
BB	0
SO	7
LOB	9



Batter	1	2	3	4	5	6	7	8	9	AB	R	H	RBI	BB	SO	LOB	BOTTOM										
Luis Altea, S (1, 4) OBP: 0.387, SLG: 0.389	G3		SF7				SF7			2	0	1	2	0	0	0	Chicago Cubs @ St. Louis Cardinals Busch Stadium, St. Louis, MO Sat Aug 07 1993, 3:33 AM CDT Att: 51,759 - Cloudy - 78 F										
Ozzie Smith, S (1, 6) OBP: 0.328, SLG: 0.346	G6-3		G6-3		F3					3	0	0	0	1	0												
Bernard Gilkey, R (1, 7) OBP: 0.386, SLG: 0.511	F9						F8			4	1	2	1	0	0												
Todd Zeile, R (1, 5) OBP: 0.350, SLG: 0.434		G6-3		G6-3		F8		G5-3		4	0	0	0	0	1												
Brian Jordan, R (1, 8) OBP: 0.371, SLG: 0.571				G6-3		FC6-4				4	1	3	0	0	0												
Mark Whiten, S (1, 9) OBP: 0.327, SLG: 0.423	F5			G6-3				FC5-4		3	0	0	1	1	0												
Rod Brewer, L (1, 3) OBP: 0.328, SLG: 0.340	K			G4-3						3	0	0	0	0	1												
Tom Pagnozzi, R (1, 2) OBP: 0.298, SLG: 0.380			SH2-4		G5-3		G5-3		FC5	4	1	1	0	0	2												
Bob Tewksbury, R (1, 1) Lee Smith, R (9, 1) OBP: 0.259, SLG: 0.250			SH2-4		G5-3					2	1	1	0	0	0												
Inning Stats	R: 0 E: 0 K: 0 S: 3	H: 0 LOB: 0 BB: 0 P: 3	R: 0 E: 0 K: 1 S: 6	H: 1 LOB: 1 BB: 0 P: 6	R: 1 E: 0 K: 0 S: 4	H: 1 LOB: 0 BB: 0 P: 4	R: 2 E: 0 K: 0 S: 5	H: 2 LOB: 0 BB: 0 P: 5	R: 0 E: 0 K: 0 S: 4	H: 1 LOB: 1 BB: 0 P: 4	R: 0 E: 0 K: 0 S: 4	H: 1 LOB: 2 BB: 1 P: 8	R: 1 E: 0 K: 0 S: 4	H: 1 LOB: 1 BB: 1 P: 8	R: 0 E: 0 K: 0 S: 4	H: 1 LOB: 2 BB: 0 P: 5		1B: 4 2B: 1 3B: 2 HR: 1	SF: 2 SAC: 1 DP: 0 HBP: 1	WP: 0 PB: 0 SB: 0 CS: 0	PA: 35						
PITCHER	IP	WLS	BF	H	R	ER	SO	BB	IBB	HBP	BLK	WP	HR	S	P	ERA	WHIP										
Mike Harkey, R (1, 1) ERA: 5.22	6.2	L	29	7	4	4	1	2	0	0	2	0	1	29	37	5.40	1.350										
Bob Scanlan, R (7, 1) ERA: 4.85	0.1		1	0	0	0	0	0	0	0	0	0	0	1	1	0.00	0.000										
Shawn Boskie, R (8, 1) ERA: 3.72	1.0		5	1	0	0	0	0	0	1	0	0	0	4	5	0.00	1.000										



Batter	1	2	3	4	5	6	7	8	9	AB	R	H	RBI	BB	SO	LOB	TOP					
Bernard Gilkey, R OBP: 0.385, SLG: 0.514 (1, 7)										4	2	1	1	1	0	3						
Ozzie Smith, S OBP: 0.326, SLG: 0.342 (1, 6)										4	1	0	0	1	0	2						
Gregg Jefferies, S OBP: 0.393, SLG: 0.497 (1, 3)										4	1	2	0	1	0	1						
Todd Zeile, R OBP: 0.350, SLG: 0.430 (1, 5)										5	0	1	2	0	0	2						
Ray Lankford, L OBP: 0.396, SLG: 0.359 (1, 8)										2	1	0	0	2	1	2						
Mark Whiten, S OBP: 0.325, SLG: 0.420 (1, 9)										3	0	0	0	1	0	3						
Luis Alicaia, S OBP: 0.387, SLG: 0.393 (1, 4)										4	1	1	2	0	0	1						
Tom Pagnozzi, R OBP: 0.305, SLG: 0.403 (1, 2)										4	1	3	2	0	0	0						
Allen Watson, L OBP: 0.231, SLG: 0.167 (1, 1)										2	0	1	0	0	0	0						
Gerald Perry, L OBP: 0.370, SLG: 0.453 (8, PH)										1	0	1	0	0	0	0						
Todd Burns, R (8, 1)										0	0	0	0	0	0	0						
Rob Murphy, L OBP: 0.500, SLG: 0.500 (9, 1)										0	0	0	0	0	0	0						
Inning Stats	R: 0 E: 0 K: 0 S: 7	H: 0 LOB: 0 BB: 0 P: 14	R: 0 E: 0 K: 0 S: 6	H: 0 LOB: 0 BB: 1 P: 10	R: 2 E: 0 K: 0 S: 9	H: 2 LOB: 1 BB: 1 P: 17	R: 0 E: 0 K: 0 S: 5	H: 0 LOB: 1 BB: 1 P: 12	R: 2 E: 0 K: 1 S: 11	H: 2 LOB: 2 BB: 2 P: 24	R: 0 E: 0 K: 0 S: 3	H: 0 LOB: 0 BB: 0 P: 6	R: 0 E: 0 K: 0 S: 6	H: 1 LOB: 0 BB: 0 P: 8	R: 3 E: 0 K: 0 S: 17	H: 4 LOB: 2 BB: 1 P: 28	R: 0 E: 0 K: 0 S: 6	H: 1 LOB: 0 BB: 0 P: 9	1B: 6 2B: 2 3B: 0 HR: 2	SF: 0 SAC: 1 DP: 3 HBP: 0	WP: 0 PB: 0 SB: 3 CS: 0	PA: 40
PITCHER	IP	WLS	BF	H	R	ER	SO	BB	IBB	HBP	BLK	WP	HR	S	P	ERA	WHIP					
Bob Walk, R ERA: 5.23 (1, 1)	7.2	L	35	8	7	7	1	6	0	0	0	0	2	60	112	8.22	1.826					
Brian Shouse, L ERA: 3.35 (8, 1)	0.1		2	1	0	0	0	0	0	0	0	0	0	4	7	0.00	3.000					
Mark Petkovsek, R ERA: 4.32 (9, 1)	1.0		3	1	0	0	0	0	0	0	0	0	0	6	9	0.00	1.000					

St. Louis Cardinals @ Pittsburgh Pirates
Three Rivers Stadium, Pittsburgh, PA
Mon Aug 09 1993, 7:05 PM EDT
Att: 16,465 - Unknown - 82 F

AB 33
R 7
H 10
RBI 7
BB 6
SO 1
LOB 14

Batter	1	2	3	4	5	6	7	8	9	AB	R	H	RBI	BB	SO	LOB	BOTTOM					
Carlos Garcia, R OBP: 0.320, SLG: 0.421 (1, 4)										4	0	0	0	0	0	1						
Jay Bell, R OBP: 0.379, SLG: 0.448 (1, 6)										3	1	0	0	0	1	0						
Orlando Merced, S OBP: 0.439, SLG: 0.486 (1, 9)										3	1	2	0	1	0	0						
Jeff King, R OBP: 0.359, SLG: 0.406 (1, 5)										3	0	1	1	0	0	1						
Lonnie Smith, R OBP: 0.406, SLG: 0.406 (1, 7)										4	0	1	1	0	0	3						
Kevin Young, R OBP: 0.298, SLG: 0.312 (1, 3)										4	0	0	0	0	0	1						
Al Martin, L OBP: 0.325, SLG: 0.411 (1, 8)										3	1	0	0	1	0	1						
Tom Prince, R OBP: 0.256, SLG: 0.287 (1, 2)										3	0	0	0	0	1	0						
Bob Walk, R OBP: 0.125, SLG: 0.128 (1, 1)										2	0	1	0	0	0	0						
Brian Shouse, L (8, 1)										0	0	0	0	0	0	0						
Scott Bullett, L OBP: 0.224, SLG: 0.259 (8, PH)										1	0	0	0	0	1	0						
Mark Petkovsek, R (9, 1)										0	0	0	0	0	0	0						
Inning Stats	R: 1 E: 0 K: 0 S: 6	H: 1 LOB: 1 BB: 0 P: 13	R: 1 E: 0 K: 1 S: 9	H: 1 LOB: 1 BB: 1 P: 17	R: 0 E: 0 K: 1 S: 12	H: 0 LOB: 0 BB: 0 P: 16	R: 0 E: 0 K: 0 S: 5	H: 0 LOB: 0 BB: 0 P: 8	R: 0 E: 0 K: 0 S: 8	H: 0 LOB: 0 BB: 0 P: 10	R: 0 E: 0 K: 0 S: 9	H: 1 LOB: 1 BB: 1 P: 17	R: 0 E: 0 K: 0 S: 5	H: 0 LOB: 0 BB: 0 P: 6	R: 0 E: 0 K: 1 S: 7	H: 0 LOB: 0 BB: 0 P: 11	R: 1 E: 0 K: 0 S: 10	H: 2 LOB: 1 BB: 0 P: 14	1B: 4 2B: 1 3B: 0 HR: 0	SF: 1 SAC: 0 DP: 1 HBP: 1	WP: 0 PB: 0 SB: 3 CS: 0	PA: 34
PITCHER	IP	WLS	BF	H	R	ER	SO	BB	IBB	HBP	BLK	WP	HR	S	P	ERA	WHIP					
Allen Watson, L ERA: 3.65 (1, 1)	7.0	W	26	3	2	2	2	2	0	1	0	0	0	54	87	2.57	0.714					
Todd Burns, R ERA: 4.58 (8, 1)	1.0		3	0	0	0	1	0	0	0	0	0	0	7	11	0.00	0.000					
Rob Murphy, L ERA: 4.86 (9, 1)	1.0		5	2	1	1	0	0	0	0	0	0	0	10	14	9.00	2.000					

St. Louis Cardinals @ Pittsburgh Pirates
Three Rivers Stadium, Pittsburgh, PA
Mon Aug 09 1993, 7:05 PM EDT
Att: 16,465 - Unknown - 82 F

AB 30
R 3
H 5
RBI 2
BB 2
SO 3
LOB 7

Batter	1	2	3	4	5	6	7	8	9	AB	R	H	RBI	BB	SO	LOB	TOP				
Bernard Gilkey, R OBP: 0.386, SLG: 0.516 (1, 7)	F8		F8					L6-4-3 1B		4	0	2	1	0	0	0	St. Louis Cardinals @ Pittsburgh Pirates Three Rivers Stadium, Pittsburgh, PA Tue Aug 10 1993, 7:05 PM EDT Att: 12,531 - Unknown - 79 F livebaseballscorecards.com				
Ozzie Smith, S OBP: 0.325, SLG: 0.341 (1, 6)	G5-3		K					L6-4-3 1B		4	0	1	0	0	1	1					
Gregg Jefferies, S OBP: 0.391, SLG: 0.495 (1, 3)	1B		L9					L6-4-3 1-2 2-3		4	0	1	0	0	0	2					
Todd Zeile, R OBP: 0.351, SLG: 0.430 (1, 5)	F8									3	0	1	0	1	1	1					
Brian Jordan, R OBP: 0.366, SLG: 0.591 (1, 8)										4	2	2	2	0	0	2					
Mark Whiten, S OBP: 0.325, SLG: 0.426 (1, 9)										4	1	1	1	0	0	2					
Luis Alicea, S OBP: 0.388, SLG: 0.397 (1, 4)										3	1	1	0	1	0	0					
Tom Pagnozzi, R OBP: 0.300, SLG: 0.395 (1, 2)										4	0	0	0	0	1	2					
Rene Arocha, R OBP: 0.119, SLG: 0.122 Lee Smith, R (9, 1)										2	0	0	0	0	1	1					
Inning Stats	R: 0 E: 0 K: 0 S: 9	H: 1 LOB: 1 BB: 0 P: 17	R: 1 E: 0 K: 0 S: 12	H: 2 LOB: 1 BB: 0 P: 18	R: 0 E: 0 K: 1 S: 7	H: 0 LOB: 0 BB: 0 P: 10	R: 0 E: 0 K: 0 S: 3	H: 0 LOB: 0 BB: 1 P: 8	R: 1 E: 0 K: 0 S: 8	H: 1 LOB: 1 BB: 0 P: 16	R: 0 E: 0 K: 0 S: 7	H: 0 LOB: 0 BB: 0 P: 13	R: 0 E: 0 K: 0 S: 7	H: 2 LOB: 0 BB: 0 P: 12	R: 2 E: 0 K: 2 S: 10	H: 2 LOB: 0 BB: 0 P: 17	1B: 4 2B: 2 3B: 1 HR: 3	SF: 0 SAC: 1 DP: 0 HBP: 0	WP: 0 PB: 0 SB: 1 CS: 0	PA: 35	
PITCHER	IP	WLS	BF	H	R	ER	SO	BB	IBB	HBP	BLK	WP	HR	S	P	ERA	WHIP			ERA	WHIP
Randy Tomlin, L ERA: 4.58 Joel Johnston, R ERA: 2.29	(1, 1)	7.0	27	5	2	2	2	2	0	0	0	0	1	54	94	2.57	1.000			2.57	1.000

Batter	1	2	3	4	5	6	7	8	9	AB	R	H	RBI	BB	SO	LOB	BOTTOM				
Carlos Garcia, R OBP: 0.319, SLG: 0.419 (1, 4)	G5-3		SH5-4							4	0	1	1	0	1	2	St. Louis Cardinals @ Pittsburgh Pirates Three Rivers Stadium, Pittsburgh, PA Tue Aug 10 1993, 7:05 PM EDT Att: 12,531 - Unknown - 79 F livebaseballscorecards.com				
Jay Bell, R OBP: 0.378, SLG: 0.448 (1, 6)	G5-3 2B		G4-3							4	0	1	1	0	0	3					
Orlando Merced, S OBP: 0.437, SLG: 0.486 (1, 9)	G5-3		G6-3							4	0	1	0	0	0	2					
Jeff King, R OBP: 0.358, SLG: 0.404 (1, 5)	G5-3									4	0	1	0	0	1	2					
Dave Clark, L OBP: 0.351, SLG: 0.348 (1, 7)										3	0	1	0	1	0	1					
Don Slaught, R OBP: 0.361, SLG: 0.444 (1, 2)										4	0	0	0	0	1	4					
Al Martin, L OBP: 0.327, SLG: 0.412 (1, 8)										4	0	2	0	0	0	1					
Kevin Young, R OBP: 0.301, SLG: 0.317 (1, 3)										4	1	2	0	0	0	2					
Randy Tomlin, L OBP: 0.182, SLG: 0.156 Scott Burrell, L OBP: 0.237, SLG: 0.273 Joel Johnston, R (8, 1) Tom Foley, L OBP: 0.292, SLG: 0.384 (9, PH)										2	0	1	0	0	0	1					
Inning Stats	R: 0 E: 0 K: 0 S: 11	H: 1 LOB: 1 BB: 0 P: 16	R: 0 E: 0 K: 0 S: 4	H: 0 LOB: 0 BB: 0 P: 7	R: 1 E: 0 K: 0 S: 7	H: 2 LOB: 1 BB: 0 P: 11	R: 0 E: 0 K: 1 S: 9	H: 1 LOB: 0 BB: 0 P: 11	R: 0 E: 0 K: 0 S: 5	H: 1 LOB: 1 BB: 1 P: 11	R: 1 E: 0 K: 0 S: 13	H: 3 LOB: 1 BB: 0 P: 18	R: 0 E: 0 K: 1 S: 11	H: 1 LOB: 1 BB: 0 P: 16	R: 0 E: 0 K: 0 S: 6	H: 1 LOB: 1 BB: 0 P: 12	1B: 8 2B: 3 3B: 0 HR: 0	SF: 0 SAC: 1 DP: 2 HBP: 0	WP: 0 PB: 0 SB: 1 CS: 0	PA: 37	
PITCHER	IP	WLS	BF	H	R	ER	SO	BB	IBB	HBP	BLK	WP	HR	S	P	ERA	WHIP			ERA	WHIP
Rene Arocha, R ERA: 3.52 Lee Smith, R ERA: 4.75	(1, 1)	8.0	33	10	2	2	3	1	0	0	0	0	0	71	106	2.25	1.375			2.25	1.375

AB 32
R 4
H 9
RBI 4
BB 2
SO 4
LOB 11

AB 35
R 2
H 11
RBI 2
BB 1
SO 3
LOB 19



Batter	1	2	3	4	5	6	7	8	9	AB	R	H	RBI	BB	SO	LOB	TOP										
Bernard Gilkey, R OBP: 0.389, SLG: 0.522 (1, 7)										4	1	2	0	0	1	0	St. Louis Cardinals @ Pittsburgh Pirates Three Rivers Stadium, Pittsburgh, PA Wed Aug 11 1993, 7:05 PM EDT Att: 35,288 - Unknown - 80 F										
Ozzie Smith, S OBP: 0.329, SLG: 0.348 (1, 6)										4	1	3	0	0	0	1											
Gregg Jefferies, S OBP: 0.392, SLG: 0.492 (1, 3)										4	1	1	1	1	0	4											
Todd Zeile, R OBP: 0.350, SLG: 0.428 (1, 5)										4	1	1	0	0	1	3											
Brian Jordan, R OBP: 0.363, SLG: 0.580 (1, 8)										3	1	0	0	1	1	4											
Mark Whiten, S OBP: 0.324, SLG: 0.432 (1, 9)										4	1	1	1	0	0	5											
Luis Alicea, S OBP: 0.390, SLG: 0.403 (1, 4)										4	0	2	3	0	0	0											
Tom Pagnozzi, R OBP: 0.295, SLG: 0.388 (1, 2)										4	0	0	0	0	2	2											
Rheal Cormier, L OBP: 0.296, SLG: 0.235 (6, 1)										2	0	0	0	0	0	1											
Inning Stats	R: 1 E: 0 K: 0 S: 5	H: 2 LOB: 1 BB: 0 P: 5	R: 0 E: 0 K: 1 S: 6	H: 1 LOB: 1 BB: 0 P: 6	R: 1 E: 0 K: 1 S: 7	H: 2 LOB: 2 BB: 1 P: 11	R: 0 E: 0 K: 0 S: 3	H: 0 LOB: 0 BB: 0 P: 3	R: 0 E: 0 K: 1 S: 6	H: 1 LOB: 0 BB: 0 P: 6	R: 0 E: 0 K: 3 S: 9	H: 0 LOB: 0 BB: 0 P: 9	R: 3 E: 0 K: 0 S: 6	H: 3 LOB: 1 BB: 0 P: 10	R: 0 E: 0 K: 0 S: 3	H: 0 LOB: 1 BB: 0 P: 4		1B: 5 2B: 4 3B: 0 HR: 1	SF: 0 SAC: 1 DP: 1 HBP: 1	WP: 1 PB: 0 SB: 2 CS: 0	PA: 39						
PITCHER	IP	WLS	BF	H	R	ER	SO	BB	IBB	HBP	BLK	WP	HR	S	P	ERA	WHIP										
Jeff Ballard, L ERA: 5.01 (1, 1)	5.0		21	6	2	2	2	1	0	0	0	1	0	24	28	3.60	1.400										
Bias Minor, R ERA: 4.25 (6, 1)	2.0		9	2	3	3	4	1	0	0	0	0	1	16	20	13.50	1.500										
Mark Dewey, R ERA: 1.29 (8, 1)	2.0	W	9	2	1	1	0	0	0	1	0	0	0	8	9	4.50	1.000										

Batter	1	2	3	4	5	6	7	8	9	AB	R	H	RBI	BB	SO	LOB	BOTTOM										
Carlos Garcia, R OBP: 0.320, SLG: 0.418 (1, 4)										5	0	2	1	0	1	0	St. Louis Cardinals @ Pittsburgh Pirates Three Rivers Stadium, Pittsburgh, PA Wed Aug 11 1993, 7:05 PM EDT Att: 35,288 - Unknown - 80 F										
Jay Bell, R OBP: 0.376, SLG: 0.444 (1, 6)										4	0	0	0	1	1	1											
Orlando Merced, S OBP: 0.433, SLG: 0.480 (1, 9)										4	0	0	0	0	0	2											
Jeff King, R OBP: 0.357, SLG: 0.403 (1, 5)										4	1	1	0	0	0	3											
Lloyd McClendon, R OBP: 0.301, SLG: 0.307 (1, 7)										4	2	2	0	0	0	2											
Lonnie Smith, R OBP: 0.408, SLG: 0.444 (1, 8) (8, 7)										4	2	2	3	0	0	2											
Don Slaught, R OBP: 0.363, SLG: 0.446 (1, 2)										3	1	2	2	0	0	0											
Kevin Young, R OBP: 0.303, SLG: 0.322 (1, 3)										4	1	2	0	0	0	1											
Jeff Ballard, L OBP: 0.333, SLG: 0.333 (1, 1)										2	0	0	0	0	0	2											
Bias Minor, R OBP: 0.200, SLG: 0.111 (6, 1)										0	0	0	0	0	0	0											
Mark Dewey, R (8, 1)										0	0	0	0	0	0	0											
Al Martin, L OBP: 0.329, SLG: 0.423 (8, 8)										1	1	1	2	0	0	0											
Inning Stats	R: 0 E: 0 K: 0 S: 3	H: 0 LOB: 1 BB: 1 P: 7	R: 1 E: 0 K: 0 S: 4	H: 1 LOB: 0 BB: 0 P: 4	R: 0 E: 0 K: 0 S: 3	H: 0 LOB: 0 BB: 0 P: 3	R: 2 E: 0 K: 0 S: 7	H: 4 LOB: 2 BB: 0 P: 7	R: 0 E: 0 K: 1 S: 6	H: 1 LOB: 1 BB: 0 P: 6	R: 2 E: 1 K: 0 S: 5	H: 3 LOB: 3 BB: 0 P: 6	R: 0 E: 1 K: 0 S: 4	H: 0 LOB: 1 BB: 0 P: 4	R: 3 E: 0 K: 1 S: 8	H: 3 LOB: 0 BB: 0 P: 8	1B: 6 2B: 3 3B: 0 HR: 3	SF: 1 SAC: 0 DP: 0 HBP: 1	WP: 1 PB: 0 SB: 0 CS: 0	PA: 38							
PITCHER	IP	WLS	BF	H	R	ER	SO	BB	IBB	HBP	BLK	WP	HR	S	P	ERA	WHIP										
Rheal Cormier, L ERA: 4.58 (1, 1)	5.1		25	8	5	5	1	1	0	0	0	1	1	26	30	8.44	1.688										
Omar Olivares, R ERA: 4.52 (6, 1)	0.2		3	1	0	0	0	0	0	1	0	0	0	2	3	0.00	1.500										
Lee Guetterman, L ERA: 4.7 (7, 1)	1.0		4	0	0	0	0	0	0	0	0	0	0	4	4	0.00	0.000										
Todd Burns, R ERA: 4.87 (8, 1)	1.0	L	6	3	3	3	1	0	0	0	0	0	2	8	8	27.00	3.000										

AB 35
R 6
H 10
RBI 5
BB 2
SO 6
LOB 20



AB 35
R 8
H 12
RBI 8
BB 1
SO 2
LOB 13



Batter	1	2	3	4	5	6	7	8	9	10	11	AB	R	H	RBI	BB	SO	LOB	TOP					
Bernard Gilkey, R OBP: 0.382, SLG: 0.513 (1, 7)												5	0	0	0	0	2	1						
Ozzie Smith, S OBP: 0.326, SLG: 0.344 (1, 6)												5	1	2	0	0	0	1						
Gregg Jefferies, S OBP: 0.396, SLG: 0.495 (1, 3)												3	2	3	0	2	0	0						
Todd Zelle, R OBP: 0.351, SLG: 0.429 (1, 5)												4	0	1	1	1	1	5						
Brian Jordan, R OBP: 0.360, SLG: 0.582 (1, 9)												5	0	0	0	0	2	6						
Ray Lankford, L OBP: 0.396, SLG: 0.357 (1, 8)												4	0	1	1	1	1	1						
Luis Alcega, S OBP: 0.385, SLG: 0.396 (1, 4)												5	0	1	0	0	0	2						
Tom Pagnozzi, R OBP: 0.288, SLG: 0.391 (1, 2)												5	0	0	0	0	0	1						
Donovan Osborne, S OBP: 0.366, SLG: 0.344 (1, 1)												3	0	1	0	0	1	0						
Inning Stats	R: 1 E: 0 K: 0 S: 10	H: 2 LOB: 1 BB: 0 P: 17	R: 0 E: 0 K: 0 S: 6	H: 0 LOB: 0 BB: 0 P: 8	R: 0 E: 0 K: 2 S: 13	H: 1 LOB: 2 BB: 1 P: 20	R: 0 E: 0 K: 0 S: 9	H: 0 LOB: 0 BB: 1 P: 16	R: 0 E: 0 K: 0 S: 7	H: 1 LOB: 1 BB: 0 P: 12	R: 0 E: 0 K: 2 S: 12	H: 1 LOB: 1 BB: 0 P: 17	R: 0 E: 0 K: 1 S: 9	H: 0 LOB: 0 BB: 0 P: 13	R: 0 E: 0 K: 3 S: 14	H: 2 LOB: 2 BB: 0 P: 17	R: 0 E: 0 K: 1 S: 9	H: 1 LOB: 1 BB: 0 P: 13	1B: 8 2B: 1 3B: 0 HR: 0	SF: 0 SAC: 1 DP: 1 HBP: 0	WP: 0 PB: 0 SB: 3 CS: 1	PA: 45		
Ken Hill, R ERA: 2.74 (1, 1)	IP: 6.0	WLS: 25	BF: 4	H: 4	R: 3	ER: 1	SO: 2	BB: 4	IBB: 0	HBP: 0	BLK: 0	WP: 0	HR: 0	S: 62	P: 105	ERA: 1.50	WHIP: 1.333							
Jeff Shaw, R ERA: 4.13 (7, 1)	1.0	4	1	0	0	0	0	0	0	0	0	0	0	7	12	0.00	1.000							
Mel Rojas, R ERA: 3.15 (8, 1)	2.0	7	1	0	0	3	0	0	0	0	0	0	0	21	30	0.00	0.500							
John Wetteland, R ERA: 1.61 (10, 1)	2.0	W	9	3	0	0	4	0	0	0	0	0	0	23	30	0.00	1.500							

St. Louis Cardinals @ Montreal Expos
Olympic Stadium, Montreal, QB
Fri Aug 13 1993, 7:05 PM EDT
Att: 21,212 - Dome

livebaseballscores.com
AB 41
R 3
H 9
RBI 2
BB 4
SO 9
LOB 18



Batter	1	2	3	4	5	6	7	8	9	10	11	AB	R	H	RBI	BB	SO	LOB	BOTTOM					
Lou Frazier, S OBP: 0.382, SLG: 0.387 (1, 3)												4	0	1	0	0	1	2						
Mel Rojas, R (8, 1)												0	0	0	0	0	0	0						
Oreste Marrero, L OBP: 0.333, SLG: 0.500 (10, 3)												1	0	0	0	0	1	0						
Randy Ready, R OBP: 0.357, SLG: 0.333 (1, 4)												4	0	0	0	1	0	1						
Marquis Grissom, R OBP: 0.335, SLG: 0.416 (1, 8)												5	1	1	0	0	1	3						
Larry Walker, L OBP: 0.375, SLG: 0.475 (1, 9)												5	1	1	0	0	0	2						
Moises Alou, R OBP: 0.341, SLG: 0.480 (1, 7)												4	1	1	1	1	1	0						
Mike Lansing, R OBP: 0.347, SLG: 0.366 (1, 5)												4	1	1	1	1	0	0						
Wil Cordero, R OBP: 0.303, SLG: 0.365 (1, 6)												3	0	1	0	0	0	0						
John Wetteland, R (10, 1)												0	0	0	0	0	0	0						
Dennis Martinez, R OBP: 0.189, SLG: 0.235 (11, PH)												0	0	0	1	0	0	0						
Joe Siddall, L OBP: 0.250, SLG: 0.143 (1, 2)												1	0	0	0	0	0	0						
Tim Laker, R OBP: 0.222, SLG: 0.244 (6, PH)												1	0	1	0	0	0	0						
Darrin Fletcher, L OBP: 0.330, SLG: 0.353 (7, PH)												2	0	1	1	0	0	1						
Ken Hill, R OBP: 0.371, SLG: 0.132 (1, 1)												1	0	0	0	0	0	0						
Inning Stats	R: 0 E: 0 K: 0 S: 9	H: 1 LOB: 1 BB: 0 P: 13	R: 0 E: 0 K: 1 S: 7	H: 0 LOB: 0 BB: 0 P: 13	R: 0 E: 0 K: 0 S: 5	H: 0 LOB: 0 BB: 0 P: 11	R: 0 E: 0 K: 1 S: 14	H: 1 LOB: 2 BB: 1 P: 26	R: 3 E: 0 K: 0 S: 12	H: 4 LOB: 1 BB: 0 P: 22	R: 0 E: 0 K: 0 S: 6	H: 0 LOB: 0 BB: 0 P: 9	R: 0 E: 0 K: 1 S: 9	H: 1 LOB: 1 BB: 0 P: 14	R: 0 E: 0 K: 0 S: 8	H: 0 LOB: 0 BB: 0 P: 11	R: 1 E: 0 K: 0 S: 5	H: 1 LOB: 2 BB: 2 P: 16	1B: 5 2B: 2 3B: 1 HR: 0	SF: 1 SAC: 1 DP: 0 HBP: 0	WP: 1 PB: 0 SB: 1 CS: 0	PA: 43		
Donovan Osborne, L ERA: 3.7 (1, 1)	IP: 6.1	WLS: 25	BF: 4	H: 1	R: 3	ER: 3	SO: 4	BB: 1	IBB: 0	HBP: 0	BLK: 0	WP: 0	HR: 0	S: 57	P: 94	ERA: 4.26	WHIP: 0.947							
Omar Olivares, R ERA: 4.41 (7, 1)	0.0	1	1	0	0	0	0	0	0	0	0	0	0	3	6	∞	∞							
Lee Guetterman, L ERA: 4.38 (7, 1)	1.2	5	0	0	0	0	0	0	0	0	0	0	0	10	17	0.00	0.000							
Rob Murphy, L ERA: 4.56 (9, 1)	2.0	7	1	0	0	1	0	0	0	0	0	1	0	17	25	0.00	0.500							
Joe Magrane, L ERA: 4.31 (11, 1)	0.2	L	5	1	1	1	0	0	2	0	0	0	0	5	16	13.50	1.500							

St. Louis Cardinals @ Montreal Expos
Olympic Stadium, Montreal, QB
Fri Aug 13 1993, 7:05 PM EDT
Att: 21,212 - Dome

livebaseballscores.com
AB 38
R 4
H 8
RBI 4
BB 3
SO 5
LOB 11



Batter	1	2	3	4	5	6	7	8	9	AB R H RBI BB SO LOB	TOP									
Luis Alica, S OBP: 0.393, SLG: 0.394	1-0 FC3-6 1B		1-2 G4-3		2-1 SH5-4		3-1 G4-3		1-3 K	4 0 1 0 0 1 0	St. Louis Cardinals @ Montreal Expos Olympic Stadium, Montreal, QB Sat Aug 14 1993, 7:05 PM EDT Att: 25,820 - Dome									
Ray Lankford, L OBP: 0.395, SLG: 0.354	2-1 FC3-6 S 1B E		1-3 K		1-2 G6-3		4-2 BB			3 1 0 0 1 1 2										
Gregg Jefferies, S OBP: 0.395, SLG: 0.492	0-2 S E 1B		1-2 F8		1-0 F9		1-0 G5-3			4 1 1 0 0 0 2										
Todd Zeile, R OBP: 0.352, SLG: 0.429	4-1 E5 E BB			1-1 F8		2-2 E 1B		2-3 K		3 0 1 0 1 1 0										
Brian Jordan, R OBP: 0.358, SLG: 0.580	1-0 E5 FC4-6			0-2 BB		0-1 F9		2-1 F8		4 0 1 1 0 0 2										
Mark Whiten, S OBP: 0.321, SLG: 0.427	1-0 FC4-6			0-3 K		1-0 E6		2-2 BB		4 0 1 0 0 1 3										
Erik Pappas, R OBP: 0.382, SLG: 0.362		1-2 G6-3		4-2 BB		1-3 K		1-1 G5-3		3 0 0 0 1 1 3										
Tim Jones, L		2-0 F9		0-0 G3-1		3-1 F8		0-0 P5		4 0 0 0 0 0 4										
Allen Watson, L OBP: 0.250, SLG: 0.200		1-1 F7			3-2 SH5-4 1B		1-2 G4-3		1-3 K	3 0 1 0 0 0 0										
Todd Burns, R OBP: 0.395, SLG: 0.433										0 0 0 0 0 0 0										
Gerald Perry, L OBP: 0.395, SLG: 0.433										1 0 0 0 0 0 1										
Lee Smith, R										0 0 0 0 0 0 0										
Inning Stats	R: 2 E: 1 K: 0 S: 9	H: 2 LOB: 1 BB: 1 P: 18	R: 0 E: 0 K: 0 S: 8	H: 0 LOB: 0 BB: 0 P: 12	R: 0 E: 0 K: 1 S: 10	H: 0 LOB: 0 BB: 1 P: 13	R: 0 E: 0 K: 1 S: 11	H: 1 LOB: 2 BB: 1 P: 16	R: 0 E: 0 K: 0 S: 11	H: 1 LOB: 1 BB: 0 P: 18	R: 0 E: 1 K: 1 S: 14	H: 1 LOB: 2 BB: 0 P: 21	R: 0 E: 0 K: 1 S: 10	H: 1 LOB: 1 BB: 0 P: 17	R: 0 E: 0 K: 1 S: 10	H: 0 LOB: 0 BB: 0 P: 10	1B: 5 2B: 1 3B: 0 HR: 0	SF: 0 SAC: 1 DP: 0 HBP: 0	WP: 0 PB: 0 SB: 2 CS: 0	PA: 37
PITCHER	IP WLS BF H R ER SO BB IBB HBP BLK WP HR S P ERA WHIP											IP WLS BF H R ER SO BB IBB HBP BLK WP HR S P ERA WHIP								
Jeff Fassero, L ERA: 1.88	(1, 1) 5.0 L 21 4 2 1 2 2 0 0 0 0 0 0 49 77 1.80 1.200																			
Brian Barnes, L ERA: 4.11	(6, 1) 2.0 9 1 0 0 1 1 0 0 0 0 0 0 22 38 0.00 1.000																			
Tim Scott, R ERA: 2.62	(8, 1) 2.0 7 1 0 0 3 0 0 0 0 0 0 0 18 27 0.00 0.500																			

AB 33
R 2
H 6
RBI 1
BB 3
SO 6
LOB 16



Batter	1	2	3	4	5	6	7	8	9	AB R H RBI BB SO LOB	BOTTOM											
Lou Frazier, S OBP: 0.372, SLG: 0.376	2-1 F8		1-3 K		1-0 G5-2-3			3-1 L8		4 0 0 0 0 1 4	St. Louis Cardinals @ Montreal Expos Olympic Stadium, Montreal, QB Sat Aug 14 1993, 7:05 PM EDT Att: 25,820 - Dome											
Randy Ready, R OBP: 0.333, SLG: 0.313	0-2 P2		2-0 F7			1-1 P2		1-0 BB		4 0 1 0 0 0 0												
Marquis Grissom, R OBP: 0.334, SLG: 0.413	0-0 F7			4-1 G4-6-3 BB		3-3 K		0-1 P4		3 0 0 0 1 1 2												
Larry Walker, L OBP: 0.371, SLG: 0.470		2-2 G1-3		1-1 G4-6-3		0-0 G4-3		1-3 K		4 0 0 0 0 1 1												
Moises Alou, R OBP: 0.340, SLG: 0.478		3-1 CS 1B		0-0 G6-3			2-3 K		0-0 G6-3	4 0 1 0 0 1 0												
Mike Lansing, R OBP: 0.349, SLG: 0.371		0-0 SAFE			1-1 SH BB 1B		1-2 G6-3		2-2 P6	3 0 2 0 0 0 0												
Tim Scott, R										0 0 0 0 0 0 0												
John Vander Wal, L OBP: 0.315, SLG: 0.380		1-2 2B			4-1 SH BB 1B		2-1 F9			1 0 0 0 2 0 0												
Darrin Fletcher, L OBP: 0.333, SLG: 0.352		4-1 BB			4-1 G5-2-3 SH BB					1 0 0 0 2 0 0												
Wil Cordero, R OBP: 0.304, SLG: 0.369		2-1 F7			0-1 SH			0-0 1B 2B		2 0 1 0 0 0 2												
Jeff Fassero, L					1-1 L4			3-1 G6-3		1 0 0 0 0 1 0												
Sean Berry, R OBP: 0.339, SLG: 0.383										1 0 0 0 0 0 3												
Brian Barnes, L OBP: 0.200, SLG: 0.158										0 0 0 0 0 0 0												
Frank Bolick, S OBP: 0.300, SLG: 0.337										1 0 0 0 0 0 1												
Inning Stats	R: 0 E: 0 K: 0 S: 6	H: 0 LOB: 0 BB: 0 P: 8	R: 0 E: 0 K: 0 S: 9	H: 2 LOB: 1 BB: 1 P: 20	R: 0 E: 0 K: 2 S: 7	H: 0 LOB: 0 BB: 0 P: 12	R: 0 E: 0 K: 0 S: 4	H: 0 LOB: 0 BB: 1 P: 9	R: 0 E: 1 K: 0 S: 8	H: 1 LOB: 2 BB: 1 P: 15	R: 0 E: 0 K: 1 S: 7	H: 0 LOB: 0 BB: 0 P: 11	R: 0 E: 0 K: 1 S: 9	H: 0 LOB: 0 BB: 0 P: 14	R: 0 E: 0 K: 0 S: 8	H: 2 LOB: 0 BB: 0 P: 15	R: 0 E: 0 K: 1 S: 8	H: 0 LOB: 0 BB: 0 P: 11	1B: 3 2B: 2 3B: 0 HR: 0	SF: 0 SAC: 1 DP: 2 HBP: 0	WP: 0 PB: 0 SB: 0 CS: 1	PA: 33
PITCHER	IP WLS BF H R ER SO BB IBB HBP BLK WP HR S P ERA WHIP											IP WLS BF H R ER SO BB IBB HBP BLK WP HR S P ERA WHIP										
Allen Watson, L ERA: 3.02	(1, 1) 7.2 W 29 5 0 0 0 0 3 0 0 0 0 0 0 2 2 0.00 1.043																					
Todd Burns, R ERA: 4.66	(8, 1) 0.1 1 0 0 0 0 0 0 0 0 0 0 0 0 2 2 0.00 0.000																					
Lee Smith, R ERA: 4.66	(9, 1) 1.0 S 3 0 0 0 1 0 0 0 0 0 0 0 0 8 11 0.00 0.000																					

AB 29
R 0
H 5
RBI 0
BB 3
SO 5
LOB 13



Batter	1	2	3	4	5	6	7	8	9	AB	R	H	RBI	BB	SO	LOB	TOP								
Bernard Gilkey, R OBP: 0.383, SLG: 0.512 (1, 3)	F8			G6-3		FC6-4 SF7 1B		S BB		3	1	1	0	1	0	0	St. Louis Cardinals @ Montreal Expos Olympic Stadium, Montreal, QB Sun Aug 15 1993, 3:33 AM EDT Att: 25,209 - Dome								
Ozzie Smith, S OBP: 0.326, SLG: 0.346 (1, 6)	G1-3			E5 1B		FC6-4 1B		F8		4	0	2	0	0	0	1									
Ray Lankford, L OBP: 0.393, SLG: 0.353 (1, 8)	G4-3			PO 1B		FC6-4 1-2 2-3		K		4	0	1	0	0	1	3									
Todd Zeile, R OBP: 0.352, SLG: 0.428 (1, 5)		K		1-2 1B		SF7 1-1		G4-3		3	0	1	1	0	1	1									
Brian Jordan, R OBP: 0.361, SLG: 0.578 (1, 7)				PO 1B		F9 3-H		K		4	0	2	0	0	1	1									
Mark Whiten, S OBP: 0.323, SLG: 0.428 (1, 9)	G4-6-3									4	0	2	0	0	0	2									
Luis Alica, S OBP: 0.381, SLG: 0.389 (1, 4)				G4-3		1B BB		F8		3	0	0	0	1	0	2									
Tom Pagnozzi, R OBP: 0.283, SLG: 0.384 (1, 2)				F7		L9		F8		4	0	0	0	0	1	4									
Rene Arocha, R OBP: 0.136, SLG: 0.140 (7, PH)				G4-3				G4-3		2	0	1	0	0	0	0									
Gerald Perry, L OBP: 0.351, SLG: 0.426 (7, 1)										1	0	0	0	0	0	1									
Omar Olivares, R OBP: 0.294, SLG: 0.353 (7, 1)										0	0	0	0	0	0	0									
Inning Stats	R: 0 E: 0 K: 0 S: 3	H: 0 LOB: 0 BB: 0 P: 5	R: 0 E: 0 K: 1 S: 7	H: 1 LOB: 0 BB: 0 P: 9	R: 0 E: 0 K: 0 S: 6	H: 0 LOB: 0 BB: 0 P: 8	R: 0 E: 1 K: 0 S: 6	H: 3 LOB: 1 BB: 0 P: 13	R: 0 E: 0 K: 0 S: 16	H: 2 LOB: 2 BB: 1 P: 24	R: 1 E: 0 K: 0 S: 11	H: 2 LOB: 1 BB: 0 P: 21	R: 0 E: 0 K: 0 S: 12	H: 1 LOB: 1 BB: 0 P: 17	R: 0 E: 0 K: 1 S: 13	H: 0 LOB: 1 BB: 1 P: 20	R: 0 E: 0 K: 2 S: 9	H: 1 LOB: 1 BB: 0 P: 13	1B: 10 2B: 0 3B: 0 HR: 0	SF: 1 SAC: 0 DP: 1 HBP: 0	WP: 0 PB: 0 SB: 1 CS: 0	PA: 36			
PITCHER	IP	WLS	BF	H	R	ER	SO	BB	IBB	HBP	BLK	WP	HR	S	P	ERA	WHIP								
Gil Heredia, R ERA: 4.7 (1, 1)	5.1	W	21	8	1	1	1	1	0	0	0	0	0	46	74	1.69	1.688								
Mel Rojas, R ERA: 3.95 (6, 1)	2.2		10	1	0	0	1	1	0	0	0	0	0	28	43	0.00	0.750								
Jeff Shaw, R ERA: 4.08 (9, 1)	1.0		4	1	0	0	2	0	0	0	0	0	0	9	13	0.00	1.000								

AB	32
R	1
H	10
RBI	1
BB	2
SO	4
LOB	15



Batter	1	2	3	4	5	6	7	8	9	AB	R	H	RBI	BB	SO	LOB	BOTTOM								
Mike Lansing, R OBP: 0.348, SLG: 0.370 (1, 6)	1B		G4-3		E5 2B		L4			4	1	1	0	0	0	1	St. Louis Cardinals @ Montreal Expos Olympic Stadium, Montreal, QB Sun Aug 15 1993, 3:33 AM EDT Att: 25,209 - Dome								
Randy Ready, R OBP: 0.318, SLG: 0.263 (1, 4)	P6		K		2B 1B BB		G4-3			3	1	0	0	1	1	1									
John Vander Wal, L OBP: 0.319, SLG: 0.389 (1, 7)	1-2 1B			F8	1-3 2-H 3-H		G4-3			4	1	2	2	0	0	0									
Larry Walker, L OBP: 0.370, SLG: 0.467 (1, 9)	P5			G6-3	2-H 3-H		1B			4	0	1	2	0	0	2									
Moises Alou, R OBP: 0.341, SLG: 0.478 (1, 8)	F8			S 1B	F7		BLK 1B			4	1	2	0	0	0	3									
Darin Fletcher, L OBP: 0.330, SLG: 0.348 (1, 2)				K	L8		E 1B			3	0	0	0	0	1	2									
Mel Rojas, R OBP: 0.376, SLG: 0.380 (8, PH)										0	0	0	0	0	0	0									
Lou Frazier, S OBP: 0.067, SLG: 0.067 (9, 1)										1	1	1	1	0	0	0									
Jeff Shaw, R OBP: 0.067, SLG: 0.067 (9, 1)										0	0	0	0	0	0	0									
Oreste Marrero, L OBP: 0.200, SLG: 0.300 (1, 3)	F8				F9		G3			4	0	0	0	0	0	0									
Sean Berry, R OBP: 0.338, SLG: 0.396 (1, 5)	K				HR		G5-3			4	1	1	1	0	1	1									
Gil Heredia, R OBP: 0.167, SLG: 0.333 (1, 1)										2	1	1	0	0	0	0									
Joe Siddall, L OBP: 0.200, SLG: 0.111 (6, 2)	G4-3				E 2B		G4-3			2	0	0	0	0	0	1									
Inning Stats	R: 0 E: 0 K: 0 S: 9	H: 2 LOB: 2 BB: 0 P: 14	R: 0 E: 0 K: 1 S: 5	H: 0 LOB: 0 BB: 0 P: 7	R: 0 E: 0 K: 1 S: 9	H: 0 LOB: 0 BB: 0 P: 12	R: 0 E: 0 K: 1 S: 10	H: 1 LOB: 1 BB: 0 P: 14	R: 5 E: 1 K: 0 S: 13	H: 4 LOB: 1 BB: 1 P: 23	R: 0 E: 0 K: 0 S: 5	H: 0 LOB: 0 BB: 0 P: 10	R: 0 E: 0 K: 0 S: 6	H: 0 LOB: 0 BB: 0 P: 10	R: 2 E: 1 K: 0 S: 14	H: 2 LOB: 1 BB: 0 P: 19	R: 0 E: 0 K: 0 S: 9	H: 1 LOB: 1 BB: 0 P: 13	1B: 6 2B: 2 3B: 0 HR: 1	SF: 0 SAC: 0 DP: 0 HBP: 0	WP: 0 PB: 0 SB: 2 CS: 0	PA: 36			
PITCHER	IP	WLS	BF	H	R	ER	SO	BB	IBB	HBP	BLK	WP	HR	S	P	ERA	WHIP								
Rene Arocha, R ERA: 3.63 (1, 1)	6.0	L	27	7	5	4	3	1	0	0	0	0	0	51	80	6.00	1.333								
Omar Olivares, R ERA: 4.41 (7, 1)	2.0		9	2	2	1	0	0	0	0	1	0	0	20	29	4.50	1.000								



Batter	1	2	3	4	5	6	7	8	9	AB	R	H	RBI	BB	SO	LOB	TOP										
Jeff Gardner, L (1,4) OBP: 0.345, SLG: 0.373 Tim Teufel, R (9, PH) OBP: 0.355, SLG: 0.438	2-1 1B 2B		0-2 G5-3	1-1 G4-6-3 1B		0-1 1B			2-3 K	4	0	3	0	0	0	0											
Ricky Gutierrez, R (1,6) OBP: 0.359, SLG: 0.359	2-2 F9		4-2 1B 1B HBP BB	2-1 G4-6-3 1-2		1-1 G4-3			1-3 K	4	1	0	0	1	1	4											
Tony Gwynn, L (1,9) OBP: 0.400, SLG: 0.498	1-2 F7		0-0 HBP 1B 1B		0-0 F8			2-1 G6-3	0-2 G2-3	5	1	1	0	0	0	1											
Phil Plantier, L (1,7) OBP: 0.325, SLG: 0.506	4-1 1B BB		0-2 HBP 1B 1B		2-1 2B			4-1 G6-4-3 BB		2	1	2	0	2	0	0											
Derek Bell, R (1,8) OBP: 0.302, SLG: 0.422	0-0 1-2 2-H 1B		1-2 1B FC4-6 HBP		1-2 G5-3			0-0 G6-4-3		3	1	1	1	0	0	2											
Guillermo Velasquez, L (1,3) OBP: 0.277, SLG: 0.271		1-1 F8	1-1 FC4-6 1B		2-2 G6-3			2-1 G4-3		4	0	1	2	0	0	1											
Archi Cianfrocco, R (1,5) OBP: 0.290, SLG: 0.448		1-3 K	0-1 FC4-6 1B			0-0 F7		0-1 DI 1B		4	0	1	1	0	1	1											
Brad Ausmus, R (1,2) OBP: 0.263, SLG: 0.327		2-2 E5	0-1 L4			0-0 1B SH3-4 1B		2-2 L5		4	0	1	0	0	0	2											
Andy Benes, R (1,1) OBP: 0.169, SLG: 0.246 Tim Mauser, R (7,1)		1-2 G1-3		1-3 K		0-0 SH3-4 1B		2-1 P6		2	0	0	0	0	1	1											
Bill Bean, L (8, PH) OBP: 0.282, SLG: 0.426 Mark Davis, L (8,1) OBP: 0.333, SLG: 0.333 Trevor Hoffman, R (8,1)										0	0	0	0	0	0	0											
Inning Stats	R: 0 E: 0 K: 0 S: 11	H: 2 LOB: 2 BB: 1 P: 20	R: 0 E: 1 K: 1 S: 13	H: 0 LOB: 1 BB: 0 P: 18	R: 4 E: 0 K: 0 S: 17	H: 3 LOB: 1 BB: 1 P: 23	R: 0 E: 0 K: 1 S: 7	H: 1 LOB: 0 BB: 0 P: 11	R: 0 E: 0 K: 0 S: 10	H: 1 LOB: 1 BB: 0 P: 15	R: 0 E: 0 K: 0 S: 7	H: 2 LOB: 2 BB: 1 P: 8	R: 0 E: 0 K: 0 S: 4	H: 0 LOB: 0 BB: 1 P: 10	R: 0 E: 0 K: 0 S: 9	H: 1 LOB: 1 BB: 0 P: 15	R: 0 E: 0 K: 2 S: 9	H: 0 LOB: 0 BB: 0 P: 12	1B: 8 2B: 2 3B: 0 HR: 0	SF: 0 SAC: 1 DP: 2 HBP: 1	WP: 0 PB: 0 SB: 0 CS: 0	PA: 39					
PITCHER	IP	WLS	BF	H	R	ER	SO	BB	IBB	HBP	BLK	WP	HR	S	P	ERA	WHIP										
Bob Tewksbury, R (1,1) ERA: 3.8	6.0	W	29	9	4	4	2	2	0	1	0	0	0	65	95	6.00	1.833										
Lee Guetterman, L (7,1) ERA: 4.21	1.0		3	0	0	0	0	1	0	0	0	0	0	4	10	0.00	1.000										
Mike Perez, R (8,1) ERA: 2.23	1.0		4	1	0	0	0	0	0	0	0	0	0	9	15	0.00	1.000										
Rob Murphy, L (9,1) ERA: 4.47	1.0		3	0	0	0	2	0	0	0	0	0	0	9	12	0.00	0.000										

San Diego Padres @ St. Louis Cardinals
Busch Stadium, St. Louis, MO
Tue Aug 17 1993, 7:05 PM CDT
Att: 31,158 - Unknown - 94 F

AB 34
R 4
H 10
RBI 4
BB 3
SO 4
LOB 13



Batter	1	2	3	4	5	6	7	8	9	AB	R	H	RBI	BB	SO	LOB	BOTTOM										
Bernard Gilkey, R (1,3) OBP: 0.383, SLG: 0.508 Mike Perez, R (8,1)	0-0 F8	4-1 1B 2B BB	4-0 S BB			0-1 G5-3	3-2 G6-3			3	1	0	0	2	0	2											
Rob Murphy, L (9,1) OBP: 0.500, SLG: 0.500										0	0	0	0	0	0	0											
Ozzie Smith, S (1,6) OBP: 0.331, SLG: 0.347	2-2 BB BB 1B	0-0 BB BB 1B	2-1 G4-3			1-0 L6		4-1 S BB		4	1	2	1	1	0	2											
Ray Lankford, L (1,8) OBP: 0.396, SLG: 0.367	4-2 BB 1-2 BB	3-1 1B 1B 2B		2-0 HR		2-2 P5		3-1 F7		4	2	2	3	1	0	1											
Todd Zeile, R (1,5) OBP: 0.354, SLG: 0.429	4-1 BB 1-2 2-3 BB	2-0 BB 1B 1B		1-1 F9			2-0 BB FC5-4 1B	1-3 K		4	2	2	0	1	1	1											
Brian Jordan, R (1,7) OBP: 0.357, SLG: 0.569	1-0 P4	1-2 BB 1B		0-2 G4-3			2-2 F8	0-1 P3		5	0	1	2	0	0	5											
Mark Whiten, S (1,9) OBP: 0.322, SLG: 0.425	0-0 P3	1-1 F8		1-0 F8			4-0 FC5-4 BB E IBB			3	1	0	0	1	0	4											
Luis Alicea, S (1,4) OBP: 0.386, SLG: 0.392		1-1 WP BB G6-3 1B	3-2 G6-3 S 1B		0-2 F7		4-2 FC5-4 BB			3	1	2	0	1	0	0											
Tom Pagnozzi, R (1,2) OBP: 0.279, SLG: 0.378		1-0 G6-3	1-2 E5 G6-3		0-1 F8		0-0 FC5-4 E			4	0	0	1	0	0	4											
Bob Tewksbury, R (1,1) OBP: 0.237, SLG: 0.228 Lee Guetterman, L (7,1) OBP: 0.500, SLG: 1.000 Gregg Jefferies, S (7, PH) OBP: 0.396, SLG: 0.492 Rod Brewer, L (7, PR) OBP: 0.322, SLG: 0.333		3-3 K	1-0 G6-3		2-1 G5-3		1-2 2-3 3-H SAFE BB			3	0	0	0	0	1	3											
Inning Stats	R: 0 E: 0 K: 0 S: 9	H: 1 LOB: 3 BB: 2 P: 20	R: 5 E: 0 K: 1 S: 16	H: 5 LOB: 1 BB: 1 P: 32	R: 0 E: 1 K: 0 S: 9	H: 1 LOB: 2 BB: 1 P: 20	R: 1 E: 0 K: 0 S: 7	H: 1 LOB: 0 BB: 0 P: 11	R: 0 E: 0 K: 0 S: 7	H: 0 LOB: 0 BB: 0 P: 9	R: 0 E: 0 K: 0 S: 6	H: 0 LOB: 0 BB: 0 P: 9	R: 2 E: 1 K: 0 S: 12	H: 1 LOB: 2 BB: 3 P: 31	R: 0 E: 0 K: 1 S: 9	H: 0 LOB: 1 BB: 1 P: 17	1B: 7 2B: 1 3B: 0 HR: 1	SF: 0 SAC: 0 DP: 1 HBP: 0	WP: 1 PB: 1 SB: 3 CS: 0	PA: 41							
PITCHER	IP	WLS	BF	H	R	ER	SO	BB	IBB	HBP	BLK	WP	HR	S	P	ERA	WHIP										
Andy Benes, R (1,1) ERA: 3.19	6.2	L	35	9	8	7	1	5	0	0	0	0	0	61	120	9.45	2.100										
Tim Mauser, R (7,1) ERA: 4.42	0.1		2	0	0	0	0	1	0	0	0	0	0	5	12	0.00	3.000										
Mark Davis, L (8,1) ERA: 4.79	0.1		2	0	0	0	0	1	0	0	0	0	0	3	10	0.00	3.000										
Trevor Hoffman, R (8,1) ERA: 4.2	0.2		2	0	0	0	1	0	0	0	0	0	0	6	7	0.00	0.000										

San Diego Padres @ St. Louis Cardinals
Busch Stadium, St. Louis, MO
Tue Aug 17 1993, 7:05 PM CDT
Att: 31,158 - Unknown - 94 F


AB 33
R 8
H 9
RBI 7
BB 8
SO 2
LOB 22




Batter	1	2	3	4	5	6	7	8	9	AB	R	H	RBI	BB	SO	LOB	TOP										
Ricky Gutierrez, R OBP: 0.352, SLG: 0.358 (1, 6)	F9		L9			1B			F9	4	0	1	0	0	0	0	San Diego Padres @ St. Louis Cardinals Busch Stadium, St. Louis, MO Wed Aug 18 1993, 7:05 PM CDT Att: 29,433 - Unknown - 84 F										
Tim Lincecum, R OBP: 0.347, SLG: 0.428 (1, 4)	K			F8		F9			G6-3	4	0	0	0	0	1												
Tony Gwynn, L OBP: 0.398, SLG: 0.495 (1, 9)	G6-3			F8			F7		FC6-4 1B	4	0	1	0	0	0												
Derek Bell, R OBP: 0.302, SLG: 0.421 (1, 8)		G5-4-3 1B		L7			F9		FC6-4 1-2	4	0	1	0	0	0												
Phil Clark, R OBP: 0.356, SLG: 0.475 (1, 3)		G5-4-3 1-2			F8		G6-3			3	0	0	0	0	0												
Phil Plantier, L OBP: 0.325, SLG: 0.503 (1, 7)						K			K	2	0	0	0	1	2												
Archi Cianfrocco, R OBP: 0.291, SLG: 0.446 (1, 5)						K			1B	3	0	1	0	0	1												
Brad Ausmus, R OBP: 0.250, SLG: 0.310 (1, 2)			K			G4-3			K	3	0	0	0	0	2												
Doug Brocail, L OBP: 0.208, SLG: 0.208 (1, 1)									F9	2	0	0	0	0	1												
Pedro Martinez, L (7, 1)										0	0	0	0	0	0												
Tim Worrell, R (7, 1)										0	0	0	0	0	0												
Craig Shipley, R OBP: 0.281, SLG: 0.339 (8, PH)										1	0	0	0	0	0												
Gene Harris, R (8, 1)										0	0	0	0	0	0												
Inning Stats	R: 0 E: 0 K: 1 S: 8	H: 0 LOB: 0 BB: 0 P: 11	R: 0 E: 0 K: 0 S: 8	H: 1 LOB: 1 BB: 1 P: 16	R: 0 E: 0 K: 1 S: 7	H: 0 LOB: 0 BB: 0 P: 9	R: 0 E: 0 K: 0 S: 5	H: 0 LOB: 0 BB: 0 P: 8	R: 0 E: 0 K: 2 S: 9	H: 0 LOB: 0 BB: 0 P: 13	R: 0 E: 0 K: 1 S: 8	H: 1 LOB: 1 BB: 0 P: 12	R: 0 E: 0 K: 0 S: 6	H: 0 LOB: 0 BB: 0 P: 10	R: 0 E: 0 K: 2 S: 13	H: 1 LOB: 1 BB: 0 P: 20	R: 0 E: 0 K: 0 S: 7	H: 1 LOB: 1 BB: 0 P: 8	1B: 4 2B: 0 3B: 0 HR: 0	SF: 0 SAC: 0 DP: 1 HBP: 0	WP: 0 PB: 0 SB: 0 CS: 0	PA: 31					
PITCHER	IP	WLS	BF	H	R	ER	SO	BB	IBB	HBP	BLK	WP	HR	S	P	ERA	WHIP										
Donovan Osborne, L ERA: 3.53 (1, 1)	7.0	W	23	2	0	0	5	1	0	0	0	0	0	51	79	0.00	0.429										
Rob Murphy, L ERA: 4.3 (8, 1)	2.0	S	8	2	0	0	2	0	0	0	0	0	0	20	28	0.00	1.000										

Batter	1	2	3	4	5	6	7	8	9	AB	R	H	RBI	BB	SO	LOB	BOTTOM										
Bernard Gilkey, R OBP: 0.380, SLG: 0.504 (1, 7)	K									3	0	0	1	0	1	San Diego Padres @ St. Louis Cardinals Busch Stadium, St. Louis, MO Wed Aug 18 1993, 7:05 PM CDT Att: 29,433 - Unknown - 84 F											
Rob Murphy, L OBP: 0.500, SLG: 0.500 (8, 1)			L8		G4-3		SF9			0	0	0	0	0	0												
Ozzie Smith, S OBP: 0.334, SLG: 0.354 (1, 6)		G4-3 BB		F8 1B		F7	3H 2B 3B			3	1	2	1	1	0												
Gregg Jefferies, S OBP: 0.400, SLG: 0.500 (1, 3)		G4-3		HBP 1B		1B	2B	3H 2B		4	0	3	1	0	0												
Todd Zeile, R OBP: 0.353, SLG: 0.427 (1, 5)		P2		F8		1B	L8			4	0	1	0	0	4												
Ray Lankford, L OBP: 0.394, SLG: 0.364 (1, 8)		E3 G5-4-3		F8		IBB		F7		3	0	0	0	1	0												
Brian Jordan, R OBP: 0.355, SLG: 0.560 (1, 9)		G5-4-3 1-2		HBP 1B		F8		K2-3		3	0	0	0	0	1												
Luis Alica, S OBP: 0.387, SLG: 0.391 (1, 4)		F7		G4-3			E SF9 BB	E 1B		3	2	1	0	1	0												
Tom Pagnozzi, R OBP: 0.279, SLG: 0.376 (1, 2)			G6-3		G6-3		F7 1-3	1B		4	0	1	1	0	0												
Donovan Osborne, S OBP: 0.250, SLG: 0.224 (1, 1)							FC5 3B			2	0	0	0	0	2												
Mark Whiten, S OBP: 0.321, SLG: 0.423 (7, PH)								K		2	1	0	0	0	1												
Gene Harris, R ERA: 2.96 (8, 1)										2	1	0	0	0	1												
Inning Stats	R: 0 E: 0 K: 1 S: 11	H: 0 LOB: 1 BB: 1 P: 22	R: 0 E: 1 K: 0 S: 9	H: 0 LOB: 0 BB: 0 P: 13	R: 0 E: 0 K: 1 S: 6	H: 0 LOB: 0 BB: 0 P: 7	R: 0 E: 0 K: 0 S: 8	H: 2 LOB: 3 BB: 0 P: 15	R: 0 E: 0 K: 1 S: 9	H: 0 LOB: 0 BB: 0 P: 15	R: 0 E: 0 K: 0 S: 8	H: 2 LOB: 2 BB: 1 P: 17	R: 3 E: 1 K: 0 S: 21	H: 2 LOB: 1 BB: 1 P: 37	R: 1 E: 0 K: 2 S: 16	H: 2 LOB: 1 BB: 0 P: 25	1B: 5 2B: 2 3B: 1 HR: 0	SF: 1 SAC: 0 DP: 1 HBP: 1	WP: 0 PB: 0 SB: 2 CS: 0	PA: 36							
PITCHER	IP	WLS	BF	H	R	ER	SO	BB	IBB	HBP	BLK	WP	HR	S	P	ERA	WHIP										
Doug Brocail, R ERA: 4.64 (1, 1)	6.2	L	29	5	3	0	3	2	1	1	0	0	0	3	6	∞	∞										
Pedro Martinez, L ERA: 2.45 (7, 1)	0.0		1	1	0	0	0	0	0	0	0	0	0	3	6	∞	∞										
Tim Worrell, R ERA: 5.79 (7, 1)	0.1		1	0	0	0	0	0	0	0	0	0	0	2	4	0.00	0.000										
Gene Harris, R ERA: 2.96 (8, 1)	1.0		5	2	1	1	2	0	0	0	0	0	0	16	25	9.00	2.000										

AB 30
R 0
H 4
RBI 0
BB 1
SO 7
LOB 6



AB 31
R 4
H 8
RBI 4
BB 3
SO 5
LOB 16



Batter	1	2	3	4	5	6	7	8	9	AB	R	H	RBI	BB	SO	LOB	TOP							
Brett Butler, L OBP: 0.382, SLG: 0.379 (1, 8)	2-1 P6		1-0 L5						2-2 P5								4 1 1 0 0 0 1							
Jose Offerman, S OBP: 0.342, SLG: 0.324 (1, 6)	1-0 G4-3			3-2 P7					2-2 FC4-6 FC5-4								4 0 0 1 0 0 1							
Mike Piazza, R OBP: 0.359, SLG: 0.536 (9, PR)	3-2 F9			2-2 2B					1-0 FC5-4								4 0 2 0 0 0 1							
Lenny Harris, L OBP: 0.310, SLG: 0.318 (9, 1)																	0 1 0 0 0 0 0							
Jim Gott, R (9, 1)																	0 0 0 0 0 0 0							
Cory Snyder, R OBP: 0.339, SLG: 0.419 (9, PR)		4-2 BB							0-1 G6-3								2 0 0 0 2 0 1							
Eric Davis, R OBP: 0.305, SLG: 0.382 (9, 7)																	0 1 0 0 0 0 0							
Eric Karros, R OBP: 0.294, SLG: 0.403 (1, 3)		0-0 P4		1-1 G6-3					0-1 G6-3								4 0 0 0 0 0 4							
Henry Rodriguez, L OBP: 0.282, SLG: 0.382 (9, 9)		1-1 F8							0-1 G3								4 0 1 1 0 1 1							
Tim Wallach, R OBP: 0.273, SLG: 0.369 (1, 5)		3-1 P6							2-2 G5-3								4 0 1 1 0 0 1							
Jody Reed, R OBP: 0.324, SLG: 0.336 (1, 4)			2-1 F9						0-1 G4-3								4 0 0 0 0 1 2							
Tom Candiotti, R OBP: 0.188, SLG: 0.213 (8, PH)			0-0 G4-3														2 0 1 0 0 0 0							
Dave Hansen, L OBP: 0.453, SLG: 0.452 (8, 1)																	1 0 0 0 0 0 0							
Todd Worrell, R (9, 2)																	0 0 0 0 0 0 0							
Carlos Hernandez, R OBP: 0.261, SLG: 0.373 (9, 2)																	0 0 0 0 0 0 0							
Inning Stats	R: 0 E: 0 K: 0 S: 6	H: 0 LOB: 0 BB: 0 P: 12	R: 0 E: 0 K: 0 S: 7	H: 0 LOB: 1 BB: 1 P: 15	R: 0 E: 0 K: 0 S: 4	H: 0 LOB: 0 BB: 0 P: 7	R: 0 E: 0 K: 0 S: 10	H: 1 LOB: 1 BB: 0 P: 16	R: 0 E: 0 K: 1 S: 8	H: 0 LOB: 0 BB: 0 P: 11	R: 0 E: 0 K: 0 S: 9	H: 1 LOB: 1 BB: 0 P: 14	R: 0 E: 0 K: 0 S: 5	H: 0 LOB: 0 BB: 0 P: 6	R: 0 E: 0 K: 0 S: 6	H: 0 LOB: 0 BB: 0 P: 8	R: 3 E: 0 K: 1 S: 22	H: 4 LOB: 2 BB: 1 P: 38	1B: 4 2B: 1 3B: 1 HR: 0	SF: 0 SAC: 0 DP: 0 HBP: 0	WP: 0 PB: 1 SB: 0 CS: 1	PA: 35		
PITCHER	IP	WLS	BF	H	R	ER	SO	BB	IBB	HBP	BLK	WP	HR	S	P	ERA	WHIP							
Rene Arocha, R ERA: 3.54 (1, 1)	8.1		30	4	2	2	1	1	0	0	0	0	0	64	106	2.16	0.600							
Lee Smith, R ERA: 4.69 (9, 1)	0.2	L	5	2	1	1	1	1	0	0	0	0	0	13	21	13.50	4.500							

Los Angeles Dodgers @ St. Louis Cardinals
 Busch Stadium, St. Louis, MO
 Fri Aug 20 1993, 7:05 PM CDT
 Att: 33,528 - Unknown - 84 F

AB 33
 R 3
 H 6
 RBI 3
 BB 2
 SO 2
 LOB 12



Batter	1	2	3	4	5	6	7	8	9	AB	R	H	RBI	BB	SO	LOB	BOTTOM							
Luis Altea, S OBP: 0.384, SLG: 0.387 (1, 4)	2-1 SH1-3 1B		0-1 P7						0-0 1B								4 1 2 0 0 0 1							
Ozzie Smith, S OBP: 0.333, SLG: 0.353 (1, 6)	0-0 SH1-3		1-1 F8						2-2 G6-3								3 0 0 0 0 0 2							
Gregg Jefferies, S OBP: 0.399, SLG: 0.505 (1, 3)	2-1 2-H 1B		2-1 HR						2-3 K								4 1 2 2 0 1 1							
Todd Zeile, R OBP: 0.354, SLG: 0.427 (1, 5)	0-2 1-2 1B		1-0 G6-3						3-1 F7								4 0 2 0 0 0 0							
Ray Lankford, L OBP: 0.394, SLG: 0.365 (1, 8)	2-2 P5			1-2 FC6-4 1B					1-3 K								4 0 1 0 0 1 3							
Brian Jordan, R OBP: 0.353, SLG: 0.554 (1, 7)	1-2 P7			1-0 FC6-4 CS					2-3 K								4 0 1 0 0 1 3							
Mark Whiten, S OBP: 0.315, SLG: 0.416 (1, 9)			3-3 K						3-1 F9								4 0 0 0 0 1 2							
Tom Pagnozzi, R OBP: 0.279, SLG: 0.375 (1, 2)			1-1 F7						3-2 P4								3 0 1 0 0 0 0							
Rene Arocha, R OBP: 0.130, SLG: 0.133 (9, 1)			0-3 K						1-0 SH3-4 1B								2 0 0 0 0 2 0							
Lee Smith, R (9, 1)									1-2 SH3-4								0 0 0 0 0 0 0							
Inning Stats	R: 1 E: 0 K: 0 S: 14	H: 3 LOB: 2 BB: 0 P: 21	R: 0 E: 0 K: 2 S: 12	H: 0 LOB: 0 BB: 0 P: 16	R: 1 E: 0 K: 0 S: 7	H: 1 LOB: 0 BB: 0 P: 11	R: 0 E: 0 K: 0 S: 6	H: 1 LOB: 0 BB: 0 P: 9	R: 0 E: 0 K: 2 S: 10	H: 1 LOB: 1 BB: 0 P: 15	R: 0 E: 0 K: 2 S: 9	H: 0 LOB: 0 BB: 0 P: 15	R: 0 E: 0 K: 1 S: 10	H: 0 LOB: 0 BB: 0 P: 18	R: 0 E: 0 K: 1 S: 8	H: 1 LOB: 1 BB: 0 P: 11	R: 0 E: 0 K: 0 S: 10	H: 2 LOB: 1 BB: 0 P: 14	1B: 7 2B: 1 3B: 0 HR: 1	SF: 0 SAC: 2 DP: 0 HBP: 0	WP: 0 PB: 0 SB: 0 CS: 1	PA: 34		
PITCHER	IP	WLS	BF	H	R	ER	SO	BB	IBB	HBP	BLK	WP	HR	S	P	ERA	WHIP							
Tom Candiotti, R ERA: 2.49 (1, 1)	7.0		26	6	2	2	5	0	0	0	0	0	0	68	105	2.57	0.857							
Todd Worrell, R ERA: 8.24 (8, 1)	1.0	W	4	1	0	0	1	0	0	0	0	0	0	8	11	0.00	1.000							
Jim Gott, R ERA: 2.17 (9, 1)	1.0	S	4	2	0	0	0	0	0	0	0	0	0	10	14	0.00	2.000							

Los Angeles Dodgers @ St. Louis Cardinals
 Busch Stadium, St. Louis, MO
 Fri Aug 20 1993, 7:05 PM CDT
 Att: 33,528 - Unknown - 84 F

AB 32
 R 2
 H 9
 RBI 2
 BB 0
 SO 6
 LOB 12



Batter	1	2	3	4	5	6	7	8	9	AB	R	H	RBI	BB	SO	LOB	TOP				
Brett Butler, L OBP: 0.380, SLG: 0.376 (1, 8)	G6-3	G5-3			G1-3		FC1-5 3B HBP	P9		4	1	0	0	0	0	0	Los Angeles Dodgers @ St. Louis Cardinals Busch Stadium, St. Louis, MO Sat Aug 21 1993, 7:05 PM CDT Att: 50,474 - Unknown livebaseballscorecards.com				
Jody Reed, R OBP: 0.325, SLG: 0.341 (1, 4)	1B E 2B		F7		FC6-4 1B		FC1-5 3B 1-2 2-3f	P6		5	2	2	0	0	0	2					
Jose Offerman, S OBP: 0.342, SLG: 0.329 (1, 6)	2-3 1B 1B		L7		FC6-4 1-2f		1-2 2-3f 1B 3B	G6-3		5	2	2	2	0	0	1					
Mike Piazza, R OBP: 0.359, SLG: 0.533 Carlos Hernandez, R OBP: 0.271, SLG: 0.382 (7, PR) (7, 2)	E5 1B 1-2 3-H		G4-3			4-1 CS BB	1B 1B G6-3 IBB	G6-4-3 1B		2	0	0	1	2	0	1					
Cory Snyder, R OBP: 0.337, SLG: 0.416 (1, 9)	K				G6-3	1-3 K	G6-3 1B 1-2 3-H 1B	G6-4-3 1B 1-2f		5	0	1	1	0	2	4					
Eric Karros, R OBP: 0.297, SLG: 0.406 (1, 3)	1-2 2-H 1B				FC6-4 1B	2-2 P9	1-2 2-3 G6-3 1B			4	0	3	1	0	0	1					
Tim Wallach, R OBP: 0.273, SLG: 0.366 (1, 5)	K				F9	2-1 K	2B BB G6-3			3	1	0	1	1	1	5					
Mitch Webster, S OBP: 0.308, SLG: 0.364 (1, 7)			K		FC6-4 1-2f		2B G4-3			4	1	1	0	0	1	3					
Pedro Astacio, R OBP: 0.136, SLG: 0.136 Mike Sharperson, R OBP: 0.292, SLG: 0.388 Dave Hansen, L OBP: 0.432, SLG: 0.476 Pedro Martinez, R (7, PH) Todd Worrell, R (9, 1)	G4-3				K		FC1-5 2B 2-H 3-H	G6-3		2	0	0	0	0	1	0					
Inning Stats	R: 2 E: 1 K: 2 S: 16	H: 3 LOB: 2 BB: 0 P: 26	R: 0 E: 0 K: 1 S: 9	H: 0 LOB: 0 BB: 0 P: 12	R: 0 E: 0 K: 0 S: 8	H: 0 LOB: 0 BB: 0 P: 13	R: 0 E: 0 K: 0 S: 8	H: 1 LOB: 1 BB: 0 P: 13	R: 0 E: 0 K: 1 S: 7	H: 0 LOB: 0 BB: 1 P: 14	R: 6 E: 0 K: 0 S: 18	H: 5 LOB: 2 BB: 2 P: 33	R: 0 E: 0 K: 0 S: 5	H: 0 LOB: 0 BB: 0 P: 9	R: 0 E: 0 K: 0 S: 7	H: 1 LOB: 0 BB: 0 P: 11		1B: 7 2B: 3 3B: 1 HR: 0	SF: 0 SAC: 0 DP: 1 HBP: 1	WP: 0 PB: 0 SB: 0 CS: 1	PA: 41
PITCHER	IP WLS BF H R ER SO BB IBB HBP BLK WP HR S P ERA WHIP	IP WLS BF H R ER SO BB IBB HBP BLK WP HR S P ERA WHIP	IP WLS BF H R ER SO BB IBB HBP BLK WP HR S P ERA WHIP	IP WLS BF H R ER SO BB IBB HBP BLK WP HR S P ERA WHIP	IP WLS BF H R ER SO BB IBB HBP BLK WP HR S P ERA WHIP	IP WLS BF H R ER SO BB IBB HBP BLK WP HR S P ERA WHIP	IP WLS BF H R ER SO BB IBB HBP BLK WP HR S P ERA WHIP	IP WLS BF H R ER SO BB IBB HBP BLK WP HR S P ERA WHIP	IP WLS BF H R ER SO BB IBB HBP BLK WP HR S P ERA WHIP	IP WLS BF H R ER SO BB IBB HBP BLK WP HR S P ERA WHIP	IP WLS BF H R ER SO BB IBB HBP BLK WP HR S P ERA WHIP	IP WLS BF H R ER SO BB IBB HBP BLK WP HR S P ERA WHIP	IP WLS BF H R ER SO BB IBB HBP BLK WP HR S P ERA WHIP	IP WLS BF H R ER SO BB IBB HBP BLK WP HR S P ERA WHIP	IP WLS BF H R ER SO BB IBB HBP BLK WP HR S P ERA WHIP	IP WLS BF H R ER SO BB IBB HBP BLK WP HR S P ERA WHIP	IP WLS BF H R ER SO BB IBB HBP BLK WP HR S P ERA WHIP	IP WLS BF H R ER SO BB IBB HBP BLK WP HR S P ERA WHIP	IP WLS BF H R ER SO BB IBB HBP BLK WP HR S P ERA WHIP	IP WLS BF H R ER SO BB IBB HBP BLK WP HR S P ERA WHIP	IP WLS BF H R ER SO BB IBB HBP BLK WP HR S P ERA WHIP
Tom Urbani, L ERA: 7.27	6.0	L	26	6	4	3	5	2	0	0	0	0	0	0	0	0	4.50	1.333			
Omar Olivares, R ERA: 4.54	0.1		4	2	2	2	0	0	0	1	0	0	0	0	0	9	14	54.00	6.000		
Todd Burns, R ERA: 4.89	1.2		8	2	2	2	0	0	1	0	0	0	0	0	13	23	10.80	1.200			
Lee Guetterman, L ERA: 4.05	1.0		3	1	0	0	0	0	0	0	0	0	0	0	7	11	0.00	1.000			


Batter	1	2	3	4	5	6	7	8	9	AB	R	H	RBI	BB	SO	LOB	BOTTOM					
Bernard Gilkey, R OBP: 0.380, SLG: 0.503 (1, 7)	G4-3		2-H 2B			P3		1-3 3-H 1B		4	0	2	2	0	0	0	Los Angeles Dodgers @ St. Louis Cardinals Busch Stadium, St. Louis, MO Sat Aug 21 1993, 7:05 PM CDT Att: 50,474 - Unknown livebaseballscorecards.com					
Ozzie Smith, S OBP: 0.333, SLG: 0.350 (1, 6)	G3		L9			4-0 BLK BB		G4-3		3	0	0	1	1	0	1						
Gregg Jefferies, S OBP: 0.398, SLG: 0.501 (1, 3)	G3-1				4-1 CS G1-3 BB	3-1 F8		L8		3	0	0	0	1	0	1						
Todd Zeile, R OBP: 0.353, SLG: 0.432 (1, 5)		1-2 P5			0-0 G1-3		G4-3		3-1 HR	4	1	1	1	0	0	1						
Ray Lankford, L OBP: 0.390, SLG: 0.361 (1, 8)		1-3 K			2-3 K		F9		0-3 K	4	0	0	0	0	3	1						
Brian Jordan, R OBP: 0.351, SLG: 0.548 (1, 9)		2-3 K			1-0 CS	1-0 F7		P3		4	0	1	0	0	1	0						
Luis Alicea, S OBP: 0.379, SLG: 0.381 (1, 4)			F9		3-1 G4-3		P4		1-1 F7	4	0	0	0	0	0	1						
Erik Pappas, R OBP: 0.385, SLG: 0.366 (1, 2)			4-2 SH1-4 2B BB		1-3 K			1B 1B BB		1	2	0	0	2	1	0						
Tom Urbani, L ERA: 4.41	6.0	W	21	1	1	1	4	3	0	0	0	0	1	1	4	75		1.50	0.667			
Pedro Martinez, R ERA: 2.52	2.0		9	3	2	2	0	1	0	0	0	0	0	0	0	21		38	9.00	2.000		
Todd Worrell, R ERA: 8.27	1.0		4	1	1	1	1	0	0	0	0	0	0	0	0	8	12	9.00	1.000			
PITCHER	IP WLS BF H R ER SO BB IBB HBP BLK WP HR S P ERA WHIP	IP WLS BF H R ER SO BB IBB HBP BLK WP HR S P ERA WHIP	IP WLS BF H R ER SO BB IBB HBP BLK WP HR S P ERA WHIP	IP WLS BF H R ER SO BB IBB HBP BLK WP HR S P ERA WHIP	IP WLS BF H R ER SO BB IBB HBP BLK WP HR S P ERA WHIP	IP WLS BF H R ER SO BB IBB HBP BLK WP HR S P ERA WHIP	IP WLS BF H R ER SO BB IBB HBP BLK WP HR S P ERA WHIP	IP WLS BF H R ER SO BB IBB HBP BLK WP HR S P ERA WHIP	IP WLS BF H R ER SO BB IBB HBP BLK WP HR S P ERA WHIP	IP WLS BF H R ER SO BB IBB HBP BLK WP HR S P ERA WHIP	IP WLS BF H R ER SO BB IBB HBP BLK WP HR S P ERA WHIP	IP WLS BF H R ER SO BB IBB HBP BLK WP HR S P ERA WHIP	IP WLS BF H R ER SO BB IBB HBP BLK WP HR S P ERA WHIP	IP WLS BF H R ER SO BB IBB HBP BLK WP HR S P ERA WHIP	IP WLS BF H R ER SO BB IBB HBP BLK WP HR S P ERA WHIP	IP WLS BF H R ER SO BB IBB HBP BLK WP HR S P ERA WHIP	IP WLS BF H R ER SO BB IBB HBP BLK WP HR S P ERA WHIP	IP WLS BF H R ER SO BB IBB HBP BLK WP HR S P ERA WHIP	IP WLS BF H R ER SO BB IBB HBP BLK WP HR S P ERA WHIP	IP WLS BF H R ER SO BB IBB HBP BLK WP HR S P ERA WHIP	IP WLS BF H R ER SO BB IBB HBP BLK WP HR S P ERA WHIP	IP WLS BF H R ER SO BB IBB HBP BLK WP HR S P ERA WHIP
Tom Urbani, L ERA: 4.41	6.0	W	21	1	1	1	4	3	0	0	0	0	1	1	4	75	1.50	0.667				
Pedro Martinez, R ERA: 2.52	2.0		9	3	2	2	0	1	0	0	0	0	0	0	0	21	38	9.00	2.000			
Todd Worrell, R ERA: 8.27	1.0		4	1	1	1	1	0	0	0	0	0	0	0	0	8	12	9.00	1.000			

AB 37
R 8
H 11
RBI 8
BB 3
SO 5
LOB 17



AB 29
R 4
H 5
RBI 4
BB 4
SO 5
LOB 5




Batter	1	2	3	4	5	6	7	8	9	AB	R	H	RBI	BB	SO	LOB	TOP								
Jose Offerman, S (1, 6) OBP: 0.346, SLG: 0.331	4-2 G1-6-3 BB		0-1 G1-3			1-1 E4 SF8 1B		0-0 1B FC4-6 1B		3	2	2	0	1	0	1									
Jody Reed, R (1, 4) OBP: 0.324, SLG: 0.340	0-0 G1-6-3		1-2 G5-3			1-0 SF8		2-1 FC4-6 1B		3	0	1	1	0	0	2									
Henry Rodriguez, L (1, 9) OBP: 0.261, SLG: 0.387	1-1 F8			1-3 K		1-0 G4-3 2B		3-1 FC4-6 1-2f 3-H		4	0	1	1	0	1	1									
Cory Snyder, R (1, 8) OBP: 0.334, SLG: 0.412		1-0 F9		2-3 K		1-0 G4-3		0-0 P3		4	0	0	0	0	1	2									
Eric Karros, R (1, 3) OBP: 0.295, SLG: 0.402	0-2 F7			1-0 G5-3		1-1 G5-3		1 SAFE 3-2 F8		4	0	0	0	0	0	2									
Eric Davis, R (1, 7) OBP: 0.307, SLG: 0.395	0-0 2B				2-2 HR		0-1 P4		1-1 F9	4	1	2	1	0	0	0									
Tim Wallach, R (1, 5) OBP: 0.273, SLG: 0.365	2-1 P2				0-1 G6-3		0-0 G5-3 1B		1-0 P4	4	0	1	0	0	0	1	AB 32 R 3 H 8 RBI 3 BB 1 SO 3 LOB 11								
Carlos Hernandez, R (1, 2) OBP: 0.270, SLG: 0.375			2-0 G1-3 SH2-4 1B		1-0 G5-3		0-0 G5-3		1-1 G4-3	4	0	1	0	0	0	1									
Ramon Martinez, R (1, 1) OBP: 0.100, SLG: 0.119			0-0 SH2-4		0-3 K		0-0 G4-3			2	0	0	0	0	1	1									
Inning Stats	R: 0 E: 0 K: 0 S: 5	H: 0 LOB: 0 BB: 1 P: 10	R: 0 E: 0 K: 0 S: 7	H: 1 LOB: 1 BB: 0 P: 10	R: 0 E: 0 K: 0 S: 7	H: 1 LOB: 1 BB: 0 P: 10	R: 0 E: 0 K: 2 S: 8	H: 0 LOB: 0 BB: 0 P: 12	R: 1 E: 0 K: 1 S: 9	H: 1 LOB: 0 BB: 0 P: 12	R: 1 E: 1 K: 0 S: 7	H: 2 LOB: 1 BB: 0 P: 12	R: 0 E: 0 K: 0 S: 5	H: 1 LOB: 1 BB: 0 P: 5	R: 1 E: 0 K: 0 S: 9	H: 2 LOB: 1 BB: 0 P: 17	R: 0 E: 0 K: 0 S: 5	H: 0 LOB: 0 BB: 0 P: 8	1B: 5 2B: 2 3B: 0 HR: 1	SF: 1 SAC: 1 DP: 1 HBP: 0	WP: 0 PB: 0 SB: 1 CS: 0	PA: 35			
PITCHER	IP	WLS	BF	H	R	ER	SO	BB	IBB	HBP	BLK	WP	HR	S	P	ERA	WHIP								
Bob Tewksbury, R (1, 1) ERA: 3.78	8.0	L	32	8	3	3	3	1	0	0	0	0	1	57	88	3.38	1.125								
Mike Perez, R (9, 1) ERA: 2.15	1.0		3	0	0	0	0	0	0	0	0	0	0	5	8	0.00	0.000								

Los Angeles Dodgers @ St. Louis Cardinals
 Busch Stadium, St. Louis, MO
 Sun Aug 22 1993, 3:33 AM CDT
 Att: 49,677 - Sunny - 88 F

livebaseballscorecards.com



Batter	1	2	3	4	5	6	7	8	9	AB	R	H	RBI	BB	SO	LOB	BOTTOM								
Bernard Gilkey, R (1, 7) OBP: 0.376, SLG: 0.498	2-2 G5-3		2-2 F7		0-0 P6			1-0 P2		4	0	0	0	0	0	4									
Luis Alica, S (1, 4) OBP: 0.377, SLG: 0.380	1-1 1B		1-2 G6-4-3 1-2f			1-0 P4		3-2 F7		4	0	1	0	0	0	3									
Gregg Jefferies, S (1, 3) OBP: 0.397, SLG: 0.501	2-2 F7			2-2 2B		0-1 F7			2-1 G4-3	4	0	1	0	0	0	1									
Todd Zeile, R (1, 5) OBP: 0.350, SLG: 0.428	2-2 F7			2-2 G6-3		0-1 G6-3			0-0 G5-3	4	0	0	0	0	0	2									
Ray Lankford, L (1, 8) OBP: 0.386, SLG: 0.356		2-3 K		0-3 K			2-3 K		2-3 K	4	0	0	0	0	4	1									
Mark Whiten, S (1, 9) OBP: 0.313, SLG: 0.413		3-3 K		3-1 G6-3			0-1 G4-3			3	0	0	0	0	1	1									
Tom Pagnozzi, R (1, 2) OBP: 0.276, SLG: 0.371			0-0 F8			2-1 G4-3			2-2 P9	3	0	0	0	0	0	0	AB 30 R 0 H 4 RBI 0 BB 2 SO 6 LOB 13								
Tim Jones, L (1, 6) OBP: 0.222, SLG: 0.250			4-2 1B BB			1-0 2B		0-1 F9		2	0	1	0	1	0	0									
Bob Tewksbury, R (1, 1) OBP: 0.246, SLG: 0.237			2-1 BB			1-3 2B		4-1 BB		2	0	1	0	0	1	1									
Gerald Perry, L (8, PH) OBP: 0.367, SLG: 0.435										0	0	0	0	1	0	0									
Mike Perez, R (9, 1) ERA: 2.15			1-2 1B							0	0	0	0	0	0	0									
Inning Stats	R: 0 E: 0 K: 0 S: 12	H: 1 LOB: 1 BB: 0 P: 18	R: 0 E: 0 K: 2 S: 8	H: 0 LOB: 0 BB: 0 P: 13	R: 0 E: 0 K: 0 S: 13	H: 1 LOB: 1 BB: 1 P: 22	R: 0 E: 0 K: 1 S: 11	H: 1 LOB: 1 BB: 0 P: 18	R: 0 E: 0 K: 0 S: 7	H: 1 LOB: 1 BB: 0 P: 11	R: 0 E: 0 K: 0 S: 5	H: 0 LOB: 0 BB: 0 P: 6	R: 0 E: 0 K: 1 S: 10	H: 0 LOB: 0 BB: 0 P: 14	R: 0 E: 0 K: 0 S: 7	H: 0 LOB: 1 BB: 1 P: 15	R: 0 E: 0 K: 1 S: 6	H: 0 LOB: 0 BB: 0 P: 10	1B: 2 2B: 2 3B: 0 HR: 0	SF: 0 SAC: 0 DP: 1 HBP: 0	WP: 0 PB: 0 SB: 0 CS: 0	PA: 32			
PITCHER	IP	WLS	BF	H	R	ER	SO	BB	IBB	HBP	BLK	WP	HR	S	P	ERA	WHIP								
Ramon Martinez, R (1, 1) ERA: 2.87	9.0	W	32	4	0	0	6	2	0	0	0	0	0	79	127	0.00	0.667								

Los Angeles Dodgers @ St. Louis Cardinals
 Busch Stadium, St. Louis, MO
 Sun Aug 22 1993, 3:33 AM CDT
 Att: 49,677 - Sunny - 88 F

livebaseballscorecards.com



Batter	1	2	3	4	5	6	7	8	9	AB	R	H	RBI	BB	SO	LOB	TOP										
Tim Jones, L OBP: 0.308, SLG: 0.364 Todd Burns, R (7.1) Todd Zelle, R OBP: 0.349, SLG: 0.427 (8.5)	L3		1B SF8 2B		E1 FC6-4		E S BB		K 1-2	3	1	1	0	1	0	0											
Ozzie Smith, S OBP: 0.331, SLG: 0.349 (1.6)	F9		CS 1B		FC6-4 1-2		E4		G6-3 2-3	5	0	1	0	0	0	3											
Bernard Gilkey, R OBP: 0.372, SLG: 0.493 (1.7)	K		SF8		P4		F9		F8	4	0	0	1	0	1	4											
Gerald Perry, L OBP: 0.386, SLG: 0.458 (1.3)		1B 2B	3-H 4-2 1-2 BB		P5				1B 1B	3	2	2	0	1	0	1											
Mark Whiten, S OBP: 0.310, SLG: 0.409 (8.9)	F7		F9			B1-3		E4 1B S SF8		4	1	0	0	0	0	3											
Rod Brewer, L OBP: 0.325, SLG: 0.336 Ray Lankford, L OBP: 0.386, SLG: 0.356 (8.8)	G6-3 2B 1B				K		F7		F8-3 1B	4	1	2	2	0	1	0											
Tracy Woodson, R OBP: 0.214, SLG: 0.235 Gregg Jefferies, S OBP: 0.396, SLG: 0.501 Lee Guetterman, L OBP: 0.500, SLG: 1.000 (8.1)	G6-3				E5		K		SF8	3	0	0	0	0	1	1											
Tom Pagnozzi, R OBP: 0.276, SLG: 0.373 (1.2)		2B			F8		F9		F8-3	4	0	1	1	0	0	2											
Donovan Osborne, S OBP: 0.250, SLG: 0.224 Omar Olivares, R OBP: 0.283, SLG: 0.316 Luis Alicia, S OBP: 0.378, SLG: 0.378 (7.4)	G6-3				K		K		G6-3 S BB	0	0	0	0	0	0	0											
Inning Stats	R: 0 E: 0 K: 1 S: 8	H: 0 LOB: 0 BB: 0 P: 12	R: 2 E: 0 K: 0 S: 18	H: 3 LOB: 1 BB: 23 P: 20	R: 1 E: 0 K: 0 S: 8	H: 2 LOB: 1 BB: 1 P: 14	R: 0 E: 1 K: 2 S: 8	H: 0 LOB: 1 BB: 0 P: 9	R: 0 E: 0 K: 1 S: 7	H: 0 LOB: 0 BB: 0 P: 10	R: 0 E: 1 K: 1 S: 15	H: 0 LOB: 2 BB: 1 P: 25	R: 2 E: 1 K: 0 S: 11	H: 2 LOB: 1 BB: 1 P: 16	R: 0 E: 0 K: 1 S: 7	H: 0 LOB: 1 BB: 1 P: 13	1B: 4 2B: 4 3B: 0 HR: 0	SF: 2 SAC: 0 DP: 1 HBP: 0	WP: 0 PB: 0 SB: 3 CS: 1	PA: 39							
PITCHER	IP	WLS	BF	H	R	ER	SO	BB	IBB	HBP	BLK	WP	HR	S	P	ERA	WHIP										
Doug Brocail, R ERA: 4.8 Pedro Martinez, L ERA: 2.18 Trevor Hoffman, R ERA: 4.19 Gene Harris, R ERA: 2.84	2.2		13	5	3	3	1	1	0	0	0	0	0	31	45	10.12	2.250										

St. Louis Cardinals @ San Diego Padres
Jack Murphy Stadium, San Diego, CA
Mon Aug 23 1993, 10:05 PM EDT
Att: 8,588 - Unknown - 70 F

AB 34
R 5
H 7
RBI 5
BB 3
SO 6
LOB 17



Batter	1	2	3	4	5	6	7	8	9	AB	R	H	RBI	BB	SO	LOB	BOTTOM										
Ricky Gutierrez, R OBP: 0.354, SLG: 0.357 (1.6)	G3 G6-3			G5-3 BB		E5 2-3		1B 1B		4	0	1	0	1	0	3											
Tim Lincecum, R OBP: 0.335, SLG: 0.404 Trevor Hoffman, R (7.1) Craig Shipley, R OBP: 0.383, SLG: 0.335 Gene Harris, R (9.1)	E 1B BB	F7		G5-3		F9		1B 1B		3	1	0	0	1	0	3											
Tony Gwynn, L OBP: 0.397, SLG: 0.493 (1.9)	1B HR 1B	G3-1		F9		F7		1B 1B		5	1	2	0	0	0	1											
Derek Bell, R OBP: 0.297, SLG: 0.410 (1.8)	E3 HR 1B			S BB		G1-3		G6-3		3	1	0	0	1	0	2											
Phil Clark, R OBP: 0.348, SLG: 0.487 Guillermo Velasquez, L OBP: 0.273, SLG: 0.269 (8.3)	HR 1B	G6-3		G5-3		G5-3		HR		4	2	2	2	0	0	1											
Phil Plantier, L OBP: 0.329, SLG: 0.514 Jarvis Brown, R OBP: 0.304, SLG: 0.381 (9.7)	HR			G5-4-3 1B		E5 CS		F7		4	1	2	4	0	0	0											
Archi Cianfrocco, R OBP: 0.304, SLG: 0.460 (1.5)	SH1-4 BB BB			G5-4-3 1-2		CS		FC1-6 1B		3	0	2	0	1	0	1											
Brad Ausmus, R OBP: 0.243, SLG: 0.324 (1.2)	SH1-4 BB			G6-3		FC1-6 SH1-4		FC6-4 FC4-6		3	0	0	0	1	0	2											
Doug Brocail, L OBP: 0.208, SLG: 0.208 Pedro Martinez, L (3.1) Jeff Gardner, L OBP: 0.350, SLG: 0.377 (7.4)	SH1-4			K		SH1-4		FC4-6 1B		0	0	0	0	0	0	0											
Inning Stats	R: 5 E: 1 K: 0 S: 24	H: 3 LOB: 3 BB: 3 P: 43	R: 0 E: 0 K: 0 S: 8	H: 0 LOB: 1 BB: 1 P: 15	R: 0 E: 0 K: 0 S: 8	H: 1 LOB: 0 BB: 0 P: 14	R: 0 E: 0 K: 1 S: 9	H: 0 LOB: 1 BB: 1 P: 15	R: 0 E: 1 K: 0 S: 9	H: 1 LOB: 2 BB: 0 P: 13	R: 1 E: 0 K: 0 S: 6	H: 1 LOB: 0 BB: 0 P: 9	R: 1 E: 0 K: 0 S: 19	H: 4 LOB: 2 BB: 0 P: 26	1B: 8 2B: 0 3B: 0 HR: 2	SF: 0 SAC: 2 DP: 1 HBP: 0	WP: 0 PB: 0 SB: 1 CS: 1	PA: 40									
PITCHER	IP	WLS	BF	H	R	ER	SO	BB	IBB	HBP	BLK	WP	HR	S	P	ERA	WHIP										
Donovan Osborne, L ERA: 3.76 Omar Olivares, R ERA: 4.35 Todd Burns, R ERA: 4.94 Lee Guetterman, L ERA: 4.23	0.1	L	7	3	5	4	0	2	0	0	0	0	0	16	28	108.00	15.000										

St. Louis Cardinals @ San Diego Padres
Jack Murphy Stadium, San Diego, CA
Mon Aug 23 1993, 10:05 PM EDT
Att: 8,588 - Unknown - 70 F


AB 32
R 7
H 10
RBI 7
BB 5
SO 1
LOB 14



Batter	1	2	3	4	5	6	7	8	9	AB	R	H	RBI	BB	SO	LOB	TOP			
Tim Jones, L OBP: 0.353, SLG: 0.357 (1, 4)	4-1 FC3-6 BB		1-2 G4-3			2-2 FC4-6 1-2f		0-1 HR 1B		3	1	1	0	1	0	2				
Ozzie Smith, S OBP: 0.330, SLG: 0.347 Luis Alica, S OBP: 0.379, SLG: 0.390 (1, 6) (5, 4)	0-0 FC3-6 G6-3 1-2f			3-2 G6-3		2-1 L4		1-0 HR		2	0	0	0	0	0	1				
Gregg Jefferies, S OBP: 0.500, SLG: 0.500 Tracy Woodson, R OBP: 0.211, SLG: 0.232 (1, 3) (7, 3)	2-1 G6-3 1-2f			0-2 G6-4-3 1B			2-1 E3 HR	1-1 G5-3		3	1	1	0	0	0	1				
Todd Zeile, R OBP: 0.350, SLG: 0.435 (1, 5)		2-1 1B		1-2 G6-4-3 1-2f			2-1 HR	1-3 K		4	1	2	2	0	1	1				
Bernard Gilkey, R OBP: 0.372, SLG: 0.490 Lee Guetterman, L OBP: 0.500, SLG: 1.000 Rob Murphy, L OBP: 0.500, SLG: 0.500 Gerald Perry, L OBP: 0.381, SLG: 0.452 (1, 7) (7, 1) (8, 1) (9, PH)		1-2 P6			0-2 F9		4-2 G6-4-3 1B BB	2-2 G4-3		2	0	0	0	1	0	0				
Mark Whiten, S OBP: 0.312, SLG: 0.410 (1, 8) (7, 9)		0-0 G4-3			3-1 G4-3		0-0 G6-4-3 1B	0-2 G4-3 1B		4	0	2	0	0	0	0				
Rod Brewer, L OBP: 0.323, SLG: 0.333 (1, 9) (7, 7)			0-1 SH1-4 1B		1-2 F7		1-1 G6-4-3 1-2f 2-3	1-2 G4-3		4	0	1	0	0	0	3				
Erik Pappas, R OBP: 0.383, SLG: 0.359 (1, 2)			2-2 P5			4-2 FC4-6 BB	3-3 K	2-2 K		3	0	0	0	1	2	3				
Allen Watson, L OBP: 0.333, SLG: 0.412 Todd Burns, R OBP: 0.385, SLG: 0.355 (1, 1) (1, 1) (7, 8)			1-1 SH1-4 1-2			1-3 K		2-0 G4-3		0	0	0	0	0	0	0				
Inning Stats	R: 0 E: 0 K: 0 S: 4	H: 0 LOB: 0 BB: 1 P: 10	R: 0 E: 0 K: 0 S: 8	H: 1 LOB: 0 BB: 0 P: 11	R: 0 E: 0 K: 0 S: 10	H: 1 LOB: 1 BB: 0 P: 14	R: 0 E: 0 K: 0 S: 12	H: 1 LOB: 0 BB: 0 P: 16	R: 0 E: 0 K: 1 S: 10	H: 0 LOB: 1 BB: 1 P: 19	R: 2 E: 1 K: 1 S: 12	H: 2 LOB: 1 BB: 1 P: 24	R: 2 E: 0 K: 1 S: 11	H: 2 LOB: 0 BB: 0 P: 16	R: 0 E: 0 K: 1 S: 14	H: 1 LOB: 1 BB: 0 P: 19	1B: 6 2B: 0 3B: 0 HR: 2	SF: 0 SAC: 1 DP: 3 HBP: 0	WP: 0 PB: 0 SB: 0 CS: 0	PA: 35
PITCHER	IP WLS BF H R ER SO BB IBB HBP BLK WP HR S P ERA WHIP	IP WLS BF H R ER SO BB IBB HBP BLK WP HR S P ERA WHIP																		
Andy Ashby, R ERA: 6.85 (1, 1)	7.0 W 26 5 2 1 2 3 0 0 0 0 0 1 64 106 1.29 1.143	2.0 9 3 2 2 2 0 0 0 0 0 1 25 35 9.00 1.500																		

St. Louis Cardinals @ San Diego Padres
Jack Murphy Stadium, San Diego, CA
 Tue Aug 24 1993, 10:05 PM EDT
 Alt. 9,766 - Unknown - 71 F


AB 31
R 4
H 8
RBI 4
BB 3
SO 4
LOB 13



Batter	1	2	3	4	5	6	7	8	9	AB	R	H	RBI	BB	SO	LOB	BOTTOM				
Ricky Gutierrez, R OBP: 0.355, SLG: 0.353 (1, 6)	HR BB	2-1 G5-3			1-0 G4-3	1-2 F9				3	2	0	0	2	0	1					
Tim Lincecum, R OBP: 0.337, SLG: 0.421 (1, 4)	HR		3-2 F9		1-1 F7		2-0 G4-3			5	2	2	3	0	0	0					
Tony Gwynn, L OBP: 0.400, SLG: 0.494 Bill Bean, L OBP: 0.270, SLG: 0.406 (1, 9) (3, 9)	HR BB		1-2 F9		2-2 P6		1-0 G4-3			1	2	1	2	1	0	0					
Derek Bell, R OBP: 0.299, SLG: 0.412 (1, 8) (8, 5)	HR 2B		1-0 E5		3-1 F8	1-0 G5-3				5	2	2	1	0	0	0					
Phil Clark, R OBP: 0.356, SLG: 0.513 Craig Shipley, R OBP: 0.281, SLG: 0.333 (1, 3) (8, 7)	HR 2B		0-3 K		3-2 HR		0-0 F9			4	3	3	4	0	1	1					
Phil Plantier, L OBP: 0.332, SLG: 0.523 Jarvis Brown, R OBP: 0.320, SLG: 0.478 (1, 7) (4, FR) (5, 7) (8, 8)	F9 HR			4-0 BB		1-3 K		0-0 SF9 3B		2	1	1	3	1	0	1					
Archi Cianfrocco, R OBP: 0.306, SLG: 0.474 (1, 5) (8, 3)	HR BB			0-0 F8		3-2 HR		3-2 SF9		3	1	1	2	1	0	1					
Brad Ausmus, R OBP: 0.253, SLG: 0.382 (1, 2)	1-1 FC6-2 1B 2B	0-0 F8		1-1 L4		2-1 HR		3-H K		5	2	2	2	0	1	1					
Andy Ashby, R OBP: 0.185, SLG: 0.222 Tim Mauser, R (1, 1) (8, 1)	0-2 FC6-2 1B BB 2-3 3H	0-2 P6		0-2 L3		0-1 2B				4	1	1	0	0	0	3					
Inning Stats	R: 13 E: 0 K: 0 S: 33	H: 9 LOB: 0 BB: 4 P: 62	R: 0 E: 0 K: 0 S: 7	H: 0 LOB: 0 BB: 0 P: 9	R: 0 E: 1 K: 1 S: 12	H: 0 LOB: 1 BB: 0 P: 17	R: 0 E: 0 K: 0 S: 6	H: 0 LOB: 1 BB: 1 P: 11	R: 0 E: 0 K: 0 S: 7	H: 0 LOB: 0 BB: 0 P: 11	R: 3 E: 0 K: 1 S: 19	H: 4 LOB: 1 BB: 0 P: 32	R: 0 E: 0 K: 0 S: 3	H: 0 LOB: 0 BB: 0 P: 7	R: 1 E: 0 K: 1 S: 10	H: 1 LOB: 0 BB: 0 P: 15	1B: 4 2B: 4 3B: 1 HR: 5	SF: 1 SAC: 0 DP: 0 HBP: 0	WP: 0 PB: 0 SB: 0 CS: 0	PA: 44	
PITCHER	IP WLS BF H R ER SO BB IBB HBP BLK WP HR S P ERA WHIP	IP WLS BF H R ER SO BB IBB HBP BLK WP HR S P ERA WHIP																			
Allen Watson, L ERA: 4.24 (1, 1)	0.2 L 10	5.1 27 9 8 8 2 1 0 0 0 0 4 62 99 13.50 1.875	1.0 3 0 0 0 0 0 0 0 0 0 0 3 7 0.00 0.000	1.0 4 1 1 1 1 0 0 0 0 0 0 10 15 9.00 1.000																	

St. Louis Cardinals @ San Diego Padres
Jack Murphy Stadium, San Diego, CA
 Tue Aug 24 1993, 10:05 PM EDT
 Alt. 9,766 - Unknown - 71 F

AB 38
R 17
H 14
RBI 17
BB 5
SO 3
LOB 8




Batter	1	2	3	4	5	6	7	8	9	10	AB	R	H	RBI	BB	SO	LOB							
Bernard Gilkey, R OBP: 0.371, SLG: 0.488 (1, 7)	L6		P3			K	G6-4-3		K		5	0	0	0	0	2	5							
Tim Jones, L OBP: 0.280, SLG: 0.273 (1, 6)	F7		G3			G4-3		G6-4-3 1B		K	5	0	1	0	0	1	0							
Gregg Jefferies, S OBP: 0.400, SLG: 0.507 (1, 3)	F8			G6-3				G6-4-3 BB			4	1	2	1	1	0	0							
Todd Zeile, R OBP: 0.340, SLG: 0.428 (1, 5)																								
Lee Smith, R (10, 1)		K						G6-4-3		K	0	0	0	0	0	0	0							
Ray Lankford, L OBP: 0.352, SLG: 0.360 (1, 8)		1B SF7								K	5	2	2	1	0	2	2							
Mark Whiten, S OBP: 0.313, SLG: 0.409 (1, 9)											4	0	2	0	0	1	1							
Luis Alcea, S OBP: 0.375, SLG: 0.384 (1, 4)											2	0	0	1	1	0	1							
Tom Pagnozzi, R OBP: 0.275, SLG: 0.373 (1, 2)											4	0	1	0	0	0	2							
Tom Urbani, L (1, 11)											2	0	0	0	0	1	0							
Gerald Perry, L OBP: 0.326, SLG: 0.459 (7, 9)											0	0	0	0	0	1	0							
Omar Olivares, R OBP: 0.304, SLG: 0.395 (7, 1)											0	0	0	0	0	0	0							
Lee Guetterman, L OBP: 0.300, SLG: 0.350 (7, 1)											0	0	0	0	0	0	0							
Mike Perez, R (8, 1)											0	0	0	0	0	0	0							
Rod Brewer, L OBP: 0.308, SLG: 0.331 (8, 9)											0	0	0	0	0	1	0							
Rob Murphy, L OBP: 0.269, SLG: 0.350 (8, 1)											0	0	0	0	0	0	0							
Tracy Woodson, R OBP: 0.211, SLG: 0.232 (10, 9)											0	0	0	0	0	0	0							
Inning Stats	R: 0 E: 0 K: 0 S: 11	H: 0 LOB: 0 BB: 0 P: 18	R: 1 E: 0 K: 1 S: 14	H: 2 LOB: 1 BB: 0 P: 21	R: 0 E: 0 K: 0 S: 7	H: 0 LOB: 0 BB: 0 P: 15	R: 0 E: 0 K: 2 S: 11	H: 1 LOB: 1 BB: 0 P: 18	R: 0 E: 0 K: 1 S: 7	H: 0 LOB: 0 BB: 0 P: 10	R: 0 E: 0 K: 2 S: 11	H: 1 LOB: 1 BB: 0 P: 14	R: 1 E: 0 K: 0 S: 9	H: 2 LOB: 2 BB: 2 P: 19	R: 0 E: 0 K: 0 S: 6	H: 1 LOB: 1 BB: 1 P: 13	R: 0 E: 0 K: 1 S: 7	H: 1 LOB: 2 BB: 0 P: 13	R: 1 E: 0 K: 3 S: 12	H: 1 LOB: 0 BB: 0 P: 19	1B: 7 2B: 0 3B: 0 HR: 2	SF: 1 SAC: 0 DP: 2 HBP: 0	WP: 0 PB: 0 SB: 0 CS: 0	PA: 41
PITCHER	IP	WLS	BF	H	R	ER	SO	BB	IBB	HBP	BLK	WP	HR	S	P	ERA	WHIP							
Pedro Astacio, R ERA: 4.34 (1, 1)	6.1		27	6	2	2	6	1	1	0	1	0	1	69	114	2.84	1.105							
Ricky Trilcek, R ERA: 4.44 (7, 1)	0.2		1	0	0	0	0	0	0	0	0	0	0	1	1	0.00	0.000							
Todd Worrell, R ERA: 7.23 (8, 1)	2.0		9	2	0	0	1	2	0	0	0	0	0	13	26	0.00	2.000							
Pedro Martinez, R ERA: 2.53 (10, 1)	1.0	L	4	1	1	1	3	0	0	0	0	0	1	12	19	9.00	1.000							

TOP

St. Louis Cardinals @ Los Angeles Dodgers
Dodger Stadium, Los Angeles, CA

Fri Aug 27 1993, 7:05 PM PDT
Att: 35,173 - Unknown - 77 F

AB	36
R	3
H	9
RBI	3
BB	4
SO	10
LOB	14




Batter	1	2	3	4	5	6	7	8	9	10	AB	R	H	RBI	BB	SO	LOB							
Brett Butler, L OBP: 0.375, SLG: 0.368 (1, 8)	G6-3		G6-3			L5	G3				5	0	1	0	0	0	1							
Jose Offerman, S OBP: 0.351, SLG: 0.337 (1, 6)	G6-3			G5-3		1B BB		F7		CS	3	0	0	0	1	0	0							
Mike Piazza, R OBP: 0.365, SLG: 0.537 (1, 2)	G5-3			G6-3		1B FC4-6		K			4	0	1	0	0	1	0							
Cory Snyder, R OBP: 0.335, SLG: 0.406 (1, 9)			F9	F8		K		K			4	0	0	0	0	2	2							
Eric Karros, R OBP: 0.294, SLG: 0.409 (1, 3)			K			G6-3	FC4-6			G6-3	4	0	0	0	0	1	2							
Tim Wallach, R OBP: 0.282, SLG: 0.380 (1, 5)				L6						G6-3	4	2	2	1	0	0	0							
Pedro Martinez, R (10, 1)				HR							0	0	0	0	0	0	0							
Mitch Webster, S OBP: 0.303, SLG: 0.352 (1, 7)				L9		E BB				K	2	0	0	0	0	0	0							
Jody Reed, R OBP: 0.323, SLG: 0.338 (1, 4)				K		E5					4	0	1	1	0	1	1							
Pedro Astacio, R OBP: 0.338, SLG: 0.330 (7, 1)											2	0	0	0	0	0	1							
Ricky Trilcek, R ERA: 4.44 (7, 1)											0	0	0	0	0	0	0							
Henry Rodriguez, L OBP: 0.315, SLG: 0.336 (7, 9)											1	0	0	0	0	0	0							
Mike Sharperson, R OBP: 0.303, SLG: 0.336 (8, 1)											0	0	0	0	0	0	1							
Todd Worrell, R (8, 1)											0	0	0	0	0	0	0							
Lenny Harris, L OBP: 0.311, SLG: 0.319 (10, 9)											1	0	0	0	0	0	0							
Inning Stats	R: 0 E: 0 K: 0 S: 10	H: 0 LOB: 0 BB: 0 P: 13	R: 1 E: 0 K: 1 S: 10	H: 1 LOB: 0 BB: 0 P: 16	R: 0 E: 0 K: 1 S: 9	H: 0 LOB: 0 BB: 0 P: 12	R: 0 E: 0 K: 0 S: 5	H: 0 LOB: 0 BB: 0 P: 8	R: 0 E: 1 K: 1 S: 10	H: 0 LOB: 2 BB: 1 P: 18	R: 0 E: 0 K: 0 S: 12	H: 1 LOB: 1 BB: 1 P: 20	R: 1 E: 0 K: 0 S: 10	H: 2 LOB: 1 BB: 0 P: 14	R: 0 E: 0 K: 2 S: 7	H: 0 LOB: 0 BB: 0 P: 11	R: 0 E: 0 K: 1 S: 7	H: 0 LOB: 0 BB: 0 P: 9	R: 0 E: 0 K: 0 S: 6	H: 1 LOB: 0 BB: 0 P: 9	1B: 3 2B: 1 3B: 0 HR: 1	SF: 0 SAC: 1 DP: 0 HBP: 0	WP: 0 PB: 0 SB: 0 CS: 1	PA: 38
PITCHER	IP	WLS	BF	H	R	ER	SO	BB	IBB	HBP	BLK	WP	HR	S	P	ERA	WHIP							
Tom Urbani, L ERA: 5.79 (1, 1)	6.0		23	2	1	1	4	2	0	0	0	0	0	6	7	1.50	0.667							
Omar Olivares, R ERA: 4.44 (7, 1)	0.1		3	2	1	1	0	0	0	0	0	0	0	6	7	27.00	6.000							
Lee Guetterman, L ERA: 3.9 (7, 1)	0.2		2	0	0	0	0	0	0	0	0	0	0	4	7	0.00	0.000							
Mike Perez, R ERA: 2.06 (8, 1)	1.0		3	0	0	0	2	0	0	0	0	0	0	7	11	0.00	0.000							
Rob Murphy, L ERA: 4.23 (9, 1)	1.0	W	3	0	0	0	1	0	0	0	0	0	0	7	9	0.00	0.000							

BOTTOM

St. Louis Cardinals @ Los Angeles Dodgers
Dodger Stadium, Los Angeles, CA

Fri Aug 27 1993, 7:05 PM PDT
Att: 35,173 - Unknown - 77 F

AB	34
R	2
H	5
RBI	2
BB	2
SO	7
LOB	9



Batter	1	2	3	4	5	6	7	8	9	AB	R	H	RBI	BB	SO	LOB	TOP									
Bernard Gilkey, R OBP: 0.376, SLG: 0.490	1-1 SH1-4 1B	2-2 1B				3-1 1B 2B			4-1 SH1-3 BB	4	1	3	1	1	0	1	St. Louis Cardinals @ Los Angeles Dodgers Dodger Stadium, Los Angeles, CA Sat Aug 28 1993, 7:05 PM PDT Att: 38,767 - Unknown - 76 F livebaseballscorecards.com									
Tim Jones, L OBP: 0.286, SLG: 0.280	1-0 SH1-4	2-3 3-H 1B			1-1 2B FC6-5 1B		1-3 K	0-1 SH1-3	3	1	1	0	0	2	2											
Gregg Jefferies, S OBP: 0.400, SLG: 0.507	3-1 L6		1-2 G5-3		1-2 FC6-5 1-3 2-H 2B		1-1 G4-3	4-0 G6-4-3 IBB	4	0	1	1	1	0	1											
Todd Zeile, R OBP: 0.346, SLG: 0.426	2-2 F7		0-0 P3		2-2 FC6-5 BB		2-2 S 1B	2-2 G6-4-3	5	0	1	1	0	0	4											
Ray Lankford, L OBP: 0.383, SLG: 0.358		4-2 BB 1B	2-2 G6-3		4-2 G4-6-3 BB		3-2 G4-3		2	1	0	0	2	0	1											
Mark Whiten, S OBP: 0.313, SLG: 0.406		4-0 1B FC1-5-2-6 BB		0-3 K	0-1 G4-6-3		1-0 G3		3	0	0	0	1	1	2											
Luis Alica, S OBP: 0.377, SLG: 0.384		2-3 K	1-2 F8		0-0 SH1-4 1B		4-1 BB		3	0	1	0	1	1	2											
Tom Pagnozzi, R OBP: 0.278, SLG: 0.375		0-1 FC1-5-2-6 1B 1B	0-1 1B		1-1 F8		1-0 F8		4	1	2	1	0	0	2											
Bob Tewksbury, R OBP: 0.238, SLG: 0.230		2-2 FC1-5-2-6	2-2 K		1-2 SH1-4		1-0 G4-3		2	0	0	0	0	1	3											
Rod Brewer, L OBP: 0.323, SLG: 0.328		1B							1	0	0	0	0	0	1											
Mike Perez, R OBP: 0.364, SLG: 0.535		1-3 3-H							0	0	0	0	0	0	0											
Lee Smith, R OBP: 0.364, SLG: 0.535		1-3 3-H							0	0	0	0	0	0	0											
Inning Stats	R: 0 E: 0 K: 0 S: 8	H: 1 LOB: 1 BB: 0 P: 15	R: 2 E: 0 K: 2 S: 17	H: 2 LOB: 2 BB: 2 P: 33	R: 0 E: 0 K: 2 S: 10	H: 0 LOB: 0 BB: 0 P: 13	R: 0 E: 0 K: 2 S: 12	H: 1 LOB: 1 BB: 0 P: 14	R: 2 E: 0 K: 0 S: 17	H: 3 LOB: 1 BB: 1 P: 28	R: 0 E: 0 K: 0 S: 8	H: 1 LOB: 1 BB: 0 P: 12	R: 0 E: 0 K: 1 S: 11	H: 1 LOB: 1 BB: 0 P: 18	R: 0 E: 0 K: 0 S: 4	H: 0 LOB: 1 BB: 1 P: 11	R: 0 E: 0 K: 0 S: 6	H: 0 LOB: 1 BB: 2 P: 16	1B: 8 2B: 1 3B: 0 HR: 0	SF: 0 SAC: 3 DP: 2 HBP: 0	WP: 0 PB: 0 SB: 1 CS: 0	PA: 40				
PITCHER	IP	WLS	BF	H	R	ER	SO	BB	IBB	HBP	BLK	WP	HR	S	P	ERA	WHIP									
Ramon Martinez, R ERA: 2.96	(1, 1)	7.0	L	32	9	4	4	5	3	0	0	0	0	0	83	133	5.14	1.714								
Roger McDowell, R ERA: 1.65	(8, 1)	2.0		8	0	0	0	0	2	1	0	0	0	0	10	27	0.00	1.000								

Batter	1	2	3	4	5	6	7	8	9	AB	R	H	RBI	BB	SO	LOB	BOTTOM									
Brett Butler, L OBP: 0.378, SLG: 0.370	1-1 1B HR		2-2 SH5-3 FC1-4-4 1B		4-0 G4-3 SH5-3 BB		0-0 SH5-3		1-2 F8	3	1	2	0	1	0	0	St. Louis Cardinals @ Los Angeles Dodgers Dodger Stadium, Los Angeles, CA Sat Aug 28 1993, 7:05 PM PDT Att: 38,767 - Unknown - 76 F livebaseballscorecards.com									
Jody Reed, R OBP: 0.326, SLG: 0.341	0-0 1B HR		1-2 SH5-3 1B		0-1 SH5-3		1-2 F9			3	1	2	0	0	0	1										
Jose Offerman, S OBP: 0.349, SLG: 0.335	1-1 L4		0-0 SH5-3		1-0 G4-3		2-1 G3-1			3	0	0	0	0	0	4										
Eric Karros, R OBP: 0.292, SLG: 0.406	2-2 P4		1-2 FC1-5-4		2-2 G4-3			3-3 K		4	0	0	0	0	1	5										
Henry Rodriguez, L OBP: 0.270, SLG: 0.418	3-1 1-H 3-H HR			1-1 G6-3		1-2 FC6-4 1B		3-2 P6		4	1	2	3	0	0	0										
Cory Snyder, R OBP: 0.336, SLG: 0.406	1-1 F8		2-3 3-H	3-2 1B 1B		0-2 K		1-1 1B		4	0	2	0	0	1	1										
Tim Wallach, R OBP: 0.279, SLG: 0.376		3-2 F9		1-0 P5		0-0 F8		3-1 P6		4	0	0	0	0	0	3										
Carlos Hernandez, R OBP: 0.269, SLG: 0.368		2-1 G1-3		0-0 1B		0-1 FC6-4		2-2 F7		3	0	1	0	0	0	1										
Mitch Webster, S OBP: 0.301, SLG: 0.350				1-2 1B		1-2 1B				1	0	0	0	0	0	0										
Ramon Martinez, R OBP: 0.113, SLG: 0.131		0-3 K		0-1 1B				0-2 G4-3		2	0	1	0	0	1	0										
Lenny Harris, L OBP: 0.315, SLG: 0.324										1	0	1	0	0	0	0										
Roger McDowell, R OBP: 0.500, SLG: 0.500										0	0	0	0	0	0	0										
Mike Piazza, R OBP: 0.364, SLG: 0.535										1	0	0	0	0	0	0										
Inning Stats	R: 3 E: 0 K: 0 S: 12	H: 3 LOB: 0 BB: 0 P: 20	R: 0 E: 0 K: 1 S: 9	H: 0 LOB: 0 BB: 0 P: 14	R: 0 E: 0 K: 0 S: 10	H: 2 LOB: 1 BB: 0 P: 14	R: 0 E: 0 K: 0 S: 11	H: 3 LOB: 2 BB: 0 P: 16	R: 0 E: 0 K: 0 S: 6	H: 0 LOB: 1 BB: 1 P: 13	R: 0 E: 0 K: 1 S: 9	H: 1 LOB: 1 BB: 0 P: 10	R: 0 E: 0 K: 0 S: 7	H: 1 LOB: 1 BB: 0 P: 11	R: 0 E: 0 K: 1 S: 11	H: 1 LOB: 1 BB: 0 P: 21	R: 0 E: 0 K: 0 S: 13	H: 0 LOB: 0 BB: 0 P: 16	1B: 10 2B: 1 3B: 0 HR: 1	SF: 0 SAC: 3 DP: 1 HBP: 0	WP: 0 PB: 0 SB: 0 CS: 0	PA: 37				
PITCHER	IP	WLS	BF	H	R	ER	SO	BB	IBB	HBP	BLK	WP	HR	S	P	ERA	WHIP									
Bob Tewksbury, R ERA: 3.78	(1, 1)	7.0	W	30	10	3	3	2	1	0	0	0	0	0	64	98	3.86	1.571								
Mike Perez, R ERA: 2.03	(8, 1)	1.0		4	1	0	0	1	0	0	0	0	0	11	21	0.00	1.000									
Lee Smith, R ERA: 4.5	(9, 1)	1.0	S	3	0	0	0	0	0	0	0	0	0	13	16	0.00	0.000									

AB 31
R 4
H 9
RBI 4
BB 6
SO 5
LOB 19



AB 33
R 3
H 11
RBI 3
BB 1
SO 3
LOB 15



Batter	1	2	3	4	5	6	7	8	9	AB	R	H	RBI	BB	SO	LOB	TOP								
Bernard Gilkey, R OBP: 0.376, SLG: 0.488 (1, 7)										4	2	1	0	1	1	0	St. Louis Cardinals @ Los Angeles Dodgers Dodger Stadium, Los Angeles, CA Sun Aug 29 1993, 3:33 AM PDT Att: 33,794 - Sunny livebaseballscorecards.com								
Tim Jones, L OBP: 0.364, SLG: 0.296 (1, 6)										2	1	1	0	3	0	0									
Gregg Jefferies, S OBP: 0.398, SLG: 0.503 (1, 3)										5	0	1	0	0	0	5									
Todd Zeile, R OBP: 0.349, SLG: 0.429 (1, 5)										4	0	2	1	1	1	2									
Ray Lankford, L OBP: 0.382, SLG: 0.357 Brian Jordan, R OBP: 0.351, SLG: 0.543 (1, 8) (4, 8)										1	0	0	0	0	0	0									
Mark Whiten, S OBP: 0.313, SLG: 0.405 (1, 9)										4	0	1	1	1	2	3									
Luis Alica, S OBP: 0.378, SLG: 0.381 (1, 4)										2	0	0	0	2	1	4									
Erik Pappas, R OBP: 0.374, SLG: 0.350 (1, 2)										4	0	0	0	0	0	6									
Allen Watson, L OBP: 0.306, SLG: 0.368 Omar Olivares, R OBP: 0.283, SLG: 0.316 Rod Brewer, R OBP: 0.321, SLG: 0.325 Todd Burns, R OBP: 0.397, SLG: 0.453 Gerald Perry, L OBP: 0.309, SLG: 0.453 Lee Guetterman, L OBP: 0.300, SLG: 0.390 (1, 1) (5, 1) (7, Ph) (7, 1) (8, Ph) (8, 1)										2	0	0	0	0	0	0									
Inning Stats	R: 0 E: 0 K: 1 S: 9	H: 0 LOB: 0 BB: 0 P: 13	R: 0 E: 0 K: 1 S: 13	H: 1 LOB: 2 BB: 1 P: 22	R: 0 E: 0 K: 0 S: 10	H: 0 LOB: 1 BB: 1 P: 18	R: 0 E: 0 K: 0 S: 10	H: 0 LOB: 0 BB: 1 P: 17	R: 0 E: 0 K: 0 S: 6	H: 0 LOB: 0 BB: 0 P: 9	R: 1 E: 0 K: 2 S: 14	H: 2 LOB: 2 BB: 2 P: 26	R: 1 E: 0 K: 1 S: 14	H: 1 LOB: 1 BB: 1 P: 31	R: 0 E: 0 K: 1 S: 5	H: 0 LOB: 1 BB: 1 P: 13		R: 1 E: 0 K: 1 S: 13	H: 2 LOB: 2 BB: 1 P: 22	1B: 5 2B: 1 3B: 0 HR: 0	SF: 0 SAC: 1 DP: 0 HBP: 0	WP: 0 PB: 0 SB: 0 CS: 0	PA: 42		
PITCHER	IP	WLS	BF	H	R	ER	SO	BB	IBB	HBP	BLK	WP	HR	S	P	ERA	WHIP								
Orel Hershiser, R ERA: 3.7 (1, 1)	6.0	W	26	3	1	1	4	5	0	0	0	0	0	62	105	1.50	1.333								
Pedro Martinez, R ERA: 2.92 (7, 1)	0.2		5	1	1	1	1	2	0	0	0	0	0	11	25	13.50	4.500								
Todd Worrell, R ERA: 6.84 (7, 1)	1.1		5	0	0	0	2	1	0	0	0	0	0	8	19	0.00	0.750								
Roger McDowell, R ERA: 1.77 (9, 1)	1.0		6	2	1	1	1	1	0	0	0	0	0	13	22	9.00	3.000								

Batter	1	2	3	4	5	6	7	8	9	AB	R	H	RBI	BB	SO	LOB	BOTTOM									
Brett Butler, L OBP: 0.382, SLG: 0.373 (1, 8)										4	1	3	1	0	0	0	St. Louis Cardinals @ Los Angeles Dodgers Dodger Stadium, Los Angeles, CA Sun Aug 29 1993, 3:33 AM PDT Att: 33,794 - Sunny livebaseballscorecards.com									
Jody Reed, R OBP: 0.327, SLG: 0.345 (1, 4)										5	0	2	0	0	2											
Jose Offerman, S OBP: 0.349, SLG: 0.334 (1, 6)										4	0	1	0	0	1	2										
Mike Piazza, R OBP: 0.365, SLG: 0.550 (1, 2)										3	2	2	3	0	1	1										
Tim Wallach, R OBP: 0.279, SLG: 0.377 (1, 5)										4	1	1	0	0	1	1										
Eric Karros, R OBP: 0.293, SLG: 0.413 (1, 3)										4	2	2	1	0	2	1										
Cory Snyder, R OBP: 0.338, SLG: 0.410 (1, 9)										4	1	2	0	0	1	2										
Mitch Webster, S OBP: 0.306, SLG: 0.354 (1, 7)										4	0	2	1	0	2	2										
Orel Hershiser, R ERA: 4.69 Lenny Harris, L ERA: 4.37 Pedro Martinez, R ERA: 4.37 Todd Worrell, R ERA: 5.5 Mike Sharperson, R OBP: 0.309, SLG: 0.390 Roger McDowell, R OBP: 0.300, SLG: 0.390 (1, 1) (5, Ph) (7, 1) (7, 1) (8, Ph) (9, 1)										2	1	1	1	0	0	1										
Inning Stats	R: 0 E: 0 K: 1 S: 10	H: 1 LOB: 1 BB: 0 P: 14	R: 1 E: 1 K: 2 S: 18	H: 2 LOB: 0 BB: 0 P: 28	R: 1 E: 0 K: 1 S: 10	H: 2 LOB: 1 BB: 0 P: 14	R: 2 E: 0 K: 1 S: 16	H: 3 LOB: 1 BB: 0 P: 21	R: 2 E: 0 K: 2 S: 13	H: 3 LOB: 1 BB: 0 P: 19	R: 0 E: 0 K: 0 S: 9	H: 0 LOB: 0 BB: 0 P: 14	R: 1 E: 0 K: 1 S: 10	H: 1 LOB: 0 BB: 0 P: 17	R: 1 E: 0 K: 0 S: 10	H: 4 LOB: 2 BB: 0 P: 13		1B: 9 2B: 5 3B: 0 HR: 3	SF: 1 SAC: 0 DP: 2 HBP: 1	WP: 0 PB: 0 SB: 2 CS: 0	PA: 38					
PITCHER	IP	WLS	BF	H	R	ER	SO	BB	IBB	HBP	BLK	WP	HR	S	P	ERA	WHIP									
Allen Watson, L ERA: 4.69 (1, 1)	4.2	L	25	11	6	5	6	0	0	0	0	0	0	12	19	0.00	0.000									
Omar Olivares, R ERA: 4.37 (5, 1)	1.1		4	0	0	0	1	0	0	1	0	0	0	1	10	17	9.00	1.000								
Todd Burns, R ERA: 5.5 (7, 1)	1.0		4	1	1	1	1	0	0	0	0	0	1	10	17	9.00	1.000									
Lee Guetterman, L ERA: 4.06 (8, 1)	1.0		5	4	1	1	0	0	0	0	0	0	0	10	13	9.00	4.000									

Batter	1	2	3	4	5	6	7	8	9	AB	R	H	RBI	BB	SO	LOB	TOP					
Thomas Howard, S OBP: 0.290, SLG: 0.373										5	2	3	2	0	0	2	Cincinnati Reds @ St. Louis Cardinals Busch Stadium, St. Louis, MO Mon Aug 30 1993, 7:05 PM CDT Att: 30,820 - Unknown - 89 F					
Jacob Brumfield, R OBP: 0.338, SLG: 0.418										5	1	1	0	0	3	1						
Hal Morris, L OBP: 0.357, SLG: 0.382										4	0	2	1	1	0	0						
Chris Sabo, R OBP: 0.322, SLG: 0.440										5	1	2	0	0	1	3						
Tim Costo, R OBP: 0.262, SLG: 0.488										4	3	3	3	0	0	2						
Joe Oliver, R OBP: 0.277, SLG: 0.394										4	1	2	0	1	0	2						
Juan Samuel, R OBP: 0.284, SLG: 0.333										5	1	1	1	0	0	4						
Jeff Branson, L OBP: 0.301, SLG: 0.353										5	1	2	1	0	0	1						
Jose Rijo, R OBP: 0.275, SLG: 0.318										2	0	1	0	0	0	0						
Jack Daugherty, S OBP: 0.353, SLG: 0.475										1	0	0	0	0	0	0						
Johnny Ruffin, R										1	0	0	0	0	0	2						
Inning Stats	R: 1 E: 1 K: 1 S: 12	H: 3 LOB: 3 BB: 1 P: 21	R: 0 E: 0 K: 0 S: 8	H: 1 LOB: 0 BB: 0 P: 13	R: 0 E: 0 K: 2 S: 8	H: 0 LOB: 0 BB: 0 P: 10	R: 5 E: 1 K: 1 S: 18	H: 4 LOB: 1 BB: 1 P: 31	R: 1 E: 0 K: 0 S: 10	H: 3 LOB: 2 BB: 0 P: 14	R: 1 E: 0 K: 0 S: 8	H: 2 LOB: 1 BB: 0 P: 16	R: 0 E: 0 K: 0 S: 6	H: 0 LOB: 0 BB: 0 P: 10	R: 0 E: 0 K: 0 S: 6	H: 0 LOB: 0 BB: 0 P: 11	R: 2 E: 0 K: 0 S: 7	H: 4 LOB: 1 BB: 0 P: 14	1B: 11 2B: 4 3B: 0 HR: 2	SF: 1 SAC: 1 DP: 1 HBP: 0	WP: 0 PB: 0 SB: 0 CS: 1	PA: 46
PITCHER	IP WLS BF H R ER SO BB IBB HBP BLK WP HR S P ERA WHIP																					
Rene Arocha, R ERA: 3.66	(1, 1) 3.1 L 19 8 6 5 3 1 0 0 0 0 0 1 41 63 13.50 2.700																					
Omar Olivares, R ERA: 4.44	(4, 1) 2.2 14 5 2 2 1 1 0 0 0 0 0 0 23 42 6.75 2.250																					
Todd Burns, R ERA: 5.38	(7, 1) 2.0 6 0 0 0 0 0 0 0 0 0 0 0 14 21 0.00 0.000																					
Rob Murphy, L ERA: 4.47	(9, 1) 1.0 6 4 2 2 0 0 0 0 0 0 0 1 7 14 18.00 4.000																					

Batter	1	2	3	4	5	6	7	8	9	AB	R	H	RBI	BB	SO	LOB	BOTTOM					
Luis Altea, S OBP: 0.378, SLG: 0.381										5	0	2	0	0	2	1	Cincinnati Reds @ St. Louis Cardinals Busch Stadium, St. Louis, MO Mon Aug 30 1993, 7:05 PM CDT Att: 30,820 - Unknown - 89 F					
Ozzie Smith, S OBP: 0.332, SLG: 0.349										4	1	3	0	0	0	1						
Todd Burns, R										0	0	0	0	0	0	0						
Gerald Perry, L OBP: 0.386, SLG: 0.447										1	0	0	0	0	0	0						
Gregg Jefferies, S OBP: 0.398, SLG: 0.501										4	1	1	0	1	0	4						
Rob Murphy, L OBP: 0.500, SLG: 0.500										0	0	0	0	0	0	0						
Todd Zeile, R OBP: 0.349, SLG: 0.426										3	0	0	0	2	1	4						
Bernard Gilkey, R OBP: 0.376, SLG: 0.490										5	1	2	1	0	0	6						
Mark Whiten, S OBP: 0.316, SLG: 0.409										5	0	3	1	0	0	1						
Rod Brewer, L OBP: 0.319, SLG: 0.317										3	0	0	0	1	1	3						
Tom Pagnozzi, R OBP: 0.278, SLG: 0.370										3	0	0	0	1	1	4						
Rene Arocha, R OBP: 0.125, SLG: 0.128										1	0	0	0	0	1	0						
Omar Olivares, R OBP: 0.250, SLG: 0.300										1	0	0	0	0	0	1						
Tim Jones, L OBP: 0.371, SLG: 0.286										1	0	0	0	1	0	1						
Inning Stats	R: 0 E: 0 K: 0 S: 14	H: 1 LOB: 2 BB: 2 P: 28	R: 0 E: 0 K: 0 S: 4	H: 1 LOB: 0 BB: 0 P: 6	R: 0 E: 0 K: 1 S: 16	H: 2 LOB: 3 BB: 1 P: 30	R: 0 E: 0 K: 1 S: 9	H: 1 LOB: 1 BB: 0 P: 15	R: 2 E: 0 K: 2 S: 18	H: 4 LOB: 3 BB: 1 P: 32	R: 0 E: 0 K: 1 S: 15	H: 1 LOB: 2 BB: 1 P: 26	R: 1 E: 0 K: 0 S: 10	H: 1 LOB: 1 BB: 1 P: 18	R: 0 E: 0 K: 0 S: 9	H: 0 LOB: 0 BB: 0 P: 11	R: 0 E: 0 K: 0 S: 8	H: 0 LOB: 0 BB: 0 P: 12	1B: 9 2B: 2 3B: 0 HR: 0	SF: 0 SAC: 0 DP: 2 HBP: 0	WP: 1 PB: 0 SB: 3 CS: 0	PA: 42
PITCHER	IP WLS BF H R ER SO BB IBB HBP BLK WP HR S P ERA WHIP																					
Jose Rijo, R ERA: 2.53	(1, 1) 6.0 W 31 10 1 1 1 1 1 0 0 0 0 1 0 76 137 3.00 2.500																					
Johnny Ruffin, R ERA: 3.96	(7, 1) 3.0 S 11 1 1 1 1 1 0 0 0 0 1 0 27 41 3.00 0.667																					



Batter	1	2	3	4	5	6	7	8	9	AB	R	H	RBI	BB	SO	LOB	TOP								
Jacob Brumfield, R OBP: 0.335, SLG: 0.412	F8		FC6-5			G1-3	B1-3		G5-3	5	0	1	1	0	0	1	Cincinnati Reds @ St. Louis Cardinals Busch Stadium, St. Louis, MO Tue Aug 31 1993, 7:05 PM CDT Att: 24,836 - Unknown - 73 F								
Thomas Howard, S OBP: 0.286, SLG: 0.366	E5		CS	F8		G5-3	G5-3		G5-3	4	1	0	0	1	0	1									
Hal Morris, L OBP: 0.361, SLG: 0.395	G6-3			BB		1B			K	4	2	2	1	1	1	2									
Chris Sabo, R OBP: 0.325, SLG: 0.446		FC6-4		BB		F7				3	0	2	0	1	0	2									
Tim Costo, R OBP: 0.283, SLG: 0.489	FC6-4		G6-4-3			1B				4	1	2	1	0	0	3									
Joe Oliver, R OBP: 0.276, SLG: 0.395	F9				G5-4-3	1B			B1	4	1	2	0	0	0	2									
Juan Samuel, R OBP: 0.289, SLG: 0.333	F8				1B				K	3	0	1	2	1	1	2									
Jeff Branson, L OBP: 0.297, SLG: 0.348			G6-3		G5-4-3	G3			G6-3	4	0	0	0	0	0	4									
Larry Luebbers, R OBP: 0.313, SLG: 0.333										2	0	1	0	0	1	0									
Kevin Wickander, L OBP: 0.287, SLG: 0.167										0	0	0	0	0	0	0									
Scott Service, R OBP: 0.287, SLG: 0.167										0	0	0	0	0	0	0									
Jack Baugherty, R OBP: 0.287, SLG: 0.167										0	0	0	0	0	0	0									
Jerry Spradlin, R OBP: 0.287, SLG: 0.167										0	0	0	0	0	0	0									
Greg Tubbs, R OBP: 0.271, SLG: 0.270										1	1	0	0	0	0	0									
Rob Dibble, R OBP: 1.000, SLG: 1.000										0	0	0	0	0	0	0									
Inning Stats	R: 0 E: 1 K: 0 S: 7	H: 0 LOB: 0 BB: 0 P: 10	R: 0 E: 1 K: 0 S: 10	H: 1 LOB: 1 BB: 0 P: 11	R: 0 E: 0 K: 0 S: 5	H: 1 LOB: 0 BB: 0 P: 11	R: 0 E: 0 K: 0 S: 7	H: 0 LOB: 1 BB: 2 P: 17	R: 1 E: 0 K: 1 S: 7	H: 1 LOB: 0 BB: 1 P: 12	R: 3 E: 0 K: 0 S: 12	H: 4 LOB: 2 BB: 1 P: 20	R: 0 E: 0 K: 1 S: 8	H: 0 LOB: 0 BB: 0 P: 12	R: 1 E: 0 K: 1 S: 16	H: 3 LOB: 1 BB: 0 P: 21	R: 1 E: 1 K: 1 S: 14	H: 1 LOB: 1 BB: 0 P: 23	1B: 8 2B: 1 3B: 1 HR: 1	SF: 0 SAC: 0 DP: 3 HBP: 0	WP: 0 PB: 0 SB: 0 CS: 1	PA: 40			
PITCHER	IP	WLS	BF	H	R	ER	SO	BB	IBB	HBP	BLK	WP	HR	S	P	ERA	WHIP								
Tom Urbani, L ERA: 5.9	5.2		24	6	4	4	1	4	0	0	1	0	0	45	76	6.35	1.765								
Lee Guetterman, L ERA: 4.02	0.1		2	1	0	0	0	0	0	0	0	0	0	3	5	0.00	3.000								
Mike Perez, R ERA: 2.11	2.0		8	3	1	1	2	0	0	0	0	0	1	24	33	4.50	1.500								
Rob Murphy, L ERA: 4.4	1.0	W	5	1	1	0	1	0	0	0	0	0	0	14	23	0.00	1.000								

AB	35
R	6
H	11
RBI	5
BB	4
SO	4
LOB	17



Batter	1	2	3	4	5	6	7	8	9	AB	R	H	RBI	BB	SO	LOB	BOTTOM								
Luis Altea, S OBP: 0.379, SLG: 0.382	F8		K			G6-3			G4-3	5	1	2	1	0	1	1	Cincinnati Reds @ St. Louis Cardinals Busch Stadium, St. Louis, MO Tue Aug 31 1993, 7:05 PM CDT Att: 24,836 - Unknown - 73 F								
Ozzie Smith, S OBP: 0.333, SLG: 0.350	B1			1B		G6-3			SF9	4	2	2	1	0	0	2									
Gregg Jefferies, S OBP: 0.400, SLG: 0.499	L8			1B		1B			F8	2	0	0	0	3	0	2									
Todd Zeile, R OBP: 0.350, SLG: 0.426		F7		1B		1B			L4	5	1	2	2	0	0	2									
Bernard Gilkey, R OBP: 0.374, SLG: 0.491	L6			P6		F8			K	5	0	1	2	0	1	5									
Mark Whiten, S OBP: 0.316, SLG: 0.408	G1-6-3					G4-3			K	4	0	1	1	0	1	0									
Rod Brewer, L OBP: 0.319, SLG: 0.317										3	1	1	0	0	0	3									
Brian Jordan, R OBP: 0.349, SLG: 0.540										1	0	0	0	0	0	0									
Tom Pagnozzi, R OBP: 0.281, SLG: 0.370										3	1	1	0	1	0	0									
Tom Urbani, L OBP: 0.167, SLG: 0.167										2	1	1	0	0	0	1									
Lee Guetterman, L OBP: 0.200, SLG: 1.000										0	0	0	0	0	0	0									
Geraldo Perry, R OBP: 0.287, SLG: 0.167										0	0	0	0	0	0	0									
Donovan Osborne, S OBP: 0.287, SLG: 0.167										0	0	0	0	0	0	0									
Mike Perez, R OBP: 0.287, SLG: 0.167										0	0	0	0	0	0	0									
Tracy Woodson, R OBP: 0.200, SLG: 0.229										1	0	0	0	0	0	0									
Rob Murphy, R OBP: 1.000, SLG: 1.000										0	0	0	0	0	0	0									
Inning Stats	R: 0 E: 0 K: 0 S: 6	H: 0 LOB: 0 BB: 0 P: 13	R: 0 E: 0 K: 0 S: 8	H: 0 LOB: 0 BB: 0 P: 13	R: 0 E: 0 K: 1 S: 10	H: 1 LOB: 1 BB: 0 P: 15	R: 1 E: 0 K: 0 S: 10	H: 3 LOB: 2 BB: 1 P: 21	R: 2 E: 0 K: 0 S: 11	H: 3 LOB: 2 BB: 1 P: 21	R: 2 E: 0 K: 0 S: 14	H: 2 LOB: 2 BB: 2 P: 27	R: 0 E: 0 K: 2 S: 9	H: 0 LOB: 0 BB: 0 P: 15	R: 0 E: 0 K: 0 S: 5	H: 0 LOB: 0 BB: 0 P: 10	R: 2 E: 0 K: 0 S: 11	H: 2 LOB: 1 BB: 1 P: 17	1B: 10 2B: 0 3B: 1 HR: 0	SF: 1 SAC: 0 DP: 1 HBP: 0	WP: 0 PB: 0 SB: 1 CS: 0	PA: 41			
PITCHER	IP	WLS	BF	H	R	ER	SO	BB	IBB	HBP	BLK	WP	HR	S	P	ERA	WHIP								
Larry Luebbers, R ERA: 4.72	5.1		26	8	5	5	1	1	0	0	0	0	0	5	10	8.44	1.875								
Kevin Wickander, L ERA: 5.52	0.0		2	1	0	0	0	1	0	0	0	0	0	5	10	∞	∞								
Scott Service, R ERA: 3.63	0.2		2	0	0	0	0	0	0	0	0	0	0	4	5	0.00	0.000								
Jerry Spradlin, R ERA: 4.41	2.0		6	0	0	0	2	0	0	0	0	0	0	14	25	0.00	0.000								
Rob Dibble, R ERA: 3.5	0.2	L	5	2	2	2	0	1	0	0	0	0	0	11	17	27.00	4.500								

AB	35
R	7
H	11
RBI	7
BB	5
SO	3
LOB	16



Batter	1	2	3	4	5	6	7	8	9	AB	R	H	RBI	BB	SO	LOB	TOP					
Thomas Howard, S (1, 7) OBP: 0.290, SLG: 0.371	G6-3		G3 PB 1B		1B 2B		G4-3		F8	5	1	2	0	0	0	0						
Jacob Brumfield, R (1, 8) OBP: 0.343, SLG: 0.422	1B 2B		P2		2H 1B			BB 1B BB		3	2	2	1	1	0	1						
Hal Morris, L (1, 3) OBP: 0.359, SLG: 0.393	2H 1B		G3		P4			L5		4	0	1	1	0	0	3						
Chris Sabo, R (1, 5) OBP: 0.325, SLG: 0.443	F8		G5-3				P1	1B 1-2 BB		3	0	0	0	1	0	2						
Tim Costo, R (1, 9) OBP: 0.280, SLG: 0.531	F9			P5			HR	F7		4	1	1	1	0	0	3						
Joe Oliver, R (1, 2) OBP: 0.276, SLG: 0.394		F8		F7		G6-3		FC6-4 1B		4	0	1	1	0	0	0						
Juan Samuel, R (1, 4) OBP: 0.283, SLG: 0.326		F8		G5-3		G5-3		FC6-4 1B		4	0	0	0	0	0	2						
Jeff Branson, L (1, 6) OBP: 0.297, SLG: 0.347					P6		G4-3	G6-3		4	0	1	0	0	0	0						
John Roper, R (1, 1) OBP: 0.053, SLG: 0.053					G4-3		G6-3	F7		2	0	0	0	0	0	1						
Scott Service, R (6, 1) OBP: 0.143, SLG: 0.143										1	0	0	0	0	0	0						
Jeff Reardon, R (7, 1) OBP: 0.000, SLG: 0.000										0	0	0	0	0	0	0						
Jerry Spradlin, S (8, 1) OBP: 0.000, SLG: 0.000										0	0	0	0	0	0	0						
Jack Daugherty, S (9, PH) OBP: 0.367, SLG: 0.452										1	0	0	0	0	0	0						
Inning Stats	R: 1 E: 0 K: 0 S: 12	H: 2 LOB: 1 BB: 0 P: 19	R: 0 E: 0 K: 0 S: 7	H: 1 LOB: 1 BB: 0 P: 10	R: 0 E: 0 K: 0 S: 12	H: 1 LOB: 0 BB: 0 P: 18	R: 0 E: 0 K: 0 S: 4	H: 0 LOB: 0 BB: 0 P: 6	R: 1 E: 0 K: 0 S: 10	H: 2 LOB: 1 BB: 0 P: 13	R: 1 E: 0 K: 0 S: 6	H: 1 LOB: 0 BB: 0 P: 9	R: 0 E: 0 K: 0 S: 6	H: 0 LOB: 0 BB: 0 P: 6	R: 1 E: 0 K: 0 S: 12	H: 1 LOB: 2 BB: 0 P: 21	R: 0 E: 0 K: 0 S: 4	H: 0 LOB: 0 BB: 0 P: 5	1B: 5 2B: 2 3B: 0 HR: 1	SF: 0 SAC: 0 DP: 0 HBP: 0	WP: 0 PB: 1 SB: 0 CS: 0	PA: 37
PITCHER	IP WLS BF H R ER SO BB IBB HBP BLK WP HR S P ERA WHIP																					
Bob Tewksbury, R (1, 1) ERA: 3.78	7.0 W 28 7 3 3 0 0 0 0 0 0 0 1 57 81 3.86 1.000																					
Omar Olivares, R (8, 1) ERA: 4.52	0.1 3 0 1 1 0 2 0 0 0 0 0 0 5 13 27.00 6.000																					
Todd Burns, R (8, 1) ERA: 5.34	0.2 3 1 0 0 0 0 0 0 0 0 0 0 7 8 0.00 1.500																					
Mike Perez, R (9, 1) ERA: 2.08	1.0 S 3 0 0 0 0 0 0 0 0 0 0 0 4 5 0.00 0.000																					

Cincinnati Reds @ St. Louis Cardinals
 Busch Stadium, St. Louis, MO
 Wed Sep 01 1993, 7:05 PM CDT
 Att: 22,444 - Unknown - 80 F

AB	35
R	4
H	8
RBI	4
BB	2
SO	0
LOB	12



Batter	1	2	3	4	5	6	7	8	9	AB	R	H	RBI	BB	SO	LOB	BOTTOM			
Luis Altea, S (1, 4) OBP: 0.376, SLG: 0.378	K		G4-3		L7		1B HBP	SF7		3	1	0	1	0	1	2				
Ozzie Smith, S (1, 6) OBP: 0.337, SLG: 0.356	G6-4-3 1B		1B 2B		HBP 1B BB		S 1B	G6-3		4	1	3	2	1	0	1				
Gregg Jefferies, S (1, 3) OBP: 0.398, SLG: 0.497	G6-4-3 1-2		3H 1B		F7		F7			4	0	1	0	0	0	4				
Todd Zeile, R (1, 5) OBP: 0.351, SLG: 0.426		G6-3		L9		HBP 1B	HR 1B			4	1	2	2	0	0	0				
Bernard Gilkey, R (1, 7) OBP: 0.373, SLG: 0.495		L4		F9		F8	HR			4	1	1	2	0	0	2				
Mark Whiten, S (1, 9) OBP: 0.317, SLG: 0.407				G4-3			G3			3	0	1	0	0	0	1				
Brian Jordan, R (1, 8) OBP: 0.352, SLG: 0.537		5-3			G3 S BB		F9			3	1	1	0	1	0	4				
Tom Pagnozzi, R (1, 2) OBP: 0.284, SLG: 0.370			G4-3 SH3-4 2B 1B		G3		F7			3	1	1	0	1	0	1				
Bob Tewksbury, R (1, 1) OBP: 0.234, SLG: 0.236			SH3-4 1B							1	0	0	0	0	1	1				
Rod Brewer, L (7, PH) OBP: 0.234, SLG: 0.303										1	0	1	0	0	0	0				
Douglas Coakley, S (7, PH) OBP: 0.234, SLG: 0.254										0	1	0	0	0	0	0				
Omar Olivares, S (8, 1) OBP: 0.286, SLG: 0.300										0	0	0	0	0	0	0				
Todd Burns, R (8, 1) OBP: 0.000, SLG: 0.000										0	0	0	0	0	0	0				
Gerald Perry, L (8, PH) OBP: 0.386, SLG: 0.442										1	0	0	0	0	0	2				
Mike Perez, R (9, 1) OBP: 0.000, SLG: 0.000										0	0	0	0	0	0	0				
Inning Stats	R: 0 E: 0 K: 1 S: 9	H: 1 LOB: 0 BB: 0 P: 12	R: 0 E: 0 K: 0 S: 13	H: 1 LOB: 1 BB: 0 P: 20	R: 1 E: 0 K: 0 S: 8	H: 3 LOB: 2 BB: 0 P: 11	R: 0 E: 0 K: 0 S: 8	H: 0 LOB: 0 BB: 0 P: 13	R: 0 E: 0 K: 1 S: 11	H: 0 LOB: 1 BB: 1 P: 17	R: 0 E: 0 K: 0 S: 10	H: 1 LOB: 3 BB: 1 P: 22	R: 5 E: 0 K: 0 S: 17	H: 4 LOB: 1 BB: 0 P: 29	R: 1 E: 0 K: 0 S: 10	H: 1 LOB: 1 BB: 1 P: 14	1B: 9 2B: 1 3B: 0 HR: 1	SF: 1 SAC: 1 DP: 1 HBP: 2	WP: 0 PB: 0 SB: 3 CS: 0	PA: 38
PITCHER	IP WLS BF H R ER SO BB IBB HBP BLK WP HR S P ERA WHIP																			
John Roper, R (1, 1) ERA: 5.29	5.1 22 6 1 1 2 2 0 0 0 0 0 0 8 15 9.00 1.000																			
Scott Service, R (6, 1) ERA: 3.79	1.0 5 1 1 1 0 0 0 0 1 0 0 0 8 15 9.00 1.000																			
Jeff Reardon, R (7, 1) ERA: 3.02	0.2 L 6 3 4 4 0 0 0 0 1 0 0 1 14 24 54.00 4.500																			
Jerry Spradlin, R (8, 1) ERA: 4.29	1.0 5 1 1 0 0 1 0 0 0 0 0 0 10 14 0.00 2.000																			

Cincinnati Reds @ St. Louis Cardinals
 Busch Stadium, St. Louis, MO
 Wed Sep 01 1993, 7:05 PM CDT
 Att: 22,444 - Unknown - 80 F

AB	31
R	7
H	11
RBI	7
BB	3
SO	2
LOB	18



Batter	1	2	3	4	5	6	7	8	9	AB	R	H	RBI	BB	SO	LOB	TOP				
Rikkert Faneyte, R OBP: 0.286, SLG: 0.167 (1, 8)	G5-3	P9			F8		SH1-3 BB		E8 WP G5-4-3 1B	4	1	1	0	1	0	1					
Robby Thompson, R OBP: 0.394, SLG: 0.526 (1, 4)	FC5-4 1B		G6-3		K		SH1-3		G5-4-3	4	0	1	0	0	1	1					
Willie McGee, S OBP: 0.356, SLG: 0.410 (1, 9)	FC5-4 WP E 1-2		L6		K		K		1B BB	4	1	0	0	1	2	2					
Matt Williams, R OBP: 0.330, SLG: 0.549 (1, 5)	E6 1-H					K	L7		1B	5	1	2	2	0	1	1					
Barry Bonds, L OBP: 0.465, SLG: 0.690 (1, 7)	G3					1B E 1B				3	1	1	0	2	1	1					
Mark Carreon, R OBP: 0.373, SLG: 0.511 (8, 3)			FC5-4							4	1	2	1	0	0	1					
John Patterson, S OBP: 0.333, SLG: 1.333 (9, PH)			HR						F8	0	0	0	0	0	0	0					
Jeff Brantley, R OBP: 0.115, SLG: 0.115 (9, 1)			1-2							1	0	0	0	0	0	3					
Royce Clayton, R OBP: 0.317, SLG: 0.359 (1, 6)			F8		G6-3		L6		G1-4-3	4	0	0	0	0	0	1					
Kirt Manwaring, R OBP: 0.348, SLG: 0.362 (1, 2)			SH5-4 1B		F9					3	1	2	0	1	0	0					
Jim Deshaies, L (1, 1)					G5-3		L5		SH3-4	2	0	0	0	0	0	2					
Michael Jackson, R OBP: 0.497, SLG: 1.333 (9, PH)			SH5-4							0	0	0	0	0	0	0					
Mike Benjamin, R OBP: 0.279, SLG: 0.359 (9, 3)			1-2							0	0	0	0	0	0	0					
Steve Scarosone, R OBP: 0.314, SLG: 0.420 (9, 3)										0	0	0	0	0	0	0					
Inning Stats	R: 1 E: 1 K: 0 S: 10	H: 1 LOB: 1 BB: 0 P: 16	R: 1 E: 0 K: 0 S: 13	H: 2 LOB: 1 BB: 0 P: 15	R: 1 E: 0 K: 0 S: 6	H: 1 LOB: 1 BB: 1 P: 15	R: 0 E: 0 K: 2 S: 4	H: 0 LOB: 0 BB: 0 P: 7	R: 0 E: 0 K: 1 S: 10	H: 2 LOB: 2 BB: 1 P: 21	R: 0 E: 0 K: 1 S: 10	H: 0 LOB: 1 BB: 1 P: 18	R: 0 E: 0 K: 1 S: 5	H: 0 LOB: 0 BB: 0 P: 10	R: 2 E: 1 K: 0 S: 15	H: 3 LOB: 3 BB: 2 P: 30	1B: 7 2B: 0 3B: 0 HR: 2	SF: 0 SAC: 0 DP: 0 HBP: 0	WP: 2 PB: 0 SB: 0 CS: 0	PA: 42	
PITCHER	IP	WLS	BF	H	R	ER	SO	BB	IBB	HBP	BLK	WP	HR	S	P	ERA	WHIP				
Allen Watson, L ERA: 4.52	6.0	L	27	6	4	2	3	1	1	0	0	1	2	56	89	3.00	1.167				
Rich Batchelor, R ERA: 4.6	1.0		4	0	0	0	1	1	0	0	0	0	0	10	18	0.00	1.000				
Rob Murphy, L ERA: 4.5	1.1		6	2	2	2	1	0	0	0	0	0	0	9	15	13.50	1.500				
Omar Olivares, R ERA: 4.5	0.1		3	1	0	0	0	1	0	0	0	1	0	7	15	0.00	6.000				
Paul Kilgus, L ERA: 4.5	0.1		2	0	0	0	0	0	1	0	0	0	0	4	10	0.00	0.000				

San Francisco Giants @ St. Louis Cardinals
Busch Stadium, St. Louis, MO
Fri Sep 03 1993, 7:05 PM CDT
Att: 25,861 - Unknown

AB 34
R 6
H 9
RBI 3
BB 5
SO 5
LOB 13



Batter	1	2	3	4	5	6	7	8	9	AB	R	H	RBI	BB	SO	LOB	BOTTOM					
Luis Altea, S OBP: 0.377, SLG: 0.386 (1, 4)	L5		P4			F9 2B		G3 2B		4	0	2	0	0	0	0						
Ozzie Smith, S OBP: 0.337, SLG: 0.355 (1, 6)	BB 1B				F7	F9		G3		4	0	1	0	0	0	2						
Gregg Jefferies, S OBP: 0.397, SLG: 0.493 (1, 3)	G5-4-3 BB				F7	G4-3		L4		3	0	0	0	1	0	2						
Todd Zeile, R OBP: 0.350, SLG: 0.425 (1, 5)	G5-4-3				L9	1B 1B 1B		F8		4	0	1	0	0	0	3						
Bernard Gilkey, R OBP: 0.372, SLG: 0.493 (1, 7)			K		P8		1B 1B		F8	4	0	1	0	0	1	0						
Mark Whiten, S OBP: 0.315, SLG: 0.404 (1, 9)			L5		K		L7		P6	4	0	0	0	0	1	2						
Brian Jordan, R OBP: 0.354, SLG: 0.550 (1, 8)			K		HR		1B 1B		K	4	1	2	1	0	2	0						
Tom Pagnozzi, R OBP: 0.282, SLG: 0.367 (7, PH)			P4		G4-3		P4			2	0	0	0	0	0	0						
Rod Brewer, L OBP: 0.322, SLG: 0.320 (8, 2)										1	0	0	0	0	0	3						
Erik Pappas, R OBP: 0.374, SLG: 0.350 (8, 2)										0	0	0	0	0	0	0						
Allen Watson, L OBP: 0.286, SLG: 0.350 (5, PH)										1	0	0	0	0	0	0						
Stan Kover, R OBP: 0.200, SLG: 0.200 (7, 1)										0	0	0	0	0	0	0						
Rich Batchelor, R OBP: 0.200, SLG: 0.200 (7, 1)										0	0	0	0	0	0	0						
Geronimo Pena, S OBP: 0.302, SLG: 0.396 (8, 1)										1	0	0	0	0	1	3						
Rob Murphy, L OBP: 0.295, SLG: 0.500 (9, 1)										0	0	0	0	0	0	0						
Omar Olivares, R OBP: 0.295, SLG: 0.300 (9, 1)										0	0	0	0	0	0	0						
Paul Kilgus, L OBP: 0.333, SLG: 0.333 (9, 1)										0	0	0	0	0	0	0						
Inning Stats	R: 0 E: 0 K: 0 S: 6	H: 1 LOB: 1 BB: 1 P: 15	R: 0 E: 0 K: 2 S: 9	H: 0 LOB: 0 BB: 0 P: 14	R: 0 E: 0 K: 0 S: 7	H: 0 LOB: 0 BB: 0 P: 11	R: 0 E: 0 K: 0 S: 6	H: 0 LOB: 0 BB: 0 P: 11	R: 1 E: 0 K: 1 S: 10	H: 1 LOB: 0 BB: 0 P: 17	R: 0 E: 0 K: 0 S: 10	H: 1 LOB: 1 BB: 0 P: 15	R: 0 E: 0 K: 1 S: 16	H: 3 LOB: 3 BB: 0 P: 25	R: 0 E: 0 K: 0 S: 10	H: 1 LOB: 1 BB: 0 P: 18	R: 0 E: 0 K: 1 S: 7	H: 0 LOB: 0 BB: 0 P: 11	1B: 4 2B: 2 3B: 0 HR: 1	SF: 0 SAC: 0 DP: 1 HBP: 0	WP: 0 PB: 0 SB: 0 CS: 0	PA: 34
PITCHER	IP	WLS	BF	H	R	ER	SO	BB	IBB	HBP	BLK	WP	HR	S	P	ERA	WHIP					
Jim Deshaies, L ERA: 4.31	6.0	W	22	4	1	1	3	1	0	0	0	0	1	50	87	1.50	0.833					
Michael Jackson, R ERA: 3.16	2.0		9	3	0	0	1	0	0	0	0	0	0	24	39	0.00	1.500					
Jeff Brantley, R ERA: 4.13	1.0		3	0	0	0	1	0	0	0	0	0	0	7	11	0.00	0.000					

San Francisco Giants @ St. Louis Cardinals
Busch Stadium, St. Louis, MO
Fri Sep 03 1993, 7:05 PM CDT
Att: 25,861 - Unknown

AB 33
R 1
H 7
RBI 1
BB 1
SO 5
LOB 15



Batter	1	2	3	4	5	6	7	8	9	AB	R	H	RBI	BB	SO	LOB	TOP										
Darren Lewis, R OBP: 0.315, SLG: 0.344 (1, 8)	L6		G4-3		FC4		G6-3			4	0	0	0	0	0	2	San Francisco Giants @ St. Louis Cardinals Busch Stadium, St. Louis, MO Sat Sep 04 1993, 7:05 PM CDT Att: 39,054 - Unknown - 74 F										
Robby Thompson, R OBP: 0.395, SLG: 0.525 (1, 4)	G4-6-3 1B			G4-3		CS BB		F7		3	0	1	0	1	0	0											
Dave Martinez, L OBP: 0.312, SLG: 0.357 (1, 9)	G4-6-3 1-2			K		F9 1-2		G6-3		4	0	0	0	0	1	2											
Matt Williams, R OBP: 0.331, SLG: 0.555 (1, 5)		G4-6-3 1B		K		HR		P3		4	1	2	1	0	1	0											
Barry Bonds, L OBP: 0.465, SLG: 0.691 (1, 7)	G4-6-3 1-2				2-0 HR		1-0 1B		K	4	1	2	0	0	1	1											
J.R. Phillips, L OBP: 0.500, SLG: 1.750 (1, 3)					1-0 HR		K		G3-1	4	1	2	2	0	1	1											
Royce Clayton, R OBP: 0.319, SLG: 0.358 (1, 6)					2-3 K					2	0	0	0	1	1	1											
Kirt Manwaring, R OBP: 0.345, SLG: 0.358 (1, 2)			G4-3		G6-3		F8		FC4-6 HBP	4	0	0	0	0	0	2											
Salomon Torres, R OBP: 0.333, SLG: 0.333 Rod Beck, R (9, 1)			G3		G3		SH3 1B			2	0	1	0	0	0	0											
Inning Stats	R: 0 E: 0 K: 0 S: 5	H: 1 LOB: 0 BB: 0 P: 6	R: 0 E: 0 K: 0 S: 7	H: 2 LOB: 1 BB: 0 P: 12	R: 0 E: 0 K: 0 S: 6	H: 0 LOB: 0 BB: 0 P: 10	R: 0 E: 0 K: 2 S: 8	H: 0 LOB: 0 BB: 0 P: 11	R: 2 E: 0 K: 1 S: 11	H: 3 LOB: 1 BB: 0 P: 19	R: 1 E: 0 K: 1 S: 17	H: 2 LOB: 1 BB: 1 P: 24	R: 0 E: 0 K: 0 S: 4	H: 0 LOB: 0 BB: 0 P: 9	R: 0 E: 0 K: 0 S: 8	H: 0 LOB: 0 BB: 0 P: 11	R: 0 E: 0 K: 1 S: 7	H: 0 LOB: 1 BB: 0 P: 12	1B: 4 2B: 1 3B: 1 HR: 2	SF: 0 SAC: 1 DP: 2 HBP: 1	WP: 0 PB: 0 SB: 0 CS: 1	PA: 35					
PITCHER	IP	WLS	BF	H	R	ER	SO	BB	IBB	HBP	BLK	WP	HR	S	P	ERA	WHIP										
Rene Arocha, R ERA: 3.69 Paul Kilgus, L ERA: Les Lancaster, R ERA: 2.92 Lee Guetterman, L ERA: 3.78	(1, 1)	(6, 1)	(7, 1)	(8, 1)																							

Batter	1	2	3	4	5	6	7	8	9	AB	R	H	RBI	BB	SO	LOB	BOTTOM										
Luis Altea, S OBP: 0.372, SLG: 0.380 (1, 4)	G3		F9		G6-3 1-2		P5		L4	5	0	0	0	0	0	4	San Francisco Giants @ St. Louis Cardinals Busch Stadium, St. Louis, MO Sat Sep 04 1993, 7:05 PM CDT Att: 39,054 - Unknown - 74 F										
Ozzie Smith, S OBP: 0.335, SLG: 0.352 (1, 6)	2B BB		F8		G6-3		F7		K	4	0	0	0	1	1	2											
Gregg Jefferies, S OBP: 0.396, SLG: 0.493 (1, 3)	L7		L8		F7		2B			4	0	1	1	0	0	1											
Todd Zeile, R OBP: 0.351, SLG: 0.427 (1, 5)	2B		1B 1B		G6-3		G5-3			4	0	2	0	0	0	1											
Bernard Gilkey, R OBP: 0.373, SLG: 0.492 (1, 7)	BB		1B 1B		G5-3		G5-3			3	0	1	0	1	0	0											
Mark Whiten, S OBP: 0.314, SLG: 0.402 (1, 9)	G4-3		1B		G3-1		G3			4	0	1	0	0	0	3											
Brian Jordan, R OBP: 0.353, SLG: 0.545 (1, 8)		G6-3	FC6-4 1-2		1B		G6-3			4	0	1	0	0	0	3											
Erik Pappas, R OBP: 0.368, SLG: 0.344 Gerald Perry, L OBP: 0.395, SLG: 0.442 Tim Jones, L OBP: 0.371, SLG: 0.286 (1, 2)		L5			F7		G5-3		DI BB	3	0	0	0	0	0	1											
Rene Arocha, R OBP: 0.140, SLG: 0.143 Paul Kilgus, L OBP: 0.333, SLG: 0.333 Les Lancaster, R OBP: 0.396, SLG: 0.338 Rod Brewer, L OBP: 0.306, SLG: 0.326 Lee Guetterman, L OBP: 0.350, SLG: 1.300 Ray Lankford, L OBP: 0.301, SLG: 0.350 (1, 1) (6, 1) (7, 1) (7, PH) (9, PH) (9, FR)			1B		E3		2B 1B		K	2	0	1	0	0	0	0											
Inning Stats	R: 0 E: 0 K: 0 S: 7	H: 1 LOB: 3 BB: 2 P: 17	R: 0 E: 0 K: 0 S: 7	H: 1 LOB: 1 BB: 0 P: 11	R: 0 E: 0 K: 0 S: 16	H: 3 LOB: 3 BB: 0 P: 22	R: 0 E: 1 K: 0 S: 8	H: 0 LOB: 0 BB: 0 P: 11	R: 0 E: 0 K: 0 S: 7	H: 0 LOB: 0 BB: 0 P: 13	R: 0 E: 0 K: 0 S: 7	H: 1 LOB: 1 BB: 0 P: 10	R: 1 E: 0 K: 0 S: 10	H: 2 LOB: 1 BB: 0 P: 15	R: 0 E: 0 K: 0 S: 6	H: 0 LOB: 0 BB: 0 P: 10	R: 0 E: 0 K: 2 S: 10	H: 0 LOB: 2 BB: 1 P: 18	1B: 6 2B: 2 3B: 0 HR: 0	SF: 0 SAC: 0 DP: 1 HBP: 0	WP: 0 PB: 0 SB: 0 CS: 0	PA: 38					
PITCHER	IP	WLS	BF	H	R	ER	SO	BB	IBB	HBP	BLK	WP	HR	S	P	ERA	WHIP										
Salomon Torres, R ERA: 2.4 Rod Beck, R ERA: 1.99	(1, 1)	(9, PH)	(9, FR)																								



Batter	1	2	3	4	5	6	7	8	9	AB	R	H	RBI	BB	SO	LOB	TOP						
Darren Lewis, R OBP: 0.314, SLG: 0.341 (1, 8)										3	1	0	0	0	1	0	San Francisco Giants @ St. Louis Cardinals Busch Stadium, St. Louis, MO Sun Sep 05 1993, 3:33 AM CDT Att: 34,111 - Sunny - 83 F						
Robby Thompson, R OBP: 0.387, SLG: 0.527 (1, 4)										4	0	2	2	1	1	1							
Willie McGee, S OBP: 0.354, SLG: 0.407 (1, 9)										5	1	1	1	0	0	3							
Matt Williams, R OBP: 0.333, SLG: 0.561 (1, 5)										4	1	2	2	0	0	3							
Barry Bonds, L OBP: 0.462, SLG: 0.685 (1, 7)										4	0	0	0	0	0	1							
Steve Scarfone, R OBP: 0.322, SLG: 0.435 (1, 3)										4	1	2	0	0	1	0							
Royce Clayton, R OBP: 0.321, SLG: 0.360 (1, 6)										3	0	2	0	0	0	0							
Kirt Manwaring, R OBP: 0.344, SLG: 0.358 (1, 2)										3	1	1	1	0	1	2							
Bill Swift, R OBP: 0.316, SLG: 0.277 (6, 1)										3	1	1	0	0	1	0	GIANTS						
Kevin Rogers, L OBP: 0.267, SLG: 0.133 (6, PH)										0	0	0	0	0	0	0							
Michael Jackson, R OBP: 0.267, SLG: 0.133 (6, PH)										0	0	0	0	0	0	0							
Dave Martinez, S OBP: 0.267, SLG: 0.133 (6, PH)										0	0	0	0	0	0	0							
Dave Burba, R OBP: 0.267, SLG: 0.133 (6, PH)										0	0	0	0	0	0	0							
Rod Beck, R OBP: 0.267, SLG: 0.133 (6, PH)										0	0	0	0	0	0	0							
Inning Stats	R: 1 E: 1 K: 0 S: 9	H: 1 LOB: 0 BB: 0 P: 16	R: 0 E: 0 K: 2 S: 14	H: 1 LOB: 1 BB: 0 P: 19	R: 0 E: 0 K: 1 S: 11	H: 1 LOB: 2 BB: 1 P: 21	R: 0 E: 0 K: 0 S: 6	H: 0 LOB: 0 BB: 0 P: 12	R: 3 E: 0 K: 0 S: 21	H: 4 LOB: 1 BB: 0 P: 30	R: 1 E: 0 K: 1 S: 12	H: 1 LOB: 0 BB: 0 P: 15	R: 0 E: 0 K: 0 S: 5	H: 0 LOB: 0 BB: 0 P: 7	R: 1 E: 0 K: 0 S: 10	H: 3 LOB: 1 BB: 0 P: 15		R: 0 E: 0 K: 1 S: 11	H: 0 LOB: 1 BB: 0 P: 18	1B: 8 2B: 2 3B: 0 HR: 1	SF: 1 SAC: 2 DP: 1 HBP: 1	WP: 0 PB: 0 SB: 1 CS: 1	PA: 39
PITCHER	IP	WLS	BF	H	R	ER	SO	BB	IBB	HBP	BLK	WP	HR	S	P	ERA		WHIP					
Tom Urbani, L ERA: 5.88 (1, 1)	4.2		22	7	4	3	3	1	0	0	0	0	0	0	7	10	5.79	1.714					
Paul Kilgus, L ERA: 0.84 (5, 1)	0.1		2	1	1	1	0	0	0	0	0	0	0	0	7	9	27.00	3.000					
Todd Burns, R ERA: 5.28 (6, 1)	1.0		3	0	0	0	1	0	0	0	0	0	0	7	9	0.00	0.000						
Rich Batchelor, R ERA: 4.73 (7, 1)	1.0		3	0	0	0	0	0	0	0	0	0	0	5	7	0.00	0.000						
Rob Murphy, L ERA: 4.73 (8, 1)	0.1		3	2	1	1	0	0	0	0	0	0	1	5	8	27.00	6.000						
Omar Olivares, R ERA: 4.42 (8, 1)	1.2	W	6	1	0	0	1	0	0	1	0	0	0	0	16	25	0.00	0.600					
Batter	1	2	3	4	5	6	7	8	9	AB	R	H	RBI	BB	SO	LOB	BOTTOM						
Luis Altea, S OBP: 0.370, SLG: 0.377 (1, 4)										5	1	1	0	0	1	1	San Francisco Giants @ St. Louis Cardinals Busch Stadium, St. Louis, MO Sun Sep 05 1993, 3:33 AM CDT Att: 34,111 - Sunny - 83 F						
Tim Jones, L OBP: 0.368, SLG: 0.290 (6, PH)										3	0	1	0	0	0	1							
Ozzie Smith, S OBP: 0.334, SLG: 0.351 (7, 6)										1	0	0	1	0	0	0							
Gregg Jefferies, S OBP: 0.394, SLG: 0.489 (1, 3)										4	0	0	0	1	1	4							
Todd Zeile, R OBP: 0.355, SLG: 0.429 (1, 5)										3	2	2	1	2	0	1							
Bernard Gilkey, R OBP: 0.374, SLG: 0.496 (1, 7)										5	1	2	0	0	1	4							
Mark Whiten, S OBP: 0.319, SLG: 0.405 (7, 9)										4	1	3	2	1	0	0							
Rod Brewer, L OBP: 0.307, SLG: 0.320 (7, 1)										3	0	1	0	0	1	2							
Stan Royer, R OBP: 0.267, SLG: 0.133 (6, PH)										0	0	0	0	0	0	0							
Rich Batchelor, R OBP: 0.267, SLG: 0.133 (6, PH)										0	0	0	0	0	0	0							
Tom Pagnozzi, R OBP: 0.284, SLG: 0.371 (1, 2)										5	1	2	1	0	1	2							
Tom Urbani, L ERA: 5.88 (5, 1)										2	0	1	0	0	0	1							
Paul Kilgus, L ERA: 0.84 (6, 1)										0	0	0	0	0	0	0							
Todd Burns, R ERA: 5.28 (6, 1)										0	0	0	0	0	0	0							
Gerard Perry, L OBP: 0.267, SLG: 0.133 (6, PH)										1	0	1	2	0	0	0							
Brian Jordan, R OBP: 0.351, SLG: 0.543 (7, 8)										1	1	0	0	0	0	0							
Inning Stats	R: 0 E: 1 K: 0 S: 8	H: 0 LOB: 1 BB: 1 P: 14	R: 0 E: 0 K: 0 S: 6	H: 2 LOB: 1 BB: 0 P: 8	R: 0 E: 0 K: 0 S: 8	H: 1 LOB: 1 BB: 0 P: 16	R: 2 E: 0 K: 1 S: 13	H: 3 LOB: 1 BB: 0 P: 21	R: 0 E: 0 K: 1 S: 6	H: 1 LOB: 2 BB: 1 P: 13	R: 4 E: 1 K: 1 S: 20	H: 5 LOB: 2 BB: 0 P: 28	R: 0 E: 0 K: 2 S: 9	H: 0 LOB: 0 BB: 0 P: 12	R: 0 E: 0 K: 0 S: 6	H: 0 LOB: 0 BB: 0 P: 9	R: 1 E: 0 K: 2 S: 10	H: 2 LOB: 3 BB: 2 P: 23	1B: 10 2B: 4 3B: 0 HR: 0	SF: 1 SAC: 0 DP: 0 HBP: 0	WP: 0 PB: 0 SB: 1 CS: 0	PA: 44	
PITCHER	IP	WLS	BF	H	R	ER	SO	BB	IBB	HBP	BLK	WP	HR	S	P	ERA	WHIP						
Bill Swift, R ERA: 3.16 (1, 1)	5.1		27	10	5	5	2	2	0	0	0	0	0	6	8	0.00	3.000						
Kevin Rogers, L ERA: 2.45 (6, 1)	0.1		3	1	0	0	0	0	0	0	0	0	0	6	8	0.00	3.000						
Michael Jackson, R ERA: 3.05 (6, 1)	2.1		8	1	1	0	3	0	0	0	0	0	0	21	30	0.00	0.429						
Dave Burba, R ERA: 4.0 (9, 1)	0.1	L	4	1	1	1	1	1	1	0	0	0	0	5	14	27.00	6.000						
Rod Beck, R ERA: 1.95 (9, 1)	2		1	0	0	1	0	0	0	0	0	0	0	5	9	0.00	3.000						

Batter	1	2	3	4	5	6	7	8	9	AB	R	H	RBI	BB	SO	LOB	TOP								
Geronimo Pena, S OBP: 0.333, SLG: 0.379 (1, 4)	4-0 FC6-4 BB	0-0 F8			0-0 SH1-3		0-3 K2-3	0-0 HR		3	1	1	1	1	1	1									
Lonnie Maclin, L OBP: 0.111, SLG: 0.125 (1, 7)	0-0 FC6-4 1B HR	0-3 K			0-0 SF8		0-0 F5	0-0 G4-3		4	1	0	1	0	1	2									
Bernard Gilkey, R OBP: 0.374, SLG: 0.493 (1, 9)	0-0 F8			0-0 G5-3		0-0 F7	0-0 1B 1B	0-3 K		5	1	1	0	0	1	1									
Todd Zeile, R OBP: 0.361, SLG: 0.435 Stan Royer, R OBP: 0.231, SLG: 0.231 (1, 5) (7, 5)	4-0 1B HR BB			0-0 F9		4-0 BB HR BB	0-0 1B HR 1B	0-3 K		2	3	1	0	2	0	0									
Gerald Perry, L OBP: 0.423, SLG: 0.476 (1, 3)	0-0 HR 1B			0-3 K		4-0 HR BB	0-0 HR 1B	0-0 HR 1B		4	4	3	1	1	1	0									
Mark Whiten, S OBP: 0.322, SLG: 0.432 (1, 8)	0-0 HR			0-0 F5		0-0 HR	0-0 HR	0-0 HR		5	4	4	12	0	0	0									
Tom Pagnozzi, R OBP: 0.282, SLG: 0.368 (1, 2)	0-0 F7			0-0 F9		0-0 G6-3	0-0 1B	0-3 K		5	0	1	0	0	1	0									
Tripp Cromer, R (1, 6)		0-0 G5-3		0-3 K		0-0 F8	0-3 K	0-3 K		5	0	0	0	0	3	1									
Bob Tewksbury, R OBP: 0.250, SLG: 0.219 (1, 1)		4-0 BB		0-0 SH1-3 WP SF8 BB		0-3 K		0-3 K		2	1	0	0	2	2	0									
Inning Stats	R: 4 E: 0 K: 0 S: 5	H: 2 LOB: 0 BB: 2 P: 13	R: 0 E: 0 K: 1 S: 5	H: 0 LOB: 1 BB: 1 P: 9	R: 0 E: 0 K: 1 S: 5	H: 0 LOB: 0 BB: 0 P: 5	R: 0 E: 0 K: 1 S: 5	H: 0 LOB: 0 BB: 0 P: 5	R: 1 E: 0 K: 0 S: 3	H: 0 LOB: 0 BB: 1 P: 7	R: 3 E: 0 K: 1 S: 6	H: 1 LOB: 0 BB: 2 P: 14	R: 4 E: 0 K: 2 S: 12	H: 5 LOB: 1 BB: 0 P: 12	R: 1 E: 0 K: 2 S: 8	H: 1 LOB: 0 BB: 0 P: 8	R: 2 E: 0 K: 3 S: 11	H: 2 LOB: 0 BB: 0 P: 11	1B: 6 2B: 0 3B: 0 HR: 5	SF: 1 SAC: 1 DP: 0 HBP: 0	WP: 1 PB: 0 SB: 1 CS: 0	PA: 44			
PITCHER	IP	WLS	BF	H	R	ER	SO	BB	IBB	HBP	BLK	WP	HR	S	P	ERA	WHIP								
Larry Luebbers, R ERA: 5.13 (1, 1)	5.0	L	21	2	5	5	3	4	0	0	0	1	1	23	39	9.00	1.200								
Mike Anderson, R ERA: 37.8 (6, 1)	1.2		13	6	7	7	2	2	0	0	0	0	2	15	23	37.80	4.800								
Chris Bushing, R ERA: 13.5 (7, 1)	0.1		1	0	0	0	1	0	0	0	0	0	0	3	3	0.00	0.000								
Rob Dibble, R ERA: 5.63 (8, 1)	2.0		9	3	3	3	5	0	0	0	0	0	2	19	19	13.50	1.500								

St. Louis Cardinals @ Cincinnati Reds
Riverfront Stadium, Cincinnati, OH
Tue Sep 07 1993, 7:05 PM EDT
Att: 22,606 - Unknown - 69 F

AB 36
R 15
H 11
RBI 15
BB 6
SO 11
LOB 5



Batter	1	2	3	4	5	6	7	8	9	AB	R	H	RBI	BB	SO	LOB	BOTTOM								
Thomas Howard, S OBP: 0.296, SLG: 0.372 Rob Dibble, L OBP: 1.000, SLG: 1.000 (1, 7) (8, 1)	4-0 2B SF8 BB		0-0 F8		0-0 G1-3		0-0 FC5-4			3	1	0	0	1	0	1									
Jacob Brumfield, R OBP: 0.333, SLG: 0.417 (1, 8)	0-0 S E 2B		0-0 G1-3		0-0 1B		0-0 F9			4	1	2	0	0	0	1									
Hal Morris, L OBP: 0.350, SLG: 0.380 Jack Daugherty, S OBP: 0.365, SLG: 0.455 (1, 3) (8, 9)	0-0 SF8		0-0 E 1B		0-3 K			0-0 1B		2	0	1	1	0	1	1									
Chris Sabo, R OBP: 0.326, SLG: 0.448 Gary Varsho, L OBP: 0.300, SLG: 0.346 (1, 5) (8, 7)	0-0 F8		0-0 E5		0-0 F9		0-0 F7			3	0	0	0	0	0	1									
Tim Costo, R OBP: 0.304, SLG: 0.485 (1, 9) (8, 5)	0-0 G4-3		0-3 K		0-0 FC6-4 1B		0-0 L6			4	0	1	0	0	1	3									
Juan Samuel, R OBP: 0.302, SLG: 0.353 (1, 4)		0-0 L1		0-0 F7		0-0 FC6-4	0-3 K			4	0	0	0	0	1	2									
Dan Wilson, R OBP: 0.300, SLG: 0.246 (1, 2)		0-0 F8		0-0 F9		0-0 G4-3		0-3 K		4	0	0	0	0	1	1									
Jeff Branson, L OBP: 0.292, SLG: 0.339 (1, 6)		0-0 1B		0-0 G4-3		0-0 F8		0-0 P6		4	0	1	0	0	0	0									
Larry Luebbers, R OBP: 0.294, SLG: 0.313 Greg Tubbs, R OBP: 0.358, SLG: 0.259 Mike Anderson, R Chris Bushing, R Brian Dorsett, R (1, 1) (5, PH) (8, 1) (7, 1) (8, 3)		0-0 G6-3		0-0 G6-3		0-0 FC5-4 1B		0-0 G6-3		1	0	0	0	0	0	1									
Inning Stats	R: 2 E: 0 K: 0 S: 4	H: 1 LOB: 0 BB: 1 P: 8	R: 0 E: 0 K: 0 S: 4	H: 1 LOB: 1 BB: 0 P: 4	R: 0 E: 1 K: 1 S: 7	H: 1 LOB: 2 BB: 0 P: 7	R: 0 E: 0 K: 0 S: 3	H: 0 LOB: 0 BB: 0 P: 3	R: 0 E: 0 K: 1 S: 6	H: 1 LOB: 1 BB: 0 P: 6	R: 0 E: 0 K: 0 S: 4	H: 1 LOB: 1 BB: 0 P: 4	R: 0 E: 0 K: 1 S: 4	H: 1 LOB: 1 BB: 0 P: 4	R: 0 E: 0 K: 1 S: 6	H: 1 LOB: 1 BB: 0 P: 6	R: 0 E: 0 K: 1 S: 5	H: 0 LOB: 0 BB: 0 P: 5	1B: 6 2B: 1 3B: 0 HR: 0	SF: 1 SAC: 0 DP: 0 HBP: 0	WP: 0 PB: 0 SB: 1 CS: 0	PA: 36			
PITCHER	IP	WLS	BF	H	R	ER	SO	BB	IBB	HBP	BLK	WP	HR	S	P	ERA	WHIP								
Bob Tewksbury, R ERA: 3.7 (1, 1)	9.0	W	36	7	2	2	4	1	0	0	0	0	0	43	47	2.00	0.889								

St. Louis Cardinals @ Cincinnati Reds
Riverfront Stadium, Cincinnati, OH
Tue Sep 07 1993, 7:05 PM EDT
Att: 22,606 - Unknown - 69 F

AB 34
R 2
H 7
RBI 1
BB 1
SO 4
LOB 12



Batter	1	2	3	4	5	6	7	8	9	AB	R	H	RBI	BB	SO	LOB	TOP				
Geronimo Pena, S (1, 4) OBP: 0.335, SLG: 0.376	4-0 1B BB	0-0 E6			2-3 K		1-3 K		0-2 BB 1B	4	0	1	0	1	2	3					
Ozzie Smith, S (1, 6) OBP: 0.338, SLG: 0.358	2-1 F9	0-0 G3			2-1 G6-4-3 1B		2-1 P5		0-0 BB 1B	5	0	2	0	0	0	5					
Gregg Jefferies, S (1, 3) OBP: 0.397, SLG: 0.489	1-3 K		0-0 L6		0-0 G6-4-3 1-2			1-0 1B 1B	4-2 BB 1B	4	0	1	0	1	1	2					
Todd Zeile, R (1, 5) OBP: 0.362, SLG: 0.434	2-2 FC6-4 1B		1-1 L5-3 1B		1-1 G4-3			0-3 K	0-1 F9	5	0	2	0	0	1	4					
Bernard Gilkey, R (1, 7) OBP: 0.371, SLG: 0.489	0-0 FC6-4 1-2		1-0 L5-3 1-2		0-1 F8			0-1 P4		4	0	0	0	0	0	4					
Mark Whiten, S (1, 8) OBP: 0.324, SLG: 0.432		2-2 E S 2B 1B		3-3 K				1-0 G4-3	0-0 1B	4	1	2	0	0	1	0					
Rod Brewer, L (1, 9) OBP: 0.342, SLG: 0.368		2-2 E 1-H 2B		1-0 HR				0-0 1B	1-2 L8	4	1	3	2	0	0	2					
Tom Pagnozzi, R (1, 2) OBP: 0.279, SLG: 0.363		0-1 G6-3		0-0 P4				0-3 K	0-1 F9	4	0	0	0	0	1	2					
Allen Watson, L (1, 1) OBP: 0.261, SLG: 0.318		0-1 L5		0-2 L7				1-0 1B	2-3 K	2	0	0	0	0	0	1					
Gerald Perry, L (7, PH) OBP: 0.429, SLG: 0.482										1	0	1	0	0	0	0					
Omar Olivares, R (7, 1) OBP: 0.250, SLG: 0.300										0	0	0	0	0	0	0					
Luis Alicea, S (9, PH) OBP: 0.368, SLG: 0.381										1	0	0	0	0	1	0					
Inning Stats	R: 0 E: 0 K: 1 S: 9	H: 1 LOB: 2 BB: 1 P: 18	R: 1 E: 1 K: 0 S: 13	H: 2 LOB: 2 BB: 0 P: 17	R: 0 E: 0 K: 0 S: 4	H: 1 LOB: 0 BB: 0 P: 6	R: 1 E: 0 K: 1 S: 9	H: 1 LOB: 0 BB: 0 P: 13	R: 0 E: 0 K: 0 S: 6	H: 0 LOB: 0 BB: 0 P: 7	R: 0 E: 0 K: 0 S: 5	H: 2 LOB: 2 BB: 0 P: 14	R: 0 E: 0 K: 1 S: 11	H: 2 LOB: 2 BB: 0 P: 13	R: 0 E: 0 K: 1 S: 13	H: 2 LOB: 3 BB: 1 P: 19	1B: 10 2B: 2 3B: 0 HR: 1	SF: 0 SAC: 0 DP: 2 HBP: 0	WP: 0 PB: 0 SB: 1 CS: 0	PA: 40	
PITCHER	IP	WLS	BF	H	R	ER	SO	BB	IBB	HBP	BLK	WP	HR	S	P	ERA	WHIP				
Bobby Ayala, R (1, 1) ERA: 4.73	7.0	W	29	8	2	2	5	1	0	0	0	0	1	56	85	2.57	1.286				
Johnny Ruffin, R (8, 1) ERA: 3.2	2.0	S	11	4	0	0	2	1	0	0	0	0	0	24	32	0.00	2.500				

St. Louis Cardinals @ Cincinnati Reds
Riverfront Stadium, Cincinnati, OH
Wed Sep 08 1993, 7:05 PM EDT
Att: 22,709 - Unknown - 70 F

AB	38
R	2
H	12
RBI	2
BB	2
SO	7
LOB	23



Batter	1	2	3	4	5	6	7	8	9	AB	R	H	RBI	BB	SO	LOB	BOTTOM					
Jacob Brumfield, R (1, 8) OBP: 0.338, SLG: 0.413	0-0 G6-3		1-0 L8		0-0 F8		2-2 CS 1B			4	0	1	0	0	0	0						
Hal Morris, L (1, 3) OBP: 0.382, SLG: 0.385	3-3 K		3-2 2B		0-0 1B		3-1 G3-1 1-2			4	0	2	0	0	1	1						
Reggie Sanders, R (1, 9) OBP: 0.352, SLG: 0.452	1-2 2B		2-2 K		0-0 P6			1-0 1B G4-6-3 1B		4	1	2	0	0	1	2						
Chris Sabo, R (1, 5) OBP: 0.327, SLG: 0.447	2-2 F8			4-2 E HR BB	1-2 P6			0-0 G4-6-3 1B	1-3 1B	3	1	1	0	1	0	2						
Tim Costo, R (1, 7) OBP: 0.306, SLG: 0.478		2-2 F7		1-1 E6 HR 1B				3-2 G4-6-3		3	1	1	0	0	0	0						
Thomas Howard, S (8, PH) OBP: 0.295, SLG: 0.370				1-3 HR 1B				1-2 G4-6-3		1	0	0	0	0	0	1						
Joe Oliver, R (1, 2) OBP: 0.282, SLG: 0.408		0-1 HR		1-0 HR				2-3 K	2-3 K	4	2	2	4	0	2	0						
Juan Samuel, R (1, 4) OBP: 0.298, SLG: 0.348		0-0 G4-3		2-H 3-H K	1-0 F8			1-0 F8		3	0	0	0	0	1	0						
Jeff Branson, L (1, 6) OBP: 0.289, SLG: 0.335		1-2 G4-3		1-0 G6-3				2-2 G4-3		3	0	0	0	0	0	0						
Bobby Ayala, R (1, 1) OBP: 0.053, SLG: 0.105				0-1 P4	0-0 F9			0-1 HR		2	0	0	0	0	0	0						
Gary Varsho, L (7, PH) OBP: 0.308, SLG: 0.390										1	1	1	1	0	0	0						
Johnny Ruffin, R (8, 1) ERA: 4.66										0	0	0	0	0	0	0						
Inning Stats	R: 0 E: 0 K: 1 S: 12	H: 1 LOB: 1 BB: 0 P: 18	R: 1 E: 0 K: 0 S: 9	H: 1 LOB: 0 BB: 0 P: 12	R: 0 E: 0 K: 1 S: 10	H: 1 LOB: 1 BB: 0 P: 16	R: 3 E: 1 K: 1 S: 12	H: 2 LOB: 1 BB: 1 P: 21	R: 0 E: 0 K: 0 S: 6	H: 0 LOB: 0 BB: 0 P: 9	R: 1 E: 0 K: 0 S: 11	H: 2 LOB: 2 BB: 0 P: 17	R: 1 E: 0 K: 1 S: 11	H: 2 LOB: 0 BB: 0 P: 17	R: 1 E: 0 K: 1 S: 11	H: 2 LOB: 0 BB: 0 P: 17	1B: 5 2B: 2 3B: 0 HR: 3	SF: 0 SAC: 0 DP: 1 HBP: 0	WP: 0 PB: 0 SB: 0 CS: 1	PA: 33		
PITCHER	IP	WLS	BF	H	R	ER	SO	BB	IBB	HBP	BLK	WP	HR	S	P	ERA	WHIP					
Allen Watson, L (1, 1) ERA: 4.66	6.0	L	25	6	4	4	4	1	0	0	0	0	0	2	55	83	6.00	1.167				
Omar Olivares, R (7, 1) ERA: 4.51	2.0		8	4	2	2	1	0	0	0	0	0	1	22	34	9.00	2.000					

St. Louis Cardinals @ Cincinnati Reds
Riverfront Stadium, Cincinnati, OH
Wed Sep 08 1993, 7:05 PM EDT
Att: 22,709 - Unknown - 70 F

AB	32
R	6
H	10
RBI	5
BB	1
SO	5
LOB	6



Batter	1	2	3	4	5	6	7	8	9	AB	R	H	RBI	BB	SO	LOB	TOP																			
Gerónimo Peña, S OBP: 0.335, SLG: 0.372 (1, 4)	G1-3	WP 1B		P5		1B HR BB	F7		G6-3	5	1	2	1	0	2																					
Ozzie Smith, S OBP: 0.343, SLG: 0.363 Tim Jones, L OBP: 0.368, SLG: 0.290 (8, 6)		CS 1B	WP 1B			1B HR 1B		G6-3		5	1	4	2	0	0	0																				
Gregg Jefferies, S OBP: 0.399, SLG: 0.492 (1, 3)				FC5		P6		1B 1B		4	0	2	0	1	0	5																				
Todd Zeile, R OBP: 0.360, SLG: 0.438 Tracy Woodson, R OBP: 0.206, SLG: 0.229 (8, 5)	G5-3	F8				P3	HR	F9		5	1	1	4	0	0	5																				
Bernard Gilkey, R OBP: 0.371, SLG: 0.488 (1, 7)		1B 1B	P4		F8	P5		1B 1B		5	1	2	0	0	0	0																				
Mark Whiten, S OBP: 0.323, SLG: 0.429 (1, 8)		P3	G6-3		P3			L7		4	0	0	0	1	0	3																				
Erik Pappas, R OBP: 0.368, SLG: 0.351 Rod Brewer, L OBP: 0.342, SLG: 0.368 (9, 9)		F7	L7					L8		5	1	1	0	0	0	2																				
Tom Pagnozzi, R OBP: 0.287, SLG: 0.368 (1, 2)		BB 1B		FC5 1B		1B 1B	F8			4	2	3	0	1	0	0																				
Rene Arocha, R OBP: 0.148, SLG: 0.135 Lee Guetterman, L OBP: 0.500, SLG: 1.000 Stan Royer, R OBP: 0.214, SLG: 0.214 Mike Perez, R (9, 1)		1B 1B	B3		E1 1B HR		K			3	2	0	0	1	1	2																				
Inning Stats	R: 0 E: 0 K: 0 S: 9	H: 2 LOB: 1 BB: 0 P: 15	R: 3 E: 0 K: 0 S: 20	H: 4 LOB: 3 BB: 2 P: 35	R: 0 E: 0 K: 0 S: 3	H: 0 LOB: 2 BB: 0 P: 4	R: 0 E: 0 K: 0 S: 10	H: 2 LOB: 2 BB: 0 P: 15	R: 0 E: 1 K: 1 S: 20	H: 4 LOB: 1 BB: 2 P: 39	R: 0 E: 0 K: 1 S: 9	H: 0 LOB: 0 BB: 0 P: 14	R: 0 E: 0 K: 0 S: 12	H: 2 LOB: 2 BB: 0 P: 20	R: 0 E: 0 K: 1 S: 8	H: 0 LOB: 1 BB: 1 P: 16	1B: 12 2B: 1 3B: 0 HR: 1	SF: 0 SAC: 0 DP: 0 HBP: 0	WP: 1 PB: 0 SB: 0 CS: 1	PA: 46																
PITCHER	IP	WLS	BF	H	R	ER	SO	BB	IBB	HBP	BLK	WP	HR	S	P	ERA	WHIP	PITCHER		IP	WLS	BF	H	R	ER	SO	BB	IBB	HBP	BLK	WP	HR	S	P	ERA	WHIP
Jim Deshaies, L ERA: 4.42 (1, 1)	1.2	L	11	6	3	3	0	1	0	0	0	0	0	22	38	16.20	4.200	Gino Minutelli, L ERA: 3.77 (9, 1)		1.0		4	0	0	0	1	0	0	0	0	0	8	16	0.00	1.000	
Dave Burba, R ERA: 3.99 (2, 1)	2.1		10	2	0	0	0	1	0	0	0	1	0	20	31	0.00	1.286																			
Jeff Brantley, R ERA: 4.3 (5, 1)	1.0		7	2	4	4	0	1	0	0	0	0	0	12	21	36.00	3.000																			
Terry Bros, R ERA: 18.0 (6, 1)	1.0		6	2	2	1	0	1	0	0	0	0	1	13	25	9.00	3.000																			
Dave Righetti, L ERA: 4.4 (7, 1)	2.0		8	2	0	0	1	0	0	0	0	0	0	21	34	0.00	1.000																			

St. Louis Cardinals @ San Francisco Giants
Candlestick Park, San Francisco, CA
Thu Sep 09 1993, 10:05 PM EDT
Att: 18,233 - Unknown - 60 F

AB 41
R 9
H 14
RBI 8
BB 5
SO 2
LOB 20



Batter	1	2	3	4	5	6	7	8	9	AB	R	H	RBI	BB	SO	LOB	BOTTOM																				
Darren Lewis, R OBP: 0.310, SLG: 0.336 (1, 8)	G5-3 1B		G3-1		P6		B1-3		G6-3	5	0	1	1	0	0	1																					
Robby Thompson, R OBP: 0.383, SLG: 0.518 (1, 4)	G5-3		E6 1B		E BB		P3		P6	4	0	0	0	1	0	1																					
Willie McGee, S OBP: 0.354, SLG: 0.401 (1, 9)	G6-4-3 BB		BB 1B		E4 FC6-4			E4 HR		3	1	1	0	1	0	1																					
Matt Williams, R OBP: 0.331, SLG: 0.564 (1, 5)	G6-4-3		BB		P7			HR		3	1	1	2	1	0	4																					
Barry Bonds, L OBP: 0.460, SLG: 0.677 (1, 7)		G3	G4-6-3		FC6-4			F8		4	0	0	0	0	0	5																					
J.R. Phillips, L OBP: 0.400, SLG: 1.000 Steve Hosey, R (8, PH)		G3			1B		F7			3	0	1	0	0	0	0																					
Steve Scarsone, R OBP: 0.319, SLG: 0.430 (9, 3)					1B			BB		0	0	0	0	0	0	0																					
Royce Clayton, R OBP: 0.326, SLG: 0.370 Dave Righetti, L OBP: 1.000, SLG: 1.000 John Patterson, S OBP: 0.333, SLG: 0.833 Gino Minutelli, L (9, 1)		G6-3			G4-6-3 1B		F8		F9	3	0	1	0	0	0	0																					
Kirt Manwaring, R OBP: 0.341, SLG: 0.352 (1, 2)					K		G4-3		K2-3	3	1	0	0	1	2	3																					
Jim Deshaies, L (1, 1)					SH G3-1 BB					0	0	0	0	0	0	0																					
Dave Burba, R OBP: 0.303, SLG: 0.375 (2, 1)					G4-6-3					0	1	0	0	0	0	0																					
Jeff Reed, L OBP: 0.325, SLG: 0.431 Jeff Brantley, R OBP: 0.359, SLG: 0.115 (5, 1)										1	0	0	0	0	0	2																					
Terry Bros, R (6, 1)										0	0	0	0	0	0	0																					
Mike Benjamin, R OBP: 0.275, SLG: 0.354 Dave Martinez, L OBP: 0.268, SLG: 0.352 (9, PH)										1	0	0	0	0	0	0																					
Inning Stats	R: 0 E: 0 K: 0 S: 10	H: 1 LOB: 1 BB: 1 P: 18	R: 0 E: 0 K: 0 S: 8	H: 0 LOB: 0 BB: 0 P: 13	R: 2 E: 2 K: 0 S: 11	H: 1 LOB: 2 BB: 2 P: 22	R: 0 E: 0 K: 1 S: 9	H: 2 LOB: 1 BB: 0 P: 13	R: 0 E: 1 K: 0 S: 18	H: 0 LOB: 2 BB: 1 P: 25	R: 0 E: 0 K: 0 S: 7	H: 0 LOB: 0 BB: 0 P: 11	R: 0 E: 0 K: 0 S: 4	H: 0 LOB: 0 BB: 0 P: 6	R: 2 E: 1 K: 1 S: 16	H: 1 LOB: 1 BB: 1 P: 26	R: 0 E: 0 K: 0 S: 7	H: 0 LOB: 0 BB: 0 P: 10	1B: 4 2B: 0 3B: 0 HR: 1	SF: 0 SAC: 1 DP: 3 HBP: 0	WP: 0 PB: 0 SB: 0 CS: 0	PA: 38															
PITCHER	IP	WLS	BF	H	R	ER	SO	BB	IBB	HBP	BLK	WP	HR	S	P	ERA	WHIP	PITCHER		IP	WLS	BF	H	R	ER	SO	BB	IBB	HBP	BLK	WP	HR	S	P	ERA	WHIP	
Rene Arocha, R ERA: 3.59 (1, 1)	7.0	W	31	5	4	1	1	4	0	0	0	0	0	74	118	1.29	1.286	Gino Minutelli, L ERA: 3.07 (9, 1)		1.0		4	0	0	0	1	0	0	0	0	0	0	0	0	0	0	0
Lee Guetterman, L ERA: 3.07 (8, 1)	1.0		4	0	0	0	1	1	0	0	0	0	0	9	16	0.00	1.000																				
Mike Perez, R ERA: 2.3 (9, 1)	1.0		3	0	0	0	0	0	0	0	0	0	0	7	10	0.00	0.000																				

St. Louis Cardinals @ San Francisco Giants
Candlestick Park, San Francisco, CA
Thu Sep 09 1993, 10:05 PM EDT
Att: 18,233 - Unknown - 60 F

AB 32
R 4
H 5
RBI 3
BB 5
SO 2
LOB 18




Batter	1	2	3	4	5	6	7	8	9	AB	R	H	RBI	BB	SO	LOB	TOP																						
Luis Alcega, S OBP: 0.369, SLG: 0.380	1-3 K		4-2 BB			2-2 G4-3		1-0 F7	1-0 1B	4	0	1	0	1	1	0																							
Ozzie Smith, S OBP: 0.343, SLG: 0.364	4-0 BB		1-2 F7			0-0 F7		1-1 1B	3-2 F9	4	1	1	0	1	0	4																							
Gregg Jefferies, S OBP: 0.399, SLG: 0.489	2-1 G5-4-3			1-0 L9		2-1 F7		4-0 1B	0-2 1B	4	1	1	1	1	0	1																							
Todd Zeile, R Mike Perez, R		0-1 P2		1-1 L8			1-1 G6-3	0-1 SF9	0-3 K	5	0	1	1	0	1	2																							
Mark Whiten, S		0-2 G3-1		2-0 G5-3			2-3 K	4-0 1B		3	0	0	0	1	1	0																							
Bernard Gilkey, R		4-0 CS			1-1 HR		1-2 1B	1-2 SF9		2	2	2	2	1	0	0																							
Rod Brewer, L Erik Pappas, R	2-1 CS		2-1 F8		1-2 G6-3		0-0 1B	2-3 K		0	0	0	0	0	0	0																							
Tom Pagnozzi, R			1-0 F9		2-1 G6-3		0-2 2B		2-3 K	4	0	1	2	0	1	0																							
Tom Urbani, L Les Lancaster, R Paul Kilgus, L Gerald Perry, S Tim Jones, L Tracy Woodson, R			4-1 BB		0-0 F7		1-3 K		2-1 1B	2	0	0	0	0	1	1																							
Inning Stats	R: 0 E: 0 K: 1 S: 6	H: 0 LOB: 0 BB: 1 P: 13	R: 0 E: 0 K: 0 S: 7	H: 0 LOB: 0 BB: 1 P: 13	R: 0 E: 0 K: 0 S: 9	H: 0 LOB: 2 BB: 2 P: 21	R: 0 E: 0 K: 0 S: 4	H: 0 LOB: 0 BB: 0 P: 8	R: 1 E: 0 K: 0 S: 8	H: 1 LOB: 0 BB: 0 P: 12	R: 0 E: 0 K: 0 S: 6	H: 0 LOB: 1 BB: 0 P: 10	R: 2 E: 0 K: 2 S: 16	H: 3 LOB: 1 BB: 0 P: 21	R: 2 E: 0 K: 1 S: 11	H: 2 LOB: 2 BB: 2 P: 22	R: 1 E: 0 K: 2 S: 18	H: 3 LOB: 2 BB: 0 P: 26	1B: 6 2B: 2 3B: 0 HR: 1	SF: 1 SAC: 0 DP: 1 HBP: 0	WP: 0 PB: 0 SB: 0 CS: 1	PA: 41																	
PITCHER	IP	WLS	BF	H	R	ER	SO	BB	IBB	HBP	BLK	WP	HR	S	P	ERA	WHIP					PITCHER	IP	WLS	BF	H	R	ER	SO	BB	IBB	HBP	BLK	WP	HR	S	P	ERA	WHIP
Salomon Torres, R	(1, 1)	7.0	L	27	4	3	3	3	4	0	0	0	0	1	56	98	3.86	1.143																					
Michael Jackson, R	(8, 1)	1.0		7	2	2	2	1	0	2	0	0	0	0	11	22	18.00	2.000																					
Jeff Brantley, R	(9, 1)	1.0		6	3	1	1	2	0	0	0	0	0	0	18	26	9.00	3.000																					

St. Louis Cardinals @ San Francisco Giants
Candlestick Park, San Francisco, CA
Fri Sep 10, 1993, 10:05 PM EDT
Att: 24,930 - Unknown - 62 F

livebaseballscorecards.com

AB 33
R 6
H 9
RBI 6
BB 6
SO 6
LOB 10




Batter	1	2	3	4	5	6	7	8	9	AB	R	H	RBI	BB	SO	LOB	BOTTOM																						
Darren Lewis, R	2-2 G1-3		2-2 P4		0-0 L7		0-0 G3-1		0-0 1B	5	0	1	0	0	0	1																							
Robby Thompson, R	4-1 BB		0-0 G6-3			4-1 L8		1-0 2B	1-3 K	3	1	1	0	2	1	2																							
Willie McGee, S	1-0 FC6-4			0-0 G6-3		4-2 SF8		1-1 FC6-5-6		3	1	0	0	1	0	2																							
Matt Williams, R	2-2 3B			1-0 F9		0-0 L8		2-2 FC3-6		4	0	2	1	0	0	2																							
Barry Bonds, L	1-0 F9			4-1 BB		4-0 S		1-0 FC3-6		2	0	0	0	2	0	3																							
Todd Benzinger, S		0-2 G4-3		3-1 F8		0-0 SF8		0-0 F9		3	0	0	1	0	0	3																							
Royce Clayton, R		0-1 P4			0-1 G4-3		0-1 P9		0-0 FC4-6	4	0	1	0	0	0	2																							
Kirt Manwaring, R John Patterson, S		2-3 K			0-0 1B			2-2 FC4-6		3	0	1	0	0	1	0																							
Salomon Torres, R Luis Mercedes, R Michael Jackson, R Jeff Brantley, R Jeff Reed, L			2-2 G1-3		0-3 K		1-0 G1-3		1-1 L8	2	0	0	0	0	1	1																							
Inning Stats	R: 1 E: 0 K: 0 S: 9	H: 1 LOB: 1 BB: 1 P: 19	R: 0 E: 0 K: 1 S: 8	H: 0 LOB: 0 BB: 0 P: 10	R: 0 E: 0 K: 0 S: 11	H: 0 LOB: 0 BB: 0 P: 15	R: 0 E: 0 K: 0 S: 5	H: 0 LOB: 1 BB: 1 P: 13	R: 0 E: 0 K: 1 S: 7	H: 1 LOB: 1 BB: 0 P: 7	R: 1 E: 1 K: 0 S: 7	H: 0 LOB: 2 BB: 3 P: 19	R: 0 E: 0 K: 0 S: 3	H: 0 LOB: 0 BB: 0 P: 4	R: 0 E: 0 K: 0 S: 9	H: 2 LOB: 2 BB: 0 P: 14	R: 0 E: 0 K: 1 S: 10	H: 2 LOB: 2 BB: 0 P: 14	1B: 4 2B: 1 3B: 1 HR: 0	SF: 1 SAC: 0 DP: 0 HBP: 0	WP: 0 PB: 0 SB: 1 CS: 0	PA: 38																	
PITCHER	IP	WLS	BF	H	R	ER	SO	BB	IBB	HBP	BLK	WP	HR	S	P	ERA	WHIP					PITCHER	IP	WLS	BF	H	R	ER	SO	BB	IBB	HBP	BLK	WP	HR	S	P	ERA	WHIP
Tom Urbani, L	(1, 1)	5.7		30	3	2	2	2	4	0	0	0	0	0	4	6																							
Les Lancaster, R	(8, 1)	0.0		1	1	0	0	0	0	0	0	0	0	0	4	6																							
Paul Kilgus, L	(8, 1)	0.2		2	0	0	0	0	0	0	0	0	0	0	2	3	0.00	0.000																					
Mike Perez, R	(9, 1)	1.0		5	2	0	0	1	0	0	0	0	0	0	10	14	0.00	2.000																					

St. Louis Cardinals @ San Francisco Giants
Candlestick Park, San Francisco, CA
Fri Sep 10, 1993, 10:05 PM EDT
Att: 24,930 - Unknown - 62 F

livebaseballscorecards.com


AB 32
R 2
H 6
RBI 2
BB 5
SO 3
LOB 18



Batter	1	2	3	4	5	6	7	8	9	AB	R	H	RBI	BB	SO	LOB	TOP			
Luis Alica, S OBP: 0.361, SLG: 0.370	L8		L5	F8			G5-3			4	0	0	0	0	0	0	St. Louis Cardinals @ San Francisco Giants Candlestick Park, San Francisco, CA Sun Sep 12 1993, 6:33 AM EDT Att: 41,778 - Sunny - 69 F			
Tim Jones, L OBP: 0.381, SLG: 0.294	L8		2B			G5-3	F9			3	1	1	0	0	0	0				
Gregg Jefferies, S OBP: 0.399, SLG: 0.487	1B		F9		G5-3		G3			4	0	1	0	0	0	2				
Todd Zeile, R OBP: 0.357, SLG: 0.437	P6		1B		L7			K		4	1	1	1	0	1	1				
Mark Whiten, S OBP: 0.323, SLG: 0.425		K				1B		G3-1		4	1	2	1	0	1	0				
Bernard Gilkey, R OBP: 0.372, SLG: 0.493			L8			1B		G6-3		4	0	2	0	0	0	1				
Erik Pappas, R OBP: 0.366, SLG: 0.348						L5			G6-3	4	1	1	0	0	1	3				
Tom Pagnozzi, R OBP: 0.289, SLG: 0.368					G4-3				F9	3	0	1	1	1	0	1				
Rheal Cormier, L OBP: 0.184, SLG: 0.211										2	0	0	1	0	2	3				
Todd Burns, R OBP: 0.430, SLG: 0.482					SH1-3				K	0	0	0	0	0	0	0				
Paul Kilgus, L OBP: 0.333, SLG: 0.333										0	0	0	0	0	0	0				
Inning Stats	R: 0 E: 0 K: 0 S: 11	H: 1 LOB: 1 BB: 0 P: 14	R: 0 E: 0 K: 3 S: 10	H: 1 LOB: 2 BB: 1 P: 16	R: 2 E: 0 K: 0 S: 11	H: 3 LOB: 1 BB: 0 P: 18	R: 0 E: 0 K: 0 S: 10	H: 1 LOB: 0 BB: 0 P: 12	R: 0 E: 0 K: 0 S: 4	H: 0 LOB: 0 BB: 0 P: 10	R: 1 E: 0 K: 1 S: 12	H: 3 LOB: 1 BB: 0 P: 17	R: 0 E: 0 K: 1 S: 9	H: 0 LOB: 0 BB: 0 P: 11	R: 0 E: 0 K: 1 S: 12	H: 0 LOB: 0 BB: 0 P: 17	1B: 7 2B: 2 3B: 0 HR: 0	SF: 0 SAC: 1 DP: 0 HBP: 1	WP: 0 PB: 1 SB: 1 CS: 0	PA: 36
PITCHER	IP WLS BF H R ER SO BB IBB HBP BLK WP HR S P ERA WHIP																			
John Burkett, R ERA: 3.78	(1, 1) 8.0 L 33 9 4 4 5 0 0 1 1 1 0 0 73 107 4.50 1.125																			
Michael Jackson, R ERA: 3.41	(9, 1) 1.0 3 0 0 0 1 0 0 0 0 0 0 0 12 17 0.00 0.000																			

Batter	1	2	3	4	5	6	7	8	9	AB	R	H	RBI	BB	SO	LOB	BOTTOM					
Darren Lewis, R OBP: 0.307, SLG: 0.333	G6-3		G5-3							4	0	1	0	0	0	0	St. Louis Cardinals @ San Francisco Giants Candlestick Park, San Francisco, CA Sun Sep 12 1993, 6:33 AM EDT Att: 41,778 - Sunny - 69 F					
Mike Benjamin, R OBP: 0.289, SLG: 0.346										3	0	0	0	0	1	1						
Robby Thompson, R OBP: 0.382, SLG: 0.513	K									1	0	0	0	0	0	0						
Will Clark, L OBP: 0.353, SLG: 0.414	K									4	0	0	0	0	1	0						
Matt Williams, R OBP: 0.335, SLG: 0.579										4	2	3	2	0	0	0						
Barry Bonds, L OBP: 0.459, SLG: 0.671										4	0	1	0	0	0	1						
Mark Carreon, R OBP: 0.386, SLG: 0.503										3	0	1	0	0	0	1						
Royce Clayton, R OBP: 0.325, SLG: 0.368										3	0	1	0	0	0	0						
Kirt Manwaring, R OBP: 0.339, SLG: 0.350										2	0	0	0	0	0	2						
Todd Benzinger, S OBP: 0.313, SLG: 0.419										1	0	0	0	0	0	1						
Jeff Reed, L OBP: 0.336, SLG: 0.439										0	0	0	0	0	0	0						
John Burkett, R OBP: 0.197, SLG: 0.136										2	0	0	0	0	1	2						
John Patterson, S OBP: 0.222, SLG: 0.556										1	0	0	0	0	0	0						
Michael Jackson, R OBP: 0.667, SLG: 1.333										0	0	0	0	0	0	0						
Inning Stats	R: 0 E: 0 K: 2 S: 9	H: 0 LOB: 0 BB: 0 P: 12	R: 1 E: 0 K: 0 S: 6	H: 1 LOB: 0 BB: 0 P: 6	R: 0 E: 0 K: 1 S: 7	H: 0 LOB: 0 BB: 0 P: 9	R: 0 E: 0 K: 0 S: 9	H: 1 LOB: 1 BB: 0 P: 15	R: 0 E: 0 K: 0 S: 6	H: 2 LOB: 1 BB: 0 P: 8	R: 0 E: 0 K: 0 S: 7	H: 1 LOB: 0 BB: 0 P: 8	R: 1 E: 1 K: 0 S: 9	H: 2 LOB: 1 BB: 0 P: 13	R: 0 E: 0 K: 0 S: 5	H: 0 LOB: 0 BB: 0 P: 8	R: 0 E: 0 K: 0 S: 7	H: 0 LOB: 0 BB: 0 P: 10	1B: 4 2B: 2 3B: 0 HR: 2	SF: 0 SAC: 0 DP: 3 HBP: 0	WP: 0 PB: 0 SB: 0 CS: 0	PA: 32
PITCHER	IP WLS BF H R ER SO BB IBB HBP BLK WP HR S P ERA WHIP																					
Rheal Cormier, L ERA: 4.68	(1, 1) 6.0 W 23 7 2 2 3 0 0 0 0 0 0 2 47 64 3.00 1.167																					
Todd Burns, R ERA: 5.17	(7, 1) 2.0 6 0 0 0 0 0 0 0 0 0 0 11 15 0.00 0.000																					
Paul Kilgus, L ERA: 0.68	(9, 1) 1.0 S 3 0 0 0 0 0 0 0 0 0 0 7 10 0.00 0.000																					

AB	33
R	4
H	9
RBI	4
BB	1
SO	6
LOB	11



Batter	1	2	3	4	5	6	7	8	9	AB	R	H	RBI	BB	SO	LOB	TOP								
Marquis Grissom, R OBP: 0.349, SLG: 0.435 (1, 8)										5	0	2	0	0	1	1									
Delino DeShields, L OBP: 0.386, SLG: 0.376 (1, 4)										5	0	0	0	0	1	2									
Moises Alou, R OBP: 0.337, SLG: 0.482 (1, 7)										4	1	1	0	0	0	1									
Larry Walker, L OBP: 0.378, SLG: 0.482 (1, 9)										4	1	1	1	0	0	1									
Darrin Fletcher, L OBP: 0.332, SLG: 0.383 (8, PR)										4	1	2	1	0	0	0									
Tim Spehr, R OBP: 0.287, SLG: 0.333 (8, 2)										0	0	0	0	0	0	0									
Sean Berry, R OBP: 0.348, SLG: 0.483 (1, 5)										4	1	3	1	0	0	1									
Oreste Marrero, L OBP: 0.366, SLG: 0.382 (6, PH)										2	0	0	0	0	0	2									
Randy Ready, R OBP: 0.373, SLG: 0.355 (6, 3)										2	0	0	0	0	0	2									
Wil Cordero, R OBP: 0.314, SLG: 0.390 (1, 6)										3	0	1	1	1	0	1									
Ken Hill, R OBP: 0.185, SLG: 0.150 (6, 1)										3	0	0	0	0	0	3									
Tim Scott, R OBP: 0.152, SLG: 0.273 (6, PH)										0	0	0	0	0	0	0									
Gil Heredia, R OBP: 0.247, SLG: 0.333 (6, PH)										0	0	0	0	0	0	0									
Lou Pizarro, R OBP: 0.192, SLG: 0.333 (6, PH)										0	0	0	0	0	0	0									
Brian Barnes, L OBP: 0.150, SLG: 0.150 (9, 1)										0	0	0	0	0	0	0									
Jeff Shaw, R OBP: 0.287, SLG: 0.287 (9, 1)										0	0	0	0	0	0	0									
Inning Stats	R: 0 E: 0 K: 0 S: 7	H: 1 LOB: 1 BB: 0 P: 13	R: 0 E: 0 K: 0 S: 9	H: 1 LOB: 1 BB: 0 P: 14	R: 0 E: 0 K: 0 S: 9	H: 0 LOB: 0 BB: 0 P: 15	R: 0 E: 0 K: 0 S: 6	H: 0 LOB: 0 BB: 0 P: 10	R: 1 E: 0 K: 0 S: 13	H: 2 LOB: 1 BB: 0 P: 22	R: 3 E: 1 K: 0 S: 14	H: 4 LOB: 1 BB: 1 P: 22	R: 0 E: 0 K: 2 S: 8	H: 0 LOB: 0 BB: 0 P: 10	R: 0 E: 0 K: 0 S: 6	H: 1 LOB: 1 BB: 0 P: 10	R: 0 E: 0 K: 0 S: 13	H: 1 LOB: 1 BB: 0 P: 19	1B: 4 2B: 5 3B: 1 HR: 0	SF: 0 SAC: 0 DP: 0 HBP: 0	WP: 0 PB: 0 SB: 1 CS: 0	PA: 38			
PITCHER	IP	WLS	BF	H	R	ER	SO	BB	IBB	HBP	BLK	WP	HR	S	P	ERA	WHIP								
Rene Arocha, R ERA: 3.89 (1, 1)	5.1		24	8	4	4	0	0	0	0	0	0	0	53	86	6.75	1.500								
Lee Guetterman, L ERA: 3.57 (6, 1)	0.2		3	0	0	0	0	0	1	0	0	0	0	5	10	0.00	0.000								
Paul Kilgus, L ERA: 0.59 (7, 1)	2.0		7	1	0	0	2	0	0	0	0	0	0	14	20	0.00	0.500								
Mike Perez, R ERA: 2.19 (9, 1)	1.0	W	4	1	0	0	0	0	0	0	0	0	0	13	19	0.00	1.000								

Montreal Expos @ St. Louis Cardinals
 Busch Stadium, St. Louis, MO
 Wed Sep 15 1993, 7:05 PM CDT
 Att: 21,514 - Unknown - 59 F

AB	37
R	4
H	10
RBI	4
BB	1
SO	2
LOB	14



Batter	1	2	3	4	5	6	7	8	9	AB	R	H	RBI	BB	SO	LOB	BOTTOM							
Luis Altea, S OBP: 0.359, SLG: 0.365 (1, 4)										3	1	0	0	2	0	0								
Ozzie Smith, S OBP: 0.343, SLG: 0.363 (1, 6)										4	0	1	0	1	0	1								
Gregg Jefferies, S OBP: 0.406, SLG: 0.497 (1, 3)										3	1	2	2	2	0	1								
Todd Zeile, R OBP: 0.351, SLG: 0.429 (1, 5)										5	0	0	0	0	1	7								
Mark Whiten, S OBP: 0.327, SLG: 0.439 (7, 9)										3	1	1	0	2	1	2								
Bernard Gilkey, R OBP: 0.371, SLG: 0.490 (1, 7)										5	1	2	1	0	0	2								
Erik Pappas, R OBP: 0.357, SLG: 0.340 (7, 2)										3	0	0	1	0	2	2								
Tom Pagnozzi, R OBP: 0.293, SLG: 0.375 (6, PH)										1	0	1	0	1	0	0								
Ray Lankford, L OBP: 0.382, SLG: 0.360 (7, 8)										2	1	1	0	0	1	0								
Rene Arocha, R OBP: 0.143, SLG: 0.130 (6, 1)										2	0	0	0	0	1	3								
Lee Guetterman, L OBP: 0.200, SLG: 1.000 (6, PH)										0	0	0	0	0	0	0								
Geraldo Parra, L OBP: 0.247, SLG: 0.517 (7, 1)										1	0	0	1	0	0	1								
Paul Kilgus, L OBP: 0.150, SLG: 0.333 (6, PH)										0	0	0	0	0	0	0								
Lonnie Macchia, L OBP: 0.150, SLG: 0.150 (6, PH)										1	0	0	0	0	0	0								
Mike Perez, R OBP: 0.287, SLG: 0.287 (9, 1)										0	0	0	0	0	0	0								
Inning Stats	R: 0 E: 0 K: 0 S: 10	H: 1 LOB: 1 BB: 0 P: 15	R: 1 E: 0 K: 0 S: 18	H: 2 LOB: 1 BB: 0 P: 28	R: 0 E: 0 K: 1 S: 10	H: 0 LOB: 2 BB: 2 P: 19	R: 0 E: 0 K: 1 S: 9	H: 0 LOB: 2 BB: 2 P: 19	R: 3 E: 0 K: 1 S: 22	H: 3 LOB: 2 BB: 2 P: 38	R: 0 E: 0 K: 0 S: 6	H: 0 LOB: 0 BB: 0 P: 11	R: 0 E: 0 K: 1 S: 5	H: 0 LOB: 0 BB: 0 P: 9	R: 1 E: 0 K: 0 S: 9	H: 1 LOB: 2 BB: 2 P: 25	1B: 4 2B: 4 3B: 0 HR: 0	SF: 1 SAC: 0 DP: 0 HBP: 0	WP: 0 PB: 0 SB: 5 CS: 0	PA: 42				
PITCHER	IP	WLS	BF	H	R	ER	SO	BB	IBB	HBP	BLK	WP	HR	S	P	ERA	WHIP							
Ken Hill, R ERA: 2.87 (1, 1)	5.2		28	6	4	4	0	4	1	0	0	0	0	9	14	0.00	6.000							
Tim Scott, R ERA: 2.86 (6, 1)	0.1		3	1	0	0	0	1	0	0	0	0	0	9	14	0.00	6.000							
Gil Heredia, R ERA: 3.43 (7, 1)	2.0		6	0	0	0	1	0	0	0	0	0	0	11	20	0.00	0.000							
Brian Barnes, L ERA: 4.27 (9, 1)	0.1	L	2	0	1	1	0	1	0	0	0	0	0	3	9	27.00	3.000							
Jeff Shaw, R ERA: 4.18 (9, 1)	0.1		3	1	0	0	0	0	1	0	0	0	0	6	16	0.00	3.000							

Montreal Expos @ St. Louis Cardinals
 Busch Stadium, St. Louis, MO
 Wed Sep 15 1993, 7:05 PM CDT
 Att: 21,514 - Unknown - 59 F

AB	33
R	5
H	8
RBI	5
BB	8
SO	6
LOB	19



Batter	1	2	3	4	5	6	7	8	9	AB	R	H	RBI	BB	SO	LOB	TOP										
Marquis Grissom, R (1, 8) OBP: 0.348, SLG: 0.433	G6-3 1B	G6-3		L6		SF8			K	4	0	1	1	0	1	3											
Delino DeShields, L (1, 4) OBP: 0.362, SLG: 0.372	K		G4-3		E4 1B	L1			F8	5	1	0	0	0	1	1											
Moises Alou, R (1, 7) OBP: 0.340, SLG: 0.483 Lou Frazier, S (7, 7) OBP: 0.353, SLG: 0.365	G6-3 HBP		G6-3			FC6-4 1B				3	0	2	0	0	0	0											
Larry Walker, L (1, 9) OBP: 0.377, SLG: 0.487	G6-3				FC6-4 1B					4	1	1	1	0	0	3											
Darrin Fletcher, L (1, 2) OBP: 0.332, SLG: 0.382	G3-1				HR					4	0	1	0	0	0	2											
Sean Berry, R (1, 5) OBP: 0.351, SLG: 0.487		L9 2B				F9				4	1	2	0	0	0	2											
Oreste Marrero, L (1, 3) OBP: 0.349, SLG: 0.361		L9				G5-3				4	0	0	0	0	2	4											
Mike Lansing, R (1, 6) OBP: 0.345, SLG: 0.351										3	1	2	1	1	0	0											
Jeff Fassero, L (1, 1) OBP: 0.074, SLG: 0.038 John Vander Wal, L (6, PH) OBP: 0.318, SLG: 0.369 Gil Heredia, R (6, 1) OBP: 0.182, SLG: 0.273 John Wetteland, R (8, 1) OBP: 0.313, SLG: 0.389										1	0	0	0	0	1	1											
Wil Cordero, R (8, 6) OBP: 0.313, SLG: 0.389										1	0	0	0	0	0	1											
Inning Stats	R: 0 E: 0 K: 1 S: 12	H: 1 LOB: 2 BB: 0 P: 20	R: 1 E: 0 K: 1 S: 12	H: 2 LOB: 1 BB: 0 P: 16	R: 1 E: 0 K: 0 S: 6	H: 1 LOB: 0 BB: 0 P: 11	R: 0 E: 0 K: 1 S: 12	H: 1 LOB: 2 BB: 1 P: 19	R: 1 E: 0 K: 0 S: 10	H: 2 LOB: 2 BB: 0 P: 15	R: 1 E: 0 K: 0 S: 7	H: 1 LOB: 0 BB: 0 P: 11	R: 0 E: 0 K: 0 S: 6	H: 1 LOB: 0 BB: 0 P: 8	R: 0 E: 0 K: 1 S: 7	H: 0 LOB: 0 BB: 0 P: 10	R: 0 E: 0 K: 1 S: 8	H: 0 LOB: 0 BB: 0 P: 14	1B: 6 2B: 2 3B: 0 HR: 1	SF: 1 SAC: 1 DP: 0 HBP: 1	WP: 0 PB: 0 SB: 3 CS: 0	PA: 38					
PITCHER	IP	WLS	BF	H	R	ER	SO	BB	IBB	HBP	BLK	WP	HR	S	P	ERA	WHIP										
Bob Tewksbury, R (1, 1) ERA: 3.83	6.0	L	29	8	4	3	3	1	0	0	0	0	1	59	92	4.50	1.500										
Lee Guetterman, L (7, 1) ERA: 3.39	2.0		6	1	0	0	1	0	0	0	0	0	0	13	18	0.00	0.500										
Mike Perez, R (9, 1) ERA: 2.15	1.0		3	0	0	0	1	0	0	0	0	0	0	8	14	0.00	0.000										

Montreal Expos @ St. Louis Cardinals
 Busch Stadium, St. Louis, MO
 Thu Sep 16 1993, 7:05 PM CDT
 Att: 28,565 - Unknown - 66 F

AB 34
 R 4
 H 9
 RBI 3
 BB 1
 SO 5
 LOB 17



Batter	1	2	3	4	5	6	7	8	9	AB	R	H	RBI	BB	SO	LOB	BOTTOM										
Luis Altea, S (1, 4) OBP: 0.358, SLG: 0.362	K	K		G6-3					F8	5	0	1	0	0	2	5											
Ozzie Smith, S (1, 6) OBP: 0.343, SLG: 0.362	G4-3									4	0	1	0	0	0	1											
Gregg Jefferies, S (1, 3) OBP: 0.405, SLG: 0.495	G5-3									4	0	1	0	0	0	1											
Todd Zeile, R (1, 5) OBP: 0.354, SLG: 0.433										4	2	3	0	0	0	1											
Mark Whiten, S (1, 8) OBP: 0.328, SLG: 0.446										4	1	2	2	0	0	3											
Bernard Gilkey, R (1, 7) OBP: 0.370, SLG: 0.488										4	0	1	0	0	0	3											
Erik Pappas, R (1, 9) OBP: 0.354, SLG: 0.337 Ray Lankford, L (6, PH) OBP: 0.380, SLG: 0.358										2	0	0	0	0	1	3											
Tom Pagnozzi, R (1, 2) OBP: 0.296, SLG: 0.378 Gerald Perry, L (9, PH) OBP: 0.433, SLG: 0.511										2	0	0	0	0	1	1											
Bob Tewksbury, R (1, 1) ERA: 3.83 Lorin Macini, L (5, PH) OBP: 0.091, SLG: 0.100 Lee Guetterman, L (7, 1) ERA: 3.39 Mike Perez, R (9, 1) ERA: 2.15 Rod Brewer, R (9, PH) OBP: 0.346, SLG: 0.372 Tim Jones, L (9, PH) OBP: 0.301, SLG: 0.294										2	0	0	0	0	1	4											
Inning Stats	R: 0 E: 0 K: 1 S: 7	H: 0 LOB: 0 BB: 0 P: 12	R: 1 E: 0 K: 3 S: 18	H: 4 LOB: 3 BB: 0 P: 25	R: 0 E: 0 K: 0 S: 13	H: 2 LOB: 2 BB: 0 P: 19	R: 0 E: 0 K: 0 S: 7	H: 1 LOB: 1 BB: 0 P: 9	R: 2 E: 0 K: 0 S: 9	H: 2 LOB: 0 BB: 0 P: 16	R: 0 E: 0 K: 1 S: 12	H: 0 LOB: 0 BB: 0 P: 16	R: 0 E: 0 K: 0 S: 8	H: 1 LOB: 0 BB: 0 P: 10	R: 0 E: 0 K: 1 S: 11	H: 1 LOB: 1 BB: 0 P: 16	R: 0 E: 0 K: 1 S: 8	H: 1 LOB: 1 BB: 0 P: 14	1B: 10 2B: 1 3B: 0 HR: 1	SF: 0 SAC: 0 DP: 1 HBP: 0	WP: 1 PB: 0 SB: 0 CS: 1	PA: 37					
PITCHER	IP	WLS	BF	H	R	ER	SO	BB	IBB	HBP	BLK	WP	HR	S	P	ERA	WHIP										
Jeff Fassero, L (1, 1) ERA: 2.4	5.0	W	24	9	3	3	4	0	0	0	0	0	1	54	81	5.40	1.800										
Gil Heredia, R (6, 1) ERA: 3.29	2.0		7	2	0	0	1	0	0	0	0	0	0	23	30	0.00	1.000										
John Wetteland, R (8, 1) ERA: 1.49	2.0	S	6	1	0	0	2	0	0	0	0	0	0	16	26	0.00	0.500										

Montreal Expos @ St. Louis Cardinals
 Busch Stadium, St. Louis, MO
 Thu Sep 16 1993, 7:05 PM CDT
 Att: 28,565 - Unknown - 66 F

AB 37
 R 3
 H 12
 RBI 3
 BB 0
 SO 7
 LOB 22



Batter	1	2	3	4	5	6	7	8	9	AB	R	H	RBI	BB	SO	LOB	TOP										
Carlos Garcia, R OBP: 0.320, SLG: 0.398 (1, 4)	4-0 CS BB		0-0 G5-3		1-1 G1-3		2-1 G6-3		3-1 P4	4	0	0	0	1	0	3	Pittsburgh Pirates @ St. Louis Cardinals Busch Stadium, St. Louis, MO Fri Sep 17 1993, 7:05 PM CDT Att: 28,625 - Unknown - 68 F livebaseballscorecards.com										
Jay Bell, R OBP: 0.384, SLG: 0.440 (1, 6)	3-2 CS 1B		2-2 G3-1		2-1 1B		0-1 G6-3		4-0 BB	4	0	2	0	1	0	2											
Andy Van Slyke, L OBP: 0.357, SLG: 0.461 (1, 8)	3-3 SAFE 1-2		2-1 1B		1-0 F8		1-0 F9		2-2 P5	5	0	1	0	0	1	5											
Jeff King, R OBP: 0.348, SLG: 0.396 (1, 5)			0-0 F9 WP 2B		2-0 1B		0-0 B1-3		4-2 FC4-6 BB	3	1	2	0	1	0	0											
Lloyd McClendon, R OBP: 0.278, SLG: 0.268 (1, 7)			3-0 F9		0-0 F9		2-0 F8		0-3 SAFE K	4	0	0	0	0	1	4											
Orlando Merced, S OBP: 0.417, SLG: 0.447 (1, 9)			0-0 G6-3		0-3 K		2-2 F8		3-1 FC4-6 1-2	4	0	0	0	0	1	2											
Don Slaught, R OBP: 0.358, SLG: 0.447 (1, 2)			1-0 2B 1B		1-0 F9		1-0 F8		0-0 SH1-3 1B	4	0	2	0	0	0	0											
Kevin Young, R OBP: 0.301, SLG: 0.337 (1, 3)			2-0 3-H 1-3 2B		1-0 F8		3-2 1B 2B		1-0 SH1-3 1B	4	1	3	0	0	0	0											
Paul Miller, R OBP: 0.279, SLG: 0.279 (1, 1)			0-0 G3		2-0 L7		2-0 G6-3 2-H 1B		0-1 SH1-3	1	0	0	0	0	0	2											
Tom Prince, R OBP: 0.296, SLG: 0.300 (5, PH)									1-2 2-3	0	0	0	0	0	0	0											
Don Slaught, R OBP: 0.358, SLG: 0.447 (1, 2)										1B: 8	SF: 0	WP: 1	PA: 39														
Inning Stats	R: 0 E: 0 K: 1 S: 9	H: 1 LOB: 1 BB: 1 P: 19	R: 1 E: 0 K: 0 S: 6	H: 3 LOB: 2 BB: 0 P: 12	R: 0 E: 0 K: 0 S: 8	H: 2 LOB: 2 BB: 0 P: 14	R: 0 E: 0 K: 1 S: 5	H: 0 LOB: 0 BB: 0 P: 7	R: 0 E: 0 K: 0 S: 6	H: 1 LOB: 1 BB: 0 P: 12	R: 0 E: 0 K: 0 S: 5	H: 0 LOB: 0 BB: 0 P: 9	R: 1 E: 0 K: 0 S: 9	H: 2 LOB: 2 BB: 0 P: 17	R: 0 E: 0 K: 1 S: 8	H: 0 LOB: 1 BB: 1 P: 16	R: 0 E: 0 K: 0 S: 10	H: 2 LOB: 3 BB: 1 P: 20	1B: 8 2B: 4 3B: 0 HR: 0	SF: 0 SAC: 1 DP: 1 HBP: 0	WP: 1 PB: 0 SB: 0 CS: 2						
PITCHER	IP	WLS	BF	H	R	ER	SO	BB	IBB	HBP	BLK	WP	HR	S	P	ERA	WHIP										
Tom Urbani, L ERA: 4.94 (1, 1)	6.1	L	27	9	2	2	2	1	0	0	0	1	0	44	84	2.84	1.579										
Omar Olivares, R ERA: 4.33 (7, 1)	1.1		5	0	0	0	1	1	0	0	0	0	0	10	17	0.00	0.750										
Rob Murphy, L ERA: 5.16 (8, 1)	0.1		2	1	0	0	0	0	0	0	0	0	0	3	6	0.00	3.000										
Todd Burns, R ERA: 5.08 (9, 1)	0.2		4	1	0	0	0	1	0	0	0	0	0	5	13	0.00	3.000										
Lee Guetterman, L ERA: 3.55 (9, 1)	0.1		1	0	0	0	0	0	0	0	0	0	0	4	6	0.00	0.000										

Batter	1	2	3	4	5	6	7	8	9	AB	R	H	RBI	BB	SO	LOB	BOTTOM										
Bernard Gilkey, R OBP: 0.371, SLG: 0.487 (1, 7)	0-0 E1 G6-3		0-1 F9 1B		1-1 S 1B		1-3 K		0-2 F8	5	0	2	0	0	1	0	Pittsburgh Pirates @ St. Louis Cardinals Busch Stadium, St. Louis, MO Fri Sep 17 1993, 7:05 PM CDT Att: 28,625 - Unknown - 68 F livebaseballscorecards.com										
Ozzie Smith, S OBP: 0.343, SLG: 0.361 (1, 6)	2-0 F7		1-0 1-2 1B		4-2 1-2 BB		0-1 G6-3		2-1 G5-3	4	0	1	0	1	0	1											
Gregg Jefferies, S OBP: 0.402, SLG: 0.491 (1, 3)	2-2 SAFE 1-2 G6-3		2-1 L3		3-2 P6		2-0 G6-3			4	0	0	0	0	0	6											
Todd Zeile, R OBP: 0.352, SLG: 0.430 (1, 5)	2-2 F8		3-2 F9		3-1 P2		3-1 F9			4	0	0	0	0	0	3											
Mark Whiten, S OBP: 0.327, SLG: 0.444 (1, 9)			1-3 K		2-0 F9		0-2 G3-1			4	0	1	0	0	1	2											
Ray Lankford, L OBP: 0.381, SLG: 0.366 (1, 8)			0-1 G3		3-1 HR		4-1 1-2 BB		1-3 K	3	1	1	1	1	1	0											
Geronimo Pena, S OBP: 0.333, SLG: 0.370 (1, 4)			1-1 S 1B		2-2 L4		1-3 K		3-2 F7	4	0	1	0	0	1	2											
Erik Pappas, R OBP: 0.357, SLG: 0.333 (1, 2)			4-0 SAFE 1-2 BB		4-2 1B BB		3-3 K		1-2 F8	2	0	0	0	2	1	2											
Tom Urbani, L OBP: 0.274, SLG: 0.154 (7, 1)			0-0 G3		0-3 K		1-2 G4-3		2-2 F7	3	0	0	0	0	1	3											
Tom Prince, R OBP: 0.296, SLG: 0.300 (5, PH)										1B: 5	SF: 0	WP: 0	PA: 38														
Inning Stats	R: 0 E: 1 K: 0 S: 9	H: 0 LOB: 1 BB: 0 P: 14	R: 0 E: 0 K: 1 S: 8	H: 1 LOB: 2 BB: 1 P: 14	R: 0 E: 0 K: 0 S: 10	H: 2 LOB: 2 BB: 0 P: 18	R: 1 E: 0 K: 1 S: 23	H: 2 LOB: 3 BB: 2 P: 40	R: 0 E: 0 K: 2 S: 12	H: 1 LOB: 2 BB: 1 P: 23	R: 0 E: 0 K: 1 S: 8	H: 0 LOB: 0 BB: 0 P: 10	R: 0 E: 0 K: 0 S: 6	H: 0 LOB: 0 BB: 0 P: 11	R: 0 E: 0 K: 1 S: 11	H: 0 LOB: 0 BB: 0 P: 16	R: 0 E: 0 K: 0 S: 8	H: 0 LOB: 0 BB: 0 P: 12	1B: 5 2B: 0 3B: 0 HR: 1	SF: 0 SAC: 0 DP: 0 HBP: 0	WP: 0 PB: 0 SB: 3 CS: 0						
PITCHER	IP	WLS	BF	H	R	ER	SO	BB	IBB	HBP	BLK	WP	HR	S	P	ERA	WHIP										
Paul Miller, R ERA: 5.63 (1, 1)	3.2		19	5	1	1	2	2	0	0	0	0	0	9	16	0.00	3.000										
Dan Miceli, R ERA: 4.35 (4, 1)	0.1		2	0	0	0	0	1	0	0	0	0	0	9	16	0.00	3.000										
Bias Minor, R ERA: 4.35 (5, 1)	2.0	W	8	1	0	0	3	1	0	0	0	0	0	20	33	0.00	1.000										
Joel Johnston, R ERA: 3.47 (7, 1)	2.1		7	0	0	0	1	0	0	0	0	0	0	20	32	0.00	0.000										
Mark Dewey, R ERA: 2.39 (9, 1)	0.2	S	2	0	0	0	0	0	0	0	0	0	0	5	7	0.00	0.000										

Batter	1	2	3	4	5	6	7	8	9	AB	R	H	RBI	BB	SO	LOB	TOP			
Carlos Garcia, R (1, 4) OBP: 0.318, SLG: 0.394	G4-3		K			F7		F9		4	0	0	0	0	1	2				
Jay Bell, R (1, 6) OBP: 0.382, SLG: 0.438 Tony Womack, L (6, 6)	K			K		G1-3		F7		3	0	0	0	0	2	1				
Andy Van Slyke, L (1, 8) OBP: 0.354, SLG: 0.456 Rich Robertson, L (6, 1)	G3			F9		G1-3		K		3	0	0	0	0	0	1				
Andy Tomberlin, L (8, FH) OBP: 0.350, SLG: 0.447 Jeff Ballard, L (8, 1) OBP: 0.400, SLG: 0.500										0	0	0	0	0	0	0				
Jeff King, R (1, 5) OBP: 0.348, SLG: 0.395 Tom Foley, L (7, 5) OBP: 0.299, SLG: 0.376				P2						3	0	1	0	0	0	0				
Lloyd McClendon, R (1, 7) OBP: 0.288, SLG: 0.281										3	1	2	0	1	0	1				
Orlando Merced, S (1, 9) OBP: 0.416, SLG: 0.446 Rich Aude, R (7, PR) OBP: 0.400, SLG: 0.600										3	0	1	0	0	0	2				
Don Slaught, R (1, 2) OBP: 0.356, SLG: 0.444 Midre Cummings, L (6, 8) OBP: 0.300, SLG: 0.400										1	0	1	1	0	0	0				
Kevin Young, R (1, 3) OBP: 0.299, SLG: 0.333				K						3	0	0	0	0	2	4				
Tim Wakefield, R (1, 1) OBP: 0.139, SLG: 0.278 Mark Petkovsek, R (5, 1)										2	0	0	0	0	0	2				
Tom Prince, R (6, FH) OBP: 0.257, SLG: 0.288										2	0	0	0	0	0	3				
Inning Stats	R: 0 E: 0 K: 1 S: 9	H: 0 LOB: 0 BB: 0 P: 15	R: 0 E: 0 K: 0 S: 10	H: 1 LOB: 1 BB: 0 P: 13	R: 0 E: 0 K: 2 S: 8	H: 0 LOB: 0 BB: 0 P: 12	R: 0 E: 0 K: 1 S: 8	H: 0 LOB: 0 BB: 0 P: 13	R: 0 E: 0 K: 1 S: 14	H: 1 LOB: 1 BB: 1 P: 20	R: 0 E: 0 K: 0 S: 11	H: 2 LOB: 2 BB: 0 P: 8	R: 0 E: 1 K: 1 S: 11	H: 0 LOB: 1 BB: 0 P: 16	R: 1 E: 0 K: 0 S: 7	H: 2 LOB: 1 BB: 0 P: 10	1B: 3 2B: 3 3B: 0 HR: 0	SF: 0 SAC: 0 DP: 0 HBP: 0	WP: 2 PB: 0 SB: 0 CS: 0	PA: 35
PITCHER Rheal Cormier, L (1, 1) ERA: 4.43	IP: 9.0 WLS: W BF: 35 H: 6 R: 1 ER: 1 SO: 6 BB: 1 IBB: 0 HBP: 0 BLK: 0 WP: 2 HR: 0 S: 85 P: 123 ERA: 1.00 WHIP: 0.778															PITCHER				

Pittsburgh Pirates @ St. Louis Cardinals
Busch Stadium, St. Louis, MO

AB 34
R 1
H 6
RBI 1
BB 1
SO 6
LOB 18



Sat Sep 18 1993, 7:05 PM CDT
Att: 32,268 - Unknown - 74 F

Batter	1	2	3	4	5	6	7	8	9	AB	R	H	RBI	BB	SO	LOB	BOTTOM			
Bernard Gilkey, R (1, 7) OBP: 0.372, SLG: 0.489 Rod Brewer, L (8, 7) OBP: 0.346, SLG: 0.372	G3		F7							4	1	2	0	0	0	1				
Ozzie Smith, S (1, 6) OBP: 0.344, SLG: 0.363 Tripp Cromer, R (8, 6)	F8									3	2	1	1	1	0	2				
Gregg Jefferies, S (1, 3) OBP: 0.403, SLG: 0.490 Tracy Woodson, R (8, 3) OBP: 0.219, SLG: 0.239	K2-3									3	1	1	2	1	1	0				
Todd Zeile, R (1, 5) OBP: 0.354, SLG: 0.438 Stan Royer, R (8, 5) OBP: 0.214, SLG: 0.214										4	1	3	3	0	0	0				
Mark Whiten, S (1, 9) OBP: 0.327, SLG: 0.442										3	0	0	0	1	1	2				
Ray Lankford, L (1, 8) OBP: 0.378, SLG: 0.362										4	0	0	0	0	1	2				
Geronimo Pena, S (1, 4) OBP: 0.337, SLG: 0.376 Tim Jones, L (7, 4) OBP: 0.395, SLG: 0.314										2	2	1	0	0	0	0				
Tom Pagnozzi, R (1, 2) OBP: 0.292, SLG: 0.373										4	0	0	0	0	0	3				
Rheal Cormier, L (1, 1) OBP: 0.214, SLG: 0.262										4	1	2	2	0	1	0				
Inning Stats	R: 0 E: 0 K: 1 S: 8	H: 0 LOB: 0 BB: 0 P: 12	R: 0 E: 0 K: 1 S: 8	H: 1 LOB: 0 BB: 0 P: 14	R: 3 E: 1 K: 0 S: 17	H: 3 LOB: 2 BB: 1 P: 35	R: 0 E: 0 K: 0 S: 9	H: 0 LOB: 0 BB: 0 P: 13	R: 4 E: 0 K: 1 S: 14	H: 3 LOB: 1 BB: 2 P: 29	R: 1 E: 0 K: 0 S: 8	H: 3 LOB: 1 BB: 0 P: 13	R: 0 E: 1 K: 1 S: 10	H: 0 LOB: 1 BB: 0 P: 16	R: 0 E: 0 K: 0 S: 7	H: 1 LOB: 0 BB: 0 P: 12	1B: 6 2B: 5 3B: 0 HR: 1	SF: 0 SAC: 0 DP: 3 HBP: 1	WP: 3 PB: 0 SB: 2 CS: 1	PA: 36
PITCHER Tim Wakefield, R (1, 1) ERA: 6.53 Mark Petkovsek, R (5, 1) ERA: 6.99 Rich Robertson, L (6, 1) ERA: 1.93 Jeff Ballard, L (8, 1) ERA: 4.84	IP: 4.2 WLS: L BF: 22 H: 7 R: 7 ER: 7 SO: 7 BB: 2 IBB: 0 HBP: 1 BLK: 0 WP: 1 HR: 0 S: 53 P: 94 ERA: 13.50 WHIP: 1.929															PITCHER				

Pittsburgh Pirates @ St. Louis Cardinals
Busch Stadium, St. Louis, MO

AB 32
R 8
H 11
RBI 8
BB 3
SO 4
LOB 10



Sat Sep 18 1993, 7:05 PM CDT
Att: 32,268 - Unknown - 74 F

Batter	1	2	3	4	5	6	7	8	9	AB	R	H	RBI	BB	SO	LOB	TOP			
Carlos Garcia, R OBP: 0.321, SLG: 0.398 (1, 4)	1-1 1B		0-0 1B		1-0 G6-3		1-1 2B		1-1 G5-3	5	2	3	0	0	0	0	Pittsburgh Pirates @ St. Louis Cardinals Busch Stadium, St. Louis, MO Sun Sep 19 1993, 3:33 AM CDT Att: 31,631 - Cloudy - 72 F			
Jay Bell, R OBP: 0.384, SLG: 0.436 (1, 6)	0-1 F7		3-2 HBP		4-2 BB		4-1 BB		1-0 F7	2	1	0	0	2	0	1				
Andy Van Slyke, L OBP: 0.361, SLG: 0.460 (1, 8)	2-2 F8		1-1 1B		1-1 1B		4-2 BB		1-2 1B	4	1	3	1	1	0	1				
Jeff King, R OBP: 0.347, SLG: 0.394 (4, 3)	1-0 G5-3		3-H 1B		1-1 FC6-4		0-0 BB		0-0 1B	2	0	0	0	0	1	3				
Rich Aude, R OBP: 0.266, SLG: 0.429 (9, PH)			2-3 K		1-2 FC6-4		1-2 BB		1-H HR	2	1	0	1	0	0	4				
Dave Clark, L OBP: 0.362, SLG: 0.417 (9, 9)			1-2 2-3		1-2 FC6-4		1-2 3B		1-H HR	1	1	1	2	0	0	0				
Lloyd McClendon, R OBP: 0.291, SLG: 0.297 (9, 3)			2-3 K		2-1 FC6-4		1-2 3B		2-1 F7	5	0	2	2	0	1	2				
Midre Cummings, L OBP: 0.214, SLG: 0.286 (1, 7)	0-0 P2		2-2 G3		2-2 F8		0-3 K			4	0	0	0	0	1	2				
Kevin Young, R OBP: 0.298, SLG: 0.335 (1, 3)	2-2 P9		1-2 2B		1-1 G4-3		0-0 F8			4	0	1	0	0	0	1				
Tom Prince, R OBP: 0.263, SLG: 0.289 (1, 2)	2-2 F7		2-1 HBP		3-1 G6-3		0-1 G5-4-3			3	0	1	0	0	0	1				
Bob Walk, R OBP: 0.145, SLG: 0.143 (4, PH)			0-1 P1		1-3 K		1-2 G4-3		0-0 G5-4-3	1	0	0	0	0	0	0				
Orlando Merced, S OBP: 0.419, SLG: 0.445 (4, 1)										1	0	0	0	0	1	2				
Tony Womack, L (7, PH)										0	0	0	0	0	0	0				
Dan Miceli, R (7, 1)										0	0	0	0	0	0	0				
Don Slaught, R OBP: 0.200, SLG: 0.443 (8, PH)										1	0	0	0	0	0	1				
Denny Neagle, L (8, 1)										0	0	0	0	0	0	0				
Mark Dewey, R (9, 1)										0	0	0	0	0	0	0				
Inning Stats	R: 0 E: 0 K: 0 S: 8	H: 1 LOB: 1 BB: 0 P: 12	R: 0 E: 0 K: 0 S: 12	H: 1 LOB: 1 BB: 0 P: 18	R: 1 E: 0 K: 1 S: 10	H: 2 LOB: 1 BB: 0 P: 16	R: 0 E: 0 K: 2 S: 14	H: 1 LOB: 2 BB: 1 P: 22	R: 0 E: 0 K: 0 S: 9	H: 0 LOB: 0 BB: 0 P: 13	R: 3 E: 0 K: 1 S: 18	H: 2 LOB: 1 BB: 2 P: 29	R: 0 E: 0 K: 0 S: 4	H: 1 LOB: 0 BB: 0 P: 4	R: 2 E: 0 K: 0 S: 9	H: 2 LOB: 0 BB: 0 P: 14	1B: 7 2B: 2 3B: 1 HR: 1	SF: 0 SAC: 0 DP: 1 HBP: 2	WP: 0 PB: 0 SB: 2 CS: 2	PA: 41
PITCHER	IP WLS BF H R ER SO BB IBB HBP BLK WP HR S P ERA WHIP																			
Allen Watson, L ERA: 4.79 (1, 1)	6.1 29 7 3 3 3 2 0 2 0 0 0 0 0 68 113 4.26 1.421																			
Lee Guetterman, L ERA: 3.52 (7, 1)	0.2 4 1 1 1 1 1 0 0 0 0 0 0 0 10 15 13.50 3.000																			
Paul Kilgus, L ERA: 0.55 (8, 1)	1.0 3 1 0 0 0 0 0 0 0 0 0 0 0 4 4 0.00 1.000																			
Mike Perez, R ERA: 2.4 (9, 1)	1.0 W 5 2 2 2 0 0 0 0 0 0 0 1 9 14 18.00 2.000																			

Batter	1	2	3	4	5	6	7	8	9	AB	R	H	RBI	BB	SO	LOB	BOTTOM			
Bernard Gilkey, R OBP: 0.374, SLG: 0.490 (1, 7)	0-1 2B		4-1 BB		3-3 K		2-2 P4		4-2 BB	3	1	1	0	2	1	1	Pittsburgh Pirates @ St. Louis Cardinals Busch Stadium, St. Louis, MO Sun Sep 19 1993, 3:33 AM CDT Att: 31,631 - Cloudy - 72 F			
Tim Jones, L OBP: 0.404, SLG: 0.359 (1, 6)	2-0 2B		0-0 BB		1-3 K		2-1 F9		2-2 BB	4	2	2	1	0	1	1				
Todd Zeile, R OBP: 0.354, SLG: 0.437 (9, PH)			1-H 1B						1-2 2B	1	0	0	0	0	0	1				
Lonnie MacLin, L OBP: 0.091, SLG: 0.100 (9, PR)	2-3 1B		1-H 2B						1-2 BB	0	1	0	0	0	0	0				
Gregg Jefferies, S OBP: 0.406, SLG: 0.491 (1, 3)	4-1 BB		2-1 1B		2-1 G3-1		1-1 1B		4-0 BB	3	1	2	1	2	0	0				
Mark Whiten, S OBP: 0.327, SLG: 0.442 (1, 9)	2-2 FC1-2		4-2 BB		2-3 K		2-3 K		1-0 2B	4	1	1	2	1	2	5				
Ray Lankford, L OBP: 0.376, SLG: 0.360 (1, 8)	1-2 SF9		3-H BB		3-1 F8				1-2 2B	2	1	0	1	1	0	0				
Stan Rover, R OBP: 0.167, SLG: 0.167 (1, 5)	2-1 P4		1-2 BB		2-1 G3-2-3		1-0 F8		0-3 K	4	0	0	0	0	1	5				
Luis Alicea, S OBP: 0.360, SLG: 0.374 (1, 4)			2-2 F9		1-2 3B		1-2 CS		2-1 1B	4	0	3	2	0	0	0				
Erik Pappas, R OBP: 0.351, SLG: 0.327 (1, 2)	1-2 F9		0-0 G5-3		1-2 G6-3		1-2 F7		1-1 F7	4	0	0	0	0	0	3				
Allen Watson, L OBP: 0.240, SLG: 0.292 (7, 1)			2-H 3B		0-0 P6		4-2 1B		1-0 P5	2	0	0	0	0	0	0				
Lee Guetterman, L OBP: 0.200, SLG: 1.000 (7, PH)										0	0	0	0	0	0	0				
Rod Brewer, S OBP: 0.345, SLG: 0.379 (7, PH)										0	0	0	0	0	0	0				
Gerónimo Peña, S OBP: 0.330, SLG: 0.334 (9, 1)										0	0	0	0	0	0	0				
Paul Kilgus, L OBP: 0.330, SLG: 0.333 (9, 1)										0	0	0	0	0	0	0				
Mike Perez, R (9, 1)										1	0	0	0	0	0	0				
Ozzie Smith, S OBP: 0.344, SLG: 0.362 (9, PH)										0	0	0	0	0	0	0				
Inning Stats	R: 1 E: 0 K: 0 S: 12	H: 2 LOB: 2 BB: 1 P: 22	R: 0 E: 0 K: 0 S: 8	H: 0 LOB: 0 BB: 0 P: 12	R: 4 E: 1 K: 0 S: 15	H: 3 LOB: 1 BB: 3 P: 31	R: 0 E: 0 K: 2 S: 8	H: 0 LOB: 0 BB: 0 P: 12	R: 0 E: 0 K: 0 S: 7	H: 1 LOB: 0 BB: 0 P: 11	R: 0 E: 0 K: 1 S: 12	H: 1 LOB: 2 BB: 1 P: 23	R: 0 E: 0 K: 1 S: 10	H: 1 LOB: 1 BB: 0 P: 14	R: 2 E: 0 K: 0 S: 8	H: 1 LOB: 1 BB: 2 P: 20	1B: 4 2B: 4 3B: 1 HR: 0	SF: 1 SAC: 0 DP: 1 HBP: 0	WP: 0 PB: 0 SB: 0 CS: 1	PA: 40
PITCHER	IP WLS BF H R ER SO BB IBB HBP BLK WP HR S P ERA WHIP																			
Bob Walk, R ERA: 5.6 (1, 1)	3.0 17 5 5 5 0 4 0 0 0 0 0 0 0 23 35 65 15.00 3.000																			
Tony Menendez, R ERA: 2.41 (4, 1)	3.0 9 1 0 0 3 0 0 0 0 0 0 0 0 23 37 0.00 0.333																			
Dan Miceli, R ERA: (7, 1)	1.0 5 1 0 0 1 1 0 0 0 0 0 0 0 12 23 0.00 2.000																			
Denny Neagle, L ERA: 5.35 (8, 1)	1.1 6 1 1 1 1 1 0 0 0 0 0 0 0 13 22 6.75 1.500																			
Mark Dewey, R ERA: 2.74 (9, 1)	0.1 L 3 1 1 1 0 1 0 0 0 0 0 0 0 5 12 27.00 6.000																			

Batter	1	2	3	4	5	6	7	8	9	AB	R	H	RBI	BB	SO	LOB	TOP			
Bernard Gilkey, R OBP: 0.372, SLG: 0.491	G1		F7		WP		G6-3		G3	5	1	1	0	0	0	2				
Tim Jones, L OBP: 0.412, SLG: 0.357	L7			1B HR	3B				L4	3	1	1	0	1	0	0				
Gregg Jefferies, S OBP: 0.409, SLG: 0.492				1B HR	CS				G3-1	3	1	2	0	1	0	0				
Todd Zeile, R OBP: 0.353, SLG: 0.441	G5-3			1B HR					E5	4	1	1	3	0	0	2				
Mark Whiten, S OBP: 0.327, SLG: 0.439		G6-3		BB					P3	3	0	0	0	1	1	2				
Ray Lankford, L OBP: 0.373, SLG: 0.356	E6			F8					F7	4	0	0	0	0	1	2				
Gerónimo Peña, S OBP: 0.336, SLG: 0.373				G4-6-3					K	4	0	1	0	0	2	2				
Erik Pappas, R OBP: 0.348, SLG: 0.323									F9	2	0	0	0	0	2	0				
Rod Brewer, L OBP: 0.351, SLG: 0.372									F9	0	0	0	0	0	0	0				
Stan Royer, R OBP: 0.158, SLG: 0.158									1B	1	0	0	0	0	0	1				
Paul Kilgus, L OBP: 0.333, SLG: 0.333									2B	0	0	0	0	0	0	0				
Luis Alícea, S OBP: 0.362, SLG: 0.379									1B	1	1	1	0	0	0	0				
Rene Arocha, R OBP: 0.143, SLG: 0.130									1B	0	0	0	0	0	0	0				
Les Lancaster, R OBP: 0.285, SLG: 0.285									1B	1	0	0	0	0	0	0				
Lonnie MacIn, L OBP: 0.285, SLG: 0.285									1B	0	0	0	0	0	0	0				
Rob Murphy, L OBP: 0.285, SLG: 0.285									1B	0	0	0	0	0	0	0				
Omar Olivares, R OBP: 0.285, SLG: 0.285									1B	0	0	0	0	0	0	0				
Tom Pagnozzi, R OBP: 0.285, SLG: 0.285									1B	2	0	1	1	0	0	1				
Ozzie Smith, S OBP: 0.384, SLG: 0.362									1B	0	0	0	0	0	0	0				
Inning Stats	R: 0 E: 0 K: 0 S: 12	H: 0 LOB: 1 BB: 1 P: 21	R: 0 E: 1 K: 1 S: 8	H: 0 LOB: 1 BB: 0 P: 13	R: 0 E: 0 K: 1 S: 12	H: 0 LOB: 0 BB: 1 P: 19	R: 3 E: 0 K: 0 S: 14	H: 3 LOB: 0 BB: 1 P: 26	R: 1 E: 0 K: 2 S: 9	H: 1 LOB: 1 BB: 0 P: 13	R: 0 E: 0 K: 0 S: 15	H: 1 LOB: 1 BB: 0 P: 22	R: 0 E: 1 K: 0 S: 8	H: 0 LOB: 1 BB: 0 P: 13	R: 1 E: 0 K: 1 S: 9	H: 2 LOB: 1 BB: 0 P: 14	1B: 5 2B: 2 3B: 1 HR: 1	SF: 0 SAC: 0 DP: 2 HBP: 0	WP: 1 PB: 0 SB: 0 CS: 2	PA: 38
PITCHER	IP WLS BF H R ER SO BB IBB HBP BLK WP HR S P ERA WHIP																			
Mike Morgan, R ERA: 4.01	6.0 W 24 5 4 4 6 3 0 0 0 1 1 66 116 6.00 1.333																			
William Brennan, R ERA: 3.95	0.0 1 1 0 0 0 0 0 0 0 0 0 3 5 ∞ ∞																			
Chuck McElroy, L ERA: 4.4	0.1 1 0 0 0 0 0 0 0 0 0 0 4 5 0.00 0.000																			
Jim Bullinger, R ERA: 5.91	1.1 5 0 0 0 0 0 0 0 0 0 0 15 24 0.00 0.000																			
Dan Plesac, L ERA: 4.92	0.1 1 0 0 0 0 0 0 0 0 0 0 1 1 0.00 0.000																			

St. Louis Cardinals @ Chicago Cubs
Wrigley Field, Chicago, IL
Mon Sep 20 1993, 7:05 PM CDT
Att: 33,153 - Unknown - 66 F

AB 34
R 5
H 8
RBI 4
BB 3
SO 7
LOB 12



Batter	1	2	3	4	5	6	7	8	9	AB	R	H	RBI	BB	SO	LOB	BOTTOM	
Karl Rhodes, L OBP: 0.357, SLG: 0.100	S					L6-4				3	1	1	1	2	1	3		
Jose Vizcaino, S OBP: 0.331, SLG: 0.345	L7			G4-3					G5-4-3	5	0	0	0	0	1	7		
Mark Grace, L OBP: 0.390, SLG: 0.468	1B			G4-3					G5-4-3	4	1	3	2	0	0	1		
Derrick May, L OBP: 0.338, SLG: 0.426	P1			G4-3					HR	4	0	0	0	0	1	2		
Sammy Sosa, R OBP: 0.307, SLG: 0.488						G3-6-3			K	0	0	0	0	0	0	0		
Dwight Smith, L OBP: 0.366, SLG: 0.502						G6-3			K	1	1	1	0	1	0	0		
Glenallen Hill, R OBP: 0.297, SLG: 0.456									K	2	0	0	0	0	1	0		
Willie Wilson, S OBP: 0.299, SLG: 0.344									K	0	0	0	0	0	0	0		
Rick Wilkins, L OBP: 0.365, SLG: 0.561									K	4	1	2	0	0	2	1		
Steve Buechele, R OBP: 0.338, SLG: 0.444									1B	3	1	3	1	1	0	0		
Eric Yelding, R OBP: 0.288, SLG: 0.312									1B	3	1	2	1	0	0	1		
Mike Morgan, R ERA: 3.82	1.1 10 2 1 1 2 2 0 0 0 0 0 0 27 44 3.38 0.750																	
Les Lancaster, R ERA: 3.19	2.2 L 6 3 1 1 0 0 0 0 0 0 0 11 17 9.00 3.000																	
Rob Murphy, L ERA: 5.22	1.0 3 1 0 0 1 0 0 0 0 0 0 7 11 0.00 1.000																	
Omar Olivares, R ERA: 4.29	2.0 9 2 1 1 3 2 0 0 0 0 0 1 21 35 4.50 2.000																	
Paul Kilgus, L ERA: 0.99									P4	2	0	0	0	0	0	1		
Inning Stats	R: 1 E: 0 K: 0 S: 9	H: 2 LOB: 2 BB: 2 P: 22	R: 2 E: 0 K: 0 S: 13	H: 3 LOB: 1 BB: 0 P: 17	R: 1 E: 0 K: 1 S: 13	H: 2 LOB: 1 BB: 0 P: 22	R: 0 E: 0 K: 1 S: 11	H: 0 LOB: 0 BB: 0 P: 17	R: 0 E: 1 K: 1 S: 6	H: 1 LOB: 2 BB: 0 P: 9	R: 1 E: 1 K: 3 S: 12	H: 3 LOB: 2 BB: 0 P: 15	R: 0 E: 0 K: 0 S: 9	H: 1 LOB: 2 BB: 2 P: 20	1B: 8 2B: 5 3B: 0 HR: 1	SF: 0 SAC: 1 DP: 3 HBP: 0	WP: 0 PB: 0 SB: 1 CS: 0	PA: 38
PITCHER	IP WLS BF H R ER SO BB IBB HBP BLK WP HR S P ERA WHIP																	

St. Louis Cardinals @ Chicago Cubs
Wrigley Field, Chicago, IL
Mon Sep 20 1993, 7:05 PM CDT
Att: 33,153 - Unknown - 66 F

AB 33
R 6
H 13
RBI 6
BB 4
SO 6
LOB 18



Batter	1	2	3	4	5	6	7	8	9	AB	R	H	RBI	BB	SO	LOB	TOP					
Bernard Gilkey, R OBP: 0.374, SLG: 0.494 Lonnie Maclin, L OBP: 0.077, SLG: 0.083	G4-3 2B		G4-3 1B		F9		G4-3			3	1	2	0	0	0	0	St. Louis Cardinals @ Chicago Cubs Wrigley Field, Chicago, IL Tue Sep 21 1993, 7:05 PM CDT Att: 35,414 - Unknown - 58 F					
Ozzie Smith, S OBP: 0.342, SLG: 0.360 Tripp Cromer, R	G4-3 2-3		P5		G6-3		K			3	0	0	0	0	0	2						
Gregg Jefferies, S OBP: 0.407, SLG: 0.489 Marc Ronan, L	G4-3 3-H		P6		P7		K			3	0	0	1	0	0	1						
Todd Zeile, R OBP: 0.351, SLG: 0.439 Stan Royer, R OBP: 0.150, SLG: 0.150	G5-3				K		F7			3	0	0	0	0	1	0						
Mark Whiten, S OBP: 0.330, SLG: 0.442 Mike Perez, R			BB 1B		E8 1B		G4-6-3 1B			4	1	3	0	0	0	0						
Ray Lankford, L OBP: 0.374, SLG: 0.356			G6-4-3 BB		L3		G4-6-3 1-2f			3	0	1	0	1	0	2						
Geronimo Pena, S OBP: 0.339, SLG: 0.380			K		1B		2B			4	1	2	1	0	1	3						
Erik Pappas, R OBP: 0.350, SLG: 0.332			G6-4-3 1-2f		1B		G4-3 2H			4	0	2	1	0	0	3						
Bob Tewksbury, R OBP: 0.247, SLG: 0.217 Rich Sotolongo, R Rod Brewer, L OBP: 0.346, SLG: 0.370 Steve Dixon, L Omar Olivares, R OBP: 0.252, SLG: 0.328 Gerald Perry, L OBP: 0.256, SLG: 0.306 Les Lancaster, R Tracy Woodson, R OBP: 0.276, SLG: 0.239			F8		F8		K			0	0	0	0	0	0	0						
Inning Stats	R: 1 E: 0 K: 0 S: 8	H: 1 LOB: 0 BB: 0 P: 12	R: 0 E: 0 K: 1 S: 8	H: 1 LOB: 1 BB: 1 P: 14	R: 0 E: 0 K: 1 S: 8	H: 1 LOB: 1 BB: 0 P: 11	R: 1 E: 1 K: 1 S: 12	H: 3 LOB: 2 BB: 0 P: 19	R: 0 E: 0 K: 0 S: 9	H: 0 LOB: 0 BB: 0 P: 15	R: 0 E: 0 K: 0 S: 4	H: 1 LOB: 0 BB: 0 P: 8	R: 1 E: 0 K: 2 S: 13	H: 2 LOB: 1 BB: 0 P: 21	R: 0 E: 0 K: 1 S: 9	H: 0 LOB: 0 BB: 0 P: 10		R: 0 E: 0 K: 0 S: 7	H: 1 LOB: 0 BB: 0 P: 8	1B: 7 2B: 3 3B: 0 HR: 0	SF: 0 SAC: 0 DP: 3 HBP: 0	WP: 0 PB: 0 SB: 0 CS: 0
PITCHER	IP	WLS	BF	H	R	ER	SO	BB	IBB	HBP	BLK	WP	HR	S	P	ERA	WHIP					
Jose Bautista, R ERA: 2.82	(1, 1)	7.0	W	29	9	3	3	4	1	0	0	0	0	62	100	3.86	1.429					
Bob Scanlan, R ERA: 4.94	(8, 1)	1.0		3	0	0	0	1	0	0	0	0	0	9	10	0.00	0.000					
Turk Wendell, R ERA: 6.43	(9, 1)	1.0		3	1	0	0	0	0	0	0	0	0	7	8	0.00	1.000					

Batter	1	2	3	4	5	6	7	8	9	AB	R	H	RBI	BB	SO	LOB	BOTTOM				
Karl Rhodes, L OBP: 0.421, SLG: 0.357				F8		1B 2B				4	2	2	1	1	0	0	St. Louis Cardinals @ Chicago Cubs Wrigley Field, Chicago, IL Tue Sep 21 1993, 7:05 PM CDT Att: 35,414 - Unknown - 58 F				
Jose Vizcaino, S OBP: 0.335, SLG: 0.351				G4-6-3 1B		2B 1B				5	2	4	0	0	0	1					
Mark Grace, L OBP: 0.389, SLG: 0.468 Kevin Roberson, S OBP: 0.257, SLG: 0.381	E3 1B BB	G4-3		G4-6-3 1-2f		2B 1B				4	2	1	3	0	0	3					
Steve Buechele, R OBP: 0.341, SLG: 0.448 Tommy Shields, L OBP: 0.160, SLG: 0.125	1B BB	1B		1B		2B				3	1	2	2	1	1	0					
Rick Wilkins, L OBP: 0.368, SLG: 0.563 Matt Walbeck, S OBP: 0.316, SLG: 0.500	1B 3B	1B		1B		1B				1	1	0	0	0	0	0					
Sammy Sosa, R OBP: 0.307, SLG: 0.486 Bob Scanlan, R OBP: 0.333, SLG: 0.500 Steve Lake, R OBP: 0.252, SLG: 0.403 Turk Wendell, L OBP: 0.250, SLG: 0.250	3B 1B	G6-3		1B		1B				4	1	3	3	0	1	0					
Dwight Smith, L OBP: 0.368, SLG: 0.509 Glenallen Hill, R OBP: 0.303, SLG: 0.472 Eduardo Zambrano, R OBP: 0.200, SLG: 0.200	3B 3B			G4-3						2	1	1	2	0	0	0					
Eric Yelding, R OBP: 0.284, SLG: 0.296	P3			G6-3						4	0	0	0	0	0	3					
Jose Bautista, R OBP: 0.167, SLG: 0.167 Doug Jennings, L OBP: 0.304, SLG: 0.462	K			K		1B 2B				3	1	1	0	0	2	1					
Inning Stats	R: 7 E: 1 K: 1 S: 28	H: 6 LOB: 1 BB: 1 P: 43	R: 0 E: 0 K: 0 S: 10	H: 2 LOB: 1 BB: 0 P: 16	R: 0 E: 0 K: 1 S: 5	H: 0 LOB: 0 BB: 0 P: 7	R: 0 E: 0 K: 0 S: 5	H: 1 LOB: 0 BB: 0 P: 11	R: 0 E: 0 K: 2 S: 8	H: 0 LOB: 0 BB: 0 P: 13	R: 6 E: 0 K: 0 S: 22	H: 6 LOB: 3 BB: 2 P: 35	R: 0 E: 0 K: 1 S: 10	H: 1 LOB: 1 BB: 0 P: 19	R: 0 E: 0 K: 1 S: 7	H: 0 LOB: 0 BB: 0 P: 10		1B: 10 2B: 3 3B: 2 HR: 1	SF: 0 SAC: 0 DP: 2 HBP: 0	WP: 1 PB: 0 SB: 1 CS: 0	PA: 42
PITCHER	IP	WLS	BF	H	R	ER	SO	BB	IBB	HBP	BLK	WP	HR	S	P	ERA	WHIP				
Bob Tewksbury, R ERA: 3.83	(1, 1)	0.2	L	10	6	7	5	1	1	0	0	0	0	26	41	67.50	10.500				
Rich Batchelor, R ERA: 11.12	(1, 1)	2.1		8	2	0	0	1	0	0	0	0	0	17	25	0.00	0.857				
Steve Dixon, L ERA: 30.86	(4, 1)	2.1		14	7	6	6	2	1	0	0	0	1	25	42	23.14	3.429				
Omar Olivares, R ERA: 4.26	(6, 1)	0.2		3	0	0	0	0	1	0	0	0	1	10	17	0.00	1.500				
Les Lancaster, R ERA: 3.13	(7, 1)	1.0		4	1	0	0	1	0	0	0	0	0	10	19	0.00	1.000				
Mike Perez, R ERA: 2.37	(8, 1)	1.0		3	0	0	0	1	0	0	0	0	0	7	10	0.00	0.000				

AB	34
R	3
H	10
RBI	3
BB	1
SO	5
LOB	16



Batter	1	2	3	4	5	6	7	8	9	AB	R	H	RBI	BB	SO	LOB	TOP			
Bernard Gilkey, R (1, 7) OBP: 0.380, SLG: 0.496	G4-3		G6-3				L1			3	0	0	0	2	0	0	St. Louis Cardinals @ Florida Marlins Joe Robbie Stadium, Miami, FL Sat Sep 25 1993, 7:05 PM EDT Att: 41,395 - Unknown livebaseballscorecards.com			
Tim Jones, L (1, 6) OBP: 0.393, SLG: 0.340 Geronimo Pena, S (9, PH) OBP: 0.337, SLG: 0.383	L8				E4		G3		K	4	0	1	0	0	0	1				
Gregg Jefferies, S (1, 3) OBP: 0.408, SLG: 0.490			F8		P4		K		G6-3	5	0	1	0	0	1	4				
Todd Zeile, R (1, 5) OBP: 0.352, SLG: 0.434									G6-3	1	1	0	0	3	0	0				
Mark Whiten, S (1, 9) OBP: 0.327, SLG: 0.439	G4-3									4	0	0	0	0	1	6				
Ray Lankford, L (1, 8) OBP: 0.376, SLG: 0.357										1	0	0	1	2	1	0				
Luis Alicea, S (1, 4) OBP: 0.366, SLG: 0.378										3	0	1	0	0	0	1				
Marc Ronan, L (1, 2)										4	0	0	0	0	0	4				
Paul Kilgus, L (1, 1) OBP: 0.200, SLG: 0.200 Rod Brewer, L (6, PH) OBP: 0.354, SLG: 0.373 Allen Watson, L (6, PH) OBP: 0.240, SLG: 0.292 Gerald Perry, L (9, PH) OBP: 0.426, SLG: 0.511										2	0	0	0	0	0	0				
Inning Stats	R: 0 E: 0 K: 0 S: 7	H: 1 LOB: 2 BB: 1 P: 13	R: 0 E: 0 K: 1 S: 8	H: 0 LOB: 0 BB: 0 P: 10	R: 0 E: 0 K: 0 S: 7	H: 1 LOB: 1 BB: 0 P: 11	R: 1 E: 0 K: 1 S: 10	H: 0 LOB: 1 BB: 1 P: 22	R: 0 E: 0 K: 0 S: 10	H: 0 LOB: 3 BB: 2 P: 22	R: 0 E: 0 K: 1 S: 8	H: 0 LOB: 0 BB: 0 P: 11	R: 0 E: 0 K: 0 S: 11	H: 1 LOB: 2 BB: 1 P: 19	R: 0 E: 0 K: 1 S: 9	H: 0 LOB: 1 BB: 1 P: 16		1B: 3 2B: 0 3B: 0 HR: 0	SF: 1 SAC: 0 DP: 0 HBP: 1	WP: 0 PB: 2 SB: 1 CS: 0
PITCHER	IP	WLS	BF	H	R	ER	SO	BB	IBB	HBP	BLK	WP	HR	S	P	ERA	WHIP			
Charlie Hough, R (1, 1) ERA: 4.32	7.0		30	2	1	0	4	5	0	1	0	0	0	56	105	0.00	1.000			
Jack Armstrong, R (8, 1) ERA: 4.42	2.0	W	9	1	0	0	1	2	0	0	0	0	0	20	35	0.00	1.500			

Batter	1	2	3	4	5	6	7	8	9	AB	R	H	RBI	BB	SO	LOB	BOTTOM			
Chuck Carr, S (1, 8) OBP: 0.327, SLG: 0.337	K									3	1	0	0	1	1	1	St. Louis Cardinals @ Florida Marlins Joe Robbie Stadium, Miami, FL Sat Sep 25 1993, 7:05 PM EDT Att: 41,395 - Unknown livebaseballscorecards.com			
Henry Cotto, R (1, 9) OBP: 0.280, SLG: 0.339	L5									4	1	1	0	0	0	1				
Jeff Conine, R (1, 7) OBP: 0.352, SLG: 0.412										3	0	1	1	0	0	1				
Gary Sheffield, R (1, 5) OBP: 0.362, SLG: 0.481										3	0	0	0	1	1	1				
Orestes Destrade, S (1, 3) OBP: 0.322, SLG: 0.413										3	0	1	1	0	1	0				
Bret Barberie, S (1, 4) OBP: 0.351, SLG: 0.377										4	0	0	0	0	1	2				
Rob Natal, R (1, 2) OBP: 0.291, SLG: 0.316										2	0	1	0	1	0	0				
Walt Weiss, S (1, 6) OBP: 0.369, SLG: 0.315										3	0	1	0	0	1	3				
Charlie Hough, R (1, 1) OBP: 0.078, SLG: 0.033 Rick Renneria, R (7, PH) OBP: 0.317, SLG: 0.329 Jack Armstrong, R (8, 1) OBP: 0.156, SLG: 0.172										2	0	0	0	0	0	1				
Inning Stats	R: 0 E: 0 K: 2 S: 12	H: 1 LOB: 1 BB: 0 P: 20	R: 0 E: 0 K: 2 S: 11	H: 0 LOB: 1 BB: 1 P: 18	R: 0 E: 0 K: 0 S: 10	H: 0 LOB: 1 BB: 1 P: 14	R: 0 E: 0 K: 0 S: 7	H: 0 LOB: 0 BB: 0 P: 9	R: 0 E: 0 K: 0 S: 9	H: 1 LOB: 1 BB: 0 P: 15	R: 0 E: 0 K: 0 S: 5	H: 0 LOB: 0 BB: 0 P: 9	R: 0 E: 0 K: 1 S: 11	H: 2 LOB: 2 BB: 0 P: 15	R: 2 E: 2 K: 0 S: 7	H: 1 LOB: 1 BB: 1 P: 16		1B: 5 2B: 0 3B: 0 HR: 0	SF: 2 SAC: 0 DP: 0 HBP: 0	WP: 0 PB: 0 SB: 0 CS: 0
PITCHER	IP	WLS	BF	H	R	ER	SO	BB	IBB	HBP	BLK	WP	HR	S	P	ERA	WHIP			
Paul Kilgus, L (1, 1) ERA: 0.71	5.0		19	2	0	0	4	2	0	0	0	0	0	49	76	0.00	0.800			
Allen Watson, L (6, 1) ERA: 4.61	3.0	L	14	3	2	0	1	0	1	0	1	0	0	23	40	0.00	1.000			

Batter	1	2	3	4	5	6	7	8	9	AB	R	H	RBI	BB	SO	LOB	TOP										
Bernard Gilkey, R OBP: 0.381, SLG: 0.501 (1, 7)	F9						F2		F9	5	1	2	3	1	0	1											
Luis Alcaez, S OBP: 0.358, SLG: 0.373 Rich Batchelor, R Lee Guetterman, L Rod Brewer, L (1, 4) (7, 1) (8, 1) (9, PH) (9, 3)	F7	F8	K			K	G4-3		P4	5	0	0	0	0	0	2	5										
Gregg Jefferies, S OBP: 0.411, SLG: 0.493 Mike Perez, R (9, 1)					F8				L9	4	3	2	0	2	0	0											
Mark Whiten, S OBP: 0.328, SLG: 0.438 (1, 9)	K				F9					5	1	2	1	0	1	2											
Ray Lankford, L OBP: 0.378, SLG: 0.361 (1, 8)										4	1	2	1	1	1	2											
Stan Royer, R OBP: 0.323, SLG: 0.452 (1, 5)										5	1	3	3	0	1	2											
Erik Pappas, R OBP: 0.335, SLG: 0.335 Tripp Cromer, R (7, 6)										2	1	1	2	2	0	1											
Tim Jones, L OBP: 0.377, SLG: 0.346 (7, 4)										5	1	1	0	0	0	5											
Omar Olivares, R OBP: 0.250, SLG: 0.292 Les Lancaster, R OBP: 0.431, SLG: 0.516 Gerald Perry, L OBP: 0.431, SLG: 0.516 Marc Ronan, L (7, PH) (7, 2)										3	0	1	0	0	1	3											
Inning Stats	R: 0 E: 0 K: 1 S: 6	H: 1 LOB: 1 BB: 0 P: 6	R: 3 E: 0 K: 1 S: 9	H: 4 LOB: 1 BB: 0 P: 9	R: 3 E: 0 K: 1 S: 10	H: 5 LOB: 3 BB: 1 P: 14	R: 0 E: 0 K: 1 S: 5	H: 0 LOB: 0 BB: 0 P: 5	R: 0 E: 0 K: 1 S: 5	H: 0 LOB: 1 BB: 1 P: 9	R: 2 E: 0 K: 1 S: 7	H: 2 LOB: 3 BB: 3 P: 19	R: 2 E: 0 K: 0 S: 6	H: 3 LOB: 2 BB: 1 P: 10	R: 0 E: 0 K: 0 S: 3	H: 0 LOB: 0 BB: 0 P: 3	R: 0 E: 0 K: 0 S: 3	H: 0 LOB: 0 BB: 0 P: 3	1B: 9 2B: 5 3B: 0 HR: 1	SF: 0 SAC: 0 DP: 0 HBP: 0	WP: 2 PB: 2 SB: 0 CS: 0	PA: 48					
PITCHER	IP	WLS	BF	H	R	ER	SO	BB	IBB	HBP	BLK	WP	HR	S	P	ERA	WHIP										
David Weathers, R ERA: 5.21 Luis Aquino, R ERA: 3.52 Robb Nen, R ERA: 6.75 John Johnstone, R ERA: 6.23 Matt Turner, R ERA: 2.89	2.1	L	15	8	6	6	2	0	0	0	0	0	0	19	19	23.14	3.429										

St. Louis Cardinals @ Florida Marlins
Joe Robbie Stadium, Miami, FL
Sun Sep 26 1993, 3:33 AM EDT
Att: 38,254 - Unknown - 89 F

AB 42
R 10
H 15
RBI 10
BB 6
SO 6
LOB 21



Batter	1	2	3	4	5	6	7	8	9	AB	R	H	RBI	BB	SO	LOB	BOTTOM										
Chuck Carr, S OBP: 0.328, SLG: 0.336 Henry Cotto, R OBP: 0.263, SLG: 0.342 (1, 8) (9, 7)	P6									4	2	1	0	1	0	0											
Bret Barberie, S OBP: 0.350, SLG: 0.376 (1, 4)	G1-3									6	1	2	1	0	2	6											
Darrell Whitmore, L OBP: 0.240, SLG: 0.306 (1, 9)	G4-3									6	1	2	3	0	0	2											
Gary Sheffield, R OBP: 0.365, SLG: 0.481 Rick Renteria, R OBP: 0.318, SLG: 0.328 (1, 5) (8, 5)										2	0	1	0	2	1	0											
Orestes Destrade, S OBP: 0.325, SLG: 0.414 Matt Turner, R (9, 1)										4	0	2	2	1	1	3											
Jeff Conine, R OBP: 0.354, SLG: 0.412 (1, 7) (9, 3)										4	1	2	0	1	1	4											
Rob Natal, R OBP: 0.296, SLG: 0.306 (1, 2)										3	1	0	0	2	0	5											
Walt Weiss, S OBP: 0.369, SLG: 0.313 Alex Arias, R OBP: 0.337, SLG: 0.321 (1, 6) (8, 6)										2	0	0	0	1	0	3											
David Weathers, R ERA: 4.15 Luis Alcaez, S OBP: 0.358, SLG: 0.373 Nigel Wilson, L ERA: 2.99 Robb Nen, R ERA: 5.14 Benito Santiago, R OBP: 0.321, SLG: 0.330 John Johnstone, R ERA: 6.23 Mattias Carrillo, L OBP: 0.277, SLG: 0.370 (1, 1) (3, 1) (4, PH) (5, 1) (6, PH) (7, 1) (8, PH) (8, 6)										1	0	0	0	0	1	3											
Inning Stats	R: 0 E: 0 K: 0 S: 3	H: 0 LOB: 0 BB: 0 P: 3	R: 0 E: 0 K: 2 S: 8	H: 1 LOB: 3 BB: 2 P: 16	R: 0 E: 0 K: 2 S: 8	H: 1 LOB: 2 BB: 1 P: 12	R: 0 E: 0 K: 1 S: 5	H: 0 LOB: 1 BB: 1 P: 9	R: 1 E: 1 K: 0 S: 4	H: 1 LOB: 1 BB: 1 P: 8	R: 1 E: 0 K: 0 S: 4	H: 1 LOB: 2 BB: 2 P: 12	R: 0 E: 0 K: 1 S: 7	H: 2 LOB: 2 BB: 0 P: 7	R: 3 E: 1 K: 1 S: 9	H: 3 LOB: 2 BB: 1 P: 13	R: 2 E: 0 K: 1 S: 8	H: 3 LOB: 2 BB: 1 P: 12	1B: 12 2B: 1 3B: 0 HR: 0	SF: 1 SAC: 0 DP: 1 HBP: 0	WP: 0 PB: 1 SB: 1 CS: 0	PA: 49					
PITCHER	IP	WLS	BF	H	R	ER	SO	BB	IBB	HBP	BLK	WP	HR	S	P	ERA	WHIP										
Omar Olivares, R ERA: 4.15 Les Lancaster, R ERA: 2.89 Rob Murphy, L ERA: 5.14 Rich Batchelor, R ERA: 11.37 Lee Guetterman, L ERA: 3.29	5.0	W	25	4	2	1	5	6	0	0	0	0	0	29	3	18.0	2.000										
Mike Perez, R ERA: 2.57 (9, 1)	1.0		7	3	2	2	1	1	0	0	0	0	0	8	12	18.00	4.000										


St. Louis Cardinals @ Florida Marlins
Joe Robbie Stadium, Miami, FL
Sun Sep 26 1993, 3:33 AM EDT
Att: 38,254 - Unknown - 89 F

AB 39
R 7
H 12
RBI 7
BB 9
SO 8
LOB 30



Batter	1	2	3	4	5	6	7	8	9	AB	R	H	RBI	BB	SO	LOB	TOP								
Bernard Gilkey, R OBP: 0.379, SLG: 0.498 (1, 7)	G5-3	K			G6-4-3 1B		G4-3		G4-3	5	0	1	0	0	1	4	St. Louis Cardinals @ New York Mets Shea Stadium, Flushing, NY Mon Sep 27 1993, 7:05 PM EDT Att: 16,597 - Unknown - 68 F								
Gerónimo Peña, S OBP: 0.340, SLG: 0.398 (1, 4)	L5		F8		G6-4-3 1B			HR		4	1	2	1	0	0	0									
Gregg Jefferies, S OBP: 0.408, SLG: 0.490 (1, 3)	P6		F8		G6-4-3 1-2 2-3			F8		4	0	0	0	0	0	2									
Todd Zeile, R OBP: 0.353, SLG: 0.439 (1, 5)		1B WP 1B BB		HR	P4			F7		3	2	1	1	1	0	1									
Mark Whiten, S OBP: 0.327, SLG: 0.436 (1, 9)		P4		BB		G6-3		L7		3	0	0	0	1	0	1									
Ray Lankford, L OBP: 0.379, SLG: 0.361 (1, 8)		1B FC5 1-3		F9		K			S E BB	3	1	1	0	1	1	1									
Erik Pappas, R OBP: 0.356, SLG: 0.333 (1, 2)		BB FC5 1-3 3-H		P4		K			K	4	0	1	1	0	2	1									
Tripp Cromer, R (1, 6)		FC5		G1-3			K		E8	3	0	0	0	0	1	2									
Gerald Perry, L OBP: 0.435, SLG: 0.521 (9, PH)		BB							1B	1	0	1	1	0	0	0									
Tim Jones, L OBP: 0.377, SLG: 0.346 (9, 6)		1-2 3-H							F8	0	0	0	0	0	0	0									
Tom Urbani, L OBP: 0.235, SLG: 0.133 (7, PH)										1	0	0	0	1	1	0									
Tracy Woodson, R OBP: 0.219, SLG: 0.236 (7, 1)										0	0	0	0	0	0	0									
Les Lancaster, R (7, 1)										0	0	0	0	0	0	0									
Rob Murphy, L OBP: 0.351, SLG: 0.500 (8, 1)										0	0	0	0	0	0	0									
Rod Brewer OBP: 0.356, SLG: 0.369 (9, PH)										1	0	0	0	0	0	1									
Mike Perez, R (9, 1)										0	0	0	0	0	0	0									
Inning Stats	R: 0 E: 0 K: 0 S: 7	H: 0 LOB: 0 BB: 0 P: 10	R: 1 E: 0 K: 1 S: 14	H: 2 LOB: 3 BB: 2 P: 24	R: 1 E: 0 K: 0 S: 9	H: 1 LOB: 1 BB: 1 P: 15	R: 0 E: 0 K: 1 S: 5	H: 0 LOB: 0 BB: 0 P: 6	R: 0 E: 0 K: 0 S: 7	H: 2 LOB: 1 BB: 0 P: 10	R: 0 E: 0 K: 2 S: 9	H: 0 LOB: 0 BB: 0 P: 13	R: 0 E: 0 K: 1 S: 6	H: 0 LOB: 0 BB: 0 P: 8	R: 1 E: 0 K: 0 S: 9	H: 1 LOB: 0 BB: 0 P: 12	R: 1 E: 0 K: 1 S: 10	H: 1 LOB: 1 BB: 1 P: 21	1B: 5 2B: 0 3B: 0 HR: 2	SF: 0 SAC: 0 DP: 1 HBP: 0	WP: 1 PB: 0 SB: 1 CS: 0	PA: 37			
PITCHER	IP	WLS	BF	H	R	ER	SO	BB	IBB	HBP	BLK	WP	HR	S	P	ERA	WHIP								
Sid Fernandez, L ERA: 3.04 (1, 1)	8.0		32	6	3	3	5	3	0	0	0	1	2	66	98	3.38	1.125								
Mauro Gozzo, R ERA: 3.27 (9, 1)	1.0	L	5	1	1	1	1	1	0	0	0	0	0	10	21	9.00	2.000								

AB	33
R	4
H	7
RBI	4
BB	4
SO	6
LOB	13



Batter	1	2	3	4	5	6	7	8	9	AB	R	H	RBI	BB	SO	LOB	BOTTOM								
Ryan Thompson, R OBP: 0.298, SLG: 0.426 (1, 8)	G5-3		K		FC5 1B	F8			P4	5	0	0	1	0	1	1	St. Louis Cardinals @ New York Mets Shea Stadium, Flushing, NY Mon Sep 27 1993, 7:05 PM EDT Att: 16,597 - Unknown - 68 F								
Kevin Baez, R OBP: 0.259, SLG: 0.240 (1, 6)	G6-3 2B		F8		L9		K			4	0	1	0	0	1	1									
Eddie Murray, S OBP: 0.325, SLG: 0.469 (1, 3)	G6-3						G4-3			4	0	2	0	0	0	1									
Jeff McKnight, S OBP: 0.309, SLG: 0.302 (8, 3)	2-3				1B					0	0	0	0	0	0	0									
Dave Gallagher, R OBP: 0.349, SLG: 0.461 (1, 7)					L6		G4-3		G5-3	3	0	0	0	1	0	3									
Butch Huskey, R OBP: 0.159, SLG: 0.171 (1, 5)																									
Doug Saunders, R OBP: 0.231, SLG: 0.238 (5, 5)	F9				P8		F8 HR	2B	F9	2	0	0	0	0	0	2									
Jeff Kent, R OBP: 0.320, SLG: 0.442 (1, 4)			G1-3		G6-3		F8		G6-3	4	0	0	0	0	0	1									
Jeremy Burnitz, L OBP: 0.333, SLG: 0.484 (9, 1)			K						G4-3	4	1	1	2	0	2	0									
Mauro Gozzo, R (9, 1)										0	0	0	0	0	0	0									
Charlie O'Brien, R OBP: 0.299, SLG: 0.376 (1, 2)																									
Joe Orsulak, L OBP: 0.329, SLG: 0.393 (9, PH)					SH2-4 FC5		SH2-4	BB	P5	2	1	2	0	1	0	0									
Sid Fernandez, L OBP: 0.156, SLG: 0.100 (1, 1)										1	0	0	0	0	0	1									
Chico Walker, S OBP: 0.284, SLG: 0.341 (9, 7)					SH2-4		SH2-4		K	1	0	0	0	0	1	0									
Inning Stats	R: 0 E: 0 K: 0 S: 5	H: 1 LOB: 2 BB: 1 P: 10	R: 0 E: 0 K: 1 S: 10	H: 1 LOB: 0 BB: 0 P: 15	R: 0 E: 0 K: 1 S: 7	H: 0 LOB: 0 BB: 0 P: 12	R: 0 E: 0 K: 1 S: 9	H: 0 LOB: 0 BB: 0 P: 13	R: 1 E: 0 K: 0 S: 16	H: 2 LOB: 2 BB: 0 P: 23	R: 2 E: 0 K: 0 S: 11	H: 2 LOB: 1 BB: 1 P: 19	R: 0 E: 0 K: 1 S: 6	H: 0 LOB: 0 BB: 0 P: 9	R: 0 E: 0 K: 0 S: 9	H: 0 LOB: 0 BB: 0 P: 15	R: 0 E: 0 K: 1 S: 8	H: 0 LOB: 0 BB: 0 P: 12	1B: 3 2B: 3 3B: 0 HR: 1	SF: 0 SAC: 2 DP: 0 HBP: 0	WP: 0 PB: 0 SB: 0 CS: 0	PA: 37			
PITCHER	IP	WLS	BF	H	R	ER	SO	BB	IBB	HBP	BLK	WP	HR	S	P	ERA	WHIP								
Tom Urbani, L ERA: 5.07 (1, 1)	6.0		28	7	3	3	3	2	0	0	0	0	0	10	17	0.00	0.000								
Les Lancaster, R ERA: 2.5 (7, 1)	1.2		5	0	0	0	1	0	0	0	0	0	0	5	7	0.00	0.000								
Rob Murphy, L ERA: 5.11 (8, 1)	0.1	W	1	0	0	0	0	0	0	0	0	0	0	5	7	0.00	0.000								
Mike Perez, R ERA: 2.53 (9, 1)	1.0	S	3	0	0	0	1	0	0	0	0	0	0	8	12	0.00	0.000								



Batter	1	2	3	4	5	6	7	8	9	AB	R	H	RBI	BB	SO	LOB	TOP										
Bernard Gilkey, R OBP: 0.380, SLG: 0.497	2-2 L9 1B		2-1 B1-3		2-0 G6-3		0-1 FC4		1-1 1B	5	0	2	0	0	0	1	St. Louis Cardinals @ New York Mets Shea Stadium, Flushing, NY Tue Sep 28 1993, 7:05 PM EDT Att: 17,324 - Unknown - 65 F										
Gerónimo Peña, S OBP: 0.337, SLG: 0.394	1-2 G4-6-3 1B		1-0 L6		2-3 K		0-0 F9		1-0 F9	5	0	1	0	0	1	1											
Gregg Jefferies, S OBP: 0.409, SLG: 0.490	0-1 L9		2-0 1B		2-2 F7		1-0 BB 1B		4-0 BB 1B	4	1	2	0	0	0	2											
Todd Zeile, R OBP: 0.352, SLG: 0.437	1-1 G4-6-3		1-0 P2		1-0 F7		4-0 BB 1B		1-2 BB	3	0	0	0	1	0	3											
Mark Whiten, S OBP: 0.328, SLG: 0.435		1-1 G4-3		0-0 F9		4-1 BB		0-0 1-2 2-H 1B		3	0	1	1	1	0	0											
Ray Lankford, L OBP: 0.376, SLG: 0.357		1-0 L8		3-1 G4-3		0-2 G3		0-1 F7		4	0	0	0	0	0	3											
Erik Pappas, R OBP: 0.358, SLG: 0.341		2-2 2B		1-0 1B			3-2 G6-3		3-1 L5	4	0	2	0	0	0	2											
Tripp Cromer, R (1, 6)		4-2 BB		0-0 F9			2-2 G4-3		2-3 K	3	0	0	0	1	1	1											
Rene Arocha, R OBP: 0.136, SLG: 0.123		1-3 K		0-3 K			1-0 FC4 1B		2-2 F8	2	0	0	0	0	2	2											
Tracy Woodson, R OBP: 0.227, SLG: 0.247										1	0	1	0	0	0	0											
Steve Dixon, L (7, 1)										0	0	0	0	0	0	0											
Rich Batchelor, R (7, 1)										0	0	0	0	0	0	0											
Gerald Perry, L OBP: 0.432, SLG: 0.516										1	0	0	0	0	0	0											
Inning Stats	R: 0 E: 0 K: 0 S: 11	H: 2 LOB: 1 BB: 0 P: 15	R: 0 E: 0 K: 1 S: 12	H: 1 LOB: 2 BB: 1 P: 21	R: 0 E: 0 K: 0 S: 5	H: 1 LOB: 1 BB: 0 P: 11	R: 0 E: 0 K: 0 S: 5	H: 1 LOB: 1 BB: 0 P: 9	R: 0 E: 0 K: 2 S: 8	H: 0 LOB: 0 BB: 0 P: 12	R: 0 E: 0 K: 0 S: 12	H: 0 LOB: 1 BB: 1 P: 19	R: 0 E: 0 K: 0 S: 10	H: 1 LOB: 0 BB: 0 P: 16	R: 1 E: 0 K: 0 S: 7	H: 2 LOB: 2 BB: 1 P: 15	R: 0 E: 0 K: 1 S: 9	H: 1 LOB: 1 BB: 0 P: 15	1B: 8 2B: 1 3B: 0 HR: 0	SF: 0 SAC: 0 DP: 1 HBP: 0	WP: 0 PB: 0 SB: 0 CS: 0	PA: 38					
PITCHER	IP	WLS	BF	H	R	ER	SO	BB	IBB	HBP	BLK	WP	HR	S	P	ERA	WHIP										
Pete Schourek, L ERA: 6.21	(1, 1)	8.0	W	34	8	1	1	3	3	0	0	0	0	70	118	1.12	1.375										
Mike Maddux, R ERA: 3.53	(9, 1)	1.0		4	1	0	0	1	0	0	0	0	0	9	15	0.00	1.000										

AB	35
R	1
H	9
RBI	1
BB	3
SO	4
LOB	15



Batter	1	2	3	4	5	6	7	8	9	AB	R	H	RBI	BB	SO	LOB	BOTTOM										
Ryan Thompson, R OBP: 0.302, SLG: 0.440	1-1 SH3-4 1B		0-3 K		0-0 HR		0-1 SH1-4			3	1	2	1	0	1	1	St. Louis Cardinals @ New York Mets Shea Stadium, Flushing, NY Tue Sep 28 1993, 7:05 PM EDT Att: 17,324 - Unknown - 65 F										
Kevin Baez, R OBP: 0.254, SLG: 0.235	0-0 SH3-4		1-3 K		2-3 K		2-2 HR			2	0	0	0	0	2	0											
Jeff McKnight, S OBP: 0.313, SLG: 0.325	1-2 SH3-4		2-2 K		2-1 G4-3		2-2 HR		2-2 F8	3	0	0	0	1	0	0											
Eddie Murray, S OBP: 0.325, SLG: 0.467	4-2 BB		2-2 F8		2-1 G4-3		2-2 F8			0	0	0	0	0	0	0											
Dave Gallagher, R OBP: 0.348, SLG: 0.461																											
Joe Orsulak, L OBP: 0.331, SLG: 0.396	1-0 G4-6-3		2-1 2B		1-1 CS 1B		0-1 L9			4	0	2	0	0	0	2											
Chico Walker, S OBP: 0.283, SLG: 0.339		0-0 1B 1B		3-2 P5		1-0 F4		0-0 G1		4	1	1	0	0	0	2											
Jeremy Burnitz, L OBP: 0.339, SLG: 0.486		1-2 G6-3 PB 1B		2-3 K		4-2 BB		3-2 L6-3 1B		3	1	2	0	1	1	0											
Todd Hundley, S OBP: 0.269, SLG: 0.360		2-1 PB G6-3 1B		0-0 B1-3		0-0 G3		2-1 L6-3		4	0	1	1	0	0	2											
Doug Saunders, R OBP: 0.235, SLG: 0.231		1-2 G6-3		0-1 L4			4-1 SH1-4 SH HR BB			2	1	0	0	1	0	2											
Pete Schourek, L OBP: 0.273, SLG: 0.207		1-3 K		1-0 P3			1-0 SH SH1-4 HR			2	1	0	0	0	1	1											
Mike Maddux, L (9, 1)										0	0	0	0	0	0	0											
Inning Stats	R: 0 E: 0 K: 0 S: 6	H: 1 LOB: 1 BB: 1 P: 12	R: 2 E: 0 K: 2 S: 15	H: 3 LOB: 1 BB: 0 P: 20	R: 0 E: 0 K: 1 S: 11	H: 1 LOB: 1 BB: 0 P: 19	R: 0 E: 0 K: 1 S: 8	H: 0 LOB: 0 BB: 0 P: 10	R: 1 E: 0 K: 1 S: 7	H: 1 LOB: 0 BB: 0 P: 12	R: 0 E: 0 K: 0 S: 8	H: 1 LOB: 1 BB: 1 P: 13	R: 3 E: 0 K: 0 S: 12	H: 1 LOB: 0 BB: 1 P: 21	R: 0 E: 0 K: 0 S: 8	H: 1 LOB: 0 BB: 0 P: 13	1B: 6 2B: 2 3B: 0 HR: 2	SF: 0 SAC: 3 DP: 2 HBP: 0	WP: 0 PB: 1 SB: 0 CS: 1	PA: 34							
PITCHER	IP	WLS	BF	H	R	ER	SO	BB	IBB	HBP	BLK	WP	HR	S	P	ERA	WHIP										
Rene Arocha, R ERA: 3.91	(1, 1)	6.0	L	25	7	3	2	5	2	0	0	0	0	55	86	3.00	1.500										
Steve Dixon, L ERA: 33.75	(7, 1)	0.1		3	0	2	2	0	1	0	0	0	0	4	9	54.00	3.000										
Rich Batchelor, R ERA: 10.13	(7, 1)	1.2		6	2	1	1	0	0	0	0	0	1	16	25	5.40	1.200										

AB	28
R	6
H	9
RBI	5
BB	3
SO	5
LOB	10



Batter	1	2	3	4	5	6	7	8	9	10	11	12	13	14	15	16	17	AB	R	H	RBI	BB	SO	LOB	TOP											
Bernard Gilkey, R OBP: 0.377, SLG: 0.492			G6-3			K		L4-3		F8			FC3-6 FC1-5 BB		G5-3			6	0	0	0	1	2	3												
Tim Jones, L OBP: 0.386, SLG: 0.345	L9							F7			F7		FC1-5 FC3-6		G4-3			6	0	1	0	1	0	2												
Grego Jefferies, S OBP: 0.407, SLG: 0.485				F8					F7		G3-1		FC3-6			E5		5	0	0	0	2	0	3												
Mark Whiten, S OBP: 0.325, SLG: 0.430	G4-3					G3			P5		G3					G4-6-3		7	0	0	0	0	2	7												
Ray Lankford, L OBP: 0.371, SLG: 0.351		F8		L7												G4-3		7	0	0	0	0	2	1												
Stan Royer, R OBP: 0.371, SLG: 0.514						G6-3												4	0	3	0	0	0	0												
Lonnar Maciel, L OBP: 0.077, SLG: 0.083							G4-3											0	0	0	0	0	0	0												
Erk Pappas, R OBP: 0.268, SLG: 0.338																		2	0	0	0	1	0	0												
Gerónimo Peña, S OBP: 0.333, SLG: 0.393						K		G4-3										6	0	1	0	0	4	3												
Marc Ronan, L OBP: 0.355																		3	0	0	0	0	0	2	1											
Rod Brainerd, L OBP: 0.282, SLG: 0.366																		1	0	0	0	0	1	2												
Ozzie Smith, S OBP: 0.320, SLG: 0.320																		1	0	0	0	0	0	1												
Lee Guetterman, L OBP: 0.299, SLG: 0.306																		0	0	0	0	0	0	0												
Rob Murphy, L OBP: 0.320, SLG: 0.343																		0	0	0	0	0	0	0												
Les Lancaster, R OBP: 0.329, SLG: 0.399																		1	0	0	0	0	0	0												
Rheal Cormier, L OBP: 0.234, SLG: 0.277																		2	0	0	0	0	0	0												
Georgi Perry, L OBP: 0.438, SLG: 0.516																		0	0	0	0	1	0	0												
Paul Kilgus, L OBP: 0.200, SLG: 0.200																		0	0	0	0	0	0	0												
Todd Zelle, R OBP: 0.354, SLG: 0.439																		2	0	1	0	1	0	0												
Inning Stats	R: 0 E: 0 K: 1 S: 9	H: 0 LOB: 1 BB: 1 P: 18	R: 0 E: 0 K: 1 S: 7	H: 1 LOB: 1 BB: 0 P: 13	R: 0 E: 0 K: 0 S: 8	H: 0 LOB: 0 BB: 0 P: 12	R: 0 E: 0 K: 1 S: 11	H: 1 LOB: 1 BB: 0 P: 16	R: 0 E: 0 K: 2 S: 8	H: 0 LOB: 2 BB: 0 P: 11	R: 0 E: 0 K: 1 S: 7	H: 0 LOB: 0 BB: 2 P: 18	R: 0 E: 0 K: 1 S: 10	H: 0 LOB: 1 BB: 0 P: 17	R: 0 E: 0 K: 1 S: 4	H: 0 LOB: 0 BB: 0 P: 8	R: 0 E: 0 K: 1 S: 6	H: 0 LOB: 0 BB: 0 P: 9	R: 0 E: 0 K: 1 S: 10	H: 1 LOB: 2 BB: 1 P: 21	R: 0 E: 0 K: 0 S: 6	H: 0 LOB: 1 BB: 0 P: 9	R: 0 E: 0 K: 1 S: 7	H: 0 LOB: 1 BB: 1 P: 14	R: 0 E: 0 K: 1 S: 10	H: 1 LOB: 2 BB: 1 P: 16	R: 0 E: 0 K: 1 S: 10	H: 1 LOB: 1 BB: 0 P: 11	R: 0 E: 1 K: 0 S: 4	H: 0 LOB: 0 BB: 0 P: 6	R: 0 E: 1 K: 2 S: 9	H: 0 LOB: 0 BB: 0 P: 13	1B: 2 2B: 6 3B: 0 HR: 0	SF: 0 SAC: 1 DP: 3 HBP: 0	WP: 0 PB: 0 SB: 0 CS: 1	PA: 62
PITCHER	IP 10.0	WLS 37	BF 4	H 4	R 0	ER 0	SO 9	BB 4	IBB 1	HBP 0	BLK 0	WP 0	HR 0	S 143	P 0	ERA 0.00	WHIP 0.800																			
Bobby Jones, R ERA: 3.65																																				
Jeff Innis, R ERA: 4.22																																				
Mauro Cozzzo, R ERA: 2.57																																				
Kenny Greer, R ERA:																																				

St. Louis Cardinals @ New York Mets
Shea Stadium, Flushing, NY
Wed Sep 29 1993, 7:05 PM EDT
Att. 17,037 - Unknown - 61 F

livebaseballscorecards.com

AB 54
R 0
H 6
RBI 0
BB 7
SO 14
LOB 24

Batter	1	2	3	4	5	6	7	8	9	10	11	12	13	14	15	16	17	AB	R	H	RBI	BB	SO	LOB	BOTTOM									
Ryan Thompson, R OBP: 0.286, SLG: 0.429																		7	0	0	0	0	5	3										
Kevin Bass, R OBP: 0.240, SLG: 0.220	E6																	7	0	0	0	0	1	3										
Eddie Murray, S OBP: 0.324, SLG: 0.464																		6	1	1	0	1	2	1										
Dave Gallagher, R OBP: 0.338, SLG: 0.447	G4-3																	6	0	0	0	0	0	2										
Chico Walker, S OBP: 0.276, SLG: 0.332																		7	0	1	0	0	0	1										
Jeff Kent, R OBP: 0.317, SLG: 0.440																		7	0	1	1	0	2	1										
Darrin Jackson, R OBP: 0.236, SLG: 0.312																		3	0	1	0	0	1	0										
Joe Orsulak, L OBP: 0.331, SLG: 0.390																		3	0	1	0	0	1	0										
Charlie O'Brien, R OBP: 0.200, SLG: 0.375																		3	0	1	0	0	0	1										
Todd Hundley, S OBP: 0.270, SLG: 0.358																		2	0	0	0	1	1	1										
Bobby Jones, R ERA: 3.65																		3	0	0	0	0	1	2										
Jeff Innis, R ERA: 4.22																		1	0	0	0	0	2	0										
Mauro Cozzzo, R ERA: 2.57																		0	0	0	0	0	0	0										
Les Lancaster, R ERA: 2.97																		1	0	0	0	0	0	0										
Inning Stats	R: 0 E: 1 K: 1 S: 8	H: 0 LOB: 0 BB: 0 P: 10	R: 0 E: 0 K: 0 S: 6	H: 1 LOB: 0 BB: 0 P: 9	R: 0 E: 0 K: 2 S: 10	H: 1 LOB: 1 BB: 0 P: 15	R: 0 E: 0 K: 1 S: 5	H: 0 LOB: 0 BB: 0 P: 6	R: 0 E: 0 K: 1 S: 5	H: 0 LOB: 0 BB: 0 P: 8	R: 0 E: 0 K: 1 S: 7	H: 0 LOB: 0 BB: 0 P: 12	R: 0 E: 0 K: 1 S: 10	H: 0 LOB: 0 BB: 0 P: 12	R: 0 E: 0 K: 1 S: 9	H: 1 LOB: 2 BB: 1 P: 17	R: 0 E: 0 K: 0 S: 11	H: 0 LOB: 1 BB: 0 P: 18	R: 0 E: 0 K: 0 S: 7	H: 0 LOB: 0 BB: 0 P: 10	R: 0 E: 2 K: 1 S: 14	H: 0 LOB: 2 BB: 0 P: 18	R: 0 E: 0 K: 1 S: 10	H: 0 LOB: 0 BB: 0 P: 8	R: 0 E: 0 K: 3 S: 9	H: 0 LOB: 0 BB: 0 P: 13	R: 0 E: 0 K: 1 S: 5	H: 0 LOB: 0 BB: 0 P: 7	R: 1 E: 0 K: 0 S: 8	H: 2 LOB: 1 BB: 0 P: 11	1B: 4 2B: 2 3B: 0 HR: 0	SF: 0 SAC: 1 DP: 1 HBP: 0	WP: 0 PB: 0 SB: 0 CS: 0	PA: 60
PITCHER	IP 7.0	WLS 25	BF 3	H 3	R 0	ER 0	SO 6	BB 1	IBB 0	HBP 0	BLK 0	WP 0	HR 0	S 52	P 80	ERA 0.00	WHIP 0.571																	
Rheal Cormier, L ERA: 4.33																																		
Paul Kilgus, L ERA: 5.99																																		
Mike Perez, R ERA: 2.45																																		
Lee Guetterman, L ERA: 3.14																																		
Rob Murphy, L ERA: 4.55																																		

St. Louis Cardinals @ New York Mets
Shea Stadium, Flushing, NY
Wed Sep 29 1993, 7:05 PM EDT
Att. 17,037 - Unknown - 61 F

livebaseballscorecards.com

AB 57
R 1
H 6
RBI 1
BB 2
SO 14
LOB 19

Batter	1	2	3	4	5	6	7	8	9	AB	R	H	RBI	BB	SO	LOB	TOP			
Gerónimo Pena, S OBP: 0.331, SLG: 0.393 (1,4)										5	0	1	0	0	1	5				
Tripp Cromer, R OBP: 0.136, SLG: 0.095 (1,6)										4	0	2	0	0	0	0				
Bernard Gilkey, R OBP: 0.374, SLG: 0.488 (1,7)										4	0	0	0	0	0	3				
Todd Zeile, R OBP: 0.353, SLG: 0.436 (1,5)										3	0	0	0	1	1	0				
Mark Whiten, S OBP: 0.324, SLG: 0.428 (1,8)										4	1	1	0	0	0	2				
Stan Royer, R OBP: 0.359, SLG: 0.487 (1,3)										4	0	1	0	0	1	1				
Erik Pappas, R OBP: 0.360, SLG: 0.341 (1,9)										4	1	2	0	0	0	1				
Tom Pagnozzi, R OBP: 0.297, SLG: 0.375 (1,2)										3	0	1	1	0	0	2				
Allen Watson, L OBP: 0.259, SLG: 0.346 (1,1)										2	0	1	1	0	0	0				
Tracy Woodson, R OBP: 0.221, SLG: 0.240 (7, PH)										1	0	0	0	0	0	2				
Rich Batchelor, R OBP: 0.442, SLG: 0.521 (9, PH)										0	0	0	0	0	0	0				
Gerald Perry, L OBP: 0.077, SLG: 0.083 (9, PR)										1	0	1	0	0	0	0				
Inning Stats	R: 0 E: 0 K: 0 S: 8	H: 2 LOB: 2 BB: 1 P: 16	R: 1 E: 1 K: 0 S: 11	H: 1 LOB: 1 BB: 0 P: 14	R: 0 E: 0 K: 0 S: 3	H: 0 LOB: 0 BB: 0 P: 6	R: 0 E: 0 K: 0 S: 6	H: 1 LOB: 1 BB: 0 P: 9	R: 0 E: 0 K: 0 S: 4	H: 0 LOB: 0 BB: 0 P: 4	R: 0 E: 0 K: 0 S: 6	H: 2 LOB: 2 BB: 0 P: 8	R: 0 E: 0 K: 1 S: 15	H: 1 LOB: 0 BB: 0 P: 21	R: 1 E: 0 K: 1 S: 12	H: 3 LOB: 2 BB: 0 P: 13	1B: 8 2B: 3 3B: 0 HR: 0	SF: 1 SAC: 0 DP: 2 HBP: 0	WP: 0 PB: 0 SB: 0 CS: 0	PA: 37
PITCHER Eric Hillman, L ERA: 3.97 (1,1)	IP: 9.0 WLS: W BF: 37 H: 10 R: 2 ER: 1 SO: 3 BB: 1 IBB: 0 HBP: 0 BLK: 0 WP: 0 HR: 0 S: 70 P: 99 ERA: 1.00 WHIP: 1.222															PITCHER				

St. Louis Cardinals @ New York Mets
Shea Stadium, Flushing, NY
Thu Sep 30 1993, 7:05 PM EDT
Att: 17,567 - Unknown - 51 F

AB 35
R 2
H 10
RBI 2
BB 1
SO 3
LOB 16



Batter	1	2	3	4	5	6	7	8	9	AB	R	H	RBI	BB	SO	LOB	BOTTOM			
Ryan Thompson, R OBP: 0.298, SLG: 0.433 (1,8)										4	1	2	0	0	2	0				
Kevin Baez, R OBP: 0.242, SLG: 0.223 (1,6)										3	0	1	0	0	0	1				
Eddie Murray, S OBP: 0.325, SLG: 0.468 (1,3)										3	1	1	2	0	0	2				
Dave Gallagher, R OBP: 0.335, SLG: 0.440 (1,9)										3	1	0	0	0	2	2				
Chico Walker, S OBP: 0.279, SLG: 0.332 (1,5)										3	0	1	0	0	0	0				
Jeff Kent, R OBP: 0.317, SLG: 0.441 (1,4)										3	0	1	1	0	0	0				
Doug Saunders, R OBP: 0.235, SLG: 0.231 (8,4)										0	0	0	0	0	0	0				
Darrin Jackson, R OBP: 0.237, SLG: 0.312 (1,7)										3	0	1	0	0	0	0				
Charlie O'Brien, R OBP: 0.295, SLG: 0.369 (1,2)										3	0	0	0	0	0	0				
Eric Hillman, L OBP: 0.178, SLG: 0.182 (1,1)										3	0	0	0	0	0	0				
Inning Stats	R: 0 E: 0 K: 1 S: 7	H: 1 LOB: 1 BB: 0 P: 14	R: 0 E: 0 K: 0 S: 5	H: 0 LOB: 0 BB: 0 P: 8	R: 0 E: 0 K: 1 S: 10	H: 0 LOB: 0 BB: 0 P: 15	R: 1 E: 0 K: 0 S: 7	H: 3 LOB: 2 BB: 0 P: 11	R: 0 E: 0 K: 0 S: 8	H: 0 LOB: 0 BB: 0 P: 12	R: 2 E: 0 K: 1 S: 15	H: 2 LOB: 0 BB: 0 P: 25	R: 0 E: 0 K: 0 S: 7	H: 1 LOB: 0 BB: 0 P: 8	R: 0 E: 0 K: 1 S: 8	H: 0 LOB: 0 BB: 0 P: 8	1B: 4 2B: 2 3B: 0 HR: 1	SF: 0 SAC: 1 DP: 0 HBP: 0	WP: 0 PB: 0 SB: 0 CS: 0	PA: 29
PITCHER Allen Watson, L ERA: 4.6 (1,1)	IP: 6.0 WLS: L BF: 23 H: 6 R: 3 ER: 3 SO: 3 BB: 0 IBB: 0 HBP: 0 BLK: 0 WP: 0 HR: 1 S: 52 P: 85 ERA: 4.50 WHIP: 1.000															PITCHER				
Rich Batchelor, R ERA: 8.1 (7,1)	IP: 2.0 WLS: L BF: 6 H: 1 R: 0 ER: 0 SO: 1 BB: 0 IBB: 0 HBP: 0 BLK: 0 WP: 0 HR: 0 S: 15 P: 16 ERA: 0.00 WHIP: 0.500															PITCHER				

St. Louis Cardinals @ New York Mets
Shea Stadium, Flushing, NY
Thu Sep 30 1993, 7:05 PM EDT
Att: 17,567 - Unknown - 51 F

AB 28
R 3
H 7
RBI 3
BB 0
SO 4
LOB 5



Batter	1	2	3	4	5	6	7	8	9	AB	R	H	RBI	BB	SO	LOB	TOP					
Lenny Dykstra, L OBP: 0.422, SLG: 0.486	G4-3		G3														4 0 1 0 0 1 1					
Mariano Duncan, R OBP: 0.305, SLG: 0.420																	4 1 2 0 0 0 2					
John Kruk, L OBP: 0.430, SLG: 0.475																	2 0 0 0 0 1 2					
Ricky Jordan, R OBP: 0.311, SLG: 0.413	K																2 0 0 0 0 1 2					
Dave Hollins, S OBP: 0.373, SLG: 0.444	L7																4 0 0 0 0 2 2					
Donn Pall, R																	0 0 0 0 0 0 0					
Mitch Williams, L OBP: 1.000, SLG: 1.000																	0 0 0 0 0 0 0					
Darren Daulton, L OBP: 0.392, SLG: 0.483																	3 1 0 0 1 1 0					
Jim Eisenreich, L OBP: 0.365, SLG: 0.447																	3 0 0 0 1 1 0					
Milt Thompson, L OBP: 0.343, SLG: 0.352																	4 1 1 2 0 0 0					
Kevin Stocker, S OBP: 0.414, SLG: 0.418																	4 1 1 1 0 1 2					
Curt Schilling, R OBP: 0.169, SLG: 0.160																	2 0 0 0 0 1 0					
Tony Longmire, L OBP: 0.231, SLG: 0.231																	1 0 1 1 0 0 0					
Larry Andersen, R OBP: 1.000, SLG: 1.000																	0 0 0 0 0 0 0					
Kim Batiste, R OBP: 0.302, SLG: 0.442																	1 0 0 0 0 0 0					
Inning Stats	R: 0 E: 0 K: 1 S: 10	H: 1 LOB: 1 BB: 0 P: 15	R: 0 E: 0 K: 0 S: 6	H: 0 LOB: 0 BB: 0 P: 10	R: 0 E: 0 K: 0 S: 6	H: 0 LOB: 0 BB: 0 P: 8	R: 2 E: 0 K: 2 S: 14	H: 2 LOB: 2 BB: 2 P: 26	R: 0 E: 0 K: 2 S: 9	H: 1 LOB: 1 BB: 0 P: 12	R: 0 E: 0 K: 1 S: 8	H: 0 LOB: 0 BB: 0 P: 13	R: 2 E: 1 K: 1 S: 15	H: 2 LOB: 1 BB: 0 P: 22	R: 0 E: 0 K: 2 S: 7	H: 0 LOB: 0 BB: 0 P: 13	R: 0 E: 0 K: 0 S: 5	H: 0 LOB: 0 BB: 0 P: 7	1B: 4 2B: 2 3B: 0 HR: 0	SF: 0 SAC: 0 DP: 0 HBP: 0	WP: 0 PB: 0 SB: 0 CS: 0	PA: 36
PITCHER	IP WLS BF H R ER SO BB IBB HBP BLK WP HR S P ERA WHIP																					
Omar Olivares, R ERA: 4.17	6.0 L 27 6 4 3 6 2 0 0 0 0 0 0 60 94 4.50 1.333																					
Lee Guetterman, L ERA: 3.0	2.0 6 0 0 0 3 0 0 0 0 0 0 0 15 25 0.00 0.000																					
Paul Kilgus, L ERA: 0.64	1.0 3 0 0 0 0 0 0 0 0 0 0 0 5 7 0.00 0.000																					

Philadelphia Phillies @ St. Louis Cardinals
 Busch Stadium, St. Louis, MO
 Fri Oct 01 1993, 7:05 PM CDT
 Att: 26,870 - Unknown

AB 34
 R 4
 H 6
 RBI 4
 BB 2
 SO 9
 LOB 11



Batter	1	2	3	4	5	6	7	8	9	AB	R	H	RBI	BB	SO	LOB	BOTTOM					
Bernard Gilkey, R OBP: 0.374, SLG: 0.488	G6-3 G1-6-3 2B		K														4 1 1 0 0 2 3					
Ozzie Smith, S OBP: 0.341, SLG: 0.360	G6-3		G4-3														3 0 0 0 1 0 3					
Ray Lankford, L OBP: 0.370, SLG: 0.350	G1-6-3																4 0 1 1 0 1 1					
Todd Zeile, R OBP: 0.351, SLG: 0.433	P6																4 0 0 0 0 1 2					
Mark Whiten, S OBP: 0.322, SLG: 0.425																	4 0 0 0 0 3 1					
Stan Rover, R OBP: 0.326, SLG: 0.442																	4 0 0 0 0 1 1					
Tim Jones, L OBP: 0.366, SLG: 0.361																	3 1 1 0 0 2 0					
Marc Ronan, L OBP: 0.091, SLG: 0.091																	2 0 1 0 0 1 1					
Gerald Perry, L OBP: 0.433, SLG: 0.515																	1 0 0 0 0 0 0					
Erik Pappas, R OBP: 0.360, SLG: 0.341																	0 0 0 0 0 0 0					
Omar Olivares, R OBP: 0.269, SLG: 0.308																	2 0 1 1 0 0 1					
Lee Guetterman, L OBP: 0.500, SLG: 1.000																	0 0 0 0 0 0 0					
Rod Brewer, L OBP: 0.352, SLG: 0.370																	1 0 1 0 0 0 0					
Lonnie Maclin, L OBP: 0.077, SLG: 0.083																	0 0 0 0 0 0 0					
Paul Kilgus, L OBP: 0.320, SLG: 0.200																	0 0 0 0 0 0 0					
Inning Stats	R: 1 E: 0 K: 0 S: 9	H: 1 LOB: 0 BB: 0 P: 14	R: 0 E: 0 K: 2 S: 8	H: 0 LOB: 0 BB: 0 P: 12	R: 0 E: 0 K: 1 S: 8	H: 1 LOB: 1 BB: 0 P: 14	R: 0 E: 0 K: 0 S: 5	H: 0 LOB: 0 BB: 0 P: 8	R: 1 E: 0 K: 1 S: 11	H: 2 LOB: 1 BB: 0 P: 16	R: 0 E: 0 K: 1 S: 6	H: 0 LOB: 0 BB: 1 P: 11	R: 0 E: 0 K: 2 S: 9	H: 0 LOB: 0 BB: 0 P: 15	R: 0 E: 0 K: 1 S: 11	H: 1 LOB: 1 BB: 0 P: 17	R: 0 E: 0 K: 3 S: 11	H: 1 LOB: 1 BB: 0 P: 17	1B: 4 2B: 2 3B: 0 HR: 0	SF: 0 SAC: 0 DP: 1 HBP: 0	WP: 1 PB: 0 SB: 0 CS: 0	PA: 33
PITCHER	IP WLS BF H R ER SO BB IBB HBP BLK WP HR S P ERA WHIP																					
Curt Schilling, R ERA: 4.02	6.0 W 22 4 2 2 5 1 0 0 0 0 0 0 47 75 3.00 0.833																					
Larry Andersen, R ERA: 2.97	1.0 3 0 0 0 2 0 0 0 0 0 0 0 9 15 0.00 0.000																					
Donn Pall, R ERA: 3.07	1.0 4 1 0 0 1 0 0 0 0 0 0 0 11 17 0.00 1.000																					
Mitch Williams, L ERA: 3.1	1.0 S 4 1 0 0 3 0 0 0 0 0 0 0 11 17 0.00 1.000																					

Philadelphia Phillies @ St. Louis Cardinals
 Busch Stadium, St. Louis, MO
 Fri Oct 01 1993, 7:05 PM CDT
 Att: 26,870 - Unknown

AB 32
 R 2
 H 6
 RBI 2
 BB 1
 SO 11
 LOB 13



