

St. Louis Cardinals - 1994

Batter	1	2	3	4	5	6	7	8	9	10	AB	R	H	RBI	BB	SO	LOB	TOP	
Ray Lankford, L OBP: 0.545, SLG: 0.889	(1, 8) 4-0 BB 1B S BB		(1, 3) K		(3, 2) F8-6-3 1-2 1B	(2, 2) L9		(4, 1) BB 1-3 3-H		(3, 3) K	4	0	1	0	2	2	4		
Ozzie Smith, S OBP: 0.200, SLG: 0.111	(1, 6) 3-2 BB 1 SAFE 1 SAFE		(1, 3) K		(1, 2) F8-6-3 1-2		(1, 2) F8	(3, 2) G5-3		(4, 1) BB 1-2 2-3	5	0	0	0	1	1	5		
Gregg Jefferies, S OBP: 0.455, SLG: 0.400	(1, 3) 1-0 2-3 1B		(1, 2) CS 1B			(1, 2) G5-3	(0, 3) K		(0, 0) F8	(3, 2) P4	6	0	2	0	0	1	3		
Todd Zeile, R OBP: 0.300, SLG: 0.333	(1, 5) 1-1 F9		(1, 1) CS 1B	(2, 2) P6		(2, 2) WP 1B 2B	(4, 0) BB		(1, 1) P3		4	1	1	0	1	0	2		
Mark Whiten, S OBP: 0.222, SLG: 0.222	(1, 9) 1 SAFE K			(0, 3) K		(1, 1) WP 1B 1B	(2, 3) K		(2, 1) 1B		5	1	2	0	0	3	3		
Brian Jordan, R OBP: 0.167, SLG: 0.333	(1, 7) 2-3 K			(0, 1) 2B		(1, 3) K		(1, 1) G5-3	(1, 2) F9		5	0	1	0	0	2	3		
Rob Murphy, L (9, 1)				(1, 2) 2B		(1, 2) 1B 2-3					0	0	0	0	0	0	0		
Luis Alicaia, S OBP: 0.444, SLG: 0.286	(1, 4) 1-1 F7 1B			(2, 2) G6-3		(0, 0) 1B 2-H 3-H		(1, 2) F9		(3, 2) K	5	1	2	2	0	1	1		
Erik Pappas, R OBP: 0.667, SLG: 0.400	(1, 2) 0-0 1-2 F7					(4, 2) 1B BB		(0, 2) 1B WP 1B		(4, 2) BB 1B BB	2	1	1	0	3	0	1		
Rheal Cormier, L (5, PH) José Oquendo, S (5, 1) John Habyan, R (5, PH) Gerónimo Peña, S (5, 1) Rich Rodríguez, L (5, 1) Gerardo Perry, L (5, PH) Ruck Sotomayor, L (5, 1) Bernard Gilkey, R (9, 1)	(1, 11) 2-3 K					(0, 1) P6		(2, 2) WP 1B		(0, 1) BB 1B	1	0	0	0	0	1	1		
Inning Stats	R: 0 E: 0 K: 1 S: 12	H: 1 LOB: 2 BB: 1 P: 20	R: 0 E: 0 K: 2 S: 10	H: 1 LOB: 1 BB: 0 P: 15	R: 0 E: 0 K: 2 S: 13	H: 1 LOB: 1 BB: 0 P: 17	R: 0 E: 0 K: 1 S: 14	H: 4 LOB: 2 BB: 1 P: 22	R: 0 E: 0 K: 2 S: 9	H: 0 LOB: 1 BB: 1 P: 16	R: 1 E: 0 K: 0 S: 18	H: 2 LOB: 2 BB: 1 P: 29	R: 0 E: 0 K: 0 S: 8	H: 1 LOB: 3 BB: 2 P: 12	R: 0 E: 0 K: 2 S: 20	H: 1 LOB: 0 BB: 2 P: 37	1B: 11 2B: 3 3B: 0 HR: 0	SF: 0 SAC: 0 DP: 1 HBP: 0	WP: 3 PA: 49
PITCHER	IP 5.2	WLS 25	BF 8	H 3	R 3	ER 3	SO 7	BB 2	IBB 0	HBP 0	BLK 0	WP 1	HR 0	S 74	P 108	ERA 4.76	WHIP 1.765		
John Smiley, L ERA: 4.76	(1, 1)																		
Tim Pugh, R ERA: 4.5	(6, 1)	2.0	11	3	1	1	2	2	0	0	0	0	0	31	48	4.50	2.500		
Chuck McElroy, L ERA:	(8, 1)	0.2	3	0	0	0	0	1	0	0	0	1	0	5	12	0.00	1.500		
Jeff Brantley, R ERA:	(9, 1)	0.2	3	1	0	0	0	0	0	0	0	0	0	7	11	0.00	1.500		
Hector Carrasco, R ERA:	(10, 1)	1.0	W	6	1	0	0	2	2	0	0	0	0	20	37	0.00	3.000		

St. Louis Cardinals @ Cincinnati Reds
Riverfront Stadium, Cincinnati, OH
Mon Apr 04 1994, 3:33 AM EDT
Att. 55,093 - Sunny - 50 F

AB 41
R 4
H 13
RBI 3
BB 7
SO 11
LOB 24

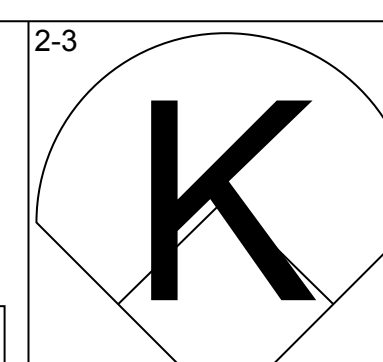
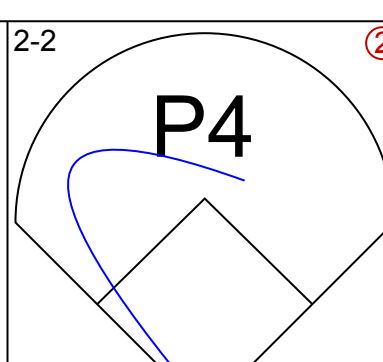
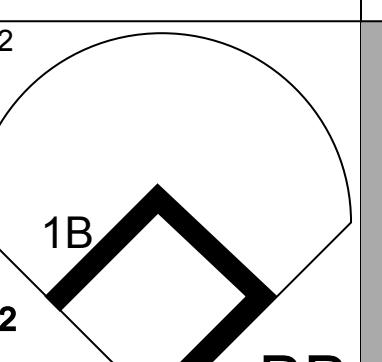
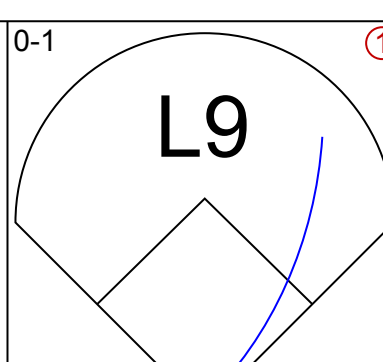
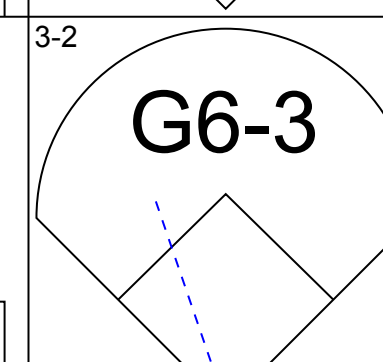
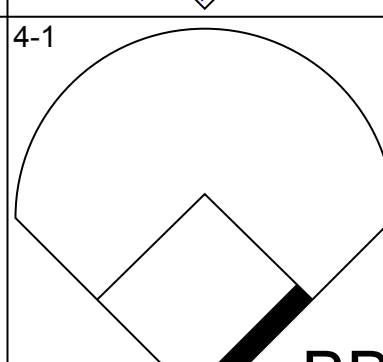
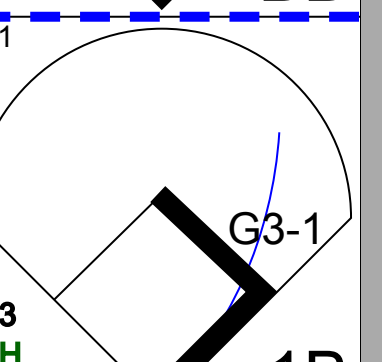
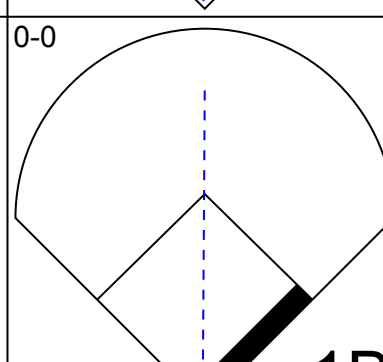
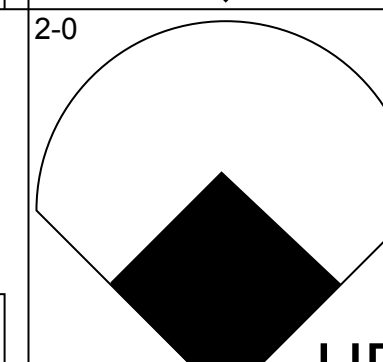
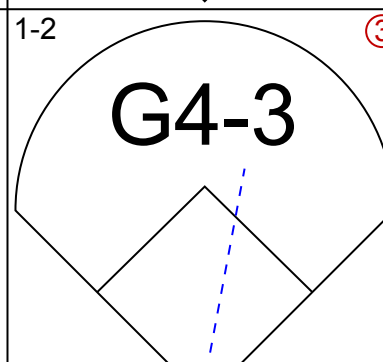
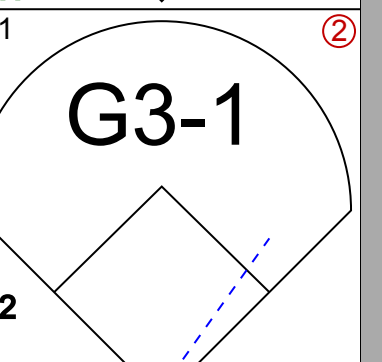
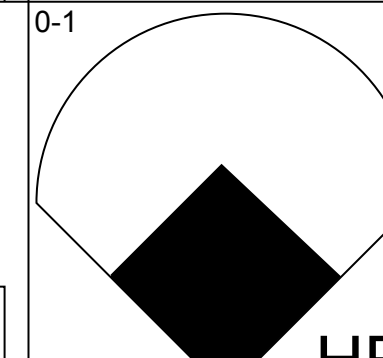
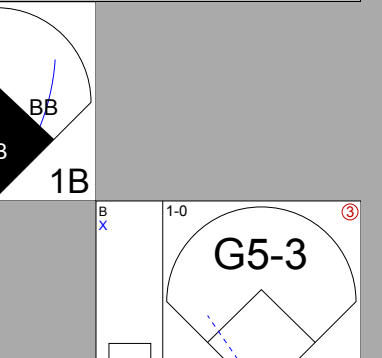
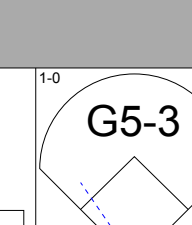
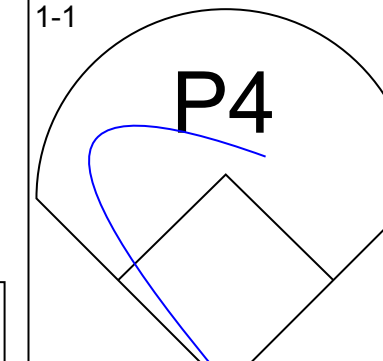
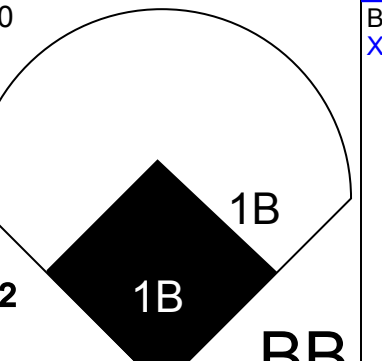
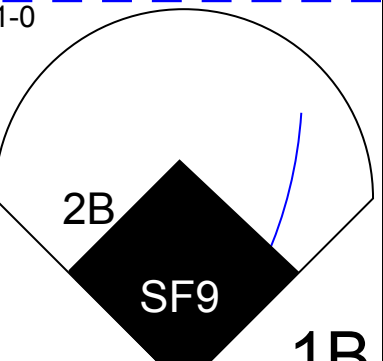
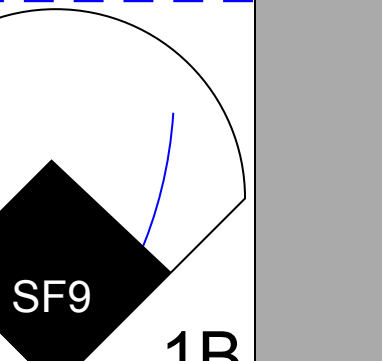
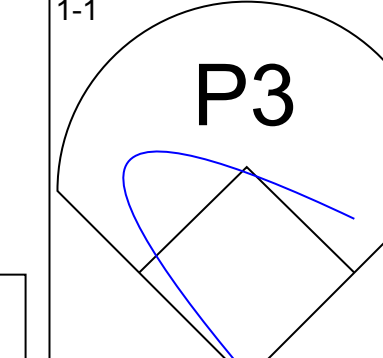
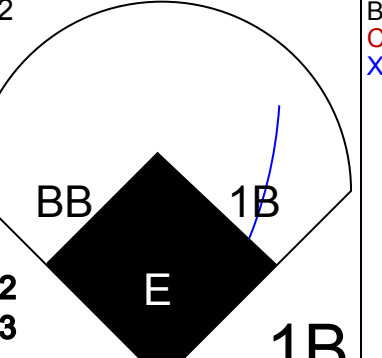
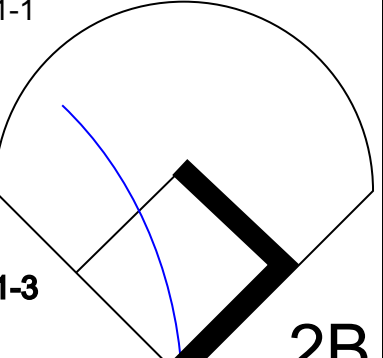
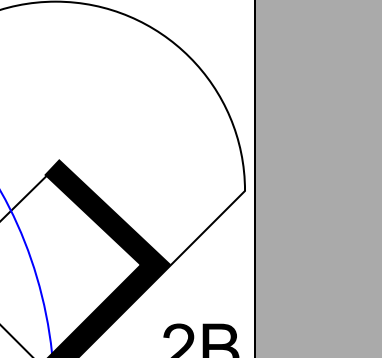
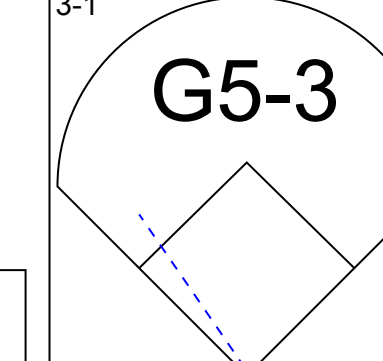
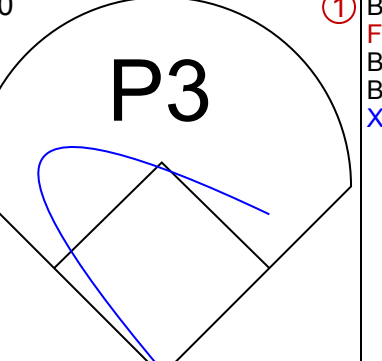
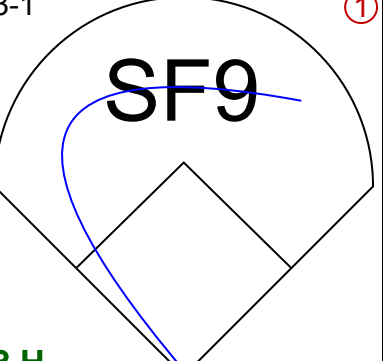
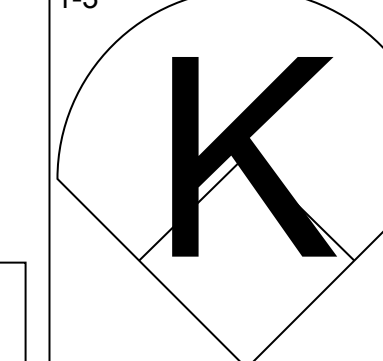
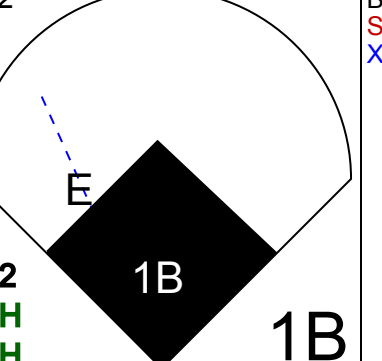
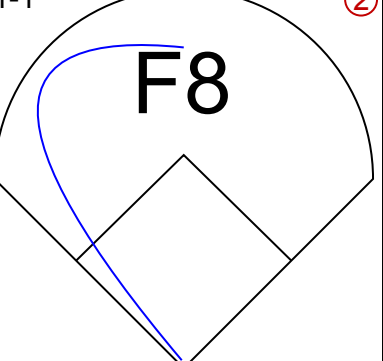

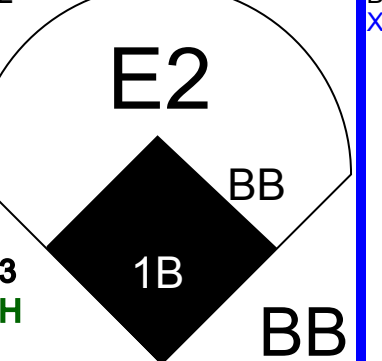
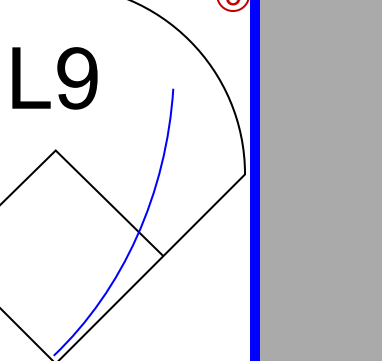


Batter	1	2	3	4	5	6	7	8	9	10	AB	R	H	RBI	BB	SO	LOB	BOTTOM			
Tony Fernandez, S OBP: 0.300, SLG: 0.125	(1, 5) 2-2 L8		(1, 2) HBP		(0, 2) F8		(3, 3) K		(1, 2) WP 1B IBB		3	0	0	0	1	1	0				
Hal Morris, L OBP: 0.222, SLG: 0.222	(1, 3) 2-2 G5-3		(0, 0) G4-3		(1, 0) WP G3 1B		(3, 2) 1B		(2, 1) G5-3		5	0	2	0	0	0	3				
Barry Larkin, R OBP: 0.300, SLG: 0.125	(1, 6) 2-1 G5-3			(1, 1) HR 1B	(2, 2) G3		(2, 2) F7			(2, 2) F9	5	1	1	0	0	0	2				
Kevin Mitchell, R OBP: 0.444, SLG: 0.875	(1, 7) 0-0 WP 1B			(2, 3) K	(3, 3) K			(2, 3) K		(0, 1) HR	5	1	2	1	0	3	2				
Reggie Sanders, R OBP: 0.500, SLG: 1.250	(1, 9) 3-3 K		(2, 1) HR		(1, 0) 1B			(1, 2) G1-3			4	1	2	2	0	1	1				
Roberto Kelly, R OBP: 0.375, SLG: 0.286	(1, 8) 2-3 K		(2, 3) P4		(0, 3) K		(1, 2) K		(1, 0) F8		4	0	0	0	0	2	2				
Bret Boone, R OBP: 0.286, SLG: 0.286	(1, 4) 1-0 G1			(2, 1) HR 1B		(1, 2) F7		(1, 1) P2			3	1	1	0	0	0	2				
Lenny Harris, L (9, PH) (10, 4)											1	0	0	0	0	0	0				
Joe Oliver, R OBP: 0.429, SLG: 0.833	(1, 2) 2-1 G4-3			(0, 0) HR		(1, 0) P6		(4, 2) WP BLK BB			3	1	1	2	1	0	1				
Jerome Walton, R (9, PR) Brian Dorsett, R (10, 2)											0	0	0	0	0	0	0				
John Smiley, L (1, 11) Tim Pugh, R (5, 1) Chuck McElroy, L (5, 1) Jeff Brantley, R (5, 1) Thomas Howard, S (5, PH) Hector Carrasco, R (9, 1)	(1, 11) 1-3 K			(3, 3) K				(1, 0) P3		(0, 0) F7	2	0	0	0	0	2	0				
Inning Stats	R: 0 E: 0 K: 0 S: 10	H: 0 LOB: 0 BB: 0 P: 16	R: 0 E: 0 K: 2 S: 8	H: 1 LOB: 1 BB: 0 P: 14	R: 0 E: 0 K: 1 S: 8	H: 0 LOB: 1 BB: 0 P: 12	R: 4 E: 0 K: 2 S: 15	H: 4 LOB: 0 BB: 0 P: 27	R: 0 E: 0 K: 1 S: 10	H: 1 LOB: 1 BB: 0 P: 16	R: 0 E: 0 K: 1 S: 13	H: 1 LOB: 1 BB: 0 P: 22	R: 0 E: 0 K: 1 S: 7	H: 0 LOB: 0 BB: 0 P: 11	R: 0 E: 0 K: 0 S: 8	H: 0 LOB: 3 BB: 2 P: 19	R: 1 E: 0 K: 0 S: 6	H: 1 LOB: 0 BB: 0 P: 8	1B: 6 2B: 0 3B: 0 HR: 3	SF: 0 SAC: 0 DP: 0 HBP: 1	WP: 3 PA: 40
PITCHER	IP 4.0	WLS 18	BF 5	H 4	R 4	ER 5	SO 5	BB 0	IBB 0	HBP 1	BLK 0	WP 1	HR 2	S 41	P 69	ERA 9.00	WHIP 1.250				
Rheal Cormier, L ERA: 9.0	(1, 1)																				
John Habyan, R ERA:	(5, 1)	1.0	4	1	0	0	1	0	0	0	0	1	0	10	16	0.00	1.000				
Rich Rodríguez, L ERA:	(6, 1)	2.0	8	2	0	0	2	0	0	0	0	0	0	21	33	0.00	1.000				
Rick Sutcliffe, R ERA:	(8, 1)	1.2	6	0	0	0	1	1	0	0	0	0	0	13	22	0.00	0.600				
Rob Murphy, L ERA: 13.5	(9, 1)	0.2	L	4	1	1	0	0	1	0	1	1	1	8	16	13.50	1.500				

St. Louis Cardinals @ Cincinnati Reds
Riverfront Stadium, Cincinnati, OH
Mon Apr 04 1994, 3:33 AM EDT
Att. 55,093 - Sunny - 50 F

AB 37
R 5
H 9
RBI 5
BB 2
SO 9
LOB 14



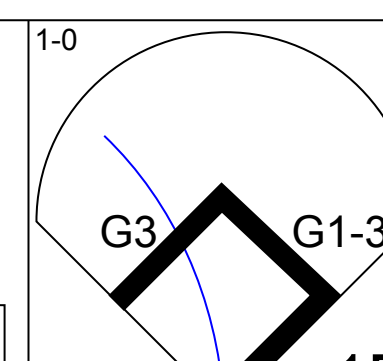
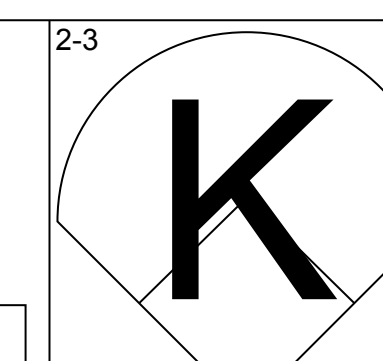
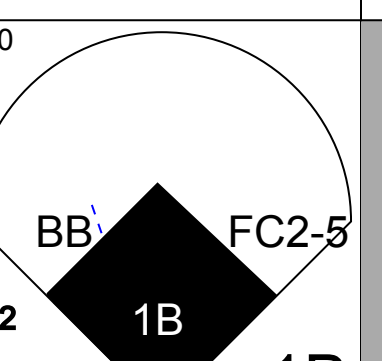

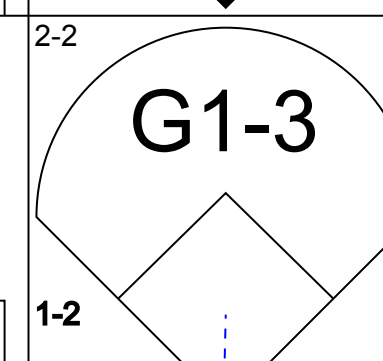
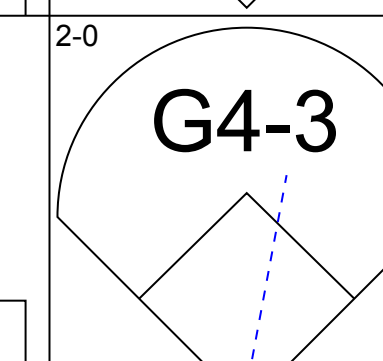
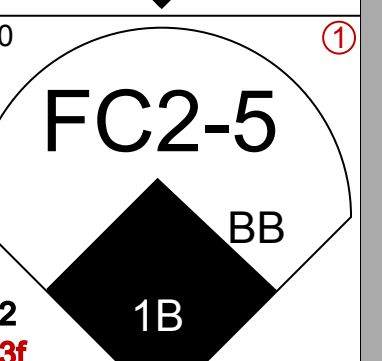

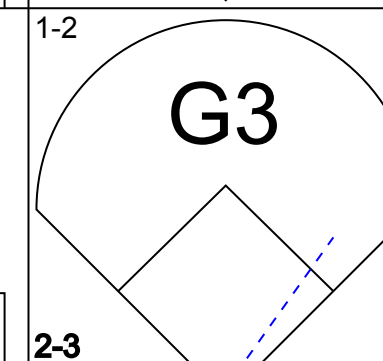
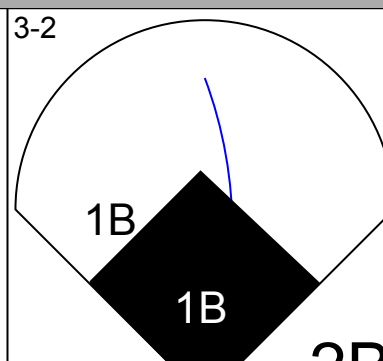
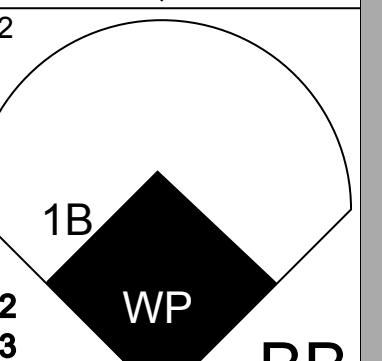

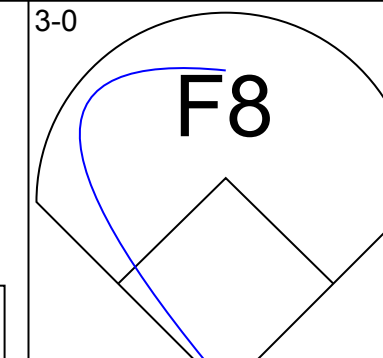
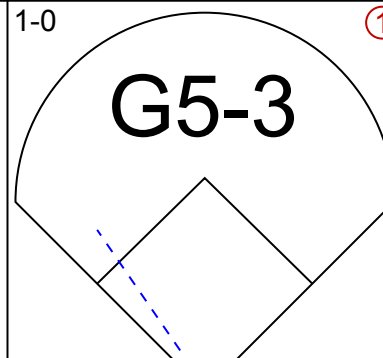
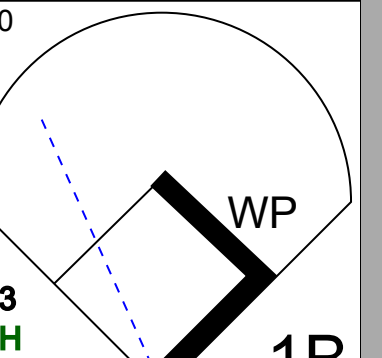

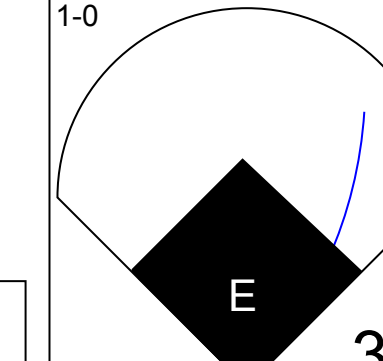
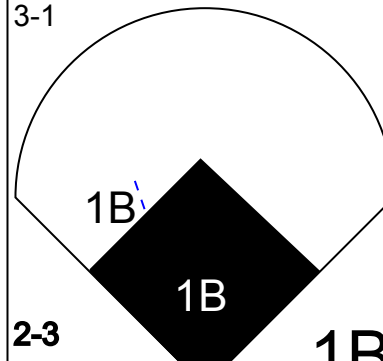
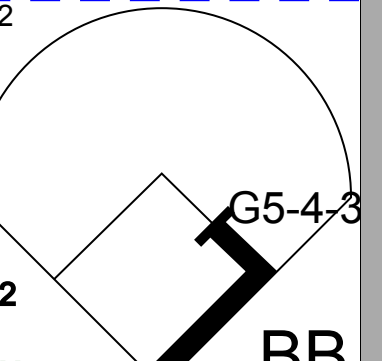

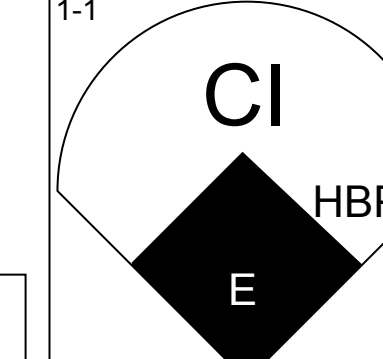
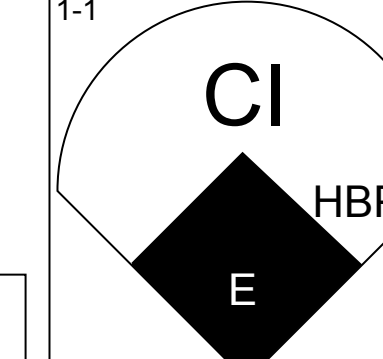
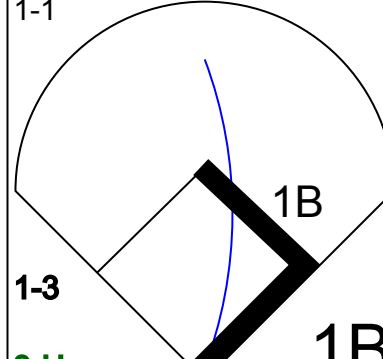
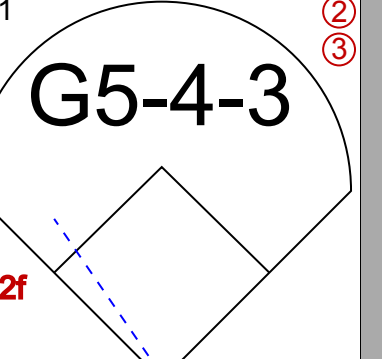
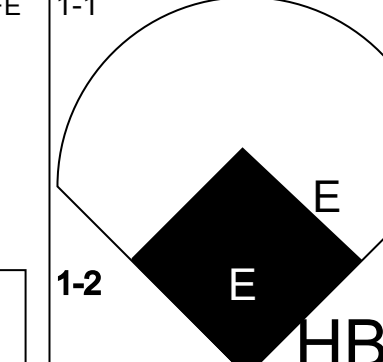
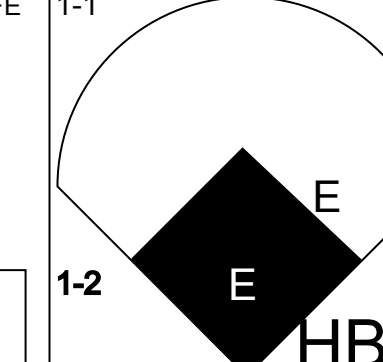
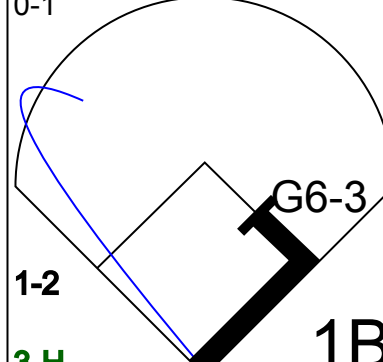

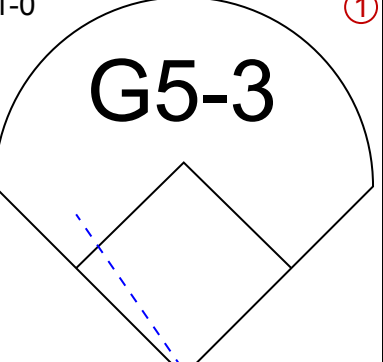
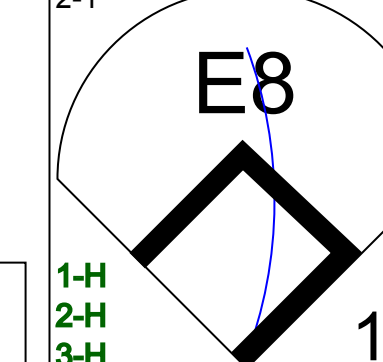
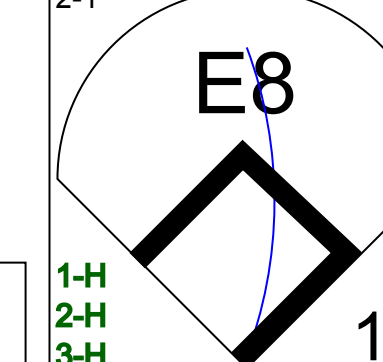
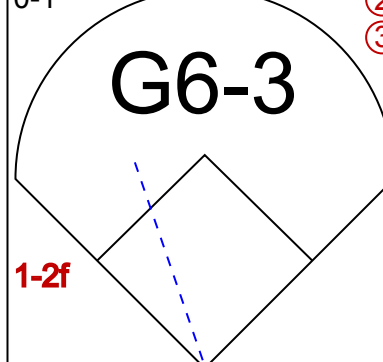

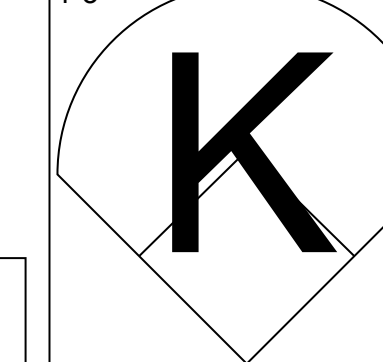
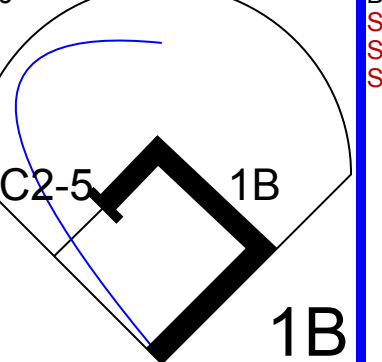
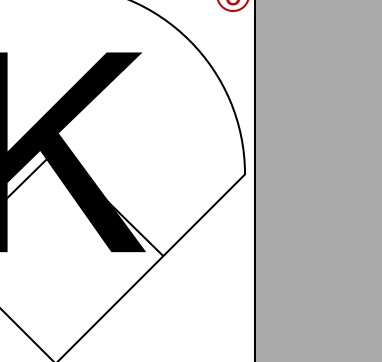
Batter	1	2	3	4	5	6	7	8	9	AB	R	H	RBI	BB	SO	LOB	TOP	
Ray Lankford, L OBP: 0.467, SLG: 0.667										3	0	0	0	1	1	0		
Ozzie Smith, S OBP: 0.357, SLG: 0.250										3	0	2	2	1	0	0		
Gregg Jefferies, S OBP: 0.429, SLG: 0.615										3	1	1	1	0	0	3		
Todd Zeile, R OBP: 0.385, SLG: 0.667										3	2	2	1	0	0	2		
Mark Whiten, S OBP: 0.333, SLG: 0.273										2	2	1	0	1	0	0		
Bernard Gilkey, R OBP: 0.625, SLG: 0.750										3	1	2	0	0	0	0		
Luis Alica, S OBP: 0.333, SLG: 0.222										2	0	0	1	0	0	3		
Erik Pappas, R OBP: 0.583, SLG: 0.375										3	1	1	2	0	1	1		
Rene Arocha, R Geronimo Pena, S Tom Urbani, L John Habyan, R Gerald Perry, L Rick Sutcliffe, L										1	0	0	0	0	1	0		
Inning Stats	R: 2 E: 0 K: 1 S: 12	H: 2 LOB: 0 BB: 0 P: 20	R: 0 E: 0 K: 1 S: 8	H: 0 LOB: 1 BB: 1 P: 13	R: 0 E: 0 K: 1 S: 12	H: 4 LOB: 2 BB: 3 P: 46	R: 1 E: 0 K: 0 S: 8	H: 2 LOB: 1 BB: 0 P: 15	R: 0 E: 0 K: 0 S: 3	H: 1 LOB: 1 BB: 0 P: 3								
PITCHER	IP WLS BF H R ER SO BB IBB HBP BLK WP HR S P ERA WHIP																	
Tom Browning, L ERA: 18.9	(1, 1) 3.1 19 5 7 7 3 4 0 0 0 0 2 49 90 18.90 2.700																	
Kevin Jarvis, R ERA:	(4, 1) 0.2 3 1 0 0 0 0 0 0 0 0 0 5 9 0.00 1.500																	
Johnny Ruffin, R ERA: 2.7	(5, 1) 1.1 7 3 1 1 0 0 0 0 0 0 0 11 18 6.75 2.250																	

St. Louis Cardinals @ Cincinnati Reds
Riverfront Stadium, Cincinnati, OH
Wed Apr 06 1994, 3:33 AM EDT
Att: 20,179 - Overcast - 38 F

AB 24
R 8
H 9
RBI 7
BB 4
SO 3
LOB 10



WP: 0 PA: 29
PB: 0
SB: 0
CS: 0
1B: 6 SF: 1
2B: 1 SAC: 0
3B: 0 DP: 0
HR: 2 HBP: 0

Batter	1	2	3	4	5	6	7	8	9	AB	R	H	RBI	BB	SO	LOB	BOTTOM
Tony Fernandez, S OBP: 0.385, SLG: 0.273										3	1	2	0	0	1	1	
Barry Larkin, R OBP: 0.231, SLG: 0.091										3	1	0	0	0	0	4	
Hal Morris, L OBP: 0.333, SLG: 0.364										2	2	1	0	1	0	1	
Kevin Mitchell, R OBP: 0.417, SLG: 0.727										3	0	1	2	0	0	2	
Reggie Sanders, R OBP: 0.636, SLG: 1.400										2	2	2	0	1	0	0	
Roberto Kelly, R OBP: 0.400, SLG: 0.333										2	1	1	1	0	0	2	
Bret Boone, R OBP: 0.400, SLG: 0.333										2	1	1	1	0	0	0	
Joe Oliver, R OBP: 0.400, SLG: 0.667										3	0	1	2	0	0	2	
Tom Browning, L Kevin Jarvis, L Jacob Brumfield, R Johnny Ruffin, R										1	0	0	0	0	1	1	
Inning Stats	R: 0 E: 0 K: 0 S: 8	H: 1 LOB: 1 BB: 0 P: 15	R: 3 E: 2 K: 2 S: 13	H: 2 LOB: 1 BB: 0 P: 23	R: 2 E: 0 K: 0 S: 12	H: 4 LOB: 1 BB: 0 P: 20	R: 3 E: 0 K: 0 S: 11	H: 3 LOB: 1 BB: 2 P: 24	R: 0 E: 0 K: 1 S: 7	H: 0 LOB: 0 BB: 0 P: 12							
PITCHER	IP WLS BF H R ER SO BB IBB HBP BLK WP HR S P ERA WHIP																
Rene Arocha, R ERA: 9.0	(1, 1) 3.0 17 7 5 3 2 0 0 0 0 0 0 7 16 81.00 12.000																
Tom Urbani, L ERA: 81.0	(4, 1) 0.1 5 3 3 3 0 1 0 0 0 0 0 0 4 8 0.00 1.500																
John Habyan, R ERA:	(4, 1) 0.2 2 0 0 0 0 1 0 0 0 0 1 0 4 8 0.00 1.500																
Rick Sutcliffe, R ERA:	(5, 1) 1.0 3 0 0 0 1 0 0 0 0 0 0 0 7 12 0.00 0.000																

St. Louis Cardinals @ Cincinnati Reds
Riverfront Stadium, Cincinnati, OH
Wed Apr 06 1994, 3:33 AM EDT
Att: 20,179 - Overcast - 38 F

AB 23
R 8
H 10
RBI 6
BB 2
SO 3
LOB 13




WP: 1 PA: 27
PB: 0
SB: 0
CS: 0
1B: 8 SF: 0
2B: 1 SAC: 0
3B: 1 DP: 2
HR: 0 HBP: 1


Batter	1	2	3	4	5	6	7	8	9	AB	R	H	RBI	BB	SO	LOB	TOP								
Ray Lankford, L OBP: 0.385, SLG: 0.478 (1, 8)	L7			P6					F8	5	1	2	0	0	0	0	St. Louis Cardinals @ San Francisco Giants Candlestick Park, San Francisco, CA Sat Apr 09 1994, 10:05 PM EDT Att: 30,325 - Sunny								
Luis Alcaez, S OBP: 0.429, SLG: 0.400 (1, 4)	F9			BB					K	4	1	1	1	1	1	2									
Gregg Jefferies, S OBP: 0.375, SLG: 0.450 (1, 3)	G3			L7					SF8	3	0	0	1	0	0	1									
Todd Zeile, R OBP: 0.273, SLG: 0.400 (1, 5)		K		F7					P4	3	1	0	0	1	1	1									
Bernard Gilkey, R OBP: 0.500, SLG: 0.714 (1, 7)		K							G5-3	4	0	1	1	0	1	0									
Mark Whiten, S OBP: 0.381, SLG: 0.278 (1, 9)									G6-3	3	1	1	0	1	1	0									
Terry McGriff, R (1, 2)				L9					G6-3	3	0	0	0	1	0	3									
José Oquendo, S OBP: 0.400, SLG: 0.250 (1, 6)				P6					G6-4-3	3	1	1	1	1	0	1									
Bob Tewksbury, R OBP: 0.400, SLG: 0.600 Rich Rodriguez, L (8, 1)									F8	3	0	1	1	0	1	3									
Geronimo Pena, S OBP: 0.500, SLG: 0.333 Mike Perez, R (9, 1)										0	0	0	0	0	0	0									
Inning Stats	R: 0 E: 0 K: 0 S: 6	H: 0 LOB: 0 BB: 0 P: 7	R: 0 E: 0 K: 2 S: 9	H: 0 LOB: 0 BB: 0 P: 11	R: 0 E: 0 K: 1 S: 10	H: 0 LOB: 0 BB: 1 P: 14	R: 0 E: 0 K: 0 S: 9	H: 0 LOB: 1 BB: 1 P: 16	R: 2 E: 0 K: 0 S: 13	H: 4 LOB: 2 BB: 0 P: 22	R: 1 E: 0 K: 0 S: 10	H: 1 LOB: 3 BB: 3 P: 25	R: 2 E: 0 K: 0 S: 13	H: 2 LOB: 0 BB: 0 P: 21	R: 0 E: 0 K: 1 S: 11	H: 0 LOB: 0 BB: 0 P: 16	R: 0 E: 0 K: 1 S: 7	H: 0 LOB: 0 BB: 0 P: 12	1B: 5 2B: 1 3B: 1 HR: 0	SF: 1 SAC: 0 DP: 1 HBP: 0	WP: 0 PB: 0 SB: 0 CS: 0	PA: 38			
PITCHER	IP	WLS	BF	H	R	ER	SO	BB	IBB	HBP	BLK	WP	HR	S	P	ERA	WHIP								
Salomon Torres, R ERA: 4.5 (1, 1)	6.0	L	27	5	3	3	3	4	0	0	0	0	0	57	95	4.50	1.500								
Tony Menendez, R ERA: (7, 1)	0.0		2	2	2	2	0	0	0	0	0	0	0	7	11	∞	∞								
Rich Monteleone, R ERA: (7, 1)	1.0		3	0	0	0	0	0	0	0	0	0	0	6	10	0.00	0.000								
Bryan Hickerson, L ERA: (8, 1)	1.0		3	0	0	0	1	1	0	0	0	0	0	11	16	0.00	1.000								
Michael Jackson, R ERA: (9, 1)	1.0		3	0	0	0	1	0	0	0	0	0	0	7	12	0.00	0.000								

Batter	1	2	3	4	5	6	7	8	9	AB	R	H	RBI	BB	SO	LOB	BOTTOM								
Darren Lewis, R OBP: 0.318, SLG: 0.263 (1, 8)	G1-3	G1-3		B1-3					F8	4	0	0	0	0	0	3	St. Louis Cardinals @ San Francisco Giants Candlestick Park, San Francisco, CA Sat Apr 09 1994, 10:05 PM EDT Att: 30,325 - Sunny								
John Patterson, S OBP: 0.500, SLG: 0.600 (1, 4)	G6-3			2B					G5-3	4	0	2	0	0	0	0									
Dave Martinez, L (1, 9)	G6-3			L6					P2	4	0	0	0	0	0	2									
Matt Williams, R OBP: 0.409, SLG: 0.706 (1, 5)	K			L7					K2-3	4	0	1	0	0	2	2									
Barry Bonds, L OBP: 0.400, SLG: 0.625 (1, 7)				HR					P5	3	1	1	1	1	0	1									
Todd Benzinger, S OBP: 0.350, SLG: 0.556 (1, 3)				F9					K	3	0	1	0	1	2	2									
Royce Clayton, R OBP: 0.400, SLG: 0.500 (1, 6)									BB	4	0	1	0	0	0	1									
Jeff Reed, L (1, 2)				F9					P3	4	0	0	0	0	1	3									
Salomon Torres, R Tony Menendez, R Rich Monteleone, R Steve Scarosone, R Bryan Hickerson, L Michael Jackson, R Willie McGee, S (1, 1)									K	2	0	0	0	0	1	3									
Inning Stats	R: 0 E: 0 K: 1 S: 10	H: 1 LOB: 1 BB: 0 P: 17	R: 1 E: 0 K: 1 S: 16	H: 3 LOB: 2 BB: 0 P: 22	R: 0 E: 0 K: 1 S: 14	H: 1 LOB: 2 BB: 1 P: 25	R: 0 E: 1 K: 0 S: 8	H: 0 LOB: 1 BB: 0 P: 10	R: 0 E: 0 K: 1 S: 8	H: 0 LOB: 0 BB: 0 P: 14	R: 0 E: 0 K: 0 S: 3	H: 0 LOB: 0 BB: 0 P: 5	R: 0 E: 0 K: 1 S: 8	H: 0 LOB: 0 BB: 0 P: 12	R: 0 E: 0 K: 2 S: 15	H: 0 LOB: 1 BB: 1 P: 23		1B: 3 2B: 2 3B: 0 HR: 1	SF: 0 SAC: 0 DP: 0 HBP: 0	WP: 0 PB: 0 SB: 1 CS: 0	PA: 36				
PITCHER	IP	WLS	BF	H	R	ER	SO	BB	IBB	HBP	BLK	WP	HR	S	P	ERA	WHIP								
Bob Tewksbury, R ERA: 2.77 (1, 1)	7.0	W	29	6	1	1	4	1	0	0	0	0	0	67	102	1.29	1.000								
Rich Rodriguez, L ERA: 2.7 (8, 1)	1.0		3	0	0	0	1	0	0	0	0	0	0	8	12	0.00	0.000								
Mike Perez, R ERA: (9, 1)	1.0		4	0	0	0	2	1	0	0	0	0	0	15	23	0.00	1.000								

AB	32
R	5
H	7
RBI	5
BB	5
SO	5
LOB	11



AB	34
R	1
H	6
RBI	1
BB	2
SO	7
LOB	18



Batter	1	2	3	4	5	6	7	8	9	AB	R	H	RBI	BB	SO	LOB	TOP										
Ray Lankford, L (1, 8) OBP: 0.400, SLG: 0.481	G3-6-1 1B		FC3-6 1B		K			P2		4	0	2	0	0	1	2	St. Louis Cardinals @ San Francisco Giants Candlestick Park, San Francisco, CA Sun Apr 10 1994, 6:33 AM EDT Att: 32,165 - Sunny - 65 F										
Ozzie Smith, S (1, 6) OBP: 0.333, SLG: 0.200	G3-6-1 BB		FC3-6 1B		FC5-4			FC3-6		3	1	0	0	1	0	3											
Gerald Perry, L (1, 3) OBP: 0.286, SLG: 0.286	G3-6-1		1B			G4-3		L5		4	0	1	1	0	0	3											
Brian Jordan, R (1, 9) OBP: 0.214, SLG: 0.308	G6-3		K			G5-3		K		4	0	0	0	0	2	2											
Bernard Gilkey, R (1, 7) OBP: 0.500, SLG: 0.833		HR			K			F7		4	1	2	1	0	1	0											
Stan Royer, R (1, 5)			K		G1-3			CS		4	0	0	0	0	3	0											
Luis Alcega, S (1, 4) OBP: 0.375, SLG: 0.333			K		L9			G4-3		3	0	0	0	0	1	0											
Erik Pappas, R (1, 2) OBP: 0.400, SLG: 0.313			G5-3			G6-3		P9		3	0	0	0	0	0	0											
Rheal Cormier, L (1, 1) Geronimo Pena, S (8, PR) Vicente Palacios, R (8, 1) Rob Murphy, L (8, 1) Mike Perez, R (9, 1)			G1-3			G1-3		FC3-6 HBP		1	0	0	0	1	0	0											
Inning Stats	R: 0 E: 0 K: 0 S: 14	H: 1 LOB: 1 BB: 1 P: 21	R: 1 E: 0 K: 2 S: 11	H: 1 LOB: 0 BB: 0 P: 17	R: 1 E: 1 K: 1 S: 13	H: 2 LOB: 1 BB: 0 P: 22	R: 0 E: 0 K: 1 S: 6	H: 0 LOB: 0 BB: 0 P: 12	R: 0 E: 0 K: 1 S: 8	H: 1 LOB: 1 BB: 1 P: 15	R: 0 E: 0 K: 1 S: 6	H: 0 LOB: 0 BB: 0 P: 11	R: 0 E: 0 K: 2 S: 9	H: 0 LOB: 0 BB: 0 P: 12	R: 0 E: 0 K: 2 S: 9	H: 0 LOB: 0 BB: 0 P: 13		R: 0 E: 0 K: 2 S: 9	H: 0 LOB: 0 BB: 0 P: 12	1B: 4 2B: 0 3B: 0 HR: 1	SF: 0 SAC: 0 DP: 1 HBP: 1	WP: 0 PB: 0 SB: 1 CS: 1	PA: 34				
PITCHER	IP	WLS	BF	H	R	ER	SO	BB	IBB	HBP	BLK	WP	HR	S	P	ERA	WHIP										
Bill Swift, R (1, 1) ERA: 0.69	6.0	L	23	5	2	1	5	2	0	0	0	0	1	63	102	1.50	1.167										
Dave Burba, R (7, 1) ERA:	2.0		7	0	0	0	1	0	0	1	0	0	0	14	24	0.00	0.000										
Michael Jackson, R (9, 1) ERA:	1.0		3	0	0	0	2	0	0	0	0	0	0	9	12	0.00	0.000										

AB 30
R 2
H 5
RBI 2
BB 2
SO 8
LOB 10



Batter	1	2	3	4	5	6	7	8	9	AB	R	H	RBI	BB	SO	LOB	BOTTOM										
Darren Lewis, R (1, 8) OBP: 0.308, SLG: 0.261	G4-3		G5-3			G3			SH3-4 1B	4	0	1	0	0	0	1	St. Louis Cardinals @ San Francisco Giants Candlestick Park, San Francisco, CA Sun Apr 10 1994, 6:33 AM EDT Att: 32,165 - Sunny - 65 F										
Robby Thompson, R (1, 4) OBP: 0.300, SLG: 0.188	G6-4-3 1B				K			K	SH3-4	3	0	1	0	0	2	0											
Willie McGee, S (1, 9) OBP: 0.304, SLG: 0.286	G6-4-3				P9			G5-3		4	0	0	0	0	0	2											
Matt Williams, R (1, 5) OBP: 0.385, SLG: 0.762		G1-3				G2-3		G5-3		4	1	1	1	0	0	1											
Barry Bonds, L (1, 7) OBP: 0.348, SLG: 0.526		L7			HR			G4-3		3	0	0	0	0	0	0											
Todd Benzinger, S (1, 3) OBP: 0.304, SLG: 0.476		G5-3				E5		P4		3	0	0	0	0	0	0											
Royce Clayton, R (1, 6) OBP: 0.391, SLG: 0.450			G6-3			G6-4-3		F9 BB		2	0	0	0	1	0	1											
Kirt Manwaring, R (1, 2) OBP: 0.222, SLG: 0.235			K			F8		F9		3	0	0	0	0	1	1											
Bill Swift, R (1, 1) ERA: 4.09 John Patterson, S (6, PH) Dave Burba, R (7, 1) Dave Martinez, L (8, PH) Michael Jackson, R (9, 1)						L8		L7		1	0	1	0	0	0	0											
Inning Stats	R: 0 E: 0 K: 0 S: 4	H: 1 LOB: 0 BB: 0 P: 6	R: 0 E: 0 K: 0 S: 6	H: 0 LOB: 0 BB: 0 P: 11	R: 0 E: 0 K: 1 S: 9	H: 1 LOB: 1 BB: 0 P: 18	R: 1 E: 0 K: 1 S: 12	H: 1 LOB: 0 BB: 0 P: 19	R: 0 E: 0 K: 1 S: 8	H: 0 LOB: 0 BB: 0 P: 12	R: 0 E: 0 K: 1 S: 5	H: 0 LOB: 0 BB: 0 P: 6	R: 0 E: 0 K: 0 S: 5	H: 0 LOB: 0 BB: 0 P: 6	R: 0 E: 0 K: 0 S: 8	H: 0 LOB: 1 BB: 1 P: 16		R: 0 E: 0 K: 0 S: 9	H: 1 LOB: 1 BB: 0 P: 13	1B: 2 2B: 1 3B: 0 HR: 1	SF: 0 SAC: 1 DP: 2 HBP: 0	WP: 0 PB: 0 SB: 1 CS: 0	PA: 31				
PITCHER	IP	WLS	BF	H	R	ER	SO	BB	IBB	HBP	BLK	WP	HR	S	P	ERA	WHIP										
Rheal Cormier, L (1, 1) Vicente Palacios, R (8, 1) Rob Murphy, L (8, 1) Mike Perez, R (9, 1)	7.0	W	23	3	1	1	3	0	0	0	0	0	0	4	10	0.00	1.500										
	0.2		3	0	0	0	0	1	0	0	0	0	0	4	10	0.00	1.500										
	0.1		1	0	0	0	0	0	0	0	0	0	0	4	6	0.00	0.000										
	1.0	S	4	1	0	0	0	0	0	0	0	0	0	9	13	0.00	1.000										

AB 29
R 1
H 4
RBI 1
BB 1
SO 3
LOB 7



Batter	1	2	3	4	5	6	7	8	9	AB	R	H	RBI	BB	SO	LOB	TOP											
Delino DeShields, L OBP: 0.290, SLG: 0.222 (1.4)	G6-3		F8	L9		G3			1B 2B BB	4	1	0	0	1	0	2	Los Angeles Dodgers @ St. Louis Cardinals Busch Stadium, St. Louis, MO Tue Apr 12 1994, 7:05 PM CDT Att: 46,947 - Unknown - 58 F livebaseballscorecards.com											
Brett Butler, L OBP: 0.393, SLG: 0.375 (1.8)	G6-3		K		HR 1B	F9			2B 1B	5	1	2	0	0	1	0												
Mike Piazza, R OBP: 0.100, SLG: 0.233 (1.2)	G1-3		F8		F7	G6-3			G5-3 2B	5	0	1	1	0	0	1												
Eric Karros, R OBP: 0.345, SLG: 0.292 (1.3)		G6-3		BB 1B	K				2B IBB	4	1	2	0	1	1	1												
Tim Wallach, R OBP: 0.259, SLG: 0.360 (1.5)		FC4-6 1B		1B BB	HR	G6-3			G5-3	4	2	2	2	1	0	4												
Henry Rodriguez, L OBP: 0.316, SLG: 0.647 Mitch Webster, S (8.7)		FC4-6 2B		F8	FC6-4 BB				G3-1	3	1	0	0	1	0	3												
Raul Mondesi, R OBP: 0.240, SLG: 0.400 (1.9)		2B		1B	FC6-4				L4-6 2B	4	1	3	1	0	0	1												
Jose Offerman, S OBP: 0.250, SLG: 0.105 (1.6)		2B		K		L4			L4-6	4	0	1	2	0	1	3												
Tom Candiotti, R OBP: 0.286, SLG: 0.286 (1.1)		G6-3		1B		G6-3			G3	4	0	1	1	0	0	1												
Inning Stats	R: 0 E: 0 K: 0 S: 3	H: 0 LOB: 0 BB: 0 P: 3	R: 2 E: 0 K: 0 S: 17	H: 3 LOB: 1 BB: 0 P: 27	R: 0 E: 0 K: 1 S: 6	H: 0 LOB: 0 BB: 0 P: 11	R: 2 E: 0 K: 1 S: 20	H: 3 LOB: 2 BB: 1 P: 34	R: 2 E: 0 K: 1 S: 17	H: 2 LOB: 1 BB: 1 P: 26	R: 0 E: 0 K: 0 S: 5	H: 0 LOB: 0 BB: 0 P: 7	R: 0 E: 0 K: 0 S: 7	H: 1 LOB: 1 BB: 0 P: 12	R: 0 E: 0 K: 0 S: 4	H: 1 LOB: 0 BB: 0 P: 4	R: 1 E: 0 K: 0 S: 11	H: 2 LOB: 2 BB: 2 P: 22	1B: 6 2B: 6 3B: 0 HR: 1	SF: 0 SAC: 0 DP: 2 HBP: 0	WP: 0 PB: 0 SB: 1 CS: 0	PA: 41						
PITCHER	IP	WLS	BF	H	R	ER	SO	BB	IBB	HBP	BLK	WP	HR	S	P	ERA	WHIP											
Rene Arocha, R ERA: 10.57 Rob Murphy, L ERA: 4.5 Tom Urbani, L ERA: 9.0 John Habyan, R ERA: Vicente Palacios, R ERA: 3.88	(1.1)		4.2	L	23	8	6	6	3	1	0	0	0	0	0	1	58	92	11.57	1.929								
	(5.1)		0.1		2	0	0	0	0	1	0	0	0	0	0	0	5	9	0.00	3.000								
	(6.1)		1.0		3	0	0	0	0	0	0	0	0	0	0	5	7	0.00	0.000									
	(7.1)		2.0		7	2	0	0	0	0	0	0	0	0	0	11	16	0.00	1.000									
	(9.1)		1.0		6	2	1	1	0	1	1	0	0	0	0	11	22	9.00	3.000									

Batter	1	2	3	4	5	6	7	8	9	AB	R	H	RBI	BB	SO	LOB	BOTTOM											
Ray Lankford, L OBP: 0.412, SLG: 0.467 (1.8)	G4-6-3 BB		K			FC6-4 1B			F7	3	0	1	0	1	1	2	Los Angeles Dodgers @ St. Louis Cardinals Busch Stadium, St. Louis, MO Tue Apr 12 1994, 7:05 PM CDT Att: 46,947 - Unknown - 58 F livebaseballscorecards.com											
Ozzie Smith, S OBP: 0.321, SLG: 0.208 (1.6)	P2		1B		FC6-4 E				L1	4	1	1	1	0	0	2												
Gregg Jefferies, S OBP: 0.357, SLG: 0.391 (1.3)	G4-6-3				G4-6-3 BB	F9			F8	3	0	0	0	1	0	2												
Todd Zeile, R OBP: 0.308, SLG: 0.417 (1.5)		G6-3		G4-6-3		1B			E 1B	4	0	2	0	0	0	1												
Bernard Gilkey, R OBP: 0.409, SLG: 0.682 (1.7)		G5-3		K		G6-3			E5	4	0	0	0	0	1	2												
Mark Whiten, S OBP: 0.320, SLG: 0.227 (1.9)		P6		K		K			K	4	0	0	0	0	3	2												
Luis Alicea, S OBP: 0.357, SLG: 0.286 (1.4)				SH1-4 1B HBP BB		F8			K	3	1	0	0	1	1	2												
Erik Pappas, R OBP: 0.391, SLG: 0.278 (1.2)				SH1-4 1B HBP		P4			P6	2	0	0	0	0	0	0												
Rene Arocha, R Rob Murphy, L Tom Urbani, L José Oquendo, S OBP: 0.300, SLG: 0.250 John Habyan, R Stan Royer, R Vicente Palacios, R	(1.1)			SH1-4					K	0	0	0	0	0	0	0												
	(5.1)									0	0	0	0	0	0	0												
	(6.1)									0	0	0	0	0	0	0												
	(6.1)									0	0	0	0	0	0	0												
	(7.1)									0	0	0	0	0	0	0												
	(8.1)									0	0	0	0	0	0	0												
	(9.1)									0	0	0	0	0	0	0												
Inning Stats	R: 0 E: 0 K: 0 S: 5	H: 0 LOB: 0 BB: 1 P: 11	R: 0 E: 0 K: 0 S: 6	H: 0 LOB: 0 BB: 0 P: 10	R: 1 E: 0 K: 1 S: 8	H: 1 LOB: 2 BB: 1 P: 17	R: 0 E: 0 K: 1 S: 6	H: 0 LOB: 0 BB: 1 P: 15	R: 0 E: 0 K: 1 S: 7	H: 0 LOB: 0 BB: 0 P: 9	R: 2 E: 1 K: 0 S: 14	H: 2 LOB: 1 BB: 1 P: 24	R: 0 E: 0 K: 2 S: 10	H: 0 LOB: 0 BB: 0 P: 18	R: 0 E: 0 K: 1 S: 9	H: 0 LOB: 0 BB: 0 P: 12	R: 0 E: 1 K: 1 S: 11	H: 1 LOB: 2 BB: 0 P: 17	1B: 4 2B: 0 3B: 0 HR: 0	SF: 0 SAC: 1 DP: 2 HBP: 1	WP: 0 PB: 0 SB: 1 CS: 0	PA: 34						
PITCHER	IP	WLS	BF	H	R	ER	SO	BB	IBB	HBP	BLK	WP	HR	S	P	ERA	WHIP											
Tom Candiotti, R ERA: 2.0	(1.1)		9.0	W	34	4	3	2	7	4	0	0	1	0	0	0	76	133	2.00	0.889								

Batter	1	2	3	4	5	6	7	8	9	AB	R	H	RBI	BB	SO	LOB	TOP				
Delino DeShields, L OBP: 0.289, SLG: 0.200	G6-3						G4-6-3			3	0	0	0	1	1	1	Los Angeles Dodgers @ St. Louis Cardinals Busch Stadium, St. Louis, MO Wed Apr 13 1994, 7:05 PM CDT Att: 21,867 - Unknown - 71 F livebaseballscorecards.com				
Brett Butler, L OBP: 0.375, SLG: 0.393		F7-2			F8			L7		4	0	1	0	0	0	3					
Mike Piazza, R OBP: 0.118, SLG: 0.212	P7				G4-3					3	0	0	0	1	0	1					
Eric Karros, R OBP: 0.303, SLG: 0.250	G3				P4					4	0	0	0	0	1	2					
Tim Wallach, R OBP: 0.258, SLG: 0.345					F9					4	1	1	0	0	0	1					
Henry Rodriguez, L OBP: 0.391, SLG: 0.810										4	1	3	0	0	0	0					
Raul Mondesi, R OBP: 0.241, SLG: 0.379										4	0	1	1	0	1	2					
Jose Offerman, S OBP: 0.250, SLG: 0.130										4	0	1	1	0	0	1					
Ramon Martinez, R OBP: 0.333, SLG: 0.500 Gary Wayne, L OBP: 0.333, SLG: 0.500 Jeff Treadway, L OBP: 0.333, SLG: 0.500 37 Darren Dreifort, R										2	0	0	0	0	1	3					
Inning Stats	R: 0 E: 0 K: 0 S: 17	H: 1 LOB: 0 BB: 0 P: 28	R: 2 E: 0 K: 0 S: 13	H: 4 LOB: 2 BB: 1 P: 20	R: 0 E: 0 K: 0 S: 5	H: 0 LOB: 0 BB: 0 P: 10	R: 0 E: 0 K: 2 S: 8	H: 1 LOB: 1 BB: 0 P: 10	R: 0 E: 0 K: 1 S: 9	H: 0 LOB: 0 BB: 0 P: 14	R: 0 E: 0 K: 0 S: 7	H: 1 LOB: 0 BB: 0 P: 13	R: 0 E: 0 K: 1 S: 7	H: 0 LOB: 1 BB: 1 P: 13	R: 0 E: 0 K: 0 S: 7	H: 0 LOB: 0 BB: 0 P: 9	1B: 4 2B: 5 3B: 0 HR: 0	SF: 0 SAC: 0 DP: 2 HBP: 0	WP: 0 PB: 1 SB: 0 CS: 0	PA: 35	
PITCHER	IP	WLS	BF	H	R	ER	SO	BB	IBB	HBP	BLK	WP	HR	S	P	ERA	WHIP				
Rick Sutcliffe, R ERA: 2.0	6.1	W	27	8	2	2	3	1	0	0	0	0	0	65	108	2.84	1.421				
Rich Rodriguez, L ERA: 2.08	1.0		3	0	0	0	1	0	0	0	0	0	0	4	8	0.00	1.000				
Vicente Palacios, R ERA: 3.38	0.2		2	0	0	0	1	0	0	0	0	0	0	5	7	0.00	0.000				
Mike Perez, R ERA:	1.0	S	3	0	0	0	0	0	0	0	0	0	0	7	9	0.00	0.000				

Batter	1	2	3	4	5	6	7	8	9	AB	R	H	RBI	BB	SO	LOB	BOTTOM				
Ray Lankford, L OBP: 0.436, SLG: 0.571	F8									5	1	3	4	0	0	1	Los Angeles Dodgers @ St. Louis Cardinals Busch Stadium, St. Louis, MO Wed Apr 13 1994, 7:05 PM CDT Att: 21,867 - Unknown - 71 F livebaseballscorecards.com				
Ozzie Smith, S OBP: 0.333, SLG: 0.185	G6-3									3	0	0	0	2	0	2					
Gregg Jefferies, S OBP: 0.384, SLG: 0.385 Mike Perez, R										3	0	1	0	1	1	0					
Todd Zeile, R OBP: 0.323, SLG: 0.393										4	0	1	0	1	0	6					
Bernard Gilkey, R OBP: 0.385, SLG: 0.600										3	0	0	0	1	1	4					
Mark Whiten, S OBP: 0.345, SLG: 0.280										3	1	1	0	1	0	3					
Luis Alica, S OBP: 0.375, SLG: 0.292										3	1	1	0	1	0	3					
Erik Pappas, R OBP: 0.370, SLG: 0.238										3	1	0	0	1	2	3					
Rick Sutcliffe, L OBP: 0.333, SLG: 0.185 Rich Rodriguez, L OBP: 0.333, SLG: 0.185 Vicente Palacios, R OBP: 0.333, SLG: 0.185 Gerónimo Peña, S OBP: 0.500, SLG: 0.333 Stan Royer, R										2	0	0	0	0	1	1					
Inning Stats	R: 0 E: 0 K: 1 S: 10	H: 0 LOB: 0 BB: 0 P: 13	R: 0 E: 0 K: 1 S: 7	H: 0 LOB: 3 BB: 3 P: 22	R: 1 E: 0 K: 0 S: 15	H: 1 LOB: 2 BB: 2 P: 31	R: 2 E: 0 K: 0 S: 10	H: 2 LOB: 1 BB: 1 P: 19	R: 0 E: 0 K: 2 S: 13	H: 2 LOB: 1 BB: 0 P: 20	R: 0 E: 0 K: 1 S: 9	H: 1 LOB: 2 BB: 1 P: 19	R: 0 E: 1 K: 0 S: 9	H: 0 LOB: 3 BB: 1 P: 20	1B: 5 2B: 1 3B: 0 HR: 1	SF: 0 SAC: 2 DP: 1 HBP: 1	WP: 0 PB: 0 SB: 1 CS: 0	PA: 40			
PITCHER	IP	WLS	BF	H	R	ER	SO	BB	IBB	HBP	BLK	WP	HR	S	P	ERA	WHIP				
Ramon Martinez, R ERA: 3.29	5.2	L	27	5	4	4	4	6	0	0	0	0	0	1	58	6.35	1.941				
Gary Wayne, L ERA: 6.0	0.1		2	1	0	0	0	0	0	0	0	0	0	4	6	0.00	3.000				
37 Darren Dreifort, R ERA:	2.0		11	1	0	0	1	2	0	1	0	0	0	18	39	0.00	1.500				

Batter	1	2	3	4	5	6	7	8	9	AB	R	H	RBI	BB	SO	LOB	TOP					
Brett Butler, L OBP: 0.405, SLG: 0.406 (1, 8)										4	3	2	0	1	0	1	Los Angeles Dodgers @ St. Louis Cardinals Busch Stadium, St. Louis, MO Thu Apr 14 1994, 3:33 AM CDT Att: 28,565 - Sunny - 81 F livebaseballscorecards.com					
Jose Offerman, S OBP: 0.273, SLG: 0.250 (1, 6)										5	1	2	2	0	2	2						
Raul Mondesi, R OBP: 0.265, SLG: 0.382 (1, 9)										5	1	2	0	0	1	2						
Tim Wallach, R OBP: 0.306, SLG: 0.500 (1, 5)										5	2	3	4	0	1	2						
Eric Karros, R OBP: 0.316, SLG: 0.226 (1, 3)										3	1	0	0	2	2	2						
Cory Snyder, R (1, 7)										3	0	0	0	0	1	1						
Henry Rodriguez, L OBP: 0.391, SLG: 0.810 (8, PH)										0	0	0	0	0	0	0						
Mike Piazza, R OBP: 0.111, SLG: 0.200 (8, 2)										2	0	0	0	0	1	4						
Tom Prince, R (1, 2)										3	0	0	0	1	2	1						
Jim Gott, R (8, 1)										0	0	0	0	0	0	0						
Jeff Treadway, L OBP: 0.167, SLG: 0.200 (8, PH)										3	0	0	0	0	0	1						
Delino DeShields, L OBP: 0.306, SLG: 0.226 (8, 4)										1	0	1	2	0	0	0						
Pedro Astacio, R OBP: 0.500, SLG: 0.500 (8, 7)										1	0	0	0	0	0	0						
Inning Stats	R: 0 E: 0 K: 1 S: 10	H: 1 LOB: 1 BB: 0 P: 12	R: 0 E: 0 K: 0 S: 8	H: 0 LOB: 1 BB: 1 P: 15	R: 1 E: 0 K: 2 S: 12	H: 1 LOB: 1 BB: 1 P: 16	R: 0 E: 0 K: 2 S: 9	H: 0 LOB: 0 BB: 0 P: 13	R: 0 E: 0 K: 0 S: 4	H: 0 LOB: 0 BB: 0 P: 6	R: 1 E: 0 K: 1 S: 9	H: 1 LOB: 0 BB: 0 P: 14	R: 0 E: 0 K: 1 S: 8	H: 0 LOB: 0 BB: 0 P: 13	R: 5 E: 0 K: 0 S: 27	H: 5 LOB: 2 BB: 2 P: 44	R: 1 E: 0 K: 3 S: 18	H: 3 LOB: 2 BB: 0 P: 25	1B: 8 2B: 1 3B: 1 HR: 1	SF: 0 SAC: 0 DP: 0 HBP: 0	WP: 0 PB: 2 SB: 2 CS: 0	PA: 42
PITCHER	IP WLS BF H R ER SO BB IBB HBP BLK WP HR S P ERA WHIP																					
Allen Watson, L ERA: 4.05	7.1 W 30 6 5 5 7 2 0 0 0 0 0 1 73 107 6.14 1.091																					
John Habyan, R ERA: 3.55	0.0 2 1 0 0 0 1 0 0 0 0 0 0 3 8 ∞ ∞																					
Rob Murphy, L ERA: 3.86	0.1 3 1 2 2 0 1 0 0 0 0 0 0 10 17 54.00 6.000																					
Rich Rodriguez, L ERA: 1.93	0.1 1 0 0 0 0 0 0 0 0 0 0 0 1 1 0.00 0.000																					
Mike Perez, R ERA: 1.8	1.0 S 6 3 1 1 3 0 0 0 0 0 0 0 18 25 9.00 3.000																					

Batter	1	2	3	4	5	6	7	8	9	AB	R	H	RBI	BB	SO	LOB	BOTTOM			
Ray Lankford, L OBP: 0.455, SLG: 0.590 (1, 8)										4	0	2	3	1	1	0	Los Angeles Dodgers @ St. Louis Cardinals Busch Stadium, St. Louis, MO Thu Apr 14 1994, 3:33 AM CDT Att: 28,565 - Sunny - 81 F livebaseballscorecards.com			
Ozzie Smith, S OBP: 0.342, SLG: 0.167 (1, 6)										3	0	0	1	2	0	3				
Gerald Perry, L OBP: 0.417, SLG: 0.364 (1, 3)										4	0	2	1	1	0	3				
Todd Zeile, R OBP: 0.306, SLG: 0.364 (1, 5)										5	1	1	0	0	2	7				
Brian Jordan, R OBP: 0.316, SLG: 0.529 (1, 9)										4	2	2	2	1	0	3				
Bernard Gilkey, R OBP: 0.355, SLG: 0.533 (1, 7)										5	0	1	0	0	3	1				
Luis Alicea, S OBP: 0.400, SLG: 0.280 (1, 4)										1	3	0	0	1	0	2				
Gerónimo Pena, S OBP: 0.333, SLG: 0.200 (6, 4)										2	0	0	0	0	1	0				
Terry McGriff, R OBP: 0.500, SLG: 0.500 (1, 2)										3	2	2	1	1	0	0				
Allen Watson, L OBP: 0.167, SLG: 0.167 (1, 1)										3	1	1	1	0	0	2				
John Habyan, R (8, 1)										0	0	0	0	0	0	0				
Rob Murphy, L (8, 1)										0	0	0	0	0	0	0				
Rich Rodriguez, L (8, 1)										0	0	0	0	0	0	0				
Mike Perez, R (9, 1)										0	0	0	0	0	0	0				
Inning Stats	R: 0 E: 0 K: 0 S: 6	H: 0 LOB: 0 BB: 0 P: 10	R: 0 E: 0 K: 2 S: 8	H: 0 LOB: 0 BB: 0 P: 11	R: 2 E: 0 K: 0 S: 13	H: 2 LOB: 2 BB: 2 P: 28	R: 4 E: 0 K: 1 S: 21	H: 5 LOB: 3 BB: 1 P: 35	R: 1 E: 0 K: 1 S: 12	H: 1 LOB: 2 BB: 2 P: 26	R: 2 E: 0 K: 2 S: 12	H: 2 LOB: 0 BB: 0 P: 20	R: 0 E: 0 K: 1 S: 12	H: 1 LOB: 2 BB: 1 P: 20	R: 0 E: 0 K: 0 S: 7	H: 0 LOB: 0 BB: 1 P: 14	1B: 8 2B: 3 3B: 0 HR: 1	SF: 0 SAC: 1 DP: 1 HBP: 1	WP: 0 PB: 1 SB: 0 CS: 0	PA: 43
PITCHER	IP WLS BF H R ER SO BB IBB HBP BLK WP HR S P ERA WHIP																			
Pedro Astacio, R ERA: 8.18	3.1 L 19 6 6 2 2 3 0 0 0 0 0 0 12 19 0.00 1.500																			
Roger McDowell, R ERA	0.2 4 1 0 0 1 0 0 0 0 0 0 0 12 19 0.00 1.500																			
Chan Ho Park, R ERA: 11.25	3.0 17 4 3 3 4 3 0 1 0 0 0 1 36 66 9.00 2.333																			
Jim Gott, R ERA: 10.8	1.0 3 0 0 0 0 1 0 0 0 0 0 0 7 14 0.00 1.000																			



Batter	1	2	3	4	5	6	7	8	9	AB	R	H	RBI	BB	SO	LOB	TOP										
Bip Roberts, S (1.4) OBP: 0.302, SLG: 0.243 Craig Shipley, R (7.4) OBP: 0.267, SLG: 0.333	F7		G4-3 1B			G1-3		HR 1B		3	0	1	0	0	0	0	San Diego Padres @ St. Louis Cardinals Busch Stadium, St. Louis, MO Fri Apr 15 1994, 7:05 PM CDT Att: 25,136 - Unknown - 55 F										
Tony Gwynn, L (1.9) OBP: 0.300, SLG: 0.450	L8		G4-3			G6-3		HR		4	1	1	2	0	0	2											
Derek Bell, R (1.8) OBP: 0.340, SLG: 0.477	K					G6-3		L8		4	0	0	0	0	1	0											
Phil Plantier, L (1.7) OBP: 0.325, SLG: 0.543		K						G4-6-3 1B		4	2	3	1	0	1	0											
Bill Bean, L (1.3) OBP: 0.348, SLG: 0.435	F7					G1-3		G4-6-3		4	0	0	0	0	0	2											
Archi Cianfrocco, R (1.5) OBP: 0.324, SLG: 0.600	G6-3					F9				3	1	1	2	0	0	0											
Ricky Gutierrez, R (1.6) OBP: 0.205, SLG: 0.262			L3					HR 2B		4	0	1	0	0	2	1											
Brad Ausmus, R (1.2) OBP: 0.289, SLG: 0.444						G5-3		F9		4	1	1	0	0	1	2											
Scott Sanders, R (1.1) OBP: 0.500, SLG: 0.500 Dave Stelson, R (5. PH) OBP: 0.320, SLG: 0.280 A.J. Sager, R (5.1) OBP: 0.318, SLG: 0.600 Tim Mauser, R (6.1) OBP: 0.198, SLG: 0.000 Keith Lockhart, L (7. PH) OBP: 0.198, SLG: 0.000 Pedro Martínez, L (7.1) OBP: 0.333, SLG: 0.571 Phil Clark, R (9. PH)						G5-3		G3-1		1	0	1	1	0	0	0											
Inning Stats	R: 0 E: 0 K: 1 S: 8	H: 0 LOB: 0 BB: 0 P: 10	R: 0 E: 0 K: 1 S: 6	H: 0 LOB: 0 BB: 0 P: 9	R: 0 E: 0 K: 1 S: 11	H: 3 LOB: 1 BB: 0 P: 17	R: 1 E: 0 K: 0 S: 7	H: 1 LOB: 1 BB: 0 P: 11	R: 0 E: 0 K: 1 S: 5	H: 0 LOB: 0 BB: 0 P: 7	R: 0 E: 0 K: 0 S: 7	H: 0 LOB: 0 BB: 0 P: 10	R: 2 E: 0 K: 0 S: 11	H: 3 LOB: 1 BB: 0 P: 16	R: 2 E: 0 K: 0 S: 11	H: 3 LOB: 0 BB: 0 P: 16		R: 0 E: 1 K: 2 S: 11	H: 0 LOB: 1 BB: 1 P: 21	1B: 4 2B: 2 3B: 1 HR: 3	SF: 0 SAC: 0 DP: 2 HBP: 0	WP: 0 PB: 0 SB: 0 CS: 0	PA: 36				
PITCHER	IP	WLS	BF	H	R	ER	SO	BB	IBB	HBP	BLK	WP	HR	S	P	ERA	WHIP										
Bob Tewksbury, R (1.1) ERA: 4.42 Vicente Palacios, R (8.1) ERA: 2.57	7.1	W	31	10	6	6	3	0	0	0	0	0	3	63	91	7.36	1.364										

AB	35
R	6
H	10
RBI	6
BB	0
SO	5
LOB	9



Batter	1	2	3	4	5	6	7	8	9	AB	R	H	RBI	BB	SO	LOB	BOTTOM										
Ray Lankford, L (1.8) OBP: 0.490, SLG: 0.619	BB BB		2B 2B			HR 1B		BB E BB		3	3	2	0	2	1	0	San Diego Padres @ St. Louis Cardinals Busch Stadium, St. Louis, MO Fri Apr 15 1994, 7:05 PM CDT Att: 25,136 - Unknown - 55 F										
Ozzie Smith, S (1.6) OBP: 0.395, SLG: 0.242	BB BB		HR 2B			HR 1B		FC6-4 BB		3	2	2	2	2	0	0											
Gregg Jefferies, S (1.3) OBP: 0.421, SLG: 0.645			HR 2B			HR 1B		FC6-4 BB		5	2	3	5	0	1	3											
Todd Zeile, R (1.5) OBP: 0.341, SLG: 0.389			HR 1B			BB 2B		BB 2B		3	2	1	0	2	1	3											
Brian Jordan, R (1.9) OBP: 0.333, SLG: 0.476			FC6-4 1B SF8 BB			BB HBP BB		G6-3		4	0	1	0	1	2	4											
Bernard Gilkey, R (1.7) OBP: 0.361, SLG: 0.485			FC6-4 1B			BB HBP BB		BB		3	0	0	0	1	0	2											
Geronimo Pena, S (1.4) OBP: 0.364, SLG: 0.125			IBB			BB		L7		3	0	0	1	2	1	1											
Erik Pappas, R (1.2) OBP: 0.313, SLG: 0.200			SF8			BB		L5		4	0	0	1	0	2	4											
Bob Tewksbury, R (1.1) OBP: 0.333, SLG: 0.375 Vicente Palacios, R (8.1)			BB			BB		K		3	1	0	0	1	2	2											
Inning Stats	R: 0 E: 0 K: 3 S: 14	H: 0 LOB: 2 BB: 2 P: 29	R: 0 E: 0 K: 1 S: 5	H: 0 LOB: 0 BB: 0 P: 9	R: 5 E: 0 K: 1 S: 20	H: 4 LOB: 2 BB: 3 P: 37	R: 0 E: 0 K: 1 S: 12	H: 1 LOB: 1 BB: 0 P: 17	R: 0 E: 0 K: 1 S: 8	H: 0 LOB: 0 BB: 0 P: 10	R: 4 E: 0 K: 2 S: 27	H: 4 LOB: 3 BB: 2 P: 46	R: 1 E: 1 K: 1 S: 16	H: 0 LOB: 2 BB: 3 P: 31	R: 0 E: 0 K: 1 S: 9	H: 0 LOB: 1 BB: 1 P: 18		1B: 3 2B: 4 3B: 0 HR: 2	SF: 1 SAC: 0 DP: 0 HBP: 1	WP: 0 PB: 0 SB: 1 CS: 0	PA: 45						
PITCHER	IP	WLS	BF	H	R	ER	SO	BB	IBB	HBP	BLK	WP	HR	S	P	ERA	WHIP										
Scott Sanders, R (1.1) ERA: 3.97 A.J. Sager, R (5.1) ERA: 14.21 Tim Mauser, R (6.1) ERA: 3.18 Pedro Martínez, L (7.1) ERA: 1.29	4.0	L	22	5	5	5	6	4	1	0	1	0	1	29	43	21.60	3.000										

AB	32
R	10
H	9
RBI	9
BB	11
SO	11
LOB	20



Batter	1	2	3	4	5	6	7	8	9	AB	R	H	RBI	BB	SO	LOB	TOP										
Bip Roberts, S OBP: 0.313, SLG: 0.244 (1, 4)	G5-3	FC5-4			K	FC6-4 1B		1B BB		4	0	1	0	1	1	2	San Diego Padres @ St. Louis Cardinals Busch Stadium, St. Louis, MO Sat Apr 16 1994, 7:05 PM CDT Att: 37,118 - Unknown										
Tony Gwynn, L OBP: 0.380, SLG: 0.560 Bill Bean, L OBP: 0.348, SLG: 0.435 (8, FR) (8, 9)	G5-3		G4-3 WP 2B			FC6-4 1B		1B		5	1	3	0	0	0	2											
Derek Bell, R OBP: 0.308, SLG: 0.429 (1, 8)	G3		G4-3		G6-3		G6-3	K		5	0	0	0	0	1	5											
Archi Cianfrocco, R OBP: 0.310, SLG: 0.538 (6, 3)		G5-3 BB FC3 HBP	P4			K	L6	G6-3		4	1	0	0	0	1	3											
Phil Plantier, L OBP: 0.333, SLG: 0.513 (1, 7)		FC3 G5-3 SH BB	P5			HR 1B	K		P4	4	2	1	0	1	1	0											
Dave Stalon, R OBP: 0.324, SLG: 0.393 Craig Shipley, R OBP: 0.353, SLG: 0.471 (6, 5)	G5-3			F7		HR		1B 1B		3	1	1	2	0	0	2											
Ricky Gutierrez, R OBP: 0.224, SLG: 0.319 (1, 6)	FC3 SH			K		SF7 3B		1B SF8 1B	F8	5	2	2	1	0	1	2											
Brad Ausmus, R OBP: 0.286, SLG: 0.436 (1, 2)	SH FC5-4			G6-3		SF7		1B BB 1B	F9	3	0	1	3	0	0	1											
Wally Whitehurst, R OBP: 0.333, SLG: 0.333 Phil Clark, R OBP: 0.294, SLG: 0.571 Gene Harris, R Tim Mauser, R (8, 1) (8, 1) (9, 1)	K				G6-3	1B		SF8		3	0	1	0	0	1	2											
Inning Stats	R: 0 E: 0 K: 0 S: 7	H: 0 LOB: 0 BB: 0 P: 10	R: 2 E: 1 K: 1 S: 9	H: 0 LOB: 2 BB: 1 P: 16	R: 1 E: 0 K: 0 S: 10	H: 1 LOB: 0 BB: 0 P: 19	R: 0 E: 0 K: 1 S: 8	H: 0 LOB: 0 BB: 0 P: 12	R: 0 E: 0 K: 1 S: 15	H: 1 LOB: 1 BB: 0 P: 19	R: 3 E: 0 K: 1 S: 24	H: 5 LOB: 2 BB: 0 P: 37	R: 0 E: 0 K: 1 S: 9	H: 0 LOB: 0 BB: 0 P: 13	R: 2 E: 0 K: 1 S: 17	H: 4 LOB: 3 BB: 1 P: 32		R: 0 E: 0 K: 0 S: 9	H: 1 LOB: 1 BB: 0 P: 16	1B: 7 2B: 3 3B: 1 HR: 1	SF: 2 SAC: 1 DP: 0 HBP: 1	WP: 1 PB: 0 SB: 0 CS: 0	PA: 44				
PITCHER	IP	WLS	BF	H	R	ER	SO	BB	IBB	HBP	BLK	WP	HR	S	P	ERA	WHIP										
Rheal Cormier, L ERA: 5.94 John Habyan, R ERA: 3.0 Tom Urbani, L ERA: 9.0	(1, 1)	5.2	L	27	6	6	4	1	0	1	0	1	1	67	104	9.53	1.235										

Batter	1	2	3	4	5	6	7	8	9	AB	R	H	RBI	BB	SO	LOB	BOTTOM										
Ray Lankford, L OBP: 0.481, SLG: 0.587 (1, 8)	F9 1B BB	F7			K		1B		F7	4	0	1	0	1	1	2	San Diego Padres @ St. Louis Cardinals Busch Stadium, St. Louis, MO Sat Apr 16 1994, 7:05 PM CDT Att: 37,118 - Unknown										
Ozzie Smith, S OBP: 0.396, SLG: 0.263 (1, 6)	F7		G5-3 1B G5-3		B1-3		F9	1B		5	1	2	0	0	0	2											
Gregg Jefferies, S OBP: 0.465, SLG: 0.694 (1, 3)	1B		G5-3 1B		1B			PB WP 2B	P6	5	1	4	0	0	0	1											
Todd Zeile, R OBP: 0.311, SLG: 0.350 (1, 5)	F9		G5-3		L4			G6-3		4	0	0	0	0	0	6											
Brian Jordan, R OBP: 0.321, SLG: 0.417 (1, 7)	K2-3		G5-3			G6-3		1B BB		3	0	0	1	1	1	3											
Mark Whiten, S OBP: 0.333, SLG: 0.276 (1, 9)			K		K		G3-1	1B		4	0	1	0	0	2	1											
Geronimo Pena, S OBP: 0.333, SLG: 0.167 (1, 4)		1B 1B			F8		F8	F8		4	0	1	0	0	0	2											
Erik Pappas, R OBP: 0.278, SLG: 0.172 (1, 2)			K		L5			F7 K		4	0	0	0	0	2	3											
Rheal Cormier, L OBP: 0.500, SLG: 0.250 John Habyan, R Luis Altea, S OBP: 0.389, SLG: 0.269 Tom Urbani, L Gerald Perry, L OBP: 0.385, SLG: 0.333 (8, 1) (8, 1) (9, PH)		1B			G4-3		F8		F9	2	0	1	0	0	0	0											
Inning Stats	R: 0 E: 0 K: 1 S: 8	H: 1 LOB: 2 BB: 1 P: 16	R: 0 E: 0 K: 2 S: 13	H: 2 LOB: 0 BB: 0 P: 18	R: 1 E: 0 K: 1 S: 11	H: 2 LOB: 1 BB: 0 P: 16	R: 0 E: 0 K: 0 S: 8	H: 0 LOB: 0 BB: 0 P: 14	R: 0 E: 0 K: 1 S: 10	H: 1 LOB: 1 BB: 0 P: 17	R: 0 E: 0 K: 0 S: 7	H: 0 LOB: 0 BB: 0 P: 12	R: 0 E: 0 K: 0 S: 7	H: 1 LOB: 1 BB: 0 P: 11	R: 1 E: 0 K: 1 S: 13	H: 2 LOB: 2 BB: 1 P: 22		R: 0 E: 0 K: 0 S: 8	H: 1 LOB: 1 BB: 0 P: 15	1B: 9 2B: 1 3B: 0 HR: 0	SF: 0 SAC: 0 DP: 0 HBP: 0	WP: 1 PB: 1 SB: 0 CS: 0	PA: 39				
PITCHER	IP	WLS	BF	H	R	ER	SO	BB	IBB	HBP	BLK	WP	HR	S	P	ERA	WHIP										
Wally Whitehurst, R ERA: 6.14 Gene Harris, R ERA: 8.53 Tim Mauser, R ERA: 2.7	(1, 1)	7.0	W	29	7	1	1	5	1	0	0	0	0	64	104	1.29	1.143										



Batter	1	2	3	4	5	6	7	8	9	AB	R	H	RBI	BB	SO	LOB	TOP					
Bip Roberts, S OBP: 0.288, SLG: 0.222 (1,4)	G4-3		K			L6		K		4	0	0	0	0	2	2						
Tony Gwynn, L OBP: 0.310, SLG: 0.483 (1,9)	G4-3		P5			G4-3		G1-3		4	0	0	0	0	0	1						
Bill Bean, L OBP: 0.296, SLG: 0.370 (1,8)	K			G3		G4-3		F8		4	0	0	0	0	1	0						
Phil Plantier, L OBP: 0.327, SLG: 0.512 (1,7)		K		G6-3		G3		2B		4	0	1	0	0	1	0						
Archi Cianfrocco, R OBP: 0.304, SLG: 0.512 (1,5)		G1-4-3 1B		K		F9		K		4	0	1	0	0	2	1						
Dave Statton, R OBP: 0.297, SLG: 0.355 (1,3)		G1-4-3			F8		G6-3			3	0	0	0	0	0	1						
Ricky Gutierrez, R OBP: 0.231, SLG: 0.340 (1,6)								G1-6-3		3	0	1	0	0	0	1						
Craig Shipley, R OBP: 0.353, SLG: 0.471 (8,6)								2B		0	0	0	0	0	0	0						
Brian Johnson, R (1,2)			K					P5		3	0	0	0	0	2	1						
Andy Ashby, R OBP: 0.400, SLG: 0.400 (1,1)										2	0	1	0	0	1	1						
Pedro Martinez, L (5,1)										0	0	0	0	0	0	0						
Mark Davis, L (7,1)										0	0	0	0	0	0	0						
Tim Hyers, L OBP: 0.500, SLG: 0.500 (8,PH)										1	0	1	0	0	0	0						
Trevor Hoffman, R (8,1)								1B		0	0	0	0	0	0	0						
Inning Stats	R: 0 E: 0 K: 1 S: 10	H: 0 LOB: 0 BB: 0 P: 14	R: 0 E: 0 K: 1 S: 10	H: 1 LOB: 1 BB: 0 P: 18	R: 0 E: 0 K: 2 S: 11	H: 1 LOB: 0 BB: 0 P: 16	R: 0 E: 0 K: 1 S: 7	H: 0 LOB: 0 BB: 0 P: 9	R: 0 E: 0 K: 2 S: 12	H: 1 LOB: 1 BB: 0 P: 15	R: 0 E: 0 K: 0 S: 7	H: 0 LOB: 0 BB: 0 P: 12	R: 0 E: 0 K: 0 S: 5	H: 0 LOB: 0 BB: 0 P: 8	R: 0 E: 0 K: 1 S: 12	H: 1 LOB: 1 BB: 0 P: 18	R: 0 E: 0 K: 1 S: 13	H: 1 LOB: 1 BB: 0 P: 19	1B: 3 2B: 2 3B: 0 HR: 0	SF: 0 SAC: 0 DP: 0 HBP: 0	WP: 0 PB: 0 SB: 0 CS: 0	PA: 32
PITCHER Rene Arocha, R ERA: 4.86 (1,1)	IP: 9.0 WLS: W BF: 32 H: 5 R: 0 ER: 0 SO: 9 BB: 0 IBB: 0 HBP: 0 BLK: 0 WP: 0 HR: 0 S: 87 P: 129 ERA: 0.00 WHIP: 0.556															PITCHER	IP: 9.0 WLS: W BF: 32 H: 5 R: 0 ER: 0 SO: 9 BB: 0 IBB: 0 HBP: 0 BLK: 0 WP: 0 HR: 0 S: 87 P: 129 ERA: 0.00 WHIP: 0.556					

San Diego Padres @ St. Louis Cardinals
 Busch Stadium, St. Louis, MO
 Sun Apr 17 1994, 3:33 AM CDT
 Att: 34,055 - Sunny - 73 F

AB 32
 R 0
 H 5
 RBI 0
 BB 0
 SO 9
 LOB 8



Batter	1	2	3	4	5	6	7	8	9	AB	R	H	RBI	BB	SO	LOB	BOTTOM									
Ray Lankford, L OBP: 0.466, SLG: 0.551 (1,8)	G4-3		G1-3	G1-3		CS BB				3	0	0	0	1	0	2										
Geronimo Pena, S OBP: 0.421, SLG: 0.667 (1,4)	K		HR		G6-4-3 1B BB	CS		HR		3	3	2	2	1	1	0										
Gregg Jefferies, S OBP: 0.468, SLG: 0.692 (1,3)	2B		G4-3		G6-4-3 BB		K			3	0	1	0	1	1	0										
Todd Zeile, R OBP: 0.306, SLG: 0.326 (1,5)	L9				G6-4-3		F9			3	0	0	0	1	0	3										
Bernard Gilkey, R OBP: 0.375, SLG: 0.514 (1,7)		F7 WP 2B	F8		S 1B		G1-3			4	2	2	1	0	0	1										
Mark Whiten, S OBP: 0.324, SLG: 0.250 (1,9)		F7		G4-3	1B CS BB		G1-3			3	0	0	0	1	0	1										
Terry McGriff, R OBP: 0.500, SLG: 0.444 (1,2)		F8		SH2-4 1B BB	1-3 2-H 1B		F9			3	0	1	1	1	0	0										
José Oquendo, S OBP: 0.500, SLG: 0.375 (1,6)			1B		CS		K			4	0	2	0	0	2	0										
Rene Arocha, R (1,1)		G4-3		SH2-4 1-2 2-3			F9			2	0	0	0	0	0	1										
Inning Stats	R: 0 E: 0 K: 1 S: 7	H: 1 LOB: 1 BB: 0 P: 11	R: 1 E: 0 K: 0 S: 12	H: 2 LOB: 1 BB: 0 P: 22	R: 1 E: 0 K: 0 S: 9	H: 1 LOB: 1 BB: 1 P: 17	R: 0 E: 0 K: 0 S: 10	H: 1 LOB: 2 BB: 1 P: 20	R: 2 E: 0 K: 0 S: 12	H: 2 LOB: 1 BB: 3 P: 28	R: 0 E: 0 K: 1 S: 6	H: 0 LOB: 0 BB: 1 P: 11	R: 1 E: 0 K: 1 S: 10	H: 1 LOB: 0 BB: 0 P: 14	R: 0 E: 0 K: 1 S: 10	H: 0 LOB: 0 BB: 0 P: 17	1B: 4 2B: 2 3B: 0 HR: 2	SF: 0 SAC: 1 DP: 1 HBP: 0	WP: 1 PB: 0 SB: 2 CS: 2	PA: 37						
PITCHER Andy Ashby, R ERA: 5.19 (1,1)	IP: 4.2 WLS: L BF: 25 H: 7 R: 4 ER: 4 SO: 1 BB: 5 IBB: 0 HBP: 0 BLK: 0 WP: 0 HR: 1 S: 50 P: 98 ERA: 7.71 WHIP: 2.571															PITCHER	IP: 4.2 WLS: L BF: 25 H: 7 R: 4 ER: 4 SO: 1 BB: 5 IBB: 0 HBP: 0 BLK: 0 WP: 0 HR: 1 S: 50 P: 98 ERA: 7.71 WHIP: 2.571									
Pedro Martinez, L ERA: 1.08 (5,1)	1.1	3	0	0	0	1	1	0	0	0	0	6	11	0.00	0.750											
Mark Davis, L ERA: 16.62 (7,1)	1.0	4	1	1	1	1	0	0	0	0	1	10	14	9.00	1.000											
Trevor Hoffman, R ERA: (8,1)	1.0	3	0	0	0	1	0	0	0	0	0	10	17	0.00	0.000											

San Diego Padres @ St. Louis Cardinals
 Busch Stadium, St. Louis, MO
 Sun Apr 17 1994, 3:33 AM CDT
 Att: 34,055 - Sunny - 73 F

AB 28
 R 5
 H 8
 RBI 4
 BB 6
 SO 4
 LOB 8



Batter	1	2	3	4	5	6	7	8	9	AB	R	H	RBI	BB	SO	LOB	TOP			
Ray Lankford, L OBP: 0.435, SLG: 0.509										4	0	0	0	0	2	1				
Ozzie Smith, S OBP: 0.365, SLG: 0.238										4	0	0	0	0	0	0				
Gregg Jefferies, S OBP: 0.490, SLG: 0.690										3	0	2	0	1	0	0				
Todd Zeile, R OBP: 0.302, SLG: 0.304										3	0	0	0	1	0	2				
Brian Jordan, R OBP: 0.281, SLG: 0.357										4	0	0	0	0	2	3				
Bernard Gilkey, R OBP: 0.386, SLG: 0.500										3	1	1	0	1	0	0				
Geronimo Pena, S OBP: 0.391, SLG: 0.632										4	0	1	0	0	1	1				
Erik Pappas, R OBP: 0.256, SLG: 0.161										2	0	0	1	0	1	1				
Rick Sutcliffe, L Tom Urbani, L Luis Alicea, S Rob Murphy, L Rich Rodriguez, L										1	0	0	0	0	0	1				
Inning Stats	R: 0 E: 0 K: 1 S: 12	H: 0 LOB: 2 BB: 2 P: 26	R: 1 E: 0 K: 1 S: 15	H: 1 LOB: 1 BB: 1 P: 27	R: 0 E: 0 K: 0 S: 7	H: 0 LOB: 0 BB: 0 P: 11	R: 0 E: 0 K: 0 S: 7	H: 0 LOB: 0 BB: 0 P: 10	R: 0 E: 0 K: 1 S: 6	H: 1 LOB: 1 BB: 0 P: 11	R: 0 E: 0 K: 2 S: 13	H: 1 LOB: 1 BB: 0 P: 18	R: 0 E: 0 K: 0 S: 11	H: 1 LOB: 1 BB: 0 P: 15	R: 0 E: 0 K: 2 S: 9	H: 0 LOB: 0 BB: 0 P: 15	1B: 3 2B: 1 3B: 0 HR: 0	SF: 1 SAC: 0 DP: 0 HBP: 0	WP: 1 PB: 0 SB: 0 CS: 0	PA: 34
PITCHER	IP WLS BF H R ER SO BB IBB HBP BLK WP HR S P ERA WHIP																			
Steve Avery, L ERA: 4.15	6.0 W 23 2 1 1 4 3 0 0 0 0 1 0 54 94 1.50 0.833																			
Steve Bedrosian, R ERA: 1.35	1.0 4 1 0 0 2 0 0 0 0 0 0 0 13 18 0.00 1.000																			
Mike Bielecki, R ERA: 5.4	1.0 4 1 0 0 0 0 0 0 0 0 0 0 11 15 0.00 1.000																			
Mark Wohlers, R ERA: 1.59	1.0 3 0 0 0 2 0 0 0 0 0 0 0 9 15 0.00 0.000																			

St. Louis Cardinals @ Atlanta Braves
Atlanta-Fulton County Stadium, Atlanta, GA
Mon Apr 18 1994, 7:05 PM EDT
Att: 41,813 - Unknown - 80 F

AB	30
R	1
H	4
RBI	1
BB	3
SO	8
LOB	10



Batter	1	2	3	4	5	6	7	8	9	AB	R	H	RBI	BB	SO	LOB	BOTTOM			
Deion Sanders, L OBP: 0.406, SLG: 0.508										2	1	0	0	2	0	2				
Jeff Blauser, R OBP: 0.239, SLG: 0.323										4	0	0	0	0	1	3				
Ryan Klesko, L OBP: 0.449, SLG: 0.814										2	2	2	2	0	0	0				
Mike Kelly, R OBP: 0.200, SLG: 0.300										2	0	0	0	0	0	2				
Fred McGriff, L OBP: 0.419, SLG: 0.588										4	2	2	1	0	1	0				
David Justice, L OBP: 0.286, SLG: 0.462										4	1	3	2	0	0	0				
Tony Tarasco, L OBP: 0.294, SLG: 0.515										0	0	0	0	0	0	0				
Terry Pendleton, S OBP: 0.385, SLG: 0.541										4	1	1	1	0	0	1				
Javy Lopez, R OBP: 0.306, SLG: 0.511										3	0	1	0	1	0	1				
Rafael Belliard, R OBP: 0.444, SLG: 0.500										4	0	2	0	0	0	4				
Steve Avery, L ERA: 4.15										1	0	0	1	0	0	0				
Dave Gallagher, R ERA: 5.0										1	0	0	0	0	0	1				
Steve Bedrosian, R ERA: 1.35										0	0	0	0	0	0	0				
Mike Bielecki, R ERA: 5.4										0	0	0	0	0	0	0				
Bill Pacotta, R OBP: 0.067, SLG: 0.074										1	0	0	0	0	0	1				
Mark Wohlers, R ERA: 1.59										0	0	0	0	0	0	0				
Inning Stats	R: 4 E: 0 K: 1 S: 12	H: 3 LOB: 1 BB: 2 P: 27	R: 0 E: 0 K: 0 S: 4	H: 0 LOB: 0 BB: 0 P: 6	R: 3 E: 0 K: 0 S: 19	H: 5 LOB: 2 BB: 0 P: 32	R: 0 E: 0 K: 0 S: 6	H: 0 LOB: 0 BB: 0 P: 13	R: 0 E: 0 K: 0 S: 7	H: 1 LOB: 2 BB: 1 P: 14	R: 0 E: 0 K: 1 S: 8	H: 0 LOB: 0 BB: 0 P: 9	R: 0 E: 0 K: 0 S: 4	H: 1 LOB: 0 BB: 0 P: 8	R: 0 E: 0 K: 0 S: 4	H: 0 LOB: 0 BB: 0 P: 8	1B: 7 2B: 2 3B: 0 HR: 3	SF: 1 SAC: 0 DP: 2 HBP: 0	WP: 0 PB: 0 SB: 1 CS: 0	PA: 36
PITCHER	IP WLS BF H R ER SO BB IBB HBP BLK WP HR S P ERA WHIP																			
Rick Sutcliffe, R ERA: 7.36	2.0 L 15 3 0 0 0 1 0 0 0 0 0 0 23 47 0.00 1.000																			
Tom Urbani, L ERA: 5.0	4.0 15 3 0 0 0 1 0 0 0 0 0 0 32 57 0.00 1.000																			
Rob Murphy, L ERA: 2.7	1.0 3 0 0 0 0 1 0 0 0 0 0 0 8 9 0.00 0.000																			
Rich Rodriguez, L ERA: 1.59	1.0 3 1 0 0 0 0 0 0 0 0 0 0 4 8 0.00 1.000																			

St. Louis Cardinals @ Atlanta Braves
Atlanta-Fulton County Stadium, Atlanta, GA
Mon Apr 18 1994, 7:05 PM EDT
Att: 41,813 - Unknown - 80 F

AB	32
R	7
H	11
RBI	7
BB	3
SO	2
LOB	15



Batter	1	2	3	4	5	6	7	8	9	AB	R	H	RBI	BB	SO	LOB	TOP								
James Mouton, R (1,9) OBP: 0.277, SLG: 0.305 Chris Donnels, L (9,PH) OBP: 0.421, SLG: 0.882										2	0	1	1	2	1	1	Houston Astros @ St. Louis Cardinals Busch Stadium, St. Louis, MO Sun Apr 24 1994, 3:33 AM CDT Att: 37,442 - Sunny - 84 F								
Steve Finley, L (1,8) OBP: 0.333, SLG: 0.552										5	0	1	0	0	1	4									
Craig Biggio, R (1,4) OBP: 0.408, SLG: 0.525										3	0	0	0	1	0	2									
5 Jeff Bagwell, R (1,3) OBP: 0.303, SLG: 0.581										4	0	0	0	0	0	3									
Kevin Bass, S (1,7) OBP: 0.391, SLG: 0.636 Shane Reynolds, R (8,1)										4	1	1	0	0	0	0									
Tom Edens, R (8,1) Todd Jones, L (8,1) Mike Hampton, R (8,1)										0	0	0	0	0	0	0									
Ken Caminiti, S (1,5) OBP: 0.246, SLG: 0.278										4	1	1	1	0	0	0									
Tony Eusebio, R (1,2) OBP: 0.214, SLG: 0.571										4	0	2	1	0	0	0									
Andy Stankiewicz, R (1,6) OBP: 0.467, SLG: 0.500										4	1	1	0	0	0	2									
Greg Swindell, L (1,1) OBP: 0.444, SLG: 0.667 Mike Felder, S (8,7) OBP: 0.316, SLG: 0.316										2	1	2	0	0	0	0									
Inning Stats	R: 0 E: 0 K: 0 S: 2	H: 0 LOB: 1 BB: 2 P: 10	R: 0 E: 0 K: 0 S: 3	H: 0 LOB: 0 BB: 0 P: 3	R: 1 E: 0 K: 0 S: 5	H: 2 LOB: 1 BB: 0 P: 5	R: 0 E: 0 K: 0 S: 3	H: 0 LOB: 0 BB: 0 P: 3	R: 0 E: 0 K: 1 S: 6	H: 1 LOB: 2 BB: 1 P: 10	R: 2 E: 0 K: 0 S: 6	H: 3 LOB: 1 BB: 0 P: 6	R: 1 E: 1 K: 1 S: 7	H: 2 LOB: 1 BB: 0 P: 7	R: 0 E: 0 K: 0 S: 4	H: 1 LOB: 1 BB: 0 P: 4	R: 0 E: 0 K: 0 S: 3	H: 0 LOB: 0 BB: 0 P: 3	1B: 3 2B: 6 3B: 0 HR: 0	SF: 0 SAC: 1 DP: 1 HBP: 0	WP: 0 PB: 0 SB: 2 CS: 0	PA: 38			
PITCHER	IP	WLS	BF	H	R	ER	SO	BB	IBB	HBP	BLK	WP	HR	S	P	ERA	WHIP								
Allen Watson, L (1,1) ERA: 4.56	6.1		29	8	4	3	2	3	0	0	0	0	0	30	42	4.26	1.737								
John Habyan, R (7,1) ERA: 1.53	0.2		2	0	0	0	0	0	0	0	0	0	0	2	2	0.00	0.000								
Rich Rodriguez, L (8,1) ERA: 6.0	1.0	W	4	1	0	0	0	0	0	0	0	0	0	4	4	0.00	1.000								
Mike Perez, R (9,1) ERA: 1.29	1.0	S	3	0	0	0	0	0	0	0	0	0	0	3	3	0.00	0.000								

Batter	1	2	3	4	5	6	7	8	9	AB	R	H	RBI	BB	SO	LOB	BOTTOM								
Ray Lankford, L (1,8) OBP: 0.448, SLG: 0.562										4	2	2	0	0	2	0	Houston Astros @ St. Louis Cardinals Busch Stadium, St. Louis, MO Sun Apr 24 1994, 3:33 AM CDT Att: 37,442 - Sunny - 84 F								
Gerónimo Peña, S (1,4) OBP: 0.345, SLG: 0.560										3	0	1	0	0	1	1									
Gregg Jefferies, S (1,3) OBP: 0.486, SLG: 0.600										3	1	1	2	0	1	1									
Todd Zeile, R (1,5) OBP: 0.320, SLG: 0.537										4	1	2	1	0	0	1									
Bernard Gilkey, R (1,7) OBP: 0.403, SLG: 0.441										3	1	0	1	1	0	1									
Brian Jordan, R (1,9) OBP: 0.314, SLG: 0.400										4	0	2	0	0	1	2									
Erik Pappas, R (1,2) OBP: 0.260, SLG: 0.128 Ozzie Smith, S (8,PH) OBP: 0.347, SLG: 0.220 Mike Perez, R (9,1)										2	0	0	0	1	1	0									
José Oquendo, S (1,6) OBP: 0.357, SLG: 0.250										3	0	0	0	0	0	2									
Allen Watson, L (1,1) OBP: 0.100, SLG: 0.100 John Habyan, R (7,1) Stan Royer, R (7,PH) Rich Rodriguez, L (8,1) Terry McGriff, R (9,2) OBP: 0.429, SLG: 0.313										2	0	0	0	0	0	2									
Inning Stats	R: 1 E: 0 K: 0 S: 4	H: 1 LOB: 0 BB: 0 P: 4	R: 0 E: 0 K: 0 S: 4	H: 1 LOB: 1 BB: 1 P: 8	R: 0 E: 0 K: 2 S: 7	H: 0 LOB: 0 BB: 0 P: 7	R: 1 E: 0 K: 1 S: 6	H: 1 LOB: 0 BB: 0 P: 6	R: 0 E: 0 K: 1 S: 5	H: 0 LOB: 0 BB: 0 P: 5	R: 0 E: 0 K: 2 S: 8	H: 1 LOB: 2 BB: 1 P: 12	R: 0 E: 0 K: 0 S: 3	H: 0 LOB: 0 BB: 0 P: 3	R: 3 E: 0 K: 0 S: 7	H: 4 LOB: 1 BB: 0 P: 7		R: 0 E: 0 K: 0 S: 3	H: 0 LOB: 0 BB: 0 P: 3	1B: 4 2B: 3 3B: 0 HR: 1	SF: 1 SAC: 1 DP: 0 HBP: 0	WP: 2 PB: 0 SB: 1 CS: 0	PA: 34		
PITCHER	IP	WLS	BF	H	R	ER	SO	BB	IBB	HBP	BLK	WP	HR	S	P	ERA	WHIP								
Greg Swindell, L (1,1) ERA: 1.29	7.0		27	4	2	2	6	2	0	0	0	0	1	37	45	2.57	0.857								
Shane Reynolds, R (8,1) ERA: 6.75	0.1		3	2	2	2	0	0	0	0	0	0	0	3	3	54.00	6.000								
Tom Edens, R (8,1) ERA: 3.75	0.0	L	1	1	0	0	0	0	0	0	0	0	0	1	1	∞	∞								
Todd Jones, R (8,1) ERA: 4.35	0.1		2	1	0	0	0	0	0	0	0	0	0	2	2	0.00	3.000								
Mike Hampton, L (8,1) ERA: 3.39	0.1		1	0	1	1	0	0	0	0	0	0	0	1	1	27.00	0.000								

AB	34
R	4
H	9
RBI	3
BB	3
SO	2
LOB	12



AB	30
R	5
H	8
RBI	4
BB	2
SO	6
LOB	11




Batter	1	2	3	4	5	6	7	8	9	AB	R	H	RBI	BB	SO	LOB	TOP			
Walt Weiss, S OBP: 0.356, SLG: 0.354 (1, 6)	P5		S 1B		G3			G4-3		4	0	1	0	0	0	0	Colorado Rockies @ St. Louis Cardinals Busch Stadium, St. Louis, MO Tue Apr 26 1994, 7:05 PM CDT Att: 23,094 - Unknown - 88 F livebaseballscorecards.com			
Howard Johnson, S OBP: 0.256, SLG: 0.289 (1, 7)			K 1-2				G1-3	L1-3		4	0	1	0	0	1	1				
Dante Bichette, R OBP: 0.398, SLG: 0.713 (1, 9)	F9				K				K	4	0	0	0	0	3	1				
Andres Galarraga, R OBP: 0.341, SLG: 0.675 (1, 3)	K				HR			G5-3	G6-3	4	1	1	1	0	1	1				
Charlie Hayes, R OBP: 0.298, SLG: 0.346 (1, 5)		G6-3			L9				G3	4	0	0	0	0	1	0				
Ellis Burks, R OBP: 0.507, SLG: 0.956 (1, 8)		G6-3			2B					3	0	1	0	0	1	0				
Danny Sheaffer, R OBP: 0.300, SLG: 0.300 (1, 2)		G1			G3					3	0	1	0	0	0	1				
Nelson Liriano, S OBP: 0.389, SLG: 0.400 (1, 4)			K						K	3	0	0	0	0	3	1				
Armando Reynoso, R OBP: 0.143, SLG: 0.143 Eric Young Sr., R OBP: 0.333, SLG: 0.543 Willie Blair, R (8, 1)			G1						F9	2	0	0	0	0	0	0				
										1	0	0	0	0	0	0	ROCKIES			
										0	0	0	0	0	0	0				
Inning Stats	R: 0 E: 0 K: 1 S: 11	H: 1 LOB: 1 BB: 0 P: 15	R: 0 E: 0 K: 0 S: 5	H: 0 LOB: 3 BB: 0 P: 9	R: 0 E: 0 K: 2 S: 11	H: 1 LOB: 1 BB: 0 P: 18	R: 1 E: 0 K: 1 S: 12	H: 2 LOB: 1 BB: 0 P: 18	R: 0 E: 0 K: 1 S: 8	H: 0 LOB: 0 BB: 0 P: 12	R: 0 E: 0 K: 3 S: 10	H: 1 LOB: 1 BB: 0 P: 16	R: 0 E: 0 K: 0 S: 7	H: 0 LOB: 0 BB: 0 P: 12	R: 0 E: 0 K: 1 S: 8	H: 0 LOB: 0 BB: 0 P: 8	1B: 2 2B: 2 3B: 0 HR: 1	SF: 0 SAC: 0 DP: 0 HBP: 0	WP: 0 PB: 0 SB: 1 CS: 0	PA: 32
PITCHER Bob Tewksbury, R ERA: 3.29 (1, 1)	IP: 9.0 WLS: W BF: 32 H: 5 R: 1 ER: 1 SO: 10 BB: 0 IBB: 0 HBP: 0 BLK: 0 WP: 0 HR: 1 S: 82 P: 123 ERA: 1.00 WHIP: 0.556															PITCHER				

Batter	1	2	3	4	5	6	7	8	9	AB	R	H	RBI	BB	SO	LOB	BOTTOM
Ray Lankford, L OBP: 0.458, SLG: 0.630 (1, 8)	HR				F7			P4		3	1	1	1	1	0	0	Colorado Rockies @ St. Louis Cardinals Busch Stadium, St. Louis, MO Tue Apr 26 1994, 7:05 PM CDT Att: 23,094 - Unknown - 88 F livebaseballscorecards.com
Ozzie Smith, S OBP: 0.321, SLG: 0.235 (1, 6)	G4-3	F8			G1-3			K		4	0	0	0	0	1	3	
Gregg Jefferies, S OBP: 0.482, SLG: 0.567 (1, 3)	G1-3				F7			FC5-4 BB		3	0	1	0	1	0	0	
Todd Zeile, R OBP: 0.289, SLG: 0.480 (1, 5)	P3				G5-3			FC5-4 1-2		4	0	0	0	0	0	1	
Brian Jordan, R OBP: 0.322, SLG: 0.472 (1, 9)		K			P6			K		4	0	1	0	0	2	1	
Bernard Gilkey, R OBP: 0.400, SLG: 0.426 (1, 7)		F9			FC3-6 BB			F7		2	0	0	0	1	0	1	
Luis Alicea, S OBP: 0.344, SLG: 0.327 (1, 4)					FC3-6 WP			G1-3		3	1	1	0	0	0	2	
Terry McGriff, R OBP: 0.417, SLG: 0.316 (1, 2)		BB 1B			F8			G6-3		3	0	1	1	0	0	1	
Bob Tewksbury, R OBP: 0.353, SLG: 0.375 (1, 1)		BB 1B			G5-3			G6-3		3	0	1	0	0	0	1	
										1B: 3 2B: 2 3B: 0 HR: 1	SF: 0 SAC: 0 DP: 0 HBP: 0	WP: 1 PB: 0 SB: 0 CS: 0	PA: 33				
Inning Stats	R: 1 E: 0 K: 0 S: 10	H: 1 LOB: 0 BB: 0 P: 14	R: 1 E: 0 K: 1 S: 13	H: 3 LOB: 3 BB: 1 P: 22	R: 0 E: 0 K: 0 S: 4	H: 0 LOB: 0 BB: 0 P: 6	R: 0 E: 0 K: 0 S: 7	H: 0 LOB: 1 BB: 1 P: 13	R: 0 E: 0 K: 0 S: 11	H: 1 LOB: 0 BB: 0 P: 19	R: 0 E: 0 K: 0 S: 8	H: 1 LOB: 1 BB: 0 P: 14	R: 0 E: 0 K: 2 S: 9	H: 0 LOB: 1 BB: 1 P: 19	R: 0 E: 0 K: 0 S: 6	H: 0 LOB: 0 BB: 0 P: 10	
PITCHER Armando Reynoso, R ERA: 6.08 Willie Blair, R ERA: 6.97 (8, 1)	IP: 7.0 WLS: L BF: 28 H: 6 R: 2 ER: 2 SO: 1 BB: 2 IBB: 2 HBP: 0 BLK: 0 WP: 1 HR: 1 S: 59 P: 98 ERA: 2.57 WHIP: 1.143															PITCHER	


Batter	1	2	3	4	5	6	7	8	9	10	AB	R	H	RBI	BB	SO	LOB	TOP				
Ray Lankford, L OBP: 0.455, SLG: 0.624	(1, 8) 4-2 HR BB	0-3 K			FC3-5 2B		0-0 B4-3			0-1 G4-3	4	1	1	0	1	1	1	St. Louis Cardinals @ Houston Astros Astrodome, Houston, TX Fri Apr 29 1994, 8:05 PM EDT Att: 36,090 - Dome				
Ozzie Smith, S OBP: 0.314, SLG: 0.247	(1, 6) 1-1 L9		3-2 G6-3		0-0 FC3-5 1B SF9		0-2		2-1 G4-3	5	1	1	0	0	0	2						
Gregg Jefferies, S OBP: 0.466, SLG: 0.542	(1, 3) 0-0 P5		2-2 F9		2-0 1B		1-1 G6-3		1-2 F9	5	0	1	0	0	0	2						
Todd Zeile, R OBP: 0.299, SLG: 0.519	(1, 5) 2-1 HR		4-2 BB		1-0 SF9		1-3 K			2	1	1	3	1	1	0						
Bernard Gilkey, R OBP: 0.332, SLG: 0.415	(1, 7) 1-2 1B		3-2 G5-3		0-0 P6		1-3 K			4	0	1	0	0	1	2						
Brian Jordan, R OBP: 0.302, SLG: 0.439	(1, 9) 2-2 F8			2-3 K		1-0 G3		1-3 K		4	0	0	0	0	2	1						
Geronimo Pena, S OBP: 0.294, SLG: 0.467		2-1 F8		1-3 K		1-1 G6-3			2-0 P3	4	0	0	0	0	1	0						
Terry McGriff, R OBP: 0.429, SLG: 0.318	(1, 2)	2-2 SH3 1B		4-2 BB		2-2 L9			1-0 L8	3	0	1	0	1	0	0						
Rene Arocha, R	(1, 1)	0-0 SH3		1-1 L4			1-3 K		0-3 K	2	0	0	0	0	1	1						
John Habyan, R	(8, 1)									0	0	0	0	0	0	0						
Luis Alicia, S OBP: 0.339, SLG: 0.320	(9, PH)									1	0	0	0	0	1	0						
Rich Rodriguez, L OBP: 0.339, SLG: 0.320	(9, 1)									0	0	0	0	0	0	0						
Inning Stats	R: 2 E: 0 K: 0 S: 16	H: 2 LOB: 1 BB: 1 P: 26	R: 0 E: 0 K: 1 S: 9	H: 1 LOB: 1 BB: 0 P: 13	R: 0 E: 0 K: 0 S: 14	H: 0 LOB: 1 BB: 1 P: 26	R: 0 E: 0 K: 2 S: 11	H: 0 LOB: 1 BB: 0 P: 19	R: 1 E: 0 K: 0 S: 7	H: 2 LOB: 1 BB: 0 P: 10	R: 0 E: 0 K: 0 S: 7	H: 0 LOB: 0 BB: 0 P: 11	R: 0 E: 0 K: 1 S: 9	H: 1 LOB: 1 BB: 0 P: 11	R: 0 E: 0 K: 3 S: 9	H: 0 LOB: 0 BB: 0 P: 12	R: 0 E: 0 K: 0 S: 7	H: 0 LOB: 0 BB: 0 P: 10	1B: 3 2B: 2 3B: 0 HR: 1	SF: 1 SAC: 1 DP: 0 HBP: 0	WP: 0 PB: 0 SB: 1 CS: 0	PA: 39
PITCHER	IP WLS BF H R ER SO BB IBB HBP BLK WP HR S P ERA WHIP	7.0 1.8 30 6 3 3 4 3 0 0 0 0 0 1 73 116 3.86 1.286	2.0 0.0 6 0 0 0 4 0 0 0 0 0 0 15 21 0.00 0.000	1.0 W 3 0 0 0 0 0 0 0 0 0 0 0 7 10 0.00 0.000																		

Batter	1	2	3	4	5	6	7	8	9	10	AB	R	H	RBI	BB	SO	LOB	BOTTOM						
James Mouton, R OBP: 0.268, SLG: 0.284	(1, 9) 1-1 L7		0-1 G6-3		1-2 F8			4-0 HR BB		1-1 F8	4	1	0	0	1	0	2	St. Louis Cardinals @ Houston Astros Astrodome, Houston, TX Fri Apr 29 1994, 8:05 PM EDT Att: 36,090 - Dome						
Steve Finley, L OBP: 0.347, SLG: 0.584	(1, 8) 1-1 B1			1-1 G3		2-2 G4-3		1-2 HR		1-3 K	5	1	1	2	0	1	0							
Craig Biggio, R OBP: 0.415, SLG: 0.550	(1, 4) 1-1 G5-3			0-1 PB 2B		2-0 S 1B		2-1 F8		4-1 5 2B BB	4	2	2	0	1	0	0							
5 Jeff Bagwell, R OBP: 0.369, SLG: 0.590	(1, 3)	1-0 F7		2-3 K		3-1 F7		2-3 K		2-2 K	5	0	1	1	0	2	2							
Luis Gonzalez, L OBP: 0.325, SLG: 0.353	(1, 7)	2-3 K		2-1 2H 1B		4-2 BB		2-1 1B		3-2 2B	3	0	2	1	1	1	0							
Ken Caminiti, S OBP: 0.269, SLG: 0.357	(1, 5)	3-2 G3		0-0 2H 1B		1-3 BB		1-3 K			4	0	1	0	0	2	3							
Scott Servais, R OBP: 0.226, SLG: 0.236	(1, 2)		2-1 G5-3 HBP		2-2 G5-3		2-2 G5-3		0-3 K		3	0	0	0	0	1	0							
Andujar Cedeno, R OBP: 0.425, SLG: 0.703	(1, 6)		3-2 G5-3		1-0 SH3-4 1B		1-3 K2-3		3-2 G6-3	4	0	1	0	0	1	1								
Greg Swindell, L OBP: 0.400, SLG: 0.600	(1, 1)		0-0 G1-3		0-1 SH3-4		0-3 K		0-3 K2-3	1	0	0	0	0	0	1								
Kevin Bass, S OBP: 0.393, SLG: 0.577	(7, PH)									1	0	0	0	0	1	0								
John Hudek, S	(8, 1)									0	0	0	0	0	0	0								
Tony Eusebio, R OBP: 0.211, SLG: 0.474	(9, PH)									1	0	0	0	0	1	0								
Mike Hampton, R	(10, 1)									0	0	0	0	0	0	0								
Inning Stats	R: 0 E: 0 K: 0 S: 6	H: 0 LOB: 0 BB: 0 P: 9	R: 0 E: 0 K: 1 S: 7	H: 0 LOB: 0 BB: 0 P: 13	R: 0 E: 0 K: 0 S: 7	H: 0 LOB: 1 BB: 0 P: 12	R: 1 E: 0 K: 1 S: 10	H: 3 LOB: 2 BB: 0 P: 15	R: 0 E: 0 K: 0 S: 10	H: 1 LOB: 1 BB: 0 P: 14	R: 0 E: 0 K: 1 S: 11	H: 1 LOB: 2 BB: 0 P: 23	R: 0 E: 0 K: 2 S: 9	H: 0 LOB: 0 BB: 0 P: 12	R: 2 E: 0 K: 2 S: 17	H: 2 LOB: 1 BB: 1 P: 29	R: 0 E: 0 K: 2 S: 11	H: 0 LOB: 0 BB: 0 P: 14	R: 1 E: 0 K: 1 S: 9	H: 1 LOB: 1 BB: 1 P: 17	1B: 4 2B: 3 3B: 0 HR: 1	SF: 0 SAC: 1 DP: 0 HBP: 1	WP: 0 PB: 1 SB: 1 CS: 0	PA: 40
PITCHER	IP WLS BF H R ER SO BB IBB HBP BLK WP HR S P ERA WHIP	7.0 1.8 29 6 3 3 5 2 0 0 0 0 0 1 66 109 3.86 1.143	1.0 L 4 1 0 0 2 1 0 0 0 0 0 0 11 18 0.00 1.000	1.2 L 7 1 1 1 3 1 0 0 0 0 0 0 20 31 5.40 1.200																				

AB 34
R 3
H 6
RBI 3
BB 3
SO 8
LOB 9



AB 35
R 4
H 8
RBI 4
BB 3
SO 10
LOB 9



Batter	1	2	3	4	5	6	7	8	9	AB	R	H	RBI	BB	SO	LOB	TOP					
Ray Lankford, L OBP: 0.462, SLG: 0.614	L8		K							3	1	1	0	1	1	1						
Ozzie Smith, S OBP: 0.208, SLG: 0.244	G5-3		F7							5	1	1	0	0	1	6						
Gregg Jefferies, S OBP: 0.457, SLG: 0.526										4	0	1	1	1	0	3						
Stan Royer, R OBP: 0.111, SLG: 0.444	F8									1	1	1	1	0	0	0						
Todd Zeile, R OBP: 0.319, SLG: 0.550										3	0	2	1	1	1	0						
Gerónimo Peña, S OBP: 0.296, SLG: 0.452										1	0	0	0	0	1	0						
Bernard Gilkey, R OBP: 0.380, SLG: 0.400	G4-3									5	1	1	0	0	1	4						
Brian Jordan, R OBP: 0.288, SLG: 0.417										3	0	0	0	0	1	2						
Willie Smith, R										0	0	0	0	0	0	0						
Rob Murphy, L										0	0	0	0	0	0	0						
Terry McGriff, R OBP: 0.448, SLG: 0.348										1	0	1	0	0	0	0						
Luis Alica, S OBP: 0.343, SLG: 0.302										3	0	0	0	2	0	0						
Erik Pappas, R OBP: 0.259, SLG: 0.114										2	1	0	1	2	1	2						
Allen Watson, L OBP: 0.182, SLG: 0.273										1	0	1	1	0	0	0						
Jose Quiroz, S OBP: 0.400, SLG: 0.300										1	0	1	0	0	0	0						
Frank Cimarelli, R										0	0	0	0	0	0	0						
Bryan Eversgerd, R										0	0	0	0	0	0	0						
John Mabry, R OBP: 0.275, SLG: 0.300										3	0	1	0	0	0	2						
Gerald Perry, L OBP: 0.471, SLG: 0.467										1	0	0	0	0	1	2						
Inning Stats	R: 0 E: 0 K: 0 S: 8	H: 0 LOB: 0 BB: 0 P: 9	R: 0 E: 0 K: 2 S: 9	H: 0 LOB: 0 BB: 0 P: 13	R: 1 E: 0 K: 1 S: 13	H: 1 LOB: 1 BB: 1 P: 23	R: 0 E: 0 K: 0 S: 9	H: 1 LOB: 1 BB: 0 P: 12	R: 0 E: 0 K: 0 S: 12	H: 1 LOB: 3 BB: 2 P: 26	R: 0 E: 0 K: 0 S: 6	H: 0 LOB: 2 BB: 2 P: 14	R: 2 E: 0 K: 2 S: 14	H: 3 LOB: 0 BB: 0 P: 19	R: 0 E: 0 K: 2 S: 14	H: 2 LOB: 2 BB: 0 P: 20	R: 2 E: 0 K: 1 S: 14	H: 3 LOB: 2 BB: 1 P: 26	1B: 7 2B: 3 3B: 0 HR: 1	SF: 1 SAC: 0 DP: 0 HBP: 1	WP: 0 PB: 0 SB: 1 CS: 0	PA: 45
PITCHER	IP WLS BF H R ER SO BB IBB HBP BLK WP HR S P ERA WHIP																					
Pete Harnisch, R ERA: 6.54	(1, 1) 6.0 W 26 3 1 1 3 5 0 0 0 0 0 0 57 97 1.50 1.333																					
Shane Reynolds, R ERA: 5.65	(7, 1) 2.0 12 5 2 2 4 0 0 1 0 0 0 28 39 9.00 2.500																					
Mitch Williams, L ERA: 7.84	(9, 1) 1.0 7 3 2 2 1 1 0 0 0 0 1 14 26 18.00 4.000																					

St. Louis Cardinals @ Houston Astros
Astrodome, Houston, TX
Sat Apr 30 1994, 8:05 PM EDT
Att: 49,927 - Dome

AB	37
R	5
H	11
RBI	5
BB	6
SO	8
LOB	22





Batter	1	2	3	4	5	6	7	8	9	AB	R	H	RBI	BB	SO	LOB	BOTTOM			
James Mouton, R OBP: 0.273, SLG: 0.300	K									6	2	2	0	0	1	2				
Steve Finley, L OBP: 0.376, SLG: 0.634										4	3	3	4	2	0	0				
Craig Biggio, R OBP: 0.520, SLG: 0.547										6	3	3	1	0	0	3				
Mitch Williams, L										0	0	0	0	0	0	0				
5 Jeff Bagwell, R OBP: 0.406, SLG: 0.640										6	3	4	4	0	0	2				
Ken Caminiti, S OBP: 0.277, SLG: 0.360										5	0	2	2	0	2	1				
Luis Gonzalez, L OBP: 0.341, SLG: 0.361										4	0	2	1	0	0	1				
Scott Servais, R OBP: 0.224, SLG: 0.233										5	0	1	0	0	0	6				
Andujar Cedeno, R OBP: 0.423, SLG: 0.672										3	1	0	0	2	1	3				
Pete Harnisch, S OBP: 0.222, SLG: 0.333										3	2	2	0	0	0	2				
Mike Felder, S OBP: 0.250, SLG: 0.250										1	0	0	0	0	1	2				
Shane Reynolds, R										0	0	0	0	0	0	0				
Andy Stankiewicz, R OBP: 0.500, SLG: 0.722										1	1	1	1	0	0	0				
Inning Stats	R: 0 E: 0 K: 1 S: 8	H: 0 LOB: 1 BB: 1 P: 18	R: 0 E: 0 K: 0 S: 7	H: 1 LOB: 1 BB: 0 P: 13	R: 3 E: 1 K: 1 S: 21	H: 4 LOB: 0 BB: 0 P: 30	R: 2 E: 0 K: 1 S: 11	H: 2 LOB: 0 BB: 0 P: 15	R: 1 E: 1 K: 0 S: 8	H: 2 LOB: 2 BB: 1 P: 15	R: 4 E: 0 K: 1 S: 19	H: 6 LOB: 0 BB: 0 P: 28	R: 3 E: 0 K: 1 S: 13	H: 3 LOB: 1 BB: 1 P: 23	R: 2 E: 0 K: 0 S: 12	H: 2 LOB: 1 BB: 1 P: 18	1B: 13 2B: 5 3B: 0 HR: 2	SF: 0 SAC: 0 DP: 0 HBP: 1	WP: 1 PB: 0 SB: 4 CS: 0	PA: 49
PITCHER	IP WLS BF H R ER SO BB IBB HBP BLK WP HR S P ERA WHIP																			
Allen Watson, L ERA: 5.46	(1, 1) 4.0 L 21 7 5 5 3 1 0 1 0 0 0 0 20 33 45.00 7.000																			
Frank Cimarelli, R ERA: 45.0	(5, 1) 1.0 11 7 5 5 0 0 1 0 0 0 0 0 20 33 45.00 7.000																			
Bryan Eversgerd, L ERA:	(6, 1) 1.0 4 1 0 0 0 1 0 0 0 0 0 0 7 10 0.00 1.000																			
Willie Smith, R ERA: 13.5	(7, 1) 1.0 7 3 3 3 1 1 0 0 0 0 1 13 23 27.00 4.000																			
Rob Murphy, L ERA: 4.05	(8, 1) 1.0 6 2 2 2 0 1 0 0 0 0 0 0 12 18 18.00 3.000																			

St. Louis Cardinals @ Houston Astros
Astrodome, Houston, TX
Sat Apr 30 1994, 8:05 PM EDT
Att: 49,927 - Dome

AB	44
R	15
H	20
RBI	13
BB	4
SO	5
LOB	22



Batter	1	2	3	4	5	6	7	8	9	AB	R	H	RBI	BB	SO	LOB	TOP			
Ray Lankford, L (1, 8) OBP: 0.470, SLG: 0.660	1-0 HR		2-3 K			4-2 G3-6-3 BB		4-2 BB		2	1	1	1	2	1	0	St. Louis Cardinals @ Colorado Rockies Mile High Stadium, Denver, CO Tue May 03 1994, 9:05 PM EDT Att: 46,326 - Unknown - 59 F AB 30 R 1 H 5 RBI 1 BB 3 SO 6 LOB 9 			
Ozzie Smith, S (1, 6) OBP: 0.305, SLG: 0.244	0-3 K		1-0 PO 1B			0-0 L7		2-1 L3		4	0	1	0	0	1	2				
Gregg Jefferies, S (1, 3) OBP: 0.465, SLG: 0.536	1-1 G4-3		0-0 PO 1-2	0-1 F8		2-0 G3-6-3 1-2			1-0 1B	4	0	1	0	0	0	1				
Todd Zeile, R (1, 5) OBP: 0.310, SLG: 0.517	2-2 1B			2-1 G1-3			2-1 L8		2-3 K	4	0	1	0	0	1	1				
Bernard Gilkey, R (1, 7) OBP: 0.364, SLG: 0.372	3-2 P6			4-1 FC6-4 BB			0-1 G5-3		1-3 K	3	0	0	0	1	1	2				
John Mabry, L (1, 9) OBP: 0.350, SLG: 0.421		1-1 P5		1-0 FC6-4 1-2			0-0 1B		2-0 G4-3	4	0	1	0	0	0	2				
Luis Alica, S (1, 4) OBP: 0.360, SLG: 0.317		3-3 K			0-1 P2		0-0 G1-3			3	0	0	0	0	1	1				
Terry McGriff, R (1, 2) OBP: 0.432, SLG: 0.310		2-0 G1-3			2-1 G4-3			0-0 F8		3	0	0	0	0	0	0				
Vicente Palacios, R (1, 1) Frank Cimorelli, R (3, 1) John Habyan, R (6, 1) José Caguendo, S (8, PH) Willie Smith, R (8, 1) Bryan Eversgerd, R (8, 1)			3-3 K		2-1 G1-3			2-1 G3		1	0	0	0	0	1	0				
Inning Stats	R: 1 E: 0 K: 1 S: 13	H: 2 LOB: 1 BB: 0 P: 20	R: 0 E: 0 K: 1 S: 6	H: 0 LOB: 0 BB: 0 P: 12	R: 0 E: 0 K: 2 S: 8	H: 1 LOB: 0 BB: 0 P: 14	R: 0 E: 0 K: 0 S: 6	H: 0 LOB: 0 BB: 1 P: 13	R: 0 E: 0 K: 0 S: 5	H: 0 LOB: 0 BB: 0 P: 10	R: 0 E: 0 K: 0 S: 5	H: 1 LOB: 1 BB: 0 P: 8	R: 0 E: 0 K: 0 S: 7	H: 0 LOB: 1 BB: 1 P: 15	R: 0 E: 0 K: 2 S: 9	H: 1 LOB: 1 BB: 0 P: 15		1B: 4 2B: 0 3B: 0 HR: 1	SF: 0 SAC: 0 DP: 1 HBP: 0	WP: 0 PB: 0 SB: 0 CS: 0
PITCHER Amando Reynoso, R (1, 1) ERA: 4.79	IP: 9.0 WLS: W BF: 33 H: 5 R: 1 ER: 1 SO: 6 BB: 3 IBB: 0 HBP: 0 BLK: 0 WP: 0 HR: 1 S: 66 P: 118 ERA: 1.00 WHIP: 0.889															PITCHER				

Batter	1	2	3	4	5	6	7	8	9	AB	R	H	RBI	BB	SO	LOB	BOTTOM			
Walt Weiss, S (1, 6) OBP: 0.345, SLG: 0.340	4-1 CS BB		1-0 F8			1-1 2B 1B	1-1 E6			4	1	1	0	1	0	6	St. Louis Cardinals @ Colorado Rockies Mile High Stadium, Denver, CO Tue May 03 1994, 9:05 PM EDT Att: 46,326 - Unknown - 59 F AB 38 R 10 H 16 RBI 10 BB 4 SO 3 LOB 20 			
Howard Johnson, S (1, 7) OBP: 0.295, SLG: 0.358	2-0 P2		0-0 E1 G5-3 1B	1-2 L7		3-2 2B 1-H 2B	0-0 G5-3			5	0	2	1	0	0	3				
Dante Bichette, R (1, 9) OBP: 0.394, SLG: 0.727	0-1 L9		1-0 G5-3 2-3	3-2 E G5-3 HBP		0-2 G5-3		0-1 HR		4	1	1	1	0	0	3				
Andres Galarraga, R (1, 3) OBP: 0.346, SLG: 0.639	3-2 CS		0-0 3B 2B	3-2 2B HR HBP	1-2 G5-3	1-2 G5-3 2B		3-3 K		4	2	2	0	0	1	1				
Ellis Burks, R (1, 8) OBP: 0.489, SLG: 0.952		1-0 1B 3B	2-0 HR 2B	2-0 E5		4-0 IBB		1-1 HR		4	3	3	2	1	0	1				
Charlie Hayes, R (1, 5) OBP: 0.296, SLG: 0.378		1-2 K	0-1 HR	1-2 G4-3		0-0 G5-3		2-1 F9		5	1	1	3	0	1	6				
Joe Girardi, R (1, 2) OBP: 0.333, SLG: 0.275		3-2 CS 1B	3-1 WP BB 1B		1-1 G6-3		0-3 K	1-1 E4 HR		5	1	2	1	0	1	0				
Roberto Mejia, R (1, 4) OBP: 0.306, SLG: 0.485		1-2 1B	4-2 WP BB		1-0 G1-3		1-0 E SH1-4 1B	2-1 HR		4	1	3	2	1	0	0				
Amando Reynoso, R (1, 1) OBP: 0.273, SLG: 0.200		2-1 1B	4-2 BB		0-1 G5-3		0-2 SH1-4	0-2 G1-3		3	0	1	0	1	0	0				
Inning Stats	R: 0 E: 0 K: 0 S: 7	H: 0 LOB: 0 BB: 1 P: 16	R: 2 E: 0 K: 1 S: 16	H: 5 LOB: 2 BB: 0 P: 24	R: 3 E: 1 K: 0 S: 17	H: 4 LOB: 3 BB: 2 P: 35	R: 0 E: 1 K: 0 S: 12	H: 0 LOB: 2 BB: 0 P: 20	R: 0 E: 0 K: 0 S: 5	H: 0 LOB: 0 BB: 0 P: 7	R: 1 E: 0 K: 0 S: 13	H: 3 LOB: 2 BB: 1 P: 21	R: 0 E: 1 K: 1 S: 11	H: 1 LOB: 2 BB: 0 P: 13	R: 4 E: 1 K: 1 S: 17	H: 3 LOB: 0 BB: 0 P: 26		1B: 7 2B: 4 3B: 1 HR: 4	SF: 0 SAC: 1 DP: 1 HBP: 2	WP: 1 PB: 0 SB: 0 CS: 2
PITCHER Vicente Palacios, R (1, 1) ERA: 9.0 Frank Cimorelli, R (3, 1) ERA: 16.2 John Habyan, R (6, 1) ERA: 1.42 Willie Smith, R (8, 1) ERA: 15.0 Bryan Eversgerd, L (8, 1) ERA:	IP: 2.2 WLS: L BF: 17 H: 2 R: 1 ER: 1 SO: 5 BB: 2 IBB: 0 HBP: 1 BLK: 0 WP: 1 HR: 0 S: 28 P: 46 ERA: 3.86 WHIP: 1.286															PITCHER				

Batter	1	2	3	4	5	6	7	8	9	AB R H RBI BB SO LOB	TOP									
John Cangelosi, S (1, 8) OBP: 0.381, SLG: 0.314	P4		SH1	P3		G6-3			SH3-4	3 0 0 0 0 0 1	New York Mets @ St. Louis Cardinals Busch Stadium, St. Louis, MO Thu May 05 1994, 7:05 PM CDT Att: 26,911 - Unknown - 80 F AB 34 R 8 H 10 RBI 8 BB 3 SO 7 LOB 9									
Jose Vizcaino, S (1, 6) OBP: 0.355, SLG: 0.376	FC5-4 BB		K		G5-3	G6-3		E9 2B 1B	4 1 1 1 1 1 1											
Kevin McReynolds, R (1, 7) OBP: 0.340, SLG: 0.388	FC5-4 BB		2B 1B		G5-3	F8		F8	5 0 1 1 0 0 2											
Bobby Bonilla, S (1, 5) OBP: 0.411, SLG: 0.582 Tim Bogar, R (9, PR) (9, 5)	FC5-4 BB				P6				4 1 3 2 1 0 0 0 0 0 0 0 0 0											
Jeff Kent, R (1, 4) OBP: 0.402, SLG: 0.657	K		K			F8	K	L7	5 0 0 0 0 3 5											
Kelly Stinnett, R (1, 2) OBP: 0.375, SLG: 0.400		F8		L5				K2-3	4 1 1 1 0 1 0											
Joe Orsulak, L (1, 9) OBP: 0.318, SLG: 0.424		K		HR 2B				G3-1	3 2 1 0 0 1 0											
David Segui, S (1, 3) OBP: 0.339, SLG: 0.400		G1-3						K	4 1 2 3 0 1 0											
Bret Saberhagen, R (1, 1) OBP: 0.222, SLG: 0.125			SH1 1B	G4-3		SH1-4		WP SH3-4 E BB	2 2 1 0 1 0 0											
Inning Stats	R: 0 H: 0 E: 0 K: 1 S: 14	H: 0 LOB: 2 BB: 2 P: 26	R: 0 H: 0 E: 0 K: 1 S: 13	H: 0 LOB: 0 BB: 0 P: 20	R: 1 H: 3 E: 0 K: 2 S: 13	H: 3 LOB: 2 BB: 0 P: 20	R: 2 H: 2 E: 0 K: 0 S: 7	H: 2 LOB: 0 BB: 0 P: 11	R: 0 H: 0 E: 0 K: 0 S: 11	H: 0 LOB: 0 BB: 0 P: 13	R: 1 H: 1 E: 0 K: 1 S: 8	H: 1 LOB: 0 BB: 0 P: 15	R: 0 H: 0 E: 0 K: 2 S: 9	H: 0 LOB: 0 BB: 0 P: 13	R: 2 H: 2 E: 1 K: 0 S: 10	H: 2 LOB: 1 BB: 1 P: 25	1B: 4 2B: 3 3B: 0 HR: 3	SF: 0 SAC: 3 DP: 0 HBP: 1	WP: 1 PB: 1 SB: 0 CS: 0	PA: 41
PITCHER	IP WLS BF H R ER SO BB IBB HBP BLK WP HR S P ERA WHIP											PITCHER	IP WLS BF H R ER SO BB IBB HBP BLK WP HR S P ERA WHIP							
Allen Watson, L (1, 1) ERA: 5.66	5.1 L 26 7 5 4 4 2 0 0 0 0 0 2 61 103 6.75 1.688																			
Bryan Eversgerd, L (6, 1) ERA: 2.09	2.2 9 1 1 1 3 0 0 0 0 0 1 21 33 3.38 0.375																			
Rich Rodriguez, L (9, 1) ERA: 5.4	1.0 6 2 2 1 0 1 0 0 0 0 1 0 10 25 9.00 3.000																			

Batter	1	2	3	4	5	6	7	8	9	AB R H RBI BB SO LOB	BOTTOM											
Ray Lankford, L (1, 8) OBP: 0.476, SLG: 0.650	K		E 2B		F9			F7		4 1 1 0 0 1 1	New York Mets @ St. Louis Cardinals Busch Stadium, St. Louis, MO Thu May 05 1994, 7:05 PM CDT Att: 26,911 - Unknown - 80 F AB 31 R 1 H 5 RBI 1 BB 0 SO 7 LOB 4											
Ozzie Smith, S (1, 6) OBP: 0.301, SLG: 0.236	G4-3		E2 1B		F8			K		4 0 1 1 0 1 0												
Gregg Jefferies, S (1, 3) OBP: 0.436, SLG: 0.505	F9		G3		G1-3			L8		4 0 0 0 0 0 1												
Todd Zeile, R (1, 5) OBP: 0.312, SLG: 0.520		K		G4-3				F7		4 0 1 0 0 1 0												
Bernard Gilkey, R (1, 7) OBP: 0.361, SLG: 0.395	P4		P3		L9			G6-3		4 0 0 0 0 0 1												
Mark Whiten, S (1, 9) OBP: 0.325, SLG: 0.286				K				G4-3		3 0 1 0 0 1 0												
Geronimo Pena, S (1, 4) OBP: 0.273, SLG: 0.368					G4-3			F7		3 0 0 0 0 1 1												
Tom Pagnozzi, R (1, 2) OBP: 0.333, SLG: 0.333			K		SH1-3 1B			L9		3 0 1 0 0 1 0												
Allen Watson, L (1, 1) OBP: 0.167, SLG: 0.250 Bryan Eversgerd, R (6, 1) Luis Altea, S (6, PH) Rich Rodriguez, L (9, 1)			G4-3		SH1-3			K		1 0 0 0 0 0 0 0 0 0 0 0 0 0 1 0 0 0 0 1 0 0 0 0 0 0 0 0												
Inning Stats	R: 0 H: 0 E: 0 K: 1 S: 6	H: 1 LOB: 1 BB: 0 P: 14	R: 0 H: 1 E: 0 K: 2 S: 11	H: 1 LOB: 1 BB: 0 P: 14	R: 1 H: 2 E: 1 K: 1 S: 15	H: 2 LOB: 1 BB: 0 P: 19	R: 0 H: 0 E: 0 K: 1 S: 6	H: 0 LOB: 0 BB: 0 P: 8	R: 0 H: 1 E: 0 K: 0 S: 6	H: 1 LOB: 1 BB: 0 P: 9	R: 0 H: 1 E: 0 K: 0 S: 9	H: 0 LOB: 0 BB: 0 P: 16	R: 0 H: 0 E: 0 K: 2 S: 7	H: 0 LOB: 0 BB: 0 P: 9	R: 0 H: 0 E: 0 K: 2 S: 11	H: 0 LOB: 0 BB: 0 P: 18	R: 0 H: 0 E: 0 K: 0 S: 9	H: 0 LOB: 0 BB: 0 P: 12	1B: 2 2B: 3 3B: 0 HR: 0	SF: 0 SAC: 1 DP: 0 HBP: 0	WP: 0 PB: 0 SB: 0 CS: 0	PA: 32
PITCHER	IP WLS BF H R ER SO BB IBB HBP BLK WP HR S P ERA WHIP											PITCHER	IP WLS BF H R ER SO BB IBB HBP BLK WP HR S P ERA WHIP									
Bret Saberhagen, R (1, 1) ERA: 3.23	9.0 W 32 5 1 1 7 0 0 0 0 0 0 80 116 1.00 0.556																					

Batter	1	2	3	4	5	6	7	8	9	AB	R	H	RBI	BB	SO	LOB	TOP								
Jose Vizcaino, S OBP: 0.350, SLG: 0.371 (1, 6)										4	1	1	0	0	0	2									
Jeremy Burnitz, L OBP: 0.317, SLG: 0.343 (1, 9)										4	0	1	0	0	0	1									
Kevin McReynolds, R OBP: 0.337, SLG: 0.375 (1, 7)										3	0	0	0	1	0	2									
Bobby Bonilla, S OBP: 0.394, SLG: 0.561 (1, 5)										3	0	0	1	0	1	1									
Jeff Kent, R OBP: 0.405, SLG: 0.676 (1, 4)										3	1	1	1	1	0	0									
Joe Orsulak, L OBP: 0.333, SLG: 0.435 (1, 8)										3	0	2	0	0	0	1									
Todd Hundley, S OBP: 0.361, SLG: 0.701 (1, 2)										3	0	0	0	0	1	2									
David Segui, S OBP: 0.339, SLG: 0.398 (1, 3)										3	0	1	0	0	0	1									
Pete Smith, R OBP: 0.188, SLG: 0.143 John Franco, L (9, 1)										2	0	1	0	0	0	0									
Inning Stats	R: 1 E: 0 K: 0 S: 12	H: 2 LOB: 0 BB: 0 P: 19	R: 1 E: 0 K: 1 S: 8	H: 2 LOB: 0 BB: 0 P: 12	R: 0 E: 0 K: 0 S: 7	H: 0 LOB: 0 BB: 0 P: 9	R: 0 E: 0 K: 0 S: 7	H: 0 LOB: 1 BB: 2 P: 16	R: 0 E: 0 K: 0 S: 11	H: 1 LOB: 1 BB: 0 P: 21	R: 0 E: 0 K: 0 S: 9	H: 0 LOB: 0 BB: 0 P: 12	R: 0 E: 0 K: 0 S: 5	H: 1 LOB: 0 BB: 0 P: 8	R: 0 E: 0 K: 0 S: 7	H: 1 LOB: 1 BB: 0 P: 9	R: 0 E: 0 K: 1 S: 8	H: 0 LOB: 0 BB: 0 P: 14	1B: 5 2B: 2 3B: 0 HR: 1	SF: 1 SAC: 1 DP: 3 HBP: 0	WP: 0 PB: 0 SB: 0 CS: 1	PA: 33			
PITCHER	IP	WLS	BF	H	R	ER	SO	BB	IBB	HBP	BLK	WP	HR	S	P	ERA	WHIP								
Bob Tewksbury, R ERA: 3.54	(1, 1)	8.0	29	7	2	2	1	2	0	0	0	0	1	66	106	2.25	1.125								
John Habyan, R ERA: 1.2	(9, 1)	1.0	W	3	0	0	0	1	0	0	0	0	0	8	14	0.00	0.000								

New York Mets @ St. Louis Cardinals
 Busch Stadium, St. Louis, MO
 Fri May 06 1994, 7:05 PM CDT
 Att: 37,542 - Unknown

AB 28
R 2
H 7
RBI 2
BB 2
SO 2
LOB 10



Batter	1	2	3	4	5	6	7	8	9	AB	R	H	RBI	BB	SO	LOB	BOTTOM								
Ray Lankford, L OBP: 0.469, SLG: 0.635 (1, 8)										4	0	1	0	0	1	1									
Ozzie Smith, S OBP: 0.455, SLG: 0.226 (1, 6)										4	0	0	0	0	0	4									
Gregg Jefferies, S OBP: 0.421, SLG: 0.485 (1, 3)										4	0	0	0	0	0	2									
Todd Zeile, R OBP: 0.327, SLG: 0.515 (1, 5)										1	1	0	0	2	0	0									
Bernard Gilkey, R OBP: 0.347, SLG: 0.378 (1, 7)										4	0	0	0	0	1	3									
Mark Whiten, S OBP: 0.341, SLG: 0.385 (1, 9)										4	2	2	1	0	0	2									
Luis Alicea, S OBP: 0.338, SLG: 0.292 Brian Jordan, R OBP: 0.299, SLG: 0.417 (9, PH)										3	0	0	0	0	0	1									
Tom Paganzzi, R OBP: 0.333, SLG: 0.333 Gerald Perry, L OBP: 0.455, SLG: 0.412 (9, PH)										3	0	1	0	0	1	0									
Bob Tewksbury, R OBP: 0.286, SLG: 0.300 José Oquendo, S OBP: 0.455, SLG: 0.333 Geronimo Peña, S OBP: 0.273, SLG: 0.368 John Habyan, R (9, 1) Terry McGriff, R OBP: 0.429, SLG: 0.344 (9, PH)										1	0	0	0	0	1	0									
Inning Stats	R: 0 E: 0 K: 0 S: 6	H: 0 LOB: 0 BB: 0 P: 12	R: 0 E: 0 K: 0 S: 12	H: 0 LOB: 1 BB: 0 P: 18	R: 0 E: 0 K: 0 S: 7	H: 2 LOB: 2 BB: 0 P: 12	R: 0 E: 0 K: 0 S: 3	H: 0 LOB: 0 BB: 1 P: 10	R: 0 E: 0 K: 2 S: 7	H: 0 LOB: 0 BB: 0 P: 11	R: 0 E: 0 K: 1 S: 7	H: 0 LOB: 0 BB: 0 P: 13	R: 1 E: 0 K: 0 S: 11	H: 1 LOB: 0 BB: 0 P: 16	R: 0 E: 0 K: 0 S: 10	H: 0 LOB: 2 BB: 1 P: 17	R: 2 E: 0 K: 1 S: 17	H: 1 LOB: 3 BB: 4 P: 39	1B: 3 2B: 0 3B: 0 HR: 1	SF: 0 SAC: 1 DP: 1 HBP: 1	WP: 0 PB: 0 SB: 0 CS: 0	PA: 36			
PITCHER	IP	WLS	BF	H	R	ER	SO	BB	IBB	HBP	BLK	WP	HR	S	P	ERA	WHIP								
Pete Smith, R ERA: 4.93	(1, 1)	8.0	L	7	1	2	1	4	0	0	0	0	0	17	39	27.00	7.500								
John Franco, L ERA: 3.45	(9, 1)	0.2	L	7	1	2	1	4	0	0	0	0	0	17	39	27.00	7.500								

New York Mets @ St. Louis Cardinals
 Busch Stadium, St. Louis, MO
 Fri May 06 1994, 7:05 PM CDT
 Att: 37,542 - Unknown

AB 28
R 3
H 4
RBI 3
BB 6
SO 4
LOB 13



Batter	1	2	3	4	5	6	7	8	9	AB	R	H	RBI	BB	SO	LOB	TOP								
John Cangelosi, S (1, 8) OBP: 0.370, SLG: 0.333										4	1	1	0	0	1	0	New York Mets @ St. Louis Cardinals Busch Stadium, St. Louis, MO Sat May 07 1994, 7:05 PM CDT Att: 37,121 - Unknown livebaseballscores.com								
Jose Vizcaino, S (1, 6) OBP: 0.347, SLG: 0.367										4	0	1	0	0	0	0									
Kevin McReynolds, R (1, 7) OBP: 0.343, SLG: 0.402										4	0	2	1	0	0	0									
Bobby Bonilla, S (1, 5) OBP: 0.379, SLG: 0.535										4	0	0	0	0	1	3									
Jeff Kent, R (1, 4) OBP: 0.412, SLG: 0.673										2	0	1	0	1	0	0									
David Segui, S (1, 3) OBP: 0.331, SLG: 0.387										3	0	0	0	0	0	2									
Joe Orsulak, L (1, 9) OBP: 0.319, SLG: 0.415										3	0	0	0	0	0	0									
Todd Hundley, S (1, 2) OBP: 0.347, SLG: 0.671										3	0	0	0	0	2	0									
Bobby Jones, R (1, 1) OBP: 0.077, SLG: 0.077										3	0	0	0	0	2	0									
Inning Stats	R: 0 E: 0 K: 0 S: 8	H: 1 LOB: 1 BB: 0 P: 15	R: 0 E: 0 K: 0 S: 3	H: 0 LOB: 0 BB: 1 P: 7	R: 0 E: 0 K: 1 S: 10	H: 0 LOB: 0 BB: 0 P: 14	R: 0 E: 0 K: 0 S: 7	H: 0 LOB: 0 BB: 0 P: 10	R: 0 E: 0 K: 0 S: 11	H: 1 LOB: 1 BB: 0 P: 19	R: 1 E: 0 K: 1 S: 15	H: 3 LOB: 2 BB: 0 P: 25	R: 0 E: 0 K: 0 S: 5	H: 0 LOB: 0 BB: 0 P: 7	R: 0 E: 0 K: 3 S: 10	H: 0 LOB: 0 BB: 0 P: 12	R: 0 E: 0 K: 1 S: 8	H: 0 LOB: 0 BB: 0 P: 11	1B: 2 2B: 3 3B: 0 HR: 0	SF: 0 SAC: 0 DP: 1 HBP: 0	WP: 0 PB: 0 SB: 0 CS: 1	PA: 31			
PITCHER	IP	WLS	BF	H	R	ER	SO	BB	IBB	HBP	BLK	WP	HR	S	P	ERA	WHIP								
Tom Urbani, L (1, 1) ERA: 5.03	6.0	L	22	5	1	1	2	1	0	0	0	0	0	54	90	1.50	1.000								
John Habyan, R (7, 1) ERA: 1.13	1.0		3	0	0	0	0	0	0	0	0	0	0	5	7	0.00	0.000								
Rich Rodriguez, L (8, 1) ERA: 4.7	2.0		6	0	0	0	4	0	0	0	0	0	0	18	23	0.00	0.000								

Batter	1	2	3	4	5	6	7	8	9	AB	R	H	RBI	BB	SO	LOB	BOTTOM								
Ray Lankford, L (1, 8) OBP: 0.477, SLG: 0.657										4	0	3	0	0	0	0	New York Mets @ St. Louis Cardinals Busch Stadium, St. Louis, MO Sat May 07 1994, 7:05 PM CDT Att: 37,121 - Unknown livebaseballscores.com								
Ozzie Smith, S (1, 6) OBP: 0.297, SLG: 0.237										4	0	2	0	0	0	1									
Gregg Jefferies, S (1, 3) OBP: 0.415, SLG: 0.470										3	0	0	0	1	0	2									
Todd Zeile, R (1, 5) OBP: 0.325, SLG: 0.505										4	0	1	0	0	2	4									
Mark Whiten, S (1, 9) OBP: 0.313, SLG: 0.349											4	0	0	0	0	1									
Bernard Gilkey, R (1, 7) OBP: 0.352, SLG: 0.383											4	0	2	0	0	1									
Luis Alicea, S (1, 4) OBP: 0.321, SLG: 0.275											4	0	0	0	0	3									
Tom Pagnozzi, R (1, 2) OBP: 0.222, SLG: 0.222											3	0	0	0	0	1									
Gerald Perry, L (9, PH) OBP: 0.475, SLG: 0.412											0	0	0	0	1	0									
Tom Urbani, L (1, 1) OBP: 0.400, SLG: 0.250											2	0	0	0	0	2									
John Habyan, R (7, 1)										0	0	0	0	0	0	0									
Stan Royer, R (7, PH) OBP: 0.182, SLG: 0.455										1	0	0	0	0	0	0									
Rich Rodriguez, L (8, 1)										0	0	0	0	0	0	0									
Brian Jordan, R (9, PH) OBP: 0.294, SLG: 0.410										1	0	0	0	0	0	2									
Inning Stats	R: 0 E: 0 K: 1 S: 9	H: 1 LOB: 1 BB: 0 P: 17	R: 0 E: 0 K: 0 S: 6	H: 0 LOB: 0 BB: 0 P: 9	R: 0 E: 0 K: 1 S: 16	H: 2 LOB: 3 BB: 1 P: 29	R: 0 E: 0 K: 0 S: 10	H: 1 LOB: 1 BB: 0 P: 14	R: 0 E: 0 K: 1 S: 8	H: 2 LOB: 1 BB: 0 P: 13	R: 0 E: 0 K: 1 S: 8	H: 1 LOB: 1 BB: 0 P: 12	R: 0 E: 0 K: 0 S: 6	H: 0 LOB: 0 BB: 0 P: 11	R: 0 E: 0 K: 1 S: 9	H: 0 LOB: 0 BB: 0 P: 15	R: 0 E: 0 K: 0 S: 11	H: 1 LOB: 2 BB: 1 P: 23	1B: 6 2B: 2 3B: 0 HR: 0	SF: 0 SAC: 0 DP: 0 HBP: 0	WP: 0 PB: 0 SB: 0 CS: 0	PA: 36			
PITCHER	IP	WLS	BF	H	R	ER	SO	BB	IBB	HBP	BLK	WP	HR	S	P	ERA	WHIP								
Bobby Jones, R (1, 1) ERA: 2.3	9.0	W	36	8	0	0	5	1	1	0	0	0	0	83	143	0.00	1.000								

Batter	1	2	3	4	5	6	7	8	9	AB	R	H	RBI	BB	SO	LOB	TOP					
Karl Rhodes, L (1, 8) OBP: 0.358, SLG: 0.505	F9	L7		G4-3			2B	G4-3		5	1	1	0	0	0	3						
23 Ryne Sandberg, R (1, 4) OBP: 0.359, SLG: 0.474	2B	1B	FC6-4		G3-6-3	BB	2B	G4-3		4	1	2	1	1	0	1						
Mark Grace, L (1, 3) OBP: 0.355, SLG: 0.326	1B	2B		L7-4	1B		F8	L7		5	0	2	0	0	1	2						
Derrick May, L (1, 7) OBP: 0.407, SLG: 0.472																						
Glenallen Hill, R (7, PH) OBP: 0.271, SLG: 0.404							G3-6-3	L4		3	0	2	1	0	0	1						
Steve Buechele, R (1, 5) OBP: 0.363, SLG: 0.467	K				L7-4					4	1	1	0	0	1	4						
Rick Wilkins, L (1, 2) OBP: 0.314, SLG: 0.341										4	1	2	0	0	2	2						
Eduardo Zambrano, R (1, 9) OBP: 0.389, SLG: 0.785										4	2	2	4	0	0	1						
Shawon Dunston, R (1, 6) OBP: 0.280, SLG: 0.333										4	0	2	0	0	0	1						
Steve Trachsel, R (1, 1) OBP: 0.294, SLG: 0.313										3	0	1	0	0	0	1						
Rey Sanchez, R (8, PH) OBP: 0.288, SLG: 0.302										1	0	1	0	0	0	0						
Dan Plesac, L (8, 1)										0	0	0	0	0	0	0						
Jose Bautista, R (8, 1)										0	0	0	0	0	0	0						
Randy Myers, L (9, 1)										0	0	0	0	0	0	0						
Inning Stats	R: 1 E: 0 K: 1 S: 10	H: 3 LOB: 2 BB: 0 P: 16	R: 2 E: 0 K: 0 S: 16	H: 4 LOB: 1 BB: 0 P: 27	R: 0 E: 0 K: 1 S: 8	H: 2 LOB: 1 BB: 0 P: 14	R: 0 E: 0 K: 0 S: 7	H: 1 LOB: 1 BB: 0 P: 12	R: 0 E: 0 K: 0 S: 4	H: 0 LOB: 0 BB: 1 P: 8	R: 0 E: 0 K: 0 S: 10	H: 1 LOB: 1 BB: 0 P: 15	R: 1 E: 0 K: 1 S: 13	H: 2 LOB: 1 BB: 0 P: 20	R: 2 E: 0 K: 1 S: 12	H: 3 LOB: 1 BB: 0 P: 17	R: 0 E: 0 K: 0 S: 4	H: 0 LOB: 0 BB: 0 P: 8	1B: 8 2B: 8 3B: 0 HR: 2	SF: 0 SAC: 0 DP: 3 HBP: 0	WP: 0 PB: 0 SB: 0 CS: 1	PA: 40
PITCHER	IP	WLS	BF	H	R	ER	SO	BB	IBB	HBP	BLK	WP	HR	S	P	ERA	WHIP					
Rene Arocha, R (1, 1) ERA: 6.48	2.0	L	12	8	3	3	1	0	0	0	0	0	1	28	47	13.50	4.000					
Bryan Eversgerd, L (3, 1) ERA: 1.23	3.0		10	2	0	0	1	1	0	0	0	0	0	17	30	0.00	1.000					
Frank Cimorelli, R (6, 1) ERA: 11.81	1.1		7	3	1	1	0	0	0	0	0	0	0	17	26	6.75	2.250					
Rich Rodriguez, L (7, 1) ERA: 4.5	0.1		1	0	0	0	1	0	0	0	0	0	0	4	6	0.00	0.000					
Willie Smith, R (7, 1) ERA: 8.53	0.1		1	0	0	0	0	0	0	0	0	0	0	2	3	0.00	0.000					

Chicago Cubs @ St. Louis Cardinals
 Busch Stadium, St. Louis, MO
 Mon May 09 1994, 7:05 PM CDT
 Att: 28,026 - Unknown - 76 F

AB	39
R	6
H	16
RBI	6
BB	1
SO	4
LOB	17



Batter	1	2	3	4	5	6	7	8	9	AB	R	H	RBI	BB	SO	LOB	BOTTOM					
Ray Lankford, L (1, 8) OBP: 0.454, SLG: 0.612	P5		K		K			F8	F7	5	0	0	0	0	2	2						
Ozzie Smith, S (1, 6) OBP: 0.284, SLG: 0.225	G4-3		G3-1		F7			K	F8	5	0	0	0	0	1	2						
Gregg Jefferies, S (1, 3) OBP: 0.437, SLG: 0.519	1B		HR				G4-3	1B	1B	4	2	3	1	0	0	0						
Mark Whiten, S (1, 9) OBP: 0.339, SLG: 0.347	K		K				F8	1B	1B	4	0	1	0	0	2	1						
Todd Zeile, R (1, 5) OBP: 0.336, SLG: 0.500			3B	1B	E3	FC6-4	1B	1B	1B	4	1	3	1	0	0	0						
Bernard Gilkey, R (1, 7) OBP: 0.336, SLG: 0.360	K		FC6-4		1-2		L4	F9		4	0	0	0	0	1	5						
Luis Alicea, S (1, 4) OBP: 0.297, SLG: 0.250	K		K		K				L3	4	0	0	0	0	3	2						
Tom Pagnozzi, R (1, 2) OBP: 0.308, SLG: 0.417	3B		G6-3				G5-3	1B	BB	3	0	1	1	1	0	1						
Rene Arocha, R (1, 1) ERA: 6.48										1	0	0	0	0	0	0						
Bryan Eversgerd, L (3, 1) ERA: 1.23										0	0	0	0	0	0	0						
Frank Cimorelli, R (6, 1) ERA: 11.81										0	0	0	0	0	0	0						
Rich Rodriguez, L (7, 1) ERA: 4.5										0	0	0	0	0	0	0						
Willie Smith, R (7, 1) ERA: 8.53										0	0	0	0	0	0	0						
Inning Stats	R: 0 E: 0 K: 1 S: 9	H: 1 LOB: 1 BB: 0 P: 12	R: 1 E: 0 K: 3 S: 13	H: 2 LOB: 1 BB: 0 P: 20	R: 1 E: 0 K: 2 S: 15	H: 1 LOB: 0 BB: 0 P: 23	R: 0 E: 1 K: 1 S: 13	H: 0 LOB: 1 BB: 0 P: 16	R: 0 E: 0 K: 0 S: 5	H: 0 LOB: 0 BB: 0 P: 5	R: 0 E: 0 K: 0 S: 9	H: 1 LOB: 1 BB: 0 P: 13	R: 0 E: 0 K: 1 S: 9	H: 0 LOB: 0 BB: 0 P: 14	R: 1 E: 0 K: 1 S: 12	H: 3 LOB: 2 BB: 0 P: 17	R: 0 E: 0 K: 0 S: 17	H: 1 LOB: 2 BB: 1 P: 27	1B: 7 2B: 0 3B: 1 HR: 1	SF: 0 SAC: 0 DP: 0 HBP: 0	WP: 0 PB: 0 SB: 0 CS: 0	PA: 38
PITCHER	IP	WLS	BF	H	R	ER	SO	BB	IBB	HBP	BLK	WP	HR	S	P	ERA	WHIP					
Steve Trachsel, R (1, 1) ERA: 3.72	7.0	W	27	8	3	2	9	0	0	0	0	0	1	73	103	2.57	0.714					
Dan Plesac, L (8, 1) ERA: 3.94	0.2		5	3	1	1	1	0	0	0	0	0	0	10	14	13.50	4.500					
Jose Bautista, R (8, 1) ERA: 5.06	0.1		1	0	0	0	0	0	0	0	0	0	0	2	3	0.00	0.000					
Randy Myers, L (9, 1) ERA: 0.9	1.0	S	5	1	0	0	0	1	0	0	0	0	0	17	27	0.00	2.000					

Chicago Cubs @ St. Louis Cardinals
 Busch Stadium, St. Louis, MO
 Mon May 09 1994, 7:05 PM CDT
 Att: 28,026 - Unknown - 76 F

AB	37
R	3
H	9
RBI	3
BB	1
SO	10
LOB	14



Batter	1	2	3	4	5	6	7	8	9	10	11	AB	R	H	RBI	BB	SO	LOB	TOP						
Karl Rhodes, L OBP: 0.368, SLG: 0.495	F7		G4-6-3		23 HR		23 G1-3				SH1-4	2	2	0	0	3	0	1							
23 Ryne Sandberg, R OBP: 0.351, SLG: 0.463	K		F9		HR		G1-3	K			G6-3	6	1	1	3	0	2	4							
Mark Grace, L OBP: 0.362, SLG: 0.340	1B			F8	G3							5	0	2	1	1	1	0							
Glenallen Hill, R OBP: 0.278, SLG: 0.385	F7			F9			P5				F9	5	0	1	0	1	0	4							
Steve Buechele, R Dave Otto, L Derrick May, R Chuck Crim, R Dan Plesac, L Jose Bautista, R					FC6-4							1	0	0	0	2	0	1							
Rick Wilkins, L OBP: 0.289, SLG: 0.323				F8	G3							5	0	0	0	0	2	2							
Eduardo Zambrano, R OBP: 0.350, SLG: 0.730												4	1	1	0	1	1	1							
Shawon Dunston, R OBP: 0.276, SLG: 0.325												5	1	1	0	0	0	3							
Turk Wendell, L Kevin Roberson, S Rey Sanchez, R												0	0	0	0	1	0	0							
Inning Stats	R: 0 E: 0 K: 1 S: 8	H: 1 LOB: 1 BB: 0 P: 12	R: 0 E: 0 K: 1 S: 9	H: 0 LOB: 1 BB: 1 P: 20	R: 0 E: 0 K: 0 S: 5	H: 0 LOB: 0 BB: 1 P: 10	R: 0 E: 0 K: 0 S: 7	H: 0 LOB: 1 BB: 1 P: 16	R: 4 E: 0 K: 0 S: 19	H: 4 LOB: 1 BB: 1 P: 32	R: 1 E: 0 K: 1 S: 12	H: 1 LOB: 1 BB: 1 P: 17	R: 1 E: 0 K: 2 S: 16	H: 2 LOB: 2 BB: 1 P: 26	R: 0 E: 0 K: 1 S: 6	H: 0 LOB: 0 BB: 1 P: 11	R: 0 E: 0 K: 1 S: 6	H: 0 LOB: 0 BB: 0 P: 8	R: 0 E: 0 K: 0 S: 9	H: 1 LOB: 2 BB: 1 P: 20	1B: 6 2B: 2 3B: 0 HR: 1	SF: 0 SAC: 1 DP: 2 HBP: 0	WP: 0 PB: 0 SB: 1 CS: 0	PA: 49	
PITCHER	IP	WLS	BF	H	R	ER	SO	BB	IBB	HBP	BLK	WP	HR	S	P	ERA	WHIP								
Allen Watson, L ERA: 5.93	(1.1)	6.0	28	5	5	5	2	6	0	0	0	0	0	62	115	7.50	1.833								
John Habyan, R ERA: 1.06	(7.1)	0.2	3	1	0	0	0	0	0	0	0	0	0	7	7	0.00	1.500								
Rich Rodriguez, L ERA: 4.32	(7.1)	0.2	2	0	0	0	2	0	0	0	0	0	0	6	9	0.00	0.000								
Willie Smith, R ERA: 9.0	(8.1)	0.2	5	2	1	1	1	1	0	0	0	0	0	13	21	13.50	4.500								
Rob Murphy, L ERA: 9.75	(9.1)	2.0	6	0	0	0	2	1	0	0	0	0	0	12	19	0.00	0.500								
PITCHER	IP	WLS	BF	H	R	ER	SO	BB	IBB	HBP	BLK	WP	HR	S	P	ERA	WHIP								
Rene Arocha, R ERA: 6.29	(11.1)	1.0	5	1	0	0	0	0	0	0	0	0	0	1	20	0.00	1.000								

Chicago Cubs @ St. Louis Cardinals
 Busch Stadium, St. Louis, MO
 Tue May 10 1994, 7:05 PM CDT
 Att. 32,075 - Unknown - 78 F


AB	39
R	6
H	9
RBI	6
BB	9
SO	7
LOB	19



Batter	1	2	3	4	5	6	7	8	9	10	11	AB	R	H	RBI	BB	SO	LOB	BOTTOM					
Ray Lankford, L OBP: 0.449, SLG: 0.623	1B HR	F8		K		L7		K			HR	6	2	2	1	0	2	3						
Ozzie Smith, S OBP: 0.299, SLG: 0.236	L7											4	0	2	2	1	0	1						
Gregg Jefferies, S OBP: 0.443, SLG: 0.527												4	1	2	0	1	0	2						
Todd Zeile, R OBP: 0.331, SLG: 0.513												5	1	1	3	0	0	3						
Brian Jordan, R OBP: 0.284, SLG: 0.388	K											5	0	0	0	0	1	1						
Bernard Gilkey, R OBP: 0.331, SLG: 0.346	F7											4	0	0	0	1	1	0						
Tom Pagnozzi, R OBP: 0.389, SLG: 0.529												5	1	3	0	0	0	0						
José Oquendo, S OBP: 0.433, SLG: 0.261												2	1	0	0	2	0	1						
Rene Arocha, R												0	0	0	0	0	0	0						
Allen Watson, L John Habyan, R Rich Rodriguez, L Willie Smith, R Gerald Perry, L Rob Murphy, L Gerónimo Peña, S												2	1	1	1	0	1	3						
Inning Stats	R: 3 E: 0 K: 1 S: 13	H: 3 LOB: 0 BB: 0 P: 23	R: 2 E: 0 K: 0 S: 17	H: 3 LOB: 2 BB: 1 P: 27	R: 0 E: 0 K: 1 S: 7	H: 0 LOB: 0 BB: 1 P: 8	R: 1 E: 0 K: 1 S: 11	H: 1 LOB: 1 BB: 1 P: 19	R: 0 E: 0 K: 0 S: 5	H: 0 LOB: 0 BB: 1 P: 12	R: 0 E: 0 K: 0 S: 5	H: 0 LOB: 0 BB: 1 P: 10	R: 0 E: 0 K: 1 S: 7	H: 1 LOB: 1 BB: 1 P: 11	R: 0 E: 0 K: 0 S: 3	H: 0 LOB: 0 BB: 0 P: 4	R: 0 E: 0 K: 0 S: 4	H: 1 LOB: 0 BB: 0 P: 8	1B: 6 2B: 3 3B: 0 HR: 2	SF: 0 SAC: 2 DP: 0 HBP: 0	WP: 0 PB: 0 SB: 0 CS: 1	PA: 46		
PITCHER	IP	WLS	BF	H	R	ER	SO	BB	IBB	HBP	BLK	WP	HR	S	P	ERA	WHIP							
Turk Wendell, R ERA: 12.6	(1.1)	4.0	21	7	6	6	1	2	0	0	0	0	0	48	77	13.50	2.250							
Dave Otto, L ERA: 3.66	(5.1)	2.0	9	1	0	0	1	3	0	0	0	0	0	20	39	0.00	2.000							
Chuck Crim, R ERA: 0.64	(7.1)	1.1	5	1	0	0	0	0	0	0	0	0	0	8	14	0.00	0.750							
Dan Plesac, L ERA: 3.71	(8.1)	1.0	4	1	0	0	1	0	0	0	0	0	0	6	10	0.00	1.000							
Jose Bautista, R ERA: 5.01	(9.1)	2.0	L 7	1	1	1	0	0	0	0	0	0	1	11	20	4.50	0.500							

Chicago Cubs @ St. Louis Cardinals
 Busch Stadium, St. Louis, MO
 Tue May 10 1994, 7:05 PM CDT
 Att. 32,075 - Unknown - 78 F

AB	39
R	7
H	11
RBI	7
BB	5
SO	5
LOB	15



Batter	1	2	3	4	5	6	7	8	9	AB	R	H	RBI	BB	SO	LOB	TOP										
Karl Rhodes, L (1, 8) OBP: 0.362, SLG: 0.482	1-3 K		0-2 G5-3 1B		0-0 F8		0-1 F9		1-0 G4-3	5	0	1	0	0	1	1											
Shawon Dunston, R (1, 6) OBP: 0.286, SLG: 0.345	2-2 G1-3		1-1 G5-3 1B		2-1 G4-3 2B			1-0 F9		4	0	2	0	0	0	0											
Mark Grace, L (1, 3) OBP: 0.350, SLG: 0.327	2-3 K		0-0 G5-3		2-0 G4-3			2-2 G6-3		4	0	0	0	0	1	3											
Derrick May, L (1, 7) OBP: 0.419, SLG: 0.487		1-0 2B G6-3 1B	4-2 BB		2-1 F9			1-0 1B 2B		3	2	2	0	1	0	1											
Sammy Sosa, R (1, 9) OBP: 0.283, SLG: 0.431 Jose Bautista, R (8, 1)	0-0 F8		1-3 K		2-2 G6-3			3-1 1B		4	0	1	1	0	1	3											
Rick Wilkins, L (1, 2) OBP: 0.297, SLG: 0.330	2-0 2B		1-3 K		0-3 K			3-1 G4-3		4	0	1	0	0	2	1											
Steve Buechele, R (1, 5) OBP: 0.367, SLG: 0.447	1-2 G6-3		4-1 BB		1-1 G1-3			2-3 K		3	0	0	1	1	1	1											
Rey Sanchez, R (1, 4) OBP: 0.318, SLG: 0.322	3-H 1-2 HBP		0-1 F9		0-0 G5-3			1-0 1B		3	0	1	0	0	0	1											
Anthony Young, R (1, 1) OBP: 0.154, SLG: 0.154 Kevin Robertson, S (7, PH) OBP: 0.400, SLG: 0.600 Chuck Crim, R (7, 1) Dan Plesac, L (7, 1) Eduardo Zambrano, R (8, 9) OBP: 0.381, SLG: 0.711	2-3 K		0-0 F9		1-2 F8			2-3 K		2	0	0	0	0	1	3											
Inning Stats	R: 0 E: 0 K: 2 S: 10	H: 0 LOB: 0 BB: 0 P: 15	R: 1 E: 0 K: 1 S: 12	H: 2 LOB: 2 BB: 0 P: 19	R: 0 E: 0 K: 1 S: 12	H: 2 LOB: 2 BB: 1 P: 17	R: 0 E: 0 K: 1 S: 7	H: 0 LOB: 1 BB: 1 P: 12	R: 0 E: 0 K: 0 S: 6	H: 0 LOB: 0 BB: 0 P: 11	R: 0 E: 0 K: 0 S: 6	H: 0 LOB: 0 BB: 0 P: 7	R: 1 E: 0 K: 0 S: 10	H: 2 LOB: 1 BB: 0 P: 20	R: 0 E: 0 K: 2 S: 8	H: 1 LOB: 1 BB: 0 P: 14	1B: 5 2B: 3 3B: 0 HR: 0	SF: 0 SAC: 0 DP: 1 HBP: 1	WP: 0 PA: 37 PB: 0 SB: 1 CS: 0								
PITCHER	IP	WLS	BF	H	R	ER	SO	BB	IBB	HBP	BLK	WP	HR	S	P	ERA	WHIP										
Bob Tewksbury, R (1, 1) ERA: 3.38	8.0	W	33	7	2	2	6	2	0	1	0	0	0	71	113	2.25	1.125										
John Habyan, R (9, 1) ERA: 1.02	1.0	S	4	1	0	0	2	0	0	0	0	0	0	8	14	0.00	1.000										

Chicago Cubs @ St. Louis Cardinals
 Busch Stadium, St. Louis, MO
 Wed May 11, 1994, 7:05 PM CDT
 Att: 34,665 - Unknown - 83 F

AB 34
 R 2
 H 8
 RBI 2
 BB 2
 SO 8
 LOB 15



Batter	1	2	3	4	5	6	7	8	9	AB	R	H	RBI	BB	SO	LOB	BOTTOM										
Ray Lankford, L (1, 8) OBP: 0.457, SLG: 0.624	0-0 G3-6-3 1B		0-3 K			3-2 FC6 SF7 1B	4-0 FC4-6 IBB			3	1	2	0	1	1	0											
Ozzie Smith, S (1, 6) OBP: 0.304, SLG: 0.245	0-1 G3-6-3 1-2		1-1 2B 1B		0-0 FC6 1B	2-0 F8				4	1	2	0	0	0	4											
Gregg Jefferies, S (1, 3) OBP: 0.437, SLG: 0.526	1-0 F8		0-1 1-H 2B		3-1 FC6 S	1-1 FC4-6				4	0	1	1	0	0	5											
Todd Zeile, R (1, 5) OBP: 0.336, SLG: 0.517		3-2 2B SF7 1B	1-2 FC4 1B		2-0 SF7		1-3 K			3	1	2	1	0	1	0											
Mark Whiten, S (1, 9) OBP: 0.367, SLG: 0.385	1-0 CS 2B	1-0 SAFE SAFE	3-1 FC4 FC6-4		4-2 FC4		2-1 G6-4-3 1B			3	0	2	0	1	0	1											
Brian Jordan, R (1, 7) OBP: 0.289, SLG: 0.371	2-0 SF7		0-0 FC6-4		3-2 P4		1-2 G6-4-3			3	0	0	1	0	0	4											
Terry McGriff, R (1, 2) OBP: 0.388, SLG: 0.333	3-3 K		1-1 G5-3		0-0 BLK 2B					3	0	1	0	0	1	1											
José Oquendo, S (1, 4) OBP: 0.455, SLG: 0.280			1-1 G6-4-3 1B		1-0 G3-1		4-1 BLK BB			2	0	1	0	1	0	0											
Bob Tewksbury, R (1, 1) OBP: 0.250, SLG: 0.261 John Habyan, R (9, 1)	0-1 G6-4-3		0-1 G6-3		1-1 G6-3		0-3 K			3	0	0	0	0	1	3											
Inning Stats	R: 0 E: 0 K: 0 S: 4	H: 1 LOB: 0 BB: 0 P: 5	R: 1 E: 0 K: 1 S: 10	H: 2 LOB: 0 BB: 0 P: 19	R: 0 E: 0 K: 1 S: 8	H: 1 LOB: 0 BB: 0 P: 9	R: 1 E: 0 K: 0 S: 12	H: 3 LOB: 1 BB: 0 P: 15	R: 0 E: 0 K: 0 S: 5	H: 0 LOB: 0 BB: 0 P: 8	R: 1 E: 0 K: 0 S: 14	H: 2 LOB: 2 BB: 1 P: 29	R: 0 E: 0 K: 1 S: 8	H: 1 LOB: 3 BB: 2 P: 19	R: 0 E: 0 K: 1 S: 9	H: 1 LOB: 0 BB: 0 P: 13	1B: 8 2B: 3 3B: 0 HR: 0	SF: 2 SAC: 0 DP: 3 HBP: 0	WP: 0 PA: 33 PB: 0 SB: 1 CS: 1								
PITCHER	IP	WLS	BF	H	R	ER	SO	BB	IBB	HBP	BLK	WP	HR	S	P	ERA	WHIP										
Anthony Young, R (1, 1) ERA: 5.63	6.0	L	24	9	3	3	2	1	0	0	0	0	0	5	13	0.00	6.000										
Chuck Crim, R (7, 1) ERA: 0.63	0.1		4	1	0	0	1	1	1	0	1	0	0	5	13	0.00	6.000										
Dan Plesac, L (7, 1) ERA: 3.57	0.2		2	0	0	0	0	0	0	0	0	0	0	3	6	0.00	0.000										
Jose Bautista, R (8, 1) ERA: 4.81	1.0		3	1	0	0	1	0	0	0	0	0	0	9	13	0.00	1.000										

Chicago Cubs @ St. Louis Cardinals
 Busch Stadium, St. Louis, MO
 Wed May 11, 1994, 7:05 PM CDT
 Att: 34,665 - Unknown - 83 F

AB 28
 R 3
 H 11
 RBI 3
 BB 3
 SO 4
 LOB 18



Batter	1	2	3	4	5	6	7	8	9	AB	R	H	RBI	BB	SO	LOB	TOP								
Karl Rhodes, L OBP: 0.366, SLG: 0.500 Chuck Crim, R (7, 1)	E9 1B 2B		F9			B1-3 2B 2B	K		HR	4	2	2	0	0	1	1	Chicago Cubs @ St. Louis Cardinals Busch Stadium, St. Louis, MO Thu May 12 1994, 3:33 AM CDT Att: 48,526 - Sunny - 75 F								
Shawon Dunston, R OBP: 0.293, SLG: 0.388 Randy Myers, L (9, 1)			F9							0	0	0	0	0	0	0									
Rey Sanchez, R OBP: 0.324, SLG: 0.328			F9			B1-3			F9	5	1	2	1	0	0	3									
23 Ryne Sandberg, R OBP: 0.353, SLG: 0.484	G6-4-3			L9		2B BB			F7	4	1	1	0	1	0	2									
Glenallen Hill, R OBP: 0.268, SLG: 0.370 Derrick May, L OBP: 0.409, SLG: 0.474	G4-3			G2-3		K			G4-3	2	0	0	0	0	0	0									
Sammy Sosa, R OBP: 0.282, SLG: 0.434		P3		P3						4	0	1	1	0	1	1									
Steve Buechele, R OBP: 0.366, SLG: 0.438					P3	P3				2	0	0	0	1	0	2									
Mark Grace, L OBP: 0.356, SLG: 0.333										1	0	1	1	0	0	0									
Eduardo Zambrano, R OBP: 0.364, SLG: 0.675 Turk Wendell, L		G6-4-3			P4		G3		K	2	0	0	0	0	0	1									
Kevin Roberson, S OBP: 0.286, SLG: 0.429		G6-4-3								2	0	0	0	0	0	1									
Mark Parent, R OBP: 0.565, SLG: 0.722 Rick Wilkins, L OBP: 0.297, SLG: 0.330			E8 SH5-4 1B		G5-3				FC1-6 1B	4	1	3	1	0	0	0									
Jim Bullinger, R OBP: 0.313, SLG: 0.467			SH5-4						FC1-6 HR	0	0	0	0	0	0	0									
Dave Otto, L OBP: 0.313, SLG: 0.467										3	2	1	1	0	0	1									
Inning Stats	R: 1 E: 1 K: 0 S: 13	H: 2 LOB: 0 BB: 0 P: 19	R: 0 E: 0 K: 0 S: 8	H: 0 LOB: 0 BB: 1 P: 15	R: 0 E: 1 K: 0 S: 6	H: 1 LOB: 1 BB: 0 P: 10	R: 0 E: 0 K: 0 S: 11	H: 0 LOB: 0 BB: 0 P: 15	R: 0 E: 0 K: 0 S: 5	H: 3 LOB: 2 BB: 1 P: 9	R: 2 E: 0 K: 1 S: 12	H: 3 LOB: 2 BB: 1 P: 22	R: 1 E: 0 K: 1 S: 11	H: 1 LOB: 0 BB: 0 P: 15	R: 2 E: 0 K: 2 S: 11	H: 3 LOB: 1 BB: 0 P: 15	R: 2 E: 0 K: 0 S: 10	H: 2 LOB: 1 BB: 0 P: 14	1B: 5 2B: 4 3B: 0 HR: 3	SF: 0 SAC: 1 DP: 2 HBP: 0	WP: 0 PB: 0 SB: 0 CS: 0	PA: 39			
PITCHER	IP ERA WLS BF H R ER SO BB IBB HBP BLK WP HR S P ERA WHIP	IP ERA WLS BF H R ER SO BB IBB HBP BLK WP HR S P ERA WHIP	IP ERA WLS BF H R ER SO BB IBB HBP BLK WP HR S P ERA WHIP	IP ERA WLS BF H R ER SO BB IBB HBP BLK WP HR S P ERA WHIP	IP ERA WLS BF H R ER SO BB IBB HBP BLK WP HR S P ERA WHIP	IP ERA WLS BF H R ER SO BB IBB HBP BLK WP HR S P ERA WHIP	IP ERA WLS BF H R ER SO BB IBB HBP BLK WP HR S P ERA WHIP	IP ERA WLS BF H R ER SO BB IBB HBP BLK WP HR S P ERA WHIP	IP ERA WLS BF H R ER SO BB IBB HBP BLK WP HR S P ERA WHIP	IP ERA WLS BF H R ER SO BB IBB HBP BLK WP HR S P ERA WHIP	IP ERA WLS BF H R ER SO BB IBB HBP BLK WP HR S P ERA WHIP	IP ERA WLS BF H R ER SO BB IBB HBP BLK WP HR S P ERA WHIP	IP ERA WLS BF H R ER SO BB IBB HBP BLK WP HR S P ERA WHIP	IP ERA WLS BF H R ER SO BB IBB HBP BLK WP HR S P ERA WHIP	IP ERA WLS BF H R ER SO BB IBB HBP BLK WP HR S P ERA WHIP	IP ERA WLS BF H R ER SO BB IBB HBP BLK WP HR S P ERA WHIP	IP ERA WLS BF H R ER SO BB IBB HBP BLK WP HR S P ERA WHIP	IP ERA WLS BF H R ER SO BB IBB HBP BLK WP HR S P ERA WHIP	IP ERA WLS BF H R ER SO BB IBB HBP BLK WP HR S P ERA WHIP	IP ERA WLS BF H R ER SO BB IBB HBP BLK WP HR S P ERA WHIP	IP ERA WLS BF H R ER SO BB IBB HBP BLK WP HR S P ERA WHIP	IP ERA WLS BF H R ER SO BB IBB HBP BLK WP HR S P ERA WHIP	IP ERA WLS BF H R ER SO BB IBB HBP BLK WP HR S P ERA WHIP	IP ERA WLS BF H R ER SO BB IBB HBP BLK WP HR S P ERA WHIP	IP ERA WLS BF H R ER SO BB IBB HBP BLK WP HR S P ERA WHIP

Chicago Cubs @ St. Louis Cardinals
 Busch Stadium, St. Louis, MO
 Thu May 12 1994, 3:33 AM CDT
 Att: 48,526 - Sunny - 75 F

AB 36
 R 8
 H 12
 RBI 8
 BB 2
 SO 4
 LOB 15

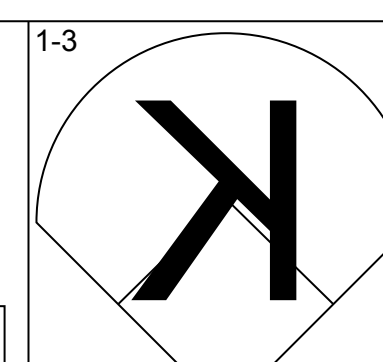
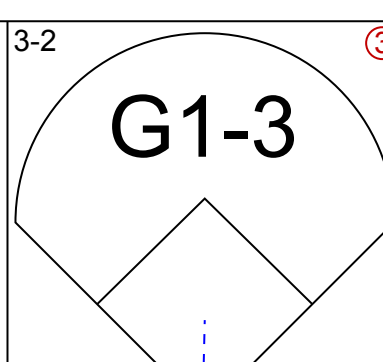
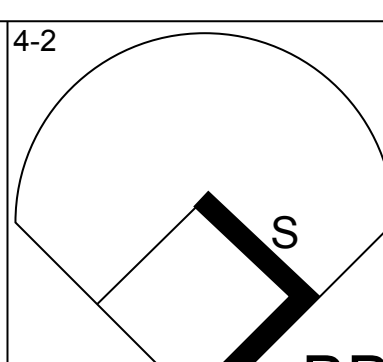
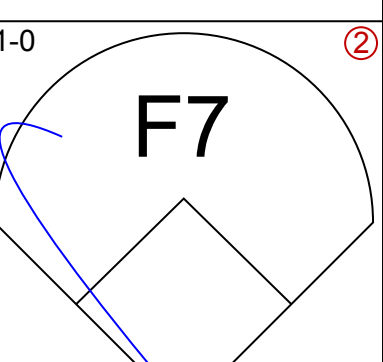
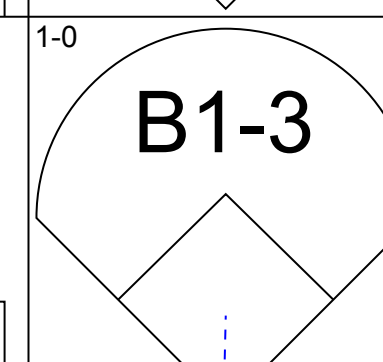

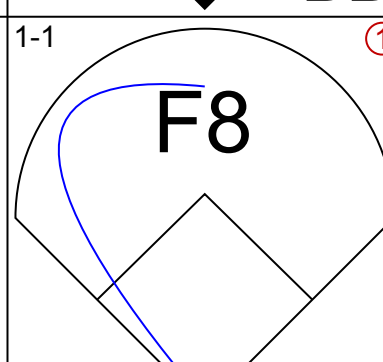
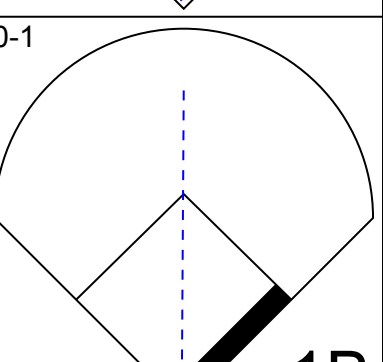
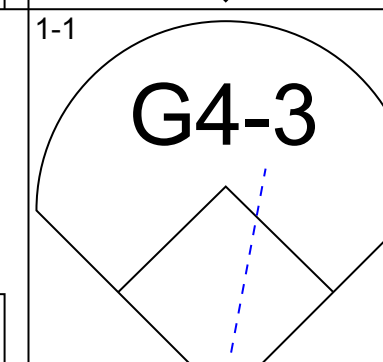
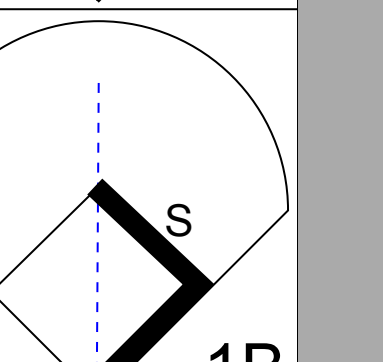
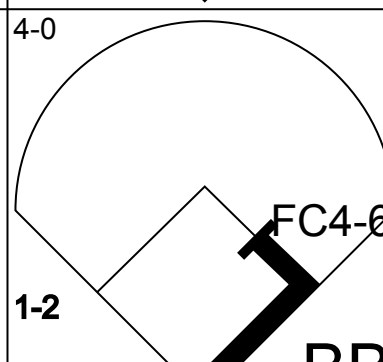
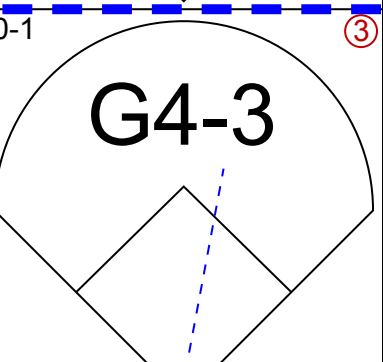
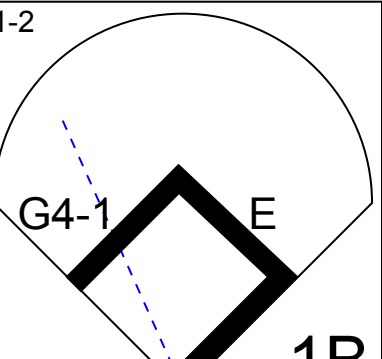
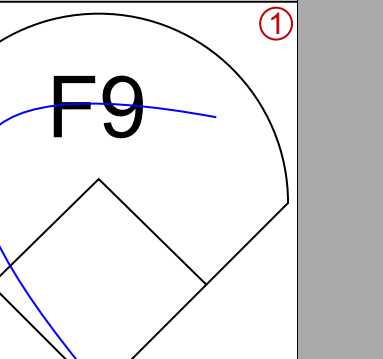
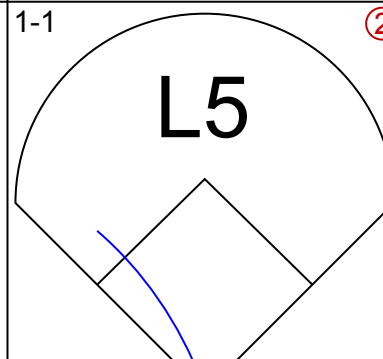

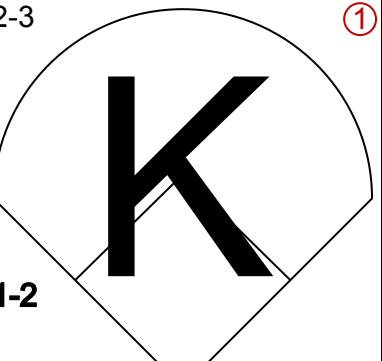
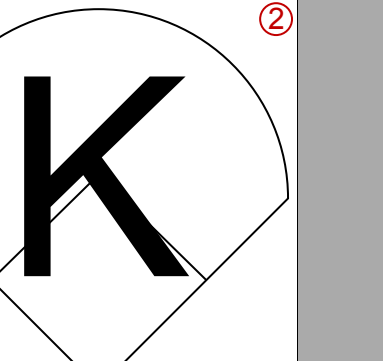
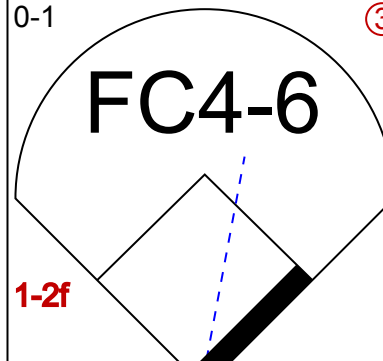

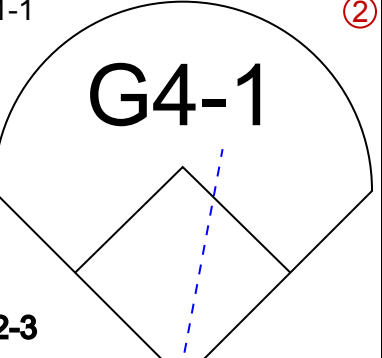
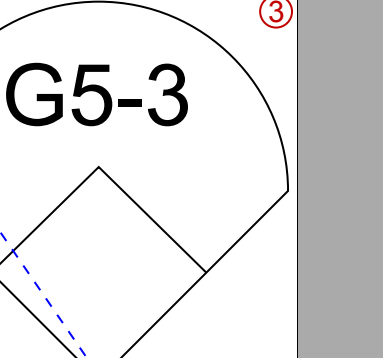
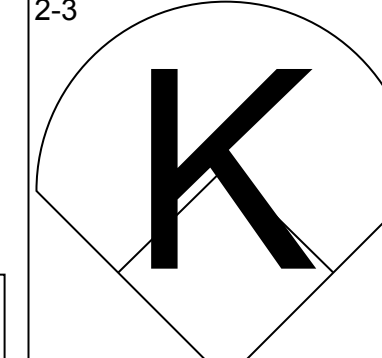
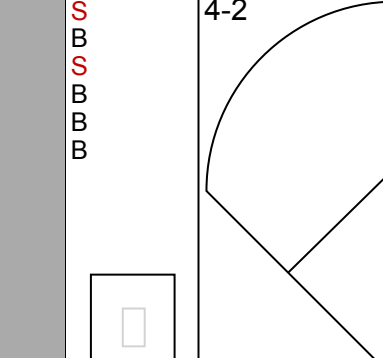
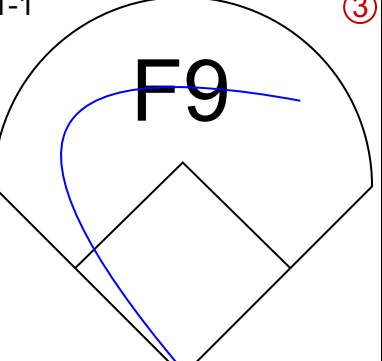
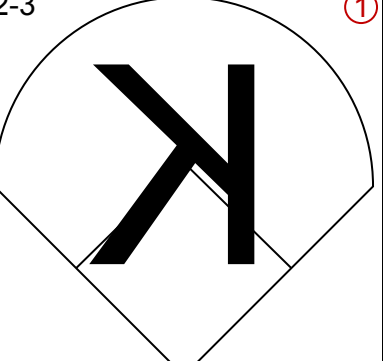
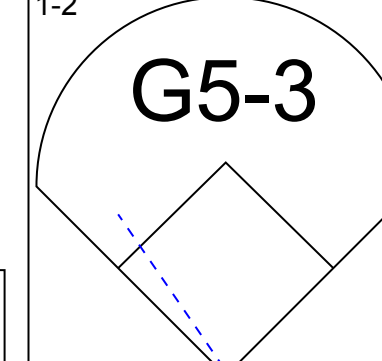
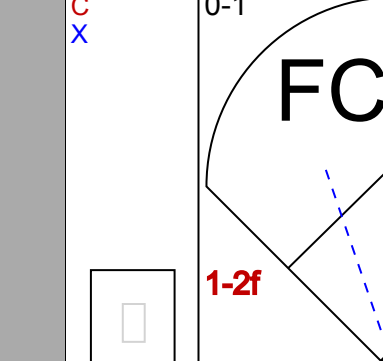
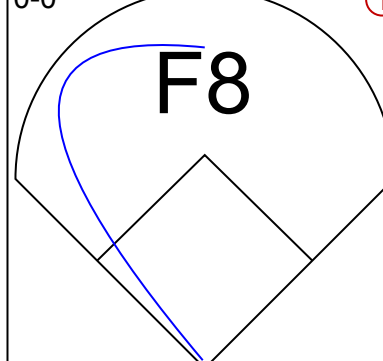
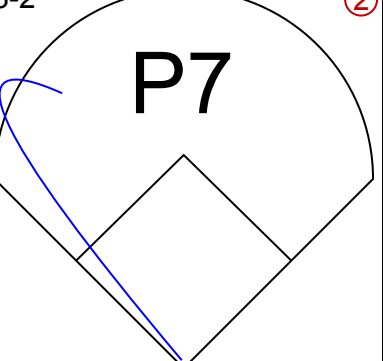
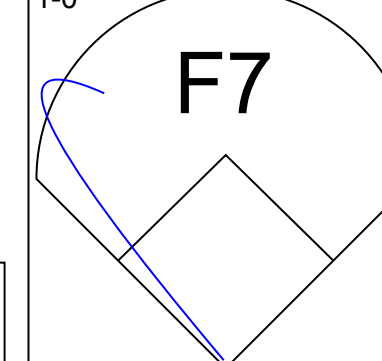

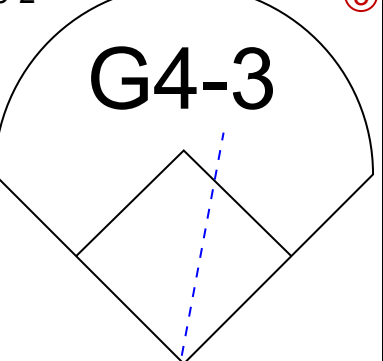
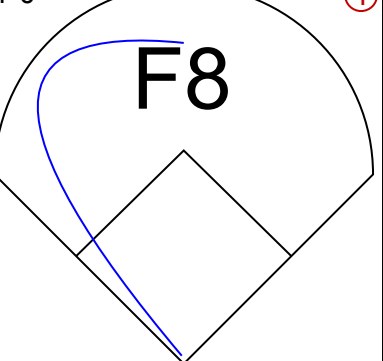


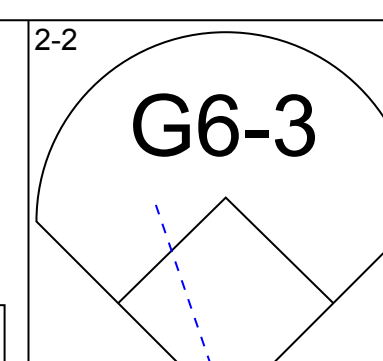
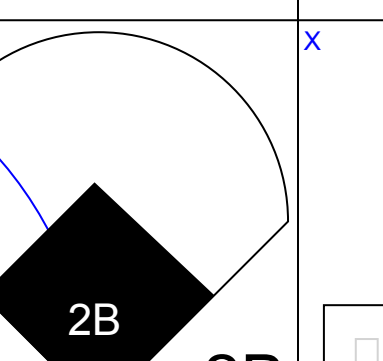
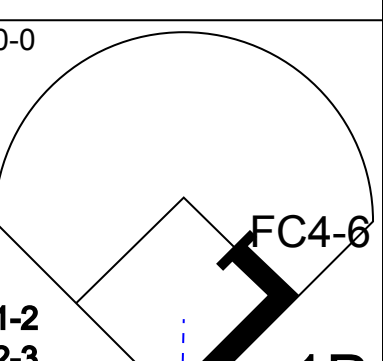
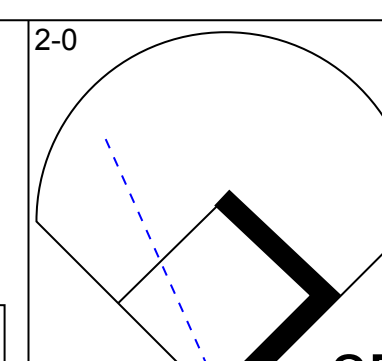
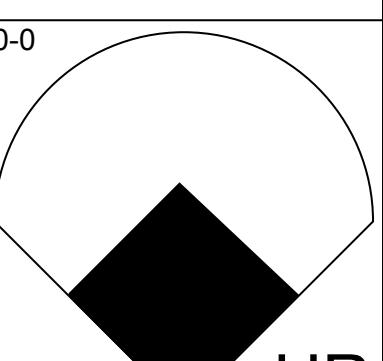
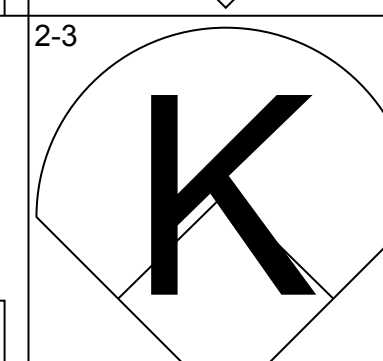
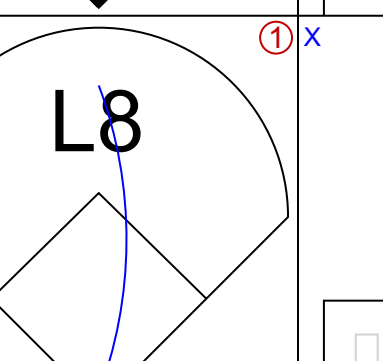
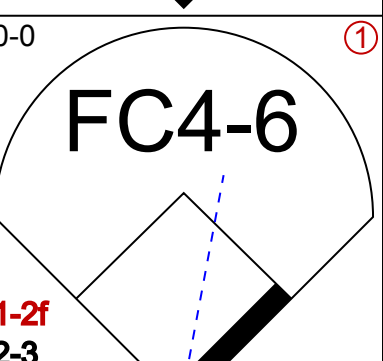
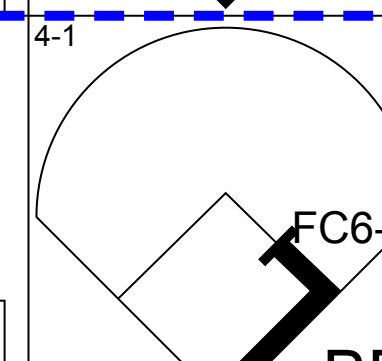
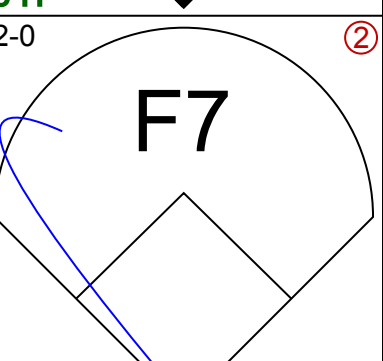
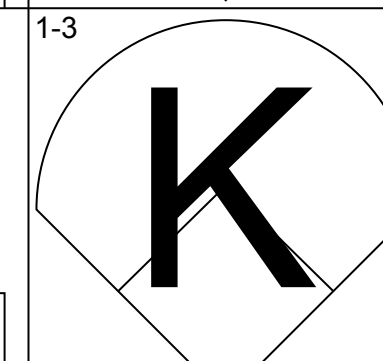
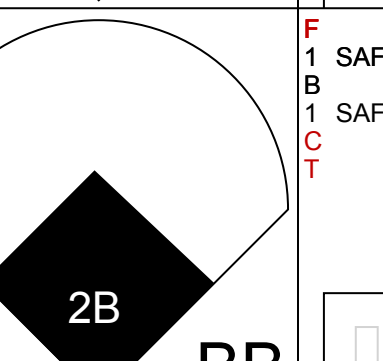
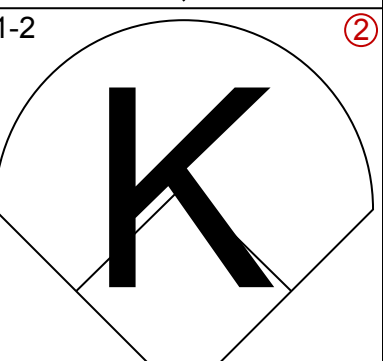
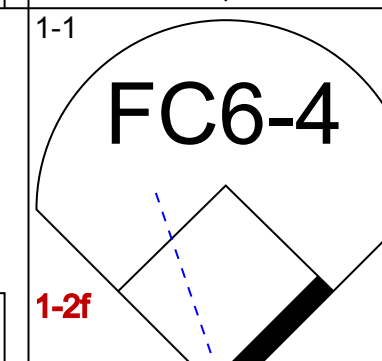
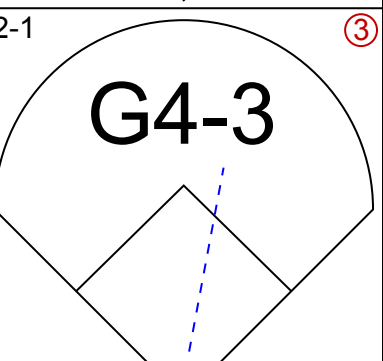
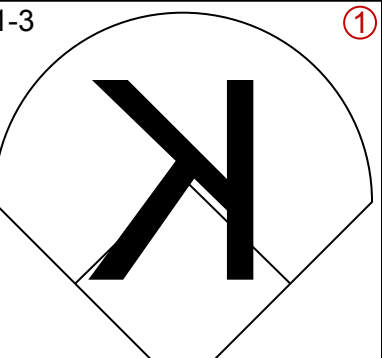
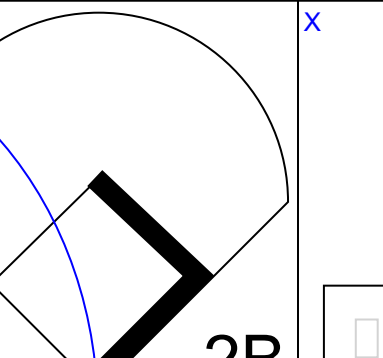
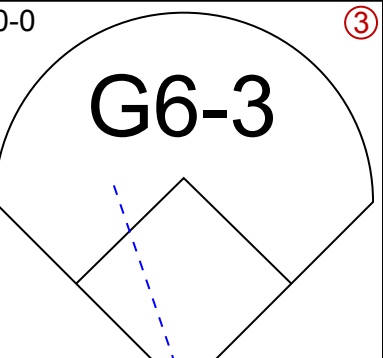
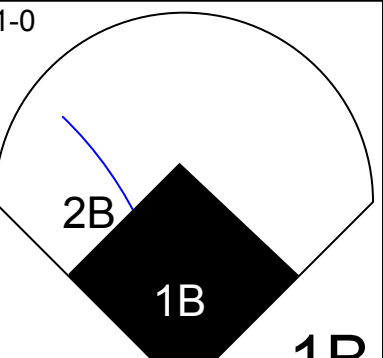
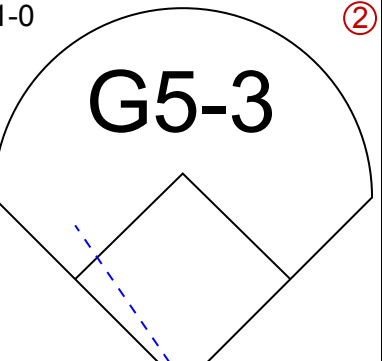
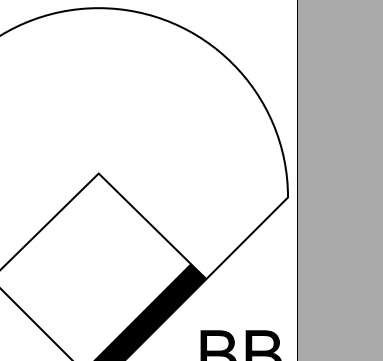
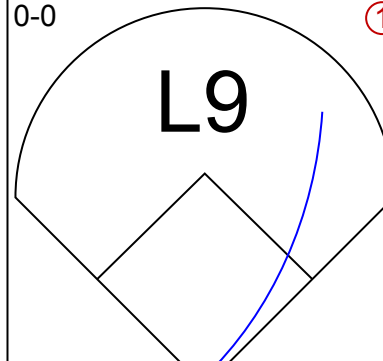
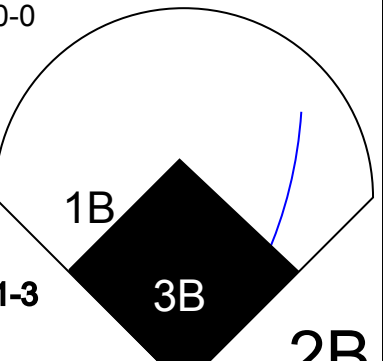
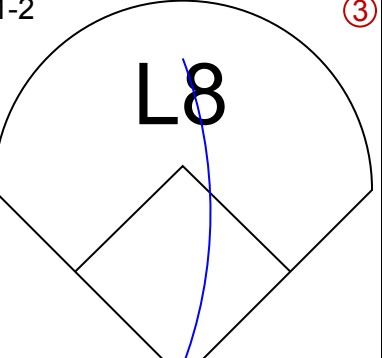
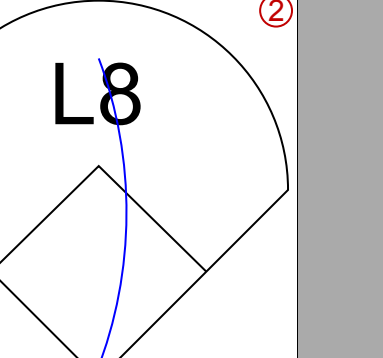
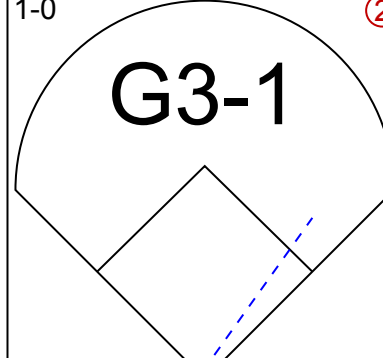
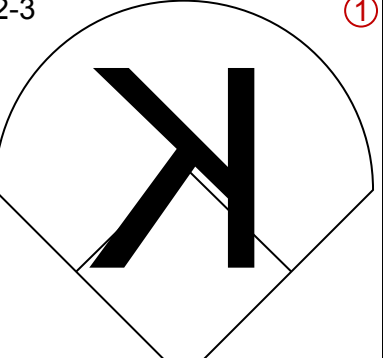
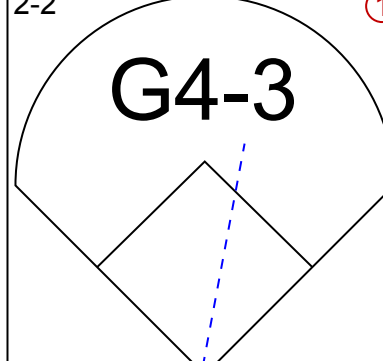

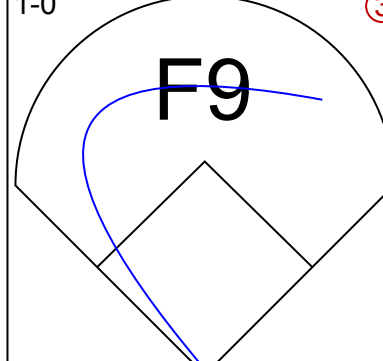
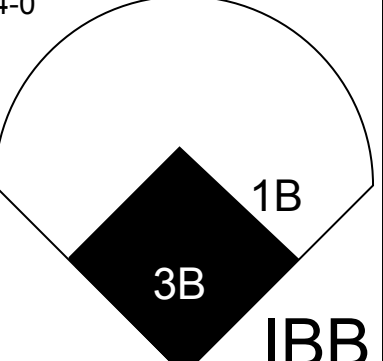
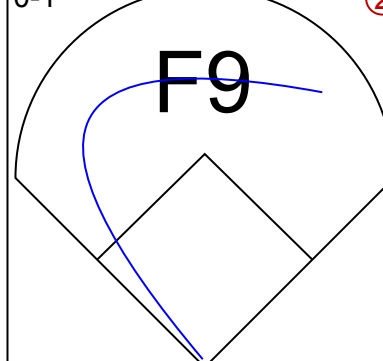
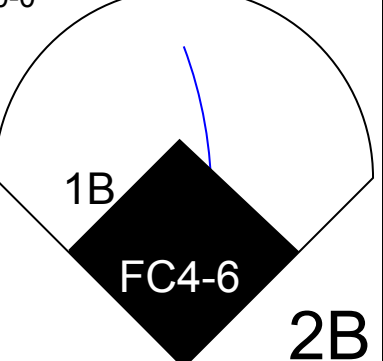
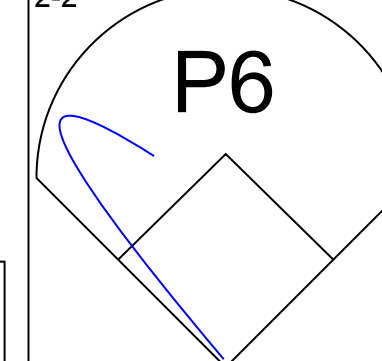
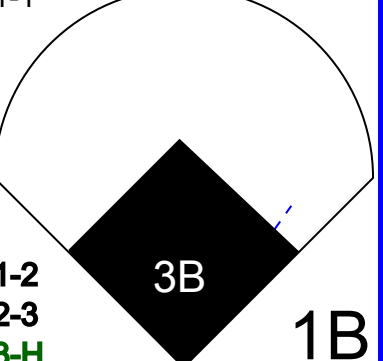
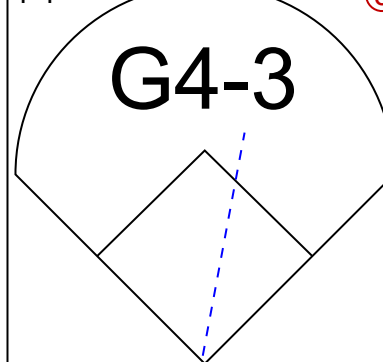
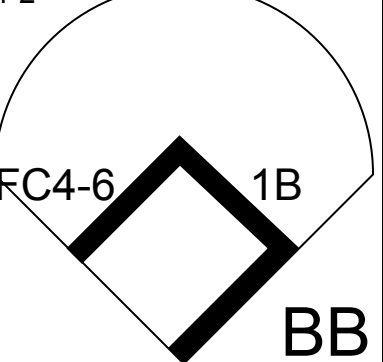
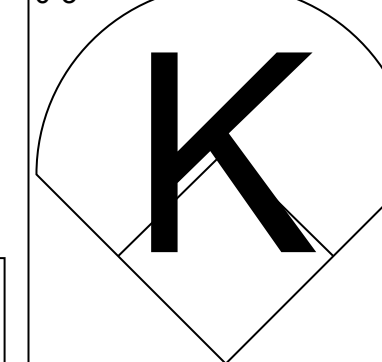
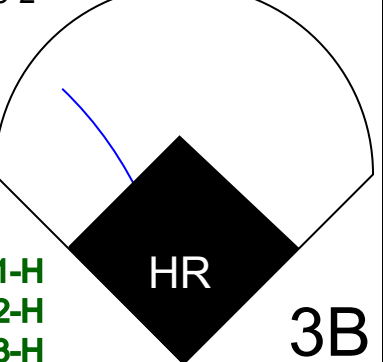
Batter	1	2	3	4	5	6	7	8	9	AB	R	H	RBI	BB	SO	LOB	BOTTOM								
Ray Lankford, L OBP: 0.449, SLG: 0.605	G3		G4-3			G4-3			F8	4	0	0	1	1	0	1	Chicago Cubs @ St. Louis Cardinals Busch Stadium, St. Louis, MO Thu May 12 1994, 3:33 AM CDT Att: 48,526 - Sunny - 75 F								
Ozzie Smith, S OBP: 0.300, SLG: 0.237	F9				FC6-4 BB	G6-3			B1-3	4	1	0	0	1	0	1									
Gregg Jefferies, S OBP: 0.429, SLG: 0.521	K		F9			F7			G6-3	5	1	1	0	0	1	2									
Todd Zeile, R OBP: 0.338, SLG: 0.512		L7				P3			P8	5	1	2	2	0	0	0									
Mark Whiten, S OBP: 0.369, SLG: 0.375		G3-1			F8	L9				4	0	1	0	1	0	1									
Bernard Gilkey, R OBP: 0.341, SLG: 0.361		K							K	4	2	2	0	1	2	1									
Tom Pagnozzi, R OBP: 0.478, SLG: 0.600			SH1-4 BB G4-3 1B			FC3-2 BB			K	3	1	2	2	2	1	1									
José Oquendo, S OBP: 0.486, SLG: 0.296			G4-3 SH1-4 BB			FC3-2				2	0	1	1	2	0	3									
Tom Urbani, L OBP: 0.286, SLG: 0.167 Rene Arocha, R OBP: 0.244, SLG: 0.350 Gerard Perry, L OBP: 0.350, SLG: 0.350 Mike Perez, R OBP: 0.350, SLG: 0.350 Rich Rodriguez, L OBP: 0.350, SLG: 0.350 John Habyan, R OBP: 0.350, SLG: 0.350 Rob Murphy, L OBP: 0.350, SLG: 0.350			SH1-4		G4-3	G6-3			K	2	0	0	0	0	0	5									
Inning Stats	R: 0 E: 0 K: 1 S: 11	H: 0 LOB: 0 BB: 0 P: 15	R: 0 E: 0 K: 1 S: 7	H: 0 LOB: 0 BB: 0 P: 12	R: 1 E: 0 K: 0 S: 14	H: 3 LOB: 2 BB: 1 P: 28	R: 3 E: 0 K: 0 S: 15	H: 2 LOB: 3 BB: 4 P: 35	R: 0 E: 0 K: 0 S: 6	H: 0 LOB: 0 BB: 0 P: 6	R: 1 E: 0 K: 1 S: 14	H: 2 LOB: 2 BB: 1 P: 24	R: 0 E: 0 K: 0 S: 6	H: 0 LOB: 0 BB: 0 P: 7	R: 0 E: 0 K: 2 S: 17	H: 1 LOB: 1 BB: 0 P: 22		1B: 6 2B: 3 3B: 0 HR: 0	SF: 0 SAC: 1 DP: 0 HBP: 0	WP: 0 PB: 0 SB: 1 CS: 1	PA: 43				
PITCHER	IP ERA WLS BF H R ER SO BB IBB HBP BLK WP HR S P ERA WHIP	IP ERA WLS BF H R ER SO BB IBB HBP BLK WP HR S P ERA WHIP	IP ERA WLS BF H R ER SO BB IBB HBP BLK WP HR S P ERA WHIP	IP ERA WLS BF H R ER SO BB IBB HBP BLK WP HR S P ERA WHIP	IP ERA WLS BF H R ER SO BB IBB HBP BLK WP HR S P ERA WHIP	IP ERA WLS BF H R ER SO BB IBB HBP BLK WP HR S P ERA WHIP	IP ERA WLS BF H R ER SO BB IBB HBP BLK WP HR S P ERA WHIP	IP ERA WLS BF H R ER SO BB IBB HBP BLK WP HR S P ERA WHIP	IP ERA WLS BF H R ER SO BB IBB HBP BLK WP HR S P ERA WHIP	IP ERA WLS BF H R ER SO BB IBB HBP BLK WP HR S P ERA WHIP	IP ERA WLS BF H R ER SO BB IBB HBP BLK WP HR S P ERA WHIP	IP ERA WLS BF H R ER SO BB IBB HBP BLK WP HR S P ERA WHIP	IP ERA WLS BF H R ER SO BB IBB HBP BLK WP HR S P ERA WHIP	IP ERA WLS BF H R ER SO BB IBB HBP BLK WP HR S P ERA WHIP	IP ERA WLS BF H R ER SO BB IBB HBP BLK WP HR S P ERA WHIP	IP ERA WLS BF H R ER SO BB IBB HBP BLK WP HR S P ERA WHIP	IP ERA WLS BF H R ER SO BB IBB HBP BLK WP HR S P ERA WHIP	IP ERA WLS BF H R ER SO BB IBB HBP BLK WP HR S P ERA WHIP	IP ERA WLS BF H R ER SO BB IBB HBP BLK WP HR S P ERA WHIP	IP ERA WLS BF H R ER SO BB IBB HBP BLK WP HR S P ERA WHIP	IP ERA WLS BF H R ER SO BB IBB HBP BLK WP HR S P ERA WHIP	IP ERA WLS BF H R ER SO BB IBB HBP BLK WP HR S P ERA WHIP	IP ERA WLS BF H R ER SO BB IBB HBP BLK WP HR S P ERA WHIP	IP ERA WLS BF H R ER SO BB IBB HBP BLK WP HR S P ERA WHIP	IP ERA WLS BF H R ER SO BB IBB HBP BLK WP HR S P ERA WHIP

Chicago Cubs @ St. Louis Cardinals
 Busch Stadium, St. Louis, MO
 Thu May 12 1994, 3:33 AM CDT
 Att: 48,526 - Sunny - 75 F

AB 34
 R 6
 H 9
 RBI 6
 BB 8
 SO 5
 LOB 17



Batter	1	2	3	4	5	6	7	8	9	AB	R	H	RBI	BB	SO	LOB	TOP					
Bernard Gilkey, R OBP: 0.339, SLG: 0.351 (1, 7)						 BB				3	0	0	0	1	1	0	St. Louis Cardinals @ Montreal Expos Olympic Stadium, Montreal, QB Fri May 13 1994, 7:05 PM EDT Att: 19,427 - Dome					
Ozzie Smith, S OBP: 0.306, SLG: 0.271 (1, 6)										4	1	2	1	0	0	1						
Gregg Jefferies, S OBP: 0.431, SLG: 0.516 (1, 3)				 1B		 BB				3	0	1	0	1	0	1						
Todd Zeile, R OBP: 0.336, SLG: 0.504 (1, 5)		 1B								4	0	1	0	0	0	3						
Mark Whiten, S OBP: 0.348, SLG: 0.350 (1, 9)						 1-2				4	0	0	0	0	2	4						
Brian Jordan, R OBP: 0.288, SLG: 0.356 (1, 8)								 BB		3	0	0	0	1	1	2						
Tom Pagnozzi, R OBP: 0.407, SLG: 0.500 (1, 2)								 1-2		4	0	0	0	0	1	2						
José Oquendo, S OBP: 0.450, SLG: 0.267 Bryan Eversgerd, R (7, 1)										3	0	0	0	0	0	0						
Rene Arocha, R (8, 1)										0	0	0	0	0	0	0						
Vicente Palacios, R Luis Alcega, S OBP: 0.253, SLG: 0.247 (7, 4)										2	0	0	0	0	1	0						
Inning Stats	R: 0 E: 0 K: 1 S: 6	H: 0 LOB: 0 BB: 0 P: 9	R: 0 E: 1 K: 1 S: 10	H: 1 LOB: 1 BB: 0 P: 15	R: 0 E: 0 K: 1 S: 7	H: 0 LOB: 0 BB: 0 P: 11	R: 1 E: 0 K: 1 S: 12	H: 2 LOB: 1 BB: 0 P: 19	R: 0 E: 0 K: 1 S: 12	H: 0 LOB: 2 BB: 0 P: 20	R: 0 E: 0 K: 0 S: 8	H: 0 LOB: 2 BB: 2 P: 18	R: 0 E: 0 K: 1 S: 8	H: 0 LOB: 0 BB: 0 P: 12	R: 0 E: 0 K: 0 S: 6	H: 1 LOB: 1 BB: 0 P: 8	R: 0 E: 0 K: 0 S: 7	H: 0 LOB: 1 BB: 1 P: 15	1B: 3 2B: 0 3B: 0 HR: 1	SF: 0 SAC: 0 DP: 0 HBP: 0	WP: 0 PB: 0 SB: 2 CS: 0	PA: 34
PITCHER	IP	WLS	BF	H	R	ER	SO	BB	IBB	HBP	BLK	WP	HR	S	P	ERA	WHIP					
Jeff Fassero, L ERA: 2.29 Jeff Shaw, R ERA: 2.52 John Wetteland, R ERA: 3.6	(1, 1)	6.0	W	23	3	1	1	5	2	0	0	0	0	1	55	92	1.50	0.833				
	(7, 1)	1.2		6	1	0	0	1	0	0	0	0	0	12	18	0.00	0.600					
	(8, 1)	1.1	S	5	0	0	0	0	1	0	0	0	0	9	17	0.00	0.750					

Batter	1	2	3	4	5	6	7	8	9	AB	R	H	RBI	BB	SO	LOB	BOTTOM					
Mike Lansing, R OBP: 0.328, SLG: 0.384 (1, 4)				 2B	 1B					5	2	4	2	0	0	0	St. Louis Cardinals @ Montreal Expos Olympic Stadium, Montreal, QB Fri May 13 1994, 7:05 PM EDT Att: 19,427 - Dome					
Cliff Floyd, L OBP: 0.300, SLG: 0.380 John Wetteland, R (8, 1)					 1-2 2-3 3-H		 BB			3	0	0	1	1	1	3						
Marquis Grissom, R OBP: 0.287, SLG: 0.328 (1, 8)				 BB			 1-2			4	1	0	0	1	2	4						
Larry Walker, L OBP: 0.345, SLG: 0.496 (1, 9)				 1-H 2-H				 1B		4	1	2	2	0	1	2						
Moises Alou, R OBP: 0.419, SLG: 0.588 (1, 7)								 3B 2B		3	1	1	0	1	0	0						
Darin Fletcher, L OBP: 0.371, SLG: 0.418 Jeff Shaw, R OBP: 0.333, SLG: 0.200 Randy Milligan, R OBP: 0.300, SLG: 0.174 (8, 3)										3	0	0	0	0	0	2						
Sean Berry, R OBP: 0.386, SLG: 0.440 (1, 5)								 3B IBB		3	1	0	0	1	1	2						
Wil Cordero, R OBP: 0.333, SLG: 0.356 Lou Frielen, S OBP: 0.469, SLG: 0.370 Freddie Benavides, R OBP: 0.241, SLG: 0.276 (8, PH)				 FC4-6 2B				 1B		3	1	1	0	0	0	0						
Jeff Fassero, L Tim Spehr, R OBP: 0.313, SLG: 0.467 (7, 2)				 1B BB				 3B		1	0	0	0	1	0	0						
Inning Stats	R: 0 E: 0 K: 2 S: 10	H: 0 LOB: 0 BB: 0 P: 15	R: 0 E: 0 K: 1 S: 7	H: 0 LOB: 0 BB: 0 P: 10	R: 0 E: 0 K: 0 S: 7	H: 0 LOB: 0 BB: 0 P: 10	R: 2 E: 0 K: 1 S: 15	H: 2 LOB: 2 BB: 2 P: 27	R: 1 E: 0 K: 1 S: 9	H: 2 LOB: 2 BB: 1 P: 14	R: 0 E: 0 K: 0 S: 3	H: 0 LOB: 0 BB: 0 P: 5	R: 0 E: 0 K: 1 S: 10	H: 1 LOB: 2 BB: 1 P: 19	R: 6 E: 0 K: 1 S: 14	H: 5 LOB: 0 BB: 1 P: 29		R: 0 E: 0 K: 0 S: 7	H: 0 LOB: 1 BB: 1 P: 15	1B: 3 2B: 5 3B: 1 HR: 1	SF: 0 SAC: 0 DP: 0 HBP: 0	WP: 0 PB: 0 SB: 0 CS: 0
PITCHER	IP	WLS	BF	H	R	ER	SO	BB	IBB	HBP	BLK	WP	HR	S	P	ERA	WHIP					
Vicente Palacios, R ERA: 4.76 Bryan Eversgerd, L ERA: 3.38 Rene Arocha, R ERA: 7.12	(1, 1)	6.2	L	28	5	3	3	6	3	0	0	0	0	8	16	27.00	4.500					
	(7, 1)	0.2		5	2	2	2	1	1	0	0	0	0	1	9	21	54.00	4.500				
	(8, 1)	0.2		6	3	4	4	0	0	1	0	0	0	1	9	21	54.00	4.500				

AB	31
R	1
H	4
RBI	1
BB	3
SO	6
LOB	13

AB	34
R	9
H	10
RBI	9
BB	5
SO	7
LOB	15



Batter	1	2	3	4	5	6	7	8	9	AB	R	H	RBI	BB	SO	LOB	TOP					
Ray Lankford, L (1, 8) OBP: 0.447, SLG: 0.594										4	0	1	0	1	1	4						
Ozzie Smith, S (1, 6) OBP: 0.309, SLG: 0.301										5	1	2	1	0	0	1						
Gregg Jefferies, S (1, 3) OBP: 0.443, SLG: 0.524										4	1	3	1	1	0	1						
Todd Zeile, R (1, 5) OBP: 0.324, SLG: 0.485										5	0	0	0	0	1	7						
Mark Whiten, S (1, 9) OBP: 0.351, SLG: 0.415										5	2	2	2	0	0	1						
Bernard Gilkey, R (1, 7) OBP: 0.341, SLG: 0.362										5	1	2	0	0	0	1						
Tom Pagnozzi, R (1, 2) OBP: 0.406, SLG: 0.517										5	0	2	1	0	1	2						
José Oquendo, S (1, 4) OBP: 0.467, SLG: 0.294										4	0	2	0	1	0	1						
Rheal Cormier, L (1, 1) OBP: 0.426, SLG: 0.550										2	0	1	1	0	0	2						
Gerardo Perry, L (7, PH) OBP: 0.446, SLG: 0.333										0	1	0	0	0	0	0						
Stan Royer, R (9, PH) OBP: 0.104, SLG: 0.395										0	0	0	0	0	0	0						
Mike Perez, R (9, 1)										0	0	0	0	0	0	0						
Inning Stats	R: 0 E: 0 K: 1 S: 15	H: 1 LOB: 1 BB: 0 P: 20	R: 0 E: 0 K: 1 S: 10	H: 3 LOB: 2 BB: 0 P: 14	R: 0 E: 0 K: 1 S: 9	H: 1 LOB: 1 BB: 0 P: 15	R: 1 E: 1 K: 0 S: 11	H: 1 LOB: 2 BB: 1 P: 22	R: 3 E: 0 K: 0 S: 12	H: 2 LOB: 0 BB: 1 P: 24	R: 1 E: 0 K: 0 S: 12	H: 2 LOB: 2 BB: 2 P: 24	R: 1 E: 1 K: 0 S: 16	H: 2 LOB: 2 BB: 0 P: 19	R: 0 E: 0 K: 0 S: 10	H: 1 LOB: 1 BB: 0 P: 12	R: 0 E: 0 K: 0 S: 9	H: 2 LOB: 1 BB: 0 P: 13	1B: 10 2B: 3 3B: 0 HR: 2	SF: 0 SAC: 0 DP: 1 HBP: 0	WP: 0 PB: 0 SB: 3 CS: 0	PA: 45
PITCHER	IP WLS BF H R ER SO BB IBB HBP BLK WP HR S P ERA WHIP																					
Ken Hill, R (1, 1) ERA: 2.77	5.0 L 25 8 4 3 3 1 1 0 0 0 2 57 95 5.40 1.800																					
Tim Scott, R (6, 1) ERA: 4.32	2.0 12 4 2 2 0 2 0 0 0 0 0 28 43 9.00 3.000																					
Gil Heredia, R (8, 1) ERA: 4.84	2.0 8 3 0 0 0 0 0 0 0 0 0 19 25 0.00 1.500																					

St. Louis Cardinals @ Montreal Expos
Olympic Stadium, Montreal, QB
Sat May 14 1994, 3:33 AM EDT
Att: 18,181 - Dome

AB	41
R	6
H	15
RBI	6
BB	4
SO	3
LOB	23



Batter	1	2	3	4	5	6	7	8	9	AB	R	H	RBI	BB	SO	LOB	BOTTOM			
Mike Lansing, R (1, 4) OBP: 0.333, SLG: 0.383										3	0	1	0	1	0	1				
Gil Heredia, R (8, 1) OBP: 0.333, SLG: 0.333										0	0	0	0	0	0	0				
Darrin Fletcher, L (9, PH) OBP: 0.368, SLG: 0.413										1	0	0	0	0	0	1				
Wil Cordero, R (1, 6) OBP: 0.324, SLG: 0.344										4	0	0	0	0	1	4				
Marquis Grissom, R (1, 8) OBP: 0.293, SLG: 0.333										4	1	2	0	0	1	0				
Larry Walker, L (1, 9) OBP: 0.342, SLG: 0.511										4	1	1	2	0	1	1				
Moises Alou, R (1, 7) OBP: 0.406, SLG: 0.568										4	0	0	0	0	2	1				
Randy Milligan, R (1, 3) OBP: 0.265, SLG: 0.148										4	0	0	0	0	2	1				
Lenny Webster, R (1, 2) OBP: 0.314, SLG: 0.441										4	1	1	0	0	0	0				
Sean Berry, R (1, 5) OBP: 0.362, SLG: 0.433										4	0	1	0	0	0	1				
Ken Hill, R (1, 1) OBP: 0.222, SLG: 0.176										1	0	0	0	0	0	1				
Juan Bell, R (5, PH) OBP: 1.000, SLG: 1.000										1	0	1	1	0	0	0				
Tim Scott, R (6, 1) ERA: 1.77										0	0	0	0	0	0	0				
Lou Frazier, S (7, PH) OBP: 0.500, SLG: 0.483										2	0	2	0	0	0	0				
Inning Stats	R: 0 E: 0 K: 0 S: 6	H: 0 LOB: 0 BB: 0 P: 11	R: 0 E: 0 K: 2 S: 8	H: 0 LOB: 0 BB: 0 P: 11	R: 0 E: 0 K: 1 S: 7	H: 0 LOB: 0 BB: 0 P: 13	R: 1 E: 0 K: 0 S: 12	H: 2 LOB: 1 BB: 1 P: 26	R: 0 E: 0 K: 1 S: 9	H: 1 LOB: 1 BB: 0 P: 13	R: 0 E: 0 K: 0 S: 9	H: 1 LOB: 1 BB: 0 P: 16	R: 2 E: 0 K: 3 S: 14	H: 2 LOB: 0 BB: 0 P: 20	R: 0 E: 0 K: 0 S: 9	H: 1 LOB: 0 BB: 0 P: 11	1B: 5 2B: 3 3B: 0 HR: 1	SF: 0 SAC: 0 DP: 0 HBP: 0	WP: 0 PB: 0 SB: 0 CS: 0	PA: 37
PITCHER	IP WLS BF H R ER SO BB IBB HBP BLK WP HR S P ERA WHIP																			
Rheal Cormier, L (1, 1) ERA: 5.74	1.0 W 4 1 0 0 1 0 0 0 0 0 0 9 13 0.00 1.000																			
Rich Rodriguez, L (6, 1) ERA: 4.0	1.0 4 1 0 0 0 1 0 0 0 0 0 0 9 13 0.00 1.000																			
John Habyan, R (7, 1) ERA: 1.77	2.0 9 3 2 2 3 0 0 0 0 0 1 23 36 9.00 1.500																			
Mike Perez, R (9, 1) ERA: 3.38	1.0 S 4 1 0 0 0 0 0 0 0 0 0 9 11 0.00 1.000																			

St. Louis Cardinals @ Montreal Expos
Olympic Stadium, Montreal, QB
Sat May 14 1994, 3:33 AM EDT
Att: 18,181 - Dome

AB	36
R	3
H	9
RBI	3
BB	1
SO	7
LOB	11



Batter	1	2	3	4	5	6	7	8	9	AB	R	H	RBI	BB	SO	LOB	TOP					
Ray Lankford, L (1, 8) OBP: 0.439, SLG: 0.594										5	1	1	0	0	2	3	St. Louis Cardinals @ Pittsburgh Pirates Three Rivers Stadium, Pittsburgh, PA Mon May 16 1994, 3:33 AM EDT Att: 15,067 - Overcast - 55 F					
Ozzie Smith, S (1, 6) OBP: 0.303, SLG: 0.294										3	0	0	0	0	0	2						
Gregg Jefferies, S (1, 3) OBP: 0.437, SLG: 0.537										3	0	0	0	1	0	1						
Todd Zeile, R (1, 5) OBP: 0.318, SLG: 0.468										4	0	1	1	0	0	1						
Mark Whiten, S (1, 9) OBP: 0.361, SLG: 0.452										4	0	1	0	0	3	2						
Bernard Gilkey, R (1, 7)										4	0	0	0	0	0	2						
Geronimo Pena, S (1, 4) OBP: 0.304, SLG: 0.426										2	1	1	0	2	1	0						
Tom Pagnozzi, R (1, 2) OBP: 0.375, SLG: 0.541										4	0	0	0	0	0	5						
Bob Tewksbury, R (1, 1) OBP: 0.231, SLG: 0.240										2	0	0	0	0	0	0						
Stan Royer, R (7, PH) OBP: 0.133, SLG: 0.333										1	0	0	0	0	1	2						
Rob Murphy, L (7, 1)										0	0	0	0	0	0	0						
Bryan Eversgerd, R (8, 1)										0	0	0	0	0	0	0						
Gerald Perry, L (9, PH) OBP: 0.423, SLG: 0.409										1	0	1	1	0	0	0						
Inning Stats	R: 1 E: 0 K: 1 S: 14	H: 2 LOB: 1 BB: 0 P: 19	R: 0 E: 0 K: 1 S: 8	H: 0 LOB: 0 BB: 0 P: 15	R: 0 E: 0 K: 1 S: 7	H: 0 LOB: 0 BB: 0 P: 11	R: 0 E: 1 K: 0 S: 17	H: 1 LOB: 3 BB: 1 P: 31	R: 0 E: 0 K: 1 S: 7	H: 0 LOB: 0 BB: 0 P: 11	R: 0 E: 0 K: 1 S: 9	H: 0 LOB: 1 BB: 1 P: 18	R: 0 E: 1 K: 1 S: 10	H: 0 LOB: 2 BB: 1 P: 17	R: 0 E: 0 K: 1 S: 5	H: 0 LOB: 0 BB: 0 P: 8	R: 1 E: 0 K: 0 S: 9	H: 2 LOB: 1 BB: 0 P: 15	1B: 2 2B: 3 3B: 0 HR: 0	SF: 0 SAC: 1 DP: 0 HBP: 0	WP: 0 PB: 0 SB: 0 CS: 0	PA: 37
PITCHER	IP WLS BF H R ER SO BB IBB HBP BLK WP HR S P ERA WHIP																					
Denny Neagle, L (1, 1) ERA: 4.21	7.0 W 29 3 1 1 6 3 0 0 0 0 0 0 72 122 1.29 0.857																					
Alejandro Pena, R (8, 1) ERA: 8.22	2.0 8 2 1 1 1 0 0 0 0 0 0 0 14 23 4.50 1.000																					

AB 33
R 2
H 5
RBI 2
BB 3
SO 7
LOB 18



Batter	1	2	3	4	5	6	7	8	9	AB	R	H	RBI	BB	SO	LOB	BOTTOM			
Al Martin, L (1, 7) OBP: 0.401, SLG: 0.483										4	0	1	0	0	0	0	St. Louis Cardinals @ Pittsburgh Pirates Three Rivers Stadium, Pittsburgh, PA Mon May 16 1994, 3:33 AM EDT Att: 15,067 - Overcast - 55 F			
Jay Bell, R (1, 6) OBP: 0.303, SLG: 0.381										3	0	0	0	1	0	1				
Andy Van Slyke, L (1, 8) OBP: 0.382, SLG: 0.388										4	0	1	0	0	1	0				
Dave Clark, L (1, 9) OBP: 0.406, SLG: 0.476										3	2	1	0	1	1	2				
Alejandro Pena, R (8, 1)										0	0	0	0	0	0	0				
Orlando Merced, S (1, 3) OBP: 0.358, SLG: 0.322										4	0	0	0	0	1	4				
Carlos Garcia, R (1, 4) OBP: 0.346, SLG: 0.384										3	3	2	0	1	0	0				
Lance Parrish, R (1, 2) OBP: 0.433, SLG: 0.480										3	2	3	2	1	0	0				
Tom Foley, L (1, 5) OBP: 0.293, SLG: 0.340										4	0	1	4	0	0	3				
Denny Neagle, L (1, 1) ERA: 3.88										3	0	0	0	0	0	2				
Gary Varsho, L (8, 9) OBP: 0.250, SLG: 0.500										1	0	0	0	0	0	0				
Inning Stats	R: 0 E: 0 K: 0 S: 4	H: 0 LOB: 0 BB: 0 P: 5	R: 0 E: 0 K: 0 S: 7	H: 0 LOB: 0 BB: 0 P: 11	R: 1 E: 0 K: 0 S: 13	H: 2 LOB: 1 BB: 0 P: 21	R: 3 E: 1 K: 1 S: 19	H: 2 LOB: 1 BB: 2 P: 30	R: 0 E: 0 K: 0 S: 6	H: 0 LOB: 0 BB: 0 P: 9	R: 2 E: 0 K: 0 S: 14	H: 2 LOB: 1 BB: 1 P: 21	R: 0 E: 0 K: 2 S: 14	H: 1 LOB: 2 BB: 1 P: 22	R: 1 E: 0 K: 0 S: 6	H: 2 LOB: 0 BB: 0 P: 10	1B: 5 2B: 3 3B: 0 HR: 1	SF: 0 SAC: 0 DP: 1 HBP: 0	WP: 1 PB: 0 SB: 0 CS: 0	PA: 36
PITCHER	IP WLS BF H R ER SO BB IBB HBP BLK WP HR S P ERA WHIP																			
Bob Tewksbury, R (1, 1) ERA: 3.88	6.0 L 27 6 6 6 1 3 0 0 0 0 0 0 63 97 9.00 1.500																			
Rob Murphy, L (7, 1) ERA: 4.4	1.0 5 1 0 0 2 1 0 0 0 0 0 0 14 22 0.00 2.000																			
Bryan Eversgerd, L (8, 1) ERA: 3.0	1.0 4 2 1 1 0 0 0 0 0 0 1 0 6 10 9.00 2.000																			

AB 32
R 7
H 9
RBI 6
BB 4
SO 3
LOB 12



Batter	1	2	3	4	5	6	7	8	9	10	AB	R	H	RBI	BB	SO	LOB	TOP	
Ray Lankford, L (1, 8) OBP: 0.428, SLG: 0.592	G6-3 SH5-3 1B		K		P6		G4-3			HR	5	1	2	1	0	1	1		
Ozzie Smith, S (1, 6) OBP: 0.300, SLG: 0.291	SH5-3 1-2		G6-3		G6-3		G1-3			FC4 1B	4	0	1	0	0	0	0		
Gregg Jefferies, S (1, 3) OBP: 0.425, SLG: 0.521	G6-3 2-3		G6-3 FC4-6 1B		G6-3		G4-3			P4	5	0	2	0	0	0	2		
Todd Zeile, R (1, 5) OBP: 0.309, SLG: 0.452	G4-3		FC4-6 1-2f 1B		P4		F9			FC4 1-2f	5	0	0	0	0	0	4		
Mark Whiten, S (1, 9) OBP: 0.341, SLG: 0.420		HBP 1B			G6-3		G2-3			K	4	1	1	0	0	1	1		
Bernard Gilkey, R (1, 7) OBP: 0.345, SLG: 0.349		HBP 1B G6-4-3 HBP			G6-3					WP HBP	2	2	1	0	0	0	0		
Tom Pagnozzi, R (1, 2) OBP: 0.386, SLG: 0.561					G6-3					K	4	0	2	2	0	1	1		
José Quiendo, S (1, 4) OBP: 0.429, SLG: 0.289			G6-4-3 1B							G4-3	4	0	0	0	0	0	3		
Vicente Palacios, R Rich Rodriguez, L Mike Perez, R Luis Alipie, S John Habyan, R Rob Murphy, L Rene Arocha, R			G6-3							K	2	0	0	0	0	0	0		
Inning Stats	R: 0 E: 0 K: 0 S: 4	H: 1 LOB: 1 BB: 0 P: 4	R: 2 E: 0 K: 0 S: 4	H: 2 LOB: 0 BB: 0 P: 5	R: 0 E: 0 K: 1 S: 6	H: 1 LOB: 1 BB: 0 P: 6	R: 0 E: 0 K: 0 S: 3	H: 0 LOB: 0 BB: 0 P: 3	R: 0 E: 0 K: 0 S: 4	H: 1 LOB: 1 BB: 0 P: 4	R: 1 E: 0 K: 0 S: 5	H: 2 LOB: 1 BB: 0 P: 5	R: 0 E: 0 K: 2 S: 7	H: 0 LOB: 1 BB: 0 P: 8	R: 0 E: 0 K: 1 S: 7	H: 0 LOB: 1 BB: 0 P: 7	1B: 7 2B: 1 3B: 0 HR: 1	SF: 0 SAC: 2 DP: 1 HBP: 2	WP: 1 PA: 40
PITCHER	IP WLS BF H R ER SO BB IBB HBP BLK WP HR S P ERA WHIP	IP WLS BF H R ER SO BB IBB HBP BLK WP HR S P ERA WHIP	IP WLS BF H R ER SO BB IBB HBP BLK WP HR S P ERA WHIP	IP WLS BF H R ER SO BB IBB HBP BLK WP HR S P ERA WHIP	IP WLS BF H R ER SO BB IBB HBP BLK WP HR S P ERA WHIP	IP WLS BF H R ER SO BB IBB HBP BLK WP HR S P ERA WHIP	IP WLS BF H R ER SO BB IBB HBP BLK WP HR S P ERA WHIP	IP WLS BF H R ER SO BB IBB HBP BLK WP HR S P ERA WHIP	IP WLS BF H R ER SO BB IBB HBP BLK WP HR S P ERA WHIP	IP WLS BF H R ER SO BB IBB HBP BLK WP HR S P ERA WHIP	IP WLS BF H R ER SO BB IBB HBP BLK WP HR S P ERA WHIP	IP WLS BF H R ER SO BB IBB HBP BLK WP HR S P ERA WHIP	IP WLS BF H R ER SO BB IBB HBP BLK WP HR S P ERA WHIP	IP WLS BF H R ER SO BB IBB HBP BLK WP HR S P ERA WHIP	IP WLS BF H R ER SO BB IBB HBP BLK WP HR S P ERA WHIP	IP WLS BF H R ER SO BB IBB HBP BLK WP HR S P ERA WHIP	IP WLS BF H R ER SO BB IBB HBP BLK WP HR S P ERA WHIP	IP WLS BF H R ER SO BB IBB HBP BLK WP HR S P ERA WHIP	IP WLS BF H R ER SO BB IBB HBP BLK WP HR S P ERA WHIP
Paul Wagner, R ERA: 3.61	8.0	31	7	3	3	1	0	0	0	0	0	0	0	0	0	0	0	3.38	0.875
Rick White, R ERA: 1.71	2.0	9	2	1	1	3	0	0	1	0	1	1	14	15	4.50	1.000			

St. Louis Cardinals @ Pittsburgh Pirates
Three Rivers Stadium, Pittsburgh, PA
Wed May 18 1994, 7:05 PM EDT
Att: 10,043 - Unknown - 50 F

AB 36
R 4
H 9
RBI 3
BB 0
SO 4
LOB 12

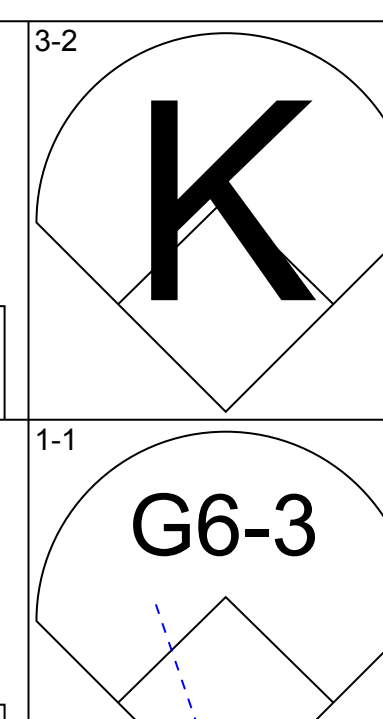
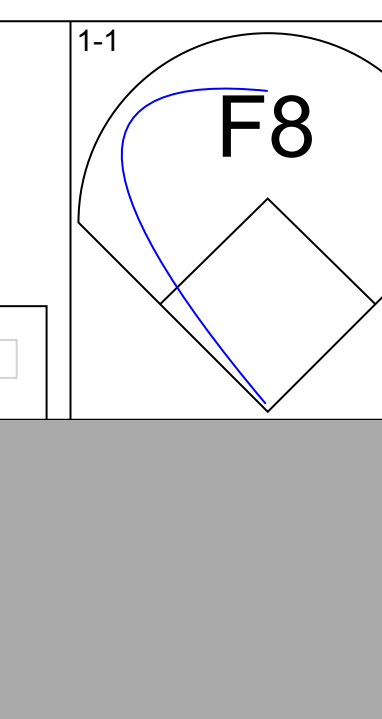
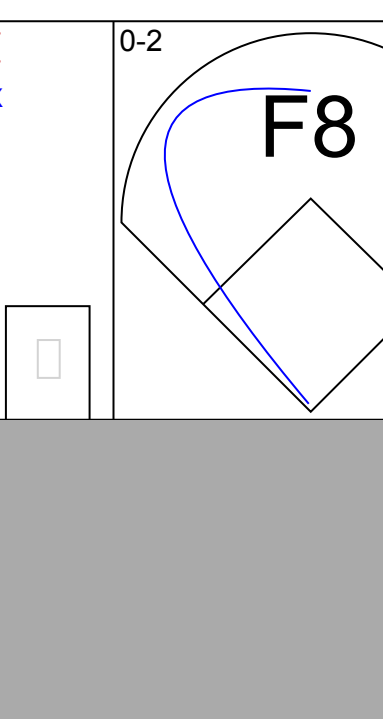
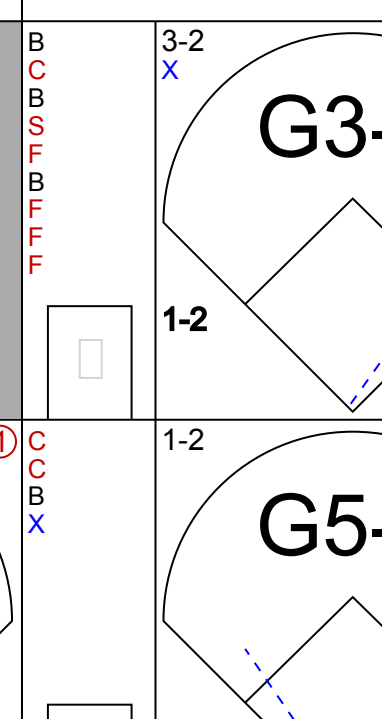
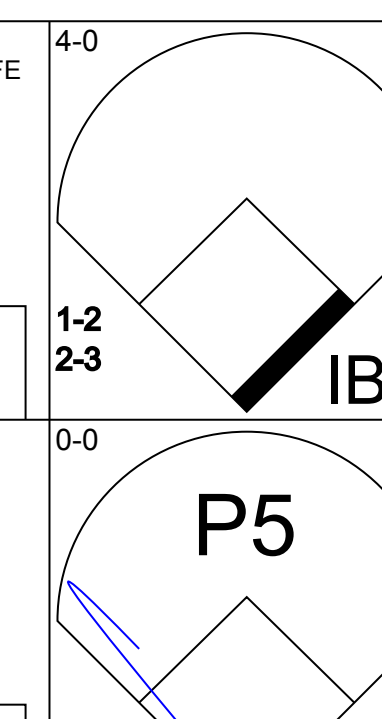
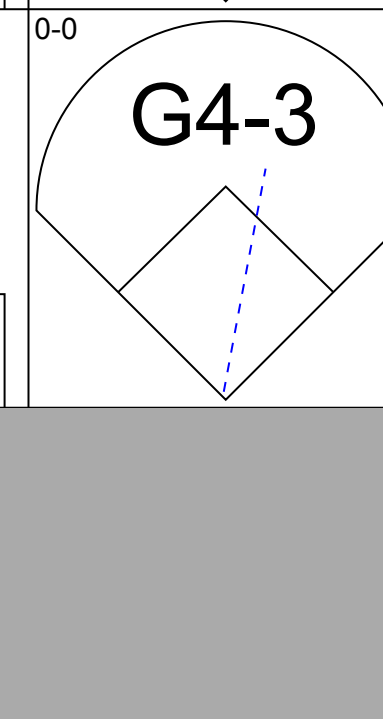
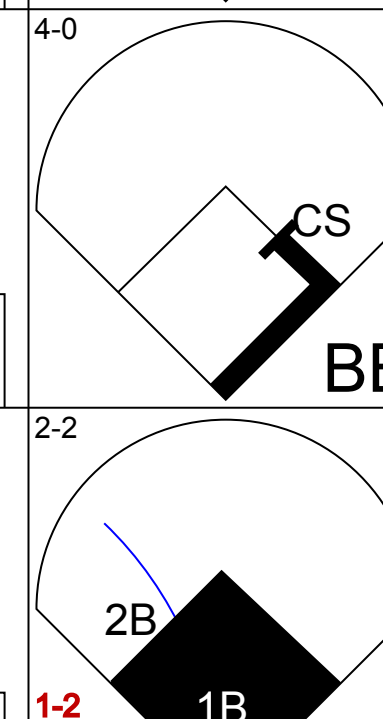
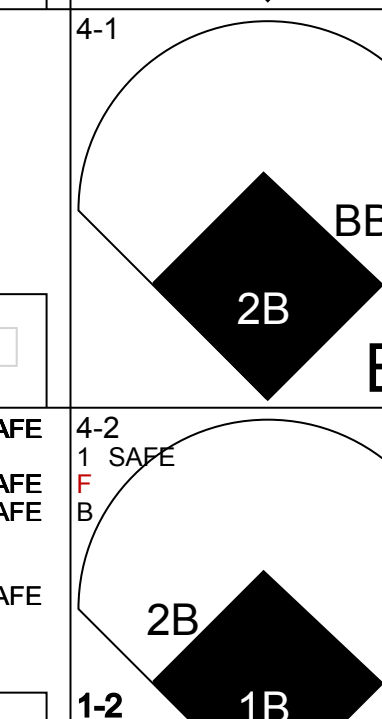
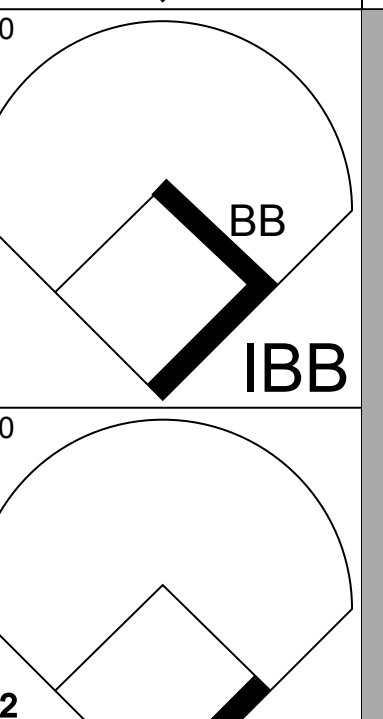


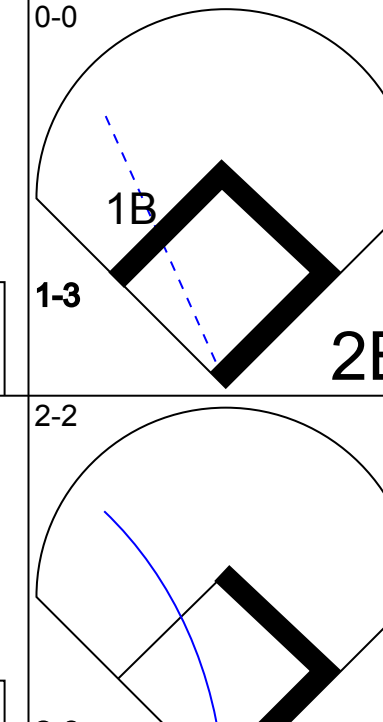
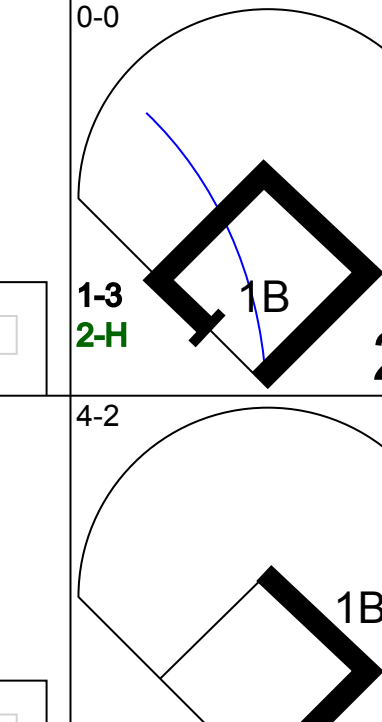
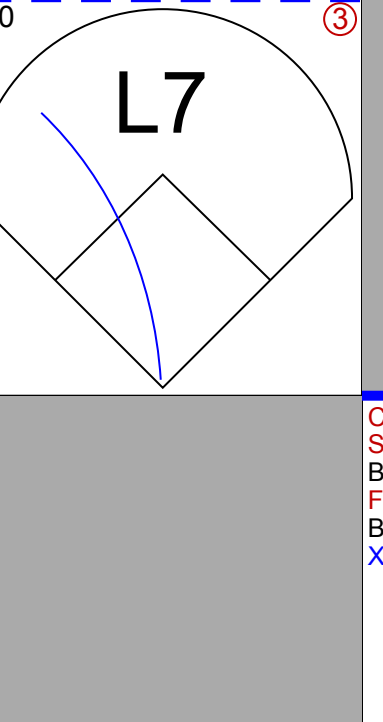
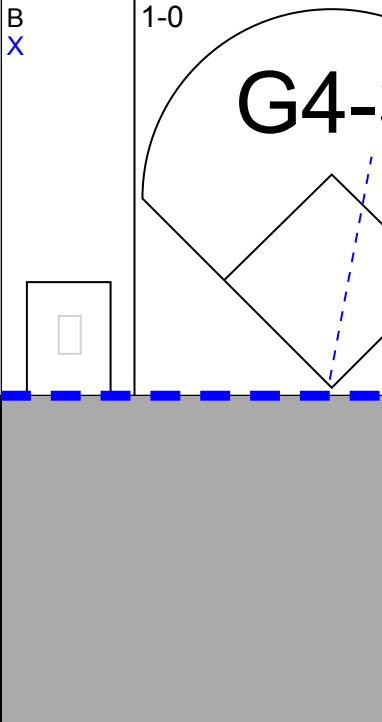
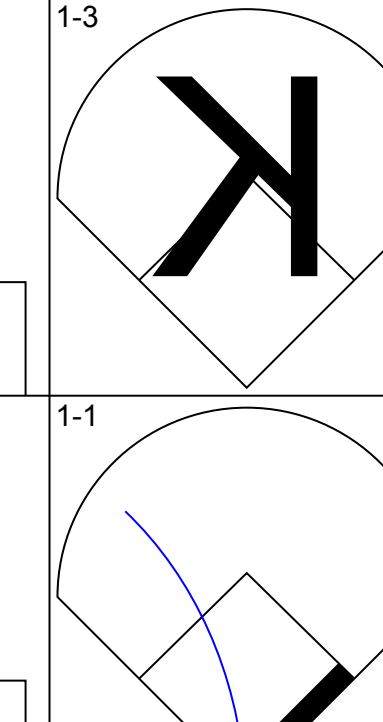
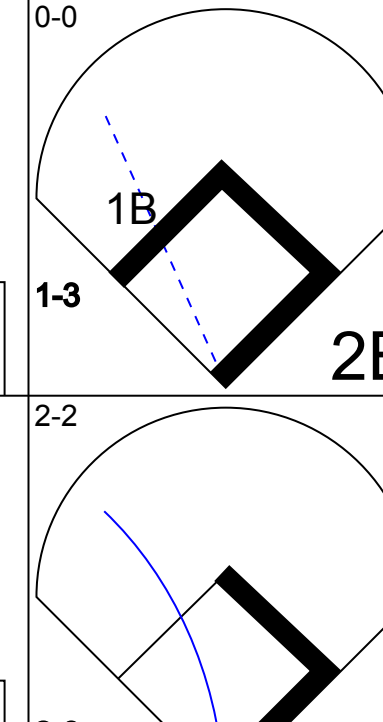
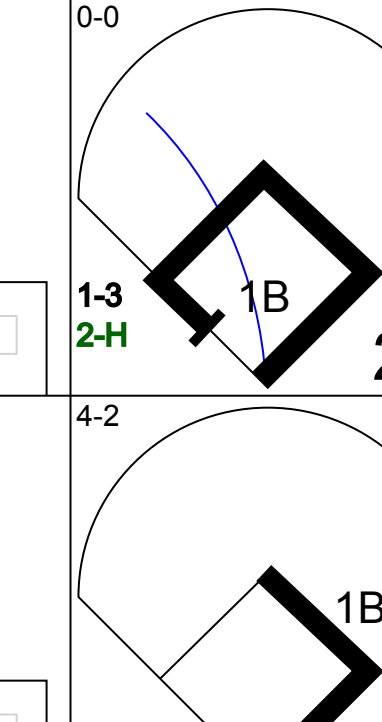
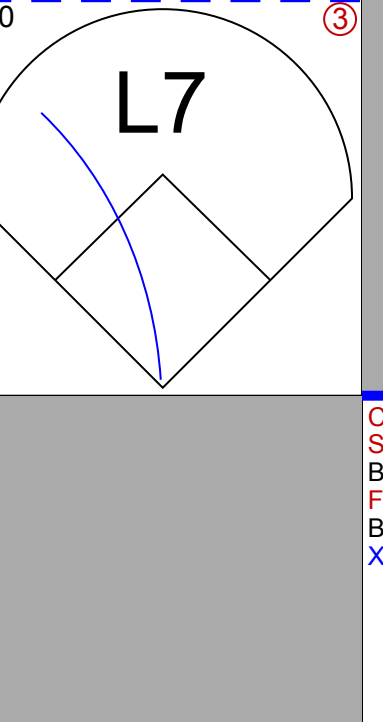
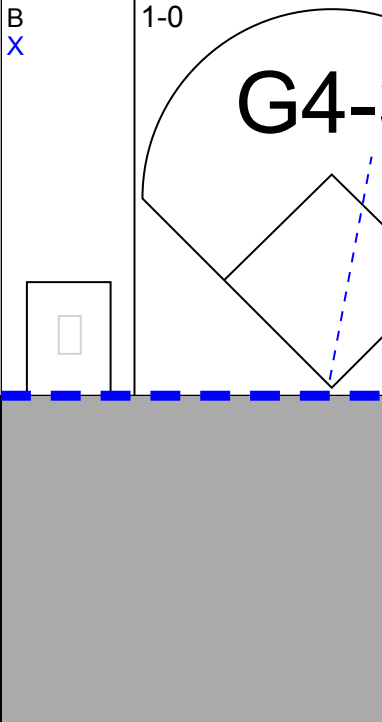

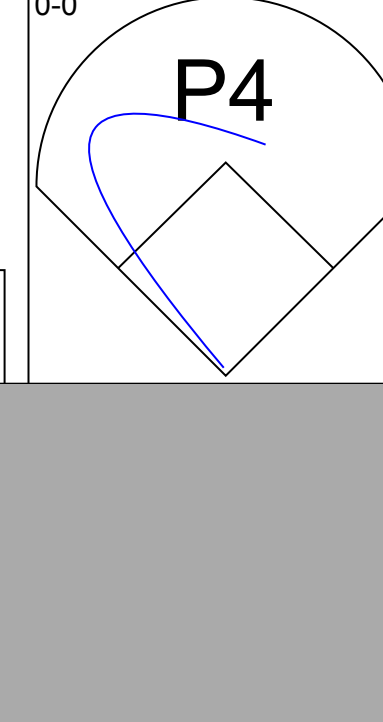
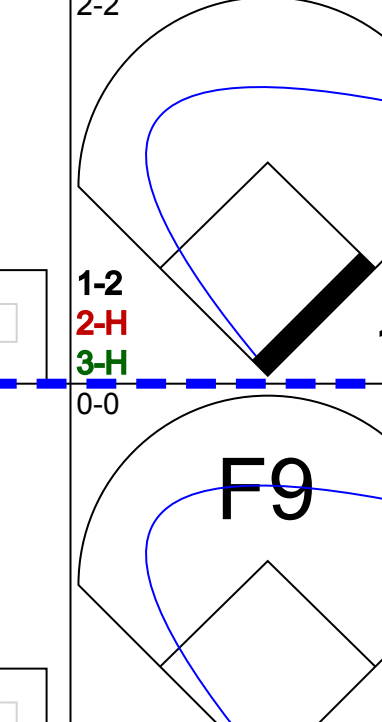



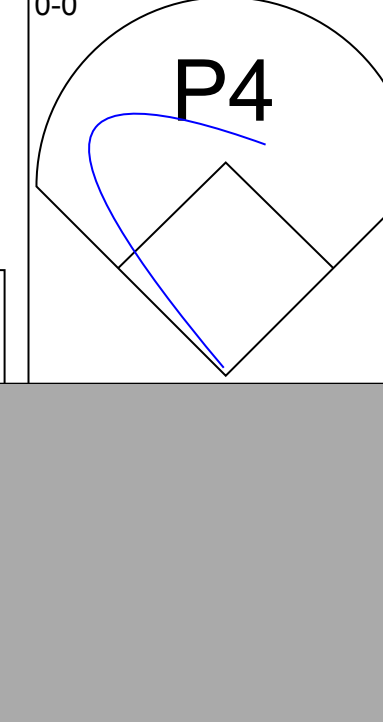
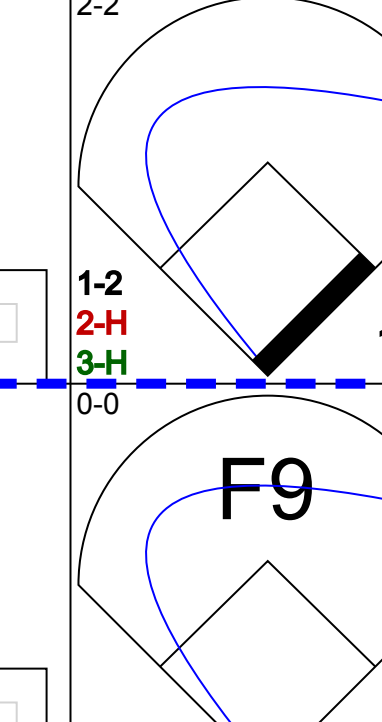
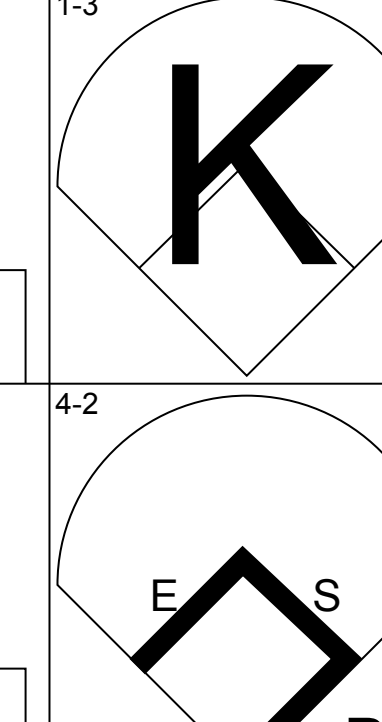
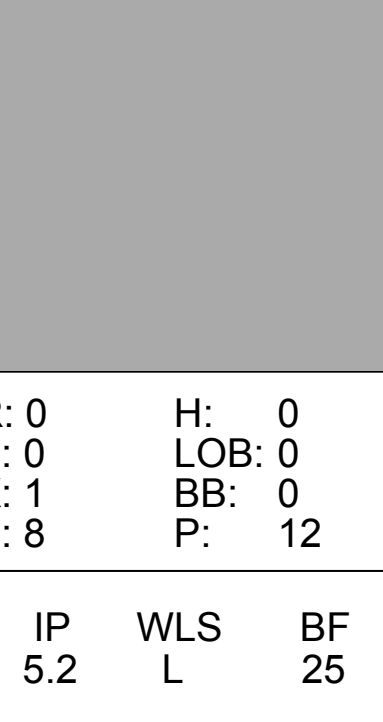

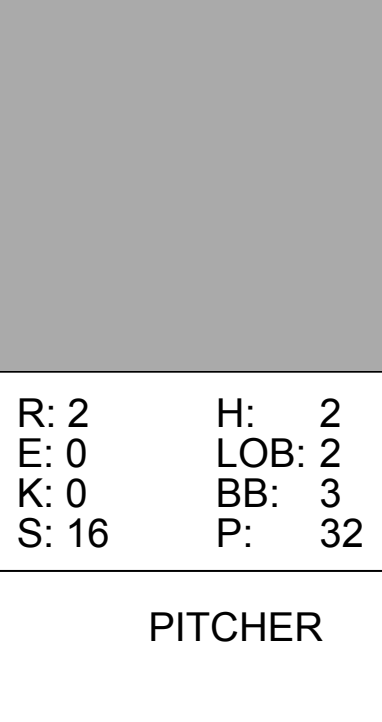
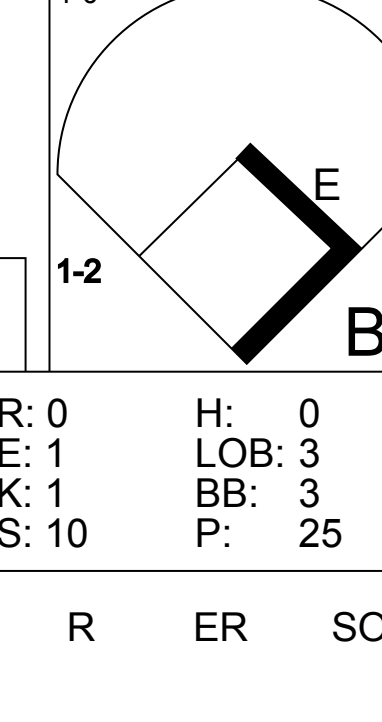
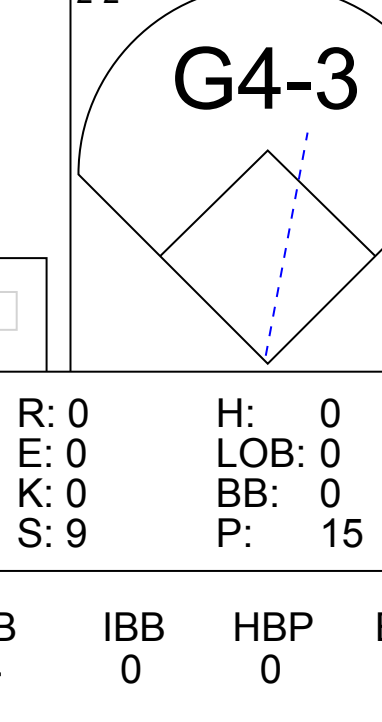
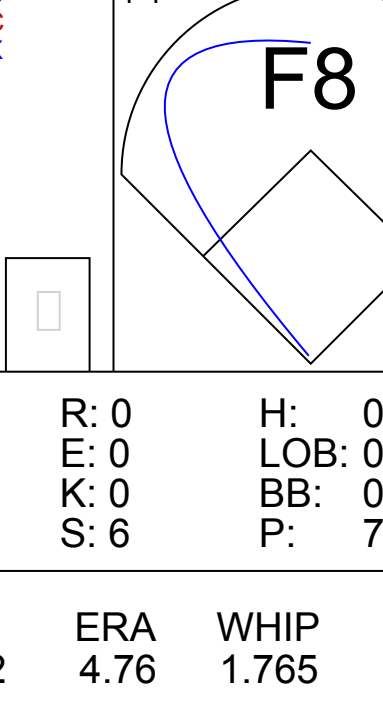
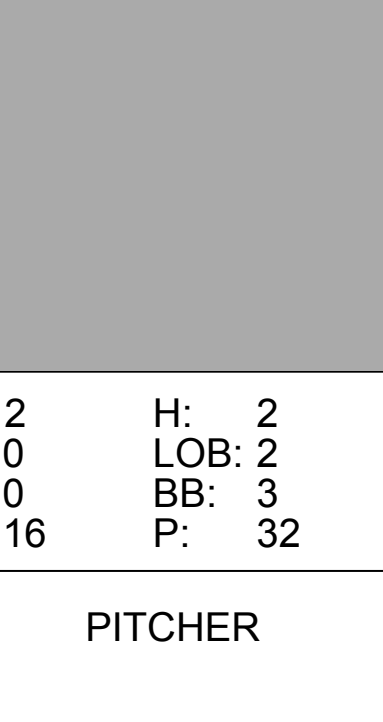
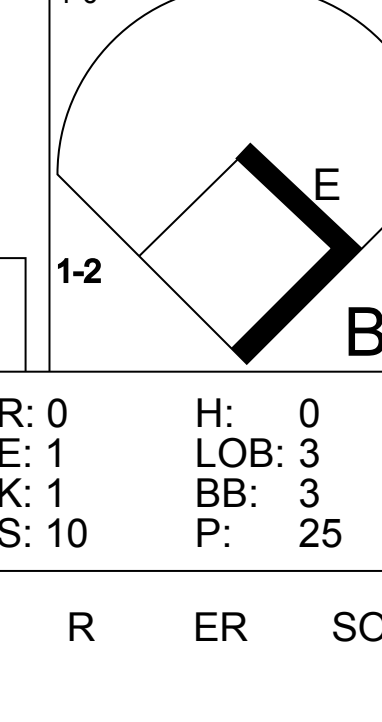
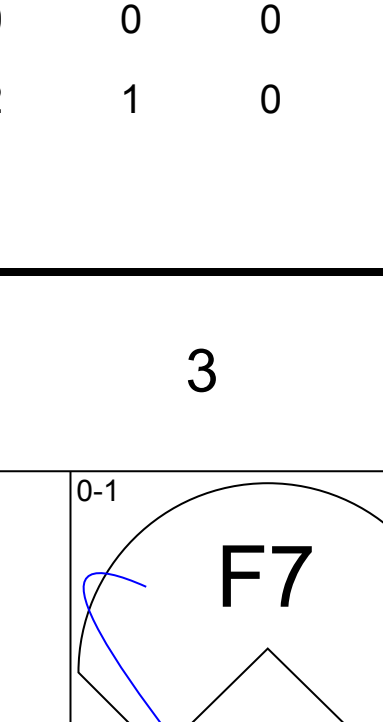
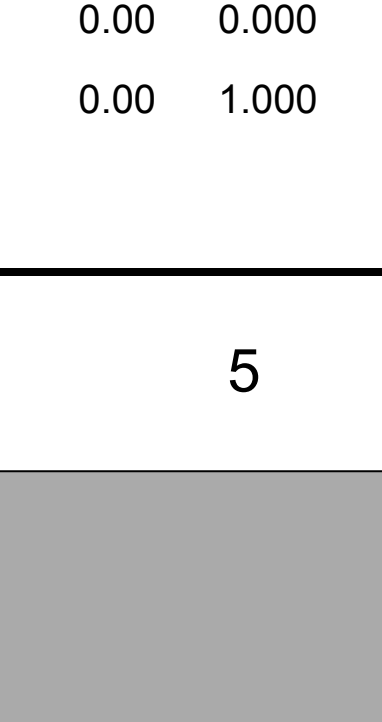
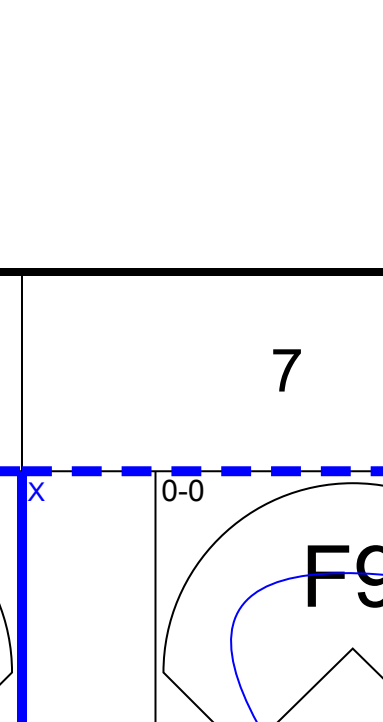
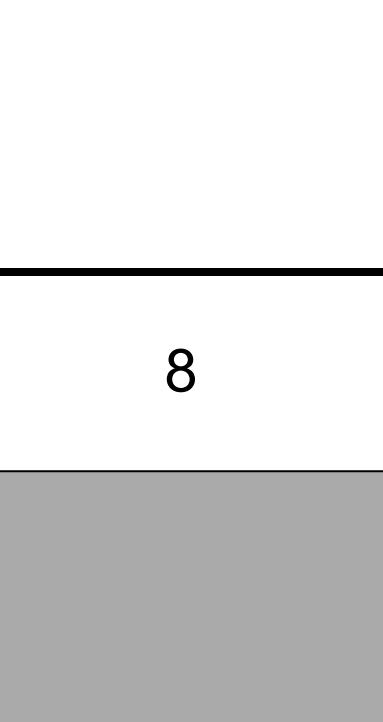


Batter	1	2	3	4	5	6	7	8	9	10	AB	R	H	RBI	BB	SO	LOB	BOTTOM			
Al Martin, L (1, 7) OBP: 0.386, SLG: 0.484	K			HR		F8		FC4-6 1-2f		E9 2-3	5	1	1	1	0	1	2				
Jay Bell, R (1, 6) OBP: 0.286, SLG: 0.357	L7			K		L9		F7		K	5	0	0	0	0	2	3				
Andy Van Slyke, L (1, 8) OBP: 0.367, SLG: 0.366	G6-3			G3		K				K	4	0	0	0	1	2	0				
Jeff King, R (1, 5) OBP: 0.331, SLG: 0.367			F9		G3			F9		F8	5	1	1	0	0	0	3				
Orlando Merced, S (1, 9) OBP: 0.355, SLG: 0.319			F7		K			G3		E7 SF8 1B	4	0	1	0	0	1	0				
Brian Hunter, R (1, 3) OBP: 0.284, SLG: 0.433			F3		1B BB			G1-3		SF8 2-3 3H	2	0	0	1	1	0	0				
Lance Parrish, R (1, 2) OBP: 0.389, SLG: 0.400			L7		F8			K		F8	4	0	0	0	0	1	2				
Carlos Garcia, R (1, 4) OBP: 0.362, SLG: 0.394			L9		1B			WP 1B BB		E SH3-4 1B	3	1	2	0	1	0	0				
Paul Wagner, R Dave Clark, L Rick White, R Gary Varsho, L			G5-3		1B			FC4-6 1B		SH3-4 1-2	2	0	1	0	0	0	0				
Inning Stats	R: 0 E: 0 K: 1 S: 5	H: 0 LOB: 0 BB: 0 P: 5	R: 0 E: 0 K: 0 S: 3	H: 0 LOB: 0 BB: 0 P: 3	R: 0 E: 0 K: 0 S: 3	H: 0 LOB: 0 BB: 0 P: 3	R: 1 E: 0 K: 1 S: 6	H: 1 LOB: 0 BB: 0 P: 6	R: 0 E: 0 K: 1 S: 6	H: 2 LOB: 2 BB: 0 P: 10	R: 0 E: 0 K: 0 S: 5	H: 0 LOB: 0 BB: 0 P: 5	R: 0 E: 0 K: 1 S: 6	H: 1 LOB: 1 BB: 1 P: 10	R: 1 E: 1 K: 1 S: 7	H: 2 LOB: 1 BB: 0 P: 7	R: 0 E: 1 K: 1 S: 7	H: 1 LOB: 3 BB: 1 P: 11	1B: 6 2B: 0 3B: 0 HR: 1	SF: 1 SAC: 1 DP: 0 HBP: 0	WP: 1 PA: 40
PITCHER	IP WLS BF H R ER SO BB IBB HBP BLK WP HR S P ERA WHIP	IP WLS BF H R ER SO BB IBB HBP BLK WP HR S P ERA WHIP	IP WLS BF H R ER SO BB IBB HBP BLK WP HR S P ERA WHIP	IP WLS BF H R ER SO BB IBB HBP BLK WP HR S P ERA WHIP	IP WLS BF H R ER SO BB IBB HBP BLK WP HR S P ERA WHIP	IP WLS BF H R ER SO BB IBB HBP BLK WP HR S P ERA WHIP	IP WLS BF H R ER SO BB IBB HBP BLK WP HR S P ERA WHIP	IP WLS BF H R ER SO BB IBB HBP BLK WP HR S P ERA WHIP	IP WLS BF H R ER SO BB IBB HBP BLK WP HR S P ERA WHIP	IP WLS BF H R ER SO BB IBB HBP BLK WP HR S P ERA WHIP	IP WLS BF H R ER SO BB IBB HBP BLK WP HR S P ERA WHIP	IP WLS BF H R ER SO BB IBB HBP BLK WP HR S P ERA WHIP	IP WLS BF H R ER SO BB IBB HBP BLK WP HR S P ERA WHIP	IP WLS BF H R ER SO BB IBB HBP BLK WP HR S P ERA WHIP	IP WLS BF H R ER SO BB IBB HBP BLK WP HR S P ERA WHIP	IP WLS BF H R ER SO BB IBB HBP BLK WP HR S P ERA WHIP	IP WLS BF H R ER SO BB IBB HBP BLK WP HR S P ERA WHIP	IP WLS BF H R ER SO BB IBB HBP BLK WP HR S P ERA WHIP	IP WLS BF H R ER SO BB IBB HBP BLK WP HR S P ERA WHIP		
Vicente Palacios, R ERA: 4.29	7.1	26	3	2	2	5	2	0	0	0	0	0	1	0	3	3	4.26	0.682			
Rich Rodriguez, L ERA: 4.26	0.2	3	1	0	0	0	0	0	0	0	1	0	3	3	0.00	1.500					
Mike Perez, R ERA: 5.06	1.0	5	2	1	0	1	0	0	0	0	0	0	7	7	0.00	2.000					
John Habyan, R ERA: 1.77	0.0	1	1	0	0	0	0	0	0	0	0	0	1	1	-	-					
Rob Murphy, L ERA: 4.2	0.1	2	0	0	0	0	0	0	0	0	0	0	2	2	0.00	0.000					

St. Louis Cardinals @ Pittsburgh Pirates
Three Rivers Stadium, Pittsburgh, PA
Wed May 18 1994, 7:05 PM EDT
Att: 10,043 - Unknown - 50 F

AB 35
R 3
H 7
RBI 3
BB 3
SO 7
LOB 10

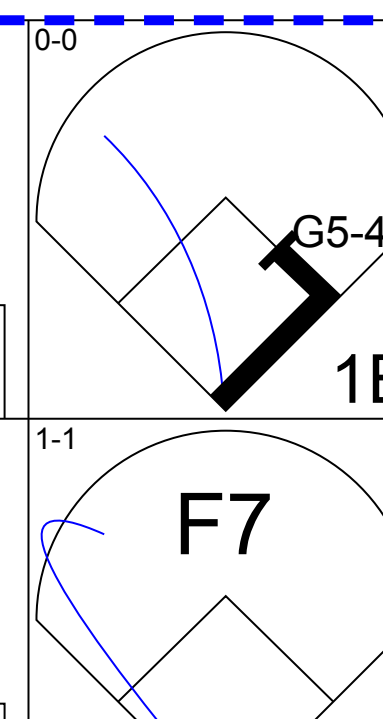
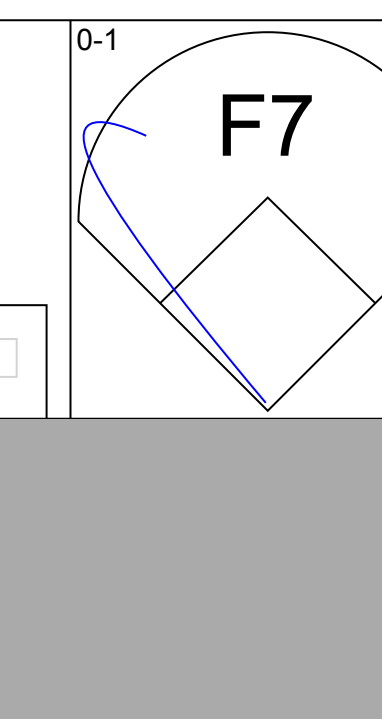
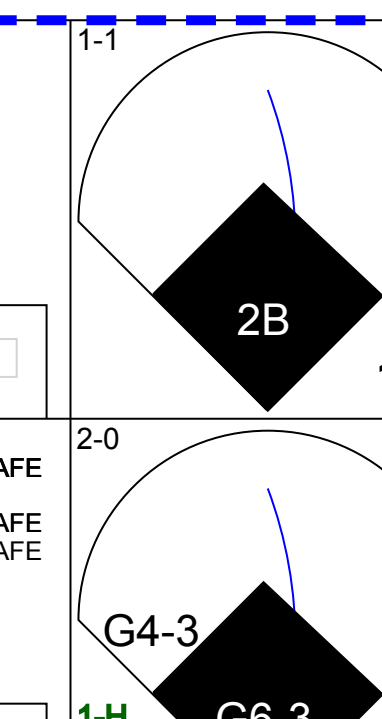
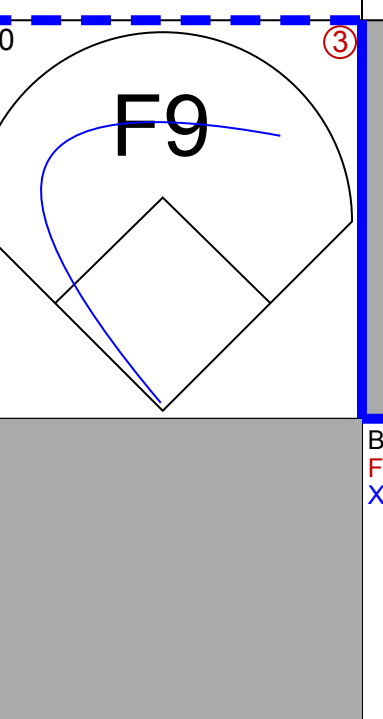
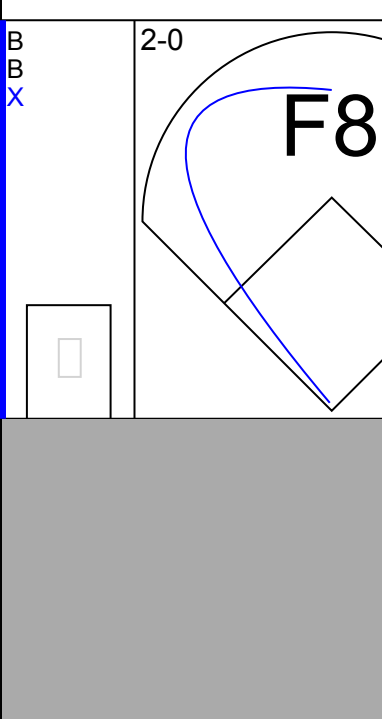
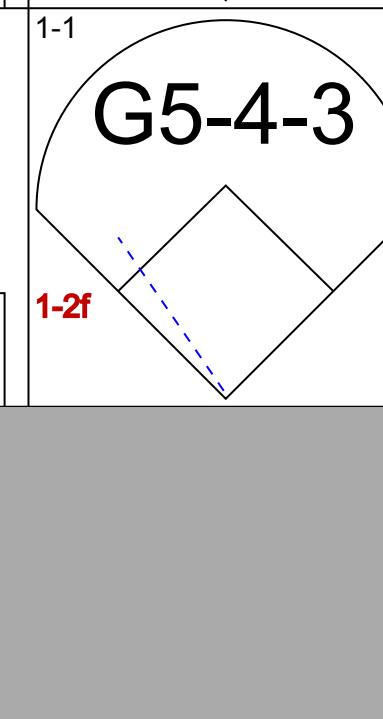
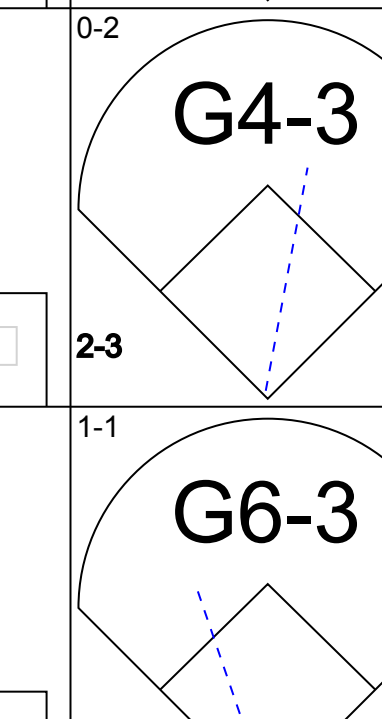
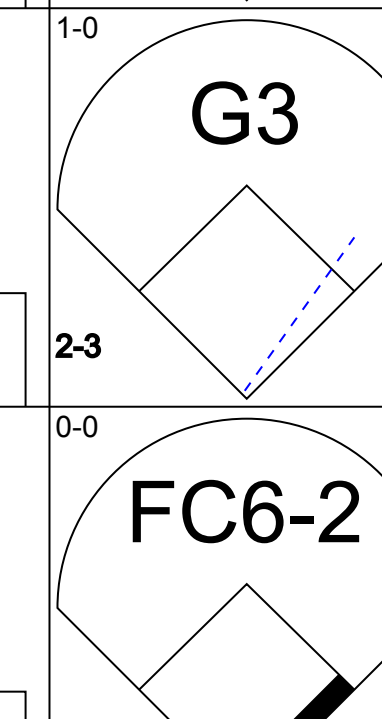


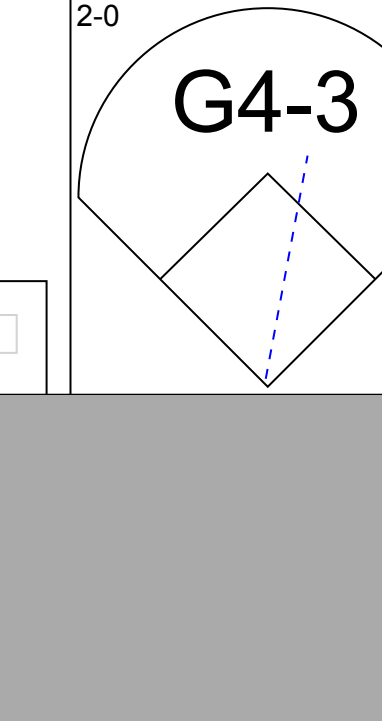
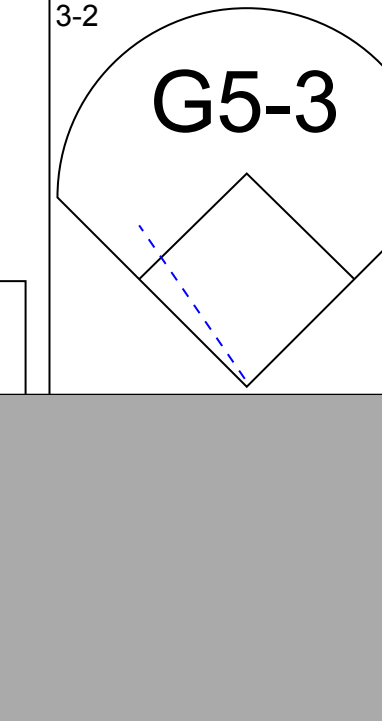








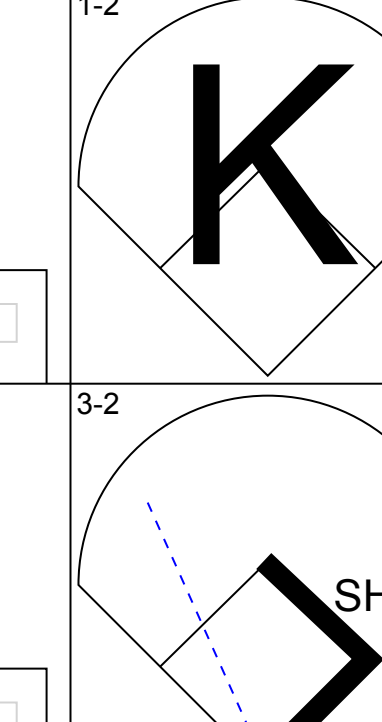
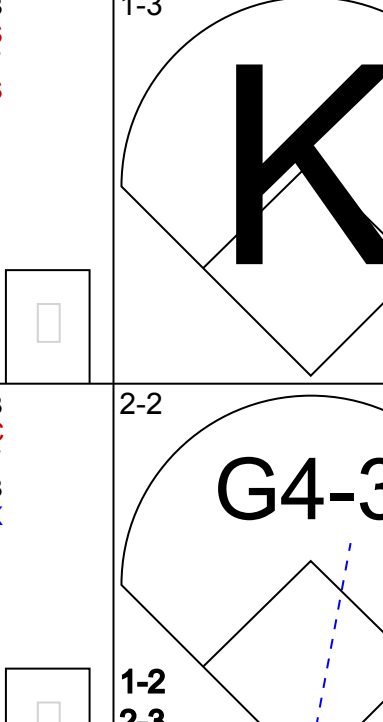


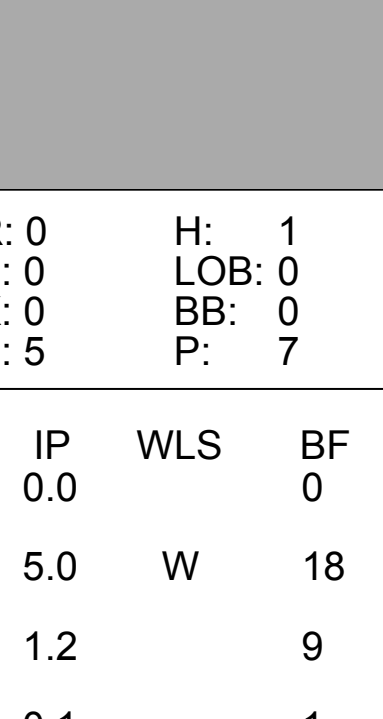
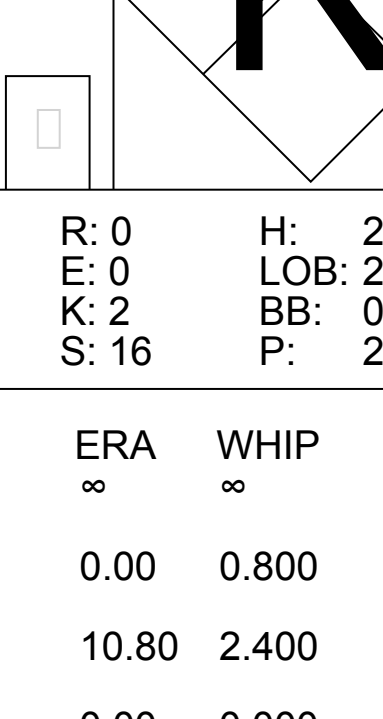
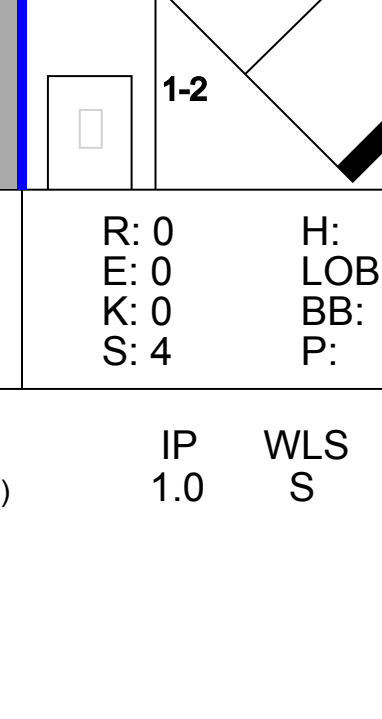
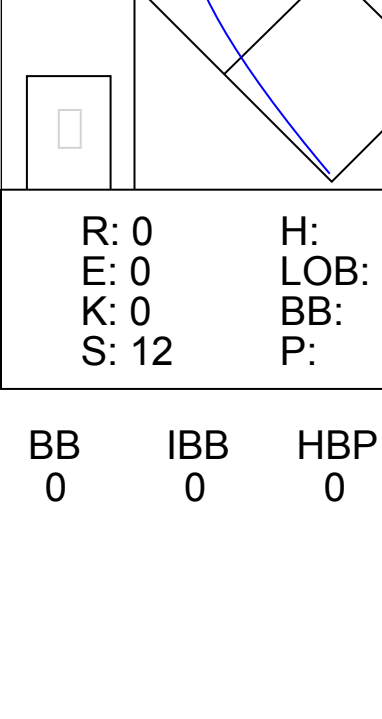
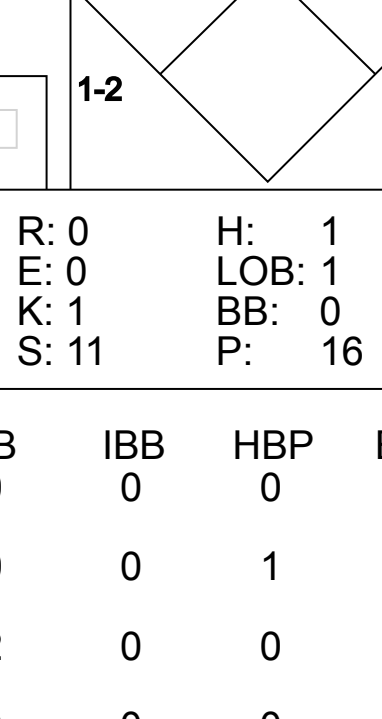
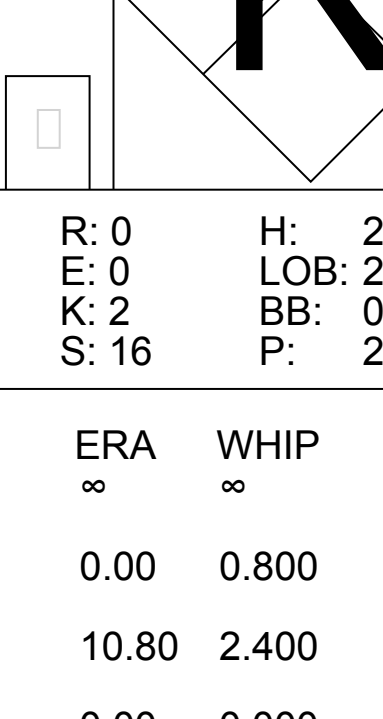
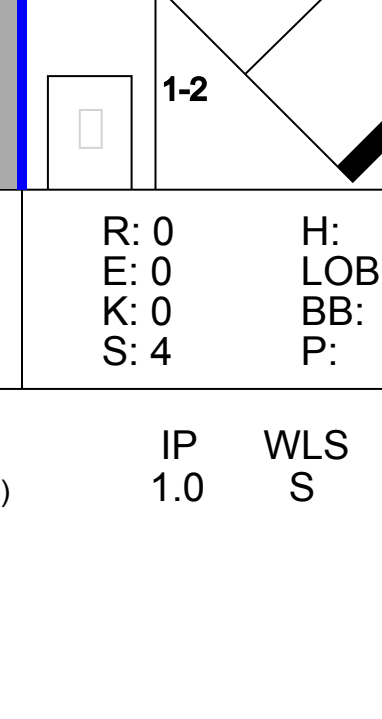
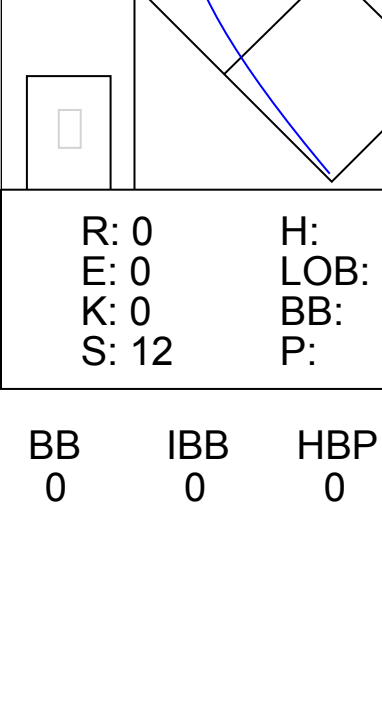






Batter	1	2	3	4	5	6	7	8	9	AB	R	H	RBI	BB	SO	LOB	TOP				
Ray Lankford, L OBP: 0.422, SLG: 0.577										4	0	0	0	1	1	1					
Ozzie Smith, S OBP: 0.290, SLG: 0.281										5	0	0	0	0	0	4					
Gregg Jefferies, S OBP: 0.430, SLG: 0.514										2	1	0	0	3	0	0					
Todd Zeile, R OBP: 0.317, SLG: 0.450										3	2	1	0	2	0	0					
Mark Whiten, S OBP: 0.344, SLG: 0.442 Mike Perez, R										5	0	2	1	0	1	3					
Brian Jordan, R OBP: 0.291, SLG: 0.368										3	0	2	1	1	0	0					
Tom Pagnozzi, R OBP: 0.375, SLG: 0.533										4	0	1	1	0	2	3					
Luis Alicea, S OBP: 0.296, SLG: 0.244										3	0	0	0	1	0	2					
Rheal Cormier, L OBP: 0.400, SLG: 0.290 Bryan Eversgerd, R John Habyan, R Rob Murphy, L Geronimo Pena, S Rene Arocha, R Bernard Gilkey, R										0	0	0	0	0	0	0					
Inning Stats	R: 0 E: 0 K: 1 S: 8	H: 0 LOB: 0 BB: 0 P: 12	R: 0 E: 0 K: 2 S: 12	H: 1 LOB: 1 BB: 0 P: 17	R: 0 E: 0 K: 0 S: 9	H: 0 LOB: 0 BB: 0 P: 15	R: 1 E: 0 K: 0 S: 12	H: 3 LOB: 2 BB: 1 P: 20	R: 0 E: 0 K: 0 S: 6	H: 0 LOB: 0 BB: 0 P: 7	R: 2 E: 0 K: 0 S: 16	H: 2 LOB: 3 BB: 3 P: 32	R: 0 E: 1 K: 1 S: 10	H: 0 LOB: 3 BB: 0 P: 25	R: 0 E: 0 K: 0 S: 5	H: 0 LOB: 0 BB: 0 P: 9	1B: 4 2B: 2 3B: 0 HR: 0	SF: 0 SAC: 0 DP: 0 HBP: 0	WP: 0 PB: 0 SB: 1 CS: 1	PA: 41	
PITCHER	IP WLS BF H R ER SO BB IBB HBP BLK WP HR S P ERA WHIP	IP WLS BF H R ER SO BB IBB HBP BLK WP HR S P ERA WHIP	IP WLS BF H R ER SO BB IBB HBP BLK WP HR S P ERA WHIP	IP WLS BF H R ER SO BB IBB HBP BLK WP HR S P ERA WHIP	IP WLS BF H R ER SO BB IBB HBP BLK WP HR S P ERA WHIP	IP WLS BF H R ER SO BB IBB HBP BLK WP HR S P ERA WHIP	IP WLS BF H R ER SO BB IBB HBP BLK WP HR S P ERA WHIP	IP WLS BF H R ER SO BB IBB HBP BLK WP HR S P ERA WHIP	IP WLS BF H R ER SO BB IBB HBP BLK WP HR S P ERA WHIP	IP WLS BF H R ER SO BB IBB HBP BLK WP HR S P ERA WHIP	IP WLS BF H R ER SO BB IBB HBP BLK WP HR S P ERA WHIP	IP WLS BF H R ER SO BB IBB HBP BLK WP HR S P ERA WHIP	IP WLS BF H R ER SO BB IBB HBP BLK WP HR S P ERA WHIP	IP WLS BF H R ER SO BB IBB HBP BLK WP HR S P ERA WHIP	IP WLS BF H R ER SO BB IBB HBP BLK WP HR S P ERA WHIP	IP WLS BF H R ER SO BB IBB HBP BLK WP HR S P ERA WHIP	IP WLS BF H R ER SO BB IBB HBP BLK WP HR S P ERA WHIP	IP WLS BF H R ER SO BB IBB HBP BLK WP HR S P ERA WHIP	IP WLS BF H R ER SO BB IBB HBP BLK WP HR S P ERA WHIP	IP WLS BF H R ER SO BB IBB HBP BLK WP HR S P ERA WHIP	IP WLS BF H R ER SO BB IBB HBP BLK WP HR S P ERA WHIP
Mark Gardner, R ERA: 5.56	(1, 1) 5.2 L 25 6 3 3 3 4 0 0 0 0 0 0 0 62 102 4.76 1.765																				
Luis Aquino, R ERA: 8.0	(6, 1) 1.0 6 0 0 0 0 2 1 0 0 0 0 0 12 28 0.00 2.000																				
Jeff Mutis, L ERA: 4.5	(7, 1) 0.1 1 0 0 0 0 0 0 0 0 0 0 0 1 1 0.00 0.000																				
Richie Lewis, R ERA: 1.2	(8, 1) 2.0 9 0 0 0 0 1 2 1 0 0 0 0 0 15 34 0.00 1.000																				

St. Louis Cardinals @ Florida Marlins
Joe Robbie Stadium, Miami, FL
Fri May 20 1994, 7:05 PM EDT
Att: 31,512 - Unknown

AB 31
R 3
H 6
RBI 3
BB 10
SO 4
LOB 13



Batter	1	2	3	4	5	6	7	8	9	AB	R	H	RBI	BB	SO	LOB	BOTTOM					
Chuck Carr, S OBP: 0.238, SLG: 0.413 Mattias Carrillo, L OBP: 0.293, SLG: 0.306										3	0	2	0	0	0	1						
Rick Renneria, R OBP: 0.257, SLG: 0.303 Richie Lewis, R Greg O'Halloran, L OBP: 0.250, SLG: 0.250										1	0	0	0	0	2							
Kurt Abbott, R OBP: 0.328, SLG: 0.381										4	1	2	1	0	1	1						
Benito Santiago, R OBP: 0.303, SLG: 0.360										4	0	0	0	0	0	4						
Jeff Conine, R OBP: 0.371, SLG: 0.553										4	0	0	1	0	0	2						
Orestes Destrade, S OBP: 0.308, SLG: 0.355										3	0	1	0	0	0	2						
Dave Magadan, L OBP: 0.392, SLG: 0.324										3	0	2	0	1	0	1						
Carl Everett, S OBP: 0.250, SLG: 0.259										4	0	0	0	0	2	4						
Bret Barberie, S OBP: 0.313, SLG: 0.388										4	0	2	0	0	0	3						
Mark Gardner, R Luis Aquino, R Jeff Mutis, L Jerry Browne, S OBP: 0.388, SLG: 0.366										1	0	0	0	0	1	2						
Inning Stats	R: 0 E: 0 K: 0 S: 5	H: 1 LOB: 0 BB: 0 P: 7	R: 0 E: 0 K: 0 S: 6	H: 0 LOB: 0 BB: 0 P: 11	R: 0 E: 0 K: 1 S: 11	H: 1 LOB: 0 BB: 0 P: 16	R: 0 E: 0 K: 1 S: 9	H: 0 LOB: 0 BB: 0 P: 12	R: 0 E: 0 K: 2 S: 16	H: 2 LOB: 2 BB: 0 P: 24	R: 2 E: 0 K: 0 S: 9	H: 2 LOB: 1 BB: 0 P: 15	R: 0 E: 0 K: 0 S: 4	H: 0 LOB: 2 BB: 2 P: 13	R: 0 E: 0 K: 0 S: 8	H: 1 LOB: 1 BB: 0 P: 13	R: 0 E: 0 K: 0 S: 12	H: 2 LOB: 2 BB: 0 P: 21	1B: 7 2B: 2 3B: 0 HR: 0	SF: 0 SAC: 1 DP: 2 HBP: 1	WP: 0 PB: 0 SB: 0 CS: 0	PA: 37
PITCHER	IP WLS BF H R ER SO BB IBB HBP BLK WP HR S P ERA WHIP	IP WLS BF H R ER SO BB IBB HBP BLK WP HR S P ERA WHIP	IP WLS BF H R ER SO BB IBB HBP BLK WP HR S P ERA WHIP	IP WLS BF H R ER SO BB IBB HBP BLK WP HR S P ERA WHIP	IP WLS BF H R ER SO BB IBB HBP BLK WP HR S P ERA WHIP	IP WLS BF H R ER SO BB IBB HBP BLK WP HR S P ERA WHIP	IP WLS BF H R ER SO BB IBB HBP BLK WP HR S P ERA WHIP	IP WLS BF H R ER SO BB IBB HBP BLK WP HR S P ERA WHIP	IP WLS BF H R ER SO BB IBB HBP BLK WP HR S P ERA WHIP	IP WLS BF H R ER SO BB IBB HBP BLK WP HR S P ERA WHIP	IP WLS BF H R ER SO BB IBB HBP BLK WP HR S P ERA WHIP	IP WLS BF H R ER SO BB IBB HBP BLK WP HR S P ERA WHIP	IP WLS BF H R ER SO BB IBB HBP BLK WP HR S P ERA WHIP	IP WLS BF H R ER SO BB IBB HBP BLK WP HR S P ERA WHIP	IP WLS BF H R ER SO BB IBB HBP BLK WP HR S P ERA WHIP	IP WLS BF H R ER SO BB IBB HBP BLK WP HR S P ERA WHIP	IP WLS BF H R ER SO BB IBB HBP BLK WP HR S P ERA WHIP	IP WLS BF H R ER SO BB IBB HBP BLK WP HR S P ERA WHIP	IP WLS BF H R ER SO BB IBB HBP BLK WP HR S P ERA WHIP	IP WLS BF H R ER SO BB IBB HBP BLK WP HR S P ERA WHIP	IP WLS BF H R ER SO BB IBB HBP BLK WP HR S P ERA WHIP	
Rheal Cormier, L ERA: 5.74	(1, 1) 0.0 W 18 4 0 0 0 4 0 0 1 0 0 0 0 47 70 0.00 0.800																					
Bryan Eversgerd, L ERA: 2.12	(6, 1) 1.2 9 2 2 2 0 2 0 0 0 0 0 0 12 27 10.80 2.400																					
Rob Murphy, L ERA: 4.1	(7, 1) 0.1 1 0 0 0 0 0 0 0 0 0 0 0 1 1 0.00 0.000																					
Rene Arocha, R ERA: 6.42	(8, 1) 1.0 4 1 0 0 0 0 0 0 0 0 0 0 8 13 0.00 1.000																					

St. Louis Cardinals @ Florida Marlins
Joe Robbie Stadium, Miami, FL
Fri May 20 1994, 7:05 PM EDT
Att: 31,512 - Unknown

AB 33
R 2
H 9
RBI 2
BB 2
SO 4
LOB 26



Batter	1	2	3	4	5	6	7	8	9	AB	R	H	RBI	BB	SO	LOB	TOP								
Ray Lankford, L OBP: 0.428, SLG: 0.579	1-1 SF8 3B	1-3 K		0-3 K		4-1 3B BB	3-3 K		0-2 2B 1B	5	3	2	1	1	3	2									
Luis Alcaez, S OBP: 0.327, SLG: 0.318	1-1 SF8 1B	2-2 G1-3 2B		2-1 E 1B		1-0 1B 3B		2-3 K	1-2 2B 1B	6	2	5	2	0	1	0									
Gregg Jefferies, S OBP: 0.433, SLG: 0.517	1-1 G1-3	4-0 FC5-4 IBB		0-0 E3 FC6-4		1-1 WP HR 1B		1-2 K	3-2 2B	5	1	2	3	1	1	3									
Todd Zeile, R OBP: 0.311, SLG: 0.452	2-1 SF8 2-3 3-H	1-2 FC5-4 1-2		1-2 FC6-4 1-2		3-H 3-3 1-2 K		4-0 BB		3	0	0	1	1	1	6									
Bernard Gilkey, R OBP: 0.364, SLG: 0.383	4-0 BB			0-0 P6		1-1 F9		2-1 F8		0	0	0	0	1	0	0									
Geronimo Pena, S OBP: 0.311, SLG: 0.471										4	1	1	2	0	0	1									
Brian Jordan, R OBP: 0.302, SLG: 0.349	2-0 L9			4-0 BB		1-1 G6-3		4-0 BB		2	0	0	0	3	0	2									
Terry McGriff, R OBP: 0.386, SLG: 0.311		1-0 G6-3		0-0 F9		4-0 BB		1-2 G6-3		4	0	0	0	1	0	3									
José Oquendo, S OBP: 0.400, SLG: 0.250		4-0 1B 2B BB		0-2 L6		0-3 K		1-2 F7		3	2	0	0	2	1	2									
Allen Watson, L OBP: 0.250, SLG: 0.375	1-1 2B			0-1 L8		1-3 K		2-2 L7		1	0	1	0	0	0	0									
Rich Rodriguez, L OBP: 0.160, SLG: 0.360	1-1 2B									1	0	0	0	0	0	0									
Stan Royer, R OBP: 0.160, SLG: 0.360										0	0	0	0	0	0	0									
John Habyan, R OBP: 0.160, SLG: 0.360										0	0	0	0	0	0	0									
Gerald Perry, L OBP: 0.207, SLG: 0.391										0	0	0	0	0	0	0									
Rob Murphy, L OBP: 0.335, SLG: 0.460										1	1	1	1	0	0	0									
Mark Whiten, S OBP: 0.335, SLG: 0.460										0	0	0	0	0	0	0									
Mike Perez, R OBP: 0.335, SLG: 0.460										0	0	0	0	0	0	0									
Inning Stats	R: 1 E: 0 K: 0 S: 9	H: 2 LOB: 2 BB: 1 P: 20	R: 1 E: 0 K: 1 S: 14	H: 2 LOB: 3 BB: 2 P: 27	R: 0 E: 0 K: 0 S: 5	H: 0 LOB: 1 BB: 1 P: 9	R: 0 E: 1 K: 1 S: 11	H: 1 LOB: 2 BB: 0 P: 14	R: 0 E: 0 K: 1 S: 7	H: 0 LOB: 1 BB: 1 P: 13	R: 4 E: 0 K: 2 S: 17	H: 3 LOB: 1 BB: 2 P: 35	R: 0 E: 0 K: 1 S: 10	H: 0 LOB: 0 BB: 0 P: 16	R: 0 E: 0 K: 2 S: 8	H: 0 LOB: 1 BB: 1 P: 17	R: 4 E: 0 K: 0 S: 15	H: 4 LOB: 1 BB: 2 P: 30	1B: 6 2B: 4 3B: 2 HR: 1	SF: 1 SAC: 0 DP: 1 HBP: 0	WP: 2 PB: 0 SB: 0 CS: 0	PA: 48			
PITCHER	IP WLS BF H R ER SO BB IBB HBP BLK WP HR S P ERA WHIP	IP WLS BF H R ER SO BB IBB HBP BLK WP HR S P ERA WHIP	IP WLS BF H R ER SO BB IBB HBP BLK WP HR S P ERA WHIP	IP WLS BF H R ER SO BB IBB HBP BLK WP HR S P ERA WHIP	IP WLS BF H R ER SO BB IBB HBP BLK WP HR S P ERA WHIP	IP WLS BF H R ER SO BB IBB HBP BLK WP HR S P ERA WHIP	IP WLS BF H R ER SO BB IBB HBP BLK WP HR S P ERA WHIP	IP WLS BF H R ER SO BB IBB HBP BLK WP HR S P ERA WHIP	IP WLS BF H R ER SO BB IBB HBP BLK WP HR S P ERA WHIP	IP WLS BF H R ER SO BB IBB HBP BLK WP HR S P ERA WHIP	IP WLS BF H R ER SO BB IBB HBP BLK WP HR S P ERA WHIP	IP WLS BF H R ER SO BB IBB HBP BLK WP HR S P ERA WHIP	IP WLS BF H R ER SO BB IBB HBP BLK WP HR S P ERA WHIP	IP WLS BF H R ER SO BB IBB HBP BLK WP HR S P ERA WHIP	IP WLS BF H R ER SO BB IBB HBP BLK WP HR S P ERA WHIP	IP WLS BF H R ER SO BB IBB HBP BLK WP HR S P ERA WHIP	IP WLS BF H R ER SO BB IBB HBP BLK WP HR S P ERA WHIP	IP WLS BF H R ER SO BB IBB HBP BLK WP HR S P ERA WHIP	IP WLS BF H R ER SO BB IBB HBP BLK WP HR S P ERA WHIP	IP WLS BF H R ER SO BB IBB HBP BLK WP HR S P ERA WHIP	IP WLS BF H R ER SO BB IBB HBP BLK WP HR S P ERA WHIP	IP WLS BF H R ER SO BB IBB HBP BLK WP HR S P ERA WHIP	IP WLS BF H R ER SO BB IBB HBP BLK WP HR S P ERA WHIP	IP WLS BF H R ER SO BB IBB HBP BLK WP HR S P ERA WHIP	
David Weathers, R ERA: 3.07	(1, 1) 5.1 30 7 5 5 4 5 1 0 0 0 0 0 53 97 8.44 2.250	(1, 1) 5.1 30 7 5 5 4 5 1 0 0 0 0 0 53 97 8.44 2.250	(1, 1) 5.1 30 7 5 5 4 5 1 0 0 0 0 0 53 97 8.44 2.250	(1, 1) 5.1 30 7 5 5 4 5 1 0 0 0 0 0 53 97 8.44 2.250	(1, 1) 5.1 30 7 5 5 4 5 1 0 0 0 0 0 53 97 8.44 2.250	(1, 1) 5.1 30 7 5 5 4 5 1 0 0 0 0 0 53 97 8.44 2.250	(1, 1) 5.1 30 7 5 5 4 5 1 0 0 0 0 0 53 97 8.44 2.250	(1, 1) 5.1 30 7 5 5 4 5 1 0 0 0 0 0 53 97 8.44 2.250	(1, 1) 5.1 30 7 5 5 4 5 1 0 0 0 0 0 53 97 8.44 2.250	(1, 1) 5.1 30 7 5 5 4 5 1 0 0 0 0 0 53 97 8.44 2.250	(1, 1) 5.1 30 7 5 5 4 5 1 0 0 0 0 0 53 97 8.44 2.250	(1, 1) 5.1 30 7 5 5 4 5 1 0 0 0 0 0 53 97 8.44 2.250	(1, 1) 5.1 30 7 5 5 4 5 1 0 0 0 0 0 53 97 8.44 2.250	(1, 1) 5.1 30 7 5 5 4 5 1 0 0 0 0 0 53 97 8.44 2.250	(1, 1) 5.1 30 7 5 5 4 5 1 0 0 0 0 0 53 97 8.44 2.250	(1, 1) 5.1 30 7 5 5 4 5 1 0 0 0 0 0 53 97 8.44 2.250	(1, 1) 5.1 30 7 5 5 4 5 1 0 0 0 0 0 53 97 8.44 2.250	(1, 1) 5.1 30 7 5 5 4 5 1 0 0 0 0 0 53 97 8.44 2.250	(1, 1) 5.1 30 7 5 5 4 5 1 0 0 0 0 0 53 97 8.44 2.250	(1, 1) 5.1 30 7 5 5 4 5 1 0 0 0 0 0 53 97 8.44 2.250	(1, 1) 5.1 30 7 5 5 4 5 1 0 0 0 0 0 53 97 8.44 2.250	(1, 1) 5.1 30 7 5 5 4 5 1 0 0 0 0 0 53 97 8.44 2.250	(1, 1) 5.1 30 7 5 5 4 5 1 0 0 0 0 0 53 97 8.44 2.250	(1, 1) 5.1 30 7 5 5 4 5 1 0 0 0 0 0 53 97 8.44 2.250	
Richie Lewis, R ERA: 1.56	(6, 1) 2.1 10 1 1 1 4 2 0 0 0 1 1 26 50 3.86 1.286	(6, 1) 2.1 10 1 1 1 4 2 0 0 0 1 1 26 50 3.86 1.286	(6, 1) 2.1 10 1 1 1 4 2 0 0 0 1 1 26 50 3.86 1.286	(6, 1) 2.1 10 1 1 1 4 2 0 0 0 1 1 26 50 3.86 1.286	(6, 1) 2.1 10 1 1 1 4 2 0 0 0 1 1 26 50 3.86 1.286	(6, 1) 2.1 10 1 1 1 4 2 0 0 0 1 1 26 50 3.86 1.286	(6, 1) 2.1 10 1 1 1 4 2 0 0 0 1 1 26 50 3.86 1.286	(6, 1) 2.1 10 1 1 1 4 2 0 0 0 1 1 26 50 3.86 1.286	(6, 1) 2.1 10 1 1 1 4 2 0 0 0 1 1 26 50 3.86 1.286	(6, 1) 2.1 10 1 1 1 4 2 0 0 0 1 1 26 50 3.86 1.286	(6, 1) 2.1 10 1 1 1 4 2 0 0 0 1 1 26 50 3.86 1.286	(6, 1) 2.1 10 1 1 1 4 2 0 0 0 1 1 26 50 3.86 1.286	(6, 1) 2.1 10 1 1 1 4 2 0 0 0 1 1 26 50 3.86 1.286	(6, 1) 2.1 10 1 1 1 4 2 0 0 0 1 1 26 50 3.86 1.286	(6, 1) 2.1 10 1 1 1 4 2 0 0 0 1 1 26 50 3.86 1.286	(6, 1) 2.1 10 1 1 1 4 2 0 0 0 1 1 26 50 3.86 1.286	(6, 1) 2.1 10 1 1 1 4 2 0 0 0 1 1 26 50 3.86 1.286	(6, 1) 2.1 10 1 1 1 4 2 0 0 0 1 1 26 50 3.86 1.286	(6, 1) 2.1 10 1 1 1 4 2 0 0 0 1 1 26 50 3.86 1.286	(6, 1) 2.1 10 1 1 1 4 2 0 0 0 1 1 26 50 3.86 1.286	(6, 1) 2.1 10 1 1 1 4 2 0 0 0 1 1 26 50 3.86 1.286	(6, 1) 2.1 10 1 1 1 4 2 0 0 0 1 1 26 50 3.86 1.286	(6, 1) 2.1 10 1 1 1 4 2 0 0 0 1 1 26 50 3.86 1.286	(6, 1) 2.1 10 1 1 1 4 2 0 0 0 1 1 26 50 3.86 1.286	
Jeremy Hernandez, R ERA: 3.1	(8, 1) 1.1 L 8 4 4 4 0 2 0 0 0 1 0 17 34 27.00 4.500	(8, 1) 1.1 L 8 4 4 4 0 2 0 0 0 1 0 17 34 27.00 4.500	(8, 1) 1.1 L 8 4 4 4 0 2 0 0 0 1 0 17 34 27.00 4.500	(8, 1) 1.1 L 8 4 4 4 0 2 0 0 0 1 0 17 34 27.00 4.500	(8, 1) 1.1 L 8 4 4 4 0 2 0 0 0 1 0 17 34 27.00 4.500	(8, 1) 1.1 L 8 4 4 4 0 2 0 0 0 1 0 17 34 27.00 4.500	(8, 1) 1.1 L 8 4 4 4 0 2 0 0 0 1 0 17 34 27.00 4.500	(8, 1) 1.1 L 8 4 4 4 0 2 0 0 0 1 0 17 34 27.00 4.500	(8, 1) 1.1 L 8 4 4 4 0 2 0 0 0 1 0 17 34 27.00 4.500	(8, 1) 1.1 L 8 4 4 4 0 2 0 0 0 1 0 17 34 27.00 4.500	(8, 1) 1.1 L 8 4 4 4 0 2 0 0 0 1 0 17 34 27.00 4.500	(8, 1) 1.1 L 8 4 4 4 0 2 0 0 0 1 0 17 34 27.00 4.500	(8, 1) 1.1 L 8 4 4 4 0 2 0 0 0 1 0 17 34 27.00 4.500	(8, 1) 1.1 L 8 4 4 4 0 2 0 0 0 1 0 17 34 27.00 4.500	(8, 1) 1.1 L 8 4 4 4 0 2 0 0 0 1 0 17 34 27.00 4.500	(8, 1) 1.1 L 8 4 4 4 0 2 0 0 0 1 0 17 34 27.00 4.500	(8, 1) 1.1 L 8 4 4 4 0 2 0 0 0 1 0 17 34 27.00 4.500	(8, 1) 1.1 L 8 4 4 4 0 2 0 0 0 1 0 17 34 27.00 4.500	(8, 1) 1.1 L 8 4 4 4 0 2 0 0 0 1 0 17 34 27.00 4.500	(8, 1) 1.1 L 8 4 4 4 0 2 0 0 0 1 0 17 34 27.00 4.500	(8, 1) 1.1 L 8 4 4 4 0 2 0 0 0 1 0 17 34 27.00 4.500	(8, 1) 1.1 L 8 4 4 4 0 2 0 0 0 1 0 17 34 27.00 4.500	(8, 1) 1.1 L 8 4 4 4 0 2 0 0 0 1 0 17 34 27.00 4.500	(8, 1) 1.1 L 8 4 4 4 0 2 0 0 0 1 0 17 34 27.00 4.500	(8, 1) 1.1 L 8 4 4 4 0 2 0 0 0 1 0 17 34 27.00 4.500

St. Louis Cardinals @ Florida Marlins
Joe Robbie Stadium, Miami, FL
Sun May 22 1994, 3:33 AM EDT
Att: 35,386 - Sunny - 81 F

AB 37
R 10
H 12
RBI 10
BB 10
SO 8
LOB 19



WP: 2 PA: 48
PB: 0
SB: 0
CS: 0

St. Louis Cardinals @ Florida Marlins
Joe Robbie Stadium, Miami, FL
Sun May 22 1994, 3:33 AM EDT
Att: 35,386 - Sunny - 81 F

AB 38
R 9
H 12
RBI 9
BB 5
SO 8
LOB 19



WP: 1 PA: 45
PB: 0
SB: 1
CS: 1

Batter	1	2	3	4	5	6	7	8	9	AB	R	H	RBI	BB	SO	LOB	TOP					
Lenny Dykstra, L OBP: 0.439, SLG: 0.575	3-2 1B 2B 1B	4-2 FC5-4 BB			1-0 1B E 1B	4-2 2B WP BB		0-1 1B S		3	3	3	1	2	0	0						
Mariano Duncan, R OBP: 0.326, SLG: 0.466	2-2 2B 1B	0-0 FC5-4			2-1 2B E 1B	0-1 2B WP		3-3 1B K		5	2	3	0	0	1	3						
Ricky Jordan, R OBP: 0.327, SLG: 0.511	2-2 1B 1H G6-4-3 2B		1-0 G1-3		1-0 2B E5	2-2 2B F9		3-H 2-3 K		5	2	1	3	0	1	3						
Darren Daulton, L OBP: 0.393, SLG: 0.587	0-0 2B 1B		2-3 K		0-0 2B 1H 2H 3H		2-2 F9		2-1 HR	5	1	3	3	0	1	0						
Pete Incaviglia, R OBP: 0.316, SLG: 0.512	1-1 G6-4-3		0-0 HR		0-3 K		1-1 F9		1-0 L6	4	1	1	1	0	1	2						
Mitt Thompson, L OBP: 0.370, SLG: 0.444	1-2 3H P3		0-0 HR		0-3 K		0-0 G4-3		1-2 K	3	0	0	0	1	0	0						
Wes Chamberlain, R OBP: 0.324, SLG: 0.462	1-0 P3		0-0 G4-3		4-0 BB G5-4-3		0-0 G4-3		1-2 K	3	0	0	0	1	0	0						
Jim Eisenreich, L OBP: 0.342, SLG: 0.362										1	0	0	0	0	1	0						
Kim Batiste, R OBP: 0.211, SLG: 0.246		0-0 G6-3		2-3 K	0-1 G5-4-3			0-0 G6-3	0-3 K	5	0	0	0	0	2	2						
Tom Quinlan, R OBP: 0.308, SLG: 0.462		1-1 L8		0-0 G5-3		1-3 K		1-2 1B 2B		4	1	1	0	0	1	0						
Danny Jackson, R OBP: 0.259, SLG: 0.269		0-0 2B		0-3 K		2-3 K		0-0 1B E 1B		4	1	2	0	0	2	0						
Larry Andersen, R										0	0	0	0	0	0	0						
Inning Stats	R: 3 E: 0 K: 0 S: 15	H: 4 LOB: 0 BB: 0 P: 24	R: 0 E: 0 K: 0 S: 7	H: 1 LOB: 2 BB: 1 P: 12	R: 1 E: 0 K: 1 S: 6	H: 1 LOB: 0 BB: 0 P: 9	R: 0 E: 0 K: 2 S: 7	H: 0 LOB: 0 BB: 0 P: 9	R: 3 E: 1 K: 1 S: 10	H: 3 LOB: 1 BB: 1 P: 18	R: 1 E: 0 K: 2 S: 14	H: 1 LOB: 1 BB: 1 P: 23	R: 0 E: 0 K: 0 S: 6	H: 0 LOB: 0 BB: 0 P: 9	R: 2 E: 1 K: 2 S: 17	H: 3 LOB: 1 BB: 0 P: 23	R: 1 E: 0 K: 2 S: 9	H: 1 LOB: 0 BB: 0 P: 13	1B: 7 2B: 5 3B: 0 HR: 2	SF: 0 SAC: 0 DP: 2 HBP: 0	WP: 2 PB: 0 SB: 2 CS: 0	PA: 43
PITCHER	IP WLS BF H R ER SO BB IBB HBP BLK WP HR S P ERA WHIP											PITCHER	IP WLS BF H R ER SO BB IBB HBP BLK WP HR S P ERA WHIP									
Tom Urbani, L ERA: 4.91	4.0 L 22 9 7 6 3 1 0 0 0 1 1 40 63 13.50 2.500																					
John Habyan, R ERA: 3.0	1.0 3 0 0 0 1 1 0 0 0 0 0 5 9 0.00 1.000																					
Bryan Eversgerd, L ERA: 2.37	2.0 8 1 1 1 2 1 0 0 0 1 0 20 32 4.50 1.000																					
Rene Arocha, R ERA: 6.43	1.0 6 3 2 1 2 0 0 0 0 0 0 17 23 9.00 3.000																					
Rob Murphy, L ERA: 3.93	1.0 4 1 1 1 2 0 0 0 0 0 1 9 13 9.00 1.000																					
Batter	1	2	3	4	5	6	7	8	9	AB	R	H	RBI	BB	SO	LOB	BOTTOM					
Ray Lankford, L OBP: 0.428, SLG: 0.571	0-1 G6-4-3 1B 1B	2-3 K			0-0 B3		4-2 1B BB		2-0 G5-3	4	0	1	0	1	1	3						
Ozzie Smith, S OBP: 0.301, SLG: 0.295	3-2 G6-4-3 1B	0-1 L8			1-0 SF8		1-0 1B			3	0	2	1	0	0	2						
Gregg Jefferies, S OBP: 0.423, SLG: 0.503	2-0 G6-4-3 1-2 2-3		1-1 G6-3		0-1 G4-3		0-0 G4-3			4	0	0	0	0	0	4						
Todd Zeile, R OBP: 0.304, SLG: 0.441	3-1 F9		3-2 G4-3		0-0 G6-3		3-1 P4			4	0	0	0	0	0	1						
Bernard Gilkey, R OBP: 0.367, SLG: 0.382		2-1 1B 1B 1B	2-1 G6-3		4-1 1B BB		0-1 G6-3			3	1	1	0	1	0	0						
Brian Jordan, R OBP: 0.320, SLG: 0.368		2-0 1B 1B		0-0 G5-3		1-1 G5-4-3 1B		1-0 1B		4	1	3	0	0	0	0						
Geronimo Pena, S OBP: 0.308, SLG: 0.455		1-0 SH1-4 1B 1-2 2-3		2-1 F8		1-1 G5-4-3 1-2		1-1 F7		4	0	1	0	0	0	3						
Tom Pagnozzi, R OBP: 0.411, SLG: 0.529		3-2 SH1-4 1B		1-1 F8		0-1 L5		3-1 G4-3		4	0	1	2	0	0	0						
Tom Urbani, L BP: 0.306, SLG: 0.222		0-0 SH1-4		2-0 B3 SF8 2B		0-2 G4-3		1-1 F7		0	0	0	0	0	0	0						
John Habyan, R BP: 0.306, SLG: 0.222										0	0	0	0	0	0	0						
Stan Royer, R BP: 0.196, SLG: 0.429										1	1	1	0	0	0	0						
Bryan Eversgerd, R BP: 0.196, SLG: 0.429										0	0	0	0	0	0	0						
Luis Alicea, S BP: 0.324, SLG: 0.315										1	0	0	0	0	0	0						
Rene Arocha, R BP: 0.324, SLG: 0.315										0	0	0	0	0	0	0						
Rob Murphy, L BP: 0.324, SLG: 0.315										0	0	0	0	0	0	0						
Gerard Perry, L BP: 0.324, SLG: 0.315										1	0	0	0	0	0	0						
Inning Stats	R: 0 E: 0 K: 0 S: 9	H: 2 LOB: 1 BB: 0 P: 17	R: 2 E: 0 K: 1 S: 15	H: 4 LOB: 2 BB: 0 P: 25	R: 0 E: 0 K: 0 S: 5	H: 0 LOB: 0 BB: 0 P: 8	R: 0 E: 0 K: 0 S: 5	H: 0 LOB: 0 BB: 0 P: 8	R: 1 E: 0 K: 0 S: 5	H: 1 LOB: 0 BB: 0 P: 8	R: 0 E: 0 K: 0 S: 6	H: 1 LOB: 1 BB: 1 P: 12	R: 0 E: 0 K: 0 S: 10	H: 1 LOB: 2 BB: 1 P: 15	R: 0 E: 0 K: 0 S: 7	H: 1 LOB: 1 BB: 0 P: 12	R: 0 E: 0 K: 0 S: 5	H: 0 LOB: 0 BB: 0 P: 11	1B: 9 2B: 1 3B: 0 HR: 0	SF: 1 SAC: 1 DP: 2 HBP: 0	WP: 0 PB: 0 SB: 0 CS: 0	PA: 37
PITCHER	IP WLS BF H R ER SO BB IBB HBP BLK WP HR S P ERA WHIP											PITCHER	IP WLS BF H R ER SO BB IBB HBP BLK WP HR S P ERA WHIP									
Danny Jackson, L ERA: 2.77	8.0 W 34 10 3 3 1 2 0 0 0 0 64 110 3.38 1.500																					
Larry Andersen, R ERA: 2.57	1.0 3 0 0 0 0 0 0 0 0 0 0 5 11 0.00 0.000																					

Philadelphia Phillies @ St. Louis Cardinals
 Busch Stadium, St. Louis, MO
 Mon May 23 1994, 7:05 PM CDT
 Att: 30,648 - Unknown - 86 F

AB 40
 R 11
 H 14
 RBI 8
 BB 3
 SO 10
 LOB 10



Philadelphia Phillies @ St. Louis Cardinals
 Busch Stadium, St. Louis, MO
 Mon May 23 1994, 7:05 PM CDT
 Att: 30,648 - Unknown - 86 F

AB 33
 R 3
 H 10
 RBI 3
 BB 2
 SO 1
 LOB 13



Batter	1	2	3	4	5	6	7	8	9	AB	R	H	RBI	BB	SO	LOB	TOP
Lenny Dykstra, L OBP: 0.438, SLG: 0.567 (1, 8)	4-0 BB		0-0 G4-3		0-0 1B		0-0 F7		0-0 G6-3	4	0	1	0	1	0	0	
Mickey Morandini, L OBP: 0.344, SLG: 0.329 (1, 4)	0-0 F5		0-0 F7		0-0 1B			0-0 G4-3	0-3 K	5	0	1	0	0	0	1	
Mariano Duncan, R OBP: 0.318, SLG: 0.455 (1, 6)	0-3 K		0-0 F8		0-3 K			0-3 K		4	0	0	0	0	0	3	
Darren Daulton, L OBP: 0.384, SLG: 0.571 (1, 2)	0-3 K			0-0 F8		0-0 F8		0-0 G5-3		4	0	0	0	0	1		
Jim Eisenreich, L OBP: 0.365, SLG: 0.380 (1, 9)		0-0 1B		4-0 FC4-6 BB		0-0 1B			0-0 2B 1B	3	1	3	0	1	0	0	
Ricky Jordan, R OBP: 0.333, SLG: 0.520 (1, 3)	0-3 K		0-0 F3		0-0 G6-4-3 1B			0-0 SH1-4 HR	2B	4	1	2	1	0	1	2	
Milt Thompson, L OBP: 0.375, SLG: 0.441 (1, 7)	0-0 1B		0-0 FC4-6		0-0 G6-4-3			4-0 SH1-4 HR BB		3	1	1	0	1	0	3	
Tom Quinlan, R OBP: 0.250, SLG: 0.375 (1, 5)	0-3 K				0-3 K		0-0 G5-3		0-0 SH1-4	3	0	0	0	0	2	2	
David West, L Tony Longmire, L Bobby Munoz, R Wes Chambliss, R Heathcliff Slocumb, R Pete Incaviglia, R Doug Jones, R (1, 1) (5, PH) (5, 1) (7, PH) (7, 1) (6, PH) (9, 1)	0-0 P5				0-0 F8		0-0 K		0-0 HR	1	0	0	0	0	0	2	
Inning Stats	R: 0 E: 0 K: 2 S: 7	H: 0 LOB: 1 BB: 1 P: 11	R: 0 E: 0 K: 2 S: 9	H: 2 LOB: 2 BB: 0 P: 9	R: 0 E: 0 K: 0 S: 3	H: 0 LOB: 1 BB: 1 P: 7	R: 0 E: 0 K: 2 S: 9	H: 2 LOB: 2 BB: 0 P: 9	R: 0 E: 0 K: 1 S: 5	H: 0 LOB: 0 BB: 0 P: 5	R: 0 E: 0 K: 1 S: 5	H: 0 LOB: 0 BB: 0 P: 5	R: 4 E: 0 K: 1 S: 8	H: 3 LOB: 0 BB: 1 P: 12	1B: 7 2B: 1 3B: 0 HR: 1	SF: 0 SAC: 1 DP: 1 HBP: 0	WP: 0 PA: 38 PB: 0 SB: 0 CS: 0
PITCHER	IP WLS BF H R ER SO BB IBB HBP BLK WP HR S P ERA WHIP	IP WLS BF H R ER SO BB IBB HBP BLK WP HR S P ERA WHIP	IP WLS BF H R ER SO BB IBB HBP BLK WP HR S P ERA WHIP	IP WLS BF H R ER SO BB IBB HBP BLK WP HR S P ERA WHIP	IP WLS BF H R ER SO BB IBB HBP BLK WP HR S P ERA WHIP	IP WLS BF H R ER SO BB IBB HBP BLK WP HR S P ERA WHIP	IP WLS BF H R ER SO BB IBB HBP BLK WP HR S P ERA WHIP	IP WLS BF H R ER SO BB IBB HBP BLK WP HR S P ERA WHIP	IP WLS BF H R ER SO BB IBB HBP BLK WP HR S P ERA WHIP	IP WLS BF H R ER SO BB IBB HBP BLK WP HR S P ERA WHIP	IP WLS BF H R ER SO BB IBB HBP BLK WP HR S P ERA WHIP	IP WLS BF H R ER SO BB IBB HBP BLK WP HR S P ERA WHIP	IP WLS BF H R ER SO BB IBB HBP BLK WP HR S P ERA WHIP	IP WLS BF H R ER SO BB IBB HBP BLK WP HR S P ERA WHIP	IP WLS BF H R ER SO BB IBB HBP BLK WP HR S P ERA WHIP	IP WLS BF H R ER SO BB IBB HBP BLK WP HR S P ERA WHIP	IP WLS BF H R ER SO BB IBB HBP BLK WP HR S P ERA WHIP
Vicente Palacios, R ERA: 3.67 (1, 1)	6.0 25	6 0 0 0 6	2 0 0 0 0	0 0 0 0 0	0 0 10 10 0.00 1.333	0 0 4 4 0.00 0.000	0 0 12 12 108.00 12.000	0 0 4 4 0.00 0.000	0 0 10 10 0.00 1.333	0 0 10 10 0.00 1.333	0 0 10 10 0.00 1.333	0 0 10 10 0.00 1.333	0 0 10 10 0.00 1.333	0 0 10 10 0.00 1.333	0 0 10 10 0.00 1.333	0 0 10 10 0.00 1.333	0 0 10 10 0.00 1.333
Rene Arocha, R ERA: 6.14 (7, 1)	2.0 6	0 0 0 0 2	0 0 0 0 0	0 0 0 0 0	0 0 10 10 0.00 0.000	0 0 10 10 108.00 12.000	0 0 4 4 0.00 0.000	0 0 10 10 0.00 1.333	0 0 10 10 0.00 1.333	0 0 10 10 0.00 1.333	0 0 10 10 0.00 1.333	0 0 10 10 0.00 1.333	0 0 10 10 0.00 1.333	0 0 10 10 0.00 1.333	0 0 10 10 0.00 1.333	0 0 10 10 0.00 1.333	0 0 10 10 0.00 1.333
Mike Perez, R ERA: 7.51 (9, 1)	0.1 L 5	3 4 4 0 1	0 0 0 0 0	0 0 0 0 0	0 0 1 4 8 108.00 12.000	0 0 4 4 0.00 0.000	0 0 10 10 0.00 1.333	0 0 10 10 0.00 1.333	0 0 10 10 0.00 1.333	0 0 10 10 0.00 1.333	0 0 10 10 0.00 1.333	0 0 10 10 0.00 1.333	0 0 10 10 0.00 1.333	0 0 10 10 0.00 1.333	0 0 10 10 0.00 1.333	0 0 10 10 0.00 1.333	0 0 10 10 0.00 1.333
Bryan Eversgerd, L ERA: 2.29 (9, 1)	0.2 2	0 0 0 0 1	0 0 0 0 0	0 0 0 0 0	0 0 4 4 0.00 0.000	0 0 10 10 0.00 1.333	0 0 10 10 0.00 1.333	0 0 10 10 0.00 1.333	0 0 10 10 0.00 1.333	0 0 10 10 0.00 1.333	0 0 10 10 0.00 1.333	0 0 10 10 0.00 1.333	0 0 10 10 0.00 1.333	0 0 10 10 0.00 1.333	0 0 10 10 0.00 1.333	0 0 10 10 0.00 1.333	0 0 10 10 0.00 1.333

Philadelphia Phillies @ St. Louis Cardinals
 Busch Stadium, St. Louis, MO
 Tue May 24 1994, 7:05 PM CDT
 Att: 25,618 - Unknown - 84 F

AB	34
R	4
H	9
RBI	4
BB	3
SO	9
LOB	14



Batter	1	2	3	4	5	6	7	8	9	AB	R	H	RBI	BB	SO	LOB	BOTTOM				
Ray Lankford, L OBP: 0.422, SLG: 0.561 (1, 8)	0-3 K		0-0 F7		0-3 K	0-3 K		0-0 1B		5	0	1	0	0	3	3					
Ozzie Smith, S OBP: 0.304, SLG: 0.293 (1, 6)	0-0 F7		0-0 FC6-4 1B		4-0 1B BB	0-0 G6-3		0-0 G3		4	0	1	0	1	0	4					
Gregg Jefferies, S OBP: 0.422, SLG: 0.500 (1, 3)	0-0 F5		0-0 FC6-4		0-0 BB 1B		0-0 G4-3		0-0 FC5 1B	5	0	2	0	0	0	1					
Todd Zeile, R OBP: 0.317, SLG: 0.461 (1, 5)		0-0 F8 2B		0-0 F8	4-0 G6-4-3 BB		0-0 2B		0-0 FC5 1B	4	0	3	0	1	0	0					
Bernard Gilkey, R OBP: 0.362, SLG: 0.371 (1, 7)		0-0 G6-3		4-0 G6-3 BB	0-0 G6-4-3		0-3 K		0-0 FC5	4	0	0	0	1	1	7					
Brian Jordan, R OBP: 0.333, SLG: 0.367 (1, 9)		0-0 F8 2-3		4-0 G6-3 BB	1-2 BB		0-0 1B BB		0-3 K	3	0	1	0	2	1	3					
Tom Pagnozzi, R OBP: 0.410, SLG: 0.509 (1, 2)		4-0 BB		0-0 G6-3	1-2 2-3		0-0 1B		0-0 F8	4	0	1	0	1	0	6					
Luis Alicea, S OBP: 0.321, SLG: 0.304 (1, 4)		0-0 G4-3		4-0 IBB		0-3 K		0-0 G3		3	0	0	0	1	1	4					
Vicente Palacios, R Gerard Perry, L Rene Arocha, R Geronimo Pena, S Mike Perez, R Bryan Eversgerd, R (1, 1) (5, PH) (7, 1) (6, PH) (9, 1) (9, 1)			0-3 K		0-0 F9		4-0 BB		0-3 K	2	0	0	0	0	1	3					
Inning Stats	R: 0 E: 0 K: 1 S: 5	H: 0 LOB: 0 BB: 0 P: 5	R: 0 E: 0 K: 0 S: 4	H: 1 LOB: 2 BB: 1 P: 8	R: 0 E: 0 K: 1 S: 6	H: 1 LOB: 1 BB: 0 P: 6	R: 0 E: 0 K: 0 S: 3	H: 0 LOB: 3 BB: 3 P: 15	R: 0 E: 0 K: 1 S: 5	H: 1 LOB: 2 BB: 2 P: 13	R: 0 E: 0 K: 2 S: 9	H: 2 LOB: 3 BB: 1 P: 13	R: 0 E: 0 K: 1 S: 6	H: 1 LOB: 2 BB: 1 P: 10	R: 0 E: 0 K: 1 S: 6	H: 1 LOB: 1 BB: 0 P: 6	R: 0 E: 0 K: 1 S: 7	H: 2 LOB: 2 BB: 0 P: 7	1B: 7 2B: 2 3B: 0 HR: 0	SF: 0 SAC: 0 DP: 1 HBP: 0	WP: 0 PA: 43 PB: 0 SB: 0 CS: 0
PITCHER	IP WLS BF H R ER SO BB IBB HBP BLK WP HR S P ERA WHIP	IP WLS BF H R ER SO BB IBB HBP BLK WP HR S P ERA WHIP	IP WLS BF H R ER SO BB IBB HBP BLK WP HR S P ERA WHIP	IP WLS BF H R ER SO BB IBB HBP BLK WP HR S P ERA WHIP	IP WLS BF H R ER SO BB IBB HBP BLK WP HR S P ERA WHIP	IP WLS BF H R ER SO BB IBB HBP BLK WP HR S P ERA WHIP	IP WLS BF H R ER SO BB IBB HBP BLK WP HR S P ERA WHIP	IP WLS BF H R ER SO BB IBB HBP BLK WP HR S P ERA WHIP	IP WLS BF H R ER SO BB IBB HBP BLK WP HR S P ERA WHIP	IP WLS BF H R ER SO BB IBB HBP BLK WP HR S P ERA WHIP	IP WLS BF H R ER SO BB IBB HBP BLK WP HR S P ERA WHIP	IP WLS BF H R ER SO BB IBB HBP BLK WP HR S P ERA WHIP	IP WLS BF H R ER SO BB IBB HBP BLK WP HR S P ERA WHIP	IP WLS BF H R ER SO BB IBB HBP BLK WP HR S P ERA WHIP	IP WLS BF H R ER SO BB IBB HBP BLK WP HR S P ERA WHIP	IP WLS BF H R ER SO BB IBB HBP BLK WP HR S P ERA WHIP	IP WLS BF H R ER SO BB IBB HBP BLK WP HR S P ERA WHIP				
David West, L ERA: 4.24 (1, 1)	4.0 18	3 0 0 0 3	3 0 0 0 0	0 0 0 0 0	0 0 14 26 0.00 3.000	0 0 12 16 0.00 1.500	0 0 7 7 0.00 2.000	0 0 14 26 0.00 3.000	0 0 14 26 0.00 3.000	0 0 14 26 0.00 3.000	0 0 14 26 0.00 3.000	0 0 14 26 0.00 3.000	0 0 14 26 0.00 3.000	0 0 14 26 0.00 3.000	0 0 14 26 0.00 3.000	0 0 14 26 0.00 3.000	0 0 14 26 0.00 3.000				
Bobby Munoz, R ERA: 3.27 (5, 1)	2.0 11	3 0 0 0 3	3 0 0 0 0	0 0 0 0 0	0 0 14 26 0.00 3.000	0 0 12 16 0.00 1.500	0 0 7 7 0.00 2.000	0 0 14 26 0.00 3.000	0 0 14 26 0.00 3.000	0 0 14 26 0.00 3.000	0 0 14 26 0.00 3.000	0 0 14 26 0.00 3.000	0 0 14 26 0.00 3.000	0 0 14 26 0.00 3.000	0 0 14 26 0.00 3.000	0 0 14 26 0.00 3.000	0 0 14 26 0.00 3.000				
Heathcliff Slocumb, R ERA: 2.87 (7, 1)	2.0 W 9	2 0 0 0 2	1 0 0 0 0	0 0 0 0 0	0 0 12 16 0.00 1.500	0 0 7 7 0.00 2.000	0 0 14 26 0.00 3.000	0 0 14 26 0.00 3.000	0 0 14 26 0.00 3.000	0 0 14 26 0.00 3.000	0 0 14 26 0.00 3.000	0 0 14 26 0.00 3.000	0 0 14 26 0.00 3.000	0 0 14 26 0.00 3.000	0 0 14 26 0.00 3.000	0 0 14 26 0.00 3.000	0 0 14 26 0.00 3.000				
Doug Jones, R ERA: 2.59 (9, 1)	1.0 5	2 0 0 0 1	0 0 0 0 0	0 0 0 0 0	0 0 7 7 0.00 2.000	0 0 14 26 0.00 3.000	0 0 14 26 0.00 3.000	0 0 14 26 0.00 3.000	0 0 14 26 0.00 3.000	0 0 14 26 0.00 3.000	0 0 14 26 0.00 3.000	0 0 14 26 0.00 3.000	0 0 14 26 0.00 3.000	0 0 14 26 0.00 3.000	0 0 14 26 0.00 3.000	0 0 14 26 0.00 3.000	0 0 14 26 0.00 3.000				

Philadelphia Phillies @ St. Louis Cardinals
 Busch Stadium, St. Louis, MO
 Tue May 24 1994, 7:05 PM CDT
 Att: 25,618 - Unknown - 84 F

AB	35
R	0
H	9
RBI	0
BB	8
SO	8
LOB	31



Batter	1	2	3	4	5	6	7	8	9	AB	R	H	RBI	BB	SO	LOB	TOP					
Ray Lankford, L OBP: 0.424, SLG: 0.577 			G4-3 				F8 			3	0	0	0	1	1	0						
Luis Alica, S OBP: 0.344, SLG: 0.363 			1B 			F7 		BB 		3	0	2	0	1	0	1						
Gregg Jefferies, S OBP: 0.413, SLG: 0.473 			F7 			CS 	E6 	F7 		4	0	0	0	0	0	3						
Todd Zeile, R OBP: 0.320, SLG: 0.440 			P2 			FC6-4 	BB 	P5 		3	0	0	0	1	0	3						
Mark Whiten, S OBP: 0.351, SLG: 0.470 			G6-3 			FC6-4 	G4-3 			4	0	1	0	0	0	3						
Bernard Gilkey, R OBP: 0.363, SLG: 0.395 			G6-3 			K 		G5-3 		4	0	1	0	0	1	3						
Tom Pagnozzi, R OBP: 0.392, SLG: 0.574 			FC6 			F8 		F8 		4	0	1	0	0	1	3						
Ozzie Smith, S OBP: 0.311, SLG: 0.291 			FC6 			G5-3 		1B 		3	0	1	0	1	0	1						
Allen Watson, L Stan Kowyz, R John Habyan, R Rob Murphy, L Rene Arocha, R Gerald Perry, L OBP: 0.400, SLG: 0.390 			G3 			G3 		G4-3 		2	0	0	0	0	0	2						
Inning Stats	R: 0 E: 0 K: 1 S: 8	H: 1 LOB: 1 BB: 0 P: 12	R: 0 E: 0 K: 1 S: 10	H: 1 LOB: 2 BB: 1 P: 20	R: 0 E: 0 K: 0 S: 8	H: 1 LOB: 1 BB: 0 P: 15	R: 0 E: 0 K: 0 S: 5	H: 2 LOB: 1 BB: 0 P: 8	R: 0 E: 0 K: 0 S: 7	H: 0 LOB: 0 BB: 1 P: 14	R: 0 E: 1 K: 1 S: 10	H: 0 LOB: 2 BB: 1 P: 23	R: 0 E: 0 K: 0 S: 6	H: 0 LOB: 0 BB: 0 P: 10	R: 0 E: 0 K: 0 S: 5	H: 0 LOB: 1 BB: 1 P: 14	R: 0 E: 0 K: 0 S: 11	H: 1 LOB: 1 BB: 0 P: 20	1B: 4 2B: 1 3B: 1 HR: 0	SF: 0 SAC: 0 DP: 1 HBP: 0	WP: 0 PB: 0 SB: 0 CS: 1	PA: 37
PITCHER	IP WLS BF H R ER SO BB IBB HBP BLK WP HR S P ERA WHIP																					
Wally Whitehurst, R ERA: 3.92	(1, 1) 5.0 W 20 5 0 0 2 2 0 0 0 0 0 0 0 38 69 0.00 1.400																					
Pedro Martinez, L ERA: 2.36	(6, 1) 2.0 8 0 0 0 1 1 0 0 0 0 0 0 0 16 33 0.00 0.500																					
Donnie Elliott, R ERA: 2.0	(8, 1) 2.0 8 1 0 0 0 1 0 0 0 0 0 0 0 16 34 0.00 1.000																					

St. Louis Cardinals @ San Diego Padres
Jack Murphy Stadium, San Diego, CA
Sat May 28 1994, 10:05 PM EDT
Att: 26,281 - Unknown

livebaseballscores.com

AB 32
R 0
H 6
RBI 0
BB 4
SO 3
LOB 20

Batter	1	2	3	4	5	6	7	8	9	AB	R	H	RBI	BB	SO	LOB	BOTTOM			
Bip Roberts, S OBP: 0.367, SLG: 0.329 			G6-4-3 				1B 			2	0	2	2	2	0	0				
Craig Shipley, R OBP: 0.333, SLG: 0.388 			G6-4-3 			F7 		G6-4-3 		4	0	1	2	0	0	4				
Tony Gwynn, L OBP: 0.439, SLG: 0.555 			G4-6-3 			G4-3 		G6-4-3 		3	0	1	0	1	0	2				
Derek Bell, R OBP: 0.318, SLG: 0.395 			G4-6-3 			WP 		G5-3 		3	0	1	0	1	0	2				
Phil Plantier, L OBP: 0.343, SLG: 0.595 Donnie Elliott, R 			G4-3 			F7 		K 		3	0	0	0	0	0	1				
Phil Clark, R OBP: 0.232, SLG: 0.391 			G4-3 			G5-3 		G5-3 		4	0	0	0	0	1	2				
Luis Lopez, S OBP: 0.382, SLG: 0.449 			K 			1B 		F8 		3	2	2	0	1	0	0				
Brad Ausmus, R OBP: 0.290, SLG: 0.345 			K 			3B 		F8 		4	1	1	0	0	1	3				
Wally Whitehurst, R Arch Cianfrancesco, R Pedro Martinez, L Scott Livingstone, L Ricky Gutierrez, R OBP: 0.216, SLG: 0.221 			BB 			K 		BB 		0	0	0	0	1	0	0				
Inning Stats	R: 0 E: 0 K: 0 S: 7	H: 0 LOB: 2 BB: 2 P: 19	R: 0 E: 0 K: 0 S: 4	H: 0 LOB: 0 BB: 0 P: 7	R: 0 E: 0 K: 1 S: 8	H: 1 LOB: 1 BB: 1 P: 14	R: 0 E: 0 K: 0 S: 4	H: 1 LOB: 0 BB: 0 P: 5	R: 2 E: 0 K: 2 S: 10	H: 3 LOB: 1 BB: 0 P: 17	R: 0 E: 0 K: 0 S: 6	H: 0 LOB: 1 BB: 1 P: 13	R: 2 E: 0 K: 0 S: 22	H: 2 LOB: 2 BB: 2 P: 36	R: 0 E: 0 K: 1 S: 8	H: 1 LOB: 2 BB: 1 P: 13	1B: 5 2B: 2 3B: 1 HR: 0	SF: 0 SAC: 0 DP: 3 HBP: 0	WP: 1 PB: 0 SB: 0 CS: 1	PA: 35
PITCHER	IP WLS BF H R ER SO BB IBB HBP BLK WP HR S P ERA WHIP																			
Allen Watson, L ERA: 7.33	(1, 1) 6.0 L 24 5 2 2 3 4 0 0 0 0 0 0 0 39 75 3.00 1.500																			
John Habyan, R ERA: 3.51	(7, 1) 0.1 2 1 1 1 0 0 0 0 0 0 0 0 6 10 27.00 3.000																			
Rob Murphy, L ERA: 4.19	(7, 1) 0.2 4 1 1 1 0 2 0 0 0 0 0 0 16 26 13.50 4.500																			
Rene Arocha, R ERA: 6.0	(8, 1) 1.0 5 1 0 0 1 1 0 0 0 0 0 0 8 13 0.00 2.000																			

St. Louis Cardinals @ San Diego Padres
Jack Murphy Stadium, San Diego, CA
Sat May 28 1994, 10:05 PM EDT
Att: 26,281 - Unknown

livebaseballscores.com

AB 28
R 4
H 8
RBI 4
BB 7
SO 4
LOB 17

Batter	1	2	3	4	5	6	7	8	9	AB	R	H	RBI	BB	SO	LOB	TOP				
Ray Lankford, L OBP: 0.416, SLG: 0.565 (1, 8)										4	0	0	0	0	3	2	St. Louis Cardinals @ San Diego Padres Jack Murphy Stadium, San Diego, CA Sun May 29 1994, 6:33 AM EDT Att: 16,410 - Unknown - 73 F				
Luis Alcaez, S OBP: 0.349, SLG: 0.371 (1, 4)										3	1	1	0	1	1						
Bernard Gilkey, R OBP: 0.360, SLG: 0.391 (1, 7)										4	0	1	1	0	0	2					
Gerald Perry, L OBP: 0.429, SLG: 0.379 Todd Zeile, R OBP: 0.316, SLG: 0.438 (8, PH) (8, 5)										3	0	1	0	0	0	0					
Mark Whiten, S OBP: 0.348, SLG: 0.462 (1, 9)										4	1	1	0	0	1	1					
Stan Royer, R OBP: 0.194, SLG: 0.387 (8, 3)										4	0	1	0	0	1	1					
Terry McGriff, R OBP: 0.393, SLG: 0.327 (1, 2)										4	0	2	1	0	0	1					
Ozzie Smith, S OBP: 0.311, SLG: 0.292 (1, 6)										3	0	1	0	0	1	1					
Tom Urbani, L Bryan Eversgerd, L Geronimo Pena, S John Habyan, R Rob Murphy, L Rich Rodriguez, L Jose Quiendo, S (1, 1) (3, 1) (5, PH) (5, 1) (7, 1) (7, 1) (7, 6)										1	0	1	0	0	0	0					
Inning Stats	R: 0 E: 0 K: 1 S: 4	H: 0 LOB: 0 BB: 1 P: 8	R: 1 E: 0 K: 1 S: 7	H: 2 LOB: 1 BB: 0 P: 7	R: 0 E: 0 K: 2 S: 8	H: 1 LOB: 1 BB: 0 P: 8	R: 0 E: 0 K: 0 S: 3	H: 0 LOB: 0 BB: 0 P: 3	R: 0 E: 0 K: 0 S: 4	H: 1 LOB: 1 BB: 0 P: 4	R: 0 E: 0 K: 0 S: 3	H: 1 LOB: 0 BB: 0 P: 3	R: 1 E: 0 K: 0 S: 5	H: 2 LOB: 1 BB: 0 P: 5	R: 0 E: 0 K: 2 S: 7	H: 0 LOB: 0 BB: 0 P: 7		1B: 8 2B: 2 3B: 0 HR: 0	SF: 0 SAC: 0 DP: 3 HBP: 0	WP: 0 PB: 0 SB: 0 CS: 0	PA: 34
PITCHER	IP WLS BF H R ER SO BB IBB HBP BLK WP HR S P ERA WHIP	IP WLS BF H R ER SO BB IBB HBP BLK WP HR S P ERA WHIP	IP WLS BF H R ER SO BB IBB HBP BLK WP HR S P ERA WHIP	IP WLS BF H R ER SO BB IBB HBP BLK WP HR S P ERA WHIP	IP WLS BF H R ER SO BB IBB HBP BLK WP HR S P ERA WHIP	IP WLS BF H R ER SO BB IBB HBP BLK WP HR S P ERA WHIP	IP WLS BF H R ER SO BB IBB HBP BLK WP HR S P ERA WHIP	IP WLS BF H R ER SO BB IBB HBP BLK WP HR S P ERA WHIP	IP WLS BF H R ER SO BB IBB HBP BLK WP HR S P ERA WHIP	IP WLS BF H R ER SO BB IBB HBP BLK WP HR S P ERA WHIP	IP WLS BF H R ER SO BB IBB HBP BLK WP HR S P ERA WHIP	IP WLS BF H R ER SO BB IBB HBP BLK WP HR S P ERA WHIP	IP WLS BF H R ER SO BB IBB HBP BLK WP HR S P ERA WHIP	IP WLS BF H R ER SO BB IBB HBP BLK WP HR S P ERA WHIP	IP WLS BF H R ER SO BB IBB HBP BLK WP HR S P ERA WHIP	IP WLS BF H R ER SO BB IBB HBP BLK WP HR S P ERA WHIP	IP WLS BF H R ER SO BB IBB HBP BLK WP HR S P ERA WHIP	IP WLS BF H R ER SO BB IBB HBP BLK WP HR S P ERA WHIP	IP WLS BF H R ER SO BB IBB HBP BLK WP HR S P ERA WHIP	IP WLS BF H R ER SO BB IBB HBP BLK WP HR S P ERA WHIP	IP WLS BF H R ER SO BB IBB HBP BLK WP HR S P ERA WHIP

St. Louis Cardinals @ San Diego Padres
Jack Murphy Stadium, San Diego, CA
 Sun May 29 1994, 6:33 AM EDT
 Att: 16,410 - Unknown - 73 F

AB 33
 R 2
 H 9
 RBI 2
 BB 1
 SO 7
 LOB 12

Batter	1	2	3	4	5	6	7	8	9	AB	R	H	RBI	BB	SO	LOB	BOTTOM				
Bip Roberts, S OBP: 0.368, SLG: 0.327 (1, 7)										4	0	1	0	1	0	4	St. Louis Cardinals @ San Diego Padres Jack Murphy Stadium, San Diego, CA Sun May 29 1994, 6:33 AM EDT Att: 16,410 - Unknown - 73 F				
Craig Shipley, R OBP: 0.324, SLG: 0.375 (1, 5)										5	0	1	0	0	0	4					
Tony Gwynn, L OBP: 0.449, SLG: 0.557 (1, 9)										3	2	2	0	2	0	1					
Derek Bell, R OBP: 0.325, SLG: 0.416 (1, 8)										5	2	3	2	0	2	3					
Phil Clark, R OBP: 0.222, SLG: 0.374 Tim Mauser, R OBP: 1.000, SLG: 1.000 Jeff Tabaka, R (1, 3) (7, 1) (8, 1)										4	0	0	0	0	0	5					
Luis Lopez, S OBP: 0.395, SLG: 0.466 (1, 4)										4	3	2	1	1	0	1					
Brad Ausmus, R OBP: 0.297, SLG: 0.359 (1, 2)										3	0	2	1	0	0	0					
Ricky Gutierrez, R OBP: 0.234, SLG: 0.239 (1, 6)										4	0	3	2	0	1	1					
Joey Hamilton, R Archi Cianfrocco, R (1, 1) (7, 3)										2	0	0	0	1	2	3					
Inning Stats	R: 0 E: 0 K: 1 S: 6	H: 1 LOB: 1 BB: 0 P: 6	R: 1 E: 0 K: 1 S: 8	H: 3 LOB: 3 BB: 1 P: 12	R: 3 E: 2 K: 0 S: 6	H: 3 LOB: 2 BB: 2 P: 14	R: 0 E: 0 K: 0 S: 4	H: 2 LOB: 1 BB: 0 P: 4	R: 0 E: 0 K: 2 S: 8	H: 1 LOB: 1 BB: 0 P: 8	R: 0 E: 0 K: 1 S: 6	H: 1 LOB: 2 BB: 1 P: 10	R: 1 E: 0 K: 0 S: 4	H: 1 LOB: 1 BB: 1 P: 8	R: 2 E: 0 K: 0 S: 4	H: 2 LOB: 0 BB: 1 P: 8		1B: 11 2B: 3 3B: 0 HR: 1	SF: 0 SAC: 1 DP: 2 HBP: 0	WP: 0 PB: 0 SB: 0 CS: 1	PA: 42
PITCHER	IP WLS BF H R ER SO BB IBB HBP BLK WP HR S P ERA WHIP	IP WLS BF H R ER SO BB IBB HBP BLK WP HR S P ERA WHIP	IP WLS BF H R ER SO BB IBB HBP BLK WP HR S P ERA WHIP	IP WLS BF H R ER SO BB IBB HBP BLK WP HR S P ERA WHIP	IP WLS BF H R ER SO BB IBB HBP BLK WP HR S P ERA WHIP	IP WLS BF H R ER SO BB IBB HBP BLK WP HR S P ERA WHIP	IP WLS BF H R ER SO BB IBB HBP BLK WP HR S P ERA WHIP	IP WLS BF H R ER SO BB IBB HBP BLK WP HR S P ERA WHIP	IP WLS BF H R ER SO BB IBB HBP BLK WP HR S P ERA WHIP	IP WLS BF H R ER SO BB IBB HBP BLK WP HR S P ERA WHIP	IP WLS BF H R ER SO BB IBB HBP BLK WP HR S P ERA WHIP	IP WLS BF H R ER SO BB IBB HBP BLK WP HR S P ERA WHIP	IP WLS BF H R ER SO BB IBB HBP BLK WP HR S P ERA WHIP	IP WLS BF H R ER SO BB IBB HBP BLK WP HR S P ERA WHIP	IP WLS BF H R ER SO BB IBB HBP BLK WP HR S P ERA WHIP	IP WLS BF H R ER SO BB IBB HBP BLK WP HR S P ERA WHIP	IP WLS BF H R ER SO BB IBB HBP BLK WP HR S P ERA WHIP	IP WLS BF H R ER SO BB IBB HBP BLK WP HR S P ERA WHIP	IP WLS BF H R ER SO BB IBB HBP BLK WP HR S P ERA WHIP	IP WLS BF H R ER SO BB IBB HBP BLK WP HR S P ERA WHIP	IP WLS BF H R ER SO BB IBB HBP BLK WP HR S P ERA WHIP

St. Louis Cardinals @ San Diego Padres
Jack Murphy Stadium, San Diego, CA
 Sun May 29 1994, 6:33 AM EDT
 Att: 16,410 - Unknown - 73 F

AB 35
 R 7
 H 14
 RBI 6
 BB 6
 SO 5
 LOB 23

Batter	1	2	3	4	5	6	7	8	9	AB	R	H	RBI	BB	SO	LOB	TOP			
Bernard Gilkey, R OBP: 0.363, SLG: 0.400 (1, 7)										4	2	2	0	0	1	0	St. Louis Cardinals @ Los Angeles Dodgers Dodger Stadium, Los Angeles, CA Mon May 30 1994, 7:05 PM PDT Att: 33,628 - Unknown - 74 F livebaseballscorecards.com			
Luis Alcaes, S OBP: 0.346, SLG: 0.367 (1, 4)										4	0	1	0	0	1	1				
Gregg Jefferies, S OBP: 0.415, SLG: 0.474 (1, 3)										4	1	2	0	0	0	1				
Todd Zeile, R OBP: 0.312, SLG: 0.430 (1, 5)										3	0	0	1	0	0	1				
Ray Lankford, L OBP: 0.413, SLG: 0.563 (1, 8)										4	1	1	1	0	0	2				
Mark Whiten, S OBP: 0.353, SLG: 0.500 (1, 9)										4	2	2	2	0	0	0				
Tom Pagnozzi, R OBP: 0.385, SLG: 0.556 (1, 2)										4	0	1	1	0	0	0				
Ozzie Smith, S OBP: 0.305, SLG: 0.285 (1, 6)										4	0	0	0	0	0	1				
Vicente Palacios, R (1, 1)										3	0	0	0	0	2	1				
Bryan Eversgerd, R (7, 1)										0	0	0	0	0	0	0				
Rene Arocha, R (7, 1)										0	0	0	0	0	0	0				
Gerónimo Peña, S OBP: 0.294, SLG: 0.431 (9, PH)										1	0	0	0	0	1	0				
Mike Perez, R (9, 1)										0	0	0	0	0	0	0				
Inning Stats	R: 1 E: 0 K: 0 S: 5	H: 3 LOB: 1 BB: 0 P: 5	R: 1 E: 0 K: 1 S: 6	H: 1 LOB: 0 BB: 0 P: 6	R: 1 E: 1 K: 1 S: 7	H: 1 LOB: 1 BB: 0 P: 7	R: 0 E: 0 K: 0 S: 3	H: 0 LOB: 0 BB: 0 P: 3	R: 0 E: 0 K: 1 S: 5	H: 0 LOB: 0 BB: 0 P: 5	R: 0 E: 0 K: 0 S: 3	H: 0 LOB: 0 BB: 0 P: 3	R: 0 E: 0 K: 1 S: 5	H: 0 LOB: 0 BB: 0 P: 5	R: 0 E: 0 K: 0 S: 5	H: 0 LOB: 0 BB: 0 P: 5	1B: 5 2B: 3 3B: 0 HR: 1	SF: 1 SAC: 0 DP: 0 HBP: 0	WP: 0 PB: 0 SB: 0 CS: 0	PA: 36
PITCHER	IP WLS BF H R ER SO BB IBB HBP BLK WP HR S P ERA WHIP																			
Orel Hershiser, R ERA: 2.93	5.1 L 25 9 6 5 3 0 0 0 0 0 0 1 31 31 8.44 1.688																			
Roger McDowell, R ERA: 2.94	1.2 5 0 0 0 1 0 0 0 0 0 0 0 7 7 0.00 0.000																			
Todd Worrell, R ERA: 2.4	1.0 3 0 0 0 0 0 0 0 0 0 0 0 3 3 0.00 0.000																			
Gary Wayne, L ERA: 4.32	1.0 3 0 0 0 1 0 0 0 0 0 0 0 5 5 0.00 0.000																			

Batter	1	2	3	4	5	6	7	8	9	AB	R	H	RBI	BB	SO	LOB	BOTTOM			
Brett Butler, L OBP: 0.444, SLG: 0.489 (1, 8)										5	0	1	0	0	1	1	St. Louis Cardinals @ Los Angeles Dodgers Dodger Stadium, Los Angeles, CA Mon May 30 1994, 7:05 PM PDT Att: 33,628 - Unknown - 74 F livebaseballscorecards.com			
Jose Offerman, S OBP: 0.308, SLG: 0.289 (1, 6)										4	0	0	0	0	2	0				
Mike Piazza, R OBP: 0.357, SLG: 0.547 (1, 2)										5	2	2	1	0	0	2				
Tim Wallach, R OBP: 0.355, SLG: 0.519 (1, 5)										4	0	1	0	1	1	2				
Henry Rodriguez, L OBP: 0.369, SLG: 0.503 (1, 7)										5	0	0	0	0	0	5				
Eric Karros, R OBP: 0.335, SLG: 0.434 (1, 3)										3	0	2	1	0	0	0				
Raul Mondesi, R OBP: 0.335, SLG: 0.563 (1, 9)										4	1	1	0	0	0	5				
Garey Ingram, R OBP: 0.368, SLG: 0.556 (1, 4)										4	1	3	1	0	1	2				
Orel Hershiser, R ERA: 2.93										2	0	1	0	0	1	0				
Roger McDowell, R ERA: 2.94										0	0	0	0	0	0	0				
Chris Gwynn, L OBP: 0.296, SLG: 0.346 (7, PH)										0	0	0	0	0	0	0				
Mitch Webster, S OBP: 0.296, SLG: 0.442 (7, PH)										1	1	2	0	0	0	0				
Todd Worrell, R (8, 1)										0	0	0	0	0	0	0				
Dave Hansen, L OBP: 0.333, SLG: 0.364 (8, PH)										1	0	0	0	0	0	2				
Gary Wayne, L (9, 1)										0	0	0	0	0	0	0				
Inning Stats	R: 0 E: 0 K: 1 S: 5	H: 0 LOB: 0 BB: 0 P: 5	R: 0 E: 0 K: 1 S: 7	H: 2 LOB: 0 BB: 0 P: 7	R: 0 E: 0 K: 0 S: 3	H: 0 LOB: 0 BB: 0 P: 3	R: 1 E: 0 K: 1 S: 7	H: 3 LOB: 1 BB: 0 P: 7	R: 1 E: 1 K: 0 S: 5	H: 1 LOB: 2 BB: 1 P: 9	R: 3 E: 0 K: 2 S: 10	H: 3 LOB: 3 BB: 0 P: 10	R: 0 E: 0 K: 0 S: 5	H: 2 LOB: 2 BB: 0 P: 5	R: 0 E: 1 K: 0 S: 5	H: 1 LOB: 2 BB: 0 P: 5	1B: 8 2B: 2 3B: 0 HR: 2	SF: 1 SAC: 1 DP: 0 HBP: 0	WP: 0 PB: 0 SB: 0 CS: 0	PA: 41
PITCHER	IP WLS BF H R ER SO BB IBB HBP BLK WP HR S P ERA WHIP																			
Vicente Palacios, R ERA: 3.99	6.0 W 26 7 3 2 4 1 0 0 0 0 0 0 33 37 3.00 1.333																			
Bryan Eversgerd, L ERA: 2.28	0.2 3 1 1 1 1 0 0 0 0 0 0 1 5 5 13.50 1.500																			
Rene Arocha, R ERA: 6.02	1.1 7 3 1 1 1 0 0 0 0 0 0 1 9 9 6.75 2.250																			
Mike Perez, R ERA: 7.36	1.0 S 5 1 0 0 0 0 0 0 0 0 0 0 5 5 0.00 1.000																			

Batter	1	2	3	4	5	6	7	8	9	AB	R	H	RBI	BB	SO	LOB	TOP				
Bernard Gilkey, R OBP: 0.364, SLG: 0.406 (1, 7)	F3			G6-3		F8				5	0	2	2	0	0	1	St. Louis Cardinals @ Los Angeles Dodgers Dodger Stadium, Los Angeles, CA Tue May 31 1994, 7:05 PM PDT Att: 36,689 - Unknown - 71 F				
Luis Alica, S OBP: 0.333, SLG: 0.351 (1, 4)	F9	G3		F7		K		G6-3		5	0	0	0	0	1	4					
Gregg Jefferies, S OBP: 0.414, SLG: 0.472 Stan Royer, R OBP: 0.194, SLG: 0.387 (9, 3)	PB WP		L6	G4-3					F8	5	0	2	0	0	0	0					
Todd Zeile, R OBP: 0.314, SLG: 0.426 (1, 5)	G5-3									4	1	1	0	1	1	2					
Ray Lankford, L OBP: 0.409, SLG: 0.552 (1, 8)										4	1	0	0	1	0	2					
Mark Whiten, S OBP: 0.383, SLG: 0.500 (1, 9)										4	2	2	0	1	1	1					
Tom Pagnozzi, R OBP: 0.386, SLG: 0.558 (1, 2)										5	1	2	3	0	0	4					
Ozzie Smith, S OBP: 0.309, SLG: 0.286 (1, 6)										3	1	1	0	1	0	2					
Rick Sutcliffe, L OBP: 0.125, SLG: 0.125 Rene Arocha, R (8, 1)										2	0	0	1	0	1	3					
Inning Stats	R: 0 E: 0 K: 0 S: 4	H: 1 LOB: 1 BB: 0 P: 4	R: 2 E: 1 K: 0 S: 6	H: 2 LOB: 2 BB: 1 P: 10	R: 2 E: 0 K: 1 S: 7	H: 2 LOB: 2 BB: 2 P: 15	R: 0 E: 0 K: 0 S: 3	H: 0 LOB: 0 BB: 0 P: 3	R: 0 E: 0 K: 1 S: 6	H: 1 LOB: 1 BB: 0 P: 6	R: 0 E: 0 K: 0 S: 3	H: 1 LOB: 0 BB: 0 P: 3	R: 2 E: 0 K: 0 S: 6	H: 3 LOB: 1 BB: 0 P: 6	R: 0 E: 1 K: 1 S: 6	H: 0 LOB: 2 BB: 1 P: 10	1B: 8 2B: 2 3B: 0 HR: 0	SF: 0 SAC: 2 DP: 1 HBP: 0	WP: 1 PB: 1 SB: 1 CS: 0	PA: 43	
PITCHER	IP	WLS	BF	H	R	ER	SO	BB	IBB	HBP	BLK	WP	HR	S	P	ERA	WHIP				
Tom Candiotti, R ERA: 4.58 (1, 1)	7.2	L	37	10	6	5	3	2	1	0	0	1	0	40	52	5.87	1.565				
Gary Wayne, L ERA: 4.24 (8, 1)	0.1		1	0	0	0	0	0	0	0	0	0	0	1	1	0.00	0.000				
Roger McDowell, R ERA: 2.7 (9, 1)	1.0		5	0	0	0	1	0	1	0	0	0	0	6	10	0.00	0.000				

Batter	1	2	3	4	5	6	7	8	9	AB	R	H	RBI	BB	SO	LOB	BOTTOM					
Brett Butler, L OBP: 0.441, SLG: 0.481 (1, 8)	B1-3		F9					F7		3	0	0	0	1	0	0	St. Louis Cardinals @ Los Angeles Dodgers Dodger Stadium, Los Angeles, CA Tue May 31 1994, 7:05 PM PDT Att: 36,689 - Unknown - 71 F					
Jose Offerman, S OBP: 0.307, SLG: 0.288 (1, 6)	F7		F8							4	0	1	0	0	0	1						
Mike Piazza, R OBP: 0.380, SLG: 0.546 (1, 2)	G6-3									4	0	2	0	0	0	0						
Tim Wallach, R OBP: 0.353, SLG: 0.510 (1, 5)			F8	FC6-4						3	0	0	0	1	0	1						
Henry Rodriguez, L OBP: 0.366, SLG: 0.497 (1, 7)			F9 BB		L3			F8	FC5-4	4	0	1	0	0	0	3						
Eric Karros, R OBP: 0.338, SLG: 0.432 (1, 3)								F8		3	0	1	0	1	1	0						
Raul Mondesi, R OBP: 0.333, SLG: 0.556 (1, 9)			F9							4	0	1	0	0	0	2						
Garey Ingram, R OBP: 0.348, SLG: 0.476 (1, 4)										3	0	0	0	1	0	2						
Tom Candiotti, R OBP: 0.125, SLG: 0.125 Gary Wayne, L (8, 1) Chris Gwynn, L OBP: 0.310, SLG: 0.370 (8, PH) Roger McDowell, R (9, 1)										2	0	0	0	0	0	3						
Inning Stats	R: 0 E: 0 K: 0 S: 3	H: 0 LOB: 0 BB: 0 P: 3	R: 0 E: 0 K: 0 S: 4	H: 1 LOB: 3 BB: 2 P: 12	R: 0 E: 0 K: 0 S: 4	H: 1 LOB: 1 BB: 0 P: 4	R: 0 E: 0 K: 0 S: 4	H: 2 LOB: 1 BB: 0 P: 4	R: 0 E: 0 K: 0 S: 2	H: 0 LOB: 0 BB: 1 P: 6	R: 0 E: 0 K: 0 S: 3	H: 0 LOB: 0 BB: 0 P: 3	R: 0 E: 0 K: 0 S: 3	H: 0 LOB: 0 BB: 0 P: 3	R: 0 E: 0 K: 0 S: 5	H: 3 LOB: 3 BB: 1 P: 9	R: 0 E: 0 K: 1 S: 5	H: 0 LOB: 0 BB: 0 P: 5	1B: 7 2B: 0 3B: 0 HR: 0	SF: 0 SAC: 0 DP: 2 HBP: 0	WP: 0 PB: 0 SB: 0 CS: 0	PA: 35
PITCHER	IP	WLS	BF	H	R	ER	SO	BB	IBB	HBP	BLK	WP	HR	S	P	ERA	WHIP					
Rick Sutcliffe, R ERA: 5.13 (1, 1)	7.2	W	31	7	0	0	0	4	0	0	0	0	0	27	43	0.00	1.435					
Rene Arocha, R ERA: 5.85 (8, 1)	1.1		4	0	0	0	1	0	0	0	0	0	0	6	6	0.00	0.000					



Batter	1	2	3	4	5	6	7	8	9	AB	R	H	RBI	BB	SO	LOB	TOP			
Bernard Gilkey, R OBP: 0.365, SLG: 0.399 (1, 7)	G3		G4-3				L7			3	0	0	0	2	0	0	St. Louis Cardinals @ Los Angeles Dodgers Dodger Stadium, Los Angeles, CA Wed Jun 01 1994, 7:05 PM PDT Att: 53,325 - Unknown - 74 F livebaseballscorecards.com			
Ozzie Smith, S OBP: 0.301, SLG: 0.277 (1, 6)	G3			F8	P6			L6	G4-3	5	0	0	0	0	0	5				
Gregg Jefferies, S OBP: 0.407, SLG: 0.462 (1, 3)	G3			F7		L6		P6		4	0	0	0	0	0	0				
Todd Zeile, R OBP: 0.327, SLG: 0.441 (1, 5)		G3								3	0	3	0	1	0	0				
Ray Lankford, L OBP: 0.406, SLG: 0.545 (1, 8)		K								4	0	1	0	0	1	3				
Mark Whiten, S OBP: 0.367, SLG: 0.509 (1, 9)		G3								4	0	2	0	0	0	3				
Tom Pagnozzi, R OBP: 0.379, SLG: 0.543 (1, 2)			F8							4	0	1	0	0	0	4				
José Oquendo, S OBP: 0.375, SLG: 0.237 (1, 4)			K							4	0	0	0	0	1	2				
Bob Tewksbury, R OBP: 0.242, SLG: 0.226 (5, PH)				L9						1	0	0	0	0	0	0				
Luis Alicea, S OBP: 0.338, SLG: 0.357 (5, PH)										1	0	1	0	0	0	0				
Tom Urbani, L OBP: 0.346, SLG: 0.500 (7, PH)										0	0	0	0	0	0	0				
Gerónimo Peña, S OBP: 0.279, SLG: 0.244 (7, PH)										1	0	0	0	0	1	0				
Bryan Eversgerd, R OBP: 0.255, SLG: 0.255 (7, PH)										0	0	0	0	0	0	0				
John Habyan, R OBP: 0.247, SLG: 0.367 (8, PH)										0	0	0	0	0	0	0				
Gerald Perry, L OBP: 0.247, SLG: 0.367 (9, PH)										1	0	0	0	0	1	1				
Inning Stats	R: 0 E: 0 K: 0 S: 4	H: 0 LOB: 0 BB: 0 P: 6	R: 0 E: 0 K: 1 S: 9	H: 1 LOB: 1 BB: 0 P: 14	R: 0 E: 0 K: 1 S: 7	H: 0 LOB: 0 BB: 0 P: 12	R: 0 E: 0 K: 0 S: 10	H: 1 LOB: 1 BB: 0 P: 18	R: 0 E: 0 K: 0 S: 11	H: 2 LOB: 3 BB: 1 P: 17	R: 0 E: 0 K: 1 S: 8	H: 0 LOB: 0 BB: 0 P: 11	R: 0 E: 0 K: 0 S: 13	H: 1 LOB: 2 BB: 1 P: 20	R: 0 E: 0 K: 1 S: 10	H: 1 LOB: 2 BB: 1 P: 16	1B: 6 2B: 2 3B: 0 HR: 0	SF: 0 SAC: 0 DP: 0 HBP: 0	WP: 0 PB: 0 SB: 0 CS: 0	PA: 38
PITCHER Ramon Martinez, R ERA: 3.91 (1, 1)	IP: 9.0 WLS: W BF: 38 H: 8 R: 0 ER: 0 SO: 4 BB: 3 IBB: 0 HBP: 0 BLK: 0 WP: 0 HR: 0 S: 78 P: 130 ERA: 0.00 WHIP: 1.222															PITCHER Ramon Martinez, R ERA: 3.91 (1, 1)				

Batter	1	2	3	4	5	6	7	8	9	AB	R	H	RBI	BB	SO	LOB	BOTTOM			
Garey Ingram, R OBP: 0.393, SLG: 0.500 (1, 4)	G6-3					G1-3				5	1	3	2	0	1	0	St. Louis Cardinals @ Los Angeles Dodgers Dodger Stadium, Los Angeles, CA Wed Jun 01 1994, 7:05 PM PDT Att: 53,325 - Unknown - 74 F livebaseballscorecards.com			
Chris Gwynn, L OBP: 0.313, SLG: 0.367 (1, 7)	F8					F9				3	0	1	1	0	0	3				
Mitch Webster, S OBP: 0.380, SLG: 0.422 (6, PH)	F8					F9				2	0	0	0	0	0	0				
Mike Piazza, R OBP: 0.357, SLG: 0.545 (1, 2)										4	0	1	0	0	0	2				
Tim Wallach, R OBP: 0.351, SLG: 0.520 (8, 5)										4	1	1	2	0	1	1				
Dave Hansen, L OBP: 0.333, SLG: 0.364 (8, 5)										0	0	0	0	0	0	0				
Henry Rodriguez, L OBP: 0.361, SLG: 0.490 (5, PH)										2	0	0	0	0	1	1				
Cory Snyder, R OBP: 0.364, SLG: 0.564 (6, 9)										2	1	1	0	0	1	0				
Eric Karros, R OBP: 0.346, SLG: 0.455 (1, 3)										4	2	3	2	0	0	0				
Raul Mondesi, R OBP: 0.341, SLG: 0.560 (1, 8)										4	2	3	0	0	0	1				
Jose Offerman, S OBP: 0.303, SLG: 0.283 (1, 6)										3	0	0	0	0	2	3				
Ramon Martinez, R OBP: 0.233, SLG: 0.267 (1, 1)										4	0	1	0	0	1	3				
Inning Stats	R: 1 E: 0 K: 1 S: 13	H: 2 LOB: 1 BB: 0 P: 20	R: 1 E: 1 K: 1 S: 16	H: 3 LOB: 2 BB: 0 P: 18	R: 0 E: 0 K: 0 S: 9	H: 0 LOB: 0 BB: 0 P: 12	R: 2 E: 0 K: 0 S: 16	H: 4 LOB: 2 BB: 0 P: 19	R: 2 E: 0 K: 2 S: 15	H: 3 LOB: 1 BB: 0 P: 21	R: 0 E: 0 K: 0 S: 4	H: 0 LOB: 0 BB: 0 P: 7	R: 1 E: 0 K: 1 S: 15	H: 2 LOB: 1 BB: 0 P: 24	R: 0 E: 0 K: 2 S: 8	H: 0 LOB: 0 BB: 0 P: 12	1B: 11 2B: 1 3B: 0 HR: 2	SF: 0 SAC: 1 DP: 0 HBP: 0	WP: 0 PB: 0 SB: 0 CS: 0	PA: 38
PITCHER Bob Tewksbury, R ERA: 4.71 (5, 1)	IP: 4.0 WLS: L BF: 21 H: 9 R: 4 ER: 4 SO: 2 BB: 0 IBB: 0 HBP: 0 BLK: 0 WP: 0 HR: 0 S: 19 P: 28 ERA: 9.00 WHIP: 2.250															PITCHER Tom Urbani, L ERA: 5.71 (7, 1)				
Tom Urbani, L ERA: 5.71 (7, 1)	IP: 2.0 WLS: L BF: 9 H: 3 R: 2 ER: 2 SO: 2 BB: 0 IBB: 0 HBP: 0 BLK: 0 WP: 0 HR: 1 S: 19 P: 28 ERA: 9.00 WHIP: 1.500															PITCHER Bryan Eversgerd, L ERA: 2.55 (8, 1)				
Bryan Eversgerd, L ERA: 2.55 (8, 1)	IP: 1.0 WLS: L BF: 5 H: 2 R: 1 ER: 1 SO: 1 BB: 0 IBB: 0 HBP: 0 BLK: 0 WP: 0 HR: 1 S: 15 P: 24 ERA: 9.00 WHIP: 2.000															PITCHER John Habyan, R ERA: 3.41 (8, 1)				
John Habyan, R ERA: 3.41 (8, 1)	IP: 1.0 WLS: L BF: 3 H: 0 R: 0 ER: 0 SO: 2 BB: 0 IBB: 0 HBP: 0 BLK: 0 WP: 0 HR: 0 S: 8 P: 12 ERA: 0.00 WHIP: 0.000															PITCHER John Habyan, R ERA: 3.41 (8, 1)				

Batter	1	2	3	4	5	6	7	8	9	AB	R	H	RBI	BB	SO	LOB	TOP										
Darren Lewis, R OBP: 0.356, SLG: 0.312	F9		P3			L6-3		G6-4-3 1B		4	0	1	0	0	0	1											
John Patterson, S OBP: 0.281, SLG: 0.262	P6			K		F7		G6-4-3		4	0	0	0	0	1	1											
Barry Bonds, L OBP: 0.429, SLG: 0.575	F8			F9			1B BLK BB		F8	3	0	0	0	1	0	0											
Matt Williams, R OBP: 0.310, SLG: 0.562		K		K			1B HBP		G4-6-3 1B	3	0	1	0	0	2	0											
Willie McGee, S OBP: 0.341, SLG: 0.415	F8				HR		1B		G4-6-3	4	1	2	1	0	0	1											
Todd Benzinger, S OBP: 0.296, SLG: 0.358					G5-3		K			3	0	1	0	0	1	3											
Royce Clayton, R OBP: 0.302, SLG: 0.355					P4		F9			3	0	0	0	0	0	4											
Kirt Manwaring, R OBP: 0.278, SLG: 0.331			G5-3		G3		G6-3			3	0	0	0	0	0	3											
Dave Burba, R (7, 1)										0	0	0	0	0	0	0											
Bryan Hickerson, L OBP: 0.273, SLG: 0.200			G6-3							2	0	1	0	0	0	0											
Jeff Reed, L OBP: 0.231, SLG: 0.130						L6-3 1B		G4-3		1	0	0	0	0	0	0											
Inning Stats	R: 0 E: 0 K: 0 S: 7	H: 0 LOB: 0 BB: 0 P: 12	R: 0 E: 0 K: 1 S: 7	H: 1 LOB: 1 BB: 0 P: 9	R: 0 E: 0 K: 2 S: 10	H: 0 LOB: 0 BB: 0 P: 15	R: 0 E: 0 K: 2 S: 7	H: 0 LOB: 0 BB: 0 P: 12	R: 1 E: 0 K: 0 S: 9	H: 1 LOB: 0 BB: 0 P: 13	R: 0 E: 0 K: 0 S: 8	H: 1 LOB: 0 BB: 0 P: 12	R: 0 E: 0 K: 1 S: 15	H: 1 LOB: 3 BB: 1 P: 27	R: 0 E: 0 K: 0 S: 4	H: 1 LOB: 0 BB: 0 P: 6	R: 0 E: 0 K: 0 S: 7	H: 1 LOB: 0 BB: 0 P: 14	1B: 5 2B: 1 3B: 0 HR: 1	SF: 0 SAC: 0 DP: 3 HBP: 1	WP: 0 PB: 0 SB: 0 CS: 0	PA: 32					
PITCHER	IP	WLS	BF	H	R	ER	SO	BB	IBB	HBP	BLK	WP	HR	S	P	ERA	WHIP										
Allen Watson, L ERA: 6.67	6.1	W	24	4	1	1	4	1	0	1	1	0	1	56	89	1.42	0.789										
John Habyan, R ERA: 3.34	0.2		2	0	0	0	0	0	0	0	0	0	0	7	11	0.00	0.000										
Rich Rodriguez, L ERA: 3.41	1.1		4	1	0	0	0	0	0	0	0	0	0	7	11	0.00	0.750										
Mike Perez, R ERA: 7.04	0.2	S	2	1	0	0	0	0	0	0	0	0	0	4	9	0.00	1.500										

San Francisco Giants @ St. Louis Cardinals
 Busch Stadium, St. Louis, MO
 Fri Jun 03 1994, 7:05 PM CDT
 Att: 35,460 - Unknown - 76 F

AB	30
R	1
H	6
RBI	1
BB	1
SO	4
LOB	13



Batter	1	2	3	4	5	6	7	8	9	AB	R	H	RBI	BB	SO	LOB	BOTTOM										
Bernard Gilkey, R OBP: 0.363, SLG: 0.395	P9		G5-3			G1-3 1B		L6		4	0	1	0	0	0	1											
Ozzie Smith, S OBP: 0.310, SLG: 0.305					G1-3		HR			4	2	3	2	0	0	1											
Gregg Jefferies, S OBP: 0.408, SLG: 0.468	L9					K		G6-3 1B		4	0	2	1	0	1	2											
Todd Zeile, R OBP: 0.326, SLG: 0.434			G5-3			FC5-4 BB		G6-3		3	0	0	0	1	1	3											
Mark Whiten, S OBP: 0.364, SLG: 0.500					P4	FC5-4		K		4	0	1	0	0	1	3											
Brian Jordan, R OBP: 0.322, SLG: 0.350		L5-3			K			G4-3		4	0	0	0	0	2	1											
Tom Pagnozzi, R OBP: 0.385, SLG: 0.553			F9					K		4	0	2	0	0	1	0											
José Oquendo, S OBP: 0.382, SLG: 0.242					SH3 1B			F8		3	1	1	0	1	0	1											
Allen Watson, L OBP: 0.200, SLG: 0.300					SH3					2	0	0	0	0	0	3											
John Habyan, R					G4-3					0	0	0	0	0	0	0											
Rich Rodriguez, L										0	0	0	0	0	0	0											
Mike Perez, R										0	0	0	0	0	0	0											
Inning Stats	R: 0 E: 0 K: 1 S: 12	H: 1 LOB: 1 BB: 0 P: 15	R: 0 E: 0 K: 0 S: 9	H: 1 LOB: 0 BB: 0 P: 14	R: 2 E: 0 K: 0 S: 8	H: 2 LOB: 1 BB: 1 P: 13	R: 0 E: 0 K: 1 S: 10	H: 2 LOB: 2 BB: 0 P: 16	R: 0 E: 0 K: 1 S: 9	H: 1 LOB: 1 BB: 0 P: 11	R: 1 E: 0 K: 1 S: 12	H: 2 LOB: 1 BB: 0 P: 17	R: 0 E: 0 K: 1 S: 7	H: 0 LOB: 0 BB: 0 P: 10	1B: 7 2B: 3 3B: 0 HR: 1	SF: 0 SAC: 1 DP: 1 HBP: 0	WP: 0 PB: 0 SB: 0 CS: 0	PA: 35									
PITCHER	IP	WLS	BF	H	R	ER	SO	BB	IBB	HBP	BLK	WP	HR	S	P	ERA	WHIP										
Bryan Hickerson, L ERA: 4.71	6.1	L	30	10	3	3	4	2	0	0	0	0	0	65	102	4.26	1.895										
Dave Burba, R ERA: 4.06	1.2		5	0	0	0	2	0	0	0	0	0	0	13	16	0.00	0.000										

San Francisco Giants @ St. Louis Cardinals
 Busch Stadium, St. Louis, MO
 Fri Jun 03 1994, 7:05 PM CDT
 Att: 35,460 - Unknown - 76 F

AB	32
R	3
H	10
RBI	3
BB	2
SO	6
LOB	15



Batter	1	2	3	4	5	6	7	8	9	AB	R	H	RBI	BB	SO	LOB	TOP			
Darren Lewis, R OBP: 0.362, SLG: 0.332 (1, 8)										6	1	3	2	0	0	2	San Francisco Giants @ St. Louis Cardinals Busch Stadium, St. Louis, MO Sun Jun 05 1994, 3:33 AM CDT Att: 40,148 - Sunny - 89 F			
John Patterson, S OBP: 0.283, SLG: 0.266 (1, 4)										6	1	2	1	0	0	5				
Dave Martinez, L OBP: 0.287, SLG: 0.282 (1, 9)										3	2	2	0	2	0	0				
Matt Williams, R OBP: 0.315, SLG: 0.578 Steve Frey, R (9, 1)										4	3	2	3	1	0	2				
Barry Bonds, L OBP: 0.436, SLG: 0.580 Mark Carreon, R (8, PH) OBP: 0.228, SLG: 0.309 (8, 7)										3	1	3	1	0	0	0				
J.R. Phillips, L OBP: 0.100, SLG: 0.111 (1, 3)										4	0	0	1	0	1	5				
Royce Clayton, R OBP: 0.292, SLG: 0.342 Mike Benjamin, R OBP: 0.400, SLG: 0.474 (6, 6)										4	1	0	0	0	2	5				
Jeff Reed, L OBP: 0.246, SLG: 0.140 (1, 2)										4	1	1	0	1	0	0				
Mark Portugal, R OBP: 0.387, SLG: 0.517 Steve Scarosone, R (9, PH) OBP: 0.350, SLG: 0.389 (9, 5)										4	0	3	1	0	0	0				
Inning Stats	R: 6 E: 1 K: 0 S: 20	H: 6 LOB: 2 BB: 2 P: 40	R: 0 E: 0 K: 0 S: 11	H: 1 LOB: 2 BB: 0 P: 19	R: 0 E: 0 K: 0 S: 11	H: 1 LOB: 1 BB: 0 P: 16	R: 1 E: 0 K: 2 S: 14	H: 3 LOB: 1 BB: 0 P: 23	R: 0 E: 0 K: 1 S: 9	H: 1 LOB: 1 BB: 1 P: 20	R: 0 E: 0 K: 0 S: 7	H: 0 LOB: 0 BB: 0 P: 10	R: 1 E: 0 K: 0 S: 13	H: 1 LOB: 1 BB: 1 P: 23	R: 1 E: 0 K: 0 S: 14	H: 3 LOB: 2 BB: 0 P: 19		1B: 10 2B: 5 3B: 1 HR: 1	SF: 1 2B: 5 SAC: 0 DP: 1 HBP: 1	WP: 0 PB: 0 SB: 1 CS: 2
PITCHER	IP WLS BF H R ER SO BB IBB HBP BLK WP HR S P ERA WHIP																PITCHER	IP WLS BF H R ER SO BB IBB HBP BLK WP HR S P ERA WHIP		
Rick Sutcliffe, R ERA: 6.08 (1, 1)	0.1 L 9 5 6 3 0 1 1 0 0 0 0 15 33 81.00 18.000																Tom Urbani, L ERA: 5.32 (1, 1)	4.2 20 7 1 1 2 0 0 1 0 0 1 52 82 1.93 1.500		
Bryan Eversgerd, L ERA: 2.93 (6, 1)	3.0 13 2 2 2 1 2 0 0 0 0 0 29 53 6.00 1.333																Rob Murphy, L ERA: 4.87 (9, 1)	1.0 5 3 1 1 0 0 0 0 0 0 0 14 19 9.00 3.000		
Ray Lankford, L OBP: 0.401, SLG: 0.549 (1, 8)										4	0	0	0	0	0	1	San Francisco Giants @ St. Louis Cardinals Busch Stadium, St. Louis, MO Sun Jun 05 1994, 3:33 AM CDT Att: 40,148 - Sunny - 89 F			
Luis Alica, S OBP: 0.329, SLG: 0.345 (1, 4)										4	0	0	1	0	1	1				
Gregg Jefferies, S OBP: 0.416, SLG: 0.474 (1, 3)										3	1	1	0	1	0	1				
Todd Zeile, R OBP: 0.332, SLG: 0.439 (1, 5)										4	0	2	1	0	1	2				
Mark Whiten, S OBP: 0.353, SLG: 0.480 (1, 9)										4	1	1	0	0	2	2				
Brian Jordan, R OBP: 0.320, SLG: 0.346 (1, 7)										4	0	1	0	0	0	1				
Terry McGriff, R OBP: 0.385, SLG: 0.340 (1, 2)										4	0	1	0	0	0	1				
José Oquendo, S OBP: 0.373, SLG: 0.227 (1, 6)										2	0	0	1	1	0	1				
Rick Sutcliffe, L ERA: 6.125, SLG: 0.125 (1, 1)	8.0 W 31 5 2 1 1 1 0 0 0 0 0 62 99 1.12 0.875																	Stan Nowak, R ERA: 3.73 (5, PH)	1.0 5 2 1 1 1 0 0 0 0 0 0 12 17 9.00 2.000	
Inning Stats	R: 1 E: 0 K: 1 S: 13	H: 2 LOB: 1 BB: 0 P: 21	R: 0 E: 0 K: 0 S: 3	H: 0 LOB: 0 BB: 0 P: 6	R: 0 E: 0 K: 0 S: 9	H: 0 LOB: 0 BB: 0 P: 14	R: 0 E: 0 K: 0 S: 6	H: 1 LOB: 0 BB: 0 P: 8	R: 0 E: 0 K: 2 S: 9	H: 0 LOB: 1 BB: 1 P: 15	R: 0 E: 0 K: 1 S: 8	H: 1 LOB: 1 BB: 0 P: 11	R: 1 E: 1 K: 0 S: 7	H: 1 LOB: 1 BB: 0 P: 8	R: 1 E: 0 K: 1 S: 12	H: 2 LOB: 1 BB: 0 P: 17		1B: 5 2B: 2 3B: 0 HR: 0	SF: 1 2B: 2 SAC: 0 DP: 1 HBP: 0	WP: 0 PB: 0 SB: 0 CS: 0
PITCHER	IP WLS BF H R ER SO BB IBB HBP BLK WP HR S P ERA WHIP																PITCHER	IP WLS BF H R ER SO BB IBB HBP BLK WP HR S P ERA WHIP		
Mark Portugal, R ERA: 3.73 (1, 1)	8.0 W 31 5 2 1 1 1 0 0 0 0 0 62 99 1.12 0.875																Steve Frey, L ERA: 8.22 (9, 1)	1.0 5 2 1 1 1 0 0 0 0 0 0 12 17 9.00 2.000		



Batter	1	2	3	4	5	6	7	8	9	AB R H RBI BB SO LOB	TOP											
Deion Sanders, L (1, 8) OBP: 0.344, SLG: 0.413	L8		G1-3		G1	G1			F8	5 0 1 1 0 0 0	Cincinnati Reds @ St. Louis Cardinals Busch Stadium, St. Louis, MO Tue Jun 07 1994, 7:05 PM CDT Att: 28,353 - Unknown - 84 F											
Barry Larkin, R (1, 6) OBP: 0.339, SLG: 0.343			P4		G4-3	CS	G6-3		F8	5 0 2 0 0 0 0												
Hal Morris, L (1, 3) OBP: 0.373, SLG: 0.482	K					1B	F7		F8	3 1 1 0 2 1 1												
Kevin Mitchell, R (1, 7) Jerome Walton, R (7, 9) OBP: 0.420, SLG: 0.731 OBP: 0.297, SLG: 0.432	P4		G5-3			2B			G6-4-3	4 1 2 0 0 0 2 1 0 0 0 0 0 2												
Thomas Howard, S (1, 9) (7, 7)		G4-3		G4-3		3B	K			4 1 1 1 0 1 1												
Tony Fernandez, S (1, 5) OBP: 0.495, SLG: 0.484		1B		G3-1		2B				4 1 3 2 0 0 0												
Bret Boone, R (1, 4) OBP: 0.360, SLG: 0.480		1B				3B				4 1 3 1 0 0 1												
Eddie Taubensee, L (1, 2) OBP: 0.254, SLG: 0.309		K				2B				3 0 0 0 1 2 4												
Erik Hanson, R (1, 1) Chuck McElroy, L (9, 1)		G3			G5-3	G6-3			G6-4-3	4 0 0 0 0 0 5 0 0 0 0 0 0 0												
Inning Stats	R: 0 E: 0 K: 1 S: 7	H: 1 LOB: 1 BB: 0 P: 10	R: 0 E: 0 K: 1 S: 14	H: 2 LOB: 2 BB: 0 P: 22	R: 0 E: 0 K: 0 S: 8	H: 0 LOB: 1 BB: 1 P: 14	R: 0 E: 0 K: 1 S: 9	H: 1 LOB: 0 BB: 0 P: 12	R: 0 E: 0 K: 0 S: 5	H: 0 LOB: 0 BB: 0 P: 7		R: 5 E: 0 K: 0 S: 13	H: 6 LOB: 0 BB: 0 P: 21	R: 0 E: 0 K: 1 S: 11	H: 1 LOB: 1 BB: 0 P: 17	R: 0 E: 0 K: 0 S: 7	H: 1 LOB: 1 BB: 1 P: 14	R: 0 E: 0 K: 0 S: 6	H: 1 LOB: 1 BB: 1 P: 13	1B: 8 2B: 3 3B: 2 HR: 0	SF: 0 SAC: 0 DP: 2 HBP: 0	WP: 1 PB: 0 SB: 2 CS: 1
PITCHER	IP WLS BF H R ER SO BB IBB HBP BLK WP HR S P ERA WHIP											IP WLS BF H R ER SO BB IBB HBP BLK WP HR S P ERA WHIP										
Bob Tewksbury, R (1, 1) ERA: 4.96	5.0 L 25 9 5 5 3 1 0 0 0 0 0 0 50 73 9.00 2.000																					
Rob Murphy, L (6, 1) ERA: 4.94	1.0 3 1 0 0 0 0 0 0 0 0 0 6 13 0.00 1.000																					
Rich Rodriguez, L (7, 1) ERA: 3.19	2.0 8 2 0 0 1 1 0 0 0 0 1 0 18 31 0.00 1.500																					
John Habyan, R (9, 1) ERA: 3.23	1.0 4 1 0 0 0 0 0 1 0 0 0 0 6 13 0.00 1.000																					

AB	37
R	5
H	13
RBI	5
BB	3
SO	4
LOB	16



Batter	1	2	3	4	5	6	7	8	9	AB R H RBI BB SO LOB	BOTTOM											
Ray Lankford, L (1, 8) OBP: 0.394, SLG: 0.538	P4			F7			P6		L8	4 0 0 0 0 0 1	Cincinnati Reds @ St. Louis Cardinals Busch Stadium, St. Louis, MO Tue Jun 07 1994, 7:05 PM CDT Att: 28,353 - Unknown - 84 F											
Ozzie Smith, S (1, 6) OBP: 0.308, SLG: 0.299				G4-3			F9		K	4 0 1 0 0 1 1												
Gregg Jefferies, S (1, 3) OBP: 0.410, SLG: 0.467				F8			F7			3 0 0 0 0 0 1												
Todd Zeile, R (1, 5) OBP: 0.328, SLG: 0.432		G4-3				F7			L5	3 0 0 0 0 0 0												
Mark Whiten, S (1, 9) OBP: 0.352, SLG: 0.473		G3				K			FC5-4	2 0 0 0 1 1 0												
Brian Jordan, R (1, 7) OBP: 0.312, SLG: 0.336						G6-3			L9	3 0 0 0 0 0 1												
Tom Pagnozzi, R (1, 2) OBP: 0.361, SLG: 0.516									FC5-4	3 0 0 0 0 0 1												
José Oquendo, S (1, 4) OBP: 0.372, SLG: 0.232									G6-3	3 0 1 0 0 0 0												
Bob Tewksbury, R (1, 1) Rob Murphy, L (6, 1) Stan Royer, R (7, 1) Rich Rodriguez, L (9, 1) John Habyan, R (9, 1) Gerónimo Peña, S (9, 1) OBP: 0.235, SLG: 0.219 OBP: 0.361, SLG: 0.364 OBP: 0.297, SLG: 0.410									G6-3	1 0 0 0 0 0 0 0 0 0 0 0 0 0 1 0 1 0 0 0 0 1 1												
Inning Stats	R: 0 E: 0 K: 0 S: 4	H: 1 LOB: 0 BB: 0 P: 6	R: 0 E: 0 K: 0 S: 8	H: 0 LOB: 0 BB: 0 P: 10	R: 0 E: 0 K: 0 S: 6	H: 0 LOB: 0 BB: 0 P: 12	R: 0 E: 0 K: 0 S: 6	H: 0 LOB: 0 BB: 0 P: 10	R: 0 E: 0 K: 1 S: 7	H: 0 LOB: 0 BB: 0 P: 11		R: 0 E: 0 K: 0 S: 6	H: 0 LOB: 0 BB: 0 P: 9	R: 0 E: 0 K: 0 S: 4	H: 0 LOB: 0 BB: 0 P: 7	R: 0 E: 0 K: 0 S: 7	H: 0 LOB: 1 BB: 1 P: 16	R: 0 E: 0 K: 2 S: 11	H: 1 LOB: 1 BB: 0 P: 13	1B: 2 2B: 0 3B: 0 HR: 0	SF: 0 SAC: 0 DP: 1 HBP: 0	WP: 0 PB: 0 SB: 0 CS: 0
PITCHER	IP WLS BF H R ER SO BB IBB HBP BLK WP HR S P ERA WHIP											IP WLS BF H R ER SO BB IBB HBP BLK WP HR S P ERA WHIP										
Erik Hanson, R (1, 1) ERA: 4.94	8.0 W 25 1 0 0 1 0 0 0 0 0 0 48 81 0.00 0.250																					
Chuck McElroy, L (9, 1) ERA: 0.89	1.0 4 1 0 0 2 0 0 0 0 0 0 0 11 13 0.00 1.000																					

AB	28
R	0
H	2
RBI	0
BB	1
SO	3
LOB	6



Batter	1	2	3	4	5	6	7	8	9	AB	R	H	RBI	BB	SO	LOB	TOP										
Bernard Gilkey, R OBP: 0.348, SLG: 0.381 (1, 7)	P4	G5-3		F8			F7		F7	5	0	1	0	0	0	1	St. Louis Cardinals @ Philadelphia Phillies Veterans Stadium, Philadelphia, PA Thu Jun 09 1994, 7:05 PM EDT Att: 34,759 - Unknown - 80 F										
Gerónimo Peña, S OBP: 0.316, SLG: 0.441 (1, 4)	BB	1B			F8	G5-3	F7			3	1	1	0	1	1	2											
Gregg Jefferies, S OBP: 0.416, SLG: 0.468 (1, 3)	BB	BB			G6-3	G5-3	K			4	1	1	0	0	1	2											
Todd Zeile, R OBP: 0.325, SLG: 0.422 (1, 5)	FC5-4	BB			F8		L9			2	0	0	0	2	0	2											
Ray Lankford, L OBP: 0.396, SLG: 0.533 (1, 8)	FC5-4	BB			FC4-6			F8		2	0	0	1	2	0	1											
Mark Whiten, S OBP: 0.347, SLG: 0.452 (1, 9)	FC5-4						K			3	0	0	1	1	2	4											
Tom Pagnozzi, R OBP: 0.347, SLG: 0.495 (1, 2)	G1-3				L1			G4-3		4	0	0	0	0	1	4											
Ozzie Smith, S OBP: 0.318, SLG: 0.318 (1, 6)					G5-3			G1-3		4	0	1	0	0	0	0											
Vicente Palacios, R (1, 1)										0	0	0	0	0	0	0											
Tom Urbani, L OBP: 0.298, SLG: 0.250 (1, 1)										1	0	0	0	0	0	0											
Stan Nowak, R OBP: 0.171, SLG: 0.243 (6, PH)										0	0	0	0	0	0	0											
Bryan Eversgerd, L (6, PH)										0	0	0	0	0	0	0											
Rob Murphy, L (8, PH)										0	0	0	0	0	0	0											
Gerald Perry, L OBP: 0.207, SLG: 0.370 (8, PH)										1	0	0	0	0	0	0											
Inning Stats	R: 2 E: 0 K: 0 S: 14	H: 2 LOB: 2 BB: 2 P: 24	R: 0 E: 0 K: 1 S: 8	H: 1 LOB: 1 BB: 0 P: 15	R: 0 E: 0 K: 0 S: 9	H: 0 LOB: 2 BB: 2 P: 20	R: 0 E: 0 K: 0 S: 7	H: 0 LOB: 0 BB: 0 P: 8	R: 0 E: 0 K: 1 S: 11	H: 0 LOB: 2 BB: 2 P: 23	R: 0 E: 0 K: 1 S: 10	H: 0 LOB: 0 BB: 0 P: 15	R: 0 E: 0 K: 1 S: 8	H: 1 LOB: 1 BB: 0 P: 15	R: 0 E: 0 K: 1 S: 8	H: 0 LOB: 0 BB: 0 P: 11	R: 0 E: 0 K: 0 S: 9	H: 0 LOB: 0 BB: 0 P: 12	1B: 3 2B: 1 3B: 0 HR: 0	SF: 0 SAC: 1 DP: 0 HBP: 0	WP: 1 PB: 0 SB: 2 CS: 0	PA: 37					
PITCHER	IP	WLS	BF	H	R	ER	SO	BB	IBB	HBP	BLK	WP	HR	S	P	ERA	WHIP										
Bobby Munoz, R ERA: 2.86 (1, 1)	6.0	W	27	3	2	2	3	6	0	0	0	1	0	59	105	3.00	1.500										
Paul Quantrill, R ERA: 3.3 (7, 1)	3.0	S	10	1	0	0	2	0	0	0	0	0	0	25	38	0.00	0.333										

AB	30
R	2
H	4
RBI	2
BB	6
SO	5
LOB	16



Batter	1	2	3	4	5	6	7	8	9	AB	R	H	RBI	BB	SO	LOB	BOTTOM										
Lenny Dykstra, L OBP: 0.428, SLG: 0.504 (1, 8)	G4-3	FC6		G4-3						4	1	2	0	0	0	0	St. Louis Cardinals @ Philadelphia Phillies Veterans Stadium, Philadelphia, PA Thu Jun 09 1994, 7:05 PM EDT Att: 34,759 - Unknown - 80 F										
Mariano Duncan, R OBP: 0.329, SLG: 0.429 (1, 4)	HR	F7					P6			4	1	2	0	0	0	3											
Ricky Jordan, R OBP: 0.308, SLG: 0.518 (1, 3)	HR	FC6		F9			F7			4	1	1	2	0	0	4											
Darren Daulton, L OBP: 0.378, SLG: 0.548 (1, 2)	HR	BB					G4-3			3	1	1	1	1	0	0											
Jim Eisenreich, L OBP: 0.382, SLG: 0.404 (1, 9)	HR	K					K			4	1	2	2	0	2	2											
Milt Thompson, L OBP: 0.348, SLG: 0.411 (1, 7)	G6-3	G6-3					K			4	1	1	0	0	1	3											
Kim Batiste, R OBP: 0.214, SLG: 0.268 (1, 5)	G6-3			P3			G6-3			4	0	0	0	0	0	2											
Kevin Stocker, S OBP: 0.356, SLG: 0.261 (1, 6)				P3			K			4	0	1	1	0	2	0											
Bobby Munoz, R OBP: 0.143, SLG: 0.143 (1, 1)				F8						2	0	0	0	0	1	1											
Pete Incaviglia, R OBP: 0.295, SLG: 0.537 (6, PH)	K2-1-3									1	0	1	0	0	0	0											
Paul Quantrill, L (7, 1)										1	0	0	0	0	1	0											
Inning Stats	R: 5 E: 0 K: 1 S: 23	H: 5 LOB: 1 BB: 1 P: 39	R: 1 E: 0 K: 1 S: 19	H: 2 LOB: 0 BB: 0 P: 27	R: 0 E: 0 K: 0 S: 10	H: 0 LOB: 0 BB: 0 P: 12	R: 0 E: 0 K: 0 S: 5	H: 1 LOB: 0 BB: 0 P: 9	R: 0 E: 0 K: 1 S: 5	H: 2 LOB: 1 BB: 0 P: 7	R: 0 E: 0 K: 2 S: 8	H: 0 LOB: 0 BB: 0 P: 11	R: 0 E: 0 K: 2 S: 8	H: 0 LOB: 0 BB: 0 P: 11	R: 0 E: 0 K: 2 S: 8	H: 0 LOB: 0 BB: 0 P: 11	1B: 6 2B: 3 3B: 0 HR: 2	SF: 0 SAC: 0 DP: 0 HBP: 0	WP: 0 PB: 0 SB: 0 CS: 1	PA: 36							
PITCHER	IP	WLS	BF	H	R	ER	SO	BB	IBB	HBP	BLK	WP	HR	S	P	ERA	WHIP										
Vicente Palacios, R ERA: 3.99 (1, 1)	4.1	L	17	4	1	1	2	0	0	0	0	0	0	42	59	2.08	0.923										
Tom Urbani, L ERA: 5.04 (1, 1)	2.0		8	2	0	0	3	0	0	0	0	0	0	21	30	0.00	1.000										
Bryan Eversgerd, L ERA: 2.75 (6, PH)	1.0		3	0	0	0	2	0	0	0	0	0	0	8	11	0.00	0.000										
Rob Murphy, L ERA: 4.43 (8, PH)																											



Batter	1	2	3	4	5	6	7	8	9	AB	R	H	RBI	BB	SO	LOB	TOP								
Bernard Gilkey, R OBP: 0.349, SLG: 0.387 (1, 7)										5	0	2	0	0	0	1									
Gerónimo Pena, S OBP: 0.333, SLG: 0.444 (1, 4)										4	0	2	0	1	0	2									
Gregg Jefferies, S OBP: 0.416, SLG: 0.469 (1, 3)										4	0	1	0	1	0	3									
Todd Zeile, R OBP: 0.322, SLG: 0.416 (1, 5)										5	1	1	0	0	0	6									
Ray Lankford, L OBP: 0.394, SLG: 0.528 (1, 8)										4	0	1	0	0	2	4									
Mark Whiten, S OBP: 0.338, SLG: 0.439 (1, 9)										4	0	0	1	0	0	2									
Tom Pagnozzi, R OBP: 0.352, SLG: 0.490 (1, 2)										3	1	1	0	1	0	1									
José Oquendo, S OBP: 0.367, SLG: 0.233 (1, 6)										4	1	1	0	0	0	1									
Rick Sutcliffe, L OBP: 0.100, SLG: 0.100 (1, 1)										2	0	0	0	0	0	1									
Luis Alicea, S OBP: 0.338, SLG: 0.397 (7, PH)										1	1	1	3	0	0	0									
Rich Rodríguez, L (7, 1)										0	0	0	0	0	0	0									
Gerald Perry, L OBP: 0.436, SLG: 0.375 (9, PH)										0	0	0	0	1	0	0									
Mike Perez, R (9, 1)										0	0	0	0	0	0	0									
Inning Stats	R: 0 E: 0 K: 1 S: 10	H: 2 LOB: 2 BB: 0 P: 14	R: 0 E: 0 K: 0 S: 8	H: 1 LOB: 1 BB: 0 P: 9	R: 0 E: 0 K: 0 S: 6	H: 1 LOB: 0 BB: 0 P: 9	R: 1 E: 1 K: 0 S: 9	H: 1 LOB: 0 BB: 0 P: 14	R: 0 E: 0 K: 0 S: 4	H: 0 LOB: 0 BB: 1 P: 6	R: 0 E: 0 K: 0 S: 11	H: 0 LOB: 1 BB: 1 P: 18	R: 3 E: 0 K: 0 S: 12	H: 3 LOB: 1 BB: 1 P: 18	R: 0 E: 0 K: 1 S: 8	H: 1 LOB: 1 BB: 0 P: 13	R: 0 E: 1 K: 0 S: 9	H: 1 LOB: 3 BB: 2 P: 17	1B: 7 2B: 3 3B: 0 HR: 1	SF: 0 SAC: 0 DP: 1 HBP: 0	WP: 0 PB: 0 SB: 0 CS: 1	PA: 40			
PITCHER	IP	WLS	BF	H	R	ER	SO	BB	IBB	HBP	BLK	WP	HR	S	P	ERA	WHIP								
Mike Williams, R ERA: 5.36 (1, 1)	6.1	L	27	7	4	3	1	2	0	0	0	0	1	54	81	4.26	1.421								
Larry Andersen, R ERA: 4.7 (7, 1)	1.2		7	2	0	0	1	0	0	0	0	0	0	14	20	0.00	1.200								
Heathcliff Slocumb, R ERA: 2.83 (9, 1)	1.0		6	1	0	0	0	1	1	0	0	0	0	9	17	0.00	2.000								

St. Louis Cardinals @ Philadelphia Phillies
Veterans Stadium, Philadelphia, PA

AB 36
R 4
H 10
RBI 4
BB 4
SO 2
LOB 21



WP: 0 PA: 40
PB: 0
SB: 0
CS: 1

Batter	1	2	3	4	5	6	7	8	9	AB	R	H	RBI	BB	SO	LOB	BOTTOM								
Lenny Dykstra, L OBP: 0.429, SLG: 0.504 (1, 8)										4	1	2	1	0	0	0									
Mariano Duncan, R OBP: 0.332, SLG: 0.432 (1, 4)										3	0	1	2	1	0	1									
John Kruk, L OBP: 0.471, SLG: 0.388 Heathcliff Slocumb, R OBP: 0.500, SLG: 0.500 (1, 3)										2	0	0	0	2	1	1									
Darren Daulton, L OBP: 0.372, SLG: 0.537 (1, 2)										4	0	0	0	0	1	4									
Jim Eisenreich, L OBP: 0.379, SLG: 0.396 (1, 9)										3	0	0	0	1	1	2									
Milt Thompson, L OBP: 0.338, SLG: 0.402 Larry Andersen, R (7, 1)										3	0	0	0	0	0	0									
Ricky Jordan, R OBP: 0.306, SLG: 0.514 (9, 3)										1	0	0	0	0	0	1									
Kim Batiste, R OBP: 0.218, SLG: 0.270 Mickey Morandini, L OBP: 0.376, SLG: 0.365 (1, 5)										3	1	1	0	0	0	0									
Kevin Stocker, S OBP: 0.355, SLG: 0.264 Pete Incaviglia, R OBP: 0.293, SLG: 0.532 (9, PH)										3	1	1	0	0	0	0									
Mike Williams, R OBP: 0.111, SLG: 0.222 Billy Hatcher, R OBP: 0.290, SLG: 0.325 (1, 1)										1	0	0	0	0	1	0									
Inning Stats	R: 0 E: 0 K: 0 S: 5	H: 0 LOB: 0 BB: 1 P: 12	R: 0 E: 0 K: 1 S: 7	H: 0 LOB: 0 BB: 0 P: 10	R: 3 E: 0 K: 1 S: 16	H: 4 LOB: 2 BB: 1 P: 31	R: 0 E: 0 K: 0 S: 5	H: 0 LOB: 0 BB: 0 P: 8	R: 0 E: 0 K: 1 S: 10	H: 1 LOB: 2 BB: 1 P: 22	R: 0 E: 0 K: 0 S: 7	H: 0 LOB: 0 BB: 0 P: 11	R: 0 E: 0 K: 1 S: 12	H: 0 LOB: 0 BB: 0 P: 18	R: 0 E: 0 K: 1 S: 8	H: 0 LOB: 0 BB: 0 P: 12	R: 0 E: 0 K: 1 S: 10	H: 0 LOB: 1 BB: 1 P: 18	1B: 4 2B: 1 3B: 0 HR: 0	SF: 0 SAC: 1 DP: 1 HBP: 0	WP: 1 PB: 0 SB: 0 CS: 0	PA: 35			
PITCHER	IP	WLS	BF	H	R	ER	SO	BB	IBB	HBP	BLK	WP	HR	S	P	ERA	WHIP								
Rick Sutcliffe, R ERA: 5.79 (1, 1)	6.0	W	25	5	3	3	3	3	0	0	0	0	0	50	94	4.50	1.333								
Rich Rodríguez, L ERA: 3.0 (7, 1)	2.0		6	0	0	0	2	0	0	0	0	0	0	20	30	0.00	0.000								
Mike Perez, R ERA: 6.23 (9, 1)	1.0	S	4	0	0	0	1	1	0	0	0	0	0	10	18	0.00	1.000								

St. Louis Cardinals @ Philadelphia Phillies
Veterans Stadium, Philadelphia, PA

AB 30
R 3
H 5
RBI 3
BB 4
SO 6
LOB 11



WP: 1 PA: 35
PB: 0
SB: 0
CS: 0

Batter	1	2	3	4	5	6	7	8	9	AB	R	H	RBI	BB	SO	LOB	TOP								
Bernard Gilkey, R OBP: 0.350, SLG: 0.381 (1, 7)	F8		F8					L9-3		3	1	0	0	1	0	1	St. Louis Cardinals @ Philadelphia Phillies Veterans Stadium, Philadelphia, PA Sat Jun 11 1994, 7:05 PM EDT Att: 39,065 - Unknown - 73 F								
Gerónimo Peña, S OBP: 0.315, SLG: 0.416 (1, 4)	K		F8			F8	FC5	G3		5	0	0	0	0	1	5									
Gregg Jefferies, S OBP: 0.415, SLG: 0.486 (1, 3)	P5		K							5	2	2	3	0	2	0									
Todd Zeile, R OBP: 0.320, SLG: 0.408 (1, 5)		G1 WP BB			G5-3	P2		G6-3		4	0	0	0	1	0	1									
Ray Lankford, L OBP: 0.398, SLG: 0.545 (1, 8)		K			E					4	3	2	2	1	1	1									
Brian Jordan, R OBP: 0.323, SLG: 0.336 (1, 9)		G1 BB			E4 L6-3					2	0	1	0	1	0	0									
Tom Pagnozzi, R OBP: 0.349, SLG: 0.480 (1, 2)		G1			L6-3					4	0	1	0	0	1	5									
Ozzie Smith, S OBP: 0.317, SLG: 0.313 (1, 6)										3	0	0	0	1	1	4									
Omar Olivares, R OBP: 0.667, SLG: 0.667 (1, 1)										3	1	2	1	0	0	3									
Rob Murphy, L (7, 1)		G6-3								0	0	0	0	0	0	0									
Luis Alica, S OBP: 0.343, SLG: 0.397 (8, PH)										0	0	0	0	0	0	0									
Rene Arocha, R (8, 1)										0	0	0	0	0	0	0									
Inning Stats	R: 0 E: 0 K: 1 S: 12	H: 0 LOB: 3 BB: 0 P: 18	R: 0 E: 0 K: 1 S: 14	H: 0 LOB: 3 BB: 3 P: 28	R: 0 E: 0 K: 1 S: 11	H: 0 LOB: 0 BB: 0 P: 16	R: 1 E: 1 K: 0 S: 9	H: 1 LOB: 0 BB: 0 P: 12	R: 3 E: 0 K: 1 S: 11	H: 2 LOB: 3 BB: 1 P: 17	R: 1 E: 0 K: 1 S: 11	H: 2 LOB: 3 BB: 1 P: 20	R: 2 E: 0 K: 0 S: 8	H: 3 LOB: 1 BB: 0 P: 15	R: 0 E: 0 K: 0 S: 6	H: 0 LOB: 0 BB: 0 P: 10	R: 0 E: 0 K: 1 S: 8	H: 0 LOB: 0 BB: 0 P: 12	1B: 4 2B: 4 3B: 0 HR: 2	SF: 0 SAC: 0 DP: 3 HBP: 3	WP: 1 PB: 0 SB: 0 CS: 0	PA: 41			
PITCHER	IP	WLS	BF	H	R	ER	SO	BB	IBB	HBP	BLK	WP	HR	S	P	ERA	WHIP								
Shawn Boskie, R ERA: 3.95 (1, 1)	5.2	L	28	5	5	4	5	4	1	1	0	1	1	67	109	6.35	1.588								
Andy Carter, L ERA: 3.66 (6, 1)	1.1		7	3	2	2	0	0	0	1	0	0	1	9	17	13.50	2.250								
Paul Quantrill, R ERA: 3.09 (8, 1)	2.0		6	0	0	0	1	0	0	1	0	0	0	14	22	0.00	0.000								

AB 33
R 7
H 8
RBI 6
BB 5
SO 6
LOB 20



Batter	1	2	3	4	5	6	7	8	9	AB	R	H	RBI	BB	SO	LOB	BOTTOM								
Lenny Dykstra, L OBP: 0.425, SLG: 0.498 (1, 8)	G6-4-3 1B	G3-1		F9					F8	5	0	1	0	0	0	4	St. Louis Cardinals @ Philadelphia Phillies Veterans Stadium, Philadelphia, PA Sat Jun 11 1994, 7:05 PM EDT Att: 39,065 - Unknown - 73 F								
Mariano Duncan, R OBP: 0.327, SLG: 0.424 (1, 4)	G6-4-3									4	0	0	0	0	2	2									
Mickey Morandini, L OBP: 0.373, SLG: 0.362 (9, 4)										1	0	0	0	0	1	0									
Ricky Jordan, R OBP: 0.309, SLG: 0.510 (1, 3)										5	1	2	0	0	1	0									
Darren Daulton, L OBP: 0.378, SLG: 0.556 (1, 2)										4	1	3	3	0	0	1									
Jim Eisenreich, L OBP: 0.376, SLG: 0.389 (1, 9)										3	0	0	0	1	0	1									
Paul Quantrill, L (8, 1)										0	0	0	0	0	0	0									
Pete Incaviglia, R OBP: 0.285, SLG: 0.516 (1, 7)										4	0	0	0	0	1	2									
Kim Batiste, R OBP: 0.219, SLG: 0.279 (1, 5)										4	1	1	0	0	0	0									
Kevin Stocker, S OBP: 0.360, SLG: 0.258 (1, 6)										2	0	0	0	2	1	0									
Shawn Boskie, R OBP: 0.286, SLG: 0.333 (1, 1)										2	0	1	1	0	0	1									
Andy Carter, L (6, 1)										0	0	0	0	0	0	0									
Tony Longmire, L OBP: 0.250, SLG: 0.255 (7, PH) (8, 9)										1	1	0	0	1	1	1									
Inning Stats	R: 0 E: 0 K: 0 S: 8	H: 2 LOB: 1 BB: 0 P: 15	R: 1 E: 0 K: 0 S: 10	H: 2 LOB: 2 BB: 1 P: 20	R: 0 E: 0 K: 2 S: 14	H: 1 LOB: 2 BB: 1 P: 25	R: 0 E: 1 K: 0 S: 4	H: 0 LOB: 1 BB: 0 P: 7	R: 1 E: 0 K: 1 S: 9	H: 1 LOB: 0 BB: 0 P: 16	R: 0 E: 0 K: 1 S: 9	H: 0 LOB: 0 BB: 0 P: 13	R: 2 E: 0 K: 1 S: 15	H: 2 LOB: 1 BB: 1 P: 26	R: 0 E: 0 K: 1 S: 9	H: 0 LOB: 1 BB: 1 P: 15	R: 0 E: 0 K: 1 S: 8	H: 0 LOB: 0 BB: 0 P: 14	1B: 6 2B: 1 3B: 0 HR: 1	SF: 0 SAC: 0 DP: 1 HBP: 0	WP: 1 PB: 0 SB: 0 CS: 0	PA: 39			
PITCHER	IP	WLS	BF	H	R	ER	SO	BB	IBB	HBP	BLK	WP	HR	S	P	ERA	WHIP								
Omar Olivares, R ERA: 5.4 (1, 1)	6.2	W	30	7	4	4	5	3	0	0	0	1	0	64	114	5.40	1.500								
Rob Murphy, L ERA: 4.37 (7, 1)	0.1		2	1	0	0	0	0	0	0	0	1	0	5	8	0.00	3.000								
Rene Arocha, R ERA: 5.3 (8, 1)	2.0	S	7	0	0	0	2	1	0	0	0	0	0	17	29	0.00	0.500								

AB 35
R 4
H 8
RBI 4
BB 4
SO 7
LOB 12



Batter	1	2	3	4	5	6	7	8	9	AB	R	H	RBI	BB	SO	LOB	TOP							
Bernard Gilkey, R OBP: 0.348, SLG: 0.383 (1, 7)										4	1	1	0	0	0	2	St. Louis Cardinals @ Philadelphia Phillies Veterans Stadium, Philadelphia, PA Sun Jun 12 1994, 7:05 PM EDT Att: 48,682 - Unknown - 77 F							
Geronimo Pena, S OBP: 0.323, SLG: 0.420 (1, 4)										4	0	2	0	0	0	1								
Gregg Jefferies, S OBP: 0.413, SLG: 0.484 (1, 3)										3	0	1	1	0	0	1								
Todd Zeile, R OBP: 0.315, SLG: 0.401 (1, 5)										4	0	0	0	0	0	2								
Mark Whiten, S OBP: 0.335, SLG: 0.455 (1, 9)										4	1	1	1	0	2	1								
Brian Jordan, R OBP: 0.321, SLG: 0.333 (1, 8)										4	0	1	0	0	1	0								
Terry McGriff, R OBP: 0.380, SLG: 0.345 (9, PH)										2	0	0	0	1	0	1								
Ozzie Smith, S OBP: 0.321, SLG: 0.323 (9, PH)										3	0	2	0	0	0	1								
Bob Tewksbury, R OBP: 0.229, SLG: 0.242 (4, 1)										1	0	0	0	0	0	1								
Ray Lankford, L OBP: 0.396, SLG: 0.543 (9, PH)										1	0	0	0	0	0	1								
Inning Stats	R: 1 E: 0 K: 0 S: 7	H: 2 LOB: 0 BB: 0 P: 12	R: 0 E: 0 K: 1 S: 8	H: 0 LOB: 1 BB: 1 P: 16	R: 0 E: 0 K: 1 S: 10	H: 1 LOB: 1 BB: 0 P: 14	R: 0 E: 0 K: 1 S: 9	H: 1 LOB: 1 BB: 0 P: 15	R: 0 E: 0 K: 0 S: 6	H: 1 LOB: 0 BB: 0 P: 10	R: 1 E: 0 K: 0 S: 9	H: 1 LOB: 0 BB: 0 P: 13	R: 0 E: 1 K: 0 S: 7	H: 1 LOB: 1 BB: 0 P: 11	R: 0 E: 0 K: 0 S: 6	H: 1 LOB: 1 BB: 0 P: 7	R: 0 E: 0 K: 1 S: 12	H: 1 LOB: 1 BB: 0 P: 17	1B: 5 2B: 3 3B: 0 HR: 1	SF: 1 SAC: 1 DP: 1 HBP: 0	WP: 0 PB: 0 SB: 0 CS: 0	PA: 36		
PITCHER	IP WLS BF H R ER SO BB IBB HBP BLK WP HR S P ERA WHIP	IP WLS BF H R ER SO BB IBB HBP BLK WP HR S P ERA WHIP	IP WLS BF H R ER SO BB IBB HBP BLK WP HR S P ERA WHIP	IP WLS BF H R ER SO BB IBB HBP BLK WP HR S P ERA WHIP	IP WLS BF H R ER SO BB IBB HBP BLK WP HR S P ERA WHIP	IP WLS BF H R ER SO BB IBB HBP BLK WP HR S P ERA WHIP	IP WLS BF H R ER SO BB IBB HBP BLK WP HR S P ERA WHIP	IP WLS BF H R ER SO BB IBB HBP BLK WP HR S P ERA WHIP	IP WLS BF H R ER SO BB IBB HBP BLK WP HR S P ERA WHIP	IP WLS BF H R ER SO BB IBB HBP BLK WP HR S P ERA WHIP	IP WLS BF H R ER SO BB IBB HBP BLK WP HR S P ERA WHIP	IP WLS BF H R ER SO BB IBB HBP BLK WP HR S P ERA WHIP	IP WLS BF H R ER SO BB IBB HBP BLK WP HR S P ERA WHIP	IP WLS BF H R ER SO BB IBB HBP BLK WP HR S P ERA WHIP	IP WLS BF H R ER SO BB IBB HBP BLK WP HR S P ERA WHIP	IP WLS BF H R ER SO BB IBB HBP BLK WP HR S P ERA WHIP	IP WLS BF H R ER SO BB IBB HBP BLK WP HR S P ERA WHIP	IP WLS BF H R ER SO BB IBB HBP BLK WP HR S P ERA WHIP	IP WLS BF H R ER SO BB IBB HBP BLK WP HR S P ERA WHIP	IP WLS BF H R ER SO BB IBB HBP BLK WP HR S P ERA WHIP	IP WLS BF H R ER SO BB IBB HBP BLK WP HR S P ERA WHIP	IP WLS BF H R ER SO BB IBB HBP BLK WP HR S P ERA WHIP	IP WLS BF H R ER SO BB IBB HBP BLK WP HR S P ERA WHIP	IP WLS BF H R ER SO BB IBB HBP BLK WP HR S P ERA WHIP

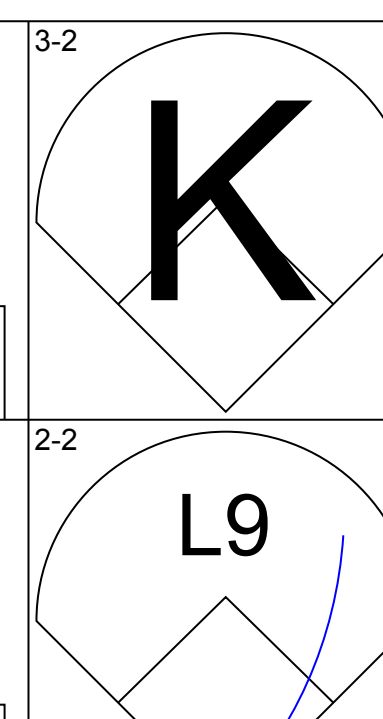
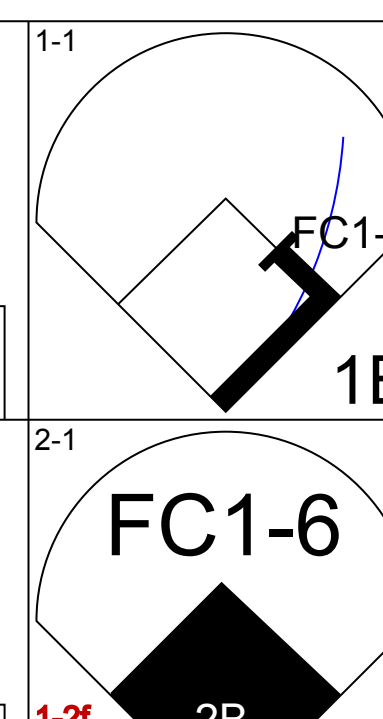
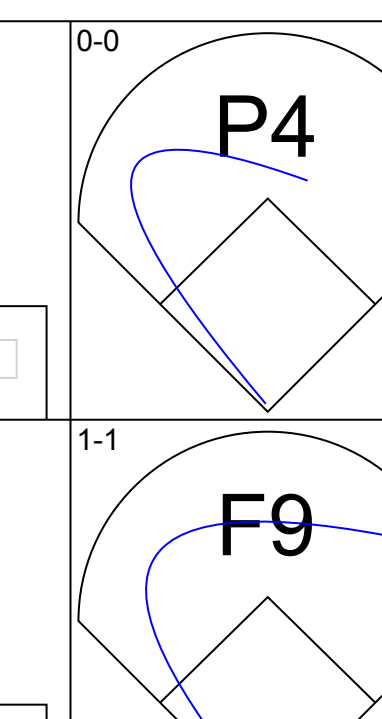
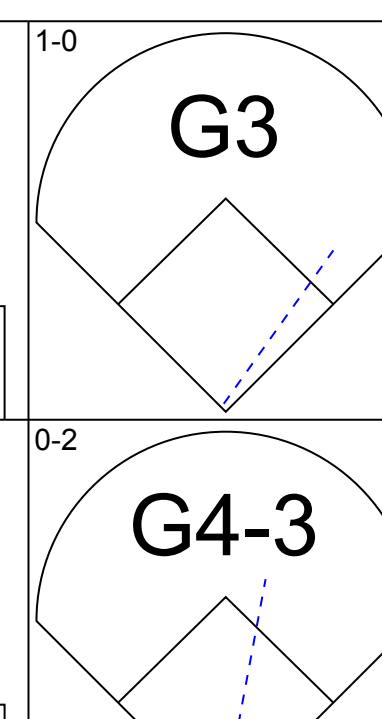
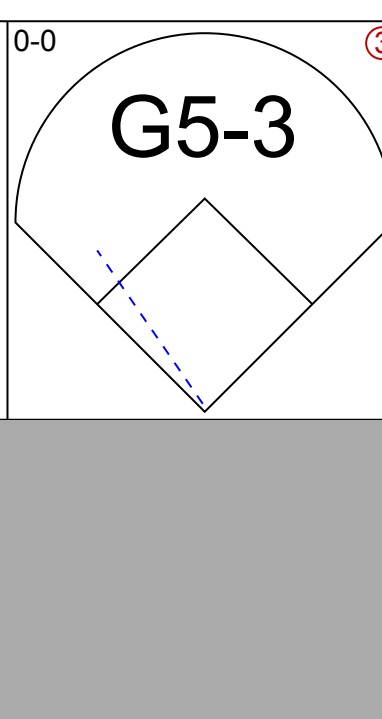
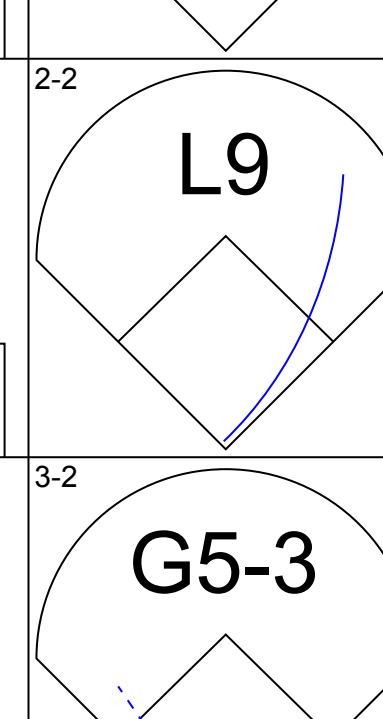
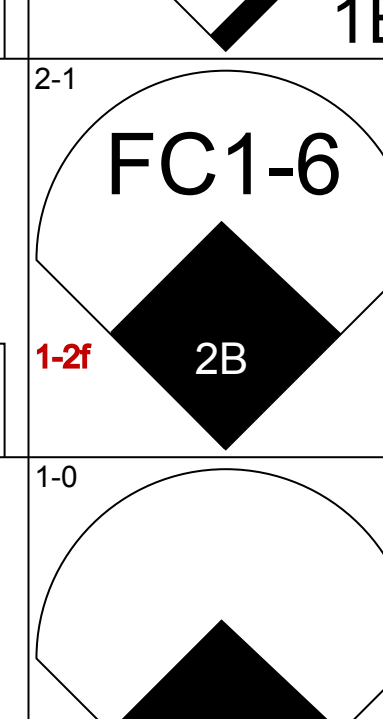
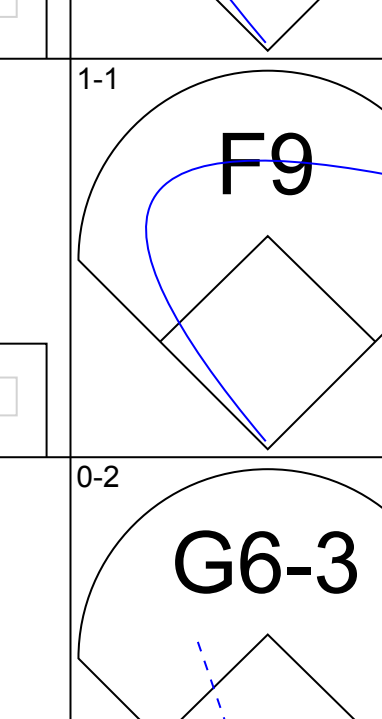
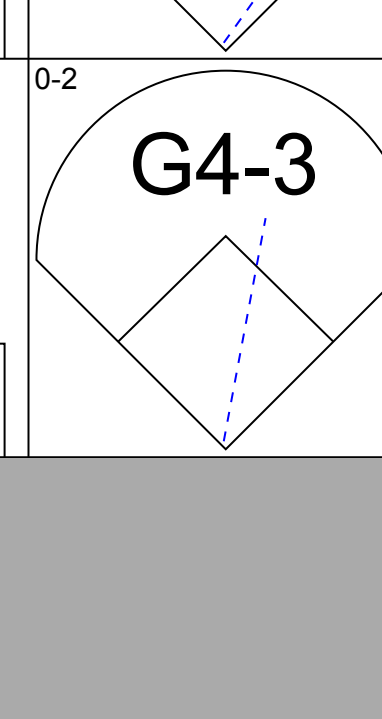
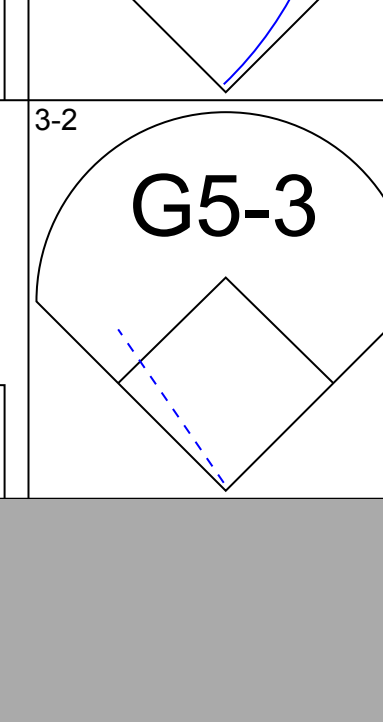
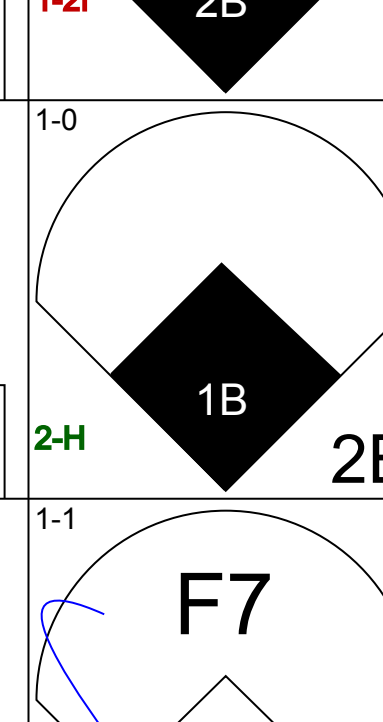
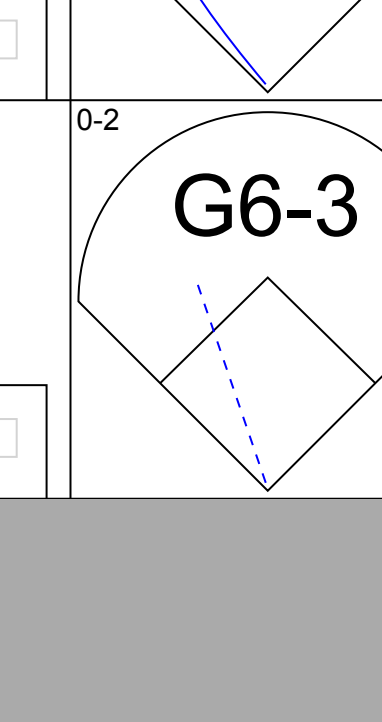
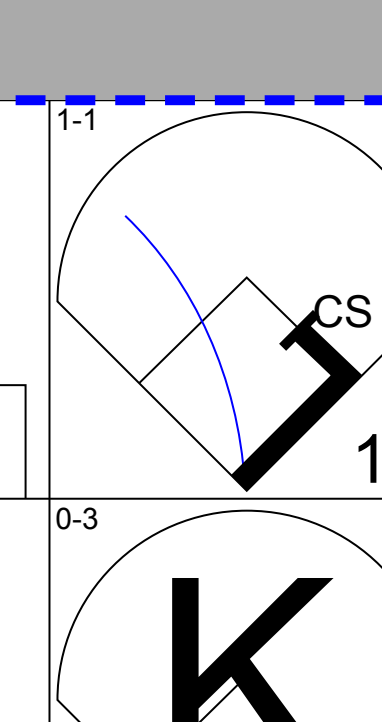
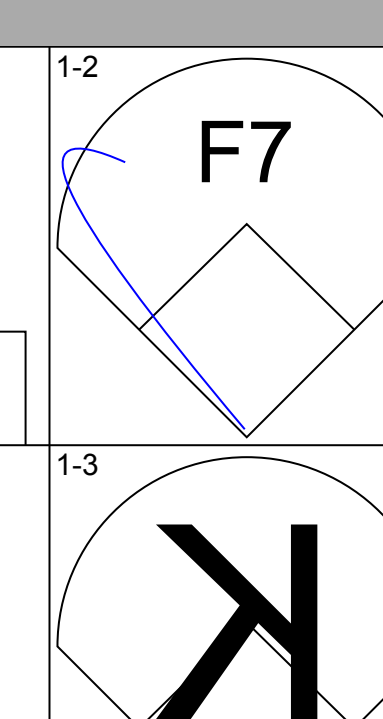
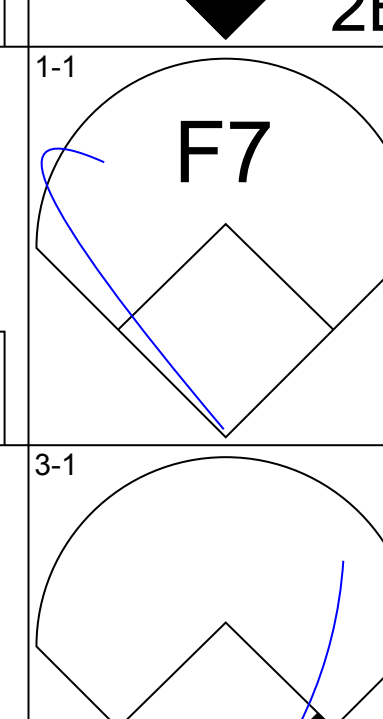
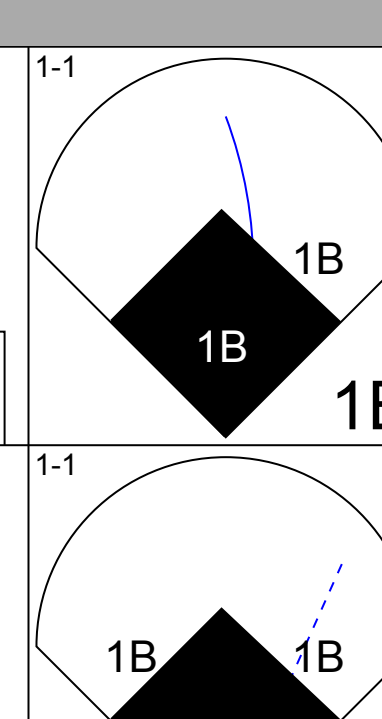
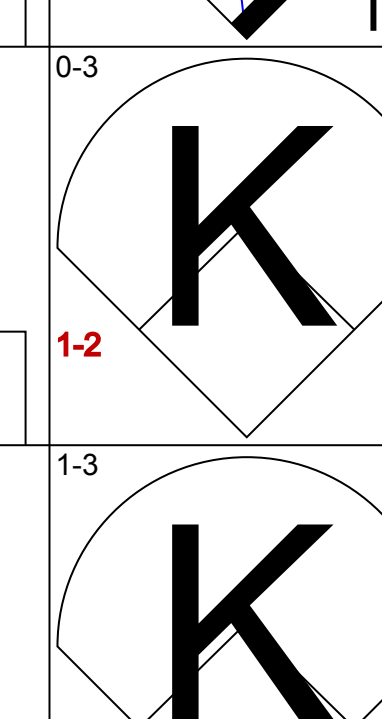

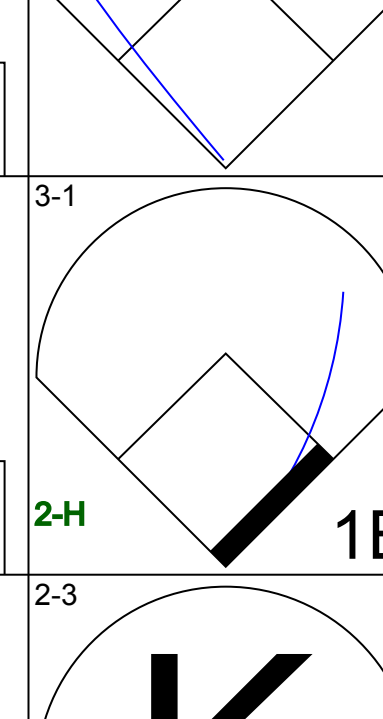

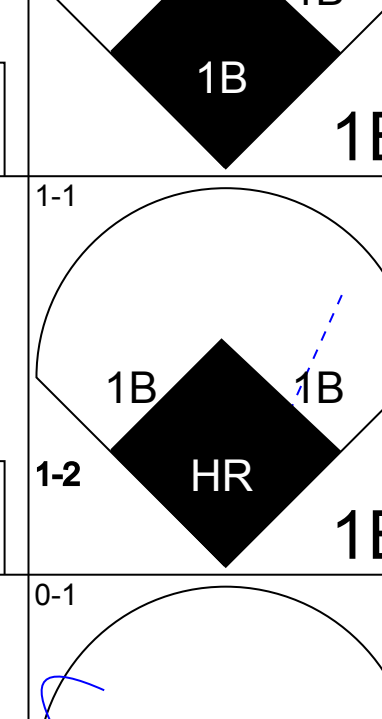

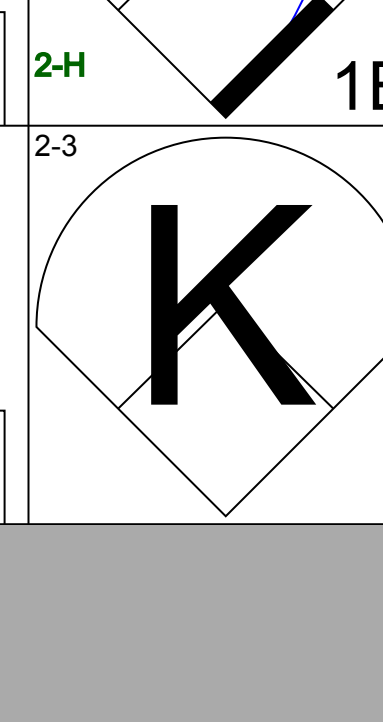

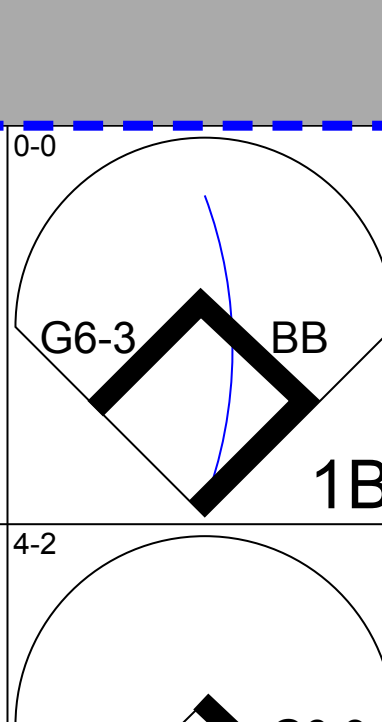
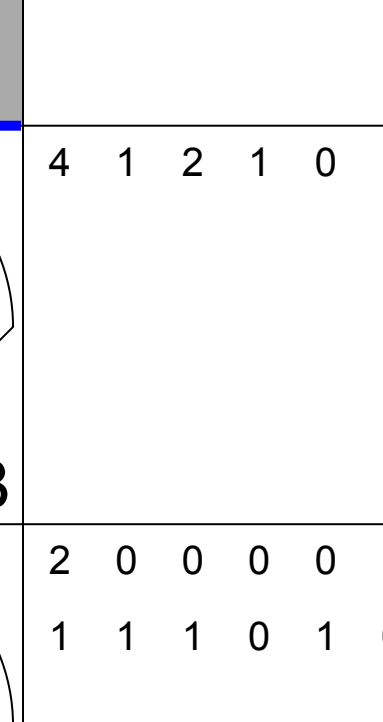
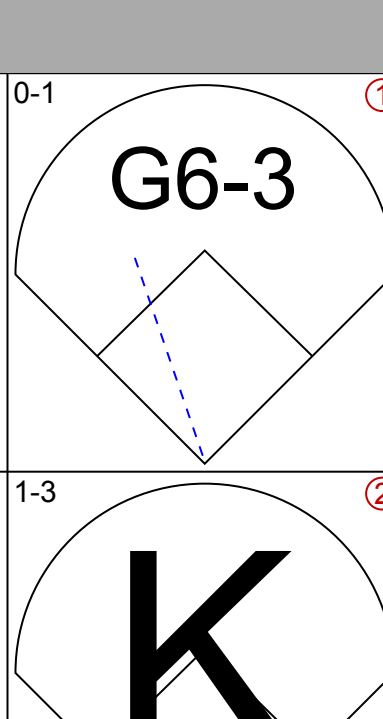
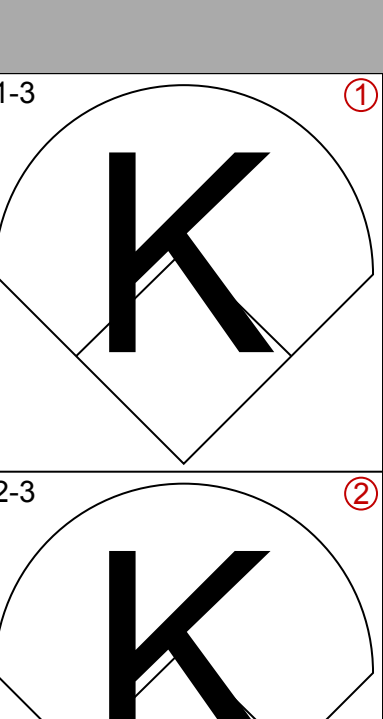
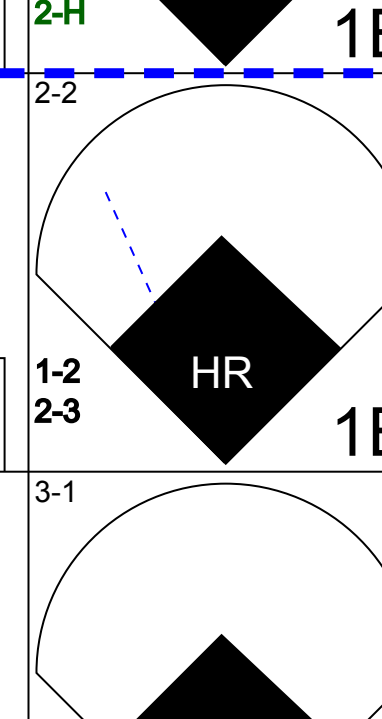
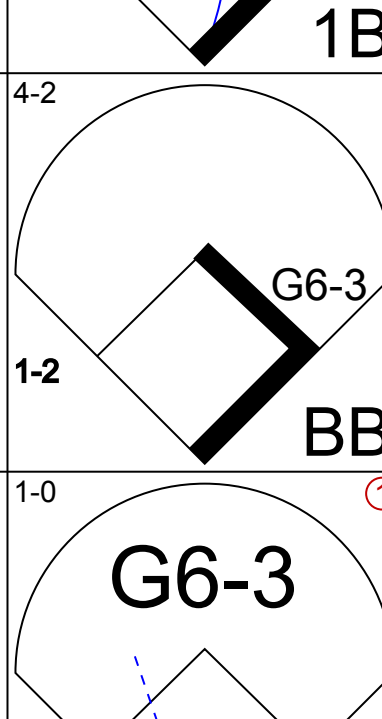
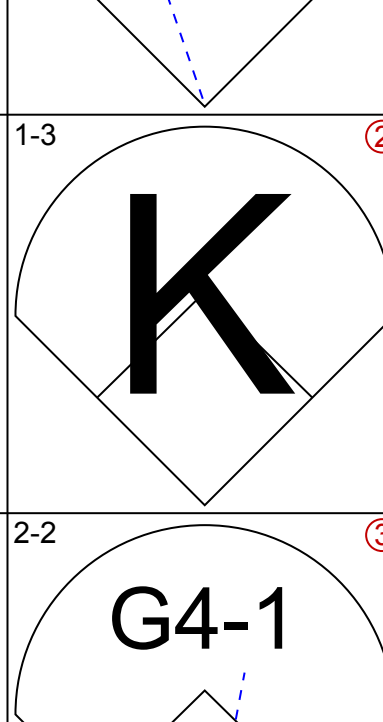
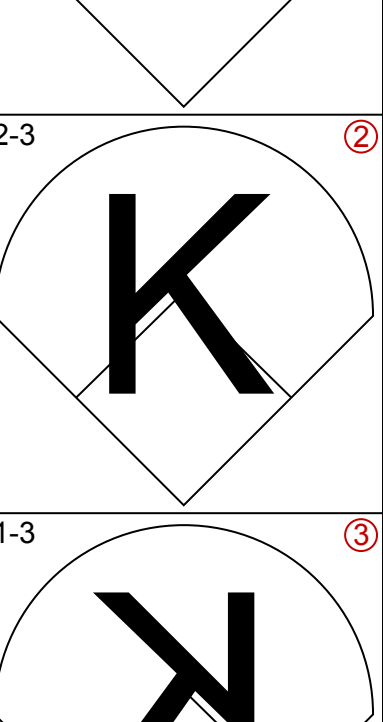
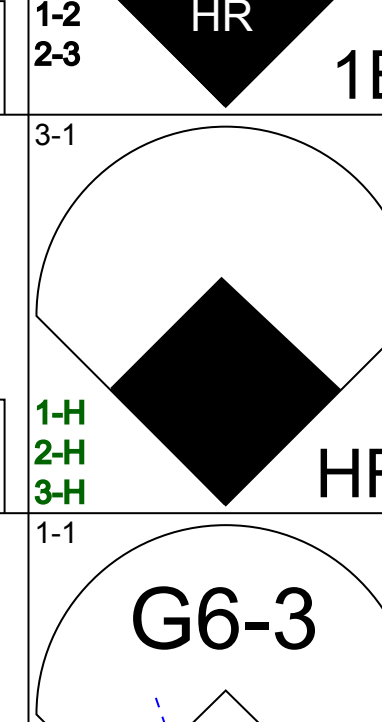
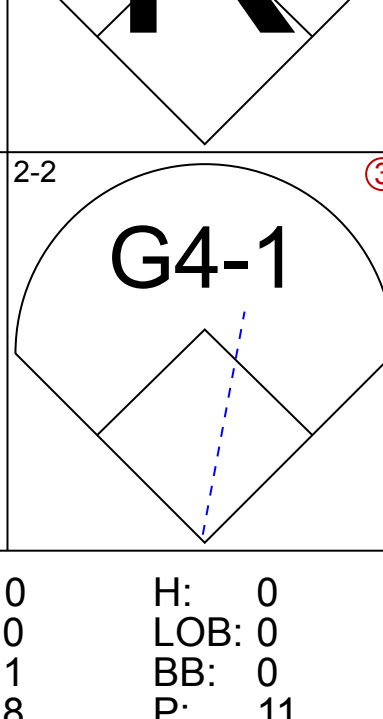
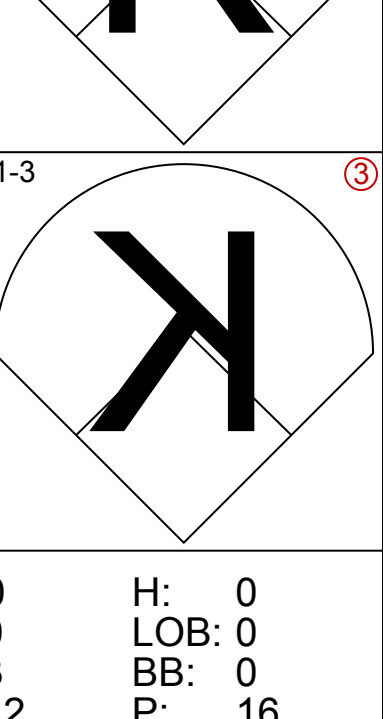
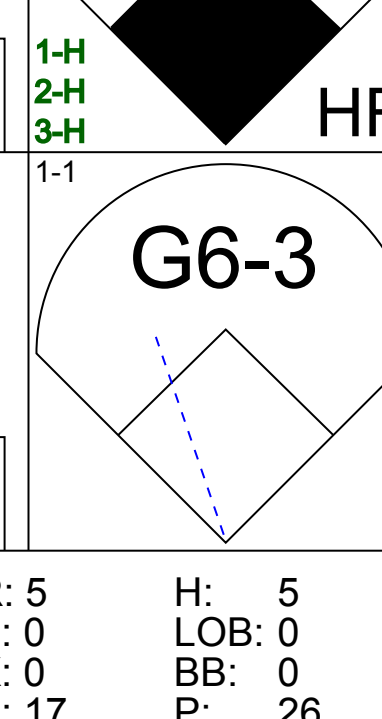
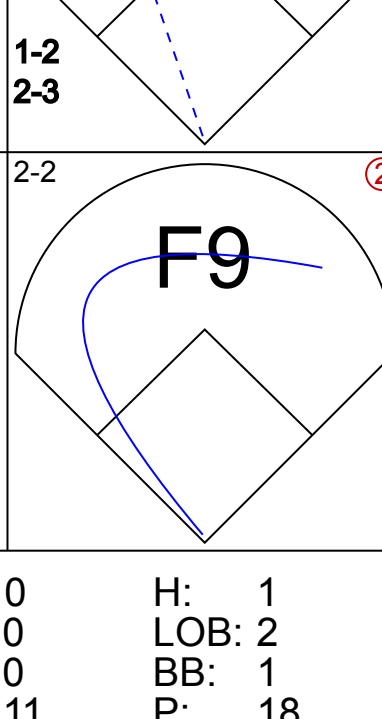
AB 33
R 2
H 9
RBI 2
BB 1
SO 4
LOB 12

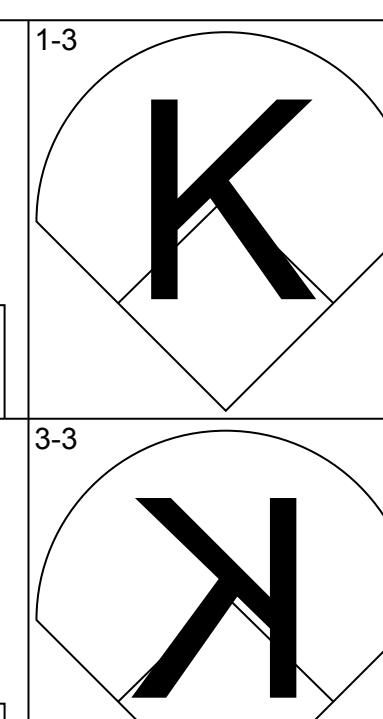
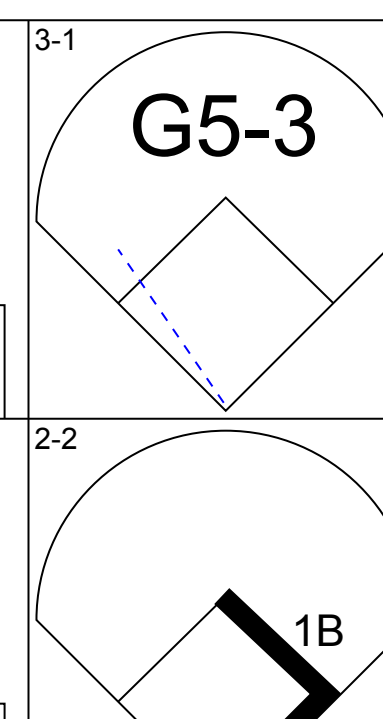
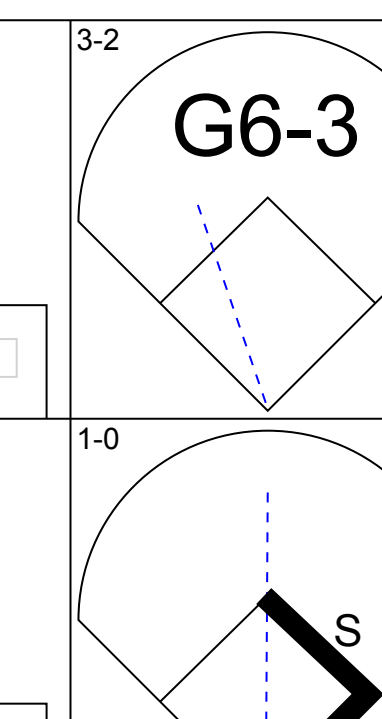
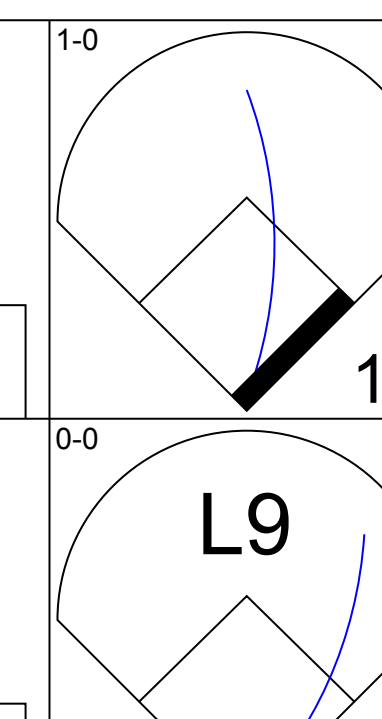
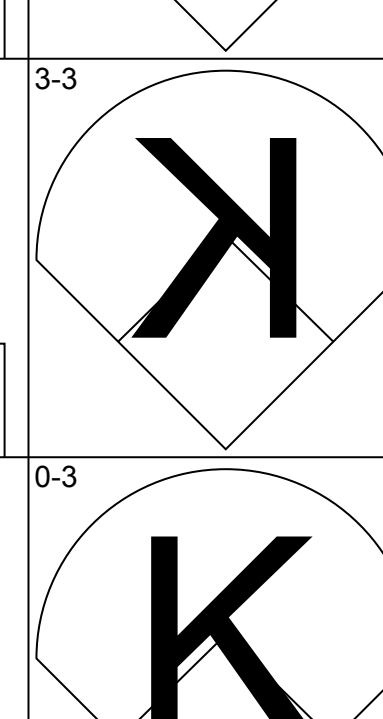
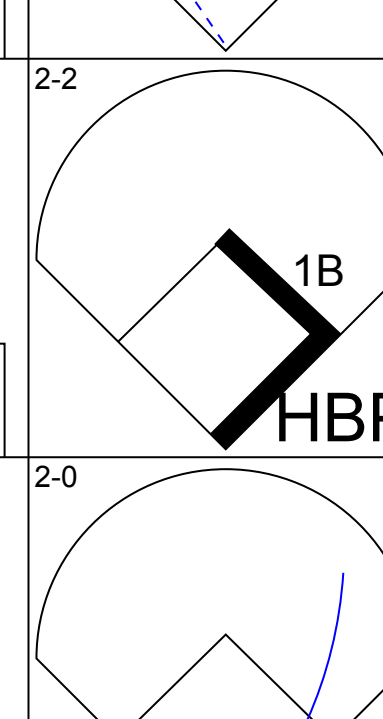
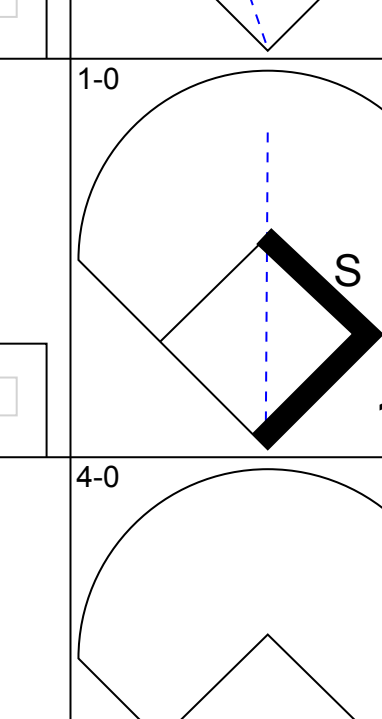
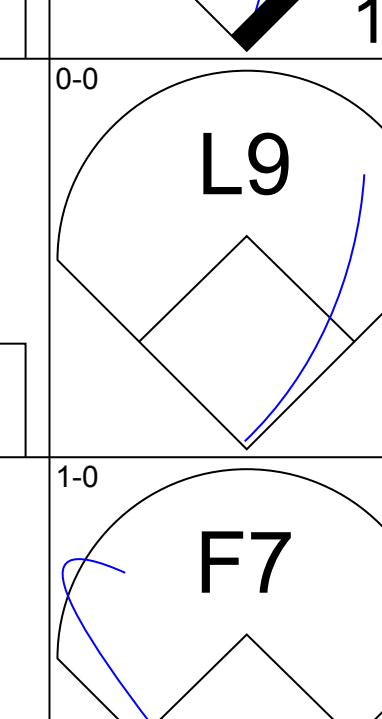
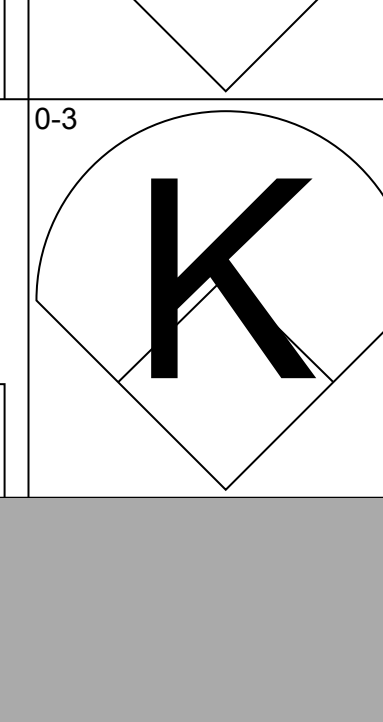
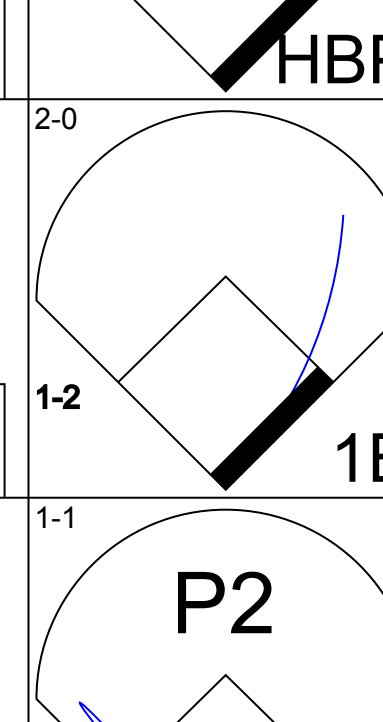
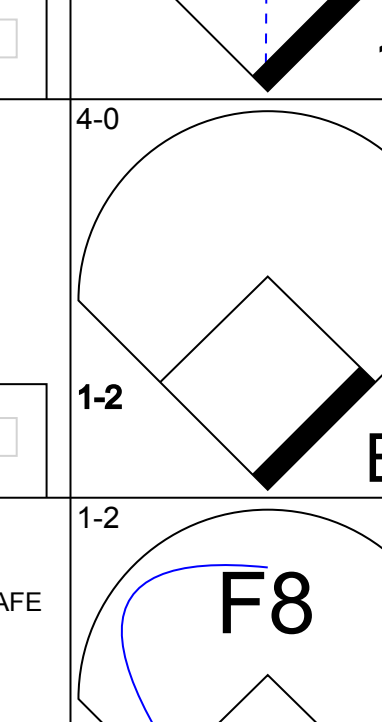
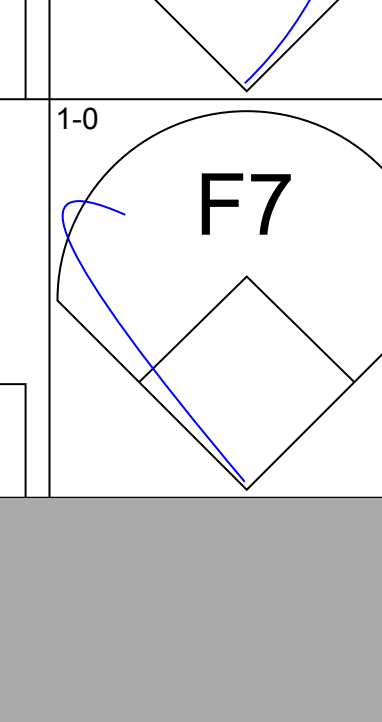
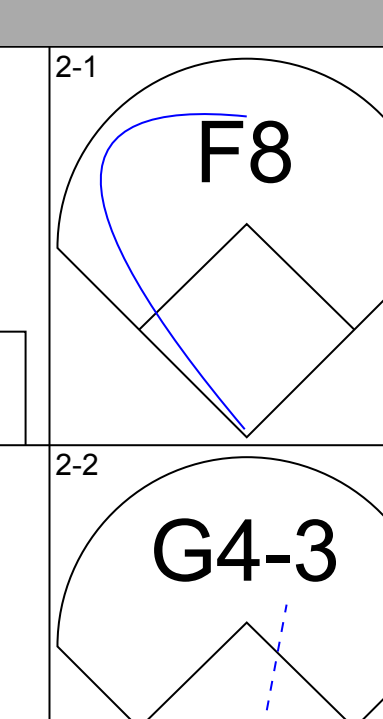
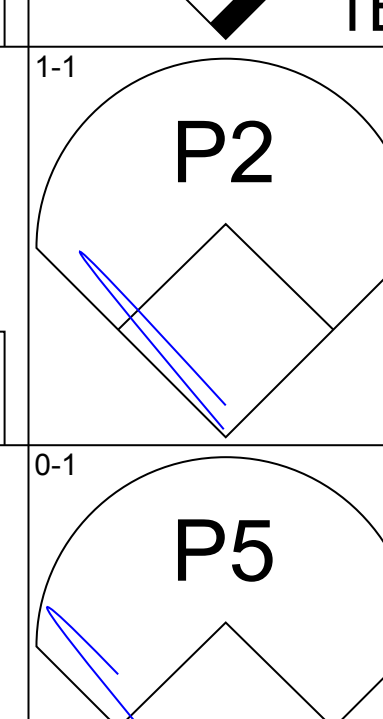
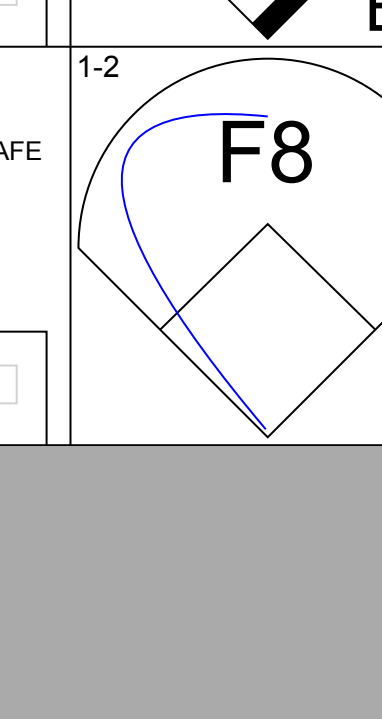


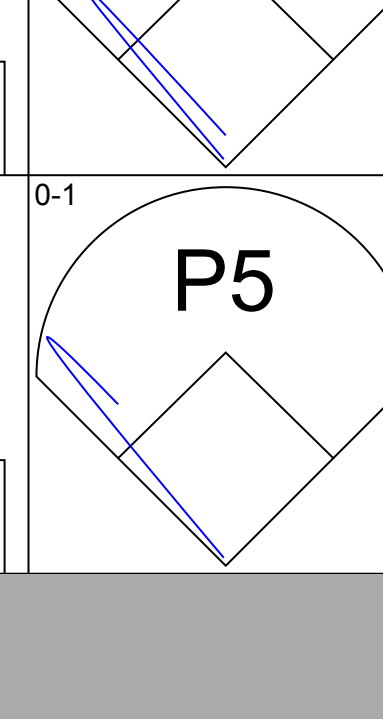
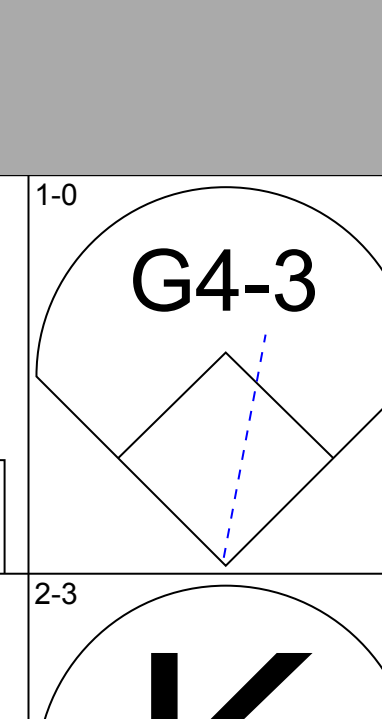
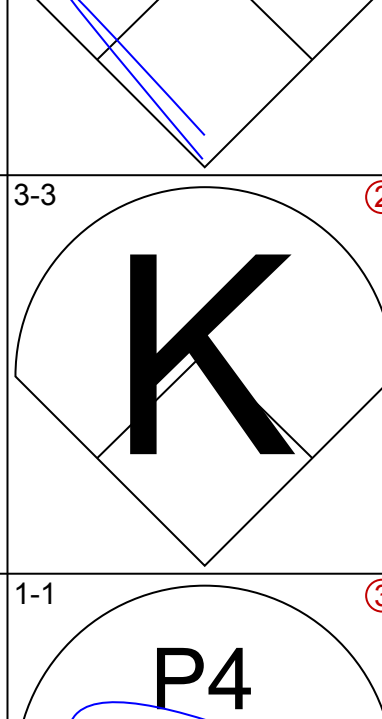
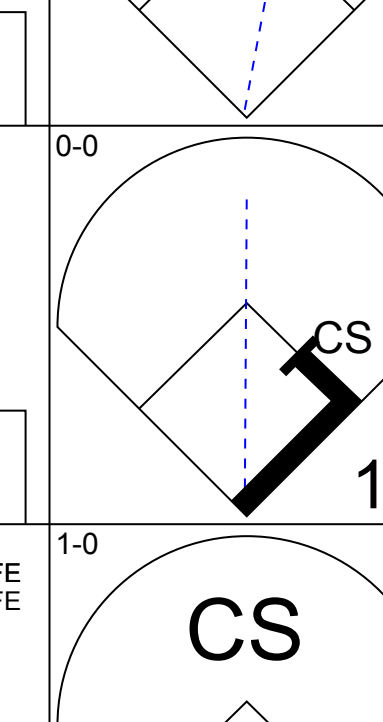
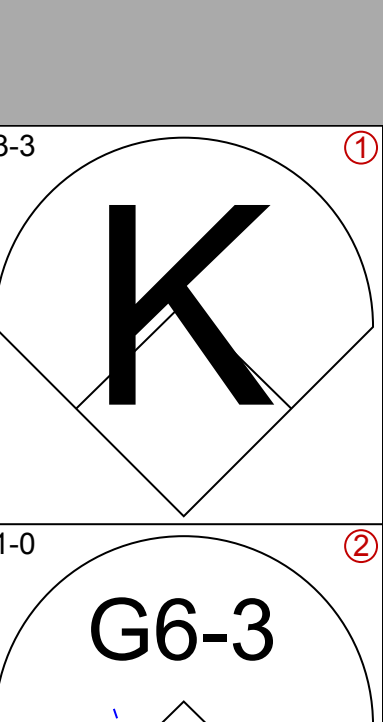
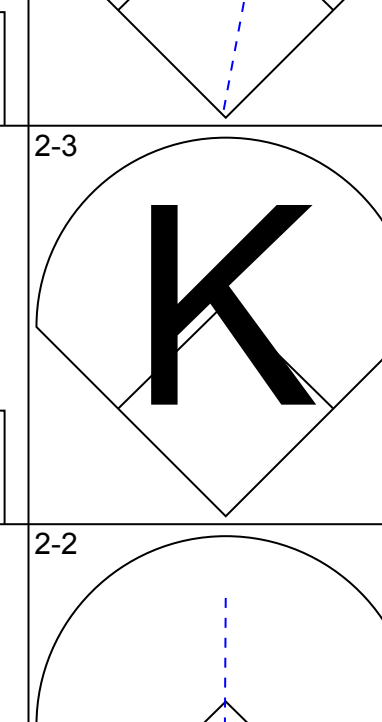
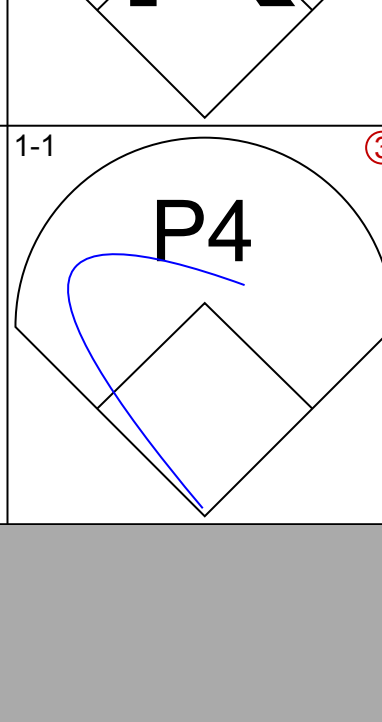
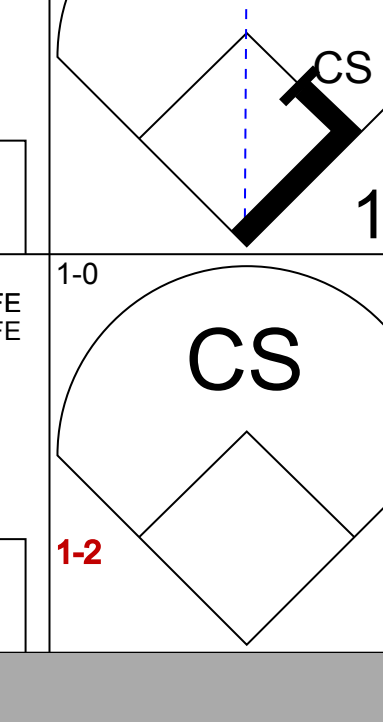
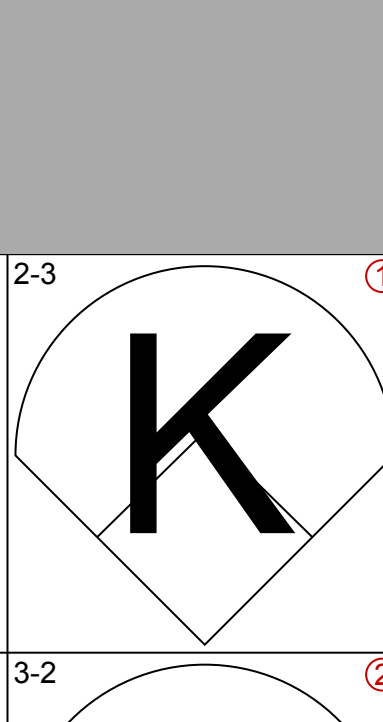
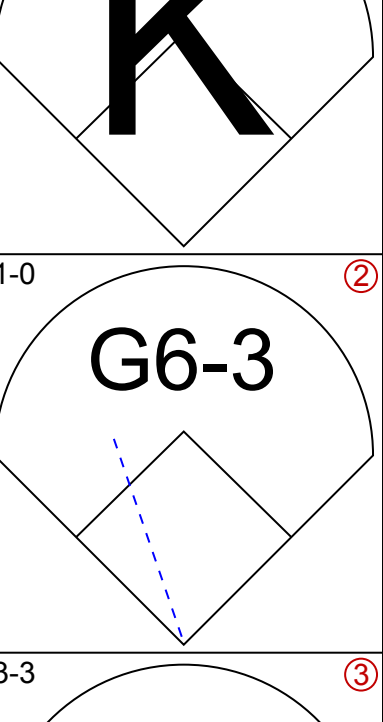
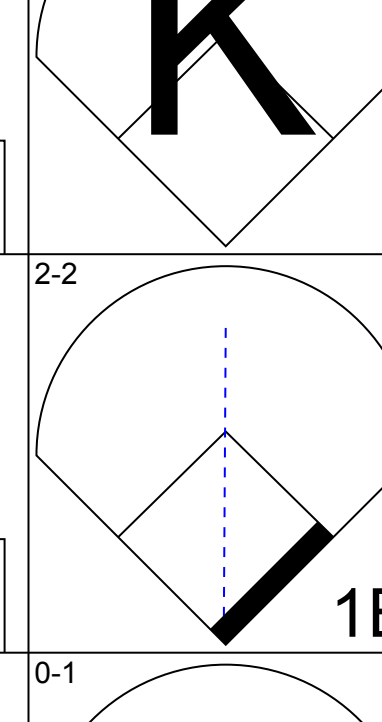
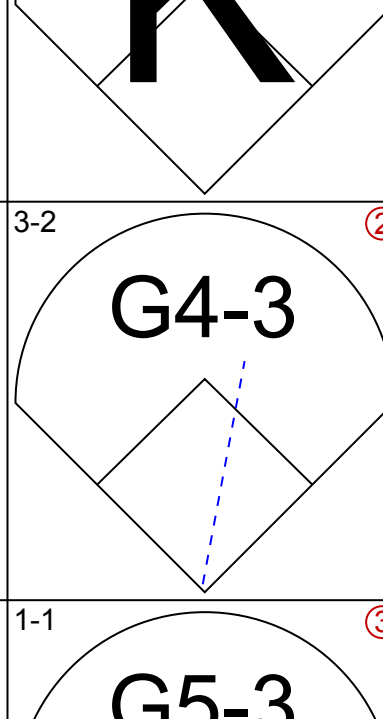
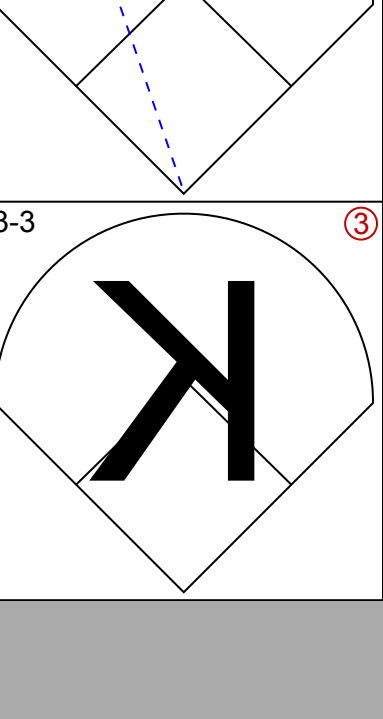
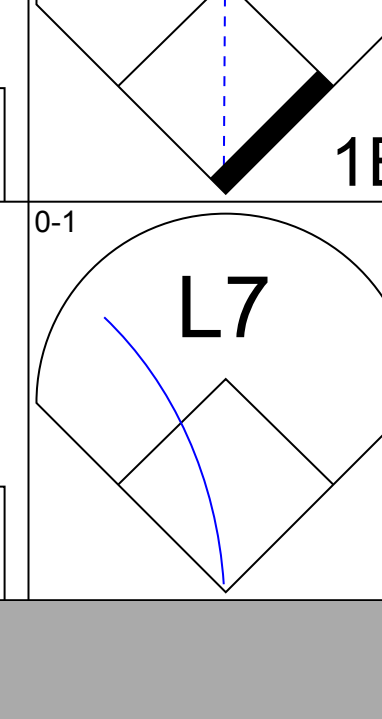
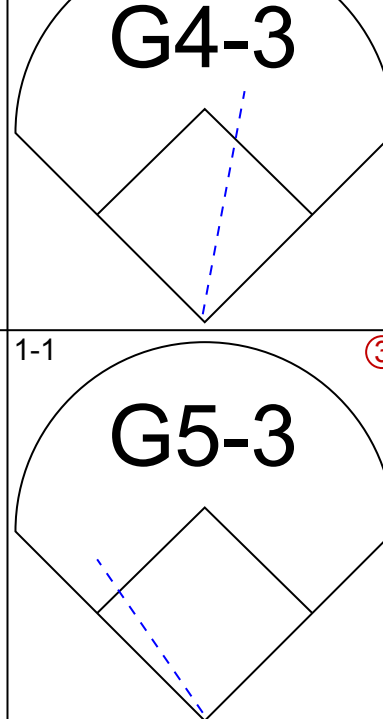
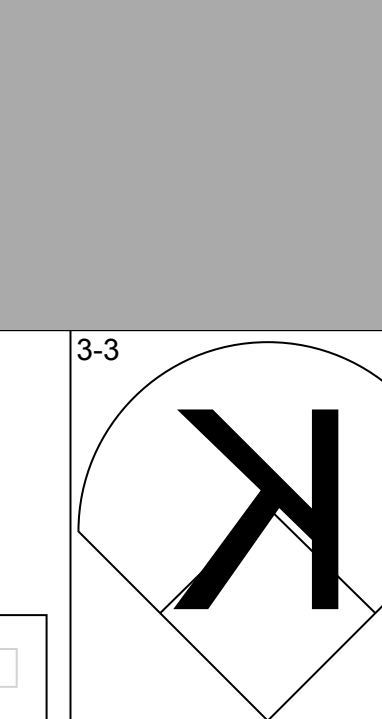
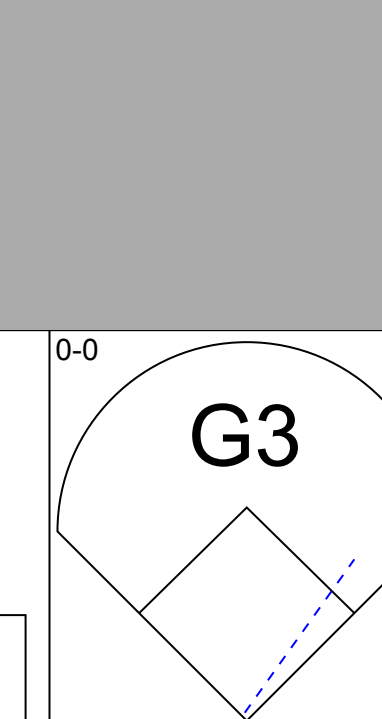


Batter	1	2	3	4	5	6	7	8	9	AB	R	H	RBI	BB	SO	LOB	BOTTOM							
Lenny Dykstra, L OBP: 0.421, SLG: 0.492 (1, 8)										5	0	1	1	0	0	2	St. Louis Cardinals @ Philadelphia Phillies Veterans Stadium, Philadelphia, PA Sun Jun 12 1994, 7:05 PM EDT Att: 48,682 - Unknown - 77 F							
Mickey Morandini, L OBP: 0.362, SLG: 0.353 (1, 4)										3	0	0	0	0	0	2								
John Kruk, L OBP: 0.406, SLG: 0.383 (1, 3)										4	0	1	1	0	1	1								
Darren Daulton, L OBP: 0.372, SLG: 0.545 (1, 2)										4	0	0	0	0	1	3								
Jim Eisenreich, L OBP: 0.384, SLG: 0.410 (1, 9)										4	3	3	0	0	0	0								
Milt Thompson, L OBP: 0.343, SLG: 0.405 (1, 7)										4	1	2	1	0	1	1								
Kim Batiste, R OBP: 0.220, SLG: 0.280 (1, 5)										3	1	1	1	0	1	1								
Kevin Stocker, S OBP: 0.374, SLG: 0.271 (1, 6)										3	2	2	1	1	0	0								
Danny Jackson, R OBP: 0.229, SLG: 0.235 (8, PH)										2	0	0	0	0	1	2								
Heathcliff Slocumb, R OBP: 0.500, SLG: 0.500 (9, 1)										1	0	1	2	0	0	0								
Inning Stats	R: 0 E: 0 K: 0 S: 5	H: 0 LOB: 0 BB: 0 P: 6	R: 1 E: 0 K: 0 S: 15	H: 3 LOB: 2 BB: 0 P: 22	R: 0 E: 0 K: 0 S: 8	H: 1 LOB: 1 BB: 0 P: 12	R: 4 E: 0 K: 0 S: 13	H: 5 LOB: 2 BB: 0 P: 17	R: 0 E: 0 K: 0 S: 7	H: 0 LOB: 0 BB: 0 P: 9	R: 0 E: 0 K: 1 S: 9	H: 0 LOB: 0 BB: 0 P: 14	R: 0 E: 0 K: 2 S: 9	H: 0 LOB: 0 BB: 0 P: 11	R: 2 E: 0 K: 2 S: 13	H: 2 LOB: 1 BB: 1 P: 26	R: 0 E: 0 K: 0 S: 0	H: 0 LOB: 0 BB: 0 P: 0	1B: 8 2B: 3 3B: 0 HR: 0	SF: 1 SAC: 2 DP: 0 HBP: 0	WP: 0 PB: 0 SB: 0 CS: 0	PA: 37		
PITCHER	IP WLS BF H R ER SO BB IBB HBP BLK WP HR S P ERA WHIP	IP WLS BF H R ER SO BB IBB HBP BLK WP HR S P ERA WHIP	IP WLS BF H R ER SO BB IBB HBP BLK WP HR S P ERA WHIP	IP WLS BF H R ER SO BB IBB HBP BLK WP HR S P ERA WHIP	IP WLS BF H R ER SO BB IBB HBP BLK WP HR S P ERA WHIP	IP WLS BF H R ER SO BB IBB HBP BLK WP HR S P ERA WHIP	IP WLS BF H R ER SO BB IBB HBP BLK WP HR S P ERA WHIP	IP WLS BF H R ER SO BB IBB HBP BLK WP HR S P ERA WHIP	IP WLS BF H R ER SO BB IBB HBP BLK WP HR S P ERA WHIP	IP WLS BF H R ER SO BB IBB HBP BLK WP HR S P ERA WHIP	IP WLS BF H R ER SO BB IBB HBP BLK WP HR S P ERA WHIP	IP WLS BF H R ER SO BB IBB HBP BLK WP HR S P ERA WHIP	IP WLS BF H R ER SO BB IBB HBP BLK WP HR S P ERA WHIP	IP WLS BF H R ER SO BB IBB HBP BLK WP HR S P ERA WHIP	IP WLS BF H R ER SO BB IBB HBP BLK WP HR S P ERA WHIP	IP WLS BF H R ER SO BB IBB HBP BLK WP HR S P ERA WHIP	IP WLS BF H R ER SO BB IBB HBP BLK WP HR S P ERA WHIP	IP WLS BF H R ER SO BB IBB HBP BLK WP HR S P ERA WHIP	IP WLS BF H R ER SO BB IBB HBP BLK WP HR S P ERA WHIP	IP WLS BF H R ER SO BB IBB HBP BLK WP HR S P ERA WHIP	IP WLS BF H R ER SO BB IBB HBP BLK WP HR S P ERA WHIP	IP WLS BF H R ER SO BB IBB HBP BLK WP HR S P ERA WHIP	IP WLS BF H R ER SO BB IBB HBP BLK WP HR S P ERA WHIP	IP WLS BF H R ER SO BB IBB HBP BLK WP HR S P ERA WHIP

AB 33
R 7
H 11
RBI 7
BB 1
SO 5
LOB 12



Batter	1	2	3	4	5	6	7	8	9	AB	R	H	RBI	BB	SO	LOB	TOP								
Chuck Carr, S OBP: 0.355, SLG: 0.376 (1, 8)				 1B						5	0	1	0	0	1	2	Florida Marlins @ St. Louis Cardinals Busch Stadium, St. Louis, MO Tue Jun 14 1994, 7:05 PM CDT Att: 24,540 - Unknown - 96 F livebaseballscorecards.com								
Jerry Browne, S OBP: 0.392, SLG: 0.366 (1, 5)				 2B						4	1	0	0	0	0	1									
Gary Sheffield, R OBP: 0.425, SLG: 0.661 (1, 9)				 2B				 1B		4	1	2	1	0	0	0									
Jeff Conine, R OBP: 0.367, SLG: 0.522 (1, 3)							 1B	 1-2		4	1	1	0	0	1	2									
Matias Carrillo, L OBP: 0.333, SLG: 0.326 (1, 7)				 2H		 HR				4	1	2	1	0	2	0									
Bret Barberie, S OBP: 0.332, SLG: 0.389 (1, 4)						 HR		 BB		4	1	2	1	0	1	1									
Ron Tingley, R OBP: 0.269, SLG: 0.362 Benito Santiago, R OBP: 0.350, SLG: 0.399 (7, PH) (7, 2)							 1B	 BB		2	0	0	0	0	1	0									
Kurt Abbott, R OBP: 0.312, SLG: 0.381 (1, 6)							 1B			4	1	1	4	0	2	2									
Charlie Hough, R OBP: 0.172, SLG: 0.143 (1, 1)										4	0	0	0	0	1	2									
Inning Stats	R: 0 E: 0 K: 1 S: 10	H: 0 LOB: 0 BB: 0 P: 18	R: 0 E: 0 K: 1 S: 9	H: 0 LOB: 0 BB: 0 P: 14	R: 0 E: 0 K: 1 S: 8	H: 0 LOB: 0 BB: 0 P: 11	R: 2 E: 1 K: 1 S: 12	H: 3 LOB: 1 BB: 0 P: 22	R: 0 E: 0 K: 3 S: 12	H: 0 LOB: 0 BB: 0 P: 16	R: 0 E: 0 K: 0 S: 6	H: 0 LOB: 0 BB: 0 P: 7	R: 5 E: 0 K: 0 S: 17	H: 5 LOB: 0 BB: 0 P: 26	R: 0 E: 0 K: 2 S: 8	H: 1 LOB: 0 BB: 0 P: 10		R: 0 E: 0 K: 0 S: 11	H: 1 LOB: 2 BB: 1 P: 18	1B: 8 2B: 1 3B: 0 HR: 1	SF: 0 SAC: 0 DP: 0 HBP: 0	WP: 0 PB: 0 SB: 0 CS: 1	PA: 37		
PITCHER	IP	WLS	BF	H	R	ER	SO	BB	IBB	HBP	BLK	WP	HR	S	P	ERA	WHIP								
Vicente Palacios, R ERA: 4.33 John Habyan, R ERA: 4.01 Bryan Eversgerd, L ERA: 2.67 Rich Rodriguez, L ERA: 2.91	(1, 1) (7, 1) (8, 1) (9, 1)	6.0 1.0 1.0 1.0	L 5 3 5	24 2 1 1	6 2 0 0	5 2 0 0	5 2 0 0	7 0 0 1	0 0 0 0	0 0 0 0	0 0 0 0	0 0 0 0	0 1 0 0	63 11 8 11	96 18 10 18	7.50 18.00 0.00 0.00	1.000 2.000 0.000 2.000								

Batter	1	2	3	4	5	6	7	8	9	AB	R	H	RBI	BB	SO	LOB	BOTTOM								
Bernard Gilkey, R OBP: 0.345, SLG: 0.378 (1, 7)										4	0	1	0	0	1	0	Florida Marlins @ St. Louis Cardinals Busch Stadium, St. Louis, MO Tue Jun 14 1994, 7:05 PM CDT Att: 24,540 - Unknown - 96 F livebaseballscorecards.com								
Geronimo Pena, S OBP: 0.327, SLG: 0.409 (1, 4)				 HBP		 1B				3	0	1	0	0	1	1									
Gregg Jefferies, S OBP: 0.415, SLG: 0.484 (1, 3)										3	0	1	0	1	1	1									
Todd Zeile, R OBP: 0.309, SLG: 0.388 (1, 5)										4	0	0	0	0	0	4									
Ray Lankford, L OBP: 0.392, SLG: 0.535 (1, 8)										4	0	0	0	0	1	2									
Brian Jordan, R OBP: 0.319, SLG: 0.331 (1, 9)			 1B							4	0	1	0	0	2	0									
Tom Pagnozzi, R OBP: 0.345, SLG: 0.468 (1, 2)		 1-2								3	0	1	0	0	1	0									
José Oquendo, S OBP: 0.344, SLG: 0.215 (1, 6)										3	0	0	0	0	1	1									
Vicente Palacios, R John Habyan, R Bryan Eversgerd, R Luis Alicea, S Rich Rodriguez, L (1, 1) (7, 1) (8, 1) (8, PH) (9, 1)										2 0 0 0 0	0 0 0 0 0	0 0 0 0 0	0 0 0 0 0	0 0 0 0 0	0 0 0 0 0	0 0 0 0 0									
Inning Stats	R: 0 E: 0 K: 3 S: 9	H: 0 LOB: 0 BB: 0 P: 13	R: 0 E: 0 K: 0 S: 6	H: 1 LOB: 0 BB: 0 P: 11	R: 0 E: 0 K: 1 S: 10	H: 0 LOB: 0 BB: 0 P: 16	R: 0 E: 0 K: 0 S: 9	H: 1 LOB: 2 BB: 0 P: 17	R: 0 E: 0 K: 2 S: 8	H: 0 LOB: 0 BB: 0 P: 15	R: 0 E: 0 K: 1 S: 11	H: 1 LOB: 2 BB: 1 P: 23	R: 0 E: 0 K: 1 S: 9	H: 1 LOB: 1 BB: 0 P: 14	R: 0 E: 0 K: 0 S: 4	H: 1 LOB: 1 BB: 0 P: 6		R: 0 E: 0 K: 1 S: 7	H: 0 LOB: 0 BB: 0 P: 12	1B: 5 2B: 0 3B: 0 HR: 0	SF: 0 SAC: 0 DP: 0 HBP: 1	WP: 0 PB: 0 SB: 1 CS: 1	PA: 34		
PITCHER	IP	WLS	BF	H	R	ER	SO	BB	IBB	HBP	BLK	WP	HR	S	P	ERA	WHIP								
Charlie Hough, R ERA: 3.89	(1, 1)	9.0	W	33	5	0	0	9	1	0	1	0	0	73	127	0.00	0.667								



Batter	1	2	3	4	5	6	7	8	9	AB	R	H	RBI	BB	SO	LOB	TOP										
Carlos Garcia, R (1.4) OBP: 0.319, SLG: 0.357 Tom Foley, L (8.4) OBP: 0.303, SLG: 0.382	0-3 K	1-0 SH1-3 2B		1-0 F8 S 1B		0-1 S 2B 1B		0-3 K	1-0 1-2 1B	5	2	3	2	0	2	0											
Jay Bell, R (1.6) OBP: 0.314, SLG: 0.416	1-1 G6-3	1-0 SH1-3		3-2 F8		3-0 1-H 2B		4-0 1B BB	0-1 F8	4	0	1	2	1	0	3											
Andy Van Slyke, L (1.8) OBP: 0.350, SLG: 0.355	4-2 BB	3-H G4-3		2-1 F9		3-2 G3		4-2 1B BB		3	0	0	0	2	0	2											
Dave Clark, L (1.9) OBP: 0.382, SLG: 0.462 Kevin Young, R (7.7) OBP: 0.275, SLG: 0.336	3-2 G4-3		0-0 G3-1 1B		2-2 2B		4-0 G6-4-3 1B BB	1-2 L8		3	0	2	0	0	0	1											
Al Martin, L (1.7) OBP: 0.389, SLG: 0.484		3-2 S 2B 1B	0-2 G5-3 G3-1 1B		0-0 F7		1-2 G6-4-3 1B	1-2 2-3 1B		5	1	4	0	0	0	1											
Orlando Merced, S (1.3) OBP: 0.374, SLG: 0.409		1-0 F9 1B 2B	2-2 G3-1		0-1 F9		1-0 G6-4-3	0-2 F7		5	1	1	1	0	0	8											
Jeff King, R (1.5) OBP: 0.335, SLG: 0.378		1-1 F9	4-0 IBB		0-1 F8		2-0 2B		2-1 L7	4	0	1	1	1	0	2											
Lance Parrish, R (1.2) OBP: 0.375, SLG: 0.364		3-2 1B 2B 1B	1-1 G5-3				1-3 K		2-2 F9	4	1	1	1	1	1	3											
Jon Lieber, L (1.1) OBP: 0.063, SLG: 0.063 Brian Hunter, R (9.7) OBP: 0.314, SLG: 0.500 Paul Wagner, R (9.1) OBP: 0.185, SLG: 0.222 Ravelo Manzanillo, L (9.1) OBP: 1.000, SLG: 1.000 Alejandro Pena, R (9.1)		0-1 1-2 2B 1B		0-0 L9		2-1 G5-3	1-3 K	1-0 1B		4	1	1	0	0	1	2											
Inning Stats	R: 0 E: 0 K: 1 S: 11	H: 0 LOB: 1 BB: 1 P: 19	R: 5 E: 0 K: 0 S: 16	H: 5 LOB: 0 BB: 0 P: 28	R: 0 E: 0 K: 0 S: 9	H: 2 LOB: 2 BB: 1 P: 16	R: 0 E: 0 K: 0 S: 9	H: 1 LOB: 1 BB: 0 P: 14	R: 0 E: 0 K: 0 S: 8	H: 1 LOB: 1 BB: 0 P: 10	R: 1 E: 0 K: 1 S: 11	H: 2 LOB: 1 BB: 0 P: 20	R: 1 E: 0 K: 1 S: 6	H: 2 LOB: 2 BB: 2 P: 18	R: 0 E: 0 K: 1 S: 16	H: 1 LOB: 3 BB: 2 P: 26	R: 0 E: 0 K: 0 S: 9	H: 2 LOB: 2 BB: 0 P: 15	1B: 11 2B: 5 3B: 0 HR: 0	SF: 0 SAC: 1 DP: 2 HBP: 0	WP: 0 PA: 47 PB: 0 SB: 3 CS: 0						
PITCHER	IP	WLS	BF	H	R	ER	SO	BB	IBB	HBP	BLK	WP	HR	S	P	ERA	WHIP										
Bob Tewksbury, R (1.1) ERA: 5.44	5.2	L	29	11	6	6	2	1	1	0	0	0	0	61	101	9.53	2.118										
Bryan Eversgerd, L (6.1) ERA: 3.59	1.0	4	1	1	1	1	0	1	0	0	0	0	0	5	13	9.00	2.000										
John Habyan, R (7.1) ERA: 3.97	0.1	3	1	0	0	0	1	0	0	0	0	0	0	4	11	0.00	3.000										
Rich Rodriguez, L (8.1) ERA: 3.16	1.0	6	1	0	0	0	1	2	0	0	0	0	0	16	26	0.00	3.000										
Mike Perez, R (9.1) ERA: 6.75	1.0	5	2	0	0	0	0	0	0	0	0	0	0	9	15	0.00	2.000										

Pittsburgh Pirates @ St. Louis Cardinals
Busch Stadium, St. Louis, MO

AB 40
R 7
H 16
RBI 7
BB 6
SO 4
LOB 24



WP: 0 PA: 47
PB: 0
SB: 3
CS: 0

Batter	1	2	3	4	5	6	7	8	9	AB	R	H	RBI	BB	SO	LOB	BOTTOM										
Ray Lankford, L (1.8) OBP: 0.397, SLG: 0.540	3-2 1B 2B	1-1 G6-4-3 1B		4-2 CS BB			1-3 K		3-2 SF7	3	1	2	1	1	1	0											
Geronimo Pena, S (1.4) OBP: 0.304, SLG: 0.373	0-1 G3 2B	3-2 G6-4-3		0-1 CS	0-1 G4-3			1-3 K	3-H F7	5	1	1	0	0	1	3											
Gregg Jefferies, S (1.3) OBP: 0.412, SLG: 0.489	0-1 G3		2-1 L7		1-0 G4-3			1-0 2B G3 1B		4	1	1	0	0	0	2											
Todd Zeile, R (1.5) OBP: 0.313, SLG: 0.407	1-3 K		3-3 K		0-0 F8			0-1 G3 2B		4	0	1	0	0	2	2											
Mark Whiten, S (1.9) OBP: 0.343, SLG: 0.452	1-1 E 2B		4-2 1B BB			1-2 G6-4-3 1B		0-0 G3		3	0	2	3	1	0	1											
Brian Jordan, R (1.7) OBP: 0.312, SLG: 0.343	0-1 E6		2-0 1B		0-0 G6-4-3			2-3 F7		4	0	1	0	0	0	3											
Tom Pagnozzi, R (1.2) OBP: 0.341, SLG: 0.449	0-2 G6-3		0-1 G3		1-2 F8				4-1 WP BB SF7 BB	3	1	0	0	1	0	4											
Ozzie Smith, S (1.6) OBP: 0.319, SLG: 0.317		1-0 P5		1-2 L8			3-2 G6-3		4-2 WP BB	3	0	0	0	1	0	0											
Bob Tewksbury, R (1.1) ERA: 2.3 Bryan Eversgerd, R (6.1) John Habyan, R (7.1) Luis Alicia, S (7.7) OBP: 0.350, SLG: 0.378 Rich Rodriguez, L (9.1) Mike Perez, R (9.1) Gerald Perry, L (9.7) OBP: 0.462, SLG: 0.514		1-2 1B		2-1 G4-3			1-3 K		3-3 K	2	0	1	0	0	0	0											
Inning Stats	R: 2 E: 1 K: 1 S: 21	H: 3 LOB: 2 BB: 0 P: 26	R: 0 E: 0 K: 0 S: 10	H: 2 LOB: 1 BB: 0 P: 16	R: 0 E: 0 K: 1 S: 12	H: 1 LOB: 2 BB: 1 P: 23	R: 0 E: 0 K: 0 S: 9	H: 0 LOB: 0 BB: 1 P: 16	R: 0 E: 0 K: 0 S: 4	H: 0 LOB: 0 BB: 0 P: 5	R: 0 E: 0 K: 0 S: 7	H: 1 LOB: 0 BB: 0 P: 9	R: 0 E: 0 K: 2 S: 10	H: 0 LOB: 0 BB: 0 P: 15	R: 1 E: 0 K: 1 S: 9	H: 2 LOB: 1 BB: 0 P: 11	R: 1 E: 0 K: 1 S: 12	H: 0 LOB: 1 BB: 2 P: 27	1B: 7 2B: 2 3B: 0 HR: 0	SF: 1 SAC: 0 DP: 2 HBP: 0	WP: 1 PA: 39 PB: 0 SB: 0 CS: 1						
PITCHER	IP	WLS	BF	H	R	ER	SO	BB	IBB	HBP	BLK	WP	HR	S	P	ERA	WHIP										
Jon Lieber, R (1.1) ERA: 2.3	8.0	W	33	9	3	3	5	2	0	0	0	0	0	82	121	3.38	1.375										
Paul Wagner, R (9.1) ERA: 4.74	0.0	2	0	1	1	0	0	2	0	0	0	0	0	3	11	-	-										
Ravelo Manzanillo, L (9.1) ERA: 2.92	0.2	2	0	0	0	0	1	0	0	0	0	1	0	7	13	0.00	0.000										
Alejandro Pena, R (9.1) ERA: 5.47	0.1	S	1	0	0	0	0	0	0	0	0	0	0	2	3	0.00	0.000										

Pittsburgh Pirates @ St. Louis Cardinals
Busch Stadium, St. Louis, MO

AB 33
R 4
H 9
RBI 4
BB 4
SO 6
LOB 17



WP: 1 PA: 39
PB: 0
SB: 0
CS: 1

Batter	1	2	3	4	5	6	7	8	9	AB	R	H	RBI	BB	SO	LOB	TOP																	
Carlos Garcia, R OBP: 0.314, SLG: 0.351 (1, 4)	F8		K		G4-3		F9			4	0	0	0	0	1	3	Pittsburgh Pirates @ St. Louis Cardinals Busch Stadium, St. Louis, MO Sat Jun 18 1994, 7:05 PM CDT Att: 42,050 - Unknown - 96 F																	
Jay Bell, R OBP: 0.313, SLG: 0.411 (1, 6)	K					G3-1	F8			3	0	0	0	1	1	3																		
Andy Van Slyke, L OBP: 0.349, SLG: 0.353 (1, 8)	G3		F9			FC5-4 1B		F9		4	0	1	0	0	0	1																		
Brian Hunter, R OBP: 0.312, SLG: 0.493 (1, 3)		F7		F7		F8		FC6 1B		4	0	1	0	0	0	1																		
Jeff King, R OBP: 0.333, SLG: 0.371 (1, 5)		F9 1B BB		F8		FC5-4 1-2		F8		3	0	0	0	1	0	2																		
Orlando Merced, S OBP: 0.381, SLG: 0.412 (1, 9)							1B 1B	FC6 1-2		3	0	2	0	1	0	1																		
Lloyd McClendon, R OBP: 0.260, SLG: 0.222 (1, 7)		F9 2-3		F8			1B 1B		F8	4	0	1	0	0	0	3																		
Lance Parrish, R OBP: 0.369, SLG: 0.357 (1, 2)		F9			K		1-2 2-3 1B		F7	4	0	1	0	0	1	2																		
Denny Neagle, L OBP: 0.148, SLG: 0.148 (1, 1)			K		G4-3				K	2	0	0	0	0	1	0																		
Bias Minor, R (6, 1)										0	0	0	0	0	0	0																		
Al Martin, L OBP: 0.388, SLG: 0.482 (7, PH)										1	0	0	0	0	0	3																		
Jeff Ballard, L OBP: 0.500, SLG: 0.500 (7, 1)										0	0	0	0	0	0	0																		
Kevin Young, R OBP: 0.273, SLG: 0.333 (9, PH)										1	0	0	0	0	1	0																		
Inning Stats	R: 0 E: 0 K: 1 S: 5	H: 0 LOB: 0 BB: 0 P: 5	R: 0 E: 0 K: 0 S: 4	H: 1 LOB: 2 BB: 1 P: 8	R: 0 E: 0 K: 2 S: 7	H: 0 LOB: 1 BB: 1 P: 11	R: 0 E: 0 K: 0 S: 3	H: 0 LOB: 1 BB: 1 P: 7	R: 0 E: 0 K: 1 S: 5	H: 0 LOB: 0 BB: 0 P: 5	R: 0 E: 0 K: 0 S: 4	H: 1 LOB: 1 BB: 0 P: 4	R: 0 E: 0 K: 0 S: 6	H: 3 LOB: 3 BB: 0 P: 6	R: 0 E: 0 K: 0 S: 4	H: 1 LOB: 1 BB: 0 P: 4	R: 0 E: 0 K: 1 S: 5	H: 0 LOB: 0 BB: 0 P: 5	1B: 6 2B: 0 3B: 0 HR: 0	SF: 0 SAC: 0 DP: 0 HBP: 0	WP: 0 PB: 0 SB: 0 CS: 0	PA: 36												
PITCHER	IP WLS BF H R ER SO BB IBB HBP BLK WP HR S P ERA WHIP																																	
Allen Watson, L ERA: 5.45 (1, 1)	5.0	L	19	1	0	0	4	3	0	0	0	0	0	0	24	36	0.00	0.800																
Rene Arocha, R ERA: 4.98 (6, 1)	3.0	W	14	5	0	0	0	0	0	0	0	0	0	0	14	14	0.00	1.667																
Rob Murphy, L ERA: 3.81 (9, 1)	1.0		3	0	0	0	1	0	0	0	0	0	0	0	5	5	0.00	0.000																

Batter	1	2	3	4	5	6	7	8	9	AB	R	H	RBI	BB	SO	LOB	BOTTOM																	
Ray Lankford, L OBP: 0.397, SLG: 0.539 (1, 8)	K		K							4	1	1	1	1	2	2	Pittsburgh Pirates @ St. Louis Cardinals Busch Stadium, St. Louis, MO Sat Jun 18 1994, 7:05 PM CDT Att: 42,050 - Unknown - 96 F																	
Ozzie Smith, S OBP: 0.312, SLG: 0.310 (1, 6)	F9		F8			K	G6-3	G4-3		5	0	0	0	0	1	3																		
Gregg Jefferies, S OBP: 0.409, SLG: 0.485 (1, 3)	G5-3				F9					4	1	1	0	0	0	0																		
Todd Zeile, R OBP: 0.312, SLG: 0.408 (1, 5)		F3		G6-3						4	1	1	1	0	0	0																		
Bernard Gilkey, R OBP: 0.343, SLG: 0.371 (1, 7)				G4-3						3	2	2	0	1	0	0																		
Brian Jordan, R OBP: 0.316, SLG: 0.360 (1, 9)		G4-3								2	1	1	2	1	0	1																		
Geronimo Pena, S OBP: 0.314, SLG: 0.375 (1, 4)		G5-3								2	2	1	1	1	0	1																		
Tom Pagnozzi, R OBP: 0.346, SLG: 0.475 (1, 2)										4	1	2	4	0	0	2																		
Allen Watson, L OBP: 0.217, SLG: 0.304 (1, 1)										0	0	0	0	0	0	0																		
Stan Royer, R OBP: 0.154, SLG: 0.308 (5, PH)										1	0	0	0	0	1	1																		
Rene Arocha, R OBP: 0.222, SLG: 0.250 (6, 1)										1	0	1	0	0	0	0																		
Mark Whiten, S OBP: 0.341, SLG: 0.449 (8, PH)										0	0	0	0	0	0	1																		
Rob Murphy, L (9, 1)										0	0	0	0	0	0	0																		
Inning Stats	R: 0 E: 0 K: 1 S: 5	H: 0 LOB: 0 BB: 0 P: 5	R: 0 E: 0 K: 0 S: 4	H: 1 LOB: 1 BB: 0 P: 4	R: 0 E: 0 K: 0 S: 3	H: 0 LOB: 0 BB: 0 P: 3	R: 0 E: 0 K: 1 S: 5	H: 0 LOB: 1 BB: 1 P: 9	R: 6 E: 0 K: 1 S: 9	H: 4 LOB: 1 BB: 3 P: 21	R: 0 E: 0 K: 0 S: 3	H: 0 LOB: 0 BB: 0 P: 3	R: 3 E: 0 K: 0 S: 7	H: 4 LOB: 1 BB: 0 P: 7	1B: 5 2B: 3 3B: 1 HR: 1	SF: 1 SAC: 2 DP: 0 HBP: 0	WP: 0 PB: 0 SB: 0 CS: 0	PA: 38																
PITCHER	IP WLS BF H R ER SO BB IBB HBP BLK WP HR S P ERA WHIP																																	
Denny Neagle, L ERA: 4.57 (1, 1)	5.2	L	25	4	5	5	4	3	1	0	0	0	0	0	29	45	7.94	1.235																
Bias Minor, R ERA: 10.22 (6, 1)	0.1		3	2	1	1	0	0	0	0	0	0	0	1	3	3	27.00	6.000																
Jeff Ballard, L ERA: 5.57 (7, 1)	2.0		10	4	3	3	0	0	0	0	0	0	0	10	10	13.50	2.000																	

Batter	1	2	3	4	5	6	7	8	9	AB	R	H	RBI	BB	SO	LOB	TOP											
Al Martin, L OBP: 0.388, SLG: 0.478 (1, 7)	L5		P6					P5		4	0	1	1	1	0	1	Pittsburgh Pirates @ St. Louis Cardinals Busch Stadium, St. Louis, MO Sun Jun 19 1994, 3:33 AM CDT Att: 36,152 - Sunny - 98 F											
Jay Bell, R OBP: 0.314, SLG: 0.412 (1, 6)	G6-3			P2				G3-1	F9	4	0	1	0	1	0	3												
Andy Van Slyke, L OBP: 0.345, SLG: 0.349 Gary Varsho, L OBP: 0.303, SLG: 0.345 (6, 7)	G3			K				G3-1		3	0	0	0	0	2	2												
Brian Hunter, R OBP: 0.311, SLG: 0.483 Rick White, R (8, 1)		P3		G6-3						3	0	0	0	1	1	2												
Mark Dewey, R OBP: 1.000, SLG: 1.000 Ravelo Manzanillo, L OBP: 1.000, SLG: 1.000 Alejandro Pena, R (8, 1)						K				0	0	0	0	0	0	0												
Orlando Merced, S OBP: 0.379, SLG: 0.423 (1, 9)		F9						FC6		4	1	1	1	0	0	2												
Jeff King, R OBP: 0.332, SLG: 0.385 (1, 5)		G6-3								4	1	1	1	0	0	0												
Tom Foley, L OBP: 0.288, SLG: 0.361 (1, 4)				K						4	0	0	0	0	2	0												
Don Slaught, R OBP: 0.385, SLG: 0.290 (1, 2)										3	1	2	0	1	0	0												
Zane Smith, L OBP: 0.257, SLG: 0.257 Kevin Young, R OBP: 0.279, SLG: 0.348 (8, 3)				P4						2	0	0	0	0	0	1												
Inning Stats	R: 0 E: 0 K: 0 S: 12	H: 0 LOB: 0 BB: 0 P: 18	R: 0 E: 0 K: 0 S: 9	H: 0 LOB: 0 BB: 0 P: 15	R: 0 E: 0 K: 1 S: 19	H: 1 LOB: 1 BB: 0 P: 25	R: 0 E: 0 K: 1 S: 10	H: 0 LOB: 0 BB: 0 P: 16	R: 0 E: 0 K: 0 S: 10	H: 0 LOB: 0 BB: 0 P: 16	R: 1 E: 0 K: 2 S: 16	H: 1 LOB: 2 BB: 2 P: 27	R: 2 E: 0 K: 1 S: 7	H: 2 LOB: 0 BB: 0 P: 10	R: 0 E: 0 K: 0 S: 10	H: 1 LOB: 2 BB: 1 P: 18	R: 0 E: 0 K: 0 S: 8	H: 2 LOB: 3 BB: 1 P: 14	1B: 3 2B: 2 3B: 0 HR: 2	SF: 0 SAC: 1 DP: 0 HBP: 0	WP: 0 PB: 0 SB: 0 CS: 0	PA: 38						
PITCHER	IP	WLS	BF	H	R	ER	SO	BB	IBB	HBP	BLK	WP	HR	S	P	ERA	WHIP											
Vicente Palacios, R ERA: 4.35	(1, 1)	6.0	L	24	4	3	3	4	2	0	0	0	0	2	78	120	4.50	1.000										
Bryan Eversgerd, L ERA: 3.49	(7, 1)	1.0		3	0	0	1	0	0	0	0	0	0	5	7	0.00	0.000											
Rich Rodriguez, L ERA: 3.68	(8, 1)	1.0		5	1	0	0	0	1	0	0	0	0	10	18	0.00	1.000											
John Habyan, R ERA: 3.86	(9, 1)	1.0		6	2	0	0	0	1	0	0	0	0	8	14	0.00	2.000											

Batter	1	2	3	4	5	6	7	8	9	AB	R	H	RBI	BB	SO	LOB	BOTTOM										
Bernard Gilkey, R OBP: 0.340, SLG: 0.372 (1, 7)	G6-3		SH1-3					L4-3		5	0	1	0	0	1	1	Pittsburgh Pirates @ St. Louis Cardinals Busch Stadium, St. Louis, MO Sun Jun 19 1994, 3:33 AM CDT Att: 36,152 - Sunny - 98 F										
Ozzie Smith, S OBP: 0.315, SLG: 0.318 (1, 6)	G6-3		SH1-3					F8	G6-3	4	1	2	0	0	0	0											
Gregg Jefferies, S OBP: 0.407, SLG: 0.494 (1, 3)	G6-3		G6-3					FC6-4		4	1	1	1	1	0	3											
Todd Zeile, R OBP: 0.318, SLG: 0.412 (1, 5)	G6-3		G6-3					FC6-4		3	0	2	1	1	0	0											
Brian Jordan, R OBP: 0.315, SLG: 0.364 (1, 8)	G6-3		G6-3					HR		4	0	1	0	0	0	3											
Mark Whiten, S OBP: 0.350, SLG: 0.453 (1, 9)	G6-3		G6-3					HR		3	0	2	0	1	0	0											
Geronimo Pena, S OBP: 0.314, SLG: 0.374 Ray Lankford, L OBP: 0.396, SLG: 0.537 Luis Alicea, S OBP: 0.329, SLG: 0.378 (6, PH)	G5-3		G5-3					1B		3	0	1	0	0	0	2											
Terry McGriff, R OBP: 0.368, SLG: 0.333 (1, 2)	G5-3		G5-3					1B		1	0	0	0	0	1	3											
Vicente Palacios, R OBP: 0.314, SLG: 0.374 Bryan Eversgerd, R OBP: 0.314, SLG: 0.374 José Oquendo, S OBP: 0.280, SLG: 0.280 Rich Rodriguez, L OBP: 0.314, SLG: 0.374 John Habyan, R OBP: 0.314, SLG: 0.374 Gerald Perry, L OBP: 0.314, SLG: 0.374 (8, PH)	G6-3		G6-3							4	0	0	0	0	1	5											
Inning Stats	R: 1 E: 0 K: 0 S: 10	H: 2 LOB: 1 BB: 0 P: 14	R: 0 E: 0 K: 1 S: 7	H: 1 LOB: 1 BB: 0 P: 10	R: 0 E: 0 K: 0 S: 4	H: 1 LOB: 0 BB: 0 P: 6	R: 0 E: 0 K: 0 S: 9	H: 1 LOB: 1 BB: 0 P: 13	R: 0 E: 0 K: 0 S: 6	H: 1 LOB: 1 BB: 0 P: 8	R: 0 E: 0 K: 0 S: 7	H: 1 LOB: 0 BB: 0 P: 8	R: 0 E: 0 K: 1 S: 17	H: 3 LOB: 3 BB: 1 P: 29	R: 0 E: 0 K: 0 S: 9	H: 0 LOB: 0 BB: 0 P: 17		1B: 7 2B: 4 3B: 0 HR: 1	SF: 0 SAC: 1 DP: 2 HBP: 0	WP: 0 PB: 0 SB: 0 CS: 0	PA: 38						
PITCHER	IP	WLS	BF	H	R	ER	SO	BB	IBB	HBP	BLK	WP	HR	S	P	ERA	WHIP										
Zane Smith, L ERA: 3.65	(1, 1)	7.0	W	28	8	1	1	2	1	0	0	0	0	48	70	1.29	1.286										
Rick White, R ERA: 5.09	(8, 1)	0.1		2	1	1	1	0	0	0	0	0	1	9	10	27.00	3.000										
Mark Dewey, R ERA: 2.95	(8, 1)	0.0		3	2	0	0	0	0	1	0	0	0	4	12	*	*										
Ravelo Manzanillo, L ERA: 2.84	(8, 1)	0.2		2	0	0	0	1	0	0	0	0	0	4	7	0.00	0.000										
Alejandro Pena, R ERA: 5.26	(9, 1)	1.0	S	3	0	0	0	0	0	0	0	0	0	9	17	0.00	0.000										

AB 33
R 3
H 7
RBI 3
BB 4
SO 5
LOB 12



AB 35
R 2
H 11
RBI 2
BB 2
SO 3
LOB 18



Batter	1	2	3	4	5	6	7	8	9	AB	R	H	RBI	BB	SO	LOB	TOP				
Marquis Grissom, R OBP: 0.355, SLG: 0.422	P4		F8						L9	6	1	3	1	0	0	2	Montreal Expos @ St. Louis Cardinals Busch Stadium, St. Louis, MO Mon Jun 20 1994, 7:05 PM CDT Att: 27,658 - Unknown - 91 F AB 41 R 8 H 18 RBI 7 BB 4 SO 3 LOB 16				
Cliff Floyd, L OBP: 0.340, SLG: 0.396	L9		F9							4	0	2	2	1	0	2					
Moises Alou, R OBP: 0.415, SLG: 0.586	1B		F8							4	0	0	0	1	1	6					
Larry Walker, L OBP: 0.375, SLG: 0.543	1B		K							5	2	4	1	0	1	2					
Darrin Fletcher, L OBP: 0.347, SLG: 0.438	G3									5	1	1	0	0	0	3					
Wil Cordero, R OBP: 0.367, SLG: 0.474		G1-3								5	2	4	2	0	0	0					
Sean Berry, R OBP: 0.351, SLG: 0.406	G6-3									5	0	2	0	0	0	1					
Mike Lansing, R OBP: 0.307, SLG: 0.339	G6-3									4	1	1	0	1	0	0					
Pedro Martinez, R OBP: 0.103, SLG: 0.148										0	0	0	1	1	0	0					
Rondell White, R OBP: 0.227, SLG: 0.273										1	0	0	0	0	0	0					
Jeff Shaw, R OBP: 0.375, SLG: 0.286										0	0	0	0	0	0	0					
Lou Frazier, S OBP: 0.444, SLG: 0.403										1	1	1	0	0	0	0					
Mel Rojas, R OBP: 0.444, SLG: 0.403										1	0	0	0	0	1	0					
Inning Stats	R: 0 E: 0 K: 0 S: 8	H: 1 LOB: 2 BB: 1 P: 16	R: 0 E: 0 K: 0 S: 7	H: 0 LOB: 0 BB: 0 P: 12	R: 0 E: 0 K: 1 S: 10	H: 1 LOB: 2 BB: 1 P: 18	R: 2 E: 1 K: 1 S: 11	H: 4 LOB: 2 BB: 0 P: 21	R: 0 E: 0 K: 0 S: 7	H: 1 LOB: 2 BB: 1 P: 15	R: 5 E: 0 K: 0 S: 27	H: 6 LOB: 1 BB: 0 P: 43	R: 0 E: 0 K: 1 S: 12	H: 3 LOB: 2 BB: 0 P: 19	R: 0 E: 0 K: 1 S: 6	H: 0 LOB: 0 BB: 0 P: 9		1B: 15 2B: 1 3B: 0 HR: 2	SF: 1 SAC: 0 DP: 0 HBP: 0	WP: 1 PB: 0 SB: 4 CS: 1	PA: 46
PITCHER	IP WLS BF H R ER SO BB IBB HBP BLK WP HR S P ERA WHIP																				
Rick Sutcliffe, R ERA: 6.69	(1, 1) 5.2 28 9 3 2 2 3 0 0 0 1 0 58 100 3.18 2.118																				
Bryan Eversgerd, L ERA: 3.49	(6, 1) 0.0 1 0 0 0 0 1 0 0 0 0 0 0 4 ∞ ∞																				
John Habyan, R ERA: 3.62	(6, 1) 0.1 1 0 0 0 0 0 0 0 0 0 0 1 2 0.00 0.000																				
Rob Murphy, L ERA: 4.44	(7, 1) 0.1 L 3 2 2 2 0 0 0 0 0 0 2 8 13 54.00 6.000																				
Mike Perez, R ERA: 7.77	(7, 1) 0.2 6 4 3 3 0 0 0 0 0 0 0 19 30 40.50 6.000																				
PITCHER	IP WLS BF H R ER SO BB IBB HBP BLK WP HR S P ERA WHIP																				
Rich Rodriguez, L ERA: 2.93	(8, 1) 2.0 7 3 0 0 1 0 0 0 0 0 0 0 28 0.00 1.500																				

Batter	1	2	3	4	5	6	7	8	9	AB	R	H	RBI	BB	SO	LOB	BOTTOM			
Ray Lankford, L OBP: 0.392, SLG: 0.534	K		G3						K	5	1	1	0	0	2	0	Montreal Expos @ St. Louis Cardinals Busch Stadium, St. Louis, MO Mon Jun 20 1994, 7:05 PM CDT Att: 27,658 - Unknown - 91 F AB 33 R 4 H 8 RBI 4 BB 3 SO 11 LOB 14			
Ozzie Smith, S OBP: 0.313, SLG: 0.315	K		F9						G6-3	5	1	1	1	0	1	0				
Gregg Jefferies, S OBP: 0.408, SLG: 0.496	2B								G4-3	3	0	1	0	1	1	1				
Todd Zeile, R OBP: 0.320, SLG: 0.413	K		CS							4	0	2	0	0	1	2				
Mark Whiten, S OBP: 0.354, SLG: 0.472		G3-1								4	1	2	2	0	0	1				
Bernard Gilkey, R OBP: 0.339, SLG: 0.367										3	1	0	0	0	1	3				
Geronimo Pena, S OBP: 0.315, SLG: 0.367										2	0	0	0	0	1	1				
Luis Altea, S OBP: 0.333, SLG: 0.378										0	0	0	0	1	0	0				
Tom Pagnozzi, R OBP: 0.351, SLG: 0.480										3	0	1	1	1	1	2				
Rick Sutcliffe, L ERA: 6.69	(1, 1) 5.0 24 7 4 4 6 1 1 2 0 0 0 0 28 0.00 1.600																			
Bryan Eversgerd, R ERA: 3.49	(6, 1) 1.0 W 3 0 0 0 1 0 0 0 0 0 0 6 9 0.00 0.000																			
John Habyan, R ERA: 3.62	(6, 1) 0.1 1 0 0 0 0 0 0 0 0 0 0 1 2 0.00 0.000																			
Stan Royer, R OBP: 0.375, SLG: 0.300	(7, 1) 0.1 1 0 0 0 0 0 0 0 0 0 0 1 2 0.00 0.000																			
Rob Murphy, L ERA: 4.44	(7, 1) 0.1 1 0 0 0 0 0 0 0 0 0 0 1 2 0.00 0.000																			
Mike Perez, R ERA: 7.77	(7, 1) 0.2 6 4 3 3 0 0 0 0 0 0 0 1 2 0.00 0.000																			
Rich Rodriguez, L ERA: 2.93	(8, 1) 2.0 7 3 0 0 1 0 0 0 0 0 0 0 28 0.00 1.500																			
Gerard Perry, L ERA: 6.46	(9, PH) 0.0 1 0 0 0 0 0 0 0 0 0 0 0 1 0 0 0																			
Inning Stats	R: 0 E: 0 K: 3 S: 10	H: 1 LOB: 1 BB: 0 P: 14	R: 1 E: 0 K: 1 S: 9	H: 1 LOB: 0 BB: 0 P: 15	R: 0 E: 0 K: 0 S: 13	H: 0 LOB: 0 BB: 1 P: 21	R: 0 E: 0 K: 1 S: 7	H: 2 LOB: 3 BB: 1 P: 17	R: 3 E: 0 K: 1 S: 16	H: 3 LOB: 0 BB: 0 P: 25	R: 0 E: 0 K: 1 S: 6	H: 0 LOB: 0 BB: 0 P: 9	R: 0 E: 0 K: 2 S: 14	H: 1 LOB: 2 BB: 1 P: 20	R: 0 E: 0 K: 2 S: 11	H: 0 LOB: 0 BB: 0 P: 16	1B: 4 2B: 3 3B: 0 HR: 1	SF: 0 SAC: 0 DP: 1 HBP: 2	WP: 0 PB: 0 SB: 2 CS: 1	PA: 39
PITCHER	IP WLS BF H R ER SO BB IBB HBP BLK WP HR S P ERA WHIP																			
Pedro Martinez, R ERA: 2.81	(1, 1) 5.0 24 7 4 4 6 1 1 2 0 0 0 0 28 0.00 1.600																			
Jeff Shaw, R ERA: 3.27	(6, 1) 1.0 W 3 0 0 0 1 0 0 0 0 0 0 6 9 0.00 0.000																			
Mel Rojas, R ERA: 3.23	(7, 1) 3.0 S 11 1 0 0 4 1 0 0 0 0 0 33 45 0.00 0.667																			

Batter	1	2	3	4	5	6	7	8	9	AB	R	H	RBI	BB	SO	LOB	TOP			
Ray Lankford, L (1, 8) OBP: 0.385, SLG: 0.518										4	1	0	0	1	2	0	St. Louis Cardinals @ Chicago Cubs Wrigley Field, Chicago, IL Fri Jun 24 1994, 3:33 AM CDT Att: 37,727 - Overcast - 61 F			
Geronimo Pena, S (1, 4) OBP: 0.309, SLG: 0.375										4	0	0	0	0	1	1				
Gerald Perry, L (1, 3) OBP: 0.469, SLG: 0.575										2	2	2	1	2	0	0				
Todd Zeile, R (1, 5) OBP: 0.321, SLG: 0.407										3	0	0	0	1	0	1				
Mark Whiten, S (1, 9)										4	0	2	2	0	0	0				
Bernard Gilkey, R (1, 7) OBP: 0.345, SLG: 0.371										2	0	1	0	2	0	2				
Tom Pagnozzi, R (1, 2) OBP: 0.338, SLG: 0.459										4	0	0	0	0	1	4				
Ozzie Smith, S (1, 6) OBP: 0.309, SLG: 0.316										4	0	0	0	0	0	1				
Allen Watson, L (1, 1) OBP: 0.192, SLG: 0.269										3	0	0	0	0	0	0				
Mike Perez, R (8, 1)										0	0	0	0	0	0	0				
Rich Rodriguez, L (8, 1)										0	0	0	0	0	0	0				
Luis Alicea, S (9, PH) OBP: 0.329, SLG: 0.372										1	0	0	0	0	0	0				
Rene Arocha, R (9, 1) OBP: 0.222, SLG: 0.250										0	0	0	0	0	0	0				
Inning Stats	R: 0 E: 0 K: 2 S: 9	H: 1 LOB: 1 BB: 0 P: 14	R: 0 E: 0 K: 0 S: 9	H: 1 LOB: 1 BB: 0 P: 15	R: 2 E: 0 K: 0 S: 13	H: 1 LOB: 2 BB: 3 P: 30	R: 0 E: 0 K: 0 S: 7	H: 0 LOB: 0 BB: 0 P: 12	R: 0 E: 0 K: 1 S: 5	H: 0 LOB: 1 BB: 1 P: 12	R: 0 E: 0 K: 0 S: 5	H: 0 LOB: 0 BB: 0 P: 9	R: 1 E: 0 K: 0 S: 10	H: 2 LOB: 2 BB: 1 P: 20	R: 0 E: 0 K: 1 S: 9	H: 0 LOB: 0 BB: 0 P: 15	1B: 2 2B: 2 3B: 0 HR: 1	SF: 0 SAC: 0 DP: 0 HBP: 0	WP: 0 PB: 0 SB: 1 CS: 1	PA: 38
PITCHER	IP WLS BF H R ER SO BB IBB HBP BLK WP HR S P ERA WHIP																			
Anthony Young, R (1, 1) ERA: 4.47	7.2 L 32 5 3 3 3 5 0 0 0 0 0 1 63 118 3.52 1.304																			
Chuck Crim, R (8, 1) ERA: 2.56	0.1 2 0 0 0 0 1 0 0 0 0 0 0 2 6 0.00 3.000																			
Jose Bautista, R (9, 1) ERA: 3.35	1.0 3 0 0 0 0 1 0 0 0 0 0 0 9 15 0.00 0.000																			

AB	31
R	3
H	5
RBI	3
BB	6
SO	4
LOB	9



Batter	1	2	3	4	5	6	7	8	9	AB	R	H	RBI	BB	SO	LOB	BOTTOM			
Shawon Dunston, R (1, 6) OBP: 0.307, SLG: 0.411										5	1	1	0	0	2	2	St. Louis Cardinals @ Chicago Cubs Wrigley Field, Chicago, IL Fri Jun 24 1994, 3:33 AM CDT Att: 37,727 - Overcast - 61 F			
Mark Grace, L (1, 3) OBP: 0.367, SLG: 0.366										5	0	2	0	0	0	1				
Sammy Sosa, R (1, 9) OBP: 0.338, SLG: 0.563										3	0	1	1	2	0	1				
Glenallen Hill, R (1, 8) OBP: 0.336, SLG: 0.379										4	0	0	0	0	0	4				
Derrick May, L (1, 7) OBP: 0.350, SLG: 0.437										4	0	1	0	0	0	3				
Steve Buechele, R (1, 5) OBP: 0.319, SLG: 0.379										4	0	0	0	0	1	1				
Rey Sanchez, R (1, 4) OBP: 0.370, SLG: 0.336										3	0	1	0	1	0	0				
Mark Parent, R (1, 2) OBP: 0.472, SLG: 0.488										3	0	2	0	0	0	1				
Rick Wilkins, L (8, PH) OBP: 0.309, SLG: 0.376										1	0	0	0	0	1	2				
Anthony Young, R (1, 1) OBP: 0.179, SLG: 0.179										2	0	0	0	0	0	3				
Kevin Roberson, S (8, PH) OBP: 0.261, SLG: 0.488										1	0	0	0	0	0	2				
Jose Bautista, R (9, 1) ERA: 4.62										0	0	0	0	0	0	0				
Inning Stats	R: 0 E: 0 K: 1 S: 15	H: 0 LOB: 1 BB: 1 P: 24	R: 0 E: 0 K: 1 S: 9	H: 1 LOB: 2 BB: 1 P: 19	R: 1 E: 0 K: 0 S: 9	H: 2 LOB: 1 BB: 0 P: 13	R: 0 E: 0 K: 0 S: 8	H: 1 LOB: 1 BB: 0 P: 8	R: 0 E: 2 K: 0 S: 10	H: 0 LOB: 2 BB: 0 P: 13	R: 0 E: 0 K: 0 S: 8	H: 1 LOB: 0 BB: 0 P: 10	R: 0 E: 0 K: 1 S: 12	H: 2 LOB: 2 BB: 0 P: 18	R: 0 E: 0 K: 1 S: 8	H: 0 LOB: 0 BB: 0 P: 8	1B: 6 2B: 2 3B: 0 HR: 0	SF: 0 SAC: 1 DP: 1 HBP: 0	WP: 0 PB: 0 SB: 0 CS: 0	PA: 39
PITCHER	IP WLS BF H R ER SO BB IBB HBP BLK WP HR S P ERA WHIP																			
Allen Watson, L (1, 1) ERA: 5.08	7.0 W 32 7 1 1 1 2 3 0 0 0 0 0 68 102 1.29 1.429																			
Mike Perez, R (8, 1) ERA: 7.33	0.1 2 1 0 0 0 0 0 0 0 0 0 0 4 5 0.00 3.000																			
Rich Rodriguez, L (8, 1) ERA: 2.88	0.2 2 0 0 0 0 1 0 0 0 0 0 0 7 12 0.00 0.000																			
Rene Arocha, R (9, 1) ERA: 4.62	1.0 S 3 0 0 0 0 1 0 0 0 0 0 0 8 8 0.00 0.000																			

AB	35
R	1
H	8
RBI	1
BB	3
SO	4
LOB	20



Batter	1	2	3	4	5	6	7	8	9	AB	R	H	RBI	BB	SO	LOB	TOP										
Ray Lankford, L (1, 8) OBP: 0.380, SLG: 0.510	2-2 P6		3-1 P5			3-2 F8		2-3 K		4	0	0	0	0	1	1											
Ozzie Smith, S (1, 6) OBP: 0.308, SLG: 0.312	3-2 F9			4-2 BB		2-2 L7		1-1 F7		3	0	0	0	1	0	0											
Gerald Perry, L (1, 3) OBP: 0.442, SLG: 0.535 Brian Jordan, R (9, PH) OBP: 0.323, SLG: 0.372	1-0 F9			1-2 G4-6-3		2-1 F9		2-2 G6-4-3		3	0	0	0	0	0	1											
Todd Zeile, R (1, 5) OBP: 0.320, SLG: 0.402		3-1 P3		4-2 BB			1-2 L4		2-1 G6-4-3	3	0	0	0	1	0	1											
Mark Whiten, S (1, 9) OBP: 0.348, SLG: 0.458	2-2 G3-1			0-0 P4			1-1 2B		1-0 P3	4	1	1	0	0	0	1											
Bernard Gilkey, R (1, 7) OBP: 0.345, SLG: 0.375	2-0 F8				1-1 L8		1-0 G4-3			3	0	1	1	0	0	0											
Geronimo Pena, S (1, 4) OBP: 0.309, SLG: 0.369			2-3 K		4-0 BB		0-1 G4-3			2	0	0	0	1	1	1											
Tom Pagnozzi, R (1, 2) OBP: 0.338, SLG: 0.452			4-0 BB		0-0 P4		2-3 K			2	0	0	0	1	1	2											
Vicente Palacios, R (1, 1) Luis Alcega, S (8, PH) OBP: 0.327, SLG: 0.369 John Habyan, R (8, 1)			0-3 K		2-2 F9			1-0 F8		2	0	0	0	0	1	2											
Inning Stats	R: 0 E: 0 K: 0 S: 8	H: 0 LOB: 0 BB: 0 P: 14	R: 0 E: 0 K: 0 S: 8	H: 0 LOB: 0 BB: 0 P: 15	R: 0 E: 0 K: 2 S: 8	H: 0 LOB: 1 BB: 1 P: 17	R: 0 E: 0 K: 0 S: 9	H: 0 LOB: 1 BB: 2 P: 18	R: 0 E: 0 K: 0 S: 9	H: 0 LOB: 1 BB: 1 P: 16	R: 1 E: 0 K: 1 S: 11	H: 2 LOB: 1 BB: 0 P: 14	R: 0 E: 0 K: 1 S: 6	H: 0 LOB: 0 BB: 0 P: 10	R: 0 E: 0 K: 0 S: 11	H: 1 LOB: 0 BB: 0 P: 17	1B: 2 2B: 1 3B: 0 HR: 0	SF: 0 SAC: 0 DP: 2 HBP: 0	WP: 0 PB: 0 SB: 0 CS: 0	PA: 32							
PITCHER	IP	WLS	BF	H	R	ER	SO	BB	IBB	HBP	BLK	WP	HR	S	P	ERA	WHIP										
Kevin Foster, R (1, 1) ERA: 2.3	7.1	W	27	2	1	1	3	4	0	0	0	0	0	63	112	1.23	0.818										
Dan Plesac, L (8, 1) ERA: 3.2	0.2		2	0	0	0	1	0	0	0	0	0	0	5	8	0.00	0.000										
Randy Myers, L (9, 1) ERA: 1.78	1.0	S	3	1	0	0	0	0	0	0	0	0	0	11	17	0.00	1.000										

St. Louis Cardinals @ Chicago Cubs
Wrigley Field, Chicago, IL
Sat Jun 25 1994, 3:33 AM CDT
Att: 39,665 - Cloudy - 80 F

AB	28
R	1
H	3
RBI	1
BB	4
SO	4
LOB	9



Batter	1	2	3	4	5	6	7	8	9	AB	R	H	RBI	BB	SO	LOB	BOTTOM										
Shawon Dunston, R (1, 6) OBP: 0.306, SLG: 0.408	2-0 WP 3B 1B		0-1 F8		2-3 K			0-3 K		4	1	1	0	0	2	0											
Mark Grace, L (1, 3) OBP: 0.370, SLG: 0.375	1-1 1H SF7 3B		4-2 FC4-6 BB			0-1 G5-3				2	1	1	1	1	0	0											
Sammy Sosa, R (1, 9) OBP: 0.335, SLG: 0.558	3-1 SF7		1-0 FC4-6			3-3 K				2	0	0	1	0	1	1											
Derrick May, L (1, 7) OBP: 0.345, SLG: 0.430	3-1 3H G4-3			1-2 F7		2-2 F7				3	0	0	0	0	0	0											
Glenallen Hill, R (1, 8) OBP: 0.328, SLG: 0.370	2-3 K			3-2 G5-3			2-3 K			3	0	0	0	0	2	0											
Rick Wilkins, L (1, 2) OBP: 0.305, SLG: 0.370		2-3 K		2-1 G6-3			0-0 G4-3			3	0	0	0	0	1	0											
Steve Buechele, R (1, 5) OBP: 0.319, SLG: 0.393		2-3 K			1-1 HR		3-2 G1-3			3	1	1	1	0	1	0											
Rey Sanchez, R (1, 4) OBP: 0.363, SLG: 0.329		0-1 G6-3			1-1 G1-3			2-1 F8		3	0	0	0	0	0	0											
Kevin Foster, R (1, 1) OBP: 0.200, SLG: 0.111 Dan Plesac, L (8, 1) Kevin Roberson, S (8, PH) OBP: 0.255, SLG: 0.477 Randy Myers, L (9, 1)			1-3 K		0-3 K			3-2 G4-3		2	0	0	0	0	2	0											
Inning Stats	R: 2 E: 0 K: 1 S: 11	H: 2 LOB: 0 BB: 0 P: 20	R: 0 E: 0 K: 2 S: 10	H: 0 LOB: 0 BB: 0 P: 14	R: 0 E: 0 K: 1 S: 8	H: 0 LOB: 1 BB: 1 P: 14	R: 0 E: 0 K: 0 S: 9	H: 0 LOB: 0 BB: 0 P: 15	R: 1 E: 0 K: 2 S: 11	H: 1 LOB: 0 BB: 0 P: 15	R: 0 E: 0 K: 1 S: 9	H: 0 LOB: 0 BB: 0 P: 14	R: 0 E: 0 K: 1 S: 7	H: 0 LOB: 0 BB: 0 P: 12	R: 0 E: 0 K: 1 S: 8	H: 0 LOB: 0 BB: 0 P: 13	1B: 1 2B: 0 3B: 1 HR: 1	SF: 1 SAC: 0 DP: 0 HBP: 0	WP: 1 PB: 0 SB: 0 CS: 0	PA: 28							
PITCHER	IP	WLS	BF	H	R	ER	SO	BB	IBB	HBP	BLK	WP	HR	S	P	ERA	WHIP										
Vicente Palacios, R (1, 1) ERA: 4.3	7.0	L	25	3	3	3	8	1	0	0	0	0	0	65	104	3.86	0.571										
John Habyan, R (8, 1) ERA: 3.72	1.0		3	0	0	0	1	0	0	0	0	0	0	8	13	0.00	0.000										

St. Louis Cardinals @ Chicago Cubs
Wrigley Field, Chicago, IL
Sat Jun 25 1994, 3:33 AM CDT
Att: 39,665 - Cloudy - 80 F

AB	26
R	3
H	3
RBI	3
BB	1
SO	9
LOB	1



Batter	1	2	3	4	5	6	7	8	9	AB	R	H	RBI	BB	SO	LOB	TOP					
Bernard Gilkey, R (1, 7) OBP: 0.347, SLG: 0.378	F9		K		L8		2B		SH1-3	4	1	1	0	0	1	2	St. Louis Cardinals @ New York Mets Shea Stadium, Flushing, NY Tue Jun 28 1994, 7:05 PM EDT Att: 18,080 - Unknown - 84 F					
John Habyan, R (7, 1)										0	0	0	0	0	0	0						
Rob Murphy, L (7, 1)										0	0	0	0	0	0	0						
Luis Alicea, S (9, PH) OBP: 0.346, SLG: 0.397										1	1	1	0	0	0	0						
José Oquendo, S (9, 6) OBP: 0.397, SLG: 0.302										0	0	0	0	0	0	0						
Ozzie Smith, S (1, 6) OBP: 0.307, SLG: 0.311	P4		G4-3		FC6-4				SH1-3	4	0	1	1	0	0	2						
Mike Perez, R (9, 1)										0	0	0	0	0	0	0						
Rich Rodriguez, L (9, 1)										0	0	0	0	0	0	0						
Rene Arocha, R (9, 1) OBP: 0.222, SLG: 0.250										0	0	0	0	0	0	0						
Ray Lankford, L (1, 8) OBP: 0.382, SLG: 0.520	F7			G4-3		K	G4-3		E 1B 1B	4	1	0	0	1	1							
Todd Zeile, R (1, 5) OBP: 0.325, SLG: 0.405		L8		G5-3		G6-3			E7 1B	5	1	2	2	0	0							
Mark Whiten, S (1, 9) OBP: 0.344, SLG: 0.437		1B PB SF7 1B		E3		P3			L7 1B	4	1	1	0	1	0	1						
Stan Royer, R (1, 3) OBP: 0.148, SLG: 0.277																						
Gerald Perry, L (8, PH) OBP: 0.444, SLG: 0.510					F9				K	3	0	1	0	0	0	1						
Gerónimo Peña, S (1, 4) OBP: 0.313, SLG: 0.368		SF7							F7 1B	3	0	1	3	1	1	2						
Terry McGriff, R (1, 2) OBP: 0.326, SLG: 0.291		L8			FC6-4 1B				G6-3 FC5-4	5	1	1	0	0	0	6						
Bob Tewksbury, R (1, 1) OBP: 0.244, SLG: 0.231																						
Brian Jordan, R (7, PH) OBP: 0.328, SLG: 0.410				P3					SH1-3 1B	2	2	2	2	0	0	0						
Inning Stats	R: 0 E: 0 K: 0 S: 5	H: 0 LOB: 0 BB: 0 P: 9	R: 1 E: 0 K: 0 S: 10	H: 2 LOB: 1 BB: 0 P: 18	R: 0 E: 0 K: 1 S: 9	H: 0 LOB: 0 BB: 0 P: 14	R: 0 E: 1 K: 0 S: 10	H: 0 LOB: 1 BB: 0 P: 16	R: 0 E: 0 K: 0 S: 11	H: 1 LOB: 2 BB: 1 P: 21	R: 0 E: 0 K: 1 S: 8	H: 0 LOB: 0 BB: 0 P: 11	R: 3 E: 0 K: 1 S: 13	H: 4 LOB: 1 BB: 0 P: 17	R: 0 E: 0 K: 0 S: 9	H: 1 LOB: 2 BB: 1 P: 15	R: 4 E: 1 K: 1 S: 15	H: 4 LOB: 2 BB: 2 P: 28	1B: 9 2B: 2 3B: 0 HR: 1	SF: 1 SAC: 1 DP: 0 HBP: 0	WP: 0 PB: 1 SB: 0 CS: 0	PA: 44
PITCHER	IP	WLS	BF	H	R	ER	SO	BB	IBB	HBP	BLK	WP	HR	S	P	ERA	WHIP					
Mike Remlinger, L (1, 1) ERA: 4.42	7.0	L	30	7	4	3	3	1	0	0	0	0	1	66	106	3.86	1.143					
Roger Mason, R (8, 1) ERA: 4.31	1.1		11	4	4	4	0	1	2	0	0	0	0	16	31	27.00	3.750					
Josias Manzanillo, R (9, 1) ERA: 2.34	0.2		3	1	0	0	1	0	0	0	0	0	0	8	12	0.00	1.500					


Batter	1	2	3	4	5	6	7	8	9	AB	R	H	RBI	BB	SO	LOB	BOTTOM				
Jose Vizcaino, S (1, 6) OBP: 0.325, SLG: 0.343	G3		L8		F7				HR	4	1	1	2	1	0	1	St. Louis Cardinals @ New York Mets Shea Stadium, Flushing, NY Tue Jun 28 1994, 7:05 PM EDT Att: 18,080 - Unknown - 84 F				
Todd Hundley, S (1, 2) OBP: 0.323, SLG: 0.503		G4-6-3 BB								4	0	3	0	1	0	2					
Joe Orsulak, L (1, 9) OBP: 0.306, SLG: 0.381																					
Tim Bogar, R (9, PH) OBP: 0.174, SLG: 0.318		G4-6-3			P4				G4-3	3	0	0	1	0	0	2					
Bobby Bonilla, S (1, 5) OBP: 0.397, SLG: 0.516		F7		G3						4	0	0	0	0	1	1					
Jeff Kent, R (1, 4) OBP: 0.360, SLG: 0.513					F9					4	1	1	0	0	0	0					
Rico Brogna, L (1, 3) OBP: 0.388, SLG: 0.667		G4-3								4	2	2	1	0	0	1					
Jim Lindeman, R (1, 7) OBP: 0.329, SLG: 0.456										4	0	3	2	0	0	0					
Ryan Thompson, R (1, 8) OBP: 0.311, SLG: 0.463									G4-3	3	0	0	0	0	3	2					
Mike Remlinger, L (1, 1) ERA: 5.45	6.0	W	24	6	3	2	3	1	0	0	0	0	0	0	0	0					
Shawn Hare, L (7, PH) OBP: 0.300, SLG: 0.324	0.2		4	1	0	0	0	1	0	0	0	0	0	0	0	0					
Roger Mason, R (8, 1) ERA: 4.14	1.1		4	0	0	0	0	0	0	0	0	0	0	0	0	0					
Josias Manzanillo, R (9, 1) ERA: 4.14	0.2		5	2	3	3	1	0	0	1	0	0	2	10	18	40.50					
Fernando Vina, L (9, PH) OBP: 0.357, SLG: 0.286	0.0		1	1	0	0	0	0	0	0	0	1	0	2	∞	∞					
Inning Stats	R: 0 E: 0 K: 0 S: 5	H: 0 LOB: 1 BB: 0 P: 10	R: 1 E: 0 K: 1 S: 12	H: 2 LOB: 0 BB: 0 P: 16	R: 1 E: 1 K: 0 S: 7	H: 1 LOB: 1 BB: 0 P: 9	R: 1 E: 0 K: 1 S: 15	H: 2 LOB: 0 BB: 0 P: 21	R: 0 E: 0 K: 0 S: 9	H: 0 LOB: 0 BB: 0 P: 9	R: 0 E: 0 K: 0 S: 12	H: 1 LOB: 2 BB: 1 P: 17	R: 0 E: 0 K: 0 S: 4	H: 0 LOB: 0 BB: 0 P: 4	R: 3 E: 0 K: 1 S: 18	H: 3 LOB: 1 BB: 0 P: 29	1B: 3 2B: 5 3B: 0 HR: 2	SF: 1 SAC: 1 DP: 1 HBP: 1	WP: 0 PB: 0 SB: 0 CS: 1	PA: 39	
PITCHER	IP	WLS	BF	H	R	ER	SO	BB	IBB	HBP	BLK	WP	HR	S	P	ERA	WHIP				
Bob Tewksbury, R (1, 1) ERA: 5.45	0.1		1	0	0	0	0	0	0	0	0	0	0	10	15	0.00	3.000				
John Habyan, R (7, 1) ERA: 4.14	1.1		4	0	0	0	0	0	0	0	0	0	0	6	6	0.00	0.000				
Rob Murphy, L (7, 1) ERA: 4.13	0.2		5	2	3	3	1	0	0	1	0	0	2	10	18	40.50	3.000				
Mike Perez, R (9, 1) ERA: 7.71	0.0		1	1	0	0	0	0	0	0	0	0	1	2	∞	∞					
Rich Rodriguez, L (9, 1) ERA: 2.19	0.0		1	1	0	0	0	0	0	0	0	0	1	2	∞	∞					

Batter	1	2	3	4	5	6	7	8	9	AB	R	H	RBI	BB	SO	LOB	TOP							
Walt Weiss, S OBP: 0.346, SLG: 0.328 (1, 6)	G1-3		G4-3			1B	1B	F9		5	2	2	1	0	0	0								
Mike Kingsley, L OBP: 0.395, SLG: 0.517 (1, 8)	G6-3			G3		1B	1B		2B	5	1	3	0	0	0	0								
Howard Johnson, S OBP: 0.335, SLG: 0.441 (1, 7)				G3		F7	K		F7	5	0	1	0	0	1	5								
Andres Galarraga, R OBP: 0.356, SLG: 0.586 (1, 3)	G4-3			K		K			G5-3	5	0	1	1	0	2	4								
Charlie Hayes, R OBP: 0.348, SLG: 0.449 (1, 5)		F9								4	0	3	1	1	0	0								
John Vander Wal, L OBP: 0.303, SLG: 0.493 Darren Holmes, R (7, 1)					G6-4-3	1B			IBB	3	0	0	1	0	2	3								
Bruce Ruffin, S OBP: 0.300, SLG: 0.333 (8, 1)					G6-4-3				G3	1	0	0	0	0	0	2								
Joe Girardi, R OBP: 0.323, SLG: 0.352 (1, 2)						E5				4	1	1	0	0	0	2								
Nelson Liriano, S OBP: 0.351, SLG: 0.370 (1, 4)				G3		G1-3			L7	4	1	1	0	0	0	1								
David Nied, R OBP: 0.097, SLG: 0.067 Eric Young Sr., R OBP: 0.393, SLG: 0.457 Mike Munoz, L (6, PH)										1	0	0	0	0	0	0								
Dante Bichette, R OBP: 0.340, SLG: 0.571 (7, 9)										0	1	0	0	0	0	0								
										2	1	1	3	0	0	0								
Inning Stats	R: 0 E: 0 K: 0 S: 8	H: 1 LOB: 1 BB: 0 P: 14	R: 0 E: 0 K: 1 S: 9	H: 0 LOB: 0 BB: 0 P: 12	R: 0 E: 0 K: 0 S: 4	H: 0 LOB: 0 BB: 0 P: 7	R: 0 E: 0 K: 1 S: 8	H: 0 LOB: 0 BB: 0 P: 13	R: 0 E: 1 K: 0 S: 6	H: 1 LOB: 1 BB: 0 P: 7	R: 2 E: 0 K: 2 S: 17	H: 3 LOB: 2 BB: 1 P: 28	R: 5 E: 0 K: 1 S: 17	H: 7 LOB: 2 BB: 0 P: 21	R: 0 E: 0 K: 0 S: 8	H: 0 LOB: 0 BB: 0 P: 8	R: 0 E: 0 K: 0 S: 9	H: 1 LOB: 2 BB: 1 P: 16	1B: 9 2B: 3 3B: 0 HR: 1	SF: 1 SAC: 0 DP: 1 HBP: 0	WP: 0 PB: 0 SB: 1 CS: 0	PA: 42		
PITCHER	IP	WLS	BF	H	R	ER	SO	BB	IBB	HBP	BLK	WP	HR	S	P	ERA	WHIP							
Bob Tewksbury, R ERA: 5.32 (1, 1)	6.0		24	5	2	2	4	1	0	0	0	0	0	52	81	3.00	1.000							
Rich Rodriguez, L ERA: 3.8 (7, 1)	0.0	L	5	5	5	5	0	0	0	0	0	0	1	6	8	∞	∞							
Mike Perez, R ERA: 7.07 (7, 1)	1.0		5	2	0	0	1	0	0	0	0	0	0	11	13	0.00	2.000							
Rob Murphy, L ERA: 3.82 (8, 1)	1.0		3	0	0	0	0	0	0	0	0	0	0	8	8	0.00	0.000							
Rene Arocha, R ERA: 4.39 (9, 1)	1.0		5	1	0	0	0	0	1	0	0	0	0	9	16	0.00	1.000							

Colorado Rockies @ St. Louis Cardinals
 Busch Stadium, St. Louis, MO
 Sat Jul 02 1994, 7:05 PM CDT
 Att: 39,785 - Unknown - 79 F

livebaseballscorecards.com

AB 39
 R 7
 H 13
 RBI 7
 BB 2
 SO 5
 LOB 17




Batter	1	2	3	4	5	6	7	8	9	AB	R	H	RBI	BB	SO	LOB	BOTTOM							
Brian Jordan, R OBP: 0.323, SLG: 0.401 (1, 7)	1B			G6-3		K		K		5	1	1	0	0	3	4								
Ozzie Smith, S OBP: 0.311, SLG: 0.318 (1, 6)	K			G4-6-3		P6		K		5	0	2	0	0	2	4								
Gregg Jefferies, S OBP: 0.421, SLG: 0.531 (1, 3)	BB			G4-6-3		P4				4	1	1	0	1	1	3								
Ray Lankford, L OBP: 0.393, SLG: 0.555 (1, 8)	1B			G5-3		F8		K		5	3	3	2	0	1	1								
Todd Zeile, R OBP: 0.318, SLG: 0.397 (1, 5)	P6			G5-3		K				5	0	0	0	0	1	4								
Mark Whiten, S OBP: 0.357, SLG: 0.467 (1, 9)	BB			G3		K		BB		3	0	1	0	1	1	1								
Geronimo Pena, S OBP: 0.335, SLG: 0.430 (1, 4)	1B			K		K		K		4	0	2	3	0	2	1								
Terry McGriff, R OBP: 0.330, SLG: 0.303 Luis Alcaez, S OBP: 0.348, SLG: 0.394 Tom Pagnozzi, R OBP: 0.338, SLG: 0.452 (1, 2)	G6-3			L7		K		BB		3	0	0	0	0	1	4								
Bob Tewksbury, R OBP: 0.228, SLG: 0.288 Stan Nowak, R OBP: 0.160, SLG: 0.300 Rich Rodriguez, L (7, 1)										0	0	0	0	0	0	0								
Mike Perez, R (7, 1)										0	0	0	0	0	0	0								
Rob Murphy, L (8, 1)										0	0	0	0	0	0	0								
Gerald Perry, L OBP: 0.246, SLG: 0.500 Rene Arocha, R OBP: 0.222, SLG: 0.250 (9, 1)										0	0	0	0	1	0	0								
										0	0	0	0	0	0	0								
Inning Stats	R: 3 E: 0 K: 1 S: 20	H: 4 LOB: 2 BB: 1 P: 33	R: 0 E: 0 K: 2 S: 9	H: 1 LOB: 1 BB: 0 P: 13	R: 1 E: 0 K: 0 S: 6	H: 2 LOB: 1 BB: 0 P: 8	R: 0 E: 0 K: 0 S: 12	H: 2 LOB: 1 BB: 0 P: 19	R: 1 E: 0 K: 3 S: 15	H: 1 LOB: 1 BB: 0 P: 25	R: 0 E: 0 K: 1 S: 7	H: 0 LOB: 0 BB: 0 P: 13	R: 0 E: 0 K: 1 S: 7	H: 0 LOB: 0 BB: 0 P: 11	R: 0 E: 0 K: 3 S: 11	H: 1 LOB: 3 BB: 2 P: 24	R: 0 E: 0 K: 1 S: 6	H: 0 LOB: 0 BB: 1 P: 13	1B: 7 2B: 3 3B: 0 HR: 1	SF: 0 SAC: 0 DP: 2 HBP: 0	WP: 1 PB: 0 SB: 0 CS: 0	PA: 41		
PITCHER	IP	WLS	BF	H	R	ER	SO	BB	IBB	HBP	BLK	WP	HR	S	P	ERA	WHIP							
David Nied, R ERA: 4.91 (1, 1)	5.0		26	10	5	5	6	1	0	0	0	0	0	7	98	9.00	2.200							
Mike Munoz, L ERA: 2.5 (6, 1)	1.0	W	3	0	0	0	1	0	0	0	0	0	0	7	13	0.00	0.000							
Darren Holmes, R ERA: 6.97 (7, 1)	1.1		6	1	0	0	2	1	0	0	0	0	0	12	24	0.00	1.500							
Bruce Ruffin, L ERA: 4.05 (8, 1)	1.2	S	6	0	0	0	3	2	0	0	0	0	0	12	24	0.00	1.200							

Colorado Rockies @ St. Louis Cardinals
 Busch Stadium, St. Louis, MO
 Sat Jul 02 1994, 7:05 PM CDT
 Att: 39,785 - Unknown - 79 F

livebaseballscorecards.com

AB 37
 R 5
 H 11
 RBI 5
 BB 4
 SO 12
 LOB 22



Batter	1	2	3	4	5	6	7	8	9	AB	R	H	RBI	BB	SO	LOB	TOP								
Walt Weiss, S OBP: 0.351, SLG: 0.338	4-1 G4-3 BB		0-0 G6-3 2B		2-2 G4-3			3-2 2B 2B		3	2	1	1	0	1		Colorado Rockies @ St. Louis Cardinals Busch Stadium, St. Louis, MO Sun Jul 03 1994, 3:33 AM CDT Att: 35,093 - Sunny - 88 F								
Mike Kingery, L OBP: 0.395, SLG: 0.527	1-1 G4-3 2B		0-0 P2		0-0 F9			0-2 2B 2B		4	2	2	1	0	0	1									
Dante Bichette, R OBP: 0.339, SLG: 0.567	1-0 G4-3		0-2 G6-3		2-3 K			0-1 2B 1B		4	0	1	2	0	1	2									
Andres Galarraga, R OBP: 0.352, SLG: 0.579	1-0 G4-3		1-0 L6		1-1 G4-3			0-0 F8		4	0	0	1	0	0	2									
Charlie Hayes, R OBP: 0.344, SLG: 0.443	2-2 F8			2-2 P9				1-0 CS	0-1 F8	4	0	0	0	0	0	0									
Howard Johnson, S OBP: 0.338, SLG: 0.439		1-2 1B		3-1 G6-3				1-1 G4-3	4-0 CS BB	3	0	1	0	1	0	0									
Danny Sheaffer, R OBP: 0.289, SLG: 0.257		1-1 G6-3		2-3 K				1-0 G5-3	1-2 K	3	0	0	0	0	1	1									
Steve Reed, R										0	0	0	0	0	0	0									
Mike Munoz, L										0	0	0	0	0	0	0									
John Vander Wal, L OBP: 0.299, SLG: 0.486		1-2 K								1	0	0	0	0	1	1									
Bruce Ruffin, S OBP: 0.500, SLG: 0.333										0	0	0	0	0	0	0									
Nelson Liriano, S OBP: 0.351, SLG: 0.369		0-0 P2			1-1 G3			2-2 2B 1B		3	1	1	0	0	0	1									
Lance Painter, L OBP: 0.214, SLG: 0.308		1-3 K			3-2 G4-3 1B			0-0 F9		2	0	1	0	0	1	1									
Joe Girardi, R OBP: 0.322, SLG: 0.351										1	0	0	0	0	0	1									
Inning Stats	R: 2 E: 0 K: 0 S: 9	H: 1 LOB: 0 BB: 1 P: 18	R: 0 E: 0 K: 1 S: 10	H: 1 LOB: 1 BB: 0 P: 13	R: 0 E: 0 K: 0 S: 7	H: 1 LOB: 1 BB: 0 P: 8	R: 0 E: 0 K: 1 S: 8	H: 0 LOB: 0 BB: 0 P: 15	R: 0 E: 0 K: 0 S: 12	H: 1 LOB: 0 BB: 0 P: 18	R: 0 E: 0 K: 0 S: 6	H: 0 LOB: 0 BB: 0 P: 9	R: 0 E: 0 K: 0 S: 4	H: 0 LOB: 0 BB: 0 P: 6	R: 3 E: 0 K: 0 S: 13	H: 4 LOB: 0 BB: 0 P: 19	R: 0 E: 0 K: 1 S: 7	H: 0 LOB: 0 BB: 1 P: 11	1B: 4 2B: 4 3B: 0 HR: 0	SF: 0 SAC: 0 DP: 1 HBP: 0	WP: 0 PB: 0 SB: 1 CS: 2	PA: 35			
PITCHER	IP WLS BF H R ER SO BB IBB HBP BLK WP HR S P ERA WHIP	7.0 L 9 4 3 3 3 1 1 0 0 0 0 0 20 30 2.57 0.714	2.0 L 9 4 3 3 1 1 0 0 0 0 0 20 30 13.50 2.500																						

AB	32
R	5
H	8
RBI	5
BB	2
SO	4
LOB	11



Batter	1	2	3	4	5	6	7	8	9	AB	R	H	RBI	BB	SO	LOB	BOTTOM							
Brian Jordan, R OBP: 0.314, SLG: 0.390	1-1 F7		2-3 K		3-1 G5-3			1-2 F8	0-3 K	5	0	0	0	0	2	4	Colorado Rockies @ St. Louis Cardinals Busch Stadium, St. Louis, MO Sun Jul 03 1994, 3:33 AM CDT Att: 35,093 - Sunny - 88 F							
Ozzie Smith, S OBP: 0.306, SLG: 0.313	2-2 P5		1-1 SF9-1-3		0-0 G6-3			0-3 K	2-2 FC5-4	4	0	0	1	0	1	2								
Gregg Jefferies, S OBP: 0.418, SLG: 0.527	1-3 K			0-0 L9				0-0 HBP 1B		4	0	1	0	0	1	0								
Mark Whiten, S OBP: 0.364, SLG: 0.473		2-2 1B		2-1 P3				2-0 HBP 1B		4	0	3	0	0	0	0								
Bernard Gilkey, R OBP: 0.340, SLG: 0.371		1-0 F8		0-1 1B				1-2 HBP 1B		3	0	1	0	0	0	2								
Gerónimo Peña, S OBP: 0.222, SLG: 0.420		1-0 F8		4-2 1B				1-2 HBP		3	0	0	0	1	2	4								
Stan Royer, R OBP: 0.185, SLG: 0.333		1-1 G5-3		2-3 K				0-3 K		4	0	2	0	0	1	3								
Tom Pagnozzi, R OBP: 0.349, SLG: 0.460			1-0 1B 2B		2-1 F8			4-2 E BB	4-1 FC5-4 BB	2	2	1	0	2	0	0								
Omar Olivares, R OBP: 0.308, SLG: 0.308			1-2 1B		2-2 G5-3			2-2 FC5	3-3 K	2	0	1	0	0	0	0								
Todd Zeile, R OBP: 0.317, SLG: 0.396								1-2 K		1	0	0	0	0	0	1								
Rene Arocha, R OBP: 0.222, SLG: 0.250										0	0	0	0	0	0	0								
Gerald Perry, L OBP: 0.441, SLG: 0.491										1	0	0	0	0	1	2								
Inning Stats	R: 0 E: 0 K: 1 S: 9	H: 0 LOB: 0 BB: 0 P: 13	R: 0 E: 0 K: 0 S: 7	H: 1 LOB: 1 BB: 0 P: 12	R: 1 E: 0 K: 1 S: 13	H: 2 LOB: 0 BB: 0 P: 18	R: 0 E: 0 K: 1 S: 10	H: 1 LOB: 2 BB: 1 P: 18	R: 0 E: 0 K: 0 S: 9	H: 1 LOB: 1 BB: 0 P: 12	R: 1 E: 1 K: 1 S: 12	H: 1 LOB: 2 BB: 1 P: 19	R: 0 E: 0 K: 2 S: 14	H: 2 LOB: 3 BB: 0 P: 18	R: 0 E: 0 K: 2 S: 14	H: 1 LOB: 2 BB: 1 P: 24	1B: 7 2B: 3 3B: 0 HR: 0	SF: 1 SAC: 0 DP: 1 HBP: 1	WP: 1 PB: 0 SB: 2 CS: 0	PA: 38				
PITCHER	IP WLS BF H R ER SO BB IBB HBP BLK WP HR S P ERA WHIP	6.1 W 6 2 0 0 1 0 0 1 0 0 0 15 21 0.00 1.500	1.1 W 6 2 0 0 1 0 0 0 0 0 0 3 3 0.00 0.000	1.0 S 5 1 0 0 2 1 0 0 0 1 0 14 24 0.00 2.000																				

AB	33
R	2
H	9
RBI	1
BB	3
SO	8
LOB	18



Batter	1	2	3	4	5	6	7	8	9	AB	R	H	RBI	BB	SO	LOB	TOP					
James Mouton, R OBP: 0.314, SLG: 0.299										3	2	1	0	3	0	2						
Steve Finley, L OBP: 0.315, SLG: 0.408										5	1	1	0	1	1	2						
Craig Biggio, R OBP: 0.393, SLG: 0.469 Andy Stankiewicz, R OBP: 0.409, SLG: 0.377										4	2	1	1	1	1	5						
Ken Caminiti, S OBP: 0.355, SLG: 0.545										6	1	1	1	0	1	3						
Kevin Bass, S OBP: 0.393, SLG: 0.475 Luis Gonzalez, L OBP: 0.320, SLG: 0.393										2	3	1	1	2	0	0						
Sid Bream, L OBP: 0.482, SLG: 0.489										4	1	1	1	2	1	2						
Tony Eusebio, R OBP: 0.297, SLG: 0.464										6	2	4	4	0	1	4						
Andujar Cedeno, R OBP: 0.336, SLG: 0.425										4	0	3	4	1	0	1						
Brian Williams, R OBP: 0.286, SLG: 0.286 Mike Felder, S OBP: 0.239, SLG: 0.267 Shane Reynolds, R OBP: 0.143, SLG: 0.100										4	0	1	1	0	0	6						
Inning Stats	R: 4 E: 0 K: 1 S: 7	H: 2 LOB: 2 BB: 4 P: 23	R: 0 E: 0 K: 1 S: 5	H: 0 LOB: 0 BB: 0 P: 5	R: 0 E: 0 K: 1 S: 5	H: 0 LOB: 0 BB: 0 P: 5	R: 1 E: 0 K: 0 S: 4	H: 2 LOB: 2 BB: 2 P: 12	R: 2 E: 0 K: 1 S: 8	H: 3 LOB: 3 BB: 2 P: 12	R: 2 E: 0 K: 0 S: 5	H: 2 LOB: 3 BB: 2 P: 14	R: 4 E: 0 K: 0 S: 8	H: 5 LOB: 2 BB: 1 P: 12	R: 0 E: 0 K: 1 S: 5	H: 0 LOB: 1 BB: 0 P: 9	R: 0 E: 0 K: 1 S: 6	H: 1 LOB: 1 BB: 0 P: 6	1B: 10 2B: 4 3B: 1 HR: 0	SF: 0 SAC: 0 DP: 1 HBP: 1	WP: 0 PB: 0 SB: 2 CS: 0	PA: 53
PITCHER	IP: 3.1 WLS: L BF: 19 H: 4 R: 5 ER: 5 SO: 3 BB: 5 IBB: 0 HBP: 0 BLK: 0 WP: 0 HR: 0 S: 20 P: 40 ERA: 13.50 WHIP: 2.700	IP: 4.1 WLS: L BF: 22 H: 2 R: 2 ER: 2 SO: 1 BB: 2 IBB: 0 HBP: 0 BLK: 0 WP: 0 HR: 7 S: 15 P: 40 ERA: 13.50 WHIP: 3.000	IP: 0.1 WLS: L BF: 2 H: 1 R: 0 ER: 0 SO: 0 BB: 0 IBB: 0 HBP: 0 BLK: 0 WP: 0 HR: 2 S: 2 P: 13 ERA: 0.00 WHIP: 3.000	IP: 0.2 WLS: L BF: 7 H: 2 R: 2 ER: 2 SO: 0 BB: 2 IBB: 0 HBP: 1 BLK: 0 WP: 0 HR: 4 S: 13 P: 13 ERA: 27.00 WHIP: 6.000	IP: 1.1 WLS: L BF: 10 H: 5 R: 4 ER: 4 SO: 0 BB: 1 IBB: 0 HBP: 0 BLK: 0 WP: 0 HR: 9 S: 13 P: 13 ERA: 27.00 WHIP: 3.750	IP: 8.1 WLS: L BF: 40 H: 0 R: 0 ER: 0 SO: 1 BB: 1 IBB: 0 HBP: 0 BLK: 0 WP: 0 HR: 5 S: 9 P: 6 ERA: 0.00 WHIP: 1.000	IP: 9.1 WLS: L BF: 41 H: 1 R: 0 ER: 0 SO: 1 BB: 0 IBB: 0 HBP: 0 BLK: 0 WP: 0 HR: 6 S: 6 P: 6 ERA: 0.00 WHIP: 1.000															

Houston Astros @ St. Louis Cardinals
 Busch Stadium, St. Louis, MO
 Mon Jul 04 1994, 3:33 AM CDT
 Att: 24,627 - Unknown - 95 F

AB	41
R	13
H	15
RBI	13
BB	11
SO	6
LOB	28



Batter	1	2	3	4	5	6	7	8	9	AB	R	H	RBI	BB	SO	LOB	BOTTOM					
Bernard Gilkey, R OBP: 0.345, SLG: 0.379										5	0	3	2	0	0	1						
Gerónimo Peña, S OBP: 0.325, SLG: 0.408 Terry McGriff, R OBP: 0.327, SLG: 0.300										4	0	0	0	0	1	3						
Gregg Jefferies, S OBP: 0.416, SLG: 0.522 Rob Murphy, L ERA: 3.69 Rene Arocha, R ERA: 4.99										4	0	1	0	0	0	1						
Ray Lankford, L OBP: 0.393, SLG: 0.549										3	1	0	0	2	0	0						
Todd Zeile, R OBP: 0.324, SLG: 0.420										5	2	4	2	0	0	1						
Mark Whiten, S OBP: 0.361, SLG: 0.466										5	0	1	0	0	2	4						
Tom Pagnozzi, R OBP: 0.342, SLG: 0.450 Brian Jordan, R OBP: 0.318, SLG: 0.410										3	0	0	0	0	0	2						
José Oquendo, S OBP: 0.405, SLG: 0.352										4	2	3	0	0	0	0						
Allen Watson, L OBP: 0.185, SLG: 0.250 Bryan Eversgerd, R Frank Cimorelli, R Stan Royer, R OBP: 0.342, SLG: 0.327 Rich Rodriguez, L Mike Perez, R Luis Alicata, S OBP: 0.340, SLG: 0.396										1	0	0	0	0	0	0						
Inning Stats	R: 0 E: 0 K: 0 S: 3	H: 1 LOB: 1 BB: 1 P: 7	R: 0 E: 0 K: 0 S: 3	H: 1 LOB: 0 BB: 0 P: 3	R: 0 E: 0 K: 1 S: 6	H: 1 LOB: 1 BB: 0 P: 6	R: 1 E: 0 K: 0 S: 5	H: 2 LOB: 1 BB: 0 P: 5	R: 0 E: 0 K: 0 S: 4	H: 1 LOB: 1 BB: 0 P: 4	R: 1 E: 0 K: 1 S: 6	H: 1 LOB: 1 BB: 1 P: 10	R: 1 E: 0 K: 1 S: 7	H: 2 LOB: 1 BB: 0 P: 7	R: 3 E: 1 K: 1 S: 10	H: 5 LOB: 2 BB: 0 P: 10	R: 0 E: 1 K: 0 S: 4	H: 0 LOB: 1 BB: 0 P: 4	1B: 9 2B: 1 3B: 2 HR: 2	SF: 0 SAC: 0 DP: 1 HBP: 0	WP: 0 PB: 0 SB: 0 CS: 1	PA: 43
PITCHER	IP: 6.0 WLS: W BF: 25 H: 7 R: 2 ER: 2 SO: 2 BB: 2 IBB: 0 HBP: 0 BLK: 0 WP: 0 HR: 1 S: 27 P: 35 ERA: 3.00 WHIP: 1.500	IP: 3.0 WLS: L BF: 17 H: 7 R: 4 ER: 4 SO: 2 BB: 0 IBB: 0 HBP: 0 BLK: 0 WP: 0 HR: 21 S: 21 P: 21 ERA: 12.00 WHIP: 2.333																				

Houston Astros @ St. Louis Cardinals
 Busch Stadium, St. Louis, MO
 Mon Jul 04 1994, 3:33 AM CDT
 Att: 24,627 - Unknown - 95 F

AB	40
R	6
H	14
RBI	6
BB	2
SO	4
LOB	16



Batter	1	2	3	4	5	6	7	8	9	AB	R	H	RBI	BB	SO	LOB	TOP										
Craig Biggio, R OBP: 0.394, SLG: 0.479 (1, 4)	1-2 HR		1-1 G6-3			1-1 1B		1-2 F8		4	1	2	1	0	0	1	Houston Astros @ St. Louis Cardinals Busch Stadium, St. Louis, MO Tue Jul 05 1994, 7:05 PM CDT Att: 26,840 - Unknown - 95 F livebaseballscorecards.com										
Steve Finley, L OBP: 0.318, SLG: 0.423 (1, 8)	3-2 1B			1-1 HR		3-2 SF8		3-1 F9		3	1	2	2	0	0	1											
Kevin Bass, S OBP: 0.382, SLG: 0.460 John Hudek, S (9, 1)	2-2 F7			0-1 F8		3-H P6			2-1 P3	4	0	0	0	0	0	2											
Sid Bream, L OBP: 0.450, SLG: 0.451 (1, 3)	2-3 K			1-3 K		1-0 G4-3			0-0 G5-3	4	0	0	0	0	2	2											
Luis Gonzalez, L OBP: 0.319, SLG: 0.388 (1, 7)	1-0 CS	3-2 F8		4-0 CS			0-0 L7		1-0 G4-3	3	0	0	0	1	0	0											
Chris Donnels, L OBP: 0.380, SLG: 0.456 (1, 5)		4-2 G6-4-3		2-2 CS	2-3 K		2-3 K			2	0	0	0	1	2	0											
Todd Jones, L OBP: 1.000, SLG: 1.000 (7, 1)				1-2 BB						0	0	0	0	0	0	0											
James Mouton, R OBP: 0.314, SLG: 0.299 (9, 9)				0-1 G6-4-3		2-1 L7				0	0	0	0	0	0	0											
Andy Stankiewicz, R OBP: 0.403, SLG: 0.370 Andujar Cedeno, R OBP: 0.333, SLG: 0.421 (1, 6)				1-2 G6-4-3						1	0	0	0	0	0	1											
Scott Servais, R OBP: 0.241, SLG: 0.354 (1, 2)			1-0 P8		3-2 G4-3				0-0 G5-3	3	0	0	0	0	0	0											
Pete Harnisch, S OBP: 0.222, SLG: 0.333 Ken Caminiti, S OBP: 0.357, SLG: 0.547 (7, 5)			0-3 K			0-1 1B		2-2 1B		2	1	1	0	0	1	0											
Inning Stats	R: 1 E: 0 K: 1 S: 14	H: 2 LOB: 0 BB: 0 P: 22	R: 0 E: 0 K: 0 S: 9	H: 0 LOB: 0 BB: 1 P: 16	R: 0 E: 0 K: 1 S: 7	H: 0 LOB: 0 BB: 0 P: 9	R: 1 E: 0 K: 1 S: 12	H: 1 LOB: 0 BB: 1 P: 20	R: 0 E: 0 K: 1 S: 9	H: 0 LOB: 0 BB: 0 P: 16	R: 1 E: 0 K: 0 S: 10	H: 2 LOB: 1 BB: 0 P: 16	R: 0 E: 0 K: 1 S: 5	H: 0 LOB: 0 BB: 0 P: 7	R: 0 E: 0 K: 0 S: 10	H: 1 LOB: 1 BB: 0 P: 15	R: 0 E: 0 K: 0 S: 4	H: 0 LOB: 0 BB: 0 P: 7	1B: 3 2B: 1 3B: 0 HR: 2	SF: 1 SAC: 0 DP: 1 HBP: 0	WP: 0 PA: 34 PB: 0 SB: 0 CS: 2						
PITCHER	IP	WLS	BF	H	R	ER	SO	BB	IBB	HBP	BLK	WP	HR	S	P	ERA	WHIP										
Vicente Palacios, R ERA: 4.76 (1, 1)	8.0	L	29	6	3	3	5	2	0	0	0	0	2	76	121	3.38	1.000										
Bryan Eversgerd, L ERA: 3.5 (9, 1)	1.0	S	3	0	0	0	0	0	0	0	0	0	0	4	7	0.00	0.000										

Batter	1	2	3	4	5	6	7	8	9	AB	R	H	RBI	BB	SO	LOB	BOTTOM										
Bernard Gilkey, R OBP: 0.347, SLG: 0.378 (1, 7)	0-1 F8		2-2 L9-3			1-0 1B		3-2 G6-3		3	0	1	0	0	0	0	Houston Astros @ St. Louis Cardinals Busch Stadium, St. Louis, MO Tue Jul 05 1994, 7:05 PM CDT Att: 26,840 - Unknown - 95 F livebaseballscorecards.com										
Ozzie Smith, S OBP: 0.305, SLG: 0.312 (1, 6)	2-1 G4-6-3		0-0 L9-3			0-0 P2			1-2 P5	4	0	1	0	0	0	2											
Gregg Jefferies, S OBP: 0.411, SLG: 0.515 (1, 3)	2-2 G4-6-3			1-0 P9		1-1 F8			0-3 K	4	0	0	0	0	1	2											
Ray Lankford, L OBP: 0.391, SLG: 0.552 (1, 8)		2-2 SF8		0-1 P5		1-2 G5-3			1-3 K	4	1	1	0	0	1	1											
Todd Zeile, R OBP: 0.324, SLG: 0.418 (1, 5)		1-0 SF8		4-1 WP			1-3 K			1	0	0	1	1	1	0											
Mark Whiten, S OBP: 0.380, SLG: 0.464 (1, 9)		3-H 1B		2-3 K			0-0 F7			3	0	1	0	0	1	1											
Geronimo Pena, S OBP: 0.319, SLG: 0.400 (1, 4)		1-0 F8			0-2 G3		0-2 G4-3			3	0	0	0	0	0	1											
Tom Pagnozzi, R OBP: 0.335, SLG: 0.441 (1, 2)		3-3 K			0-2 F8			1-3 K		3	0	0	0	0	2	1											
Vicente Palacios, R OBP: 0.327, SLG: 0.393 Bryan Eversgerd, R (8, PH)			1-2 G6-3		1-3 K			1-0 G3-1		2	0	0	0	0	1	0											
Inning Stats	R: 0 E: 0 K: 0 S: 8	H: 1 LOB: 0 BB: 0 P: 12	R: 1 E: 0 K: 1 S: 14	H: 2 LOB: 1 BB: 0 P: 22	R: 0 E: 0 K: 0 S: 7	H: 0 LOB: 0 BB: 0 P: 10	R: 0 E: 0 K: 1 S: 7	H: 0 LOB: 0 BB: 1 P: 14	R: 0 E: 0 K: 1 S: 11	H: 0 LOB: 0 BB: 0 P: 12	R: 0 E: 0 K: 0 S: 7	H: 1 LOB: 1 BB: 0 P: 10	R: 0 E: 0 K: 1 S: 7	H: 0 LOB: 0 BB: 0 P: 8	R: 0 E: 0 K: 1 S: 12	H: 0 LOB: 0 BB: 0 P: 17		R: 0 E: 0 K: 2 S: 9	H: 0 LOB: 0 BB: 0 P: 11	1B: 3 2B: 1 3B: 1 HR: 0	SF: 1 SAC: 0 DP: 2 HBP: 1	WP: 1 PA: 31 PB: 0 SB: 1 CS: 0					
PITCHER	IP	WLS	BF	H	R	ER	SO	BB	IBB	HBP	BLK	WP	HR	S	P	ERA	WHIP										
Pete Harnisch, R ERA: 6.12 (1, 1)	6.0	W	22	4	1	1	3	1	0	1	0	0	0	54	80	1.50	0.833										
Todd Jones, R ERA: 2.72 (7, 1)	2.0	S	6	0	0	0	2	0	0	0	0	0	0	19	25	0.00	0.000										
John Hudek, R ERA: 1.86 (9, 1)	1.0	S	3	0	0	0	2	0	0	0	0	0	0	9	11	0.00	0.000										

Batter	1	2	3	4	5	6	7	8	9	AB	R	H	RBI	BB	SO	LOB	TOP					
Craig Biggio, R OBP: 0.300, SLG: 0.489										4	2	3	0	1	0	1	Houston Astros @ St. Louis Cardinals Busch Stadium, St. Louis, MO Wed Jul 06 1994, 7:05 PM CDT Att: 32,036 - Sunny - 94 F					
Steve Finley, L OBP: 0.316, SLG: 0.416										4	0	0	0	1	1	4						
5 Jeff Bagwell, R OBP: 0.327, SLG: 0.705										5	1	2	2	0	2	1						
Ken Caminiti, S OBP: 0.354, SLG: 0.544										5	0	1	1	0	1	2						
Luis Gonzalez, L OBP: 0.322, SLG: 0.391										3	1	1	0	1	0	3						
Todd Jones, L OBP: 1.000, SLG: 1.000										0	0	0	0	0	0	0						
Sid Gream, L OBP: 0.443, SLG: 0.442										1	0	0	0	0	0	0						
John Hudek, S OBP: 0.247, SLG: 0.276										0	0	0	0	0	0	0						
James Mouton, R OBP: 0.312, SLG: 0.294										4	0	0	0	1	0	3						
Tony Eusebio, R OBP: 0.306, SLG: 0.464										2	2	1	0	1	0	0						
Andujar Cedeno, R OBP: 0.332, SLG: 0.422										4	1	1	1	0	0	4						
Doug Drabek, R OBP: 0.200, SLG: 0.229										2	0	1	2	0	0	0						
Kevin Bass, S OBP: 0.379, SLG: 0.456										1	0	0	0	0	0	3						
Dave Veres, R OBP: 0.667, SLG: 0.500										0	0	0	0	0	0	0						
Mike Felder, S OBP: 0.247, SLG: 0.276										1	0	1	1	0	0	0						
Inning Stats	R: 2 E: 0 K: 0 S: 6	H: 3 LOB: 1 BB: 0 P: 6	R: 0 E: 0 K: 0 S: 3	H: 0 LOB: 0 BB: 0 P: 3	R: 0 E: 0 K: 1 S: 5	H: 1 LOB: 0 BB: 0 P: 5	R: 3 E: 0 K: 0 S: 6	H: 3 LOB: 1 BB: 1 P: 10	R: 0 E: 0 K: 0 S: 5	H: 0 LOB: 0 BB: 0 P: 5	R: 0 E: 1 K: 0 S: 3	H: 0 LOB: 2 BB: 2 P: 11	R: 1 E: 0 K: 0 S: 4	H: 2 LOB: 1 BB: 1 P: 8	R: 1 E: 0 K: 1 S: 7	H: 2 LOB: 2 BB: 1 P: 11	R: 0 E: 1 K: 1 S: 6	H: 0 LOB: 1 BB: 0 P: 6	1B: 6 2B: 3 3B: 2 HR: 0	SF: 0 SAC: 1 DP: 2 HBP: 0	WP: 0 PB: 0 SB: 1 CS: 1	PA: 43
PITCHER	IP	WLS	BF	H	R	ER	SO	BB	IBB	HBP	BLK	WP	HR	S	P	ERA	WHIP					
Rick Sutcliffe, R ERA: 6.35	5.0		24	7	5	5	2	3	0	0	0	0	0	25	37	9.00	2.000					
Frank Cimorelli, R ERA: 6.52	1.0		3	0	0	0	0	0	0	0	0	0	0	3	3	0.00	0.000					
Mike Perez, R ERA: 8.28	0.0		3	2	1	1	0	1	0	0	0	0	0	2	6	∞	∞					
Rich Rodriguez, L ERA: 4.17	2.0	L	8	2	1	1	1	0	1	0	0	0	0	9	13	4.50	1.000					
Rene Arocha, R ERA: 4.52	1.0		4	0	0	0	1	0	0	0	0	0	0	6	6	0.00	0.000					

Batter	1	2	3	4	5	6	7	8	9	AB	R	H	RBI	BB	SO	LOB	BOTTOM					
Bernard Gilkey, R OBP: 0.344, SLG: 0.375										5	0	1	0	0	1	2	Houston Astros @ St. Louis Cardinals Busch Stadium, St. Louis, MO Wed Jul 06 1994, 7:05 PM CDT Att: 32,036 - Sunny - 94 F					
Ozzie Smith, S OBP: 0.310, SLG: 0.321										5	2	3	0	0	0	0						
Gregg Jefferies, S OBP: 0.414, SLG: 0.514										4	1	2	0	1	0	0						
Ray Lankford, L OBP: 0.391, SLG: 0.549										5	1	2	2	0	1	1						
Todd Zeile, R OBP: 0.324, SLG: 0.416										4	1	1	0	0	0	6						
Mark Whiten, S OBP: 0.383, SLG: 0.463										3	1	1	1	1	0	1						
Geronimo Pena, S OBP: 0.320, SLG: 0.405										3	0	1	3	0	2	0						
Tom Pagnozzi, R OBP: 0.335, SLG: 0.434										2	0	0	0	1	2	0						
Luis Alcaes, S OBP: 0.345, SLG: 0.390										1	0	0	0	0	1	1						
Terry McGriff, R OBP: 0.327, SLG: 0.300										0	0	0	0	0	0	0						
Rick Sutcliffe, L ERA: 6.10	5.0		24	8	4	5	4	3	0	0	0	0	1	29	41	9.00	2.200					
Stan Royer, R ERA: 2.79	1.2		7	2	1	1	2	0	0	0	0	1	0	11	11	5.40	1.200					
Todd Jones, R ERA: 2.64	1.1	W	6	1	0	0	1	1	0	0	0	0	0	7	11	0.00	1.500					
John Hudek, R ERA: 1.8	1.0	S	3	0	0	0	1	0	0	0	0	0	0	5	5	0.00	0.000					
Inning Stats	R: 4 E: 0 K: 1 S: 8	H: 3 LOB: 2 BB: 3 P: 20	R: 1 E: 0 K: 0 S: 5	H: 4 LOB: 1 BB: 0 P: 5	R: 0 E: 0 K: 2 S: 7	H: 0 LOB: 0 BB: 0 P: 7	R: 0 E: 0 K: 1 S: 5	H: 0 LOB: 0 BB: 0 P: 5	R: 0 E: 0 K: 0 S: 4	H: 1 LOB: 1 BB: 0 P: 4	R: 0 E: 0 K: 2 S: 7	H: 0 LOB: 0 BB: 0 P: 7	R: 1 E: 0 K: 0 S: 5	H: 2 LOB: 1 BB: 0 P: 5	R: 0 E: 0 K: 1 S: 6	H: 1 LOB: 2 BB: 1 P: 10	R: 0 E: 0 K: 1 S: 5	H: 0 LOB: 0 BB: 0 P: 5	1B: 9 2B: 2 3B: 0 HR: 0	SF: 0 SAC: 1 DP: 1 HBP: 0	WP: 1 PB: 0 SB: 0 CS: 1	PA: 40
PITCHER	IP	WLS	BF	H	R	ER	SO	BB	IBB	HBP	BLK	WP	HR	S	P	ERA	WHIP					
Doug Drabek, R ERA: 3.07	5.0		24	8	4	5	4	3	0	0	0	0	1	29	41	9.00	2.200					
Dave Veres, R ERA: 2.79	1.2		7	2	1	1	2	0	0	0	0	1	0	11	11	5.40	1.200					

Houston Astros @ St. Louis Cardinals
 Busch Stadium, St. Louis, MO
 Wed Jul 06 1994, 7:05 PM CDT
 Att: 32,036 - Sunny - 94 F

AB	36
R	7
H	11
RBI	7
BB	5
SO	4
LOB	21



Houston Astros @ St. Louis Cardinals
 Busch Stadium, St. Louis, MO
 Wed Jul 06 1994, 7:05 PM CDT
 Att: 32,036 - Sunny - 94 F

AB	35
R	6
H	11
RBI	6
BB	4
SO	8
LOB	13



Batter	1	2	3	4	5	6	7	8	9	AB	R	H	RBI	BB	SO	LOB	TOP					
Brian Jordan, R OBP: 0.321, SLG: 0.412 										4	0	2	0	0	0	1						
Ozzie Smith, S OBP: 0.306, SLG: 0.316 										4	0	0	0	0	1	3						
Gregg Jefferies, S OBP: 0.412, SLG: 0.511 										4	1	1	0	0	0	2						
Ray Lankford, L OBP: 0.390, SLG: 0.548 										4	1	1	0	0	2	1						
Todd Zeile, R OBP: 0.320, SLG: 0.411 										4	0	0	0	0	1	2						
Mark Whiten, S OBP: 0.381, SLG: 0.459 										4	0	1	2	0	0	0						
Luis Alica, S OBP: 0.339, SLG: 0.382 										3	0	0	0	0	1	1						
Tom Pagnozzi, R OBP: 0.335, SLG: 0.439 										3	0	1	0	0	0	0						
Bob Tewksbury, R OBP: 0.239, SLG: 0.250 										3	0	0	0	0	2	1						
Inning Stats	R: 0 E: 0 K: 2 S: 12	H: 1 LOB: 1 BB: 0 P: 18	R: 0 E: 0 K: 0 S: 7	H: 0 LOB: 0 BB: 0 P: 12	R: 0 E: 0 K: 0 S: 5	H: 0 LOB: 0 BB: 0 P: 9	R: 2 E: 0 K: 2 S: 13	H: 3 LOB: 1 BB: 0 P: 21	R: 0 E: 0 K: 1 S: 10	H: 1 LOB: 1 BB: 0 P: 14	R: 0 E: 0 K: 0 S: 8	H: 0 LOB: 0 BB: 0 P: 13	R: 0 E: 0 K: 0 S: 7	H: 0 LOB: 0 BB: 0 P: 11	R: 0 E: 0 K: 1 S: 9	H: 1 LOB: 1 BB: 0 P: 12	R: 0 E: 0 K: 0 S: 6	H: 0 LOB: 0 BB: 0 P: 8	1B: 4 2B: 2 3B: 0 HR: 0	SF: 0 SAC: 0 DP: 0 HBP: 0	WP: 0 PB: 0 SB: 1 CS: 0	PA: 33
PITCHER Greg Maddux, R ERA: 1.8	IP: 9.0 WLS: L BF: 33	H: 6 R: 2 ER: 2 SO: 7	BB: 0 IBB: 0 HBP: 0 BLK: 0	WP: 0 HR: 0 S: 77 P: 118	ERA: 2.00 WHIP: 0.667																	

St. Louis Cardinals @ Atlanta Braves
Atlanta-Fulton County Stadium, Atlanta, GA
Fri Jul 08 1994, 7:05 PM EDT
Att: 49,089 - Unknown

AB 33
R 2
H 6
RBI 2
BB 0
SO 7
LOB 11



Batter	1	2	3	4	5	6	7	8	9	AB	R	H	RBI	BB	SO	LOB	BOTTOM			
Roberto Kelly, R OBP: 0.378, SLG: 0.453 										4	0	1	0	0	0	0				
Jeff Blauser, R OBP: 0.339, SLG: 0.388 										4	0	2	0	0	0	0				
David Justice, L OBP: 0.455, SLG: 0.554 										4	0	1	0	0	0	2				
Fred McGriff, L OBP: 0.388, SLG: 0.590 										3	0	0	0	0	0	2				
Ryan Klesko, L OBP: 0.360, SLG: 0.648 										3	0	0	0	0	0	1				
Javy Lopez, R OBP: 0.288, SLG: 0.406 										3	0	0	0	0	1	0				
Mark Lemke, S OBP: 0.368, SLG: 0.375 										3	0	0	0	0	0	0				
Bill Pecota, R OBP: 0.303, SLG: 0.302 										3	0	0	0	0	0	0				
Greg Maddux, R OBP: 0.200, SLG: 0.227 Tony Tarasco, L OBP: 0.313, SLG: 0.443										2	0	0	0	0	0	0				
Inning Stats	R: 0 E: 0 K: 0 S: 8	H: 2 LOB: 1 BB: 0 P: 14	R: 0 E: 0 K: 0 S: 10	H: 0 LOB: 0 BB: 0 P: 13	R: 0 E: 0 K: 0 S: 6	H: 0 LOB: 0 BB: 0 P: 9	R: 0 E: 0 K: 0 S: 6	H: 1 LOB: 1 BB: 0 P: 10	R: 0 E: 0 K: 0 S: 7	H: 0 LOB: 0 BB: 0 P: 7	R: 0 E: 0 K: 0 S: 6	H: 0 LOB: 0 BB: 0 P: 8	R: 0 E: 0 K: 1 S: 8	H: 0 LOB: 1 BB: 0 P: 9	R: 0 E: 0 K: 0 S: 9	H: 1 LOB: 1 BB: 0 P: 11	1B: 3 2B: 1 3B: 0 HR: 0	SF: 0 SAC: 0 DP: 0 HBP: 0	WP: 0 PB: 0 SB: 0 CS: 0	PA: 30
PITCHER Bob Tewksbury, R ERA: 4.94	IP: 9.0 WLS: W BF: 30	H: 4 R: 0 ER: 0 SO: 1	BB: 0 IBB: 0 HBP: 0 BLK: 0	WP: 0 HR: 0 S: 67 P: 90	ERA: 0.00 WHIP: 0.444															

St. Louis Cardinals @ Atlanta Braves
Atlanta-Fulton County Stadium, Atlanta, GA
Fri Jul 08 1994, 7:05 PM EDT
Att: 49,089 - Unknown

AB 30
R 0
H 4
RBI 0
BB 0
SO 1
LOB 5



Batter	1	2	3	4	5	6	7	8	9	AB	R	H	RBI	BB	SO	LOB	TOP				
Brian Jordan, R (1, 7) Luis Alicaia, S (2, 7) OBP: 0.320, SLG: 0.410 OBP: 0.339, SLG: 0.381	1-1 G6-3		2-0 2B 1B	3-2 L6			1-0 P4			1	0	0	0	0	0	0					
Ozzie Smith, S (1, 6) OBP: 0.309, SLG: 0.323	1-0 G3-1		1-1 1-H 2B		2-3 K			1-1 1B		4	0	2	1	0	1	0					
Gregg Jefferies, S (1, 3) OBP: 0.407, SLG: 0.504	1-1 F9		0-1 G1-3		1-0 G5-3			1-1 L9		4	0	0	0	0	0	2					
Todd Zeile, R (1, 5) OBP: 0.322, SLG: 0.412		2-1 G3-1		3-2 BB 1B		1-1 1B		2-3 K		4	1	2	0	0	1	1					
Ray Lankford, L (1, 8) OBP: 0.388, SLG: 0.543	2-2 F8		4-1 F8 1B WP BB		3-3 K			0-0 G4-3		3	1	0	0	1	1	1					
Mark Whiten, S (1, 9) OBP: 0.383, SLG: 0.464	1-0 2B		1-0 1B WP 1B		2-3 K			0-3 K		4	0	2	1	0	2	0					
Geronimo Pena, S (1, 4) OBP: 0.312, SLG: 0.395	1-3 K		0-0 F8		3-3 K			1-3 K		4	0	0	0	0	3	3					
Tom Pagnozzi, R (1, 2) OBP: 0.339, SLG: 0.441		1-1 G6-3		2-1 1-3 3-H 1B		1-1 F8		2-2 1B		4	0	2	0	0	0	0					
Omar Olivares, R (1, 1) Mike Perez, R (6, 1) Stan Royer, R (7, PH) Bryan Eversgerd, R (7, 1) Gerald Perry, L (9, PH)	0-1 B3-1		1-1 K		2-1 G1-3			1-3 K		2	0	0	0	0	1	2					
Inning Stats	R: 0 E: 0 K: 0 S: 5	H: 0 LOB: 0 BB: 0 P: 8	R: 0 E: 0 K: 1 S: 12	H: 1 LOB: 1 BB: 0 P: 18	R: 1 E: 0 K: 0 S: 9	H: 2 LOB: 1 BB: 0 P: 13	R: 2 E: 0 K: 1 S: 16	H: 3 LOB: 2 BB: 1 P: 31	R: 0 E: 0 K: 3 S: 10	H: 0 LOB: 0 BB: 0 P: 18	R: 0 E: 0 K: 0 S: 5	H: 0 LOB: 0 BB: 0 P: 9	R: 0 E: 0 K: 1 S: 8	H: 1 LOB: 1 BB: 0 P: 12	R: 0 E: 0 K: 3 S: 16	H: 1 LOB: 1 BB: 0 P: 20	1B: 7 2B: 2 3B: 0 HR: 0	SF: 0 SAC: 0 DP: 0 HBP: 0	WP: 1 PB: 0 SB: 0 CS: 0	PA: 36	
PITCHER	IP WLS BF H R ER SO BB IBB HBP BLK WP HR S P ERA WHIP	IP WLS BF H R ER SO BB IBB HBP BLK WP HR S P ERA WHIP	IP WLS BF H R ER SO BB IBB HBP BLK WP HR S P ERA WHIP	IP WLS BF H R ER SO BB IBB HBP BLK WP HR S P ERA WHIP	IP WLS BF H R ER SO BB IBB HBP BLK WP HR S P ERA WHIP	IP WLS BF H R ER SO BB IBB HBP BLK WP HR S P ERA WHIP	IP WLS BF H R ER SO BB IBB HBP BLK WP HR S P ERA WHIP	IP WLS BF H R ER SO BB IBB HBP BLK WP HR S P ERA WHIP	IP WLS BF H R ER SO BB IBB HBP BLK WP HR S P ERA WHIP	IP WLS BF H R ER SO BB IBB HBP BLK WP HR S P ERA WHIP	IP WLS BF H R ER SO BB IBB HBP BLK WP HR S P ERA WHIP	IP WLS BF H R ER SO BB IBB HBP BLK WP HR S P ERA WHIP	IP WLS BF H R ER SO BB IBB HBP BLK WP HR S P ERA WHIP	IP WLS BF H R ER SO BB IBB HBP BLK WP HR S P ERA WHIP	IP WLS BF H R ER SO BB IBB HBP BLK WP HR S P ERA WHIP	IP WLS BF H R ER SO BB IBB HBP BLK WP HR S P ERA WHIP	IP WLS BF H R ER SO BB IBB HBP BLK WP HR S P ERA WHIP	IP WLS BF H R ER SO BB IBB HBP BLK WP HR S P ERA WHIP	IP WLS BF H R ER SO BB IBB HBP BLK WP HR S P ERA WHIP	IP WLS BF H R ER SO BB IBB HBP BLK WP HR S P ERA WHIP	IP WLS BF H R ER SO BB IBB HBP BLK WP HR S P ERA WHIP

St. Louis Cardinals @ Atlanta Braves
Atlanta-Fulton County Stadium, Atlanta, GA
Sat Jul 09 1994, 7:05 PM EDT
Att: 43,820 - Unknown

AB 35
R 3
H 9
RBI 2
BB 1
SO 10
LOB 12



Batter	1	2	3	4	5	6	7	8	9	AB	R	H	RBI	BB	SO	LOB	BOTTOM				
Roberto Kelly, R (1, 8) OBP: 0.374, SLG: 0.448	0-1 L6		1-1 L7		0-0 SF9		1-1 P4			3	0	0	1	0	0	0					
Jeff Blauser, R (1, 6) OBP: 0.338, SLG: 0.390	3-2 G6-3		1-0 L7		2-3 3-H B5-3		0-0 E9 2B			4	0	1	0	0	0	1					
David Justice, L (1, 9) OBP: 0.456, SLG: 0.569	3-2 G4-3		2-0 HR		1-0 HR 2B		1-3 K			4	2	2	1	0	1	1					
Fred McGriff, L (1, 3) OBP: 0.390, SLG: 0.602		1-0 G4-3		1-2 WP 1B 2B		3-1 2H HR		0-0 G6-3		4	2	2	2	0	0	0					
Ryan Klesko, L (1, 7) Dave Gallagher, R (7, 7) OBP: 0.359, SLG: 0.643 OBP: 0.322, SLG: 0.330	0-1 G4-1		2-1 G5-4-3 1B		3-3 K		3-3 K		3-3 K	3	0	1	1	0	1	0					
Jose Oliva, R (1, 5) OBP: 0.300, SLG: 0.400	0-0 2B		0-0 G5-4-3		2-0 1B		2-0 1B		0-2 G5-3	4	0	2	0	0	0	1					
Charlie O'Brien, R (1, 2) OBP: 0.313, SLG: 0.486	2-2 F9		4-2 1B SF9 BB		1 SAFE P6		0-0 P6			2	1	0	0	1	0	2					
Mark Lemke, S (1, 4) OBP: 0.367, SLG: 0.375		0-1 L8		0-0 SF9 SH1-4 1B		0-1 G1-3				3	0	1	0	0	0	1					
Tom Glavine, L (1, 1) Greg McMichael, R (9, 1)	0-1 G6-3		0-0 SH1-4		0-0 G1-3					2	0	0	0	0	0	0					
Inning Stats	R: 0 E: 0 K: 0 S: 9	H: 0 LOB: 0 BB: 0 P: 15	R: 0 E: 0 K: 0 S: 8	H: 1 LOB: 1 BB: 0 P: 11	R: 0 E: 0 K: 0 S: 6	H: 0 LOB: 0 BB: 0 P: 7	R: 2 E: 0 K: 0 S: 8	H: 3 LOB: 0 BB: 0 P: 14	R: 1 E: 0 K: 0 S: 8	H: 1 LOB: 1 BB: 1 P: 12	R: 2 E: 0 K: 1 S: 10	H: 3 LOB: 1 BB: 0 P: 19	R: 0 E: 1 K: 1 S: 7	H: 1 LOB: 1 BB: 0 P: 9	R: 0 E: 0 K: 1 S: 7	H: 0 LOB: 0 BB: 0 P: 10	1B: 3 2B: 4 3B: 0 HR: 2	SF: 1 SAC: 1 DP: 1 HBP: 0	WP: 1 PB: 0 SB: 0 CS: 0	PA: 33	
PITCHER	IP WLS BF H R ER SO BB IBB HBP BLK WP HR S P ERA WHIP	IP WLS BF H R ER SO BB IBB HBP BLK WP HR S P ERA WHIP	IP WLS BF H R ER SO BB IBB HBP BLK WP HR S P ERA WHIP	IP WLS BF H R ER SO BB IBB HBP BLK WP HR S P ERA WHIP	IP WLS BF H R ER SO BB IBB HBP BLK WP HR S P ERA WHIP	IP WLS BF H R ER SO BB IBB HBP BLK WP HR S P ERA WHIP	IP WLS BF H R ER SO BB IBB HBP BLK WP HR S P ERA WHIP	IP WLS BF H R ER SO BB IBB HBP BLK WP HR S P ERA WHIP	IP WLS BF H R ER SO BB IBB HBP BLK WP HR S P ERA WHIP	IP WLS BF H R ER SO BB IBB HBP BLK WP HR S P ERA WHIP	IP WLS BF H R ER SO BB IBB HBP BLK WP HR S P ERA WHIP	IP WLS BF H R ER SO BB IBB HBP BLK WP HR S P ERA WHIP	IP WLS BF H R ER SO BB IBB HBP BLK WP HR S P ERA WHIP	IP WLS BF H R ER SO BB IBB HBP BLK WP HR S P ERA WHIP	IP WLS BF H R ER SO BB IBB HBP BLK WP HR S P ERA WHIP	IP WLS BF H R ER SO BB IBB HBP BLK WP HR S P ERA WHIP	IP WLS BF H R ER SO BB IBB HBP BLK WP HR S P ERA WHIP	IP WLS BF H R ER SO BB IBB HBP BLK WP HR S P ERA WHIP	IP WLS BF H R ER SO BB IBB HBP BLK WP HR S P ERA WHIP	IP WLS BF H R ER SO BB IBB HBP BLK WP HR S P ERA WHIP	IP WLS BF H R ER SO BB IBB HBP BLK WP HR S P ERA WHIP

St. Louis Cardinals @ Atlanta Braves
Atlanta-Fulton County Stadium, Atlanta, GA
Sat Jul 09 1994, 7:05 PM EDT
Att: 43,820 - Unknown

AB 30
R 5
H 9
RBI 5
BB 1
SO 3
LOB 6



Batter	1	2	3	4	5	6	7	8	9	AB	R	H	RBI	BB	SO	LOB	TOP											
Bernard Gilkey, R OBP: 0.345, SLG: 0.373	0-2 1B		0-1 G5-3		1-0 P4		1-1 P6		4-2 BB	4	0	1	0	1	0	0												
Gerónimo Peña, S OBP: 0.315, SLG: 0.401	1-0 P7			2-1 G4-3 WP	1-0 G4-3			0-0 2B	2-3 K	5	2	2	0	0	1	2												
Gregg Jefferies, S OBP: 0.405, SLG: 0.503 Stan Royer, R OBP: 0.175, SLG: 0.316	1-1 F7			0-1 G4-3		1-0 G6-3		1-0 S 1-H E		4	1	1	1	1	0	0	2											
Ray Lankford, L OBP: 0.387, SLG: 0.538	0-0 G6-3			4-2 WP HR BB		1-1 F9		1-3 K		3	1	0	0	1	1	2												
Todd Zeile, R OBP: 0.327, SLG: 0.412		3-3 K		4-0 HR BB		3-2 1B		4-0 E IBB		2	1	1	0	2	1	0												
Mark Whiten, S OBP: 0.385, SLG: 0.478	0-1 G5-3			1-2 3-H 1-0 HR		0-0 1B		2-3 K		4	1	2	3	0	1	1												
Tom Pagnozzi, R OBP: 0.331, SLG: 0.429	2-3 K			1-3 HR		1-3 1B		0-0 G4-3		4	0	0	0	0	3	3												
José Oquendo, S OBP: 0.391, SLG: 0.337			2-1 G6-3	2-1 G4-3			0-0 G4-3		2-3 K	4	0	0	0	0	1	0												
Allen Watson, L OBP: 0.167, SLG: 0.233 Rene Arocha, R OBP: 0.200, SLG: 0.222	1-1 F8			1-1 F8		0-0 P5		2-2 G5-3		0-3 K	3	0	0	0	0	0												
Inning Stats	R: 0 E: 0 K: 0 S: 7	H: 1 LOB: 1 BB: 0 P: 9	R: 0 E: 0 K: 2 S: 10	H: 0 LOB: 0 BB: 0 P: 15	R: 0 E: 0 K: 0 S: 6	H: 0 LOB: 0 BB: 0 P: 9	R: 4 E: 0 K: 1 S: 14	H: 2 LOB: 0 BB: 2 P: 28	R: 0 E: 0 K: 0 S: 3	H: 0 LOB: 0 BB: 0 P: 5	R: 0 E: 0 K: 1 S: 11	H: 2 LOB: 0 BB: 0 P: 17	R: 0 E: 0 K: 0 S: 6	H: 0 LOB: 0 BB: 0 P: 9	R: 2 E: 0 K: 2 S: 9	H: 2 LOB: 1 BB: 1 P: 17	R: 0 E: 0 K: 3 S: 14	H: 0 LOB: 1 BB: 1 P: 22	1B: 4 2B: 2 3B: 0 HR: 1	SF: 0 SAC: 0 DP: 0 HBP: 0	WP: 1 PB: 0 SB: 1 CS: 0	PA: 38						
PITCHER	IP	WLS	BF	H	R	ER	SO	BB	IBB	HBP	BLK	WP	HR	S	P	ERA	WHIP											
29 John Smoltz, R ERA: 3.51	(1, 1)	7.0	L	28	5	4	4	4	2	0	0	0	1	1	57	92	5.14	1.000										
Mark Wohlers, R ERA: 4.31	(8, 1)	0.0		2	2	2	1	0	0	0	0	0	0	0	2	3	∞	∞										
Mike Stanton, L ERA: 3.72	(8, 1)	1.0		4	0	0	0	2	0	1	0	0	0	0	7	14	0.00	0.000										
Steve Bedrosian, R ERA: 3.31	(9, 1)	1.0		4	0	0	0	3	1	0	0	0	0	0	14	22	0.00	1.000										

St. Louis Cardinals @ Atlanta Braves
Atlanta-Fulton County Stadium, Atlanta, GA

Sun Jul 10 1994, 3:33 AM EDT
Att: 49,238 - Cloudy - 86 F

AB 34
R 6
H 7
RBI 4
BB 4
SO 9
LOB 10




Batter	1	2	3	4	5	6	7	8	9	AB	R	H	RBI	BB	SO	LOB	BOTTOM											
Mike Kelly, R OBP: 0.226, SLG: 0.333	1-1 CS 1B		2-2 HBP		2-3 K			1-2 F9		3	0	1	0	0	1	1												
Jeff Blauser, R OBP: 0.337, SLG: 0.387	2-2 F9		0-0 F9			1-3 K		1-1 F9 BB 1B		4	0	1	0	0	1	2												
David Justice, L OBP: 0.457, SLG: 0.566	1-1 F9		0-1 F8			1-0 FC5-4 1B		4-1 FC5-4 BB		3	0	1	0	1	0	1												
Fred McGriff, L OBP: 0.385, SLG: 0.594		1-0 G3		3-2 F7		1-0 P5		0-0 F9		4	0	0	0	0	0	3												
Roberto Kelly, R OBP: 0.370, SLG: 0.443		2-1 F9		3-3 K		2-2 FC5-4		1-0 FC5-4		4	0	0	0	0	1	3												
Jose Oliva, R OBP: 0.385, SLG: 0.667 Tony Tarasco, L OBP: 0.310, SLG: 0.439		2-2 HR		1-1 F8			4-0 BB		2-2 G4-3	2	1	1	1	1	0	0												
Charlie O'Brien, R OBP: 0.319, SLG: 0.505		2-2 2B			3-1 2B		3-1 P6		0-2 F9	4	0	2	0	0	0	1												
Mark Lemke, S OBP: 0.362, SLG: 0.369		0-0 L8			0-1 P3		1-1 F8		2-1 F9	4	0	0	0	0	0	3												
29 John Smoltz, R OBP: 0.229, SLG: 0.303 Javy Lopez, R OBP: 0.287, SLG: 0.405 Mark Wohlers, R OBP: 1.000, SLG: 1.000 Mike Stanton, L OBP: 1.000, SLG: 1.000 Steve Bedrosian, R ERA: 3.31			0-1 G6-3		1-3 K		1-1 L7			2	0	0	0	0	1	1												
Inning Stats	R: 0 E: 0 K: 0 S: 9	H: 1 LOB: 0 BB: 0 P: 13	R: 1 E: 0 K: 0 S: 10	H: 2 LOB: 1 BB: 0 P: 17	R: 0 E: 0 K: 0 S: 7	H: 0 LOB: 1 BB: 0 P: 9	R: 0 E: 0 K: 1 S: 8	H: 0 LOB: 0 BB: 0 P: 15	R: 0 E: 0 K: 2 S: 10	H: 1 LOB: 1 BB: 0 P: 16	R: 0 E: 0 K: 1 S: 11	H: 1 LOB: 1 BB: 0 P: 17	R: 0 E: 0 K: 0 S: 6	H: 0 LOB: 1 BB: 1 P: 15	R: 0 E: 0 K: 0 S: 8	H: 1 LOB: 2 BB: 1 P: 15	R: 0 E: 0 K: 0 S: 9	H: 0 LOB: 0 BB: 0 P: 13	1B: 3 2B: 2 3B: 0 HR: 1	SF: 0 SAC: 0 DP: 0 HBP: 1	WP: 0 PB: 0 SB: 0 CS: 1	PA: 35						
PITCHER	IP	WLS	BF	H	R	ER	SO	BB	IBB	HBP	BLK	WP	HR	S	P	ERA	WHIP											
Allen Watson, L ERA: 5.1	(1, 1)	7.0	W	27	5	1	1	4	1	0	0	0	0	0	17	28	0.00	1.000										
Rene Arocha, R ERA: 4.4	(8, 1)	2.0		8	1	0	0	0	1	0	0	0	0	0	17	28	0.00	1.000										


St. Louis Cardinals @ Atlanta Braves
Atlanta-Fulton County Stadium, Atlanta, GA

Sun Jul 10 1994, 3:33 AM EDT
Att: 49,238 - Cloudy - 86 F

AB 32
R 1
H 6
RBI 1
BB 2
SO 4
LOB 16



Batter	1	2	3	4	5	6	7	8	9	AB	R	H	RBI	BB	SO	LOB	TOP								
Bernard Gilkey, R OBP: 0.339, SLG: 0.364 (1, 7)	F8		F9			G5-3	SF7			3	0	0	1	1	0	1	St. Louis Cardinals @ Colorado Rockies Mile High Stadium, Denver, CO Fri Jul 15 1994, 9:05 PM EDT Att: 63,179 - Unknown - 64 F AB 32 R 6 H 8 RBI 6 BB 2 SO 7 LOB 7 								
Ozzie Smith, S OBP: 0.303, SLG: 0.315 (1, 6)	F8			P7		G3	SF7		G5-3	4	0	0	1	0	0	1									
Gregg Jefferies, S OBP: 0.404, SLG: 0.503 (1, 3)				F8			P3			4	1	2	0	0	0	0									
Ray Lankford, L OBP: 0.381, SLG: 0.526 (1, 8)	CS	F8		G4-3			2B			3	1	0	0	0	1	0									
Todd Zeile, R OBP: 0.328, SLG: 0.416 (1, 5)										3	1	1	1	1	1	0									
Mark Whiten, S OBP: 0.383, SLG: 0.472 (1, 9)										4	1	1	2	0	1	1									
Geronimo Pena, S OBP: 0.308, SLG: 0.387 (1, 4)										4	0	0	0	0	2	3									
Tom Pagnozzi, R OBP: 0.347, SLG: 0.442 (1, 2)										4	1	3	1	0	1	0									
Bob Tewksbury, R OBP: 0.234, SLG: 0.284 (5, 1)										1	0	0	0	0	0	1									
Frank Cimorelli, R OBP: 0.244, SLG: 0.250 (7, PH)										0	0	0	0	0	0	0									
Gerard Perry, L OBP: 0.244, SLG: 0.250 (7, 1)										0	1	1	0	0	0	0									
Rich Rodriguez, L OBP: 0.244, SLG: 0.250 (7, 1)										0	0	0	0	0	0	0									
Bryan Eversgerd, R OBP: 0.244, SLG: 0.250 (8, 1)										0	0	0	0	0	0	0									
Scott Coolbaugh, R OBP: 0.244, SLG: 0.250 (8, PH)										1	0	0	0	0	1	0									
Inning Stats	R: 0 E: 0 K: 0 S: 9	H: 1 LOB: 0 BB: 0 P: 13	R: 0 E: 0 K: 2 S: 8	H: 0 LOB: 0 BB: 0 P: 14	R: 0 E: 0 K: 1 S: 7	H: 1 LOB: 1 BB: 0 P: 13	R: 0 E: 0 K: 0 S: 8	H: 0 LOB: 0 BB: 0 P: 11	R: 1 E: 0 K: 0 S: 8	H: 1 LOB: 1 BB: 1 P: 15	R: 3 E: 0 K: 1 S: 12	H: 3 LOB: 1 BB: 0 P: 23	R: 2 E: 0 K: 0 S: 10	H: 2 LOB: 0 BB: 0 P: 21	R: 0 E: 1 K: 1 S: 10	H: 0 LOB: 1 BB: 1 P: 15	R: 0 E: 0 K: 2 S: 10	H: 0 LOB: 1 BB: 1 P: 19	1B: 5 2B: 3 3B: 0 HR: 0	SF: 2 SAC: 1 DP: 0 HBP: 1	WP: 1 PB: 0 SB: 1 CS: 1	PA: 39			
PITCHER	IP	WLS	BF	H	R	ER	SO	BB	IBB	HBP	BLK	WP	HR	S	P	ERA	WHIP								
Kevin Ritz, R ERA: 4.83 (1, 1)	6.0	W	25	6	4	4	4	1	0	1	0	1	0	52	89	6.00	1.167								
Steve Reed, R ERA: 3.63 (7, 1)	1.0		5	2	2	2	0	0	0	0	0	0	0	10	21	18.00	2.000								
Mike Munoz, L ERA: 2.72 (8, 1)	1.0		4	0	0	0	1	0	0	0	0	0	0	10	15	0.00	0.000								
Bruce Ruffin, L ERA: 4.0 (9, 1)	1.0		4	0	0	0	2	1	0	0	0	0	0	10	19	0.00	1.000								

Batter	1	2	3	4	5	6	7	8	9	AB	R	H	RBI	BB	SO	LOB	BOTTOM								
Eric Young Sr., R OBP: 0.389, SLG: 0.447 (1, 7)	G1-3	G1-3				G4-3		F8		5	0	1	2	0	0	1	St. Louis Cardinals @ Colorado Rockies Mile High Stadium, Denver, CO Fri Jul 15 1994, 9:05 PM EDT Att: 63,179 - Unknown - 64 F 								
Walt Weiss, S OBP: 0.353, SLG: 0.328 (1, 6)	L9		G5-3			G2-3		F8		5	0	1	0	0	0	1									
Dante Bichette, R OBP: 0.338, SLG: 0.555 (1, 9)				L3		F8				5	1	3	1	0	0	2									
Andres Galarraga, R OBP: 0.352, SLG: 0.580 (1, 3)					F9					4	1	1	0	1	0	1									
Charlie Hayes, R OBP: 0.349, SLG: 0.441 (1, 5)										5	3	4	1	0	0	2									
Mike Kingery, L OBP: 0.397, SLG: 0.509 (1, 8)										3	1	2	2	1	0	1									
Danny Sheaffer, R OBP: 0.299, SLG: 0.263 (1, 2)										3	2	1	1	1	0	2									
Nelson Liriano, S OBP: 0.357, SLG: 0.377 (1, 4)										1	1	0	1	1	0	0									
Vinny Castilla, R OBP: 0.343, SLG: 0.516 (7, PH) (8, 4)										0	0	0	1	0	0	0									
Kevin Ritz, R ERA: 5.19 (7, 1)										3	0	0	0	0	0	3									
Steve Reed, R ERA: 6.57 (8, PH)										0	0	0	0	0	0	0									
Mike Munoz, L OBP: 0.250, SLG: 0.250 (9, 1)										0	0	0	0	0	0	0									
Trenidad Hubbard, R OBP: 0.250, SLG: 0.250 (9, 1)										1	1	1	0	0	0	0									
Bruce Ruffin, L ERA: 3.33 (8, 1)										0	0	0	0	0	0	0									
Inning Stats	R: 2 E: 0 K: 0 S: 13	H: 4 LOB: 2 BB: 0 P: 16	R: 0 E: 0 K: 0 S: 5	H: 0 LOB: 0 BB: 0 P: 5	R: 0 E: 0 K: 0 S: 8	H: 0 LOB: 0 BB: 0 P: 10	R: 3 E: 0 K: 0 S: 13	H: 4 LOB: 2 BB: 2 P: 22	R: 3 E: 1 K: 0 S: 13	H: 2 LOB: 0 BB: 0 P: 20	R: 0 E: 0 K: 0 S: 8	H: 1 LOB: 1 BB: 0 P: 12	R: 1 E: 0 K: 0 S: 8	H: 1 LOB: 0 BB: 1 P: 15	R: 1 E: 0 K: 0 S: 7	H: 2 LOB: 2 BB: 1 P: 18	1B: 10 2B: 3 3B: 2 HR: 0	SF: 2 SAC: 0 DP: 2 HBP: 0	WP: 0 PB: 0 SB: 0 CS: 0	PA: 41					
PITCHER	IP	WLS	BF	H	R	ER	SO	BB	IBB	HBP	BLK	WP	HR	S	P	ERA	WHIP								
Bob Tewksbury, R ERA: 5.19 (5, 1)	1.2	L	7	1	1	0	0	0	0	0	0	0	0	14	23	0.00	0.600								
Rich Rodriguez, L ERA: 4.4 (7, 1)	1.2		9	3	2	2	0	1	1	0	0	0	0	14	32	10.80	2.400								
Bryan Eversgerd, L ERA: 3.33 (8, 1)	0.1		1	0	0	0	0	0	0	0	0	0	0	1	1	0.00	0.000								

Batter	1	2	3	4	5	6	7	8	9	AB	R	H	RBI	BB	SO	LOB	TOP																	
Gerald Young, S OBP: 0.600, SLG: 1.200 (1, 8)										5	0	3	3	0	1	1	St. Louis Cardinals @ Colorado Rockies Mile High Stadium, Denver, CO Sat Jul 16 1994, 9:05 PM EDT Att: 70,217 - Unknown - 79 F																	
Ozzie Smith, S OBP: 0.299, SLG: 0.310 Steve Dixon, L (7, 1)										4	0	0	0	0	0	3																		
Rene Arocha, R OBP: 0.200, SLG: 0.222 Gerald Perry, L OBP: 0.438, SLG: 0.492 (8, 1) (9, PH)										4	0	0	0	0	0	0																		
Gregg Jefferies, S OBP: 0.399, SLG: 0.497 (1, 3)										4	1	2	0	0	0	0																		
Todd Zeile, R OBP: 0.330, SLG: 0.420 (1, 5)										4	0	1	0	0	1	2																		
Mark Whiten, S OBP: 0.361, SLG: 0.468 (1, 9)										4	0	2	1	0	0	1																		
Bernard Gilkey, R OBP: 0.341, SLG: 0.369 (1, 7)										4	0	2	1	0	0	1																		
Gerónimo Peña, S OBP: 0.302, SLG: 0.377 (1, 4)										4	0	0	0	0	0	3																		
Tom Pagnozzi, R OBP: 0.356, SLG: 0.452 (1, 2)										3	2	2	0	1	0	0																		
Omar Olivares, R OBP: 0.294, SLG: 0.250 Bryan Eversgerd, R (5, 1) Frank Cimorelli, R (6, 1) José Oquendo, S OBP: 0.381, SLG: 0.327 (7, PH) (7, 6)										1	1	0	0	1	0	1																		
Inning Stats	R: 0 E: 0 K: 1 S: 9	H: 0 LOB: 0 BB: 0 P: 14	R: 0 E: 0 K: 0 S: 9	H: 2 LOB: 1 BB: 0 P: 17	R: 0 E: 1 K: 0 S: 8	H: 1 LOB: 1 BB: 0 P: 10	R: 0 E: 0 K: 0 S: 6	H: 0 LOB: 0 BB: 0 P: 12	R: 2 E: 0 K: 0 S: 12	H: 1 LOB: 1 BB: 2 P: 26	R: 0 E: 0 K: 0 S: 9	H: 1 LOB: 1 BB: 0 P: 13	R: 1 E: 0 K: 1 S: 10	H: 2 LOB: 1 BB: 0 P: 20	R: 1 E: 0 K: 1 S: 14	H: 2 LOB: 1 BB: 0 P: 24	R: 0 E: 1 K: 0 S: 10	H: 1 LOB: 1 BB: 0 P: 13	1B: 5 2B: 4 3B: 1 HR: 0	SF: 0 SAC: 0 DP: 1 HBP: 0	WP: 0 PB: 1 SB: 0 CS: 1	PA: 38												
PITCHER	IP WLS BF H R ER SO BB IBB HBP BLK WP HR S P ERA WHIP																																	
Lance Painter, L ERA: 5.7 Willie Blair, R ERA: 6.55 Darren Holmes, R ERA: 6.48	(1, 1) (8, 1) (9, 1)	7.0 1.0 1.0	W 5 4	29 2 1	7 1 0	3 1 0	2 1 0	2 0 0	0 0 0	0 0 0	0 0 0	0 0 0	0 0 0	0 0 0	0 14 10	112 24 13	3.86 9.00 0.00	1.286 2.000 1.000																

Batter	1	2	3	4	5	6	7	8	9	AB	R	H	RBI	BB	SO	LOB	BOTTOM																
Walt Weiss, S OBP: 0.357, SLG: 0.331 (1, 6)										3	2	1	1	3	0	2	St. Louis Cardinals @ Colorado Rockies Mile High Stadium, Denver, CO Sat Jul 16 1994, 9:05 PM EDT Att: 70,217 - Unknown - 79 F																
Mike Kingery, L OBP: 0.401, SLG: 0.509 (1, 8)										4	1	2	1	1	0	3																	
Dante Bichette, R OBP: 0.343, SLG: 0.563 (1, 9)										5	1	3	4	1	0	2																	
Andrés Galarraga, R OBP: 0.354, SLG: 0.594 Darren Holmes, R (9, 1)										5	2	2	3	1	1	6																	
Charlie Hayes, R OBP: 0.351, SLG: 0.439 (1, 5)										4	2	1	1	2	1	5																	
Howard Johnson, S OBP: 0.329, SLG: 0.435 (1, 7)										3	1	1	0	2	2	2																	
Danny Sheaffer, R OBP: 0.315, SLG: 0.286 (1, 2)										4	2	2	1	1	0	4																	
Nelson Liriano, S OBP: 0.368, SLG: 0.384 (1, 4)										2	2	1	1	3	0	0																	
Lance Painter, L OBP: 0.167, SLG: 0.250 Trenidad Hubbard, R OBP: 0.460, SLG: 0.250 Willie Blair, R (8, 1) Viny Castilla, R OBP: 0.350, SLG: 0.516 John Vander Wal, L OBP: 0.291, SLG: 0.459 (9, 3)										2	0	0	1	0	2	3																	
Inning Stats	R: 0 E: 0 K: 0 S: 13	H: 2 LOB: 2 BB: 0 P: 18	R: 0 E: 0 K: 1 S: 7	H: 0 LOB: 1 BB: 2 P: 17	R: 1 E: 0 K: 0 S: 6	H: 2 LOB: 0 BB: 0 P: 9	R: 3 E: 1 K: 1 S: 14	H: 2 LOB: 2 BB: 3 P: 28	R: 1 E: 0 K: 0 S: 10	H: 1 LOB: 3 BB: 3 P: 27	R: 1 E: 0 K: 1 S: 15	H: 1 LOB: 3 BB: 3 P: 32	R: 6 E: 0 K: 1 S: 17	H: 3 LOB: 0 BB: 3 P: 39	R: 0 E: 0 K: 1 S: 10	H: 0 LOB: 0 BB: 3 P: 27		1B: 6 2B: 5 3B: 0 HR: 3	SF: 1 SAC: 1 DP: 1 HBP: 0	WP: 1 PB: 0 SB: 0 CS: 2	PA: 51												
PITCHER	IP WLS BF H R ER SO BB IBB HBP BLK WP HR S P ERA WHIP																																
Omar Olivares, R ERA: 5.11 Bryan Eversgerd, L ERA: 3.44 Frank Cimorelli, R ERA: 6.23 Steve Dixon, L ERA: 27.0 Rene Arocha, R ERA: 4.63	(1, 1) (5, 1) (6, 1) (7, 1) (8, 1)	4.1 1.0 0.2 1.2 0.1	L 7 5 13 3	22 1 0 2 2	6 2 0 5 2	5 2 0 1 1	0 0 0 0 0	0 1 0 0 0	0 0 0 0 0	0 0 0 0 0	0 0 0 0 0	0 0 0 0 0	0 0 0 0 0	0 13 16 26 6	34 34 16 59 12	10.38 18.00 0.00 27.00 54.00	3.000 3.000 3.000 4.800 6.000																

Batter	1	2	3	4	5	6	7	8	9	AB	R	H	RBI	BB	SO	LOB	TOP										
Gerald Young, S OBP: 0.400, SLG: 0.667	1-1 L4		1-3 K			1-2 F7		4-1 1B 2B BB	0-1 F8	4	1	0	0	1	1	1											
Luis Alica, S OBP: 0.335, SLG: 0.375	0-0 G4-3		3-2 L9			0-0 G5-3		0-0 2B 1B	1-1 FC5-4	5	1	1	0	0	0	1											
Ray Lankford, L OBP: 0.382, SLG: 0.528	0-1 L9		1-2 CS 1B			1-0 2B		1-2 L8		4	0	2	0	0	0	2											
Gerald Perry, L OBP: 0.455, SLG: 0.565		2-1 HR	2-0 CS	0-0 G6-3		4-2 BB		2-1 HR 2B		3	2	2	3	1	0	0											
Todd Zeile, R OBP: 0.329, SLG: 0.427		2-3 K		1-1 F9		0-3 K		0-1 HR		4	1	1	2	0	2	2											
Mark Whiten, S OBP: 0.360, SLG: 0.463		2-1 G4-3		1-0 G4-3			0-2 G4-3	4-0 G4-6-3 BB		3	0	0	0	1	0	0											
Terry McGriff, R OBP: 0.324, SLG: 0.298		1-0 1B 1B			1-0 G6-3		1-0 G5-3	0-1 G4-6-3		4	0	1	0	0	0	1											
José Oquendo, S OBP: 0.385, SLG: 0.333		2-1 1B	1-2 1B		1-3 K		1-2 G3-1		1-1 FC5-4 1B	4	0	2	0	0	1	0											
Rick Sutcliffe, L OBP: 0.095, SLG: 0.095		0-0 G1-3			1-3 K				2-3 K	2	0	0	0	0	1	2											
Bryan Eversgerd, R										0	0	0	0	0	0	0											
Geronimo Pena, S OBP: 0.305, SLG: 0.399										1	1	1	1	0	0	0											
Rich Rodriguez, L										0	0	0	0	0	0	0											
Bernard Gilkey, R OBP: 0.340, SLG: 0.368										1	0	0	0	0	1	1											
Inning Stats	R: 0 E: 0 K: 0 S: 5	H: 0 LOB: 0 BB: 0 P: 6	R: 1 E: 0 K: 1 S: 12	H: 3 LOB: 2 BB: 0 P: 21	R: 0 E: 0 K: 1 S: 13	H: 1 LOB: 0 BB: 0 P: 19	R: 0 E: 0 K: 0 S: 4	H: 0 LOB: 0 BB: 0 P: 6	R: 0 E: 0 K: 2 S: 7	H: 0 LOB: 2 BB: 0 P: 10	R: 0 E: 0 K: 1 S: 12	H: 1 LOB: 2 BB: 1 P: 18	R: 0 E: 0 K: 0 S: 7	H: 0 LOB: 0 BB: 0 P: 9	R: 5 E: 0 K: 0 S: 15	H: 4 LOB: 0 BB: 2 P: 29	R: 0 E: 0 K: 1 S: 12	H: 1 LOB: 1 BB: 0 P: 16	1B: 5 2B: 2 3B: 0 HR: 3	SF: 0 SAC: 0 DP: 1 HBP: 0	WP: 0 PA: 39 PB: 0 SB: 0 CS: 1						
PITCHER	IP	WLS	BF	H	R	ER	SO	BB	IBB	HBP	BLK	WP	HR	S	P	ERA	WHIP										
Marvin Freeman, R ERA: 3.03	7.0	W	26	5	1	1	5	1	0	0	0	0	1	60	89	1.29	0.857										
Greg Harris, R ERA: 7.17	0.1		5	3	4	4	0	1	0	0	0	0	1	11	21	108.00	12.000										
Steve Reed, R ERA: 3.76	0.2		3	1	1	1	0	1	0	0	0	0	1	4	8	13.50	3.000										
Bruce Ruffin, L ERA: 3.91	1.0		4	1	0	0	1	0	0	0	0	0	0	12	16	0.00	1.000										

St. Louis Cardinals @ Colorado Rockies
Mile High Stadium, Denver, CO
Sun Jul 17 1994, 5:33 AM EDT
Att: 61,972 - Sunny - 84 F

AB	35
R	6
H	10
RBI	6
BB	3
SO	6
LOB	10



Batter	1	2	3	4	5	6	7	8	9	AB	R	H	RBI	BB	SO	LOB	BOTTOM										
Walt Weiss, S OBP: 0.358, SLG: 0.331	0-1 G3-1		1-1 BB HR 1B	2-0 G1-3		0-0 1B 2B 1B	1-2 F8			5	2	2	0	0	0	3											
Mike Kingsley, L OBP: 0.405, SLG: 0.509	1-0 F9		4-1 HR BB		0-1 F8 1B	3-2 1B 2B 1B		0-0 G1-3		4	3	2	1	1	0	0											
Dante Bichette, R OBP: 0.344, SLG: 0.571	1-1 P4		1-0 HR		2-1 F9	1-1 2B		3-2 L3		5	1	2	6	0	0	1											
Andres Galarraga, R OBP: 0.355, SLG: 0.591		1-0 G5-4-3 1B	1-1 1B		1-0 F8	0-0 L7		1-0 L7		5	0	2	0	0	0	2											
Charlie Hayes, R OBP: 0.350, SLG: 0.437		0-1 G5-4-3	3-2 K		1-0 FC5-4 1B	1-0 G6-3				4	0	1	1	0	1	3											
Howard Johnson, S OBP: 0.323, SLG: 0.426		2-1 G2-3			0-0 L3	3-1 FC5-4		3-3 K		4	0	0	0	0	1	1											
Greg Harris, R OBP: 0.250, SLG: 0.265										0	0	0	0	0	0	0											
Steve Reed, R										0	0	0	0	0	0	0											
Bruce Ruffin, S OBP: 0.400, SLG: 0.250										0	0	0	0	0	0	0											
Danny Sheaffer, R OBP: 0.313, SLG: 0.284			2-1 F9	1-0 F9		2-1 G5-3	0-2 1B G1-3 1B			4	0	1	0	0	0	0											
Nelson Liriano, S OBP: 0.370, SLG: 0.414			1-1 B1-3	2-2 1B 3B		0-1 HR	2-2 G1-3			4	2	2	1	0	0	1											
Marvin Freeman, R OBP: 0.162, SLG: 0.200			4-2 BB 1B HR	1-1 BB		4-0 1B HBP	0-1 1B			1	2	1	1	1	0	0											
Trenidad Hubbard, R OBP: 0.500, SLG: 0.600										1	0	1	0	0	0	0											
Inning Stats	R: 0 E: 0 K: 0 S: 5	H: 0 LOB: 0 BB: 0 P: 7	R: 0 E: 0 K: 0 S: 5	H: 1 LOB: 0 BB: 0 P: 8	R: 4 E: 0 K: 1 S: 15	H: 3 LOB: 1 BB: 2 P: 32	R: 1 E: 0 K: 0 S: 8	H: 2 LOB: 1 BB: 0 P: 15	R: 4 E: 0 K: 0 S: 12	H: 4 LOB: 1 BB: 0 P: 23	R: 0 E: 0 K: 1 S: 15	H: 2 LOB: 2 BB: 0 P: 21	R: 0 E: 0 K: 0 S: 5	H: 0 LOB: 0 BB: 0 P: 9	1B: 10 2B: 1 3B: 1 HR: 2	SF: 0 SAC: 0 DP: 1 HBP: 1	WP: 0 PA: 40 PB: 0 SB: 1 CS: 0										
PITCHER	IP	WLS	BF	H	R	ER	SO	BB	IBB	HBP	BLK	WP	HR	S	P	ERA	WHIP										
Rick Sutcliffe, R ERA: 6.97	5.1	L	27	9	8	8	8	1	0	0	0	0	0	23	34	10.80	3.000										
Bryan Eversgerd, L ERA: 3.68	1.2		10	5	2	2	1	0	0	0	0	0	0	5	9	0.00	0.000										
Rich Rodriguez, L ERA: 4.31	1.0		3	0	0	0	0	0	0	0	0	0	0	5	9	0.00	0.000										

St. Louis Cardinals @ Colorado Rockies
Mile High Stadium, Denver, CO
Sun Jul 17 1994, 5:33 AM EDT
Att: 61,972 - Sunny - 84 F

AB	37
R	10
H	14
RBI	10
BB	2
SO	2
LOB	11



Batter	1	2	3	4	5	6	7	8	9	AB	R	H	RBI	BB	SO	LOB	TOP										
Bernard Gilkey, R OBP: 0.344, SLG: 0.370 (1, 7)										4	3	2	2	0	1	0											
Ozzie Smith, S OBP: 0.301, SLG: 0.312 (1, 6)										5	2	2	0	0	0	1											
Gregg Jefferies, S OBP: 0.402, SLG: 0.508 (1, 3)										5	1	3	3	0	0	2											
Ray Lankford, L OBP: 0.383, SLG: 0.526 (1, 8)										5	2	2	3	0	2	2											
Todd Zeile, R OBP: 0.330, SLG: 0.430 (1, 5)										5	0	2	1	0	1	3											
Mark Whiten, S OBP: 0.380, SLG: 0.469 (1, 9)										5	1	2	1	0	1	2											
Geronimo Pena, S OBP: 0.303, SLG: 0.399 (1, 4)										5	1	1	0	0	2	3											
Tom Pagnozzi, R OBP: 0.357, SLG: 0.456 (1, 2)										5	1	2	1	0	0	2											
Allen Watson, L OBP: 0.186, SLG: 0.310 (6, 1)										2	1	1	1	0	0	1											
Frank Cimorelli, R OBP: 0.186, SLG: 0.310 (6, 1)										0	0	0	0	0	0	0											
Bryan Eversgerd, R OBP: 0.186, SLG: 0.310 (6, 1)										0	0	0	0	0	0	0											
Steve Dixon, L OBP: 0.186, SLG: 0.310 (6, 1)										0	0	0	0	0	0	0											
Luis Alicea, S OBP: 0.332, SLG: 0.373 (7, 1)										1	0	0	0	0	0	0											
Rich Rodriguez, L OBP: 0.332, SLG: 0.373 (7, 1)										0	0	0	0	0	0	0											
Gerald Perry, L OBP: 0.448, SLG: 0.556 (9, PH)										1	0	0	0	0	1	1											
Inning Stats	R: 3 E: 1 K: 1 S: 16	H: 3 LOB: 1 BB: 0 P: 27	R: 4 E: 0 K: 1 S: 16	H: 5 LOB: 1 BB: 0 P: 25	R: 4 E: 0 K: 1 S: 19	H: 5 LOB: 1 BB: 0 P: 28	R: 0 E: 0 K: 0 S: 8	H: 1 LOB: 0 BB: 0 P: 13	R: 0 E: 0 K: 1 S: 10	H: 0 LOB: 0 BB: 0 P: 13	R: 0 E: 0 K: 1 S: 10	H: 0 LOB: 0 BB: 0 P: 12	R: 0 E: 0 K: 1 S: 10	H: 1 LOB: 1 BB: 0 P: 20	R: 1 E: 0 K: 1 S: 13	H: 2 LOB: 1 BB: 0 P: 21	1B: 10 2B: 6 3B: 1 HR: 1	SF: 0 SAC: 1 DP: 1 HBP: 1	WP: 1 PB: 1 SB: 1 CS: 0	PA: 45							
PITCHER	IP	WLS	BF	H	R	ER	SO	BB	IBB	HBP	BLK	WP	HR	S	P	ERA	WHIP										
Brian Williams, R ERA: 5.92 (1, 1)	1.2		12	6	6	4	1	0	0	1	0	1	1	24	39	21.60	3.600										
Tom Edens, R ERA: 4.34 (2, 1)	1.1		11	7	5	5	2	0	0	0	0	0	0	27	41	33.75	5.250										
Dave Veres, R ERA: 2.63 (4, 1)	1.0		4	1	0	0	0	0	0	0	0	0	0	8	13	0.00	1.000										
Mike Hampton, L ERA: 2.95 (5, 1)	2.0	W	6	0	0	0	2	0	0	0	0	0	0	18	23	0.00	0.000										
Todd Jones, R ERA: 3.11 (7, 1)	3.0	S	12	3	1	1	3	0	0	0	0	0	0	33	45	3.00	1.000										
Batter	1	2	3	4	5	6	7	8	9	AB	R	H	RBI	BB	SO	LOB	BOTTOM										
Craig Biggio, R OBP: 0.308, SLG: 0.482 (1, 4)										3	2	1	0	3	0	0											
Steve Finley, L OBP: 0.328, SLG: 0.431 (1, 5)										2	0	0	0	0	0	1											
Dave Veres, R OBP: 0.187, SLG: 0.500 (4, 1)										0	0	0	0	0	0	0											
Orlando Hernandez, R OBP: 0.542, SLG: 0.850 (5, 1)										1	0	0	0	0	0	0											
Mike Hampton, R OBP: 0.542, SLG: 0.850 (5, 1)										0	0	0	0	0	0	0											
Kevin Bass, S OBP: 0.390, SLG: 0.497 (7, 9)										3	2	2	2	0	0	0											
5 Jeff Bagwell, R OBP: 0.429, SLG: 0.713 (1, 3)										5	2	2	1	1	0	2											
Ken Caminiti, S OBP: 0.358, SLG: 0.543 (1, 5)										5	1	1	2	1	0	1											
Luis Gonzalez, L OBP: 0.344, SLG: 0.435 (1, 7)										4	2	2	1	1	1	0											
James Mouton, R OBP: 0.312, SLG: 0.297 (1, 9)										3	2	1	1	0	0	1											
Todd Jones, L OBP: 0.667, SLG: 0.667 (7, 1)										0	0	0	0	0	0	0											
Tony Eusebio, R OBP: 0.319, SLG: 0.456 (1, 2)										4	2	3	2	1	0	2											
Andujar Cedeno, R OBP: 0.332, SLG: 0.424 (1, 6)										5	1	3	3	0	0	1											
Brian Williams, R OBP: 0.273, SLG: 0.273 (1, 1)										0	0	0	0	0	0	0											
Tom Edens, R OBP: 0.255, SLG: 0.302 (3, PH)										0	0	0	0	0	0	0											
Mike Felder, S OBP: 0.255, SLG: 0.302 (4, 8)										5	1	2	3	0	0	2											
Inning Stats	R: 0 E: 0 K: 0 S: 9	H: 1 LOB: 1 BB: 0 P: 19	R: 0 E: 0 K: 1 S: 6	H: 1 LOB: 0 BB: 0 P: 10	R: 0 E: 0 K: 1 S: 9	H: 0 LOB: 1 BB: 1 P: 15	R: 2 E: 0 K: 1 S: 17	H: 4 LOB: 3 BB: 1 P: 30	R: 2 E: 0 K: 0 S: 12	H: 4 LOB: 2 BB: 0 P: 17	R: 11 E: 1 K: 0 S: 28	H: 7 LOB: 2 BB: 5 P: 63	R: 0 E: 0 K: 0 S: 4	H: 0 LOB: 0 BB: 0 P: 7	R: 0 E: 0 K: 0 S: 8	H: 0 LOB: 0 BB: 0 P: 12	1B: 10 2B: 5 3B: 1 HR: 1	SF: 1 SAC: 0 DP: 0 HBP: 1	WP: 0 PB: 0 SB: 1 CS: 0	PA: 49							
PITCHER	IP	WLS	BF	H	R	ER	SO	BB	IBB	HBP	BLK	WP	HR	S	P	ERA	WHIP										
Allen Watson, L ERA: 5.4 (6, 1)	5.0		29	11	6	6	3	3	0	0	0	0	0	8	21	27.00	9.000										
Frank Cimorelli, R ERA: 8.79 (6, 1)	0.1		5	1	1	1	0	2	0	1	0	0	0	8	21	27.00	9.000										
Bryan Eversgerd, L ERA: 4.38 (6, 1)	0.0	L	4	4	5	5	0	0	0	0	0	0	0	7	12	∞	∞										
Steve Dixon, L ERA: 23.14 (6, 1)	0.2		5	1	3	3	0	2	0	0	0	0	0	8	20	40.50	4.500										
Rich Rodriguez, L ERA: 4.14 (7, 1)	2.0		6	0	0	0	0	0	0	0	0	0	0	12	19	0.00	0.000										

St. Louis Cardinals @ Houston Astros
Astrodome, Houston, TX
Mon Jul 18 1994, 8:05 PM EDT
Att: 24,012 - Dome

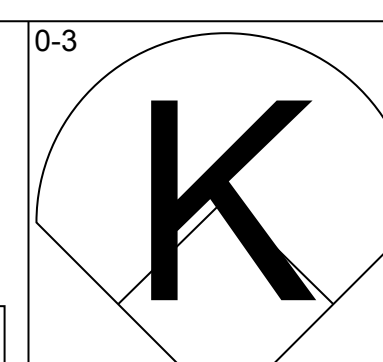
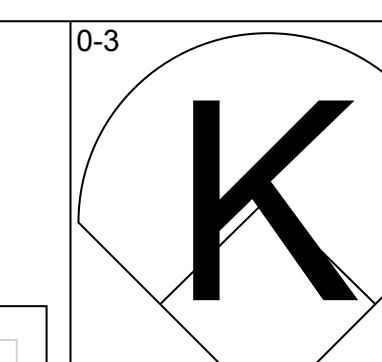
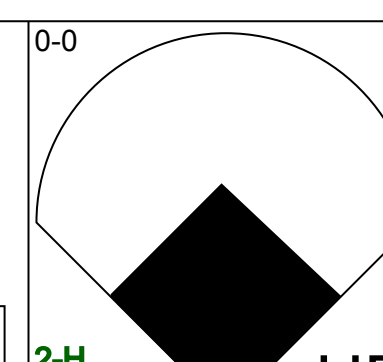
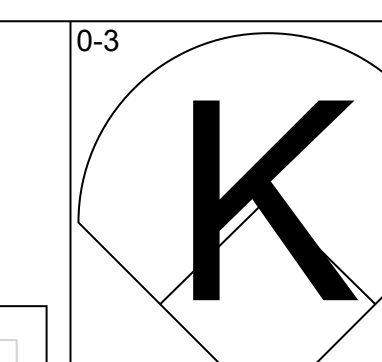
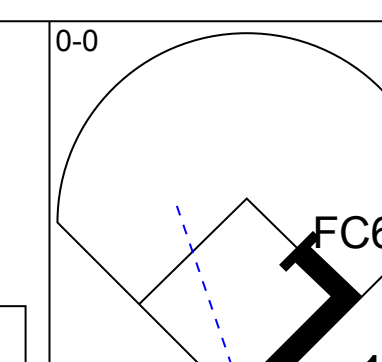
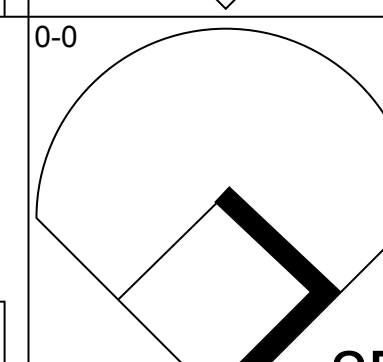
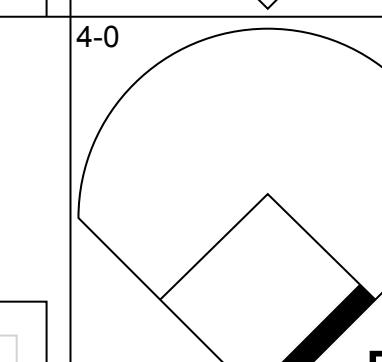
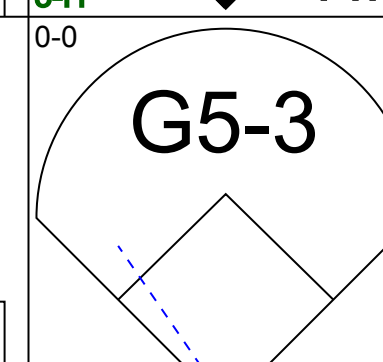
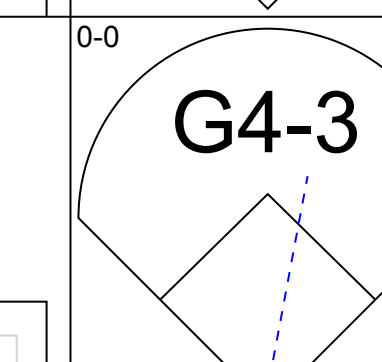
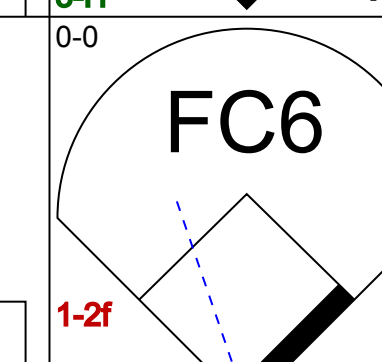
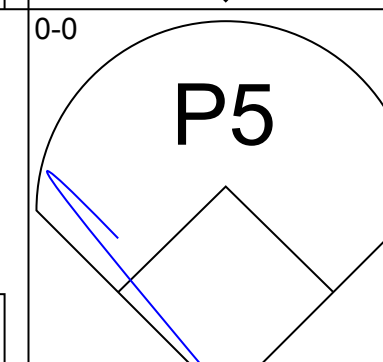
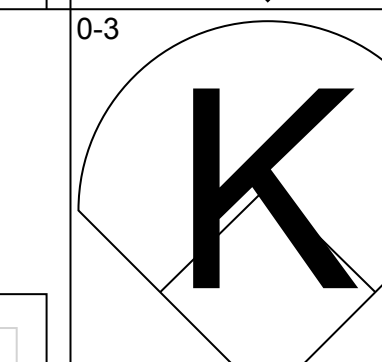
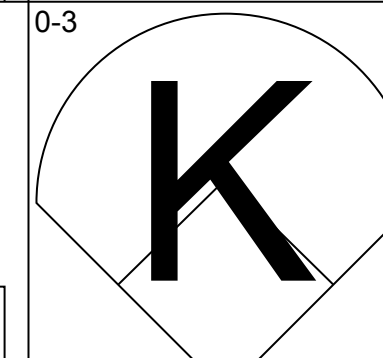
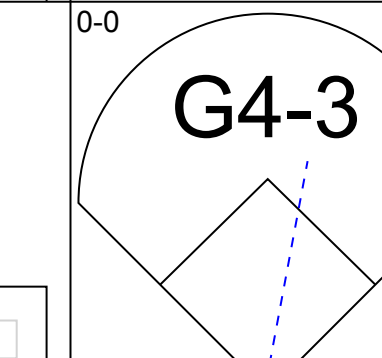
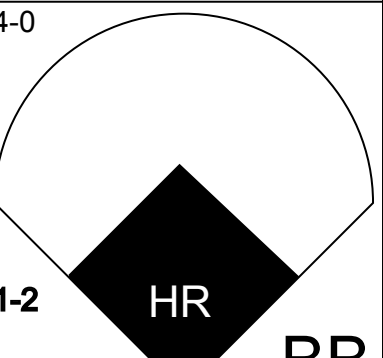
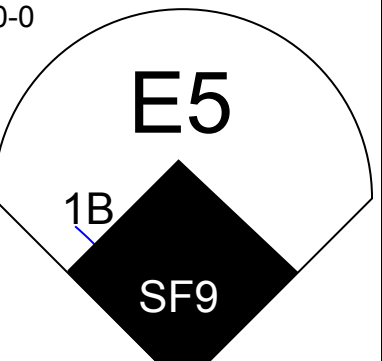
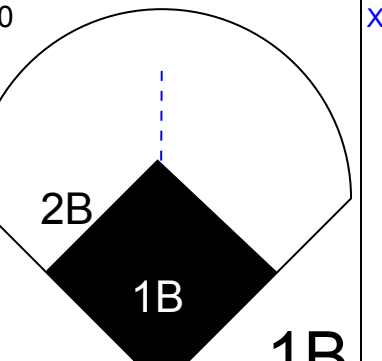
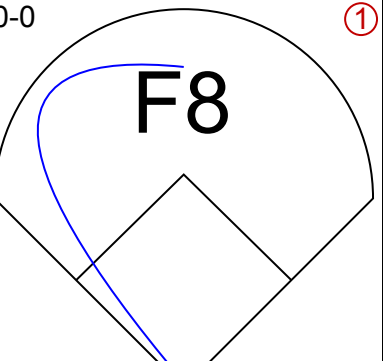
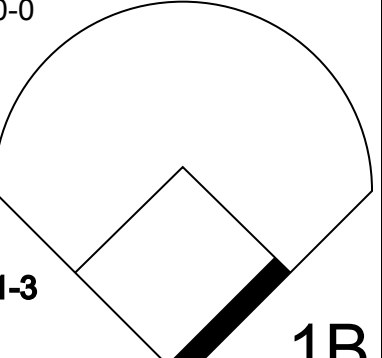
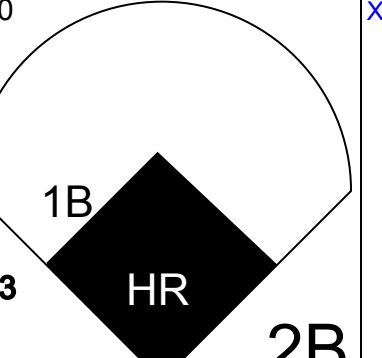
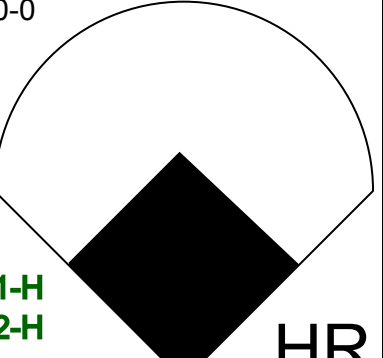

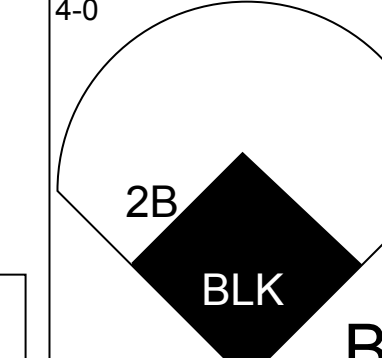
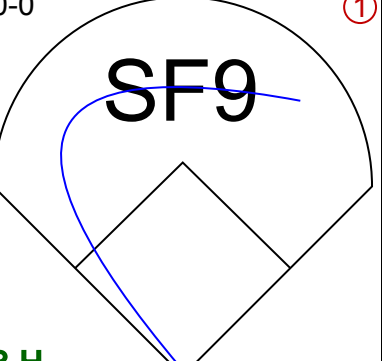
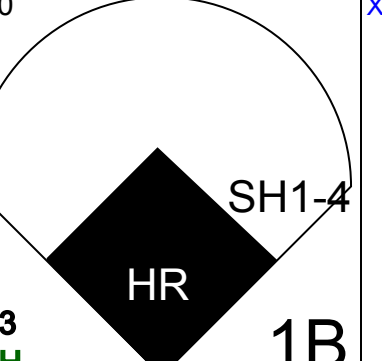
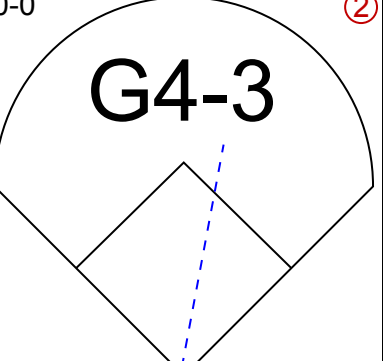

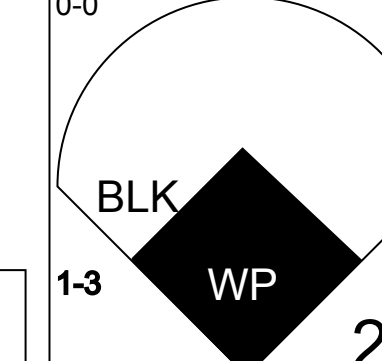
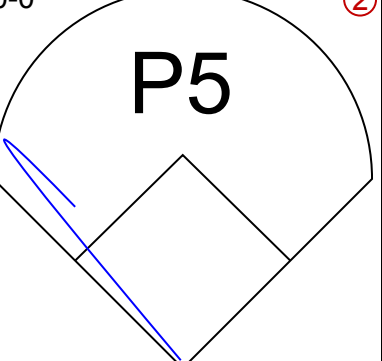
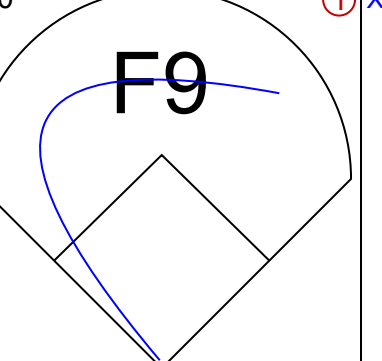
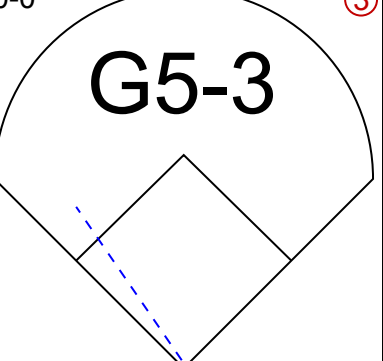
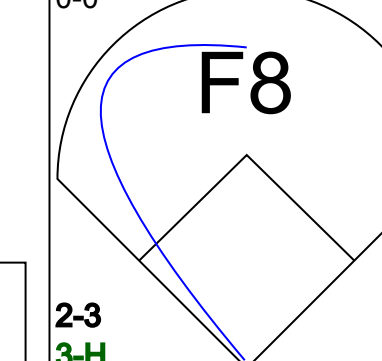
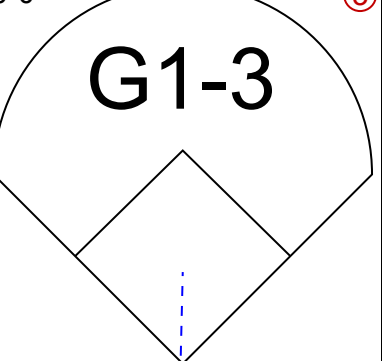
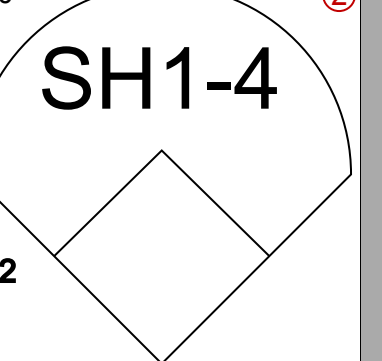
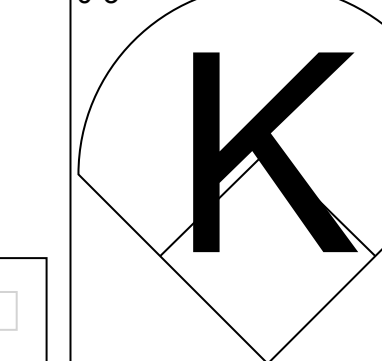
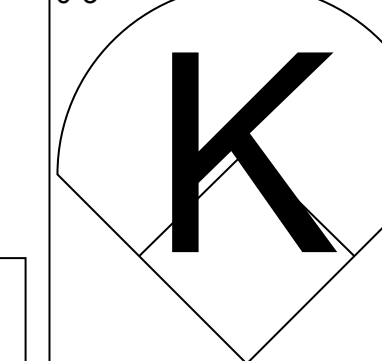
AB 43
R 12
H 17
RBI 12
BB 0
SO 8
LOB 17



St. Louis Cardinals @ Houston Astros
Astrodome, Houston, TX
Mon Jul 18 1994, 8:05 PM EDT
Att: 24,012 - Dome

AB 40
R 15
H 17
RBI 15
BB 7
SO 3
LOB 13

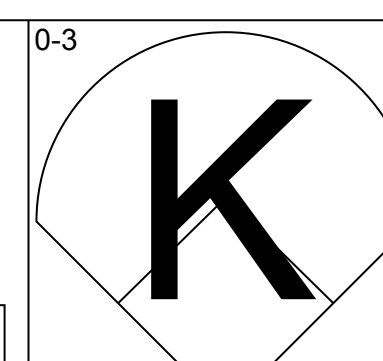
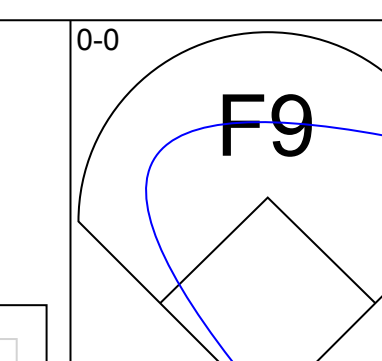
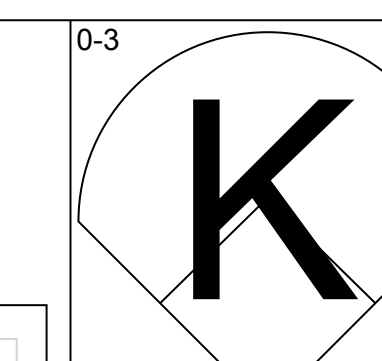
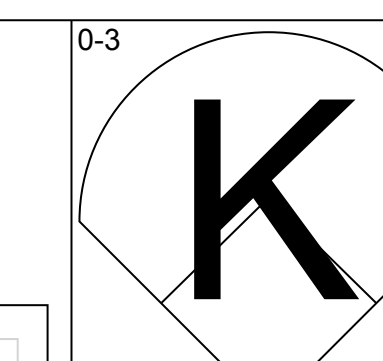
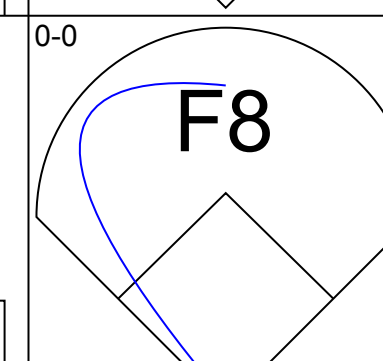
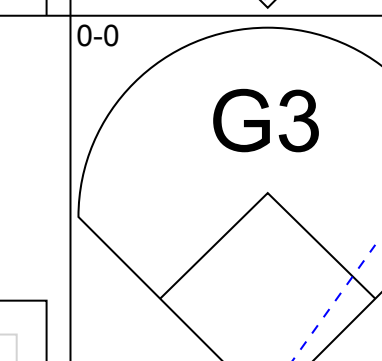
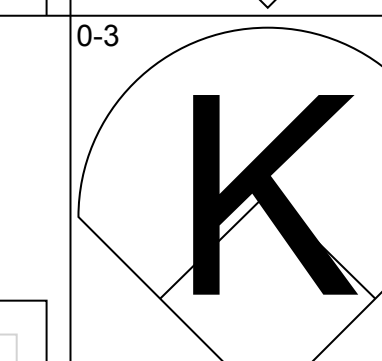
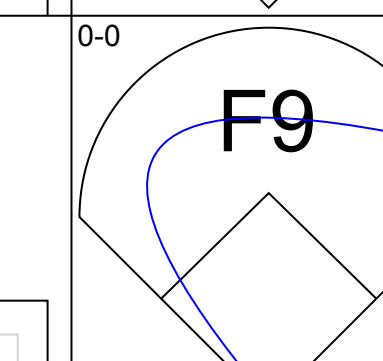

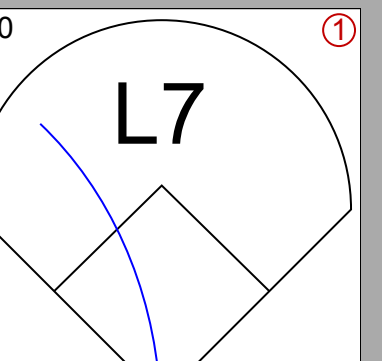
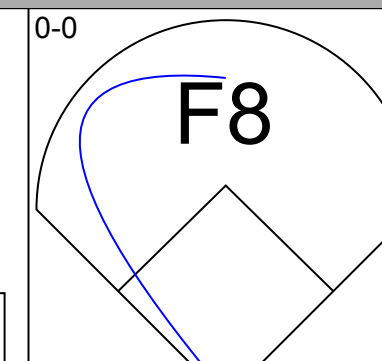

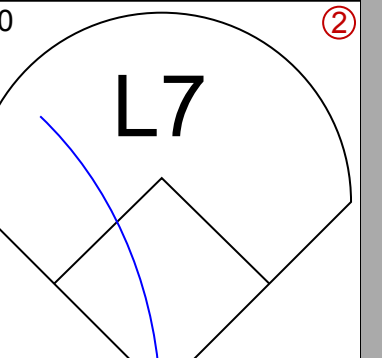
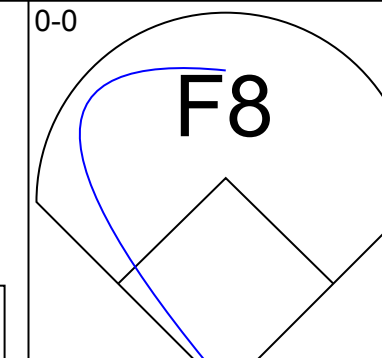
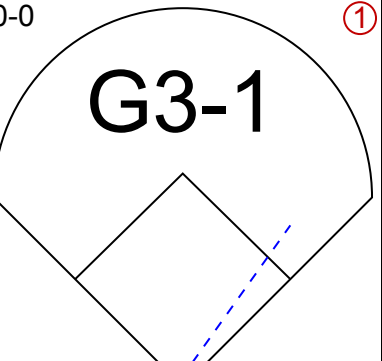
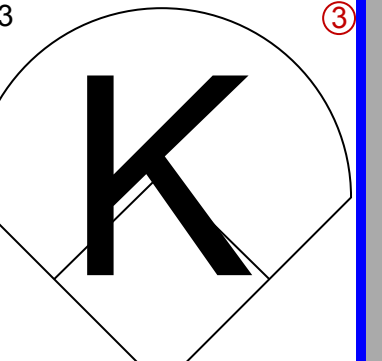
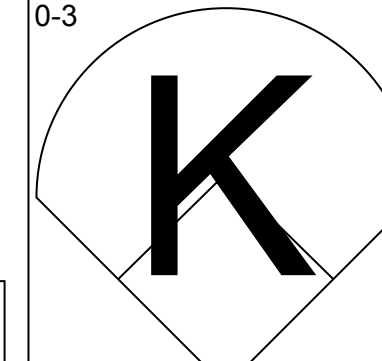
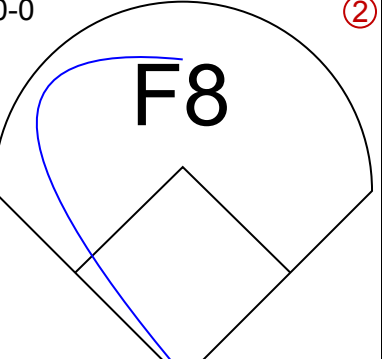
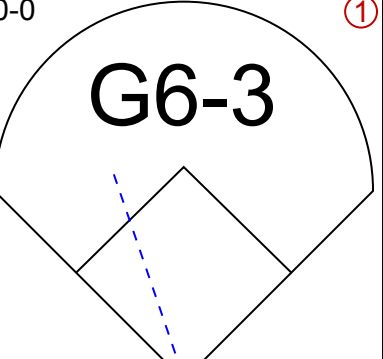
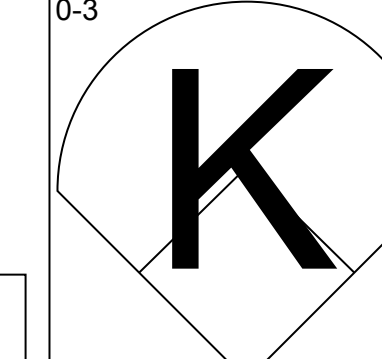
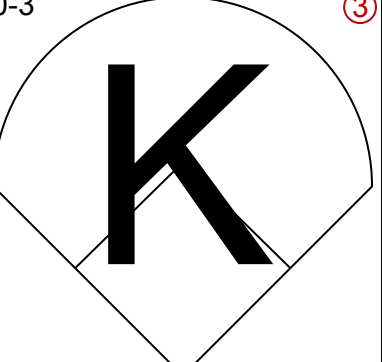
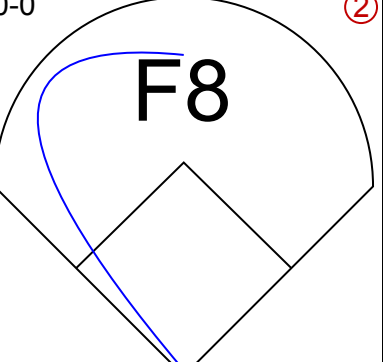
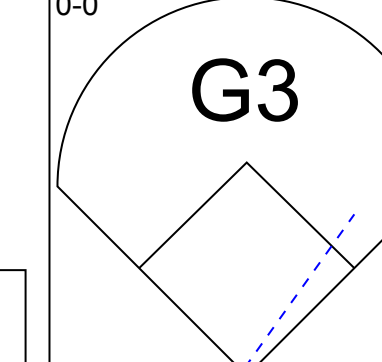
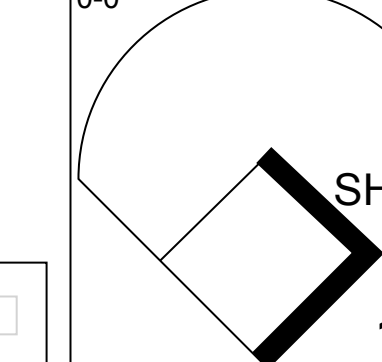
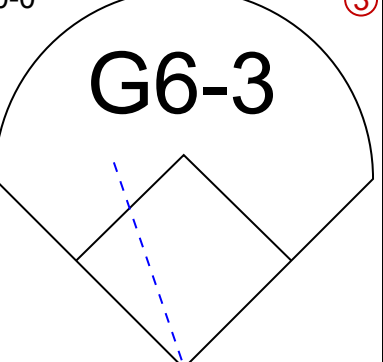
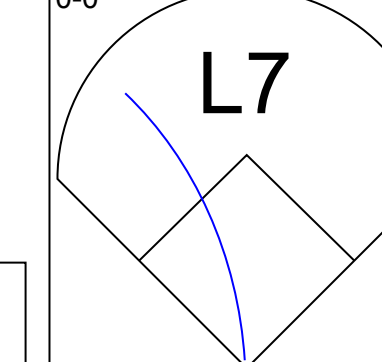
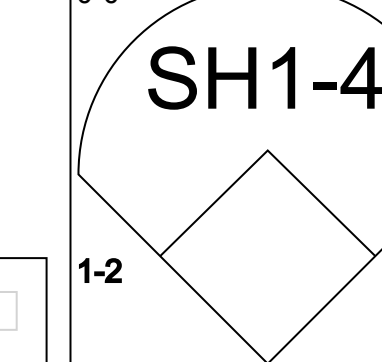
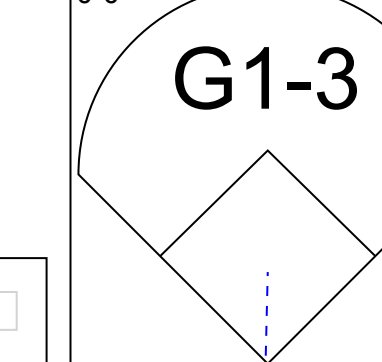
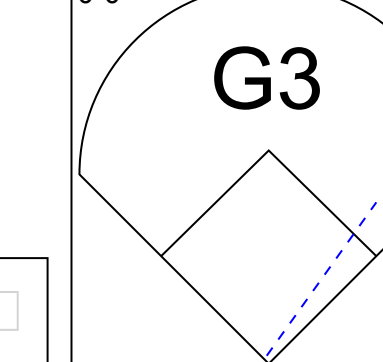


Batter	1	2	3	4	5	6	7	8	9	AB	R	H	RBI	BB	SO	LOB	TOP								
Bernard Gilkey, R OBP: 0.345, SLG: 0.381 (1, 7)										5	1	2	3	0	3	0									
Ozzie Smith, S OBP: 0.302, SLG: 0.314 (1, 6)										4	0	1	0	1	0	1									
Gregg Jefferies, S OBP: 0.399, SLG: 0.503 (1, 3)										5	1	1	0	0	1	2									
Ray Lankford, L OBP: 0.380, SLG: 0.520 (1, 8)										4	1	0	0	1	1	2									
Todd Zeile, R OBP: 0.328, SLG: 0.426 (1, 5)										5	2	1	0	0	0	2									
Mark Whiten, S OBP: 0.370, SLG: 0.492 (1, 9)										3	3	3	3	1	0	0									
Luis Alicaia, S OBP: 0.337, SLG: 0.385 (1, 4)										3	2	2	2	0	0	0									
Tom Pagnozzi, R OBP: 0.349, SLG: 0.446 (1, 2)										4	0	0	0	0	0	4									
Vicente Palacios, R (1, 1)										3	0	0	0	0	2	2									
Inning Stats	R: 0 E: 0 K: 2 S: 8	H: 1 LOB: 1 BB: 0 P: 8	R: 1 E: 1 K: 0 S: 5	H: 1 LOB: 1 BB: 0 P: 5	R: 0 E: 0 K: 2 S: 7	H: 0 LOB: 1 BB: 1 P: 11	R: 4 E: 0 K: 0 S: 7	H: 4 LOB: 0 BB: 0 P: 7	R: 3 E: 0 K: 0 S: 5	H: 2 LOB: 0 BB: 1 P: 9	R: 0 E: 0 K: 2 S: 7	H: 0 LOB: 0 BB: 0 P: 7	R: 0 E: 0 K: 0 S: 3	H: 0 LOB: 0 BB: 0 P: 3	R: 2 E: 0 K: 1 S: 7	H: 2 LOB: 1 BB: 1 P: 11	R: 0 E: 0 K: 0 S: 3	H: 0 LOB: 0 BB: 0 P: 3	1B: 5 2B: 3 3B: 0 HR: 2	SF: 1 SAC: 1 DP: 0 HBP: 0	WP: 1 PB: 0 SB: 0 CS: 0	PA: 41			
PITCHER	IP	WLS	BF	H	R	ER	SO	BB	IBB	HBP	BLK	WP	HR	S	P	ERA	WHIP								
Darryl Kile, R ERA: 5.15 (1, 1)	4.1	L	24	8	8	7	4	2	0	0	0	0	2	30	38	14.54	2.308								
Dave Veres, R ERA: 2.4 (5, 1)	2.2		8	0	0	0	2	0	0	0	0	0	0	12	12	0.00	0.000								
Tom Edens, R ERA: 4.53 (8, 1)	2.0		9	2	2	2	1	1	0	0	1	1	0	10	14	9.00	1.500								

St. Louis Cardinals @ Houston Astros
Astrodome, Houston, TX
Tue Jul 19 1994, 8:05 PM EDT
Att: 25,338 - Dome

AB	36
R	10
H	10
RBI	8
BB	3
SO	7
LOB	13



Batter	1	2	3	4	5	6	7	8	9	AB	R	H	RBI	BB	SO	LOB	BOTTOM								
Craig Biggio, R OBP: 0.305, SLG: 0.478 (1, 4)										3	0	0	0	0	2	1									
Sid Bream, L (9, PH) OBP: 0.433, SLG: 0.431										1	0	0	0	0	1	0									
Steve Finley, L OBP: 0.319, SLG: 0.425 (1, 8)										4	0	0	0	0	1	1									
5 Jeff Bagwell, R OBP: 0.428, SLG: 0.708 (1, 3)										2	0	0	0	1	0	0									
Ken Caminiti, S OBP: 0.355, SLG: 0.538 (8, 1)										3	0	0	0	0	0	1									
Kevin Bass, S OBP: 0.385, SLG: 0.490 (1, 9)										2	0	0	0	0	1	0									
Dave Veres, R OBP: 0.867, SLG: 0.500 (5, 1)										0	0	0	0	0	0	0									
Chris Donnels, L OBP: 0.357, SLG: 0.425 (7, PH) (8, 5)										1	0	0	0	0	1	0									
Luis Gonzalez, L OBP: 0.341, SLG: 0.431 (1, 7)										3	0	0	0	0	1	0									
Scott Servais, R OBP: 0.295, SLG: 0.382 (1, 2)										3	0	0	0	0	1	0									
Andujar Cedeno, R OBP: 0.332, SLG: 0.423 (1, 6)										3	0	1	0	0	0	0									
Darryl Kile, R OBP: 0.162, SLG: 0.243 (1, 1)										0	0	0	0	0	0	0									
Mike Felder, S OBP: 0.250, SLG: 0.296 (5, 9)										2	0	0	0	0	0	0									
Inning Stats	R: 0 E: 0 K: 1 S: 5	H: 0 LOB: 1 BB: 1 P: 9	R: 0 E: 0 K: 1 S: 5	H: 0 LOB: 0 BB: 0 P: 5	R: 0 E: 0 K: 0 S: 4	H: 1 LOB: 0 BB: 0 P: 4	R: 0 E: 0 K: 1 S: 5	H: 0 LOB: 0 BB: 0 P: 5	R: 0 E: 0 K: 0 S: 3	H: 0 LOB: 0 BB: 0 P: 3	R: 0 E: 0 K: 2 S: 7	H: 0 LOB: 0 BB: 0 P: 7	R: 0 E: 0 K: 1 S: 5	H: 0 LOB: 0 BB: 0 P: 5	R: 0 E: 0 K: 1 S: 5	H: 0 LOB: 0 BB: 0 P: 5	R: 0 E: 0 K: 1 S: 5	H: 0 LOB: 0 BB: 0 P: 5	1B: 1 2B: 0 3B: 0 HR: 0	SF: 0 SAC: 1 DP: 0 HBP: 0	WP: 0 PB: 0 SB: 0 CS: 0	PA: 29			
PITCHER	IP	WLS	BF	H	R	ER	SO	BB	IBB	HBP	BLK	WP	HR	S	P	ERA	WHIP								
Vicente Palacios, R ERA: 4.18 (1, 1)	9.0	W	29	1	0	0	8	1	0	0	0	0	0	44	48	0.00	0.222								

St. Louis Cardinals @ Houston Astros
Astrodome, Houston, TX
Tue Jul 19 1994, 8:05 PM EDT
Att: 25,338 - Dome

AB	27
R	0
H	1
RBI	0
BB	1
SO	8
LOB	3



Batter	1	2	3	4	5	6	7	8	9	AB	R	H	RBI	BB	SO	LOB	TOP										
Bernard Gilkey, R (1, 7) OBP: 0.343, SLG: 0.377										3	0	0	0	1	2	0	St. Louis Cardinals @ Houston Astros Astrodome, Houston, TX Wed Jul 20 1994, 4:33 AM EDT Att: 29,442 - Dome										
Ozzie Smith, S (1, 6) OBP: 0.305, SLG: 0.317										4	0	2	0	0	0	0											
Gregg Jefferies, S (1, 3) OBP: 0.398, SLG: 0.500										4	0	1	0	0	0	3											
Todd Zeile, R (1, 5) OBP: 0.325, SLG: 0.421										4	0	0	0	0	1	3											
Ray Lankford, L (1, 8) OBP: 0.376, SLG: 0.514										4	0	0	0	0	3	1											
Mark Whiten, S (1, 9) OBP: 0.386, SLG: 0.486										3	0	0	0	0	0	0											
Geronimo Pena, S (1, 4) OBP: 0.308, SLG: 0.403										3	0	2	0	0	0	0											
Terry McGriff, R (1, 2) OBP: 0.315, SLG: 0.289										3	0	0	0	0	0	2											
Bob Tewksbury, R (1, 1) OBP: 0.224, SLG: 0.234										2	0	0	0	0	1	1											
Rob Murphy, L (7, 1)										0	0	0	0	0	0	0											
Scott Coolbaugh, R (8, PH)										1	0	0	0	0	0	0											
Rich Rodriguez, L (8, 1)										0	0	0	0	0	0	0											
Inning Stats	R: 0 E: 0 K: 0 S: 3	H: 1 LOB: 1 BB: 1 P: 7	R: 0 E: 0 K: 0 S: 3	H: 0 LOB: 0 BB: 0 P: 3	R: 0 E: 0 K: 0 S: 3	H: 0 LOB: 0 BB: 0 P: 3	R: 0 E: 0 K: 1 S: 6	H: 1 LOB: 1 BB: 0 P: 6	R: 0 E: 0 K: 1 S: 8	H: 1 LOB: 1 BB: 0 P: 8	R: 0 E: 0 K: 1 S: 6	H: 1 LOB: 1 BB: 0 P: 6	R: 0 E: 0 K: 1 S: 5	H: 0 LOB: 0 BB: 0 P: 5	R: 0 E: 0 K: 1 S: 5	H: 0 LOB: 0 BB: 0 P: 5	1B: 5 2B: 0 3B: 0 HR: 0	SF: 0 SAC: 0 DP: 1 HBP: 0	WP: 0 PB: 0 SB: 1 CS: 0	PA: 32							
PITCHER	IP	WLS	BF	H	R	ER	SO	BB	IBB	HBP	BLK	WP	HR	S	P	ERA	WHIP										
Greg Swindell, L (1, 1) ERA: 3.84	8.0	W	29	5	0	0	6	1	0	0	0	0	0	40	44	0.00	0.750										
John Hudek, R (9, 1) ERA: 1.85	1.0	S	3	0	0	0	1	0	0	0	0	0	0	5	5	0.00	0.000										

Batter	1	2	3	4	5	6	7	8	9	AB	R	H	RBI	BB	SO	LOB	BOTTOM										
Steve Finley, L (1, 8) OBP: 0.319, SLG: 0.423										4	1	1	0	0	1	4	St. Louis Cardinals @ Houston Astros Astrodome, Houston, TX Wed Jul 20 1994, 4:33 AM EDT Att: 29,442 - Dome										
Chris Donnels, L (1, 4) OBP: 0.356, SLG: 0.434										3	0	1	1	0	0	0											
Craig Biggio, R (8, PH) OBP: 0.304, SLG: 0.476										1	0	0	0	0	0	0											
5 Jeff Bagwell, R (1, 3) OBP: 0.424, SLG: 0.700										4	0	0	0	0	3	1											
Ken Caminiti, S (1, 5) OBP: 0.357, SLG: 0.538										4	0	2	0	0	1	0											
Luis Gonzalez, L (1, 7) OBP: 0.338, SLG: 0.427										3	0	0	0	0	0	1											
Kevin Bass, S (1, 9) OBP: 0.385, SLG: 0.487										3	0	1	0	0	1	0											
James Mouton, R (7, FR) OBP: 0.312, SLG: 0.297										0	1	0	0	0	0	0											
Tony Eusebio, R (1, 2) OBP: 0.319, SLG: 0.453										3	0	1	0	0	1	0											
Orlando Miller, R (1, 6) OBP: 0.556, SLG: 0.826										3	0	2	1	0	0	0											
Greg Swindell, L (1, 1) OBP: 0.216, SLG: 0.270										2	0	0	0	0	1	1											
John Hudek, S (9, 1) ERA: 4.06										0	0	0	0	0	0	0											
Inning Stats	R: 0 E: 0 K: 1 S: 5	H: 0 LOB: 0 BB: 0 P: 5	R: 0 E: 0 K: 1 S: 5	H: 0 LOB: 0 BB: 0 P: 5	R: 0 E: 0 K: 2 S: 8	H: 1 LOB: 1 BB: 0 P: 8	R: 0 E: 0 K: 1 S: 6	H: 1 LOB: 1 BB: 0 P: 6	R: 0 E: 0 K: 2 S: 7	H: 0 LOB: 0 BB: 0 P: 7	R: 1 E: 0 K: 0 S: 6	H: 3 LOB: 2 BB: 0 P: 7	R: 1 E: 0 K: 0 S: 6	H: 3 LOB: 3 BB: 0 P: 6	R: 0 E: 0 K: 0 S: 3	H: 0 LOB: 0 BB: 0 P: 3	1B: 7 2B: 1 3B: 0 HR: 0	SF: 0 SAC: 1 DP: 0 HBP: 0	WP: 0 PB: 0 SB: 3 CS: 0	PA: 31							
PITCHER	IP	WLS	BF	H	R	ER	SO	BB	IBB	HBP	BLK	WP	HR	S	P	ERA	WHIP										
Bob Tewksbury, R (1, 1) ERA: 5.07	6.2	L	27	8	2	2	8	8	2	2	8	0	0	43	43	2.70	1.200										
Rob Murphy, L (7, 1) ERA: 3.92	0.1		1	0	0	0	0	0	0	0	0	0	0	1	1	0.00	0.000										
Rich Rodriguez, L (8, 1) ERA: 4.06	1.0		3	0	0	0	0	0	0	0	0	0	0	3	3	0.00	0.000										

AB	R	H	RBI	BB	SO	LOB
31	0	5	0	1	7	10



Batter	1	2	3	4	5	6	7	8	9	AB	R	H	RBI	BB	SO	LOB	TOP								
Roberto Kelly, R OBP: 0.367, SLG: 0.450 (1, 8)	2-1 G4-3 S 1B	0-0 E9 WP 1B		1-2 G6-4-3 1-2			1-1 F9			4	1	2	1	0	0	1									
Jeff Blausler, R OBP: 0.322, SLG: 0.365 (1, 6)	1-3 G4-3	4-2 WP BB			0-0 F8			1-2 F9		3	0	0	0	1	0	1									
David Justice, L OBP: 0.449, SLG: 0.532 (1, 9)	4-2 G4-3 BB	1-3 K			1-0 P5			3-1 G4-1		3	0	0	0	1	1	2									
Fred McGriff, L OBP: 0.379, SLG: 0.586 (1, 3)	1-0 G4-3			0-0 P7				2-1 F7		4	0	0	1	0	0	1									
Ryan Klesko, L OBP: 0.355, SLG: 0.619 (1, 7)	0-2 F9		3-1 G3-1						0-0 P6	4	0	0	0	0	0	1									
Jose Oliva, R OBP: 0.409, SLG: 0.795 (1, 5)		0-2 G6-3	4-2 BB						2-2 P5	3	0	0	0	1	0	0									
Charlie O'Brien, R OBP: 0.323, SLG: 0.504 (1, 2)		4-2 FC1-5 1B BB	2-2 G6-3						3-3 K	3	0	0	0	1	1	1									
Mark Lemke, S OBP: 0.366, SLG: 0.375 (1, 4)		2-1 FC1-5 1B 1B		1-2 G1-3					0-0 L6	3	1	1	0	0	0	0									
29 John Smoltz, R OBP: 0.237, SLG: 0.286 (7, PH)		1-2 FC1-5		4-2 BB					2-1 P3	1	1	0	0	1	0	2									
Tony Tarasco, L OBP: 0.320, SLG: 0.443 (7, PH)		FC1-5								1	0	0	0	0	0	0									
Mike Stanton, L OBP: 1.000, SLG: 1.000 (8, 1)		1-2 WP								0	0	0	0	0	0	0									
Gregg Olson, R (8, 1)										0	0	0	0	0	0	0									
Inning Stats	R: 1 H: 1 E: 0 K: 0 S: 11	L: 1 BB: 1 P: 20	R: 2 H: 2 E: 1 K: 1 S: 21	L: 2 LOB: 2 BB: 2 P: 33	R: 0 H: 0 E: 0 K: 0 S: 9	L: 0 LOB: 1 BB: 1 P: 18	R: 0 H: 0 E: 0 K: 0 S: 9	L: 0 LOB: 0 BB: 0 P: 15	R: 0 H: 0 E: 0 K: 0 S: 5	L: 0 LOB: 0 BB: 0 P: 9	R: 0 H: 0 E: 0 K: 0 S: 9	L: 0 LOB: 0 BB: 0 P: 13	R: 0 H: 0 E: 0 K: 0 S: 5	L: 0 LOB: 0 BB: 0 P: 8	R: 0 H: 0 E: 0 K: 0 S: 7	L: 0 LOB: 0 BB: 0 P: 13	R: 0 H: 0 E: 0 K: 1 S: 8	L: 0 LOB: 0 BB: 0 P: 13	1B: 3 2B: 0 3B: 0 HR: 0	SF: 0 SAC: 0 DP: 1 HBP: 0	WP: 1 PB: 0 SB: 1 CS: 0	PA: 34			
PITCHER Omar Olivares, R ERA: 4.75 (1, 1)	IP: 9.0 WLS: W BF: 34 H: 3 R: 3 ER: 3 SO: 2 BB: 5 IBB: 0 HBP: 0 BLK: 0 WP: 1 HR: 0 S: 84 P: 142 ERA: 3.00 WHIP: 0.889																								

Atlanta Braves @ St. Louis Cardinals
Busch Stadium, St. Louis, MO
Thu Jul 21 1994, 7:05 PM CDT
Unknown - 89 F

AB 29
R 3
H 3
RBI 2
BB 5
SO 2
LOB 9



Batter	1	2	3	4	5	6	7	8	9	AB	R	H	RBI	BB	SO	LOB	BOTTOM							
Gerald Young, S OBP: 0.467, SLG: 0.714 (1, 7)	1-0 1B 2B	1-1 FC6-4 1B		1-2 2B			1-1 G4-3	1-0 L9		5	2	3	0	0	0	0								
Ozzie Smith, S OBP: 0.307, SLG: 0.322 (1, 6)	0-2 2B SF8	0-0 FC6-4 1B		1-1 1B			2-1 G5-3			4	2	2	1	0	0	2								
Gregg Jefferies, S OBP: 0.402, SLG: 0.506 (1, 3)	2-1 2B	3-1 1B		0-2 2B				1-2 L5		4	0	3	3	0	0	0								
Ray Lankford, L OBP: 0.375, SLG: 0.512 (1, 8)	0-1 SF8	1-3 2B		2-1 FC6 1B				3-2 BB		3	0	1	1	0	0	3								
Todd Zeile, R OBP: 0.326, SLG: 0.419 (1, 5)	2-3 K			4-1 CS BB			1-2 G5-3	4-2 BB		2	0	0	0	2	1	1								
Mark Whiten, S OBP: 0.380, SLG: 0.478 (1, 9)	2-2 G1-3		3-3 K				1-0 P1	1-3 K		4	0	0	0	0	2	4								
Geronimo Pena, S OBP: 0.312, SLG: 0.417 (1, 4)		3-1 G4-3 1B	1-0 G4-3				0-0 2B	3-3 K		4	1	2	0	0	1	2								
Terry McGriff, R OBP: 0.304, SLG: 0.277 (1, 2)		0-2 G4-3		0-3 K			0-0 L8	0-2 F9		4	0	0	0	0	1	2								
Omar Olivares, R OBP: 0.286, SLG: 0.250 (1, 1)		1-0 FC6-4 1B		0-1 F7			0-3 K	0-0 G6-3		4	1	1	1	0	1	0								
Inning Stats	R: 2 H: 3 E: 0 K: 1 S: 15	L: 3 LOB: 1 BB: 0 P: 22	R: 2 H: 4 E: 0 K: 0 S: 15	L: 4 LOB: 0 BB: 0 P: 24	R: 0 H: 0 E: 0 K: 1 S: 5	L: 0 LOB: 0 BB: 1 P: 13	R: 2 H: 3 E: 0 K: 1 S: 16	L: 3 LOB: 1 BB: 0 P: 20	R: 0 H: 1 E: 0 K: 0 S: 7	L: 1 LOB: 1 BB: 0 P: 9	R: 0 H: 0 E: 0 K: 1 S: 7	L: 0 LOB: 0 BB: 0 P: 10	R: 0 H: 1 E: 0 K: 2 S: 19	L: 2 LOB: 2 BB: 1 P: 31	R: 0 H: 0 E: 0 K: 0 S: 5	L: 0 LOB: 0 BB: 0 P: 6	1B: 7 2B: 6 3B: 0 HR: 0	SF: 1 SAC: 0 DP: 1 HBP: 0	WP: 0 PB: 0 SB: 0 CS: 1	PA: 37				
PITCHER 29 John Smoltz, R ERA: 3.88 (1, 1)	IP: 6.0 WLS: L BF: 29 H: 11 R: 6 ER: 6 SO: 4 BB: 1 IBB: 0 HBP: 0 BLK: 0 WP: 0 HR: 0 S: 65 P: 98 ERA: 9.00 WHIP: 2.000																							
Mike Stanton, L ERA: 3.63 (7, 1)	1.0 5 1 0 0 2 1 0 0 0 0 0 0 19 31 0.00 2.000																							
Gregg Olson, R ERA: 10.03 (8, 1)	1.0 3 0 0 0 0 0 0 0 0 0 0 0 5 6 0.00 0.000																							

Atlanta Braves @ St. Louis Cardinals
Busch Stadium, St. Louis, MO
Thu Jul 21 1994, 7:05 PM CDT
Unknown - 89 F

AB 34
R 6
H 12
RBI 6
BB 2
SO 6
LOB 14



Batter	1	2	3	4	5	6	7	8	9	AB	R	H	RBI	BB	SO	LOB	TOP								
Roberto Kelly, R OBP: 0.366, SLG: 0.447	3-1 CS 1B	G1-3		G6-4-3			L6			4	0	1	0	0	0	2									
Mark Lemko, S OBP: 0.354, SLG: 0.371	4-1 WP 2B BB			F7		G5-3	G5-3			3	1	0	0	1	0	0									
Tony Tarasco, L OBP: 0.318, SLG: 0.445	1-1 HR 2B			G6-3		G3		G3		4	1	1	1	0	0	0									
Fred McGriff, L OBP: 0.380, SLG: 0.594	1-0 HR			F7				K		4	1	2	2	0	1	0									
Ryan Klesko, L OBP: 0.354, SLG: 0.613 Dave Gallagher, R OBP: 0.326, SLG: 0.321	2-2 G3			2B HR BB		F7		G6-3		2	1	0	0	1	0	1									
Jose Oliva, R OBP: 0.396, SLG: 0.767	K			1-0 HR 2B					K	4	1	1	0	0	2	0									
Javy Lopez, R OBP: 0.284, SLG: 0.418		G5-3		0-0 HR					G1-3	4	1	1	3	0	0	0									
Rafael Belliard, R OBP: 0.266, SLG: 0.311		K		2-3 L9					E6	4	0	1	0	0	1	0									
Greg Maddux, R OBP: 0.240, SLG: 0.265				1-0 G6-4-3 1B					G6-3	4	0	2	0	0	0	1									
Inning Stats	R: 3 E: 0 K: 1 S: 12	H: 3 LOB: 0 BB: 1 P: 23	R: 0 E: 0 K: 1 S: 8	H: 1 LOB: 1 BB: 0 P: 10	R: 0 E: 0 K: 0 S: 3	H: 0 LOB: 0 BB: 0 P: 4	R: 3 E: 0 K: 0 S: 8	H: 3 LOB: 0 BB: 1 P: 16	R: 0 E: 0 K: 0 S: 9	H: 0 LOB: 1 BB: 0 P: 16	R: 0 E: 0 K: 0 S: 6	H: 0 LOB: 0 BB: 0 P: 7	R: 0 E: 0 K: 1 S: 5	H: 0 LOB: 0 BB: 0 P: 6	R: 0 E: 0 K: 1 S: 8	H: 0 LOB: 0 BB: 0 P: 13	R: 0 E: 1 K: 1 S: 7	H: 1 LOB: 1 BB: 0 P: 11	1B: 5 2B: 2 3B: 0 HR: 2	SF: 0 SAC: 0 DP: 1 HBP: 0	WP: 1 PB: 0 SB: 0 CS: 1	PA: 36			
PITCHER	IP	WLS	BF	H	R	ER	SO	BB	IBB	HBP	BLK	WP	HR	S	P	ERA	WHIP								
John Frascatore, R ERA: 16.2	3.1	L	18	7	6	6	2	2	0	0	0	1	2	29	50	16.20	2.700								
Bryan Eversgerd, L ERA: 4.09	3.2		11	1	0	0	0	0	0	0	0	0	0	22	32	0.00	0.273								
Rob Murphy, L ERA: 3.71	1.0		3	0	0	0	1	0	0	0	0	0	0	8	13	0.00	0.000								
John Habyan, R ERA: 4.03	1.0		4	1	0	0	1	0	0	0	0	0	0	7	11	0.00	1.000								

Atlanta Braves @ St. Louis Cardinals
Busch Stadium, St. Louis, MO
Thu Jul 21 1994, 7:05 PM CDT
Att: 38,199 - Unknown - 85 F

AB 34
R 6
H 9
RBI 6
BB 2
SO 4
LOB 4



Batter	1	2	3	4	5	6	7	8	9	AB	R	H	RBI	BB	SO	LOB	BOTTOM								
Gerald Young, S OBP: 0.474, SLG: 0.667	G4-3 1B		K						G6-3 1B	4	0	2	0	0	2	0									
Luis Alcala, S OBP: 0.335, SLG: 0.381	G4-3			0-2 2B 1B		G3			F7	4	1	1	0	0	0	2									
Gregg Jefferies, S OBP: 0.400, SLG: 0.506	2 SAFE P4			1-0 FC3-6 1H 2B					G6-3	4	0	1	1	0	1	2									
Ray Lankford, L OBP: 0.374, SLG: 0.509	3-2 F8			1-1 FC3-6 1B					K	4	0	1	0	0	2	2									
Bernard Gilkey, R OBP: 0.340, SLG: 0.373				0-0 FC3-6 G6-4-3					G1-3	3	0	0	0	0	1	2									
Scott Coolbaugh, R OBP: 0.344, SLG: 0.438				1-1 G6-4-3					F7	3	0	0	0	0	1	2									
Tom Pagnozzi, R OBP: 0.310, SLG: 0.414				0-0 P9					G1-3	3	0	0	0	0	0	0									
José Oquendo, S OBP: 0.376, SLG: 0.324				2-2 G1-6-3					G6-3	3	0	0	0	0	0	0									
John Frascatore, R OBP: 0.310, SLG: 0.414 Bryan Eversgerd, R OBP: 0.310, SLG: 0.414 Rob Murphy, L OBP: 0.310, SLG: 0.414 Geronimo Pena, S OBP: 0.310, SLG: 0.414 John Habyan, R OBP: 0.310, SLG: 0.414				2-3 K					G5-3	1	0	0	0	0	1	0									
Inning Stats	R: 0 E: 0 K: 0 S: 11	H: 1 LOB: 1 BB: 0 P: 21	R: 0 E: 0 K: 2 S: 8	H: 0 LOB: 0 BB: 0 P: 10	R: 0 E: 0 K: 2 S: 10	H: 0 LOB: 0 BB: 0 P: 17	R: 1 E: 0 K: 0 S: 9	H: 3 LOB: 1 BB: 0 P: 12	R: 0 E: 0 K: 0 S: 6	H: 0 LOB: 0 BB: 0 P: 8	R: 0 E: 0 K: 2 S: 7	H: 0 LOB: 0 BB: 0 P: 10	R: 0 E: 0 K: 1 S: 6	H: 0 LOB: 0 BB: 0 P: 7	R: 0 E: 0 K: 0 S: 6	H: 0 LOB: 0 BB: 0 P: 10	R: 0 E: 0 K: 1 S: 7	H: 1 LOB: 1 BB: 0 P: 11	1B: 4 2B: 1 3B: 0 HR: 0	SF: 0 SAC: 0 DP: 1 HBP: 0	WP: 0 PB: 0 SB: 0 CS: 0	PA: 31			
PITCHER	IP	WLS	BF	H	R	ER	SO	BB	IBB	HBP	BLK	WP	HR	S	P	ERA	WHIP								
Greg Maddux, R ERA: 1.71	9.0	W	31	5	1	1	8	0	0	0	0	0	0	70	106	1.00	0.556								

Atlanta Braves @ St. Louis Cardinals
Busch Stadium, St. Louis, MO
Thu Jul 21 1994, 7:05 PM CDT
Att: 38,199 - Unknown - 85 F

AB 31
R 1
H 5
RBI 1
BB 0
SO 8
LOB 10



Batter	1	2	3	4	5	6	7	8	9	AB	R	H	RBI	BB	SO	LOB	TOP				
Dave Gallagher, R (1, 9) OBP: 0.316, SLG: 0.310	F8		G6-3		F9			F8		4	0	0	0	0	0	1	Atlanta Braves @ St. Louis Cardinals Busch Stadium, St. Louis, MO Fri Jul 22, 1994, 7:05 PM CDT Sunny - 84 F				
Jeff Blausler, R (1, 6) OBP: 0.321, SLG: 0.362	K		BB		G6-3			G6-3		3	0	0	0	1	1	0					
Roberto Kelly, R (1, 8) OBP: 0.363, SLG: 0.443	F9		K		G6-3			E4		4	0	0	0	0	1	2					
Fred McGriff, L (1, 3) OBP: 0.371, SLG: 0.587		K		K		G3		G4-3		4	0	0	0	0	2	1					
Jose Oliva, R (1, 5) OBP: 0.385, SLG: 0.723		L8		F8			K		1B	4	0	1	0	0	1	0					
Javy Lopez, R (1, 2) OBP: 0.291, SLG: 0.421		FC6-4 1B		WP 1B			1B BB		L8	3	0	2	0	1	0	1					
Mike Kelly, R (1, 7) OBP: 0.250, SLG: 0.404		FC6-4 1-2		K			1B		1B	4	0	2	0	0	1	2					
Mark Lemke, S (1, 4) OBP: 0.363, SLG: 0.367			SH5-4 BB		P9		K		K	3	0	0	0	1	2	4					
Kent Mercker, L (1, 1) OBP: 0.121, SLG: 0.065			SH5-4		K		G5-3		F9	1	0	0	0	0	1	0					
Bill Pecota, R (7, PH) OBP: 0.312, SLG: 0.315										1	0	0	0	0	0	2					
Mark Wohlers, R (7, 1) OBP: 1.000, SLG: 1.000										0	0	0	0	0	0	0					
Mike Bielecki, R (8, 1) OBP: 0.315, SLG: 0.442										1	0	0	0	0	0	2					
Tony Tarasco, L (9, PH) OBP: 0.315, SLG: 0.442										1	0	0	0	0	0	2					
Inning Stats	R: 0 E: 0 K: 1 S: 7	H: 0 LOB: 0 BB: 0 P: 10	R: 0 E: 0 K: 1 S: 7	H: 1 LOB: 1 BB: 0 P: 14	R: 0 E: 0 K: 1 S: 12	H: 0 LOB: 2 BB: 2 P: 23	R: 0 E: 0 K: 2 S: 11	H: 1 LOB: 1 BB: 0 P: 14	R: 0 E: 0 K: 1 S: 7	H: 0 LOB: 0 BB: 0 P: 11	R: 0 E: 0 K: 0 S: 7	H: 1 LOB: 2 BB: 1 P: 23	R: 0 E: 1 K: 0 S: 6	H: 0 LOB: 1 BB: 0 P: 10	R: 0 E: 0 K: 1 S: 15	H: 2 LOB: 2 BB: 0 P: 24	1B: 5 2B: 0 3B: 0 HR: 0	SF: 0 SAC: 1 DP: 0 HBP: 0	WP: 1 PB: 0 SB: 0 CS: 0	PA: 36	
PITCHER	IP WLS BF H R ER SO BB IBB HBP BLK WP HR S P ERA WHIP	8.1 W 34 5 0 0 8 3 0 0 0 1 0 79 130 0.00 0.960	0.2 2 0 0 0 1 0 0 0 0 0 0 0 7 10 0.00 0.000																		

AB	32
R	0
H	5
RBI	0
BB	3
SO	9
LOB	15



Batter	1	2	3	4	5	6	7	8	9	AB	R	H	RBI	BB	SO	LOB	BOTTOM			
Ray Lankford, L (1, 8) OBP: 0.372, SLG: 0.503	P8		F7		F7		E5 FC6-2 BB SF9	BB		4	1	0	0	1	0	1	Atlanta Braves @ St. Louis Cardinals Busch Stadium, St. Louis, MO Fri Jul 22, 1994, 7:05 PM CDT Sunny - 84 F			
Ozzie Smith, S (1, 6) OBP: 0.308, SLG: 0.322	K		G4-3		1B HR		SF9 FC6-2 BB	P9		4	1	1	0	1	1	2				
Gregg Jefferies, S (1, 3) OBP: 0.398, SLG: 0.593	F8				K		FC6-2 SF9			4	1	1	0	0	1	3				
Scott Coolbaugh, R (8, 3)					HR		SF9			0	0	0	0	0	0	0				
Todd Zeile, R (1, 5) OBP: 0.331, SLG: 0.434		S BB		E 1B 2B	1-1 HR		SF9			2	2	2	4	1	0	0				
Mark Whiten, S (1, 9) OBP: 0.359, SLG: 0.473		K		G1-3	L8					3	0	0	0	1	1	2				
Bernard Gilkey, R (1, 7) OBP: 0.339, SLG: 0.371		L9		BB 1B			K			4	0	1	1	0	1	4				
Geronimo Pena, S (1, 4) OBP: 0.314, SLG: 0.410		BB		BB			K		F9	2	0	0	0	2	1	0				
Tom Pagnozzi, R (1, 2) OBP: 0.337, SLG: 0.429		K		G1-3			F9		G5-3	4	0	0	0	0	1	4				
Tom Urbani, L (1, 1) OBP: 0.353, SLG: 0.267			F7		K		BB WP FC6-2 BB		BB 1B	3	0	1	0	1	1	0				
Rene Arocha, R (9, 1) OBP: 0.200, SLG: 0.222										0	0	0	0	0	0	0				
Inning Stats	R: 0 E: 0 K: 1 S: 8	H: 0 LOB: 0 BB: 0 P: 14	R: 0 E: 0 K: 2 S: 14	H: 0 LOB: 2 BB: 2 P: 25	R: 0 E: 0 K: 0 S: 9	H: 0 LOB: 0 BB: 0 P: 13	R: 1 E: 0 K: 1 S: 14	H: 2 LOB: 2 BB: 1 P: 23	R: 3 E: 0 K: 1 S: 15	H: 3 LOB: 0 BB: 0 P: 21	R: 0 E: 0 K: 1 S: 6	H: 0 LOB: 0 BB: 0 P: 10	R: 1 E: 1 K: 1 S: 15	H: 0 LOB: 3 BB: 3 P: 35	R: 0 E: 0 K: 0 S: 14	H: 1 LOB: 2 BB: 1 P: 25	1B: 4 2B: 1 3B: 0 HR: 1	SF: 1 SAC: 0 DP: 0 HBP: 0	WP: 1 PB: 0 SB: 2 CS: 0	PA: 38
PITCHER	IP WLS BF H R ER SO BB IBB HBP BLK WP HR S P ERA WHIP	6.0 L 26 5 4 4 6 3 0 0 0 1 0 66 106 6.00 1.333	1.0 7 0 1 0 1 2 1 0 0 0 1 0 15 35 0.00 2.000	1.0 5 1 0 0 0 1 0 0 0 0 0 0 14 25 0.00 2.000																



Batter	1	2	3	4	5	6	7	8	9	AB	R	H	RBI	BB	SO	LOB	TOP											
Roberto Kelly, R OBP: 0.359, SLG: 0.438	0-1 P3	2-2 FC5-4			1-0 P3		1-0 G5-3			4	0	0	0	0	0	2	Atlanta Braves @ St. Louis Cardinals Busch Stadium, St. Louis, MO Fri Jul 22, 1994, 7:05 PM CDT Att: 52,657 - Unknown											
Jeff Blauser, R OBP: 0.317, SLG: 0.357	0-0 L8		1-3 K			1-0 G1-3		1-1 B1-3	4	0	0	0	0	1	0													
Tony Tarasco, L OBP: 0.321, SLG: 0.442	4-0		1-2 P4			1-1 BB WP BB		3-2 P5	0	0	0	0	1	0	0													
Dave Gallagher, R OBP: 0.316, SLG: 0.311									3	1	1	0	0	0	0													
David Justice, L OBP: 0.453, SLG: 0.542	4-2 SAFE		3-3 K			4-2 WP BB		0-1 HR	2	1	1	1	2	1	0													
Ryan Klesko, L OBP: 0.349, SLG: 0.602	2-0 L9			0-0 F7		0-2 F7		0-0 B2-3	4	0	0	0	0	0	4													
Jose Oliva, R OBP: 0.375, SLG: 0.680		0-2 P4		3-2 P5		4-2 WP		0-1 G6-3	3	0	0	0	1	0	0													
Charlie O'Brien, R OBP: 0.314, SLG: 0.488		1-0 L9		2-1 P1		2-3 K		2-3 K	4	0	0	0	0	2	2													
Rafael Belliard, R OBP: 0.268, SLG: 0.312		0-0		0-2 G4-3		0-1 F7		3-3 K	3	0	1	0	0	0	0													
Steve Bedrosian, R OBP: 0.376, SLG: 0.585				1-2 F8		0-0 G3			0	0	0	0	0	0	0													
Brad Woodall, S OBP: 0.500, SLG: 0.500		0-2							2	0	1	0	0	0	0													
Mark Lemke, S OBP: 0.362, SLG: 0.366		1-2							1	0	0	0	0	0	0													
Inning Stats	R: 0 E: 0 K: 0 S: 7	H: 0 LOB: 2 BB: 2 P: 17	R: 0 E: 0 K: 0 S: 11	H: 2 LOB: 2 BB: 0 P: 14	R: 0 E: 0 K: 2 S: 10	H: 0 LOB: 0 BB: 0 P: 15	R: 0 E: 0 K: 0 S: 7	H: 0 LOB: 0 BB: 0 P: 12	R: 0 E: 0 K: 0 S: 10	H: 0 LOB: 0 BB: 0 P: 12	R: 1 E: 0 K: 1 S: 15	H: 1 LOB: 2 BB: 2 P: 27	R: 0 E: 0 K: 0 S: 4	H: 0 LOB: 0 BB: 0 P: 5	R: 1 E: 0 K: 2 S: 8	H: 1 LOB: 0 BB: 0 P: 12	R: 0 E: 0 K: 2 S: 8	H: 0 LOB: 0 BB: 0 P: 13	1B: 3 2B: 0 3B: 0 HR: 1	SF: 0 SAC: 0 DP: 0 HBP: 0	WP: 1 PB: 0 SB: 1 CS: 0	PA: 35						
PITCHER	IP	WLS	BF	H	R	ER	SO	BB	IBB	HBP	BLK	WP	HR	S	P	ERA	WHIP											
Rick Sutcliffe, R ERA: 6.52	(1, 1)	5.2	W	24	3	1	1	2	4	0	0	0	0	0	55	90	1.59	1.235										
John Habyan, R ERA: 3.59	(6, 1)	1.1		4	0	0	0	1	0	0	0	0	1	0	9	12	0.00	0.000										
Rob Murphy, L ERA: 3.86	(8, 1)	1.0		4	1	1	1	0	0	0	0	0	0	1	8	12	9.00	1.000										
Rene Arocha, R ERA: 4.52	(9, 1)	1.0	S	3	0	0	0	2	0	0	0	0	0	0	8	13	0.00	0.000										

Batter	1	2	3	4	5	6	7	8	9	AB	R	H	RBI	BB	SO	LOB	BOTTOM											
Gerald Young, S OBP: 0.435, SLG: 0.636	0-1 G5-3		3-1 1B FC6-4		2-3 K		1 SAFE 0-0 F8			4	1	1	0	0	1	2	Atlanta Braves @ St. Louis Cardinals Busch Stadium, St. Louis, MO Fri Jul 22, 1994, 7:05 PM CDT Att: 52,657 - Unknown											
Ozzie Smith, S OBP: 0.308, SLG: 0.321	1-0 F7		3-2 FC6-4		0-0 G1-3		2-3 K			4	0	1	0	0	1													
Bernard Gilkey, R OBP: 0.338, SLG: 0.368	4-2 BB		2-3 1B		0-3 K		1-3 K			3	0	0	1	1	2													
Todd Zeile, R OBP: 0.327, SLG: 0.429	1-1 L6		1-2 P4		2-2 G5-3		2-2 F7			4	0	0	0	0	2													
Mark Whiten, S OBP: 0.359, SLG: 0.483		2-2 HR	2-2 F7		2-1 G5-3		2-1 G5-3			3	1	1	1	0	0													
Scott Coolbaugh, R OBP: 0.125, SLG: 0.500		1-0 HR		1-1 G5-3		0-0 G1-3				3	1	1	1	0	0													
Luis Alicea, S OBP: 0.330, SLG: 0.374		1-2 G5-3		0-1 F8		1-1 F9				3	0	0	0	0	0													
Terry McGriff, R OBP: 0.305, SLG: 0.272		4-1 G1-6-3		1-0 F7		1-1 F9				2	0	0	0	1	0													
Rick Sutcliffe, L OBP: 0.130, SLG: 0.174	(1, 1)	1-0 G1-6-3		2-2 2B		1-2 2B				2	0	1	0	0	0													
John Habyan, R OBP: 0.456, SLG: 0.563	(6, 1)									0	0	0	0	0	0													
Gerald Perry, L OBP: 0.456, SLG: 0.563	(7, PH)									1	0	1	0	0	0													
Rob Murphy, L OBP: 0.305, SLG: 0.272	(8, 1)									0	0	0	0	0	0													
Rene Arocha, R OBP: 0.200, SLG: 0.222	(9, 1)									0	0	0	0	0	0													
Inning Stats	R: 0 E: 0 K: 0 S: 7	H: 0 LOB: 1 BB: 1 P: 13	R: 2 E: 0 K: 0 S: 10	H: 2 LOB: 0 BB: 1 P: 19	R: 1 E: 0 K: 0 S: 16	H: 2 LOB: 1 BB: 0 P: 25	R: 0 E: 0 K: 0 S: 5	H: 0 LOB: 0 BB: 0 P: 7	R: 0 E: 0 K: 2 S: 11	H: 1 LOB: 1 BB: 0 P: 15	R: 0 E: 0 K: 0 S: 6	H: 0 LOB: 0 BB: 0 P: 10	R: 0 E: 0 K: 0 S: 8	H: 1 LOB: 1 BB: 0 P: 11	R: 0 E: 0 K: 2 S: 9	H: 0 LOB: 0 BB: 0 P: 14	1B: 2 2B: 2 3B: 0 HR: 2	SF: 0 SAC: 0 DP: 1 HBP: 0	WP: 0 PB: 0 SB: 1 CS: 0	PA: 31								
PITCHER	IP	WLS	BF	H	R	ER	SO	BB	IBB	HBP	BLK	WP	HR	S	P	ERA	WHIP											
Brad Woodall, L ERA: 4.5	(1, 1)	6.0	L	24	5	3	3	2	2	0	0	0	0	0	55	89	4.50	1.167										
Steve Bedrosian, R ERA: 2.83	(7, 1)	2.0		7	1	0	0	2	0	0	0	0	0	0	17	25	0.00	0.500										



Batter	1	2	3	4	5	6	7	8	9	AB	R	H	RBI	BB	SO	LOB	TOP				
Roberto Kelly, R OBP: 0.351, SLG: 0.428	F8		K		L7	G6-4-3			G1-3	5	0	0	0	0	1	1	Atlanta Braves @ St. Louis Cardinals Busch Stadium, St. Louis, MO Sun Jul 24 1994, 7:05 PM CDT Att: 38,166 - Unknown - 82 F livebaseballscores.com				
Jeff Blausler, R OBP: 0.320, SLG: 0.363 Rafael Belliard, R OBP: 0.263, SLG: 0.305	F8		F9		1B	1B			K	3	1	1	0	0	0	0					
David Justice, L OBP: 0.451, SLG: 0.551	1B				1B	HR			F7	4	2	3	0	0	0	0					
Fred McGriff, L OBP: 0.379, SLG: 0.590	1B				1B	HR			P8	4	2	3	1	0	0	0					
Ryan Klesko, L OBP: 0.347, SLG: 0.595 Dave Gallagher, R OBP: 0.315, SLG: 0.304	G3-1				HR	1B			F8	3	1	1	1	0	1	4					
Jose Oliva, R OBP: 0.354, SLG: 0.655					HR				K	4	1	1	3	0	1	2					
Charlie O'Brien, R OBP: 0.317, SLG: 0.504	E6				HR	WP			P6	3	1	1	3	0	0	0					
Mark Lemke, S OBP: 0.359, SLG: 0.365	L1-3				G4-3	K			F8	4	0	0	0	0	1	2					
Tom Glavine, L OBP: 0.241, SLG: 0.216 Steve Bedrosian, R			L7		G6-3				G4-3	2	0	0	0	1	0	0					
Bill Pecota, R OBP: 0.310, SLG: 0.312 Gregg Olson, R						BB				1	0	0	0	0	0	0					
Inning Stats	R: 0 E: 0 K: 0 S: 13	H: 2 LOB: 2 BB: 0 P: 16	R: 0 E: 1 K: 0 S: 4	H: 0 LOB: 0 BB: 0 P: 6	R: 0 E: 0 K: 1 S: 7	H: 0 LOB: 0 BB: 0 P: 10	R: 4 E: 0 K: 0 S: 11	H: 4 LOB: 0 BB: 0 P: 16	R: 4 E: 0 K: 2 S: 15	H: 4 LOB: 1 BB: 0 P: 22	R: 0 E: 0 K: 1 S: 8	H: 0 LOB: 0 BB: 1 P: 14	R: 0 E: 0 K: 0 S: 8	H: 0 LOB: 0 BB: 0 P: 14	R: 0 E: 0 K: 1 S: 7	H: 0 LOB: 0 BB: 0 P: 12	R: 0 E: 0 K: 1 S: 15	H: 0 LOB: 0 BB: 0 P: 20	1B: 7 2B: 2 3B: 0 HR: 2	SF: 0 SAC: 0 DP: 2 HBP: 1	WP: 2 PA: 38 PB: 0 SB: 0 CS: 0
PITCHER	IP WLS BF H R ER SO BB IBB HBP BLK WP HR S P ERA WHIP																				
Bob Tewksbury, R ERA: 5.41	(1, 1) 4.2 L 25 10 8 8 2 0 0 0 1 0 0 2 47 65 15.43 2.143																				
John Habyan, R ERA: 3.79	(5, 1) 0.1 1 0 0 0 1 0 0 0 0 1 0 3 5 0.00 0.000																				
Gary Buckets, R ERA:	(6, 1) 1.0 3 0 0 0 1 1 0 0 0 0 0 8 14 0.00 1.000																				
Rich Rodriguez, L ERA: 3.91	(7, 1) 2.0 6 0 0 0 1 0 0 0 0 0 0 15 26 0.00 0.000																				
Rob Murphy, L ERA: 3.75	(9, 1) 1.0 3 0 0 0 1 0 0 0 0 0 0 15 20 0.00 0.000																				
Batter	1	2	3	4	5	6	7	8	9	AB	R	H	RBI	BB	SO	LOB	BOTTOM				
Bernard Gilkey, R OBP: 0.333, SLG: 0.359	G6-3		K		L9		L3		G4-3	5	0	1	0	0	1	0	Atlanta Braves @ St. Louis Cardinals Busch Stadium, St. Louis, MO Sun Jul 24 1994, 7:05 PM CDT Att: 38,166 - Unknown - 82 F livebaseballscores.com				
Ozzie Smith, S OBP: 0.307, SLG: 0.323	L7		K		DJ		L5		G4-3	5	0	1	0	0	1	1					
Gregg Jefferies, S OBP: 0.392, SLG: 0.491	F9		G5-3		L9				G4-3	5	0	1	0	0	0	2					
Todd Zeile, R OBP: 0.330, SLG: 0.439 Scott Coolbaugh, R OBP: 0.143, SLG: 0.337	FC6-4				K		G3-1		L8	2	1	1	0	0	1	0					
Ray Lankford, L OBP: 0.373, SLG: 0.503	1B				L4		G4-3		1B	3	0	0	0	0	0	2					
Mark Whiten, S OBP: 0.367, SLG: 0.483	1B				E		2B		SF9	4	2	3	0	0	1	2					
Luis Alicea, S OBP: 0.342, SLG: 0.414	1B				E9		2B		SF9	3	0	2	3	0	0	2					
Tom Pagnozzi, R OBP: 0.337, SLG: 0.426	1B				G4-3		FC5-2		SF9	3	0	1	2	0	0	3					
Bob Tewksbury, R ERA: 5.41 John Habyan, R ERA: 3.79 Omar Olivares, R OBP: 0.276, SLG: 0.298 Gary Buckets, R ERA:	G5-3				P2		K		K	1	0	0	0	0	0	0					
Geronimo Pena, S OBP: 0.310, SLG: 0.442 Rich Rodriguez, L ERA: 3.91 Gerard Young, S OBP: 0.519 Rob Murphy, L ERA: 3.75										0	0	0	0	0	0	0					
Inning Stats	R: 0 E: 0 K: 0 S: 14	H: 0 LOB: 0 BB: 0 P: 21	R: 1 E: 0 K: 1 S: 11	H: 3 LOB: 2 BB: 0 P: 18	R: 0 E: 0 K: 2 S: 7	H: 0 LOB: 0 BB: 0 P: 12	R: 1 E: 1 K: 1 S: 10	H: 2 LOB: 1 BB: 0 P: 19	R: 0 E: 0 K: 0 S: 4	H: 1 LOB: 1 BB: 0 P: 8	R: 1 E: 0 K: 1 S: 15	H: 3 LOB: 2 BB: 0 P: 25	R: 0 E: 0 K: 0 S: 8	H: 1 LOB: 1 BB: 0 P: 11	R: 2 E: 1 K: 1 S: 8	H: 2 LOB: 1 BB: 0 P: 9	R: 0 E: 0 K: 0 S: 10	H: 1 LOB: 1 BB: 0 P: 21	1B: 10 2B: 3 3B: 0 HR: 0	SF: 2 SAC: 0 DP: 0 HBP: 0	WP: 1 PA: 40 PB: 0 SB: 0 CS: 0
PITCHER	IP WLS BF H R ER SO BB IBB HBP BLK WP HR S P ERA WHIP																				
Tom Glavine, L ERA: 4.14	(1, 1) 7.1 W 34 12 5 4 5 0 0 0 0 0 0 5 72 118 4.91 1.636																				
Steve Bedrosian, R ERA: 2.74	(8, 1) 0.2 2 0 0 0 1 0 0 0 0 0 0 5 5 0.00 0.000																				
Gregg Olson, R ERA: 9.24	(9, 1) 1.0 S 4 1 0 0 0 0 0 0 0 0 0 0 10 21 0.00 1.000																				

Batter	1	2	3	4	5	6	7	8	9	10	11	AB	R	H	RBI	BB	SO	LOB	TOP																	
Fernando Vina, L OBP: 0.375, SLG: 0.306 (1, 6)	F9		1B HBP		G1-3		1B 2B	BB 1B		BB		4	1	2	0	1	0	0																		
Todd Hundley, S OBP: 0.310, SLG: 0.472 (1, 2)	P5		1B		HR		G3	BB		P3		5	1	2	1	1	0	3																		
Bobby Bonilla, S OBP: 0.383, SLG: 0.491 Mike Maddux, L John Franco, L (1, 5) (10, 1) (11, 1)	1B		1B		CS		1B IBB	F8		L8		4	2	2	1	2	0	5																		
Jeromy Burnitz, L OBP: 0.354, SLG: 0.371 (1, 9)	K2-3		1B		BB		1B 1B	K				5	2	2	1	1	3	4																		
Jeff Kent, R OBP: 0.343, SLG: 0.480 (1, 4)	L9		G6-4-3		2B		1B IBB			F7		5	1	2	1	1	0	1																		
Rico Brogna, L OBP: 0.402, SLG: 0.747 (1, 3)	G4-3				F8		G3			G3		6	1	2	4	0	0	1																		
David Segui, S OBP: 0.313, SLG: 0.414 (1, 7)	HR				E6		G4-3			L4		6	1	1	0	0	0	2																		
Ryan Thompson, R OBP: 0.317, SLG: 0.460 (1, 8)	HR		HR		FC6-4		1B			P4		4	1	2	2	2	1	1																		
Juan Castro, R Luis Rojas, R Mike Remlinger, L Roger Mason, R John Franco, L Jose Martinez, R Manny Delgado, R Eric Gunderman, R John Gozto, R (1, 1) (8, 1) (7, 1) (8, 1) (8, 1) (8, 1) (8, 1) (8, 1) (8, 1) (8, 1)	K		G4-3		G4-3		K			SH1-4		2	0	0	0	0	1	1																		
Inning Stats	R: 0 E: 0 K: 1 S: 7	H: 1 LOB: 1 BB: 0 P: 9	R: 2 E: 0 K: 1 S: 11	H: 2 LOB: 0 BB: 0 P: 15	R: 2 E: 0 K: 0 S: 9	H: 3 LOB: 0 BB: 0 P: 16	R: 0 E: 1 K: 0 S: 8	H: 0 LOB: 1 BB: 0 P: 12	R: 2 E: 0 K: 0 S: 10	H: 2 LOB: 1 BB: 2 P: 22	R: 0 E: 0 K: 2 S: 20	H: 0 LOB: 3 BB: 0 P: 8	R: 0 E: 0 K: 0 S: 11	H: 0 LOB: 2 BB: 2 P: 24	R: 2 E: 0 K: 1 S: 16	H: 2 LOB: 1 BB: 1 P: 25	1B: 10 2B: 3 3B: 0 HR: 3	SF: 0 SAC: 1 DP: 1 HBP: 1	WP: 0 PB: 0 SB: 1 CS: 1	PA: 54																
PITCHER	Vicente Palacios, R ERA: 4.43 (1, 1)	IP: 4.2 WLS: 23 BF: 4	H: 8 R: 6 ER: 6 SO: 2	BB: 2 IBB: 0 HBP: 0 BLK: 0	WP: 0 HR: 2 S: 43 P: 70	ERA: 11.57 WHIP: 2.143	John Habyan, R ERA: 3.97 (5, 1)	IP: 1.1 WLS: 4 BF: 1	H: 1 R: 0 ER: 0 SO: 1	BB: 0 IBB: 0 HBP: 0 BLK: 0	WP: 0 HR: 0 S: 10 P: 14	ERA: 0.00 WHIP: 0.750	Rob Murphy, L ERA: 4.1 (7, 1)	IP: 1.1 WLS: 11 BF: 5	H: 2 R: 2 ER: 2 SO: 1	BB: 0 IBB: 2 HBP: 0 BLK: 0	WP: 0 HR: 0 S: 23 P: 47	ERA: 13.50 WHIP: 4.500	Rich Rodriguez, L ERA: 3.81 (8, 1)	IP: 0.2 WLS: 2 BF: 0	H: 0 R: 0 ER: 0 SO: 1	BB: 0 IBB: 0 HBP: 0 BLK: 0	WP: 0 HR: 0 S: 6 P: 7	ERA: 0.00 WHIP: 0.000	Rene Arocha, R ERA: 4.28 (9, 1)	IP: 2.0 WLS: 8 BF: 0	H: 0 R: 0 ER: 0 SO: 0	BB: 2 IBB: 0 HBP: 0 BLK: 0	WP: 0 HR: 0 S: 16 P: 32	ERA: 0.00 WHIP: 1.000	PITCHER Gary Buckels, R ERA: 4.5 (11, 1)	IP: 1.0 WLS: 6 BF: 2	H: 2 R: 2 ER: 2 SO: 1	BB: 1 IBB: 0 HBP: 0 BLK: 0	WP: 0 HR: 1 S: 16 P: 25	ERA: 16.00 WHIP: 3.000

New York Mets @ St. Louis Cardinals
 Busch Stadium, St. Louis, MO
 Tue Jul 26 1994, 7:05 PM CDT
 Att: 28,000 - Unknown - 72 F

AB 44
 R 10
 H 16
 RBI 10
 BB 8
 SO 6
 LOB 19



Batter	1	2	3	4	5	6	7	8	9	10	11	AB	R	H	RBI	BB	SO	LOB	BOTTOM																							
Bernard Gilkey, R OBP: 0.343, SLG: 0.367 (1, 7)	SH1-3 2B 1B		S 1B BB		F9 BB HR 1B		BB 1B BB	G6-3		BB		3	4	2	0	3	0	0																								
Ozzie Smith, S OBP: 0.388, SLG: 0.321 Gary Buckels, R (1, 6) (11, 1)	SH1-3		F7		HR BB		F7			F9		4	1	1	0	1	0	3																								
Ray Lankford, L OBP: 0.375, SLG: 0.508 Rene Arocha, R OBP: 0.200, SLG: 0.222 Jose Oquendo, S OBP: 0.364, SLG: 0.312 (1, 8) (9, 1) (11, 6)	2B		P6		P6		F7 1B BB	L6				4	0	1	1	1	0	4																								
Gerald Perry, L OBP: 0.446, SLG: 0.544 Gregg Jefferies, S OBP: 0.368, SLG: 0.484 (1, 3) (7, PH) (8, 3)	G5-3		1B		F9		1B			G6-3		3	0	1	1	0	0	3																								
Todd Zeile, R OBP: 0.337, SLG: 0.453 (1, 5)	F8		F7		HR		F7			G4-3		6	2	3	3	0	0	4																								
Mark Whiten, S OBP: 0.359, SLG: 0.473 (1, 9)	G4-3		G4-3		G4-3		G4-3			G4-3		6	0	1	0	0	0	3																								
Geronimo Pena, S OBP: 0.314, SLG: 0.423 (1, 4)	2B		G1-3		F8		SF7 3B	G3		G3		6	1	3	1	0	0	1																								
Tom Pagnozzi, R OBP: 0.327, SLG: 0.414 (1, 2)	G6-3		1B		F8		SF7			G6-3		5	0	1	1	0	1	3																								
Vicente Palacios, R John Habyan, R Scott Cooper, R Rob Murphy, L Rich Rodriguez, L Luis Rojas, R Gerald Young, S (1, 1) (8, PH) (8, PH) (7, 1) (8, 1) (8, PH) (8, PH)	G1-3		K		K		K			G6-3		2	0	0	0	0	1	2																								
Inning Stats	R: 1 E: 0 K: 0 S: 10	H: 2 LOB: 1 BB: 0 P: 15	R: 0 E: 0 K: 0 S: 7	H: 1 LOB: 1 BB: 0 P: 11	R: 1 E: 0 K: 0 S: 8	H: 1 LOB: 1 BB: 0 P: 20	R: 0 E: 0 K: 1 S: 15	H: 1 LOB: 1 BB: 0 P: 21	R: 3 E: 0 K: 0 S: 6	H: 2 LOB: 0 BB: 1 P: 16	R: 0 E: 0 K: 1 S: 8	H: 0 LOB: 0 BB: 0 P: 13	R: 1 E: 0 K: 0 S: 14	H: 1 LOB: 2 BB: 2 P: 27	R: 2 E: 0 K: 0 S: 11	H: 3 LOB: 1 BB: 0 P: 18	R: 0 E: 0 K: 0 S: 10	H: 0 LOB: 1 BB: 0 P: 17	R: 0 E: 0 K: 0 S: 9	H: 0 LOB: 1 BB: 1 P: 14	R: 1 E: 0 K: 1 S: 13	H: 3 LOB: 2 BB: 0 P: 21	1B: 9 2B: 3 3B: 1 HR: 2	SF: 1 SAC: 1 DP: 0 HBP: 0	WP: 0 PB: 0 SB: 1 CS: 0	PA: 53																
PITCHER	Juan Castillo, R ERA: 9.0 (1, 1)	IP: 5.0 WLS: 24 BF: 7	H: 7 R: 1 ER: 5 SO: 1	BB: 2 IBB: 0 HBP: 0 BLK: 0	WP: 0 HR: 1 S: 46 P: 83	ERA: 9.00 WHIP: 1.800	Mike Remlinger, L ERA: 5.44 (10, 1)	IP: 1.1 WLS: 4 BF: 0	H: 0 R: 0 ER: 0 SO: 0	BB: 0 IBB: 0 HBP: 0 BLK: 0	WP: 0 HR: 0 S: 9 P: 19	ERA: 0.00 WHIP: 0.750	Roger Mason, R ERA: 3.96 (7, 1)	IP: 0.2 WLS: 2 BF: 1	H: 0 R: 0 ER: 0 SO: 0	BB: 0 IBB: 0 HBP: 0 BLK: 0	WP: 0 HR: 0 S: 4 P: 8	ERA: 0.00 WHIP: 0.000	Josias Manzanillo, R ERA: 2.66 (8, 1)	IP: 0.0 WLS: 1 BF: 1	H: 1 R: 1 ER: 1 SO: 0	BB: 0 IBB: 0 HBP: 0 BLK: 0	WP: 0 HR: 0 S: 3 P: 4	ERA: - WHIP: -	Mauro Gozto, R ERA: 4.83 (8, 1)	IP: 0.2 WLS: 4 BF: 2	H: 1 R: 1 ER: 1 SO: 0	BB: 0 IBB: 0 HBP: 0 BLK: 0	WP: 0 HR: 0 S: 7 P: 12	ERA: 13.50 WHIP: 3.000	PITCHER Eric Gunderman, L ERA: 5.44 (8, 1)	IP: 1.1 WLS: 4 BF: 0	H: 0 R: 0 ER: 0 SO: 0	BB: 0 IBB: 0 HBP: 0 BLK: 0	WP: 0 HR: 0 S: 9 P: 14	ERA: 0.00 WHIP: 1.000	Mike Maddux, L ERA: 5.44 (10, 1)	IP: 1.0 WLS: 6 BF: 3	H: 1 R: 1 ER: 1 SO: 1	BB: 0 IBB: 0 HBP: 0 BLK: 0	WP: 0 HR: 0 S: 13 P: 21	ERA: 9.00 WHIP: 3.000

New York Mets @ St. Louis Cardinals
 Busch Stadium, St. Louis, MO
 Tue Jul 26 1994, 7:05 PM CDT
 Att: 28,000 - Unknown - 72 F

AB 46
 R 9
 H 15
 RBI 9
 BB 5
 SO 3
 LOB 23



Batter	1	2	3	4	5	6	7	8	9	AB	R	H	RBI	BB	SO	LOB	TOP				
Tim Bogar, R OBP: 0.171, SLG: 0.289	G6-3		B2		P4			2H HR	K	5	1	1	2	0	1	2	New York Mets @ St. Louis Cardinals Busch Stadium, St. Louis, MO Wed Jul 27 1994, 7:05 PM CDT Att: 35,730 - Unknown				
Todd Hundley, S OBP: 0.313, SLG: 0.472	FC1-6 1B		F8			F8		HR		4	1	2	0	0	0	1					
Rico Brogna, L OBP: 0.396, SLG: 0.724	FC1-6 1-2			HR		G4-3		K		4	1	1	0	0	1	2					
Bobby Bonilla, S OBP: 0.384, SLG: 0.509	K			HR		K		HR		4	2	2	4	0	2	1					
Jeff Kent, R OBP: 0.339, SLG: 0.475		G5-3		F9			F9	K		4	0	0	0	0	1	0					
David Segui, S OBP: 0.309, SLG: 0.408		L7		P4			G5-3		P3	4	0	0	0	0	0	0					
Ryan Thompson, R OBP: 0.316, SLG: 0.467				K			G5-3		HR	4	1	1	1	0	2	0					
Jeremy Burnitz, L OBP: 0.350, SLG: 0.360			E3		F9			K	S BB	3	0	0	0	1	1	0					
Jason Jacome, L OBP: 0.354, SLG: 0.548			F8					HR	F8	2	0	0	0	0	1	1					
John Franco, L OBP: 0.308, SLG: 0.464									1-2	0	0	0	0	0	0	0					
Inning Stats	R: 0 E: 0 K: 1 S: 9	H: 1 LOB: 1 BB: 0 P: 12	R: 0 E: 0 K: 1 S: 10	H: 0 LOB: 0 BB: 0 P: 16	R: 0 E: 1 K: 0 S: 7	H: 0 LOB: 1 BB: 0 P: 12	R: 2 E: 0 K: 1 S: 9	H: 2 LOB: 0 BB: 0 P: 13	R: 0 E: 0 K: 1 S: 6	H: 0 LOB: 0 BB: 0 P: 6	R: 0 E: 0 K: 0 S: 4	H: 0 LOB: 0 BB: 0 P: 7	R: 4 E: 0 K: 3 S: 16	H: 4 LOB: 0 BB: 2 P: 22	R: 1 E: 0 K: 1 S: 11	H: 1 LOB: 1 BB: 1 P: 20	1B: 3 2B: 1 3B: 0 HR: 4	SF: 0 SAC: 0 DP: 0 HBP: 0	WP: 0 PB: 0 SB: 1 CS: 0	PA: 37	
PITCHER	IP	WLS	BF	H	R	ER	SO	BB	IBB	HBP	BLK	WP	HR	S	P	ERA	WHIP				
Tom Urbani, L ERA: 4.52	7.1	L	29	6	5	5	6	0	0	0	0	0	2	62	93	6.14	0.818				
Rich Rodriguez, L ERA: 3.93	0.2		3	1	1	1	2	0	0	0	0	0	1	7	8	13.50	1.500				
Bryan Eversgerd, L ERA: 4.55	0.1		3	1	1	1	0	1	0	0	0	0	1	6	14	27.00	6.000				
John Habyan, R ERA: 3.61	0.2		2	0	0	0	1	0	0	0	0	0	0	5	6	0.00	0.000				

Batter	1	2	3	4	5	6	7	8	9	AB	R	H	RBI	BB	SO	LOB	BOTTOM					
Bernard Gilkey, R OBP: 0.345, SLG: 0.373	K		CS BB		HR		P6			3	1	1	0	1	1	0	New York Mets @ St. Louis Cardinals Busch Stadium, St. Louis, MO Wed Jul 27 1994, 7:05 PM CDT Att: 35,730 - Unknown					
Gerónimo Peña, S OBP: 0.326, SLG: 0.452	WP 1B		1B 2B		HR			BB		3	2	3	2	1	0	0						
Gregg Jefferies, S OBP: 0.391, SLG: 0.486	WP 1B		E S G6-3 1B		G5-4-3 BB			P4		3	1	2	1	1	0	1						
Todd Zeile, R OBP: 0.336, SLG: 0.449	1B IBB		G6-3		G5-4-3			F8		3	0	0	1	1	0	2						
Ray Lankford, L OBP: 0.371, SLG: 0.503	K		G4-3			G1-3		K		4	0	0	0	0	2	4						
Mark Whiten, S OBP: 0.358, SLG: 0.468	K			K		G5-4-3 BB		G6-3		3	0	0	0	1	2	3						
Terry McGriff, R OBP: 0.301, SLG: 0.269		G4-6-3 1B		P3		G5-4-3		G5-3		4	0	1	0	0	0	1						
José Oquendo, S OBP: 0.361, SLG: 0.310	G4-6-3		G4-3		G4-3		F9		1B	4	0	1	0	0	0	1						
Tom Urbani, L OBP: 0.300, SLG: 0.222		G5-3			F7				P9	3	0	0	0	0	1	0						
Rich Rodriguez, L OBP: 0.300, SLG: 0.222							K			0	0	0	0	0	0	0						
Bryan Eversgerd, R OBP: 0.300, SLG: 0.222										0	0	0	0	0	0	0						
John Habyan, R OBP: 0.300, SLG: 0.222										0	0	0	0	0	0	0						
Luis Alica, S OBP: 0.343, SLG: 0.433										1	0	0	0	0	0	1						
Inning Stats	R: 0 E: 0 K: 3 S: 13	H: 2 LOB: 3 BB: 1 P: 28	R: 0 E: 0 K: 0 S: 9	H: 1 LOB: 0 BB: 0 P: 10	R: 2 E: 0 K: 0 S: 12	H: 2 LOB: 0 BB: 1 P: 24	R: 0 E: 0 K: 1 S: 8	H: 0 LOB: 0 BB: 0 P: 10	R: 2 E: 0 K: 0 S: 11	H: 2 LOB: 0 BB: 1 P: 22	R: 0 E: 0 K: 0 S: 4	H: 0 LOB: 0 BB: 0 P: 9	R: 0 E: 0 K: 1 S: 7	H: 0 LOB: 0 BB: 0 P: 11	R: 0 E: 0 K: 1 S: 12	H: 0 LOB: 1 BB: 1 P: 19	R: 0 E: 0 K: 0 S: 9	H: 1 LOB: 1 BB: 0 P: 14	1B: 5 2B: 1 3B: 1 HR: 1	SF: 0 SAC: 0 DP: 3 HBP: 0	WP: 1 PB: 0 SB: 1 CS: 1	PA: 36
PITCHER	IP	WLS	BF	H	R	ER	SO	BB	IBB	HBP	BLK	WP	HR	S	P	ERA	WHIP					
Jason Jacome, L ERA: 2.38	7.0	W	28	7	4	3	5	3	1	0	0	0	1	64	114	3.86	1.429					
Roger Mason, R ERA: 3.89	1.0		4	0	0	0	1	1	0	0	0	0	0	12	19	0.00	1.000					
John Franco, L ERA: 2.89	1.0	S	4	1	0	0	0	0	0	0	0	0	0	9	14	0.00	1.000					

AB	36
R	7
H	8
RBI	7
BB	1
SO	9
LOB	8



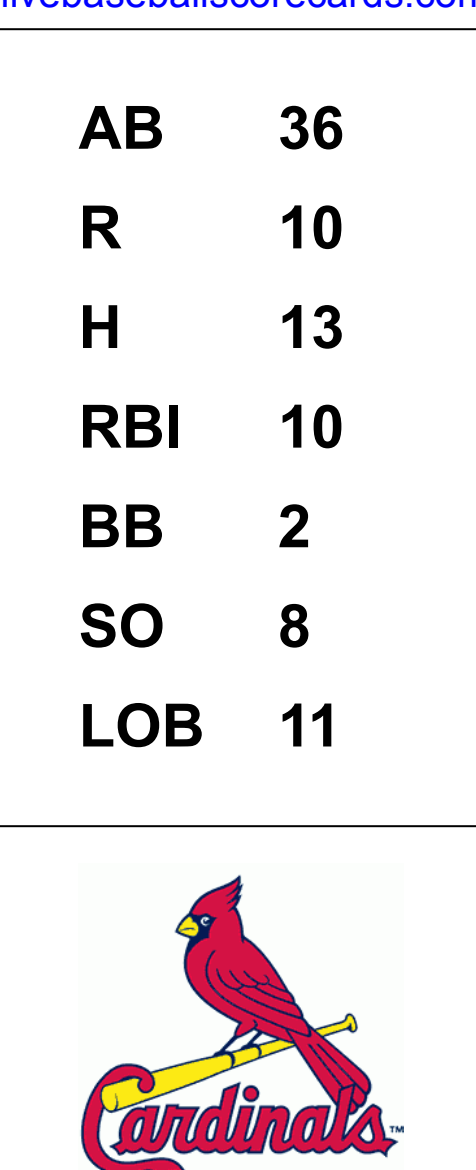
AB	31
R	4
H	8
RBI	4
BB	5
SO	6
LOB	13



Batter	1	2	3	4	5	6	7	8	9	AB	R	H	RBI	BB	SO	LOB	TOP					
Shawon Dunston, R OBP: 0.330, SLG: 0.461	F8	K			G5-3		2B	1B		5	0	2	1	0	1	2	Chicago Cubs @ St. Louis Cardinals Busch Stadium, St. Louis, MO Sat Jul 30 1994, 7:05 PM CDT Att: 53,415 - Unknown					
José Hernández, R OBP: 0.298, SLG: 0.341 Dave Otto, L (8, 1)	F9		G5-3		K		1B	K		5	0	1	0	0	2	4						
Sammy Sosa, R OBP: 0.335, SLG: 0.551	P3		K			FC6-4 2B	K	K		5	1	1	0	0	3	5						
Derrick May, L OBP: 0.331, SLG: 0.395		HR	G4-3			FC6-4 1B	K		G4-3	5	1	2	0	0	1	2						
Glenallen Hill, R OBP: 0.376, SLG: 0.469		HR			G4-6-3 1B	FC6-4 2B	G4-3		1B BB	5	2	3	2	0	0	4						
Rick Wilkins, L OBP: 0.307, SLG: 0.382		1B			G4-6-3 1B				1B	4	2	2	2	1	0	1						
Steve Buechele, R OBP: 0.334, SLG: 0.421 (8, 5)					G4-3					5	1	4	2	0	0	0						
Eduardo Zambrano, R OBP: 0.563, SLG: 0.491 (9, PR)							E4 1B	E8 1B		0	0	0	0	0	0	0						
Rey Sanchez, R OBP: 0.352, SLG: 0.331 (1, 4)							E6 1B			5	0	3	0	0	1	4						
Willie Banks, R OBP: 0.185, SLG: 0.154 Randy Veres, R (5, 1) Karl Rhodes, L OBP: 0.346, SLG: 0.388 Chuck Crim, R (8, 1) Mark Parent, R OBP: 0.359, SLG: 0.413 Mike Maksudian, L OBP: 0.476, SLG: 0.333 (8, 3)		SH3-4 1B			SH1-4 1B		G3-1		P6	0	0	0	0	0	0	0						
Inning Stats	R: 0 E: 0 K: 0 S: 8	H: 0 LOB: 0 BB: 0 P: 10	R: 3 E: 0 K: 1 S: 17	H: 5 LOB: 1 BB: 0 P: 28	R: 0 E: 0 K: 1 S: 9	H: 0 LOB: 0 BB: 0 P: 12	R: 0 E: 0 K: 0 S: 7	H: 1 LOB: 0 BB: 0 P: 13	R: 0 E: 0 K: 1 S: 9	H: 1 LOB: 1 BB: 0 P: 13	R: 3 E: 0 K: 0 S: 11	H: 5 LOB: 1 BB: 0 P: 18	R: 0 E: 0 K: 2 S: 15	H: 2 LOB: 2 BB: 0 P: 18	R: 1 E: 2 K: 2 S: 17	H: 2 LOB: 3 BB: 1 P: 28	R: 0 E: 0 K: 1 S: 17	H: 2 LOB: 3 BB: 1 P: 27	1B: 13 2B: 3 3B: 1 HR: 1	SF: 0 SAC: 2 DP: 1 HBP: 0	WP: 0 PB: 0 SB: 0 CS: 0	PA: 45
PITCHER	IP	WLS	BF	H	R	ER	SO	BB	IBB	HBP	BLK	WP	HR	S	P	ERA	WHIP					
Bob Tewksbury, R ERA: 5.58	5.1	W	25	11	6	6	3	0	0	0	0	0	1	59	91	10.12	2.062					
John Habyan, R ERA: 3.49	1.2		7	3	0	0	2	0	0	0	0	0	0	17	21	0.00	1.800					
Rob Murphy, L ERA: 3.96	0.1		3	1	1	0	0	0	0	0	0	0	0	7	11	0.00	3.000					
Rene Arocha, R ERA: 4.15	1.2	S	10	3	0	0	3	2	0	0	0	0	0	27	44	0.00	3.000					

Batter	1	2	3	4	5	6	7	8	9	AB	R	H	RBI	BB	SO	LOB	BOTTOM				
Bernard Gilkey, R OBP: 0.340, SLG: 0.366	L8		L7			1B	K			5	1	1	0	0	2	2	Chicago Cubs @ St. Louis Cardinals Busch Stadium, St. Louis, MO Sat Jul 30 1994, 7:05 PM CDT Att: 53,415 - Unknown				
Ozzie Smith, S OBP: 0.311, SLG: 0.325	G4-3			2B	1B	WP 1B	HR		P2	5	3	3	0	0	0	0					
Gregg Jefferies, S OBP: 0.390, SLG: 0.490	P6			2B	1B	WP HBP	HR		F8	5	3	3	3	0	0	0					
Ray Lankford, L OBP: 0.371, SLG: 0.501	F8			F8 FC3-6 2B	P7		K		G4-3	5	1	1	1	0	1	2					
Todd Zeile, R OBP: 0.339, SLG: 0.451	F8			FC3-6 1B	HBP 1B		1B			3	1	2	1	1	0	0					
Mark Whiten, S OBP: 0.355, SLG: 0.460	K			F8	1B		B2-3			4	1	1	1	0	1	3					
Geronimo Pena, S OBP: 0.328, SLG: 0.449			F7	FC3-6 1B			F7			3	0	0	2	0	0	1					
Tom Pagnozzi, R OBP: 0.324, SLG: 0.405			SH3-4 BB	K			K			3	0	1	2	1	2	1					
Bob Tewksbury, R OBP: 0.212, SLG: 0.220 John Habyan, R (6, 1)			SH3-4							2	0	0	0	0	2	2					
Luis Altea, S OBP: 0.350, SLG: 0.439 Rob Murphy, L (8, 1) Rene Arocha, R OBP: 0.300, SLG: 0.222 (8, 1)										1	0	1	0	0	0	0					
Inning Stats	R: 0 E: 0 K: 0 S: 10	H: 0 LOB: 0 BB: 0 P: 14	R: 0 E: 0 K: 1 S: 9	H: 0 LOB: 0 BB: 0 P: 14	R: 0 E: 0 K: 0 S: 4	H: 0 LOB: 1 BB: 1 P: 11	R: 3 E: 0 K: 1 S: 16	H: 4 LOB: 1 BB: 0 P: 26	R: 5 E: 0 K: 2 S: 21	H: 5 LOB: 2 BB: 1 P: 34	R: 2 E: 0 K: 2 S: 13	H: 3 LOB: 1 BB: 0 P: 22	R: 0 E: 0 K: 2 S: 10	H: 1 LOB: 1 BB: 0 P: 17	R: 0 E: 0 K: 0 S: 4	H: 0 LOB: 0 BB: 0 P: 6	1B: 10 2B: 2 3B: 0 HR: 1	SF: 0 SAC: 1 DP: 0 HBP: 1	WP: 1 PB: 0 SB: 2 CS: 0	PA: 40	
PITCHER	IP	WLS	BF	H	R	ER	SO	BB	IBB	HBP	BLK	WP	HR	S	P	ERA	WHIP				
Willie Banks, R ERA: 5.53	4.2	L	23	7	7	7	3	2	0	0	0	0	0	7	10	27.00	6.000				
Randy Veres, R ERA: 5.79	0.1		4	2	1	1	1	0	0	1	0	0	0	7	10	27.00	6.000				
Chuck Crim, R ERA: 4.42	2.0		10	4	2	2	4	0	0	0	0	0	1	23	39	9.00	2.000				
Dave Otto, L ERA: 3.86	1.0		3	0	0	0	0	0	0	0	0	0	0	4	6	0.00	0.000				

AB	41
R	7
H	18
RBI	7
BB	2
SO	8
LOB	26




Batter	1	2	3	4	5	6	7	8	9	AB	R	H	RBI	BB	SO	LOB	TOP					
Todd Haney, R OBP: 0.316, SLG: 0.400 Dan Plesac, L Randy Myers, L			L8			G6-3		1B		3	1	1	0	2	0	0	Chicago Cubs @ St. Louis Cardinals Busch Stadium, St. Louis, MO Sun Jul 31 1994, 3:33 AM CDT Att: 48,921 - Sunny - 86 F					
Mike Maksudian, L OBP: 0.462, SLG: 0.316			P4			G3-1		F7		4	1	1	1	1	0	1						
Sammy Sosa, R OBP: 0.331, SLG: 0.544			G5-3			F9		F7		5	0	0	0	0	0	4						
Derrick May, L OBP: 0.338, SLG: 0.410						G4-3		HR		4	3	3	1	1	0	0						
Glenallen Hill, R OBP: 0.377, SLG: 0.478			G5-3			G4-6-3		HR		4	2	1	2	1	1	1						
Rick Wilkins, L OBP: 0.312, SLG: 0.387			1B					K		4	1	2	2	1	1	0						
Steve Buechele, R OBP: 0.330, SLG: 0.414			F9			F8		F8		5	0	0	0	0	0	3						
Rey Sanchez, R OBP: 0.354, SLG: 0.337						L7		F7		4	1	2	1	0	0	0						
Frank Castillo, R Jose Bautista, R José Hernández, R OBP: 0.295, SLG: 0.339						L3		K		2	0	0	0	0	1	1						
										0	0	0	0	0	0	0						
										1	0	0	0	0	0	1						
Inning Stats	R: 6 E: 1 K: 0 S: 25	H: 3 LOB: 3 BB: 6 P: 58	R: 1 E: 0 K: 1 S: 11	H: 3 LOB: 2 BB: 0 P: 15	R: 0 E: 0 K: 0 S: 7	H: 0 LOB: 0 BB: 0 P: 11	R: 0 E: 0 K: 0 S: 9	H: 1 LOB: 1 BB: 1 P: 17	R: 0 E: 0 K: 0 S: 4	H: 0 LOB: 0 BB: 0 P: 5	R: 0 E: 0 K: 1 S: 8	H: 0 LOB: 0 BB: 0 P: 12	R: 0 E: 0 K: 1 S: 10	H: 1 LOB: 1 BB: 0 P: 14	R: 2 E: 0 K: 1 S: 9	H: 2 LOB: 0 BB: 0 P: 14	1B: 6 2B: 2 3B: 0 HR: 2	SF: 0 SAC: 0 DP: 1 HBP: 0	WP: 1 PB: 0 SB: 1 CS: 0	PA: 43		
PITCHER	IP WLS BF H R ER SO BB IBB HBP BLK WP HR S P ERA WHIP	IP WLS BF H R ER SO BB IBB HBP BLK WP HR S P ERA WHIP																				
Omar Olivares, R ERA: 6.21	0.2 L 8 3 6 6 0 3 0 0 0 0 1 0 19 39 81.00 9.000																					
Bryan Eversgerd, L ERA: 4.31	4.1 20 4 1 1 1 4 0 0 0 0 0 1 37 67 2.08 1.846																					
Gary Buckels, R ERA: 3.0	2.0 6 0 0 0 1 0 0 0 0 0 0 0 13 21 0.00 0.000																					
Rich Rodriguez, L ERA: 4.11	2.0 9 3 2 2 2 0 0 0 0 0 0 1 19 28 9.00 1.500																					
Batter	1	2	3	4	5	6	7	8	9	AB	R	H	RBI	BB	SO	LOB	BOTTOM					
Gerald Young, S OBP: 0.389, SLG: 0.545			F9			1B		FC5-4		4	1	2	0	1	1	0	Chicago Cubs @ St. Louis Cardinals Busch Stadium, St. Louis, MO Sun Jul 31 1994, 3:33 AM CDT Att: 48,921 - Sunny - 86 F					
Ozzie Smith, S OBP: 0.310, SLG: 0.327			L8			P4		FC5-4		5	1	1	0	0	0	3						
Gregg Jefferies, S OBP: 0.393, SLG: 0.494			L6			G4-6-3		G3-1		5	2	3	1	0	0	2						
Todd Zeile, R OBP: 0.343, SLG: 0.456						G4-6-3		G3-1		3	0	2	2	1	1	1						
Mark Whiten, S OBP: 0.354, SLG: 0.457			G6-4-3			G4-6-3		G3-1		4	0	1	0	0	1	5						
Bernard Gilkey, R OBP: 0.339, SLG: 0.364			G6-4-3			F9		F9		4	0	1	1	0	0	3						
Geronimo Pena, S OBP: 0.331, SLG: 0.462						K		K		3	2	1	1	1	2	0						
Tom Pagnozzi, R OBP: 0.319, SLG: 0.397						F9		G4-3		4	0	0	0	0	0	1						
Omar Olivares, R Bryan Eversgerd, R Luis Alícea, S Gary Buckels, R Ray Lankford, L Rich Rodriguez, L Scott Coolbaugh, R						K		F7		0	0	0	0	0	0	0						
						K		HR		1	0	0	0	0	0	0						
						K		HR		1	1	2	0	0	0	0						
Inning Stats	R: 0 E: 0 K: 1 S: 10	H: 0 LOB: 1 BB: 1 P: 14	R: 1 E: 0 K: 0 S: 8	H: 2 LOB: 0 BB: 0 P: 13	R: 0 E: 0 K: 1 S: 9	H: 0 LOB: 0 BB: 0 P: 11	R: 0 E: 0 K: 0 S: 7	H: 1 LOB: 1 BB: 1 P: 13	R: 0 E: 0 K: 1 S: 7	H: 0 LOB: 0 BB: 0 P: 11	R: 2 E: 0 K: 0 S: 9	H: 4 LOB: 2 BB: 0 P: 9	R: 0 E: 0 K: 2 S: 8	H: 0 LOB: 0 BB: 0 P: 14	R: 2 E: 0 K: 1 S: 13	H: 3 LOB: 1 BB: 0 P: 20	R: 2 E: 0 K: 1 S: 14	H: 2 LOB: 1 BB: 1 P: 27	1B: 6 2B: 3 3B: 1 HR: 2	SF: 0 SAC: 0 DP: 2 HBP: 0	WP: 0 PB: 0 SB: 1 CS: 0	PA: 39
PITCHER	IP WLS BF H R ER SO BB IBB HBP BLK WP HR S P ERA WHIP	IP WLS BF H R ER SO BB IBB HBP BLK WP HR S P ERA WHIP																				
Frank Castillo, R ERA: 7.07	5.1 W 21 5 3 3 3 2 0 0 0 0 0 0 45 66 5.06 1.312																					
Jose Bautista, R ERA: 3.89	1.2 6 2 0 0 2 0 0 0 0 0 0 0 13 19 0.00 1.200																					
Dan Plesac, L ERA: 4.73	1.0 6 3 2 2 1 0 0 0 0 0 0 0 13 20 18.00 3.000																					
Randy Myers, L ERA: 3.38	1.0 6 2 2 2 1 1 0 0 0 0 0 1 14 27 18.00 3.000																					

Batter	1	2	3	4	5	6	7	8	9	AB	R	H	RBI	BB	SO	LOB	TOP										
Bernard Gilkey, R OBP: 0.336, SLG: 0.359 (1, 7)	L8		G6-3 1B		F7		F7		L9	5	0	1	0	0	0	4											
Ozzie Smith, S OBP: 0.315, SLG: 0.331 (1, 6)	G4-3		G6-3		G4-6-3 1B			4-2 BB		3	0	1	0	1	0	1											
Gregg Jefferies, S OBP: 0.389, SLG: 0.486 (1, 3)	G6-3		G6-3		G4-6-3 1-2			L9		4	0	0	0	0	0	4											
Ray Lankford, L OBP: 0.368, SLG: 0.495 (1, 8)		4-0 HR BB	K		L4			P6		3	1	0	0	1	1	2											
Todd Zeile, R OBP: 0.340, SLG: 0.458 (1, 5)		2-2 1-H HR			G6-3		G1-3		L8		4	1	1	2	0	0	1										
Mark Whiten, S OBP: 0.357, SLG: 0.475 (1, 9)	F8				F9				G4-1 3B		4	2	2	0	0	0	0										
Geronimo Pena, S OBP: 0.344, SLG: 0.479 (9, PR)							G3-1		G4-1 HBP		2	0	1	1	0	0	0										
Gerald Young, S OBP: 0.366, SLG: 0.500 (9, PR)											0	0	0	0	0	0	0										
Tom Pagnozzi, R OBP: 0.320, SLG: 0.394 (1, 2)					G6-4-3 1B				L4		4	0	1	0	0	0	4										
Tom Urbani, L OBP: 0.318, SLG: 0.250 (1, 1)									G4-1		2	0	1	0	0	0	1										
John Habyan, R OBP: 0.345, SLG: 0.432 (7, PH)	F8						F7				0	0	0	0	0	0	0										
Luis Alicea, S OBP: 0.261, SLG: 0.227 (9, PH)									G4-1 3-H		1	0	0	0	0	0	1										
Omar Olivares, R OBP: 0.261, SLG: 0.227 (9, PH)											0	0	0	0	0	0	0										
Gerald Perry, L OBP: 0.435, SLG: 0.529 (9, PH)											1	0	0	1	0	0	1										
Inning Stats	R: 0 E: 0 K: 0 S: 5	H: 0 LOB: 0 BB: 0 P: 8	R: 2 E: 0 K: 0 S: 13	H: 1 LOB: 1 BB: 1 P: 25	R: 0 E: 0 K: 1 S: 8	H: 1 LOB: 1 BB: 0 P: 13	R: 1 E: 0 K: 0 S: 8	H: 2 LOB: 0 BB: 0 P: 13	R: 0 E: 0 K: 0 S: 11	H: 2 LOB: 1 BB: 0 P: 14	R: 0 E: 0 K: 0 S: 7	H: 0 LOB: 0 BB: 0 P: 13	R: 0 E: 0 K: 0 S: 12	H: 1 LOB: 1 BB: 0 P: 16	R: 0 E: 0 K: 0 S: 9	H: 0 LOB: 1 BB: 1 P: 16	R: 0 E: 0 K: 0 S: 9	H: 1 LOB: 2 BB: 0 P: 13	1B: 6 2B: 0 3B: 1 HR: 1	SF: 0 SAC: 0 DP: 2 HBP: 2	WP: 0 PB: 0 SB: 3 CS: 0	PA: 37					
PITCHER	IP	WLS	BF	H	R	ER	SO	BB	IBB	HBP	BLK	WP	HR	S	P	ERA	WHIP										
Ken Hill, R ERA: 3.23 (1, 1)	6.0	W	24	6	3	3	1	1	0	1	0	0	1	52	86	4.50	1.167										
Tim Scott, R ERA: 2.4 (7, 1)	2.0		8	1	0	0	0	1	0	0	0	0	0	21	32	0.00	1.000										
John Wetteland, R ERA: 2.78 (9, 1)	1.0	S	5	1	1	1	0	0	0	1	0	0	0	9	13	9.00	1.000										

St. Louis Cardinals @ Montreal Expos
Olympic Stadium, Montreal, QB
Tue Aug 02 1994, 7:05 PM EDT
Att: 37,553 - Dome

livebaseballscorecards.com

AB 33
R 4
H 8
RBI 4
BB 2
SO 1
LOB 19




Batter	1	2	3	4	5	6	7	8	9	AB	R	H	RBI	BB	SO	LOB	BOTTOM										
Marquis Grissom, R OBP: 0.349, SLG: 0.439 (1, 8)	HR 1B		G6-3	G5-3		FC5 2-3f				4	1	1	0	0	0	4											
Sean Berry, R OBP: 0.345, SLG: 0.442 (1, 5)	HR		F9		G6-3		G3-1			4	1	1	2	0	0	0											
Moises Alou, R OBP: 0.400, SLG: 0.580 (1, 9)	1B		HBP 2B 1B		F9		HR			4	2	3	1	0	0	0											
Larry Walker, L OBP: 0.387, SLG: 0.564 (1, 3)	K		2B HBP		P5		1B BB			2	1	0	0	1	1	1											
Wil Cordero, R OBP: 0.366, SLG: 0.505 (1, 6)	G6-4-3 1B		WP 1-H 2-H 2B			K	G6-4-3 1B			4	0	3	2	0	1	0											
Lenny Webster, R OBP: 0.369, SLG: 0.444 (1, 2)	G6-4-3 1-2f		G1-3			1B 1B 1B	G6-4-3			4	0	1	0	0	0	5											
Cliff Floyd, L OBP: 0.336, SLG: 0.495 (1, 7)			K		G3		FC5 1B 1B		G4-3	4	0	1	0	0	1	0											
Mike Lansing, R OBP: 0.328, SLG: 0.363 (1, 4)	G4-3		G6-3 2B			1B 1B 1B	L4			4	0	2	0	0	0	0											
Ken Hill, R OBP: 0.180, SLG: 0.128 (5, PH)			K		G6-3		F8		L9	2	0	0	0	0	1	1											
Randy Milligan, R OBP: 0.333, SLG: 0.342 (5, PH)										0	0	0	0	0	0	0											
Darryl Fletcher, L OBP: 0.342, SLG: 0.450 (5, PH)										1	0	0	0	0	0	3											
Tim Scott, R OBP: 0.342, SLG: 0.450 (7, 1)										0	0	0	0	0	0	0											
Juan Bell, R OBP: 0.301, SLG: 0.378 (5, PH)										1	0	0	0	0	0	0											
John Wetteland, R OBP: 0.250, SLG: 0.250 (9, 1)										0	0	0	0	0	0	0											
Inning Stats	R: 2 E: 0 K: 1 S: 13	H: 4 LOB: 1 BB: 0 P: 20	R: 0 E: 0 K: 2 S: 8	H: 0 LOB: 0 BB: 0 P: 13	R: 2 E: 0 K: 0 S: 16	H: 2 LOB: 1 BB: 0 P: 26	R: 0 E: 0 K: 0 S: 11	H: 1 LOB: 1 BB: 0 P: 19	R: 0 E: 0 K: 0 S: 5	H: 0 LOB: 0 BB: 0 P: 9	R: 0 E: 0 K: 1 S: 12	H: 3 LOB: 3 BB: 0 P: 23	R: 1 E: 0 K: 0 S: 13	H: 2 LOB: 1 BB: 1 P: 20	R: 0 E: 0 K: 0 S: 4	H: 0 LOB: 0 BB: 0 P: 6	1B: 8 2B: 2 3B: 0 HR: 2	SF: 0 SAC: 0 DP: 2 HBP: 1	WP: 1 PB: 0 SB: 0 CS: 0	PA: 36							
PITCHER	IP	WLS	BF	H	R	ER	SO	BB	IBB	HBP	BLK	WP	HR	S	P	ERA	WHIP										
Tom Urbani, L ERA: 4.69 (1, 1)	5.1	L	26	10	4	4	4	0	0	1	0	0	1	63	104	6.75	1.875										
John Habyan, R ERA: 3.4 (6, 1)	0.2		2	0	0	0	0	0	0	0	0	0	0	2	6	0.00	0.000										
Omar Olivares, R ERA: 6.15 (7, 1)	2.0		8	2	1	1	0	1	0	0	0	0	1	17	26	4.50	1.500										

St. Louis Cardinals @ Montreal Expos
Olympic Stadium, Montreal, QB
Tue Aug 02 1994, 7:05 PM EDT
Att: 37,553 - Dome

livebaseballscorecards.com

AB 34
R 5
H 12
RBI 5
BB 1
SO 4
LOB 14




Batter	1	2	3	4	5	6	7	8	9	AB R H RBI BB SO LOB	TOP												
Ray Lankford, L (1, 8) OBP: 0.365, SLG: 0.488	G6-3	K			G4-3		WP 2B 1B		K	5 1 1 0 0 2 4	St. Louis Cardinals @ Montreal Expos Olympic Stadium, Montreal, QB Thu Aug 04 1994, 7:05 PM EDT Att: 39,044 - Dome livebaseballscorecards.com												
Luis Alica, S (1, 4) OBP: 0.358, SLG: 0.443	1B		F8		G6-4-3 1B		1-H 2B	HR BB	4 1 3 1 1 0 0														
Gregg Jefferies, S (1, 3) OBP: 0.384, SLG: 0.480	L9		F8		G6-4-3 1-2		G6-3	F9	5 0 0 0 0 0 5														
Todd Zeile, R (1, 5) OBP: 0.340, SLG: 0.463	1B		G5-3			P5	G6-3	HR	5 1 2 4 0 0 0														
Mark Whiten, S (1, 9) OBP: 0.357, SLG: 0.481	G1-3			L9 B1-3 1B		HR		G6-3	5 2 2 1 0 0 2														
Bernard Gilkey, R (1, 7) OBP: 0.332, SLG: 0.353		G4-3		B1-3 1-2		G5-3 1B		G5-3	4 0 1 0 0 0 1														
Tom Pagnozzi, R (1, 2) OBP: 0.314, SLG: 0.385	1B		L9		L9		G5-3	F7	4 0 1 0 0 0 2														
José Oquendo, S (1, 6) OBP: 0.379, SLG: 0.322	1B							BB HR BB	2 1 2 1 2 0 0														
Bob Tewksbury, R (1, 1) OBP: 0.214, SLG: 0.222	B2				P4		K	HR BB 1B	4 1 1 0 0 1 5														
Inning Stats	R: 0 E: 0 K: 0 S: 10	H: 2 LOB: 2 BB: 0 P: 16	R: 0 E: 0 K: 1 S: 9	H: 2 LOB: 2 BB: 0 P: 18	R: 0 E: 0 K: 0 S: 7	H: 0 LOB: 0 BB: 0 P: 12	R: 1 E: 0 K: 0 S: 12	H: 2 LOB: 1 BB: 0 P: 16	R: 0 E: 0 K: 0 S: 5	H: 1 LOB: 0 BB: 0 P: 7	R: 1 E: 0 K: 1 S: 12	H: 2 LOB: 2 BB: 1 P: 24	R: 1 E: 0 K: 0 S: 10	H: 2 LOB: 0 BB: 0 P: 17	R: 0 E: 0 K: 0 S: 10	H: 0 LOB: 0 BB: 0 P: 15	R: 4 E: 0 K: 1 S: 22	H: 2 LOB: 2 BB: 2 P: 36	1B: 10 2B: 1 3B: 0 HR: 2	SF: 0 SAC: 0 DP: 1 HBP: 0	WP: 1 PB: 0 SB: 0 CS: 0	PA: 41	
PITCHER	IP WLS BF H R ER SO BB IBB HBP BLK WP HR S P ERA WHIP											PITCHER	IP WLS BF H R ER SO BB IBB HBP BLK WP HR S P ERA WHIP										
Kirk Rueter, L (1, 1) ERA: 5.36	6.0 L 27 9 2 2 2 0 0 0 0 0 1 0 20 32 3.00 1.500																						
Tim Scott, R (7, 1) ERA: 2.49	2.0 7 2 1 1 0 0 0 0 0 0 0 1 19 33 4.50 1.000																						
Mel Rojas, R (9, 1) ERA: 3.53	0.2 6 2 4 4 1 2 0 0 0 0 0 0 3 3 54.00 6.000																						
Gabe White, L (9, 1) ERA: 6.08	0.1 1 0 0 0 0 0 0 0 0 0 0 0 3 3 0.00 0.000																						
Batter	1	2	3	4	5	6	7	8	9	AB R H RBI BB SO LOB	BOTTOM												
Marquis Grissom, R (1, 8) OBP: 0.347, SLG: 0.433	G6-3			P4		G6-3			L9	4 0 0 0 0 0 1	St. Louis Cardinals @ Montreal Expos Olympic Stadium, Montreal, QB Thu Aug 04 1994, 7:05 PM EDT Att: 39,044 - Dome livebaseballscorecards.com												
Cliff Floyd, L (1, 7) OBP: 0.334, SLG: 0.401	G4-3			G5-4-3 1B		L7			P2	4 0 1 0 0 0 1													
Moises Alou, R (1, 9) OBP: 0.399, SLG: 0.585	L6			G5-4-3 1-2					E5 HR	4 1 0 0 0 0 1													
Larry Walker, L (1, 3) OBP: 0.395, SLG: 0.591		G4-3							HR BB	3 2 2 3 1 0 0													
Darrin Fletcher, L (1, 2) OBP: 0.319, SLG: 0.444		G4-3			P5				HR	4 0 0 0 0 1 1													
Wil Cordero, R (1, 6) OBP: 0.396, SLG: 0.505		G5-3							G4-3	3 0 1 0 0 1 0													
Sean Berry, R (1, 5) OBP: 0.339, SLG: 0.444										3 0 0 0 0 1 2													
Mike Lansing, R (1, 4) OBP: 0.328, SLG: 0.361										3 0 1 0 0 0 0													
Kirk Rueter, L (1, 1) OBP: 0.176, SLG: 0.125										1 0 0 0 0 0 0													
Lou Piniella, S (6, 9) OBP: 0.368, SLG: 0.311										1 0 0 0 0 0 1													
Tim Scott, R (7, 1) OBP: 0.368, SLG: 0.311										0 0 0 0 0 0 0													
Rondell White, R (8, 9) OBP: 0.349, SLG: 0.513										1 0 0 0 0 0 0													
Mel Rojas, R (9, 1) OBP: 0.322, SLG: 0.222										0 0 0 0 0 0 0													
Gabe White, L (9, 1) ERA: 6.08										0 0 0 0 0 0 0													
Inning Stats	R: 0 E: 0 K: 0 S: 6	H: 0 LOB: 0 BB: 0 P: 8	R: 0 E: 0 K: 0 S: 7	H: 0 LOB: 0 BB: 0 P: 13	R: 0 E: 0 K: 1 S: 6	H: 0 LOB: 0 BB: 0 P: 9	R: 0 E: 0 K: 0 S: 5	H: 1 LOB: 0 BB: 0 P: 9	R: 0 E: 0 K: 0 S: 6	H: 1 LOB: 1 BB: 0 P: 16	R: 0 E: 0 K: 0 S: 6	H: 1 LOB: 1 BB: 0 P: 9	R: 1 E: 0 K: 2 S: 10	H: 1 LOB: 0 BB: 0 P: 15	R: 0 E: 0 K: 0 S: 7	H: 0 LOB: 0 BB: 0 P: 7	R: 2 E: 1 K: 0 S: 6	H: 1 LOB: 0 BB: 0 P: 9	1B: 3 2B: 0 3B: 0 HR: 2	SF: 0 SAC: 0 DP: 2 HBP: 0	WP: 0 PB: 0 SB: 0 CS: 0	PA: 32	
PITCHER	IP WLS BF H R ER SO BB IBB HBP BLK WP HR S P ERA WHIP											PITCHER	IP WLS BF H R ER SO BB IBB HBP BLK WP HR S P ERA WHIP										
Bob Tewksbury, R (1, 1) ERA: 5.32	9.0 W 32 5 3 1 3 1 0 0 0 0 2 59 95 1.00 0.667																						


AB 38
R 7
H 13
RBI 7
BB 3
SO 3
LOB 19



AB 31
R 3
H 5
RBI 3
BB 1
SO 3
LOB 7




Batter	1	2	3	4	5	6	7	8	9	AB	R	H	RBI	BB	SO	LOB	TOP								
Ray Lankford, L OBP: 0.361, SLG: 0.482	F7	F7		K	K			P3	F9	7	1	1	0	0	2	5	St. Louis Cardinals @ Pittsburgh Pirates Three Rivers Stadium, Pittsburgh, PA Fri Aug 05 1994, 7:05 PM EDT Att: 23,029 - Unknown - 65 F								
Ozzie Smith, S OBP: 0.320, SLG: 0.337 Tripp Cromer, R	F9		2B	1B	1B		F8	L9		5	2	2	0	1	0	3									
Gregg Jefferies, S OBP: 0.391, SLG: 0.483	BB		F8	1B	BB		1B	BB	2B	4	2	3	0	2	0	1									
Todd Zeile, R OBP: 0.344, SLG: 0.466	BB		1B	2B	1B		1B	BB	F9	4	1	2	2	2	1	3									
Mark Whiten, S OBP: 0.359, SLG: 0.478 Gerald Young, S OBP: 0.366, SLG: 0.500	F8		E3	BB	2B		F9	BB	2B	4	2	1	1	2	0	3									
Bernard Gilkey, R OBP: 0.337, SLG: 0.360		2B	BB	1B	BB		G6-3	G6-4-3	BB	5	3	3	2	1	0	3									
Luis Alicaia, S OBP: 0.376, SLG: 0.471	G4-3		1B	BB	2B		2B	E9	SF9	4	0	4	3	2	0	0									
Tom Pagnozzi, R OBP: 0.314, SLG: 0.378	K		F9	K	K		IBB	K	BB	4	0	0	1	2	3	7									
Allen Watson, L Vicente Palacios, R Gerald Perry, L John Habyan, R Scott Coolbaugh, R Rich Rodriguez, L	G4-3		K	K	G6-3		K	1B	SF9	3	0	0	1	0	1	1									
Inning Stats	R: 0 E: 0 K: 0 S: 12	H: 1 LOB: 2 BB: 1 P: 21	R: 1 E: 0 K: 1 S: 13	H: 2 LOB: 1 BB: 0 P: 23	R: 1 E: 0 K: 1 S: 13	H: 2 LOB: 3 BB: 2 P: 27	R: 5 E: 0 K: 3 S: 20	H: 3 LOB: 1 BB: 3 P: 39	R: 0 E: 0 K: 1 S: 15	H: 1 LOB: 2 BB: 1 P: 25	R: 1 E: 0 K: 0 S: 14	H: 3 LOB: 2 BB: 1 P: 23	R: 0 E: 1 K: 0 S: 12	H: 2 LOB: 2 BB: 0 P: 18	R: 3 E: 0 K: 0 S: 12	H: 2 LOB: 2 BB: 3 P: 31		1B: 11 2B: 6 3B: 0 HR: 0	SF: 1 SAC: 0 DP: 1 HBP: 0	WP: 0 PB: 0 SB: 0 CS: 0	PA: 55				
PITCHER	IP	WLS	BF	H	R	ER	SO	BB	IBB	HBP	BLK	WP	HR	S	P	ERA	WHIP								
Denny Neagle, L ERA: 5.11	3.2	L	24	7	7	7	3	5	1	0	0	0	0	52	100	17.18	3.273								
Paul Wagner, R ERA: 4.59	1.1		7	2	0	0	3	1	0	0	0	0	0	21	35	0.00	2.250								
Rich Robertson, L ERA: 7.2	1.1		10	4	1	1	1	1	0	0	0	0	0	24	41	6.75	3.750								
Mark Dewey, R ERA: 4.08	1.2		6	2	0	0	1	0	0	0	0	0	0	13	20	0.00	1.200								
Mike Dyer, R ERA: 6.43	1.0		8	2	3	3	0	2	1	0	0	0	0	12	31	27.00	4.000								

Batter	1	2	3	4	5	6	7	8	9	AB	R	H	RBI	BB	SO	LOB	BOTTOM								
Carlos Garcia, R OBP: 0.305, SLG: 0.357	G4-3		L5		S		B1-3		F8	5	0	1	0	0	0	1	St. Louis Cardinals @ Pittsburgh Pirates Three Rivers Stadium, Pittsburgh, PA Fri Aug 05 1994, 7:05 PM EDT Att: 23,029 - Unknown - 65 F								
Jay Bell, R OBP: 0.354, SLG: 0.446	G6-4-3		G6-3		BB		BB		2B	4	0	3	1	0	0	0									
Steve Pegues, R OBP: 0.385, SLG: 0.375	G6-4-3			1B	2B		F9		BB	3	1	1	0	1	0	2									
Lloyd McClendon, R OBP: 0.286, SLG: 0.430 Dave Clark, L OBP: 0.349, SLG: 0.476	G6-3		G6-3	1B	K		G4-3			2	1	2	1	0	0	0									
Jeff King, R OBP: 0.313, SLG: 0.371	G6-3		G6-3	1B	F8		K			2	0	0	0	0	1	4									
Lance Parrish, R OBP: 0.386, SLG: 0.377	FC6-4		F9				K			3	0	1	1	1	1	2									
Midre Cummings, L OBP: 0.284, SLG: 0.343	FC6-4		FC6-4		K		K		L9	3	0	0	0	0	2	4									
Mark Dewey, R OBP: 1.000, SLG: 1.000 Andy Van Slyke, L OBP: 0.335, SLG: 0.347 Mike Dyer, R	FC6-4		FC6-4		K		K			0	0	0	0	0	0	0									
Don Slaught, R OBP: 0.380, SLG: 0.348 Orlando Merced, S OBP: 0.347, SLG: 0.414	FC6-4		L9		L9		G6-4-3		F8	2	0	0	0	0	0	1									
Denny Neagle, L OBP: 0.195, SLG: 0.268 Paul Wagner, R OBP: 0.162, SLG: 0.189 Junior Noboa, R OBP: 0.341, SLG: 0.381 Rich Robertson, L OBP: 0.250, SLG: 0.250 Gary Varsho, L OBP: 0.313, SLG: 0.423	K		K		F8		B1-3		G4-3	1	0	0	0	0	1	0									
Inning Stats	R: 0 E: 0 K: 0 S: 6	H: 1 LOB: 0 BB: 0 P: 10	R: 1 E: 0 K: 0 S: 8	H: 2 LOB: 1 BB: 0 P: 12	R: 0 E: 0 K: 1 S: 6	H: 0 LOB: 0 BB: 0 P: 10	R: 1 E: 0 K: 1 S: 14	H: 3 LOB: 2 BB: 0 P: 26	R: 0 E: 0 K: 1 S: 8	H: 0 LOB: 0 BB: 1 P: 14	R: 1 E: 0 K: 0 S: 8	H: 2 LOB: 1 BB: 0 P: 14	R: 0 E: 0 K: 2 S: 9	H: 0 LOB: 0 BB: 0 P: 12	R: 0 E: 0 K: 0 S: 8	H: 0 LOB: 0 BB: 0 P: 11		1B: 7 2B: 3 3B: 0 HR: 0	SF: 0 SAC: 0 DP: 2 HBP: 0	WP: 0 PB: 0 SB: 1 CS: 0	PA: 37				
PITCHER	IP	WLS	BF	H	R	ER	SO	BB	IBB	HBP	BLK	WP	HR	S	P	ERA	WHIP								
Allen Watson, L ERA: 5.68	1.1		21	8	2	2	2	1	0	0	0	0	0	40	71	4.15	2.077								
Vicente Palacios, R ERA: 4.25	2.2	W	10	2	1	1	2	1	0	0	0	0	0	21	35	3.38	1.125								
John Habyan, R ERA: 3.33	1.0		3	0	0	0	2	0	0	0	0	0	0	9	12	0.00	0.000								
Rich Rodriguez, L ERA: 4.12	1.0		3	0	0	0	0	0	0	0	0	0	0	8	11	0.00	0.000								

Batter	1	2	3	4	5	6	7	8	9	AB	R	H	RBI	BB	SO	LOB	TOP								
Ray Lankford, L (1.8) OBP: 0.360, SLG: 0.486	1-2 HR		0-3 K		0-0 P8			0-3 K	1-3 K	5	1	1	1	0	3	0	St. Louis Cardinals @ Pittsburgh Pirates Three Rivers Stadium, Pittsburgh, PA Sat Aug 06 1994, 7:05 PM EDT Att: 22,741 - Unknown - 74 F AB 36 R 6 H 8 RBI 6 BB 2 SO 4 LOB 9								
Ozzie Smith, S (1.6) OBP: 0.319, SLG: 0.335	2-3 K		0-0 G6-3		2-1 L7			2-0 G6-3 1B	3-2 G4-3	5	1	1	0	0	1	0									
Gregg Jefferies, S (1.3) OBP: 0.392, SLG: 0.486	2-1 G4-3		0-0		1-1 G6-3			0-1 G6-3		4	0	2	0	0	0	1									
Todd Zeile, R (1.5) OBP: 0.344, SLG: 0.462	3-2 G4-3		2-1 L9					4-1 1B 2B		3	1	0	0	1	0	2									
Mark Whiten, S (1.9) OBP: 0.358, SLG: 0.475	1-2 G4-3			1-0 E7 G6-3				0-0 2B	1-3 2H 1B	4	2	1	1	0	0	1									
Bernard Gilkey, R (1.7) OBP: 0.336, SLG: 0.357		2-1 E5 1B G6-3		1-1 G6-3				1-2 2B	4-2 2B	3	1	0	1	1	0	0									
Rene Arocha, R (8.1) OBP: 0.200, SLG: 0.222										0	0	0	0	0	0	0									
Luis Alica, S (1.4) OBP: 0.373, SLG: 0.471			0-0 G6-3		3-H 2-2 G6-3			0-1 2B		4	0	1	3	0	0	1									
Tom Pagnozzi, R (1.2) OBP: 0.317, SLG: 0.380		2-1 G4-6-3 1B		1-0 1B				1-1 G6-3		4	0	2	0	0	0	1									
Omar Olivares, R (1.1) OBP: 0.231, SLG: 0.200		1-2 G4-6-3		2-2 G4-3						3	0	0	0	0	0	3									
Rich Rodriguez, L (7.1)										0	0	0	0	0	0	0									
John Habyan, R (8.1)										0	0	0	0	0	0	0									
Gerald Young, S (8.7) OBP: 0.357, SLG: 0.487										1	0	0	0	0	0	0									
Inning Stats	R: 1 E: 0 K: 1 S: 14	H: 2 LOB: 1 BB: 0 P: 23	R: 0 E: 1 K: 0 S: 8	H: 1 LOB: 1 BB: 0 P: 13	R: 0 E: 0 K: 1 S: 7	H: 1 LOB: 1 BB: 0 P: 9	R: 1 E: 1 K: 0 S: 10	H: 1 LOB: 1 BB: 0 P: 17	R: 0 E: 0 K: 0 S: 5	H: 0 LOB: 0 BB: 0 P: 8	R: 0 E: 0 K: 0 S: 7	H: 0 LOB: 0 BB: 0 P: 11	R: 0 E: 0 K: 0 S: 9	H: 0 LOB: 0 BB: 0 P: 14	R: 4 E: 0 K: 1 S: 15	H: 3 LOB: 1 BB: 2 P: 26	R: 0 E: 0 K: 1 S: 10	H: 0 LOB: 0 BB: 0 P: 16	1B: 5 2B: 2 3B: 0 HR: 1	SF: 0 SAC: 0 DP: 1 HBP: 0	WP: 0 PB: 0 SB: 0 CS: 0	PA: 38			
PITCHER	IP	WLS	BF	H	R	ER	SO	BB	IBB	HBP	BLK	WP	HR	S	P	ERA	WHIP								
Zane Smith, L (1.1) ERA: 3.47	7.2		30	6	3	2	3	0	0	0	0	0	1	66	103	2.35	0.783								
Dan Miceli, R (8.1) ERA: 5.81	0.1	L	5	2	3	3	0	2	0	0	0	0	0	9	18	81.00	12.000								
Ravelo Manzanillo, L (9.1) ERA: 3.65	1.0		3	0	0	0	1	0	0	0	0	0	0	10	16	0.00	0.000								

Batter	1	2	3	4	5	6	7	8	9	AB	R	H	RBI	BB	SO	LOB	BOTTOM									
Carlos Garcia, R (1.4) OBP: 0.311, SLG: 0.363	2-2 FC5-4 1B		1-1 G5-4-3 1B		0-1 G1-3 1B			0-1 F9	0-1 G6-4-3 1B	5	0	4	0	0	0	0	St. Louis Cardinals @ Pittsburgh Pirates Three Rivers Stadium, Pittsburgh, PA Sat Aug 06 1994, 7:05 PM EDT Att: 22,741 - Unknown - 74 F AB 35 R 3 H 11 RBI 3 BB 4 SO 3 LOB 25									
Jay Bell, R (1.6) OBP: 0.350, SLG: 0.441	0-0 FC5-4		0-0 G5-4-3		1-0 G1-3			0-1 G4-3	2-1 G6-4-3	5	0	0	0	0	0	6										
Orlando Merced, S (1.3) OBP: 0.348, SLG: 0.422	0-1 P3		1-0 P5		0-0 P4			3-1 HR	0-0 1B	5	1	2	1	0	0	4										
Dave Clark, L (1.9) OBP: 0.356, SLG: 0.493	1-0 F8			0-0 G4-3 SF8 1B				4-0 1B 1B	1-2 K	3	2	2	1	1	0	1										
Dan Miceli, R (8.1)										0	0	0	0	0	0	0										
Ravelo Manzanillo, L (9.1) OBP: 0.607, SLG: 1.000										0	0	0	0	0	0	0										
Tom Foley, L (9. PH) OBP: 0.323, SLG: 0.381										1	0	0	0	0	1	1										
Andy Van Slyke, L (1.8) OBP: 0.334, SLG: 0.346		1-3 K		2-1 G4-3				3-2 1B	3-1 G4-3	4	0	1	0	0	1	1										
Jeff King, R (1.5) OBP: 0.312, SLG: 0.368		1-2 L9		1-3 SF8				0-0 P6	4-1 FC6-4 BB	2	0	0	1	1	0	2										
Midre Cummings, L (1.7) OBP: 0.282, SLG: 0.329		4-0 BB		3-H G5-3				1-3 K	0-1 L8	3	0	0	0	1	1	3										
Don Slaught, R (1.2) OBP: 0.382, SLG: 0.348		0-1 G1-3			4-1 G1-3 1B			1-0 1B	2-2 P9	3	0	1	0	1	0	2										
Zane Smith, L (1.1) OBP: 0.222, SLG: 0.241			0-1 G5-4-3 1B		0-1 P7			0-1 F8	2-0 FC6-4	3	0	1	0	0	0	4										
Gary Varsho, L (8.9) OBP: 0.310, SLG: 0.418										1	0	0	0	0	0	1										
Inning Stats	R: 0 E: 0 K: 0 S: 9	H: 1 LOB: 1 BB: 0 P: 12	R: 0 E: 0 K: 1 S: 10	H: 0 LOB: 1 BB: 1 P: 16	R: 0 E: 0 K: 0 S: 6	H: 2 LOB: 1 BB: 0 P: 8	R: 1 E: 0 K: 0 S: 10	H: 1 LOB: 0 BB: 0 P: 15	R: 0 E: 0 K: 1 S: 7	H: 2 LOB: 2 BB: 1 P: 12	R: 2 E: 0 K: 0 S: 8	H: 2 LOB: 0 BB: 0 P: 14	R: 0 E: 0 K: 0 S: 7	H: 0 LOB: 1 BB: 1 P: 15	R: 0 E: 0 K: 1 S: 8	H: 2 LOB: 1 BB: 0 P: 11	1B: 9 2B: 0 3B: 0 HR: 2	SF: 1 SAC: 0 DP: 2 HBP: 0	WP: 0 PB: 0 SB: 1 CS: 0	PA: 40						
PITCHER	IP	WLS	BF	H	R	ER	SO	BB	IBB	HBP	BLK	WP	HR	S	P	ERA	WHIP									
Omar Olivares, R (1.1) ERA: 5.94	6.2		31	9	3	3	2	3	0	0	0	0	0	2	59	92	4.05	1.800								
Rich Rodriguez, L (7.1) ERA: 4.1	0.1	W	1	0	0	0	0	0	0	0	0	0	0	2	5	0.00	0.000									
John Habyan, R (8.1) ERA: 3.3	0.1		2	0	0	0	0	1	0	0	0	0	0	3	7	0.00	3.000									
Rene Arocha, R (8.1) ERA: 4.01	1.2	S	6	2	0	0	1	0	0	0	0	0	0	12	19	0.00	1.200									

Batter	1	2	3	4	5	6	7	8	9	AB	R	H	RBI	BB	SO	LOB	TOP																				
Ray Lankford, L OBP: 0.360, SLG: 0.485	G4-3		G3	SF9			BB 1B SF9	G4-6-3 HBP		3	1	1	1	0	0	0	St. Louis Cardinals @ Pittsburgh Pirates Three Rivers Stadium, Pittsburgh, PA Sun Aug 07 1994, 3:33 AM EDT Att: 21,858 - Cloudy - 78 F																				
Luis Alcaez, S OBP: 0.374, SLG: 0.469	G3-1		BLK 1B	F9			SF9 1B	G4-6-3		5	1	2	0	0	0	4																					
Gregg Jefferies, S OBP: 0.392, SLG: 0.483	K		BLK 1B		F8		P3	S	IBB	4	0	1	0	1	1	2																					
Todd Zeile, R OBP: 0.342, SLG: 0.458		P4	F8		P2		BB 1B	K		4	1	0	0	1	1	4																					
Mark Whiten, S OBP: 0.359, SLG: 0.473		1B BB		1B HBP 1B	L3		SF9		F7	3	1	1	1	1	0	0																					
Bernard Gilkey, R OBP: 0.341, SLG: 0.359		1B		F8		1B BB	1B BB	G6-3	1B	3	0	2	0	2	0	1																					
Terry McGriff, R OBP: 0.308, SLG: 0.272	F9			1B 1B SF9 HBP			G5-4-3	1B	G6-3	4	1	2	2	0	0	3																					
José Oquendo, S OBP: 0.372, SLG: 0.317	F8			SF9 1B		P5	K		P6	5	0	1	0	0	1	7																					
Tom Urbani, L ERA: 3.82 Gary Buckels, R ERA: 2.7 Vicente Palacios, R ERA: 4.33 Bryan Eversgerd, R ERA: 4.52	F7					G5-4-3		G4-6-3	S	2	0	1	1	0	0	0																					
Inning Stats	R: 0 E: 0 K: 1 S: 8	H: 0 LOB: 0 BB: 0 P: 11	R: 0 E: 0 K: 0 S: 14	H: 1 LOB: 2 BB: 1 P: 27	R: 0 E: 0 K: 0 S: 10	H: 2 LOB: 2 BB: 0 P: 15	R: 2 E: 0 K: 0 S: 14	H: 3 LOB: 2 BB: 0 P: 22	R: 0 E: 0 K: 0 S: 6	H: 0 LOB: 0 BB: 0 P: 11	R: 0 E: 0 K: 0 S: 7	H: 1 LOB: 1 BB: 1 P: 12	R: 3 E: 0 K: 1 S: 16	H: 3 LOB: 2 BB: 2 P: 31	R: 0 E: 0 K: 1 S: 9	H: 1 LOB: 2 BB: 1 P: 20		R: 0 E: 0 K: 0 S: 7	H: 1 LOB: 1 BB: 0 P: 12	1B: 12 SF: 2 2B: 0 3B: 0 HR: 0	WP: 0 PA: 44 PB: 0 SB: 2 CS: 0																
PITCHER	IP	WLS	BF	H	R	ER	SO	BB	IBB	HBP	BLK	WP	HR	S	P	ERA	WHIP	PITCHER		IP	WLS	BF	H	R	ER	SO	BB	IBB	HBP	BLK	WP	HR	S	P	ERA	WHIP	
Rick White, R ERA: 3.82	6.0		27	7	2	2	1	2	0	1	1	0	0	59	98	3.00	1.500																				
Ravelo Manzanillo, L ERA: 4.14	0.2		7	3	3	3	0	2	0	0	0	0	0	13	25	40.50	7.500																				
Mike Dyer, R ERA: 5.87	1.1		6	1	0	0	2	0	1	1	0	0	0	12	26	0.00	0.750																				
Paul Wagner, R ERA: 4.64	1.0	W	4	1	0	0	0	0	0	0	0	0	0	7	12	0.00	1.000																				

Batter	1	2	3	4	5	6	7	8	9	AB	R	H	RBI	BB	SO	LOB	BOTTOM																					
Carlos Garcia, R OBP: 0.311, SLG: 0.370	L9			K		1B 2B	F9		K	6	2	2	1	0	2	5	St. Louis Cardinals @ Pittsburgh Pirates Three Rivers Stadium, Pittsburgh, PA Sun Aug 07 1994, 3:33 AM EDT Att: 21,858 - Cloudy - 78 F																					
Jay Bell, R OBP: 0.356, SLG: 0.451	G4-3		BLK WP	1B		2B SF8	F9			6	2	5	1	0	0	0																						
Orlando Merced, S OBP: 0.346, SLG: 0.419	G4-3		F7	P5		P4		1B		5	0	1	0	0	0	7																						
Lloyd McClendon, R OBP: 0.292, SLG: 0.440	G5-3		F9	F9		SF8		1B		5	0	2	1	0	0	5																						
Jeff King, R OBP: 0.310, SLG: 0.367	G6-3		1B		F7	SF8		P4		4	0	1	1	0	0	2																						
Paul Wagner, R OBP: 0.162, SLG: 0.189			2H 1B			2B SF8				0	0	0	0	0	0	0																						
Andy Van Slyke, L OBP: 0.337, SLG: 0.354	G4-3		1B		1B			FC6-4		4	1	2	0	1	0	2																						
Steve Pegues, R OBP: 0.400, SLG: 0.429			F8			G1-3		1B		4	0	2	1	0	0	4																						
Ravelo Manzanillo, L OBP: 0.667, SLG: 1.000								1B 2B		0	0	0	0	0	0	0																						
Mike Dyer, R ERA: 4.33										0	0	0	0	0	0	0																						
Tom Foley, L OBP: 0.329, SLG: 0.395										1	1	1	0	0	0	0																						
Don Slaught, R OBP: 0.382, SLG: 0.346				E4		K		G6-3		4	0	1	0	1	1	1																						
Rick White, R OBP: 0.143, SLG: 0.077				1B						2	0	0	0	0	0	3																						
Gary Varsho, L OBP: 0.314, SLG: 0.413	G4-3			1B		G5-3		K		1	0	0	0	0	1	0																						
Inning Stats	R: 0 E: 0 K: 0 S: 10	H: 1 LOB: 1 BB: 0 P: 16	R: 0 E: 0 K: 0 S: 8	H: 1 LOB: 2 BB: 1 P: 18	R: 2 E: 0 K: 0 S: 17	H: 4 LOB: 3 BB: 0 P: 28	R: 0 E: 1 K: 1 S: 8	H: 1 LOB: 3 BB: 0 P: 15	R: 1 E: 0 K: 1 S: 11	H: 2 LOB: 1 BB: 0 P: 14	R: 2 E: 0 K: 0 S: 13	H: 3 LOB: 2 BB: 1 P: 22	R: 0 E: 0 K: 1 S: 9	H: 0 LOB: 0 BB: 0 P: 15	R: 0 E: 0 K: 0 S: 20	H: 2 LOB: 2 BB: 0 P: 23	R: 1 E: 0 K: 1 S: 12	H: 3 LOB: 3 BB: 0 P: 18	1B: 10 SF: 1 2B: 5 3B: 1 HR: 1	WP: 1 PA: 47 PB: 0 SB: 1 CS: 0																		
PITCHER	IP	WLS	BF	H	R	ER	SO	BB	IBB	HBP	BLK	WP	HR	S	P	ERA	WHIP	PITCHER		IP	WLS	BF	H	R	ER	SO	BB	IBB	HBP	BLK	WP	HR	S	P	ERA	WHIP		
Tom Urbani, L ERA: 4.78	4.1		25	9	3	3	1	1	0	1	1	1	1	48	84	6.23	2.308																					
Gary Buckels, R ERA: 2.7	0.2		2	0	0	0	1	0	0	0	0	0	0	6	7	0.00	0.000																					
Vicente Palacios, R ERA: 4.33	2.0		10	3	2	2	1	0	1	0	0	0	0	22	37	9.00	1.500																					
Bryan Eversgerd, L ERA: 4.52	1.1	L	10	5	1	1	1	0	0	1	0	0	0	32	41	6.75	3.750																					



Batter	1	2	3	4	5	6	7	8	9	AB	R	H	RBI	BB	SO	LOB	TOP																			
Ray Lankford, L (1, 8) OBP: 0.358, SLG: 0.478	1-2 P6		0-1 CS 1B		1-1 F7	3-2 CS 1-2	0-2 G4-3		0-0 F8	5	0	1	0	0	0	1																				
Ozzie Smith, S (1, 6) OBP: 0.321, SLG: 0.339	2-2 L7		0-0 P6		3-1 F9		0-0 G6-3			4	0	0	0	0	0	1																				
Gregg Jefferies, S (1, 3) OBP: 0.391, SLG: 0.490	0-1 F8		1-1 CS 1-2	0-2 FC4-6 E 1B	1-1		1-2 P3			4	2	2	0	0	0	0																				
Todd Zeile, R (1, 5) OBP: 0.348, SLG: 0.475		3-2 F8 2B		4-2 FC4-6 BB 1-2	4-0			2-1 G6-3		2	0	1	0	2	0	0																				
Mark Whiten, S (1, 9) OBP: 0.361, SLG: 0.471	1-1 F7		1-1 FC4-6 G3 E 1-2 2-3	0-2	1-2 2-H			2-2 G3		4	0	1	1	0	0	3																				
Bernard Gilkey, R (1, 7) OBP: 0.336, SLG: 0.353	2-1 F8 2-3		0-0 E5 G3 1-2	1-1 F7				3-2 L1		4	0	0	1	0	0	4																				
Luis Alica, S (1, 4) OBP: 0.377, SLG: 0.463	1-1 G3-1		1-1 G3 1-2 2-3			0-0 CS 1B			0-0 FC4-6 1B	4	0	2	0	0	0	3	AB 34																			
Tom Pagnozzi, R (1, 2) OBP: 0.318, SLG: 0.388			0-0 HR	4-0 IBB		1-1 F9			3-1 L7	3	1	1	1	1	0	2	R 3																			
Allen Watson, L (1, 1) OBP: 0.179, SLG: 0.263			0-0 F7	3-2 F9					1-1 FC4-6	3	0	0	0	0	1	4	H 8																			
Scott Coolbaugh, R (9, PH) OBP: 0.158, SLG: 0.500									1-2	1	0	0	0	0	0	1	RBI 3																			
Vicente Palacios, R (9, 1)									1-2	0	0	0	0	0	0	0	BB 3																			
																	SO 1																			
																	LOB 19																			
Inning Stats	R: 0 E: 0 K: 0 S: 9	H: 0 LOB: 0 BB: 0 P: 12	R: 0 E: 0 K: 0 S: 9	H: 1 LOB: 1 BB: 0 P: 16	R: 1 E: 0 K: 0 S: 6	H: 2 LOB: 0 BB: 0 P: 7	R: 1 E: 1 K: 0 S: 16	H: 1 LOB: 3 BB: 2 P: 29	R: 1 E: 0 K: 0 S: 11	H: 2 LOB: 2 BB: 0 P: 21	R: 0 E: 0 K: 0 S: 7	H: 0 LOB: 0 BB: 0 P: 8	R: 0 E: 0 K: 0 S: 8	H: 0 LOB: 0 BB: 0 P: 15	R: 0 E: 0 K: 0 S: 6	H: 1 LOB: 1 BB: 0 P: 10	1B: 5 2B: 2 3B: 0 HR: 1	SF: 0 SAC: 0 DP: 0 HBP: 0	WP: 0 PB: 0 SB: 0 CS: 2	PA: 39																
PITCHER	IP WLS BF H R ER SO BB IBB HBP BLK WP HR S P ERA WHIP																																			
Mark Gardner, R (1, 1) ERA: 4.87	6.0	27	7	3	3	1	2	1	0	0	0	0	0	1	62	98	4.50	1.500																		
Luis Aquino, R (7, 1) ERA: 3.58	2.0	6	0	0	0	0	0	0	0	0	0	0	0	0	15	23	0.00	0.000																		
Yorkis Perez, L (9, 1) ERA: 3.43	1.0	W	4	1	0	0	0	0	0	0	0	0	0	0	6	10	0.00	1.000																		

St. Louis Cardinals @ Florida Marlins
Joe Robbie Stadium, Miami, FL
Tue Aug 09 1994, 7:05 PM EDT
Att: 30,042 - Unknown - 86 F

AB 34
R 3
H 8
RBI 3
BB 3
SO 1
LOB 19



Batter	1	2	3	4	5	6	7	8	9	AB	R	H	RBI	BB	SO	LOB	BOTTOM																			
Chuck Carr, S (1, 8) OBP: 0.305, SLG: 0.332	3-3 K		1-1 G5-3		0-0 L7	0-0 G4-3			2-2 HR	5	1	1	2	0	1	1																				
Rick Renteria, R (1, 5) OBP: 0.286, SLG: 0.370	2-2 G5-4-3 HBP		0-1 G6-3		0-1 BB 1B		2-0 L7		3-H	3	0	1	0	0	0	0																				
Gary Sheffield, R (1, 9) OBP: 0.378, SLG: 0.564	0-2 G5-4-3 1-2		0-0 F7		4-0 BB 1-2		0-0 L8			3	0	0	0	1	0	1																				
Jeff Conine, R (1, 7) OBP: 0.371, SLG: 0.523		2-2 K		1-2 1B 1B	2-0 P4		2-2 G5-3			4	1	1	0	0	1	2																				
Greg Colbrunn, R (1, 3) OBP: 0.350, SLG: 0.480		1-0 1B 2B 1B		2-1 FC6-4 1-2 1B	0-0 P2			1-1 F9		4	1	2	0	0	0	2																				
Benito Santiago, R (1, 2) OBP: 0.325, SLG: 0.430		1-2 2B 1-3 1B		1-1 FC6-4 1-2 2-H 1B		2-0 SH1-4 G6-3 1B		0-0 G6-3		4	1	3	1	0	0	0																				
Bret Barberie, S (1, 4) OBP: 0.354, SLG: 0.399		0-0 P4		1-0 FC6-4 1-2 2-3		0-0 SH1-4 1B		1-2 G6-3		4	0	1	0	0	0	4	AB 33																			
Yorkis Perez, L (9, 1)										0	0	0	0	0	0	0	R 5																			
Kurt Abbott, R (1, 6) OBP: 0.294, SLG: 0.396		0-1		0-3 K		0-0 SH1-4			0-1 SH5-4 HR 2B	3	1	2	1	0	1	2	H 11																			
Mark Gardner, R (1, 1) OBP: 0.077, SLG: 0.040		1-3 2B 3-H		2-0 G4-3		0-1 G6-3			2-1 SH5-4	2	0	0	0	0	1	4	RBI 5																			
Alex Arias, R (6, PH) OBP: 0.298, SLG: 0.283										1	0	0	1	0	0	1	BB 1																			
Luis Aquino, R (7, 1) OBP: 0.167, SLG: 0.167										0	0	0	0	0	0	0	SO 4																			
Jerry Browne, S (9, 4) OBP: 0.388, SLG: 0.393										0	0	0	0	0	0	0	LOB 17																			
Inning Stats	R: 0 E: 0 K: 1 S: 9	H: 0 LOB: 0 BB: 0 P: 14	R: 1 E: 0 K: 2 S: 14	H: 3 LOB: 2 BB: 0 P: 19	R: 0 E: 0 K: 0 S: 5	H: 0 LOB: 0 BB: 0 P: 6	R: 1 E: 0 K: 1 S: 12	H: 3 LOB: 2 BB: 0 P: 19	R: 0 E: 0 K: 0 S: 5	H: 1 LOB: 1 BB: 0 P: 11	R: 0 E: 0 K: 0 S: 6	H: 2 LOB: 1 BB: 0 P: 8	R: 0 E: 0 K: 0 S: 5	H: 0 LOB: 0 BB: 0 P: 9	R: 0 E: 0 K: 0 S: 6	H: 0 LOB: 0 BB: 0 P: 8	R: 2 E: 0 K: 0 S: 7	H: 2 LOB: 0 BB: 0 P: 11	1B: 8 2B: 2 3B: 0 HR: 1	SF: 0 SAC: 2 DP: 1 HBP: 1	WP: 0 PB: 0 SB: 0 CS: 0	PA: 37														
PITCHER	IP WLS BF H R ER SO BB IBB HBP BLK WP HR S P ERA WHIP																																			
Allen Watson, L (1, 1) ERA: 5.57	8.0	34	9	3	3	4	1	0	1	1	1	1	1	62	94	54.00	6.000																			
Vicente Palacios, R (9, 1) ERA: 4.47	0.1	L	3	2	2	2	0	0	0	0	0	0	0	1	7	11	54.00	6.000																		

St. Louis Cardinals @ Florida Marlins
Joe Robbie Stadium, Miami, FL
Tue Aug 09 1994, 7:05 PM EDT
Att: 30,042 - Unknown - 86 F

AB 33
R 5
H 11
RBI 5
BB 1
SO 4
LOB 17



Batter	1	2	3	4	5	6	7	8	9	AB	R	H	RBI	BB	SO	LOB	TOP
Bernard Gilkey, R OBP: 0.336, SLG: 0.363 (1, 7)										4	1	1	1	0	0	2	St. Louis Cardinals @ Florida Marlins Joe Robbie Stadium, Miami, FL Thu Aug 11 1994, 7:05 PM EDT Att: 29,437 - Unknown - 77 F livebaseballscores.com
Ozzie Smith, S OBP: 0.326, SLG: 0.349 (1, 6)										4	1	1	0	0	0	0	
Ray Lankford, L OBP: 0.359, SLG: 0.488 (1, 8)										4	1	1	1	0	2	1	
Todd Zeile, R OBP: 0.348, SLG: 0.470 (1, 5)										3	1	0	0	1	1	0	
Mark Whiten, S OBP: 0.364, SLG: 0.485 (1, 9)										3	2	3	3	0	0	0	
Scott Coolbaugh, R OBP: 0.217, SLG: 0.476 (1, 3)										3	1	1	1	0	0	1	
Tom Pagnozzi, R OBP: 0.327, SLG: 0.416 (1, 2)										2	1	1	2	1	0	0	
José Quiñones, S OBP: 0.364, SLG: 0.310 (1, 4)										3	0	1	0	0	0	0	
Tom Urbani, L OBP: 0.308, SLG: 0.250 Rich Rodriguez, L OBP: 0.384, SLG: 0.488 Gerald Young, S OBP: 0.384, SLG: 0.488 Vicente Palacios, R OBP: 0.384, SLG: 0.488 (1, 1)										2	0	0	0	0	0	2	
Inning Stats	R: 3 E: 0 K: 0 S: 18	H: 2 LOB: 0 BB: 1 P: 29	R: 0 E: 0 K: 0 S: 9	H: 0 LOB: 0 BB: 0 P: 15	R: 0 E: 0 K: 1 S: 7	H: 0 LOB: 0 BB: 0 P: 11	R: 0 E: 0 K: 0 S: 7	H: 1 LOB: 1 BB: 0 P: 9	R: 0 E: 0 K: 0 S: 5	H: 1 LOB: 1 BB: 1 P: 10	R: 4 E: 0 K: 1 S: 14	H: 4 LOB: 0 BB: 0 P: 23	R: 1 E: 0 K: 2 S: 9	H: 1 LOB: 0 BB: 0 P: 14	R: 0 E: 0 K: 0 S: 4	H: 0 LOB: 0 BB: 0 P: 6	1B: 4 2B: 0 3B: 1 HR: 4 SF: 0 SAC: 0 DP: 2 HBP: 0 WP: 0 PA: 31 CS: 0
PITCHER	IP WLS BF H R ER SO BB IBB HBP BLK WP HR S P ERA WHIP	5.2 L 24 7 6 6 2 2 0 0 0 0 2 58 95 9.53 1.588	0.1 2 1 1 1 0 0 0 0 0 0 1 2 2 27.00 3.000	1.1 5 1 1 1 2 0 0 0 0 0 1 13 20 6.75 0.750													

Batter	1	2	3	4	5	6	7	8	9	AB	R	H	RBI	BB	SO	LOB	BOTTOM
Jerry Browne, S OBP: 0.392, SLG: 0.398 (1, 5)										3	1	3	1	1	0	0	St. Louis Cardinals @ Florida Marlins Joe Robbie Stadium, Miami, FL Thu Aug 11 1994, 7:05 PM EDT Att: 29,437 - Unknown - 77 F livebaseballscores.com
Chuck Carr, S OBP: 0.305, SLG: 0.330 (1, 8)										4	0	1	1	0	0	5	
Gary Sheffield, R OBP: 0.584, SLG: 0.584 Rick Renteria, R OBP: 0.269, SLG: 0.347 (1, 9)										3	1	1	2	0	1	3	
Jeff Conine, R OBP: 0.373, SLG: 0.525 (1, 7)										3	1	1	0	1	1	0	
Greg Colbrunn, R OBP: 0.345, SLG: 0.484 (1, 3)										4	1	1	2	0	0	1	
Benito Santiago, R OBP: 0.322, SLG: 0.424 (1, 2)										3	1	1	0	0	0	0	
Kurt Abbott, R OBP: 0.291, SLG: 0.394 (1, 6)										3	0	1	0	0	1	1	
Bret Barberie, S OBP: 0.356, SLG: 0.406 (1, 4)										3	1	1	0	0	1	1	
Pat Rapp, R OBP: 0.122, SLG: 0.146 Luis Aquino, R OBP: 0.167, SLG: 0.167 Mario Diaz, R OBP: 0.376, SLG: 0.429 Yorkis Perez, L (1, 1)										2	0	1	0	0	0	0	
Inning Stats	R: 0 E: 0 K: 1 S: 11	H: 1 LOB: 0 BB: 0 P: 13	R: 0 E: 0 K: 1 S: 7	H: 0 LOB: 0 BB: 0 P: 7	R: 0 E: 0 K: 0 S: 4	H: 0 LOB: 0 BB: 0 P: 7	R: 2 E: 0 K: 0 S: 8	H: 2 LOB: 1 BB: 1 P: 17	R: 2 E: 0 K: 1 S: 14	H: 5 LOB: 2 BB: 0 P: 20	R: 2 E: 0 K: 1 S: 20	H: 4 LOB: 3 BB: 1 P: 31	R: 0 E: 0 K: 0 S: 7	H: 0 LOB: 0 BB: 0 P: 8	R: 0 E: 0 K: 0 S: 4	H: 0 LOB: 0 BB: 0 P: 6	1B: 7 2B: 2 3B: 1 HR: 2 SF: 0 SAC: 0 DP: 3 HBP: 0 WP: 0 PA: 32 CS: 0
PITCHER	IP WLS BF H R ER SO BB IBB HBP BLK WP HR S P ERA WHIP	5.0 W 23 10 6 6 3 1 0 0 0 0 0 0 13 19 0.00 3.000	1.0 S 3 0 0 0 0 0 0 0 0 0 0 0 7 8 0.00 0.000														