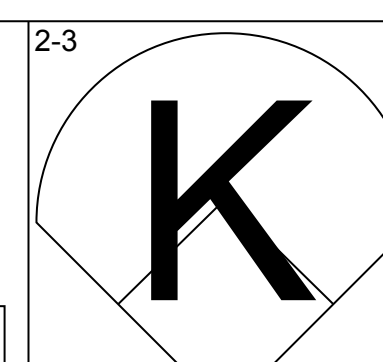
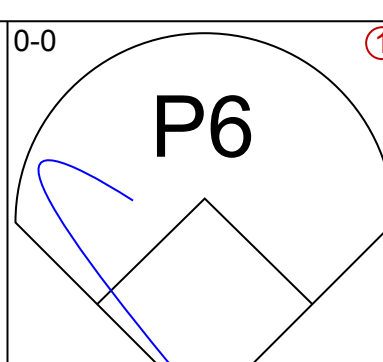
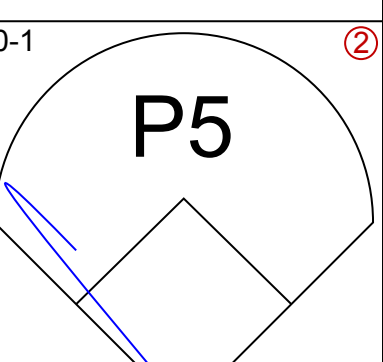
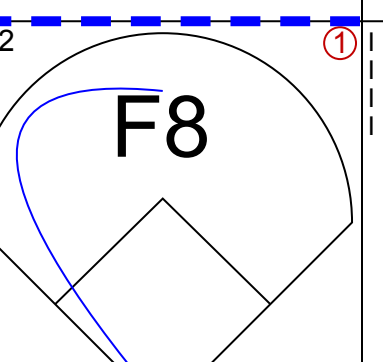
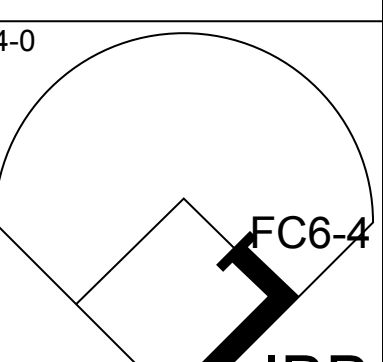
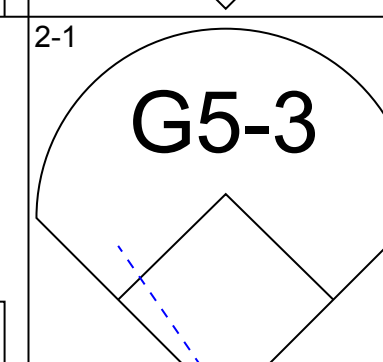
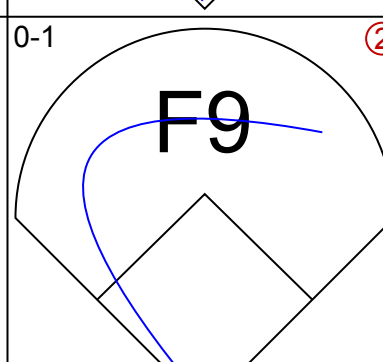
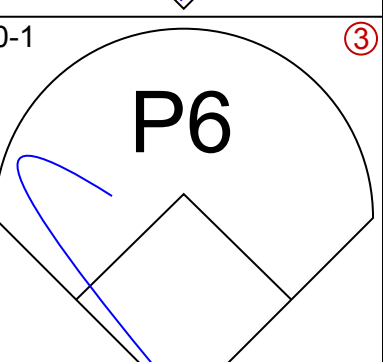
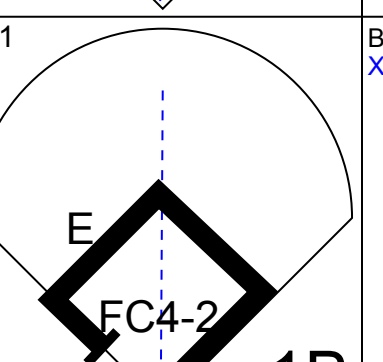
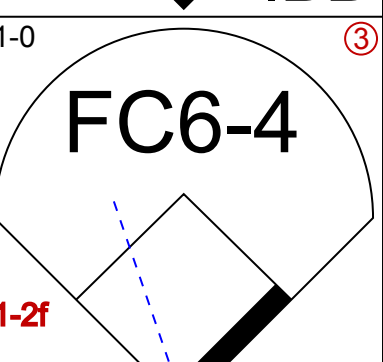
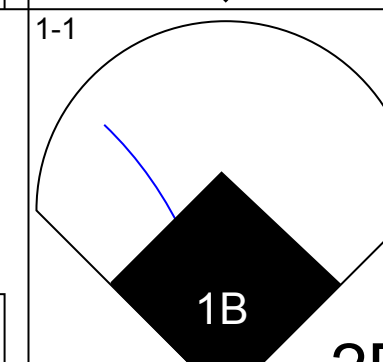
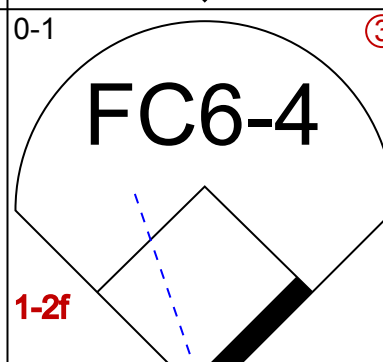
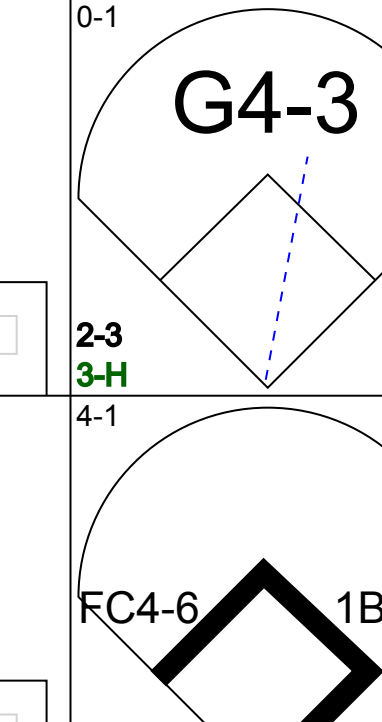
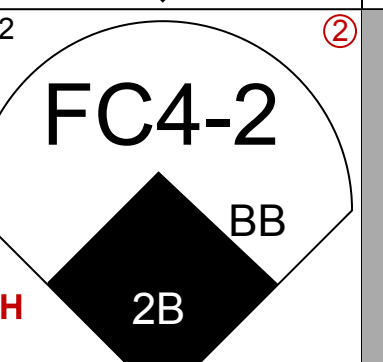
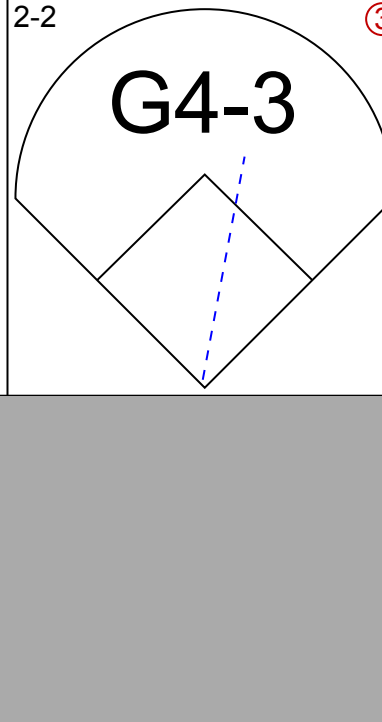
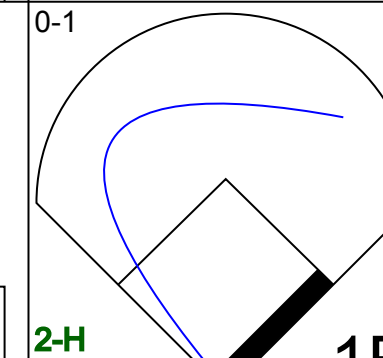
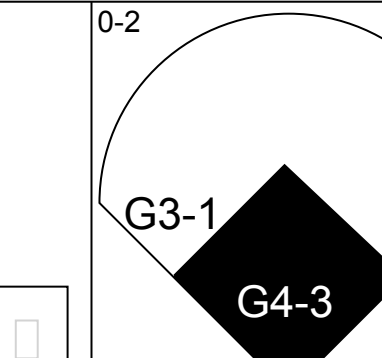
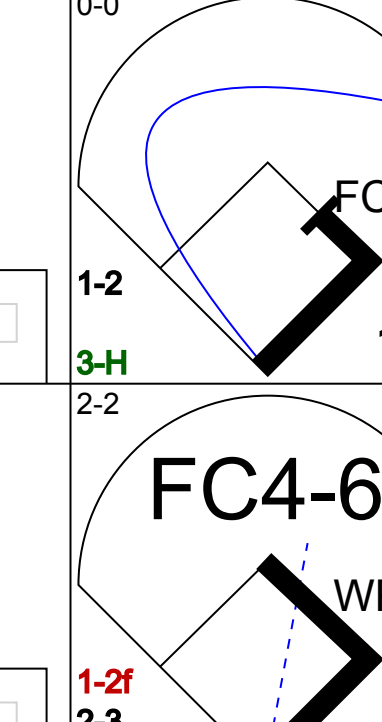
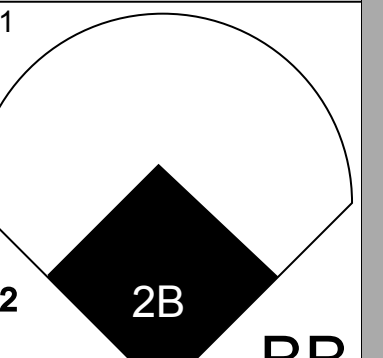


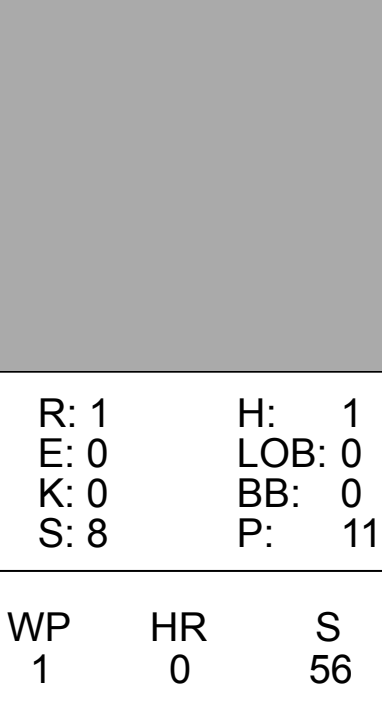
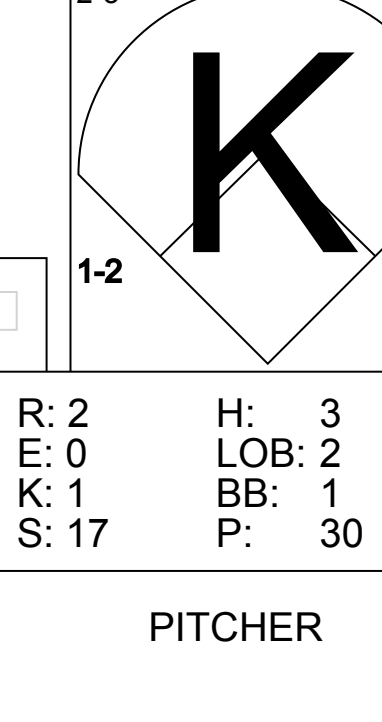


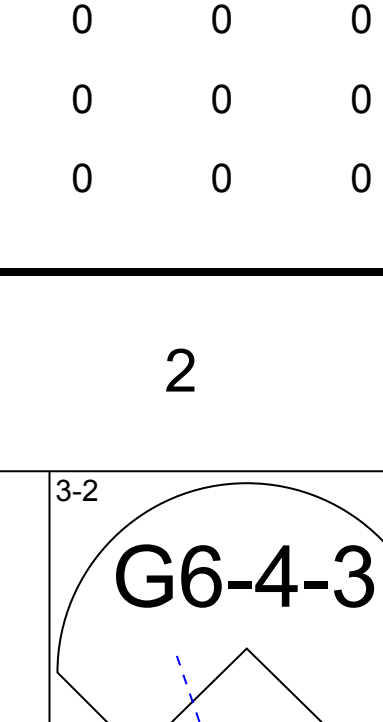
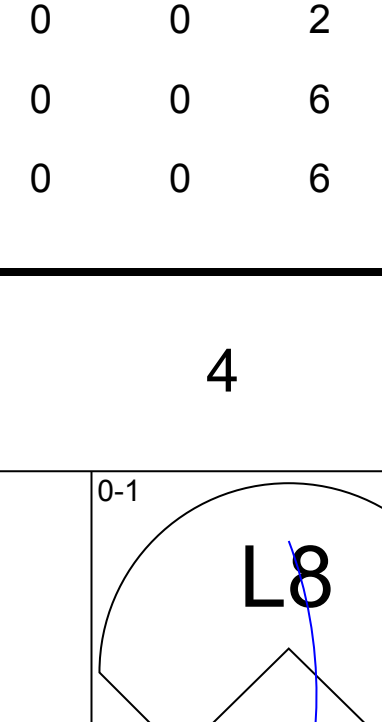
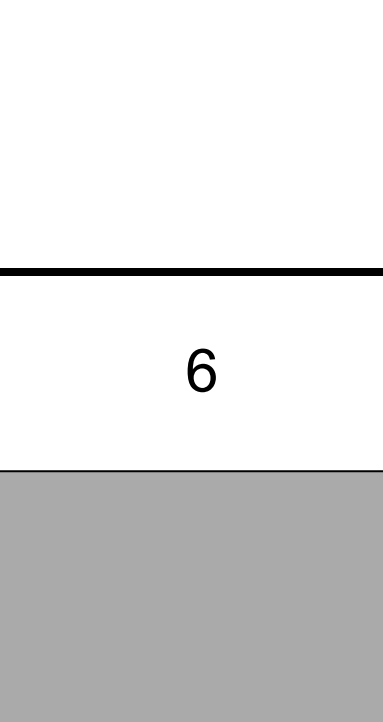
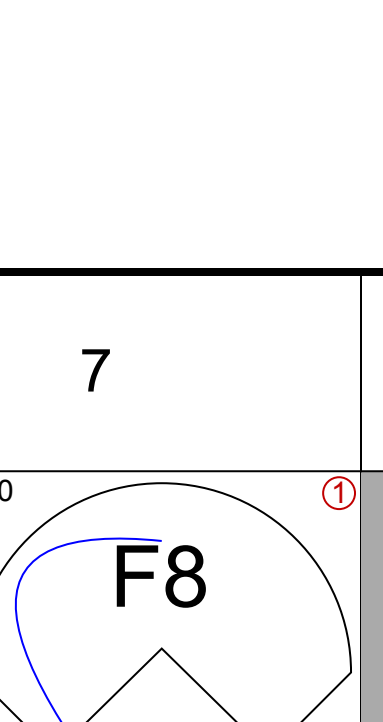



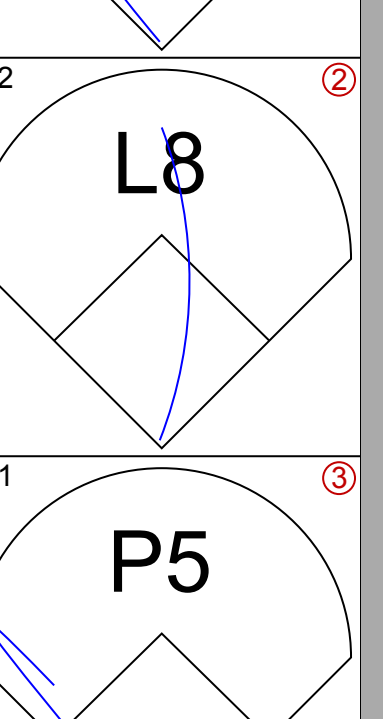

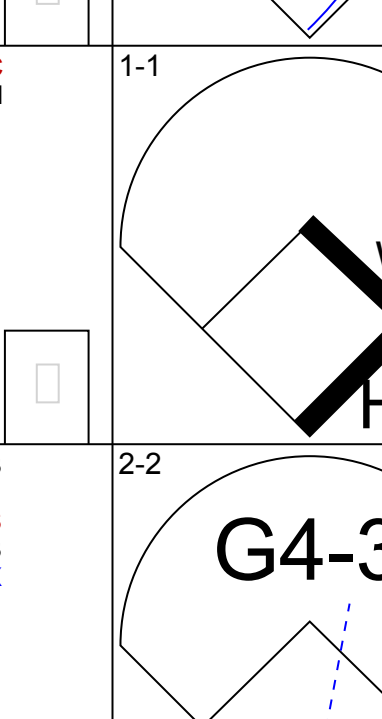


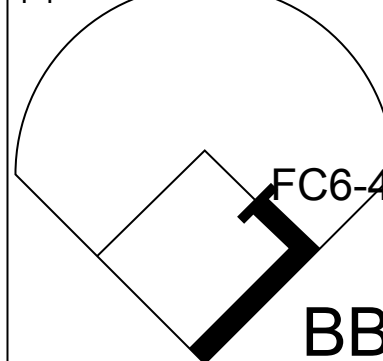
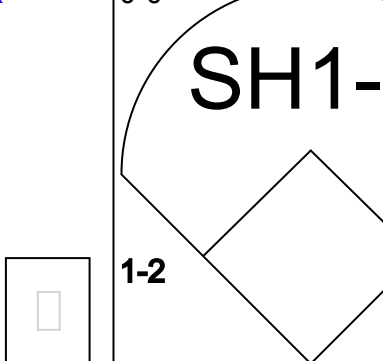
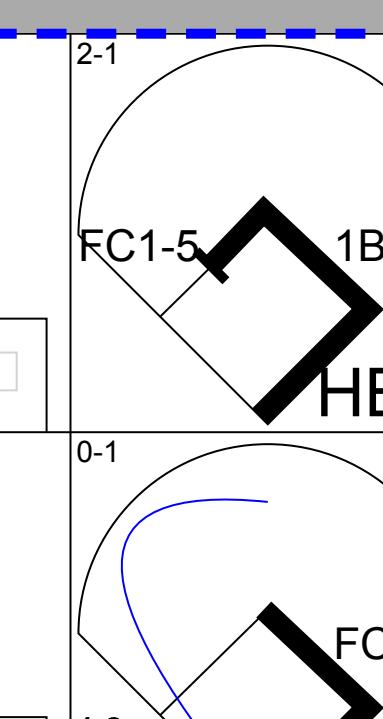

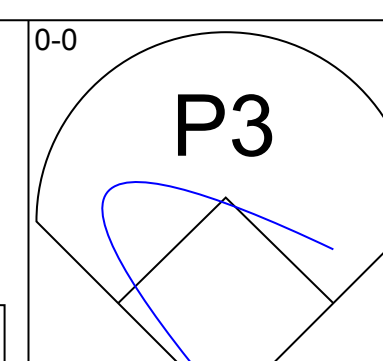
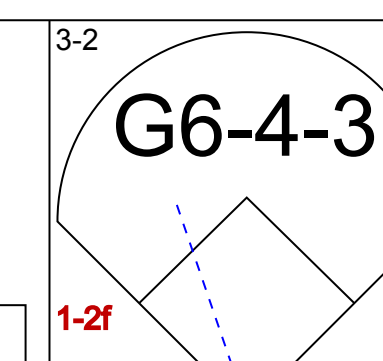
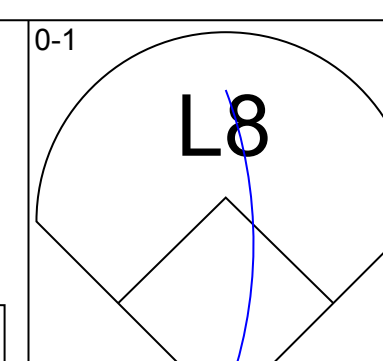
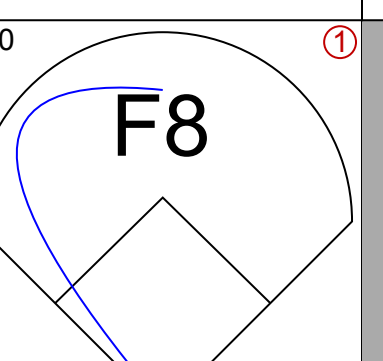
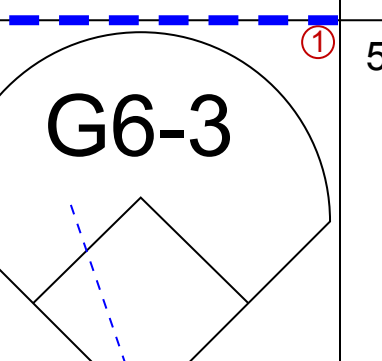
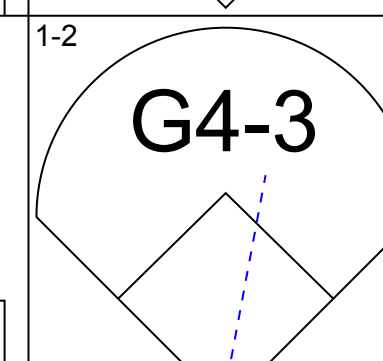
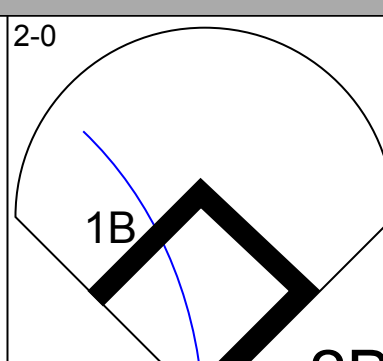
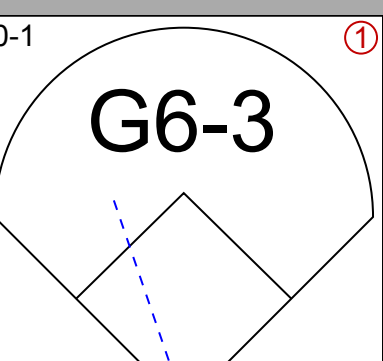
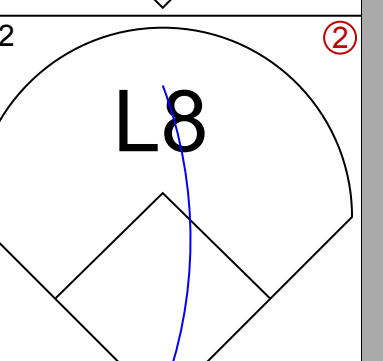
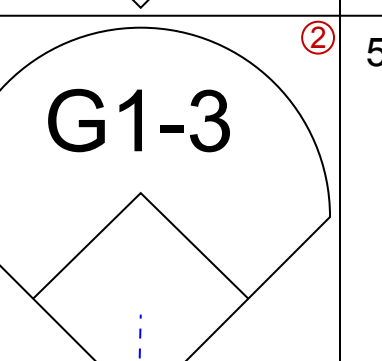
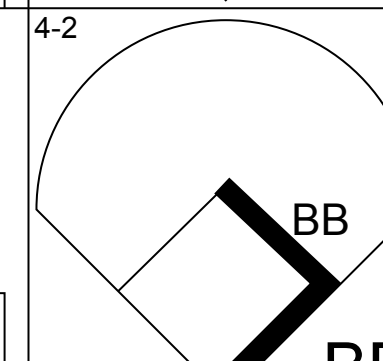
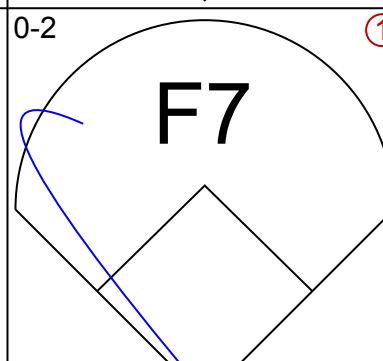
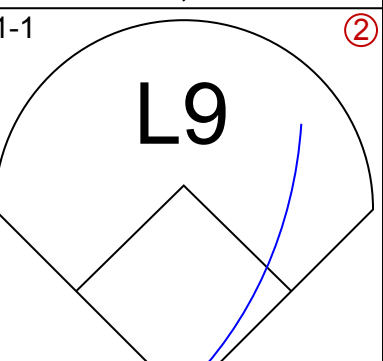
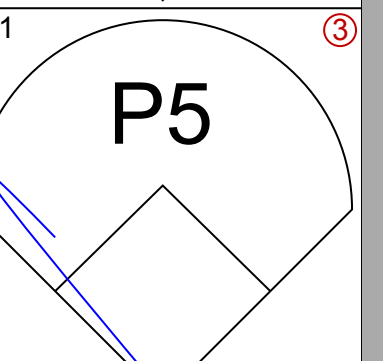
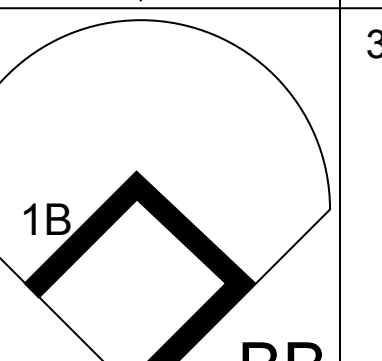
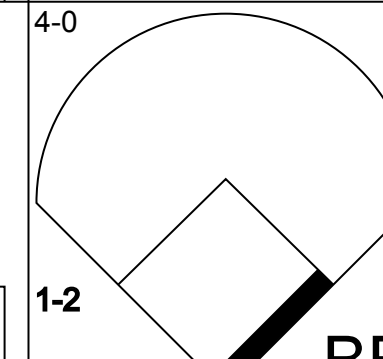
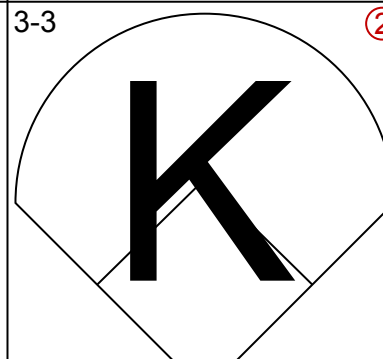
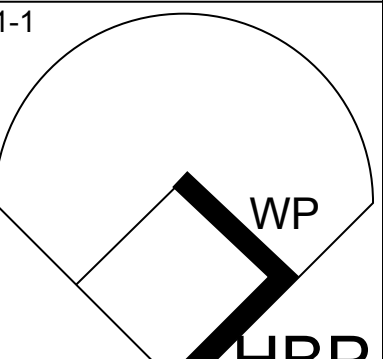

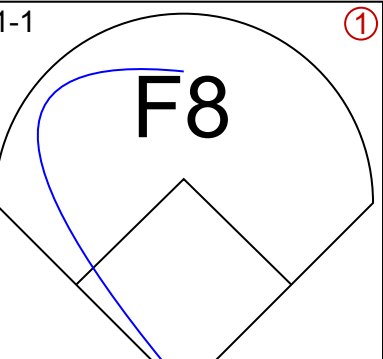
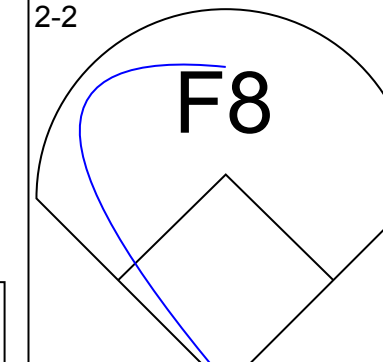
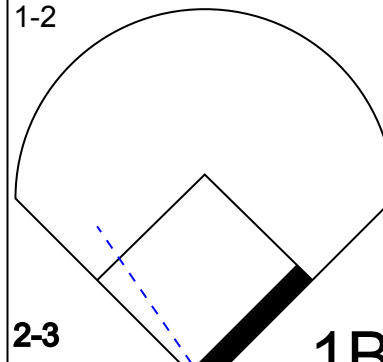
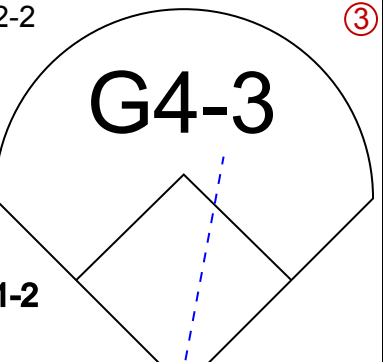

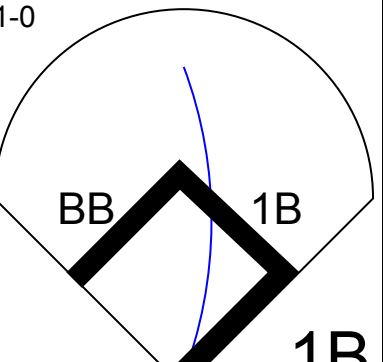
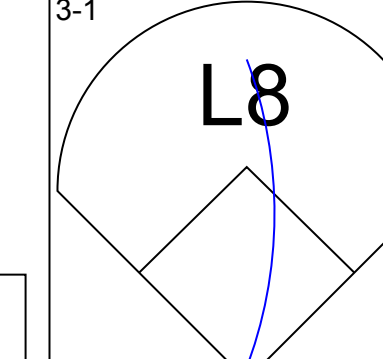
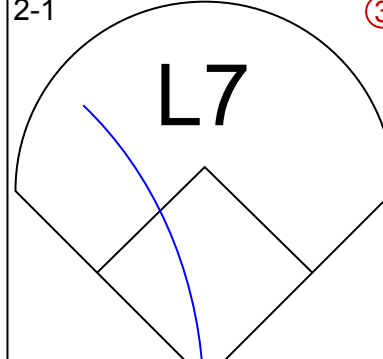



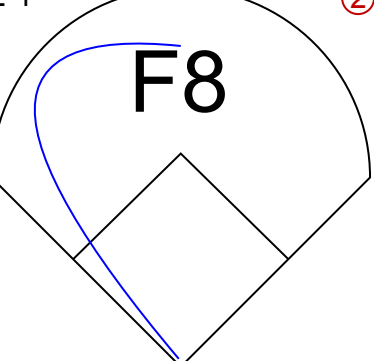
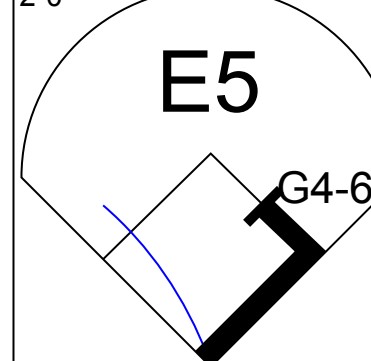
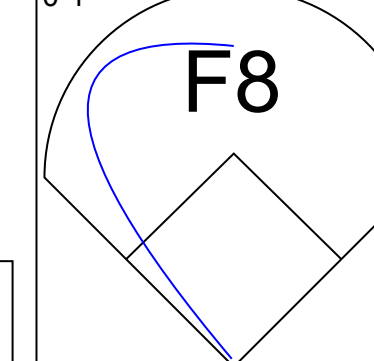
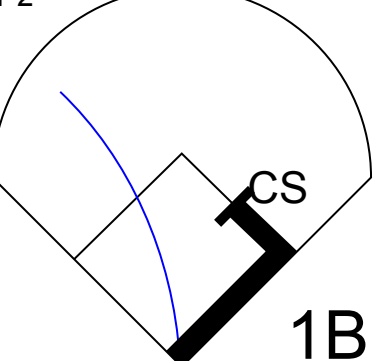
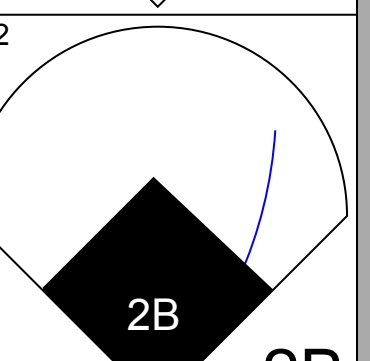
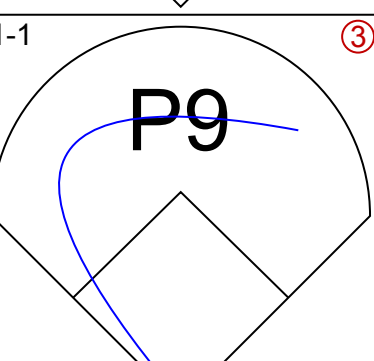
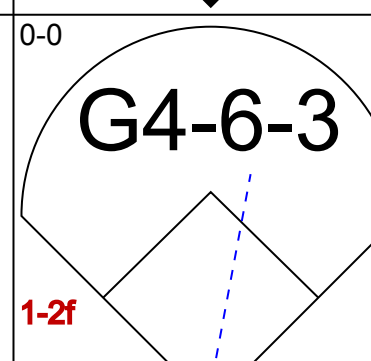
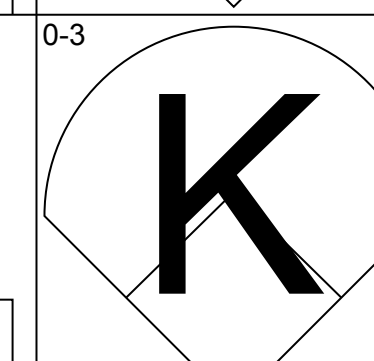
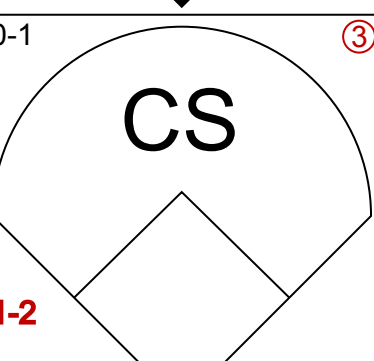
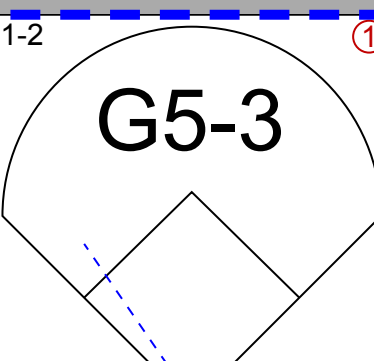
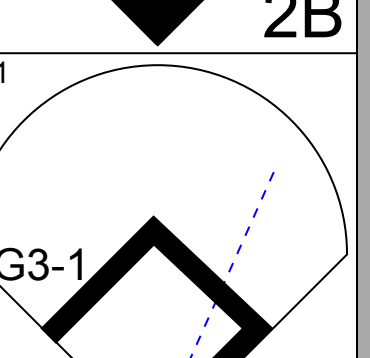
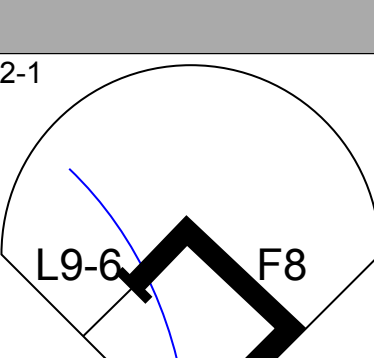
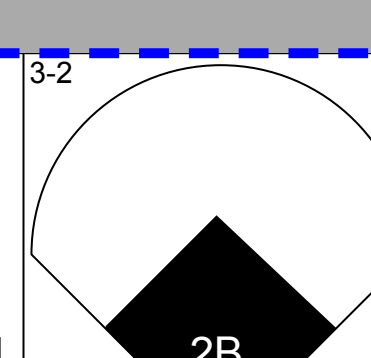
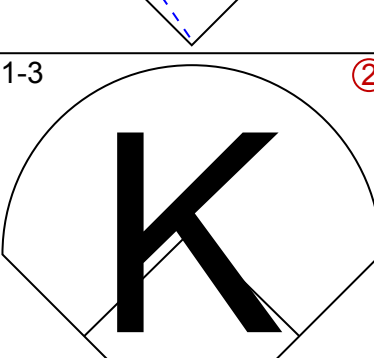
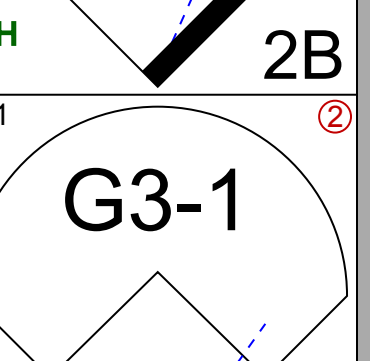
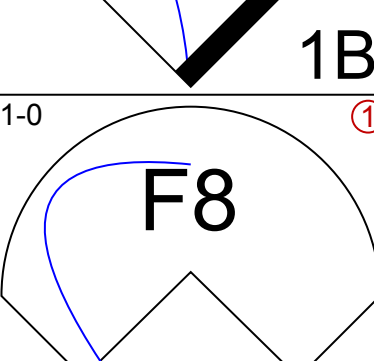
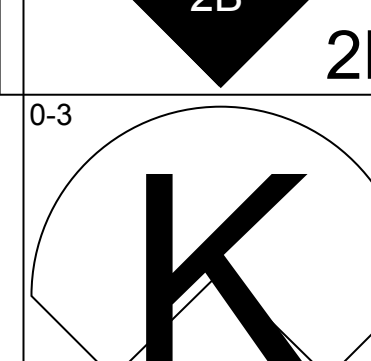
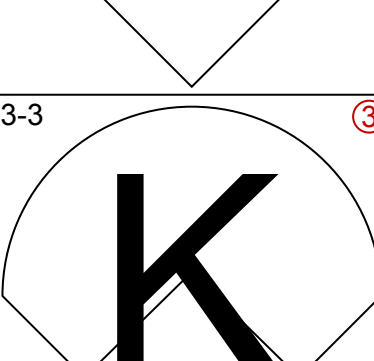
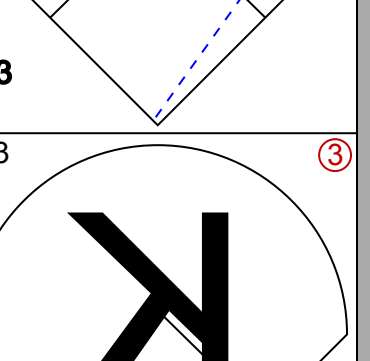
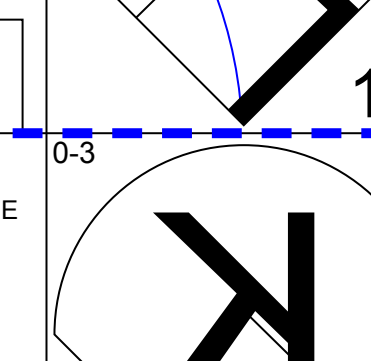
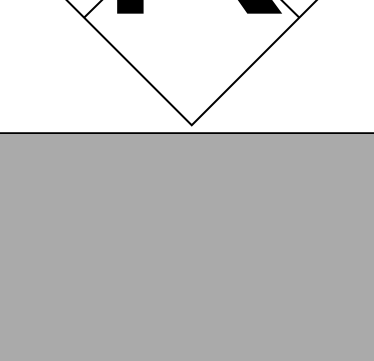

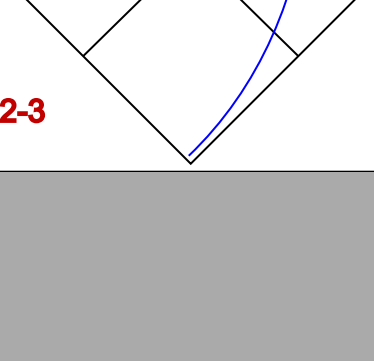
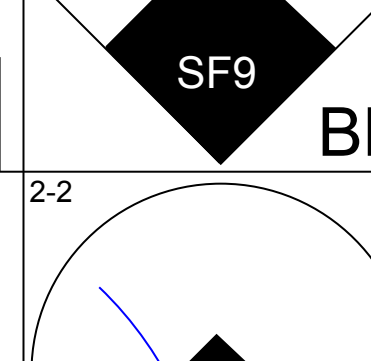
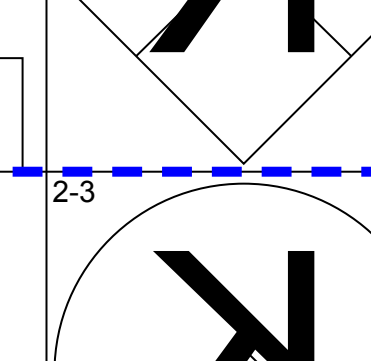

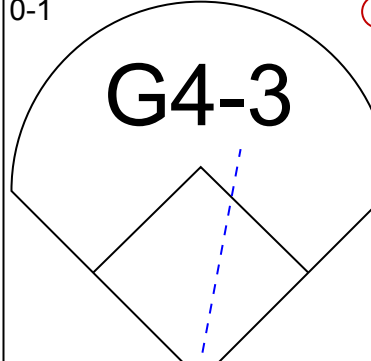
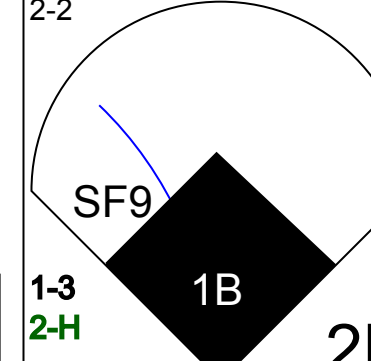
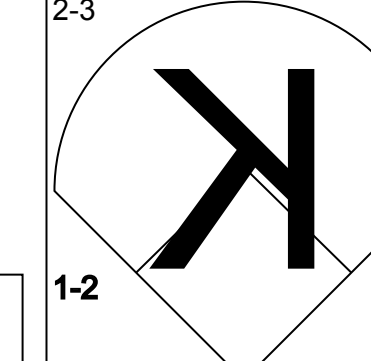

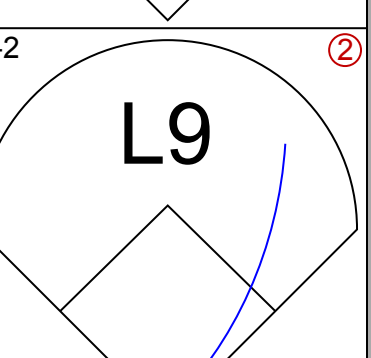
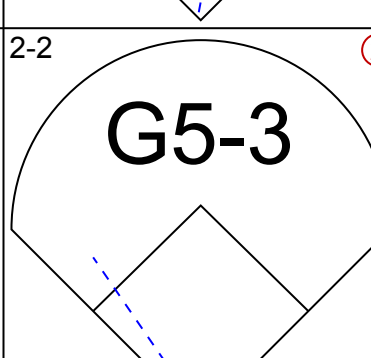
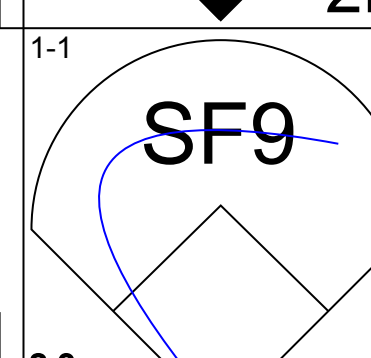
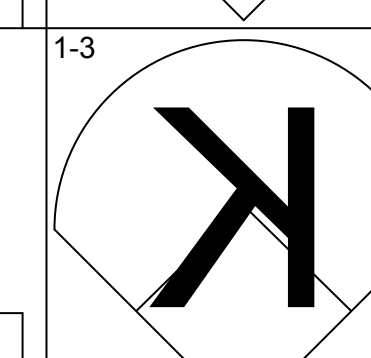

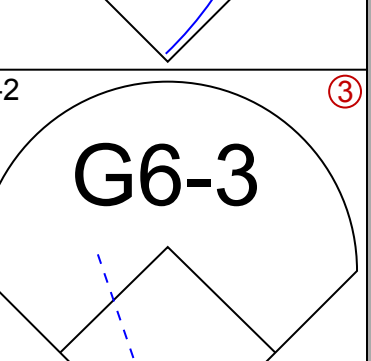
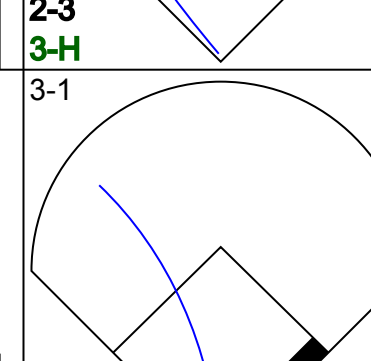
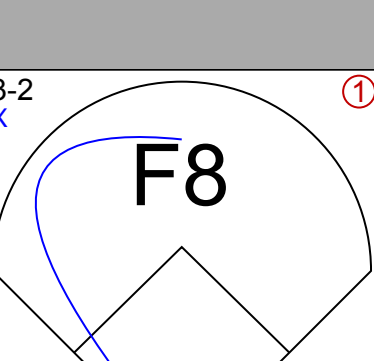
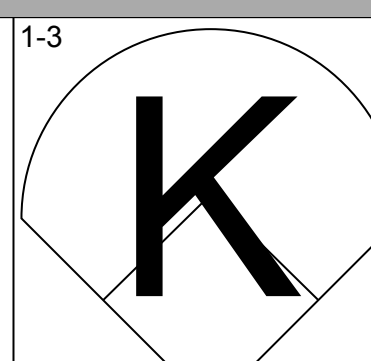
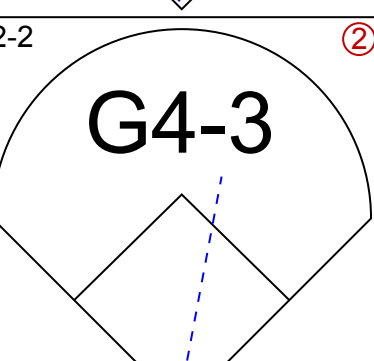


St. Louis Cardinals - 1995

Batter	1	2	3	4	5	6	7	8	9	AB	R	H	RBI	BB	SO	LOB	TOP					
Lenny Dykstra, L OBP: 0.300, SLG: 0.125										4	0	0	0	1	1	2	Philadelphia Phillies @ St. Louis Cardinals Busch Stadium, St. Louis, MO Thu Apr 27 1995, 3:33 AM CDT Att: 21,741 - Sunny - 55 F					
Mariano Duncan, R OBP: 0.200, SLG: 0.200										5	0	1	0	0	0	4						
Gregg Jefferies, S OBP: 0.400, SLG: 0.444										5	3	2	0	0	0	2						
Dave Hollins, S OBP: 0.556, SLG: 1.125										4	3	3	1	1	0	0						
Darren Daulton, L OBP: 0.333, SLG: 0.444										5	0	1	3	0	0	3						
Charlie Hayes, R OBP: 0.375, SLG: 0.167										3	0	0	1	1	1	1						
Dave Gallagher, R OBP: 0.250, SLG: 0.250										4	0	1	1	0	0	0						
Kevin Stocker, S OBP: 0.375, SLG: 0.167										2	0	0	0	1	0	2						
David West, L OBP: 0.375, SLG: 0.167										0	0	0	0	1	0	0						
Randy Ready, R OBP: 0.375, SLG: 0.167										1	0	0	0	0	1	2						
Ricky Bottalico, L OBP: 0.375, SLG: 0.167										0	0	0	0	0	0	0						
Gene Harris, R OBP: 0.375, SLG: 0.167										0	0	0	0	0	0	0						
Heathcliff Slocumb, R OBP: 0.375, SLG: 0.167										0	0	0	0	0	0	0						
Inning Stats	R: 1 E: 0 K: 1 S: 12	H: 2 LOB: 1 BB: 0 P: 18	R: 0 E: 0 K: 1 S: 6	H: 0 LOB: 0 BB: 0 P: 11	R: 0 E: 0 K: 0 S: 6	H: 0 LOB: 1 BB: 1 P: 10	R: 1 E: 0 K: 0 S: 8	H: 1 LOB: 0 BB: 0 P: 11	R: 0 E: 0 K: 0 S: 7	H: 0 LOB: 1 BB: 1 P: 11	R: 2 E: 0 K: 1 S: 17	H: 3 LOB: 2 BB: 1 P: 30	R: 2 E: 1 K: 0 S: 13	H: 2 LOB: 1 BB: 1 P: 29	R: 0 E: 0 K: 0 S: 4	H: 0 LOB: 2 BB: 1 P: 10	R: 0 E: 0 K: 0 S: 6	H: 0 LOB: 0 BB: 0 P: 11	1B: 4 2B: 4 3B: 0 HR: 0	SF: 0 SAC: 2 DP: 0 HBP: 1	WP: 1 PB: 0 SB: 0 CS: 0	PA: 41
PITCHER	IP WLS BF H R ER SO BB IBB HBP BLK WP HR S P ERA WHIP																					
Danny Jackson, L ERA: 6.0	(1, 1) 6.0 L 27 6 4 4 3 3 0 0 0 0 1 0 56 91 6.00 1.500																					
Jeff Parrett, R ERA: 27.0	(7, 1) 0.2 4 1 2 2 0 1 0 0 0 0 0 0 9 22 27.00 3.000																					
Tony Fossas, L ERA: 27.0	(7, 1) 0.0 1 1 0 0 0 0 0 0 0 0 0 0 2 3 ∞ ∞																					
John Habyan, R ERA: 27.0	(7, 1) 1.1 6 0 0 0 0 0 1 1 0 0 0 0 6 14 0.00 0.000																					
Tom Henke, R ERA: 27.0	(9, 1) 1.0 3 0 0 0 0 0 0 0 0 0 0 0 6 11 0.00 0.000																					

Batter	1	2	3	4	5	6	7	8	9	AB	R	H	RBI	BB	SO	LOB	BOTTOM					
Bernard Gilkey, R OBP: 0.200, SLG: 0.111										5	0	0	0	0	0	2	Philadelphia Phillies @ St. Louis Cardinals Busch Stadium, St. Louis, MO Thu Apr 27 1995, 3:33 AM CDT Att: 21,741 - Sunny - 55 F					
Ozzie Smith, S OBP: 0.300, SLG: 0.333										5	0	1	0	0	0	0						
Ray Lankford, L OBP: 0.500, SLG: 0.167										3	0	0	0	2	0	1						
Scott Cooper, L OBP: 0.600, SLG: 0.500										3	0	1	0	1	1	1						
Brian Jordan, R OBP: 0.444, SLG: 0.778										5	0	2	0	0	0	5						
Damell Coles, R OBP: 0.375, SLG: 0.167										3	0	0	0	0	1	3						
Tom Pagnozzi, R OBP: 0.500, SLG: 0.750										4	1	4	0	0	0	0						
José Oquendo, S OBP: 0.429, SLG: 0.500										3	1	1	1	1	0	3						
Danny Jackson, R OBP: 0.500, SLG: 0.500										2	0	1	1	0	1	1						
Gerald Perry, L ERA: 3.8	(5, PH) 5.0 W 23 3 0 0 1 2 0 1 0 0 1 0 49 87 3.60 1.600																					
Jeff Parrett, R ERA: 3.8	(7, 1) 2.2 12 3 0 0 1 1 0 1 0 0 0 25 43 0.00 1.500																					
Tony Fossas, L ERA: 3.8	(7, 1) 0.1 1 0 0 0 0 0 0 0 0 0 0 3 5 0.00 0.000																					
John Habyan, R ERA: 3.8	(7, 1) 1.0 5 1 0 0 0 1 0 0 0 0 0 10 22 0.00 2.000																					
Tom Matrey, R OBP: 0.200, SLG: 0.200	(8, PH) 1.0 5 1 0 0 0 1 0 0 0 0 0 10 22 0.00 2.000																					
Tom Henke, R ERA: 3.8	(9, 1) 1.0 5 1 0 0 0 1 0 0 0 0 0 10 22 0.00 2.000																					
Inning Stats	R: 0 E: 0 K: 0 S: 10	H: 0 LOB: 2 BB: 2 P: 21	R: 2 E: 0 K: 0 S: 9	H: 3 LOB: 0 BB: 0 P: 20	R: 0 E: 0 K: 1 S: 13	H: 2 LOB: 2 BB: 0 P: 21	R: 0 E: 0 K: 1 S: 9	H: 1 LOB: 1 BB: 0 P: 13	R: 0 E: 0 K: 0 S: 8	H: 0 LOB: 1 BB: 0 P: 12	R: 0 E: 0 K: 0 S: 7	H: 1 LOB: 0 BB: 0 P: 12	R: 0 E: 0 K: 0 S: 8	H: 0 LOB: 0 BB: 0 P: 13	R: 0 E: 0 K: 1 S: 13	H: 2 LOB: 3 BB: 1 P: 23	R: 0 E: 0 K: 0 S: 10	H: 1 LOB: 2 BB: 1 P: 22	1B: 6 2B: 4 3B: 0 HR: 0	SF: 0 SAC: 0 DP: 2 HBP: 2	WP: 1 PB: 0 SB: 0 CS: 0	PA: 41
PITCHER	IP WLS BF H R ER SO BB IBB HBP BLK WP HR S P ERA WHIP																					
David West, L ERA: 3.8	(1, 1) 5.0 W 23 3 0 0 1 2 0 1 0 0 1 0 49 87 3.60 1.600																					
Ricky Bottalico, R ERA: 3.8	(6, 1) 2.2 12 3 0 0 1 1 0 1 0 0 0 25 43 0.00 1.500																					
Gene Harris, R ERA: 3.8	(8, 1) 0.1 1 0 0 0 0 0 0 0 0 0 0 3 5 0.00 0.000																					
Heathcliff Slocumb, R ERA: 3.8	(9, 1) 1.0 5 1 0 0 0 1 0 0 0 0 0 10 22 0.00 2.000																					

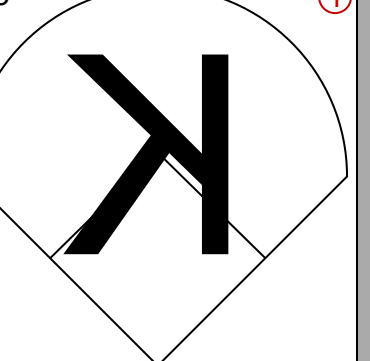
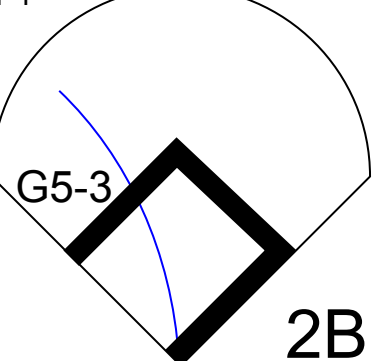
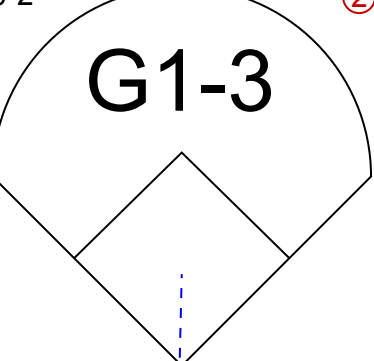
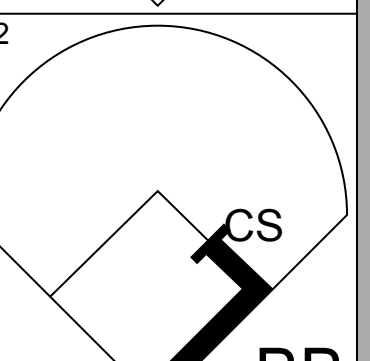
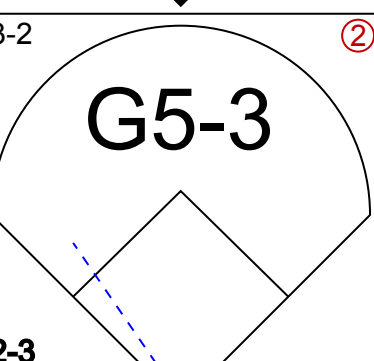
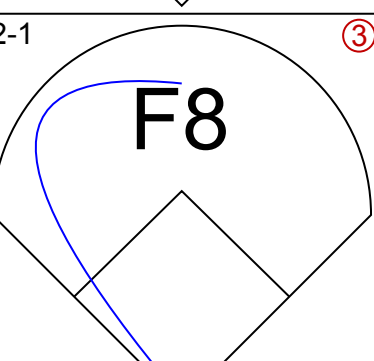
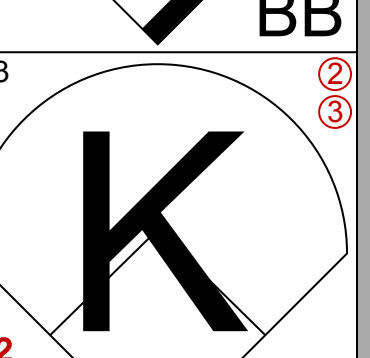
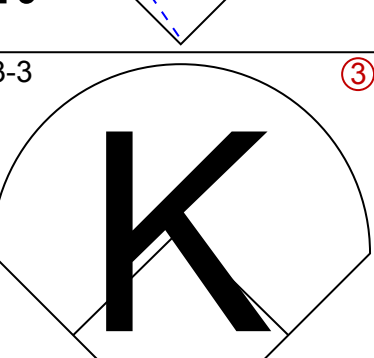
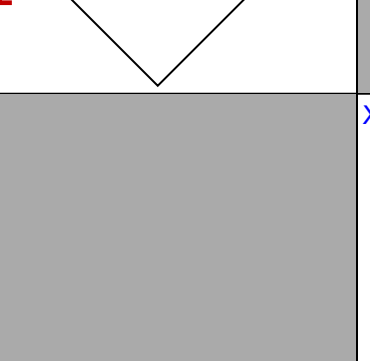
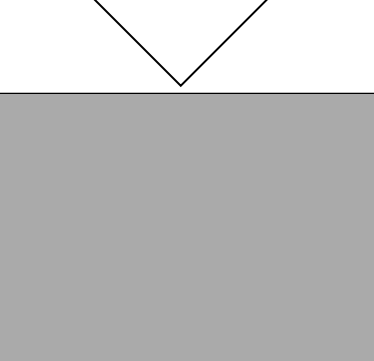
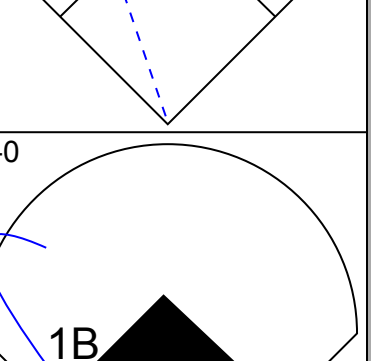
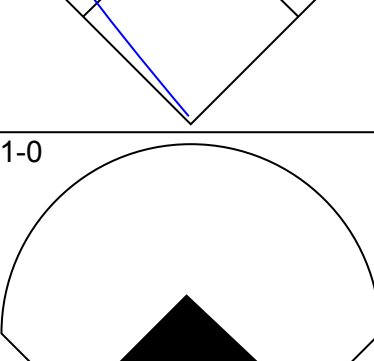
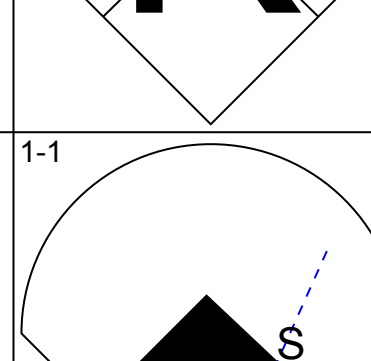
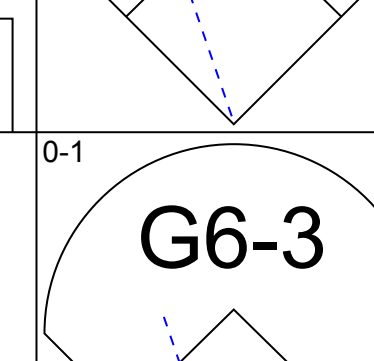
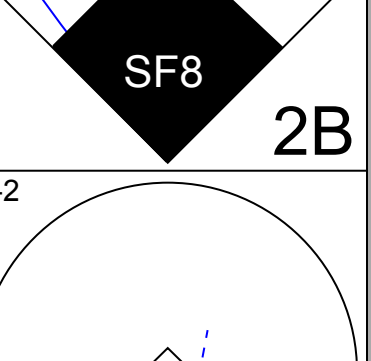
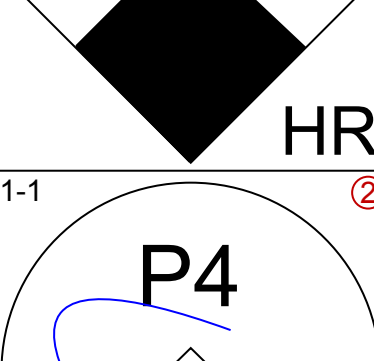
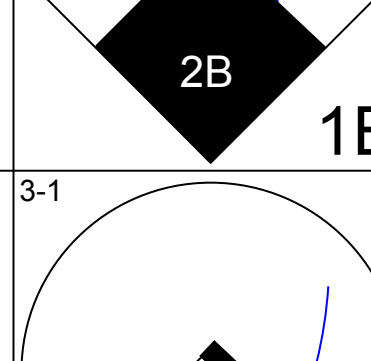
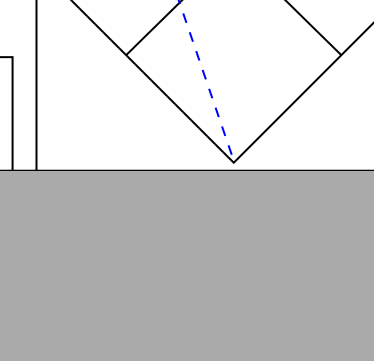
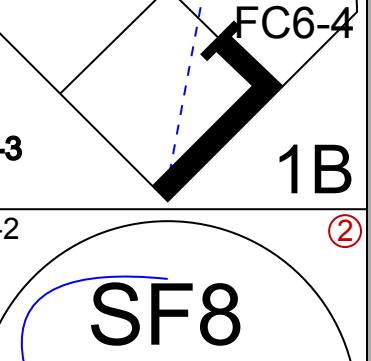
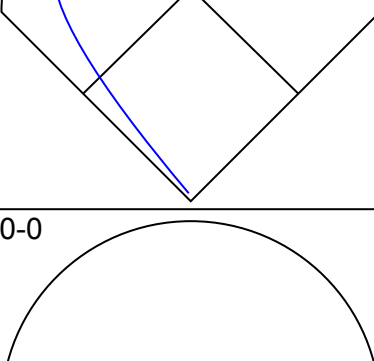
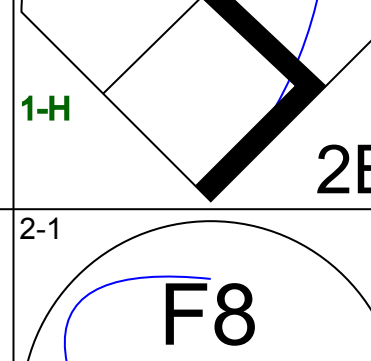
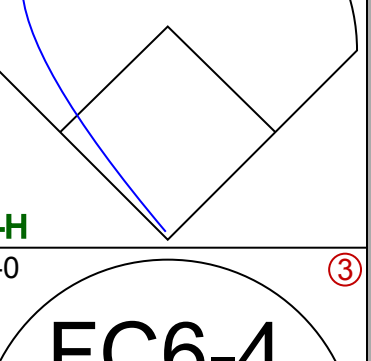

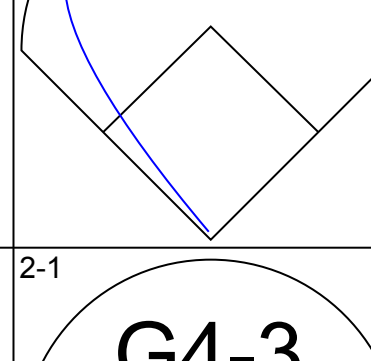
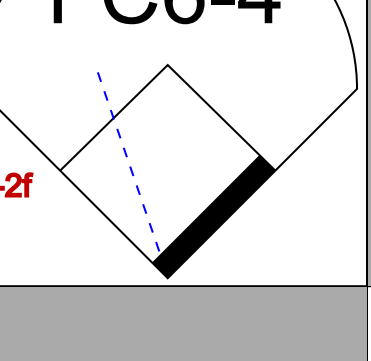
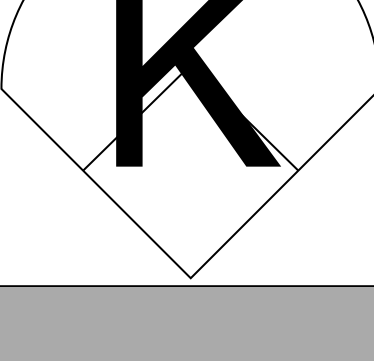
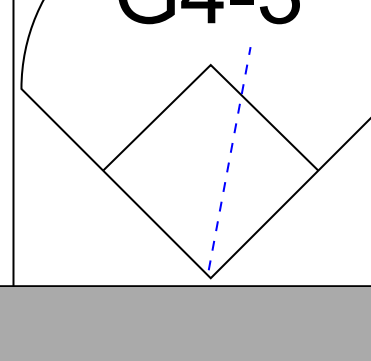
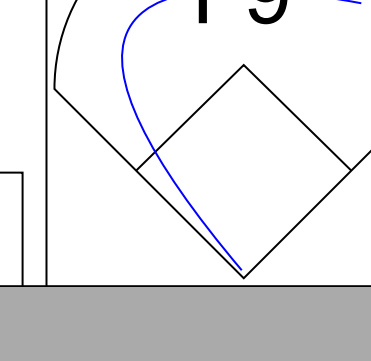



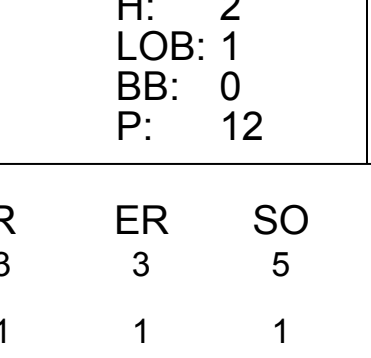

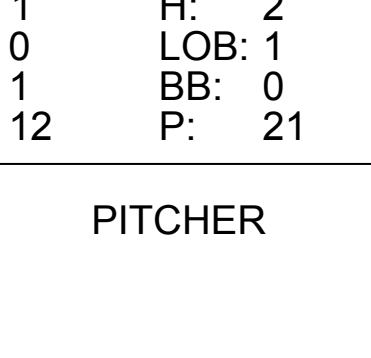
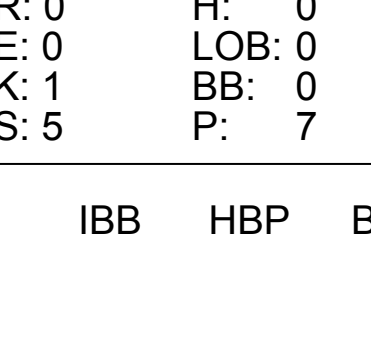



Batter	1	2	3	4	5	6	7	8	9	AB	R	H	RBI	BB	SO	LOB	TOP								
Bernard Gilkey, R OBP: 0.333, SLG: 0.286 (1, 7)										5	2	3	1	0	0	2									
Ozzie Smith, S OBP: 0.308, SLG: 0.417 (1, 6)										3	0	1	1	0	0	2									
Ray Lankford, L OBP: 0.467, SLG: 0.636 (1, 8)										5	1	2	2	0	1	3									
Scott Cooper, L OBP: 0.467, SLG: 0.333 (1, 5)										4	1	0	0	1	2	1									
Brian Jordan, R OBP: 0.571, SLG: 1.000 (1, 9)										4	1	3	2	1	1	1									
John Mabry, L OBP: 0.333, SLG: 0.333 (7, 1)										4	0	2	2	0	0	0									
Rene Arocha, R (7, 1)										0	0	0	0	0	0	0									
Tony Fossas, L (8, 1)										0	0	0	0	0	0	0									
John Habyan, R (8, 1)										0	0	0	0	0	0	0									
Gerald Perry, L (8, PH)										1	0	0	0	0	1	1									
Tom Pagnozzi, R OBP: 0.333, SLG: 0.500 (1, 2)										4	0	0	0	0	0	4									
José Oquendo, S OBP: 0.364, SLG: 0.333 (1, 4)										3	1	0	0	1	0	0									
Allen Watson, L OBP: 1.000, SLG: 1.500 (5, 1)										2	2	2	0	0	0	0									
Vicente Palacios, R (5, 1)										0	0	0	0	0	0	0									
Darnell Coles, R OBP: 0.400, SLG: 0.250 (7, 3)										1	0	1	0	0	0	0									
Inning Stats	R: 1 E: 0 K: 2 S: 9	H: 2 LOB: 1 BB: 0 P: 13	R: 0 E: 0 K: 0 S: 6	H: 0 LOB: 0 BB: 0 P: 10	R: 3 E: 0 K: 0 S: 14	H: 4 LOB: 2 BB: 1 P: 22	R: 1 E: 0 K: 0 S: 8	H: 2 LOB: 0 BB: 0 P: 11	R: 2 E: 0 K: 0 S: 13	H: 2 LOB: 1 BB: 1 P: 18	R: 1 E: 0 K: 0 S: 7	H: 1 LOB: 1 BB: 1 P: 16	R: 0 E: 0 K: 0 S: 8	H: 2 LOB: 1 BB: 0 P: 15	R: 0 E: 0 K: 3 S: 11	H: 1 LOB: 1 BB: 1 P: 14	R: 0 E: 0 K: 3 S: 11	H: 0 LOB: 1 BB: 1 P: 18	1B: 9 2B: 4 3B: 0 HR: 2	SF: 0 SAC: 3 DP: 2 HBP: 0	WP: 0 PB: 0 SB: 0 CS: 0	PA: 42			
PITCHER	IP	WLS	BF	H	R	ER	SO	BB	IBB	HBP	BLK	WP	HR	S	P	ERA	WHIP								
Bret Saberhagen, R ERA: 12.6 (1, 1)	5.0		25	10	7	7	2	0	1	0	0	0	0	7	16	12.60	2.000								
Mike Remlinger, L ERA: 15.43 (6, 1)	1.0	W	5	1	1	1	0	1	0	0	0	0	0	7	15	9.00	2.000								
Bias Minor, R ERA: (7, 1)	1.0		4	2	0	0	0	0	0	0	0	0	0	8	15	0.00	2.000								
Jerry Dipoto, R ERA: 6.75 (8, 1)	1.0		4	1	0	0	0	0	0	0	0	0	0	11	14	0.00	1.000								
John Franco, L ERA: 4.5 (9, 1)	1.0	S	4	0	0	0	3	1	0	0	0	0	0	11	18	0.00	1.000								
Brett Butler, L OBP: 0.588, SLG: 0.583 (1, 8)																			4	1	1	0	1	0	3
Jose Vizcaino, S OBP: 0.286, SLG: 0.286 (1, 6)																			5	2	2	0	0	2	1
Rico Brogna, L OBP: 0.308, SLG: 0.846 (1, 3)																			4	2	1	2	0	1	4
Bobby Bonilla, S OBP: 0.563, SLG: 0.923 (1, 5)																			4	2	3	3	1	0	0
Jeff Kent, R OBP: 0.375, SLG: 0.308 (1, 4)																			4	1	1	1	0	0	2
David Segui, S OBP: 0.355, SLG: 0.444 (1, 7)																			3	0	0	0	0	1	2
Jerry Dipoto, R (8, 1)																			0	0	0	0	0	0	0
Ricky Otero, S (8, PH)																			1	0	0	0	0	0	2
John Franco, L (9, 1)																			0	0	0	0	0	0	0
Carl Everett, S OBP: 0.333, SLG: 0.462 (1, 9)																			3	1	1	1	1	1	2
Todd Hundley, S OBP: 0.500, SLG: 0.909 (1, 2)																			4	0	1	2	0	1	1
Bret Saberhagen, R OBP: 0.300, SLG: 1.000 (5, PH)																			1	0	1	0	0	0	0
Brook Fordyke, R (5, PH)																			0	1	0	0	1	0	0
Mike Remlinger, L (6, 1)																			0	0	0	0	0	0	0
Bill Spiers, L (6, PH)																			1	0	0	0	0	0	0
Bias Minor, R (7, 1)																			0	0	0	0	0	0	0
Joe Orsulak, L OBP: 0.200, SLG: 0.400 (8, 7)																			1	0	0	0	0	1	2
Inning Stats	R: 0 E: 0 K: 2 S: 13	H: 0 LOB: 0 BB: 0 P: 18	R: 0 E: 0 K: 0 S: 9	H: 0 LOB: 0 BB: 0 P: 12	R: 1 E: 0 K: 0 S: 9	H: 3 LOB: 2 BB: 0 P: 15	R: 1 E: 0 K: 1 S: 12	H: 2 LOB: 1 BB: 2 P: 23	R: 0 E: 0 K: 1 S: 14	H: 1 LOB: 1 BB: 0 P: 21	R: 3 E: 0 K: 1 S: 13	H: 3 LOB: 2 BB: 1 P: 26	R: 1 E: 2 K: 0 S: 6	H: 0 LOB: 1 BB: 1 P: 15	R: 1 E: 2 K: 3 HR: 3	H: 0 LOB: 1 BB: 1 DP: 1 HBP: 1	1B: 4 2B: 4 3B: 0 HR: 3	SF: 0 SAC: 2 DP: 1 HBP: 1	WP: 0 PB: 0 SB: 0 CS: 0	PA: 42					
PITCHER	IP	WLS	BF	H	R	ER	SO	BB	IBB	HBP	BLK	WP	HR	S	P	ERA	WHIP								
Allen Watson, L ERA: 13.5 (1, 1)	4.0		22	7	6	6	4	2	0	0	1	0	0	19	28	0.00	0.500								
Vicente Palacios, R ERA: 2.25 (5, 1)	2.0		7	1	0	0	2	0	0	0	0	0	0	16	31	27.00	3.000								
Rene Arocha, R ERA: 13.5 (7, 1)	1.0	L	9	3	4	3	1	0	1	1	0	0	1	16	31	27.00	3.000								
Tony Fossas, L (8, 1)	0.1		1	0	0	0	0	0	0	0	0	0	0	1	2	0.00	0.000								
John Habyan, R ERA: (8, 1)	0.2		3	0	0	0	0	0	1	0	0	0	0	2	8	0.00	0.000								
St. Louis Cardinals @ New York Mets Shea Stadium, Flushing, NY Fri Apr 28 1995, 7:05 PM EDT Att: 26,604 - Unknown																			AB 36 R 8 H 14 RBI 8 BB 3 SO 5 LOB 14						
St. Louis Cardinals @ New York Mets Shea Stadium, Flushing, NY Fri Apr 28 1995, 7:05 PM EDT Att: 26,604 - Unknown																			AB 35 R 10 H 11 RBI 9 BB 4 SO 7 LOB 19						

Batter	1	2	3	4	5	6	7	8	9	10	11	AB	R	H	RBI	BB	SO	LOB	TOP					
Bernard Gilkey, R OBP: 0.300, SLG: 0.263 (1, 7)												5	0	1	0	0	1	0						
Tripp Cromer, R OBP: 0.200, SLG: 0.400 (1, 6)												5	1	1	0	0	1	1						
Ray Lankford, L OBP: 0.500, SLG: 0.750 (1, 8)												5	1	3	1	0	2	0						
Gerald Perry, L OBP: 0.143, SLG: 0.143 (9, PR)												4	0	1	0	0	1	3						
Brian Jordan, R OBP: 0.571, SLG: 1.000 (9, 9)												0	0	0	0	0	0	0						
Allen Battle, R (11, PH) (11, 9)												1	0	0	0	0	1	0						
Scott Cooper, L OBP: 0.421, SLG: 0.267 (1, 5)												3	1	0	0	1	2	3						
John Mabry, L OBP: 0.333, SLG: 0.417 (9, PH)												3	1	1	1	0	1	0						
Darnell Coles, R OBP: 0.333, SLG: 0.200 (9, 3)												1	0	0	0	0	1	1						
Tom Pagnozzi, R OBP: 0.250, SLG: 0.400 (1, 2)												3	0	0	1	0	1	2						
José Oquendo, S OBP: 0.333, SLG: 0.308 (1, 4)												4	0	1	1	0	1	0						
Donovan Osborne, S (8, PH)												1	0	0	0	0	1	0						
Scott Hemond, R (8, 1)												1	0	0	0	0	1	0						
Jeff Parrett, R (7, PH)												0	0	0	0	0	0	0						
Geronimo Peña, S (7, PH)												1	0	0	0	0	1	1						
Rich DeLucia, R (7, 1)												0	0	0	0	0	0	0						
Rene Arocha, R (8, 1)												0	0	0	0	0	0	0						
Ozzie Smith, S OBP: 0.385, SLG: 0.385 (10, 1)												1	0	0	0	0	0	0						
Vicente Palacios, R (10, 1)												0	0	0	0	0	0	0						
Inning Stats	R: 1 E: 0 K: 2 S: 15	H: 2 LOB: 1 BB: 0 P: 22	R: 0 E: 0 K: 1 S: 9	H: 0 LOB: 0 BB: 0 P: 11	R: 0 E: 0 K: 1 S: 7	H: 0 LOB: 0 BB: 0 P: 11	R: 0 E: 0 K: 1 S: 4	H: 1 LOB: 0 BB: 0 P: 8	R: 0 E: 0 K: 1 S: 5	H: 0 LOB: 0 BB: 0 P: 8	R: 3 E: 0 K: 2 S: 19	H: 3 LOB: 1 BB: 1 P: 33	R: 0 E: 0 K: 2 S: 8	H: 0 LOB: 0 BB: 0 P: 10	R: 0 E: 0 K: 3 S: 13	H: 1 LOB: 2 BB: 0 P: 17	R: 0 E: 0 K: 0 S: 16	H: 1 LOB: 0 BB: 0 P: 22	R: 0 E: 0 K: 2 S: 10	H: 0 LOB: 0 BB: 0 P: 15	1B: 4 2B: 5 3B: 0 HR: 0	SF: 1 SAC: 0 DP: 2 HBP: 0	WP: 1 PB: 0 SB: 0 CS: 1	PA: 41
PITCHER	IP ERA	WLS ERA	BF ERA	H ERA	R ERA	ER ERA	SO ERA	BB ERA	IBB ERA	HBP ERA	BLK ERA	WP ERA	HR ERA	S ERA	P ERA	ERA	WHIP							
Pete Harnisch, R ERA: 1.5 (1, 1)	6.0	20	3	1	6	0	73	1.50	0.500															
Jerry Dipoto, R ERA: 15.43 (7, 1)	1.0	7	3	3	3	2	1	0	19	33	27.00	4.000												
Josias Manzanillo, R ERA: 27.0 (8, 1)	1.0	4	1	0	0	2	0	0	10	13	0.00	1.000												
Eric Gunderson, L ERA: (9, 1)	0.1	1	0	0	0	1	0	0	4	4	0.00	0.000												
Doug Henry, R ERA: (9, 1)	1.2	5	1	0	0	2	0	0	23	32	0.00	0.600												
PITCHER	IP ERA	WLS ERA	BF ERA	H ERA	R ERA	ER ERA	SO ERA	BB ERA	IBB ERA	HBP ERA	BLK ERA	WP ERA	HR ERA	S ERA	P ERA	ERA	WHIP							
Dave Micki, R ERA: (11, 1)	1.0	3	3	3	3	3	0	0	13	13	0.00	1.000												

St. Louis Cardinals @ New York Mets
Shea Stadium, Flushing, NY
Sat Apr 29 1995, 3:33 AM EDT
Alt. 44.636 - Overcast - 64 F

AB	38
R	4
H	8
RBI	4
BB	1
SO	15
LOB	11



Batter	1	2	3	4	5	6	7	8	9	10	11	AB	R	H	RBI	BB	SO	LOB	BOTTOM					
Brett Butler, L OBP: 0.545, SLG: 0.647 (1, 8)												5	0	2	0	0	2	0						
Jose Vizcaino, S OBP: 0.263, SLG: 0.222 (1, 6)												4	0	0	0	1	0	2						
Dave Micki, R (11, 1)												0	0	0	0	0	0	0						
Jeff Kent, R OBP: 0.286, SLG: 0.222 (1, 4)												5	0	0	0	0	2	3						
Bobby Bonilla, S OBP: 0.476, SLG: 0.706 (1, 5)												4	1	0	0	1	1	0						
Carl Everett, S OBP: 0.421, SLG: 0.765 (9, 1)												4	3	3	1	0	0	0						
Doug Henry, R (9, 1)												0	0	0	0	0	0	0						
Tim Bogar, R OBP: 0.250, SLG: 0.250 (11, 6)												1	0	1	0	0	0	0						
Rico Brogna, L OBP: 0.389, SLG: 0.824 (1, 3)												4	0	2	1	1	1	0						
David Segui, S OBP: 0.429, SLG: 0.727 (1, 7)												2	1	1	2	0	0	1						
Jerry Dipoto, R ERA: 16.2 (7, 1)												0	0	0	0	0	0	0						
Josias Manzanillo, R (8, 1)												2	0	1	1	0	0	0						
Eric Gunderson, L ERA: 9.0 (9, 1)												4	0	0	0	0	1	2						
Joe Orsulak, L OBP: 0.286, SLG: 0.429 (9, 9)												2	0	0	0	0	1	0						
Todd Hundley, S OBP: 0.375, SLG: 0.667 (1, 2)												2	0	0	0	0	1	0						
Pete Harnisch, S (1, 1)												2	0	0	0	0	1	0						
Ricky Otero, S OBP: 0.250, SLG: 0.250 (7, 7)												2	0	0	0	0	1	0						
Inning Stats	R: 0 E: 0 K: 2 S: 9	H: 0 LOB: 1 BB: 1 P: 18	R: 1 E: 0 K: 0 S: 9	H: 2 LOB: 1 BB: 0 P: 12	R: 0 E: 0 K: 2 S: 14	H: 1 LOB: 1 BB: 0 P: 21	R: 2 E: 0 K: 1 S: 9	H: 2 LOB: 0 BB: 0 P: 13	R: 0 E: 0 K: 0 S: 6	H: 1 LOB: 1 BB: 0 P: 9	R: 1 E: 0 K: 1 S: 12	H: 2 LOB: 1 BB: 0 P: 21	R: 0 E: 0 K: 0 S: 5	H: 0 LOB: 0 BB: 0 P: 8	R: 0 E: 0 K: 1 S: 5	H: 0 LOB: 0 BB: 0 P: 7	R: 0 E: 0 K: 0 S: 8	H: 0 LOB: 0 BB: 0 P: 11	R: 1 E: 0 K: 0 S: 8	H: 2 LOB: 3 BB: 2 P: 20	1B: 4 2B: 5 3B: 0 HR: 2	SF: 1 SAC: 0 DP: 1 HBP: 0	WP: 0 PB: 0 SB: 1 CS: 1	PA: 43
PITCHER	IP ERA	WLS ERA	BF ERA	H ERA	R ERA	ER ERA	SO ERA	BB ERA	IBB ERA	HBP ERA	BLK ERA	WP ERA	HR ERA	S ERA	P ERA	ERA	WHIP							
Donovan Osborne, L ERA: 5.4 (6, 1)	5.0	21	6	3	3	5	1	0	12	21	9.00	2.000												
Jeff Parrett, R ERA: 16.2 (7, 1)	1.0	5	2	1	1	1	0	0	5	7	0.00	0.000												
Rich DeLucia, R ERA: (9, 1)	2.0	6	0	0	0	1	0	0	0	0	0.00	0.000												
Rene Arocha, R ERA: 9.0 (9, 1)	1.0	3	0	0	0	1	0	0	0	0	0.00	0.000												
Vicente Palacios, R ERA: 3.38 (10, 1)	1.1	L 8	2	1	1	1	1	1	0	16	31	6.75	2.250											

St. Louis Cardinals @ New York Mets
Shea Stadium, Flushing, NY
Sat Apr 29 1995, 3:33 AM EDT
Alt. 44.636 - Overcast - 64 F

Batter	1	2	3	4	5	6	7	8	9	AB	R	H	RBI	BB	SO	LOB	TOP								
Bernard Gilkey, R OBP: 0.360, SLG: 0.333 (1, 7)	L1-3		G6-3 1B		1-1 1B		G5-3		2-1 FC6-4 1B	5	0	3	0	0	0	0									
Tripp Cromer, R OBP: 0.200, SLG: 0.300 (1, 6)	G6-3		G6-3		1-0 F7				2-1 FC6-4 1B	5	0	1	0	0	0	4									
Ray Lankford, L OBP: 0.440, SLG: 0.619 (1, 8)	1B		P7		2-2 G3-1		P8		2-3 K	5	0	1	0	0	1	4									
Scott Cooper, L OBP: 0.458, SLG: 0.400 (1, 5)	1B		K		3-2 G4-3 HR 1B				2-1 G4-3	5	1	3	0	0	1	3									
Brian Jordan, R OBP: 0.444, SLG: 0.765 (1, 9)	L8				1-0 G5-3		E5 G4-3 HR 1B		2-0 P3	4	1	0	0	0	0	4									
John Mabry, L OBP: 0.313, SLG: 0.375 (1, 3)			F8 E 1B		1-0 F8		G4-3		1-1 G1-3	4	0	1	0	0	0	3									
Danny Sheaffer, R OBP: 0.600, SLG: 1.333 (1, 2)			E5		2-2 F8		HR		4-2 BB	3	1	1	3	1	0	1									
José Oquendo, S OBP: 0.263, SLG: 0.235 (1, 4)			B3		0-2 G6-3		P7		2-0 F8	4	0	0	0	0	0	4									
Tom Urbani, L (1, 1)			F8		2-1 G3				2-2 1B	2	0	0	0	0	0	2									
Scott Hemond, R (7, PH)										1	0	0	0	0	1	0									
Rich DeLucia, R (7, 1)										0	0	0	0	0	0	0									
Allen Battle, R OBP: 0.333, SLG: 0.333 (9, PH)										1	0	1	0	0	0	0									
Tom Henke, R (9, 1)										0	0	0	0	0	0	0									
Inning Stats	R: 0 E: 0 K: 0 S: 12	H: 2 LOB: 2 BB: 0 P: 17	R: 0 E: 1 K: 0 S: 9	H: 1 LOB: 1 BB: 0 P: 13	R: 0 E: 0 K: 1 S: 12	H: 1 LOB: 0 BB: 0 P: 19	R: 0 E: 0 K: 0 S: 6	H: 0 LOB: 0 BB: 0 P: 10	R: 0 E: 0 K: 0 S: 8	H: 1 LOB: 1 BB: 0 P: 12	R: 3 E: 1 K: 0 S: 15	H: 2 LOB: 0 BB: 0 P: 23	R: 0 E: 0 K: 0 S: 7	H: 1 LOB: 1 BB: 0 P: 11	R: 0 E: 0 K: 0 S: 7	H: 1 LOB: 2 BB: 1 P: 16	R: 0 E: 0 K: 1 S: 13	H: 2 LOB: 2 BB: 0 P: 23	1B: 9 2B: 1 3B: 0 HR: 1	SF: 0 SAC: 0 DP: 0 HBP: 0	WP: 0 PB: 0 SB: 0 CS: 0	PA: 40			
PITCHER	IP	WLS	BF	H	R	ER	SO	BB	IBB	HBP	BLK	WP	HR	S	P	ERA	WHIP								
Bobby Jones, R ERA: 3.86 (1, 1)	7.0	L	30	8	3	0	2	0	0	0	0	0	1	69	105	0.00	1.143								
Eric Gunderson, L ERA: (8, 1)	1.0		5	1	0	0	0	1	0	0	0	0	0	7	16	0.00	2.000								
Kevin Lomon, R ERA: (9, 1)	0.1		3	2	0	0	0	0	0	0	0	0	0	7	13	0.00	6.000								
Mike Remlinger, L ERA: 12.0 (9, 1)	0.2		2	0	0	0	1	0	0	0	0	0	0	6	10	0.00	0.000								

St. Louis Cardinals @ New York Mets
Shea Stadium, Flushing, NY
Sun Apr 30 1995, 3:33 AM EDT
Att: 51,715 - Cloudy - 54 F

AB 39
R 3
H 11
RBI 3
BB 1
SO 3
LOB 25



Batter	1	2	3	4	5	6	7	8	9	AB	R	H	RBI	BB	SO	LOB	BOTTOM								
Brett Butler, L OBP: 0.538, SLG: 0.600 (1, 8)	F8 SH1-3 BB		K			G5-3		G1-6-3 1B		3	0	1	0	1	1	1									
Jose Vizcaino, S OBP: 0.273, SLG: 0.238 (1, 6)	SH1-3		PO		G6-3		F8 HBP 1B		G1-6-3	3	0	1	0	0	0	1									
David Segui, S OBP: 0.444, SLG: 0.615 (1, 7)	F8				G6-4-3 BB				2-3 K	2	0	0	0	1	1	1									
Kevin Lomon, R ERA: (9, 1)										0	0	0	0	0	0	0									
Mike Remlinger, L (9, 1)										0	0	0	0	0	0	0									
Bobby Bonilla, S OBP: 0.400, SLG: 0.571 (1, 5)	F9		G6-4-3		G6-4-3		F8		F8	4	0	0	0	0	0	4									
Carl Everett, S OBP: 0.348, SLG: 0.619 (1, 9)			F8		G5-3		F8		F8	4	0	0	0	0	0	2									
Rico Brogna, L OBP: 0.364, SLG: 0.762 (1, 3)			K						L8	4	0	1	0	0	1	0									
Edgardo Alfonzo, R (1, 4)			L6		P2					3	0	0	0	0	0	1									
Kelly Stinnett, R OBP: 0.667, SLG: 0.600 (7, PH)										1	0	1	0	1	0	0									
Bill Spiers, L (7, PH)										0	0	0	0	1	0	0									
Eric Gunderson, R (8, 1)										0	0	0	0	0	0	0									
Ricky Otero, S OBP: 0.250, SLG: 0.250 (9, 7)										0	0	0	0	0	0	0									
Bobby Jones, R (1, 1)										1	0	0	0	0	1	2									
Todd Hundley, S OBP: 0.353, SLG: 0.625 (7, PH)			SH2-4		K				G4-3	1	0	0	0	0	0	1									
Inning Stats	R: 0 E: 0 K: 0 S: 8	H: 0 LOB: 1 BB: 1 P: 12	R: 0 E: 0 K: 1 S: 9	H: 0 LOB: 0 BB: 0 P: 13	R: 0 E: 0 K: 1 S: 6	H: 1 LOB: 0 BB: 0 P: 7	R: 0 E: 0 K: 0 S: 5	H: 0 LOB: 0 BB: 1 P: 12	R: 0 E: 0 K: 0 S: 8	H: 1 LOB: 2 BB: 0 P: 14	R: 0 E: 0 K: 0 S: 11	H: 1 LOB: 1 BB: 0 P: 16	R: 0 E: 0 K: 0 S: 7	H: 0 LOB: 1 BB: 1 P: 14	R: 0 E: 0 K: 1 S: 8	H: 1 LOB: 0 BB: 0 P: 11	R: 0 E: 0 K: 0 S: 10	H: 0 LOB: 0 BB: 0 P: 15	1B: 3 2B: 1 3B: 0 HR: 0	SF: 0 SAC: 2 DP: 2 HBP: 1	WP: 0 PB: 0 SB: 0 CS: 0	PA: 34			
PITCHER	IP	WLS	BF	H	R	ER	SO	BB	IBB	HBP	BLK	WP	HR	S	P	ERA	WHIP								
Tom Urbani, L ERA: (1, 1)	6.0	W	23	3	0	0	3	2	1	1	0	0	0	47	74	0.00	0.833								
Rich DeLucia, R ERA: (7, 1)	2.0		7	1	0	0	1	1	0	0	0	0	0	15	25	0.00	1.000								
Tom Henke, R ERA: (9, 1)	1.0	S	3	0	0	0	0	0	0	0	0	0	0	10	15	0.00	0.000								

St. Louis Cardinals @ New York Mets
Shea Stadium, Flushing, NY
Sun Apr 30 1995, 3:33 AM EDT
Att: 51,715 - Cloudy - 54 F

AB 26
R 0
H 4
RBI 0
BB 4
SO 4
LOB 13



Batter	1	2	3	4	5	6	7	8	9	AB	R	H	RBI	BB	SO	LOB	TOP										
Nelson Liriano, S OBP: 0.333, SLG: 0.143	4-2 G6-3 1B BB		1-0 G4-3		3-2 F7			2-3 K		3	0	0	0	1	1	0											
Midre Cummings, L OBP: 0.333, SLG: 0.308	1-2 G6-3 1B		2-0 2B		1-0 F8			1-0 G3		4	0	2	0	0	0	0											
Al Martin, L OBP: 0.150, SLG: 0.150	3-2 G6-3 1-2 2-3		1-1 G1-3		0-0 G3-1			3-2 G4-3		4	0	0	0	0	0	3											
Jeff King, R OBP: 0.200, SLG: 0.368	2-0 G5-3				0-1 1B			2-1 G6-3		4	0	1	0	0	1	1											
Orlando Merced, S OBP: 0.250, SLG: 0.550			1-0 G3		2-2 F7			1-0 G5-4-3 1B		4	0	1	0	0	1	1											
Jay Bell, R OBP: 0.316, SLG: 0.375	1-0 G4-3		2-0 F9		0-0 G5-4-3			1-2 1B		3	0	0	0	0	0	2											
Mark Johnson, L OBP: 0.250, SLG: 0.545	4-2 BB		1-2 K		3-2 2B					2	0	1	0	1	1	1											
Don Slaught, R	0-0 L9				0-0 P5			1-1 P6		1	0	0	0	0	0	1											
Mackey Sasser, L OBP: 0.250, SLG: 0.375										2	0	0	0	0	0	1											
Paul Wagner, R										2	0	0	0	0	0	0											
Ravelo Manzanillo, L										0	0	0	0	0	0	0											
Gary Wilson, R										0	0	0	0	0	0	0											
Steve Pegues, R										1	0	0	0	0	0	0											
Dan Plesac, L										0	0	0	0	0	0	0											
Inning Stats	R: 0 E: 0 K: 0 S: 9	H: 1 LOB: 1 BB: 1 P: 19	R: 0 E: 0 K: 0 S: 5	H: 0 LOB: 1 BB: 1 P: 11	R: 0 E: 0 K: 0 S: 6	H: 1 LOB: 1 BB: 0 P: 12	R: 0 E: 0 K: 1 S: 9	H: 0 LOB: 0 BB: 0 P: 14	R: 0 E: 0 K: 0 S: 8	H: 0 LOB: 0 BB: 0 P: 7	R: 0 E: 0 K: 0 S: 8	H: 2 LOB: 1 BB: 0 P: 13	R: 0 E: 0 K: 1 S: 5	H: 0 LOB: 0 BB: 0 P: 9	R: 0 E: 0 K: 1 S: 12	H: 0 LOB: 0 BB: 0 P: 17	1B: 3 2B: 2 3B: 0 HR: 0	SF: 0 SAC: 0 DP: 2 HBP: 0	WP: 0 PB: 0 SB: 0 CS: 0	PA: 32							
PITCHER	IP	WLS	BF	H	R	ER	SO	BB	IBB	HBP	BLK	WP	HR	S	P	ERA	WHIP										
Ken Hill, R ERA: 3.27	7.0	W	26	5	0	0	2	2	0	0	0	0	0	50	88	0.00	1.000										
John Habyan, R ERA:	2.0		6	0	0	0	2	0	0	0	0	0	0	17	26	0.00	0.000										

Pittsburgh Pirates @ St. Louis Cardinals
Busch Stadium, St. Louis, MO

AB 30
R 0
H 5
RBI 0
BB 2
SO 4
LOB 10



WP: 0 PA: 32
PB: 0
SB: 0
CS: 0

Pittsburgh Pirates @ St. Louis Cardinals
Busch Stadium, St. Louis, MO

AB 30
R 4
H 10
RBI 3
BB 3
SO 6
LOB 15



WP: 1 PA: 35
PB: 0
SB: 2
CS: 2

Batter	1	2	3	4	5	6	7	8	9	AB	R	H	RBI	BB	SO	LOB	BOTTOM										
Bernard Gilkey, R OBP: 0.345, SLG: 0.296	4-0 G4-6-3 BB	0-3 K			0-0 G4-3		0-0 F8			3	0	0	0	1	1	1											
Ozzie Smith, S OBP: 0.276, SLG: 0.313	0-1 G4-6-3 1-2		2-2 F7		4-1 FC6-4 BB		0-0 F7			3	0	0	0	1	0	1											
Ray Lankford, L OBP: 0.448, SLG: 0.640	2-2 PO 1B		0-0 F8		1-0 FC6-4 CS			1-0 L8-6 2B		4	0	2	0	0	0	1											
Scott Cooper, L OBP: 0.464, SLG: 0.458	1-0 PO 1-2	1-1 WP 1B 2B	1-1 P6		1-0 CS		0-0 1B		0-1 L8-6	4	1	2	0	0	0	1											
Brian Jordan, R OBP: 0.455, SLG: 0.700		0-3 K 1B E 2-3		4-2 S 1B BB		3-1 F8		0-2 1B		3	2	1	0	1	1	2											
John Mabry, L OBP: 0.350, SLG: 0.400	1-0 E8 1H 1B 3H 1B	1-0 E8 1B 1B		2-3 K		0-1 1B		0-3 K		4	1	2	1	0	2	2											
Tom Pagnozzi, R OBP: 0.283, SLG: 0.389			1-1 F8		1-1 CS 1B 2H		1-2 F7			3	0	1	1	0	0	3											
Tripp Cromer, R OBP: 0.231, SLG: 0.308					1-1 FC6-4 1B		2-3 K			3	0	1	0	0	2	3											
Ken Hill, R OBP: 0.500, SLG: 0.500		1-2 1B		2-0 FC6-4 1B				2-2 G5-3		2	0	1	1	0	0	1											
Allen Battle, R OBP: 0.250, SLG: 0.250										1	0	0	0	0	0	0											
John Habyan, R ERA:										0	0	0	0	0	0	0											
Inning Stats	R: 0 E: 0 K: 0 S: 5	H: 1 LOB: 0 BB: 1 P: 12	R: 3 E: 1 K: 3 S: 19	H: 3 LOB: 1 BB: 0 P: 25	R: 0 E: 0 K: 0 S: 6	H: 0 LOB: 0 BB: 0 P: 9	R: 1 E: 0 K: 1 S: 14	H: 2 LOB: 1 BB: 1 P: 23	R: 0 E: 0 K: 0 S: 3	H: 0 LOB: 0 BB: 1 P: 9	R: 0 E: 0 K: 1 S: 11	H: 2 LOB: 2 BB: 0 P: 17	R: 0 E: 0 K: 0 S: 6	H: 0 LOB: 0 BB: 0 P: 8	R: 0 E: 0 K: 1 S: 9	H: 2 LOB: 1 BB: 0 P: 10	1B: 8 2B: 3 3B: 0 HR: 0	SF: 0 SAC: 0 DP: 2 HBP: 0	WP: 1 PB: 0 SB: 2 CS: 2	PA: 35							
PITCHER	IP	WLS	BF	H	R	ER	SO	BB	IBB	HBP	BLK	WP	HR	S	P	ERA	WHIP										
Paul Wagner, R ERA: 3.18	5.1	L	23	7	4	3	4	3	0	0	0	0	0	50	84	5.06	1.875										
Ravelo Manzanillo, L ERA:	0.0		1	1	0	0	0	0	0	0	0	0	0	2	2	-	-										
Gary Wilson, R ERA: 6.75	1.2		5	0	0	0	1	0	0	0	0	0	0	12	17	0.00	0.000										
Dan Plesac, L ERA:	1.0		4	2	0	0	1	0	0	0	0	0	0	9	10	0.00	2.000										

WP: 1 PA: 35
PB: 0
SB: 2
CS: 2


Batter	1	2	3	4	5	6	7	8	9	AB	R	H	RBI	BB	SO	LOB	TOP			
James Mouton, R OBP: 0.364, SLG: 0.455										4	1	2	0	0	0	1	Houston Astros @ St. Louis Cardinals Busch Stadium, St. Louis, MO Thu May 04 1995, 7:05 PM CDT Att: 17,643 - Unknown - 53 F			
Ross Powell, L (7, 1)										0	0	0	0	0	0	0				
Todd Jones, L (7, 1)										1	0	0	0	0	0	2				
John Hudek, S (9, 1)										0	0	0	0	0	0	0				
Craig Biggio, R OBP: 0.350, SLG: 0.241										4	0	0	0	0	0	2				
5 Jeff Bagwell, R OBP: 0.421, SLG: 0.240										4	0	0	0	1	2	2				
Derek Bell, R OBP: 0.432, SLG: 0.515										4	1	1	1	0	0	1				
Luis Gonzalez, L OBP: 0.343, SLG: 0.594										2	2	1	0	2	0	0				
Craig Shipley, R OBP: 0.533, SLG: 1.600										3	1	3	1	0	0	0				
Ricky Gutierrez, R OBP: 0.167, SLG: 0.167										0	0	0	0	0	0	0				
Dave Magadan, L OBP: 0.452, SLG: 0.480										1	1	1	1	0	0	0				
Scott Servais, R OBP: 0.200, SLG: 0.111										3	0	0	0	0	1	4				
Tony Eusebio, R OBP: 0.500, SLG: 0.615										1	0	1	2	0	0	0				
Andy Stankiewicz, R OBP: 0.500, SLG: 0.400										3	0	1	1	1	0	1				
Shane Reynolds, R (1, 1)										2	0	0	0	0	1	5				
Dave Veres, R (5, 1)										0	0	0	0	0	0	0				
Milt Thompson, L (7, 9)										1	0	0	0	1	0	0				
Inning Stats	R: 1 E: 0 K: 0 S: 4	H: 2 LOB: 0 BB: 0 P: 4	R: 2 E: 1 K: 1 S: 8	H: 3 LOB: 1 BB: 0 P: 8	R: 0 E: 0 K: 1 S: 5	H: 0 LOB: 0 BB: 0 P: 5	R: 0 E: 0 K: 0 S: 3	H: 1 LOB: 2 BB: 2 P: 11	R: 0 E: 0 K: 1 S: 4	H: 1 LOB: 1 BB: 0 P: 6	R: 0 E: 0 K: 0 S: 4	H: 1 LOB: 1 BB: 0 P: 4	R: 3 E: 0 K: 0 S: 5	H: 2 LOB: 2 BB: 2 P: 14	R: 0 E: 0 K: 0 S: 2	H: 0 LOB: 0 BB: 1 P: 6	1B: 6 2B: 4 3B: 1 HR: 0	SF: 0 SAC: 0 DP: 3 HBP: 2	WP: 0 PB: 0 SB: 3 CS: 3	PA: 41
PITCHER	IP WLS BF H R ER SO BB IBB HBP BLK WP HR S P ERA WHIP																			
Donovan Osborne, L ERA: 4.22	5.2 24 7 3 2 3 1 1 1 0 0 0 0 27 36 3.18 1.412																			
Jeff Parrett, R ERA: 13.5	0.1 1 0 0 0 1 0 0 0 0 0 0 0 0 3 3 0.00 0.000																			
Rich DeLucia, R ERA: 4.5	1.1 L 8 2 3 3 0 1 0 0 1 0 0 0 6 11 20.25 2.250																			
John Habyan, R ERA: 1.59	0.2 4 1 0 0 0 0 0 0 1 0 0 0 0 3 7 0.00 1.500																			
Vicente Palacios, R ERA: 4.05	1.0 3 0 0 0 0 0 1 0 0 0 0 0 0 2 6 0.00 1.000																			


Batter	1	2	3	4	5	6	7	8	9	AB	R	H	RBI	BB	SO	LOB	BOTTOM					
Bernard Gilkey, R OBP: 0.326, SLG: 0.325										4	0	0	0	1	3	Houston Astros @ St. Louis Cardinals Busch Stadium, St. Louis, MO Thu May 04 1995, 7:05 PM CDT Att: 17,643 - Unknown - 53 F						
Ozzie Smith, S OBP: 0.303, SLG: 0.300										4	1	1	0	1	0		4					
Ray Lankford, L OBP: 0.386, SLG: 0.579										5	0	1	0	0	0		2					
Scott Cooper, L OBP: 0.500, SLG: 0.571										4	1	2	1	1	2		2					
Brian Jordan, R OBP: 0.417, SLG: 0.735										5	1	1	0	0	0		4					
John Mabry, L OBP: 0.323, SLG: 0.333										4	0	0	0	1	2		3					
Danny Sheaffer, R OBP: 0.615, SLG: 0.909										4	1	3	1	0	1		0					
José Oquendo, S OBP: 0.333, SLG: 0.360										4	0	1	0	0	1		4					
Donovan Osborne, S ERA: 4.22										1	0	0	0	0	1		2					
Jeff Parrett, R ERA: 13.5										0	0	0	0	0	0		0					
Terry Bradshaw, L ERA: 1.000										1	0	1	0	0	0	0						
Rich DeLucia, R ERA: 4.5										0	0	0	0	0	0	0						
John Habyan, R ERA: 1.59										0	0	0	0	0	0	0						
Scott Hemond, R ERA: 1.59										0	0	0	0	1	0	0						
Vicente Palacios, R ERA: 4.05										0	0	0	0	0	0	0						
Inning Stats	R: 0 E: 0 K: 1 S: 6	H: 1 LOB: 1 BB: 0 P: 6	R: 2 E: 1 K: 1 S: 9	H: 3 LOB: 2 BB: 0 P: 9	R: 0 E: 0 K: 0 S: 4	H: 1 LOB: 1 BB: 0 P: 4	R: 0 E: 0 K: 1 S: 6	H: 1 LOB: 2 BB: 0 P: 7	R: 1 E: 0 K: 2 S: 8	H: 1 LOB: 1 BB: 0 P: 8	R: 0 E: 0 K: 2 S: 8	H: 1 LOB: 1 BB: 0 P: 8	R: 1 E: 0 K: 0 S: 4	H: 1 LOB: 3 BB: 3 P: 16	R: 0 E: 0 K: 0 S: 2	H: 0 LOB: 0 BB: 1 P: 6	R: 0 E: 0 K: 2 S: 8	H: 1 LOB: 1 BB: 0 P: 8	1B: 7 2B: 2 3B: 0 HR: 1	SF: 0 SAC: 1 DP: 1 HBP: 1	WP: 1 PB: 0 SB: 2 CS: 0	PA: 42
PITCHER	IP WLS BF H R ER SO BB IBB HBP BLK WP HR S P ERA WHIP																					
Shane Reynolds, R ERA: 2.45	4.1 22 7 3 2 3 0 0 0 0 0 0 0 12 27 4.15 1.615																					
Dave Veres, R ERA: 18.0	1.2 6 1 0 0 3 0 0 0 0 0 0 0 12 12 0.00 0.600																					
Ross Powell, L ERA: 18.0	0.1 3 0 1 1 0 2 0 0 0 0 0 0 1 9 27.00 6.000																					
Todd Jones, R ERA: 18.0	1.2 W 7 1 0 0 0 1 1 0 0 1 0 5 13 0.00 1.200																					
John Hudek, R ERA: 18.0	1.0 S 4 1 0 0 2 0 0 0 0 0 0 0 8 8 0.00 1.000																					



Batter	1	2	3	4	5	6	7	8	9	AB	R	H	RBI	BB	SO	LOB	TOP				
Craig Biggio, R OBP: 0.400, SLG: 0.378 (1, 4)	P2		G5-3		G3		FC6-4			3	1	1	0	2	0	0	Houston Astros @ St. Louis Cardinals Busch Stadium, St. Louis, MO Sat May 06 1995, 7:05 PM CDT Att: 25,659 - Cloudy - 67 F				
Luis Gonzalez, L OBP: 0.300, SLG: 0.514 (1, 7)	F8			G3	G3	FC6-4			5	0	0	0	0	0	5						
5 Jeff Bagwell, R OBP: 0.383, SLG: 0.242 (1, 3)	G6-3			L3			FC6-4			4	0	1	1	0	2						
Derek Bell, R OBP: 0.457, SLG: 0.500 (1, 8)					G5-3			G5-3		3	1	1	0	1	0						
Dave Magadan, L OBP: 0.344, SLG: 0.429 (1, 5)	F8					F7			3	1	0	0	1	0	1						
Phil Plantier, L OBP: 0.303, SLG: 0.533 (1, 9)	K					F7			4	1	1	3	0	2	1						
Ricky Gutierrez, R OBP: 0.111, SLG: 0.111 Andy Stankiewicz, R OBP: 0.429, SLG: 0.333 (9, PH)	G6-3			G3-1		K			3	0	0	0	0	1	1						
Scouter Tucker, R OBP: 0.333, SLG: 0.833 (1, 2)			F9				FC6-4		4	1	2	1	0	0	0						
Greg Swindell, L OBP: 0.282, SLG: 0.278 Doug Brocail, L OBP: 0.282, SLG: 0.278 Craig Shipley, R OBP: 0.282, SLG: 0.278 Jim Dougherty, R OBP: 0.282, SLG: 0.278 Milt Thompson, L OBP: 0.282, SLG: 0.278 Dean Hartgraves, L OBP: 0.282, SLG: 0.278 Dave Veres, R OBP: 0.282, SLG: 0.278 Tony Eusebio, R OBP: 0.282, SLG: 0.278	G6-3				P9		FC6-4		1	0	0	0	0	0	0						
Inning Stats	R: 0 E: 0 K: 0 S: 7	H: 0 LOB: 0 BB: 0 P: 8	R: 0 E: 0 K: 1 S: 10	H: 0 LOB: 1 BB: 1 P: 18	R: 0 E: 0 K: 0 S: 7	H: 0 LOB: 0 BB: 0 P: 11	R: 3 E: 0 K: 0 S: 11	H: 2 LOB: 0 BB: 1 P: 21	R: 2 E: 0 K: 1 S: 14	H: 2 LOB: 1 BB: 0 P: 17	R: 0 E: 0 K: 0 S: 11	H: 2 LOB: 2 BB: 0 P: 20	R: 0 E: 0 K: 1 S: 9	H: 0 LOB: 0 BB: 0 P: 13	R: 0 E: 0 K: 1 S: 11	H: 1 LOB: 2 BB: 1 P: 19		1B: 4 2B: 1 3B: 0 HR: 2	SF: 0 SAC: 0 DP: 0 HBP: 0	WP: 0 PB: 0 SB: 3 CS: 0	PA: 38
PITCHER	IP	WLS	BF	H	R	ER	SO	BB	IBB	HBP	BLK	WP	HR	S	P	ERA	WHIP				
Ken Hill, R ERA: 5.17 Vicente Palacios, R ERA: 3.38 Rene Arocha, R ERA: 3.38 Tom Henke, R ERA:	4.2		21	4	5	5	1	3	0	0	0	0	2	45	73	9.64	1.500				

Batter	1	2	3	4	5	6	7	8	9	AB	R	H	RBI	BB	SO	LOB	BOTTOM				
Bernard Gilkey, R OBP: 0.373, SLG: 0.458 (1, 7)	SH3-4	G5-3		1B		CS				4	2	3	1	0	0	0	Houston Astros @ St. Louis Cardinals Busch Stadium, St. Louis, MO Sat May 06 1995, 7:05 PM CDT Att: 25,659 - Cloudy - 67 F				
Ozzie Smith, S OBP: 0.282, SLG: 0.278 José Oquendo, S OBP: 0.300, SLG: 0.321 (7, 4)	SH3-4	G4-3					F9			2	0	1	0	0	0	0					
Ray Lankford, L OBP: 0.373, SLG: 0.545 (1, 8)	WP						G1-4-3			3	1	1	1	1	2						
Brian Jordan, R OBP: 0.395, SLG: 0.683 (1, 9)	FC5						F8			4	2	1	0	0	1						
Scott Cooper, L OBP: 0.500, SLG: 0.548 (1, 5)	HR							G4-3		3	1	1	2	1	1						
Damell Coles, R OBP: 0.283, SLG: 0.389 Tom Henke, R OBP: 0.283, SLG: 0.389 (9, 1)	HR							G4-3		4	1	2	3	0	0						
Tom Pagnozzi, R OBP: 0.222, SLG: 0.308 (1, 2)								G6-4-3		4	0	1	0	0	2						
Tripp Cromer, R OBP: 0.250, SLG: 0.316 (7, 6)	FC6-4									3	0	0	0	0	1						
Ken Hill, R OBP: 0.250, SLG: 0.250 Vicente Palacios, R OBP: 0.250, SLG: 0.250 Terry Bradshaw, L OBP: 1.000, SLG: 1.000 Rene Arocha, R OBP: 0.344, SLG: 0.355 John Mabry, L OBP: 0.344, SLG: 0.355										2	0	0	0	0	2						
Inning Stats	R: 4 E: 0 K: 0 S: 16	H: 4 LOB: 1 BB: 1 P: 28	R: 0 E: 0 K: 1 S: 8	H: 0 LOB: 0 BB: 0 P: 11	R: 2 E: 0 K: 0 S: 8	H: 2 LOB: 0 BB: 1 P: 16	R: 0 E: 0 K: 2 S: 10	H: 2 LOB: 2 BB: 0 P: 12	R: 0 E: 0 K: 0 S: 8	H: 1 LOB: 0 BB: 0 P: 10	R: 1 E: 0 K: 0 S: 11	H: 1 LOB: 0 BB: 0 P: 18	R: 0 E: 0 K: 0 S: 4	H: 1 LOB: 0 BB: 0 P: 5	1B: 7 2B: 2 3B: 0 HR: 2	SF: 0 SAC: 1 DP: 2 HBP: 0		WP: 1 PB: 0 SB: 1 CS: 1	PA: 35		
PITCHER	IP	WLS	BF	H	R	ER	SO	BB	IBB	HBP	BLK	WP	HR	S	P	ERA	WHIP				
Greg Swindell, L ERA: 7.88 Doug Brocail, R ERA: 1.5 Jim Dougherty, R ERA: 3.38 Dean Hartgraves, L ERA: 7.71 Dave Veres, R ERA:	2.0		14	6	6	6	1	2	0	0	0	0	0	15	20	0.00	1.000				

Batter	1	2	3	4	5	6	7	8	9	AB	R	H	RBI	BB	SO	LOB	TOP			
James Mouton, R OBP: 0.333, SLG: 0.400	G1-3		G6-3	1B		G6-4-3		K		4	1	1	1	1	1	3	Houston Astros @ St. Louis Cardinals Busch Stadium, St. Louis, MO Sun May 07 1995, 3:33 AM CDT Att: 24,860 - Sunny - 75 F AB 36 R 5 H 14 RBI 5 BB 3 SO 6 LOB 22 			
Craig Biggio, R OBP: 0.418, SLG: 0.390	1B		HBP	5 2B		G6-4-3			G3	4	1	2	1	0	0	2				
5 Jeff Bagwell, R OBP: 0.404, SLG: 0.324	2B		K	1H		G6-3			1B	4	0	2	1	1	1	2				
Derek Bell, R OBP: 0.431, SLG: 0.467	F8		F8	G5-3					BB	5	0	1	0	0	1	4				
Craig Shipley, R OBP: 0.538, SLG: 0.833		G5-3		SH5-3	1B	G4-6-3			P7	3	1	2	0	0	0	0				
Dave Magadan, L OBP: 0.447, SLG: 0.414				G4-3	1B					1	0	0	0	1	0	2				
Luis Gonzalez, L OBP: 0.295, SLG: 0.488									G6-3	4	1	1	0	0	2	2				
Todd Jones, L										0	0	0	0	0	0	0				
Ricky Gutierrez, R OBP: 0.100, SLG: 0.100				G4-3	1B					1	0	0	0	0	0	2				
Scott Servais, R OBP: 0.227, SLG: 0.200										2	0	1	0	0	0	0				
Tony Eusebio, R OBP: 0.550, SLG: 0.684				SH5-3						1	0	1	0	0	0	0				
Andy Staniewicz, R OBP: 0.429, SLG: 0.333										0	0	0	0	0	0	0				
Scotter Tucker, R OBP: 0.333, SLG: 0.833										0	0	0	0	0	0	0				
Orlando Miller, R OBP: 0.250, SLG: 0.355		P4		G4-3					SH1-4	3	0	1	1	0	0	2				
Doug Drabek, R OBP: 0.600, SLG: 0.800										2	1	2	1	0	0	0				
Ross Powell, L										0	0	0	0	0	0	0				
Milt Thompson, L										1	0	0	0	0	0	1				
Dave Veres, R										0	0	0	0	0	0	0				
Phil Plantier, L OBP: 0.516										1	0	0	0	0	1	2				
Inning Stats	R: 0 E: 0 K: 0 S: 13	H: 2 LOB: 1 BB: 0 P: 18	R: 0 E: 0 K: 1 S: 9	H: 1 LOB: 1 BB: 0 P: 13	R: 0 E: 0 K: 1 S: 9	H: 1 LOB: 2 BB: 0 P: 13	R: 5 E: 0 K: 0 S: 16	H: 6 LOB: 1 BB: 0 P: 28	R: 0 E: 0 K: 0 S: 6	H: 1 LOB: 1 BB: 1 P: 15	R: 0 E: 0 K: 2 S: 13	H: 0 LOB: 1 BB: 1 P: 21	R: 0 E: 0 K: 2 S: 12	H: 1 LOB: 2 BB: 1 P: 16	R: 0 E: 0 K: 0 S: 14	H: 1 LOB: 2 BB: 1 P: 24	1B: 8 2B: 6 3B: 0 HR: 0	SF: 0 SAC: 2 DP: 2 HBP: 1	WP: 0 PB: 0 SB: 0 CS: 1	PA: 42
PITCHER	IP WLS BF H R ER SO BB IBB HBP BLK WP HR S P ERA WHIP																			
Danny Jackson, L ERA: 7.16	(1, 1) 3.2 21 10 5 5 2 0 0 0 0 0 0 0 45 70 12.27 2.727																			
Jeff Parrett, R ERA: 8.44	(4, 1) 1.1 W 4 1 0 0 0 0 0 0 0 0 0 0 8 15 0.00 0.750																			
Rich DeLucia, R ERA: 3.38	(6, 1) 2.0 8 1 0 0 2 2 0 0 0 0 0 0 20 36 0.00 1.500																			
Rene Arocha, R ERA: 3.24	(8, 1) 0.1 2 1 0 0 0 0 0 0 0 0 0 0 5 6 0.00 3.000																			
Tony Fossas, L ERA:	(8, 1) 0.1 1 0 0 0 1 0 0 0 0 0 0 0 3 4 0.00 0.000																			
PITCHER	IP WLS BF H R ER SO BB IBB HBP BLK WP HR S P ERA WHIP																			
Tom Henke, R ERA:	(8, 1) 1.1 S 6 1 0 0 1 1 0 0 0 0 0 0 8 18 0.00 1.500																			

Batter	1	2	3	4	5	6	7	8	9	AB	R	H	RBI	BB	SO	LOB	BOTTOM			
Bernard Gilkey, R OBP: 0.382, SLG: 0.462	F9		F9	S	1B		F9			4	1	2	3	0	0	0	Houston Astros @ St. Louis Cardinals Busch Stadium, St. Louis, MO Sun May 07 1995, 3:33 AM CDT Att: 24,860 - Sunny - 75 F AB 30 R 6 H 7 RBI 6 BB 4 SO 7 LOB 7 			
José Oquendo, S OBP: 0.294, SLG: 0.313	G6-3		F8	1B		G1-3				4	1	1	1	0	0	1				
Ray Lankford, L OBP: 0.382, SLG: 0.563	K			K2-3						4	0	2	2	0	2	0				
Scott Cooper, L OBP: 0.481, SLG: 0.511		G3-1		F8						3	0	0	0	1	1	1				
Brian Jordan, R OBP: 0.383, SLG: 0.636		K2-3		F8						3	0	0	0	1	1	2				
John Mabry, L OBP: 0.314, SLG: 0.324										3	0	0	0	0	1	2				
Rich DeLucia, R										0	0	0	0	0	0	0				
Rene Arocha, R										0	0	0	0	0	0	0				
Tony Fossas, L										0	0	0	0	0	0	0				
Tom Henke, R										1	0	0	0	0	0	0				
Tom Pagnozzi, R OBP: 0.258, SLG: 0.333										4	2	2	0	0	1	0				
Tripp Cromer, R OBP: 0.250, SLG: 0.273										3	1	0	0	1	1	1				
Danny Jackson, R OBP: 0.333, SLG: 0.333										0	0	0	0	0	0	0				
Jeff Parrett, R										0	0	0	0	0	0	0				
Gerald Perry, L OBP: 0.273, SLG: 0.200										1	1	0	0	1	0	0				
Damell Coles, R OBP: 0.283, SLG: 0.389										0	0	0	0	0	0	0				
Inning Stats	R: 0 E: 0 K: 1 S: 5	H: 0 LOB: 0 BB: 0 P: 7	R: 0 E: 0 K: 2 S: 7	H: 0 LOB: 0 BB: 0 P: 11	R: 1 E: 0 K: 1 S: 11	H: 2 LOB: 1 BB: 0 P: 15	R: 0 E: 0 K: 1 S: 5	H: 0 LOB: 0 BB: 0 P: 9	R: 3 E: 0 K: 1 S: 21	H: 4 LOB: 2 BB: 3 P: 47	R: 0 E: 0 K: 1 S: 12	H: 0 LOB: 0 BB: 0 P: 18	R: 0 E: 0 K: 0 S: 12	H: 1 LOB: 2 BB: 1 P: 19	R: 0 E: 0 K: 0 S: 14	H: 0 LOB: 0 BB: 0 P: 19	1B: 6 2B: 1 3B: 0 HR: 0	SF: 0 SAC: 1 DP: 0 HBP: 0	WP: 0 PB: 0 SB: 3 CS: 0	PA: 35
PITCHER	IP WLS BF H R ER SO BB IBB HBP BLK WP HR S P ERA WHIP																			
Doug Drabek, R ERA: 4.8	(1, 1) 4.1 L 20 5 6 6 5 2 0 1 0 0 0 0 0 41 70 12.46 1.615																			
Ross Powell, L ERA: 14.73	(5, 1) 0.2 4 1 0 0 1 0 1 0 0 0 0 0 8 19 0.00 1.500																			
Dave Veres, R ERA:	(6, 1) 1.2 7 1 0 0 1 1 0 0 0 0 0 0 20 31 0.00 1.200																			
Todd Jones, R ERA:	(7, 1) 1.1 4 0 0 0 0 0 0 0 0 0 0 0 18 25 0.00 0.000																			

Batter	1	2	3	4	5	6	7	8	9	AB	R	H	RBI	BB	SO	LOB	TOP										
Brian McRae, S OBP: 0.286, SLG: 0.385	G4-3			1B	G5-3		P5			4	0	1	0	0	0	2	Chicago Cubs @ St. Louis Cardinals Busch Stadium, St. Louis, MO Tue May 09 1995, 7:05 PM CDT Att: 24,795 - Unknown - 75 F										
José Hernández, R OBP: 0.583, SLG: 0.857 Randy Myers, L (8, 1)	G6-3			G5-3 1B		G6-3		G5-4-3 BB		3	1	1	0	1	0	0											
Mark Grace, L OBP: 0.288, SLG: 0.367	L7			G5-3		F8		G5-4-3 1-2f		4	0	0	0	0	0	2											
Sammy Sosa, R OBP: 0.288, SLG: 0.408				F9		1B		P9		3	0	0	0	1	1	0											
Shawon Dunston, R OBP: 0.256, SLG: 0.385	P4							E6		4	1	1	1	0	0	0											
Steve Buechele, R OBP: 0.436, SLG: 0.500	F7			FC6-4				E4		4	1	2	1	0	0	2											
Rick Wilkins, L OBP: 0.495, SLG: 0.333								L7		3	0	0	0	1	1	2											
Ozzie Timmons, R OBP: 0.316, SLG: 0.188 Karl Rhodes, L OBP: 0.093, SLG: 0.091				G5-3		L7		G4-3		2	0	0	0	0	0	1											
Steve Trachsel, R (1, 1)				P3		SH1-4				1	0	0	0	0	0	0											
Kevin Roberson, S OBP: 0.371, SLG: 1.000 Chris Nabholz, L (7, 1)										0	0	0	0	1	0	0											
Mike Perez, R (8, 1)										0	0	0	0	0	0	0											
Rey Sanchez, R OBP: 0.320, SLG: 0.388										0	0	0	0	0	0	0											
Inning Stats	R: 0 E: 0 K: 0 S: 8	H: 0 LOB: 0 BB: 0 P: 10	R: 0 E: 0 K: 0 S: 6	H: 0 LOB: 0 BB: 0 P: 9	R: 0 E: 0 K: 1 S: 9	H: 0 LOB: 0 BB: 1 P: 14	R: 1 E: 0 K: 0 S: 8	H: 3 LOB: 2 BB: 1 P: 16	R: 0 E: 0 K: 0 S: 7	H: 0 LOB: 1 BB: 1 P: 14	R: 0 E: 0 K: 0 S: 17	H: 0 LOB: 0 BB: 1 P: 8	R: 2 E: 2 K: 0 S: 17	H: 1 LOB: 1 BB: 1 P: 29	R: 0 E: 0 K: 1 S: 6	H: 0 LOB: 0 BB: 1 P: 13	R: 0 E: 0 K: 0 S: 7	H: 1 LOB: 0 BB: 0 P: 13	1B: 3 2B: 2 3B: 0 HR: 0	SF: 0 SAC: 1 DP: 2 HBP: 0	WP: 1 PB: 0 SB: 0 CS: 0	PA: 34					
PITCHER	IP	WLS	BF	H	R	ER	SO	BB	IBB	HBP	BLK	WP	HR	S	P	ERA	WHIP										
Donovan Osborne, L ERA: 3.18	6.1	L	25	4	3	1	1	2	0	0	0	0	0	53	82	1.42	0.947										
Rich DeLucia, R ERA: 2.73	1.2		6	0	0	0	1	2	0	0	0	1	0	14	31	0.00	1.200										
Rene Arocha, R ERA: 2.89	1.0		3	1	0	0	0	0	0	0	0	0	0	7	13	0.00	1.000										

AB 29
R 3
H 5
RBI 2
BB 4
SO 2
LOB 10



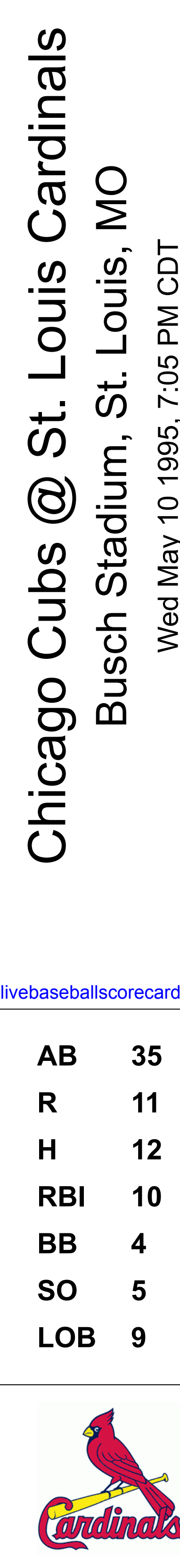
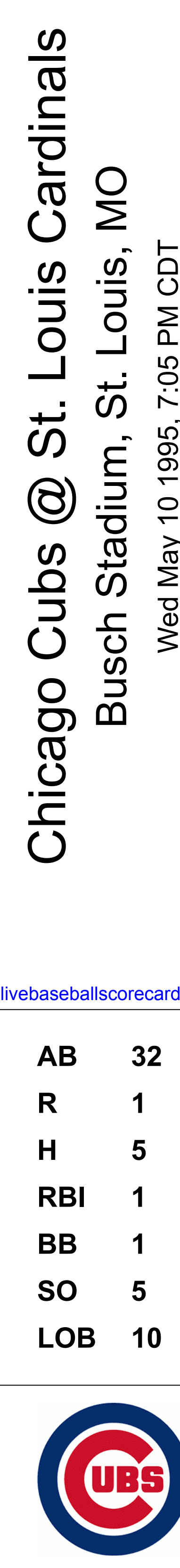
Batter	1	2	3	4	5	6	7	8	9	AB	R	H	RBI	BB	SO	LOB	BOTTOM										
Bernard Gilkey, R OBP: 0.375, SLG: 0.433	L7-3 1B		FC6-4			G4-3				4	0	2	0	0	0	1	Chicago Cubs @ St. Louis Cardinals Busch Stadium, St. Louis, MO Tue May 09 1995, 7:05 PM CDT Att: 24,795 - Unknown - 75 F										
Ozzie Smith, S OBP: 0.295, SLG: 0.275	L7-3 1-2					G4-3				3	0	1	0	1	0	1											
Ray Lankford, L OBP: 0.328, SLG: 0.474	P7					G6-3				4	0	0	0	0	0	4											
Scott Cooper, L OBP: 0.484, SLG: 0.509										4	0	1	0	0	2	1											
Gerald Perry, L OBP: 0.214, SLG: 0.154 Todd Zeile, R OBP: 0.500, SLG: 1.000										2	0	0	0	0	1	1											
Todd Zeile, R OBP: 0.500, SLG: 1.000										2	0	1	0	0	0	0											
John Mabry, L OBP: 0.310, SLG: 0.317 Brian Jordan, R OBP: 0.346, SLG: 0.571										3	0	0	0	0	1	0											
Brian Jordan, R OBP: 0.346, SLG: 0.571										1	0	0	0	0	1	2											
Tim Hulett, R										4	0	0	0	0	2	2											
Tom Pagnozzi, R OBP: 0.333, SLG: 0.389 Scott Hemond, R OBP: 0.296, SLG: 0.167										2	0	2	0	2	0	0											
Donovan Osborne, S (1, 1)										0	0	0	0	0	0	0											
Rich DeLucia, R (7, 1)										1	0	0	0	0	0	1											
José Oquendo, S OBP: 0.286, SLG: 0.303 Rene Arocha, R (9, 1)										0	0	0	0	0	0	0											
Darnell Coles, R OBP: 0.238, SLG: 0.368										1	0	0	0	0	0	3											
Inning Stats	R: 0 E: 0 K: 0 S: 8	H: 1 LOB: 0 BB: 0 P: 13	R: 0 E: 0 K: 0 S: 6	H: 0 LOB: 0 BB: 0 P: 9	R: 0 E: 0 K: 1 S: 11	H: 0 LOB: 1 BB: 1 P: 18	R: 0 E: 0 K: 2 S: 13	H: 1 LOB: 1 BB: 0 P: 20	R: 0 E: 0 K: 3 S: 12	H: 1 LOB: 1 BB: 0 P: 22	R: 0 E: 0 K: 0 S: 9	H: 0 LOB: 0 BB: 0 P: 12	R: 0 E: 0 K: 1 S: 7	H: 0 LOB: 0 BB: 0 P: 9	R: 0 E: 0 K: 0 S: 16	H: 2 LOB: 3 BB: 1 P: 28	R: 0 E: 0 K: 2 S: 16	H: 2 LOB: 3 BB: 1 P: 27	1B: 5 2B: 3 3B: 0 HR: 0	SF: 0 SAC: 0 DP: 1 HBP: 0	WP: 0 PB: 0 SB: 1 CS: 0	PA: 36					
PITCHER	IP	WLS	BF	H	R	ER	SO	BB	IBB	HBP	BLK	WP	HR	S	P	ERA	WHIP										
Steve Trachsel, R ERA: 3.68	6.0	W	21	3	0	0	6	1	0	0	0	0	0	59	94	0.00	0.667										
Chris Nabholz, L ERA: 2.25	1.0		3	0	0	0	1	0	0	0	0	0	0	7	9	0.00	0.000										
Mike Perez, R ERA: 1.17	0.2		5	2	0	0	0	1	0	0	0	0	0	12	22	0.00	4.500										
Randy Myers, L ERA: 2.84	1.1	S	7	2	0	0	2	1	0	0	0	0	0	20	33	0.00	2.250										

AB 33
R 0
H 7
RBI 0
BB 3
SO 9
LOB 18



Batter	1	2	3	4	5	6	7	8	9	AB	R	H	RBI	BB	SO	LOB	TOP		
Brian McRae, S (1, 8) OBP: 0.283, SLG: 0.375	F7		G4-3			G4-3		1B		4	0	1	0	0	0	0	Chicago Cubs @ St. Louis Cardinals Busch Stadium, St. Louis, MO Wed May 10 1995, 7:05 PM CDT Att: 26,670 - Unknown - 64 F		
Rey Sanchez, R (1, 4) OBP: 0.296, SLG: 0.358	F7			G5-3		L8		G4-3		4	0	0	0	0	0	1			
Sammy Sosa, R (1, 9) OBP: 0.286, SLG: 0.453	K			HR		G6-3			K	4	1	1	1	0	2	0			
Mark Grace, L (1, 3) OBP: 0.321, SLG: 0.404		K						1B		3	0	2	0	1	1	0			
Rick Wilkins, L (1, 2) OBP: 0.447, SLG: 0.324		1B				G6-3		2B		4	0	1	0	0	2	3			
Howard Johnson, S (1, 5) OBP: 0.400, SLG: 0.182	F8			F7		G3		P4		4	0	0	0	0	0	4			
Shawon Dunston, R (1, 6) OBP: 0.238, SLG: 0.357	FC6-4					G4-3				3	0	0	0	0	0	2			
Scott Burrell, L (1, 7) OBP: 0.174, SLG: 0.304			G1-3			G3-1		G4-3		3	0	0	0	0	0	0			
Kevin Foster, R (1, 1) Tom Edens, R (4, 1) Ozzie Timmons, R (5, PH) Larry Casian, R (5, 1) Tanyon Sturtze, R (7, 1) Karl Rhodes, L (8, PH) Willie Banks, R (8, 1) Chris Nabholz, L (8, 1)			G4-3			F9		F8		1	0	0	0	0	0	0			
Inning Stats	R: 0 E: 0 K: 1 S: 9	H: 0 LOB: 0 BB: 0 P: 14	R: 0 E: 0 K: 1 S: 9	H: 1 LOB: 1 BB: 0 P: 12	R: 0 E: 0 K: 0 S: 10	H: 0 LOB: 0 BB: 0 P: 15	R: 1 E: 0 K: 1 S: 7	H: 1 LOB: 1 BB: 1 P: 18	R: 0 E: 0 K: 0 S: 6	H: 0 LOB: 0 BB: 0 P: 7	R: 0 E: 0 K: 0 S: 7	H: 1 LOB: 1 BB: 0 P: 8	R: 0 E: 0 K: 0 S: 6	H: 1 LOB: 1 BB: 0 P: 8	R: 0 E: 0 K: 2 S: 8	H: 1 LOB: 1 BB: 0 P: 12		1B: 3 2B: 1 3B: 0 HR: 1	SF: 0 SAC: 0 DP: 0 HBP: 0
PITCHER	IP WLS BF H R ER SO BB IBB HBP BLK WP HR S P ERA WHIP																		
Ken Hill, R (1, 1) ERA: 3.8	8.0 W 29 4 1 1 3 1 0 0 0 0 1 61 91 1.12 0.625																		
Tom Urbani, L (9, 1) ERA: 3.86	1.0 4 1 0 0 2 0 0 0 0 0 0 8 12 0.00 1.000																		

Batter	1	2	3	4	5	6	7	8	9	AB	R	H	RBI	BB	SO	LOB	BOTTOM		
Bernard Gilkey, R (1, 7) OBP: 0.377, SLG: 0.446	F8		F8	2B		FC5		1B		5	1	2	4	0	0	1	Chicago Cubs @ St. Louis Cardinals Busch Stadium, St. Louis, MO Wed May 10 1995, 7:05 PM CDT Att: 26,670 - Unknown - 64 F		
Ozzie Smith, S (1, 6) Tripp Cromer, R (8, FR) (9, 6)	HR		L4	G5-3		G4-6-3		1B		5	1	2	0	0	0	3			
Ray Lankford, L (1, 8) OBP: 0.319, SLG: 0.508	F7		HR			P5		SF8		4	1	1	2	0	0	1			
Todd Zeile, R (1, 3) OBP: 0.571, SLG: 1.667	HR		K			G5-3		HR		4	2	2	3	1	1	0			
Scott Cooper, L (1, 5) OBP: 0.463, SLG: 0.474	K					L3		G3		4	0	0	0	1	2	2			
John Mabry, L (1, 9) OBP: 0.304, SLG: 0.295		L7		2B		K		F8		3	1	0	0	1	1	1			
Tom Pagnozzi, R (1, 2) Tom Edens, R (8, PH) (7, 2)	K			2B		F8		E4		3	1	1	0	0	1	0			
José Oquendo, S (1, 4) OBP: 0.333, SLG: 0.333		FC4-6		2B		E5		1B		3	3	2	0	1	0	0			
Ken Hill, R (1, 1) Gerald Perry, L (8, PH) (9, 1)	FC4-6			SF9		E		1B		2	0	1	1	0	0	1			
Inning Stats	R: 2 E: 0 K: 1 S: 11	H: 2 LOB: 0 BB: 0 P: 19	R: 0 E: 0 K: 1 S: 10	H: 1 LOB: 1 BB: 0 P: 14	R: 1 E: 0 K: 1 S: 8	H: 1 LOB: 0 BB: 0 P: 13	R: 3 E: 0 K: 1 S: 13	H: 2 LOB: 1 BB: 2 P: 29	R: 0 E: 0 K: 1 S: 7	H: 0 LOB: 1 BB: 1 P: 14	R: 1 E: 2 K: 0 S: 8	H: 1 LOB: 1 BB: 0 P: 12	R: 1 E: 0 K: 0 S: 4	H: 1 LOB: 0 BB: 0 P: 6	R: 3 E: 1 K: 0 S: 12	H: 4 LOB: 2 BB: 1 P: 25		1B: 7 2B: 2 3B: 0 HR: 3	SF: 2 SAC: 0 DP: 1 HBP: 0
PITCHER	IP WLS BF H R ER SO BB IBB HBP BLK WP HR S P ERA WHIP																		
Kevin Foster, R (1, 1) ERA: 6.75	3.2 L 19 6 6 6 4 0 0 0 0 0 0 4 7 0.00 0.000																		
Tom Edens, R (8, PH) (9, 1)	0.1 1 0 0 0 0 0 0 0 0 0 0 4 7 0.00 0.000																		
Larry Casian, L (5, 1) ERA: 6.0	2.0 9 1 1 0 1 1 0 0 0 0 0 15 26 0.00 1.000																		
Tanyon Sturtze, R (7, 1) ERA: 9.0	1.0 4 1 1 1 0 0 0 0 0 0 1 4 6 9.00 1.000																		
Willie Banks, R (8, 1) ERA: 7.04	0.2 7 4 3 1 0 1 0 0 0 0 0 10 21 13.50 7.500																		
PITCHER	IP WLS BF H R ER SO BB IBB HBP BLK WP HR S P ERA WHIP																		
Chris Nabholz, L (8, 1) ERA: 2.08	0.1 1 0 0 0 0 0 0 0 0 0 0 1 4 0.00 0.000																		



Batter	1	2	3	4	5	6	7	8	9	AB	R	H	RBI	BB	SO	LOB	TOP										
Bernard Gilkey, R OBP: 0.385, SLG: 0.438 (1, 7)	G6-3		G6-4-3				E7			4	1	2	1	0	0	1	St. Louis Cardinals @ Los Angeles Dodgers Dodger Stadium, Los Angeles, CA Sat May 13 1995, 7:05 PM PDT Att: 37,188 - Unknown - 67 F livebaseballscorecards.com										
Ozzie Smith, S OBP: 0.310, SLG: 0.269 (1, 6)	HBP		B2			G5-3	F9			3	1	1	0	0	0	1											
Ray Lankford, L OBP: 0.321, SLG: 0.478 (1, 8)	BB			G6-3		G3-1	G5-3	G4-3		3	0	1	1	1	0	0											
Todd Zeile, R OBP: 0.500, SLG: 0.923 (1, 3)	K			FC3-6		G5-3	G4-3	G4-3		4	0	1	1	0	1	3											
Scott Cooper, L OBP: 0.447, SLG: 0.438 (1, 5)	G3-1			FC3-6		G3-1	G3	G3		4	0	0	0	0	0	4											
Brian Jordan, R OBP: 0.295, SLG: 0.483 (1, 9)		G5-3		F8		K			F7	4	0	0	0	0	1	2											
Tom Pagnozzi, R OBP: 0.304, SLG: 0.372 (1, 2)	K				F9		G4-3		L6	4	0	0	0	0	1	0											
Tripp Cromer, R OBP: 0.233, SLG: 0.222 (1, 4)	G4-3				F8		L9		F9	4	0	0	0	0	0	0											
John Frascatore, R (1, 1)										1	0	0	0	1	1	0											
Vicente Palacios, R (6, 1)										0	0	0	0	0	0	0											
John Mabry, L OBP: 0.313, SLG: 0.326 (7, PH)										1	1	1	0	0	0	0											
Rene Arocha, R (7, 1)										0	0	0	0	0	0	0											
Tom Henke, R (9, 1)										0	0	0	0	0	0	0											
Inning Stats	R: 0 E: 0 K: 1 S: 13	H: 0 LOB: 2 BB: 1 P: 24	R: 0 E: 0 K: 1 S: 6	H: 0 LOB: 0 BB: 0 P: 8	R: 0 E: 0 K: 0 S: 5	H: 0 LOB: 0 BB: 1 P: 10	R: 0 E: 0 K: 0 S: 10	H: 1 LOB: 1 BB: 0 P: 16	R: 0 E: 0 K: 1 S: 6	H: 0 LOB: 0 BB: 0 P: 8	R: 2 E: 0 K: 1 S: 18	H: 3 LOB: 1 BB: 0 P: 28	R: 1 E: 1 K: 0 S: 9	H: 2 LOB: 1 BB: 0 P: 17	R: 0 E: 0 K: 0 S: 12	H: 0 LOB: 0 BB: 0 P: 17	R: 0 E: 0 K: 0 S: 5	H: 0 LOB: 0 BB: 0 P: 9	1B: 5 2B: 1 3B: 0 HR: 0	SF: 0 SAC: 0 DP: 1 HBP: 1	WP: 0 PB: 0 SB: 0 CS: 0	PA: 35					
PITCHER	IP	WLS	BF	H	R	ER	SO	BB	IBB	HBP	BLK	WP	HR	S	P	ERA	WHIP										
Pedro Astacio, R ERA: 3.09 (1, 1)	6.2	L	28	6	3	3	4	2	0	1	0	0	0	66	109	4.05	1.200										
Felix Rodriguez, R ERA: (7, 1)	0.1		1	0	0	0	0	0	0	0	0	0	0	1	2	0.00	0.000										
Greg Hansell, R ERA: 7.71 (8, 1)	2.0		6	0	0	0	0	0	0	0	0	0	0	17	26	0.00	0.000										

Batter	1	2	3	4	5	6	7	8	9	AB	R	H	RBI	BB	SO	LOB	BOTTOM										
Delino DeShields, L OBP: 0.329, SLG: 0.309 (1, 4)	K	FC6					G2-3		G3-1	4	0	1	0	1	1	3	St. Louis Cardinals @ Los Angeles Dodgers Dodger Stadium, Los Angeles, CA Sat May 13 1995, 7:05 PM PDT Att: 37,188 - Unknown - 67 F livebaseballscorecards.com										
Jose Offerman, S OBP: 0.529, SLG: 0.462 (1, 6)	FC6-4		K			K			G3-1	3	0	1	0	2	2	1											
Raul Mondesi, R OBP: 0.421, SLG: 0.672 (1, 8)	FC6-4						B1		G3-1	5	1	2	1	0	0	4											
Eric Karros, R OBP: 0.514, SLG: 0.672 (1, 3)	G5-3		P3			F9				4	0	1	0	1	0	4											
Henry Rodriguez, L OBP: 0.343, SLG: 0.415 (1, 9)		G1-3				CS		P5	L9	5	0	2	1	0	0	4											
Billy Ashley, R OBP: 0.273, SLG: 0.308 (1, 7)		BB				K				4	0	1	0	0	3	2											
Dave Hansen, L OBP: 0.325, SLG: 0.265 (1, 5)		BB				F8		CS	L7	3	0	1	0	1	0	1											
Carlos Hernandez, R OBP: 0.179, SLG: 0.042 (1, 2)										2	0	0	0	1	1	2											
Reggie Williams, S OBP: 0.300, SLG: 0.125 (9, PH)									G3	1	0	0	0	0	0	0											
Pedro Astacio, R (1, 1)										2	0	0	0	0	2	3											
Felix Rodriguez, R (7, 1)										0	0	0	0	0	0	0											
Jeff Treadway, L OBP: 0.091, SLG: 0.273 (7, PH)										1	0	0	0	0	0	0											
Greg Hansell, R (8, 1)										0	0	0	0	0	0	0											
Chris Gwynn, L OBP: 0.294, SLG: 0.471 (9, PH)										1	1	1	0	0	0	0											
Inning Stats	R: 0 E: 0 K: 1 S: 11	H: 2 LOB: 3 BB: 1 P: 15	R: 0 E: 0 K: 1 S: 12	H: 2 LOB: 1 BB: 0 P: 14	R: 1 E: 0 K: 1 S: 9	H: 2 LOB: 0 BB: 0 P: 13	R: 0 E: 0 K: 2 S: 16	H: 0 LOB: 2 BB: 1 P: 21	R: 0 E: 0 K: 2 S: 12	H: 1 LOB: 1 BB: 1 P: 24	R: 0 E: 0 K: 0 S: 10	H: 1 LOB: 1 BB: 0 P: 17	R: 0 E: 0 K: 1 S: 11	H: 1 LOB: 0 BB: 0 P: 18	R: 0 E: 0 K: 0 S: 21	H: 2 LOB: 3 BB: 2 P: 34	1B: 8 2B: 2 3B: 0 HR: 0	SF: 0 SAC: 0 DP: 0 HBP: 0	WP: 0 PB: 0 SB: 4 CS: 2	PA: 41							
PITCHER	IP	WLS	BF	H	R	ER	SO	BB	IBB	HBP	BLK	WP	HR	S	P	ERA	WHIP										
John Frascatore, R ERA: 2.79 (6, 1)	1.0	W	4	1	0	0	2	1	0	0	0	0	0	12	24	0.00	2.000										
Vicente Palacios, R ERA: 2.08 (7, 1)	2.0		8	2	0	0	1	0	0	0	0	0	0	21	35	0.00	1.000										
Rene Arocha, R ERA: 2.38 (9, 1)	1.0	S	7	2	1	1	0	2	0	0	0	0	0	21	34	9.00	4.000										



Batter	1	2	3	4	5	6	7	8	9	10	11	AB	R	H	RBI	BB	SO	LOB	TOP							
Bernard Gilkey, R OBP: 0.386, SLG: 0.436	(1, 7) 1-2 G6-3		(1, 0) 0-0 2-5 1B			(1, 2) 1-2 F8		(2, 2) 2-2 E 2B 1B		(1, 2) 1-2 F9		5	1	2	1	0	0	1								
Ozzie Smith, S OBP: 0.302, SLG: 0.281	(1, 6) 3-1 G3		(2, 2) 2-2 2-5	(1, 0) 0-0 L8		(2, 1) 2-1 F9		(1, 1) 1-1 G3 1-H 2B		(3, 2) 3-2 L9		5	0	1	1	0	0	1								
Ray Lankford, L OBP: 0.313, SLG: 0.473	(1, 8) 1-1 L7			(2, 2) 2-2 G4-3			(1, 1) 1-1 1B G4-3 2B	(2, 3) 2-3 G3		(2, 3) 2-3 K		5	1	1	0	0	1	1								
Todd Zelle, R OBP: 0.476, SLG: 0.765	(1, 3)	(2, 1) 2-1 G6-3			(2, 2) 2-2 F7		(2, 0) 2-0 G4-3 1B	(4, 0) 4-0 S 1B		(1, 3) 1-3 K		4	0	1	0	1	1	0								
Scott Cooper, L OBP: 0.457, SLG: 0.424	(1, 5) 3-1 F9				(4, 2) 4-2 CS BB		(1, 2) 1-2 G4-3	(4, 0) 4-0 BB		(4, 2) 4-2 BB 1B BB		2	1	0	0	3	0	1								
John Mabry, L David Eckstein, R Gerard Jones, L Ryan Thayer, L Rory Fossas, L John Habyan, R Scott Humber, R Tom Henke, R	(1, 3) 0-3 K				(2, 3) 2-3 K 1-2		(1, 1) 1-1 G5-3	(3, 2) 3-2 G6-3		(0, 0) 0-0 F9		3	0	0	0	0	0	1								
Tom Pagnozzi, R OBP: 0.294, SLG: 0.340	(1, 2) 1-0 G6-3				(1, 3) 1-3 K			(1, 1) 1-1 E5 HR		(2, 3) 2-3 K		4	1	0	0	1	2	0								
Tripp Cramer, R OBP: 0.219, SLG: 0.207	(1, 4) 0-1 E5 1B					(1, 2) 1-2 G1-3		(0, 0) 0-0 1-H HR		(1, 2) 1-2 K		2	1	0	0	0	0	0								
Brian Jordan, R OBP: 0.313, SLG: 0.541	(8, PH) (8, 9)									(1, 1) 1-1 1-3 2-H 1B		3	1	2	3	0	1	0								
Donovan Osborne, S OBP: 0.182, SLG: 0.182	(1, 1) 1-3 K						(3, 2) 3-2 1B			(3, 2) 3-2 F8		1	0	0	0	0	1	1								
Tim Hulett, R OBP: 0.304, SLG: 0.286	(6, PH) (6, 1)									(0, 2) 0-2 G4-3		1	0	1	0	0	0	0								
Jose Oquendo, S OBP: 0.304, SLG: 0.286	(8, PH) (8, 4)											3	0	0	0	0	0	2								
Inning Stats	R: 0 E: 0 K: 0 S: 7	H: 0 LOB: 0 BB: 0 P: 12	R: 0 E: 0 K: 1 S: 7	H: 0 LOB: 0 BB: 0 P: 12	R: 1 E: 1 K: 1 S: 9	H: 1 LOB: 1 BB: 0 P: 13	R: 0 E: 0 K: 0 S: 7	H: 0 LOB: 0 BB: 0 P: 11	R: 0 E: 0 K: 2 S: 11	H: 0 LOB: 0 BB: 1 P: 18	R: 0 E: 0 K: 1 S: 13	H: 1 LOB: 1 BB: 0 P: 20	R: 1 E: 0 K: 0 S: 8	H: 2 LOB: 0 BB: 0 P: 13	R: 3 E: 2 K: 0 S: 18	H: 3 LOB: 3 BB: 2 P: 37	R: 0 E: 0 K: 2 S: 10	H: 0 LOB: 0 BB: 0 P: 16	R: 0 E: 0 K: 1 S: 11	H: 0 LOB: 0 BB: 2 P: 17	R: 1 E: 0 K: 1 S: 11	H: 1 LOB: 2 BB: 2 P: 21	1B: 5 2B: 2 3B: 0 HR: 1	SF: 0 SAC: 0 DP: 1 HBP: 0	WP: 0 PB: 0 SB: 1 CS: 1	PA: 45
PITCHER	IP ERA	WLS BF	H R	ER SO	BB IBB	HBP BLK	WP HR	S 65	P 103	ERA WHIP	PITCHER	IP ERA	WLS BF	H R	ER SO	BB IBB	HBP BLK	WP HR	S 3	P 3	ERA WHIP					
Tom Candiotti, R ERA: 6.0	(1, 1) 7.0									2.57 0.857	Felix Rodriguez, R ERA: (11, 1)	(11, 1) 0.1										0.00 0.000				
Rudy Seanez, R ERA: 2.45	(8, 1) 0.1	3	2	1	0	0	0	0	10	16	0.00	6.000														
Omar Daal, L ERA: 2.25	(8, 1) 0.1	3	0	0	0	0	1	1	0	2	11	0.00	3.000													
Todd Williams, R ERA: 3.72	(8, 1) 0.1	1	0	0	0	0	0	0	0	3	6	0.00	0.000													
Antonio Osuna, R ERA: 6.75	(9, 1) 2.2	L 11	1	1	1	4	2	0	0	0	29	3.38	1.125													

St. Louis Cardinals @ Los Angeles Dodgers
Dodger Stadium, Los Angeles, CA
Sun May 14 1995, 3:33 AM PDT
Att: 29,519 - Cloudy - 67 F

livebaseballscores.com

AB 40
R 6
H 8
RBI 5
BB 5
SO 8
LOB 12



Batter	1	2	3	4	5	6	7	8	9	10	11	AB	R	H	RBI	BB	SO	LOB	BOTTOM							
Delino DeShields, L OBP: 0.329, SLG: 0.342	(1, 4) 1-0 HR		(3, 2) 3-2 G1-3		(2, 0) 2-0 G3		(4, 2) 4-2 BB		(0, 1) 0-1 G4-3		(1, 3) 1-3 K	5	1	1	1	1	1	0								
Jose Offerman, S OBP: 0.507, SLG: 0.456	(1, 6) 3-3 K		(1, 2) 1-2 G5-3		(1, 2) 1-2 HR 2B		(2, 3) 2-3 K		(3, 2) 3-2 F7			5	1	1	0	0	2	1								
Raul Mondesi, R OBP: 0.420, SLG: 0.694	(1, 8) 1-1 1B		(0, 1) 0-1 G6-3		(0, 0) 0-0 HR		(1, 3) 1-3 K		(2, 2) 2-2 G6-3			5	1	2	2	0	1	1								
Eric Karros, R OBP: 0.500, SLG: 0.643	(1, 3) 0-0 SAFE L9				(1, 0) 1-0 G5-3		(1, 2) 1-2 L7		(4, 1) 4-1 FC2-6 BB		(2, 1) 2-1 FC6-4 1B	3	0	0	0	1	0	1								
Eddie Pye, R OBP: 0.200, SLG: 0.500	(8, PR) (9, 7)											0	0	0	0	0	0	0								
Billy Ashley, R OBP: 0.161, SLG: 0.037	(1, 7) 0-0 1B				(2, 0) 2-0 HR		(4, 0) 4-0 BB		(0, 0) 0-0 FC2-6 BB 1B		(0, 0) 0-0 FC6-4	2	1	2	1	1	0	0								
Reggie Williams, S OBP: 0.250, SLG: 0.100	(7, 7) (9, 9)											2	1	0	0	0	0	2								
Henry Rodriguez, L OBP: 0.333, SLG: 0.414	(1, 9) 0-3 K				(2, 1) 2-1 HR		(0, 3) 0-3 BB		(1, 0) 1-0 P4		(2, 0) 2-0 F7	5	0	1	0	0	2	5								
Garey Ingram, R OBP: 0.343, SLG: 0.323	(1, 5) 1-0 G6-3 1B								(4, 2) 4-2 BB		(2, 2) 2-2 F8	3	0	1	0	0	2	2								
Dave Hansen, L OBP: 0.333, SLG: 0.257	(8, PH) (9, 5)											1	0	0	0	1	0	1								
Carlos Hernandez, R OBP: 0.161, SLG: 0.037	(1, 2) 1-2 G6-3											3	0	0	0	0	0	3								
Chris Gwynn, L OBP: 0.333, SLG: 0.500	(8, PH) (9, 2)											1	0	1	1	0	0	0								
Noe Munoz, R OBP: 0.333, SLG: 0.500	(9, 2) 1-2 G6-3											1	0	0	0	0	0	0								
Tom Candiotti, R ERA: 4.00	(1, 1) 2-1 L6											3	0	0	0	0	2	0								
Rudy Seanez, R ERA: 6.52	(8, 1) 0.1	8	0	0	0	5	2	0	0	0	21	33	0.00	1.000												
Rich DeLucia, R ERA: 3.6	(8, 1) 0.1	2	0	1	1	0	1	0	0	0	2	6	27.00	3.000												
Tony Fossas, L ERA: 1.17	(8, 1) 0.0	1	0	0	0	0	0	0	0	2	2	0.00	0.000													
John Habyan, R ERA: 1.17	(8, 1) 0.0	1	0	0	0	0	1	0	0	0	2	6	∞	∞												
Inning Stats	R: 1 E: 0 K: 2 S: 11	H: 3 LOB: 2 BB: 0 P: 16	R: 0 E: 0 K: 0 S: 6	H: 1 LOB: 0 BB: 0 P: 10	R: 0 E: 0 K: 0 S: 9	H: 0 LOB: 0 BB: 0 P: 13	R: 1 E: 0 K: 1 S: 9	H: 2 LOB: 1 BB: 0 P: 15	R: 2 E: 0 K: 1 S: 12	H: 2 LOB: 0 BB: 0 P: 16	R: 0 E: 0 K: 2 S: 9	H: 0 LOB: 1 BB: 1 P: 14	R: 0 E: 0 K: 3 S: 12	H: 0 LOB: 0 BB: 1 P: 19	R: 1 E: 0 K: 0 S: 10	H: 1 LOB: 2 BB: 2 P: 20	R: 0 E: 0 K: 0 S: 8	H: 0 LOB: 0 BB: 0 P: 13	R: 0 E: 0 K: 0 S: 9	H: 1 LOB: 1 BB: 0 P: 15	R: 0 E: 0 K: 1 S: 6	H: 0 LOB: 0 BB: 0 P: 7	1B: 5 2B: 2 3B: 0 HR: 3	SF: 0 SAC: 0 DP: 1 HBP: 0	WP: 0 PB: 0 SB: 0 CS: 0	PA: 46
PITCHER	IP ERA	WLS BF	H R	ER SO	BB IBB	HBP BLK	WP HR	S 47	P 70	ERA WHIP	PITCHER	IP ERA	WLS BF	H R	ER SO	BB IBB	HBP BLK	WP HR	S 21	P 34	ERA WHIP					
Donovan Osborne, L ERA: 4.00	(1, 1) 5.0									7.20 1.600	Rene Archa, R ERA: 1.98	(8, 1) 2.1										0.00 0.857				
Jeff Parrett, R ERA: 6.52	(6, 1) 2.0	8	0	0	0	5	2	0	0	21	33	0.00	1.000													
Rich DeLucia, R ERA: 3.6	(8, 1) 0.1	2	0	1	1	0	1	0	0	0	2	6	27.00	3.000												
Tony Fossas, L ERA: 1.17	(8, 1) 0.1	1	0	0	0	0	0	0	0	2	2	0.00	0.000													
John Habyan, R ERA: 1.17	(8, 1) 0.0	1	0	0	0	0	1	0	0	0	2	6	∞	∞												

St. Louis Cardinals @ Los Angeles Dodgers
Dodger Stadium, Los Angeles, CA
Sun May 14 1995, 3:33 AM PDT
Att: 29,519 - Cloudy - 67 F

livebaseballscores.com

AB 42
R 5
H 10
RBI 5
BB 4
SO 10
LOB 18



Batter	1	2	3	4	5	6	7	8	9	AB	R	H	RBI	BB	SO	LOB	TOP										
Bernard Gilkey, R OBP: 0.386, SLG: 0.470 (1, 7)	L4			HR	K				G6-3	5	1	2	1	0	1	1	St. Louis Cardinals @ San Diego Padres Jack Murphy Stadium, San Diego, CA Mon May 15 1995, 10:05 PM EDT Att: 6,758 - Unknown AB 35 R 5 H 9 RBI 5 BB 2 SO 8 LOB 10										
Ozzie Smith, S OBP: 0.313, SLG: 0.283 (1, 6)	F7			F7	2H					3	0	1	1	1	0	0											
Ray Lankford, L OBP: 0.310, SLG: 0.462 (1, 8)	F7			HR	K				G4-6-3	4	1	1	0	0	1	4											
Todd Zeile, R OBP: 0.480, SLG: 0.850 (1, 3)				HR					G5-3	3	1	1	2	1	1	0											
Brian Jordan, R OBP: 0.294, SLG: 0.508 (1, 9)	G6-3			K					P6	4	0	0	0	0	1	1											
Scott Cooper, L OBP: 0.447, SLG: 0.414 (1, 5)	F7			F7						4	0	1	0	0	1	1											
Tom Pagnozzi, R OBP: 0.291, SLG: 0.333 (1, 2)				F7					F9	4	1	1	0	0	0	2											
Tripp Cromer, R OBP: 0.206, SLG: 0.194 John Mabry, L OBP: 0.268, SLG: 0.300 José Oquendo, S OBP: 0.298, SLG: 0.279 (7, 4)				F9					F9	2	0	0	0	0	1	1											
Ken Hill, R OBP: 0.250, SLG: 0.286 Allen Watson, L OBP: 0.750, SLG: 1.125 Rich DeLucia, R Rene Arocha, R OBP: 0.235, SLG: 0.188 (9, PH)				K					G6-3	2	1	2	1	0	0	0											
Inning Stats	R: 0 E: 0 K: 0 S: 5	H: 0 LOB: 0 BB: 0 P: 6	R: 0 E: 0 K: 1 S: 10	H: 0 LOB: 0 BB: 0 P: 15	R: 0 E: 0 K: 1 S: 7	H: 0 LOB: 0 BB: 0 P: 10	R: 3 E: 0 K: 1 S: 12	H: 3 LOB: 0 BB: 0 P: 20	R: 2 E: 0 K: 3 S: 18	H: 3 LOB: 1 BB: 1 P: 27	R: 0 E: 0 K: 1 S: 8	H: 2 LOB: 2 BB: 1 P: 15	R: 0 E: 0 K: 0 S: 7	H: 1 LOB: 1 BB: 0 P: 12	R: 0 E: 0 K: 0 S: 8	H: 0 LOB: 0 BB: 0 P: 14		1B: 6 2B: 1 3B: 0 HR: 2	SF: 0 SAC: 0 DP: 1 HBP: 0	WP: 1 PB: 0 SB: 0 CS: 0	PA: 37						
PITCHER	IP	WLS	BF	H	R	ER	SO	BB	IBB	HBP	BLK	WP	HR	S	P	ERA	WHIP										
Scott Sanders, R ERA: 3.27 Doug Bechtler, R ERA: 3.38 Brian Williams, R ERA: 3.9 Jeff Tabaka, L ERA: 8.44 Dustin Hermanson, R ERA: 2.08	(1, 1)	5.0	22	6	5	5	6	1	0	0	0	1	2	53	83	9.00	1.400										
Andres Berumen, R ERA: 2.31 (9, 1)	1.0	S	3	0	0	0	0	0	0	0	0	0	0	0	8	0.00	0.000										

Batter	1	2	3	4	5	6	7	8	9	AB	R	H	RBI	BB	SO	LOB	BOTTOM												
Bip Roberts, S OBP: 0.416, SLG: 0.400 (1, 7)	G5-3			FC6-4					G4-3	5	1	1	0	0	0	3	St. Louis Cardinals @ San Diego Padres Jack Murphy Stadium, San Diego, CA Mon May 15 1995, 10:05 PM EDT Att: 6,758 - Unknown AB 34 R 7 H 12 RBI 7 BB 2 SO 1 LOB 16												
Steve Finley, L OBP: 0.355, SLG: 0.313 (1, 8)	HR			G4-3					G4-3	3	1	1	1	1	0	2													
Tony Gwynn, L OBP: 0.458, SLG: 0.479 (1, 9)	G6-3			G1-3					G3	4	1	1	2	0	0	2													
Eddie Williams, R OBP: 0.351, SLG: 0.500 (1, 3)	F8			F8					G1-3	4	0	1	0	0	0	0													
Ken Caminiti, S OBP: 0.351, SLG: 0.521 (1, 5)				G3-1					SH1-4	4	1	2	1	0	0	1													
Andujar Cedeno, R OBP: 0.297, SLG: 0.437 Ray Holbert, R OBP: 0.333, SLG: 0.250 (6, 6)				F9					SH1-4	3	0	0	0	0	1	3													
Jody Reed, R OBP: 0.317, SLG: 0.206 (1, 4)	F7			FC6-4						3	1	0	0	1	0	3													
Brad Ausmus, R OBP: 0.362, SLG: 0.491 (1, 2)				HR					G5-4-3	4	1	4	2	0	0	0													
Scott Sanders, R ERA: 3.27 Doug Bechtler, R ERA: 3.38 Phil Clark, R ERA: 8.44 Brian Williams, R ERA: 3.9 Jeff Tabaka, L ERA: 8.44 Dustin Hermanson, R ERA: 2.08 Roberto Patagino, L ERA: 2.08 Andres Berumen, R ERA: 2.31	(1, 1)	3.0	17	5	5	5	0	0	0	0	0	0	0	0	0	0		15.00	2.333										
Andres Berumen, R ERA: 2.31 (9, 1)	1.0	S	3	0	0	0	0	0	0	0	0	0	0	0	8	0.00		0.000											
PITCHER	IP	WLS	BF	H	R	ER	SO	BB	IBB	HBP	BLK	WP	HR	S	P	ERA	WHIP												
Ken Hill, R ERA: 5.06 Allen Watson, L ERA: 8.44 Rich DeLucia, R ERA: 5.06 Rene Arocha, R ERA: 1.88	(1, 1)	3.0	13	2	0	0	1	1	0	0	0	0	0	28	42	0.00	0.818												
Andres Berumen, R ERA: 2.31 (9, 1)	1.0	S	3	0	0	0	0	0	0	0	0	0	0	8	0.00	0.000													

Batter	1	2	3	4	5	6	7	8	9	AB	R	H	RBI	BB	SO	LOB	TOP					
Bernard Gilkey, R OBP: 0.380, SLG: 0.453 (1, 7)	G5-3		L7					P4		3	0	0	0	0	0	0	St. Louis Cardinals @ San Diego Padres Jack Murphy Stadium, San Diego, CA Tue May 16 1995, 10:05 PM EDT Att. 6,743 - Unknown - 60 F					
Ozzie Smith, S OBP: 0.324, SLG: 0.297 (1, 6)	1B		G4-3		G4-3			1B		4	0	2	0	0	0	2						
Ray Lankford, L OBP: 0.297, SLG: 0.439 (1, 8)	K			L8		F8		F9		4	0	0	0	0	1	2						
Todd Zeile, R OBP: 0.448, SLG: 0.750 (1, 3)	K			PB 1B		G6-3			K	4	0	1	0	0	2	1						
Brian Jordan, R OBP: 0.278, SLG: 0.478 (1, 9)		G6-3		G5-3		K		F8		4	0	0	0	0	1	1						
Scott Cooper, L OBP: 0.448, SLG: 0.411 (1, 5)	1B			F7			L7		BB 1B BB	3	0	1	0	1	0	1						
Tom Pagnozzi, R OBP: 0.288, SLG: 0.327 (1, 2)		F7			G5-3		F8		BB 1B	4	0	1	0	0	0	1						
José Oquendo, S OBP: 0.300, SLG: 0.283 (9, PH)									BB 1B	3	0	1	0	0	1	1						
Gerald Perry, L OBP: 0.276, SLG: 0.188 (9, 4)									BB 1B	0	0	0	0	1	0	0						
Tripp Cromer, R OBP: 0.206, SLG: 0.194 (9, 4)									BB 1B	0	0	0	0	0	0	0						
Tom Urbani, L OBP: 0.237, SLG: 0.294 (8, 1)									BB 1B	2	0	0	0	0	2	1						
John Mabry, L OBP: 0.285, SLG: 0.294 (8, 1)									BB 1B	1	0	0	0	0	1	0						
John Habayan, R OBP: 0.285, SLG: 0.294 (8, 1)									BB 1B	0	0	0	0	0	0	0						
Tony Fossas, L OBP: 0.276, SLG: 0.188 (8, 1)									BB 1B	0	0	0	0	0	0	0						
Darnell Coles, R OBP: 0.237, SLG: 0.294 (8, 1)									BB 1B	1	0	0	0	0	1	3						
Jeff Parrett, R OBP: 0.206, SLG: 0.194 (8, 1)									BB 1B	0	0	0	0	0	0	0						
Inning Stats	R: 0 E: 0 K: 2 S: 11	H: 1 LOB: 1 BB: 0 P: 19	R: 0 E: 0 K: 0 S: 10	H: 1 LOB: 1 BB: 0 P: 14	R: 0 E: 0 K: 1 S: 9	H: 0 LOB: 0 BB: 0 P: 13	R: 0 E: 0 K: 0 S: 11	H: 1 LOB: 1 BB: 0 P: 17	R: 0 E: 0 K: 1 S: 8	H: 1 LOB: 2 BB: 0 P: 14	R: 0 E: 0 K: 1 S: 6	H: 0 LOB: 0 BB: 0 P: 9	R: 0 E: 0 K: 1 S: 6	H: 0 LOB: 0 BB: 0 P: 9	R: 0 E: 0 K: 1 S: 11	H: 1 LOB: 1 BB: 0 P: 13	R: 0 E: 0 K: 1 S: 13	H: 1 LOB: 3 BB: 2 P: 26	1B: 6 2B: 0 3B: 0 HR: 0	SF: 0 SAC: 0 DP: 0 HBP: 1	WP: 0 PB: 1 SB: 1 CS: 0	PA: 36
PITCHER	IP	WLS	BF	H	R	ER	SO	BB	IBB	HBP	BLK	WP	HR	S	P	ERA	WHIP					
Andy Benes, R ERA: 6.23 (1, 1)	8.0		30	5	0	0	7	0	0	1	0	0	0	72	108	0.00	0.625					
Trevor Hoffman, R ERA: 4.91 (9, 1)	1.0	W	6	1	0	0	2	2	0	0	0	0	0	13	26	0.00	3.000					

AB	33
R	0
H	6
RBI	0
BB	2
SO	9
LOB	13



Batter	1	2	3	4	5	6	7	8	9	AB	R	H	RBI	BB	SO	LOB	BOTTOM					
Bip Roberts, S OBP: 0.395, SLG: 0.378 (1, 7)	G4-3		G1-3			K		FC3-2		4	0	0	0	0	1	1	St. Louis Cardinals @ San Diego Padres Jack Murphy Stadium, San Diego, CA Tue May 16 1995, 10:05 PM EDT Att. 6,743 - Unknown - 60 F					
Steve Finley, L OBP: 0.344, SLG: 0.298 (1, 8)	G4-3		K			G4-3		G4-3		4	0	0	0	0	1	1						
Tony Gwynn, L OBP: 0.448, SLG: 0.468 (1, 9)	G4-3			L8		G4-3			WP 1B	4	1	1	0	0	0	0						
Eddie Williams, R OBP: 0.361, SLG: 0.500 (1, 3)		1B		L4		G1-3			1B	4	0	2	1	0	0	0						
Ken Caminiti, S OBP: 0.350, SLG: 0.507 (1, 5)		F7			BB	G6-3				2	0	0	0	1	0	1						
Andujar Cedeno, R OBP: 0.312, SLG: 0.446 (1, 6)		1B		F9			1B			3	0	2	0	0	0	1						
Brian Johnson, R OBP: 0.292, SLG: 0.417 (1, 2)			K			G6-3		G1-3		3	0	0	0	0	1	3						
Jody Reed, R OBP: 0.341, SLG: 0.270 (1, 4)		F8						SH1-3 FC3-2 2B		3	0	2	0	0	0	2						
Andy Benes, R OBP: 0.125, SLG: 0.125 (8, PH)										2	0	0	0	0	0	1						
Roberto Petagine, L OBP: 0.657, SLG: 0.714 (8, 1)										0	0	0	0	0	0	0						
Trevor Hoffman, R ERA: 7.45 (9, 1)										0	0	0	0	0	0	0						
Inning Stats	R: 0 E: 0 K: 0 S: 10	H: 0 LOB: 0 BB: 0 P: 15	R: 0 E: 0 K: 1 S: 15	H: 2 LOB: 2 BB: 0 P: 24	R: 0 E: 0 K: 1 S: 5	H: 0 LOB: 0 BB: 0 P: 6	R: 0 E: 0 K: 0 S: 5	H: 0 LOB: 1 BB: 1 P: 12	R: 0 E: 0 K: 0 S: 7	H: 1 LOB: 0 BB: 0 P: 11	R: 0 E: 0 K: 1 S: 10	H: 0 LOB: 0 BB: 0 P: 12	R: 0 E: 0 K: 0 S: 6	H: 1 LOB: 1 BB: 0 P: 12	R: 0 E: 0 K: 0 S: 14	H: 1 LOB: 1 BB: 0 P: 17	R: 1 E: 0 K: 0 S: 8	H: 2 LOB: 1 BB: 0 P: 14	1B: 6 2B: 1 3B: 0 HR: 0	SF: 0 SAC: 1 DP: 1 HBP: 0	WP: 1 PB: 0 SB: 0 CS: 0	PA: 31
PITCHER	IP	WLS	BF	H	R	ER	SO	BB	IBB	HBP	BLK	WP	HR	S	P	ERA	WHIP					
Tom Urbani, L ERA: 2.2 (1, 1)	7.0		25	4	0	0	3	1	0	0	0	0	0	58	92	0.00	0.714					
John Habayan, R ERA: 1.09 (8, 1)	0.2		3	1	0	0	0	0	0	0	0	0	0	11	14	0.00	1.500					
Tony Fossas, L ERA: (8, 1)	0.1		1	0	0	0	0	0	0	0	0	0	0	3	3	0.00	0.000					
Jeff Parrett, R ERA: 7.45 (9, 1)	0.0	L	2	2	1	1	0	0	0	0	0	1	0	8	14	∞	∞					



Batter	1	2	3	4	5	6	7	8	9	AB	R	H	RBI	BB	SO	LOB	TOP					
Bernard Gilkey, R (1, 7) OBP: 0.375, SLG: 0.444	G5-3		FC2-6 1B		G5-3		F8			4	0	1	0	0	0	0						
Ozzie Smith, S (1, 6) OBP: 0.320, SLG: 0.294	G6-3		FC2-6 FC4 1-2f		G6-3		G6-3 1B			4	0	1	0	0	0	1						
Tripp Cromer, R (7, 6) OBP: 0.206, SLG: 0.194										0	0	0	0	0	0	0						
Ray Lankford, L (1, 8) OBP: 0.305, SLG: 0.447	1B 2B		FC4 1-2f		BB		G6-3 1-2f			3	1	1	0	1	0	2						
Todd Zeile, R (1, 3) OBP: 0.485, SLG: 0.731	1B 2H		BB		HBP					2	0	1	1	1	0	0						
Brian Jordan, R (1, 9) OBP: 0.263, SLG: 0.452		L4	F9		G6-3			F9 G5-3		4	0	0	0	0	0	4						
Scott Cooper, L (1, 5) OBP: 0.441, SLG: 0.403		G4-3			G4-3			L8		4	0	1	0	0	0	0						
Tom Pagnozzi, R (1, 2) OBP: 0.302, SLG: 0.356			1B 1B		1B 2B			G5-3		4	0	2	0	0	1	1						
José Oquendo, S (1, 4) OBP: 0.296, SLG: 0.280		FC6-4 1B	FC4 1-2f		F7			L8		4	0	1	0	0	0	2						
Danny Jackson, R (1, 1) OBP: 0.143, SLG: 0.143										2	0	0	0	0	1	3						
John Mabry, L (6, PH) OBP: 0.276, SLG: 0.288	FC6-4									1	0	0	0	0	0	1						
Rich DeLucia, R (6, 1) OBP: 0.283, SLG: 0.176										0	0	0	0	0	0	0						
Rene Arocha, R (8, 1) OBP: 0.283, SLG: 0.176										1	0	0	0	0	0	0						
Gerald Perry, L (9, PH) OBP: 0.283, SLG: 0.176										1	0	0	0	0	0	0						
Inning Stats	R: 1 E: 0 K: 0 S: 6	H: 2 LOB: 1 BB: 0 P: 10	R: 0 E: 0 K: 0 S: 11	H: 2 LOB: 2 BB: 0 P: 19	R: 0 E: 0 K: 0 S: 9	H: 1 LOB: 2 BB: 1 P: 16	R: 0 E: 0 K: 2 S: 9	H: 1 LOB: 1 BB: 0 P: 14	R: 0 E: 0 K: 0 S: 8	H: 0 LOB: 2 BB: 1 P: 19	R: 0 E: 0 K: 0 S: 8	H: 1 LOB: 0 BB: 0 P: 13	R: 0 E: 0 K: 0 S: 5	H: 1 LOB: 0 BB: 0 P: 6	R: 0 E: 0 K: 0 S: 11	H: 0 LOB: 0 BB: 0 P: 15	R: 0 E: 0 K: 0 S: 6	H: 0 LOB: 0 BB: 0 P: 8	1B: 6 2B: 2 3B: 0 HR: 0	SF: 0 SAC: 0 DP: 1 HBP: 1	WP: 0 PB: 0 SB: 2 CS: 0	PA: 36
PITCHER	IP WLS BF H R ER SO BB IBB HBP BLK WP HR S P ERA WHIP																					
Andy Ashby, R (1, 1) ERA: 5.47	6.0 W 27 7 1 1 2 2 0 1 0 0 0 0 51 91 1.50 1.500																					
Dustin Hermanson, R (7, 1) ERA: 1.42	2.0 6 1 0 0 0 0 0 0 0 0 0 0 0 16 21 0.00 0.500																					
Trevor Hoffman, R (9, 1) ERA: 4.32	1.0 S 3 0 0 0 0 0 0 0 0 0 0 0 0 6 8 0.00 0.000																					

St. Louis Cardinals @ San Diego Padres
Jack Murphy Stadium, San Diego, CA
Wed May 17 1995, 10:05 PM EDT
Att. 7,418 - Unknown - 65 F

AB 33
R 1
H 8
RBI 1
BB 2
SO 2
LOB 14



Batter	1	2	3	4	5	6	7	8	9	AB	R	H	RBI	BB	SO	LOB	BOTTOM			
Bip Roberts, S (1, 8) OBP: 0.400, SLG: 0.385	G4-3-6-3 1B		L5		F9			F9 1B		4	0	2	0	0	0	2				
Jody Read, R (1, 4) OBP: 0.354, SLG: 0.300	4-2 1-2 BB		3-3		G5-3 2B		P6	L7		3	0	1	0	1	0	1				
Tony Gwynn, L (1, 9) OBP: 0.433, SLG: 0.450	G4-3-6-3 1-2f 2-3				L9		G4-3			3	0	0	0	0	0	3				
Eddie Williams, R (1, 3) OBP: 0.344, SLG: 0.475	F8				G5-3 2-3f		P4			3	0	0	0	0	0	2				
Ken Caminiti, S (1, 5) OBP: 0.361, SLG: 0.513			G6-4-3 1B		HR 1B		P6			3	1	2	0	0	0	0				
Melvin Nieves, S (1, 7) OBP: 0.317, SLG: 0.385			G6-4-3 1-2f		HR 1H		G4-3			3	1	1	2	0	0	1				
Steve Finley, L (8, 8) OBP: 0.344, SLG: 0.298										0	0	0	0	0	0	0				
Andujar Cedeno, R (1, 6) OBP: 0.300, SLG: 0.429			G6-3		G6-3		G3			3	0	0	0	0	0	0				
Brad Ausmus, R (1, 2) OBP: 0.361, SLG: 0.500			SH5-4 L5 2B		G4-3			G5-3		3	0	1	0	0	0	0				
Andy Ashby, R (1, 1) OBP: 0.333, SLG: 0.200										0	0	0	0	1	0	0				
Dustin Hermanson, R (7, 1) ERA: 4.29			SH5-4					G4-3		0	0	0	0	0	0	0				
Roberto Pelagine, L (8, PH) OBP: 0.339, SLG: 0.682										1	0	0	0	0	0	0				
Trevor Hoffman, R (9, 1) ERA: 1.76										0	0	0	0	0	0	0				
Inning Stats	R: 0 E: 0 K: 0 S: 7	H: 1 LOB: 1 BB: 1 P: 14	R: 0 E: 0 K: 0 S: 3	H: 1 LOB: 0 BB: 0 P: 7	R: 0 E: 0 K: 0 S: 4	H: 1 LOB: 0 BB: 0 P: 7	R: 0 E: 0 K: 0 S: 4	H: 1 LOB: 0 BB: 0 P: 8	R: 2 E: 0 K: 0 S: 14	H: 2 LOB: 1 BB: 1 P: 30	R: 0 E: 0 K: 0 S: 9	H: 0 LOB: 0 BB: 0 P: 12	R: 0 E: 0 K: 0 S: 6	H: 0 LOB: 0 BB: 0 P: 9	R: 0 E: 0 K: 0 S: 11	H: 1 LOB: 0 BB: 0 P: 20	1B: 4 2B: 3 3B: 0 HR: 1	SF: 0 SAC: 1 DP: 4 HBP: 0	WP: 0 PB: 0 SB: 2 CS: 0	PA: 29
PITCHER	IP WLS BF H R ER SO BB IBB HBP BLK WP HR S P ERA WHIP																			
Danny Jackson, L (1, 1) ERA: 6.23	5.0 L 19 6 2 2 0 2 0 0 0 0 0 0 1 32 66 3.60 1.600																			
Rich DeLucia, R (6, 1) ERA: 4.29	2.0 6 0 0 0 0 0 0 0 0 0 0 0 0 15 21 0.00 0.000																			
Rene Arocha, R (8, 1) ERA: 1.76	1.0 4 1 0 0 0 0 0 0 0 0 0 0 0 11 20 0.00 1.000																			

St. Louis Cardinals @ San Diego Padres
Jack Murphy Stadium, San Diego, CA
Wed May 17 1995, 10:05 PM EDT
Att. 7,418 - Unknown - 65 F

AB 26
R 2
H 7
RBI 2
BB 2
SO 0
LOB 9




Batter	1	2	3	4	5	6	7	8	9	10	AB	R	H	RBI	BB	SO	LOB	TOP
Bernard Gilkey, R OBP: 0.376, SLG: 0.453 (1, 7)	F9		1B		L6		K			SH5-4 SF8 2B	5	1	2	1	0	1	0	St. Louis Cardinals @ San Francisco Giants Candlestick Park, San Francisco, CA Thu May 18 1995, 6:33 AM EDT Att: 9,297 - Sunny - 64 F
José Quiendo, S OBP: 0.293, SLG: 0.278 (1, 4)	F6		1B		F8			G6-3		SH5-4	4	0	1	0	0	0	0	
Ray Lankford, L OBP: 0.300, SLG: 0.449 (1, 8)			1B		K			P6		SF8	4	0	1	1	0	1	2	
Todd Zeile, R OBP: 0.500, SLG: 0.800 (1, 3)	F8									F8	4	2	2	1	1	0	1	
Scott Cooper, L OBP: 0.433, SLG: 0.388 (1, 5)		P4		HBP FC5 1B		HR		FC6-4 BB			3	0	0	0	1	1	1	
Brian Jordan, R OBP: 0.263, SLG: 0.434 (1, 9)	F7			FC5 HBP BB		K					3	0	0	0	0	0	0	
Danny Sheaffer, R OBP: 0.400, SLG: 0.476 (1, 2)	G6-3			FC4-6 HBP		L5				F7	3	0	0	0	0	0	0	
Tripp Cromer, R OBP: 0.211, SLG: 0.229 (1, 6)				FC5		G6-3				P3	4	0	0	1	0	0	2	
John Frascatore, R OBP: 0.325, SLG: 0.283 (7, 9)				FC4-6 HBP		G6-3				K	4	0	1	0	0	1	2	
John Mabry, L OBP: 0.325, SLG: 0.283 (7, 9)				FC1-5 2B		G5-3					2	0	0	0	0	0	1	
John Frascatore, R OBP: 0.325, SLG: 0.283 (7, 9)				FC1-5 1B		F6				E1 2B	1	0	0	0	0	0	0	
John Frascatore, R OBP: 0.325, SLG: 0.283 (7, 9)				FC1-5 1B							0	0	0	0	0	0	0	
John Frascatore, R OBP: 0.325, SLG: 0.283 (7, 9)				FC1-5 1B							0	0	0	0	0	0	0	
John Frascatore, R OBP: 0.325, SLG: 0.283 (7, 9)				FC1-5 1B							0	0	0	0	0	0	0	
John Frascatore, R OBP: 0.325, SLG: 0.283 (7, 9)				FC1-5 1B							0	0	0	0	0	0	0	
John Frascatore, R OBP: 0.325, SLG: 0.283 (7, 9)				FC1-5 1B							0	0	0	0	0	0	0	
John Frascatore, R OBP: 0.325, SLG: 0.283 (7, 9)				FC1-5 1B							0	0	0	0	0	0	0	
John Frascatore, R OBP: 0.325, SLG: 0.283 (7, 9)				FC1-5 1B							0	0	0	0	0	0	0	
John Frascatore, R OBP: 0.325, SLG: 0.283 (7, 9)				FC1-5 1B							0	0	0	0	0	0	0	
John Frascatore, R OBP: 0.325, SLG: 0.283 (7, 9)				FC1-5 1B							0	0	0	0	0	0	0	
John Frascatore, R OBP: 0.325, SLG: 0.283 (7, 9)				FC1-5 1B							0	0	0	0	0	0	0	
John Frascatore, R OBP: 0.325, SLG: 0.283 (7, 9)				FC1-5 1B							0	0	0	0	0	0	0	
John Frascatore, R OBP: 0.325, SLG: 0.283 (7, 9)				FC1-5 1B							0	0	0	0	0	0	0	
John Frascatore, R OBP: 0.325, SLG: 0.283 (7, 9)				FC1-5 1B							0	0	0	0	0	0	0	
John Frascatore, R OBP: 0.325, SLG: 0.283 (7, 9)				FC1-5 1B							0	0	0	0	0	0	0	
John Frascatore, R OBP: 0.325, SLG: 0.283 (7, 9)				FC1-5 1B							0	0	0	0	0	0	0	
John Frascatore, R OBP: 0.325, SLG: 0.283 (7, 9)				FC1-5 1B							0	0	0	0	0	0	0	
John Frascatore, R OBP: 0.325, SLG: 0.283 (7, 9)				FC1-5 1B							0	0	0	0	0	0	0	
John Frascatore, R OBP: 0.325, SLG: 0.283 (7, 9)				FC1-5 1B							0	0	0	0	0	0	0	
John Frascatore, R OBP: 0.325, SLG: 0.283 (7, 9)				FC1-5 1B							0	0	0	0	0	0	0	
John Frascatore, R OBP: 0.325, SLG: 0.283 (7, 9)				FC1-5 1B							0	0	0	0	0	0	0	
John Frascatore, R OBP: 0.325, SLG: 0.283 (7, 9)				FC1-5 1B							0	0	0	0	0	0	0	
John Frascatore, R OBP: 0.325, SLG: 0.283 (7, 9)				FC1-5 1B							0	0	0	0	0	0	0	
John Frascatore, R OBP: 0.325, SLG: 0.283 (7, 9)				FC1-5 1B							0	0	0	0	0	0	0	
John Frascatore, R OBP: 0.325, SLG: 0.283 (7, 9)				FC1-5 1B							0	0	0	0	0	0	0	
John Frascatore, R OBP: 0.325, SLG: 0.283 (7, 9)				FC1-5 1B							0	0	0	0	0	0	0	
John Frascatore, R OBP: 0.325, SLG: 0.283 (7, 9)				FC1-5 1B							0	0	0	0	0	0	0	
John Frascatore, R OBP: 0.325, SLG: 0.283 (7, 9)				FC1-5 1B							0	0	0	0	0	0	0	
John Frascatore, R OBP: 0.325, SLG: 0.283 (7, 9)				FC1-5 1B							0	0	0	0	0	0	0	
John Frascatore, R OBP: 0.325, SLG: 0.283 (7, 9)				FC1-5 1B							0	0	0	0	0	0	0	
John Frascatore, R OBP: 0.325, SLG: 0.283 (7, 9)				FC1-5 1B							0	0	0	0	0	0	0	
John Frascatore, R OBP: 0.325, SLG: 0.283 (7, 9)				FC1-5 1B							0	0	0	0	0	0	0	
John Frascatore, R OBP: 0.325, SLG: 0.283 (7, 9)				FC1-5 1B							0	0	0	0	0	0	0	
John Frascatore, R OBP: 0.325, SLG: 0.283 (7, 9)				FC1-5 1B							0	0	0	0	0	0	0	
John Frascatore, R OBP: 0.325, SLG: 0.283 (7, 9)				FC1-5 1B							0	0	0	0	0	0	0	
John Frascatore, R OBP: 0.325, SLG: 0.283 (7, 9)				FC1-5 1B							0	0	0	0	0	0	0	
John Frascatore, R OBP: 0.325, SLG: 0.283 (7, 9)				FC1-5 1B							0	0	0	0	0	0	0	
John Frascatore, R OBP: 0.325, SLG: 0.283 (7, 9)				FC1-5 1B							0	0	0	0	0	0	0	
John Frascatore, R OBP: 0.325, SLG: 0.283 (7, 9)				FC1-5 1B							0	0	0	0	0	0	0	
John Frascatore, R OBP: 0.325, SLG: 0.283 (7, 9)				FC1-5 1B							0	0	0	0	0	0	0	
John Frascatore, R OBP: 0.325, SLG: 0.283 (7, 9)				FC1-5 1B							0	0	0	0	0	0	0	
John Frascatore, R OBP: 0.325, SLG: 0.283 (7, 9)				FC1-5 1B							0	0	0	0	0	0	0	
John Frascatore, R OBP: 0.325, SLG: 0.283 (7, 9)				FC1-5 1B							0	0	0	0	0	0	0	
John Frascatore, R OBP: 0.325, SLG: 0.283 (7, 9)				FC1-5 1B							0	0	0	0	0	0	0	
John Frascatore, R OBP: 0.325, SLG: 0.283 (7, 9)				FC1-5 1B							0	0	0	0	0	0	0	
John Frascatore, R OBP: 0.325, SLG: 0.283 (7, 9)				FC1-5 1B							0	0	0	0	0	0	0	
John Frascatore, R OBP: 0.325, SLG: 0.283 (7, 9)				FC1-5 1B							0	0	0	0	0	0	0	
John Frascatore, R OBP: 0.325, SLG: 0.283 (7, 9)				FC1-5 1B							0	0	0	0	0	0	0	
John Frascatore, R OBP: 0.325, SLG: 0.283 (7, 9)				FC1-5 1B							0	0	0	0	0	0	0	
John Frascatore, R OBP: 0.325, SLG: 0.283 (7, 9)				FC1-5 1B							0	0	0	0	0	0	0	
John Frascatore, R OBP: 0.325, SLG: 0.283 (7, 9)				FC1-5 1B							0	0	0	0	0	0	0	
John Frascatore, R OBP: 0.325, SLG: 0.283 (7, 9)				FC1-5 1B							0	0	0	0	0	0	0	
John Frascatore, R OBP: 0.325, SLG: 0.283 (7, 9)				FC1-5 1B							0	0	0	0	0	0	0	
John Frascatore, R OBP: 0.325, SLG: 0.283 (7, 9)				FC1-5 1B							0	0	0	0	0	0	0	
John Frascatore, R OBP: 0.325, SLG: 0.283 (7, 9)				FC1-5 1B							0	0	0	0	0	0	0	
John Frascatore, R OBP: 0.325, SLG: 0.283 (7, 9)				FC1-5 1B							0	0	0	0	0	0	0	
John Frascatore, R OBP: 0.325, SLG: 0.283 (7, 9)				FC1-5 1B							0	0	0	0	0	0	0	
John Frascatore, R OBP: 0.325, SLG: 0.283 (7, 9)				FC1-5 1B							0	0	0	0	0	0	0	
John Frascatore, R OBP: 0.325, SLG: 0.283 (7, 9)				FC1-5 1B							0	0	0	0	0	0	0	
John Frascatore, R OBP: 0.325, SLG: 0.283 (7, 9)				FC1-5 1B							0	0	0	0	0	0	0	
John Frascatore, R OBP: 0.325, SLG: 0.283 (7, 9)				FC1-5 1B							0	0	0	0	0	0	0	
John Frascatore, R OBP: 0.325, SLG: 0.283 (7, 9)				FC1-5 1B							0	0	0	0	0	0	0	
John Frascatore, R OBP: 0.325, SLG: 0.283 (7, 9)				FC1-5 1B							0	0	0	0	0	0	0	
John Frascatore, R OBP: 0.325, SLG: 0.283 (7, 9)				FC1-5 1B							0	0	0	0	0	0	0	
John Frascatore, R OBP: 0.325, SLG: 0.283 (7, 9)				FC1-5 1B							0	0	0	0	0	0	0	
John Frascatore, R OBP: 0.325, SLG: 0.283 (7, 9)				FC1-5 1B														


Batter	1	2	3	4	5	6	7	8	9	AB	R	H	RBI	BB	SO	LOB	TOP								
Bernard Gilkey, R OBP: 0.377, SLG: 0.450 (1, 7)	G5-3		1B			G4-6-3 1B		G6-4-3	K	5	0	2	1	0	1	3	St. Louis Cardinals @ San Francisco Giants Candlestick Park, San Francisco, CA Fri May 19 1995, 10:05 PM EDT Att: 11,587 - Unknown - 55 F								
José Oquendo, S OBP: 0.305, SLG: 0.293 (1, 4)	G6-3		F7			G4-6-3 1B		HR		4	1	2	1	0	0	1									
Ray Lankford, L OBP: 0.298, SLG: 0.473 (1, 8)	K			G4-3		G4-6-3		HR		4	1	1	2	0	1	2									
Todd Zeile, R OBP: 0.476, SLG: 0.735 (1, 3)		F9		G4-3		K		HR		4	0	1	0	0	1	1									
Brian Jordan, R OBP: 0.262, SLG: 0.418 (8, 1)	G3-1			G5-3			K			3	0	0	0	1	1	0									
John Habyan, R (8, 1)										0	0	0	0	0	0	0									
Scott Cooper, L OBP: 0.416, SLG: 0.369 (1, 5)	G3-1				G6-3		K			4	0	0	0	0	2	2									
Tom Pagnozzi, R OBP: 0.299, SLG: 0.365 (1, 2)			G3 1B		G6-3		F9		G5-3	4	1	1	0	0	0	0									
Tripp Cromer, R OBP: 0.220, SLG: 0.216 (1, 6)			G3			F9			L4	2	1	0	0	1	0	1									
Gerald Perry, L OBP: 0.250, SLG: 0.167 (9, PH)								G6-4-3 1B		1	0	0	0	0	0	0									
Vicente Palacios, R (1, 1)										1	0	0	0	0	1	1									
Jeff Parrett, R (5, 1)										0	0	0	0	0	0	0									
Danny Sheaffer, R OBP: 0.423, SLG: 0.476 (6, PH)										0	1	0	0	0	1	0									
Rich DeLucia, R (6, 1)										0	0	0	0	0	0	0									
John Mabry, L OBP: 0.298, SLG: 0.309 (8, PH)										2	0	2	0	0	0	0									
Inning Stats	R: 0 E: 0 K: 1 S: 8	H: 0 LOB: 0 BB: 0 P: 14	R: 0 E: 0 K: 0 S: 6	H: 0 LOB: 0 BB: 0 P: 11	R: 1 E: 0 K: 1 S: 9	H: 2 LOB: 1 BB: 0 P: 13	R: 0 E: 0 K: 0 S: 9	H: 0 LOB: 0 BB: 0 P: 14	R: 0 E: 0 K: 2 S: 6	H: 0 LOB: 0 BB: 0 P: 9	R: 1 E: 0 K: 1 S: 13	H: 2 LOB: 1 BB: 1 P: 27	R: 0 E: 0 K: 2 S: 8	H: 0 LOB: 0 BB: 0 P: 12	R: 3 E: 0 K: 1 S: 23	H: 4 LOB: 2 BB: 2 P: 35	R: 0 E: 0 K: 1 S: 11	H: 1 LOB: 1 BB: 0 P: 13	1B: 7 2B: 1 3B: 0 HR: 1	SF: 0 SAC: 0 DP: 2 HBP: 0	WP: 0 PB: 0 SB: 0 CS: 0	PA: 37			
PITCHER	IP	WLS	BF	H	R	ER	SO	BB	IBB	HBP	BLK	WP	HR	S	P	ERA	WHIP								
Trevor Wilson, L ERA: 3.67 (1, 1)	5.2		21	4	2	2	2	1	0	0	0	0	0	48	82	3.18	0.882								
Mark Dewey, R ERA: 3.21 (6, 1)	2.0		8	2	2	2	3	1	0	0	0	0	0	22	36	9.00	1.500								
Rod Beck, R ERA: 3.86 (8, 1)	1.1	W	8	3	1	1	2	1	0	0	0	0	1	23	30	6.75	3.000								

Batter	1	2	3	4	5	6	7	8	9	AB	R	H	RBI	BB	SO	LOB	BOTTOM								
Darren Lewis, R OBP: 0.250, SLG: 0.263 (1, 8)	K		F9		G6-4-3		F7			4	0	0	0	0	1	1	St. Louis Cardinals @ San Francisco Giants Candlestick Park, San Francisco, CA Fri May 19 1995, 10:05 PM EDT Att: 11,587 - Unknown - 55 F								
Robby Thompson, R OBP: 0.301, SLG: 0.412 (1, 4)	P3		K		1B		P9			3	1	0	0	1	1	0									
Barry Bonds, L OBP: 0.450, SLG: 0.525 (1, 7)	HR		K				L9			3	2	1	0	1	1	0									
Matt Williams, R OBP: 0.442, SLG: 0.798 (1, 5)	HR				1B					3	3	2	3	1	0	0									
Glenallen Hill, R OBP: 0.351, SLG: 0.565 (1, 9)	P2				HR					4	0	3	3	0	0	0									
Mark Carreon, R OBP: 0.300, SLG: 0.421 (1, 3)										3	0	1	0	0	0	3									
Mark Dewey, R (6, 1)										0	0	0	0	0	0	0									
Rod Beck, R OBP: 0.333, SLG: 0.333 (8, 1)										1	0	0	0	0	1	1									
Royce Clayton, R OBP: 0.277, SLG: 0.310 (1, 6)										4	0	0	0	0	2	3									
Kirt Manwaring, R OBP: 0.306, SLG: 0.268 (1, 2)										3	0	1	0	0	0	1									
Trevor Wilson, L OBP: 0.125, SLG: 0.125 (1, 1)										2	0	1	0	0	0	1									
J.R. Phillips, L OBP: 0.220, SLG: 0.301 (6, 3)										1	0	0	0	0	1	0									
Inning Stats	R: 2 E: 0 K: 1 S: 13	H: 1 LOB: 0 BB: 1 P: 26	R: 0 E: 0 K: 1 S: 9	H: 2 LOB: 1 BB: 0 P: 14	R: 0 E: 0 K: 2 S: 10	H: 0 LOB: 0 BB: 0 P: 14	R: 1 E: 0 K: 0 S: 12	H: 2 LOB: 1 BB: 0 P: 20	R: 2 E: 0 K: 1 S: 6	H: 3 LOB: 2 BB: 2 P: 21	R: 0 E: 0 K: 1 S: 6	H: 0 LOB: 0 BB: 0 P: 8	R: 0 E: 0 K: 0 S: 11	H: 0 LOB: 0 BB: 0 P: 16	R: 1 E: 1 K: 2 S: 10	H: 1 LOB: 0 BB: 0 P: 13	1B: 6 2B: 2 3B: 0 HR: 2	SF: 0 SAC: 0 DP: 2 HBP: 0	WP: 0 PB: 0 SB: 0 CS: 2	PA: 34					
PITCHER	IP	WLS	BF	H	R	ER	SO	BB	IBB	HBP	BLK	WP	HR	S	P	ERA	WHIP								
Vicente Palacios, R ERA: 3.97 (1, 1)	4.2		20	6	4	4	4	2	0	0	0	0	0	50	85	7.71	1.714								
Jeff Parrett, R ERA: 7.15 (5, 1)	0.1		4	2	1	1	0	1	0	0	0	0	0	5	10	27.00	9.000								
Rich DeLucia, R ERA: 3.68 (6, 1)	2.0		6	0	0	0	1	0	0	0	0	0	0	17	24	0.00	0.000								
John Habyan, R ERA: 0.96 (8, 1)	1.0	L	4	1	1	0	2	0	0	0	0	0	0	10	13	0.00	1.000								

AB 34
R 5
H 9
RBI 4
BB 3
SO 7
LOB 11




AB 31
R 6
H 9
RBI 6
BB 3
SO 7
LOB 10



Batter	1	2	3	4	5	6	7	8	9	AB	R	H	RBI	BB	SO	LOB	TOP																			
Bernard Gilkey, R OBP: 0.379, SLG: 0.473 (1, 7)	G5-3		G5-3		G4-3	E1	G5-3			5	1	1	0	0	0	2	St. Louis Cardinals @ San Francisco Giants Candlestick Park, San Francisco, CA Sun May 21 1995, 6:33 AM EDT Att: 20,418 - Overcast - 59 F																			
José Oquendo, S OBP: 0.310, SLG: 0.292 (1, 4)	L4		G1-3		G4-3	K		G3		5	0	1	1	0	1	2																				
Ray Lankford, L OBP: 0.307, SLG: 0.465 (1, 8)	F8			G5-3	G4-3	F8		K		4	1	1	0	1	1	2																				
Todd Zeile, R OBP: 0.481, SLG: 0.667 Tom Henke, R (8, 1)		1B		G5-3	G4-3		BB	G6-3		5	2	2	1	0	0	3																				
Brian Jordan, R OBP: 0.281, SLG: 0.415 (1, 9)		1B		G6-3			BB	P4		3	2	1	1	1	0	0																				
Darnell Coles, R OBP: 0.269, SLG: 0.375 Scott Cooper, L OBP: 0.426, SLG: 0.382 (5, PH) (5, 5)		1B		G6-4-3		K	BB	F9		2	0	2	1	0	0	0																				
Tom Pagnozzi, R OBP: 0.276, SLG: 0.333 (1, 2)		1B		FC5-4	G1-3		BB	L7		5	0	1	2	0	0	5																				
Tripp Cromer, R OBP: 0.245, SLG: 0.378 (1, 6)				G5-3		G4-3		G6-4-3		4	1	1	1	0	0	2																				
Tom Urbani, L Rich DeLucia, R Tony Fossas, L Gerard Perry, L Jeff Parrett, R John Habyan, R John Mabry, R (1, 1) (5, 1) (8, 1) (7, PH) (7, 1) (7, 1) (8, 3)			K							1	1	0	0	1	1	0																				
Inning Stats	R: 0 E: 0 K: 0 S: 7	H: 0 LOB: 0 BB: 0 P: 10	R: 2 E: 0 K: 0 S: 13	H: 3 LOB: 0 BB: 0 P: 21	R: 0 E: 0 K: 1 S: 7	H: 0 LOB: 1 BB: 0 P: 11	R: 1 E: 0 K: 0 S: 13	H: 2 LOB: 1 BB: 0 P: 18	R: 3 E: 0 K: 1 S: 14	H: 3 LOB: 3 BB: 3 P: 33	R: 0 E: 1 K: 1 S: 13	H: 1 LOB: 2 BB: 0 P: 21	R: 3 E: 0 K: 0 S: 12	H: 3 LOB: 1 BB: 1 P: 25	R: 0 E: 0 K: 1 S: 7	H: 0 LOB: 0 BB: 0 P: 11		R: 0 E: 0 K: 0 S: 4	H: 0 LOB: 0 BB: 0 P: 5	1B: 9 2B: 2 3B: 0 HR: 1	SF: 0 SAC: 0 DP: 2 HBP: 1	WP: 0 PB: 0 SB: 0 CS: 0	PA: 43													
PITCHER	IP	WLS	BF	H	R	ER	SO	BB	IBB	HBP	BLK	WP	HR	S	P	ERA	WHIP	PITCHER		IP	WLS	BF	H	R	ER	SO	BB	IBB	HBP	BLK	WP	HR	S	P	ERA	WHIP
Terry Mulholland, L ERA: 6.4 Mark Dewey, R ERA: 2.93 Shawn Barton, L ERA: Steve Mintz, R ERA: 108.0 Jose Bautista, R ERA: 5.14	(1, 1)	4.0	L	21	8	6	6	1	2	0	0	0	0	1	44	74	13.50	2.500	Chris Hook, R ERA: 4.5		(8, 1)	2.0	6	0	0	0	1	0	0	0	0	0	11	16	0.00	0.000

Batter	1	2	3	4	5	6	7	8	9	AB	R	H	RBI	BB	SO	LOB	BOTTOM																			
Darren Lewis, R OBP: 0.252, SLG: 0.273 (1, 8)	L5	G4-3		2B		K		G5-3	L7	6	0	1	0	0	1	1	St. Louis Cardinals @ San Francisco Giants Candlestick Park, San Francisco, CA Sun May 21 1995, 6:33 AM EDT Att: 20,418 - Overcast - 59 F																			
Steve Scarsone, R OBP: 0.500, SLG: 0.833 (1, 4)	BB			HR				1B		5	3	5	1	0	0	0																				
Barry Bonds, L OBP: 0.440, SLG: 0.494 (1, 7)	2B		P8		L8			S		4	1	1	0	1	1	3																				
Matt Williams, R OBP: 0.442, SLG: 0.796 (1, 5)			K			F8		G6-3	FC5-4	5	1	4	2	0	1	0																				
Glenallen Hill, R OBP: 0.369, SLG: 0.598 (1, 9)	G4-6-3					F8		G6-3	FC5-4	4	0	1	1	1	0	3																				
Mark Carreon, R OBP: 0.280, SLG: 0.375 (1, 3)	G4-6-3					P9		FC1-2-5	F9	5	1	1	0	0	0	6																				
Royce Clayton, R OBP: 0.307, SLG: 0.348 (1, 6)		F8	F8					1B		4	0	2	1	1	0	2																				
Kirt Manwaring, R OBP: 0.318, SLG: 0.333 Robby Thompson, R OBP: 0.292, SLG: 0.384 (9, PH) (1, 2)								BB		4	1	2	2	0	1	1																				
Terry Mulholland, R Mark Dewey, R Shawn Barton, L Tony Fossas, L Steve Mintz, R Jose Bautista, R John Paterson, S Chris Hook, R JP Phillips, L (1, 1) (5, 1) (8, 1) (7, PH) (7, 1) (7, 1) (8, 3)		G4-3								2	0	0	0	0	0	0																				
Inning Stats	R: 1 E: 0 K: 0 S: 10	H: 2 LOB: 2 BB: 2 P: 21	R: 1 E: 0 K: 0 S: 6	H: 1 LOB: 0 BB: 0 P: 11	R: 1 E: 0 K: 1 S: 20	H: 3 LOB: 2 BB: 0 P: 31	R: 0 E: 0 K: 1 S: 7	H: 2 LOB: 2 BB: 0 P: 11	R: 1 E: 0 K: 0 S: 11	H: 2 LOB: 1 BB: 0 P: 19	R: 0 E: 0 K: 2 S: 13	H: 1 LOB: 1 BB: 0 P: 21	R: 1 E: 0 K: 1 S: 13	H: 2 LOB: 2 BB: 1 P: 20	R: 2 E: 0 K: 0 S: 14	H: 3 LOB: 1 BB: 0 P: 26		R: 0 E: 0 K: 1 S: 8	H: 1 LOB: 1 BB: 0 P: 13	1B: 10 2B: 5 3B: 0 HR: 2	SF: 0 SAC: 0 DP: 1 HBP: 0	WP: 0 PB: 0 SB: 2 CS: 0	PA: 46													
PITCHER	IP	WLS	BF	H	R	ER	SO	BB	IBB	HBP	BLK	WP	HR	S	P	ERA	WHIP	PITCHER		IP	WLS	BF	H	R	ER	SO	BB	IBB	HBP	BLK	WP	HR	S	P	ERA	WHIP
Tom Urbani, L ERA: 3.48 Rich DeLucia, R ERA: 3.39 Tony Fossas, L ERA: Jeff Parrett, R ERA: 7.5 John Habyan, R ERA: 2.53	(1, 1)	4.1	W	6	2	0	4	0	0	0	0	0	0	16	26	0.00	1.500	Tom Henke, R ERA: 0.9		(8, 1)	1.2	7	2	0	0	1	0	0	0	0	18	30	0.00	1.200		



Batter	1	2	3	4	5	6	7	8	9	AB	R	H	RBI	BB	SO	LOB	TOP								
Marquis Grissom, R OBP: 0.264, SLG: 0.309	1-2 F7		1-2 G4-3		2-3 K		2-3 K		1-1 10 1B WP	5	1	1	0	0	2	0	Atlanta Braves @ St. Louis Cardinals Busch Stadium, St. Louis, MO Tue May 23 1995, 7:05 PM CDT Att: 26,758 - Unknown - 85 F livebaseballscores.com								
Jeff Blauer, R OBP: 0.374, SLG: 0.406	4-1 BB BB		2-1 F9		4-1 BB		3-2 BB 1B		1-3 K 1-2	3	0	1	0	2	1	1									
10 Chipper Jones, S OBP: 0.386, SLG: 0.510	0-3 K			3-2 K	3-2 G5-3		2-3 K		0-2 2B BB 2-H	5	1	1	1	0	3	3									
Fred McGriff, L OBP: 0.386, SLG: 0.422	4-2 BB			3-2 HR HBP		4-1 1B HR BB		1-2 BB	2-1 BB 2B 1-3	1	2	1	0	3	0	0									
David Justice, L OBP: 0.446, SLG: 0.623	1-3 K			3-1 HR 1-H		2-0 L9		3-3 K	4-0 BB IBB	4	1	1	2	1	2	5									
Javy Lopez, R OBP: 0.366, SLG: 0.575		2-2 F8		1-2 K		2-0 HR 1B 1-2		1-2 K	4-1 BB 1-2 2-3 3-H 1-3	4	1	1	1	1	2	0									
Mike Kelly, R OBP: 0.278, SLG: 0.306	0-1 G4-3			1-2 1B		0-1 HR 1-H 2-H		3-3 K	1-3 K	5	1	2	3	0	2	3									
Mark Lemke, S OBP: 0.299, SLG: 0.338	2-1 G3-1			0-0 P3		1-2 K		0-0 G5-3		4	0	0	0	0	1	1									
Greg Maddux, R OBP: 0.286, SLG: 0.286			2-3 K		0-0 P3		0-0 G6-3		0-3 K	4	0	0	0	0	2	0									
Inning Stats	R: 0 E: 0 K: 2 S: 12	H: 0 LOB: 2 BB: 2 P: 22	R: 0 E: 0 K: 0 S: 9	H: 0 LOB: 0 BB: 0 P: 13	R: 0 E: 0 K: 1 S: 8	H: 0 LOB: 0 BB: 0 P: 13	R: 2 E: 0 K: 2 S: 15	H: 2 LOB: 1 BB: 0 P: 26	R: 0 E: 0 K: 1 S: 10	H: 0 LOB: 1 BB: 1 P: 19	R: 3 E: 0 K: 3 S: 9	H: 2 LOB: 0 BB: 1 P: 18	R: 0 E: 0 K: 3 S: 13	H: 1 LOB: 2 BB: 1 P: 27	R: 0 E: 0 K: 2 S: 7	H: 0 LOB: 0 BB: 0 P: 11		R: 2 E: 0 K: 3 S: 17	H: 3 LOB: 3 BB: 2 P: 30	1B: 5 2B: 1 3B: 0 HR: 2	SF: 0 SAC: 0 DP: 0 HBP: 1	WP: 1 PB: 0 SB: 0 CS: 0	PA: 43		
PITCHER	IP WLS BF H R ER SO BB IBB HBP BLK WP HR S P ERA WHIP	5.1 L 25 4 5 5 6 4 0 0 0 0 2 59 106 8.44 1.500	0.2 2 2 0 0 0 1 0 0 0 0 0 0 4 5 0.00 0.000	0.2 4 1 0 0 2 1 0 0 0 0 0 9 20 0.00 3.000	1.1 4 0 0 0 3 0 0 0 0 0 0 11 18 0.00 0.000	1.0 8 3 2 2 3 1 1 0 0 1 0 17 30 18.00 4.000																			

Batter	1	2	3	4	5	6	7	8	9	AB	R	H	RBI	BB	SO	LOB	BOTTOM								
Bernard Gilkey, R OBP: 0.375, SLG: 0.465	0-1 G4-3			2-2 G6-3		1-0 G4-3			0-1 1B G6-3 1B	4	0	1	0	0	0	1	Atlanta Braves @ St. Louis Cardinals Busch Stadium, St. Louis, MO Tue May 23 1995, 7:05 PM CDT Att: 26,758 - Unknown - 85 F livebaseballscores.com								
José Oquendo, S OBP: 0.307, SLG: 0.290	0-0 G1-3			1-1 G3			0-1 1B G6-4-3 1B		1-1 G6-3 1-2	4	1	1	0	0	0	1									
Ray Lankford, L OBP: 0.314, SLG: 0.467	2-3 K			0-0 G6-3			0-2 G6-4-3 1B 1-3		2-2 BB 2-3 1B	4	0	2	0	0	1	0									
Todd Zeile, R OBP: 0.446, SLG: 0.609		1-2 P4			0-0 G6-3		0-2 G6-4-3 1-2 3-H		2-3 K	4	0	0	0	0	1	3									
Scott Cooper, L OBP: 0.414, SLG: 0.370	0-1 G1-3				2-3 K		0-1 F9			3	0	0	0	0	1	0									
Brian Jordan, R OBP: 0.272, SLG: 0.400					0-3 K				3-2 G5-3	3	0	0	0	0	1	0									
Tom Pagnozzi, R OBP: 0.278, SLG: 0.333			3-2 G6-3			0-0 1B		0-2 F9		3	0	1	0	0	0	0									
Tripp Cromer, R OBP: 0.235, SLG: 0.362			0-3 K			3-3 K		1-2 G6-3		2	0	0	0	0	2	1									
Scott Hemond, R OBP: 0.182, SLG: 0.100										1	0	0	0	0	0	0									
Danny Jackson, R Vicente Patochos, R John Mabry, L Jeff Parrett, R Tony Fossas, L John Habyan, R Gerald Perry, L			1-3 K			1-3 K			0-2 G4-3	1	0	0	0	0	1	0									
Inning Stats	R: 0 E: 0 K: 1 S: 6	H: 0 LOB: 0 BB: 0 P: 8	R: 0 E: 0 K: 0 S: 6	H: 0 LOB: 0 BB: 0 P: 7	R: 0 E: 0 K: 2 S: 9	H: 0 LOB: 0 BB: 0 P: 13	R: 0 E: 0 K: 0 S: 7	H: 0 LOB: 0 BB: 0 P: 10	R: 0 E: 0 K: 2 S: 7	H: 0 LOB: 0 BB: 0 P: 9	R: 0 E: 0 K: 2 S: 8	H: 1 LOB: 1 BB: 0 P: 13	R: 1 E: 0 K: 0 S: 11	H: 2 LOB: 0 BB: 0 P: 11	R: 0 E: 0 K: 0 S: 10	H: 0 LOB: 0 BB: 0 P: 14	R: 0 E: 0 K: 1 S: 14	H: 2 LOB: 2 BB: 0 P: 19	1B: 5 2B: 0 3B: 0 HR: 0	SF: 0 SAC: 0 DP: 1 HBP: 0	WP: 0 PB: 0 SB: 0 CS: 0	PA: 31			
PITCHER	IP WLS BF H R ER SO BB IBB HBP BLK WP HR S P ERA WHIP	9.0 W 31 5 1 1 8 0 0 0 0 0 0 78 104 1.00 0.556																							



Batter	1	2	3	4	5	6	7	8	9	AB	R	H	RBI	BB	SO	LOB	TOP							
Marquis Grissom, R OBP: 0.279, SLG: 0.333										5	2	3	1	0	0	1	Atlanta Braves @ St. Louis Cardinals Busch Stadium, St. Louis, MO Wed May 24, 1995, 7:05 PM CDT Att: 20,413 - Unknown - 74 F							
Jeff Blauer, R OBP: 0.375, SLG: 0.394										3	1	0	0	2	1	2								
10 Chipper Jones, S OBP: 0.387, SLG: 0.510										4	2	1	1	1	0	1								
Fred McGriff, L OBP: 0.387, SLG: 0.453										5	1	2	3	0	1	2								
David Justice, L OBP: 0.443, SLG: 0.600										4	0	1	0	1	2	1								
Ryan Klesko, L OBP: 0.303, SLG: 0.250										5	2	2	1	0	0	3								
Mike Kelly, R OBP: 0.278, SLG: 0.306										0	0	0	0	0	0	0								
Javy Lopez, R OBP: 0.368, SLG: 0.577										5	1	2	1	0	1	0								
Mark Lemke, S OBP: 0.297, SLG: 0.333										4	0	1	0	0	0	3								
Tom Glavine, L OBP: 0.385, SLG: 0.333										3	0	1	1	0	2	0								
Greg McMichael, R OBP: 0.278, SLG: 0.306										0	0	0	0	0	0	0								
Inning Stats	R: 4 E: 0 K: 1 S: 12	H: 4 LOB: 1 BB: 1 P: 23	R: 1 E: 1 K: 1 S: 13	H: 1 LOB: 1 BB: 1 P: 19	R: 2 E: 0 K: 0 S: 14	H: 4 LOB: 2 BB: 0 P: 21	R: 2 E: 0 K: 1 S: 11	H: 1 LOB: 0 BB: 1 P: 20	R: 0 E: 0 K: 1 S: 6	H: 0 LOB: 0 BB: 0 P: 8	R: 0 E: 0 K: 1 S: 17	H: 1 LOB: 2 BB: 1 P: 28	R: 0 E: 0 K: 0 S: 9	H: 1 LOB: 1 BB: 0 P: 15	R: 0 E: 0 K: 1 S: 7	H: 0 LOB: 0 BB: 0 P: 10	R: 0 E: 0 K: 1 S: 10	H: 1 LOB: 0 BB: 0 P: 14	1B: 8 2B: 4 3B: 0 HR: 1	SF: 0 SAC: 1 DP: 1 HBP: 0	WP: 0 PB: 0 SB: 1 CS: 2	PA: 43		
PITCHER	IP WLS BF H R ER SO BB IBB HBP BLK WP HR S P ERA WHIP	IP WLS BF H R ER SO BB IBB HBP BLK WP HR S P ERA WHIP	IP WLS BF H R ER SO BB IBB HBP BLK WP HR S P ERA WHIP	IP WLS BF H R ER SO BB IBB HBP BLK WP HR S P ERA WHIP	IP WLS BF H R ER SO BB IBB HBP BLK WP HR S P ERA WHIP	IP WLS BF H R ER SO BB IBB HBP BLK WP HR S P ERA WHIP	IP WLS BF H R ER SO BB IBB HBP BLK WP HR S P ERA WHIP	IP WLS BF H R ER SO BB IBB HBP BLK WP HR S P ERA WHIP	IP WLS BF H R ER SO BB IBB HBP BLK WP HR S P ERA WHIP	IP WLS BF H R ER SO BB IBB HBP BLK WP HR S P ERA WHIP	IP WLS BF H R ER SO BB IBB HBP BLK WP HR S P ERA WHIP	IP WLS BF H R ER SO BB IBB HBP BLK WP HR S P ERA WHIP	IP WLS BF H R ER SO BB IBB HBP BLK WP HR S P ERA WHIP	IP WLS BF H R ER SO BB IBB HBP BLK WP HR S P ERA WHIP	IP WLS BF H R ER SO BB IBB HBP BLK WP HR S P ERA WHIP	IP WLS BF H R ER SO BB IBB HBP BLK WP HR S P ERA WHIP	IP WLS BF H R ER SO BB IBB HBP BLK WP HR S P ERA WHIP	IP WLS BF H R ER SO BB IBB HBP BLK WP HR S P ERA WHIP	IP WLS BF H R ER SO BB IBB HBP BLK WP HR S P ERA WHIP	IP WLS BF H R ER SO BB IBB HBP BLK WP HR S P ERA WHIP	IP WLS BF H R ER SO BB IBB HBP BLK WP HR S P ERA WHIP	IP WLS BF H R ER SO BB IBB HBP BLK WP HR S P ERA WHIP	IP WLS BF H R ER SO BB IBB HBP BLK WP HR S P ERA WHIP	
John Frascatore, R ERA: 5.4	Rich DeLucia, R ERA: 3.72	Jeff Parrett, R ERA: 6.59	John Habyan, R ERA: 3.29																					

AB	38
R	9
H	13
RBI	8
BB	4
SO	7
LOB	13



Batter	1	2	3	4	5	6	7	8	9	AB	R	H	RBI	BB	SO	LOB	BOTTOM						
Bernard Gilkey, R OBP: 0.376, SLG: 0.458										4	1	1	1	1	0	0	Atlanta Braves @ St. Louis Cardinals Busch Stadium, St. Louis, MO Wed May 24, 1995, 7:05 PM CDT Att: 20,413 - Unknown - 74 F						
José Oquendo, S OBP: 0.304, SLG: 0.278										3	1	0	0	1	0	1							
Ray Lankford, L OBP: 0.311, SLG: 0.454										3	1	0	0	1	2	0							
Todd Zeile, R OBP: 0.433, SLG: 0.580										4	1	1	2	0	1	0							
Brian Jordan, R OBP: 0.271, SLG: 0.393										4	0	1	0	0	0	2							
Scott Cooper, L OBP: 0.417, SLG: 0.368										3	0	1	0	1	2	0							
Danny Sheaffer, R OBP: 0.209, SLG: 0.500										3	0	1	2	0	1	0							
Gerald Perry, L OBP: 0.250, SLG: 0.182										1	0	0	0	0	0	2							
Scott Hemond, R OBP: 0.182, SLG: 0.100										0	0	0	0	0	0	0							
Tripp Cromer, R OBP: 0.241, SLG: 0.380										3	1	1	0	0	1	2							
John Mabry, L OBP: 0.270, SLG: 0.283										1	0	0	0	0	0	0							
John Frascatore, R ERA: 5.4	Rich DeLucia, R ERA: 3.72	Jeff Parrett, R ERA: 6.59	Darnell Coles, R OBP: 0.209, SLG: 0.360	John Habyan, R ERA: 3.29	Tom Pagnozzi, R OBP: 0.276, SLG: 0.329																		
Inning Stats	R: 4 E: 0 K: 2 S: 23	H: 2 LOB: 4 BB: 4 P: 45	R: 0 E: 0 K: 1 S: 8	H: 0 LOB: 0 BB: 0 P: 10	R: 0 E: 0 K: 1 S: 7	H: 0 LOB: 0 BB: 0 P: 9	R: 0 E: 0 K: 1 S: 6	H: 0 LOB: 0 BB: 0 P: 7	R: 0 E: 0 K: 0 S: 5	H: 0 LOB: 0 BB: 0 P: 9	R: 0 E: 0 K: 1 S: 5	H: 0 LOB: 0 BB: 0 P: 10	R: 1 E: 0 K: 0 S: 12	H: 2 LOB: 1 BB: 0 P: 18	R: 0 E: 0 K: 2 S: 14	H: 2 LOB: 2 BB: 0 P: 21	R: 0 E: 0 K: 0 S: 11	H: 0 LOB: 0 BB: 0 P: 14	1B: 4 2B: 2 3B: 0 HR: 0	SF: 0 SAC: 0 DP: 0 HBP: 0	WP: 0 PB: 0 SB: 0 CS: 0	PA: 37	
PITCHER	IP WLS BF H R ER SO BB IBB HBP BLK WP HR S P ERA WHIP	IP WLS BF H R ER SO BB IBB HBP BLK WP HR S P ERA WHIP	IP WLS BF H R ER SO BB IBB HBP BLK WP HR S P ERA WHIP	IP WLS BF H R ER SO BB IBB HBP BLK WP HR S P ERA WHIP	IP WLS BF H R ER SO BB IBB HBP BLK WP HR S P ERA WHIP	IP WLS BF H R ER SO BB IBB HBP BLK WP HR S P ERA WHIP	IP WLS BF H R ER SO BB IBB HBP BLK WP HR S P ERA WHIP	IP WLS BF H R ER SO BB IBB HBP BLK WP HR S P ERA WHIP	IP WLS BF H R ER SO BB IBB HBP BLK WP HR S P ERA WHIP	IP WLS BF H R ER SO BB IBB HBP BLK WP HR S P ERA WHIP	IP WLS BF H R ER SO BB IBB HBP BLK WP HR S P ERA WHIP	IP WLS BF H R ER SO BB IBB HBP BLK WP HR S P ERA WHIP	IP WLS BF H R ER SO BB IBB HBP BLK WP HR S P ERA WHIP	IP WLS BF H R ER SO BB IBB HBP BLK WP HR S P ERA WHIP	IP WLS BF H R ER SO BB IBB HBP BLK WP HR S P ERA WHIP	IP WLS BF H R ER SO BB IBB HBP BLK WP HR S P ERA WHIP	IP WLS BF H R ER SO BB IBB HBP BLK WP HR S P ERA WHIP	IP WLS BF H R ER SO BB IBB HBP BLK WP HR S P ERA WHIP	IP WLS BF H R ER SO BB IBB HBP BLK WP HR S P ERA WHIP	IP WLS BF H R ER SO BB IBB HBP BLK WP HR S P ERA WHIP	IP WLS BF H R ER SO BB IBB HBP BLK WP HR S P ERA WHIP	IP WLS BF H R ER SO BB IBB HBP BLK WP HR S P ERA WHIP	
Tom Glavine, L ERA: 3.93	Greg McMichael, R ERA: 4.09																						

AB	33
R	5
H	6
RBI	5
BB	4
SO	9
LOB	10



Batter	1	2	3	4	5	6	7	8	9	AB	R	H	RBI	BB	SO	LOB	TOP					
Marquis Grissom, R (1.8)	F8		G4-3 10 BB	F8			F9		F8	5	0	1	0	0	0	1	Atlanta Braves @ St. Louis Cardinals Busch Stadium, St. Louis, MO Thu May 25 1995, 3:33 AM CDT Att: 23,807 - Overcast - 60 F					
Jeff Blauer, R (1.6)	E6 10 G1-3		F8						G2-3	5	0	1	0	0	1	1						
10 Chipper Jones, S (1.5)	G1-3		G4-3							3	0	0	0	1	0	2						
Fred McGriff, L (1.3)	F8		G4-3							3	0	0	0	1	0	4						
David Justice, L (1.9)		L7	G4-3							4	0	0	0	0	1	3						
Ryan Klesko, L (1.7)	G1-3			G6-4-3 1B WP			F9			2	1	1	0	2	0	0						
Charlie O'Brien, R (1.2)				G6-4-3 1B			B1		F9	4	0	2	0	0	0	2						
Mark Lemke, S (1.4)				G6-4-3 1-2 2-3			F9		G4-3	3	0	0	0	1	0	4						
Steve Avery, L (1.1)				1-2 2-3			P5			3	0	1	0	0	0	3						
Brad Clontz, R (8.1)									G4-3	0	0	0	0	0	0	0						
Dwight Smith, L (9. PH)										1	0	0	0	0	0	0						
Inning Stats	R: 0 E: 1 K: 0 S: 8	H: 0 LOB: 1 BB: 0 P: 10	R: 0 E: 0 K: 0 S: 8	H: 1 LOB: 2 BB: 1 P: 14	R: 0 E: 0 K: 0 S: 10	H: 1 LOB: 2 BB: 1 P: 19	R: 1 E: 0 K: 0 S: 6	H: 2 LOB: 1 BB: 1 P: 13	R: 0 E: 0 K: 1 S: 12	H: 0 LOB: 1 BB: 0 P: 20	R: 0 E: 0 K: 0 S: 8	H: 1 LOB: 1 BB: 0 P: 11	R: 0 E: 0 K: 0 S: 10	H: 0 LOB: 1 BB: 1 P: 17	R: 0 E: 0 K: 1 S: 11	H: 0 LOB: 1 BB: 1 P: 18	R: 0 E: 0 K: 0 S: 6	H: 0 LOB: 0 BB: 0 P: 10	1B: 4 2B: 2 3B: 0 HR: 0	SF: 0 SAC: 0 DP: 1 HBP: 0	WP: 1 PB: 0 SB: 1 CS: 0	PA: 38
PITCHER	IP WLS BF H R ER SO BB IBB HBP BLK WP HR S P ERA WHIP																					
Ken Hill, R (1.1)	6.2 W 30 6 1 1 1 4 0 0 0 0 1 0 59 99 1.35 1.500																					
Tony Fossas, L (7.1)	0.2 3 0 0 0 1 1 0 0 0 0 0 0 8 14 0.00 1.500																					
Rene Arocha, R (8.1)	0.2 2 0 0 0 0 0 0 0 0 0 0 0 6 9 0.00 0.000																					
Tom Henke, R (9.1)	1.0 S 3 0 0 0 0 0 0 0 0 0 0 0 6 10 0.00 0.000																					

AB	33
R	1
H	6
RBI	0
BB	5
SO	2
LOB	20



Batter	1	2	3	4	5	6	7	8	9	AB	R	H	RBI	BB	SO	LOB	BOTTOM			
Allen Battle, R (1.9)	K		SH2-3							3	0	1	1	0	1	2	Atlanta Braves @ St. Louis Cardinals Busch Stadium, St. Louis, MO Thu May 25 1995, 3:33 AM CDT Att: 23,807 - Overcast - 60 F			
John Mabry, L (7.9)			1-2							0	0	0	0	0	0	0				
José Oquendo, S (1.4)	P3		P9							4	0	0	0	0	0	2				
Bernard Gilkey, R (1.7)	G5-3		G6-3							4	0	0	0	0	1	1				
Todd Zeile, R (1.3)		F8		K						3	1	0	0	1	1	0				
Brian Jordan, R (1.8)		K		G4-3						4	0	1	0	0	1	0				
Darnell Coles, R (1.5)										3	1	1	1	0	1	1				
Scott Cooper, L (8. PH)										1	0	1	0	0	0	0				
Tom Pagnozzi, R (1.2)										3	2	2	1	1	0	1				
Tripp Cromer, R (1.6)										3	0	0	0	1	1	4				
Ken Hill, R (1.1)										3	0	2	1	0	0	1				
Tony Fossas, L (7.1)										0	0	0	0	0	0	0				
Rene Arocha, R (8.1)										0	0	0	0	0	0	0				
Tom Henke, R (9.1)										0	0	0	0	0	0	0				
Inning Stats	R: 0 E: 0 K: 1 S: 10	H: 0 LOB: 0 BB: 0 P: 15	R: 0 E: 0 K: 2 S: 15	H: 1 LOB: 2 BB: 1 P: 25	R: 0 E: 0 K: 0 S: 11	H: 1 LOB: 1 BB: 0 P: 16	R: 0 E: 0 K: 2 S: 10	H: 0 LOB: 0 BB: 0 P: 16	R: 1 E: 0 K: 0 S: 10	H: 2 LOB: 1 BB: 0 P: 14	R: 3 E: 0 K: 1 S: 16	H: 3 LOB: 2 BB: 2 P: 30	R: 0 E: 0 K: 0 S: 4	H: 0 LOB: 0 BB: 0 P: 6	R: 0 E: 0 K: 0 S: 9	H: 1 LOB: 1 BB: 0 P: 10	1B: 6 2B: 2 3B: 0 HR: 0	SF: 0 SAC: 1 DP: 0 HBP: 0	WP: 0 PB: 0 SB: 0 CS: 0	PA: 35
PITCHER	IP WLS BF H R ER SO BB IBB HBP BLK WP HR S P ERA WHIP																			
Steve Avery, L (1.1)	7.0 L 31 7 4 4 0 2 1 0 0 0 0 0 9 122 5.14 1.286																			
Brad Clontz, R (8.1)	1.0 4 1 0 0 0 0 0 0 0 0 0 0 9 10 0.00 1.000																			



Batter	1	2	3	4	5	6	7	8	9	AB	R	H	RBI	BB	SO	LOB	TOP								
Deion Sanders, L (1, 8) OBP: 0.283, SLG: 0.311	2-1 FC6-4 1B		2-0 G4-3		2-2 L7		1-1 SH5-4		1-3 K	4	0	1	0	0	1	1									
Barry Larkin, R (1, 6) OBP: 0.466, SLG: 0.626	0-1 FC6-4 1-2 G6-3		1-1 G5-3			1-2 G6-3 1B	3-2 F9 1B		1-2 F8	5	0	2	2	0	0	2									
Hal Morris, L (1, 3) OBP: 0.289, SLG: 0.413	0-0 G6-3			1-0 E		1-2 G6-3	0-0 F9		2-2 G6-3	2	0	1	0	0	0	1									
Lenny Harris, L (5, 3) OBP: 0.313, SLG: 0.386	1-2 G6-3					1-2 G6-3	2-3 F9			3	0	0	0	0	0	2									
Ron Gant, R (1, 7) OBP: 0.402, SLG: 0.629		2-1 G6-3 2B		0-0 F8		4-2 1B S 1B BB	4-1 BB			2	1	1	0	2	0	1									
Reggie Sanders, R (1, 9) OBP: 0.447, SLG: 0.554		0-0 F8 2B		0-0 L5		2-1 1B	1-3 K			4	0	1	0	0	1	4									
Eddie Taubensee, L (1, 2) OBP: 0.320, SLG: 0.214	1-2 G6-3		1-0 E6		1-0 E6	0-1 1B CS		4-0 BB		3	0	1	1	1	0	2									
Bret Boone, R (1, 4) OBP: 0.304, SLG: 0.346	2-2 G6-3		3-2 G5-3		3-2 G5-3	2-1 CS 1B	2-2 1B 1B	1-3 K		4	1	1	0	0	1	4									
Jeff Branson, L (1, 5) OBP: 0.356, SLG: 0.444			0-0 G5-3		0-0 G3-1	1-1 SH5-4 1B 1B	1-1 F9			4	1	1	0	0	0	1									
Kevin Jarvis, L (1, 1) OBP: 0.250, SLG: 0.333			1-1 G4-3 2B		3-3 K	2-2 SH5-4 1B 1B	0-3 K			2	0	1	0	0	1	0									
Thomas Howard, S (7, PH) OBP: 0.409, SLG: 0.278										1	1	1	1	0	0	0									
Chuck McElroy, L (7, 1)										0	0	0	0	0	0	0									
Hector Carrasco, R (7, 1)										1	0	0	0	0	1	1									
Inning Stats	R: 0 E: 0 K: 0 S: 5	H: 1 LOB: 0 BB: 0 P: 7	R: 0 E: 0 K: 0 S: 9	H: 1 LOB: 1 BB: 0 P: 14	R: 0 E: 0 K: 0 S: 6	H: 1 LOB: 0 BB: 0 P: 10	R: 0 E: 1 K: 0 S: 7	H: 1 LOB: 2 BB: 0 P: 12	R: 0 E: 0 K: 1 S: 18	H: 0 LOB: 0 BB: 0 P: 12	R: 1 E: 0 K: 0 S: 18	H: 3 LOB: 1 BB: 1 P: 28	R: 3 E: 0 K: 1 S: 19	H: 4 LOB: 2 BB: 1 P: 33	R: 0 E: 0 K: 2 S: 7	H: 0 LOB: 1 BB: 1 P: 13	R: 0 E: 0 K: 1 S: 10	H: 0 LOB: 0 BB: 0 P: 14	1B: 9 2B: 2 3B: 0 HR: 0	SF: 0 SAC: 1 DP: 2 HBP: 0	WP: 0 PB: 0 SB: 1 CS: 1	PA: 40			
PITCHER	IP WLS BF H R ER SO BB IBB HBP BLK WP HR S P ERA WHIP	IP WLS BF H R ER SO BB IBB HBP BLK WP HR S P ERA WHIP	IP WLS BF H R ER SO BB IBB HBP BLK WP HR S P ERA WHIP	IP WLS BF H R ER SO BB IBB HBP BLK WP HR S P ERA WHIP	IP WLS BF H R ER SO BB IBB HBP BLK WP HR S P ERA WHIP	IP WLS BF H R ER SO BB IBB HBP BLK WP HR S P ERA WHIP	IP WLS BF H R ER SO BB IBB HBP BLK WP HR S P ERA WHIP	IP WLS BF H R ER SO BB IBB HBP BLK WP HR S P ERA WHIP	IP WLS BF H R ER SO BB IBB HBP BLK WP HR S P ERA WHIP	IP WLS BF H R ER SO BB IBB HBP BLK WP HR S P ERA WHIP	IP WLS BF H R ER SO BB IBB HBP BLK WP HR S P ERA WHIP	IP WLS BF H R ER SO BB IBB HBP BLK WP HR S P ERA WHIP	IP WLS BF H R ER SO BB IBB HBP BLK WP HR S P ERA WHIP	IP WLS BF H R ER SO BB IBB HBP BLK WP HR S P ERA WHIP	IP WLS BF H R ER SO BB IBB HBP BLK WP HR S P ERA WHIP	IP WLS BF H R ER SO BB IBB HBP BLK WP HR S P ERA WHIP	IP WLS BF H R ER SO BB IBB HBP BLK WP HR S P ERA WHIP	IP WLS BF H R ER SO BB IBB HBP BLK WP HR S P ERA WHIP	IP WLS BF H R ER SO BB IBB HBP BLK WP HR S P ERA WHIP	IP WLS BF H R ER SO BB IBB HBP BLK WP HR S P ERA WHIP	IP WLS BF H R ER SO BB IBB HBP BLK WP HR S P ERA WHIP	IP WLS BF H R ER SO BB IBB HBP BLK WP HR S P ERA WHIP	IP WLS BF H R ER SO BB IBB HBP BLK WP HR S P ERA WHIP	IP WLS BF H R ER SO BB IBB HBP BLK WP HR S P ERA WHIP	IP WLS BF H R ER SO BB IBB HBP BLK WP HR S P ERA WHIP

Cincinnati Reds @ St. Louis Cardinals
 Busch Stadium, St. Louis, MO
 Fri May 26 1995, 7:05 PM CDT
 Att: 22,115 - Unknown - 65 F

AB	35
R	4
H	11
RBI	4
BB	3
SO	5
LOB	19



Batter	1	2	3	4	5	6	7	8	9	AB	R	H	RBI	BB	SO	LOB	BOTTOM								
Bernard Gilkey, R (1, 7) OBP: 0.366, SLG: 0.444	1-1 P3		0-0 G3-1 SF8 2B	4-1 G5-4-3 BB		2-1 G6-3		0-0 F9		4	1	1	0	1	0	2									
Scott Hemond, R (1, 4) OBP: 0.133, SLG: 0.071	1-2 F8		0-0 G3-1	0-0 G5-4-3		1-2 G5-3			1-1 G5-3	4	0	0	0	0	0	3									
José Oquendo, S (7, 4) OBP: 0.286, SLG: 0.260			2-3	1-2						1	0	0	0	0	0	0									
Ray Lankford, L (1, 8) OBP: 0.339, SLG: 0.482	0-1 1B		4-2 SF8 1B BB		1-0 L4 BB 1B		0-0 2B		1-2 1B	4	1	4	0	1	0	0									
Todd Zeile, R (1, 3) OBP: 0.420, SLG: 0.536	2-0 1B		2-2 SF8	1-3 BB	4-0 1B	2-3 K		2-1 F8		3	0	1	1	1	1	2									
Scott Cooper, L (1, 5) OBP: 0.413, SLG: 0.360	0-1 F9		1-3 3-H BB	4-2 1B BB	0-0 L4	2-3 K		2-1 F7		4	0	0	0	1	1	6									
Brian Jordan, R (1, 9) OBP: 0.279, SLG: 0.392		3-1 G6-3	0-1 1B BB		0-0 L4	2-3 K				4	0	2	1	0	1	1									
Tom Pagnozzi, R (1, 2) OBP: 0.284, SLG: 0.349		2-3 K	1-2 G4-3		0-1 FC6-4 1B					4	0	0	0	0	1	4									
Tripp Cromer, R (1, 6) OBP: 0.258, SLG: 0.439		1-0 2B		1-0 HR		2-0 P2		0-3 K		4	1	2	1	0	1	0									
Mark Petkovsek, R (1, 1) OBP: 0.284, SLG: 0.295		1-0 G5-3		0-3 K		0-0 G6-3 1B		1-0 2B		2	0	0	0	0	1	1									
John Mabry, L (5, PH) OBP: 0.284, SLG: 0.295										1	0	1	0	0	0	0									
Rene Arocha, R (7, 1)										0	0	0	0	0	0	0									
Tony Fossas, L (8, 1)										0	0	0	0	0	0	0									
Gerald Perry, L (8, PH) OBP: 0.250, SLG: 0.250										1	0	1	0	0	0	0									
Allen Battie, R (8, PH) OBP: 0.250, SLG: 0.250										0	0	0	0	0	0	0									
Jeff Parrett, R (9, 1)										0	0	0	0	0	0	0									
Inning Stats	R: 0 E: 0 K: 0 S: 10	H: 2 LOB: 2 BB: 0 P: 14	R: 0 E: 0 K: 1 S: 9	H: 1 LOB: 1 BB: 0 P: 16	R: 2 E: 0 K: 0 S: 16	H: 2 LOB: 2 BB: 2 P: 27	R: 1 E: 0 K: 1 S: 6	H: 1 LOB: 0 BB: 1 P: 11	R: 0 E: 0 K: 0 S: 5	H: 2 LOB: 2 BB: 1 P: 10	R: 0 E: 0 K: 0 S: 7	H: 1 LOB: 1 BB: 0 P: 12	R: 0 E: 0 K: 3 S: 10	H: 1 LOB: 1 BB: 0 P: 14	R: 0 E: 0 K: 1 S: 6	H: 1 LOB: 1 BB: 0 P: 7	R: 0 E: 0 K: 0 S: 10	H: 1 LOB: 1 BB: 0 P: 16	1B: 7 2B: 5 3B: 0 HR: 1	SF: 1 SAC: 0 DP: 2 HBP: 0	WP: 0 PB: 0 SB: 1 CS: 0	PA: 41			
PITCHER	IP WLS BF H R ER SO BB IBB HBP BLK WP HR S P ERA WHIP	IP WLS BF H R ER SO BB IBB HBP BLK WP HR S P ERA WHIP	IP WLS BF H R ER SO BB IBB HBP BLK WP HR S P ERA WHIP	IP WLS BF H R ER SO BB IBB HBP BLK WP HR S P ERA WHIP	IP WLS BF H R ER SO BB IBB HBP BLK WP HR S P ERA WHIP	IP WLS BF H R ER SO BB IBB HBP BLK WP HR S P ERA WHIP	IP WLS BF H R ER SO BB IBB HBP BLK WP HR S P ERA WHIP	IP WLS BF H R ER SO BB IBB HBP BLK WP HR S P ERA WHIP	IP WLS BF H R ER SO BB IBB HBP BLK WP HR S P ERA WHIP	IP WLS BF H R ER SO BB IBB HBP BLK WP HR S P ERA WHIP	IP WLS BF H R ER SO BB IBB HBP BLK WP HR S P ERA WHIP	IP WLS BF H R ER SO BB IBB HBP BLK WP HR S P ERA WHIP	IP WLS BF H R ER SO BB IBB HBP BLK WP HR S P ERA WHIP	IP WLS BF H R ER SO BB IBB HBP BLK WP HR S P ERA WHIP	IP WLS BF H R ER SO BB IBB HBP BLK WP HR S P ERA WHIP	IP WLS BF H R ER SO BB IBB HBP BLK WP HR S P ERA WHIP	IP WLS BF H R ER SO BB IBB HBP BLK WP HR S P ERA WHIP	IP WLS BF H R ER SO BB IBB HBP BLK WP HR S P ERA WHIP	IP WLS BF H R ER SO BB IBB HBP BLK WP HR S P ERA WHIP	IP WLS BF H R ER SO BB IBB HBP BLK WP HR S P ERA WHIP	IP WLS BF H R ER SO BB IBB HBP BLK WP HR S P ERA WHIP	IP WLS BF H R ER SO BB IBB HBP BLK WP HR S P ERA WHIP	IP WLS BF H R ER SO BB IBB HBP BLK WP HR S P ERA WHIP	IP WLS BF H R ER SO BB IBB HBP BLK WP HR S P ERA WHIP	IP WLS BF H R ER SO BB IBB HBP BLK WP HR S P ERA WHIP

Cincinnati Reds @ St. Louis Cardinals
 Busch Stadium, St. Louis, MO
 Fri May 26 1995, 7:05 PM CDT
 Att: 22,115 - Unknown - 65 F

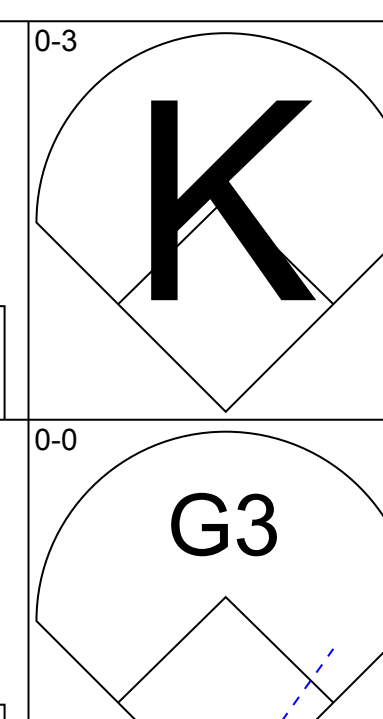
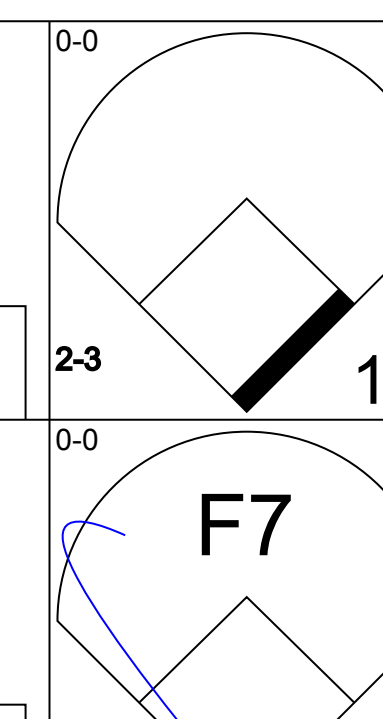
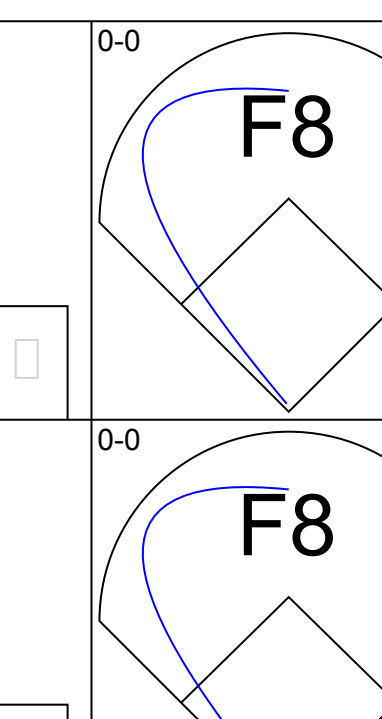
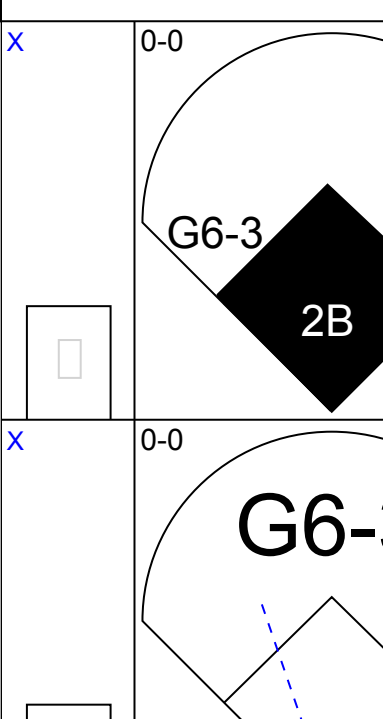
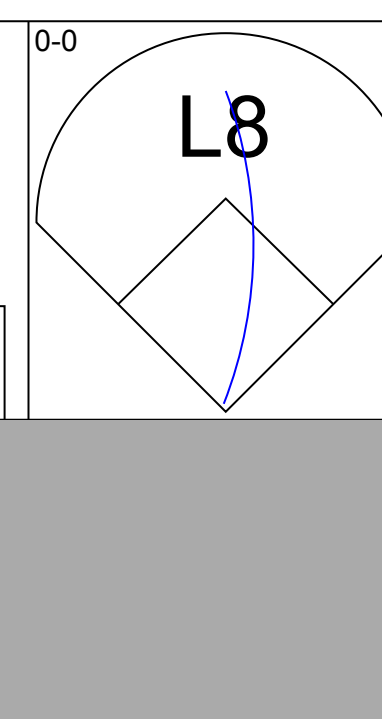
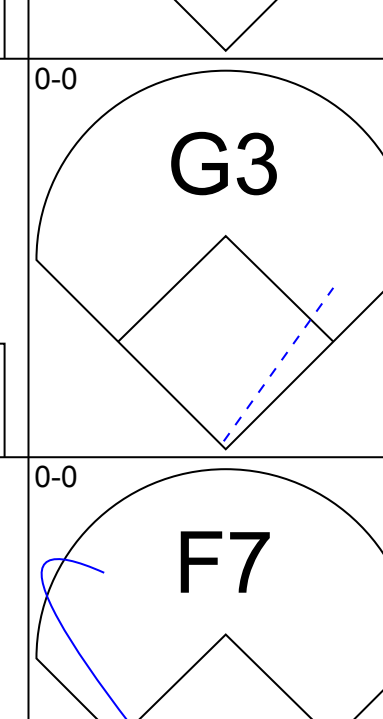
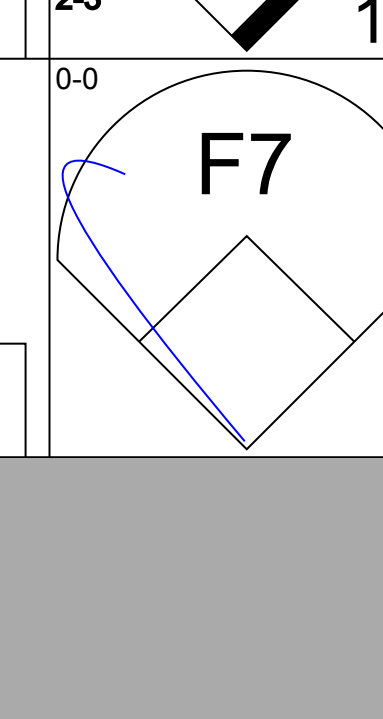
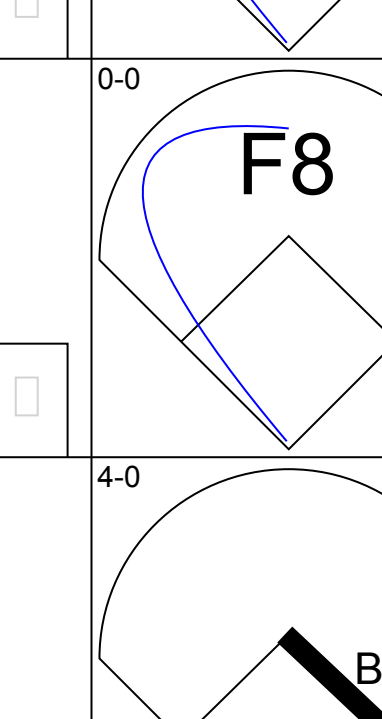
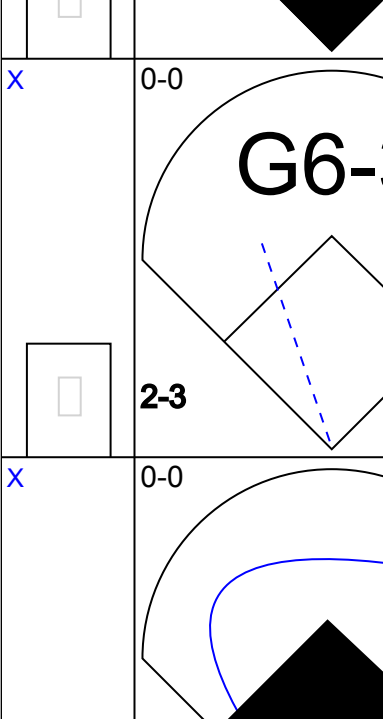
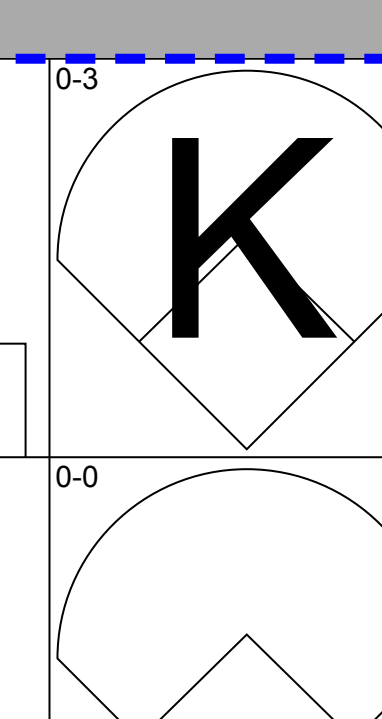
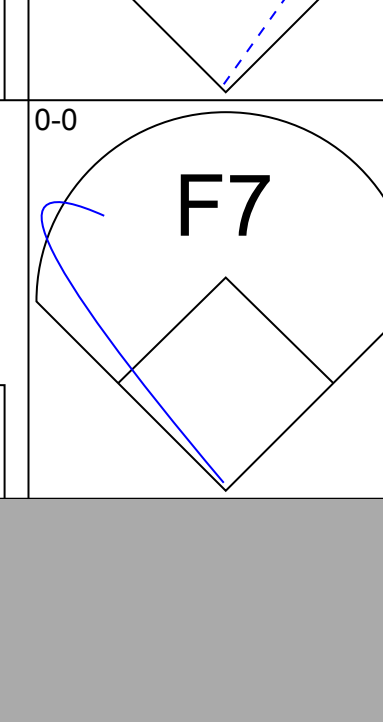
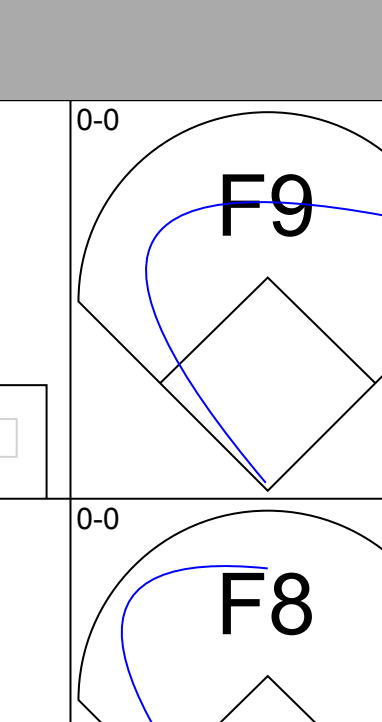
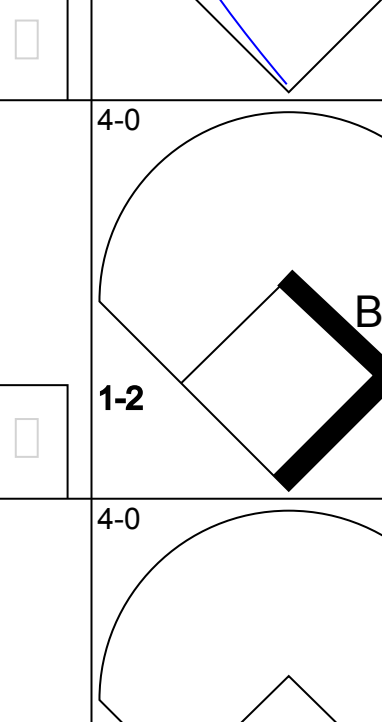
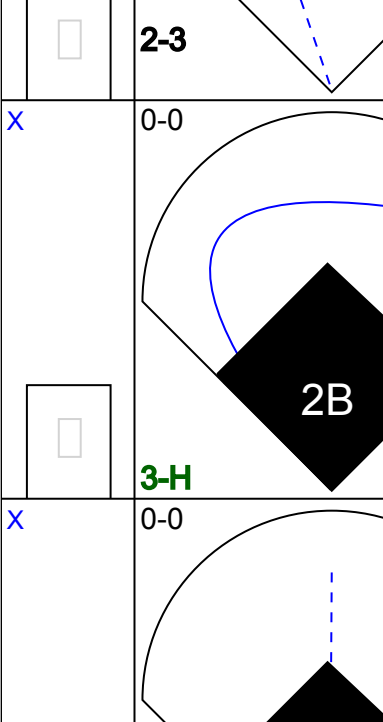
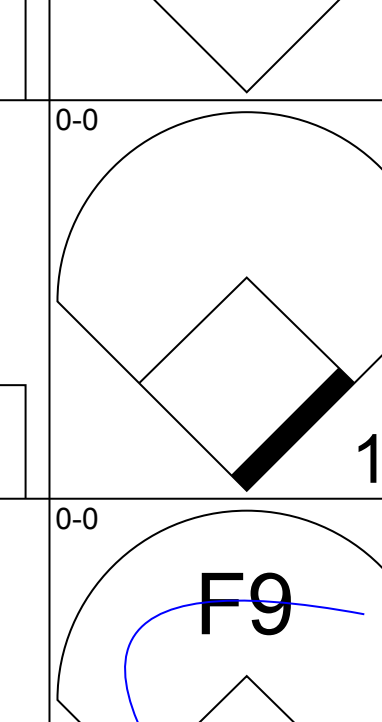
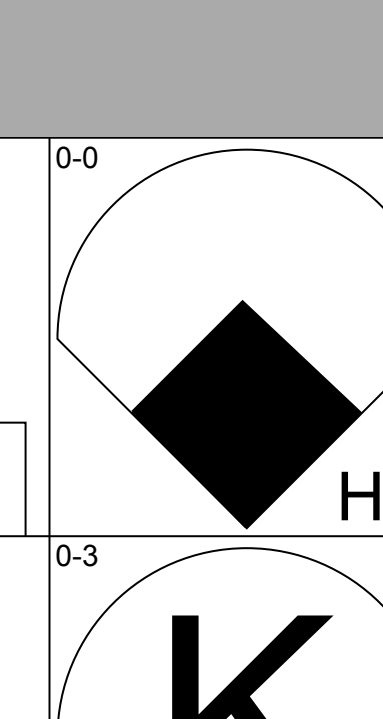
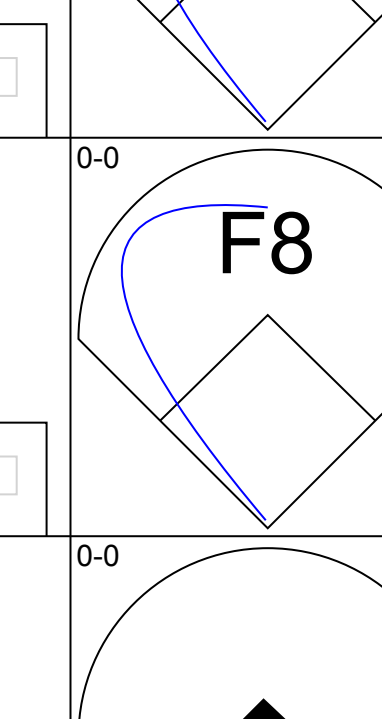
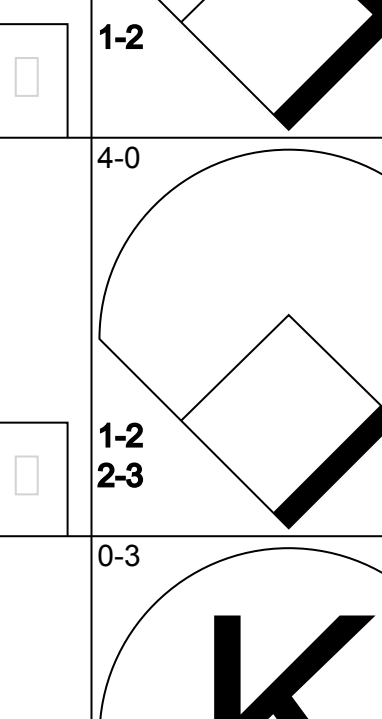
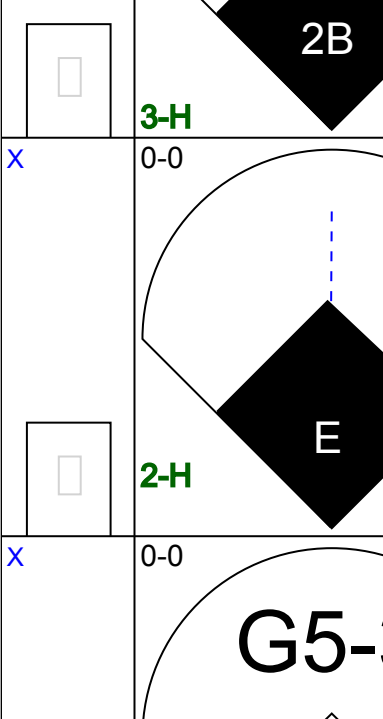
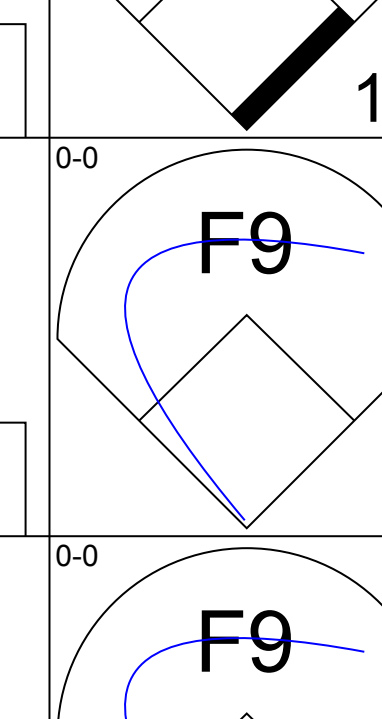

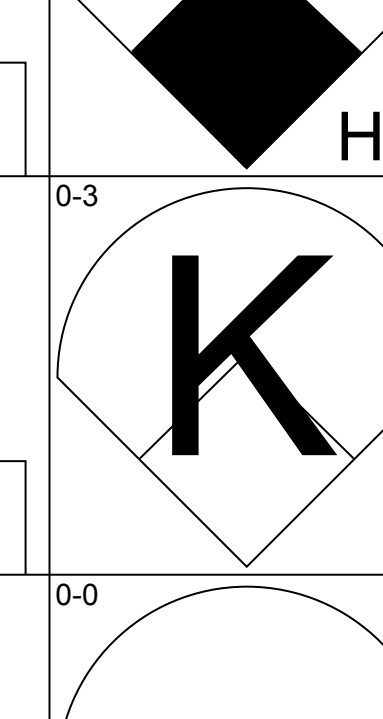
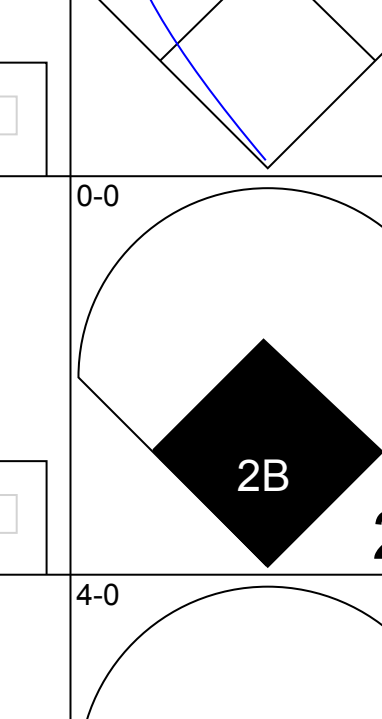
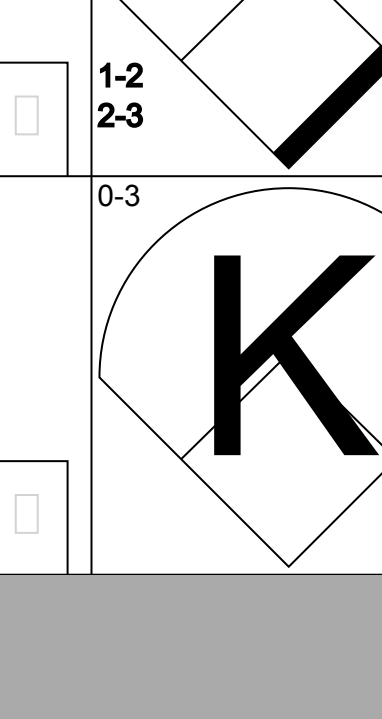
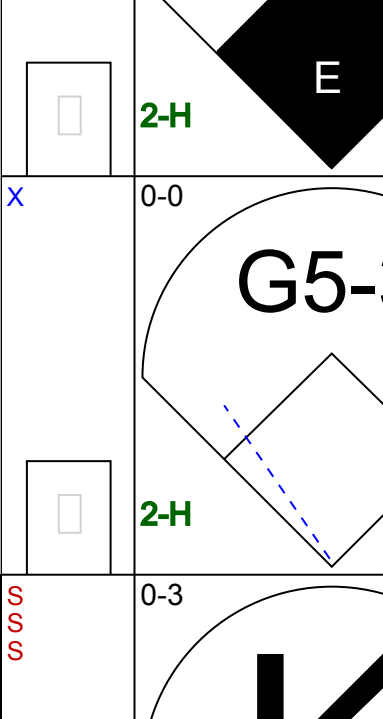
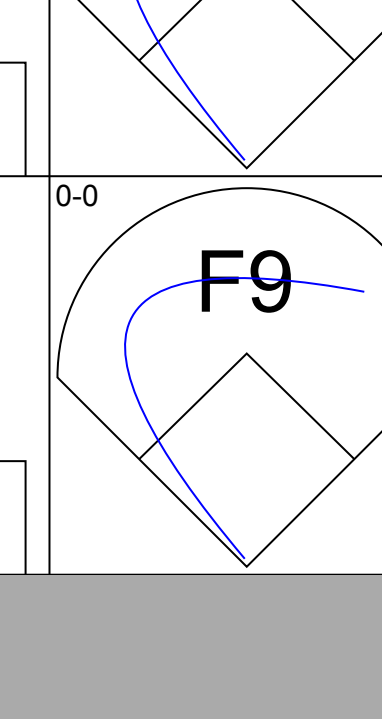

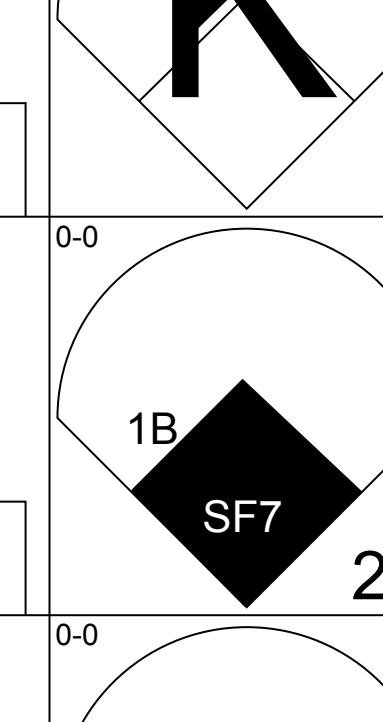
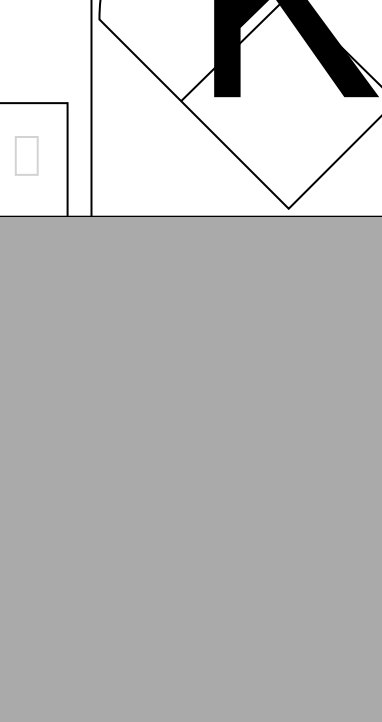
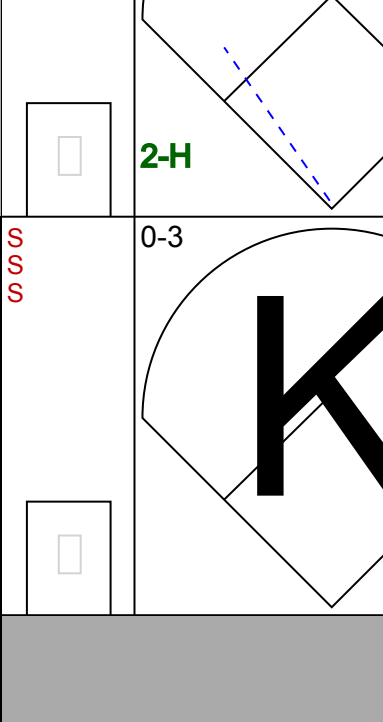
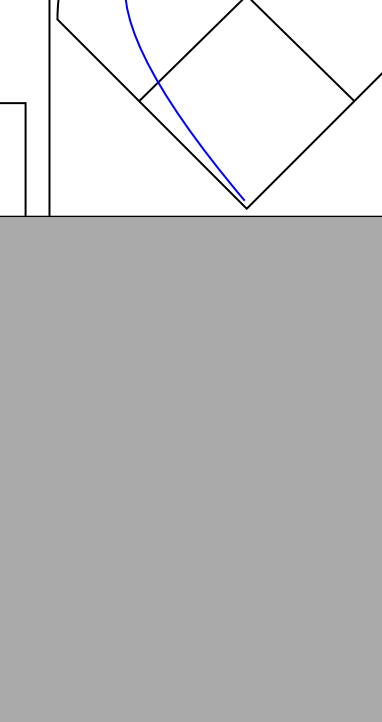

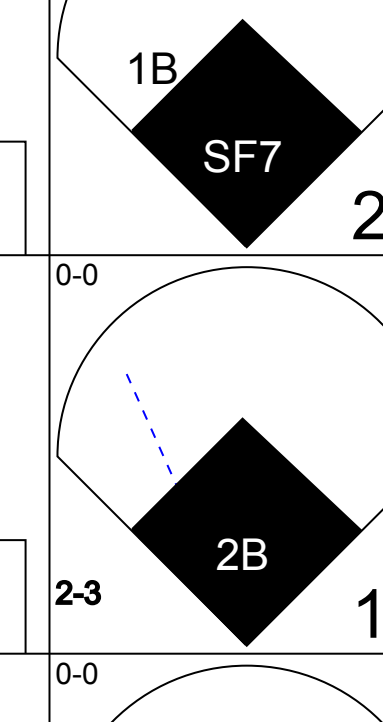

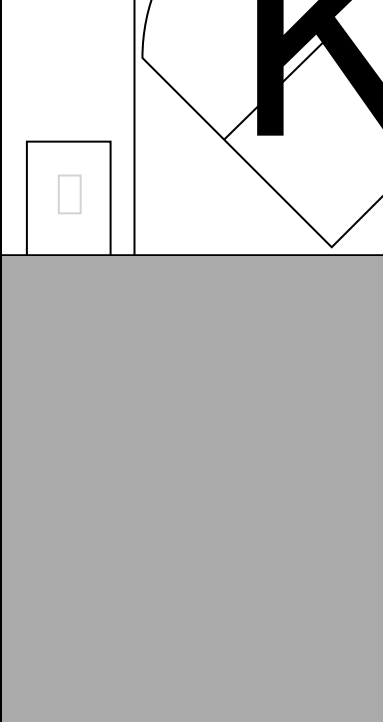


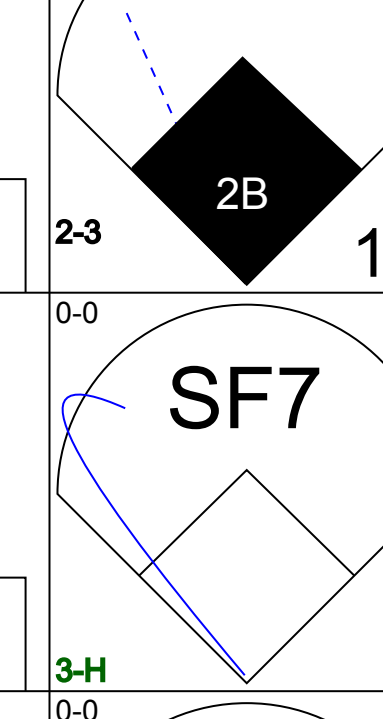




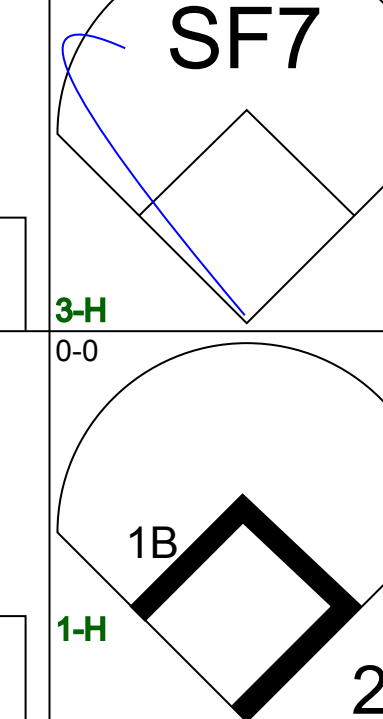
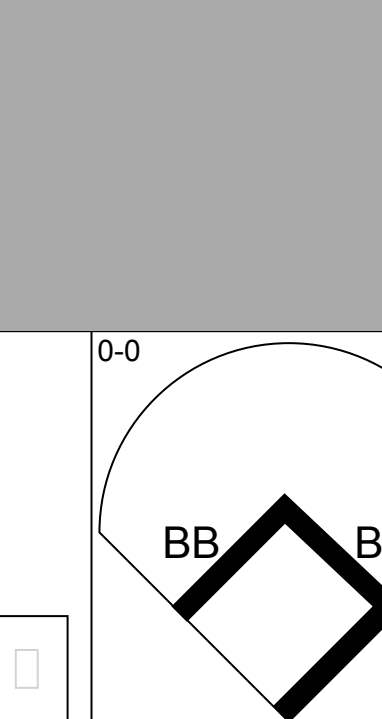

AB	36
R	3
H	12
RBI	3
BB	4
SO	6
LOB	19



Batter	1	2	3	4	5	6	7	8	9	AB	R	H	RBI	BB	SO	LOB	TOP			
Lenny Harris, L OBP: 0.302, SLG: 0.367	F7	K		G4-3		L8		BB 1B		5	0	1	0	0	1	2	Cincinnati Reds @ St. Louis Cardinals Busch Stadium, St. Louis, MO Sat May 27 1995, 7:05 PM CDT Att: 26,887 - Unknown - 69 F livebaseballscorecards.com			
Deion Sanders, L OBP: 0.288, SLG: 0.308	K		P6	1B		G4-3		BB		4	0	1	2	1	1	0				
Barry Larkin, R OBP: 0.463, SLG: 0.612	BB BB		2B 1B	G6-3			G5-3	L9		4	1	1	0	1	0	4				
Ron Gant, R OBP: 0.420, SLG: 0.641	BB		2B				CS 1B		K	3	1	2	0	2	1	0				
Jerome Walton, R OBP: 0.345, SLG: 0.692	BB		2B				1B		K	0	0	0	0	0	0	0				
Reggie Sanders, R OBP: 0.454, SLG: 0.558	BB		1B 2B	FC4-6 HBP			K		K	3	1	1	2	1	2	1				
Eddie Taubensee, L OBP: 0.305, SLG: 0.213	F9		L7-4 1B				CS	L8	P4	5	0	1	1	0	1	5				
Bret Boone, R OBP: 0.303, SLG: 0.342		SH3-4 1B	L7-4 1B			L9		F9		4	0	1	0	0	0	3				
Jeff Branson, L OBP: 0.368, SLG: 0.458		P6		SH5-4 1B 2B		FC4-6			PB 1B BB	3	2	1	0	1	0	3				
Jose Rijo, R OBP: 0.077, SLG: 0.077				SH3-4					BB PB 1B	1	0	0	0	0	0	0				
Thomas Howard, S OBP: 0.435, SLG: 0.316						G1-3				1	0	1	0	0	0	0				
Jeff Brantley, R										0	0	0	0	0	0	0				
Inning Stats	R: 0 E: 0 K: 1 S: 10	H: 0 LOB: 3 BB: 3 P: 24	R: 0 E: 0 K: 1 S: 8	H: 1 LOB: 1 BB: 0 P: 12	R: 3 E: 0 K: 0 S: 11	H: 4 LOB: 0 BB: 0 P: 21	R: 1 E: 0 K: 0 S: 7	H: 2 LOB: 1 BB: 0 P: 9	R: 0 E: 0 K: 0 S: 5	H: 0 LOB: 0 BB: 0 P: 8	R: 0 E: 0 K: 1 S: 9	H: 1 LOB: 0 BB: 0 P: 14	R: 1 E: 0 K: 0 S: 16	H: 2 LOB: 2 BB: 2 P: 32	R: 0 E: 0 K: 2 S: 9	H: 0 LOB: 0 BB: 0 P: 13	1B: 7 2B: 4 3B: 0 HR: 0	SF: 0 SAC: 2 DP: 1 HBP: 1	WP: 0 PB: 1 SB: 0 CS: 1	PA: 43
PITCHER	IP WLS BF H R ER SO BB IBB HBP BLK WP HR S P ERA WHIP	IP WLS BF H R ER SO BB IBB HBP BLK WP HR S P ERA WHIP	IP WLS BF H R ER SO BB IBB HBP BLK WP HR S P ERA WHIP	IP WLS BF H R ER SO BB IBB HBP BLK WP HR S P ERA WHIP	IP WLS BF H R ER SO BB IBB HBP BLK WP HR S P ERA WHIP	IP WLS BF H R ER SO BB IBB HBP BLK WP HR S P ERA WHIP	IP WLS BF H R ER SO BB IBB HBP BLK WP HR S P ERA WHIP	IP WLS BF H R ER SO BB IBB HBP BLK WP HR S P ERA WHIP	IP WLS BF H R ER SO BB IBB HBP BLK WP HR S P ERA WHIP	IP WLS BF H R ER SO BB IBB HBP BLK WP HR S P ERA WHIP	IP WLS BF H R ER SO BB IBB HBP BLK WP HR S P ERA WHIP	IP WLS BF H R ER SO BB IBB HBP BLK WP HR S P ERA WHIP	IP WLS BF H R ER SO BB IBB HBP BLK WP HR S P ERA WHIP	IP WLS BF H R ER SO BB IBB HBP BLK WP HR S P ERA WHIP	IP WLS BF H R ER SO BB IBB HBP BLK WP HR S P ERA WHIP	IP WLS BF H R ER SO BB IBB HBP BLK WP HR S P ERA WHIP	IP WLS BF H R ER SO BB IBB HBP BLK WP HR S P ERA WHIP			
Vicente Palacios, R ERA: 4.43	4.0	L	22	7	4	4	2	4	0	0	0	0	0	0	38	72	9.00	2.750		
Rich DeLucia, R ERA: 3.22	3.0		10	1	0	0	2	0	0	1	0	0	0	0	24	36	0.00	0.333		
John Habyan, R ERA: 3.77	0.2		6	2	1	1	0	2	0	0	0	0	0	0	13	27	13.50	6.000		
Jeff Parrett, R ERA: 5.63	1.1		4	0	0	0	2	0	0	0	0	0	0	0	12	18	0.00	0.000		

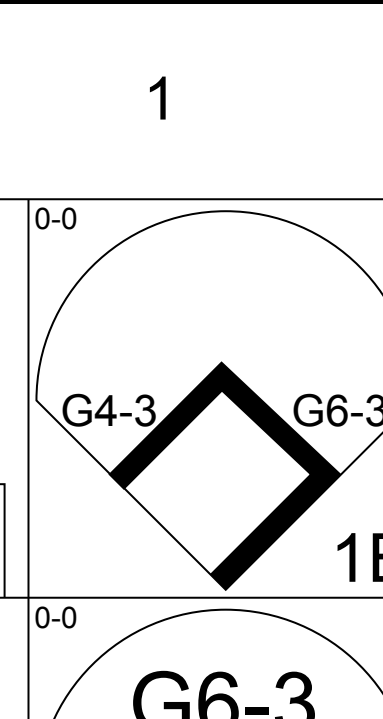
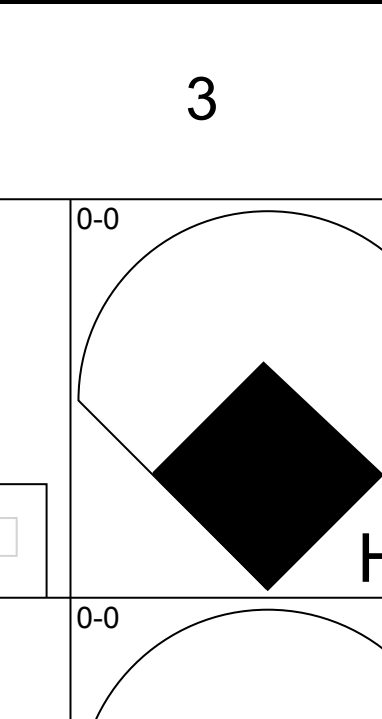
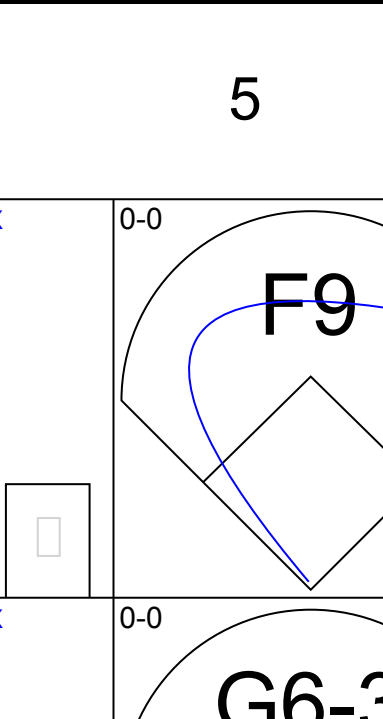
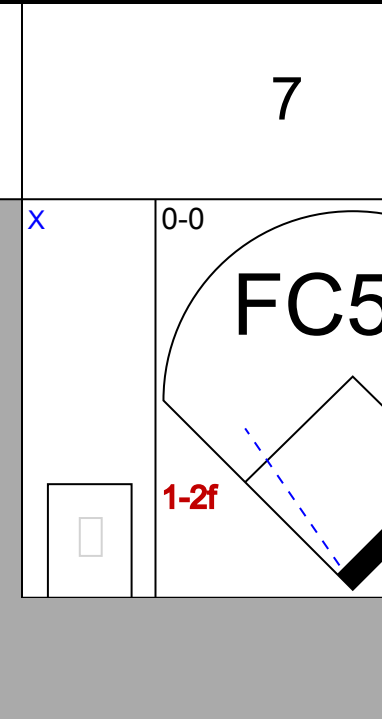
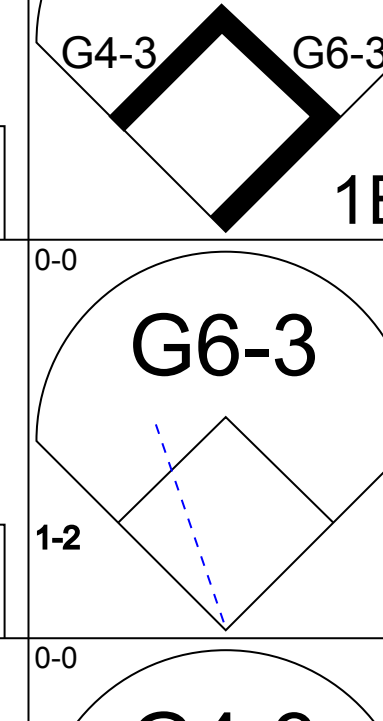
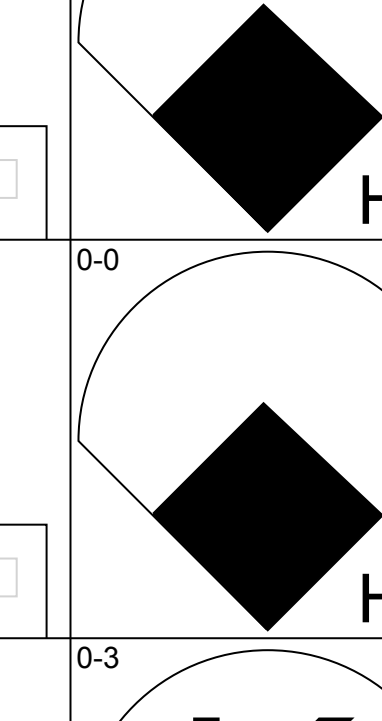
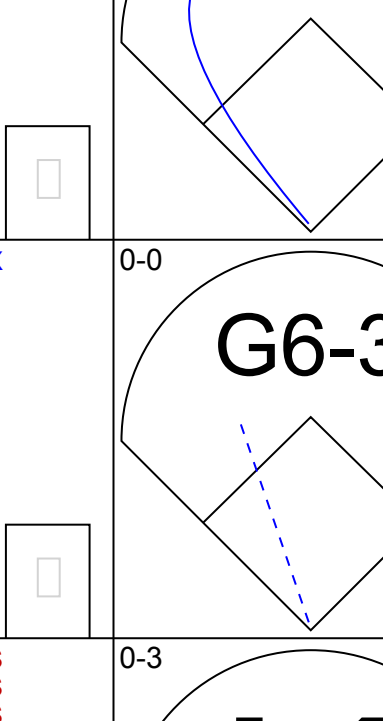
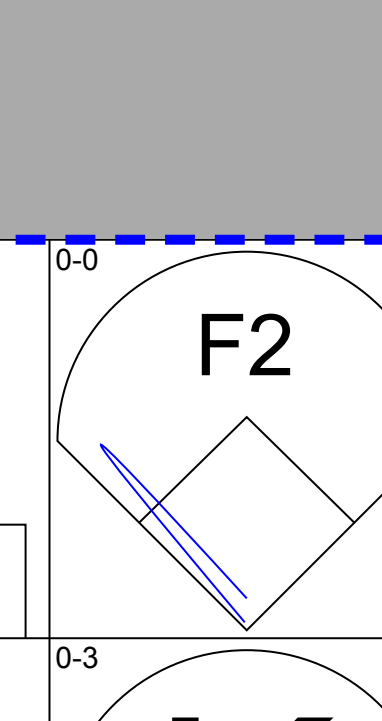
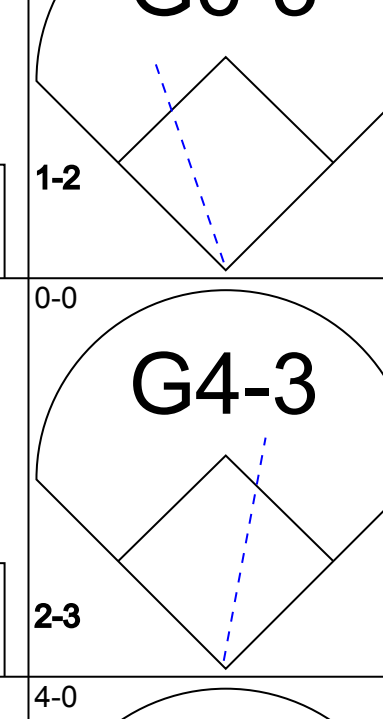
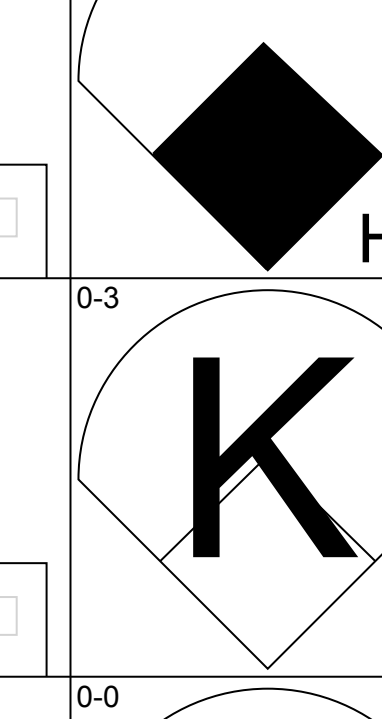
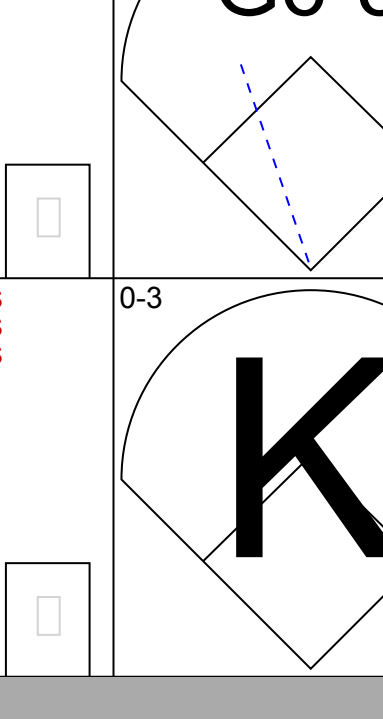
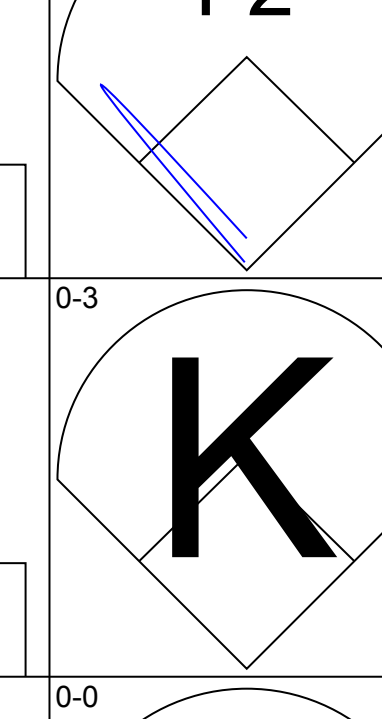
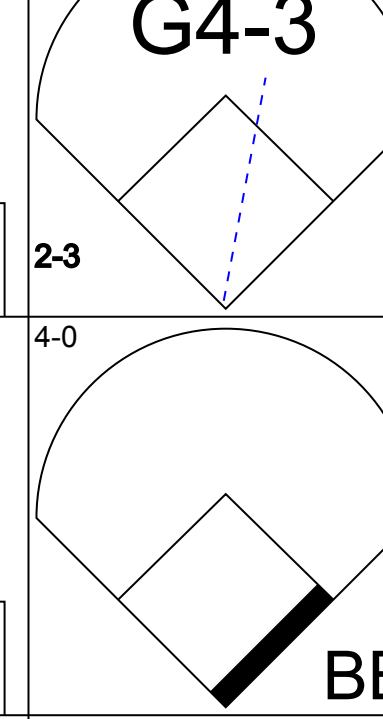
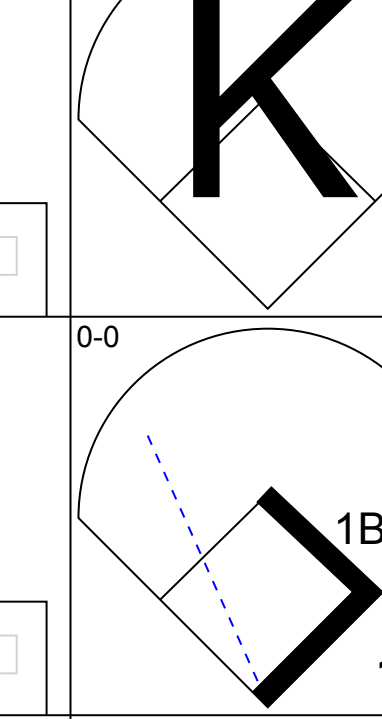
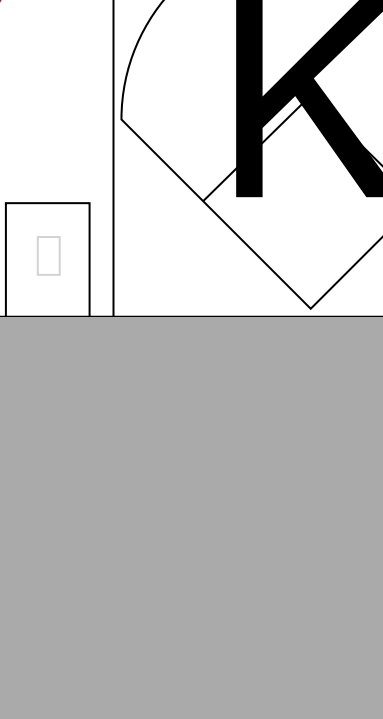
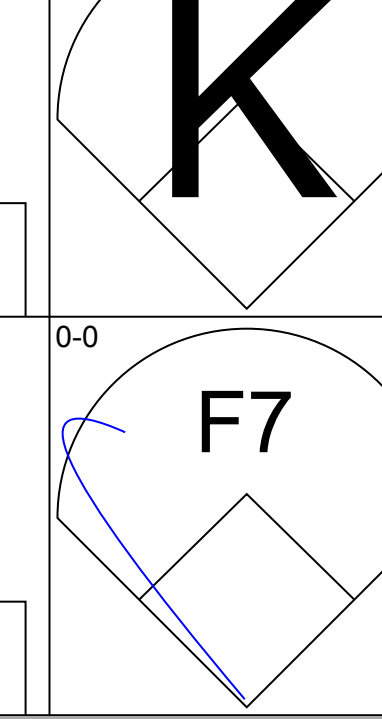
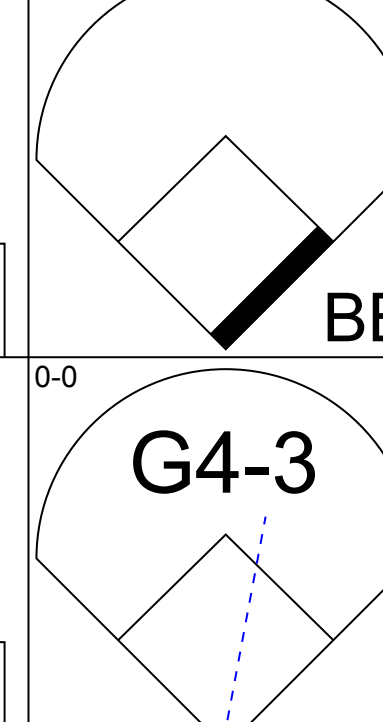
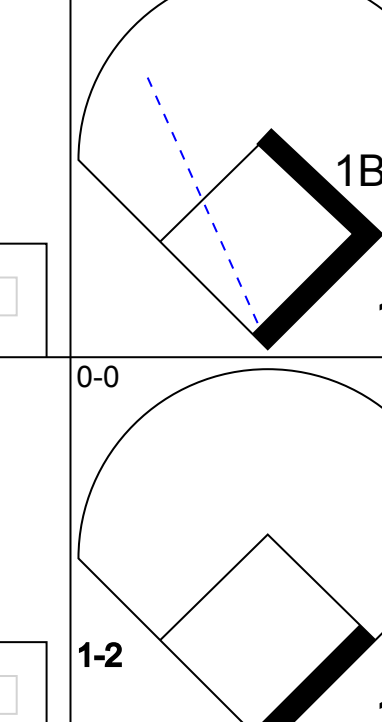

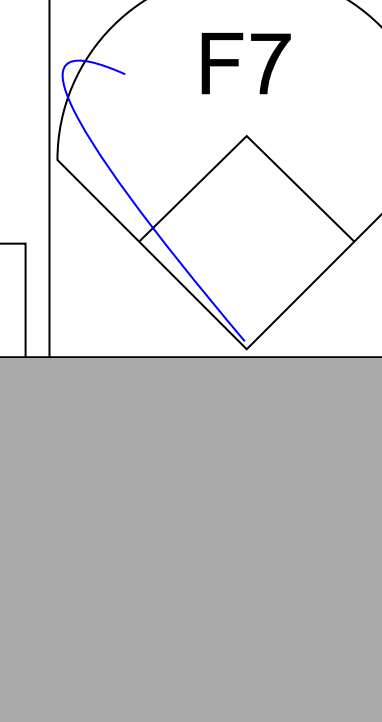

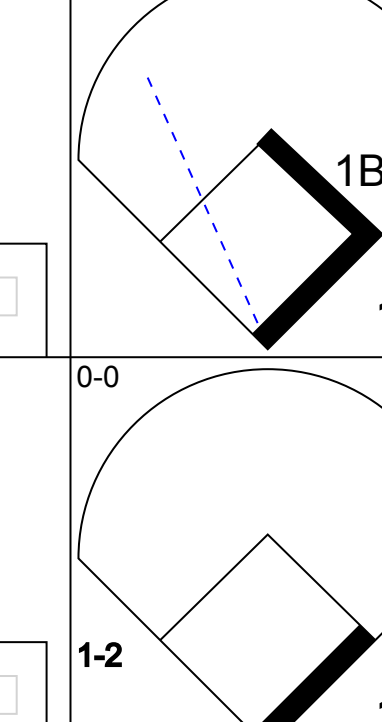

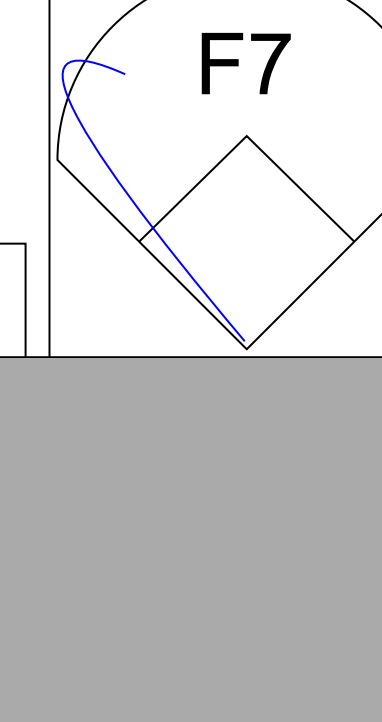
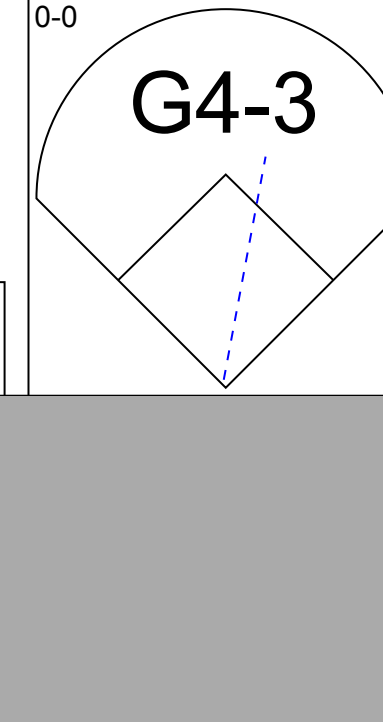




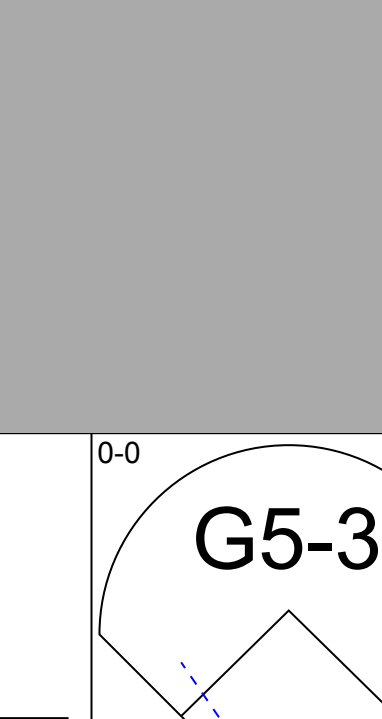
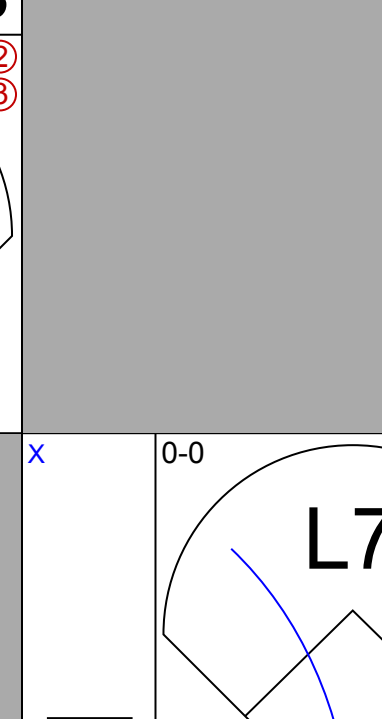

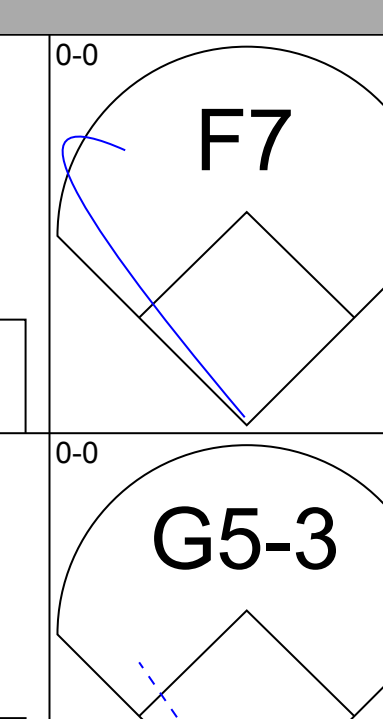
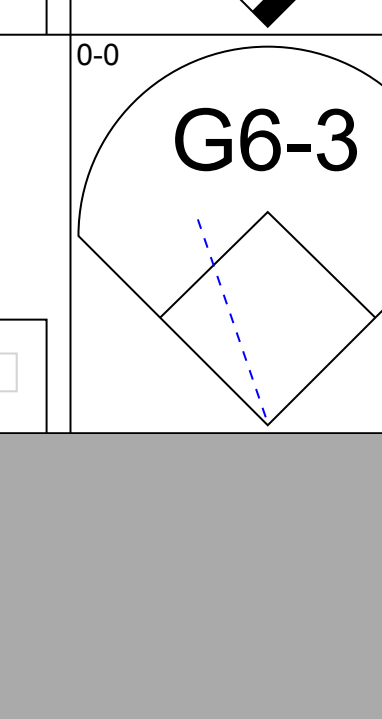

Batter	1	2	3	4	5	6	7	8	9	AB	R	H	RBI	BB	SO	LOB	BOTTOM			
Brian Jordan, R OBP: 0.275, SLG: 0.382	F8		G3				F7		1B	5	0	1	2	0	1	0	Cincinnati Reds @ St. Louis Cardinals Busch Stadium, St. Louis, MO Sat May 27 1995, 7:05 PM CDT Att: 26,887 - Unknown - 69 F livebaseballscorecards.com			
José Oquendo, S OBP: 0.315, SLG: 0.288	1B FC5-2 BB		1B					F8 2B	F8	3	0	2	0	2	0	1				
Ray Lankford, L OBP: 0.336, SLG: 0.474	FC5-2 1B		K			F7		F8		4	0	1	0	0	1	3				
Todd Zeile, R OBP: 0.411, SLG: 0.517	FC5-2 1B		K				F8	F8		4	0	1	0	0	1	2				
Scott Cooper, L OBP: 0.400, SLG: 0.346	FC5-2			K		G3-1		G3-1		4	0	0	0	0	1	4				
John Mabry, L OBP: 0.305, SLG: 0.313	L1-4-3						FC5-4 1B		2B 1B	3	1	2	0	1	0	3				
Tom Pagnozzi, R OBP: 0.283, SLG: 0.345			G5-4-3 1B			F8	FC5-4 1B		K	4	0	1	0	0	1	3				
Tripp Cromer, R OBP: 0.246, SLG: 0.417			G5-4-3			G4-3		G3		3	0	0	0	0	0	2				
Gerald Perry, L OBP: 0.305, SLG: 0.333									1B 2B	1	1	1	0	0	0	0				
Vicente Palacios, R ERA: 4.43	7.0		28	5	0	0	0	0	0	0	0	0	0	0	0	0				
Rich DeLucia, R ERA: 3.22	3.0		10	1	0	0	2	0	0	1	0	0	0	0	0	0				
Dan Russell, R ERA: 3.22	0.2		6	2	1	1	0	2	0	0	0	0	0	0	0	0				
John Habyan, R ERA: 3.77	1.1		4	0	0	0	2	0	0	0	0	0	0	0	0	0				
Jeff Parrett, R ERA: 5.63	1.1		4	0	0	0	2	0	0	0	0	0	0	0	0	0				
Scott Hermond, R ERA: 5.63	1.1		4	0	0	0	2	0	0	0	0	0	0	0	0	0				
Inning Stats	R: 0 E: 0 K: 0 S: 12	H: 2 LOB: 3 BB: 1 P: 19	R: 0 E: 0 K: 1 S: 6	H: 1 LOB: 0 BB: 0 P: 10	R: 0 E: 0 K: 2 S: 13	H: 1 LOB: 1 BB: 0 P: 20	R: 0 E: 0 K: 1 S: 10	H: 0 LOB: 1 BB: 1 P: 19	R: 0 E: 0 K: 0 S: 6	H: 1 LOB: 0 BB: 0 P: 11	R: 0 E: 0 K: 0 S: 7	H: 0 LOB: 0 BB: 0 P: 9	R: 0 E: 0 K: 0 S: 7	H: 1 LOB: 1 BB: 0 P: 11	R: 2 E: 0 K: 2 S: 14	H: 3 LOB: 1 BB: 0 P: 21	1B: 7 2B: 2 3B: 0 HR: 0	SF: 0 SAC: 0 DP: 1 HBP: 0	WP: 0 PB: 0 SB: 0 CS: 0	PA: 38
PITCHER	IP WLS BF H R ER SO BB IBB HBP BLK WP HR S P ERA WHIP	IP WLS BF H R ER SO BB IBB HBP BLK WP HR S P ERA WHIP	IP WLS BF H R ER SO BB IBB HBP BLK WP HR S P ERA WHIP	IP WLS BF H R ER SO BB IBB HBP BLK WP HR S P ERA WHIP	IP WLS BF H R ER SO BB IBB HBP BLK WP HR S P ERA WHIP	IP WLS BF H R ER SO BB IBB HBP BLK WP HR S P ERA WHIP	IP WLS BF H R ER SO BB IBB HBP BLK WP HR S P ERA WHIP	IP WLS BF H R ER SO BB IBB HBP BLK WP HR S P ERA WHIP	IP WLS BF H R ER SO BB IBB HBP BLK WP HR S P ERA WHIP	IP WLS BF H R ER SO BB IBB HBP BLK WP HR S P ERA WHIP	IP WLS BF H R ER SO BB IBB HBP BLK WP HR S P ERA WHIP	IP WLS BF H R ER SO BB IBB HBP BLK WP HR S P ERA WHIP	IP WLS BF H R ER SO BB IBB HBP BLK WP HR S P ERA WHIP	IP WLS BF H R ER SO BB IBB HBP BLK WP HR S P ERA WHIP	IP WLS BF H R ER SO BB IBB HBP BLK WP HR S P ERA WHIP	IP WLS BF H R ER SO BB IBB HBP BLK WP HR S P ERA WHIP				
Jose Rijo, R ERA: 4.17	2.0		10	4	2	2	2	0	0	0	0	0	0	0	0	0				
Jeff Brantley, R ERA: 4.05	2.0		10	4	2	2	2	0	0	0	0	0	0	0	0	0				



Batter	1	2	3	4	5	6	7	8	9	AB	R	H	RBI	BB	SO	LOB	TOP			
Jerome Walton, R (1, 8) OBP: 0.353, SLG: 0.677										5	1	2	0	0	1	2	Cincinnati Reds @ St. Louis Cardinals Busch Stadium, St. Louis, MO Sun May 28 1995, 3:33 AM CDT Att: 26,386 - Sunny - 81 F			
Barry Larkin, R (1, 6) OBP: 0.448, SLG: 0.589 Jeff Branson, L (7, 6) OBP: 0.382, SLG: 0.449										4	0	0	0	0	0	4				
Ron Gant, R (1, 7) OBP: 0.422, SLG: 0.642 Thomas Howard, S (7, 7) OBP: 0.458, SLG: 0.350										3	1	1	1	1	0	0				
Reggie Sanders, R (1, 9) OBP: 0.460, SLG: 0.596										4	2	2	2	1	0	1				
Bret Boone, R (1, 4) OBP: 0.298, SLG: 0.345										5	1	1	0	0	2	4				
Brian Hunter, R (1, 3) OBP: 0.289, SLG: 0.303										4	3	2	1	1	1	0				
Mark Lewis, R (1, 5) OBP: 0.350, SLG: 0.486										5	1	2	2	0	2	0				
Damon Berryhill, S (1, 2) OBP: 0.152, SLG: 0.100										4	0	1	1	0	0	1				
Tim Pugh, R (1, 1) OBP: 0.333, SLG: 0.500 Chuck McElroy, L (8, 1) Johnny Ruffin, R (9, 1)										3	0	2	1	0	1	0				
Inning Stats	R: 0 E: 0 K: 1 S: 5	H: 0 LOB: 0 BB: 0 P: 5	R: 3 E: 0 K: 1 S: 10	H: 5 LOB: 2 BB: 0 P: 10	R: 2 E: 0 K: 0 S: 5	H: 2 LOB: 1 BB: 1 P: 9	R: 0 E: 0 K: 1 S: 6	H: 1 LOB: 3 BB: 2 P: 14	R: 1 E: 0 K: 1 S: 6	H: 1 LOB: 0 BB: 0 P: 6	R: 3 E: 1 K: 1 S: 8	H: 3 LOB: 0 BB: 0 P: 8	R: 0 E: 0 K: 1 S: 6	H: 1 LOB: 1 BB: 0 P: 6	R: 0 E: 0 K: 1 S: 5	H: 0 LOB: 0 BB: 0 P: 5		1B: 5 2B: 7 3B: 0 HR: 2	SF: 1 SAC: 1 DP: 0 HBP: 0	WP: 0 PB: 0 SB: 0 CS: 0
PITCHER	IP WLS BF H R ER SO BB IBB HBP BLK WP HR S P ERA WHIP																			
Danny Jackson, L (1, 1) ERA: 7.39	4.0 L 24 9 6 6 3 3 0 0 0 0 0 2 27 39 13.50 3.000																			
John Habyan, R (5, 1) ERA: 4.15	3.0 13 4 3 2 3 0 0 0 0 0 0 0 19 19 6.00 1.333																			
Tony Fossas, L (8, 1) ERA:	2.0 7 1 0 0 2 0 0 0 0 0 0 0 11 11 0.00 0.500																			

AB	39
R	9
H	14
RBI	8
BB	3
SO	8
LOB	12



Batter	1	2	3	4	5	6	7	8	9	AB	R	H	RBI	BB	SO	LOB	BOTTOM	
Bernard Gilkey, R (1, 7) OBP: 0.370, SLG: 0.469 Allen Battle, R (9, 7) OBP: 0.250, SLG: 0.250										4	1	2	1	0	0	1	Cincinnati Reds @ St. Louis Cardinals Busch Stadium, St. Louis, MO Sun May 28 1995, 3:33 AM CDT Att: 26,386 - Sunny - 81 F	
Scott Hemond, R (1, 4) OBP: 0.150, SLG: 0.263										4	1	1	1	0	0	1		
Ray Lankford, L (1, 8) OBP: 0.326, SLG: 0.458										4	0	0	0	0	3	1		
Todd Zeile, R (1, 3) OBP: 0.416, SLG: 0.508										3	0	1	0	1	0	0		
John Mabry, L (1, 9) OBP: 0.319, SLG: 0.324										4	0	2	0	0	0	2		
Scott Cooper, L (1, 5) OBP: 0.395, SLG: 0.336										3	0	0	0	1	0	3		
Danny Sheaffer, R (1, 2) OBP: 0.384, SLG: 0.429											4	0	0	0	0	1		
Tripp Cromer, R (1, 6) OBP: 0.250, SLG: 0.413 Gerald Perry, L (9, PH) OBP: 0.295, SLG: 0.320											3	0	1	0	0	0		0
Danny Jackson, R (1, 1) OBP: 0.100, SLG: 0.100 John Habyan, R (5, 1) Brian Jordan, R (7, PH) OBP: 0.273, SLG: 0.379 Tony Fossas, L (8, 1)										2	0	0	0	0	0	0		
Inning Stats	R: 0 E: 0 K: 0 S: 4	H: 1 LOB: 2 BB: 1 P: 8	R: 0 E: 0 K: 0 S: 3	H: 0 LOB: 0 BB: 0 P: 3	R: 2 E: 0 K: 1 S: 9	H: 4 LOB: 0 BB: 0 P: 9	R: 0 E: 0 K: 0 S: 3	H: 0 LOB: 0 BB: 0 P: 3	R: 0 E: 0 K: 0 S: 4	H: 1 LOB: 1 BB: 0 P: 4	R: 0 E: 0 K: 1 S: 5	H: 0 LOB: 0 BB: 0 P: 5	R: 0 E: 0 K: 0 S: 3	H: 0 LOB: 1 BB: 1 P: 7	1B: 5 2B: 0 3B: 0 HR: 2	SF: 0 SAC: 0 DP: 1 HBP: 0		WP: 1 PB: 0 SB: 0 CS: 0
PITCHER	IP WLS BF H R ER SO BB IBB HBP BLK WP HR S P ERA WHIP																	
Tim Pugh, R (1, 1) ERA: 2.05	7.0 W 28 7 2 2 2 2 1 0 0 0 0 0 2 31 35 2.57 1.143																	
Chuck McElroy, L (8, 1) ERA: 1.35	1.0 3 0 0 0 1 0 0 0 0 0 0 0 5 5 0.00 0.000																	
Johnny Ruffin, R (9, 1) ERA: 3.0	1.0 4 0 0 0 0 1 0 0 0 0 1 0 3 7 0.00 1.000																	

AB	33
R	2
H	7
RBI	2
BB	2
SO	3
LOB	11



Batter	1	2	3	4	5	6	7	8	9	10	11	AB	R	H	RBI	BB	SO	LOB	TOP									
Mike Kingery, L OBP: 0.440, SLG: 0.566	(1, 8) G3	(2, 3) K		(1, 0) F7			(0, 2) HR	(4, 0) BB		(2, 1) P3		5	1	1	1	1	1	5										
Jason Bates, S OBP: 0.400, SLG: 0.510	(1, 4) S 1B			(2, 1) P6	(1, 0) L8		(4, 1) G1-6-3 1B	(2, 1) G4-3			(0, 0) G3-1	5	0	1	0	1	0	4										
Dante Bichette, R OBP: 0.380, SLG: 0.594	(1, 7) F8		(0, 0) G6-3				(0, 1) G4-3 WP 1B		(2, 0) E5 CS 1B		(1, 3) K	6	0	2	0	0	1	1										
Larry Walker, L OBP: 0.362, SLG: 0.610	(1, 9) S 1 SAFE K		(1, 1) F9				(0, 0) G1-6-3 1B		(0, 0) P6		(2, 0) G3-1	6	0	0	0	0	1	5										
Vinny Castilla, R OBP: 0.348, SLG: 0.591		(2, 1) 2B 1B		(0, 0) HR			(3, 2) G4-3		(2, 2) 1B			5	2	3	1	0	0	2										
Andres Galaraga, R OBP: 0.286, SLG: 0.413	(1, 3) 1B 1H 2B		(3, 2) 2B				(1, 3) K		(0, 1) E5 SH4-3 1B		(1, 1) P3	5	2	2	1	0	1	3										
Joe Girardi, R OBP: 0.373, SLG: 0.429	(1, 2) CS 1B		(4, 2) 2B BB				(0, 3) K		(0, 0) SH4-3		(1, 2) SH3 1B	3	0	2	0	1	1	0										
Walt Weiss, S OBP: 0.397, SLG: 0.317	(1, 6) SH3 BB		(0, 0) 2B				(2, 2) F8		(0, 3) K		(1, 2) SH3	3	0	1	1	1	1	1										
Kevin Ritz, R OBP: 0.300, SLG: 0.143	(1, 1) SH3		(3, 1) 1-2				(0, 0) G6-3		(3, 1) BB 1B		(0, 3) K	2	0	0	0	0	0	1										
Darren Holmes, R OBP: 0.338, SLG: 0.533												2	0	0	0	0	0	0										
Curt Leskanic, R OBP: 0.300, SLG: 0.200												0	0	0	0	0	0	0										
Mike Munoz, L OBP: 0.280, SLG: 0.284												0	0	0	0	0	0	0										
Steve Reed, R OBP: 0.280, SLG: 0.284												1	0	0	0	0	0	1										
Roger Bailey, R OBP: 0.280, SLG: 0.284												0	0	0	0	0	0	0										
Inning Stats	R: 0 E: 0 K: 1 S: 14	H: 1 LOB: 1 BB: 0 P: 21	R: 1 E: 0 K: 1 S: 12	H: 3 LOB: 2 BB: 1 P: 24	R: 0 E: 0 K: 0 S: 5	H: 0 LOB: 0 BB: 0 P: 8	R: 2 E: 0 K: 1 S: 16	H: 3 LOB: 2 BB: 1 P: 26	R: 0 E: 0 K: 1 S: 8	H: 0 LOB: 0 BB: 0 P: 9	R: 1 E: 0 K: 0 S: 9	H: 2 LOB: 1 BB: 1 P: 14	R: 1 E: 1 K: 1 S: 10	H: 1 LOB: 2 BB: 1 P: 19	R: 0 E: 1 K: 0 S: 7	H: 1 LOB: 1 BB: 0 P: 12	R: 0 E: 0 K: 1 S: 11	H: 1 LOB: 0 BB: 0 P: 14	R: 0 E: 0 K: 1 S: 6	H: 0 LOB: 0 BB: 0 P: 9	1B: 8 2B: 3 3B: 0 HR: 2	SF: 0 SAC: 3 DP: 1 HBP: 0	WP: 1 PB: 0 SB: 1 CS: 2	PA: 49				
PITCHER	IP ERA: 5.91	WLS 2.0	BF 7	H 1	R 0	ER 0	SO 2	BB 0	IBB 0	HBP 0	BLK 0	WP 0	HR 0	S 15	P 22	ERA 9.00	WHIP 3.000											
John Frascatore, R	(1, 1)																											
Rich DeLucia, R	(4, 1)																											
Jeff Paprett, R	(6, 1)																											
Tony Fossas, L	(7, 1)																											
Rene Arocha, R	(7, 1)																											
PITCHER	IP ERA: 0.69	WLS 1.0	BF 3	H 0	R 0	ER 0	SO 1	BB 0	IBB 0	HBP 0	BLK 0	WP 0	HR 0	S 6	P 9	ERA 0.00	WHIP 0.000											
Tom Henke, R	(9, 1)																											
John Habyan, R	(11, 1)																											

Colorado Rockies @ St. Louis Cardinals
 Busch Stadium, St. Louis, MO
 Mon May 29 1995, 3:33 AM CDT
 Att: 26,869 - Sunny - 70 F

livebaseballscores.com

AB 42
 R 5
 H 13
 RBI 5
 BB 4
 SO 8
 LOB 24



Batter	1	2	3	4	5	6	7	8	9	10	11	AB	R	H	RBI	BB	SO	LOB	BOTTOM									
Geronimo Pena, S OBP: 0.250, SLG: 0.286	(1, 4) G4-3		(2, 2) F8		(2, 1) CS 1B		(0, 1) SF8		(2, 1) G3		(0, 2) 1B	5	0	2	3	0	0	1										
Bernard Gilkey, R OBP: 0.357, SLG: 0.452	(1, 7) G6-3		(2, 2) F8	(1, 0) K			(1, 0) CS	(0, 5) K		(3, 3) K		5	0	0	0	0	3	1										
Ray Lankford, L OBP: 0.336, SLG: 0.468	(1, 8) G6-3		(2, 2) S 1B				(1, 1) F8	(1, 1) WP 2B		(4, 0) BB BB		4	1	2	0	1	0	0										
Todd Zeile, R OBP: 0.402, SLG: 0.478		(3, 1) G6-3		(4, 1) 1 SAFE 1 SAFE 1 SAFE 1 SAFE BB			(1, 1) G4-3	(2, 3) K		(0, 1) P9		4	0	0	0	1	1	2										
John Mabry, L OBP: 0.307, SLG: 0.310	(1, 9) G4-1		(1, 0) P8				(0, 2) G5-3	(4, 1) 1B BB		(4, 1) 1B BB		3	0	0	0	0	0	2										
Rene Arocha, R	(7, 1)											0	0	0	0	0	0	0										
Scott Cooper, L OBP: 0.405, SLG: 0.336	(8, PH)											0	0	0	0	2	0	0										
Darnell Coles, R OBP: 0.286, SLG: 0.394	(1, 5) F9											4	1	2	0	0	0	2										
Tom Henke, R	(9, 1)											0	0	0	0	0	0	0										
Scott Hemond, R OBP: 0.143, SLG: 0.250	(10, PH)											1	0	0	0	0	0	2										
John Habyan, R	(11, 1)											0	0	0	0	0	0	0										
Inning Stats	R: 0 E: 0 K: 0 S: 9	H: 0 LOB: 0 BB: 0 P: 13	R: 0 E: 0 K: 0 S: 5	H: 0 LOB: 0 BB: 0 P: 10	R: 0 E: 0 K: 0 S: 7	H: 1 LOB: 1 BB: 0 P: 10	R: 0 E: 0 K: 0 S: 12	H: 1 LOB: 2 BB: 1 P: 21	R: 2 E: 0 K: 1 S: 8	H: 2 LOB: 0 BB: 0 P: 15	R: 0 E: 0 K: 0 S: 7	H: 0 LOB: 0 BB: 0 P: 9	R: 2 E: 0 K: 0 S: 10	H: 3 LOB: 0 BB: 0 P: 16	R: 1 E: 0 K: 3 S: 14	H: 2 LOB: 2 BB: 1 P: 26	R: 0 E: 0 K: 0 S: 5	H: 0 LOB: 0 BB: 0 P: 8	R: 0 E: 0 K: 1 S: 10	H: 0 LOB: 2 BB: 2 P: 23	R: 1 E: 0 K: 0 S: 9	H: 2 LOB: 2 BB: 1 P: 14	1B: 8 2B: 3 3B: 0 HR: 0	SF: 1 SAC: 1 DP: 0 HBP: 0	WP: 1 PB: 0 SB: 2 CS: 2	PA: 47		
PITCHER	IP ERA: 3.82	WLS 1.0	BF 5	H 3	R 2	ER 2	SO 0	BB 0	IBB 0	HBP 0	BLK 0	WP 0	HR 0	S 48	P 78	ERA 3.00	WHIP 1.000											
Kevin Ritz, R	(1, 1)																											
Darren Holmes, R	(7, 1)																											
Curt Leskanic, R	(8, 1)																											
Mike Munoz, L	(8, 1)																											
Steve Reed, R	(8, 1)																											
PITCHER	IP ERA: 3.32	WLS 1.1	BF 9	H 2	R 1	ER 1	SO 1	BB 3	IBB 0	HBP 0	BLK 0	WP 0	HR 0	S 19	P 37	ERA 6.75	WHIP 3.750											
Roger Bailey, R	(10, 1)																											

Colorado Rockies @ St. Louis Cardinals
 Busch Stadium, St. Louis, MO
 Mon May 29 1995, 3:33 AM CDT
 Att: 26,869 - Sunny - 70 F

livebaseballscores.com

AB 38
 R 6
 H 11
 RBI 5
 BB 6
 SO 5
 LOB 16



Batter	1	2	3	4	5	6	7	8	9	AB	R	H	RBI	BB	SO	LOB	TOP				
Mike Kingery, L (1, 8) OBP: 0.458, SLG: 0.575										4	2	3	0	1	0	1					
Jason Bates, S (1, 4) OBP: 0.392, SLG: 0.495										5	0	1	0	0	1	4					
Dante Bichette, R (1, 9) OBP: 0.380, SLG: 0.594										5	1	2	0	0	0	2					
John Vander Wal, L (1, 7) OBP: 0.500, SLG: 0.750										4	1	1	1	0	1	1					
Vinny Castilla, R (1, 5) OBP: 0.345, SLG: 0.579										4	1	1	0	0	0	2					
Andres Galarraga, R (1, 3) OBP: 0.260, SLG: 0.423										4	0	2	3	0	1	1					
Joe Girardi, R (1, 2) OBP: 0.361, SLG: 0.414										4	0	0	0	0	1	2					
Walt Weiss, S (1, 6) OBP: 0.392, SLG: 0.314										4	0	1	0	0	0	1					
Omar Olivares, R (1, 1) OBP: 0.250, SLG: 0.286										1	0	0	0	1	0	1					
Eric Young Sr., R (6, PH) OBP: 0.244, SLG: 0.147										1	0	0	0	0	0	0					
Joe Grahe, R (6, PH) OBP: 0.258, SLG: 0.237										0	0	0	0	0	0	0					
Ellis Burks, R (8, PH)										1	0	0	0	0	0	0					
Curt Leskanic, R (8, 1)										0	0	0	0	0	0	0					
Inning Stats	R: 1 E: 1 K: 1 S: 11	H: 1 LOB: 1 BB: 0 P: 15	R: 0 E: 0 K: 0 S: 10	H: 1 LOB: 1 BB: 0 P: 16	R: 4 E: 0 K: 1 S: 15	H: 4 LOB: 1 BB: 1 P: 26	R: 0 E: 0 K: 0 S: 14	H: 1 LOB: 1 BB: 0 P: 22	R: 0 E: 0 K: 1 S: 8	H: 1 LOB: 1 BB: 0 P: 13	R: 0 E: 0 K: 0 S: 8	H: 1 LOB: 1 BB: 0 P: 15	R: 0 E: 0 K: 1 S: 10	H: 1 LOB: 1 BB: 0 P: 13	R: 0 E: 0 K: 0 S: 7	H: 0 LOB: 0 BB: 0 P: 12	R: 0 E: 0 K: 0 S: 7	H: 1 LOB: 0 BB: 0 P: 8	1B: 9 2B: 2 3B: 0 HR: 0	SF: 0 SAC: 0 DP: 2 HBP: 0	WP: 0 PA: 39 PB: 0 SB: 1 CS: 0
PITCHER	IP WLS BF H R ER SO BB IBB HBP BLK WP HR S P ERA WHIP	IP WLS BF H R ER SO BB IBB HBP BLK WP HR S P ERA WHIP	IP WLS BF H R ER SO BB IBB HBP BLK WP HR S P ERA WHIP	IP WLS BF H R ER SO BB IBB HBP BLK WP HR S P ERA WHIP	IP WLS BF H R ER SO BB IBB HBP BLK WP HR S P ERA WHIP	IP WLS BF H R ER SO BB IBB HBP BLK WP HR S P ERA WHIP	IP WLS BF H R ER SO BB IBB HBP BLK WP HR S P ERA WHIP	IP WLS BF H R ER SO BB IBB HBP BLK WP HR S P ERA WHIP	IP WLS BF H R ER SO BB IBB HBP BLK WP HR S P ERA WHIP	IP WLS BF H R ER SO BB IBB HBP BLK WP HR S P ERA WHIP	IP WLS BF H R ER SO BB IBB HBP BLK WP HR S P ERA WHIP	IP WLS BF H R ER SO BB IBB HBP BLK WP HR S P ERA WHIP	IP WLS BF H R ER SO BB IBB HBP BLK WP HR S P ERA WHIP	IP WLS BF H R ER SO BB IBB HBP BLK WP HR S P ERA WHIP	IP WLS BF H R ER SO BB IBB HBP BLK WP HR S P ERA WHIP	IP WLS BF H R ER SO BB IBB HBP BLK WP HR S P ERA WHIP	IP WLS BF H R ER SO BB IBB HBP BLK WP HR S P ERA WHIP	IP WLS BF H R ER SO BB IBB HBP BLK WP HR S P ERA WHIP	IP WLS BF H R ER SO BB IBB HBP BLK WP HR S P ERA WHIP	IP WLS BF H R ER SO BB IBB HBP BLK WP HR S P ERA WHIP	IP WLS BF H R ER SO BB IBB HBP BLK WP HR S P ERA WHIP

Colorado Rockies @ St. Louis Cardinals
 Busch Stadium, St. Louis, MO
 Tue May 30 1995, 7:05 PM CDT
 Att: 15,251 - Unknown - 77 F

AB	37
R	5
H	11
RBI	4
BB	2
SO	4
LOB	15



Batter	1	2	3	4	5	6	7	8	9	AB	R	H	RBI	BB	SO	LOB	BOTTOM			
Geronimo Pena, S (1, 4) OBP: 0.333, SLG: 0.300										3	3	1	0	1	0	1				
Bernard Gilkey, R (1, 7) OBP: 0.367, SLG: 0.457										3	3	2	0	0	0	0				
Ray Lankford, L (1, 8) OBP: 0.352, SLG: 0.477										4	0	3	2	1	0	2				
Todd Zeile, R (1, 3) OBP: 0.414, SLG: 0.493										4	0	3	2	0	0	2				
Brian Jordan, R (1, 9) OBP: 0.288, SLG: 0.387										5	1	2	1	0	1	6				
Darnell Coles, R (1, 5) OBP: 0.282, SLG: 0.361										3	0	0	0	1	0	2				
Scott Cooper, L (8, PH) OBP: 0.402, SLG: 0.333										1	0	0	0	0	0	2				
Tom Pagnozzi, R (1, 2) OBP: 0.297, SLG: 0.340										4	0	1	2	0	1	2				
Tripp Cromer, R (1, 6) OBP: 0.260, SLG: 0.431										4	0	1	0	0	0	2				
Ken Hill, R (1, 1) OBP: 0.375, SLG: 0.357										2	1	1	0	1	0	0				
Gerald Perry, L (7, PH) OBP: 0.276, SLG: 0.296										1	0	0	0	0	0	1				
Rene Arocha, R (8, 1)										0	0	0	0	0	0	0				
Tom Henke, R (9, 1)										0	0	0	0	0	0	0				
Inning Stats	R: 3 E: 0 K: 0 S: 15	H: 3 LOB: 2 BB: 1 P: 27	R: 0 E: 0 K: 0 S: 11	H: 3 LOB: 0 BB: 0 P: 15	R: 0 E: 0 K: 0 S: 6	H: 1 LOB: 0 BB: 0 P: 10	R: 2 E: 0 K: 0 S: 11	H: 3 LOB: 2 BB: 1 P: 21	R: 0 E: 0 K: 1 S: 7	H: 0 LOB: 0 BB: 0 P: 10	R: 3 E: 2 K: 0 S: 9	H: 1 LOB: 1 BB: 2 P: 25	R: 0 E: 0 K: 0 S: 4	H: 1 LOB: 0 BB: 0 P: 7	R: 0 E: 0 K: 1 S: 11	H: 2 LOB: 2 BB: 0 P: 14	1B: 13 2B: 2 3B: 0 HR: 0	SF: 1 SAC: 2 DP: 2 HBP: 1	WP: 1 PA: 42 PB: 0 SB: 0 CS: 0	
PITCHER	IP WLS BF H R ER SO BB IBB HBP BLK WP HR S P ERA WHIP	IP WLS BF H R ER SO BB IBB HBP BLK WP HR S P ERA WHIP	IP WLS BF H R ER SO BB IBB HBP BLK WP HR S P ERA WHIP	IP WLS BF H R ER SO BB IBB HBP BLK WP HR S P ERA WHIP	IP WLS BF H R ER SO BB IBB HBP BLK WP HR S P ERA WHIP	IP WLS BF H R ER SO BB IBB HBP BLK WP HR S P ERA WHIP	IP WLS BF H R ER SO BB IBB HBP BLK WP HR S P ERA WHIP	IP WLS BF H R ER SO BB IBB HBP BLK WP HR S P ERA WHIP	IP WLS BF H R ER SO BB IBB HBP BLK WP HR S P ERA WHIP	IP WLS BF H R ER SO BB IBB HBP BLK WP HR S P ERA WHIP	IP WLS BF H R ER SO BB IBB HBP BLK WP HR S P ERA WHIP	IP WLS BF H R ER SO BB IBB HBP BLK WP HR S P ERA WHIP	IP WLS BF H R ER SO BB IBB HBP BLK WP HR S P ERA WHIP	IP WLS BF H R ER SO BB IBB HBP BLK WP HR S P ERA WHIP	IP WLS BF H R ER SO BB IBB HBP BLK WP HR S P ERA WHIP	IP WLS BF H R ER SO BB IBB HBP BLK WP HR S P ERA WHIP	IP WLS BF H R ER SO BB IBB HBP BLK WP HR S P ERA WHIP	IP WLS BF H R ER SO BB IBB HBP BLK WP HR S P ERA WHIP	IP WLS BF H R ER SO BB IBB HBP BLK WP HR S P ERA WHIP	IP WLS BF H R ER SO BB IBB HBP BLK WP HR S P ERA WHIP

Colorado Rockies @ St. Louis Cardinals
 Busch Stadium, St. Louis, MO
 Tue May 30 1995, 7:05 PM CDT
 Att: 15,251 - Unknown - 77 F

AB	34
R	8
H	14
RBI	7
BB	4
SO	2
LOB	20



Batter	1	2	3	4	5	6	7	8	9	AB	R	H	RBI	BB	SO	LOB	TOP			
Mike Kingery, L (1, 8) OBP: 0.455, SLG: 0.565										5	1	2	1	0	0	2	Colorado Rockies @ St. Louis Cardinals Busch Stadium, St. Louis, MO Wed May 31 1995, 3:33 AM CDT Att: 19,297 - Cloudy - 75 F			
Jason Bates, S (1, 4) OBP: 0.388, SLG: 0.487										4	1	1	0	0	0	1				
Andres Calarraga, R (1, 3) OBP: 0.289, SLG: 0.418										4	0	1	0	0	2	2				
Larry Walker, L (1, 9) OBP: 0.367, SLG: 0.642										4	1	2	3	0	0	1				
Ellis Burks, R (1, 7) OBP: 0.286, SLG: 0.274										3	1	2	0	1	0	1				
Vinny Castilla, R (1, 5) OBP: 0.333, SLG: 0.559										4	0	0	0	0	0	4				
Jorge Brito, R (1, 2) OBP: 0.333, SLG: 0.364										3	1	1	1	0	0	1				
Walt Weiss, S (1, 6) OBP: 0.381, SLG: 0.303										4	0	0	0	0	0	2				
Juan Acevedo, R (1, 1) Eric Young Sr., R (7, PH) Mike Murnighan, R (7, 1) Steve Reed, R (7, 1) Dante Bichette, R (9, PH) Darren Holmes, R (9, 1)										2	0	0	0	0	2	1				
Inning Stats	R: 2 E: 0 K: 1 S: 8	H: 3 LOB: 1 BB: 0 P: 8	R: 1 E: 0 K: 1 S: 6	H: 1 LOB: 1 BB: 0 P: 7	R: 0 E: 0 K: 0 S: 4	H: 2 LOB: 1 BB: 0 P: 4	R: 0 E: 0 K: 1 S: 5	H: 0 LOB: 0 BB: 0 P: 5	R: 0 E: 0 K: 0 S: 3	H: 0 LOB: 0 BB: 1 P: 7	R: 0 E: 0 K: 0 S: 3	H: 0 LOB: 0 BB: 0 P: 3	R: 0 E: 0 K: 1 S: 5	H: 0 LOB: 0 BB: 0 P: 5	R: 0 E: 0 K: 1 S: 5	H: 2 LOB: 2 BB: 1 P: 9		1B: 5 2B: 3 3B: 0 HR: 1	SF: 0 SAC: 0 DP: 1 HBP: 1	WP: 0 PB: 0 SB: 0 CS: 1
PITCHER	IP WLS BF H R ER SO BB IBB HBP BLK WP HR S P ERA WHIP																			
Mark Petkovsek, R (1, 1) ERA: 4.08	5.0 L 23 7 4 4 3 1 0 1 0 0 0 1 27 32 7.20 1.600																			
Vicente Palacios, R (6, 1) ERA: 4.24	1.0 2 2 0 0 0 0 0 0 0 0 0 0 2 2 0.00 0.000																			
Jeff Parrett, R (7, 1) ERA: 5.49	2.2 10 2 1 1 1 0 0 0 0 0 0 0 12 12 3.38 0.750																			
Tony Fossas, L (9, 1) ERA:	0.1 2 0 0 0 0 0 0 1 0 0 0 0 0 1 5 0.00 0.000																			

Batter	1	2	3	4	5	6	7	8	9	AB	R	H	RBI	BB	SO	LOB	BOTTOM					
Geronimo Pena, S (1, 4) OBP: 0.294, SLG: 0.467										5	1	1	1	0	2	1	Colorado Rockies @ St. Louis Cardinals Busch Stadium, St. Louis, MO Wed May 31 1995, 3:33 AM CDT Att: 19,297 - Cloudy - 75 F					
Bernard Gilkey, R (1, 7) OBP: 0.355, SLG: 0.441										5	0	0	0	0	1	1						
Ray Lankford, L (1, 8) OBP: 0.362, SLG: 0.492										4	0	3	0	0	1	0						
Todd Zeile, R (1, 3) OBP: 0.396, SLG: 0.467										4	0	0	0	0	1	2						
Brian Jordan, R (1, 9) OBP: 0.295, SLG: 0.412										3	1	1	1	0	1	0						
Scott Cooper, L (1, 5) OBP: 0.404, SLG: 0.333										3	0	1	0	1	0	0						
Tom Pagnozzi, R (1, 2) OBP: 0.295, SLG: 0.337										4	0	1	0	0	2	4						
Tripp Cromer, R (1, 6) OBP: 0.272, SLG: 0.467										3	1	1	1	1	1	3						
Mark Petkovsek, R (1, 1) Vicente Palacios, R (6, PH) Gerard Perry, L (9, PH) Jeff Parrett, R (7, 1) Tony Fossas, L (9, 1) John Mabry, R (9, PH)										2	0	0	0	0	1	0						
Inning Stats	R: 0 E: 0 K: 1 S: 5	H: 0 LOB: 0 BB: 0 P: 5	R: 0 E: 0 K: 1 S: 5	H: 0 LOB: 1 BB: 1 P: 9	R: 1 E: 0 K: 2 S: 8	H: 1 LOB: 0 BB: 0 P: 8	R: 0 E: 0 K: 1 S: 7	H: 2 LOB: 3 BB: 0 P: 8	R: 1 E: 0 K: 0 S: 4	H: 2 LOB: 0 BB: 0 P: 4	R: 1 E: 0 K: 0 S: 5	H: 2 LOB: 2 BB: 1 P: 9	R: 0 E: 0 K: 1 S: 6	H: 1 LOB: 1 BB: 0 P: 6	R: 0 E: 0 K: 2 S: 7	H: 0 LOB: 0 BB: 0 P: 7		R: 0 E: 0 K: 2 S: 8	H: 1 LOB: 1 BB: 0 P: 8	1B: 5 2B: 1 3B: 0 HR: 3	SF: 0 SAC: 0 DP: 0 HBP: 1	WP: 0 PB: 0 SB: 0 CS: 1
PITCHER	IP WLS BF H R ER SO BB IBB HBP BLK WP HR S P ERA WHIP																					
Juan Acevedo, R (1, 1) ERA: 5.82	6.0 W 27 7 3 3 5 2 0 1 0 0 0 0 3 34 43 4.50 1.500																					
Mike Munoz, L (7, 1) ERA: 5.4	0.2 3 1 0 0 1 0 0 0 0 0 0 0 5 5 0.00 1.500																					
Steve Reed, R (7, 1) ERA: 2.89	1.1 4 0 0 0 2 0 0 0 0 0 0 0 8 8 0.00 0.000																					
Darren Holmes, R (9, 1) ERA: 3.31	1.0 S 4 1 0 0 2 0 0 0 0 0 0 0 8 8 0.00 1.000																					



Batter	1	2	3	4	5	6	7	8	9	AB	R	H	RBI	BB	SO	LOB	TOP								
Gerónimo Peña, S (1, 4) OBP: 0.286, SLG: 0.389										3	0	0	0	1	2	0	St. Louis Cardinals @ Montreal Expos Olympic Stadium, Montreal, QB Thu Jun 01 1995, 3:33 AM EDT Att: 12,734 - Dome livebaseballscores.com								
Bernard Gilkey, R (1, 7) OBP: 0.353, SLG: 0.435										4	0	1	0	0	0	2									
Ray Lankford, L (1, 8) OBP: 0.366, SLG: 0.493										4	0	2	0	0	1	1									
Todd Zeile, R (1, 3) OBP: 0.389, SLG: 0.494										4	1	1	1	0	0	3									
Brian Jordan, R (1, 9) OBP: 0.294, SLG: 0.415										4	0	1	0	0	1	1									
Scott Cooper, L (1, 5) OBP: 0.393, SLG: 0.322										4	0	0	0	0	1	2									
Danny Sheaffer, R (1, 2) OBP: 0.343, SLG: 0.400										2	0	0	0	0	0	0									
Vicente Palacios, R (5, 1)										0	0	0	0	0	0	0									
José Oquendo, S (8, PH) OBP: 0.322, SLG: 0.333										1	1	1	1	0	0	0									
John Habyan, R (8, 1)										0	0	0	0	0	0	0									
Tony Fossas, L (8, 1)										0	0	0	0	0	0	0									
Tripp Cromer, R (1, 6) OBP: 0.274, SLG: 0.474										3	0	1	0	0	1	0									
Allen Watson, L (1, 1) OBP: 0.667, SLG: 1.000										1	0	0	0	0	0	0									
Scott Hemond, R (5, 2) OBP: 0.130, SLG: 0.227										2	0	0	0	0	1	1									
Inning Stats	R: 0 E: 0 K: 1 S: 6	H: 1 LOB: 1 BB: 0 P: 6	R: 0 E: 0 K: 1 S: 5	H: 0 LOB: 0 BB: 0 P: 5	R: 0 E: 0 K: 1 S: 5	H: 0 LOB: 0 BB: 0 P: 5	R: 0 E: 0 K: 0 S: 3	H: 1 LOB: 0 BB: 0 P: 3	R: 0 E: 0 K: 1 S: 5	H: 0 LOB: 0 BB: 0 P: 5	R: 0 E: 0 K: 1 S: 5	H: 1 LOB: 1 BB: 1 P: 9	R: 0 E: 0 K: 0 S: 4	H: 1 LOB: 0 BB: 0 P: 4	R: 1 E: 0 K: 2 S: 8	H: 1 LOB: 0 BB: 0 P: 8	R: 1 E: 0 K: 0 S: 5	H: 2 LOB: 1 BB: 0 P: 5	1B: 3 2B: 3 3B: 0 HR: 2	SF: 0 SAC: 0 DP: 2 HBP: 0	WP: 0 PB: 0 SB: 0 CS: 0	PA: 33			
PITCHER	IP	WLS	BF	H	R	ER	SO	BB	IBB	HBP	BLK	WP	HR	S	P	ERA	WHIP								
Carlos Perez, L (1, 1) ERA: 1.54	7.0	W	25	5	1	1	5	1	0	0	1	0	1	34	38	1.29	0.857								
Jeff Shaw, R (8, 1) ERA: 6.04	2.0	S	8	2	1	1	2	0	0	0	0	0	1	12	12	4.50	1.000								

Batter	1	2	3	4	5	6	7	8	9	AB	R	H	RBI	BB	SO	LOB	BOTTOM								
Lou Frazier, S (1, 8) OBP: 0.219, SLG: 0.143										3	1	0	0	2	1	1	St. Louis Cardinals @ Montreal Expos Olympic Stadium, Montreal, QB Thu Jun 01 1995, 3:33 AM EDT Att: 12,734 - Dome livebaseballscores.com								
Mark Czupzianek, R (1, 4) OBP: 0.321, SLG: 0.434										5	1	3	2	0	0	0									
Henry Rodriguez, L (1, 3) OBP: 0.314, SLG: 0.370										3	0	1	1	0	0	1									
Tom Foley, L (5, PR) (6, 4)										2	0	0	0	0	1	3									
Moises Alou, R (1, 7) OBP: 0.369, SLG: 0.513										4	0	3	1	0	0	1									
Wil Cordero, R (1, 6) OBP: 0.357, SLG: 0.394										3	0	0	0	1	0	4									
Shane Andrews, R (1, 5) OBP: 0.306, SLG: 0.516										3	0	0	0	1	3	3									
Tony Tarasco, L (1, 9) OBP: 0.351, SLG: 0.508										4	2	3	0	0	1	0									
Tim Laker, R (1, 2) OBP: 0.250, SLG: 0.300										4	1	0	1	0	1	2									
Carlos Perez, L (1, 1) OBP: 0.333, SLG: 0.700										3	0	1	1	0	0	0									
Jeff Shaw, R (8, 1)										0	1	0	0	1	0	0									
Inning Stats	R: 2 E: 0 K: 1 S: 7	H: 2 LOB: 1 BB: 1 P: 11	R: 1 E: 0 K: 0 S: 4	H: 1 LOB: 0 BB: 0 P: 4	R: 0 E: 0 K: 0 S: 4	H: 1 LOB: 1 BB: 0 P: 4	R: 1 E: 0 K: 1 S: 7	H: 2 LOB: 1 BB: 0 P: 7	R: 0 E: 0 K: 1 S: 6	H: 1 LOB: 2 BB: 1 P: 10	R: 0 E: 0 K: 1 S: 5	H: 0 LOB: 0 BB: 0 P: 5	R: 0 E: 0 K: 1 S: 7	H: 2 LOB: 2 BB: 0 P: 7	R: 2 E: 0 K: 2 S: 8	H: 2 LOB: 2 BB: 3 P: 20		R: 2 E: 0 K: 0 S: 5	H: 2 LOB: 2 BB: 3 P: 20	1B: 6 2B: 3 3B: 2 HR: 0	SF: 0 SAC: 0 DP: 0 HBP: 0	WP: 0 PB: 0 SB: 1 CS: 1	PA: 39		
PITCHER	IP	WLS	BF	H	R	ER	SO	BB	IBB	HBP	BLK	WP	HR	S	P	ERA	WHIP								
Allen Watson, L (1, 1) ERA: 9.41	4.1	L	21	7	4	4	2	1	0	0	0	0	0	24	28	8.31	1.846								
Vicente Palacios, R (5, 1) ERA: 3.81	2.2		11	2	0	0	3	1	0	0	0	0	0	16	20	0.00	1.125								
John Habyan, R (8, 1) ERA: 4.74	0.2		4	1	2	2	1	2	0	0	0	0	0	4	12	27.00	4.500								
Tony Fossas, L (8, 1) ERA:	0.1		3	1	0	0	1	1	0	0	0	0	0	4	8	0.00	6.000								



Batter	1	2	3	4	5	6	7	8	9	AB	R	H	RBI	BB	SO	LOB	TOP					
Gerónimo Peña, S OBP: 0.320, SLG: 0.409	1-1 G4-3		1-1 HR	2-1 1B		0-0 FC4-6 HR		0-0 SH1-3		4	2	2	0	0	0	1	St. Louis Cardinals @ Cincinnati Reds Riverfront Stadium, Cincinnati, OH Fri Jun 02 1995, 7:05 PM EDT Att: 23,631 - Unknown					
Bernard Gilkey, R OBP: 0.360, SLG: 0.461	0-1 G3		3-3 K	0-0 L9		0-0 HR		2-0 1B		5	1	3	3	0	1	3						
Ray Lankford, L OBP: 0.373, SLG: 0.514	3-0 G3		3-1 HR		4-1 1B SF9	1-2 1B		0-2 K		4	2	2	2	1	1	2						
Todd Zeile, R OBP: 0.390, SLG: 0.482	4-0 FC6-4 BB		2-1 F8		1-1 1B SF9	1-1 G4-3		2-0 P5		4	1	1	0	1	0	2						
Brian Jordan, R OBP: 0.298, SLG: 0.443	1-1 FC6-4			0-0 HR	2-0 SF9		2-3 K		1-0 1B SF8	4	2	2	2	0	1	2						
Scott Cooper, L OBP: 0.393, SLG: 0.319		0-0 F8		2-2 L4	1-0 G6-4-3 1B		4-2 BB		2-3 K	4	0	1	1	1	1	1						
Tom Pagnozzi, R OBP: 0.347, SLG: 0.347		2-1 P7		0-0 G3 1B	1-2 G6-4-3		0-0 F7		1-0 FC6-4 1B	3	1	1	0	0	0	1						
Danny Sheaffer, R OBP: 0.351, SLG: 0.406					1-2 G6-4-3				1-3 FC6-4 1B	2	0	1	0	0	0	1						
Tripp Cromer, R OBP: 0.258, SLG: 0.451		2-1 F9		0-0 G3		1-3 K	3-2 G5-3		1-0 SF8	4	0	0	1	0	1	2						
Danny Jackson, R OBP: 0.167, SLG: 0.167			0-2 F7		0-0 1B			0-0 SH1-3 1B	1-0 FC6-4	2	0	1	1	0	0	0						
Inning Stats	R: 0 E: 0 K: 0 S: 7	H: 1 LOB: 2 BB: 1 P: 16	R: 0 E: 0 K: 0 S: 5	H: 0 LOB: 0 BB: 0 P: 9	R: 2 E: 0 K: 1 S: 12	H: 2 LOB: 0 BB: 0 P: 21	R: 2 E: 0 K: 0 S: 10	H: 4 LOB: 2 BB: 0 P: 14	R: 2 E: 0 K: 1 S: 13	H: 3 LOB: 1 BB: 0 P: 18	R: 0 E: 0 K: 1 S: 12	H: 0 LOB: 1 BB: 1 P: 21	R: 1 E: 0 K: 1 S: 10	H: 2 LOB: 1 BB: 0 P: 14	R: 1 E: 0 K: 1 S: 8	H: 2 LOB: 0 BB: 0 P: 14	1B: 11 2B: 2 3B: 0 HR: 3	SF: 2 SAC: 1 DP: 1 HBP: 0	WP: 0 PB: 0 SB: 2 CS: 0	PA: 45		
PITCHER	IP WLS BF H R ER SO	IP WLS BF H R ER SO	IP WLS BF H R ER SO	IP WLS BF H R ER SO	IP WLS BF H R ER SO	IP WLS BF H R ER SO	IP WLS BF H R ER SO	IP WLS BF H R ER SO	IP WLS BF H R ER SO	IP WLS BF H R ER SO	IP WLS BF H R ER SO	IP WLS BF H R ER SO	IP WLS BF H R ER SO	IP WLS BF H R ER SO	IP WLS BF H R ER SO	IP WLS BF H R ER SO	ERA WHIP	ERA WHIP				
Kevin Jarvis, R ERA: 3.67	4.0	22	8	6	6	1	2	0	0	0	0	0	0	0	0	0	2	37	68	13.50	2.500	
Pete Smith, R ERA: 6.75	2.0	L 9	4	2	2	1	0	0	0	0	0	0	0	0	0	0	0	1	18	27	9.00	2.000
Xavier Hernandez, R ERA: 4.75	1.0	4	0	0	0	0	1	0	0	0	0	0	0	0	0	0	0	0	12	21	0.00	1.000
Chuck McElroy, L ERA: 3.38	1.0	5	2	1	1	1	0	0	0	0	0	0	0	0	0	0	0	0	10	14	9.00	2.000
Hector Carrasco, R ERA: 2.98	1.0	5	2	1	1	1	0	0	0	0	0	0	0	0	0	0	0	0	8	14	9.00	2.000

Batter	1	2	3	4	5	6	7	8	9	AB	R	H	RBI	BB	SO	LOB	BOTTOM					
Jerome Walton, R OBP: 0.364, SLG: 0.610	0-0 BB G3				3-2 FC6-4 1B	2-3 K		0-0 G4-3		3	2	1	0	0	0	1	St. Louis Cardinals @ Cincinnati Reds Riverfront Stadium, Cincinnati, OH Fri Jun 02 1995, 7:05 PM EDT Att: 23,631 - Unknown					
Thomas Howard, S OBP: 0.429, SLG: 0.333		2-1 G6-3			3-2 FC6-4 1B					2	0	0	0	0	1	1						
Barry Larkin, R OBP: 0.441, SLG: 0.579	4-2 G3 SF9		4-2 WP BB		4-0 1B BB	3-2 F9			1-2 G1-3	2	2	0	0	3	0	1						
Ron Gant, R OBP: 0.425, SLG: 0.624	4-2 SF9 2B		1-3 K		0-2 E5 1B		0-0 F9		2-1 G6-3 1B	4	2	1	0	1	1	3						
Reggie Sanders, R OBP: 0.462, SLG: 0.621	2-2 G3		1-0 G5-3		0-0 1B		2-1 WP 1B		2-2 G6-3	5	0	2	3	0	0	4						
Bret Boone, R OBP: 0.310, SLG: 0.348	1-0 SF9		1-0 F9		1-2 1B		1-3 K			3	0	1	2	0	1	2						
Brian Hunter, R OBP: 0.311, SLG: 0.316	1-1 3H 2B			2-3 K	0-3 K		1-3 K			4	0	1	1	0	3	3						
Mark Lewis, R OBP: 0.313, SLG: 0.422	1-1 G5-3			3-3 K	2-3 K			2-1 HR		2	0	0	0	0	1	1						
Jeff Branson, L OBP: 0.368, SLG: 0.500										2	1	1	1	0	1	2						
Damon Berryhill, S OBP: 0.146, SLG: 0.105		1-0 P9		0-0 G3-1		0-0 F8		0-0 L8		4	0	0	0	0	0	0						
Inning Stats	R: 3 E: 0 K: 0 S: 19	H: 2 LOB: 1 BB: 2 P: 32	R: 0 E: 0 K: 0 S: 4	H: 0 LOB: 0 BB: 0 P: 7	R: 0 E: 0 K: 1 S: 8	H: 0 LOB: 1 BB: 1 P: 15	R: 0 E: 0 K: 2 S: 8	H: 0 LOB: 0 BB: 0 P: 13	R: 3 E: 1 K: 2 S: 20	H: 2 LOB: 2 BB: 2 P: 34	R: 0 E: 0 K: 1 S: 8	H: 1 LOB: 1 BB: 0 P: 14	R: 0 E: 0 K: 2 S: 9	H: 1 LOB: 1 BB: 0 P: 13	R: 1 E: 0 K: 0 S: 6	H: 1 LOB: 0 BB: 0 P: 11	R: 0 E: 0 K: 0 S: 9	H: 1 LOB: 0 BB: 0 P: 14	1B: 6 2B: 1 3B: 0 HR: 1	SF: 1 SAC: 0 DP: 1 HBP: 0	WP: 2 PB: 0 SB: 1 CS: 0	PA: 40
PITCHER	IP WLS BF H R ER SO	IP WLS BF H R ER SO	IP WLS BF H R ER SO	IP WLS BF H R ER SO	IP WLS BF H R ER SO	IP WLS BF H R ER SO	IP WLS BF H R ER SO	IP WLS BF H R ER SO	IP WLS BF H R ER SO	IP WLS BF H R ER SO	IP WLS BF H R ER SO	IP WLS BF H R ER SO	IP WLS BF H R ER SO	IP WLS BF H R ER SO	IP WLS BF H R ER SO	IP WLS BF H R ER SO	ERA WHIP	ERA WHIP				
Danny Jackson, L ERA: 7.71	4.1	23	4	6	5	3	5	0	0	0	0	0	0	0	0	0	1	0	23	35	0.00	0.750
Jeff Parrett, R ERA: 4.84	2.2	W 10	2	0	0	5	0	0	0	0	0	0	0	0	0	0	0	1	6	11	9.00	1.000
Rene Arocha, R ERA: 3.91	1.0	4	1	1	1	0	0	0	0	0	0	0	0	0	0	0	0	0	6	11	9.00	1.000
Tom Henke, R ERA: 0.6	1.0	S 3	1	0	0	0	0	0	0	0	0	0	0	0	0	0	0	0	9	14	0.00	1.000

St. Louis Cardinals @ Cincinnati Reds
Riverfront Stadium, Cincinnati, OH
Fri Jun 02 1995, 7:05 PM EDT
Att: 23,631 - Unknown

St. Louis Cardinals @ Cincinnati Reds
Riverfront Stadium, Cincinnati, OH
Fri Jun 02 1995, 7:05 PM EDT
Att: 23,631 - Unknown

AB 39
R 10
H 16
RBI 10
BB 3
SO 5
LOB 16

AB 34
R 7
H 8
RBI 7
SO 8
LOB 18



Batter	1	2	3	4	5	6	7	8	9	AB	R	H	RBI	BB	SO	LOB	TOP		
Bernard Gilkey, R OBP: 0.361, SLG: 0.459	2-1 FC6-4 1B	0-1 G5-3		1-3 K		1-0 S 2H 1B		2-1 FC5-4		5	0	2	2	0	1	4	St. Louis Cardinals @ Cincinnati Reds Riverfront Stadium, Cincinnati, OH Sat Jun 03 1995, 7:05 PM EDT Att: 28,817 - Unknown		
José Oquendo, S OBP: 0.305, SLG: 0.314	1-1 FC6-4 2B		1-1 L7		0-1 L1	2-3 K		1-2 G6-3		5	1	0	0	0	1	3			
Ray Lankford, L OBP: 0.374, SLG: 0.507	1-2 2B 1B		0-1 F8		4-0 S 1B BB		2-2 G3-1		0-1 F7	4	1	1	0	1	0	0			
Todd Zeile, R OBP: 0.390, SLG: 0.489	2-0 F7		2-1 2B		2-2 1B		2-1 F8		1-0 G6-3	5	0	2	1	0	0	2			
Brian Jordan, R OBP: 0.309, SLG: 0.457	0-1 2B		1-0 G5-3		1-0 G3-6-3 1B		2-2 1B		0-3 K	5	0	3	1	0	1	1			
Scott Cooper, L OBP: 0.389, SLG: 0.317	2-3 K			0-0 BB 1B	0-0 G3-6-3		1-1 L6			4	0	1	0	0	1	5			
Scott Hemond, R OBP: 0.185, SLG: 0.208		4-2 B5-6-3 1B BB		2-3 K		3-3 K		4-0 1B FC5-4 BB		2	1	0	0	2	2	1			
Tripp Cromer, R OBP: 0.280, SLG: 0.477		1-1 B5-6-3 1B		3-1 L8		1-0 1B 2B		0-0 1B		4	1	3	0	0	0	1			
Rich DeLucia, R OBP: 0.400, SLG: 0.290 Vicente Palacios, R OBP: 0.365, SLG: 0.315 John Mabry, L OBP: 0.315, SLG: 0.315 John Habyan, R OBP: 0.276, SLG: 0.276 Gerald Perry, L OBP: 0.276, SLG: 0.276 Tony Fossas, L OBP: 0.276, SLG: 0.276		0-0 B5-6-3		4-1 BB		2-0 L7		4-2 FC5-4 BB		1	0	0	0	1	0	2			
Inning Stats	R: 1 E: 0 K: 1 S: 15	H: 3 LOB: 2 BB: 0 P: 23	R: 0 E: 0 K: 0 S: 9	H: 1 LOB: 1 BB: 1 P: 14	R: 0 E: 0 K: 0 S: 7	H: 1 LOB: 2 BB: 1 P: 11	R: 0 E: 0 K: 2 S: 10	H: 1 LOB: 1 BB: 1 P: 20	R: 1 E: 0 K: 0 S: 8	H: 2 LOB: 1 BB: 1 P: 15	R: 0 E: 0 K: 0 S: 10	H: 1 LOB: 1 BB: 0 P: 17	R: 1 E: 0 K: 0 S: 10	H: 1 LOB: 1 BB: 2 P: 21	R: 0 E: 0 K: 1 S: 6	H: 0 LOB: 0 BB: 0 P: 7	1B: 9 2B: 3 3B: 0 HR: 0	SF: 0 SAC: 0 DP: 2 HBP: 0	WP: 0 PA: 41 PB: 0 SB: 2 CS: 0
PITCHER	IP WLS BF H R ER SO BB IBB HBP BLK WP HR S P ERA WHIP	IP WLS BF H R ER SO BB IBB HBP BLK WP HR S P ERA WHIP	IP WLS BF H R ER SO BB IBB HBP BLK WP HR S P ERA WHIP	IP WLS BF H R ER SO BB IBB HBP BLK WP HR S P ERA WHIP	IP WLS BF H R ER SO BB IBB HBP BLK WP HR S P ERA WHIP	IP WLS BF H R ER SO BB IBB HBP BLK WP HR S P ERA WHIP	IP WLS BF H R ER SO BB IBB HBP BLK WP HR S P ERA WHIP	IP WLS BF H R ER SO BB IBB HBP BLK WP HR S P ERA WHIP	IP WLS BF H R ER SO BB IBB HBP BLK WP HR S P ERA WHIP	IP WLS BF H R ER SO BB IBB HBP BLK WP HR S P ERA WHIP	IP WLS BF H R ER SO BB IBB HBP BLK WP HR S P ERA WHIP	IP WLS BF H R ER SO BB IBB HBP BLK WP HR S P ERA WHIP	IP WLS BF H R ER SO BB IBB HBP BLK WP HR S P ERA WHIP	IP WLS BF H R ER SO BB IBB HBP BLK WP HR S P ERA WHIP	IP WLS BF H R ER SO BB IBB HBP BLK WP HR S P ERA WHIP	IP WLS BF H R ER SO BB IBB HBP BLK WP HR S P ERA WHIP	IP WLS BF H R ER SO BB IBB HBP BLK WP HR S P ERA WHIP		
Tim Pugh, R ERA: 2.3	5.0 W	24 8	2 2	3 3	0 0	0 0	0 0	0 0	49 83	3.60 2.200									
Xavier Hernandez, R ERA: 4.98	1.0 5	2 1	1 1	2 0	0 0	0 0	0 0	0 0	9 18	9.00 2.000									
C.J. Nitkowski, L ERA:	1.0 4	1 0	0 0	0 0	0 0	0 0	0 0	0 0	10 17	0.00 1.000									
Hector Carrasco, R ERA: 3.13	1.0 5	1 1	1 1	0 2	0 0	0 0	0 0	0 0	10 21	9.00 3.000									
Jeff Brantley, R ERA: 3.74	1.0 3	0 0	0 0	1 0	0 0	0 0	0 0	0 0	6 7	0.00 0.000									
Jerome Walton, R OBP: 0.354, SLG: 0.578	1-3 K	1-0 F8		2-0 CS 1B		1-3 K		4-1 1B G1-3 BB		4	0	1	1	0	2	1	St. Louis Cardinals @ Cincinnati Reds Riverfront Stadium, Cincinnati, OH Sat Jun 03 1995, 7:05 PM EDT Att: 28,817 - Unknown		
Hector Carrasco, R										0	0	0	0	0	0	0			
Brian Hunter, R OBP: 0.326, SLG: 0.316										0	0	0	0	1	0	0			
Jeff Brantley, R										0	0	0	0	0	0	0			
Lenny Harris, L OBP: 0.309, SLG: 0.397	1-2 F7		3-1 G6-3 E 2B		0-0 L8		1-1 F9		0-0 G1-3	5	1	1	0	0	0	2			
Barry Larkin, R OBP: 0.453, SLG: 0.581	3-2 1B		4-1 E G6-3 BB		0-1 CS 1-2		4-0 1B HR BB		1-1 1B	3	1	2	0	2	0	0			
Ron Gant, R OBP: 0.424, SLG: 0.611	3-3 K		2-0 P3		3-2 HR 1B		4-1 S SF8 BLK BB		3-3 K	4	2	1	0	1	2	5			
Reggie Sanders, R OBP: 0.463, SLG: 0.647		2-2 2B 1B 1B		0-1 G6-3		1-1 HR		2-0 SF8		3	2	2	4	0	0	2			
Eddie Taubensee, L OBP: 0.319, SLG: 0.300		0-0 1B 2B		0-2 E3		1-3 K		1-1 G3		4	1	1	0	0	1	1			
Bret Boone, R OBP: 0.322, SLG: 0.368		1-1 SH3 1B		1-1 F9		1-1 WP 1B		2-1 2B		4	0	3	2	0	0	2			
Jeff Branson, L OBP: 0.366, SLG: 0.525										3	1	1	0	0	1	2			
Mark Lewis, R OBP: 0.306, SLG: 0.413										1	0	0	0	0	0	1			
Tim Pugh, R OBP: 0.286, SLG: 0.429										1	0	0	0	0	1	1			
Thomas Howard, S ERA: 3.58										1	0	0	0	0	0	1			
Xavier Hernandez, L										0	0	0	0	0	0	0			
C.J. Nitkowski, L										0	0	0	0	0	0	0			
Steve Gibraltar, R OBP: 0.333, SLG: 0.333										1	0	0	0	0	0	0			
Inning Stats	R: 0 E: 0 K: 2 S: 14	H: 1 LOB: 1 BB: 0 P: 22	R: 2 E: 0 K: 0 S: 14	H: 3 LOB: 1 BB: 0 P: 21	R: 1 E: 1 K: 0 S: 13	H: 1 LOB: 2 BB: 1 P: 24	R: 1 E: 0 K: 1 S: 8	H: 2 LOB: 0 BB: 0 P: 10	R: 3 E: 0 K: 2 S: 16	H: 3 LOB: 1 BB: 1 P: 27	R: 0 E: 0 K: 1 S: 10	H: 0 LOB: 0 BB: 1 P: 12	R: 1 E: 0 K: 0 S: 7	H: 1 LOB: 1 BB: 1 P: 16	R: 0 E: 0 K: 1 S: 9	H: 1 LOB: 2 BB: 1 P: 20	1B: 7 2B: 3 3B: 1 HR: 1	SF: 1 SAC: 1 DP: 0 HBP: 0	WP: 1 PA: 41 PB: 0 SB: 1 CS: 1
PITCHER	IP WLS BF H R ER SO BB IBB HBP BLK WP HR S P ERA WHIP	IP WLS BF H R ER SO BB IBB HBP BLK WP HR S P ERA WHIP	IP WLS BF H R ER SO BB IBB HBP BLK WP HR S P ERA WHIP	IP WLS BF H R ER SO BB IBB HBP BLK WP HR S P ERA WHIP	IP WLS BF H R ER SO BB IBB HBP BLK WP HR S P ERA WHIP	IP WLS BF H R ER SO BB IBB HBP BLK WP HR S P ERA WHIP	IP WLS BF H R ER SO BB IBB HBP BLK WP HR S P ERA WHIP	IP WLS BF H R ER SO BB IBB HBP BLK WP HR S P ERA WHIP	IP WLS BF H R ER SO BB IBB HBP BLK WP HR S P ERA WHIP	IP WLS BF H R ER SO BB IBB HBP BLK WP HR S P ERA WHIP	IP WLS BF H R ER SO BB IBB HBP BLK WP HR S P ERA WHIP	IP WLS BF H R ER SO BB IBB HBP BLK WP HR S P ERA WHIP	IP WLS BF H R ER SO BB IBB HBP BLK WP HR S P ERA WHIP	IP WLS BF H R ER SO BB IBB HBP BLK WP HR S P ERA WHIP	IP WLS BF H R ER SO BB IBB HBP BLK WP HR S P ERA WHIP	IP WLS BF H R ER SO BB IBB HBP BLK WP HR S P ERA WHIP	IP WLS BF H R ER SO BB IBB HBP BLK WP HR S P ERA WHIP		
Rich DeLucia, R ERA: 3.58	1.1 3.1	19 8	3 3	3 2	1 1	0 0	0 0	0 0	1 1	18 29	16.20 2.400								
John Habyan, R ERA: 4.71	2.0 8	1 1	1 1	1 1	1 0	0 0	1 1	0 0	17 28	4.50 1.000									
Tony Fossas, L ERA:	1.0 5	1 0	0 0	1 1	1 0	0 0	0 0	0 0	9 20	0.00 2.000									
Rich DeLucia, R ERA: 3.58	1.1 3.1	19 8	3 3	3 2	1 1	0 0	0 0	0 0	1 1	18 29	16.20 2.400								
John Habyan, R ERA: 4.71	2.0 8	1 1	1 1	1 1	1 0	0 0	1 1	0 0	17 28	4.50 1.000									
Tony Fossas, L ERA:	1.0 5	1 0	0 0	1 1	1 0	0 0	0 0	0 0	9 20	0.00 2.000									

AB	36
R	4
H	12
RBI	4
BB	5
SO	6
LOB	20



AB	34
R	8
H	12
RBI	7
BB	4
SO	7
LOB	18



Batter	1	2	3	4	5	6	7	8	9	AB	R	H	RBI	BB	SO	LOB	TOP										
Bernard Gilkey, R (1, 7) OBP: 0.353, SLG: 0.447	2-0 F8		2-1 P3			1-2 F9		3-1 P9		4	0	0	0	0	0	1											
Tripp Cromer, R (1, 6) OBP: 0.276, SLG: 0.467	2-3 K		2-2 L7			1-2 G5-3			1-2 WP 1B	4	0	1	0	0	1	0											
Ray Lankford, L (1, 8) OBP: 0.365, SLG: 0.493	0-2 F7			3-2 G4-3			2-2 F8		0-3 K	4	0	0	0	0	1	1											
Todd Zeile, R (1, 3) OBP: 0.385, SLG: 0.473		4-2 2B BB		0-3 K			0-3 K		2-1 P4	3	0	0	0	1	2	1											
Brian Jordan, R (1, 9) OBP: 0.307, SLG: 0.446		2-3 K		0-2 F7			2-2 FC4 HBP		2-2 F8	3	0	0	0	0	1	2											
Darnell Coles, R (1, 5) OBP: 0.302, SLG: 0.425		0-2 SAFE 1-3 2B			0-3 K		0-2 FC4 1-2			3	0	1	0	0	1	1											
Danny Sheaffer, R (1, 2) OBP: 0.325, SLG: 0.371		0-3 K			0-0 F8			1-3 K		3	0	0	0	0	2	2											
José Quendo, S (1, 4) OBP: 0.306, SLG: 0.307		1-3 K			1-2 G1-3			4-2 BB		2	0	0	0	1	1	2											
Ken Hill, R (1, 1) OBP: 0.333, SLG: 0.313			2-2 G5-3					3-3 K		2	0	0	0	0	1	0											
Scott Cooper, L (8, PH) OBP: 0.367, SLG: 0.315										1	0	0	0	0	1	1											
Jeff Parrett, R (8, 1) OBP: 1.000, SLG: 1.000										0	0	0	0	0	0	0											
Inning Stats	R: 0 E: 0 K: 1 S: 7	H: 0 LOB: 0 BB: 0 P: 11	R: 0 E: 0 K: 3 S: 14	H: 1 LOB: 2 BB: 1 P: 21	R: 0 E: 0 K: 0 S: 8	H: 0 LOB: 0 BB: 0 P: 14	R: 0 E: 0 K: 1 S: 9	H: 0 LOB: 0 BB: 0 P: 12	R: 0 E: 0 K: 1 S: 7	H: 0 LOB: 0 BB: 0 P: 8	R: 0 E: 0 K: 1 S: 10	H: 0 LOB: 1 BB: 0 P: 14	R: 0 E: 0 K: 1 S: 13	H: 0 LOB: 1 BB: 0 P: 17	R: 0 E: 0 K: 2 S: 11	H: 0 LOB: 1 BB: 1 P: 22	R: 0 E: 0 K: 1 S: 12	H: 1 LOB: 1 BB: 0 P: 17	1B: 1 2B: 1 3B: 0 HR: 0	SF: 0 SAC: 0 DP: 0 HBP: 1	WP: 1 PB: 0 SB: 0 CS: 0	PA: 32					
PITCHER	IP	WLS	BF	H	R	ER	SO	BB	IBB	HBP	BLK	WP	HR	S	P	ERA	WHIP										
Pete Schourek, L (1, 1) ERA: 2.78	7.2	W	27	1	0	0	10	2	0	1	0	0	0	77	114	0.00	0.391										
Jeff Brantley, R (8, 1) ERA: 3.52	1.1		5	1	0	0	1	0	0	0	0	1	0	14	22	0.00	0.750										

St. Louis Cardinals @ Cincinnati Reds
Riverfront Stadium, Cincinnati, OH
Sun Jun 04 1995, 3:33 AM EDT
Att: 23,385 - Overcast

AB 29
R 0
H 2
RBI 0
BB 2
SO 11
LOB 11



Batter	1	2	3	4	5	6	7	8	9	AB	R	H	RBI	BB	SO	LOB	BOTTOM										
Thomas Howard, S (1, 9) OBP: 0.364, SLG: 0.276	0-0 L8		0-1 L8			1-2 G6-3				4	0	0	0	0	0	2											
Steve Gibraltar, R (8, 8) OBP: 0.333, SLG: 0.333										0	0	0	0	0	0	0											
Lenny Harris, L (1, 3) OBP: 0.306, SLG: 0.388	3-1 S 1B		1-1 G4-3			2-0 G4-3		1-2 G4-3		4	0	1	0	0	0	1											
Barry Larkin, R (1, 6) OBP: 0.454, SLG: 0.575	4-1 G6-4-3 1-2 BB			3-1 F8 2B S 1B			2-2 P3		2-2 F7	3	1	1	0	1	0	0											
Ron Gant, R (1, 7) OBP: 0.413, SLG: 0.590	1-1 G6-4-3 1-2			3-2 F8 1-3			0-1 F9		2-3 K	4	0	0	0	0	1	3											
Reggie Sanders, R (1, 8) (8, 9) OBP: 0.460, SLG: 0.648				0-2 G3-1 HR 2B			1-2 L5			3	1	1	1	0	1	0											
Eddie Taubensee, L (1, 2) OBP: 0.319, SLG: 0.349				3-3 K2-3			0-0 G3-1			3	1	1	1	0	1	1											
Bret Boone, R (1, 4) OBP: 0.329, SLG: 0.391				1-3 K			1-0 HR			2	1	1	2	1	1	0											
Mark Lewis, R (1, 5) OBP: 0.288, SLG: 0.388					2-1 E6 SH2-4					3	0	0	0	0	2	1											
Pete Schourek, L (1, 1) ERA: 4.05				1-1 SH2-4						2	0	0	0	0	0	1											
Jeff Parrett, R (8, 1) ERA: 4.63				1-2 SH2-4						0	0	0	0	0	0	0											
Inning Stats	R: 0 E: 0 K: 0 S: 6	H: 1 LOB: 1 BB: 1 P: 14	R: 0 E: 0 K: 3 S: 9	H: 0 LOB: 0 BB: 0 P: 16	R: 0 E: 1 K: 0 S: 8	H: 0 LOB: 1 BB: 0 P: 12	R: 3 E: 0 K: 1 S: 14	H: 3 LOB: 0 BB: 0 P: 23	R: 0 E: 0 K: 0 S: 8	H: 0 LOB: 0 BB: 0 P: 11	R: 1 E: 0 K: 1 S: 10	H: 1 LOB: 1 BB: 1 P: 19	R: 0 E: 0 K: 1 S: 9	H: 0 LOB: 0 BB: 0 P: 14	1B: 2 2B: 1 3B: 0 HR: 2	SF: 0 SAC: 1 DP: 1 HBP: 0	WP: 0 PB: 0 SB: 3 CS: 0	PA: 31									
PITCHER	IP	WLS	BF	H	R	ER	SO	BB	IBB	HBP	BLK	WP	HR	S	P	ERA	WHIP										
Ken Hill, R (1, 1) ERA: 4.05	7.0	L	28	5	4	4	5	2	0	0	0	0	2	60	103	5.14	1.000										
Jeff Parrett, R (8, 1) ERA: 4.63	1.0		3	0	0	0	1	0	0	0	0	0	0	9	14	0.00	0.000										

St. Louis Cardinals @ Cincinnati Reds
Riverfront Stadium, Cincinnati, OH
Sun Jun 04 1995, 3:33 AM EDT
Att: 23,385 - Overcast

AB 28
R 4
H 5
RBI 4
BB 2
SO 6
LOB 9



Batter	1	2	3	4	5	6	7	8	9	AB	R	H	RBI	BB	SO	LOB	TOP						
Bernard Gilkey, R OBP: 0.354, SLG: 0.442 (1.7)										4	1	1	0	1	1	1							
Tripp Cromer, R OBP: 0.287, SLG: 0.468 (1.6)										4	1	2	1	0	1	1							
Ray Lankford, L OBP: 0.360, SLG: 0.480 (1.8)										4	0	0	0	1	1	3							
Todd Zeile, R OBP: 0.412, SLG: 0.500 (1.3)										3	2	3	2	2	0	0							
Brian Jordan, R OBP: 0.297, SLG: 0.430 (1.9)										5	0	0	0	0	1	7							
Scott Cooper, L OBP: 0.400, SLG: 0.336 (1.5)										4	1	3	3	1	0	1							
Danny Sheaffer, R OBP: 0.311, SLG: 0.425 (1.2)										5	1	1	1	0	1	8							
José Oquendo, S OBP: 0.311, SLG: 0.333 (1.4)										5	2	2	1	0	1	2							
Mark Petkovsek, R OBP: 0.143, SLG: 0.143 Rene Arocha, R OBP: 0.273, SLG: 0.267 Gerald Perry, L OBP: 0.273, SLG: 0.267 Tom Henke, R OBP: 0.273, SLG: 0.267 (9.1)										3	1	1	1	0	1	0							
Inning Stats	R: 0 E: 0 K: 2 S: 9	H: 0 LOB: 0 BB: 0 P: 11	R: 0 E: 0 K: 2 S: 13	H: 2 LOB: 2 BB: 0 P: 18	R: 0 E: 0 K: 1 S: 8	H: 1 LOB: 1 BB: 0 P: 12	R: 0 E: 0 K: 0 S: 6	H: 1 LOB: 0 BB: 0 P: 10	R: 4 E: 1 K: 0 S: 15	H: 3 LOB: 3 BB: 3 P: 33	R: 0 E: 0 K: 2 S: 9	H: 0 LOB: 0 BB: 0 P: 13	R: 2 E: 1 K: 0 S: 13	H: 2 LOB: 1 BB: 1 P: 23	R: 1 E: 0 K: 1 S: 11	H: 2 LOB: 1 BB: 0 P: 17	R: 2 E: 0 K: 0 S: 13	H: 2 LOB: 1 BB: 1 P: 25	1B: 9 2B: 2 3B: 1 HR: 1	SF: 0 SAC: 1 DP: 2 HBP: 0	WP: 0 PB: 1 SB: 0 CS: 0	PA: 45	
PITCHER	IP	WLS	BF	H	R	ER	SO	BB	IBB	HBP	BLK	WP	HR	S	P	ERA	WHIP					ERA	WHIP
Juan Acevedo, R ERA: 5.87	4.1	L	22	7	4	3	5	1	1	0	0	0	1	46	74	6.23	1.846					27.00	4.500
Omar Olivares, R ERA: 5.25	0.2		3	0	0	0	0	1	0	0	0	0	0	5	10	0.00	1.500					0.00	0.000
Steve Reed, R ERA: 3.05	2.0		9	2	2	1	2	1	0	0	0	0	0	22	36	4.50	1.500						
Roger Bailey, R ERA: 3.32	0.2		4	2	1	1	1	0	0	0	0	0	0	9	15	13.50	3.000						
Mike Munoz, L ERA: 4.91	0.1		1	0	0	0	0	0	0	0	0	0	0	2	2	0.00	0.000						

St. Louis Cardinals @ Colorado Rockies
Coors Field, Denver, CO
Mon Jun 05 1995, 7:05 PM MDT
Att: 46,649 - Unknown - 74 F

AB	39
R	9
H	13
RBI	9
BB	5
SO	8
LOB	25



Batter	1	2	3	4	5	6	7	8	9	AB	R	H	RBI	BB	SO	LOB	BOTTOM						
Mike Kingery, L OBP: 0.420, SLG: 0.490 (1.8)										5	0	0	0	0	0	2							
Jason Bates, S OBP: 0.386, SLG: 0.488 (1.4)										4	1	1	0	0	0	1							
Dante Bichette, R OBP: 0.381, SLG: 0.593 (1.7)										4	1	2	1	0	0	0							
Larry Walker, L OBP: 0.382, SLG: 0.710 (1.9)										4	0	2	1	0	0	0							
Andres Galarraga, R OBP: 0.285, SLG: 0.392 (1.3)										4	0	0	0	0	1	2							
Vinny Castilla, R OBP: 0.353, SLG: 0.619 (1.5)										4	1	2	0	0	0	0							
Jorge Brito, R OBP: 0.321, SLG: 0.385 (1.2)										4	1	1	1	0	0	1							
Walt Weiss, S OBP: 0.409, SLG: 0.350 (1.6)										4	1	1	0	0	0	2							
Juan Acevedo, R Omar Olivares, R John Vander Ploeg, L Steve Reed, R Eric Bruer, R Roger Bailey, R Mike Munoz, L Darren Holmes, R Lance Painter, L Eric Young Sr., R (1.1)										1	0	0	0	0	0	0							
Inning Stats	R: 0 E: 0 K: 0 S: 8	H: 0 LOB: 0 BB: 0 P: 9	R: 0 E: 0 K: 0 S: 7	H: 0 LOB: 0 BB: 0 P: 11	R: 0 E: 0 K: 1 S: 6	H: 0 LOB: 0 BB: 0 P: 8	R: 1 E: 0 K: 1 S: 11	H: 3 LOB: 1 BB: 0 P: 15	R: 0 E: 0 K: 0 S: 7	H: 1 LOB: 1 BB: 0 P: 8	R: 1 E: 0 K: 0 S: 10	H: 2 LOB: 1 BB: 0 P: 13	R: 2 E: 0 K: 0 S: 8	H: 3 LOB: 1 BB: 0 P: 14	R: 0 E: 0 K: 0 S: 3	H: 0 LOB: 0 BB: 0 P: 4	R: 1 E: 0 K: 0 S: 11	H: 2 LOB: 1 BB: 0 P: 20	1B: 6 2B: 3 3B: 1 HR: 1	SF: 0 SAC: 0 DP: 0 HBP: 0	WP: 0 PB: 0 SB: 0 CS: 0	PA: 37	
PITCHER	IP	WLS	BF	H	R	ER	SO	BB	IBB	HBP	BLK	WP	HR	S	P	ERA	WHIP					ERA	WHIP
Mark Petkovsek, R ERA: 4.76	6.0	W	25	8	4	4	2	0	0	0	0	0	0	51	67	6.00	1.333						
Rene Arocha, R ERA: 3.6	2.0		7	1	0	0	0	0	0	0	0	0	0	9	15	0.00	0.500						
Tom Henke, R ERA: 1.13	1.0		5	2	1	1	0	0	0	0	0	0	0	11	20	9.00	2.000						

St. Louis Cardinals @ Colorado Rockies
Coors Field, Denver, CO
Mon Jun 05 1995, 7:05 PM MDT
Att: 46,649 - Unknown - 74 F

AB	37
R	5
H	11
RBI	5
BB	0
SO	2
LOB	9



Batter	1	2	3	4	5	6	7	8	9	AB	R	H	RBI	BB	SO	LOB	TOP					
Bernard Gilkey, R OBP: 0.358, SLG: 0.462 (1, 7)	F9		G6-3		1-H HR		1B			4	1	2	2	0	0	0	St. Louis Cardinals @ Colorado Rockies Coors Field, Denver, CO Tue Jun 06 1995, 7:05 PM MDT Att: 46,621 - Unknown - 63 F					
Tripp Cramer, R OBP: 0.286, SLG: 0.459 (1, 6)	1B BB 1B		F9		K		P4			4	1	1	0	0	1							
Ray Lankford, L OBP: 0.358, SLG: 0.471 (1, 8)	1B 1B BB		P4		G4-3			G4-3		3	1	0	0	1	0							
Todd Zeile, R OBP: 0.424, SLG: 0.520 (1, 3)	1B 1-2 2-3 1B			G5-3		G4-6-3 1B		G6-3 2B		4	0	3	0	0	0							
Brian Jordan, R OBP: 0.302, SLG: 0.432 (1, 9)				G6-3		1-SAFE 2-2 1-SAFE 1B		G6-3		4	0	2	2	0	0							
Scott Cooper, L OBP: 0.396, SLG: 0.333 (1, 5)	L7 1-2				G4-6-3			L4		4	0	1	0	0	0	5						
Tom Pagnozzi, R OBP: 0.288, SLG: 0.337 John Mabry, L OBP: 0.308, SLG: 0.311 (9, PH)			F8		P3				L6	3	0	0	0	0	1	2						
José Oquendo, S OBP: 0.308, SLG: 0.323 (1, 4)			G4-3		HR BB			F7		3	1	0	0	1	1	0						
Allen Watson, L Vicepresidente Patecos, R Tony Fossas, L Scott Hemond, R Jeff Parrett, R Rene Arocha, R Darnell Coles, R (1, 1) (5, PH) (6, 1) (7, PH) (7, 1) (8, 1) (9, PH)	G4-3				F8			F8	G1-3	2	0	0	0	0	0	1						
Inning Stats	R: 2 E: 0 K: 0 S: 12	H: 3 LOB: 1 BB: 1 P: 22	R: 0 E: 0 K: 0 S: 5	H: 0 LOB: 0 BB: 0 P: 7	R: 0 E: 0 K: 0 S: 4	H: 0 LOB: 0 BB: 0 P: 6	R: 0 E: 0 K: 0 S: 11	H: 1 LOB: 1 BB: 0 P: 16	R: 2 E: 0 K: 1 S: 8	H: 1 LOB: 1 BB: 0 P: 12	R: 0 E: 0 K: 1 S: 11	H: 2 LOB: 1 BB: 0 P: 15	R: 0 E: 0 K: 1 S: 8	H: 1 LOB: 1 BB: 0 P: 17	R: 0 E: 0 K: 0 S: 8	H: 1 LOB: 1 BB: 0 P: 13		R: 0 E: 0 K: 0 S: 7	H: 0 LOB: 0 BB: 0 P: 8	1B: 7 2B: 1 3B: 0 HR: 1	SF: 0 SAC: 0 DP: 1 HBP: 0	WP: 0 PB: 0 SB: 0 CS: 0
PITCHER	IP WLS BF H R ER SO BB IBB HBP BLK WP HR S P ERA WHIP																					
Mark Thompson, R ERA: 7.56 (1, 1)	5.0	21	5	4	4	1	2	0	0	0	0	0	0	0	1	40	63	7.20	1.400			
Omar Olivares, R ERA: 8.04 (6, 1)	1.0	4	2	0	0	1	0	0	0	0	0	0	0	0	11	15	0.00	2.000				
Lance Painter, L ERA: 13.5 (7, 1)	1.1	5	1	0	0	1	0	0	0	0	0	0	0	10	21	0.00	0.750					
Curt Leskanic, R ERA: 4.5 (8, 1)	1.2	W 6	1	0	0	0	0	0	0	0	0	0	0	13	17	0.00	0.600					

Batter	1	2	3	4	5	6	7	8	9	AB	R	H	RBI	BB	SO	LOB	BOTTOM			
Jason Bates, S OBP: 0.380, SLG: 0.478 (1, 4)	K		1-2 1B		K		K	K		5	0	1	0	0	4	4	St. Louis Cardinals @ Colorado Rockies Coors Field, Denver, CO Tue Jun 06 1995, 7:05 PM MDT Att: 46,621 - Unknown - 63 F			
Ellis Burks, R OBP: 0.325, SLG: 0.371 Curt Leskanic, R (8, 1)	CS 1B		G6-3		G6-3		E 1B	P8		4	0	2	1	0	0	2				
Dante Bichette, R OBP: 0.377, SLG: 0.591 (1, 7)	G4-3			K	2-H 2B		E6 G4-3 1B			4	0	1	0	0	1	2				
Larry Walker, L OBP: 0.371, SLG: 0.688 (1, 9)		G3		L7	L3		G4-3			4	0	0	0	0	0	3				
Vinny Castilla, R OBP: 0.357, SLG: 0.635 (1, 5)		G5-3		HR		G5-3		SH 1B BB BB		3	2	1	1	1	0	0				
Andres Galarraga, R OBP: 0.280, SLG: 0.401 (1, 3)		K		P4		G6-3 2B		BB SH FC6-2 1B		4	0	2	0	0	1	0				
Joe Girardi, R OBP: 0.343, SLG: 0.388 (1, 2)			G4-3		1B 2B 1B	G6-3		SH FC6-2 BB		3	1	1	0	0	0	1				
Walt Weiss, S OBP: 0.418, SLG: 0.352 (1, 6)			P4		2B 1B BB		FC6-2 BB			2	1	1	1	2	0	0				
Mark Thompson, R Eric Young, R Omar Olivares, R John Vander Wal, L Roberto Mesa, R Lance Painter, L Mike Kingery, L (1, 1) (5, PH) (6, 1) (6, PH) (7, 1) (7, 1) (8, 1)					S G6-3 2B		K	FC6-2		1	0	1	0	0	0	0				
Inning Stats	R: 0 E: 0 K: 1 S: 6	H: 1 LOB: 0 BB: 0 P: 8	R: 0 E: 0 K: 1 S: 7	H: 0 LOB: 0 BB: 0 P: 11	R: 0 E: 0 K: 0 S: 12	H: 2 LOB: 2 BB: 0 P: 19	R: 1 E: 0 K: 1 S: 9	H: 1 LOB: 0 BB: 0 P: 14	R: 3 E: 0 K: 1 S: 13	H: 4 LOB: 1 BB: 0 P: 20	R: 0 E: 0 K: 1 S: 13	H: 1 LOB: 2 BB: 1 P: 23	R: 0 E: 1 K: 1 S: 9	H: 1 LOB: 1 BB: 0 P: 14	R: 1 E: 1 K: 1 S: 15	H: 1 LOB: 3 BB: 2 P: 28		1B: 7 2B: 3 3B: 0 HR: 1	SF: 0 SAC: 1 DP: 1 HBP: 0	WP: 0 PB: 0 SB: 1 CS: 1
PITCHER	IP WLS BF H R ER SO BB IBB HBP BLK WP HR S P ERA WHIP																			
Allen Watson, L ERA: 8.17 (1, 1)	5.0	22	4	4	4	4	0	0	0	0	0	0	9	18	0.00	3.000				
Vicente Patecos, R ERA: 4.45 (6, 1)	0.2	4	1	0	0	0	1	0	0	0	0	0	0	4	5	0.00	0.000			
Tony Fossas, L ERA: 4.44 (7, 1)	1.0	L 7	2	1	0	1	1	0	0	0	0	0	14	25	0.00	3.000				
Rene Arocha, R ERA: 3.46 (8, 1)	1.0	4	0	0	0	1	1	0	0	0	0	0	10	17	0.00	1.000				

AB	34
R	4
H	9
RBI	4
BB	2
SO	3
LOB	10

AB	34
R	5
H	11
RBI	5
BB	3
SO	7
LOB	20



Batter	1	2	3	4	5	6	7	8	9	AB	R	H	RBI	BB	SO	LOB	TOP			
Bernard Gilkey, R OBP: 0.364, SLG: 0.483 (1, 7)										5	1	3	2	0	1	3				
Tripp Cromer, R OBP: 0.282, SLG: 0.447 (1, 6)										5	0	1	0	0	0	2				
Ray Lankford, L OBP: 0.359, SLG: 0.462 (1, 8)										3	0	0	0	2	1	1				
Todd Zeile, R OBP: 0.407, SLG: 0.495 (1, 3)										5	0	0	0	0	1	4				
Brian Jordan, R OBP: 0.299, SLG: 0.444 (1, 9)										5	1	1	1	0	2	2				
Scott Cooper, L OBP: 0.405, SLG: 0.353 (1, 5)										4	0	3	0	0	1	0				
Tom Pagnozzi, R OBP: 0.287, SLG: 0.333 (1, 2)										4	0	1	0	0	0	3				
José Oquendo, S OBP: 0.315, SLG: 0.316 (1, 4)										2	0	0	0	2	0	2				
Danny Jackson, R OBP: 0.214, SLG: 0.154 (5, 1)										1	1	0	0	1	1	2				
Rich DelLucia, R OBP: 0.400, SLG: 0.250 (5, 1)										0	0	0	0	0	0	0				
John Mabry, R OBP: 0.316, SLG: 0.320 (6, 1)										0	0	0	0	0	0	0				
John Habyan, R OBP: 0.345, SLG: 0.350 (6, 1)										0	0	0	0	0	0	0				
Gerard Perry, L OBP: 0.267, SLG: 0.259 (8, 1)										1	0	0	0	0	0	1				
Vicente Palacios, R OBP: 0.267, SLG: 0.259 (8, 1)										0	0	0	0	0	0	0				
Inning Stats	R: 0 E: 0 K: 1 S: 8	H: 1 LOB: 1 BB: 1 P: 13	R: 0 E: 0 K: 2 S: 11	H: 1 LOB: 1 BB: 0 P: 18	R: 2 E: 0 K: 0 S: 12	H: 1 LOB: 0 BB: 1 P: 23	R: 0 E: 0 K: 1 S: 10	H: 1 LOB: 2 BB: 1 P: 15	R: 0 E: 0 K: 2 S: 11	H: 1 LOB: 1 BB: 0 P: 18	R: 0 E: 0 K: 0 S: 6	H: 0 LOB: 0 BB: 0 P: 13	R: 1 E: 0 K: 0 S: 8	H: 2 LOB: 1 BB: 0 P: 14	R: 0 E: 0 K: 1 S: 13	H: 1 LOB: 2 BB: 1 P: 22	1B: 7 2B: 1 3B: 0 HR: 2	SF: 0 SAC: 0 DP: 1 HBP: 0	WP: 1 PA: 41 PB: 0 SB: 0 CS: 0	
PITCHER	IP	WLS	BF	H	R	ER	SO	BB	IBB	HBP	BLK	WP	HR	S	P	ERA	WHIP			
Marvin Freeman, R ERA: 6.69 (1, 1)	5.2	W	27	7	2	2	6	3	1	0	1	0	1	66	111	3.18	1.765			
Roger Bailey, R ERA: 3.35 (6, 1)	2.1		9	2	1	1	0	0	0	0	0	0	1	15	29	3.86	0.857			
Darren Holmes, R ERA: 4.19 (9, 1)	1.0		5	1	0	0	1	1	0	0	0	1	0	13	22	0.00	2.000			

St. Louis Cardinals @ Colorado Rockies
Coors Field, Denver, CO
Wed Jun 07 1995, 3:33 AM MDT
Att: 46,704 - Overcast - 68 F

AB	36
R	3
H	10
RBI	3
BB	5
SO	7
LOB	20



Batter	1	2	3	4	5	6	7	8	9	AB	R	H	RBI	BB	SO	LOB	BOTTOM			
Eric Young Sr., R OBP: 0.320, SLG: 0.205 (1, 7)										2	1	0	0	2	0	2				
Walt Weiss, S OBP: 0.414, SLG: 0.349 (1, 6)										4	1	1	0	0	0	3				
Dante Bichette, R OBP: 0.374, SLG: 0.588 (1, 9)										4	1	1	1	0	0	1				
Andres Galarraga, R OBP: 0.295, SLG: 0.423 (1, 3)										4	2	2	3	0	0	0				
Ellis Burks, R OBP: 0.321, SLG: 0.378 (1, 8)										4	1	1	0	0	1	0				
Vinny Castilla, R OBP: 0.361, SLG: 0.645 (1, 5)										4	1	2	2	0	0	0				
Joe Girardi, R OBP: 0.340, SLG: 0.383 (1, 2)										4	0	1	1	0	1	1				
Roberto Mejia, R OBP: 0.184, SLG: 0.255 (1, 4)										4	0	1	0	0	1	2				
Marvin Freeman, R OBP: 0.111, SLG: 0.444 (1, 1)										1	0	0	0	0	1	1				
Roger Bailey, R (6, 1)										1	0	0	0	0	0	0				
Darren Holmes, R (9, 1)										0	0	0	0	0	0	0				
Inning Stats	R: 0 E: 0 K: 0 S: 6	H: 0 LOB: 0 BB: 1 P: 13	R: 0 E: 0 K: 0 S: 5	H: 0 LOB: 0 BB: 0 P: 8	R: 0 E: 1 K: 0 S: 5	H: 1 LOB: 2 BB: 0 P: 7	R: 3 E: 0 K: 1 S: 13	H: 4 LOB: 1 BB: 0 P: 24	R: 4 E: 0 K: 1 S: 15	H: 4 LOB: 1 BB: 1 P: 23	R: 0 E: 0 K: 0 S: 12	H: 0 LOB: 0 BB: 0 P: 17	R: 0 E: 0 K: 0 S: 6	H: 0 LOB: 0 BB: 0 P: 7	R: 0 E: 0 K: 2 S: 11	H: 0 LOB: 0 BB: 0 P: 17	1B: 4 2B: 4 3B: 0 HR: 1	SF: 0 SAC: 1 DP: 1 HBP: 0	WP: 0 PA: 35 PB: 0 SB: 0 CS: 0	
PITCHER	IP	WLS	BF	H	R	ER	SO	BB	IBB	HBP	BLK	WP	HR	S	P	ERA	WHIP			
Danny Jackson, L ERA: 6.39 (1, 1)	4.1	L	24	9	7	7	2	2	0	0	0	0	0	3	6	0.00	0.000			
Rich DelLucia, R ERA: 3.49 (5, 1)	0.2		2	0	0	0	0	0	0	0	0	0	0	3	6	0.00	0.000			
John Habyan, R ERA: 4.3 (6, 1)	2.0		6	0	0	0	0	0	0	0	0	0	0	18	24	0.00	0.000			
Vicente Palacios, R ERA: 4.3 (8, 1)	1.0		3	0	0	0	2	0	0	0	0	0	0	11	17	0.00	0.000			

St. Louis Cardinals @ Colorado Rockies
Coors Field, Denver, CO
Wed Jun 07 1995, 3:33 AM MDT
Att: 46,704 - Overcast - 68 F

AB	32
R	7
H	9
RBI	7
BB	2
SO	4
LOB	10



Batter	1	2	3	4	5	6	7	8	9	10	AB	R	H	RBI	BB	SO	LOB	TOP				
Geronimo Pena, S OBP: 0.345, SLG: 0.423 (1, 4)	G4-3		G4-3			G5-4-3 1B			FC1-6 1B		4	0	2	0	0	0	0	St. Louis Cardinals @ Atlanta Braves Atlanta-Fulton County Stadium, Atlanta, GA Fri Jun 09 1995, 7:05 PM EDT Att: 33,231 - Unknown				
Bernard Gilkey, R OBP: 0.362, SLG: 0.494 (1, 7)	HR		L5			G5-4-3 1-2f			FC1-6 FC4-6 1-2f		4	1	1	1	0	0	2					
Ray Lankford, L OBP: 0.351, SLG: 0.451 (1, 8)	G3		F7			G1-3			FC4-6 2B		4	1	0	0	0	0	1					
Todd Zeile, R OBP: 0.409, SLG: 0.505 (1, 3)	1B					K			2B		4	0	2	1	0	1	0					
Brian Jordan, R OBP: 0.291, SLG: 0.432 (1, 9)	K					G6-3			F8		4	0	0	0	0	1	2					
Scott Cooper, L OBP: 0.295, SLG: 0.343 (1, 5)						G5-3			F8		4	0	0	0	0	1	0					
Tom Pagnozzi, R OBP: 0.277, SLG: 0.321 (1, 2)						G5-3			F8		4	0	0	0	0	0	0					
Tripp Cromer, R OBP: 0.281, SLG: 0.439 (1, 6)						P6			F9		4	0	0	0	0	0	0					
Ken Hill, R OBP: 0.286, SLG: 0.263 Tony Fossas, L (9, 1) Rene Arocha, R (9, 1)	1B					K			G1-3		4	0	1	0	0	1	0					
	G4-3					K			G4-3		3	0	0	0	0	1	1					
Inning Stats	R: 1 E: 0 K: 1 S: 12	H: 2 LOB: 1 BB: 0 P: 16	R: 0 E: 0 K: 10 S: 10	H: 1 LOB: 1 BB: 0 P: 13	R: 0 E: 0 K: 0 S: 5	H: 0 LOB: 0 BB: 0 P: 6	R: 0 E: 0 K: 1 S: 7	H: 0 LOB: 0 BB: 0 P: 9	R: 0 E: 0 K: 2 S: 8	H: 1 LOB: 0 BB: 0 P: 8	R: 0 E: 0 K: 0 S: 6	H: 0 LOB: 0 BB: 0 P: 7	R: 0 E: 0 K: 0 S: 3	H: 0 LOB: 0 BB: 0 P: 4	R: 1 E: 0 K: 0 S: 9	H: 2 LOB: 1 BB: 0 P: 11	R: 0 E: 0 K: 0 S: 4	H: 0 LOB: 0 BB: 0 P: 9	1B: 4 2B: 1 3B: 0 HR: 1	SF: 0 SAC: 0 DP: 1 HBP: 0	WP: 0 PA: 35 PB: 0 SB: 0 CS: 0	
PITCHER	IP	WLS	BF	H	R	ER	SO	BB	IBB	HBP	BLK	WP	HR	S	P	ERA	WHIP					
Greg Maddux, R ERA: 2.17	(1, 1)	9.0	32	6	2	2	5	0	0	0	0	0	0	1	66	82	2.00	0.667				
Greg McMichael, R ERA: 3.04	(10, 1)	1.0	3	0	0	0	0	0	0	0	0	0	0	4	9	0.00	0.000					

Batter	1	2	3	4	5	6	7	8	9	10	AB	R	H	RBI	BB	SO	LOB	BOTTOM					
Brian Kowitz, L OBP: 0.263, SLG: 0.235 Jose Oliva, R OBP: 0.229, SLG: 0.415 Greg McMichael, R (10, 1)	F8	L9				P8			F8		4	0	0	0	0	0	3	St. Louis Cardinals @ Atlanta Braves Atlanta-Fulton County Stadium, Atlanta, GA Fri Jun 09 1995, 7:05 PM EDT Att: 33,231 - Unknown					
Marquis Grissom, R OBP: 0.267, SLG: 0.377 (1, 8)	G1-3 2B		L3			G6-3			F9		4	0	1	0	1	0	0						
10 Chipper Jones, S OBP: 0.392, SLG: 0.520 (10, 9)	FC5 G1-3 BB		1B			G4-3			G4-3		4	1	2	1	1	0	3						
Fred McGriff, L OBP: 0.404, SLG: 0.476 (1, 3)	G1-3		1B			G1-3			G4-3		4	1	1	0	1	0	2						
Ryan Klesko, L OBP: 0.353, SLG: 0.441 Mike Kelly, R OBP: 0.242, SLG: 0.311 (9, 7)	FC5 IBB		G4-6-3 1-2f			G4-6-3			F7		3	1	1	1	1	0	2						
Jeff Blausler, R OBP: 0.341, SLG: 0.400 (1, 6)	FC5		1B			HR			P5		0	0	0	0	0	0	0						
Javy Lopez, R OBP: 0.328, SLG: 0.482 Mike Mordecai, R OBP: 0.308, SLG: 0.462 (10, 5)		F8				G6-3			L9		4	0	1	0	0	0	0						
Mark Lemke, S OBP: 0.304, SLG: 0.350 (1, 4)			SH1-4 1B			G4-3			G4-3		2	0	1	0	1	0	0						
Greg Maddux, R OBP: 0.318, SLG: 0.250 Dwight Smith, L OBP: 0.379, SLG: 0.569 Charlie O'Brien, R OBP: 0.458, SLG: 0.650 (10, 2)			SH1-4			G4-3			L9		1	0	0	0	1	0	0						
			1B			G6-3			G6-3		0	0	0	0	0	0	0						
Inning Stats	R: 0 E: 0 K: 0 S: 12	H: 1 LOB: 3 BB: 2 P: 25	R: 0 E: 0 K: 0 S: 9	H: 1 LOB: 1 BB: 0 P: 12	R: 0 E: 0 K: 0 S: 9	H: 2 LOB: 1 BB: 0 P: 13	R: 0 E: 0 K: 0 S: 6	H: 0 LOB: 2 BB: 2 P: 18	R: 0 E: 0 K: 0 S: 8	H: 0 LOB: 0 BB: 0 P: 13	R: 1 E: 0 K: 1 S: 9	H: 1 LOB: 0 BB: 0 P: 14	R: 0 E: 0 K: 0 S: 4	H: 0 LOB: 0 BB: 0 P: 4	R: 1 E: 0 K: 0 S: 6	H: 1 LOB: 0 BB: 0 P: 11	R: 0 E: 0 K: 0 S: 5	H: 1 LOB: 3 BB: 2 P: 15	R: 1 E: 0 K: 0 S: 4	H: 1 LOB: 2 BB: 2 P: 13	1B: 5 2B: 1 3B: 0 HR: 2	SF: 0 SAC: 3 DP: 1 HBP: 0	WP: 0 PA: 43 PB: 0 SB: 0 CS: 0
PITCHER	IP	WLS	BF	H	R	ER	SO	BB	IBB	HBP	BLK	WP	HR	S	P	ERA	WHIP						
Ken Hill, R ERA: 3.79	(1, 1)	8.1	35	7	2	2	1	3	1	0	0	0	0	66	115	2.16	1.200						
Tony Fossas, L ERA:	(9, 1)	0.0	1	0	0	0	0	0	1	0	0	0	0	4	∞	∞							
Rene Arocha, R ERA: 3.67	(9, 1)	1.0	7	1	1	1	0	2	1	0	0	0	0	6	19	9.00	3.000						

AB	35
R	2
H	6
RBI	2
BB	0
SO	5
LOB	6



Batter	1	2	3	4	5	6	7	8	9	AB	R	H	RBI	BB	SO	LOB	TOP								
Geronimo Pena, S OBP: 0.382, SLG: 0.414	4-0 BB		4-1 BB			3-3 K	2-0 F7		0-0 S E 1B	3	1	1	0	2	1	2									
Bernard Gilkey, R OBP: 0.368, SLG: 0.500	0-0 G1-6-3 1-2f		2-1 L4			0-0 1B	4-2 1B		0-0 E S 1B	4	1	2	1	1	0	2									
Ray Lankford, L OBP: 0.363, SLG: 0.467	2-1 2B			3-2 G4-3 1B		2-0 2H 1B	3-2 1B		1-2 2-3 1B	5	0	4	3	0	0	1									
Todd Zeile, R OBP: 0.394, SLG: 0.482	2-2 F8			2-1 G4-3 1-2f		2-2 L4	2-1 F8		0-2 G3	5	0	0	0	0	0	6									
Brian Jordan, R OBP: 0.290, SLG: 0.428		0-3 K		2-2 F9			2-2 1B	1-3 K		4	1	1	0	0	2	0									
Scott Cooper, L OBP: 0.392, SLG: 0.340		2-2 G6-3			1-3 K		2-0 1B SF8	0-0 G3		4	1	1	0	0	1	0									
Danny Sheaffer, R OBP: 0.306, SLG: 0.409		1-3 K			1-1 L5		0-0 BB 1B	3-1 G5-3		4	1	1	1	0	1	0									
Tripp Cromer, R OBP: 0.280, SLG: 0.436			1-2 G1-3		0-0 G6-3		2-2 SF8	1-1 1B BB 1B		3	1	1	1	0	0	0									
Mark Petkovsek, R OBP: 0.125, SLG: 0.125			1-3 K			1-3 K	1-2 BB 1B	4-0 1B BB		1	0	0	0	0	1	0									
Rich DelLucia, R OBP: 0.172, SLG: 0.192										1	0	0	0	0	1	0									
Tony Fossas, L OBP: 0.200, SLG: 0.400										0	0	0	0	0	0	0									
Rene Arocha, R OBP: 0.000, SLG: 0.000										0	0	0	0	0	0	0									
Gerald Perry, L OBP: 0.000, SLG: 0.000										0	0	0	0	0	0	0									
Tom Henke, R OBP: 0.000, SLG: 0.000										0	0	0	0	0	0	0									
Inning Stats	R: 0 E: 0 K: 0 S: 7	H: 1 LOB: 1 BB: 1 P: 15	R: 0 E: 0 K: 2 S: 10	H: 0 LOB: 0 BB: 0 P: 13	R: 0 E: 0 K: 1 S: 9	H: 0 LOB: 1 BB: 1 P: 17	R: 0 E: 0 K: 0 S: 8	H: 1 LOB: 0 BB: 0 P: 15	R: 0 E: 0 K: 1 S: 6	H: 0 LOB: 0 BB: 0 P: 8	R: 1 E: 0 K: 2 S: 11	H: 2 LOB: 1 BB: 0 P: 19	R: 4 E: 0 K: 0 S: 20	H: 5 LOB: 2 BB: 1 P: 38	R: 0 E: 0 K: 1 S: 6	H: 0 LOB: 0 BB: 0 P: 10	R: 2 E: 1 K: 0 S: 10	H: 3 LOB: 1 BB: 1 P: 16	1B: 10 2B: 2 3B: 0 HR: 0	SF: 1 SAC: 0 DP: 2 HBP: 0	WP: 0 PB: 0 SB: 2 CS: 0	PA: 40			
PITCHER	IP	WLS	BF	H	R	ER	SO	BB	IBB	HBP	BLK	WP	HR	S	P	ERA	WHIP								
Tom Glavine, L ERA: 4.24	6.2	L	30	9	5	5	6	3	0	0	0	0	0	69	121	6.75	1.800								
Greg McMichael, R ERA: 3.0	0.1		1	0	0	0	0	0	0	0	0	0	0	2	4	0.00	0.000								
Brad Clontz, R ERA: 4.08	1.1		7	3	2	2	1	1	0	0	0	0	0	10	19	13.50	3.000								
Pedro Borbon, L ERA: 3.12	0.2		2	0	0	0	0	0	0	0	0	0	0	6	7	0.00	0.000								

St. Louis Cardinals @ Atlanta Braves
Atlanta-Fulton County Stadium, Atlanta, GA

AB 35
R 7
H 12
RBI 6
BB 4
SO 7
LOB 11



WP: 0 PA: 40
PB: 0
SB: 2
CS: 0

Batter	1	2	3	4	5	6	7	8	9	AB	R	H	RBI	BB	SO	LOB	BOTTOM									
Brian Kowitz, L OBP: 0.250, SLG: 0.227	0-0 2B 10 G3-1 1B		3-1 P5		0-1 G6-3				1-2 F8	5	1	1	0	0	1	4										
Marquis Grissom, R OBP: 0.292, SLG: 0.392	1-0 G3-1 1-3 G4-3 2B		2-0 G5-3		4-2 10 BB		1-3 K 10 S			3	1	1	0	1	1	0										
10 Chipper Jones, S OBP: 0.389, SLG: 0.510	0-1 G3-1		2-1 G4-3		4-0 G3-6-3 1-2 BB		3-2 L3			3	0	0	1	1	0	2										
Fred McGriff, L OBP: 0.396, SLG: 0.463	2-3 3-H 1-0 G4-3		1-0 G1-3		0-0 L9			1-1 G3-1		4	0	0	1	0	0	2										
Ryan Klesko, L OBP: 0.345, SLG: 0.417	2-2 P9			2-1 G3-1	2-2 G3-6-3 1-2f			0-0 F8		4	0	0	0	0	0	2										
Jeff Blauser, R OBP: 0.344, SLG: 0.415		1-0 FC1-5 1B		2-1 F9		2-2 P9		2-2 3B		4	0	2	0	0	0	0										
Javy Lopez, R OBP: 0.333, SLG: 0.483		1-0 SH2-3 FC1-5 1-2 1B		0-0 1B E 1B		1-3 K		0-1 G5-3		4	1	2	0	0	1	1										
Mark Lemke, S OBP: 0.302, SLG: 0.347		0-0 FC1-5 SH2-3 1-2 2-3f		3-2 SAFE 1-3 E 1B		0-0 F7		1-3 K		4	0	1	0	0	1	2										
Tom Glavine, L OBP: 0.293, SLG: 0.292		0-0 SH2-3		0-0 E6			2-3 K		2-2 P7	1	0	0	0	0	0	1										
Dwight Smith, L OBP: 0.346, SLG: 0.558										0	0	0	0	0	0	0										
Brad Clontz, R OBP: 0.000, SLG: 0.000										0	0	0	0	0	0	0										
Pedro Borbon, R OBP: 0.000, SLG: 0.000										0	0	0	0	0	0	0										
Mike Mordcaai, R OBP: 0.000, SLG: 0.429										1	0	0	0	0	0	0										
Inning Stats	R: 2 E: 0 K: 0 S: 8	H: 2 LOB: 0 BB: 0 P: 12	R: 0 E: 0 K: 0 S: 6	H: 2 LOB: 2 BB: 0 P: 11	R: 0 E: 0 K: 0 S: 4	H: 0 LOB: 0 BB: 0 P: 9	R: 1 E: 1 K: 0 S: 15	H: 2 LOB: 2 BB: 0 P: 22	R: 0 E: 0 K: 1 S: 8	H: 0 LOB: 1 BB: 0 P: 11	R: 0 E: 0 K: 3 S: 13	H: 0 LOB: 1 BB: 0 P: 19	R: 0 E: 0 K: 0 S: 8	H: 1 LOB: 1 BB: 0 P: 11	R: 0 E: 0 K: 1 S: 12	H: 0 LOB: 0 BB: 0 P: 16	1B: 5 2B: 1 3B: 1 HR: 0	SF: 0 SAC: 1 DP: 1 HBP: 0	WP: 1 PB: 0 SB: 1 CS: 0	PA: 37						
PITCHER	IP	WLS	BF	H	R	ER	SO	BB	IBB	HBP	BLK	WP	HR	S	P	ERA	WHIP									
Mark Petkovsek, R ERA: 4.5	5.0		23	6	3	2	0	2	0	0	0	0	1	0	21	30	0.00	0.000								
Rich DelLucia, R ERA: 3.29	2.0	W	7	0	0	0	4	0	0	0	0	0	0	3	4	0.00	0.000									
Tony Fossas, L ERA:	0.2		2	0	0	0	0	0	0	0	0	0	0	0	3	4	0.00	0.000								
Rene Arocha, R ERA: 3.62	0.1		2	1	0	0	0	0	0	0	0	0	0	5	7	0.00	3.000									
Tom Henke, R ERA: 1.06	1.0		3	0	0	0	1	0	0	0	0	0	0	12	16	0.00	0.000									

St. Louis Cardinals @ Atlanta Braves
Atlanta-Fulton County Stadium, Atlanta, GA

AB 34
R 3
H 7
RBI 2
BB 2
SO 5
LOB 14



WP: 1 PA: 37
PB: 0
SB: 1
CS: 0

Batter	1	2	3	4	5	6	7	8	9	AB	R	H	RBI	BB	SO	LOB	TOP	
Geronimo Pena, S (1,4) <small>OBP: 0.385, SLG: 0.441</small> José Oquendo, S (8,FR) <small>OBP: 0.315, SLG: 0.316</small> (8,4)	 <small>OBP: 0.385, SLG: 0.441</small>		 <small>OBP: 0.315, SLG: 0.316</small>	 <small>OBP: 0.385, SLG: 0.441</small>		 <small>OBP: 0.315, SLG: 0.316</small>			 <small>OBP: 0.385, SLG: 0.441</small>		5	1	2	1	0	2	0	
Bernard Gilkey, R (1,7) <small>OBP: 0.384, SLG: 0.516</small>	 <small>OBP: 0.384, SLG: 0.516</small>		 <small>OBP: 0.384, SLG: 0.516</small>	 <small>OBP: 0.384, SLG: 0.516</small>			 <small>OBP: 0.384, SLG: 0.516</small>	 <small>OBP: 0.384, SLG: 0.516</small>		4	3	4	1	1	0	0		
Ray Lankford, L (1,8) <small>OBP: 0.364, SLG: 0.462</small>	 <small>OBP: 0.364, SLG: 0.462</small>		 <small>OBP: 0.364, SLG: 0.462</small>	 <small>OBP: 0.364, SLG: 0.462</small>			 <small>OBP: 0.364, SLG: 0.462</small>	 <small>OBP: 0.364, SLG: 0.462</small>		4	1	1	0	1	1	4		
Todd Zeile, R (1,3) <small>OBP: 0.394, SLG: 0.487</small>	 <small>OBP: 0.394, SLG: 0.487</small>		 <small>OBP: 0.394, SLG: 0.487</small>		 <small>OBP: 0.394, SLG: 0.487</small>		 <small>OBP: 0.394, SLG: 0.487</small>		 <small>OBP: 0.394, SLG: 0.487</small>	5	0	2	2	0	1	2		
Brian Jordan, R (1,9) <small>OBP: 0.293, SLG: 0.439</small>	 <small>OBP: 0.293, SLG: 0.439</small>		 <small>OBP: 0.293, SLG: 0.439</small>		 <small>OBP: 0.293, SLG: 0.439</small>		 <small>OBP: 0.293, SLG: 0.439</small>		 <small>OBP: 0.293, SLG: 0.439</small>	5	1	2	2	0	2	3		
Darnell Coles, R (1,5) <small>OBP: 0.298, SLG: 0.409</small> Scott Cooper, L (7,PH) <small>OBP: 0.393, SLG: 0.338</small> (7,5)		 <small>OBP: 0.298, SLG: 0.409</small>	 <small>OBP: 0.393, SLG: 0.338</small>		 <small>OBP: 0.298, SLG: 0.409</small>		 <small>OBP: 0.393, SLG: 0.338</small>		 <small>OBP: 0.298, SLG: 0.409</small>	3	0	1	1	0	0	1		
Tom Pagnozzi, R (1,2) <small>OBP: 0.266, SLG: 0.308</small>	 <small>OBP: 0.266, SLG: 0.308</small>	 <small>OBP: 0.266, SLG: 0.308</small>		 <small>OBP: 0.266, SLG: 0.308</small>		 <small>OBP: 0.266, SLG: 0.308</small>	 <small>OBP: 0.266, SLG: 0.308</small>		 <small>OBP: 0.266, SLG: 0.308</small>	5	0	0	0	0	1	4		
Tripp Cromer, R (1,6) <small>OBP: 0.279, SLG: 0.456</small>	 <small>OBP: 0.279, SLG: 0.456</small>		 <small>OBP: 0.279, SLG: 0.456</small>		 <small>OBP: 0.279, SLG: 0.456</small>		 <small>OBP: 0.279, SLG: 0.456</small>			4	1	1	1	0	0	1		
Vicente Palacios, R (1,1) <small>OBP: 0.226, SLG: 0.250</small> John Habyan, R (5,1) <small>OBP: 0.226, SLG: 0.250</small> Gerald Perry, L (6,PH) <small>OBP: 0.226, SLG: 0.250</small> Tony Fossas, L (8,1) <small>OBP: 0.226, SLG: 0.250</small> Jeff Parrett, R (8,1) <small>OBP: 0.226, SLG: 0.250</small> Tom Henke, R (9,1)			 <small>OBP: 0.226, SLG: 0.250</small>	 <small>OBP: 0.226, SLG: 0.250</small>		 <small>OBP: 0.226, SLG: 0.250</small>		 <small>OBP: 0.226, SLG: 0.250</small>		2	1	1	0	0	1	0		
Inning Stats	R: 1 H: 2 E: 0 LOB: 1 K: 2 BB: 0 S: 12 P: 19	R: 0 H: 0 E: 0 LOB: 0 K: 0 BB: 0 S: 5 P: 9	R: 5 H: 5 E: 0 LOB: 1 K: 0 BB: 1 S: 21 P: 33	R: 0 H: 1 E: 0 LOB: 1 K: 2 BB: 0 S: 8 P: 12	R: 0 H: 1 E: 0 LOB: 0 K: 0 BB: 0 S: 6 P: 10	R: 1 H: 1 E: 0 LOB: 0 K: 0 BB: 0 S: 5 P: 9	R: 1 H: 3 E: 0 LOB: 2 K: 2 BB: 0 S: 17 P: 22	R: 0 H: 1 E: 0 LOB: 2 K: 2 BB: 1 S: 10 P: 18	R: 0 H: 0 E: 0 LOB: 1 K: 2 BB: 1 S: 11 P: 19	1B: 9 SF: 0 2B: 3 SAC: 0 3B: 1 DP: 0 HR: 1 HBP: 0	WP: 0 PA: 44 FB: 0 SB: 2 CS: 1							
PITCHER	IP WLS BF H R ER SO BB IBB HBP BLK WP HR S P ERA WHIP Steve Avery, L (1,1) 2.1 L 14 6 6 6 2 1 0 0 0 0 0 0 27 46 23.14 3.000 <small>ERA: 4.56</small> Steve Bedrosian, R (3,1) 0.2 3 1 0 0 0 0 0 0 0 0 0 0 11 15 0.00 1.500 <small>ERA: 4.91</small> Brad Clontz, R (4,1) 1.0 4 1 0 0 2 0 0 0 0 0 0 0 8 12 0.00 1.000 <small>ERA: 3.86</small> Mike Stanton, L (5,1) 2.0 9 4 2 2 0 0 0 0 0 0 1 17 27 9.00 2.000 <small>ERA: 4.91</small> Greg McMichael, R (7,1) 2.0 9 2 0 0 2 1 0 0 0 0 0 0 21 32 0.00 1.500 <small>ERA: 2.77</small>	IP WLS BF H R ER SO BB IBB HBP BLK WP HR S P ERA WHIP Mark Wohlers, R (9,1) 1.0 4 0 0 0 2 1 0 0 0 0 0 0 8 11 0.00 1.000 <small>ERA: 3.32</small>																
Batter	1	2	3	4	5	6	7	8	9	AB	R	H	RBI	BB	SO	LOB	BOTTOM	
Mike Kelly, R (1,9) <small>OBP: 0.239, SLG: 0.303</small>	 <small>OBP: 0.239, SLG: 0.303</small>		 <small>OBP: 0.239, SLG: 0.303</small>		 <small>OBP: 0.239, SLG: 0.303</small>		 <small>OBP: 0.239, SLG: 0.303</small>		 <small>OBP: 0.239, SLG: 0.303</small>	5	0	1	0	0	2	3		
Marquis Grissom, R (1,8) <small>OBP: 0.295, SLG: 0.382</small>	 <small>OBP: 0.295, SLG: 0.382</small>		 <small>OBP: 0.295, SLG: 0.382</small>		 <small>OBP: 0.295, SLG: 0.382</small>		 <small>OBP: 0.295, SLG: 0.382</small>		 <small>OBP: 0.295, SLG: 0.382</small>	5	0	2	0	0	0	2		
10 Chipper Jones, S (1,5) <small>OBP: 0.384, SLG: 0.506</small>	 <small>OBP: 0.384, SLG: 0.506</small>			 <small>OBP: 0.384, SLG: 0.506</small>		 <small>OBP: 0.384, SLG: 0.506</small>		 <small>OBP: 0.384, SLG: 0.506</small>	 <small>OBP: 0.384, SLG: 0.506</small>	5	1	1	0	0	2	4		
Fred McGriff, L (1,3) <small>OBP: 0.392, SLG: 0.464</small>		 <small>OBP: 0.392, SLG: 0.464</small>		 <small>OBP: 0.392, SLG: 0.464</small>		 <small>OBP: 0.392, SLG: 0.464</small>		 <small>OBP: 0.392, SLG: 0.464</small>		4	1	1	0	0	0	3		
Ryan Klesko, L (1,7) <small>OBP: 0.364, SLG: 0.447</small>	 <small>OBP: 0.364, SLG: 0.447</small>			 <small>OBP: 0.364, SLG: 0.447</small>		 <small>OBP: 0.364, SLG: 0.447</small>		 <small>OBP: 0.364, SLG: 0.447</small>		4	1	3	2	0	1	0		
Jeff Blauser, R (1,6) <small>OBP: 0.337, SLG: 0.405</small>	 <small>OBP: 0.337, SLG: 0.405</small>			 <small>OBP: 0.337, SLG: 0.405</small>		 <small>OBP: 0.337, SLG: 0.405</small>		 <small>OBP: 0.337, SLG: 0.405</small>		4	0	0	0	0	0	3		
Charlie O'Brien, R (1,2) <small>OBP: 0.462, SLG: 0.705</small> Mark Wohlers, R (9,1)			 <small>OBP: 0.462, SLG: 0.705</small>	 <small>OBP: 0.462, SLG: 0.705</small>		 <small>OBP: 0.462, SLG: 0.705</small>		 <small>OBP: 0.462, SLG: 0.705</small>		4	1	2	1	0	0	2		
Mark Lemke, S (1,4) <small>OBP: 0.310, SLG: 0.354</small> Javy Lopez, R (9,2) <small>OBP: 0.338, SLG: 0.487</small>			 <small>OBP: 0.310, SLG: 0.354</small>	 <small>OBP: 0.338, SLG: 0.487</small>		 <small>OBP: 0.310, SLG: 0.354</small>		 <small>OBP: 0.338, SLG: 0.487</small>		3	0	2	1	0	0	1		
Steve Avery, L (1,1) <small>OBP: 0.240, SLG: 0.270</small> Steve Bedrosian, R (3,1) <small>OBP: 0.226, SLG: 0.250</small> Brian Kowitz, L (3,PH) <small>OBP: 0.226, SLG: 0.250</small> Brad Clontz, R (4,1) <small>OBP: 0.226, SLG: 0.250</small> Dwight Smith, L (4,PH) <small>OBP: 0.226, SLG: 0.250</small> Mike Stanton, L (5,1) <small>OBP: 0.226, SLG: 0.250</small> Greg McMichael, R (7,1) <small>OBP: 0.226, SLG: 0.250</small> Mike Mendolico, R (7,4) <small>OBP: 0.226, SLG: 0.250</small>			 <small>OBP: 0.240, SLG: 0.270</small>	 <small>OBP: 0.226, SLG: 0.250</small>		 <small>OBP: 0.226, SLG: 0.250</small>		 <small>OBP: 0.226, SLG: 0.250</small>		0	0	0	0	0	0	0		
Inning Stats	R: 0 H: 0 E: 0 LOB: 0 K: 2 BB: 0 S: 8 P: 10	R: 0 H: 0 E: 0 LOB: 0 K: 1 BB: 0 S: 7 P: 11	R: 1 H: 2 E: 0 LOB: 1 K: 0 BB: 1 S: 13 P: 20	R: 2 H: 4 E: 0 LOB: 2 K: 1 BB: 0 S: 20 P: 30	R: 0 H: 2 E: 0 LOB: 1 K: 0 BB: 0 S: 7 P: 10	R: 0 H: 1 E: 0 LOB: 1 K: 0 BB: 0 S: 6 P: 9	R: 0 H: 0 E: 0 LOB: 0 K: 1 BB: 0 S: 7 P: 10	R: 1 H: 2 E: 0 LOB: 1 K: 0 BB: 0 S: 8 P: 11	R: 0 H: 2 E: 0 LOB: 2 K: 0 BB: 0 S: 7 P: 10	1B: 9 SF: 0 2B: 3 SAC: 0 3B: 0 DP: 2 HR: 1 HBP: 0	WP: 0 PA: 39 FB: 0 SB: 0 CS: 0							
PITCHER	IP WLS BF H R ER SO BB IBB HBP BLK WP HR S P ERA WHIP Vicente Palacios, R (1,1) 4.0 20 8 3 3 4 1 0 0 0 1 0 0 16 22 0.00 0.333 <small>ERA: 3.81</small> John Habyan, R (5,1) 3.0 W 9 1 0 0 1 0 0 0 0 0 0 0 5 8 27.00 6.000 <small>ERA: 0.75</small> Tony Fossas, L (8,1) 1.1 6 2 0 0 0 0 0 0 0 0 0 0 9 12 0.00 1.500 <small>ERA: 4.21</small> Jeff Parrett, R (8,1) 0.1 S 1 0 0 0 0 0 0 0 0 0 0 0 1 1 0.00 0.000 <small>ERA: 1.94</small>	IP WLS BF H R ER SO BB IBB HBP BLK WP HR S P ERA WHIP Mark Wohlers, R (9,1) 1.0 4 0 0 0 2 1 0 0 0 0 0 0 8 11 0.00 1.000 <small>ERA: 3.32</small>																

St. Louis Cardinals @ Atlanta Braves
 Atlanta-Fulton County Stadium, Atlanta, GA
 Sun Jun 11 1995, 3:33 AM EDT
 Att: 32,515 - Sunny - 93 F

AB 40
 R 8
 H 14
 RBI 8
 BB 3
 SO 8
 LOB 17



St. Louis Cardinals @ Atlanta Braves
 Atlanta-Fulton County Stadium, Atlanta, GA
 Sun Jun 11 1995, 3:33 AM EDT
 Att: 32,515 - Sunny - 93 F

AB 38
 R 4
 H 13
 RBI 4
 BB 1
 SO 5
 LOB 21



Batter	1	2	3	4	5	6	7	8	9	AB	R	H	RBI	BB	SO	LOB	TOP				
Bip Roberts, S OBP: 0.379, SLG: 0.406 (1, 7)	G5-3		G4-3		G4-3			G4-3		4	0	0	0	0	0	1	San Diego Padres @ St. Louis Cardinals Busch Stadium, St. Louis, MO Tue Jun 13 1995, 7:05 PM CDT Att: 21,088 - Unknown - 79 F livebaseballscores.com				
Steve Finley, L OBP: 0.326, SLG: 0.364 (1, 8)	F9			F8		G4-6-3 BB		E1 FC4-6		3	0	0	0	1	0	0					
Tony Gwynn, L OBP: 0.380, SLG: 0.425 (1, 9)	F8			F9 BB 1B		G4-6-3 1-2		FC4-6 1-2		4	1	1	0	0	2	0					
Ken Caminiti, S OBP: 0.328, SLG: 0.481 (1, 5)		K2-3		4-2 1B 1-2 BB		G6-3		G4-3		3	0	0	0	1	1	0					
Phil Clark, R OBP: 0.320, SLG: 0.478 (8, PH)	F9			F9			K		K	3	0	0	0	0	1	2					
Roberto Pelagrine, L OBP: 0.516, SLG: 0.522 (8, PH)	F9			F9					K	1	0	0	0	0	1	0					
Brian Johnson, R OBP: 0.353, SLG: 0.542 (1, 2)	F9			3-0 1-2 1B		G6-3		G6-3		4	0	1	1	0	0	0					
Jody Reed, R OBP: 0.320, SLG: 0.259 (1, 4)			2-1 SH1-4 1B			G5-3				3	0	1	0	0	1	2					
Andujar Cedeno, R OBP: 0.276, SLG: 0.389 (1, 6)			3-3 K		G5-3			SF9 3B		3	1	1	0	0	1	1					
Andy Ashby, R OBP: 0.200, SLG: 0.111 (8, PH)	SH1-4				G1-3			SF9		1	0	0	0	0	0	0					
Scott Livingstone, L OBP: 0.241, SLG: 0.357 (8, 1)										0	0	0	1	0	0	0					
Brian Williams, R (8, 1)										0	0	0	0	0	0	0					
Inning Stats	R: 0 E: 0 K: 0 S: 6	H: 0 LOB: 0 BB: 0 P: 8	R: 0 E: 0 K: 1 S: 7	H: 0 LOB: 0 BB: 0 P: 10	R: 0 E: 0 K: 1 S: 9	H: 1 LOB: 1 BB: 0 P: 15	R: 1 E: 0 K: 1 S: 12	H: 2 LOB: 2 BB: 1 P: 22	R: 0 E: 0 K: 0 S: 5	H: 0 LOB: 0 BB: 0 P: 8	R: 0 E: 0 K: 1 S: 6	H: 0 LOB: 0 BB: 0 P: 9	R: 1 E: 1 K: 0 S: 10	H: 1 LOB: 1 BB: 0 P: 14	R: 0 E: 0 K: 1 S: 9	H: 0 LOB: 0 BB: 0 P: 13	1B: 3 2B: 0 3B: 1 HR: 0	SF: 1 SAC: 1 DP: 1 HBP: 0	WP: 0 PB: 0 SB: 0 CS: 0	PA: 33	
PITCHER	IP	WLS	BF	H	R	ER	SO	BB	IBB	HBP	BLK	WP	HR	S	P	ERA	WHIP				
Tom Urbani, L ERA: 2.93 (1, 1)	7.0		25	3	1	1	4	2	0	0	0	0	0	49	82	1.29	0.714				
Rene Arocha, R ERA: 3.95 (8, 1)	0.2	3	1	1	1	0	0	0	0	0	0	0	0	7	11	13.50	1.500				
Tony Fossas, L ERA: 0.73 (8, 1)	0.1	W	2	0	0	0	0	0	0	0	0	0	0	3	3	0.00	0.000				
Tom Henke, R ERA: 0.98 (9, 1)	1.0	S	3	0	0	0	1	0	0	0	0	0	0	9	13	0.00	0.000				

Batter	1	2	3	4	5	6	7	8	9	AB	R	H	RBI	BB	SO	LOB	BOTTOM				
Bernard Gilkey, R OBP: 0.376, SLG: 0.505 (1, 7)	G3	P3			L8		K			4	0	0	0	0	1	1	San Diego Padres @ St. Louis Cardinals Busch Stadium, St. Louis, MO Tue Jun 13 1995, 7:05 PM CDT Att: 21,088 - Unknown - 79 F livebaseballscores.com				
Tripp Cramer, R OBP: 0.276, SLG: 0.449 (1, 6)	K		L7		L9			1B FC6-4 1B		4	1	1	0	0	1	0					
Ray Lankford, L OBP: 0.367, SLG: 0.463 (1, 8)	1B		3-2 S 1B		F8			K		4	0	2	0	0	1	1					
Todd Zeile, R OBP: 0.397, SLG: 0.483 (1, 3)	F9		L6			F8 1B BB		FC6-4 1B		3	0	1	0	1	0	2					
Brian Jordan, R OBP: 0.298, SLG: 0.453 (1, 9)		SF7 3B	K			G6-4-3 1B		FC6-4 1-2 3H		4	1	2	1	0	1	2					
Scott Cooper, L OBP: 0.384, SLG: 0.331 (1, 5)	SF7		E5 CS		F8		F8	F8		3	0	0	1	0	3	3					
Tom Pagnozzi, R OBP: 0.268, SLG: 0.317 (1, 2)	G6-3 2B		G5-3		G6-4-3 1-2					3	1	1	0	0	3	3					
José Oquendo, S OBP: 0.316, SLG: 0.310 (1, 4)	G6-3						F7			2	0	0	0	1	0	1					
Tom Urbani, L OBP: 0.250, SLG: 0.286 (1, 1)							G5-3			2	0	1	1	0	0	1					
John Mabry, L OBP: 0.313, SLG: 0.316 (7, PH)										1	0	0	0	0	0	0					
Rene Arocha, R (8, 1)										0	0	0	0	0	0	0					
Tony Fossas, L (8, 1)										0	0	0	0	0	0	0					
Tom Henke, R (9, 1)										0	0	0	0	0	0	0					
Inning Stats	R: 0 E: 0 K: 1 S: 9	H: 1 LOB: 1 BB: 0 P: 16	R: 2 E: 0 K: 0 S: 15	H: 3 LOB: 1 BB: 0 P: 23	R: 0 E: 0 K: 1 S: 14	H: 1 LOB: 1 BB: 0 P: 21	R: 0 E: 1 K: 0 S: 17	H: 0 LOB: 1 BB: 1 P: 26	R: 0 E: 0 K: 0 S: 6	H: 0 LOB: 0 BB: 0 P: 10	R: 0 E: 0 K: 0 S: 5	H: 1 LOB: 1 BB: 1 P: 10	R: 0 E: 0 K: 1 S: 14	H: 0 LOB: 0 BB: 0 P: 19	R: 1 E: 0 K: 1 S: 14	H: 2 LOB: 1 BB: 0 P: 22	1B: 5 2B: 2 3B: 1 HR: 0	SF: 1 SAC: 0 DP: 1 HBP: 0	WP: 0 PB: 0 SB: 1 CS: 1	PA: 33	
PITCHER	IP	WLS	BF	H	R	ER	SO	BB	IBB	HBP	BLK	WP	HR	S	P	ERA	WHIP				
Andy Ashby, R ERA: 4.45 (1, 1)	7.0		28	6	2	2	3	2	0	0	0	0	0	80	125	2.57	1.143				
Brian Williams, R ERA: 5.73 (8, 1)	1.0	L	5	2	1	1	1	0	0	0	0	0	0	14	22	9.00	2.000				



Batter	1	2	3	4	5	6	7	8	9	AB	R	H	RBI	BB	SO	LOB	TOP										
Bip Roberts, S (1, 7) OBP: 0.376, SLG: 0.402										4	0	1	0	0	0	0	San Diego Padres @ St. Louis Cardinals Busch Stadium, St. Louis, MO Wed Jun 14 1995, 7:05 PM CDT Att: 23,306 - Unknown - 79 F										
Steve Finley, L (1, 8) OBP: 0.327, SLG: 0.358										3	1	0	0	1	0	1											
Tony Gwynn, L (1, 9) OBP: 0.378, SLG: 0.439										4	1	1	2	0	0	1											
Ken Caminiti, S (1, 5)										4	1	2	0	0	0	0											
Roberto Petagine, L (1, 3) OBP: 0.515, SLG: 0.510										3	0	1	0	1	1	1											
Brad Ausmus, R (1, 2) OBP: 0.304, SLG: 0.385										4	0	1	0	0	0	3											
Jody Reed, R (1, 4) OBP: 0.337, SLG: 0.274										3	0	2	0	1	0	0											
Andujar Cedeno, R (1, 6) OBP: 0.281, SLG: 0.384										2	0	0	0	2	2	1											
Joey Hamilton, R (1, 1) OBP: 0.042, SLG: 0.083										4	0	0	0	0	2	7											
Inning Stats	R: 0 E: 0 K: 0 S: 3	H: 1 LOB: 0 BB: 0 P: 3	R: 0 E: 0 K: 0 S: 3	H: 0 LOB: 0 BB: 0 P: 3	R: 0 E: 0 K: 1 S: 5	H: 0 LOB: 0 BB: 0 P: 5	R: 0 E: 0 K: 0 S: 3	H: 2 LOB: 3 BB: 2 P: 3	R: 0 E: 0 K: 1 S: 6	H: 0 LOB: 0 BB: 0 P: 3	R: 0 E: 0 K: 0 S: 5	H: 1 LOB: 0 BB: 0 P: 5	R: 0 E: 0 K: 1 S: 5	H: 1 LOB: 0 BB: 0 P: 5	R: 3 E: 0 K: 1 S: 8	H: 3 LOB: 3 BB: 3 P: 20	1B: 7 2B: 1 3B: 0 HR: 1	SF: 0 SAC: 0 DP: 2 HBP: 0	WP: 1 PB: 0 CS: 1	PA: 36							
PITCHER	IP	WLS	BF	H	R	ER	SO	BB	IBB	HBP	BLK	WP	HR	S	P	ERA	WHIP										
Ken Hill, R (1, 1) ERA: 3.73	8.1	L	32	8	3	3	4	2	1	0	0	0	1	37	49	3.24	1.200										
Rene Arocha, R (9, 1) ERA: 3.77	0.2		4	0	0	0	1	1	1	0	0	1	0	4	12	0.00	1.500										

Batter	1	2	3	4	5	6	7	8	9	AB	R	H	RBI	BB	SO	LOB	BOTTOM										
Bernard Gilkey, R (1, 7) OBP: 0.369, SLG: 0.495										4	0	0	0	0	1	2	San Diego Padres @ St. Louis Cardinals Busch Stadium, St. Louis, MO Wed Jun 14 1995, 7:05 PM CDT Att: 23,306 - Unknown - 79 F										
Tripp Cramer, R (1, 6) OBP: 0.271, SLG: 0.438										3	0	0	0	0	1	1											
John Mabry, L (9, PH) OBP: 0.309, SLG: 0.312										1	0	0	0	0	0	0											
Ray Lankford, L (1, 8) OBP: 0.360, SLG: 0.453										4	0	0	0	0	0	0											
Todd Zeile, R (1, 3) OBP: 0.389, SLG: 0.472										3	0	0	0	0	1	0											
Brian Jordan, R (1, 9) OBP: 0.299, SLG: 0.451										3	0	1	0	0	0	0											
Scott Cooper, L (1, 5) OBP: 0.378, SLG: 0.325										3	0	0	0	0	0	0											
Tom Pagnozzi, R (1, 2) OBP: 0.269, SLG: 0.311										2	0	0	0	1	0	0											
José Oquendo, S (1, 4) OBP: 0.325, SLG: 0.314										2	0	1	0	1	0	1											
Ken Hill, R (1, 1) OBP: 0.273, SLG: 0.250										1	0	0	0	0	0	1											
Rene Arocha, R (9, 1) ERA: 3.0										0	0	0	0	0	0	0											
Inning Stats	R: 0 E: 0 K: 0 S: 3	H: 0 LOB: 0 BB: 0 P: 3	R: 0 E: 0 K: 0 S: 3	H: 0 LOB: 0 BB: 0 P: 3	R: 0 E: 0 K: 2 S: 7	H: 0 LOB: 0 BB: 0 P: 7	R: 0 E: 0 K: 0 S: 3	H: 0 LOB: 0 BB: 0 P: 3	R: 0 E: 0 K: 1 S: 6	H: 1 LOB: 1 BB: 0 P: 6	R: 0 E: 0 K: 0 S: 3	H: 1 LOB: 1 BB: 0 P: 3	R: 0 E: 0 K: 0 S: 3	H: 0 LOB: 1 BB: 1 P: 7	R: 0 E: 0 K: 0 S: 3	H: 0 LOB: 0 BB: 0 P: 3	1B: 2 2B: 0 3B: 0 HR: 0	SF: 0 SAC: 2 DP: 0 HBP: 0	WP: 0 PB: 0 SB: 0 CS: 0	PA: 30							
PITCHER	IP	WLS	BF	H	R	ER	SO	BB	IBB	HBP	BLK	WP	HR	S	P	ERA	WHIP										
Joey Hamilton, R (1, 1) ERA: 3.0	9.0	W	30	2	0	0	3	2	0	0	0	0	0	34	42	0.00	0.444										



Batter	1	2	3	4	5	6	7	8	9	AB	R	H	RBI	BB	SO	LOB	TOP					
Bip Roberts, S (1, 7) OBP: 0.368, SLG: 0.393	G6-3		K			G5-3		G5-3		4	0	0	0	0	1	0						
Steve Finley, L (1, 8) OBP: 0.325, SLG: 0.355	G3			F7		E6		G3-1	1B	4	1	1	0	0	0	0						
Tony Gwynn, L (1, 9) OBP: 0.375, SLG: 0.434	G6-3			G6-3		FC6-4		F8		4	0	1	0	0	0	2						
Ken Caminiti, S (1, 5) OBP: 0.341, SLG: 0.485	L7									3	0	2	0	1	0	1						
Roberto Petagine, L (1, 3) OBP: 0.486, SLG: 0.472	G6-3			F8				G3-1		4	0	0	1	0	0	3						
Brad Ausmus, R (1, 2) OBP: 0.305, SLG: 0.383 Scott Livingstone, L (9, PH) OBP: 0.233, SLG: 0.345	L5-3					G6-3		FC6-4		3	0	1	0	0	0	1						
Jody Reed, R (1, 4) OBP: 0.327, SLG: 0.264	L5-3					G5-3		K		3	0	0	0	0	1	2						
Andujar Cedeno, R (1, 6) OBP: 0.276, SLG: 0.377			G4-3			G6-3		K		3	0	0	0	0	1	0						
Scott Sanders, R (1, 1) OBP: 0.350, SLG: 0.368 Eddie Williams, R (8, PH) OBP: 0.314, SLG: 0.430 Bryce Florie, R (8, 1) Jeff Tabaka, R (8, 1) Andres Berumen, R (8, 1)	G3					G6-3		G6-3		2	0	0	0	0	0	0						
Inning Stats	R: 0 E: 0 K: 0 S: 6	H: 1 LOB: 1 BB: 0 P: 8	R: 0 E: 0 K: 0 S: 8	H: 1 LOB: 0 BB: 0 P: 14	R: 0 E: 0 K: 1 S: 9	H: 0 LOB: 0 BB: 0 P: 16	R: 0 E: 0 K: 0 S: 10	H: 1 LOB: 1 BB: 0 P: 16	R: 0 E: 0 K: 0 S: 6	H: 0 LOB: 0 BB: 0 P: 11	R: 0 E: 1 K: 0 S: 8	H: 0 LOB: 1 BB: 0 P: 11	R: 0 E: 0 K: 1 S: 9	H: 1 LOB: 1 BB: 0 P: 11	R: 0 E: 0 K: 1 S: 11	H: 0 LOB: 0 BB: 0 P: 18	R: 1 E: 0 K: 1 S: 15	H: 1 LOB: 1 BB: 1 P: 24	1B: 5 2B: 1 3B: 0 HR: 0	SF: 0 SAC: 0 DP: 1 HBP: 0	WP: 0 PB: 0 SB: 2 CS: 0	PA: 33
PITCHER	IP	WLS	BF	H	R	ER	SO	BB	IBB	HBP	BLK	WP	HR	S	P	ERA	WHIP					
Mark Petkovsek, R (1, 1) ERA: 3.3	8.0	W	28	4	0	0	3	0	0	0	0	0	0	67	105	0.00	0.500					
Tom Henke, R (9, 1) ERA: 1.4	1.0	S	5	1	1	1	1	1	0	0	0	0	0	15	24	9.00	2.000					

San Diego Padres @ St. Louis Cardinals
Busch Stadium, St. Louis, MO

AB 32
R 1
H 5
RBI 1
BB 1
SO 4
LOB 10



Thu Jun 15 1995, 7:05 PM CDT
Att: 21,582 - Unknown - 82 F

Batter	1	2	3	4	5	6	7	8	9	AB	R	H	RBI	BB	SO	LOB	BOTTOM				
Bernard Gilkey, R (1, 7) OBP: 0.371, SLG: 0.492	1B		BB			F7		K		3	0	1	0	1	1	1					
Tripp Cramer, R (1, 6) OBP: 0.271, SLG: 0.432	K		G5-3			F8		2B	1B	4	0	1	1	0	1	2					
Ray Lankford, L (1, 8) OBP: 0.362, SLG: 0.475	L9			F7		HR		1-3	2B	4	1	2	1	0	0	1					
Todd Zeile, R (1, 3) OBP: 0.378, SLG: 0.457	G6-3			P7		F8		K		4	0	0	0	0	1	3					
Brian Jordan, R (1, 9) OBP: 0.294, SLG: 0.443	F9			K				G6-3		3	0	0	0	0	1	0					
Scott Cooper, L (1, 5) OBP: 0.383, SLG: 0.327	1B					F8		CS	BB	2	0	1	0	1	0	0					
Tom Pagnozzi, R (1, 2) OBP: 0.283, SLG: 0.304	K					L9		K		3	0	0	0	0	2	1					
José Oquendo, S (1, 4) OBP: 0.333, SLG: 0.311			L7			FC5-4		WP	SH3-4	1	1	0	0	2	0	0					
Mark Petkovsek, R (1, 1) OBP: 0.100, SLG: 0.100 Geronimo Pena, S (8, PH) OBP: 0.385, SLG: 0.441 Tom Henke, R (9, 1)	F9					FC5-4		SH3-4	BB	2	0	0	0	0	0	1					
Inning Stats	R: 0 E: 0 K: 1 S: 8	H: 1 LOB: 1 BB: 0 P: 13	R: 0 E: 0 K: 1 S: 8	H: 1 LOB: 0 BB: 0 P: 13	R: 0 E: 0 K: 0 S: 8	H: 0 LOB: 1 BB: 1 P: 15	R: 0 E: 0 K: 1 S: 9	H: 0 LOB: 0 BB: 0 P: 15	R: 0 E: 0 K: 0 S: 7	H: 0 LOB: 1 BB: 1 P: 11	R: 1 E: 0 K: 0 S: 7	H: 1 LOB: 0 BB: 0 P: 10	R: 0 E: 0 K: 1 S: 7	H: 0 LOB: 0 BB: 1 P: 14	R: 1 E: 0 K: 2 S: 13	H: 2 LOB: 2 BB: 1 P: 25	1B: 3 2B: 1 3B: 0 HR: 1	SF: 0 SAC: 1 DP: 0 HBP: 0	WP: 1 PB: 0 SB: 0 CS: 1	PA: 31	
PITCHER	IP	WLS	BF	H	R	ER	SO	BB	IBB	HBP	BLK	WP	HR	S	P	ERA	WHIP				
Scott Sanders, R (1, 1) ERA: 3.29	7.0	L	25	3	1	1	4	3	0	0	0	0	1	54	91	13.50	3.000				
Bryce Florie, R (8, 1) ERA: 3.74	0.2		4	1	1	1	1	1	0	0	0	1	0	7	15						
Jeff Tabaka, L (8, 1) ERA: 8.44	0.0		1	1	0	0	0	0	0	0	0	0	0	2	3						
Andres Berumen, R (8, 1) ERA: 5.4	0.1		1	0	0	0	1	0	0	0	0	0	0	4	7	0.00	0.000				

San Diego Padres @ St. Louis Cardinals
Busch Stadium, St. Louis, MO

AB 26
R 2
H 5
RBI 2
BB 4
SO 6
LOB 9



Thu Jun 15 1995, 7:05 PM CDT
Att: 21,582 - Unknown - 82 F

Batter	1	2	3	4	5	6	7	8	9	AB	R	H	RBI	BB	SO	LOB	TOP										
Darren Lewis, R OBP: 0.280, SLG: 0.282 (1, 8)	F8	P4			B1-3	BB		BB		3	0	0	0	2	0	2	San Francisco Giants @ St. Louis Cardinals Busch Stadium, St. Louis, MO Fri Jun 16 1995, 7:05 PM CDT Att: 25,028 - Unknown										
Mike Benjamin, R OBP: 0.449, SLG: 0.574 (1, 5)	P8		F9		P9	BB		BB		5	0	2	2	0	0												
Barry Bonds, L OBP: 0.429, SLG: 0.589 (1, 7)	F9		G4-3			BB		G3		5	0	1	0	0	1	4											
Glenallen Hill, R OBP: 0.330, SLG: 0.470 (1, 9)		FC6-4 BB E	BB		P6			WP S BB		4	1	2	0	1	0	1											
Robby Thompson, R OBP: 0.277, SLG: 0.333 (1, 4)		FC6-4 BB	BB			K		F7		3	0	0	0	1	2	2											
Royce Clayton, R OBP: 0.310, SLG: 0.343 (1, 6)		FC6-4 SF8			BB			F8		5	1	1	0	0	2	4											
J.R. Phillips, L OBP: 0.193, SLG: 0.240 Steve Scarso, R OBP: 0.419, SLG: 0.768 (9, PH)		E3 BB			K			BB		4	1	1	1	0	2	3											
Kirt Manwaring, R OBP: 0.328, SLG: 0.331 (1, 2)		SF8			K			BB		3	1	1	2	0	1	1											
William Van Landingham, R OBP: 0.250, SLG: 0.250 Jeff Reed, L OBP: 0.438, SLG: 0.350 Chris Hook, R OBP: 0.314, SLG: 0.385 Mark Carreon, R OBP: 0.314, SLG: 0.385 Dave Burba, R OBP: 0.314, SLG: 0.385 (8, 1)		2-1			K			BB		2	0	1	0	0	1	1											
Inning Stats	R: 0 E: 0 K: 0 S: 6	H: 0 LOB: 0 BB: 0 P: 9	R: 2 E: 1 K: 0 S: 13	H: 1 LOB: 2 BB: 2 P: 25	R: 0 E: 0 K: 1 S: 10	H: 1 LOB: 1 BB: 0 P: 15	R: 0 E: 0 K: 3 S: 17	H: 1 LOB: 1 BB: 0 P: 24	R: 0 E: 0 K: 0 S: 10	H: 1 LOB: 1 BB: 0 P: 16	R: 3 E: 0 K: 2 S: 21	H: 4 LOB: 2 BB: 1 P: 32	R: 0 E: 0 K: 2 S: 12	H: 1 LOB: 1 BB: 0 P: 15	R: 0 E: 0 K: 0 S: 7	H: 1 LOB: 2 BB: 1 P: 12		R: 0 E: 1 K: 2 S: 10	H: 0 LOB: 1 BB: 0 P: 11	1B: 8 2B: 1 3B: 1 HR: 0	SF: 1 SAC: 1 DP: 0 HBP: 0	WP: 1 PB: 0 SB: 1 CS: 0	PA: 43				
PITCHER	IP	WLS	BF	H	R	ER	SO	BB	IBB	HBP	BLK	WP	HR	S	P	ERA	WHIP										
Vicente Palacios, R ERA: 4.62 Rich DeLucia, R ERA: 3.56 Tony Fossas, L ERA: 0.71 Jeff Parrett, R ERA: 3.95 Tom Henke, R ERA: 1.91	(1, 1)	5.2	W	26	6	4	3	5	2	0	0	0	0	66	102	4.76	1.412										
Batter	1	2	3	4	5	6	7	8	9	AB <td>R <td>H <td>RBI <td>BB <td>SO <td>LOB <td>BOTTOM</td> </td></td></td></td></td></td>	R <td>H <td>RBI <td>BB <td>SO <td>LOB <td>BOTTOM</td> </td></td></td></td></td>	H <td>RBI <td>BB <td>SO <td>LOB <td>BOTTOM</td> </td></td></td></td>	RBI <td>BB <td>SO <td>LOB <td>BOTTOM</td> </td></td></td>	BB <td>SO <td>LOB <td>BOTTOM</td> </td></td>	SO <td>LOB <td>BOTTOM</td> </td>	LOB <td>BOTTOM</td>	BOTTOM										
Bernard Gilkey, R OBP: 0.367, SLG: 0.483 (1, 7)	L9		G5-3		P2	BB		FC6-4		4	0	0	0	1	0	3	San Francisco Giants @ St. Louis Cardinals Busch Stadium, St. Louis, MO Fri Jun 16 1995, 7:05 PM CDT Att: 25,028 - Unknown										
Tripp Cromer, R OBP: 0.277, SLG: 0.434 (1, 6)	K		FC5-4 BB		WP E BB		F8		4	1	2	0	0	1	2												
Brian Jordan, R OBP: 0.298, SLG: 0.447 (1, 9)	HR 2B		FC5-4		E BB		G5-3		3	2	1	0	1	0	1												
Ray Lankford, L OBP: 0.360, SLG: 0.487 (1, 8)	HR		G4-3		E6 BB		P8		4	2	1	2	0	0	1												
Chris Sabo, R OBP: 0.293, SLG: 0.360 Tom Henke, R (8, 1)	G5-3		P6		S BB		K		4	0	1	1	0	1	0												
Scott Cooper, L OBP: 0.380, SLG: 0.325 (1, 5)	G4-3		G4-3		G4-3		F8		4	0	1	0	0	0	1												
Tom Pagnozzi, R OBP: 0.283, SLG: 0.302 (1, 2)	P3		FC5-4		G3-1 SH1-3 BB		F8		4	0	1	0	0	0	1												
José Oquendo, S OBP: 0.341, SLG: 0.314 (1, 4)	G3-1		WP E BB		SH1-3		BB		2	1	1	0	1	0	0												
Vicente Palacios, R ERA: 4.62 Rich DeLucia, R ERA: 3.56 Tony Fossas, L ERA: 0.71 John Mabry, L ERA: 3.39 Jeff Parrett, R ERA: 3.95 Darnell Coles, R ERA: 0.409 (8, 3)		G5-3			K		G3-1		2	0	0	0	0	1	1												
Inning Stats	R: 2 E: 0 K: 1 S: 11	H: 2 LOB: 0 BB: 0 P: 19	R: 0 E: 0 K: 0 S: 8	H: 0 LOB: 0 BB: 0 P: 11	R: 0 E: 0 K: 0 S: 7	H: 1 LOB: 1 BB: 0 P: 12	R: 4 E: 1 K: 1 S: 16	H: 3 LOB: 1 BB: 1 P: 29	R: 0 E: 0 K: 0 S: 11	H: 1 LOB: 2 BB: 1 P: 18	R: 0 E: 0 K: 1 S: 6	H: 0 LOB: 0 BB: 0 P: 10	R: 0 E: 0 K: 0 S: 12	H: 0 LOB: 2 BB: 2 P: 23	R: 0 E: 0 K: 0 S: 12	H: 0 LOB: 2 BB: 2 P: 23		1B: 6 2B: 1 3B: 0 HR: 1	SF: 0 SAC: 1 DP: 0 HBP: 0	WP: 1 PB: 0 SB: 2 CS: 0	PA: 37						
PITCHER	IP	WLS	BF	H	R	ER	SO	BB	IBB	HBP	BLK	WP	HR	S	P	ERA	WHIP										
William Van Landingham, R ERA: 5.51 Chris Hook, R ERA: 4.84 Dave Burba, R ERA: 3.99	(1, 1)	5.0	L	24	7	6	2	2	1	0	0	0	0	17	28	0.00	1.000										

Batter	1	2	3	4	5	6	7	8	9	AB	R	H	RBI	BB	SO	LOB	TOP					
Darren Lewis, R OBP: 0.280, SLG: 0.282 (1, 8)	G3-1		K		G4-3		L1			4	0	1	0	0	1	0	San Francisco Giants @ St. Louis Cardinals Busch Stadium, St. Louis, MO Sat Jun 17 1995, 7:05 PM CDT Att: 38,664 - Unknown					
Mike Benjamin, R OBP: 0.434, SLG: 0.569 (1, 6)			G1-3		G4-3		K			4	0	1	0	0	1	1						
Barry Bonds, L OBP: 0.421, SLG: 0.575 (1, 7)			F8		G4-3			F7		4	0	0	0	0	1	1						
Glenallen Hill, R OBP: 0.328, SLG: 0.465 (1, 9)			K		HR		G6-3	L8		4	1	1	0	0	1	1						
Mark Carreon, R OBP: 0.324, SLG: 0.435 J.R. Phillips, L OBP: 0.193, SLG: 0.240 (8, 3)		2B		HR		G5-3		K		4	2	2	2	0	1	0						
Robby Thomson, R OBP: 0.276, SLG: 0.330 (1, 4)		K		F8		1B	WP		G5-3	4	1	1	0	0	1	1						
Steve Scarsone, R OBP: 0.424, SLG: 0.750 (1, 5)		K		CS		1B	WP		F8	4	0	2	0	0	1	1						
Kirt Manwaring, R OBP: 0.333, SLG: 0.344 (1, 2)					P4				L1-3	4	0	2	1	0	0	1						
Jose Bautista, R Rod Beck, R OBP: 0.333, SLG: 0.333 (9, 1)		F8		K			K			3	0	0	0	0	2	2						
Inning Stats	R: 0 E: 0 K: 2 S: 13	H: 1 LOB: 1 BB: 0 P: 21	R: 1 E: 0 K: 2 S: 10	H: 2 LOB: 1 BB: 0 P: 15	R: 0 E: 0 K: 1 S: 8	H: 0 LOB: 0 BB: 0 P: 13	R: 2 E: 0 K: 1 S: 16	H: 4 LOB: 1 BB: 0 P: 24	R: 0 E: 0 K: 0 S: 3	H: 1 LOB: 0 BB: 0 P: 7	R: 1 E: 0 K: 0 S: 6	H: 2 LOB: 1 BB: 0 P: 9	R: 0 E: 0 K: 2 S: 7	H: 0 LOB: 0 BB: 0 P: 11	R: 0 E: 0 K: 1 S: 5	H: 0 LOB: 0 BB: 0 P: 10		R: 0 E: 0 K: 0 S: 5	H: 0 LOB: 0 BB: 0 P: 8	1B: 7 2B: 2 3B: 0 HR: 1	SF: 0 SAC: 0 DP: 1 HBP: 0	WP: 1 PB: 0 SB: 0 CS: 1
PITCHER	IP	WLS	BF	H	R	ER	SO	BB	IBB	HBP	BLK	WP	HR	S	P	ERA	WHIP					
Tom Urbani, L ERA: 3.48 (1, 1)	6.0	L	26	10	4	4	6	0	0	0	0	1	1	56	89	6.00	1.667					
John Habyan, R ERA: 3.57 (7, 1)	1.0		3	0	0	0	2	0	0	0	0	0	0	7	11	0.00	0.000					
Rich DeLucia, R ERA: 3.34 (8, 1)	2.0		6	0	0	0	1	0	0	0	0	0	0	10	18	0.00	0.000					

Batter	1	2	3	4	5	6	7	8	9	AB	R	H	RBI	BB	SO	LOB	BOTTOM					
Bernard Gilkey, R OBP: 0.361, SLG: 0.473 (1, 7)	G4-3	F9			F7			F8		4	0	0	0	0	0	1	San Francisco Giants @ St. Louis Cardinals Busch Stadium, St. Louis, MO Sat Jun 17 1995, 7:05 PM CDT Att: 38,664 - Unknown					
Tripp Cramer, R OBP: 0.277, SLG: 0.424 (1, 6)			G4-3		F9			P3		3	0	0	0	0	0	1						
Brian Jordan, R OBP: 0.297, SLG: 0.448 (1, 9)					F8			F8		4	1	1	0	0	0	2						
Ray Lankford, L OBP: 0.358, SLG: 0.479 (1, 8)			G6-3					G3		3	0	0	0	1	0	1						
Chris Sabo, R OBP: 0.291, SLG: 0.346 (1, 3)			G5-3					G5-3		3	0	0	0	1	0	1						
Scott Cooper, L OBP: 0.382, SLG: 0.325 (1, 5)					G3			G3		3	0	1	0	1	0	0						
Tom Pagnozzi, R OBP: 0.262, SLG: 0.301 (1, 2)			G4-3		F7			1B		4	0	1	0	0	0	3						
José Oquendo, S OBP: 0.333, SLG: 0.306 Gerald Perry, L OBP: 0.270, SLG: 0.242 (9, PH)			L9		K			F7		3	0	0	0	0	1	0						
Tom Urbani, L OBP: 0.300, SLG: 0.333 John Habyan, R John Mabry, L OBP: 0.301, SLG: 0.304 Rich DeLucia, R OBP: 0.500, SLG: 0.400 (8, 1)			F8					L6		2	0	1	0	0	0	0						
Inning Stats	R: 1 E: 0 K: 0 S: 12	H: 0 LOB: 3 BB: 3 P: 28	R: 0 E: 0 K: 0 S: 8	H: 0 LOB: 0 BB: 0 P: 10	R: 0 E: 0 K: 1 S: 8	H: 1 LOB: 1 BB: 0 P: 8	R: 0 E: 0 K: 1 S: 8	H: 0 LOB: 0 BB: 0 P: 12	R: 0 E: 0 K: 0 S: 10	H: 1 LOB: 1 BB: 0 P: 19	R: 0 E: 0 K: 0 S: 5	H: 0 LOB: 0 BB: 0 P: 11	R: 0 E: 0 K: 0 S: 6	H: 0 LOB: 0 BB: 0 P: 9	R: 0 E: 0 K: 0 S: 5	H: 0 LOB: 0 BB: 0 P: 7		R: 0 E: 0 K: 0 S: 7	H: 2 LOB: 2 BB: 0 P: 11	1B: 3 2B: 1 3B: 0 HR: 0	SF: 0 SAC: 0 DP: 0 HBP: 1	WP: 1 PB: 0 SB: 1 CS: 0
PITCHER	IP	WLS	BF	H	R	ER	SO	BB	IBB	HBP	BLK	WP	HR	S	P	ERA	WHIP					
Jose Bautista, R ERA: 4.54 (1, 1)	8.2	W	33	3	1	1	1	3	0	1	1	1	0	64	111	1.04	0.692					
Rod Beck, R ERA: 2.89 (9, 1)	0.1	S	2	1	0	0	0	0	0	0	0	0	0	3	4	0.00	3.000					

Batter	1	2	3	4	5	6	7	8	9	AB	R	H	RBI	BB	SO	LOB	TOP										
Darren Lewis, R (1.8) X OBP: 0.283, SLG: 0.294	E6 SH2-3		SF7 3B		FC4-6 1B	K		G4-3 2-3		5	1	2	0	0	1	3	San Francisco Giants @ St. Louis Cardinals Busch Stadium, St. Louis, MO Sun Jun 18 1995, 3:33 AM CDT Att: 27,989 - Overcast - 90 F										
John Patterson, S (1.4) X OBP: 0.222, SLG: 0.204	SH2-3		SF7 HBP		FC4-6 2B	P2		G4-3		3	1	0	0	0	0	4											
Barry Bonds, L (1.7) B X OBP: 0.416, SLG: 0.585	L6		SF7		L9					4	1	1	2	0	1	2											
Glenallen Hill, R (1.9) S X Rikkert Faneyte, R (9.9) X OBP: 0.325, SLG: 0.458 OBP: 0.444, SLG: 0.333	F7		G5-3		2B 1B			F8		5	0	1	0	0	0	2											
Royce Clayton, R (1.6) X OBP: 0.322, SLG: 0.369		S E 2B		1B SF8 HBP	1-3 2-H 2B			G4-3		4	2	3	1	0	0	0											
J.R. Phillips, L (1.3) S F X OBP: 0.186, SLG: 0.231	K			G3	G4-3			L9		5	0	0	0	0	1	5											
Steve Scarsone, R (1.5) B F X OBP: 0.443, SLG: 0.813	G4-3 2-H			1B		SH1-3 2B				4	1	3	1	0	0	0											
Kirt Manwaring, R (1.2) X OBP: 0.333, SLG: 0.347	L6			SF8		SH1-3		G4-3 SH1-3 1B		2	0	1	1	0	0	0											
Mark Portugal, R (1.1) B S C X OBP: 0.105, SLG: 0.056			K	G6-3		BB		SH1-3		2	0	0	0	1	1	1											
Inning Stats	R: 0 E: 1 K: 0 S: 5	H: 0 LOB: 1 BB: 0 P: 7	R: 1 E: 0 K: 1 S: 7	H: 1 LOB: 0 BB: 0 P: 9	R: 1 E: 0 K: 1 S: 9	H: 1 LOB: 1 BB: 0 P: 16	R: 1 E: 0 K: 0 S: 7	H: 1 LOB: 1 BB: 0 P: 9	R: 1 E: 0 K: 0 S: 8	H: 3 LOB: 2 BB: 0 P: 13	R: 0 E: 0 K: 1 S: 10	H: 1 LOB: 1 BB: 0 P: 18	R: 0 E: 0 K: 1 S: 10	H: 1 LOB: 1 BB: 0 P: 13	R: 1 E: 0 K: 0 S: 11	H: 2 LOB: 1 BB: 0 P: 16		R: 1 E: 0 K: 0 S: 9	H: 1 LOB: 0 BB: 0 P: 13	1B: 4 2B: 4 3B: 1 HR: 2	SF: 2 SAC: 3 DP: 0 HBP: 2	WP: 0 PB: 0 SB: 1 CS: 0	PA: 42				
PITCHER	IP	WLS	BF	H	R	ER	SO	BB	IBB	HBP	BLK	WP	HR	S	P	ERA	WHIP										
Mike Morgan, R (1.1) ERA: 3.03	5.0	L	24	6	4	4	2	0	0	2	0	0	0	36	54	7.20	1.200										
John Habyan, R (6.1) ERA: 3.41	2.0		9	2	0	0	2	1	0	0	0	0	0	20	31	0.00	1.500										
Rene Arocha, R (8.1) ERA: 4.11	2.0		9	3	2	2	0	0	0	0	0	0	2	20	29	9.00	1.500										

AB	34
R	6
H	11
RBI	5
BB	1
SO	4
LOB	17



Batter	1	2	3	4	5	6	7	8	9	AB	R	H	RBI	BB	SO	LOB	BOTTOM										
Scott Hemond, R (1.4) C X OBP: 0.152, SLG: 0.167	G3			F8		L7		G6-4-3 1-2		4	0	0	0	0	0	1	San Francisco Giants @ St. Louis Cardinals Busch Stadium, St. Louis, MO Sun Jun 18 1995, 3:33 AM CDT Att: 27,989 - Overcast - 90 F										
Tripp Cromer, R (1.6) X OBP: 0.265, SLG: 0.412	G5-3			L8		G5-3		K		4	0	0	0	0	1	0											
Brian Jordan, R (1.9) X OBP: 0.296, SLG: 0.444	L7			G6-3		1B				4	0	1	0	0	0	0											
Ray Lankford, L (1.8) S F B X OBP: 0.356, SLG: 0.472		K			FC5-4 BB	G4-3				3	0	0	0	1	1	1											
Darnell Coles, R (1.3) C X OBP: 0.288, SLG: 0.375	P5			FC5-4 1B				L9		4	1	0	0	0	0	1											
Scott Cooper, L (1.5) C B X OBP: 0.381, SLG: 0.325	K			BB G1-2-3 1B				P6		3	0	1	0	0	1	0											
John Mabry, L (1.7) X OBP: 0.314, SLG: 0.329			G6-3		BB 1B					3	0	2	1	0	0	0											
Danny Sheaffer, R (1.2) C X OBP: 0.308, SLG: 0.391			G5-3		BB 1B			G4-3		2	0	0	0	1	0	1											
Rene Arocha, R (8.1) X OBP: 0.339, SLG: 0.312			K		G1-2-3 BB					1	0	0	0	0	1	0											
Mike Morgan, R (1.1) ERA: 3.28	9.0	W	32	5	1	1	4	2	0	0	0	0	0	67	95	1.00		0.778									
PITCHER	IP	WLS	BF	H	R	ER	SO	BB	IBB	HBP	BLK	WP	HR	S	P	ERA	WHIP										
Mark Portugal, R (1.1) ERA: 3.28	9.0	W	32	5	1	1	4	2	0	0	0	0	0	67	95	1.00	0.778										

AB	30
R	1
H	5
RBI	1
BB	2
SO	4
LOB	7



Batter	1	2	3	4	5	6	7	8	9	AB R H RBI BB SO LOB	TOP											
Delino DeShields, L OBP: 0.338, SLG: 0.335	1-2 SH 2B		1-0 SH3-1 1B		2-1 2H 1B		3-2 L1-3		3-3 K	5 1 3 1 0 1 0	Los Angeles Dodgers @ St. Louis Cardinals Busch Stadium, St. Louis, MO Mon Jun 19 1995, 7:05 PM CDT Att: 24,806 - Unknown - 89 F livebaseballscorecards.com											
Jose Offerman, S OBP: 0.438, SLG: 0.436	0-0 SH G4-3 2H		0-0 SH3-1		1-0 L7		2-2 G6-3		2-1 F9	3 1 0 0 0 0 1												
Mike Piazza, R OBP: 0.431, SLG: 0.691	1-0 G4-3		0-0 P9		2-2 G1-5-3		0-1 1B 1B		1-0 L8	5 1 1 0 0 0 3												
Eric Karros, R OBP: 0.397, SLG: 0.558	3-1 G4-3		2-3 K			1-2 F9		0-0 1B 1B		4 0 1 1 0 1 1												
Roberto Kelly, R OBP: 0.332, SLG: 0.355	0-0 G1-3			0-1 G1-3		1-1 3B 2B		3-2 1B 1B		4 1 2 1 0 0 0												
Raul Mondesi, R OBP: 0.383, SLG: 0.580		0-1 G4-3 1B		2-2 P4		0-1 2H 3B		2-0 P4		4 0 2 1 0 0 2												
Tim Wallach, R OBP: 0.330, SLG: 0.392		1-0 G4-3 1-2		2-2 G1-3		4-0 IBB		2-3 K		3 0 0 0 1 1 1												
Billy Ashley, R OBP: 0.311, SLG: 0.386		4-1 BB			4-2 WP 1B SH3-4 BB		0-3 K		2-2 K	2 1 0 0 2 2 2												
Hideo Nomo, R Todd Worrell, R	2-1 G4-3			0-2 SH3-4		2-2 L9		0-1 G6-3		3 0 0 0 0 0 3 0 0 0 0 0 0 0												
Inning Stats	R: 2 E: 1 K: 0 S: 9	H: 1 LOB: 0 BB: 0 P: 14	R: 0 E: 0 K: 0 S: 6	H: 1 LOB: 1 BB: 1 P: 13	R: 0 E: 0 K: 1 S: 6	H: 1 LOB: 0 BB: 0 P: 9	R: 0 E: 0 K: 0 S: 9	H: 0 LOB: 0 BB: 0 P: 13	R: 1 E: 0 K: 0 S: 11	H: 1 LOB: 1 BB: 1 P: 20		R: 1 E: 0 K: 1 S: 14	H: 2 LOB: 2 BB: 1 P: 22	R: 1 E: 0 K: 0 S: 14	H: 3 LOB: 2 BB: 0 P: 24	R: 0 E: 0 K: 2 S: 8	H: 0 LOB: 0 BB: 0 P: 12	R: 0 E: 0 K: 1 S: 7	H: 0 LOB: 0 BB: 0 P: 13	1B: 6 2B: 2 3B: 1 HR: 0	SF: 0 SAC: 3 DP: 1 HBP: 0	WP: 1 PB: 0 SB: 1 CS: 0
PITCHER	IP WLS BF H R ER SO BB IBB HBP BLK WP HR S P ERA WHIP											PITCHER	IP WLS BF H R ER SO BB IBB HBP BLK WP HR S P ERA WHIP									
Ken Hill, R ERA: 3.87	(1, 1) 6.2 L 32 9 5 4 2 2 2 1 0 0 0 1 0 68 112 5.40 1.650																					
Rich DeLucia, R ERA: 3.21	(7, 1) 1.1 4 0 0 0 2 0 0 0 0 0 0 9 15 0.00 0.000																					
Tony Fossas, L ERA: 0.66	(9, 1) 1.0 3 0 0 0 1 0 0 0 0 0 0 7 13 0.00 0.000																					

Batter	1	2	3	4	5	6	7	8	9	AB R H RBI BB SO LOB	BOTTOM											
Bernard Gilkey, R OBP: 0.354, SLG: 0.464	0-0 F9		3-2 F9			1-0 P9			0-0 G6-3	4 0 0 0 0 0 1	Los Angeles Dodgers @ St. Louis Cardinals Busch Stadium, St. Louis, MO Mon Jun 19 1995, 7:05 PM CDT Att: 24,806 - Unknown - 89 F livebaseballscorecards.com											
Tripp Cramer, R OBP: 0.288, SLG: 0.407	3-2 G5-3		1-2 1B			1-3 K			0-0 E6 BB 2B	4 1 1 0 0 1 0												
Brian Jordan, R OBP: 0.295, SLG: 0.436	0-0 G6-3		2-3 K			2-3 K			4-2 2B BB	3 1 0 0 1 2 2												
Ray Lankford, L OBP: 0.350, SLG: 0.462		2-0 P5		1-2 G4-3			1-3 K		2-2 G3	4 0 0 0 0 1 2												
Chris Sabo, R OBP: 0.286, SLG: 0.349		1-3 K		0-0 P4			0-0 G6-3		2-0 2B	4 0 1 2 0 1 0												
John Mabry, L OBP: 0.322, SLG: 0.329		0-1 1B		0-0 F8			4-0 BB		2H 3H F7	3 0 1 0 1 0 1												
Tom Pagnozzi, R OBP: 0.255, SLG: 0.292		2-3 K			1-0 F8				2-1 F9	4 0 0 0 0 1 3												
José Oquendo, S OBP: 0.338, SLG: 0.306			4-0 1B BB		0-1 F7				2-1 F8	2 0 0 0 1 0 0												
Ken Hill, R OBP: 0.250, SLG: 0.227	(1, 1)			0-3 K		0-2 G5-3			1-3 K	2 0 0 0 0 1 1												
Rich DeLucia, R OBP: 0.500, SLG: 0.400	(7, 1)									0 0 0 0 0 0 0												
Gerald Perry, L OBP: 0.263, SLG: 0.235	(6, PH)									1 0 0 0 0 1 0												
Tony Fossas, L ERA:	(9, 1)									0 0 0 0 0 0 0												
Inning Stats	R: 0 E: 0 K: 0 S: 5	H: 0 LOB: 0 BB: 0 P: 8	R: 0 E: 0 K: 2 S: 10	H: 1 LOB: 1 BB: 0 P: 15	R: 0 E: 0 K: 2 S: 12	H: 1 LOB: 2 BB: 1 P: 22	R: 0 E: 0 K: 0 S: 5	H: 0 LOB: 0 BB: 0 P: 6	R: 0 E: 0 K: 0 S: 7	H: 0 LOB: 0 BB: 0 P: 8	R: 0 E: 0 K: 2 S: 9	H: 0 LOB: 0 BB: 0 P: 13	R: 0 E: 0 K: 1 S: 5	H: 0 LOB: 1 BB: 1 P: 10	R: 0 E: 0 K: 1 S: 6	H: 0 LOB: 0 BB: 0 P: 9	R: 2 E: 1 K: 0 S: 12	H: 1 LOB: 1 BB: 1 P: 23	1B: 2 2B: 1 3B: 0 HR: 0	SF: 0 SAC: 0 DP: 0 HBP: 0	WP: 0 PB: 0 SB: 0 CS: 0	PA: 34
PITCHER	IP WLS BF H R ER SO BB IBB HBP BLK WP HR S P ERA WHIP											PITCHER	IP WLS BF H R ER SO BB IBB HBP BLK WP HR S P ERA WHIP									
Hideo Nomo, R ERA: 2.62	(1, 1) 8.1 W 32 3 2 1 8 3 0 0 0 0 0 0 3 6 0.00 0.000																					
Todd Worrell, R ERA:	(9, 1) 0.2 S 2 0 0 0 0 0 0 0 0 0 0 0 3 6 0.00 0.000																					

Batter	1	2	3	4	5	6	7	8	9	AB	R	H	RBI	BB	SO	LOB	TOP					
Delino DeShields, L (1, 4) OBP: 0.341, SLG: 0.338	G6-3		FC4-6			F8-4				4	0	2	0	0	0	1	Los Angeles Dodgers @ St. Louis Cardinals Busch Stadium, St. Louis, MO Tue Jun 20 1995, 7:05 PM CDT Att: 22,876 - Unknown - 93 F livebaseballscorecards.com					
Jose Offerman, S (1, 6) OBP: 0.439, SLG: 0.438 Chad Fonville, S (8, 6) OBP: 0.414, SLG: 0.429	G6-3		CS		F7			P6		4	0	2	0	0	0	1						
Mike Piazza, R (1, 2) OBP: 0.415, SLG: 0.663	G6-3				G1-3			F8-4		4	0	0	0	0	0	3						
Eric Karros, R (1, 3) OBP: 0.399, SLG: 0.560	K				FC5			L7		3	0	1	0	1	1	2						
Roberto Kelly, R (1, 8) OBP: 0.335, SLG: 0.355								L7		3	0	1	0	1	0	1						
Raul Mondesi, R (1, 9) OBP: 0.361, SLG: 0.573					FC5			G5-3		4	0	1	0	0	0	3						
Tim Wallach, R (1, 5) OBP: 0.321, SLG: 0.380 Joey Eischen, L (7, 1)								G6-3		3	0	0	0	0	0	1						
Billy Ashley, R (1, 7) OBP: 0.305, SLG: 0.378 Roger Cedeno, S (8, 7)			K					G6-3		3	0	0	0	0	0	2						
Pedro Astacio, R (1, 1) OBP: 0.200, SLG: 0.211 Omar Daal, L (5, 1)								G6-3		2	0	1	0	0	0	0						
Dave Hansen, L (7, 5) OBP: 0.380, SLG: 0.303								G6-3		0	0	0	0	0	0	0						
Inning Stats	R: 0 E: 0 K: 1 S: 8	H: 1 LOB: 1 BB: 0 P: 13	R: 0 E: 0 K: 0 S: 5	H: 2 LOB: 0 BB: 0 P: 10	R: 0 E: 0 K: 1 S: 11	H: 1 LOB: 0 BB: 0 P: 16	R: 0 E: 0 K: 0 S: 9	H: 1 LOB: 2 BB: 1 P: 16	R: 0 E: 0 K: 0 S: 7	H: 0 LOB: 0 BB: 0 P: 13	R: 0 E: 0 K: 0 S: 7	H: 2 LOB: 1 BB: 0 P: 8	R: 0 E: 0 K: 0 S: 4	H: 0 LOB: 0 BB: 0 P: 5	R: 0 E: 0 K: 1 S: 11	H: 1 LOB: 1 BB: 0 P: 18	R: 0 E: 0 K: 0 S: 14	H: 0 LOB: 1 BB: 1 P: 18	1B: 7 2B: 3 3B: 0 HR: 0	SF: 0 SAC: 0 DP: 2 HBP: 0	WP: 0 PB: 0 SB: 0 CS: 2	PA: 34
PITCHER Mark Petkovsek, R (1, 1) ERA: 2.54	IP: 9.0 WLS: W BF: 33 H: 8 R: 0 ER: 0 SO: 3 BB: 2 IBB: 0 HBP: 0 BLK: 0 WP: 0 HR: 0 S: 76 P: 117 ERA: 0.00 WHIP: 1.111															PITCHER						

Batter	1	2	3	4	5	6	7	8	9	AB	R	H	RBI	BB	SO	LOB	BOTTOM					
Brian Jordan, R (1, 9) OBP: 0.305, SLG: 0.459	1B	G5-3				HR				4	2	3	4	0	0	1	Los Angeles Dodgers @ St. Louis Cardinals Busch Stadium, St. Louis, MO Tue Jun 20 1995, 7:05 PM CDT Att: 22,876 - Unknown - 93 F livebaseballscorecards.com					
Tripp Cramer, R (1, 6) OBP: 0.275, SLG: 0.410	G6-3				G6-3			K		4	0	2	0	0	1	2						
Gerald Perry, L (1, 3) OBP: 0.236, SLG: 0.211	FC4				G4-6-3			G6-3		4	0	0	1	0	0	2						
Ray Lankford, L (1, 8) OBP: 0.344, SLG: 0.453	G6-3				K			L4		4	0	0	0	0	2	2						
John Mabry, L (1, 7) OBP: 0.330, SLG: 0.348	G4-3				G1-3			G3-1		4	1	2	0	0	0	1						
Scott Cooper, L (1, 5) OBP: 0.384, SLG: 0.341					G1-3			G4-3		4	2	2	1	0	0	1						
Tom Pagnozzi, R (1, 2) OBP: 0.248, SLG: 0.284					L8-2			F8		4	0	0	0	0	0	3						
José Oquendo, S (1, 4) OBP: 0.343, SLG: 0.316					P5			F8		3	1	1	1	1	0	0						
Mark Petkovsek, R (1, 1) OBP: 0.231, SLG: 0.167					HR					2	1	1	0	1	1	1						
Inning Stats	R: 1 E: 1 K: 0 S: 13	H: 2 LOB: 1 BB: 0 P: 17	R: 1 E: 0 K: 1 S: 8	H: 2 LOB: 0 BB: 0 P: 13	R: 0 E: 0 K: 1 S: 7	H: 1 LOB: 0 BB: 0 P: 11	R: 0 E: 0 K: 0 S: 9	H: 1 LOB: 0 BB: 0 P: 12	R: 2 E: 0 K: 1 S: 13	H: 1 LOB: 0 BB: 1 P: 26	R: 3 E: 0 K: 1 S: 18	H: 4 LOB: 2 BB: 1 P: 31	R: 0 E: 0 K: 1 S: 9	H: 0 LOB: 0 BB: 0 P: 16	R: 0 E: 0 K: 0 S: 6	H: 0 LOB: 0 BB: 0 P: 10		R: 0 E: 0 K: 0 S: 6	H: 0 LOB: 0 BB: 0 P: 10	1B: 6 2B: 5 3B: 0 HR: 1	SF: 0 SAC: 0 DP: 3 HBP: 0	WP: 0 PB: 0 SB: 0 CS: 0
PITCHER Pedro Astacio, R (1, 1) ERA: 4.82 Omar Daal, L (5, 1) ERA: 3.77 Joey Eischen, L (7, 1) ERA: 5.4	IP: 4.1 WLS: L BF: 19 H: 7 R: 4 ER: 4 SO: 2 BB: 1 IBB: 0 HBP: 0 BLK: 0 WP: 0 HR: 1 S: 43 P: 67 ERA: 8.31 WHIP: 1.846															PITCHER						

Batter	1	2	3	4	5	6	7	8	9	AB	R	H	RBI	BB	SO	LOB	TOP				
Mickey Morandini, L OBP: 0.342, SLG: 0.410	(1,4) C 1-3 K		X 0-0 1B			F 2-1 G5-4-3		X 0-0 L5		4	0	1	0	0	1	2	Philadelphia Phillies @ St. Louis Cardinals Busch Stadium, St. Louis, MO Fri Jun 23 1995, 7:05 PM CDT Att: 29,375 - Unknown				
Mariano Duncan, R OBP: 0.279, SLG: 0.383	(1,3) C 0-1 G1-3		X 1-0 G5-3			X 0-0 G4-3		X 2-1 G4-3		4	0	0	0	0	2						
Tony Longmire, L OBP: 0.326, SLG: 0.588	(1,7) B 1-1 G1-3			2-2 K			X 1-0 G4-3		X 0-0 1B 2B	4	1	1	0	0	1						
Darren Daulton, L OBP: 0.351, SLG: 0.419		1-1 G1-6-3 1B		1-2 F7			3-2 G4-3		X 1-0 G5-3	3	0	1	0	0	0						
Lenny Webster, R OBP: 0.250, SLG: 0.216				2-0 G4-3				X 1-0 G4-3		1	0	0	0	0	1						
Jim Eisenreich, L OBP: 0.429, SLG: 0.517		3-2 G1-6-3 1B		X 2-0 G4-3			X 1-2 1B		X 1-0 G4-6-3	4	0	3	1	0	0						
Charlie Hayes, R OBP: 0.386, SLG: 0.447	(1,5) C 0-2 G1-6-3				2-1 G4-3		X 0-2 1B		X 2-2 G4-6-3	4	0	1	0	0	3						
Dave Gallagher, R OBP: 0.390, SLG: 0.422	(1,8) C 2-2 G4-3				0-0 G6-3		X 1-1 FC6-4 1B			3	0	0	0	0	3						
Kevin Stocker, S OBP: 0.322, SLG: 0.245	(1,6) C 0-2 G4-3		X 0-2 G4-3		2-2 K		X 0-1 F8			3	0	0	0	1	0						
Curt Schilling, R ERA: 3.58	(1,1) C 0-0 G5-4-3 1B		X 2-3 K			0-2 G5-4-3 1B		X 1-1 S 1B		1	0	0	0	0	0						
Kyle Abbott, L ERA: 2.13	(5,1) C 0-0 G5-4-3 1B									0	0	0	0	0	0						
Randy Ready, R ERA: 4.5	(6,1) C 0-0 G5-4-3 1B									0	0	0	0	0	0						
Ryan Karp, L ERA: 4.5	(6,1) C 0-0 G5-4-3 1B									0	0	0	0	0	0						
Gary Varsho, L ERA: 3.45	(8,1) C 0-0 G5-4-3 1B									1	0	1	0	0	0						
Mike Williams, R ERA: 3.45	(8,1) C 0-0 G5-4-3 1B									0	0	0	0	0	0						
Inning Stats	R: 0 E: 0 K: 1 S: 7	H: 0 LOB: 0 BB: 0 P: 9	R: 0 E: 0 K: 0 S: 11	H: 2 LOB: 1 BB: 0 P: 17	R: 0 E: 0 K: 1 S: 8	H: 1 LOB: 1 BB: 0 P: 11	R: 0 E: 0 K: 1 S: 7	H: 0 LOB: 0 BB: 0 P: 12	R: 0 E: 0 K: 1 S: 8	H: 0 LOB: 0 BB: 0 P: 12	R: 0 E: 0 K: 0 S: 6	H: 1 LOB: 1 BB: 0 P: 8	R: 0 E: 0 K: 0 S: 14	H: 2 LOB: 2 BB: 0 P: 20	R: 0 E: 0 K: 0 S: 7	H: 1 LOB: 1 BB: 0 P: 10	R: 1 E: 0 K: 0 S: 6	H: 2 LOB: 0 BB: 0 P: 10	1B: 8 2B: 1 3B: 0 HR: 0	SF: 0 SAC: 0 DP: 3 HBP: 0	WP: 0 PA: 33 PB: 0 SB: 1 CS: 0
PITCHER Mike Morgan, R ERA: 2.56	(1,1) IP: 9.0 WLS: W BF: 33 H: 9 R: 1 ER: 1 SO: 4 BB: 0 IBB: 0 HBP: 0 BLK: 0 WP: 0 HR: 0 S: 74 P: 109 ERA: 1.00 WHIP: 1.000															PITCHER					

Batter	1	2	3	4	5	6	7	8	9	AB	R	H	RBI	BB	SO	LOB	BOTTOM		
Bernard Gilkey, R OBP: 0.355, SLG: 0.467	(1,7) B 2-1 F8		3-3 K			X 1-0 G4-3 1B 2B		X 3-2 BB 1B		5	1	2	1	0	1	2	Philadelphia Phillies @ St. Louis Cardinals Busch Stadium, St. Louis, MO Fri Jun 23 1995, 7:05 PM CDT Att: 29,375 - Unknown		
Tripp Cramer, R OBP: 0.255, SLG: 0.386	(1,6) B 1-2 F9		X 1-2 F9		X 1-0 G4-3		X 1-2 F7		X 3-3 K	5	0	0	0	0	1	2			
Brian Jordan, R OBP: 0.312, SLG: 0.458	(1,9) B 3-2 HR 1B		X 0-0 F9		X 1-2 3H 1B		X 4-2 BB 1B			3	2	2	1	1	0	0			
Ray Lankford, L OBP: 0.353, SLG: 0.469	(1,8) C 1-1 HR		X 3-1 2B 1B		X 4-2 WP 1B		X 1-3 1B BB		X 1-2 2-3 BB	2	3	2	2	2	0	0			
John Mabry, L OBP: 0.333, SLG: 0.381	(1,3) B 2-2 P2		X 0-0 1H 2B		X 1-1 P5		X 0-1 P6			4	0	1	1	0	4				
Scott Cooper, L OBP: 0.383, SLG: 0.339	(1,5) B 3-2 SH3-4 1B		X 2-1 G4-3		X 3-1 1-2 3H 1B		X 2-2 F8			4	0	2	1	0	1				
Tom Pagnozzi, R OBP: 0.240, SLG: 0.274	(1,2) B 1-3 K		X 3-2 G6-3		X 1-1 F8		X 0-3 K			4	0	0	0	0	2				
Ramon Caraballo, S OBP: 0.500, SLG: 0.333	(1,4) B 3-1 SH3-4 1B		X 2-0 G6-3		X 4-0 WP 1B		X 2-1 L7			3	1	1	0	1	0				
Mike Morgan, R OBP: 0.091, SLG: 0.091	(1,1) B 1-2 SH3-4		X 2-2 P4		X 1-3 K		X 3-3 K			3	0	0	0	0	2				
Inning Stats	R: 2 E: 0 K: 0 S: 14	H: 2 LOB: 0 BB: 0 P: 23	R: 0 E: 0 K: 2 S: 15	H: 2 LOB: 2 BB: 0 P: 26	R: 1 E: 0 K: 0 S: 10	H: 2 LOB: 1 BB: 0 P: 16	R: 0 E: 0 K: 0 S: 10	H: 0 LOB: 0 BB: 0 P: 17	R: 3 E: 0 K: 0 S: 15	H: 3 LOB: 1 BB: 1 P: 27	R: 1 E: 0 K: 1 S: 19	H: 1 LOB: 3 BB: 3 P: 36	R: 0 E: 0 K: 1 S: 8	H: 0 LOB: 0 BB: 0 P: 12	R: 0 E: 0 K: 2 S: 9	H: 0 LOB: 0 BB: 0 P: 17	1B: 7 2B: 2 3B: 0 HR: 1	SF: 0 SAC: 1 DP: 0 HBP: 0	WP: 2 PA: 38 PB: 0 SB: 1 CS: 0
PITCHER Curt Schilling, R ERA: 3.58	(1,1) IP: 4.1 WLS: L BF: 22 H: 8 R: 6 ER: 6 SO: 2 BB: 1 IBB: 0 HBP: 0 BLK: 0 WP: 1 HR: 1 S: 58 P: 98 ERA: 12.46 WHIP: 2.077															PITCHER			
Kyle Abbott, L ERA: 2.13	(5,1) IP: 0.2 WLS: L BF: 3 H: 1 R: 0 ER: 0 SO: 0 BB: 0 IBB: 0 HBP: 0 BLK: 1 WP: 1 HR: 0 S: 6 P: 11 ERA: 0.00 WHIP: 1.500																		
Ryan Karp, L ERA: 4.5	(6,1) IP: 2.0 WLS: L BF: 10 H: 1 R: 1 ER: 1 SO: 2 BB: 3 IBB: 0 HBP: 0 BLK: 0 WP: 1 HR: 0 S: 27 P: 48 ERA: 4.50 WHIP: 2.000																		
Mike Williams, R ERA: 3.45	(8,1) IP: 1.0 WLS: L BF: 3 H: 0 R: 0 ER: 0 SO: 2 BB: 0 IBB: 0 HBP: 0 BLK: 0 WP: 0 HR: 0 S: 9 P: 17 ERA: 0.00 WHIP: 0.000																		

Batter	1	2	3	4	5	6	7	8	9	AB	R	H	RBI	BB	SO	LOB	TOP			
Lenny Dykstra, L OBP: 0.353, SLG: 0.298	4-2 1B 1B 1B BB	4-2 1B 2B BB	3-2 P6		0-1 F7	1-2 FC6-4		2-2 P9		4	2	0	0	2	0	5	Philadelphia Phillies @ St. Louis Cardinals Busch Stadium, St. Louis, MO Sat Jun 24 1995, 3:33 AM CDT Att: 24,013 - Sunny - 88 F			
Mickey Morandini, L OBP: 0.356, SLG: 0.435	1-2 1B 1B	0-1 2B 1B	2-1 1B 2B		1-1 1B 2B	1-0 1B 2B		2-1 F8		6	2	5	3	0	0	0				
Jim Eisenreich, L OBP: 0.439, SLG: 0.530 Heathcliff Stocumb, R	1-1 1B 1B	0-1 2B 2B	1-2 L3		2-2 1B 1B	1-2 1B 2B		1-1 G4-6-3 1B		6	2	4	2	0	0	3				
Darren Daulton, L OBP: 0.350, SLG: 0.409	2-3 K	4-2 2B BB			2-1 G4-3	4-2 1B BB		0-1 G4-6-3		4	0	0	0	2	2	4				
Charlie Hayes, R OBP: 0.393, SLG: 0.456	3-3 K	0-0 1B 2B			1-0 SF9 1B	1-1 1B 1B		0-1 G6-3		5	1	3	3	0	1	3				
Gary Varsho, L OBP: 0.328, SLG: 0.290 Ricky Bottalico, L	0-0 1B 1B	1-0 F8			2-2 E3 1B	2-3 K		0-2 P6		5	0	1	1	0	1	5				
Dave Gallagher, R OBP: 0.390, SLG: 0.422	1-2 1B 1B	1-3 F8			1-3 1B 1B	1-3 K		2-3 P6		0	0	0	0	0	0	0				
Mariano Duncan, R OBP: 0.276, SLG: 0.379	0-0 FC4-6				2-1 SF9	1-2 G6-3		3-2 G5-3		4	0	1	1	0	0	3				
Kevin Stocker, S OBP: 0.330, SLG: 0.257		0-1 G4-3			0-0 FC1-5 1B	1-2 K		1-0 FC6-4 1B		5	2	3	0	0	1	1				
Paul Quantrill, L OBP: 0.143, SLG: 0.077 Mike Williams, R	0-1 G5-3	0-0 FC1-5			0-3 K	0-0 FC1		2-3 K		4	1	0	0	0	1	3				
Norm Charlton, S OBP: 1.000, SLG: 2.000 Tom Marsh, R OBP: 0.370, SLG: 0.667		1-2 2B			1-2 K	1-2 FC6-4		0-0 K		0	0	0	0	0	0	0				
Inning Stats	R: 1 E: 0 K: 2 S: 16	H: 3 LOB: 3 BB: 1 P: 27	R: 3 E: 0 K: 0 S: 15	H: 3 LOB: 2 BB: 2 P: 24	R: 2 E: 0 K: 0 S: 11	H: 3 LOB: 1 BB: 0 P: 17	R: 1 E: 1 K: 1 S: 13	H: 1 LOB: 1 BB: 0 P: 22	R: 2 E: 0 K: 2 S: 19	H: 3 LOB: 2 BB: 1 P: 29	R: 0 E: 0 K: 1 S: 8	H: 0 LOB: 0 BB: 0 P: 11	R: 0 E: 0 K: 1 S: 12	H: 1 LOB: 1 BB: 0 P: 19	R: 0 E: 0 K: 0 S: 6	H: 1 LOB: 0 BB: 0 P: 9	1B: 13 2B: 4 3B: 0 HR: 0	SF: 1 SAC: 0 DP: 1 HBP: 0	WP: 0 PB: 0 SB: 2 CS: 0	PA: 49
PITCHER	IP WLS BF H R ER SO BB IBB HBP BLK WP HR S P ERA WHIP	IP WLS BF H R ER SO BB IBB HBP BLK WP HR S P ERA WHIP	IP WLS BF H R ER SO BB IBB HBP BLK WP HR S P ERA WHIP	IP WLS BF H R ER SO BB IBB HBP BLK WP HR S P ERA WHIP	IP WLS BF H R ER SO BB IBB HBP BLK WP HR S P ERA WHIP	IP WLS BF H R ER SO BB IBB HBP BLK WP HR S P ERA WHIP	IP WLS BF H R ER SO BB IBB HBP BLK WP HR S P ERA WHIP	IP WLS BF H R ER SO BB IBB HBP BLK WP HR S P ERA WHIP	IP WLS BF H R ER SO BB IBB HBP BLK WP HR S P ERA WHIP	IP WLS BF H R ER SO BB IBB HBP BLK WP HR S P ERA WHIP	IP WLS BF H R ER SO BB IBB HBP BLK WP HR S P ERA WHIP	IP WLS BF H R ER SO BB IBB HBP BLK WP HR S P ERA WHIP	IP WLS BF H R ER SO BB IBB HBP BLK WP HR S P ERA WHIP	IP WLS BF H R ER SO BB IBB HBP BLK WP HR S P ERA WHIP	IP WLS BF H R ER SO BB IBB HBP BLK WP HR S P ERA WHIP	IP WLS BF H R ER SO BB IBB HBP BLK WP HR S P ERA WHIP	IP WLS BF H R ER SO BB IBB HBP BLK WP HR S P ERA WHIP			
Ken Hill, R ERA: 4.35	4.0 L	2.0 13	1.2 6	1.1 4	4.0 L	2.0 13	1.2 6	1.1 4	4.0 L	2.0 13	1.2 6	1.1 4	4.0 L	2.0 13	1.2 6	1.1 4				
Rich DeLucia, R ERA: 4.1	5.1 20	7.1 28	7.1 28	8.1 32	5.1 20	7.1 28	7.1 28	8.1 32	5.1 20	7.1 28	7.1 28	8.1 32	5.1 20	7.1 28	7.1 28	8.1 32				
John Habyan, R ERA: 2.94	7.1 28	7.1 28	7.1 28	8.1 32	7.1 28	7.1 28	7.1 28	8.1 32	7.1 28	7.1 28	7.1 28	7.1 28	8.1 32	7.1 28	7.1 28	8.1 32				
Tony Fossas, L ERA: 0.6	8.1 32	8.1 32	8.1 32	8.1 32	8.1 32	8.1 32	8.1 32	8.1 32	8.1 32	8.1 32	8.1 32	8.1 32	8.1 32	8.1 32	8.1 32	8.1 32				

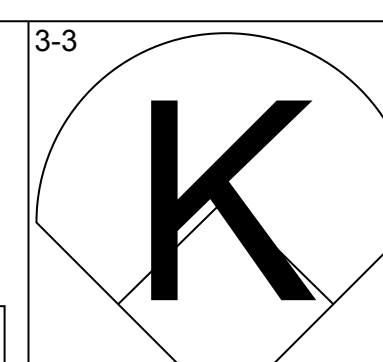
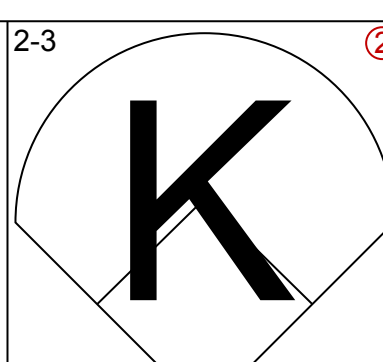
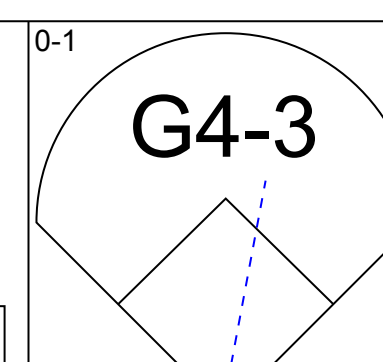
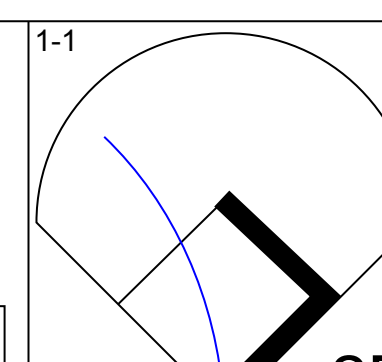
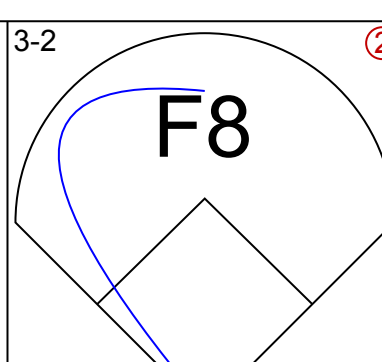
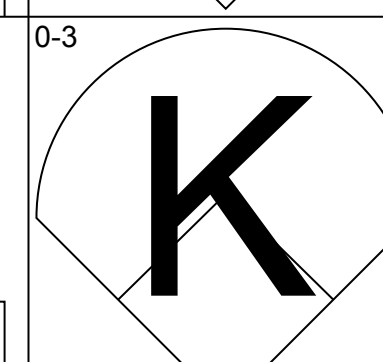
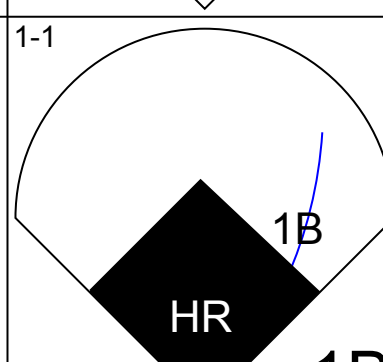
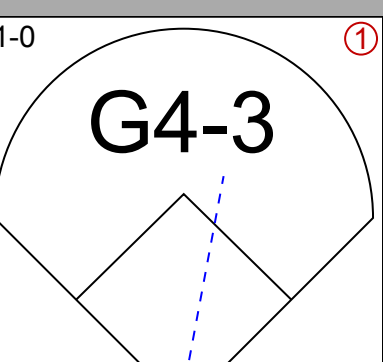
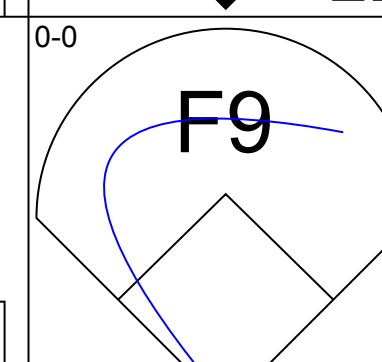
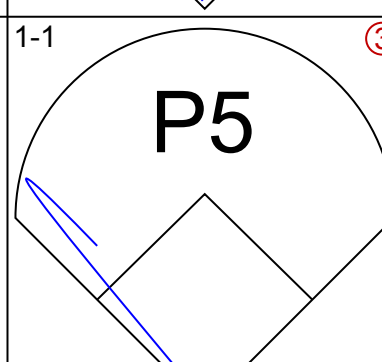
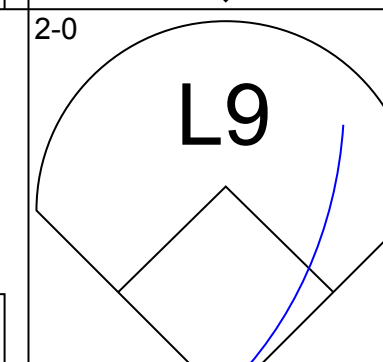
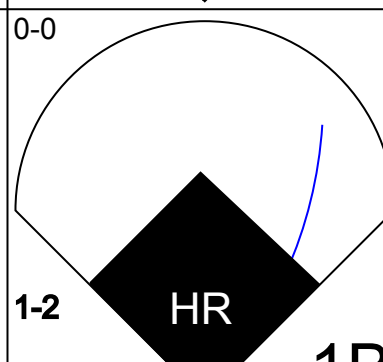
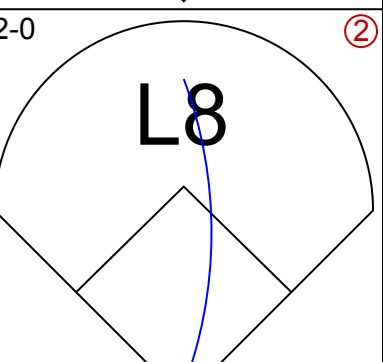
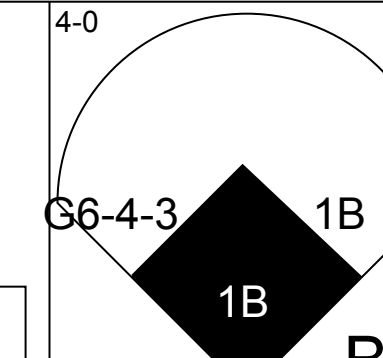
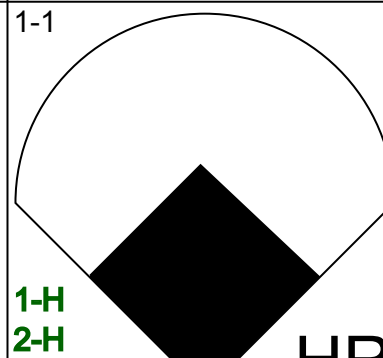
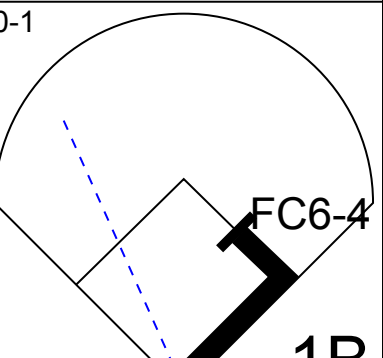
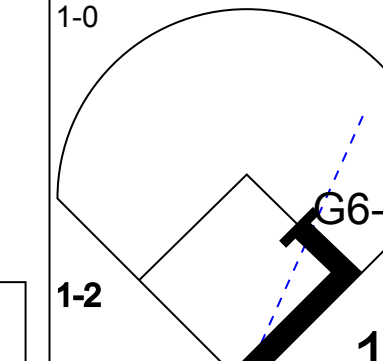
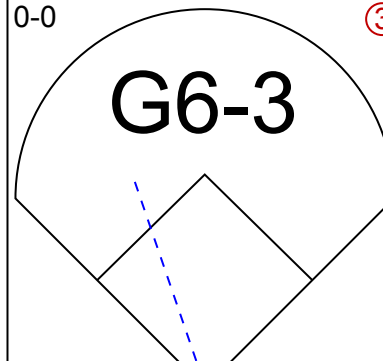
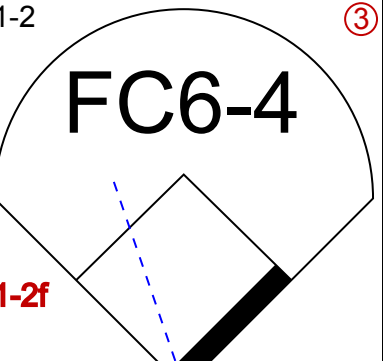
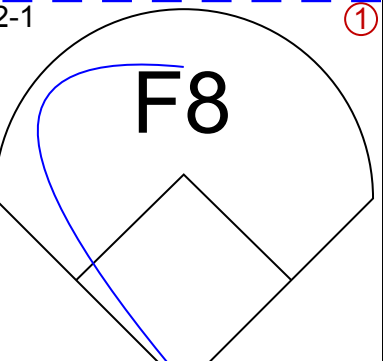
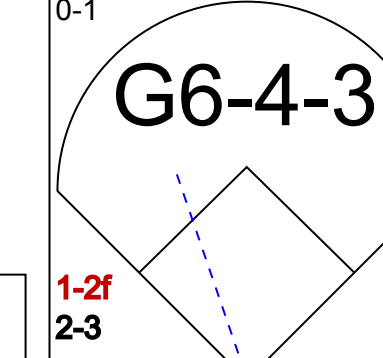
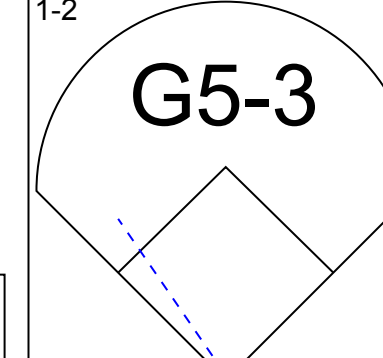
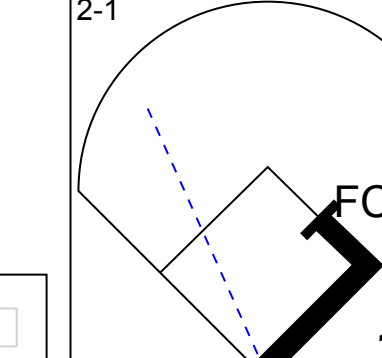
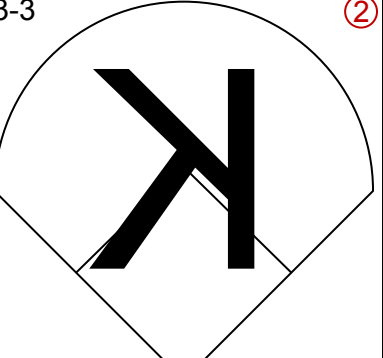
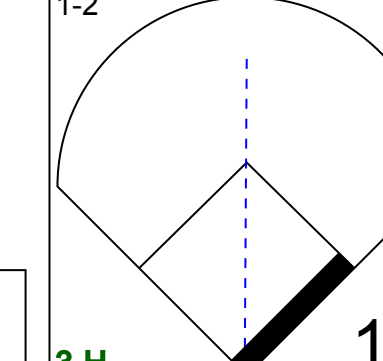
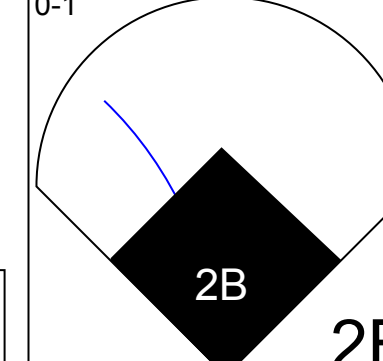
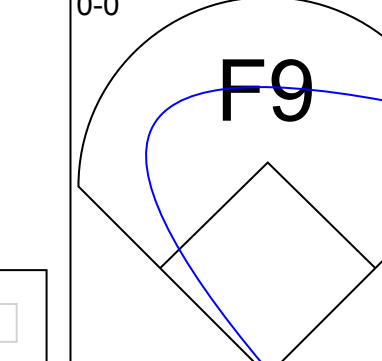
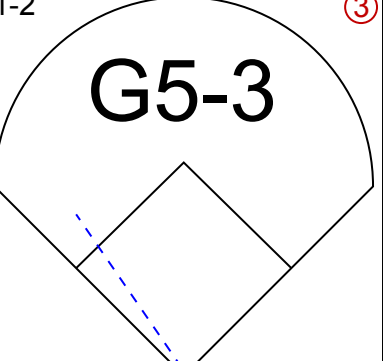
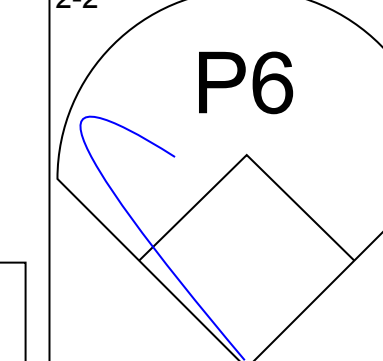
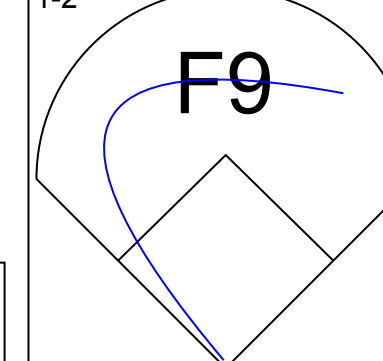
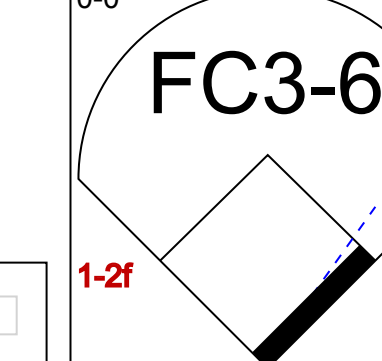
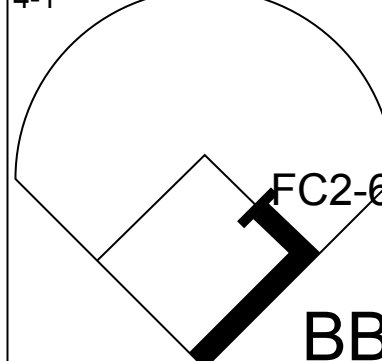
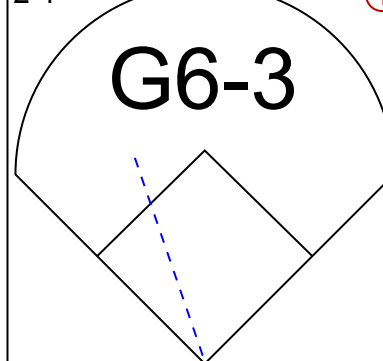
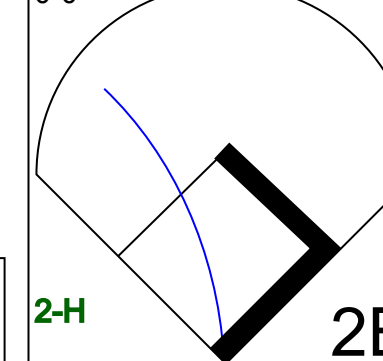
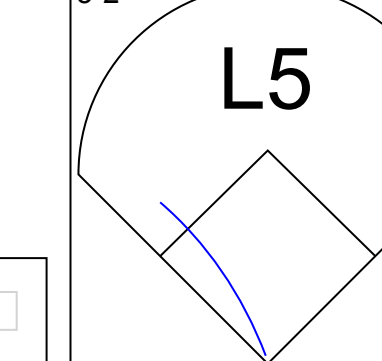
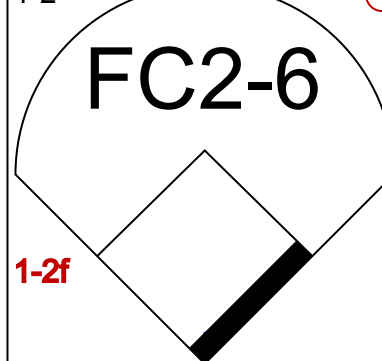
AB	44
R	10
H	17
RBI	10
BB	4
SO	7
LOB	28

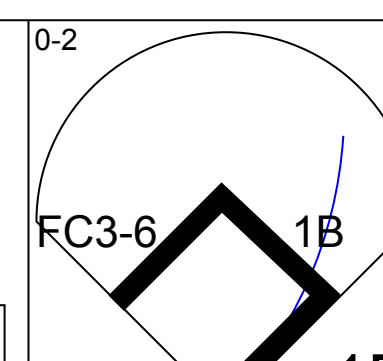
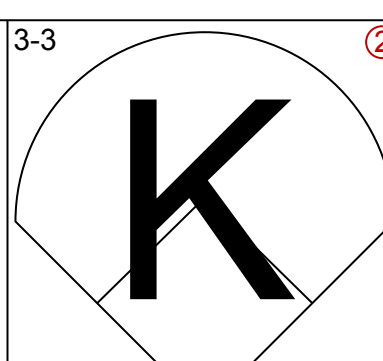
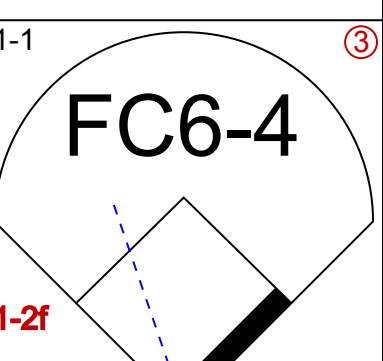
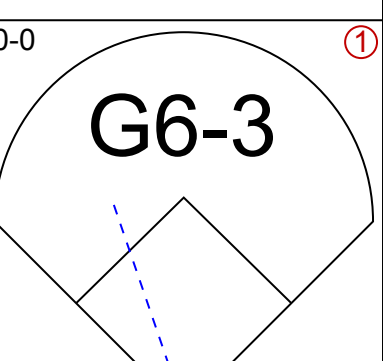
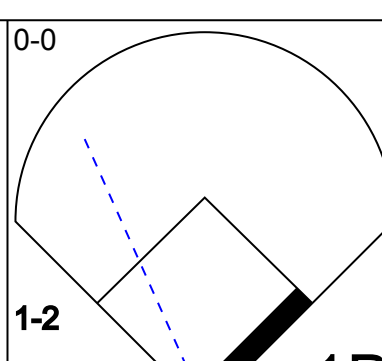
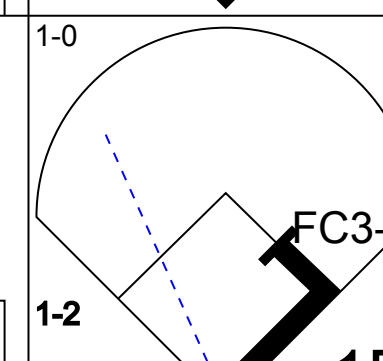
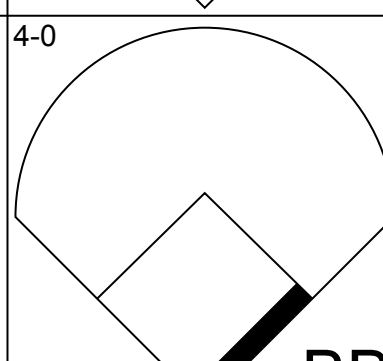
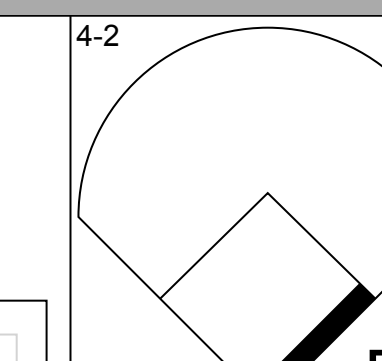
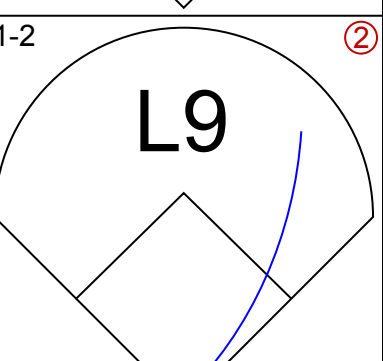
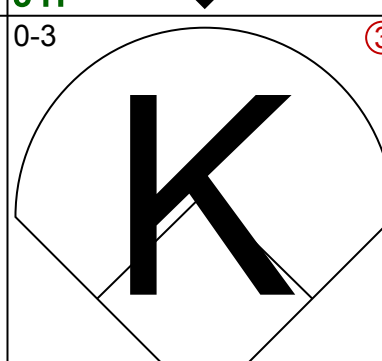
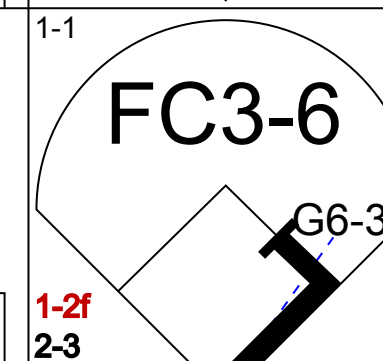
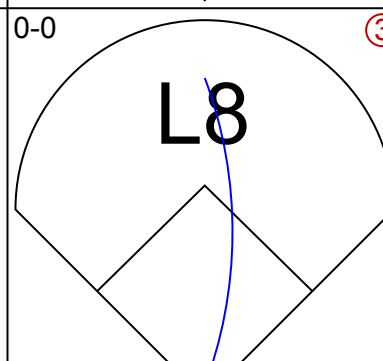
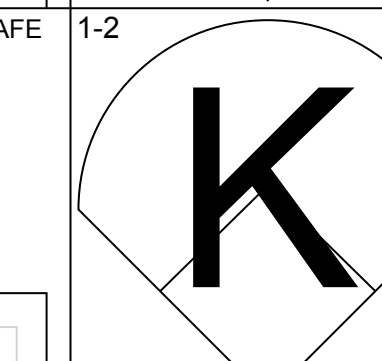
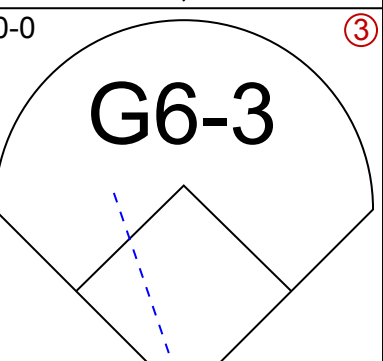
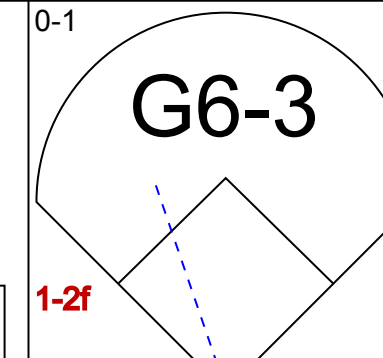
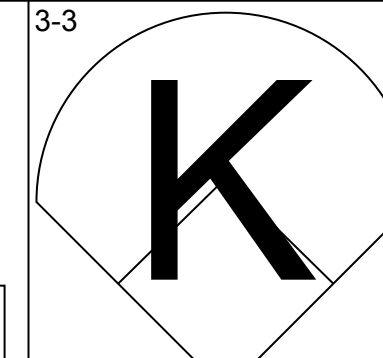
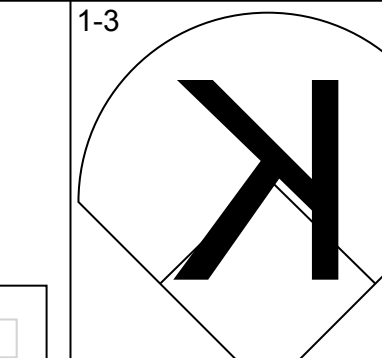
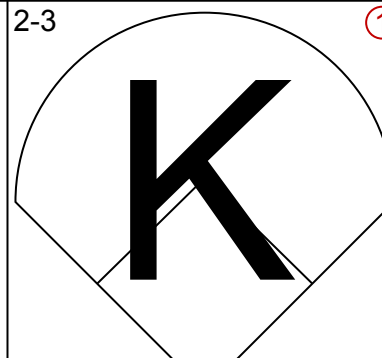
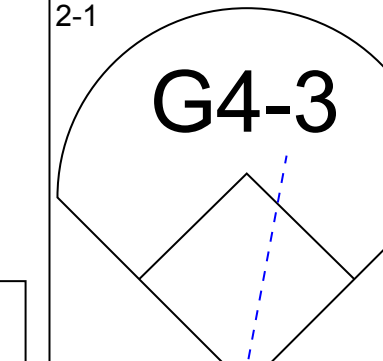
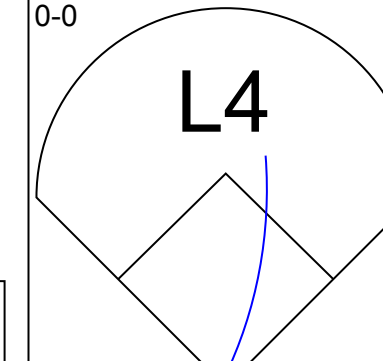
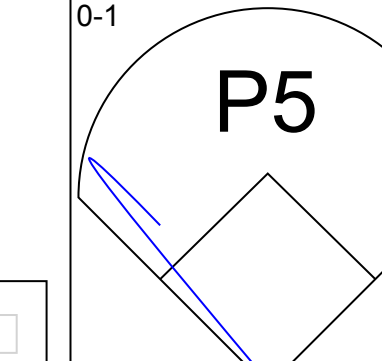
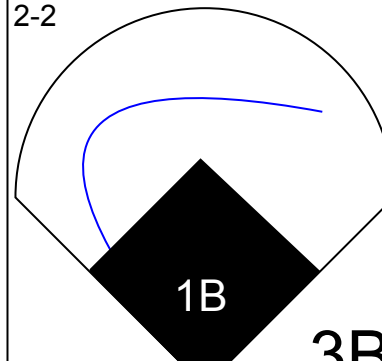
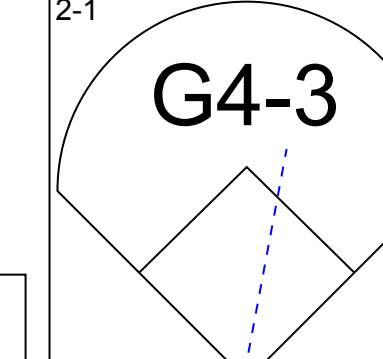
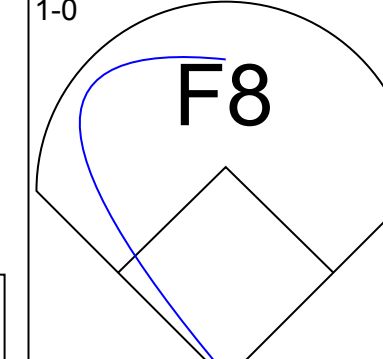
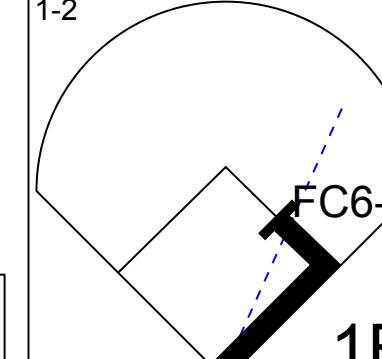
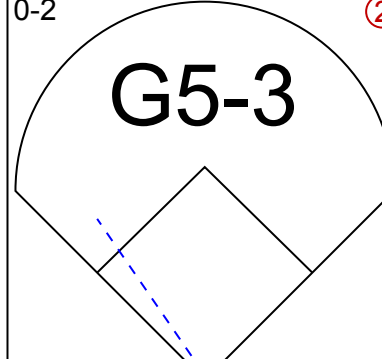
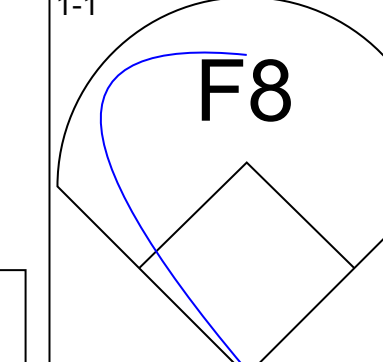
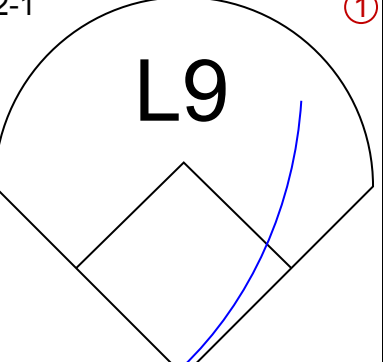
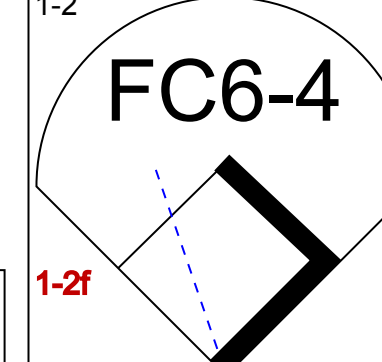
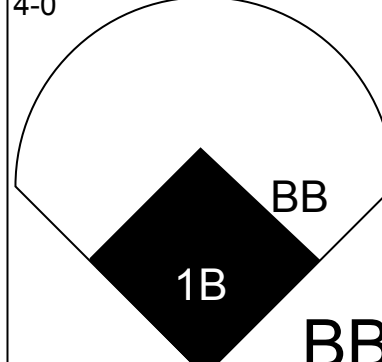
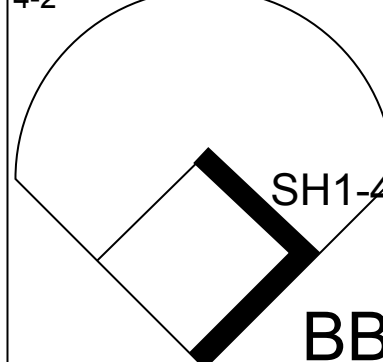
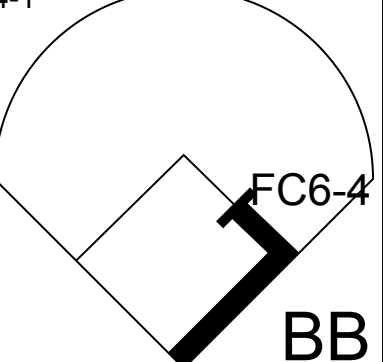
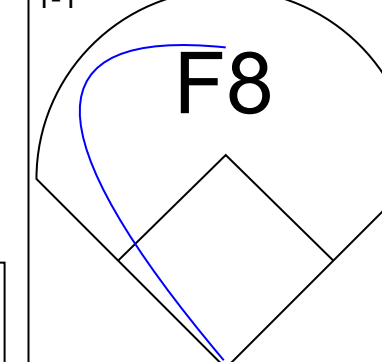
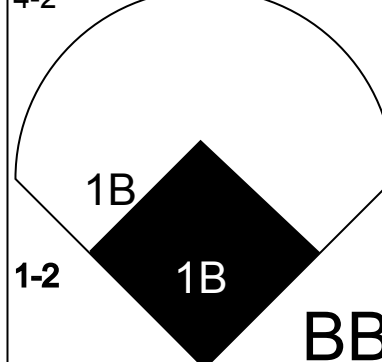
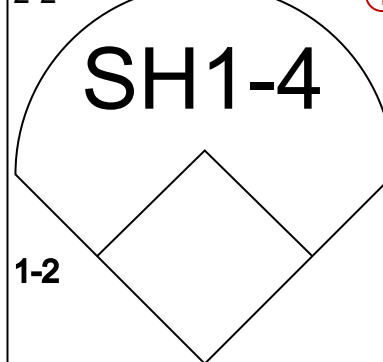
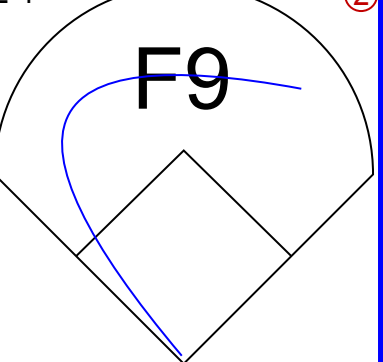
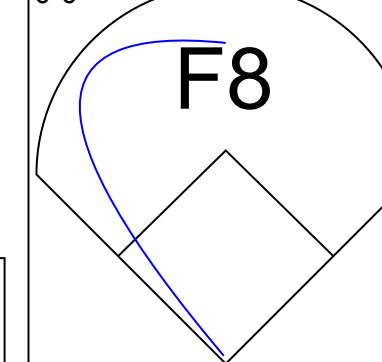
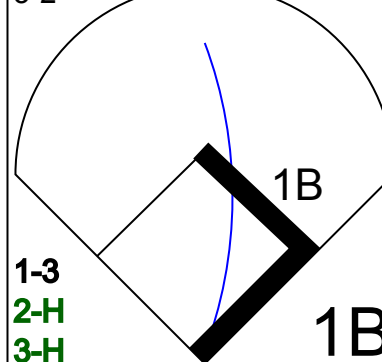


BOTTOM

AB	37
R	9
H	11
RBI	9
BB	0
SO	3
LOB	12



Batter	1	2	3	4	5	6	7	8	9	AB	R	H	RBI	BB	SO	LOB	TOP				
Lenny Dykstra, L OBP: 0.348, SLG: 0.301 (1, 8)										5	0	1	0	0	2	2	Philadelphia Phillies @ St. Louis Cardinals Busch Stadium, St. Louis, MO Sun Jun 25 1995, 3:33 AM CDT Att: 24,304 - Unknown				
Mariano Duncan, R OBP: 0.279, SLG: 0.381 Mickey Morandini, L OBP: 0.351, SLG: 0.428 (1, 4) (3, 4)										2	1	1	0	0	1	0					
Tom Marsh, R OBP: 0.355, SLG: 0.613 (1, 7)										4	1	1	0	0	1	1					
Charlie Hayes, R OBP: 0.399, SLG: 0.474 (1, 5)										3	2	2	3	1	1	1					
Gene Schall, R OBP: 0.500, SLG: 0.500 (1, 3)										4	0	1	0	0	0	1					
Dave Gallagher, R OBP: 0.385, SLG: 0.415 (1, 9)										4	0	1	0	0	1	2					
Lenny Webster, R OBP: 0.273, SLG: 0.268 (1, 2)										4	1	2	1	0	0	1					
Kevin Stocker, S OBP: 0.328, SLG: 0.252 (1, 6)										3	0	0	0	1	0	3					
Tyler Green, R OBP: 0.172, SLG: 0.310 Heathcliff Slocumb, R (9, 1)										4	0	1	1	0	0	2					
Inning Stats	R: 0 E: 0 K: 2 S: 7	H: 0 LOB: 0 BB: 0 P: 12	R: 1 E: 0 K: 0 S: 10	H: 2 LOB: 1 BB: 1 P: 18	R: 3 E: 0 K: 1 S: 12	H: 3 LOB: 0 BB: 0 P: 18	R: 1 E: 0 K: 0 S: 11	H: 2 LOB: 1 BB: 0 P: 13	R: 0 E: 0 K: 0 S: 7	H: 1 LOB: 1 BB: 0 P: 11	R: 0 E: 0 K: 2 S: 9	H: 1 LOB: 1 BB: 0 P: 13	R: 0 E: 0 K: 1 S: 8	H: 0 LOB: 0 BB: 0 P: 14	R: 0 E: 0 K: 0 S: 12	H: 0 LOB: 1 BB: 1 P: 21	1B: 6 2B: 3 3B: 0 HR: 1	SF: 0 SAC: 0 DP: 1 HBP: 0	WP: 0 PB: 0 SB: 0 CS: 0	PA: 38	
PITCHER	IP	WLS	BF	H	R	ER	SO	BB	IBB	HBP	BLK	WP	HR	S	P	ERA	WHIP				
Tom Urbani, L ERA: 4.19 (1, 1)	5.0	L	23	8	5	5	3	1	0	0	0	0	1	47	72	9.00	1.800				
Rene Arocha, R ERA: 3.74 (6, 1)	2.0		8	2	0	0	2	0	0	0	0	0	0	16	25	0.00	1.000				
Jeff Parrett, R ERA: 3.86 (8, 1)	2.0		7	0	0	0	1	1	0	0	0	0	0	20	35	0.00	0.500				

Batter	1	2	3	4	5	6	7	8	9	AB	R	H	RBI	BB	SO	LOB	BOTTOM				
Brian Jordan, R OBP: 0.316, SLG: 0.470 (1, 9)										5	0	2	1	0	1	2	Philadelphia Phillies @ St. Louis Cardinals Busch Stadium, St. Louis, MO Sun Jun 25 1995, 3:33 AM CDT Att: 24,304 - Unknown				
Tripp Cromer, R OBP: 0.279, SLG: 0.398 (1, 6)										3	0	1	0	2	1	2					
John Mabry, L OBP: 0.324, SLG: 0.368 (1, 7)										4	0	0	0	0	1	5					
Ray Lankford, L OBP: 0.344, SLG: 0.470 (1, 8)										4	0	0	0	0	3	3					
Scott Cooper, L OBP: 0.374, SLG: 0.341 (1, 5)										4	1	1	0	0	0	1					
Gerald Perry, L OBP: 0.220, SLG: 0.196 (1, 3)										4	0	1	0	0	0	1					
Tom Pagnozzi, R OBP: 0.241, SLG: 0.268 (1, 2)										3	1	0	0	1	0	1					
José Oquendo, S OBP: 0.343, SLG: 0.305 Darnell Coles, R OBP: 0.309, SLG: 0.380 (9, PH)										1	0	0	0	2	0	1					
Tom Urbani, L OBP: 0.306, SLG: 0.333 Chris Sabo, R OBP: 0.283, SLG: 0.345 Rene Arocha, R OBP: 0.305, SLG: 0.364 Danny Sheaffer, R OBP: 0.295, SLG: 0.344 Jeff Parrett, R OBP: 0.300, SLG: 0.300 Bernard Gilkey, R OBP: 0.305, SLG: 0.465 (1, 1) (5, PH) (8, 1) (7, PH) (8, 1) (9, PH)										0	0	0	0	0	0	0					
Inning Stats	R: 0 E: 0 K: 0 S: 8	H: 2 LOB: 1 BB: 0 P: 10	R: 0 E: 0 K: 0 S: 6	H: 0 LOB: 0 BB: 0 P: 11	R: 0 E: 0 K: 1 S: 10	H: 0 LOB: 2 BB: 2 P: 23	R: 0 E: 0 K: 1 S: 6	H: 0 LOB: 0 BB: 0 P: 10	R: 0 E: 0 K: 2 S: 12	H: 0 LOB: 1 BB: 1 P: 18	R: 0 E: 1 K: 0 S: 9	H: 1 LOB: 1 BB: 0 P: 12	R: 0 E: 0 K: 0 S: 5	H: 0 LOB: 0 BB: 0 P: 6	R: 3 E: 0 K: 2 S: 22	H: 3 LOB: 2 BB: 2 P: 37	1B: 5 2B: 0 3B: 1 HR: 0	SF: 0 SAC: 1 DP: 1 HBP: 0	WP: 0 PB: 0 SB: 0 CS: 0	PA: 38	
PITCHER	IP	WLS	BF	H	R	ER	SO	BB	IBB	HBP	BLK	WP	HR	S	P	ERA	WHIP				
Tyler Green, R ERA: 2.9 (1, 1)	8.2	W	35	4	3	3	5	6	0	0	0	0	0	9	12	0.00	6.000				
Heathcliff Slocumb, R ERA: 0.98 (9, 1)	0.1	S	3	2	0	0	1	0	0	0	0	0	0	9	12	0.00	6.000				

Batter	1	2	3	4	5	6	7	8	9	AB	R	H	RBI	BB	SO	LOB	TOP			
Ramon Caraballo, S (1,4) OBP: 0.455, SLG: 0.333	2-1 CS 1B		3-2 P3			2-1 2B 1B		1-0 P5		4	0	2	0	0	0	0				
Tripp Cramer, R (1,6) OBP: 0.280, SLG: 0.396	3-2 SAFE 1B			0-3 K		2-1 F8		0-0 P4		3	0	1	0	0	1	1				
John Habyan, R (6,1)	SAFE 1B									0	0	0	0	0	0	0				
Tony Fossas, L (8,1)	SAFE 1B									0	0	0	0	0	0	0				
Bernard Gilkey, R (9,PH) OBP: 0.353, SLG: 0.466	1-2 1B									1	0	0	0	0	0	0				
Brian Jordan, R (1,9) OBP: 0.320, SLG: 0.473	0-0 P7			4-0 FC5-4 BB		0-0 2B		2-2 F9		3	0	1	0	1	0	1				
Ray Lankford, L (1,8) OBP: 0.343, SLG: 0.470	0-2 P2			1-0 F9		0-3 K		1-1 2B		4	0	1	0	0	1	4				
Darnell Coles, R (1,3)		0-0 G5-3		1-2 FC5-4				2-2 F8		4	0	0	0	0	1	2				
Scott Cooper, L (1,5) OBP: 0.373, SLG: 0.341		1-3 K			3-2 G6-4-3 1B			0-0 F7		3	0	1	0	0	1	0				
John Mabry, L (1,7) OBP: 0.316, SLG: 0.358		0-1 P4			0-0 F8			0-1 G4-3		3	0	0	0	0	0	1				
Tom Pagnozzi, R (1,2) OBP: 0.238, SLG: 0.265			1-0 F8					0-0 P8		2	0	0	0	0	0	1				
Scott Hemond, R (5,2) OBP: 0.143, SLG: 0.156					1-2 G6-4-3					1	0	0	0	0	0	0				
Mark Petkovsek, R (1,1) OBP: 0.231, SLG: 0.167			0-3 K					0-2 G4-3		0	0	0	0	0	0	0				
Rich DeLucia, R (2,1) OBP: 0.375, SLG: 0.286										1	0	0	0	0	1	0				
José Oquendo, S (6,PH) OBP: 0.338, SLG: 0.300										2	0	0	0	0	0	0				
Inning Stats	R: 0 E: 0 K: 0 S: 9	H: 2 LOB: 1 BB: 0 P: 14	R: 0 E: 0 K: 1 S: 6	H: 0 LOB: 0 BB: 0 P: 7	R: 0 E: 0 K: 1 S: 10	H: 0 LOB: 0 BB: 0 P: 14	R: 0 E: 0 K: 1 S: 8	H: 1 LOB: 1 BB: 1 P: 14	R: 0 E: 0 K: 0 S: 7	H: 2 LOB: 2 BB: 0 P: 11	R: 0 E: 0 K: 0 S: 6	H: 0 LOB: 0 BB: 0 P: 8	R: 0 E: 0 K: 0 S: 5	H: 0 LOB: 0 BB: 0 P: 6	R: 0 E: 0 K: 1 S: 10	H: 1 LOB: 1 BB: 0 P: 15	1B: 4 2B: 2 3B: 0 HR: 0	SF: 0 SAC: 0 DP: 1 HBP: 0	WP: 0 PB: 0 SB: 0 CS: 1	PA: 32
PITCHER Greg Swindell, L (1,1) ERA: 4.05	IP: 9.0 WLS: W BF: 32 H: 6 R: 0 ER: 0 SO: 5 BB: 1 IBB: 0 HBP: 0 BLK: 0 WP: 0 HR: 0 S: 70 P: 102 ERA: 0.00 WHIP: 0.778																			

St. Louis Cardinals @ Houston Astros
Astrodome, Houston, TX
Mon Jun 26 1995, 8:05 PM EDT
Att: 11,794 - Dome

AB 31
R 0
H 6
RBI 0
BB 1
SO 5
LOB 10



Batter	1	2	3	4	5	6	7	8	9	AB	R	H	RBI	BB	SO	LOB	BOTTOM			
Brian Hunter, R (1,8) OBP: 0.419, SLG: 0.470	2-3 K	1-2 G6-3	0-1 F7		0-2 1B			0-1 G5-4-3 1B		5	0	2	0	0	1	0				
Craig Biggio, R (1,4) OBP: 0.397, SLG: 0.448	3-2 BB 1B	1-0 S 5 BB 1B	1-1 P6		2-2 L6			1-0 G5-4-3		3	2	1	0	0	0	2				
Andy Stankiewicz, R (6,4) OBP: 0.200, SLG: 0.143	SAFE 1B	SAFE 1B						1-2 1B		1	0	0	0	0	0	1				
5 Jeff Bagwell, R (1,3) OBP: 0.364, SLG: 0.434	4-1 BB 1B	4-1 S 1B	0-1 L5			2-3 K		4-2 1B BB		2	3	0	0	3	1	0				
Derek Bell, R (1,9) OBP: 0.393, SLG: 0.441	4-2 CS 1B	1-2 1B 1B		4-1 BB		0-0 L7		0-1 2B 1B		3	1	2	2	2	0	0				
Luis Gonzalez, L (1,7) OBP: 0.317, SLG: 0.428	2-1 CS 2B	0-2 1B 1B		2-3 K		2-1 L9		2-0 2B		5	2	3	3	0	1	1				
Tony Eusebio, R (1,2) OBP: 0.351, SLG: 0.392	2-2 HR 2B	1-1 1B 1B		2-3 K				1-3 K		5	1	2	1	0	2	3				
Phil Nevin, R (1,5) OBP: 0.170, SLG: 0.116	0-1 E5 HR	0-3 K		0-3 K				1-3 K		4	1	0	0	0	3	5				
Orlando Miller, R (1,6) OBP: 0.346, SLG: 0.451	1-1 HR	3-1 1B			2-2 F9			1-1 2B		4	1	3	5	0	0	0				
Greg Swindell, L (1,1) OBP: 0.280, SLG: 0.333	0-1 G6-3	1-3 K			0-0 L6 1B			2-1 F8		4	0	1	0	0	1	3				
Inning Stats	R: 6 E: 1 K: 1 S: 23	H: 4 LOB: 2 BB: 2 P: 41	R: 4 E: 0 K: 2 S: 23	H: 4 LOB: 2 BB: 1 P: 35	R: 0 E: 0 K: 0 S: 6	H: 0 LOB: 0 BB: 0 P: 7	R: 0 E: 0 K: 3 S: 10	H: 0 LOB: 1 BB: 1 P: 18	R: 0 E: 0 K: 0 S: 11	H: 2 LOB: 1 BB: 0 P: 15	R: 0 E: 0 K: 1 S: 6	H: 0 LOB: 0 BB: 0 P: 10	R: 0 E: 0 K: 2 S: 11	H: 1 LOB: 1 BB: 0 P: 16	R: 1 E: 0 K: 0 S: 13	H: 3 LOB: 2 BB: 1 P: 21	1B: 10 2B: 4 3B: 0 HR: 1	SF: 0 SAC: 0 DP: 2 HBP: 1	WP: 0 PB: 0 SB: 2 CS: 2	PA: 42
PITCHER Mark Petkovsek, R (1,1) ERA: 3.79	IP: 1.1 WLS: L BF: 13 H: 5 R: 9 ER: 6 SO: 1 BB: 3 IBB: 0 HBP: 0 BLK: 0 WP: 0 HR: 1 S: 31 P: 56 ERA: 40.50 WHIP: 6.000																			
Rich DeLucia, R (2,1) ERA: 3.95	3.2 5 1 1 5 1 0 0 0 0 0 0 42 60 2.46 1.636																			
John Habyan, R (6,1) ERA: 2.78	2.0 7 1 0 0 3 0 0 0 0 0 0 17 26 0.00 0.500																			
Tony Fossas, L (8,1) ERA: 1.13	1.0 6 3 1 1 0 1 0 0 0 0 0 13 21 9.00 4.000																			

St. Louis Cardinals @ Houston Astros
Astrodome, Houston, TX
Mon Jun 26 1995, 8:05 PM EDT
Att: 11,794 - Dome

AB 36
R 11
H 14
RBI 11
BB 5
SO 9
LOB 15



Batter	1	2	3	4	5	6	7	8	9	AB	R	H	RBI	BB	SO	LOB	TOP										
Terry Bradshaw, L OBP: 0.429, SLG: 0.429	F2		FC3-6 CS			F8	F8		CS	4	0	0	0	0	0	2											
Ramon Caraballo, S OBP: 0.417, SLG: 0.450 Jeff Parrett, R OBP: 1.000, SLG: 1.000 Tom Henke, R	F7		CS	K						4	1	1	1	0	2	0											
Brian Jordan, R OBP: 0.329, SLG: 0.491										0	0	0	0	0	0	0											
Ray Lankford, L OBP: 0.338, SLG: 0.463										4	2	2	1	0	1	0											
Scott Cooper, L OBP: 0.358, SLG: 0.330										4	1	1	1	0	3	0											
Scott Cooper, L OBP: 0.358, SLG: 0.330										4	0	0	0	0	2	0											
John Mabry, L OBP: 0.325, SLG: 0.375										4	0	2	0	0	2	0											
Tripp Cromer, R OBP: 0.279, SLG: 0.386										3	1	1	0	1	0	0											
Tom Pagnozzi, R OBP: 0.244, SLG: 0.277										4	1	1	0	0	0	3											
Ken Hill, R OBP: 0.259, SLG: 0.208 Tony Fossas, L José Oquendo, S OBP: 0.340, SLG: 0.304										1	0	0	0	1	0	2											
										0	0	0	0	0	0	0											
										1	0	1	1	0	0	0											
Inning Stats	R: 1 E: 0 K: 1 S: 6	H: 1 LOB: 0 BB: 0 P: 6	R: 0 E: 0 K: 1 S: 5	H: 0 LOB: 0 BB: 0 P: 5	R: 0 E: 0 K: 0 S: 6	H: 0 LOB: 0 BB: 1 P: 11	R: 0 E: 0 K: 2 S: 8	H: 0 LOB: 0 BB: 0 P: 14	R: 0 E: 0 K: 1 S: 12	H: 1 LOB: 2 BB: 1 P: 23	R: 3 E: 1 K: 2 S: 14	H: 3 LOB: 0 BB: 0 P: 21	R: 0 E: 0 K: 0 S: 6	H: 1 LOB: 1 BB: 0 P: 10	R: 0 E: 0 K: 3 S: 10	H: 0 LOB: 0 BB: 0 P: 14	R: 2 E: 1 K: 0 S: 15	H: 3 LOB: 0 BB: 0 P: 21	1B: 4 2B: 3 3B: 0 HR: 2	SF: 0 SAC: 1 DP: 0 HBP: 0	WP: 0 PB: 0 SB: 1 CS: 4	PA: 38					
PITCHER	IP	WLS	BF	H	R	ER	SO	BB	IBB	HBP	BLK	WP	HR	S	P	ERA	WHIP										
Kevin Foster, R ERA: 5.4	5.1	L	22	5	4	3	5	1	1	0	0	0	2	45	72	5.06	1.125										
Chris Natholz, L ERA: 5.09	0.2		2	0	0	0	2	0	0	0	0	0	0	6	8	0.00	0.000										
Mike Walker, R ERA: 2.43	1.0		4	1	0	0	0	0	0	0	0	0	0	6	10	0.00	1.000										
Rich Garces, R ERA:	2.0		8	3	2	0	3	0	0	0	0	0	0	25	35	0.00	1.500										

St. Louis Cardinals @ Chicago Cubs
Wrigley Field, Chicago, IL
Thu Jun 29 1995, 3:33 AM CDT
Att: 20,476 - Sunny

AB 33
R 6
H 9
RBI 4
BB 2
SO 10
LOB 7



Batter	1	2	3	4	5	6	7	8	9	AB	R	H	RBI	BB	SO	LOB	BOTTOM										
Brian McRae, S OBP: 0.331, SLG: 0.440	6-3		L8							4	0	0	0	1	1	0											
Luis Gonzalez, L OBP: 0.316, SLG: 0.423	F2		L6							4	0	0	0	0	0	2											
Mark Grace, L OBP: 0.389, SLG: 0.584										4	0	1	0	0	1	2											
Sammy Sosa, R OBP: 0.332, SLG: 0.504										4	0	2	0	0	0	0											
Todd Zeile, R OBP: 0.362, SLG: 0.470										4	1	1	1	0	0	1											
Shawon Dunston, R OBP: 0.337, SLG: 0.516										4	0	3	0	0	0	0											
Scott Servais, R OBP: 0.298, SLG: 0.366										4	1	1	0	0	0	3											
Rey Sanchez, R OBP: 0.308, SLG: 0.363										3	1	0	0	1	2	3											
Kevin Foster, R ERA: 4.21 Chris Natholz, L ERA: 1.08 Mike Walker, R ERA: 4.96 Scott Bullitt, L ERA: 4.96 Rich Garces, R ERA: 1.9										2	0	1	1	0	1	2											
										0	0	0	0	0	0	0											
										1	0	0	0	0	0	0											
										1	0	0	0	0	0	0											
										1	1	1	2	0	0	0											
Inning Stats	R: 0 E: 0 K: 0 S: 4	H: 2 LOB: 2 BB: 0 P: 4	R: 0 E: 0 K: 1 S: 12	H: 1 LOB: 1 BB: 1 P: 21	R: 0 E: 0 K: 0 S: 8	H: 0 LOB: 0 BB: 0 P: 13	R: 0 E: 0 K: 0 S: 8	H: 1 LOB: 0 BB: 0 P: 10	R: 1 E: 0 K: 1 S: 18	H: 2 LOB: 2 BB: 1 P: 30	R: 1 E: 0 K: 0 S: 14	H: 2 LOB: 1 BB: 0 P: 19	R: 0 E: 0 K: 0 S: 7	H: 0 LOB: 0 BB: 0 P: 10	R: 0 E: 0 K: 1 S: 9	H: 0 LOB: 0 BB: 0 P: 14	R: 2 E: 0 K: 1 S: 10	H: 2 LOB: 0 BB: 0 P: 15	1B: 5 2B: 2 3B: 1 HR: 2	SF: 0 SAC: 0 DP: 1 HBP: 0	WP: 0 PB: 0 SB: 3 CS: 0	PA: 37					
PITCHER	IP	WLS	BF	H	R	ER	SO	BB	IBB	HBP	BLK	WP	HR	S	P	ERA	WHIP										
Ken Hill, R ERA: 4.21	7.0	W	29	8	2	2	3	2	0	0	0	0	1	71	107	2.57	1.429										
Tony Fossas, L ERA: 1.08	0.1		1	0	0	0	1	0	0	0	0	0	0	3	5	0.00	0.000										
Jeff Parrett, R ERA: 4.96	0.2		2	0	0	0	0	0	0	0	0	0	0	6	9	0.00	0.000										
Tom Henke, R ERA: 1.9	1.0		5	2	2	2	1	0	0	0	0	0	1	10	15	18.00	2.000										

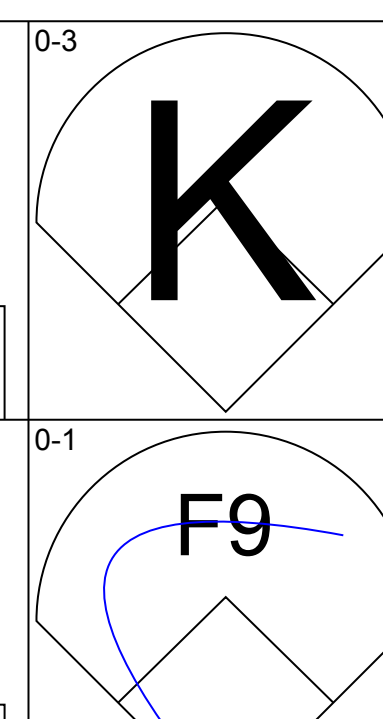
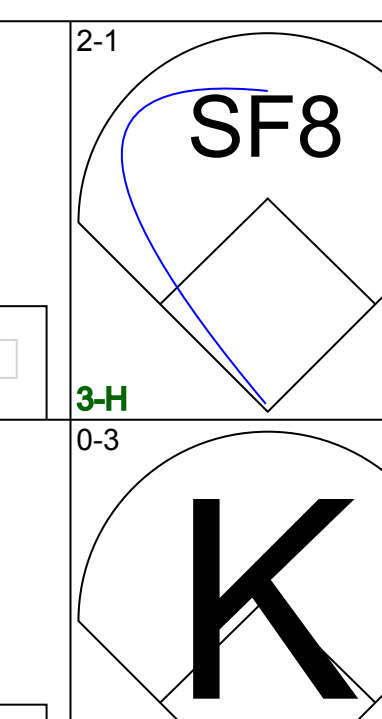
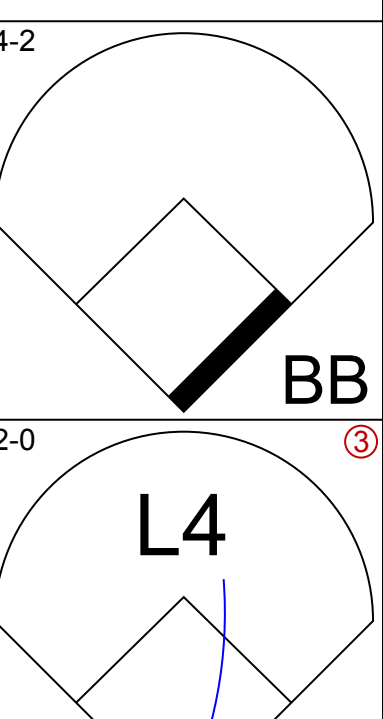
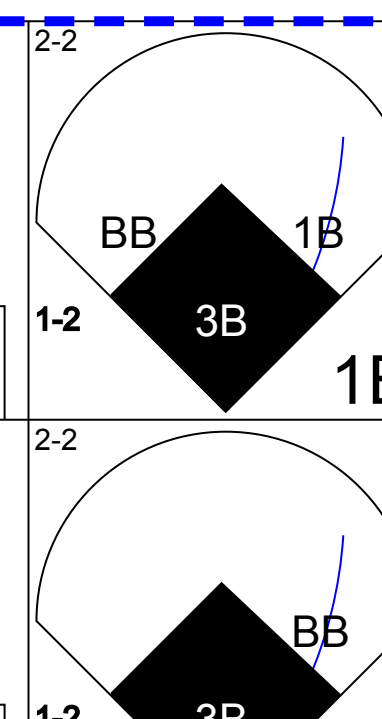
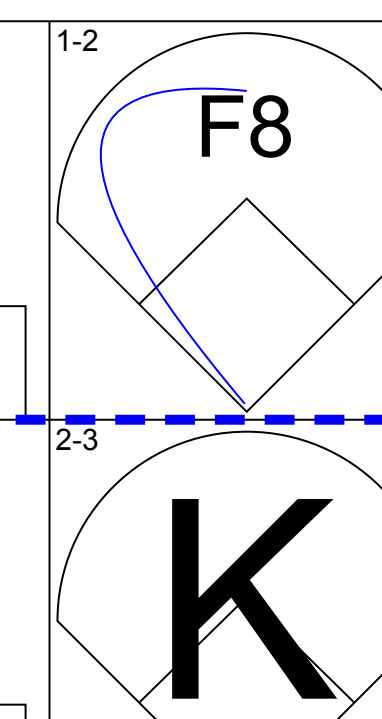
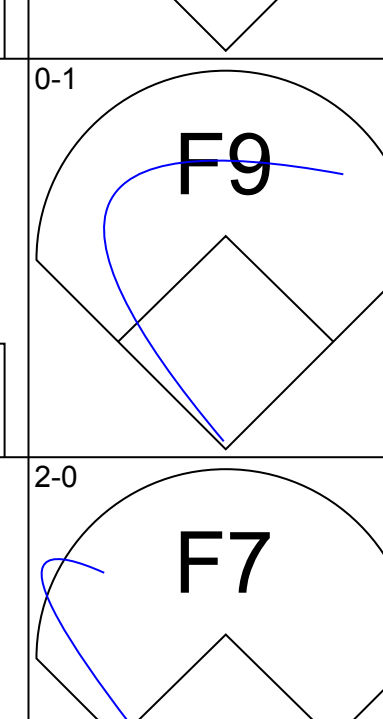
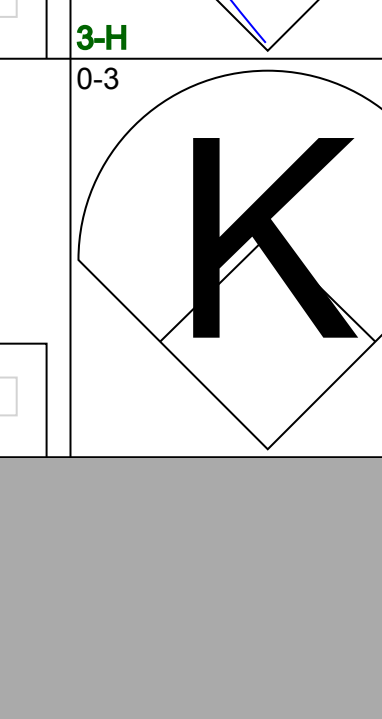
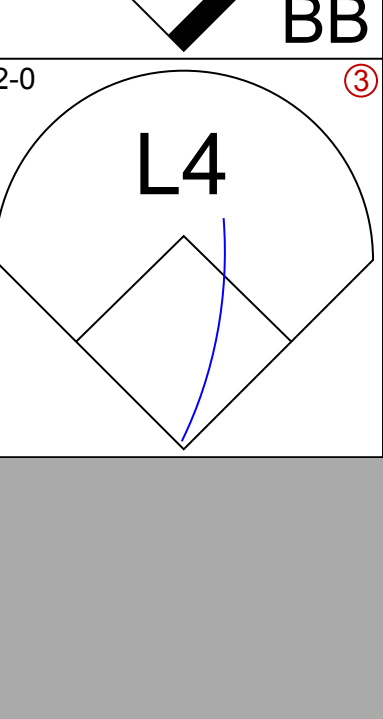
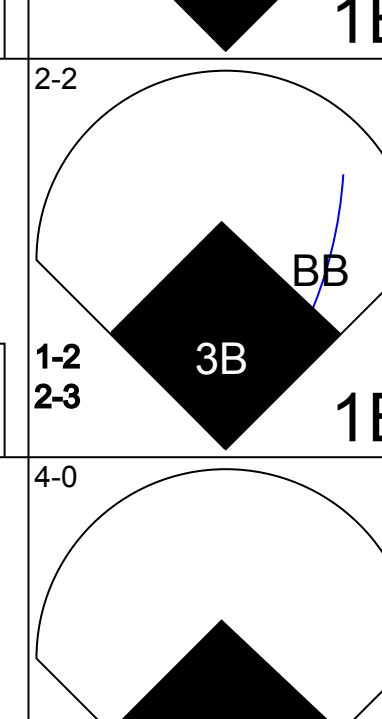
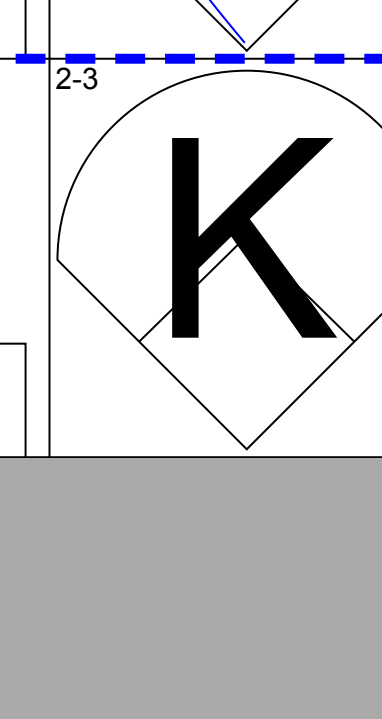
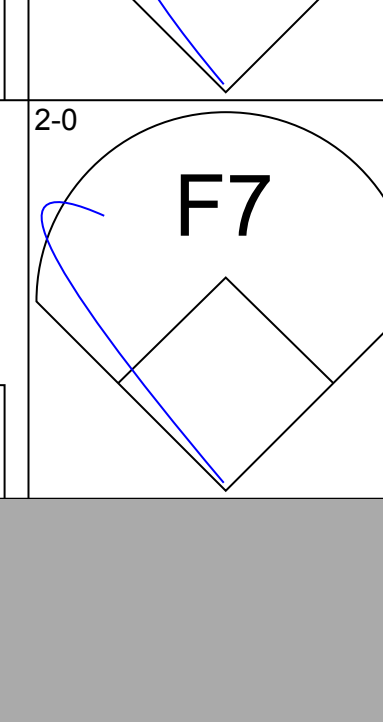
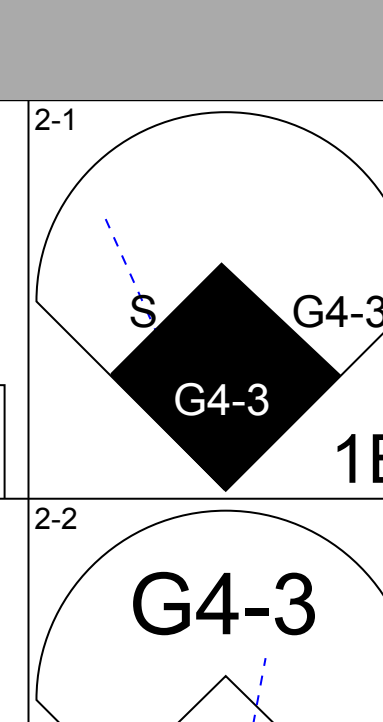
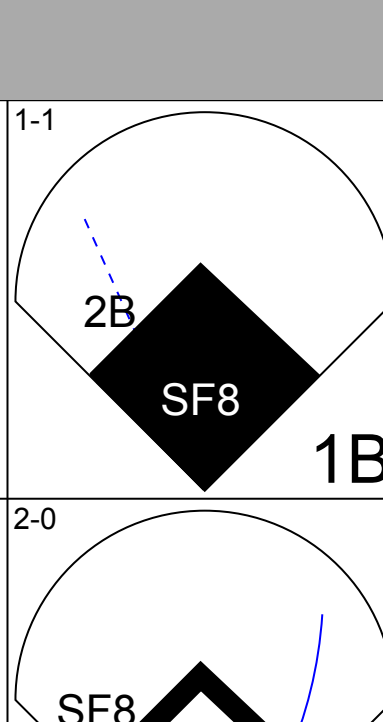
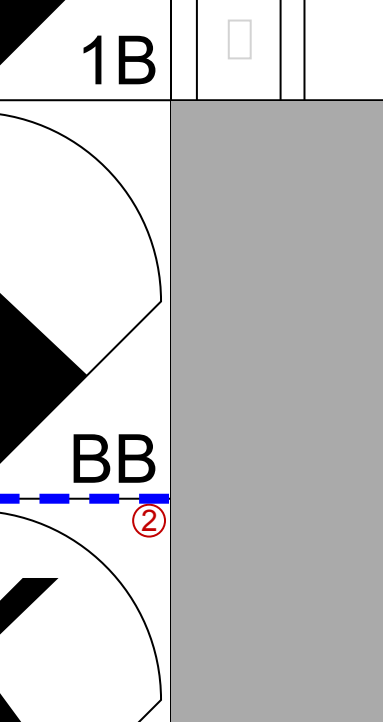
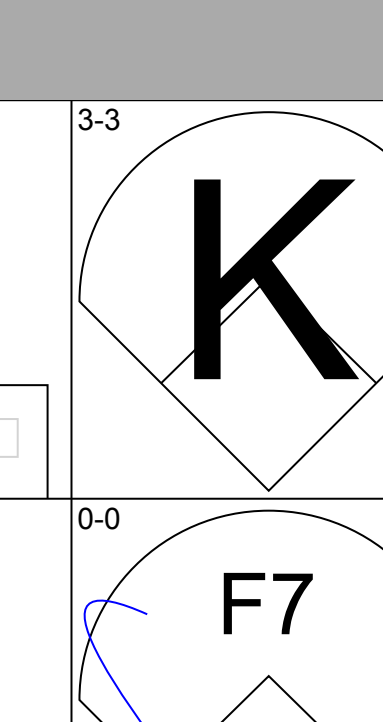
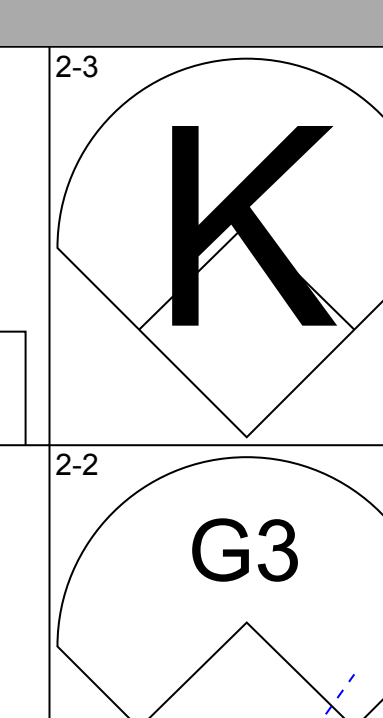
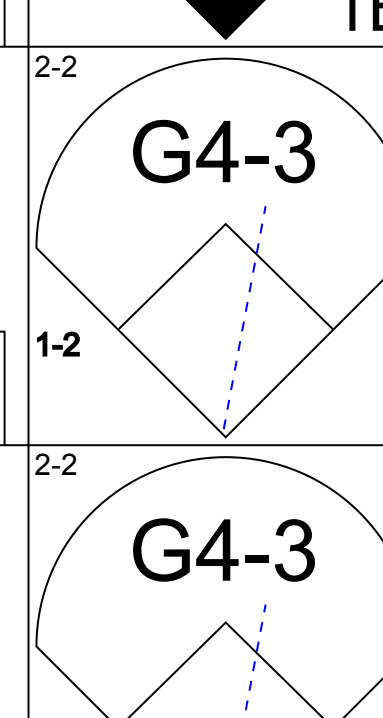
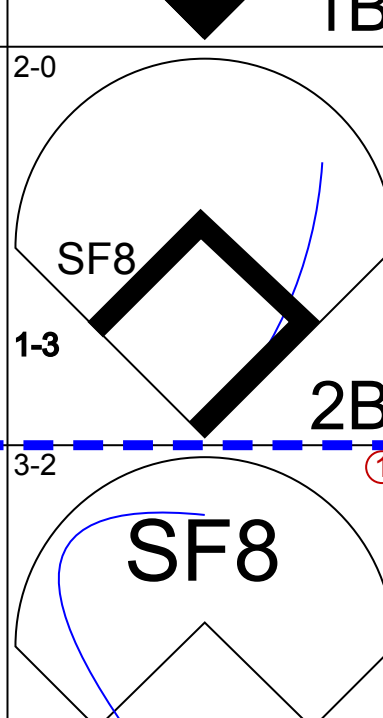
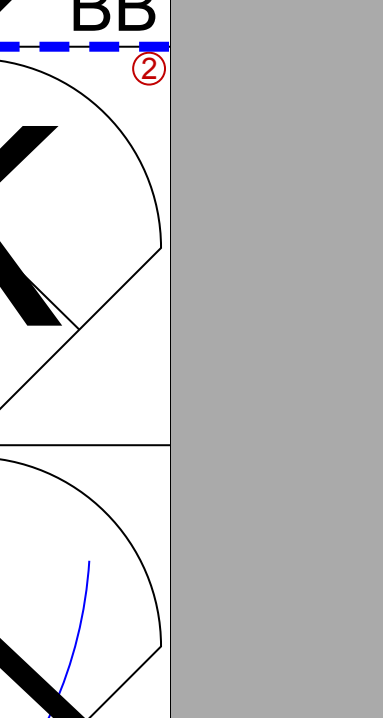
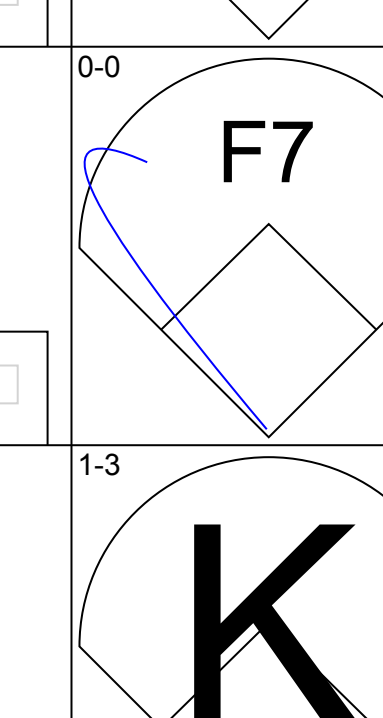
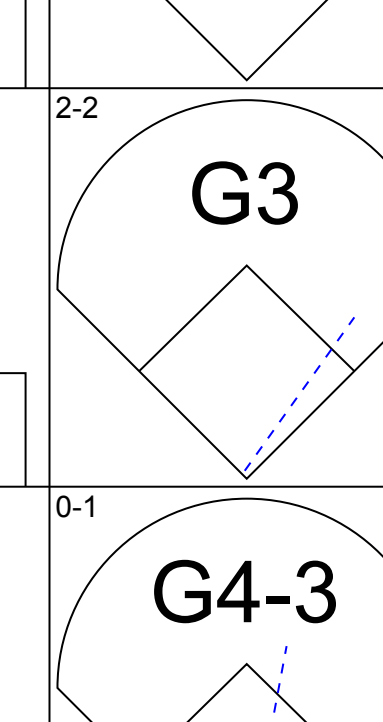
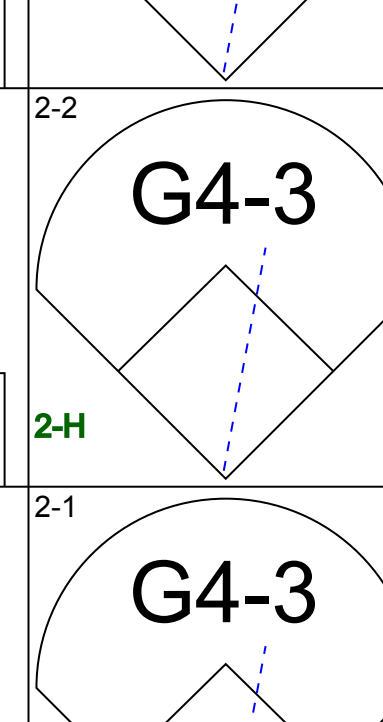
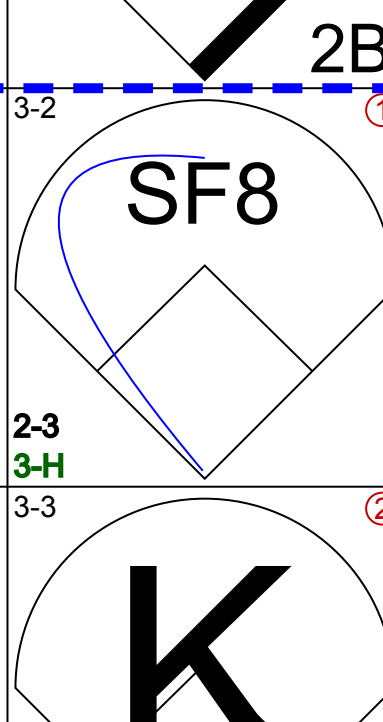
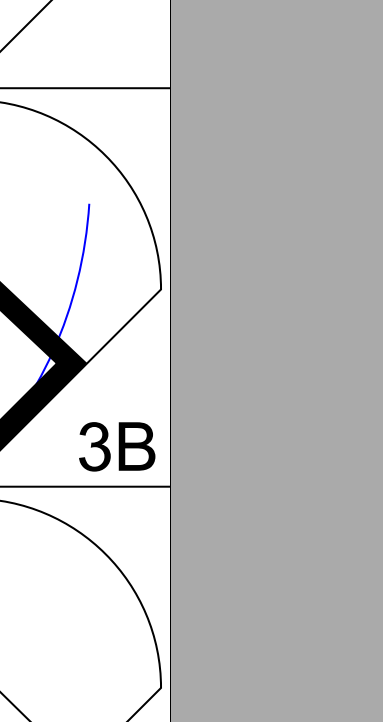
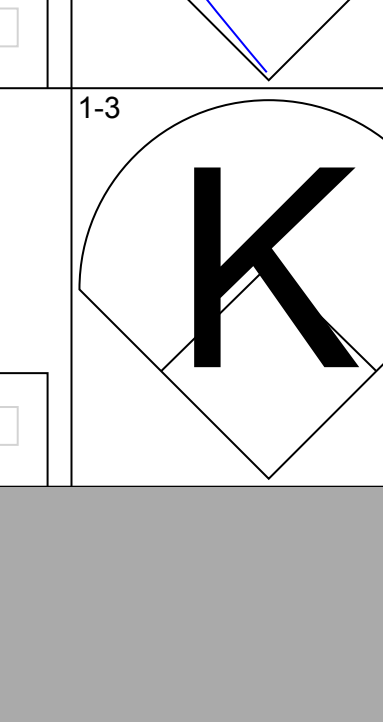
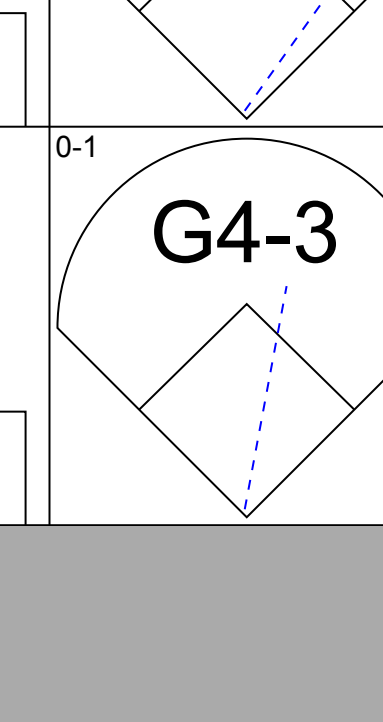
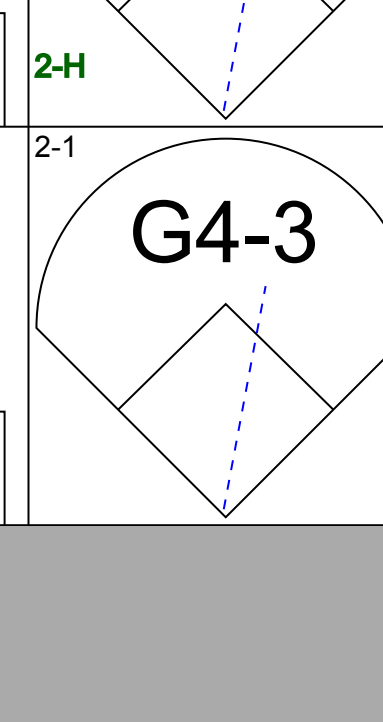
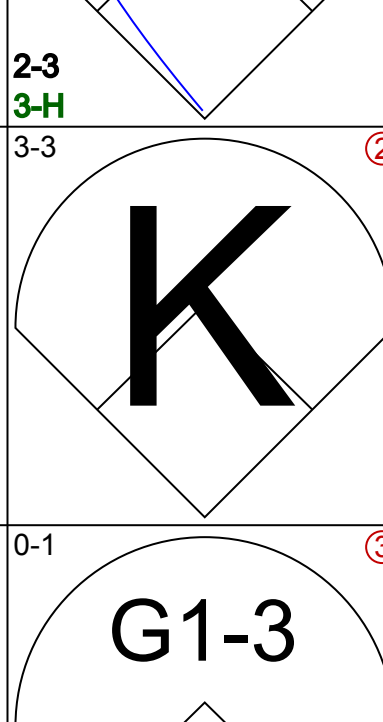
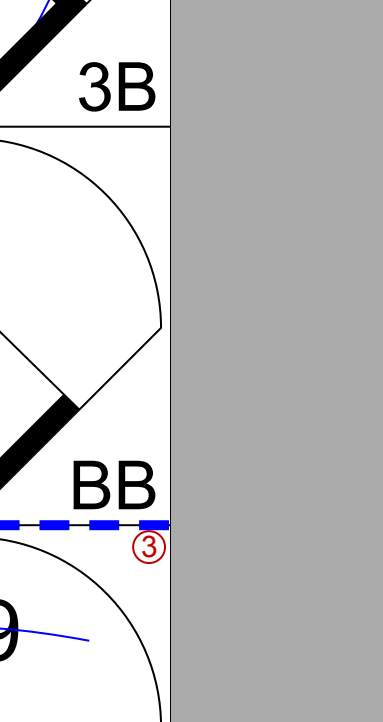
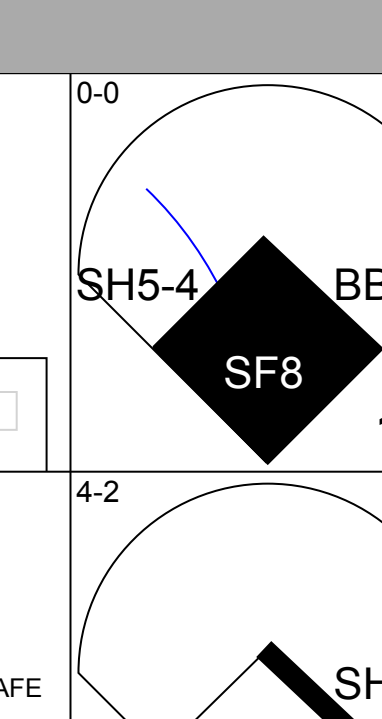
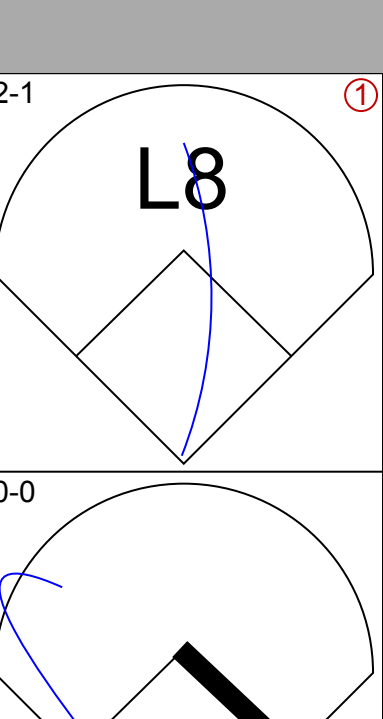
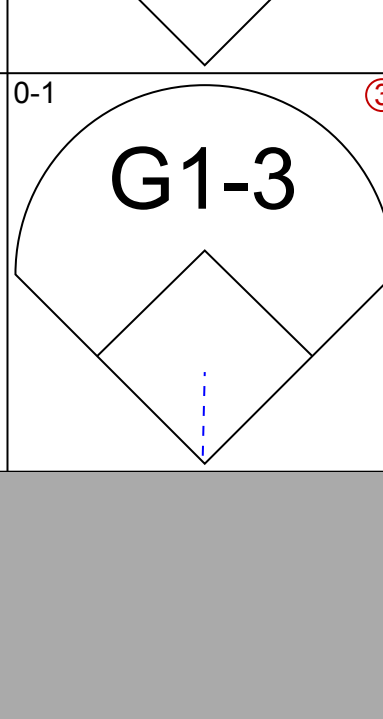
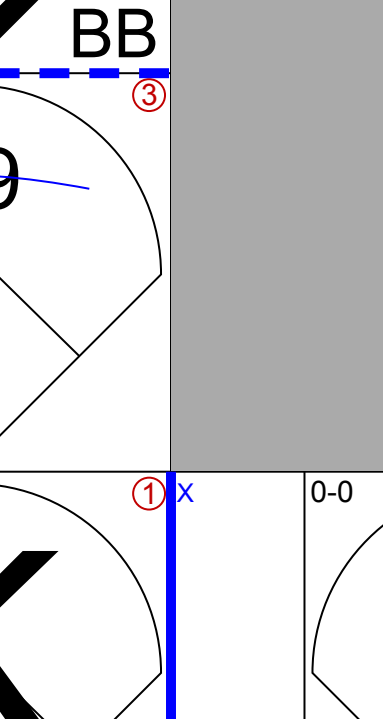
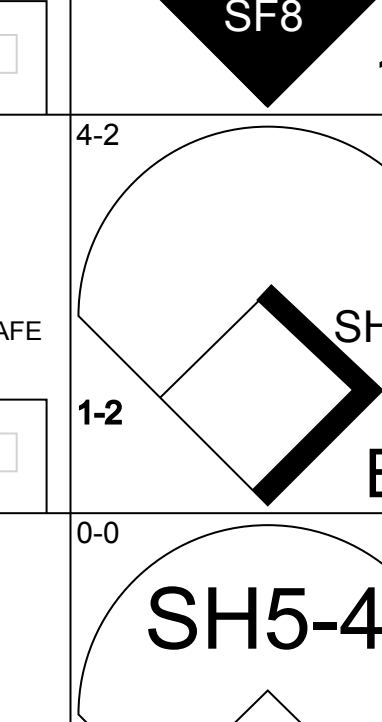
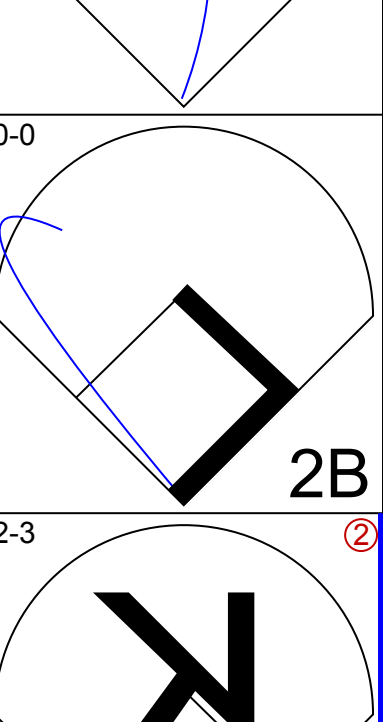
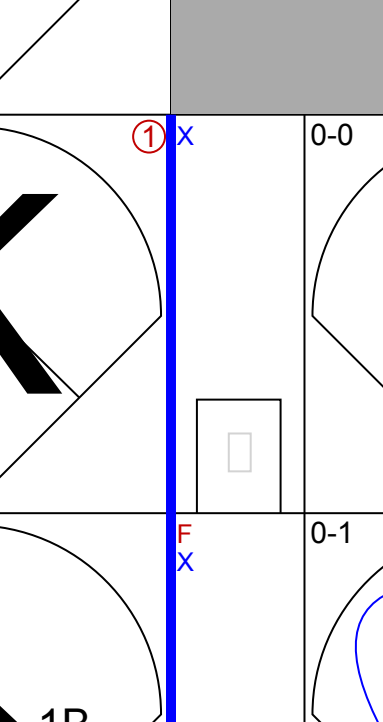

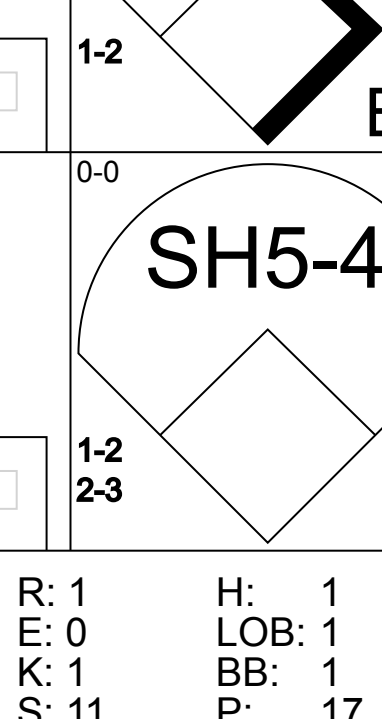
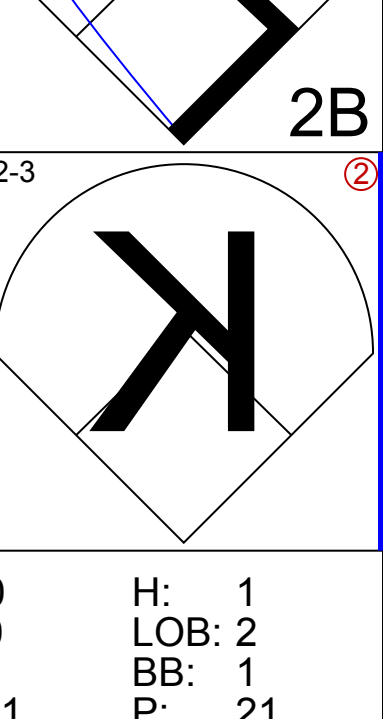
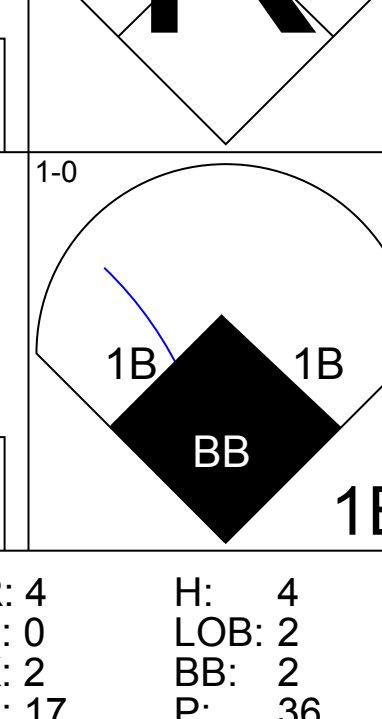
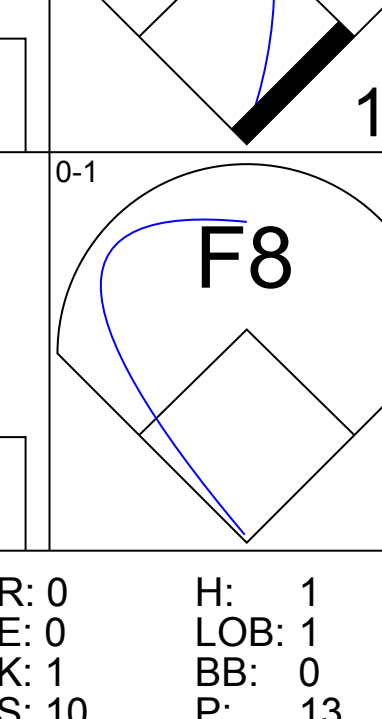
St. Louis Cardinals @ Chicago Cubs
Wrigley Field, Chicago, IL
Thu Jun 29 1995, 3:33 AM CDT
Att: 20,476 - Sunny

AB 35
R 4
H 10
RBI 4
BB 2
SO 5
LOB 13



Batter	1	2	3	4	5	6	7	8	9	AB	R	H	RBI	BB	SO	LOB	TOP										
Terry Bradshaw, L (1, 7) OBP: 0.333, SLG: 0.273	G5-3		F8		G1-3		G1-3			4	0	0	0	1	0	0	St. Louis Cardinals @ Chicago Cubs Wrigley Field, Chicago, IL Fri Jun 30 1995, 3:33 AM CDT Att: 27,588 - Sunny - 75 F										
Ramon Caraballo, S (1, 4) OBP: 0.345, SLG: 0.360 José Oquendo, S (9, 4) OBP: 0.340, SLG: 0.304	G4-3		K		G6-3		G5-3		BB	5	0	0	0	0	2	3											
Brian Jordan, R (1, 9) OBP: 0.322, SLG: 0.480	K		G1-3		G6-3			L8	F8	5	0	0	0	0	1	3											
Ray Lankford, L (1, 8) OBP: 0.341, SLG: 0.459		K		F7-5 1B	BB	S	BB	L4		2	1	0	0	2	1	0											
Scott Cooper, L (1, 5) OBP: 0.365, SLG: 0.350		HR		1B	1B	K	FC5-4	BB		3	1	2	1	1	1	1											
John Mabry, L (1, 3) OBP: 0.323, SLG: 0.371 Tom Henke, R (8, 1)	P4		F7-5		1B			FC5-4		4	0	1	1	0	0	3											
Tripp Cramer, R (1, 6) OBP: 0.283, SLG: 0.389	1B		1B		G6-3				F9	4	0	2	0	0	0	1											
Tom Pagnozzi, R (1, 2) OBP: 0.250, SLG: 0.282	1B		1B		F7			BB	PB	4	0	2	0	0	1	2											
Tom Urbani, L (1, 1) OBP: 0.308, SLG: 0.583 John Habyan, R (7, 1) Tony Fossas, L (7, 1) Darnell Coles, R (8, 3) OBP: 0.306, SLG: 0.345	K		F7		HR			BB	BB	3	1	1	1	0	1	2											
										0	0	0	0	0	0	0											
										0	0	0	0	0	0	0											
										0	0	0	0	1	0	0											
Inning Stats	R: 0 E: 0 K: 1 S: 7	H: 0 LOB: 0 BB: 0 P: 10	R: 1 E: 0 K: 2 S: 12	H: 3 LOB: 2 BB: 0 P: 16	R: 0 E: 0 K: 1 S: 8	H: 0 LOB: 0 BB: 0 P: 13	R: 0 E: 0 K: 1 S: 10	H: 2 LOB: 2 BB: 1 P: 20	R: 0 E: 0 K: 0 S: 4	H: 0 LOB: 0 BB: 0 P: 5	R: 1 E: 0 K: 1 S: 10	H: 1 LOB: 1 BB: 1 P: 17	R: 1 E: 0 K: 0 S: 10	H: 1 LOB: 0 BB: 0 P: 17	R: 0 E: 0 K: 0 S: 10	H: 0 LOB: 1 BB: 1 P: 18	R: 0 E: 0 K: 1 S: 12	H: 1 LOB: 3 BB: 2 P: 27	1B: 6 2B: 1 3B: 0 HR: 2	SF: 0 SAC: 0 DP: 1 HBP: 0	WP: 0 PB: 1 SB: 1 CS: 0	PA: 39					
PITCHER	IP	WLS	BF	H	R	ER	SO	BB	IBB	HBP	BLK	WP	HR	S	P	ERA	WHIP										
Frank Castillo, R (1, 1) ERA: 2.86	6.1	L	27	7	3	3	6	2	0	0	0	0	2	56	90	4.26	1.421										
Chris Nabholz, L (7, 1) ERA: 4.75	0.2		2	0	0	0	0	0	0	0	0	0	0	5	8	0.00	0.000										
Bryan Hickerson, L (8, 1) ERA: 6.29	1.0		4	0	0	0	0	1	0	0	0	0	0	10	18	0.00	1.000										
Mike Perez, R (9, 1) ERA: 2.97	0.1		3	1	0	0	0	1	0	0	0	0	0	4	10	0.00	6.000										
Randy Myers, L (9, 1) ERA: 2.7	0.2		3	0	0	0	1	1	0	0	0	0	0	8	17	0.00	1.500										

Batter	1	2	3	4	5	6	7	8	9	AB	R	H	RBI	BB	SO	LOB	BOTTOM										
Brian McRae, S (1, 8) OBP: 0.331, SLG: 0.436 Ozzie Timmons, R (7, FH) OBP: 0.319, SLG: 0.471	F9		S		G4-3		G5-3		K	2	0	0	0	1	0	1	St. Louis Cardinals @ Chicago Cubs Wrigley Field, Chicago, IL Fri Jun 30 1995, 3:33 AM CDT Att: 27,588 - Sunny - 75 F										
Rey Sanchez, R (1, 4) OBP: 0.307, SLG: 0.361	G5-3	HBP	L7		L3		L9			4	0	1	0	0	0	1											
Mark Grace, L (1, 3) OBP: 0.395, SLG: 0.594	1B		1B		G4-3		1B		2B	3	1	2	0	0	0	0											
Sammy Sosa, R (1, 9) OBP: 0.335, SLG: 0.502	G5-3		G1-3		G1-3		S		1B	3	0	1	0	1	0	3											
Todd Zeile, R (1, 5) OBP: 0.355, SLG: 0.460	G6-3		F7		F9		K		1B	4	0	0	0	0	1	4											
Shawon Dunston, R (1, 6) OBP: 0.345, SLG: 0.521 Randy Myers, L (9, 1)	CS		1B		1B		S		L8	4	0	3	1	0	0	2											
Luis Gonzalez, L (1, 7) OBP: 0.315, SLG: 0.419	G6-3		G1-3		G1-3		S		K	4	0	1	0	0	1	2											
Scott Servais, R (1, 2) OBP: 0.296, SLG: 0.361			K		G4-3		K		E6	4	0	1	0	0	2	2											
Frank Castillo, R (1, 1) ERA: 3.83 Chris Nabholz, L (7, PH) Howard Johnson, S (7, PH) Bryan Hickerson, L (8, 1) Mike Perez, R (9, 1) José Hernández, R (9, 6) Scott Bullitt, L (9, PH) OBP: 0.285, SLG: 0.422 SLG: 0.333	G1-3		G1-3		K		K		P6	2	0	0	0	0	1	1											
										0	0	0	0	0	0	0											
										0	0	0	0	0	0	0											
										0	0	0	0	0	0	0											
										0	0	0	0	0	0	0											
Inning Stats	R: 0 E: 0 K: 0 S: 9	H: 1 LOB: 1 BB: 0 P: 14	R: 0 E: 0 K: 0 S: 8	H: 1 LOB: 0 BB: 0 P: 13	R: 0 E: 0 K: 1 S: 10	H: 0 LOB: 1 BB: 1 P: 17	R: 1 E: 0 K: 0 S: 9	H: 2 LOB: 1 BB: 0 P: 9	R: 0 E: 0 K: 1 S: 10	H: 1 LOB: 0 BB: 0 P: 13	R: 0 E: 0 K: 2 S: 14	H: 2 LOB: 2 BB: 0 P: 18	R: 0 E: 0 K: 1 S: 15	H: 2 LOB: 0 BB: 0 P: 22	R: 0 E: 1 K: 2 S: 12	H: 0 LOB: 1 BB: 0 P: 17	1B: 7 2B: 2 3B: 0 HR: 0	SF: 0 SAC: 0 DP: 2 HBP: 1	WP: 0 PB: 0 SB: 4 CS: 1	PA: 37							
PITCHER	IP	WLS	BF	H	R	ER	SO	BB	IBB	HBP	BLK	WP	HR	S	P	ERA	WHIP										
Tom Urbani, L (1, 1) ERA: 3.83	6.0		25	7	1	1	2	2	0	1	0	0	0	57	84	1.50	1.500										
John Habyan, R (7, 1) ERA: 2.7	0.1		1	0	0	0	1	0	0	0	0	0	0	3	6	0.00	0.000										
Tony Fossas, L (7, 1) ERA: 1.02	1.0		4	1	0	0	1	0	0	0	0	0	0	12	15	0.00	1.000										
Tom Henke, R (8, 1) ERA: 1.78	1.2	S	7	1	0	0	3	0	0	0	0	0	0	22	32	0.00	0.600										

Batter	1	2	3	4	5	6	7	8	9	AB	R	H	RBI	BB	SO	LOB	TOP																			
Geronimo Pena, S OBP: 0.386, SLG: 0.432 (1, 4)										3	1	1	1	1	1	1	St. Louis Cardinals @ Chicago Cubs Wrigley Field, Chicago, IL Sat Jul 01 1995, 3:33 AM CDT Att: 39,652 - Sunny - 72 F																			
Terry Bradshaw, L OBP: 0.294, SLG: 0.250 (1, 7)										5	1	1	0	0	2	4																				
Brian Jordan, R OBP: 0.328, SLG: 0.480 (1, 9)										4	3	2	1	1	1	0																				
Ray Lankford, L OBP: 0.338, SLG: 0.458 (1, 8)										5	0	1	0	0	2	4																				
Scott Cooper, L OBP: 0.361, SLG: 0.358 (1, 5)										4	0	1	5	0	1	0																				
John Mabry, L OBP: 0.321, SLG: 0.362 (1, 3)										3	0	0	0	1	1	1																				
Tripp Cramer, R OBP: 0.283, SLG: 0.385 (1, 6)										4	1	1	0	0	0	3																				
Tom Pagnozzi, R OBP: 0.257, SLG: 0.291 Danny Sheaffer, R OBP: 0.297, SLG: 0.414 (1, 2) (7, 2)										2	0	1	0	1	1	0																				
Mark Petkovsek, R OBP: 0.231, SLG: 0.187 Scott Herndon, R OBP: 0.195, SLG: 0.139 Rich DelLucia, L OBP: 0.292, SLG: 0.295 Ramon Carrasquel, S OBP: 0.307, SLG: 0.385 John Habyan, R OBP: 0.295, SLG: 0.178 Gerard Perry, L OBP: 0.295, SLG: 0.178 Rene Arocha, R OBP: 0.295, SLG: 0.178 (1, 1) (5, PH) (5, 1) (7, PH) (7, 1) (8, PH) (8, 1)										0	0	0	0	0	0	0																				
Inning Stats	R: 0 E: 0 K: 1 S: 6	H: 0 LOB: 0 BB: 0 P: 8	R: 0 E: 0 K: 1 S: 8	H: 0 LOB: 0 BB: 0 P: 12	R: 1 E: 0 K: 1 S: 11	H: 1 LOB: 1 BB: 1 P: 17	R: 1 E: 0 K: 0 S: 13	H: 1 LOB: 2 BB: 1 P: 21	R: 0 E: 0 K: 1 S: 14	H: 2 LOB: 1 BB: 0 P: 23	R: 4 E: 0 K: 2 S: 17	H: 4 LOB: 2 BB: 2 P: 36	R: 0 E: 0 K: 1 S: 10	H: 1 LOB: 1 BB: 0 P: 13	R: 0 E: 0 K: 2 S: 8	H: 0 LOB: 0 BB: 0 P: 12		1B: 7 2B: 2 3B: 1 HR: 0	SF: 2 SAC: 1 DP: 0 HBP: 0	WP: 0 PB: 0 SB: 1 CS: 1	PA: 41															
PITCHER	IP	WLS	BF	H	R	ER	SO	BB	IBB	HBP	BLK	WP	HR	S	P	ERA	WHIP	PITCHER		IP	WLS	BF	H	R	ER	SO	BB	IBB	HBP	BLK	WP	HR	S	P	ERA	WHIP
Steve Trachsel, R ERA: 4.14 (1, 1)	5.0		22	5	3	3	4	2	0	0	0	0	0	52	85	5.40	1.400	Randy Myers, L ERA: 2.55 (8, 1)		1.1	S	4	0	0	0	3	0	0	0	0	0	0	11	17	0.00	0.000
Chris Nabholz, L ERA: 4.97 (6, 1)	1.1		5	1	1	1	2	0	0	0	0	0	0	15	24	6.75	0.750																			
Rich Garces, R ERA: 6.75 (7, 1)	0.0		3	2	0	0	0	1	0	0	0	0	0	6	14	∞	∞																			
Bryan Hickerson, L ERA: 6.2 (7, 1)	0.1		3	1	3	3	1	1	0	0	0	0	0	6	13	81.00	6.000																			
Mike Perez, R ERA: 2.67 (7, 1)	1.0	W	4	1	0	0	0	0	0	0	0	0	0	8	10	0.00	1.000																			

AB	34
R	7
H	10
RBI	7
BB	4
SO	10
LOB	15



AB	30
R	8
H	10
RBI	8
BB	6
SO	4
LOB	10



Batter	1	2	3	4	5	6	7	8	9	AB	R	H	RBI	BB	SO	LOB	TOP		
Geronimo Pena, S (1, 4) OBP: 0.408, SLG: 0.439	1-0 G5-4-3 1B		1-0 G3		1-3 SAFE K		4-0 FC4-6 BB		1-2 1B 2B 1B	4	1	2	0	1	1	2			
Terry Bradshaw, L (1, 7) OBP: 0.273, SLG: 0.238	0-0 F8		2-3 K		0-0 G3		0-0 FC4-6		3-2 1B 2B 1B	5	1	1	0	0	1	4			
Brian Jordan, R (1, 9) OBP: 0.329, SLG: 0.478	0-0 G5-4-3			1-0 S 1B		1-1 P3	2-2 SAFE F9		3-1 1B 2B 1B	5	2	2	0	0	0	2			
Ray Lankford, L (1, 8) OBP: 0.336, SLG: 0.453		2-3 K		2-3 SAFE K		2-2 S 1B		0-2 L5	2-0 F7	5	1	1	0	0	2	5			
Scott Cooper, L (1, 5) OBP: 0.362, SLG: 0.364		2-2 G6-3		3-2 SAFE L9		1-1 BB 1B		1-2 G4-3	3-1 1B 2B	5	0	2	4	0	0	1			
John Mabry, L (1, 3) OBP: 0.331, SLG: 0.366		1-1 1B		0-1 2H 1B		4-2 BB BB		1-0 G4-3	2-3 K	4	0	2	1	1	1	1			
Tripp Cramer, R (1, 6) OBP: 0.277, SLG: 0.377		0-0 F9		2-1 G6-3		2-3 K		1-2 G5-3		4	0	0	0	0	1	4			
Scott Hemond, R (1, 2) OBP: 0.182, SLG: 0.154			2-1 G4-3		2-2 1B	4-2 1B 2B			2-2 F9	3	0	1	0	1	0	0			
Danny Jackson, R (1, 1) OBP: 0.235, SLG: 0.250			1-1 G3		2-3 K	1-1 L6			0-0 HR	2	0	1	0	0	1	1			
Gerald Perry, L (6, PH) OBP: 0.196, SLG: 0.173										1	0	0	0	0	0	3			
Rich DeLucia, R (6, 1) OBP: 0.375, SLG: 0.286										0	0	0	0	0	0	0			
Rene Arocha, R (8, 1) OBP: 0.387, SLG: 0.519										0	0	0	0	0	0	0			
Ramon Caraballo, S (9, PH) OBP: 0.387, SLG: 0.519										1	1	1	1	0	0	0			
Inning Stats	R: 0 E: 0 K: 0 S: 3	H: 1 LOB: 0 BB: 0 P: 4	R: 0 E: 0 K: 1 S: 12	H: 1 LOB: 1 BB: 0 P: 17	R: 0 E: 0 K: 1 S: 8	H: 1 LOB: 1 BB: 0 P: 14	R: 1 E: 0 K: 1 S: 14	H: 2 LOB: 1 BB: 0 P: 22	R: 0 E: 0 K: 2 S: 11	H: 1 LOB: 3 BB: 2 P: 16	R: 0 E: 0 K: 0 S: 8	H: 0 LOB: 0 BB: 1 P: 14	R: 0 E: 0 K: 0 S: 8	H: 0 LOB: 0 BB: 0 P: 11	R: 4 E: 0 K: 1 S: 18	H: 5 LOB: 1 BB: 0 P: 34	1B: 10 2B: 2 3B: 0 HR: 1	SF: 0 SAC: 0 DP: 1 HBP: 0	WP: 0 PA: 42 PB: 0 SB: 2 CS: 0
PITCHER	IP	WLS	BF	H	R	ER	SO	BB	IBB	HBP	BLK	WP	HR	S	P	ERA	WHIP		
Jim Bullinger, R (1, 1) ERA: 3.14	5.2	W	26	8	2	2	6	2	0	0	0	0	0	68	107	3.18	1.765		
Mike Walker, R (6, 1) ERA: 2.39	0.2		3	0	0	0	0	1	0	0	0	0	0	3	8	0.00	1.500		
Mike Perez, R (7, 1) ERA: 3.51	2.0		9	3	3	3	0	0	0	0	0	0	1	25	36	13.50	1.500		
Randy Myers, L (9, 1) ERA: 2.84	0.2	S	4	2	1	1	1	0	0	0	0	0	0	8	18	13.50	3.000		

St. Louis Cardinals @ Chicago Cubs
Wrigley Field, Chicago, IL
Sun Jul 02 1995, 7:05 PM CDT
Att: 40,494 - Unknown - 75 F

AB 39
R 6
H 13
RBI 6
BB 3
SO 7
LOB 23



Batter	1	2	3	4	5	6	7	8	9	AB	R	H	RBI	BB	SO	LOB	BOTTOM		
Brian McRae, S (1, 8) OBP: 0.339, SLG: 0.438	2-2 SH PB 1B		1-2 G6-3 1B		0-1 2H E 1B		0-0 SH5-4			3	2	3	1	0	0	0			
Rey Sanchez, R (1, 4) OBP: 0.314, SLG: 0.362	3-1 SH 1B		0-1 SAFE G6-3		2-1 2H 2B		0-0 1B			3	1	1	2	0	0	1			
Mark Grace, L (1, 3) OBP: 0.398, SLG: 0.597	0-0 G6-4-3 1B		1-0 G3		2-0 2H 2B		2-3 3H L7			4	0	2	2	0	0	0			
Sammy Sosa, R (1, 9) OBP: 0.336, SLG: 0.514	3-3 K		3-2 G6-3		1-2 F9			0-3 K		4	0	0	0	0	2	3			
Todd Zeile, R (1, 5) OBP: 0.356, SLG: 0.456	0-1 G6-4-3		4-0 L6-3 BB		0-2 G4-3			4-2 1B BB		2	0	0	0	2	0	2			
Shawon Dunston, R (1, 6) OBP: 0.341, SLG: 0.515		1-1 G1-3		0-0 L6-3		1-2 G6-3		0-0 1B		4	0	1	0	0	0	1			
Ozzie Timmons, R (1, 7) OBP: 0.320, SLG: 0.489		3-2 SF7		1-0 F9		2-0 F9		0-3 K		3	1	1	0	0	0	0			
Mike Perez, R (7, 1) ERA: 3.51										1	0	0	0	0	1	2			
Randy Myers, L (9, 1) ERA: 2.84										0	0	0	0	0	0	0			
Scott Servais, R (1, 2) OBP: 0.293, SLG: 0.343		0-2 SF7		4-1 SH1-4 1B BB		0-0 E6 SH5-4 BB 1B		2-3 K		2	2	0	1	1	1	2			
Jim Bullinger, R (1, 1) OBP: 0.200, SLG: 0.125		3-3 G5-3		1-2 SH1-4		4-2 SH5-4 1B BB				1	0	0	0	0	0	0			
Mike Walker, R (6, 1) ERA: 3.51										0	0	0	0	0	0	0			
Scott Bullett, L (7, 7) OBP: 0.279, SLG: 0.340										0	1	0	0	1	0	0			
Inning Stats	R: 1 E: 1 K: 1 S: 13	H: 2 LOB: 1 BB: 0 P: 21	R: 1 E: 0 K: 0 S: 13	H: 1 LOB: 0 BB: 0 P: 19	R: 0 E: 0 K: 0 S: 6	H: 0 LOB: 0 BB: 1 P: 8	R: 0 E: 0 K: 0 S: 4	H: 0 LOB: 0 BB: 1 P: 11	R: 3 E: 1 K: 0 S: 13	H: 2 LOB: 1 BB: 1 P: 24	R: 0 E: 0 K: 0 S: 7	H: 0 LOB: 0 BB: 0 P: 10	R: 2 E: 1 K: 0 S: 8	H: 1 LOB: 0 BB: 1 P: 13	R: 0 E: 0 K: 3 S: 12	H: 1 LOB: 2 BB: 1 P: 18	1B: 6 2B: 2 3B: 1 HR: 0	SF: 1 SAC: 3 DP: 3 HBP: 0	WP: 0 PA: 35 PB: 1 SB: 0 CS: 0
PITCHER	IP	WLS	BF	H	R	ER	SO	BB	IBB	HBP	BLK	WP	HR	S	P	ERA	WHIP		
Danny Jackson, L (1, 1) ERA: 7.83	5.0	L	22	6	5	3	1	2	0	0	0	0	0	49	83	5.40	1.600		
Rich DeLucia, R (6, 1) ERA: 3.51	2.0		8	1	2	1	0	1	0	0	0	0	0	15	23	4.50	1.000		
Rene Arocha, R (8, 1) ERA: 3.58	1.0		5	1	0	0	3	1	0	0	0	0	0	12	18	0.00	2.000		

St. Louis Cardinals @ Chicago Cubs
Wrigley Field, Chicago, IL
Sun Jul 02 1995, 7:05 PM CDT
Att: 40,494 - Unknown - 75 F

AB 27
R 7
H 8
RBI 6
BB 4
SO 4
LOB 11



Batter	1	2	3	4	5	6	7	8	9	AB	R	H	RBI	BB	SO	LOB	TOP			
Tony Tarasco, L (1, 9) OBP: 0.352, SLG: 0.469	G3		G3-1			G3-1			E 1B BB	3	0	0	0	1	0	0	Montreal Expos @ St. Louis Cardinals Busch Stadium, St. Louis, MO Mon Jul 03 1995, 7:05 PM CDT Att: 25,644 - Unknown livebaseballscorecards.com			
Wil Cordero, R (1, 6) OBP: 0.355, SLG: 0.421	K			G5-3			G6-3	E5 1B	4	0	1	0	0	1	0					
David Segui, S (1, 3) OBP: 0.404, SLG: 0.472	G1-3			G1-3			G6-4-3 BB	K	3	0	0	0	1	1	2					
Moises Alou, R (1, 7) OBP: 0.347, SLG: 0.475		G1-3			K		G6-4-3 1-2	G5-3	4	0	0	0	0	1	3					
Darrin Fletcher, L (1, 2) OBP: 0.356, SLG: 0.448		L6				G3-1		F7	3	0	0	0	0	0	0					
Rondell White, R (1, 8) OBP: 0.370, SLG: 0.523		E1				G5-3		E4	3	0	0	0	0	0	0					
Jeff Treadway, L (1, 4) OBP: 0.222, SLG: 0.233		G1-3				G1-3		F8	3	0	0	0	0	0	2					
Shane Andrews, R (1, 5) OBP: 0.290, SLG: 0.400			G5-3			G5-3		F9	3	0	0	0	0	0	1					
Butch Henry, L (1, 1) OBP: 0.038, SLG: 0.038			G4-3			G1-3			2	0	0	0	0	0	0					
Tim Scott, R (8, 1) OBP: 0.333, SLG: 0.333								F7	0	0	0	0	0	0	0					
Gabe White, L (8, 1) OBP: 0.286, SLG: 0.286									1	0	0	0	0	0	0					
Curtis Pride, L (9, FH) OBP: 0.286, SLG: 0.286									0	0	0	0	0	0	0					
Inning Stats	R: 0 E: 0 K: 1 S: 8	H: 0 LOB: 0 BB: 0 P: 11	R: 0 E: 1 K: 0 S: 7	H: 0 LOB: 1 BB: 0 P: 11	R: 0 E: 0 K: 0 S: 8	H: 0 LOB: 0 BB: 0 P: 12	R: 0 E: 0 K: 1 S: 6	H: 0 LOB: 0 BB: 0 P: 7	R: 0 E: 0 K: 0 S: 4	H: 0 LOB: 0 BB: 0 P: 7	R: 0 E: 0 K: 0 S: 6	H: 0 LOB: 0 BB: 1 P: 11	R: 0 E: 1 K: 0 S: 11	H: 0 LOB: 1 BB: 0 P: 15	R: 0 E: 1 K: 1 S: 9	H: 1 LOB: 2 BB: 1 P: 17	1B: 1 2B: 0 3B: 0 HR: 0	SF: 0 SAC: 0 DP: 1 HBP: 0	WP: 0 PB: 0 SB: 1 CS: 0	PA: 31
PITCHER	IP WLS BF H R ER SO BB IBB HBP BLK WP HR S P ERA WHIP																			
Mike Morgan, R (1, 1) ERA: 2.58	8.1 W 29 1 0 0 2 2 0 0 0 0 0 0 60 96 0.00 0.360																			
Jeff Parrett, R (9, 1) ERA: 4.86	0.2 2 0 0 0 1 0 0 0 0 0 0 0 5 6 0.00 0.000																			

Batter	1	2	3	4	5	6	7	8	9	AB	R	H	RBI	BB	SO	LOB	BOTTOM	
Geronimo Pena, S (1, 4) OBP: 0.434, SLG: 0.477	1B 1B		1B 2B		G5-3			WP 1B SF8 HBP	3	2	2	0	0	0	0	Montreal Expos @ St. Louis Cardinals Busch Stadium, St. Louis, MO Mon Jul 03 1995, 7:05 PM CDT Att: 25,644 - Unknown livebaseballscorecards.com		
Tripp Cramer, R (1, 6) OBP: 0.281, SLG: 0.376	K		1B BB		F9		SF8 WP E 1B	3	1	1	0	1	1	1				
Brian Jordan, R (1, 8) OBP: 0.332, SLG: 0.479	FC6-4 1B		1-2 2-3 1B		L8		L5	4	0	2	0	0	0	2				
Scott Cooper, L (1, 5) OBP: 0.360, SLG: 0.363	FC6-4 1B		L4-3		K		SF8	3	0	1	2	0	1	3				
Darnell Coles, R (1, 7) OBP: 0.303, SLG: 0.339	FC6-4 1B		G5-3		K		E7 1B 1B	4	0	1	1	0	1	4				
Terry Bradshaw, L (8, PR) OBP: 0.273, SLG: 0.238	FC6-4 1-2 2-3							0	1	0	0	0	0	0				
Danny Sheaffer, R (1, 3) OBP: 0.309, SLG: 0.410	G6-3			L7			G6-4-3 1B BB	3	1	1	1	1	0	2				
John Mabry, L (1, 9) OBP: 0.336, SLG: 0.393		G4-3		G6-3			G6-4-3 1B BB	4	1	2	2	0	0	0				
Scott Hemond, R (1, 2) OBP: 0.167, SLG: 0.140		G1-3		G6-3			G6-4-3 1-2 2-3	4	0	0	0	0	0	3				
Mike Morgan, R (1, 1) OBP: 0.071, SLG: 0.071					K			3	0	0	0	0	3	1				
Jeff Parrett, R (9, 1) OBP: 1.000, SLG: 1.000							K	0	0	0	0	0	0	0				
Inning Stats	R: 1 E: 0 K: 1 S: 11	H: 3 LOB: 2 BB: 0 P: 16	R: 0 E: 0 K: 1 S: 6	H: 0 LOB: 0 BB: 0 P: 8	R: 0 E: 0 K: 0 S: 13	H: 2 LOB: 2 BB: 1 P: 21	R: 0 E: 0 K: 0 S: 6	H: 0 LOB: 0 BB: 0 P: 9	R: 0 E: 0 K: 2 S: 12	H: 0 LOB: 0 BB: 0 P: 18	R: 0 E: 0 K: 1 S: 9	H: 1 LOB: 1 BB: 1 P: 16	R: 5 E: 1 K: 0 S: 15	H: 4 LOB: 1 BB: 0 P: 22	1B: 8 2B: 2 3B: 0 HR: 1	SF: 1 SAC: 0 DP: 2 HBP: 1	WP: 1 PB: 0 SB: 0 CS: 0	PA: 35
PITCHER	IP WLS BF H R ER SO BB IBB HBP BLK WP HR S P ERA WHIP																	
Butch Henry, L (1, 1) ERA: 3.27	7.0 L 27 6 1 1 1 6 2 0 0 0 0 1 0 64 98 1.29 1.143																	
Tim Scott, R (8, 1) ERA: 5.04	0.1 3 1 2 2 0 0 0 0 1 0 1 0 6 10 54.00 3.000																	
Gabe White, L (8, 1) ERA: 4.08	0.2 5 3 3 3 0 0 0 0 0 0 1 9 12 40.50 4.500																	

Montreal Expos @ St. Louis Cardinals
 Busch Stadium, St. Louis, MO
 Mon Jul 03 1995, 7:05 PM CDT
 Att: 25,644 - Unknown

AB	29
R	0
H	1
RBI	0
BB	2
SO	3
LOB	8



Montreal Expos @ St. Louis Cardinals
 Busch Stadium, St. Louis, MO
 Mon Jul 03 1995, 7:05 PM CDT
 Att: 25,644 - Unknown

AB	31
R	6
H	10
RBI	6
BB	2
SO	6
LOB	16



Batter	1	2	3	4	5	6	7	8	9	10	AB	R	H	RBI	BB	SO	LOB	TOP			
Sean Berry, R OBP: 0.329, SLG: 0.419 (1, 5)	0-2 1B		3-2 FC6-4 1B			1-0 HR		2-2 1B 1B	0-0 P3		5	2	4	1	0	0	1				
Mike Lansing, R OBP: 0.268, SLG: 0.333 (1, 4) (10, 6)	1-1 L8		3-2 L7			1-0 L9		0-0 L8		1-1 F9	5	0	0	0	0	0	3				
Wil Cordero, R OBP: 0.358, SLG: 0.422 Mel Rojas, R (1, 6) (10, 1)	0-0 P7		1-1 FC6-4			2-2 L7		1-2 1B G6-3 1B		1-3 K	5	1	1	0	0	1	2				
Moises Alou, R OBP: 0.347, SLG: 0.469 (1, 7)	2-0 F9				3-1 G6-3		1-1 1B	1-2 G6-3 1B		2-2 L7	5	0	2	1	0	0	1				
Rondell White, R OBP: 0.329, SLG: 0.509 (1, 8)		2-2 G5-3			3-2 G6-3		0-1 F9	1-2 G6-3			4	0	0	1	0	0	2				
Shane Andrews, R OBP: 0.278, SLG: 0.379 Jeff Treadway, L OBP: 0.222, SLG: 0.233 (1, 3) (10, 4)		0-1 1B			3-2 G5-3			0-0 F9		1-3 K	4	0	1	0	0	1	1				
Tony Tarasco, L OBP: 0.349, SLG: 0.460 (1, 9)		1-0 L7				2-2 G6-3		3-0 BB 1B		4-2 BB	3	0	1	0	1	0	1				
Tim Laker, R OBP: 0.247, SLG: 0.290 Darrin Fletcher, L OBP: 0.350, SLG: 0.448 Tim Spehr, R OBP: 0.371, SLG: 0.533 (1, 2) (7, PH) (7, PR) (7, 2)		3-1 G1-3				2-3 K		4-2 G4-6-3 BB		2-2 P3	2	0	0	0	0	1	1				
Carlos Perez, L OBP: 0.266, SLG: 0.364 Curtis Priddy, L OBP: 0.287, SLG: 0.467 Greg Harris, R OBP: 0.303, SLG: 0.467 Tim Scott, R OBP: 0.310, SLG: 0.333 Jeff Shaw, R OBP: 0.316, SLG: 0.353 (1, 11) (7, PH) (7, 1) (8, 1) (8, 1) (8, 1)			0-2 G1-3			0-3 K		1-0 G4-6-3		0-3 K	2	0	0	0	0	0	1				
Inning Stats	R: 0 E: 0 K: 1 S: 8	H: 1 LOB: 1 BB: 0 P: 11	R: 0 E: 0 K: 0 S: 8	H: 1 LOB: 1 BB: 0 P: 14	R: 0 E: 0 K: 0 S: 16	H: 1 LOB: 1 BB: 0 P: 22	R: 0 E: 0 K: 2 S: 9	H: 0 LOB: 0 BB: 0 P: 13	R: 1 E: 0 K: 0 S: 10	H: 2 LOB: 1 BB: 0 P: 15	R: 0 E: 0 K: 1 S: 16	H: 1 LOB: 1 BB: 1 P: 22	R: 0 E: 0 K: 1 S: 13	H: 0 LOB: 1 BB: 0 P: 19	R: 0 E: 0 K: 1 S: 8	H: 0 LOB: 0 BB: 0 P: 12	1B: 8 2B: 0 3B: 0 HR: 1	SF: 0 SAC: 0 DP: 1 HBP: 0	WP: 0 PA: 40 PB: 0 SB: 0 CS: 0		
PITCHER	IP WLS BF H R ER SO BB IBB HBP BLK WP HR S P ERA WHIP	6.1 0.2 1.0 2.0	25 0 6 7	6 0 3 0	1 0 2 0	2 0 1 0	0 0 0 0	0 0 0 0	0 0 0 0	0 0 0 0	0 0 0 0	0 0 0 0	0 0 0 0	0 0 0 0	0 0 0 0	0 0 0 0	0 0 0 0	0 0 0 0	0 0 0 0	1.42 1.500 18.00 0.00	0.947 1.500 3.000 0.500

Montreal Expos @ St. Louis Cardinals
 Busch Stadium, St. Louis, MO
 Wed Jul 05 1995, 7:05 PM CDT
 Att: 20,191 - Unknown - 78 F

AB 38
 R 3
 H 9
 RBI 3
 BB 2
 SO 5
 LOB 16



Batter	1	2	3	4	5	6	7	8	9	10	AB	R	H	RBI	BB	SO	LOB	BOTTOM			
Geronimo Pena, S OBP: 0.424, SLG: 0.449 (1, 4)	4-2 G6-4-3 BB		2-1 L7		2-2 L9		3-1 1B		2-3 K		4	0	1	0	1	1	2				
Allen Battle, R OBP: 0.308, SLG: 0.308 (1, 7)	0-3 K		2-1 G4-3			1-1 HR 1B	1-0 1B		2-3 K		5	1	2	0	0	2	2				
Brian Jordan, R OBP: 0.332, SLG: 0.486 (1, 8)	0-1 G6-4-3				1-1 G4-3		1-1 HR	2-2 L8		0-1 E5	5	1	1	2	0	0	3				
Danell Coles, R OBP: 0.319, SLG: 0.323 (1, 3)		1-3 K			3-1 P8		0-0 P6	2-1 HBP BB HBP	1-1 CS	2-2 SH1-3 1B HBP	3	1	0	0	0	1	0				
Danny Sheaffer, R OBP: 0.324, SLG: 0.438 José Quendo, S OBP: 0.338, SLG: 0.297 (1, 5) (7, 5)		2-2 G6-3 2B			1-2 G5-3		3-2 1B	4-0 HBP BB		0-0 SH1-3	3	0	2	0	0	0	0				
John Mabry, L OBP: 0.338, SLG: 0.379 (1, 9)		1-0 G6-3			4-0 G6-4-3 1B BB		0-0 F7	1-1 HBP		4-0 1B	2	1	0	0	2	0	2				
Tripp Cramer, R OBP: 0.284, SLG: 0.377 (1, 6)		1-1 G1-3			0-0 G6-4-3 1B		0-0 F9	0-0 P4		0-0 1B	5	0	2	1	0	0	5				
Tom Pagnozzi, R OBP: 0.257, SLG: 0.290 (1, 2)			0-0 SH1-4 1B		0-2 G6-4-3		1-0 G5-3	2-3 K			4	0	1	0	0	1	5				
Tom Urbani, L OBP: 0.297, SLG: 0.615 Rene Arocha, R OBP: 0.303, SLG: 0.461 Gerald Perry, L OBP: 0.300, SLG: 0.461 Jeff Parnett, R OBP: 0.300, SLG: 1.000 Ramon Caraballo, S OBP: 0.261, SLG: 0.300 Rich DeLucia, R OBP: 0.316, SLG: 0.286 (1, 11) (7, 1) (7, PH) (8, 1) (8, PH) (8, 1)			1-1 SH1-4		1-2 1B		1-1 P4	1-0 P8			1	0	1	1	0	0	0				
Inning Stats	R: 0 E: 0 K: 1 S: 7	H: 0 LOB: 0 BB: 1 P: 11	R: 0 E: 0 K: 1 S: 9	H: 1 LOB: 1 BB: 0 P: 14	R: 0 E: 0 K: 0 S: 7	H: 1 LOB: 1 BB: 0 P: 12	R: 0 E: 0 K: 0 S: 7	H: 0 LOB: 0 BB: 0 P: 12	R: 1 E: 0 K: 0 S: 10	H: 2 LOB: 1 BB: 1 P: 17	R: 0 E: 0 K: 2 S: 9	H: 2 LOB: 2 BB: 1 P: 17	R: 0 E: 1 K: 2 S: 10	H: 0 LOB: 0 BB: 0 P: 14	R: 1 E: 0 K: 0 S: 5	H: 1 LOB: 1 BB: 1 P: 11	1B: 8 2B: 1 3B: 0 HR: 1	SF: 0 SAC: 2 DP: 2 HBP: 3	WP: 0 PA: 44 PB: 0 SB: 0 CS: 1		
PITCHER	IP WLS BF H R ER SO BB IBB HBP BLK WP HR S P ERA WHIP	6.0 1.0 0.0 2.0	25 2 0 0	3 0 0 0	2 0 0 0	0 0 0 0	0 0 0 0	0 0 0 0	0 0 0 0	0 0 0 0	0 0 0 0	0 0 0 0	0 0 0 0	0 0 0 0	0 0 0 0	0 0 0 0	0 0 0 0	0 0 0 0	0 0 0 0	4.50 2.000 ∞ 0.00	1.500 2.000 ∞ 0.000

Montreal Expos @ St. Louis Cardinals
 Busch Stadium, St. Louis, MO
 Wed Jul 05 1995, 7:05 PM CDT
 Att: 20,191 - Unknown - 78 F

AB 34
 R 4
 H 10
 RBI 4
 BB 4
 SO 5
 LOB 22



Batter	1	2	3	4	5	6	7	8	9	10	11	12	AB	R	H	RBI	BB	SO	LOB	TOP				
Quilvio Veras, S OBP: 0.361, SLG: 0.327	G6-3			G6-3		L7		G5-3			SH1-4		4	0	0	0	0	0	1					
Chuck Carr, S OBP: 0.318, SLG: 0.267	G4-3			G6-3		G5-4-3 BB			F7		G4-3		4	0	0	0	1	0	1					
Jeff Corine, R OBP: 0.423, SLG: 0.577	F7			L5		G5-4-3			K		K		5	0	0	0	0	2	2					
Terry Pendleton, S OBP: 0.343, SLG: 0.455		G3				F7			K				5	0	1	0	0	2	0					
Greg Colbrunn, R OBP: 0.305, SLG: 0.402		K				FC6-4 1B		L6		F8			5	0	2	0	0	1	0					
Kurt Abbott, R OBP: 0.305, SLG: 0.462				L7		FC6-4 2B WP		G6-3		P3			5	1	0	0	0	0	3					
Jerry Browne, S OBP: 0.358, SLG: 0.317						WP 1B 2B							3	1	2	0	2	0	2					
Charles Johnson, R OBP: 0.295, SLG: 0.332				K		SH3 1B		SH3		P3			3	0	1	1	0	1	2					
Pat Rapp, R OBP: 0.329, SLG: 0.337				K		G5-3		K					2	0	0	0	0	1	2					
Terry Mathews, L OBP: 0.302, SLG: 0.345													1	0	0	0	0	0	1					
Yorkis Perez, L OBP: 0.310, SLG: 0.402													1	0	1	0	0	0	0					
Matt Mantei, R OBP: 0.317, SLG: 0.402											G4-3 SH1-4 1B		0	0	0	0	0	0	0					
Inning Stats	R: 0 E: 0 K: 4 S: 4	H: 0 LOB: 0 BB: 6	R: 0 E: 0 K: 1 S: 8	H: 0 LOB: 0 BB: 12	R: 0 E: 0 K: 2 S: 6	H: 0 LOB: 0 BB: 1	R: 0 E: 0 K: 0 S: 5	H: 3 LOB: 1 BB: 0 P: 17	R: 0 E: 0 K: 0 S: 7	H: 0 LOB: 0 BB: 1 P: 13	R: 0 E: 0 K: 1 S: 12	H: 1 LOB: 0 BB: 0 P: 20	R: 0 E: 0 K: 2 S: 11	H: 0 LOB: 0 BB: 0 P: 15	R: 0 E: 0 K: 0 S: 9	H: 1 LOB: 1 BB: 0 P: 20	R: 0 E: 0 K: 1 S: 9	H: 1 LOB: 1 BB: 0 P: 15	R: 0 E: 0 K: 0 S: 11	H: 2 LOB: 1 BB: 0 P: 14	1B: 5 2B: 2 3B: 0 HR: 0	SF: 0 SAC: 2 DP: 2 HBP: 0	WP: 1 PB: 0 SB: 0 CS: 1	PA: 43
PITCHER	IP WLS BF H R ER SO BB IBB HBP BLK WP HR S P ERA WHIP	IP WLS BF H R ER SO BB IBB HBP BLK WP HR S P ERA WHIP	IP WLS BF H R ER SO BB IBB HBP BLK WP HR S P ERA WHIP	IP WLS BF H R ER SO BB IBB HBP BLK WP HR S P ERA WHIP	IP WLS BF H R ER SO BB IBB HBP BLK WP HR S P ERA WHIP	IP WLS BF H R ER SO BB IBB HBP BLK WP HR S P ERA WHIP	IP WLS BF H R ER SO BB IBB HBP BLK WP HR S P ERA WHIP	IP WLS BF H R ER SO BB IBB HBP BLK WP HR S P ERA WHIP	IP WLS BF H R ER SO BB IBB HBP BLK WP HR S P ERA WHIP	IP WLS BF H R ER SO BB IBB HBP BLK WP HR S P ERA WHIP	IP WLS BF H R ER SO BB IBB HBP BLK WP HR S P ERA WHIP	IP WLS BF H R ER SO BB IBB HBP BLK WP HR S P ERA WHIP	IP WLS BF H R ER SO BB IBB HBP BLK WP HR S P ERA WHIP	IP WLS BF H R ER SO BB IBB HBP BLK WP HR S P ERA WHIP	IP WLS BF H R ER SO BB IBB HBP BLK WP HR S P ERA WHIP	IP WLS BF H R ER SO BB IBB HBP BLK WP HR S P ERA WHIP	IP WLS BF H R ER SO BB IBB HBP BLK WP HR S P ERA WHIP	IP WLS BF H R ER SO BB IBB HBP BLK WP HR S P ERA WHIP	IP WLS BF H R ER SO BB IBB HBP BLK WP HR S P ERA WHIP	IP WLS BF H R ER SO BB IBB HBP BLK WP HR S P ERA WHIP	IP WLS BF H R ER SO BB IBB HBP BLK WP HR S P ERA WHIP	IP WLS BF H R ER SO BB IBB HBP BLK WP HR S P ERA WHIP	IP WLS BF H R ER SO BB IBB HBP BLK WP HR S P ERA WHIP	

Florida Marlins @ St. Louis Cardinals
Busch Stadium, St. Louis, MO

Thu Jul 06 1995, 7:05 PM CDT
Att. 22,835 - Unknown - 82 F

AB 38
R 2
H 7
RBI 1
BB 3
SO 8
LOB 14



Batter	1	2	3	4	5	6	7	8	9	10	11	12	AB	R	H	RBI	BB	SO	LOB	BOTTOM				
Geronimo Pena, S OBP: 0.436, SLG: 0.431	G4-3 HBP BB		K			CS 1B BB				F8		SH2-4	2	0	0	0	3	1	0					
Allen Battle, R OBP: 0.316, SLG: 0.278	K		F9			1B		G6-3		G6-3		1B BB	5	0	1	0	1	1	3					
Brian Jordan, R OBP: 0.340, SLG: 0.490	G4-3 HBP					CS BB		K		G1-3			4	0	2	1	1	1	2					
Ray Lankford, L OBP: 0.336, SLG: 0.449	G4-3					1B							2	0	0	0	1	1	4					
Darnell Coles, R OBP: 0.324, SLG: 0.317	G4-3					G6-3 BB				FC6-4 BB			1	0	0	0	1	0	1					
Scott Cooper, L OBP: 0.348, SLG: 0.348	L5					G6-3			F7		F8		5	0	0	0	0	0	4					
John Mabry, L OBP: 0.340, SLG: 0.379		G5-3				G4-3		G5-3 HR 1B		FC6-4			5	1	2	0	0	0	1					
Tripp Cromer, R OBP: 0.282, SLG: 0.372		G6-3						G5-3					5	0	1	0	0	0	2					
John Habyan, R										F9		F8	0	0	0	0	0	0	0					
Tom Pagnozzi, R OBP: 0.255, SLG: 0.305			G1-3			F7				F9		FC6-4	5	1	1	2	0	0	2					
Mark Pankovsek, R OBP: 0.270, SLG: 0.343						G3							2	0	0	0	0	0	1					
Tom Henke, R													1	0	1	0	0	0	0					
Ramon Caraballo, S OBP: 0.330, SLG: 0.446													0	0	0	0	0	0	0					
Jeff Parrett, R													1	0	0	0	0	0	0					
Jose Cuatrecasas, S OBP: 0.342, SLG: 0.287													0	0	0	0	0	0	0					
Inning Stats	R: 0 E: 0 K: 1 S: 13	H: 0 LOB: 2 BB: 1	R: 0 E: 0 K: 0 S: 6	H: 0 LOB: 0 BB: 0	R: 0 E: 0 K: 1 S: 9	H: 0 LOB: 0 BB: 0	R: 0 E: 0 K: 0 S: 6	H: 1 LOB: 1 BB: 0 P: 14	R: 0 E: 0 K: 0 S: 10	H: 1 LOB: 2 BB: 1 P: 21	R: 2 E: 0 K: 0 S: 18	H: 3 LOB: 2 BB: 1 P: 34	R: 0 E: 0 K: 0 S: 15	H: 0 LOB: 0 BB: 0 P: 15	R: 0 E: 0 K: 0 S: 11	H: 1 LOB: 1 BB: 0 P: 20	R: 0 E: 0 K: 0 S: 11	H: 1 LOB: 1 BB: 0 P: 17	R: 1 E: 0 K: 0 S: 6	H: 1 LOB: 2 BB: 2 P: 15	1B: 5 2B: 3 3B: 0 HR: 1	SF: 0 SAC: 1 DP: 2 HBP: 1	WP: 0 PB: 0 SB: 0 CS: 2	PA: 48
PITCHER	IP WLS BF H R ER SO BB IBB HBP BLK WP HR S P ERA WHIP	IP WLS BF H R ER SO BB IBB HBP BLK WP HR S P ERA WHIP	IP WLS BF H R ER SO BB IBB HBP BLK WP HR S P ERA WHIP	IP WLS BF H R ER SO BB IBB HBP BLK WP HR S P ERA WHIP	IP WLS BF H R ER SO BB IBB HBP BLK WP HR S P ERA WHIP	IP WLS BF H R ER SO BB IBB HBP BLK WP HR S P ERA WHIP	IP WLS BF H R ER SO BB IBB HBP BLK WP HR S P ERA WHIP	IP WLS BF H R ER SO BB IBB HBP BLK WP HR S P ERA WHIP	IP WLS BF H R ER SO BB IBB HBP BLK WP HR S P ERA WHIP	IP WLS BF H R ER SO BB IBB HBP BLK WP HR S P ERA WHIP	IP WLS BF H R ER SO BB IBB HBP BLK WP HR S P ERA WHIP	IP WLS BF H R ER SO BB IBB HBP BLK WP HR S P ERA WHIP	IP WLS BF H R ER SO BB IBB HBP BLK WP HR S P ERA WHIP	IP WLS BF H R ER SO BB IBB HBP BLK WP HR S P ERA WHIP	IP WLS BF H R ER SO BB IBB HBP BLK WP HR S P ERA WHIP	IP WLS BF H R ER SO BB IBB HBP BLK WP HR S P ERA WHIP	IP WLS BF H R ER SO BB IBB HBP BLK WP HR S P ERA WHIP	IP WLS BF H R ER SO BB IBB HBP BLK WP HR S P ERA WHIP	IP WLS BF H R ER SO BB IBB HBP BLK WP HR S P ERA WHIP	IP WLS BF H R ER SO BB IBB HBP BLK WP HR S P ERA WHIP	IP WLS BF H R ER SO BB IBB HBP BLK WP HR S P ERA WHIP	IP WLS BF H R ER SO BB IBB HBP BLK WP HR S P ERA WHIP	IP WLS BF H R ER SO BB IBB HBP BLK WP HR S P ERA WHIP	

Florida Marlins @ St. Louis Cardinals
Busch Stadium, St. Louis, MO

Thu Jul 06 1995, 7:05 PM CDT
Att. 22,835 - Unknown - 82 F

AB 38
R 3
H 8
RBI 3
BB 8
SO 4
LOB 20

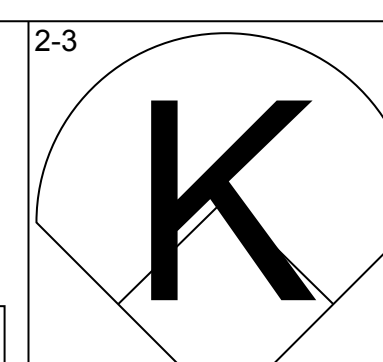
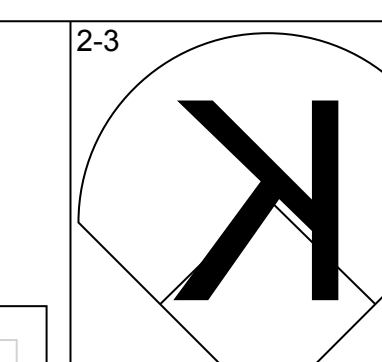
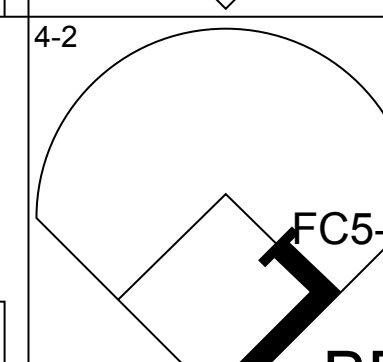
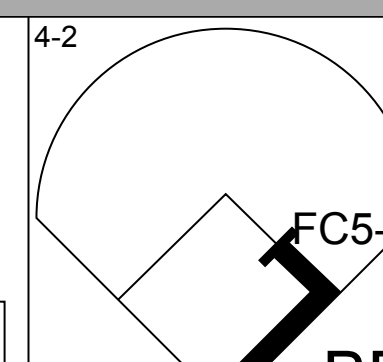
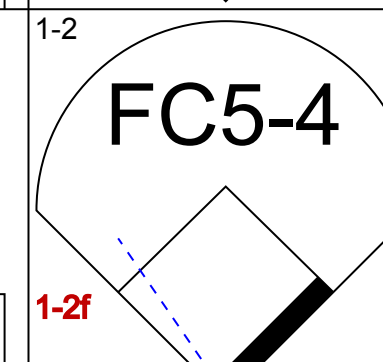
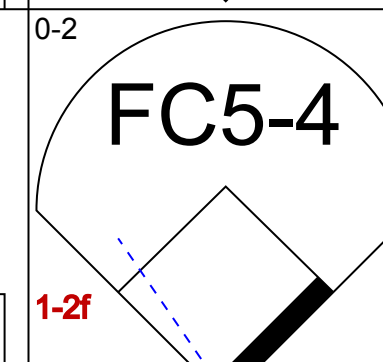
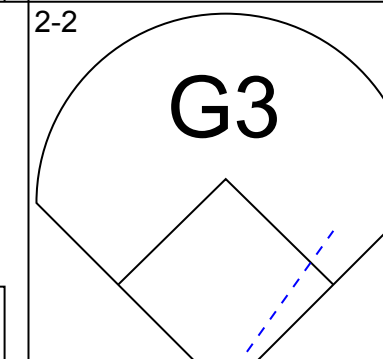
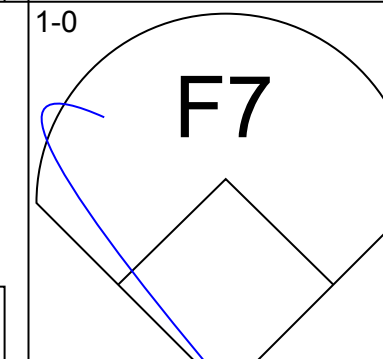
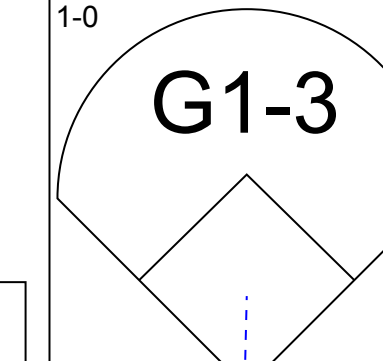
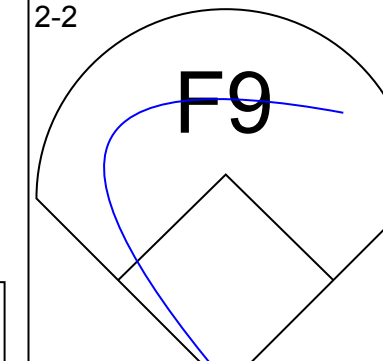
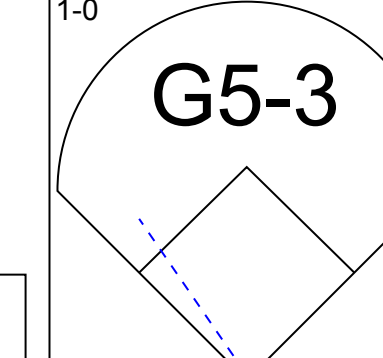
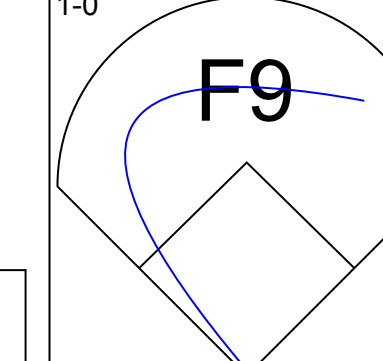
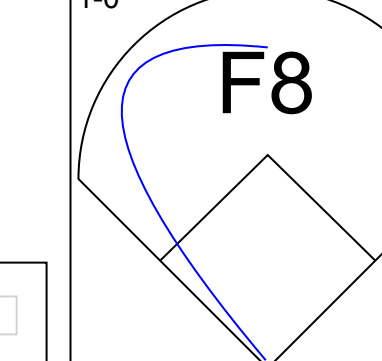


Batter	1	2	3	4	5	6	7	8	9	AB	R	H	RBI	BB	SO	LOB	TOP			
Quilvio Veras, S OBP: 0.395, SLG: 0.321	G6-3		G6-3			G6-3		F9		4	0	0	0	0	0	1	Florida Marlins @ St. Louis Cardinals Busch Stadium, St. Louis, MO Fri Jul 07 1995, 7:05 PM CDT Att: 24,490 - Unknown			
Chuck Carr, S OBP: 0.316, SLG: 0.267	L5			1B		F7		F8		4	0	1	0	0	0	1				
Jeff Conine, R OBP: 0.420, SLG: 0.571	G3-1			G1-3		FC5-4			G4-3	4	0	1	0	0	0	1				
Terry Pendleton, S OBP: 0.341, SLG: 0.449		K			IBB	FC5-4			F8	3	0	0	0	1	1	1				
Greg Colbrunn, R OBP: 0.304, SLG: 0.403	G6-3			G6-4-3					F8	4	0	1	0	0	0	2				
Russ Morman, R OBP: 0.300, SLG: 0.421	G6-3				1B					2	0	0	0	1	0	1				
Kurt Abbott, R OBP: 0.305, SLG: 0.460	G6-3				BB					3	0	1	0	0	0	1				
Charles Johnson, R OBP: 0.296, SLG: 0.328			G6-3		L3					2	0	0	0	1	0	2				
Bobby Witt, R OBP: 0.130, SLG: 0.143										2	0	0	0	0	0	1				
Alex Arias, R OBP: 0.368, SLG: 0.398										1	0	0	0	0	0	1				
Rob Murphy, L OBP: 1.000, SLG: 1.000										0	0	0	0	0	0	0				
Robb Nen, R OBP: 1.000, SLG: 1.000										0	0	0	0	0	0	0				
Inning Stats	R: 0 E: 0 K: 0 S: 5	H: 0 LOB: 0 BB: 0 P: 9	R: 0 E: 0 K: 1 S: 9	H: 1 LOB: 1 BB: 0 P: 16	R: 0 E: 0 K: 0 S: 4	H: 0 LOB: 0 BB: 0 P: 6	R: 0 E: 1 K: 0 S: 10	H: 1 LOB: 1 BB: 1 P: 19	R: 0 E: 0 K: 0 S: 9	H: 1 LOB: 0 BB: 0 P: 14	R: 0 E: 0 K: 0 S: 8	H: 0 LOB: 0 BB: 0 P: 9	R: 0 E: 0 K: 0 S: 10	H: 0 LOB: 1 BB: 1 P: 19	R: 0 E: 0 K: 0 S: 9	H: 0 LOB: 0 BB: 0 P: 12	1B: 3 2B: 2 3B: 0 HR: 0	SF: 0 SAC: 0 DP: 2 HBP: 0	WP: 0 PB: 0 SB: 0 CS: 0	PA: 32
PITCHER Danny Jackson, L ERA: 6.71	IP: 9.0 WLS: W BF: 32 H: 4 R: 0 ER: 0 SO: 1 BB: 2 IBB: 1 HBP: 0 BLK: 0 WP: 0 HR: 0 S: 71 P: 117 ERA: 0.00 WHIP: 0.667																			

Batter	1	2	3	4	5	6	7	8	9	AB	R	H	RBI	BB	SO	LOB	BOTTOM			
Geronimo Pena, S OBP: 0.412, SLG: 0.400	K		K	F7		G3				4	0	0	0	0	2	3	Florida Marlins @ St. Louis Cardinals Busch Stadium, St. Louis, MO Fri Jul 07 1995, 7:05 PM CDT Att: 24,490 - Unknown			
Allen Battie, R OBP: 0.348, SLG: 0.333	1B		L7		HR	F8				3	1	1	0	1	0	1				
Brian Jordan, R OBP: 0.338, SLG: 0.486	1B		F9		P4			F9		4	0	1	0	0	0	2				
Ray Lankford, L OBP: 0.338, SLG: 0.462	K			1B	HR	L8				4	2	2	2	0	1	2				
Scott Cooper, L OBP: 0.350, SLG: 0.348	K			1B	BB	K				3	1	1	0	1	2	2				
John Mabry, L OBP: 0.350, SLG: 0.389				1B		F8				4	0	3	1	0	0	0				
Tripp Cromer, R OBP: 0.277, SLG: 0.365			G5-4-3		G3	K		G6-3		4	0	0	0	0	1	5				
Tom Pagnozzi, R OBP: 0.261, SLG: 0.315			P4		FC6-4					4	0	2	1	0	0	2				
Danny Jackson, R OBP: 0.238, SLG: 0.250				K		F8		G5-3		4	0	1	0	0	1	3				
Inning Stats	R: 0 E: 0 K: 3 S: 13	H: 1 LOB: 2 BB: 1 P: 24	R: 0 E: 0 K: 0 S: 5	H: 1 LOB: 0 BB: 0 P: 7	R: 0 E: 0 K: 1 S: 7	H: 1 LOB: 1 BB: 0 P: 8	R: 2 E: 0 K: 1 S: 18	H: 4 LOB: 2 BB: 0 P: 27	R: 2 E: 0 K: 0 S: 15	H: 3 LOB: 2 BB: 1 P: 22	R: 0 E: 0 K: 0 S: 3	H: 0 LOB: 0 BB: 0 P: 8	R: 0 E: 0 K: 1 S: 7	H: 0 LOB: 0 BB: 0 P: 12	R: 0 E: 0 K: 0 S: 11	H: 1 LOB: 1 BB: 0 P: 12		1B: 8 2B: 2 3B: 0 HR: 1	SF: 0 SAC: 0 DP: 1 HBP: 0	WP: 0 PB: 0 SB: 0 CS: 0
PITCHER Bobby Witt, R ERA: 4.74 Rob Murphy, L ERA: 8.1 Robb Nen, R ERA: 4.26	IP: 7.0 WLS: L BF: 32 H: 10 R: 4 ER: 4 SO: 7 BB: 2 IBB: 0 HBP: 0 BLK: 0 WP: 0 HR: 1 S: 68 P: 108 ERA: 5.14 WHIP: 1.714																			

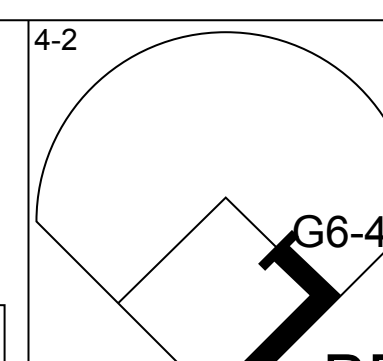
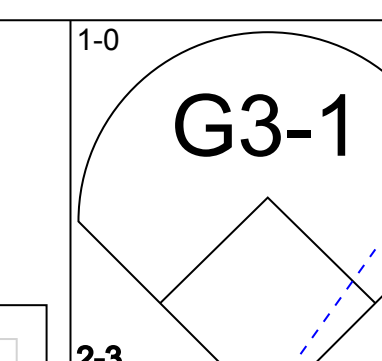
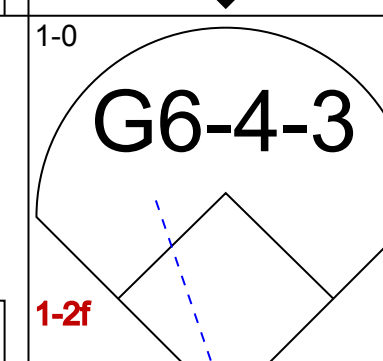
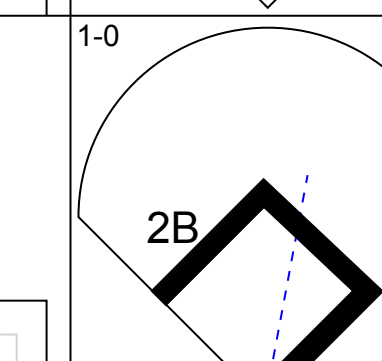
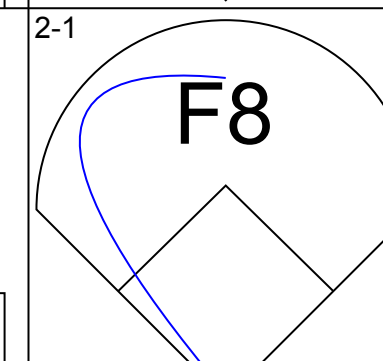
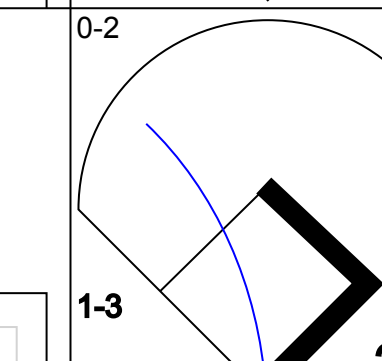

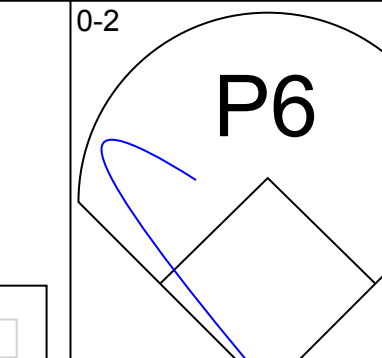
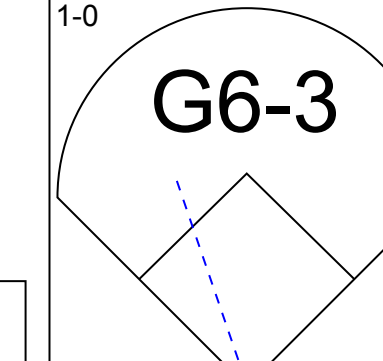

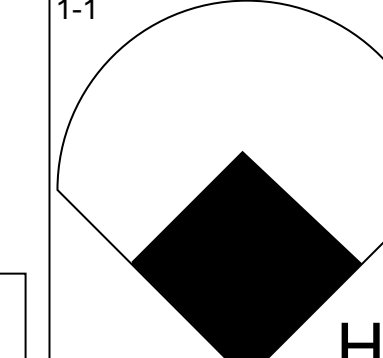
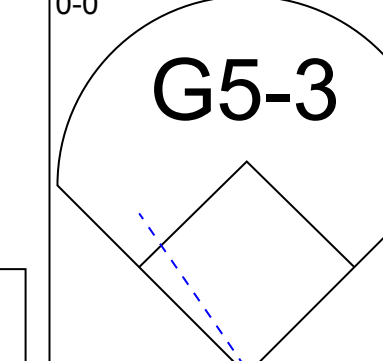


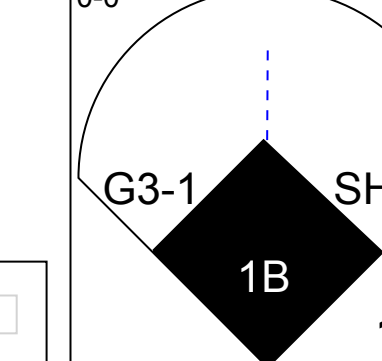
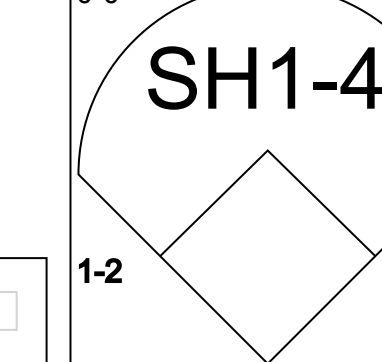
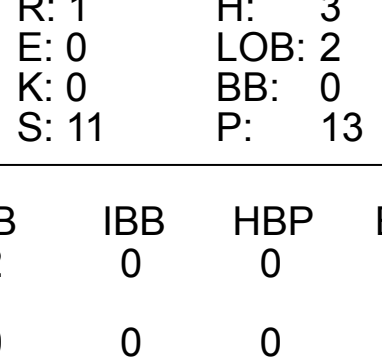

Batter	1	2	3	4	5	6	7	8	9	AB	R	H	RBI	BB	SO	LOB	TOP					
Chuck Carr, S OBP: 0.327, SLG: 0.280 (1, 8)	F9		F8					F8		4	2	1	0	1	0	0	Florida Marlins @ St. Louis Cardinals Busch Stadium, St. Louis, MO Sun Jul 09 1995, 3:33 AM CDT Att: 25,458 - Sunny - 91 F livebaseballscorecards.com					
Jerry Browne, S OBP: 0.356, SLG: 0.318 (1, 4)	E7		G4-3					SH3-4		4	0	2	0	0	0	0						
Jeff Conine, R OBP: 0.417, SLG: 0.559 (1, 7)	K		F9					HR		4	1	0	0	1	2	3						
Greg Colbrunn, R OBP: 0.305, SLG: 0.405 (1, 3)	F7							L7		5	0	1	1	0	1	4						
Kurt Abbott, R OBP: 0.308, SLG: 0.453 (1, 6)										3	1	2	1	1	0	2						
Tommy Gregg, L OBP: 0.286, SLG: 0.417 (1, 9)										4	1	2	4	0	2	1						
Alex Arias, R OBP: 0.361, SLG: 0.383 (1, 5)										3	0	0	0	1	1	2						
Steve Decker, R OBP: 0.341, SLG: 0.242 (1, 2)										4	0	0	0	0	2	4						
Mark Gardner, R OBP: 0.091, SLG: 0.091 (1, 1)										4	1	1	0	0	1	2						
Inning Stats	R: 0 E: 1 K: 1 S: 8	H: 1 LOB: 1 BB: 0 P: 12	R: 0 E: 0 K: 2 S: 13	H: 1 LOB: 2 BB: 1 P: 21	R: 0 E: 0 K: 0 S: 7	H: 0 LOB: 0 BB: 0 P: 13	R: 0 E: 0 K: 2 S: 17	H: 2 LOB: 2 BB: 0 P: 22	R: 1 E: 0 K: 1 S: 13	H: 2 LOB: 2 BB: 1 P: 23	R: 0 E: 0 K: 1 S: 8	H: 0 LOB: 0 BB: 0 P: 10	R: 5 E: 0 K: 0 S: 9	H: 3 LOB: 0 BB: 2 P: 19	R: 0 E: 0 K: 1 S: 9	H: 0 LOB: 0 BB: 0 P: 13	R: 0 E: 0 K: 1 S: 5	H: 0 LOB: 0 BB: 0 P: 7	1B: 8 2B: 0 3B: 0 HR: 1	SF: 0 SAC: 1 DP: 0 HBP: 0	WP: 0 PB: 0 SB: 1 CS: 0	PA: 40
PITCHER	IP	WLS	BF	H	R	ER	SO	BB	IBB	HBP	BLK	WP	HR	S	P	ERA	WHIP					
Ken Hill, R ERA: 4.56 (1, 1)	7.0	L	34	9	6	6	7	3	1	0	0	0	1	75	120	7.71	1.714					
Rich DeLucia, R ERA: 3.54 (8, 1)	1.0		3	0	0	0	1	0	0	0	0	0	0	9	13	0.00	0.000					
Tony Fossas, L ERA: 0.92 (9, 1)	1.0		3	0	0	0	1	0	0	0	0	0	0	5	7	0.00	0.000					

Batter	1	2	3	4	5	6	7	8	9	AB	R	H	RBI	BB	SO	LOB	BOTTOM					
Geronimo Pena, S OBP: 0.382, SLG: 0.365 (1, 4)			F8					F7		4	0	1	0	0	0	1	Florida Marlins @ St. Louis Cardinals Busch Stadium, St. Louis, MO Sun Jul 09 1995, 3:33 AM CDT Att: 25,458 - Sunny - 91 F livebaseballscorecards.com					
Allen Battie, R OBP: 0.387, SLG: 0.357 (1, 7)	F9		K					P5		4	0	0	0	0	1	1						
Brian Jordan, R OBP: 0.336, SLG: 0.483 (1, 9)	K							K		4	0	0	0	0	3	1						
Ray Lankford, L OBP: 0.339, SLG: 0.473 (1, 8)	F8									4	0	1	0	0	1	1						
Scott Cooper, L OBP: 0.347, SLG: 0.342 (1, 5)										4	0	1	0	0	0	1						
John Mabry, L OBP: 0.346, SLG: 0.382 (1, 3)										4	0	1	0	0	0	2						
Tripp Cromer, R OBP: 0.277, SLG: 0.362 (1, 6)										4	0	1	0	0	2	2						
Tom Pagnozzi, R OBP: 0.262, SLG: 0.319 (1, 2)										3	0	1	0	0	0	1						
Ken Hill, R OBP: 0.267, SLG: 0.222 (7, PH)										2	0	1	0	0	1	0						
Gerald Perry, L OBP: 0.194, SLG: 0.190 (7, PH)										1	0	0	0	0	0	2						
Rich DeLucia, R OBP: 0.375, SLG: 0.286 (8, 1)										0	0	0	0	0	0	0						
Tony Fossas, L (9, 1)										0	0	0	0	0	0	0						
Inning Stats	R: 0 E: 0 K: 1 S: 10	H: 1 LOB: 1 BB: 0 P: 13	R: 0 E: 0 K: 1 S: 11	H: 1 LOB: 0 BB: 0 P: 19	R: 0 E: 0 K: 2 S: 8	H: 0 LOB: 0 BB: 0 P: 11	R: 0 E: 0 K: 1 S: 11	H: 1 LOB: 1 BB: 0 P: 18	R: 0 E: 0 K: 1 S: 6	H: 1 LOB: 1 BB: 0 P: 9	R: 0 E: 0 K: 0 S: 5	H: 0 LOB: 0 BB: 0 P: 10	R: 0 E: 0 K: 0 S: 14	H: 2 LOB: 2 BB: 0 P: 17	R: 0 E: 0 K: 1 S: 5	H: 0 LOB: 0 BB: 0 P: 6	R: 0 E: 0 K: 1 S: 11	H: 1 LOB: 1 BB: 0 P: 18	1B: 6 2B: 1 3B: 0 HR: 0	SF: 0 SAC: 0 DP: 0 HBP: 0	WP: 0 PB: 0 SB: 0 CS: 0	PA: 34
PITCHER	IP	WLS	BF	H	R	ER	SO	BB	IBB	HBP	BLK	WP	HR	S	P	ERA	WHIP					
Mark Gardner, R ERA: 4.31 (1, 1)	9.0	W	34	7	0	0	8	0	0	0	0	0	0	81	121	0.00	0.778					


Batter	1	2	3	4	5	6	7	8	9	AB	R	H	RBI	BB	SO	LOB	TOP			
Gerónimo Peña, S (1, 4) OBP: 0.375, SLG: 0.358										4	1	1	0	0	3	0	St. Louis Cardinals @ Philadelphia Phillies Veterans Stadium, Philadelphia, PA Wed Jul 12 1995, 7:05 PM EDT Att: 24,327 - Unknown - 80 F			
Allen Battle, R (1, 7) OBP: 0.429, SLG: 0.345										1	1	0	0	3	1	0				
Brian Jordan, R (1, 9) OBP: 0.335, SLG: 0.479										4	1	1	0	0	0	2				
Ray Lankford, L (1, 8) OBP: 0.338, SLG: 0.469										4	1	1	2	0	0	2				
Darnell Coles, R (1, 5) OBP: 0.304, SLG: 0.294										4	0	0	1	0	1	2				
José Quiñones, S (8, 5) OBP: 0.340, SLG: 0.295										0	0	0	0	0	0	0				
John Mabry, L (1, 3) OBP: 0.346, SLG: 0.398										4	0	2	0	0	0	2				
Tripp Cramer, R (1, 6) OBP: 0.272, SLG: 0.357										3	0	0	1	0	2	2				
Tom Pagnozzi, R (1, 2) OBP: 0.256, SLG: 0.312										4	0	0	0	0	1	3				
Danny Jackson, R (1, 1) OBP: 0.217, SLG: 0.227										2	0	0	0	0	2	1				
Rich DelLucia, R (6, 1) OBP: 0.375, SLG: 0.286										0	0	0	0	0	0	0				
Tony Fossas, L (6, 1) OBP: 0.315, SLG: 0.286										0	0	0	0	0	0	0				
Ramon Caraballo, S (7, PH) OBP: 0.342, SLG: 0.471										1	0	0	0	0	0	0				
Rene Arocha, R (7, 1) OBP: 0.342, SLG: 0.471										0	0	0	0	0	0	0				
Gerard Perry, L (9, PH) OBP: 0.167, SLG: 0.198										1	0	0	0	0	0	1				
Tom Henke, R (9, 1) OBP: 0.167, SLG: 0.198										0	0	0	0	0	0	0				
Inning Stats	R: 0 E: 0 K: 1 S: 14	H: 0 LOB: 1 BB: 1 P: 23	R: 0 E: 0 K: 0 S: 3	H: 0 LOB: 0 BB: 0 P: 6	R: 0 E: 0 K: 2 S: 7	H: 0 LOB: 0 BB: 0 P: 11	R: 0 E: 0 K: 0 S: 12	H: 0 LOB: 1 BB: 1 P: 19	R: 0 E: 0 K: 2 S: 13	H: 1 LOB: 1 BB: 0 P: 19	R: 4 E: 1 K: 0 S: 16	H: 3 LOB: 1 BB: 1 P: 28	R: 0 E: 0 K: 1 S: 9	H: 0 LOB: 0 BB: 0 P: 14	R: 0 E: 0 K: 1 S: 8	H: 1 LOB: 1 BB: 0 P: 18	1B: 4 2B: 0 3B: 1 HR: 0	SF: 1 SAC: 0 DP: 0 HBP: 0	WP: 0 PA: 36 PB: 0 SB: 0 CS: 0	
PITCHER	IP	WLS	BF	H	R	ER	SO	BB	IBB	HBP	BLK	WP	HR	S	P	ERA	WHIP			
Mike Mims, L (1, 1) ERA: 3.9	6.0	L	26	4	4	3	5	3	0	0	0	0	0	65	106	4.50	1.167			
Ricky Bottalico, R (7, 1) ERA: 1.82	3.0		10	1	0	0	5	0	0	0	0	0	0	29	44	0.00	0.333			

AB	32
R	4
H	5
RBI	4
BB	3
SO	10
LOB	15



Batter	1	2	3	4	5	6	7	8	9	AB	R	H	RBI	BB	SO	LOB	BOTTOM			
Lenny Dykstra, L (1, 8) OBP: 0.350, SLG: 0.325										3	1	1	0	1	0	1	St. Louis Cardinals @ Philadelphia Phillies Veterans Stadium, Philadelphia, PA Wed Jul 12 1995, 7:05 PM EDT Att: 24,327 - Unknown - 80 F			
Mariano Duncan, R (1, 4) OBP: 0.280, SLG: 0.373										3	0	1	1	0	0	2				
Mickey Morandini, L (7, PH) OBP: 0.344, SLG: 0.412										1	0	0	0	0	0	0				
Gregg Jefferies, S (1, 7) OBP: 0.309, SLG: 0.403										4	0	2	0	0	0	0				
Darren Daulton, L (1, 2) OBP: 0.328, SLG: 0.364										4	0	1	1	0	0	2				
Charlie Hayes, R (1, 5) OBP: 0.382, SLG: 0.441										4	0	1	0	0	0	0				
Dave Hollins, S (1, 3) OBP: 0.404, SLG: 0.407										3	1	1	1	1	0	0				
Dave Gallagher, R (1, 9) OBP: 0.378, SLG: 0.431										2	0	1	0	0	0	0				
Gary Varsho, L (9, PH) OBP: 0.324, SLG: 0.290										1	0	0	0	0	0	0				
Kevin Stocker, S (1, 6) OBP: 0.300, SLG: 0.237										4	1	1	0	0	1	3				
Mike Mims, L (1, 1) OBP: 0.077, SLG: 0.115										1	0	0	0	0	1	0				
Tony Longmire, L (6, PH) OBP: 0.300, SLG: 0.508										1	0	0	0	0	1	2				
Ricky Bottalico, L (7, 1) OBP: 0.324, SLG: 0.290										0	0	0	0	0	0	0				
Jim Eisenreich, L (9, PH) OBP: 0.394, SLG: 0.470										1	0	0	0	0	1	0				
Inning Stats	R: 0 E: 0 K: 0 S: 5	H: 0 LOB: 0 BB: 1 P: 12	R: 1 E: 0 K: 0 S: 6	H: 1 LOB: 0 BB: 0 P: 9	R: 1 E: 0 K: 0 S: 11	H: 3 LOB: 2 BB: 0 P: 13	R: 0 E: 0 K: 0 S: 8	H: 1 LOB: 1 BB: 0 P: 14	R: 1 E: 0 K: 1 S: 14	H: 3 LOB: 2 BB: 0 P: 16	R: 0 E: 0 K: 1 S: 13	H: 1 LOB: 2 BB: 1 P: 22	R: 0 E: 0 K: 0 S: 6	H: 0 LOB: 0 BB: 0 P: 11	R: 0 E: 0 K: 2 S: 11	H: 0 LOB: 0 BB: 0 P: 14	1B: 6 2B: 2 3B: 0 HR: 1	SF: 0 SAC: 2 DP: 1 HBP: 0	WP: 0 PA: 36 PB: 0 SB: 0 CS: 0	
PITCHER	IP	WLS	BF	H	R	ER	SO	BB	IBB	HBP	BLK	WP	HR	S	P	ERA	WHIP			
Danny Jackson, L (1, 1) ERA: 6.62	5.0	W	24	9	3	3	1	2	0	0	0	0	0	7	10	0.00	0.000			
Rich DeLucia, R (6, 1) ERA: 3.49	0.2		2	0	0	0	0	0	0	0	0	0	0	3	5	0.00	0.000			
Tony Fossas, L (6, 1) ERA: 0.9	0.1		1	0	0	0	1	0	0	0	0	0	0	3	5	0.00	0.000			
Rene Arocha, R (7, 1) ERA: 3.4	2.0		6	0	0	0	0	0	0	0	0	0	0	12	23	0.00	0.000			
Tom Henke, R (9, 1) ERA: 1.59	1.0	S	3	0	0	0	2	0	0	0	0	0	0	11	14	0.00	0.000			

AB	32
R	3
H	9
RBI	3
BB	2
SO	4
LOB	10



Batter	1	2	3	4	5	6	7	8	9	AB	R	H	RBI	BB	SO	LOB	TOP										
Geronimo Pena, S OBP: 0.376, SLG: 0.343 (1, 4)	G3		BB WP BB	K			G3		BB	3	1	0	0	2	1	1	St. Louis Cardinals @ Pittsburgh Pirates Three Rivers Stadium, Pittsburgh, PA Thu Jul 13 1995, 7:05 PM EDT Alt. 9,065 - Unknown - 91 F										
Allen Battie, R OBP: 0.400, SLG: 0.324 (1, 7)	G5-3		WP BB BB	FC4-6			G5-3		K	5	1	1	0	0	1	2											
Brian Jordan, R OBP: 0.333, SLG: 0.474 (1, 9)	G3		WP BB BB			F8		E4 HR		3	2	0	1	1	0	0											
Ray Lankford, L OBP: 0.340, SLG: 0.481 (1, 8)		G3	G4-3 S			F8		HR		4	1	2	4	0	0	0											
John Mabry, L OBP: 0.341, SLG: 0.388 (1, 3)	K		G4-3			G6-3		K		4	0	0	0	0	2	1											
Darnell Coles, R OBP: 0.313, SLG: 0.310 (1, 5)	WP 2B		BB			P4		G5-3		3	0	1	0	1	0	0											
Tripp Cromer, R OBP: 0.288, SLG: 0.350 (1, 6)	F3		F9			F8		L6		4	0	0	0	0	0	3											
Tom Pagnozzi, R OBP: 0.251, SLG: 0.306 (1, 2)			F7		K		F7		L9	4	0	0	0	0	1	0											
Tom Urbani, L OBP: 0.400, SLG: 0.615 Mark Petkovsek, R OBP: 0.250, SLG: 0.200 Ramon Caraballo, S OBP: 0.333, SLG: 0.457 Jeff Parrett, R OBP: 1.000, SLG: 1.000 Gerald Perry, L OBP: 0.185, SLG: 0.183 (9, PH)			1B BB BB	FC4-6			G6-3		F9	0	1	0	0	1	0	0											
Inning Stats	R: 0 E: 0 K: 0 S: 3	H: 0 LOB: 0 BB: 0 P: 3	R: 0 E: 0 K: 1 S: 6	H: 1 LOB: 1 BB: 0 P: 6	R: 4 E: 0 K: 0 S: 14	H: 2 LOB: 2 BB: 4 P: 36	R: 0 E: 0 K: 2 S: 11	H: 1 LOB: 1 BB: 0 P: 15	R: 0 E: 0 K: 0 S: 6	H: 0 LOB: 0 BB: 0 P: 10	R: 0 E: 0 K: 0 S: 5	H: 0 LOB: 0 BB: 0 P: 5	R: 0 E: 0 K: 0 S: 7	H: 0 LOB: 0 BB: 0 P: 10	R: 2 E: 1 K: 1 S: 9	H: 1 LOB: 0 BB: 0 P: 14		R: 0 E: 0 K: 1 S: 13	H: 0 LOB: 1 BB: 1 P: 25	1B: 3 2B: 1 3B: 0 HR: 1	SF: 0 SAC: 0 DP: 0 HBP: 0	WP: 2 PB: 0 SB: 1 CS: 0	PA: 38				
PITCHER	IP	WLS	BF	H	R	ER	SO	BB	IBB	HBP	BLK	WP	HR	S	P	ERA	WHIP										
John Ericks, R ERA: 3.21 Jeff McCurry, R ERA: 4.91 Dan Plesac, L ERA: 2.35 Mike Dyer, R ERA: 4.37 Dan Miceli, R ERA: 3.89	(1, 1)	6.0	26	4	4	4	3	4	0	0	0	2	0	45	75	6.00	1.333										
	(7, 1)	1.0	4	0	1	1	0	0	0	0	0	0	0	8	11	9.00	0.000										
	(8, 1)	0.1	2	1	1	0	1	0	0	0	0	0	1	5	8	0.00	3.000										
	(8, 1)	0.2	W	2	0	0	0	0	0	0	0	0	0	3	5	0.00	0.000										
	(9, 1)	1.0	S	4	0	0	1	1	0	0	0	0	0	13	25	0.00	1.000										

AB 33
R 6
H 5
RBI 5
BB 5
SO 5
LOB 7



Batter	1	2	3	4	5	6	7	8	9	AB	R	H	RBI	BB	SO	LOB	BOTTOM										
Jacob Brumfield, R OBP: 0.358, SLG: 0.355 (1, 8)	L7			G5-3			CS BB			3	0	1	0	1	0	0	St. Louis Cardinals @ Pittsburgh Pirates Three Rivers Stadium, Pittsburgh, PA Thu Jul 13 1995, 7:05 PM EDT Alt. 9,065 - Unknown - 91 F										
Jay Bell, R OBP: 0.321, SLG: 0.325 (1, 6)	G6-4-3			G5-3			K			4	0	2	1	0	1	1											
Kevin Young, R OBP: 0.208, SLG: 0.277 (1, 5)	G6-4-3				G5-3		1B			4	0	1	0	0	0	3											
Jeff King, R OBP: 0.350, SLG: 0.458 (1, 3)		HR BB	WP G3-1				K			3	2	2	0	1	1	1											
Steve Piques, R OBP: 0.281, SLG: 0.456 Al Martin, L OBP: 0.316, SLG: 0.376 (8, PH)			G3-1				G5-3			3	1	1	3	0	0	1											
Orlando Merced, S OBP: 0.348, SLG: 0.481 (1, 9)			HR				FC3-6			1	0	1	0	0	0	0											
Carlos Garcia, R OBP: 0.315, SLG: 0.408 (1, 4)							1B			4	2	1	1	0	0	2											
Don Slaught, R OBP: 0.345, SLG: 0.352 (1, 2)							1B			4	0	0	0	0	0	1											
John Ericks, R OBP: 0.222, SLG: 0.333 Dave Clark, L OBP: 0.379, SLG: 0.470 Jeff McCurry, R ERA: 4.91 Dan Plesac, L ERA: 2.35 Mike Dyer, R OBP: 0.300, SLG: 0.500 Nelson Lirio, S OBP: 0.303, SLG: 0.393 Dan Miceli, R ERA: 3.89							G4-6-3			2	1	1	1	0	0	0											
Inning Stats	R: 0 E: 0 K: 0 S: 3	H: 1 LOB: 0 BB: 0 P: 3	R: 4 E: 0 K: 0 S: 13	H: 4 LOB: 2 BB: 2 P: 31	R: 2 E: 0 K: 0 S: 10	H: 2 LOB: 0 BB: 0 P: 17	R: 0 E: 0 K: 0 S: 7	H: 0 LOB: 0 BB: 0 P: 10	R: 0 E: 0 K: 0 S: 9	H: 1 LOB: 1 BB: 0 P: 11	R: 0 E: 0 K: 2 S: 10	H: 1 LOB: 1 BB: 1 P: 19	R: 1 E: 0 K: 0 S: 13	H: 2 LOB: 1 BB: 0 P: 20	1B: 7 2B: 3 3B: 0 HR: 2	SF: 0 SAC: 0 DP: 2 HBP: 0		WP: 1 PB: 0 SB: 0 CS: 1	PA: 36								
PITCHER	IP	WLS	BF	H	R	ER	SO	BB	IBB	HBP	BLK	WP	HR	S	P	ERA	WHIP										
Tom Urbani, L ERA: 4.39 Mark Petkovsek, R ERA: 4.09 Jeff Parrett, R ERA: 4.93	(1, 1)	2.1	15	7	6	6	0	2	0	0	0	1	2	22	44	23.14	3.857										
	(3, 1)	3.2	12	2	0	0	0	0	0	0	0	0	0	25	35	0.00	0.545										
	(7, 1)	2.0	L	9	3	1	2	1	0	0	0	0	0	23	39	4.50	2.000										

AB 33
R 7
H 12
RBI 7
BB 3
SO 2
LOB 11



Batter	1	2	3	4	5	6	7	8	9	AB	R	H	RBI	BB	SO	LOB	TOP				
Ramon Caraballo, S OBP: 0.364, SLG: 0.462 Tripp Cromer, R OBP: 0.268, SLG: 0.350	2-0 1B S 1B HBP	1-3 K		2-2 1B		0-1 E3			0-0 1B	4	1	2	0	0	1	0					
Allen Battie, R OBP: 0.422, SLG: 0.342	1-1 1B E		2-1 P4	1-1 1B		4-0 PB			1-0 F8	4	1	2	0	1	0	1					
Brian Jordan, R OBP: 0.341, SLG: 0.478	0-0 1B E		2-1 S			1B SF8			1-0 1B	4	2	3	1	0	0	1					
Ray Lankford, L OBP: 0.341, SLG: 0.478	0-0 1B E9		4-1 FC4-6			1-0 F7			0-3 K	4	1	1	1	1	1	3					
Darnell Coles, R OBP: 0.318, SLG: 0.316	1-1 1B G6-4-3		0-1 P6			2-2 SF8			3-1 G5-3	5	1	2	1	0	0	4					
John Mabry, L OBP: 0.333, SLG: 0.383	0-0 1B SF9		1-2 FC4-6			0-0 SF8			0-0 G6-3	2	0	0	2	0	0	2					
Tom Pagnozzi, R OBP: 0.251, SLG: 0.305	0-1 1B G6-4-3		0-2 G5-3			0-1 1B			0-1 F9	4	0	1	1	0	0	1					
José Quiñones, S OBP: 0.338, SLG: 0.288		1-0 F9		4-1 1B		0-0 G4-3			2-1 G4-3	3	0	0	0	1	0	1					
Ken Hill, R OBP: 0.235, SLG: 0.194 Tony Fossas, L Tom Henke, R		2-1 G4-3		2-3 K		0-0 G6-3			1-3 K	4	0	0	0	0	2	1					
Inning Stats	R: 4 E: 1 K: 0 S: 9	H: 4 LOB: 0 BB: 0 P: 13	R: 0 E: 0 K: 1 S: 6	H: 0 LOB: 0 BB: 0 P: 10	R: 0 E: 0 K: 0 S: 11	H: 1 LOB: 2 BB: 1 P: 19	R: 0 E: 0 K: 1 S: 15	H: 2 LOB: 2 BB: 1 P: 23	R: 2 E: 1 K: 0 S: 8	H: 0 LOB: 1 BB: 1 P: 15	R: 0 E: 0 K: 0 S: 4	H: 0 LOB: 0 BB: 0 P: 8	R: 0 E: 0 K: 1 S: 7	H: 0 LOB: 2 BB: 0 P: 10	R: 0 E: 0 K: 1 S: 7	H: 2 LOB: 2 BB: 0 P: 10	1B: 11 2B: 0 3B: 0 HR: 0	SF: 2 SAC: 0 DP: 1 HBP: 2	WP: 0 PB: 1 SB: 2 CS: 1	PA: 41	
PITCHER	IP WLS BF H R ER SO BB IBB HBP BLK WP HR S P ERA WHIP	IP WLS BF H R ER SO BB IBB HBP BLK WP HR S P ERA WHIP																			
Esteban Loaiza, R ERA: 5.26 John Hope, R ERA: 30.86 Jim Gott, R ERA: 0.75 Jeff McCurry, R ERA: 4.7 Jason Christiansen, L ERA: 1.88	3.0 L 15 5 4 3 1 0 1 1 0 0 0 26 42 9.00 1.667	2.0 11 4 2 2 1 1 0 1 0 0 0 0 26 39 9.00 2.500	2.0 7 0 0 0 0 1 0 0 0 0 0 0 12 23 0.00 0.500	1.1 6 2 0 0 1 0 0 0 0 0 0 0 10 15 0.00 1.500	0.1 1 0 0 0 0 1 0 0 0 0 0 0 3 3 0.00 0.000																
Mike Dyer, R ERA: 4.33	0.1 1 0 0 0 0 0 0 0 0 0 0 0 1 2 0.00 0.000																				

St. Louis Cardinals @ Pittsburgh Pirates
Three Rivers Stadium, Pittsburgh, PA
Fri Jul 14, 1995, 7:05 PM EDT
Att: 12,535 - Unknown - 92 F

AB 34
R 6
H 11
RBI 6
BB 3
SO 4
LOB 14



Batter	1	2	3	4	5	6	7	8	9	AB	R	H	RBI	BB	SO	LOB	BOTTOM					
Al Martin, L OBP: 0.318, SLG: 0.373	4-2 CS BB		2-2 1B			1-3 K			0-3 K	4	0	1	0	1	2	4						
Jay Bell, R OBP: 0.320, SLG: 0.337	1-1 F8		0-0 SF8			3-3 K			0-1 HR	3	1	1	2	0	1	3						
Orlando Merced, S OBP: 0.347, SLG: 0.482	3-2 L8		1-1 G4-3			2-0 G4-3			2-2 P7	4	1	1	0	0	0	2						
Mark Johnson, L OBP: 0.376, SLG: 0.490		1-2 G4-3		4-0 G4-6-3		0-0 G4-3			3-3 K	3	0	0	0	1	1	1						
Jeff King, R OBP: 0.353, SLG: 0.474 Jason Christiansen, R Mike Dyer, R OBP: 0.500, SLG: 0.500		2-1 P4		2-1 G4-6-3		2-1 1B			2-2 HR	4	1	2	2	0	0	1						
Dave Clark, L OBP: 0.369, SLG: 0.456		2-1 P7		1-1 G4-3		0-0 F9			1-2 G2	4	0	0	0	0	0	1						
Carlos Garcia, R OBP: 0.314, SLG: 0.405			0-3 K			0-0 1B			0-1 L1	4	0	1	0	0	1	1						
Don Slaught, R OBP: 0.387, SLG: 0.386			1-2 1B			1-0 1B			4-2 G6-4-3	3	1	3	0	1	0	0						
Esteban Loaiza, R ERA: 5.26 Nelson Lirio, S John Hope, R Steve Peques, R Jim Gott, R Jacob Brunfield, R Jeff McCurry, R Kevin Young, R	7.0 W 29 7 3 3 5 0 0 0 0 0 0 17 25 9.00 1.000	1.0 S 4 1 0 0 1 0 0 0 0 0 0 7 11 0.00 1.000	1.1 6 2 0 0 1 0 0 0 0 0 0 0 10 15 0.00 1.500	0.1 1 0 0 0 0 1 0 0 0 0 0 0 3 3 0.00 0.000																		
Inning Stats	R: 0 E: 0 K: 0 S: 9	H: 0 LOB: 0 BB: 1 P: 16	R: 0 E: 0 K: 0 S: 8	H: 0 LOB: 0 BB: 0 P: 13	R: 1 E: 0 K: 1 S: 15	H: 3 LOB: 2 BB: 0 P: 21	R: 0 E: 0 K: 0 S: 4	H: 0 LOB: 0 BB: 1 P: 11	R: 0 E: 0 K: 3 S: 12	H: 2 LOB: 2 BB: 0 P: 18	R: 1 E: 0 K: 0 S: 7	H: 2 LOB: 1 BB: 0 P: 11	R: 0 E: 0 K: 1 S: 10	H: 0 LOB: 0 BB: 1 P: 17	R: 2 E: 0 K: 1 S: 19	H: 2 LOB: 0 BB: 0 P: 27	R: 0 E: 0 K: 1 S: 7	H: 1 LOB: 1 BB: 0 P: 11	1B: 7 2B: 1 3B: 0 HR: 2	SF: 0 SAC: 0 DP: 2 HBP: 0	WP: 0 PB: 0 SB: 0 CS: 1	PA: 37
PITCHER	IP WLS BF H R ER SO BB IBB HBP BLK WP HR S P ERA WHIP	IP WLS BF H R ER SO BB IBB HBP BLK WP HR S P ERA WHIP																				
Ken Hill, R ERA: 4.51 Tony Fossas, L ERA: 1.29 Tom Henke, R ERA: 1.53	1.0 S 4 1 0 0 1 0 0 0 0 0 0 7 11 0.00 1.000																					

St. Louis Cardinals @ Pittsburgh Pirates
Three Rivers Stadium, Pittsburgh, PA
Fri Jul 14, 1995, 7:05 PM EDT
Att: 12,535 - Unknown - 92 F

AB 33
R 4
H 10
RBI 4
BB 3
SO 7
LOB 17



Batter	1	2	3	4	5	6	7	8	9	AB	R	H	RBI	BB	SO	LOB	TOP					
Ramon Caraballo, S OBP: 0.333, SLG: 0.419	G5-3			K	K			G4-3		4	0	0	0	0	2	0						
Allen Battle, R OBP: 0.429, SLG: 0.357	G5-4-3 1B			BB 1B		P8		F9		4	1	2	0	0	0	0						
Brian Jordan, R OBP: 0.337, SLG: 0.471	G5-4-3 1-2			F9		F7			L6	4	0	0	0	0	0	2						
Ray Lankford, L OBP: 0.343, SLG: 0.482		G3		BB 1B		WP 2B			G3-1	4	1	2	0	0	0	0						
Darnell Coles, R OBP: 0.315, SLG: 0.304		F7		BB 1B		K			G4-3	3	0	0	0	1	1	1						
Danny Sheaffer, R OBP: 0.324, SLG: 0.433				BB						3	0	1	2	0	1	0						
Tom Pagnozzi, R OBP: 0.252, SLG: 0.305				L4				P4		3	0	1	0	0	0	2						
Tripp Cromer, R OBP: 0.264, SLG: 0.346				G5-4-3 1B				F9		3	0	0	0	0	1	1						
Rene Arocha, R (7.1)				G5-4-3 1-2		G6-3		K		0	0	0	0	0	0	0						
Allen Watson, L OBP: 0.462, SLG: 0.692				L4					P9	0	0	0	0	0	0	0						
Rich DeLucia, R OBP: 0.333, SLG: 0.250						P3				1	0	0	0	0	0	0						
Scott Hemond, R OBP: 0.173, SLG: 0.149										1	0	0	0	0	0	0						
Jeff Parrett, R OBP: 1.000, SLG: 1.000										0	0	0	0	0	0	0						
Jose Oquendo, S OBP: 0.335, SLG: 0.286										1	0	0	0	0	0	0						
Inning Stats	R: 0 E: 0 K: 0 S: 8	H: 1 LOB: 0 BB: 0 P: 10	R: 0 E: 0 K: 1 S: 10	H: 0 LOB: 0 BB: 0 P: 16	R: 0 E: 0 K: 0 S: 4	H: 1 LOB: 0 BB: 1 P: 4	R: 2 E: 0 K: 1 S: 16	H: 3 LOB: 2 BB: 1 P: 27	R: 0 E: 0 K: 1 S: 9	H: 0 LOB: 0 BB: 0 P: 11	R: 0 E: 0 K: 1 S: 12	H: 1 LOB: 1 BB: 0 P: 17	R: 0 E: 0 K: 1 S: 6	H: 0 LOB: 0 BB: 0 P: 7	R: 0 E: 0 K: 0 S: 7	H: 0 LOB: 0 BB: 0 P: 11	R: 0 E: 0 K: 0 S: 5	H: 0 LOB: 0 BB: 0 P: 6	1B: 5 2B: 1 3B: 0 HR: 0	SF: 0 SAC: 0 DP: 2 HBP: 0	WP: 1 PB: 0 SB: 0 CS: 0	PA: 32
PITCHER Denny Neagle, L ERA: 3.24	IP: 9.0 WLS: W BF: 32 H: 6 R: 2 ER: 2 SO: 5 BB: 1 IBB: 0 HBP: 0 BLK: 0 WP: 1 HR: 0 S: 77 P: 109 ERA: 2.00 WHIP: 0.778															PITCHER	IP: WLS: BF: H: R: ER: SO: BB: IBB: HBP: BLK: WP: HR: S: P: ERA: WHIP:					

St. Louis Cardinals @ Pittsburgh Pirates
Three Rivers Stadium, Pittsburgh, PA

AB 31
R 2
H 6
RBI 2
BB 1
SO 5
LOB 6



WP: 1 PA: 32
PB: 0
SB: 0
CS: 0

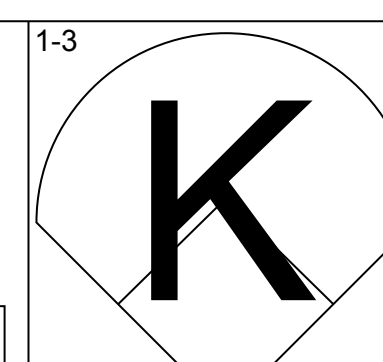
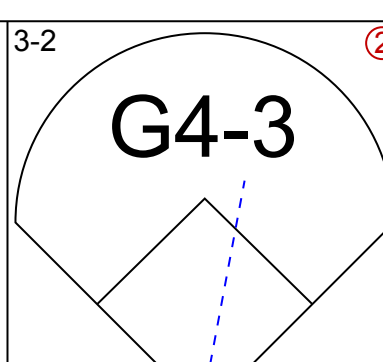
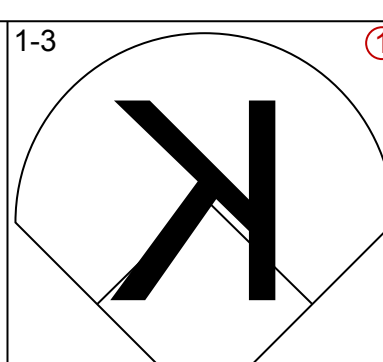
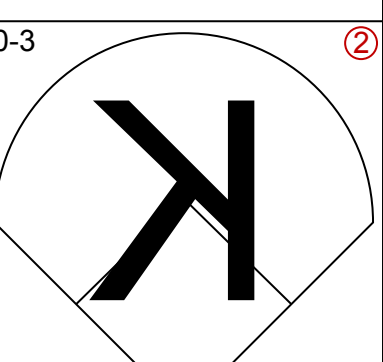
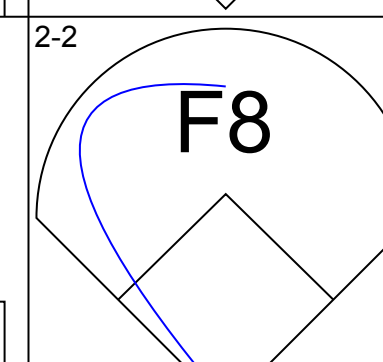
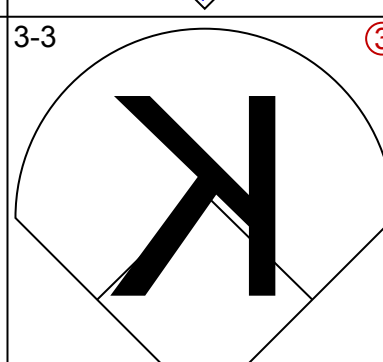
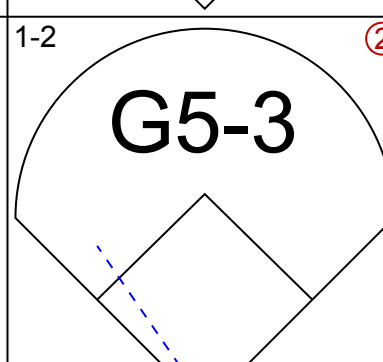
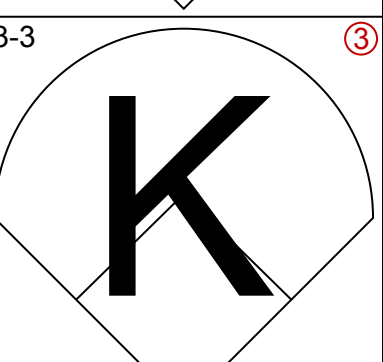
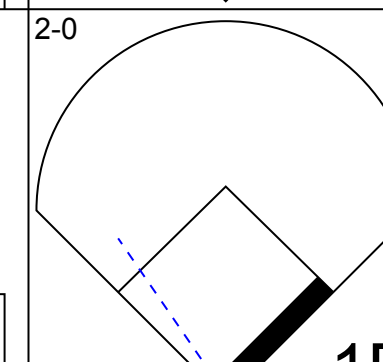
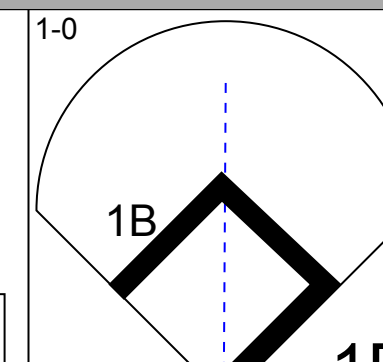
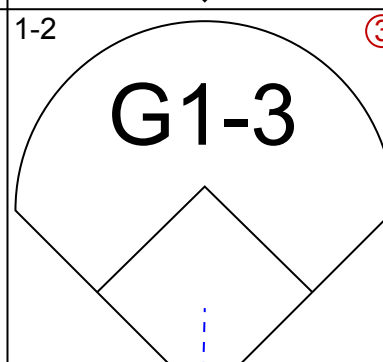
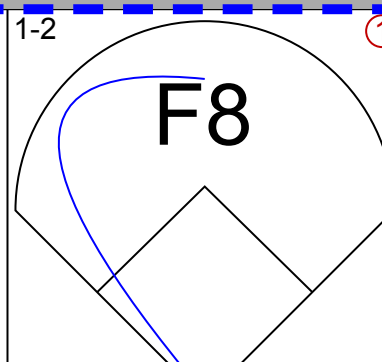
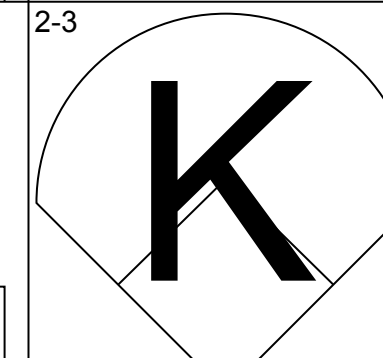
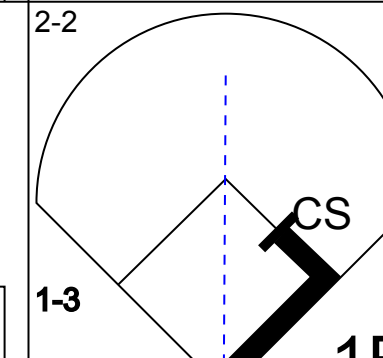
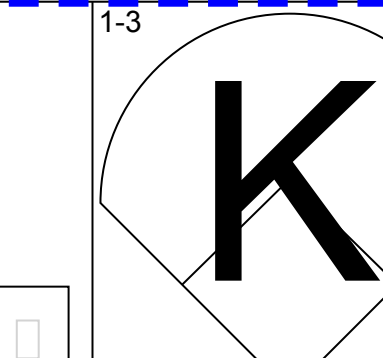
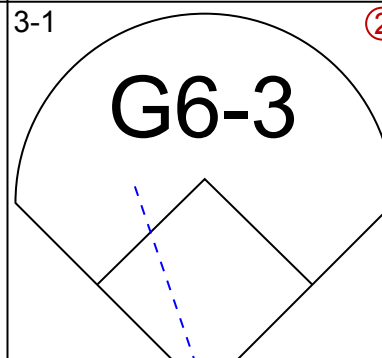
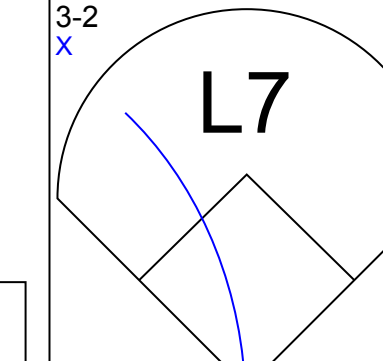
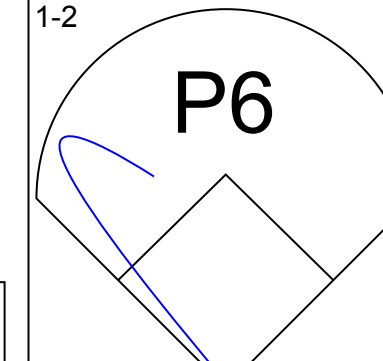
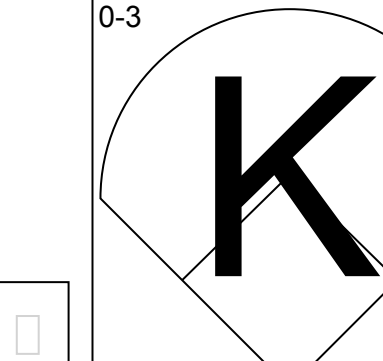
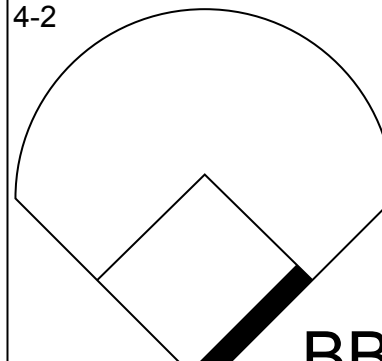
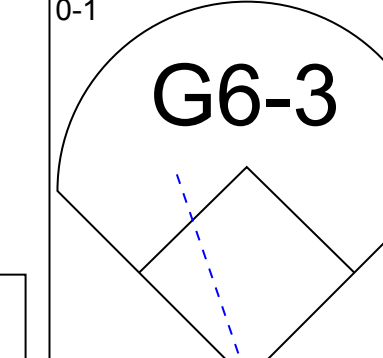
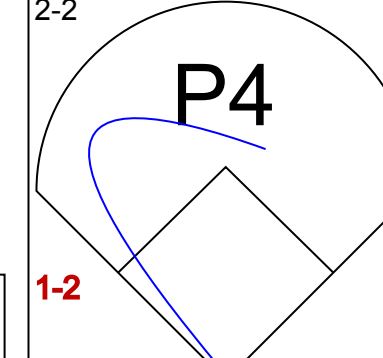
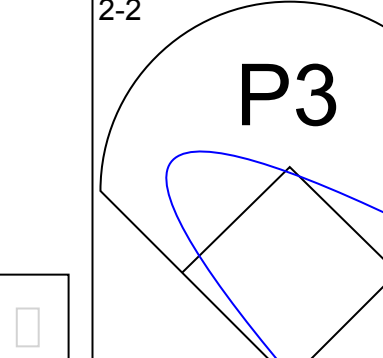
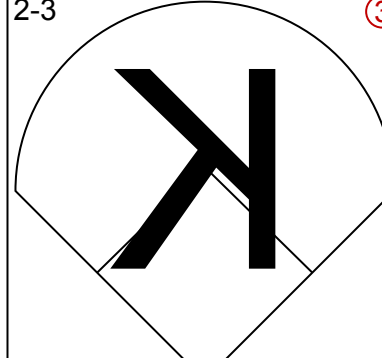
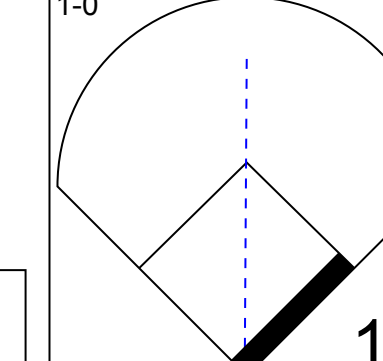
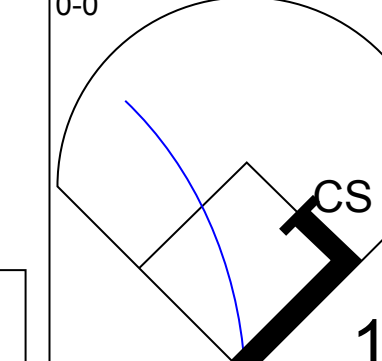
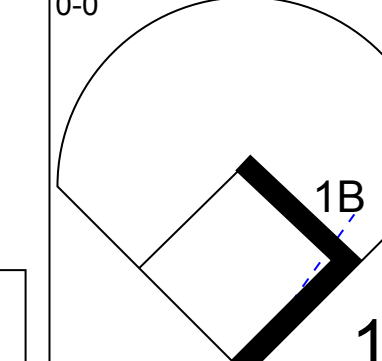
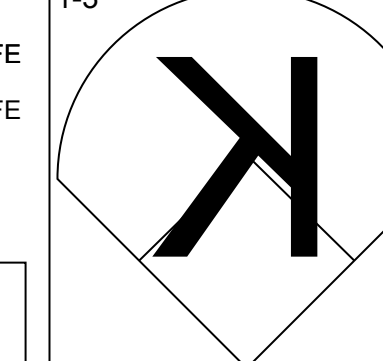
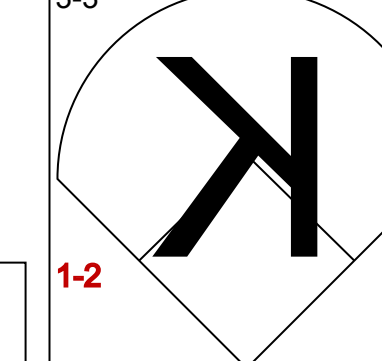
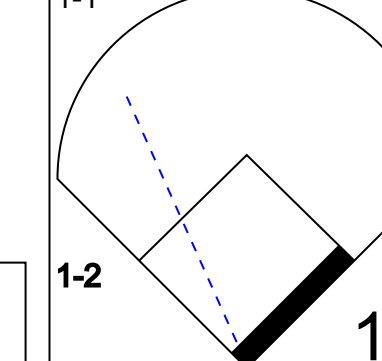


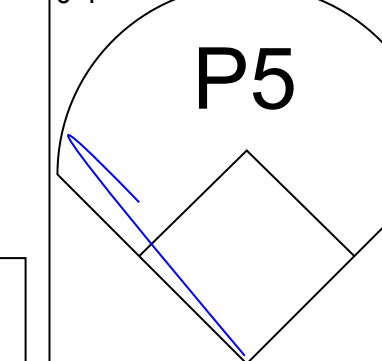
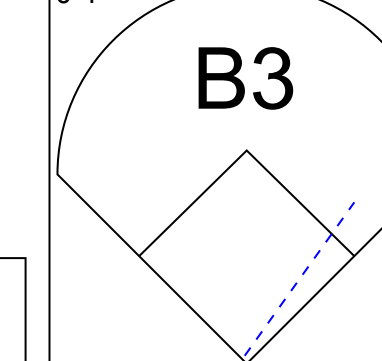
Batter	1	2	3	4	5	6	7	8	9	AB	R	H	RBI	BB	SO	LOB	BOTTOM			
Jacob Brumfield, R OBP: 0.352, SLG: 0.354	F9			G6-3		K		K		5	1	1	1	0	2	1				
Jay Bell, R OBP: 0.322, SLG: 0.350	G3-1	HR 2B		BB 1B		E6 HR		G4-3		5	2	2	2	0	0	1				
Orlando Merced, S OBP: 0.357, SLG: 0.482	HR BB			BB		HR 1B		F7		2	2	1	0	3	0	0				
Jeff King, R OBP: 0.354, SLG: 0.503	HR			K		F8		G4-3		5	2	2	5	0	1	3				
Steve Peques, R OBP: 0.275, SLG: 0.438	F9			WP 1B		K		F7		5	0	1	0	0	1	2				
Mark Parent, R OBP: 0.353, SLG: 0.594		HR		K		2B		FC6-4 BB		3	1	2	1	1	1	1				
Carlos Garcia, R OBP: 0.308, SLG: 0.397		K		L9		L9		FC6-4		4	0	0	0	0	1	3				
Kevin Young, R OBP: 0.245, SLG: 0.280		F8 S 2B BB		BB		L7				2	1	1	0	2	0	1				
Denny Neagle, L OBP: 0.130, SLG: 0.182		F8		K		K		K		4	0	0	0	0	3	5				
Inning Stats	R: 2 E: 0 K: 0 S: 11	H: 1 LOB: 1 BB: 1 P: 20	R: 4 E: 0 K: 2 S: 18	H: 3 LOB: 2 BB: 2 P: 38	R: 0 E: 0 K: 2 S: 10	H: 1 LOB: 2 BB: 1 P: 19	R: 0 E: 0 K: 1 S: 13	H: 1 LOB: 1 BB: 1 P: 23	R: 0 E: 0 K: 1 S: 10	H: 1 LOB: 1 BB: 0 P: 19	R: 3 E: 1 K: 1 S: 16	H: 2 LOB: 1 BB: 1 P: 25	R: 0 E: 0 K: 2 S: 10	H: 1 LOB: 1 BB: 0 P: 14	R: 0 E: 0 K: 0 S: 13	H: 0 LOB: 0 BB: 0 P: 19	1B: 4 2B: 2 3B: 0 HR: 4	SF: 0 SAC: 0 DP: 0 HBP: 0	WP: 1 PB: 0 SB: 1 CS: 0	PA: 41
PITCHER Allen Watson, L ERA: 8.02 Rich DeLucia, R ERA: 3.33 Jeff Parrett, R ERA: 5.13 Rene Arocha, R ERA: 3.25	IP: 1.2 WLS: L BF: 11 H: 4 R: 6 ER: 6 SO: 1 BB: 2 IBB: 0 HBP: 0 BLK: 0 WP: 0 HR: 3 S: 25 P: 48 ERA: 0.00 WHIP: 2.143															PITCHER	IP: WLS: BF: H: R: ER: SO: BB: IBB: HBP: BLK: WP: HR: S: P: ERA: WHIP:			

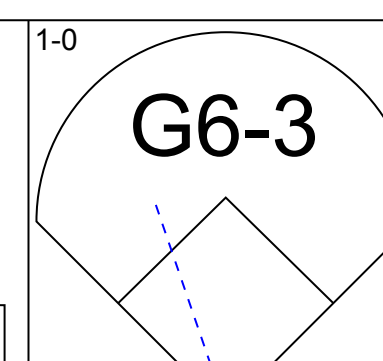
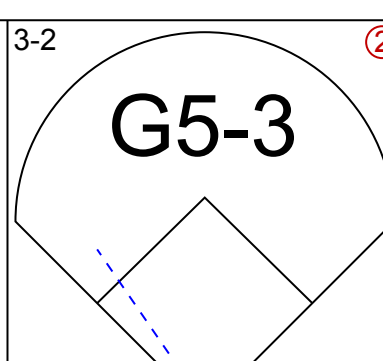
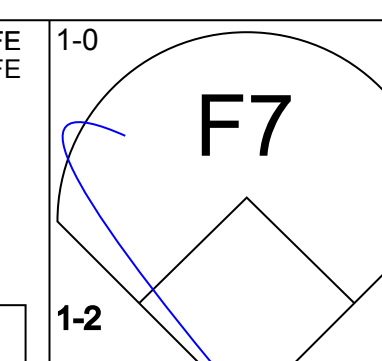
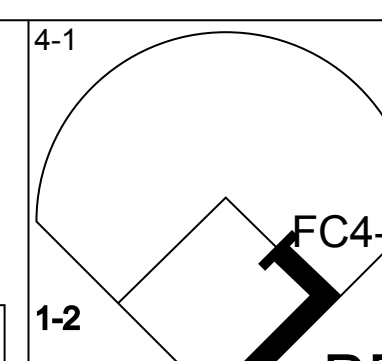
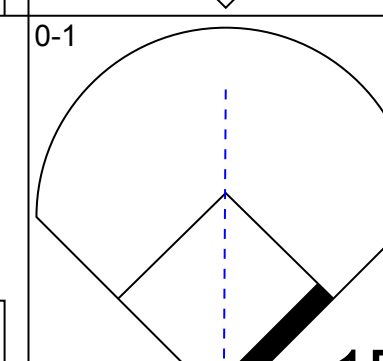
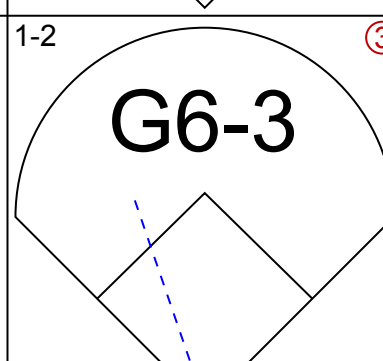
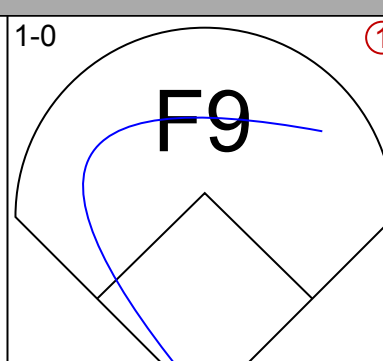
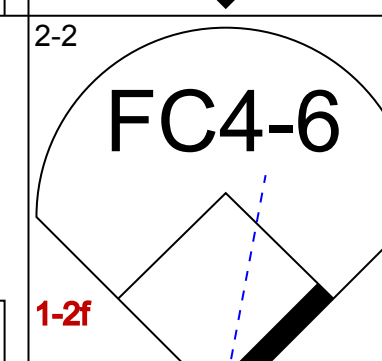
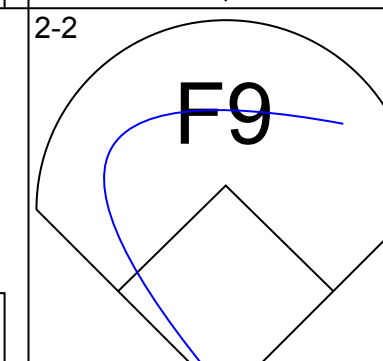
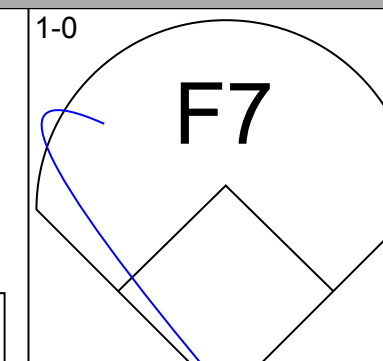
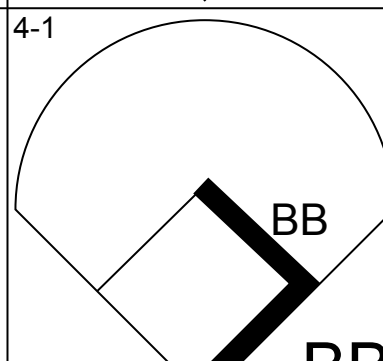
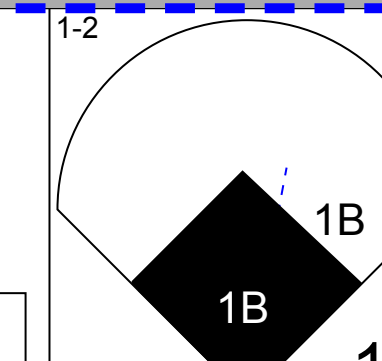
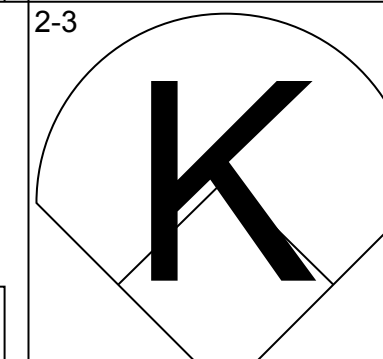
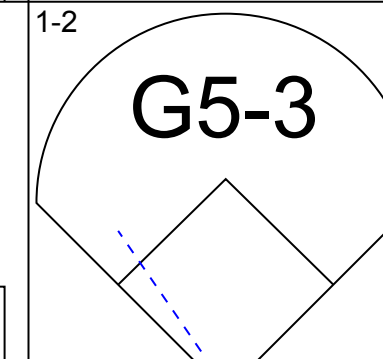
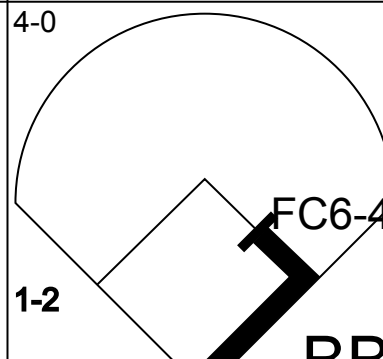
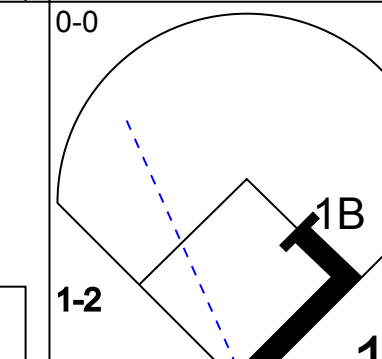
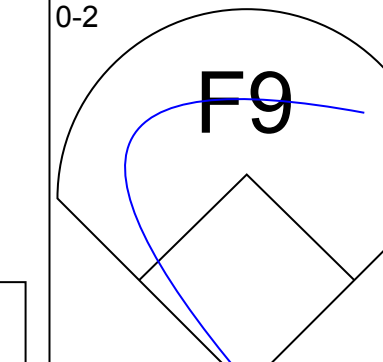
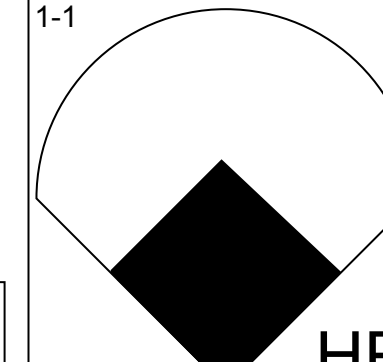
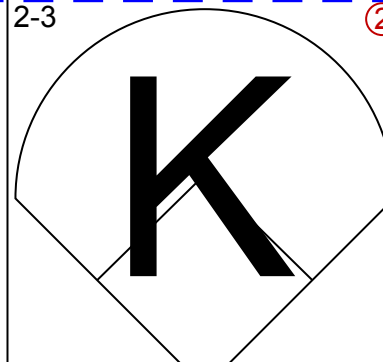
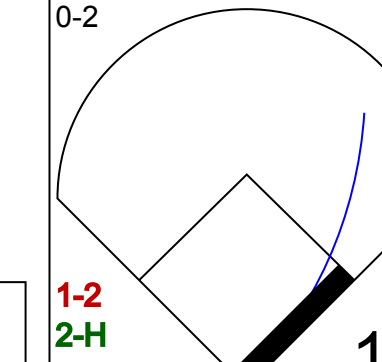

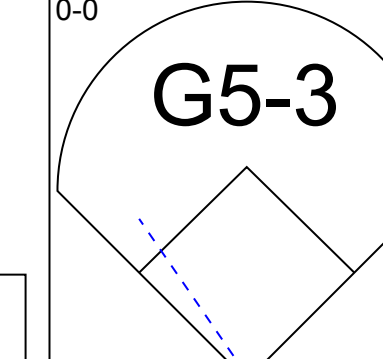
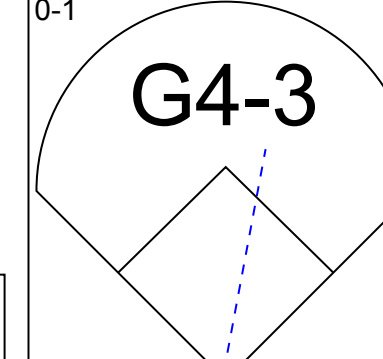
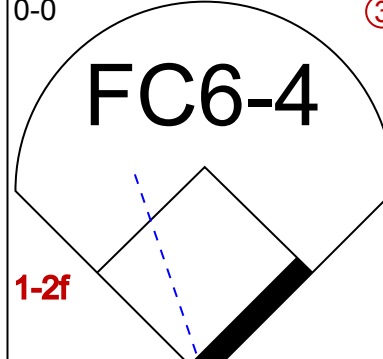
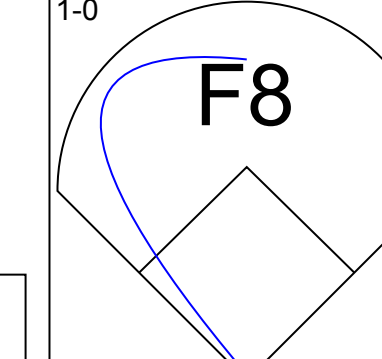
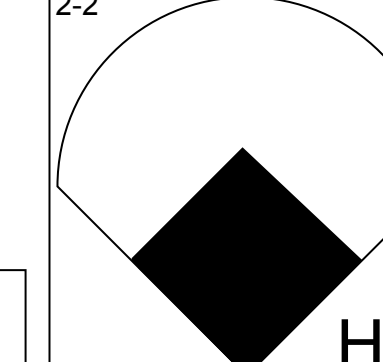
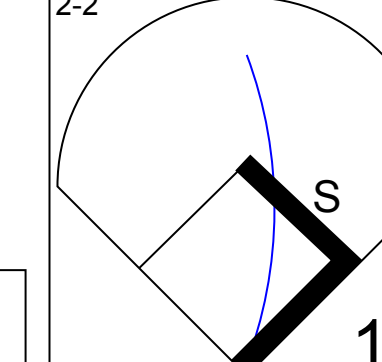
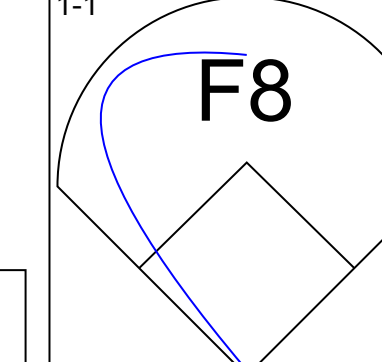
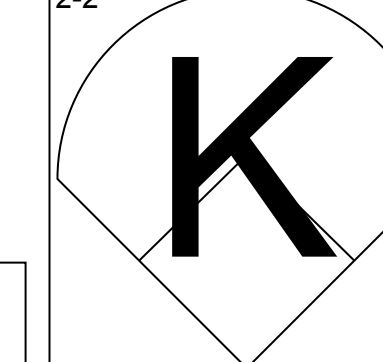
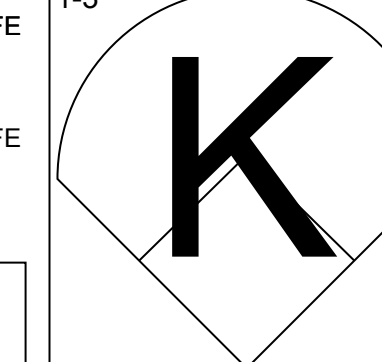
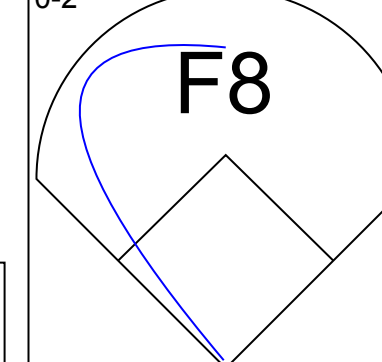
St. Louis Cardinals @ Pittsburgh Pirates
Three Rivers Stadium, Pittsburgh, PA

AB 35
R 9
H 10
RBI 9
BB 6
SO 9
LOB 17



WP: 1 PA: 41
PB: 0
SB: 1
CS: 0

Batter	1	2	3	4	5	6	7	8	9	AB	R	H	RBI	BB	SO	LOB	TOP			
Geronimo Pena, S (1, 4) OBP: 0.360, SLG: 0.324	1-3 		3-2 G4-3 			1-3 		0-3 		4	0	0	0	0	3	2	St. Louis Cardinals @ Pittsburgh Pirates Three Rivers Stadium, Pittsburgh, PA Sun Jul 16 1995, 3:33 AM EDT Att: 11,113 - Sunny - 84 F			
Allen Battle, R (1, 7) OBP: 0.396, SLG: 0.326	2-2 F8 		3-3 			1-2 G5-3 		3-3 		4	0	0	0	0	2	2				
Brian Jordan, R (1, 9) OBP: 0.339, SLG: 0.471	2-0 			1-0 1B 		1-2 G1-3 			1-2 F8 	4	0	2	0	0	0	0				
Ray Lankford, L (1, 8) OBP: 0.342, SLG: 0.478	2-3 			2-2 1B 		1-3 			3-1 G6-3 	4	0	1	0	0	2	1				
Scott Cooper, L (1, 5) OBP: 0.346, SLG: 0.338		3-2 L7 		1-2 P6 		0-3 			4-2 	3	0	0	0	1	1	2				
Danny Sheaffer, R (1, 2) OBP: 0.308, SLG: 0.408		0-1 G6-3 		2-2 P4 		2-2 P3 			2-3 	4	0	0	0	0	1	3				
John Mabry, L (1, 3) OBP: 0.344, SLG: 0.394		1-0 			0-0 				0-0 	3	0	3	0	0	0	0				
Tripp Cromer, R (1, 6) OBP: 0.265, SLG: 0.345		1-3 		3-3 		1-2 			1-1 	3	0	1	0	0	2	2				
Donovan Osborne, S (1, 1) Mark Petkovsek, R (6, 1) Ramon Caraballo, S (6, PH) Tony Fossas, L (8, 1)			2-3 		0-1 P5 				0-1 B3 	2	0	0	0	0	1	0				
Inning Stats	R: 0 E: 0 K: 2 S: 11	H: 1 LOB: 1 BB: 0 P: 18	R: 0 E: 0 K: 1 S: 13	H: 1 LOB: 1 BB: 0 P: 18	R: 0 E: 0 K: 2 S: 15	H: 0 LOB: 0 BB: 0 P: 23	R: 0 E: 0 K: 0 S: 11	H: 2 LOB: 1 BB: 0 P: 16	R: 0 E: 0 K: 1 S: 9	H: 1 LOB: 0 BB: 0 P: 12	R: 0 E: 0 K: 2 S: 9	H: 0 LOB: 0 BB: 0 P: 12	R: 0 E: 0 K: 2 S: 13	H: 2 LOB: 2 BB: 0 P: 17	R: 0 E: 0 K: 1 S: 16	H: 0 LOB: 1 BB: 1 P: 26	1B: 7 2B: 1 3B: 0 HR: 0	SF: 0 SAC: 0 DP: 1 HBP: 0	WP: 0 PB: 0 SB: 0 CS: 2	PA: 33
PITCHER	IP	WLS	BF	H	R	ER	SO	BB	IBB	HBP	BLK	WP	HR	S	P	ERA	WHIP			
Steve Parris, R (1, 1) ERA: 4.99	6.0	W	21	5	0	0	7	0	0	0	0	0	0	68	99	0.00	0.833			
Dan Plesac, L (7, 1) ERA: 2.2	2.0		8	2	0	0	4	0	0	0	0	0	0	22	29	0.00	1.000			
Dan Miceli, R (9, 1) ERA: 3.72	1.0	S	4	0	0	0	1	1	0	0	0	0	0	16	26	0.00	1.000			

Batter	1	2	3	4	5	6	7	8	9	AB	R	H	RBI	BB	SO	LOB	BOTTOM			
Jacob Brumfield, R (1, 8) OBP: 0.350, SLG: 0.348	1-0 G6-3 		3-2 G5-3 		1-0 F7 		4-1 			3	0	0	0	1	0	1	St. Louis Cardinals @ Pittsburgh Pirates Three Rivers Stadium, Pittsburgh, PA Sun Jul 16 1995, 3:33 AM EDT Att: 11,113 - Sunny - 84 F			
Jay Bell, R (1, 6) OBP: 0.321, SLG: 0.349	0-1 		1-2 G6-3 			1-0 F9 	2-2 FC4-6 			4	0	1	0	0	0	2				
Orlando Merced, S (1, 9) OBP: 0.359, SLG: 0.480	2-2 F9 			1-0 F7 		4-1 		1-2 		3	1	1	0	1	0	1				
Jeff King, R (1, 3) OBP: 0.357, SLG: 0.500	2-3 			1-2 G5-3 		4-0 		1-2 		3	0	1	0	1	1	1				
Steve Pegasus, R (1, 7) OBP: 0.279, SLG: 0.469		0-2 F9 		1-1 		2-3 		0-2 		2	1	1	1	0	0	0				
Dave Clark, L (6, PH) OBP: 0.371, SLG: 0.457								1-2 2-H 		2	0	1	1	0	1	2				
Don Slaught, R (1, 2) OBP: 0.364, SLG: 0.361		0-0 G5-3 		0-1 G4-3 		0-0 FC6-4 		1-0 F8 		4	0	0	0	0	0	3				
Carlos Garcia, R (1, 4) OBP: 0.313, SLG: 0.415		2-2 			2-2 			1-1 F8 		3	1	2	1	0	0	0				
Nelson Liriano, S (7, PR) OBP: 0.356, SLG: 0.396										1	0	0	0	0	0	1				
Kevin Young, R (1, 5) OBP: 0.232, SLG: 0.264		2-2 			1-3 			0-2 F8 		3	0	0	0	0	2	2				
Steve Parris, R (1, 1) OBP: 0.091, SLG: 0.091										2	0	0	0	0	2	1				
Dan Plesac, L (7, 1)										1	0	0	0	0	1	1				
Dan Miceli, R (9, 1)										0	0	0	0	0	0	0				
Inning Stats	R: 0 E: 0 K: 1 S: 10	H: 1 LOB: 1 BB: 0 P: 15	R: 1 E: 0 K: 1 S: 11	H: 1 LOB: 0 BB: 0 P: 15	R: 0 E: 0 K: 1 S: 10	H: 0 LOB: 0 BB: 0 P: 14	R: 1 E: 0 K: 0 S: 9	H: 1 LOB: 0 BB: 0 P: 12	R: 0 E: 0 K: 2 S: 11	H: 1 LOB: 1 BB: 0 P: 15	R: 0 E: 0 K: 1 S: 6	H: 0 LOB: 2 BB: 1 P: 17	R: 0 E: 1 K: 1 S: 11	H: 0 LOB: 2 BB: 1 P: 18	R: 1 E: 0 K: 0 S: 10	H: 3 LOB: 1 BB: 0 P: 13	1B: 5 2B: 0 3B: 0 HR: 2	SF: 0 SAC: 0 DP: 0 HBP: 0	WP: 0 PB: 0 SB: 1 CS: 0	PA: 34
PITCHER	IP	WLS	BF	H	R	ER	SO	BB	IBB	HBP	BLK	WP	HR	S	P	ERA	WHIP			
Donovan Osborne, L (1, 1) ERA: 3.95	5.1	L	22	4	2	2	5	2	0	0	0	0	0	53	82	3.38	1.125			
Mark Petkovsek, R (6, 1) ERA: 3.97	1.2		7	0	0	0	2	1	0	0	0	0	0	15	24	0.00	0.600			
Tony Fossas, L (8, 1) ERA: 1.64	1.0		5	3	1	1	0	0	0	0	0	0	0	10	13	9.00	3.000			

Batter	1	2	3	4	5	6	7	8	9	AB	R	H	RBI	BB	SO	LOB	TOP			
Geronimo Pena, S (1, 4) OBP: 0.364, SLG: 0.357	0-0 2B 1B		2-2 G6-3 2B		0-0 1B 1B		0-0 F9		1-2 F8	5	1	3	0	0	0	1				
Tripp Cramer, R (1, 6) OBP: 0.286, SLG: 0.349	2-1 G3 1-H 2B		2-1 G6-3		2-3 K		0-0 FC6-4		2-2 G5-3	5	0	1	1	0	1	3				
Brian Jordan, R (1, 9) OBP: 0.339, SLG: 0.477	1-1 L4		0-0 G5-3		1-2 K 1B		0-3 K2-3			4	0	1	0	0	1	3				
Ray Lankford, L (1, 8) OBP: 0.345, SLG: 0.484	3-2 G3 2-3		2-2 G3-1		3-2 G3 1-2			4-1 G3 BB		3	1	0	0	1	0	4				
Bernard Gilkey, R (1, 7) OBP: 0.367, SLG: 0.478	4-2 BB			0-0 G5-3		2-2 1B 2B		2-0 L8 1-2		3	0	1	0	1	0	1				
Darnell Coles, R (1, 3) OBP: 0.316, SLG: 0.305	1-3 K			1-2 G5-3		0-0 G6-4-3 1B		3-1 G3 2-H		3	0	1	0	0	1	2				
John Mabry, L (8, PH) OBP: 0.339, SLG: 0.383										1	0	0	1	0	0	0				
Scott Cooper, L (1, 5) OBP: 0.342, SLG: 0.328		1-3 K		2-1 K WP HBP		0-3 K		4-2 BB		2	0	0	0	1	2	2				
Danny Sheaffer, R (1, 2) OBP: 0.296, SLG: 0.382		1-0 F7		3-3 K		0-0 G6-4-3 1-2		1-0 L8		4	0	0	0	0	1	4				
Tom Urbani, L (1, 1) OBP: 0.353, SLG: 0.533			3-3 K		0-0 L1-3		0-2 E5 FC6-4		2-2 G3-1	2	0	0	0	0	1	0				
Allen Battle, R (7, PH) OBP: 0.369, SLG: 0.319										1	0	0	0	0	0	0				
Jeff Parrett, R (7, 1) OBP: 1.000, SLG: 1.000										0	0	0	0	0	0	0				
Gerald Perry, L (9, PH) OBP: 0.182, SLG: 0.177										1	0	0	0	0	0	0				
Inning Stats	R: 1 E: 0 K: 1 S: 14	H: 2 LOB: 2 BB: 1 P: 25	R: 0 E: 0 K: 2 S: 7	H: 0 LOB: 0 BB: 0 P: 12	R: 0 E: 0 K: 0 S: 9	H: 1 LOB: 1 BB: 0 P: 15	R: 0 E: 0 K: 1 S: 9	H: 0 LOB: 1 BB: 0 P: 15	R: 0 E: 0 K: 1 S: 12	H: 2 LOB: 2 BB: 0 P: 18	R: 0 E: 1 K: 1 S: 8	H: 0 LOB: 1 BB: 0 P: 8	R: 1 E: 0 K: 0 S: 7	H: 0 LOB: 1 BB: 2 P: 21	R: 0 E: 0 K: 0 S: 11	H: 0 LOB: 0 BB: 0 P: 16	1B: 4 2B: 3 3B: 0 HR: 0	SF: 0 SAC: 0 DP: 1 HBP: 1	WP: 1 PA: 38 PB: 0 SB: 3 CS: 0	
PITCHER	IP	WLS	BF	H	R	ER	SO	BB	IBB	HBP	BLK	WP	HR	S	P	ERA	WHIP			
Jeff Fassero, L (1, 1) ERA: 4.01	7.0	W	31	7	2	2	7	2	0	1	0	1	0	68	108	2.57	1.286			
Willie Fraser, R (8, 1) ERA:	0.2		2	0	0	0	0	0	0	0	0	0	0	3	8	0.00	0.000			
Mel Rojas, R (8, 1) ERA: 3.73	1.1	S	5	0	0	0	0	1	0	0	0	0	0	14	24	0.00	0.750			

St. Louis Cardinals @ Montreal Expos
Olympic Stadium, Montreal, QB
Tue Jul 18, 1995, 7:05 PM EDT
Att: 15,844 - Dome

AB	34
R	2
H	7
RBI	2
BB	3
SO	7
LOB	20



Batter	1	2	3	4	5	6	7	8	9	AB	R	H	RBI	BB	SO	LOB	BOTTOM			
Rondell White, R (1, 8) OBP: 0.362, SLG: 0.487	0-1 SH1-3 1B 1B		0-0 FC6-4 1B		0-0 G5-3		3-1 P5			4	1	2	0	0	0	0				
David Sequi, S (1, 3) OBP: 0.383, SLG: 0.454	0-0 SH1-3 2-3		2-1 L9		0-1 G6-3		0-0 P5			3	0	0	0	0	0	1				
Wil Cordero, R (1, 6) OBP: 0.365, SLG: 0.457	1-3 K		0-0 FC6-4 2B 1-2		1-3 K		1-3 K			4	1	0	0	0	3	2				
Moises Alou, R (1, 7) OBP: 0.352, SLG: 0.460	0-0 FC5-4 1B		1-0 2B		2-2 WP 1B		1-1 1B		1-1 HR	4	3	4	2	0	0	0				
Sean Berry, R (1, 5) OBP: 0.341, SLG: 0.466	3-1 FC5-4		2-1 2B		1-1 1B		0-3 K			3	0	2	3	0	0	1				
Shane Andrews, R (8, 5) OBP: 0.284, SLG: 0.421	1-2 K		2-H 3-H 2B		1-H 1B		1-2 P6		1-2 2B	1	0	0	0	0	1	0				
Mike Lansing, R (1, 4) OBP: 0.286, SLG: 0.353		0-0 F9	4-2 BB		1-2 P6		1-2 2B			3	0	1	0	1	0	1				
Tony Tarasco, L (1, 9) OBP: 0.342, SLG: 0.437		2-3 K	0-0 G4-3		1-0 G4-3		2-3 K			4	0	0	0	0	2	3				
Tim Laker, R (1, 2) OBP: 0.267, SLG: 0.325		3-2 1B		0-1 P4		1-2 P6		4-0 IBB		3	0	1	0	1	0	0				
Jeff Fassero, L (1, 1) OBP: 0.219, SLG: 0.107		0-0 G4-3		0-0 B1-3		0-0 F7		1-3 K		3	0	0	0	0	0	1				
Willie Fraser, R (8, 1) OBP: 0.284, SLG: 0.421										0	0	0	0	0	0	0				
Mel Rojas, R (8, 1) OBP: 0.284, SLG: 0.421										1	0	0	0	0	1	2				
Inning Stats	R: 1 E: 1 K: 1 S: 9	H: 2 LOB: 1 BB: 0 P: 13	R: 0 E: 0 K: 1 S: 9	H: 1 LOB: 1 BB: 0 P: 14	R: 2 E: 0 K: 0 S: 10	H: 3 LOB: 2 BB: 1 P: 19	R: 0 E: 0 K: 0 S: 4	H: 0 LOB: 0 BB: 0 P: 4	R: 1 E: 0 K: 1 S: 14	H: 2 LOB: 1 BB: 0 P: 19	R: 0 E: 0 K: 0 S: 5	H: 0 LOB: 0 BB: 0 P: 7	R: 0 E: 0 K: 1 S: 6	H: 0 LOB: 0 BB: 0 P: 10	R: 1 E: 0 K: 3 S: 16	H: 2 LOB: 2 BB: 1 P: 25	1B: 6 2B: 3 3B: 0 HR: 1	SF: 0 SAC: 1 DP: 0 HBP: 0	WP: 1 PA: 36 PB: 0 SB: 1 CS: 0	
PITCHER	IP	WLS	BF	H	R	ER	SO	BB	IBB	HBP	BLK	WP	HR	S	P	ERA	WHIP			
Tom Urbani, L (1, 1) ERA: 4.4	6.0	L	27	8	4	3	3	1	0	0	0	0	1	51	76	4.50	1.500			
Jeff Parrett, R (7, 1) ERA: 5.1	2.0		9	2	1	1	4	0	1	0	0	0	1	22	35	4.50	1.000			

St. Louis Cardinals @ Montreal Expos
Olympic Stadium, Montreal, QB
Tue Jul 18, 1995, 7:05 PM EDT
Att: 15,844 - Dome

AB	33
R	5
H	10
RBI	5
BB	2
SO	7
LOB	11



Batter	1	2	3	4	5	6	7	8	9	10	AB	R	H	RBI	BB	SO	LOB					
Brett Butler, L OBP: 0.343, SLG: 0.344 (1, 8)	2-1 1B	1-2 1B			2-0 F8-2 3B		3-2 1B 1B		0-0 P5		5	2	4	0	0	0	0					
Eduardo Alfonso, R OBP: 0.299, SLG: 0.374 (1, 4)	0-1 S6-4-3 1B	2-2 P8			1-1 F8-2		1-1 1B 1B		1-1 P4		5	1	2	1	0	0	2					
Rico Brogna, L OBP: 0.338, SLG: 0.452 (1, 3)	2-2 G6-4-3 1B		0-1 G3-1		2-0 F7		3-2 1B 2H		1-3 K		5	0	2	1	0	1	0					
Bobby Bonilla, S OBP: 0.379, SLG: 0.578 (1, 5)	1-2 G6-4-3		1-0 G6-3		1-0 G1-3		3-3 K		1-2 HR		5	1	1	1	0	1	4					
Joe Orsulak, L OBP: 0.323, SLG: 0.367 (1, 7)	4-0 1B BB		2-1 F8		3-1 1B		1-1 P7		2-2 L9		4	0	1	0	1	0	0					
Todd Hundley, S OBP: 0.388, SLG: 0.505 (1, 2)	2-2 FC6-4 1B		4-1 G4-3 BB		0-1 1B		2-3 K		1-1 F7		4	0	2	1	1	1	0					
Chris Jones, R OBP: 0.356, SLG: 0.458 (1, 9)	0-0 FC6-4		0-0 G4-3		1-2 G6-4-3		1-0 HR				4	1	1	1	0	0	5					
Jose Vizcaino, S OBP: 0.317, SLG: 0.339 (1, 6)		0-0 G4-3		0-2 G6-3		0-0 F7		2-2 P7			4	0	0	0	0	0	1					
Bill Pulsipher, L OBP: 0.167, SLG: 0.133 (7, 9)		0-3 K		1-0 G3-1		2-3 K		0-0 G3-1			2	0	0	0	0	0	1					
Inning Stats	R: 2 E: 0 K: 0 S: 15	H: 4 LOB: 2 BB: 1 P: 26	R: 0 E: 0 K: 1 S: 11	H: 1 LOB: 1 BB: 0 P: 14	R: 0 E: 0 K: 0 S: 5	H: 0 LOB: 0 BB: 1 P: 12	R: 0 E: 0 K: 0 S: 7	H: 1 LOB: 0 BB: 0 P: 9	R: 0 E: 0 K: 0 S: 8	H: 2 LOB: 1 BB: 0 P: 13	R: 1 E: 0 K: 2 S: 22	H: 3 LOB: 2 BB: 0 P: 34	R: 1 E: 0 K: 1 S: 10	H: 1 LOB: 0 BB: 0 P: 16	R: 0 E: 0 K: 0 S: 4	H: 0 LOB: 0 BB: 0 P: 5	R: 1 E: 0 K: 1 S: 11	H: 1 LOB: 0 BB: 0 P: 16	1B: 9 2B: 1 3B: 2 HR: 2	SF: 0 SAC: 0 DP: 3 HBP: 0	WP: 0 PB: 0 SB: 0 CS: 0	PA: 42
PITCHER	IP	WLS	BF	H	R	ER	SO	BB	IBB	HBP	BLK	WP	HR	S	P	ERA	WHIP					
Mark Petkovsek, R ERA: 3.88 (1, 1)	6.0		25	8	2	2	1	2	0	0	0	0	0	50	82	3.00	1.667					
Rene Arocha, R ERA: 3.42 (7, 1)	2.0		10	4	2	2	3	0	0	0	0	0	1	32	50	9.00	2.000					
Tom Henke, R ERA: 1.44 (9, 1)	1.0		3	0	0	0	0	0	0	0	0	0	0	4	5	0.00	0.000					
Rich DeLucia, R ERA: 3.31 (10, 1)	1.0	L	4	1	1	1	1	0	0	0	0	0	1	11	16	9.00	1.000					


TOP

New York Mets @ St. Louis Cardinals
Busch Stadium, St. Louis, MO

Wed Jul 19 1995, 7:05 PM CDT
Att: 28,164 - Unknown - 91 F

livebaseballscorecards.com

AB	40
R	5
H	13
RBI	5
BB	2
SO	5
LOB	13



Batter	1	2	3	4	5	6	7	8	9	10	AB	R	H	RBI	BB	SO	LOB					
Geronimo Pena, S OBP: 0.375, SLG: 0.404 (1, 4)	1-1 G5-6-3 1B		1-0 2B		1-1 HR 3B		1-0 F9		1-3 K		5	1	3	0	0	1	0					
José Oquendo, S OBP: 0.337, SLG: 0.285 (1, 6)	3-1 G5-6-3		4-0 BB		0-0 G5-3		1-2 1B		0-1 F8		4	0	1	0	1	0	2					
Brian Jordan, R OBP: 0.337, SLG: 0.471 (1, 9)	2-1 G6-3		2-1 F9		4-2 HR BB		1-3 K		1-3 K		4	1	0	0	1	2	3					
Ray Lankford, L OBP: 0.346, SLG: 0.493 (1, 8)		2-1 L5		2-2 G4-3	1-1 HR		3-2 G3		0-1 1B		5	1	2	3	0	0	1					
Bernard Gilkey, R OBP: 0.354, SLG: 0.470 (1, 7)		0-2 L4		4-0 2B G4-3 BB	1-3 K		1-2 P8		1-3 K		4	1	0	0	1	2	1					
Damell Coles, R OBP: 0.333, SLG: 0.329 (1, 5)		4-2 BB		0-1 G4-3 2B	1-3 K		0-2 K		1-2 G6-3		3	0	2	0	1	1	0					
John Mabry, L OBP: 0.332, SLG: 0.374 (1, 3)		0-3 K		1-0 G4-3	0-2 G5-3		0-2 G5-3		3-1 G6-3		4	0	0	1	0	1	3					
Danny Sheaffer, R OBP: 0.284, SLG: 0.363 (1, 2)			1-2 G6-3		2-2 G6-3		0-0 F7		2-0 G6-3		4	0	0	0	0	0	2					
Mark Petkovsek, R ERA: 4.22 (1, 1)	6.0		27	6	4	4	3	4	0	0	0	0	0	57	98	6.00	1.667					
Doug Henry, R ERA: 4.15 (7, 1)	2.0		7	1	0	0	2	0	0	0	0	0	0	18	28	0.00	0.500					
Jerry Dipoto, R ERA: 5.01 (9, 1)	1.0	W	3	0	0	0	1	0	0	0	0	0	0	7	12	0.00	0.000					
John Franco, L ERA: 2.51 (10, 1)	1.0	S	4	1	0	0	2	0	0	0	0	0	0	10	12	0.00	1.000					
Inning Stats	R: 0 E: 0 K: 0 S: 6	H: 1 LOB: 0 BB: 0 P: 12	R: 0 E: 0 K: 1 S: 10	H: 0 LOB: 1 BB: 1 P: 16	R: 0 E: 0 K: 1 S: 11	H: 1 LOB: 2 BB: 1 P: 20	R: 1 E: 0 K: 0 S: 11	H: 1 LOB: 1 BB: 0 P: 20	R: 0 E: 1 K: 1 S: 10	H: 1 LOB: 1 BB: 0 P: 16	R: 0 E: 0 K: 1 S: 7	H: 0 LOB: 0 BB: 0 P: 12	R: 0 E: 0 K: 1 S: 7	H: 0 LOB: 0 BB: 0 P: 12	R: 0 E: 0 K: 2 S: 10	H: 1 LOB: 1 BB: 0 P: 12	1B: 4 2B: 2 3B: 1 HR: 1	SF: 0 SAC: 0 DP: 1 HBP: 0	WP: 0 PB: 0 SB: 0 CS: 0	PA: 41		
PITCHER	IP	WLS	BF	H	R	ER	SO	BB	IBB	HBP	BLK	WP	HR	S	P	ERA	WHIP					
Bill Pulsipher, L ERA: 4.22 (1, 1)	6.0		27	6	4	4	3	4	0	0	0	0	0	57	98	6.00	1.667					
Doug Henry, R ERA: 4.15 (7, 1)	2.0		7	1	0	0	2	0	0	0	0	0	0	18	28	0.00	0.500					
Jerry Dipoto, R ERA: 5.01 (9, 1)	1.0	W	3	0	0	0	1	0	0	0	0	0	0	7	12	0.00	0.000					
John Franco, L ERA: 2.51 (10, 1)	1.0	S	4	1	0	0	2	0	0	0	0	0	0	10	12	0.00	1.000					


BOTTOM


New York Mets @ St. Louis Cardinals
Busch Stadium, St. Louis, MO


Wed Jul 19 1995, 7:05 PM CDT
Att: 28,164 - Unknown - 91 F

livebaseballscorecards.com

AB	37
R	4
H	8
RBI	4
BB	4
SO	8
LOB	13



Batter	1	2	3	4	5	6	7	8	9	AB	R	H	RBI	BB	SO	LOB	TOP
Ramon Caraballo, S OBP: 0.345, SLG: 0.423	(1, 4) K		(2) P3						(1) K	4	0	1	0	0	2	0	St. Louis Cardinals @ Philadelphia Phillies Veterans Stadium, Philadelphia, PA Fri Jul 21 1995, 7:05 PM EDT Att: 28,468 - Unknown - 85 F AB 30 R 0 H 4 RBI 0 BB 0 SO 11 LOB 9 
Allen Battle, R OBP: 0.387, SLG: 0.327	(1, 9) (5, 8) 1B		(3) K						(2) G6-3	4	0	1	0	0	2	1	
Bernard Gilkey, R OBP: 0.357, SLG: 0.460	(1, 7) 1B								(3) G6-3	4	0	1	0	0	1	1	
Ray Lankford, L OBP: 0.348, SLG: 0.500	(1, 8) F9									2	0	0	0	0	1	2	
Gerald Perry, L OBP: 0.176, SLG: 0.172	(5, 3) F9									1	0	0	0	0	0	0	
Darnell Coles, R OBP: 0.330, SLG: 0.359	(1, 5) F9									3	0	1	0	0	1	2	
Danny Sheaffer, R OBP: 0.284, SLG: 0.341	(1, 2) F6									3	0	0	0	0	0	1	
John Mabry, L OBP: 0.320, SLG: 0.360	(1, 3) (5, 9) L7									3	0	0	0	0	0	0	
Tripp Cromer, R OBP: 0.263, SLG: 0.343	(1, 6) K									3	0	0	0	0	2	1	
Donovan Osborne, S John Frascatore, R Scott Hemond, R Jeff Parrett, R	(1, 1) (5, 1) (8, PH) (8, 1) OBP: 1.000, SLG: 1.000									1	0	0	0	0	1	0	
										1	0	0	0	0	1	0	
										1	0	0	0	0	1	0	
										0	0	0	0	0	0	0	
Inning Stats	R: 0 H: 2 E: 0 K: 1 S: 12	H: 0 R: 0 ER: 0 SO: 13 BB: 0 LOB: 16	R: 0 H: 0 E: 0 K: 1 S: 8	H: 0 R: 0 ER: 0 SO: 11 BB: 0 LOB: 11	R: 0 H: 0 E: 0 K: 2 S: 11	H: 0 R: 0 ER: 0 SO: 18 BB: 0 LOB: 18	R: 0 H: 1 E: 0 K: 1 S: 14	H: 1 R: 0 ER: 0 SO: 18 BB: 0 LOB: 18	R: 0 H: 1 E: 0 K: 0 S: 6	H: 1 R: 0 ER: 0 SO: 9 BB: 0 LOB: 9	R: 0 H: 0 E: 0 K: 1 S: 7	H: 0 R: 0 ER: 0 SO: 9 BB: 0 LOB: 9	1B: 4 2B: 0 3B: 0 HR: 0	SF: 0 SAC: 0 DP: 2 HBP: 0	WP: 0 PB: 0 SB: 0 CS: 0	PA: 30	
PITCHER	IP WLS BF H R ER SO BB IBB HBP BLK WP HR S P ERA WHIP																
Sid Fernandez, L ERA: 6.18	(1, 1) 6.0 W 21 3 0 0 10 0 0 0 0 0 0 62 89 0.00 0.500																
Toby Borland, R ERA: 4.94	(7, 1) 3.0 S 9 1 0 0 1 0 0 0 0 0 0 0 18 26 0.00 0.333																

Batter	1	2	3	4	5	6	7	8	9	AB	R	H	RBI	BB	SO	LOB	BOTTOM
Lenny Dykstra, L OBP: 0.358, SLG: 0.359	(1, 7) P4									5	1	1	1	0	1	2	St. Louis Cardinals @ Philadelphia Phillies Veterans Stadium, Philadelphia, PA Fri Jul 21 1995, 7:05 PM EDT Att: 28,468 - Unknown - 85 F AB 35 R 7 H 10 RBI 7 BB 5 SO 7 LOB 20 
Gregg Jefferies, S OBP: 0.332, SLG: 0.428	(1, 3) E4 HR									4	3	2	0	1	0	0	
Mariano Duncan, R OBP: 0.287, SLG: 0.405	(1, 4) HR									5	2	3	3	0	2	1	
Darren Daulton, L OBP: 0.348, SLG: 0.389	(1, 2) BB									4	1	2	3	1	0	1	
Charlie Hayes, R OBP: 0.357, SLG: 0.402	(1, 5) BB									3	0	0	0	1	0	3	
Andy Van Slyke, L OBP: 0.287, SLG: 0.381	(1, 8) BB									2	0	1	0	2	0	0	
Dave Gallagher, R OBP: 0.378, SLG: 0.427	(1, 9) F8									4	0	1	0	0	0	6	
Kevin Stocker, S OBP: 0.299, SLG: 0.241	(1, 6) L8									4	0	0	0	0	1	5	
Sid Fernandez, L Toby Borland, R	(1, 1) (7, 1) K									3	0	0	0	0	3	2	
										1	0	0	0	0	0	0	
Inning Stats	R: 2 H: 1 E: 1 K: 0 S: 23	H: 3 R: 3 ER: 0 SO: 19 BB: 0 LOB: 3	R: 0 H: 0 E: 0 K: 1 S: 8	H: 0 R: 0 ER: 0 SO: 10 BB: 0 LOB: 10	R: 2 H: 3 E: 0 K: 1 S: 16	H: 3 R: 3 ER: 0 SO: 25 BB: 0 LOB: 25	R: 0 H: 1 E: 0 K: 1 S: 12	H: 1 R: 0 ER: 0 SO: 21 BB: 3 LOB: 3	R: 0 H: 0 E: 0 K: 1 S: 5	H: 0 R: 0 ER: 0 SO: 6 BB: 0 LOB: 6	R: 0 H: 0 E: 0 K: 1 S: 5	H: 0 R: 0 ER: 0 SO: 8 BB: 0 LOB: 8	1B: 5 2B: 2 3B: 0 HR: 3	SF: 0 SAC: 0 DP: 0 HBP: 0	WP: 0 PB: 0 SB: 0 CS: 0	PA: 40	
PITCHER	IP WLS BF H R ER SO BB IBB HBP BLK WP HR S P ERA WHIP																
Donovan Osborne, L ERA: 5.17	(1, 1) 4.0 L 23 7 0 0 2 2 0 0 0 0 0 0 26 43 0.00 1.667																
John Frascatore, R ERA: 5.18	(5, 1) 3.0 14 3 0 0 2 2 0 0 0 0 0 0 26 43 0.00 1.667																
Jeff Parrett, R ERA: 4.98	(8, 1) 1.0 3 0 0 0 1 0 0 0 0 0 0 0 5 8 0.00 0.000																

Batter	1	2	3	4	5	6	7	8	9	AB	R	H	RBI	BB	SO	LOB	TOP			
Gerónimo Peña, S OBP: 0.382, SLG: 0.391 (1, 4)	4-2 2B 1B BB	3-2 L9		4-1 1-2 BB 1B BB		2-3 K		4-2 FC5-4 BB		2	2	0	0	3	1	1				
Allen Battle, R OBP: 0.356, SLG: 0.308 (1, 9) (8, 7)	1-2 L4		3-1 F8	2-1 L9		1-0 G6-3		0-0 FC5-4		5	0	0	0	0	0	5				
Bernard Gilkey, R OBP: 0.361, SLG: 0.462 Tony Fossas, L (8, 1)	3-2 1-3 1B 2B		4-2 FC6-4 BB	4-0 1B BB		2-1 L9		0-1 F9		3	1	1	0	2	0	2				
Ray Lankford, L OBP: 0.347, SLG: 0.493 (1, 8)	2-2 2H 3H 1B		2-2 FC6-4 S BB 1B	1-1 G6-4-3 1B		2-2 L7		0-0 L4		5	1	2	4	0	0	1				
Darnell Coles, R OBP: 0.328, SLG: 0.350 (1, 5)	3-0 L5		4-1 1-2 1B BB	4-0 G6-4-3		0-0 G5-3		1-2 K		4	1	0	0	1	1	3				
John Mabry, L OBP: 0.324, SLG: 0.359 (1, 3) (8, 9)	1-1 SAFE G3		4-2 FC5 1B BB		0-0 F7		0-1 1B		2-2 G1-3		4	0	1	0	1	0	1			
Danny Sheaffer, R OBP: 0.303, SLG: 0.371 (1, 2)		2-1 SH1-4 1B	1-0 1-2 2H 3H 1B		2-2 2B		0-0 G4-3			4	0	3	2	0	0	1				
Tripp Cromer, R OBP: 0.265, SLG: 0.342 (1, 6)		3-1 F9	1-0 FC5		1-0 G6-3		1-2 FC5-4 BB 1B			4	0	1	0	0	0	4				
Ken Hill, R OBP: 0.235, SLG: 0.194 Mark Petkovsek, R OBP: 0.250, SLG: 0.167 John Frascatore, R (6, 1) Gerald Perry, L OBP: 0.186, SLG: 0.182 (8, 3)		2-1 SH1-4		4-2 BB BB 1B BB		0-0 P3		2-0 P6		0	0	0	0	0	0	0				
Inning Stats	R: 2 E: 0 K: 0 S: 15	H: 2 LOB: 1 BB: 1 P: 29	R: 0 E: 0 K: 0 S: 10	H: 1 LOB: 1 BB: 0 P: 20	R: 2 E: 0 K: 0 S: 14	H: 1 LOB: 2 BB: 3 P: 33	R: 2 E: 0 K: 0 S: 14	H: 1 LOB: 1 BB: 0 P: 30	R: 0 E: 0 K: 1 S: 6	H: 0 LOB: 0 BB: 0 P: 11	R: 0 E: 0 K: 0 S: 9	H: 1 LOB: 1 BB: 0 P: 11	R: 0 E: 0 K: 0 S: 9	H: 1 LOB: 2 BB: 1 P: 16	R: 0 E: 0 K: 1 S: 8	H: 0 LOB: 0 BB: 0 P: 11	1B: 6 2B: 2 3B: 0 HR: 0	SF: 0 SAC: 1 DP: 1 HBP: 0	WP: 0 PB: 0 SB: 2 CS: 0	PA: 42
PITCHER	IP WLS BF H R ER SO BB IBB HBP BLK WP HR S P ERA WHIP	IP WLS BF H R ER SO BB IBB HBP BLK WP HR S P ERA WHIP	IP WLS BF H R ER SO BB IBB HBP BLK WP HR S P ERA WHIP	IP WLS BF H R ER SO BB IBB HBP BLK WP HR S P ERA WHIP	IP WLS BF H R ER SO BB IBB HBP BLK WP HR S P ERA WHIP	IP WLS BF H R ER SO BB IBB HBP BLK WP HR S P ERA WHIP	IP WLS BF H R ER SO BB IBB HBP BLK WP HR S P ERA WHIP	IP WLS BF H R ER SO BB IBB HBP BLK WP HR S P ERA WHIP	IP WLS BF H R ER SO BB IBB HBP BLK WP HR S P ERA WHIP	IP WLS BF H R ER SO BB IBB HBP BLK WP HR S P ERA WHIP	IP WLS BF H R ER SO BB IBB HBP BLK WP HR S P ERA WHIP	IP WLS BF H R ER SO BB IBB HBP BLK WP HR S P ERA WHIP	IP WLS BF H R ER SO BB IBB HBP BLK WP HR S P ERA WHIP	IP WLS BF H R ER SO BB IBB HBP BLK WP HR S P ERA WHIP	IP WLS BF H R ER SO BB IBB HBP BLK WP HR S P ERA WHIP	IP WLS BF H R ER SO BB IBB HBP BLK WP HR S P ERA WHIP	IP WLS BF H R ER SO BB IBB HBP BLK WP HR S P ERA WHIP			
Mike Mims, L ERA: 4.34	3.0	17	4	4	4	0	4	0	0	0	0	0	0	0	39	82	12.00	2.667		
Kyle Abbott, L ERA: 3.81	0.1	5	1	2	2	0	3	0	0	0	0	0	0	0	11	26	54.00	12.000		
Paul Quantrill, R ERA: 4.5	1.2	W	5	1	0	0	0	0	0	0	0	0	0	9	13	0.00	0.600			
Toby Borland, R ERA: 4.37	4.0	S	15	2	0	0	2	1	0	0	0	0	0	32	49	0.00	0.750			

St. Louis Cardinals @ Philadelphia Phillies
Veterans Stadium, Philadelphia, PA
Sun Jul 23 1995, 3:33 AM EDT
Att: 30,104 - Overcast - 88 F

AB 33
R 6
H 8
RBI 6
BB 8
SO 2
LOB 20



Batter	1	2	3	4	5	6	7	8	9	AB	R	H	RBI	BB	SO	LOB	BOTTOM			
Lenny Dykstra, L OBP: 0.362, SLG: 0.368 (1, 7)	2-1 G3	2-1 HR	4-1 1B BB		0-0 G4-3		4-2 S BB			3	1	1	1	2	0	0				
Gregg Jefferies, S OBP: 0.342, SLG: 0.434 (1, 3)	4-1 G4-3 1B BB	0-2 P5	0-0 1-2 3H 1B			1-1 SAFE G4-3 2B	0-2 G6-3			4	2	2	1	1	0	1				
Andy Van Slyke, L OBP: 0.288, SLG: 0.376 (1, 8)	0-0 G4-3		0-0 1B G4-3			0-1 G4-3	2-3 K			5	1	1	0	0	1	5				
Darren Daulton, L OBP: 0.353, SLG: 0.386 (1, 2)	4-0 1B 2B BB		4-2 1B 2B BB	1-0 E4 G3-6-3		4-0 2B IBB		2-3 K		2	2	0	0	3	1	0				
Tony Longmire, L OBP: 0.300, SLG: 0.507 (1, 9)	1-1 2B		1-0 1-2 2B 1B	2-0 G3-6-3		2-1 1-3 3H 2B	0-2 F7			5	1	3	3	0	0	1				
Mariano Duncan, R OBP: 0.287, SLG: 0.410 (1, 5)	1-2 1-3 2H 2B		1-0 1-1H 2H 2B 2B	3-3 K		2-3 K	0-1 G6-3			5	1	2	3	0	2	2				
Mickey Morandini, L OBP: 0.338, SLG: 0.422 (1, 4)	2-1 G3		0-0 SH3 1B 2B			4-0 S SH3 E 1B				3	2	2	1	1	0	2				
Kevin Elster, R OBP: 0.207, SLG: 0.154 (1, 6)		1-3 K	0-1 SH3		0-0 SH3	1-3 K				2	0	0	0	0	2	3				
Mike Mims, L OBP: 0.105, SLG: 0.133 Dave Hollins, S OBP: 0.339, SLG: 0.410 Kyle Abbott, L OBP: 0.350, SLG: 0.500 Paul Quantrill, R OBP: 0.378, SLG: 0.609 Dave Gallagher, R OBP: 0.378, SLG: 0.418 Toby Borland, R (8, 1)		0-0 P6	2-3 K		2-3 K		2-1 F8			1	0	0	0	0	0	0				
Inning Stats	R: 2 E: 0 K: 0 S: 13	H: 2 LOB: 2 BB: 2 P: 27	R: 1 E: 0 K: 1 S: 11	H: 1 LOB: 0 BB: 0 P: 14	R: 5 E: 0 K: 1 S: 17	H: 5 LOB: 2 BB: 2 P: 30	R: 0 E: 1 K: 1 S: 6	H: 0 LOB: 0 BB: 0 P: 12	R: 1 E: 0 K: 2 S: 12	H: 2 LOB: 3 BB: 2 P: 26	R: 0 E: 0 K: 1 S: 10	H: 0 LOB: 1 BB: 1 P: 18	R: 0 E: 0 K: 1 S: 8	H: 0 LOB: 0 BB: 0 P: 10	R: 0 E: 0 K: 1 S: 8	H: 0 LOB: 0 BB: 0 P: 10	1B: 5 2B: 5 3B: 0 HR: 1	SF: 0 SAC: 2 DP: 1 HBP: 0	WP: 0 PB: 0 SB: 2 CS: 0	PA: 42
PITCHER	IP WLS BF H R ER SO BB IBB HBP BLK WP HR S P ERA WHIP	IP WLS BF H R ER SO BB IBB HBP BLK WP HR S P ERA WHIP	IP WLS BF H R ER SO BB IBB HBP BLK WP HR S P ERA WHIP	IP WLS BF H R ER SO BB IBB HBP BLK WP HR S P ERA WHIP	IP WLS BF H R ER SO BB IBB HBP BLK WP HR S P ERA WHIP	IP WLS BF H R ER SO BB IBB HBP BLK WP HR S P ERA WHIP	IP WLS BF H R ER SO BB IBB HBP BLK WP HR S P ERA WHIP	IP WLS BF H R ER SO BB IBB HBP BLK WP HR S P ERA WHIP	IP WLS BF H R ER SO BB IBB HBP BLK WP HR S P ERA WHIP	IP WLS BF H R ER SO BB IBB HBP BLK WP HR S P ERA WHIP	IP WLS BF H R ER SO BB IBB HBP BLK WP HR S P ERA WHIP	IP WLS BF H R ER SO BB IBB HBP BLK WP HR S P ERA WHIP	IP WLS BF H R ER SO BB IBB HBP BLK WP HR S P ERA WHIP	IP WLS BF H R ER SO BB IBB HBP BLK WP HR S P ERA WHIP	IP WLS BF H R ER SO BB IBB HBP BLK WP HR S P ERA WHIP	IP WLS BF H R ER SO BB IBB HBP BLK WP HR S P ERA WHIP	IP WLS BF H R ER SO BB IBB HBP BLK WP HR S P ERA WHIP			
Ken Hill, R ERA: 5.06	2.2	L	20	8	8	2	4	0	0	0	0	0	0	0	39	69	27.00	4.500		
Mark Petkovsek, R ERA: 3.88	2.2	12	3	2	1	2	0	1	0	0	0	0	0	25	43	3.38	1.125			
John Frascatore, R ERA: 4.85	1.2	7	0	0	0	3	1	1	0	0	0	0	0	16	31	0.00	0.600			
Tony Fossas, L ERA: 1.48	1.0	3	0	0	0	1	0	0	0	0	0	0	0	8	10	0.00	0.000			

St. Louis Cardinals @ Philadelphia Phillies
Veterans Stadium, Philadelphia, PA
Sun Jul 23 1995, 3:33 AM EDT
Att: 30,104 - Overcast - 88 F

AB 33
R 10
H 11
RBI 9
BB 7
SO 8
LOB 15



Batter	1	2	3	4	5	6	7	8	9	10	11	AB	R	H	RBI	BB	SO	LOB	TOP									
Brett Butler, L OBP: 0.359, SLG: 0.368 (1, 8)			 1B									5	0	2	0	1	1	0										
Edgardo Alfonzo, R OBP: 0.289, SLG: 0.378 (1, 5)			 1-2F									6	1	2	1	0	2	4										
Carl Everett, S OBP: 0.231, SLG: 0.371 Jerry Dipoto, R (9, 1)												5	0	1	1	0	1	2										
Bobby Bonilla, S OBP: 0.384, SLG: 0.605 (1, 7)												5	1	1	1	0	1	3										
Rico Brogna, L OBP: 0.337, SLG: 0.457 (1, 3)												5	3	3	1	0	1	0										
Jeff Kent, R OBP: 0.336, SLG: 0.488 (1, 4)												5	1	4	3	0	0	0										
Jose Vizcaino, S OBP: 0.316, SLG: 0.344 (1, 6)												5	0	0	0	0	0	3										
Kelly Stinnett, R OBP: 0.372, SLG: 0.384 Joe Orsulik, L OBP: 0.332, SLG: 0.379 (9, PH) (9, 9)												3	0	0	0	0	2	2										
Dave Mlicki, R OBP: 0.042 Doug Henry, R OBP: 0.295, SLG: 0.287 Eric Gunderson, L OBP: 0.313, SLG: 0.471 Alberto Castillo, R OBP: 0.313, SLG: 0.389 (1, 1) (6, 1) (7, PH) (7, 1) (8, PH) (8, 2)												2	0	0	0	0	0	1										
Inning Stats	R: 1 E: 0 K: 2 S: 10	H: 1 LOB: 0 BB: 0 P: 19	R: 2 E: 0 K: 1 S: 13	H: 2 LOB: 0 BB: 0 P: 20	R: 0 E: 0 K: 0 S: 9	H: 1 LOB: 0 BB: 0 P: 15	R: 2 E: 0 K: 0 S: 14	H: 3 LOB: 1 BB: 0 P: 20	R: 0 E: 0 K: 2 S: 8	H: 1 LOB: 1 BB: 0 P: 13	R: 0 E: 0 K: 2 S: 14	H: 0 LOB: 1 BB: 1 P: 20	R: 1 E: 0 K: 0 S: 9	H: 1 LOB: 0 BB: 0 P: 12	R: 1 E: 0 K: 2 S: 13	H: 3 LOB: 2 BB: 0 P: 18	R: 0 E: 0 K: 0 S: 8	H: 1 LOB: 2 BB: 1 P: 14	R: 0 E: 0 K: 1 S: 5	H: 0 LOB: 0 BB: 0 P: 8	1B: 6 2B: 4 3B: 0 HR: 4	SF: 0 SAC: 0 DP: 1 HBP: 0	WP: 0 PB: 0 SB: 0 CS: 0	PA: 48				
PITCHER	IP 5.0	WLS 22	BF 22	H 8	R 5	ER 5	SO 3	BB 0	IBB 0	HBP 0	BLK 0	WP 0	HR 3	S 52	P 86	ERA 9.00	WHIP 1.600											
Mike Morgan, R ERA: 3.74 Jeff Parrett, R ERA: 4.87 Rich DeLucia, R ERA: 3.2 Rene Arocha, R ERA: 3.49 Tom Henke, R ERA: 1.56	(1, 1)	(6, 1)	(7, 1)	(8, 1)	(9, 1)																							
PITCHER	IP 2.0	WLS 8	BF 8	H 1	R 0	ER 0	SO 1	BB 0	IBB 1	HBP 0	BLK 0	WP 0	HR 0	S 13	P 22	ERA 0.00	WHIP 0.500											
Mark Petkovsek, R ERA: 3.74	(10, 1)																											

New York Mets @ St. Louis Cardinals
 Busch Stadium, St. Louis, MO
 Tue Jul 25 1995, 7:05 PM CDT
 Att. 26,343 - Unknown - 93 F

AB	46
R	7
H	14
RBI	7
BB	2
SO	10
LOB	18



Batter	1	2	3	4	5	6	7	8	9	10	11	AB	R	H	RBI	BB	SO	LOB	BOTTOM									
José Oquendo, S OBP: 0.351, SLG: 0.313 Gerald Perry, L OBP: 0.197, SLG: 0.182 (11, PH)			 G6-3 1B									5	2	2	0	0	2	2										
John Mabry, L OBP: 0.324, SLG: 0.355 (1, 3)												5	0	1	1	1	0	3										
Brian Jordan, R OBP: 0.340, SLG: 0.492 (1, 9)												6	2	3	4	0	0	1										
Ray Lankford, L OBP: 0.351, SLG: 0.495 (1, 8)												3	2	1	0	2	2	1										
Bernard Gilkey, R OBP: 0.365, SLG: 0.464 (1, 7)												3	1	1	1	2	0	1										
Scott Cooper, L OBP: 0.339, SLG: 0.329 (1, 5)												5	0	1	2	0	2	3										
Danny Sheaffer, R OBP: 0.308, SLG: 0.359 (1, 2)												3	0	0	0	2	1	0										
Tripp Cromer, R OBP: 0.284, SLG: 0.343 (1, 6)												5	0	1	0	0	3	3										
Mike Morgan, R ERA: 5.07 Doug Henry, R ERA: 4.08 Eric Gunderson, L ERA: 3.75 Jerry Dipoto, R ERA: 4.82	(1, 1)	(6, 1)	(7, 1)	(8, 1)	(9, 1)																							
PITCHER	IP 5.0	WLS 3	BF 5	H 0	R 0	ER 0	SO 1	BB 1	IBB 0	HBP 0	BLK 0	WP 0	HR 2	S 60	P 104	ERA 10.80	WHIP 1.800											
PITCHER	IP 4.0	WLS 2	BF 11	H 4	R 1	ER 2	SO 3	BB 2	IBB 0	HBP 0	BLK 0	WP 0	HR 1	S 27	P 42	ERA 3.86	WHIP 1.714											
Dave Mlicki, R ERA: 5.07 Doug Henry, R ERA: 4.08 Eric Gunderson, L ERA: 3.75 Jerry Dipoto, R ERA: 4.82	(1, 1)	(6, 1)	(7, 1)	(8, 1)	(9, 1)																							
PITCHER	IP 4.0	WLS 2	BF 11	H 4	R 1	ER 2	SO 3	BB 2	IBB 0	HBP 0	BLK 0	WP 0	HR 1	S 27	P 42	ERA 3.86	WHIP 1.714											

New York Mets @ St. Louis Cardinals
 Busch Stadium, St. Louis, MO
 Tue Jul 25 1995, 7:05 PM CDT
 Att. 26,343 - Unknown - 93 F

AB	39
R	8
H	10
RBI	8
BB	9
SO	10
LOB	16



Batter	1	2	3	4	5	6	7	8	9	10	11	AB	R	H	RBI	BB	SO	LOB	TOP	
Brett Butler, L OBP: 0.360, SLG: 0.373 (1, 8)	2-0 SF8 3B		4-2 FC6-4 1B BB		1-1 G3		3-2 F8			1-3 K		4	1	1	0	1	1	1		
Eduardo Alfonso, R OBP: 0.291, SLG: 0.380 (1, 5)	0-1 SF8		2-0 FC6-4 1B			0-1 L9		3-2 G6-3		1-0 1B		4	0	2	1	0	0	0		
Carl Everett, S OBP: 0.217, SLG: 0.348 (8, 1)	1-0 G3		1-2 FC6-4			3-3 K		2-3 K			0-1 1B 2B	4	0	0	0	0	0	2	2	
Chris Jones, R OBP: 0.353, SLG: 0.484 (11, PH)			1-2 FC6-4									0	0	0	0	0	0	0		
Doug Henry, R OBP: 0.385, SLG: 0.599 (11, 1)			1-2 FC6-4			4-2 2B BB		0-0 G3				3	0	0	0	0	2	0	2	
Bobby Bonilla, S OBP: 0.337, SLG: 0.490 (1, 4)			1-2 FC6-4			3-0 2B BB				0-3 K		5	0	2	0	0	2	2		
Rico Broena, L OBP: 0.334, SLG: 0.456 (1, 3)			0-0 FC1-6 FC6-4 1-2f			2-3 K		0-0 F7		1-2 2B		5	0	1	0	0	1	5		
Tim Bogar, R OBP: 0.309, SLG: 0.354 (1, 6)			1-1 L4			2-2 P3		1-0 1B		3-2 L8		5	0	2	1	0	0	2		
Alberto Castillo, R OBP: 0.238, SLG: 0.059 (1, 2)			0-1 FC6-4			0-0 G5-3		0-1 P3		1-3 K		5	0	0	0	0	1	5		
Kelly Stinnett, R OBP: 0.372, SLG: 0.384 (11, 2)			1-2f								2-0 FC5	0	0	0	0	0	0	0		
Pete Harnisch, S OBP: 0.094, SLG: 0.094 (1, 1)			0-0 G4-3			1-2 P3		0-0 B2			0-0 F8	3	0	0	0	0	0	1		
Joe Orsulak, L OBP: 0.330, SLG: 0.378 (8, 9)												1	0	0	0	0	0	0		
Inning Stats	R: 1 E: 0 K: 0 S: 7	H: 1 LOB: 0 BB: 0 P: 13	R: 0 E: 0 K: 0 S: 7	H: 1 LOB: 1 BB: 0 P: 10	R: 0 E: 0 K: 0 S: 10	H: 1 LOB: 2 BB: 1 P: 18	R: 0 E: 0 K: 2 S: 11	H: 0 LOB: 0 BB: 0 P: 17	R: 0 E: 0 K: 0 S: 6	H: 1 LOB: 2 BB: 1 P: 20	R: 0 E: 0 K: 1 S: 8	H: 0 LOB: 0 BB: 0 P: 13	R: 0 E: 0 K: 2 S: 14	H: 1 LOB: 1 BB: 0 P: 19	R: 0 E: 0 K: 1 S: 5	H: 1 LOB: 2 BB: 1 P: 15	1B: 5 2B: 3 3B: 1 HR: 0	SF: 1 SAC: 0 DP: 0 HBP: 0	WP: 0 PB: 0 SB: 0 CS: 0	PA: 44
PITCHER	IP 7.0	WLS 28	BF 5	H 1	R 0	ER 1	SO 3	BB 2	IBB 0	HBP 0	BLK 0	WP 0	HR 0	S 64	P 103	ERA 4.46	WHIP 1.000			
Donovan Osborne, L ERA: 4.46 (1, 1)	2.0	7	1	0	0	3	0	0	0	0	0	0	0	22	32	0.00	0.500			
Jeff Parrett, R ERA: 4.66 (8, 1)	2.0	W	9	3	1	1	1	0	1	0	0	0	0	12	22	4.50	1.500			
Tony Fossas, L ERA: 1.71 (10, 1)																				

New York Mets @ St. Louis Cardinals
 Busch Stadium, St. Louis, MO
 Wed Jul 26 1995, 3:33 AM CDT
 Att: 20,909 - Cloudy - 84 F

AB 40
 R 2
 H 9
 RBI 2
 BB 3
 SO 7
 LOB 20



Batter	1	2	3	4	5	6	7	8	9	10	11	AB	R	H	RBI	BB	SO	LOB	BOTTOM			
Geronimo Pena, S OBP: 0.371, SLG: 0.371 (1, 4)	2-0 F8		3-1 G3			0-3 K		0-1 G5-3			4-1 1B 1B BB	4	1	0	0	1	1	1				
José Oquendo, S OBP: 0.349, SLG: 0.311 (1, 6)	0-1 K		1-3 K			3-1 F8		1-1 F9			0-0 1B 1B	4	0	1	0	0	1	0				
Tony Fossas, L OBP: 0.298, SLG: 0.194 (10, 1)											1-3 1B 1B	1	0	1	0	0	0	0				
Gerald Perry, L OBP: 0.206, SLG: 0.308 (11, PH)												5	0	0	0	0	2	3				
Allen Battle, R OBP: 0.356, SLG: 0.308 (11, PR)												5	0	0	0	0	2	3				
Brian Jordan, R OBP: 0.334, SLG: 0.483 (1, 9)	1-1 F9				1-2 L8		0-0 F7		1-3 K		2-3 K	5	0	0	0	0	2	3				
Ray Lankford, L OBP: 0.349, SLG: 0.490 (1, 8)	3-2 P5							2-3 K		1-1 G6-3		5	0	1	1	0	2	1				
Bernard Gilkey, R OBP: 0.368, SLG: 0.475 (1, 7)					2-2 F7		0-0 G3-1				1-3 K	5	1	2	2	0	1	0				
Scott Cooper, L OBP: 0.336, SLG: 0.325 (1, 5)			2-3 HR								1-2 1B	3	0	0	0	0	1	0				
Jeff Parrett, R OBP: 1.000, SLG: 1.000 (8, 1)						0-2 G6-3		1-1 F7			2-0 G4-3	0	0	0	0	0	0	0				
Tripp Cramer, R OBP: 0.263, SLG: 0.341 (10, 6)												1	0	0	0	0	0	0				
John Mabry, L OBP: 0.323, SLG: 0.353 (1, 3)					1-2 G5-3			1-2 F7			0-0 BB 1B	4	0	1	0	0	0	0				
Scott Hemond, R OBP: 0.180, SLG: 0.145 (1, 2)					2-0 F7		2-1 1B		3-3 K		4-2 BB	3	0	1	0	1	1	0				
Donovan Osborne, S OBP: 0.336, SLG: 0.353 (1, 1)											1-2 BB	2	0	0	0	0	0	1				
Darnell Coles, R OBP: 0.336, SLG: 0.353 (8, 5)											3-2 G6-3	2	0	1	0	0	0	2				
Inning Stats	R: 0 E: 0 K: 0 S: 11	H: 1 LOB: 1 BB: 0 P: 17	R: 1 E: 0 K: 1 S: 9	H: 1 LOB: 0 BB: 0 P: 17	R: 0 E: 0 K: 1 S: 7	H: 0 LOB: 0 BB: 1 P: 11	R: 0 E: 0 K: 1 S: 10	H: 0 LOB: 0 BB: 0 P: 16	R: 0 E: 0 K: 0 S: 6	H: 0 LOB: 0 BB: 0 P: 9	R: 0 E: 0 K: 1 S: 10	H: 1 LOB: 1 BB: 0 P: 14	R: 0 E: 0 K: 1 S: 7	H: 0 LOB: 0 BB: 0 P: 10	R: 0 E: 0 K: 1 S: 10	H: 1 LOB: 2 BB: 1 P: 20	R: 2 E: 0 K: 1 S: 11	H: 3 LOB: 2 BB: 1 P: 21	1B: 7 2B: 0 3B: 0 HR: 1	SF: 0 SAC: 0 DP: 0 HBP: 0	WP: 0 PB: 0 SB: 0 CS: 0	PA: 41
PITCHER	IP 7.0	WLS 24	BF 3	H 2	R 1	ER 1	SO 3	BB 0	IBB 0	HBP 0	BLK 0	WP 0	HR 1	S 58	P 92	ERA 3.51	WHIP 0.429					
Pete Harnisch, R ERA: 3.51 (1, 1)	3.0	12	2	0	0	3	1	0	0	0	0	0	0	27	44	0.00	1.000					
John Franco, L ERA: 2.27 (8, 1)	0.1	L	3	1	2	2	1	1	0	0	0	0	0	5	11	54.00	6.000					
Doug Henry, R ERA: 4.54 (11, 1)	0.0		2	2	0	0	0	0	0	0	0	0	0	6	10	∞	∞					
Eric Gunderson, L ERA: 3.75 (11, 1)																						

New York Mets @ St. Louis Cardinals
 Busch Stadium, St. Louis, MO
 Wed Jul 26 1995, 3:33 AM CDT
 Att: 20,909 - Cloudy - 84 F

AB 39
 R 3
 H 8
 RBI 3
 BB 2
 SO 9
 LOB 8



Batter	1	2	3	4	5	6	7	8	9	AB	R	H	RBI	BB	SO	LOB	TOP										
Geronimo Pena, S (1,4) OBP: 0.370, SLG: 0.380 José Oquendo, S (6,4) OBP: 0.346, SLG: 0.309										3	1	1	0	0	0	0											
Darnell Coles, R (1,3) OBP: 0.333, SLG: 0.349										4	0	1	0	0	0	1											
Brian Jordan, R (1,9) OBP: 0.333, SLG: 0.484										4	0	1	1	0	2	1											
Ray Lankford, L (1,8) OBP: 0.345, SLG: 0.484										4	0	0	0	0	0	2											
Bernard Gilkey, R (1,7) OBP: 0.360, SLG: 0.467										4	0	0	0	0	0	2											
Scott Cooper, L (1,5) OBP: 0.336, SLG: 0.325										3	0	1	0	0	1	0											
Danny Sheaffer, R (1,2) OBP: 0.299, SLG: 0.347										3	0	0	0	0	1	1											
Tripp Cromer, R (1,6) OBP: 0.264, SLG: 0.339										2	0	0	0	0	0	1											
Danny Jackson, R (1,1) OBP: 0.172, SLG: 0.179										2	0	0	0	0	1	1											
Inning Stats	R: 1 E: 0 K: 0 S: 5	H: 2 LOB: 1 BB: 0 P: 5	R: 0 E: 0 K: 0 S: 3	H: 0 LOB: 0 BB: 0 P: 3	R: 0 E: 0 K: 1 S: 5	H: 0 LOB: 0 BB: 0 P: 5	R: 0 E: 0 K: 0 S: 3	H: 0 LOB: 0 BB: 0 P: 3	R: 0 E: 0 K: 1 S: 6	H: 1 LOB: 1 BB: 0 P: 6	R: 0 E: 0 K: 1 S: 5	H: 0 LOB: 0 BB: 0 P: 5	R: 0 E: 0 K: 1 S: 5	H: 0 LOB: 0 BB: 0 P: 5	R: 0 E: 0 K: 0 S: 3	H: 1 LOB: 1 BB: 0 P: 6	R: 0 E: 0 K: 1 S: 6	H: 0 LOB: 1 BB: 0 P: 4	R: 0 E: 0 K: 1 S: 6	H: 1 LOB: 1 BB: 0 P: 6	1B: 2 2B: 3 3B: 0 HR: 0	SF: 0 SAC: 1 DP: 1 HBP: 1	WP: 1 PB: 0 SB: 1 CS: 0	PA: 32			
PITCHER	IP	WLS	BF	H	R	ER	SO	BB	IBB	HBP	BLK	WP	HR	S	P	ERA	WHIP										
Carlos Perez, L (1,1) ERA: 3.15	8.0	W	28	3	1	1	4	0	0	1	0	0	0	35	36	1.12	0.375										
Mel Rojas, R (9,1) ERA: 4.26	1.0	S	4	1	0	0	1	0	0	0	0	1	0	6	6	0.00	1.000										

St. Louis Cardinals @ Montreal Expos
Olympic Stadium, Montreal, QB
Thu Jul 27 1995, 3:33 AM EDT
Att: 15,846 - Dome

AB 30
R 1
H 4
RBI 1
BB 0
SO 5
LOB 11

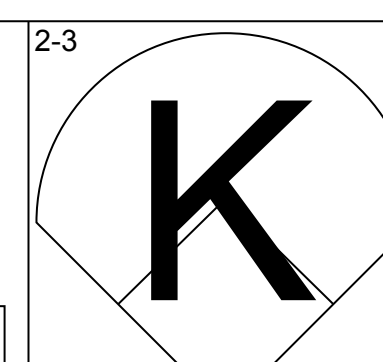
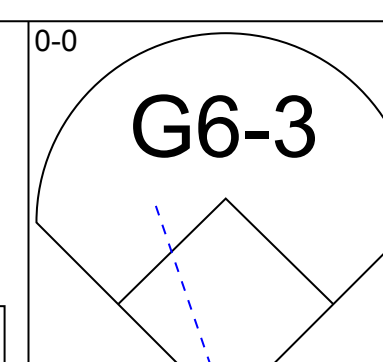
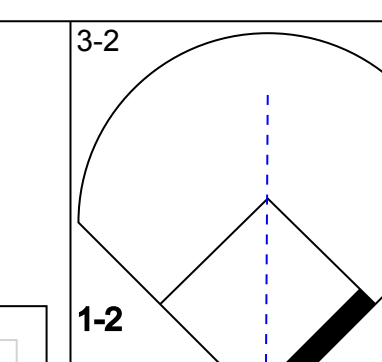
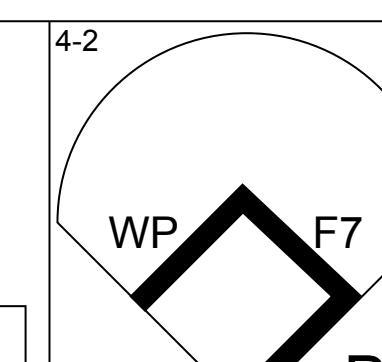
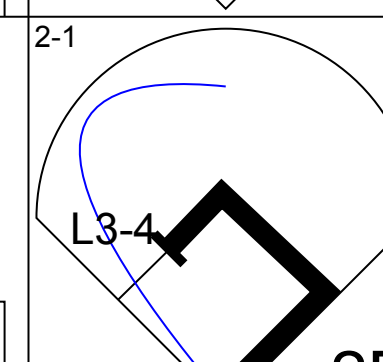
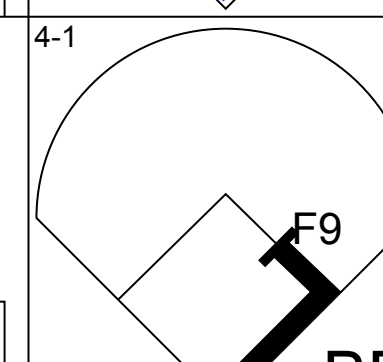
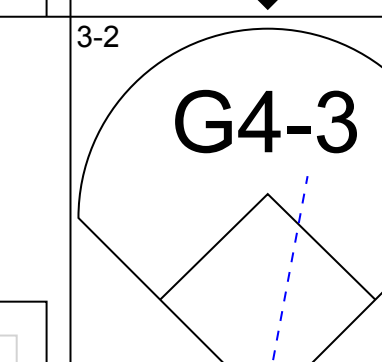
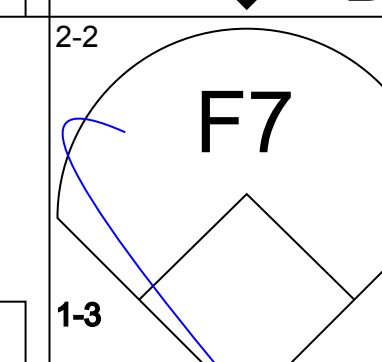
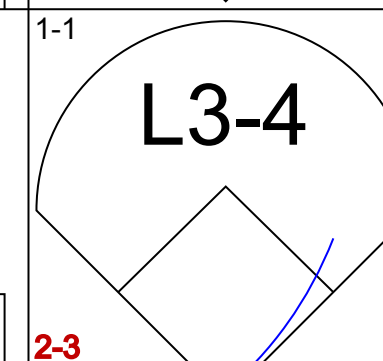
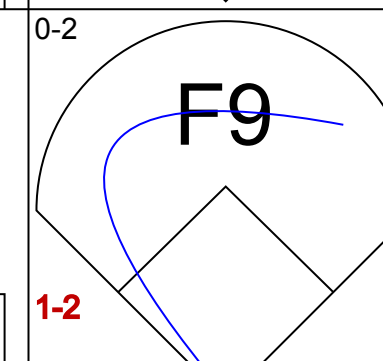
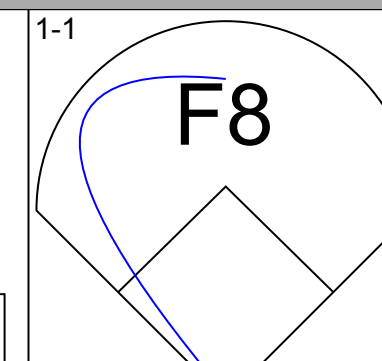
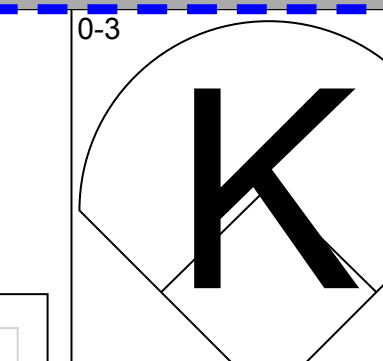
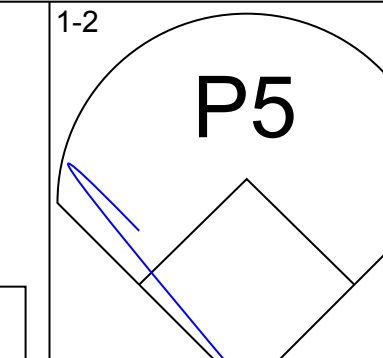
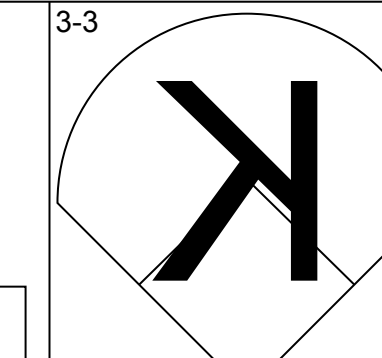
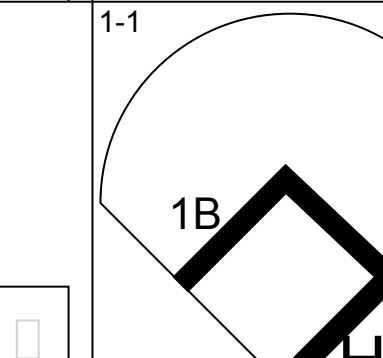
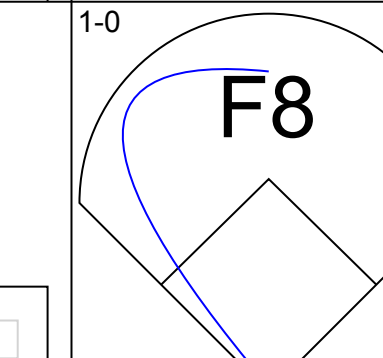
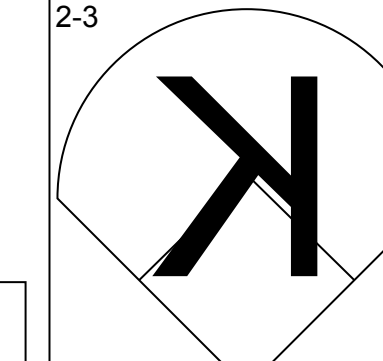
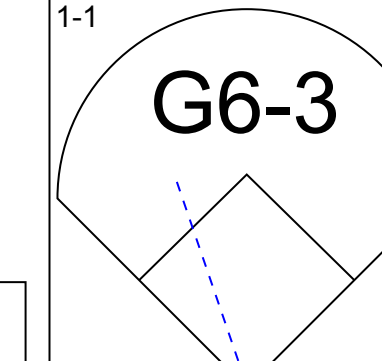
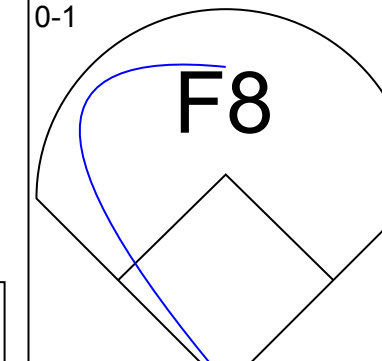
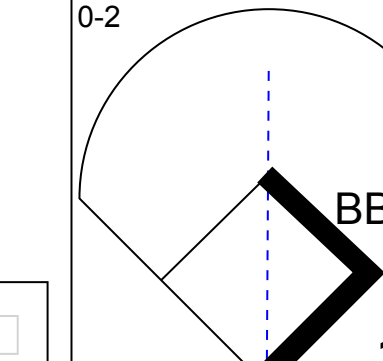
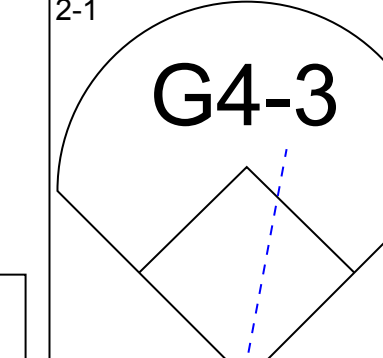
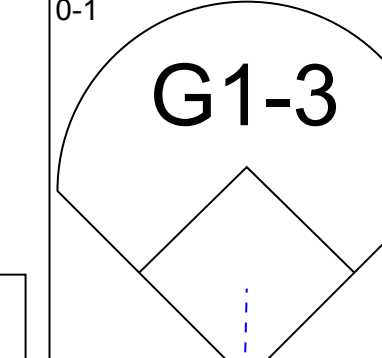
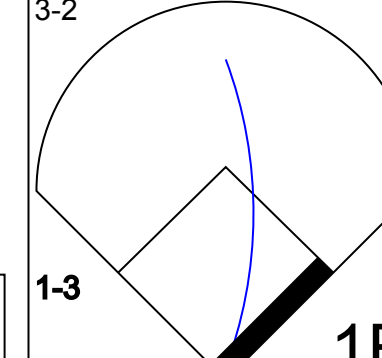
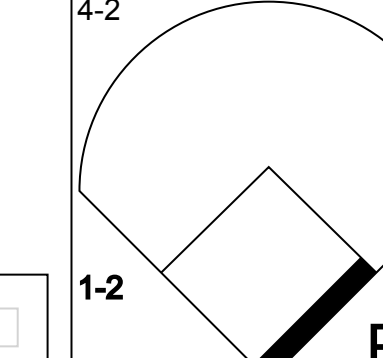
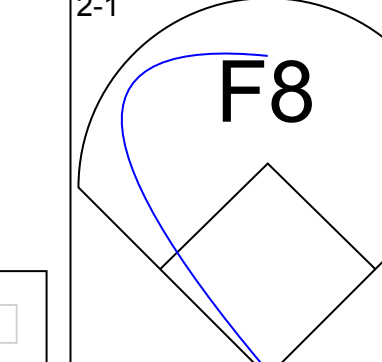
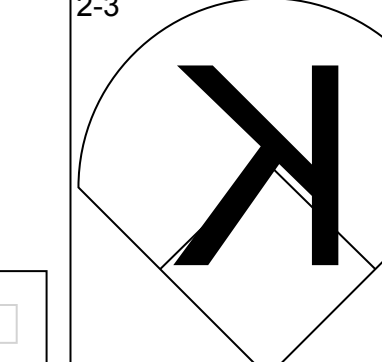
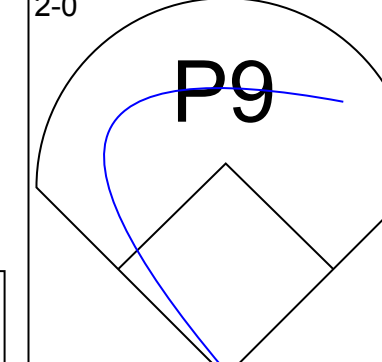
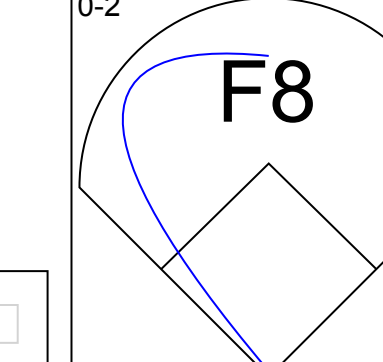
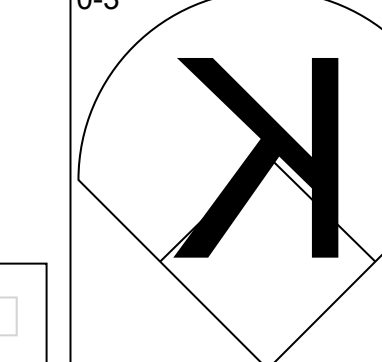
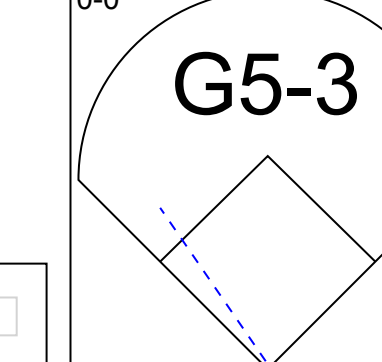
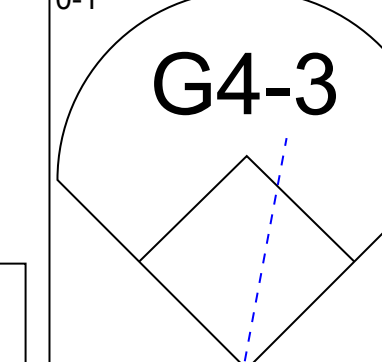
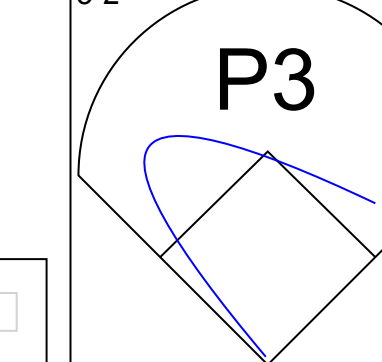
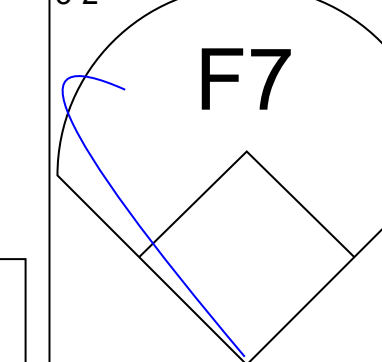
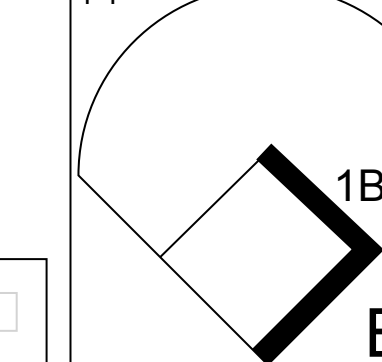


Batter	1	2	3	4	5	6	7	8	9	AB	R	H	RBI	BB	SO	LOB	BOTTOM										
Rondell White, R (1,8) OBP: 0.345, SLG: 0.465										3	2	1	0	1	1	0											
David Segui, S (1,3) OBP: 0.376, SLG: 0.452										4	0	1	1	0	0	1											
Wil Cordero, R (1,6) OBP: 0.364, SLG: 0.450										3	0	1	0	0	0	0											
Moises Alou, R (1,7) OBP: 0.347, SLG: 0.461										3	0	0	1	0	1	2											
Sean Berry, R (1,5) OBP: 0.348, SLG: 0.488										2	0	0	0	1	0	0											
Mike Lansing, R (1,4) OBP: 0.296, SLG: 0.393										3	0	1	0	0	1	2											
Tony Tarasco, L (1,9) OBP: 0.348, SLG: 0.444										3	0	0	0	0	0	1											
Tim Laker, R (1,2) OBP: 0.280, SLG: 0.344										3	0	0	0	0	1	0											
Carlos Perez, L (1,1) OBP: 0.156, SLG: 0.267 Mel Rojas, R (9,1)										3	0	0	0	0	3	0											
Inning Stats	R: 1 E: 0 K: 0 S: 4	H: 1 LOB: 2 BB: 2 P: 12	R: 0 E: 0 K: 2 S: 7	H: 0 LOB: 0 BB: 0 P: 7	R: 0 E: 0 K: 1 S: 5	H: 0 LOB: 0 BB: 0 P: 5	R: 0 E: 0 K: 1 S: 5	H: 0 LOB: 0 BB: 0 P: 5	R: 0 E: 0 K: 0 S: 3	H: 0 LOB: 0 BB: 0 P: 3	R: 0 E: 0 K: 1 S: 6	H: 1 LOB: 1 BB: 0 P: 6	R: 0 E: 0 K: 1 S: 7	H: 2 LOB: 2 BB: 0 P: 8	R: 0 E: 0 K: 1 S: 6	H: 1 LOB: 1 BB: 0 P: 6	R: 0 E: 0 K: 1 S: 7	H: 0 LOB: 2 BB: 0 P: 8	R: 0 E: 0 K: 1 S: 6	H: 1 LOB: 1 BB: 0 P: 6	1B: 3 2B: 1 3B: 0 HR: 0	SF: 1 SAC: 0 DP: 0 HBP: 1	WP: 0 PB: 0 SB: 1 CS: 0	PA: 31			
PITCHER	IP	WLS	BF	H	R	ER	SO	BB	IBB	HBP	BLK	WP	HR	S	P	ERA	WHIP										
Danny Jackson, L (1,1) ERA: 5.73	8.0	L	31	4	2	2	7	2	0	1	0	0	0	42	51	2.25	0.750										

St. Louis Cardinals @ Montreal Expos
Olympic Stadium, Montreal, QB
Thu Jul 27 1995, 3:33 AM EDT
Att: 15,846 - Dome

AB 27
R 2
H 4
RBI 2
BB 2
SO 7
LOB 6

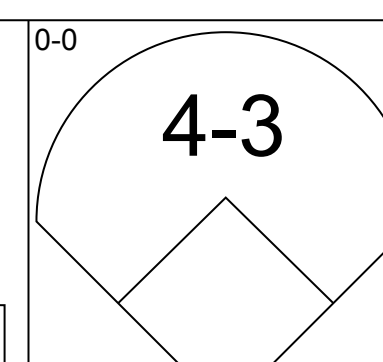
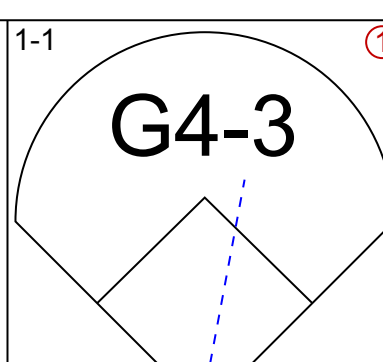
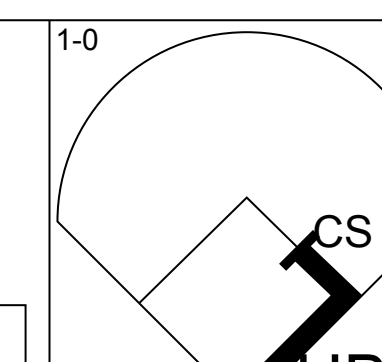
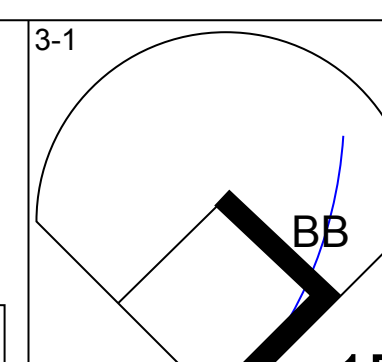
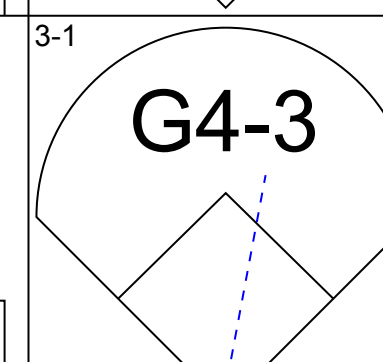
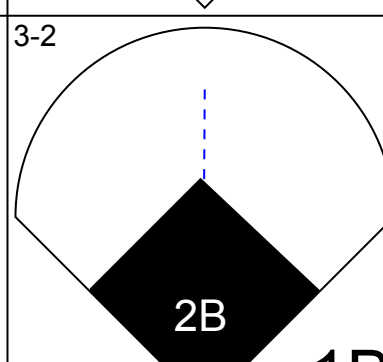
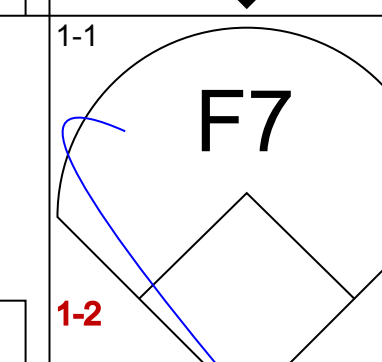
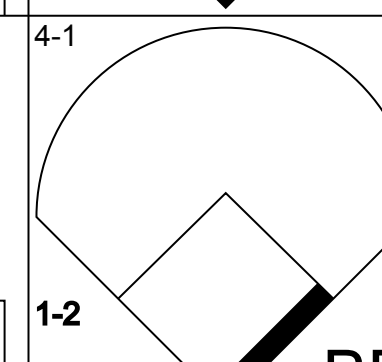
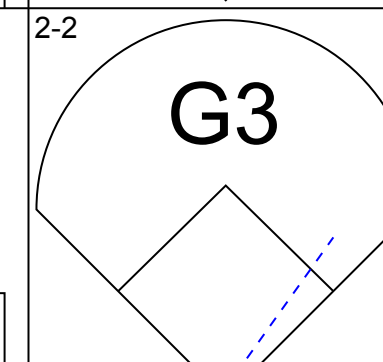
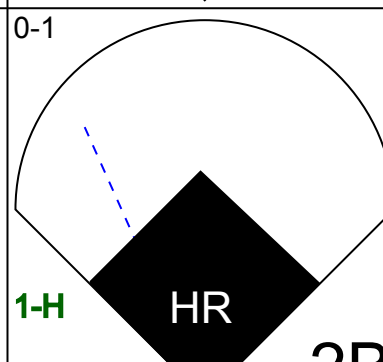
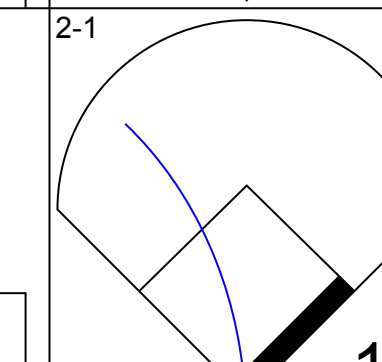
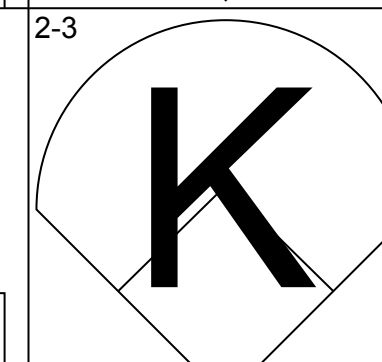
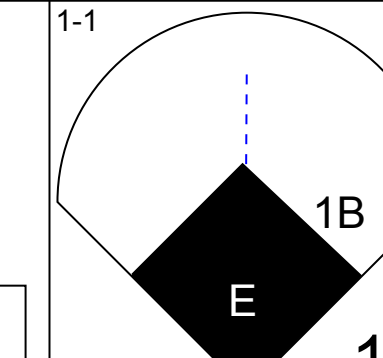
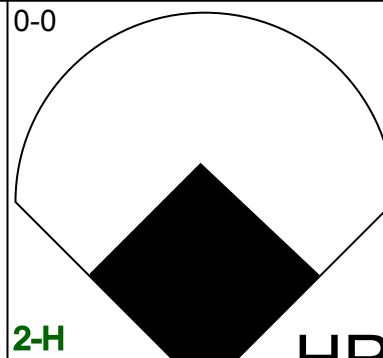
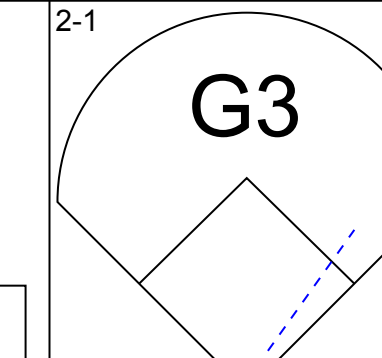
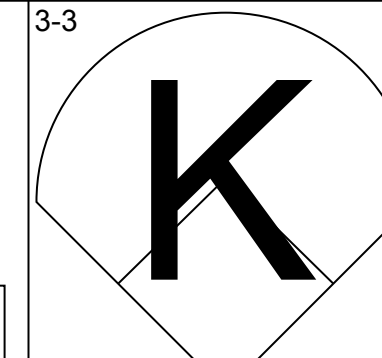
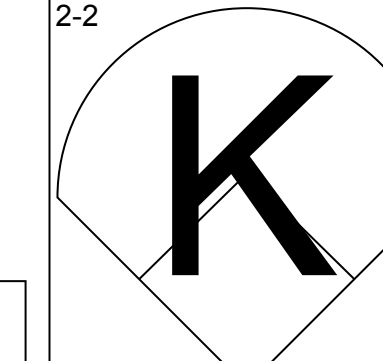
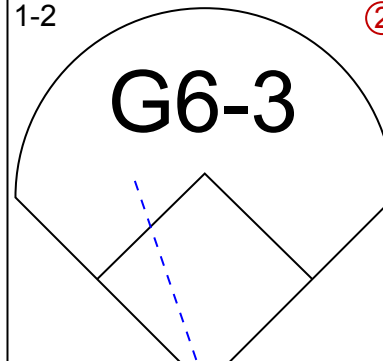
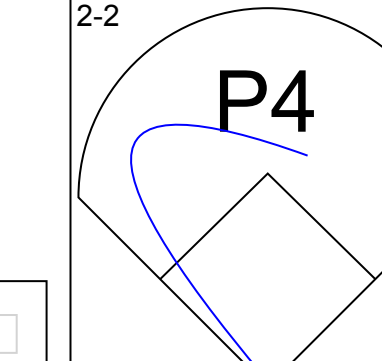
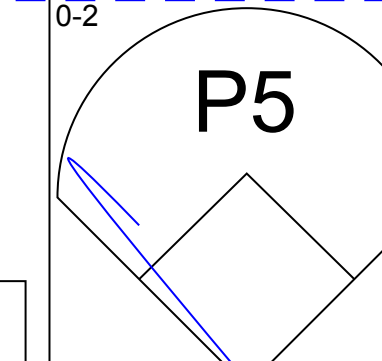
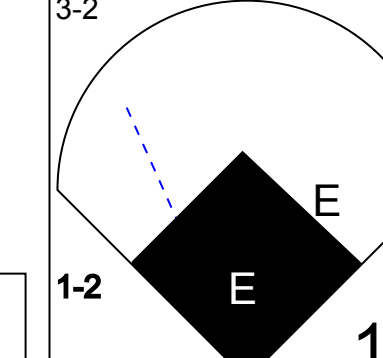
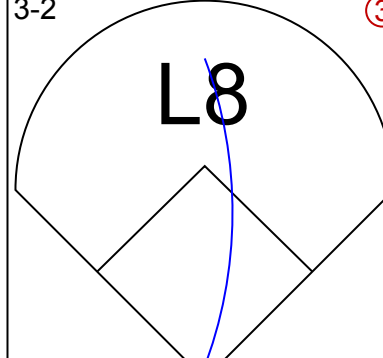

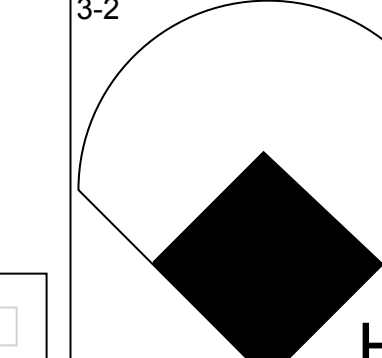
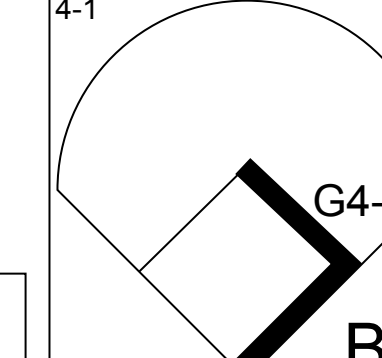
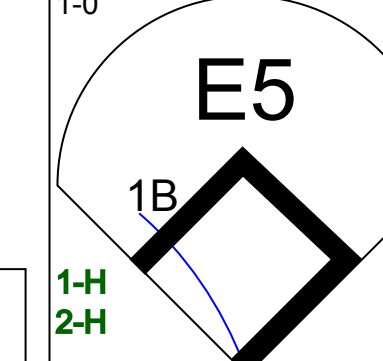
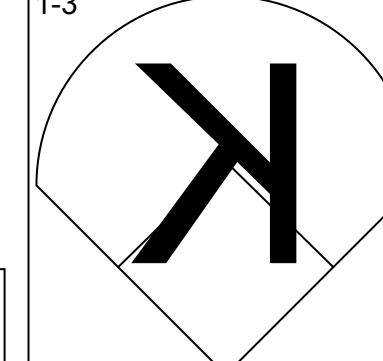
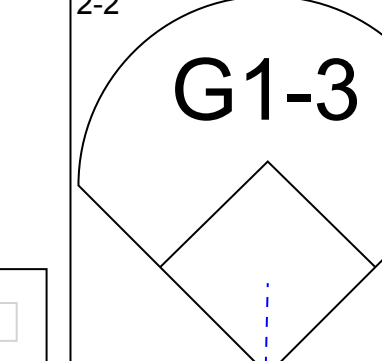
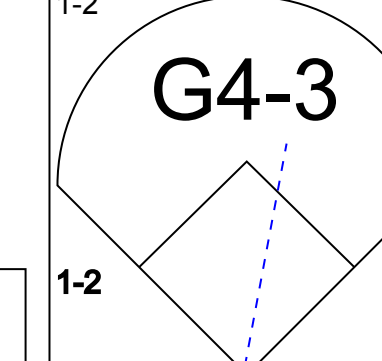
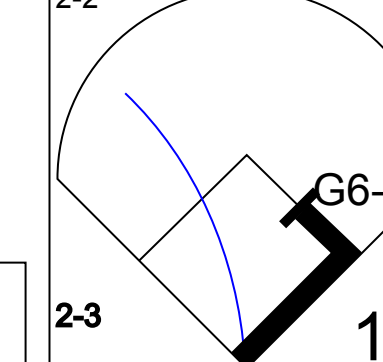
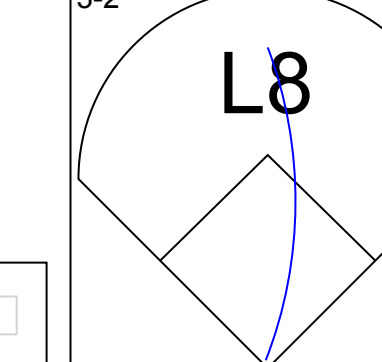
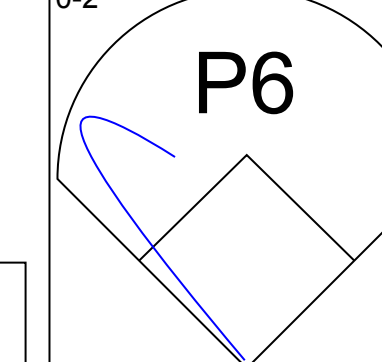
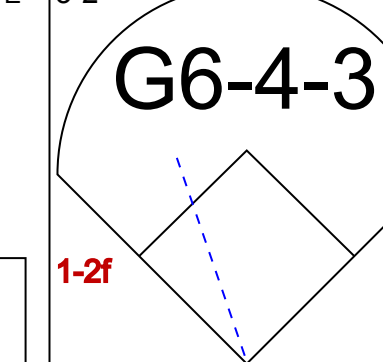
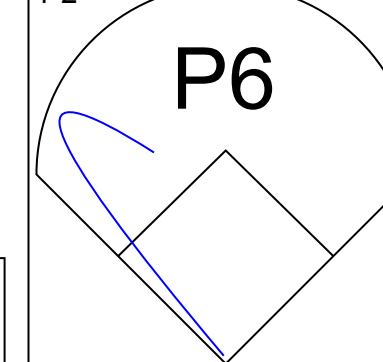
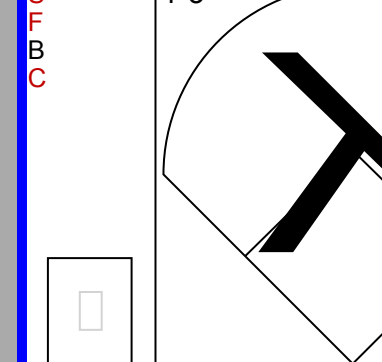


Batter	1	2	3	4	5	6	7	8	9	AB	R	H	RBI	BB	SO	LOB	TOP					
José Oquendo, S (1, 4) <small>OBP: 0.350, SLG: 0.310</small>										3	0	1	0	1	1	0						
Darnell Coles, R (1, 3) <small>OBP: 0.339, SLG: 0.358</small>										3	0	1	0	1	0	3						
Brian Jordan, R (1, 9) <small>OBP: 0.329, SLG: 0.477</small>										4	0	0	0	0	1	2						
Ray Lankford, L (1, 8) <small>OBP: 0.344, SLG: 0.479</small>										3	0	0	0	0	1	0						
Bernard Gilkey, R (1, 7) <small>OBP: 0.359, SLG: 0.464</small>										4	0	1	0	0	1	1						
Scott Cooper, L (1, 5) <small>OBP: 0.338, SLG: 0.325</small>										3	0	1	0	1	0	0						
Danny Sheaffer, R (1, 2) <small>OBP: 0.291, SLG: 0.337</small>										3	0	0	0	0	1	2						
Jeff Parrett, R (7, 1) <small>OBP: 1.000, SLG: 1.000</small>										0	0	0	0	0	0	0						
T.J. Mathews, R (8, 1) <small>OBP: 0.321, SLG: 0.351</small>										1	0	0	0	0	0	2						
John Mabry, L (9, PH) <small>OBP: 0.321, SLG: 0.351</small>										1	0	0	0	0	0	2						
Tripp Cromer, R (1, 6) <small>OBP: 0.261, SLG: 0.335</small>										3	0	0	0	0	1	0						
Mark Petkovsek, R (1, 1) <small>OBP: 0.273, SLG: 0.158</small>										1	0	0	0	1	0	0						
Scott Hemond, R (7, 2) <small>OBP: 0.177, SLG: 0.143</small>										1	0	0	0	0	0	0						
Inning Stats	R: 0 E: 0 K: 1 S: 7	H: 1 LOB: 0 BB: 0 P: 12	R: 0 E: 0 K: 1 S: 8	H: 0 LOB: 0 BB: 0 P: 13	R: 0 E: 0 K: 1 S: 10	H: 0 LOB: 0 BB: 0 P: 15	R: 0 E: 0 K: 0 S: 5	H: 0 LOB: 0 BB: 1 P: 9	R: 0 E: 0 K: 1 S: 7	H: 0 LOB: 0 BB: 0 P: 11	R: 0 E: 0 K: 1 S: 16	H: 1 LOB: 2 BB: 1 P: 28	R: 0 E: 0 K: 0 S: 12	H: 1 LOB: 2 BB: 0 P: 19	R: 0 E: 0 K: 0 S: 13	H: 0 LOB: 1 BB: 1 P: 22	R: 0 E: 0 K: 1 S: 17	H: 1 LOB: 2 BB: 1 P: 22	1B: 3 2B: 2 3B: 0 HR: 0	SF: 0 SAC: 0 DP: 1 HBP: 1	WP: 1 PB: 0 SB: 0 CS: 0	PA: 34
PITCHER	IP	WLS	BF	H	R	ER	SO	BB	IBB	HBP	BLK	WP	HR	S	P	ERA	WHIP					
Chris Hammond, L (1, 1) ERA: 2.5	7.0	W	25	3	0	0	5	2	0	1	0	0	0	65	107	0.00	0.714					
Randy Veres, R (8, 1) ERA: 2.73	1.0		4	0	0	0	0	1	0	0	0	1	0	13	22	0.00	1.000					
Robb Nen, R (9, 1) ERA: 3.72	1.0		5	1	0	0	1	1	0	0	0	0	0	17	22	0.00	2.000					

St. Louis Cardinals @ Florida Marlins
Joe Robbie Stadium, Miami, FL
Fri Jul 28 1995, 7:05 PM EDT
Att: 21,472 - Unknown

AB 29
R 0
H 4
RBI 0
BB 4
SO 6
LOB 10



Batter	1	2	3	4	5	6	7	8	9	AB	R	H	RBI	BB	SO	LOB	BOTTOM				
QuiVivo Veras, S (1, 4) <small>OBP: 0.361, SLG: 0.322</small>										3	0	1	0	0	0	0					
Jerry Browne, S (1, 8) <small>OBP: 0.352, SLG: 0.296</small>										3	1	1	0	1	0	1					
Greg Colbrunn, R (1, 3) <small>OBP: 0.320, SLG: 0.464</small>										4	1	2	1	0	1	2					
Terry Pendleton, S (1, 5) <small>OBP: 0.334, SLG: 0.432</small>										4	2	2	2	0	1	3					
Kurt Abbott, R (1, 6) <small>OBP: 0.305, SLG: 0.458</small>										4	0	0	0	0	1	1					
Tommy Gregg, L (1, 9) <small>OBP: 0.316, SLG: 0.427</small>										3	2	2	1	1	0	0					
Russ Morman, R (1, 7) <small>OBP: 0.217, SLG: 0.512</small>										1	0	0	0	0	0	0					
Chuck Carr, S (3, 8) <small>OBP: 0.306, SLG: 0.262</small>										3	0	0	0	0	1	1					
Charles Johnson, R (1, 2) <small>OBP: 0.310, SLG: 0.366</small>										4	0	1	0	0	0	1					
Chris Hammond, L (1, 1) <small>OBP: 0.359, SLG: 0.417</small>										2	0	0	0	0	0	2					
Mario Diaz, R (7, PH) <small>OBP: 0.217, SLG: 0.300</small>										1	0	0	0	0	1	0					
Randy Veres, R (8, 1) <small>OBP: 0.306, SLG: 0.262</small>										0	0	0	0	0	0	0					
Robb Nen, R (9, 1) <small>OBP: 0.306, SLG: 0.262</small>										0	0	0	0	0	0	0					
Inning Stats	R: 0 E: 0 K: 0 S: 9	H: 0 LOB: 0 BB: 0 P: 14	R: 2 E: 1 K: 1 S: 15	H: 3 LOB: 1 BB: 0 P: 27	R: 3 E: 0 K: 0 S: 15	H: 3 LOB: 0 BB: 0 P: 23	R: 0 E: 0 K: 1 S: 8	H: 0 LOB: 0 BB: 0 P: 11	R: 0 E: 0 K: 0 S: 6	H: 1 LOB: 1 BB: 0 P: 12	R: 1 E: 0 K: 0 S: 17	H: 1 LOB: 0 BB: 0 P: 27	R: 0 E: 0 K: 3 S: 13	H: 1 LOB: 2 BB: 1 P: 26	R: 0 E: 0 K: 0 S: 11	H: 0 LOB: 1 BB: 1 P: 16	1B: 6 2B: 1 3B: 0 HR: 2	SF: 0 SAC: 0 DP: 1 HBP: 1	WP: 0 PB: 0 SB: 0 CS: 1	PA: 35	
PITCHER	IP	WLS	BF	H	R	ER	SO	BB	IBB	HBP	BLK	WP	HR	S	P	ERA	WHIP				
Mark Petkovsek, R (1, 1) ERA: 4.05	6.0	L	26	8	6	5	2	0	0	1	0	0	0	70	114	7.50	1.333				
Jeff Parrett, R (7, 1) ERA: 4.56	1.0		5	1	0	0	3	1	0	0	0	0	0	13	26	0.00	2.000				
T.J. Mathews, R (8, 1) ERA:	1.0		4	0	0	0	0	1	0	0	0	0	0	11	16	0.00	1.000				

St. Louis Cardinals @ Florida Marlins
Joe Robbie Stadium, Miami, FL
Fri Jul 28 1995, 7:05 PM EDT
Att: 21,472 - Unknown


AB 32
R 6
H 9
RBI 4
BB 2
SO 5
LOB 11



Batter	1	2	3	4	5	6	7	8	9	AB	R	H	RBI	BB	SO	LOB	TOP					
Ramon Caraballo, S (1.4) OBP: 0.318, SLG: 0.383	1-3 K ①		1-3 K2-3 ③			0-0 SH3-4 ①		1-2 F9 ②		3	0	0	0	0	2	1						
Bernard Gilkey, R (1.7) OBP: 0.359, SLG: 0.463	2-3 K ②			0-0 G5-3 ①		3-2 G5-3 ②		0-2 2B ③		4	0	1	1	0	1	1						
Ray Lankford, L (1.8) OBP: 0.344, SLG: 0.475	2-3 K ③			1-2 CS 1B ②		0-2 G4-3 ③		2-3 K ④		4	0	1	0	0	2	2						
Brian Jordan, R (1.9) OBP: 0.330, SLG: 0.475		0-0 G5-3 ①		1-1 1B ②		0-0 FC3-6 1B ①		0-0 E4 1B ②		4	0	2	0	0	0	0						
Scott Cooper, L (1.5) OBP: 0.339, SLG: 0.322		4-1 BB ②		3-3 K ③		0-0 L7 ①		0-1 L7 ①		3	0	0	0	1	1	3						
John Mabry, L (1.3) OBP: 0.316, SLG: 0.347		0-2 F8 ②			0-0 F8 ①	0-2 FC3-6 ②		0-0 1B ③		4	0	1	0	0	0	2						
Danny Sheaffer, R (1.2) OBP: 0.281, SLG: 0.324		1-2 P5 ③			2-2 L5 ②	0-0 F7 ③		2-1 P2 ②		4	0	0	0	0	0	4						
José Oquendo, S (1.6) OBP: 0.342, SLG: 0.302			1-1 L7 ①		2-2 F8 ③			1-0 F9 SH3-4 2B 1B ①		3	1	1	0	0	0	0						
Gerald Perry, L (9. PH) OBP: 0.205, SLG: 0.188									0-3 K ③	1	0	0	0	0	1	2						
Mike Morgan, R (1.1) OBP: 0.311, SLG: 0.059			3-2 G4-3 ②			4-2 SH3-4 BB ①				1	0	0	0	1	0	0						
Rich DeLucia, R (7.1) OBP: 0.300, SLG: 0.222										0	0	0	0	0	0	0						
Allen Battie, R (6. PH) OBP: 0.351, SLG: 0.303										0	0	0	0	0	0	0						
Rene Arocha, R (8.1) OBP: 0.351, SLG: 0.303										0	0	0	0	0	0	0						
Tony Fossas, L (8.1) OBP: 0.351, SLG: 0.303										0	0	0	0	0	0	0						
Inning Stats	R: 0 E: 0 K: 3 S: 15	H: 0 LOB: 0 BB: 0 P: 20	R: 0 E: 0 K: 0 S: 10	H: 0 LOB: 1 BB: 1 P: 15	R: 0 E: 0 K: 1 S: 8	H: 0 LOB: 0 BB: 0 P: 13	R: 0 E: 0 K: 1 S: 9	H: 2 LOB: 1 BB: 0 P: 14	R: 0 E: 0 K: 0 S: 7	H: 0 LOB: 0 BB: 0 P: 11	R: 0 E: 0 K: 0 S: 13	H: 0 LOB: 1 BB: 1 P: 20	R: 0 E: 1 K: 0 S: 6	H: 1 LOB: 1 BB: 0 P: 6	R: 1 E: 0 K: 1 S: 12	H: 2 LOB: 1 BB: 0 P: 17	R: 0 E: 1 K: 1 S: 9	H: 1 LOB: 2 BB: 0 P: 11	1B: 5 2B: 1 3B: 0 HR: 0	SF: 0 SAC: 2 DP: 0 HBP: 0	WP: 0 PB: 0 SB: 0 CS: 1	PA: 35
PITCHER	IP WLS BF H R ER SO BB IBB HBP BLK WP HR S P ERA WHIP																					
Bobby Witt, R (1.1) ERA: 3.87	7.2 29 5 1 1 5 2 0 0 0 0 0 0 77 111 1.17 0.913																					
Yorkis Perez, L (8.1) ERA: 5.83	0.1 W 1 0 0 0 1 0 0 0 0 0 0 3 5 0.00 0.000																					
Robb Nen, R (9.1) ERA: 3.57	1.0 S 5 1 0 0 1 0 0 0 0 0 0 0 9 11 0.00 1.000																					
Batter	1	2	3	4	5	6	7	8	9	AB	R	H	RBI	BB	SO	LOB	BOTTOM					
Quilvio Veras, S (1.4) OBP: 0.355, SLG: 0.314	1-2 G4-3 ①		1-3 K ③		0-2 L7 ③			1-1 G4-3 ②		4	0	0	0	0	1	2						
Chuck Carr, S (1.8) OBP: 0.313, SLG: 0.269	4-1 S BB ②			1-0 L8 G5-3 1B ①		1-0 B2-3 ①		1-1 HR 2B ②		3	1	2	0	1	0	0						
Greg Colbrunn, R (1.3) OBP: 0.318, SLG: 0.468	2-1 G5-3 ②			2-2 G5-3 ①		1-0 G4-3 1B ②		1-0 HR ③		4	1	2	2	0	0	2						
Terry Pendleton, S (1.5) OBP: 0.335, SLG: 0.434	0-1 G4-3 ③			2-2 L8 ②		2-2 G4-3 ②		0-1 HR 1B ③		4	1	1	0	0	0	3						
Tommy Gregg, L (1.9) OBP: 0.307, SLG: 0.411		3-3 K ①		2-2 G4-3 ③		3-1 L9 ③		3-2 HR 1B ④		4	0	1	1	0	1	2						
Robb Nen, R (9.1) ERA: 3.57										0	0	0	0	0	0	0						
Charles Johnson, R (1.2) OBP: 0.312, SLG: 0.361	0-1 F9 ②				4-2 FC1-5 1B BB ①		2-3 K ①	0-0 G6-3 ③		3	0	0	0	1	1	1						
Jerry Browne, S (1.7) OBP: 0.358, SLG: 0.300	0-2 F9 ③				0-0 FC1-5 1B ①		1-1 G3-1 ②			3	0	1	0	0	0	0						
Alex Arias, R (1.6) OBP: 0.366, SLG: 0.368			1-2 G5-3 ①		0-3 K ①		2-1 L7 ③			3	0	0	0	0	1	2						
Bobby Witt, R (1.1) OBP: 0.094, SLG: 0.100		2-3 K ②			0-1 FC1-5 ②			3-3 K ①		2	0	0	0	0	1	2						
Yorkis Perez, L (8.1) ERA: 5.83										0	0	0	0	0	0	0						
Kurt Abbott, R (6. PH) OBP: 0.307, SLG: 0.455										1	0	0	0	0	1	0						
Jesus Tavaréz, S (9.9) OBP: 0.244, SLG: 0.231					1-2 2B ③					0	0	0	0	0	0	0						
Inning Stats	R: 0 E: 0 K: 0 S: 8	H: 0 LOB: 1 BB: 1 P: 15	R: 0 E: 0 K: 1 S: 9	H: 0 LOB: 0 BB: 0 P: 12	R: 0 E: 0 K: 2 S: 10	H: 0 LOB: 0 BB: 0 P: 14	R: 0 E: 0 K: 0 S: 10	H: 1 LOB: 1 BB: 0 P: 17	R: 0 E: 0 K: 1 S: 12	H: 1 LOB: 2 BB: 1 P: 16	R: 0 E: 0 K: 0 S: 7	H: 1 LOB: 1 BB: 0 P: 14	R: 0 E: 0 K: 1 S: 9	H: 0 LOB: 0 BB: 0 P: 14	R: 3 E: 0 K: 1 S: 20	H: 4 LOB: 1 BB: 0 P: 29	R: 0 E: 1 K: 1 S: 9	H: 1 LOB: 2 BB: 0 P: 11	1B: 5 2B: 1 3B: 0 HR: 1	SF: 0 SAC: 0 DP: 0 HBP: 0	WP: 1 PB: 0 SB: 1 CS: 0	PA: 33
PITCHER	IP WLS BF H R ER SO BB IBB HBP BLK WP HR S P ERA WHIP																					
Mike Morgan, R (1.1) ERA: 2.84	6.0 23 3 0 0 4 2 0 0 0 0 0 0 56 88 0.00 0.833																					
Rich DeLucia, R (7.1) ERA: 3.1	1.0 3 0 0 0 1 0 0 0 0 0 0 9 14 0.00 0.000																					
Rene Arocha, R (8.1) ERA: 3.99	0.2 L 5 3 3 3 1 0 0 0 0 0 1 14 20 40.50 4.500																					
Tony Fossas, L (8.1) ERA: 1.89	0.1 2 1 0 0 0 0 0 0 0 0 1 0 6 9 0.00 3.000																					

St. Louis Cardinals @ Florida Marlins
Joe Robbie Stadium, Miami, FL
Sun Jul 30 1995, 7:05 PM EDT
Att: 25,055 - Unknown - 86 F

AB 31
R 1
H 6
RBI 1
BB 2
SO 7
LOB 15



St. Louis Cardinals @ Florida Marlins
Joe Robbie Stadium, Miami, FL
Sun Jul 30 1995, 7:05 PM EDT
Att: 25,055 - Unknown - 86 F

AB 31
R 3
H 7
RBI 3
BB 2
SO 6
LOB 14



Batter	1	2	3	4	5	6	7	8	9	AB	R	H	RBI	BB	SO	LOB	TOP
Brian Hunter, R OBP: 0.404, SLG: 0.473 (1, 8)	G4-3		F9			1B		K		5	1	2	0	0	1	0	
James Mouton, R OBP: 0.325, SLG: 0.388 (1, 7)	HR	2B	CS	1B		1B		FC5	G6-3	5	2	3	0	0	0	1	
Craig Biggio, R OBP: 0.415, SLG: 0.510 (1, 4)	HR								HR	4	2	3	3	1	0	1	
Derek Bell, R OBP: 0.376, SLG: 0.434 (1, 9)	G6-3		L9						HR	5	1	1	1	0	0	2	
Tony Eusebio, R OBP: 0.386, SLG: 0.456 (1, 2)	G4-3			1B					2B	5	2	2	0	0	0	1	
Dave Magadan, L OBP: 0.327, SLG: 0.381 Todd Jones, L OBP: 0.200, SLG: 0.400 (9, 1)		G4-3		L4		FC4			K	5	0	1	1	0	1	2	
Craig Shipley, R OBP: 0.307, SLG: 0.366 (1, 5)		L9		P6		L6			1B	4	0	0	0	0	1	3	
Orlando Miller, R OBP: 0.318, SLG: 0.368 (1, 6)								F9		4	0	2	1	0	1	1	
Mike Hampton, R OBP: 0.100, SLG: 0.069 Doug Brocail, L OBP: 0.400, SLG: 0.400 Mike Simms, R (9, 3)				B2-3				K		4	0	0	0	0	2	2	
Inning Stats	R: 2 H: 2 E: 0 K: 0 S: 10	H: 2 R: 0 ER: 0 LOB: 1 BB: 0 P: 16	H: 1 R: 0 ER: 0 LOB: 1 BB: 0 P: 17	H: 1 R: 0 ER: 0 LOB: 1 BB: 0 P: 18	H: 2 R: 1 ER: 0 LOB: 1 BB: 0 P: 19	H: 4 R: 4 ER: 1 LOB: 1 BB: 0 P: 45	H: 1 R: 0 ER: 0 LOB: 1 BB: 0 P: 13	H: 1 R: 0 ER: 0 LOB: 1 BB: 0 P: 18	H: 0 R: 1 ER: 0 LOB: 1 BB: 0 P: 17	1B: 9 2B: 3 3B: 0 HR: 2	SF: 0 SAC: 0 DP: 0 HBP: 0	WP: 0 PB: 0 SB: 1 CS: 1	PA: 42				
PITCHER	IP	WLS	BF	H	R	ER	SO	BB	IBB	HBP	BLK	WP	HR	S	P	ERA	WHIP
Danny Jackson, L ERA: 6.04 (1, 1)	4.1	L	24	10	7	6	1	1	0	0	0	0	1	67	108	12.46	2.538
T.J. Mathews, R ERA: (5, 1)	2.2		10	2	0	0	2	0	0	0	0	0	0	24	38	0.00	0.750
Jeff Parrett, R ERA: 4.56 (8, 1)	2.0		8	2	1	1	3	0	0	0	0	0	1	17	28	4.50	1.000

Houston Astros @ St. Louis Cardinals
Busch Stadium, St. Louis, MO
Tue Aug 01 1995, 7:05 PM CDT
Att: 22,360 - Unknown - 77 F

AB 41
R 8
H 14
RBI 6
BB 1
SO 6
LOB 13



Batter	1	2	3	4	5	6	7	8	9	AB	R	H	RBI	BB	SO	LOB	BOTTOM
Ramon Caraballo, S OBP: 0.310, SLG: 0.400 (1, 4)	SF8		G6-3						P5	5	1	1	0	0	1	3	
Bernard Gilkey, R OBP: 0.357, SLG: 0.460 (1, 7)	SF8		G4-3			E6		HR	G3	4	1	1	2	0	0	1	
Brian Jordan, R OBP: 0.334, SLG: 0.489 (1, 9)	G6-3		1B			G5-3		HR	WP	5	1	3	3	0	0	1	
Ray Lankford, L OBP: 0.348, SLG: 0.474 (1, 8)	FC5-4		F7					G6-3	K	3	0	1	0	1	1	2	
Darnell Coles, R OBP: 0.331, SLG: 0.348 John Mabry, L OBP: 0.317, SLG: 0.346 (8, PH) (9, 3)	FC5-4					F8		G6-3		3	0	0	0	0	1	3	
Danny Sheaffer, R OBP: 0.280, SLG: 0.349 (1, 2)		G6-3		L5		F8		HR		4	1	1	1	0	0	2	
Scott Cooper, L OBP: 0.338, SLG: 0.321 (1, 5)		G3-1		G4-3					P6	4	0	1	0	0	0	0	
Tripp Cromer, R OBP: 0.261, SLG: 0.333 (1, 6)		E6				G3			L1-3	4	1	1	0	0	0	1	
Danny Jackson, R OBP: 0.167, SLG: 0.172 T.J. Mathews, R (5, 1)		G6-3		G6-3						1	0	0	0	0	0	1	
Allen Battle, R OBP: 0.360, SLG: 0.303 Jeff Parrett, R OBP: 1.000, SLG: 1.000 Gerald Perry, L OBP: 0.213, SLG: 0.214 (7, PH) (8, PH) (9, PH)									G3	0	0	0	0	1	0	0	
Inning Stats	R: 1 H: 2 E: 0 K: 0 S: 9	H: 0 R: 0 ER: 0 LOB: 1 BB: 0 P: 15	H: 0 R: 0 ER: 0 LOB: 1 BB: 0 P: 13	H: 1 R: 0 ER: 0 LOB: 1 BB: 0 P: 18	H: 0 R: 0 ER: 0 LOB: 0 BB: 0 P: 9	H: 0 R: 0 ER: 0 LOB: 0 BB: 0 P: 11	H: 0 R: 0 ER: 0 LOB: 2 BB: 0 P: 14	H: 1 R: 0 ER: 0 LOB: 1 BB: 1 P: 12	H: 3 R: 3 ER: 0 LOB: 1 BB: 1 P: 24	H: 3 R: 2 ER: 0 LOB: 1 BB: 0 P: 18	1B: 5 2B: 3 3B: 1 HR: 2	SF: 1 SAC: 0 DP: 2 HBP: 1	WP: 1 PB: 0 SB: 0 CS: 0	PA: 40			
PITCHER	IP	WLS	BF	H	R	ER	SO	BB	IBB	HBP	BLK	WP	HR	S	P	ERA	WHIP
Mike Hampton, L ERA: 2.69 (1, 1)	7.0	W	31	6	4	4	2	2	0	1	0	0	1	59	102	5.14	1.143
Doug Brocail, R ERA: 3.79 (8, 1)	1.0		3	1	0	0	0	0	0	0	0	0	1	10	14	0.00	1.000
Todd Jones, R ERA: 2.33 (9, 1)	1.0		6	3	2	2	1	0	0	0	0	1	0	13	18	18.00	3.000

Houston Astros @ St. Louis Cardinals
Busch Stadium, St. Louis, MO
Tue Aug 01 1995, 7:05 PM CDT
Att: 22,360 - Unknown - 77 F

AB 36
R 6
H 10
RBI 6
BB 2
SO 3
LOB 15



Batter	1	2	3	4	5	6	7	8	9	AB R H RBI BB SO LOB	TOP												
Brian Hunter, R (1, 8) OBP: 0.404, SLG: 0.467	1-2 G5-3		4-2 1B SF7 BB		0-1 P4		1-2 1B 2H		2-2 G1-3	4 1 1 1 1 0 1	Houston Astros @ St. Louis Cardinals Busch Stadium, St. Louis, MO Wed Aug 02 1995, 7:05 PM CDT Att: 21,161 - Unknown - 78 F AB 31 R 4 H 7 RBI 4 BB 3 SO 6 LOB 10												
James Mouton, R (1, 7) OBP: 0.322, SLG: 0.383	2-2 P4		3-2 1B		1-2 F8		0-0 F7		0-1 G3	5 0 1 0 0 0 2													
Craig Biggio, R (1, 4) OBP: 0.413, SLG: 0.507	4-2 BB		1-0 SF7		2-1 G6-3		0-2 G6-3			2 0 0 1 1 0 1													
Derek Bell, R (1, 9) OBP: 0.375, SLG: 0.435	1-3 K		3-H G5-3		3-3 K		2-0 G4-3 SF8 2B			4 1 1 0 0 2 2													
Tony Eusebio, R (1, 2)		2-2 G5-3		2-2 G6-3		2-2 1B		0-1 G4-3		4 0 1 0 0 0 1													
Craig Shipley, R (1, 5) OBP: 0.501, SLG: 0.358	0-0 F9		1-3 K		1-1 F8		2-3 IBB			3 0 0 0 0 1 1													
Dave Magadan, L (8, PH) OBP: 0.329, SLG: 0.381										0 0 0 0 1 0 0													
Mike Simms, R (1, 3) OBP: 0.375, SLG: 1.000		1-1 2B		3-3 K		2-0 HR		1-0 SF8		3 1 2 2 0 1 0													
Ricky Gutierrez, R (1, 6) OBP: 0.188, SLG: 0.133		2-3 K			0-2 E4 SH2-4		0-0 SH1-4 1B		0-0 G5-3	4 1 1 0 0 1 2													
Shane Reynolds, R (1, 1) OBP: 0.140, SLG: 0.119					0-0 L4		0-0 SH1-4		1-3 K	1 0 0 0 0 0 0													
Dave Veres, R (7, 1)										1 0 0 0 0 1 0													
Jeff Tabaka, R (9, 1)										0 0 0 0 0 0 0													
Todd Jones, L (9, 1) OBP: 0.200, SLG: 0.400										0 0 0 0 0 0 0													
Inning Stats	R: 0 E: 0 K: 1 S: 14	H: 0 LOB: 1 BB: 1 P: 22	R: 0 E: 0 K: 1 S: 12	H: 1 LOB: 1 BB: 0 P: 17	R: 1 E: 0 K: 0 S: 11	H: 1 LOB: 1 BB: 1 P: 21	R: 0 E: 0 K: 2 S: 11	H: 0 LOB: 0 BB: 0 P: 17	R: 0 E: 1 K: 0 S: 9	H: 1 LOB: 1 BB: 0 P: 10	R: 0 E: 0 K: 1 S: 11	H: 1 LOB: 1 BB: 0 P: 19	R: 2 E: 0 K: 0 S: 10	H: 3 LOB: 1 BB: 0 P: 13	R: 1 E: 0 K: 0 S: 5	H: 1 LOB: 1 BB: 1 P: 12	R: 0 E: 0 K: 1 S: 10	H: 0 LOB: 0 BB: 0 P: 13	1B: 4 2B: 2 3B: 0 HR: 1	SF: 2 SAC: 2 DP: 0 HBP: 0	WP: 0 PB: 0 SB: 0 CS: 0	PA: 38	
PITCHER	IP WLS BF H R ER SO BB IBB HBP BLK WP HR S P ERA WHIP											PITCHER	IP WLS BF H R ER SO BB IBB HBP BLK WP HR S P ERA WHIP										
Donovan Osborne, L (1, 1) ERA: 4.43	6.1 L 27 5 3 3 5 2 0 0 0 0 0 1 71 111 4.26 1.105																						
Jeff Parrett, R (7, 1) ERA: 4.5	0.2 3 1 0 0 0 0 0 0 0 0 0 0 7 8 0.00 1.500																						
Rich DeLucia, R (8, 1) ERA: 3.14	2.0 8 1 1 1 1 0 1 0 0 0 0 0 15 25 4.50 0.500																						

Batter	1	2	3	4	5	6	7	8	9	AB R H RBI BB SO LOB	BOTTOM												
Ramon Caraballo, S (1, 4) OBP: 0.293, SLG: 0.377	3-3 K		0-0 G6-3		2-2 G1-3			2-3 K		4 0 0 0 0 2 1	Houston Astros @ St. Louis Cardinals Busch Stadium, St. Louis, MO Wed Aug 02 1995, 7:05 PM CDT Att: 21,161 - Unknown - 78 F AB 34 R 2 H 7 RBI 2 BB 1 SO 9 LOB 13												
Bernard Gilkey, R (1, 7) OBP: 0.355, SLG: 0.457	1-3 K		2-3 K			0-0 S 2B 1B		0-0 P4		4 1 1 0 0 2 1													
Brian Jordan, R (1, 9) OBP: 0.330, SLG: 0.483	0-2 G3-1		1-2 P4			1-2 F9		1-2 L7		4 0 0 0 0 0 2													
Ray Lankford, L (1, 8) OBP: 0.349, SLG: 0.483		1-0 G4-3 3B		0-1 G6-3		3-2 F7		0-1 G4-3 2B		4 1 2 0 0 0 1													
Scott Cooper, L (1, 5) OBP: 0.337, SLG: 0.323		0-0 G4-3		1-3 K		1-1 FC5 1-H 2B		2-2 F7		4 0 1 2 0 1 1													
Danny Sheaffer, R (1, 2) OBP: 0.287, SLG: 0.349		3-H K		2-2 1B		3-1 FC5		4-1 G4-3 BB		3 0 1 0 1 1 1													
John Mabry, L (1, 3) OBP: 0.316, SLG: 0.344		2-1 FC4-6 1B		2-3 K			0-0 G6-3		1-0 G4-3	4 0 1 0 0 1 3													
Tripp Cromer, R (1, 6) OBP: 0.258, SLG: 0.330		1-2 FC4-6			0-2 L9		1-3 K		3-3 K	3 0 0 0 0 1 1													
Gerónimo Peña, S (9, PH) OBP: 0.397, SLG: 0.376										1 0 0 0 0 1 2													
Donovan Osborne, S (1, 1) ERA: 2.64										2 0 1 0 0 0 0													
Jeff Parrett, R (7, 1) ERA: 1.79										0 0 0 0 0 0 0													
Dannell Coles, R (7, PH) OBP: 0.328, SLG: 0.345										1 0 0 0 0 0 0													
Rich DeLucia, R (8, 1) OBP: 0.300, SLG: 0.222										0 0 0 0 0 0 0													
Inning Stats	R: 0 E: 0 K: 2 S: 9	H: 0 LOB: 0 BB: 0 P: 13	R: 1 E: 0 K: 1 S: 13	H: 2 LOB: 1 BB: 0 P: 20	R: 0 E: 0 K: 1 S: 12	H: 1 LOB: 1 BB: 0 P: 17	R: 0 E: 0 K: 2 S: 11	H: 1 LOB: 1 BB: 0 P: 16	R: 0 E: 0 K: 0 S: 7	H: 0 LOB: 0 BB: 0 P: 9	R: 1 E: 0 K: 0 S: 13	H: 2 LOB: 1 BB: 0 P: 21	R: 0 E: 0 K: 1 S: 6	H: 0 LOB: 0 BB: 0 P: 9	R: 0 E: 0 K: 1 S: 9	H: 0 LOB: 0 BB: 0 P: 12	R: 0 E: 0 K: 1 S: 11	H: 1 LOB: 2 BB: 1 P: 21	1B: 3 2B: 3 3B: 1 HR: 0	SF: 0 SAC: 0 DP: 0 HBP: 0	WP: 0 PB: 0 SB: 1 CS: 0	PA: 35	
PITCHER	IP WLS BF H R ER SO BB IBB HBP BLK WP HR S P ERA WHIP											PITCHER	IP WLS BF H R ER SO BB IBB HBP BLK WP HR S P ERA WHIP										
Shane Reynolds, R (1, 1) ERA: 2.64	6.0 W 24 6 2 2 6 0 0 0 0 0 0 0 17 23 0.00 0.500																						
Dave Veres, R (7, 1) ERA: 1.79	2.0 7 1 0 0 2 0 0 0 0 0 0 0 17 23 0.00 0.500																						
Jeff Tabaka, L (9, 1) ERA: 4.82	0.2 3 0 0 0 0 1 0 0 0 0 0 0 5 12 0.00 1.500																						
Todd Jones, R (9, 1) ERA: 2.32	0.1 S 1 0 0 0 1 0 0 0 0 0 0 0 4 7 0.00 0.000																						

Batter	1	2	3	4	5	6	7	8	9	AB	R	H	RBI	BB	SO	LOB	TOP							
Brian McRae, S OBP: 0.342, SLG: 0.452 (1, 8)	G5-3		SH3		L9		K			3	0	0	0	0	1	1								
Shawon Dunston, R OBP: 0.355, SLG: 0.557 (1, 6)	F7		BB 1B		L8			G5-3		4	0	1	1	0	0	1								
Mark Grace, L OBP: 0.374, SLG: 0.521 (1, 3)	G4-3		G6-4-3 BB		G6-3			G4-3		3	0	0	0	1	0	0								
Todd Zeile, R OBP: 0.321, SLG: 0.428 (1, 5)		2B SF7 1B	G6-4-3		K			G6-3		4	1	1	0	0	1	2								
Luis Gonzalez, L OBP: 0.328, SLG: 0.447 (1, 7)		SF7 2B		F9		HR 1B			F9 2B	4	2	3	0	0	0	0								
Ozzie Timmons, R OBP: 0.301, SLG: 0.443 (9, 9)	G5-3			P5		HR		F9		4	1	1	2	0	0	3								
Scott Servais, R OBP: 0.305, SLG: 0.379 (9, 2)										0	0	0	0	0	0	0								
José Hernández, R OBP: 0.299, SLG: 0.496 (1, 4)	SF7			K		G6-3			IBB	2	0	0	1	1	1	0								
Joe Kmak, R OBP: 0.361, SLG: 0.419 (9, PH)	G4-3				L8		P4		SF9	3	0	0	0	0	0	1								
Sammy Sosa, R OBP: 0.342, SLG: 0.463 (9, 9)										0	0	0	1	0	0	0								
Steve Trachsel, R OBP: 0.278, SLG: 0.314 (7, 1)			SH3 1B				L7		K	3	1	2	0	0	0	0								
Chris Nabholz, L OBP: 0.289, SLG: 0.386 (9, PH)										0	0	0	0	0	0	0								
Scott Bulett, L OBP: 0.289, SLG: 0.386 (9, 1)										1	0	0	0	0	1	1								
Randy Myers, L (9, 1)										0	0	0	0	0	0	0								
Inning Stats	R: 0 E: 0 K: 0 S: 7	H: 0 LOB: 0 BB: 0 P: 8	R: 1 E: 0 K: 0 S: 13	H: 2 LOB: 1 BB: 0 P: 22	R: 1 E: 0 K: 0 S: 8	H: 2 LOB: 1 BB: 1 P: 14	R: 0 E: 0 K: 1 S: 9	H: 0 LOB: 0 BB: 0 P: 11	R: 0 E: 0 K: 0 S: 7	H: 1 LOB: 1 BB: 0 P: 11	R: 2 E: 0 K: 1 S: 9	H: 2 LOB: 2 BB: 0 P: 12	R: 0 E: 0 K: 1 S: 5	H: 0 LOB: 0 BB: 0 P: 7	R: 0 E: 0 K: 0 S: 7	H: 0 LOB: 0 BB: 0 P: 9	R: 1 E: 0 K: 1 S: 8	H: 1 LOB: 1 BB: 1 P: 14	1B: 3 2B: 4 3B: 0 HR: 1	SF: 2 SAC: 1 DP: 1 HBP: 0	WP: 0 PB: 0 SB: 0 CS: 0	PA: 36		
PITCHER	IP	WLS	BF	H	R	ER	SO	BB	IBB	HBP	BLK	WP	HR	S	P	ERA	WHIP							
Mike Morgan, R ERA: 3.12 (1, 1)	6.0	L	25	7	4	4	2	1	0	0	0	0	1	53	78	6.00	1.333							
Tom Urbani, L ERA: 4.33 (7, 1)	1.0		3	0	0	0	1	0	0	0	0	0	0	5	7	0.00	0.000							
Jeff Parrett, R ERA: 4.53 (8, 1)	1.2		7	1	1	1	0	0	1	0	0	0	0	12	20	5.40	0.600							
Tony Fossas, L ERA: 1.67 (9, 1)	0.1		1	0	0	0	1	0	0	0	0	0	0	3	3	0.00	0.000							

Chicago Cubs @ St. Louis Cardinals
 Busch Stadium, St. Louis, MO
 Fri Aug 04 1995, 7:05 PM CDT
 Att: 31,737 - Unknown

AB 31
 R 5
 H 8
 RBI 5
 BB 2
 SO 4
 LOB 9



Batter	1	2	3	4	5	6	7	8	9	AB	R	H	RBI	BB	SO	LOB	BOTTOM							
Bernard Gilkey, R OBP: 0.358, SLG: 0.453 (1, 7)	K		F9			3B 1B			F9	4	1	1	0	0	1	0								
José Oquendo, S OBP: 0.352, SLG: 0.327 (3, 6)	L8		K			HBP				4	0	1	1	1	1	3								
Brian Jordan, R OBP: 0.331, SLG: 0.476 (1, 9)	S WP BB			L9		P3		FC4-6 FC5-4 HBP	F9	3	2	0	0	1	0	2								
Ray Lankford, L OBP: 0.352, SLG: 0.481 (1, 8)	PO 1-H BB			K		BB		FC4-6 1B		2	0	1	0	2	1	0								
Scott Cooper, L OBP: 0.329, SLG: 0.315 (1, 5)	PO	G6-3		F8		F8		FC4-6 FC5-4 BB		4	0	0	0	0	0	4								
Danny Sheaffer, R OBP: 0.302, SLG: 0.366 (1, 2)					F9		G4-3 2B	FC5-4 BB		3	0	2	0	1	0	0								
Mark Sweeney, L (1, 3)	K				L6		K	FC5-4 FC6-4		4	0	0	1	0	2	4								
Tripp Cromer, R OBP: 0.259, SLG: 0.330 (2, PH)					L7		G4-3	FC6-4		0	0	0	0	0	0	0								
Ramon Caraballo, S OBP: 0.298, SLG: 0.378 (3, 4)										4	0	0	0	0	1	4								
Mike Morgan, R OBP: 0.305, SLG: 0.356 (9, PH)										1	0	0	0	0	1	0								
Allen Saffie, R OBP: 0.295, SLG: 0.299 (7, 1)										0	0	0	0	0	0	0								
Tom Urbani, L OBP: 0.305, SLG: 0.324 (9, PH)										0	0	0	0	0	0	0								
Gerald Perry, R OBP: 0.280, SLG: 0.214 (9, 1)										0	0	0	0	0	0	0								
Jeff Parrett, R OBP: 0.342, SLG: 0.463 (9, 1)										0	0	0	0	0	0	0								
Tony Fossas, L OBP: 0.342, SLG: 0.463 (9, 1)										1	0	0	0	0	0	0								
Darnell Coles, R OBP: 0.316, SLG: 0.333 (9, PH)										0	0	0	0	0	0	0								
Inning Stats	R: 1 E: 0 K: 1 S: 12	H: 0 LOB: 0 BB: 2 P: 24	R: 0 E: 0 K: 2 S: 11	H: 1 LOB: 1 BB: 0 P: 16	R: 0 E: 0 K: 2 S: 12	H: 0 LOB: 0 BB: 0 P: 17	R: 0 E: 0 K: 1 S: 8	H: 0 LOB: 0 BB: 0 P: 10	R: 0 E: 0 K: 0 S: 4	H: 0 LOB: 0 BB: 0 P: 7	R: 1 E: 0 K: 0 S: 19	H: 2 LOB: 2 BB: 1 P: 28	R: 0 E: 0 K: 1 S: 7	H: 1 LOB: 3 BB: 1 P: 15	R: 1 E: 0 K: 0 S: 7	H: 1 LOB: 2 BB: 1 P: 16	R: 0 E: 0 K: 0 S: 8	H: 0 LOB: 1 BB: 1 P: 15	1B: 3 2B: 1 3B: 1 HR: 0	SF: 0 SAC: 0 DP: 0 HBP: 2	WP: 1 PB: 0 SB: 2 CS: 0	PA: 40		
PITCHER	IP	WLS	BF	H	R	ER	SO	BB	IBB	HBP	BLK	WP	HR	S	P	ERA	WHIP							
Steve Trachsel, R ERA: 4.49 (1, 1)	6.2	W	27	4	2	2	7	4	0	0	0	0	0	72	115	2.70	1.200							
Anthony Young, R ERA: 5.29 (7, 1)	0.1		3	0	1	1	0	0	0	2	0	0	0	2	6	27.00	0.000							
Chris Nabholz, L ERA: 5.16 (8, 1)	1.0		5	1	0	0	0	1	0	0	0	0	0	6	12	0.00	2.000							
Randy Myers, L ERA: 3.93 (9, 1)	1.0	S	4	0	0	0	0	1	0	0	0	0	0	8	15	0.00	1.000							

Chicago Cubs @ St. Louis Cardinals
 Busch Stadium, St. Louis, MO
 Fri Aug 04 1995, 7:05 PM CDT
 Att: 31,737 - Unknown

AB 31
 R 3
 H 5
 RBI 2
 BB 6
 SO 7
 LOB 17



Batter	1	2	3	4	5	6	7	8	9	AB	R	H	RBI	BB	SO	LOB	TOP							
Brian McRae, S (1, 8) OBP: 0.341, SLG: 0.449	1-2 L6		0-2 G5-4-3			2-2 S 1B		2-1 L3		4	0	1	0	0	0	1								
Howard Johnson, S (1, 4) OBP: 0.250, SLG: 0.277 Todd Haney, R (8, 4) OBP: 0.500, SLG: 0.875	1-1 L9		1-1 L7			1-3 K			4-0 HBP BB BB	3	0	0	0	0	1	1								
Mark Grace, L (1, 3) OBP: 0.375, SLG: 0.520	1-1 1B			3-1 F9		2-0 G4-3			4-1 HBP BB	3	0	1	0	1	0	1								
Sammy Sosa, R (1, 9) OBP: 0.338, SLG: 0.458	0-1 G6-3			0-1 G5-3			0-1 G5-3		2-3 K	4	0	0	0	0	1	3								
Todd Zeile, R (1, 5) OBP: 0.317, SLG: 0.423		0-1 G5-3		2-0 G5-3			1-1 L8		2-1 P3	4	0	0	0	0	0	2								
Luis Gonzalez, L (1, 7) OBP: 0.325, SLG: 0.442 Shawon Dunston, R (9, PH) OBP: 0.357, SLG: 0.557 Randy Myers, L (9, 1)		3-0 E3			0-0 G3		2-0 F7		2-1 FC5-4 HBP	3	0	0	0	0	0	0								
José Hernández, R (1, 6) OBP: 0.291, SLG: 0.482	1-1 L8			1-3 K				1-2 G5-3	0-0 FC5-4	4	0	0	0	0	1	4								
Scott Servais, R (1, 2) OBP: 0.306, SLG: 0.402	2-0 G1-3			2-3 K				1-1 HR		3	1	1	1	0	1	1								
Jim Bullinger, R (1, 1) OBP: 0.250, SLG: 0.172 Larry Casian, R (8, 1)										3	0	1	0	0	1	0								
Turk Wendell, L (8, 1)										0	0	0	0	0	0	0								
Chris Nabolholz, L (8, 1)										0	0	0	0	0	0	0								
Scott Bulllett, L (9, 7) OBP: 0.289, SLG: 0.386			3-2 1B							0	0	0	0	0	0	0								
Inning Stats	R: 0 E: 0 K: 0 S: 9	H: 1 LOB: 1 BB: 0 P: 12	R: 0 E: 1 K: 0 S: 6	H: 0 LOB: 1 BB: 0 P: 12	R: 0 E: 0 K: 0 S: 8	H: 1 LOB: 0 BB: 0 P: 12	R: 0 E: 0 K: 0 S: 5	H: 0 LOB: 0 BB: 0 P: 10	R: 0 E: 0 K: 2 S: 7	H: 0 LOB: 1 BB: 0 P: 10	R: 0 E: 0 K: 1 S: 11	H: 1 LOB: 1 BB: 0 P: 19	R: 0 E: 0 K: 0 S: 5	H: 0 LOB: 0 BB: 0 P: 8	R: 1 E: 0 K: 1 S: 10	H: 1 LOB: 3 BB: 2 P: 15	R: 0 E: 0 K: 1 S: 8	H: 0 LOB: 3 BB: 2 P: 22	1B: 3 2B: 0 3B: 0 HR: 1	SF: 0 SAC: 0 DP: 1 HBP: 1	WP: 0 PB: 0 SB: 1 CS: 0	PA: 34		
PITCHER	IP	WLS	BF	H	R	ER	SO	BB	IBB	HBP	BLK	WP	HR	S	P	ERA	WHIP							
Mark Petkovsek, R (1, 1) ERA: 3.7	7.0		24	3	0	0	3	0	0	0	0	0	0	51	83	0.00	0.429							
Rich DeLucia, R (8, 1) ERA: 3.32	1.2	L	8	1	1	1	2	2	0	0	0	0	1	16	33	5.40	1.800							
Tony Fossas, L (9, 1) ERA: 1.65	0.1		2	0	0	0	0	0	0	1	0	0	0	2	4	0.00	0.000							

Chicago Cubs @ St. Louis Cardinals
Busch Stadium, St. Louis, MO
Sat Aug 05 1995, 7:05 PM CDT
Att: 39,945 - Unknown - 86 F

AB 31
R 1
H 4
RBI 1
BB 2
SO 5
LOB 13



Batter	1	2	3	4	5	6	7	8	9	AB	R	H	RBI	BB	SO	LOB	BOTTOM							
Ramon Caraballo, S (1, 4) OBP: 0.298, SLG: 0.390	0-0 G4-3 FC3-2 2B		2-1 G4-3		1-3 K			2-1 FC5-4 S HBP		3	0	1	0	0	1	1								
Bernard Gilkey, R (1, 7) OBP: 0.356, SLG: 0.448	0-0 G4-3		0-0 F8		1-3 K			4-2 FC5-4 BB		3	0	0	0	1	1	2								
Ray Lankford, L (1, 8) OBP: 0.349, SLG: 0.475	3-2 FC3-2 1B			0-2 G3-1		2-3 K		2-3 K		4	0	0	0	0	2	3								
Brian Jordan, R (1, 9) OBP: 0.332, SLG: 0.476	0-0 S 1B			3-2 S 1B		1-1 F8		1-1 FC5-4		4	0	2	0	0	0	2								
Scott Cooper, L (1, 5) OBP: 0.325, SLG: 0.311	1-2 G4-3			1-3 K		0-1 G3-1		3-3 K		4	0	0	0	0	2	5								
Danny Sheaffer, R (1, 2) OBP: 0.308, SLG: 0.365		3-3 K		4-2 BB				3-2 L7		3	0	1	0	1	1	0								
Mark Sweeney, L (1, 3) OBP: 0.315, SLG: 0.143 Allen Battle, R (9, PH) OBP: 0.351, SLG: 0.294		2-0 G4-3		1-0 G3				3-2 G3 1B		3	0	1	0	0	0	2								
José Oquendo, S (1, 6) OBP: 0.350, SLG: 0.322		2-2 G3-1			4-2 BB			1-0 G3		3	0	0	0	1	0	2								
Mark Petkovsek, R (1, 1) OBP: 0.250, SLG: 0.143 John Mabry, L (7, PH) OBP: 0.315, SLG: 0.342 Rich DeLucia, R (8, 1) OBP: 0.300, SLG: 0.222 Tony Fossas, L (9, 1)			2-2 G6-3		0-3 K			0-1 L4		2	0	0	0	0	1	1								
Dannell Coles, R (9, PH) OBP: 0.316, SLG: 0.331									0-0 L8	1	0	0	0	0	0	1								
Inning Stats	R: 0 E: 0 K: 0 S: 9	H: 2 LOB: 2 BB: 0 P: 13	R: 0 E: 0 K: 1 S: 7	H: 0 LOB: 0 BB: 0 P: 14	R: 0 E: 0 K: 1 S: 12	H: 1 LOB: 2 BB: 1 P: 21	R: 0 E: 0 K: 3 S: 12	H: 0 LOB: 1 BB: 1 P: 17	R: 0 E: 0 K: 1 S: 7	H: 0 LOB: 0 BB: 0 P: 10	R: 0 E: 0 K: 0 S: 10	H: 1 LOB: 1 BB: 0 P: 17	R: 0 E: 0 K: 2 S: 12	H: 0 LOB: 2 BB: 1 P: 24	R: 0 E: 0 K: 0 S: 8	H: 1 LOB: 1 BB: 0 P: 11	1B: 4 2B: 1 3B: 0 HR: 0	SF: 0 SAC: 0 DP: 0 HBP: 1	WP: 0 PB: 0 SB: 3 CS: 0	PA: 36				
PITCHER	IP	WLS	BF	H	R	ER	SO	BB	IBB	HBP	BLK	WP	HR	S	P	ERA	WHIP							
Jim Bullinger, R (1, 1) ERA: 2.72	7.0		29	4	0	0	6	3	0	1	0	0	0	66	111	0.00	1.000							
Larry Casian, L (8, 1) ERA: 1.46	0.1		1	0	0	0	1	0	0	0	0	0	0	3	5	0.00	0.000							
Turk Wendell, R (8, 1) ERA: 5.16	0.1		1	0	0	0	0	0	0	0	0	0	0	2	3	0.00	0.000							
Chris Nabolholz, L (8, 1) ERA: 5.09	0.1		1	0	0	0	1	0	0	0	0	0	0	4	7	0.00	0.000							
Randy Myers, L (9, 1) ERA: 3.82	1.0	S	4	1	0	0	0	0	0	0	0	0	0	8	11	0.00	1.000							

Chicago Cubs @ St. Louis Cardinals
Busch Stadium, St. Louis, MO
Sat Aug 05 1995, 7:05 PM CDT
Att: 39,945 - Unknown - 86 F

AB 32
R 0
H 5
RBI 0
BB 3
SO 8
LOB 21



Batter	1	2	3	4	5	6	7	8	9	10	11	12	13	AB R H RBI BB SO LOB	TOP			
Brian McRae, S OBP: 0.337, SLG: 0.444	K		F8		K		F9			SH1-4 1B	B1-3		L9	7 0 1 0 0 2 6	Chicago Cubs @ St. Louis Cardinals Busch Stadium, St. Louis, MO Sun Aug 06 1995, 3:33 AM CDT Att. 38,210 - Cloudy - 89 F			
José Hernández, R OBP: 0.266, SLG: 0.472	G4-3 1B		P4		P4		K			SH1-4		G6-3		5 0 1 0 0 1 4				
Shawon Dunston, R OBP: 0.360, SLG: 0.559	G4-3 1-2			P4		F7						2B	1B	6 1 3 0 0 0 1				
Sammy Sosa, R OBP: 0.336, SLG: 0.452		G6-3		L6		K		L7					P3	5 0 0 0 1 1 2				
Todd Zeile, R OBP: 0.320, SLG: 0.424														4 0 1 1 2 1 4				
Mark Grace, L OBP: 0.375, SLG: 0.520		G6-4-3 BB		F9		BB		P3		K			G6-3 2B	0 0 0 0 0 0 0				
Luis Gonzalez, L OBP: 0.327, SLG: 0.444														3 1 1 0 1 0 2				
Ozzie Timmons, R OBP: 0.296, SLG: 0.435	G6-4-3 1-2					1B		G4-3		P2			K	2 0 0 0 0 1 4				
Todd Haney, R OBP: 0.500, SLG: 1.000														5 1 2 1 1 2 2				
Joe King, R Home Runs: 1 Lynn Gardner, R Anthony Young, R Turk Wendell, R Randy Myers, L Chris Napolitano, L			SH1-4 2B			1B		F9			L9 2B		K	1 0 0 0 0 0 0				
Jaime Navarro, R OBP: 0.195, SLG: 0.250														1 0 1 0 0 0 0				
Scott Servais, R OBP: 0.306, SLG: 0.395			SH1-4		SH1-4			F9			L9			2 0 0 0 1 0 1				
Inning Stats	R: 0 E: 0 K: 1 S: 8	H: 1 LOB: 0 BB: 0 P: 13	R: 0 E: 0 K: 0 S: 6	H: 0 LOB: 0 BB: 11	R: 1 E: 0 K: 0 S: 8	H: 2 LOB: 1 BB: 13	R: 0 E: 0 K: 0 S: 6	H: 0 LOB: 0 BB: 0	R: 1 E: 0 K: 1 S: 9	H: 2 LOB: 2 BB: 1	R: 0 E: 0 K: 1 S: 10	H: 1 LOB: 1 BB: 0 P: 13	R: 0 E: 0 K: 2 S: 11	H: 2 LOB: 1 BB: 1 P: 16	1B: 6 2B: 5 3B: 0 HR: 1	SF: 0 SAC: 3 DP: 2 HBP: 0	W/P: 0 P/B: 0 S/B: 0 CS: 0	
PITCHER	IP WLS BF H R ER SO BB IBB HBP BLK WP HR S P ERA WHIP																	
Danny Jackson, L ERA: 5.8	7.0	29	6	2	2	4	4	0	0	0	0	0	0	15	23	0.00	0.500	
T.J. Mathews, R ERA:	2.0	7	1	0	0	1	0	0	0	0	0	0	0	0	22	0.00	1.500	
Tom Urbani, L ERA: 4.19	2.0	10	3	0	0	2	0	1	0	0	0	0	0	0	22	0.00	1.500	
Tom Henke, R ERA: 1.64	1.0	5	2	1	1	1	0	0	0	0	0	0	0	0	14	9.00	2.000	
Jeff Parrett, R ERA: 4.44	1.0	W 4	0	0	0	2	1	0	0	0	0	0	0	0	11	16	0.00	1.000

Chicago Cubs @ St. Louis Cardinals
 Busch Stadium, St. Louis, MO
 Sun Aug 06 1995, 3:33 AM CDT
 Att. 38,210 - Cloudy - 89 F

AB	46
R	3
H	12
RBI	3
BB	6
SO	10
LOB	27



Batter	1	2	3	4	5	6	7	8	9	10	11	12	13	AB R H RBI BB SO LOB	BOTTOM			
Ramon Caraballo, S OBP: 0.269, SLG: 0.366	G4-3		G4-3			F8		K			G4-3			5 1 0 0 1 1 1	Chicago Cubs @ St. Louis Cardinals Busch Stadium, St. Louis, MO Sun Aug 06 1995, 3:33 AM CDT Att. 38,210 - Cloudy - 89 F			
Bernard Gilkey, R OBP: 0.362, SLG: 0.454								G5-3			K			5 2 3 0 1 1 0				
John Mabry, L OBP: 0.324, SLG: 0.356											G6-3			6 0 4 2 0 0 1				
Brian Jordan, R OBP: 0.336, SLG: 0.475														3 0 1 1 2 0 2				
Mark Sweeney, L OBP: 0.182, SLG: 0.182														4 0 1 0 0 0 1				
Tom Urbani, L OBP: 0.353, SLG: 0.533														0 0 0 0 0 0 0				
Ray Lankford, L OBP: 0.345, SLG: 0.474														1 0 0 0 0 1 2				
Tom Henke, R ERA: 5.04														0 0 0 0 0 0 0				
Allen Battle, R OBP: 0.351, SLG: 0.294														0 0 0 0 0 0 0				
Darnell Coles, R OBP: 0.319, SLG: 0.358														5 1 2 1 0 0 2				
Scott Hemond, R OBP: 0.186, SLG: 0.156														3 0 1 0 0 0 1				
T.J. Mathews, R ERA:														0 0 0 0 0 0 0				
Gerald Perry, L OBP: 0.215, SLG: 0.206														2 0 0 0 0 0 0				
Jeff Parrett, R OBP: 1.000, SLG: 1.000														0 0 0 0 0 0 0				
José Quiendo, S OBP: 0.341, SLG: 0.313														5 0 0 0 0 0 2				
Danny Jackson, R OBP: 0.186, SLG: 0.226														2 0 1 0 0 1 0				
Danny Sheaffer, R OBP: 0.391, SLG: 0.356														3 0 0 0 0 0 0				
Inning Stats	R: 0 E: 0 K: 0 S: 7	H: 1 LOB: 1 BB: 0 P: 12	R: 0 E: 0 K: 0 S: 11	H: 1 LOB: 0 BB: 0	R: 1 E: 0 K: 0 S: 9	H: 2 LOB: 0 BB: 0	R: 0 E: 0 K: 0 S: 6	H: 0 LOB: 0 BB: 0	R: 1 E: 0 K: 0 S: 11	H: 3 LOB: 2 BB: 1	R: 0 E: 0 K: 0 S: 7	H: 2 LOB: 1 BB: 0 P: 12	R: 0 E: 0 K: 2 S: 11	H: 1 LOB: 2 BB: 1 P: 22	1B: 9 2B: 4 3B: 0 HR: 1	SF: 0 SAC: 0 DP: 3 HBP: 0	W/P: 0 P/B: 1 S/B: 1 CS: 0	
PITCHER	IP WLS BF H R ER SO BB IBB HBP BLK WP HR S P ERA WHIP																	
Jaime Navarro, R ERA: 3.03	8.0	29	9	2	2	2	1	0	0	0	0	0	0	6	11	0.00	1.500	
Larry Casian, L ERA: 1.36	0.2	3	0	0	0	0	1	0	0	0	0	0	0	0	8	0.00	0.000	
Anthony Young, R ERA: 4.86	1.1	4	0	0	0	0	0	0	0	0	0	0	0	0	8	0.00	0.000	
Turk Wendell, R ERA: 5.04	0.2	4	1	0	0	1	0	1	0	0	0	0	0	0	8	0.00	1.500	
Randy Myers, L ERA: 3.52	1.1	5	1	1	1	1	0	0	0	0	0	0	0	1	10	6.75	0.750	
PITCHER	IP WLS BF H R ER SO BB IBB HBP BLK WP HR S P ERA WHIP																	
Chris Napolitano, L ERA: 5.48	(13.1)	0.0	L 3	2	1	1	0	0	0	0	0	0	0	0	4	9	∞	∞

Chicago Cubs @ St. Louis Cardinals
 Busch Stadium, St. Louis, MO
 Sun Aug 06 1995, 3:33 AM CDT
 Att. 38,210 - Cloudy - 89 F

AB	44
R	4
H	13
RBI	4
BB	4
SO	4
LOB	12



Batter	1	2	3	4	5	6	7	8	9	AB	R	H	RBI	BB	SO	LOB	TOP								
Ramon Caraballo, S (1, 4) OBP: 0.298, SLG: 0.365	0-0 S 2B 1B		3-1 F8		4-2 HBP BB		2-3 K			3	1	1	0	1	1	0									
Bernard Gilkey, R (1, 7) OBP: 0.367, SLG: 0.452	4-2 2B G1-3 BB		0-0 P8		2-2 HBP		4-2 CS BB			1	1	0	0	2	0	0									
Brian Jordan, R (1, 9) OBP: 0.332, SLG: 0.470	1-2 F8		1-2 K		0-0 P2		1-3 K			4	0	0	0	0	2	6									
Ray Lankford, L (1, 8) OBP: 0.347, SLG: 0.474	2-1 G1-3 2H 2B			1-3 K	3-3 K		1-3 K			4	0	1	1	0	3	4									
Darnell Coles, R (1, 5) OBP: 0.310, SLG: 0.346	0-2 G1-3			2-2 F7		1-1 P2			0-0 G5-3	4	0	0	1	0	0	1									
John Mabry, L (1, 3) OBP: 0.316, SLG: 0.349	2-0 G1-3			2-0 L8		1-1 F8			3-3 K	4	0	0	0	0	1	1									
Danny Sheaffer, R (1, 2) OBP: 0.307, SLG: 0.369		0-0 G5-3			3-2 2B		0-0 P8		0-0 1B 1B	4	1	2	0	0	0	0									
José Oquendo, S (1, 6) OBP: 0.336, SLG: 0.307		1-2 G4-3			2-2 F7		3-2 P6		1-2 1B 1B	3	0	0	0	0	0	1									
Gerald Perry, L (9, PH) OBP: 0.226, SLG: 0.219									1-2 1B	1	0	1	0	0	0	0									
Donovan Osborne, S (1, 1) OBP: 0.143, SLG: 0.286									2-2 F8	2	0	1	1	0	1	0									
Mark Sweeney, L (7, PH) OBP: 0.167, SLG: 0.167										1	0	0	0	0	0	0									
Rich DeLucia, R (7, 1) OBP: 0.300, SLG: 0.222										0	0	0	0	0	0	0									
Jeff Parrett, R (8, 1) OBP: 1.000, SLG: 1.000										0	0	0	0	0	0	0									
Allen Battie, R (9, PH) OBP: 0.346, SLG: 0.290										1	0	0	0	0	0	2									
Inning Stats	R: 2 E: 0 K: 0 S: 12	H: 2 LOB: 1 BB: 1 P: 21	R: 0 E: 0 K: 1 S: 7	H: 0 LOB: 0 BB: 0 P: 9	R: 0 E: 0 K: 1 S: 6	H: 0 LOB: 0 BB: 0 P: 10	R: 0 E: 0 K: 1 S: 8	H: 0 LOB: 0 BB: 0 P: 13	R: 1 E: 0 K: 1 S: 20	H: 2 LOB: 3 BB: 1 P: 34	R: 0 E: 0 K: 1 S: 5	H: 0 LOB: 0 BB: 0 P: 7	R: 0 E: 0 K: 1 S: 9	H: 0 LOB: 0 BB: 0 P: 15	R: 0 E: 0 K: 2 S: 8	H: 0 LOB: 1 BB: 1 P: 14	R: 0 E: 0 K: 1 S: 14	H: 2 LOB: 2 BB: 0 P: 20	1B: 3 2B: 4 3B: 0 HR: 0	SF: 0 SAC: 0 DP: 1 HBP: 1	WP: 0 PB: 0 SB: 1 CS: 1	PA: 36			
PITCHER	IP	WLS	BF	H	R	ER	SO	BB	IBB	HBP	BLK	WP	HR	S	P	ERA	WHIP								
Ramon Martinez, R (1, 1) ERA: 4.09	7.0		28	4	3	3	5	2	0	1	0	0	0	67	109	3.86	0.857								
Pedro Astacio, R (8, 1) ERA: 4.53	1.0	W	3	0	0	0	2	1	0	0	0	0	0	8	14	0.00	1.000								
Todd Worrell, R (9, 1) ERA: 1.8	1.0	S	5	2	0	0	1	0	0	0	0	0	0	14	20	0.00	2.000								

St. Louis Cardinals @ Los Angeles Dodgers
Dodger Stadium, Los Angeles, CA
 Tue Aug 08 1995, 7:05 PM PDT
 Att: 33,602 - Unknown - 85 F

AB	32
R	3
H	6
RBI	3
BB	3
SO	8
LOB	15

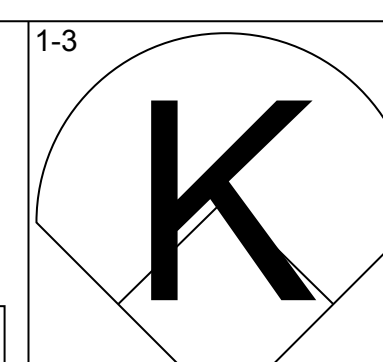
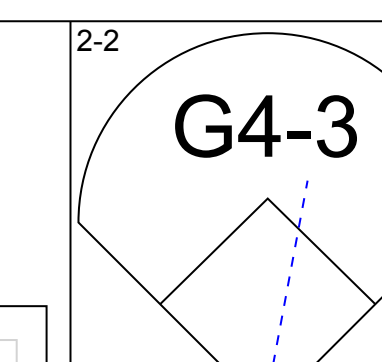
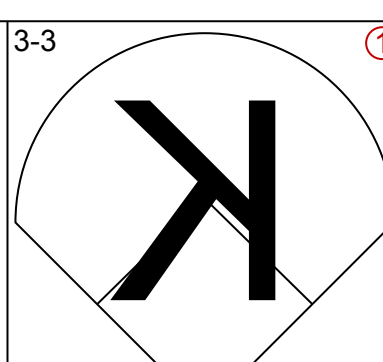
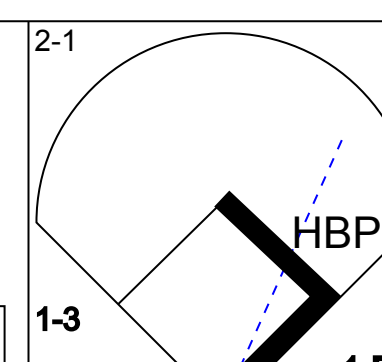
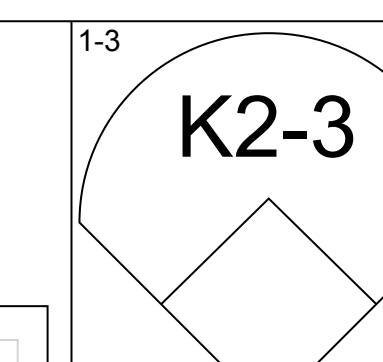
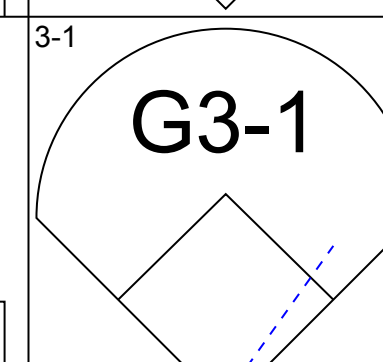
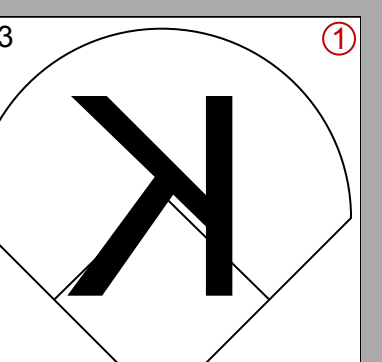
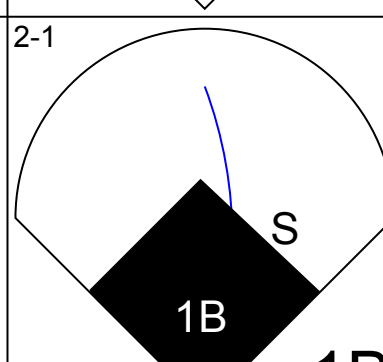
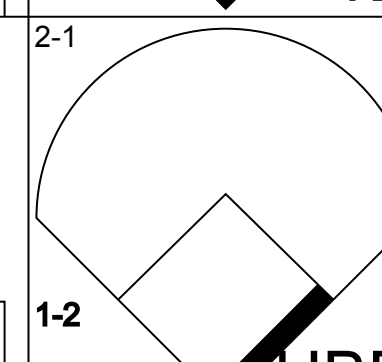
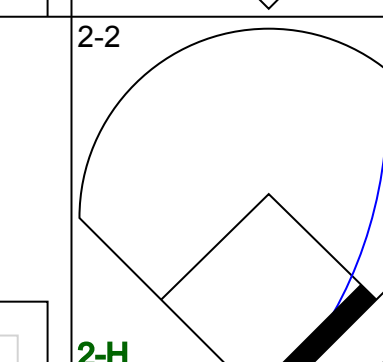
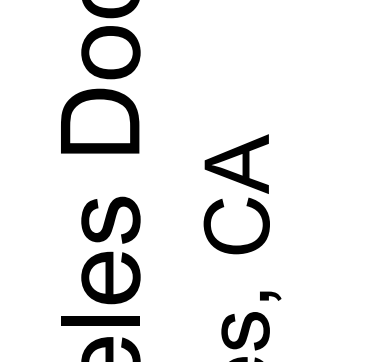
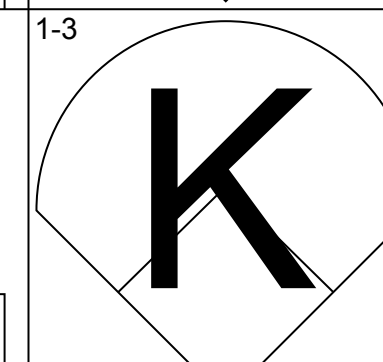
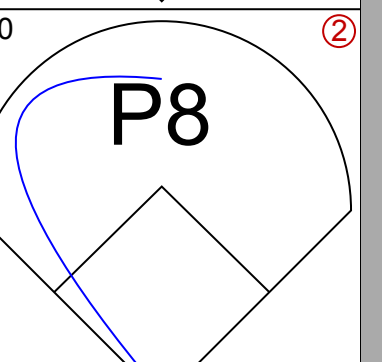
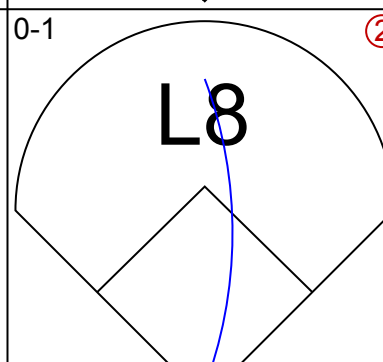
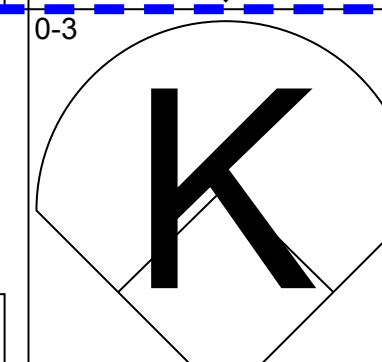
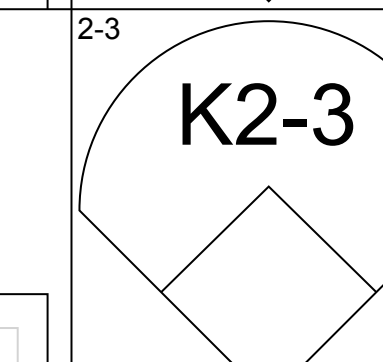
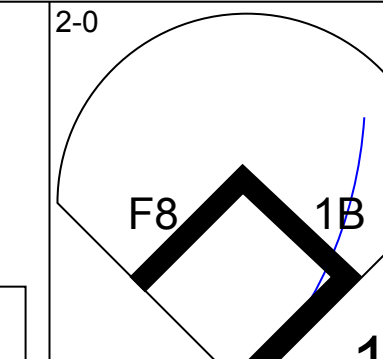
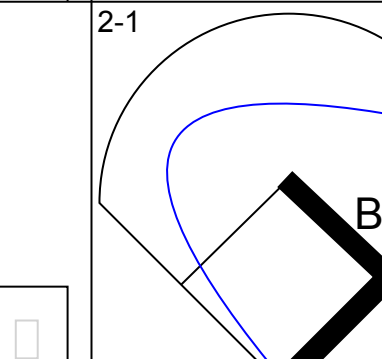
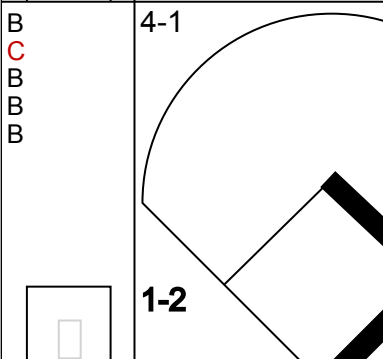
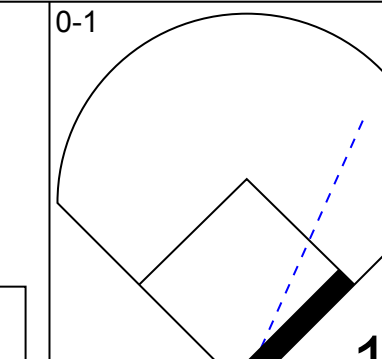
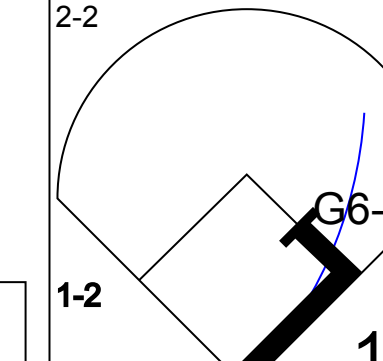
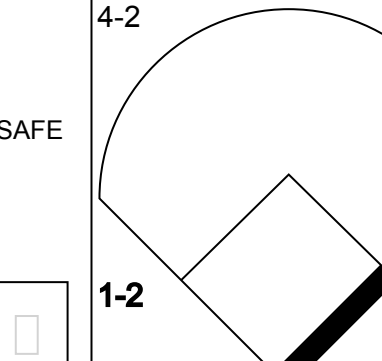
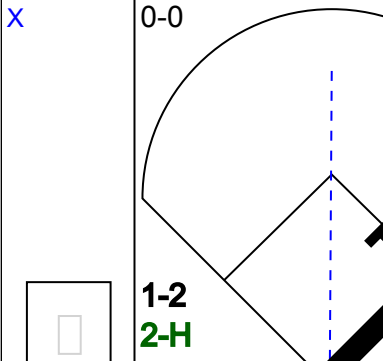
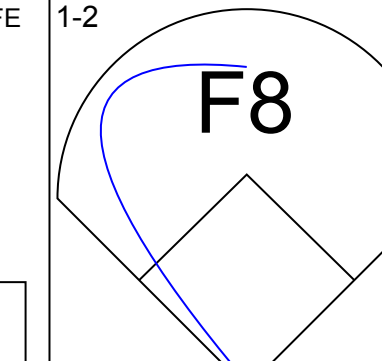

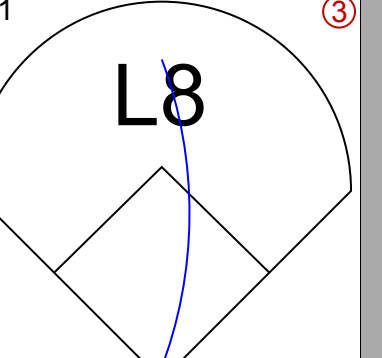
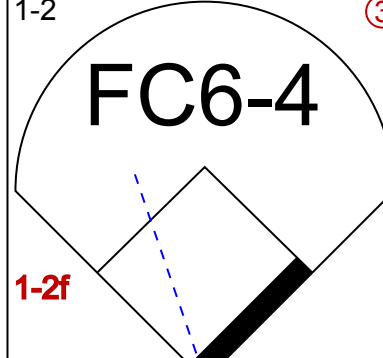
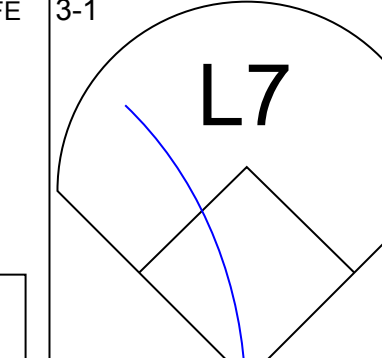

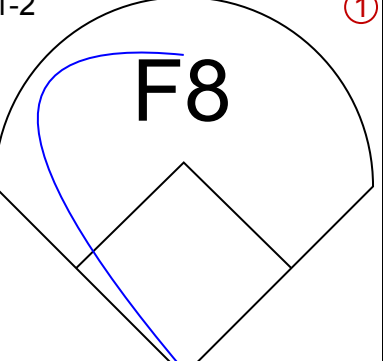
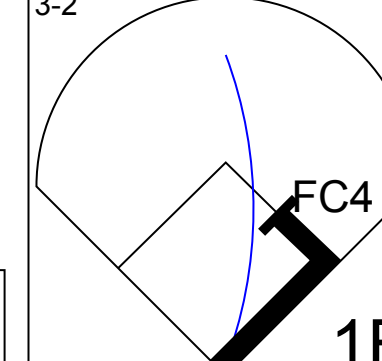
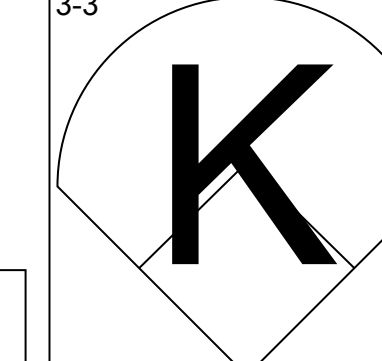
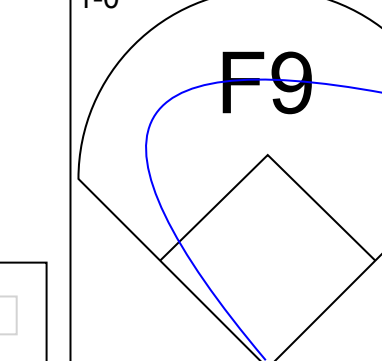
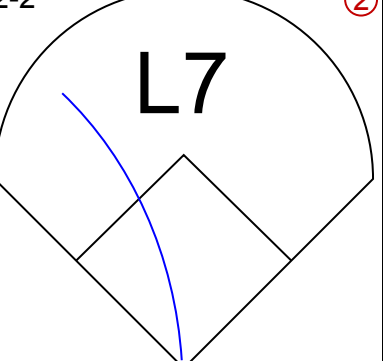
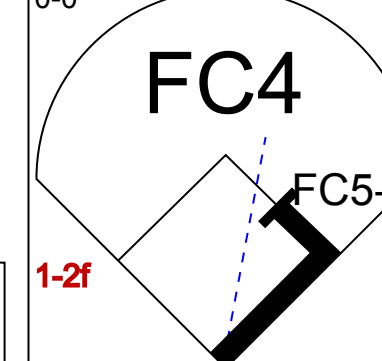
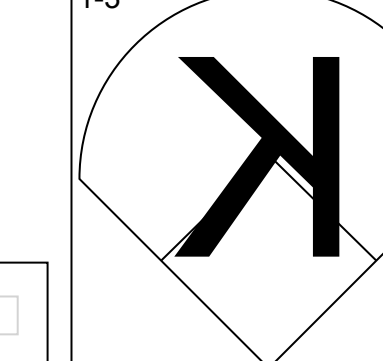
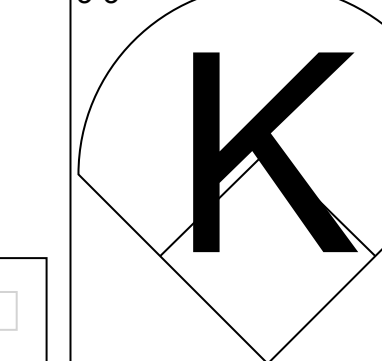
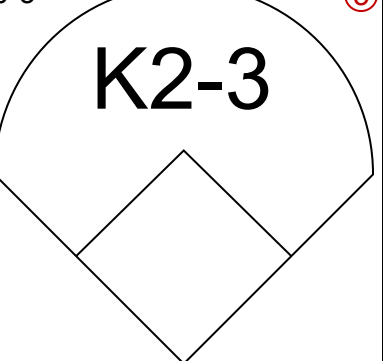
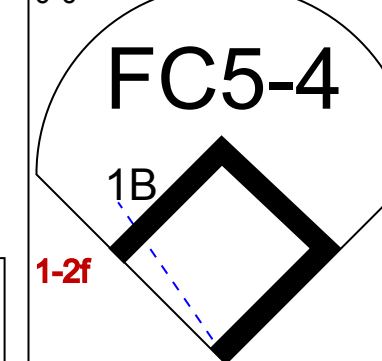
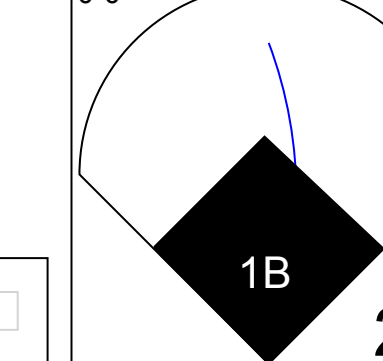



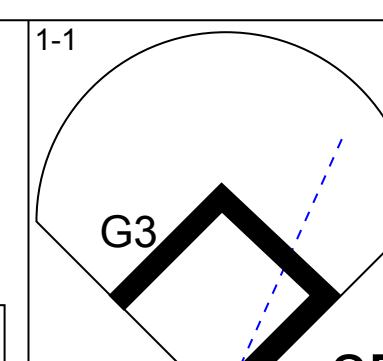
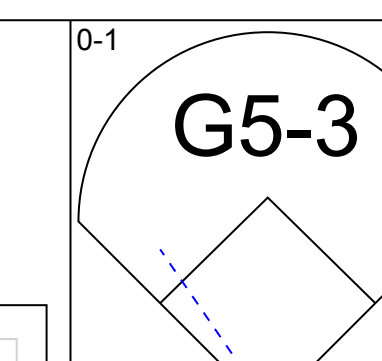
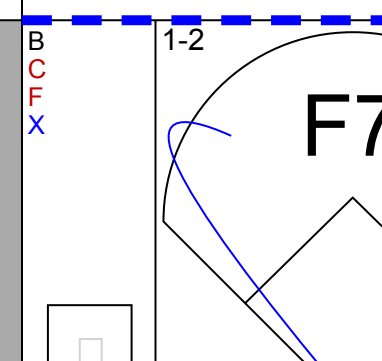
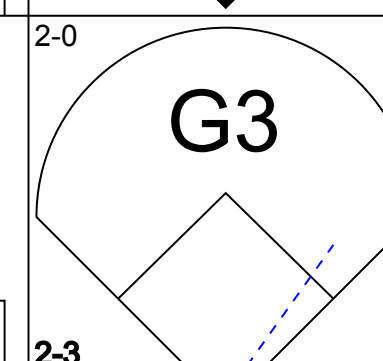
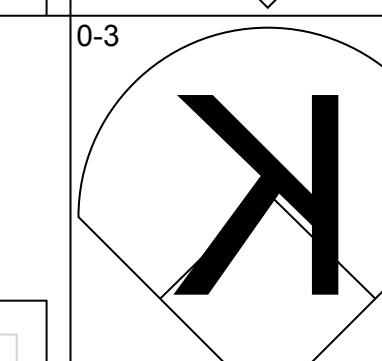
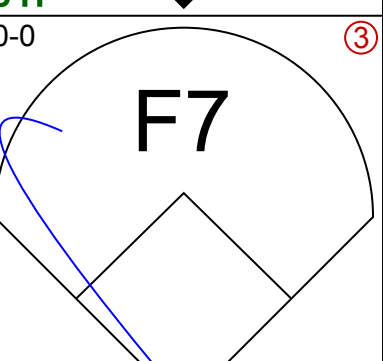
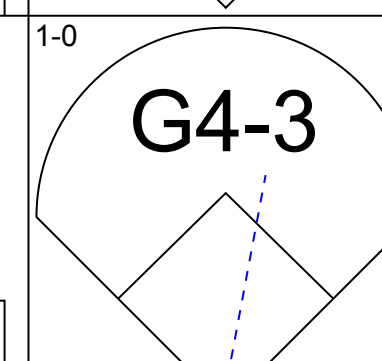
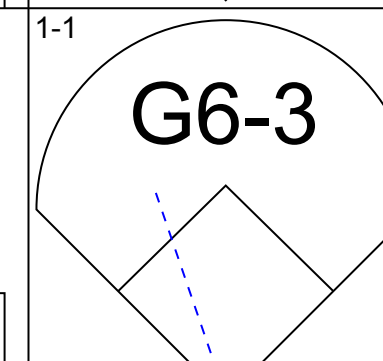
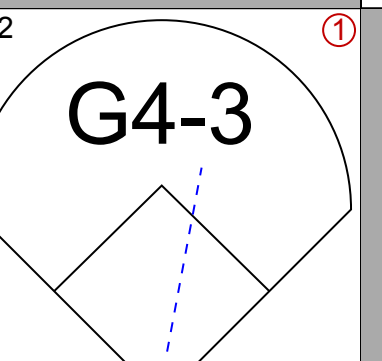
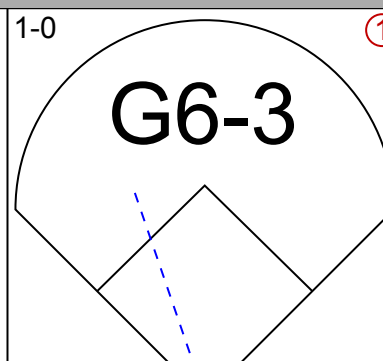

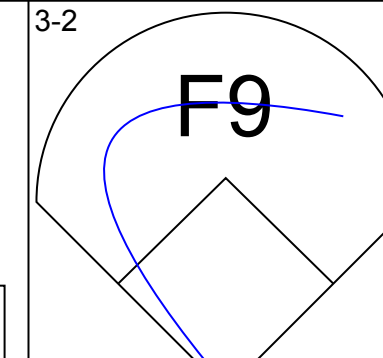
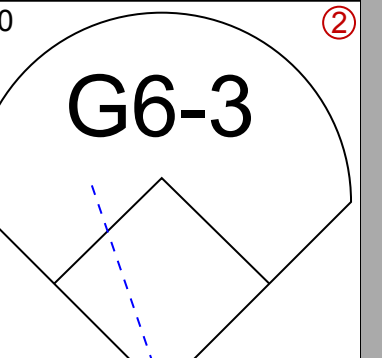
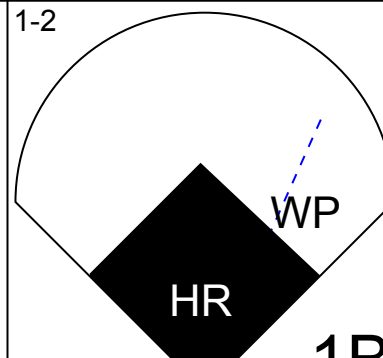
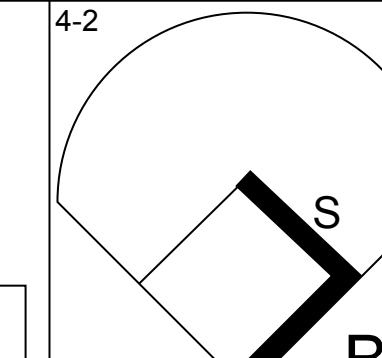

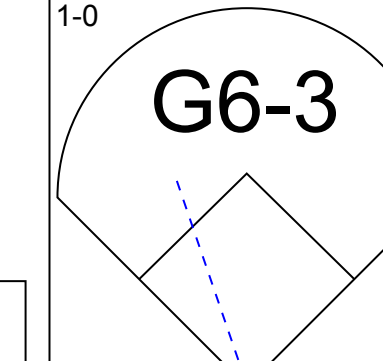
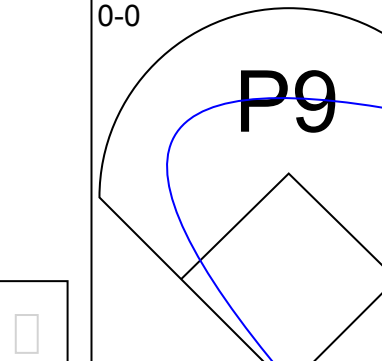
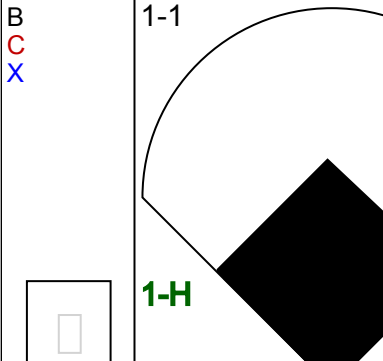
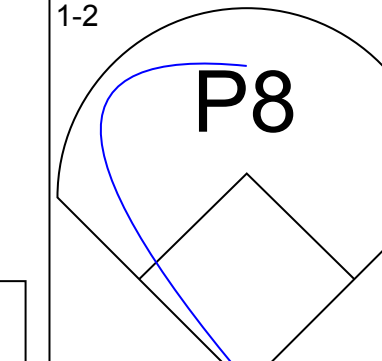
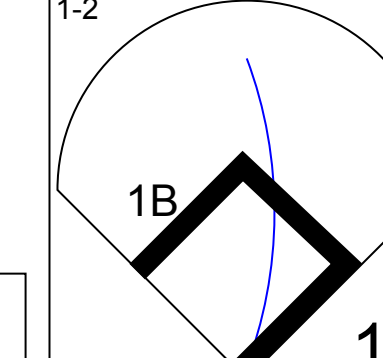
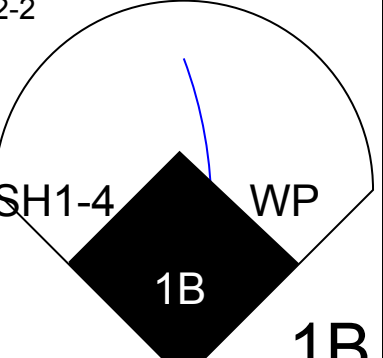
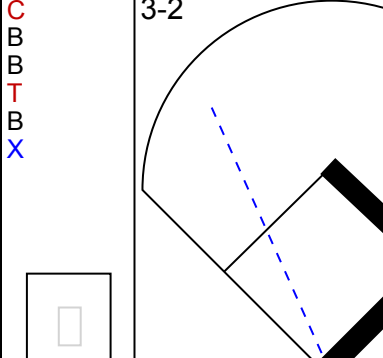

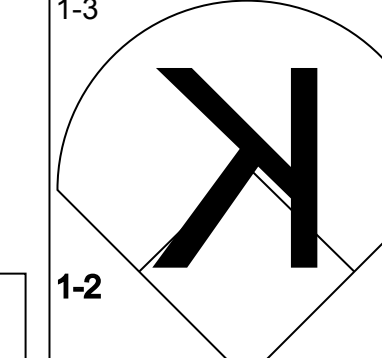
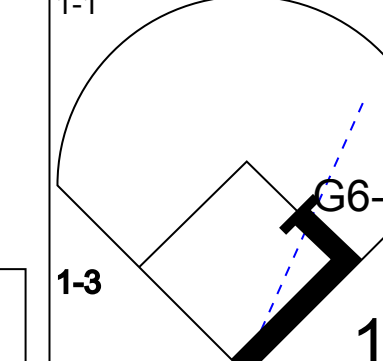
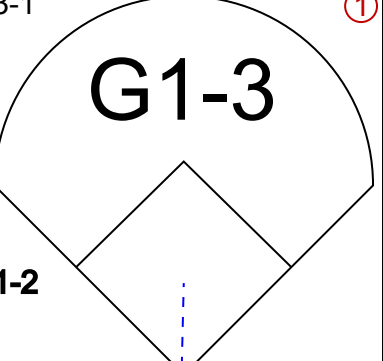

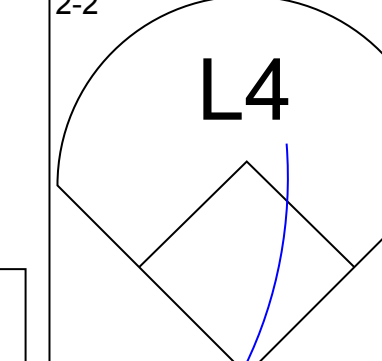
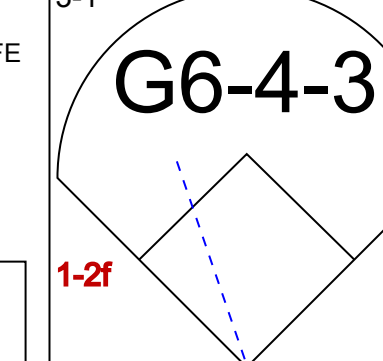
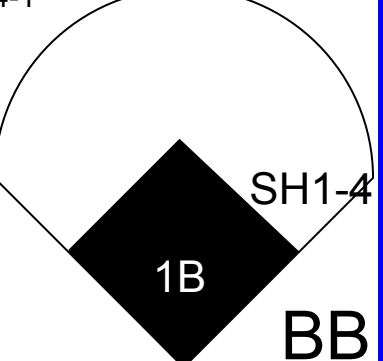
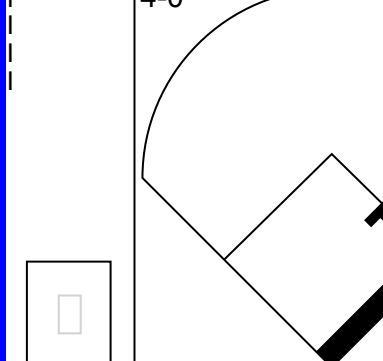


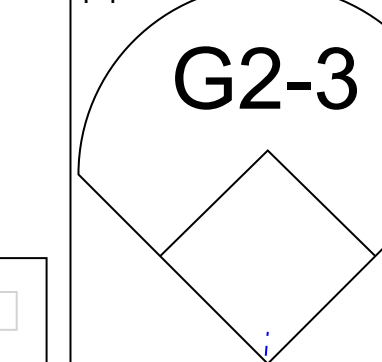
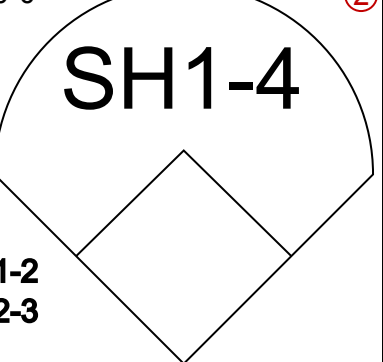

Batter	1	2	3	4	5	6	7	8	9	AB	R	H	RBI	BB	SO	LOB	BOTTOM								
Chad Fonville, S (1, 4) OBP: 0.321, SLG: 0.290	1-1 G5-4-3 1B		0-2 1B		2-3 K		1-0 FC5 1B 1B			4	1	3	0	0	1	1									
Jose Offerman, S (1, 6) OBP: 0.391, SLG: 0.401	1-0 G5-4-3 1-2f		1-2 P8		4-2 1B G4-3 BB		2-2 FC5 1B 1-2 2-3f 3-H			3	1	0	1	1	0	4									
Raul Mondesi, R (1, 9) OBP: 0.348, SLG: 0.514	2-3 K			4-0 G4-3 1B BB		0-0 G4-3		1-2 1-3 2-H 1B		3	0	1	1	1	1	1									
Mike Piazza, R (1, 2) OBP: 0.412, SLG: 0.600		4-2 G6-3 BB		1-2 G4-3 1B		1-0 1B K		3-3 K		3	0	2	0	1	1	1									
Eric Karros, R (1, 3) OBP: 0.377, SLG: 0.542		0-1 G6-3 1-2f		2-2 G4-3		2-1 1B K		2-2 HR		4	1	2	2	0	0	3									
Dave Hansen, L (1, 5) OBP: 0.376, SLG: 0.339		3-2 1B		0-0 L3		1-2 3-H K		1-3 K		4	0	1	0	0	2	3									
Roberto Kelly, R (1, 7) OBP: 0.304, SLG: 0.350		1-2 P8			2-1 E6		2-2 L5		0-0 G1-3	4	0	0	0	0	0	3									
Todd Hollandsworth, L (1, 8) OBP: 0.308, SLG: 0.417			0-3 K		1-3 K		4-2 1B BB FC5 BB		1-2 P5	3	1	0	0	1	2	1									
Ramon Martinez, R (1, 1) OBP: 0.146, SLG: 0.170					2-2 L9		4-2 FC5 1B BB			2	0	0	0	0	0	1									
Delino DeShields, L (7, PH) OBP: 0.324, SLG: 0.321										0	0	0	0	1	0	0									
Pedro Astacio, R (8, 1) OBP: 0.174, SLG: 0.182										0	0	0	0	0	0	0									
Todd Worrell, R (9, 1) ERA: 4.53										0	0	0	0	0	0	0									
Inning Stats	R: 0 E: 0 K: 1 S: 6	H: 1 LOB: 0 BB: 0 P: 10	R: 0 E: 0 K: 0 S: 13	H: 1 LOB: 1 BB: 1 P: 21	R: 0 E: 0 K: 1 S: 11	H: 1 LOB: 1 BB: 0 P: 13	R: 0 E: 0 K: 0 S: 7	H: 1 LOB: 1 BB: 1 P: 14	R: 0 E: 0 K: 2 S: 13	H: 0 LOB: 0 BB: 0 P: 20	R: 1 E: 0 K: 1 S: 12	H: 2 LOB: 2 BB: 1 P: 21	R: 2 E: 0 K: 1 S: 18	H: 2 LOB: 1 BB: 2 P: 33	R: 1 E: 0 K: 1 S: 12	H: 1 LOB: 0 BB: 0 P: 16	1B: 8 2B: 0 3B: 0 HR: 1	SF: 0 SAC: 0 DP: 3 HBP: 0	WP: 0 PB: 0 SB: 1 CS: 0	PA: 35					
PITCHER	IP	WLS	BF	H	R	ER	SO	BB	IBB	HBP	BLK	WP	HR	S	P	ERA	WHIP								
Donovan Osborne, L (1, 1) ERA: 4.09	6.0		25	6	1	1	5	3	0	0	0	0	0	62	99	1.50	1.500								
Rich DeLucia, R (7, 1) ERA: 3.55	1.0		6	2	2	2	1	2	0	0	0	0	0	18	33	18.00	4.000								
Jeff Parrett, R (8, 1) ERA: 4.53	1.0	L	4	1	1	1	1	0	0	0	0	0	1	12	16	9.00	1.000								

St. Louis Cardinals @ Los Angeles Dodgers
Dodger Stadium, Los Angeles, CA
 Tue Aug 08 1995, 7:05 PM PDT
 Att: 33,602 - Unknown - 85 F

AB	30
R	4
H	9
RBI	4
BB	5
SO	7
LOB	18



Batter	1	2	3	4	5	6	7	8	9	AB	R	H	RBI	BB	SO	LOB	TOP					
Ramon Caraballo, S (1,4) OBP: 0.293, SLG: 0.356										5	0	1	0	0	3	1	St. Louis Cardinals @ Los Angeles Dodgers Dodger Stadium, Los Angeles, CA Wed Aug 09 1995, 7:05 PM PDT Att: 30,045 - Unknown - 80 F					
Allen Battle, R (1,8) OBP: 0.361, SLG: 0.301										4	1	2	1	0	1	0						
Bernard Gilkey, R (1,7) T.J. Mathews, R (7,1) Gerald Perry, L (9, FH) OBP: 0.225, SLG: 0.216										4	0	0	0	0	2	4						
John Mabry, L (1,9) OBP: 0.329, SLG: 0.358										3	0	3	0	1	0	0						
Darnell Coles, R (1,5) OBP: 0.322, SLG: 0.354										3	0	2	1	1	0	1						
Mark Sweeney, L (1,3) OBP: 0.125, SLG: 0.125										4	0	0	0	0	0	7						
Danny Sheaffer, R (1,2) OBP: 0.305, SLG: 0.365										4	0	1	0	0	1	3						
José Oquendo, S (1,6) OBP: 0.330, SLG: 0.301										4	0	0	0	0	1	1						
Mike Morgan, R (1,1) Brian Jordan, R (7, FH) OBP: 0.333, SLG: 0.473										2	0	0	0	0	2	0						
Inning Stats	R: 0 E: 0 K: 2 S: 8	H: 0 LOB: 0 BB: 0 P: 13	R: 0 E: 0 K: 0 S: 8	H: 2 LOB: 1 BB: 0 P: 15	R: 0 E: 0 K: 1 S: 7	H: 0 LOB: 0 BB: 0 P: 13	R: 0 E: 0 K: 1 S: 10	H: 1 LOB: 2 BB: 1 P: 19	R: 0 E: 0 K: 1 S: 9	H: 0 LOB: 0 BB: 0 P: 12	R: 1 E: 0 K: 1 S: 12	H: 2 LOB: 2 BB: 1 P: 22	R: 0 E: 0 K: 1 S: 13	H: 2 LOB: 3 BB: 0 P: 20	R: 0 E: 0 K: 1 S: 13	H: 1 LOB: 1 BB: 0 P: 20	R: 1 E: 0 K: 3 S: 13	H: 2 LOB: 1 BB: 0 P: 19	1B: 9 2B: 1 3B: 0 HR: 0	SF: 0 SAC: 0 DP: 1 HBP: 1	WP: 0 PB: 0 SB: 1 CS: 1	PA: 39
PITCHER	IP	WLS	BF	H	R	ER	SO	BB	IBB	HBP	BLK	WP	HR	S	P	ERA	WHIP					
Tom Candiotti, R (1,1) ERA: 3.48	6.2	W	29	7	1	1	6	2	0	1	0	0	0	64	111	1.35	1.350					
Antonio Osuna, R (7,1) ERA: 5.49	1.1		5	1	0	0	2	0	0	0	0	0	0	16	23	0.00	0.750					
Todd Worrell, R (9,1) ERA: 1.98	1.0	S	5	2	1	1	3	0	0	0	0	0	0	13	19	9.00	2.000					

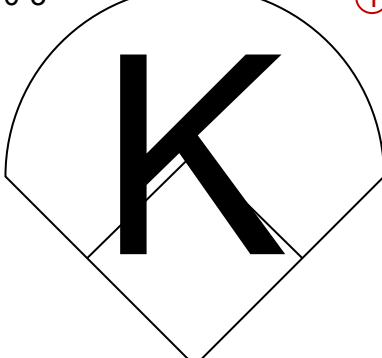
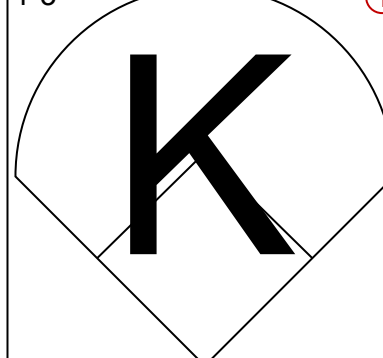
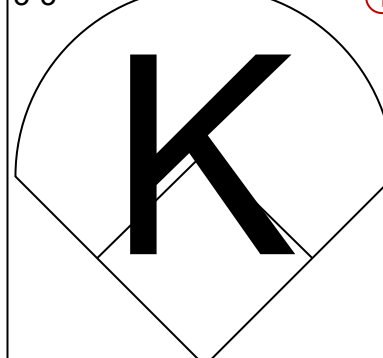
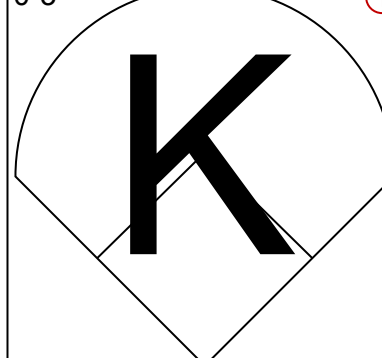
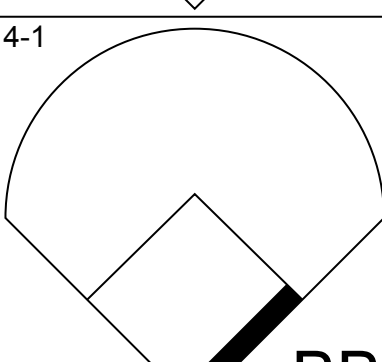
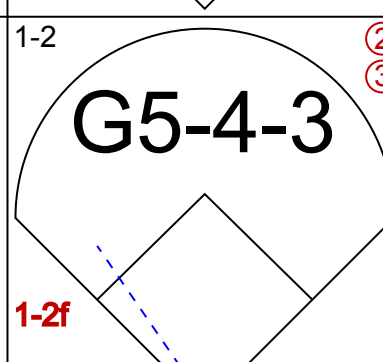
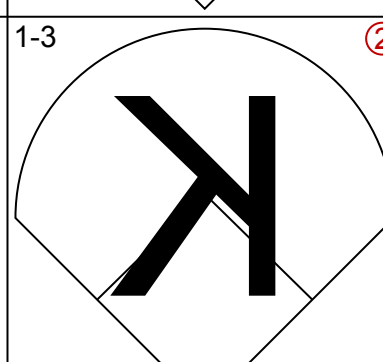
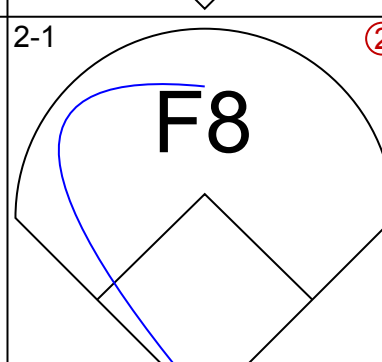
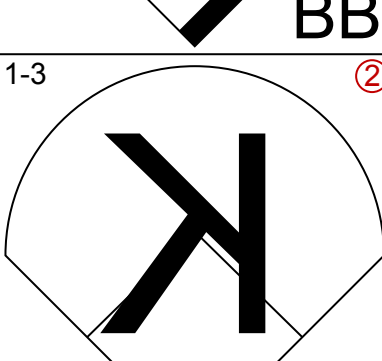
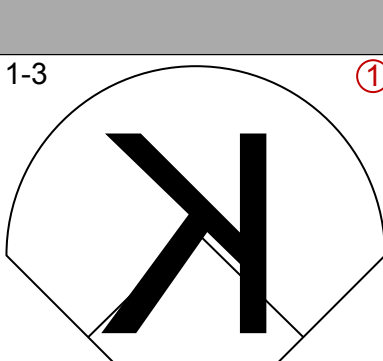
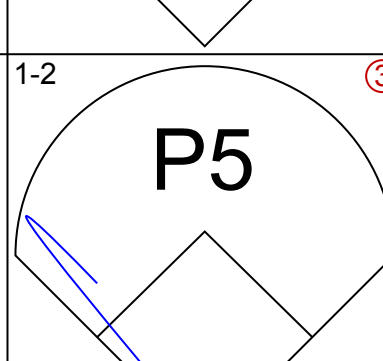
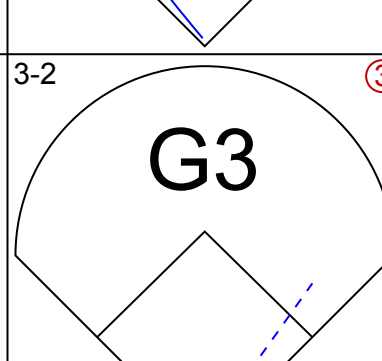
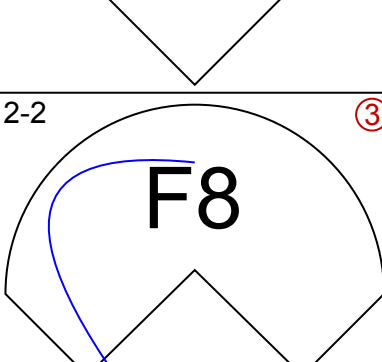
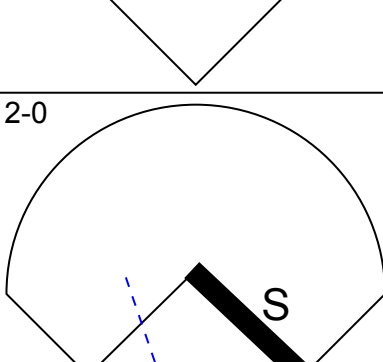
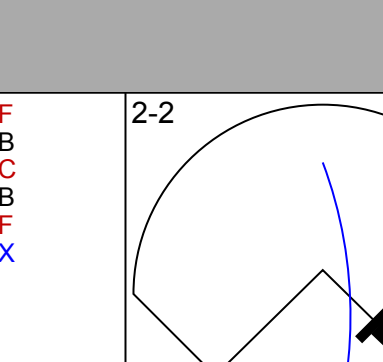
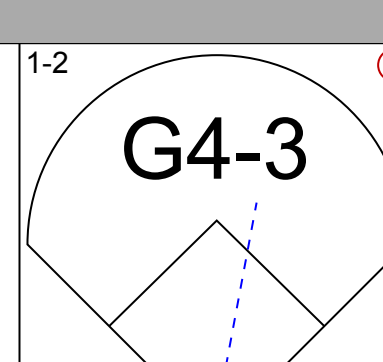
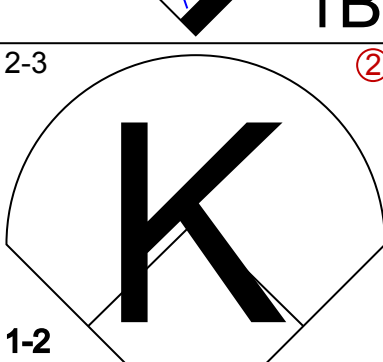
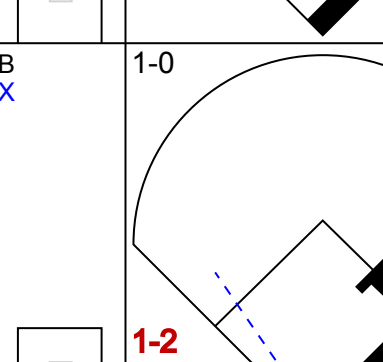
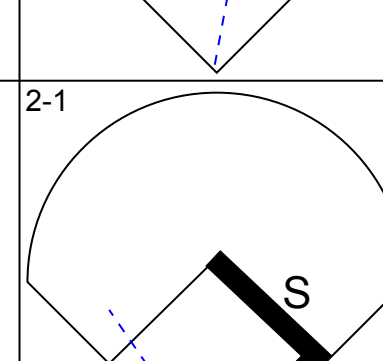
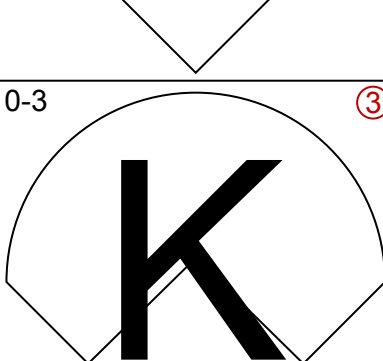
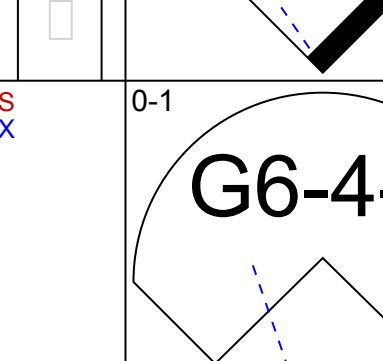
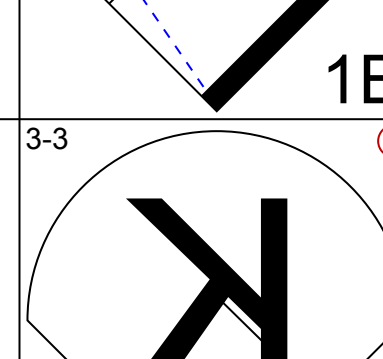
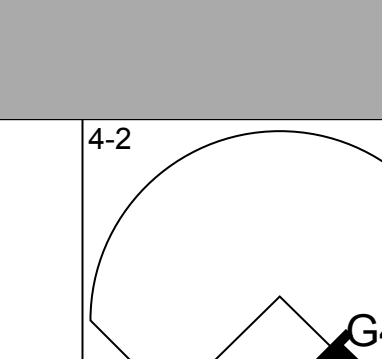
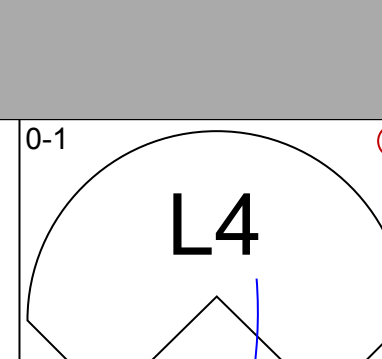
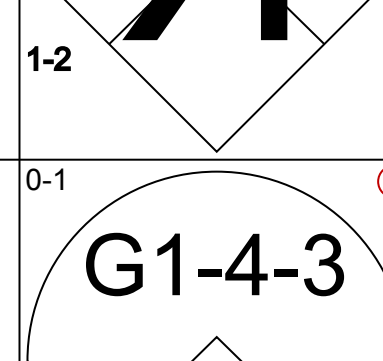
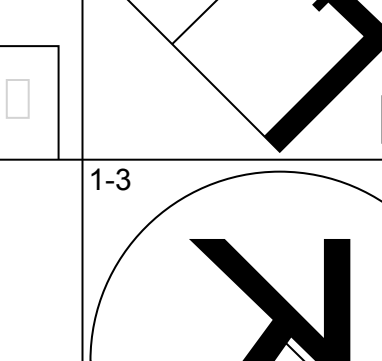
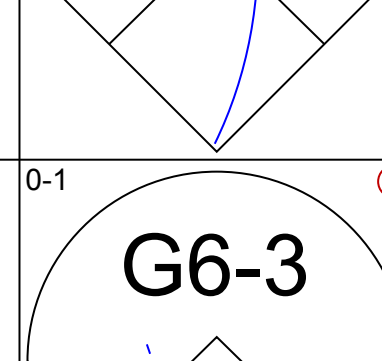
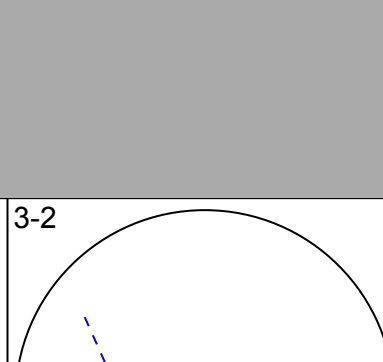
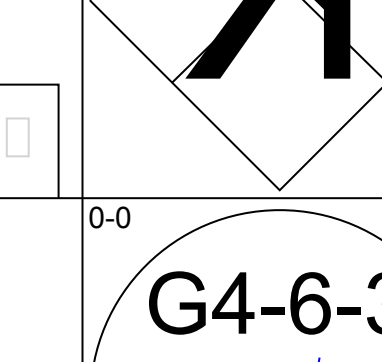
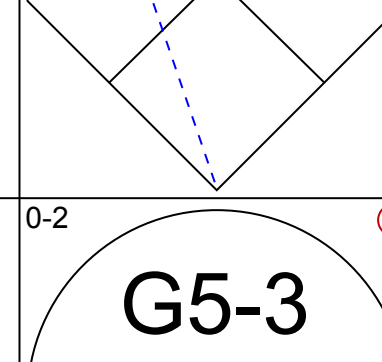
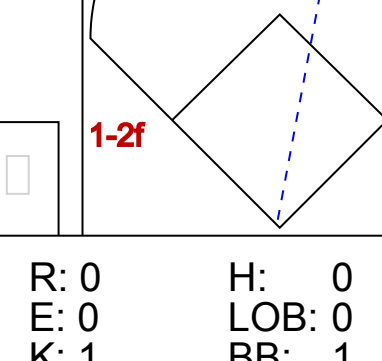
Batter	1	2	3	4	5	6	7	8	9	AB	R	H	RBI	BB	SO	LOB	BOTTOM				
Chad Fonville, S (1,4) OBP: 0.326, SLG: 0.304										4	0	2	2	0	0	0	St. Louis Cardinals @ Los Angeles Dodgers Dodger Stadium, Los Angeles, CA Wed Aug 09 1995, 7:05 PM PDT Att: 30,045 - Unknown - 80 F				
Jose Offerman, S (1,6) OBP: 0.388, SLG: 0.396										4	0	0	0	0	1	3					
Raul Mondesi, R (1,9) OBP: 0.345, SLG: 0.508										4	0	0	0	0	0	1					
Mike Piazza, R (1,2) Delino DeShields, L (8, PR) Todd Worrell, R (9,1)										3	1	1	0	1	0	1					
Eric Karros, R (1,3) OBP: 0.376, SLG: 0.547										4	1	1	2	0	0	1					
Dave Hansen, L (1,5) OBP: 0.386, SLG: 0.352										4	1	3	0	0	1	1					
Roberto Kelly, R (1,8) OBP: 0.303, SLG: 0.349										4	0	1	0	0	0	4					
Billy Ashley, R (1,7) Mitch Webster, S (5, PR) OBP: 0.329, SLG: 0.382										1	0	0	0	1	0	2					
Tom Candiotti, R (1,1) Antonio Osuna, R (7,1) Carlos Hernandez, R (9,2) OBP: 0.190, SLG: 0.128										2	0	0	0	0	0	2					
Inning Stats	R: 0 E: 0 K: 0 S: 9	H: 1 LOB: 1 BB: 0 P: 16	R: 0 E: 0 K: 0 S: 9	H: 2 LOB: 0 BB: 0 P: 15	R: 0 E: 0 K: 1 S: 7	H: 0 LOB: 0 BB: 0 P: 8	R: 0 E: 0 K: 0 S: 5	H: 0 LOB: 0 BB: 0 P: 8	R: 2 E: 0 K: 0 S: 11	H: 3 LOB: 2 BB: 1 P: 21	R: 0 E: 0 K: 0 S: 6	H: 0 LOB: 0 BB: 0 P: 8	R: 0 E: 0 K: 1 S: 12	H: 0 LOB: 2 BB: 1 P: 20	R: 0 E: 0 K: 1 S: 12	H: 0 LOB: 1 BB: 1 P: 20	1B: 6 2B: 1 3B: 0 HR: 1	SF: 0 SAC: 1 DP: 1 HBP: 0	WP: 2 PB: 0 SB: 1 CS: 0	PA: 34	
PITCHER	IP	WLS	BF	H	R	ER	SO	BB	IBB	HBP	BLK	WP	HR	S	P	ERA	WHIP				
Mike Morgan, R (1,1) ERA: 3.35	6.0	L	27	8	4	4	1	1	0	0	0	0	0	18	28	6.00	1.500				
T.J. Mathews, R (7,1) ERA:	2.0		7	0	0	0	1	1	0	0	0	0	0	18	28	0.00	0.500				

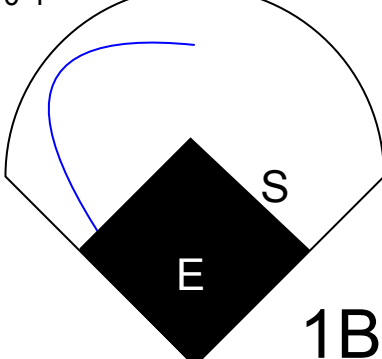
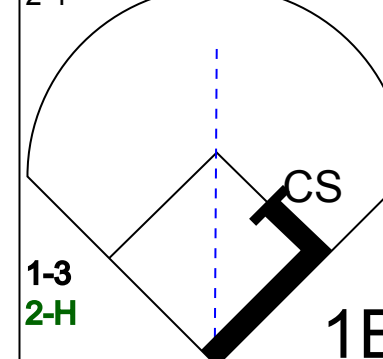
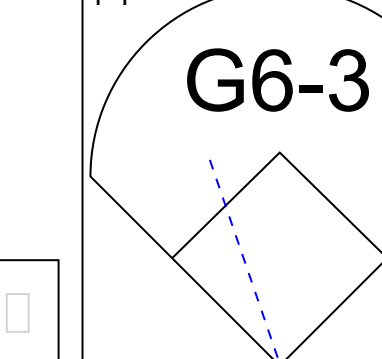
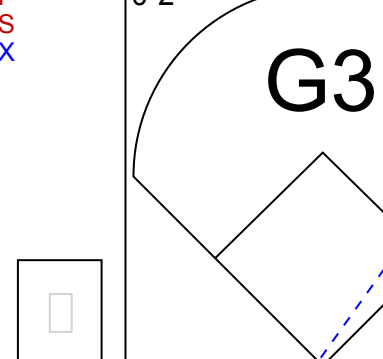
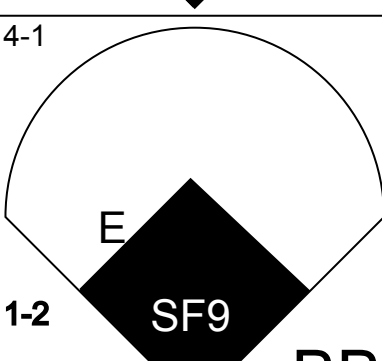
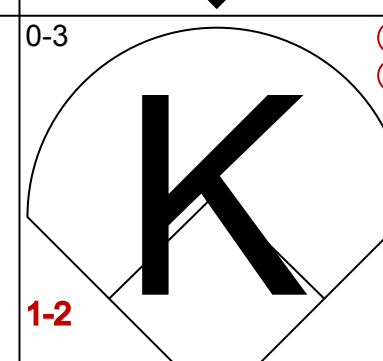
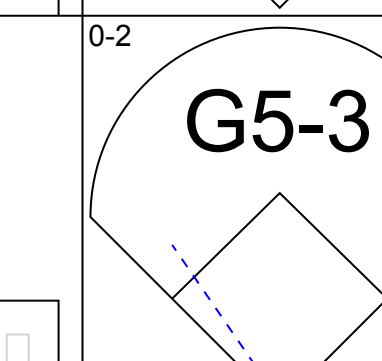
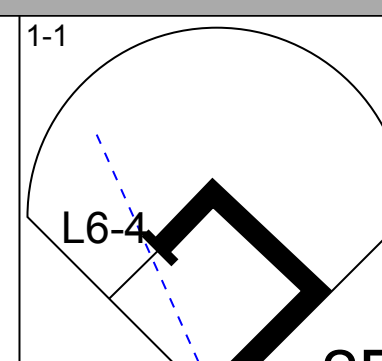
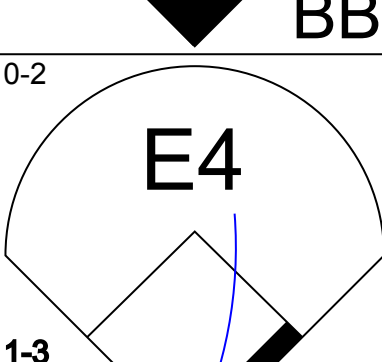
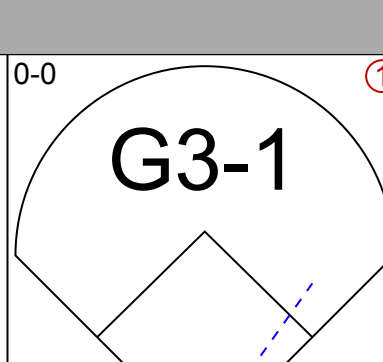
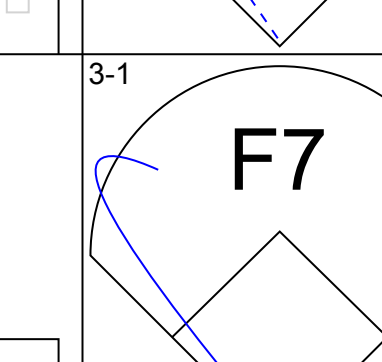
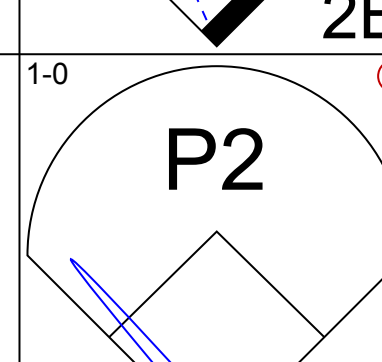
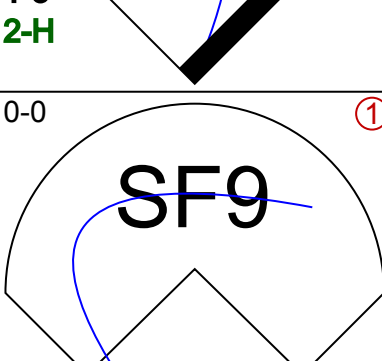
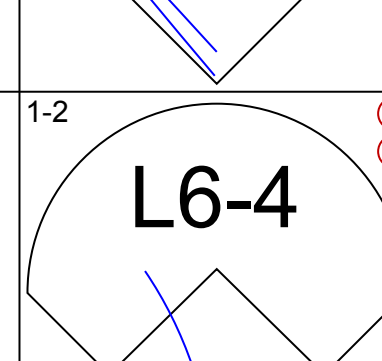
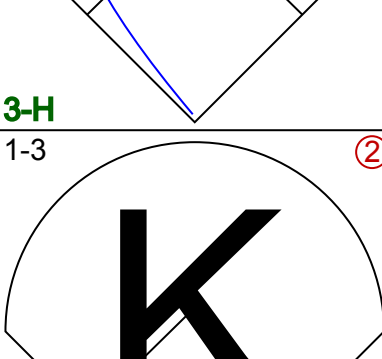
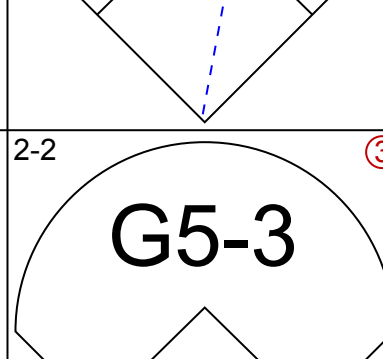
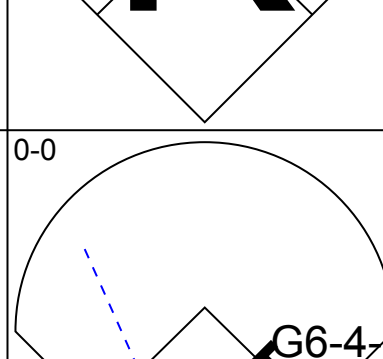
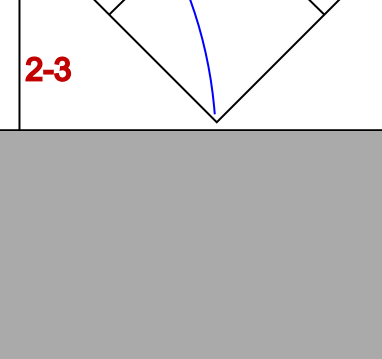
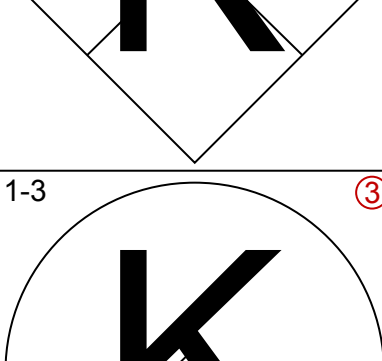
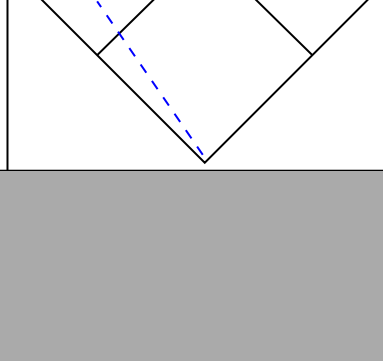
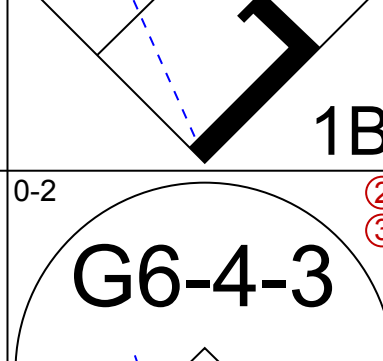

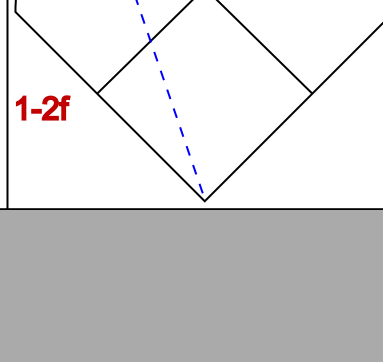



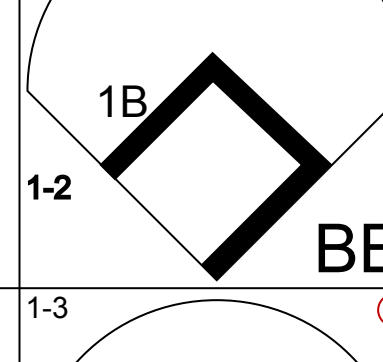
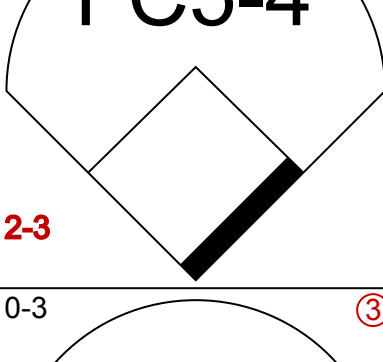
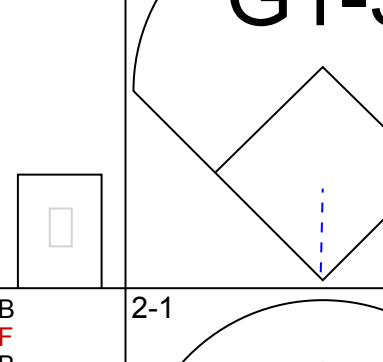
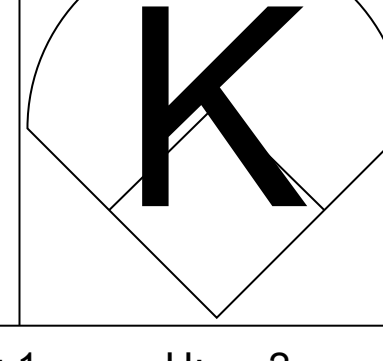
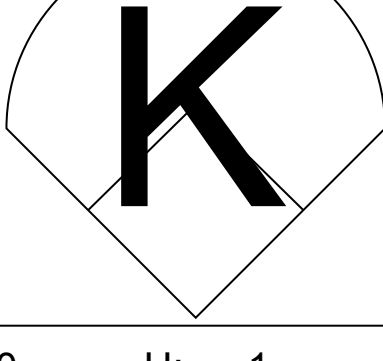
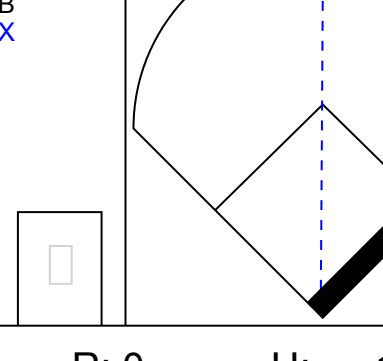
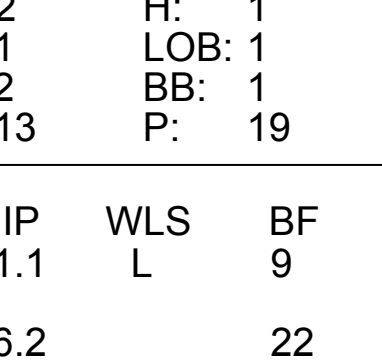

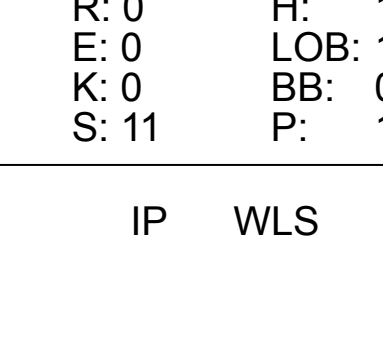
AB 36
R 2
H 10
RBI 2
BB 2
SO 11
LOB 19



AB 30
R 4
H 8
RBI 4
BB 3
SO 2
LOB 15



Batter	1	2	3	4	5	6	7	8	9	AB	R	H	RBI	BB	SO	LOB	TOP
Ramon Caraballo, S (1,4) OBP: 0.271, SLG: 0.327										4	0	0	0	0	4	1	St. Louis Cardinals @ San Diego Padres Jack Murphy Stadium, San Diego, CA Fri Aug 11, 1995, 10:05 PM EDT Sunny - 80 F livebaseballscorecards.com
Bernard Gilkey, R (1,7) OBP: 0.363, SLG: 0.441										3	0	0	0	1	1		
John Mabry, L (1,9) OBP: 0.319, SLG: 0.346										4	0	0	0	0	2	1	
Brian Jordan, R (1,8) OBP: 0.338, SLG: 0.482										3	0	2	0	0	0	1	
Scott Cooper, L (1,5) OBP: 0.325, SLG: 0.311										3	0	1	0	0	1	1	
Mark Sweeney, L (1,3) OBP: 0.217, SLG: 0.348										3	0	1	0	0	1	2	
Scott Hemond, R (1,2) OBP: 0.182, SLG: 0.143										2	0	0	0	1	1	1	
Tripp Cromer, R (1,6) OBP: 0.260, SLG: 0.328										3	0	0	0	0	1	2	
Danny Jackson, R (1,1) OBP: 0.188, SLG: 0.226										0	0	0	0	0	0	0	
Allen Watson, L (2,1) OBP: 0.524, SLG: 0.650										3	0	1	0	0	0	1	
Inning Stats	R: 0 H: 0 E: 0 K: 2 S: 11	H: 0 LOB: 1 BB: 1 P: 18	R: 0 H: 1 E: 0 K: 1 S: 10	H: 1 LOB: 0 BB: 0 P: 16	R: 0 H: 1 E: 0 K: 1 S: 9	H: 1 LOB: 0 BB: 0 P: 14	R: 0 H: 1 E: 0 K: 3 S: 10	H: 0 LOB: 1 BB: 0 P: 15	R: 0 H: 0 E: 0 K: 2 S: 10	H: 2 LOB: 0 BB: 0 P: 10	R: 0 H: 0 E: 0 K: 0 S: 7	H: 0 LOB: 0 BB: 0 P: 7	R: 0 H: 0 E: 0 K: 1 S: 11	H: 0 LOB: 0 BB: 0 P: 16	1B: 5 2B: 0 3B: 0 HR: 0	SF: 0 SAC: 0 DP: 3 HBP: 0	WP: 0 PA: 30 PB: 0 SB: 2 CS: 0
PITCHER Andy Ashby, R (1,1) ERA: 3.4	IP: 9.0 WLS: W BF: 30 H: 5 R: 0 ER: 0 SO: 11 BB: 2 IBB: 0 HBP: 0 BLK: 0 WP: 0 HR: 0 S: 84 P: 125 ERA: 0.00 WHIP: 0.778																

Batter	1	2	3	4	5	6	7	8	9	AB	R	H	RBI	BB	SO	LOB	BOTTOM		
Steve Finley, L (1,8) OBP: 0.375, SLG: 0.442										4	1	2	1	0	0	1	St. Louis Cardinals @ San Diego Padres Jack Murphy Stadium, San Diego, CA Fri Aug 11, 1995, 10:05 PM EDT Sunny - 80 F livebaseballscorecards.com		
Jody Reed, R (1,4) OBP: 0.362, SLG: 0.303										3	1	1	0	1	1	2			
Tony Gwynn, L (1,9) OBP: 0.399, SLG: 0.486										3	0	0	0	0	0	1			
Melvin Nieves, S (6,9)										1	0	0	0	0	0	1			
Ken Caminiti, S (1,5) OBP: 0.365, SLG: 0.476										3	0	0	1	0	1	1			
Eddie Williams, R (1,3) OBP: 0.336, SLG: 0.441										3	0	1	0	0	1	1			
Roberto Pelagine, L (6, PR) OBP: 0.369, SLG: 0.398										0	0	0	0	0	0	0			
Phil Clark, R (1,7) OBP: 0.298, SLG: 0.347										3	0	1	0	0	1	2			
Brian Johnson, R (1,2) OBP: 0.278, SLG: 0.340										3	1	1	0	0	1	1			
Andujar Cedeno, R (1,6) OBP: 0.256, SLG: 0.330										2	0	0	0	1	0	1			
Andy Ashby, R (1,1) OBP: 0.171, SLG: 0.147										3	0	1	0	0	2	3			
Inning Stats	R: 2 H: 1 E: 1 K: 2 S: 13	H: 2 LOB: 1 BB: 1 P: 19	R: 1 H: 2 E: 0 K: 2 S: 12	H: 2 LOB: 1 BB: 1 P: 20	R: 0 H: 0 E: 0 K: 0 S: 5	H: 0 LOB: 0 BB: 0 P: 8	R: 0 H: 1 E: 0 K: 2 S: 16	H: 1 LOB: 1 BB: 0 P: 24	R: 0 H: 0 E: 0 K: 0 S: 7	H: 1 LOB: 0 BB: 0 P: 11	R: 0 H: 1 E: 0 K: 1 S: 7	H: 1 LOB: 1 BB: 0 P: 8	R: 0 H: 1 E: 0 K: 0 S: 11	H: 1 LOB: 0 BB: 0 P: 13	R: 0 H: 1 E: 0 K: 0 S: 6	H: 1 LOB: 0 BB: 0 P: 9	1B: 6 2B: 2 3B: 0 HR: 0	SF: 1 SAC: 0 DP: 2 HBP: 0	WP: 0 PA: 31 PB: 1 SB: 1 CS: 1
PITCHER Danny Jackson, L (1,1) ERA: 5.9	IP: 1.1 WLS: L BF: 9 H: 2 R: 3 ER: 2 SO: 3 BB: 2 IBB: 0 HBP: 0 BLK: 0 WP: 0 HR: 0 S: 20 P: 32 ERA: 13.50 WHIP: 3.000																		
PITCHER Allen Watson, L (2,1) ERA: 5.25	IP: 6.2 WLS: L BF: 22 H: 5 R: 0 ER: 0 SO: 4 BB: 0 IBB: 0 HBP: 0 BLK: 0 WP: 0 HR: 0 S: 57 P: 80 ERA: 0.00 WHIP: 0.750																		

Batter	1	2	3	4	5	6	7	8	9	AB	R	H	RBI	BB	SO	LOB	TOP										
Bernard Gilkey, R OBP: 0.358, SLG: 0.434	F9	P6		G1-6-3		FC6-4			K	5	0	0	0	0	1	4											
Allen Battle, R OBP: 0.366, SLG: 0.303	1B	P3							K	3	0	1	0	1	1	2											
Brian Jordan, R OBP: 0.337, SLG: 0.479	BB			G6-3		F8		L6		4	0	1	0	0	0	1											
Darnell Coles, R OBP: 0.318, SLG: 0.343	F7			G6-4-3		G5-3		K		4	0	1	0	0	1	3											
Danny Sheaffer, R OBP: 0.310, SLG: 0.359	BB			G6-4-3				K		2	0	0	0	2	1	1											
Mark Sweeney, L OBP: 0.222, SLG: 0.370	G4-3					G3-1		K		4	1	1	0	0	1	5											
Tony Fossas, L OBP: 0.318, SLG: 0.344				HR						0	0	0	0	0	0	0											
Tripp Cromer, R OBP: 0.299, SLG: 0.331								G6-3		4	0	1	0	0	1	1											
José Oquendo, S OBP: 0.333, SLG: 0.317	F7			HR				G4-3		3	1	1	2	1	0	1											
Tom Urbani, L OBP: 0.421, SLG: 0.563										1	0	1	0	1	0	0											
Scott Cooper, L OBP: 0.324, SLG: 0.310										1	0	0	0	0	0	1											
Rich DeLucia, R OBP: 0.300, SLG: 0.222										0	0	0	0	0	0	0											
John Mabry, L OBP: 0.318, SLG: 0.344										1	0	0	0	0	1	0											
Inning Stats	R: 0 E: 0 K: 0 S: 16	H: 1 LOB: 3 BB: 2 P: 31	R: 0 E: 0 K: 0 S: 16	H: 1 LOB: 2 BB: 1 P: 26	R: 0 E: 0 K: 1 S: 8	H: 1 LOB: 0 BB: 0 P: 12	R: 2 E: 0 K: 1 S: 13	H: 3 LOB: 0 BB: 0 P: 18	R: 0 E: 0 K: 0 S: 10	H: 1 LOB: 2 BB: 1 P: 20	R: 0 E: 0 K: 2 S: 10	H: 0 LOB: 0 BB: 0 P: 15	R: 0 E: 0 K: 2 S: 9	H: 0 LOB: 0 BB: 0 P: 15	R: 0 E: 0 K: 2 S: 8	H: 0 LOB: 0 BB: 0 P: 11	1B: 4 2B: 2 3B: 0 HR: 1	SF: 0 SAC: 0 DP: 2 HBP: 0	WP: 0 PB: 0 SB: 1 CS: 1	PA: 37							
PITCHER	IP	WLS	BF	H	R	ER	SO	BB	IBB	HBP	BLK	WP	HR	S	P	ERA	WHIP										
Fernando Valenzuela, L ERA: 5.68	4.0		20	7	2	2	1	3	0	0	0	0	1	56	93	4.50	2.500										
Dustin Hermanson, R ERA: 7.07	2.0		8	0	0	0	0	2	0	0	0	0	0	14	26	0.00	1.000										
Doug Bechtler, R ERA: 1.38	2.0	W	6	0	0	0	4	0	0	0	0	0	0	19	30	0.00	0.000										
Trevor Hoffman, R ERA: 4.62	1.0	S	3	0	0	0	2	0	0	0	0	0	0	8	11	0.00	0.000										

St. Louis Cardinals @ San Diego Padres
Jack Murphy Stadium, San Diego, CA
Fri Aug 11, 1995, 10:05 PM EDT
Att: 18,409 - Unknown

AB 32
R 2
H 7
RBI 2
BB 5
SO 7
LOB 19



Batter	1	2	3	4	5	6	7	8	9	AB	R	H	RBI	BB	SO	LOB	BOTTOM										
Steve Finley, L OBP: 0.375, SLG: 0.459	1B								K	5	2	4	3	0	1	2											
Jody Reed, R OBP: 0.364, SLG: 0.306	1B	FC5		P6						4	0	2	1	0	0	4											
Ken Caminiti, S OBP: 0.364, SLG: 0.474	F9					F8		P7		4	0	1	0	0	0	2											
Eddie Williams, R OBP: 0.338, SLG: 0.442								G6-4-3		4	0	2	0	0	1	2											
Roberto Petagine, L OBP: 0.369, SLG: 0.398										0	0	0	0	0	0	0											
Archi Cianfranco, R OBP: 0.396, SLG: 0.609	G6-4-3					G6-4-3				3	1	1	0	1	0	3											
Phil Plantier, L OBP: 0.345, SLG: 0.437		G4-3								3	0	0	0	1	1	3											
Melvin Nieves, S OBP: 0.265, SLG: 0.345		F9								3	0	0	0	0	2	1											
Doug Bechtler, R										0	0	0	0	0	0	0											
Andujar Cedeno, R OBP: 0.259, SLG: 0.332										1	0	1	0	0	0	0											
Trevor Hoffman, R OBP: 0.500, SLG: 1.000										0	0	0	0	0	0	0											
Brad Ausmus, R OBP: 0.325, SLG: 0.379										3	1	1	0	1	1	1											
Fernando Valenzuela, L OBP: 0.250, SLG: 0.500										2	0	1	0	0	0	1											
Dustin Hermanson, R										0	0	0	0	0	0	0											
Phil Clark, R OBP: 0.291, SLG: 0.342										1	1	0	1	0	0	0											
Inning Stats	R: 1 E: 0 K: 0 S: 10	H: 3 LOB: 1 BB: 0 P: 14	R: 1 E: 1 K: 0 S: 9	H: 1 LOB: 2 BB: 1 P: 21	R: 0 E: 0 K: 2 S: 9	H: 2 LOB: 0 BB: 0 P: 13	R: 0 E: 0 K: 1 S: 11	H: 2 LOB: 2 BB: 0 P: 16	R: 0 E: 0 K: 0 S: 5	H: 1 LOB: 0 BB: 0 P: 10	R: 0 E: 0 K: 2 S: 10	H: 0 LOB: 0 BB: 1 P: 18	R: 2 E: 2 K: 0 S: 14	H: 2 LOB: 0 BB: 0 P: 20	R: 1 E: 0 K: 1 S: 14	H: 2 LOB: 2 BB: 1 P: 22	1B: 11 2B: 1 3B: 1 HR: 1	SF: 1 SAC: 0 DP: 4 HBP: 0	WP: 0 PB: 0 SB: 0 CS: 2	PA: 37							
PITCHER	IP	WLS	BF	H	R	ER	SO	BB	IBB	HBP	BLK	WP	HR	S	P	ERA	WHIP										
Tom Urbani, L ERA: 4.01	5.0		23	9	2	1	3	1	0	0	0	0	0	44	74	1.80	2.000										
Rich DeLucia, R ERA: 3.57	2.0	L	8	2	2	1	2	1	0	0	0	0	1	24	38	4.50	1.500										
Tony Fossas, L ERA: 1.91	1.0		6	2	1	1	1	1	0	0	0	0	0	14	22	9.00	3.000										

St. Louis Cardinals @ San Diego Padres
Jack Murphy Stadium, San Diego, CA
Fri Aug 11, 1995, 10:05 PM EDT
Att: 18,409 - Unknown

AB 33
R 5
H 13
RBI 5
BB 3
SO 6
LOB 19



Batter	1	2	3	4	5	6	7	8	9	AB	R	H	RBI	BB	SO	LOB	TOP					
Bernard Gilkey, R OBP: 0.355, SLG: 0.433 (1, 7)										5	1	1	0	0	0	2	St. Louis Cardinals @ San Diego Padres Jack Murphy Stadium, San Diego, CA Sat Aug 12 1995, 10:05 PM EDT Att: 21,744 - Unknown livebaseballscorecards.com					
Scott Cooper, L OBP: 0.326, SLG: 0.308 (1, 5)										2	1	0	0	2	0	1						
Brian Jordan, R OBP: 0.339, SLG: 0.488 (1, 9)										4	2	2	3	0	0	1						
Ray Lankford, L OBP: 0.351, SLG: 0.474 (1, 8)										2	1	1	0	2	0	1						
Danny Sheaffer, R OBP: 0.311, SLG: 0.359 (1, 2)										3	0	1	0	0	0	1						
Gerald Perry, L OBP: 0.235, SLG: 0.227 (8, PH)										1	0	1	1	0	0	0						
Scott Hemond, R OBP: 0.182, SLG: 0.143 (8, 2)										0	0	0	0	0	0	0						
Mark Sweeney, L OBP: 0.288, SLG: 0.367 (1, 3)										3	0	1	1	1	1	2						
Tripp Cromer, R OBP: 0.256, SLG: 0.326 (1, 6)										4	0	0	0	0	1	1						
José Oquendo, S OBP: 0.329, SLG: 0.312 (9, PH)										3	0	0	0	0	1	0						
Allen Battle, R OBP: 0.384, SLG: 0.299 (9, PH)										1	0	0	0	0	0	0						
Brian Barber, R OBP: 0.500, SLG: 0.500 (1, 1)										2	0	1	0	0	0	0						
Jeff Parrett, R OBP: 1.000, SLG: 1.000 (7, PH)										0	0	0	0	0	0	0						
Darnell Coles, R OBP: 0.316, SLG: 0.341 (7, 1)										1	0	0	0	0	1	0						
T.J. Mathews, R (7, 1)										0	0	0	0	0	0	0						
John Mabry, L OBP: 0.320, SLG: 0.344 (9, PH)										0	0	0	0	1	0	0						
Inning Stats	R: 3 E: 0 K: 0 S: 13	H: 2 LOB: 1 BB: 3 P: 28	R: 0 E: 0 K: 1 S: 6	H: 0 LOB: 0 BB: 0 P: 6	R: 0 E: 0 K: 0 S: 4	H: 0 LOB: 0 BB: 1 P: 8	R: 0 E: 0 K: 0 S: 8	H: 0 LOB: 0 BB: 0 P: 11	R: 0 E: 0 K: 1 S: 9	H: 1 LOB: 1 BB: 0 P: 14	R: 0 E: 0 K: 1 S: 7	H: 2 LOB: 2 BB: 0 P: 13	R: 0 E: 0 K: 1 S: 12	H: 0 LOB: 0 BB: 0 P: 18	R: 2 E: 0 K: 0 S: 12	H: 3 LOB: 2 BB: 1 P: 22	R: 0 E: 0 K: 1 S: 8	H: 0 LOB: 1 BB: 1 P: 17	1B: 6 2B: 2 3B: 0 HR: 1	SF: 0 SAC: 0 DP: 3 HBP: 0	WP: 0 PB: 0 SB: 0 CS: 1	PA: 37
PITCHER	IP WLS BF H R ER SO BB IBB HBP BLK WP HR S P ERA WHIP																					
Glenn Dishman, L ERA: 3.56 (1, 1)	7.2 W 31 6 5 5 3 5 0 0 0 0 1 69 117 5.87 1.435																					
Bryce Florie, R ERA: 2.87 (8, 1)	1.1 S 6 2 0 0 1 1 0 0 0 0 0 10 20 0.00 2.250																					

Batter	1	2	3	4	5	6	7	8	9	AB	R	H	RBI	BB	SO	LOB	BOTTOM			
Steve Finley, L OBP: 0.382, SLG: 0.459 (1, 8)										4	1	2	1	1	0	0	St. Louis Cardinals @ San Diego Padres Jack Murphy Stadium, San Diego, CA Sat Aug 12 1995, 10:05 PM EDT Att: 21,744 - Unknown livebaseballscorecards.com			
Jody Reed, R OBP: 0.365, SLG: 0.306 (1, 4)										3	1	1	0	1	0	2				
Ken Caminiti, S OBP: 0.368, SLG: 0.474 (1, 5)										2	0	1	1	2	0	1				
Phil Plantier, L OBP: 0.354, SLG: 0.438 (1, 7)										2	1	1	0	2	1	2				
Eddie Williams, R OBP: 0.335, SLG: 0.437 (1, 3)										3	0	0	0	0	2	5				
Tony Gwynn, L OBP: 0.401, SLG: 0.487 (7, PH)										1	0	1	1	0	0	0				
Melvin Nieves, S OBP: 0.265, SLG: 0.345 (8, 9)										0	1	0	0	0	0	0				
Archi Cianfrocco, R OBP: 0.386, SLG: 0.600 (8, 3)										4	0	1	2	0	1	3				
Brad Ausmus, R OBP: 0.328, SLG: 0.383 (1, 2)										3	1	1	0	1	1	2				
Andujar Cedeno, R OBP: 0.259, SLG: 0.331 (1, 6)										4	1	1	0	0	1	1				
Glenn Dishman, R OBP: 0.182, SLG: 0.190 (1, 1)										3	0	0	1	0	0	2				
Bryce Florie, R (8, 1)										1	0	0	0	0	1	0				
Inning Stats	R: 0 E: 0 K: 2 S: 11	H: 1 LOB: 2 BB: 1 P: 21	R: 0 E: 0 K: 1 S: 8	H: 0 LOB: 1 BB: 1 P: 13	R: 1 E: 0 K: 0 S: 17	H: 1 LOB: 2 BB: 2 P: 30	R: 2 E: 0 K: 0 S: 9	H: 3 LOB: 1 BB: 1 P: 17	R: 0 E: 0 K: 1 S: 8	H: 1 LOB: 0 BB: 0 P: 12	R: 0 E: 0 K: 2 S: 9	H: 0 LOB: 0 BB: 0 P: 14	R: 3 E: 0 K: 0 S: 10	H: 3 LOB: 2 BB: 2 P: 26	R: 0 E: 0 K: 1 S: 9	H: 0 LOB: 0 BB: 0 P: 12	1B: 7 2B: 2 3B: 0 HR: 0	SF: 0 SAC: 0 DP: 1 HBP: 0	WP: 1 PB: 1 SB: 6 CS: 1	PA: 37
PITCHER	IP WLS BF H R ER SO BB IBB HBP BLK WP HR S P ERA WHIP																			
Brian Barber, R ERA: 6.75 (1, 1)	4.0 5 0 0 0 3 0 0 0 0 0 0 15 23 6.75 2.750																			
Jeff Parrett, R ERA: 4.37 (5, 1)	2.0 L 10 3 3 3 1 2 0 0 0 0 0 19 38 13.50 2.500																			
T.J. Mathews, R ERA: 2.7 (7, 1)																				

Batter	1	2	3	4	5	6	7	8	9	AB	R	H	RBI	BB	SO	LOB	TOP					
Bernard Gilkey, R OBP: 0.358, SLG: 0.441 (1, 7)										4	0	0	0	1	1	1	St. Louis Cardinals @ San Francisco Giants Candlestick Park, San Francisco, CA Tue Aug 15 1995, 6:33 AM EDT Att: 12,316 - Unknown					
Scott Cooper, L OBP: 0.324, SLG: 0.308 (1, 5)										5	1	2	0	0	1	2						
Brian Jordan, R OBP: 0.337, SLG: 0.482 (1, 9)										4	1	1	0	0	0	1						
Ray Lankford, L OBP: 0.348, SLG: 0.469 (1, 8)										4	0	0	0	0	0	3						
Mark Sweeney, L OBP: 0.306, SLG: 0.344 (1, 3)										1	0	0	0	3	0	0						
Danny Sheaffer, R OBP: 0.309, SLG: 0.356 (1, 2)										4	0	1	2	0	1	3						
Tripp Cromer, R OBP: 0.253, SLG: 0.319 (1, 6)										3	0	0	0	1	0	0						
José Oquendo, S OBP: 0.322, SLG: 0.304 (1, 4)										2	0	0	0	0	0	0						
Gerald Perry, L OBP: 0.232, SLG: 0.224 (6, PH)										1	0	0	0	0	0	3						
Ramon Caraballo, S OBP: 0.269, SLG: 0.323 (6, 4)										1	0	0	0	0	0	0						
Mike Morgan, R OBP: 0.130, SLG: 0.048 (1, 1)										1	0	0	0	1	0	0						
Allen Battle, R OBP: 0.355, SLG: 0.284 (7, PH)										1	0	0	0	0	1	0						
Tom Urbani, L OBP: 0.421, SLG: 0.563 (7, 1)										0	0	0	0	0	0	0						
Rich DeLucia, R OBP: 0.300, SLG: 0.222 (7, 1)										0	0	0	0	0	0	0						
John Mabry, L OBP: 0.322, SLG: 0.346 (9, PH)										1	0	1	0	0	0	0						
Inning Stats	R: 0 E: 0 K: 0 S: 3	H: 0 LOB: 0 BB: 0 P: 3	R: 0 E: 0 K: 0 S: 3	H: 0 LOB: 0 BB: 0 P: 3	R: 0 E: 0 K: 1 S: 5	H: 0 LOB: 1 BB: 1 P: 9	R: 0 E: 0 K: 0 S: 4	H: 1 LOB: 2 BB: 1 P: 8	R: 0 E: 0 K: 0 S: 3	H: 0 LOB: 0 BB: 0 P: 3	R: 2 E: 0 K: 0 S: 6	H: 3 LOB: 3 BB: 2 P: 14	R: 0 E: 0 K: 1 S: 5	H: 0 LOB: 0 BB: 0 P: 5	R: 0 E: 0 K: 1 S: 5	H: 0 LOB: 1 BB: 1 P: 9	R: 0 E: 0 K: 1 S: 6	H: 1 LOB: 2 BB: 1 P: 10	1B: 4 2B: 1 3B: 0 HR: 0	SF: 0 SAC: 0 DP: 0 HBP: 0	WP: 0 PB: 0 SB: 0 CS: 0	PA: 38
PITCHER	IP	WLS	BF	H	R	ER	SO	BB	IBB	HBP	BLK	WP	HR	S	P	ERA	WHIP					
Jamie Brewington, R ERA: 3.72	5.2	W	25	4	2	2	1	4	0	0	0	0	0	23	39	3.18	1.412					
Scott Service, R ERA: 3.72	0.1		1	0	0	0	0	0	0	0	0	0	0	1	1	0.00	0.000					
Chris Hook, R ERA: 4.5	2.0		7	0	0	0	2	1	0	0	0	0	0	10	14	0.00	0.500					
Rod Beck, R ERA: 4.7	1.0	S	5	1	0	0	1	1	0	0	0	0	0	6	10	0.00	2.000					

Batter	1	2	3	4	5	6	7	8	9	AB	R	H	RBI	BB	SO	LOB	BOTTOM					
Deion Sanders, L OBP: 0.303, SLG: 0.370 (1, 8)										3	2	3	0	0	0	0	St. Louis Cardinals @ San Francisco Giants Candlestick Park, San Francisco, CA Tue Aug 15 1995, 6:33 AM EDT Att: 12,316 - Unknown					
Robby Thompson, R OBP: 0.310, SLG: 0.298 (1, 4)										3	0	1	1	0	1	2						
Barry Bonds, L OBP: 0.438, SLG: 0.572 (1, 7)										1	0	0	1	2	0	1						
Mark Carreon, R OBP: 0.341, SLG: 0.473 (1, 3)										4	0	1	0	0	0	4						
Glenallen Hill, R OBP: 0.321, SLG: 0.478 (1, 9)										4	0	1	0	0	1	3						
Royce Clayton, R OBP: 0.300, SLG: 0.342 (1, 6)										4	0	1	0	0	2	1						
Steve Scarosone, R OBP: 0.333, SLG: 0.508 (1, 5)										4	1	2	1	0	0	1						
Kirt Manwaring, R OBP: 0.326, SLG: 0.355 (1, 2)										4	0	1	0	0	1	3						
Jamie Brewington, R ERA: 3.43	6.0	L	27	10	3	3	2	1	0	0	0	0	0	30	34	4.50		1.833				
Tom Urbani, L ERA: 3.59	0.1		3	1	0	0	1	0	1	0	0	0	0	4	8	0.00		3.000				
Rich DeLucia, R ERA: 3.62	1.2		6	1	1	1	2	0	0	0	0	0	1	10	10	5.40		0.600				
Inning Stats	R: 1 E: 0 K: 0 S: 4	H: 1 LOB: 0 BB: 0 P: 4	R: 0 E: 0 K: 2 S: 8	H: 1 LOB: 1 BB: 0 P: 8	R: 0 E: 0 K: 0 S: 4	H: 1 LOB: 2 BB: 1 P: 8	R: 0 E: 0 K: 0 S: 4	H: 2 LOB: 1 BB: 0 P: 4	R: 2 E: 0 K: 0 S: 6	H: 4 LOB: 1 BB: 0 P: 6	R: 0 E: 0 K: 0 S: 4	H: 1 LOB: 1 BB: 0 P: 4	R: 0 E: 0 K: 2 S: 8	H: 1 LOB: 2 BB: 1 P: 12	R: 1 E: 0 K: 1 S: 6	H: 1 LOB: 0 BB: 0 P: 6		1B: 8 2B: 2 3B: 1 HR: 1	SF: 1 SAC: 2 DP: 1 HBP: 0	WP: 1 PB: 0 SB: 0 CS: 2	PA: 36	
PITCHER	IP	WLS	BF	H	R	ER	SO	BB	IBB	HBP	BLK	WP	HR	S	P	ERA		WHIP				

Batter	1	2	3	4	5	6	7	8	9	AB	R	H	RBI	BB	SO	LOB	TOP			
Bernard Gilkey, R OBP: 0.356, SLG: 0.448 (1, 7)	F7		HR			K2-3		P2		4	1	1	1	0	1	0				
Scott Cooper, L OBP: 0.326, SLG: 0.309 (1, 5)	1B		F8			FC6-4 1B BB		P6		3	0	1	0	1	0	0				
Brian Jordan, R OBP: 0.336, SLG: 0.480 (1, 9)	L8				F7	FC6-4 1B			K	4	0	1	0	0	1	1				
Ray Lankford, L OBP: 0.347, SLG: 0.465 (1, 8)	K				G3 E BB	FC6-4 FC6		F7		3	0	0	0	1	1	3				
John Mabry, L OBP: 0.317, SLG: 0.340 (1, 3)		L8			G3	FC6		G4-3		4	0	0	0	0	0	3				
Danny Sheaffer, R OBP: 0.303, SLG: 0.348 (1, 2)		F8			L9					3	0	0	0	0	0	1				
Tripp Cromer, R OBP: 0.251, SLG: 0.316 (1, 6)		G6-3					L8			3	0	0	0	0	0	0				
José Oquendo, S OBP: 0.317, SLG: 0.299 (1, 4)			F7				P9			3	0	0	0	0	0	0				
Mark Petkovsek, R OBP: 0.214, SLG: 0.120 Allen Battle, R OBP: 0.351, SLG: 0.280 Tom Henke, R (8, 1)			G5-3				L8			2	0	0	0	0	1	0				
								G4-3		1	0	0	0	0	0	0				
										0	0	0	0	0	0	0				
Inning Stats	R: 0 E: 0 K: 1 S: 9	H: 1 LOB: 1 BB: 0 P: 14	R: 0 E: 0 K: 0 S: 7	H: 0 LOB: 0 BB: 0 P: 10	R: 1 E: 0 K: 0 S: 9	H: 1 LOB: 0 BB: 0 P: 12	R: 0 E: 1 K: 0 S: 9	H: 0 LOB: 1 BB: 1 P: 16	R: 0 E: 0 K: 1 S: 8	H: 1 LOB: 2 BB: 1 P: 16	R: 0 E: 0 K: 0 S: 6	H: 0 LOB: 0 BB: 0 P: 10	R: 0 E: 0 K: 1 S: 4	H: 0 LOB: 0 BB: 0 P: 7	R: 0 E: 0 K: 1 S: 8	H: 0 LOB: 0 BB: 0 P: 13	1B: 2 2B: 0 3B: 0 HR: 1	SF: 0 SAC: 0 DP: 0 HBP: 0	WP: 0 PB: 0 SB: 0 CS: 0	PA: 32
PITCHER Mark Leiter, R ERA: 3.25 (1, 1)	IP: 9.0 WLS: W BF: 32 H: 3 R: 1 ER: 1 SO: 4 BB: 2 IBB: 0 HBP: 0 BLK: 0 WP: 0 HR: 1 S: 68 P: 109 ERA: 1.00 WHIP: 0.556															PITCHER Mark Leiter, R ERA: 3.25 (1, 1)	IP: 9.0 WLS: W BF: 32 H: 3 R: 1 ER: 1 SO: 4 BB: 2 IBB: 0 HBP: 0 BLK: 0 WP: 0 HR: 1 S: 68 P: 109 ERA: 1.00 WHIP: 0.556			

St. Louis Cardinals @ San Francisco Giants
Candlestick Park, San Francisco, CA
Wed Aug 16 1995, 10:05 PM EDT
Att: 13,939 - Unknown - 61 F

AB 30
R 1
H 3
RBI 1
BB 2
SO 4
LOB 8



Batter	1	2	3	4	5	6	7	8	9	AB	R	H	RBI	BB	SO	LOB	BOTTOM	
Deion Sanders, L OBP: 0.302, SLG: 0.373 (1, 8)	L8 G5-3 2B				L5			K		4	1	1	0	0	2	1		
Steve Scarsone, R OBP: 0.337, SLG: 0.508 Mike Benjamin, R OBP: 0.278, SLG: 0.342 (1, FR)	G5-3 HBP		K					L7		0	0	0	0	0	0	0		
Barry Bonds, L OBP: 0.434, SLG: 0.565 (1, 7)	L8				1B			G6-3		3	0	1	0	0	1	0		
Mark Carreon, R OBP: 0.341, SLG: 0.484 (1, 3)	G5-3									4	0	0	0	0	1	3		
Glenallen Hill, R OBP: 0.321, SLG: 0.475 (1, 9)										3	1	1	2	0	1	1		
Royce Clayton, R OBP: 0.296, SLG: 0.340 (1, 6)	K									2	0	0	0	0	0	0		
Robby Thompson, R OBP: 0.307, SLG: 0.294 (1, 4)										3	0	0	0	0	2	0		
Kirt Manwaring, R OBP: 0.323, SLG: 0.351 (1, 2)										3	0	0	0	0	1	0		
Mark Leiter, R OBP: 0.146, SLG: 0.109 (1, 1)										3	0	1	0	0	2	0		
Inning Stats	R: 1 E: 0 K: 1 S: 12	H: 1 LOB: 2 BB: 0 P: 20	R: 0 E: 0 K: 1 S: 11	H: 1 LOB: 1 BB: 0 P: 17	R: 1 E: 0 K: 1 S: 14	H: 1 LOB: 0 BB: 0 P: 20	R: 0 E: 0 K: 2 S: 8	H: 0 LOB: 0 BB: 0 P: 12	R: 0 E: 0 K: 1 S: 8	H: 1 LOB: 1 BB: 0 P: 14	R: 0 E: 0 K: 2 S: 7	H: 0 LOB: 0 BB: 0 P: 10	R: 0 E: 0 K: 1 S: 8	H: 0 LOB: 0 BB: 0 P: 13	1B: 2 2B: 1 3B: 0 HR: 1	SF: 0 SAC: 0 DP: 0 HBP: 2	WP: 0 PB: 0 SB: 0 CS: 0	PA: 30
PITCHER Mark Petkovsek, R ERA: 3.41 Tom Henke, R ERA: 1.59 (8, 1)	IP: 7.0 WLS: L BF: 27 H: 4 R: 2 ER: 2 SO: 10 BB: 0 IBB: 2 HBP: 0 BLK: 0 WP: 0 HR: 1 S: 71 P: 105 ERA: 2.57 WHIP: 0.571															PITCHER Mark Petkovsek, R ERA: 3.41 Tom Henke, R ERA: 1.59 (8, 1)	IP: 7.0 WLS: L BF: 27 H: 4 R: 2 ER: 2 SO: 10 BB: 0 IBB: 2 HBP: 0 BLK: 0 WP: 0 HR: 1 S: 71 P: 105 ERA: 2.57 WHIP: 0.571	


St. Louis Cardinals @ San Francisco Giants
Candlestick Park, San Francisco, CA
Wed Aug 16 1995, 10:05 PM EDT
Att: 13,939 - Unknown - 61 F


AB 28
R 2
H 4
RBI 2
BB 0
SO 11
LOB 7





Batter	1	2	3	4	5	6	7	8	9	AB	R	H	RBI	BB	SO	LOB	TOP			
Marquis Grissom, R (1.8) OBP: 0.318, SLG: 0.375	G4-3		F9		P3			F9 BB BB 1B	G5-3	5	1	1	0	0	0	1	Atlanta Braves @ St. Louis Cardinals Busch Stadium, St. Louis, MO Fri Aug 18 1995, 7:05 PM CDT Att: 32,027 - Unknown - 96 F livebaseballscorecards.com			
Jeff Blausler, R (1.6) OBP: 0.323, SLG: 0.347	F9		L5		L9			BB BB BB BB		3	0	0	0	2	0	0				
Jose Oliva, R (1.5) OBP: 0.269, SLG: 0.333 10 Chipper Jones, S (9, PH) OBP: 0.371, SLG: 0.460	1B		1B		K			F9	K	0	0	0	0	0	0	0				
Fred McGriff, L (1.3) OBP: 0.352, SLG: 0.465	G4-3		FC6-4		K			BB BB	F7	4	0	0	0	1	1	4				
David Justice, L (1.9) OBP: 0.389, SLG: 0.520		F7		HR		P1		K		4	1	1	1	0	1	3				
Javy Lopez, R (1.2) OBP: 0.339, SLG: 0.492		PB 1B		G6-4-3 1B		L8				3	0	2	1	1	0	0				
Ryan Klesko, L (1.7) OBP: 0.402, SLG: 0.581		L7		G6-4-3			G4-3			4	0	0	0	0	1	5				
Mark Lemke, S (1.4) OBP: 0.316, SLG: 0.336		BB		1B			G6-3		2B WP BB	2	1	1	0	2	0	0				
Kent Mercker, L (1.1) OBP: 0.098, SLG: 0.146 Mike Mordecai, R (7, PH) OBP: 0.317, SLG: 0.447 Brad Clontz, R (7.1) Greg McMichael, R (8.1) Luis Polonia, L (9, PH) OBP: 0.324, SLG: 0.344	G3-1		L4		F8			WP BB	2B	2	0	0	0	0	0	3				
Inning Stats	R: 0 E: 0 K: 0 S: 7	H: 1 LOB: 1 BB: 0 P: 9	R: 0 E: 0 K: 0 S: 8	H: 1 LOB: 2 BB: 1 P: 16	R: 0 E: 0 K: 0 S: 7	H: 1 LOB: 1 BB: 0 P: 8	R: 1 E: 0 K: 0 S: 12	H: 3 LOB: 1 BB: 0 P: 18	R: 0 E: 0 K: 1 S: 6	H: 0 LOB: 0 BB: 0 P: 7	R: 0 E: 0 K: 0 S: 6	H: 0 LOB: 0 BB: 0 P: 6	R: 1 E: 0 K: 2 S: 16	H: 1 LOB: 3 BB: 3 P: 34	R: 1 E: 0 K: 1 S: 12	H: 1 LOB: 2 BB: 2 P: 23		1B: 6 2B: 1 3B: 0 HR: 1	SF: 0 SAC: 0 DP: 1 HBP: 0	WP: 1 PB: 1 SB: 0 CS: 0
PITCHER	IP WLS BF H R ER SO BB IBB HBP BLK WP HR S P ERA WHIP																			
Allen Watson, L (1.1) ERA: 4.93	7.1 W 30 7 2 2 2 2 2 0 0 0 0 0 1 61 89 2.46 1.227																			
Tony Fossas, L (8.1) ERA: 1.99	0.1 2 0 0 0 1 1 0 0 0 0 0 0 4 10 0.00 3.000																			
Tom Henke, R (8.1) ERA: 1.76	1.1 S 8 1 1 1 2 3 0 0 0 1 0 0 17 32 6.75 3.000																			


Batter	1	2	3	4	5	6	7	8	9	AB	R	H	RBI	BB	SO	LOB	BOTTOM			
Allen Battle, R (1.8) OBP: 0.337, SLG: 0.267 Mark Sweeney, L (8.3) OBP: 0.306, SLG: 0.344	G4-3		F9	F8			G6-3			4	0	0	0	0	0	1	Atlanta Braves @ St. Louis Cardinals Busch Stadium, St. Louis, MO Fri Aug 18 1995, 7:05 PM CDT Att: 32,027 - Unknown - 96 F livebaseballscorecards.com			
Ozzie Smith, S (1.6) OBP: 0.316, SLG: 0.292	G5-3		P6		F7		HR 1B			4	1	1	0	0	0	0				
Bernard Gilkey, R (1.7) OBP: 0.361, SLG: 0.462	FC6-4 BB		1B 2B		G5-3		HR			3	2	2	2	1	0	0				
Brian Jordan, R (1.9) OBP: 0.337, SLG: 0.480	FC6-4		1B		F9		CS 1B			4	0	2	1	0	0	1				
John Mabry, L (1.3) OBP: 0.320, SLG: 0.346		BB 1B	L9			L6	BB 1B	2B		4	0	2	0	0	0	1				
David Bell, R (1.4) Tom Henke, R (8.1)	F8			P9		P7	G4-3			4	0	0	0	0	0	2				
Scott Cooper, L (1.5) OBP: 0.325, SLG: 0.308	L8		F8			BB 1B		F9		4	0	1	0	0	0	1				
Scott Hemond, R (1.2) OBP: 0.205, SLG: 0.189		BB		HR		BB	BB	K		2	1	1	1	2	1	0				
Allen Watson, L (1.1) OBP: 0.500, SLG: 0.609 Tony Fossas, L (8.1) José Oquendo, S (8.4) OBP: 0.316, SLG: 0.298	G6-3			HR		G1-3		K		3	0	1	0	0	0	4				
Inning Stats	R: 0 E: 0 K: 0 S: 6	H: 0 LOB: 1 BB: 1 P: 15	R: 0 E: 0 K: 0 S: 6	H: 1 LOB: 1 BB: 1 P: 15	R: 1 E: 0 K: 0 S: 9	H: 2 LOB: 1 BB: 0 P: 15	R: 1 E: 0 K: 0 S: 10	H: 2 LOB: 1 BB: 0 P: 17	R: 0 E: 0 K: 0 S: 5	H: 0 LOB: 0 BB: 0 P: 10	R: 0 E: 0 K: 0 S: 11	H: 1 LOB: 2 BB: 1 P: 17	R: 2 E: 0 K: 0 S: 12	H: 4 LOB: 1 BB: 0 P: 21	R: 0 E: 0 K: 2 S: 8	H: 0 LOB: 0 BB: 0 P: 13		1B: 6 2B: 2 3B: 0 HR: 2	SF: 0 SAC: 0 DP: 0 HBP: 0	WP: 0 PB: 0 SB: 0 CS: 1
PITCHER	IP WLS BF H R ER SO BB IBB HBP BLK WP HR S P ERA WHIP																			
Kent Mercker, L (1.1) ERA: 4.14	6.0 L 27 6 2 2 2 0 3 0 0 0 0 0 1 47 89 3.00 1.500																			
Brad Clontz, R (7.1) ERA: 3.69	1.0 6 4 2 2 0 0 0 0 0 0 0 1 12 21 18.00 4.000																			
Greg McMichael, R (8.1) ERA: 3.07	1.0 3 0 0 0 0 2 0 0 0 0 0 0 0 8 13 0.00 0.000																			


Batter	1	2	3	4	5	6	7	8	9	AB	R	H	RBI	BB	SO	LOB	TOP		
Marquis Grissom, R OBP: 0.317, SLG: 0.373	G6-3		1-1 10 S 10 S 1B	F8		0-0 5-3			0-0 F7	5	1	1	0	0	0	3	Atlanta Braves @ St. Louis Cardinals Busch Stadium, St. Louis, MO Sat Aug 19 1995, 7:05 PM CDT Att: 35,475 - Unknown - 96 F AB 35 R 4 H 9 RBI 4 BB 3 SO 7 LOB 14		
Jeff Blauer, R OBP: 0.326, SLG: 0.357	HR		4-2 10 S 10 S BB		0-0 L4		0-3 K		0-0	4	2	2	1	1	1	0			
10 Chipper Jones, S OBP: 0.371, SLG: 0.459	G4-3		1-2 G3 1B		0-0 BB 1B		0-0 5-3		0-0 L7	5	1	2	1	0	0	2			
Fred McGriff, L OBP: 0.351, SLG: 0.461	F8		2-0 G3 1B		4-0 BB 1B		0-3 K			3	0	0	1	1	1	1			
David Justice, L OBP: 0.388, SLG: 0.516		2-3 K	1-2 2H 1B		0-0 F9			0-0 F7		4	0	1	1	0	1	2			
Javy Lopez, R OBP: 0.335, SLG: 0.485	K		0-0 P3		0-3 K			0-0 6-3		4	0	0	0	0	2	3			
Ryan Klesko, L Greg McMichael, R		4-2 BB		0-0 1B		0-0 6-3		0-3 K		3	0	1	0	1	1	0			
Mark Lemke, S		2-0 L7		0-0 F9		0-0 6-3 1B			0-0 4-3	4	0	1	0	0	0	2			
29 John Smoltz, R Jose Alvarez, R Matt Murray, R Mike Montefusco, R Brad Clontz, R Luis Polonia, L			2-3 K		0-0 P3		0-0 6-3		0-0 1B	1	0	0	0	0	0	1			
					1-2 1B					1	0	1	0	0	0	0			
Inning Stats	R: 1 E: 0 K: 0 S: 8	H: 1 LOB: 0 BB: 0 P: 16	R: 0 E: 0 K: 2 S: 11	H: 0 LOB: 1 BB: 1 P: 21	R: 3 E: 0 K: 1 S: 17	H: 3 LOB: 1 BB: 1 P: 28	R: 0 E: 0 K: 0 S: 4	H: 1 LOB: 1 BB: 0 P: 4	R: 0 E: 0 K: 1 S: 6	H: 1 LOB: 2 BB: 1 P: 10	R: 0 E: 0 K: 2 S: 7	H: 0 LOB: 0 BB: 0 P: 7	R: 0 E: 0 K: 1 S: 5	H: 0 LOB: 0 BB: 0 P: 5	R: 0 E: 0 K: 0 S: 5	H: 2 LOB: 2 BB: 0 P: 5	1B: 8 2B: 0 3B: 0 HR: 1	SF: 0 SAC: 0 DP: 0 HBP: 0	WP: 0 PA: 39 PB: 0 SB: 3 CS: 0
PITCHER	IP WLS BF H R ER SO BB IBB HBP BLK WP HR S P ERA WHIP																		
Donovan Osborne, L ERA: 4.4	3.0	W 15	4	4	4	3	2	0	0	0	0	0	0	1	36	65	12.00	2.000	
Tom Urbani, L ERA: 3.82	3.0	W 13	3	0	0	1	1	0	0	0	0	0	0	0	14	18	0.00	1.333	
Jeff Parrett, R ERA: 4.31	0.2	2	0	0	0	1	0	0	0	0	0	0	0	4	4	0.00	0.000		
Tony Fossas, L ERA: 1.8	1.1	4	0	0	0	2	0	0	0	0	0	0	0	8	8	0.00	0.000		
Tom Henke, R ERA: 1.71	1.0	S 5	2	0	0	0	0	0	0	0	0	0	0	5	5	0.00	2.000		

Batter	1	2	3	4	5	6	7	8	9	AB	R	H	RBI	BB	SO	LOB	BOTTOM		
Allen Battle, R OBP: 0.343, SLG: 0.281	2B BB		K	K			F9 2B			3	1	1	0	1	2	0	Atlanta Braves @ St. Louis Cardinals Busch Stadium, St. Louis, MO Sat Aug 19 1995, 7:05 PM CDT Att: 35,475 - Unknown - 96 F AB 32 R 5 H 9 RBI 5 BB 3 SO 6 LOB 14		
Ozzie Smith, S OBP: 0.313, SLG: 0.289	P4		G4-3		0-0 FC5-4 1B		F5			4	0	1	0	0	0	2			
Bernard Gilkey, R OBP: 0.362, SLG: 0.468	G6-3 1H 2B		2-0 2B		0-0 FC5-4 G5-4-3 1-2		F9			4	2	2	1	0	0	2			
Brian Jordan, R OBP: 0.337, SLG: 0.480	G6-3		0-1 2B		0-0 G5-4-3 1-2		4-3			4	0	1	1	0	0	3			
John Mabry, L OBP: 0.322, SLG: 0.358	HR		4-0 IBB		0-0 6-3			0-3 K		3	1	1	2	1	1	0			
David Bell, R OBP: 0.100, SLG: 0.200	K2-3		1-0 G3-1		0-0 2B			0-0 F9		4	0	1	0	0	1	2			
Scott Cooper, L OBP: 0.327, SLG: 0.308		2-3 K		0-0 L6		4-0 IBB			0-0 1B	3	0	1	0	1	1	0			
Scott Hemond, R OBP: 0.207, SLG: 0.231		1-2 G6-3		0-0 HR		0-3 K			0-0 F9	4	1	1	1	0	1	3			
Donovan Osborne, S Tom Urbani, L Mark Sawicki, R Jeff Parrett, R Tony Fossas, L Tom Henke, R		2-2 G4-3		0-0 F8		0-0 F9				1	0	0	0	0	0	0			
										1	0	0	0	0	0	0			
Inning Stats	R: 3 E: 1 K: 1 S: 11	H: 2 LOB: 0 BB: 1 P: 19	R: 0 E: 0 K: 1 S: 9	H: 0 LOB: 0 BB: 0 P: 14	R: 1 E: 0 K: 1 S: 9	H: 2 LOB: 2 BB: 1 P: 18	R: 1 E: 0 K: 1 S: 6	H: 1 LOB: 0 BB: 0 P: 6	R: 0 E: 0 K: 0 S: 3	H: 1 LOB: 0 BB: 0 P: 3	R: 0 E: 0 K: 1 S: 6	H: 1 LOB: 1 BB: 1 P: 10	R: 0 E: 0 K: 0 S: 4	H: 1 LOB: 0 BB: 0 P: 4	R: 0 E: 0 K: 1 S: 6	H: 1 LOB: 1 BB: 0 P: 6	1B: 2 2B: 5 3B: 0 HR: 2	SF: 0 SAC: 0 DP: 1 HBP: 0	WP: 0 PA: 35 PB: 0 SB: 0 CS: 0
PITCHER	IP WLS BF H R ER SO BB IBB HBP BLK WP HR S P ERA WHIP																		
29 John Smoltz, R ERA: 3.19	3.0	L 7	2	1	1	1	0	0	0	0	1	9	9	4.50	1.000				
Matt Murray, R ERA: 6.29	2.0	9	2	0	0	1	0	1	0	0	0	10	14	0.00	1.000				
Brad Clontz, R ERA: 3.51	2.0	4	1	0	0	1	0	0	0	0	0	6	6	0.00	1.000				
Greg McMichael, R ERA: 3.02	1.0	4	1	0	0	1	0	0	0	0	0	6	6	0.00	1.000				

Batter	1	2	3	4	5	6	7	8	9	AB	R	H	RBI	BB	SO	LOB	TOP		
Marquis Grissom, R OBP: 0.317, SLG: 0.374	G3		SH5-3 10 G4-3 2B		G5-3			G4-3		4	1	1	0	0	0	0	Atlanta Braves @ St. Louis Cardinals Busch Stadium, St. Louis, MO Sun Aug 20 1995, 7:05 PM CDT Att: 24,613 - Unknown - 87 F		
Jeff Blausler, R OBP: 0.324, SLG: 0.354	G6-3		SH5-3		G1-3			G6-3		3	0	0	0	0	0	0			
10 Chipper Jones, S OBP: 0.370, SLG: 0.457	FC6 1B		G4-3		F7			G3-1		4	0	1	1	0	0	0			
Fred McGriff, L OBP: 0.350, SLG: 0.462	FC6		F7		G3			F7-5 2B		4	0	1	0	0	0	1			
David Justice, L OBP: 0.389, SLG: 0.516					G5-4-3 1B			F7-5 2B		4	0	2	0	0	1	1			
Ryan Klesko, L OBP: 0.401, SLG: 0.572	G4-3				G5-4-3 1B			G4-3		4	0	1	0	0	0	1			
Charlie O'Brien, R OBP: 0.378, SLG: 0.492					G5-4-3					3	0	1	0	0	0	2			
Mark Lemke, S OBP: 0.315, SLG: 0.332					G4-3			G4-3		2	0	0	0	1	0	1			
Greg Maddux, R OBP: 0.175, SLG: 0.130					G6-3			K		3	0	0	0	0	2	2			
Inning Stats	R: 0 H: 1 E: 0 LOB: 1 K: 0 BB: 0 S: 7	H: 1 LOB: 2 BB: 1 P: 18	R: 1 H: 1 E: 0 LOB: 0 K: 0 BB: 0 S: 6	H: 2 LOB: 1 BB: 0 P: 8	R: 0 H: 0 E: 0 LOB: 0 K: 0 BB: 0 S: 6	H: 1 LOB: 1 BB: 0 P: 8	R: 0 H: 0 E: 0 LOB: 0 K: 1 BB: 0 S: 9	H: 0 LOB: 0 BB: 0 P: 16	R: 0 H: 0 E: 0 LOB: 0 K: 0 BB: 0 S: 6	H: 1 LOB: 0 BB: 0 P: 10	1B: 5 2B: 3 3B: 0 HR: 0	SF: 0 SAC: 1 DP: 2 HBP: 0	WP: 0 PA: 33 PB: 0 SB: 0 CS: 0						
PITCHER	IP WLS BF H R ER SO BB IBB HBP BLK WP HR S P ERA WHIP																		
Mike Morgan, R ERA: 3.22	(1, 1)	8.0	L	30	6	1	1	3	1	0	0	0	0	0	0	55	84	1.12	0.875
Tony Fossas, L ERA: 1.74	(9, 1)	1.0		3	1	0	0	0	0	0	0	0	0	0	0	7	10	0.00	1.000

Batter	1	2	3	4	5	6	7	8	9	AB	R	H	RBI	BB	SO	LOB	BOTTOM				
Bernard Gilkey, R OBP: 0.358, SLG: 0.463	F9				G5-3			G6-3		4	0	0	0	0	0	1	Atlanta Braves @ St. Louis Cardinals Busch Stadium, St. Louis, MO Sun Aug 20 1995, 7:05 PM CDT Att: 24,613 - Unknown - 87 F				
Ozzie Smith, S OBP: 0.299, SLG: 0.275	F8				G1-3			F8		4	0	0	0	0	0	1					
John Mabry, L OBP: 0.319, SLG: 0.354	G1-3				K			K		3	0	0	0	0	2	0					
Brian Jordan, R OBP: 0.337, SLG: 0.479					G6-3			G4-3		3	0	1	0	0	0	0					
Ray Lankford, L OBP: 0.344, SLG: 0.461					K			K		3	0	0	0	0	3	1					
David Bell, R OBP: 0.077, SLG: 0.154					G5-3			L3		3	0	0	0	0	0	1					
Scott Cooper, L OBP: 0.324, SLG: 0.305					K			G6-3		3	0	0	0	0	1	1					
Danny Sheaffer, R OBP: 0.304, SLG: 0.355					G6-3			K		3	0	1	0	0	1	0					
Mike Morgan, R OBP: 0.120, SLG: 0.043					K			G6-3 2B		2	0	0	0	0	2	1					
Tony Fossas, L OBP: 0.228, SLG: 0.221					K			F7		0	0	0	0	0	0	0					
Inning Stats	R: 0 H: 0 E: 0 LOB: 0 K: 0 BB: 0 S: 7	H: 0 LOB: 0 BB: 0 P: 11	R: 0 H: 0 E: 0 LOB: 0 K: 1 BB: 0 S: 8	H: 0 LOB: 0 BB: 0 P: 12	R: 0 H: 0 E: 0 LOB: 0 K: 2 BB: 0 S: 7	H: 0 LOB: 0 BB: 0 P: 9	R: 0 H: 0 E: 0 LOB: 0 K: 1 BB: 0 S: 7	H: 1 LOB: 1 BB: 0 P: 7	R: 0 H: 1 E: 0 LOB: 1 K: 1 BB: 0 S: 8	H: 1 LOB: 1 BB: 0 P: 13	R: 0 H: 1 E: 0 LOB: 1 K: 1 BB: 0 S: 9	H: 1 LOB: 0 BB: 0 P: 12	R: 0 H: 0 E: 0 LOB: 0 K: 1 BB: 0 S: 9	H: 0 LOB: 0 BB: 0 P: 10	R: 0 H: 0 E: 0 LOB: 0 K: 1 BB: 0 S: 6	H: 0 LOB: 0 BB: 0 P: 7	R: 0 H: 0 E: 0 LOB: 0 K: 0 BB: 0 S: 5	H: 0 LOB: 0 BB: 0 P: 7	1B: 1 2B: 1 3B: 0 HR: 0	SF: 0 SAC: 0 DP: 0 HBP: 0	WP: 0 PA: 29 PB: 0 SB: 1 CS: 0
PITCHER	IP WLS BF H R ER SO BB IBB HBP BLK WP HR S P ERA WHIP																				
Greg Maddux, R ERA: 1.85	(1, 1)	9.0	W	29	2	0	0	9	0	0	0	0	0	0	0	66	88	0.00	0.222		

Batter	1	2	3	4	5	6	7	8	9	AB	R	H	RBI	BB	SO	LOB	TOP					
Barry Larkin, R OBP: 0.403, SLG: 0.507	3-2 BB S 1B	1-0 L4		2-2 G6-3		2-3 K			1-2 S SH3-4 1B	5	0	2	0	0	1	1	Cincinnati Reds @ St. Louis Cardinals Busch Stadium, St. Louis, MO Mon Aug 21 1995, 7:05 PM CDT Att: 20,669 - Unknown - 86 F AB 36 R 6 H 12 RBI 5 BB 3 SO 9 LOB 14 					
Darren Lewis, R OBP: 0.314, SLG: 0.317	2-1 SAFE F7		2-0 L5	2-1 G4-6-3 1B		1-1 CS 1B			0-1 SH3-4 1-2	4	0	2	0	0	0	1						
Ron Gant, R OBP: 0.387, SLG: 0.577	1-3 K		2-2 HR 1B	0-1 G4-6-3 1-2		1-3 K			0-2 P4	5	1	1	0	0	2	4						
Jerome Walton, R OBP: 0.353, SLG: 0.492										0	0	0	0	0	0	0						
Reggie Sanders, R OBP: 0.404, SLG: 0.592	4-2 BB 1-2 BB		3-2 SAFE 1-H HR 1B			2-3 K			1-1 G5-3 2-3	4	1	1	2	1	2	1						
Hal Morris, L OBP: 0.317, SLG: 0.433	4-1 BB 1-2 2-3 BB		4-2 G6-3 1B BB			2-1 HR			1-2 L7	2	2	1	1	2	0	0						
Benito Santiago, R OBP: 0.326, SLG: 0.503	1-3 K		0-0 G6-3 1-2			2-1 G4-3 1B 2B			1-1 P3	4	1	1	0	0	1	4						
Bret Boone, R OBP: 0.333, SLG: 0.442		2-0 G6-3	1-2 E 1B			1-2 G4-3			0-3 K	4	1	1	1	0	1	1						
Jeff Branson, L OBP: 0.332, SLG: 0.453		0-0 G4-3	1-1 E2 1B			1-0 1B			1-0 F8	4	0	2	1	0	0	0						
John Smiley, L OBP: 0.184, SLG: 0.304		0-0	2-3 K			0-3 K			2-2 F8	3	0	1	0	0	2	2						
Lenny Harris, L OBP: 0.237, SLG: 0.277										1	0	0	0	0	0	0						
Hector Carrasco, R OBP: 0.250, SLG: 0.250										0	0	0	0	0	0	0						
Michael Jackson, R OBP: 0.250, SLG: 0.250										0	0	0	0	0	0	0						
Inning Stats	R: 0 E: 0 K: 2 S: 15	H: 1 LOB: 3 BB: 2 P: 29	R: 0 E: 0 K: 0 S: 4	H: 1 LOB: 1 BB: 0 P: 7	R: 4 E: 1 K: 1 S: 21	H: 4 LOB: 1 BB: 1 P: 36	R: 0 E: 0 K: 0 S: 7	H: 1 LOB: 0 BB: 0 P: 11	R: 2 E: 0 K: 2 S: 18	H: 3 LOB: 1 BB: 0 P: 26	R: 0 E: 0 K: 1 S: 9	H: 1 LOB: 1 BB: 0 P: 13	R: 0 E: 0 K: 1 S: 8	H: 0 LOB: 0 BB: 0 P: 10	R: 0 E: 0 K: 1 S: 7	H: 0 LOB: 0 BB: 0 P: 10	R: 0 E: 0 K: 0 S: 10	H: 1 LOB: 1 BB: 0 P: 12	1B: 9 2B: 2 3B: 0 HR: 2	SF: 0 SAC: 1 DP: 2 HBP: 0	WP: 0 PB: 0 SB: 2 CS: 1	PA: 40
PITCHER	IP WLS BF H R ER SO BB IBB HBP BLK WP HR S P ERA WHIP																					
Mark Petkovsek, R ERA: 3.69	5.0 27 10 6 5 5 3 0 0 0 0 2 65 109 9.00 2.600																					
Rich DeLucia, R ERA: 3.52	2.0 6 1 0 0 3 0 0 0 0 0 0 17 23 0.00 0.500																					
Jeff Parrett, R ERA: 4.24	1.0 3 0 0 0 1 0 0 0 0 0 0 7 10 0.00 0.000																					
T.J. Mathews, R ERA: 2.38	1.0 W 4 1 0 0 0 0 0 0 0 0 0 10 12 0.00 1.000																					

Batter	1	2	3	4	5	6	7	8	9	AB	R	H	RBI	BB	SO	LOB	BOTTOM			
Bernard Gilkey, R OBP: 0.359, SLG: 0.463	1-1 G6-3		4-2 2B BB						0-0 HR 2B	4	2	1	1	1	0	1	Cincinnati Reds @ St. Louis Cardinals Busch Stadium, St. Louis, MO Mon Aug 21 1995, 7:05 PM CDT Att: 20,669 - Unknown - 86 F AB 34 R 8 H 9 RBI 7 BB 5 SO 3 LOB 14 			
Ozzie Smith, S OBP: 0.283, SLG: 0.259	1-1 P7		1-1 L8						2-2 F7	5	0	0	0	0	0	4				
Ray Lankford, L OBP: 0.345, SLG: 0.461	1-3 K		0-1 1-H 2-H 2B						4-2 HR BB	4	1	1	2	1	2	0				
Brian Jordan, R OBP: 0.337, SLG: 0.488		0-0 L8	0-0 F9						1-2 WP 2B	5	2	2	3	0	0	1				
John Mabry, L OBP: 0.322, SLG: 0.354		0-1 1B		2-1 G6-3					4-0 WP BB	3	0	1	0	1	0	0				
David Bell, R OBP: 0.116, SLG: 0.176		0-0 P8		0-0 P4					0-3 K	4	1	1	0	0	1	3				
Scott Cooper, L OBP: 0.326, SLG: 0.303		1-2 F9		4-1 BB					4-2 BB	2	0	0	0	2	0	2				
Danny Sheaffer, R OBP: 0.311, SLG: 0.368			0-0 SH3-4 2B 1B						2-2 P5	3	2	2	1	0	0	1				
Gerald Perry, L OBP: 0.225, SLG: 0.218				1-0 F8					0-1 P5	1	0	0	0	0	0	2				
Scott Hemond, R OBP: 0.207, SLG: 0.231									2-2 SAFE P5	0	0	0	0	0	0	0				
Mark Petkovsek, R ERA: 3.12			0-0 SH3-4 1B						3-2 F9	0	0	0	0	0	0	0				
Tring Crother, R OBP: 0.250, SLG: 0.120										1	0	0	0	0	0	0				
Rich DeLucia, R ERA: 2.96										0	0	0	0	0	0	0				
Allen Battle, R OBP: 0.200, SLG: 0.222										0	0	0	0	0	0	0				
Jeff Parrett, R ERA: 4.24										0	0	0	0	0	0	0				
T.J. Mathews, R ERA: 2.38										0	0	0	0	0	0	0				
Mark Sweeney, L OBP: 0.298, SLG: 0.324										1	0	0	0	0	0	0				
Inning Stats	R: 0 E: 0 K: 1 S: 8	H: 0 LOB: 0 BB: 0 P: 11	R: 0 E: 0 K: 0 S: 8	H: 1 LOB: 1 BB: 0 P: 9	R: 2 E: 0 K: 0 S: 9	H: 2 LOB: 1 BB: 1 P: 14	R: 0 E: 0 K: 0 S: 5	H: 0 LOB: 1 BB: 1 P: 12	R: 0 E: 0 K: 1 S: 8	H: 0 LOB: 0 BB: 0 P: 11	R: 2 E: 0 K: 0 S: 10	H: 3 LOB: 1 BB: 0 P: 16	R: 1 E: 0 K: 1 S: 13	H: 1 LOB: 2 BB: 2 P: 25	R: 3 E: 0 K: 0 S: 14	H: 2 LOB: 1 BB: 1 P: 24	1B: 4 2B: 4 3B: 0 HR: 1	SF: 0 SAC: 1 DP: 0 HBP: 0	WP: 2 PB: 0 SB: 0 CS: 0	PA: 40
PITCHER	IP WLS BF H R ER SO BB IBB HBP BLK WP HR S P ERA WHIP																			
John Smiley, L ERA: 3.12	7.0 29 6 4 4 2 2 0 0 0 0 0 54 84 5.14 1.143																			
Hector Carrasco, R ERA: 2.96	0.2 4 1 1 1 1 1 0 0 0 1 0 8 14 13.50 3.000																			
Chuck McElroy, L ERA: 5.27	0.0 1 0 0 0 0 1 0 0 0 1 0 2 6 ∞ ∞																			
Michael Jackson, R ERA: 3.18	1.0 L 6 2 3 3 0 1 0 0 0 0 1 17 29 27.00 3.000																			

Batter	1	2	3	4	5	6	7	8	9	AB	R	H	RBI	BB	SO	LOB	TOP											
Barry Larkin, R OBP: 0.403, SLG: 0.505	1-0 CS S 1B		2-2 S 1B		0-1 G6-3		0-2 FC6-4 1-2		0-2 FC5-4 1-2	5	0	2	0	0	0	2	Cincinnati Reds @ St. Louis Cardinals Busch Stadium, St. Louis, MO Tue Aug 22 1995, 7:05 PM CDT Att: 22,826 - Unknown - 86 F livebaseballscorecards.com											
Darren Lewis, R OBP: 0.311, SLG: 0.313	2-1 P2		0-3 K		2-3 K			2-3 K	5	0	0	0	0	4	3													
Ron Gant, R OBP: 0.383, SLG: 0.570 Thomas Howard, S OBP: 0.362, SLG: 0.407	2-3 K		0-0 F7		2-1 F7			1-3 K	4	0	0	0	0	2	2													
Reggie Sanders, R OBP: 0.407, SLG: 0.592		3-2 S 1B	4-0 FC4 BB		2-3 K			0-0 1B	3	1	2	0	1	1	0													
Hal Morris, L OBP: 0.316, SLG: 0.427	4-1 F9 1B BB		1-0 FC4		0-1 G3-1			2-1 F8	3	0	0	0	1	0	3													
Benito Santiago, R OBP: 0.324, SLG: 0.497	2-2 F9 1B 2-H				0-0 F9				1-3 K	4	0	1	1	0	1													
Bret Boone, R OBP: 0.330, SLG: 0.437	2-0 P3		3-3 K				0-1 G5-3	1-0 E1 WP 1B	4	1	0	0	0	1	2													
Jeff Branson, L OBP: 0.335, SLG: 0.454	3-1 F9		1-1 FC4-6 1B		1-1 G3			0-0 WP 1B	4	1	2	0	0	0	2													
Pete Schourek, L OBP: 0.146, SLG: 0.146 Xavier Hernandez, L (7, PH) Lenny Harris, L OBP: 0.242, SLG: 0.277 Chuck McElroy, L (7, PH) Eddie Taubensee, L OBP: 0.330, SLG: 0.452	1-0 G6-3		1-1 FC4-6 1-2		4-1 FC6-4 BB			3-2 FC5-4 1-1 2-H 1B	2	0	0	0	0	0	3													
Inning Stats	R: 0 E: 0 K: 1 S: 6	H: 1 LOB: 0 BB: 0 P: 11	R: 1 E: 0 K: 0 S: 13	H: 2 LOB: 2 BB: 1 P: 28	R: 0 E: 0 K: 1 S: 9	H: 1 LOB: 1 BB: 1 P: 16	R: 0 E: 0 K: 1 S: 8	H: 0 LOB: 0 BB: 0 P: 13	R: 0 E: 0 K: 1 S: 7	H: 0 LOB: 0 BB: 0 P: 11	R: 0 E: 0 K: 1 S: 9	H: 0 LOB: 1 BB: 0 P: 14	R: 0 E: 0 K: 2 S: 9	H: 1 LOB: 1 BB: 0 P: 14	R: 2 E: 1 K: 2 S: 15	H: 2 LOB: 1 BB: 0 P: 20		1B: 8 2B: 0 3B: 0 HR: 0	SF: 0 SAC: 0 DP: 0 HBP: 0	WP: 1 PB: 0 SB: 3 CS: 1	PA: 38							
PITCHER	IP	WLS	BF	H	R	ER	SO	BB	IBB	HBP	BLK	WP	HR	S	P	ERA	WHIP											
Brian Barber, R ERA: 4.0	(1, 1)	5.0	W	21	5	1	1	4	2	0	0	0	0	43	79	1.80	1.400											
Jeff Parrett, R ERA: 4.1	(6, 1)	2.0		7	0	0	0	1	1	0	0	0	0	15	22	0.00	0.500											
T.J. Mathews, R ERA: 2.7	(8, 1)	2.0		10	3	2	1	4	0	0	0	0	1	0	24	34	4.50	1.500										

Batter	1	2	3	4	5	6	7	8	9	AB	R	H	RBI	BB	SO	LOB	BOTTOM										
Bernard Gilkey, R OBP: 0.359, SLG: 0.467	1-0 PB 3B			2-2 G6-4-3 1-2		0-0 F9		1-2 G6-4-3 1-2		4	1	1	0	1	0	3	Cincinnati Reds @ St. Louis Cardinals Busch Stadium, St. Louis, MO Tue Aug 22 1995, 7:05 PM CDT Att: 22,826 - Unknown - 86 F livebaseballscorecards.com										
José Oquendo, S OBP: 0.319, SLG: 0.303	4-2 G4-3 PB BB		0-1 F8		1-0 2B		1-3 K			3	2	1	0	1	1												
Ray Lankford, L OBP: 0.344, SLG: 0.462	1-0 G4-3 1-3 3-H		1-2 P6		0-0 BB SF9 2B		0-2 F8			4	1	1	1	0	2												
Brian Jordan, R OBP: 0.339, SLG: 0.487	3-2 1B 1B		0-1 G6-3		4-0 SF9 BB BB		0-2 G5-3			3	2	1	1	1	0												
John Mabry, L OBP: 0.324, SLG: 0.353	1-0 1B 1B		1-0 F8		4-1 1B BB		1-0 G4-3			3	0	1	0	1	0												
David Bell, R OBP: 0.143, SLG: 0.190 T.J. Mathews, R (8, 1)	2-2 1B		1-3 K		3-2 L4		0-0 F7			4	0	1	1	0	1												
Danny Sheaffer, R OBP: 0.309, SLG: 0.374	0-3 K				1-3 K		1-0 SF9		0-0 1B SF9 2B	3	1	1	1	0	2												
Tripp Cromer, R OBP: 0.256, SLG: 0.321	2-3 K				0-0 BB 1B		0-0 BB 1B		0-1 G6-4-3 2-3 1B	4	0	3	1	0	1												
Brian Barber, R OBP: 0.400, SLG: 0.250 Jeff Parrett, R OBP: 1.000, SLG: 1.000 Scott Cooper, L OBP: 0.325, SLG: 0.303	2-3 K		4-0 G6-4-3 BB		0-1 P3			1-0 SF9	2	0	0	0	1	1	2												
Inning Stats	R: 3 E: 0 K: 2 S: 22	H: 4 LOB: 2 BB: 1 P: 36	R: 0 E: 0 K: 1 S: 11	H: 0 LOB: 1 BB: 1 P: 18	R: 0 E: 0 K: 1 S: 6	H: 0 LOB: 0 BB: 0 P: 8	R: 0 E: 0 K: 1 S: 8	H: 1 LOB: 1 BB: 1 P: 15	R: 3 E: 0 K: 0 S: 12	H: 3 LOB: 2 BB: 2 P: 25	R: 0 E: 0 K: 1 S: 8	H: 0 LOB: 0 BB: 0 P: 9	R: 0 E: 0 K: 0 S: 5	H: 0 LOB: 0 BB: 0 P: 6	R: 1 E: 0 K: 0 S: 7	H: 2 LOB: 0 BB: 0 P: 9		1B: 6 2B: 3 3B: 1 HR: 0	SF: 2 SAC: 0 DP: 2 HBP: 0	WP: 0 PB: 1 SB: 0 CS: 0	PA: 37						
PITCHER	IP	WLS	BF	H	R	ER	SO	BB	IBB	HBP	BLK	WP	HR	S	P	ERA	WHIP										
Pete Schourek, L ERA: 3.6	(1, 1)	4.0	L	23	7	6	6	5	5	0	0	0	0	89	13.50	3.000											
Xavier Hernandez, R ERA: 3.75	(5, 1)	2.0		7	1	0	0	1	0	0	0	0	0	17	22	0.00	0.500										
Chuck McElroy, L ERA: 5.22	(7, 1)	2.0		7	2	1	1	0	0	0	0	0	0	12	15	4.50	1.000										



Batter	1	2	3	4	5	6	7	8	9	AB	R	H	RBI	BB	SO	LOB	TOP					
Jerome Walton, R OBP: 0.357, SLG: 0.512 (1, 8)										3	1	1	1	1	1	0	Cincinnati Reds @ St. Louis Cardinals Busch Stadium, St. Louis, MO Wed Aug 23 1995, 7:05 PM CDT Att: 21,092 - Unknown - 86 F					
Barry Larkin, R OBP: 0.395, SLG: 0.500 (1, 6)										4	0	0	0	0	0	2						
Ron Gant, R OBP: 0.362, SLG: 0.566 Darren Lewis, R OBP: 0.311, SLG: 0.313 (1, 7) (8, 8)										4	0	1	0	0	2	2						
Reggie Sanders, R OBP: 0.408, SLG: 0.590 (1, 9)										3	0	1	0	1	2	0						
Benito Santiago, R OBP: 0.317, SLG: 0.486 (1, 2)										4	0	0	0	0	1	2						
Mariano Duncan, R OBP: 0.290, SLG: 0.414 (1, 4)										4	1	2	0	0	1	0						
Hal Morris, L OBP: 0.315, SLG: 0.424 (1, 3)										4	1	1	0	0	2	4						
Mark Lewis, R OBP: 0.420, SLG: 0.504 (1, 5)										4	0	1	2	0	2	3						
David Wells, L OBP: 0.182, SLG: 0.182 (1, 1)										4	0	0	0	0	1	2						
Inning Stats	R: 1 E: 0 K: 1 S: 8	H: 1 LOB: 0 BB: 0 P: 15	R: 0 E: 1 K: 2 S: 11	H: 0 LOB: 0 BB: 0 P: 14	R: 0 E: 0 K: 1 S: 7	H: 0 LOB: 0 BB: 0 P: 10	R: 0 E: 0 K: 0 S: 8	H: 1 LOB: 1 BB: 1 P: 17	R: 2 E: 1 K: 1 S: 12	H: 2 LOB: 2 BB: 1 P: 22	R: 0 E: 0 K: 1 S: 10	H: 2 LOB: 2 BB: 0 P: 13	R: 0 E: 0 K: 1 S: 9	H: 0 LOB: 0 BB: 0 P: 11	R: 0 E: 0 K: 2 S: 9	H: 0 LOB: 0 BB: 0 P: 12	R: 0 E: 0 K: 3 S: 12	H: 1 LOB: 1 BB: 0 P: 19	1B: 5 2B: 1 3B: 0 HR: 1	SF: 0 SAC: 0 DP: 0 HBP: 0	WP: 1 PB: 1 SB: 0 CS: 2	PA: 36
PITCHER	IP WLS BF H R ER SO BB IBB HBP BLK WP HR S P ERA WHIP																					
Allen Watson, L ERA: 4.68 (1, 1)	7.1 L 30 6 3 2 8 2 0 0 0 0 1 0 67 107 2.46 1.091																					
Tom Urbani, L ERA: 3.73 (8, 1)	1.2 6 1 0 0 4 0 0 0 0 0 0 0 17 26 0.00 0.600																					


Batter	1	2	3	4	5	6	7	8	9	AB	R	H	RBI	BB	SO	LOB	BOTTOM					
Bernard Gilkey, R OBP: 0.358, SLG: 0.463 (1, 7)										3	0	0	0	1	0	0	Cincinnati Reds @ St. Louis Cardinals Busch Stadium, St. Louis, MO Wed Aug 23 1995, 7:05 PM CDT Att: 21,092 - Unknown - 86 F					
Ozzie Smith, S OBP: 0.281, SLG: 0.258 (1, 6)										4	0	1	0	0	0	3						
Ray Lankford, L OBP: 0.340, SLG: 0.457 (1, 8)										4	0	0	0	0	3	1						
Brian Jordan, R OBP: 0.338, SLG: 0.486 Allen Battie, R OBP: 0.345, SLG: 0.290 (1, 9) (3, 9)										1	0	0	0	0	1	0						
John Mabry, L OBP: 0.323, SLG: 0.352 (1, 3)										4	0	1	0	0	0	1						
David Bell, R OBP: 0.200, SLG: 0.280 (1, 4)										4	1	2	0	0	0	1						
Scott Cooper, L OBP: 0.325, SLG: 0.307 (1, 5)										3	0	1	1	0	0	2						
Scott Hemond, R OBP: 0.211, SLG: 0.225 Tom Urbani, L OBP: 0.400, SLG: 0.529 (1, 2) (8, 1)										2	0	0	0	1	1	0						
Allen Watson, L OBP: 0.480, SLG: 0.583 Danny Sheaffer, R OBP: 0.307, SLG: 0.372 (1, 1) (8, 2)										1	0	0	0	0	0	0						
Inning Stats	R: 0 E: 0 K: 1 S: 5	H: 0 LOB: 0 BB: 0 P: 7	R: 0 E: 0 K: 1 S: 14	H: 2 LOB: 1 BB: 0 P: 17	R: 0 E: 0 K: 1 S: 11	H: 0 LOB: 0 BB: 0 P: 15	R: 0 E: 0 K: 1 S: 8	H: 1 LOB: 0 BB: 0 P: 12	R: 1 E: 0 K: 0 S: 11	H: 2 LOB: 3 BB: 2 P: 21	R: 0 E: 0 K: 2 S: 11	H: 0 LOB: 0 BB: 0 P: 16	R: 0 E: 0 K: 0 S: 5	H: 0 LOB: 0 BB: 0 P: 7	R: 0 E: 0 K: 0 S: 5	H: 0 LOB: 0 BB: 0 P: 7	R: 0 E: 0 K: 0 S: 13	H: 1 LOB: 1 BB: 0 P: 18	1B: 4 2B: 2 3B: 0 HR: 0	SF: 0 SAC: 1 DP: 1 HBP: 0	WP: 0 PB: 0 SB: 0 CS: 1	PA: 34
PITCHER	IP WLS BF H R ER SO BB IBB HBP BLK WP HR S P ERA WHIP																					
David Wells, L ERA: 3.14 (1, 1)	9.0 W 33 6 1 1 6 1 1 0 0 0 0 83 120 1.00 0.778																					


AB	34
R	3
H	7
RBI	3
BB	2
SO	12
LOB	15



AB	30
R	1
H	6
RBI	1
BB	2
SO	6
LOB	9



Batter	1	2	3	4	5	6	7	8	9	AB	R	H	RBI	BB	SO	LOB	TOP										
Jerome Walton, R (1.8) OBP: 0.354, SLG: 0.504 Eddie Taubensee, L (9, PH) OBP: 0.328, SLG: 0.450	F8				K		K		K	4	0	1	0	0	2	0	Cincinnati Reds @ St. Louis Cardinals Busch Stadium, St. Louis, MO Thu Aug 24 1995, 3:33 AM CDT Att: 21,243 - Sunny - 85 F AB 35 R 5 H 9 RBI 4 BB 3 SO 9 LOB 10 										
Barry Larkin, R (1.6) OBP: 0.397, SLG: 0.496	G6-3		F9		HR		F9		L4	5	1	1	0	0	0	3											
Ron Gant, R (1.7) OBP: 0.385, SLG: 0.584	K				HR					3	2	2	3	1	1	0											
Reggie Sanders, R (1.9) OBP: 0.406, SLG: 0.589		F9								4	0	1	0	0	1	1											
Bret Boone, R (1.4) OBP: 0.330, SLG: 0.434 Xavier Hernandez, L (8.1)	L6									3	0	0	0	1	1	0											
Benito Santiago, R (1.2) OBP: 0.311, SLG: 0.475	K									4	1	0	0	0	1	1											
Hal Morris, L (1.3) OBP: 0.318, SLG: 0.426			G6-3		E4				G1-3	4	1	2	0	0	0	0											
Mark Lewis, R (1.5) OBP: 0.418, SLG: 0.508 Thomas Howard, S (9, PH) OBP: 0.365, SLG: 0.415			P3				K			3	0	1	1	0	1	1											
Dave Burba, R (1.1) OBP: 0.142, SLG: 0.200 Margarito Dominguez, R (4, PH) OBP: 0.298, SLG: 0.412 Johnny Ruffin, R (4.1) OBP: 0.248, SLG: 0.375 Hector Carrasco, R (8.1) OBP: 0.244, SLG: 0.350 Chuck McElroy, L (8.1) OBP: 0.226, SLG: 0.320 Michael Jackson, R (7.1) OBP: 0.226, SLG: 0.320 Jeff Branson, L (8.4) OBP: 0.333, SLG: 0.452					F7				K	0	0	0	0	1	0	0											
Inning Stats	R: 0 E: 0 K: 1 S: 7	H: 0 LOB: 0 BB: 0 P: 9	R: 0 E: 0 K: 1 S: 9	H: 0 LOB: 0 BB: 0 P: 17	R: 0 E: 0 K: 0 S: 12	H: 1 LOB: 2 BB: 1 P: 21	R: 3 E: 2 K: 0 S: 15	H: 4 LOB: 1 BB: 1 P: 25	R: 2 E: 0 K: 2 S: 15	H: 2 LOB: 0 BB: 0 P: 25	R: 0 E: 0 K: 1 S: 10	H: 1 LOB: 1 BB: 0 P: 15	R: 0 E: 0 K: 1 S: 9	H: 0 LOB: 1 BB: 1 P: 16	R: 0 E: 0 K: 1 S: 5	H: 0 LOB: 0 BB: 0 P: 8		R: 0 E: 0 K: 2 S: 13	H: 1 LOB: 1 BB: 0 P: 16	1B: 4 2B: 3 3B: 0 HR: 2	SF: 0 SAC: 0 DP: 0 HBP: 0	WP: 0 PB: 0 SB: 0 CS: 1	PA: 38				
PITCHER	IP	WLS	BF	H	R	ER	SO	BB	IBB	HBP	BLK	WP	HR	S	P	ERA	WHIP										
Donovan Osborne, L (1.1) ERA: 4.61	5.0		23	7	5	4	4	2	0	0	0	0	2	58	97	7.20	1.800										
Rich DeLucia, R (6.1) ERA: 3.42	2.0	W	8	1	0	0	2	1	0	0	0	0	0	19	31	0.00	1.000										
T.J. Mathews, R (8.1) ERA: 2.51	1.0		3	0	0	0	1	0	0	0	0	0	0	5	8	0.00	0.000										
Tom Henke, R (9.1) ERA: 1.67	1.0	S	4	1	0	0	2	0	0	0	0	0	0	13	16	0.00	1.000										

Batter	1	2	3	4	5	6	7	8	9	AB	R	H	RBI	BB	SO	LOB	BOTTOM										
Bernard Gilkey, R (1.7) OBP: 0.359, SLG: 0.465				F7						5	2	2	0	0	0	3	Cincinnati Reds @ St. Louis Cardinals Busch Stadium, St. Louis, MO Thu Aug 24 1995, 3:33 AM CDT Att: 21,243 - Sunny - 85 F 										
Ozzie Smith, S (1.6) OBP: 0.287, SLG: 0.258	F8			G4-3					G1-6-3	4	0	1	1	1	0	1											
Ray Lankford, L (1.8) OBP: 0.344, SLG: 0.460				K						4	1	2	2	1	1	0											
Brian Jordan, R (1.9) OBP: 0.336, SLG: 0.481	P6									4	0	0	0	1	1	4											
Mark Sweeney, L (1.3) OBP: 0.310, SLG: 0.324										3	1	1	2	1	1	3											
David Bell, R (1.4) OBP: 0.207, SLG: 0.310										4	0	1	1	0	1	3											
Scott Cooper, L (1.5) OBP: 0.324, SLG: 0.304	K									3	0	0	0	1	2	2											
Scott Hemond, R (1.2) OBP: 0.223, SLG: 0.229										3	1	1	0	1	1	0											
Donovan Osborne, S (1.1) OBP: 0.156, SLG: 0.211 Rich DeLucia, R (6.1) OBP: 0.277, SLG: 0.200 Allen Santos, R (7, PH) OBP: 0.246, SLG: 0.290 Gerald Perry, R (7, PH) OBP: 0.224, SLG: 0.215 T.J. Mathews, R (8.1) OBP: 0.224, SLG: 0.215 Tom Henke, R (9.1)										1	1	0	0	1	0	0											
Inning Stats	R: 3 E: 0 K: 1 S: 17	H: 4 LOB: 1 BB: 0 P: 25	R: 2 E: 1 K: 3 S: 19	H: 2 LOB: 3 BB: 3 P: 36	R: 0 E: 0 K: 1 S: 7	H: 0 LOB: 0 BB: 0 P: 11	R: 0 E: 0 K: 1 S: 7	H: 0 LOB: 0 BB: 0 P: 13	R: 0 E: 0 K: 0 S: 9	H: 0 LOB: 1 BB: 0 P: 12	R: 1 E: 0 K: 2 S: 11	H: 1 LOB: 3 BB: 3 P: 26	R: 0 E: 0 K: 0 S: 10	H: 1 LOB: 2 BB: 1 P: 20	R: 0 E: 0 K: 0 S: 7	H: 0 LOB: 0 BB: 0 P: 9		1B: 5 2B: 3 3B: 0 HR: 0	SF: 0 SAC: 0 DP: 0 HBP: 0	WP: 0 PB: 1 SB: 0 CS: 0	PA: 40						
PITCHER	IP	WLS	BF	H	R	ER	SO	BB	IBB	HBP	BLK	WP	HR	S	P	ERA	WHIP										
Dave Burba, R (1.1) ERA: 3.64	3.0		18	6	5	5	5	2	1	0	0	0	0	43	72	15.00	2.667										
Johnny Ruffin, R (4.1) ERA: 1.9	2.0		7	0	0	0	1	0	0	0	0	0	0	16	25	0.00	0.000										
Hector Carrasco, R (6.1) ERA: 3.06	0.2	L	6	1	1	1	1	3	0	0	0	0	0	8	21	13.50	6.000										
Chuck McElroy, L (6.1) ERA: 5.1	0.2		4	1	0	0	1	1	0	0	0	0	0	7	15	0.00	3.000										
Michael Jackson, R (7.1) ERA: 3.06	1.1		4	0	0	0	0	0	0	0	0	0	0	9	13	0.00	0.000										
PITCHER	IP	WLS	BF	H	R	ER	SO	BB	IBB	HBP	BLK	WP	HR	S	P	ERA	WHIP										
Xavier Hernandez, R (8.1) ERA: 3.74	0.1		1	0	0	0	0	0	0	0	0	0	0	4	6	0.00	0.000										

Batter	1	2	3	4	5	6	7	8	9	AB R H RBI BB SO LOB	TOP										
Bernard Gilkey, R OBP: 0.359, SLG: 0.475 (1, 7)										5 2 2 1 0 1 2	St. Louis Cardinals @ Colorado Rockies Coors Field, Denver, CO Fri Aug 25 1995, 7:05 PM MDT Att: 48,012 - Unknown - 83 F livebaseballscores.com										
Ozzie Smith, S OBP: 0.283, SLG: 0.255 (1, 6)										5 1 1 0 0 1 1											
Ray Lankford, L OBP: 0.344, SLG: 0.466 (1, 8)										4 2 1 2 1 1 1											
Brian Jordan, R OBP: 0.340, SLG: 0.483 (1, 9)										5 1 3 0 0 0 1											
John Mabry, L OBP: 0.331, SLG: 0.364 (1, 3)										5 1 4 3 0 0 1											
David Bell, R OBP: 0.242, SLG: 0.394 (1, 4)										4 1 2 1 0 0 3											
Scott Cooper, L OBP: 0.321, SLG: 0.300 (1, 5)										4 0 0 0 0 0 3											
Danny Sheaffer, R OBP: 0.306, SLG: 0.364 (1, 2)										3 0 0 0 1 2 0											
Mike Morgan, R OBP: 0.311, SLG: 0.040 (6, PH)										2 0 0 0 0 1 0											
Mark Sweeney, L OBP: 0.326, SLG: 0.342 (6, PH)										1 0 1 1 0 0 0											
Jeff Parrett, R OBP: 1.000, SLG: 1.000 (8, PH)										0 0 0 0 0 0 0											
Allen Battle, R OBP: 0.346, SLG: 0.287 (8, PH)										1 0 0 0 0 0 0											
T.J. Mathews, R (8, 1)										0 0 0 0 0 0 0											
Inning Stats	R: 2 E: 0 K: 1 S: 18	H: 4 LOB: 2 BB: 0 P: 27	R: 0 E: 0 K: 1 S: 7	H: 0 LOB: 0 BB: 0 P: 10	R: 1 E: 0 K: 0 S: 17	H: 2 LOB: 1 BB: 0 P: 27	R: 0 E: 0 K: 2 S: 9	H: 0 LOB: 0 BB: 0 P: 14	R: 0 E: 0 K: 0 S: 5	H: 0 LOB: 0 BB: 0 P: 7	R: 2 E: 0 K: 0 S: 13	H: 3 LOB: 2 BB: 1 P: 23	R: 1 E: 0 K: 1 S: 9	H: 2 LOB: 2 BB: 1 P: 17	R: 0 E: 0 K: 1 S: 9	H: 0 LOB: 0 BB: 0 P: 14	R: 2 E: 0 K: 0 S: 11	H: 3 LOB: 0 BB: 0 P: 13	1B: 9 2B: 2 3B: 1 HR: 2	SF: 0 SAC: 0 DP: 1 HBP: 0	WP: 0 PA: 41 PB: 0 SB: 0 CS: 0
PITCHER	IP WLS BF H R ER SO BB IBB HBP BLK WP HR S P ERA WHIP											IP WLS BF H R ER SO BB IBB HBP BLK WP HR S P ERA WHIP									
Bryan Rekar, R ERA: 4.86 (1, 1)	6.0 L 28 9 5 5 4 0 1 0 0 0 0 1 69 108 7.50 1.500																				
Mike Munoz, L ERA: 6.53 (7, 1)	1.0 5 2 1 1 1 1 0 0 0 0 0 0 9 17 9.00 3.000																				
Bruce Ruffin, L ERA: 0.95 (8, 1)	1.0 3 0 0 0 1 0 0 0 0 0 0 0 9 14 0.00 0.000																				
Darren Holmes, R ERA: 2.75 (9, 1)	1.0 5 3 2 2 0 0 0 0 0 0 0 1 11 13 18.00 3.000																				

Batter	1	2	3	4	5	6	7	8	9	AB R H RBI BB SO LOB	BOTTOM										
Trenidad Hubbard, R OBP: 0.667, SLG: 1.100 (6, PH)										3 1 3 2 1 0 0	St. Louis Cardinals @ Colorado Rockies Coors Field, Denver, CO Fri Aug 25 1995, 7:05 PM MDT Att: 48,012 - Unknown - 83 F livebaseballscores.com										
Eric Young Sr., R OBP: 0.384, SLG: 0.426 (7, 7)										1 0 0 0 0 1 0											
Mike Kingsley, L OBP: 0.355, SLG: 0.423 (1, 8)										4 0 0 0 1 0 4											
Dante Bichette, R OBP: 0.362, SLG: 0.619 (1, 9)										5 0 1 0 0 2 2											
Andres Galarraga, R OBP: 0.341, SLG: 0.540 (1, 3)										3 0 0 0 1 1 2											
Vinny Castilla, R OBP: 0.359, SLG: 0.611 (1, 5)										4 0 0 0 0 1 4											
Jason Bates, S OBP: 0.350, SLG: 0.423 (1, 4)										3 1 2 0 0 0 1											
Joe Girardi, R OBP: 0.320, SLG: 0.387 (1, 2)										3 1 0 0 1 1 2											
Walt Weiss, S OBP: 0.391, SLG: 0.308 (1, 6)										4 0 1 0 0 1 4											
Bryan Rekar, R ERA: 3.15 (5, PH)										2 0 0 0 0 0 3											
John Vander Wal, L OBP: 0.404, SLG: 0.525 (7, 1)										1 0 0 0 0 0 1											
Mike Munoz, L OBP: 0.295, SLG: 0.100 (8, 1)										0 0 0 0 0 0 0											
Bruce Ruffin, S OBP: 0.329, SLG: 0.507 (8, PH)										0 0 0 0 0 0 0											
Ellis Burks, R OBP: 0.329, SLG: 0.507 (8, PH)										1 0 0 0 0 0 1											
Darren Holmes, R (9, 1)										0 0 0 0 0 0 0											
Inning Stats	R: 1 E: 1 K: 1 S: 12	H: 1 LOB: 2 BB: 1 P: 22	R: 0 E: 0 K: 0 S: 6	H: 0 LOB: 1 BB: 0 P: 9	R: 0 E: 0 K: 1 S: 9	H: 1 LOB: 2 BB: 1 P: 17	R: 2 E: 1 K: 0 S: 12	H: 2 LOB: 1 BB: 1 P: 24	R: 0 E: 0 K: 0 S: 7	H: 1 LOB: 3 BB: 1 P: 12	R: 0 E: 1 K: 0 S: 10	H: 1 LOB: 0 BB: 1 P: 18	R: 0 E: 0 K: 1 S: 5	H: 0 LOB: 0 BB: 0 P: 11	R: 0 E: 0 K: 3 S: 13	H: 1 LOB: 1 BB: 0 P: 16	R: 0 E: 0 K: 2 S: 10	H: 0 LOB: 0 BB: 0 P: 13	1B: 6 2B: 0 3B: 0 HR: 1	SF: 0 SAC: 0 DP: 1 HBP: 1	WP: 0 PA: 39 PB: 0 SB: 4 CS: 0
PITCHER	IP WLS BF H R ER SO BB IBB HBP BLK WP HR S P ERA WHIP											IP WLS BF H R ER SO BB IBB HBP BLK WP HR S P ERA WHIP									
Mike Morgan, R ERA: 3.15 (1, 1)	5.0 W 24 5 3 1 2 3 0 0 0 0 0 1 46 84 1.80 1.600																				
Jeff Parrett, R ERA: 3.99 (6, 1)	2.0 8 1 0 0 1 1 0 0 0 0 0 0 15 29 0.00 1.000																				
T.J. Mathews, R ERA: 2.2 (8, 1)	2.0 S 7 1 0 0 5 0 0 0 0 0 0 0 23 29 0.00 0.500																				

Batter	1	2	3	4	5	6	7	8	9	AB	R	H	RBI	BB	SO	LOB	TOP										
Bernard Gilkey, R OBP: 0.361, SLG: 0.475 (1, 7)										4	0	2	0	0	0	1											
Ozzie Smith, S OBP: 0.273, SLG: 0.245 (1, 6)											4	0	0	0	0	2	3										
Ray Lankford, L OBP: 0.343, SLG: 0.462 (1, 8)											3	1	0	0	1	1	3										
Brian Jordan, R OBP: 0.336, SLG: 0.478 (1, 9)											4	1	0	0	0	0	1										
John Mabry, L OBP: 0.333, SLG: 0.369 (1, 3)											4	1	2	1	0	0	0										
David Bell, R OBP: 0.243, SLG: 0.361 (8, 5)											3	1	0	0	1	0	1										
Scott Cooper, L OBP: 0.321, SLG: 0.303 (8, PR)										3	0	1	0	0	1	1											
Allen Battle, R OBP: 0.346, SLG: 0.287 (8, 4)											0	0	0	0	0	0											
José Oquendo, S OBP: 0.319, SLG: 0.303 (8, 4)											1	1	1	4	0	0											
Danny Sheaffer, R OBP: 0.310, SLG: 0.388 (9, PH)											0	0	0	0	0	0											
Tom Henke, R (9, 1)											0	0	0	0	0	0											
Tom Pagnozzi, R OBP: 0.258, SLG: 0.317 (1, 2)											3	0	0	0	0	1	1										
Mark Petkovsek, R OBP: 0.206, SLG: 0.111 (8, PH)											2	0	0	0	0	1	1										
Mark Petkovsek, R OBP: 0.206, SLG: 0.111 (8, PH)											1	0	0	0	0	1	1										
Rich DeLucia, R OBP: 0.273, SLG: 0.200 (8, 1)											0	0	0	0	0	0	0										
Tony Fossas, L OBP: 0.258, SLG: 0.320 (8, 1)											0	0	0	0	0	0	0										
Tripp Cromer, R OBP: 0.258, SLG: 0.320 (8, 4)											1	0	0	0	0	0	0										
Inning Stats	R: 0 E: 0 K: 0 S: 8	H: 1 LOB: 0 BB: 0 P: 11	R: 0 E: 0 K: 0 S: 8	H: 1 LOB: 1 BB: 0 P: 13	R: 0 E: 0 K: 0 S: 7	H: 0 LOB: 0 BB: 0 P: 11	R: 0 E: 0 K: 2 S: 13	H: 0 LOB: 0 BB: 0 P: 17	R: 0 E: 0 K: 1 S: 10	H: 0 LOB: 0 BB: 0 P: 16	R: 0 E: 0 K: 0 S: 10	H: 1 LOB: 2 BB: 0 P: 16	R: 0 E: 0 K: 0 S: 7	H: 0 LOB: 0 BB: 0 P: 12	R: 0 E: 0 K: 2 S: 11	H: 1 LOB: 1 BB: 0 P: 19	R: 5 E: 1 K: 1 S: 19	H: 2 LOB: 0 BB: 2 P: 33	1B: 3 2B: 2 3B: 0 HR: 1	SF: 0 SAC: 0 DP: 1 HBP: 1	WP: 0 PA: 36 PB: 0 SB: 0 CS: 0						
PITCHER	IP	WLS	BF	H	R	ER	SO	BB	IBB	HBP	BLK	WP	HR	S	P	ERA	WHIP										
Bret Saberhagen, R ERA: 3.79 (1, 1)	6.0		21	3	0	0	3	0	0	1	0	0	0	56	84	0.00	0.500										
Steve Reed, R ERA: 2.09 (7, 1)	1.1		5	1	0	0	1	0	0	0	0	0	0	12	20	0.00	0.750										
Curt Leskanic, R ERA: 3.5 (8, 1)	1.0		5	0	2	2	2	1	0	0	0	0	0	11	22	18.00	1.000										
Bruce Ruffin, L ERA: 2.29 (9, 1)	0.2	L	5	2	3	2	0	1	0	0	0	0	1	14	22	27.00	4.500										

St. Louis Cardinals @ Colorado Rockies
Coors Field, Denver, CO
Sat Aug 26 1995, 7:05 PM MDT
Att: 48,127 - Unknown - 84 F

AB 33
R 5
H 6
RBI 5
BB 2
SO 6
LOB 13



Batter	1	2	3	4	5	6	7	8	9	AB	R	H	RBI	BB	SO	LOB	BOTTOM										
Eric Young Sr., R OBP: 0.384, SLG: 0.421 (1, 4)										3	0	0	0	2	0	0											
Trenidad Hubbard, R OBP: 0.625, SLG: 0.923 (1, 7)										3	1	1	0	1	0	1											
Dante Bichette, R OBP: 0.358, SLG: 0.612 (1, 9)										5	0	0	1	0	2	4											
Andres Galarraga, R OBP: 0.344, SLG: 0.539 (1, 3)										3	1	1	0	1	1	1											
Vinny Castilla, R OBP: 0.355, SLG: 0.605 (1, 5)										4	0	0	0	0	1	5											
Mike Kingery, L OBP: 0.359, SLG: 0.422 (1, 8)										3	0	1	0	0	0	1											
Ellis Burks, R OBP: 0.361, SLG: 0.510 (8, PH)										1	0	1	2	0	0	0											
Joe Girardi, R OBP: 0.319, SLG: 0.384 (1, 2)										3	0	0	0	1	1	3											
Walt Weiss, S OBP: 0.388, SLG: 0.305 (8, 1)										3	0	0	0	0	1	4											
Curt Leskanic, R OBP: 0.167, SLG: 0.167 (8, 1)										1	0	0	0	0	1	3											
Bruce Ruffin, S (9, 1)										0	0	0	0	0	0	0											
Bret Saberhagen, R OBP: 0.104, SLG: 0.106 (1, 1)										2	0	0	0	0	2	0											
Steve Reed, R OBP: 0.500, SLG: 0.500 (7, 1)										0	0	0	0	0	0	0											
Jason Bates, S OBP: 0.354, SLG: 0.436 (8, 6)										1	2	1	1	1	0	0											
Inning Stats	R: 0 E: 0 K: 1 S: 8	H: 0 LOB: 0 BB: 1 P: 16	R: 0 E: 1 K: 1 S: 14	H: 0 LOB: 2 BB: 0 P: 21	R: 0 E: 0 K: 1 S: 5	H: 0 LOB: 1 BB: 1 P: 13	R: 0 E: 0 K: 2 S: 8	H: 0 LOB: 0 BB: 0 P: 12	R: 0 E: 0 K: 1 S: 8	H: 0 LOB: 0 BB: 0 P: 12	R: 0 E: 0 K: 0 S: 6	H: 0 LOB: 0 BB: 0 P: 8	R: 0 E: 0 K: 1 S: 8	H: 2 LOB: 2 BB: 0 P: 14	R: 3 E: 1 K: 1 S: 22	H: 1 LOB: 3 BB: 4 P: 42	R: 1 E: 0 K: 1 S: 10	H: 2 LOB: 1 BB: 0 P: 14	1B: 4 2B: 0 3B: 0 HR: 1	SF: 0 SAC: 1 DP: 0 HBP: 1	WP: 0 PA: 40 PB: 0 SB: 1 CS: 1						
PITCHER	IP	WLS	BF	H	R	ER	SO	BB	IBB	HBP	BLK	WP	HR	S	P	ERA	WHIP										
Mark Petkovsek, R ERA: 3.45 (8, 1)	7.0		26	2	0	0	7	2	1	0	0	0	0	13	28	13.50	3.000										
Rich DeLucia, R ERA: 3.51 (8, 1)	0.2		6	0	3	1	0	2	1	0	0	0	0	9	14	0.00	6.000										
Tony Fossas, L ERA: 1.72 (8, 1)	0.1	W	3	1	0	0	1	1	0	0	0	0	0	9	14	0.00	6.000										
Tom Henke, R ERA: 1.84 (9, 1)	1.0	S	5	2	1	1	1	0	0	0	0	0	1	10	14	9.00	2.000										

St. Louis Cardinals @ Colorado Rockies
Coors Field, Denver, CO
Sat Aug 26 1995, 7:05 PM MDT
Att: 48,127 - Unknown - 84 F

AB 32
R 4
H 5
RBI 4
BB 6
SO 9
LOB 22



Batter	1	2	3	4	5	6	7	8	9	AB	R	H	RBI	BB	SO	LOB	TOP					
Bernard Gilkey, R OBP: 0.359, SLG: 0.470 (1, 7)	 2-3		 2-0			 0-0 1B		 0-0		4	0	1	0	0	0	1						
Ozzie Smith, S OBP: 0.265, SLG: 0.239 (1, 6)	 1-0		 1-1			 0-0 1-2		 0-3		4	0	0	0	0	0	1						
John Mabry, L OBP: 0.342, SLG: 0.412 (1, 3)	 1-2 1B			 0-1		 1-3			 0-2	4	1	2	1	0	1	0						
Brian Jordan, R OBP: 0.339, SLG: 0.482 (1, 9)	 0-1 1-3			 1-1			 0-2		 2-3	4	0	1	0	0	0	1						
Ray Lankford, L OBP: 0.342, SLG: 0.454 (1, 8)	 1-2			 3-2			 0-1 1B		 0-0	4	0	2	0	0	0	2						
David Bell, R OBP: 0.265, SLG: 0.417 (1, 4)		 0-1		 2-3			 0-0		 0-0	4	0	0	0	0	1	2						
Jose Oliva, R OBP: 0.200, SLG: 0.319 (1, 5)		 1-2			 2-1		 1-0			3	0	0	0	0	0	1						
Tom Pagnozzi, R OBP: 0.256, SLG: 0.321 (1, 2)		 0-1			 1-0			 2-3		3	0	0	0	0	1	0						
Donovan Osborne, S OBP: 0.136, SLG: 0.190 (1, 1)			 3-3			 1-3			 4-1	2	0	0	0	0	2	0						
Tom Urbani, L OBP: 0.400, SLG: 0.529 (7, 1)										0	0	0	0	0	0	0						
Mark Sweeney, L OBP: 0.360, SLG: 0.455 (6, PH)										0	0	0	0	1	0	0						
T.J. Mathews, R (8, 1)										0	0	0	0	0	0	0						
Inning Stats	R: 0 E: 0 K: 1 S: 13	H: 2 LOB: 2 BB: 0 P: 18	R: 0 E: 0 K: 0 S: 7	H: 0 LOB: 0 BB: 0 P: 8	R: 0 E: 0 K: 1 S: 7	H: 0 LOB: 0 BB: 0 P: 13	R: 0 E: 0 K: 1 S: 15	H: 1 LOB: 1 BB: 0 P: 21	R: 0 E: 0 K: 1 S: 7	H: 0 LOB: 0 BB: 0 P: 11	R: 0 E: 0 K: 1 S: 5	H: 1 LOB: 0 BB: 0 P: 6	R: 0 E: 0 K: 0 S: 7	H: 1 LOB: 1 BB: 0 P: 8	R: 0 E: 0 K: 2 S: 8	H: 0 LOB: 1 BB: 1 P: 14	R: 1 E: 0 K: 1 S: 8	H: 1 LOB: 0 BB: 0 P: 10	1B: 4 2B: 1 3B: 0 HR: 1	SF: 0 SAC: 0 DP: 1 HBP: 0	WP: 1 PB: 0 SB: 0 CS: 0	PA: 33
PITCHER	IP	WLS	BF	H	R	ER	SO	BB	IBB	HBP	BLK	WP	HR	S	P	ERA	WHIP					
Dave Burba, R ERA: 3.31	(1, 1)	8.0	W	29	5	0	7	1	0	0	0	1	0	69	99	0.00	0.750					
Jeff Brantley, R ERA: 2.67	(9, 1)	1.0		4	1	1	1	0	0	0	0	0	1	8	10	9.00	1.000					

St. Louis Cardinals @ Cincinnati Reds
Riverfront Stadium, Cincinnati, OH
Tue Aug 29 1995, 7:05 PM EDT
Att: 19,653 - Unknown - 84 F

AB 32
R 1
H 6
RBI 1
BB 1
SO 8
LOB 8



Batter	1	2	3	4	5	6	7	8	9	AB	R	H	RBI	BB	SO	LOB	BOTTOM				
Jerome Walton, R OBP: 0.369, SLG: 0.507 (1, 9)	 0-0 1B		 2-1			 3-1 2B	 2-3			4	1	2	0	0	1	1					
Darren Lewis, R OBP: 0.320, SLG: 0.316 (1, 8)	 2-1 1-2		 0-1			 0-0 1-2		 0-2 1B		3	0	1	0	0	0	1					
Barry Larkin, R OBP: 0.403, SLG: 0.507 (1, 6)	 2-1 1B			 1-0		 2-3		 3-2		4	1	1	0	0	1	2					
Mariano Duncan, R OBP: 0.290, SLG: 0.421 (1, 7)	 0-0 1B			 2-1		 4-2 BB		 3-3		3	2	1	2	1	1	1					
Benito Santiago, R OBP: 0.320, SLG: 0.476 (1, 2)	 3-3			 0-0		 3-1 2B		 0-0		4	0	1	2	0	1	1					
Bret Boone, R OBP: 0.328, SLG: 0.431 (1, 4)		 2-2 1B			 2-1	 1-1				3	0	1	0	0	0	1					
Hal Morris, L OBP: 0.324, SLG: 0.436 (1, 3)		 2-2 1-2			 0-0		 3-2 1B			3	0	2	0	0	0	1					
Mark Lewis, R OBP: 0.417, SLG: 0.492 (1, 5)		 3-1			 0-0		 0-3			3	0	0	0	0	1	2					
Dave Burba, R OBP: 0.154, SLG: 0.083 (1, 1)					 2-2		 0-0			2	0	0	0	0	1	1					
Jeff Brantley, R (9, 1)										0	0	0	0	0	0	0					
Inning Stats	R: 2 E: 0 K: 1 S: 10	H: 3 LOB: 0 BB: 0 P: 17	R: 0 E: 0 K: 0 S: 8	H: 1 LOB: 0 BB: 0 P: 15	R: 0 E: 0 K: 1 S: 8	H: 0 LOB: 0 BB: 0 P: 11	R: 0 E: 0 K: 0 S: 4	H: 0 LOB: 0 BB: 0 P: 7	R: 0 E: 0 K: 0 S: 8	H: 1 LOB: 1 BB: 0 P: 12	R: 2 E: 0 K: 1 S: 19	H: 2 LOB: 1 BB: 1 P: 32	R: 0 E: 0 K: 2 S: 11	H: 1 LOB: 0 BB: 0 P: 16	R: 0 E: 0 K: 1 S: 11	H: 1 LOB: 1 BB: 0 P: 17	1B: 6 2B: 2 3B: 0 HR: 1	SF: 0 SAC: 2 DP: 1 HBP: 0	WP: 0 PB: 0 SB: 2 CS: 1	PA: 32	
PITCHER	IP	WLS	BF	H	R	ER	SO	BB	IBB	HBP	BLK	WP	HR	S	P	ERA	WHIP				
Donovan Osborne, L ERA: 4.73	(1, 1)	6.0	L	25	8	4	4	3	1	0	0	0	0	60	100	6.00	1.500				
Tom Urbani, L ERA: 3.86	(7, 1)	1.0		3	0	0	0	2	0	0	0	0	0	8	10	0.00	0.000				
T.J. Mathews, R ERA: 2.08	(8, 1)	1.0		4	1	0	0	1	0	0	0	0	0	11	17	0.00	1.000				

St. Louis Cardinals @ Cincinnati Reds
Riverfront Stadium, Cincinnati, OH
Tue Aug 29 1995, 7:05 PM EDT
Att: 19,653 - Unknown - 84 F

AB 29
R 4
H 9
RBI 4
BB 1
SO 6
LOB 11



Batter	1	2	3	4	5	6	7	8	9	AB	R	H	RBI	BB	SO	LOB	TOP				
Bernard Gilkey, R OBP: 0.361, SLG: 0.472 (1, 7)	F9		S BB		G4-3 2B		K		BB	3	0	1	0	2	1	0	St. Louis Cardinals @ Cincinnati Reds Riverfront Stadium, Cincinnati, OH Wed Aug 30, 1995, 7:05 PM EDT Att: 26,395 - Unknown - 88 F AB 33 R 4 H 7 RBI 4 BB 5 SO 5 LOB 15				
Ozzie Smith, S OBP: 0.270, SLG: 0.239 (1, 6)	P5		BB		G4-3		BB		G3	4	0	1	0	1	0	2					
John Mabry, L OBP: 0.341, SLG: 0.408 (1, 3)	F9		BB		BB		BB		L7	3	0	0	0	1	1	3					
Brian Jordan, R OBP: 0.338, SLG: 0.480 (1, 9)		HR 1B	F9		G3		K			4	1	1	0	0	1	5					
Ray Lankford, L OBP: 0.341, SLG: 0.452 (1, 8)	L9				P5		HR 1B		G3-1	4	1	1	0	0	0	1					
David Bell, R OBP: 0.283, SLG: 0.500 (1, 4)	F8		FC6-5 2B		HR		P4			4	1	2	2	0	0	1					
Jose Oliva, R OBP: 0.202, SLG: 0.342 (1, 5)			FC6-5 2B		G5-3		K			4	1	1	2	0	1	1					
T.J. Mathews, R (8, 1)			HR							0	0	0	0	0	0	0					
Tom Henke, R (9, 1)			HR							0	0	0	0	0	0	0					
Tom Pagnozzi, R OBP: 0.256, SLG: 0.318 (1, 2)			P6		F7		B3 BB		P3	2	0	0	0	0	0	1					
Danny Sheaffer, R OBP: 0.310, SLG: 0.383 (5, 2)										1	0	0	0	1	0	0					
Scott Hemond, R OBP: 0.219, SLG: 0.224 (9, 2)										0	0	0	0	0	0	0					
Mike Morgan, R OBP: 0.100, SLG: 0.036 (1, 1)										3	0	0	0	0	1	1					
Jeff Parrett, R OBP: 0.500, SLG: 0.500 (6, 1)										0	0	0	0	0	0	0					
Tony Fossas, L (7, 1)										0	0	0	0	0	0	0					
Scott Cooper, L OBP: 0.321, SLG: 0.304 (8, 5)										1	0	0	0	0	0	0					
Inning Stats	R: 0 E: 0 K: 0 S: 4	H: 0 LOB: 0 BB: 0 P: 4	R: 2 E: 0 K: 0 S: 11	H: 2 LOB: 0 BB: 0 P: 15	R: 0 E: 0 K: 2 S: 11	H: 0 LOB: 2 BB: 2 P: 23	R: 0 E: 0 K: 0 S: 10	H: 1 LOB: 1 BB: 0 P: 13	R: 0 E: 0 K: 0 S: 8	H: 1 LOB: 1 BB: 1 P: 16	R: 2 E: 0 K: 2 S: 7	H: 2 LOB: 1 BB: 1 P: 13	R: 0 E: 0 K: 1 S: 6	H: 0 LOB: 0 BB: 0 P: 8	R: 0 E: 0 K: 0 S: 5	H: 0 LOB: 1 BB: 1 P: 13	1B: 3 2B: 2 3B: 0 HR: 2	SF: 0 SAC: 0 DP: 0 HBP: 0	WP: 0 PB: 0 SB: 1 CS: 0	PA: 38	
PITCHER	IP	WLS	BF	H	R	ER	SO	BB	IBB	HBP	BLK	WP	HR	S	P	ERA	WHIP				
Mark Portugal, R ERA: 4.54 (1, 1)	6.0	L	27	6	4	4	2	4	0	0	0	0	2	51	84	6.00	1.667				
Xavier Hernandez, R ERA: 3.65 (7, 1)	2.0		7	1	0	0	3	0	0	0	0	0	0	14	20	0.00	0.500				
Hector Carrasco, R ERA: 2.93 (9, 1)	1.0		4	0	0	0	0	1	0	0	0	0	0	5	13	0.00	1.000				

Batter	1	2	3	4	5	6	7	8	9	AB	R	H	RBI	BB	SO	LOB	BOTTOM					
Jerome Walton, R OBP: 0.364, SLG: 0.503 (1, 7)	SH5-3 1B 2B		G6-3		L9		K		F9	5	1	1	0	0	1	0	St. Louis Cardinals @ Cincinnati Reds Riverfront Stadium, Cincinnati, OH Wed Aug 30, 1995, 7:05 PM EDT Att: 26,395 - Unknown - 88 F AB 31 R 3 H 8 RBI 3 BB 5 SO 4 LOB 21					
Lenny Harris, L OBP: 0.253, SLG: 0.279 (1, 9)	SH5-3		F7		L5 1B		BB		G5-3	3	0	1	0	1	0	0						
Barry Larkin, R OBP: 0.402, SLG: 0.505 (1, 6)	G6-3 1B		F9		L5		F8			4	0	1	1	0	0	2						
Hal Morris, L OBP: 0.326, SLG: 0.452 (1, 3)	G6-3				1B 2B		HR		P5	4	2	2	1	0	0	2						
Benito Santiago, R OBP: 0.329, SLG: 0.484 (1, 2)			G6-3		FC6 BB 2H 1B		FC3-6 FC5-2 2B		G3-1 SH1 BB	3	0	2	1	1	0	0						
Bret Boone, R OBP: 0.333, SLG: 0.433 (1, 4)					FC6 BB		FC3-6 BB		SH1	1	0	1	0	2	0	0						
Jeff Branson, L OBP: 0.331, SLG: 0.453 (1, 5)			F7		K		FC3-6 WP FC5-2		G3-1	4	0	0	0	0	1	6						
Darren Lewis, R OBP: 0.319, SLG: 0.314 (1, 8)					FC6		FC5-2 WP		K	3	0	0	0	1	1	5						
Mark Portugal, R OBP: 0.184, SLG: 0.255 (1, 1)					F8		L1-6			2	0	0	0	0	0	4						
Eddie Taubensee, L OBP: 0.343, SLG: 0.472 (6, PH)										1	0	0	0	0	0	2						
Xavier Hernandez, L (7, 1)										0	0	0	0	0	0	0						
Hector Carrasco, R (9, 1)										0	0	0	0	0	0	0						
Thomas Howard, S OBP: 0.381, SLG: 0.433 (9, PH)										1	0	0	0	0	1	0						
Inning Stats	R: 1 E: 0 K: 0 S: 10	H: 2 LOB: 0 BB: 0 P: 14	R: 0 E: 0 K: 0 S: 10	H: 1 LOB: 1 BB: 1 P: 18	R: 0 E: 0 K: 0 S: 6	H: 0 LOB: 0 BB: 0 P: 11	R: 1 E: 0 K: 1 S: 19	H: 2 LOB: 2 BB: 1 P: 31	R: 0 E: 0 K: 0 S: 6	H: 1 LOB: 0 BB: 0 P: 9	R: 1 E: 0 K: 0 S: 12	H: 2 LOB: 2 BB: 1 P: 24	R: 0 E: 0 K: 1 S: 7	H: 0 LOB: 1 BB: 1 P: 15	R: 0 E: 0 K: 1 S: 11	H: 0 LOB: 1 BB: 1 P: 18	R: 0 E: 0 K: 1 S: 9	H: 0 LOB: 0 BB: 0 P: 15	1B: 4 2B: 4 3B: 0 HR: 1	SF: 0 SAC: 2 DP: 2 HBP: 0	WP: 1 PB: 0 SB: 1 CS: 0	PA: 38
PITCHER	IP	WLS	BF	H	R	ER	SO	BB	IBB	HBP	BLK	WP	HR	S	P	ERA	WHIP					
Mike Morgan, R ERA: 3.26 (1, 1)	5.0	W	24	8	3	3	1	3	0	0	0	1	0	14	23	0.00	0.600					
Jeff Parrett, R ERA: 3.79 (6, 1)	1.2		6	0	0	0	1	1	0	0	0	0	0	11	18	0.00	1.000					
Tony Fossas, L ERA: 1.71 (7, 1)	0.1		1	0	0	0	0	0	0	0	0	0	0	2	4	0.00	0.000					
T.J. Mathews, R ERA: 1.96 (8, 1)	1.0		4	0	0	0	1	1	0	0	0	0	0	11	18	0.00	1.000					
Tom Henke, R ERA: 1.8 (9, 1)	1.0	S	3	0	0	0	1	0	0	0	0	0	0	9	15	0.00	0.000					



Batter	1	2	3	4	5	6	7	8	9	AB	R	H	RBI	BB	SO	LOB	TOP		
Eric Young Sr. R OBP: 0.385, SLG: 0.423 (1,4)	L9			1B FC5 BLK		SH5-3 HR		G6-3		4	2	2	0	0	0	0			
Joe Girardi R OBP: 0.316, SLG: 0.378 (1,2)	G1-3			F8 SF9 1B		SH5-3		1B		3	1	2	0	0	0	0			
Dante Bichette R OBP: 0.356, SLG: 0.614 (1,7)	K			FC5		HR		F9		4	1	1	3	0	1	2			
Andres Galarraga R OBP: 0.335, SLG: 0.521 (1,3)		G5-3		F8		K		K		4	0	0	0	0	2	3			
Larry Walker L OBP: 0.362, SLG: 0.581 (1,9)	G3-1			SF9		F7			K	3	0	0	1	0	1	0			
Vinny Castilla R OBP: 0.356, SLG: 0.597 (1,5)	G5-3			K			G5-3		G6-3	4	0	0	0	0	1	1			
Ellis Burks R OBP: 0.366, SLG: 0.517 (7,1)			4-1		4-2				P4	1	0	0	0	2	1	0	AB 30		
Darren Holmes R OBP: 0.167, SLG: 0.167 (7,1)				G6-3 BB		G3-6-1 BB		K		0	0	0	0	0	0	0	R 4		
Bruce Ruffin S OBP: 0.167, SLG: 0.167 (8,1)										0	0	0	0	0	0	0	H 6		
John Vander Wal L OBP: 0.402, SLG: 0.518 (9,PH)										1	0	0	0	0	0	0	RBI 4		
Walt Weiss S OBP: 0.391, SLG: 0.303 (1,6)				G6-3		L8				3	0	1	0	0	0	2	BB 2		
Armando Reynoso R OBP: 0.217, SLG: 0.182 (1,1)																	SO 6		
Steve Reed R OBP: 0.500, SLG: 0.500 (6,1)				G2-3		G3-6-1				2	0	0	0	0	0	1	LOB 10		
Mike Kingery L OBP: 0.354, SLG: 0.416 (7,8)								G4-3		0	0	0	0	0	0	0			
Inning Stats	R: 0 E: 0 K: 1 S: 6	H: 0 LOB: 0 BB: 0 P: 10	R: 0 E: 0 K: 0 S: 7	H: 0 LOB: 0 BB: 0 P: 12	R: 0 E: 0 K: 0 S: 6	H: 0 LOB: 0 BB: 1 P: 14	R: 2 E: 1 K: 1 S: 14	H: 2 LOB: 1 BB: 0 P: 20	R: 0 E: 0 K: 1 S: 12	H: 1 LOB: 1 BB: 0 P: 19	R: 0 E: 0 K: 1 S: 10	H: 1 LOB: 0 BB: 0 P: 16	R: 0 E: 0 K: 1 S: 8	H: 0 LOB: 0 BB: 0 P: 13	1B: 5 2B: 0 3B: 0 HR: 1	SF: 1 SAC: 1 DP: 2 HBP: 0	WP: 0 PB: 0 SB: 2 CS: 0	PA: 34	
PITCHER	IP	WLS	BF	H	R	ER	SO	BB	IBB	HBP	BLK	WP	HR	S	P	ERA	WHIP		
Mark Petkovsek R ERA: 3.47 (1,1)	7.0		27	5	4	3	4	2	0	0	1	0	1	62	103	3.86	1.000		
Rich DeLucia R ERA: 3.42 (8,1)	1.0	W	4	1	0	0	1	0	0	0	0	0	0	10	16	0.00	1.000		
Tom Henke R ERA: 1.76 (9,1)	1.0	S	3	0	0	0	1	0	0	0	0	0	0	8	13	0.00	0.000		

Colorado Rockies @ St. Louis Cardinals
 Busch Stadium, St. Louis, MO
 Fri Sep 01 1995, 7:05 PM CDT
 Att: 21,164 - Unknown - 85 F

livebaseballscores.com



Batter	1	2	3	4	5	6	7	8	9	AB	R	H	RBI	BB	SO	LOB	BOTTOM		
Bernard Gilkey R OBP: 0.364, SLG: 0.472 (1,7)	G6-3		2-1 1B		F7		4-1 FC3-6 BB	0-0 1B		4	0	2	1	1	0	0			
Ozzie Smith S OBP: 0.276, SLG: 0.235 (1,6)	G4-3		1-0 SF7			4-2 1B BB	0-1 FC3-6 G3-1	4-0 BB		2	0	0	2	2	0	2			
John Mabry L OBP: 0.339, SLG: 0.405 (1,3)	PO HBP 1B		3-H P6			1-1 F9	0-0 G3-1	1-2 G4-3		5	0	1	1	0	0	6			
Brian Jordan R OBP: 0.339, SLG: 0.479 (1,9)	1-2 HBP					1-3 K	1-0 F8			3	0	1	0	0	1	1			
Ray Lankford L OBP: 0.341, SLG: 0.458 (1,8)	PO	G4-3		F7		K		HR		4	1	1	1	0	1	2			
David Bell R OBP: 0.296, SLG: 0.481 (1,4)		G5-3		BB		FC6-4 BB		K		2	0	0	0	2	1	0			
Jose Oliva R OBP: 0.203, SLG: 0.339 (1,5)		G5-3		F7		FC6-4	0-2 FC6-4	BB 1B		4	1	1	0	0	0	4	AB 30		
Danny Sheaffer R OBP: 0.315, SLG: 0.386 (1,2)			2-2 1B SF7 1B		P3		3-1 BB FC3-6 1B	K		4	2	2	0	0	1	1	R 5		
Mark Petkovsek R OBP: 0.188, SLG: 0.103 (1,1)										2	0	0	0	0	1	1	H 8		
Scott Cooper L OBP: 0.323, SLG: 0.304 (7,PH)										0	1	0	0	0	0	0	RBI 5		
Rich DeLucia R OBP: 0.273, SLG: 0.200 (8,1)										0	0	0	0	0	0	0	BB 6		
Mark Sweeney L OBP: 0.373, SLG: 0.455 (8,PH)										0	0	0	0	1	0	0	SO 5		
Tom Henke R ERA: 2.25 (9,1)										0	0	0	0	0	0	0	LOB 17		
Inning Stats	R: 0 E: 0 K: 0 S: 10	H: 1 LOB: 1 BB: 0 P: 19	R: 0 E: 0 K: 0 S: 6	H: 0 LOB: 0 BB: 0 P: 8	R: 1 E: 0 K: 1 S: 11	H: 2 LOB: 1 BB: 0 P: 18	R: 0 E: 0 K: 1 S: 10	H: 0 LOB: 1 BB: 1 P: 17	R: 0 E: 0 K: 1 S: 15	H: 1 LOB: 3 BB: 2 P: 25	R: 2 E: 0 K: 0 S: 7	H: 1 LOB: 1 BB: 1 P: 15	R: 2 E: 0 K: 2 S: 15	H: 3 LOB: 3 BB: 2 P: 28	1B: 7 2B: 0 3B: 0 HR: 1	SF: 1 SAC: 0 DP: 0 HBP: 2	WP: 0 PB: 0 SB: 1 CS: 0	PA: 40	
PITCHER	IP	WLS	BF	H	R	ER	SO	BB	IBB	HBP	BLK	WP	HR	S	P	ERA	WHIP		
Armando Reynoso R ERA: 5.2 (1,1)	5.2		24	4	1	1	3	3	0	1	0	0	0	52	93	1.59	1.235		
Steve Reed R ERA: 1.98 (6,1)	0.1		1	0	0	0	0	0	0	0	0	0	0	5	5	0.00	0.000		
Darren Holmes R ERA: 3.0 (7,1)	0.2		5	1	2	2	0	1	0	1	0	0	0	6	14	27.00	3.000		
Curt Leskanic R ERA: 3.59 (7,1)	1.0	L	8	3	2	2	2	2	0	0	0	0	1	13	25	18.00	5.000		
Bruce Ruffin L ERA: 2.25 (8,1)	0.1		1	0	0	0	0	0	0	0	0	0	0	3	4	0.00	0.000		

Colorado Rockies @ St. Louis Cardinals
 Busch Stadium, St. Louis, MO
 Fri Sep 01 1995, 7:05 PM CDT
 Att: 21,164 - Unknown - 85 F

livebaseballscores.com



Batter	1	2	3	4	5	6	7	8	9	AB	R	H	RBI	BB	SO	LOB	TOP										
Eric Young Sr. R OBP: 0.382, SLG: 0.420 (1, 4)	F9		F9		G1-3		1B		G6-3	5	1	1	1	0	0	1	Colorado Rockies @ St. Louis Cardinals Busch Stadium, St. Louis, MO Sat Sep 02 1995, 7:05 PM CDT Att: 26,796 - Unknown - 87 F AB 30 R 6 H 4 RBI 5 BB 7 SO 6 LOB 15										
Trenidad Hubbard R OBP: 0.367, SLG: 0.575 (1, 8)	G4-3		2B			G5-4-3	K		G5-3	4	0	1	1	1	1	3											
Dante Bichette R OBP: 0.358, SLG: 0.612 (1, 7)	G4-3		BB			G5-4-3	1B			3	1	1	1	1	0	1											
Larry Walker L OBP: 0.363, SLG: 0.580 (1, 9)		G1-3	G4-3				1B			3	0	1	2	1	0	2											
Andres Galarraga R OBP: 0.334, SLG: 0.518 (1, 3)					K					3	0	0	0	0	2	2											
Vinny Castilla R OBP: 0.355, SLG: 0.593 (1, 5)	P6				G6-3				K	3	0	0	0	1	1												
Joe Girardi R OBP: 0.316, SLG: 0.375 (1, 2)	FC5-4				G4-3				F8	3	1	0	0	1	0	1											
Jason Bates S OBP: 0.356, SLG: 0.430 (1, 6)			G1-3						K	2	2	0	0	2	1	0											
Roger Bailey R OBP: 0.133, SLG: 0.071 Bruce Ruffin S (9, 1)			G1-3		G5-3		FC5-2		K	4	1	0	0	0	1	4											
Inning Stats	R: 0 E: 0 K: 0 S: 10	H: 0 LOB: 0 BB: 0 P: 17	R: 0 E: 0 K: 0 S: 4	H: 0 LOB: 1 BB: 0 P: 7	R: 1 E: 0 K: 0 S: 9	H: 1 LOB: 2 BB: 2 P: 19	R: 0 E: 0 K: 1 S: 6	H: 0 LOB: 0 BB: 0 P: 7	R: 0 E: 0 K: 0 S: 4	H: 0 LOB: 0 BB: 0 P: 5	R: 0 E: 0 K: 0 S: 2	H: 0 LOB: 1 BB: 2 P: 12	R: 5 E: 0 K: 2 S: 17	H: 3 LOB: 1 BB: 3 P: 38	R: 0 E: 0 K: 2 S: 8	H: 0 LOB: 0 BB: 0 P: 13	R: 0 E: 0 K: 1 S: 5	H: 0 LOB: 0 BB: 0 P: 6	1B: 3 2B: 1 3B: 0 HR: 0	SF: 0 SAC: 0 DP: 1 HBP: 1	WP: 2 PB: 0 SB: 1 CS: 0	PA: 38					
PITCHER	IP	WLS	BF	H	R	ER	SO	BB	IBB	HBP	BLK	WP	HR	S	P	ERA	WHIP										
Allen Watson L ERA: 5.0 (1, 1)	6.1	L	28	2	5	5	1	7	0	1	1	1	0	44	91	7.11	1.421										
Rich DeLucia R ERA: 3.52 (7, 1)	0.1		2	1	0	0	1	0	0	0	0	0	0	4	7	0.00	3.000										
Tony Fossas L ERA: 1.71 (7, 1)	0.0		1	1	0	0	0	0	0	0	0	0	0	1	1	∞	∞										
Brian Barber R ERA: 3.83 (7, 1)	2.1		7	0	1	1	4	0	0	0	0	1	0	16	25	3.86	0.000										

Batter	1	2	3	4	5	6	7	8	9	AB	R	H	RBI	BB	SO	LOB	BOTTOM										
Bernard Gilkey R OBP: 0.366, SLG: 0.472 (1, 7)	E4		BLK		G4-3				L6	4	0	2	0	0	0	1	Colorado Rockies @ St. Louis Cardinals Busch Stadium, St. Louis, MO Sat Sep 02 1995, 7:05 PM CDT Att: 26,796 - Unknown - 87 F AB 30 R 1 H 5 RBI 1 BB 3 SO 4 LOB 14										
Ozzie Smith S OBP: 0.277, SLG: 0.231 (1, 6)	SH1-3		P6			FC4-6			F7	2	0	0	0	1	0	1											
Ray Lankford L OBP: 0.340, SLG: 0.463 (1, 8)	L3		K			FC4-6			HR	4	1	1	1	0	1	3											
Brian Jordan R OBP: 0.337, SLG: 0.475 Allen Battle R OBP: 0.354, SLG: 0.300 (8, 9)	G5-3				P6		G4-3		G6-3	3	0	0	0	0	0	2											
Mark Sweeney L OBP: 0.370, SLG: 0.435 (1, 3)		G4-3			F7		K2-3		BB	2	0	0	0	1	1	1											
Tripp Cramer R OBP: 0.252, SLG: 0.317 (1, 4)	G4-3				G1-3				F9	4	0	0	0	0	0	2											
Scott Cooper L OBP: 0.322, SLG: 0.304 (1, 5)	F9					G5-4-3			G6-3	4	0	1	0	0	0	2											
Scott Hemond R OBP: 0.214, SLG: 0.218 Danny Sheaffer R OBP: 0.313, SLG: 0.384 (7, PH) (8, 2)			K		G5-4-3		K			2	0	0	0	0	1	2											
Allen Watson L OBP: 0.448, SLG: 0.571 Rich DeLucia R OBP: 0.273, SLG: 0.200 Tony Fossas L OBP: 0.252, SLG: 0.143 Brian Barber R OBP: 0.325, SLG: 0.403 John Mabry R OBP: 0.320, SLG: 0.339 (11, 1) (7, 1) (7, 1) (7, 1) (7, 3) (9, PH)			G6-3						P6	2	0	1	0	0	0	0											
Inning Stats	R: 0 E: 1 K: 0 S: 6	H: 1 LOB: 1 BB: 0 P: 10	R: 0 E: 0 K: 1 S: 8	H: 0 LOB: 1 BB: 1 P: 19	R: 0 E: 0 K: 1 S: 9	H: 1 LOB: 1 BB: 0 P: 15	R: 0 E: 0 K: 0 S: 6	H: 0 LOB: 0 BB: 0 P: 10	R: 0 E: 0 K: 0 S: 11	H: 2 LOB: 1 BB: 0 P: 16	R: 0 E: 0 K: 1 S: 7	H: 0 LOB: 1 BB: 1 P: 12	R: 0 E: 0 K: 1 S: 8	H: 0 LOB: 0 BB: 0 P: 12	R: 0 E: 0 K: 0 S: 5	H: 0 LOB: 0 BB: 0 P: 8	R: 1 E: 0 K: 0 S: 14	H: 1 LOB: 1 BB: 1 P: 24	1B: 3 2B: 1 3B: 0 HR: 1	SF: 0 SAC: 1 DP: 1 HBP: 0	WP: 0 PB: 0 SB: 0 CS: 0	PA: 34					
PITCHER	IP	WLS	BF	H	R	ER	SO	BB	IBB	HBP	BLK	WP	HR	S	P	ERA	WHIP										
Roger Bailey R ERA: 4.5 (1, 1)	8.1	W	32	5	1	1	4	3	0	0	1	0	0	71	120	1.08	0.960										
Bruce Ruffin L ERA: 2.18 (9, 1)	0.2		2	0	0	0	0	0	0	0	0	0	0	3	6	0.00	0.000										



Batter	1	2	3	4	5	6	7	8	9	10	11	AB	R	H	RBI	BB	SO	LOB	TOP					
Eric Young Sr., R OBP: 0.384, SLG: 0.419	1-0 S E 1B	3-2 G4-3		1-2 F8			1-2 CS 1B			1-1 G6-3	4-0 IBB	5	1	2	0	1	0	1						
Trinidad Hubbard, R OBP: 0.330, SLG: 0.344 Bryan Hickerson, L OBP: 0.315, SLG: 0.341 Scott Cooper, L OBP: 0.304, SLG: 0.304 Brian Jordan, R OBP: 0.285, SLG: 0.285 Jeff Parrett, R OBP: 0.275, SLG: 0.275 Allen Battie, R OBP: 0.254, SLG: 0.254	1-3 SAFE K 1-3	2-2 L3			0-0 F8		1-2 G1-3			3-2 1B	0-2 F8	4	0	0	0	1	2							
Dante Bichette, R OBP: 0.356, SLG: 0.607	2-2 E 2B HBP		0-0 F7		3-3 K			1-2 P3		1-1 P4		4	1	0	0	0	1	1						
Larry Walker, L OBP: 0.365, SLG: 0.579	1-2 E4 2B 2B		2-0 F7 1B		0-0 1B			4-2 1B BB		0-1 F9		4	1	2	1	1	0	2						
Andres Galarraga, R OBP: 0.335, SLG: 0.516	1-3 F9		0-1 F7		1-0 G1-3			0-1 G6-4-3 1B			0-0 SH3-4 E 1B	5	1	2	0	0	0	4						
Vinny Castilla, R OBP: 0.356, SLG: 0.594	0-0 2B 2B		1-3 K		1-1 CS 1B			0-0 G6-4-3			1-0 SH3-4	4	1	2	1	0	1	3						
Jayhawk Owens, R OBP: 0.333, SLG: 0.714 Mike Kingery, L OBP: 0.355, SLG: 0.415	3-2 2B			2-3 K		2-1 F8		3-2 F7			4-0 E IBB	3	0	1	2	0	1	1						
Jason Bates, S OBP: 0.354, SLG: 0.424	1-3 K		4-1 SH1-3 BB		3-3 K			0-3 K			0-1 F8	4	0	0	0	1	3	4						
Kevin Ritz, R OBP: 0.330, SLG: 0.250 Ellis Burks, R OBP: 0.363, SLG: 0.512 Joe Girardi, R OBP: 0.318, SLG: 0.377		2-1 F9		0-1 SH1-3		3-3 K		0-3 K			0-2 E2	1	0	0	0	0	0	0						
Inning Stats	R: 4 E: 1 K: 2 S: 22	H: 3 LOB: 1 BB: 0 P: 31	R: 0 E: 0 K: 0 S: 8	H: 0 LOB: 0 BB: 0 P: 15	R: 0 E: 0 K: 1 S: 9	H: 1 LOB: 1 BB: 0 P: 12	R: 0 E: 0 K: 1 S: 10	H: 1 LOB: 1 BB: 0 P: 17	R: 0 E: 0 K: 1 S: 7	H: 1 LOB: 1 BB: 0 P: 13	R: 0 E: 0 K: 0 S: 9	H: 1 LOB: 1 BB: 1 P: 14	R: 0 E: 0 K: 2 S: 10	H: 0 LOB: 0 BB: 0 P: 13	R: 0 E: 0 K: 0 S: 11	H: 1 LOB: 1 BB: 0 P: 16	R: 1 E: 1 K: 0 S: 11	H: 2 LOB: 3 BB: 2 P: 20	1B: 9 2B: 3 3B: 0 HR: 0	SF: 0 SAC: 2 DP: 2 HBP: 1	WP: 0 PB: 0 SB: 2 CS: 2	PA: 47		
PITCHER	IP 7.0	WLS 2	BF 29	H 7	R 4	ER 1	SO 7	BB 1	IBB 0	HBP 1	BLK 0	WP 0	HR 0	S 19	P 27	ERA 0.00	WHIP 1.000							
Donovan Osborne, L ERA: 4.42	(1, 1)																							
T.J. Mathews, R ERA: 1.77	(8, 1)	2.0	7	1	0	0	2	1	0	0	0	0	0	0	19	27	0.00	1.000						
Jeff Parrett, R ERA: 3.75	(10, 1)	2.0	L	11	3	1	1	0	0	2	0	0	0	0	22	36	4.50	1.500						
PITCHER	IP 10.2	WLS 1	BF 41	H 10	R 4	ER 0	SO 4	BB 0	IBB 0	HBP 0	BLK 0	WP 0	HR 0	S 17	P 22	ERA 2.96	WHIP 1.333							
Darren Holmes, R ERA: 2.96	(10, 1)																							
Bruce Ruffin, L ERA: 2.08	(11, 1)	1.0	S	4	1	0	0	0	0	0	0	0	0	0	0	0	0	0	0					
Batter	1	2	3	4	5	6	7	8	9	10	11	AB	R	H	RBI	BB	SO	LOB	BOTTOM					
Bernard Gilkey, R OBP: 0.361, SLG: 0.466	3-3 K		1-1 F7	1-0 L7			1-3 K		1-3 K			5	0	0	0	0	3	3						
Tripp Cromer, R OBP: 0.248, SLG: 0.313 Ozzie Smith, S OBP: 0.275, SLG: 0.229 José Oquendo, S OBP: 0.319, SLG: 0.303	0-1 G4-3		3-2 G5-3		2-2 G1-3			1-1 G5-3		1-3 K		4	0	0	0	0	0	1						
John Mabry, L OBP: 0.345, SLG: 0.411	1-0 G5-3		4-1 1B PB 1B BB	1-1 1B BB			1-1 FC6-4 WP 1B			1-2 2B		4	1	3	0	1	0	0						
Ray Lankford, L OBP: 0.345, SLG: 0.463		4-0 G1-3 BB	1-1 1B 1B	2-3 K			4-2 FC6-4 1B			4-0 G6-4-3 BB		2	1	1	0	3	1	0						
Jose Oliva, R OBP: 0.209, SLG: 0.333	0-3 K		2-2 1B 2B 1B	1-2 G4-3			0-1 FC6-4			1-2 G6-4-3		5	1	1	1	0	1	5						
David Bell, R OBP: 0.290, SLG: 0.458	0-0 G1-3		0-1 P6		0-0 G6-3			3-3 K			0-0 SH5-4 1B	5	0	1	0	0	1	5						
Mark Sweeney, L OBP: 0.345, SLG: 0.400	2-0 G4-3		1-3 K		3-3 K			2-2 G3-1			1-1 SH5-4	4	0	0	0	0	2	3						
Tom Pagnozzi, R OBP: 0.254, SLG: 0.315			0-0 G1-3	2-1 2B 1B			3-2 P8		0-3 K		2-1 G6-3	5	1	1	1	0	1	1						
Donovan Osborne, S ERA: 4.42 Danny Santana, R ERA: 3.81 T.J. Mathews, R ERA: 1.94 Scott Cooper, L ERA: 1.94 Brian Jordan, R ERA: 1.94 Jeff Parrett, R ERA: 3.75 Allen Battie, R ERA: 3.75	1-1 SAFE K 1-1		1-2 1B	1-2 2B 1B			2-1 F9		4-1 BB		1-2 P3	2	0	2	2	0	0	0						
Inning Stats	R: 0 E: 0 K: 1 S: 6	H: 0 LOB: 0 BB: 0 P: 10	R: 0 E: 0 K: 1 S: 6	H: 0 LOB: 1 BB: 1 P: 12	R: 0 E: 0 K: 0 S: 11	H: 1 LOB: 1 BB: 0 P: 16	R: 4 E: 0 K: 1 S: 18	H: 4 LOB: 1 BB: 1 P: 30	R: 0 E: 0 K: 1 S: 8	H: 0 LOB: 0 BB: 0 P: 11	R: 0 E: 0 K: 1 S: 7	H: 0 LOB: 0 BB: 0 P: 14	R: 0 E: 0 K: 1 S: 13	H: 1 LOB: 2 BB: 1 P: 22	R: 0 E: 0 K: 2 S: 12	H: 0 LOB: 1 BB: 1 P: 18	R: 0 E: 0 K: 1 S: 10	H: 1 LOB: 1 BB: 0 P: 17	R: 0 E: 0 K: 0 S: 8	H: 1 LOB: 1 BB: 0 P: 12	1B: 7 2B: 2 3B: 0 HR: 0	SF: 0 SAC: 1 DP: 1 HBP: 0	WP: 1 PB: 1 SB: 0 CS: 0	PA: 45
PITCHER	IP 6.0	WLS 1	BF 25	H 6	R 4	ER 4	SO 5	BB 2	IBB 0	HBP 0	BLK 0	WP 0	HR 0	S 17	P 25	ERA 4.57	WHIP 1.333							
Kevin Ritz, R ERA: 4.57	(1, 1)																							
Steve Reed, R ERA: 1.94	(7, 1)	1.1	4	0	0	0	1	0	0	0	0	0	0	0	10	17	0.00	0.000						
Bryan Hickerson, L ERA: 1.94	(8, 1)	0.0	2	1	0	0	0	1	0	0	0	0	0	4	9	=	=							
Curt Leskanic, R ERA: 3.52	(8, 1)	1.2	6	0	0	0	3	1	0	0	0	0	0	19	28	0.00	0.600							
Lance Painter, L ERA: 4.25	(10, 1)	0.1	3	1	0	0	1	1	0	0	0	0	0	7	13	0.00	6.000							
PITCHER	IP 11.1	WLS 4	BF 41	H 11	R 4	ER 0	SO 4	BB 0	IBB 0	HBP 0	BLK 0	WP 0	HR 0	S 17	P 22	ERA 2.08	WHIP 1.000							
Darren Holmes, R ERA: 2.96	(10, 1)																							
Bruce Ruffin, L ERA: 2.08	(11, 1)	1.0	S	4	1	0	0	0	0	0	0	0	0	0	0	0	0	0	0					

Colorado Rockies @ St. Louis Cardinals
 Busch Stadium, St. Louis, MO
 Sun Sep 03 1995, 3:33 AM CDT
 Att. 22,188 - Sunny - 81 F

livebaseballscorecards.com

AB 40
 R 5
 H 11
 RBI 5
 BB 4
 SO 9
 LOB 21



Colorado Rockies @ St. Louis Cardinals
 Busch Stadium, St. Louis, MO
 Sun Sep 03 1995, 3:33 AM CDT
 Att. 22,188 - Sunny - 81 F

livebaseballscorecards.com

AB 39
 R 4
 H 9
 RBI 4
 BB 5
 SO 10
 LOB 19



Batter	1	2	3	4	5	6	7	8	9	AB	R	H	RBI	BB	SO	LOB	TOP										
Steve Finley, L (1, 8) OBP: 0.373, SLG: 0.442	4-2 CS BB		1-1 L6-4			2-1 F7		0-0 S 1B		3	0	1	0	1	0	3											
Jody Reed, R (1, 4) OBP: 0.353, SLG: 0.309	0-1 F9			1-0 F7		1-1 FC3-6		0-2 F9		4	0	0	0	0	0	3											
Tony Gwynn, L (1, 9) OBP: 0.399, SLG: 0.475	2-0 G4-3			3-2 G4-3		2-2 G3		1-3 K		4	0	0	0	0	1	3											
Ken Caminiti, S (1, 5)		2-3 K		2-1 G6-3			1-0 P4	4-1 BB		3	0	0	0	1	1	0											
Marc Newfield, R (1, 7) OBP: 0.237, SLG: 0.376		1-1 G4-3			2-3 K		0-0 2B	3-2 F8		3	1	1	0	0	1	0											
Bip Roberts, S (8, PH) OBP: 0.348, SLG: 0.378										1	0	0	0	0	0	2											
Eddie Williams, R (1, 3) OBP: 0.332, SLG: 0.440		1-2 G6-3			4-0 BB		3-1 2B	1-2 BB		3	1	1	1	1	1	0											
Brian Johnson, R (1, 2) OBP: 0.289, SLG: 0.344			0-0 L6-4 HBP 1B		3-2 F8		0-1 2H 1B	0-1 L8		4	0	2	1	0	0	1											
Andujar Cedeno, R (1, 6) OBP: 0.274, SLG: 0.327			0-0 F8		1-0 G3-4-3		0-0 F8	2-1 D 1B		3	0	0	0	0	0	3											
Roberto Petagine, L (8, PH) OBP: 0.373, SLG: 0.396										1	0	1	0	0	0	0											
Glenn Dishman, R (1, 1) OBP: 0.241, SLG: 0.322			1-0 HBP		1-1 FC3-6 1B		0-0 G4-3	2-1 G6-3		0	0	0	0	0	0	0											
Ray Gubert, R (6, PH) OBP: 0.286, SLG: 0.255										1	0	1	0	0	0	0											
Brian Williams, R (6, 1) OBP: 0.346, SLG: 0.390										0	0	0	0	0	0	0											
Phil Plantier, L (7, PH) OBP: 0.346, SLG: 0.390										0	0	0	0	0	0	0											
Phil Clark, R (7, PH) OBP: 0.346, SLG: 0.390										0	0	0	0	0	0	1											
Bryce Florie, R (7, 1) OBP: 0.346, SLG: 0.390										0	0	0	0	0	0	0											
Scott Livingstone, L (8, PH) OBP: 0.276, SLG: 0.345										1	0	0	0	0	0	1											
Inning Stats	R: 0 E: 0 K: 0 S: 5	H: 0 LOB: 0 BB: 1 P: 11	R: 0 E: 0 K: 1 S: 8	H: 0 LOB: 0 BB: 0 P: 12	R: 0 E: 0 K: 0 S: 4	H: 1 LOB: 1 BB: 0 P: 6	R: 0 E: 0 K: 0 S: 7	H: 0 LOB: 0 BB: 0 P: 13	R: 0 E: 0 K: 1 S: 11	H: 0 LOB: 1 BB: 0 P: 21	R: 2 E: 0 K: 0 S: 8	H: 3 LOB: 1 BB: 0 P: 12	R: 0 E: 0 K: 1 S: 15	H: 1 LOB: 1 BB: 1 P: 23	R: 0 E: 0 K: 1 S: 9	H: 1 LOB: 1 BB: 0 P: 15	1B: 5 2B: 3 3B: 0 HR: 0	SF: 0 SAC: 0 DP: 1 HBP: 1	WP: 0 PB: 0 SB: 1 CS: 1	PA: 36							
PITCHER	IP	WLS	BF	H	R	ER	SO	BB	IBB	HBP	BLK	WP	HR	S	P	ERA	WHIP										
Allen Watson, L (1, 1) ERA: 4.86	6.1	W	24	4	2	2	2	2	0	1	0	0	0	48	86	2.84	0.947										
Jeff Parrett, R (7, 1) ERA: 3.89	0.1		2	1	0	0	0	0	0	0	0	0	0	3	3	0.00	3.000										
Tony Fossas, L (7, 1) ERA: 1.57	1.0		4	1	0	0	1	0	0	0	0	0	0	10	11	0.00	1.000										
T.J. Mathews, R (8, 1) ERA: 1.64	0.1		2	0	0	0	0	1	0	0	0	0	0	6	13	0.00	3.000										
Tom Henke, R (9, 1) ERA: 1.69	1.0	S	4	1	0	0	1	0	0	0	0	0	0	9	15	0.00	1.000										
Batter	1	2	3	4	5	6	7	8	9	AB	R	H	RBI	BB	SO	LOB	BOTTOM										
Bernard Gilkey, R (1, 7) OBP: 0.359, SLG: 0.460	0-0 WP 2B 1B	0-2 F8			2-3 K		2-3 K			4	1	1	0	0	2	2											
Ozzie Smith, S (1, 6) OBP: 0.284, SLG: 0.263	1-3 K		3-1 G5-3		1-0 3B HBP			0-0 SF7 3B		3	2	1	0	0	1	1											
Ray Lankford, L (1, 8) OBP: 0.356, SLG: 0.488	2-1 F8 1H 2B		1-0 G1-3		0-1 3B			3-1 SF7		3	0	2	4	0	0	0											
Brian Jordan, R (1, 9) OBP: 0.336, SLG: 0.473	0-0 F8		2-1 P4		1-0 G6-3			3-1 SF7		4	0	1	0	0	0	2											
Jose Oliva, R (1, 5) OBP: 0.207, SLG: 0.307	0-2 G1-3			0-1 G5-3		2-0 F8		0-0 G6-4-3		4	0	0	0	0	0	2											
John Mabry, L (1, 3) OBP: 0.337, SLG: 0.400		1-2 G3		0-1 G4-3		0-0 G3-1				3	0	0	0	0	0	0											
David Bell, R (1, 4) OBP: 0.256, SLG: 0.387		3-2 2B G4-3 1B		1-2 F8		2-2 G5-3				3	1	1	0	0	0	0											
Tony Fossas, L (7, 1) ERA: 1.57										0	0	0	0	0	0	0											
T.J. Mathews, R (8, 1) ERA: 1.64										0	0	0	0	0	0	0											
Tom Henke, R (9, 1) ERA: 1.69										0	0	0	0	0	0	0											
Scott Hemond, R (1, 2) OBP: 0.229, SLG: 0.237		1-1 G4-3 2B		0-0 HBP 3B 1B						3	1	2	0	0	1	0											
Allen Watson, L (1, 1) OBP: 0.419, SLG: 0.533		3-2 G4-3			1-3 K		2-2 G5-3			2	0	0	1	0	1	2											
Jeff Parrett, R (7, 1) ERA: 3.89										0	0	0	0	0	0	0											
Jose Oquendo, S (7, 4) OBP: 0.318, SLG: 0.302										1	0	0	0	0	0	0											
Inning Stats	R: 1 E: 0 K: 1 S: 10	H: 2 LOB: 1 BB: 0 P: 13	R: 1 E: 0 K: 0 S: 16	H: 2 LOB: 1 BB: 0 P: 24	R: 0 E: 0 K: 0 S: 5	H: 0 LOB: 0 BB: 0 P: 11	R: 0 E: 0 K: 0 S: 7	H: 0 LOB: 0 BB: 0 P: 8	R: 2 E: 0 K: 0 S: 11	H: 2 LOB: 1 BB: 0 P: 15	R: 0 E: 0 K: 0 S: 5	H: 0 LOB: 0 BB: 0 P: 9	R: 0 E: 0 K: 0 S: 9	H: 0 LOB: 0 BB: 0 P: 16	R: 1 E: 0 K: 0 S: 7	H: 2 LOB: 0 BB: 0 P: 12	1B: 4 2B: 2 3B: 2 HR: 0	SF: 1 SAC: 0 DP: 1 HBP: 1	WP: 1 PB: 0 SB: 0 CS: 0	PA: 32							
PITCHER	IP	WLS	BF	H	R	ER	SO	BB	IBB	HBP	BLK	WP	HR	S	P	ERA	WHIP										
Glenn Dishman, L (1, 1) ERA: 4.94	5.0	L	22	6	4	4	3	0	0	1	0	0	0	5	9	0.00	0.000										
Brian Williams, R (6, 1) ERA: 6.75	1.0		3	0	0	0	0	0	0	0	0	0	0	5	9	0.00	0.000										
Bryce Florie, R (7, 1) ERA: 3.13	2.0		7	2	1	1	2	0	0	0	0	0	0	16	28	4.50	1.000										

San Diego Padres @ St. Louis Cardinals
 Busch Stadium, St. Louis, MO
 Thu Sep 07 1995, 7:05 PM CDT
 Att: 17,917 - Unknown - 75 F

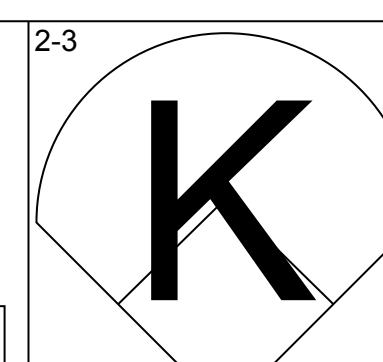
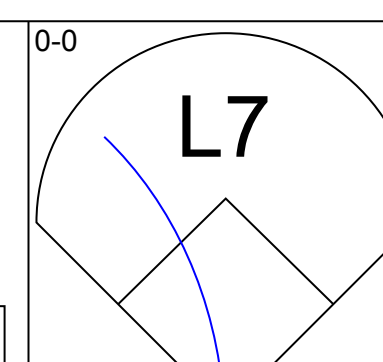
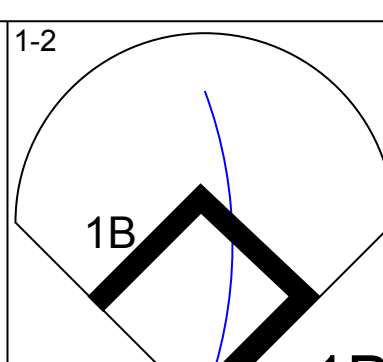
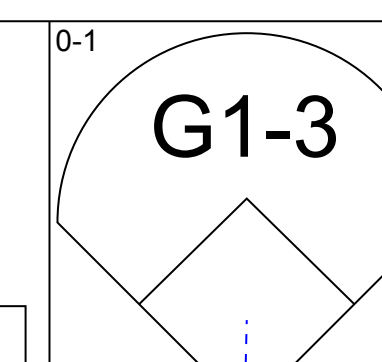
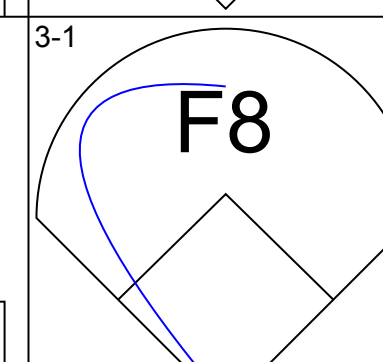
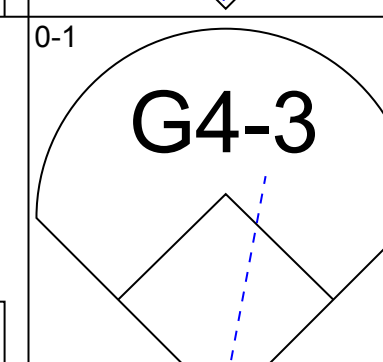
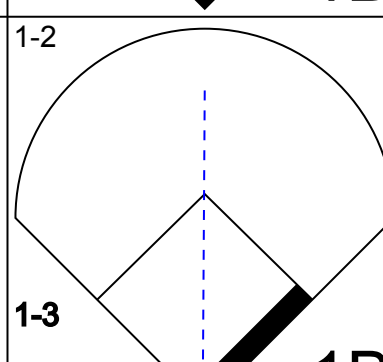
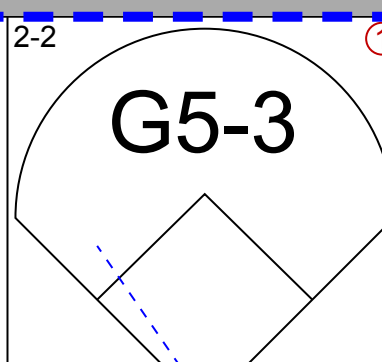
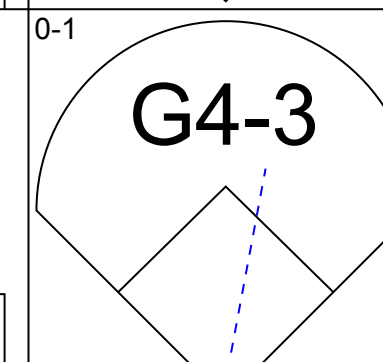
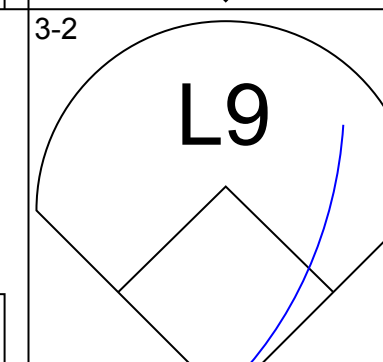
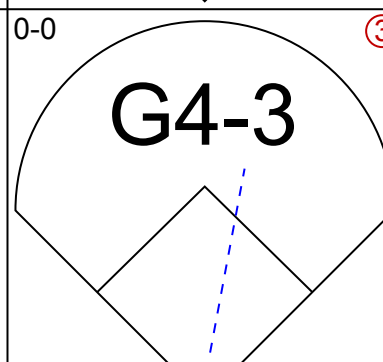
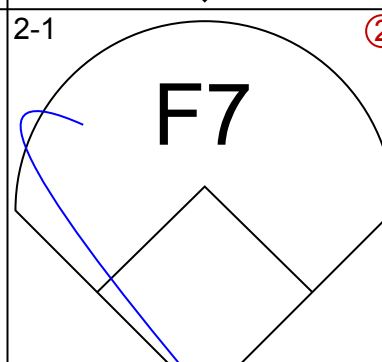
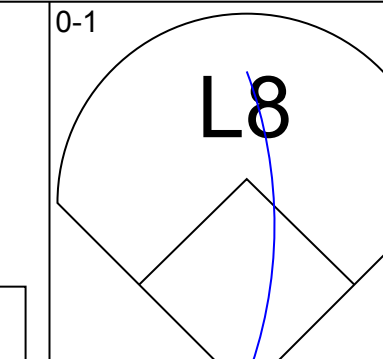
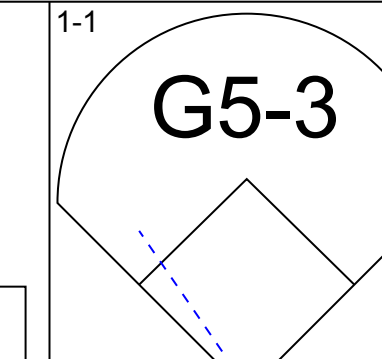
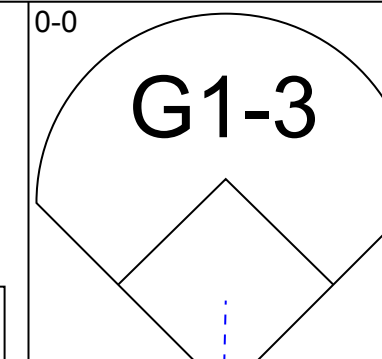
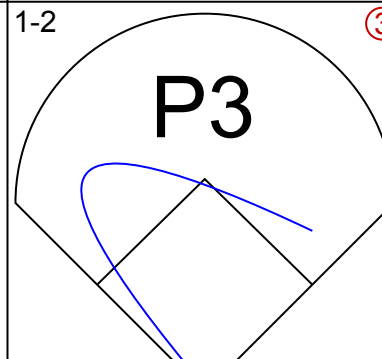
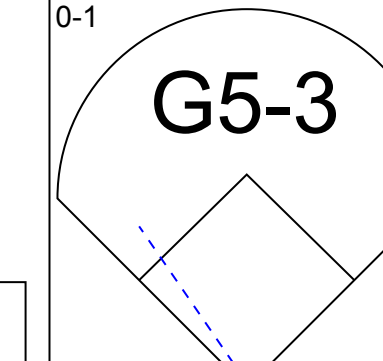
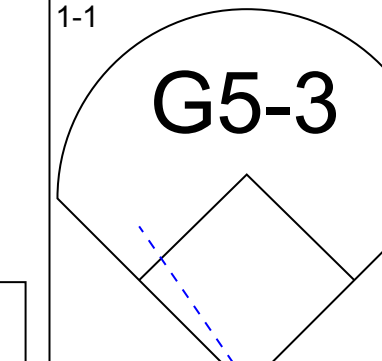
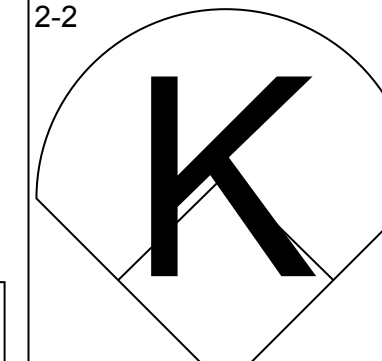
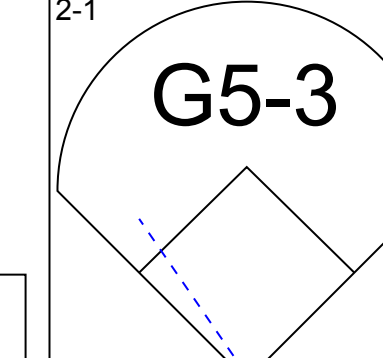
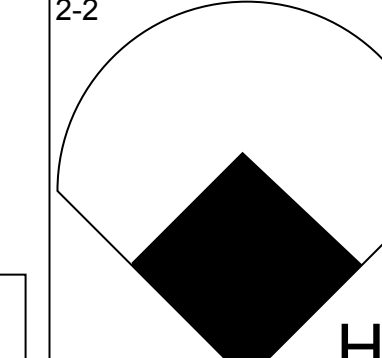
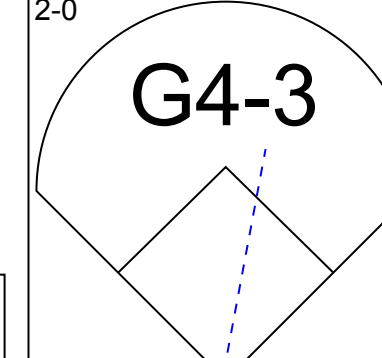
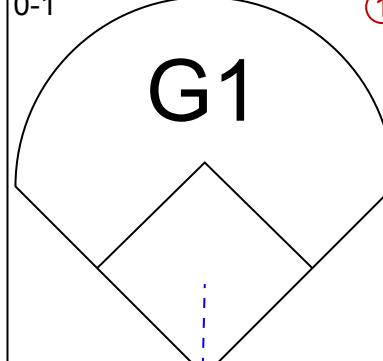
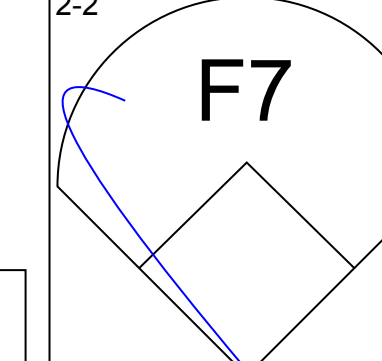
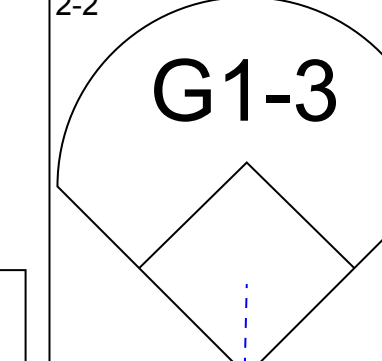
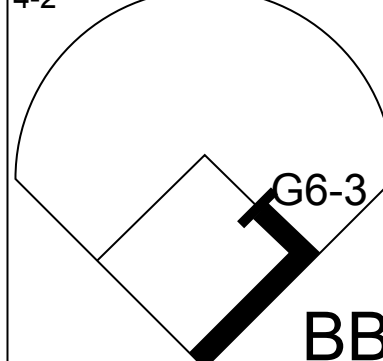
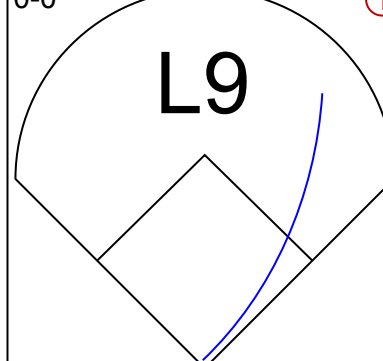
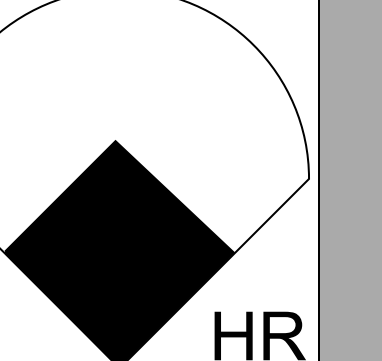
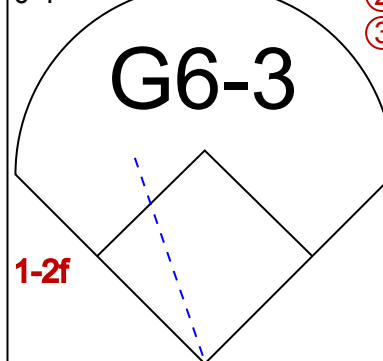

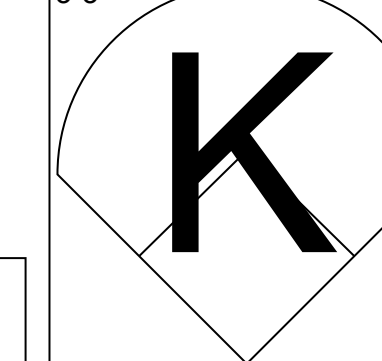
AB 32
 R 2
 H 7
 RBI 2
 BB 3
 SO 4
 LOB 17

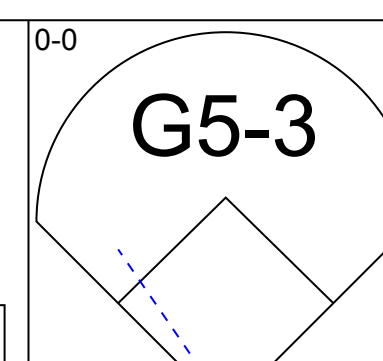
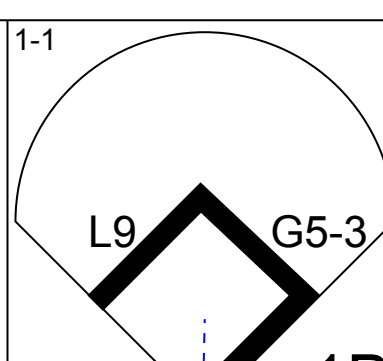
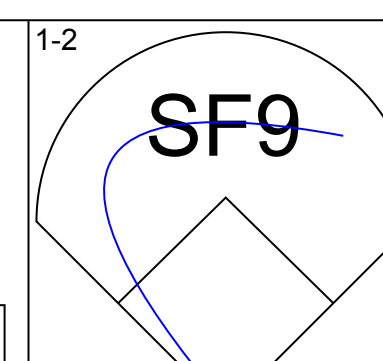
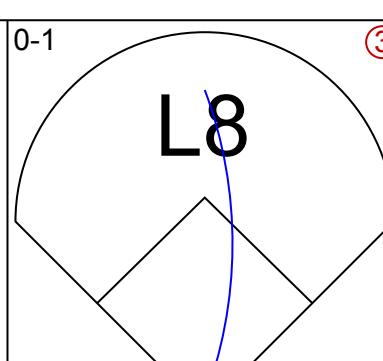
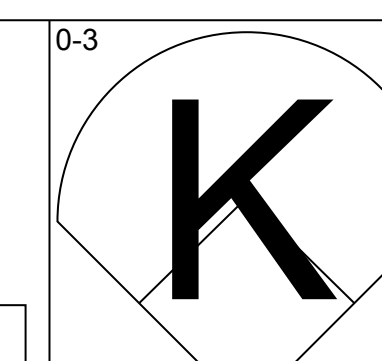
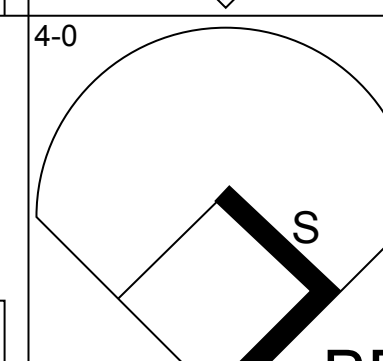
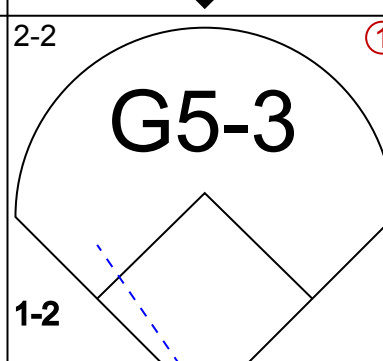
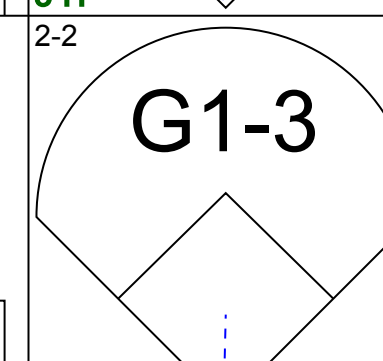
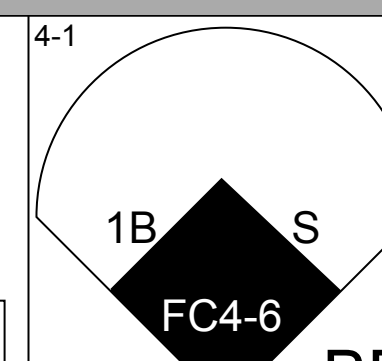
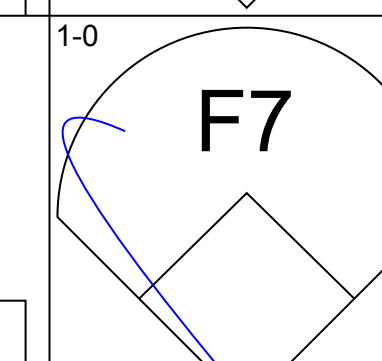
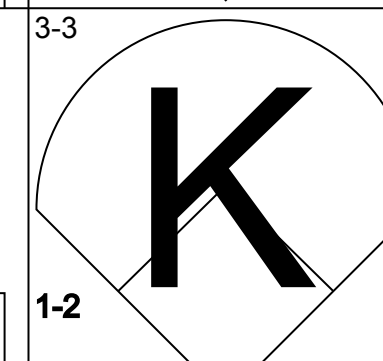
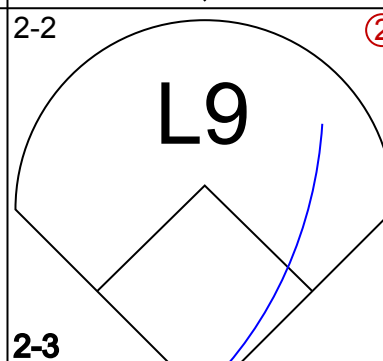
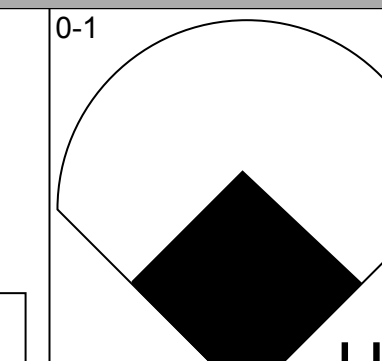
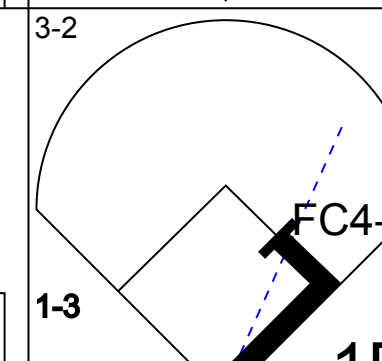

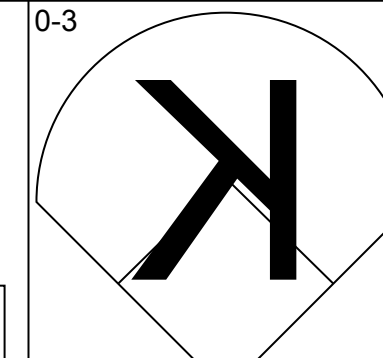
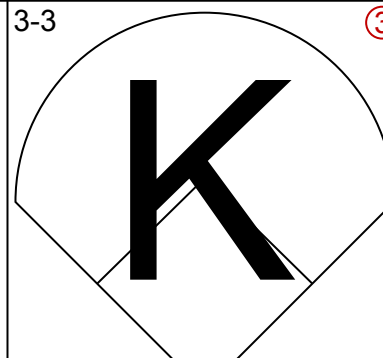
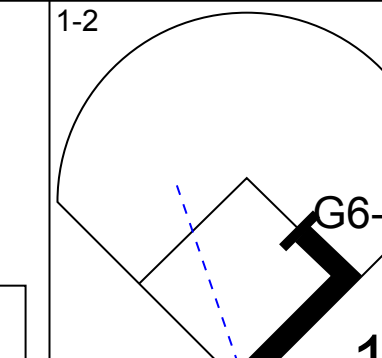
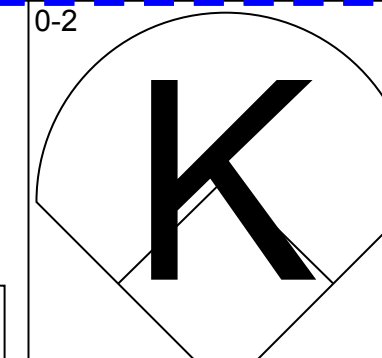
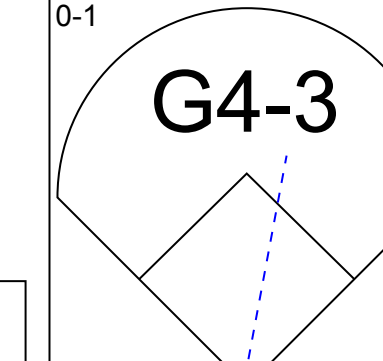
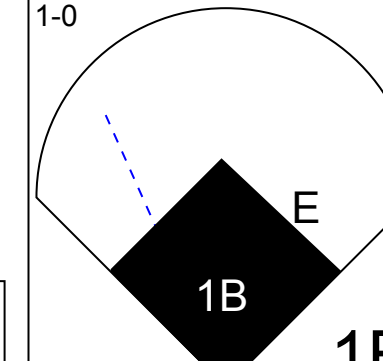
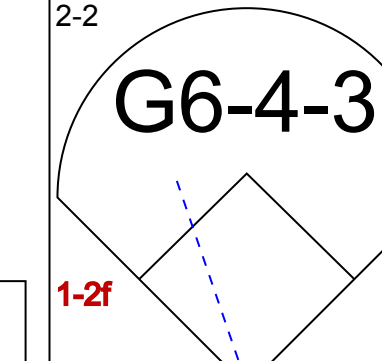
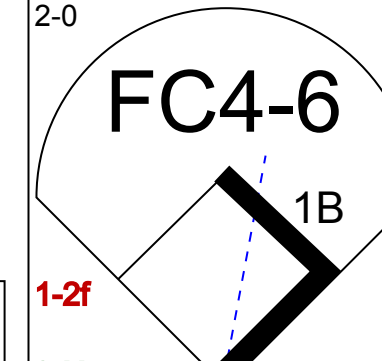
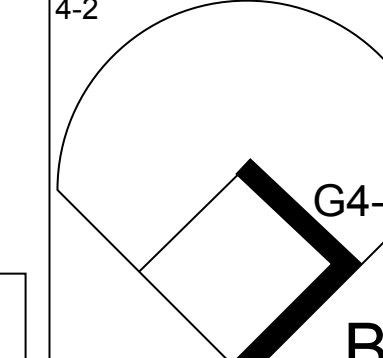
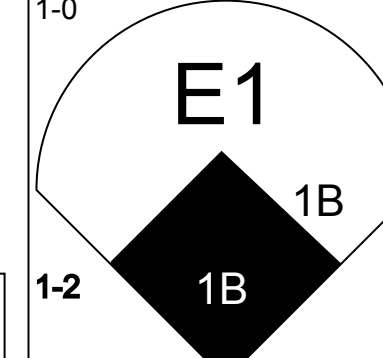
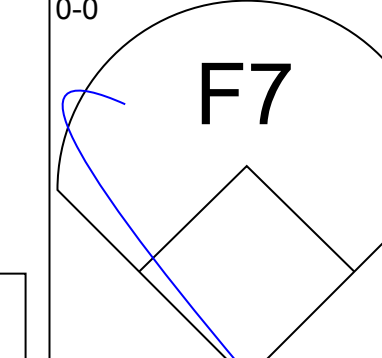
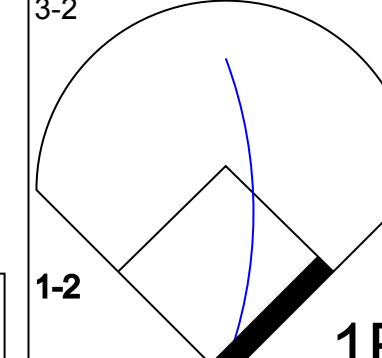
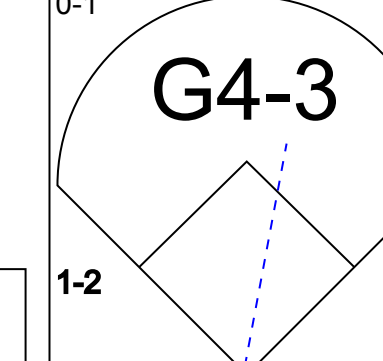
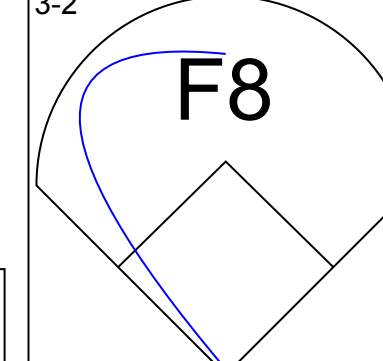
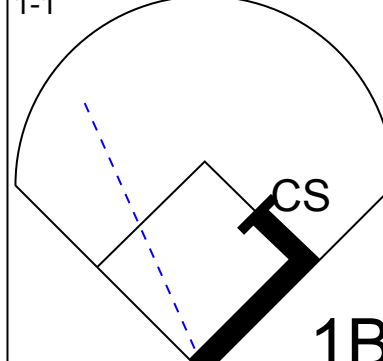
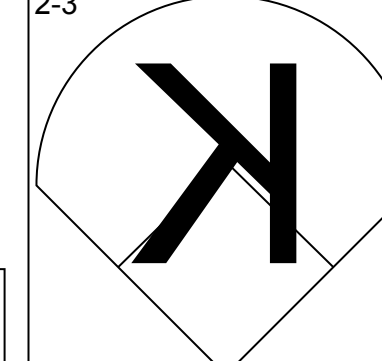
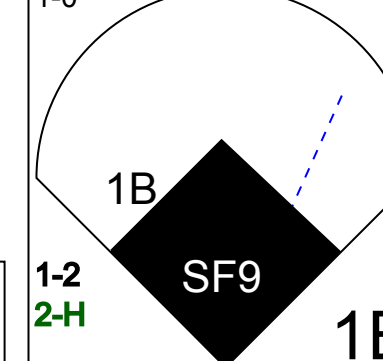

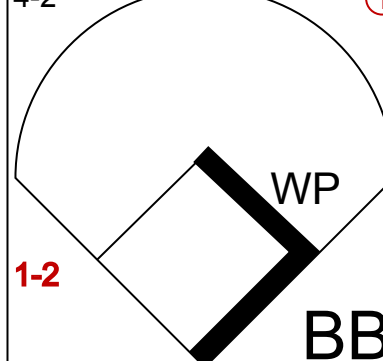
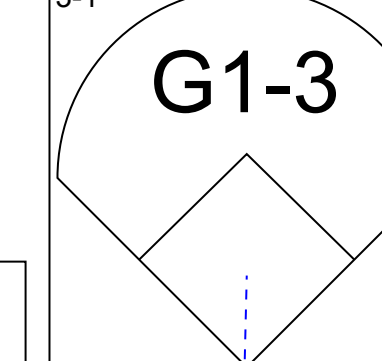
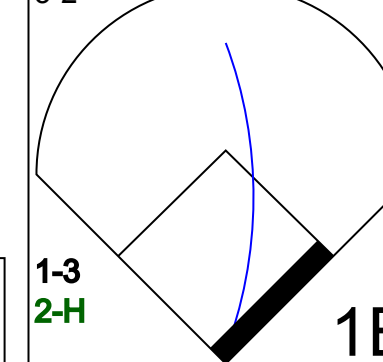

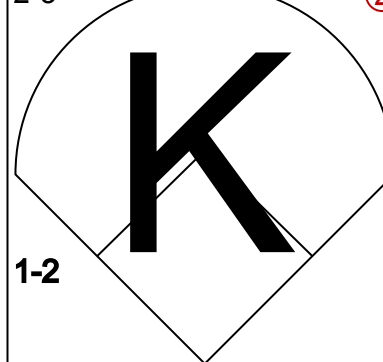
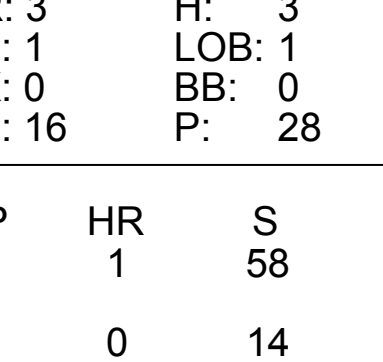
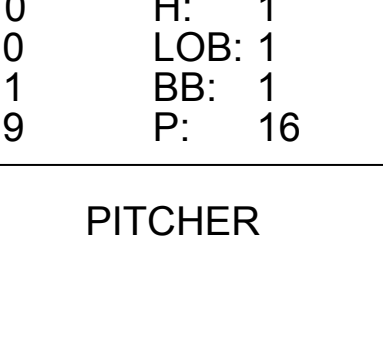
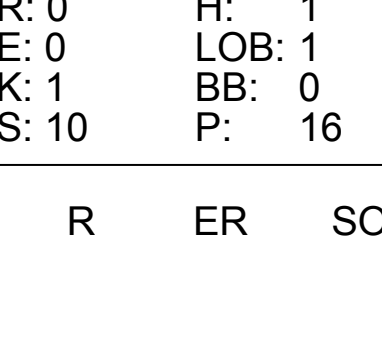



San Diego Padres @ St. Louis Cardinals
 Busch Stadium, St. Louis, MO
 Thu Sep 07 1995, 7:05 PM CDT
 Att: 17,917 - Unknown - 75 F

AB 30
 R 5
 H 8
 RBI 5
 BB 0
 SO 5
 LOB 9



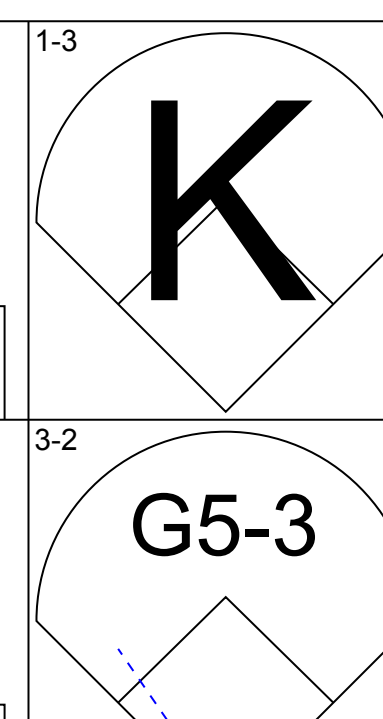
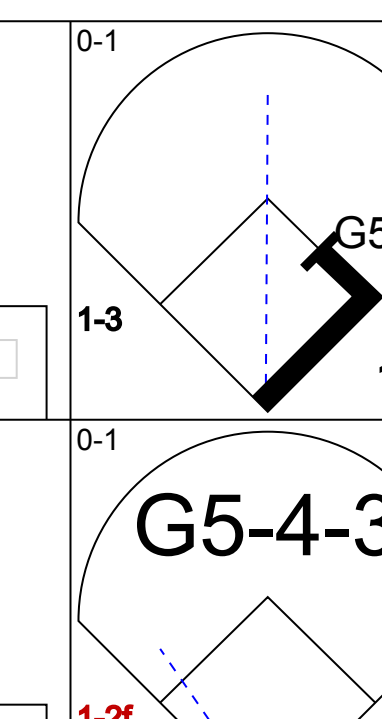
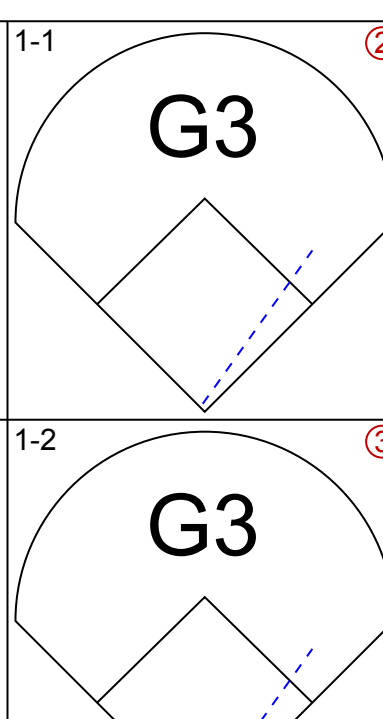
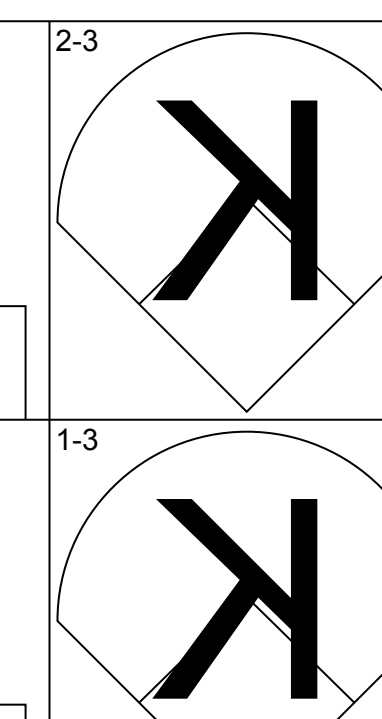
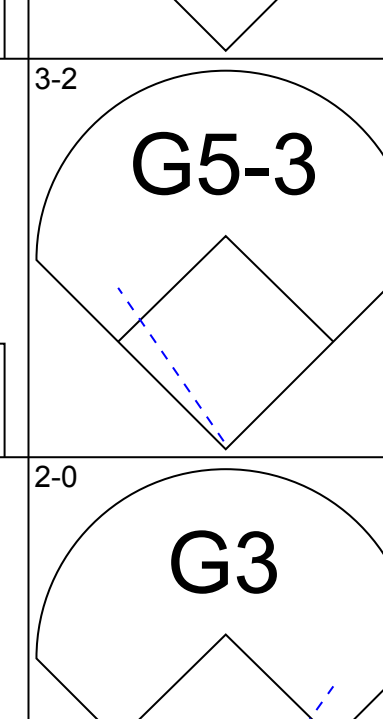
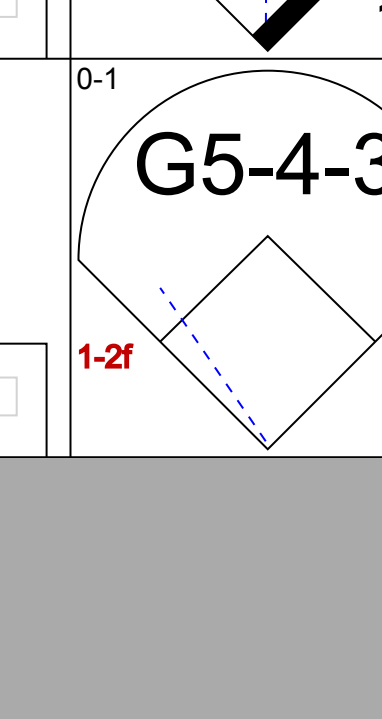
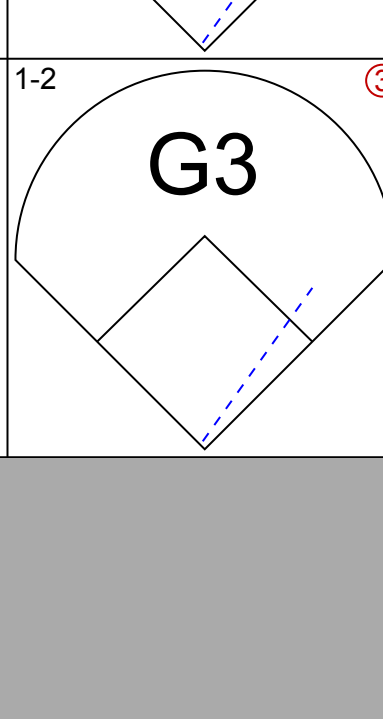
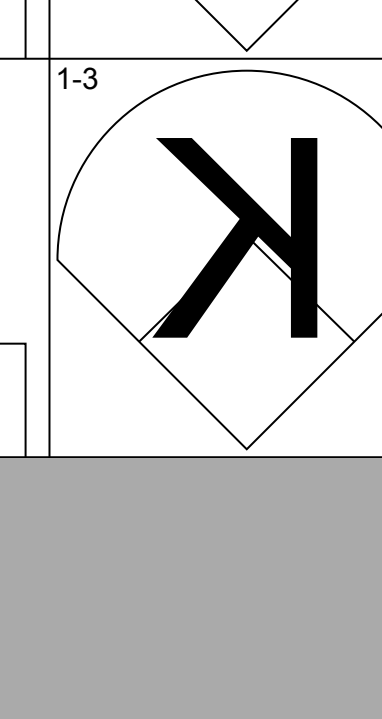
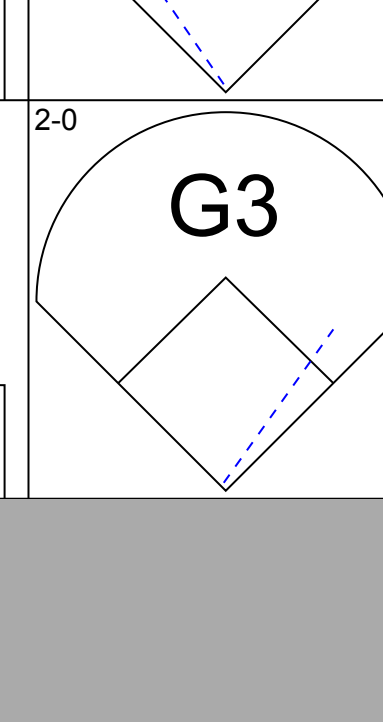
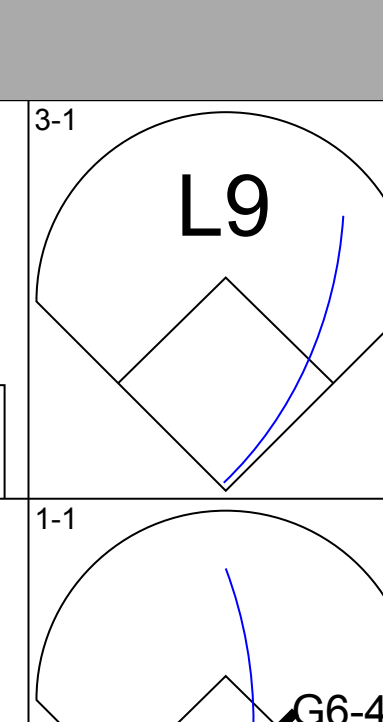
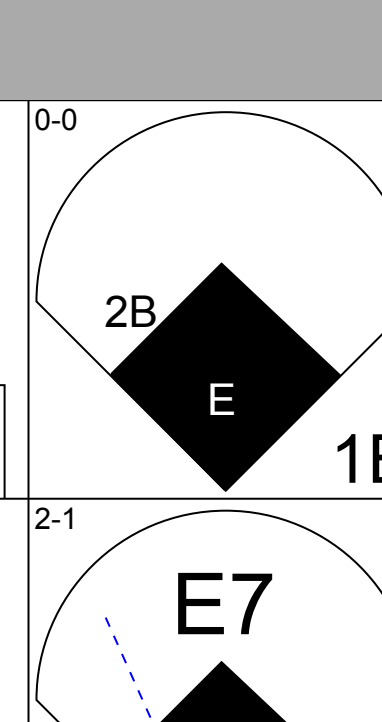
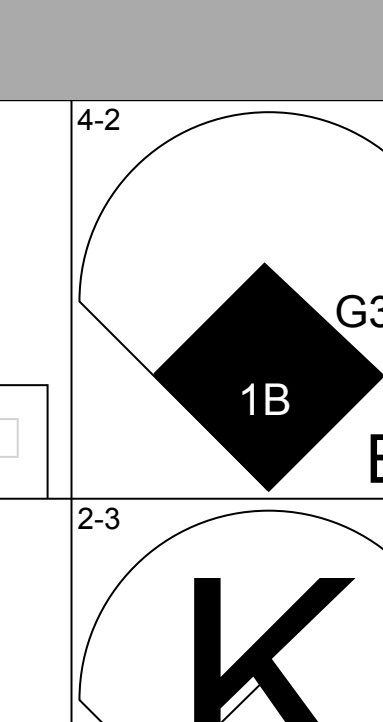
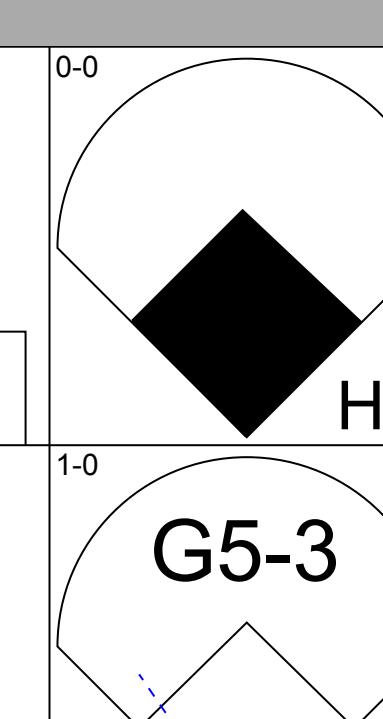
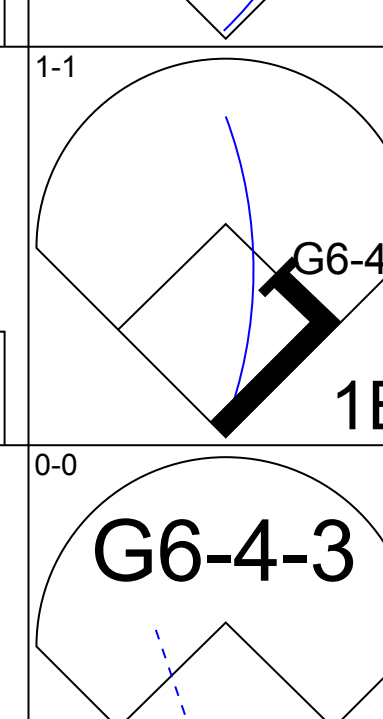
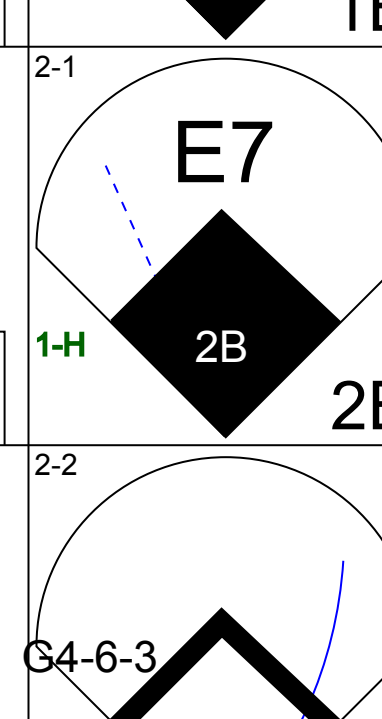
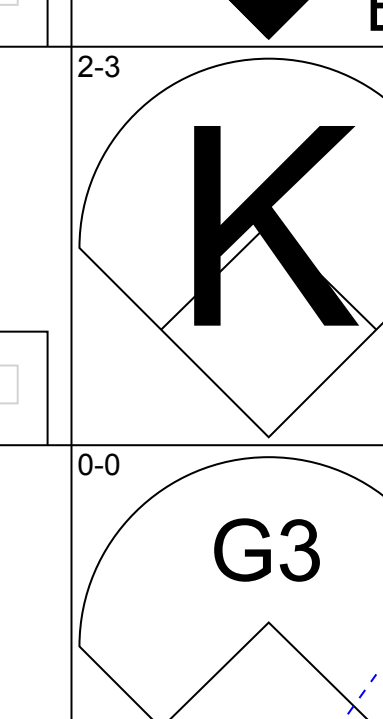
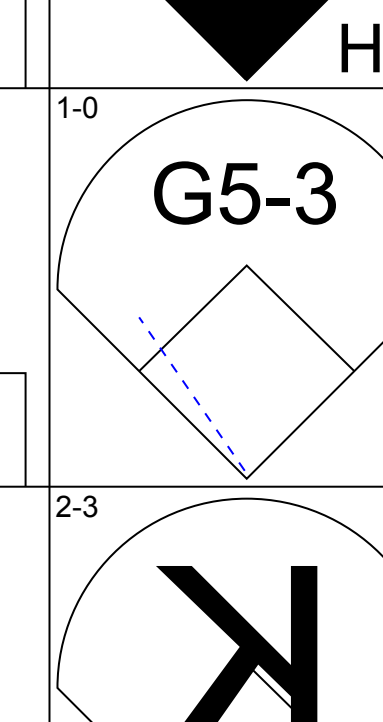
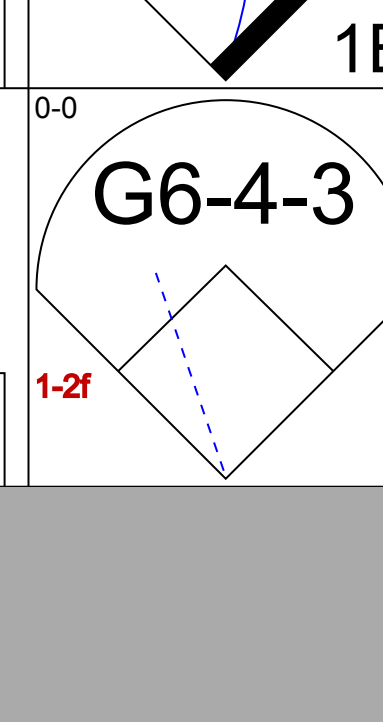
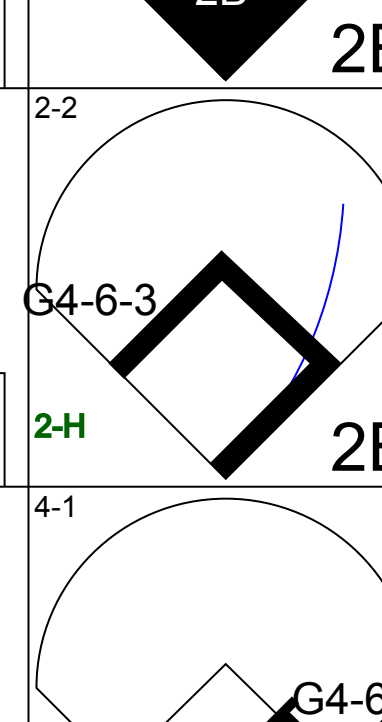
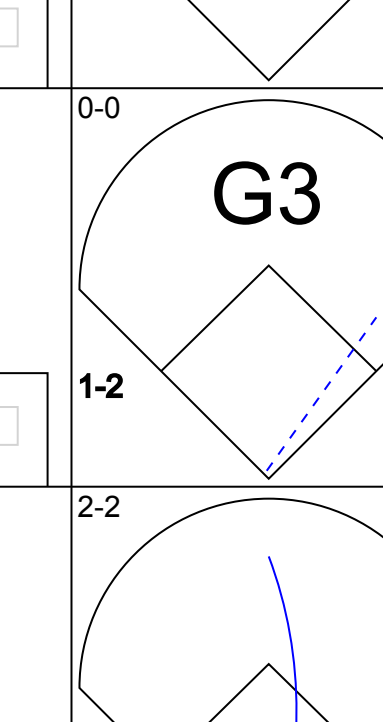
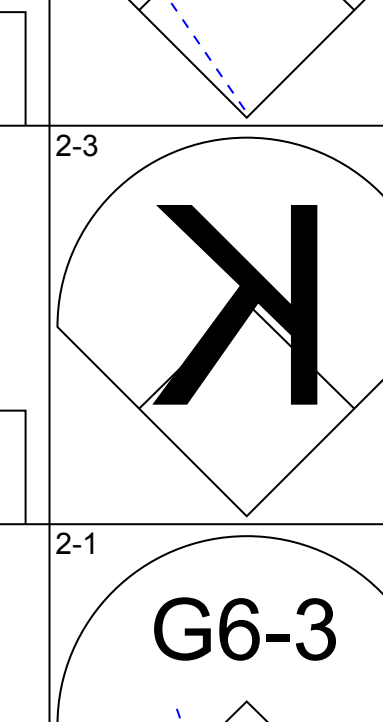
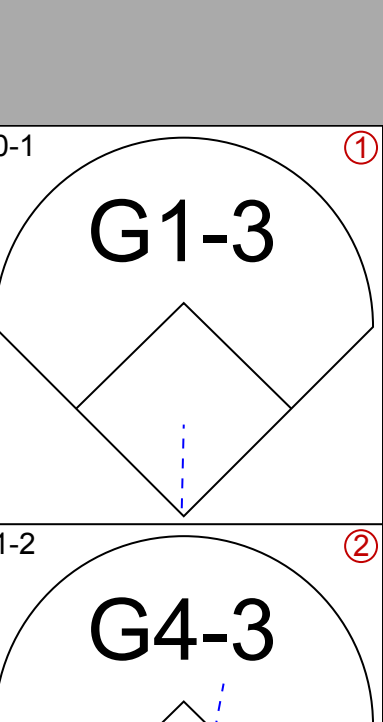
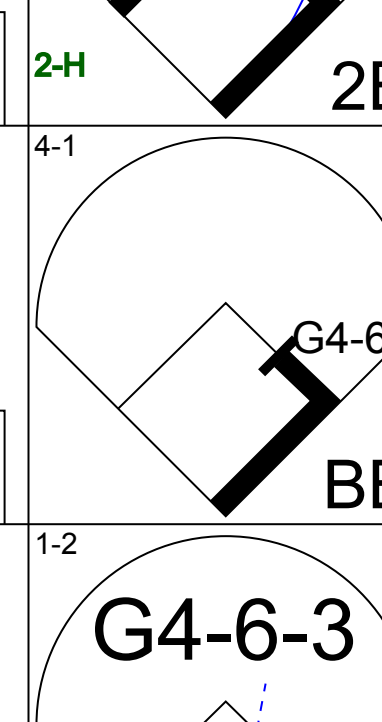
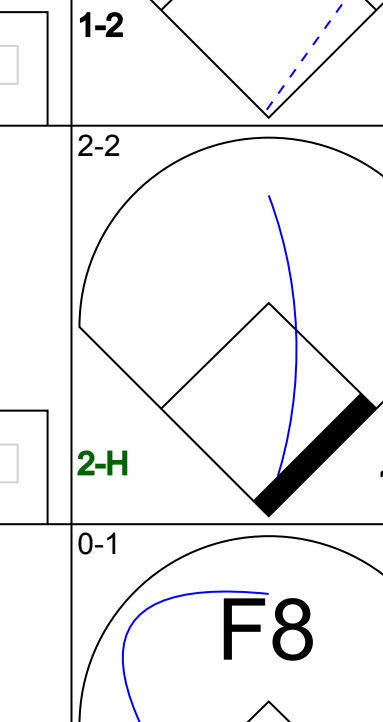
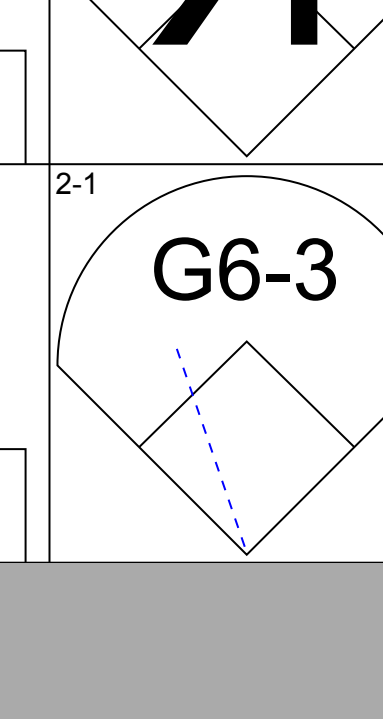
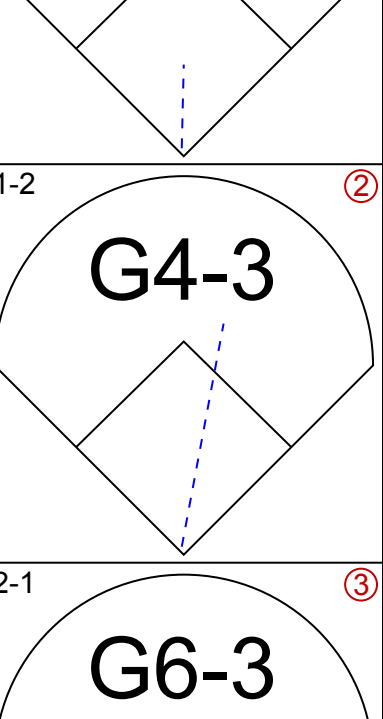
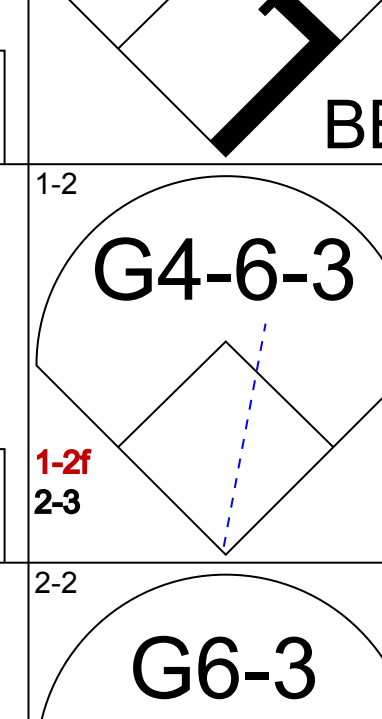
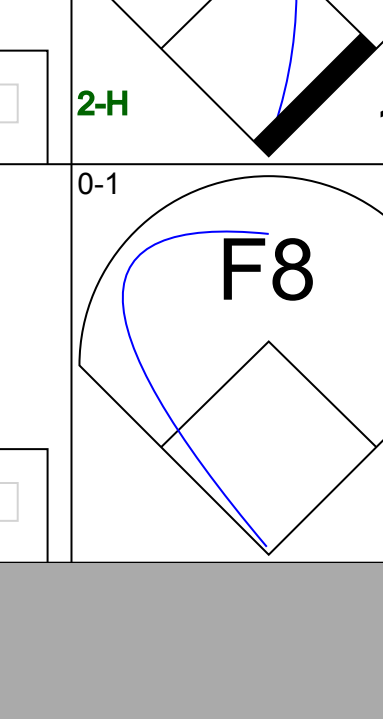
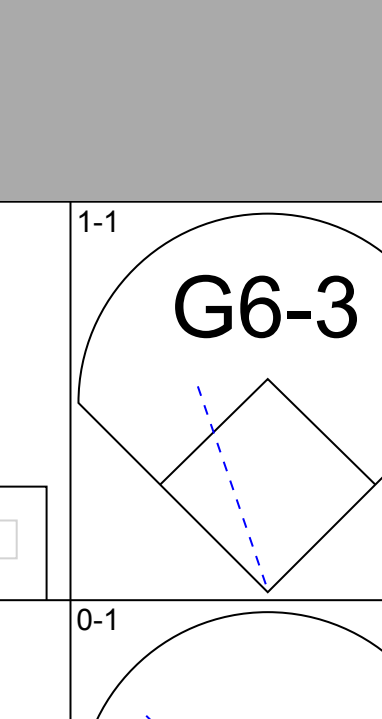
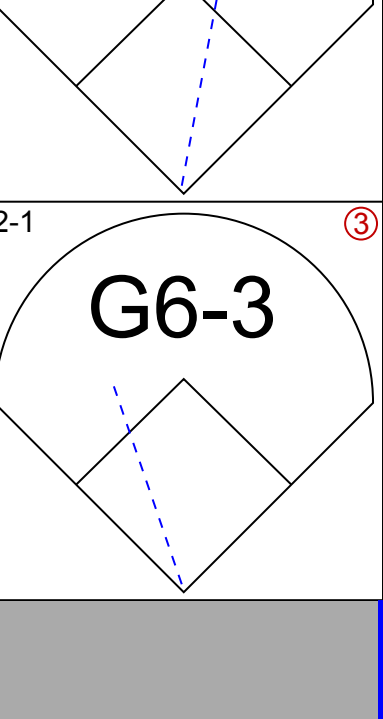
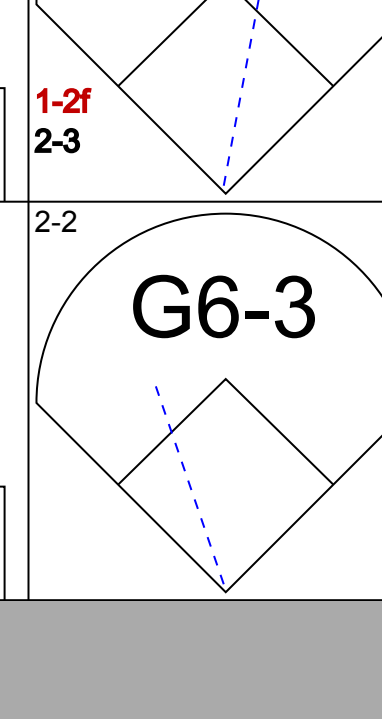
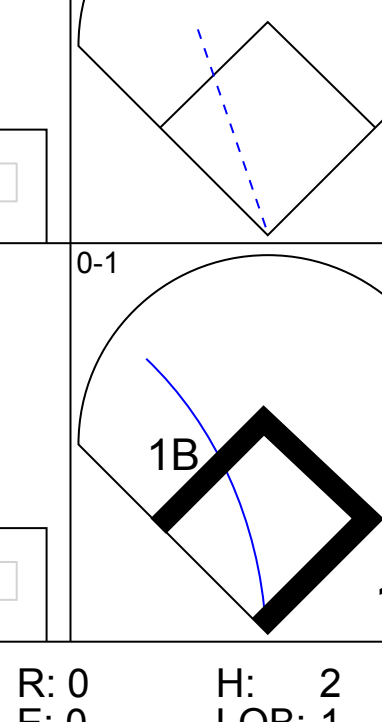
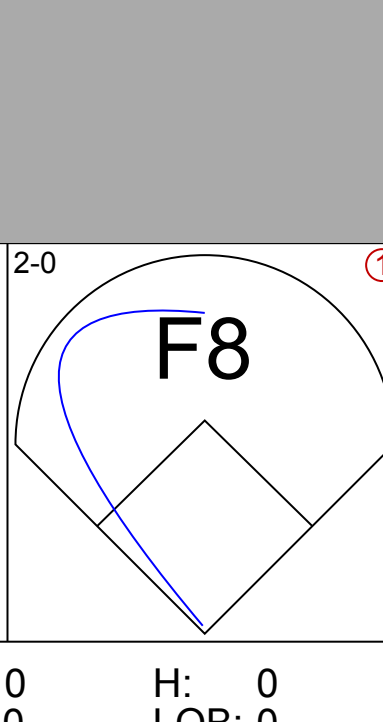
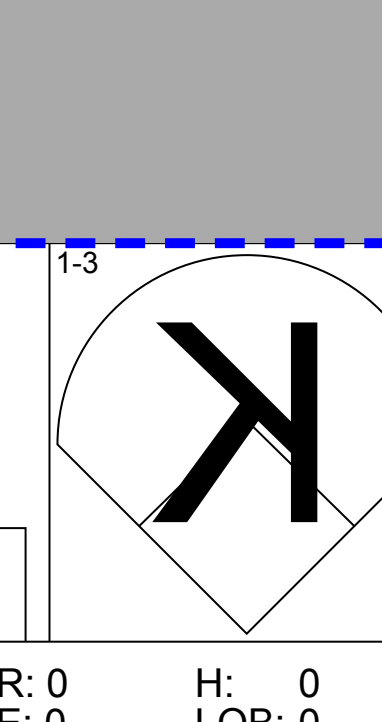
Batter	1	2	3	4	5	6	7	8	9	AB	R	H	RBI	BB	SO	LOB	TOP					
Bip Roberts, S (1, 6) OBP: 0.347, SLG: 0.376										4	0	1	0	0	1	0	San Diego Padres @ St. Louis Cardinals Busch Stadium, St. Louis, MO Fri Sep 08 1995, 7:05 PM CDT Att: 19,171 - Unknown - 61 F					
Steve Finley, L (1, 8) OBP: 0.372, SLG: 0.441										4	0	1	0	0	0	0						
Tony Gwynn, L (1, 9) OBP: 0.395, SLG: 0.471										4	0	0	0	0	0	2						
Ken Caminiti, S (1, 5)										4	0	0	0	0	0	0						
Marc Newfield, R (1, 7) OBP: 0.230, SLG: 0.365										3	0	0	0	0	1	0						
Eddie Williams, R (1, 3) OBP: 0.332, SLG: 0.449										3	1	1	1	0	0	0						
Jody Reed, R (1, 4) OBP: 0.351, SLG: 0.306										3	0	0	0	0	0	0						
Brad Ausmus, R (1, 2) OBP: 0.354, SLG: 0.409										2	1	1	1	1	0	0						
Joey Hamilton, R (1, 1) OBP: 0.131, SLG: 0.121										1	0	0	0	0	0	1						
Ray Holbert, R (6, PH) OBP: 0.251, SLG: 0.250										1	0	0	0	0	0	0						
Andres Berumen, R (6, 1)										0	0	0	0	0	0	0						
Tim Worrell, R (7, 1)										0	0	0	0	0	0	0						
Archi Cianfrocco, R (7, 3) OBP: 0.321, SLG: 0.438										1	0	0	0	0	1	0						
Inning Stats	R: 0 E: 0 K: 1 S: 7	H: 0 LOB: 0 BB: 0 P: 12	R: 0 E: 0 K: 0 S: 6	H: 0 LOB: 0 BB: 0 P: 8	R: 0 E: 0 K: 0 S: 7	H: 0 LOB: 0 BB: 1 P: 11	R: 0 E: 0 K: 0 S: 6	H: 0 LOB: 0 BB: 0 P: 9	R: 1 E: 0 K: 0 S: 11	H: 1 LOB: 0 BB: 0 P: 17	R: 0 E: 0 K: 1 S: 12	H: 2 LOB: 2 BB: 0 P: 15	R: 0 E: 0 K: 1 S: 5	H: 0 LOB: 0 BB: 0 P: 9	R: 1 E: 0 K: 1 S: 11	H: 1 LOB: 0 BB: 0 P: 16	R: 0 E: 0 K: 0 S: 8	H: 0 LOB: 0 BB: 0 P: 13	1B: 2 2B: 0 3B: 0 HR: 2	SF: 0 SAC: 0 DP: 1 HBP: 0	WP: 0 PB: 0 SB: 0 CS: 0	PA: 31
PITCHER	IP	WLS	BF	H	R	ER	SO	BB	IBB	HBP	BLK	WP	HR	S	P	ERA	WHIP					
Donovan Osborne, L (1, 1) ERA: 4.23	8.0	W	28	4	2	2	4	1	0	0	0	0	2	65	97	2.25	0.625					
Tom Henke, R (9, 1) ERA: 1.65	1.0	S	3	0	0	0	0	0	0	0	0	0	0	8	13	0.00	0.000					

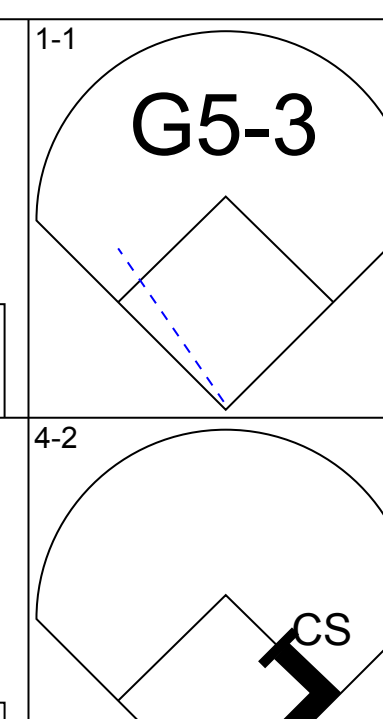
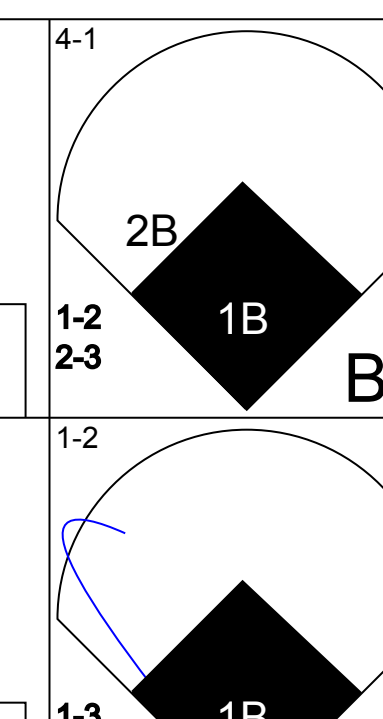
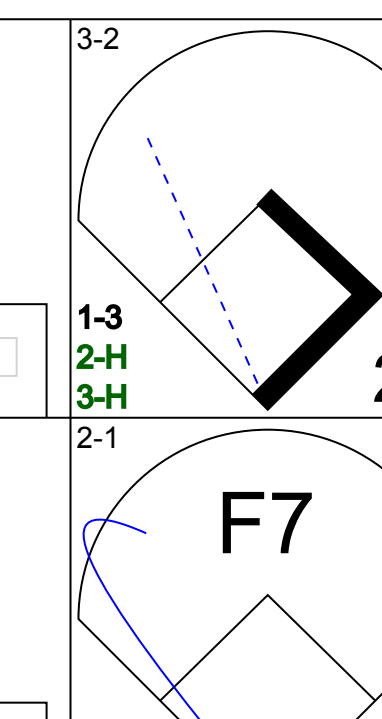
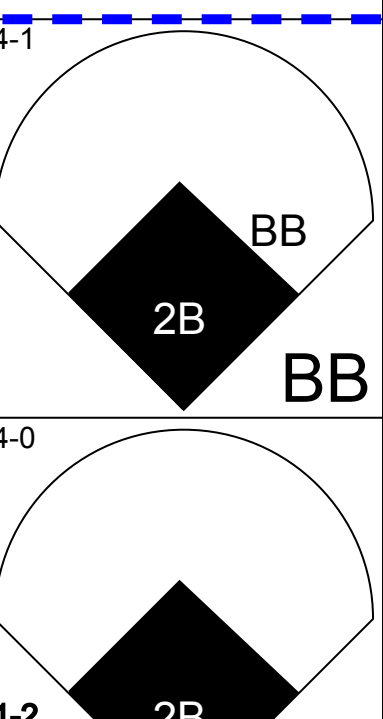
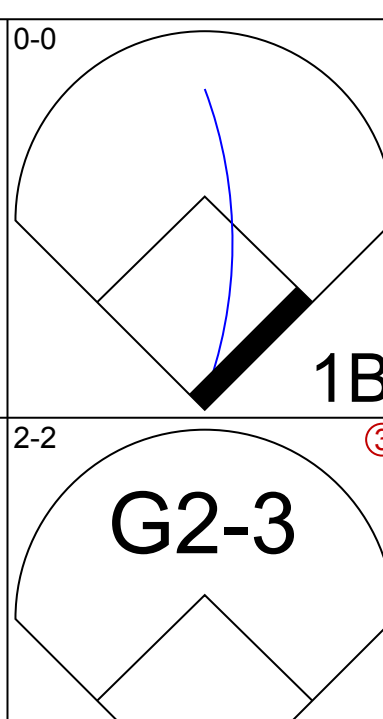
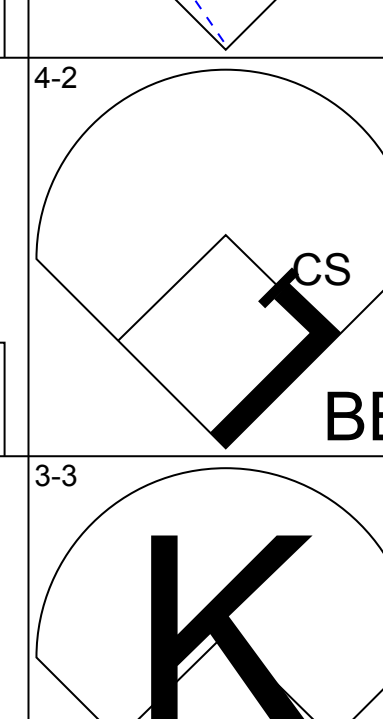
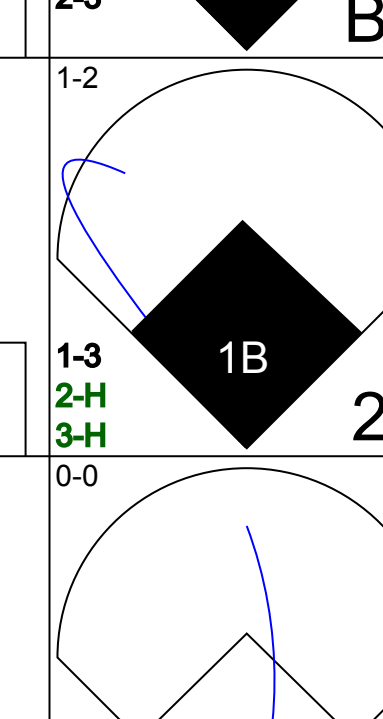
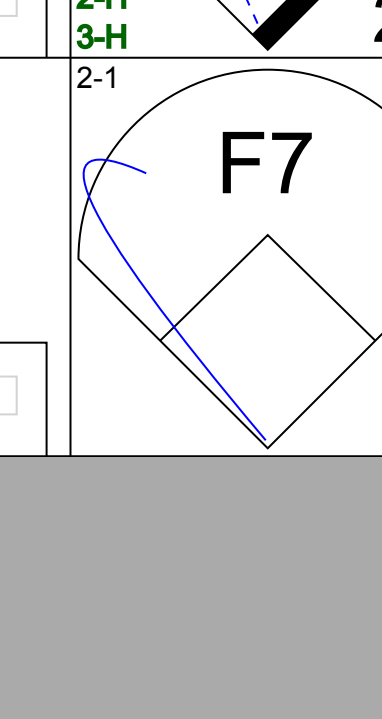
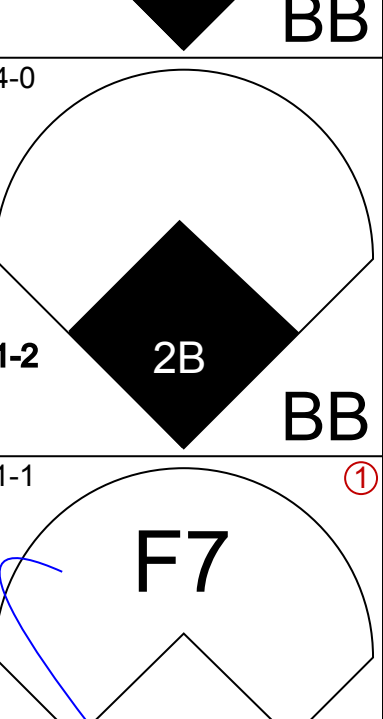
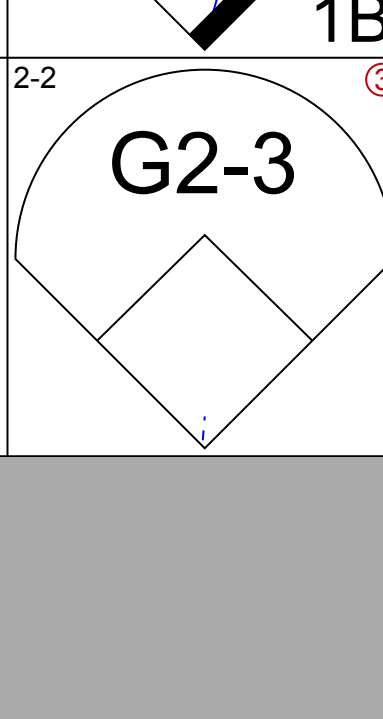
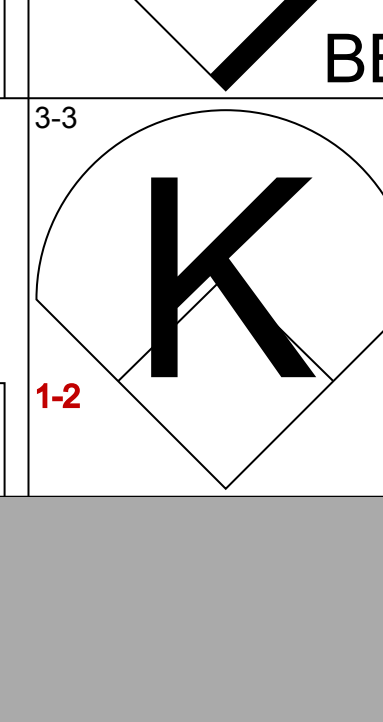
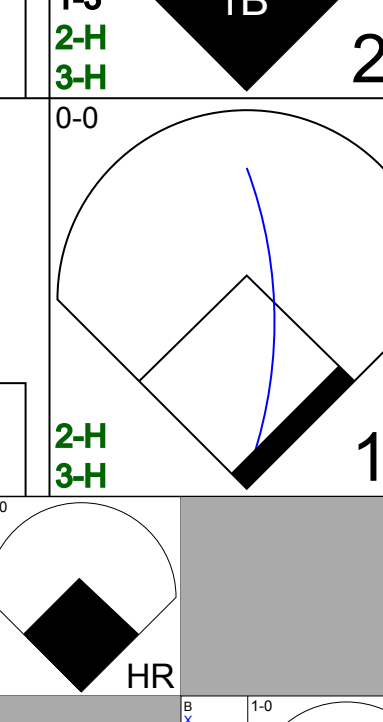
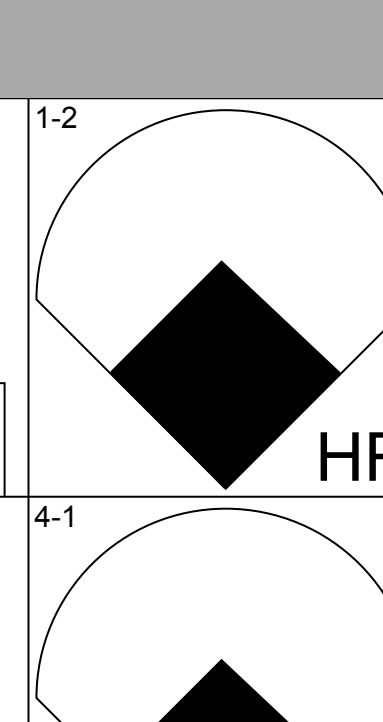
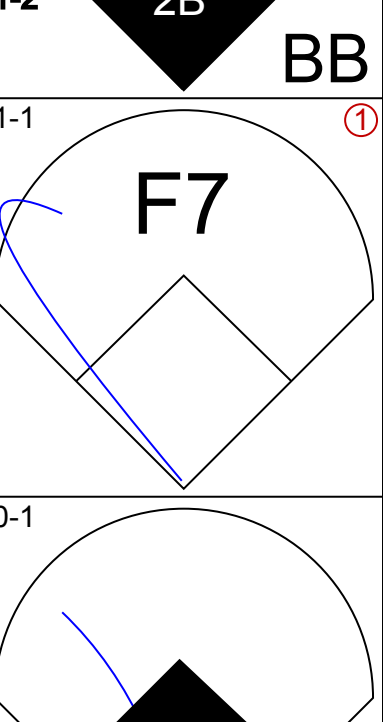
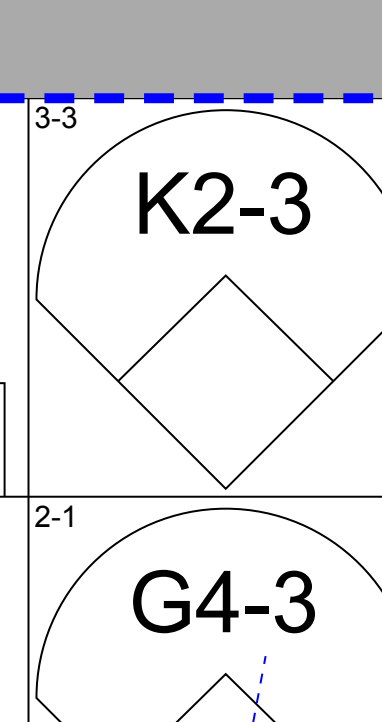
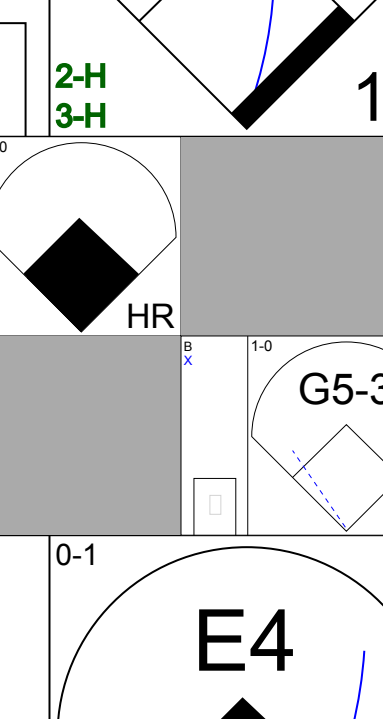
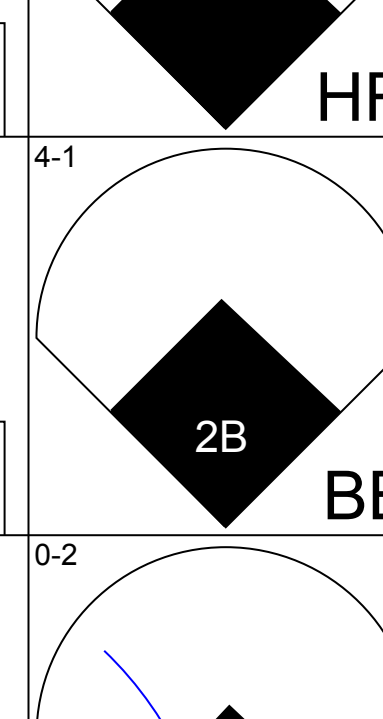
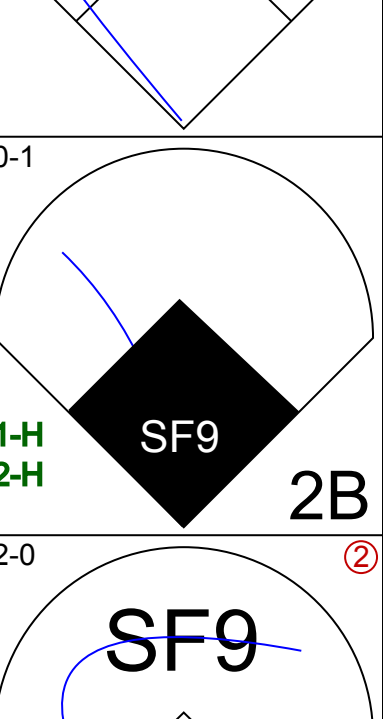
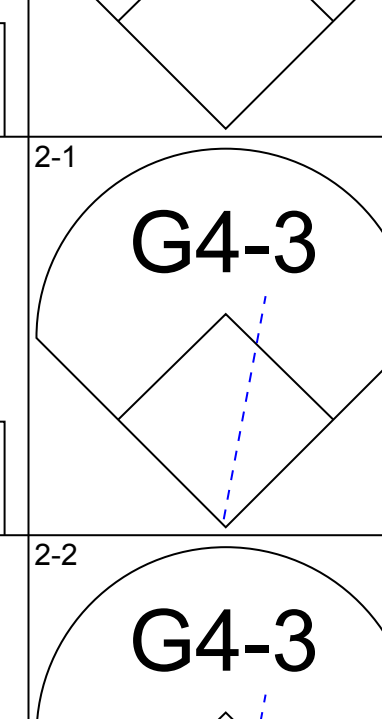
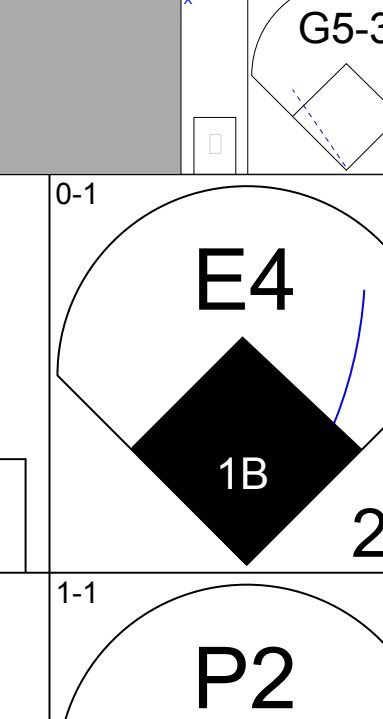
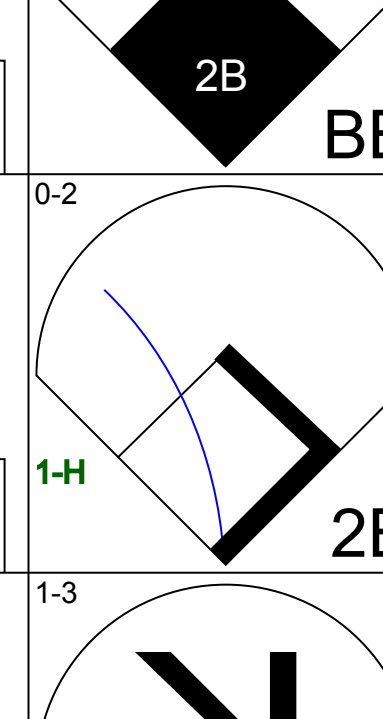
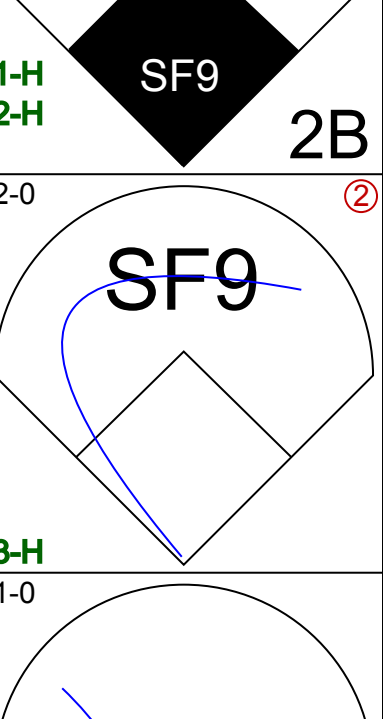
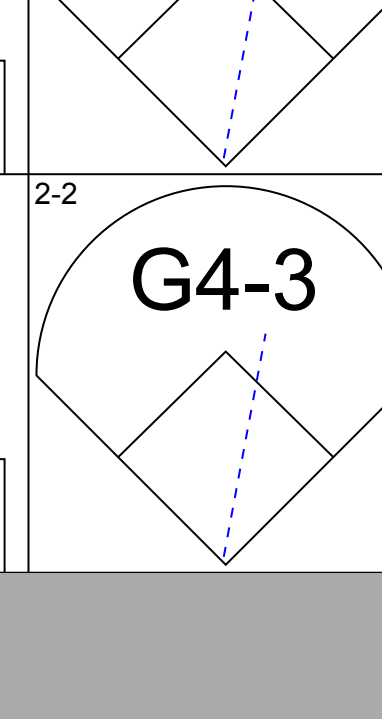
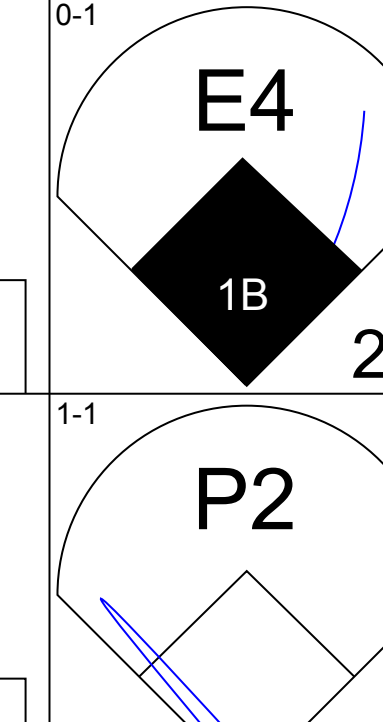
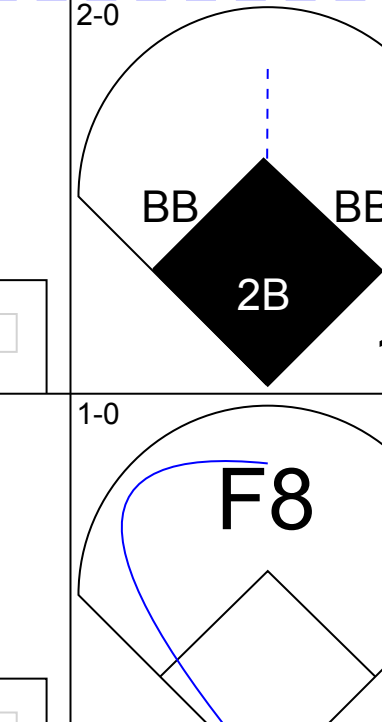
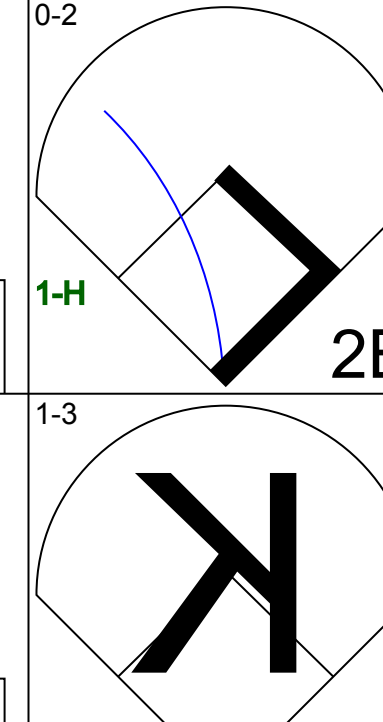
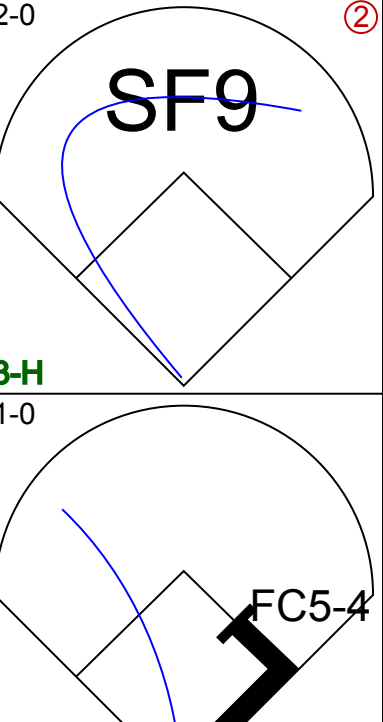
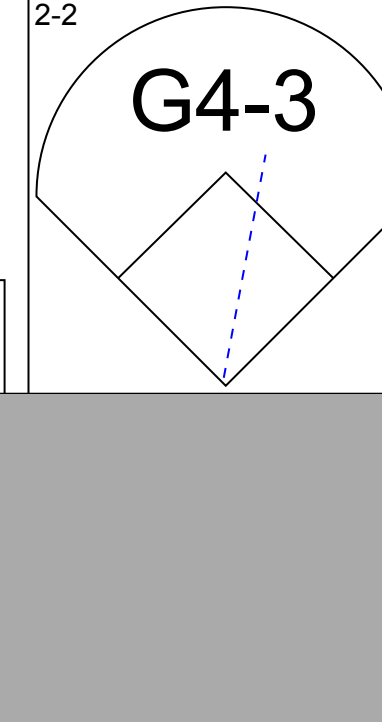

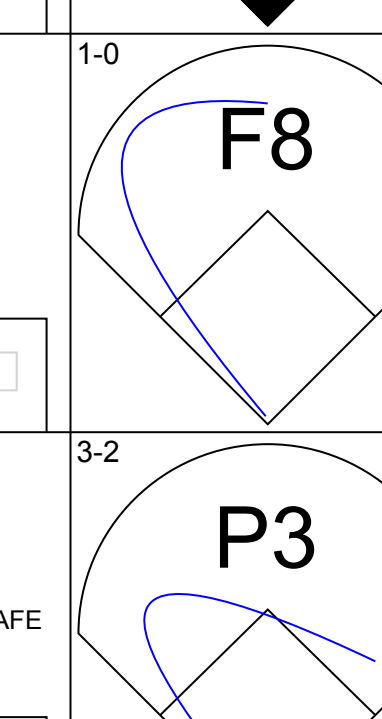
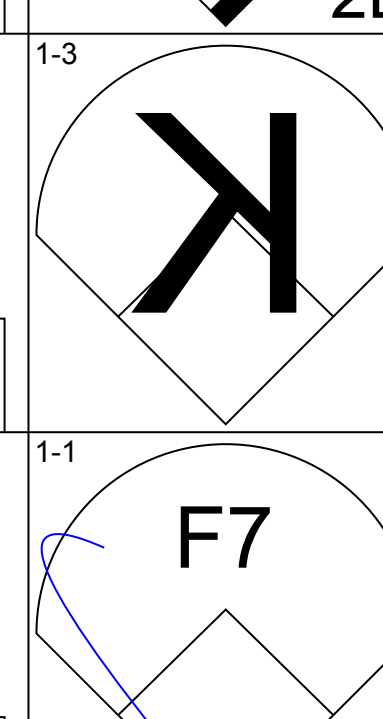
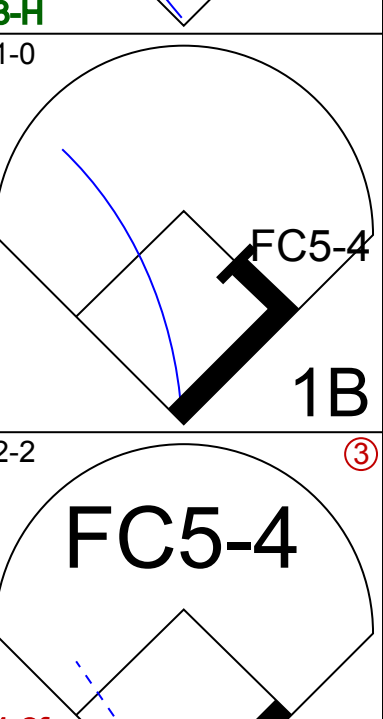
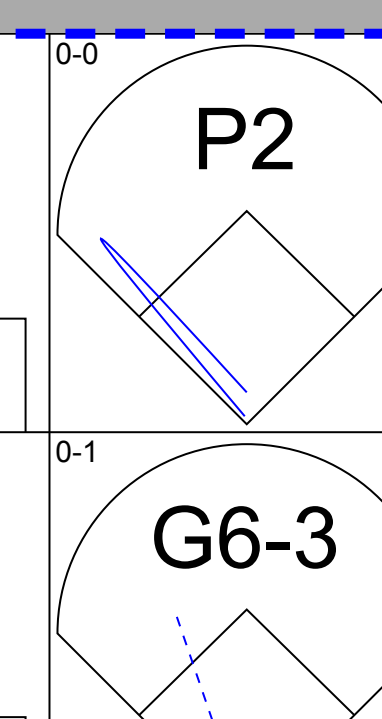
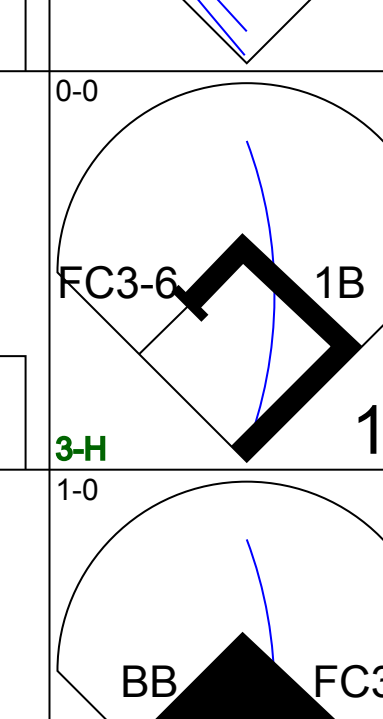
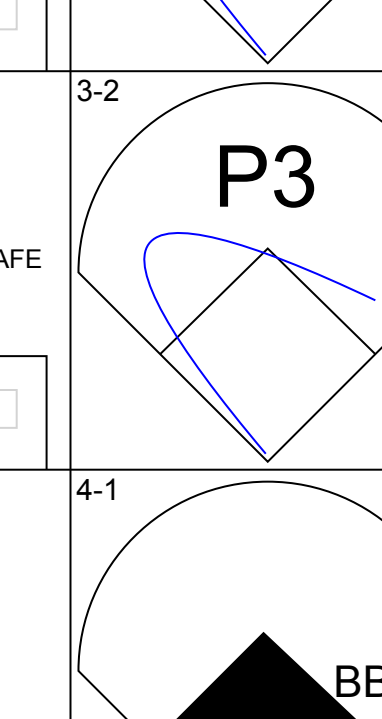
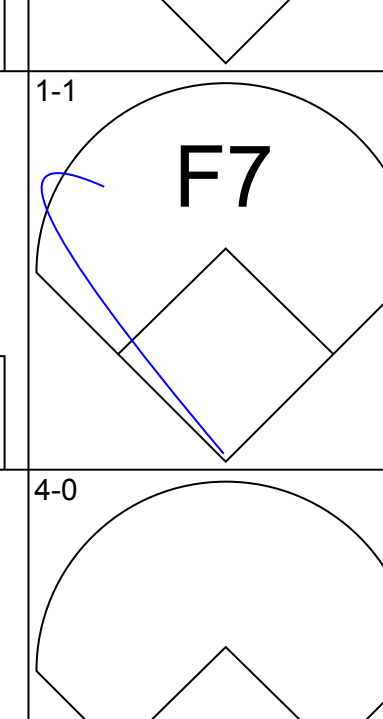
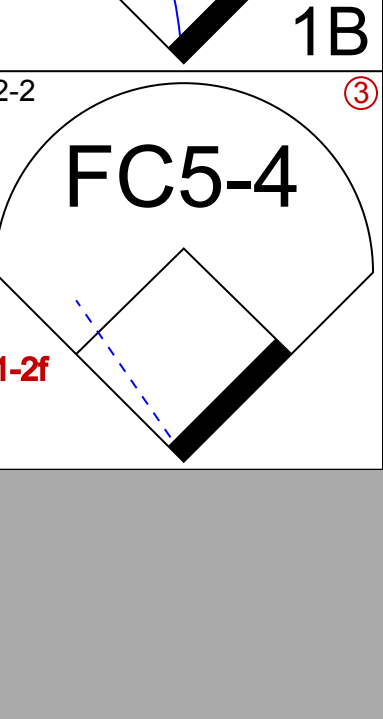
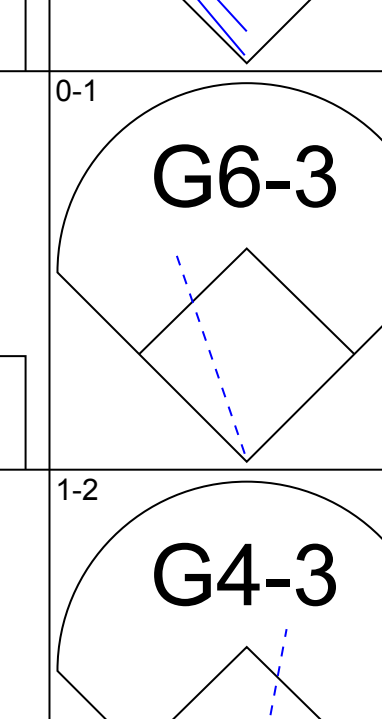
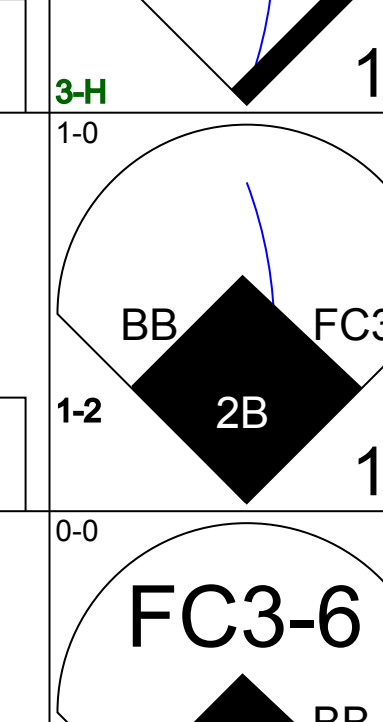
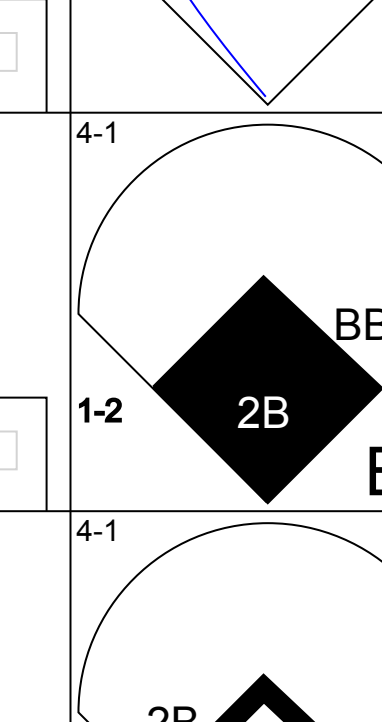
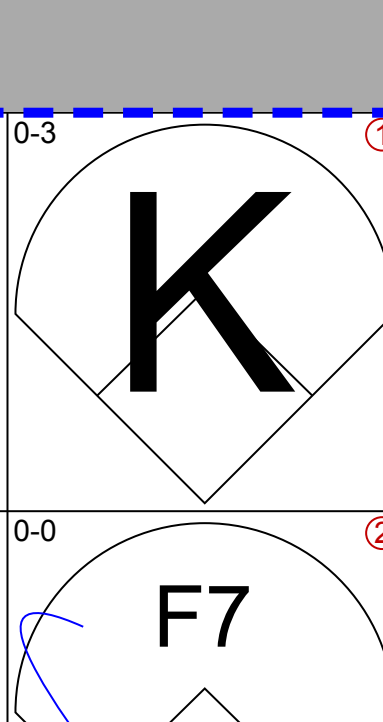
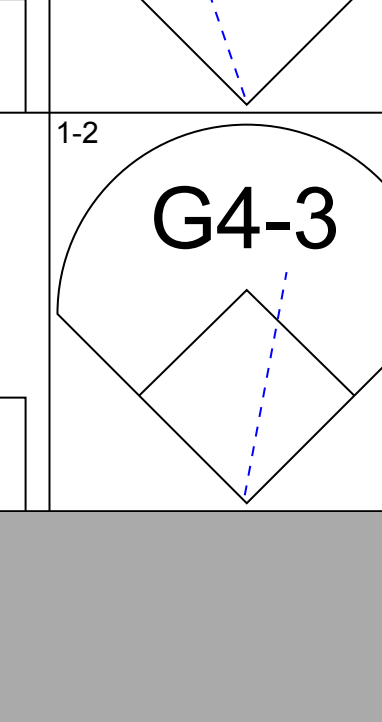
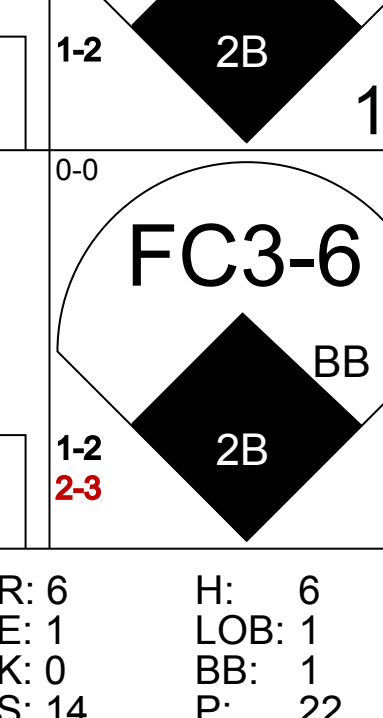
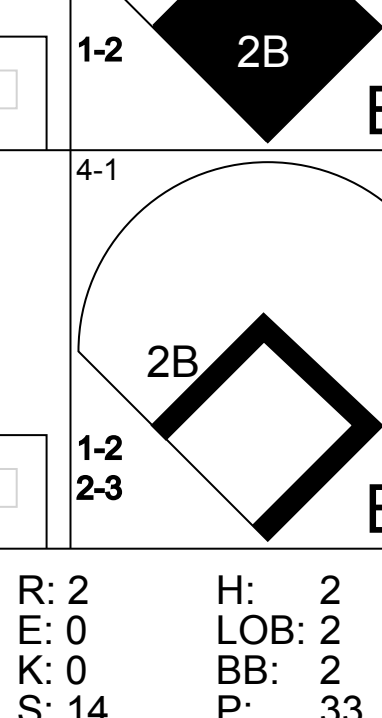
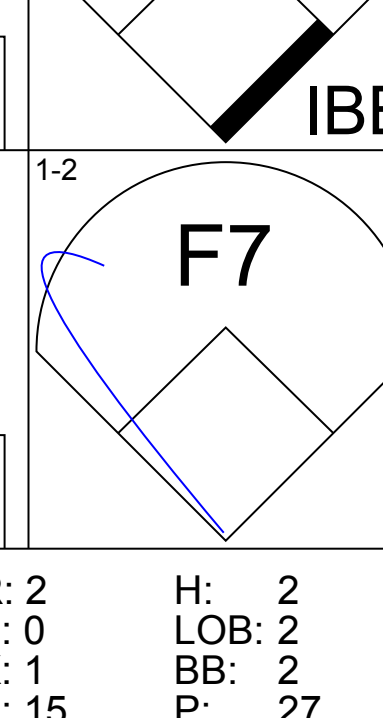
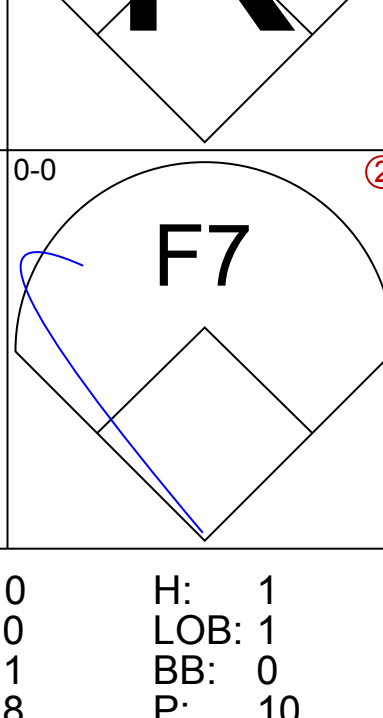
Batter	1	2	3	4	5	6	7	8	9	AB	R	H	RBI	BB	SO	LOB	BOTTOM				
Bernard Gilkey, R (1, 7) OBP: 0.357, SLG: 0.458										4	0	1	1	0	1	2	San Diego Padres @ St. Louis Cardinals Busch Stadium, St. Louis, MO Fri Sep 08 1995, 7:05 PM CDT Att: 19,171 - Unknown - 61 F				
Ozzie Smith, S (1, 6) OBP: 0.288, SLG: 0.257										3	1	0	0	2	0	3					
Ray Lankford, L (1, 8) OBP: 0.357, SLG: 0.495										4	1	2	1	0	1	2					
Brian Jordan, R (1, 9) OBP: 0.335, SLG: 0.471										4	0	1	0	0	3	4					
John Mabry, L (1, 3) OBP: 0.336, SLG: 0.398										4	1	1	1	0	0	2					
Scott Cooper, L (1, 5) OBP: 0.327, SLG: 0.303										3	1	1	0	1	0	1					
David Bell, R (1, 4) OBP: 0.256, SLG: 0.380										4	0	1	0	0	1	5					
Scott Hemond, R (1, 2) OBP: 0.248, SLG: 0.242										2	1	1	1	1	0	0					
Donovan Osborne, S (1, 1) OBP: 0.222, SLG: 0.308										3	0	1	1	0	1	3					
Mark Sweeney, L (8, PH) OBP: 0.338, SLG: 0.379										1	0	1	0	0	0	0					
Tom Henke, R (9, 1)										0	0	0	0	0	0	0					
Inning Stats	R: 0 E: 0 K: 2 S: 9	H: 0 LOB: 1 BB: 1 P: 16	R: 0 E: 0 K: 0 S: 8	H: 0 LOB: 2 BB: 1 P: 15	R: 0 E: 0 K: 1 S: 12	H: 1 LOB: 1 BB: 0 P: 20	R: 3 E: 1 K: 0 S: 16	H: 3 LOB: 1 BB: 0 P: 28	R: 1 E: 0 K: 0 S: 13	H: 2 LOB: 0 BB: 0 P: 16	R: 0 E: 0 K: 1 S: 9	H: 1 LOB: 1 BB: 1 P: 16	R: 1 E: 0 K: 2 S: 16	H: 2 LOB: 2 BB: 1 P: 30	R: 0 E: 0 K: 1 S: 10	H: 1 LOB: 1 BB: 0 P: 16	1B: 9 2B: 0 3B: 0 HR: 1	SF: 1 SAC: 0 DP: 1 HBP: 1	WP: 1 PB: 0 SB: 2 CS: 1	PA: 38	
PITCHER	IP	WLS	BF	H	R	ER	SO	BB	IBB	HBP	BLK	WP	HR	S	P	ERA	WHIP				
Joey Hamilton, R (1, 1) ERA: 3.01	5.0	L	24	6	4	2	3	2	0	1	0	0	1	14	28	9.00	4.000				
Andres Berumen, R (6, 1) ERA: 6.0	1.0		6	2	1	1	1	2	0	0	0	1	0	14	28	9.00	4.000				
Tim Worrell, R (7, 1) ERA:	2.0		8	2	0	0	3	0	0	0	0	0	0	21	34	0.00	1.000				



Batter	1	2	3	4	5	6	7	8	9	AB	R	H	RBI	BB	SO	LOB	TOP										
Bip Roberts, S OBP: 0.344, SLG: 0.373	F7		F7		FC4 G5-3 1B		E 1B		K	5	2	1	0	0	1	1	San Diego Padres @ St. Louis Cardinals Busch Stadium, St. Louis, MO Sat Sep 09 1995, 3:33 AM CDT Att: 22,691 - Overcast - 70 F										
Steve Finley, L OBP: 0.372, SLG: 0.440	G5-3		1B		G5-3		HR 1B		L3	5	1	2	0	0	0	1											
Tony Gwynn, L OBP: 0.398, SLG: 0.473	WP 1B		P6		1B		E6 HR		1B S 1B	5	1	3	1	0	0	2											
Ken Caminiti, S OBP: 0.369, SLG: 0.465	K		G4-3		K		P3		S 1B	3	0	0	0	0	2	3											
Roberto Petagine, L OBP: 0.373, SLG: 0.396										0	0	0	0	0	0	0											
Eddie Williams, R OBP: 0.333, SLG: 0.450									S 1B	2	0	1	0	0	0	2											
Andujar Cedeno, R OBP: 0.274, SLG: 0.327									S 1B	0	0	0	0	0	0	0											
Scott Livingstone, L OBP: 0.381, SLG: 0.493									S 1B	3	0	2	0	0	1	0											
Archi Cianfrocco, R OBP: 0.324, SLG: 0.469									S 1B	2	1	1	3	0	1	2											
Phil Plantier, L OBP: 0.339, SLG: 0.387										4	0	1	0	0	0	1											
Doug Bochler, R OBP: 0.339, SLG: 0.387										0	0	0	0	0	0	0											
Ron Villone, L OBP: 0.339, SLG: 0.387										0	0	0	0	0	0	0											
Jody Reed, R OBP: 0.352, SLG: 0.306										3	0	1	0	1	0	2											
Brad Ausmus, R OBP: 0.356, SLG: 0.408										3	0	1	0	1	1	4											
Willie Blair, R OBP: 0.356, SLG: 0.408										1	0	0	0	0	0	2											
Ray McDavid, L OBP: 1.000, SLG: 1.000										1	0	1	0	0	0	0											
Dustin Hermanson, R OBP: 0.277, SLG: 0.246										0	0	0	0	0	0	0											
Ray Holbert, R OBP: 0.277, SLG: 0.246										1	0	0	0	0	0	0											
Marc Newfield, R OBP: 0.229, SLG: 0.361										1	0	0	0	0	0	1											
Inning Stats	R: 0 E: 0 K: 1 S: 10	H: 1 LOB: 1 BB: 0 P: 15	R: 0 E: 0 K: 1 S: 13	H: 2 LOB: 2 BB: 0 P: 18	R: 0 E: 0 K: 1 S: 7	H: 1 LOB: 2 BB: 0 P: 8	R: 0 E: 0 K: 1 S: 7	H: 1 LOB: 1 BB: 1 P: 16	R: 1 E: 0 K: 1 S: 8	H: 2 LOB: 1 BB: 0 P: 17	R: 0 E: 0 K: 0 S: 7	H: 2 LOB: 1 BB: 0 P: 13	R: 4 E: 1 K: 0 S: 18	H: 3 LOB: 0 BB: 0 P: 26	R: 0 E: 0 K: 0 S: 7	H: 0 LOB: 0 BB: 1 P: 14	R: 0 E: 0 K: 2 S: 13	H: 2 LOB: 3 BB: 0 P: 21	1B: 13 2B: 1 3B: 0 HR: 1	SF: 0 SAC: 0 DP: 3 HBP: 0	WP: 1 PB: 0 SB: 4 CS: 1	PA: 41					
PITCHER	IP	WLS	BF	H	R	ER	SO	BB	IBB	HBP	BLK	WP	HR	S	P	ERA	WHIP										
Mike Morgan, R ERA: 3.4	(1, 1)	6.0	26	9	1	1	4	1	0	0	0	1	0	52	87	1.50	1.667										
Tom Urbani, L ERA: 3.65	(7, 1)	0.2	5	2	3	1	0	0	0	0	0	0	0	14	20	13.50	3.000										
Jeff Parrett, R ERA: 3.93	(7, 1)	1.1	W	5	1	1	0	0	1	0	0	0	1	11	20	0.00	1.500										
Tom Henke, R ERA: 1.62	(9, 1)	1.0	S	5	2	0	2	0	0	0	0	0	0	13	21	0.00	2.000										

Batter	1	2	3	4	5	6	7	8	9	AB	R	H	RBI	BB	SO	LOB	BOTTOM										
Bernard Gilkey, R OBP: 0.358, SLG: 0.459	F8		F8		G1-6-3 1B				FC3-6 1B	4	1	2	0	0	0	0	San Diego Padres @ St. Louis Cardinals Busch Stadium, St. Louis, MO Sat Sep 09 1995, 3:33 AM CDT Att: 22,691 - Overcast - 70 F										
Ozzie Smith, S OBP: 0.287, SLG: 0.252	BB HR BB		G6-3		G1-6-3			FC3-6 1B	3	2	0	0	1	0	3												
Ray Lankford, L OBP: 0.360, SLG: 0.504	HR BB		HR				L7	2B 1B	3	3	2	2	1	0	0												
Brian Jordan, R OBP: 0.335, SLG: 0.476	HR		K				G5-3	K	4	1	1	3	0	2	2												
John Mabry, L OBP: 0.335, SLG: 0.399	L9						G4-3	2B	4	0	1	2	0	0	0												
Scott Cooper, L OBP: 0.323, SLG: 0.299	K						G3	F7	4	0	0	0	0	1	2												
David Bell, R OBP: 0.259, SLG: 0.378			P3		FC6-4 1B			F7	3	0	1	0	0	0	0												
Danny Sheaffer, R OBP: 0.300, SLG: 0.365			F9		FC6-4			G3	3	0	0	0	0	0	1												
Mike Morgan, R ERA: 3.75	(1, 1)	4.0	17	3	4	4	3	2	0	0	0	0	0	0	0	1											
Tom Urbani, L ERA: 3.75	(7, 1)	0.2	6	1	0	0	0	0	0	0	0	0	0	0	0	0											
Jeff Parrett, R ERA: 3.93	(7, 1)	1.1	L	6	2	2	2	0	0	0	0	0	0	0	0	0											
Mark Swesman, L OBP: 0.358, SLG: 0.504	(8, PH)	0.2	4	2	1	1	1	0	0	0	0	0	0	0	0	0											
Allen Battie, R OBP: 0.358, SLG: 0.504	(8, PH)	0.2	4	2	1	1	1	0	0	0	0	0	0	0	0	0											
Tom Henke, R ERA: 1.62	(9, 1)	1.0	S	5	2	0	2	0	0	0	0	0	0	0	0	0											
Inning Stats	R: 3 E: 0 K: 1 S: 11	H: 1 LOB: 0 BB: 2 P: 26	R: 0 E: 0 K: 1 S: 6	H: 0 LOB: 0 BB: 0 P: 9	R: 1 E: 0 K: 1 S: 12	H: 1 LOB: 0 BB: 0 P: 19	R: 0 E: 0 K: 0 S: 8	H: 1 LOB: 1 BB: 0 P: 8	R: 0 E: 0 K: 0 S: 6	H: 1 LOB: 0 BB: 0 P: 9	R: 0 E: 0 K: 0 S: 8	H: 0 LOB: 0 BB: 0 P: 15	R: 0 E: 0 K: 0 S: 10	H: 0 LOB: 0 BB: 0 P: 13	R: 3 E: 0 K: 1 S: 16	H: 4 LOB: 2 BB: 0 P: 23	R: 0 E: 0 K: 1 S: 13	H: 2 LOB: 3 BB: 0 P: 21	1B: 5 2B: 1 3B: 0 HR: 2	SF: 0 SAC: 0 DP: 1 HBP: 0	WP: 0 PB: 0 SB: 0 CS: 0	PA: 33					
PITCHER	IP	WLS	BF	H	R	ER	SO	BB	IBB	HBP	BLK	WP	HR	S	P	ERA	WHIP										
Willie Blair, R ERA: 3.75	(1, 1)	4.0	17	3	4	4	3	2	0	0	0	0	0	0	0	1.250	1.250										
Dustin Hermanson, R ERA: 7.25	(5, 1)	2.0	6	1	0	0	0	0	0	0	0	0	0	14	24	0.00	0.500										
Doug Bochler, R ERA: 2.11	(7, 1)	1.1	L	6	2	2	2	0	0	0	0	0	0	19	25	13.50	1.500										
Ron Villone, L ERA: 5.79	(8, 1)	0.2	4	2	1	1	1	0	0	0	0	0	0	7	11	13.50	3.000										

Batter	1	2	3	4	5	6	7	8	9	AB	R	H	RBI	BB	SO	LOB	TOP					
Deion Sanders, L (1, 8) OBP: 0.327, SLG: 0.413 Rikkert Faneyst, R (6, 8) OBP: 0.294, SLG: 0.267										3	0	1	0	0	1	0	San Francisco Giants @ St. Louis Cardinals Busch Stadium, St. Louis, MO Mon Sep 11 1995, 7:05 PM CDT Att: 15,503 - Unknown - 75 F					
John Patterson, S (1, 4) OBP: 0.291, SLG: 0.282 Mike Benjamin, R (7, 4) OBP: 0.270, SLG: 0.320										3	0	0	0	0	0	2						
Barry Bonds, L (1, 7) OBP: 0.426, SLG: 0.565 Mark Leonard, L (6, 9) OBP: 0.455, SLG: 0.625										2	0	0	0	0	0	0						
Matt Williams, R (1, 5) OBP: 0.414, SLG: 0.681 Steve Scarone, R (7, PR) OBP: 0.326, SLG: 0.480									3	1	3	1	0	0	0	0						
Mark Carreon, R (1, 3) OBP: 0.349, SLG: 0.491 J.R. Phillips, L (6, 3) OBP: 0.248, SLG: 0.332									2	0	0	0	0	0	0	1						
Glenallen Hill, R (1, 9) OBP: 0.318, SLG: 0.473 Tom Lampkin, L (6, 7) OBP: 0.384, SLG: 0.375									2	0	0	0	0	0	1	0						
Royce Clayton, R (1, 6) OBP: 0.318, SLG: 0.344 Rich Aurilia, R (6, 6)									2	0	0	0	0	0	0	0						
Kirt Manwaring, R (1, 2) OBP: 0.305, SLG: 0.317 Jose Bautista, R (6, 1) Dave McCarty, R (7, PH) OBP: 0.265, SLG: 0.290 Pat Gomez, L (7, 1) Chris Hook, R (8, 1)										2	0	0	0	0	0	0						
Jamie Brewington, R (1, 1) Marvin Benard, L (3, PH) Joe Rossetti, L (3, 1) John Roper, R (5, 1) Jeff Reed, L (6, PH) OBP: 0.372, SLG: 0.275 (6, 2)										0	0	0	0	0	0	0						
Inning Stats	R: 0 E: 0 K: 1 S: 10	H: 0 LOB: 0 BB: 0 P: 16	R: 1 E: 0 K: 1 S: 7	H: 1 LOB: 0 BB: 0 P: 12	R: 0 E: 0 K: 0 S: 8	H: 2 LOB: 1 BB: 0 P: 9	R: 0 E: 0 K: 0 S: 5	H: 1 LOB: 0 BB: 0 P: 9	R: 0 E: 0 K: 0 S: 7	H: 0 LOB: 0 BB: 0 P: 10	R: 0 E: 0 K: 0 S: 6	H: 0 LOB: 0 BB: 0 P: 10	R: 2 E: 1 K: 0 S: 14	H: 3 LOB: 2 BB: 1 P: 25	R: 0 E: 0 K: 3 S: 9	H: 0 LOB: 0 BB: 0 P: 13		R: 1 E: 0 K: 1 S: 11	H: 1 LOB: 1 BB: 1 P: 19	1B: 5 2B: 2 3B: 0 HR: 1	SF: 0 SAC: 0 DP: 3 HBP: 0	WP: 0 PB: 0 SB: 0 CS: 0
PITCHER	IP WLS BF H R ER SO BB IBB HBP BLK WP HR S P ERA WHIP																					
Mark Petkovsek, R (1, 1) ERA: 3.68	7.0 W 26 7 3 3 2 1 0 0 0 0 1 57 91 3.86 1.143																					
Brian Barber, R (8, 1) ERA: 3.18	2.0 8 1 1 1 4 1 0 0 0 0 0 20 32 4.50 1.000																					

Batter	1	2	3	4	5	6	7	8	9	AB	R	H	RBI	BB	SO	LOB	BOTTOM					
Bernard Gilkey, R (1, 7) OBP: 0.363, SLG: 0.462 Mark Sweeney, L (6, PR) OBP: 0.348, SLG: 0.390										3	2	2	2	2	0	0	San Francisco Giants @ St. Louis Cardinals Busch Stadium, St. Louis, MO Mon Sep 11 1995, 7:05 PM CDT Att: 15,503 - Unknown - 75 F					
Ozzie Smith, S (1, 6) OBP: 0.296, SLG: 0.261 Tripp Cromer, R (7, 6) OBP: 0.248, SLG: 0.313										3	2	1	2	2	0	3						
Ray Lankford, L (1, 8) OBP: 0.381, SLG: 0.510 Allen Battle, R (7, 9) OBP: 0.352, SLG: 0.290 (8, 8)										4	1	2	3	0	1	3						
Brian Jordan, R (1, 9) OBP: 0.338, SLG: 0.485 (7, 8)										4	3	2	3	1	0	1						
Brian Barber, R (8, 1) OBP: 0.222, SLG: 0.125										0	0	0	0	0	0	0						
John Mabry, L (1, 3) OBP: 0.339, SLG: 0.410										4	2	3	2	0	0	0						
Jose Oliva, R (1, 5) OBP: 0.206, SLG: 0.303										5	0	1	0	0	1	3						
David Bell, R (1, 4) OBP: 0.256, SLG: 0.368										5	0	1	1	0	0	3						
Danny Sheaffer, R (1, 2) OBP: 0.308, SLG: 0.364										3	2	1	0	2	1	0						
Mark Petkovsek, R (1, 1) OBP: 0.211, SLG: 0.094 Jose Oquendo, S (8, 9) OBP: 0.318, SLG: 0.302										3	1	0	0	1	0	4						
Inning Stats	R: 0 E: 0 K: 1 S: 8	H: 0 LOB: 1 BB: 1 P: 16	R: 6 E: 1 K: 0 S: 14	H: 6 LOB: 1 BB: 1 P: 22	R: 2 E: 0 K: 0 S: 14	H: 2 LOB: 2 BB: 2 P: 33	R: 2 E: 0 K: 1 S: 15	H: 2 LOB: 2 BB: 2 P: 27	R: 3 E: 0 K: 0 S: 10	H: 2 LOB: 1 BB: 2 P: 24	R: 0 E: 0 K: 1 S: 8	H: 1 LOB: 0 BB: 0 P: 10	R: 0 E: 0 K: 1 S: 10	H: 0 LOB: 0 BB: 0 P: 17	R: 0 E: 0 K: 0 S: 6	H: 0 LOB: 0 BB: 0 P: 7	R: 0 E: 0 K: 0 S: 7	H: 0 LOB: 0 BB: 0 P: 19	1B: 6 2B: 6 3B: 0 HR: 2	SF: 1 SAC: 0 DP: 1 HBP: 0	WP: 0 PB: 0 SB: 0 CS: 1	PA: 44
PITCHER	IP WLS BF H R ER SO BB IBB HBP BLK WP HR S P ERA WHIP																					
Jamie Brewington, R (1, 1) ERA: 4.5	2.0 L 13 6 6 6 1 2 0 0 0 0 0 1 22 38 27.00 4.000																					
Joe Rossetti, L (3, 1) ERA: 8.39	2.0 14 4 4 4 1 3 1 0 0 0 0 1 29 60 18.00 3.500																					
John Roper, R (5, 1) ERA: 12.38	1.0 7 2 3 3 0 2 0 0 0 0 0 0 10 24 27.00 4.000																					
Jose Bautista, R (6, 1) ERA: 6.52	1.0 4 1 0 0 1 0 0 0 0 0 0 0 8 10 0.00 1.000																					
Pat Gomez, L (7, 1) ERA: 5.1	1.0 3 0 0 0 1 0 0 0 0 0 0 0 10 17 0.00 0.000																					



Batter	1	2	3	4	5	6	7	8	9	AB	R	H	RBI	BB	SO	LOB	TOP											
Royce Clayton, R OBP: 0.300, SLG: 0.343	G3		G1-3			K			K	5	1	1	0	0	2	1	San Francisco Giants @ St. Louis Cardinals Busch Stadium, St. Louis, MO Tue Sep 12, 1995, 7:05 PM CDT Att: 18,873 - Unknown - 76 F livebaseballscorecards.com											
Deion Sanders, L OBP: 0.328, SLG: 0.412 Rikkert Faneyte, R OBP: 0.295, SLG: 0.282	F8		FC3-6 HBP			1B			F8	1	0	0	0	0	0	0												
Barry Bonds, L OBP: 0.425, SLG: 0.562	P9		FC3-6			1B			K	4	0	1	1	0	1													
Matt Williams, R OBP: 0.420, SLG: 0.695			G5-3			1B			1B	3	1	2	1	1	0													
Mark Carreon, R OBP: 0.351, SLG: 0.494	G4-3					1B			G4-3	4	0	2	0	0	0													
Glenallen Hill, R OBP: 0.320, SLG: 0.480			HR			1B			L8	4	1	2	1	0	0													
Robby Thompson, R OBP: 0.317, SLG: 0.339	G6-3					2B			G5-3	4	0	1	0	0	0													
Kirt Manwaring, R OBP: 0.305, SLG: 0.315 Tom Lampkin, L OBP: 0.376, SLG: 0.369			BB			G1-3			F8	2	0	0	0	1	0													
Mark Leiter, R Shawn Barton, R Scott Service, R Luis Aquino, R Pat Gomez, L Carlos Valdez, R John Patterson, R	K					K			G3	3	0	0	0	0	3													
Inning Stats	R: 0 E: 0 K: 0 S: 6	H: 0 LOB: 0 BB: 0 P: 6	R: 2 E: 0 K: 1 S: 13	H: 2 LOB: 1 BB: 1 P: 20	R: 0 E: 0 K: 0 S: 5	H: 0 LOB: 1 BB: 0 P: 9	R: 0 E: 0 K: 0 S: 8	H: 2 LOB: 1 BB: 0 P: 13	R: 2 E: 0 K: 1 S: 11	H: 4 LOB: 2 BB: 1 P: 20	R: 0 E: 0 K: 2 S: 13	H: 1 LOB: 1 BB: 0 P: 19	R: 0 E: 0 K: 1 S: 9	H: 1 LOB: 1 BB: 0 P: 11	R: 0 E: 0 K: 1 S: 8	H: 0 LOB: 0 BB: 0 P: 12		R: 0 E: 0 K: 1 S: 9	H: 0 LOB: 0 BB: 0 P: 12	1B: 5 2B: 3 3B: 0 HR: 2	SF: 0 SAC: 0 DP: 0 HBP: 1	WP: 1 PB: 0 SB: 0 CS: 1	PA: 38					
PITCHER	IP	WLS	BF	H	R	ER	SO	BB	IBB	HBP	BLK	WP	HR	S	P	ERA	WHIP											
Allen Watson, L ERA: 4.99	(1, 1)	4.2	23	8	4	4	2	2	0	0	0	0	2	42	65	7.71	2.143											
Rich DeLucia, R ERA: 3.42	(5, 1)	1.1	W	5	1	0	0	2	0	0	0	0	1	0	14	22	0.00	0.750										
Tony Fossas, L ERA: 1.54	(7, 1)	0.2		2	0	0	0	1	0	0	0	0	0	0	4	4	0.00	0.000										
T.J. Mathews, R ERA: 1.54	(7, 1)	1.1		5	1	0	0	1	0	0	0	0	0	13	19	0.00	0.750											
Jeff Parrett, R ERA: 3.89	(9, 1)	1.0		3	0	0	0	1	0	0	0	0	0	9	12	0.00	0.000											
Batter	1	2	3	4	5	6	7	8	9	AB	R	H	RBI	BB	SO	LOB	BOTTOM											
Bernard Gilkey, R OBP: 0.366, SLG: 0.469	L9					K				5	1	3	2	0	1	0	San Francisco Giants @ St. Louis Cardinals Busch Stadium, St. Louis, MO Tue Sep 12, 1995, 7:05 PM CDT Att: 18,873 - Unknown - 76 F livebaseballscorecards.com											
Ozzie Smith, S OBP: 0.295, SLG: 0.255 Tripp Cromer, R OBP: 0.251, SLG: 0.318	P4		G6-3			F8				3	0	0	1	1	0	1												
Ray Lankford, L OBP: 0.361, SLG: 0.515	HR		K							4	2	1	1	1	1	4												
Brian Jordan, R OBP: 0.338, SLG: 0.484	HBP		1B							5	1	2	0	0	0	3												
John Mabry, L OBP: 0.343, SLG: 0.412	HBP		1B							5	1	3	2	0	0	1												
Jose Oliva, R OBP: 0.206, SLG: 0.297	FC4 HBP		P3							3	0	0	1	0	1	1												
David Bell, R OBP: 0.283, SLG: 0.363	FC4		K2-3							4	2	1	1	0	1	4												
Scott Hemond, R OBP: 0.257, SLG: 0.253			P9							4	1	2	1	0	0	1												
Allen Watson, L Rich DeLucia, R Mark Swartzberg, L Tony Fossas, L T.J. Mathews, R Jeff Parrett, R			2B			G5-3				2	1	1	0	0	0	0												
Inning Stats	R: 1 E: 0 K: 0 S: 10	H: 3 LOB: 3 BB: 0 P: 19	R: 3 E: 1 K: 1 S: 15	H: 4 LOB: 1 BB: 0 P: 23	R: 0 E: 0 K: 1 S: 9	H: 0 LOB: 0 BB: 0 P: 13	R: 0 E: 0 K: 1 S: 9	H: 0 LOB: 0 BB: 0 P: 15	R: 0 E: 0 K: 0 S: 6	H: 0 LOB: 0 BB: 0 P: 10	R: 1 E: 0 K: 0 S: 9	H: 2 LOB: 3 BB: 1 P: 21	R: 2 E: 0 K: 2 S: 15	H: 3 LOB: 1 BB: 0 P: 22	R: 3 E: 0 K: 0 S: 12	H: 3 LOB: 1 BB: 1 P: 20		1B: 11 2B: 3 3B: 0 HR: 1	SF: 1 SAC: 0 DP: 0 HBP: 2	WP: 2 PB: 0 SB: 0 CS: 0	PA: 43							
PITCHER	IP	WLS	BF	H	R	ER	SO	BB	IBB	HBP	BLK	WP	HR	S	P	ERA	WHIP											
Mark Leiter, R ERA: 3.59	(1, 1)	5.2	L	29	9	5	3	1	0	2	0	0	1	57	98	7.94	1.765											
Shawn Barton, L ERA: 4.59	(6, 1)	0.2		3	1	1	1	0	0	0	0	0	0	4	7	13.50	1.500											
Scott Service, R ERA: 3.8	(7, 1)	0.2		4	2	1	1	2	0	0	0	0	1	0	12	18	13.50	3.000										
Luis Aquino, R ERA: 5.1	(8, 1)	0.1		4	2	3	3	0	0	1	0	0	0	9	14	81.00	6.000											
Pat Gomez, L ERA: 6.1	(8, 1)	0.0		1	1	0	0	0	0	0	0	0	0	1	2	∞	∞											
PITCHER	IP	WLS	BF	H	R	ER	SO	BB	IBB	HBP	BLK	WP	HR	S	P	ERA	WHIP											
Carlos Valdez, R ERA: 7.56	(8, 1)	0.2		2	1	0	0	0	0	0	0	0	0	2	4	0.00	0.000											

Batter	1	2	3	4	5	6	7	8	9	AB	R	H	RBI	BB	SO	LOB	TOP					
Brett Butler, L OBP: 0.381, SLG: 0.387 (1, 8)	F7		1B						K	5	2	2	0	0	2	0	Los Angeles Dodgers @ St. Louis Cardinals Busch Stadium, St. Louis, MO Fri Sep 15 1995, 7:05 PM CDT Att: 27,580 - Unknown - 83 F livebaseballscorecards.com					
Chad Fonville, S OBP: 0.338, SLG: 0.310 (1, 6)	G6-3		1B						1B	4	2	2	0	0	0	0						
Mike Piazza, R OBP: 0.410, SLG: 0.626 (1, 2)	P6		1B						F8	5	1	2	2	0	0	2						
Eric Karros, R OBP: 0.362, SLG: 0.531 (1, 3)		G6-3	1B						CS	5	0	3	3	0	0	0						
Raul Mondesi, R OBP: 0.335, SLG: 0.507 (1, 9)		K	1B						CS	3	1	1	1	0	1	1						
Delino DeShields, L OBP: 0.349, SLG: 0.366 (1, 4)			1B						HR	3	1	1	0	1	0	3						
Tim Wallach, R OBP: 0.339, SLG: 0.454 (1, 5)	G6-3								K	4	0	0	0	0	1	2						
Roberto Kelly, R OBP: 0.297, SLG: 0.348 Roger Cedeno, S OBP: 0.293, SLG: 0.270 (6, 7)			1B						1B	3	0	0	1	0	1	0						
Tom Candiotti, R OBP: 0.154, SLG: 0.115 Dave Harbo, L OBP: 0.268, SLG: 0.352 John Cummings, L Antonio Osuna, R Mark Guthrie, R Pedro Astacio, R Todd Worrell, R (1, 1)			1B						1B	3	0	0	0	0	1	1						
Inning Stats	R: 0 E: 0 K: 0 S: 6	H: 0 LOB: 0 BB: 0 P: 10	R: 0 E: 0 K: 1 S: 10	H: 0 LOB: 1 BB: 1 P: 18	R: 2 E: 0 K: 0 S: 14	H: 4 LOB: 3 BB: 0 P: 21	R: 0 E: 0 K: 2 S: 8	H: 0 LOB: 0 BB: 0 P: 11	R: 1 E: 0 K: 0 S: 6	H: 2 LOB: 1 BB: 0 P: 7	R: 1 E: 0 K: 1 S: 7	H: 1 LOB: 0 BB: 0 P: 12	R: 1 E: 0 K: 1 S: 9	H: 1 LOB: 0 BB: 0 P: 14	R: 1 E: 0 K: 2 S: 14	H: 2 LOB: 1 BB: 0 P: 25		R: 1 E: 0 K: 1 S: 11	H: 2 LOB: 0 BB: 0 P: 18	1B: 10 2B: 0 3B: 0 HR: 2	SF: 0 SAC: 1 DP: 1 HBP: 1	WP: 0 PB: 0 SB: 3 CS: 1
PITCHER	IP	WLS	BF	H	R	ER	SO	BB	IBB	HBP	BLK	WP	HR	S	P	ERA	WHIP					
Mike Morgan, R ERA: 3.57 Rich DeLuca, R ERA: 3.49 Tom Henke, R ERA: 1.76 (1, 1)	7.0		31	8	5	5	4	1	0	1	0	0	1	60	93	6.43	1.286					
PITCHER	IP	WLS	BF	H	R	ER	SO	BB	IBB	HBP	BLK	WP	HR	S	P	ERA	WHIP					
Todd Worrell, R ERA: 2.25 (9, 1)	1.0		4	1	0	0	1	0	0	0	0	0	0	8	11	13.50	1.500					

Batter	1	2	3	4	5	6	7	8	9	AB	R	H	RBI	BB	SO	LOB	BOTTOM				
Bernard Gilkey, R OBP: 0.366, SLG: 0.473 (1, 7)			L9							5	0	2	0	0	1	4	Los Angeles Dodgers @ St. Louis Cardinals Busch Stadium, St. Louis, MO Fri Sep 15 1995, 7:05 PM CDT Att: 27,580 - Unknown - 83 F livebaseballscorecards.com				
Ozzie Smith, S OBP: 0.287, SLG: 0.247 (1, 6)	K		G5-4-3						G6-3	5	0	0	0	0	1	3					
Ray Lankford, L OBP: 0.369, SLG: 0.532 (1, 8)									2B	4	1	3	1	1	1	0					
Brian Jordan, R OBP: 0.338, SLG: 0.480 (1, 9)	F7		1B						K	5	2	1	0	0	1	4					
John Mabry, L OBP: 0.348, SLG: 0.419 (1, 3)	L6		2B						G1-6-3	5	1	3	0	0	0	3					
Jose Oliva, R OBP: 0.207, SLG: 0.296 (1, 5)		G5-3							1B	4	1	1	2	0	0	2					
David Bell, R OBP: 0.282, SLG: 0.408 (1, 4)		G6-3							2B	4	1	1	2	0	1	2					
Scott Hemond, R OBP: 0.250, SLG: 0.245 Mark Swenseny, L OBP: 0.266, SLG: 0.410 Tom Henke, R (8, PH)		G6-3							1B	3	0	0	0	0	0	0					
Mike Morgan, R OBP: 0.111, SLG: 0.030 Allen Battie, R OBP: 0.305, SLG: 0.300 Rich DeLuca, R OBP: 0.275, SLG: 0.300 Scott Cooper, L OBP: 0.191, SLG: 0.344 (1, 1)			1B						1B	1	0	0	0	1	1	0					
Inning Stats	R: 0 E: 0 K: 1 S: 9	H: 1 LOB: 2 BB: 1 P: 19	R: 0 E: 0 K: 0 S: 5	H: 0 LOB: 0 BB: 0 P: 6	R: 0 E: 0 K: 0 S: 6	H: 0 LOB: 1 BB: 1 P: 11	R: 1 E: 0 K: 1 S: 10	H: 2 LOB: 1 BB: 0 P: 17	R: 0 E: 0 K: 0 S: 12	H: 3 LOB: 1 BB: 0 P: 16	R: 2 E: 1 K: 0 S: 12	H: 1 LOB: 1 BB: 0 P: 19	R: 3 E: 0 K: 2 S: 19	H: 4 LOB: 2 BB: 1 P: 32	R: 0 E: 0 K: 1 S: 12	H: 1 LOB: 1 BB: 0 P: 17		1B: 7 2B: 5 3B: 0 HR: 1	SF: 0 SAC: 0 DP: 1 HBP: 0	WP: 1 PB: 0 SB: 0 CS: 1	PA: 42
PITCHER	IP	WLS	BF	H	R	ER	SO	BB	IBB	HBP	BLK	WP	HR	S	P	ERA	WHIP				
Tom Candiotti, R ERA: 3.46 John Cummings, L ERA: 4.02 Antonio Osuna, R ERA: 4.23 Mark Guthrie, L ERA: 4.5 Pedro Astacio, R ERA: 4.18 (1, 1)	7.0		29	8	3	2	3	2	0	0	0	0	0	8	11	13.50	1.500				
PITCHER	IP	WLS	BF	H	R	ER	SO	BB	IBB	HBP	BLK	WP	HR	S	P	ERA	WHIP				
Todd Worrell, R ERA: 2.25 (9, 1)	1.0		4	1	0	0	1	0	0	0	0	0	0	8	11	13.50	1.500				


Batter	1	2	3	4	5	6	7	8	9	AB	R	H	RBI	BB	SO	LOB	TOP					
Brett Butler, L (1, 8) OBP: 0.381, SLG: 0.382	P6	G6-3				F9		K		2	1	0	0	2	0	1	Los Angeles Dodgers @ St. Louis Cardinals Busch Stadium, St. Louis, MO Sun Sep 17 1995, 3:33 AM CDT Att: 22,644 - Sunny - 76 F					
Roger Cedeno, S (8, PH) OBP: 0.286, SLG: 0.263										1	0	0	0	0	1	0						
Chad Fonville, S (1, 6) OBP: 0.333, SLG: 0.305	F9					G4-3		G4-3		5	0	0	0	0	0	4						
Mike Piazza, R (1, 2) OBP: 0.407, SLG: 0.625										5	1	2	1	0	1	1						
Eric Karros, R (1, 3) OBP: 0.364, SLG: 0.535	K									5	2	3	2	0	2	1						
Raul Mondesi, R (1, 9) OBP: 0.334, SLG: 0.507										5	2	2	0	0	0	1						
Delino DeShields, L (1, 4) OBP: 0.351, SLG: 0.366										3	2	1	1	2	1	1						
Tim Wallach, R (1, 5) OBP: 0.298, SLG: 0.457										3	0	1	2	0	1	1						
Mike Busch, R (8, 5) OBP: 0.200, SLG: 0.600	G6-3									0	0	0	0	0	0	0						
Roberto Kelly, R (1, 7) OBP: 0.298, SLG: 0.349										3	0	1	2	0	1	1						
Todd Hollandsworth, L (7, 7) OBP: 0.308, SLG: 0.417										0	0	0	0	0	0	0						
Ismael Valdez, R (1, 1) OBP: 0.105, SLG: 0.089										3	0	1	0	0	2	1						
Inning Stats	R: 0 H: 1 E: 0 K: 1 S: 11	H: 1 LOB: 0 BB: 0 P: 17	R: 2 H: 3 E: 0 K: 0 S: 16	H: 3 LOB: 1 BB: 0 P: 24	R: 0 H: 0 E: 0 K: 2 S: 10	H: 0 LOB: 0 BB: 0 P: 15	R: 1 H: 2 E: 0 K: 0 S: 15	H: 2 LOB: 3 BB: 2 P: 27	R: 3 H: 3 E: 0 K: 1 S: 16	H: 3 LOB: 1 BB: 1 P: 23	R: 2 H: 1 E: 0 K: 0 S: 10	H: 1 LOB: 0 BB: 0 P: 19	R: 0 H: 0 E: 0 K: 3 S: 9	H: 0 LOB: 0 BB: 0 P: 14	R: 0 H: 0 E: 0 K: 2 S: 9	H: 0 LOB: 0 BB: 0 P: 10	R: 0 H: 1 E: 0 K: 0 S: 11	H: 1 LOB: 1 BB: 0 P: 15	1B: 7 2B: 1 3B: 1 HR: 2	SF: 2 SAC: 1 DP: 0 HBP: 0	WP: 0 PB: 0 SB: 3 CS: 0	PA: 42
PITCHER	IP WLS BF H R ER SO BB IBB HBP BLK WP HR S P ERA WHIP																					
Allen Watson, L (1, 1) ERA: 5.24	4.0 L 22 8 5 5 3 2 0 0 0 0 0 1 54 85 11.25 2.500																					
Brian Barber, R (5, 1) ERA: 4.01	2.0 10 2 3 3 1 2 0 0 0 0 0 1 24 40 13.50 2.000																					
Cory Bailey, R (7, 1) ERA:	1.0 3 0 0 0 3 0 0 0 0 0 0 0 9 14 0.00 0.000																					
Doug Creek, L (8, 1) ERA:	1.0 3 0 0 0 2 0 0 0 0 0 0 0 9 10 0.00 0.000																					
John Frascatore, R (9, 1) ERA: 4.67	1.0 4 1 0 0 0 0 0 0 0 0 0 0 11 15 0.00 1.000																					
Batter	1	2	3	4	5	6	7	8	9	AB	R	H	RBI	BB	SO	LOB	BOTTOM					
Bernard Gilkey, R (1, 7) OBP: 0.368, SLG: 0.476	G4-3									4	0	1	0	0	1	1	Los Angeles Dodgers @ St. Louis Cardinals Busch Stadium, St. Louis, MO Sun Sep 17 1995, 3:33 AM CDT Att: 22,644 - Sunny - 76 F					
Ozzie Smith, S (1, 6) OBP: 0.280, SLG: 0.240	F9									4	0	0	0	0	0	1						
Ray Lankford, L (1, 8) OBP: 0.366, SLG: 0.526	F8									3	0	0	0	0	1	0						
Brian Jordan, R (1, 9) OBP: 0.339, SLG: 0.492										3	0	0	0	0	2	0						
Doug Creek, L (8, 1) John Frascatore, R (9, 1)										0	0	0	0	0	0	0						
John Mabry, L (1, 3) OBP: 0.344, SLG: 0.414										3	0	0	0	0	0	0						
Jose Oliva, R (1, 5) OBP: 0.205, SLG: 0.285										3	0	0	0	0	3	0						
David Bell, R (1, 4) OBP: 0.273, SLG: 0.385										3	0	0	0	0	1	0						
Scott Hemond, R (1, 2) OBP: 0.252, SLG: 0.248										3	0	1	0	0	0	0						
Allen Watson, L (1, 1) OBP: 0.424, SLG: 0.531										0	0	0	0	0	0	0						
Brian Barber, R (5, 1) OBP: 0.222, SLG: 0.125										0	0	0	0	0	0	0						
Terry Bradshaw, L (6, PH) OBP: 0.222, SLG: 0.192										1	0	0	0	0	1	0						
Cory Bailey, R (7, 1) Ray Giannelli, L (8, 3)										0	0	0	0	0	0	0						
Inning Stats	R: 0 H: 0 E: 0 K: 0 S: 7	H: 0 LOB: 0 BB: 0 P: 12	R: 0 H: 0 E: 0 K: 2 S: 7	H: 0 LOB: 0 BB: 0 P: 10	R: 0 H: 1 E: 0 K: 1 S: 9	H: 1 LOB: 1 BB: 0 P: 14	R: 0 H: 0 E: 0 K: 0 S: 4	H: 0 LOB: 0 BB: 0 P: 9	R: 0 H: 0 E: 0 K: 1 S: 6	H: 0 LOB: 0 BB: 0 P: 9	R: 0 H: 1 E: 0 K: 1 S: 12	H: 1 LOB: 1 BB: 0 P: 15	R: 0 H: 0 E: 0 K: 2 S: 8	H: 0 LOB: 0 BB: 0 P: 8	R: 0 H: 0 E: 0 K: 2 S: 10	H: 0 LOB: 0 BB: 0 P: 12	R: 0 H: 0 E: 0 K: 0 S: 8	H: 0 LOB: 0 BB: 0 P: 15	1B: 2 2B: 0 3B: 0 HR: 0	SF: 0 SAC: 1 DP: 0 HBP: 0	WP: 0 PB: 0 SB: 0 CS: 0	PA: 29
PITCHER	IP WLS BF H R ER SO BB IBB HBP BLK WP HR S P ERA WHIP																					
Ismael Valdez, R (1, 1) ERA: 3.02	9.0 W 29 2 0 0 9 0 0 0 0 0 0 0 71 104 0.00 0.222																					

Batter	1	2	3	4	5	6	7	8	9	AB	R	H	RBI	BB	SO	LOB	TOP				
Bernard Gilkey, R OBP: 0.366, SLG: 0.473	1-3 K	0-1 1B		0-1 FC6-4		0-0 G6-3		1-1 G6-4-3		5	0	1	0	0	1	2					
José Oquendo, S OBP: 0.328, SLG: 0.314	0-0 1B	0-2 1B			2-1 1B	1-2 F7			0-0 FC6-4	5	2	4	0	0	0	0					
Ray Lankford, L OBP: 0.364, SLG: 0.521	2-2 FC3	1-1 P5			4-2 1B	1-3 K			2-2 FC6-4	4	1	0	0	1	1	5					
Brian Jordan, R OBP: 0.340, SLG: 0.490	2-1 1B		0-2 G4-3		2-1 1B		1-1 G6-3		2-2 F9	4	1	1	1	0	0	1					
John Mabry, L OBP: 0.342, SLG: 0.411	0-3 K		0-1 P7		0-1 1B		0-0 F8		3-2 G3	5	0	1	1	0	1	3					
Jose Oliva, R OBP: 0.206, SLG: 0.280	0-1 L8		1-2 G4-3		1-2 K		4-2 FC5-4			3	0	0	0	1	1	5					
David Bell, R OBP: 0.281, SLG: 0.389		0-3 K		0-0 FC1-6		0-0 1B		0-2 FC5-4		4	0	2	1	0	1	1					
Scott Hemond, R OBP: 0.244, SLG: 0.241		1-1 F8		1-3 K		0-1 SF8		1-3 K		3	0	0	1	0	2	1					
Donovan Osborne, S OBP: 0.256, SLG: 0.276		4-0 1B		2-1 FC1-6		0-0 F9		2-1 G6-4-3		2	0	0	0	1	0	3					
Rich Daluca, R OBP: 0.273, SLG: 0.200										0	0	0	0	0	0	0					
Ray Gattuso, L OBP: 0.333, SLG: 0.333										1	0	0	0	0	0	0					
Tony Fossas, L ERA: 1.51										0	0	0	0	0	0	0					
Jeff Parrett, R OBP: 0.350, SLG: 0.500										0	0	0	0	0	0	0					
T.J. Mathews, R ERA: 1.33										0	0	0	0	0	0	0					
Inning Stats	R: 1 E: 1 K: 2 S: 14	H: 2 LOB: 2 BB: 0 P: 19	R: 0 E: 0 K: 1 S: 12	H: 2 LOB: 3 BB: 1 P: 18	R: 0 E: 0 K: 0 S: 8	H: 0 LOB: 0 BB: 0 P: 9	R: 0 E: 0 K: 1 S: 10	H: 1 LOB: 1 BB: 0 P: 12	R: 3 E: 0 K: 1 S: 15	H: 3 LOB: 2 BB: 1 P: 24	R: 0 E: 0 K: 1 S: 7	H: 0 LOB: 1 BB: 1 P: 15	R: 0 E: 0 K: 1 S: 7	H: 1 LOB: 0 BB: 0 P: 11	R: 0 E: 0 K: 0 S: 12	H: 1 LOB: 1 BB: 0 P: 19	1B: 10 2B: 0 3B: 0 HR: 0	SF: 1 SAC: 0 DP: 1 HBP: 1	WP: 0 PB: 0 SB: 1 CS: 0	PA: 41	
PITCHER	IP	WLS	BF	H	R	ER	SO	BB	IBB	HBP	BLK	WP	HR	S	P	ERA	WHIP				
Esteban Loaiza, R ERA: 5.26	(1, 1)	6.0	L	30	8	4	3	6	2	0	1	0	0	0	66	91	4.50	1.667			
Jeff McCurry, R ERA: 5.23	(7, 1)	1.0		4	0	0	0	0	1	0	0	0	0	0	10	15	0.00	1.000			
Ramon Morel, R ERA: 1.04	(8, 1)	1.0		3	1	0	0	1	0	0	0	0	0	7	11	0.00	1.000				
Lee Hancock, L ERA: 1.04	(9, 1)	1.0		4	1	0	0	0	0	0	0	0	0	12	19	0.00	1.000				

St. Louis Cardinals @ Pittsburgh Pirates
Three Rivers Stadium, Pittsburgh, PA
Mon Sep 18 1995, 7:05 PM EDT
Att: 8,858 - Unknown - 62 F

livebaseballscores.com

AB 36
R 4
H 10
RBI 4
BB 3
SO 7
LOB 21





Batter	1	2	3	4	5	6	7	8	9	AB	R	H	RBI	BB	SO	LOB	BOTTOM					
Jacob Brumfield, R OBP: 0.345, SLG: 0.380	1-1 F9		0-1 F7			2-1 1B	3-3 K			4	0	1	0	0	1	1						
Jay Bell, R OBP: 0.336, SLG: 0.393	2-1 L6			2-2 F8		3-2 F8	1-1 G6-3			4	0	0	0	0	0	3						
Orlando Merced, S OBP: 0.361, SLG: 0.480	1-0 G4-3			2-2 P5		4-2 BB		3-3 K		3	0	0	0	1	1	0						
Rich Aude, R OBP: 0.283, SLG: 0.372		1-3 K		3-1 G4-3		3-3 K		4-0 G6-3		3	0	0	0	0	2	3						
Al Martin, L OBP: 0.346, SLG: 0.429										0	0	0	0	1	0	0						
Steve Pagues, R OBP: 0.266, SLG: 0.406		2-1 1B			0-0 F9	0-0 P3		1-0 G6-3		3	0	1	0	0	0	3						
Dave Clark, L OBP: 0.374, SLG: 0.414										1	0	0	0	0	0	1						
Don Slaught, R OBP: 0.376, SLG: 0.387		1-2 F8			2-3 K		1-2 2B		1-1 G4-3	4	1	1	0	0	1	1						
Carlos Garcia, R OBP: 0.345, SLG: 0.424			0-3 K		3-2 1B		0-0 2B	2-2 G6-3		4	1	2	0	0	1	1						
Kevin Young, R OBP: 0.271, SLG: 0.394			0-3 K		1-3 K		1-3 K		1-3 K	4	0	0	0	0	4	3						
Esteban Loaiza, R OBP: 0.176, SLG: 0.184										1	0	0	0	0	0	0						
John Wettink, R OBP: 0.309, SLG: 0.307										0	0	0	0	0	0	0						
Jeff McCurry, R ERA: 1.51										0	0	0	0	0	0	0						
Nelson Lirio, S OBP: 0.345, SLG: 0.408										1	0	1	1	0	0	0						
Ramon Morel, R ERA: 1.04										0	0	0	0	0	0	0						
Lee Hancock, L ERA: 1.33										0	0	0	0	0	0	0						
Inning Stats	R: 0 E: 0 K: 0 S: 5	H: 0 LOB: 0 BB: 0 P: 9	R: 0 E: 0 K: 2 S: 12	H: 1 LOB: 1 BB: 0 P: 16	R: 0 E: 0 K: 1 S: 8	H: 0 LOB: 0 BB: 0 P: 9	R: 0 E: 0 K: 0 S: 9	H: 0 LOB: 0 BB: 0 P: 16	R: 0 E: 0 K: 2 S: 13	H: 1 LOB: 1 BB: 0 P: 19	R: 0 E: 0 K: 1 S: 17	H: 1 LOB: 3 BB: 2 P: 33	R: 2 E: 0 K: 2 S: 13	H: 3 LOB: 1 BB: 0 P: 19	R: 0 E: 0 K: 1 S: 5	H: 0 LOB: 0 BB: 1 P: 13	R: 0 E: 0 K: 1 S: 9	H: 0 LOB: 0 BB: 0 P: 13	1B: 5 2B: 1 3B: 0 HR: 0	SF: 0 SAC: 0 DP: 1 HBP: 0	WP: 0 PB: 1 SB: 0 CS: 0	PA: 35
PITCHER	IP	WLS	BF	H	R	ER	SO	BB	IBB	HBP	BLK	WP	HR	S	P	ERA	WHIP					
Donovan Osborne, L ERA: 4.17	(1, 1)	6.0	W	25	5	2	1	6	2	0	0	0	0	0	68	107	1.50	1.167				
Rich Daluca, R ERA: 3.44	(7, 1)	1.0		4	1	0	0	2	0	0	0	0	0	9	14	0.00	1.000					
Tony Fossas, L ERA: 1.51	(8, 1)	0.1		1	0	0	0	1	0	0	0	0	0	4	7	0.00	0.000					
Jeff Parrett, R ERA: 3.73	(8, 1)	0.2		2	0	0	0	0	1	0	0	0	0	1	6	0.00	1.500					
T.J. Mathews, R ERA: 1.33	(9, 1)	1.0	S	3	0	0	0	1	0	0	0	0	0	9	13	0.00	0.000					


St. Louis Cardinals @ Pittsburgh Pirates
Three Rivers Stadium, Pittsburgh, PA
Mon Sep 18 1995, 7:05 PM EDT
Att: 8,858 - Unknown - 62 F

livebaseballscores.com

AB 32
R 2
H 6
RBI 1
BB 3
SO 10
LOB 16



Batter	1	2	3	4	5	6	7	8	9	AB	R	H	RBI	BB	SO	LOB	TOP					
Bernard Gilkey, R (1, 7) OBP: 0.365, SLG: 0.477 Doug Creek, L (8, 1)	G5-3		HR			P6		P5		4	1	1	1	0	0	2	St. Louis Cardinals @ Pittsburgh Pirates Three Rivers Stadium, Pittsburgh, PA Tue Sep 19 1995, 7:05 PM EDT Att. 9,196 - Unknown - 78 F AB 30 R 1 H 7 RBI 1 BB 2 SO 4 LOB 11 					
Tripp Cromer, R (1, 6) OBP: 0.247, SLG: 0.313	P3		K			K		G5-4-3		4	0	0	0	0	2	2						
John Mabry, L (1, 9) OBP: 0.341, SLG: 0.412	2B				G6-3			G6-3		4	0	1	0	0	0	1						
Ray Lankford, L (1, 8) OBP: 0.364, SLG: 0.519 Allen Battle, R (7, 8) OBP: 0.350, SLG: 0.309	K				K			G6-4-3	BB	2	0	0	0	1	2	1						
Mark Sweeney, L (1, 3)	G6-3				P6			G6-4-3	BB	1	0	1	0	0	0	0						
David Bell, R (1, 5) OBP: 0.291, SLG: 0.396	F8					G5-4-3	1B		WP	1B	3	0	2	0	0	0						
Danny Sheaffer, R (1, 2) OBP: 0.315, SLG: 0.367	G6-3					G5-4-3	1B		WP	1B	3	0	1	0	0	1						
José Oquendo, S (1, 4) OBP: 0.324, SLG: 0.310			G4-3			G6-3		G6-3		3	0	0	0	0	0	2						
Alan Benes, R (1, 1) Cory Bailey, R (5, 1) Tom Urbani, L (5, 1) Terry Bradshaw, R (6, PH) John Frascatore, R (6, 1) Ray Giannelli, L (6, PH)	G6-3								G5-4-3	BB	1	0	0	0	0	0						
Inning Stats	R: 0 E: 0 K: 1 S: 7	H: 1 LOB: 1 BB: 0 P: 12	R: 0 E: 0 K: 0 S: 5	H: 0 LOB: 0 BB: 0 P: 7	R: 1 E: 0 K: 1 S: 6	H: 1 LOB: 0 BB: 0 P: 10	R: 0 E: 0 K: 1 S: 7	H: 0 LOB: 0 BB: 0 P: 10	R: 0 E: 0 K: 0 S: 3	H: 1 LOB: 1 BB: 0 P: 5	R: 0 E: 0 K: 1 S: 10	H: 0 LOB: 1 BB: 0 P: 13	R: 0 E: 0 K: 0 S: 9	H: 2 LOB: 2 BB: 1 P: 18	R: 0 E: 0 K: 0 S: 7	H: 0 LOB: 0 BB: 1 P: 13		R: 0 E: 0 K: 0 S: 5	H: 1 LOB: 0 BB: 0 P: 7	1B: 4 2B: 2 3B: 0 HR: 1	SF: 0 SAC: 0 DP: 4 HBP: 0	WP: 1 PB: 0 SB: 0 CS: 0
PITCHER Paul Wagner, R (1, 1) ERA: 4.82	IP: 9.0 WLS: W BF: 32 H: 7 R: 1 ER: 1 SO: 4 BB: 2 IBB: 0 HBP: 0 BLK: 0 WP: 1 HR: 1 S: 59 P: 95 ERA: 1.00 WHIP: 1.000											PITCHER	IP: 9.0 WLS: W BF: 32 H: 7 R: 1 ER: 1 SO: 4 BB: 2 IBB: 0 HBP: 0 BLK: 0 WP: 1 HR: 1 S: 59 P: 95 ERA: 1.00 WHIP: 1.000									

Batter	1	2	3	4	5	6	7	8	9	AB	R	H	RBI	BB	SO	LOB	BOTTOM			
Jacob Brumfield, R (1, 8) OBP: 0.344, SLG: 0.379 John Wehner, R (5, FR) OBP: 0.364, SLG: 0.374	G5-3		E4	P3	E5					4	0	1	1	0	0	0	St. Louis Cardinals @ Pittsburgh Pirates Three Rivers Stadium, Pittsburgh, PA Tue Sep 19 1995, 7:05 PM EDT Att. 9,196 - Unknown - 78 F AB 38 R 12 H 14 RBI 11 BB 5 SO 7 LOB 22 			
Al Martin, L (1, 7) OBP: 0.353, SLG: 0.444	1B						F8			5	2	4	3	0	0	2				
Orlando Merced, S (1, 3) OBP: 0.366, SLG: 0.483	1B		F8							5	1	4	1	0	0	2				
Jeff King, R (1, 5) OBP: 0.340, SLG: 0.464 Freddy Garcia, R (8, 5) OBP: 0.246, SLG: 0.193	K		G3-1				SF8			2	1	0	1	2	1	4				
Dave Clark, L (1, 9) OBP: 0.374, SLG: 0.410	G3			HR			F5			4	2	1	0	0	1	6				
Jay Bell, R (1, 6) OBP: 0.336, SLG: 0.398	K			HR	L4	G5-3				4	1	1	2	1	1	3				
Carlos Garcia, R (1, 4) OBP: 0.343, SLG: 0.430	F9			HR	G1-6-3	G6-3		F8		5	1	1	2	0	0	3				
2 Angelo Encarnacion, R (1, 2) OBP: 0.288, SLG: 0.314	K			HR	K	G6-3		F9		4	1	0	0	1	2	1				
Paul Wagner, R (1, 1) OBP: 0.262, SLG: 0.211			K	F8				K		4	2	1	1	1	2	1				
Inning Stats	R: 0 E: 0 K: 1 S: 13	H: 2 LOB: 2 BB: 0 P: 20	R: 0 E: 0 K: 2 S: 9	H: 0 LOB: 0 BB: 0 P: 12	R: 0 E: 1 K: 1 S: 14	H: 1 LOB: 2 BB: 0 P: 17	R: 3 E: 0 K: 1 S: 12	H: 2 LOB: 0 BB: 0 P: 17	R: 0 E: 0 K: 0 S: 6	H: 0 LOB: 0 BB: 0 P: 10	R: 1 E: 0 K: 0 S: 13	H: 3 LOB: 2 BB: 0 P: 21	R: 0 E: 0 K: 1 S: 10	H: 0 LOB: 1 BB: 1 P: 18	R: 0 E: 0 K: 1 S: 10	H: 0 LOB: 1 BB: 1 P: 18		1B: 10 2B: 1 3B: 0 HR: 3	SF: 1 SAC: 0 DP: 0 HBP: 1	WP: 1 PB: 0 SB: 0 CS: 0
PITCHER Alan Benes, R (1, 1) ERA: 15.75 Cory Bailey, R (5, 1) ERA: 16.2 Tom Urbani, L (5, 1) ERA: 3.75 John Frascatore, R (6, 1) ERA: 4.66 Doug Creek, L (8, 1) ERA:	IP: 4.0 WLS: L BF: 23 H: 8 R: 7 ER: 7 SO: 5 BB: 1 IBB: 0 HBP: 1 BLK: 0 WP: 0 HR: 2 S: 51 P: 76 ERA: 15.75 WHIP: 2.250											PITCHER	IP: 4.0 WLS: L BF: 23 H: 8 R: 7 ER: 7 SO: 5 BB: 1 IBB: 0 HBP: 1 BLK: 0 WP: 0 HR: 2 S: 51 P: 76 ERA: 15.75 WHIP: 2.250							

Batter	1	2	3	4	5	6	7	8	9	AB	R	H	RBI	BB	SO	LOB	TOP								
Bernard Gilkey, R (1, 7) OBP: 0.365, SLG: 0.482	F9		F9		L8		F8			4	0	0	0	0	0	2	St. Louis Cardinals @ Houston Astros Astrodome, Houston, TX Fri Sep 22 1995, 8:05 PM EDT Att: 28,116 - Dome - 70 F								
José Oquendo, S (1, 6) OBP: 0.321, SLG: 0.306	F8		F7			HR	P2			4	1	1	0	0	0	1									
Ray Lankford, L (1, 8) OBP: 0.363, SLG: 0.521	G4-3			G4-3		HR		F7		4	1	1	2	0	0	0									
Brian Jordan, R (1, 9) OBP: 0.343, SLG: 0.490		CS		G6-3		HR	CS			2	0	1	0	2	0	0									
John Mabry, L (1, 3) OBP: 0.341, SLG: 0.410	2B			WP		BB		F8		4	1	2	0	0	0	2									
David Bell, R (1, 4) OBP: 0.288, SLG: 0.395	F9			K						4	0	0	0	0	1	3									
Scott Cooper, L (1, 5) OBP: 0.322, SLG: 0.304										4	0	1	1	0	2	1									
Danny Sheaffer, R (1, 2) OBP: 0.313, SLG: 0.362	G5-3			G4-3						4	0	0	0	0	1	1									
Allen Watson, L (1, 1) OBP: 0.444, SLG: 0.529			G6-3							2	0	1	0	1	0	0									
Tom Henke, R (9, 1)										0	0	0	0	0	0	0									
Inning Stats	R: 0 E: 0 K: 0 S: 7	H: 0 LOB: 0 BB: 0 P: 11	R: 1 E: 0 K: 0 S: 9	H: 3 LOB: 1 BB: 0 P: 12	R: 0 E: 0 K: 0 S: 6	H: 0 LOB: 0 BB: 0 P: 12	R: 0 E: 0 K: 1 S: 10	H: 1 LOB: 1 BB: 0 P: 13	R: 0 E: 0 K: 1 S: 10	H: 1 LOB: 1 BB: 0 P: 14	R: 2 E: 0 K: 1 S: 17	H: 2 LOB: 1 BB: 1 P: 27	R: 0 E: 0 K: 1 S: 9	H: 0 LOB: 1 BB: 1 P: 14	R: 0 E: 0 K: 0 S: 11	H: 0 LOB: 0 BB: 1 P: 20	R: 0 E: 0 K: 0 S: 4	H: 0 LOB: 0 BB: 0 P: 4	1B: 5 2B: 1 3B: 0 HR: 1	SF: 0 SAC: 0 DP: 0 HBP: 0	WP: 1 PB: 0 SB: 0 CS: 2	PA: 35			
PITCHER	IP	WLS	BF	H	R	ER	SO	BB	IBB	HBP	BLK	WP	HR	S	P	ERA	WHIP								
Doug Drabek, R (1, 1) ERA: 4.7	6.0	L	25	7	3	3	3	1	0	0	0	1	1	59	89	4.50	1.333								
Jeff Tabaka, L (7, 1) ERA: 2.73	2.0		7	0	0	0	1	2	0	0	0	0	0	20	34	0.00	1.000								
Doug Brocail, R (9, 1) ERA: 4.33	1.0		3	0	0	0	0	0	0	0	0	0	0	4	4	0.00	0.000								

Batter	1	2	3	4	5	6	7	8	9	AB	R	H	RBI	BB	SO	LOB	BOTTOM								
John Cangelosi, S (1, 8) OBP: 0.468, SLG: 0.398	F8		G5-3			G4-3				4	0	0	0	0	1	1	St. Louis Cardinals @ Houston Astros Astrodome, Houston, TX Fri Sep 22 1995, 8:05 PM EDT Att: 28,116 - Dome - 70 F								
Craig Biggio, R (1, 4) OBP: 0.399, SLG: 0.473	G5-3			F7		5B				3	0	0	0	1	1	0									
5 Jeff Bagwell, R (1, 3) OBP: 0.391, SLG: 0.477	F9			F8		1B				4	0	1	0	0	0	0									
Mike Simms, R (1, 9) OBP: 0.336, SLG: 0.528		G6-3		F6		F9				3	0	0	0	0	0	2									
Derrick May, L (9, PH) OBP: 0.327, SLG: 0.407										1	0	0	0	0	1	0									
Craig Shipley, R (1, 5) OBP: 0.291, SLG: 0.352		G6-3				1B				3	0	1	0	0	0	0									
James Mouton, R (1, 7) OBP: 0.326, SLG: 0.373		G6-3				1B				3	0	1	0	0	0	0									
Ricky Gutierrez, R (1, 6) OBP: 0.309, SLG: 0.303										3	0	0	0	0	2	2									
Pat Borders, R (1, 2) OBP: 0.246, SLG: 0.331										3	0	0	0	0	0	2									
Doug Drabek, R (1, 1) OBP: 0.267, SLG: 0.293										1	0	1	0	0	0	0									
Andy Stankiewicz, R (6, PH) OBP: 0.309, SLG: 0.159										1	0	0	0	0	1	0									
Jeff Tabaka, R (7, 1)										0	0	0	0	0	0	0									
Dave Hajek, R (8, PH)										1	0	0	0	0	0	0									
Doug Brocail, L (9, 1) OBP: 0.250, SLG: 0.375										0	0	0	0	0	0	0									
Inning Stats	R: 0 E: 0 K: 0 S: 6	H: 0 LOB: 0 BB: 0 P: 11	R: 0 E: 0 K: 0 S: 6	H: 0 LOB: 0 BB: 0 P: 9	R: 0 E: 0 K: 1 S: 8	H: 1 LOB: 1 BB: 0 P: 13	R: 0 E: 0 K: 0 S: 8	H: 0 LOB: 0 BB: 0 P: 12	R: 0 E: 0 K: 1 S: 8	H: 2 LOB: 1 BB: 0 P: 12	R: 0 E: 0 K: 1 S: 10	H: 1 LOB: 2 BB: 1 P: 17	R: 0 E: 0 K: 0 S: 6	H: 0 LOB: 0 BB: 0 P: 12	R: 0 E: 0 K: 1 S: 5	H: 0 LOB: 0 BB: 0 P: 8	R: 0 E: 0 K: 2 S: 10	H: 0 LOB: 0 BB: 0 P: 16	1B: 3 2B: 1 3B: 0 HR: 0	SF: 0 SAC: 0 DP: 1 HBP: 0	WP: 0 PB: 0 SB: 0 CS: 0	PA: 31			
PITCHER	IP	WLS	BF	H	R	ER	SO	BB	IBB	HBP	BLK	WP	HR	S	P	ERA	WHIP								
Allen Watson, L (1, 1) ERA: 4.86	8.0	W	28	4	0	0	4	1	0	0	0	0	0	57	94	0.00	0.625								
Tom Henke, R (9, 1) ERA: 1.87	1.0	S	3	0	0	0	2	0	0	0	0	0	0	10	16	0.00	0.000								

AB 32
R 3
H 7
RBI 3
BB 3
SO 4
LOB 10



AB 30
R 0
H 4
RBI 0
BB 1
SO 6
LOB 7



Batter	1	2	3	4	5	6	7	8	9	AB	R	H	RBI	BB	SO	LOB	TOP
Bernard Gilkey, R (1, 7) OBP: 0.365, SLG: 0.484	1-1 G3 1B SF8	0-0 FC5-4			2-3 K		0-0 FC5-4		0-1 2B	5	1	2	2	0	1	3	
Tripp Cromer, R (1, 6) OBP: 0.250, SLG: 0.315	1-1 G3 1B		1-2 G3-1			0-0 1B 1B			3-3 K	4	0	2	0	0	1	0	
Terry Bradshaw, L (9, PH) OBP: 0.265, SLG: 0.333	1-2 G3 1B								1-2 P3	1	0	0	0	0	0	1	
Ray Lankford, L (1, 8) OBP: 0.361, SLG: 0.516	1-1 G3		0-0 F9			1-2 F8		2-3 K		4	0	0	0	0	1	3	
Brian Jordan, R (1, 9) OBP: 0.343, SLG: 0.489	3-1 SF8		0-0 G1-3			0-0 L7		2-2 FC5-4 1B		3	0	1	1	0	0	1	
John Mabry, L (1, 3) OBP: 0.340, SLG: 0.408	2-3 K			2-2 L1		2-1 FC5-4 1B		0-0 FC5-4		4	0	1	0	0	1	2	
David Bell, R (1, 4) OBP: 0.287, SLG: 0.390		0-2 F8 1B		1-1 G4-3		2-1 FC5-4		2-3 K		4	0	1	0	0	1	2	
Scott Cooper, L (1, 5) OBP: 0.324, SLG: 0.306		2-1 FC5-4 1B		2-2 L7				0-1 G6-3		4	1	2	0	0	0	0	
Danny Sheaffer, R (1, 2) OBP: 0.307, SLG: 0.354		0-2 F8		1-0 P3		2-0 F8		0-3 K		4	0	0	0	0	1	3	
Mark Petkovsek, R (1, 1) OBP: 0.196, SLG: 0.081		0-2 B5		1-1 F9		4-2 FC5-4 BB		0-0 2B 1B		2	0	0	0	0	0	2	
Donne Wall, R (1, 1) ERA: 4.09	IP: 6.0 WLS: W BF: 24 H: 6 R: 1 ER: 1 SO: 2 BB: 0 IBB: 0 HBP: 0 BLK: 0 WP: 0 HR: 0 S: 56 P: 81 ERA: 1.50 WHIP: 1.000																WP: 0 PA: 38
Dave Veres, R (7, 1) ERA: 2.33	IP: 2.0 WLS: 8 BF: 1 H: 0 R: 0 ER: 0 SO: 2 BB: 1 IBB: 0 HBP: 0 BLK: 0 WP: 0 HR: 0 S: 16 P: 24 ERA: 0.00 WHIP: 1.000																
Mike Henneman, R (9, 1) ERA: 1.93	IP: 1.0 WLS: 6 BF: 3 H: 2 R: 2 ER: 2 SO: 2 BB: 0 IBB: 0 HBP: 0 BLK: 0 WP: 0 HR: 0 S: 12 P: 14 ERA: 18.00 WHIP: 3.000																

St. Louis Cardinals @ Houston Astros
Astrodome, Houston, TX
Sat Sep 23 1995, 8:05 PM EDT
Att: 23,669 - Unknown - 72 F

AB 36
R 3
H 10
RBI 3
BB 1
SO 6
LOB 17



Batter	1	2	3	4	5	6	7	8	9	AB	R	H	RBI	BB	SO	LOB	BOTTOM
John Cangelosi, S (1, 8) OBP: 0.466, SLG: 0.406	2-2 G6-3	1-3 K			1-2 FC4 3B	2-3 K		4-1 G5-3 BB		4	1	1	0	1	2	1	
Craig Biggio, R (1, 4) OBP: 0.401, SLG: 0.472	1-1 5 1B		0-3 K		3-1 FC4 2B G4-3	4-0 BB		4-1 5 G5-3 BB		3	2	1	1	2	1	0	
5 Jeff Bagwell, R (1, 3) OBP: 0.391, SLG: 0.478	3-2 BB 1B		3-1 G4-3		3-1 G4-3 SF8 2B	1-1 L6		1-2 G5-3		5	2	2	1	0	0	4	
Derrick May, L (1, 7) OBP: 0.325, SLG: 0.401	4-1 BB 1B		1-0 G4-3		1-1 G4-3		2-3 K	0-0 G4-3		4	0	0	1	1	1	3	
Dave Magadan, L (1, 5) OBP: 0.324, SLG: 0.396	3-1 E9 1B			2-1 G1-3	1-2 SF8		2-2 G6-3			3	0	1	2	0	0	0	
Milt Thompson, L (1, 9) OBP: 0.290, SLG: 0.315	1-3 K			1-1 G4-3 2B	0-0 K		0-1 P4			3	0	2	0	0	1	2	
James Mouton, R (7, PH) OBP: 0.325, SLG: 0.372										1	0	0	0	0	0	0	
Rick Wilkins, L (1, 2) OBP: 0.345, SLG: 0.301	3-2 G4-3			3-1 G4-3	3-2 F7		1-2 G3			4	0	0	0	0	0	4	
Ricky Gutierrez, R (1, 6) OBP: 0.308, SLG: 0.296		0-0 G4-3		4-0 IBB	1-0 P4		1-2 E5 HR			3	1	0	0	1	0	0	
Donne Wall, R (1, 1) ERA: 3.92	IP: 4.2 WLS: L BF: 24 H: 7 R: 5 ER: 5 SO: 4 BB: 1 IBB: 0 HBP: 0 BLK: 0 WP: 0 HR: 0 S: 42 P: 53 ERA: 9.64 WHIP: 1.714																WP: 0 PA: 40
Doug Creek, L (5, 1) ERA: 4.6	IP: 1.0 WLS: 4 BF: 0 H: 0 R: 0 ER: 0 SO: 1 BB: 1 IBB: 0 HBP: 0 BLK: 0 WP: 0 HR: 0 S: 5 P: 9 ERA: 0.00 WHIP: 1.000																
John Frascatore, R (6, 1) ERA: 4.6	IP: 0.1 WLS: 2 BF: 0 H: 0 R: 0 ER: 0 SO: 0 BB: 1 IBB: 0 HBP: 0 BLK: 0 WP: 0 HR: 0 S: 2 P: 7 ERA: 0.00 WHIP: 3.000																
Tom Urbani, L (7, 1) ERA: 3.7	IP: 1.0 WLS: 3 BF: 0 H: 0 R: 0 ER: 0 SO: 1 BB: 0 IBB: 0 HBP: 0 BLK: 0 WP: 0 HR: 0 S: 11 P: 15 ERA: 0.00 WHIP: 0.000																
T.J. Mathews, R (8, 1) ERA: 1.63	IP: 0.2 WLS: 6 BF: 1 H: 2 R: 1 ER: 1 SO: 0 BB: 2 IBB: 0 HBP: 0 BLK: 0 WP: 0 HR: 1 S: 7 P: 31 ERA: 0.00 WHIP: 0.000																

St. Louis Cardinals @ Houston Astros
Astrodome, Houston, TX
Sat Sep 23 1995, 8:05 PM EDT
Att: 23,669 - Unknown - 72 F


AB 33
R 7
H 8
RBI 7
BB 6
SO 6
LOB 16



Batter	1	2	3	4	5	6	7	8	9	10	AB	R	H	RBI	BB	SO	LOB	TOP							
Allen Battle, R <small>OBP: 0.357, SLG: 0.307</small> Ray Lankford, L <small>OBP: 0.260, SLG: 0.515</small> Rich DeLucia, R <small>OBP: 0.273, SLG: 0.200</small>	 <small>1B</small>	 <small>FC6-4</small>			 <small>F8</small>			 <small>K</small>		 <small>K</small>	4	0	1	0	0	1	4								
Tripp Cromer, R <small>OBP: 0.250, SLG: 0.314</small>	 <small>1B</small>		 <small>F8</small>		 <small>G5-3</small>			 <small>G6-3</small>			4	0	1	0	0	0	1								
Bernard Gilkey, R <small>OBP: 0.362, SLG: 0.479</small>	 <small>G4-6-3</small>		 <small>K</small>			 <small>K</small>			 <small>K</small>		4	0	0	0	0	3	2								
Brian Jordan, R <small>OBP: 0.340, SLG: 0.485</small>	 <small>G4-3</small>		 <small>G4-3</small>		 <small>G6-3</small>			 <small>K</small>		 <small>K</small>	4	0	0	0	0	1	1								
Jose Oliva, R <small>OBP: 0.196, SLG: 0.265</small>		 <small>K</small>		 <small>L5</small>		 <small>K</small>					4	0	0	0	0	3	0								
David Bell, R <small>OBP: 0.293, SLG: 0.394</small>		 <small>1B</small>		 <small>G6-3</small>			 <small>1B</small>			 <small>F8</small>	4	0	2	0	0	0	0								
Scott Cooper, L <small>OBP: 0.323, SLG: 0.306</small>		 <small>1B</small>		 <small>G4-3</small>			 <small>K</small>			 <small>K</small>	4	0	1	0	0	2	1								
Danny Sheaffer, R <small>OBP: 0.311, SLG: 0.362</small>		 <small>P5</small>		 <small>1B</small>			 <small>K</small>			 <small>K</small>	4	0	2	0	0	1	3								
Donovan Osborne, S <small>OBP: 0.278, SLG: 0.278</small> Terry Sledge, L <small>OBP: 0.327, SLG: 0.324</small> Jeff Parrett, R <small>OBP: 0.344, SLG: 0.500</small> Tony Fossas, L <small>OBP: 0.283, SLG: 0.408</small>		 <small>BB</small>		 <small>SH5-4</small>			 <small>G6-3</small>			 <small>IBB</small>	0	0	0	0	1	0	0								
Inning Stats	R: 0 E: 0 K: 0 S: 6	H: 2 LOB: 1 P: 11	R: 0 E: 0 K: 1 S: 12	H: 2 LOB: 3 P: 22	R: 0 E: 0 K: 1 S: 8	H: 0 LOB: 0 P: 12	R: 0 E: 0 K: 0 S: 4	H: 0 LOB: 0 P: 8	R: 0 E: 0 K: 0 S: 6	H: 1 LOB: 1 P: 7	R: 0 E: 0 K: 2 S: 7	H: 0 LOB: 0 P: 10	R: 0 E: 0 K: 2 S: 10	H: 1 LOB: 0 P: 13	R: 0 E: 0 K: 1 S: 7	H: 0 LOB: 0 P: 10	R: 0 E: 0 K: 3 S: 10	H: 0 LOB: 0 P: 16	R: 0 E: 0 K: 2 S: 10	H: 1 LOB: 2 P: 19	1B: 6 2B: 1 3B: 0 HR: 0	SF: 0 SAC: 1 DP: 1 HBP: 0	WP: 0 PA: 37 PB: 0 SB: 0 CS: 1		
PITCHER	IP	WLS	BF	H	R	ER	SO	BB	IBB	HBP	BLK	WP	HR	S	P	ERA	WHIP								
Mike Hampton, L <small>ERA: 3.48</small> Todd Jones, R <small>ERA: 2.77</small> Dean Hartgraves, L <small>ERA: 2.86</small>	(1, 1)	8.0	29	6	0	0	7	1	0	0	0	0	0	60	93	0.00	0.875								
Mike Hampton, L <small>ERA: 3.48</small> Todd Jones, R <small>ERA: 2.77</small> Dean Hartgraves, L <small>ERA: 2.86</small>	(9, 1)	1.2	7	1	0	0	4	0	1	0	0	0	0	17	30	0.00	0.600								
Mike Hampton, L <small>ERA: 3.48</small> Todd Jones, R <small>ERA: 2.77</small> Dean Hartgraves, L <small>ERA: 2.86</small>	(10, 1)	0.1	1	0	0	0	1	0	0	0	0	0	0	3	5	0.00	0.000								

St. Louis Cardinals @ Houston Astros
 Astrodome, Houston, TX
 Sun Sep 24 1995, 4:33 AM EDT
 Att. 16,487 - Dome - 70 F


AB 34
R 0
H 7
RBI 0
BB 2
SO 12
LOB 14



Batter	1	2	3	4	5	6	7	8	9	10	AB	R	H	RBI	BB	SO	LOB	BOTTOM							
Brian Hunter, R <small>OBP: 0.349, SLG: 0.404</small>	 <small>B1-3</small>		 <small>F7</small>		 <small>F8</small>			 <small>F9</small>		 <small>1B</small>	5	0	1	0	0	0	1								
Craig Biggio, R <small>OBP: 0.398, SLG: 0.488</small>	 <small>P2</small>		 <small>K</small>		 <small>F9</small>			 <small>L1</small>			4	0	0	0	0	1	1								
Jeff Bagwell, R <small>OBP: 0.362, SLG: 0.480</small>	 <small>2B</small>		 <small>BB</small>			 <small>G6-3</small>			 <small>F8</small>		3	0	1	0	1	0	0								
Mike Simms, R <small>OBP: 0.339, SLG: 0.545</small>	 <small>K</small>		 <small>BB</small>			 <small>G6-3</small>			 <small>K</small>		3	0	0	0	1	2	1								
Tony Eusebio, R <small>OBP: 0.399, SLG: 0.425</small> Mike Brumley, S <small>OBP: 0.293, SLG: 0.371</small> Rick Wilkins, L <small>OBP: 0.345, SLG: 0.301</small>		 <small>F8</small>	 <small>G4-3</small>			 <small>G6-3</small>			 <small>1B</small>		4	0	1	0	0	0	3								
Craig Shively, R <small>OBP: 0.290, SLG: 0.350</small>		 <small>L6</small>		 <small>F7</small>			 <small>F9</small>			 <small>1B</small>	4	0	1	0	0	0	0								
James Mouton, R <small>OBP: 0.325, SLG: 0.371</small> Derrick May, L <small>OBP: 0.324, SLG: 0.400</small>		 <small>1B</small>		 <small>F8</small>			 <small>K</small>			 <small>K</small>	3	0	1	0	0	1	0								
Andy Stankiewicz, R <small>OBP: 0.293, SLG: 0.149</small> Dave Magadan, L <small>OBP: 0.423, SLG: 0.395</small>		 <small>F7</small>		 <small>F9</small>			 <small>K</small>			 <small>G4-3</small>	3	0	0	0	0	1	1								
Mike Hampton, R <small>OBP: 0.224, SLG: 0.136</small> John Cangelosi, S <small>OBP: 0.484, SLG: 0.403</small> Todd Jones, L <small>OBP: 0.200, SLG: 0.400</small> Dean Hartgraves, R <small>OBP: 0.295, SLG: 0.315</small>			 <small>1B</small>		 <small>G6-3</small>			 <small>P5</small>		 <small>1B</small>	2	0	1	0	0	0	0								
Inning Stats	R: 0 E: 0 K: 1 S: 13	H: 1 LOB: 1 BB: 0 P: 22	R: 0 E: 0 K: 0 S: 11	H: 1 LOB: 1 BB: 0 P: 15	R: 0 E: 0 K: 1 S: 14	H: 1 LOB: 3 BB: 2 P: 28	R: 0 E: 0 K: 0 S: 4	H: 0 LOB: 0 BB: 0 P: 4	R: 0 E: 0 K: 0 S: 6	H: 0 LOB: 0 BB: 0 P: 9	R: 0 E: 0 K: 1 S: 8	R: 0 E: 0 K: 2 S: 6	H: 0 LOB: 0 BB: 0 P: 11	R: 0 E: 0 K: 0 S: 6	H: 0 LOB: 0 BB: 0 P: 12	R: 0 E: 0 K: 2 S: 16	H: 2 LOB: 2 BB: 0 P: 25	R: 1 E: 1 K: 0 S: 6	H: 1 LOB: 1 BB: 1 P: 12	1B: 5 2B: 1 3B: 0 HR: 0	SF: 0 SAC: 0 DP: 0 HBP: 0	WP: 0 PA: 37 PB: 0 SB: 1 CS: 0			
PITCHER	IP	WLS	BF	H	R	ER	SO	BB	IBB	HBP	BLK	WP	HR	S	P	ERA	WHIP								
Donovan Osborne, L <small>ERA: 3.89</small> Jeff Parrett, R <small>ERA: 3.95</small> Tony Fossas, L <small>ERA: 1.49</small> Rich DeLucia, R <small>ERA: 3.43</small>	(1, 1)	7.0	26	3	0	0	4	2	0	0	0	0	0	62	97	0.00	0.714								
Donovan Osborne, L <small>ERA: 3.89</small> Jeff Parrett, R <small>ERA: 3.95</small> Tony Fossas, L <small>ERA: 1.49</small> Rich DeLucia, R <small>ERA: 3.43</small>	(8, 1)	1.2	7	2	0	0	1	0	0	0	0	0	0	17	29	0.00	1.200								
Donovan Osborne, L <small>ERA: 3.89</small> Jeff Parrett, R <small>ERA: 3.95</small> Tony Fossas, L <small>ERA: 1.49</small> Rich DeLucia, R <small>ERA: 3.43</small>	(9, 1)	0.1	1	0	0	0	1	0	0	0	0	0	0	5	8	0.00	0.000								
Donovan Osborne, L <small>ERA: 3.89</small> Jeff Parrett, R <small>ERA: 3.95</small> Tony Fossas, L <small>ERA: 1.49</small> Rich DeLucia, R <small>ERA: 3.43</small>	(10, 1)	0.1	1	1	1	0	0	1	0	0	0	0	0	6	12	0.00	6.000								

St. Louis Cardinals @ Houston Astros
 Astrodome, Houston, TX
 Sun Sep 24 1995, 4:33 AM EDT
 Att. 16,487 - Dome - 70 F

AB 34
R 1
H 6
RBI 0
BB 3
SO 6
LOB 9



Batter	1	2	3	4	5	6	7	8	9	AB	R	H	RBI	BB	SO	LOB	TOP			
Bernard Gilkey, R OBP: 0.361, SLG: 0.482 (1, 7)	0-3 K			1-0 F7			1-1 G5-3		2-2 3B	4	0	1	0	0	1	0				
Tripp Cromer, R OBP: 0.256, SLG: 0.311 (1, 6)	1-2 G6-3			0-3 K			4-2 BB		0-1 F9	3	0	0	0	1	1	1				
Ray Lankford, L OBP: 0.360, SLG: 0.513 (1, 8)	4-0 CS BB			1-2 L6			1-3 K			2	0	0	0	1	1	1				
Brian Jordan, R OBP: 0.338, SLG: 0.482 (1, 9)	1-2 CS	0-3 K		1-1 G4-3			3-3 K			3	0	0	0	0	2	1				
John Mabry, L OBP: 0.339, SLG: 0.405 (1, 3)		1-0 G3-1		2-2 F7			1-0 G3-1			3	0	0	0	0	0	0				
David Bell, R OBP: 0.287, SLG: 0.385 (1, 4)		2-2 L7		1-3 K			2-2 G4-3			3	0	0	0	0	1	0				
Scott Cooper, L OBP: 0.321, SLG: 0.303 (1, 5)			0-1 G4-3				1-1 G3		1-3 K	3	0	0	0	0	1	0				
Danny Sheaffer, R OBP: 0.308, SLG: 0.359 (9, PH)			1-3 K				0-3 K		1-3 K	2	0	0	0	0	2	0				
Terry Bradshaw, L OBP: 0.250, SLG: 0.314 (9, PH)										1	0	0	0	0	1	0				
Alan Benes, R (1, 1)			0-3 K				1-3 K		2-3 K	1	0	0	0	0	1	0				
Brian Barber, R OBP: 0.222, SLG: 0.125 (6, PH)										0	0	0	0	0	0	0				
Ray Giambelli OBP: 0.246, SLG: 0.250 (6, 1)										0	0	0	0	0	0	0				
Doug Creek, L (6, 1)										0	0	0	0	0	0	0				
John Frascatore, R (6, 1)										0	0	0	0	0	0	0				
Mark Sweeney, L OBP: 0.207, SLG: 0.408 (6, PH)										1	0	0	0	0	1	0				
Inning Stats	R: 0 E: 0 K: 1 S: 8	H: 0 LOB: 0 BB: 1 P: 14	R: 0 E: 0 K: 1 S: 7	H: 0 LOB: 0 BB: 0 P: 10	R: 0 E: 0 K: 2 S: 9	H: 0 LOB: 0 BB: 0 P: 10	R: 0 E: 0 K: 1 S: 7	H: 0 LOB: 0 BB: 0 P: 9	R: 0 E: 0 K: 1 S: 9	H: 0 LOB: 0 BB: 0 P: 13	R: 0 E: 0 K: 2 S: 8	H: 0 LOB: 1 BB: 1 P: 10	R: 0 E: 0 K: 1 S: 7	H: 0 LOB: 0 BB: 0 P: 11	R: 0 E: 0 K: 2 S: 12	H: 1 LOB: 1 BB: 0 P: 17	1B: 0 2B: 0 3B: 1 HR: 0	SF: 0 SAC: 0 DP: 0 HBP: 0	WP: 0 PB: 0 SB: 0 CS: 1	PA: 30
PITCHER Frank Castillo, R ERA: 2.97 (1, 1)	IP: 9.0 WLS: W BF: 29 H: 1 R: 0 ER: 0 SO: 13 BB: 2 IBB: 0 HBP: 0 BLK: 0 WP: 0 HR: 0 S: 78 P: 114 ERA: 0.00 WHIP: 0.333															PITCHER IP: WLS: BF: H: R: ER: SO: BB: IBB: HBP: BLK: WP: HR: S: P: ERA: WHIP				

St. Louis Cardinals @ Chicago Cubs
Wrigley Field, Chicago, IL
Mon Sep 25 1995, 7:05 PM CDT
Att: 18,298 - Unknown - 66 F

AB 27
R 0
H 1
RBI 0
BB 2
SO 13
LOB 3

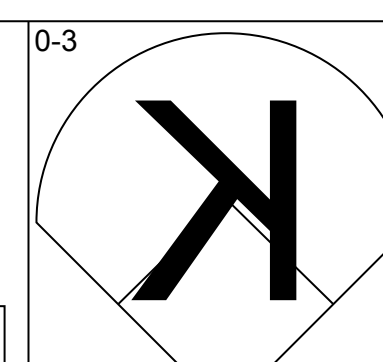
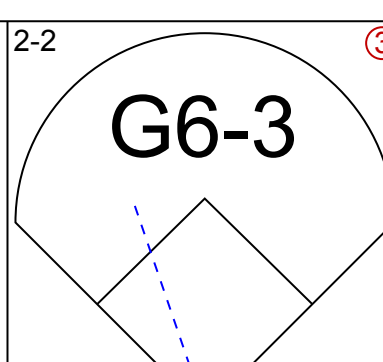
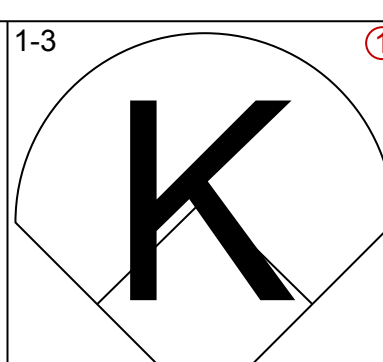
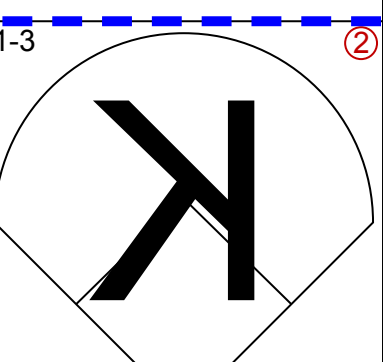
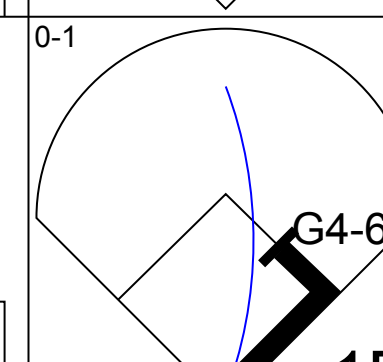
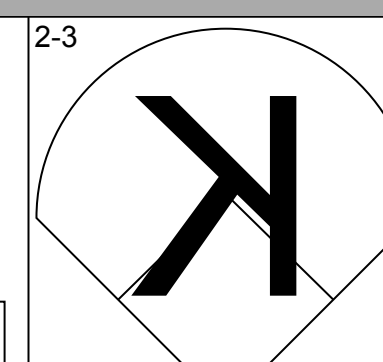
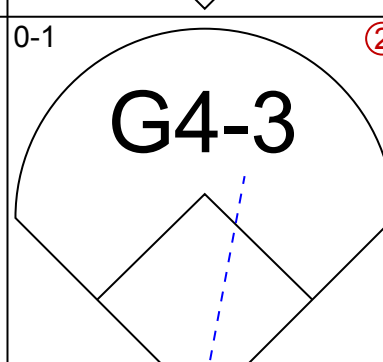
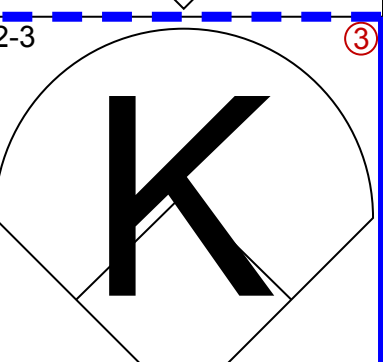
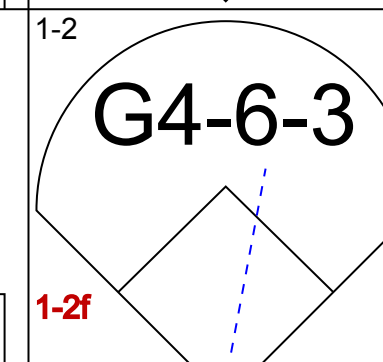


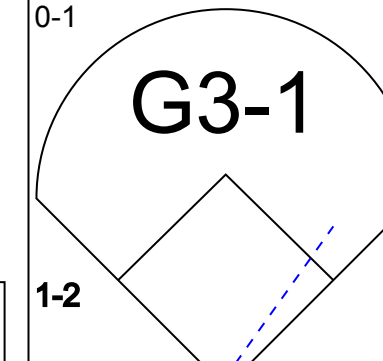

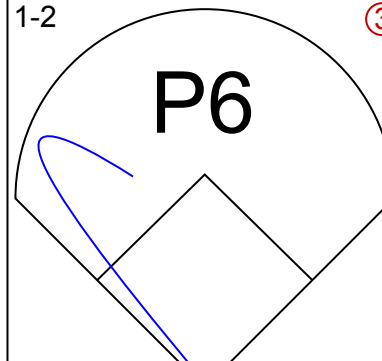
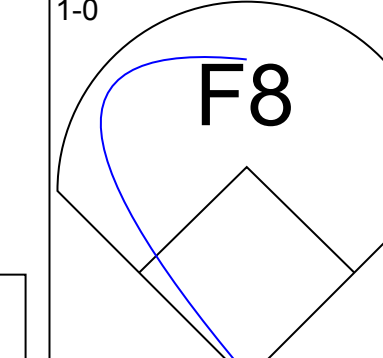
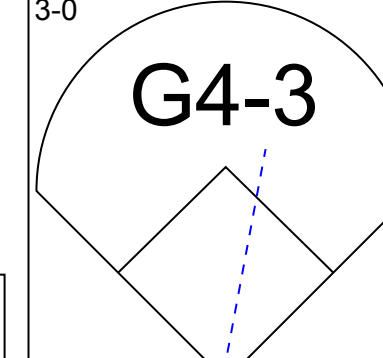
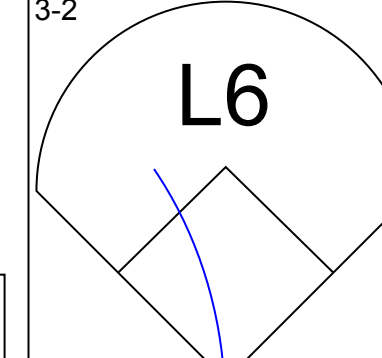








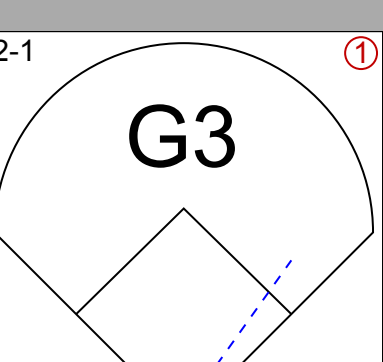
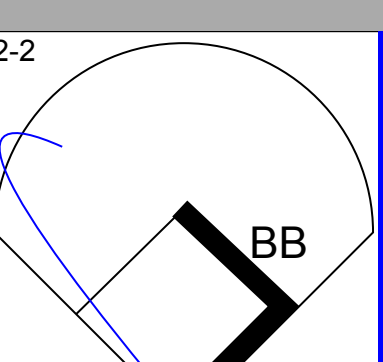
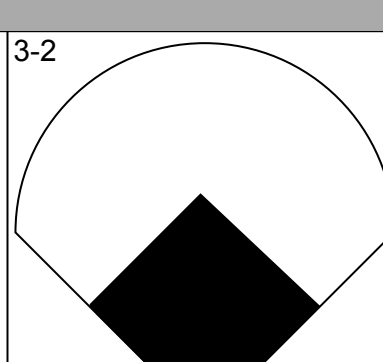
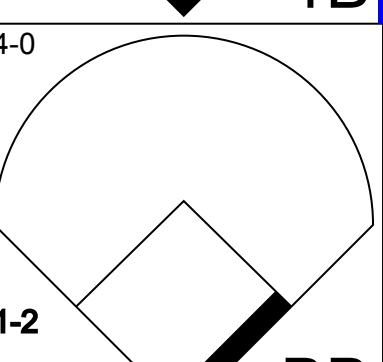
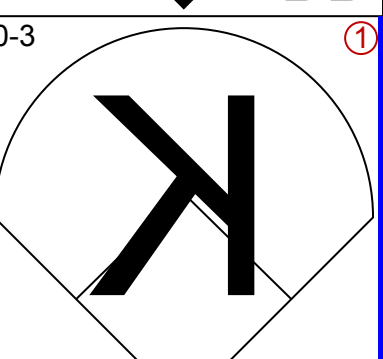
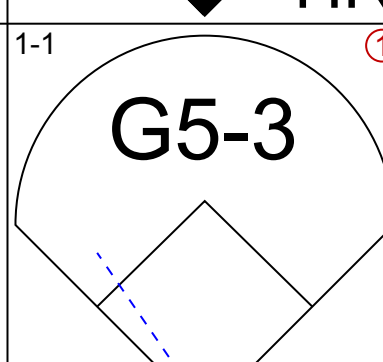
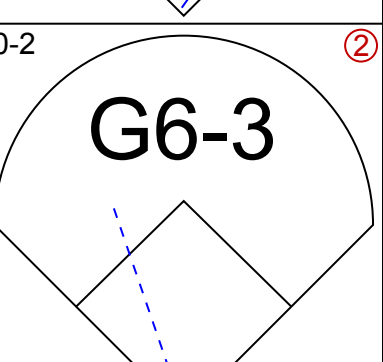
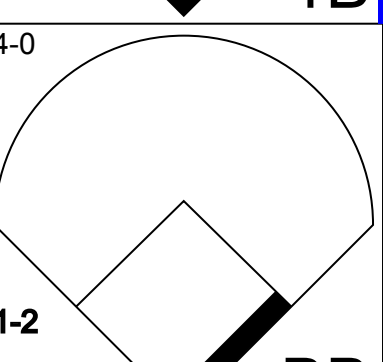
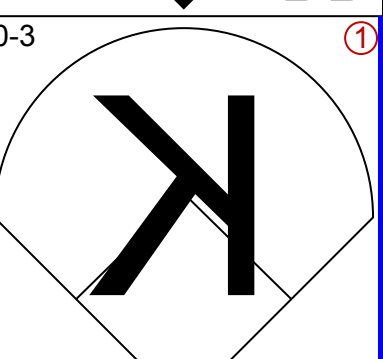
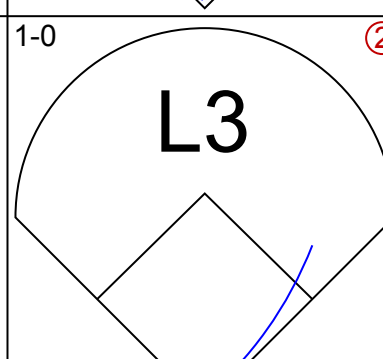
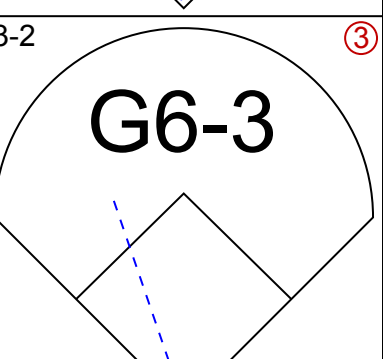
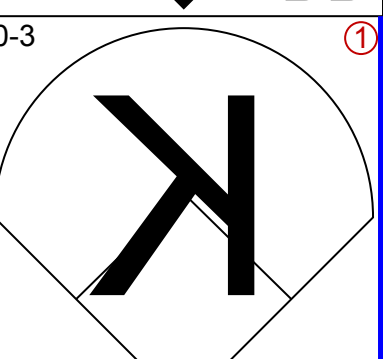


Batter	1	2	3	4	5	6	7	8	9	AB	R	H	RBI	BB	SO	LOB	BOTTOM			
Scott Bultet, L OBP: 0.318, SLG: 0.448 (1, 8)	3-2 G4-3	0-2 G6-3		2-2 1B		3-3 K		1-0 HBP		4	1	1	2	0	1	0				
Howard Johnson, S OBP: 0.302, SLG: 0.336 (1, 5)	4-2 1B	1-3 K		1-2 1B		3-2 FC3-6 1B		3-2 F8		4	1	2	1	1	1	1				
Mark Grace, L OBP: 0.389, SLG: 0.499 (1, 3)	0-1 1B		3-1 3B	1-0 L9		2-0 FC3-6 FC6-4		2-1 FC6-4		4	1	2	0	0	0	2				
Sammy Sosa, R OBP: 0.337, SLG: 0.504 (1, 9)	1-2 1B		2-3 K	1-3 K		2-1 FC6-4		1-2		4	1	1	1	0	2	3				
Luis Gonzalez, L OBP: 0.350, SLG: 0.445 (1, 7)	0-0 1B		0-2 K		1-2 BB 1B		0-0 F7			4	1	2	1	0	1	1				
Scott Servais, R OBP: 0.353, SLG: 0.502 (1, 2)	2-1 F7		0-2 G5-3		0-3 K		2-3 K			4	0	0	0	0	2	4				
Matt Franco, L OBP: 0.333, SLG: 0.490 (8, 4)	2-2 WP		2-2 WP	2-2 1B	2-3 K		2-3 K			4	1	2	1	0	2	1				
Rey Sanchez, R OBP: 0.301, SLG: 0.360 (8, 4)	1-3 2H 1B			1-2 1B						0	0	0	0	0	0	0				
José Hernández, R OBP: 0.282, SLG: 0.486 (1, 6)	2-2 P4		0-2 WP	1-2 1B	4-2 BB		1-3 K			3	1	1	0	1	1	1				
Frank Castillo, R OBP: 0.131, SLG: 0.102 (1, 1)		2-3 K		0-3 K	3-2 P6		0-1 G3-1			4	0	0	0	0	2	4				
Inning Stats	R: 4 E: 0 K: 0 S: 26	H: 4 LOB: 1 BB: 1 P: 40	R: 0 E: 0 K: 2 S: 11	H: 0 LOB: 0 BB: 0 P: 14	R: 0 E: 0 K: 2 S: 12	H: 1 LOB: 1 BB: 0 P: 17	R: 3 E: 0 K: 2 S: 19	H: 4 LOB: 1 BB: 0 P: 26	R: 0 E: 0 K: 2 S: 15	H: 1 LOB: 2 BB: 1 P: 25	R: 0 E: 0 K: 1 S: 9	H: 1 LOB: 0 BB: 0 P: 19	R: 0 E: 0 K: 2 S: 8	H: 0 LOB: 0 BB: 0 P: 12	R: 0 E: 0 K: 1 S: 10	H: 0 LOB: 1 BB: 0 P: 15	1B: 10 2B: 0 3B: 1 HR: 0	SF: 0 SAC: 0 DP: 0 HBP: 1	WP: 2 PB: 0 SB: 1 CS: 0	PA: 38
PITCHER Alan Benes, R ERA: 17.18 (1, 1)	IP: 3.1 WLS: L BF: 20 H: 9 R: 7 ER: 7 SO: 5 BB: 1 IBB: 0 HBP: 0 BLK: 0 WP: 2 HR: 0 S: 64 P: 91 ERA: 18.90 WHIP: 3.000															PITCHER IP: WLS: BF: H: R: ER: SO: BB: IBB: HBP: BLK: WP: HR: S: P: ERA: WHIP				
Brian Barber, R ERA: 3.75 (4, 1)	1.2 7 1 0 0 3 1 0 0 0 0 0 19 31 0.00 1.200																			
Doug Creek, L ERA: (6, 1)	2.0 7 1 0 0 3 0 0 0 0 0 17 31 0.00 0.500																			
John Frascatore, R ERA: 4.45 (8, 1)	1.0 4 0 0 0 1 0 0 1 0 0 10 15 0.00 0.000																			

St. Louis Cardinals @ Chicago Cubs
Wrigley Field, Chicago, IL
Mon Sep 25 1995, 7:05 PM CDT
Att: 18,298 - Unknown - 66 F

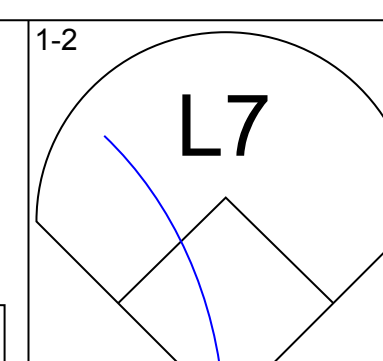
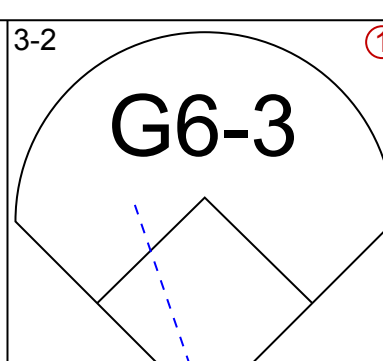
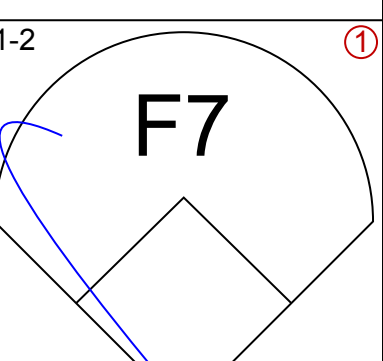
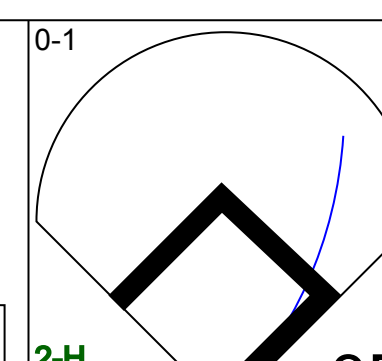
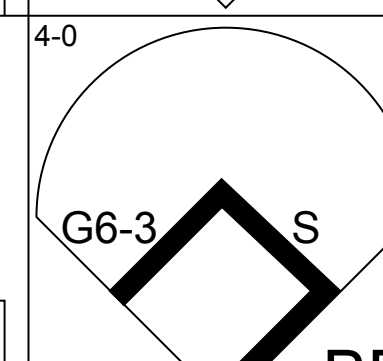
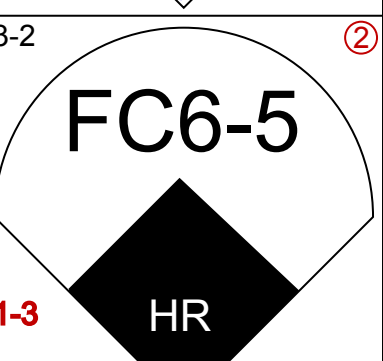
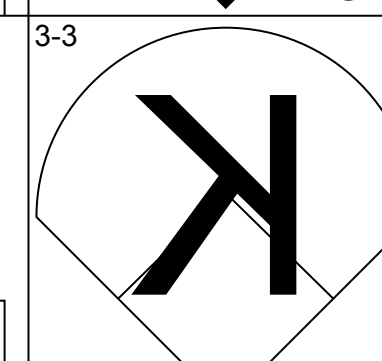
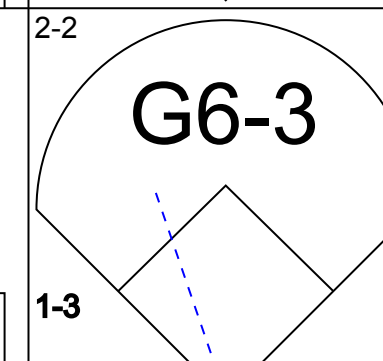
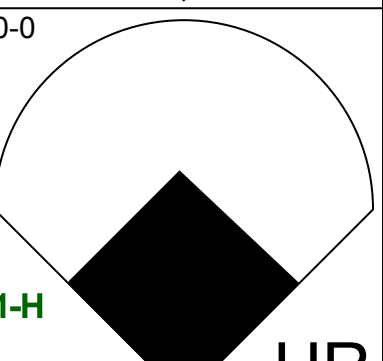
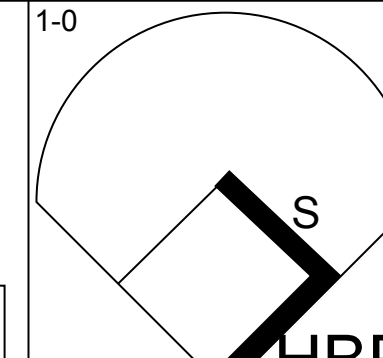
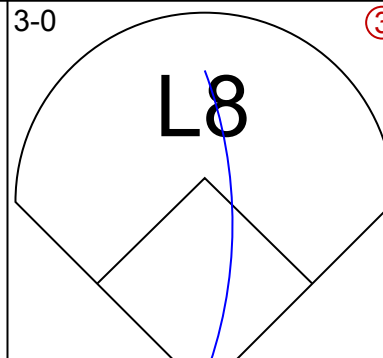
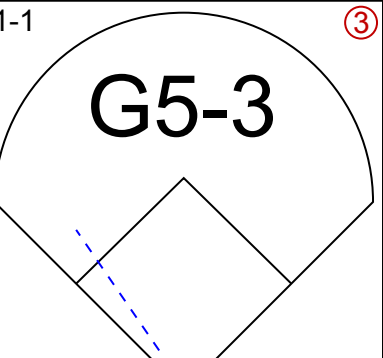

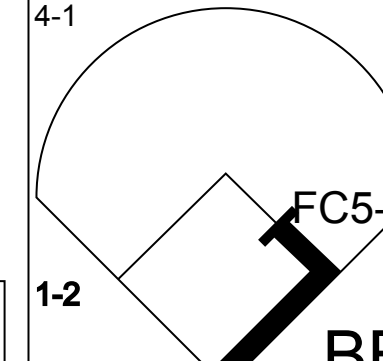


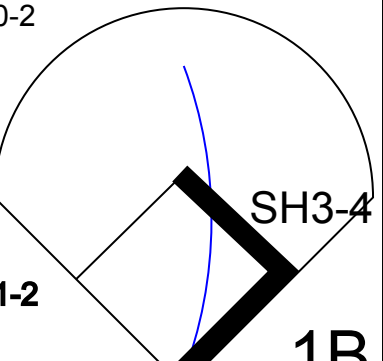
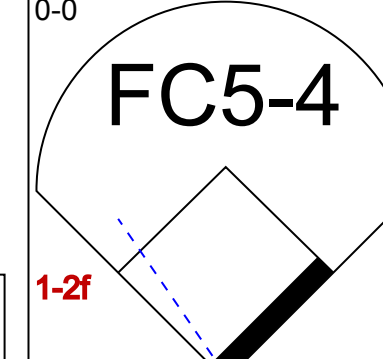
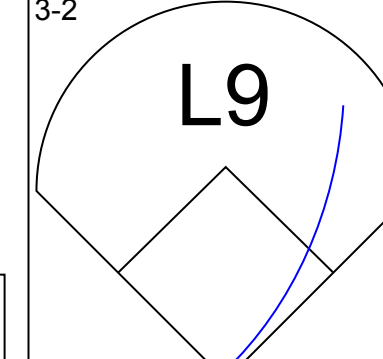
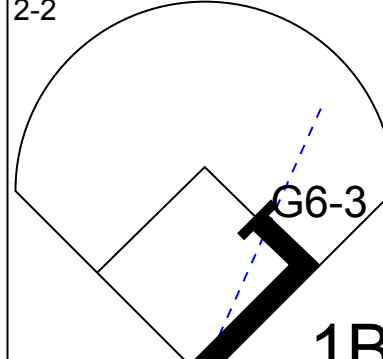
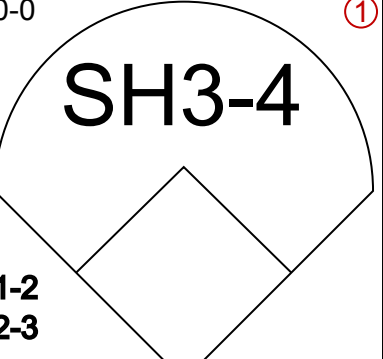

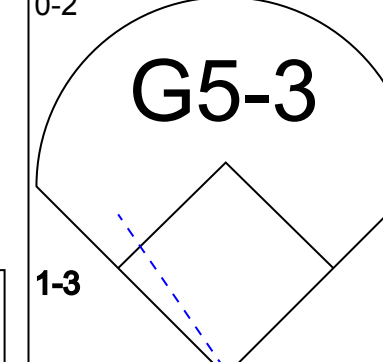
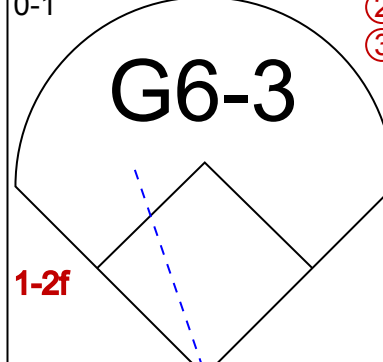
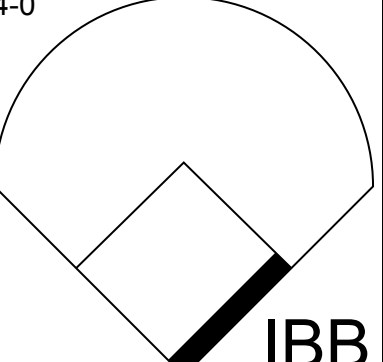
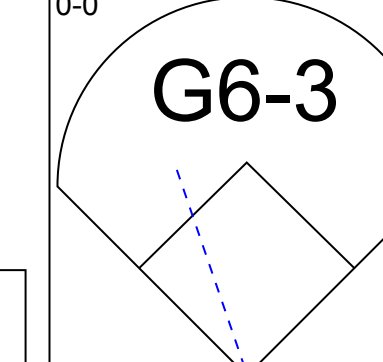
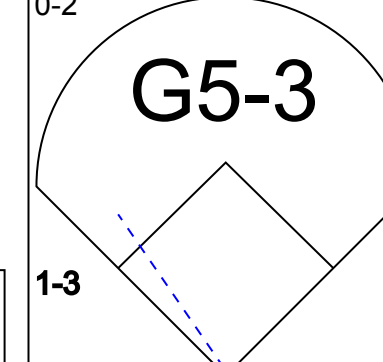
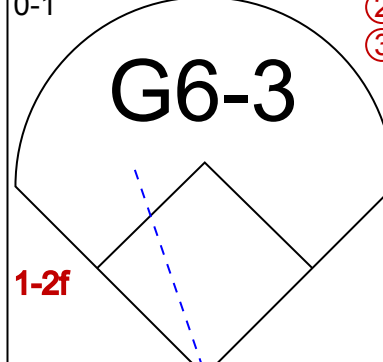
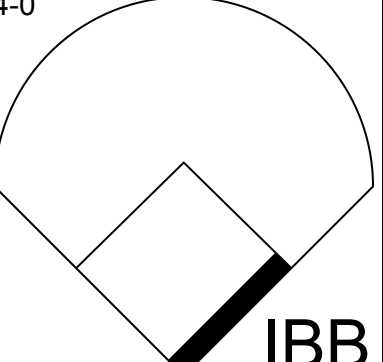
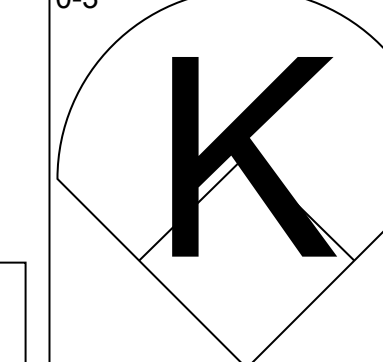
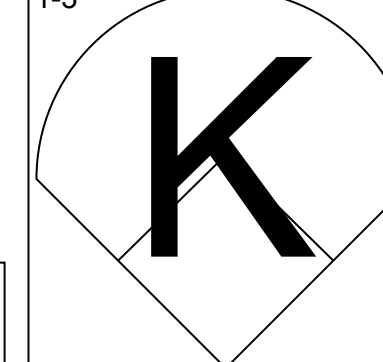
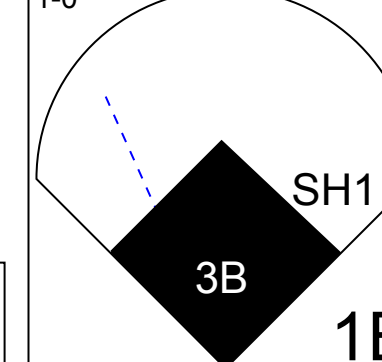

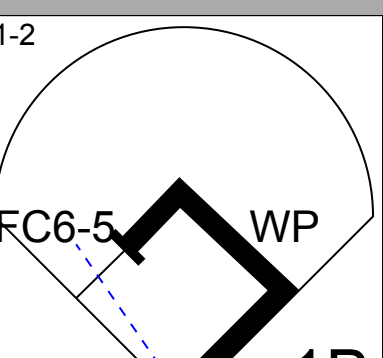
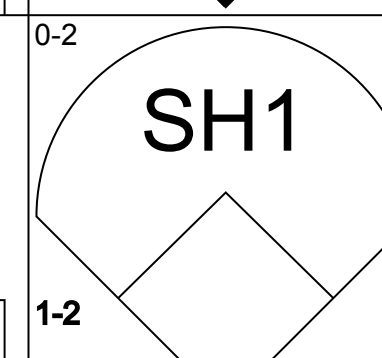
AB 35
R 7
H 11
RBI 6
BB 2
SO 12
LOB 17




Batter	1	2	3	4	5	6	7	8	9	AB	R	H	RBI	BB	SO	LOB	TOP				
Bernard Gilkey, R OBP: 0.358, SLG: 0.478 (1, 7)										4	0	0	0	0	3	2	St. Louis Cardinals @ Chicago Cubs Wrigley Field, Chicago, IL Tue Sep 26 1995, 7:05 PM CDT Att: 20,192 - Unknown - 73 F				
Tripp Cromer, R OBP: 0.251, SLG: 0.311 (1, 6)										3	0	1	0	0	1	0					
John Mabry, L OBP: 0.338, SLG: 0.404 (8, FH)										1	0	0	0	0	1	2					
T.J. Mathews, R (8, 1)										0	0	0	0	0	0	0					
Ray Lankford, L OBP: 0.359, SLG: 0.517 (1, 8)										4	1	1	1	0	2	1					
Brian Jordan, R OBP: 0.337, SLG: 0.480 (1, 9)										4	0	1	0	0	1	0					
Mark Sweeney, L OBP: 0.349, SLG: 0.384 (1, 3)										4	0	0	0	0	0	1					
David Bell, R OBP: 0.281, SLG: 0.376 (1, 4)										3	0	0	0	0	0	1					
Scott Cooper, L OBP: 0.323, SLG: 0.314 (1, 5)										3	1	2	1	0	0	0					
Terry Bradshaw, L OBP: 0.250, SLG: 0.314 (8, PR)										0	0	0	0	0	0	0					
Jose Oliva, R OBP: 0.196, SLG: 0.265 (8, 5)										0	0	0	0	0	0	0					
Danny Sheaffer, R OBP: 0.308, SLG: 0.355 (1, 2)										2	0	0	0	1	0	0					
Mike Morgan, R OBP: 0.122, SLG: 0.053 (1, 1)										2	0	0	0	0	0	0					
Jeff Parrett, R OBP: 0.500, SLG: 0.500 (7, 1)										0	0	0	0	0	0	0					
Tony Fossas, L (7, 1)										0	0	0	0	0	0	0					
Allen Battle, R OBP: 0.354, SLG: 0.304 (8, FH)										1	0	0	0	0	1	2					
José Quiñero, S OBP: 0.321, SLG: 0.306 (8, 6)										0	0	0	0	0	0	0					
Inning Stats	R: 0 E: 0 K: 1 S: 8	H: 1 LOB: 0 BB: 0 P: 9	R: 0 E: 0 K: 0 S: 7	H: 0 LOB: 0 BB: 0 P: 9	R: 1 E: 0 K: 0 S: 9	H: 1 LOB: 0 BB: 0 P: 16	R: 1 E: 0 K: 1 S: 13	H: 2 LOB: 1 BB: 0 P: 22	R: 0 E: 0 K: 0 S: 8	H: 0 LOB: 0 BB: 0 P: 13	R: 0 E: 0 K: 0 S: 6	H: 0 LOB: 0 BB: 0 P: 12	R: 0 E: 0 K: 3 S: 13	H: 1 LOB: 2 BB: 1 P: 22	R: 0 E: 0 K: 2 S: 11	H: 0 LOB: 0 BB: 0 P: 15	1B: 3 2B: 0 3B: 0 HR: 2	SF: 0 SAC: 0 DP: 1 HBP: 0	WP: 0 PB: 0 SB: 0 CS: 0	PA: 32	
PITCHER	IP	WLS	BF	H	R	ER	SO	BB	IBB	HBP	BLK	WP	HR	S	P	ERA	WHIP				
Steve Trachsel, R ERA: 4.94 (1, 1)	7.1	W	27	5	2	2	5	1	0	0	0	0	2	66	106	2.46	0.818				
Mike Perez, R ERA: 3.5 (8, 1)	0.1		1	0	0	0	1	0	0	0	0	0	0	4	5	0.00	0.000				
Randy Myers, L ERA: 3.83 (8, 1)	1.1	S	4	0	0	0	3	0	0	0	0	0	0	14	20	0.00	0.000				

AB	31
R	2
H	5
RBI	2
BB	1
SO	9
LOB	9



Batter	1	2	3	4	5	6	7	8	9	AB	R	H	RBI	BB	SO	LOB	BOTTOM				
Scott Burrell, L OBP: 0.316, SLG: 0.456 (1, 8)										4	0	1	1	0	0	1	St. Louis Cardinals @ Chicago Cubs Wrigley Field, Chicago, IL Tue Sep 26 1995, 7:05 PM CDT Att: 20,192 - Unknown - 73 F				
Howard Johnson, S OBP: 0.306, SLG: 0.331 (1, 5)										2	1	0	0	2	1	2					
Randy Myers, L (8, 1)										0	0	0	0	0	0	0					
Mark Grace, L OBP: 0.388, SLG: 0.503 (1, 3)										4	1	1	2	0	0	3					
Sammy Sosa, R OBP: 0.338, SLG: 0.503 (1, 9)										3	0	1	0	0	0	1					
Luis Gonzalez, L OBP: 0.353, SLG: 0.445 (1, 7)										2	0	1	0	2	0	0					
Shawon Dunston, R OBP: 0.315, SLG: 0.477 (1, 6)										3	0	1	0	0	0	4					
Scott Servais, R OBP: 0.352, SLG: 0.496 (1, 2)										3	0	0	0	1	0	2					
José Hernández, R OBP: 0.282, SLG: 0.482 (1, 4)										4	1	1	0	0	3	4					
Steve Trachsel, R OBP: 0.275, SLG: 0.292 (1, 1)										2	0	1	0	0	1	0					
Mike Perez, R (8, 1)										0	0	0	0	0	0	0					
Matt Franco, L OBP: 0.313, SLG: 0.375 (8, 5)										1	0	0	0	0	1	3					
Inning Stats	R: 0 E: 0 K: 0 S: 9	H: 0 LOB: 3 BB: 2 P: 20	R: 0 E: 0 K: 2 S: 8	H: 0 LOB: 0 BB: 0 P: 9	R: 0 E: 0 K: 0 S: 7	H: 0 LOB: 1 BB: 1 P: 19	R: 0 E: 0 K: 1 S: 12	H: 0 LOB: 1 BB: 1 P: 20	R: 2 E: 0 K: 0 S: 12	H: 2 LOB: 0 BB: 0 P: 18	R: 0 E: 0 K: 0 S: 9	H: 1 LOB: 0 BB: 0 P: 12	R: 1 E: 0 K: 1 S: 13	H: 2 LOB: 1 BB: 0 P: 19	R: 0 E: 0 K: 2 S: 13	H: 2 LOB: 3 BB: 1 P: 20	1B: 5 2B: 0 3B: 1 HR: 1	SF: 0 SAC: 2 DP: 1 HBP: 1	WP: 1 PB: 0 SB: 2 CS: 0	PA: 36	
PITCHER	IP	WLS	BF	H	R	ER	SO	BB	IBB	HBP	BLK	WP	HR	S	P	ERA	WHIP				
Mike Morgan, R ERA: 3.56 (1, 1)	6.0		25	4	2	2	3	4	0	0	0	0	0	10	14	13.50	3.000				
Jeff Parrett, R ERA: 3.64 (7, 1)	0.2	L	4	2	1	1	1	0	0	0	0	0	0	3	5	0.00	0.000				
Tony Fossas, L ERA: 1.47 (7, 1)	0.1		1	0	0	0	0	0	0	0	0	0	0	3	5	0.00	0.000				
T.J. Mathews, R ERA: 1.57 (8, 1)	1.0		6	2	0	0	2	0	1	0	0	0	0	13	20	0.00	2.000				

AB	28
R	3
H	7
RBI	3
BB	5
SO	6
LOB	20



Batter	1	2	3	4	5	6	7	8	9	AB	R	H	RBI	BB	SO	LOB	TOP					
Terry Bradshaw, L (1, 8) OBP: 0.225, SLG: 0.282	(2, 3) K	(0, 0) F9															4 0 0 0 0 3 3					
Brian Jordan, R (8, PH) OBP: 0.338, SLG: 0.483	K																1 0 1 1 0 0 0					
Rich DeLucia, R (8, 1) OBP: 0.273, SLG: 0.200																	0 0 0 0 0 0 0					
Bernard Gilkey, R (1, 7) OBP: 0.355, SLG: 0.483	(2, 0) HR		(0, 1) F8														5 2 2 1 0 0 2					
John Mabry, L (1, 9) OBP: 0.341, SLG: 0.495	(0, 0) E7		(0, 2) F8														4 0 2 0 1 0 0					
Jose Oliva, R (1, 3) OBP: 0.201, SLG: 0.264			(0, 3) K														4 0 1 1 1 3 1					
Scott Cooper, L (1, 5) OBP: 0.319, SLG: 0.310	(1, 3) K																5 0 0 0 0 2 5					
David Bell, R (1, 4) OBP: 0.287, SLG: 0.380	(1, 3) K																4 0 2 0 0 1 2					
Tripp Cromer, R (1, 6) OBP: 0.253, SLG: 0.312		(0, 0) G6-3															3 1 1 0 0 0 1					
Scott Hemond, R (1, 2) OBP: 0.238, SLG: 0.235			(0, 3) K														3 0 0 0 0 3 3					
Mark Sweeney, L (8, PH) OBP: 0.345, SLG: 0.378																	1 0 0 0 0 0 1					
Danny Sheaffer, R (8, 2) OBP: 0.308, SLG: 0.355																	0 0 0 0 0 0 0					
Allen Watson, L (1, 1) OBP: 0.447, SLG: 0.528																	2 0 1 0 0 1 0					
Ray Giacometti, L (5, PH) OBP: 0.429, SLG: 0.500																	1 0 0 0 0 1 2					
John Frascatore, R (7, 1) OBP: 0.300, SLG: 0.355																	0 0 0 0 0 0 0					
Doug Creek, L (7, 1) OBP: 0.300, SLG: 0.355																	0 0 0 0 0 0 0					
Ray Lankford, L (8, PH) OBP: 0.300, SLG: 0.355																	0 0 0 0 0 1 0 0					
Inning Stats	R: 1 E: 1 K: 3 S: 15	H: 2 LOB: 2 BB: 1 P: 25	R: 0 E: 0 K: 1 S: 8	H: 1 LOB: 1 BB: 0 P: 11	R: 0 E: 0 K: 1 S: 9	H: 0 LOB: 0 BB: 0 P: 9	R: 0 E: 0 K: 1 S: 8	H: 1 LOB: 1 BB: 0 P: 12	R: 1 E: 0 K: 2 S: 14	H: 2 LOB: 2 BB: 1 P: 22	R: 0 E: 0 K: 3 S: 15	H: 1 LOB: 2 BB: 0 P: 23	R: 0 E: 0 K: 2 S: 11	H: 1 LOB: 1 BB: 0 P: 16	R: 1 E: 0 K: 0 S: 15	H: 2 LOB: 2 BB: 1 P: 26	R: 0 E: 0 K: 1 S: 8	H: 0 LOB: 0 BB: 0 P: 10	1B: 8 2B: 1 3B: 0 HR: 1	SF: 0 SAC: 0 DP: 0 HBP: 1	WP: 0 PB: 0 SB: 0 CS: 0	PA: 41
PITCHER	IP WLS BF H R ER SO BB IBB HBP BLK WP HR S P ERA WHIP																					
Kevin Foster, R (1, 1) ERA: 4.55	7.0 W 32 8 2 2 13 2 0 0 0 0 0 1 80 118 2.57 1.429																					
Turk Wendell, R (8, 1) ERA: 4.55	0.2 3 1 1 1 0 0 0 0 0 0 0 0 0 8 14 13.50 1.500																					
Larry Casian, L (8, 1) ERA: 2.08	0.0 1 0 0 0 0 0 1 0 0 0 0 0 0 2 6 ∞ ∞																					
Anthony Young, R (8, 1) ERA: 3.79	0.1 2 1 0 0 0 0 0 0 0 0 0 0 0 5 6 0.00 3.000																					
Randy Myers, L (9, 1) ERA: 3.79	1.0 S 3 0 0 0 1 0 0 0 0 0 0 0 0 8 10 0.00 0.000																					

St. Louis Cardinals @ Chicago Cubs
Wrigley Field, Chicago, IL
Wed Sep 27 1995, 3:33 AM CDT
Att: 31,197 - Sunny - 75 F

AB 37
R 3
H 10
RBI 3
BB 3
SO 14
LOB 20



Batter	1	2	3	4	5	6	7	8	9	AB	R	H	RBI	BB	SO	LOB	BOTTOM			
Luis Gonzalez, L (1, 8) OBP: 0.352, SLG: 0.450	(1, 1) HR		(2, 3) K														4 1 1 1 0 1 3			
José Hernández, R (1, 4) OBP: 0.285, SLG: 0.504	(1, 0) HR		(1, 0) G1-6-3														4 2 2 1 0 1 0			
Mark Grace, L (1, 3) OBP: 0.388, SLG: 0.503	(1, 0) FC6-4		(0, 0) G1-6-3														4 1 2 1 0 0 0			
Sammy Sosa, R (1, 9) OBP: 0.337, SLG: 0.501	(0, 0) FC6-4		(0, 0) G6-3														4 0 1 0 0 0 1			
Shawon Dunston, R (1, 6) OBP: 0.313, SLG: 0.474	(0, 1) FC6-4																3 0 0 0 0 0 2			
Ozzie Timmons, R (1, 7) OBP: 0.315, SLG: 0.482	(0, 2) F9																3 1 1 1 0 0 2			
Turk Wendell, L (8, 1) ERA: 4.55																	0 0 0 0 0 0 0			
Larry Casian, R (8, 1) ERA: 4.55																	0 0 0 0 0 0 0			
Anthony Young, R (8, 1) OBP: 0.667, SLG: 0.667																	0 0 0 0 0 0 0			
Randy Myers, L (9, 1) ERA: 3.79																	0 0 0 0 0 0 0			
Mark Parent, R (1, 2) OBP: 0.297, SLG: 0.477	(1, 0) CS		(0, 0) L4														2 0 0 0 1 0 0			
Howard Johnson, S (1, 5) OBP: 0.312, SLG: 0.333			(3, 2) G1-3														2 0 1 0 1 0 0			
Kevin Foster, R (1, 1) OBP: 0.286, SLG: 0.350			(0, 3) K														2 0 0 0 0 1 1			
Scott Bulett, L (7, PH) OBP: 0.321, SLG: 0.456																	0 0 0 0 1 0 0			
Inning Stats	R: 3 E: 0 K: 0 S: 10	H: 4 LOB: 0 BB: 0 P: 14	R: 0 E: 0 K: 1 S: 7	H: 0 LOB: 0 BB: 0 P: 10	R: 1 E: 0 K: 1 S: 7	H: 1 LOB: 0 BB: 0 P: 12	R: 0 E: 0 K: 0 S: 7	H: 0 LOB: 0 BB: 0 P: 9	R: 0 E: 0 K: 0 S: 5	H: 1 LOB: 0 BB: 0 P: 6	R: 0 E: 0 K: 0 S: 3	H: 0 LOB: 0 BB: 0 P: 7	R: 1 E: 0 K: 0 S: 6	H: 1 LOB: 2 BB: 3 P: 20	R: 0 E: 0 K: 1 S: 8	H: 1 LOB: 0 BB: 0 P: 12	1B: 4 2B: 2 3B: 1 HR: 3	SF: 0 SAC: 0 DP: 3 HBP: 0	WP: 0 PB: 0 SB: 0 CS: 2	PA: 32
PITCHER	IP WLS BF H R ER SO BB IBB HBP BLK WP HR S P ERA WHIP																			
Allen Watson, L (1, 1) ERA: 4.96	5.0 L 19 6 4 4 2 0 0 0 0 0 0 1 7 20 6.75 2.250																			
John Frascatore, R (6, 1) ERA: 4.55	1.1 7 1 1 1 0 2 0 0 0 0 0 0 1 7 20 6.75 2.250																			
Doug Creek, L (7, 1) ERA: 4.55	0.2 2 0 0 0 0 1 0 0 0 0 0 0 2 7 0.00 1.500																			
Rich DeLucia, R (8, 1) ERA: 3.39	1.0 3 1 0 0 1 0 0 0 0 0 0 0 8 12 0.00 1.000																			

St. Louis Cardinals @ Chicago Cubs
Wrigley Field, Chicago, IL
Wed Sep 27 1995, 3:33 AM CDT
Att: 31,197 - Sunny - 75 F

AB 28
R 5
H 8
RBI 4
BB 3
SO 3
LOB 9



Batter	1	2	3	4	5	6	7	8	9	AB	R	H	RBI	BB	SO	LOB	TOP																					
John Wehner, R (1, 9) OBP: 0.361, SLG: 0.364 Al Martin, L (8, PH) OBP: 0.349, SLG: 0.433 (8, 7)	G4-3					SH1-4		F6		2	1	1	0	0	0	0																						
Jay Bell, R (1, 6) OBP: 0.335, SLG: 0.400	G6-3					FC5-4		G6-4-3		4	1	0	0	0	0	1																						
Carlos Garcia, R (1, 4) OBP: 0.341, SLG: 0.421	G5-3					F9			G6-3	4	0	1	1	0	0	0																						
Rich Aude, R (1, 3) OBP: 0.302, SLG: 0.390		G6-4-3				G1-3			G6-3	4	0	2	1	0	0	0																						
Steve Pegues, R (1, 7) OBP: 0.263, SLG: 0.398 (8, 9)		G6-4-3				L8			G1-3	3	0	1	0	0	0	0																						
Orlando Merced, S (9, PH) OBP: 0.362, SLG: 0.467		G6-4-3							G1-3	1	0	0	0	0	0	0																						
Kevin Young, R (1, 5) OBP: 0.276, SLG: 0.393		F9								3	0	1	0	0	0	1																						
Midre Cummings, L (1, 8) OBP: 0.288, SLG: 0.319										3	0	0	0	0	0	1																						
2 Angelo Encarnacion, R (1, 2) OBP: 0.285, SLG: 0.322										3	0	0	0	0	0	0																						
Esteban Loaiza, R (1, 1) OBP: 0.204, SLG: 0.250 (6, PH) Jacob Brumfield, R (6, PH) OBP: 0.339, SLG: 0.368 Ramon Morel, R (6, 1) Jeff King, R (8, PH) OBP: 0.342, SLG: 0.456 Jon Lieber, L (8, 1) OBP: 0.348, SLG: 0.048										1	0	0	0	0	0	0																						
Inning Stats	R: 0 E: 0 K: 0 S: 6	H: 0 LOB: 0 BB: 0 P: 8	R: 0 E: 0 K: 0 S: 8	H: 1 LOB: 0 BB: 0 P: 14	R: 0 E: 0 K: 1 S: 7	H: 0 LOB: 0 BB: 0 P: 10	R: 1 E: 0 K: 1 S: 12	H: 2 LOB: 1 BB: 0 P: 14	R: 0 E: 0 K: 0 S: 7	H: 1 LOB: 0 BB: 0 P: 11	R: 1 E: 0 K: 1 S: 12	H: 1 LOB: 1 BB: 1 P: 21	R: 0 E: 0 K: 1 S: 9	H: 1 LOB: 1 BB: 0 P: 9	R: 0 E: 0 K: 0 S: 6	H: 1 LOB: 0 BB: 0 P: 10	1B: 5 2B: 2 3B: 0 HR: 0	SF: 0 SAC: 1 DP: 2 HBP: 0	WP: 0 PB: 0 SB: 0 CS: 1	PA: 33																		
PITCHER	IP	WLS	BF	H	R	ER	SO	BB	IBB	HBP	BLK	WP	HR	S	P	ERA	WHIP	PITCHER				IP	WLS	BF	H	R	ER	SO	BB	IBB	HBP	BLK	WP	HR	S	P	ERA	WHIP
Donovan Osborne, L (1, 1) ERA: 3.81	7.0	W	26	6	2	2	3	1	0	0	0	0	0	61	87	2.57	1.000																					
T.J. Mathews, R (8, 1) ERA: 1.52	1.0		3	1	0	0	0	0	0	0	0	0	0	6	6	0.00	1.000																					
Tom Henke, R (9, 1) ERA: 1.83	1.0	S	3	0	0	0	0	0	0	0	0	0	0	5	10	0.00	0.000																					

Pittsburgh Pirates @ St. Louis Cardinals
Busch Stadium, St. Louis, MO
Fri Sep 29 1995, 7:05 PM CDT
Att: 20,842 - Unknown - 79 F

AB 30
R 2
H 7
RBI 2
BB 1
SO 3
LOB 13



Batter	1	2	3	4	5	6	7	8	9	AB	R	H	RBI	BB	SO	LOB	BOTTOM																					
Bernard Gilkey, R (1, 7) OBP: 0.358, SLG: 0.487	K					G6-3		G4-3		4	1	1	1	0	1	0																						
José Oquendo, S (1, 6) OBP: 0.316, SLG: 0.300	G4-3					G4-1		F7		4	0	0	0	0	0	0																						
Ray Lankford, L (1, 8) OBP: 0.360, SLG: 0.516	G3					G4-3				3	1	1	0	0	0	0																						
Brian Jordan, R (1, 9) OBP: 0.338, SLG: 0.482		L8				F8				3	1	1	0	0	0	0																						
John Mabry, L (1, 3) OBP: 0.344, SLG: 0.405						G3				2	0	1	1	1	0	0																						
David Bell, R (1, 4) OBP: 0.281, SLG: 0.371		F7								3	0	0	1	0	0	2																						
Scott Cooper, L (1, 5) OBP: 0.319, SLG: 0.308		L6								2	0	0	0	1	0	1																						
Scott Hemond, R (1, 2) OBP: 0.233, SLG: 0.229										3	0	0	0	0	0	2																						
Donovan Osborne, S (1, 1) ERA: 5.16 T.J. Mathews, R (8, 1) ERA: 2.84 Terry Bradshaw, L (8, PH) OBP: 0.220, SLG: 0.275 Tom Henke, R (9, 1)										2	0	0	0	0	1	0																						
Inning Stats	R: 0 E: 0 K: 1 S: 5	H: 0 LOB: 0 BB: 0 P: 7	R: 0 E: 0 K: 0 S: 7	H: 0 LOB: 1 BB: 1 P: 17	R: 1 E: 0 K: 0 S: 6	H: 1 LOB: 0 BB: 0 P: 8	R: 0 E: 0 K: 0 S: 6	H: 0 LOB: 0 BB: 0 P: 7	R: 0 E: 0 K: 1 S: 7	H: 0 LOB: 0 BB: 0 P: 10	R: 2 E: 0 K: 0 S: 9	H: 3 LOB: 1 BB: 1 P: 15	R: 0 E: 0 K: 0 S: 8	H: 0 LOB: 0 BB: 0 P: 12	1B: 3 2B: 0 3B: 0 HR: 1	SF: 0 SAC: 0 DP: 1 HBP: 0	WP: 0 PB: 0 SB: 0 CS: 0	PA: 29																				
PITCHER	IP	WLS	BF	H	R	ER	SO	BB	IBB	HBP	BLK	WP	HR	S	P	ERA	WHIP	PITCHER				IP	WLS	BF	H	R	ER	SO	BB	IBB	HBP	BLK	WP	HR	S	P	ERA	WHIP
Esteban Loaiza, R (1, 1) ERA: 5.16	5.0	L	17	3	2	2	1	0	1	0	0	0	0	16	25	9.00	1.500																					
Ramon Morel, R (6, 1) ERA: 2.84	2.0		9	3	2	2	1	0	1	0	0	0	0	8	12	0.00	0.000																					
Jon Lieber, R (8, 1) ERA: 6.43	1.0		3	0	0	0	0	0	0	0	0	0	0	8	12	0.00	0.000																					

Pittsburgh Pirates @ St. Louis Cardinals
Busch Stadium, St. Louis, MO
Fri Sep 29 1995, 7:05 PM CDT
Att: 20,842 - Unknown - 79 F


AB 27
R 3
H 4
RBI 3
BB 2
SO 2
LOB 5



Batter	1	2	3	4	5	6	7	8	9	AB	R	H	RBI	BB	SO	LOB	TOP								
Al Martin, L OBP: 0.348, SLG: 0.431 (1, 7)	0-0 CS 1B		1-0 F8			2-2 L3		2-3 K		4	0	1	0	0	1	1									
Carlos Garcia, R OBP: 0.340, SLG: 0.420 (1, 6)	1-3 SAFE K		0-3 K			0-1 L4-3 1B			2-2 F8	1	0	0	0	0	1	1									
Jay Bell, R OBP: 0.335, SLG: 0.400 (3, 6)	1-2 K					0-1 L4-3 1B			2-1 1B 2B 1B	3	1	2	0	1	0	1									
Orlando Merced, S OBP: 0.365, SLG: 0.468 (1, 9)	1-2 1B			4-2 FC6-4 BB		0-1 L4-3			1-2 2B 1B	4	0	0	0	0	2	3									
Rich Aude, R OBP: 0.291, SLG: 0.375 (1, 3)	3-3 SAFE K			2-3 K			0-2 G4-3		1-2 F9	4	0	0	0	0	2	3									
Nelson Liriano, S OBP: 0.343, SLG: 0.396 (1, 4)		1-3 K		0-0 FC6-4			0-0 G3		0-0 2B 1B	4	0	1	0	0	1	1									
Midre Cummings, L OBP: 0.294, SLG: 0.327 (1, 8)		1-3 K		1-3 K			4-1 WP BB		0-1 1-3 2B	3	0	1	1	1	2	1									
Kevin Young, R OBP: 0.270, SLG: 0.384 (1, 5)		0-1 P4				0-2 F9		2-3 K	3-H 2-3 K	4	0	0	0	0	2	3									
2 Angelo Encarnacion, R OBP: 0.286, SLG: 0.323 (1, 2)			1-0 SH5-4 1B			2-3 K			0-0 P4	3	0	1	0	0	1	0									
Paul Wagner, R OBP: 0.283, SLG: 0.238 (1, 1)			0-0 SH5-4			0-0 G6-3			2-2 G4-3	1	0	0	0	0	0	0									
Lee Hancock, L (6, 1)										0	0	0	0	0	0	0									
Dave Clark, L OBP: 0.358, SLG: 0.375 (8, PH)										1	0	0	0	0	0	0									
Ross Powell, L (8, 1)										0	0	0	0	0	0	0									
Inning Stats	R: 0 E: 0 K: 2 S: 11	H: 2 LOB: 1 BB: 0 P: 16	R: 0 E: 0 K: 2 S: 8	H: 0 LOB: 0 BB: 0 P: 10	R: 0 E: 0 K: 1 S: 6	H: 1 LOB: 1 BB: 0 P: 8	R: 0 E: 0 K: 2 S: 13	H: 0 LOB: 0 BB: 1 P: 20	R: 0 E: 0 K: 1 S: 7	H: 0 LOB: 0 BB: 0 P: 10	R: 0 E: 0 K: 0 S: 7	H: 1 LOB: 1 BB: 0 P: 9	R: 0 E: 0 K: 1 S: 8	H: 0 LOB: 1 BB: 1 P: 14	R: 0 E: 0 K: 1 S: 11	H: 0 LOB: 0 BB: 0 P: 15	R: 1 E: 0 K: 1 S: 15	H: 3 LOB: 2 BB: 0 P: 22	1B: 6 2B: 2 3B: 0 HR: 0	SF: 0 SAC: 1 DP: 1 HBP: 0	WP: 1 PB: 0 SB: 0 CS: 1	PA: 34			
PITCHER	IP	WLS	BF	H	R	ER	SO	BB	IBB	HBP	BLK	WP	HR	S	P	ERA	WHIP								
Alan Benes, R ERA: 8.44 (1, 1)	8.2	W	33	7	1	1	10	2	0	0	0	1	0	83	119	1.04	1.038								
Tom Henke, R ERA: 1.82 (9, 1)	0.1	S	1	0	0	0	1	0	0	0	0	0	0	3	5	0.00	0.000								

Pittsburgh Pirates @ St. Louis Cardinals
 Busch Stadium, St. Louis, MO
 Sat Sep 30 1995, 3:33 AM CDT
 Att: 21,004 - Sunny - 83 F


AB 31
 R 1
 H 7
 RBI 1
 BB 2
 SO 11
 LOB 12



Batter	1	2	3	4	5	6	7	8	9	AB	R	H	RBI	BB	SO	LOB	BOTTOM								
Bernard Gilkey, R OBP: 0.358, SLG: 0.490 (1, 7)	1-0 WP 2B			3-2 G3	2-2 G4-3			1-0 L9		2	0	1	0	0	1	1									
Ray Giannelli, L OBP: 0.300, SLG: 0.125 (3, 3)										3	0	0	0	0	0	1									
Tripp Cromer, R OBP: 0.281, SLG: 0.323 (1, 6)	4-0 WP BB	1-0 1B		3-2 1B 2B		0-0 G6-3		1-0 2B		4	1	3	0	1	0	0									
Ray Lankford, L OBP: 0.359, SLG: 0.512 (1, 8)	3-3 K	0-0 G2-3		1-1 2H 1B		1-2 G4-3		0-1 F7		5	0	1	1	0	1	5									
Brian Jordan, R OBP: 0.338, SLG: 0.487 (1, 9)	0-3 K		0-0 HR	0-1 L9		0-1 G4-3				4	1	1	1	0	1	3									
John Mabry, L OBP: 0.345, SLG: 0.403 (1, 3)	4-0 IBB		4-1 FC6-4 BB		0-0 G4-3		0-2 E5			2	0	0	0	2	0	0									
David Bell, R OBP: 0.280, SLG: 0.368 (1, 4)	0-0 G5-3		1-3 SAFE K		2-2 2B 3B 1B		0-0 F7			4	1	1	0	0	1	5									
Jose Oliva, R OBP: 0.207, SLG: 0.292 (1, 5)		2-2 HR	1-1 P5		3-2 3B 2B		0-3 K			4	2	2	1	0	1	2									
Danny Sheaffer, R OBP: 0.311, SLG: 0.368 (1, 2)		0-0 FC2-8 1B	1-1 SAFE FC6-4		0-1 2H 3H 3B		1-2 F8			4	0	2	2	0	0	2									
Alan Benes, R (1, 1)		0-0 FC2-6 1B		1-0 F8				0-3 K		4	0	0	0	0	2	2									
Tom Henke, R (9, 1)										0	0	0	0	0	0	0									
Inning Stats	R: 0 E: 0 K: 2 S: 8	H: 1 LOB: 3 BB: 2 P: 20	R: 1 E: 0 K: 1 S: 11	H: 3 LOB: 2 BB: 0 P: 14	R: 1 E: 0 K: 1 S: 12	H: 1 LOB: 1 BB: 1 P: 18	R: 1 E: 0 K: 0 S: 11	H: 2 LOB: 1 BB: 0 P: 19	R: 2 E: 0 K: 1 S: 16	H: 3 LOB: 1 BB: 0 P: 24	R: 0 E: 0 K: 0 S: 6	H: 0 LOB: 0 BB: 0 P: 7	R: 0 E: 1 K: 1 S: 10	H: 0 LOB: 1 BB: 0 P: 11	R: 0 E: 0 K: 1 S: 7	H: 1 LOB: 1 BB: 0 P: 9	1B: 4 2B: 4 3B: 1 HR: 2	SF: 0 SAC: 0 DP: 0 HBP: 0	WP: 1 PB: 0 SB: 0 CS: 0	PA: 39					
PITCHER	IP	WLS	BF	H	R	ER	SO	BB	IBB	HBP	BLK	WP	HR	S	P	ERA	WHIP								
Paul Wagner, R ERA: 4.8 (1, 1)	5.0	L	28	10	5	5	5	2	0	0	0	0	0	16	18	0.00	0.000								
Lee Hancock, L ERA: 1.93 (6, 1)	2.0		7	0	0	0	1	0	0	0	0	0	0	7	9	0.00	1.000								
Ross Powell, L ERA: 6.98 (8, 1)	1.0		4	1	0	0	1	0	0	0	0	0	0	7	9	0.00	1.000								

Pittsburgh Pirates @ St. Louis Cardinals
 Busch Stadium, St. Louis, MO
 Sat Sep 30 1995, 3:33 AM CDT
 Att: 21,004 - Sunny - 83 F

AB 36
 R 5
 H 11
 RBI 5
 BB 3
 SO 7
 LOB 21



Batter	1	2	3	4	5	6	7	8	9	AB	R	H	RBI	BB	SO	LOB	TOP										
Al Martin, L OBP: 0.351, SLG: 0.442 (1, 7)	2-2 HR		0-1 1B	0-0 G6-3		0-2 WP 1B		1-3 K		5	2	3	1	0	1	1											
Jay Bell, R OBP: 0.336, SLG: 0.404 (1, 6)	0-0 P3		2-0 BB 1B	2-2 F7		0-1 F9			1-1 E 3B	5	2	2	0	0	0	1											
Nelson Liriano, S OBP: 0.347, SLG: 0.398 (1, 4)	4-2 BB		1-0 BB 2B 1B		3-1 G6-3 1B	2-0 G6-3			1-1 P6	4	2	2	1	1	0	2											
Dave Clark, L OBP: 0.359, SLG: 0.372 (1, 9)	2-1 F8		4-2 2B 1B		1-0 G6-3 1B				1-1 F7	4	2	1	0	1	1	2											
Rich Aude, R OBP: 0.287, SLG: 0.376 (1, 3)	2-0 F8		1-1 1B SF9 2B		0-0 G6-3				3-2 E5 2B	5	2	1	2	0	0	3											
Midre Cummings, L OBP: 0.303, SLG: 0.342 (1, 8)		2-1 F7	0-1 1B		0-2 1B				3-2 2B	5	0	3	4	0	0	0											
Kevin Young, R OBP: 0.268, SLG: 0.381 (1, 5)	1-2 P4		2-3 SF9		0-0 G5-4-3 1B				0-0 G5-3	4	0	1	1	0	1	1											
2 Angelo Encarnacion, R OBP: 0.285, SLG: 0.333 (1, 2)			3-3 K		3-1 G5-4-3					4	0	1	0	0	1	3											
Rick White, R OBP: 0.067, SLG: 0.133 (1, 1)			0-3 K		0-0 L8					3	0	0	0	0	2	0											
Jon Lieber, L OBP: 0.048, SLG: 0.048 (6, 1)										0	0	0	0	0	0	0											
Jason Christiansen, R OBP: 0.000, SLG: 0.000 (7, 1)										1	0	0	0	0	1	1											
Dan Miceli, R OBP: 0.000, SLG: 0.000 (9, 1)										0	0	0	0	0	0	0											
Inning Stats	R: 1 E: 0 K: 0 S: 12	H: 1 LOB: 1 BB: 1 P: 22	R: 0 E: 0 K: 1 S: 11	H: 0 LOB: 0 BB: 0 P: 17	R: 5 E: 0 K: 1 S: 21	H: 5 LOB: 1 BB: 1 P: 32	R: 0 E: 0 K: 0 S: 6	H: 0 LOB: 0 BB: 0 P: 8	R: 2 E: 0 K: 1 S: 10	H: 4 LOB: 1 BB: 0 P: 17	R: 0 E: 0 K: 1 S: 9	H: 1 LOB: 1 BB: 0 P: 11	R: 0 E: 0 K: 1 S: 5	H: 0 LOB: 0 BB: 0 P: 8	R: 0 E: 0 K: 3 S: 13	H: 1 LOB: 1 BB: 0 P: 16	R: 2 E: 1 K: 0 S: 14	H: 2 LOB: 1 BB: 0 P: 21	1B: 8 2B: 3 3B: 2 HR: 1	SF: 1 SAC: 0 DP: 1 HBP: 0	WP: 1 PB: 0 CS: 0	PA: 43					
PITCHER	IP	WLS	BF	H	R	ER	SO	BB	IBB	HBP	BLK	WP	HR	S	P	ERA	WHIP										
Brian Barber, R ERA: 5.22 (1, 1)	3.0	L	17	6	6	6	2	2	0	0	0	0	1	44	71	18.00	2.667										
Mark Petkovsek, R ERA: 4.0 (4, 1)	2.0		9	4	2	2	0	0	0	0	0	0	0	16	25	9.00	2.000										
Cory Bailey, R ERA: 7.36 (6, 1)	2.0		7	1	0	0	2	0	0	0	0	1	0	14	19	0.00	0.500										
Doug Creek, L ERA: 4.41 (8, 1)	1.0		4	1	0	0	3	0	0	0	0	0	0	13	16	0.00	1.000										
John Frascatore, R ERA: 4.41 (9, 1)	1.0		6	2	2	0	0	0	0	0	0	0	0	14	21	0.00	2.000										

Pittsburgh Pirates @ St. Louis Cardinals
 Busch Stadium, St. Louis, MO
 Sun Oct 01 1995, 3:33 AM CDT
 Att: 22,175 - Sunny - 76 F

AB	40
R	10
H	14
RBI	9
BB	2
SO	7
LOB	14



Batter	1	2	3	4	5	6	7	8	9	AB	R	H	RBI	BB	SO	LOB	BOTTOM										
Terry Bradshaw, L OBP: 0.261, SLG: 0.295 (1, 8)	1-2 L1		1-0 BB 1B		0-0 G4-3				0-1 1B	4	0	2	0	1	0	1											
Ozzie Smith, S OBP: 0.282, SLG: 0.244 (1, 6)	0-2 G5-3		0-1 BB		0-0 SF7				0-0 P2	2	0	1	1	0	0	0											
David Bell, R OBP: 0.275, SLG: 0.363 (3, FR) (4, 4)			1-2 2H 1B		3-1 SF7				0-0 P2	2	0	0	1	0	0	4											
Mark Sweeney, L OBP: 0.348, SLG: 0.377 (1, 3)	2-0 G5-3		4-0 FC5-4 BB		1-1 1B				0-0 SF8	3	0	1	1	1	1	2											
Jose Oliva, R OBP: 0.202, SLG: 0.284 (1, 5)		2-3 K	1-0 FC5-4		1-1 F7				3-2 F9	5	0	0	0	0	2	7											
Ray Giannelli, L OBP: 0.286, SLG: 0.091 (1, 9)			0-0 G6-3		2-2 G4-3				0-3 K	3	0	0	0	1	1	0											
Allen Battle, R OBP: 0.358, SLG: 0.314 (1, 7)			1-1 G6-3		3-2 F9 2B				3-1 P3	3	0	1	0	1	0	0											
Danny Sheaffer, R OBP: 0.306, SLG: 0.361 (1, 2)			2-1 G6-3		0-0 F9				0-0 P3	4	0	0	0	0	0	3											
Tripp Cromer, R OBP: 0.261, SLG: 0.325 (4, 6)			1-2 G6-3		0-1 G6-3				0-0 1B 2B	4	1	1	0	0	0	3											
Brian Barber, R ERA: 5.22 (1, 1)			1-1 1B		2-1 G4-3 SF7 2B				1-1 1B	0	0	0	0	0	0	0											
John Lieber, L ERA: 4.75 (6, 1)									2-H SF8 1B	0	0	0	0	0	0	0											
Jason Christiansen, L ERA: 4.15 (7, 1)										0	0	0	0	0	0	0											
Dan Miceli, R ERA: 4.66 (9, 1)										0	0	0	0	0	0	0											
Inning Stats	R: 0 E: 0 K: 0 S: 7	H: 0 LOB: 0 BB: 0 P: 10	R: 0 E: 0 K: 1 S: 6	H: 0 LOB: 0 BB: 0 P: 9	R: 1 E: 0 K: 0 S: 11	H: 3 LOB: 3 BB: 1 P: 21	R: 0 E: 0 K: 0 S: 10	H: 1 LOB: 1 BB: 0 P: 15	R: 1 E: 0 K: 0 S: 8	H: 2 LOB: 1 BB: 0 P: 12	R: 0 E: 0 K: 0 S: 6	H: 0 LOB: 1 BB: 2 P: 15	R: 0 E: 0 K: 2 S: 13	H: 1 LOB: 2 BB: 1 P: 21	R: 0 E: 0 K: 1 S: 6	H: 0 LOB: 0 BB: 0 P: 9	R: 2 E: 0 K: 0 S: 10	H: 3 LOB: 1 BB: 0 P: 14	1B: 7 2B: 3 3B: 0 HR: 0	SF: 2 SAC: 0 DP: 1 HBP: 0	WP: 0 PB: 0 CS: 0	PA: 40					
PITCHER	IP	WLS	BF	H	R	ER	SO	BB	IBB	HBP	BLK	WP	HR	S	P	ERA	WHIP										
Rick White, R ERA: 4.75 (1, 1)	5.0	W	24	6	2	2	1	3	0	0	0	0	0	45	78	3.60	1.800										
Jon Lieber, R ERA: 6.32 (6, 1)	1.1		5	1	0	0	0	1	0	0	0	0	0	10	16	0.00	1.500										
Jason Christiansen, L ERA: 4.15 (7, 1)	1.2		5	0	0	0	3	0	0	0	0	0	0	12	18	0.00	0.000										
Dan Miceli, R ERA: 4.66 (9, 1)	1.0		6	3	2	2	0	0	0	0	0	0	0	10	14	18.00	3.000										

Pittsburgh Pirates @ St. Louis Cardinals
 Busch Stadium, St. Louis, MO
 Sun Oct 01 1995, 3:33 AM CDT
 Att: 22,175 - Sunny - 76 F

AB	34
R	4
H	10
RBI	4
BB	4
SO	4
LOB	20

