

St. Louis Cardinals - 1996

Batter	1	2	3	4	5	6	7	8	9	AB	R	H	RBI	BB	SO	LOB	TOP										
Willie McGee, S OBP: 0.400, SLG: 1.000 (1, 9)	G6-3		2B	HR			K		G6-3	5	2	3	0	1	1												
Royce Clayton, R OBP: 0.500, SLG: 0.750 (1, 6)	G1-3		2B	G5-3			2B			4	0	2	1	0	0												
Ray Lankford, L OBP: 0.750, SLG: 1.000 (1, 8)	G4-3		1B				1B			4	0	3	0	0	0												
Ron Gant, R (1, 7)		SF8	F7				G6-4-3		WP	2	1	0	0	2	0												
Gary Gaetti, R OBP: 0.250, SLG: 0.250 (1, 5)	FC5-4			K			K		L5	4	0	1	0	0	2												
John Mabry, L OBP: 0.250, SLG: 1.333 (1, 3)	SF8			HR			G6-3		G1-3	3	1	1	2	0	0												
Pat Borders, R OBP: 0.500, SLG: 0.500 (1, 2)	FC5-4			SH5-4			G4-6-3		F9	4	1	2	0	0	0												
Luis Alicaia, S OBP: 0.250, SLG: 0.250 (1, 4)	K			SH5-4			G4-6-3		G5-3	4	1	1	0	0	1												
Andy Benes, R Terry Bradshaw, L Rick Honeycutt, L Cory Bailey, R Tony Fossas, L T.J. Mathews, R Mark Sweeney, L (1, 1) (7, PH) (7, PH) (7, 1) (7, 1) (8, 1) (8, 1) (9, PH)				K			SH5-4		G3	1	0	0	0	0	0												
Inning Stats	R: 0 E: 0 K: 0 S: 7	H: 0 LOB: 0 BB: 0 P: 12	R: 1 E: 0 K: 1 S: 15	H: 1 LOB: 1 BB: 1 P: 25	R: 1 E: 0 K: 1 S: 15	H: 3 LOB: 1 BB: 0 P: 20	R: 4 E: 0 K: 1 S: 16	H: 4 LOB: 0 BB: 0 P: 25	R: 0 E: 0 K: 0 S: 8	H: 1 LOB: 0 BB: 0 P: 14	R: 0 E: 0 K: 1 S: 7	H: 3 LOB: 2 BB: 0 P: 11	R: 0 E: 0 K: 0 S: 8	H: 0 LOB: 1 BB: 1 P: 15	R: 0 E: 0 K: 0 S: 5	H: 0 LOB: 0 BB: 0 P: 8	1B: 9 2B: 3 3B: 0 HR: 2	SF: 1 SAC: 1 DP: 3 HBP: 0	WP: 1 PB: 0 SB: 0 CS: 1	PA: 37							
PITCHER	IP	WLS	BF	H	R	ER	SO	BB	IBB	HBP	BLK	WP	HR	S	P	ERA	WHIP										
Bobby Jones, R ERA: 14.73 (1, 1)	3.2		19	8	6	6	3	1	0	0	0	0	2	50	77	14.73	2.455										
Blas Minor, R ERA: (4, 1)	1.1		4	1	0	0	1	0	0	0	0	0	0	10	15	0.00	0.750										
Jerry Dipoto, R ERA: (6, 1)	2.0	W	7	4	0	0	1	0	0	0	0	0	0	15	25	0.00	2.000										
Doug Henry, R ERA: (8, 1)	1.0		4	0	0	0	0	1	0	0	0	1	0	8	15	0.00	1.000										
John Franco, L ERA: (9, 1)	1.0	S	3	0	0	0	0	0	0	0	0	0	0	5	8	0.00	0.000										

St. Louis Cardinals @ New York Mets
Shea Stadium, Flushing, NY
Mon Apr 01 1996, 3:33 AM EST
Att: 42,060 - Overcast - 47 F

AB 33
R 6
H 13
RBI 6
BB 2
SO 5
LOB 9



Batter	1	2	3	4	5	6	7	8	9	AB	R	H	RBI	BB	SO	LOB	BOTTOM										
Lance Johnson, L OBP: 0.250, SLG: 0.250 (1, 8)	G3		FC4-6				F8			4	1	1	1	0	0												
Bernard Gilkey, R OBP: 0.500, SLG: 1.250 (1, 7)	F9		L7				HR			4	1	2	2	0	0												
Rico Brogna, L OBP: 0.250, SLG: 0.333 Doug Henry, R John Franco, L (1, 3) (8, 1) (9, 1)	P5			HR			K		SF9-3-6-3-6	3	1	1	1	0	1												
Butch Huskey, R OBP: 0.250, SLG: 0.250 (8, 3) Tim Bogar, R (8, PR) (9, 3)		K		L9			K		SH3-4	4	0	1	0	0	2												
Jeff Kent, R OBP: 0.333, SLG: 0.333 (1, 5)		1B		P5			K		SH3-4	3	0	1	0	0	1												
Todd Hundley, S OBP: 0.250, SLG: 1.000 (1, 2)	F7			HR			G1-3		K	4	1	1	2	0	1												
Jose Vizcaino, S OBP: 0.250, SLG: 0.250 (1, 4)	G3			L6			1B		P6	4	1	1	0	0	0												
Rey Ordenez, R OBP: 0.667, SLG: 0.500 (1, 6)			FC4-6				G4-3		1B	2	1	1	0	1	0												
Bobby Jones, R Blas Minor, R Edgardo Alfonzo, R Jerry Dipoto, R Chris Jones, R (1, 1) (4, 1) (5, PH) (8, 1) (7, PH) (8, 9)			K				G1-3		1B	1	0	0	0	0	0												
Inning Stats	R: 0 E: 0 K: 0 S: 6	H: 0 LOB: 0 BB: 0 P: 8	R: 0 E: 0 K: 1 S: 9	H: 1 LOB: 1 BB: 0 P: 13	R: 0 E: 0 K: 1 S: 5	H: 0 LOB: 1 BB: 1 P: 11	R: 2 E: 0 K: 0 S: 17	H: 2 LOB: 0 BB: 0 P: 22	R: 0 E: 0 K: 0 S: 5	H: 0 LOB: 0 BB: 0 P: 7	R: 1 E: 0 K: 3 S: 11	H: 1 LOB: 0 BB: 0 P: 15	R: 4 E: 0 K: 0 S: 16	H: 5 LOB: 0 BB: 0 P: 24	R: 0 E: 0 K: 1 S: 10	H: 1 LOB: 1 BB: 0 P: 14	1B: 8 2B: 1 3B: 0 HR: 2	SF: 1 SAC: 1 DP: 1 HBP: 0	WP: 0 PB: 0 SB: 0 CS: 0	PA: 34							
PITCHER	IP	WLS	BF	H	R	ER	SO	BB	IBB	HBP	BLK	WP	HR	S	P	ERA	WHIP										
Andy Benes, R ERA: 4.5 (1, 1)	6.0		23	4	3	3	5	1	0	0	0	0	0	8	11	4.50	0.833										
Rick Honeycutt, L ERA: 54.0 (7, 1)	0.1		3	2	2	2	0	0	0	0	0	0	0	3	4	54.00	6.000										
Cory Bailey, R ERA: (7, 1)	0.0		1	1	0	0	0	0	0	0	0	0	0	3	4	∞	∞										
Tony Fossas, L ERA: 13.5 (7, 1)	0.2	L	3	2	2	2	0	0	0	0	0	0	0	5	9	27.00	3.000										
T.J. Mathews, R ERA: (8, 1)	1.0		4	1	0	0	1	0	0	0	0	0	0	10	14	0.00	1.000										

St. Louis Cardinals @ New York Mets
Shea Stadium, Flushing, NY
Mon Apr 01 1996, 3:33 AM EST
Att: 42,060 - Overcast - 47 F


AB 31
R 7
H 10
RBI 7
BB 1
SO 6
LOB 9



Batter	1	2	3	4	5	6	7	8	9	10	11	12	13	14	AB	R	H	RBI	BB	SO	LOB	TOP					
Willie McGee, S OBP: 0.261, SLG: 0.435	K		K			G6-3		E6 3B		G4-3		F9-2		G4-3	7	1	0	0	0	2	3						
Royce Clayton, R OBP: 0.405, SLG: 0.600	K					2B		3B		G2				1B	5	1	3	2	2	1	0						
Ray Lankford, L OBP: 0.388, SLG: 0.556	G3							3B		G4-3				1B	5	0	1	1	0	2	2						
Rick Honeycutt, L OBP: 0.290, SLG: 1.000								G4-3		K				1B	0	0	0	0	0	0	0						
Cory Bailey, R OBP: 0.290, SLG: 1.000								G4-3		K				1B	0	0	0	0	0	0	0						
Ozzie Smith, S OBP: 0.290, SLG: 1.000								G4-3		K				1B	0	0	0	0	0	0	0						
Dennis Eckersley, R OBP: 0.290, SLG: 1.000								G4-3		K				1B	0	0	0	0	0	0	0						
Ron Gant, R OBP: 0.550, SLG: 0.846								G5-3						1B	4	1	1	2	3	0	2						
Gary Gaetti, R OBP: 0.150, SLG: 0.150								G5-3						1B	7	0	0	0	0	2	6						
David Bell, R OBP: 0.150, SLG: 0.150								G5-3						1B	3	0	0	0	0	0	0						
Tony Fossas, L OBP: 0.150, SLG: 0.150								G5-3						1B	0	0	0	0	0	0	0						
Mark Swenson, L OBP: 0.150, SLG: 0.150								G5-3						1B	0	0	0	0	0	0	0						
Mark Swenson, L OBP: 0.150, SLG: 0.150								G5-3						1B	0	0	0	0	0	0	0						
T.J. Mathews, R OBP: 0.150, SLG: 0.150								G5-3						1B	0	0	0	0	0	0	0						
Terry Bradshaw, L OBP: 0.150, SLG: 0.150								G5-3						1B	0	0	0	0	0	0	0						
Danny Sheaffer, R OBP: 0.300, SLG: 0.222								G5-3						1B	6	0	1	0	0	0	4						
Luis Alcega, S OBP: 0.222, SLG: 0.278								G6-3						1B	6	0	1	0	0	3	2						
Tom Urbani, L OBP: 0.375, SLG: 0.538								G6-3						1B	2	0	0	0	0	1	0						
Jeff Parrett, R OBP: 0.375, SLG: 0.538								G6-3						1B	0	0	0	0	0	0	0						
John Mabry, L OBP: 0.375, SLG: 0.538								G6-3						1B	2	2	1	0	1	0	2						
Inning Stats	R: 0 E: 0 K: 2 S: 10	H: 0 LOB: 0 BB: 0 P: 13	R: 1 E: 0 K: 0 S: 15	H: 1 LOB: 0 BB: 0 P: 19	R: 0 E: 0 K: 2 S: 7	H: 0 LOB: 0 BB: 0 P: 11	R: 0 E: 0 K: 1 S: 8	H: 1 LOB: 1 BB: 1 P: 14	R: 0 E: 0 K: 0 S: 12	H: 0 LOB: 0 BB: 0 P: 9	R: 1 E: 0 K: 0 S: 12	H: 1 LOB: 1 BB: 1 P: 20	R: 0 E: 0 K: 0 S: 15	H: 0 LOB: 0 BB: 0 P: 12	R: 0 E: 0 K: 1 S: 13	H: 0 LOB: 0 BB: 0 P: 17	R: 0 E: 0 K: 0 S: 6	H: 1 LOB: 0 BB: 0 P: 9	R: 0 E: 0 K: 1 S: 12	H: 1 LOB: 3 BB: 2 P: 23	R: 1 E: 0 K: 1 S: 13	H: 1 LOB: 3 BB: 3 P: 33	1B: 5 2B: 4 3B: 1 HR: 1	SF: 0 SAC: 2 DP: 1 HBP: 0	WP: 0 PB: 0 SB: 2 CS: 1	PA: 59	
PITCHER	IP	WLS	BF	H	R	ER	SO	BB	IBB	HBP	BLK	WP	HR	S	P	ERA	WHIP										
Steve Avery, L ERA: 2.57	7.0		25	3	2	2	7	2	0	0	0	0	0	67	98	2.57	0.714										
Greg McMichael, R ERA: 10.8	0.2	5	2	2	1	0	0	0	0	0	0	0	0	13	19	13.50	3.000										
Mark Wohlers, R ERA: 13.5	1.1	6	2	0	0	2	0	0	0	0	0	0	0	13	19	0.00	1.500										
Brad Clontz, R ERA: 13.5	2.0	7	0	0	0	1	0	0	0	0	0	0	0	19	25	0.00	0.000										
Terrell Wade, L ERA: 13.5	2.0	9	2	0	0	1	1	1	0	0	0	0	0	19	32	0.00	1.500										

St. Louis Cardinals @ Atlanta Braves
 Atlanta-Fulton County Stadium, Atlanta, GA
 Fri Apr 05 1996, 7:05 PM EST
 Att: 31,071 - Unknown - 61 F


AB 50
 R 5
 H 10
 RBI 5
 BB 7
 SO 12
 LOB 22



Batter	1	2	3	4	5	6	7	8	9	10	11	12	13	14	AB	R	H	RBI	BB	SO	LOB	BOTTOM					
Marquis Grissom, R OBP: 0.263, SLG: 0.389	F7					G4-3				F9				F9	7	1	2	1	0	0	2						
Jeff Blauser, R OBP: 0.450, SLG: 0.467	K					1B				G5-3				1B	6	2	2	0	1	2	3						
David Justice, L OBP: 0.474, SLG: 0.400	BB					1B				G6-4-3				1B	5	0	0	0	2	1	3						
Fred McGriff, L OBP: 0.450, SLG: 0.778	BB					1B				G6-4-3				1B	5	0	0	0	2	1	3						
Javy Lopez, R OBP: 0.350, SLG: 0.438	BB					1B				G6-3				1B	7	1	4	2	0	1	1						
Ryan Klesko, L OBP: 0.329, SLG: 0.867	G3					1B				G3-1				1B	4	0	1	0	0	1	3						
Jerome Walton, R OBP: 0.500, SLG: 1.250	G3					1B				G6-3				1B	1	0	0	0	1	1	2						
Tyler Houston, L OBP: 0.500, SLG: 1.000	G3					1B				G6-3				1B	0	0	0	0	0	0	0						
Mark Lemke, S OBP: 0.412, SLG: 0.500	G5-3					1B				G3				1B	3	0	0	0	1	0	1						
Rafael Bellard, R OBP: 0.412, SLG: 0.500	G5-3					1B				G3				1B	1	0	0	0	0	0	2						
Ed Giovanola, L OBP: 0.697, SLG: 0.500	G5-3					1B				G3				1B	1	0	1	0	0	0	0						
Mike Mordecai, R OBP: 0.188, SLG: 0.133	G5-3					1B				G3				1B	5	0	1	0	0	1	3						
Bruce Avery, L OBP: 0.188, SLG: 0.133	G4-3					1B				G3				1B	3	0	0	0	0	0	1						
Mark Swenson, L OBP: 0.188, SLG: 0.133	G4-3					1B				G3				1B	0	0	0	0	0	0	0						
Mark Swenson, L OBP: 0.188, SLG: 0.133	G4-3					1B				G3				1B	0	0	0	0	0	0	0						
T.J. Mathews, R OBP: 0.188, SLG: 0.133	G4-3					1B				G3				1B	0	0	0	0	0	0	0						
Rick Honeycutt, L ERA: 9.0	G4-3					1B				G3				1B	0	0	0	0	0	0	0						
Inning Stats	R: 0 E: 0 K: 1 S: 16	H: 1 LOB: 3 BB: 2 P: 27	R: 0 E: 0 K: 0 S: 5	H: 0 LOB: 0 BB: 0 P: 8	R: 3 E: 0 K: 0 S: 14	H: 4 LOB: 1 BB: 0 P: 26	R: 0 E: 0 K: 0 S: 7	H: 0 LOB: 0 BB: 0 P: 7	R: 1 E: 0 K: 0 S: 8	H: 2 LOB: 0 BB: 0 P: 13	R: 0 E: 0 K: 0 S: 7	H: 1 LOB: 1 BB: 1 P: 10	R: 0 E: 0 K: 0 S: 8	H: 0 LOB: 0 BB: 0 P: 15	R: 0 E: 0 K: 1 S: 11	H: 1 LOB: 1 BB: 0 P: 13	R: 0 E: 0 K: 1 S: 9	H: 1 LOB: 3 BB: 2 P: 21	R: 0 E: 0 K: 1 S: 9	H: 0 LOB: 0 BB: 0 P: 15	R: 0 E: 0 K: 2 S: 11	H: 0 LOB: 0 BB: 0 P: 15	1B: 9 2B: 0 3B: 0 HR: 2	SF: 1 SAC: 1 DP: 1 HBP: 0	WP: 0 PB: 0 SB: 1 CS: 1	PA: 60	
PITCHER	IP	WLS	BF	H	R	ER	SO	BB	IBB	HBP	BLK	WP	HR	S	P	ERA	WHIP										
Tom Urbani, L ERA: 6.0	6.0		27	8	4	4	1	2	0	0	0	0	0	56	91	6.00	1.667										
Jeff Parrett, R ERA: 4.5	0.1	2	0	0	0	0	0	1	0	0	0	0	0	6	13	0.00	3.000										
Tony Fossas, L ERA: 3.86	1.2	4	0	0	0	1	0	0	0	0	0	0	0	10	12	0.00	0.000										
T.J. Mathews, R ERA: 3.86	1.0	5	0	0	0	0	1	1	0	0	0	0	0	9	23	0.00	1.000										
Rick Honeycutt, L ERA: 9.0	1.2	7	1	0	0	1	1	0	0	0	0	0	0	15	21	0.00	1.200										
PITCHER	IP	WLS	BF	H	R	ER	SO	BB	IBB	HBP	BLK	WP	HR	S	P	ERA	WHIP										
Cory Bailey, R ERA: 4.5	2.1	11	2	0	0	0	3	1	0	0	0	0	0	22	44	0.00	1.286										
Dennis Eckersley, R ERA: 4.5	1.0	3	0	0	0	2	0	0	0	0	0	0	0	11	15	0.00	0.000										

St. Louis Cardinals @ Atlanta Braves
 Atlanta-Fulton County Stadium, Atlanta, GA
 Fri Apr 05 1996, 7:05 PM EST
 Att: 31,071 - Unknown - 61 F

AB 49
 R 4
 H 11
 RBI 4
 BB 8
 SO 8
 LOB 22



Batter	1	2	3	4	5	6	7	8	9	AB	R	H	RBI	BB	SO	LOB	TOP										
Luis Altea, S OBP: 0.397, SLG: 0.400 Pat Borders, R OBP: 0.400, SLG: 0.533	G5-3		1B			G1-3			F9	3	1	1	0	1	0	0											
Royce Clayton, R OBP: 0.344, SLG: 0.481 Tom Urbani, L (9, FH)	E3		1B			SF9			F8	2	0	0	1	1	0	0											
John Mabry, L OBP: 0.280, SLG: 0.364	K		F7			K			K	4	0	0	0	0	3	5											
Ron Gant, R OBP: 0.429, SLG: 0.579 Tony Fossas, L Ray Lankford, L OBP: 0.269, SLG: 0.400 Cory Bailey, R	F7		K			K			G5-3	3	0	0	0	0	2	3											
Mark Sweeney, L OBP: 0.556, SLG: 0.571		1B FC6-4				WP			F8	3	1	2	1	1	0	0											
David Bell, R OBP: 0.143, SLG: 0.143			F8			K			P5	4	0	1	0	0	1	3											
Danny Sheaffer, R OBP: 0.357, SLG: 0.333		FC6-4				K				3	1	1	1	1	1	2											
Terry Bradshaw, L OBP: 0.222, SLG: 0.125		FC6-4				K			F8	4	0	0	0	0	1	3											
Mike Busby, R OBP: 0.500, SLG: 0.500 Miguel Mejia, R		K				F9			K	2	0	1	0	0	1	1											
Inning Stats	R: 0 E: 1 K: 1 S: 6	H: 0 LOB: 1 BB: 0 P: 6	R: 1 E: 0 K: 1 S: 6	H: 1 LOB: 1 BB: 1 P: 10	R: 1 E: 0 K: 1 S: 7	H: 2 LOB: 2 BB: 1 P: 11	R: 1 E: 0 K: 2 S: 9	H: 2 LOB: 2 BB: 1 P: 13	R: 0 E: 0 K: 3 S: 10	H: 1 LOB: 1 BB: 0 P: 10	R: 0 E: 0 K: 0 S: 3	H: 0 LOB: 0 BB: 0 P: 3	R: 0 E: 0 K: 1 S: 5	H: 0 LOB: 1 BB: 1 P: 7	R: 0 E: 0 K: 1 S: 5	H: 0 LOB: 0 BB: 0 P: 5	R: 0 E: 0 K: 1 S: 5	H: 0 LOB: 0 BB: 0 P: 5	1B: 3 2B: 3 3B: 0 HR: 0	SF: 1 SAC: 0 DP: 0 HBP: 0	WP: 1 PB: 0 SB: 0 CS: 0	PA: 38					
PITCHER	IP	WLS	BF	H	R	ER	SO	BB	IBB	HBP	BLK	WP	HR	S	P	ERA	WHIP										
Jason Schmidt, R ERA: 4.5	5.0	W	25	6	3	3	8	3	0	0	0	1	0	38	50	5.40	1.800										
Mike Bielecki, R ERA: 1.8	2.0		6	0	0	0	1	0	0	0	0	0	0	8	7	0.00	0.000										
Pedro Borbon, L ERA: 1.8	1.0		4	0	0	0	1	0	0	0	0	0	0	3	8	0.00	1.000										
Mark Wohlers, R ERA: 9.0	1.0		3	0	0	0	1	0	0	0	0	0	0	5	5	0.00	0.000										

St. Louis Cardinals @ Atlanta Braves
Atlanta-Fulton County Stadium, Atlanta, GA
Sun Apr 07 1996, 3:33 AM EDT
Att: 28,498 - Sunny - 52 F

AB 33
R 3
H 6
RBI 3
BB 4
SO 10
LOB 17



Batter	1	2	3	4	5	6	7	8	9	AB	R	H	RBI	BB	SO	LOB	BOTTOM										
Marquis Grissom, R OBP: 0.233, SLG: 0.393	F8		E7	F3			G5-3			5	2	1	4	0	0	0											
Jeff Blauser, R OBP: 0.387, SLG: 0.304 Rafael Belliard, R		10 HR				E5				2	2	0	0	3	1	0											
10 Chipper Jones, S OBP: 0.727, SLG: 1.222										4	2	4	4	1	0	0											
Fred McGriff, L OBP: 0.387, SLG: 0.593 Pedro Borbon, R Mark Wohlers, R										4	0	1	1	1	2	4											
David Justice, L OBP: 0.407, SLG: 0.478 Dwight Smith, L	G3		P6			K			G1-3	3	0	0	0	0	1	3											
Ryan Klesko, L OBP: 0.609, SLG: 1.000 Jerome Walton, R OBP: 0.300, SLG: 0.625										2	3	2	1	1	0	0											
Mark Lemke, S OBP: 0.333, SLG: 0.348		G4-3								5	0	0	0	0	1	2											
Eddie Pérez, R OBP: 0.500, SLG: 1.200										4	3	2	2	0	1	0											
Jason Schmidt, R Mike Bielecki, R Tyler Houston, L OBP: 0.333, SLG: 0.667										2	1	0	0	0	1	1											
Inning Stats	R: 2 E: 0 K: 1 S: 6	H: 1 LOB: 0 BB: 1 P: 10	R: 5 E: 1 K: 1 S: 9	H: 3 LOB: 1 BB: 1 P: 14	R: 4 E: 1 K: 2 S: 11	H: 3 LOB: 2 BB: 2 P: 19	R: 2 E: 0 K: 0 S: 5	H: 2 LOB: 0 BB: 0 P: 5	R: 0 E: 1 K: 2 S: 9	H: 1 LOB: 2 BB: 0 P: 9	R: 0 E: 0 K: 0 S: 3	H: 0 LOB: 0 BB: 0 P: 3	R: 0 E: 0 K: 0 S: 3	H: 0 LOB: 2 BB: 2 P: 11	R: 0 E: 0 K: 3 S: 9	H: 0 LOB: 0 BB: 0 P: 9	1B: 3 2B: 2 3B: 1 HR: 4	SF: 0 SAC: 1 DP: 0 HBP: 1	WP: 0 PB: 0 SB: 0 CS: 0	PA: 44							
PITCHER	IP	WLS	BF	H	R	ER	SO	BB	IBB	HBP	BLK	WP	HR	S	P	ERA	WHIP										
Mike Busby, R ERA: 18.0	4.0	L	28	9	13	8	4	4	0	1	0	0	4	31	48	18.00	3.250										
Tony Fossas, L ERA: 2.08	2.0		8	1	0	0	2	0	0	0	0	0	0	12	12	0.00	0.500										
Cory Bailey, R ERA: 2.84	2.0		8	0	0	0	3	2	0	0	0	0	0	12	20	0.00	1.000										

St. Louis Cardinals @ Atlanta Braves
Atlanta-Fulton County Stadium, Atlanta, GA
Sun Apr 07 1996, 3:33 AM EDT
Att: 28,498 - Sunny - 52 F

AB 36
R 13
H 10
RBI 12
BB 6
SO 9
LOB 16



Batter	1	2	3	4	5	6	7	8	9	AB	R	H	RBI	BB	SO	LOB	TOP					
Mark Grudzielanek, R (1, 6) OBP: 0.342, SLG: 0.432	1-2 F8			1-2 CS 1B		0-1 G4-3		1-1 1B		4	0	2	0	0	0	0	Montreal Expos @ St. Louis Cardinals Busch Stadium, St. Louis, MO Wed Apr 10 1996, 3:33 AM CDT Att: 27,734 - Sunny - 55 F					
Mike Lansing, R (1, 4) OBP: 0.371, SLG: 0.633	3-1 P3			4-2 BB 1-2 BB		0-2 1B		0-3 K		3	0	1	0	1	1							
Rondell White, R (1, 8) OBP: 0.250, SLG: 0.343	0-2 G6-3			0-3 K		0-0 F8			1-1 HR	4	1	1	1	0	1							
Moises Alou, R (1, 7) OBP: 0.353, SLG: 0.452		1-3 K		4-2 BB 1-2 BB		0-0 F7		0-0 F7		3	0	0	0	1	1							
Henry Rodriguez, L (1, 3) OBP: 0.333, SLG: 0.591		1-3 K		0-1 G3		1-0 F7		2-3 K		4	0	0	0	0	2							
Sherman Obando, R (1, 9) OBP: 0.156, SLG: 0.294		3-2 F8			1-3 K	1-0 E5		0-0 P3		4	0	0	0	0	1							
Darrin Fletcher, L (1, 2) OBP: 0.333, SLG: 0.476				0-0 F7	3-3 K	1-0 G4-3				3	0	0	0	0	1							
Dave Silvestri, R (1, 5) OBP: 0.304, SLG: 0.286				3-3 K	2-3 K			1-2 F9		3	0	0	0	0	2							
Jose Paniagua, R (1, 1) F.P. Santangelo, S (6, PH) Omar Daal, L (6, 1) Lenny Webster, R (8, PH) Dave Veres, R (8, 1)				0-3 K		2-2 P6		2-3 K		1	0	0	0	0	1							
Inning Stats	R: 0 E: 0 K: 0 S: 8	H: 0 LOB: 0 BB: 0 P: 12	R: 0 E: 0 K: 2 S: 10	H: 0 LOB: 0 BB: 0 P: 15	R: 0 E: 0 K: 2 S: 8	H: 0 LOB: 0 BB: 0 P: 11	R: 0 E: 0 K: 1 S: 15	H: 1 LOB: 2 BB: 2 P: 23	R: 0 E: 0 K: 3 S: 11	H: 0 LOB: 0 BB: 0 P: 17	R: 0 E: 0 K: 0 S: 10	H: 0 LOB: 1 BB: 0 P: 12	R: 0 E: 1 K: 0 S: 4	H: 0 LOB: 1 BB: 0 P: 7	R: 0 E: 0 K: 2 S: 12	H: 1 LOB: 1 BB: 0 P: 16		R: 1 E: 0 K: 1 S: 8	H: 1 LOB: 0 BB: 0 P: 11	1B: 3 2B: 0 3B: 0 HR: 1	SF: 0 SAC: 0 DP: 0 HBP: 0	WP: 0 PB: 0 SB: 0 CS: 1
PITCHER Alan Benes, R (1, 1) ERA: 2.92	IP: 9.0 WLS: W BF: 33 H: 4 R: 1 ER: 1 SO: 11 BB: 2 IBB: 0 HBP: 0 BLK: 0 WP: 0 HR: 1 S: 86 P: 124 ERA: 1.00 WHIP: 0.667											PITCHER	IP: 9.0 WLS: W BF: 33 H: 4 R: 1 ER: 1 SO: 11 BB: 2 IBB: 0 HBP: 0 BLK: 0 WP: 0 HR: 1 S: 86 P: 124 ERA: 1.00 WHIP: 0.667									


Batter	1	2	3	4	5	6	7	8	9	AB	R	H	RBI	BB	SO	LOB	BOTTOM					
Luis Althea, S (1, 4) OBP: 0.289, SLG: 0.314	3-2 G4-3	2-2 L4		0-0 L6			3-2 F8	3-3 K		5	0	0	0	0	1	4	Montreal Expos @ St. Louis Cardinals Busch Stadium, St. Louis, MO Wed Apr 10 1996, 3:33 AM CDT Att: 27,734 - Sunny - 55 F					
Royce Clayton, R (1, 6) OBP: 0.324, SLG: 0.469	0-0 S 2B	3-3 K		0-0 B1			0-0 F9			4	0	1	0	0	1	3						
Ray Lankford, L (1, 8) OBP: 0.286, SLG: 0.471	0-1 F7		2-2 HR		1-0 F7		2-1 G4-3			4	1	1	1	0	0	1						
Ron Gant, R (1, 7) OBP: 0.432, SLG: 0.480	4-1 BB 2-3 BB		1-1 P6		1-2 BLK 1B			4-1 1B SH BB		2	1	1	0	2	0	0						
Willie McGee, S (1, 9) OBP: 0.297, SLG: 0.400	4-0 BB 1-2 BB		0-1 G4-3		1-0 G6-3 1-2 BB			0-0 SH 1B		3	1	1	0	1	0	1						
Gary Gaetti, R (1, 5) Miguel Mejia, R (8, FR) David Bell, R (9, 5) John Mabry, L (1, 3)	1-0 G1-3		1-1 FC6-4 1B		0-3 K			0-0 SH 2B		3	0	1	0	0	1	4						
John Mabry, L (1, 3) OBP: 0.242, SLG: 0.333		0-1 1B 2B	2-2 FC6-4 1-2		1-1 F7		1-3 K			4	0	1	0	0	1	2						
Pat Borders, R (1, 2) OBP: 0.474, SLG: 0.632		0-2 WP 2-3 1B		3-2 SH3-4 1B		2-1 G1-3		0-0 2H 2B		4	0	3	1	0	0	0						
Alan Benes, R (1, 1)		1-2 G1-3		0-0 SH3-4 1-2		0-3 K		2-3 K		3	0	0	0	0	2	3						
Inning Stats	R: 0 E: 0 K: 0 S: 11	H: 1 LOB: 3 BB: 2 P: 23	R: 0 E: 0 K: 1 S: 15	H: 2 LOB: 2 BB: 0 P: 21	R: 1 E: 0 K: 0 S: 13	H: 2 LOB: 1 BB: 0 P: 19	R: 0 E: 0 K: 0 S: 7	H: 1 LOB: 1 BB: 0 P: 10	R: 0 E: 0 K: 1 S: 9	H: 1 LOB: 1 BB: 0 P: 12	R: 0 E: 0 K: 1 S: 7	H: 0 LOB: 0 BB: 0 P: 10	R: 0 E: 0 K: 0 S: 7	H: 0 LOB: 0 BB: 0 P: 12	R: 3 E: 1 K: 3 S: 15	H: 2 LOB: 1 BB: 1 P: 25		R: 1 E: 0 K: 3 S: 8	H: 2 LOB: 1 BB: 1 P: 11	1B: 5 2B: 3 3B: 0 HR: 1	SF: 0 SAC: 2 DP: 0 HBP: 0	WP: 1 PB: 0 SB: 1 CS: 0
PITCHER Jose Paniagua, R (1, 1) ERA: 1.8 Omar Daal, L (6, 1) Dave Veres, R (8, 1)	IP: 5.0 WLS: L BF: 24 H: 7 R: 1 ER: 1 SO: 2 BB: 2 IBB: 0 HBP: 0 BLK: 0 WP: 0 HR: 1 S: 55 P: 85 ERA: 1.80 WHIP: 1.800											PITCHER	IP: 5.0 WLS: L BF: 24 H: 7 R: 1 ER: 1 SO: 2 BB: 2 IBB: 0 HBP: 0 BLK: 0 WP: 0 HR: 1 S: 55 P: 85 ERA: 1.80 WHIP: 1.800									

Batter	1	2	3	4	5	6	7	8	9	AB	R	H	RBI	BB	SO	LOB	TOP				
Lee Tinsley, S OBP: 0.182, SLG: 0.100 Pete Incaviglia, R OBP: 0.273, SLG: 0.300 Russ Springer, R (7, PH) Ricky Bottalico, L (9, 1)	G6-3		F8		G1-3		P4	K		3	0	0	0	0	0	1					
Mickey Morandini, L OBP: 0.391, SLG: 0.421	FC4-6 BB			L1-3	G4-3		1B BB		G3-1	3	0	0	0	2	0	1					
Jim Eisenreich, L OBP: 0.391, SLG: 0.364	FC4-6			1B SF8 1B		K		G4-3	5	1	2	2	0	1	1						
Mark Whiten, S OBP: 0.333, SLG: 0.313	K			SF8 1B BB		F8		K	4	0	0	0	1	3	3						
Todd Zeile, R OBP: 0.295, SLG: 0.216		G6-3		1-2 2-3 1B		1B		K	4	0	2	0	0	1	0						
Mike Lieberthal, R OBP: 0.222, SLG: 0.250	F9			SF8		F7		G3 1B	3	1	1	1	0	0	1						
Gene Schall, R OBP: 0.385, SLG: 0.286	K			2-3 3-H 3-2 F9				G3	4	0	1	0	0	1	3						
Kevin Stocker, S OBP: 0.265, SLG: 0.115			P5		G1-3 SH1-4 BB		FC1-6 1B	G3	3	1	1	1	1	0	1						
Rich Hunter, R OBP: 0.500, SLG: 0.500 Lenny Dykstra, L (7, PH) (7, 8)			F8		SH1-4		1-3 1B BB		1	0	0	0	0	0	0						
Inning Stats	R: 0 E: 0 K: 1 S: 7	H: 0 LOB: 1 BB: 1 P: 15	R: 0 E: 0 K: 1 S: 8	H: 0 LOB: 0 BB: 0 P: 12	R: 0 E: 0 K: 0 S: 6	H: 0 LOB: 0 BB: 0 P: 10	R: 1 E: 0 K: 0 S: 17	H: 2 LOB: 2 BB: 1 P: 31	R: 0 E: 0 K: 1 S: 12	H: 1 LOB: 1 BB: 0 P: 20	R: 2 E: 0 K: 1 S: 14	H: 3 LOB: 2 BB: 1 P: 24	R: 1 E: 0 K: 2 S: 17	H: 2 LOB: 2 BB: 1 P: 29	R: 0 E: 0 K: 1 S: 8	H: 0 LOB: 0 BB: 0 P: 10	1B: 8 2B: 0 3B: 0 HR: 0	SF: 1 SAC: 1 DP: 0 HBP: 0	WP: 0 PB: 0 SB: 1 CS: 0	PA: 40	
PITCHER	IP WLS BF H R ER SO BB IBB HBP BLK WP HR S P ERA WHIP	IP WLS BF H R ER SO BB IBB HBP BLK WP HR S P ERA WHIP	IP WLS BF H R ER SO BB IBB HBP BLK WP HR S P ERA WHIP	IP WLS BF H R ER SO BB IBB HBP BLK WP HR S P ERA WHIP	IP WLS BF H R ER SO BB IBB HBP BLK WP HR S P ERA WHIP	IP WLS BF H R ER SO BB IBB HBP BLK WP HR S P ERA WHIP	IP WLS BF H R ER SO BB IBB HBP BLK WP HR S P ERA WHIP	IP WLS BF H R ER SO BB IBB HBP BLK WP HR S P ERA WHIP	IP WLS BF H R ER SO BB IBB HBP BLK WP HR S P ERA WHIP	IP WLS BF H R ER SO BB IBB HBP BLK WP HR S P ERA WHIP	IP WLS BF H R ER SO BB IBB HBP BLK WP HR S P ERA WHIP	IP WLS BF H R ER SO BB IBB HBP BLK WP HR S P ERA WHIP	IP WLS BF H R ER SO BB IBB HBP BLK WP HR S P ERA WHIP	IP WLS BF H R ER SO BB IBB HBP BLK WP HR S P ERA WHIP	IP WLS BF H R ER SO BB IBB HBP BLK WP HR S P ERA WHIP	IP WLS BF H R ER SO BB IBB HBP BLK WP HR S P ERA WHIP	IP WLS BF H R ER SO BB IBB HBP BLK WP HR S P ERA WHIP	IP WLS BF H R ER SO BB IBB HBP BLK WP HR S P ERA WHIP	IP WLS BF H R ER SO BB IBB HBP BLK WP HR S P ERA WHIP	IP WLS BF H R ER SO BB IBB HBP BLK WP HR S P ERA WHIP	IP WLS BF H R ER SO BB IBB HBP BLK WP HR S P ERA WHIP

Batter	1	2	3	4	5	6	7	8	9	AB	R	H	RBI	BB	SO	LOB	BOTTOM			
Luis Altea, S OBP: 0.288, SLG: 0.306	P3		1B 1B 1B		1B		L3		F9	5	0	2	0	0	0	2				
Royce Clayton, R OBP: 0.314, SLG: 0.422	K		1B FC1-2 1B		K			K	4	0	1	0	1	3	1					
Ray Lankford, L OBP: 0.354, SLG: 0.630	G4-3		FC1-2 1-3 2-H 3-H 2-2 1B		F8			BB 2B	5	0	3	1	0	0	1					
Ron Gant, R OBP: 0.449, SLG: 0.611		G6-3	FC1-2			P4		BB BB	3	0	0	0	1	0	2					
Willie McGee, S OBP: 0.295, SLG: 0.381		F9	G3			1B		K	4	0	1	0	0	1	4					
John Mabry, L OBP: 0.200, SLG: 0.389 Tony Fossas, L Cory Bailey, R Rick Honeycutt, L Terry Bradshaw, L Dennis Eckersley, R					G1-3		F7		3	0	1	0	0	0	1					
Danny Sheaffer, R OBP: 0.292, SLG: 0.318		F8			G5-3		K		4	0	0	0	0	1	5					
David Bell, R OBP: 0.235, SLG: 0.375 Pat Borders, R (9, PH)			HR		K		L3 1B		3	1	2	1	0	1	0					
Todd Stottlemyre, L OBP: 0.625, SLG: 0.571 Tom Urtani, L Jeff Parrett, R Mark Sweeney, L			1B 1B 1B			P6		F9	1	1	1	0	0	0	0					
Inning Stats	R: 0 E: 0 K: 1 S: 8	H: 0 LOB: 0 BB: 0 P: 12	R: 0 E: 0 K: 0 S: 6	H: 1 LOB: 1 BB: 0 P: 10	R: 2 E: 0 K: 0 S: 16	H: 5 LOB: 2 BB: 0 P: 26	R: 0 E: 0 K: 1 S: 9	H: 0 LOB: 0 BB: 0 P: 14	R: 0 E: 0 K: 1 S: 7	H: 1 LOB: 1 BB: 0 P: 10	R: 0 E: 0 K: 0 S: 11	H: 1 LOB: 0 BB: 0 P: 18	R: 0 E: 0 K: 2 S: 11	H: 1 LOB: 3 BB: 2 P: 23	R: 0 E: 0 K: 1 S: 10	H: 1 LOB: 2 BB: 2 P: 21	1B: 9 2B: 2 3B: 0 HR: 1	SF: 0 SAC: 0 DP: 1 HBP: 0	WP: 0 PB: 0 SB: 0 CS: 0	PA: 39
PITCHER	IP WLS BF H R ER SO BB IBB HBP BLK WP HR S P ERA WHIP	IP WLS BF H R ER SO BB IBB HBP BLK WP HR S P ERA WHIP	IP WLS BF H R ER SO BB IBB HBP BLK WP HR S P ERA WHIP	IP WLS BF H R ER SO BB IBB HBP BLK WP HR S P ERA WHIP	IP WLS BF H R ER SO BB IBB HBP BLK WP HR S P ERA WHIP	IP WLS BF H R ER SO BB IBB HBP BLK WP HR S P ERA WHIP	IP WLS BF H R ER SO BB IBB HBP BLK WP HR S P ERA WHIP	IP WLS BF H R ER SO BB IBB HBP BLK WP HR S P ERA WHIP	IP WLS BF H R ER SO BB IBB HBP BLK WP HR S P ERA WHIP	IP WLS BF H R ER SO BB IBB HBP BLK WP HR S P ERA WHIP	IP WLS BF H R ER SO BB IBB HBP BLK WP HR S P ERA WHIP	IP WLS BF H R ER SO BB IBB HBP BLK WP HR S P ERA WHIP	IP WLS BF H R ER SO BB IBB HBP BLK WP HR S P ERA WHIP	IP WLS BF H R ER SO BB IBB HBP BLK WP HR S P ERA WHIP	IP WLS BF H R ER SO BB IBB HBP BLK WP HR S P ERA WHIP	IP WLS BF H R ER SO BB IBB HBP BLK WP HR S P ERA WHIP	IP WLS BF H R ER SO BB IBB HBP BLK WP HR S P ERA WHIP	IP WLS BF H R ER SO BB IBB HBP BLK WP HR S P ERA WHIP	IP WLS BF H R ER SO BB IBB HBP BLK WP HR S P ERA WHIP	IP WLS BF H R ER SO BB IBB HBP BLK WP HR S P ERA WHIP


Philadelphia Phillies @ St. Louis Cardinals
 Busch Stadium, St. Louis, MO
 Sat Apr 13 1996, 3:33 AM CDT
 Att: 28,913 - Cloudy - 48 F

AB 33
 R 4
 H 8
 RBI 4
 BB 5
 SO 7
 LOB 15



Philadelphia Phillies @ St. Louis Cardinals
 Busch Stadium, St. Louis, MO
 Sat Apr 13 1996, 3:33 AM CDT
 Att: 28,913 - Cloudy - 48 F

AB 35
 R 2
 H 11
 RBI 2
 BB 4
 SO 7
 LOB 17



Batter	1	2	3	4	5	6	7	8	9	AB	R	H	RBI	BB	SO	LOB	TOP
Mike Kingery, L OBP: 0.226, SLG: 0.179 Jason Christiansen, R Nelson Lirio, S OBP: 0.455, SLG: 0.545	(1, 8) 2-3 K		(1) 2-3 K						(1) 2-3 K	4	0	1	0	0	3	2	Pittsburgh Pirates @ St. Louis Cardinals Busch Stadium, St. Louis, MO Mon Apr 15 1996, 7:05 PM CDT Att: 18,731 - Cloudy - 43 F
Al Martin, L OBP: 0.321, SLG: 0.500	(1, 7) 2-2 WP 2B		(2) 2-1 HR		(2) 0-0 L7	(3) 2-2 G4-3			(2) 2-3 K	5	1	2	1	0	1	4	
Orlando Merced, S OBP: 0.326, SLG: 0.250	(1, 9) 4-0 2B		(2) 3-1 P7		(3) 3-1 F7				(3) 2-1 P6	4	0	1	0	1	0	2	
Jeff King, R OBP: 0.261, SLG: 0.558	(1, 3) 0-1 L4		(3) 2-3 K			(1) 1-0 G6-3	(1) 1-2 F7			4	0	0	0	0	1	3	
Charlie Hayes, R OBP: 0.239, SLG: 0.286 Jon Lieber, L OBP: 0.667, SLG: 0.500	(1, 5) 2-3 K			(1) 1-1 G6-3		(1) 4-2 E 1B BB	(2) 1-3 K			3	1	0	0	1	2	3	
Jay Bell, R OBP: 0.408, SLG: 0.591		(1) 3-3 K		(2) 0-0 F9		(2) 1-2 E 1B BB	(3) 2-1 F9			4	1	1	0	0	1	1	
Carlos Garcia, R OBP: 0.349, SLG: 0.537		(2) 3-2 P3		(3) 1-1 G6-3		(1) 0-0 E5 1B BB		(1) 0-2 P2		4	1	0	0	0	0	2	
1B Jason Kendall, R OBP: 0.297, SLG: 0.361		(1, 2) 0-1 E7			(2) 1-2 1B	(1) 0-1 1B		(2) 1-2 G5-3		4	0	2	2	0	0	0	
John Ericks, R Mark Johnson, L 67 Francisco Cordova, R Dave Clark, L Jacob Brunfield, R	(1, 1) (5, PH) (5, 1) (6, PH) (6, 7) (6, PH) (8, 8)		(3) 1-3 K		(1) 0-1 F8	(1) 0-0 1B		(3) 1-3 K		1	0	0	0	0	1	1	
Inning Stats	R: 0 H: 1 E: 0 LOB: 2 K: 2 S: 11	R: 0 H: 0 E: 1 LOB: 1 K: 2 S: 17	R: 1 H: 1 E: 0 LOB: 0 K: 2 S: 12	R: 0 H: 0 E: 0 LOB: 0 K: 0 S: 5	R: 0 H: 2 E: 0 LOB: 2 K: 1 S: 9	R: 3 H: 3 E: 1 LOB: 2 K: 1 S: 17	R: 0 H: 1 E: 0 LOB: 1 K: 1 S: 12	R: 0 H: 0 E: 0 LOB: 0 K: 1 S: 9	R: 0 H: 0 E: 0 LOB: 0 K: 2 S: 8	R: 0 H: 0 E: 0 LOB: 0 K: 1 S: 8	1B: 6 SF: 0 2B: 1 SAC: 0 3B: 0 DP: 0 HR: 1 HBP: 0	WP: 1 PA: 39					
PITCHER	IP WLS BF H R ER SO BB IBB HBP BLK WP HR S P ERA WHIP																
Alan Benes, R ERA: 3.5	(1, 1) 5.2 W 28 7 4 3 7 2 0 0 0 0 1 1 67 105 4.76 1.588																
Tony Fossas, L ERA: 3.0	(6, 1) 0.1 2 1 0 0 0 0 0 0 0 0 0 0 8 12 0.00 3.000																
Cory Bailey, R ERA: 2.61	(7, 1) 1.2 5 0 0 0 1 0 0 0 0 0 0 0 14 19 0.00 0.000																
Rick Honeycutt, L ERA: 4.15	(8, 1) 1.1 S 4 0 0 0 3 0 0 0 0 0 0 0 11 18 0.00 0.000																

Batter	1	2	3	4	5	6	7	8	9	AB	R	H	RBI	BB	SO	LOB	BOTTOM
Luis Altea, S OBP: 0.281, SLG: 0.283	(1, 4) 1-2 F8		(1) 4-2 1B HR BB		(1) 0-1 L5					3	1	0	0	1	0	1	Pittsburgh Pirates @ St. Louis Cardinals Busch Stadium, St. Louis, MO Mon Apr 15 1996, 7:05 PM CDT Att: 18,731 - Cloudy - 43 F
Royce Clayton, R OBP: 0.356, SLG: 0.481	(1, 6) 2-2 S 2B 1B		(1) 2-0 L8		(1) 2-0 1B					4	1	3	1	0	0	1	
Ray Lankford, L OBP: 0.339, SLG: 0.585	(1, 8) 2-3 K		(2) 1-2 HR 1B		(2) 2-1 F7					4	1	1	0	0	2	4	
Ron Gant, R OBP: 0.474, SLG: 0.683	(1, 7) 0-2 2H 1B 2B		(1) 1-1 HR		(3) 0-1 G6-3					3	2	2	4	1	0	1	
Mark Sweeney, L OBP: 0.474, SLG: 0.400 Brian Jordan, R	(1, 3) (6, PH) (7, 9)		(2) 1-0 L8			(1) 1-3 K	(3) 0-0 FC6-4			2	0	1	1	0	0	0	
Rick Honeycutt, L	(8, 1) 2H 1B					(1) 1-3 K	(3) 0-0 FC6-4			2	0	0	0	0	1	3	
Gary Gaetti, R OBP: 0.211, SLG: 0.278 Willie McGee, S OBP: 0.327, SLG: 0.426	(1, 5) (8, 9)		(3) 2-3 K			(2) 1-3 K				0	0	0	0	0	0	0	
John Mabry, L OBP: 0.273, SLG: 0.350	(1, 9) (7, 3)		(1) 0-1 P6		(1) 2-2 F8	(3) 0-0 L6				4	0	0	0	0	0	1	
Pat Borders, R OBP: 0.429, SLG: 0.514		(1, 2) 0-2 G6-3 1B			(2) 0-0 G5-3					4	1	2	0	0	0	0	
Alan Benes, R Tony Fossas, L Cory Bailey, R David Bell, R	(1, 1) (6, 1) (7, 1) (7, 5)		(2) 0-0 G6-3		(3) 2-3 K		(1) 2-3 K			2	0	0	0	0	1	1	
Inning Stats	R: 2 H: 3 E: 0 LOB: 1 K: 2 S: 17	R: 0 H: 1 E: 0 LOB: 0 K: 0 S: 6	R: 3 H: 2 E: 0 LOB: 0 K: 1 S: 15	R: 0 H: 0 E: 0 LOB: 0 K: 1 S: 7	R: 0 H: 1 E: 0 LOB: 1 K: 0 S: 7	R: 0 H: 1 E: 0 LOB: 1 K: 2 S: 8	R: 1 H: 2 E: 1 LOB: 3 K: 2 S: 12	R: 0 H: 1 E: 0 LOB: 0 K: 0 S: 6	R: 0 H: 1 E: 0 LOB: 0 K: 0 S: 6	R: 0 H: 1 E: 0 LOB: 0 K: 0 S: 6	1B: 8 SF: 0 2B: 1 SAC: 0 3B: 0 DP: 2 HR: 1 HBP: 0	WP: 0 PA: 35					
PITCHER	IP WLS BF H R ER SO BB IBB HBP BLK WP HR S P ERA WHIP																
John Ericks, R ERA: 7.15 67 Francisco Cordova, R ERA: 3.18 Jason Christiansen, L ERA: 10.8 Jon Lieber, R ERA: 4.76	(1, 1) (5, 1) (6, 1) (7, 1)																

Batter	1	2	3	4	5	6	7	8	9	AB	R	H	RBI	BB	SO	LOB	TOP					
Carlos Garcia, R (1,4) OBP: 0.375, SLG: 0.565 Nelson Liriano, S (9, PH) OBP: 0.417, SLG: 0.500										5	2	3	0	0	0	3						
Al Martin, L (1,8) OBP: 0.350, SLG: 0.518 Mike Kingery, L (6,8) OBP: 0.212, SLG: 0.167										4	3	3	1	0	0	2						
Jeff King, R (1,3) OBP: 0.308, SLG: 0.571										6	2	4	0	0	0	1						
Orlando Merced, S (1,9) OBP: 0.373, SLG: 0.364										4	2	3	5	1	0	1						
Jay Bell, R (1,6) OBP: 0.389, SLG: 0.612										5	1	1	4	0	0	3						
Dave Clark, L (1,7) OBP: 0.287, SLG: 0.308										5	1	0	0	0	1	0						
Charlie Hayes, R (1,5) OBP: 0.235, SLG: 0.277										5	0	1	0	0	0	1	AB 45 R 13 H 20 RBI 13 BB 2 SO 1 LOB 13					
Keith Osik, R (1,2) OBP: 0.538, SLG: 0.545										4	1	3	1	1	0	0						
Zane Smith, L (1,1) OBP: 0.200, SLG: 0.200 Mark Johnson, L (7, PH) OBP: 0.353, SLG: 0.500 Jon Lieber, L (7,1) OBP: 0.500, SLG: 0.333										2	0	1	1	0	0	1						
Inning Stats	R: 6 E: 1 K: 0 S: 22	H: 7 LOB: 2 BB: 0 P: 33	R: 0 E: 0 K: 0 S: 7	H: 1 LOB: 0 BB: 0 P: 10	R: 0 E: 0 K: 0 S: 11	H: 1 LOB: 2 BB: 1 P: 19	R: 1 E: 0 K: 0 S: 8	H: 2 LOB: 0 BB: 0 P: 13	R: 0 E: 0 K: 0 S: 7	H: 1 LOB: 1 BB: 0 P: 9	R: 5 E: 0 K: 0 S: 17	H: 4 LOB: 0 BB: 1 P: 33	R: 1 E: 0 K: 0 S: 14	H: 3 LOB: 2 BB: 0 P: 26	R: 0 E: 0 K: 1 S: 9	H: 1 LOB: 1 BB: 0 P: 13	R: 0 E: 0 K: 0 S: 6	H: 0 LOB: 0 BB: 0 P: 8	1B: 15 2B: 3 3B: 0 HR: 2	SF: 0 SAC: 1 DP: 2 HBP: 0	WP: 0 PB: 0 SB: 1 CS: 0	PA: 48
PITCHER	IP WLS BF H R ER SO BB IBB HBP BLK WP HR S P ERA WHIP																					
Andy Benes, R (1,1) ERA: 3.71	5.0 L 27 12 7 5 0 1 0 0 0 0 1 55 84 9.00 2.600																					
Tom Urbani, L (6,1) ERA: 7.71	0.1 6 4 5 5 0 1 0 0 0 0 1 13 25 135.00 15.000																					
Rich Batchelor, R (6,1) ERA: 2.45	3.2 15 4 1 1 1 0 0 0 0 0 0 33 55 2.46 1.091																					

Pittsburgh Pirates @ St. Louis Cardinals
 Busch Stadium, St. Louis, MO
 Tue Apr 16 1996, 7:05 PM CDT
 Att: 21,349 - Unknown - 60 F

Batter	1	2	3	4	5	6	7	8	9	AB	R	H	RBI	BB	SO	LOB	BOTTOM					
Luis Altea, S (1,4) OBP: 0.300, SLG: 0.339 Tom Pagnozzi, R (7,2)										3	1	2	0	0	0	0						
Royce Clayton, R (1,6) OBP: 0.365, SLG: 0.536										4	1	2	2	0	2	1						
Willie McGee, S (1,9) OBP: 0.308, SLG: 0.400 John Mabry, L (7,9) OBP: 0.287, SLG: 0.341										3	0	0	0	0	1	1						
Ron Gant, R (1,7) OBP: 0.467, SLG: 0.651 Mark Sweeney, L (7,7) OBP: 0.500, SLG: 0.438										2	0	0	0	1	0	1						
Brian Jordan, R (1,8) OBP: 0.333, SLG: 0.500										4	1	2	0	0	1	1						
Gary Gaetti, R (1,3) OBP: 0.214, SLG: 0.275										4	0	1	1	0	0	2						
David Bell, R (1,5) OBP: 0.289, SLG: 0.400										4	0	2	0	0	0	0	AB 34 R 3 H 11 RBI 3 BB 2 SO 8 LOB 11					
Danny Sheaffer, R (1,2) OBP: 0.313, SLG: 0.286										3	0	1	0	1	0	1						
Andy Benes, R (1,1) OBP: 0.125, SLG: 0.125 Miguel Mejia, R (5, PH)										1	0	0	0	0	1	1						
Tom Urbani, L (6,1) OBP: 0.167, SLG: 0.167 Rich Batchelor, R (6,1)										0	0	0	0	0	0	0						
Roy Lankford, L (9, PH) OBP: 0.333, SLG: 0.574										1	0	0	0	0	1	3						
Inning Stats	R: 0 E: 0 K: 1 S: 7	H: 1 LOB: 1 BB: 0 P: 9	R: 0 E: 0 K: 0 S: 8	H: 0 LOB: 0 BB: 0 P: 12	R: 0 E: 0 K: 2 S: 9	H: 2 LOB: 1 BB: 0 P: 15	R: 0 E: 0 K: 0 S: 9	H: 1 LOB: 1 BB: 1 P: 15	R: 0 E: 0 K: 1 S: 9	H: 1 LOB: 0 BB: 0 P: 14	R: 3 E: 0 K: 1 S: 16	H: 5 LOB: 3 BB: 1 P: 29	R: 0 E: 0 K: 2 S: 7	H: 0 LOB: 0 BB: 0 P: 9	R: 0 E: 0 K: 1 S: 6	H: 1 LOB: 0 BB: 0 P: 8	R: 0 E: 0 K: 0 S: 8	H: 0 LOB: 0 BB: 0 P: 11	1B: 6 2B: 4 3B: 0 HR: 1	SF: 0 SAC: 0 DP: 2 HBP: 0	WP: 0 PB: 0 SB: 2 CS: 2	PA: 36
PITCHER	IP WLS BF H R ER SO BB IBB HBP BLK WP HR S P ERA WHIP																					
Zane Smith, L (1,1) ERA: 2.55	6.0 W 27 10 3 3 5 2 0 0 0 0 0 58 94 4.50 2.000																					
Jon Lieber, R (7,1) ERA: 3.12	3.0 S 9 1 0 0 3 0 0 0 0 0 0 21 28 0.00 0.333																					

Pittsburgh Pirates @ St. Louis Cardinals
 Busch Stadium, St. Louis, MO
 Tue Apr 16 1996, 7:05 PM CDT
 Att: 21,349 - Unknown - 60 F

Batter	1	2	3	4	5	6	7	8	9	AB	R	H	RBI	BB	SO	LOB	TOP										
Carlos Garcia, R (1,4) OBP: 0.360, SLG: 0.542 Nelson Liriano, S (6,PH) OBP: 0.357, SLG: 0.429	G1-3		L7			K		G5-3		2	0	0	0	0	0	0											
John Wehner, R (1,7) OBP: 0.300, SLG: 0.600 Al Martin, L (9,PH) OBP: 0.344, SLG: 0.509	G4-3		G5-3			F8			G3	3	0	0	0	0	0	0											
Jeff King, R (1,3) OBP: 0.286, SLG: 0.528	G6-3				F8			G6-3	F8	4	0	0	0	0	0	0											
Orlando Merced, S (1,9) OBP: 0.382, SLG: 0.426		1B BB			F5				P6	3	1	1	1	1	0	0											
Jay Bell, R (1,6) OBP: 0.386, SLG: 0.596		1B FC5-4			G5-3				L4	3	0	1	0	0	0	0											
Charlie Hayes, R (1,5) OBP: 0.241, SLG: 0.280						F9				3	0	1	0	0	1	2											
Jacob Brumfield, R (1,8) Dave Clark, L (7,PH) OBP: 0.250, SLG: 0.286						K			1B	2	0	0	0	0	1	2											
1B Jason Kendall, R (1,2) OBP: 0.275, SLG: 0.333						K			K	1	0	0	0	0	1	1											
Danny Darwin, R (1,1) Keith Osik, R (8,PH) OBP: 0.500, SLG: 0.500 Dan Plesac, L (8,1) 67 Francisco Cordova, R (8,1)						G6-3			G4-3	3	0	0	0	0	0	2											
									G6-3	2	0	0	0	0	1	0											
										1	0	0	0	0	0	0											
										0	0	0	0	0	0	0											
										0	0	0	0	0	0	0											
Inning Stats	R: 0 E: 0 K: 0 S: 3	H: 0 LOB: 0 BB: 0 P: 3	R: 0 E: 0 K: 1 S: 6	H: 1 LOB: 2 BB: 1 P: 10	R: 0 E: 0 K: 1 S: 5	H: 0 LOB: 0 BB: 0 P: 5	R: 0 E: 0 K: 0 S: 3	H: 0 LOB: 0 BB: 0 P: 3	R: 0 E: 0 K: 1 S: 5	H: 0 LOB: 0 BB: 0 P: 5	R: 1 E: 0 K: 1 S: 7	H: 2 LOB: 1 BB: 0 P: 7	R: 0 E: 0 K: 0 S: 3	H: 0 LOB: 0 BB: 0 P: 3	R: 0 E: 0 K: 0 S: 3	H: 0 LOB: 0 BB: 0 P: 3	1B: 2 2B: 0 3B: 0 HR: 1	SF: 0 SAC: 0 DP: 0 HBP: 0	WP: 0 PB: 0 SB: 0 CS: 0	PA: 31							
PITCHER	IP	WLS	BF	H	R	ER	SO	BB	IBB	HBP	BLK	WP	HR	S	P	ERA	WHIP										
Donovan Osborne, L (1,1) ERA: 1.35	6.2	W	23	2	1	1	4	1	0	0	0	0	1	30	34	1.35	0.450										
Cory Bailey, R (7,1) ERA: 2.61	0.0		1	1	0	0	0	0	0	0	0	0	0	1	1												
Rick Honeycutt, L (7,1) ERA: 3.16	1.1		4	0	0	0	1	0	0	0	0	0	0	6	6	0.00	0.000										
Dennis Eckersley, R (9,1) ERA:	1.0		3	0	0	0	0	0	0	0	0	0	0	3	3	0.00	0.000										

Pittsburgh Pirates @ St. Louis Cardinals
 Busch Stadium, St. Louis, MO
 Wed Apr 17 1996, 7:05 PM CDT
 Att: 23,074 - Unknown - 72 F

AB 30
 R 1
 H 3
 RBI 1
 BB 1
 SO 5
 LOB 7



Batter	1	2	3	4	5	6	7	8	9	AB	R	H	RBI	BB	SO	LOB	BOTTOM										
Luis Althea, S (1,4) OBP: 0.297, SLG: 0.322	G5-3		F7			K				3	1	0	0	1	1	0											
Royce Clayton, R (1,6) OBP: 0.356, SLG: 0.508	F4		G6-3			F9				3	1	0	0	1	0	0											
Ray Lankford, L (1,8) OBP: 0.361, SLG: 0.655										4	2	3	3	0	0	0											
Ron Gant, R (1,7) OBP: 0.453, SLG: 0.609	F7									3	0	0	0	1	0	1											
Brian Jordan, R (1,9) OBP: 0.400, SLG: 0.600										4	1	2	2	0	1	1											
John Mabry, L (1,3) OBP: 0.295, SLG: 0.333										4	0	1	0	0	0	3											
Tom Pagnozzi, R (1,2) Dennis Eckersley, R (9,1)										2	0	0	1	0	0	2											
David Bell, R (1,5) OBP: 0.276, SLG: 0.393										3	1	1	0	0	0	0											
Donovan Osborne, S (1,1) Cory Bailey, R (7,1) Rick Honeycutt, L (7,1) Danny Sheaffer, R (8,PH) OBP: 0.313, SLG: 0.286										2	0	0	0	0	1	0											
										0	0	0	0	0	0	0											
										0	0	0	0	0	0	0											
										0	0	0	0	0	0	0											
Inning Stats	R: 1 E: 0 K: 0 S: 4	H: 1 LOB: 0 BB: 0 P: 4	R: 1 E: 0 K: 0 S: 4	H: 1 LOB: 0 BB: 0 P: 4	R: 0 E: 0 K: 0 S: 3	H: 0 LOB: 0 BB: 0 P: 3	R: 0 E: 0 K: 0 S: 3	H: 1 LOB: 0 BB: 0 P: 3	R: 0 E: 0 K: 2 S: 7	H: 0 LOB: 0 BB: 0 P: 7	R: 0 E: 1 K: 1 S: 7	H: 1 LOB: 2 BB: 0 P: 7	R: 4 E: 0 K: 0 S: 5	H: 3 LOB: 1 BB: 3 P: 17	R: 0 E: 0 K: 0 S: 5	H: 0 LOB: 0 BB: 0 P: 17	1B: 4 2B: 3 3B: 0 HR: 1	SF: 1 SAC: 1 DP: 2 HBP: 0	WP: 1 PB: 0 SB: 1 CS: 0	PA: 33							
PITCHER	IP	WLS	BF	H	R	ER	SO	BB	IBB	HBP	BLK	WP	HR	S	P	ERA	WHIP										
Danny Darwin, R (1,1) ERA: 1.5	7.0	L	25	4	2	2	3	0	0	0	0	0	1	31	31	2.57	0.571										
Dan Plesac, L (8,1) ERA: 6.23	0.1		6	2	4	4	0	1	2	0	0	1	0	3	15	108.00	9.000										
67 Francisco Cordova, R (8,1) ERA: 2.84	0.2		2	1	0	0	0	0	0	0	0	0	0	2	2	0.00	1.500										

Pittsburgh Pirates @ St. Louis Cardinals
 Busch Stadium, St. Louis, MO
 Wed Apr 17 1996, 7:05 PM CDT
 Att: 23,074 - Unknown - 72 F

AB 28
 R 6
 H 7
 RBI 6
 BB 3
 SO 3
 LOB 7



Batter	1	2	3	4	5	6	7	8	9	AB	R	H	RBI	BB	SO	LOB	TOP			
Nelson Liriano, S OBP: 0.474, SLG: 0.579 (1,4)										5	2	4	0	0	0	0				
Al Martin, L OBP: 0.348, SLG: 0.548 (1,8) (9,7)										5	2	2	2	0	0	3				
Orlando Merced, S OBP: 0.383, SLG: 0.481 (1,9)										5	1	2	2	0	2	0				
Mark Johnson, L OBP: 0.450, SLG: 0.563 Jeff King, R OBP: 0.276, SLG: 0.509 (7, PH) (7,3)										2	1	2	0	1	0	0				
Jay Bell, R OBP: 0.355, SLG: 0.554 (1,6)										4	0	0	1	0	1	2				
Dave Clark, L OBP: 0.250, SLG: 0.333 Jacob Brumfield, R OBP: 0.226, SLG: 0.214 (1,7) (9,8)										4	0	1	1	0	2	2				
Charlie Hayes, R OBP: 0.224, SLG: 0.259 (1,5)										4	0	0	0	0	1	3				
1B Jason Kendall, R OBP: 0.295, SLG: 0.372 (1,2)										4	0	2	0	0	1	0				
Paul Wagner, R OBP: 0.250, SLG: 0.161 Mike Kingery, L OBP: 0.500, SLG: 0.333 Jon Lieber, L OBP: 0.239, SLG: 0.276 Jason Christiansen, R OBP: 0.239, SLG: 0.276 Dan Miceli, R OBP: 0.239, SLG: 0.276 (1,1) (8, PH) (8,1) (8,1) (9,1)										3	0	0	0	0	1	1				
Inning Stats	R: 2 E: 0 K: 2 S: 11	H: 4 LOB: 2 BB: 0 P: 11	R: 0 E: 0 K: 1 S: 6	H: 1 LOB: 1 BB: 0 P: 6	R: 1 E: 0 K: 1 S: 7	H: 2 LOB: 1 BB: 0 P: 7	R: 3 E: 0 K: 1 S: 8	H: 3 LOB: 1 BB: 1 P: 12	R: 0 E: 0 K: 0 S: 4	H: 1 LOB: 1 BB: 0 P: 4	R: 0 E: 0 K: 1 S: 5	H: 0 LOB: 0 BB: 0 P: 5	R: 0 E: 0 K: 1 S: 5	H: 2 LOB: 2 BB: 0 P: 5	R: 0 E: 0 K: 1 S: 5	H: 0 LOB: 0 BB: 0 P: 5	1B: 8 2B: 3 3B: 0 HR: 2	SF: 1 SAC: 0 DP: 0 HBP: 0	WP: 0 PB: 0 SB: 0 CS: 0	PA: 41
PITCHER	IP WLS BF H R ER SO BB IBB HBP BLK WP HR S P ERA WHIP																			
Todd Stottlemyre, R ERA: 4.32 Tony Fossas, L ERA: 2.25 Jeff Parrett, R ERA: 1.86 (1,1) (6,1) (8,1)	5.0 L 27 11 6 6 5 1 0 0 0 0 2 36 40 10.80 2.400																			

Pittsburgh Pirates @ St. Louis Cardinals
 Busch Stadium, St. Louis, MO
 Thu Apr 18 1996, 3:33 AM CDT
 Att: 25,700 - Cloudy - 67 F

AB	39
R	6
H	13
RBI	6
BB	1
SO	8
LOB	12



Batter	1	2	3	4	5	6	7	8	9	AB	R	H	RBI	BB	SO	LOB	BOTTOM			
Luis Altea, S OBP: 0.294, SLG: 0.317 (1,4)										4	0	1	0	0	2	0				
Royce Clayton, R OBP: 0.352, SLG: 0.484 (1,6)										3	0	0	0	1	1	1				
Ray Lankford, L OBP: 0.354, SLG: 0.623 (1,8)										3	0	0	0	1	1	1				
Ron Gant, R OBP: 0.426, SLG: 0.560 (1,7)										4	0	0	0	0	1	3				
Brian Jordan, R OBP: 0.286, SLG: 0.429 (1,9)										4	0	0	0	0	1	0				
Gary Gaetti, R OBP: 0.239, SLG: 0.364 (1,5)										4	2	2	1	0	0	0				
John Mabry, L OBP: 0.286, SLG: 0.340 (1,3)										2	0	1	0	1	0	0				
Pat Borders, R OBP: 0.421, SLG: 0.500 (1,2)										3	0	1	1	0	1	1				
Todd Stottlemyre, L OBP: 0.556, SLG: 0.500 Mark Sweeney, L OBP: 0.476, SLG: 0.412 Tony Fossas, L OBP: 0.239, SLG: 0.276 Danny Sheaffer, R OBP: 0.303, SLG: 0.276 Jeff Parrett, R OBP: 0.239, SLG: 0.276 (1,1) (5, PH) (6,1) (7, PH) (8,1)										1	0	0	0	0	2					
Inning Stats	R: 0 E: 0 K: 0 S: 3	H: 1 LOB: 1 BB: 1 P: 7	R: 1 E: 0 K: 0 S: 4	H: 2 LOB: 1 BB: 1 P: 8	R: 0 E: 0 K: 2 S: 7	H: 0 LOB: 1 BB: 1 P: 11	R: 0 E: 0 K: 1 S: 5	H: 0 LOB: 0 BB: 0 P: 5	R: 0 E: 0 K: 1 S: 5	H: 0 LOB: 0 BB: 0 P: 5	R: 1 E: 0 K: 1 S: 7	H: 2 LOB: 1 BB: 0 P: 7	R: 0 E: 0 K: 1 S: 5	H: 0 LOB: 0 BB: 0 P: 5	R: 0 E: 0 K: 0 S: 3	H: 0 LOB: 0 BB: 0 P: 3	1B: 4 2B: 1 3B: 0 HR: 1	SF: 0 SAC: 0 DP: 1 HBP: 0	WP: 2 PB: 0 SB: 1 CS: 1	PA: 33
PITCHER	IP WLS BF H R ER SO BB IBB HBP BLK WP HR S P ERA WHIP																			
Paul Wagner, R ERA: 0.77 Jon Lieber, R ERA: 2.89 Jason Christiansen, L ERA: 10.29 Dan Miceli, R ERA: 6.75 (1,1) (8,1) (8,1) (9,1)	7.0 W 27 5 2 2 7 3 0 0 0 0 0 0 4 4 0.00 0.000																			

Pittsburgh Pirates @ St. Louis Cardinals
 Busch Stadium, St. Louis, MO
 Thu Apr 18 1996, 3:33 AM CDT
 Att: 25,700 - Cloudy - 67 F

AB	30
R	2
H	5
RBI	2
BB	3
SO	8
LOB	9



Batter	1	2	3	4	5	6	7	8	9	AB	R	H	RBI	BB	SO	LOB	TOP								
Luis Altea, S OBP: 0.301, SLG: 0.303										3	0	0	0	1	1	3	St. Louis Cardinals @ Philadelphia Phillies Veterans Stadium, Philadelphia, PA Fri Apr 19 1996, 7:05 PM EDT Att: 25,614 - Cloudy - 70 F								
Royce Clayton, R OBP: 0.366, SLG: 0.500										4	0	2	1	1	0	3									
Ray Lankford, L OBP: 0.329, SLG: 0.576										5	0	0	0	0	3	4									
Ron Gant, R OBP: 0.431, SLG: 0.547										3	0	1	0	1	0	1									
Brian Jordan, R OBP: 0.278, SLG: 0.353										3	0	0	0	1	1	2									
Gary Cantel, R OBP: 0.245, SLG: 0.362										3	0	1	0	0	0	2									
T.J. Mathews, R										0	0	0	0	0	0	0									
Rick Honeycutt, L										0	0	0	0	0	0	0									
Mark Sweeney, L										0	0	0	0	0	0	0									
Cory Bailey, R										0	0	0	0	0	0	0									
Dennis Eckersley, R										0	0	0	0	0	0	0									
John Mabry, L OBP: 0.304, SLG: 0.353										4	1	2	0	0	0	1	AB 32 R 1 H 8 RBI 1 BB 5 SO 7 LOB 22								
Danny Sheaffer, R OBP: 0.333, SLG: 0.344										3	0	2	0	0	0	1									
Mark Petkovsek, R										1	0	0	0	0	0	1									
Pat Borders, R OBP: 0.410, SLG: 0.487										1	0	0	0	0	1	2									
Tony Fossas, L										0	0	0	0	0	0	0									
David Bell, R OBP: 0.290, SLG: 0.379										1	0	0	0	1	1	1									
										0	0	0	0	0	0	0									
										0	0	0	0	0	0	0									
										0	0	0	0	0	0	0									
										0	0	0	0	0	0	0									
Inning Stats	R: 0 H: 0 E: 0 K: 2 S: 11	H: 0 LOB: 1 BB: 1 P: 19	R: 0 H: 0 E: 0 K: 0 S: 7	H: 0 LOB: 0 BB: 0 P: 10	R: 0 H: 1 E: 0 K: 0 S: 6	H: 1 LOB: 1 BB: 0 P: 7	R: 0 H: 1 E: 0 K: 0 S: 5	H: 1 LOB: 1 BB: 0 P: 9	R: 0 H: 2 E: 0 K: 1 S: 16	H: 2 LOB: 2 BB: 0 P: 23	R: 0 H: 0 E: 0 K: 0 S: 8	H: 0 LOB: 2 BB: 2 P: 18	R: 0 H: 1 E: 0 K: 0 S: 7	H: 1 LOB: 2 BB: 1 P: 15	R: 0 H: 1 E: 0 K: 2 S: 12	H: 1 LOB: 1 BB: 0 P: 15	R: 1 H: 2 E: 0 K: 2 S: 12	H: 2 LOB: 2 BB: 1 P: 23	1B: 6 2B: 4 3B: 0 HR: 0	SF: 0 SAC: 1 DP: 2 HBP: 1	WP: 0 PB: 0 SB: 0 CS: 1	PA: 39			
PITCHER	IP	WLS	BF	H	R	ER	SO	BB	IBB	HBP	BLK	WP	HR	S	P	ERA	WHIP								
Rich Hunter, R ERA: 3.06	7.0		29	5	0	0	3	4	0	1	0	0	0	60	101	0.00	1.286								
Russ Springer, R ERA: 2.77	1.2	L	9	3	1	1	3	1	0	0	0	0	0	20	32	5.40	2.400								
Dave Leiper, L ERA: 9.64	0.1		1	0	0	0	1	0	0	0	0	0	0	4	6	0.00	0.000								

Batter	1	2	3	4	5	6	7	8	9	AB	R	H	RBI	BB	SO	LOB	BOTTOM								
Lenny Dykstra, L OBP: 0.515, SLG: 0.778										4	0	2	0	0	0	0	St. Louis Cardinals @ Philadelphia Phillies Veterans Stadium, Philadelphia, PA Fri Apr 19 1996, 7:05 PM EDT Att: 25,614 - Cloudy - 70 F								
Mickey Morandini, L OBP: 0.397, SLG: 0.400										4	0	0	0	0	0	4									
Jim Eisenreich, L OBP: 0.316, SLG: 0.306										4	0	1	0	0	1	2									
Todd Zeile, R OBP: 0.343, SLG: 0.424										3	0	1	0	1	0	0									
Mark Whiten, S OBP: 0.365, SLG: 0.360										3	0	0	0	1	2	3									
Bento Santiago, R OBP: 0.298, SLG: 0.519										3	0	0	0	1	0	1									
Mike Lieberthal, R OBP: 0.273, SLG: 0.368										4	0	0	0	0	2	1									
Kevin Stocker, S OBP: 0.377, SLG: 0.263										3	0	2	0	1	0	0									
Rich Hunter, R OBP: 0.500, SLG: 0.333										1	0	0	0	1	1	1									
Jon Zuber, L										1	0	0	0	0	1	1									
Russ Springer, R										0	0	0	0	0	0	0									
Dave Leiper, L										0	0	0	0	0	0	0									
Lee Tinsley, S OBP: 0.176, SLG: 0.125										1	0	0	0	1	0	0									
Inning Stats	R: 0 H: 1 E: 0 K: 1 S: 12	H: 1 LOB: 2 BB: 1 P: 22	R: 0 H: 1 E: 0 K: 1 S: 9	H: 1 LOB: 0 BB: 0 P: 13	R: 0 H: 0 E: 0 K: 0 S: 6	H: 0 LOB: 0 BB: 0 P: 9	R: 0 H: 1 E: 0 K: 1 S: 12	H: 1 LOB: 1 BB: 1 P: 22	R: 0 H: 1 E: 0 K: 1 S: 10	H: 1 LOB: 2 BB: 1 P: 18	R: 0 H: 0 E: 0 K: 1 S: 6	H: 0 LOB: 0 BB: 0 P: 8	R: 0 H: 1 E: 0 K: 1 S: 8	H: 1 LOB: 1 BB: 1 P: 14	R: 0 H: 0 E: 0 K: 1 S: 10	H: 0 LOB: 1 BB: 1 P: 18	R: 0 H: 1 E: 0 K: 2 S: 9	H: 1 LOB: 0 BB: 0 P: 11	1B: 6 2B: 0 3B: 0 HR: 0	SF: 0 SAC: 0 DP: 1 HBP: 0	WP: 0 PB: 0 SB: 0 CS: 0	PA: 36			
PITCHER	IP	WLS	BF	H	R	ER	SO	BB	IBB	HBP	BLK	WP	HR	S	P	ERA	WHIP								
Mark Petkovsek, R ERA: 2.0	4.0		16	3	0	0	3	2	0	0	0	0	0	39	66	0.00	1.250								
Tony Fossas, L ERA: 2.0	1.0		5	1	0	0	0	1	0	0	0	0	0	10	18	0.00	2.000								
T.J. Mathews, R ERA: 2.0	1.2		7	1	0	0	2	1	0	0	0	0	0	11	17	0.00	1.200								
Rick Honeycutt, L ERA: 3.0	0.1		1	0	0	0	0	0	0	0	0	0	0	3	5	0.00	0.000								
Cory Bailey, R ERA: 2.38	1.0	W	4	0	0	0	1	1	0	0	0	0	0	10	18	0.00	1.000								

Batter	1	2	3	4	5	6	7	8	9	AB	R	H	RBI	BB	SO	LOB	TOP										
Royce Clayton, R OBP: 0.363, SLG: 0.478 (1, 6)	3-3 K		0-2 L9			2-3 K			4-2 SH3 1B BB	3	1	0	0	1	2	0											
Pat Borders, R OBP: 0.405, SLG: 0.476 (1, 2)	2-2 F8			0-2 FC6-4 1B		1-2 G5-3			1-1 SH3	3	0	1	0	0	0	0											
Willie McGee, S OBP: 0.321, SLG: 0.396 (1, 9)	0-0 CS 1B			1-1 FC6-4 1-2		1-3 K			4-2 1B BB	3	0	1	0	1	1	1											
Ron Gant, R OBP: 0.421, SLG: 0.518 (1, 7)	1-1 CS 1-2	4-1 BB		0-0 L7			0-1 F8		3-3 K	3	0	0	0	1	1	3											
Brian Jordan, R OBP: 0.273, SLG: 0.333 (1, 8)		1-3 K		3-3 K			2-3 K		0-1 K	4	0	1	1	0	3	2											
Gary Gaetti, R OBP: 0.231, SLG: 0.340 (1, 5)		1-1 F7			1-0 L7				1-1 F9	3	0	0	0	0	0	1											
John Mabry, L OBP: 0.305, SLG: 0.352 (1, 3)		0-2 G4-3			2-2 FC6-4 1B				1-3 K	3	0	1	0	0	1	1											
David Bell, R OBP: 0.265, SLG: 0.344 (1, 4)			0-1 F9		1-2 FC6-4 1-2				2-3 K	3	0	0	0	0	1	1											
Alan Benes, R OBP: 0.286, SLG: 0.344 (1, 1)			0-3 K		0-3 K				1-3 K	3	0	0	0	0	3	1											
Dennis Eckersley, R (9, 1)										0	0	0	0	0	0	0											
Inning Stats	R: 0 E: 0 K: 1 S: 11	H: 1 LOB: 0 BB: 0 P: 17	R: 0 E: 0 K: 1 S: 10	H: 0 LOB: 1 BB: 1 P: 16	R: 0 E: 0 K: 1 S: 8	H: 0 LOB: 0 BB: 0 P: 8	R: 0 E: 0 K: 1 S: 9	H: 1 LOB: 1 BB: 0 P: 13	R: 0 E: 0 K: 1 S: 11	H: 1 LOB: 1 BB: 0 P: 15	R: 0 E: 0 K: 1 S: 7	H: 0 LOB: 0 BB: 0 P: 10	R: 0 E: 0 K: 3 S: 9	H: 0 LOB: 0 BB: 2 P: 13	R: 1 E: 0 K: 1 S: 14	H: 1 LOB: 2 BB: 2 P: 26	1B: 4 2B: 0 3B: 0 HR: 0	SF: 0 SAC: 1 DP: 0 HBP: 0	WP: 0 PB: 0 SB: 0 CS: 1	PA: 33							
PITCHER	IP	WLS	BF	H	R	ER	SO	BB	IBB	HBP	BLK	WP	HR	S	P	ERA	WHIP										
Sid Fernandez, L ERA: 2.92 (1, 1)	8.0		27	3	0	0	11	1	0	0	0	0	0	76	107	0.00	0.500										
Ricky Bottalico, R ERA: 4.5 (9, 1)	1.0	L	5	1	1	1	1	2	0	0	0	0	0	14	26	9.00	3.000										

St. Louis Cardinals @ Philadelphia Phillies
Veterans Stadium, Philadelphia, PA
Sat Apr 20 1996, 7:05 PM EDT
Att: 23,630 - Unknown - 69 F

AB	28
R	1
H	4
RBI	1
BB	3
SO	12
LOB	10



Batter	1	2	3	4	5	6	7	8	9	AB	R	H	RBI	BB	SO	LOB	BOTTOM										
Lenny Dykstra, L OBP: 0.486, SLG: 0.724 (1, 8)	2-1 G3		1-1 G3-1			0-1 L7			1-2 G1-3	4	0	0	0	0	0	1											
Mickey Morandini, L OBP: 0.391, SLG: 0.391 (1, 4)	3-2 G4-3			3-2 L8		0-1 G6-3			0-0 F8 1B	4	0	1	0	0	0	0											
Jim Eisenreich, L OBP: 0.286, SLG: 0.275 (1, 7)	0-0 G3			1-3 K		2-1 G3-1			2-0 F8	4	0	0	0	0	1	1											
Todd Zeile, R OBP: 0.338, SLG: 0.403 (1, 5)		1-3 K		3-1 G5-3			4-2 FC6-4 G1-3 BB		2-1 P5	3	0	0	0	1	1	1											
Mark Whiten, S OBP: 0.358, SLG: 0.352 (1, 9)		2-3 K			1-0 E G4-3 1B		2-2 G1-3		1-3 K	4	0	1	0	0	2	1											
Benito Santiago, R OBP: 0.295, SLG: 0.491 (1, 2)		3-2 P2			1-3 K		4-2 FC6-4 BB		0-0 P2	3	0	0	0	1	1	1											
Jon Zuber, L (1, 3)			0-3 K		0-1 G4-3		0-1 FC6-4 BB		1-2 G6-3	4	0	0	0	0	1	3											
Kevin Stocker, S OBP: 0.411, SLG: 0.263 (1, 6)			2-1 SH2-4 HBP		4-2 BB		4-0 BB		1-2 BB	0	0	0	0	2	0	0											
Sid Fernandez, L OBP: 0.222, SLG: 0.333 (1, 1)			1-0 SH2-4		0-1 G1		0-0 G1-3			2	0	0	0	0	0	5											
Ricky Bottalico, L (9, 1)										0	0	0	0	0	0	0											
Inning Stats	R: 0 E: 0 K: 0 S: 8	H: 0 LOB: 0 BB: 0 P: 13	R: 0 E: 0 K: 2 S: 9	H: 0 LOB: 0 BB: 0 P: 15	R: 0 E: 0 K: 1 S: 7	H: 0 LOB: 1 BB: 0 P: 11	R: 0 E: 0 K: 1 S: 8	H: 0 LOB: 0 BB: 0 P: 15	R: 0 E: 0 K: 1 S: 12	H: 1 LOB: 2 BB: 1 P: 18	R: 0 E: 0 K: 0 S: 6	H: 0 LOB: 3 BB: 3 P: 8	R: 0 E: 0 K: 0 S: 12	H: 0 LOB: 3 BB: 3 P: 26	R: 0 E: 0 K: 0 S: 7	H: 1 LOB: 0 BB: 0 P: 12	R: 0 E: 0 K: 1 S: 9	H: 0 LOB: 0 BB: 0 P: 11	1B: 2 2B: 0 3B: 0 HR: 0	SF: 0 SAC: 1 DP: 0 HBP: 1	WP: 0 PB: 0 SB: 0 CS: 0	PA: 34					
PITCHER	IP	WLS	BF	H	R	ER	SO	BB	IBB	HBP	BLK	WP	HR	S	P	ERA	WHIP										
Alan Benes, R ERA: 2.42 (1, 1)	8.0	W	31	2	0	0	5	4	0	1	0	0	0	69	118	0.00	0.750										
Dennis Eckersley, R ERA: (9, 1)	1.0	S	3	0	0	0	1	0	0	0	0	0	0	9	11	0.00	0.000										


St. Louis Cardinals @ Philadelphia Phillies
Veterans Stadium, Philadelphia, PA
Sat Apr 20 1996, 7:05 PM EDT
Att: 23,630 - Unknown - 69 F

AB	28
R	0
H	2
RBI	0
BB	4
SO	6
LOB	13



Batter	1	2	3	4	5	6	7	8	9	AB	R	H	RBI	BB	SO	LOB	TOP			
Luis Altea, S OBP: 0.289, SLG: 0.290	L8		SH1-3		G3			P8		3	0	0	0	0	0	0	St. Louis Cardinals @ Philadelphia Phillies Veterans Stadium, Philadelphia, PA Sun Apr 21 1996, 3:33 AM EDT Att: 32,896 - Cloudy - 75 F			
Royce Clayton, R OBP: 0.369, SLG: 0.479	1B		G4-3			G1-3		1B		4	0	2	1	0	0	0				
Willie McGee, S OBP: 0.317, SLG: 0.386	K		G3			G6-3		1B		4	0	1	0	0	1	1				
Ray Lankford, L OBP: 0.311, SLG: 0.543	K				F7			K		4	0	0	0	0	3	3				
Brian Jordan, R OBP: 0.269, SLG: 0.320		G5-3					F9		F7	4	0	1	0	0	0	0				
Gary Gaetti, R OBP: 0.250, SLG: 0.370		G5-3			P4		E8	1B	2B	4	1	2	0	0	0	1				
John Mabry, L OBP: 0.353, SLG: 0.368 Miguel Mejia, R (9, PR)					K2-3		G4-6-3	1B	1B	3	0	2	1	1	1	1				
Pat Borders, R OBP: 0.370, SLG: 0.435							G4-6-3	1B	1B	4	0	0	0	0	1	4				
Andy Benes, R OBP: 0.200, SLG: 0.300 Tony Fossas, L (7, 1)								G4-3		2	1	1	0	0	1	0				
Mark Sweeney, L OBP: 0.435, SLG: 0.368 Jeff Parrett, R (8, 1)			SH1-3							0	0	0	0	0	0	0				
Ron Gant, R OBP: 0.416, SLG: 0.509			G4-3							1	0	0	0	0	1	2				
Inning Stats	R: 0 E: 0 K: 2 S: 11	H: 1 LOB: 1 BB: 0 P: 16	R: 0 E: 0 K: 1 S: 7	H: 0 LOB: 1 BB: 1 P: 12	R: 1 E: 0 K: 0 S: 9	H: 1 LOB: 0 BB: 0 P: 12	R: 0 E: 0 K: 1 S: 8	H: 1 LOB: 1 BB: 0 P: 13	R: 0 E: 0 K: 1 S: 5	H: 0 LOB: 0 BB: 0 P: 10	R: 1 E: 0 K: 0 S: 8	H: 2 LOB: 2 BB: 0 P: 11	R: 0 E: 0 K: 1 S: 10	H: 2 LOB: 2 BB: 0 P: 16	R: 0 E: 0 K: 1 S: 11	H: 2 LOB: 2 BB: 0 P: 17	1B: 7 2B: 2 3B: 0 HR: 0	SF: 0 SAC: 1 DP: 1 HBP: 0	WP: 0 PB: 0 SB: 0 CS: 0	PA: 36
PITCHER	IP WLS BF H R ER SO BB IBB HBP BLK WP HR S P ERA WHIP																			
Mike Grace, R ERA: 4.05	(1, 1) 7.2 W 30 7 2 2 6 1 0 0 0 0 0 0 62 94 2.35 1.043																			
Dave Leiper, L ERA: 9.0	(8, 1) 0.1 1 0 0 0 1 0 0 0 0 0 0 3 4 0.00 0.000																			
Ricky Bottalico, R ERA: 4.0	(9, 1) 1.0 S 5 2 0 0 1 0 0 0 0 0 0 0 11 17 0.00 2.000																			

Batter	1	2	3	4	5	6	7	8	9	AB	R	H	RBI	BB	SO	LOB	BOTTOM	
Lee Tinsley, S OBP: 0.190, SLG: 0.150	CS	FC6-4					G5-3			4	0	1	0	0	1	1	St. Louis Cardinals @ Philadelphia Phillies Veterans Stadium, Philadelphia, PA Sun Apr 21 1996, 3:33 AM EDT Att: 32,896 - Cloudy - 75 F	
Mickey Morandini, L OBP: 0.359, SLG: 0.397	1B				1B		K			4	1	2	0	0	1	0		
Mark Whiten, S OBP: 0.366, SLG: 0.351	K				1B					3	1	1	0	1	2	1		
Todd Zeile, R OBP: 0.347, SLG: 0.400					E4		G6-3		E4	3	1	1	1	1	0	1		
Pete Incaviglia, R OBP: 0.292, SLG: 0.273 Lenny Dykstra, L OBP: 0.486, SLG: 0.724					SF8		G6-3			3	0	0	0	1	1	4		
										0	0	0	0	0	0	0		
Mike Lieberthal, R OBP: 0.308, SLG: 0.524										2	1	1	2	1	0	0		
23 Kevin Jordan, R OBP: 0.308, SLG: 0.727										3	0	0	0	1	1	2		
Kevin Stocker, S OBP: 0.400, SLG: 0.262										4	0	1	0	0	0	3		
Mike Grace, R OBP: 0.167, SLG: 0.091 Dave Leiper, L (8, 1) Jon Zuber, L (8, PH) Ricky Bottalico, L (9, 1)										3	0	0	0	0	1	2		
										0	0	0	0	0	0	0		
										1	0	0	0	0	0	1		
										0	0	0	0	0	0	0		
Inning Stats	R: 0 E: 0 K: 2 S: 15	H: 2 LOB: 2 BB: 1 P: 27	R: 1 E: 0 K: 1 S: 10	H: 1 LOB: 1 BB: 1 P: 17	R: 3 E: 1 K: 1 S: 14	H: 3 LOB: 1 BB: 1 P: 25	R: 0 E: 0 K: 1 S: 8	H: 0 LOB: 0 BB: 0 P: 14	R: 0 E: 0 K: 0 S: 4	H: 0 LOB: 1 BB: 1 P: 10	R: 0 E: 1 K: 1 S: 11	H: 0 LOB: 2 BB: 1 P: 19	R: 0 E: 0 K: 0 S: 8	H: 1 LOB: 1 BB: 0 P: 10	1B: 6 2B: 0 3B: 0 HR: 1	SF: 1 SAC: 0 DP: 0 HBP: 0	WP: 0 PB: 0 SB: 1 CS: 1	PA: 36
PITCHER	IP WLS BF H R ER SO BB IBB HBP BLK WP HR S P ERA WHIP																	
Andy Benes, R ERA: 3.86	(1, 1) 6.0 L 27 4 4 3 6 4 0 0 0 0 0 0 11 58 4.50 1.667																	
Tony Fossas, L ERA: 1.9	(7, 1) 1.0 5 0 0 0 1 1 0 0 0 0 0 0 11 19 0.00 1.000																	
Jeff Parrett, R ERA: 1.69	(8, 1) 1.0 4 1 0 0 0 0 0 0 0 0 0 0 8 10 0.00 1.000																	

Batter	1	2	3	4	5	6	7	8	9	AB	R	H	RBI	BB	SO	LOB	TOP		
Brian Jordan, R OBP: 0.233, SLG: 0.276 (1, 9)	G6-3			G5-3		G1-3			K	4	0	0	0	0	1	0	St. Louis Cardinals @ Montreal Expos Olympic Stadium, Montreal, QB Mon Apr 22 1996, 7:05 PM EDT Att. 9,778 - Dome - 70 F		
Royce Clayton, R OBP: 0.364, SLG: 0.468 (1, 6)	G6-3			G6-3		K			G4-3 1B	4	0	1	0	0	1	0			
Ray Lankford, L OBP: 0.295, SLG: 0.514 (1, 8)	K			G3-1					G4-3 1-2	4	0	0	0	0	1	1			
Ron Gant, R OBP: 0.400, SLG: 0.483 (1, 7)										3	0	0	0	0	1	0			
Gary Gaetti, R OBP: 0.254, SLG: 0.368 (1, 5)										3	0	1	0	0	1	1			
John Mabry, L OBP: 0.333, SLG: 0.367 (1, 3)										3	0	1	0	0	0	1			
Tom Pagnozzi, R (1, 2)										3	0	0	0	0	1	2			
Luis Alicaia, S OBP: 0.278, SLG: 0.278 (1, 4)										3	0	0	0	0	1	2			
Donovan Osborne, S Miguel Mejia, R Cory Bailey, R T.J. Mathews, R David Bell, R Jeff Parrett, R (1, 1) (6, Ph) (6, 1) (7, 1) (8, Ph) (8, 1)										1	0	0	0	0	1	0			
										1	0	0	0	0	1	0			
Inning Stats	R: 0 H: 0 E: 0 K: 1 S: 7	H: 0 LOB: 0 BB: 0 P: 12	R: 0 H: 0 E: 0 K: 0 S: 4	H: 0 LOB: 0 BB: 0 P: 5	R: 0 H: 0 E: 0 K: 2 S: 9	H: 0 LOB: 0 BB: 0 P: 16	R: 0 H: 0 E: 0 K: 0 S: 8	H: 0 LOB: 0 BB: 0 P: 13	R: 0 H: 1 E: 1 K: 2 S: 14	H: 2 LOB: 2 BB: 0 P: 21	R: 0 H: 0 E: 0 K: 1 S: 6	H: 1 LOB: 1 BB: 0 P: 7	R: 0 H: 0 E: 0 K: 0 S: 7	H: 0 LOB: 0 BB: 0 P: 10	R: 0 H: 1 E: 0 K: 1 S: 7	H: 1 LOB: 0 BB: 0 P: 9	1B: 3 2B: 0 3B: 0 HR: 0	SF: 0 SAC: 0 DP: 1 HBP: 0	WP: 0 PA: 30 PB: 0 SB: 0 CS: 0
PITCHER Rheal Cormier, L ERA: 3.68 (1, 1)	IP: 9.0 WLS: W BF: 30 H: 3 R: 0 ER: 0 SO: 9 BB: 0 IBB: 0 HBP: 0 BLK: 0 WP: 0 HR: 0 S: 70 P: 104 ERA: 0.00 WHIP: 0.333															PITCHER IP: WLS: BF: H: R: ER: SO: BB: IBB: HBP: BLK: WP: HR: S: P: ERA: WHIP			

Batter	1	2	3	4	5	6	7	8	9	AB	R	H	RBI	BB	SO	LOB	BOTTOM		
Mark Grudzielanek, R OBP: 0.387, SLG: 0.517 (1, 6)	1B 2B		F8	1-3 2H 1B						3	2	2	1	0	0	0	St. Louis Cardinals @ Montreal Expos Olympic Stadium, Montreal, QB Mon Apr 22 1996, 7:05 PM EDT Att. 9,778 - Dome - 70 F		
Mike Lansing, R OBP: 0.471, SLG: 0.520 (1, 4)	CS 1B 2H		HR 2B							4	1	2	1	0	1	2			
Henry Rodriguez, L OBP: 0.370, SLG: 0.863 (1, 7)	1-2 1B		2H HR							4	2	3	5	0	0	0			
David Segui, S OBP: 0.413, SLG: 0.525 (1, 3)	2-2 K 2-3		1-1 G6-3							4	0	0	0	0	1	2			
Rondell White, R OBP: 0.326, SLG: 0.427 (1, 8)	1-2 F7			0-0 1B 1B						4	1	2	0	0	0	1			
Sherman Obando, R OBP: 0.192, SLG: 0.388 F.P. Santangelo, S OBP: 0.316, SLG: 0.235 (1, 9) (7, 9)			3-2 F9	0-0 F8						3	0	0	0	0	1	1			
Darrin Fletcher, L OBP: 0.340, SLG: 0.522 (1, 2)	1-1 F8			0-0 1B 1B						4	1	1	1	0	2	1			
Shane Andrews, R OBP: 0.314, SLG: 0.511 (1, 5)	1-3 K			4-1 1B 1B						3	0	0	0	1	2	1			
Rheal Cormier, L (1, 1)			1-2 G4-3	3-3 K						3	1	0	0	0	1	2			
Inning Stats	R: 1 H: 3 E: 0 K: 1 S: 11	H: 3 LOB: 1 BB: 0 P: 16	R: 0 H: 0 E: 0 K: 1 S: 9	H: 0 LOB: 0 BB: 0 P: 14	R: 2 H: 2 E: 0 K: 0 S: 13	H: 2 LOB: 0 BB: 0 P: 20	R: 2 H: 3 E: 0 K: 1 S: 8	H: 3 LOB: 2 BB: 1 P: 15	R: 0 H: 0 E: 0 K: 2 S: 10	H: 0 LOB: 0 BB: 0 P: 17	R: 0 H: 0 E: 0 K: 2 S: 8	H: 0 LOB: 0 BB: 0 P: 15	R: 3 H: 1 E: 1 K: 2 S: 15	H: 1 LOB: 0 BB: 0 P: 25	R: 0 H: 1 E: 0 K: 1 S: 7	H: 1 LOB: 1 BB: 0 P: 10	1B: 6 2B: 2 3B: 0 HR: 2	SF: 0 SAC: 0 DP: 0 HBP: 1	WP: 0 PA: 35 PB: 0 SB: 0 CS: 1
PITCHER Donovan Osborne, L ERA: 4.63 Cory Bailey, R ERA: 2.19 T.J. Mathews, R ERA: Jeff Parrett, R ERA: 1.54 (1, 1) (6, 1) (7, 1) (8, 1)	IP: 5.0 WLS: L BF: 22 H: 8 R: 5 ER: 5 SO: 3 BB: 1 IBB: 0 HBP: 0 BLK: 0 WP: 0 HR: 1 S: 51 P: 82 ERA: 9.00 WHIP: 1.800															PITCHER IP: WLS: BF: H: R: ER: SO: BB: IBB: HBP: BLK: WP: HR: S: P: ERA: WHIP			

Batter	1	2	3	4	5	6	7	8	9	AB	R	H	RBI	BB	SO	LOB	TOP										
Lance Johnson, L (1.8) OBP: 0.297, SLG: 0.455	G4-3		F7		G4-3		G4-6-3		G3	5	0	0	0	0	0	2											
Jose Vizcaino, S (1.4) OBP: 0.357, SLG: 0.391										4	2	4	0	0	0	0											
Robert Person, R (7.1)										0	0	0	0	0	0	0											
Brent Mayne, L (9, PH) OBP: 0.417, SLG: 0.300	G1-4-3 1B		1B		HR		1B		L7	1	0	0	0	0	0	1											
Bernard Gilkey, R (1.7) OBP: 0.384, SLG: 0.633	G1-4-3				HR					4	1	2	3	0	1	2											
Butch Huskey, R (1.9) OBP: 0.232, SLG: 0.239										3	0	1	0	0	1	1											
Dave Milick, R (5.1)										0	0	0	0	0	0	0											
Edgardo Alfonzo, R (7.4) OBP: 0.242, SLG: 0.250		FC5 BB 1B								1	0	0	0	0	0	0											
Rico Brogna, L (1.3) OBP: 0.372, SLG: 0.493										4	0	0	0	0	1	1											
Todd Hundley, S (1.2) OBP: 0.416, SLG: 0.750										3	0	1	0	1	1	0											
Jeff Kent, R (1.5) OBP: 0.329, SLG: 0.420										3	0	0	0	1	0	3											
Rey Ordonez, R (1.6) OBP: 0.343, SLG: 0.400										4	0	1	0	0	2	3											
Pete Harnisch, S (1.1)										1	0	0	0	0	1	0											
Kevin Roberson, S (5, PH) OBP: 0.529, SLG: 0.727										3	1	2	1	0	1	1											
Inning Stats	R: 0 E: 0 K: 0 S: 4	H: 1 LOB: 0 BB: 0 P: 6	R: 0 E: 0 K: 0 S: 9	H: 1 LOB: 2 BB: 1 P: 19	R: 1 E: 0 K: 2 S: 14	H: 2 LOB: 1 BB: 0 P: 21	R: 0 E: 0 K: 0 S: 5	H: 0 LOB: 0 BB: 0 P: 10	R: 3 E: 0 K: 3 S: 15	H: 3 LOB: 1 BB: 0 P: 20	R: 0 E: 0 K: 3 S: 11	H: 0 LOB: 1 BB: 0 P: 22	R: 0 E: 0 K: 1 S: 9	H: 2 LOB: 1 BB: 0 P: 16	R: 0 E: 0 K: 0 S: 12	H: 1 LOB: 1 BB: 0 P: 19	R: 0 E: 0 K: 1 S: 7	H: 1 LOB: 1 BB: 0 P: 10	1B: 6 2B: 3 3B: 0 HR: 2	SF: 0 SAC: 0 DP: 2 HBP: 0	WP: 0 PB: 0 SB: 1 CS: 0	PA: 38					
PITCHER	IP	WLS	BF	H	R	ER	SO	BB	IBB	HBP	BLK	WP	HR	S	P	ERA	WHIP										
Mark Petkovsek, R (1.1) ERA: 4.0	5.0	W	22	7	4	4	3	1	0	0	0	0	2	47	76	7.20	1.600										
Tony Fossas, L (6.1) ERA: 1.54	0.2		3	0	0	0	2	1	0	0	0	0	0	8	17	0.00	1.500										
Cory Bailey, R (6.1) ERA: 3.68	1.1		5	2	0	0	2	0	0	0	0	0	0	12	21	0.00	1.500										
Rick Honeycutt, L (8.1) ERA: 4.7	1.0		4	1	0	0	0	0	0	0	0	0	0	12	19	0.00	1.000										
Dennis Eckersley, R (9.1) ERA:	1.0		4	1	0	0	1	0	0	0	0	0	0	7	10	0.00	1.000										

New York Mets @ St. Louis Cardinals
Busch Stadium, St. Louis, MO

AB 36
R 4
H 11
RBI 4
BB 2
SO 8
LOB 14



Wed Apr 24 1996, 7:05 PM CDT
Att: 23,189 - Unknown - 77 F

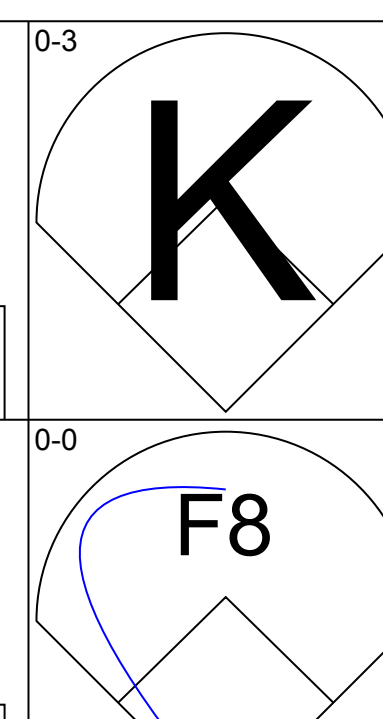
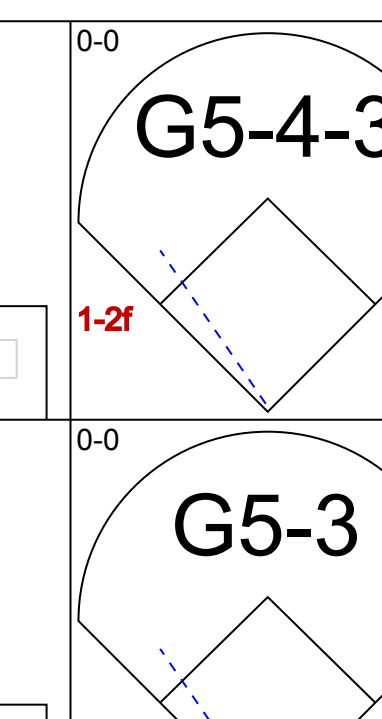
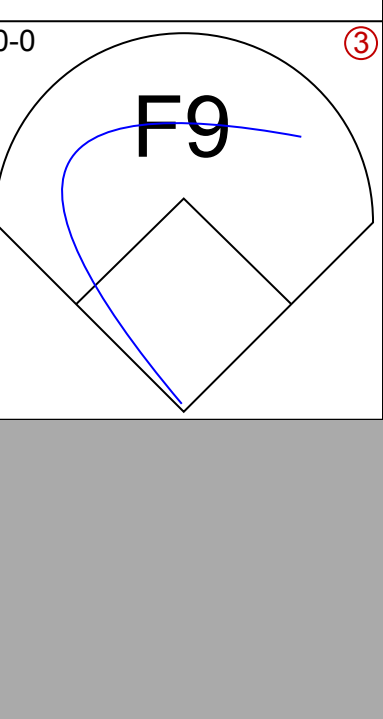
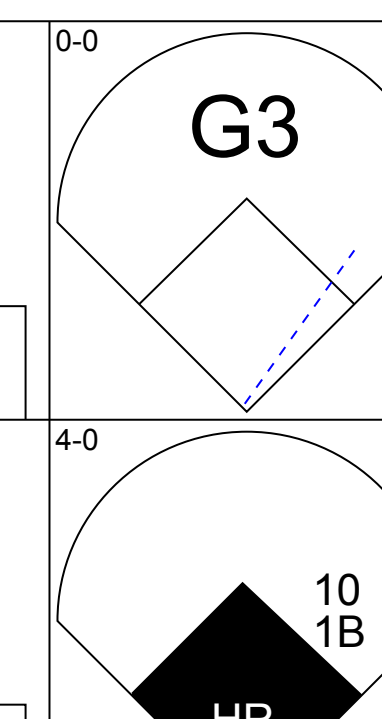
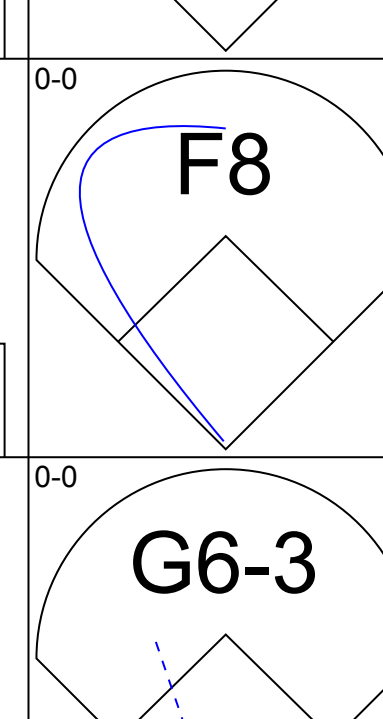
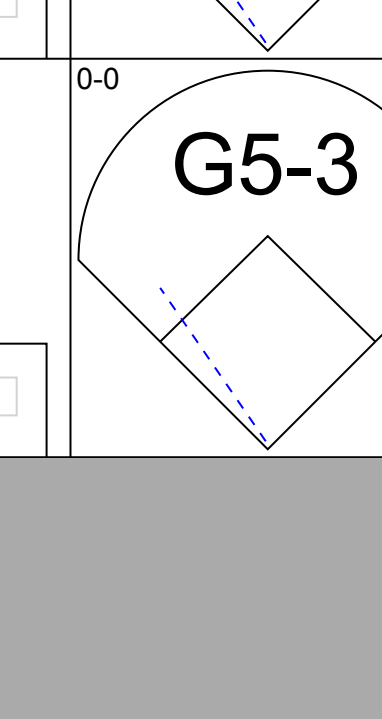
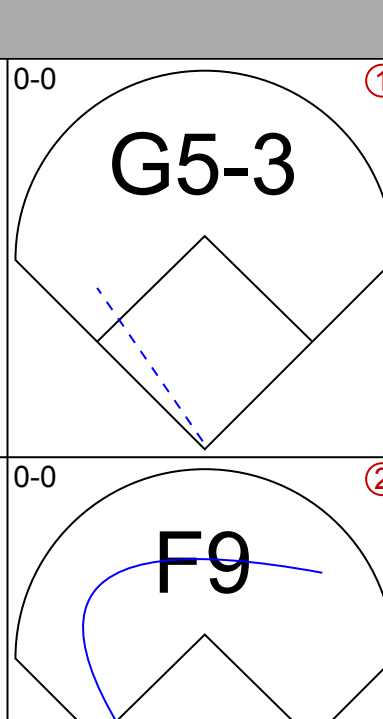
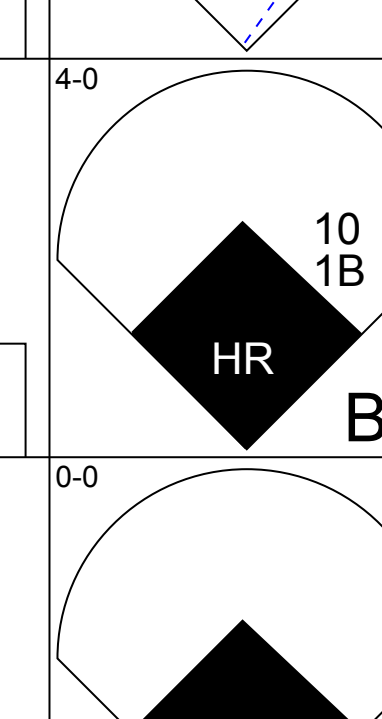
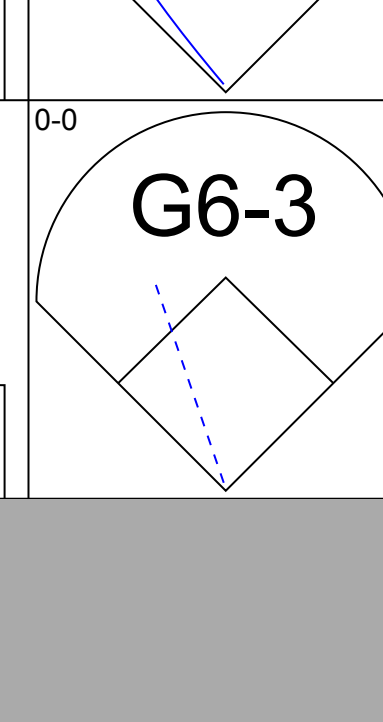
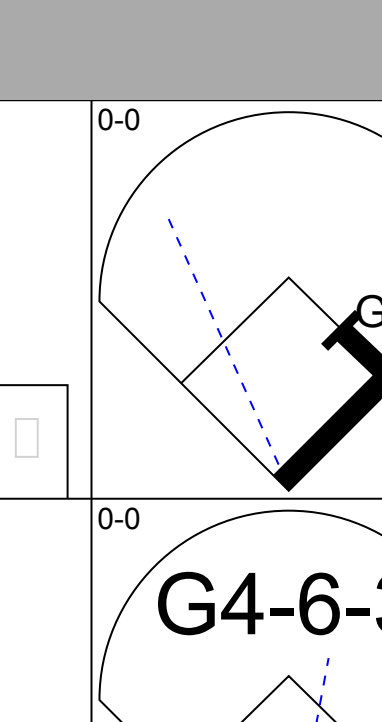
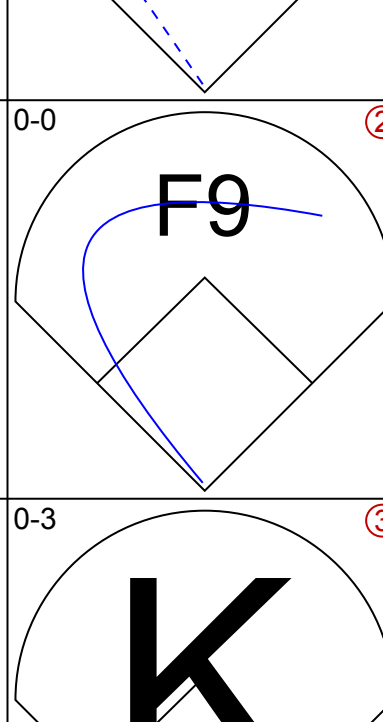
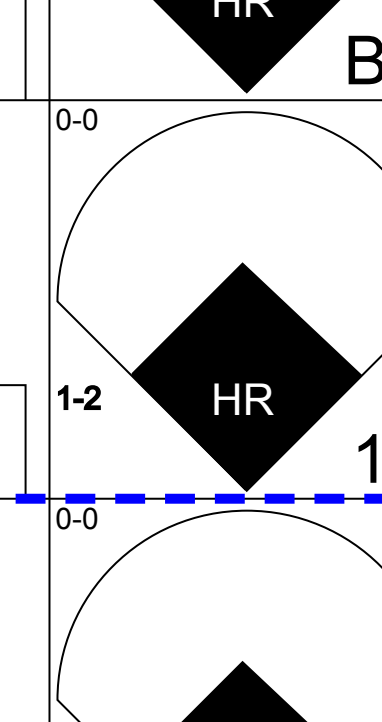
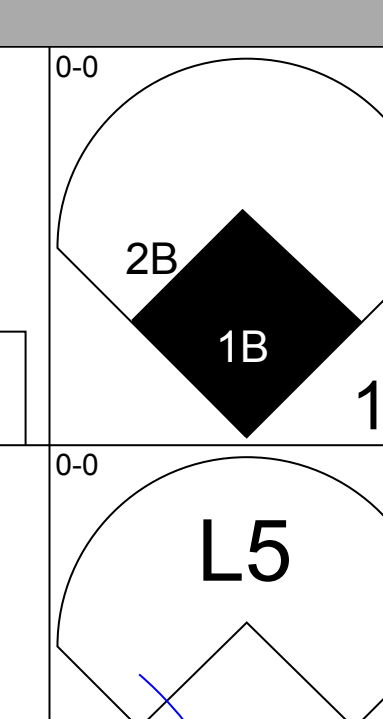
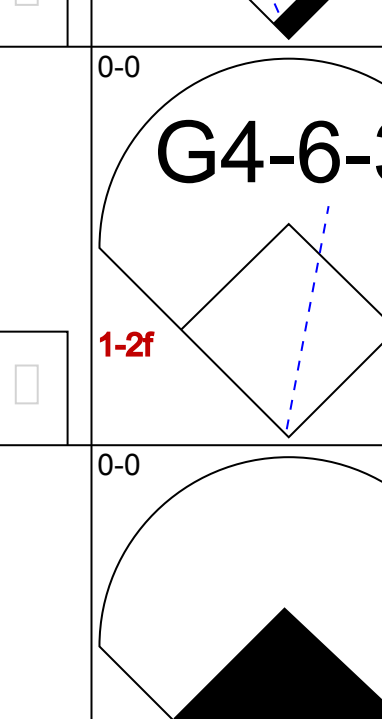

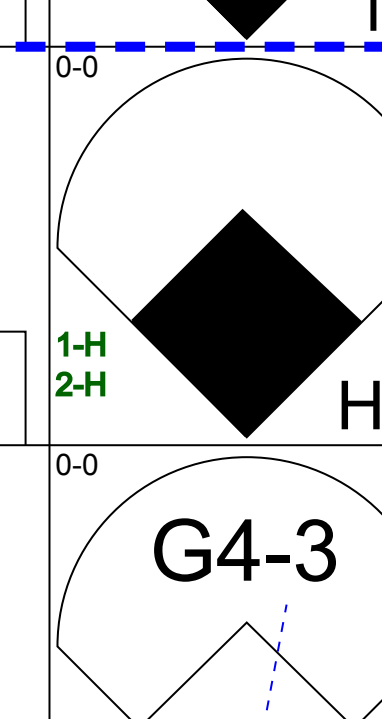
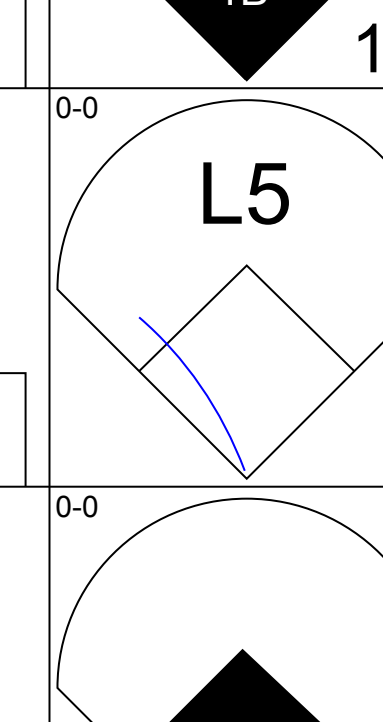
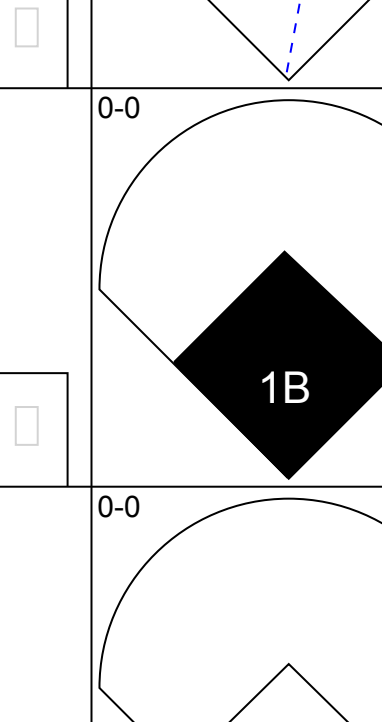
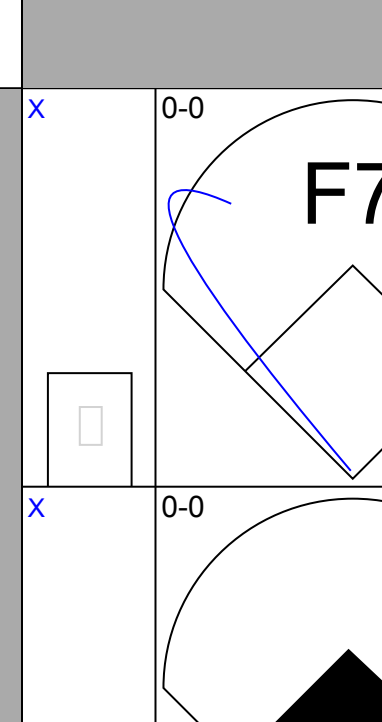
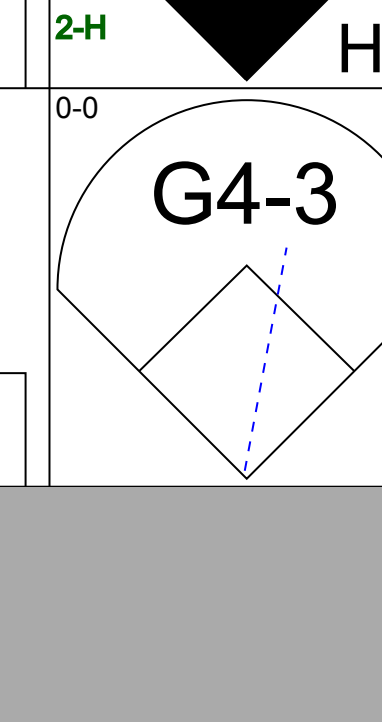
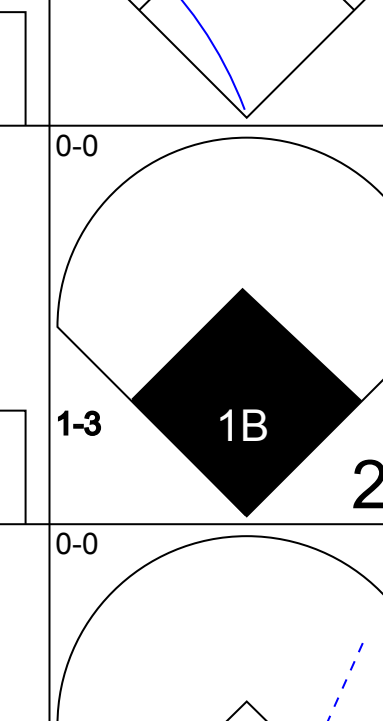
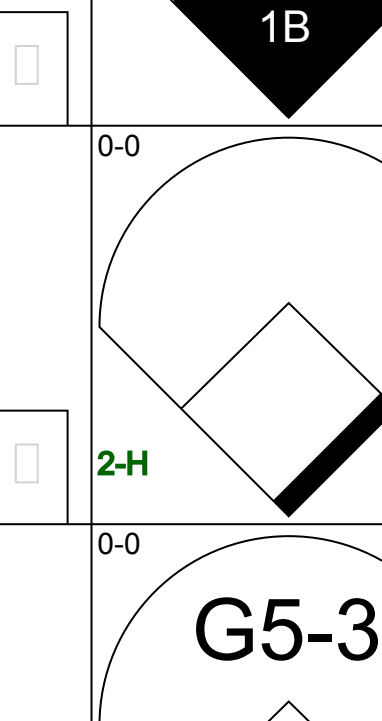
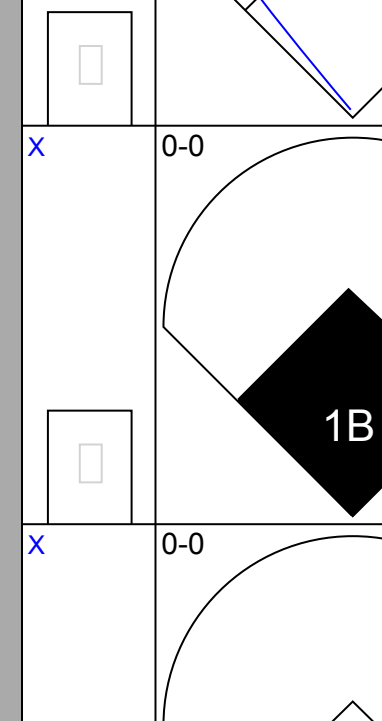
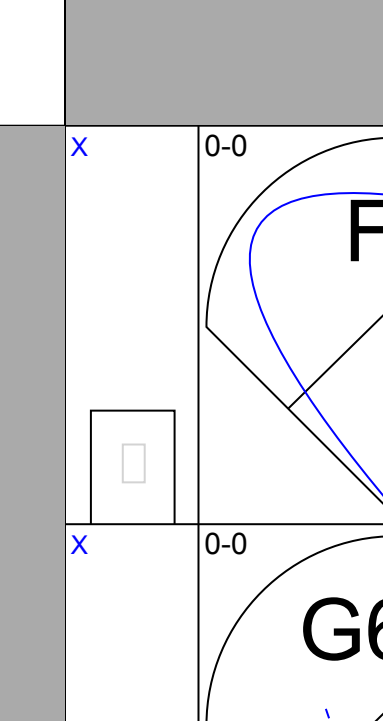
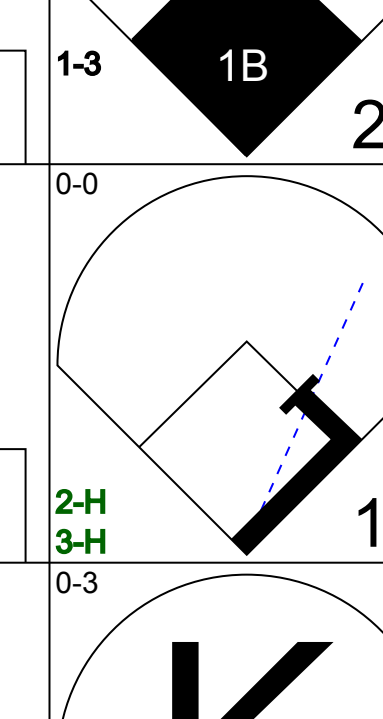
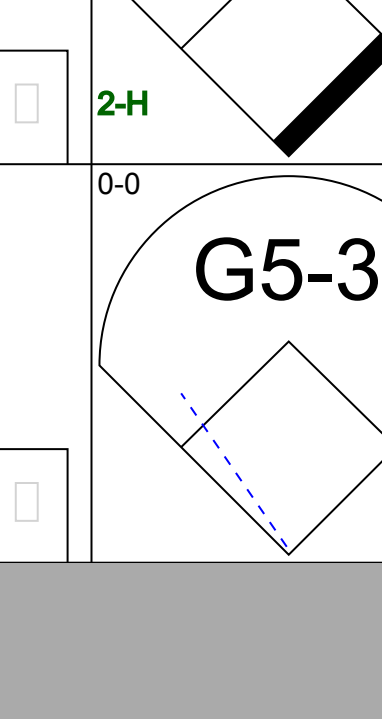
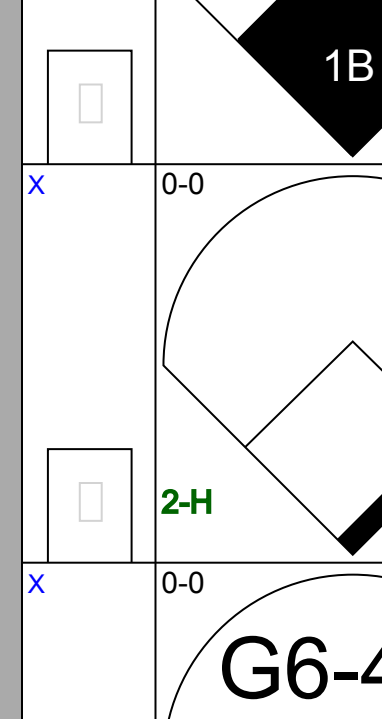
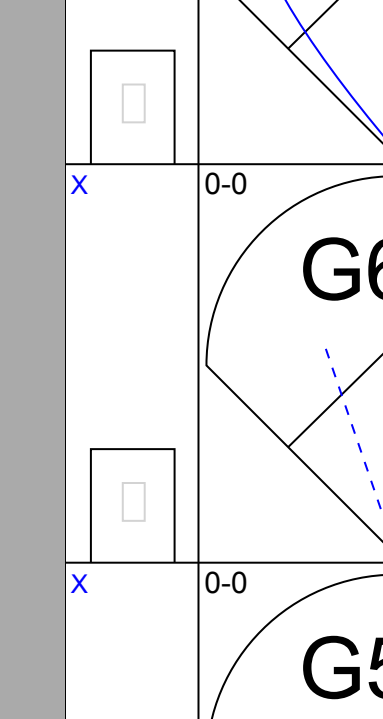
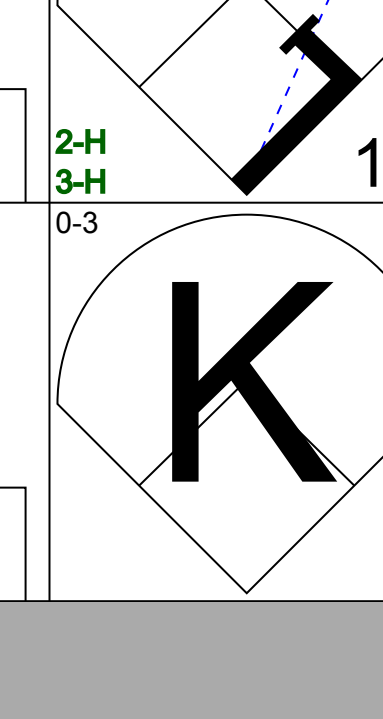
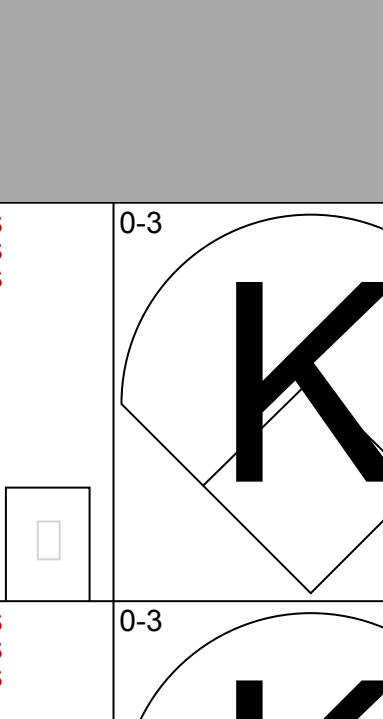
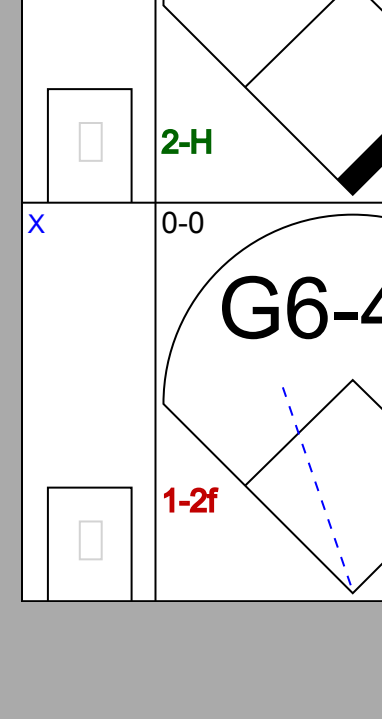
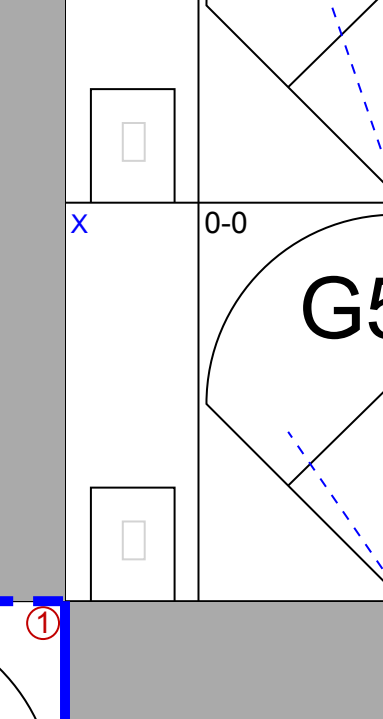
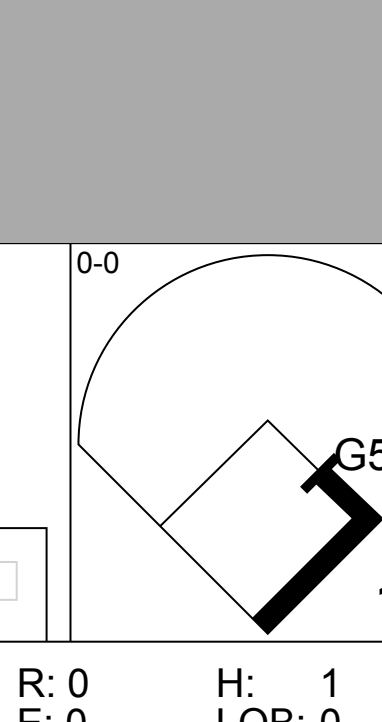
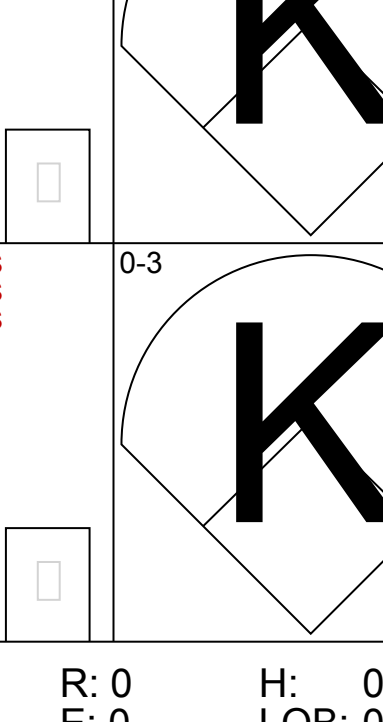
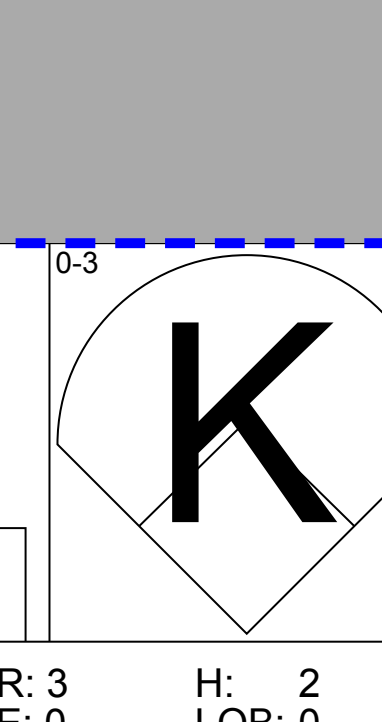
Batter	1	2	3	4	5	6	7	8	9	AB	R	H	RBI	BB	SO	LOB	BOTTOM										
Royce Clayton, R (1.6) OBP: 0.378, SLG: 0.464	1B SF8 1B		1B 2B BB	G4-3		SH5-3	F9			3	2	1	0	1	0	3											
Brian Jordan, R (1.9) OBP: 0.341, SLG: 0.425										5	2	3	0	0	0	1											
Ray Lankford, L (1.8) OBP: 0.318, SLG: 0.513										3	1	1	3	1	1	1											
Ron Gant, R (1.7) OBP: 0.460, SLG: 0.507										5	1	2	3	0	1	2											
Dennis Eckersley, R (9.1) ERA:										0	0	0	0	0	0	0											
Gary Gaetti, R (1.5) OBP: 0.269, SLG: 0.422										4	1	1	1	0	0	2											
John Mabry, L (1.3) OBP: 0.333, SLG: 0.343										3	0	0	0	1	1	0											
Danny Sheaffer, R (1.2) OBP: 0.378, SLG: 0.415										4	1	2	1	0	0	0											
Luis Alicea, S (1.4) OBP: 0.276, SLG: 0.266										3	0	1	1	1	0	2											
Mark Petkovsek, R (1.1) ERA: 4.0										2	0	0	0	0	0	1											
Tony Fossas, L (6.1) ERA: 1.54										0	0	0	0	0	0	0											
Cory Bailey, R (6.1) ERA: 3.68										1	1	0	0	0	0	0											
Willie McGee, S (7, PH) OBP: 0.338, SLG: 0.434										0	1	0	1	0	0	0											
Rick Honeycutt, L (8.1) ERA: 4.7										1	0	0	0	0	0	0											
Miguel Mejia, R (9.7) ERA:										0	0	0	0	0	0	0											
Inning Stats	R: 1 E: 0 K: 0 S: 7	H: 2 LOB: 0 BB: 0 P: 11	R: 0 E: 0 K: 0 S: 5	H: 0 LOB: 0 BB: 0 P: 9	R: 2 E: 0 K: 1 S: 13	H: 2 LOB: 1 BB: 1 P: 22	R: 2 E: 1 K: 0 S: 11	H: 3 LOB: 1 BB: 0 P: 14	R: 2 E: 2 K: 0 S: 14	H: 3 LOB: 2 BB: 1 P: 24	R: 2 E: 1 K: 0 S: 12	H: 1 LOB: 1 BB: 1 P: 21	R: 0 E: 0 K: 1 S: 9	H: 1 LOB: 2 BB: 1 P: 18	R: 0 E: 0 K: 1 S: 5	H: 0 LOB: 0 BB: 0 P: 9	1B: 8 2B: 2 3B: 1 HR: 1	SF: 1 SAC: 1 DP: 0 HBP: 0	WP: 0 PB: 0 SB: 0 CS: 1	PA: 40							
PITCHER	IP	WLS	BF	H	R	ER	SO	BB	IBB	HBP	BLK	WP	HR	S	P	ERA	WHIP										
Pete Harnisch, R (1.1) ERA: 6.75	4.0	L	19	7	5	5	1	1	0	0	0	0	0	36	56	11.25	2.000										
Dave Milick, R (5.1) ERA: 3.5	2.0		13	4	4	0	0	1	1	0	0	0	0	26	45	0.00	2.500										
Robert Person, R (7.1) ERA: 8.44	2.0		8	1	0	0	2	1	0	0	0	0	0	14	27	0.00	1.000										

New York Mets @ St. Louis Cardinals
Busch Stadium, St. Louis, MO

AB 34
R 9
H 12
RBI 9
BB 4
SO 3
LOB 12

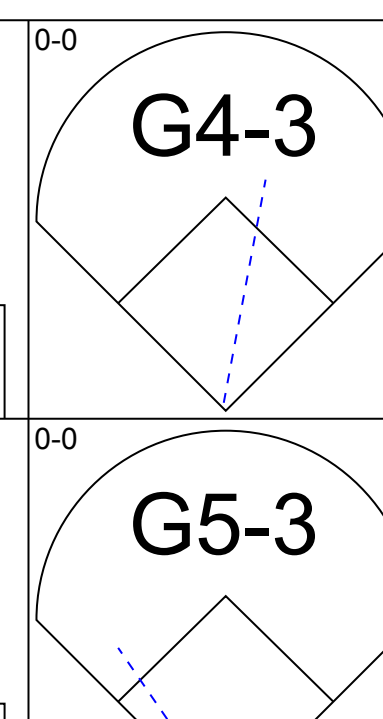
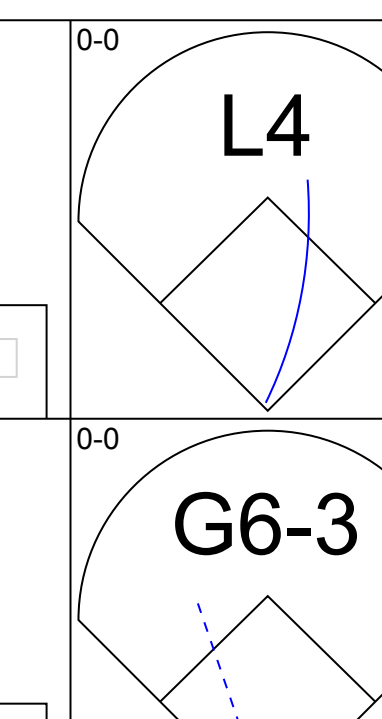
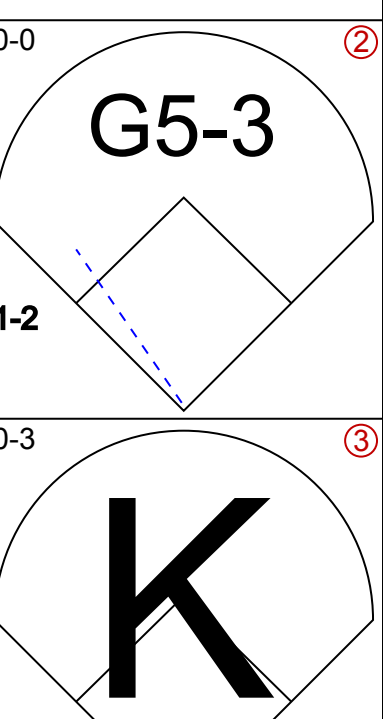
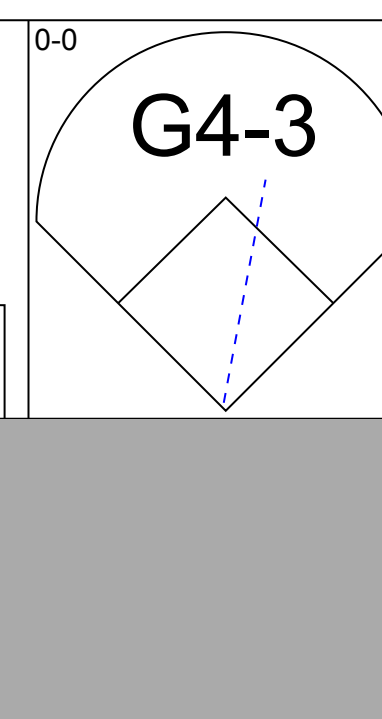
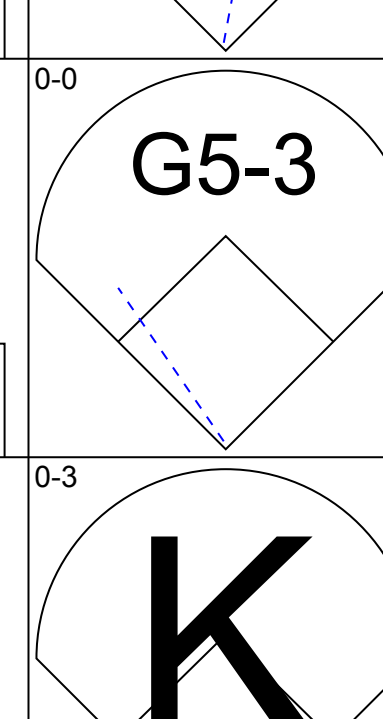
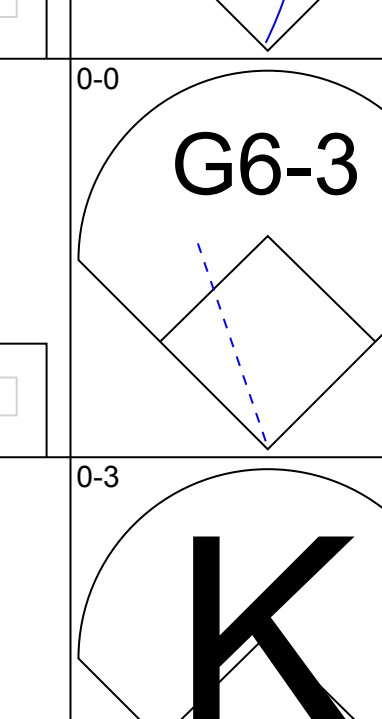
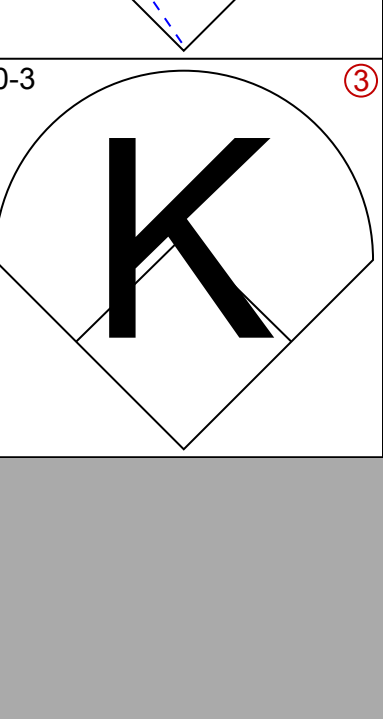
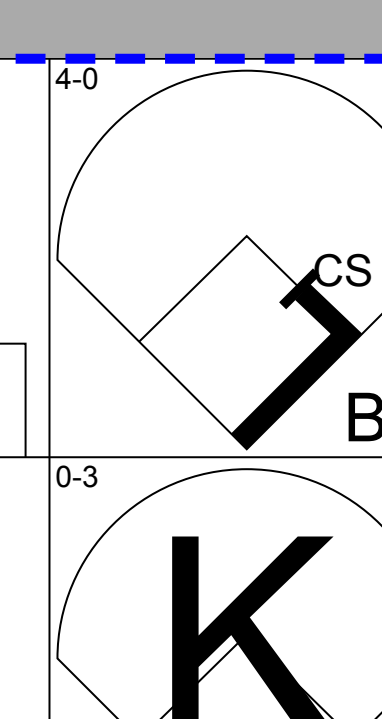
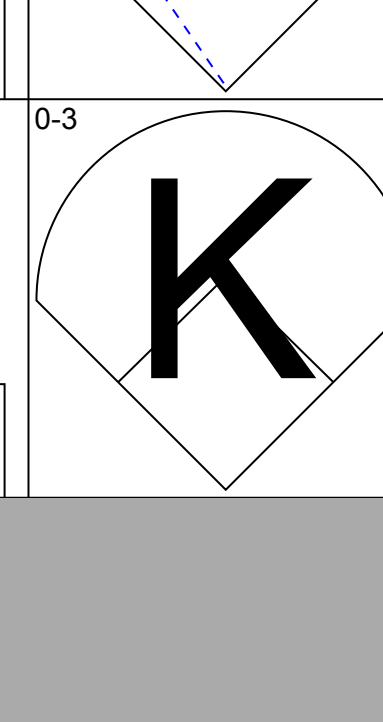
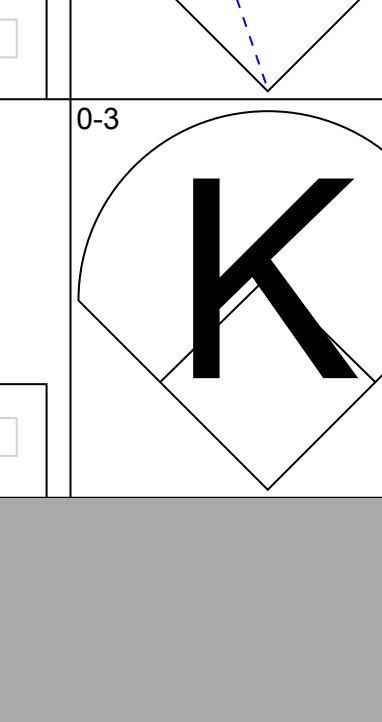
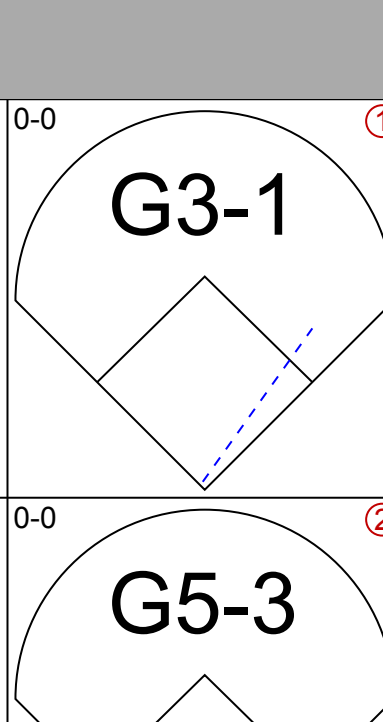
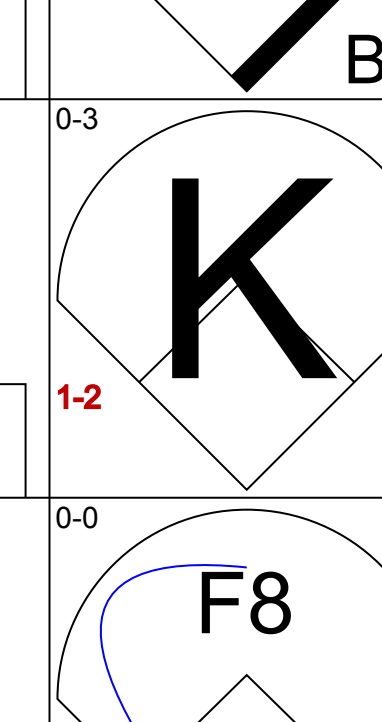
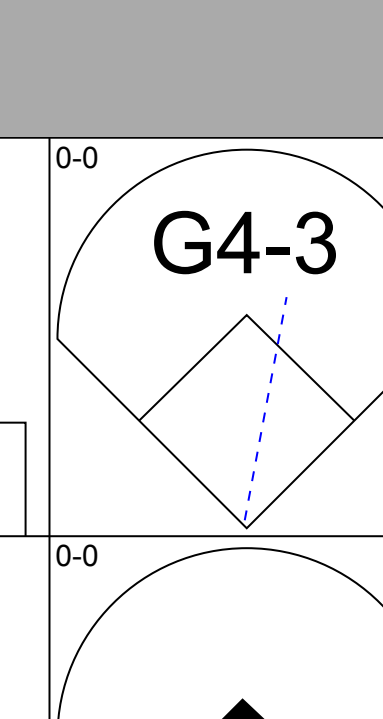
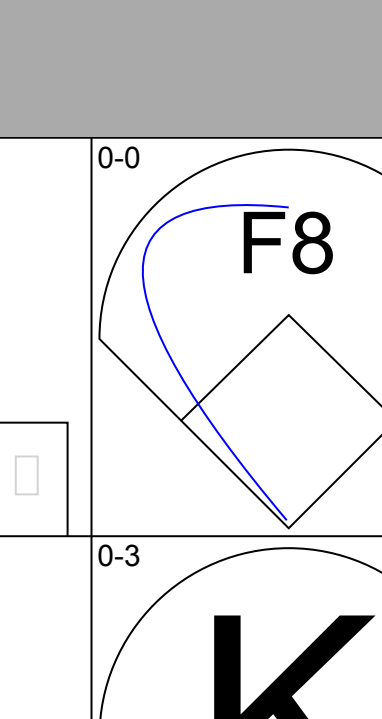
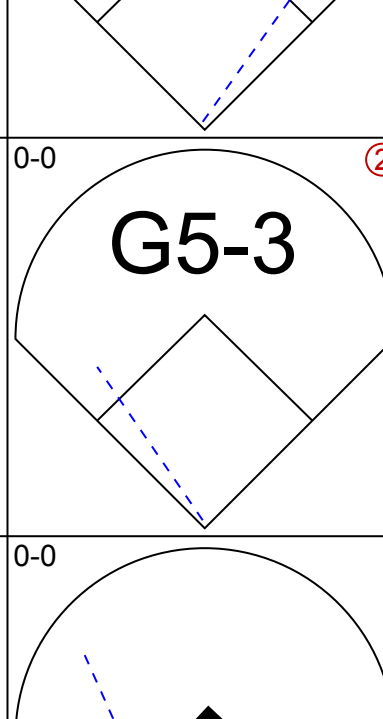
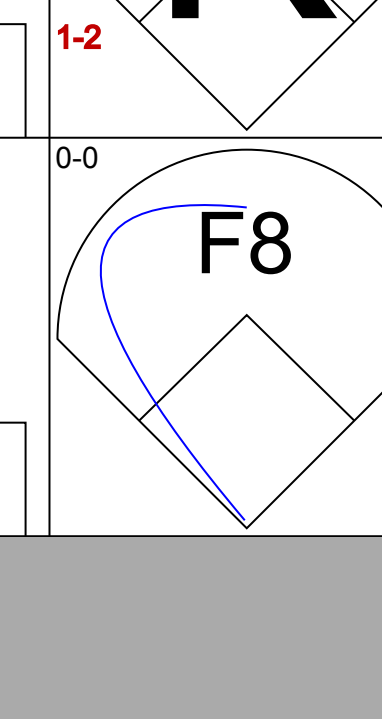
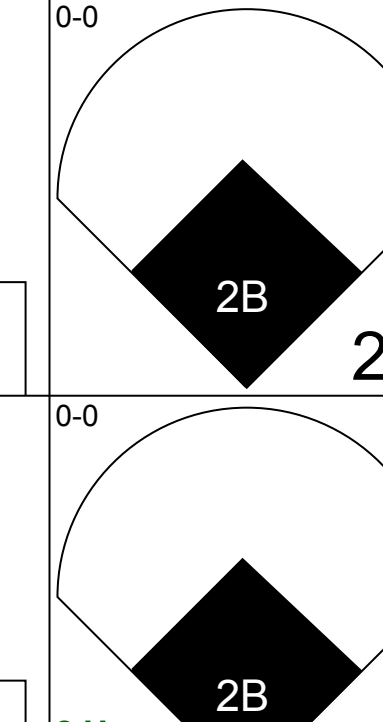
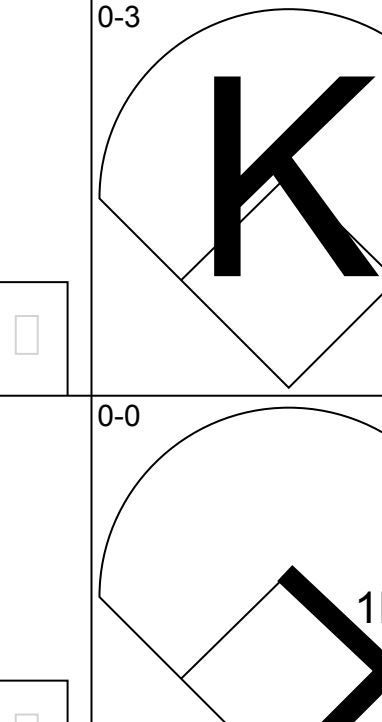
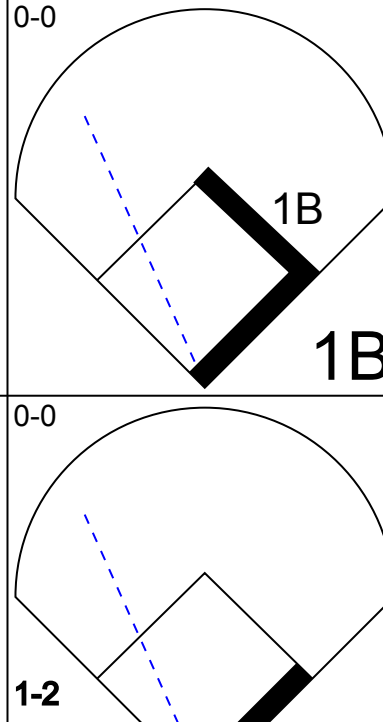
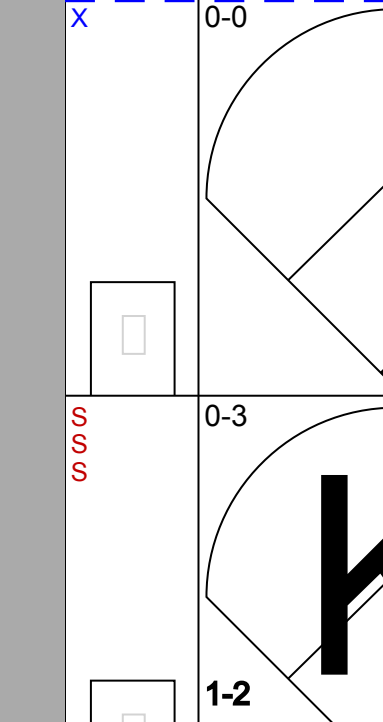
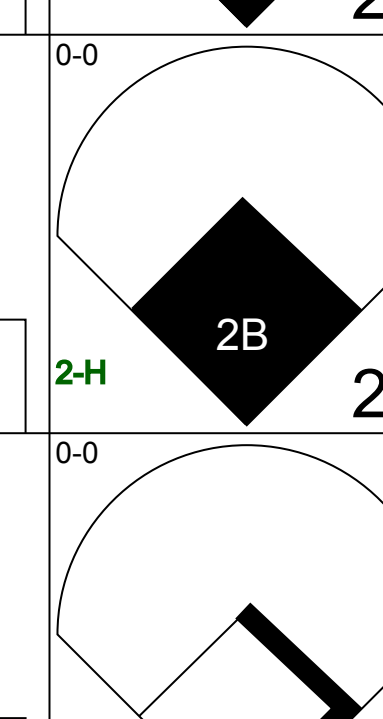
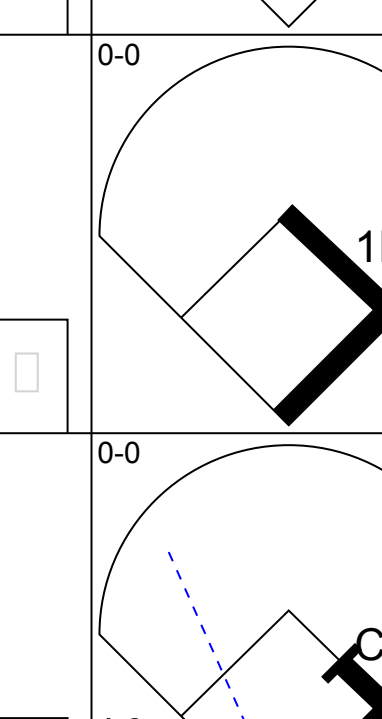
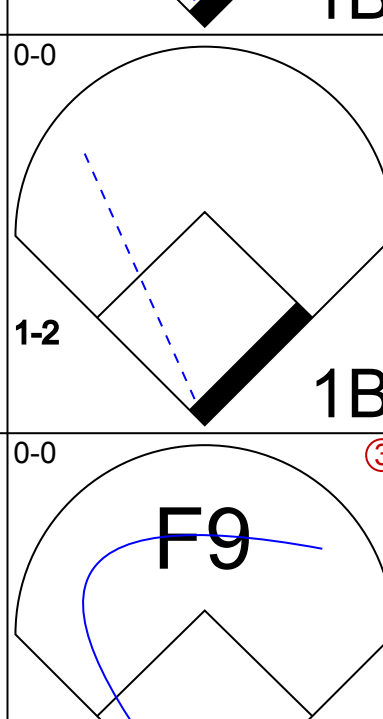
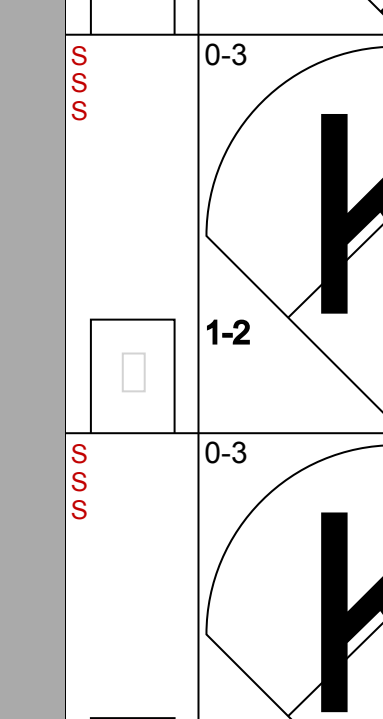
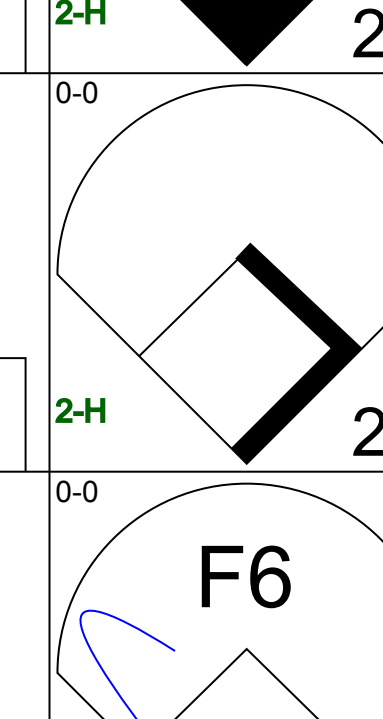
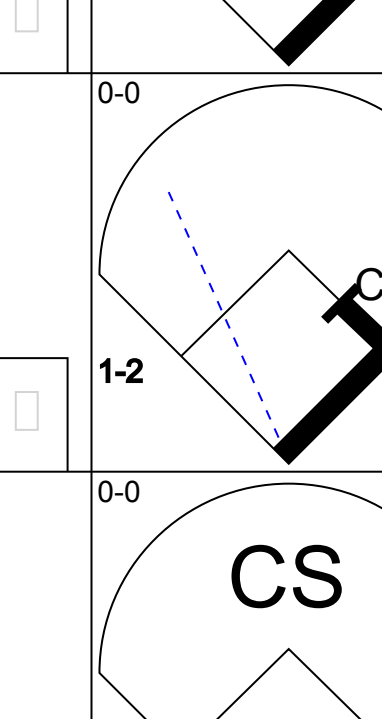
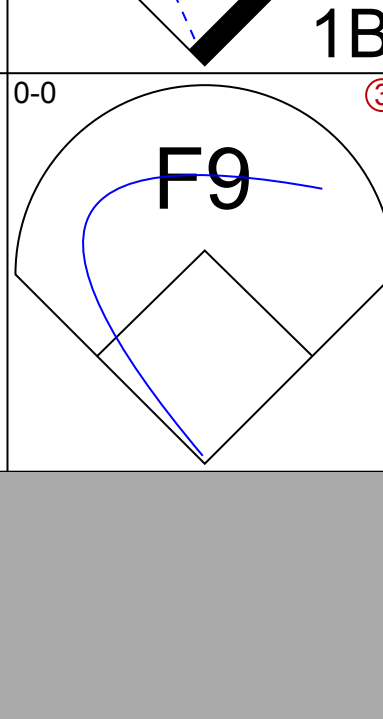
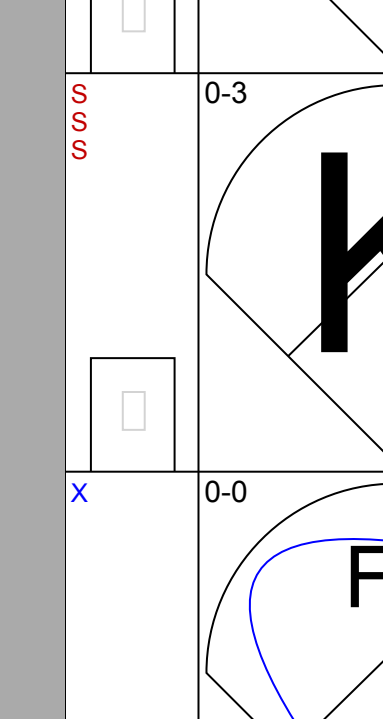
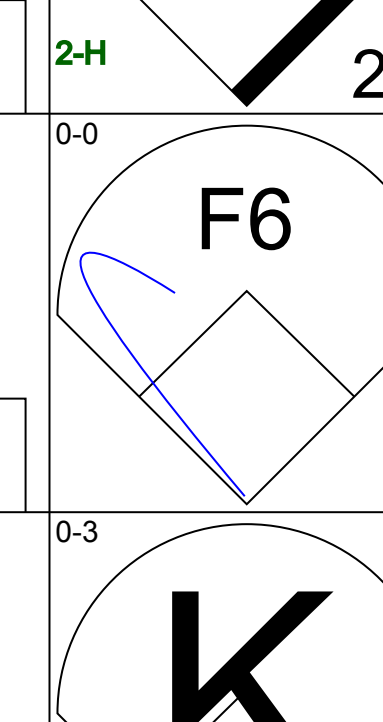
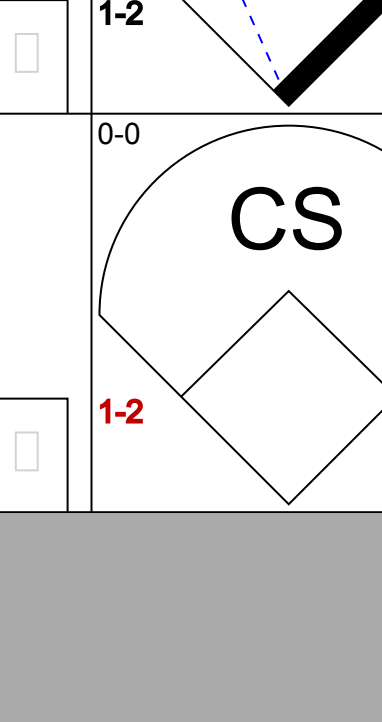
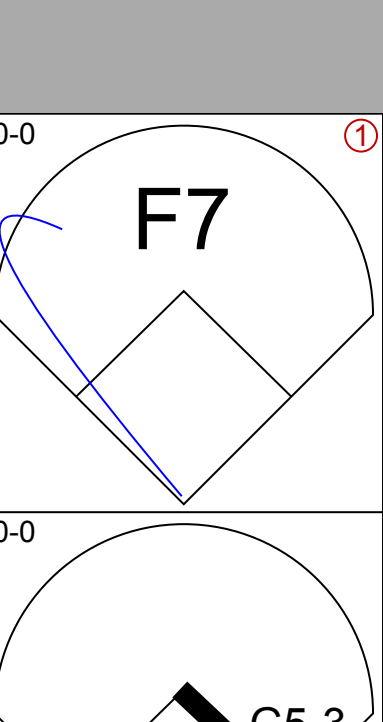
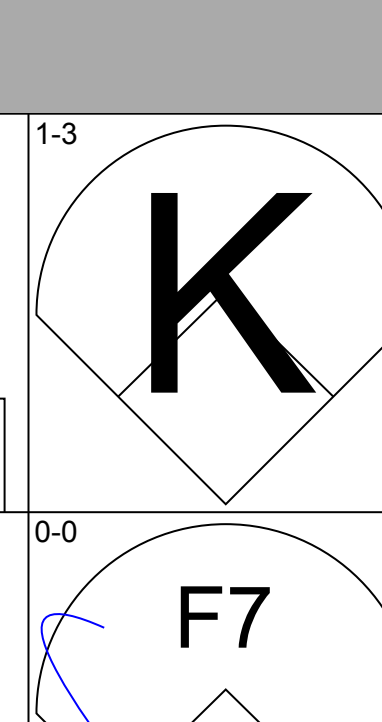

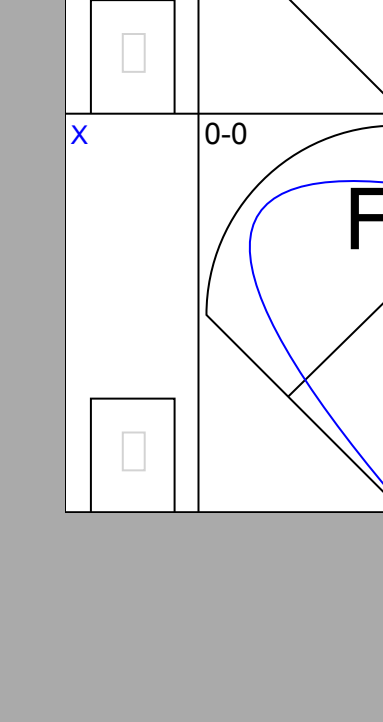
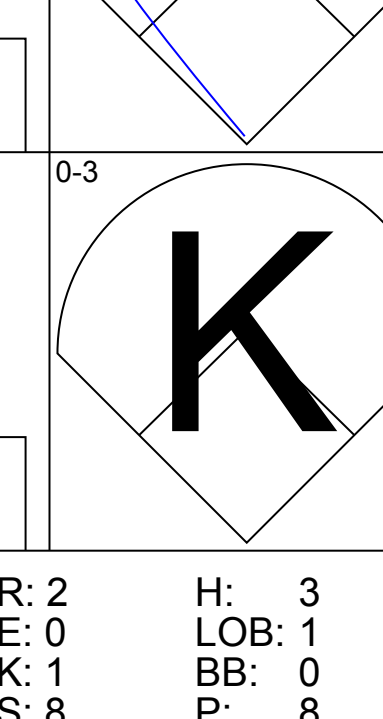
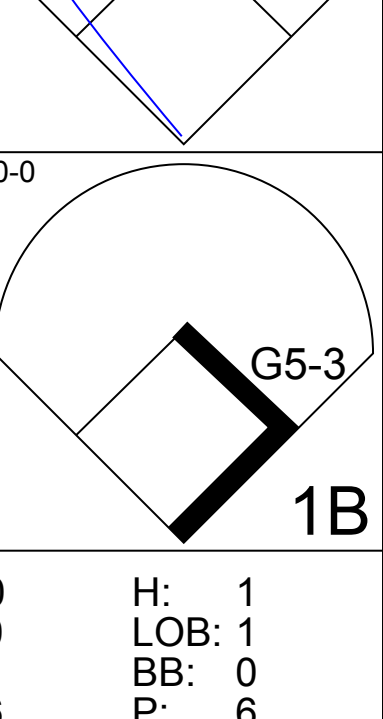
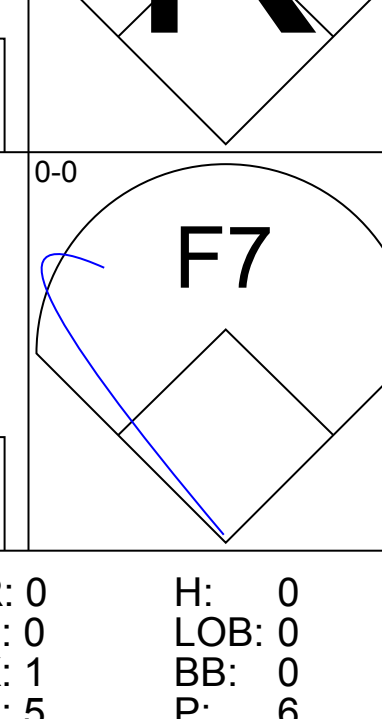


Wed Apr 24 1996, 7:05 PM CDT
Att: 23,189 - Unknown - 77 F

Batter	1	2	3	4	5	6	7	8	9	AB	R	H	RBI	BB	SO	LOB	TOP					
Marquis Grissom, R (1, 8) OBP: 0.276, SLG: 0.361										4	0	0	0	0	1	1	Atlanta Braves @ St. Louis Cardinals Busch Stadium, St. Louis, MO Sat Apr 27 1996, 3:33 AM CDT Att: 20,757 - Cloudy - 64 F					
Mark Lemke, S (1, 4) OBP: 0.340, SLG: 0.376										3	1	0	0	1	0	0						
10 Chipper Jones, S (1, 5) OBP: 0.344, SLG: 0.446										4	1	2	0	0	0	0						
Fred McGriff, L (1, 3)										4	2	2	3	0	1	1						
David Justice, L (1, 9)										4	1	1	0	0	0	1						
Jerome Walton, R (1, 7)											4	2	3	1	0	0		0				
Javy Lopez, R (1, 2)										4	0	2	3	0	0	1						
Rafael Belliard, R (1, 6)										4	0	0	0	0	2	1						
Greg Maddux, R (1, 1)										2	0	1	0	0	1	0						
Dwight Smith, L (8, PH) OBP: 0.238, SLG: 0.333										1	0	0	0	0	1	0						
Greg McMichael, R (8, 1)										0	0	0	0	0	0	0						
Mark Wohlers, R (9, 1)										0	0	0	0	0	0	0						
Inning Stats	R: 0 E: 0 K: 1 S: 5	H: 0 LOB: 0 BB: 0 P: 5	R: 2 E: 0 K: 1 S: 7	H: 3 LOB: 0 BB: 0 P: 7	R: 0 E: 0 K: 0 S: 3	H: 1 LOB: 0 BB: 0 P: 3	R: 1 E: 0 K: 0 S: 5	H: 3 LOB: 1 BB: 0 P: 5	R: 0 E: 0 K: 2 S: 7	H: 0 LOB: 0 BB: 0 P: 7	R: 0 E: 0 K: 1 S: 5	H: 0 LOB: 0 BB: 0 P: 5	R: 1 E: 0 K: 0 S: 4	H: 2 LOB: 0 BB: 0 P: 4	R: 3 E: 0 K: 1 S: 7	H: 2 LOB: 0 BB: 1 P: 11	R: 0 E: 0 K: 0 S: 3	H: 0 LOB: 0 BB: 0 P: 3	1B: 7 2B: 3 3B: 0 HR: 1	SF: 0 SAC: 0 DP: 3 HBP: 0	WP: 0 PB: 0 SB: 0 CS: 0	PA: 35
PITCHER	IP	WLS	BF	H	R	ER	SO	BB	IBB	HBP	BLK	WP	HR	S	P	ERA	WHIP					
Donovan Osborne, L (1, 1) ERA: 4.82	7.0	L	26	9	4	4	5	0	0	0	0	0	0	36	36	5.14	1.286					
Cory Bailey, R (8, 1) ERA: 4.7	0.2		4	1	2	2	1	1	0	0	0	0	0	5	9	27.00	3.000					
Rick Honeycutt, L (8, 1) ERA: 5.0	1.1		5	1	1	1	0	0	0	0	0	0	1	5	5	6.75	0.750					

AB	34
R	7
H	11
RBI	7
BB	1
SO	6
LOB	5



Batter	1	2	3	4	5	6	7	8	9	AB	R	H	RBI	BB	SO	LOB	BOTTOM					
Royce Clayton, R (1, 6) OBP: 0.342, SLG: 0.412										4	0	0	0	0	0	1	Atlanta Braves @ St. Louis Cardinals Busch Stadium, St. Louis, MO Sat Apr 27 1996, 3:33 AM CDT Att: 20,757 - Cloudy - 64 F					
Brian Jordan, R (1, 9) OBP: 0.315, SLG: 0.385										3	0	0	0	1	1	1						
Ray Lankford, L (1, 8) OBP: 0.330, SLG: 0.522										4	0	0	0	0	3	1						
Ron Gant, R (1, 7)										4	0	0	0	0	0	0						
Gary Gaetti, R (1, 5) OBP: 0.304, SLG: 0.453										4	1	3	0	0	1	0						
John Mabry, L (1, 3) OBP: 0.346, SLG: 0.387										4	1	3	1	0	1	1						
Tom Pagnozzi, R (1, 2) OBP: 0.214, SLG: 0.308										4	0	2	1	0	1	3						
Luis Alica, S (1, 4) OBP: 0.276, SLG: 0.258										2	0	0	0	0	0	1						
David Bell, R (7, PH) OBP: 0.225, SLG: 0.289										2	0	0	0	0	1	1						
Donovan Osborne, S (1, 1) OBP: 0.200, SLG: 0.200										2	0	1	0	0	1	1						
Mark Sweeney, L (7, PH) OBP: 0.444, SLG: 0.364										1	0	0	0	0	0	0						
Cory Bailey, R (8, 1)										0	0	0	0	0	0	0						
Rick Honeycutt, L (8, 1)										0	0	0	0	0	0	0						
Inning Stats	R: 0 E: 0 K: 1 S: 5	H: 0 LOB: 0 BB: 0 P: 5	R: 2 E: 0 K: 1 S: 8	H: 3 LOB: 1 BB: 0 P: 8	R: 0 E: 0 K: 1 S: 5	H: 0 LOB: 0 BB: 0 P: 5	R: 0 E: 0 K: 1 S: 6	H: 2 LOB: 1 BB: 0 P: 6	R: 0 E: 0 K: 1 S: 6	H: 1 LOB: 1 BB: 0 P: 6	R: 0 E: 0 K: 0 S: 5	H: 2 LOB: 0 BB: 0 P: 5	R: 0 E: 0 K: 1 S: 5	H: 0 LOB: 0 BB: 0 P: 6	R: 0 E: 0 K: 1 S: 4	H: 0 LOB: 0 BB: 1 P: 8	R: 0 E: 0 K: 2 S: 8	H: 1 LOB: 1 BB: 0 P: 8	1B: 6 2B: 4 3B: 0 HR: 0	SF: 0 SAC: 0 DP: 1 HBP: 0	WP: 0 PB: 0 SB: 0 CS: 2	PA: 36
PITCHER	IP	WLS	BF	H	R	ER	SO	BB	IBB	HBP	BLK	WP	HR	S	P	ERA	WHIP					
Greg Maddux, R (1, 1) ERA: 2.17	7.0	W	28	8	2	2	6	0	0	0	0	0	0	40	41	2.57	1.143					
Greg McMichael, R (8, 1) ERA: 3.5	1.0		3	0	0	0	1	1	0	0	0	0	0	4	8	0.00	1.000					
Mark Wohlers, R (9, 1) ERA: 2.19	1.0		4	1	0	0	2	0	0	0	0	0	0	8	8	0.00	1.000					



Batter	1	2	3	4	5	6	7	8	9	AB	R	H	RBI	BB	SO	LOB	TOP							
Marquis Grissom, R OBP: 0.275, SLG: 0.384	1-1 HR	0-1 G6-3			2-3 K		1-0 SH3-4		2-0 G6-3	4	1	1	1	0	1	1								
Mark Lemke, S OBP: 0.343, SLG: 0.371	0-1 G5-3		4-0 10 G4-6-3 BB		2-1 G5-3		0-1 10 FC3-6 1B		3-1 G3	4	0	1	0	1	0	0								
10 Chipper Jones, S OBP: 0.337, SLG: 0.425	4-2 BB BB		2-2 G4-6-3 1-2		2-0 F8		1-0 FC3-6 2B		1-1 G6-3	4	1	0	0	1	0	3								
Fred McGriff, L OBP: 0.386, SLG: 0.545	4-1 1-2 BB		3-1 G1-3			4-2 FC4-6 BB		2-0 1-H 3-H 2B			2	0	1	2	2	0								
David Justice, L OBP: 0.383, SLG: 0.424	1-3 K			2-1 G1-3		3-1 FC4-6 G1-3 1-2		1-1 F9			4	0	0	0	1	4								
Ryan Klesko, L OBP: 0.424, SLG: 0.722	3-3 K			4-2 E S SF4 BB		2-2 G1-3		1-0 G4-3			2	1	0	0	1	3								
Jerome Walton, R OBP: 0.393, SLG: 0.615				1-1 SF4 1-H		4-0 IBB		0-3 K			2	0	0	1	1	0								
Javy Lopez, R OBP: 0.299, SLG: 0.416		0-0 G1-6-3		0-0 SF4 1-H		0-2 L3		2-3 K			4	0	1	0	0	1	2							
Rafael Belliard, R OBP: 0.176, SLG: 0.220		2-1 E6 SH2-4		2-3 K				3-2 L6			3	1	1	0	0	1	2							
Tom Glavine, L OBP: 0.182, SLG: 0.182	1-0 SH2-4 1-2			2-3 K				0-0 10 FC3-6 SH3-4 2B			0	0	0	0	0	0								
Mark Wohlers, R																								
Inning Stats	R: 1 E: 0 K: 2 S: 14	H: 1 LOB: 2 BB: 2 P: 27	R: 0 E: 1 K: 0 S: 6	H: 0 LOB: 1 BB: 0 P: 9	R: 0 E: 0 K: 0 S: 5	H: 0 LOB: 0 BB: 1 P: 14	R: 1 E: 0 K: 1 S: 11	H: 1 LOB: 1 BB: 1 P: 20	R: 0 E: 0 K: 0 S: 6	H: 0 LOB: 0 BB: 0 P: 12	R: 0 E: 0 K: 0 S: 10	H: 0 LOB: 1 BB: 2 P: 23	R: 2 E: 0 K: 0 S: 8	H: 3 LOB: 1 BB: 0 P: 13	R: 0 E: 0 K: 2 S: 13	H: 0 LOB: 1 BB: 0 P: 19	R: 0 E: 0 K: 0 S: 5	H: 0 LOB: 0 BB: 0 P: 11	1B: 3 2B: 1 3B: 0 HR: 1	SF: 1 SAC: 2 DP: 1 HBP: 0	WP: 1 PB: 0 SB: 1 CS: 0	PA: 39		
PITCHER	IP WLS BF H R ER SO BB IBB HBP BLK WP HR S P ERA WHIP	IP WLS BF H R ER SO BB IBB HBP BLK WP HR S P ERA WHIP	IP WLS BF H R ER SO BB IBB HBP BLK WP HR S P ERA WHIP	IP WLS BF H R ER SO BB IBB HBP BLK WP HR S P ERA WHIP	IP WLS BF H R ER SO BB IBB HBP BLK WP HR S P ERA WHIP	IP WLS BF H R ER SO BB IBB HBP BLK WP HR S P ERA WHIP	IP WLS BF H R ER SO BB IBB HBP BLK WP HR S P ERA WHIP	IP WLS BF H R ER SO BB IBB HBP BLK WP HR S P ERA WHIP	IP WLS BF H R ER SO BB IBB HBP BLK WP HR S P ERA WHIP	IP WLS BF H R ER SO BB IBB HBP BLK WP HR S P ERA WHIP	IP WLS BF H R ER SO BB IBB HBP BLK WP HR S P ERA WHIP	IP WLS BF H R ER SO BB IBB HBP BLK WP HR S P ERA WHIP	IP WLS BF H R ER SO BB IBB HBP BLK WP HR S P ERA WHIP	IP WLS BF H R ER SO BB IBB HBP BLK WP HR S P ERA WHIP	IP WLS BF H R ER SO BB IBB HBP BLK WP HR S P ERA WHIP	IP WLS BF H R ER SO BB IBB HBP BLK WP HR S P ERA WHIP	IP WLS BF H R ER SO BB IBB HBP BLK WP HR S P ERA WHIP	IP WLS BF H R ER SO BB IBB HBP BLK WP HR S P ERA WHIP	IP WLS BF H R ER SO BB IBB HBP BLK WP HR S P ERA WHIP	IP WLS BF H R ER SO BB IBB HBP BLK WP HR S P ERA WHIP	IP WLS BF H R ER SO BB IBB HBP BLK WP HR S P ERA WHIP	IP WLS BF H R ER SO BB IBB HBP BLK WP HR S P ERA WHIP	IP WLS BF H R ER SO BB IBB HBP BLK WP HR S P ERA WHIP	IP WLS BF H R ER SO BB IBB HBP BLK WP HR S P ERA WHIP
Todd Stottlemyre, R ERA: 5.68	(1, 1)	7.0	L	32	5	4	4	4	5	1	0	0	0	0	0	1	60	118	5.14	1.429				
Jeff Parrett, R ERA: 2.12	(8, 1)	1.0		4	0	0	0	2	0	0	0	0	0	0	1	0	13	19	0.00	0.000				
Mark Petkovsek, R ERA: 3.6	(9, 1)	1.0		3	0	0	0	0	0	0	0	0	0	0	0	0	5	11	0.00	0.000				

Atlanta Braves @ St. Louis Cardinals
Busch Stadium, St. Louis, MO
Mon Apr 29 1996, 7:05 PM CDT
Att: 25,452 - Unknown - 44 F

AB 30
R 4
H 5
RBI 4
BB 6
SO 6
LOB 15



Batter	1	2	3	4	5	6	7	8	9	AB	R	H	RBI	BB	SO	LOB	BOTTOM							
Luis Altea, S OBP: 0.275, SLG: 0.258	1-3 K		1-3 K		2-2 F9			0-1 1B		4	0	1	0	0	2	1								
Royce Clayton, R OBP: 0.333, SLG: 0.400	1-0 P4		0-1 G5-3			2-3 K		0-2 F9		3	0	0	0	0	1	0								
Ray Lankford, L OBP: 0.327, SLG: 0.516	(8, PH)									1	0	0	0	0	0	1								
Willie McGee, S OBP: 0.343, SLG: 0.422	1-0 G4-3		3-2 G6-3			1-2 1B		0-0 1B		4	0	2	0	0	0	0								
Ron Gant, R OBP: 0.358, SLG: 0.429		2-2 1B 1B		1-0 G5-3		2-1 L6		1-3 K		4	1	1	0	0	1	3								
Mark Petkovsek, R										0	0	0	0	0	0	0								
Brian Jordan, R OBP: 0.310, SLG: 0.364	(9, 9)	1-3 K		4-2 G4-6-3 BB		1-3 K		3-3 K		3	0	0	0	1	3	2								
John Mabry, L OBP: 0.345, SLG: 0.380	(1, 3)	2-2 1B		2-1 G4-6-3 1-2			0-0 F8		1-3 K	4	0	1	0	0	1	1								
Danny Sheaffer, R OBP: 0.375, SLG: 0.409	(1, 2)	0-0 1B			1-2 G5-3		1-1 F8		4-1 BB	3	0	1	1	0	0	0								
Mark Sweeney, L OBP: 0.464, SLG: 0.364	(9, PH)									0	0	0	0	1	0	0								
David Bell, R OBP: 0.227, SLG: 0.286	(1, 5)	2-3 K		2-1 G4-6-3 1-2		1-1 SH5-4 1B		2-1 F8		4	0	1	0	0	1	3								
Todd Stottlemyre, L OBP: 0.455, SLG: 0.400	(1, 1)	2-3 K			0-0 SH5-4		1-1 G6-3			1	0	0	0	0	1	2								
Jeff Parrett, R	(8, 1)									0	0	0	0	0	0	0								
Ozzie Smith, S OBP: 0.333, SLG: 0.333	(9, 6)	1-2 K								1	0	0	0	0	0	0								
Inning Stats	R: 0 E: 0 K: 1 S: 5	H: 0 LOB: 0 BB: 0 P: 8	R: 1 E: 0 K: 3 S: 18	H: 3 LOB: 2 BB: 0 P: 26	R: 0 E: 0 K: 1 S: 8	H: 0 LOB: 0 BB: 0 P: 12	R: 0 E: 0 K: 0 S: 5	H: 0 LOB: 1 BB: 1 P: 12	R: 0 E: 0 K: 2 S: 11	H: 1 LOB: 0 BB: 0 P: 17	R: 0 E: 0 K: 0 S: 5	H: 0 LOB: 0 BB: 0 P: 8	R: 0 E: 0 K: 1 S: 12	H: 2 LOB: 2 BB: 0 P: 14	R: 0 E: 0 K: 2 S: 11	H: 0 LOB: 1 BB: 1 P: 22	1B: 7 2B: 0 3B: 0 HR: 0	SF: 0 SAC: 1 DP: 1 HBP: 0	WP: 0 PB: 0 SB: 1 CS: 0	PA: 35				
PITCHER	IP WLS BF H R ER SO BB IBB HBP BLK WP HR S P ERA WHIP	IP WLS BF H R ER SO BB IBB HBP BLK WP HR S P ERA WHIP	IP WLS BF H R ER SO BB IBB HBP BLK WP HR S P ERA WHIP	IP WLS BF H R ER SO BB IBB HBP BLK WP HR S P ERA WHIP	IP WLS BF H R ER SO BB IBB HBP BLK WP HR S P ERA WHIP	IP WLS BF H R ER SO BB IBB HBP BLK WP HR S P ERA WHIP	IP WLS BF H R ER SO BB IBB HBP BLK WP HR S P ERA WHIP	IP WLS BF H R ER SO BB IBB HBP BLK WP HR S P ERA WHIP	IP WLS BF H R ER SO BB IBB HBP BLK WP HR S P ERA WHIP	IP WLS BF H R ER SO BB IBB HBP BLK WP HR S P ERA WHIP	IP WLS BF H R ER SO BB IBB HBP BLK WP HR S P ERA WHIP	IP WLS BF H R ER SO BB IBB HBP BLK WP HR S P ERA WHIP	IP WLS BF H R ER SO BB IBB HBP BLK WP HR S P ERA WHIP	IP WLS BF H R ER SO BB IBB HBP BLK WP HR S P ERA WHIP	IP WLS BF H R ER SO BB IBB HBP BLK WP HR S P ERA WHIP	IP WLS BF H R ER SO BB IBB HBP BLK WP HR S P ERA WHIP	IP WLS BF H R ER SO BB IBB HBP BLK WP HR S P ERA WHIP	IP WLS BF H R ER SO BB IBB HBP BLK WP HR S P ERA WHIP	IP WLS BF H R ER SO BB IBB HBP BLK WP HR S P ERA WHIP	IP WLS BF H R ER SO BB IBB HBP BLK WP HR S P ERA WHIP	IP WLS BF H R ER SO BB IBB HBP BLK WP HR S P ERA WHIP	IP WLS BF H R ER SO BB IBB HBP BLK WP HR S P ERA WHIP	IP WLS BF H R ER SO BB IBB HBP BLK WP HR S P ERA WHIP	IP WLS BF H R ER SO BB IBB HBP BLK WP HR S P ERA WHIP
Tom Glavine, L ERA: 3.32	(1, 1)	7.2	W	30	7	1	1	7	1	0	0	0	3	1	0	0	0	0	1.17	1.043				
Mark Wohlers, R ERA: 1.99	(8, 1)	1.1	S	5	0	0	0	3	1	0	0	0	0	0	0	0	0	0	0.00	0.750				

Atlanta Braves @ St. Louis Cardinals
Busch Stadium, St. Louis, MO
Mon Apr 29 1996, 7:05 PM CDT
Att: 25,452 - Unknown - 44 F

AB 32
R 1
H 7
RBI 1
BB 2
SO 10
LOB 13



Batter	1	2	3	4	5	6	7	8	9	AB	R	H	RBI	BB	SO	LOB	TOP								
Royce Clayton, R OBP: 0.333, SLG: 0.398	F2		G3		G4-3			SH2-4 1B 2B		4	1	1	0	0	0	1									
Luis Alica, S OBP: 0.281, SLG: 0.279	G1-3			G1-3		F S 1B		SH2-4		3	0	1	0	0	0	0									
Ron Gant, R OBP: 0.357, SLG: 0.419 Tony Fossas, L (8, 1) Dennis Eckersley, R (8, 1)	G5-3			F8		F9		CS 1B		4	0	1	1	0	0	1									
Ray Lankford, L OBP: 0.327, SLG: 0.592		G3-1		K		L6		K		4	0	0	0	0	2	2									
Brian Jordan, R OBP: 0.324, SLG: 0.418		S 1B				G4-3 1B 2B		CS	G6-3	4	1	2	0	0	0	1									
Mark Sweeney, L OBP: 0.382, SLG: 0.286		K			G4-3				F7	4	0	0	0	0	1	2									
Tom Pagnozzi, R OBP: 0.273, SLG: 0.524		G6-3			1B G3-1				G5-3	4	1	1	1	0	0	1									
Danny Sheaffer, R OBP: 0.396, SLG: 0.429			6-3		G3-1 1B					3	0	2	0	0	0	0									
Donovan Osborne, S OBP: 0.125, SLG: 0.125 Willie McGee, S (8, 7)			K		G3-1					3	0	0	1	0	2	2									
Inning Stats	R: 0 E: 0 K: 0 S: 3	H: 0 LOB: 0 BB: 0 P: 3	R: 0 E: 0 K: 1 S: 6	H: 1 LOB: 1 BB: 0 P: 6	R: 0 E: 0 K: 1 S: 5	H: 0 LOB: 0 BB: 0 P: 5	R: 0 E: 0 K: 1 S: 5	H: 0 LOB: 0 BB: 0 P: 5	R: 2 E: 0 K: 0 S: 6	H: 3 LOB: 1 BB: 0 P: 6	R: 0 E: 0 K: 0 S: 4	H: 1 LOB: 1 BB: 0 P: 4	R: 0 E: 0 K: 1 S: 6	H: 1 LOB: 1 BB: 0 P: 6	R: 1 E: 0 K: 1 S: 6	H: 2 LOB: 0 BB: 0 P: 6	R: 0 E: 0 K: 0 S: 3	H: 0 LOB: 0 BB: 0 P: 3	1B: 6 2B: 2 3B: 0 HR: 0	SF: 0 SAC: 1 DP: 0 HBP: 0	WP: 0 PB: 0 SB: 2 CS: 1	PA: 35			
PITCHER	IP	WLS	BF	H	R	ER	SO	BB	IBB	HBP	BLK	WP	HR	S	P	ERA	WHIP								
Andy Ashby, R ERA: 3.51	7.0	L	27	6	2	2	4	0	0	0	0	0	0	35	35	2.57	0.857								
Doug Bochtler, R ERA: 1.54	1.0		4	2	1	1	1	0	0	0	0	0	0	6	6	9.00	2.000								
Willie Blair, R ERA: 4.5	1.0		3	0	0	0	0	0	0	0	0	0	0	3	3	0.00	0.000								

St. Louis Cardinals @ San Diego Padres
Jack Murphy Stadium, San Diego, CA
Fri May 03 1996, 10:05 PM EDT
Att: 21,335 - Unknown - 67 F

AB 33
R 3
H 8
RBI 3
BB 0
SO 5
LOB 10



Batter	1	2	3	4	5	6	7	8	9	AB	R	H	RBI	BB	SO	LOB	BOTTOM								
Rickey Henderson, R OBP: 0.417, SLG: 0.375	G4-3		FC8-6 BB		F9		F9			3	0	0	0	1	0	1									
Steve Finley, L OBP: 0.303, SLG: 0.331	1B 2B		FC8-6 1B 1-2			G1-3		G1-3		4	0	1	0	0	0	1									
Tony Gwynn, L OBP: 0.449, SLG: 0.475	2H 1B		G4-6-3 1B			F7		G6-3		4	0	2	0	0	0	0									
Archi Cianfrocco, R OBP: 0.308, SLG: 0.351	G4-3		G4-6-3 1-2			1B		K		4	0	1	0	0	1	3									
Wally Joyner, L OBP: 0.500, SLG: 0.559		K			F8		F8		K	4	0	0	0	0	2	1									
Brad Ausmus, R OBP: 0.298, SLG: 0.289		G1-3			F8			G6-3	1B HBP	3	0	0	0	0	0	0									
Andujar Cedeno, R ERA: 3.88 Scott Livingstone, L (9, PH) OBP: 0.273, SLG: 0.455		E 1B			G6-3			HR	G6-4-3 1B	3	1	2	1	0	0	0									
Jody Reed, R OBP: 0.341, SLG: 0.333		E3			G4-3			G6-3	G6-4-3	4	0	0	0	0	0	3									
Andy Ashby, R OBP: 0.267, SLG: 0.429 Marc Newfield, R (7, PH) Doug Bochtler, R Willie Blair, R (9, 1)		F9			G5-3			BB		2	0	0	0	0	0	2									
Inning Stats	R: 0 E: 0 K: 0 S: 4	H: 2 LOB: 1 BB: 0 P: 4	R: 0 E: 1 K: 1 S: 7	H: 1 LOB: 2 BB: 0 P: 7	R: 0 E: 0 K: 0 S: 3	H: 1 LOB: 1 BB: 1 P: 7	R: 0 E: 0 K: 0 S: 3	H: 0 LOB: 0 BB: 0 P: 3	R: 0 E: 0 K: 0 S: 4	H: 1 LOB: 1 BB: 0 P: 4	R: 1 E: 0 K: 0 S: 4	H: 1 LOB: 1 BB: 1 P: 8	R: 0 E: 0 K: 1 S: 5	H: 0 LOB: 0 BB: 0 P: 5	R: 0 E: 0 K: 1 S: 5	H: 1 LOB: 1 BB: 0 P: 6	1B: 5 2B: 1 3B: 0 HR: 1	SF: 0 SAC: 0 DP: 2 HBP: 1	WP: 0 PB: 0 SB: 0 CS: 0	PA: 35					
PITCHER	IP	WLS	BF	H	R	ER	SO	BB	IBB	HBP	BLK	WP	HR	S	P	ERA	WHIP								
Donovan Osborne, L ERA: 3.88	7.0	W	28	6	1	1	1	2	0	0	0	0	1	28	36	1.29	1.143								
Tony Fossas, L ERA: 1.35	0.2		2	0	0	0	0	0	0	0	0	0	0	2	2	0.00	0.000								
Dennis Eckersley, R ERA: 0.61	1.1	S	5	1	0	0	2	0	0	1	0	0	0	8	9	0.00	0.750								

St. Louis Cardinals @ San Diego Padres
Jack Murphy Stadium, San Diego, CA
Fri May 03 1996, 10:05 PM EDT
Att: 21,335 - Unknown - 67 F

AB 32
R 1
H 7
RBI 1
BB 2
SO 3
LOB 11



Batter	1	2	3	4	5	6	7	8	9	AB	R	H	RBI	BB	SO	LOB	TOP										
Royce Clayton, R OBP: 0.331, SLG: 0.393 (1, 6)										4	1	1	0	0	2	1	St. Louis Cardinals @ San Diego Padres Jack Murphy Stadium, San Diego, CA Sat May 04 1996, 10:05 PM EDT Att: 44,375 - Unknown - 67 F										
Luis Alicaes, S OBP: 0.280, SLG: 0.274 (1, 4)										2	1	0	1	1	0	0											
Ron Gant, R OBP: 0.361, SLG: 0.448 David Bell, R OBP: 0.212, SLG: 0.280 (1, 7) (9, 5)										3	2	1	2	1	0	0											
Ray Lankford, L OBP: 0.316, SLG: 0.570 (1, 8)										4	0	0	0	0	4	0											
Brian Jordan, R OBP: 0.324, SLG: 0.414 Tony Fossas, L (7, 1) Mark Sweeney, L (9, PH) Dennis Eckersley, R (9, 1)										3	0	1	0	0	0	1											
John Mabry, L OBP: 0.333, SLG: 0.363 (1, 3) (9, 9)										4	0	1	0	0	1	1											
Tom Pagnozzi, R OBP: 0.240, SLG: 0.458 (1, 2)										3	0	0	0	0	1	1											
Danny Sheaffer, R OBP: 0.393, SLG: 0.423 (1, 5) (9, 3)										3	0	1	0	0	0	1											
Todd Stottlemyre, L OBP: 0.462, SLG: 0.364 Willie McGee, S OBP: 0.342, SLG: 0.429 (1, 1) (7, 9) (9, 7)										1	0	0	0	1	0	1											
										1	0	0	0	0	1	0											
Inning Stats	R: 2 H: 2 E: 0 K: 2 S: 11	H: 2 R: 1 ER: 0 LOB: 1 BB: 1 P: 18	R: 0 H: 1 E: 0 K: 0 S: 9	H: 1 R: 0 ER: 0 LOB: 0 BB: 0 P: 12	R: 1 H: 1 E: 0 K: 1 S: 9	H: 1 R: 0 ER: 0 LOB: 1 BB: 0 P: 13	R: 0 H: 1 E: 0 K: 1 S: 8	H: 1 R: 0 ER: 0 LOB: 1 BB: 0 P: 9	R: 0 H: 0 E: 0 K: 2 S: 10	H: 0 R: 0 ER: 0 LOB: 0 BB: 0 P: 16	R: 0 H: 0 E: 0 K: 1 S: 5	H: 0 R: 0 ER: 0 LOB: 0 BB: 0 P: 8	R: 0 H: 0 E: 0 K: 2 S: 9	H: 0 R: 0 ER: 0 LOB: 0 BB: 0 P: 12	R: 1 H: 0 E: 1 K: 1 S: 10	H: 0 R: 0 ER: 0 LOB: 0 BB: 1 P: 19	1B: 4 2B: 0 3B: 0 HR: 1	SF: 1 SAC: 0 DP: 1 HBP: 0	WP: 0 PB: 0 SB: 2 CS: 1	PA: 33							
PITCHER	IP	WLS	BF	H	R	ER	SO	BB	IBB	HBP	BLK	WP	HR	S	P	ERA	WHIP										
Sean Bergman, R ERA: 4.59 (1, 1)	5.0	L	20	5	3	2	4	2	0	0	0	0	1	43	64	3.60	1.400										
Tim Worrell, R ERA: 0.59 (6, 1)	2.0		6	0	0	0	3	0	0	0	0	0	0	15	24	0.00	0.000										
Bryce Florie, R ERA: 2.0 (8, 1)	2.0		7	0	1	0	3	1	0	0	0	0	0	19	31	0.00	0.500										

Batter	1	2	3	4	5	6	7	8	9	AB	R	H	RBI	BB	SO	LOB	BOTTOM										
Rickey Henderson, R OBP: 0.416, SLG: 0.388 (1, 7)										4	1	1	1	1	1	4	St. Louis Cardinals @ San Diego Padres Jack Murphy Stadium, San Diego, CA Sat May 04 1996, 10:05 PM EDT Att: 44,375 - Unknown - 67 F										
Steve Finley, L OBP: 0.301, SLG: 0.336 (1, 8)										4	0	1	0	0	1	2											
Tony Gwynn, L OBP: 0.441, SLG: 0.482 (1, 9)										3	0	1	1	0	0	0											
Ken Caminiti, S OBP: 0.392, SLG: 0.530 (1, 5)										3	0	0	0	1	0	1											
Wally Joyner, L OBP: 0.492, SLG: 0.546 (1, 3)										4	0	1	0	0	3	2											
Brad Ausmus, R OBP: 0.289, SLG: 0.279 Scott Livingstone, L OBP: 0.304, SLG: 0.522 (1, 2) (9, PH)										3	0	0	0	0	2	1											
Andujar Cedeno, R OBP: 0.284, SLG: 0.369 (1, 6)										4	0	0	0	0	1	1											
Jody Reed, R OBP: 0.338, SLG: 0.331 (1, 4)										4	0	1	0	0	0	1											
Sean Bergman, R OBP: 0.125, SLG: 0.125 Chris Cavanah, L OBP: 0.206, SLG: 0.273 Tim Worrell, R (5, PH) Luis Lopez, S OBP: 0.256, SLG: 0.474 Bryce Florie, R (7, PH) Marc Newfield, R OBP: 0.412, SLG: 0.567 (9, PH)										1	0	0	0	0	1	1											
										1	1	1	0	0	0	0											
										1	0	1	0	0	0	0											
										1	0	1	0	0	0	0											
										1	0	1	0	0	0	0											
Inning Stats	R: 0 H: 1 E: 0 K: 2 S: 14	H: 1 R: 2 ER: 0 LOB: 2 BB: 2 P: 28	R: 0 H: 1 E: 1 K: 3 S: 12	H: 1 R: 2 ER: 2 LOB: 2 BB: 0 P: 19	R: 0 H: 0 E: 0 K: 0 S: 4	H: 0 R: 0 ER: 0 LOB: 0 BB: 0 P: 6	R: 0 H: 0 E: 0 K: 2 S: 7	H: 0 R: 0 ER: 0 LOB: 0 BB: 0 P: 9	R: 2 H: 3 E: 0 K: 0 S: 12	H: 3 R: 0 ER: 0 LOB: 1 BB: 0 P: 22	R: 0 H: 1 E: 0 K: 0 S: 6	H: 1 R: 0 ER: 0 LOB: 0 BB: 0 P: 9	R: 0 H: 1 E: 0 K: 0 S: 8	H: 1 R: 0 ER: 0 LOB: 1 BB: 0 P: 14	R: 0 H: 0 E: 0 K: 1 S: 11	H: 0 R: 0 ER: 0 LOB: 0 BB: 0 P: 15	R: 1 H: 2 E: 0 K: 1 S: 11	H: 2 R: 1 ER: 0 LOB: 1 BB: 0 P: 17	1B: 4 2B: 5 3B: 0 HR: 0	SF: 1 SAC: 0 DP: 1 HBP: 0	WP: 0 PB: 1 SB: 0 CS: 0	PA: 37					
PITCHER	IP	WLS	BF	H	R	ER	SO	BB	IBB	HBP	BLK	WP	HR	S	P	ERA	WHIP										
Todd Stottlemyre, R ERA: 5.18 (1, 1)	6.2	W	28	7	2	2	7	2	0	0	0	0	0	13	17	0.00	0.000										
Tony Fossas, L ERA: 1.23 (7, 1)	1.1		4	0	0	0	1	0	0	0	0	0	0	13	17	0.00	0.000										
Dennis Eckersley, R ERA: 1.15 (9, 1)	1.0	S	5	2	1	1	1	0	0	0	0	0	0	11	17	9.00	2.000										



Batter	1	2	3	4	5	6	7	8	9	AB	R	H	RBI	BB	SO	LOB	TOP									
Ozzie Smith, S OBP: 0.200, SLG: 0.267 (1, 6)	L3		G4-3 2H		P6		FC5-4 FC6			4	0	1	1	0	0	1	St. Louis Cardinals @ San Diego Padres Jack Murphy Stadium, San Diego, CA Sun May 05 1996, 6:33 AM EDT Att: 27,435 - Sunny - 75 F									
Luis Alcaez, S OBP: 0.273, SLG: 0.266 Rick Honeycutt, L Miguel Mejia, R (1, 4) (5, 1) (6, 8)	P5		G4-3		K		FC6			3	0	0	0	0	1	1										
Willie McGee, S OBP: 0.338, SLG: 0.411 (1, 7)	G4-3		K			4-0 WP HR BB		G6-3		3	1	0	0	1	1											
Ray Lankford, L OBP: 0.317, SLG: 0.564 Mark Sweeney, L OBP: 0.361, SLG: 0.267 (1, 8) (6, 9)		FC4 1B	G5-3			K	1-2	F7		3	0	1	0	0	1	2										
Brian Jordan, R OBP: 0.325, SLG: 0.452 Jeff Parrett, R Royce Clayton, R OBP: 0.336, SLG: 0.398 T.J. Mathews, R (1, 9) (6, 1) (8, PH) (8, 1)	FC4 2B			G6-3			2H HR		1B	3	2	1	2	0	0	1										
John Mabry, L OBP: 0.340, SLG: 0.372 (1, 3)	G4-3 1H				G4-3				K	3	0	1	1	1	1	1										
Pat Borders, R OBP: 0.333, SLG: 0.371 (1, 2)	G4-3			K						4	0	0	0	0	1	2										
David Bell, R OBP: 0.214, SLG: 0.278 (1, 5) (5, 4)	F7			G1-4-3				E3 FC5-4		4	0	1	0	0	0	2										
Alan Benes, R OBP: 0.083, SLG: 0.167 Tom Pagnozzi, R OBP: 0.269, SLG: 0.520 Cory Bailey, R Danny Sheaffer, R OBP: 0.373, SLG: 0.400 (1, 1) (3, PH) (3, 1) (5, PH) (5, 5)					P6			FC5-4	G4-3	0	0	0	0	0	0	0										
Inning Stats	R: 0 E: 0 K: 0 S: 3	H: 0 LOB: 0 BB: 0 P: 3	R: 1 E: 0 K: 0 S: 5	H: 2 LOB: 1 BB: 0 P: 5	R: 1 E: 0 K: 1 S: 7	H: 2 LOB: 1 BB: 0 P: 7	R: 0 E: 0 K: 1 S: 5	H: 0 LOB: 1 BB: 1 P: 9	R: 0 E: 0 K: 1 S: 6	H: 0 LOB: 0 BB: 1 P: 10	R: 0 E: 1 K: 0 S: 4	H: 0 LOB: 1 BB: 0 P: 4	R: 0 E: 0 K: 1 S: 6	H: 1 LOB: 1 BB: 0 P: 6	R: 0 E: 0 K: 0 S: 3	H: 1 LOB: 0 BB: 0 P: 3		1B: 3 2B: 3 3B: 0 HR: 1	SF: 0 SAC: 0 DP: 1 HBP: 0	WP: 1 PB: 1 SB: 0 CS: 0	PA: 36					
PITCHER	IP	WLS	BF	H	R	ER	SO	BB	IBB	HBP	BLK	WP	HR	S	P	ERA		WHIP								
Joey Hamilton, R ERA: 3.66 Doug Bochler, R ERA: 1.5 Scott Sanders, R ERA: 4.26 (1, 1) (8, 1) (9, 1)	7.0	W	29	5	4	4	4	2	0	0	0	1	1	35	43	5.14		1.000								

Batter	1	2	3	4	5	6	7	8	9	AB	R	H	RBI	BB	SO	LOB	BOTTOM									
Rickey Henderson, R OBP: 0.429, SLG: 0.377 Marc Newfield, R OBP: 0.420, SLG: 0.574 (1, 7) (6, 7)	1B SF7	G3 1B BB	SF8		FC3-6 BB					1	2	1	1	2	0	0	St. Louis Cardinals @ San Diego Padres Jack Murphy Stadium, San Diego, CA Sun May 05 1996, 6:33 AM EDT Att: 27,435 - Sunny - 75 F									
Steve Finley, L OBP: 0.305, SLG: 0.339 (1, 8)	SF7 1B	G3			F9		K			5	1	2	1	0	1	4										
Tony Gwynn, L OBP: 0.443, SLG: 0.477 Chris Gwynn, L OBP: 0.286, SLG: 0.250 (1, 9) (5, PH) (6, 9)	1B 2B	SF7 BB	F5		FC3-6		K2-3			3	2	1	1	1	0	3										
Ken Caminiti, S OBP: 0.380, SLG: 0.517 Scott Livingstone, L OBP: 0.292, SLG: 0.500 (1, 5) (6, 5)	SF7	L5	F8		G5-3			L6		3	0	0	1	0	0	4										
Wally Joyner, L OBP: 0.496, SLG: 0.574 Scott Sanders, R (1, 3) (9, 1)	1B 2B	IBB		E5 WP		K		F8		4	2	2	2	1	1	0										
Luis Lopez, S OBP: 0.280, SLG: 0.458 (1, 6)	2B G6-3	K			F7		G3		1B	5	1	2	1	0	1	1										
Jody Reed, R OBP: 0.355, SLG: 0.352 (1, 4)						K			1B	4	1	3	2	1	1	0										
Brad Ausmus, R OBP: 0.287, SLG: 0.278 Doug Bochler, R Archi Cianfranco, R OBP: 0.300, SLG: 0.342 (1, 2) (8, 1) (9, 3)	G6-3		SF8 1B		FC5-4 BB					4	1	1	1	0	1	3										
Joey Hamilton, R OBP: 0.111, SLG: 0.111 Brian Johnson, R OBP: 0.286, SLG: 0.444 (1, 1) (7, PH) (8, 2)	F8								1B	3	0	1	0	0	1	3										
Inning Stats	R: 5 E: 0 K: 0 S: 7	H: 4 LOB: 1 BB: 2 P: 15	R: 3 E: 1 K: 1 S: 7	H: 2 LOB: 0 BB: 1 P: 11	R: 2 E: 0 K: 0 S: 7	H: 4 LOB: 2 BB: 0 P: 7	R: 0 E: 1 K: 1 S: 6	H: 1 LOB: 2 BB: 1 P: 10	R: 0 E: 0 K: 2 S: 7	H: 0 LOB: 0 BB: 0 P: 7	R: 0 E: 0 K: 3 S: 11	H: 2 LOB: 2 BB: 0 P: 11	R: 0 E: 0 K: 0 S: 5	H: 2 LOB: 0 BB: 0 P: 5	1B: 13 2B: 1 3B: 0 HR: 1	SF: 2 SAC: 0 DP: 0 HBP: 0		WP: 1 PB: 0 SB: 1 CS: 0	PA: 44							
PITCHER	IP	WLS	BF	H	R	ER	SO	BB	IBB	HBP	BLK	WP	HR	S	P	ERA		WHIP								
Alan Benes, R ERA: 6.57 Cory Bailey, R ERA: 4.66 Rick Honeycutt, L ERA: 4.09 Jeff Parrett, R ERA: 1.8 T.J. Mathews, R ERA: 0.49 (1, 1) (3, 1) (5, 1) (6, 1) (8, 1)	2.0	L	15	6	8	8	1	2	1	0	0	1	0	13	17	9.00		3.000								

AB	34
R	4
H	7
RBI	4
BB	2
SO	5
LOB	14

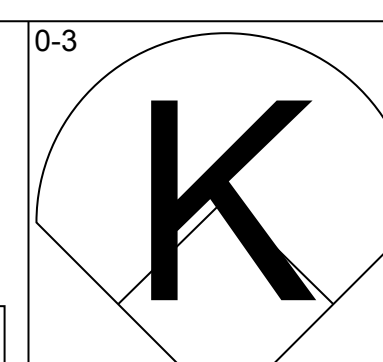
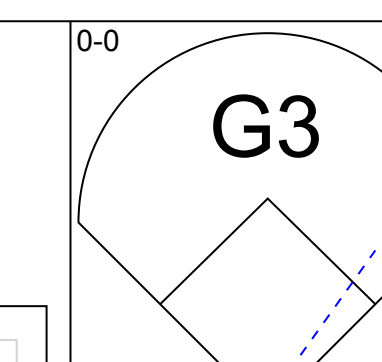
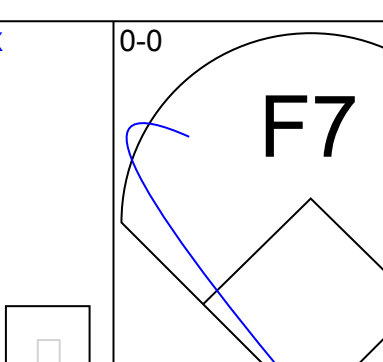
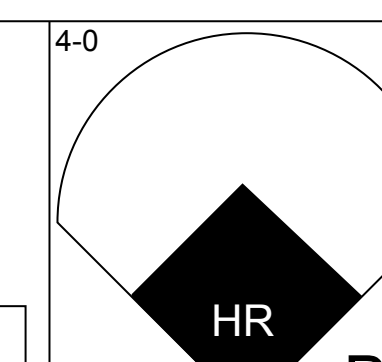
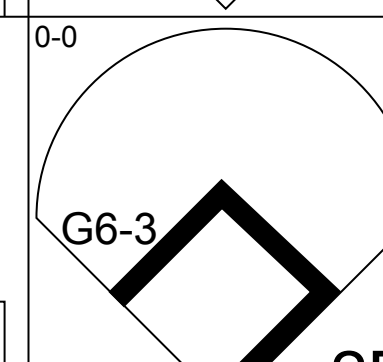
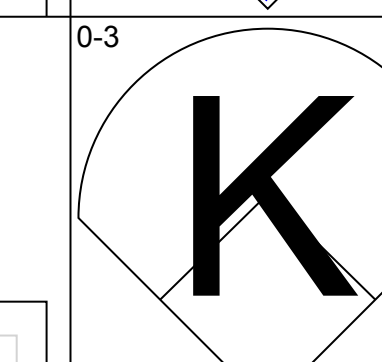
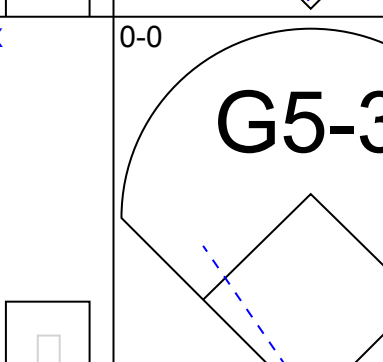
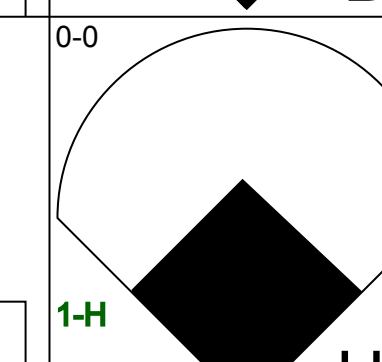
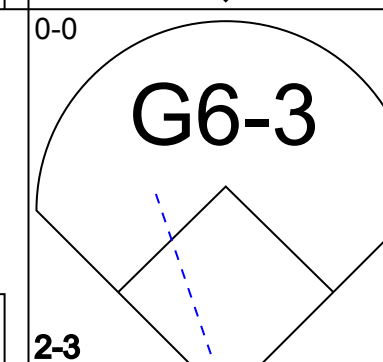
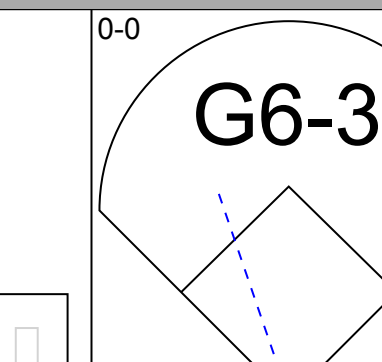
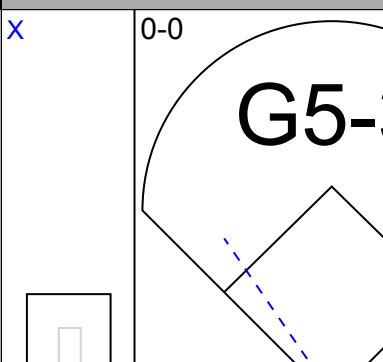
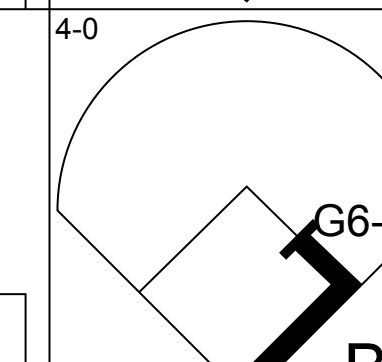
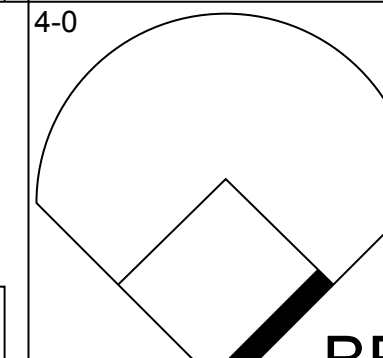
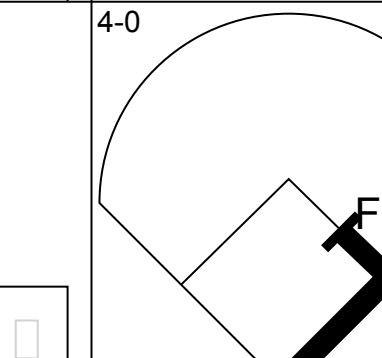
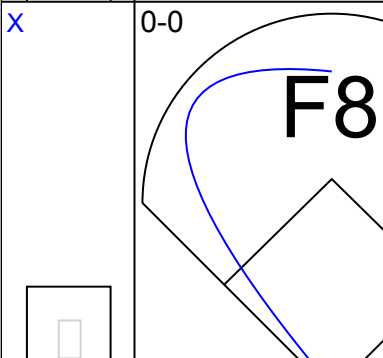
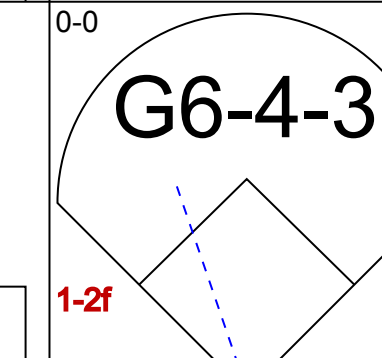
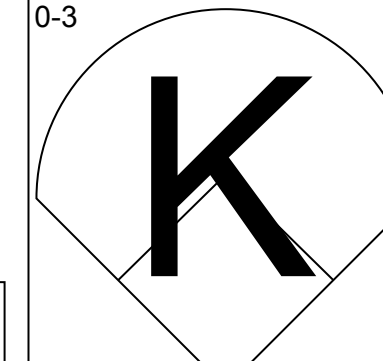
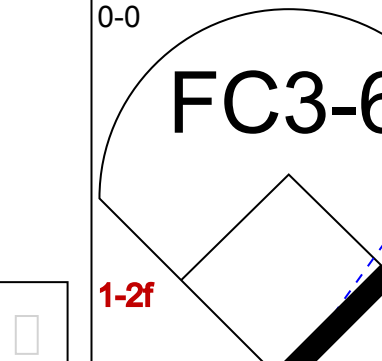
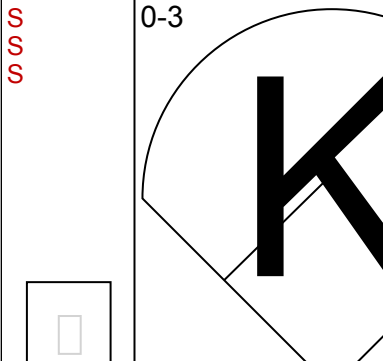
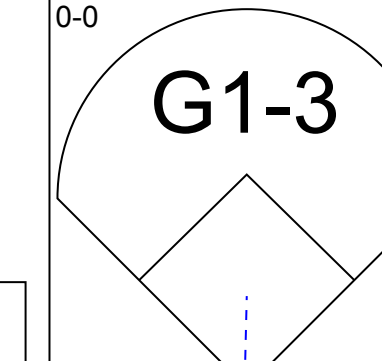
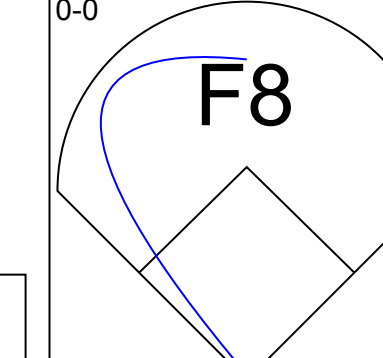
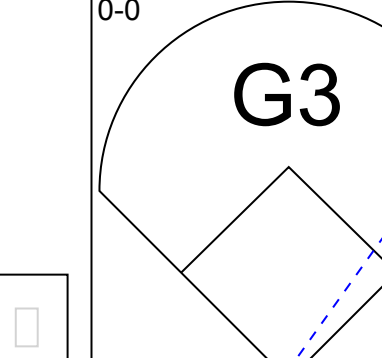
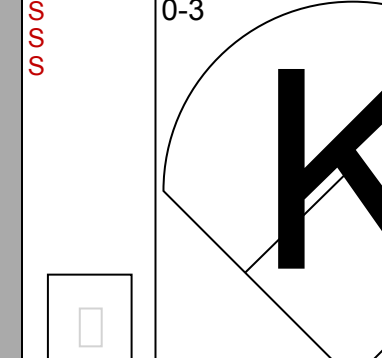
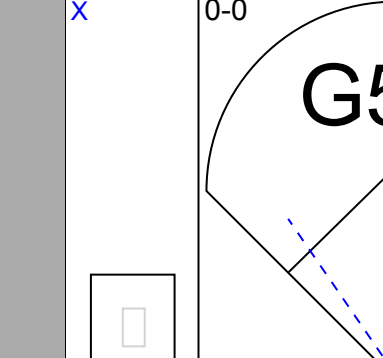
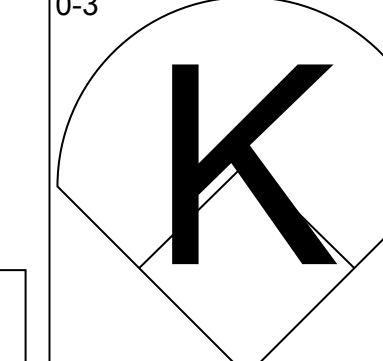
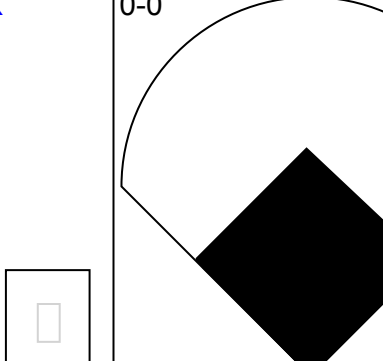
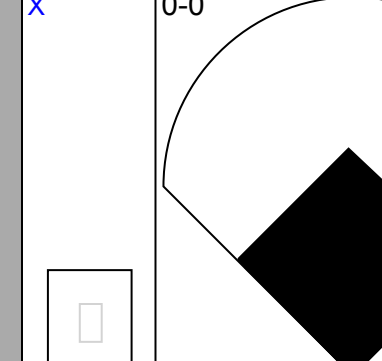
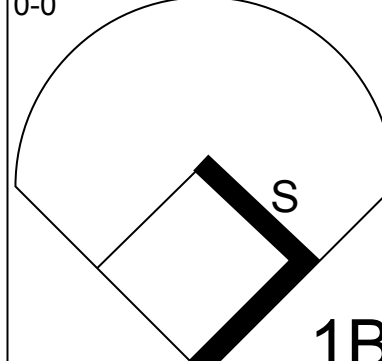
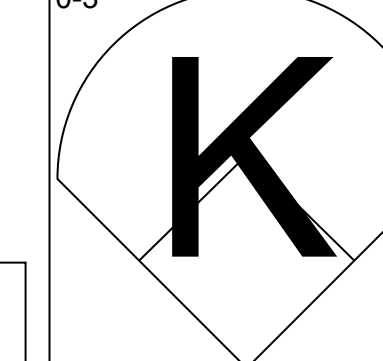
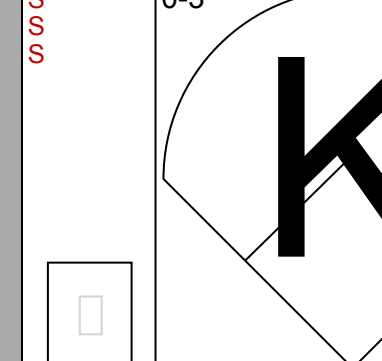
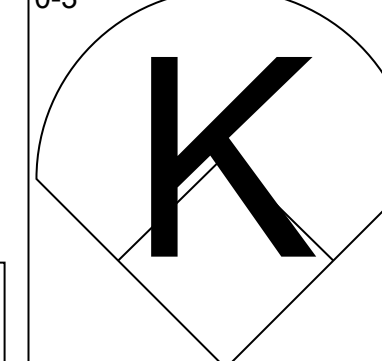
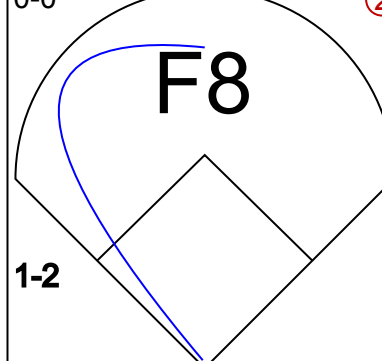
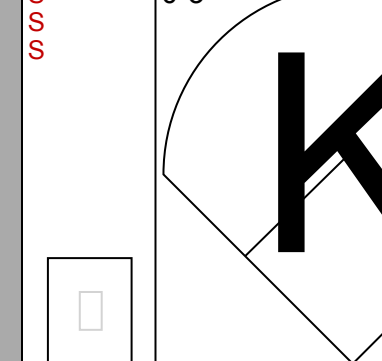
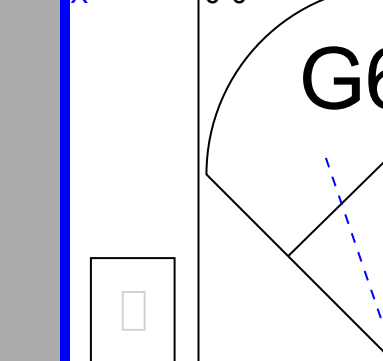
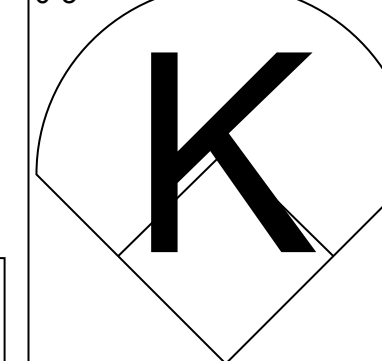
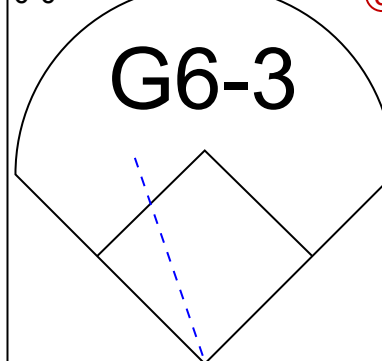


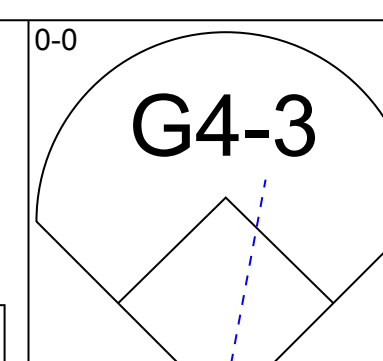
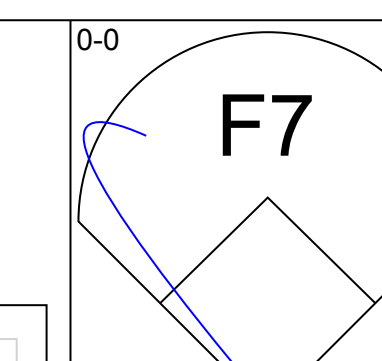
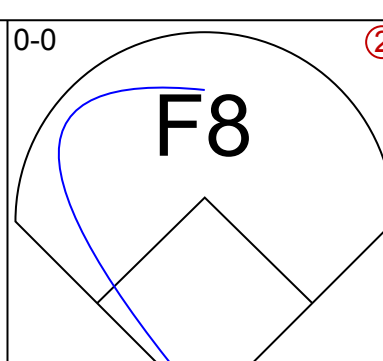
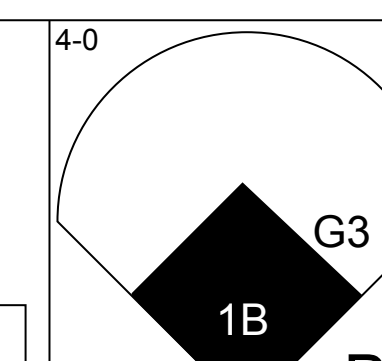
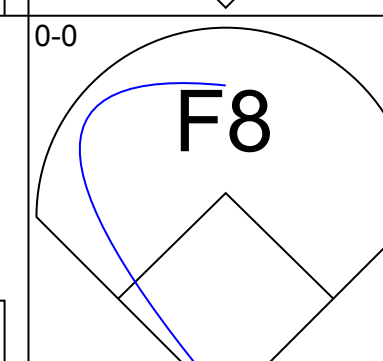
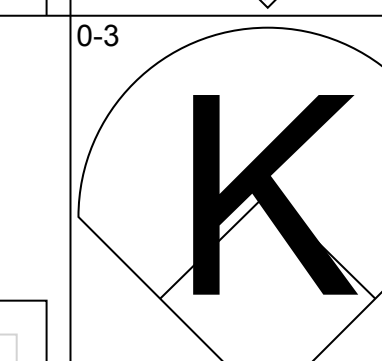
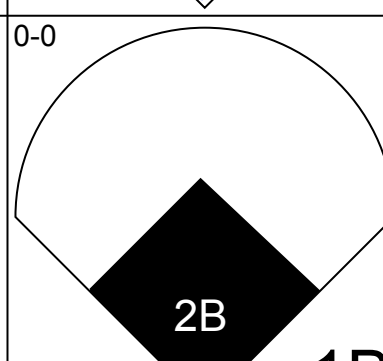
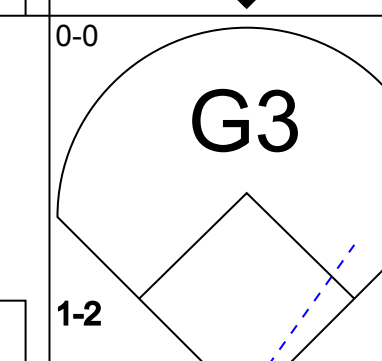
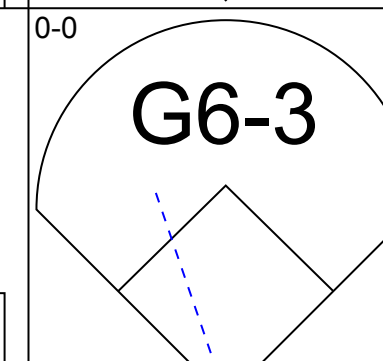
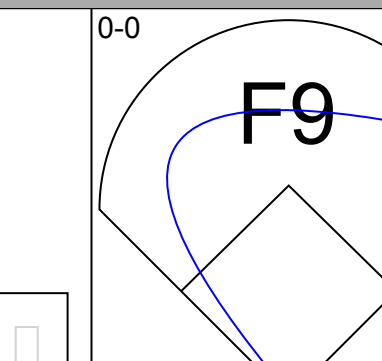
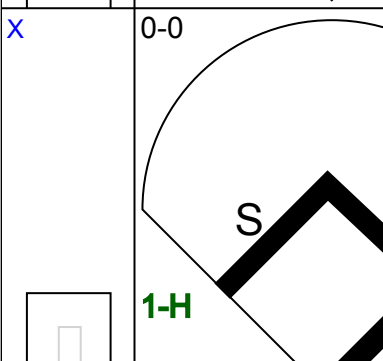
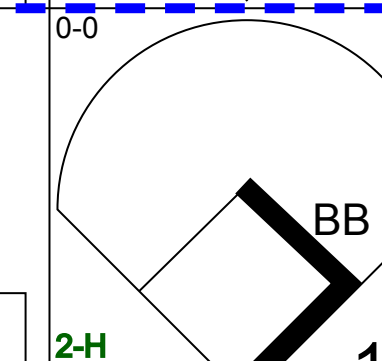
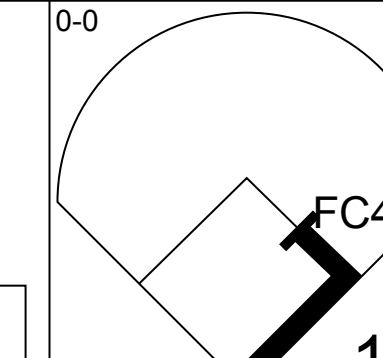
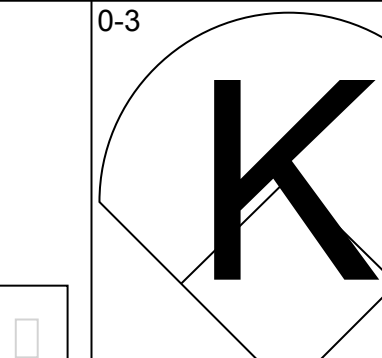
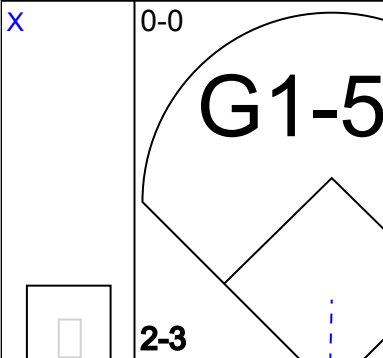
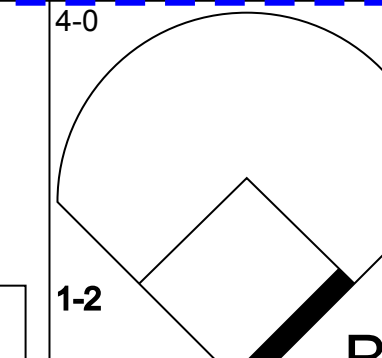
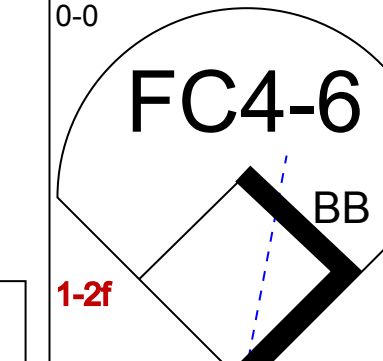
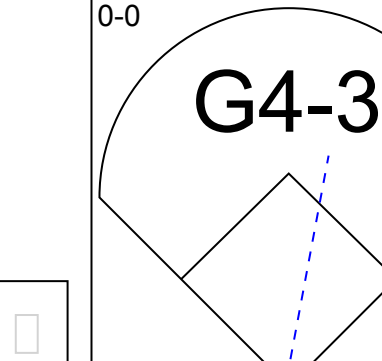
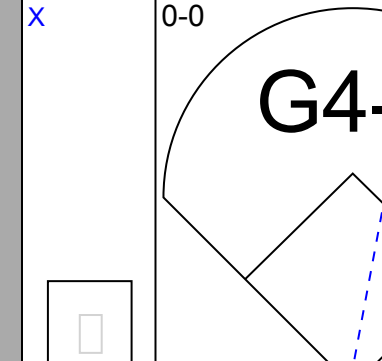
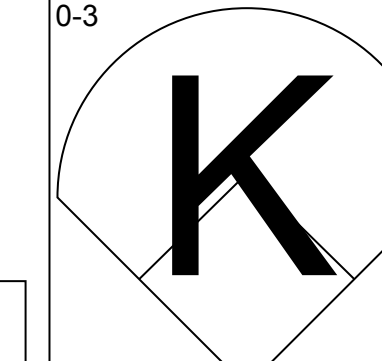
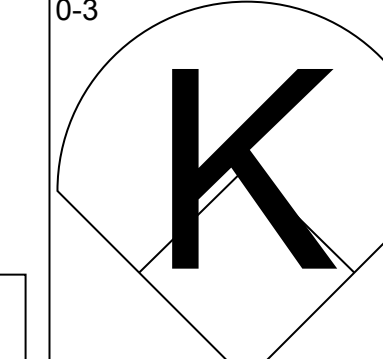
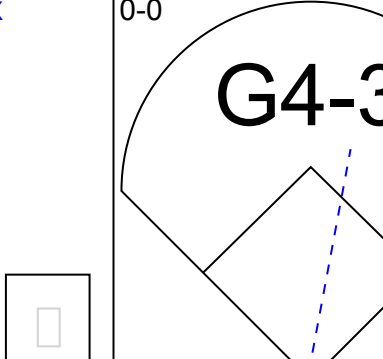
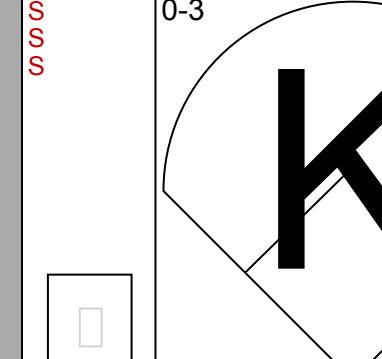
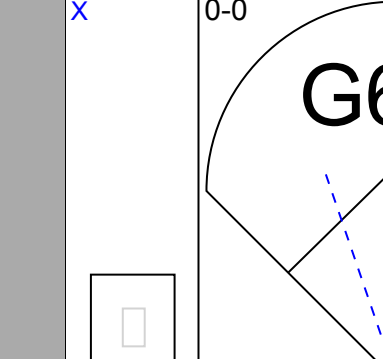
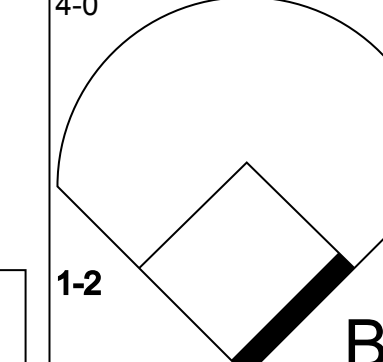
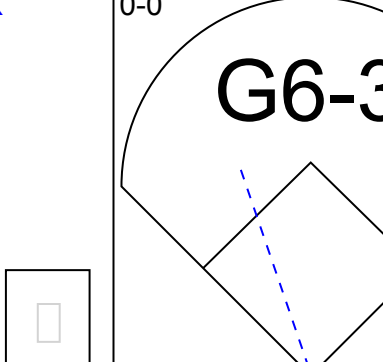
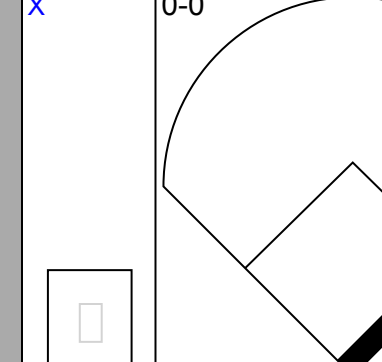
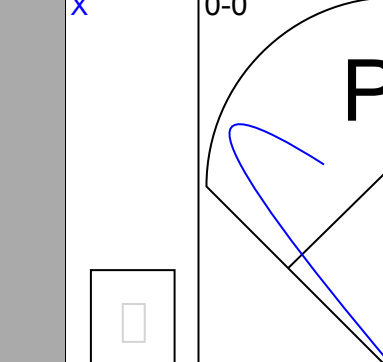
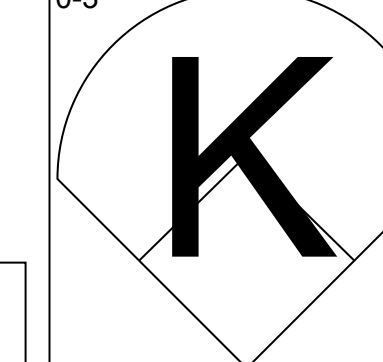
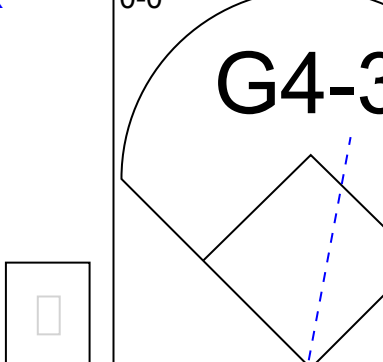
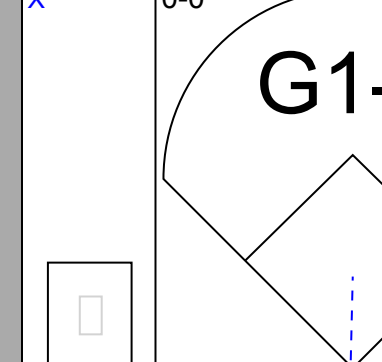
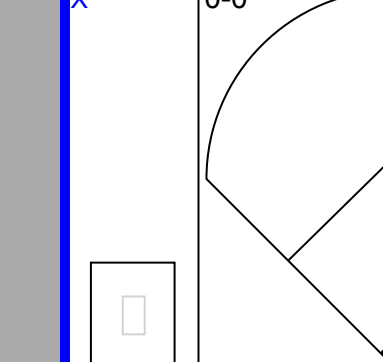
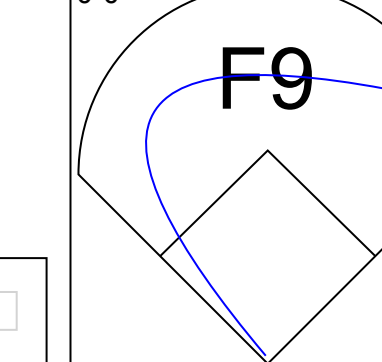
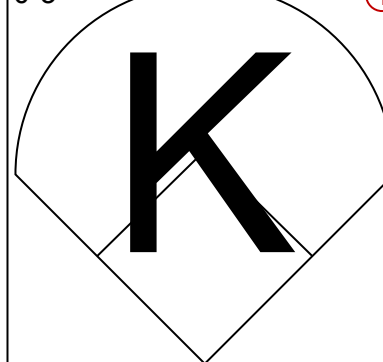
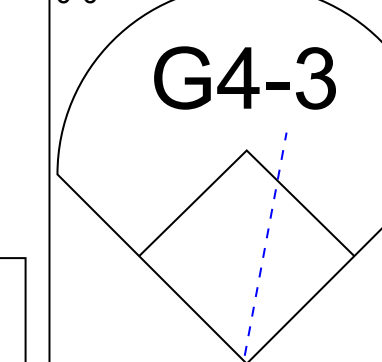
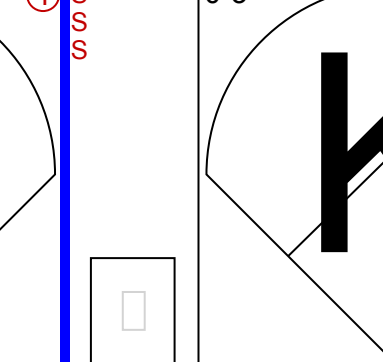
Batter	1	2	3	4	5	6	7	8	9	AB	R	H	RBI	BB	SO	LOB	TOP										
Marvin Benard, L (1.9) OBP: 0.352, SLG: 0.313	1-1 G6-3		2-3 K		1-0 G4-1 1B		2-2 G1-3		1-3 K	5	0	1	0	0	2	0	San Francisco Giants @ St. Louis Cardinals Busch Stadium, St. Louis, MO Tue May 07 1996, 7:05 PM CDT Att: 23,492 - Unknown - 72 F										
Stan Javier, S (1.8) OBP: 0.250, SLG: 0.325	0-0 G3 2B		3-2 G3		1-1 G4-1 1-2		4-2 HR BB		2-2 G6-3	4	1	1	0	1	0	1											
Barry Bonds, L (1.7) OBP: 0.424, SLG: 0.724	1-1 G3 2-3			0-0 G4-3	4-1 G6-4-3 BB		0-0 HR			3	1	1	2	1	0	1											
Matt Williams, R (1.5) OBP: 0.415, SLG: 0.605	4-1 BB			0-0 HR	2-1 G6-4-3 1-2		3-2 G5-3			3	1	1	1	1	0	2											
Mark Carreon, R (1.3) OBP: 0.380, SLG: 0.589	1-0 F8			0-0 2B 1B		1-0 F7		1-1 G1-3		4	0	1	0	0	0	2											
Robby Thomsson, R (1.4) OBP: 0.381, SLG: 0.460		2-1 G5-3		1-1 2B		1-0 G6-3		1-2 F7		4	0	1	0	0	0	0											
Tom Lampkin, L (1.2) OBP: 0.310, SLG: 0.385		0-0 G4-3		4-0 BB		3-1 2B 1B		1-0 P5		3	1	1	0	1	0	0											
Rich Aurilia, R (1.6) OBP: 0.295, SLG: 0.411		1-1 B1-3		2-2 P6		1-0 1-H 2B		2-3 K		4	0	1	1	0	1	3											
Allen Watson, L (1.1) OBP: 0.222, SLG: 0.125			1-0 F7	2-2 G4-3		1-0 G3			0-3 K	3	0	0	0	0	0	4											
Rich DeLucia, R (7.1)										0	0	0	0	0	0	0											
Doug Creek, L (8.1)										0	0	0	0	0	0	0											
Rod Beck, R (8.1)										1	0	0	0	0	1	0											
Inning Stats	R: 0 E: 0 K: 0 S: 7	H: 1 LOB: 2 BB: 1 P: 14	R: 0 E: 0 K: 0 S: 5	H: 0 LOB: 0 BB: 0 P: 8	R: 0 E: 0 K: 1 S: 8	H: 0 LOB: 0 BB: 0 P: 14	R: 1 E: 0 K: 0 S: 11	H: 3 LOB: 3 BB: 1 P: 20	R: 0 E: 0 K: 0 S: 6	H: 1 LOB: 1 BB: 0 P: 14	R: 1 E: 0 K: 0 S: 6	H: 2 LOB: 1 BB: 0 P: 13	R: 2 E: 0 K: 0 S: 14	H: 1 LOB: 0 BB: 1 P: 24	R: 0 E: 0 K: 1 S: 7	H: 0 LOB: 0 BB: 0 P: 11	R: 0 E: 0 K: 2 S: 9	H: 0 LOB: 0 BB: 0 P: 12	1B: 3 2B: 3 3B: 0 HR: 2	SF: 0 SAC: 0 DP: 1 HBP: 0	WP: 0 PB: 0 SB: 0 CS: 0	PA: 38					
PITCHER	IP	WLS	BF	H	R	ER	SO	BB	IBB	HBP	BLK	WP	HR	S	P	ERA	WHIP										
Mark Petkovsek, R (1.1) ERA: 4.0	5.0		22	5	1	1	1	3	0	0	0	0	1	37	70	1.80	1.600										
Jeff Parrett, R (6.1) ERA: 2.14	1.0		5	2	1	1	0	0	0	0	0	0	0	6	13	9.00	2.000										
Tony Fossas, L (7.1) ERA: 2.4	0.1	L	3	1	2	2	0	1	0	0	0	0	1	8	14	54.00	6.000										
T.J. Mathews, R (7.1) ERA: 0.45	1.2		5	0	0	0	1	0	0	0	0	0	0	13	21	0.00	0.000										
Rick Honeycutt, L (9.1) ERA: 3.75	1.0		3	0	0	0	2	0	0	0	0	0	0	9	12	0.00	0.000										

Batter	1	2	3	4	5	6	7	8	9	AB	R	H	RBI	BB	SO	LOB	BOTTOM										
Royce Clayton, R (1.6) OBP: 0.326, SLG: 0.388	0-2 G4-3		2-2 G4-3		2-2 SF9		3-2 F9			3	0	0	1	0	0	2	San Francisco Giants @ St. Louis Cardinals Busch Stadium, St. Louis, MO Tue May 07 1996, 7:05 PM CDT Att: 23,492 - Unknown - 72 F										
Willie McGee, S (1.7) OBP: 0.346, SLG: 0.421	3-2 1B SF7 2B		2-2 G5-3		1-1 CS 1-2		0-1 G6-3		4-0 BB	3	1	1	0	1	0	0											
Brian Jordan, R (1.9) OBP: 0.321, SLG: 0.442	0-0 1B		1-2 F8				0-0 G6-3		1-3 K	4	0	1	0	0	1	1											
Ray Lankford, L (1.8) OBP: 0.315, SLG: 0.558	2-1 SF7			2-0 G4-3		1-0 1B		2-2 P5		3	0	1	1	0	0	1											
Tom Pagnozzi, R (1.2) OBP: 0.241, SLG: 0.464	2-1 F8			1-2 P4		1-1 F9		1-3 K		3	0	0	0	0	0	2											
T.J. Mathews, R (7.1)										0	0	0	0	0	0	0											
Ron Gant, R (8. PH) OBP: 0.358, SLG: 0.443										1	0	0	0	0	1	1											
Rick Honeycutt, L (9.1)										0	0	0	0	0	0	0											
David Bell, R (1.5) OBP: 0.233, SLG: 0.293		3-2 P2		0-0 L4			0-1 2B 1B		0-0 G1-6-3 1B	4	0	2	0	0	0	0											
John Mabry, L (1.3) OBP: 0.346, SLG: 0.381		1-0 FC4-6 HBP		3-2 G4-3		1 SAFE 0-0 1B 2B		1-3 2B		3	0	1	0	0	0	1											
Luis Alicea, S (1.4) OBP: 0.280, SLG: 0.292		1-1 FC4-6 1-2		0-0 1B SF9 2B		1-2 P2		3-2 2B		4	1	2	0	0	0	3											
Mark Petkovsek, R (1.1)		1-1 P4		1-2 CS 1B		2-0 P2		2-0 P2		1	0	0	0	0	0	1											
Pat Borders, R (5. PH) OBP: 0.344, SLG: 0.381										1	0	1	0	0	0	0											
Jeff Parrett, R (6.1)										0	0	0	0	0	0	0											
Tony Fossas, L (7.1)										0	0	0	0	0	0	0											
Danny Sheaffer, R (7.2) OBP: 0.381, SLG: 0.386										2	0	0	0	0	0	3											
Inning Stats	R: 1 E: 0 K: 0 S: 14	H: 2 LOB: 1 BB: 0 P: 20	R: 0 E: 0 K: 0 S: 8	H: 0 LOB: 0 BB: 0 P: 14	R: 0 E: 0 K: 0 S: 9	H: 0 LOB: 0 BB: 0 P: 14	R: 0 E: 0 K: 0 S: 5	H: 0 LOB: 0 BB: 0 P: 8	R: 1 E: 0 K: 0 S: 11	H: 2 LOB: 0 BB: 0 P: 18	R: 0 E: 0 K: 0 S: 6	H: 1 LOB: 1 BB: 0 P: 8	R: 0 E: 0 K: 0 S: 17	H: 2 LOB: 2 BB: 0 P: 23	R: 0 E: 0 K: 2 S: 9	H: 0 LOB: 1 BB: 1 P: 17	R: 0 E: 0 K: 0 S: 7	H: 2 LOB: 1 BB: 0 P: 12	1B: 5 2B: 4 3B: 0 HR: 0	SF: 2 SAC: 0 DP: 1 HBP: 1	WP: 0 PB: 0 SB: 0 CS: 1	PA: 37					
PITCHER	IP	WLS	BF	H	R	ER	SO	BB	IBB	HBP	BLK	WP	HR	S	P	ERA	WHIP										
Allen Watson, L (1.1) ERA: 4.53	6.0	W	25	7	2	2	0	0	0	1	0	0	0	56	85	3.00	1.167										
Rich DeLucia, R (7.1) ERA: 6.0	1.1		5	0	0	0	1	1	0	0	0	0	0	17	28	0.00	0.750										
Doug Creek, L (8.1) ERA: 3.95	0.1		1	0	0	0	0	0	0	0	0	0	0	3	5	0.00	0.000										
Rod Beck, R (8.1) ERA:	1.1	S	5	2	0	0	1	0	0	0	0	0	0	10	16	0.00	1.500										

AB	34
R	4
H	8
RBI	4
BB	4
SO	4
LOB	13



Batter	1	2	3	4	5	6	7	8	9	AB	R	H	RBI	BB	SO	LOB	TOP					
Roger Cedeno, S (1,8) OBP: 0.432, SLG: 0.457										3	1	0	0	1	1	1	Los Angeles Dodgers @ St. Louis Cardinals Busch Stadium, St. Louis, MO Sat May 11 1996, 3:33 AM CDT Att: 38,008 - Cloudy - 60 F					
Raul Mondesi, R (1,9) OBP: 0.226, SLG: 0.399										4	1	2	2	0	1	1						
Mike Piazza, R (1,2) OBP: 0.426, SLG: 0.551										3	0	0	0	1	0	1						
Eric Karros, R (1,3) OBP: 0.250, SLG: 0.308										2	0	0	0	2	0	1						
Delino DeShields, L (1,4) OBP: 0.293, SLG: 0.380 Todd Worrell, R (9,1)										4	0	0	0	0	2	3						
Dave Hansen, L (1,5) OBP: 0.283, SLG: 0.182 Juan Castro, R (7,5)										3	0	0	0	0	1	1						
Todd Hollandsworth, L (1,7) OBP: 0.407, SLG: 0.433									4	2	3	2	0	1	0							
Greg Gagne, R (1,6) OBP: 0.385, SLG: 0.438									4	0	1	0	0	2	1							
Ismael Valdez, R (1,1) OBP: 0.059, SLG: 0.059 Mark Guthrie, R (8,1) Antonio Osuna, R (8,1) Chad Fonville, S (8,4) OBP: 0.307, SLG: 0.300									2	0	0	0	0	2	0							
Inning Stats	R: 0 E: 0 K: 2 S: 8	H: 1 LOB: 2 BB: 1 P: 12	R: 0 E: 0 K: 2 S: 7	H: 0 LOB: 0 BB: 0 P: 7	R: 0 E: 0 K: 2 S: 7	H: 0 LOB: 0 BB: 0 P: 7	R: 0 E: 0 K: 0 S: 3	H: 0 LOB: 1 BB: 1 P: 7	R: 1 E: 0 K: 1 S: 5	H: 2 LOB: 1 BB: 0 P: 5	R: 0 E: 0 K: 3 S: 5	H: 0 LOB: 0 BB: 0 P: 5	R: 1 E: 0 K: 3 S: 10	H: 1 LOB: 0 BB: 0 P: 10	R: 2 E: 0 K: 0 S: 3	H: 1 LOB: 1 BB: 0 P: 11		R: 0 E: 0 K: 0 S: 4	H: 1 LOB: 1 BB: 0 P: 4	1B: 2 2B: 1 3B: 0 HR: 3	SF: 0 SAC: 1 DP: 1 HBP: 0	WP: 0 PB: 0 SB: 1 CS: 0
PITCHER	IP WLS BF H R ER SO BB IBB HBP BLK WP HR S P ERA WHIP																					
Alan Benes, R (1,1) ERA: 6.2	8.0 L 32 5 4 4 10 4 0 0 0 0 0 3 48 64 4.50 1.125																					
Cory Bailey, R (9,1) ERA: 4.79	1.0 4 1 0 0 0 0 0 0 0 0 0 0 4 4 0.00 1.000																					

Batter	1	2	3	4	5	6	7	8	9	AB	R	H	RBI	BB	SO	LOB	BOTTOM			
Ozzie Smith, S (1,6) OBP: 0.292, SLG: 0.273										3	1	0	0	1	0	0	Los Angeles Dodgers @ St. Louis Cardinals Busch Stadium, St. Louis, MO Sat May 11 1996, 3:33 AM CDT Att: 38,008 - Cloudy - 60 F			
Luis Alica, S (1,4) OBP: 0.297, SLG: 0.323										4	1	1	0	0	1	1				
Ray Lankford, L (1,8) OBP: 0.322, SLG: 0.543										4	0	2	2	0	0	0				
Willie McGee, S (1,9) OBP: 0.366, SLG: 0.460										3	0	1	0	1	1	1				
John Mabry, L (1,3) OBP: 0.339, SLG: 0.369										4	0	0	0	0	1	3				
Danny Sheaffer, R (1,2) OBP: 0.333, SLG: 0.354										4	0	0	0	0	2	1				
Mark Sweeney, L (1,7) OBP: 0.396, SLG: 0.325										3	0	1	0	1	0	0				
David Bell, R (1,5) OBP: 0.253, SLG: 0.271 Brian Jordan, R (9, PH) OBP: 0.337, SLG: 0.424										3	0	0	0	0	1	3				
Alan Benes, R (1,1) OBP: 0.071, SLG: 0.143 Pat Borders, R (8, PH) OBP: 0.333, SLG: 0.369 Cory Bailey, R (9,1) Royce Clayton, R (9, PH) OBP: 0.317, SLG: 0.367										2	0	0	0	0	1	0				
Inning Stats	R: 0 E: 0 K: 0 S: 3	H: 0 LOB: 0 BB: 0 P: 3	R: 0 E: 0 K: 2 S: 8	H: 1 LOB: 2 BB: 1 P: 12	R: 0 E: 0 K: 1 S: 5	H: 0 LOB: 0 BB: 0 P: 5	R: 0 E: 0 K: 1 S: 5	H: 0 LOB: 0 BB: 0 P: 5	R: 0 E: 0 K: 1 S: 6	H: 1 LOB: 1 BB: 0 P: 6	R: 1 E: 0 K: 1 S: 7	H: 2 LOB: 1 BB: 0 P: 7	R: 0 E: 0 K: 1 S: 6	H: 1 LOB: 2 BB: 2 P: 14	R: 1 E: 0 K: 1 S: 6	H: 1 LOB: 1 BB: 0 P: 6		1B: 5 2B: 1 3B: 0 HR: 0	SF: 0 SAC: 0 DP: 0 HBP: 0	WP: 0 PB: 0 SB: 1 CS: 0
PITCHER	IP WLS BF H R ER SO BB IBB HBP BLK WP HR S P ERA WHIP																			
Ismael Valdez, R (1,1) ERA: 2.59	7.2 29 4 2 2 6 2 0 0 0 0 0 0 39 47 2.35 0.783																			
Mark Guthrie, L (8,1) ERA: 2.25	0.0 1 1 0 0 0 0 0 0 0 0 0 0 1 1 -- --																			
Antonio Osuna, R (8,1) ERA: 2.11	0.1 2 0 0 0 1 1 0 0 0 0 0 0 3 7 0.00 3.000																			
Todd Worrell, R (9,1) ERA: 1.76	1.0 S 4 1 0 0 1 0 0 0 0 0 0 0 6 6 0.00 1.000																			

Batter	1	2	3	4	5	6	7	8	9	AB	R	H	RBI	BB	SO	LOB	TOP											
Luis Altea, S OBP: 0.299, SLG: 0.326 (1, 4)	F8		P6					FC4-6		3	0	0	0	1	0	1	St. Louis Cardinals @ Florida Marlins Joe Robbie Stadium, Miami, FL Mon May 13 1996, 7:05 PM EDT Att: 19,227 - Unknown - 83 F											
Royce Clayton, R OBP: 0.305, SLG: 0.350 (1, 6)	G4-3			G1-3		G6-4-3		G6-4-3		4	0	0	0	0	0	2												
Ray Lankford, L OBP: 0.325, SLG: 0.533 (1, 8)	1B			K		1B			E4	4	0	2	0	0	1	0												
Brian Jordan, R OBP: 0.330, SLG: 0.412 (1, 9)	K			F8		K			P3	4	0	0	0	0	2	3												
Mark Sweeney, L OBP: 0.446, SLG: 0.489 (1, 7)		F7				1B			G4-3	4	2	2	1	0	0	1												
Tom Pagnozzi, R OBP: 0.327, SLG: 0.477 Ozzie Smith, S OBP: 0.280, SLG: 0.261 (1, 2)	G5-3					G6-4-3			F7	3	0	1	1	0	0	0												
John Mabry, L OBP: 0.346, SLG: 0.376 (1, 3)	F8					1B				1	0	0	0	0	0	1												
David Bell, R OBP: 0.232, SLG: 0.247 Rich Batchelor, R (7, 1)			G4-3			G6-4-3			F7	3	0	0	0	0	0	2												
Andy Benes, R OBP: 0.125, SLG: 0.188 T.J. Mathews, R (6, 1)						G5-3				0	0	0	0	0	0	0												
Danny Sheaffer, R OBP: 0.343, SLG: 0.364 (7, 5)			K			G5-3		FC4-6		2	0	0	0	0	1	1												
Inning Stats	R: 0 E: 0 K: 1 S: 6	H: 1 LOB: 1 BB: 0 P: 8	R: 0 E: 0 K: 0 S: 7	H: 0 LOB: 0 BB: 0 P: 10	R: 0 E: 0 K: 1 S: 12	H: 0 LOB: 0 BB: 0 P: 17	R: 0 E: 0 K: 1 S: 7	H: 0 LOB: 0 BB: 0 P: 11	R: 1 E: 0 K: 0 S: 10	H: 3 LOB: 1 BB: 0 P: 16	R: 0 E: 0 K: 1 S: 10	H: 1 LOB: 1 BB: 1 P: 16	R: 1 E: 0 K: 0 S: 8	H: 1 LOB: 0 BB: 0 P: 14	R: 0 E: 0 K: 0 S: 7	H: 1 LOB: 0 BB: 0 P: 7	R: 0 E: 1 K: 0 S: 13	H: 0 LOB: 1 BB: 0 P: 22	1B: 5 2B: 1 3B: 0 HR: 1	SF: 0 SAC: 0 DP: 3 HBP: 0	WP: 0 PB: 0 SB: 1 CS: 0	PA: 33						
PITCHER	IP	WLS	BF	H	R	ER	SO	BB	IBB	HBP	BLK	WP	HR	S	P	ERA	WHIP											
John Burkett, R ERA: 4.58 Jay Powell, R ERA: 1.13	(1, 1)	7.0	W	26	6	2	2	4	1	0	0	0	0	1	61	93	2.57	1.000										

Batter	1	2	3	4	5	6	7	8	9	AB	R	H	RBI	BB	SO	LOB	BOTTOM											
Devon White, S OBP: 0.306, SLG: 0.381 (1, 8)	K					F7				4	0	2	1	0	1	0	St. Louis Cardinals @ Florida Marlins Joe Robbie Stadium, Miami, FL Mon May 13 1996, 7:05 PM EDT Att: 19,227 - Unknown - 83 F											
Alex Arias, R OBP: 0.349, SLG: 0.446 (1, 6)	G5-3					P2				4	0	0	0	0	1	2												
Greg Colbrunn, R OBP: 0.347, SLG: 0.397 (1, 3)	L4					HR				4	1	2	0	0	1	1												
Gary Sheffield, R OBP: 0.440, SLG: 0.638 Joe Orsulak, L OBP: 0.204, SLG: 0.277 (6, PR)	F8					HR				2	0	0	0	0	1	1												
Jeff Conine, R OBP: 0.355, SLG: 0.478 (1, 7)	E6					HR				3	1	0	0	1	0	1												
Terry Pendleton, S OBP: 0.281, SLG: 0.326 (1, 5)	P5					HR				4	1	1	4	0	0	2												
Charles Johnson, R OBP: 0.312, SLG: 0.456 (1, 2)	G6-3					L9				3	0	0	0	0	1	2												
Craig Grebeck, R OBP: 0.186, SLG: 0.220 (1, 4)						P4				3	1	1	0	0	0	0												
John Burkett, R OBP: 0.190, SLG: 0.286 Jesus Tavarez, S OBP: 0.162, SLG: 0.116 Jay Powell, R (8, 1)	K					K				2	0	0	0	0	2	0												
Inning Stats	R: 0 E: 0 K: 1 S: 8	H: 0 LOB: 0 BB: 0 P: 12	R: 0 E: 1 K: 0 S: 11	H: 0 LOB: 1 BB: 0 P: 17	R: 0 E: 0 K: 1 S: 8	H: 1 LOB: 1 BB: 0 P: 11	R: 0 E: 0 K: 1 S: 8	H: 1 LOB: 1 BB: 0 P: 9	R: 0 E: 0 K: 2 S: 9	H: 0 LOB: 0 BB: 0 P: 13	R: 4 E: 0 K: 0 S: 13	H: 2 LOB: 1 BB: 1 P: 28	R: 1 E: 0 K: 2 S: 14	H: 2 LOB: 1 BB: 0 P: 18	R: 0 E: 0 K: 0 S: 4	H: 0 LOB: 0 BB: 0 P: 7		1B: 4 2B: 1 3B: 0 HR: 1	SF: 0 SAC: 1 DP: 0 HBP: 1	WP: 0 PB: 0 SB: 1 CS: 0	PA: 33							
PITCHER	IP	WLS	BF	H	R	ER	SO	BB	IBB	HBP	BLK	WP	HR	S	P	ERA	WHIP											
Andy Benes, R ERA: 5.57 T.J. Mathews, R ERA: 1.54 Rich Batchelor, R ERA: 3.18	(1, 1)	5.2	L	22	3	2	2	5	0	1	0	0	0	1	5	13	54.00	6.000										

Batter	1	2	3	4	5	6	7	8	9	AB	R	H	RBI	BB	SO	LOB	TOP					
Willie McGee, S OBP: 0.356, SLG: 0.442 (1, 9)	F7			G6-3			FC5-4			4	1	1	0	0	0	2	St. Louis Cardinals @ Florida Marlins Joe Robbie Stadium, Miami, FL Tue May 14 1996, 7:05 PM EDT Att: 16,070 - Unknown - 83 F livebaseballscorecards.com					
Ozzie Smith, S OBP: 0.310, SLG: 0.333 (1, 6)	G4-3			3B				F9		4	1	2	1	0	0	0						
Ray Lankford, L OBP: 0.329, SLG: 0.567 (1, 8)	K			1B			F7			4	2	2	2	0	1	0						
Gary Gaetti, R OBP: 0.289, SLG: 0.430 (1, 5)		G5-3		L3			P4			4	0	0	0	0	0	1						
Mark Sweeney, L OBP: 0.450, SLG: 0.480 Rick Honeycutt, L (8, 1)	F7			E3						3	1	1	0	1	0	0						
Tony Fossas, L (8, 1)							1B			0	0	0	0	0	0	0						
Tom Pagnozzi, R OBP: 0.321, SLG: 0.458 (1, 2)	K			L4						4	0	1	0	0	2	2						
John Mabry, L OBP: 0.344, SLG: 0.372 (1, 3)				G4-3						4	0	1	1	0	0	0						
Luis Alicaia, S OBP: 0.291, SLG: 0.317 (1, 4)				L9			F8			4	0	0	0	0	0	2						
Donovan Osborne, S OBP: 0.231, SLG: 0.308 Danny Sheaffer, R OBP: 0.338, SLG: 0.358 Cory Bailey, R Jeff Parrett, R Brian Jordan, R OBP: 0.327, SLG: 0.408 (7, PH) (7, 1) (7, 1) (8, 9)	K			K			FC5-2-5			2	0	0	0	0	2	0						
Inning Stats	R: 0 E: 0 K: 1 S: 7	H: 0 LOB: 0 BB: 0 P: 9	R: 0 E: 0 K: 1 S: 9	H: 0 LOB: 0 BB: 0 P: 14	R: 0 E: 0 K: 1 S: 6	H: 0 LOB: 0 BB: 0 P: 8	R: 2 E: 1 K: 0 S: 11	H: 2 LOB: 1 BB: 0 P: 18	R: 0 E: 0 K: 1 S: 6	H: 0 LOB: 0 BB: 0 P: 9	R: 1 E: 0 K: 0 S: 8	H: 2 LOB: 0 BB: 0 P: 13	R: 1 E: 0 K: 0 S: 6	H: 3 LOB: 2 BB: 0 P: 8	R: 1 E: 0 K: 1 S: 13	H: 1 LOB: 1 BB: 0 P: 24	R: 0 E: 0 K: 1 S: 7	H: 0 LOB: 0 BB: 0 P: 11	1B: 5 2B: 1 3B: 1 HR: 1	SF: 0 SAC: 0 DP: 0 HBP: 0	WP: 0 PB: 0 SB: 0 CS: 0	PA: 36
PITCHER	IP WLS BF H R ER SO BB IBB HBP BLK WP HR S P ERA WHIP																					
Kurt Miller, R ERA: 2.57 Chris Hammond, L ERA: 9.64 Terry Mathews, R ERA: 3.86 Yorkis Perez, L ERA: 4.76 (1, 1) (7, 1) (8, 1) (9, 1)	6.0 24 6 4 3 4 0 0 0 0 0 0 0 49 74 4.50 1.000																					

Batter	1	2	3	4	5	6	7	8	9	AB	R	H	RBI	BB	SO	LOB	BOTTOM			
Devon White, S OBP: 0.317, SLG: 0.415 (1, 8)	G6-3				G4-3					5	2	3	2	0	0	0	St. Louis Cardinals @ Florida Marlins Joe Robbie Stadium, Miami, FL Tue May 14 1996, 7:05 PM EDT Att: 16,070 - Unknown - 83 F livebaseballscorecards.com			
Alex Arias, R OBP: 0.368, SLG: 0.475 (1, 6)	1B	G4-3		K			E			5	2	3	2	0	1	2				
Greg Colbrunn, R OBP: 0.348, SLG: 0.421 (1, 3)	1B			K			SF9			4	1	2	3	0	1	2				
Gary Sheffield, R OBP: 0.433, SLG: 0.622 Yorkis Perez, L (9, 1)	P6			G5-3			G4-3			5	0	1	0	0	1	2				
Jeff Conine, R OBP: 0.344, SLG: 0.460 (1, 7)	F9			P6						0	0	0	0	0	0	0				
Terry Pendleton, S OBP: 0.276, SLG: 0.317 (1, 5)	G3-1				E4		G6-3			4	1	0	0	1	0	3				
Charles Johnson, R OBP: 0.310, SLG: 0.445 (1, 2)	F9			F9			P4			3	1	0	0	1	0	1				
Craig Grebeck, R OBP: 0.196, SLG: 0.227 Russ Morman, R Ralph Milliard, R (8, PH) (8, PR) (9, 4)					FC4					3	1	1	0	0	0	1				
Kurt Miller, R Chris Hammond, L Jesus Tavarez, S Terry Mathews, R Joe Orsulak, L OBP: 0.220, SLG: 0.292 (1, 1) (7, 1) (8, 1) (8, PH) (9, 9)	2B			F9						2	0	1	0	0	0	1				
Inning Stats	R: 0 E: 0 K: 0 S: 12	H: 2 LOB: 2 BB: 0 P: 17	R: 1 E: 0 K: 0 S: 16	H: 3 LOB: 2 BB: 0 P: 22	R: 0 E: 0 K: 1 S: 12	H: 0 LOB: 0 BB: 0 P: 15	R: 0 E: 1 K: 0 S: 6	H: 0 LOB: 1 BB: 0 P: 8	R: 1 E: 0 K: 2 S: 8	H: 1 LOB: 0 BB: 0 P: 10	R: 0 E: 0 K: 0 S: 9	H: 0 LOB: 0 BB: 0 P: 13	R: 3 E: 1 K: 0 S: 14	H: 3 LOB: 0 BB: 0 P: 24	R: 6 E: 0 K: 0 S: 23	H: 4 LOB: 3 BB: 3 P: 42		1B: 8 2B: 4 3B: 0 HR: 1	SF: 1 SAC: 0 DP: 0 HBP: 0	WP: 2 PB: 0 SB: 0 CS: 0
PITCHER	IP WLS BF H R ER SO BB IBB HBP BLK WP HR S P ERA WHIP																			
Donovan Osborne, L ERA: 3.32 Cory Bailey, R ERA: 5.57 Jeff Parrett, R ERA: 3.04 Rick Honeycutt, L ERA: 4.8 Tony Fossas, L ERA: 2.08 (1, 1) (7, 1) (7, 1) (8, 1) (8, 1)	6.0 25 4 3 2 3 0 0 0 0 0 0 0 10 16 3.00 1.000																			

Batter	1	2	3	4	5	6	7	8	9	AB	R	H	RBI	BB	SO	LOB	TOP			
Mark Sweeney, L (1, 7) OBP: 0.469, SLG: 0.538 Brian Jordan, R (8, PH) OBP: 0.324, SLG: 0.408	4-0 BB SF8 BB		0-0 G1-3		4-0 FC3-6 BB		0-0 HR	0-0 SF8		2	2	1	1	2	0	0	St. Louis Cardinals @ Florida Marlins Joe Robbie Stadium, Miami, FL Wed May 15 1996, 7:05 PM EDT Att: 18,066 - Unknown - 81 F			
Ozzie Smith, S (1, 6) OBP: 0.353, SLG: 0.333	4-0 SF8 BB BB		4-0 G3-1 BB		0-0 FC3-6 BB		0-0 G4-6-3 1B	0-3 K		3	1	1	0	2	1	3				
Willie McGee, S (1, 9) OBP: 0.349, SLG: 0.460	0-3 K		0-0 G3-1 BB		0-0 F8		0-0 G4-6-3 1B		0-0 HR	5	1	1	1	0	1	5				
Ray Lankford, L (1, 8) OBP: 0.338, SLG: 0.563	4-0 1-2 BB		0-0 FC5-4 1B		4-0 1-2 BB		0-0 G4-3		0-3 K	3	0	1	1	2	1	0				
Gary Gaetti, R (1, 5) OBP: 0.287, SLG: 0.420 Miguel Mejia, R (8, PR)	0-0 SF8		0-0 FC5-4		0-3 K			4-0 E S BB	0-3 K2-3	2	0	0	1	1	1	3				
David Bell, R (8, 5) OBP: 0.229, SLG: 0.244	2-3 3-H		0-0 1-2					E S BB		1	0	0	0	0	0	0				
John Mabry, L (1, 3) OBP: 0.346, SLG: 0.368	0-0 G4-3				0-0 G4-3			1-0 SH 1B	0-3 K	4	1	1	0	0	1	2				
Danny Sheaffer, R (1, 2) OBP: 0.347, SLG: 0.366		0-0 CS 1B		0-3 K		0-0 F7		0-0 SH 1B		4	0	2	1	0	1	1				
Luis Alicaia, S (1, 4) OBP: 0.290, SLG: 0.315		0-0 P4		0-0 1B		0-0 F8		0-3 K		4	0	1	0	0	1	4				
Todd Stottlemyre, L (1, 1) OBP: 0.333, SLG: 0.250		0-3 K		0-3 K		0-3 K		0-0 SH		3	0	0	0	0	3	3				
Inning Stats	R: 1 E: 0 K: 1 S: 5	H: 0 LOB: 2 BB: 3 P: 17	R: 0 E: 0 K: 1 S: 5	H: 1 LOB: 1 BB: 0 P: 5	R: 1 E: 0 K: 0 S: 4	H: 1 LOB: 1 BB: 1 P: 8	R: 0 E: 0 K: 2 S: 8	H: 0 LOB: 2 BB: 2 P: 13	R: 0 E: 0 K: 1 S: 6	H: 1 LOB: 1 BB: 0 P: 6	R: 1 E: 0 K: 0 S: 4	H: 2 LOB: 0 BB: 0 P: 4	R: 2 E: 1 K: 2 S: 9	H: 1 LOB: 2 BB: 1 P: 14	R: 1 E: 0 K: 3 S: 10	H: 1 LOB: 0 BB: 0 P: 10	1B: 6 2B: 1 3B: 0 HR: 2	SF: 2 SAC: 1 DP: 2 HBP: 1	WP: 0 PB: 0 SB: 1 CS: 1	PA: 42
PITCHER	IP WLS BF H R ER SO BB IBB HBP BLK WP HR S P ERA WHIP																			
Pat Rapp, R (1, 1) ERA: 3.62	7.0 L 31 6 3 3 6 6 0 0 0 0 0 1 37 61 3.86 1.714																			
Jay Powell, R (8, 1) ERA: 2.16	0.1 4 1 2 1 1 1 0 1 0 0 0 0 4 9 27.00 6.000																			
Yorkis Perez, L (8, 1) ERA: 4.85	1.2 7 1 1 1 4 0 0 0 0 0 0 1 15 15 5.40 0.600																			

Batter	1	2	3	4	5	6	7	8	9	AB	R	H	RBI	BB	SO	LOB	BOTTOM			
Devon White, S (1, 8) OBP: 0.308, SLG: 0.402	0-0 B5-3		0-0 E3		0-3 K		0-0 F9			4	0	0	0	0	1	1	St. Louis Cardinals @ Florida Marlins Joe Robbie Stadium, Miami, FL Wed May 15 1996, 7:05 PM EDT Att: 18,066 - Unknown - 81 F			
Alex Arias, R (1, 6) OBP: 0.347, SLG: 0.446	0-3 K		0-0 P6		0-0 F7			0-3 K		4	0	0	0	0	2	1				
Greg Colbrunn, R (1, 3) OBP: 0.340, SLG: 0.410	0-0 E5 BB		0-3 K		0-0 G6-3			0-0 G6-3		4	0	0	0	0	1	1				
Gary Sheffield, R (1, 9) OBP: 0.434, SLG: 0.613	4-0 1-2 BB		4-0 BB					0-3 K		2	0	0	0	2	1	0				
Jeff Conine, R (1, 7) OBP: 0.335, SLG: 0.448	0-3 K		0-3 K					0-3 K		4	0	0	0	0	4	4				
Terry Pendleton, S (1, 5) OBP: 0.276, SLG: 0.315		0-3 K			0-0 G5-4-3 1B				0-3 K	4	0	1	0	0	3	0				
Charles Johnson, R (1, 2) OBP: 0.308, SLG: 0.439		0-0 FC6 1B			0-0 G5-4-3 1B				0-3 K	4	0	1	0	0	1	1				
Craig Grebeck, R (1, 4) OBP: 0.204, SLG: 0.234		0-0 F8			0-0 1B					3	0	1	0	0	0	1				
Pat Rapp, R (1, 1) OBP: 0.105, SLG: 0.105 Jesus Tavarez, S (7, PH) OBP: 0.205, SLG: 0.194 Jay Powell, R (8, 1) Yorkis Perez, L (8, 1)	0-0 FC6		0-0 1-2		0-0 G6-3			0-0 WP 2B		2	0	0	0	0	0	2				
Inning Stats	R: 0 E: 1 K: 2 S: 8	H: 0 LOB: 2 BB: 1 P: 12	R: 0 E: 0 K: 1 S: 6	H: 1 LOB: 0 BB: 0 P: 6	R: 0 E: 1 K: 2 S: 8	H: 0 LOB: 2 BB: 1 P: 12	R: 0 E: 0 K: 0 S: 4	H: 2 LOB: 1 BB: 0 P: 4	R: 0 E: 0 K: 1 S: 5	H: 0 LOB: 0 BB: 0 P: 5	R: 0 E: 0 K: 3 S: 9	H: 0 LOB: 0 BB: 0 P: 9	R: 0 E: 0 K: 0 S: 4	H: 1 LOB: 1 BB: 0 P: 4	R: 0 E: 0 K: 1 S: 5	H: 0 LOB: 0 BB: 0 P: 9		1B: 3 2B: 1 3B: 0 HR: 0	SF: 0 SAC: 0 DP: 1 HBP: 0	WP: 1 PB: 0 SB: 1 CS: 0
PITCHER	IP WLS BF H R ER SO BB IBB HBP BLK WP HR S P ERA WHIP																			
Todd Stottlemyre, R (1, 1) ERA: 3.99	9.0 W 34 4 0 0 13 2 0 0 0 0 1 0 58 66 0.00 0.667																			

Batter	1	2	3	4	5	6	7	8	9	AB	R	H	RBI	BB	SO	LOB	TOP					
Mark Sweeney, L OBP: 0.437, SLG: 0.483 Willie McGee, S OBP: 0.339, SLG: 0.447	G3-1	K		G3-1		K		G3		3	0	0	0	0	1	4	St. Louis Cardinals @ Colorado Rockies Coors Field, Denver, CO Sat May 18 1996, 7:05 PM MDT Att: 48,103 - Unknown - 92 F					
Royce Clayton, R OBP: 0.317, SLG: 0.370	G6-3	1B		L5-3		G6-3		P6		5	0	2	0	0	0	0						
Brian Jordan, R OBP: 0.313, SLG: 0.411	G6-3			L5-3		G6-3		G3-1		4	1	0	0	1	0	2						
Ray Lankford, L OBP: 0.341, SLG: 0.566				F7		HR		G3-1		4	2	2	2	1	0	0						
Gary Gaetti, R OBP: 0.309, SLG: 0.443 Dennis Eckersley, R	P5					HR		G4-3		4	3	2	1	1	0	3						
John Mabry, L OBP: 0.377, SLG: 0.436		SH1-4		SH2-4		1B		G5-3		4	2	4	3	1	0	0						
Tom Pagnozzi, R OBP: 0.317, SLG: 0.534	P6			L9		G5-3		G4-3		5	0	1	1	0	0	3						
David Bell, R OBP: 0.247, SLG: 0.235		SH1-4		SH2-4		G5-3		G6-3		2	0	0	0	3	0	2						
Mike Morgan, R		SH1-4		SH2-4		K				1	0	0	0	0	1	1						
Tony Fossas, L										0	0	0	0	0	0	0						
T.J. Mathews, R										1	0	0	0	0	1	1						
Rick Honeycutt, L										0	0	0	0	0	0	0						
Luis Alica, S OBP: 0.301, SLG: 0.322										0	0	0	0	0	0	0						
Inning Stats	R: 0 E: 0 K: 0 S: 15	H: 1 LOB: 2 BB: 1 P: 25	R: 0 E: 0 K: 1 S: 12	H: 1 LOB: 2 BB: 1 P: 21	R: 0 E: 0 K: 0 S: 4	H: 1 LOB: 0 BB: 0 P: 8	R: 1 E: 0 K: 0 S: 13	H: 2 LOB: 2 BB: 1 P: 23	R: 4 E: 0 K: 1 S: 16	H: 3 LOB: 1 BB: 2 P: 27	R: 0 E: 0 K: 1 S: 8	H: 0 LOB: 0 BB: 0 P: 11	R: 2 E: 0 K: 1 S: 11	H: 2 LOB: 1 BB: 1 P: 23	R: 0 E: 0 K: 0 S: 7	H: 0 LOB: 0 BB: 0 P: 9	R: 1 E: 0 K: 0 S: 8	H: 1 LOB: 1 BB: 1 P: 19	1B: 6 2B: 2 3B: 1 HR: 3	SF: 0 SAC: 2 DP: 1 HBP: 0	WP: 1 PB: 0 SB: 2 CS: 0	PA: 44
PITCHER	IP WLS BF H R ER SO BB IBB HBP BLK WP HR S P ERA WHIP																					
Marvin Freeman, R ERA: 5.12	(1, 1) 5.0 27 8 5 5 2 5 0 0 0 0 0 2 60 104 9.00 2.600																					
Lance Painter, L ERA: 5.32	(6, 1) 1.0 3 0 0 0 1 0 0 0 0 0 0 0 8 11 0.00 0.000																					
Mike Munoz, L ERA: 8.44	(7, 1) 1.0 6 2 2 2 0 1 0 0 0 0 0 1 11 23 18.00 3.000																					
Darren Holmes, R ERA: 4.42	(8, 1) 1.0 3 0 0 0 0 0 0 0 0 0 0 0 7 9 0.00 0.000																					
John Habyan, R ERA: 5.4	(9, 1) 1.0 W 5 1 1 1 0 0 1 0 0 0 1 0 8 19 9.00 1.000																					

Batter	1	2	3	4	5	6	7	8	9	AB	R	H	RBI	BB	SO	LOB	BOTTOM					
Eric Young Sr., R OBP: 0.404, SLG: 0.500	G1-3		F8		F8		P3		HR	4	1	0	0	1	0	2	St. Louis Cardinals @ Colorado Rockies Coors Field, Denver, CO Sat May 18 1996, 7:05 PM MDT Att: 48,103 - Unknown - 92 F					
Ellis Burks, R OBP: 0.399, SLG: 0.588	G4-3			F7		F8		HR		4	1	1	2	1	0	0						
Dante Bichette, R OBP: 0.386, SLG: 0.484	G4-3			HR		F9		2B		5	3	3	1	0	0	3						
Larry Walker, L OBP: 0.329, SLG: 0.511		E3		K		HR		2B		5	1	3	2	0	1	0						
Andres Galarraga, R OBP: 0.335, SLG: 0.556		F9		FC6-4		G6-4-3		F9		5	1	2	0	0	0	4						
Vinny Castilla, R OBP: 0.337, SLG: 0.433 John Vander Wal, L OBP: 0.406, SLG: 0.517	F7			FC6-4		G6-4-3		G6-3		4	0	0	0	0	0	3						
Jeff Reed, L OBP: 0.406, SLG: 0.540	G4-3					F8		P6		4	1	2	1	0	0	1						
Walt Weiss, S OBP: 0.417, SLG: 0.362			G4-3		K		K		FC6-4	4	0	2	0	0	1	1						
Marvin Freeman, R ERA: 5.12 Quinton McCracken, S OBP: 0.298, SLG: 0.257 Lance Painter, L OBP: 0.307, SLG: 0.497 Pedro Castellano, R OBP: 0.357, SLG: 0.182 Mike Munoz, L OBP: 0.339, SLG: 0.443 Darren Holmes, R ERA: 4.42 Jason Bates, S OBP: 0.323 John Habyan, R ERA: 5.4			K		BB		K		FC6-4	1	0	0	0	0	1	0						
Inning Stats	R: 0 E: 0 K: 0 S: 6	H: 0 LOB: 0 BB: 0 P: 10	R: 0 E: 1 K: 0 S: 8	H: 0 LOB: 1 BB: 0 P: 13	R: 0 E: 0 K: 1 S: 7	H: 0 LOB: 0 BB: 0 P: 8	R: 1 E: 0 K: 1 S: 10	H: 2 LOB: 1 BB: 0 P: 17	R: 0 E: 0 K: 1 S: 12	H: 1 LOB: 3 BB: 2 P: 27	R: 2 E: 0 K: 1 S: 13	H: 4 LOB: 1 BB: 0 P: 18	R: 1 E: 0 K: 0 S: 10	H: 2 LOB: 1 BB: 0 P: 16	R: 0 E: 0 K: 0 S: 7	H: 1 LOB: 1 BB: 0 P: 13		R: 5 E: 0 K: 0 S: 9	H: 4 LOB: 0 BB: 1 P: 17	1B: 7 2B: 2 3B: 0 HR: 5	SF: 0 SAC: 0 DP: 1 HBP: 0	WP: 0 PB: 0 SB: 1 CS: 0
PITCHER	IP WLS BF H R ER SO BB IBB HBP BLK WP HR S P ERA WHIP																					
Mike Morgan, R ERA: 3.18	(1, 1) 5.2 24 5 2 2 3 2 0 0 0 0 0 2 48 82 3.18 1.235																					
Tony Fossas, L ERA: 2.5	(6, 1) 0.0 2 2 1 1 0 0 0 0 0 0 0 1 5 7 " " " "																					
T.J. Mathews, R ERA: 1.8	(6, 1) 1.2 7 2 1 1 1 0 0 0 0 0 0 0 15 22 5.40 1.200																					
Rick Honeycutt, L ERA: 4.41	(8, 1) 0.2 3 1 0 0 0 0 0 0 0 0 0 0 5 11 0.00 1.500																					
Dennis Eckersley, R ERA: 4.66	(9, 1) 0.1 L 6 4 5 5 0 1 0 0 0 0 0 2 9 17 135.00 15.000																					

Batter	1	2	3	4	5	6	7	8	9	AB	R	H	RBI	BB	SO	LOB	TOP			
Willie McGee, S OBP: 0.345, SLG: 0.443 (1, 7)	4-0 SH SF8 1B BB		0-0 1B		1-3 K			0-0 G3-1		3	1	1	0	1	1	0	St. Louis Cardinals @ Colorado Rockies Coors Field, Denver, CO Sun May 19 1996, 3:33 AM MDT Att: 48,075 - Sunny - 68 F			
Royce Clayton, R OBP: 0.321, SLG: 0.373 David Bell, R OBP: 0.247, SLG: 0.235 (1, 6) (8, 6)	2-1 SF8 SH G6-3 1B		2-2 CS 1B		1-2 G3			1-0 F9		4	1	2	0	0	0	0				
Brian Jordan, R OBP: 0.305, SLG: 0.400 (1, 9)	0-0 SH G6-3 SF8 1B		2-1 G5-3		1-0 P4			2-0 L7		3	0	0	0	0	0	2				
Ray Lankford, L OBP: 0.339, SLG: 0.581 (1, 8)	1-1 SF8		1-0 G3-1		3-2 F7			1-0 HR		3	1	1	2	0	0	1				
Gary Gaetti, R OBP: 0.297, SLG: 0.424 (1, 5)	2-3 G6-3		0-1 F9		3-2 P3			2-0 L8		4	0	0	1	0	0	1				
John Mabry, L OBP: 0.373, SLG: 0.431 (1, 3)	1-0 G4-3		3-2 2B 1B		0-1 G4-3			3-2 G4-3		4	0	1	0	0	0	1				
Tom Pagnozzi, R OBP: 0.333, SLG: 0.557 Danny Sheaffer, R OBP: 0.351, SLG: 0.397 (1, 2) (8, 2)	0-2 G5-3		0-0 2B		0-2 FC6-4 1B			1-1 F9		3	0	2	0	0	0	0				
Luis Alicea, S OBP: 0.296, SLG: 0.316 (1, 4)	1-1 G4-3		3-1 P4		1-3 K					3	0	0	0	0	1	2				
Andy Benes, R OBP: 0.111, SLG: 0.167 Mark Sweeney, L OBP: 0.431, SLG: 0.475 Jeff Parrett, R (7, 1) (7, 1)	3-1 L5		2-3 K		1-1 FC6-4					2	0	0	0	0	1	0				
Inning Stats	R: 2 E: 1 K: 0 S: 7	H: 1 LOB: 1 BB: 1 P: 16	R: 0 E: 0 K: 0 S: 7	H: 0 LOB: 0 BB: 0 P: 11	R: 0 E: 0 K: 0 S: 8	H: 2 LOB: 1 BB: 0 P: 12	R: 0 E: 0 K: 0 S: 8	H: 2 LOB: 1 BB: 0 P: 14	R: 0 E: 0 K: 0 S: 10	H: 0 LOB: 0 BB: 0 P: 14	R: 0 E: 0 K: 0 S: 8	H: 1 LOB: 1 BB: 0 P: 12	R: 0 E: 0 K: 0 S: 3	H: 0 LOB: 0 BB: 0 P: 6	R: 1 E: 0 K: 0 S: 8	H: 1 LOB: 0 BB: 0 P: 15	1B: 5 2B: 1 3B: 0 HR: 1	SF: 1 SAC: 1 DP: 0 HBP: 0	WP: 0 PB: 0 SB: 0 CS: 1	PA: 34
PITCHER Mark Thompson, R ERA: 4.11 (1, 1)	IP: 9.0 WLS: W BF: 34 H: 7 R: 3 ER: 2 SO: 3 BB: 1 IBB: 0 HBP: 0 BLK: 0 WP: 0 HR: 1 S: 69 P: 115 ERA: 2.00 WHIP: 0.889															PITCHER				

Batter	1	2	3	4	5	6	7	8	9	AB	R	H	RBI	BB	SO	LOB	BOTTOM			
Eric Young Sr., R OBP: 0.413, SLG: 0.517 (1, 4)	1-1 F8 SF9 1B		2-1 2B		0-1 P9			3-3 K		5	2	3	0	0	1	2	St. Louis Cardinals @ Colorado Rockies Coors Field, Denver, CO Sun May 19 1996, 3:33 AM MDT Att: 48,075 - Sunny - 68 F			
Ellis Burks, R OBP: 0.399, SLG: 0.601 (1, 7)	2-2 F8		1-0 G4-3		3-2 G5-3		1-2 HR	0-1 1B		5	1	2	2	0	0	2				
Dante Bichette, R OBP: 0.389, SLG: 0.484 Quinton McCracken, S OBP: 0.262, SLG: 0.250 (1, 9) (7, PR) (8, 8)	1-2 SF9		1-3 K		1-1 K		4-2 WP 2B BB	1-1 G1-3		2	1	1	1	1	0	0				
Larry Walker, L OBP: 0.333, SLG: 0.522 (1, 8) (8, 9)	1-1 G4-3		2-3 K		1-0 1B		4-1 WP 2B BB			3	2	1	1	1	1	0				
Andres Galarraga, R OBP: 0.339, SLG: 0.561 (1, 3)	1-0 F9		0-0 G5-3		1-1 2B		2-0 1B	1-1 2B		4	1	2	3	0	0	0				
Vinny Castilla, R OBP: 0.335, SLG: 0.435 (1, 5)	1-3 K		0-1 G5-3		2-1 SF8		0-3 K			4	1	1	1	0	2	1				
Jeff Reed, L OBP: 0.400, SLG: 0.544 (1, 2)	1-3 K		3-2 G4-3 2B		1-1 SF8		2-0 L8			3	1	1	1	0	1	1				
Walt Weiss, S OBP: 0.407, SLG: 0.352 (1, 6)			0-1 P6		0-0 G4-3		3-2 L7			4	0	0	0	0	1	1				
Mark Thompson, R OBP: 0.133, SLG: 0.200 (1, 1)	1-3 K		1-3 K		3-2 G4-3 2B		0-3 K	0-0 1B		4	0	2	1	0	2	0				
Inning Stats	R: 1 E: 0 K: 0 S: 14	H: 1 LOB: 0 BB: 0 P: 19	R: 0 E: 0 K: 2 S: 7	H: 0 LOB: 0 BB: 0 P: 10	R: 0 E: 0 K: 1 S: 8	H: 1 LOB: 1 BB: 0 P: 12	R: 0 E: 0 K: 2 S: 8	H: 0 LOB: 0 BB: 0 P: 11	R: 1 E: 0 K: 0 S: 10	H: 2 LOB: 1 BB: 0 P: 14	R: 4 E: 0 K: 0 S: 17	H: 4 LOB: 0 BB: 0 P: 28	R: 4 E: 1 K: 2 S: 18	H: 3 LOB: 1 BB: 2 P: 33	R: 0 E: 0 K: 2 S: 12	H: 2 LOB: 2 BB: 0 P: 16	1B: 6 2B: 5 3B: 1 HR: 1	SF: 2 SAC: 0 DP: 0 HBP: 0	WP: 1 PB: 0 SB: 1 CS: 0	PA: 39
PITCHER Andy Benes, R ERA: 5.92 Jeff Parrett, R ERA: 4.21 (1, 1) (7, 1)	IP: 6.0 WLS: L BF: 26 H: 8 R: 6 ER: 6 SO: 5 BB: 0 IBB: 0 HBP: 0 BLK: 0 WP: 0 HR: 0 S: 64 P: 94 ERA: 9.00 WHIP: 1.333															PITCHER				

AB	31
R	3
H	7
RBI	3
BB	1
SO	3
LOB	8



AB	35
R	10
H	13
RBI	10
BB	2
SO	9
LOB	9



Batter	1	2	3	4	5	6	7	8	9	AB	R	H	RBI	BB	SO	LOB	TOP								
Mark Sweeney, L (1, 7) OBP: 0.427, SLG: 0.456	K		K				K	K		5	1	1	1	0	4	1	St. Louis Cardinals @ Houston Astros Astrodome, Houston, TX Tue May 21 1996, 8:05 PM EDT Att: 17,935 - Dome - 68 F								
Ozzie Smith, S (1, 6) OBP: 0.359, SLG: 0.343	FC5-4 1B		G6-3				G1	BB 1B	G5-3	5	1	2	1	0	0	1									
Brian Jordan, R (1, 9) OBP: 0.301, SLG: 0.391	FC5-4 1-2			G5-3			K	BB 1B	E5 F9 1B	5	1	1	1	0	1	2									
Ray Lankford, L (1, 8) OBP: 0.337, SLG: 0.564	K			K				F7	1B	5	0	2	0	0	2	3									
Gary Gaetti, R (1, 5)		F8		K			K	BB 1B	F9	4	1	0	0	1	2	3									
John Mabry, L (1, 3) OBP: 0.394, SLG: 0.486							1B 2B	1B	F7	5	1	4	3	0	0	2									
Tom Pagnozzi, R (1, 2) OBP: 0.320, SLG: 0.507							2B 1B	1B	F7	4	1	1	0	0	2	3									
Luis Alicea, S (1, 4) OBP: 0.311, SLG: 0.350							1B	BB	F7	4	2	2	1	0	1	1									
Todd Stottlemyre, L (1, 1) OBP: 0.286, SLG: 0.211							2B	1B	F7	3	0	0	0	0	3	2									
T.J. Mathews, R (8, 1)							K	1B	K	0	0	0	0	0	0	0									
Inning Stats	R: 0 E: 0 K: 2 S: 10	H: 1 LOB: 1 BB: 0 P: 15	R: 0 E: 0 K: 2 S: 10	H: 1 LOB: 1 BB: 0 P: 14	R: 0 E: 0 K: 2 S: 10	H: 0 LOB: 0 BB: 0 P: 14	R: 0 E: 0 K: 2 S: 9	H: 0 LOB: 0 BB: 0 P: 12	R: 3 E: 0 K: 3 S: 16	H: 3 LOB: 1 BB: 0 P: 27	R: 0 E: 0 K: 1 S: 10	H: 2 LOB: 1 BB: 0 P: 15	R: 5 E: 0 K: 1 S: 19	H: 5 LOB: 1 BB: 1 P: 33	R: 0 E: 0 K: 2 S: 7	H: 0 LOB: 0 BB: 0 P: 11	R: 0 E: 1 K: 0 S: 10	H: 1 LOB: 2 BB: 0 P: 17	1B: 10 2B: 3 3B: 0 HR: 0	SF: 0 SAC: 1 DP: 0 HBP: 0	WP: 1 PB: 0 SB: 0 CS: 1	PA: 42			
PITCHER	IP WLS BF H R ER SO BB IBB HBP BLK WP HR S P ERA WHIP	6.1 L 29 10 6 6 12 0 0 0 0 1 0 72 109 8.53 1.579	1.2 8 2 2 2 3 1 0 0 0 0 0 0 19 32 10.80 1.800	1.0 5 1 0 0 0 0 0 0 0 0 0 0 10 17 0.00 1.000					PITCHER	IP WLS BF H R ER SO BB IBB HBP BLK WP HR S P ERA WHIP															
Shane Reynolds, R (1, 1) ERA: 3.98																									
Xavier Hernandez, R (7, 1) ERA: 4.5																									
Anthony Young, R (9, 1) ERA: 3.52																									

AB 40
R 8
H 13
RBI 7
BB 1
SO 15
LOB 18



Batter	1	2	3	4	5	6	7	8	9	AB	R	H	RBI	BB	SO	LOB	BOTTOM							
Brian Hunter, R (1, 8) OBP: 0.313, SLG: 0.360	G6-3	G5-4-3		1B						5	0	3	0	0	0	3	St. Louis Cardinals @ Houston Astros Astrodome, Houston, TX Tue May 21 1996, 8:05 PM EDT Att: 17,935 - Dome - 68 F							
Craig Biggio, R (1, 4) OBP: 0.367, SLG: 0.356	F7		BB 5 BB	1B			S 5 HBP BB	L9		4	0	2	1	1	0	2								
5 Jeff Bagwell, R (1, 3) OBP: 0.472, SLG: 0.665	HR		BB	1B			S HBP	F8		2	1	1	1	2	0	2								
Derek Bell, R (1, 9) OBP: 0.330, SLG: 0.487	2B		P4	K			F9		P6	5	0	1	0	0	1	7								
Derrick May, L (1, 7) OBP: 0.326, SLG: 0.436	K		BB	F7			G6-4-3 1B	L6		4	0	1	0	1	1	4								
Rick Wilkins, L (1, 2) OBP: 0.365, SLG: 0.414	1B 1B BB		K				K	G6-3		4	0	0	0	1	3	4								
Orlando Miller, R (1, 6) OBP: 0.360, SLG: 0.476	1B 1B		K				F7	G6-4-3		4	0	1	0	0	1	4								
Bill Spiers, L (1, 5) OBP: 0.231, SLG: 0.245	G5-4-3 1B			1B SH2-4 1B			K	K		4	1	2	0	0	2	0								
Shane Reynolds, R (1, 1) OBP: 0.150, SLG: 0.304				SH2-4				1B		2	0	0	0	0	1	3								
Xavier Hernandez, L (7, 1)										0	0	0	0	0	0	0								
John Cangelosi, S (8, PH) OBP: 0.411, SLG: 0.236										0	0	0	0	1	0	0								
Anthony Young, R (9, 1)										0	0	0	0	0	0	0								
Inning Stats	R: 1 E: 0 K: 1 S: 8	H: 2 LOB: 1 BB: 0 P: 13	R: 0 E: 0 K: 0 S: 7	H: 2 LOB: 2 BB: 1 P: 12	R: 0 E: 0 K: 2 S: 10	H: 1 LOB: 3 BB: 2 P: 23	R: 1 E: 0 K: 1 S: 9	H: 3 LOB: 0 BB: 1 P: 18	R: 0 E: 0 K: 2 S: 8	H: 0 LOB: 0 BB: 0 P: 12	R: 0 E: 0 K: 1 S: 11	H: 1 LOB: 2 BB: 1 P: 21	R: 0 E: 0 K: 1 S: 10	H: 1 LOB: 0 BB: 0 P: 13	R: 0 E: 0 K: 1 S: 16	H: 1 LOB: 2 BB: 1 P: 24	R: 0 E: 0 K: 0 S: 8	H: 0 LOB: 0 BB: 0 P: 9	1B: 9 2B: 1 3B: 0 HR: 1	SF: 0 SAC: 1 DP: 2 HBP: 1	WP: 0 PB: 0 SB: 3 CS: 1	PA: 42		
PITCHER	IP WLS BF H R ER SO BB IBB HBP BLK WP HR S P ERA WHIP	7.1 W 37 11 2 2 9 5 1 1 0 0 0 16 21 2.46 2.182	1.2 5 0 0 0 0 0 0 0 0 0 0 0 16 21 0.00 0.000					PITCHER	IP WLS BF H R ER SO BB IBB HBP BLK WP HR S P ERA WHIP															
Todd Stottlemyre, R (1, 1) ERA: 3.82																								
T.J. Mathews, R (8, 1) ERA: 1.69																								

AB 34
R 2
H 11
RBI 2
BB 6
SO 9
LOB 29



Batter	1	2	3	4	5	6	7	8	9	AB	R	H	RBI	BB	SO	LOB	TOP					
Willie McGee, S OBP: 0.350, SLG: 0.452	G3		2B		2B	IBB		K		4	1	2	1	1	1	2						
Royce Clayton, R OBP: 0.320, SLG: 0.361	F8		K		F9-2	K			K	4	0	0	0	1	3	4						
Brian Jordan, R OBP: 0.305, SLG: 0.425	F8			G1-3	2B				HR	5	1	2	3	0	1	0						
Ray Lankford, L OBP: 0.339, SLG: 0.556		F8		F7	IBB			G4-3	2B	4	0	1	0	1	0	0						
Gary Gaetti, R OBP: 0.302, SLG: 0.400		L7			F9-2			F9	F7	4	0	0	0	0	0	4						
John Mabry, L OBP: 0.394, SLG: 0.510		F7		F8	HBP				2B	5	1	2	1	0	0	1						
Tom Pagnozzi, R OBP: 0.313, SLG: 0.500			K		2B	F7		L9	G5-3	5	1	1	0	0	1	2						
Luis Alicaia, S OBP: 0.320, SLG: 0.356			2B		K	SH1-4		1B		3	0	2	0	1	1	1						
Alan Benes, R OBP: 0.167, SLG: 0.176					2B	SH1-4				2	1	1	0	1	1	1						
T.J. Mathews, R (9, 1)					2B			1B		0	0	0	0	0	0	0						
Inning Stats	R: 0 E: 0 K: 0 S: 7	H: 0 LOB: 0 BB: 0 P: 11	R: 0 E: 0 K: 0 S: 7	H: 0 LOB: 0 BB: 0 P: 11	R: 0 E: 0 K: 3 S: 13	H: 2 LOB: 2 BB: 0 P: 17	R: 0 E: 0 K: 0 S: 11	H: 0 LOB: 1 BB: 0 P: 12	R: 3 E: 0 K: 1 S: 11	H: 3 LOB: 2 BB: 3 P: 28	R: 1 E: 0 K: 1 S: 10	H: 1 LOB: 2 BB: 2 P: 24	R: 0 E: 0 K: 1 S: 8	H: 0 LOB: 0 BB: 0 P: 12	R: 0 E: 0 K: 13 S: 13	H: 2 LOB: 2 BB: 0 P: 16	R: 1 E: 0 K: 1 S: 9	H: 3 LOB: 0 BB: 0 P: 12	1B: 4 2B: 6 3B: 0 HR: 2	SF: 0 SAC: 1 DP: 1 HBP: 1	WP: 0 PB: 0 SB: 0 CS: 0	PA: 43
PITCHER	IP	WLS	BF	H	R	ER	SO	BB	IBB	HBP	BLK	WP	HR	S	P	ERA	WHIP					
Darryl Kile, R ERA: 3.53	6.0	L	29	6	4	4	5	3	2	1	0	0	1	59	103	6.00	1.500					
Dean Hartgraves, L ERA:	2.0		8	2	0	0	2	0	0	0	0	0	0	21	28	0.00	1.000					
Greg Swindell, L ERA: 6.62	1.0		6	3	1	1	1	0	0	0	0	0	1	9	12	9.00	3.000					

St. Louis Cardinals @ Houston Astros
Astrodome, Houston, TX
Wed May 22, 1996, 8:05 PM EDT
Att: 15,353 - Dome - 68 F

AB 36
R 5
H 11
RBI 5
BB 5
SO 8
LOB 15



Batter	1	2	3	4	5	6	7	8	9	AB	R	H	RBI	BB	SO	LOB	BOTTOM					
Craig Biggio, R OBP: 0.369, SLG: 0.356	FC4-6 HBP		F9			F9			FC3-6 1B	3	0	1	0	0	0	0						
Sean Berry, R OBP: 0.335, SLG: 0.459	FC4-6 CS			P2		1B			FC3-6 5 BB E	4	1	1	0	0	0	2						
5 Jeff Bagwell, R OBP: 0.468, SLG: 0.653	F8			F8		L7			FC6-4 BB	3	0	0	0	1	0	2						
Derek Bell, R OBP: 0.324, SLG: 0.478	CS	P3		K		G6-3			FC6-4 1B	4	1	0	0	0	1	1						
Derrick May, L OBP: 0.333, SLG: 0.432					G4-3	F9			2B 1B	3	0	1	1	1	0	0						
Orlando Miller, R OBP: 0.357, SLG: 0.477					L9	G5-3			2B	4	0	1	0	0	1	1						
Rick Wilkins, L OBP: 0.363, SLG: 0.409			K		FC4 1B			L8	F7	4	0	1	0	0	1	3						
Brian Hunter, R OBP: 0.308, SLG: 0.355					G4-3	FC4		L8		3	0	0	0	0	0	1						
Darryl Kile, R OBP: 0.150, SLG: 0.111						F8		P3		1	0	0	0	0	1	0						
John Cangelosi, S OBP: 0.404, SLG: 0.250										1	0	0	0	0	0	0						
Dean Hartgraves, R (7, 1)										0	0	0	0	0	0	0						
Mike Simms, R OBP: 0.100, SLG: 0.053										1	0	0	0	0	0	0						
Greg Swindell, L OBP: 0.333, SLG: 0.500										0	0	0	0	0	0	0						
Inning Stats	R: 0 E: 0 K: 0 S: 6	H: 0 LOB: 0 BB: 0 P: 12	R: 0 E: 0 K: 2 S: 10	H: 0 LOB: 1 BB: 1 P: 16	R: 0 E: 0 K: 1 S: 7	H: 0 LOB: 0 BB: 0 P: 9	R: 0 E: 0 K: 1 S: 8	H: 0 LOB: 0 BB: 0 P: 11	R: 0 E: 0 K: 0 S: 8	H: 1 LOB: 1 BB: 0 P: 12	R: 0 E: 0 K: 0 S: 8	H: 1 LOB: 1 BB: 0 P: 12	R: 0 E: 0 K: 0 S: 5	H: 0 LOB: 0 BB: 0 P: 9	R: 0 E: 0 K: 0 S: 5	H: 0 LOB: 0 BB: 0 P: 9	R: 2 E: 1 K: 0 S: 14	H: 3 LOB: 2 BB: 1 P: 21	1B: 4 2B: 1 3B: 0 HR: 0	SF: 0 SAC: 0 DP: 0 HBP: 1	WP: 0 PB: 0 SB: 0 CS: 1	PA: 35
PITCHER	IP	WLS	BF	H	R	ER	SO	BB	IBB	HBP	BLK	WP	HR	S	P	ERA	WHIP					
Alan Benes, R ERA: 6.38	8.2	W	33	5	2	2	4	2	0	1	1	0	0	70	109	2.08	0.808					
T.J. Mathews, R ERA: 1.67	0.1	S	1	0	0	0	0	0	0	0	0	0	0	1	2	0.00	0.000					

St. Louis Cardinals @ Houston Astros
Astrodome, Houston, TX
Wed May 22, 1996, 8:05 PM EDT
Att: 15,353 - Dome - 68 F

AB 31
R 2
H 5
RBI 1
BB 2
SO 4
LOB 10



Batter	1	2	3	4	5	6	7	8	9	AB	R	H	RBI	BB	SO	LOB	TOP	
Mark Sweeney, L (1, 7) OBP: 0.442, SLG: 0.468	F7		G4-3			G4-3		1B		4	0	1	0	0	0	1	St. Louis Cardinals @ Florida Marlins Joe Robbie Stadium, Miami, FL Sun May 26 1996, 3:33 AM EDT Att: 20,573 - Cloudy - 87 F	
Royce Clayton, R (1, 6) OBP: 0.326, SLG: 0.367	F8			G6-3		G4-3				3	0	0	0	0	0	1		
Willie McGee, S (1, 9) OBP: 0.341, SLG: 0.441	K			G4-3			E5	1B	FC6-4	3	1	0	0	0	1	0		
Ray Lankford, L (1, 8) OBP: 0.353, SLG: 0.545 Miguel Mejia, R (7, 8)		G4-3		F9			FC6-4	1B	FC6-4	3	0	1	0	0	0	0		
Gary Gaetti, R (1, 5) OBP: 0.297, SLG: 0.385 Tony Fossas, L (7, 1)		1B			K		FC6-4	1B	FC6-4	3	1	1	1	0	1	1		
John Mabry, L (1, 3) OBP: 0.384, SLG: 0.494		1B					2B	1B	2B	3	0	3	0	0	0	0		
Danny Sheaffer, R (1, 2) OBP: 0.342, SLG: 0.387		G5-4-3		G4-6-3			1B	1B	2B	2	0	0	0	0	0	3		
Luis Alica, S (1, 4) OBP: 0.316, SLG: 0.351			F7			G3-1		P5		3	0	0	0	0	0	2		
Donovan Osborne, S (1, 1) OBP: 0.235, SLG: 0.294 Jeff Parrett, R (5, 1)			F9							1	0	0	0	0	0	0		
Pat Borders, R (5, 2) OBP: 0.338, SLG: 0.373 David Bell, R (7, PH) OBP: 0.256, SLG: 0.256						G4-3		K		0	0	0	0	0	0	0		
										2	0	1	0	0	1	2		
										1	0	1	1	0	0	0		
Inning Stats	R: 0 E: 0 K: 1 S: 5	H: 0 LOB: 0 BB: 0 P: 5	R: 0 E: 0 K: 0 S: 4	H: 2 LOB: 1 BB: 0 P: 4	R: 0 E: 0 K: 0 S: 3	H: 0 LOB: 0 BB: 0 P: 3	R: 0 E: 0 K: 0 S: 3	H: 0 LOB: 0 BB: 0 P: 3	R: 0 E: 0 K: 1 S: 5	H: 1 LOB: 0 BB: 0 P: 5	R: 0 E: 0 K: 0 S: 4	H: 1 LOB: 0 BB: 0 P: 4	R: 2 E: 1 K: 1 S: 9	H: 3 LOB: 2 BB: 0 P: 9	R: 0 E: 0 K: 0 S: 1	H: 1 LOB: 1 BB: 0 P: 1		1B: 7 2B: 1 3B: 0 HR: 0 SF: 0 SAC: 0 DP: 2 HBP: 0 WP: 0 PA: 28 CS: 0
PITCHER	IP WLS BF H R ER SO BB IBB HBP BLK WP HR S P ERA WHIP																	
David Weathers, R (1, 1) ERA: 3.34	6.1 W 25 7 2 1 2 0 0 0 0 0 0 29 29 1.42 1.105																	
Terry Mathews, R (7, 1) ERA: 3.6	0.2 3 1 0 0 1 0 0 0 0 0 0 5 5 0.00 1.500																	

Batter	1	2	3	4	5	6	7	8	9	AB	R	H	RBI	BB	SO	LOB	BOTTOM	
Devon White, S (1, 8) OBP: 0.331, SLG: 0.429	K		E6	P4						3	0	0	0	1	1	0	St. Louis Cardinals @ Florida Marlins Joe Robbie Stadium, Miami, FL Sun May 26 1996, 3:33 AM EDT Att: 20,573 - Cloudy - 87 F	
Edgar Renteria, R (1, 6) OBP: 0.371, SLG: 0.500	G4-3		1B	2B		1B		K		4	2	2	0	0	1	1		
Greg Colbrunn, R (1, 3) OBP: 0.322, SLG: 0.399	G4-3		2B	1B		HR		K		4	2	2	1	0	1	1		
Gary Sheffield, R (1, 9) OBP: 0.418, SLG: 0.626		HR	1B	2B		HR		G1-3		4	2	3	4	0	0	0		
Jeff Conine, R (1, 7) OBP: 0.348, SLG: 0.451		HR	BB	BB		HR		G4-3	E	3	2	3	3	1	0	0		
Terry Pendleton, S (1, 5) OBP: 0.292, SLG: 0.330		G6-3	L8			K		E4	G4-3	4	0	0	0	0	1	3		
Rob Natal, R (1, 2) OBP: 0.222, SLG: 0.125		K	F8			L7		G4-3		4	0	0	0	0	1	4		
Ralph Milliard, R (1, 4) OBP: 0.286, SLG: 0.118					K	F9		G4-3		3	0	0	0	1	1	2		
David Weathers, R (1, 1) OBP: 0.333, SLG: 0.833 Terry Mathews, L (7, 1)		K			K			K		3	0	0	0	0	3	1		
										0	0	0	0	0	0	0		
Inning Stats	R: 0 E: 0 K: 1 S: 5	H: 0 LOB: 0 BB: 0 P: 5	R: 2 E: 0 K: 2 S: 9	H: 2 LOB: 1 BB: 1 P: 13	R: 2 E: 1 K: 0 S: 6	H: 3 LOB: 2 BB: 1 P: 10	R: 0 E: 0 K: 2 S: 7	H: 0 LOB: 0 BB: 0 P: 7	R: 4 E: 0 K: 1 S: 9	H: 4 LOB: 0 BB: 0 P: 9	R: 0 E: 0 K: 3 S: 9	H: 0 LOB: 1 BB: 1 P: 13	R: 0 E: 1 K: 0 S: 5	H: 1 LOB: 2 BB: 0 P: 5	R: 0 E: 0 K: 0 S: 1	H: 1 LOB: 0 BB: 0 P: 1		1B: 4 2B: 2 3B: 1 HR: 3 SF: 0 SAC: 0 DP: 0 HBP: 0 WP: 0 PA: 35 CS: 0
PITCHER	IP WLS BF H R ER SO BB IBB HBP BLK WP HR S P ERA WHIP																	
Donovan Osborne, L (1, 1) ERA: 4.41	4.0 L 23 9 8 8 5 2 0 0 0 0 0 3 31 39 18.00 2.750																	
Jeff Parrett, R (5, 1) ERA: 3.9	2.0 7 0 0 0 4 1 0 0 0 0 0 0 14 18 0.00 0.500																	
Tony Fossas, L (7, 1) ERA: 2.37	1.0 5 1 0 0 0 0 0 0 0 0 0 0 5 5 0.00 1.000																	



Batter	1	2	3	4	5	6	7	8	9	AB	R	H	RBI	BB	SO	LOB	TOP											
Eric Young Sr. R OBP: 0.432, SLG: 0.504 (1, 4)	 1B		 1B		 2		 1B		 BB	4	1	3	1	1	0	0	Colorado Rockies @ St. Louis Cardinals Busch Stadium, St. Louis, MO Mon May 27 1996, 3:33 AM CDT Att: 38,804 - Unknown - 71 F											
Ellis Burks R OBP: 0.399, SLG: 0.606 (1, 7)	 HR		 1		 3		 3		 BB	4	1	1	3	1	0	3												
Dante Bichette R OBP: 0.392, SLG: 0.503 Bruce Ruffin S (9, 1)	K		 2			K		 1	 3	5	0	0	0	0	2	4												
Larry Walker L OBP: 0.365, SLG: 0.621 (9, 9)	 HR		 BB			 2		 2		3	1	1	1	1	0	0												
Andres Galarraga R OBP: 0.333, SLG: 0.545 (1, 3)	 2		 3			 3		 3		4	0	0	0	0	0	2												
Vinny Castilla R OBP: 0.342, SLG: 0.440 (1, 5)	K				K		 2B		 1	4	1	1	0	0	2	0												
Jeff Reed L OBP: 0.363, SLG: 0.500 (1, 2)		K			 2		 1		 BB	3	1	0	0	1	1	1												
Walt Weiss S OBP: 0.420, SLG: 0.365 (1, 6)		K			 3		 1B		 2	3	0	1	0	0	1	0												
Kevin Ritz R OBP: 0.059, SLG: 0.059 John Vander Wal L OBP: 0.333, SLG: 0.429 Steve Reed R (7, PH)		 3				K		 1B		2	0	0	0	0	1	0												
Quinton McCracken S OBP: 0.298, SLG: 0.300 (9, PH)							K		 1B	1	0	0	0	0	0	0												
Inning Stats	R: 3 E: 0 K: 2 S: 10	H: 3 LOB: 0 BB: 0 P: 10	R: 0 E: 0 K: 2 S: 7	H: 0 LOB: 0 BB: 0 P: 7	R: 0 E: 0 K: 0 S: 4	H: 1 LOB: 2 BB: 1 P: 8	R: 0 E: 0 K: 1 S: 5	H: 0 LOB: 0 BB: 0 P: 5	R: 0 E: 0 K: 1 S: 5	H: 0 LOB: 0 BB: 0 P: 5	R: 1 E: 0 K: 1 S: 8	H: 3 LOB: 2 BB: 0 P: 8	R: 0 E: 0 K: 0 S: 3	H: 0 LOB: 0 BB: 0 P: 3	R: 1 E: 0 K: 0 S: 4	H: 1 LOB: 3 BB: 3 P: 16	1B: 5 2B: 1 3B: 0 HR: 2	SF: 0 SAC: 1 DP: 0 HBP: 0	WP: 0 PB: 0 SB: 1 CS: 0	PA: 39								
PITCHER	IP	WLS	BF	H	R	ER	SO	BB	IBB	HBP	BLK	WP	HR	S	P	ERA	WHIP											
Todd Stottlemyre R ERA: 3.95	(1, 1)	7.0	L	29	7	4	4	8	1	0	0	0	0	2	44	48	5.14	1.143										
Cory Bailey R ERA: 5.32	(8, 1)	1.1		4	0	0	0	0	0	0	0	0	0	0	4	4	0.00	0.000										
Tony Fossas L ERA: 2.79	(9, 1)	0.1		3	1	0	0	0	1	0	0	0	0	2	6	0.00	6.000											
Jeff Parrett R ERA: 3.86	(9, 1)	0.1		3	0	1	1	0	2	0	0	0	0	0	1	9	27.00	6.000										

Batter	1	2	3	4	5	6	7	8	9	AB	R	H	RBI	BB	SO	LOB	BOTTOM												
Mark Sweeney L OBP: 0.424, SLG: 0.446 (1, 7)	 1		 2		 3			 1		4	0	0	0	0	1	0	Colorado Rockies @ St. Louis Cardinals Busch Stadium, St. Louis, MO Mon May 27 1996, 3:33 AM CDT Att: 38,804 - Unknown - 71 F												
Royce Clayton R OBP: 0.326, SLG: 0.382 (1, 6)	 2		 HR			 2		 2		4	1	1	1	0	0	0													
Brian Jordan R OBP: 0.305, SLG: 0.409 (1, 9)	 3		 3			 1B		 3		4	1	1	0	0	0	0													
Ray Lankford L OBP: 0.351, SLG: 0.536 (1, 8)		 1			 1		 BB		 1	3	0	0	0	1	2	0													
Gary Gaetti R OBP: 0.303, SLG: 0.397 (1, 5)		 1B			 2		 2B		 2	4	0	2	1	0	0	0													
John Mabry L OBP: 0.376, SLG: 0.482 (1, 3)		 2			 3		 3		 3	4	0	0	0	0	1	3													
Tom Pagnozzi R OBP: 0.326, SLG: 0.512 (1, 2)		 2B				 1		 1		3	0	1	0	0	0	0													
Luis Alicea S OBP: 0.311, SLG: 0.345 (1, 4)		 3				 2		 2		3	0	0	0	0	1	2													
Todd Stottlemyre L OBP: 0.304, SLG: 0.200 Willie McGee S OBP: 0.339, SLG: 0.437 Cory Bailey R (8, 1)	(1, 1)	6.0	W	24	5	2	2	3	2	0	0	0	0	0	0	0		Colorado Rockies @ St. Louis Cardinals Busch Stadium, St. Louis, MO Mon May 27 1996, 3:33 AM CDT Att: 38,804 - Unknown - 71 F											
Tony Fossas L ERA: 4.07	(9, 1)	1.0	S	3	0	0	0	1	0	0	0	0	0	0	0	0													
Jeff Parrett R ERA: 5.31	(9, 1)	1.0		3	0	0	0	0	0	0	0	0	0	0	0	0													
Inning Stats	R: 0 E: 0 K: 0 S: 3	H: 0 LOB: 0 BB: 0 P: 3	R: 0 E: 0 K: 2 S: 9	H: 2 LOB: 2 BB: 0 P: 9	R: 1 E: 0 K: 0 S: 4	H: 1 LOB: 0 BB: 0 P: 4	R: 0 E: 0 K: 0 S: 3	H: 0 LOB: 0 BB: 0 P: 3	R: 0 E: 0 K: 0 S: 2	H: 0 LOB: 0 BB: 1 P: 6	R: 1 E: 0 K: 1 S: 7	H: 2 LOB: 2 BB: 1 P: 11	R: 0 E: 0 K: 2 S: 7	H: 0 LOB: 0 BB: 0 P: 7	R: 0 E: 0 K: 0 S: 3	H: 0 LOB: 0 BB: 0 P: 3	R: 0 E: 0 K: 1 S: 5		H: 0 LOB: 0 BB: 0 P: 5	1B: 2 2B: 2 3B: 0 HR: 1	SF: 0 SAC: 0 DP: 0 HBP: 0	WP: 0 PB: 0 SB: 0 CS: 1	PA: 34						
PITCHER	IP	WLS	BF	H	R	ER	SO	BB	IBB	HBP	BLK	WP	HR	S	P	ERA	WHIP												
Kevin Ritz R ERA: 6.23	(1, 1)	6.0		24	5	2	2	3	2	0	0	0	0	0	0	0	3.00		1.167										
Steve Reed R ERA: 4.07	(7, 1)	2.0		6	0	0	0	2	0	0	0	0	0	10	10	0.00	0.000												
Bruce Ruffin L ERA: 5.31	(9, 1)	1.0		3	0	0	0	1	0	0	0	0	0	5	5	0.00	0.000												

Batter	1	2	3	4	5	6	7	8	9	AB	R	H	RBI	BB	SO	LOB	TOP								
Eric Young Sr. R OBP: 0.424, SLG: 0.492	(1,4) F8		(2) L9		(1) G4-3		(2) B5-3-6		(2) 2B 1B	5	1	1	2	0	0	2	Colorado Rockies @ St. Louis Cardinals Busch Stadium, St. Louis, MO Tue May 28 1996, 7:05 PM CDT Att: 26,913 - Unknown - 73 F livebaseballscorecards.com								
Ellis Burks, R OBP: 0.404, SLG: 0.609	(1,7) K		(3) K		BB		1B		2B	4	0	2	1	1	2	1									
Dante Bichette, R OBP: 0.392, SLG: 0.503 Bruce Ruffin, S Darren Holmes, R	(1,9) FC6 BB			(2) E9 HR	(2) K		F8		G5-3	4	1	1	0	1	1	4									
Larry Walker, L OBP: 0.355, SLG: 0.602	(1,8) FC6			(3) K	(3) K				G6-3	5	0	0	0	0	2	5									
Andres Galarraga, R OBP: 0.332, SLG: 0.556		(1) F8		HR			(1) K			4	1	1	2	0	2	0									
Vinny Castilla, R OBP: 0.340, SLG: 0.441		(2) G6-3		(2) 1B 2B		(2) F7		(3) L9		4	1	1	0	0	0	0									
Jeff Reed, L Quinton McCracken, S	(1,2) P6			(2) 1B		(3) 1B			WP 1B BB	3	0	2	1	1	0	0									
Walt Weiss, S			(2) SH2-4 1B	(2) L9		(3) L8			WP 1B BB	3	1	1	0	1	0	2									
Marvin Freeman, R John Vander Wal, L Curt Leskanic, R Lance Painter, L Jayhawk Owens, R	(1,1) SH2-4		(3) K		(3) K		(2) B5-3-6 BB		(1) P2	1	0	0	0	0	1	1									
									(1-2) 2-3	0	0	0	0	0	0	2									
Inning Stats	R: 0 E: 0 K: 1 S: 7	H: 0 LOB: 1 BB: 1 P: 18	R: 0 E: 0 K: 0 S: 6	H: 0 LOB: 0 BB: 0 P: 12	R: 0 E: 0 K: 1 S: 10	H: 1 LOB: 1 BB: 0 P: 16	R: 3 E: 1 K: 2 S: 15	H: 4 LOB: 1 BB: 0 P: 17	R: 0 E: 0 K: 1 S: 12	H: 0 LOB: 1 BB: 0 P: 18	R: 0 E: 0 K: 1 S: 11	H: 1 LOB: 1 BB: 0 P: 20	R: 0 E: 0 K: 0 S: 14	H: 1 LOB: 1 BB: 1 P: 23	R: 0 E: 0 K: 1 S: 9	H: 0 LOB: 0 BB: 0 P: 13	R: 3 E: 0 K: 0 S: 14	H: 2 LOB: 2 BB: 2 P: 28	1B: 5 2B: 3 3B: 0 HR: 1	SF: 0 SAC: 1 DP: 1 HBP: 0	WP: 1 PB: 0 SB: 1 CS: 0	PA: 40			
PITCHER	IP	WLS	BF	H	R	ER	SO	BB	IBB	HBP	BLK	WP	HR	S	P	ERA	WHIP								
Alan Benes, R ERA: 6.1	(1,1) 7.0		30	7	3	3	7	3	0	0	0	0	1	75	124	3.86	1.429								
T.J. Mathews, R ERA: 2.35	(8,1) 1.1	L	7	1	3	3	1	2	0	0	0	1	0	18	34	20.25	2.250								
Cory Bailey, R ERA: 5.18	(9,1) 0.2		3	1	0	0	0	0	0	0	0	0	0	5	7	0.00	1.500								

Batter	1	2	3	4	5	6	7	8	9	AB	R	H	RBI	BB	SO	LOB	BOTTOM								
Mark Sweeney, L OBP: 0.408, SLG: 0.425	(1,7) K		(2) G4-3		(1) G3		(1) FC5-6		(4-1) 1B CS BB	4	0	0	0	0	1	2	Colorado Rockies @ St. Louis Cardinals Busch Stadium, St. Louis, MO Tue May 28 1996, 7:05 PM CDT Att: 26,913 - Unknown - 73 F livebaseballscorecards.com								
T.J. Mathews, R	(8,1) K						1-2 2-3F			0	0	0	0	0	0	0									
Cory Bailey, R	(9,1) K									0	0	0	0	0	0	0									
Danny Sheaffer, R Miguel Mejia, R	(9,PH) Ozzie Smith, S OBP: 0.350, SLG: 0.387	(1,6) L5		(3) G4-3		(2) F8			CS 1B	5	0	2	1	0	0	2									
Brian Jordan, R OBP: 0.295, SLG: 0.394	(1,9) G6-3			(1) K	(2) P6		(3) K		(3-3) 3-4 3-H	5	0	0	0	0	3	5									
Ray Lankford, L OBP: 0.354, SLG: 0.536		(2) S 1B		(2) 1B E	(3) K				F7	4	2	2	0	0	1	1									
Gary Gaetti, R OBP: 0.309, SLG: 0.395		(1) F7		(2) E HBP		(1) F7			1B	3	1	1	0	0	0	1									
John Mabry, L OBP: 0.373, SLG: 0.476	(1,3) G1-3			(2) E6 WP SF8 1B		(2) F7			K	4	1	1	0	0	1	2									
Tom Pagnozzi, R OBP: 0.323, SLG: 0.500	(1,2) 1B			(1) E5 WP		(3) K			K	4	0	1	2	0	2	2									
David Bell, R OBP: 0.255, SLG: 0.259	(1,4) K			(2) SF8			(1-1) FC5-6 1B		L7	3	0	1	1	0	1	1									
Alan Benes, R Willie McGee, S	(1,1) K		(1) K		(3) K		(1-1) FC5-6 1B		1B 2B	2	0	0	0	0	2	1									
										2	1	2	0	0	0	0									
Inning Stats	R: 0 E: 0 K: 1 S: 9	H: 0 LOB: 0 BB: 0 P: 12	R: 1 E: 0 K: 1 S: 13	H: 2 LOB: 1 BB: 0 P: 18	R: 0 E: 0 K: 1 S: 6	H: 0 LOB: 0 BB: 0 P: 7	R: 3 E: 2 K: 2 S: 19	H: 2 LOB: 1 BB: 0 P: 29	R: 0 E: 0 K: 1 S: 9	H: 0 LOB: 0 BB: 0 P: 12	R: 0 E: 0 K: 1 S: 7	H: 0 LOB: 0 BB: 0 P: 8	R: 0 E: 0 K: 1 S: 10	H: 2 LOB: 2 BB: 0 P: 16	R: 0 E: 0 K: 2 S: 9	H: 1 LOB: 1 BB: 0 P: 12	R: 1 E: 0 K: 1 S: 11	H: 2 LOB: 2 BB: 1 P: 24	1B: 9 2B: 1 3B: 0 HR: 0	SF: 1 SAC: 0 DP: 0 HBP: 1	WP: 1 PB: 0 SB: 4 CS: 2	PA: 39			
PITCHER	IP	WLS	BF	H	R	ER	SO	BB	IBB	HBP	BLK	WP	HR	S	P	ERA	WHIP								
Marvin Freeman, R ERA: 4.95	(1,1) 6.0		25	5	4	2	7	0	0	0	0	0	0	10	16	0.00	2.000								
Curt Leskanic, R ERA: 8.0	(7,1) 1.0		5	2	0	0	1	0	0	0	0	0	0	9	12	0.00	1.000								
Lance Painter, L ERA: 4.73	(8,1) 1.0	W	4	1	0	0	2	0	0	0	0	0	0	5	9	27.00	3.000								
Bruce Ruffin, L ERA: 5.86	(9,1) 0.1		2	1	1	1	0	0	0	0	0	0	0	6	15	0.00	3.000								
Darren Holmes, R ERA: 3.88	(9,1) 0.2	S	3	1	0	0	1	1	0	0	0	0	0	6	15	0.00	3.000								



Batter	1	2	3	4	5	6	7	8	9	AB	R	H	RBI	BB	SO	LOB	TOP								
Eric Young Sr. R OBP: 0.419, SLG: 0.480	G6-3		E CS BB	G6-3			SH FC5-2 1B		FC6-4 1B	3	1	0	0	1	0	3	Colorado Rockies @ St. Louis Cardinals Busch Stadium, St. Louis, MO Wed May 29 1996, 7:05 PM CDT Att: 27,856 - Unknown - 70 F AB 32 R 5 H 7 RBI 4 BB 5 SO 4 LOB 18 								
Ellis Burks R OBP: 0.404, SLG: 0.603	K		E1 F7 CS 1B		K		FC5-2 1B		FC5-4 1B	5	0	2	1	0	2	3									
Dante Bichette R OBP: 0.387, SLG: 0.495	F8		F7 1-3 2-H 3-H 2-1	G6-3			G6-4-3 1B		FC5-4 1-2	5	0	1	2	0	0	4									
Larry Walker L OBP: 0.353, SLG: 0.592		G2-3 BB	G4-3		G1-4-3		G6-4-3 1-2			3	0	0	0	1	0	3									
Andres Galarraga R OBP: 0.330, SLG: 0.565	G2-3			HR		G5-3		G5-3		4	1	1	1	0	0	1									
Jason Bates S OBP: 0.304, SLG: 0.300	K		E6 SH2-4 G2-3			F8		L8		4	0	0	0	0	1	1									
Curt Leskanic R OBP: 0.333, SLG: 0.667										0	0	0	0	0	0	0									
Jeff Reed L OBP: 0.364, SLG: 0.487	F7		G2-3			F7		F7		4	0	0	0	0	0	2									
Walt Weiss S OBP: 0.433, SLG: 0.372			BB 1B	SH2-4 BB			SH FC5-2 BB		FC6-4 1B	2	1	2	0	2	0	0									
Mark Thompson R OBP: 0.188, SLG: 0.250										1	1	1	0	0	0	0									
John Vander Wal L (7, PH) OBP: 0.366, SLG: 0.429			1B BB	SH2-4			FC5-2 SH 1B BB		K	0	1	0	0	1	0	0									
Steve Reed R OBP: 0.167, SLG: 0.167			1-2 E 1B	1-2 2-3						1	0	0	0	0	0	1									
Vinny Castilla R OBP: 0.338, SLG: 0.439										1	0	0	0	0	1	1									
Inning Stats	R: 0 E: 0 K: 1 S: 7	H: 0 LOB: 0 BB: 0 P: 12	R: 0 E: 0 K: 1 S: 7	H: 0 LOB: 1 BB: 1 P: 15	R: 2 E: 1 K: 0 S: 15	H: 3 LOB: 1 BB: 1 P: 25	R: 1 E: 0 K: 0 S: 10	H: 1 LOB: 2 BB: 1 P: 18	R: 0 E: 0 K: 0 S: 6	H: 0 LOB: 0 BB: 0 P: 9	R: 0 E: 0 K: 0 S: 6	H: 0 LOB: 0 BB: 0 P: 9	R: 2 E: 1 K: 0 S: 14	H: 1 LOB: 1 BB: 2 P: 27	R: 0 E: 0 K: 0 S: 3	H: 0 LOB: 0 BB: 0 P: 5	R: 0 E: 0 K: 1 S: 15	H: 2 LOB: 2 BB: 0 P: 21	1B: 6 2B: 0 3B: 0 HR: 1	SF: 0 SAC: 2 DP: 1 HBP: 0	WP: 0 PB: 0 SB: 1 CS: 2	PA: 39			
PITCHER	IP	WLS	BF	H	R	ER	SO	BB	IBB	HBP	BLK	WP	HR	S	P	ERA	WHIP								
Mike Morgan R ERA: 4.34	(1, 1)	6.1	30	5	5	5	3	5	0	0	0	0	1	63	114	7.11	1.579								
Mark Petkovsek R ERA: 4.45	(7, 1)	2.1	W	8	2	0	0	1	0	0	0	0	0	19	27	0.00	0.857								
Andy Benes R ERA: 5.11	(9, 1)	0.1	S	1	0	0	0	0	0	0	0	0	0	2	2	0.00	0.000								
Batter	1	2	3	4	5	6	7	8	9	AB	R	H	RBI	BB	SO	LOB	BOTTOM								
Brian Jordan R OBP: 0.300, SLG: 0.393	F7		E 1B				F7			3	1	1	0	1	0	0	Colorado Rockies @ St. Louis Cardinals Busch Stadium, St. Louis, MO Wed May 29 1996, 7:05 PM CDT Att: 27,856 - Unknown - 70 F AB 33 R 6 H 9 RBI 6 BB 2 SO 7 LOB 16 								
Royce Clayton R OBP: 0.320, SLG: 0.374	L9		K	K			P3			4	0	0	0	0	2	3									
Willie McGee S OBP: 0.346, SLG: 0.448	F7		E 1B		G4-3		F9			4	1	1	0	0	0	0									
Ray Lankford L OBP: 0.362, SLG: 0.545		K	E6 2B				S 1B		HBP HR 1B	4	2	3	2	0	1	0									
Gary Gaetti R OBP: 0.321, SLG: 0.409										3	0	2	1	0	1	1									
Miguel Mejia R OBP: 0.255, SLG: 0.259		BB 1B					K		HR HBP	0	1	0	0	0	0	0									
David Bell R OBP: 0.255, SLG: 0.259			2B							0	0	0	0	0	0	0									
John Mabry L OBP: 0.370, SLG: 0.468			G4-3				F8		K	3	0	0	0	1	1	4									
Danny Sheaffer R OBP: 0.337, SLG: 0.372										3	0	0	0	0	0	2									
Mark Sweeney L OBP: 0.404, SLG: 0.420	F8						F8		P5	1	0	0	0	0	0	2									
Tom Pagnozzi R OBP: 0.323, SLG: 0.500										0	0	0	0	0	0	0									
Luis Alica S OBP: 0.315, SLG: 0.365	L7						L3		HR	4	1	2	3	0	0	2									
Mike Morgan R OBP: 0.111, SLG: 0.111			G6-3							3	0	0	0	0	1	1									
Mark Petkovsek R OBP: 0.100, SLG: 0.150							K		K	1	0	0	0	0	1	1									
Andy Benes R OBP: 0.100, SLG: 0.150										0	0	0	0	0	0	0									
Inning Stats	R: 0 E: 0 K: 0 S: 6	H: 0 LOB: 0 BB: 0 P: 9	R: 0 E: 0 K: 1 S: 12	H: 1 LOB: 2 BB: 1 P: 20	R: 3 E: 1 K: 1 S: 16	H: 4 LOB: 1 BB: 0 P: 27	R: 0 E: 0 K: 1 S: 10	H: 1 LOB: 2 BB: 1 P: 17	R: 0 E: 0 K: 0 S: 9	H: 0 LOB: 0 BB: 0 P: 13	R: 0 E: 0 K: 0 S: 6	H: 0 LOB: 0 BB: 0 P: 9	R: 3 E: 0 K: 2 S: 17	H: 2 LOB: 1 BB: 0 P: 24	R: 0 E: 0 K: 2 S: 15	H: 0 LOB: 0 BB: 0 P: 21	1B: 6 2B: 2 3B: 0 HR: 1	SF: 0 SAC: 0 DP: 0 HBP: 1	WP: 0 PB: 0 SB: 1 CS: 0	PA: 36					
PITCHER	IP	WLS	BF	H	R	ER	SO	BB	IBB	HBP	BLK	WP	HR	S	P	ERA	WHIP								
Mark Thompson R ERA: 5.33	(1, 1)	6.0	27	7	3	3	5	2	0	0	0	0	0	62	102	4.50	1.500								
Steve Reed R ERA: 4.02	(7, 1)	1.0	5	1	2	2	0	0	0	1	0	0	0	11	17	18.00	1.000								
Lance Painter L ERA: 4.67	(8, 1)	0.1	1	0	0	0	1	0	0	0	0	0	0	3	3	0.00	0.000								
Curt Leskanic R ERA: 6.18	(8, 1)	0.2	L	3	1	1	1	0	0	0	0	0	1	9	13	13.50	1.500								

Batter	1	2	3	4	5	6	7	8	9	AB	R	H	RBI	BB	SO	LOB	TOP					
John Cangelosi, S (1, 8) OBP: 0.440, SLG: 0.322	G4-3		E6 1B														3 0 2 0 2 0 0					
Craig Biggio, R (1, 4) OBP: 0.384, SLG: 0.410	F8		G1-3														5 0 0 0 0 2 5					
Jeff Bagwell, R (1, 3) OBP: 0.469, SLG: 0.694	FC6-4 1B		F9														3 0 1 0 1 0 3					
Derek Bell, R (1, 9) OBP: 0.322, SLG: 0.438	FC6-4 1-2		G5-3														4 0 0 0 0 0 6					
Derrick May, L (1, 7) OBP: 0.333, SLG: 0.412																	3 0 0 0 1 0 0					
Orlando Miller, R (1, 6) OBP: 0.349, SLG: 0.452	F8																4 0 1 0 0 0 1					
Rick Wilkins, L (1, 2) OBP: 0.367, SLG: 0.396	F8																3 0 1 0 1 0 1					
Bill Spiers, L (1, 5) OBP: 0.220, SLG: 0.232																	4 0 1 0 0 0 2					
Darryl Kile, R (1, 1) OBP: 0.148, SLG: 0.160																	3 0 1 0 0 2 2					
Alvin Morman, L (8, 1) Sean Berry, R (9, PH) OBP: 0.325, SLG: 0.454																	0 0 0 0 0 0 0 1 0 0 0 0 1 0					
Inning Stats	R: 0 E: 0 K: 0 S: 12	H: 1 LOB: 1 BB: 0 P: 21	R: 0 E: 0 K: 1 S: 12	H: 1 LOB: 2 BB: 1 P: 22	R: 0 E: 1 K: 0 S: 9	H: 1 LOB: 1 BB: 0 P: 14	R: 0 E: 0 K: 0 S: 12	H: 1 LOB: 1 BB: 1 P: 18	R: 0 E: 0 K: 2 S: 10	H: 0 LOB: 2 BB: 2 P: 21	R: 0 E: 0 K: 1 S: 8	H: 1 LOB: 1 BB: 0 P: 12	R: 0 E: 0 K: 1 S: 8	H: 1 LOB: 2 BB: 1 P: 15	R: 0 E: 0 K: 0 S: 7	H: 0 LOB: 0 BB: 0 P: 10	R: 0 E: 0 K: 1 S: 10	H: 1 LOB: 1 BB: 0 P: 14	1B: 6 2B: 1 3B: 0 HR: 0	SF: 0 SAC: 0 DP: 0 HBP: 0	WP: 0 PB: 0 SB: 2 CS: 1	PA: 38
PITCHER Todd Stottlemyre, R (1, 1) ERA: 3.51	IP: 9.0 WLS: W BF: 38 H: 7 R: 0 ER: 0 SO: 5 BB: 4 IBB: 1 HBP: 0 BLK: 0 WP: 0 HR: 0 S: 88 P: 147 ERA: 0.00 WHIP: 1.222																					

Houston Astros @ St. Louis Cardinals
 Busch Stadium, St. Louis, MO
 Sun Jun 02 1996, 3:33 AM CDT
 Att: 32,703 - Sunny - 75 F

AB 33
 R 0
 H 7
 RBI 0
 BB 5
 SO 5
 LOB 20



Batter	1	2	3	4	5	6	7	8	9	AB	R	H	RBI	BB	SO	LOB	BOTTOM					
Brian Jordan, R (1, 9) OBP: 0.301, SLG: 0.395	G4-3																4 0 1 0 0 1 3					
Royce Clayton, R (1, 6) OBP: 0.319, SLG: 0.366	K																4 0 0 0 0 3 4					
Willie McGee, S (1, 7) OBP: 0.343, SLG: 0.433	G6-3																4 0 0 0 0 1 1					
Ray Lankford, L (1, 8) OBP: 0.376, SLG: 0.549																	2 1 0 0 1 0 0					
Gary Gaetti, R (1, 5) OBP: 0.320, SLG: 0.396																	3 1 2 0 0 1 2					
John Mabry, L (1, 3) OBP: 0.376, SLG: 0.478																	4 0 2 1 0 0 1					
Danny Sheaffer, R (1, 2) OBP: 0.330, SLG: 0.354																	3 0 0 0 0 0 2					
Luis Alicea, S (1, 4) OBP: 0.327, SLG: 0.397																	2 0 1 1 1 1 0					
Todd Stottlemyre, L (1, 1) OBP: 0.333, SLG: 0.217																	3 0 1 0 1 1 5					
Inning Stats	R: 0 E: 0 K: 1 S: 8	H: 0 LOB: 0 BB: 0 P: 13	R: 1 E: 0 K: 1 S: 8	H: 2 LOB: 2 BB: 1 P: 16	R: 0 E: 0 K: 2 S: 12	H: 1 LOB: 1 BB: 1 P: 23	R: 0 E: 0 K: 1 S: 5	H: 0 LOB: 0 BB: 0 P: 5	R: 0 E: 0 K: 0 S: 6	H: 1 LOB: 0 BB: 0 P: 10	R: 0 E: 0 K: 1 S: 7	H: 0 LOB: 1 BB: 0 P: 11	R: 0 E: 0 K: 2 S: 13	H: 1 LOB: 2 BB: 1 P: 21	R: 1 E: 0 K: 0 S: 9	H: 2 LOB: 3 BB: 0 P: 22	R: 0 E: 0 K: 1 S: 10	H: 2 LOB: 3 BB: 0 P: 22	1B: 6 2B: 1 3B: 0 HR: 0	SF: 0 SAC: 0 DP: 2 HBP: 4	WP: 0 PB: 0 SB: 0 CS: 0	PA: 36
PITCHER Darryl Kile, R (1, 1) ERA: 3.36 Alvin Morman, L (8, 1) ERA: 4.96	IP: 7.2 WLS: L BF: 35 H: 7 R: 2 ER: 2 SO: 8 BB: 1 IBB: 2 HBP: 4 BLK: 0 WP: 0 HR: 0 S: 65 P: 117 ERA: 2.35 WHIP: 1.043																					

Houston Astros @ St. Louis Cardinals
 Busch Stadium, St. Louis, MO
 Sun Jun 02 1996, 3:33 AM CDT
 Att: 32,703 - Sunny - 75 F


AB 29
 R 2
 H 7
 RBI 2
 BB 3
 SO 8
 LOB 18



Batter	1	2	3	4	5	6	7	8	9	AB	R	H	RBI	BB	SO	LOB	TOP					
Brian Jordan, R OBP: 0.305, SLG: 0.397 (1, 9) C S X	1-3 K			0-0 1B 1B	1-1 1B			1-0 G5-3		4	1	2	0	0	1	0						
Royce Clayton, R OBP: 0.322, SLG: 0.369 (1, 6) L X	0-1 G4-3			3-2 SAFE SAFE SAFE 1B X	2-0 1B			3-1 F9		4	1	2	0	0	0	0						
Willie McGee, S OBP: 0.340, SLG: 0.428 (1, 7) S C X	0-2 G5-3			3-2 SAFE SAFE SAFE 1B X	1-0 G4-3			0-3 K		4	1	1	1	0	1	2						
Ray Lankford, L OBP: 0.373, SLG: 0.543 David Bell, R OBP: 0.250, SLG: 0.253 (4, 5) B X		1-0 G4-3		3-3 SAFE SAFE SAFE 1B X				0-0 F9		2	0	0	0	0	1	0						
Gary Gaetti, R OBP: 0.312, SLG: 0.385 (1, 5) C S X		0-3 K		0-1 E8				1-0 G6-3		4	0	0	0	0	1	0						
John Mabry, L OBP: 0.371, SLG: 0.468 (1, 3) X (4, 9)		0-0 L7		2-3 K				0-3 K		4	0	0	0	0	2	1						
Tom Pagnozzi, R OBP: 0.327, SLG: 0.515 (1, 2) C S X			1-2 G6-3	1-0 F8				0-0 G6-3		3	0	0	0	0	0	1						
Luis Alicea, S OBP: 0.322, SLG: 0.391 (1, 4) C S X			2-2 G4-3		3-1 F7			0-1 F9		3	0	0	0	0	0	0						
Alan Benes, R OBP: 0.130, SLG: 0.136 (1, 1) B X			1-0 G5-3		0-0 G4-3			0-3 K		3	0	0	0	0	1	0						
Inning Stats	R: 0 E: 0 K: 1 S: 8	H: 0 LOB: 0 BB: 0 P: 9	R: 0 E: 0 K: 1 S: 5	H: 0 LOB: 0 BB: 0 P: 6	R: 0 E: 0 K: 0 S: 8	H: 0 LOB: 0 BB: 0 P: 12	R: 3 E: 2 K: 2 S: 19	H: 3 LOB: 1 BB: 0 P: 30	R: 0 E: 0 K: 0 S: 7	H: 2 LOB: 2 BB: 0 P: 14	R: 0 E: 0 K: 1 S: 5	H: 0 LOB: 0 BB: 0 P: 6	R: 0 E: 0 K: 0 S: 6	H: 0 LOB: 0 BB: 0 P: 6	R: 0 E: 0 K: 1 S: 6	H: 0 LOB: 0 BB: 0 P: 10	R: 0 E: 0 K: 0 S: 4	H: 0 LOB: 0 BB: 0 P: 7	1B: 5 2B: 0 3B: 0 HR: 0	SF: 0 SAC: 0 DP: 0 HBP: 0	WP: 0 PB: 0 SB: 3 CS: 0	PA: 33
PITCHER Bob Tewksbury, R ERA: 3.95 (1, 1)	IP: 9.0 WLS: L BF: 33	H: 5 R: 3 ER: 2 SO: 7	BB: 0 IBB: 0 HBP: 0 BLK: 0	WP: 0 HR: 0 S: 68 P: 100	ERA: 2.00 WHIP: 0.556											ERA: 2.00 WHIP: 0.556						

St. Louis Cardinals @ San Diego Padres
Jack Murphy Stadium, San Diego, CA
Mon Jun 03 1996, 10:05 PM EDT
Att: 13,625 - Unknown - 73 F


AB 33
R 3
H 5
RBI 1
BB 0
SO 7
LOB 4




Batter	1	2	3	4	5	6	7	8	9	AB	R	H	RBI	BB	SO	LOB	BOTTOM					
Rickey Henderson, R OBP: 0.411, SLG: 0.302 (1, 7) C S X	4-1 G6-3 BB		4-1 FC4-6 BB		1-2 G6-3			1-2 G3-6-3 1B		2	0	1	0	2	0	0						
Steve Finley, L OBP: 0.341, SLG: 0.467 (1, 8) C S X	1-2 G6-3 1-2f		0-1 FC4-6 1-2f 2-3				1-1 G6-3	0-1 G3-6-3 1B		4	0	0	0	0	0	4						
Tony Gwynn, L OBP: 0.400, SLG: 0.410 (1, 9) B S X	4-0 BB		3-2 F9				0-0 G5-3 1B	3-1 G4-3		3	0	1	0	1	0	2						
Ken Caminiti, S OBP: 0.372, SLG: 0.532 (1, 5) C S X	2-1 F7			1-0 FC6-4 1B			2-1 G5-3 1B		0-1 F8	4	0	2	0	0	0	1						
Archi Cianfrocco, R OBP: 0.347, SLG: 0.412 (1, 3) C S X		1-2 F9		0-0 F9			0-1 G5-3	1-2 FC4-6 1B		4	0	1	0	0	0	3						
Brian Johnson, R OBP: 0.330, SLG: 0.541 (1, 2) B S X		1-2 G6-3		2-3 K			1-0 P4	1-1 FC4-6 1B		4	0	0	0	0	1	4						
Luis Lopez, S OBP: 0.250, SLG: 0.315 (1, 6) B S X		2-2 F8		0-0 FC6-4 1-2f			1-2 G4-3	0-3 K		4	0	0	0	0	1	2						
Jody Reed, R OBP: 0.316, SLG: 0.297 (1, 4) X			0-0 FC4-6 SH3-4 1B		1-3 K			1-1 G6-3		3	0	1	0	0	1	0						
Bob Tewksbury, R (1, 1) X			0-0 SH3-4 1-2		1-2 F9			3-2 F9		2	0	0	0	0	0	0						
Inning Stats	R: 0 E: 0 K: 0 S: 6	H: 0 LOB: 1 BB: 2 P: 17	R: 0 E: 0 K: 0 S: 10	H: 0 LOB: 0 BB: 0 P: 14	R: 0 E: 0 K: 0 S: 8	H: 1 LOB: 2 BB: 1 P: 15	R: 0 E: 0 K: 1 S: 6	H: 1 LOB: 0 BB: 0 P: 9	R: 0 E: 0 K: 1 S: 10	H: 0 LOB: 0 BB: 0 P: 13	R: 0 E: 0 K: 0 S: 8	H: 2 LOB: 2 BB: 0 P: 12	R: 0 E: 0 K: 0 S: 9	H: 0 LOB: 0 BB: 0 P: 14	R: 0 E: 0 K: 0 S: 7	H: 1 LOB: 1 BB: 0 P: 11	R: 0 E: 0 K: 1 S: 9	H: 1 LOB: 0 BB: 0 P: 12	1B: 6 2B: 0 3B: 0 HR: 0	SF: 0 SAC: 1 DP: 2 HBP: 0	WP: 0 PB: 0 SB: 0 CS: 0	PA: 34
PITCHER Alan Benes, R ERA: 5.32 (1, 1)	IP: 9.0 WLS: W BF: 34	H: 6 R: 0 ER: 0 SO: 3	BB: 3 IBB: 0 HBP: 0 BLK: 0	WP: 0 HR: 0 S: 73 P: 117	ERA: 0.00 WHIP: 1.000											ERA: 0.00 WHIP: 1.000						

St. Louis Cardinals @ San Diego Padres
Jack Murphy Stadium, San Diego, CA
Mon Jun 03 1996, 10:05 PM EDT
Att: 13,625 - Unknown - 73 F

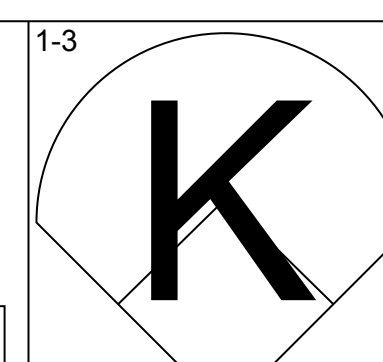
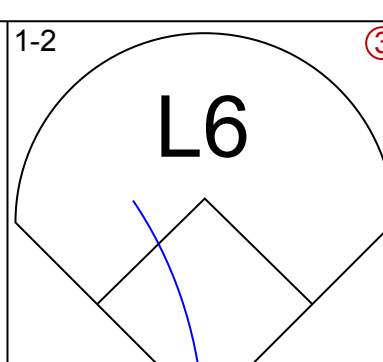
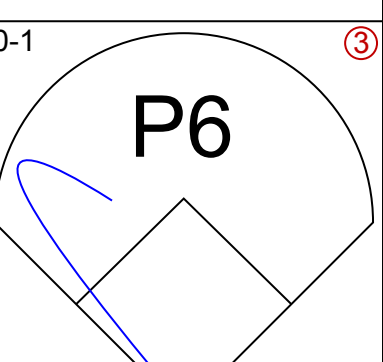
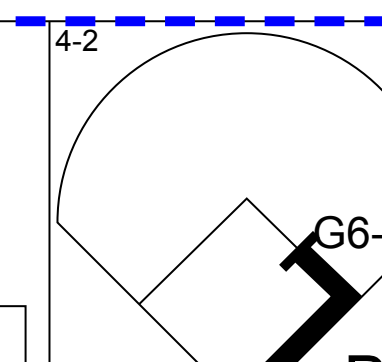
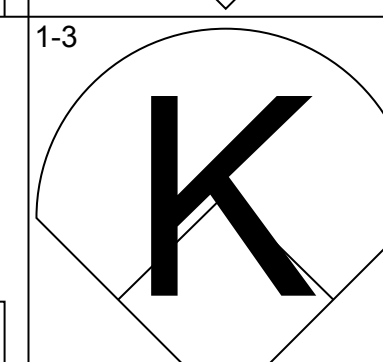
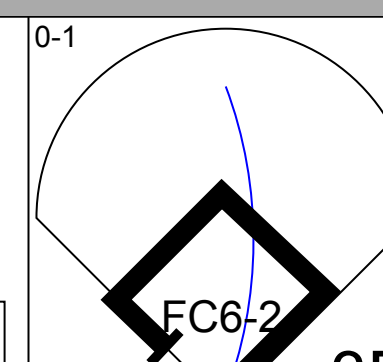
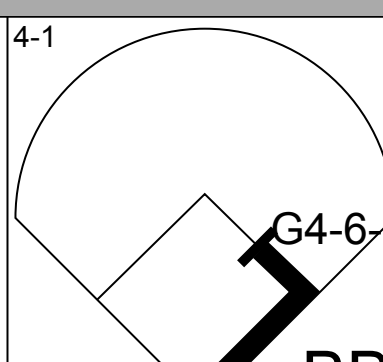
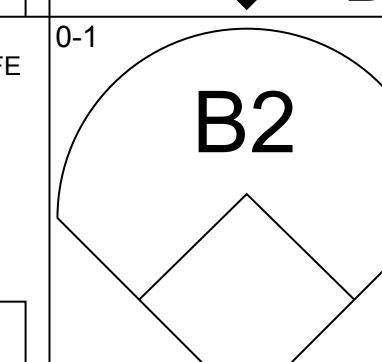
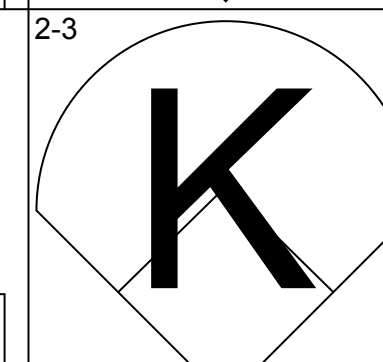
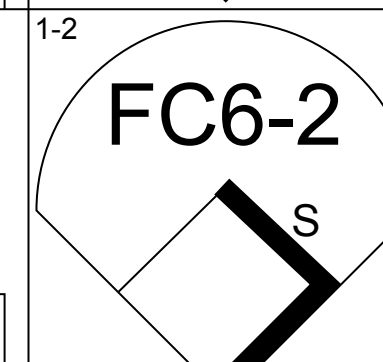
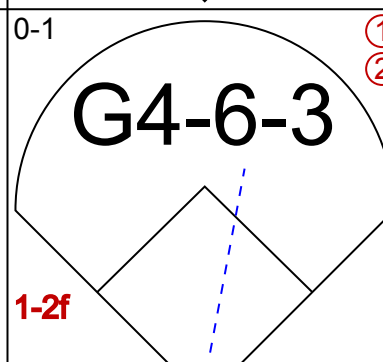
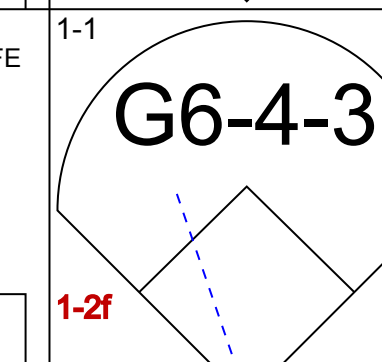
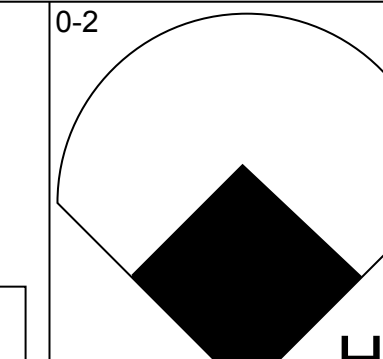
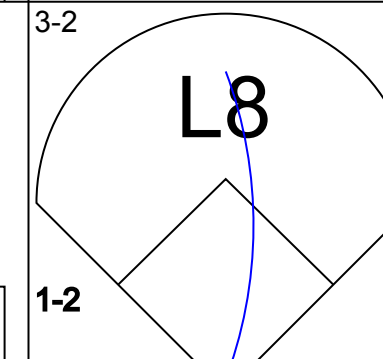
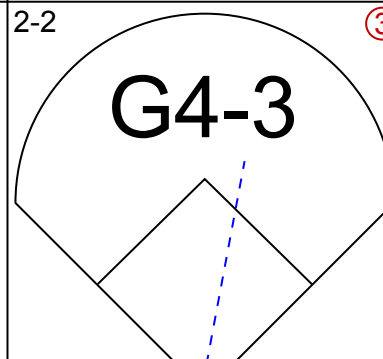
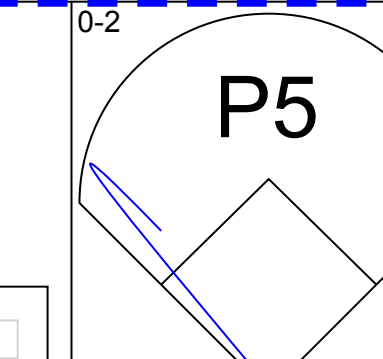
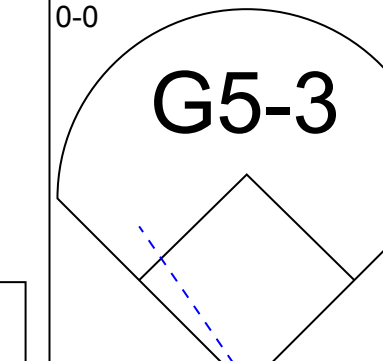
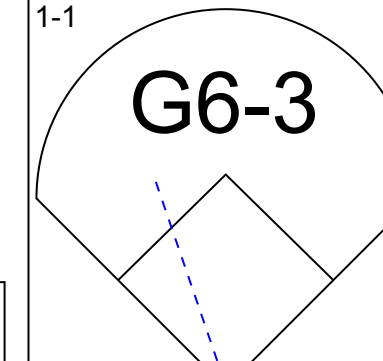
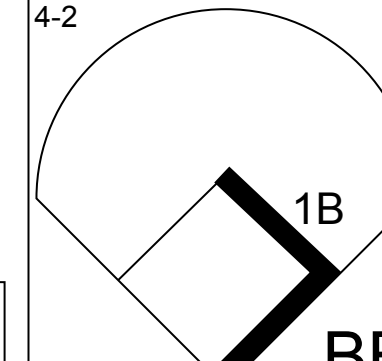
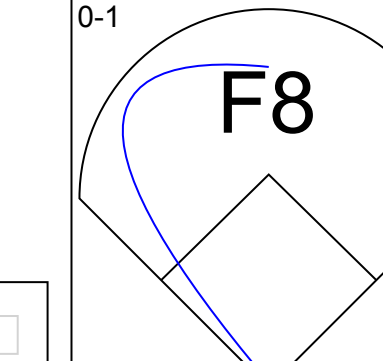
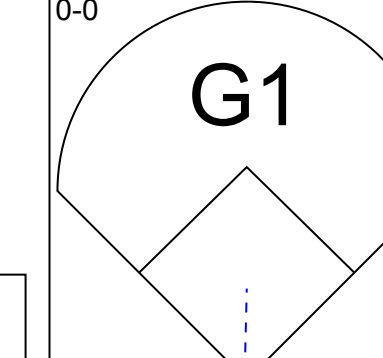
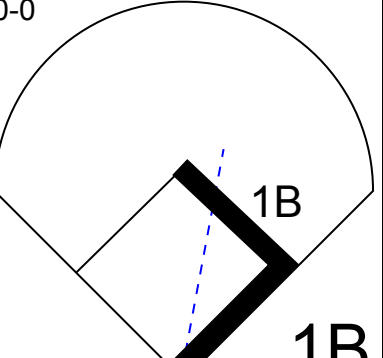
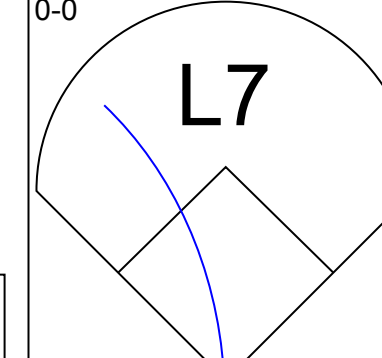
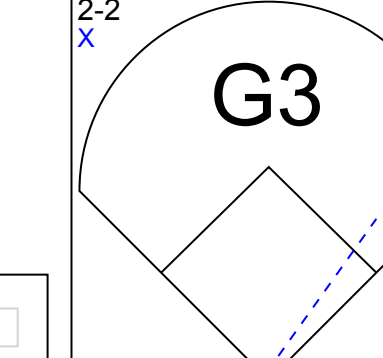
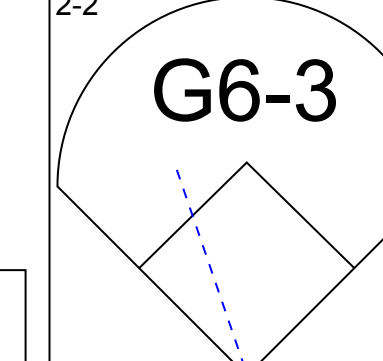
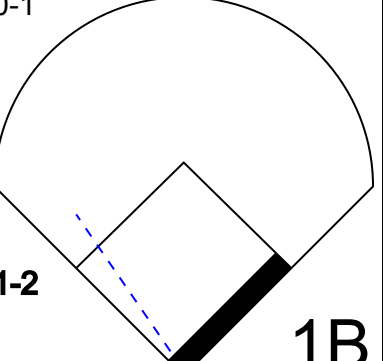
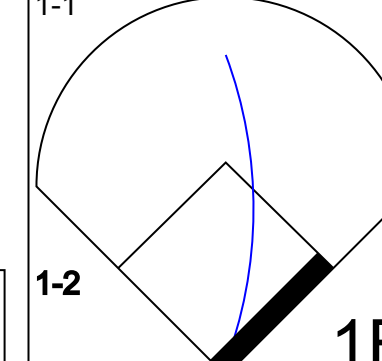
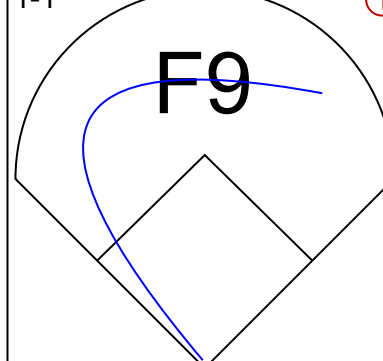
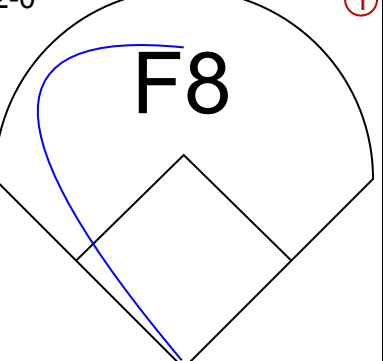
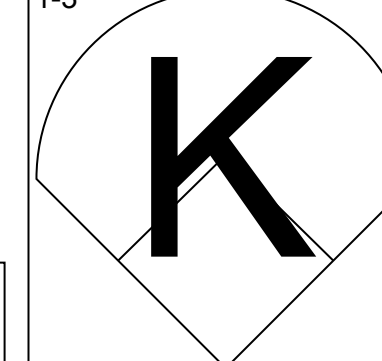

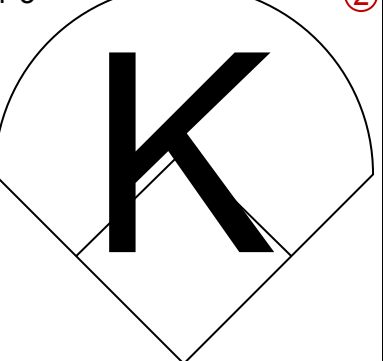
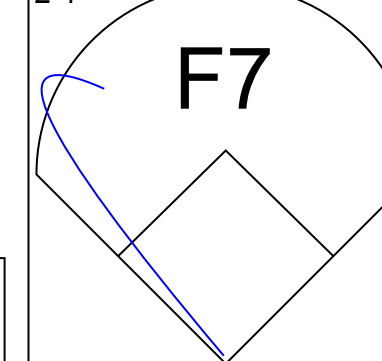
AB 30
R 0
H 6
RBI 0
BB 3
SO 3
LOB 16

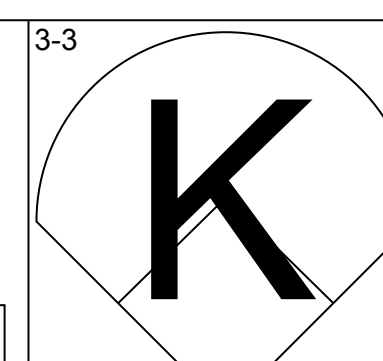
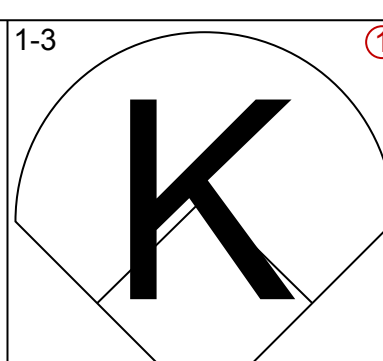
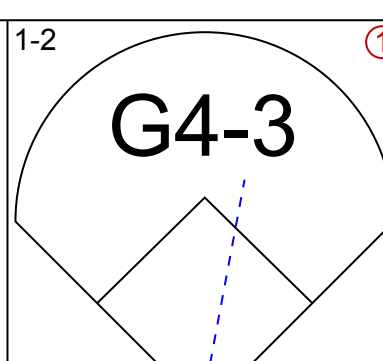
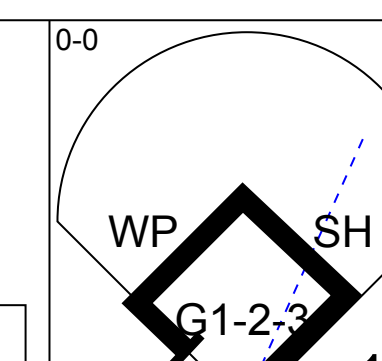
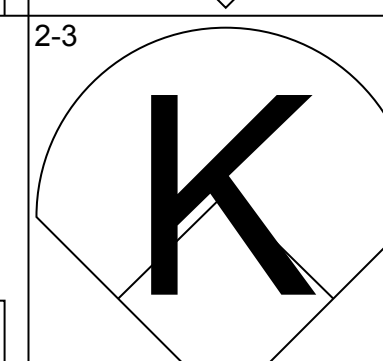
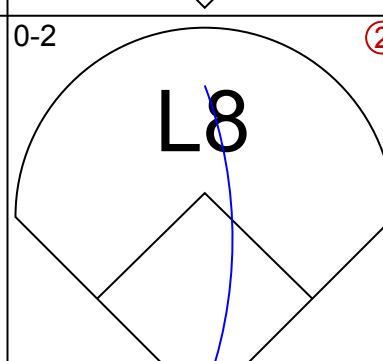
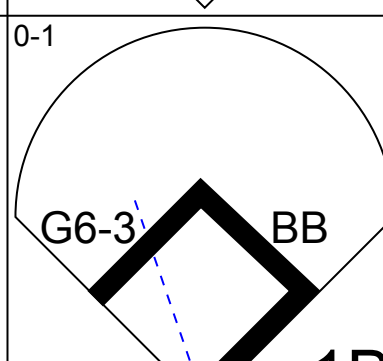
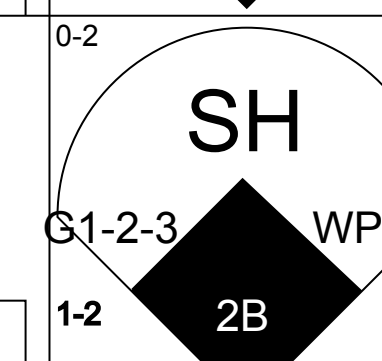
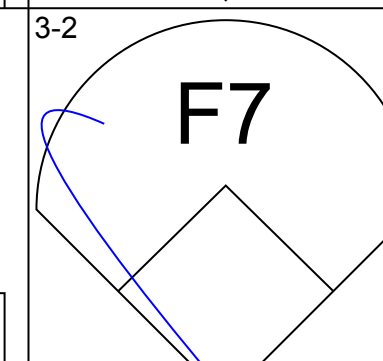
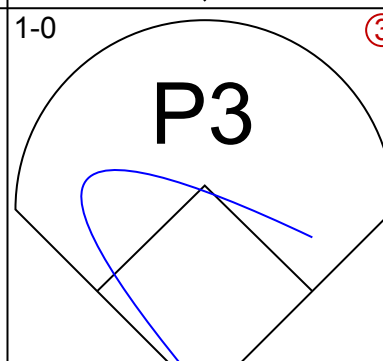
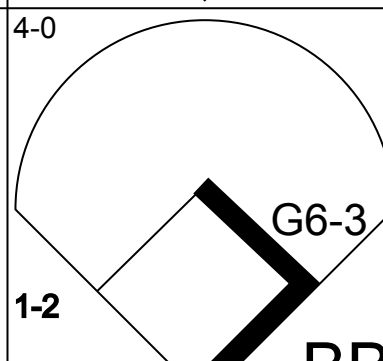
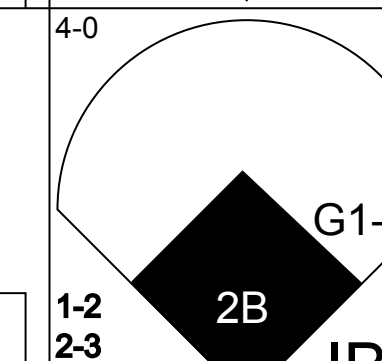
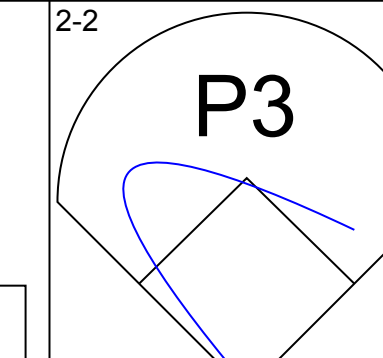
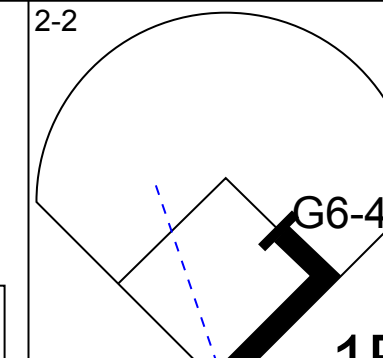
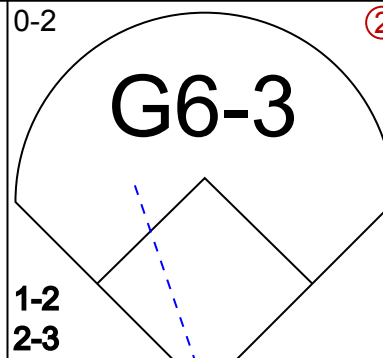
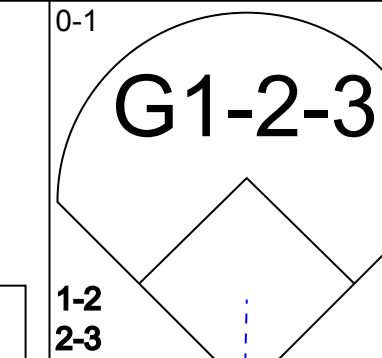
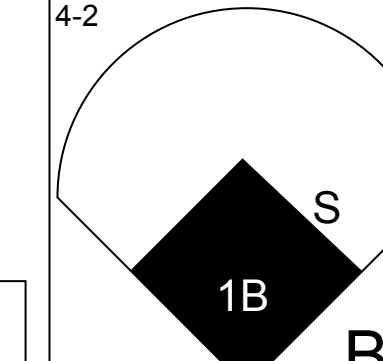
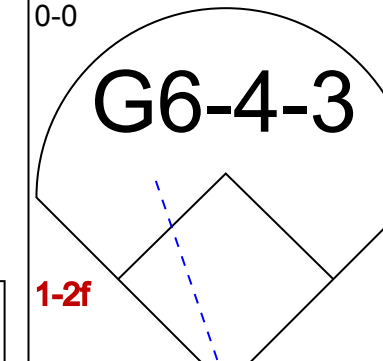
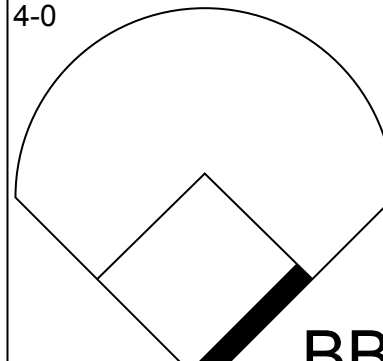
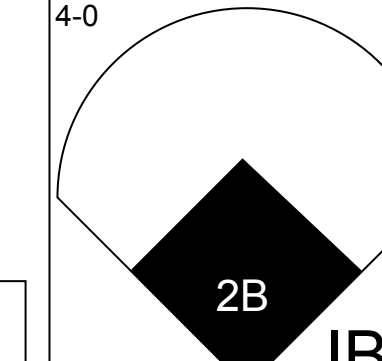
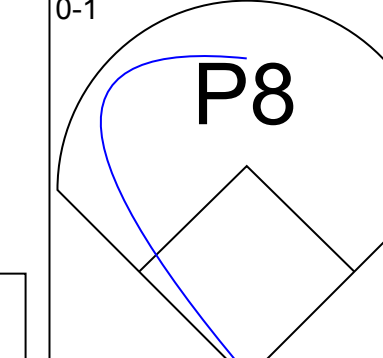
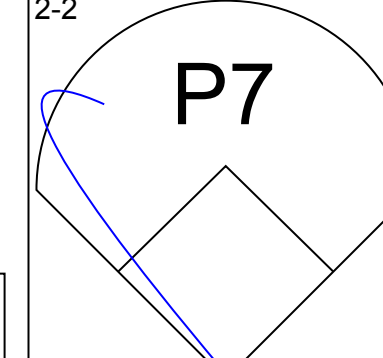
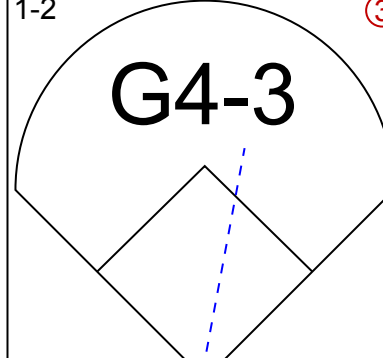
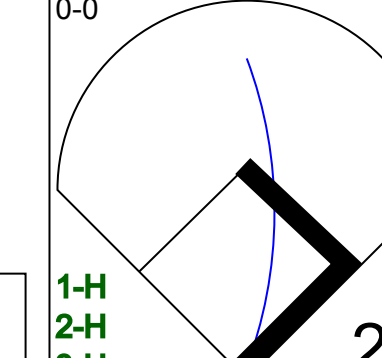
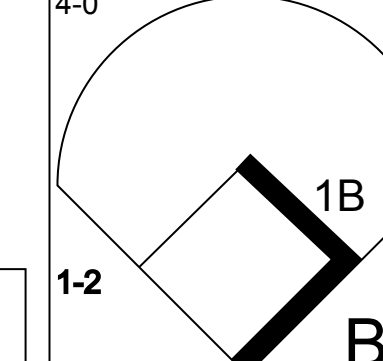
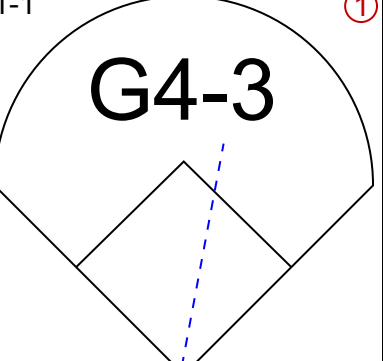
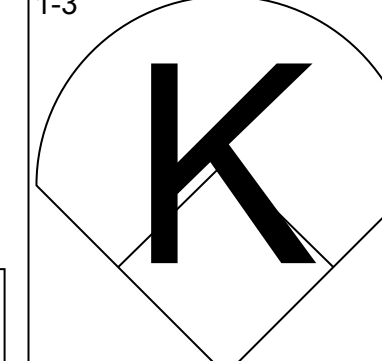
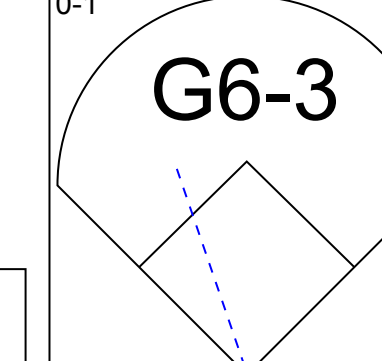
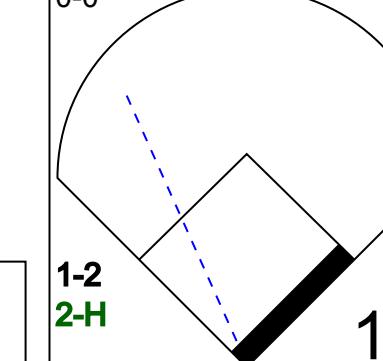
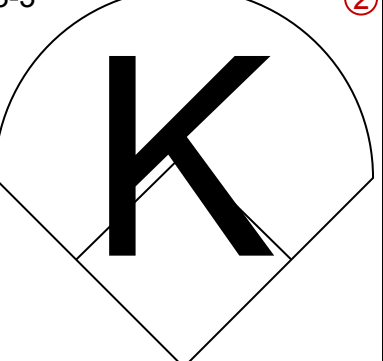
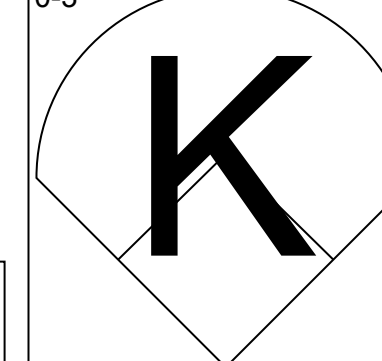
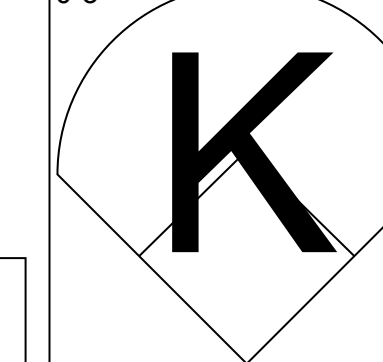
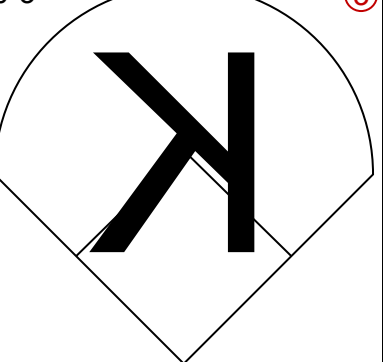
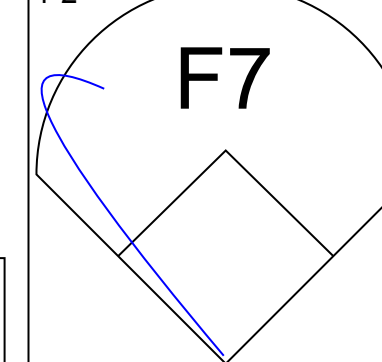


Batter	1	2	3	4	5	6	7	8	9	AB	R	H	RBI	BB	SO	LOB	TOP											
Brian Jordan, R OBP: 0.301, SLG: 0.394	F8		F8		F9		K	HR		5	1	1	2	0	1	0	St. Louis Cardinals @ San Francisco Giants 3Com Park at Candlestick Point, San Francisco, CA Fri Jun 07 1996, 10:05 PM EDT Att: 13,009 - Unknown - 63 F											
Ozzie Smith, S OBP: 0.311, SLG: 0.298	G4-3		F9		CS		F8	G1-3		5	0	1	0	0	0	0												
Mark Sweeney, L OBP: 0.420, SLG: 0.474	1B		HR		CS		F8	FC4-6	K	4	2	3	1	1	1	0												
Ray Lankford, L OBP: 0.361, SLG: 0.521	K		G5-3				F7	FC4-6	G3-1	5	1	0	0	0	1	3												
Gary Gaetti, R OBP: 0.314, SLG: 0.395		P2		G4-3		F8		1B	G6-3	5	1	1	0	0	0	1												
John Mabry, L OBP: 0.394, SLG: 0.480		1B		1B		1B		E2		3	2	3	1	1	0	0												
Tom Pagnozzi, R OBP: 0.325, SLG: 0.500	L5			K		1B		G3		4	0	1	1	0	1	3												
Luis Alicaia, S OBP: 0.326, SLG: 0.385				P6		1B		2B	WP	3	1	2	2	1	0	1												
Andy Benes, R OBP: 0.120, SLG: 0.200					F7		K			4	1	1	0	0	2	2												
Rick Honeycutt, L OBP: 0.394, SLG: 0.480										0	0	0	0	0	0	0												
T.J. Mathews, R OBP: 0.394, SLG: 0.480										0	0	0	0	0	0	0												
Inning Stats	R: 0 E: 0 K: 1 S: 16	H: 1 LOB: 1 BB: 0 P: 25	R: 0 E: 0 K: 1 S: 9	H: 1 LOB: 2 BB: 1 P: 17	R: 1 E: 0 K: 0 S: 5	H: 1 LOB: 0 BB: 0 P: 8	R: 0 E: 0 K: 1 S: 8	H: 1 LOB: 1 BB: 0 P: 12	R: 0 E: 0 K: 0 S: 6	H: 3 LOB: 1 BB: 0 P: 10	R: 0 E: 0 K: 2 S: 15	H: 0 LOB: 0 BB: 0 P: 11	R: 6 E: 1 K: 0 S: 16	H: 5 LOB: 0 BB: 1 P: 27	R: 0 E: 0 K: 1 S: 9	H: 0 LOB: 0 BB: 0 P: 14		1B: 9 2B: 2 3B: 0 HR: 2	SF: 0 SAC: 0 DP: 0 HBP: 0	WP: 1 PB: 0 SB: 1 CS: 1	PA: 43							
PITCHER	IP	WLS	BF	H	R	ER	SO	BB	IBB	HBP	BLK	WP	HR	S	P	ERA	WHIP											
Mark Leiter, R ERA: 4.45	(1, 1)	6.0	26	8	3	3	3	2	0	0	0	0	0	1	59	96	4.50	1.667										
Oswaldo Fernandez, R ERA: 6.35	(7, 1)	1.2	L	10	4	5	5	2	1	0	0	0	0	0	18	31	27.00	3.000										
Rich DeLucia, R ERA: 8.1	(8, 1)	0.1		2	1	1	1	0	0	0	0	0	1	1	5	7	27.00	3.000										
Jose Bautista, R ERA: 4.3	(9, 1)	1.0		3	0	0	0	1	0	0	0	0	0	0	9	14	0.00	0.000										

Batter	1	2	3	4	5	6	7	8	9	AB	R	H	RBI	BB	SO	LOB	BOTTOM											
Marvin Benard, L OBP: 0.348, SLG: 0.357	K			P4		G4-3			P5	4	0	0	0	0	1	3	St. Louis Cardinals @ San Francisco Giants 3Com Park at Candlestick Point, San Francisco, CA Fri Jun 07 1996, 10:05 PM EDT Att: 13,009 - Unknown - 63 F											
Keith Williams, R OBP: 0.348, SLG: 0.357		L9								1	0	0	0	0	0	0												
Shawn Dunston, R OBP: 0.295, SLG: 0.347	F9			P4					F8	4	1	1	0	0	0	0												
Jose Bautista, R OBP: 0.348, SLG: 0.357			1B							0	0	0	0	0	0	0												
Steve Decker, R OBP: 0.355, SLG: 0.333			2B							1	0	0	0	0	0	0												
Barry Bonds, L OBP: 0.396, SLG: 0.576	FC6-4		2B		F7				K	3	1	0	0	2	1	0												
Matt Williams, R OBP: 0.371, SLG: 0.558	FC6-4		1B							4	0	1	1	0	0	1												
Mark Carreon, R OBP: 0.330, SLG: 0.492					G5-3			G4-3		4	2	3	2	0	0	0												
Stan Javier, S OBP: 0.348, SLG: 0.389		L7			L8			G4-3		3	0	0	0	0	0	1												
Kirt Manwaring, R OBP: 0.333, SLG: 0.308			1B					SF8		3	0	1	1	0	0	3												
Steve Scarson, R OBP: 0.303, SLG: 0.339										3	0	2	0	1	1	3												
Mark Leiter, R ERA: 4.45	(1, 1)	6.0	26	8	3	3	3	2	0	0	0	0	0	1	59	96	4.50	1.667										
Dan Peltz, R ERA: 5.03	(5, PH)	0.2		1	0	0	0	0	0	0	0	0	0	0	0	0												
Oswaldo Fernandez, R ERA: 6.35	(7, 1)	1.2	L	10	4	5	5	2	1	0	0	0	0	0	18	31	27.00	3.000										
Rich DeLucia, R ERA: 8.1	(8, PH)	0.1		2	1	1	1	0	0	0	0	0	0	1	5	7	27.00	3.000										
Tom Lampkin, L ERA: 4.0	(8, PH)	1.0		3	0	0	0	1	0	0	0	0	0	0	9	14	0.00	0.000										
Kim Baitista, R ERA: 4.3	(9, 6)	1.0		3	0	0	0	1	0	0	0	0	0	0	9	14	0.00	0.000										
Inning Stats	R: 0 E: 0 K: 1 S: 10	H: 0 LOB: 1 BB: 1 P: 16	R: 1 E: 0 K: 1 S: 13	H: 2 LOB: 2 BB: 1 P: 23	R: 2 E: 0 K: 1 S: 15	H: 3 LOB: 3 BB: 1 P: 26	R: 0 E: 0 K: 0 S: 4	H: 0 LOB: 0 BB: 0 P: 7	R: 0 E: 0 K: 0 S: 7	H: 0 LOB: 0 BB: 0 P: 12	R: 0 E: 0 K: 0 S: 10	H: 1 LOB: 1 BB: 0 P: 17	R: 0 E: 0 K: 0 S: 7	H: 0 LOB: 0 BB: 0 P: 10	R: 1 E: 0 K: 1 S: 18	H: 2 LOB: 1 BB: 0 P: 27	R: 0 E: 0 K: 1 S: 8	H: 0 LOB: 0 BB: 0 P: 10	1B: 3 2B: 4 3B: 0 HR: 1	SF: 1 SAC: 0 DP: 0 HBP: 1	WP: 0 PB: 0 SB: 0 CS: 0	PA: 39						
PITCHER	IP	WLS	BF	H	R	ER	SO	BB	IBB	HBP	BLK	WP	HR	S	P	ERA	WHIP											
Andy Benes, R ERA: 5.03	(1, 1)	7.2	W	35	8	4	4	3	3	0	1	0	0	0	80	132	4.70	1.435										
Rick Honeycutt, L ERA: 4.0	(8, 1)	0.1		1	0	0	0	1	0	0	0	0	0	4	6	0.00	0.000											
T.J. Mathews, R ERA: 2.29	(9, 1)	1.0		3	0	0	0	1	0	0	0	0	0	8	10	0.00	0.000											



Batter	1	2	3	4	5	6	7	8	9	AB	R	H	RBI	BB	SO	LOB	TOP								
Mark Sweeney, L (1.7) OBP: 0.414, SLG: 0.459										3	0	0	0	1	1	2	St. Louis Cardinals @ San Francisco Giants 3Com Park at Candlestick Point, San Francisco, CA Sat Jun 08 1996, 6:33 AM EDT Att: 20,401 - Sunny - 66 F livebaseballscorecards.com								
Royce Clayton, R (1.6) OBP: 0.326, SLG: 0.378										3	0	1	0	1	1	1									
Willie McGee, S (1.9) OBP: 0.358, SLG: 0.437										4	0	0	0	0	1	3									
Ray Lankford, L (1.8) OBP: 0.359, SLG: 0.530										4	1	1	1	0	0	1									
Gary Gaetti, R (1.5) OBP: 0.313, SLG: 0.388										3	0	0	0	1	0	1									
John Mabry, L (1.3) OBP: 0.392, SLG: 0.475										4	0	1	0	0	0	1									
Danny Sheaffer, R (1.2) OBP: 0.337, SLG: 0.360										3	0	2	0	0	0	0									
Luis Alica, S (1.4) OBP: 0.322, SLG: 0.379										3	0	0	0	0	1	4									
Todd Stottlemyre, L (1.1) OBP: 0.300, SLG: 0.192										3	0	0	0	0	2	4									
Inning Stats	R: 0 E: 0 K: 3 S: 10	H: 0 LOB: 0 BB: 0 P: 14	R: 1 E: 0 K: 0 S: 9	H: 1 LOB: 0 BB: 0 P: 11	R: 0 E: 0 K: 1 S: 10	H: 0 LOB: 0 BB: 0 P: 14	R: 0 E: 0 K: 0 S: 11	H: 1 LOB: 1 BB: 0 P: 16	R: 0 E: 0 K: 1 S: 9	H: 2 LOB: 2 BB: 0 P: 12	R: 0 E: 0 K: 0 S: 6	H: 0 LOB: 0 BB: 1 P: 12	R: 0 E: 0 K: 1 S: 10	H: 1 LOB: 2 BB: 1 P: 18	R: 0 E: 0 K: 0 S: 7	H: 0 LOB: 0 BB: 1 P: 12		R: 0 E: 0 K: 0 S: 13	H: 0 LOB: 0 BB: 0 P: 15	1B: 3 2B: 0 3B: 1 HR: 1	SF: 0 SAC: 0 DP: 2 HBP: 0	WP: 0 PB: 0 SB: 1 CS: 0	PA: 33		
PITCHER	IP	WLS	BF	H	R	ER	SO	BB	IBB	HBP	BLK	WP	HR	S	P	ERA	WHIP								
William Van Landingham, R (1.1) ERA: 5.83	7.0		27	5	1	1	6	2	0	0	0	0	1	65	97	1.29	1.000								
Rich DeLucia, R (8.1) ERA: 7.53	1.0	W	3	0	0	0	0	1	0	0	0	0	0	7	12	0.00	1.000								
Rod Beck, R (9.1) ERA: 0.74	1.0	S	3	0	0	0	0	0	0	0	0	0	0	13	15	0.00	0.000								

Batter	1	2	3	4	5	6	7	8	9	AB	R	H	RBI	BB	SO	LOB	BOTTOM								
Marvin Benard, L (1.9) OBP: 0.345, SLG: 0.353										4	0	1	0	0	2	0	St. Louis Cardinals @ San Francisco Giants 3Com Park at Candlestick Point, San Francisco, CA Sat Jun 08 1996, 6:33 AM EDT Att: 20,401 - Sunny - 66 F livebaseballscorecards.com								
Steve Scarsone, R (1.4) OBP: 0.304, SLG: 0.339										3	1	1	0	0	1	0									
Barry Bonds, L (1.7) OBP: 0.398, SLG: 0.571										2	1	0	0	2	0	0									
Matt Williams, R (1.5) OBP: 0.369, SLG: 0.552										4	0	1	0	0	0	5									
Mark Carreon, R (1.3) OBP: 0.338, SLG: 0.490										1	2	0	0	3	0	1									
Stan Javier, S (1.8) OBP: 0.345, SLG: 0.392										4	0	1	3	0	0	4									
Tom Lampkin, L (1.2) OBP: 0.403, SLG: 0.448										3	0	0	0	1	1	1									
Rich Aurilia, R (1.6) OBP: 0.300, SLG: 0.326										3	0	1	1	0	2	0									
William Van Landingham, R (1.1) OBP: 0.287, SLG: 0.259										2	0	0	0	0	2	2									
Steve Decker, R (7. PH) OBP: 0.351, SLG: 0.329										1	0	0	0	0	0	0									
Rich DeLucia, R (8.1)										0	0	0	0	0	0	0									
Rod Beck, R (9.1)										0	0	0	0	0	0	0									
Inning Stats	R: 0 E: 0 K: 2 S: 10	H: 0 LOB: 0 BB: 0 P: 18	R: 1 E: 0 K: 1 S: 11	H: 1 LOB: 2 BB: 2 P: 21	R: 0 E: 0 K: 1 S: 7	H: 0 LOB: 0 BB: 0 P: 9	R: 0 E: 0 K: 0 S: 9	H: 1 LOB: 0 BB: 0 P: 13	R: 0 E: 0 K: 2 S: 9	H: 0 LOB: 0 BB: 0 P: 13	R: 0 E: 0 K: 0 S: 11	H: 1 LOB: 3 BB: 2 P: 21	R: 0 E: 0 K: 2 S: 9	H: 0 LOB: 0 BB: 0 P: 11	R: 3 E: 0 K: 0 S: 9	H: 2 LOB: 1 BB: 2 P: 17	1B: 4 2B: 1 3B: 0 HR: 0	SF: 0 SAC: 1 DP: 2 HBP: 0	WP: 1 PB: 0 SB: 1 CS: 0	PA: 34					
PITCHER	IP	WLS	BF	H	R	ER	SO	BB	IBB	HBP	BLK	WP	HR	S	P	ERA	WHIP								
Todd Stottlemyre, R (1.1) ERA: 3.6	8.0	L	34	5	4	4	8	4	2	0	0	1	0	75	123	4.50	1.125								

AB 30
R 1
H 5
RBI 1
BB 3
SO 6
LOB 17



AB 27
R 4
H 5
RBI 4
BB 6
SO 8
LOB 13



Batter	1	2	3	4	5	6	7	8	9	AB	R	H	RBI	BB	SO	LOB	TOP					
Mark Sweeney, L OBP: 0.407, SLG: 0.437										4	0	0	0	1	1	3	St. Louis Cardinals @ Los Angeles Dodgers Dodger Stadium, Los Angeles, CA Tue Jun 11 1996, 7:05 PM PDT Att: 29,096 - Unknown - 71 F					
Royce Clayton, R OBP: 0.325, SLG: 0.370										5	1	2	0	0	1	2						
Ray Lankford, L OBP: 0.366, SLG: 0.527										3	1	1	0	2	0	1						
Gary Gaetti, R OBP: 0.323, SLG: 0.393										5	2	4	1	0	0	1						
John Mabry, L OBP: 0.381, SLG: 0.460										5	1	1	0	0	1	5						
Brian Jordan, R OBP: 0.296, SLG: 0.383										5	0	2	2	0	1	1						
Tom Pagnozzi, R OBP: 0.318, SLG: 0.484										4	0	1	0	0	1	3						
Luis Alicea, S OBP: 0.339, SLG: 0.378										2	1	1	0	2	0	1						
Donovan Osborne, S OBP: 0.240, SLG: 0.292										3	0	1	2	1	0	2						
T.J. Mathews, R OBP: 0.323, SLG: 0.393										0	0	0	0	0	0	0						
Rick Honeycutt, L OBP: 0.323, SLG: 0.393										0	0	0	0	0	0	0						
Inning Stats	R: 0 E: 0 K: 2 S: 13	H: 0 LOB: 1 BB: 1 P: 20	R: 0 E: 0 K: 0 S: 9	H: 1 LOB: 1 BB: 0 P: 14	R: 0 E: 0 K: 0 S: 5	H: 0 LOB: 0 BB: 0 P: 9	R: 2 E: 0 K: 1 S: 11	H: 3 LOB: 2 BB: 2 P: 26	R: 1 E: 0 K: 0 S: 10	H: 2 LOB: 1 BB: 1 P: 15	R: 1 E: 0 K: 0 S: 11	H: 2 LOB: 1 BB: 1 P: 19	R: 2 E: 0 K: 1 S: 14	H: 3 LOB: 2 BB: 1 P: 25	R: 0 E: 0 K: 0 S: 7	H: 1 LOB: 0 BB: 0 P: 12	R: 0 E: 0 K: 1 S: 7	H: 1 LOB: 0 BB: 0 P: 8	1B: 11 2B: 2 3B: 0 HR: 0	SF: 0 SAC: 0 DP: 4 HBP: 0	WP: 0 PB: 2 SB: 1 CS: 1	PA: 42
PITCHER	IP WLS BF H R ER SO BB IBB HBP BLK WP HR S P ERA WHIP																					
Ramon Martinez, R ERA: 3.19	4.0 L 19 4 2 2 3 2 1 0 0 0 0 0 38 69 4.50 1.500																					
Tom Candiotti, R ERA: 3.57	4.0 20 8 4 3 1 2 1 0 0 0 0 0 42 71 6.75 2.500																					
Joey Eischen, L ERA: 4.03	1.0 3 1 0 0 1 0 0 0 0 0 0 0 7 8 0.00 1.000																					

Batter	1	2	3	4	5	6	7	8	9	AB	R	H	RBI	BB	SO	LOB	BOTTOM					
Delino DeShields, L OBP: 0.289, SLG: 0.341										5	0	2	0	0	1	2	St. Louis Cardinals @ Los Angeles Dodgers Dodger Stadium, Los Angeles, CA Tue Jun 11 1996, 7:05 PM PDT Att: 29,096 - Unknown - 71 F					
Roger Cedeno, S OBP: 0.342, SLG: 0.326										4	1	1	0	0	1	1						
Mike Piazza, R OBP: 0.571, SLG: 0.564										3	0	0	0	0	0	1						
Tom Prince, R OBP: 0.304, SLG: 0.316										1	0	0	0	0	1	1						
Eric Karros, R OBP: 0.307, SLG: 0.427										4	1	3	0	0	0	1						
Raul Mondesi, R OBP: 0.289, SLG: 0.459										4	1	2	1	0	0	2						
Mike Blowers, R OBP: 0.316, SLG: 0.361										4	0	1	0	0	1	3						
Billy Ashley, R OBP: 0.308, SLG: 0.500										4	0	1	0	0	0	4						
Juan Castro, R OBP: 0.273, SLG: 0.262										3	0	1	0	0	0	1						
Todd Hollandsworth, L OBP: 0.364, SLG: 0.382										1	0	1	1	0	0	0						
Ramon Martinez, R ERA: 3.84										1	0	0	0	0	1	0						
Tom Candiotti, R ERA: 3.57										0	0	0	0	0	0	0						
Mike Sauer, R ERA: 2.48										0	0	0	0	0	0	0						
Joey Eischen, L ERA: 4.03										0	0	0	0	0	0	0						
Dave Hansen, L ERA: 2.48										0	0	0	0	0	0	0						
Chad Forville, S ERA: 2.27										1	0	0	0	0	0	1						
Inning Stats	R: 0 E: 0 K: 1 S: 7	H: 2 LOB: 1 BB: 0 P: 11	R: 0 E: 0 K: 0 S: 13	H: 2 LOB: 1 BB: 0 P: 21	R: 0 E: 0 K: 1 S: 6	H: 0 LOB: 0 BB: 0 P: 9	R: 1 E: 0 K: 0 S: 13	H: 2 LOB: 1 BB: 0 P: 20	R: 0 E: 0 K: 0 S: 7	H: 2 LOB: 2 BB: 0 P: 13	R: 0 E: 0 K: 1 S: 13	H: 1 LOB: 1 BB: 0 P: 21	R: 0 E: 0 K: 0 S: 5	H: 1 LOB: 0 BB: 0 P: 6	R: 0 E: 0 K: 1 S: 11	H: 1 LOB: 1 BB: 0 P: 15	R: 2 E: 1 K: 1 S: 16	H: 3 LOB: 2 BB: 0 P: 23	1B: 10 2B: 2 3B: 0 HR: 0	SF: 0 SAC: 1 DP: 2 HBP: 0	WP: 0 PB: 0 SB: 0 CS: 0	PA: 37
PITCHER	IP WLS BF H R ER SO BB IBB HBP BLK WP HR S P ERA WHIP																					
Donovan Osborne, L ERA: 3.84	7.2 W 29 9 1 1 3 9 1 1 0 1 0 0 72 113 1.17 1.174																					
T.J. Mathews, R ERA: 2.48	1.0 6 3 2 1 2 0 0 0 0 0 0 0 16 20 9.00 3.000																					
Rick Honeycutt, L ERA: 3.79	0.1 S 2 0 0 0 0 0 0 0 0 0 0 0 3 6 0.00 0.000																					

Batter	1	2	3	4	5	6	7	8	9	AB	R	H	RBI	BB	SO	LOB	TOP				
Lance Johnson, L OBP: 0.336, SLG: 0.431	1-3 K		1-1 1B			0-0 L8		0-0 1B		4	0	2	0	0	1	0					
Jose Vizcaino, S OBP: 0.397, SLG: 0.432	0-0 F7		0-1 P6			1-0 G4-3		4-1 1B		3	0	0	0	1	0	1					
Bernard Gilkey, R OBP: 0.368, SLG: 0.531	4-1 BB		1-1 F8			1-1 G6-3		3-3 K		3	0	0	0	1	1	3					
Todd Hundley, S OBP: 0.359, SLG: 0.586	2-1 G3			1-1 1B			0-1 HR	1-2 G4-6-3		4	1	2	1	0	0	3					
Jeff Kent, R OBP: 0.316, SLG: 0.409		1-2 G6-3		1-0 G5-4-3			2-0 HR	1-1 1B		4	1	2	1	0	0	1					
Rico Brogna, L OBP: 0.330, SLG: 0.456		0-0 1B		1-0 F7			0-3 K	1-3 K		4	0	1	0	0	2	1					
Butch Huskey, R Chris Jones, R OBP: 0.300, SLG: 0.405		1-1 F9		1-0 1B		1-0 FC4-6	4-2 BB	0-1 G6-4-3		2	0	1	0	1	0	1					
Rey Ordenez, R OBP: 0.320, SLG: 0.338		1-2 FC4-6		0-0 FC4-6		0-0 FC4-6	2-2 F9	1-2 1B		3	0	0	0	0	0	3					
Robert Person, R Dave Milicki, R Doug Henry, R			1-1 G4-3		1-3 K		2-3 K			3	0	0	0	0	2	2					
Inning Stats	R: 0 E: 0 K: 1 S: 7	H: 0 LOB: 1 BB: 1 P: 14	R: 0 E: 0 K: 0 S: 9	H: 1 LOB: 1 BB: 0 P: 12	R: 0 E: 0 K: 0 S: 8	H: 1 LOB: 1 BB: 0 P: 11	R: 0 E: 0 K: 0 S: 4	H: 1 LOB: 0 BB: 0 P: 7	R: 0 E: 0 K: 1 S: 5	H: 0 LOB: 0 BB: 0 P: 6	R: 2 E: 0 K: 2 S: 15	H: 2 LOB: 1 BB: 1 P: 25	R: 0 E: 0 K: 1 S: 9	H: 1 LOB: 0 BB: 0 P: 17	R: 0 E: 0 K: 1 S: 7	H: 1 LOB: 0 BB: 0 P: 9	1B: 6 2B: 1 3B: 0 HR: 2	SF: 0 SAC: 0 DP: 4 HBP: 0	WP: 0 PB: 0 SB: 1 CS: 1	PA: 34	
PITCHER	IP WLS BF H R ER SO BB IBB HBP BLK WP HR S P ERA WHIP	IP WLS BF H R ER SO BB IBB HBP BLK WP HR S P ERA WHIP	IP WLS BF H R ER SO BB IBB HBP BLK WP HR S P ERA WHIP	IP WLS BF H R ER SO BB IBB HBP BLK WP HR S P ERA WHIP	IP WLS BF H R ER SO BB IBB HBP BLK WP HR S P ERA WHIP	IP WLS BF H R ER SO BB IBB HBP BLK WP HR S P ERA WHIP	IP WLS BF H R ER SO BB IBB HBP BLK WP HR S P ERA WHIP	IP WLS BF H R ER SO BB IBB HBP BLK WP HR S P ERA WHIP	IP WLS BF H R ER SO BB IBB HBP BLK WP HR S P ERA WHIP	IP WLS BF H R ER SO BB IBB HBP BLK WP HR S P ERA WHIP	IP WLS BF H R ER SO BB IBB HBP BLK WP HR S P ERA WHIP	IP WLS BF H R ER SO BB IBB HBP BLK WP HR S P ERA WHIP	IP WLS BF H R ER SO BB IBB HBP BLK WP HR S P ERA WHIP	IP WLS BF H R ER SO BB IBB HBP BLK WP HR S P ERA WHIP	IP WLS BF H R ER SO BB IBB HBP BLK WP HR S P ERA WHIP	IP WLS BF H R ER SO BB IBB HBP BLK WP HR S P ERA WHIP	IP WLS BF H R ER SO BB IBB HBP BLK WP HR S P ERA WHIP	IP WLS BF H R ER SO BB IBB HBP BLK WP HR S P ERA WHIP	IP WLS BF H R ER SO BB IBB HBP BLK WP HR S P ERA WHIP	IP WLS BF H R ER SO BB IBB HBP BLK WP HR S P ERA WHIP	IP WLS BF H R ER SO BB IBB HBP BLK WP HR S P ERA WHIP

New York Mets @ St. Louis Cardinals
Busch Stadium, St. Louis, MO

AB 31
R 2
H 8
RBI 2
BB 3
SO 6
LOB 16



Thu Jun 13 1996, 7:05 PM CDT
Att: 30,697 - Unknown - 92 F

Batter	1	2	3	4	5	6	7	8	9	AB	R	H	RBI	BB	SO	LOB	BOTTOM				
Mark Sweeney, L OBP: 0.402, SLG: 0.425	0-1 F7		1-0 G4-6-3			0-3 K		4-1 FC6-2		3	0	0	0	1	1	1					
Royce Clayton, R OBP: 0.323, SLG: 0.373	0-0 F7			0-0 G5-3		1-2 G4-3		0-2 FC6-2		4	0	1	0	0	0	3					
Ray Lankford, L OBP: 0.364, SLG: 0.520	1-2 F7			2-1 G3			4-2 BB	3-2 F9		3	0	0	0	1	0	4					
Gary Gaetti, R OBP: 0.316, SLG: 0.384	0-0 L7			1-3 K			1-0 G5-4-3	0-0 F7		4	0	0	0	0	1	2					
John Mabry, L Dennis Eckersley, R Ozzie Smith, S OBP: 0.302, SLG: 0.288		2-3 K			1-1 G4-3		3-2 F7	3-2 G4-3		3	0	0	0	0	1	0					
Brian Jordan, R OBP: 0.300, SLG: 0.390		0-0 F9			1-2 G1-3			0-0 1B		4	1	2	0	0	0	0					
Tom Pagnozzi, R Miguel Mejia, R Danny Sheaffer, R OBP: 0.320, SLG: 0.341		1-1 G5-3			0-0 1B			4-0 1B		2	0	1	0	1	0	0					
Luis Alicea, S OBP: 0.335, SLG: 0.373			2-0 L9		1-0 F9			1-0 G3		3	0	0	0	0	0	3					
Andy Benes, R Cory Bailey, R Willie McGee, S Tony Fossas, L					1-0 1B		1-3 K	1-2 FC6-2		2	0	1	0	0	1	0					
Inning Stats	R: 0 E: 0 K: 0 S: 7	H: 1 LOB: 0 BB: 0 P: 8	R: 0 E: 0 K: 1 S: 6	H: 0 LOB: 0 BB: 0 P: 9	R: 0 E: 0 K: 0 S: 3	H: 1 LOB: 0 BB: 0 P: 7	R: 0 E: 0 K: 1 S: 7	H: 0 LOB: 0 BB: 0 P: 10	R: 0 E: 0 K: 2 S: 10	H: 0 LOB: 0 BB: 0 P: 12	R: 0 E: 0 K: 0 S: 6	H: 0 LOB: 0 BB: 1 P: 14	R: 0 E: 0 K: 0 S: 14	H: 2 LOB: 3 BB: 2 P: 27	R: 0 E: 0 K: 0 S: 8	H: 1 LOB: 1 BB: 0 P: 12	1B: 4 2B: 2 3B: 0 HR: 0	SF: 0 SAC: 0 DP: 2 HBP: 0	WP: 0 PB: 0 SB: 0 CS: 0	PA: 34	
PITCHER	IP WLS BF H R ER SO BB IBB HBP BLK WP HR S P ERA WHIP	IP WLS BF H R ER SO BB IBB HBP BLK WP HR S P ERA WHIP	IP WLS BF H R ER SO BB IBB HBP BLK WP HR S P ERA WHIP	IP WLS BF H R ER SO BB IBB HBP BLK WP HR S P ERA WHIP	IP WLS BF H R ER SO BB IBB HBP BLK WP HR S P ERA WHIP	IP WLS BF H R ER SO BB IBB HBP BLK WP HR S P ERA WHIP	IP WLS BF H R ER SO BB IBB HBP BLK WP HR S P ERA WHIP	IP WLS BF H R ER SO BB IBB HBP BLK WP HR S P ERA WHIP	IP WLS BF H R ER SO BB IBB HBP BLK WP HR S P ERA WHIP	IP WLS BF H R ER SO BB IBB HBP BLK WP HR S P ERA WHIP	IP WLS BF H R ER SO BB IBB HBP BLK WP HR S P ERA WHIP	IP WLS BF H R ER SO BB IBB HBP BLK WP HR S P ERA WHIP	IP WLS BF H R ER SO BB IBB HBP BLK WP HR S P ERA WHIP	IP WLS BF H R ER SO BB IBB HBP BLK WP HR S P ERA WHIP	IP WLS BF H R ER SO BB IBB HBP BLK WP HR S P ERA WHIP	IP WLS BF H R ER SO BB IBB HBP BLK WP HR S P ERA WHIP	IP WLS BF H R ER SO BB IBB HBP BLK WP HR S P ERA WHIP	IP WLS BF H R ER SO BB IBB HBP BLK WP HR S P ERA WHIP	IP WLS BF H R ER SO BB IBB HBP BLK WP HR S P ERA WHIP	IP WLS BF H R ER SO BB IBB HBP BLK WP HR S P ERA WHIP	IP WLS BF H R ER SO BB IBB HBP BLK WP HR S P ERA WHIP

New York Mets @ St. Louis Cardinals
Busch Stadium, St. Louis, MO

AB 31
R 1
H 6
RBI 1
BB 3
SO 4
LOB 14



Thu Jun 13 1996, 7:05 PM CDT
Att: 30,697 - Unknown - 92 F

Batter	1	2	3	4	5	6	7	8	9	AB	R	H	RBI	BB	SO	LOB	TOP							
Lance Johnson, L OBP: 0.340, SLG: 0.432	1-1 F9 E 1B		4-2 FC6 S WP BB		2-1 F7		0-0 S HR 1B		0-0 G3	4	2	2	0	1	0	0								
Jose Vizcaino, S OBP: 0.397, SLG: 0.428	1-0 E4		0-1 FC6		4-0		4-1 HR 1B		0-0 G3	2	0	0	0	1	0	2								
Jerry Dipoto, R OBP: 0.294, SLG: 0.193	1-2 1B		1-3 WP		1-3 BB		1-3 HR BB		2-3 K	1	1	0	0	1	0	0								
Carl Everett, S OBP: 0.365, SLG: 0.523	0-1 F9		4-0 G6-4-3 BB		1-1 L7		1-3 K		2-3 K	4	0	0	0	1	2	5								
Bernard Gilkey, R OBP: 0.357, SLG: 0.593	1-3 K		0-2 F8		2-1 L8		0-2 HR		1-1 HR	4	1	1	3	0	1	4								
Todd Hundley, S OBP: 0.320, SLG: 0.413	2-2 F8		2-0 G6-4-3		1-1 1B		0-1 WP 2B		1-1 HBP	3	0	1	0	0	0	4								
Jeff Kent, R OBP: 0.328, SLG: 0.451	0-0 G3		2-3 K		0-1 K		2-0 G3		0-1 G3	4	0	1	0	0	1	1								
Rico Brogna, L OBP: 0.288, SLG: 0.371	0-0 L9		2-3 K		1-3 K		4-2 FC6-4 BB		2-3 K	3	0	0	0	1	2	2								
Butch Huskey, R OBP: 0.318, SLG: 0.336	0-2 1B		0-0 G6-3		1-1 G5-3		1-1 FC6-4		1-2 G6-4-3	4	0	1	0	0	0	3								
Tim Bogar, R OBP: 0.281, SLG: 0.250	2-3 K		3-3 K		3-3 K		1-2 G6-4-3		1-2 G6-4-3	0	0	0	0	0	1	1								
Jason Isringhausen, R OBP: 0.259, SLG: 0.320										1	0	0	0	0	1	1								
Pedro Martinez, L OBP: 0.459, SLG: 0.785										0	0	0	0	0	0	0								
Roberto Petagine, L OBP: 0.265, SLG: 0.275										1	0	0	0	1	0	0								
Edgardo Alfonzo, R OBP: 0.265, SLG: 0.275										2	0	0	0	0	1	1								
Inning Stats	R: 0 E: 1 K: 1 S: 11	H: 1 LOB: 2 BB: 0 P: 16	R: 0 E: 0 K: 1 S: 8	H: 1 LOB: 1 BB: 0 P: 10	R: 1 E: 0 K: 0 S: 9	H: 0 LOB: 1 BB: 2 P: 19	R: 0 E: 0 K: 2 S: 8	H: 0 LOB: 0 BB: 0 P: 12	R: 0 E: 0 K: 1 S: 7	H: 0 LOB: 1 BB: 1 P: 17	R: 0 E: 0 K: 1 S: 10	H: 1 LOB: 2 BB: 0 P: 15	R: 3 E: 0 K: 2 S: 17	H: 3 LOB: 1 BB: 1 P: 27	R: 0 E: 0 K: 0 S: 7	H: 0 LOB: 0 BB: 0 P: 13	R: 0 E: 0 K: 1 S: 5	H: 0 LOB: 0 BB: 0 P: 7	1B: 4 2B: 1 3B: 0 HR: 1	SF: 0 SAC: 0 DP: 2 HBP: 1	WP: 2 PB: 0 SB: 3 CS: 0	PA: 39		
PITCHER	IP WLS BF H R ER SO BB IBB HBP BLK WP HR S P ERA WHIP	IP WLS BF H R ER SO BB IBB HBP BLK WP HR S P ERA WHIP	IP WLS BF H R ER SO BB IBB HBP BLK WP HR S P ERA WHIP	IP WLS BF H R ER SO BB IBB HBP BLK WP HR S P ERA WHIP	IP WLS BF H R ER SO BB IBB HBP BLK WP HR S P ERA WHIP	IP WLS BF H R ER SO BB IBB HBP BLK WP HR S P ERA WHIP	IP WLS BF H R ER SO BB IBB HBP BLK WP HR S P ERA WHIP	IP WLS BF H R ER SO BB IBB HBP BLK WP HR S P ERA WHIP	IP WLS BF H R ER SO BB IBB HBP BLK WP HR S P ERA WHIP	IP WLS BF H R ER SO BB IBB HBP BLK WP HR S P ERA WHIP	IP WLS BF H R ER SO BB IBB HBP BLK WP HR S P ERA WHIP	IP WLS BF H R ER SO BB IBB HBP BLK WP HR S P ERA WHIP	IP WLS BF H R ER SO BB IBB HBP BLK WP HR S P ERA WHIP	IP WLS BF H R ER SO BB IBB HBP BLK WP HR S P ERA WHIP	IP WLS BF H R ER SO BB IBB HBP BLK WP HR S P ERA WHIP	IP WLS BF H R ER SO BB IBB HBP BLK WP HR S P ERA WHIP	IP WLS BF H R ER SO BB IBB HBP BLK WP HR S P ERA WHIP	IP WLS BF H R ER SO BB IBB HBP BLK WP HR S P ERA WHIP	IP WLS BF H R ER SO BB IBB HBP BLK WP HR S P ERA WHIP	IP WLS BF H R ER SO BB IBB HBP BLK WP HR S P ERA WHIP	IP WLS BF H R ER SO BB IBB HBP BLK WP HR S P ERA WHIP	IP WLS BF H R ER SO BB IBB HBP BLK WP HR S P ERA WHIP	IP WLS BF H R ER SO BB IBB HBP BLK WP HR S P ERA WHIP	IP WLS BF H R ER SO BB IBB HBP BLK WP HR S P ERA WHIP

New York Mets @ St. Louis Cardinals
 Busch Stadium, St. Louis, MO
 Fri Jun 14 1996, 7:05 PM CDT
 Att: 38,556 - Unknown - 89 F

AB 33
 R 4
 H 6
 RBI 3
 BB 5
 SO 9
 LOB 23



Batter	1	2	3	4	5	6	7	8	9	AB	R	H	RBI	BB	SO	LOB	BOTTOM								
Ron Gant, R OBP: 0.359, SLG: 0.505	0-1 HR	3-1 1B SF8 2B		2-3 K		3-2 P3		0-0 G1-3		4	2	2	1	0	1	0									
Miguel Mejia, R OBP: 0.399, SLG: 0.286	3-1 G3-1	0-0 L5-4 1B		3-1 G6-3		2-1 G4-3		4-1 BB HR BB		4	1	1	1	1	0	0									
Ray Lankford, L OBP: 0.361, SLG: 0.513	2-3 K	1-2 SF8		1-0 L4		0-3 K		4-1 HR BB		3	1	0	1	1	2	0									
Gary Gaetti, R OBP: 0.328, SLG: 0.431	2-2 1B 2B	4-0 IBB		1-2 G6-3		2-2 HR		0-1 HR		4	3	3	5	1	0	0									
John Mabry, L OBP: 0.385, SLG: 0.466	0-0 E S 1B	1-2 L5-4		2-1 2B 1B		0-0 1B		0-0 2B 2B		5	3	4	1	0	0	2									
Brian Jordan, R OBP: 0.302, SLG: 0.396	2-2 1B 1B		1-0 L8		0-1 P4		2-3 K		1-1 2B	5	1	2	2	0	1	2									
Danny Sheaffer, R OBP: 0.324, SLG: 0.354	1-0 1B		2-1 F9		2-2 2B		0-0 G3		0-0 P5	5	0	2	2	0	0	2									
Luis Alicea, S OBP: 0.333, SLG: 0.370	2-0 L8		2-0 1B		1-2 G4-3		2-0 F9			4	0	1	0	0	0	2									
Todd Stottlemyre, L OBP: 0.303, SLG: 0.297		2-0 2B 1B		2-3 K		1-2 L7		4-0 BB HR G1-3		3	1	1	0	0	1	1									
Mark Petkovsek, R OBP: 0.311, SLG: 0.111										0	0	0	0	0	0	0									
Mark Sweeney, L OBP: 0.409, SLG: 0.425										0	1	0	0	1	0	0									
T.J. Mathews, R OBP: 0.265, SLG: 0.275										0	0	0	0	0	0	0									
Inning Stats	R: 4 E: 0 K: 1 S: 16	H: 5 LOB: 1 BB: 0 P: 28	R: 2 E: 0 K: 0 S: 10	H: 3 LOB: 1 BB: 1 P: 21	R: 0 E: 0 K: 1 S: 7	H: 1 LOB: 1 BB: 0 P: 14	R: 0 E: 0 K: 1 S: 6	H: 0 LOB: 0 BB: 0 P: 12	R: 1 E: 0 K: 0 S: 14	H: 2 LOB: 1 BB: 0 P: 20	R: 0 E: 0 K: 0 S: 11	H: 0 LOB: 0 BB: 0 P: 17	R: 1 E: 0 K: 2 S: 18	H: 2 LOB: 1 BB: 0 P: 22	R: 5 E: 0 K: 0 S: 10	H: 3 LOB: 1 BB: 3 P: 25	R: 0 E: 0 K: 0 S: 5	H: 0 LOB: 0 BB: 0 P: 7	1B: 8 2B: 6 3B: 0 HR: 3	SF: 1 SAC: 0 DP: 1 HBP: 0	WP: 0 PB: 0 SB: 1 CS: 0	PA: 43			
PITCHER	IP WLS BF H R ER SO BB IBB HBP BLK WP HR S P ERA WHIP	IP WLS BF H R ER SO BB IBB HBP BLK WP HR S P ERA WHIP	IP WLS BF H R ER SO BB IBB HBP BLK WP HR S P ERA WHIP	IP WLS BF H R ER SO BB IBB HBP BLK WP HR S P ERA WHIP	IP WLS BF H R ER SO BB IBB HBP BLK WP HR S P ERA WHIP	IP WLS BF H R ER SO BB IBB HBP BLK WP HR S P ERA WHIP	IP WLS BF H R ER SO BB IBB HBP BLK WP HR S P ERA WHIP	IP WLS BF H R ER SO BB IBB HBP BLK WP HR S P ERA WHIP	IP WLS BF H R ER SO BB IBB HBP BLK WP HR S P ERA WHIP	IP WLS BF H R ER SO BB IBB HBP BLK WP HR S P ERA WHIP	IP WLS BF H R ER SO BB IBB HBP BLK WP HR S P ERA WHIP	IP WLS BF H R ER SO BB IBB HBP BLK WP HR S P ERA WHIP	IP WLS BF H R ER SO BB IBB HBP BLK WP HR S P ERA WHIP	IP WLS BF H R ER SO BB IBB HBP BLK WP HR S P ERA WHIP	IP WLS BF H R ER SO BB IBB HBP BLK WP HR S P ERA WHIP	IP WLS BF H R ER SO BB IBB HBP BLK WP HR S P ERA WHIP	IP WLS BF H R ER SO BB IBB HBP BLK WP HR S P ERA WHIP	IP WLS BF H R ER SO BB IBB HBP BLK WP HR S P ERA WHIP	IP WLS BF H R ER SO BB IBB HBP BLK WP HR S P ERA WHIP	IP WLS BF H R ER SO BB IBB HBP BLK WP HR S P ERA WHIP	IP WLS BF H R ER SO BB IBB HBP BLK WP HR S P ERA WHIP	IP WLS BF H R ER SO BB IBB HBP BLK WP HR S P ERA WHIP	IP WLS BF H R ER SO BB IBB HBP BLK WP HR S P ERA WHIP	IP WLS BF H R ER SO BB IBB HBP BLK WP HR S P ERA WHIP	IP WLS BF H R ER SO BB IBB HBP BLK WP HR S P ERA WHIP


New York Mets @ St. Louis Cardinals
 Busch Stadium, St. Louis, MO
 Fri Jun 14 1996, 7:05 PM CDT
 Att: 38,556 - Unknown - 89 F

AB 38
 R 13
 H 16
 RBI 13
 BB 4
 SO 5
 LOB 10



Batter	1	2	3	4	5	6	7	8	9	AB R H RBI BB SO LOB	TOP					
Lance Johnson, L (1, 8) OBP: 0.342, SLG: 0.442	F9		HR			3B BB		G3		3 2 1 1 1 0 1	New York Mets @ St. Louis Cardinals Busch Stadium, St. Louis, MO Sat Jun 15 1996, 7:05 PM CDT Att: 50,635 - Unknown - 89 F AB 31 R 2 H 6 RBI 2 BB 1 SO 5 LOB 8					
Jose Vizcaino, S (1, 4) OBP: 0.402, SLG: 0.443	1B		CS			G5-3-2		G1-3		4 0 3 1 0 0 1						
Bernard Gilkey, R (1, 7) OBP: 0.360, SLG: 0.514	F7		1B			G5-3-2				4 0 0 0 0 1 3						
Todd Hundley, S (1, 2) OBP: 0.351, SLG: 0.583	G4-3					L3				4 0 0 0 0 2 1						
Jeff Kent, R (1, 5) OBP: 0.314, SLG: 0.405	F9									4 0 0 0 0 1 0						
Rico Brogna, L (1, 3) OBP: 0.323, SLG: 0.444	G3									3 0 0 0 0 0 0						
Butch Huskey, R (1, 9) OBP: 0.289, SLG: 0.371	1B					F8				3 0 1 0 0 0 0						
Rey Ordenez, R (1, 6) OBP: 0.319, SLG: 0.336	F8					G3				3 0 1 0 0 0 1						
Bobby Jones, R (1, 1) OBP: 0.037, SLG: 0.037										2 0 0 0 0 1 0						
Carl Everett, S (8, PH) OBP: 0.290, SLG: 0.190										1 0 0 0 0 0 1						
Dave Mlicki, R (8, 1)										0 0 0 0 0 0 0						
Inning Stats	R: 0 H: 1 E: 0 K: 0 S: 8	H: 1 R: 0 ER: 0 LOB: 1 BB: 0 P: 13	R: 1 H: 2 E: 0 K: 0 S: 7	H: 0 R: 0 ER: 0 LOB: 0 BB: 0 P: 11	R: 0 H: 0 E: 0 K: 1 S: 10	H: 0 R: 0 ER: 0 LOB: 0 BB: 0 P: 15	R: 1 H: 1 E: 0 K: 0 S: 9	H: 0 R: 0 ER: 0 LOB: 0 BB: 1 P: 12	R: 0 H: 1 E: 0 K: 0 S: 11	H: 1 R: 0 ER: 0 LOB: 1 BB: 0 P: 13	R: 0 H: 0 E: 0 K: 2 S: 11	H: 0 R: 0 ER: 0 LOB: 0 BB: 0 P: 15	1B: 4 2B: 1 3B: 1 HR: 1	SF: 0 SAC: 0 DP: 1 HBP: 0	WP: 0 PB: 0 SB: 0 CS: 1	PA: 32
PITCHER	IP WLS BF H R ER SO BB IBB HBP BLK WP HR S P ERA WHIP											IP WLS BF H R ER SO BB IBB HBP BLK WP HR S P ERA WHIP				
Alan Benes, R (1, 1) ERA: 4.92	7.1 W 27 6 2 2 3 1 0 0 0 0 1 63 96 2.46 0.955															
Rick Honeycutt, L (8, 1) ERA: 3.66	0.2 2 0 0 0 0 0 0 0 0 0 0 5 5 0.00 0.000															
Dennis Eckersley, R (9, 1) ERA: 4.29	1.0 S 3 0 0 0 2 0 0 0 0 0 0 0 11 15 0.00 0.000															

Batter	1	2	3	4	5	6	7	8	9	AB R H RBI BB SO LOB	BOTTOM					
Ron Gant, R (1, 7) OBP: 0.364, SLG: 0.505	G5-3	SF9								2 0 1 1 1 0 0	New York Mets @ St. Louis Cardinals Busch Stadium, St. Louis, MO Sat Jun 15 1996, 7:05 PM CDT Att: 50,635 - Unknown - 89 F AB 29 R 4 H 9 RBI 3 BB 2 SO 3 LOB 11					
Royce Clayton, R (1, 6) OBP: 0.326, SLG: 0.377	1B	CS								3 1 1 0 1 0 3						
Ray Lankford, L (1, 8) OBP: 0.359, SLG: 0.509	F8	CS								4 0 1 0 0 0 1						
Gary Gaetti, R (1, 5) OBP: 0.327, SLG: 0.427	1B									4 0 1 1 0 0 1						
John Mabry, L (1, 3) OBP: 0.379, SLG: 0.457	F8									4 0 0 0 0 1 1						
Brian Jordan, R (1, 9) OBP: 0.304, SLG: 0.397										2 1 1 0 0 0 0						
Willie McGee, S (5, 9) OBP: 0.357, SLG: 0.433		1B								1 0 0 0 0 0 0						
Tom Pagnozzi, R (1, 2) OBP: 0.333, SLG: 0.489		1B								3 1 2 0 0 1 0						
David Bell, R (1, 4) OBP: 0.278, SLG: 0.286		1B								3 1 1 1 0 0 2						
Alan Benes, R (1, 1) OBP: 0.148, SLG: 0.154										3 0 1 0 0 1 3						
Rick Honeycutt, L (8, 1)										0 0 0 0 0 0 0						
Dennis Eckersley, R (9, 1)										0 0 0 0 0 0 0						
Inning Stats	R: 1 H: 2 E: 0 K: 0 S: 13	H: 2 R: 3 ER: 0 LOB: 1 BB: 1 P: 19	R: 0 H: 0 E: 0 K: 0 S: 5	H: 0 R: 0 ER: 0 LOB: 0 BB: 0 P: 9	R: 0 H: 1 E: 0 K: 2 S: 14	H: 1 R: 0 ER: 0 LOB: 1 BB: 0 P: 20	R: 0 H: 0 E: 0 K: 0 S: 4	H: 0 R: 0 ER: 0 LOB: 0 BB: 0 P: 9	R: 0 H: 2 E: 0 K: 0 S: 13	H: 2 R: 1 ER: 0 LOB: 2 BB: 1 P: 19	R: 0 H: 1 E: 0 K: 1 S: 7	H: 1 R: 0 ER: 0 LOB: 0 BB: 0 P: 10	1B: 8 2B: 1 3B: 0 HR: 0	SF: 1 SAC: 0 DP: 3 HBP: 0	WP: 0 PB: 0 SB: 0 CS: 2	PA: 33
PITCHER	IP WLS BF H R ER SO BB IBB HBP BLK WP HR S P ERA WHIP											IP WLS BF H R ER SO BB IBB HBP BLK WP HR S P ERA WHIP				
Bobby Jones, R (1, 1) ERA: 4.56	7.0 L 29 8 4 4 2 0 0 0 0 0 0 65 105 5.14 1.429															
Dave Mlicki, R (8, 1) ERA: 4.09	1.0 3 1 0 0 1 0 0 0 0 0 0 7 10 0.00 1.000															



Batter	1	2	3	4	5	6	7	8	9	AB	R	H	RBI	BB	SO	LOB	TOP		
Lance Johnson, L OBP: 0.344, SLG: 0.453 Doug Henry, R Tim Bogar, R OBP: 0.281, SLG: 0.250	1-1 G4-3		2-2 3B		2-2 2B		1-1 G1-3			4	0	2	0	0	0	0	New York Mets @ St. Louis Cardinals Busch Stadium, St. Louis, MO Sun Jun 16 1996, 3:33 AM CDT Att: 31,375 - Sunny - 92 F		
Jose Vizcaino, S OBP: 0.395, SLG: 0.435	1-2 G4-3		0-1 F8		0-0 L6			1-1 E7 1B	4	1	0	0	0	0	3				
Bernard Gilkey, R OBP: 0.355, SLG: 0.506	2-1 G5-3			2-0 F8	3-3 K			1-2 G5-3	4	0	0	0	0	1	3				
Rico Brogna, L OBP: 0.322, SLG: 0.440		1-0 F8		0-0 G6-3		0-0 G3		1-0 2H 1B	4	0	1	1	0	0	0				
Jeff Kent, R OBP: 0.313, SLG: 0.416 John Franco, L	1-1 G3			0-0 HR		1-1 E4 L1-3		0-1 G5-3	4	1	1	1	0	0	1				
Brent Mayne, L OBP: 0.380, SLG: 0.386 Chris Jones, R OBP: 0.296, SLG: 0.400	4-2 CS BB			0-0 2B		0-0 L1-3		2-2 L9	2	0	1	0	1	0	1				
Carl Everett, S OBP: 0.301, SLG: 0.258	1-1 CS		0-0 F9 SF8 2B	2-2 G3		0-0 SF9 3B		0-0 F7	4	2	2	0	0	0	1				
Edgardo Alfonzo, R OBP: 0.255, SLG: 0.263			0-0 F9		1-1 P3		0-0 G5-3	0-1 G1-3	4	0	0	0	0	0	2				
Pete Harnisch, S OBP: 0.095, SLG: 0.105 Todd Hundley, S OBP: 0.348, SLG: 0.580	0-0 SF8		2-3 3H		4-1 2B BB		2-2 SF9	1-0 L8	0	0	0	1	1	0	0				
Inning Stats	R: 0 E: 0 K: 0 S: 7	H: 0 LOB: 0 BB: 0 P: 11	R: 0 E: 0 K: 0 S: 7	H: 0 LOB: 0 BB: 1 P: 14	R: 1 E: 0 K: 0 S: 8	H: 2 LOB: 1 BB: 0 P: 10	R: 1 E: 0 K: 0 S: 7	H: 2 LOB: 1 BB: 0 P: 11	R: 0 E: 1 K: 0 S: 4	H: 0 LOB: 0 BB: 0 P: 5	R: 1 E: 0 K: 0 S: 11	H: 1 LOB: 1 BB: 0 P: 16	R: 0 E: 0 K: 0 S: 4	H: 0 LOB: 0 BB: 0 P: 5	1B: 1 2B: 4 3B: 2 HR: 1	SF: 2 SAC: 0 DP: 1 HBP: 0		WP: 0 PA: 37 CS: 1	
PITCHER	IP	WLS	BF	H	R	ER	SO	BB	IBB	HBP	BLK	WP	HR	S	P	ERA	WHIP		
Mike Morgan, R ERA: 4.04	(1, 1)		5.0	21	5	2	2	1	2	0	0	0	0	1	41	68	3.60	1.400	
Mark Petkovsek, R ERA: 4.25	(6, 1)	3.0	W	12	2	2	1	0	0	0	0	0	0	0	22	31	3.00	0.667	
Dennis Eckersley, R ERA: 4.09	(9, 1)	1.0	S	3	0	0	0	0	0	0	0	0	0	0	4	5	0.00	0.000	

AB 32
R 4
H 7
RBI 4
BB 2
SO 1
LOB 12



Batter	1	2	3	4	5	6	7	8	9	AB	R	H	RBI	BB	SO	LOB	BOTTOM		
Ron Gant, R OBP: 0.360, SLG: 0.491 Miguel Mejia, R	0-2 G3	4-2 1B BB		0-2 P5			1-1 G5-3	3-3 K2-3		3	0	0	0	1	0	0	New York Mets @ St. Louis Cardinals Busch Stadium, St. Louis, MO Sun Jun 16 1996, 3:33 AM CDT Att: 31,375 - Sunny - 92 F		
Danny Sheaffer, R OBP: 0.320, SLG: 0.351										1	0	0	0	0	1	3			
Ozzie Smith, S OBP: 0.292, SLG: 0.269	0-0 F7	0-1 P5			3-2 G4-3		3-1 P3		4	0	0	0	0	0	3				
Ray Lankford, L OBP: 0.361, SLG: 0.506	4-2 S BB	2-2 1B			2-0 F7		1-2 F9		3	0	1	1	1	0	0				
Gary Gaetti, R OBP: 0.320, SLG: 0.418	2-2 F9		2-2 F8		0-3 K			1-0 F8	4	0	0	0	0	1	1				
Willie McGee, S OBP: 0.366, SLG: 0.441		0-0 2B 1B	1-0 G4-3 1B			3-1 G3		2-2 1B 2B 1B	4	2	3	0	0	0	0				
John Mabry, L OBP: 0.381, SLG: 0.467	0-2 1B FC4-6 2B		0-0 G4-3		1-2 F8		0-2 E9 2B	1-1 L8	4	1	2	0	0	0	2				
Tom Pagnozzi, R OBP: 0.339, SLG: 0.489 Royce Clayton, R OBP: 0.326, SLG: 0.377 Dennis Eckersley, R	0-1 FC4-6 1B		1-2 F8			0-0 F9		1-0 BB 1B	4	0	2	1	0	0	2				
Luis Alicea, S OBP: 0.336, SLG: 0.367	0-0 FC4-6 1B			3-2 F9		4-0 S IBB		4-2 2B BB	2	1	0	1	2	0	1				
Mike Morgan, R OBP: 0.083, SLG: 0.083 Mark Petkovsek, R OBP: 0.100, SLG: 0.100 Brian Jordan, R OBP: 0.308, SLG: 0.405	3-1 L8			0-0 L8		1-3 K		0-0 2B	2	0	1	0	0	0	0				
Inning Stats	R: 0 E: 0 K: 0 S: 10	H: 5 LOB: 2 BB: 1 P: 28	R: 3 E: 0 K: 0 S: 19	H: 1 LOB: 1 BB: 0 P: 12	R: 0 E: 0 K: 0 S: 11	H: 0 LOB: 0 BB: 0 P: 14	R: 0 E: 1 K: 1 S: 9	H: 1 LOB: 2 BB: 1 P: 17	R: 0 E: 0 K: 0 S: 7	H: 0 LOB: 0 BB: 0 P: 12	R: 2 E: 0 K: 1 S: 16	H: 3 LOB: 3 BB: 1 P: 27	R: 0 E: 0 K: 0 S: 4	H: 0 LOB: 0 BB: 0 P: 5	1B: 7 2B: 3 3B: 0 HR: 0	SF: 0 SAC: 0 DP: 0 HBP: 0	WP: 0 PA: 37 CS: 0		
PITCHER	IP	WLS	BF	H	R	ER	SO	BB	IBB	HBP	BLK	WP	HR	S	P	ERA	WHIP		
Pete Harnisch, R ERA: 4.75	(1, 1)		6.0	27	7	3	3	2	2	0	0	0	0	0	64	99	4.50	1.500	
Doug Henry, R ERA: 4.5	(7, 1)	1.2	L	7	2	2	2	0	0	0	0	0	0	0	17	26	10.80	1.200	
John Franco, L ERA: 2.49	(8, 1)	0.1		3	1	0	0	1	1	0	0	0	0	0	6	13	0.00	6.000	

AB 33
R 5
H 10
RBI 5
BB 4
SO 3
LOB 14



Batter	1	2	3	4	5	6	7	8	9	AB	R	H	RBI	BB	SO	LOB	TOP				
Ricky Otero, S (1, 8) OBP: 0.351, SLG: 0.373	1-3 K		1-0 F8		2-1 G6-3			1-1 P5		4	0	0	0	0	1	0					
26 David Doster, R (1, 4) OBP: 0.286, SLG: 0.286	2-0 F7		0-1 1B			1-2 P6		0-0 F8		4	0	1	0	0	0	0					
Gregg Jefferies, S (1, 3)	1-2 G6-3		0-0 F9			2-1 F8		1-1 G6-3		4	0	0	0	0	0	1					
Pete Incaviglia, R (1, 7)		0-0 P6	2-2 F9			0-1 HR		1-3 K		4	1	1	0	0	1	1					
Todd Zeile, R (1, 5)		1-2 BB 1B		1-0 L8		2-1 HR		0-1 P2		4	1	2	2	0	0	0					
Benito Santiago, R (1, 2)		0-1 BB 1B		2-2 P4		1-1 G5-3		1-2 G4-3		4	0	1	0	0	0	0					
Glenn Murray, R (1, 9)		1-3 K		0-0 G6-3			1-1 F7			3	0	0	0	0	1	2					
Kevin Seick, R (1, 6)		4-2 BB		1-0 F9		0-2 L6				2	0	0	0	1	0	0					
Sid Fernandez, L (1, 1) Toby Borland, R (6, 1) Howard Battle, R (7, PH) Ken Ryan, R (7, 1)		3-3 K		3-2 G6-3		3-3 K				2	0	0	0	0	1	3					
Inning Stats	R: 0 E: 0 K: 1 S: 7	H: 0 LOB: 0 BB: 0 P: 11	R: 0 E: 0 K: 2 S: 18	H: 2 LOB: 3 BB: 1 P: 27	R: 0 E: 0 K: 0 S: 7	H: 1 LOB: 1 BB: 0 P: 10	R: 0 E: 0 K: 0 S: 5	H: 0 LOB: 0 BB: 0 P: 8	R: 0 E: 0 K: 0 S: 12	H: 2 LOB: 0 BB: 0 P: 18	R: 0 E: 0 K: 1 S: 9	H: 0 LOB: 0 BB: 0 P: 13	R: 0 E: 0 K: 0 S: 5	H: 0 LOB: 0 BB: 0 P: 7	R: 0 E: 0 K: 1 S: 8	H: 0 LOB: 0 BB: 0 P: 10	1B: 4 2B: 0 3B: 0 HR: 1	SF: 0 SAC: 0 DP: 0 HBP: 0	WP: 0 PB: 0 SB: 0 CS: 0	PA: 33	
PITCHER	IP	WLS	BF	H	R	ER	SO	BB	IBB	HBP	BLK	WP	HR	S	P	ERA	WHIP				
Donovan Osborne, L (1, 1) ERA: 3.73	7.0	W	27	5	2	2	4	1	0	0	0	0	1	65	100	2.57	0.857				
Rick Honeycutt, L (8, 1) ERA: 3.46	1.0		3	0	0	0	0	0	0	0	0	0	0	5	7	0.00	0.000				
Dennis Eckersley, R (9, 1) ERA: 3.91	1.0	S	3	0	0	0	1	0	0	0	0	0	0	8	10	0.00	0.000				

Philadelphia Phillies @ St. Louis Cardinals
 Busch Stadium, St. Louis, MO
 Tue Jun 18 1996, 7:05 PM CDT
 Att: 31,311 - Unknown - 90 F

AB	32
R	2
H	5
RBI	2
BB	1
SO	5
LOB	7



Batter	1	2	3	4	5	6	7	8	9	AB	R	H	RBI	BB	SO	LOB	BOTTOM					
Ron Gant, R (1, 7) Rick Honeycutt, L (8, 1) Dennis Eckersley, R (9, 1)	1-3 K		2-1 P3		4-2 1B BB		1-1 G6-4-3			3	0	0	0	1	1	1						
Royce Clayton, R (1, 6)	0-1 F8		2-3 K		2-2 1B 2H			0-3 K		4	0	1	1	0	2	0						
Ray Lankford, L (1, 8)	1-2 G4-3		3-2 F8		3-1 P5			1-0 G4-3		4	0	0	0	0	0	2						
Gary Gaetti, R (1, 5)		4-2 1B 2B BB		0-3 K		1-1 F9		3-3 K		3	1	0	0	1	2	0						
Brian Jordan, R (1, 9)		1-3 K		2-3 K		0-0 L4				3	0	0	0	0	2	1						
John Mabry, L (1, 3)		2-3 K		1-3 K		1-1 WP 1B				3	0	1	0	0	2	1						
Tom Pagnozzi, R (1, 2)		3-2 2B WP 1B			1-0 FC5-6 1B		3-2 G3			3	1	2	0	0	0	1						
David Bell, R (1, 4) Willie McGee, S (7, PH) Luis Alicea, S (7, PH) Ken Ryan, R (7, 1)		1-1 WP 2B			0-0 F8		1-2 L7			2	0	1	1	0	0	1						
Donovan Osborne, S (1, 1) Luis Alicea, S (7, PH) Ken Ryan, R (7, 1)		3-3 K		3-3 FC5-6 1B		1-0 FC5-6 BB 1B		4-1 G6-4-3 BB		2	1	0	0	0	1	2						
Inning Stats	R: 0 E: 0 K: 1 S: 9	H: 0 LOB: 0 BB: 0 P: 11	R: 2 E: 0 K: 3 S: 18	H: 2 LOB: 1 BB: 1 P: 32	R: 0 E: 0 K: 1 S: 10	H: 0 LOB: 0 BB: 0 P: 17	R: 0 E: 0 K: 3 S: 12	H: 0 LOB: 0 BB: 0 P: 15	R: 1 E: 0 K: 0 S: 10	H: 2 LOB: 2 BB: 1 P: 21	R: 0 E: 0 K: 0 S: 8	H: 1 LOB: 1 BB: 0 P: 13	R: 0 E: 0 K: 0 S: 6	H: 0 LOB: 0 BB: 1 P: 12	R: 0 E: 0 K: 2 S: 8	H: 0 LOB: 0 BB: 0 P: 12	1B: 4 2B: 1 3B: 0 HR: 0	SF: 0 SAC: 0 DP: 1 HBP: 0	WP: 2 PB: 0 SB: 0 CS: 0	PA: 31		
PITCHER	IP	WLS	BF	H	R	ER	SO	BB	IBB	HBP	BLK	WP	HR	S	P	ERA	WHIP					
Sid Fernandez, L (1, 1) ERA: 3.13	5.0	L	21	4	3	3	8	2	0	0	0	0	1	0	59	96	5.40	1.200				
Toby Borland, R (6, 1) ERA: 4.91	1.0		4	1	0	0	0	0	0	0	0	1	0	8	13	0.00	1.000					
Ken Ryan, R (7, 1) ERA: 2.48	2.0		6	0	0	0	2	1	0	0	0	0	0	14	24	0.00	0.500					

Philadelphia Phillies @ St. Louis Cardinals
 Busch Stadium, St. Louis, MO
 Tue Jun 18 1996, 7:05 PM CDT
 Att: 31,311 - Unknown - 90 F

AB	28
R	3
H	5
RBI	2
BB	3
SO	10
LOB	9



Batter	1	2	3	4	5	6	7	8	9	AB	R	H	RBI	BB	SO	LOB	TOP						
Ricky Otero, S OBP: 0.347, SLG: 0.360 (1, 8)	4-0 WP S BB		0-0 F8		0-0 1-3			0-0 F8		3	0	0	0	1	0	0	Philadelphia Phillies @ St. Louis Cardinals Busch Stadium, St. Louis, MO Wed Jun 19 1996, 3:33 AM CDT Att: 34,612 - Unknown - 90 F						
26 David Ooster, R OBP: 0.182, SLG: 0.182 (1, 4)	0-3 K		0-0 5-3				0-0 F8	0-3 K		4	0	0	0	0	2	1							
Gregg Jefferies, S OBP: 0.246, SLG: 0.361 (1, 3)	0-0 F8			0-0 F7			0-0 F8	0-0 F7		4	0	0	0	0	0	1							
Todd Zeile, R OBP: 0.341, SLG: 0.450 (1, 5)	4-0 2-3 BB			0-0 G6-4-3 1B			0-3 K		0-0 5-3	3	0	1	0	1	1	0							
Jim Eisenreich, L OBP: 0.382, SLG: 0.414 (1, 7)	0-3 K			0-0 G6-4-3 1-2				0-0 F9 2B	0-0 WP S 1B	4	0	2	0	0	1	3							
Mike Lieberthal, R OBP: 0.315, SLG: 0.490 (1, 2)		0-0 F9			0-0 HR 1B				0-3 K 1-2	3	1	1	0	0	1	1							
J.R. Phillips, L OBP: 0.238, SLG: 0.386 (1, 9)		0-0 P5			0-0 HR			0-3 K	4-0 WP IBB	3	1	1	2	1	1	2							
Mike Benjamin, R OBP: 0.352, SLG: 0.474 Benito Santiago, R OBP: 0.314, SLG: 0.474 Kevin Seifick, R OBP: 0.286, SLG: 0.250 (1, 6)		0-0 F9			0-0 1-3			0-0 F9	4-0 BB 1-2 2-3	3	0	0	0	0	0	2							
Curt Schilling, R OBP: 0.294, SLG: 0.250 Pete Incaviglia, R OBP: 0.340, SLG: 0.527 Ron Blazier, R OBP: 0.257, SLG: 0.265 Glenn Murray, R OBP: 0.500, SLG: 1.000 (1, 1)			0-3 K		0-0 6-3			0-0 L6	0-0 F9	2	0	0	0	0	1	0							
Inning Stats	R: 0 E: 0 K: 2 S: 7	H: 0 LOB: 2 BB: 2 P: 15	R: 0 E: 0 K: 0 S: 3	H: 0 LOB: 0 BB: 0 P: 3	R: 0 E: 0 K: 1 S: 5	H: 0 LOB: 0 BB: 0 P: 5	R: 0 E: 0 K: 0 S: 3	H: 1 LOB: 0 BB: 0 P: 3	R: 2 E: 0 K: 0 S: 5	H: 2 LOB: 0 BB: 0 P: 5	R: 0 E: 0 K: 1 S: 5	H: 0 LOB: 0 BB: 0 P: 5	R: 0 E: 0 K: 1 S: 6	H: 1 LOB: 2 BB: 0 P: 7	R: 0 E: 0 K: 1 S: 5	H: 0 LOB: 0 BB: 0 P: 5		R: 0 E: 0 K: 1 S: 6	H: 1 LOB: 3 BB: 2 P: 14	1B: 3 2B: 1 3B: 0 HR: 1	SF: 0 SAC: 0 DP: 1 HBP: 1	WP: 2 PB: 0 SB: 2 CS: 0	PA: 36
PITCHER Andy Benes, R ERA: 4.88 (1, 1)	IP: 9.0 WLS: W BF: 36 H: 5 R: 2 ER: 2 SO: 7 BB: 3 IBB: 1 HBP: 1 BLK: 0 WP: 2 HR: 1 S: 45 P: 62 ERA: 2.00 WHIP: 0.889															PITCHER							

Batter	1	2	3	4	5	6	7	8	9	AB	R	H	RBI	BB	SO	LOB	BOTTOM						
Ron Gant, R OBP: 0.354, SLG: 0.466 (1, 7)	0-0 F9		0-0 F8		4-0 1B BB			0-0 4-3		3	0	0	0	1	0	0	Philadelphia Phillies @ St. Louis Cardinals Busch Stadium, St. Louis, MO Wed Jun 19 1996, 3:33 AM CDT Att: 34,612 - Unknown - 90 F						
Royce Clayton, R OBP: 0.326, SLG: 0.390 (1, 6)	0-0 HR		0-0 F9		1-2 2-3 1B			0-0 1-3		4	1	2	1	0	0	0							
Ray Lankford, L OBP: 0.358, SLG: 0.508 (1, 8)	4-0 CS BB			0-0 HR	0-0 1-3			0-0 F7		3	1	1	1	1	0	3							
Gary Gaetti, R OBP: 0.313, SLG: 0.403 (1, 5)	0-3 K			0-0 P4		0-0 6-3			0-0 L6	4	0	0	0	0	1	1							
Brian Jordan, R OBP: 0.302, SLG: 0.401 (1, 9)		0-0 F8		0-0 P4		0-0 F7			0-0 BB SF8 2B	4	1	1	0	0	0	0							
John Mabry, L OBP: 0.382, SLG: 0.461 (1, 3)		4-0 BB		0-0 P5		0-0 F7			4-0 BB IBB	2	0	0	0	2	0	0							
Tom Pagnozzi, R OBP: 0.349, SLG: 0.489 (1, 2)		0-0 F9			0-0 1B SH3-4 1B			0-3 K	4-0 BB 1-2 2-3 BB	3	0	1	0	1	1	1							
Luis Alicea, S OBP: 0.333, SLG: 0.362 (1, 4)		0-3 K			0-0 F9			0-0 F8	0-0 SF8	3	0	0	1	0	1	2							
Andy Benes, R OBP: 0.138, SLG: 0.207 (1, 1)			0-3 K		0-0 SH3-4 1-2			0-0 F7	3-H	2	0	0	0	0	1	0							
Inning Stats	R: 1 E: 0 K: 1 S: 5	H: 1 LOB: 1 BB: 1 P: 9	R: 0 E: 0 K: 1 S: 5	H: 0 LOB: 1 BB: 1 P: 9	R: 0 E: 0 K: 1 S: 5	H: 0 LOB: 0 BB: 0 P: 5	R: 1 E: 0 K: 0 S: 4	H: 1 LOB: 0 BB: 0 P: 4	R: 0 E: 0 K: 0 S: 5	H: 2 LOB: 3 BB: 1 P: 9	R: 0 E: 0 K: 0 S: 3	H: 0 LOB: 0 BB: 0 P: 3	R: 0 E: 0 K: 1 S: 5	H: 0 LOB: 0 BB: 0 P: 5	R: 0 E: 0 K: 0 S: 3	H: 0 LOB: 0 BB: 0 P: 3		R: 1 E: 0 K: 0 S: 3	H: 1 LOB: 2 BB: 2 P: 11	1B: 2 2B: 2 3B: 0 HR: 2	SF: 1 SAC: 1 DP: 1 HBP: 0	WP: 0 PB: 0 SB: 0 CS: 1	PA: 35
PITCHER Curt Schilling, R ERA: 2.6 Ron Blazier, R ERA: 2.08 Ricky Bottalico, R ERA: 3.31 (1, 1)	IP: 6.0 WLS: 6 BF: 24 H: 4 R: 2 ER: 2 SO: 3 BB: 3 IBB: 2 HBP: 0 BLK: 0 WP: 0 HR: 2 S: 27 P: 39 ERA: 3.00 WHIP: 1.167															PITCHER							

AB	31
R	2
H	5
RBI	2
BB	4
SO	7
LOB	15

AB	28
R	3
H	5
RBI	3
BB	5
SO	4
LOB	7



Batter	1	2	3	4	5	6	7	8	9	AB	R	H	RBI	BB	SO	LOB	TOP			
Ron Gant, R OBP: 0.345, SLG: 0.450 (1, 7)	G6-3		F8		FC6-4		K			4	0	0	0	0	1	2				
Royce Clayton, R OBP: 0.327, SLG: 0.388 (1, 6)	G5-3					G4-3		G6-3		4	0	1	0	0	0	0				
Ray Lankford, L OBP: 0.357, SLG: 0.504 Miguel Mejia, R (8, 8)	G3				G4-3		F8	F8		4	1	1	0	0	0	0				
Gary Gaetti, R OBP: 0.312, SLG: 0.405 (1, 5)		K			G6-3			F8		4	1	1	1	0	1	0				
Brian Jordan, R OBP: 0.301, SLG: 0.398 (1, 9)	G6-3					P4			G5-3	4	0	1	0	0	0	1				
John Mabry, L OBP: 0.384, SLG: 0.462 (1, 3)	G3-1				FC4-6				G6-4-3	4	0	2	1	0	0	1				
Danny Sheaffer, R OBP: 0.318, SLG: 0.376 (1, 2)									G6-4-3	4	1	1	1	0	0	2				
Luis Alica, S OBP: 0.329, SLG: 0.357 (1, 4)			G4-3				K			3	0	0	0	0	2	0				
Todd Stottlemyre, L OBP: 0.343, SLG: 0.233 Tony Fossas, L (6, 1)										1	0	1	0	1	0	0				
Mark Sweeney, L OBP: 0.403, SLG: 0.421 Jeff Parrett, R (7, 1)							G3-1			0	0	0	0	0	0	0				
										0	0	0	0	0	0	0				
										0	0	0	0	0	0	0				
										0	0	0	0	0	0	0				
Inning Stats	R: 0 E: 0 K: 0 S: 4	H: 0 LOB: 0 BB: 0 P: 7	R: 0 E: 0 K: 1 S: 9	H: 0 LOB: 0 BB: 0 P: 13	R: 1 E: 0 K: 0 S: 7	H: 2 LOB: 2 BB: 1 P: 14	R: 0 E: 0 K: 0 S: 13	H: 1 LOB: 1 BB: 0 P: 20	R: 0 E: 0 K: 1 S: 10	H: 1 LOB: 1 BB: 0 P: 14	R: 2 E: 0 K: 0 S: 16	H: 3 LOB: 1 BB: 0 P: 26	R: 0 E: 0 K: 2 S: 9	H: 0 LOB: 0 BB: 0 P: 14	R: 0 E: 0 K: 0 S: 7	H: 1 LOB: 0 BB: 0 P: 11	1B: 6 2B: 1 3B: 0 HR: 1	SF: 0 SAC: 0 DP: 1 HBP: 0	WP: 0 PB: 0 SB: 1 CS: 0	PA: 34
PITCHER	IP	WLS	BF	H	R	ER	SO	BB	IBB	HBP	BLK	WP	HR	S	P	ERA	WHIP			
Kirk Rueter, L ERA: 3.88 (1, 1)	5.2	W	24	7	3	3	2	1	0	0	0	0	1	56	90	4.76	1.412			
Mike Dyer, R ERA: 3.75 (6, 1)	2.1		7	0	0	0	2	0	0	0	0	0	0	19	28	0.00	0.000			
Omar Daal, L ERA: 3.25 (9, 1)	1.0		3	1	0	0	0	0	0	0	0	0	0	7	11	0.00	1.000			

St. Louis Cardinals @ Montreal Expos
Olympic Stadium, Montreal, QB
Thu Jun 20 1996, 7:05 PM EDT
Att: 15,095 - Dome - 68 F

AB 33
R 3
H 8
RBI 3
BB 1
SO 4
LOB 6



Batter	1	2	3	4	5	6	7	8	9	AB	R	H	RBI	BB	SO	LOB	BOTTOM			
Mark Grudzielanek, R OBP: 0.377, SLG: 0.472 (1, 6)	1B	FC6-4					1B			4	3	3	0	0	0	1				
Mike Lansing, R OBP: 0.380, SLG: 0.446 (1, 4)	HR					F9		1B		4	1	2	1	0	1	2				
Henry Rodriguez, L OBP: 0.353, SLG: 0.658 (1, 7)	HR							1B		3	2	2	2	1	0	0				
Moises Alou, R OBP: 0.324, SLG: 0.424 (1, 9)	HR							1B		4	1	1	3	0	1	1				
David Segui, S OBP: 0.359, SLG: 0.435 (1, 3)	K								G3-1	4	0	0	0	0	1	0				
Darin Fletcher, L OBP: 0.289, SLG: 0.390 Omar Daal, L (9, 1)	F7									4	1	1	1	0	0	0				
F.P. Santangelo, S OBP: 0.365, SLG: 0.422 (1, 8)	F9									4	0	1	0	0	0	0				
Shane Andrews, R OBP: 0.332, SLG: 0.518 (1, 5)										4	0	0	0	0	3	1				
Kirk Rueter, L OBP: 0.143, SLG: 0.105 Mike Dyer, R (6, 1)										2	0	1	0	0	1	0				
Tim Spehr, R (9, 2)										1	0	0	0	0	1	0				
										0	0	0	0	0	0	0				
Inning Stats	R: 4 E: 0 K: 1 S: 14	H: 3 LOB: 0 BB: 1 P: 26	R: 0 E: 0 K: 2 S: 12	H: 1 LOB: 0 BB: 0 P: 15	R: 0 E: 0 K: 0 S: 6	H: 0 LOB: 0 BB: 0 P: 8	R: 1 E: 0 K: 2 S: 10	H: 1 LOB: 0 BB: 0 P: 11	R: 2 E: 0 K: 1 S: 10	H: 2 LOB: 0 BB: 0 P: 14	R: 0 E: 0 K: 1 S: 6	H: 0 LOB: 0 BB: 0 P: 8	R: 1 E: 0 K: 1 S: 14	H: 3 LOB: 1 BB: 0 P: 20	R: 0 E: 0 K: 0 S: 8	H: 1 LOB: 0 BB: 0 P: 10	1B: 6 2B: 1 3B: 1 HR: 3	SF: 0 SAC: 0 DP: 0 HBP: 0	WP: 0 PB: 0 SB: 0 CS: 0	PA: 35
PITCHER	IP	WLS	BF	H	R	ER	SO	BB	IBB	HBP	BLK	WP	HR	S	P	ERA	WHIP			
Todd Stottlemyre, R ERA: 4.18 (1, 1)	5.0	L	23	7	7	7	6	1	0	0	0	0	3	52	74	12.60	1.600			
Tony Fossas, L ERA: 3.52 (6, 1)	1.0		3	0	0	0	1	0	0	0	0	0	0	6	8	0.00	0.000			
Jeff Parrett, R ERA: 4.18 (7, 1)	2.0		9	4	1	1	1	0	0	0	0	0	0	22	30	4.50	2.000			

St. Louis Cardinals @ Montreal Expos
Olympic Stadium, Montreal, QB
Thu Jun 20 1996, 7:05 PM EDT
Att: 15,095 - Dome - 68 F

AB 34
R 8
H 11
RBI 7
BB 1
SO 8
LOB 5



Batter	1	2	3	4	5	6	7	8	9	AB	R	H	RBI	BB	SO	LOB	TOP					
Ron Gant, R OBP: 0.354, SLG: 0.462	0-0 HR	4-2 BB		3-3 K		1-3 K		1-1 L7		4	1	1	1	1	2	1						
Ozzie Smith, S OBP: 0.310, SLG: 0.282	1-1 WP 1B	3-1 F9			0-0 G6-3		2-1 2B	1-0 G1-3		5	2	2	0	0	0	1						
Ray Lankford, L OBP: 0.362, SLG: 0.518	0-0 WP 1B	1 SAFE G4-3			2-2 G4-3		3-2 HR 2B		0-2 G4-3 1B	5	3	3	1	0	0	1						
Gary Gaetti, R OBP: 0.305, SLG: 0.403	4-2 1B		2-2 G6-3		4-2 1B		0-1 L3		1-1 G4-3	3	1	1	0	2	0	2						
David Bell, R OBP: 0.277, SLG: 0.287	1-2 2-3 BB								2-3	0	0	0	0	0	0	0						
John Mabry, L OBP: 0.384, SLG: 0.468	1-3 K		0-2 G6-3		0-0 BB		4-0 HR		2-0 1B	4	1	2	1	1	1	4						
Brian Jordan, R OBP: 0.302, SLG: 0.408	0-0 1B		1-0 SF8		2-1 F9		0-0 HR		3-H 3-3 K	3	1	2	6	0	0	2						
Miguel Mejia, R	1-2 2-H 3-H 1B		3-H 2-1 G4-3				1-H 2-H HR			1	0	0	0	0	1	1						
Tom Pagnozzi, R OBP: 0.333, SLG: 0.468	1-3 K					1-3 K			1-3 K	5	0	0	0	0	4	3						
Luis Alicaia, S OBP: 0.321, SLG: 0.346	3-3 K2-3			1-0 L3		1-1 SH3-4 1B		0-1 F8		4	0	1	0	0	1	2						
Andy Benes, R OBP: 0.129, SLG: 0.194			0-3 K		2-3 K			1-3 K		2	0	0	0	0	2	0						
Royce Clayton, R OBP: 0.322, SLG: 0.380										1	0	0	0	0	1	0						
Rick Honeycutt, L										0	0	0	0	0	0	0						
Jeff Parrett, R										0	0	0	0	0	0	0						
Inning Stats	R: 3 E: 0 K: 3 S: 18	H: 4 LOB: 2 BB: 1 P: 28	R: 0 E: 0 K: 1 S: 8	H: 0 LOB: 1 BB: 1 P: 15	R: 1 E: 0 K: 0 S: 9	H: 1 LOB: 0 BB: 0 P: 14	R: 0 E: 0 K: 2 S: 7	H: 0 LOB: 0 BB: 1 P: 13	R: 0 E: 0 K: 0 S: 9	H: 1 LOB: 2 BB: 1 P: 17	R: 4 E: 0 K: 1 S: 14	H: 3 LOB: 0 BB: 1 P: 24	R: 0 E: 0 K: 1 S: 6	H: 0 LOB: 0 BB: 0 P: 9	R: 1 E: 0 K: 2 S: 13	H: 2 LOB: 1 BB: 0 P: 20	1B: 7 2B: 3 3B: 0 HR: 2	SF: 1 SAC: 1 DP: 0 HBP: 0	WP: 1 PB: 0 SB: 0 CS: 0	PA: 43		
PITCHER	IP WLS BF H R ER SO BB IBB HBP BLK WP HR S P ERA WHIP	IP WLS BF H R ER SO BB IBB HBP BLK WP HR S P ERA WHIP	IP WLS BF H R ER SO BB IBB HBP BLK WP HR S P ERA WHIP	IP WLS BF H R ER SO BB IBB HBP BLK WP HR S P ERA WHIP	IP WLS BF H R ER SO BB IBB HBP BLK WP HR S P ERA WHIP	IP WLS BF H R ER SO BB IBB HBP BLK WP HR S P ERA WHIP	IP WLS BF H R ER SO BB IBB HBP BLK WP HR S P ERA WHIP	IP WLS BF H R ER SO BB IBB HBP BLK WP HR S P ERA WHIP	IP WLS BF H R ER SO BB IBB HBP BLK WP HR S P ERA WHIP	IP WLS BF H R ER SO BB IBB HBP BLK WP HR S P ERA WHIP	IP WLS BF H R ER SO BB IBB HBP BLK WP HR S P ERA WHIP	IP WLS BF H R ER SO BB IBB HBP BLK WP HR S P ERA WHIP	IP WLS BF H R ER SO BB IBB HBP BLK WP HR S P ERA WHIP	IP WLS BF H R ER SO BB IBB HBP BLK WP HR S P ERA WHIP	IP WLS BF H R ER SO BB IBB HBP BLK WP HR S P ERA WHIP	IP WLS BF H R ER SO BB IBB HBP BLK WP HR S P ERA WHIP	IP WLS BF H R ER SO BB IBB HBP BLK WP HR S P ERA WHIP	IP WLS BF H R ER SO BB IBB HBP BLK WP HR S P ERA WHIP	IP WLS BF H R ER SO BB IBB HBP BLK WP HR S P ERA WHIP	IP WLS BF H R ER SO BB IBB HBP BLK WP HR S P ERA WHIP	IP WLS BF H R ER SO BB IBB HBP BLK WP HR S P ERA WHIP	IP WLS BF H R ER SO BB IBB HBP BLK WP HR S P ERA WHIP

St. Louis Cardinals @ Atlanta Braves
Atlanta-Fulton County Stadium, Atlanta, GA
Mon Jun 24 1996, 7:05 PM EDT
Att: 31,971 - Unknown - 85 F

AB 37
R 9
H 12
RBI 9
BB 4
SO 12
LOB 17

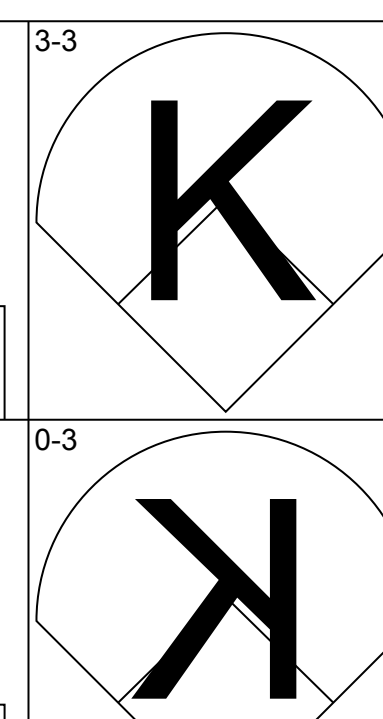
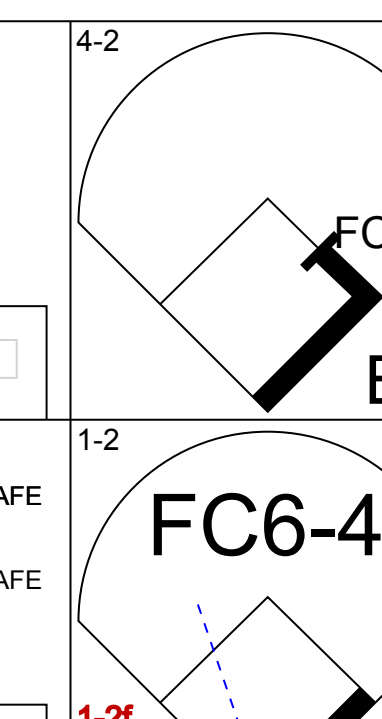
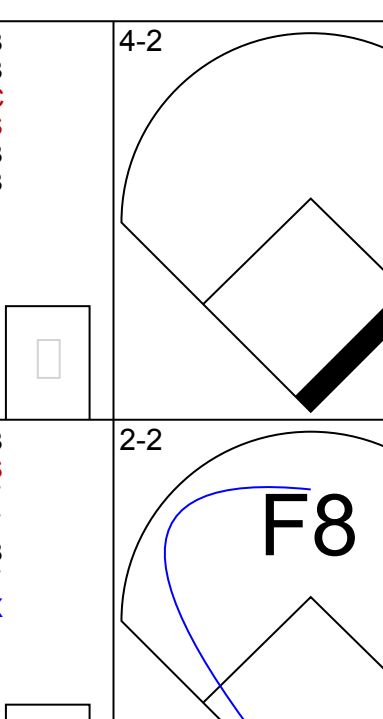
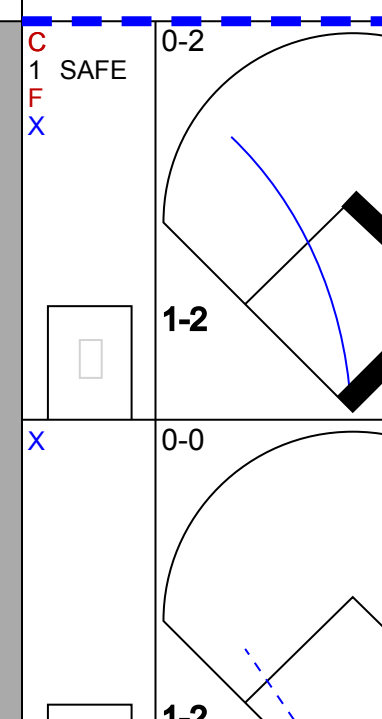
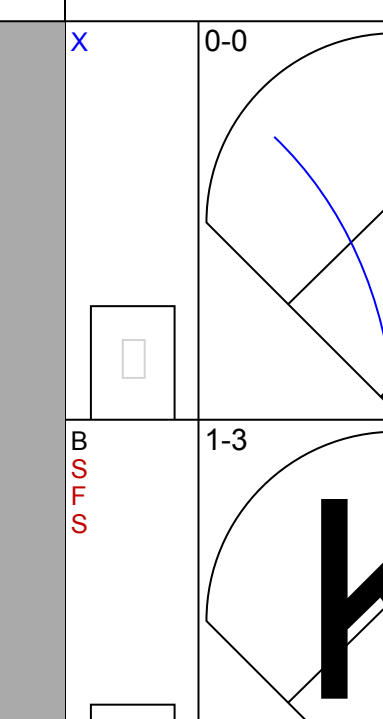
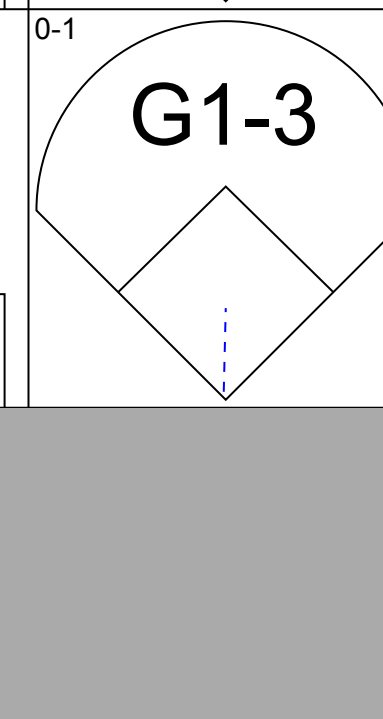


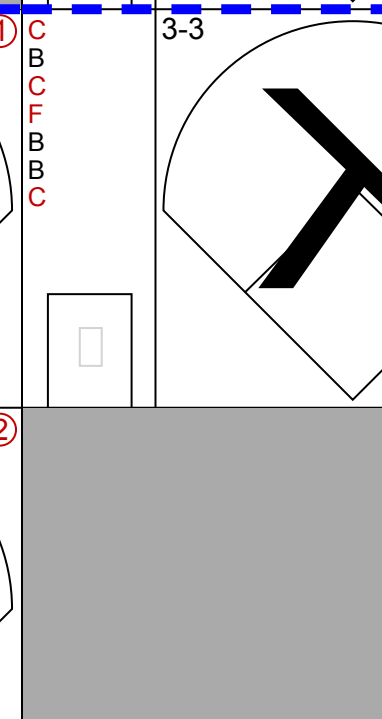
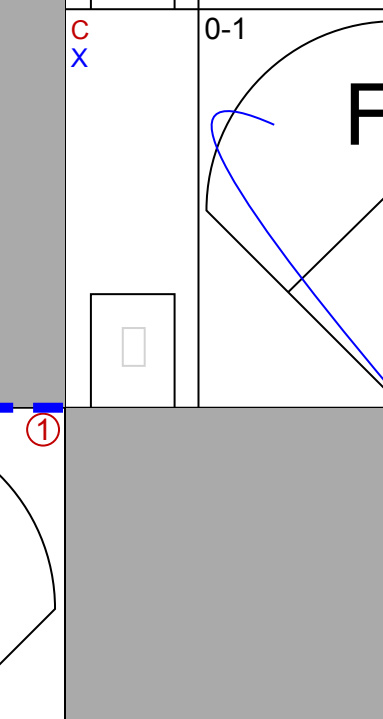

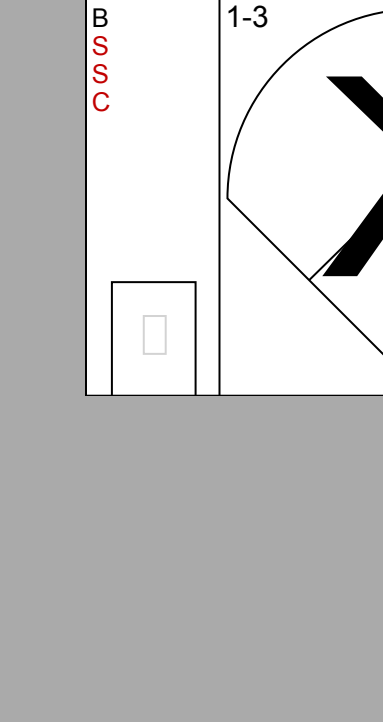
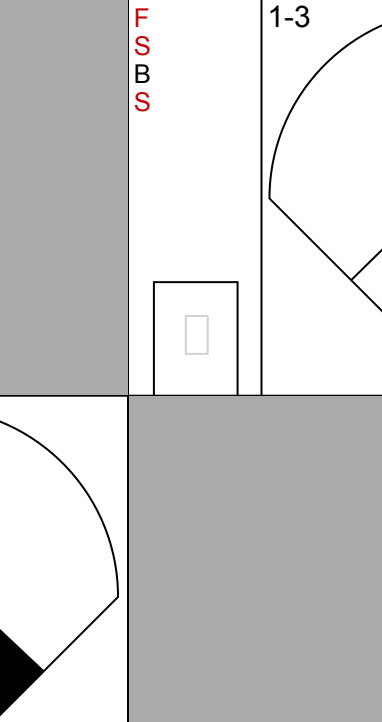
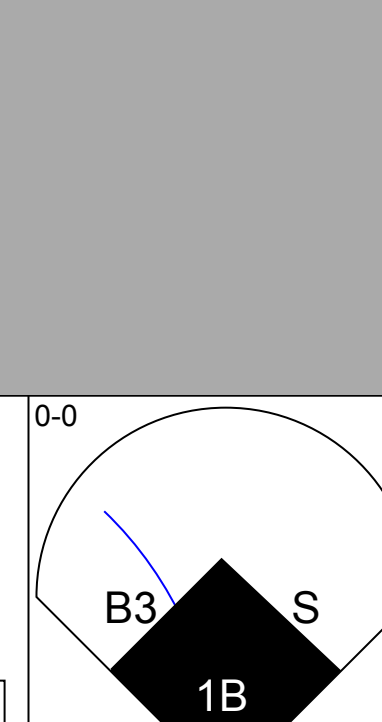

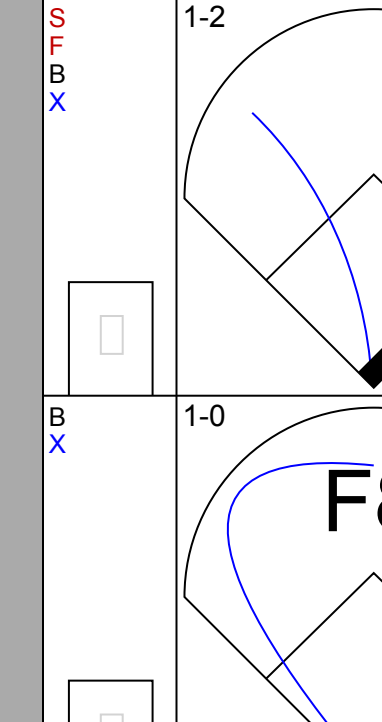
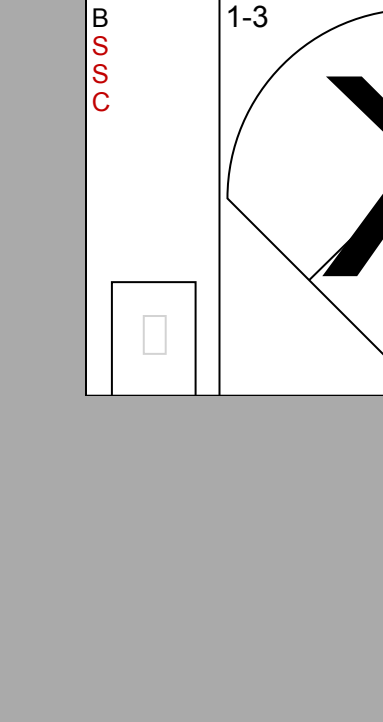
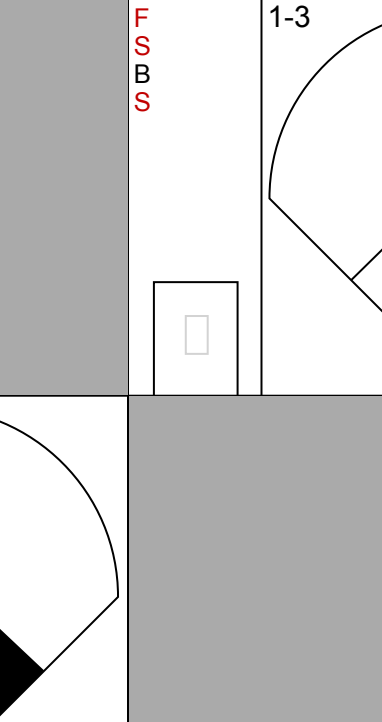
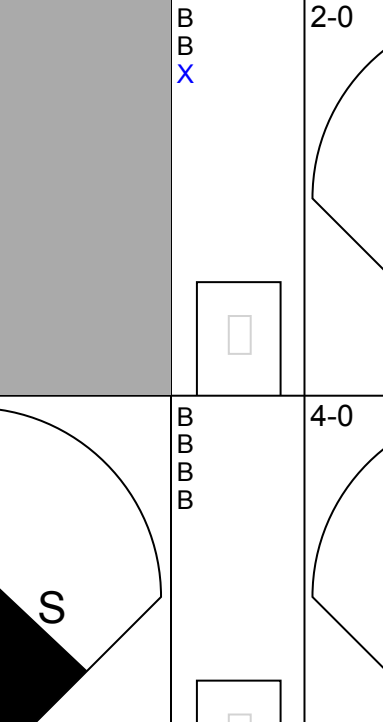
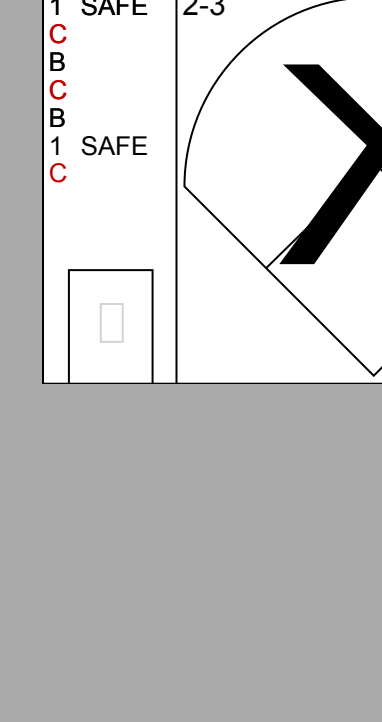
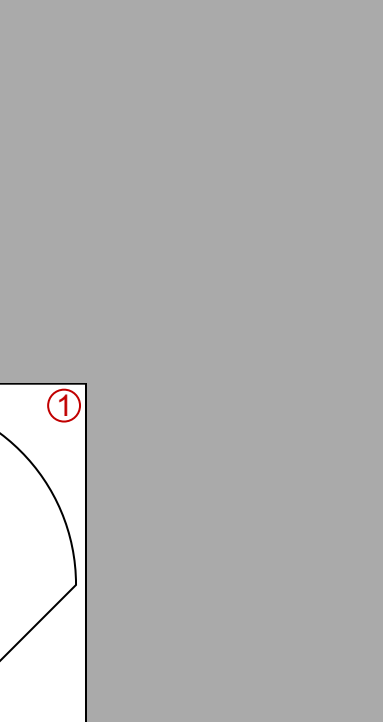
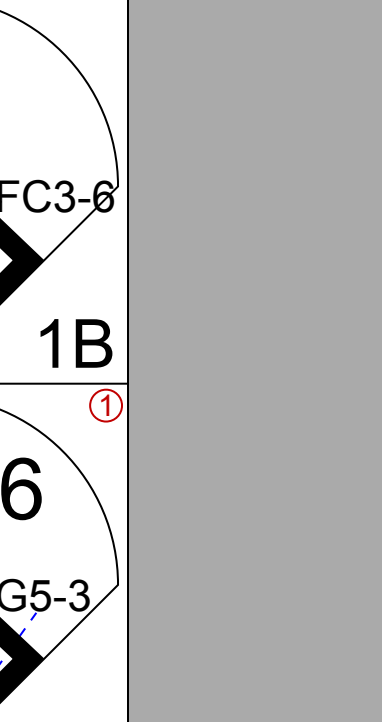
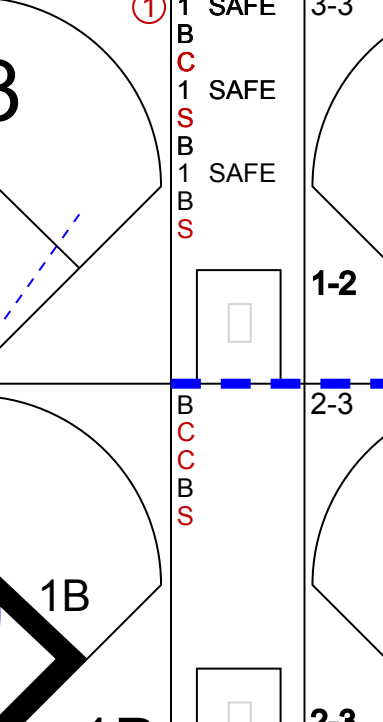
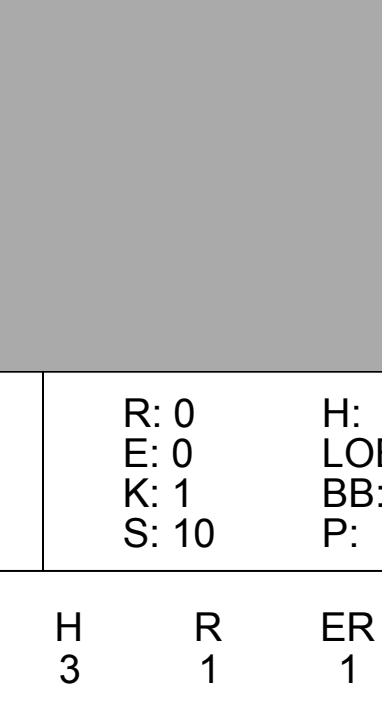
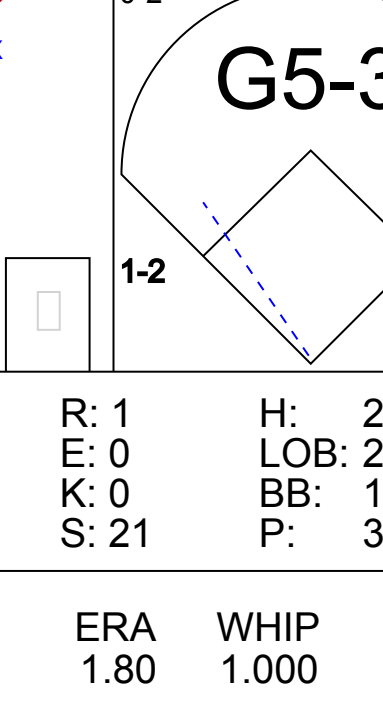
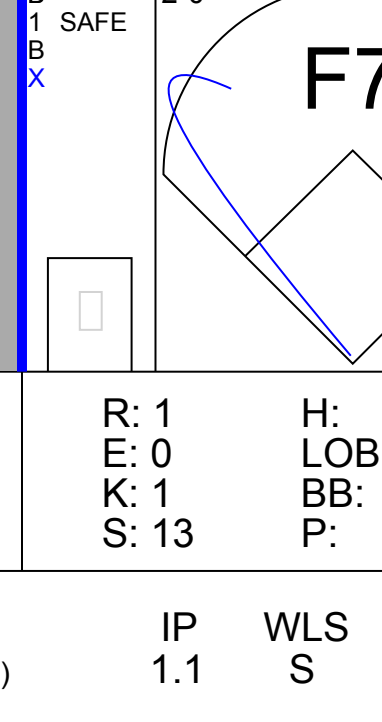
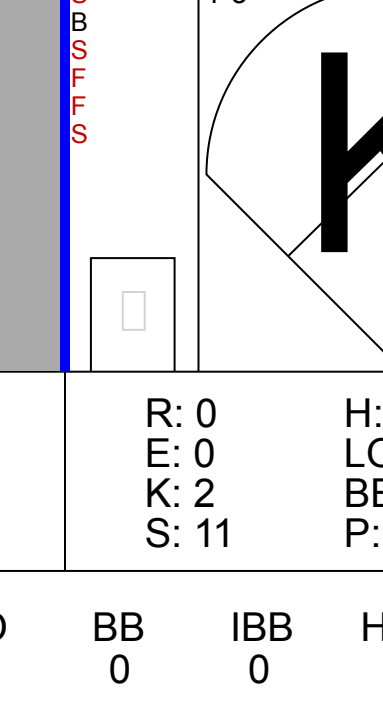
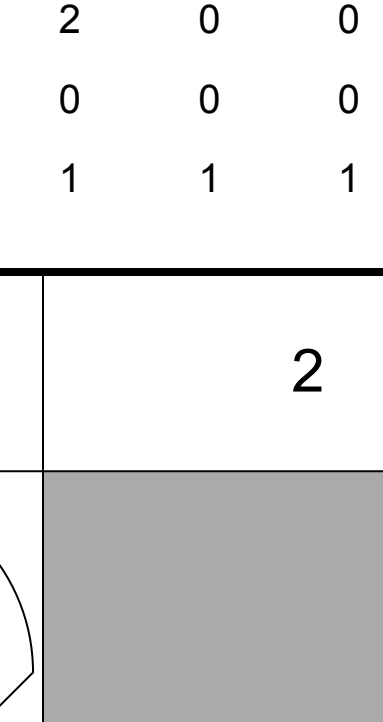
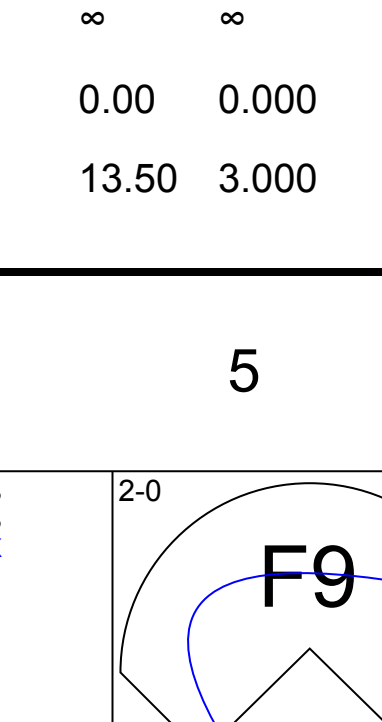
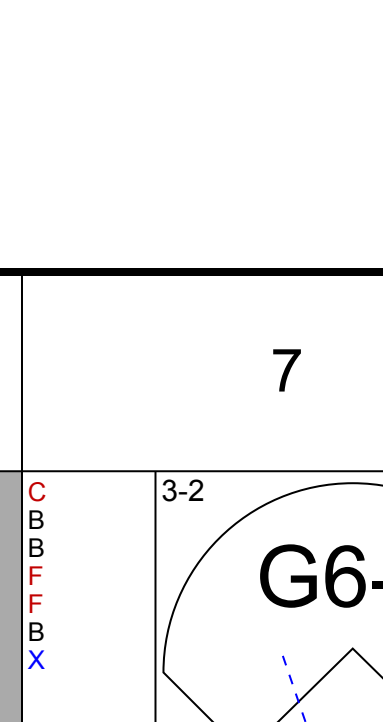
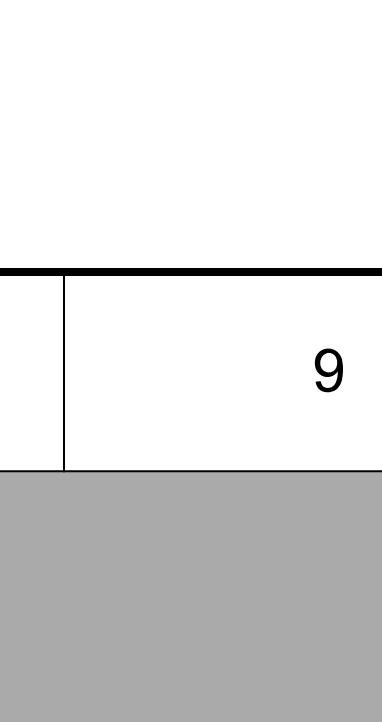
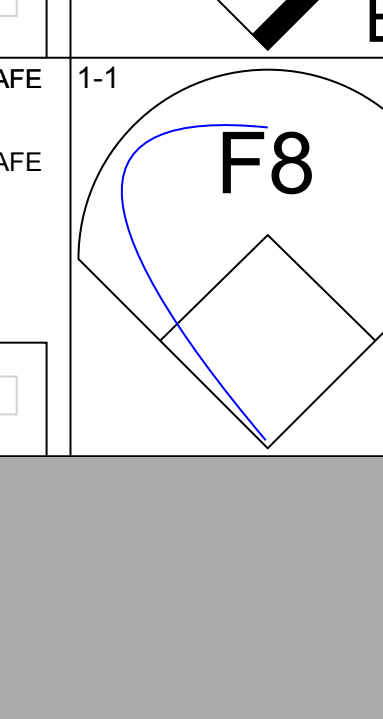
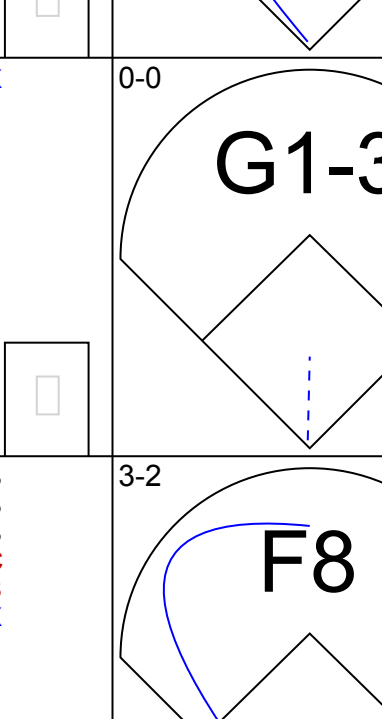

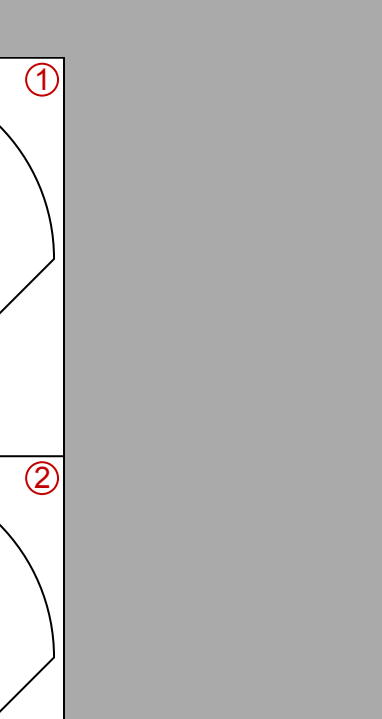






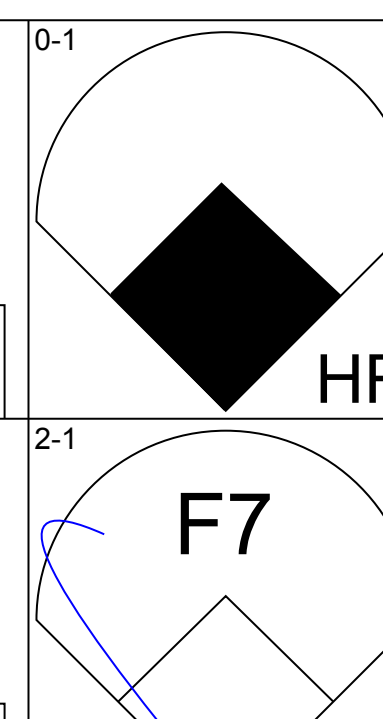
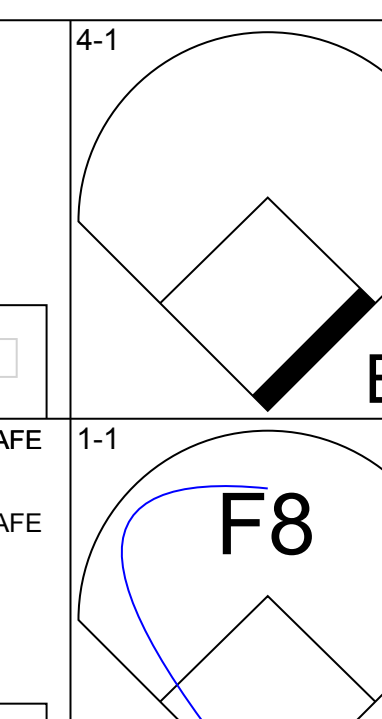
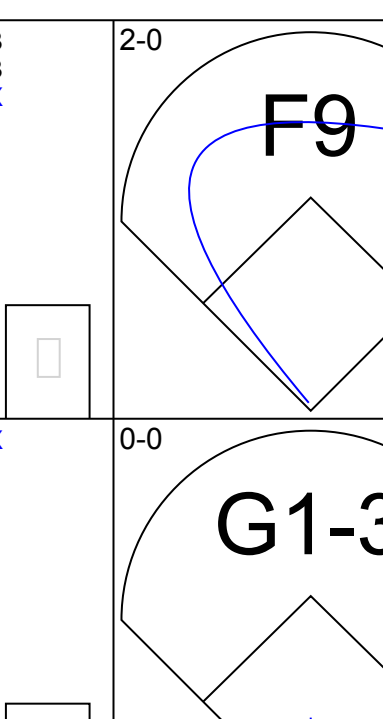
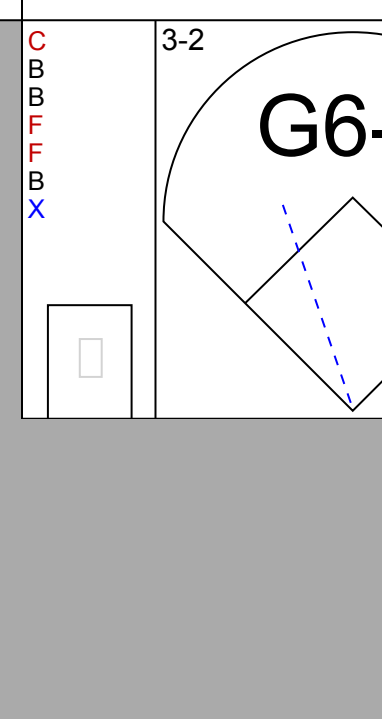
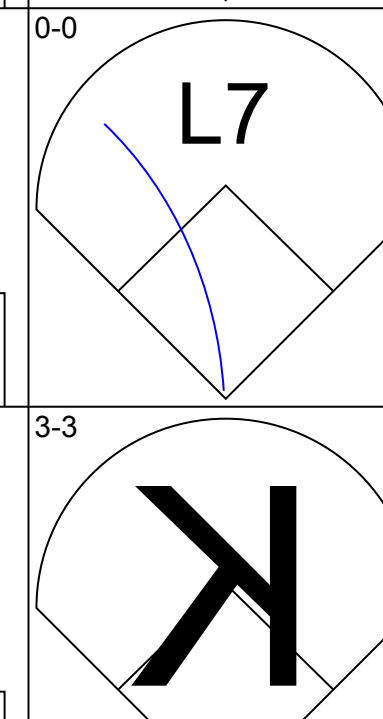

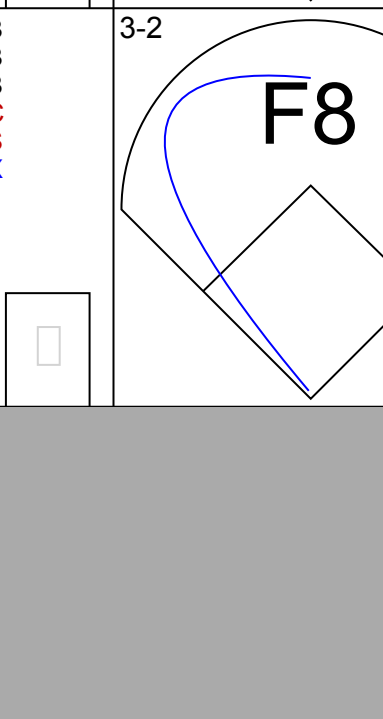
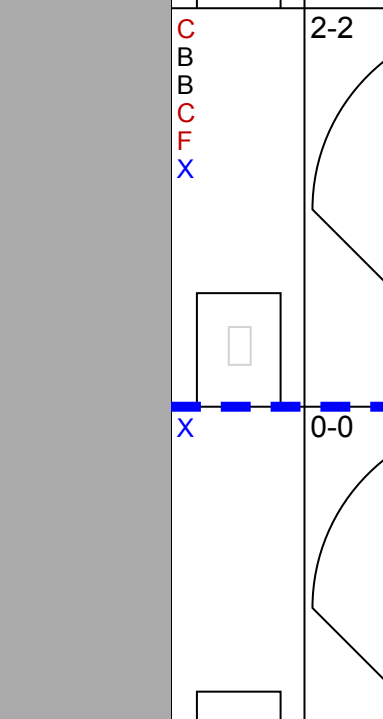

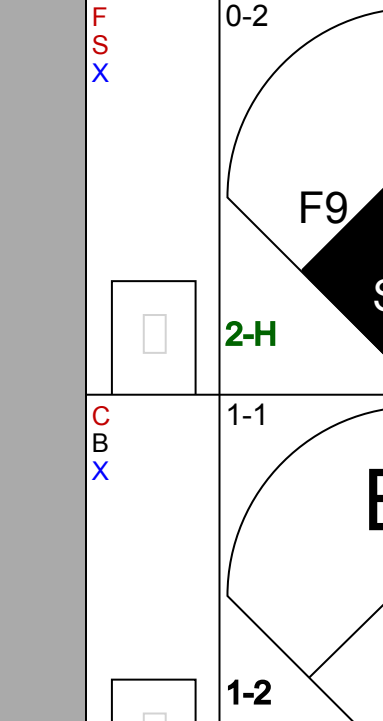



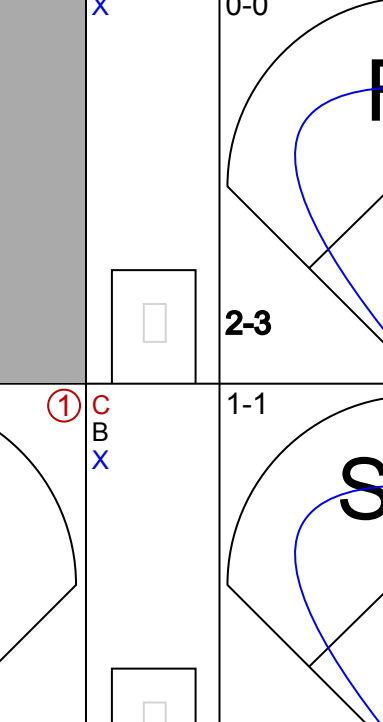
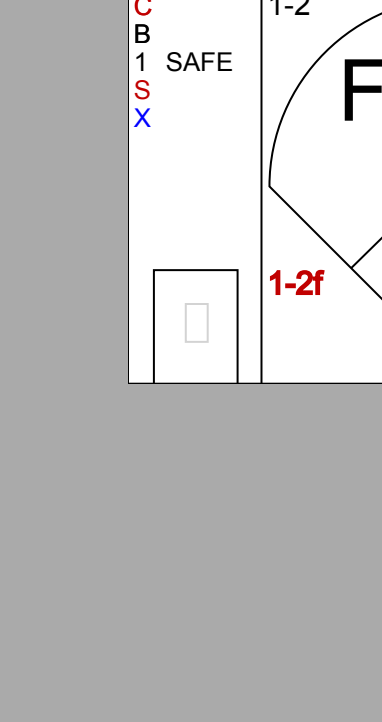
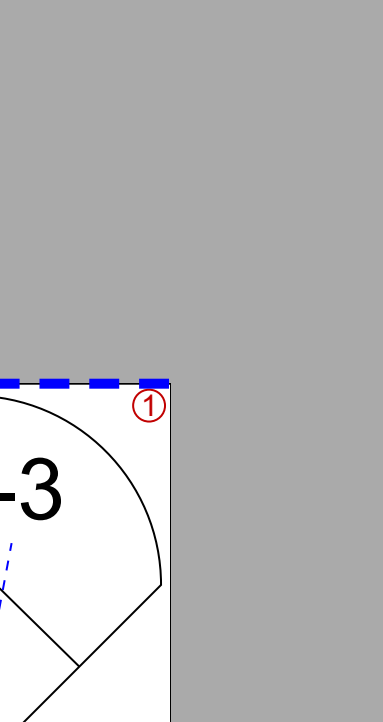
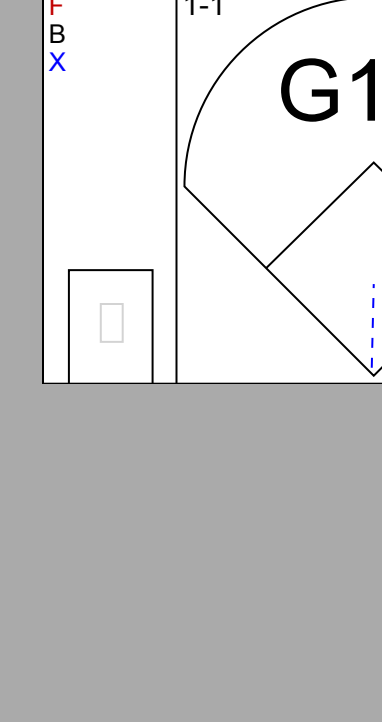
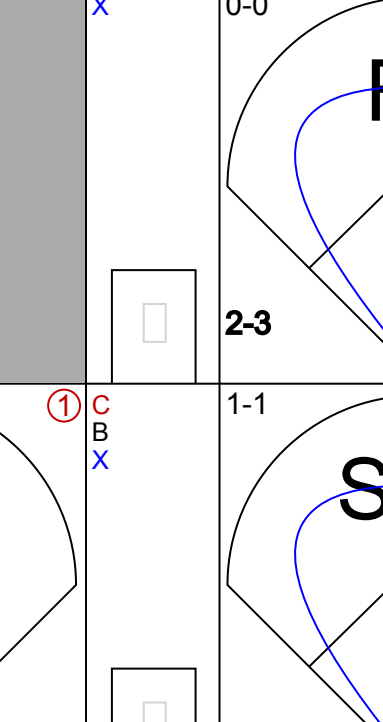
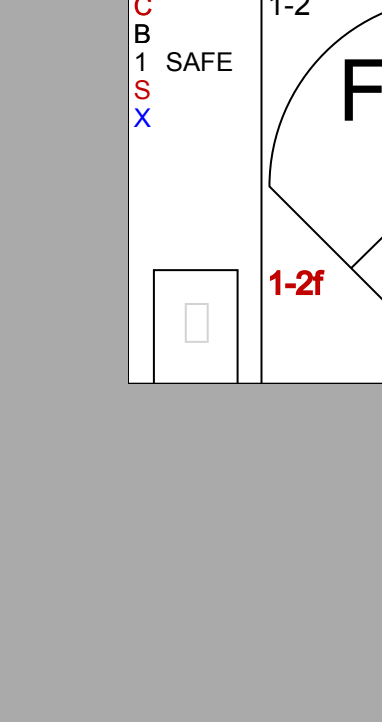
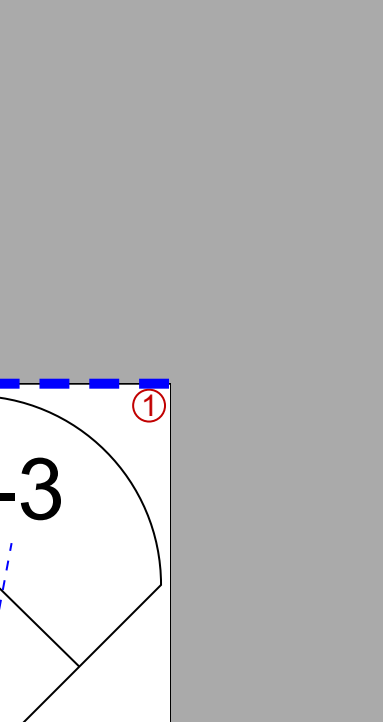
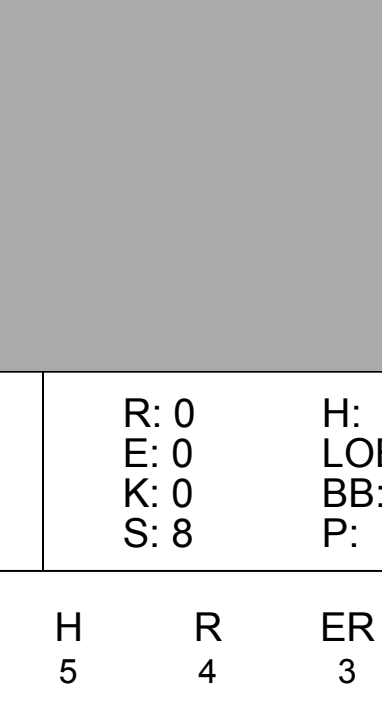
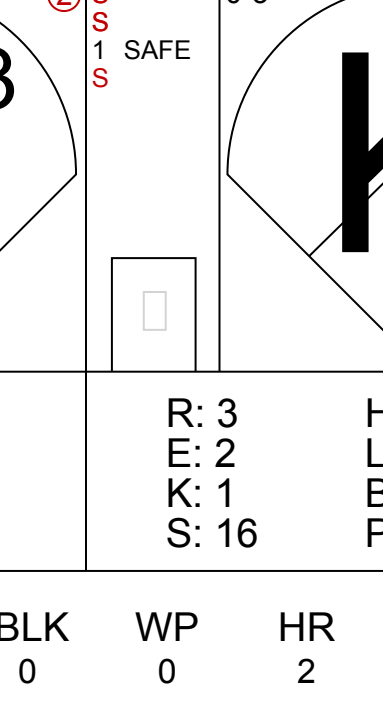
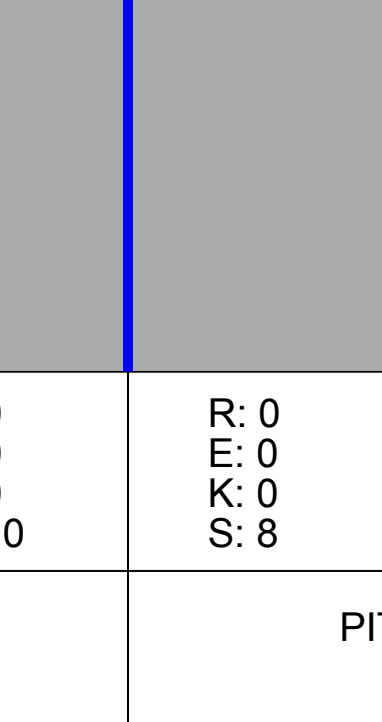


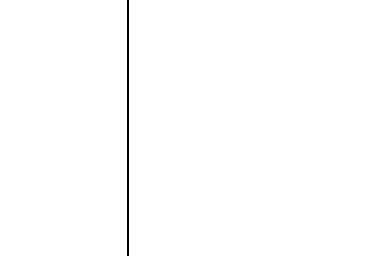



Batter	1	2	3	4	5	6	7	8	9	AB	R	H	RBI	BB	SO	LOB	BOTTOM					
Marquis Grissom, R OBP: 0.329, SLG: 0.441	2-1 1B			4-2 BB			1-0 G6-3		3-1 P6	3	1	1	0	1	0	1						
Terrell Wade, L		G4-3								0	0	0	0	0	0	0						
Mike Bielecki, R										0	0	0	0	0	0	0						
Dwight Smith, L OBP: 0.302, SLG: 0.347	1-2 2-3 2B			1-2 2-3 BB						1	0	0	0	0	0	0						
Mark Lemke, S OBP: 0.391, SLG: 0.402	0-0 FC3-6 1B		0-1 F8	0-0 G3-1			3-2 G3			4	0	2	1	0	0	3						
10 Chipper Jones, S OBP: 0.379, SLG: 0.538	2-0 FC3-6 1B		2-1 F8		1-0 F8		3-2 L7			4	0	0	0	0	0	2						
Fred McGriff, L OBP: 0.368, SLG: 0.562	1-2 1B		1-2 P4		1-0 F9			2-0 F7		4	0	1	0	0	0	1						
Eddie Pérez, R OBP: 0.342, SLG: 0.542	1-2 1B									0	0	0	0	0	0	0						
Ryan Klesko, L OBP: 0.362, SLG: 0.595	3-1 G3 1B		2-2 G4-3		1-1 G4-3			0-0 G4-3		4	0	1	0	0	0	1						
Javy Lopez, R OBP: 0.315, SLG: 0.468	1-2 G3			0-0 G6-4-3 1B		1-0 HR		0-0 E5		4	1	2	1	0	0	3						
Jeff Blausler, R OBP: 0.342, SLG: 0.427			0-1 F8		1-1 G6-4-3		3-2 G5-3		2-3 K	4	0	0	0	0	1	2						
Rafael Belliard, R OBP: 0.172, SLG: 0.190				1-2 1B						0	0	0	0	0	0	0						
Jemaine Dye, R OBP: 0.328, SLG: 0.590		G6-3		1-1 BB 29 1B			0-2 5-3		0-0 G5-3	4	0	1	0	0	0	0						
29 John Smoltz, R OBP: 0.267, SLG: 0.268			4-1 BB		1-1 BB		0-3 K		1-0 P3	2	0	1	0	1	1	0						
Brad Clontz, R										0	0	0	0	0	0	0						
Danny Bautista, R OBP: 0.309, SLG: 0.321				1-2 1B						1	0	0	0	0	0	0						
Inning Stats	R: 1 E: 0 K: 0 S: 12	H: 4 LOB: 0 BB: 0 P: 21	R: 0 E: 0 K: 0 S: 7	H: 0 LOB: 1 BB: 1 P: 13	R: 0 E: 0 K: 0 S: 10	H: 1 LOB: 0 BB: 0 P: 15	R: 0 E: 0 K: 0 S: 10	H: 3 LOB: 3 BB: 1 P: 17	R: 0 E: 0 K: 0 S: 4	H: 0 LOB: 0 BB: 0 P: 7	R: 1 E: 0 K: 1 S: 11	H: 1 LOB: 0 BB: 0 P: 15	R: 0 E: 0 K: 0 S: 7	H: 0 LOB: 0 BB: 0 P: 14	R: 0 E: 1 K: 1 S: 6	H: 0 LOB: 1 BB: 0 P: 10	R: 0 E: 0 K: 0 S: 4	H: 0 LOB: 0 BB: 0 P: 8	1B: 6 2B: 2 3B: 0 HR: 1	SF: 0 SAC: 0 DP: 2 HBP: 0	WP: 0 PB: 0 SB: 0 CS: 0	PA: 37
PITCHER	IP WLS BF H R ER SO BB IBB HBP BLK WP HR S P ERA WHIP	IP WLS BF H R ER SO BB IBB HBP BLK WP HR S P ERA WHIP	IP WLS BF H R ER SO BB IBB HBP BLK WP HR S P ERA WHIP	IP WLS BF H R ER SO BB IBB HBP BLK WP HR S P ERA WHIP	IP WLS BF H R ER SO BB IBB HBP BLK WP HR S P ERA WHIP	IP WLS BF H R ER SO BB IBB HBP BLK WP HR S P ERA WHIP	IP WLS BF H R ER SO BB IBB HBP BLK WP HR S P ERA WHIP	IP WLS BF H R ER SO BB IBB HBP BLK WP HR S P ERA WHIP	IP WLS BF H R ER SO BB IBB HBP BLK WP HR S P ERA WHIP	IP WLS BF H R ER SO BB IBB HBP BLK WP HR S P ERA WHIP	IP WLS BF H R ER SO BB IBB HBP BLK WP HR S P ERA WHIP	IP WLS BF H R ER SO BB IBB HBP BLK WP HR S P ERA WHIP	IP WLS BF H R ER SO BB IBB HBP BLK WP HR S P ERA WHIP	IP WLS BF H R ER SO BB IBB HBP BLK WP HR S P ERA WHIP	IP WLS BF H R ER SO BB IBB HBP BLK WP HR S P ERA WHIP	IP WLS BF H R ER SO BB IBB HBP BLK WP HR S P ERA WHIP	IP WLS BF H R ER SO BB IBB HBP BLK WP HR S P ERA WHIP	IP WLS BF H R ER SO BB IBB HBP BLK WP HR S P ERA WHIP	IP WLS BF H R ER SO BB IBB HBP BLK WP HR S P ERA WHIP	IP WLS BF H R ER SO BB IBB HBP BLK WP HR S P ERA WHIP	IP WLS BF H R ER SO BB IBB HBP BLK WP HR S P ERA WHIP	IP WLS BF H R ER SO BB IBB HBP BLK WP HR S P ERA WHIP

St. Louis Cardinals @ Atlanta Braves
Atlanta-Fulton County Stadium, Atlanta, GA
Mon Jun 24 1996, 7:05 PM EDT
Att: 31,971 - Unknown - 85 F

AB 35
R 2
H 9
RBI 2
BB 2
SO 2
LOB 13



Batter	1	2	3	4	5	6	7	8	9	AB	R	H	RBI	BB	SO	LOB	TOP					
Ron Gant, R OBP: 0.367, SLG: 0.474 (1, 7)										3	0	2	0	2	1	0	St. Louis Cardinals @ Atlanta Braves Atlanta-Fulton County Stadium, Atlanta, GA Tue Jun 25 1996, 7:05 PM EDT Att: 30,942 - Unknown - 87 F					
Royce Clayton, R OBP: 0.320, SLG: 0.376 (1, 6)										5	0	1	0	0	2	4						
Ray Lankford, L OBP: 0.356, SLG: 0.508 (1, 8)										5	0	0	0	0	1	4						
Gary Gaetti, R OBP: 0.300, SLG: 0.395 (1, 5)										4	0	0	0	0	1	0						
John Mabry, L OBP: 0.385, SLG: 0.480 (1, 3)										4	1	2	1	0	2	0						
Brian Jordan, R OBP: 0.309, SLG: 0.412 (1, 9)										3	2	2	0	1	0	1						
Danny Sheaffer, R OBP: 0.313, SLG: 0.376 (1, 2)										4	0	1	0	0	2	3						
Luis Alicaia, S OBP: 0.320, SLG: 0.344 (1, 4)										4	0	1	2	0	1	2						
Todd Stottlemyre, L OBP: 0.324, SLG: 0.219 (1, 1)										2	0	0	0	0	1	1						
Mark Sweeney, L OBP: 0.394, SLG: 0.412 (7, PH)										1	0	0	0	0	0	1						
Mark Petkovsek, R OBP: 0.100, SLG: 0.100 (7, 1)										0	0	0	0	0	0	0						
Tony Fossas, L OBP: 0.359, SLG: 0.424 (8, PH)										1	0	0	0	0	1	0						
Inning Stats	R: 0 E: 0 K: 2 S: 8	H: 0 LOB: 0 BB: 0 P: 11	R: 0 E: 0 K: 1 S: 10	H: 1 LOB: 1 BB: 0 P: 17	R: 0 E: 0 K: 1 S: 14	H: 0 LOB: 1 BB: 1 P: 20	R: 0 E: 0 K: 1 S: 10	H: 0 LOB: 0 BB: 0 P: 15	R: 1 E: 0 K: 0 S: 21	H: 2 LOB: 2 BB: 1 P: 32	R: 0 E: 0 K: 2 S: 9	H: 0 LOB: 0 BB: 0 P: 14	R: 1 E: 0 K: 1 S: 13	H: 4 LOB: 3 BB: 0 P: 20	R: 1 E: 0 K: 2 S: 8	H: 1 LOB: 1 BB: 0 P: 19	R: 0 E: 0 K: 2 S: 11	H: 1 LOB: 1 BB: 0 P: 13	1B: 7 2B: 1 3B: 0 HR: 1	SF: 0 SAC: 0 DP: 0 HBP: 0	WP: 0 PB: 0 SB: 3 CS: 0	PA: 39
PITCHER	IP	WLS	BF	H	R	ER	SO	BB	IBB	HBP	BLK	WP	HR	S	P	ERA	WHIP					
Jason Schmidt, R ERA: 5.56 (1, 1)	5.0	W	20	3	1	1	5	2	0	0	0	0	0	63	95	1.80	1.000					
Greg McMichael, R ERA: 3.51 (6, 1)	1.2		7	2	1	1	2	0	0	0	0	0	0	14	23	5.40	1.200					
Brad Clontz, R ERA: 4.38 (7, 1)	0.0		2	2	0	0	0	0	0	0	0	0	0	4	4	∞	∞					
Pedro Borbon, L ERA: 3.07 (7, 1)	0.1		1	0	0	0	1	0	0	0	0	0	0	4	7	0.00	0.000					
Terrell Wade, L ERA: 1.59 (8, 1)	0.2		4	1	1	1	1	1	0	0	0	0	1	5	14	13.50	3.000					


Batter	1	2	3	4	5	6	7	8	9	AB	R	H	RBI	BB	SO	LOB	BOTTOM				
Marquis Grissom, R OBP: 0.331, SLG: 0.450 (1, 8)										3	1	1	1	1	0	0	St. Louis Cardinals @ Atlanta Braves Atlanta-Fulton County Stadium, Atlanta, GA Tue Jun 25 1996, 7:05 PM EDT Att: 30,942 - Unknown - 87 F				
Mark Lemke, S OBP: 0.394, SLG: 0.394 (1, 4)										4	0	0	0	0	0	1					
10 Chipper Jones, S OBP: 0.377, SLG: 0.544 (1, 5)										4	1	1	1	0	0	0					
Fred McGriff, L OBP: 0.366, SLG: 0.558 (1, 3)										4	1	1	0	0	1	0					
Ryan Klesko, L OBP: 0.362, SLG: 0.592 (1, 7)										3	1	1	1	0	0	0					
Mark Whiten, S OBP: 0.356, SLG: 0.395 (1, 9)										3	0	1	0	0	0	1					
Brad Clontz, R ERA: 4.38 (7, 1)										0	0	0	0	0	0	0					
Pedro Borbon, R ERA: 3.07 (7, 1)										0	0	0	0	0	0	0					
Terrell Wade, L ERA: 1.59 (8, 1)										0	0	0	0	0	0	0					
Danny Bautista, R OBP: 0.309, SLG: 0.321 (8, 9)										0	0	0	0	0	0	0					
Javy Lopez, R OBP: 0.311, SLG: 0.462 (1, 2)										3	0	0	0	0	0	3					
Jeff Blausler, R OBP: 0.338, SLG: 0.423 (1, 6)										2	0	0	1	0	0	0					
Jason Schmidt, R ERA: 4.18 (1, 1)										2	0	0	0	0	0	1					
Greg McMichael, R ERA: 4.38 (6, 1)										0	0	0	0	0	0	0					
Jermaine Dye, R OBP: 0.323, SLG: 0.581 (7, 9)										1	0	0	0	0	0	0					
Mark Wohlers, R ERA: 3.42 (8, 1)										0	0	0	0	0	0	0					
Inning Stats	R: 1 E: 0 K: 1 S: 8	H: 1 LOB: 0 BB: 0 P: 13	R: 0 E: 0 K: 0 S: 8	H: 0 LOB: 0 BB: 0 P: 12	R: 0 E: 0 K: 0 S: 8	H: 0 LOB: 1 BB: 1 P: 16	R: 3 E: 2 K: 1 S: 16	H: 3 LOB: 1 BB: 0 P: 20	R: 0 E: 0 K: 0 S: 5	H: 0 LOB: 0 BB: 0 P: 10	R: 0 E: 0 K: 0 S: 8	H: 1 LOB: 1 BB: 0 P: 13	R: 0 E: 0 K: 0 S: 7	H: 0 LOB: 0 BB: 0 P: 12	R: 0 E: 0 K: 0 S: 6	H: 0 LOB: 0 BB: 0 P: 8	1B: 3 2B: 0 3B: 0 HR: 2	SF: 1 SAC: 0 DP: 0 HBP: 0	WP: 0 PB: 0 SB: 0 CS: 0	PA: 31	
PITCHER	IP	WLS	BF	H	R	ER	SO	BB	IBB	HBP	BLK	WP	HR	S	P	ERA	WHIP				
Todd Stottlemyre, R ERA: 4.18 (1, 1)	6.0	L	25	5	4	3	2	1	0	0	0	0	2	53	84	4.50	1.000				
Mark Petkovsek, R ERA: 4.38 (7, 1)	1.2		5	0	0	0	0	0	0	0	0	0	0	12	19	0.00	0.000				
Tony Fossas, L ERA: 3.42 (8, 1)	0.1		1	0	0	0	0	0	0	0	0	0	0	1	1	0.00	0.000				


AB 36
R 3
H 9
RBI 3
BB 3
SO 12
LOB 16



AB 29
R 4
H 5
RBI 4
BB 1
SO 2
LOB 6



Batter	1	2	3	4	5	6	7	8	9	AB	R	H	RBI	BB	SO	LOB	TOP										
Ozzie Smith, S OBP: 0.303, SLG: 0.301 (1, 6)	L8		L4			3B			K	4	0	1	0	0	1	0	St. Louis Cardinals @ Atlanta Braves Atlanta-Fulton County Stadium, Atlanta, GA Thu Jun 27 1996, 7:05 PM EDT Att: 32,243 - Unknown - 84 F AB 30 R 0 H 3 RBI 0 BB 0 SO 7 LOB 6 										
Danny Sheaffer, R OBP: 0.314, SLG: 0.375 (1, 5)	FC6-4		G1-3			G1-3			G1-4-3	3	0	1	0	0	0	1											
Willie McGee, S OBP: 0.354, SLG: 0.421 (9, PH)	1B									1	0	0	0	0	0	0											
Ron Gant, R OBP: 0.366, SLG: 0.500 (1, 7)	FC6-4					G6-3			P2	4	0	0	0	0	0	2											
Ray Lankford, L OBP: 0.353, SLG: 0.502 (1, 8)	K									3	0	0	0	0	2	1											
Brian Jordan, R OBP: 0.311, SLG: 0.428 (1, 9)			L3			G1-3				3	0	0	0	0	0	0											
John Mabry, L OBP: 0.382, SLG: 0.477 (1, 3)						L6			G4-3	3	0	1	0	0	0	0											
Tom Pagnozzi, R OBP: 0.329, SLG: 0.453 (1, 2)						L8			K	3	0	0	0	0	2	1											
David Bell, R OBP: 0.270, SLG: 0.278 (8, PH)						G5-3			G3	2	0	0	0	0	0	1											
Luis Alicesa, S OBP: 0.319, SLG: 0.343 (8, 4)	G3-1									1	0	0	0	0	0	0											
Mike Morgan, R OBP: 0.056, SLG: 0.056 (1, 1)									G4-3	2	0	0	0	0	2	0											
Mark Sweeney, L OBP: 0.391, SLG: 0.409 (8, PH)										1	0	0	0	0	0	0											
Tony Fossas, L (8, 1)										0	0	0	0	0	0	0											
Jeff Parrett, R (8, 1)										0	0	0	0	0	0	0											
Inning Stats	R: 0 E: 0 K: 1 S: 7	H: 1 LOB: 1 BB: 0 P: 11	R: 0 E: 0 K: 1 S: 7	H: 1 LOB: 1 BB: 0 P: 8	R: 0 E: 0 K: 1 S: 11	H: 0 LOB: 0 BB: 0 P: 13	R: 0 E: 0 K: 1 S: 6	H: 0 LOB: 0 BB: 0 P: 9	R: 0 E: 0 K: 0 S: 6	H: 0 LOB: 0 BB: 0 P: 8	R: 0 E: 0 K: 1 S: 9	H: 1 LOB: 1 BB: 0 P: 11	R: 0 E: 0 K: 0 S: 6	H: 0 LOB: 0 BB: 0 P: 8	R: 0 E: 0 K: 1 S: 6	H: 0 LOB: 0 BB: 0 P: 8	R: 0 E: 0 K: 1 S: 9	H: 0 LOB: 0 BB: 0 P: 12	1B: 1 2B: 1 3B: 1 HR: 0	SF: 0 SAC: 0 DP: 0 HBP: 0	WP: 0 PB: 0 SB: 1 CS: 0	PA: 30					
PITCHER	IP	WLS	BF	H	R	ER	SO	BB	IBB	HBP	BLK	WP	HR	S	P	ERA	WHIP										
Greg Maddux, R ERA: 2.83	(1, 1)	7.0	W	24	3	0	5	0	0	0	0	0	0	52	68	0.00	0.429										
Greg McMichael, R ERA: 3.53	(8, 1)	1.0		3	0	0	1	0	0	0	0	0	0	6	8	0.00	0.000										
Mark Wohlers, R ERA: 2.63	(9, 1)	1.0	S	3	0	0	1	0	0	0	0	0	0	9	12	0.00	0.000										

Batter	1	2	3	4	5	6	7	8	9	AB	R	H	RBI	BB	SO	LOB	BOTTOM										
Marquis Grissom, R OBP: 0.334, SLG: 0.457 (1, 8)	CS					G5-3			G6-3	3	0	1	0	1	0	0	St. Louis Cardinals @ Atlanta Braves Atlanta-Fulton County Stadium, Atlanta, GA Thu Jun 27 1996, 7:05 PM EDT Att: 32,243 - Unknown - 84 F AB 27 R 3 H 8 RBI 3 BB 5 SO 3 LOB 15 										
Mark Lemke, S OBP: 0.374, SLG: 0.382 (1, 4)	L5					F7			G4-3	4	0	0	0	0	1	2											
10 Chipper Jones, S OBP: 0.380, SLG: 0.543 (1, 5)	2B					G3				3	1	2	0	1	0	0											
Fred McGriff, L OBP: 0.363, SLG: 0.556 (1, 3)	1B					G3			FC3-6	4	2	2	1	0	0	2											
Ryan Klesko, L OBP: 0.370, SLG: 0.593 (1, 7)	1B								2B	0	0	0	0	3	0	0											
Danny Bautista, R OBP: 0.323, SLG: 0.321 (7, 9)	FC5									0	0	0	0	0	0	0											
Mark Whiten, S OBP: 0.354, SLG: 0.392 (9, 9)	BB								G6-4-3	0	0	0	0	0	0	0											
Jermaine Dye, R OBP: 0.318, SLG: 0.561 (1, 9)	1B					G6-4-3			F9	4	0	1	1	0	0	6											
Eddie Pérez, R OBP: 0.342, SLG: 0.533 (1, 2)	FC5					G6-4-3			K	3	0	1	0	0	1	4											
Jeff Blausler, R OBP: 0.335, SLG: 0.422 (1, 6)						G6-4-3			2B	3	0	1	1	0	0	1											
Greg Maddux, R OBP: 0.171, SLG: 0.105 (1, 1)									G5-3	2	0	0	0	0	1	0											
Dwight Smith, L OBP: 0.296, SLG: 0.340 (7, PH)										1	0	0	0	0	0	0											
Greg McMichael, R (8, 1)										0	0	0	0	0	0	0											
Mark Wohlers, R (9, 1)										0	0	0	0	0	0	0											
Inning Stats	R: 2 E: 0 K: 0 S: 11	H: 3 LOB: 2 BB: 2 P: 23	R: 0 E: 0 K: 2 S: 10	H: 0 LOB: 1 BB: 1 P: 18	R: 0 E: 0 K: 0 S: 6	H: 1 LOB: 1 BB: 1 P: 15	R: 0 E: 0 K: 0 S: 6	H: 1 LOB: 0 BB: 0 P: 9	R: 0 E: 0 K: 0 S: 10	H: 0 LOB: 0 BB: 0 P: 11	R: 1 E: 0 K: 1 S: 11	H: 2 LOB: 2 BB: 1 P: 17	R: 0 E: 0 K: 0 S: 4	H: 0 LOB: 0 BB: 0 P: 6	R: 0 E: 0 K: 0 S: 10	H: 1 LOB: 2 BB: 0 P: 15	1B: 5 2B: 3 3B: 0 HR: 0	SF: 0 SAC: 0 DP: 3 HBP: 1	WP: 0 PB: 0 SB: 0 CS: 1	PA: 33							
PITCHER	IP	WLS	BF	H	R	ER	SO	BB	IBB	HBP	BLK	WP	HR	S	P	ERA	WHIP										
Mike Morgan, R ERA: 4.09	(1, 1)	7.0	L	29	7	3	3	5	0	0	0	0	0	58	99	3.86	1.714										
Tony Fossas, L ERA: 3.88	(8, 1)	0.1		2	1	0	0	0	0	0	0	0	0	6	9	0.00	3.000										
Jeff Parrett, R ERA: 3.86	(8, 1)	0.2		2	0	0	0	0	0	1	0	0	0	4	6	0.00	0.000										

Batter	1	2	3	4	5	6	7	8	9	AB	R	H	RBI	BB	SO	LOB	TOP										
Carlos Garcia, R (1,4) OBP: 0.351, SLG: 0.418	1-1 G6-3		0-2 L6			1-1 L7		1-2 G4-3		4	0	0	0	0	0	0											
Al Martin, L (1,7) OBP: 0.327, SLG: 0.420	1-1 L7		1-1 G4-3			1-1 WP S 1B		2-3 K		4	0	1	0	0	1	0											
Jeff King, R (1,3) OBP: 0.325, SLG: 0.502	1-2 G6-3			3-2 G1-3		0-0 P3		1-2 F9		4	0	0	0	0	0	1											
Orlando Merced, S (1,9) OBP: 0.369, SLG: 0.468		0-3 K		4-1 G4-6-3 BB		2-3 K		3-2 2B		3	0	1	0	1	2	1											
Charlie Hayes, R (1,5) OBP: 0.304, SLG: 0.397	2-2 G6-3		0-0 G4-6-3			1-0 F9		2-0 G6-3		4	0	0	0	0	0	2											
John Wehner, R (1,8) OBP: 0.277, SLG: 0.350 Mike Kingery, L (9, PH) OBP: 0.304, SLG: 0.288	1-0 1B			2-1 L7		2-2 G4-3		0-1 P7		3	0	1	0	0	0	0											
Jay Bell, R (1,6) OBP: 0.313, SLG: 0.359	1-2 1B			3-3 K		0-0 G1-3				3	0	1	0	0	1	0											
1B Jason Kendall, R (1,2) OBP: 0.354, SLG: 0.386	1-2 G4-3			2-0 1B		0-0 G4-3 3B				3	1	2	0	0	0	2											
Denny Neagle, L (1,1) OBP: 0.125, SLG: 0.100 Nelson Liriano, S (8, PH) OBP: 0.284, SLG: 0.324 Dan Plesac, L (8, 1) Jon Lieber, L (8, 1) OBP: 0.333, SLG: 0.200			0-0 F7		1-3 K		1-1 G4-3			2	0	0	0	0	1	1											
Inning Stats	R: 0 E: 0 K: 0 S: 7	H: 0 LOB: 0 BB: 0 P: 10	R: 0 E: 0 K: 1 S: 15	H: 2 LOB: 2 BB: 0 P: 20	R: 0 E: 0 K: 0 S: 7	H: 0 LOB: 0 BB: 0 P: 8	R: 0 E: 0 K: 0 S: 5	H: 0 LOB: 0 BB: 1 P: 12	R: 0 E: 0 K: 2 S: 10	H: 1 LOB: 1 BB: 0 P: 18	R: 0 E: 0 K: 1 S: 8	H: 1 LOB: 1 BB: 0 P: 12	R: 0 E: 0 K: 0 S: 5	H: 0 LOB: 0 BB: 0 P: 8	R: 1 E: 0 K: 1 S: 9	H: 1 LOB: 0 BB: 0 P: 13	R: 0 E: 0 K: 0 S: 9	H: 1 LOB: 1 BB: 0 P: 15	1B: 4 2B: 1 3B: 1 HR: 0	SF: 0 SAC: 0 DP: 1 HBP: 0	WP: 1 PB: 0 SB: 1 CS: 0	PA: 33					
PITCHER	IP	WLS	BF	H	R	ER	SO	BB	IBB	HBP	BLK	WP	HR	S	P	ERA	WHIP										
Donovan Osborne, L (1, 1) ERA: 3.42	8.0	W	29	5	1	1	5	1	0	0	0	1	0	66	101	1.12	0.750										
Dennis Eckersley, R (9, 1) ERA: 3.71	1.0		4	1	0	0	0	0	0	0	0	0	0	9	15	0.00	1.000										

Pittsburgh Pirates @ St. Louis Cardinals
 Busch Stadium, St. Louis, MO
 Fri Jun 28 1996, 7:05 PM CDT
 Att: 34,490 - Unknown - 91 F

AB	32
R	1
H	6
RBI	1
BB	1
SO	5
LOB	8



Batter	1	2	3	4	5	6	7	8	9	AB	R	H	RBI	BB	SO	LOB	BOTTOM										
Royce Clayton, R (1,6) OBP: 0.326, SLG: 0.381	2-2 F8		0-0 PO S 2H 1B			3-2 G6-3		3-2 WP 3B 1B		4	1	2	1	0	0	0											
Ray Lankford, L (1,8) OBP: 0.355, SLG: 0.507	1-1 G3		2-1 PO 1-3		1-0 G5-3		4-2 BB	0-1 1H 2H HR 3B		3	1	1	2	1	0	0											
Ron Gant, R (1,7) OBP: 0.363, SLG: 0.514	1-3 K			3-2 F8		1-0 L7		1-2 HR 3B		4	1	1	2	0	1	1											
Gary Gaetti, R (1,5) OBP: 0.297, SLG: 0.386		1-2 F9		2-3 K		1-3 K		3-3 K		4	0	0	0	0	3	0											
Brian Jordan, R (1,9) OBP: 0.312, SLG: 0.427		1-3 K		3-2 G6-3 S 1B		3-3 K				3	0	1	0	0	2	0											
Tom Pagnozzi, R (1,2) OBP: 0.324, SLG: 0.445		0-0 G4-3		1-3 G6-3		3-2 F9				3	0	0	0	0	0	1											
John Mabry, L (1,3) OBP: 0.351, SLG: 0.487			1-0 F7		0-0 HR			0-3 K		3	1	1	1	0	1	0											
David Bell, R (1,4) OBP: 0.279, SLG: 0.288			0-1 SH1-4 1B 1B		2-2 G4-3			1-0 WP 3B 1B		3	2	2	0	0	0	0											
Donovan Osborne, S (1, 1) OBP: 0.200, SLG: 0.241 Willie McGee, S (8, PH) OBP: 0.353, SLG: 0.419 Dennis Eckersley, R (9, 1) ERA: 4.29			0-0 SH1-4 1-2		0-0 K		0-3 K	1-1 F9		1	0	0	0	0	1	0											
Inning Stats	R: 0 E: 0 K: 1 S: 9	H: 0 LOB: 0 BB: 0 P: 13	R: 0 E: 0 K: 1 S: 7	H: 0 LOB: 0 BB: 0 P: 9	R: 1 E: 0 K: 0 S: 6	H: 2 LOB: 0 BB: 0 P: 9	R: 0 E: 0 K: 1 S: 7	H: 0 LOB: 0 BB: 0 P: 13	R: 1 E: 0 K: 0 S: 11	H: 2 LOB: 0 BB: 0 P: 18	R: 0 E: 0 K: 1 S: 9	H: 0 LOB: 1 BB: 1 P: 17	R: 0 E: 0 K: 2 S: 9	H: 0 LOB: 0 BB: 0 P: 16	R: 4 E: 0 K: 2 S: 19	H: 4 LOB: 0 BB: 0 P: 30	1B: 5 2B: 0 3B: 1 HR: 2	SF: 0 SAC: 1 DP: 0 HBP: 0	WP: 1 PB: 0 SB: 2 CS: 0	PA: 32							
PITCHER	IP	WLS	BF	H	R	ER	SO	BB	IBB	HBP	BLK	WP	HR	S	P	ERA	WHIP										
Denny Neagle, L (1, 1) ERA: 3.07	7.0	L	24	4	2	2	6	1	0	0	0	1	0	58	95	2.57	0.714										
Dan Plesac, L (8, 1) ERA: 4.29	0.2		5	3	3	3	1	0	0	0	0	1	0	13	20	40.50	4.500										
Jon Lieber, R (8, 1) ERA: 4.31	0.1		2	1	1	1	1	0	0	0	0	0	1	6	10	27.00	3.000										

Pittsburgh Pirates @ St. Louis Cardinals
 Busch Stadium, St. Louis, MO
 Fri Jun 28 1996, 7:05 PM CDT
 Att: 34,490 - Unknown - 91 F

AB	29
R	6
H	8
RBI	6
BB	1
SO	8
LOB	3



Batter	1	2	3	4	5	6	7	8	9	AB	R	H	RBI	BB	SO	LOB	TOP										
Carlos Garcia, R OBP: 0.343, SLG: 0.408	(1,4) 0-3 K		(1) 0-0 6-3	(3) 0-0 F9		(3) 0-0 F3		(2) 0-0 FC6-4		5	0	0	0	0	1	2											
Al Martin, L OBP: 0.325, SLG: 0.416 Dan Miceli, R	(1,8) 0-0 S (8,1) 1B		(1) 0-0 E4 BB		(1) 0-0 F8		(1) 0-0 B1-3	(3) 0-3 K		5	1	1	0	0	1	1											
Jeff King, R OBP: 0.332, SLG: 0.505	(1,5) 0-0 BB 1B		(1) 4-0 BB 1B		(1) 0-0 1B 1B		(1) 0-0 BB 1B		(1) 0-0 5-3	4	1	3	1	1	0	0											
Orlando Merced, S OBP: 0.370, SLG: 0.466	(1,9) 0-3 K		(1) 0-0 P6		(1) 0-0 1B SF9		(1) 0-0 F7		(1) 0-0 BB 1B	5	1	2	0	0	1	4											
Dave Clark, L OBP: 0.387, SLG: 0.458	(1,7) 4-0 BB 1B		(1) 0-0 G3		(1) 0-0 BB 1B		(1) 4-0 BB 1B		(1) 0-3 K	3	0	1	1	2	1	3											
Mark Johnson, L OBP: 0.359, SLG: 0.513	(1,3) 0-0 F9			(1) 0-0 G3 1B	(2) 0-0 SF9		(1) 0-3 K		(1) 0-3 K	4	1	1	1	0	2	5											
Jay Bell, R OBP: 0.312, SLG: 0.365		(1) 0-0 F7		(1) 0-0 G3	(3) 0-0 4-3			(1) 0-0 BB 3B		4	1	1	0	0	0	2											
Keith Osik, R OBP: 0.410, SLG: 0.493		(1) 0-0 6-3		(1) 0-0 5-3		(1) 0-0 3-1		(1) 0-0 5-3		4	0	0	0	0	0	2											
Elmer Dessens, R OBP: 0.267, SLG: 0.267 Jason Christiansen, R Nelson Liriano, S Marc Wilkins, R Mike Kingery, L OBP: 0.326, SLG: 0.292	(1,1) 0-0 (5,1) 0-0 (6,PH) 0-0 (6,1) 0-0 (8,PH) 0-0 (8,9) 0-0	(1) 0-0 4-3		(1) 0-0 4-3		(1) 0-0 4-3		(1) 0-0 FC6-4 1B		2	0	1	1	0	0	0											
Inning Stats	R: 1 E: 0 K: 2 S: 9	H: 2 LOB: 2 BB: 1 P: 13	R: 0 E: 0 K: 0 S: 3	H: 0 LOB: 0 BB: 0 P: 3	R: 0 E: 1 K: 0 S: 4	H: 0 LOB: 2 BB: 1 P: 8	R: 1 E: 0 K: 0 S: 5	H: 2 LOB: 1 BB: 0 P: 5	R: 2 E: 0 K: 0 S: 6	H: 3 LOB: 1 BB: 0 P: 6	R: 0 E: 0 K: 1 S: 3	H: 0 LOB: 0 BB: 0 P: 3	R: 0 E: 0 K: 1 S: 6	H: 1 LOB: 2 BB: 1 P: 10	R: 1 E: 0 K: 1 S: 7	H: 2 LOB: 1 BB: 0 P: 7	R: 0 E: 0 K: 2 S: 8	H: 1 LOB: 1 BB: 0 P: 8	1B: 9 2B: 1 3B: 1 HR: 0	SF: 1 SAC: 0 DP: 0 HBP: 0	WP: 0 PA: 42 PB: 0 SB: 1 CS: 0						
PITCHER	IP	WLS	BF	H	R	ER	SO	BB	IBB	HBP	BLK	WP	HR	S	P	ERA	WHIP										
Andy Benes, R ERA: 4.53	(1,1) 6.0		28	7	4	4	2	2	0	0	0	0	0	30	38	6.00	1.500										
Tony Fossas, L ERA: 3.24	(7,1) 1.0		5	1	0	0	1	1	0	0	0	0	0	6	10	0.00	2.000										
Mark Petkovsek, R ERA: 4.5	(8,1) 0.2		4	2	1	1	0	0	0	0	0	0	0	4	4	13.50	3.000										
Rick Honeycutt, L ERA: 2.84	(8,1) 1.1	W	5	1	0	0	3	0	0	0	0	0	0	11	11	0.00	0.750										

Pittsburgh Pirates @ St. Louis Cardinals
Busch Stadium, St. Louis, MO

AB 38
R 5
H 11
RBI 5
BB 3
SO 6
LOB 19



Sat Jun 29 1996, 3:33 AM CDT
Att: 34,426 - Unknown - 94 F

Batter	1	2	3	4	5	6	7	8	9	AB	R	H	RBI	BB	SO	LOB	BOTTOM										
Ozzie Smith, S OBP: 0.309, SLG: 0.307	(1,6) 0-0 P4			(1) 0-0 G3		(1) 0-0 F7			(1) 0-0 FC4-6 1B	5	0	2	0	0	0	1											
Ray Lankford, L OBP: 0.358, SLG: 0.513	(1,8) 0-0 BB 1B		(1) 0-0 P6		(1) 0-0 G6-4-3 1B		(1) 0-0 F9 2B		(1) 0-0 FC4-6 1B IBB	5	1	3	0	0	0	3											
Ron Gant, R OBP: 0.370, SLG: 0.517	(1,7) 4-0 BB 1B		(1) 0-0 F9 1B		(1) 0-0 G6-4-3 1B		(1) 0-0 L4		(1) 4-0 BB 1B IBB	3	2	1	0	2	0	2											
Brian Jordan, R OBP: 0.317, SLG: 0.435	(1,9) 0-0 BB 1B		(1) 0-0 F9		(1) 0-0 BB 2B		(1) 0-0 F9		(1) 0-0 BB 1B	5	2	3	2	0	0	2											
John Mabry, L OBP: 0.379, SLG: 0.483 Rick Honeycutt, L	(1,3) 0-0 5-3		(1) 0-0 5-3		(1) 0-0 WP 1B		(1) 0-0 5-3			4	0	1	2	0	0	3											
Gary Gaetti, R OBP: 0.300, SLG: 0.392	(1,5) 0-0 BB 2B			(1) 0-0 5-3		(1) 0-0 F9		(1) 0-0 L6		4	0	2	2	0	0	1											
Tom Pagnozzi, R OBP: 0.322, SLG: 0.440	(1,2) 0-0 G3		(1) 0-0 K		(1) 0-0 BB 1B		(1) 0-0 BB 1B		(1) 0-0 K	4	0	1	0	0	2	2											
Luis Alicea, S OBP: 0.318, SLG: 0.341		(1) 0-3 K		(1) 0-3 K		(1) 0-0 BB 1B		(1) 0-3 G3		4	0	1	0	0	2	0											
Andy Benes, R OBP: 0.121, SLG: 0.182 Mark Sweeney, L Tony Fossas, L Mark Petkovsek, R Willie McCee, S OBP: 0.356, SLG: 0.422	(1,1) 4.2 (6,PH) 0.1 (7,1) 2.0 (8,1) 0.2 (8,9) 1.1	(1) 0-3 K		(1) 0-3 K		(1) 0-0 FC3-2-5-4-6 1B		(1) 0-0 FC4-6 1B 1B		2	0	0	0	0	2	0											
Inning Stats	R: 3 E: 0 K: 0 S: 6	H: 3 LOB: 1 BB: 1 P: 10	R: 0 E: 0 K: 2 S: 8	H: 1 LOB: 1 BB: 0 P: 8	R: 1 E: 0 K: 1 S: 7	H: 2 LOB: 1 BB: 0 P: 7	R: 0 E: 0 K: 2 S: 7	H: 0 LOB: 0 BB: 0 P: 7	R: 1 E: 0 K: 0 S: 5	H: 3 LOB: 1 BB: 0 P: 5	R: 0 E: 0 K: 0 S: 4	H: 2 LOB: 1 BB: 0 P: 4	R: 0 E: 0 K: 0 S: 4	H: 1 LOB: 1 BB: 0 P: 4	R: 0 E: 0 K: 1 S: 5	R: 1 E: 0 K: 0 S: 4	H: 3 LOB: 3 BB: 1 P: 8	1B: 11 2B: 5 3B: 0 HR: 0	SF: 0 SAC: 0 DP: 2 HBP: 0	WP: 1 PA: 40 PB: 0 SB: 0 CS: 0							
PITCHER	IP	WLS	BF	H	R	ER	SO	BB	IBB	HBP	BLK	WP	HR	S	P	ERA	WHIP										
Elmer Dessens, R ERA: 15.83	(1,1) 0.1		2	1	0	0	0	0	0	0	0	1	0	2	2	0.00	3.000										
Jason Christiansen, L ERA: 7.68	(5,1) 0.1		2	1	0	0	0	0	0	0	0	1	0	2	2	0.00	3.000										
Marc Wilkins, R ERA: 3.03	(6,1) 2.0		8	3	0	0	0	0	0	0	0	0	0	8	8	0.00	1.500										
Dan Miceli, R ERA: 4.89	(8,1) 1.1	L	8	3	1	1	1	0	1	0	0	0	0	9	13	6.75	2.250										

Pittsburgh Pirates @ St. Louis Cardinals
Busch Stadium, St. Louis, MO

AB 38
R 6
H 15
RBI 6
BB 2
SO 6
LOB 16



Sat Jun 29 1996, 3:33 AM CDT
Att: 34,426 - Unknown - 94 F

Batter	1	2	3	4	5	6	7	8	9	AB	R	H	RBI	BB	SO	LOB	TOP					
Lenny Harris, L (1, 7) OBP: 0.323, SLG: 0.460										4	1	1	0	1	0	2	Cincinnati Reds @ St. Louis Cardinals Busch Stadium, St. Louis, MO Mon Jul 01 1996, 7:05 PM CDT Att: 27,221 - Unknown - 86 F					
Bret Boone, R (1, 4) OBP: 0.277, SLG: 0.402										4	1	1	1	0	1	1						
Barry Larkin, R (1, 6) OBP: 0.410, SLG: 0.492										3	2	1	1	1	0	1						
Reggie Sanders, R (1, 9) OBP: 0.397, SLG: 0.543										3	0	0	0	1	0	2						
Eric Davis, R (1, 8) OBP: 0.406, SLG: 0.568										3	1	0	0	1	2	1						
Hal Morris, L (1, 3) OBP: 0.357, SLG: 0.438										2	1	1	2	0	0	0						
Tim Belk, R (5, PH) OBP: 0.333, SLG: 0.250										2	0	0	0	0	0	1						
Joe Oliver, R (1, 2) OBP: 0.283, SLG: 0.389										3	1	1	1	1	1	2						
Jeff Branson, L (1, 5) OBP: 0.305, SLG: 0.376										4	1	1	2	0	1	1						
Pete Schourek, L (1, 1) OBP: 0.300, SLG: 0.263										2	0	1	1	0	0	0						
Hector Carrasco, R (5, 1)										1	0	0	0	0	1	0						
Jeff Shaw, R (7, 1)										0	0	0	0	0	0	0						
Thomas Howard, S (9, PH)										1	0	1	0	0	0	0						
Jeff Brantley, R (9, 1)										0	0	0	0	0	0	0						
Inning Stats	R: 6 E: 0 K: 1 S: 19	H: 5 LOB: 1 BB: 2 P: 33	R: 1 E: 0 K: 1 S: 13	H: 1 LOB: 0 BB: 0 P: 19	R: 0 E: 0 K: 0 S: 3	H: 0 LOB: 0 BB: 1 P: 7	R: 0 E: 0 K: 0 S: 8	H: 0 LOB: 1 BB: 1 P: 18	R: 0 E: 0 K: 0 S: 6	H: 0 LOB: 0 BB: 1 P: 13	R: 1 E: 0 K: 1 S: 7	H: 1 LOB: 0 BB: 0 P: 13	R: 0 E: 0 K: 1 S: 9	H: 0 LOB: 0 BB: 0 P: 12	R: 0 E: 0 K: 1 S: 6	H: 0 LOB: 0 BB: 0 P: 8	R: 0 E: 0 K: 1 S: 12	H: 1 LOB: 0 BB: 0 P: 14	1B: 4 2B: 2 3B: 0 HR: 2	SF: 0 SAC: 0 DP: 1 HBP: 0	WP: 0 PB: 0 SB: 0 CS: 1	PA: 38
PITCHER	IP WLS BF H R ER SO BB IBB HBP BLK WP HR S P ERA WHIP																					
Alan Benes, R (1, 1) ERA: 5.26	5.0 L 24 6 7 7 2 5 0 0 0 0 0 1 49 90 12.60 2.200																					
Tony Fossas, L (6, 1) ERA: 3.46	1.0 4 1 1 1 1 0 0 0 0 0 0 1 7 13 9.00 1.000																					
T.J. Mathews, R (7, 1) ERA: 2.45	3.0 9 1 0 0 3 0 0 0 0 0 0 0 27 34 0.00 0.333																					

Batter	1	2	3	4	5	6	7	8	9	AB	R	H	RBI	BB	SO	LOB	BOTTOM					
Royce Clayton, R (1, 6) OBP: 0.329, SLG: 0.385										5	1	1	0	0	1	1	Cincinnati Reds @ St. Louis Cardinals Busch Stadium, St. Louis, MO Mon Jul 01 1996, 7:05 PM CDT Att: 27,221 - Unknown - 86 F					
Ray Lankford, L (1, 8) OBP: 0.381, SLG: 0.518										4	0	1	0	0	0	0						
Ron Gant, R (1, 7) OBP: 0.368, SLG: 0.523										2	1	0	0	2	1	0						
Brian Jordan, R (1, 9) OBP: 0.327, SLG: 0.455										3	2	3	2	0	0	0						
Gary Gaetti, R (1, 5) OBP: 0.299, SLG: 0.382										4	0	0	0	0	3	5						
Tom Pagnozzi, R (1, 2) OBP: 0.326, SLG: 0.459										4	1	2	2	0	1	1						
John Mabry, L (1, 3) OBP: 0.375, SLG: 0.476										4	0	0	1	0	1	1						
David Bell, R (1, 4) OBP: 0.274, SLG: 0.282										2	0	0	0	0	2	1						
Mark Swenseny, L (6, PH) OBP: 0.383, SLG: 0.398										1	0	0	0	0	0	0						
T.J. Mathews, R (7, 1)										0	0	0	0	0	0	0						
Willie McGee, S (9, PH)										1	0	1	0	0	0	0						
Alan Benes, R (1, 1) OBP: 0.212, SLG: 0.250										1	0	0	0	0	1	0						
Ozzie Smith, S (5, PH) OBP: 0.305, SLG: 0.303										1	0	0	0	0	0	0						
Tony Fossas, L (6, 1)										0	0	0	0	0	0	0						
Luis Alicea, S (7, 4) OBP: 0.318, SLG: 0.341										2	0	0	0	0	1	1						
Inning Stats	R: 0 E: 0 K: 0 S: 9	H: 0 LOB: 0 BB: 0 P: 12	R: 1 E: 0 K: 1 S: 11	H: 2 LOB: 1 BB: 0 P: 16	R: 0 E: 0 K: 2 S: 9	H: 0 LOB: 0 BB: 0 P: 14	R: 3 E: 0 K: 3 S: 19	H: 2 LOB: 1 BB: 1 P: 30	R: 1 E: 0 K: 1 S: 11	H: 2 LOB: 2 BB: 1 P: 21	R: 0 E: 0 K: 0 S: 5	H: 0 LOB: 0 BB: 0 P: 9	R: 0 E: 0 K: 0 S: 5	H: 0 LOB: 0 BB: 0 P: 6	R: 0 E: 0 K: 3 S: 12	H: 1 LOB: 1 BB: 0 P: 19	R: 0 E: 0 K: 1 S: 14	H: 1 LOB: 1 BB: 0 P: 19	1B: 5 2B: 2 3B: 0 HR: 1	SF: 1 SAC: 0 DP: 0 HBP: 0	WP: 0 PB: 0 SB: 1 CS: 0	PA: 37
PITCHER	IP WLS BF H R ER SO BB IBB HBP BLK WP HR S P ERA WHIP																					
Pete Schourek, L (1, 1) ERA: 6.01	4.1 20 6 0 0 0 1 1 0 0 0 0 0 11 22 0.00 0.600																					
Hector Carrasco, R (5, 1) ERA: 3.03	1.2 W 6 0 0 0 1 1 0 0 0 0 0 0 11 22 0.00 0.600																					
Jeff Shaw, R (7, 1) ERA: 3.09	2.0 7 1 0 0 3 0 0 0 0 0 0 0 17 25 0.00 0.500																					
Jeff Brantley, R (9, 1) ERA: 3.23	1.0 S 4 1 0 0 1 0 0 0 0 0 0 0 14 19 0.00 1.000																					

AB 32
R 8
H 8
RBI 8
BB 5
SO 6
LOB 11



AB 34
R 5
H 8
RBI 5
BB 2
SO 11
LOB 10



Batter	1	2	3	4	5	6	7	8	9	AB	R	H	RBI	BB	SO	LOB	TOP					
Barry Larkin, R OBP: 0.401, SLG: 0.476	L7		K			K			F8	4	0	0	0	0	2	1	Cincinnati Reds @ St. Louis Cardinals Busch Stadium, St. Louis, MO Wed Jul 03 1996, 3:33 AM CDT Att: 32,658 - Sunny - 82 F					
Mike Kelly, R OBP: 0.338, SLG: 0.333	K			G4-3		G6-3			F8	4	0	0	0	0	1	0						
Reggie Sanders, R OBP: 0.396, SLG: 0.532	P2				1B				F9	4	0	2	0	0	0	0						
Eric Davis, R OBP: 0.409, SLG: 0.563		G5-3							F8	4	0	1	0	0	1	1						
Bret Boone, R OBP: 0.270, SLG: 0.390		G6-3							F9	4	0	0	0	0	0	3						
Chris Sabo, R OBP: 0.380, SLG: 0.447										3	0	1	0	0	0	0						
Tim Belk, R OBP: 0.250, SLG: 0.200				P2					G6-3	3	0	0	0	0	0	1						
Joe Oliver, R OBP: 0.277, SLG: 0.380				G6-3					G1-3	3	0	0	0	0	0	1						
John Smiley, L OBP: 0.257, SLG: 0.242										0	0	0	0	1	0	0						
Eric Owens, R OBP: 0.307, SLG: 0.267										1	0	0	0	0	0	0						
Scott Service, R OBP: 0.372, SLG: 0.474										0	0	0	0	0	0	0						
Eric Anthony, L OBP: 0.372, SLG: 0.474										1	0	0	0	0	0	1						
Johnny Ruffin, R OBP: 1.000, SLG: 1.000										0	0	0	0	0	0	0						
Inning Stats	R: 0 E: 0 K: 1 S: 9	H: 0 LOB: 0 BB: 0 P: 12	R: 0 E: 0 K: 0 S: 8	H: 0 LOB: 0 BB: 0 P: 12	R: 0 E: 0 K: 1 S: 14	H: 0 LOB: 1 BB: 1 P: 20	R: 0 E: 0 K: 1 S: 10	H: 1 LOB: 1 BB: 0 P: 15	R: 0 E: 0 K: 0 S: 11	H: 0 LOB: 0 BB: 0 P: 14	R: 0 E: 0 K: 1 S: 11	H: 0 LOB: 0 BB: 0 P: 17	R: 0 E: 0 K: 0 S: 7	H: 0 LOB: 0 BB: 0 P: 10	R: 0 E: 0 K: 0 S: 5	H: 1 LOB: 1 BB: 0 P: 8	R: 0 E: 0 K: 0 S: 13	H: 2 LOB: 2 BB: 0 P: 20	1B: 3 2B: 1 3B: 0 HR: 0	SF: 0 SAC: 0 DP: 0 HBP: 0	WP: 0 PB: 0 SB: 0 CS: 0	PA: 32
PITCHER Donovan Osborne, L ERA: 3.13	IP: 9.0 WLS: W BF: 32 H: 4 R: 0 ER: 0 SO: 4 BB: 1 IBB: 0 HBP: 0 BLK: 0 WP: 0 HR: 0 S: 88 P: 128 ERA: 0.00 WHIP: 0.556															PITCHER						

AB	31
R	0
H	4
RBI	0
BB	1
SO	4
LOB	8



Batter	1	2	3	4	5	6	7	8	9	AB	R	H	RBI	BB	SO	LOB	BOTTOM			
Ozzie Smith, S OBP: 0.320, SLG: 0.316	G5-3			FC6 CS 1B	E6 FC6-5					4	0	2	0	0	0	2	Cincinnati Reds @ St. Louis Cardinals Busch Stadium, St. Louis, MO Wed Jul 03 1996, 3:33 AM CDT Att: 32,658 - Sunny - 82 F			
Willie McGee, S OBP: 0.354, SLG: 0.428	G1-3			L9	FC6-5					4	0	0	1	0	0	4				
Ron Gant, R OBP: 0.378, SLG: 0.538	F9			FC6 BB	L8					3	0	1	0	1	0	2				
Brian Jordan, R OBP: 0.328, SLG: 0.462		K		FC6 1B						4	1	1	1	0	1	3				
Tom Pagnozzi, R OBP: 0.328, SLG: 0.456				CS	G3 1B					4	1	2	0	0	1	1				
Danny Sheaffer, R OBP: 0.315, SLG: 0.361		G4-6-3 1B			G3 1B					3	1	1	0	1	0	1				
John Mabry, L OBP: 0.366, SLG: 0.465					G3 1B					4	0	0	0	0	2	4				
David Bell, R OBP: 0.275, SLG: 0.283					F7					3	1	1	2	0	1	0				
Donovan Osborne, S OBP: 0.212, SLG: 0.250					K					3	0	1	0	0	1	0				
Inning Stats	R: 0 E: 0 K: 0 S: 7	H: 0 LOB: 0 BB: 0 P: 12	R: 0 E: 0 K: 1 S: 9	H: 1 LOB: 0 BB: 0 P: 12	R: 0 E: 0 K: 2 S: 8	H: 0 LOB: 0 BB: 0 P: 13	R: 0 E: 0 K: 0 S: 12	H: 1 LOB: 1 BB: 1 P: 21	R: 3 E: 1 K: 0 S: 17	H: 4 LOB: 2 BB: 0 P: 19	R: 1 E: 0 K: 0 S: 9	H: 1 LOB: 0 BB: 0 P: 14	R: 0 E: 0 K: 1 S: 13	H: 1 LOB: 1 BB: 0 P: 18	R: 0 E: 0 K: 2 S: 12	H: 1 LOB: 2 BB: 1 P: 25		1B: 7 2B: 1 3B: 0 HR: 1	SF: 0 SAC: 0 DP: 1 HBP: 0	WP: 0 PB: 0 SB: 1 CS: 1
PITCHER John Smiley, L ERA: 4.27	IP: 5.0 WLS: L BF: 21 H: 6 R: 3 ER: 2 SO: 3 BB: 1 IBB: 0 HBP: 0 BLK: 0 WP: 0 HR: 1 S: 53 P: 77 ERA: 3.60 WHIP: 1.400															PITCHER				
Scott Service, R ERA: 4.5	IP: 2.0 WLS: 0 BF: 8 H: 2 R: 1 ER: 1 SO: 1 BB: 0 IBB: 0 HBP: 0 BLK: 0 WP: 0 HR: 0 S: 22 P: 32 ERA: 4.50 WHIP: 1.000																			
Johnny Ruffin, R ERA: 6.0	IP: 1.0 WLS: 0 BF: 5 H: 1 R: 0 ER: 0 SO: 2 BB: 1 IBB: 0 HBP: 0 BLK: 0 WP: 0 HR: 0 S: 12 P: 25 ERA: 6.00 WHIP: 2.000																			

AB	32
R	4
H	9
RBI	4
BB	2
SO	6
LOB	17



Batter	1	2	3	4	5	6	7	8	9	AB	R	H	RBI	BB	SO	LOB	TOP					
Royce Clayton, R OBP: 0.330, SLG: 0.386										5	0	2	0	0	0	0						
Ray Lankford, L OBP: 0.388, SLG: 0.512 Miguel Mejia, R (7.8)										3	3	1	0	1	0	1						
Ron Gant, R OBP: 0.376, SLG: 0.530										4	0	1	0	0	0	2						
Brian Jordan, R OBP: 0.331, SLG: 0.475										4	3	2	4	0	0	1						
John Mabry, L OBP: 0.371, SLG: 0.469										4	0	3	0	0	0	1						
Gary Gaetti, R OBP: 0.301, SLG: 0.381										3	0	1	1	0	2	2						
Tom Pagnozzi, R OBP: 0.326, SLG: 0.467										4	1	1	1	0	1	3						
David Bell, R OBP: 0.268, SLG: 0.275										4	0	0	0	0	0	0						
Andy Benes, R OBP: 0.111, SLG: 0.167 Ozzie Smith, S OBP: 0.317, SLG: 0.313 T.J. Mathews, R Tony Fossas, L Jeff Parrett, R										3	0	0	0	0	3	0						
Inning Stats	R: 2 E: 0 K: 1 S: 22	H: 4 LOB: 2 BB: 0 P: 38	R: 0 E: 0 K: 1 S: 8	H: 1 LOB: 0 BB: 0 P: 17	R: 2 E: 0 K: 0 S: 10	H: 3 LOB: 1 BB: 0 P: 18	R: 0 E: 0 K: 1 S: 10	H: 0 LOB: 0 BB: 0 P: 15	R: 2 E: 1 K: 1 S: 12	H: 0 LOB: 0 BB: 1 P: 22	R: 1 E: 0 K: 1 S: 9	H: 1 LOB: 0 BB: 0 P: 12	R: 0 E: 0 K: 1 S: 10	H: 2 LOB: 2 BB: 0 P: 17	R: 0 E: 0 K: 0 S: 11	H: 0 LOB: 0 BB: 0 P: 15	R: 0 E: 0 K: 1 S: 8	H: 0 LOB: 0 BB: 0 P: 13	1B: 8 2B: 1 3B: 0 HR: 2	SF: 1 SAC: 1 DP: 0 HBP: 0	WP: 2 PB: 0 SB: 2 CS: 1	PA: 40
PITCHER	IP WLS BF H R ER SO BB IBB HBP BLK WP HR S P ERA WHIP																					
Elmer Dessens, R ERA: 14.46	(1, 1) 3.0 L 16 8 4 4 2 0 0 0 0 0 0 1 40 73 12.00 2.667																					
Marc Wilkins, R ERA: 3.29	(4, 1) 3.0 12 1 3 2 3 1 0 0 0 0 2 1 31 49 6.00 0.667																					
Ramon Morel, R ERA: 3.26	(7, 1) 2.0 8 2 0 0 1 0 0 0 0 0 0 0 21 32 0.00 1.000																					
Dan Miceli, R ERA: 4.86	(9, 1) 1.0 3 0 0 0 1 0 0 0 0 0 0 0 8 13 0.00 0.000																					

St. Louis Cardinals @ Pittsburgh Pirates
Three Rivers Stadium, Pittsburgh, PA
Thu Jul 04 1996, 3:33 AM EDT
Att: 23,321 - Cloudy - 74 F

AB 36
R 7
H 11
RBI 6
BB 1
SO 7
LOB 10

Batter	1	2	3	4	5	6	7	8	9	AB	R	H	RBI	BB	SO	LOB	BOTTOM					
Carlos Garcia, R OBP: 0.324, SLG: 0.387										4	0	0	0	0	1	1						
Al Martin, L OBP: 0.338, SLG: 0.438										4	0	2	0	0	0	1						
Jeff King, R OBP: 0.335, SLG: 0.519										4	1	1	1	0	0	2						
Orlando Merced, S OBP: 0.378, SLG: 0.473										3	0	2	0	1	1	1						
Dave Clark, L OBP: 0.392, SLG: 0.495										4	0	1	0	0	2	3						
Charlie Hayes, R OBP: 0.304, SLG: 0.395										4	0	1	0	0	1	2						
Jay Bell, R OBP: 0.300, SLG: 0.354										3	0	0	0	0	0	2						
Keith Osik, R OBP: 0.391, SLG: 0.468										3	0	0	0	0	0	0						
Elmer Dessens, R Mike Kinsley, L Marc Wilkins, R Nelson Lirio, S Ramon Morel, R John Wehner, R Dan Miceli, R										0	0	0	0	0	0	0						
Inning Stats	R: 0 E: 0 K: 2 S: 10	H: 1 LOB: 1 BB: 0 P: 17	R: 0 E: 0 K: 1 S: 9	H: 1 LOB: 0 BB: 0 P: 13	R: 0 E: 0 K: 1 S: 8	H: 0 LOB: 0 BB: 0 P: 9	R: 0 E: 0 K: 1 S: 10	H: 1 LOB: 1 BB: 1 P: 20	R: 0 E: 0 K: 0 S: 10	H: 0 LOB: 0 BB: 0 P: 12	R: 0 E: 0 K: 0 S: 10	H: 0 LOB: 0 BB: 0 P: 13	R: 1 E: 0 K: 0 S: 7	H: 3 LOB: 1 BB: 0 P: 12	R: 0 E: 0 K: 0 S: 9	H: 1 LOB: 1 BB: 0 P: 14	R: 0 E: 0 K: 1 S: 12	H: 1 LOB: 1 BB: 0 P: 16	1B: 6 2B: 2 3B: 0 HR: 1	SF: 0 SAC: 0 DP: 3 HBP: 0	WP: 0 PB: 0 SB: 3 CS: 0	PA: 33
PITCHER	IP WLS BF H R ER SO BB IBB HBP BLK WP HR S P ERA WHIP																					
Andy Benes, R ERA: 4.34	(1, 1) 7.0 W 25 6 1 1 5 1 0 0 0 0 0 1 63 96 1.29 1.000																					
T.J. Mathews, R ERA: 2.4	(8, 1) 1.0 4 1 0 0 0 0 0 0 0 0 0 0 9 14 0.00 1.000																					
Tony Fossas, L ERA: 3.38	(9, 1) 0.2 3 1 0 0 1 0 0 0 0 0 0 0 9 12 0.00 1.500																					
Jeff Parrett, R ERA: 3.99	(9, 1) 0.1 1 0 0 0 0 0 0 0 0 0 0 0 3 4 0.00 0.000																					

St. Louis Cardinals @ Pittsburgh Pirates
Three Rivers Stadium, Pittsburgh, PA
Thu Jul 04 1996, 3:33 AM EDT
Att: 23,321 - Cloudy - 74 F

AB 32
R 1
H 8
RBI 1
BB 1
SO 6
LOB 12

Batter	1	2	3	4	5	6	7	8	9	AB	R	H	RBI	BB	SO	LOB	TOP				
Royce Clayton, R OBP: 0.328, SLG: 0.382 (1, 6)	G4-3	G6-3		F6				FC4-6		5	0	1	0	0	0	2					
Ray Lankford, L OBP: 0.359, SLG: 0.510 (1, 8)	S BB SF8		K	BB		F7		K		5	2	2	0	0	2	2					
Ron Gant, R OBP: 0.376, SLG: 0.521 (1, 7)	SF8		K	BB		F7			P3	3	1	0	0	2	1	1					
Brian Jordan, R OBP: 0.336, SLG: 0.479 (1, 9)	SF8		K	BB		K			K	4	2	2	2	1	2	1					
Gary Gaetti, R OBP: 0.303, SLG: 0.383 (7, 3)	SF8		K	BB				G6-3	P6	4	1	2	3	0	0	0					
John Mabry, L OBP: 0.359, SLG: 0.466 Rick Honeycutt, L Dennis Eckersley, R Tony Fossas, L (1, 3) (7, 1) (8, 1) (9, 1)	G5-3		K	BB		G3		G4-3		4	1	1	0	0	0	3					
Tom Pagnozzi, R OBP: 0.330, SLG: 0.473 (1, 2)			K	BB				K		4	0	2	2	0	1	0					
David Bell, R OBP: 0.287, SLG: 0.281 (7, 5)	G5-3		G4-3			F4		CS		4	0	1	0	0	0	2					
Todd Stottlemyre, L OBP: 0.349, SLG: 0.263 Luis Alcega, S OBP: 0.319, SLG: 0.340 (1, 1) (7, 4)	K		B1-3			G4-3		FC4-6		3	0	0	0	0	1	1					
Inning Stats	R: 1 E: 0 K: 0 S: 7	H: 1 LOB: 2 BB: 2 P: 16	R: 0 E: 0 K: 1 S: 12	H: 1 LOB: 1 BB: 0 P: 20	R: 3 E: 0 K: 2 S: 18	H: 4 LOB: 1 BB: 0 P: 26	R: 3 E: 0 K: 0 S: 17	H: 3 LOB: 1 BB: 1 P: 27	R: 0 E: 0 K: 1 S: 7	H: 1 LOB: 1 BB: 0 P: 9	R: 0 E: 0 K: 1 S: 8	H: 0 LOB: 0 BB: 0 P: 8	R: 0 E: 0 K: 1 S: 8	H: 1 LOB: 1 BB: 1 P: 15	R: 0 E: 0 K: 1 S: 6	H: 0 LOB: 0 BB: 0 P: 12	1B: 8 2B: 3 3B: 0 HR: 0	SF: 1 SAC: 0 DP: 0 HBP: 0	WP: 0 PB: 0 SB: 5 CS: 1	PA: 41	
PITCHER	IP	WLS	BF	H	R	ER	SO	BB	IBB	HBP	BLK	WP	HR	S	P	ERA	WHIP				
Zane Smith, L ERA: 5.08 Ramon Morel, R ERA: 3.05 Jon Lieber, R ERA: 4.3 Jason Christiansen, L ERA: 6.96	3.2	L	22	8	7	7	3	2	1	0	0	0	0	46	78	17.18	2.727				

St. Louis Cardinals @ Pittsburgh Pirates
Three Rivers Stadium, Pittsburgh, PA
Fri Jul 05 1996, 7:05 PM EDT
Att: 18,759 - Unknown - 82 F

AB 36
R 7
H 11
RBI 7
BB 4
SO 7
LOB 12



Batter	1	2	3	4	5	6	7	8	9	AB	R	H	RBI	BB	SO	LOB	BOTTOM					
Nelson Liriano, S OBP: 0.287, SLG: 0.316 (1, 4)	G3-4-1		E6		G4-3				F9	4	0	1	0	1	0	2						
Al Martin, L OBP: 0.333, SLG: 0.432 (1, 8)	G1-3		F7			G4-3		G1-3	K	5	0	0	0	0	1	4						
Jeff King, R OBP: 0.337, SLG: 0.517 (1, 5)	P5					HR		G5-3		3	1	1	0	1	0	0						
Orlando Merced, S OBP: 0.376, SLG: 0.481 (1, 9)		F8	K			HR		F7		4	1	1	2	0	1	2						
Mark Johnson, L OBP: 0.372, SLG: 0.569 (1, 3)		1B			K			HR		4	2	3	2	0	1	0						
Dave Clark, L OBP: 0.378, SLG: 0.477 (1, 7)		G1-3			G4-3			K		4	0	0	0	0	1	1						
Jay Bell, R OBP: 0.299, SLG: 0.353 (1, 6)					F8			K		4	0	1	0	0	1	0						
1B Jason Kendall, R OBP: 0.352, SLG: 0.384 (1, 2)		G6-3			G6-3			K		4	0	1	0	0	1	2						
Zane Smith, L OBP: 0.154, SLG: 0.154 Ramon Morel, R Mike Kingery, L Jon Lieber, R John Wheeler, R Jason Christiansen, R Charlie Hayes, R (1, 1) (4, 1) (5, PH) (6, 1) (7, PH) (8, 1) (9, PH)			G3		F7					1	0	0	0	0	0	0						
Inning Stats	R: 0 E: 0 K: 0 S: 7	H: 0 LOB: 0 BB: 0 P: 11	R: 0 E: 0 K: 0 S: 8	H: 2 LOB: 2 BB: 0 P: 14	R: 0 E: 1 K: 1 S: 10	H: 1 LOB: 2 BB: 1 P: 18	R: 0 E: 0 K: 1 S: 8	H: 0 LOB: 0 BB: 0 P: 12	R: 0 E: 0 K: 0 S: 7	H: 0 LOB: 0 BB: 0 P: 10	R: 3 E: 0 K: 1 S: 14	H: 3 LOB: 1 BB: 0 P: 25	R: 0 E: 0 K: 2 S: 11	H: 0 LOB: 1 BB: 1 P: 21	R: 1 E: 0 K: 1 S: 12	H: 1 LOB: 0 BB: 0 P: 17	R: 0 E: 0 K: 1 S: 14	H: 2 LOB: 2 BB: 0 P: 17	1B: 5 2B: 1 3B: 0 HR: 3	SF: 0 SAC: 0 DP: 0 HBP: 0	WP: 0 PB: 0 SB: 0 CS: 0	PA: 38
PITCHER	IP	WLS	BF	H	R	ER	SO	BB	IBB	HBP	BLK	WP	HR	S	P	ERA	WHIP					
Todd Stottlemyre, R ERA: 4.04 Rick Honeycutt, L ERA: 3.0 Dennis Eckersley, R ERA: 3.81 Tony Fossas, L ERA: 3.33	6.2	W	28	6	3	3	5	2	0	0	0	0	1	14	20	6.75	0.750					

St. Louis Cardinals @ Pittsburgh Pirates
Three Rivers Stadium, Pittsburgh, PA
Fri Jul 05 1996, 7:05 PM EDT
Att: 18,759 - Unknown - 82 F

AB 36
R 4
H 9
RBI 4
BB 2
SO 7
LOB 11



Batter	1	2	3	4	5	6	7	8	9	AB	R	H	RBI	BB	SO	LOB	TOP											
Royce Clayton, R OBP: 0.326, SLG: 0.379	1-1 G4-6-3 1B		1-1 G6-3		2-0 G1-3			2-3 K		4	0	1	0	0	1	1												
Ray Lankford, L OBP: 0.395, SLG: 0.508 Miguel Mejia, R (8, PH) (8, 8)	0-0 G4-6-3 1-2			1-0 F8				2-3 K		3	0	0	0	0	1	1												
Ron Gant, R OBP: 0.374, SLG: 0.511	0-1 F7			4-2 BB				4-1 G1-3 BB		2	0	0	0	2	0	0												
Brian Jordan, R OBP: 0.332, SLG: 0.470 Mark Sweeney, L OBP: 0.395, SLG: 0.400 (9, PH)		2-2 K		2-0 F9				0-2 G1-3		3	0	0	0	0	1	2												
John Mabry, L OBP: 0.375, SLG: 0.468		0-2 G4-3		1-3 K				1-3 K		4	0	0	0	0	2	2												
Gary Gaetti, R OBP: 0.395, SLG: 0.388 Jeff Parrett, R (7, 1) Dennis Eckersley, R (8, 1)		2-3 K			0-1 G6-3 1B 2B			0-1 B1-3		3	1	1	0	0	1	0												
Danny Sheaffer, R OBP: 0.315, SLG: 0.377			0-0 SF9 3B		1-0 G6-3			1-1 G4-3		3	1	1	0	0	0	1												
Luis Alicea, S OBP: 0.321, SLG: 0.346			2-1 SF9		2-3 SH1-4 1B			0-0 G5-3		2	0	1	2	0	0	0												
Mike Morgan, R OBP: 0.048, SLG: 0.048 T.J. Mathews, R (5, 1) David Bell, R OBP: 0.265, SLG: 0.279 (7, 5)			0-3 K		0-1 SH1-4			0-0 G5-3		1	0	0	0	0	1	0												
Inning Stats	R: 0 E: 0 K: 0 S: 5	H: 1 LOB: 0 BB: 0 P: 6	R: 0 E: 0 K: 2 S: 10	H: 0 LOB: 0 BB: 0 P: 14	R: 1 E: 0 K: 1 S: 8	H: 1 LOB: 0 BB: 0 P: 11	R: 0 E: 0 K: 1 S: 8	H: 0 LOB: 1 BB: 1 P: 16	R: 1 E: 0 K: 0 S: 7	H: 2 LOB: 1 BB: 0 P: 13	R: 0 E: 0 K: 2 S: 10	H: 0 LOB: 0 BB: 0 P: 17	R: 0 E: 0 K: 0 S: 5	H: 0 LOB: 0 BB: 0 P: 6	R: 0 E: 0 K: 2 S: 7	H: 0 LOB: 0 BB: 0 P: 11	R: 0 E: 0 K: 0 S: 5	H: 0 LOB: 0 BB: 0 P: 8	1B: 2 2B: 1 3B: 1 HR: 0	SF: 1 SAC: 1 DP: 1 HBP: 0	WP: 0 PB: 0 SB: 0 CS: 0	PA: 32						
PITCHER	IP	WLS	BF	H	R	ER	SO	BB	IBB	HBP	BLK	WP	HR	S	P	ERA	WHIP											
Dan Miceli, R ERA: 4.61	(1, 1)	4.0		14	2	1	1	4	1	0	0	0	0	0	31	47	2.25	0.750										
Jon Lieber, R ERA: 4.21	(5, 1)	3.0	W	12	2	1	1	2	1	0	0	0	0	0	22	36	3.00	1.000										
Dan Plesac, L ERA: 4.2	(8, 1)	1.0		3	0	0	0	2	0	0	0	0	0	7	11	0.00	0.000											
67 Francisco Cordova, R ERA: 3.94	(9, 1)	1.0		3	0	0	0	0	0	0	0	0	0	5	8	0.00	0.000											

St. Louis Cardinals @ Pittsburgh Pirates
Three Rivers Stadium, Pittsburgh, PA
Sun Jul 07 1996, 3:33 AM EDT
Att: 16,255 - Cloudy - 87 F

AB 28
R 2
H 4
RBI 2
BB 2
SO 8
LOB 7



Batter	1	2	3	4	5	6	7	8	9	AB	R	H	RBI	BB	SO	LOB	BOTTOM											
Carlos Garcia, R OBP: 0.328, SLG: 0.398	1-0 1B 3B		0-0 PB 1B		1-0 1B 1B 1B			0-2 K		5	2	3	0	0	2	0												
Al Martin, L OBP: 0.341, SLG: 0.439	0-0 HR 1B		0-3 K		0-0 1B 1B 3B 1B			0-1 2B		4	2	3	1	0	1	1												
Jeff King, R OBP: 0.337, SLG: 0.521	2-0 1H HR		3-2 K		0-0 1B 1B 3B 1B			0-2 G3		4	2	2	2	0	1	2												
Orlando Merced, S OBP: 0.376, SLG: 0.474	1-1 G4-3		1-2 G4-3		0-0 3B 1B			1-1 G3		4	1	1	1	0	0	1												
Charlie Hayes, R OBP: 0.309, SLG: 0.408 John Wehner, R OBP: 0.268, SLG: 0.333 (7, PH) (8, 5)	0-2 G6-3			0-1 G1-3				1-3 K		3	1	1	3	0	0	0												
Mike Kingery, L OBP: 0.398, SLG: 0.301	1-3 K			1-0 F7				0-0 3B		4	0	2	1	0	1	0												
Jay Bell, R OBP: 0.301, SLG: 0.364			0-1 G6-4-3 1B		0-1 FC5-4 1B			0-2 F9		4	0	2	0	0	1	2												
Keith Osik, R OBP: 0.374, SLG: 0.446		0-2 G6-4-3		1-0 FC5-4				0-1 F8		4	0	0	0	0	1	3												
Dan Miceli, R Jon Lieber, L OBP: 0.222, SLG: 0.125 Dan Plesac, L (8, 1) Dave Clark, L OBP: 0.376, SLG: 0.473 67 Francisco Cordova, R OBP: 0.353, SLG: 0.353 (9, 1)		0-0 G4-3			1-3 K			0-0 G3-1		1	0	0	0	0	0	0												
Inning Stats	R: 3 E: 0 K: 1 S: 11	H: 3 LOB: 0 BB: 0 P: 16	R: 0 E: 0 K: 0 S: 6	H: 1 LOB: 0 BB: 0 P: 6	R: 0 E: 0 K: 2 S: 10	H: 1 LOB: 1 BB: 0 P: 14	R: 0 E: 0 K: 0 S: 6	H: 1 LOB: 1 BB: 0 P: 8	R: 5 E: 0 K: 2 S: 18	H: 6 LOB: 1 BB: 0 P: 26	R: 0 E: 0 K: 2 S: 13	H: 1 LOB: 1 BB: 0 P: 17	R: 0 E: 0 K: 2 S: 9	H: 1 LOB: 0 BB: 0 P: 13	R: 0 E: 0 K: 1 S: 6	H: 0 LOB: 0 BB: 0 P: 6	1B: 8 2B: 2 3B: 3 HR: 1	SF: 0 SAC: 0 DP: 1 HBP: 0	WP: 0 PB: 1 SB: 0 CS: 0	PA: 37								
PITCHER	IP	WLS	BF	H	R	ER	SO	BB	IBB	HBP	BLK	WP	HR	S	P	ERA	WHIP											
Mike Morgan, R ERA: 4.87	(1, 1)	4.1	L	24	12	8	8	4	0	0	0	0	0	1	45	61	16.61	2.769										
T.J. Mathews, R ERA: 2.27	(5, 1)	1.2		6	1	0	0	3	0	0	0	0	0	19	26	0.00	0.600											
Jeff Parrett, R ERA: 3.69	(7, 1)	1.0		4	1	0	0	2	0	0	0	0	0	9	13	0.00	1.000											
Dennis Eckersley, R ERA: 3.68	(8, 1)	1.0		3	0	0	0	1	0	0	0	0	0	6	6	0.00	0.000											

St. Louis Cardinals @ Pittsburgh Pirates
Three Rivers Stadium, Pittsburgh, PA
Sun Jul 07 1996, 3:33 AM EDT
Att: 16,255 - Cloudy - 87 F

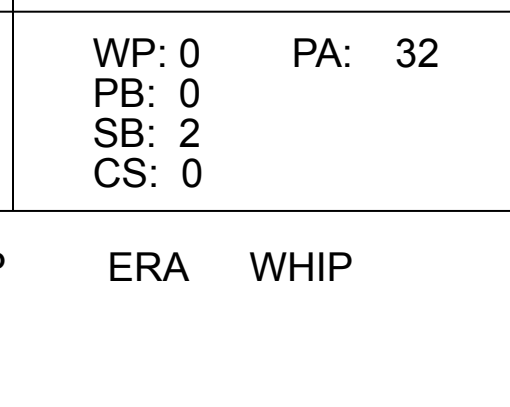
AB 37
R 8
H 14
RBI 8
BB 0
SO 10
LOB 9



Batter	1	2	3	4	5	6	7	8	9	AB	R	H	RBI	BB	SO	LOB	TOP					
Royce Clayton, R (1,6) OBP: 0.328, SLG: 0.381										4	0	2	0	0	0	1						
Ray Lankford, L (1,8) OBP: 0.355, SLG: 0.502										4	0	0	0	0	2	3						
Ron Gant, R (1,7) OBP: 0.377, SLG: 0.511										4	0	2	0	0	0	2						
Brian Jordan, R (1,9) OBP: 0.328, SLG: 0.463										4	0	0	0	0	0	4						
John Mabry, L (1,3) OBP: 0.370, SLG: 0.462										4	0	0	0	0	0	1						
Gary Gaetti, R (1,5) OBP: 0.302, SLG: 0.384										3	0	0	0	0	0	0						
Tom Pagnozzi, R (1,2) OBP: 0.317, SLG: 0.454										3	0	0	0	0	2	0						
Luis Alicea, S (1,4) OBP: 0.324, SLG: 0.345										1	0	0	0	2	0	0						
Donovan Osborne, S (1,1) OBP: 0.229, SLG: 0.265										2	0	1	0	0	0	1						
Willie McGee, S (8, PH) OBP: 0.350, SLG: 0.423										1	0	0	0	0	0	1						
Jeff Parrett, R (8, 1)										0	0	0	0	0	0	0						
Inning Stats	R: 0 E: 0 K: 1 S: 12	H: 1 LOB: 1 BB: 0 P: 19	R: 0 E: 0 K: 1 S: 11	H: 0 LOB: 0 BB: 0 P: 16	R: 0 E: 0 K: 0 S: 7	H: 1 LOB: 1 BB: 0 P: 9	R: 0 E: 0 K: 0 S: 6	H: 1 LOB: 0 BB: 0 P: 12	R: 0 E: 0 K: 0 S: 7	H: 0 LOB: 1 BB: 1 P: 16	R: 0 E: 0 K: 1 S: 6	H: 1 LOB: 1 BB: 0 P: 11	R: 0 E: 0 K: 1 S: 8	H: 0 LOB: 0 BB: 0 P: 13	R: 0 E: 0 K: 0 S: 5	H: 0 LOB: 0 BB: 1 P: 9	R: 0 E: 0 K: 1 S: 11	H: 1 LOB: 1 BB: 0 P: 17	1B: 5 2B: 1 3B: 0 HR: 0	SF: 0 SAC: 0 DP: 2 HBP: 0	WP: 0 PB: 0 SB: 2 CS: 0	PA: 32
PITCHER Jaime Navarro, R (1,1) ERA: 3.5	IP: 9.0 WLS: W BF: 32 H: 5 R: 0 ER: 0 SO: 4 BB: 2 IBB: 0 HBP: 0 BLK: 0 WP: 0 HR: 0 S: 73 P: 122 ERA: 0.00 WHIP: 0.778															PITCHER						

St. Louis Cardinals @ Chicago Cubs
Wrigley Field, Chicago, IL
Thu Jul 11 1996, 7:05 PM CDT
Att: 38,802 - Unknown - 75 F

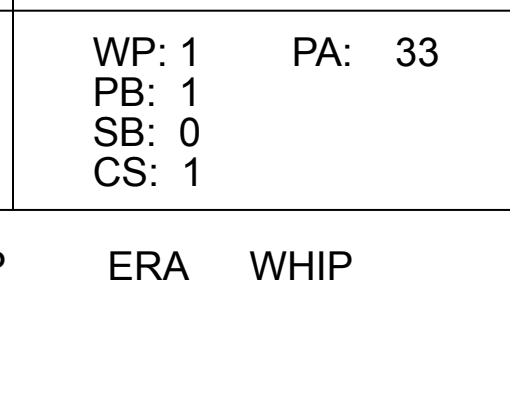
AB	30
R	0
H	5
RBI	0
BB	2
SO	4
LOB	13



Batter	1	2	3	4	5	6	7	8	9	AB	R	H	RBI	BB	SO	LOB	BOTTOM			
Brian McRae, S (1,8) OBP: 0.347, SLG: 0.358										4	1	3	0	0	0	0				
Doug Glanville, R (1,7) OBP: 0.211, SLG: 0.306										3	1	0	0	0	1	2				
Scott Bullett, L (8, PH) OBP: 0.333, SLG: 0.429										0	1	0	0	1	0	0				
Mark Grace, L (1,3) OBP: 0.402, SLG: 0.448										4	1	2	2	0	0	1				
Sammy Sosa, R (1,9) OBP: 0.306, SLG: 0.529										4	1	2	1	0	0	0				
23 Ryne Sandberg, R (1,4) OBP: 0.316, SLG: 0.482										3	1	1	3	1	0	2				
Leo Gomez, R (1,5) OBP: 0.357, SLG: 0.483										4	0	0	0	0	3	2				
Scott Servais, R (1,2) OBP: 0.326, SLG: 0.416										3	0	0	0	0	1	0				
José Hernández, R (1,6) OBP: 0.272, SLG: 0.309										3	0	0	0	0	1	0				
Jaime Navarro, R (1,1) OBP: 0.133, SLG: 0.133										3	0	0	0	0	3	0				
Inning Stats	R: 4 E: 1 K: 1 S: 14	H: 3 LOB: 0 BB: 0 P: 21	R: 0 E: 0 K: 2 S: 9	H: 1 LOB: 1 BB: 0 P: 14	R: 0 E: 0 K: 1 S: 7	H: 0 LOB: 1 BB: 1 P: 13	R: 0 E: 0 K: 1 S: 6	H: 0 LOB: 0 BB: 0 P: 10	R: 0 E: 0 K: 1 S: 9	H: 1 LOB: 0 BB: 0 P: 12	R: 0 E: 0 K: 1 S: 9	H: 0 LOB: 0 BB: 0 P: 14	R: 0 E: 0 K: 1 S: 6	H: 0 LOB: 0 BB: 0 P: 9	R: 2 E: 0 K: 1 S: 10	H: 3 LOB: 1 BB: 1 P: 17	1B: 7 2B: 0 3B: 0 HR: 1	SF: 0 SAC: 0 DP: 1 HBP: 0	WP: 1 PB: 1 SB: 0 CS: 1	PA: 33
PITCHER Donovan Osborne, L (1,1) ERA: 3.17	IP: 7.0 WLS: L BF: 27 H: 5 R: 4 ER: 3 SO: 8 BB: 5 IBB: 4 HBP: 3 BLK: 0 WP: 1 HR: 1 S: 60 P: 93 ERA: 3.86 WHIP: 0.857															PITCHER				
Jeff Parrett, R (8, 1) ERA: 4.24	IP: 1.0 WLS: L BF: 6 H: 3 R: 2 ER: 2 SO: 1 BB: 1 IBB: 0 HBP: 0 BLK: 0 WP: 1 HR: 0 S: 10 P: 17 ERA: 18.00 WHIP: 4.000															PITCHER				


St. Louis Cardinals @ Chicago Cubs
Wrigley Field, Chicago, IL
Thu Jul 11 1996, 7:05 PM CDT
Att: 38,802 - Unknown - 75 F

AB	31
R	6
H	8
RBI	6
BB	2
SO	9
LOB	7



Batter	1	2	3	4	5	6	7	8	9	AB	R	H	RBI	BB	SO	LOB	TOP															
Ozzie Smith, S OBP: 0.319, SLG: 0.308	G4-3	G3-1	L3			SF7	K			4	1	0	0	1	1	1	St. Louis Cardinals @ Chicago Cubs Wrigley Field, Chicago, IL Sun Jul 14 1996, 3:33 AM CDT Att: 38,638 - Cloudy - 86 F															
Ray Lankford, L OBP: 0.366, SLG: 0.521	1B WP		S		HR	SF7	F7			3	2	2	2	1	0	0																
Ron Gant, R OBP: 0.382, SLG: 0.532	L7		1B		G6-3	1B		L7		4	1	1	0	1	0	1																
Brian Jordan, R OBP: 0.347, SLG: 0.512			1B		G5-3	1B		FC6-4		5	0	4	2	0	0	0																
John Mabry, L OBP: 0.370, SLG: 0.467	F8		K		1B	SF7		F8		3	0	0	1	1	1	5																
Gary Gaetti, R OBP: 0.308, SLG: 0.412			F7							1	0	0	0	0	0	0																
Danny Sheaffer, R OBP: 0.321, SLG: 0.381			L7		FC6-4	1B		FC6-4		4	0	2	0	0	0	3																
Tom Pagnozzi, R OBP: 0.317, SLG: 0.447			P4		FC6-4	1B				4	0	0	1	1	0	4																
Luis Alicea, S OBP: 0.326, SLG: 0.346										2	1	1	0	0	1	0																
Mike Gallego, R OBP: 0.167, SLG: 0.167			2B		K			K		3	1	1	0	0	1	3																
Alan Benes, R OBP: 0.243, SLG: 0.306										2	0	1	1	0	0	0																
Mark Cowley, L OBP: 0.296, SLG: 0.415										1	1	1	0	0	0	0																
Tony Fossas, L OBP: 0.285, SLG: 0.419										0	0	0	0	0	0	0																
Willie McGee, S OBP: 0.347, SLG: 0.419										1	0	0	0	0	0	1																
Mark Petkovsek, R OBP: 0.182, SLG: 0.182										0	0	0	0	0	0	0																
Rick Honeycutt, L OBP: 0.292, SLG: 0.374										0	0	0	0	0	0	0																
Miguel Mejia, R OBP: 0.279, SLG: 0.408										1	0	0	0	0	1	0																
Dennis Eckersley, R OBP: 0.279, SLG: 0.408										0	0	0	0	0	0	0																
Inning Stats	R: 0 E: 0 K: 0 S: 11	H: 2 LOB: 2 BB: 0 P: 14	R: 1 E: 0 K: 0 S: 7	H: 2 LOB: 1 BB: 0 P: 9	R: 1 E: 0 K: 1 S: 12	H: 1 LOB: 2 BB: 2 P: 23	R: 0 E: 0 K: 1 S: 7	H: 0 LOB: 0 BB: 0 P: 10	R: 1 E: 0 K: 0 S: 7	H: 2 LOB: 2 BB: 1 P: 15	R: 4 E: 0 K: 0 S: 17	H: 5 LOB: 3 BB: 2 P: 35	R: 0 E: 0 K: 2 S: 9	H: 0 LOB: 0 BB: 0 P: 11	R: 0 E: 0 K: 0 S: 10	H: 1 LOB: 1 BB: 0 P: 15	R: 0 E: 0 K: 2 S: 10	H: 0 LOB: 0 BB: 0 P: 15	1B: 10 2B: 2 3B: 0 HR: 1	SF: 2 SAC: 0 DP: 0 HBP: 0	WP: 1 PB: 0 SB: 2 CS: 0	PA: 45										
PITCHER	IP WLS BF H R ER SO BB IBB HBP BLK WP HR S P ERA WHIP																															
Amayur Telemaco, R ERA: 4.89	1.0	5	2	0	0	0	0	0	0	0	1	0	11	14	0.00	2.000																
Kent Bottenfield, R ERA: 1.71	3.0	14	3	2	2	2	2	0	0	0	0	0	26	42	6.00	1.667																
Terry Adams, R ERA: 3.26	1.1	L	12	6	5	5	0	2	0	0	0	1	18	36	33.75	6.000																
Rodney Myers, R ERA: 3.95	1.2	7	1	0	0	2	1	0	0	0	0	0	15	25	0.00	1.200																
Turk Wendell, R ERA: 2.15	2.0	7	1	0	0	2	0	0	0	0	0	0	17	27	0.00	0.500																

Batter	1	2	3	4	5	6	7	8	9	AB	R	H	RBI	BB	SO	LOB	BOTTOM																
Brian McRae, S OBP: 0.345, SLG: 0.358	G3		E4		B5-3	G4-3		F8		5	1	1	2	0	0	2	St. Louis Cardinals @ Chicago Cubs Wrigley Field, Chicago, IL Sun Jul 14 1996, 3:33 AM CDT Att: 38,638 - Cloudy - 86 F																
23 Ryne Sandberg, R OBP: 0.308, SLG: 0.465	G5-3		K			P2		L5		4	0	0	0	1	1	1																	
Mark Grace, L OBP: 0.412, SLG: 0.459						G4-3		G4-3		3	1	2	1	2	0	1																	
Sammy Sosa, R OBP: 0.311, SLG: 0.539	L5		K			HR		P2		4	1	1	2	1	1	4																	
Luis Gonzalez, L OBP: 0.358, SLG: 0.415			P6		HBP	L6		K		4	1	1	0	1	1	3																	
Leo Gomez, R OBP: 0.348, SLG: 0.469										3	0	1	0	0	1	1																	
Rodney Myers, R ERA: 3.95	G6-3					K		G6-3		0	0	0	0	0	0	0																	
Felix Fermin, R OBP: 0.400, SLG: 0.500			SF8							1	0	0	0	0	0	0																	
Tyler Houston, L OBP: 0.409, SLG: 0.585			1B							0	0	0	0	1	0	0																	
Scott Servais, R OBP: 0.331, SLG: 0.414			G6-3			G5-3		G6-3		4	0	0	0	0	0	3																	
José Hernández, R OBP: 0.264, SLG: 0.305										3	2	1	1	0	1	0																	
Turk Wendell, L OBP: 0.500, SLG: 0.500			SF8			E5		K		0	0	0	0	0	0	0																	
Amayur Telemaco, R OBP: 0.108, SLG: 0.100										0	0	0	0	0	0	0																	
Kent Bottenfield, R ERA: 1.71										0	0	0	0	0	0	0																	
Scott Ballew, L OBP: 0.313, SLG: 0.400			SH3			P5				1	0	0	0	0	0	2																	
Terry Adams, R ERA: 3.26										0	0	0	0	0	0	0																	
Dave Magadan, R OBP: 0.292, SLG: 0.374										1	0	0	0	0	0	1																	
Terry Shumpert, R OBP: 0.208, SLG: 0.268										1	0	0	0	0	0	0																	
Inning Stats	R: 0 E: 0 K: 0 S: 8	H: 0 LOB: 1 BB: 1 P: 17	R: 0 E: 0 K: 0 S: 8	H: 0 LOB: 0 BB: 0 P: 11	R: 1 E: 1 K: 2 S: 15	H: 1 LOB: 2 BB: 1 P: 23	R: 1 E: 0 K: 0 S: 9	H: 2 LOB: 2 BB: 0 P: 16	R: 2 E: 1 K: 1 S: 18	H: 2 LOB: 2 BB: 2 P: 36	R: 0 E: 0 K: 1 S: 7	H: 0 LOB: 0 BB: 0 P: 10	R: 0 E: 0 K: 0 S: 8	H: 0 LOB: 0 BB: 0 P: 15	R: 0 E: 0 K: 1 S: 9	H: 1 LOB: 2 BB: 1 P: 18	1B: 4 2B: 1 3B: 1 HR: 1	SF: 1 SAC: 1 DP: 0 HBP: 1	WP: 0 PB: 0 SB: 2 CS: 0	PA: 43													
PITCHER	IP WLS BF H R ER SO BB IBB HBP BLK WP HR S P ERA WHIP																																
Alan Benes, R ERA: 5.19	5.0	W	25	5	4	4	3	3	0	1	0	0	0	18	36	0.00	2.000																
Tony Fossas, L ERA: 3.21	1.0	7	1	2	0	1	0	0	0	0	0	0	7	10	0.00	0.000																	
Mark Petkovsek, R ERA: 4.4	1.0	3	0	0	0	1	0	0	0	0	0	0	8	15	0.00	0.000																	
Rick Honeycutt, L ERA: 2.79	1.0	S	5	1	0	0	1	0	1	0	0	0	9	18	0.00	1.000																	
Dennis Eckersley, R ERA: 3.41	1.0	S	5	1	0	0	1	0	1	0	0	0	9	18	0.00	1.000																	



Batter	1	2	3	4	5	6	7	8	9	AB R H RBI BB SO LOB	TOP										
Royce Clayton, R (1.6) OBP: 0.330, SLG: 0.378	F8		K		E 2B 1B	G6-3		2B BB		4 2 1 1 1 1 2	St. Louis Cardinals @ Cincinnati Reds Riverfront Stadium, Cincinnati, OH Mon Jul 15 1996, 7:05 PM EDT Att: 38,450 - Unknown - 84 F										
Ray Lankford, L (1.8) OBP: 0.369, SLG: 0.544	HR		HR		E5 2B	L9		2B		5 3 3 5 0 0 2											
Ron Gant, R (1.7) OBP: 0.383, SLG: 0.526	P2		K		2B BB		F9 WP 1B	G6-3		4 0 1 0 1 1 0											
Brian Jordan, R (1.9) OBP: 0.344, SLG: 0.510	L8			F8	2B		K	F8		5 0 1 2 0 1 1											
John Mabry, L (1.3) OBP: 0.367, SLG: 0.461		G4-3		F8	2B		F9	P6		4 0 0 0 1 0 1											
Gary Gaetti, R (1.5) OBP: 0.306, SLG: 0.410		G5-3		1B	K		F8			4 0 1 0 0 1 4											
Tom Pagnozzi, R (1.2) OBP: 0.315, SLG: 0.441		K		F8	K			G6-3 2B BB		3 1 0 0 1 2 4											
Mike Gallego, R (1.4) OBP: 0.313, SLG: 0.267			SH1-4 HR 1B		SH3 1B BB		WP SH1-4 1B	G6-3		3 2 2 0 1 0 1											
Mike Morgan, R (1.1) OBP: 0.048, SLG: 0.048			SH1-4		SH3		SH1-4	K		0 0 0 0 0 0 0											
Willie McGee, S (8, PH) OBP: 0.345, SLG: 0.417										1 0 0 0 0 1 1											
Rick Honeycutt, L (8.1)										0 0 0 0 0 0 0											
T.J. Mathews, R (8.1)										0 0 0 0 0 0 0											
Inning Stats	R: 1 E: 0 K: 0 S: 12	H: 1 LOB: 0 BB: 0 P: 20	R: 0 E: 0 K: 1 S: 8	H: 0 LOB: 0 BB: 0 P: 11	R: 2 E: 0 K: 2 S: 9	H: 2 LOB: 0 BB: 0 P: 14	R: 0 E: 0 K: 0 S: 10	H: 1 LOB: 1 BB: 0 P: 15	R: 3 E: 1 K: 2 S: 14	H: 2 LOB: 3 BB: 3 P: 30	R: 0 E: 0 K: 0 S: 7	H: 1 LOB: 1 BB: 0 P: 8	R: 0 E: 0 K: 1 S: 9	H: 1 LOB: 1 BB: 0 P: 11	R: 2 E: 0 K: 1 S: 10	H: 1 LOB: 1 BB: 2 P: 21	R: 0 E: 0 K: 0 S: 6	H: 0 LOB: 0 BB: 0 P: 9	1B: 5 2B: 2 3B: 0 HR: 2	SF: 0 SAC: 3 DP: 0 HBP: 0	WP: 2 PA: 41 PB: 0 SB: 0 CS: 0
PITCHER	IP WLS BF H R ER SO BB IBB HBP BLK WP HR S P ERA WHIP											PITCHER	IP WLS BF H R ER SO BB IBB HBP BLK WP HR S P ERA WHIP								
Roger Salkeld, R (1.1) ERA: 4.04	4.1 L 23 6 6 5 3 2 1 0 0 0 0 2 47 82 10.38 1.846																				
Scott Service, R (5.1) ERA: 1.42	0.2 2 0 0 0 2 0 0 0 0 0 0 6 8 0.00 0.000																				
Johnny Ruffin, R (6.1) ERA: 5.74	2.0 8 2 0 0 1 0 0 0 0 0 2 0 16 19 0.00 1.000																				
Lee Smith, R (8.1) ERA: 4.08	2.0 8 1 2 2 1 2 0 0 0 0 0 0 16 30 9.00 1.500																				

Batter	1	2	3	4	5	6	7	8	9	AB R H RBI BB SO LOB	BOTTOM										
Lenny Harris, L (1.3) OBP: 0.343, SLG: 0.455	SF9 1B		G6-4-3 BB			G4-3		2B 1B		3 1 2 0 1 0 0	St. Louis Cardinals @ Cincinnati Reds Riverfront Stadium, Cincinnati, OH Mon Jul 15 1996, 7:05 PM EDT Att: 38,450 - Unknown - 84 F										
Barry Larkin, R (1.6) OBP: 0.384, SLG: 0.488	SF9 1-H		G6-4-3 1-2			G6-3		2B		3 0 1 1 0 0 1											
Willie Greene, L (1.5) OBP: 0.318, SLG: 0.496	G4-3			L3		1B		F9		4 0 1 0 0 0 2											
Reggie Sanders, R (1.9) OBP: 0.359, SLG: 0.519	G5-3			G6-3		G5-3		K		4 0 0 0 0 1 3											
Eric Davis, R (1.8) OBP: 0.398, SLG: 0.553		G5-3		2B		G6-3		G6-3		4 0 1 0 0 0 2											
Thomas Howard, S (1.7) OBP: 0.286, SLG: 0.383		G4-3 2B		G4-3		HR 2B		G4-3		4 1 2 0 0 0 1											
Bret Boone, R (1.4) OBP: 0.284, SLG: 0.383		G4-3			K		F7			4 0 0 0 0 1 2											
Joe Oliver, R (1.2) OBP: 0.302, SLG: 0.426		L8			K		HR	G6-3		4 1 1 2 0 1 1											
Roger Salkeld, R (1.1) Scott Service, R (5.1) Eduardo Perez, R (6, PH) Johnny Ruffin, R (8.1) Eric Owens, R (7, PH) Lee Smith, R (8.1)					G6-3		K			1 0 0 0 0 1 0 0 0 0 0 0 0 0 1 0 0 0 0 0 0 0 0 0 0 0 0 0 1 0 0 0 0 1 0 0 0 0 0 0 0 0											
Inning Stats	R: 1 E: 0 K: 0 S: 7	H: 1 LOB: 0 BB: 0 P: 13	R: 0 E: 0 K: 0 S: 6	H: 1 LOB: 0 BB: 0 P: 12	R: 0 E: 0 K: 1 S: 5	H: 0 LOB: 1 BB: 1 P: 11	R: 0 E: 0 K: 0 S: 5	H: 1 LOB: 1 BB: 0 P: 7	R: 0 E: 0 K: 2 S: 7	H: 0 LOB: 0 BB: 0 P: 10		R: 0 E: 0 K: 0 S: 10	H: 1 LOB: 1 BB: 0 P: 18	R: 2 E: 0 K: 1 S: 8	H: 2 LOB: 0 BB: 0 P: 11	R: 0 E: 0 K: 1 S: 15	H: 2 LOB: 2 BB: 0 P: 26	R: 0 E: 0 K: 0 S: 6	H: 0 LOB: 0 BB: 0 P: 8	1B: 3 2B: 4 3B: 0 HR: 1	SF: 1 SAC: 0 DP: 1 HBP: 0
PITCHER	IP WLS BF H R ER SO BB IBB HBP BLK WP HR S P ERA WHIP											PITCHER	IP WLS BF H R ER SO BB IBB HBP BLK WP HR S P ERA WHIP								
Mike Morgan, R (1.1) ERA: 4.63	7.0 W 27 6 3 2 4 1 0 0 0 0 0 1 48 82 2.57 1.000																				
Rick Honeycutt, L (8.1) ERA: 2.79	0.0 1 1 0 0 0 0 0 0 0 0 0 0 2 4 ∞ ∞																				
T.J. Mathews, R (8.1) ERA: 2.7	2.0 7 1 0 0 1 0 0 0 0 0 0 0 19 30 0.00 0.500																				

Batter	1	2	3	4	5	6	7	8	9	AB	R	H	RBI	BB	SO	LOB	TOP								
Royce Clayton, R OBP: 0.334, SLG: 0.380 (1, 6)										4	1	2	0	1	1	5									
Ray Lankford, L OBP: 0.367, SLG: 0.545 (1, 8)										5	1	1	1	0	2	3									
Ron Gant, R OBP: 0.391, SLG: 0.545 (1, 7)										4	2	3	1	1	0	0									
Willie McGee, S OBP: 0.351, SLG: 0.415 (1, 9)										3	1	1	0	1	1	4									
Tom Pagnozzi, R OBP: 0.313, SLG: 0.435 (1, 2)										5	0	1	2	0	1	5									
Gary Gaetti, R OBP: 0.313, SLG: 0.420 (1, 3) (9, 5)										5	0	3	1	0	0	3									
Danny Sheaffer, R OBP: 0.331, SLG: 0.380 (9, PH)										3	0	1	0	0	0	3	AB								
Mark Sweeney, L OBP: 0.388, SLG: 0.411 (9, 1)										1	0	0	0	0	0	0	R								
Dennis Eckersley, R (9, 1)										0	0	0	0	0	0	0	0	H							
Mike Gallego, R OBP: 0.286, SLG: 0.250 (1, 4)										5	0	1	0	0	1	5	RBI								
Donovan Osborne, S OBP: 0.216, SLG: 0.250 (7, PH)																	BB								
Brian Jordan, R OBP: 0.346, SLG: 0.510 (7, PH)																	SO								
Mark Petkovsek, R OBP: 0.182, SLG: 0.182 (9, PH)																	LOB								
John Mabry, L OBP: 0.366, SLG: 0.459 (9, 3)																									
Inning Stats	R: 0 E: 0 K: 2 S: 17	H: 2 LOB: 2 BB: 0 P: 19	R: 0 E: 0 K: 1 S: 11	H: 2 LOB: 2 BB: 0 P: 15	R: 0 E: 0 K: 1 S: 15	H: 0 LOB: 1 BB: 1 P: 25	R: 0 E: 0 K: 1 S: 11	H: 1 LOB: 1 BB: 0 P: 15	R: 2 E: 1 K: 1 S: 12	H: 2 LOB: 2 BB: 1 P: 19	R: 0 E: 0 K: 0 S: 4	H: 1 LOB: 1 BB: 1 P: 11	R: 2 E: 0 K: 2 S: 14	H: 3 LOB: 3 BB: 1 P: 30	R: 1 E: 0 K: 0 S: 13	H: 2 LOB: 1 BB: 0 P: 15	R: 0 E: 0 K: 0 S: 8	H: 0 LOB: 0 BB: 0 P: 11	1B: 9 2B: 2 3B: 1 HR: 1	SF: 0 SAC: 2 DP: 1 HBP: 1	WP: 0 PB: 0 SB: 0 CS: 0	PA: 45			
PITCHER	IP	WLS	BF	H	R	ER	SO	BB	IBB	HBP	BLK	WP	HR	S	P	ERA	WHIP								
John Smiley, L ERA: 4.27 (1, 1)	5.1		27	8	2	2	6	2	0	0	0	0	0	69	97	3.38	1.875								
Hector Carrasco, R ERA: 3.49 (6, 1)	0.2		2	0	0	0	0	1	0	0	0	0	0	1	7	0.00	1.500								
Jeff Shaw, R ERA: 3.81 (7, 1)	1.1	L	11	5	3	3	2	0	1	1	0	0	1	24	41	20.25	3.750								
Scott Service, R ERA: 1.13 (8, 1)	1.2		5	0	0	0	0	0	0	0	0	0	0	11	15	0.00	0.000								

St. Louis Cardinals @ Cincinnati Reds
Riverfront Stadium, Cincinnati, OH
Tue Jul 16 1996, 7:05 PM EDT
Att: 23,370 - Unknown - 88 F

AB 38
R 5
H 13
RBI 5
BB 4
SO 8
LOB 31



Batter	1	2	3	4	5	6	7	8	9	AB	R	H	RBI	BB	SO	LOB	BOTTOM								
Eric Owens, R OBP: 0.306, SLG: 0.266 (1, 7)										3	1	1	0	0	1	1									
Lenny Harris, L OBP: 0.346, SLG: 0.456 (7, PH) (8, 7)										2	0	1	0	0	0	0									
Bret Boone, R OBP: 0.286, SLG: 0.381 (1, 4)										4	0	1	1	1	1	1									
Barry Larkin, R OBP: 0.382, SLG: 0.483 (1, 6)										3	0	0	0	1	0	2									
Reggie Sanders, R OBP: 0.357, SLG: 0.519 (1, 9)										4	0	1	0	0	2	1									
Eric Davis, R OBP: 0.396, SLG: 0.548 (1, 8)										4	0	1	0	0	1	0									
Chris Sabo, R OBP: 0.372, SLG: 0.432 (8, PH) (9, 5)										3	0	1	0	0	0	2									
Jeff Branson, L OBP: 0.288, SLG: 0.370 (9, 5)										1	0	0	0	0	0	0									
Eduardo Perez, R OBP: 0.286, SLG: 0.692 (1, 3)										2	1	1	1	1	0	1									
Eric Anthony, L OBP: 0.368, SLG: 0.491 (9, PH)										1	1	1	1	0	0	0	AB								
Joe Oliver, R OBP: 0.309, SLG: 0.423 (1, 2)																	R								
Eddie Taubensee, L OBP: 0.335, SLG: 0.429 (9, PH)																	H								
John Smiley, L OBP: 0.286, SLG: 0.235 (8, 1)																	RBI								
Hector Carrasco, R OBP: 0.346, SLG: 0.510 (7, PH)																	BB								
Thomas Howard, S OBP: 0.286, SLG: 0.380 (7, 1)																	SO								
Jeff Shaw, R (9, 1)																	LOB								
Scott Service, R OBP: 0.366, SLG: 0.459 (9, PH)																									
Willie Greene, L OBP: 0.316, SLG: 0.493 (9, PH)																									
Inning Stats	R: 1 E: 0 K: 1 S: 13	H: 1 LOB: 1 BB: 1 P: 22	R: 1 E: 0 K: 1 S: 13	H: 1 LOB: 1 BB: 1 P: 24	R: 0 E: 0 K: 1 S: 9	H: 0 LOB: 0 BB: 0 P: 11	R: 0 E: 0 K: 1 S: 9	H: 1 LOB: 1 BB: 0 P: 13	R: 1 E: 0 K: 0 S: 12	H: 1 LOB: 1 BB: 1 P: 19	R: 0 E: 0 K: 0 S: 13	H: 2 LOB: 3 BB: 1 P: 29	R: 0 E: 0 K: 0 S: 5	H: 0 LOB: 0 BB: 1 P: 9	R: 0 E: 0 K: 0 S: 7	H: 0 LOB: 0 BB: 0 P: 10	R: 1 E: 0 K: 1 S: 12	H: 2 LOB: 1 BB: 0 P: 17	1B: 5 2B: 1 3B: 0 HR: 2	SF: 0 SAC: 1 DP: 1 HBP: 0	WP: 0 PB: 0 SB: 1 CS: 1	PA: 38			
PITCHER	IP	WLS	BF	H	R	ER	SO	BB	IBB	HBP	BLK	WP	HR	S	P	ERA	WHIP								
Donovan Osborne, L ERA: 3.18 (1, 1)	6.0	W	27	6	3	2	4	3	1	0	0	0	0	69	118	3.00	1.500								
Mark Petkovsek, R ERA: 4.21 (7, 1)	2.0		6	0	0	0	0	1	0	0	0	0	0	12	19	0.00	0.500								
Dennis Eckersley, R ERA: 0.56 (9, 1)	1.0	S	5	2	1	1	1	0	0	0	0	0	1	12	17	9.00	2.000								

St. Louis Cardinals @ Cincinnati Reds
Riverfront Stadium, Cincinnati, OH
Tue Jul 16 1996, 7:05 PM EDT
Att: 23,370 - Unknown - 88 F

AB 32
R 4
H 8
RBI 3
BB 5
SO 5
LOB 15



Batter	1	2	3	4	5	6	7	8	9	AB	R	H	RBI	BB	SO	LOB	TOP			
Ozzie Smith, S OBP: 0.322, SLG: 0.313	0-0 BB SF8 1B	1-2 G1-3			1-0 G4-3		1-1 E5 FC4-6		3-2 S 1B	5	1	2	0	0	0	0				
Willie McGee, S OBP: 0.347, SLG: 0.410	0-1 SF8 BB HR 1B	3-2 G5-3			3-2 G5-3		0-0 FC4-6		2-3 K	5	1	1	0	0	1	2				
Ron Gant, R OBP: 0.389, SLG: 0.537	4-0 HR BB		0-1 F8			3-3 K		1-0 G6-3		3	1	0	0	1	1	0				
Brian Jordan, R OBP: 0.348, SLG: 0.526	2-2 SF8		0-0 L4			0-0 2B		0-0 HR		3	1	2	2	0	0	0				
John Mabry, L OBP: 0.368, SLG: 0.469	0-0 HR		2-0 P4			2-3 K		1-0 1B		4	1	2	3	0	1	1				
Gary Gaetti, R OBP: 0.308, SLG: 0.414	2-2 G6-3			0-1 L7		1-2 P2		0-0 F9		4	0	0	0	0	0	2				
Tom Pagnozzi, R OBP: 0.316, SLG: 0.434	1-2 FC4-6 1B		0-0 F7				4-1 G4-3 SH1-3 BB	1-0 G6-3		3	1	1	0	1	0	1				
Mike Gallego, R OBP: 0.250, SLG: 0.217	1-1 FC4-6		0-2 G6-3				0-0 SH1-3	0-0 G6-3		3	0	0	0	0	0	1				
Andy Benes, R OBP: 0.116, SLG: 0.163		0-0 G6-3			1-2 G5-3		2-2 G4-3	3-3 K		3	0	0	0	0	0	1				
Mark Sweeney, L OBP: 0.355, SLG: 0.408										1	0	0	0	0	1	0				
Dennis Eckersley, R OBP: 0.355, SLG: 0.408										0	0	0	0	0	0	0				
Inning Stats	R: 4 E: 0 K: 0 S: 21	H: 4 LOB: 1 BB: 1 P: 31	R: 0 E: 0 K: 0 S: 7	H: 0 LOB: 0 BB: 0 P: 11	R: 0 E: 0 K: 0 S: 4	H: 0 LOB: 0 BB: 0 P: 6	R: 0 E: 0 K: 0 S: 7	H: 0 LOB: 0 BB: 0 P: 7	R: 0 E: 0 K: 2 S: 9	H: 1 LOB: 1 BB: 0 P: 19	R: 1 E: 0 K: 0 S: 10	H: 0 LOB: 1 BB: 1 P: 17	R: 1 E: 0 K: 0 S: 5	H: 2 LOB: 1 BB: 0 P: 8	R: 0 E: 0 K: 2 S: 11	H: 1 LOB: 1 BB: 0 P: 19	1B: 5 2B: 1 3B: 0 HR: 2	SF: 1 SAC: 1 DP: 0 HBP: 0	WP: 0 PB: 0 SB: 1 CS: 0	PA: 38
PITCHER	IP WLS BF H R ER SO BB IBB HBP BLK WP HR S P ERA WHIP	IP WLS BF H R ER SO BB IBB HBP BLK WP HR S P ERA WHIP																		
Mark Portugal, R ERA: 3.92	(1, 1) 7.0 L 29 5 5 4 2 2 0 0 0 0 0 1 71 105 5.14 1.000																			
Scott Service, R ERA: 1.8	(8, 1) 2.0 9 3 1 1 2 0 0 0 0 0 0 1 16 27 4.50 1.500																			

St. Louis Cardinals @ Cincinnati Reds
Riverfront Stadium, Cincinnati, OH

AB 34
R 6
H 8
RBI 5
BB 2
SO 4
LOB 8



Wed Jul 17 1996, 3:33 AM EDT
Att: 28,879 - Sunny - 85 F

Batter	1	2	3	4	5	6	7	8	9	AB	R	H	RBI	BB	SO	LOB	BOTTOM			
Hal Morris, L OBP: 0.353, SLG: 0.432	1-1 G6-3		0-1 FC1-6 G4-3		0-0 F7		0-0 G3			4	0	0	1	0	0	1				
Willie Greene, L OBP: 0.314, SLG: 0.482	3-1 P2		1-0 G4-3		4-2 1B BB		0-1 P6			3	0	0	0	1	0	1				
Barry Larkin, R OBP: 0.387, SLG: 0.497	1-2 FC6-4 1B		2-1 P4		0-0 1B			1-0 HR		4	1	3	1	0	0	1				
Reggie Sanders, R OBP: 0.354, SLG: 0.512	0-1 FC6-4		2-1 F9 S 1B		1-2 P4			2-2 G6-3		4	1	1	0	0	0	3				
Eddie Taubensee, L OBP: 0.333, SLG: 0.426		0-0 F8		2-2 F9		1-2 L4-3 1B		0-0 G3		4	0	1	0	0	0	1				
Eric Davis, R OBP: 0.394, SLG: 0.542		0-2 G5-3		0-0 FC4-6 1B		0-0 F6		0-0 P3		4	0	1	1	0	0	1				
Bret Boone, R OBP: 0.282, SLG: 0.375		2-3 K		1-3 K		2-2 L4-3			0-3 K	4	0	0	0	0	3	2				
Lenny Harris, L OBP: 0.343, SLG: 0.473			2-0 HR		0-1 FC4-6		0-0 E1 G4-3 G3		1-0 G4-3	4	2	1	1	0	0	1				
Mark Portugal, R OBP: 0.211, SLG: 0.216			1-1 HR		2-3 K		2-2 G4-3		0-0 L9	2	0	1	0	0	1	0				
Eric Anthony, L OBP: 0.366, SLG: 0.487										1	0	0	0	0	0	1				
Scott Service, R ERA: 1.8										0	0	0	0	0	0	0				
Thomas Howard, S OBP: 0.284, SLG: 0.377										1	0	0	0	0	0	0				
Inning Stats	R: 0 E: 0 K: 0 S: 9	H: 1 LOB: 1 BB: 0 P: 14	R: 0 E: 0 K: 1 S: 7	H: 0 LOB: 0 BB: 0 P: 9	R: 1 E: 0 K: 0 S: 8	H: 2 LOB: 1 BB: 0 P: 14	R: 1 E: 0 K: 1 S: 11	H: 2 LOB: 1 BB: 0 P: 16	R: 0 E: 0 K: 0 S: 10	H: 1 LOB: 2 BB: 1 P: 17	R: 0 E: 0 K: 0 S: 7	H: 1 LOB: 0 BB: 0 P: 10	R: 1 E: 0 K: 0 S: 6	H: 0 LOB: 0 BB: 0 P: 9	R: 0 E: 0 K: 1 S: 6	H: 0 LOB: 0 BB: 0 P: 7	1B: 6 2B: 1 3B: 0 HR: 2	SF: 0 SAC: 0 DP: 1 HBP: 0	WP: 0 PB: 0 SB: 1 CS: 0	PA: 36
PITCHER	IP WLS BF H R ER SO BB IBB HBP BLK WP HR S P ERA WHIP	IP WLS BF H R ER SO BB IBB HBP BLK WP HR S P ERA WHIP																		
Andy Benes, R ERA: 4.15	(1, 1) 8.0 W 33 8 4 3 3																			
Dennis Eckersley, R ERA: 3.48	(8, 1) 1.0 S 3 0 0 0 1																			

St. Louis Cardinals @ Cincinnati Reds
Riverfront Stadium, Cincinnati, OH

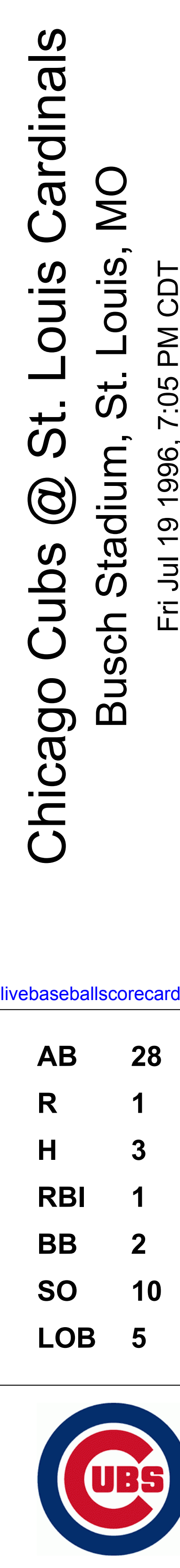
AB 35
R 4
H 8
RBI 4
BB 1
SO 4
LOB 12



Wed Jul 17 1996, 3:33 AM EDT
Att: 28,879 - Sunny - 85 F

Batter	1	2	3	4	5	6	7	8	9	AB	R	H	RBI	BB	SO	LOB	TOP										
Brian McRae, S OBP: 0.348, SLG: 0.368 Doug Glanville, R OBP: 0.220, SLG: 0.333	0-0 CS 1B		2-3 K			4-0 BB		2-3 K		2	0	1	0	1	1	0	Chicago Cubs @ St. Louis Cardinals Busch Stadium, St. Louis, MO Fri Jul 19, 1996, 7:05 PM CDT Att: 45,336 - Unknown - 95 F livebaseballscorecards.com										
23 Ryne Sandberg, R OBP: 0.312, SLG: 0.459 Felix Fermin, R OBP: 0.308, SLG: 0.273	4-2 SAFE CS BB		1-0 G5-3			1-1 P2		0-0 G4-3		2	0	0	0	1	0	1											
Mark Grace, L OBP: 0.412, SLG: 0.451 Tyler Houston, L OBP: 0.408, SLG: 0.565	3-2 BB			2-3 K		0-0 L7		1-0 L7		3	0	1	0	0	1	1											
Sammy Sosa, R OBP: 0.310, SLG: 0.544 Dave Magadan, L OBP: 0.264, SLG: 0.269	3-3 SAFE K			0-3 K		0-1 F8		2-3 K		3	0	0	0	0	2	2											
Luis Gonzalez, L OBP: 0.355, SLG: 0.431		1-1 F8		2-1 F9				1-2 G6-3		3	0	0	0	0	0	0											
Leo Gomez, R OBP: 0.348, SLG: 0.478 Tanyon Sturtze, R OBP: 0.338, SLG: 0.411		1-3 K			1-0 F8			0-1 G5-3		3	0	0	0	0	1	0											
Scott Servais, R OBP: 0.338, SLG: 0.411		1-2 HBP			1-3 K			1-0 P6		2	0	0	0	0	1	0											
José Hernández, R OBP: 0.263, SLG: 0.333		0-0 F9			1-0 HR			0-2 G6-3		3	1	1	1	0	0	1											
Frank Castillo, R OBP: 0.114, SLG: 0.088 Amaury Telemaco, R OBP: 0.100, SLG: 0.100 Terry Adams, R OBP: 0.299, SLG: 0.387			2-3 K		2-3 K			2-1 G3		2	0	0	0	0	2	0											
Inning Stats	R: 0 E: 0 K: 1 S: 15	H: 2 LOB: 1 BB: 1 P: 25	R: 0 E: 0 K: 1 S: 8	H: 0 LOB: 1 BB: 0 P: 11	R: 0 E: 0 K: 2 S: 9	H: 0 LOB: 0 BB: 0 P: 14	R: 0 E: 0 K: 2 S: 9	H: 0 LOB: 0 BB: 0 P: 13	R: 1 E: 0 K: 2 S: 8	H: 1 LOB: 0 BB: 0 P: 13	R: 0 E: 0 K: 0 S: 5	H: 0 LOB: 0 BB: 1 P: 10	R: 0 E: 0 K: 0 S: 6	H: 0 LOB: 0 BB: 0 P: 8	R: 0 E: 0 K: 1 S: 8	H: 0 LOB: 0 BB: 0 P: 12		R: 0 E: 0 K: 1 S: 6	H: 0 LOB: 0 BB: 0 P: 9	1B: 2 2B: 0 3B: 0 HR: 1	SF: 0 SAC: 0 DP: 0 HBP: 1	WP: 0 PB: 0 SB: 0 CS: 2	PA: 31				
PITCHER	IP	WLS	BF	H	R	ER	SO	BB	IBB	HBP	BLK	WP	HR	S	P	ERA	WHIP										
Alan Benes, R ERA: 5.04	5.0	W	18	3	1	1	8	1	0	1	0	0	1	49	76	1.80	0.800										
Mark Petkovsek, R ERA: 4.35	2.0		7	0	0	0	0	1	0	0	0	0	0	11	18	0.00	0.500										
Jeff Parrett, R ERA: 4.04	2.0		6	0	0	0	2	0	0	0	0	0	0	14	21	0.00	0.000										

Batter	1	2	3	4	5	6	7	8	9	AB	R	H	RBI	BB	SO	LOB	BOTTOM										
Ozzie Smith, S OBP: 0.341, SLG: 0.336	2-1 2B 1B		2-2 G3-1			4-2 BB 1B BB		1-1 G6-4-3		4	2	3	0	1	0	2	Chicago Cubs @ St. Louis Cardinals Busch Stadium, St. Louis, MO Fri Jul 19, 1996, 7:05 PM CDT Att: 45,336 - Unknown - 95 F livebaseballscorecards.com										
Ray Lankford, L OBP: 0.371, SLG: 0.548 Luis Alicea, S OBP: 0.325, SLG: 0.345	0-1 1B SF8 2B		0-2 G3-1		1-1 BB BB 1B	2-2 1B 1B		2-2 1B 1B		4	2	3	1	0	0	1											
Ron Gant, R OBP: 0.391, SLG: 0.534 Jeff Parrett, R ERA: 4.04	1-1 1B		2-3 K		4-2 1B BB	3-3 K		0-2 G1-3		3	1	1	1	1	2	2											
Brian Jordan, R OBP: 0.348, SLG: 0.519 Willie McGee, S OBP: 0.344, SLG: 0.406	2-3 3-H 1B		0-1 L8		4-2 1B BB			2-3 K		2	1	0	2	1	1	1											
John Mabry, L OBP: 0.372, SLG: 0.470	1-3 K			0-0 F7	1-0 2B 1B			1-1 F8		4	1	2	2	0	1	1											
Gary Gaetti, R OBP: 0.313, SLG: 0.420	2-0 P3			3-3 K	1-2 2-H 3-H 2B 1B	2-2 2B		1-0 F8		4	0	1	2	0	1	2											
Danny Sheaffer, R OBP: 0.319, SLG: 0.398		2-2 G5-3		1-1 HR	2-3 K			1-3 K		4	1	1	1	0	2	1											
Mike Gallego, R OBP: 0.258, SLG: 0.233 Miguel Mejia, R OBP: 0.063, SLG: 0.063		1-2 L7		0-3 K		0-0 G6-4-3 1B 1B		1-1 FC3-8 1B		3	1	1	0	0	1	0											
Alan Benes, R OBP: 0.231, SLG: 0.289 Mark Petkovsek, R OBP: 0.250, SLG: 0.182 Mark Sweeney, L OBP: 0.377, SLG: 0.398		0-3 K			0-3 K	4-2 1B HBP		3-1 FC3-6 1B		2	0	0	0	0	2	0											
Inning Stats	R: 2 E: 0 K: 1 S: 12	H: 3 LOB: 1 BB: 0 P: 20	R: 0 E: 0 K: 1 S: 9	H: 0 LOB: 0 BB: 0 P: 12	R: 0 E: 0 K: 1 S: 11	H: 1 LOB: 1 BB: 0 P: 16	R: 1 E: 0 K: 2 S: 11	H: 1 LOB: 0 BB: 0 P: 15	R: 5 E: 0 K: 2 S: 20	H: 3 LOB: 0 BB: 3 P: 38	R: 1 E: 0 K: 0 S: 13	H: 2 LOB: 1 BB: 0 P: 23	R: 0 E: 0 K: 2 S: 10	H: 1 LOB: 1 BB: 0 P: 15	R: 0 E: 0 K: 1 S: 14	H: 2 LOB: 2 BB: 0 P: 22		1B: 8 2B: 4 3B: 0 HR: 1	SF: 1 SAC: 0 DP: 1 HBP: 1	WP: 1 PB: 0 SB: 0 CS: 0	PA: 39						
PITCHER	IP	WLS	BF	H	R	ER	SO	BB	IBB	HBP	BLK	WP	HR	S	P	ERA	WHIP										
Frank Castillo, R ERA: 6.05	4.1	L	20	6	5	5	6	1	0	0	0	0	0	51	76	10.38	1.615										
Amaury Telemaco, R ERA: 5.37	0.0		3	1	1	1	0	2	0	0	0	0	0	6	15	∞	∞										
Terry Adams, R ERA: 3.32	1.2		7	3	3	3	2	0	0	1	0	1	0	19	33	16.20	1.800										
Tanyon Sturtze, R ERA: 9.0	2.0		9	3	0	0	3	0	0	0	0	0	0	24	37	0.00	1.500										



Batter	1	2	3	4	5	6	7	8	9	AB	R	H	RBI	BB	SO	LOB	TOP								
Brian McRae, S OBP: 0.347, SLG: 0.370	1-1 G4-3 SF9 2B		3-2 L3					0-0 G6-3		4	1	1	0	0	0	0									
Luis Gonzalez, L OBP: 0.385, SLG: 0.430	0-0 G4-3		2-1						2-2 G1-3	3	0	1	0	0	0	1									
Doug Glanville, R OBP: 0.214, SLG: 0.325	2-3		1B							1	0	0	0	0	0	0									
Mark Grace, L OBP: 0.410, SLG: 0.453	3-2 SF9		1-2 G3						2-0 1B 2B	3	1	1	1	0	0	1									
Sammy Sosa, R OBP: 0.312, SLG: 0.544	0-0 G6-3			1-2 FC6-4 1B					0-2 2B 1B	4	1	2	1	0	1	0									
Dave Magadan, L OBP: 0.338, SLG: 0.255		0-0 G4-3		3-1 F8					0-0 2B 1B	3	0	0	0	0	0	1									
José Hernández, R OBP: 0.266, SLG: 0.341									1-H 2B	1	0	1	1	0	0	0									
23 Ryne Sandberg, R OBP: 0.314, SLG: 0.458		4-0 BB BB		0-1 FC6-4 1-2f					2-1 F9	3	0	1	0	1	0	2									
Tyler Houston, L OBP: 0.396, SLG: 0.531		4-2 G6-4-3 BB		0-0 L9					1-0 F9	3	0	0	0	1	0	3									
Rey Sanchez, R OBP: 0.282, SLG: 0.256		1-1 G6-4-3 1-2f								3	0	0	0	0	0	2									
Steve Trachsel, R ERA: 4.26			1-2 G6-3							2	0	0	0	0	0	0									
Felix Ferriero, R ERA: 2.96										1	0	0	0	0	0	0									
Kent Bottenfield, R ERA: 1.48										0	0	0	0	0	0	0									
Bob Patterson, R ERA: 2.25										0	0	0	0	0	0	0									
Turk Wendell, L ERA: 2.25										0	0	0	0	0	0	0									
Scott Servais, R ERA: 0.33										0	0	0	0	0	0	0									
Inning Stats	R: 1 E: 0 K: 0 S: 7	H: 1 LOB: 0 BB: 0 P: 11	R: 0 E: 0 K: 0 S: 5	H: 0 LOB: 1 BB: 2 P: 14	R: 0 E: 0 K: 0 S: 11	H: 1 LOB: 1 BB: 0 P: 18	R: 0 E: 0 K: 0 S: 8	H: 1 LOB: 1 BB: 0 P: 12	R: 0 E: 0 K: 0 S: 7	H: 0 LOB: 0 BB: 0 P: 9	R: 0 E: 0 K: 0 S: 6	H: 0 LOB: 0 BB: 0 P: 9	R: 0 E: 0 K: 0 S: 8	H: 1 LOB: 0 BB: 0 P: 9	R: 0 E: 0 K: 0 S: 4	H: 0 LOB: 0 BB: 0 P: 6	R: 2 E: 0 K: 0 S: 11	H: 3 LOB: 1 BB: 0 P: 18	1B: 4 2B: 3 3B: 0 HR: 0	SF: 1 SAC: 0 DP: 2 HBP: 0	WP: 0 PB: 0 SB: 0 CS: 0	PA: 34			
PITCHER	IP	WLS	BF	H	R	ER	SO	BB	IBB	HBP	BLK	WP	HR	S	P	ERA	WHIP								
Mike Morgan, R ERA: 4.26	(1, 1)	8.0	L	28	4	1	1	1	2	0	0	0	0	56	88	1.12	0.750								
Rick Honeycutt, L ERA: 3.07	(9, 1)	0.1		2	1	1	1	0	0	0	0	0	0	4	8	27.00	3.000								
Dennis Eckersley, R ERA: 3.67	(9, 1)	0.2		4	2	1	1	0	0	0	0	0	0	7	10	13.50	3.000								

Chicago Cubs @ St. Louis Cardinals
 Busch Stadium, St. Louis, MO
 Sat Jul 20 1996, 3:33 AM CDT
 Att: 50,418 - Cloudy - 69 F

AB 31
 R 3
 H 7
 RBI 3
 BB 2
 SO 1
 LOB 10





Batter	1	2	3	4	5	6	7	8	9	AB	R	H	RBI	BB	SO	LOB	BOTTOM								
Royce Clayton, R OBP: 0.337, SLG: 0.380	2-3 K		0-0 CS S 1B							3	0	1	0	1	1	0									
Ray Lankford, L OBP: 0.370, SLG: 0.545	0-0 P6		3-3 K							4	0	1	0	0	1	2									
Ron Gant, R OBP: 0.388, SLG: 0.527	4-2 BB		3-3 K							3	0	0	0	1	2	3									
Brian Jordan, R OBP: 0.344, SLG: 0.512	0-0 L4		2-3							4	0	0	0	0	0	3									
John Mabry, L OBP: 0.372, SLG: 0.467		2-2 G3		0-1 G4-3						2	0	0	0	1	0	0									
Ozzie Smith, S OBP: 0.346, SLG: 0.336										0	0	0	0	1	0	0									
Gary Gaetti, R OBP: 0.313, SLG: 0.415		2-3 K		4-2 BB						3	0	0	0	1	1	3									
Tom Pagnozzi, R OBP: 0.322, SLG: 0.436		0-1		2-3 K						4	0	2	0	0	2	1									
Miguel Mejia, R OBP: 0.063, SLG: 0.063			1B 1B							0	0	0	0	0	0	0									
Mike Gallego, R OBP: 0.265, SLG: 0.242		1-2								3	0	1	0	0	0	0									
Luis Alices, S OBP: 0.323, SLG: 0.343		1-2 1B								1	0	0	0	0	1	2									
Mike Morgan, R OBP: 0.042, SLG: 0.042		1-3								3	0	0	0	0	1	2									
Rick Honeycutt, L ERA: 3.07										0	0	0	0	0	0	0									
Dennis Eckersley, R ERA: 3.67										0	0	0	0	0	0	0									
Willie McGee, S OBP: 0.343, SLG: 0.404										1	0	0	0	0	1	2									
Inning Stats	R: 0 E: 0 K: 1 S: 7	H: 0 LOB: 1 BB: 1 P: 13	R: 0 E: 0 K: 2 S: 15	H: 2 LOB: 2 BB: 0 P: 21	R: 0 E: 0 K: 2 S: 8	H: 1 LOB: 0 BB: 0 P: 13	R: 0 E: 0 K: 1 S: 9	H: 0 LOB: 1 BB: 1 P: 15	R: 0 E: 0 K: 0 S: 6	H: 0 LOB: 0 BB: 0 P: 8	R: 0 E: 0 K: 0 S: 8	H: 1 LOB: 2 BB: 1 P: 16	R: 0 E: 0 K: 1 S: 9	H: 0 LOB: 0 BB: 0 P: 13	R: 0 E: 0 K: 1 S: 12	H: 0 LOB: 1 BB: 1 P: 25	R: 0 E: 0 K: 2 S: 12	H: 1 LOB: 2 BB: 1 P: 20	1B: 5 2B: 0 3B: 0 HR: 0	SF: 0 SAC: 0 DP: 0 HBP: 0	WP: 0 PB: 0 SB: 2 CS: 1	PA: 36			
PITCHER	IP	WLS	BF	H	R	ER	SO	BB	IBB	HBP	BLK	WP	HR	S	P	ERA	WHIP								
Steve Trachsel, R ERA: 2.35	(1, 1)	7.0	W	27	4	0	7	3	0	0	0	0	0	62	99	0.00	1.000								
Kent Bottenfield, R ERA: 1.48	(8, 1)	1.0		4	0	0	0	1	0	0	0	0	0	12	25	0.00	1.000								
Bob Patterson, L ERA: 2.25	(9, 1)	0.0		1	0	0	0	1	0	0	0	0	0	1	5	∞	∞								
Turk Wendell, R ERA: 2.02	(9, 1)	1.0	S	4	1	0	0	2	0	0	0	0	0	11	15	0.00	1.000								

Chicago Cubs @ St. Louis Cardinals
 Busch Stadium, St. Louis, MO
 Sat Jul 20 1996, 3:33 AM CDT
 Att: 50,418 - Cloudy - 69 F

AB 31
 R 0
 H 5
 RBI 0
 BB 5
 SO 10
 LOB 18



Batter	1	2	3	4	5	6	7	8	9	AB	R	H	RBI	BB	SO	LOB	TOP					
Marquis Grissom, R OBP: 0.330, SLG: 0.470	F9		K	G4-3		F8		G6-3		5	0	0	1	0	1	1	Atlanta Braves @ St. Louis Cardinals Busch Stadium, St. Louis, MO Mon Jul 22 1996, 7:05 PM CDT Att: 36,215 - Unknown - 76 F livebaseballscorecards.com					
Mark Lemko, S OBP: 0.353, SLG: 0.346	10 BB		G1-3	G6-3			1B	F8		5	1	2	0	0	0	1						
10 Chipper Jones, S OBP: 0.386, SLG: 0.532	1B				1B				F9	3	0	1	0	2	1	1						
Fred McGriff, L OBP: 0.360, SLG: 0.527	K		G6-3		L8-4-3					4	0	1	1	1	1	4						
Ryan Klesko, L OBP: 0.360, SLG: 0.570	F7						P6			5	1	1	0	0	1	4						
Jermaine Dye, R OBP: 0.342, SLG: 0.491		G6-3				G6-3	L9		P4	4	1	1	0	1	0	2						
Eddie Pérez, R OBP: 0.347, SLG: 0.527	G6-3							G5-3		4	1	1	0	0	0	2						
Rafael Belliard, R OBP: 0.179, SLG: 0.204	F7					L9				1	0	0	0	0	0	1						
Ed Giovannola, L OBP: 0.345, SLG: 0.280				G4-3				HR		2	2	1	0	1	0	1						
Brad Woodell, S Dwight Smith, L Mike Bielecki, R Mark Whiten, S Greg McMichael, R Javy Lopez, R Brad Clontz, R Mark Wohlers, R	G4-3									1	0	0	0	0	0	0						
Inning Stats	R: 0 E: 0 K: 1 S: 11	H: 1 LOB: 2 BB: 1 P: 22	R: 0 E: 0 K: 0 S: 6	H: 0 LOB: 1 BB: 1 P: 13	R: 0 E: 0 K: 1 S: 9	H: 1 LOB: 1 BB: 0 P: 13	R: 3 E: 0 K: 0 S: 17	H: 3 LOB: 1 BB: 1 P: 29	R: 0 E: 0 K: 0 S: 9	H: 0 LOB: 0 BB: 0 P: 15	R: 2 E: 0 K: 1 S: 10	H: 2 LOB: 0 BB: 0 P: 17	R: 1 E: 0 K: 1 S: 12	H: 2 LOB: 1 BB: 0 P: 21	R: 2 E: 0 K: 0 S: 19	H: 2 LOB: 0 BB: 0 P: 29	R: 0 E: 0 K: 1 S: 8	H: 0 LOB: 1 BB: 1 P: 14	1B: 7 2B: 3 3B: 0 HR: 2	SF: 0 SAC: 0 DP: 1 HBP: 0	WP: 1 PB: 0 SB: 0 CS: 0	PA: 42
PITCHER	IP WLS BF H R ER SO BB IBB HBP BLK WP HR S P ERA WHIP																					
Andy Benes, R ERA: 4.3	(1, 1) 6.0 28 7 5 5 2 4 0 0 0 0 1 1 62 109 7.50 1.833																					
Jeff Parrett, R ERA: 4.25	(7, 1) 0.0 1 1 1 1 0 0 0 0 0 0 0 0 1 2 ∞ ∞																					
Tony Fossas, L ERA: 3.14	(7, 1) 0.2 3 1 0 0 1 0 0 0 0 0 0 0 8 14 0.00 1.500																					
T.J. Mathews, R ERA: 2.89	(7, 1) 1.1 L 6 2 2 2 0 0 0 0 0 0 1 22 34 13.50 1.500																					
Rick Honeycutt, L ERA: 3.19	(9, 1) 1.0 4 0 0 0 1 1 0 0 0 0 0 0 8 14 0.00 1.000																					
Batter	1	2	3	4	5	6	7	8	9	AB	R	H	RBI	BB	SO	LOB	BOTTOM					
Royce Clayton, R OBP: 0.338, SLG: 0.383	K	1B		G4-3					G4-3	5	1	2	0	0	1	2	Atlanta Braves @ St. Louis Cardinals Busch Stadium, St. Louis, MO Mon Jul 22 1996, 7:05 PM CDT Att: 36,215 - Unknown - 76 F livebaseballscorecards.com					
Willie McGee, S OBP: 0.344, SLG: 0.404	G4-3	2B								4	1	2	1	0	0	1						
Ron Gant, R OBP: 0.394, SLG: 0.558	HR									4	1	2	1	0	0	1						
Brian Jordan, R OBP: 0.349, SLG: 0.518	HR									3	1	1	1	0	1	0						
Gary Gaetti, R OBP: 0.315, SLG: 0.427	HR									4	1	2	2	0	0	1						
Tom Pagnozzi, R OBP: 0.319, SLG: 0.441	F9									4	0	0	0	0	3	2						
John Mabry, L OBP: 0.371, SLG: 0.468		SF8								4	1	1	0	0	0	0						
Mike Gallego, R OBP: 0.244, SLG: 0.225	G5-3									3	0	0	0	0	1	1						
Ozzie Smith, S OBP: 0.361, SLG: 0.355										1	0	0	0	0	0	0						
Andy Benes, R Mark Swartz, L Jeff Parrett, R Tony Fossas, L T.J. Mathews, R Rick Honeycutt, L Ray Lankford, L	SF8									1	0	1	1	0	0	0						
Inning Stats	R: 3 E: 0 K: 1 S: 16	H: 3 LOB: 0 BB: 0 P: 24	R: 2 E: 0 K: 0 S: 8	H: 3 LOB: 1 BB: 0 P: 13	R: 0 E: 0 K: 2 S: 9	H: 1 LOB: 1 BB: 0 P: 12	R: 0 E: 0 K: 0 S: 15	H: 1 LOB: 1 BB: 0 P: 22	R: 1 E: 1 K: 1 S: 18	H: 2 LOB: 1 BB: 0 P: 27	R: 0 E: 0 K: 1 S: 8	H: 0 LOB: 0 BB: 0 P: 11	R: 0 E: 0 K: 0 S: 8	H: 1 LOB: 0 BB: 0 P: 9	R: 0 E: 0 K: 1 S: 7	H: 0 LOB: 0 BB: 0 P: 9	R: 0 E: 0 K: 1 S: 14	H: 0 LOB: 1 BB: 0 P: 18	1B: 6 2B: 2 3B: 1 HR: 2	SF: 2 SAC: 0 DP: 1 HBP: 0	WP: 1 PB: 0 SB: 1 CS: 0	PA: 37
PITCHER	IP WLS BF H R ER SO BB IBB HBP BLK WP HR S P ERA WHIP																					
Brad Woodall, L ERA: 16.88	(1, 1) 3.0 15 9 3 1 1 1 0 0 0 0 0 0 33 49 4.50 1.500																					
Mike Bielecki, R ERA: 2.97	(4, 1) 2.0 9 3 1 1 1 0 0 0 0 0 0 0 16 20 0.00 0.500																					
Greg McMichael, R ERA: 3.65	(6, 1) 2.0 W 6 1 0 0 1 0 0 0 0 0 0 0 7 9 0.00 0.000																					
Brad Clontz, R ERA: 3.93	(8, 1) 1.0 3 0 0 0 0 1 0 0 0 0 0 0 7 9 0.00 0.000																					
Mark Wohlers, R ERA: 2.61	(9, 1) 1.0 S 4 0 0 0 0 1 0 0 0 0 1 0 14 18 0.00 0.000																					

Batter	1	2	3	4	5	6	7	8	9	AB	R	H	RBI	BB	SO	LOB	TOP					
Marquis Grissom, R OBP: 0.332, SLG: 0.477	G1-3		HR		SF7		E6			4	2	2	1	0	0	0	Atlanta Braves @ St. Louis Cardinals Busch Stadium, St. Louis, MO Tue Jul 23 1996, 7:05 PM CDT Att: 35,520 - Unknown - 88 F					
Mark Lemke, S OBP: 0.352, SLG: 0.343	L4		G4-3		SF7		BB			2	0	0	1	1	0	0						
10 Chipper Jones, S OBP: 0.387, SLG: 0.539	HR		G4-3				BB			4	1	2	1	0	1	2						
Fred McGriff, L OBP: 0.361, SLG: 0.526	2B		BB		L6					3	0	1	0	1	0	1						
Ryan Klesko, L OBP: 0.358, SLG: 0.569	2B		F8				P6			4	0	1	0	0	1	1						
Jermaine Dye, R OBP: 0.345, SLG: 0.491	L7						K			2	0	1	0	0	0	2						
Mark Whiten, S OBP: 0.359, SLG: 0.414							K			2	0	0	0	0	1	0						
Javy Lopez, R OBP: 0.320, SLG: 0.477		F8		G4-6-3						4	0	1	0	0	0	1						
Rafael Belliard, R OBP: 0.173, SLG: 0.196		G6-3		G6-3			L6			4	0	0	0	0	0	1						
29 John Smoltz, R OBP: 0.255, SLG: 0.275							G4-3			3	0	0	0	0	0	0						
Dwight Smith, L OBP: 0.293, SLG: 0.333										1	0	0	0	0	0	0						
Mark Wohlers, R OBP: 0.317, SLG: 0.428										0	0	0	0	0	0	0						
Inning Stats	R: 1 H: 3 E: 0 K: 0 S: 16	H: 3 LOB: 2 BB: 0 P: 27	R: 0 H: 0 E: 0 K: 0 S: 6	H: 0 LOB: 0 BB: 0 P: 7	R: 1 H: 1 E: 0 K: 0 S: 12	H: 1 LOB: 1 BB: 1 P: 21	R: 0 H: 1 E: 0 K: 0 S: 6	H: 2 LOB: 1 BB: 0 P: 8	R: 1 H: 2 E: 0 K: 1 S: 10	H: 1 LOB: 1 BB: 0 P: 18	R: 0 H: 1 E: 0 K: 1 S: 7	H: 1 LOB: 1 BB: 1 P: 9	R: 0 H: 0 E: 1 K: 1 S: 9	H: 0 LOB: 1 BB: 1 P: 18	R: 0 H: 0 E: 0 K: 0 S: 6	H: 0 LOB: 0 BB: 0 P: 9	R: 0 H: 0 E: 0 K: 0 S: 4	H: 0 LOB: 0 BB: 0 P: 7	1B: 5 2B: 1 3B: 0 HR: 2	SF: 1 SAC: 0 DP: 1 HBP: 0	WP: 0 PB: 0 SB: 2 CS: 2	PA: 36
PITCHER Todd Stottlemyre, R ERA: 3.87	IP: 9.0 WLS: L BF: 36	H: 8 R: 3 ER: 3 SO: 3	BB: 2 IBB: 0 HBP: 0 BLK: 0	WP: 0 HR: 2 S: 76 P: 124	ERA: 3.00 WHIP: 1.11	PITCHER										IP: 9.0 WLS: L BF: 36	H: 8 R: 3 ER: 3 SO: 3	BB: 2 IBB: 0 HBP: 0 BLK: 0	WP: 0 HR: 2 S: 76 P: 124	ERA: 3.00 WHIP: 1.11		

Batter	1	2	3	4	5	6	7	8	9	AB	R	H	RBI	BB	SO	LOB	BOTTOM					
Ozzie Smith, S OBP: 0.358, SLG: 0.347	G4-3		F8		G5-3		G1-3			3	1	0	0	1	0	0	Atlanta Braves @ St. Louis Cardinals Busch Stadium, St. Louis, MO Tue Jul 23 1996, 7:05 PM CDT Att: 35,520 - Unknown - 88 F					
Ray Lankford, L OBP: 0.386, SLG: 0.536	K		F8		K2-3					4	0	0	0	0	2	1						
Ron Gant, R OBP: 0.392, SLG: 0.550	G4-3		K				F8			3	0	0	0	1	2	0						
Brian Jordan, R OBP: 0.345, SLG: 0.511	G4-3				G6-3		F9			4	0	0	1	0	0	1						
John Mabry, L OBP: 0.370, SLG: 0.465	K				G4-3		1B			4	0	1	0	0	1	1						
Gary Gaetti, R OBP: 0.317, SLG: 0.428			K		2B		1B			4	1	2	0	0	2	0						
Danny Sheaffer, R OBP: 0.318, SLG: 0.407							1B			3	0	2	1	0	1	2						
Willie McGee, S OBP: 0.342, SLG: 0.402							K			1	0	0	0	0	1	0						
Mike Gallego, R OBP: 0.227, SLG: 0.209										3	0	0	0	0	0	2						
Todd Stottlemyre, L OBP: 0.327, SLG: 0.239										3	0	0	0	0	3	1						
Inning Stats	R: 1 H: 0 E: 0 K: 2 S: 11	H: 0 LOB: 1 BB: 2 P: 26	R: 0 H: 1 E: 0 K: 2 S: 12	H: 1 LOB: 0 BB: 0 P: 16	R: 0 H: 0 E: 0 K: 1 S: 7	H: 0 LOB: 0 BB: 0 P: 11	R: 1 H: 2 E: 0 K: 0 S: 8	H: 2 LOB: 1 BB: 0 P: 14	R: 0 H: 0 E: 0 K: 2 S: 9	H: 0 LOB: 0 BB: 0 P: 14	R: 0 H: 2 E: 0 K: 1 S: 14	H: 2 LOB: 2 BB: 0 P: 19	R: 0 H: 0 E: 0 K: 1 S: 7	H: 0 LOB: 0 BB: 0 P: 12	R: 0 H: 0 E: 0 K: 1 S: 7	H: 0 LOB: 0 BB: 0 P: 9	R: 0 H: 0 E: 0 K: 2 S: 7	H: 0 LOB: 0 BB: 0 P: 12	1B: 3 2B: 2 3B: 0 HR: 0	SF: 0 SAC: 0 DP: 0 HBP: 0	WP: 0 PB: 0 SB: 3 CS: 0	PA: 34
PITCHER 29 John Smoltz, R ERA: 2.88	IP: 8.0 WLS: W BF: 31	H: 5 R: 2 ER: 2 SO: 10	BB: 2 IBB: 0 HBP: 0 BLK: 0	WP: 0 HR: 0 S: 75 P: 121	ERA: 2.25 WHIP: 0.875	PITCHER										IP: 8.0 WLS: W BF: 31	H: 5 R: 2 ER: 2 SO: 10	BB: 2 IBB: 0 HBP: 0 BLK: 0	WP: 0 HR: 0 S: 75 P: 121	ERA: 2.25 WHIP: 0.875		
Mark Wohlers, R ERA: 2.55	IP: 1.0 WLS: S BF: 3	H: 0 R: 0 ER: 0 SO: 2	BB: 0 IBB: 0 HBP: 0 BLK: 0	WP: 0 HR: 0 S: 7 P: 12	ERA: 0.00 WHIP: 0.000	PITCHER										IP: 1.0 WLS: S BF: 3	H: 0 R: 0 ER: 0 SO: 2	BB: 0 IBB: 0 HBP: 0 BLK: 0	WP: 0 HR: 0 S: 7 P: 12	ERA: 0.00 WHIP: 0.000		

Atlanta Braves @ St. Louis Cardinals
 Busch Stadium, St. Louis, MO
 Tue Jul 23 1996, 7:05 PM CDT
 Att: 35,520 - Unknown - 88 F

AB 33
 R 3
 H 8
 RBI 3
 BB 2
 SO 3
 LOB 8



Atlanta Braves @ St. Louis Cardinals
 Busch Stadium, St. Louis, MO
 Tue Jul 23 1996, 7:05 PM CDT
 Att: 35,520 - Unknown - 88 F

AB 32
 R 2
 H 5
 RBI 2
 BB 2
 SO 12
 LOB 8



Batter	1	2	3	4	5	6	7	8	9	AB	R	H	RBI	BB	SO	LOB	TOP										
Marquis Grissom, R OBP: 0.331, SLG: 0.474	F8		FC5-4				G6-3			3	0	0	0	1	0	2											
Mark Lemko, S OBP: 0.351, SLG: 0.342	G4-3		FC4-6				G3-1			4	0	1	1	0	0	2											
10 Chipper Jones, S OBP: 0.383, SLG: 0.534	F7			G3	F8			K		4	0	0	0	0	1	2											
Fred McGriff, L OBP: 0.358, SLG: 0.520		G4-3		F7		G4-3		K		4	0	0	0	0	1	0											
Ryan Klesko, L OBP: 0.357, SLG: 0.574 Greg McMichael, R (8, 1)		G4-3		G4-3				L8		4	1	1	1	0	0	0											
Mark Whiten, S OBP: 0.358, SLG: 0.409		G4-3			G4-3			G6-3		3	0	0	0	1	0	0											
Javy Lopez, R OBP: 0.328, SLG: 0.497										4	2	4	1	0	0	0											
Ed Giovanola, L OBP: 0.375, SLG: 0.296 Rafael Belliard, R OBP: 0.171, SLG: 0.194										2	1	1	1	1	0	0											
Terrell Wade, L (1, 1) Brad Clontz, R (6, 1) Jermaine Dye, R OBP: 0.342, SLG: 0.487										0	0	0	0	1	0	0											
Inning Stats	R: 0 H: 0 E: 0 K: 0 S: 6	H: 0 R: 0 ER: 0 LOB: 0 P: 11	R: 0 H: 0 E: 0 K: 0 S: 6	H: 0 R: 0 ER: 0 LOB: 0 P: 13	R: 1 H: 1 E: 0 K: 0 S: 12	H: 1 R: 0 ER: 0 LOB: 1 P: 21	R: 0 H: 0 E: 0 K: 0 S: 6	H: 0 R: 0 ER: 0 LOB: 0 P: 12	R: 2 H: 3 E: 0 K: 0 S: 13	H: 3 R: 0 ER: 0 LOB: 2 P: 24	R: 1 H: 2 E: 0 K: 0 S: 7	H: 2 R: 0 ER: 0 LOB: 1 P: 14	R: 0 H: 0 E: 0 K: 0 S: 6	H: 0 R: 0 ER: 0 LOB: 1 P: 11	R: 0 H: 0 E: 0 K: 0 S: 9	H: 0 R: 0 ER: 0 LOB: 0 P: 13	R: 0 H: 1 E: 0 K: 0 S: 10	H: 1 R: 0 ER: 0 LOB: 1 P: 16	1B: 4 2B: 1 3B: 0 HR: 2	SF: 0 SAC: 2 DP: 0 HBP: 0	WP: 0 PB: 0 SB: 0 CS: 1	PA: 36					
PITCHER	IP	WLS	BF	H	R	ER	SO	BB	IBB	HBP	BLK	WP	HR	S	P	ERA	WHIP										
Alan Benes, R ERA: 5.09	6.0	L	26	6	4	4	0	4	0	0	0	0	2	50	99	6.00	1.667										
Cory Bailey, R ERA: 4.55	1.0		3	0	0	0	0	0	0	0	0	0	0	6	7	0.00	0.000										
Tony Fossas, L ERA: 3.03	1.0		3	0	0	0	2	0	0	0	0	0	0	9	13	0.00	0.000										
Dennis Eckersley, R ERA: 3.72	1.0		4	1	0	0	0	0	0	0	0	0	0	10	16	0.00	1.000										

Atlanta Braves @ St. Louis Cardinals
 Busch Stadium, St. Louis, MO
 Wed Jul 24 1996, 7:05 PM CDT
 Att: 35,411 - Unknown - 90 F

AB 30
 R 4
 H 7
 RBI 4
 BB 4
 SO 2
 LOB 8



Batter	1	2	3	4	5	6	7	8	9	AB	R	H	RBI	BB	SO	LOB	BOTTOM										
Royce Clayton, R OBP: 0.337, SLG: 0.382			G5-3				K		G4-3	4	1	1	0	0	1	0											
Ray Lankford, L OBP: 0.385, SLG: 0.532										3	0	0	0	1	2	0											
Ron Gant, R OBP: 0.386, SLG: 0.541					P3					4	0	0	0	0	0	2											
Brian Jordan, R OBP: 0.341, SLG: 0.505					F9					4	0	0	0	0	0	2											
Gary Gaetti, R OBP: 0.317, SLG: 0.430										3	0	1	0	0	1	1											
Danny Sheaffer, R OBP: 0.318, SLG: 0.401		G6-3								2	0	0	0	1	0	0											
John Mabry, L OBP: 0.367, SLG: 0.461										3	0	0	0	0	2	2											
Mike Gallego, R OBP: 0.217, SLG: 0.200 Mark Sweeney, L OBP: 0.370, SLG: 0.389 Dennis Eckersley, R (9, 1)										2	0	0	0	0	1	0											
10 Mike Gallego, R OBP: 0.217, SLG: 0.200 Mark Sweeney, L OBP: 0.370, SLG: 0.389 Dennis Eckersley, R (9, 1)										1	0	0	0	0	0	0											
10 Mike Gallego, R OBP: 0.217, SLG: 0.200 Mark Sweeney, L OBP: 0.370, SLG: 0.389 Dennis Eckersley, R (9, 1)										0	0	0	0	0	0	0											
Alan Benes, R OBP: 0.220, SLG: 0.275 Cory Bailey, R (7, 1) Tony Fossas, L (8, 1) Luis Alicea, S OBP: 0.322, SLG: 0.342 (9, 4)										2	0	0	0	0	2	0											
Inning Stats	R: 1 H: 1 E: 1 K: 1 S: 11	H: 1 R: 0 ER: 0 LOB: 1 P: 20	R: 0 H: 0 E: 0 K: 1 S: 7	H: 0 R: 0 ER: 0 LOB: 0 P: 10	R: 0 H: 0 E: 0 K: 2 S: 8	H: 0 R: 0 ER: 0 LOB: 0 P: 9	R: 0 H: 1 E: 0 K: 1 S: 13	H: 1 R: 0 ER: 0 LOB: 2 P: 25	R: 0 H: 0 E: 0 K: 3 S: 13	H: 0 R: 0 ER: 0 LOB: 0 P: 16	R: 0 H: 0 E: 0 K: 0 S: 6	H: 0 R: 0 ER: 0 LOB: 0 P: 8	R: 0 H: 0 E: 0 K: 0 S: 4	H: 0 R: 0 ER: 0 LOB: 0 P: 6	R: 0 H: 0 E: 0 K: 0 S: 5	H: 0 R: 0 ER: 0 LOB: 0 P: 7	R: 0 H: 0 E: 0 K: 1 S: 10	H: 0 R: 0 ER: 0 LOB: 0 P: 13	1B: 1 2B: 1 3B: 0 HR: 0	SF: 0 SAC: 0 DP: 1 HBP: 0	WP: 0 PB: 0 SB: 0 CS: 0	PA: 31					
PITCHER	IP	WLS	BF	H	R	ER	SO	BB	IBB	HBP	BLK	WP	HR	S	P	ERA	WHIP										
Terrell Wade, L ERA: 1.05	5.0	W	19	2	1	0	0	2	0	0	0	0	0	10	14	0.00	0.800										
Brad Clontz, R ERA: 3.79	2.0		6	0	0	0	0	0	0	0	0	0	0	10	14	0.00	0.000										
Greg McMichael, R ERA: 3.53	2.0	S	6	0	0	0	1	0	0	0	0	0	0	15	20	0.00	0.000										

Atlanta Braves @ St. Louis Cardinals
 Busch Stadium, St. Louis, MO
 Wed Jul 24 1996, 7:05 PM CDT
 Att: 35,411 - Unknown - 90 F

AB 29
 R 1
 H 2
 RBI 0
 BB 2
 SO 9
 LOB 7



Batter	1	2	3	4	5	6	7	8	9	AB	R	H	RBI	BB	SO	LOB	TOP											
Mark Grudzielanek, R OBP: 0.350, SLG: 0.428 (1, 6)										5	0	1	1	0	0	3	Montreal Expos @ St. Louis Cardinals Busch Stadium, St. Louis, MO Thu Jul 25 1996, 7:05 PM CDT Att: 34,271 - Unknown - 81 F 											
Mike Lansing, R OBP: 0.366, SLG: 0.436 (1, 4)										5	0	2	0	0	2	1												
Cliff Floyd, L OBP: 0.352, SLG: 0.488 (1, 7)										4	0	0	0	1	1	2												
Moises Alou, R OBP: 0.325, SLG: 0.429 (1, 9)										3	1	2	1	2	0	2												
Henry Rodriguez, L OBP: 0.321, SLG: 0.577 (1, 3)										4	1	0	0	1	1	6												
Rondell White, R OBP: 0.355, SLG: 0.473 (1, 8)										4	0	1	0	1	0	2												
Darin Fletcher, L OBP: 0.319, SLG: 0.424 Andy Stankiewicz, R OBP: 0.318, SLG: 0.387 Tim Spehr, R OBP: 0.139, SLG: 0.206 (1, 2)										4	0	2	1	0	0	0		AB 38 R 4 H 11 RBI 4 BB 5 SO 6 LOB 20										
Shane Andrews, R OBP: 0.316, SLG: 0.446 (1, 5)										5	0	1	0	0	1	4												
Ugueth Urbina, R OBP: 0.087, SLG: 0.087 F.P. Santangelo, S OBP: 0.361, SLG: 0.387 Dave Veres, R OBP: 0.600, SLG: 0.800 Mel Rojas, R OBP: 0.250, SLG: 0.250 (1, 1)										2	1	0	0	0	1	0												
Inning Stats	R: 0 E: 0 K: 0 S: 4	H: 1 LOB: 2 BB: 1 P: 8	R: 0 E: 0 K: 0 S: 3	H: 0 LOB: 0 BB: 0 P: 3	R: 0 E: 0 K: 1 S: 5	H: 0 LOB: 0 BB: 0 P: 5	R: 1 E: 0 K: 1 S: 6	H: 1 LOB: 2 BB: 2 P: 14	R: 1 E: 1 K: 0 S: 6	H: 2 LOB: 2 BB: 0 P: 6	R: 0 E: 0 K: 0 S: 5	H: 2 LOB: 2 BB: 0 P: 5	R: 0 E: 0 K: 1 S: 6	H: 1 LOB: 2 BB: 1 P: 10	R: 1 E: 0 K: 2 S: 7	H: 2 LOB: 1 BB: 0 P: 7			R: 1 E: 0 K: 2 S: 9	H: 2 LOB: 2 BB: 1 P: 13	1B: 11 2B: 0 3B: 0 HR: 0	SF: 0 SAC: 1 DP: 0 HBP: 0	WP: 0 PB: 0 SB: 2 CS: 0	PA: 44				
PITCHER	IP	WLS	BF	H	R	ER	SO	BB	IBB	HBP	BLK	WP	HR	S	P	ERA		WHIP										
Mike Morgan, R ERA: 4.01 (1, 1)	7.0		33	7	2	1	3	4	0	0	0	0	0	35	51	1.29		1.571										
Mark Petkovsek, R ERA: 4.5 (8, 1)	1.1	L	7	2	2	2	2	1	0	0	0	0	0	10	14	13.50		2.250										
Rick Honeycutt, L ERA: 3.16 (9, 1)	0.1		3	2	0	0	0	0	0	0	0	0	0	3	3	0.00	6.000											
Cory Bailey, R ERA: 4.5 (9, 1)	0.1		1	0	0	0	1	0	0	0	0	0	0	3	3	0.00	0.000											

Batter	1	2	3	4	5	6	7	8	9	AB	R	H	RBI	BB	SO	LOB	BOTTOM											
Ozzie Smith, S OBP: 0.355, SLG: 0.339 (1, 6)										3	0	0	0	1	0	0	Montreal Expos @ St. Louis Cardinals Busch Stadium, St. Louis, MO Thu Jul 25 1996, 7:05 PM CDT Att: 34,271 - Unknown - 81 F 											
Ray Lankford, L OBP: 0.381, SLG: 0.526 (1, 8)										4	0	0	0	0	1	1												
Ron Gant, R OBP: 0.381, SLG: 0.531 (1, 7)										4	0	0	0	0	3	1												
Brian Jordan, R OBP: 0.340, SLG: 0.505 (1, 9)										4	0	1	0	0	1	0												
John Mabry, L OBP: 0.363, SLG: 0.456 (1, 3)										4	0	0	0	0	1	1												
Gary Gaetti, R OBP: 0.316, SLG: 0.426 (1, 5)										3	1	0	0	1	1	1												
Tom Pagnozzi, R OBP: 0.323, SLG: 0.454 (1, 2)										2	1	1	2	1	0	0		AB 29 R 2 H 3 RBI 2 BB 4 SO 9 LOB 5										
Mike Gallego, R OBP: 0.229, SLG: 0.196 Willie McGee, S OBP: 0.345, SLG: 0.405 Mark Petkovsek, R OBP: 0.250, SLG: 0.182 Rick Honeycutt, L (1, 4)										1	0	0	0	1	0	0												
Mike Morgan, R OBP: 0.038, SLG: 0.038 Luis Alicea, S OBP: 0.321, SLG: 0.341 (1, 1)										2	0	0	0	0	2	1												
Inning Stats	R: 0 E: 0 K: 1 S: 5	H: 0 LOB: 0 BB: 0 P: 5	R: 2 E: 0 K: 0 S: 4	H: 1 LOB: 1 BB: 1 P: 8	R: 0 E: 0 K: 1 S: 5	H: 0 LOB: 0 BB: 0 P: 5	R: 0 E: 0 K: 2 S: 7	H: 0 LOB: 0 BB: 0 P: 7	R: 0 E: 0 K: 1 S: 5	H: 0 LOB: 1 BB: 1 P: 9	R: 0 E: 0 K: 0 S: 3	H: 0 LOB: 0 BB: 0 P: 3	R: 0 E: 0 K: 1 S: 6	H: 2 LOB: 1 BB: 1 P: 10	R: 0 E: 0 K: 2 S: 7	H: 0 LOB: 1 BB: 0 P: 11			R: 0 E: 0 K: 1 S: 5	H: 0 LOB: 0 BB: 0 P: 5	1B: 1 2B: 1 3B: 0 HR: 1	SF: 0 SAC: 0 DP: 0 HBP: 0	WP: 0 PB: 0 SB: 1 CS: 0	PA: 33				
PITCHER	IP	WLS	BF	H	R	ER	SO	BB	IBB	HBP	BLK	WP	HR	S	P	ERA		WHIP										
Ugueth Urbina, R ERA: 4.23 (1, 1)	7.0		26	3	2	2	6	2	1	0	0	0	1	35	47	2.57		0.714										
Dave Veres, R ERA: 5.15 (8, 1)	0.2		3	0	0	0	1	1	0	0	0	0	0	4	8	0.00		1.500										
Mel Rojas, R ERA: 4.73 (8, 1)	1.1	S	4	0	0	0	2	0	0	0	0	0	0	8	8	0.00	0.000											

Batter	1	2	3	4	5	6	7	8	9	AB R H RBI BB SO LOB	TOP												
Mark Grudzielanek, R (1,6) OBP: 0.350, SLG: 0.428	F8		G6-3				G4-3			5 0 2 1 0 0 0	Montreal Expos @ St. Louis Cardinals Busch Stadium, St. Louis, MO Fri Jul 26 1996, 7:05 PM CDT Att: 30,048 - Unknown - 81 F livebaseballscorecards.com												
Mike Lansing, R (1,4) OBP: 0.369, SLG: 0.438	FC6-4		CS				1B			5 1 3 0 0 0 2													
Cliff Floyd, L (1,7) OBP: 0.347, SLG: 0.485	FC6-4		K				1B			5 0 1 0 0 3 3													
Moises Alou, R (1,9) OBP: 0.329, SLG: 0.430	1B						1B			4 1 2 0 1 1 0													
Rondell White, R (1,8) OBP: 0.356, SLG: 0.471	1B		G6-3				FC5-2			5 1 2 1 0 0 2													
Henny Rodriguez, L (1,3) OBP: 0.323, SLG: 0.579	K						G4-3			4 1 2 1 0 1 5													
Shane Andrews, R (1,5) OBP: 0.315, SLG: 0.447			F7				G6-3			4 0 1 2 0 1 1													
Lenny Webster, R (1,2) OBP: 0.325, SLG: 0.262	K						G6-3			3 1 0 0 1 1 1													
Jeff Fassero, L (1,1) OBP: 0.174, SLG: 0.098	K						K			3 0 0 0 0 3 1													
Inning Stats	R: 0 E: 0 K: 1 S: 15	H: 2 LOB: 3 BB: 1 P: 23	R: 0 E: 0 K: 2 S: 8	H: 0 LOB: 0 BB: 0 P: 14	R: 0 E: 0 K: 1 S: 6	H: 1 LOB: 0 BB: 0 P: 9	R: 0 E: 0 K: 2 S: 11	H: 1 LOB: 1 BB: 0 P: 16	R: 0 E: 0 K: 1 S: 13	H: 1 LOB: 1 BB: 0 P: 20		R: 3 E: 0 K: 1 S: 18	H: 4 LOB: 1 BB: 0 P: 25	R: 1 E: 0 K: 0 S: 13	H: 3 LOB: 2 BB: 0 P: 18	R: 1 E: 1 K: 0 S: 9	H: 1 LOB: 1 BB: 1 P: 16	R: 0 E: 0 K: 1 S: 5	H: 0 LOB: 0 BB: 0 P: 6	1B: 10 2B: 3 3B: 0 HR: 0	SF: 0 SAC: 1 DP: 0 HBP: 0	WP: 0 PB: 0 SB: 0 CS: 1	PA: 41
PITCHER	IP WLS BF H R ER SO BB IBB HBP BLK WP HR S P ERA WHIP											PITCHER	IP WLS BF H R ER SO BB IBB HBP BLK WP HR S P ERA WHIP										
Donovan Osborne, L (1,1) ERA: 3.33	7.0 L 33 12 4 4 9 1 0 0 0 0 0 84 125 5.14 1.857																						
T.J. Mathews, R (8,1) ERA: 3.0	1.0 5 1 1 1 0 1 0 0 0 0 0 9 16 9.00 2.000																						
Tony Fossas, L (9,1) ERA: 2.93	1.0 3 0 0 0 1 0 0 0 0 0 0 5 6 0.00 0.000																						


Batter	1	2	3	4	5	6	7	8	9	AB R H RBI BB SO LOB	BOTTOM												
Royce Clayton, R (1,6) OBP: 0.333, SLG: 0.377	K		E6					B1-3		4 1 0 0 0 2 1	Montreal Expos @ St. Louis Cardinals Busch Stadium, St. Louis, MO Fri Jul 26 1996, 7:05 PM CDT Att: 30,048 - Unknown - 81 F livebaseballscorecards.com												
Ray Lankford, L (1,8) OBP: 0.360, SLG: 0.522	G4-3		WP				G4-3			4 0 1 0 0 0 0													
Ron Gant, R (1,7) OBP: 0.375, SLG: 0.522	F8		F8				K			4 0 0 0 0 1 1													
Brian Jordan, R (1,9) OBP: 0.339, SLG: 0.500			P4				G4-3			3 0 0 0 1 1 0													
Willie McGee, S (1,3) OBP: 0.339, SLG: 0.397			G1-6-3				F7			4 0 0 0 0 2 1													
Gary Gaetti, R (1,5) OBP: 0.316, SLG: 0.423							G5-3			4 0 1 0 0 2 0													
Tom Pagnozzi, R (1,2) OBP: 0.323, SLG: 0.450			K				G3			2 0 0 0 1 1 1													
Mike Gallego, R (1,4) OBP: 0.235, SLG: 0.204							SH5-3			3 0 1 0 0 1 1													
Donovan Osborne, S (1,1) OBP: 0.195, SLG: 0.225			G5-3				K			1 0 0 0 0 0 0													
Ozzie Smith, S (7,PH) OBP: 0.352, SLG: 0.336							SH5-3			1 0 0 0 0 1 1													
T.J. Mathews, R (8,1) OBP: 0.325, SLG: 0.262			L4							0 0 0 0 0 0 0													
Tony Fossas, L (9,1) ERA: 2.93										0 0 0 0 0 0 0													
Inning Stats	R: 0 E: 0 K: 1 S: 11	H: 0 LOB: 0 BB: 0 P: 13	R: 0 E: 0 K: 1 S: 11	H: 1 LOB: 0 BB: 0 P: 14	R: 1 E: 1 K: 0 S: 9	H: 1 LOB: 1 BB: 0 P: 14	R: 0 E: 0 K: 0 S: 10	H: 0 LOB: 0 BB: 0 P: 16	R: 0 E: 0 K: 2 S: 8	H: 0 LOB: 1 BB: 1 P: 15	R: 0 E: 0 K: 2 S: 10	H: 0 LOB: 1 BB: 1 P: 17	R: 0 E: 0 K: 2 S: 13	H: 1 LOB: 1 BB: 0 P: 18	R: 0 E: 0 K: 0 S: 8	H: 0 LOB: 0 BB: 0 P: 11	R: 0 E: 0 K: 3 S: 10	H: 0 LOB: 0 BB: 0 P: 12	1B: 3 2B: 0 3B: 0 HR: 0	SF: 0 SAC: 1 DP: 0 HBP: 0	WP: 2 PB: 0 SB: 0 CS: 0	PA: 33	
PITCHER	IP WLS BF H R ER SO BB IBB HBP BLK WP HR S P ERA WHIP											PITCHER	IP WLS BF H R ER SO BB IBB HBP BLK WP HR S P ERA WHIP										
Jeff Fassero, L (1,1) ERA: 2.61	9.0 W 33 3 1 0 11 2 0 0 0 1 0 90 130 0.00 0.556																						


AB 38
R 5
H 13
RBI 5
BB 2
SO 10
LOB 15



AB 30
R 1
H 3
RBI 0
BB 2
SO 11
LOB 6



Batter	1	2	3	4	5	6	7	8	9	AB	R	H	RBI	BB	SO	LOB	TOP					
Mark Grudzielanek, R OBP: 0.351, SLG: 0.431	(1,6) K		(2,0) 1B			(0,0) L9 G4-3 2B		(1,3) K		4	1	2	0	0	2	0	Montreal Expos @ St. Louis Cardinals Busch Stadium, St. Louis, MO Sat Jul 27 1996, 7:05 PM CDT Att: 44,269 - Unknown - 75 F AB 29 R 3 H 4 RBI 3 BB 2 SO 8 LOB 7 					
Mike Lansing, R OBP: 0.366, SLG: 0.433	(1,4) K		(1,2) F8			(1,2) L9		(0,3) K		4	0	0	0	0	2	2						
Cliff Floyd, L OBP: 0.338, SLG: 0.470	(1,7) P2		(0,0) P6			(0,1) G4-3		(1,0) P9		4	0	0	1	0	0	1						
Moises Alou, R OBP: 0.328, SLG: 0.428		(1,0) G5-4-3 BB HR 1B				(3,3) K		(1,1) G5-3		4	1	1	0	0	1	0						
Henry Rodriguez, L OBP: 0.325, SLG: 0.578		(4,2) G5-4-3 BB				(0,1) G4-3		(4,2) L4-3 BB		1	0	0	0	2	0	0						
Rondell White, R OBP: 0.349, SLG: 0.460		(0,2) G5-4-3				(1,3) K		(2,2) P5		3	0	0	0	0	1	3						
Darrin Fletcher, L Tim Scott, R Dave Veres, R OBP: 0.600, SLG: 0.800		(1,0) HR				(3,1) G4-3		(1,0) L4-3		3	1	1	2	0	0	1						
Shane Andrews, R OBP: 0.312, SLG: 0.442		(3,3) K				(2,2) G5-3		(1,1) G1-3		3	0	0	0	0	1	0						
Mike Dyer, R Barry Manuel, R Yamil Benitez, R Jeff Juden, R Tim Spehr, R F.P. Santangelo, S Lenny Webster, R	(1,1) K (3,1) K (5, PH) K (5,1) K (7,2) K (8, PH) K (8,2) K		(2,3) K			(2,1) F7		(2,1) F8		1	0	0	0	0	0	1		0				
Inning Stats	R: 0 E: 0 K: 2 S: 8	H: 0 LOB: 0 BB: 0 P: 12	R: 2 E: 0 K: 1 S: 11	H: 2 LOB: 0 BB: 1 P: 20	R: 0 E: 0 K: 1 S: 8	H: 1 LOB: 1 BB: 0 P: 13	R: 0 E: 0 K: 2 S: 10	H: 0 LOB: 0 BB: 0 P: 14	R: 0 E: 0 K: 0 S: 7	H: 0 LOB: 0 BB: 0 P: 14	R: 1 E: 0 K: 0 S: 11	H: 1 LOB: 0 BB: 0 P: 13	R: 0 E: 0 K: 0 S: 8	H: 0 LOB: 0 BB: 1 P: 15	R: 0 E: 0 K: 1 S: 7	H: 0 LOB: 0 BB: 0 P: 11		R: 0 E: 0 K: 1 S: 6	H: 0 LOB: 0 BB: 0 P: 9	1B: 2 2B: 2 3B: 0 HR: 1	SF: 0 SAC: 0 DP: 2 HBP: 0	WP: 0 PB: 0 SB: 0 CS: 0
PITCHER	IP WLS BF H R ER SO BB IBB HBP BLK WP HR S P ERA WHIP																					
Andy Benes, R ERA: 4.25	(1,1) 8.0 W 28 4 3 3 7 2 0 0 0 0 0 1 70 112 3.38 0.750																					
Dennis Eckersley, R ERA: 3.62	(9,1) 1.0 S 3 0 0 0 1 0 0 0 0 0 0 0 6 9 0.00 0.000																					

Batter	1	2	3	4	5	6	7	8	9	AB	R	H	RBI	BB	SO	LOB	BOTTOM					
Royce Clayton, R OBP: 0.329, SLG: 0.371	(1,6) G6-3	(1,2) FC4		(0,1) B5		(2,3) K		(3,2) G5-3		5	0	0	0	0	1	6	Montreal Expos @ St. Louis Cardinals Busch Stadium, St. Louis, MO Sat Jul 27 1996, 7:05 PM CDT Att: 44,269 - Unknown - 75 F AB 27 R 6 H 7 RBI 4 BB 9 SO 3 LOB 18 					
Ray Lankford, L OBP: 0.394, SLG: 0.521	(1,8) HR		(4,2) 1B S	(4,2) E S 1B		(0,2) G1-6-3		(2,3) G5-3		1	3	0	0	3	0	1						
Ron Gant, R OBP: 0.384, SLG: 0.541	(1,7) HR		(1,1) 1B S	(2,2) S 1B		(4,2) CS BB		(2,1) F7		3	2	3	3	1	0	0						
Brian Jordan, R OBP: 0.338, SLG: 0.497	(1,9) G1-3		(0,0) G1-6-3 S	(2,0) F7		(2,1) F7		(1,2) F7		4	0	1	1	0	0	2						
John Mabry, L OBP: 0.362, SLG: 0.452	(1,3) K		(1,2) G1-6-3 BB			(3,1) F8		(0,0) G1-3		3	0	0	0	1	1	0						
Gary Gaetti, R OBP: 0.315, SLG: 0.419		(0,1) P2	(1,2) G1-6-3			(2,1) G5-3		(4,1) 2B FC4-2 BB		3	0	0	0	1	0	2						
Tom Pagnozzi, R OBP: 0.329, SLG: 0.457		(0,2) FC1-5 1B				(2,1) F9		(1,1) FC4-2 BB		3	0	2	0	1	0	0						
Luis Alicea, S OBP: 0.327, SLG: 0.342		(0,0) FC1-5 1B				(4,1) S SH BB		(4,2) G5-3 FC4-2 BB		2	1	1	0	2	0	2						
Andy Benes, R Willie McGee, S Dennis Eckersley, R	(1,1) FC1-5 (8, PH) K (9,1) K	(2,1) FC1-5 (1,2) FC4		(1,3) K		(1,1) SH G1-6-3		(2,0) FC4-2		2	0	0	0	0	1	2						
Inning Stats	R: 2 E: 0 K: 1 S: 13	H: 1 LOB: 1 BB: 1 P: 20	R: 0 E: 0 K: 0 S: 13	H: 2 LOB: 2 BB: 0 P: 16	R: 2 E: 0 K: 0 S: 15	H: 2 LOB: 3 BB: 3 P: 29	R: 1 E: 0 K: 1 S: 17	H: 1 LOB: 1 BB: 1 P: 26	R: 0 E: 0 K: 0 S: 5	H: 0 LOB: 0 BB: 0 P: 9	R: 1 E: 1 K: 1 S: 9	H: 0 LOB: 0 BB: 1 P: 18	R: 0 E: 0 K: 0 S: 7	H: 0 LOB: 1 BB: 1 P: 16	R: 0 E: 0 K: 0 S: 12	H: 1 LOB: 2 BB: 2 P: 26		R: 0 E: 0 K: 0 S: 12	H: 1 LOB: 2 BB: 2 P: 26	1B: 5 2B: 1 3B: 0 HR: 1	SF: 0 SAC: 1 DP: 3 HBP: 0	WP: 0 PB: 0 SB: 0 CS: 1
PITCHER	IP WLS BF H R ER SO BB IBB HBP BLK WP HR S P ERA WHIP																					
Mike Dyer, R ERA: 4.5	(1,1) 2.0 L 13 5 4 4 1 3 0 0 0 0 0 0 27 46 4.50 2.000																					
Barry Manuel, R ERA: 3.69	(3,1) 2.0 9 1 1 1 1 3 0 0 0 0 0 0 14 27 0.00 0.500																					
Jeff Juden, R ERA: 3.61	(5,1) 2.0 7 0 1 0 1 1 0 0 0 0 0 0 14 27 0.00 0.500																					
Tim Scott, R ERA: 3.11	(7,1) 1.0 6 1 0 0 0 3 0 0 0 0 0 0 14 32 0.00 4.000																					
Dave Veres, R ERA: 5.05	(8,1) 1.0 2 0 0 0 0 0 0 0 0 0 0 0 5 10 0.00 0.000																					

Batter	1	2	3	4	5	6	7	8	9	AB	R	H	RBI	BB	SO	LOB	TOP			
Mark Grudzielanek, R OBP: 0.357, SLG: 0.436 (1, 6)	K		1B														4 1 3 1 1 1 0			
Mike Lansing, R OBP: 0.366, SLG: 0.432 (1, 4)	K		1B														4 0 1 1 1 1 1 3			
Henry Rodriguez, L OBP: 0.324, SLG: 0.580 (1, 3)	K		F8														5 1 1 1 0 2 5			
Moises Alou, R OBP: 0.326, SLG: 0.423 (1, 9)			F8														4 0 0 0 1 0 4			
Darrin Fletcher, L OBP: 0.314, SLG: 0.432 (1, 2)			P6														4 0 1 0 0 1 1			
F.P. Santangelo, S OBP: 0.362, SLG: 0.382 (1, 7) (8, 8)			HBP														2 0 0 0 1 1 1			
Rondell White, R OBP: 0.353, SLG: 0.462 (1, 8)			F8														4 0 2 0 0 1 3			
Shane Andrews, R OBP: 0.314, SLG: 0.458 (1, 5)			F9														4 2 2 1 0 0 2			
Pedro Martinez, R OBP: 0.159, SLG: 0.098 Omar Daal, L (8, 1) Cliff Floyd, L OBP: 0.342, SLG: 0.481 Dave Veres, R OBP: 0.600, SLG: 0.800 (8, 1)			K														3 0 0 0 0 2 3 0 0 0 0 0 0 0 1 0 1 0 0 0 0 0 0 0 0 0 0 0			
Inning Stats	R: 0 E: 0 K: 3 S: 9	H: 0 LOB: 0 BB: 0 P: 15	R: 0 E: 0 K: 0 S: 8	H: 0 LOB: 1 BB: 0 P: 14	R: 1 E: 0 K: 1 S: 11	H: 2 LOB: 1 BB: 0 P: 19	R: 0 E: 0 K: 1 S: 9	H: 1 LOB: 2 BB: 1 P: 17	R: 1 E: 0 K: 2 S: 12	H: 2 LOB: 2 BB: 1 P: 18	R: 0 E: 0 K: 0 S: 12	H: 1 LOB: 0 BB: 0 P: 21	R: 1 E: 0 K: 0 S: 10	H: 2 LOB: 0 BB: 0 P: 14	R: 0 E: 0 K: 1 S: 9	H: 1 LOB: 2 BB: 1 P: 19	1B: 6 2B: 3 3B: 0 HR: 2	SF: 0 SAC: 0 DP: 1 HBP: 1	WP: 0 PB: 0 SB: 2 CS: 0	PA: 41
PITCHER	IP WLS BF H R ER SO	IP WLS BF H R ER SO	IP WLS BF H R ER SO	IP WLS BF H R ER SO	IP WLS BF H R ER SO	IP WLS BF H R ER SO	IP WLS BF H R ER SO	IP WLS BF H R ER SO	IP WLS BF H R ER SO	IP WLS BF H R ER SO	IP WLS BF H R ER SO	IP WLS BF H R ER SO	IP WLS BF H R ER SO	IP WLS BF H R ER SO	IP WLS BF H R ER SO	IP WLS BF H R ER SO	ERA WHIP	ERA WHIP	ERA WHIP	
Todd Stottlemyre, R ERA: 3.83 Cory Bailey, R ERA: 4.4 Rick Honeycutt, L ERA: 3.98 Mark Petkovsek, R ERA: 4.44 Dennis Eckersley, R ERA: 3.82	6.0 27 6 2 2 7	0.2 2 1 0 0 0	0.2 3 1 1 1 0	0.2 W 2 1 0 0 1	0.1 4 2 1 1 0	0.1 27 6 2 2 7	0.1 27 6 2 2 7	0.1 27 6 2 2 7	0.1 27 6 2 2 7	0.1 27 6 2 2 7	0.1 27 6 2 2 7	0.1 27 6 2 2 7	0.1 27 6 2 2 7	0.1 27 6 2 2 7	0.1 27 6 2 2 7	0.1 27 6 2 2 7	3.00 1.500	3.00 1.500	3.00 1.500	3.00 1.500
Tony Fossas, L ERA: 2.9 T.J. Mathews, R ERA: 2.98	0.1 1 0 0 0 1	0.1 S 1 0 0 0 0	0.1 S 1 0 0 0 0	0.1 S 1 0 0 0 0	0.1 S 1 0 0 0 0	0.1 S 1 0 0 0 0	0.1 S 1 0 0 0 0	0.1 S 1 0 0 0 0	0.1 S 1 0 0 0 0	0.1 S 1 0 0 0 0	0.1 S 1 0 0 0 0	0.1 S 1 0 0 0 0	0.1 S 1 0 0 0 0	0.1 S 1 0 0 0 0	0.1 S 1 0 0 0 0	0.1 S 1 0 0 0 0	0.00 0.000	0.00 0.000	0.00 0.000	0.00 0.000

Montreal Expos @ St. Louis Cardinals
 Busch Stadium, St. Louis, MO
 Sun Jul 28 1996, 3:33 AM CDT
 Att: 31,226 - Sunny - 83 F

AB	35
R	4
H	11
RBI	4
BB	4
SO	9
LOB	22



Batter	1	2	3	4	5	6	7	8	9	AB	R	H	RBI	BB	SO	LOB	BOTTOM			
Ozzie Smith, S OBP: 0.356, SLG: 0.341 (1, 6)	L4		1B														4 1 2 1 0 0 0			
Ray Lankford, L OBP: 0.383, SLG: 0.517 (1, 8)	K		G3														3 0 0 0 1 1 1			
Ron Gant, R OBP: 0.379, SLG: 0.532 (1, 7)	P4		K														4 1 0 0 0 1 2			
Brian Jordan, R OBP: 0.340, SLG: 0.500 (1, 9)			K														4 1 2 1 0 1 0			
John Mabry, L OBP: 0.402, SLG: 0.450 Mark Petkovsek, R OBP: 0.250, SLG: 0.182 Mark Swartz, L OBP: 0.374, SLG: 0.394 Dennis Eckersley, R ERA: 3.82 Tony Fossas, L ERA: 2.9 T.J. Mathews, R ERA: 2.98			HR														3 1 1 1 0 1 1 0 0 0 0 0 0 0 1 0 1 1 0			
Gary Gaetti, R OBP: 0.314, SLG: 0.427 (1, 5)			F8														4 1 1 2 0 2 2			
Tom Pagnozzi, R OBP: 0.326, SLG: 0.451 (1, 2)			K														3 0 0 0 0 2 0			
Mike Gallego, R OBP: 0.228, SLG: 0.196 Luis Alices, S OBP: 0.325, SLG: 0.342 (8, PH) (9, 4)			P9														2 0 0 0 0 1 0 0 1 0 0 1 0 0			
Todd Stottlemyre, L OBP: 0.315, SLG: 0.229 Cory Bailey, R ERA: 4.04 Rick Honeycutt, L ERA: 3.98 Willie McGee, S OBP: 0.336, SLG: 0.394 (8, 3)			G4-3														2 0 0 0 0 1 0 0 0 0 0 0 0 0 0 0 0 0 0 0 0 1 0 0 0 0 1 1			
Inning Stats	R: 0 E: 0 K: 1 S: 7	H: 0 LOB: 0 BB: 0 P: 12	R: 1 E: 0 K: 2 S: 9	H: 1 LOB: 0 BB: 0 P: 16	R: 0 E: 0 K: 0 S: 7	H: 1 LOB: 1 BB: 0 P: 12	R: 2 E: 0 K: 1 S: 11	H: 2 LOB: 0 BB: 0 P: 17	R: 0 E: 0 K: 2 S: 11	H: 0 LOB: 0 BB: 0 P: 16	R: 0 E: 0 K: 0 S: 4	H: 0 LOB: 0 BB: 0 P: 9	R: 0 E: 0 K: 3 S: 9	H: 0 LOB: 0 BB: 0 P: 13	R: 3 E: 0 K: 2 S: 18	H: 3 LOB: 2 BB: 2 P: 37	1B: 4 2B: 1 3B: 0 HR: 2	SF: 0 SAC: 0 DP: 0 HBP: 0	WP: 0 PB: 0 SB: 2 CS: 0	PA: 33
PITCHER	IP WLS BF H R ER SO	IP WLS BF H R ER SO	IP WLS BF H R ER SO	IP WLS BF H R ER SO	IP WLS BF H R ER SO	IP WLS BF H R ER SO	IP WLS BF H R ER SO	IP WLS BF H R ER SO	IP WLS BF H R ER SO	IP WLS BF H R ER SO	IP WLS BF H R ER SO	IP WLS BF H R ER SO	IP WLS BF H R ER SO	IP WLS BF H R ER SO	IP WLS BF H R ER SO	IP WLS BF H R ER SO	ERA WHIP	ERA WHIP	ERA WHIP	
Pedro Martinez, R ERA: 4.04 Omar Daal, L ERA: 2.98 Dave Veres, R ERA: 4.99	7.1 28 5 5 5 10	0.0 1 0 0 0 0	0.0 1 0 0 0 0	0.0 2 1 1 1 1	0.0 1 0 0 0 0	0.0 1 0 0 0 0	0.0 1 0 0 0 0	0.0 1 0 0 0 0	0.0 1 0 0 0 0	0.0 1 0 0 0 0	0.0 1 0 0 0 0	0.0 1 0 0 0 0	0.0 1 0 0 0 0	0.0 1 0 0 0 0	0.0 1 0 0 0 0	0.0 1 0 0 0 0	6.14 0.818	6.14 0.818	6.14 0.818	6.14 0.818

Montreal Expos @ St. Louis Cardinals
 Busch Stadium, St. Louis, MO
 Sun Jul 28 1996, 3:33 AM CDT
 Att: 31,226 - Sunny - 83 F

AB	31
R	6
H	7
RBI	6
BB	2
SO	11
LOB	7




Batter	1	2	3	4	5	6	7	8	9	AB	R	H	RBI	BB	SO	LOB	TOP					
Royce Clayton, R OBP: 0.327, SLG: 0.367	K2-3		G6-3			G6-3	FC4-6	G6-3		4	0	0	1	1	1	2						
Ray Lankford, L OBP: 0.355, SLG: 0.510	K		G4-3			K2-3	F8		L7	5	0	0	0	0	2	3						
Ron Gant, R OBP: 0.383, SLG: 0.544	FC5-4		HR			G6-3		L1-3	K	4	1	2	2	1	1	1						
Brian Jordan, R OBP: 0.335, SLG: 0.492	FC5-4		G6-3			G5-3		L1-3	G5-3	5	0	0	0	0	0	3						
John Mabry, L OBP: 0.360, SLG: 0.465		HR				G6-3		F7		4	1	1	1	0	1	0						
Gary Gaetti, R OBP: 0.319, SLG: 0.440	K					WP			HR	4	2	3	1	0	1	0						
Tom Pagnozzi, R OBP: 0.325, SLG: 0.446						F7			L8	3	1	0	0	1	0	2						
Mike Gallego, R OBP: 0.325, SLG: 0.446						F9				2	0	0	0	0	0	2						
Mark Petkovsek, R OBP: 0.325, SLG: 0.446										0	0	0	0	0	0	0						
Mark Sweeney, L OBP: 0.325, SLG: 0.446										0	1	0	0	1	0	0						
Tony Fossas, L OBP: 0.325, SLG: 0.446										0	0	0	0	0	0	0						
Cory Bailey, R OBP: 0.325, SLG: 0.446										0	0	0	0	0	0	0						
Willie McGee, S OBP: 0.325, SLG: 0.446										1	0	1	0	0	0	0						
Rick Honeycutt, L OBP: 0.325, SLG: 0.446										0	0	0	0	0	0	0						
T.J. Mathews, R OBP: 0.325, SLG: 0.446										0	0	0	0	0	0	0						
Alan Benes, R OBP: 0.214, SLG: 0.268										1	0	0	0	0	0	1						
Luis Alicea, S OBP: 0.332, SLG: 0.349										3	1	2	1	0	1	1						
Inning Stats	R: 0 E: 0 K: 2 S: 10	H: 0 LOB: 1 BB: 1 P: 17	R: 1 E: 0 K: 1 S: 10	H: 1 LOB: 1 BB: 1 P: 15	R: 1 E: 0 K: 0 S: 6	H: 1 LOB: 0 BB: 0 P: 10	R: 0 E: 0 K: 1 S: 9	H: 1 LOB: 1 BB: 0 P: 15	R: 1 E: 0 K: 1 S: 11	H: 1 LOB: 1 BB: 1 P: 22	R: 3 E: 2 K: 0 S: 17	H: 2 LOB: 1 BB: 1 P: 28	R: 0 E: 0 K: 0 S: 7	H: 1 LOB: 0 BB: 0 P: 12	R: 1 E: 0 K: 1 S: 17	H: 2 LOB: 1 BB: 0 P: 28	R: 0 E: 0 K: 1 S: 6	H: 0 LOB: 0 BB: 0 P: 10	1B: 5 2B: 2 3B: 0 HR: 3	SF: 0 SAC: 0 DP: 1 HBP: 0	WP: 2 PB: 0 SB: 1 CS: 0	PA: 40
PITCHER	IP	WLS	BF	H	R	ER	SO	BB	IBB	HBP	BLK	WP	HR	S	P	ERA	WHIP					
Mike Williams, R ERA: 4.95	5.1		26	5	6	3	5	4	0	0	0	2	2	54	96	5.06	1.688					
Toby Borland, R ERA: 3.92	1.2	W	6	2	0	0	0	0	0	0	0	0	0	16	23	0.00	1.200					
Ken Ryan, R ERA: 3.3	2.0		8	2	1	1	2	0	0	0	0	0	1	23	38	4.50	1.000					

St. Louis Cardinals @ Philadelphia Phillies
Veterans Stadium, Philadelphia, PA
Tue Jul 30 1996, 7:05 PM EDT
Att: 20,166 - Overcast - 70 F

livebaseballscorecards.com

AB 36
R 7
H 9
RBI 6
BB 4
SO 7
LOB 15




Batter	1	2	3	4	5	6	7	8	9	AB	R	H	RBI	BB	SO	LOB	BOTTOM					
Ricky Otero, S OBP: 0.340, SLG: 0.373	G4-6-3		SF8	L6		E	F8		1B	6	1	4	1	0	0	4						
Mickey Morandini, L OBP: 0.340, SLG: 0.366	G4-6-3		SF8	1B		K		1B	1B	5	1	3	2	0	1	2						
Gregg Jefferies, S OBP: 0.341, SLG: 0.403	1B		P3	F9		FC6		G4-6-3	1B	5	0	2	0	0	0	3						
Todd Zeile, R OBP: 0.346, SLG: 0.451	K		2B	1B		G4-3		G4-6-3	1B	4	1	1	1	1	1	4						
Jim Eisenreich, L OBP: 0.397, SLG: 0.427		G1	2B	G6-3			2B	1B	1B	4	1	2	0	1	0	2						
Benito Santiago, R OBP: 0.319, SLG: 0.488		K	1B	1B			L8	F8		5	0	2	2	0	1	2						
Ruben Amaro Jr, S OBP: 0.340, SLG: 0.467		HR	2B	1B		F8			FC1-6	5	1	4	1	0	0	1						
Kevin Stocker, S OBP: 0.327, SLG: 0.321		K	P4	1B					FC1-6	4	1	1	0	1	1	3						
Mike Williams, R OBP: 0.189, SLG: 0.143				1B					1B	3	2	2	0	0	1	2						
Toby Borland, R ERA: 4.33				1B					1B	0	0	0	0	0	0	0						
Mike Lieberthal, R OBP: 0.302, SLG: 0.444				1B					1B	1	0	0	0	0	0	3						
Ken Ryan, R OBP: 0.200, SLG: 0.200				3B					1B	0	0	0	0	0	0	0						
26 David Doster, R OBP: 0.289, SLG: 0.316				1B					1B	1	0	1	0	0	0	0						
Inning Stats	R: 0 E: 0 K: 1 S: 10	H: 2 LOB: 1 BB: 0 P: 17	R: 1 E: 0 K: 2 S: 9	H: 1 LOB: 0 BB: 0 P: 17	R: 4 E: 0 K: 0 S: 17	H: 4 LOB: 2 BB: 2 P: 33	R: 1 E: 0 K: 0 S: 13	H: 3 LOB: 1 BB: 0 P: 17	R: 0 E: 0 K: 1 S: 9	H: 2 LOB: 1 BB: 0 P: 11	R: 0 E: 1 K: 1 S: 9	H: 1 LOB: 1 BB: 0 P: 11	R: 0 E: 0 K: 0 S: 12	H: 2 LOB: 3 BB: 1 P: 25	R: 1 E: 0 K: 0 S: 13	H: 3 LOB: 1 BB: 0 P: 16	R: 1 E: 0 K: 0 S: 11	H: 4 LOB: 3 BB: 0 P: 16	1B: 17 2B: 3 3B: 1 HR: 1	SF: 1 SAC: 0 DP: 3 HBP: 0	WP: 0 PB: 0 SB: 0 CS: 1	PA: 47
PITCHER	IP	WLS	BF	H	R	ER	SO	BB	IBB	HBP	BLK	WP	HR	S	P	ERA	WHIP					
Alan Benes, R ERA: 5.37	3.2		22	10	6	6	3	2	0	0	0	0	0	11	15	0.00	1.500					
Mark Petkovsek, R ERA: 4.33	1.1		5	2	0	0	1	0	0	0	0	0	0	7	9	0.00	3.000					
Tony Fossas, L ERA: 2.87	0.1		3	1	0	0	1	0	0	0	0	0	0	14	27	0.00	1.200					
Cory Bailey, R ERA: 4.18	1.2		7	2	0	0	0	0	1	0	0	0	0	11	14	13.50	4.500					
Rick Honeycutt, L ERA: 3.99	0.2		4	3	1	1	0	0	0	0	0	0	0	11	14	13.50	4.500					
PITCHER	IP	WLS	BF	H	R	ER	SO	BB	IBB	HBP	BLK	WP	HR	S	P	ERA	WHIP					
T.J. Mathews, R ERA: 3.11	0.2	L	6	4	1	1	0	0	0	0	0	0	0	13	18	13.50	6.000					

St. Louis Cardinals @ Philadelphia Phillies
Veterans Stadium, Philadelphia, PA
Tue Jul 30 1996, 7:05 PM EDT
Att: 20,166 - Overcast - 70 F

livebaseballscorecards.com

AB 43
R 8
H 22
RBI 7
BB 3
SO 5
LOB 26



Batter	1	2	3	4	5	6	7	8	9	AB	R	H	RBI	BB	SO	LOB	TOP								
Royce Clayton, R (1, 6) OBP: 0.323, SLG: 0.362	1-0 1B		0-0 G6-3		1-0 HR		1-0 G5-3		0-0 FC3-6	5	1	2	0	0	0	2									
Ray Lankford, L (1, 8) OBP: 0.356, SLG: 0.505	2-2 F7		0-1 2B		4-1 HR		1-0 F7		0-1 G6-3	4	1	1	0	1	0	3									
Ron Gant, R (1, 7) OBP: 0.386, SLG: 0.564	0-3 K		1-3 K		1-1 HR			0-0 G5-3		4	1	1	4	0	2	2									
Brian Jordan, R (1, 9) OBP: 0.338, SLG: 0.499	1-3 K			1-2 K	0-0 F9			1-2 FC5	1B	4	0	1	0	0	2	1									
John Mabry, L (1, 3) OBP: 0.355, SLG: 0.458		0-0 F7		0-0 G4-3		0-0 G3		2-2 P4		4	0	0	0	0	0	1									
Gary Gaetti, R (1, 5) OBP: 0.319, SLG: 0.433	1-2 E5			2-0 G6-3		0-0 G4-6-3	1B	3-1 FC5	HBP	3	0	1	0	0	0	0									
Danny Sheaffer, R (1, 2) OBP: 0.308, SLG: 0.387	1-1 F8				3-2 G5-3	0-0 G4-6-3		2-0 FC5		4	0	0	0	0	0	4									
Mike Gallego, R (1, 4) OBP: 0.222, SLG: 0.197	3-2 G6-3				2-1 G4-3		0-2 G6-3		1-0 G6-3	4	0	0	0	0	0	1									
Todd Stottlemyre, L (1, 1) OBP: 0.333, SLG: 0.240			0-0 G6-3		0-2 BB		4-2 G5-3		4-1 FC3-6	2	1	1	0	1	0	0									
Tony Fossas, L (8, 1) Willie McGee, S (9, PH) Dennis Eckersley, R (9, 1) Rick Honeycutt, L (9, 1)					1B				BB	0	0	0	0	0	0	0									
Inning Stats	R: 0 H: 1 E: 0 K: 2 S: 14	H: 1 LOB: 1 BB: 0 P: 17	R: 0 H: 0 E: 1 K: 0 S: 9	H: 0 LOB: 1 BB: 0 P: 14	R: 0 H: 1 E: 0 K: 1 S: 9	H: 1 LOB: 1 BB: 0 P: 10	R: 0 H: 0 E: 0 K: 1 S: 5	H: 0 LOB: 0 BB: 0 P: 8	R: 4 H: 3 E: 0 K: 0 S: 14	H: 3 LOB: 0 BB: 1 P: 25	R: 0 H: 1 E: 0 K: 0 S: 3	H: 1 LOB: 0 BB: 0 P: 3	R: 0 H: 0 E: 0 K: 0 S: 8	H: 0 LOB: 1 BB: 1 P: 14	R: 0 H: 1 E: 0 K: 0 S: 9	H: 1 LOB: 2 BB: 1 P: 17	R: 0 H: 0 E: 0 K: 0 S: 5	H: 0 LOB: 1 BB: 1 P: 10	1B: 5 2B: 1 3B: 0 HR: 1	SF: 0 SAC: 0 DP: 1 HBP: 1	WP: 0 PB: 0 SB: 1 CS: 0	PA: 38			
PITCHER	IP	WLS	BF	H	R	ER	SO	BB	IBB	HBP	BLK	WP	HR	S	P	ERA	WHIP								
Bobby Jones, R (1, 1) ERA: 4.4	8.0	L	34	7	4	4	4	2	0	1	0	0	1	71	108	4.50	1.125								
Jerry Dipoto, R (9, 1) ERA: 4.07	1.0		4	0	0	0	0	1	0	0	0	0	0	5	10	0.00	1.000								

St. Louis Cardinals @ New York Mets
Shea Stadium, Flushing, NY
Fri Aug 02 1996, 7:05 PM EDT
Att: 34,091 - Unknown - 75 F

AB 34
R 4
H 7
RBI 4
BB 3
SO 4
LOB 14



Batter	1	2	3	4	5	6	7	8	9	AB	R	H	RBI	BB	SO	LOB	BOTTOM								
Lance Johnson, L (1, 8) OBP: 0.343, SLG: 0.445	1-1 E		0-0 P6		1-2 L7			1-2 HR	G3-1	5	1	2	0	0	0	3									
Tim Bogar, R (1, 5) OBP: 0.231, SLG: 0.217	1-3 K		1-2 F8		0-1 G6-3			2-3 K		3	0	0	0	0	1	2									
Andy Tomberlin, L (8, PH) OBP: 0.419, SLG: 0.556								1-2 K		1	0	0	0	0	1	1									
Jerry Dipoto, R (9, 1)										0	0	0	0	0	0	0									
Bernard Gilkey, R (1, 7) OBP: 0.382, SLG: 0.575	4-0 FC4			1-1 G4-3	2-1 F8			3-1 HR		3	1	2	2	1	0	0									
Todd Hundley, S (1, 2) OBP: 0.351, SLG: 0.577	3-2 F7			0-1 F7	1-2 G6-4-3			2-2 F7		4	0	1	0	0	0	3									
Butch Huskey, R (1, 3) OBP: 0.317, SLG: 0.429	1-0 FC4			0-2 G4-3	0-0 G6-4-3				1-3 K	4	0	0	0	0	1	4									
Alex Ochoa, R (1, 9) OBP: 0.351, SLG: 0.475		1-0 L8		4-2 BB	2-2 F7			0-2 1B		3	1	1	0	1	0	0									
Edgardo Alfonzo, R (1, 4) OBP: 0.269, SLG: 0.312		2-1 L9		0-2 G1-3	1-2 G1-3			0-1 1B		4	0	1	0	0	0	2									
Rey Ordenez, R (1, 6) OBP: 0.294, SLG: 0.305		0-0 G4-3			1-1 1B			0-1 F8		3	0	1	0	0	0	0									
Chris Jones, R (9, PH) OBP: 0.319, SLG: 0.431										1	0	0	0	0	1	2									
Bobby Jones, R (1, 1) OBP: 0.156, SLG: 0.163			1-3 K		1-0 F9			1-3 K		2	0	0	0	0	1	1									
Carl Everett, S (8, PH) OBP: 0.361, SLG: 0.369										1	0	0	0	0	1	0									
Alvaro Espinoza, R (9, 5) OBP: 0.293, SLG: 0.407									1-2 1B	1	0	1	1	0	0	0									
Inning Stats	R: 0 H: 1 E: 1 K: 1 S: 12	H: 0 LOB: 0 BB: 0 P: 7	R: 0 H: 0 E: 0 K: 0 S: 4	H: 0 LOB: 0 BB: 0 P: 7	R: 0 H: 0 E: 0 K: 1 S: 7	H: 0 LOB: 0 BB: 0 P: 9	R: 0 H: 1 E: 0 K: 0 S: 12	H: 1 LOB: 2 BB: 1 P: 17	R: 0 H: 1 E: 0 K: 0 S: 8	H: 1 LOB: 0 BB: 0 P: 11	R: 0 H: 1 E: 0 K: 0 S: 6	H: 1 LOB: 0 BB: 0 P: 9	R: 0 H: 0 E: 0 K: 0 S: 9	H: 0 LOB: 0 BB: 0 P: 12	R: 2 H: 2 E: 0 K: 2 S: 15	H: 2 LOB: 0 BB: 0 P: 24	R: 1 H: 3 E: 0 K: 2 S: 14	H: 3 LOB: 2 BB: 0 P: 17	1B: 7 2B: 1 3B: 0 HR: 1	SF: 0 SAC: 0 DP: 1 HBP: 0	WP: 0 PB: 0 SB: 1 CS: 0	PA: 37			
PITCHER	IP	WLS	BF	H	R	ER	SO	BB	IBB	HBP	BLK	WP	HR	S	P	ERA	WHIP								
Todd Stottlemyre, R (1, 1) ERA: 3.78	7.2	W	30	6	2	2	4	2	0	0	0	0	1	70	106	2.35	1.043								
Tony Fossas, L (8, 1) ERA: 2.84	0.1		1	0	0	0	0	0	0	0	0	0	0	3	5	0.00	0.000								
Dennis Eckersley, R (9, 1) ERA: 3.95	0.2	S	5	3	1	1	2	0	0	0	0	0	0	13	15	13.50	4.500								
Rick Honeycutt, L (9, 1) ERA: 3.55	0.1	S	1	0	0	0	0	0	0	0	0	0	0	1	2	0.00	0.000								

St. Louis Cardinals @ New York Mets
Shea Stadium, Flushing, NY
Fri Aug 02 1996, 7:05 PM EDT
Att: 34,091 - Unknown - 75 F

AB 35
R 3
H 9
RBI 3
BB 2
SO 6
LOB 18



Batter	1	2	3	4	5	6	7	8	9	AB	R	H	RBI	BB	SO	LOB	TOP				
Ozzie Smith, S OBP: 0.346, SLG: 0.331 (1, 6)	F8		F8						L4	5	1	1	0	0	1	2					
Ray Lankford, L OBP: 0.357, SLG: 0.504 (1, 8)				S			F8	F7		5	1	2	0	0	1	3					
Ron Gant, R OBP: 0.385, SLG: 0.557 (1, 7)	F7			P3			P3			3	0	0	0	1	0	2					
Brian Jordan, R OBP: 0.337, SLG: 0.496 (1, 9)	K			HR			G5-3	K		4	1	1	1	0	2	3					
Willie McGee, S OBP: 0.339, SLG: 0.388 (1, 3)		G3		F7			G3			3	0	0	0	1	0	1					
Gary Gaetti, R OBP: 0.321, SLG: 0.441 (1, 5)	K			HR						3	1	1	3	1	1	0					
Danny Sheaffer, R OBP: 0.301, SLG: 0.377 (1, 2)	K			K						4	0	0	0	0	2	3					
Mike Gallego, R OBP: 0.239, SLG: 0.203 (1, 4)			G6-3				K			3	0	1	0	1	1	0					
Alan Benes, R OBP: 0.209, SLG: 0.282 (5, PH)										1	0	0	0	0	0	0					
Mark Cavestro, L OBP: 0.279, SLG: 0.390 (5, PH)										0	0	0	0	0	1	0					
Mark Petkovsek, R OBP: 0.220, SLG: 0.182 (7, PH)										0	0	0	0	0	0	0					
John Mathews, R OBP: 0.329, SLG: 0.457 (7, 1)										1	0	0	0	0	1	1					
T.J. Mathews, R OBP: 0.332, SLG: 0.349 (9, PH)										0	0	0	0	0	0	0					
Inning Stats	R: 0 E: 0 K: 1 S: 10	H: 1 LOB: 1 BB: 0 P: 18	R: 0 E: 0 K: 2 S: 8	H: 0 LOB: 0 BB: 0 P: 13	R: 0 E: 0 K: 0 S: 6	H: 0 LOB: 0 BB: 0 P: 6	R: 3 E: 0 K: 1 S: 13	H: 3 LOB: 0 BB: 0 P: 22	R: 0 E: 0 K: 0 S: 7	H: 0 LOB: 1 BB: 1 P: 23	R: 0 E: 0 K: 1 S: 7	H: 0 LOB: 1 BB: 1 P: 13	R: 1 E: 0 K: 1 S: 18	H: 1 LOB: 3 BB: 3 P: 34	R: 0 E: 0 K: 1 S: 9	H: 1 LOB: 1 BB: 0 P: 13	1B: 5 2B: 0 3B: 0 HR: 1	SF: 0 SAC: 1 DP: 0 HBP: 0	WP: 0 PB: 0 SB: 2 CS: 0	PA: 38	
PITCHER	IP	WLS	BF	H	R	ER	SO	BB	IBB	HBP	BLK	WP	HR	S	P	ERA	WHIP				
Pete Harnisch, R ERA: 4.63 (1, 1)	7.1	W	30	5	4	4	7	3	0	0	0	0	1	68	116	4.91	1.091				
Jerry Dipoto, R ERA: 4.04 (8, 1)	0.1	S	3	0	0	0	1	2	0	0	0	0	0	10	19	0.00	6.000				
John Franco, L ERA: 1.7 (8, 1)	1.1	S	5	1	0	0	1	0	0	0	0	0	0	13	18	0.00	0.750				

St. Louis Cardinals @ New York Mets
Shea Stadium, Flushing, NY
Sat Aug 03 1996, 7:05 PM EDT
Att: 28,594 - Unknown - 75 F

AB 32
R 4
H 6
RBI 4
BB 5
SO 9
LOB 15



Batter	1	2	3	4	5	6	7	8	9	AB	R	H	RBI	BB	SO	LOB	BOTTOM				
Lance Johnson, L OBP: 0.344, SLG: 0.448 (1, 8)	K		FC3-6	S			F7			4	1	2	0	0	1	0					
Alvaro Espinoza, R OBP: 0.295, SLG: 0.405 (1, 5)	CS		FC3-6	F8			L8			3	0	1	0	1	0	1					
Bernard Gilkey, R OBP: 0.383, SLG: 0.572 (1, 7)	K		FC3-6	G5-3						2	1	0	0	2	1	3					
Todd Hundley, S OBP: 0.352, SLG: 0.583 (1, 2)		HR	G4-3				F9			3	2	1	1	1	1	2					
Butch Huskey, R OBP: 0.319, SLG: 0.428 (1, 3)	G2-3		G4-3					F9		3	1	1	2	1	0	1					
Alex Ochoa, R OBP: 0.342, SLG: 0.462 (1, 9)	P6		G4-3				G5-3			4	0	0	1	0	0	3					
Edgardo Alfonzo, R OBP: 0.273, SLG: 0.312 (1, 4)	G2-3		G2-3				F9			3	0	1	1	1	1	0					
Rey Ordenez, R OBP: 0.292, SLG: 0.302 (1, 6)	G2-3			F8			G5-3			3	0	0	0	0	0	2					
Pete Harnisch, S OBP: 0.162, SLG: 0.147 (1, 1)	G1-3			F9			G5-3			3	0	0	0	0	0	2					
Jerry Dipoto, R (8, 1)										0	0	0	0	0	0	0					
John Franco, L (8, 1)										0	0	0	0	0	0	0					
Inning Stats	R: 0 E: 0 K: 2 S: 8	H: 1 LOB: 2 BB: 2 P: 12	R: 1 E: 0 K: 0 S: 12	H: 1 LOB: 2 BB: 2 P: 25	R: 4 E: 0 K: 0 S: 9	H: 3 LOB: 1 BB: 2 P: 23	R: 0 E: 0 K: 0 S: 8	H: 1 LOB: 1 BB: 0 P: 15	R: 0 E: 0 K: 1 S: 13	H: 0 LOB: 1 BB: 1 P: 19	R: 0 E: 0 K: 0 S: 10	H: 0 LOB: 0 BB: 1 P: 15	R: 0 E: 0 K: 1 S: 10	H: 0 LOB: 0 BB: 0 P: 10	R: 0 E: 0 K: 1 S: 10	H: 0 LOB: 0 BB: 0 P: 12	1B: 4 2B: 2 3B: 0 HR: 1	SF: 0 SAC: 0 DP: 1 HBP: 0	WP: 0 PB: 0 SB: 1 CS: 1	PA: 34	
PITCHER	IP	WLS	BF	H	R	ER	SO	BB	IBB	HBP	BLK	WP	HR	S	P	ERA	WHIP				
Alan Benes, R ERA: 5.55 (1, 1)	4.0	L	20	6	5	5	2	4	0	0	0	0	1	37	75	11.25	2.500				
Mark Petkovsek, R ERA: 4.18 (5, 1)	2.0		7	0	0	0	1	1	0	0	0	0	0	23	34	0.00	0.500				
T.J. Mathews, R ERA: 3.0 (7, 1)	2.0		7	0	0	0	1	1	0	0	0	0	0	15	22	0.00	0.500				

St. Louis Cardinals @ New York Mets
Shea Stadium, Flushing, NY
Sat Aug 03 1996, 7:05 PM EDT
Att: 28,594 - Unknown - 75 F

AB 28
R 5
H 6
RBI 5
BB 6
SO 4
LOB 14



Batter	1	2	3	4	5	6	7	8	9	AB	R	H	RBI	BB	SO	LOB	TOP										
Royce Clayton, R OBP: 0.325, SLG: 0.363	F9		F8			1B E 1B		CS 1B		4	1	2	0	0	0	0	St. Louis Cardinals @ New York Mets Shea Stadium, Flushing, NY Sun Aug 04 1996, 3:33 AM EDT Att. 24,595 - Sunny - 80 F										
Ray Lankford, L OBP: 0.358, SLG: 0.503	S BB		L6			1B E 1B		G4-3		3	1	1	0	1	0	1											
Ron Gant, R OBP: 0.380, SLG: 0.549	S BB	K				1B E G6-4-3		G5-3		4	1	0	1	0	1	2											
Brian Jordan, R OBP: 0.336, SLG: 0.493	G4-3		F8			1B E G6-4-3		F7		4	0	1	1	0	0	1											
John Mabry, L OBP: 0.353, SLG: 0.455		FC6-4 1B				1B E G6-4-3		F8		4	0	1	0	0	1	1											
Gary Gaetti, R OBP: 0.317, SLG: 0.436	K					1B E G5-3		F9		4	0	0	0	0	1	1											
Danny Sheaffer, R OBP: 0.295, SLG: 0.369	FC6-4 1-2					F8		G5-3		3	0	0	0	0	0	1											
Mike Gallego, R OBP: 0.229, SLG: 0.194	P3					G6-3		K		3	0	0	0	0	1	1											
Mike Morgan, R OBP: 0.069, SLG: 0.069								G5-3		3	1	1	0	0	1	0											
Cory Bailey, R ERA: 4.68										0	0	0	0	0	0	0											
Tony Fossas, L ERA: 4.08										0	0	0	0	0	0	0											
Dennis Eckersley, R ERA: 4.08										0	0	0	0	0	0	0											
Inning Stats	R: 0 H: 0 E: 0 K: 1 S: 7	H: 0 LOB: 1 BB: 1 P: 12	R: 0 H: 1 E: 0 K: 1 S: 6	LOB: 1 BB: 0 P: 11	R: 0 H: 0 E: 0 K: 1 S: 7	LOB: 0 BB: 0 P: 11	R: 0 H: 0 E: 0 K: 1 S: 9	H: 0 LOB: 0 BB: 0 P: 13	R: 0 H: 0 E: 0 K: 0 S: 5	H: 0 LOB: 0 BB: 0 P: 9	R: 4 H: 4 E: 1 K: 0 S: 13	H: 4 LOB: 0 BB: 0 P: 18	R: 0 H: 0 E: 0 K: 1 S: 7	H: 0 LOB: 0 BB: 0 P: 12	R: 0 H: 1 E: 0 K: 0 S: 3	H: 0 LOB: 0 BB: 0 P: 6	R: 0 H: 0 E: 0 K: 0 S: 3	H: 0 LOB: 0 BB: 0 P: 3	1B: 6 2B: 0 3B: 0 HR: 0	SF: 0 SAC: 0 DP: 1 HBP: 0	WP: 0 PB: 0 SB: 1 CS: 1	PA: 33					
PITCHER	IP	WLS	BF	H	R	ER	SO	BB	IBB	HBP	BLK	WP	HR	S	P	ERA	WHIP										
Jason Isringhausen, R ERA: 4.08	8.0	L	30	6	4	2	5	1	0	0	0	0	0	57	92	2.25	0.875										
Doug Henry, R ERA: 4.08	1.0		3	0	0	0	0	0	0	0	0	0	0	3	3	0.00	0.000										

AB	32
R	4
H	6
RBI	2
BB	1
SO	5
LOB	8



Batter	1	2	3	4	5	6	7	8	9	AB	R	H	RBI	BB	SO	LOB	BOTTOM										
Lance Johnson, L OBP: 0.343, SLG: 0.445	F7		B4-3					G6-4-3 BB		3	0	0	0	1	0	2	St. Louis Cardinals @ New York Mets Shea Stadium, Flushing, NY Sun Aug 04 1996, 3:33 AM EDT Att. 24,595 - Sunny - 80 F										
Alvaro Espinoza, R OBP: 0.291, SLG: 0.392	K							G6-4-3 1-2		4	0	0	0	0	2	1											
Chris Jones, R OBP: 0.308, SLG: 0.416	G5-3									4	0	0	0	0	0	0											
Todd Hundley, S OBP: 0.351, SLG: 0.587		HR								4	1	1	1	0	1	0											
Butch Huskey, R OBP: 0.321, SLG: 0.429	G4									4	1	2	0	0	1	0											
Alex Ochoa, R OBP: 0.342, SLG: 0.459	G4-3									3	0	1	0	0	1	1											
Edgardo Alfonzo, R OBP: 0.274, SLG: 0.312	G5-3									3	0	1	1	0	0	1											
Rey Ordonez, R OBP: 0.289, SLG: 0.300			G6-3							3	0	0	0	0	1	3											
Jason Isringhausen, R ERA: 3.96										2	0	0	0	0	1	2											
Carl Everett, S OBP: 0.358, SLG: 0.385			G6-3							1	0	0	0	0	0	0											
Doug Henry, R ERA: 3.96										0	0	0	0	0	0	0											
Inning Stats	R: 0 H: 0 E: 0 K: 1 S: 7	H: 0 LOB: 0 BB: 0 P: 10	R: 1 H: 1 E: 0 K: 0 S: 8	LOB: 0 BB: 0 P: 16	R: 0 H: 0 E: 0 K: 0 S: 5	LOB: 0 BB: 0 P: 5	R: 0 H: 0 E: 0 K: 0 S: 5	H: 0 LOB: 0 BB: 0 P: 8	R: 1 H: 3 E: 0 K: 2 S: 14	H: 3 LOB: 2 BB: 0 P: 18	R: 0 H: 0 E: 0 K: 1 S: 6	H: 0 LOB: 0 BB: 0 P: 9	R: 0 H: 1 E: 0 K: 1 S: 8	H: 1 LOB: 0 BB: 0 P: 11	R: 0 H: 0 E: 0 K: 0 S: 2	H: 0 LOB: 1 BB: 1 P: 6	R: 0 H: 0 E: 0 K: 2 S: 8	H: 0 LOB: 0 BB: 0 P: 9	1B: 4 2B: 0 3B: 0 HR: 1	SF: 0 SAC: 0 DP: 1 HBP: 0	WP: 0 PB: 0 SB: 0 CS: 0	PA: 32					
PITCHER	IP	WLS	BF	H	R	ER	SO	BB	IBB	HBP	BLK	WP	HR	S	P	ERA	WHIP										
Mike Morgan, R ERA: 3.96	6.0	W	23	5	2	2	4	0	0	0	0	0	0	46	68	3.00	0.833										
Cory Bailey, R ERA: 3.66	2.1		7	0	0	0	1	1	0	0	0	0	0	10	16	0.00	0.429										
Tony Fossas, L ERA: 2.81	0.1	S	1	0	0	0	1	0	0	0	0	0	0	3	3	0.00	0.000										
Dennis Eckersley, R ERA: 3.96	0.1		1	0	0	0	1	0	0	0	0	0	0	4	5	0.00	0.000										

AB	31
R	2
H	5
RBI	2
BB	1
SO	7
LOB	10



Batter	1	2	3	4	5	6	7	8	9	AB	R	H	RBI	BB	SO	LOB	TOP					
Rickey Henderson, R OBP: 0.415, SLG: 0.345 Trevor Hoffman, R (9, 1)	1-2 1B		4-1 BB			4-2 CS BB			3-3 K	2	0	1	0	2	1	0						
Craig Shipley, R OBP: 0.370, SLG: 0.524	0-0 P3		3-2 P3			0-3 K			0-3 K	4	0	0	0	0	0	2	3					
Steve Finley, L OBP: 0.356, SLG: 0.522	2-1 1B			1-2 P3		3-3 K			0-0 1B	4	0	2	0	0	1	1						
Ken Caminiti, S OBP: 0.383, SLG: 0.545	1-0 L5			1-0 HR			2-1 F7		1-1 F7	4	1	1	1	0	0	2						
Greg Vaughn, R OBP: 0.371, SLG: 0.555		2-1 G5-3		4-1 CS BB		0-0 P5				2	0	0	0	1	0	0						
Wally Joyner, L OBP: 0.403, SLG: 0.438		3-2 F9		3-3 K		0-0 P6				3	0	0	0	0	1	1						
John Flaherty, R OBP: 0.333, SLG: 0.483		0-1 P4			2-0 G4-3				4-2 CS BB	2	0	0	0	1	0	0						
Jody Reed, R OBP: 0.322, SLG: 0.285			2-2 F8		1-0 F8				3-2 K	3	0	0	0	0	1	1						
Tim Worrell, R OBP: 0.133, SLG: 0.071 Tony Gwynn, L OBP: 0.305, SLG: 0.437 Doug Bochtler, R (8, PH) Doug Dascenzo, S (9, 9)			0-0 L4		1-3 K				1-0 G4-3	2	0	0	0	0	1	0						
Inning Stats	R: 0 E: 0 K: 0 S: 7	H: 2 LOB: 1 BB: 0 P: 11	R: 0 E: 0 K: 0 S: 7	H: 0 LOB: 0 BB: 0 P: 12	R: 0 E: 0 K: 0 S: 8	H: 0 LOB: 1 BB: 1 P: 17	R: 1 E: 0 K: 1 S: 10	H: 1 LOB: 1 BB: 1 P: 19	R: 0 E: 0 K: 2 S: 5	H: 0 LOB: 0 BB: 0 P: 9	R: 0 E: 0 K: 0 S: 10	H: 0 LOB: 1 BB: 1 P: 17	R: 0 E: 0 K: 0 S: 4	H: 0 LOB: 0 BB: 0 P: 6	R: 0 E: 0 K: 1 S: 7	H: 0 LOB: 0 BB: 1 P: 14	R: 0 E: 0 K: 2 S: 9	H: 1 LOB: 1 BB: 0 P: 13	1B: 3 2B: 2 3B: 0 HR: 1	SF: 0 SAC: 0 DP: 2 HBP: 0	WP: 0 PB: 0 SB: 0 CS: 3	PA: 31
PITCHER	IP	WLS	BF	H	R	ER	SO	BB	IBB	HBP	BLK	WP	HR	S	P	ERA	WHIP					
Donovan Osborne, L ERA: 3.22 T.J. Mathews, R ERA: 2.9	7.0	L	24	3	1	1	4	3	0	0	0	0	1	51	91	1.29	0.857					

San Diego Padres @ St. Louis Cardinals
Busch Stadium, St. Louis, MO
Tue Aug 06 1996, 7:05 PM CDT
Att: 25,782 - Unknown - 93 F

AB 27
R 1
H 4
RBI 1
BB 4
SO 7
LOB 8



Batter	1	2	3	4	5	6	7	8	9	AB	R	H	RBI	BB	SO	LOB	BOTTOM				
Royce Clayton, R OBP: 0.325, SLG: 0.364	3-2 P2				2-0 F7		4-2 S BB			3	0	0	0	1	1	2					
Ray Lankford, L OBP: 0.353, SLG: 0.494	2-3 K		0-1 G4-3		3-2 P2		0-3 K		1-2 K	4	0	0	0	0	2	1					
Ron Gant, R OBP: 0.377, SLG: 0.540	0-2 1B		2-1 E S 1B		3-3 K				3-3 K	4	0	2	0	0	2	0					
Brian Jordan, R OBP: 0.339, SLG: 0.496	0-0 1B		1-1 F8		2-2 G6-3		1-1 F9			4	0	1	0	0	0	1					
John Mabry, L OBP: 0.356, SLG: 0.461	1-0 G3		3-3 K		1-1 FC6-5 2B		3-3 K			4	0	1	0	0	2	3					
Gary Gaetti, R OBP: 0.316, SLG: 0.442		1-2 F7		1-0 F8		3-2 FC6-5 FC5-4			1-2 G1	4	0	0	0	0	0	1					
Tom Pagnozzi, R OBP: 0.322, SLG: 0.442		3-2 F9 2B		1-2 F7		0-1 FC5-4			0-1 L9	4	0	1	0	0	0	1					
Mike Gallego, R OBP: 0.247, SLG: 0.219 Willie McGee, S OBP: 0.336, SLG: 0.385		0-0 F9		2-2 HBP		1-3 K			0-1 G3	2	0	0	0	0	1	1					
Donovan Osborne, S OBP: 0.196, SLG: 0.205 T.J. Mathews, R (8, 1)		4-2 BB		2-1 P4		1-0 L7				2	0	0	0	1	0	1					
Inning Stats	R: 0 E: 0 K: 1 S: 12	H: 2 LOB: 2 BB: 0 P: 18	R: 0 E: 0 K: 1 S: 16	H: 1 LOB: 2 BB: 1 P: 25	R: 0 E: 0 K: 1 S: 12	H: 1 LOB: 1 BB: 0 P: 17	R: 0 E: 0 K: 0 S: 8	H: 0 LOB: 1 BB: 0 P: 14	R: 0 E: 0 K: 1 S: 8	H: 0 LOB: 0 BB: 0 P: 16	R: 0 E: 0 K: 2 S: 9	H: 0 LOB: 1 BB: 1 P: 15	R: 0 E: 0 K: 2 S: 8	H: 0 LOB: 0 BB: 0 P: 15	R: 0 E: 0 K: 0 S: 7	H: 0 LOB: 0 BB: 0 P: 8	1B: 3 2B: 2 3B: 0 HR: 0	SF: 0 SAC: 0 DP: 0 HBP: 1	WP: 0 PB: 0 SB: 2 CS: 0	PA: 35	
PITCHER	IP	WLS	BF	H	R	ER	SO	BB	IBB	HBP	BLK	WP	HR	S	P	ERA	WHIP				
Tim Worrell, R ERA: 2.45 Doug Bochtler, R ERA: 3.22 Trevor Hoffman, R ERA: 2.26	7.0	W	29	5	0	0	6	2	0	1	0	0	0	8	15	0.00	0.000				

San Diego Padres @ St. Louis Cardinals
Busch Stadium, St. Louis, MO
Tue Aug 06 1996, 7:05 PM CDT
Att: 25,782 - Unknown - 93 F

AB 32
R 0
H 5
RBI 0
BB 2
SO 8
LOB 11



Batter	1	2	3	4	5	6	7	8	9	AB	R	H	RBI	BB	SO	LOB	TOP
Rickey Henderson, R OBP: 0.412, SLG: 0.341 Doug Dascenzo, S (1, 9)										4	0	0	0	0	3	2	San Diego Padres @ St. Louis Cardinals Busch Stadium, St. Louis, MO Wed Aug 07 1996, 7:05 PM CDT Att: 24,823 - Unknown - 91 F
Chris Gomez, R OBP: 0.355, SLG: 0.336 (1, 6)										3	0	0	0	1	0	2	
Steve Finley, L OBP: 0.355, SLG: 0.520 (1, 8)										4	0	1	0	0	0	1	
Ken Caminiti, S OBP: 0.379, SLG: 0.540 (1, 5)										4	0	0	0	0	2	1	
Greg Vaughn, R OBP: 0.372, SLG: 0.552 (1, 7)										2	0	0	0	1	0	1	
Wally Joyner, L OBP: 0.407, SLG: 0.438 (1, 3)										2	0	1	0	2	0	1	
John Flaherty, R OBP: 0.329, SLG: 0.477 (1, 2)										4	0	0	0	0	0	6	
Jody Reed, R OBP: 0.321, SLG: 0.284 (1, 4)										4	0	1	0	0	0	1	
Joey Hamilton, R OBP: 0.154, SLG: 0.176 Doug Bochtler, R (9, 1)										2	0	1	0	0	1	0	
										0	0	0	0	0	0	0	
Inning Stats	R: 0 E: 0 K: 1 S: 7	H: 0 LOB: 0 BB: 1 P: 14	R: 0 E: 0 K: 1 S: 11	H: 0 LOB: 1 BB: 1 P: 19	R: 0 E: 0 K: 0 S: 10	H: 1 LOB: 1 BB: 0 P: 16	R: 0 E: 0 K: 0 S: 9	H: 0 LOB: 2 BB: 2 P: 21	R: 0 E: 0 K: 1 S: 7	H: 0 LOB: 0 BB: 0 P: 11	R: 0 E: 0 K: 1 S: 14	H: 0 LOB: 0 BB: 0 P: 18	R: 0 E: 0 K: 0 S: 5	H: 0 LOB: 1 BB: 0 P: 9	1B: 4 2B: 0 3B: 0 HR: 0	SF: 0 SAC: 1 DP: 0 HBP: 1	WP: 0 PA: 35 PB: 0 SB: 0 CS: 1
PITCHER	IP WLS BF H R ER SO BB IBB HBP BLK WP HR S P ERA WHIP	IP WLS BF H R ER SO BB IBB HBP BLK WP HR S P ERA WHIP	IP WLS BF H R ER SO BB IBB HBP BLK WP HR S P ERA WHIP	IP WLS BF H R ER SO BB IBB HBP BLK WP HR S P ERA WHIP	IP WLS BF H R ER SO BB IBB HBP BLK WP HR S P ERA WHIP	IP WLS BF H R ER SO BB IBB HBP BLK WP HR S P ERA WHIP	IP WLS BF H R ER SO BB IBB HBP BLK WP HR S P ERA WHIP	IP WLS BF H R ER SO BB IBB HBP BLK WP HR S P ERA WHIP	IP WLS BF H R ER SO BB IBB HBP BLK WP HR S P ERA WHIP	IP WLS BF H R ER SO BB IBB HBP BLK WP HR S P ERA WHIP	IP WLS BF H R ER SO BB IBB HBP BLK WP HR S P ERA WHIP	IP WLS BF H R ER SO BB IBB HBP BLK WP HR S P ERA WHIP	IP WLS BF H R ER SO BB IBB HBP BLK WP HR S P ERA WHIP	IP WLS BF H R ER SO BB IBB HBP BLK WP HR S P ERA WHIP	IP WLS BF H R ER SO BB IBB HBP BLK WP HR S P ERA WHIP	IP WLS BF H R ER SO BB IBB HBP BLK WP HR S P ERA WHIP	IP WLS BF H R ER SO BB IBB HBP BLK WP HR S P ERA WHIP
Todd Stottlemyre, R ERA: 3.58 Mark Petkovsek, R ERA: 4.03	(1, 1)	(9, 1)	(1, 1)	(9, 1)	(1, 1)	(9, 1)	(1, 1)	(9, 1)	(1, 1)	(9, 1)	(1, 1)	(9, 1)	(1, 1)	(9, 1)	(1, 1)	(9, 1)	(1, 1)

Batter	1	2	3	4	5	6	7	8	9	AB	R	H	RBI	BB	SO	LOB	BOTTOM				
Ozzie Smith, S OBP: 0.340, SLG: 0.324 (1, 6)										3	0	0	0	0	0	2	San Diego Padres @ St. Louis Cardinals Busch Stadium, St. Louis, MO Wed Aug 07 1996, 7:05 PM CDT Att: 24,823 - Unknown - 91 F				
Ray Lankford, L OBP: 0.354, SLG: 0.492 (1, 8)										3	0	1	0	1	1	1					
Willie McGee, S OBP: 0.331, SLG: 0.378 (1, 7)										4	0	0	0	0	0	4					
Brian Jordan, R OBP: 0.336, SLG: 0.490 (1, 9)										4	0	0	0	0	0	3					
John Mabry, L OBP: 0.357, SLG: 0.463 (1, 3)										3	0	1	0	1	1	0					
Gary Gaetti, R OBP: 0.320, SLG: 0.450 (1, 5)										3	1	1	1	1	1	1					
Tom Pagnozzi, R OBP: 0.319, SLG: 0.437 (1, 2)										3	0	0	0	0	1	3					
Mike Gallego, R OBP: 0.263, SLG: 0.227 (1, 4)										2	0	1	0	1	0	0					
Todd Stottlemyre, L OBP: 0.345, SLG: 0.255 Mark Sweeney, L OBP: 0.379, SLG: 0.390 Mark Petkovsek, R OBP: 0.250, SLG: 0.182 (1, 1) (8, PH) (9, 1)										1	0	1	0	0	0	0					
										0	0	0	0	0	0	0					
										0	0	0	0	0	0	0					
Inning Stats	R: 0 E: 0 K: 1 S: 8	H: 0 LOB: 0 BB: 0 P: 13	R: 0 E: 0 K: 1 S: 7	H: 1 LOB: 1 BB: 1 P: 12	R: 0 E: 0 K: 0 S: 6	H: 1 LOB: 1 BB: 0 P: 8	R: 0 E: 0 K: 0 S: 5	H: 0 LOB: 0 BB: 0 P: 9	R: 0 E: 0 K: 0 S: 7	H: 0 LOB: 0 BB: 0 P: 10	R: 0 E: 0 K: 0 S: 8	H: 2 LOB: 1 BB: 0 P: 12	R: 0 E: 0 K: 0 S: 9	H: 0 LOB: 1 BB: 1 P: 15	R: 0 E: 0 K: 0 S: 6	H: 0 LOB: 3 BB: 2 P: 15	R: 1 E: 0 K: 1 S: 7	H: 1 LOB: 0 BB: 0 P: 10	1B: 3 2B: 1 3B: 0 HR: 1	SF: 0 SAC: 3 DP: 1 HBP: 0	WP: 1 PA: 33 PB: 0 SB: 0 CS: 2
PITCHER	IP WLS BF H R ER SO BB IBB HBP BLK WP HR S P ERA WHIP	IP WLS BF H R ER SO BB IBB HBP BLK WP HR S P ERA WHIP	IP WLS BF H R ER SO BB IBB HBP BLK WP HR S P ERA WHIP	IP WLS BF H R ER SO BB IBB HBP BLK WP HR S P ERA WHIP	IP WLS BF H R ER SO BB IBB HBP BLK WP HR S P ERA WHIP	IP WLS BF H R ER SO BB IBB HBP BLK WP HR S P ERA WHIP	IP WLS BF H R ER SO BB IBB HBP BLK WP HR S P ERA WHIP	IP WLS BF H R ER SO BB IBB HBP BLK WP HR S P ERA WHIP	IP WLS BF H R ER SO BB IBB HBP BLK WP HR S P ERA WHIP	IP WLS BF H R ER SO BB IBB HBP BLK WP HR S P ERA WHIP	IP WLS BF H R ER SO BB IBB HBP BLK WP HR S P ERA WHIP	IP WLS BF H R ER SO BB IBB HBP BLK WP HR S P ERA WHIP	IP WLS BF H R ER SO BB IBB HBP BLK WP HR S P ERA WHIP	IP WLS BF H R ER SO BB IBB HBP BLK WP HR S P ERA WHIP	IP WLS BF H R ER SO BB IBB HBP BLK WP HR S P ERA WHIP	IP WLS BF H R ER SO BB IBB HBP BLK WP HR S P ERA WHIP	IP WLS BF H R ER SO BB IBB HBP BLK WP HR S P ERA WHIP				
Joey Hamilton, R ERA: 4.32 Doug Bochtler, R ERA: 3.39	(1, 1)	(9, 1)	(1, 1)	(9, 1)	(1, 1)	(9, 1)	(1, 1)	(9, 1)	(1, 1)	(9, 1)	(1, 1)	(9, 1)	(1, 1)	(9, 1)	(1, 1)	(9, 1)	(1, 1)				



Batter	1	2	3	4	5	6	7	8	9	10	AB	R	H	RBI	BB	SO	LOB	TOP							
Marvin Bernard, L OBP: 0.316, SLG: 0.318	F8		G4-3		G4-3		1B		B1-3		5	0	1	0	0	0	0	San Francisco Giants @ St. Louis Cardinals Busch Stadium, St. Louis, MO Thu Aug 08 1996, 7:05 PM CDT Att: 34,844 - Unknown - 84 F							
Bill Mueller, S OBP: 0.350, SLG: 0.389	G3-1		G6-4-3		G3-1		F7		1B		4	0	2	0	1	0	1								
Glenallen Hill, R OBP: 0.341, SLG: 0.516	G3-1		G6-4-3		F8				P5		4	1	1	0	1	0	2								
Barry Bonds, L OBP: 0.443, SLG: 0.619	G3-1		G4-3		G4-3		E		2B		3	2	1	0	2	1	3								
Rick Wilkins, L OBP: 0.340, SLG: 0.367	K		G4-3		F8		G4-3		SH1-3		5	1	3	2	0	1	3								
Rich Aurilia, R OBP: 0.303, SLG: 0.335	FC4-6		B2		E7		G4-3		SH1-3		4	0	2	1	0	0	3								
Tom Lampkin, L OBP: 0.329, SLG: 0.356	K		G4-3		L8-4		G4-3		HR		4	0	0	0	0	1	5								
Dave McCarty, R OBP: 0.324, SLG: 0.411			G4-3		L8-4		G4-3		HR		1	1	1	2	0	0	0								
Jay Canizaro, R OBP: 0.261, SLG: 0.250	F8		B2		F8				G5-4-3		3	0	1	0	2	0	1								
Shawn Estes, R OBP: 0.291, SLG: 0.167	FC4-6		G2-3		K		K		G5-4-3		3	0	0	0	0	1	4								
Inning Stats	R: 0 E: 0 K: 1 S: 19	H: 1 LOB: 2 BB: 1 P: 31	R: 0 E: 0 K: 1 S: 8	H: 1 LOB: 1 BB: 0 P: 12	R: 0 E: 0 K: 0 S: 4	H: 0 LOB: 0 BB: 1 P: 10	R: 0 E: 0 K: 0 S: 11	H: 1 LOB: 3 BB: 2 P: 20	R: 0 E: 0 K: 0 S: 5	H: 0 LOB: 0 BB: 0 P: 9	R: 1 E: 1 K: 0 S: 5	H: 2 LOB: 0 BB: 0 P: 8	R: 0 E: 0 K: 1 S: 11	H: 1 LOB: 1 BB: 0 P: 19	R: 2 E: 0 K: 1 S: 10	H: 2 LOB: 2 BB: 2 P: 22	R: 0 E: 0 K: 1 S: 6	H: 1 LOB: 1 BB: 0 P: 6	R: 2 E: 0 K: 0 S: 12	H: 3 LOB: 0 BB: 0 P: 17	1B: 8 2B: 4 3B: 0 HR: 1	SF: 0 SAC: 1 DP: 3 HBP: 0	WP: 0 PB: 0 SB: 1 CS: 0	PA: 45	
PITCHER	IP	WLS	BF	H	R	ER	SO	BB	IBB	HBP	BLK	WP	HR	S	P	ERA	WHIP								
Alan Benes, R ERA: 5.33	7.0		29	6	1	1	3	4	0	0	0	0	0	63	109	1.29	1.429								
Mark Petkovsek, R ERA: 4.32	0.1		4	2	2	0	0	1	0	0	0	0	0	5	12	54.00	6.000								
Tony Fossas, L ERA: 2.78	0.1		1	0	0	0	0	0	0	0	0	0	0	1	1	0.00	0.000								
T.J. Mathews, R ERA: 2.88	0.1		2	0	0	0	1	1	0	0	0	0	0	4	9	0.00	3.000								
Rick Honeycutt, L ERA: 3.63	1.1	L	6	2	1	1	1	0	0	0	0	0	0	10	12	6.75	1.500								

San Francisco Giants @ St. Louis Cardinals
 Busch Stadium, St. Louis, MO
 Thu Aug 08 1996, 7:05 PM CDT
 Att: 34,844 - Unknown - 84 F

AB 38
 R 5
 H 12
 RBI 5
 BB 6
 SO 5
 LOB 25



Batter	1	2	3	4	5	6	7	8	9	10	AB	R	H	RBI	BB	SO	LOB	BOTTOM							
Royce Clayton, R OBP: 0.324, SLG: 0.361	F9		P4		CS				G4-3		5	0	1	0	0	0	0	San Francisco Giants @ St. Louis Cardinals Busch Stadium, St. Louis, MO Thu Aug 08 1996, 7:05 PM CDT Att: 34,844 - Unknown - 84 F							
Willie McGee, S OBP: 0.328, SLG: 0.374	BB		G6-3		K				G3-1		5	0	1	0	0	1	1								
Ron Gant, R OBP: 0.377, SLG: 0.548	BB		G5-3		L4				HR		5	1	2	1	0	1	0								
Brian Jordan, R OBP: 0.335, SLG: 0.483	K		F9		F9				1B		4	1	1	0	0	1	2								
Gary Gaetti, R OBP: 0.327, SLG: 0.460			K		1B				3B		3	1	3	1	1	0	0								
John Mabry, L OBP: 0.356, SLG: 0.461	K		G1-3		G6-3				1B		4	0	1	1	0	1	5								
Tom Pagnozzi, R OBP: 0.314, SLG: 0.430	G4-3		G1-3		G1-3				P3		4	0	0	0	0	1	1								
Mike Gallego, R OBP: 0.262, SLG: 0.218	K		G6-3		G6-3				G6-3		3	0	0	0	1	1	0								
Alan Benes, R ERA: 3.23	L6		G1-3		G1-3				K		2	0	0	0	0	0	2								
Inning Stats	R: 0 E: 0 K: 2 S: 13	H: 2 LOB: 3 BB: 1 P: 21	R: 0 E: 0 K: 1 S: 9	H: 0 LOB: 0 BB: 0 P: 13	R: 0 E: 0 K: 0 S: 7	H: 0 LOB: 0 BB: 0 P: 11	R: 1 E: 0 K: 0 S: 8	H: 2 LOB: 2 BB: 1 P: 17	R: 0 E: 0 K: 1 S: 7	H: 1 LOB: 0 BB: 0 P: 15	R: 0 E: 0 K: 1 S: 7	H: 0 LOB: 0 BB: 0 P: 13	R: 2 E: 0 K: 0 S: 17	H: 3 LOB: 1 BB: 0 P: 24	R: 0 E: 0 K: 1 S: 7	H: 0 LOB: 0 BB: 0 P: 9	R: 0 E: 0 K: 1 S: 8		H: 0 LOB: 0 BB: 0 P: 11	1B: 6 2B: 1 3B: 2 HR: 1	SF: 0 SAC: 0 DP: 2 HBP: 0	WP: 0 PB: 0 SB: 0 CS: 1	PA: 39		
PITCHER	IP	WLS	BF	H	R	ER	SO	BB	IBB	HBP	BLK	WP	HR	S	P	ERA	WHIP								
Shawn Estes, L ERA: 3.23	7.0		27	6	1	1	5	1	1	0	0	0	0	61	102	1.29	1.000								
Tim Scott, R ERA: 3.53	0.2		5	3	2	2	0	0	0	0	0	0	1	14	21	27.00	4.500								
Jim Poole, L ERA: 2.39	1.1	W	4	0	0	0	1	0	0	0	0	0	0	10	12	0.00	0.000								
Rod Beck, R ERA: 2.72	1.0	S	3	0	0	0	1	0	0	0	0	0	0	8	11	0.00	0.000								

San Francisco Giants @ St. Louis Cardinals
 Busch Stadium, St. Louis, MO
 Thu Aug 08 1996, 7:05 PM CDT
 Att: 34,844 - Unknown - 84 F

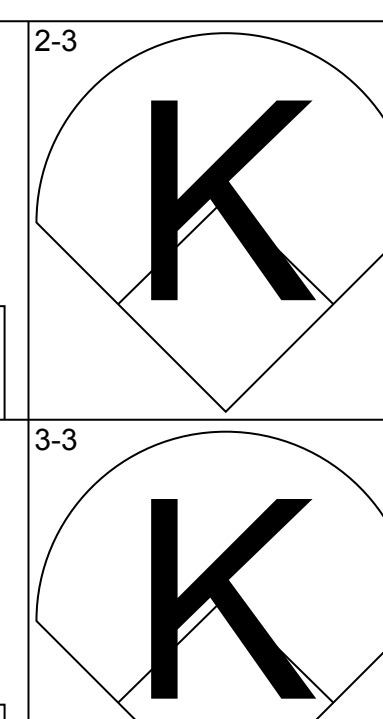
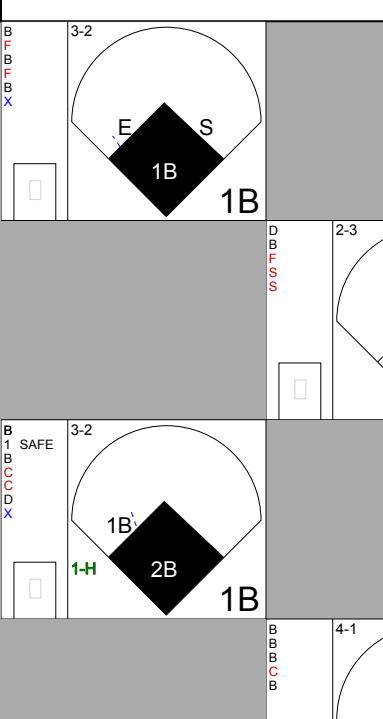
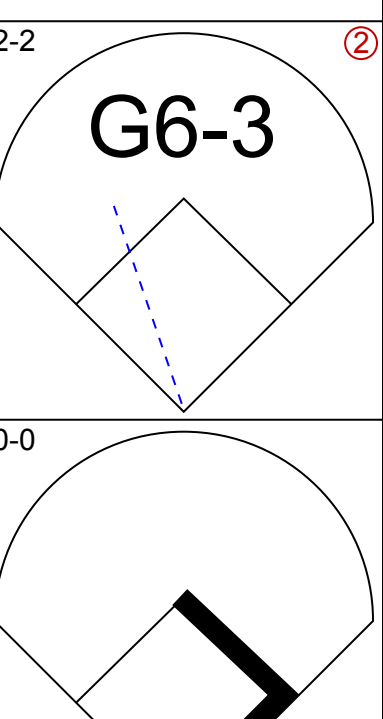
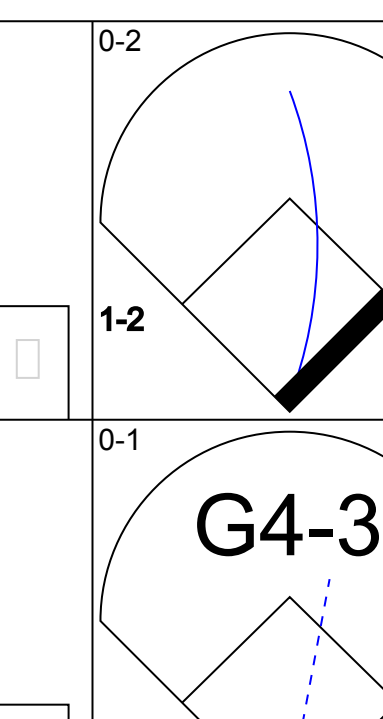
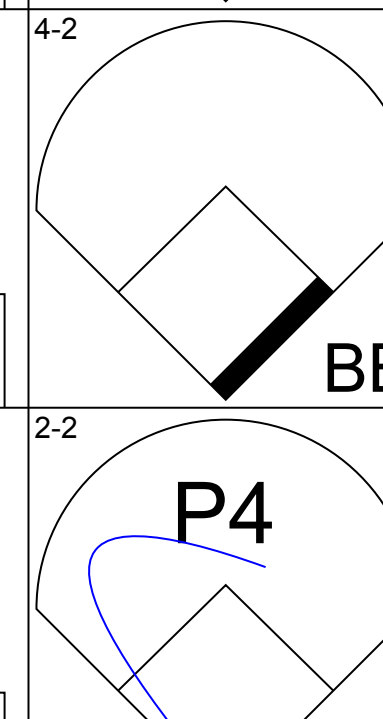
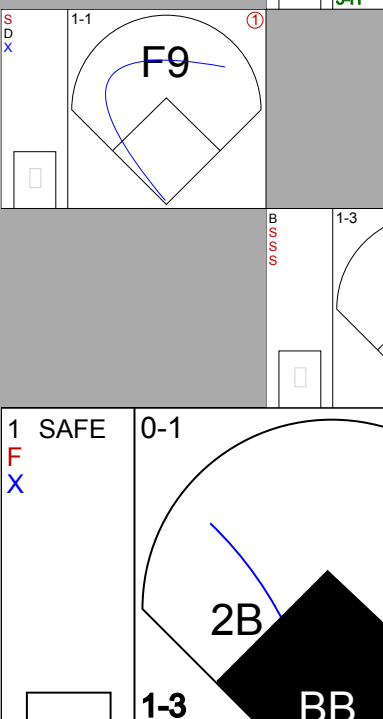
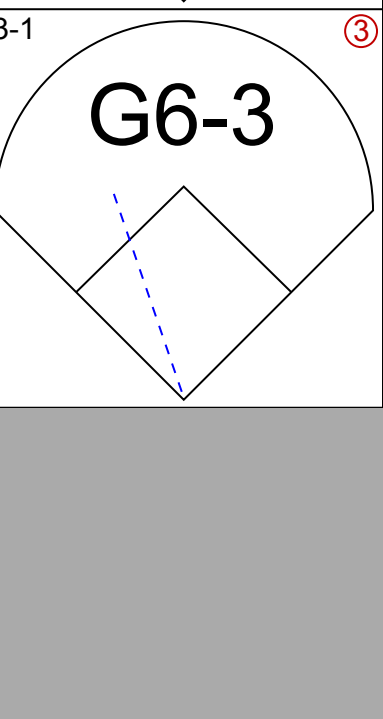


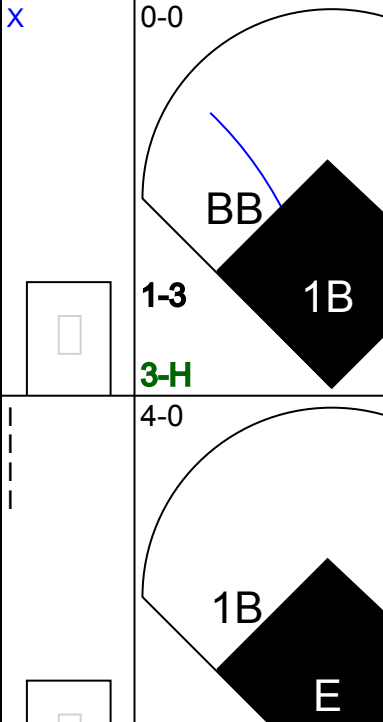

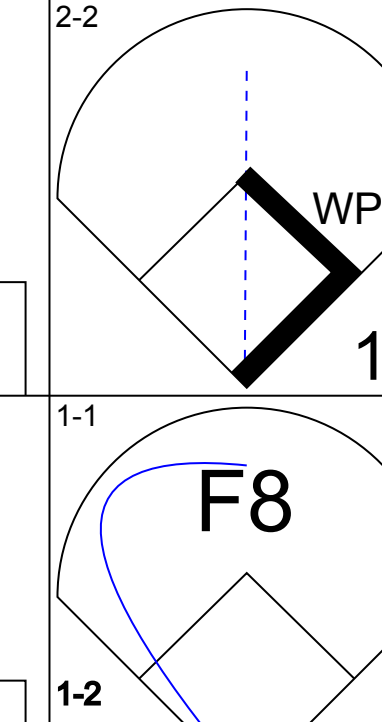

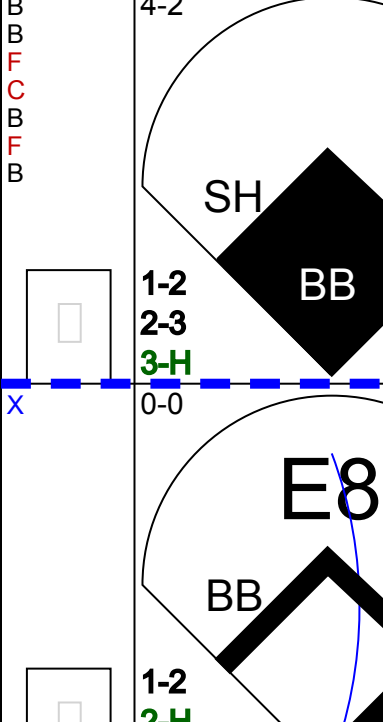
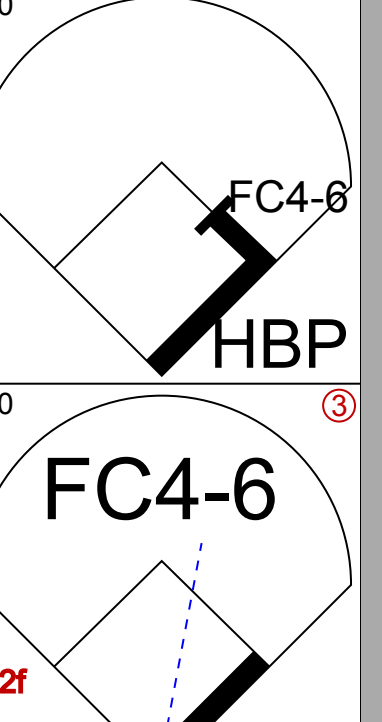


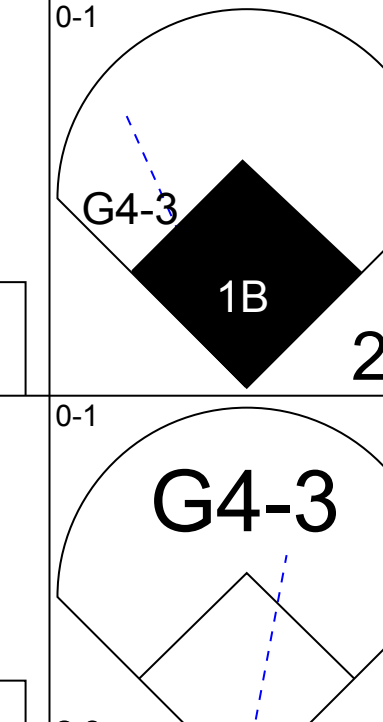
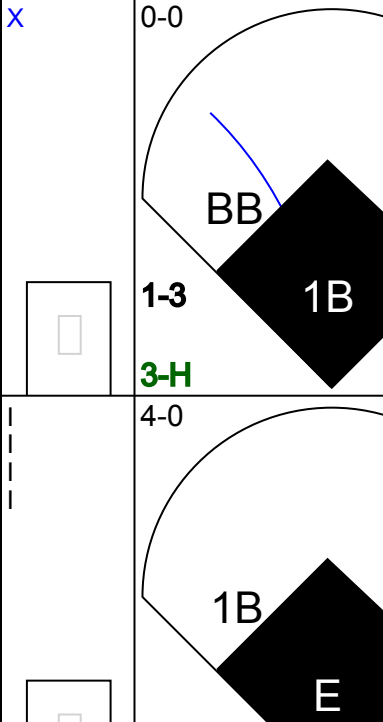
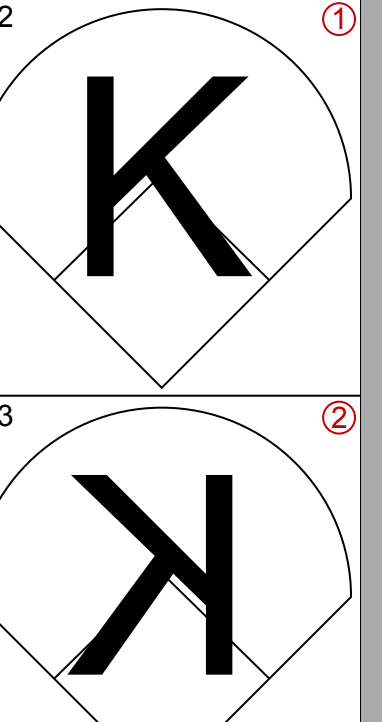
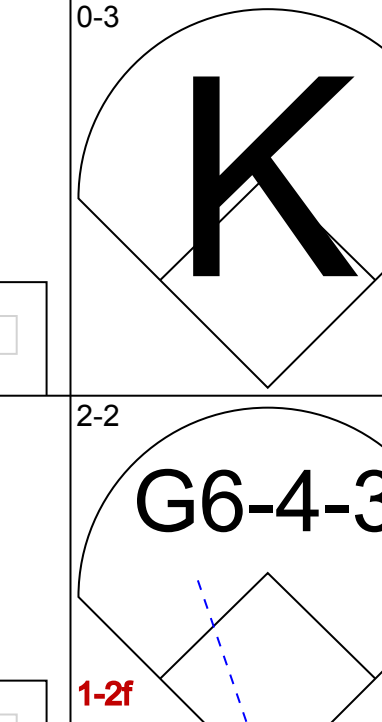
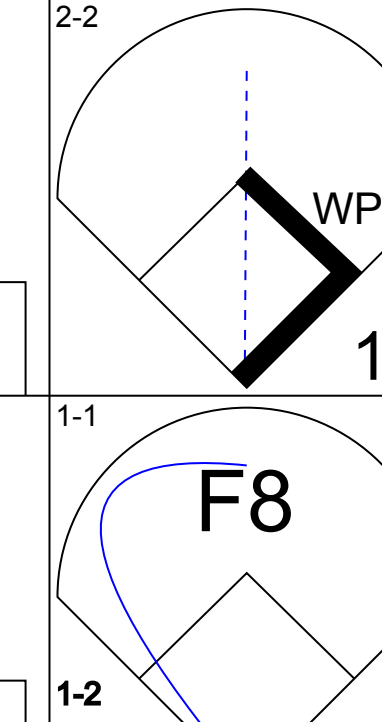
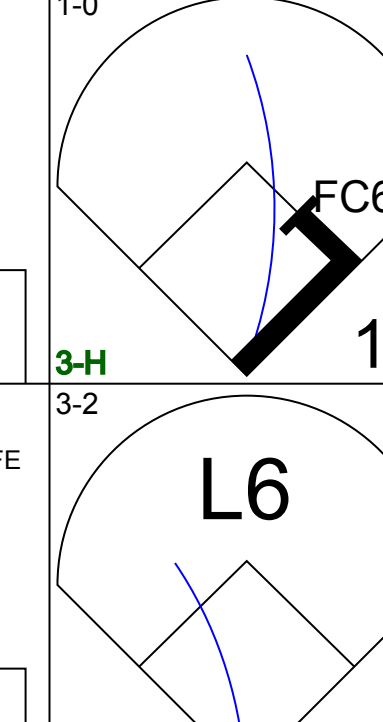
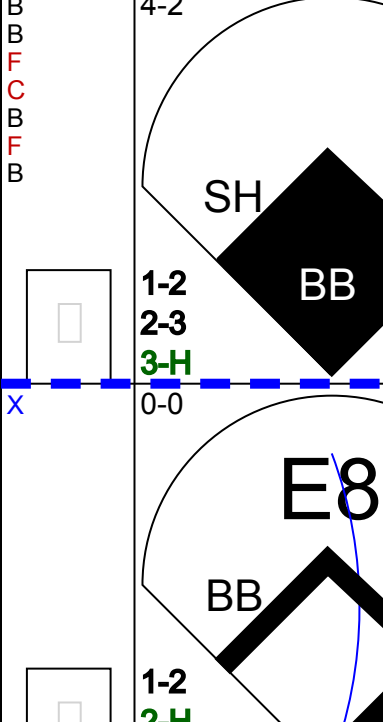
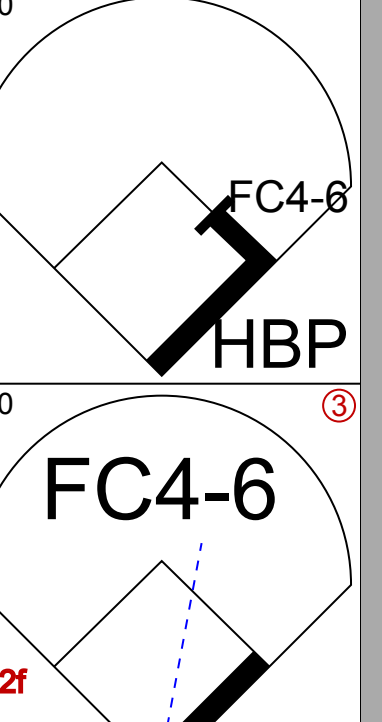


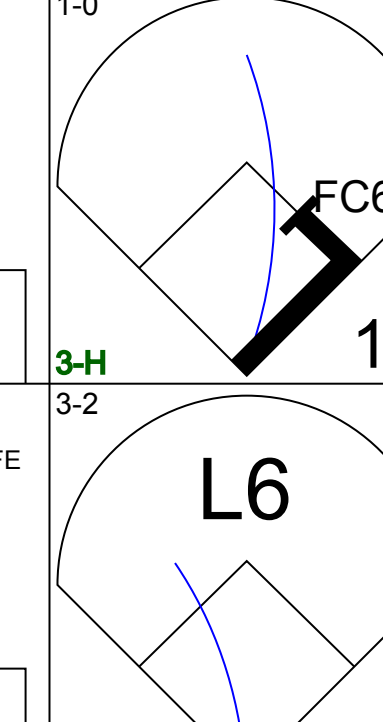
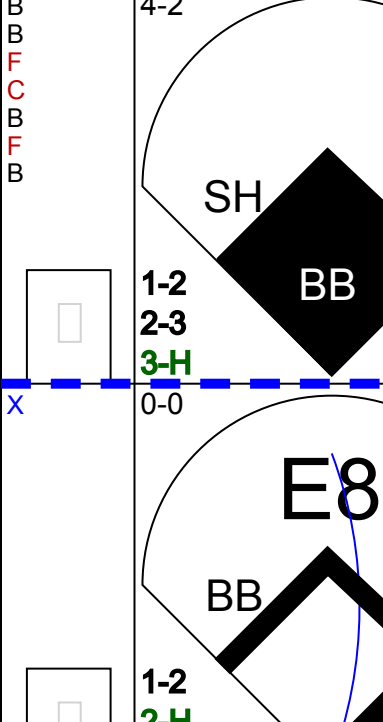
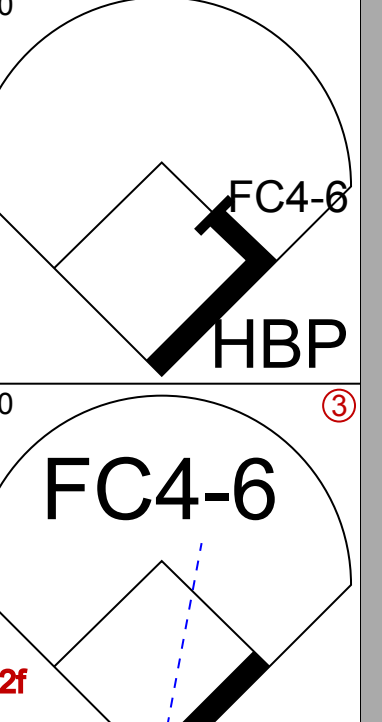
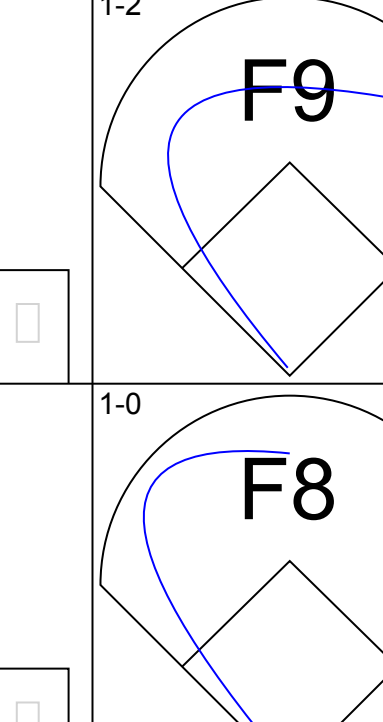
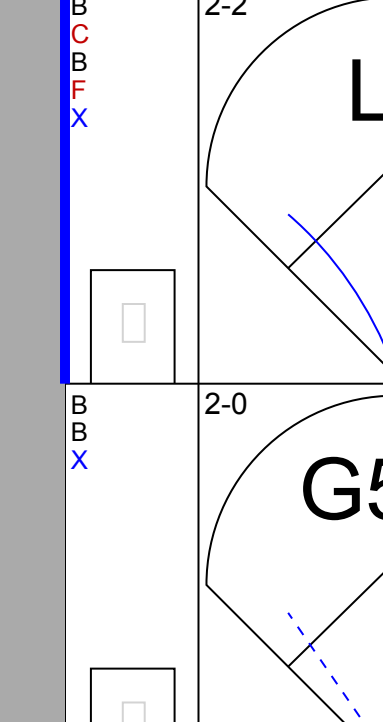
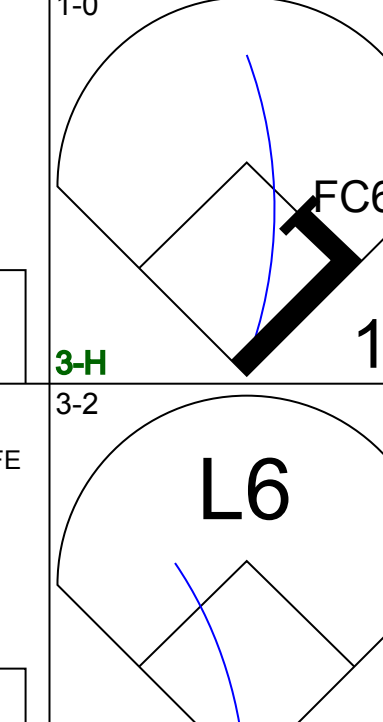
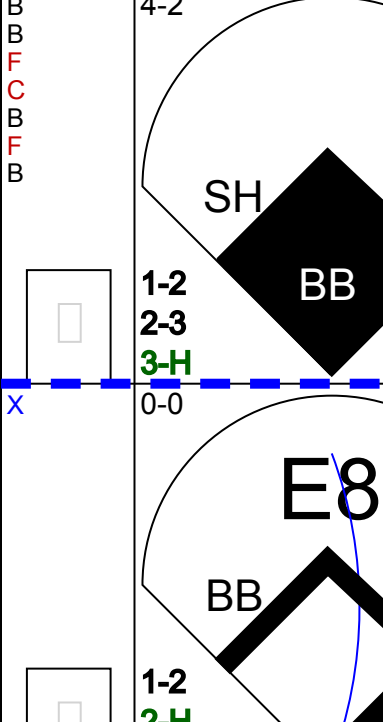
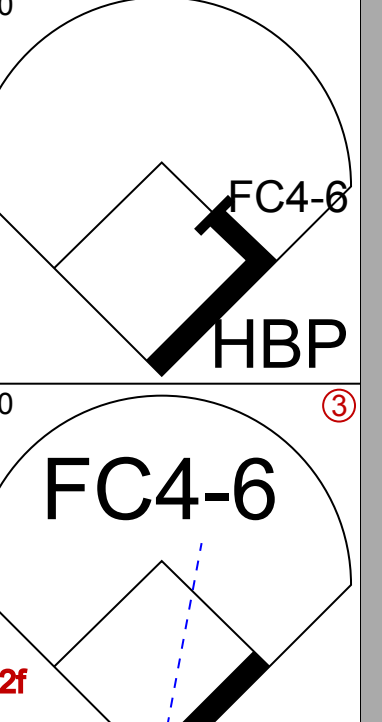
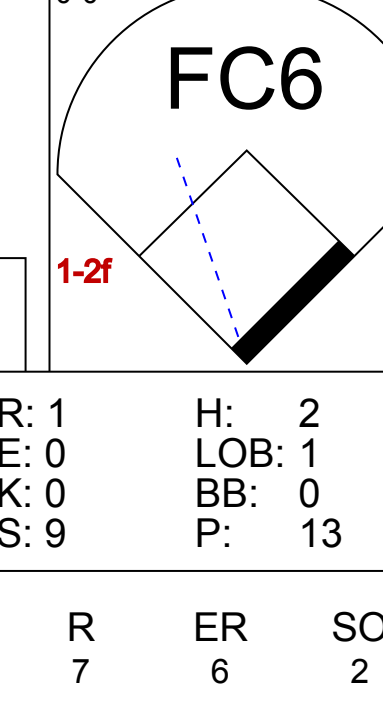
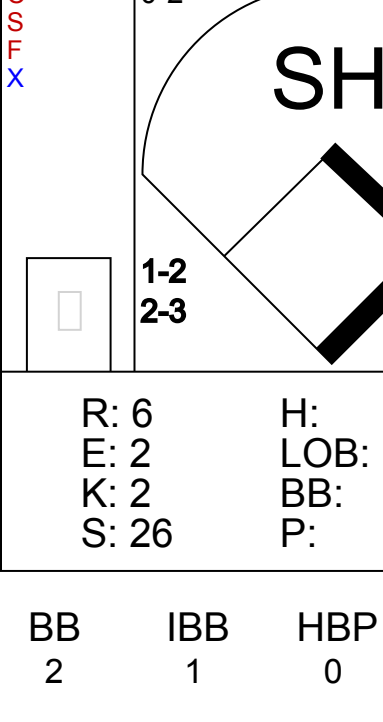
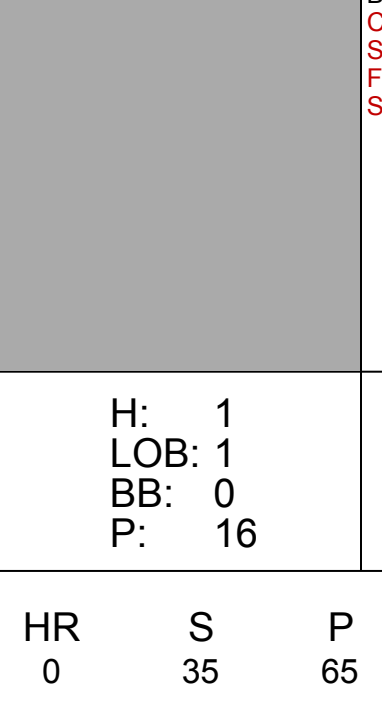
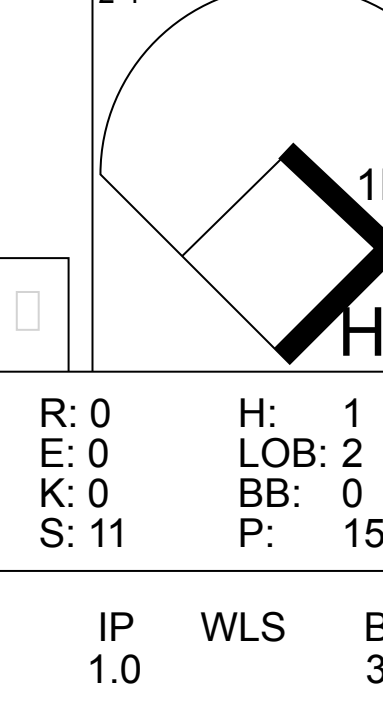
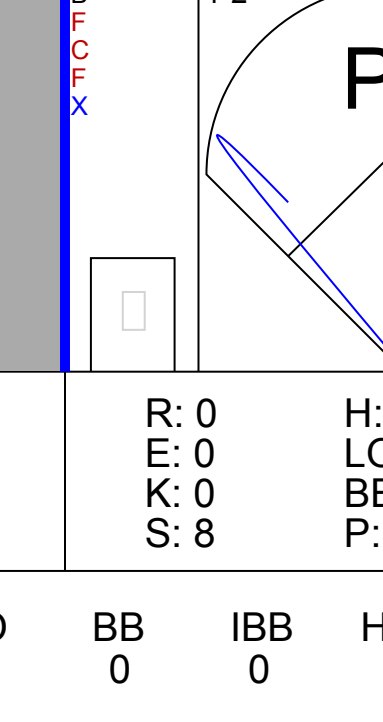
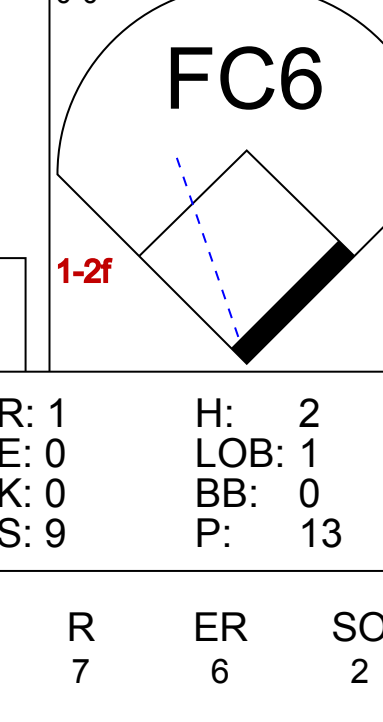
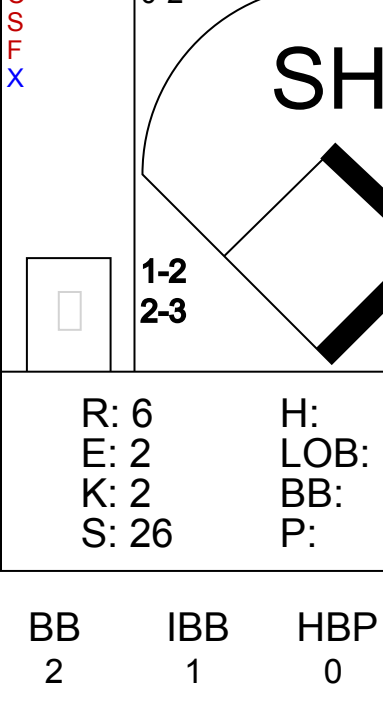
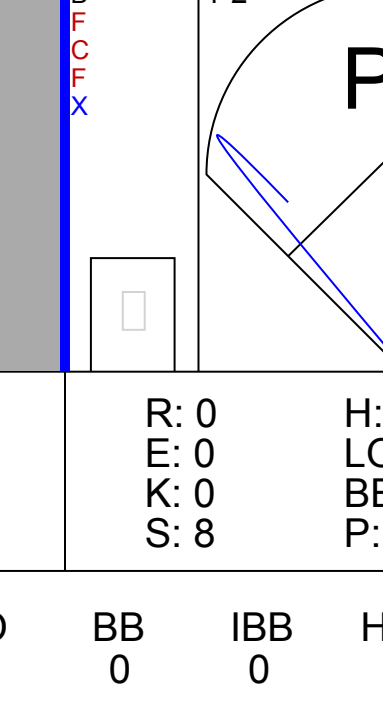
AB 37
 R 3
 H 9
 RBI 3
 BB 2
 SO 7
 LOB 11



Batter	1	2	3	4	5	6	7	8	9	AB	R	H	RBI	BB	SO	LOB	TOP										
Marvin Benard, L OBP: 0.317, SLG: 0.317	G4-3		1B	1B	FC8-4		FC6-4			4	2	1	0	1	0	2	San Francisco Giants @ St. Louis Cardinals Busch Stadium, St. Louis, MO Fri Aug 09 1996, 7:05 PM CDT Att: 30,118 - Unknown - 82 F										
Rich Aurilia, R OBP: 0.305, SLG: 0.333	1B		G6-3	G5-3	FC6-4		F8			4	1	1	0	1	0	2											
Glenallen Hill, R OBP: 0.348, SLG: 0.518	1B		1B	1B	FC6-4		K			5	1	3	0	0	1	2											
Barry Bonds, L OBP: 0.444, SLG: 0.619	G6-4-3		1B	1B			K			5	1	3	3	0	1	0											
Rick Wilkins, L OBP: 0.338, SLG: 0.364	G6-4-3		1B	K			P2			5	1	1	1	0	1	4											
Kim Batiste, R OBP: 0.244, SLG: 0.325			1B		1B		P4			4	1	2	1	0	1	0											
Bill Mueller, S OBP: 0.333, SLG: 0.368			1B		2B		P4			1	0	0	0	0	0	0											
Desi Wilson, L OBP: 0.500, SLG: 0.500			1B		1B		P5			5	1	3	1	0	0	0											
Rod Beck, R OBP: 0.500, SLG: 0.500			1B		1B		G3			0	0	0	0	0	0	0											
Steve Scarosone, R OBP: 0.277, SLG: 0.344			G6-4-3		1B		FC6-4			3	0	1	1	1	1	3											
Oswaldo Fernandez, R OBP: 0.089, SLG: 0.089			F7		K		K			4	0	1	1	0	2	2											
Jose Bautista, R OBP: 0.167, SLG: 0.167										0	0	0	0	0	0	0											
Jim Poole, L OBP: 0.324, SLG: 0.411										0	0	0	0	0	0	0											
Dave McCarty, R OBP: 0.324, SLG: 0.411										0	0	0	0	0	0	0											
Inning Stats	R: 1 E: 0 K: 0 S: 7	H: 3 LOB: 1 BB: 0 P: 13	R: 0 E: 0 K: 2 S: 10	H: 1 LOB: 1 BB: 0 P: 15	R: 4 E: 0 K: 0 S: 12	H: 5 LOB: 1 BB: 1 P: 25	R: 1 E: 0 K: 2 S: 17	H: 3 LOB: 2 BB: 0 P: 24	R: 2 E: 0 K: 0 S: 13	H: 4 LOB: 2 BB: 1 P: 21	R: 0 E: 0 K: 0 S: 7	H: 0 LOB: 0 BB: 0 P: 10	R: 0 E: 0 K: 1 S: 7	H: 0 LOB: 1 BB: 1 P: 17	R: 0 E: 0 K: 2 S: 13	H: 0 LOB: 0 BB: 0 P: 17	R: 0 E: 0 K: 0 S: 7	H: 0 LOB: 0 BB: 0 P: 12	1B: 15 2B: 1 3B: 0 HR: 0	SF: 0 SAC: 0 DP: 2 HBP: 0	WP: 1 PB: 0 SB: 1 CS: 0	PA: 43					
PITCHER	IP	WLS	BF	H	R	ER	SO	BB	IBB	HBP	BLK	WP	HR	S	P	ERA	WHIP										
Mike Morgan, R ERA: 4.3	3.0	L	17	9	5	5	2	1	0	0	0	1	0	29	53	15.00	3.333										
Danny Jackson, L ERA: 10.13	1.2		12	7	3	3	2	1	0	0	0	0	0	27	42	16.20	4.800										
Tony Fossas, L ERA: 2.67	1.1		4	0	0	0	0	0	0	0	0	0	0	10	13	0.00	0.000										
T.J. Mathews, R ERA: 2.79	2.0		7	0	0	0	3	1	0	0	0	0	0	20	34	0.00	0.500										
Cory Bailey, R ERA: 3.58	1.0		3	0	0	0	0	0	0	0	0	0	0	7	12	0.00	0.000										

Batter	1	2	3	4	5	6	7	8	9	AB	R	H	RBI	BB	SO	LOB	BOTTOM										
Ozzie Smith, S OBP: 0.345, SLG: 0.342	HR	G4-3		P4			1B	HR		3	3	1	2	1	0	3	San Francisco Giants @ St. Louis Cardinals Busch Stadium, St. Louis, MO Fri Aug 09 1996, 7:05 PM CDT Att: 30,118 - Unknown - 82 F										
Ray Lankford, L OBP: 0.357, SLG: 0.493	F9		1B		F9	G6-3	1B	K		4	0	2	0	1	1	1											
Ron Gant, R OBP: 0.371, SLG: 0.538	P5		F9		G6-3		K			5	0	0	0	0	1	5											
Willie McGee, S OBP: 0.333, SLG: 0.392	HR		E5		F9		K			5	2	3	2	0	1	3											
John Mabry, L OBP: 0.359, SLG: 0.462	G4-3		1B		G1-3		1B			5	0	3	2	0	0	1											
Gary Gaetti, R OBP: 0.326, SLG: 0.459		F8	1B		FC5-4		P3			5	0	2	0	0	0	5											
Tom Pagnozzi, R OBP: 0.374, SLG: 0.428					F9		K			4	0	1	0	0	1	1											
Brian Jordan, R OBP: 0.334, SLG: 0.492		F8	1B				K			1	0	0	0	0	0	2											
Mike Gallego, R OBP: 0.253, SLG: 0.210		F8			E5		L9			3	0	0	0	0	0	3											
Luis Alcaez, S OBP: 0.334, SLG: 0.351		F8			SH3-4		L9			1	0	1	0	0	0	0											
Mike Morgan, R OBP: 0.367, SLG: 0.667					SH3-4		F8			1	0	0	0	0	1	2											
Danny Jackson, R ERA: 5.48										0	0	0	0	0	0	0											
Tony Fossas, L ERA: 2.67										0	0	0	0	0	0	0											
Mark Sweeney, L OBP: 0.387, SLG: 0.387										1	0	0	0	0	0	1											
T.J. Mathews, R ERA: 2.79										0	0	0	0	0	0	0											
Royce Clayton, R OBP: 0.325, SLG: 0.325										1	1	0	0	0	0	1											
Cory Bailey, R ERA: 3.58										0	0	0	0	0	0	0											
Inning Stats	R: 2 E: 0 K: 0 S: 10	H: 1 LOB: 0 BB: 1 P: 17	R: 0 E: 0 K: 1 S: 9	H: 2 LOB: 2 BB: 0 P: 17	R: 1 E: 1 K: 0 S: 9	H: 3 LOB: 1 BB: 0 P: 18	R: 0 E: 0 K: 0 S: 6	H: 0 LOB: 1 BB: 0 P: 8	R: 0 E: 0 K: 1 S: 7	H: 1 LOB: 1 BB: 0 P: 11	R: 0 E: 0 K: 2 S: 12	H: 1 LOB: 2 BB: 1 P: 21	R: 1 E: 0 K: 1 S: 11	H: 2 LOB: 0 BB: 0 P: 14	R: 0 E: 0 K: 0 S: 12	H: 2 LOB: 2 BB: 0 P: 15	1B: 11 2B: 0 3B: 0 HR: 2	SF: 0 SAC: 1 DP: 0 HBP: 1	WP: 0 PB: 0 SB: 0 CS: 0	PA: 43							
PITCHER	IP	WLS	BF	H	R	ER	SO	BB	IBB	HBP	BLK	WP	HR	S	P	ERA	WHIP										
Oswaldo Fernandez, R ERA: 5.48	6.2	W	32	9	4	3	4	2	0	1	0	0	1	64	108	4.05	1.650										
Jose Bautista, R ERA: 3.09	1.0		5	2	2	2	0	0	0	0	0	0	1	8	11	18.00	2.000										
Jim Poole, L ERA: 2.37	0.1		1	0	0	0	1	0	0	0	0	0	0	4	5	0.00	0.000										
Rod Beck, R ERA: 2.66	1.0	S	5	2	0	0	0	0	0	0	0	0	0	12	15	0.00	2.000										

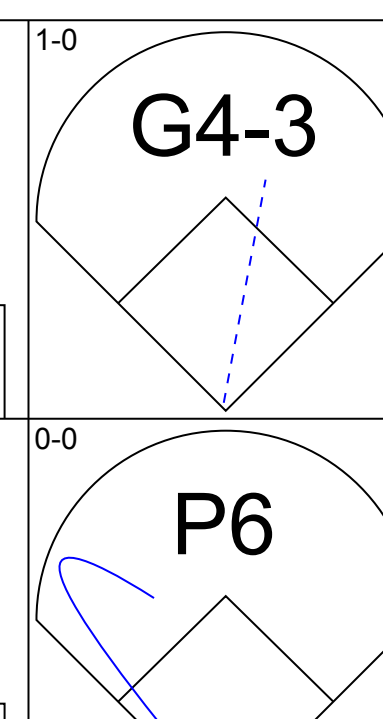
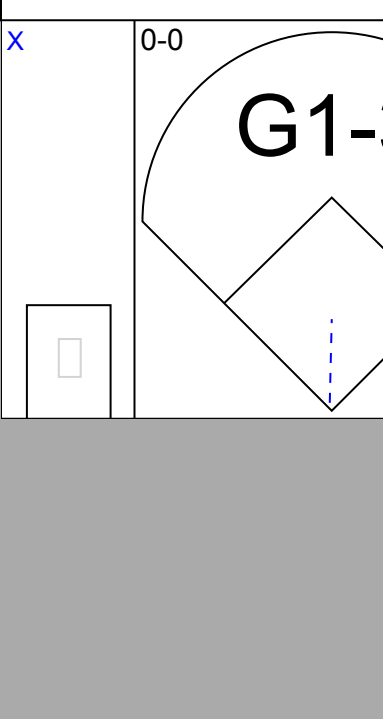
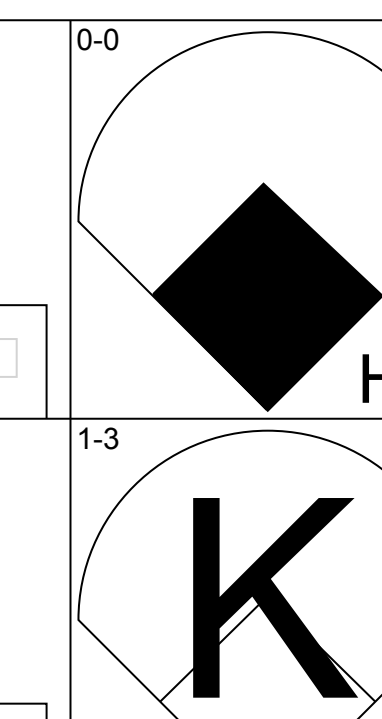
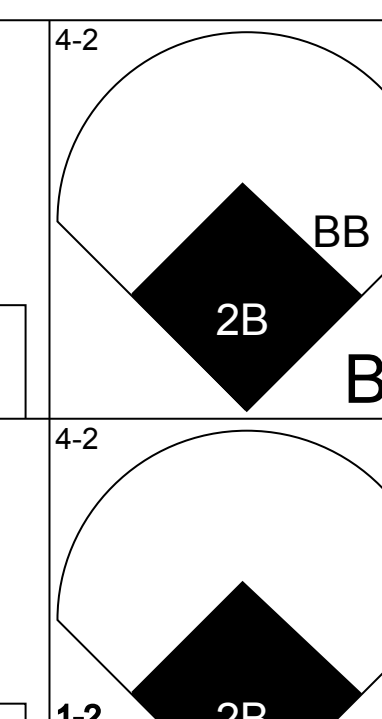
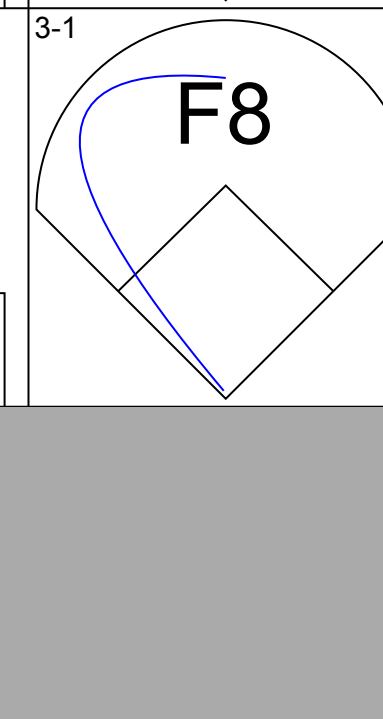
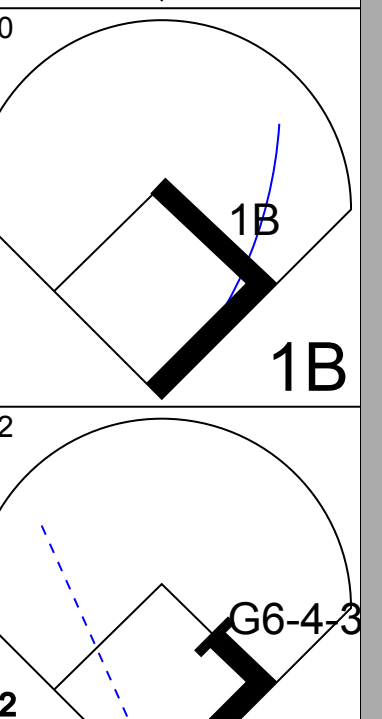
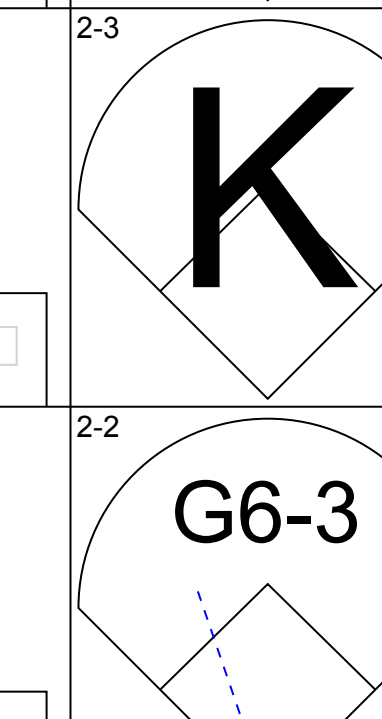
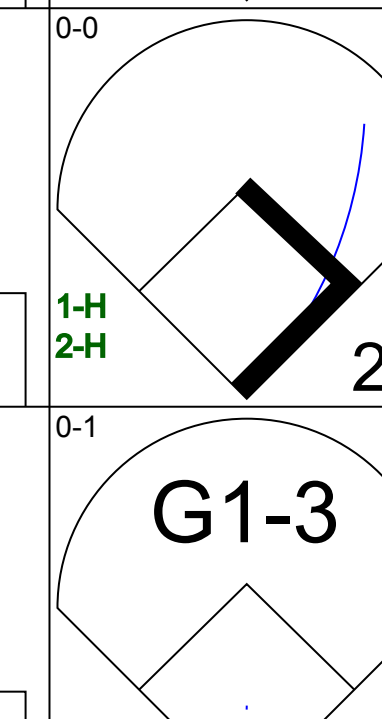

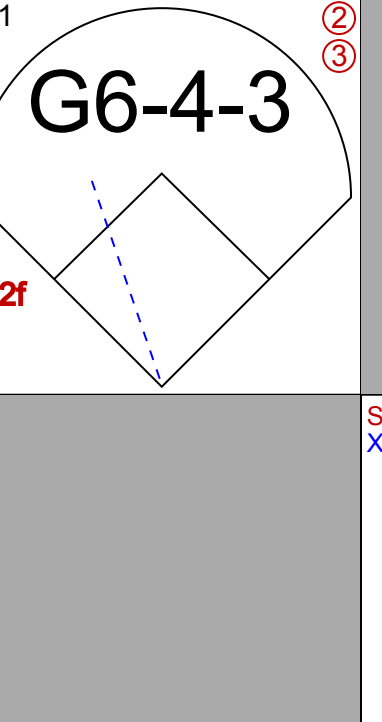


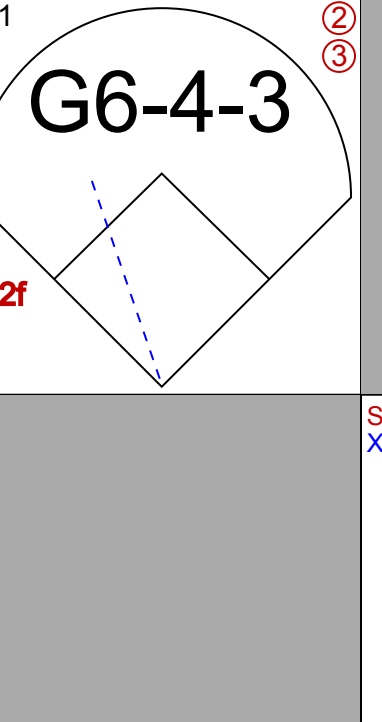

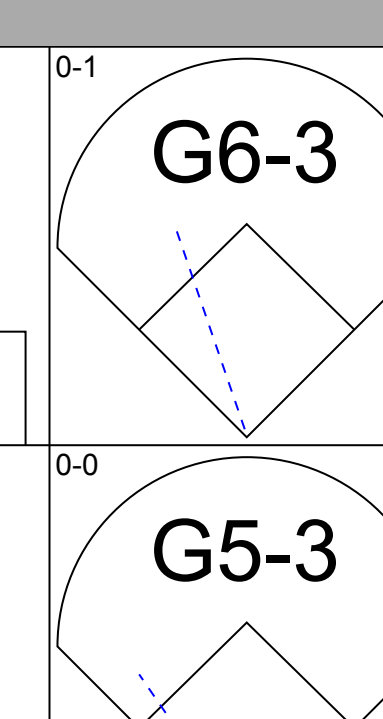
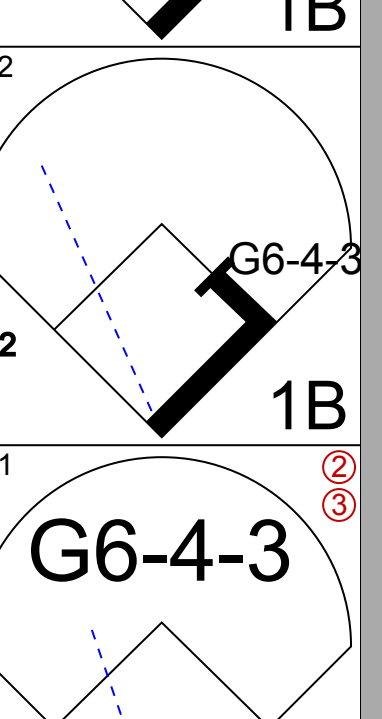
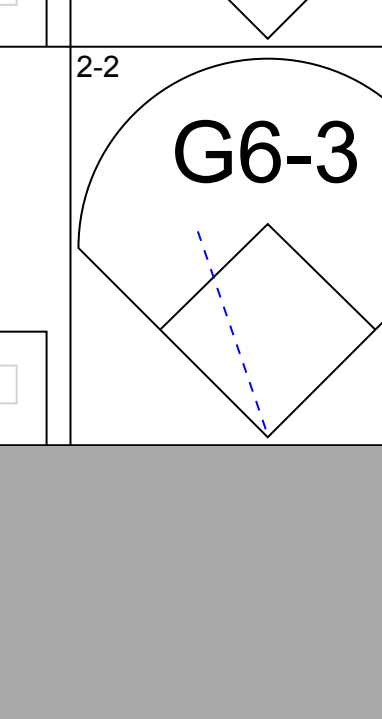
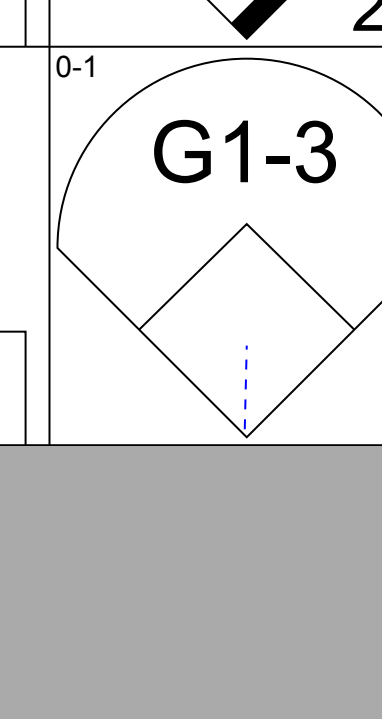
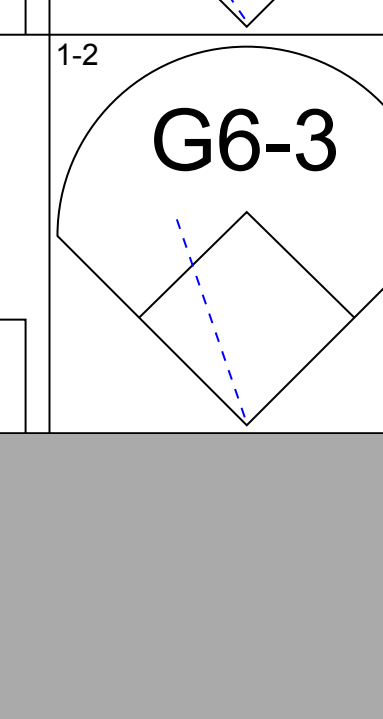



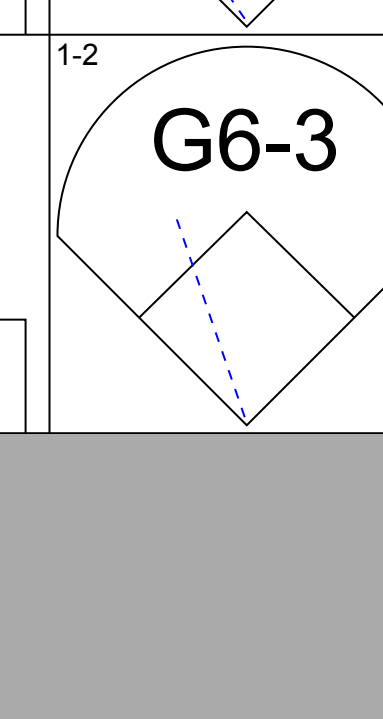
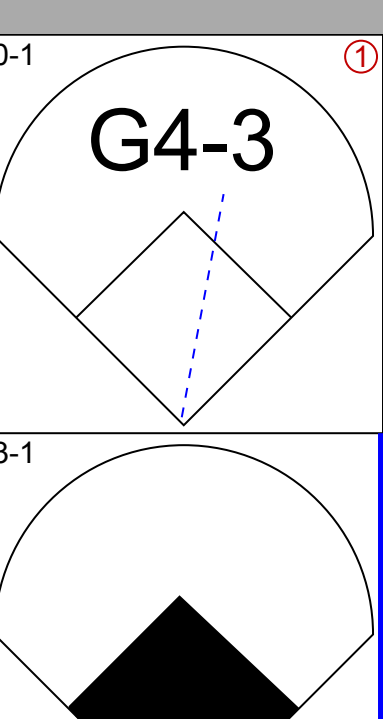
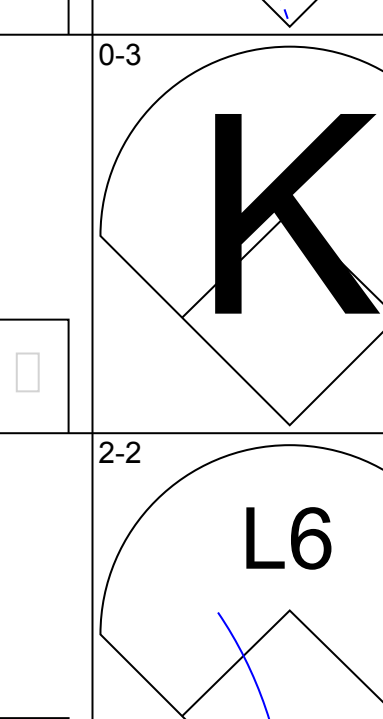
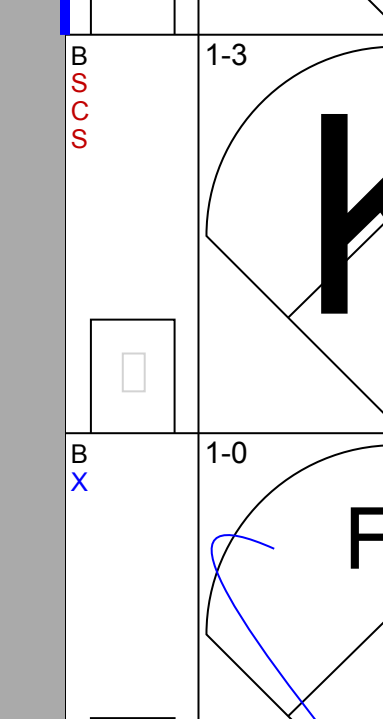
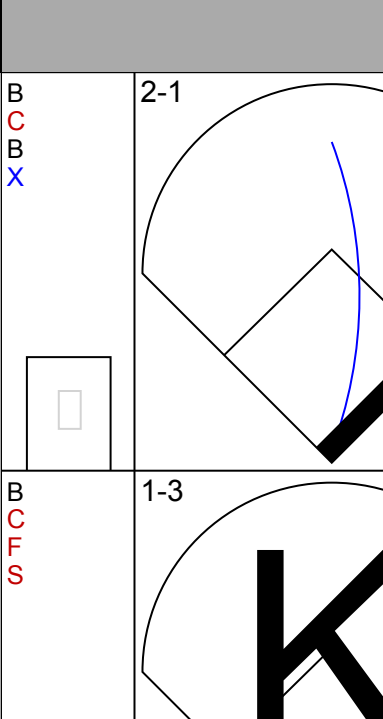
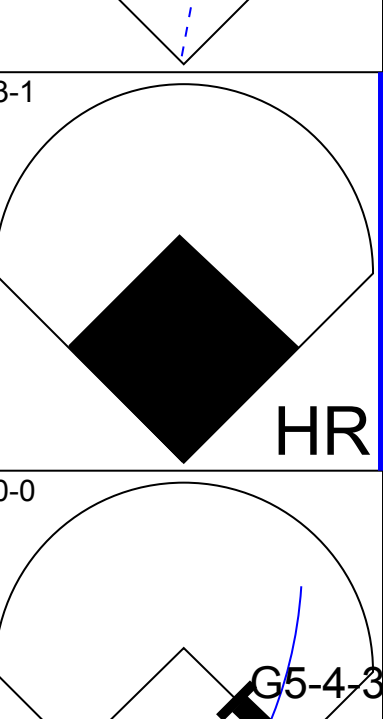
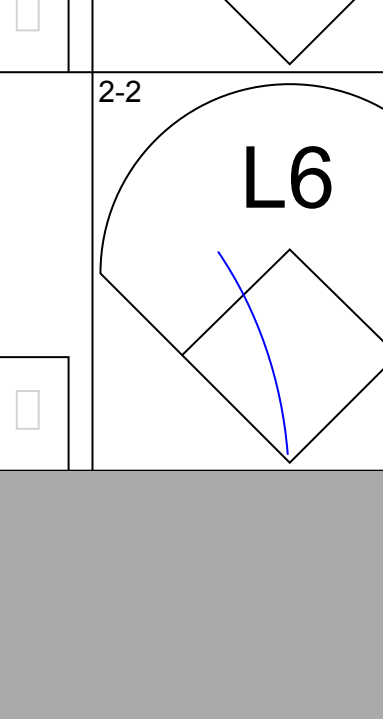
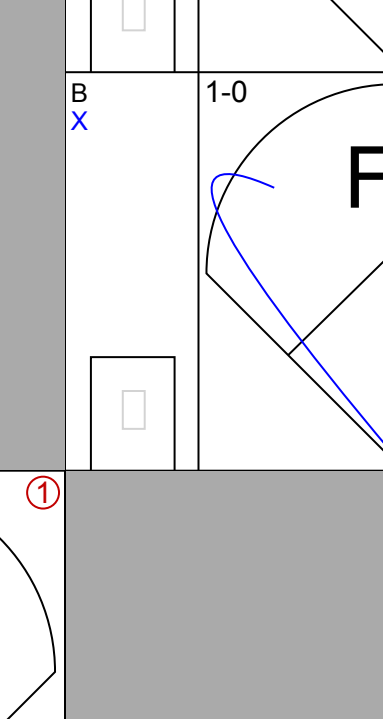
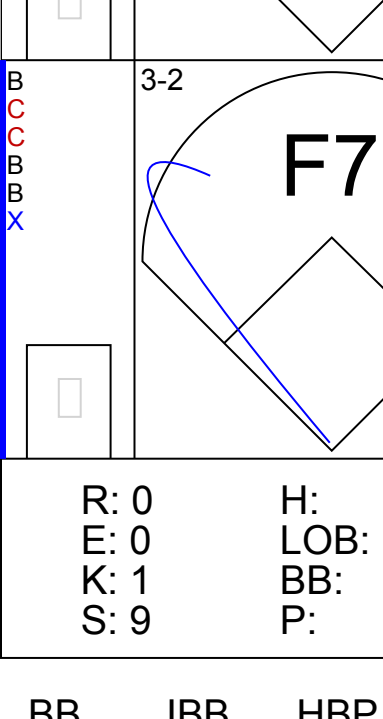
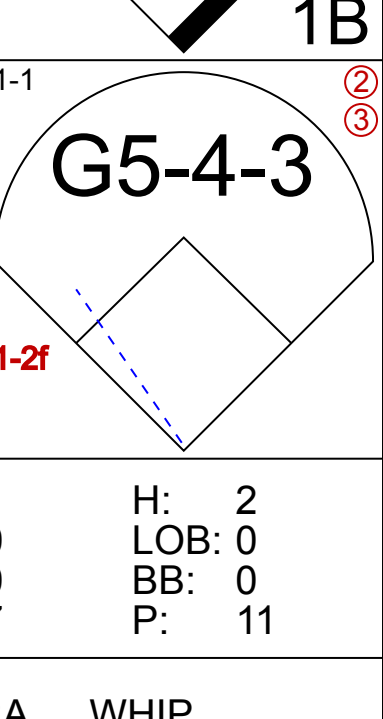
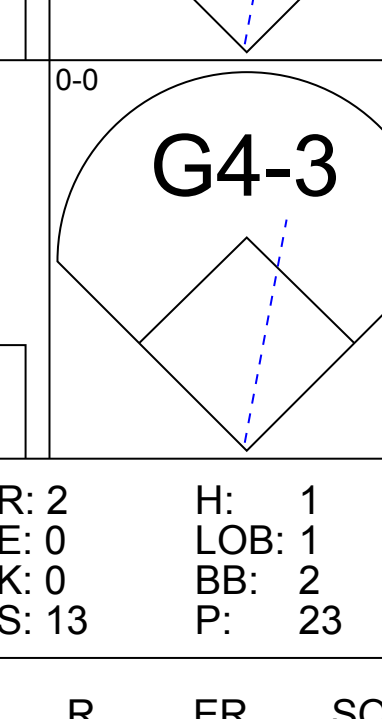
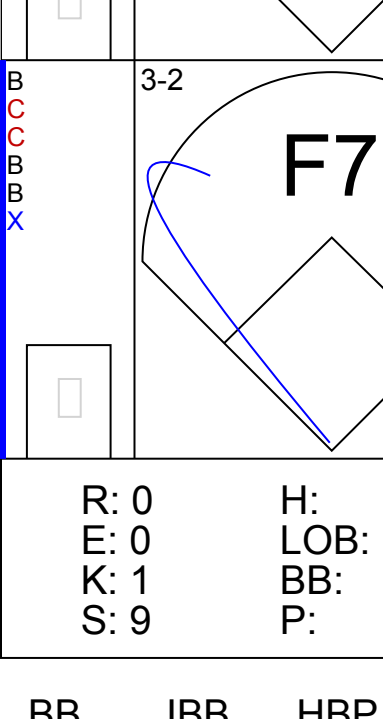
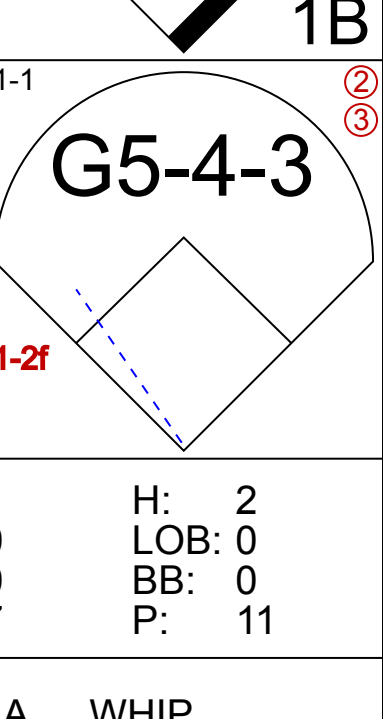
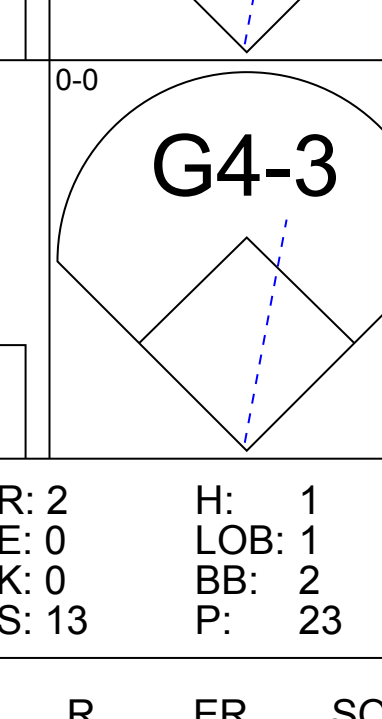


Batter	1	2	3	4	5	6	7	8	9	AB	R	H	RBI	BB	SO	LOB	TOP			
Todd Hollandsworth, L OBP: 0.351, SLG: 0.425										5	1	2	0	0	2	3				
Chad Curtis, R OBP: 0.347, SLG: 0.378										4	1	2	2	1	1	2				
Mike Piazza, R OBP: 0.419, SLG: 0.580										3	0	0	0	1	1	5				
Dave Hansen, L OBP: 0.304, SLG: 0.235										1	0	0	0	0	0	0				
Tom Prince, R OBP: 0.390, SLG: 0.469										0	0	0	0	0	0	0				
Eric Karros, R OBP: 0.302, SLG: 0.470										5	2	3	1	0	0	1				
Raul Mondesi, R OBP: 0.316, SLG: 0.472										5	2	3	1	0	2	1				
Delino DeShields, L OBP: 0.299, SLG: 0.316										4	1	0	0	1	1	3				
Tim Wallach, R OBP: 0.320, SLG: 0.420										2	1	1	2	1	0	0				
Juan Castro, R OBP: 0.265, SLG: 0.301										1	0	0	0	0	0	0				
Greg Gagne, R OBP: 0.349, SLG: 0.371										5	0	1	1	0	0	2				
Tom Candiotti, R OBP: 0.111, SLG: 0.088										2	0	0	0	0	1	1				
Billy Ashley, R OBP: 0.302, SLG: 0.416										0	0	0	0	0	0	0				
Chan Ho Park, R OBP: 0.118, SLG: 0.063										0	0	0	0	0	0	0				
Wayne Kirby, L OBP: 0.317, SLG: 0.333										1	0	0	0	0	0	0				
Scott Radinsky, L OBP: 0.317, SLG: 0.333										0	0	0	0	0	0	0				
Inning Stats	R: 0 E: 0 K: 2 S: 12	H: 0 LOB: 1 BB: 1 P: 23	R: 1 E: 0 K: 0 S: 9	H: 2 LOB: 1 BB: 0 P: 13	R: 6 E: 2 K: 2 S: 26	H: 5 LOB: 3 BB: 3 P: 48	R: 1 E: 0 K: 2 S: 9	H: 1 LOB: 0 BB: 0 P: 16	R: 0 E: 0 K: 1 S: 9	H: 1 LOB: 1 BB: 0 P: 14	R: 0 E: 0 K: 0 S: 11	H: 1 LOB: 2 BB: 0 P: 15	R: 0 E: 0 K: 0 S: 14	H: 1 LOB: 1 BB: 0 P: 20	R: 0 E: 0 K: 0 S: 8	H: 0 LOB: 0 BB: 0 P: 13	1B: 8 2B: 3 3B: 0 HR: 1	SF: 0 SAC: 1 DP: 1 HBP: 2	WP: 1 PB: 0 SB: 1 CS: 0	PA: 45
PITCHER	IP WLS BF H R ER SO BB IBB HBP BLK WP HR S P ERA WHIP																			
Todd Stottlemyre, R ERA: 3.85	(1, 1) 2.1 L 16 6 7 6 2 2 2 1 0 0 0 0 0 35 65 23.14 3.429																			
Mark Feltovsek, R ERA: 4.27	(3, 1) 0.2 5 1 0 0 2 1 0 0 0 0 0 0 12 19 0.00 3.000																			
T.J. Mathews, R ERA: 2.94	(4, 1) 2.0 9 2 1 1 3 0 0 1 0 0 1 20 33 4.50 1.000																			
Danny Jackson, L ERA: 5.79	(6, 1) 2.0 8 2 0 0 1 0 0 1 0 0 0 20 29 0.00 1.000																			
Cory Bailey, R ERA: 3.65	(8, 1) 1.0 4 1 0 0 0 0 0 0 0 1 0 14 20 0.00 1.000																			
PITCHER	IP WLS BF H R ER SO BB IBB HBP BLK WP HR S P ERA WHIP																			
Tony Fossas, L ERA: 2.52	(9, 1) 1.0 3 0 0 0 0 0 0 0 0 0 0 8 13 0.00 0.000																			

Los Angeles Dodgers @ St. Louis Cardinals
 Busch Stadium, St. Louis, MO
 Tue Aug 13 1996, 7:05 PM CDT
 Att: 30,761 - Unknown - 87 F

AB 38
 R 8
 H 12
 RBI 7
 BB 4
 SO 8
 LOB 18



Batter	1	2	3	4	5	6	7	8	9	AB	R	H	RBI	BB	SO	LOB	BOTTOM					
Royce Clayton, R OBP: 0.327, SLG: 0.373										3	2	1	1	1	0	1						
Ray Lankford, L OBP: 0.358, SLG: 0.501										3	1	0	0	1	1	0						
Ron Gant, R OBP: 0.368, SLG: 0.526										3	0	1	0	0	1	0						
Luis Alica, S OBP: 0.332, SLG: 0.352										1	0	1	2	0	0	0						
Brian Jordan, R OBP: 0.332, SLG: 0.487										4	0	1	0	0	0	1						
Gary Gaetti, R OBP: 0.324, SLG: 0.451										3	0	0	0	0	0	2						
Cory Bailey, R										0	0	0	0	0	0	0						
Tony Fossas, L										0	0	0	0	0	0	0						
Willie McGee, S OBP: 0.332, SLG: 0.390										1	0	0	0	0	1	0						
John Mabry, L OBP: 0.355, SLG: 0.454										4	0	0	0	0	2	0						
Tom Pagnozzi, R OBP: 0.321, SLG: 0.465										2	1	2	1	0	0	0						
Danny Jackson, R										0	0	0	0	0	0	0						
Mark Sweeney, L OBP: 0.372, SLG: 0.381										2	0	0	0	0	0	0						
Mike Gallego, R OBP: 0.255, SLG: 0.207										3	0	1	0	0	1	1						
Todd Stottlemyre, L OBP: 0.345, SLG: 0.355										0	0	0	0	0	0	0						
Mark Feltovsek, R OBP: 0.290, SLG: 0.182										0	0	0	0	0	0	0						
Ozzie Smith, S OBP: 0.305, SLG: 0.344										1	0	0	0	0	0	1						
T.J. Mathews, R OBP: 0.317, SLG: 0.333										0	0	0	0	0	0	0						
Danny Sheaffer, R OBP: 0.291, SLG: 0.380										2	0	0	0	0	0	1						
Inning Stats	R: 0 E: 0 K: 0 S: 4	H: 0 LOB: 0 BB: 0 P: 8	R: 0 E: 0 K: 0 S: 6	H: 0 LOB: 0 BB: 0 P: 7	R: 0 E: 0 K: 1 S: 9	H: 1 LOB: 1 BB: 0 P: 15	R: 0 E: 0 K: 0 S: 8	H: 2 LOB: 1 BB: 0 P: 14	R: 1 E: 0 K: 2 S: 7	H: 2 LOB: 0 BB: 0 P: 11	R: 1 E: 0 K: 2 S: 11	H: 1 LOB: 0 BB: 0 P: 16	R: 0 E: 0 K: 1 S: 7	H: 0 LOB: 0 BB: 0 P: 10	R: 2 E: 0 K: 0 S: 13	H: 1 LOB: 1 BB: 2 P: 23	R: 0 E: 0 K: 2 S: 8	H: 0 LOB: 0 BB: 0 P: 10	1B: 4 2B: 1 3B: 0 HR: 2	SF: 0 SAC: 0 DP: 2 HBP: 0	WP: 0 PB: 0 SB: 0 CS: 0	PA: 34
PITCHER	IP WLS BF H R ER SO BB IBB HBP BLK WP HR S P ERA WHIP																					
Tom Candiotti, R ERA: 3.92	(1, 1) 6.0 W 22 6 2 2 3 0 0 0 0 0 2 45 71 3.00 1.000																					
Chan Ho Park, R ERA: 3.9	(7, 1) 2.0 9 1 2 2 1 2 0 0 0 0 0 20 33 9.00 1.500																					
Scott Radinsky, L ERA: 1.85	(9, 1) 1.0 3 0 0 0 2 0 0 0 0 0 0 8 10 0.00 0.000																					

Los Angeles Dodgers @ St. Louis Cardinals
 Busch Stadium, St. Louis, MO
 Tue Aug 13 1996, 7:05 PM CDT
 Att: 30,761 - Unknown - 87 F

AB 32
 R 4
 H 7
 RBI 4
 BB 2
 SO 6
 LOB 7



Batter	1	2	3	4	5	6	7	8	9	AB	R	H	RBI	BB	SO	LOB	TOP		
Todd Hollandsworth, L (1, 7) OBP: 0.347, SLG: 0.420	F7	F8		F8			L8			4	0	0	0	0	0	3			
Chad Curtis, R (1, 8) OBP: 0.348, SLG: 0.386	1B			HR		G5-3		P5		4	1	2	1	0	0	0			
Mike Piazza, R (1, 2) OBP: 0.420, SLG: 0.579	1B		G4-3		F9			G6-4-3 1B		4	0	2	0	0	0	0			
Eric Karros, R (1, 3) OBP: 0.300, SLG: 0.466			G5-3		F9			G6-4-3 1-2		4	0	0	0	0	1	3			
Raul Mondesi, R (1, 9) OBP: 0.315, SLG: 0.469			G5-3			G6-3			P4	3	0	0	0	1	0	0			
Delino DeShields, L (1, 4) OBP: 0.299, SLG: 0.316	G6-3			FC5-4 1B		G4-3			G4-3	4	0	1	0	0	0	3			
Tim Wallach, R (1, 5) OBP: 0.319, SLG: 0.414				FC5-4 SH5-4 1-2		P6			F9	3	0	0	0	1	0	1			
Greg Gagne, R (1, 6) OBP: 0.349, SLG: 0.368		F9		SH5-4 1-2			F8			2	0	0	0	1	0	1			
Ismael Valdez, R (1, 1) OBP: 0.122, SLG: 0.104										0	0	0	0	0	0	0			
Wayne Kirby, L (7, PH) OBP: 0.314, SLG: 0.330		SH1-4								1	0	0	0	0	0	0			
37 Darren Dreifort, R (7, 1)							L9			0	0	0	0	0	0	0			
Inning Stats	R: 0 H: 2 E: 0 K: 1 S: 14	H: 2 LOB: 3 BB: 1 P: 23	R: 0 H: 0 E: 0 K: 0 S: 12	H: 0 LOB: 1 BB: 1 P: 18	R: 1 H: 1 E: 0 K: 0 S: 11	H: 1 LOB: 0 BB: 0 P: 18	R: 0 H: 1 E: 0 K: 0 S: 10	H: 0 LOB: 0 BB: 0 P: 20	R: 0 H: 0 E: 0 K: 0 S: 6	H: 0 LOB: 0 BB: 0 P: 8	R: 0 H: 0 E: 0 K: 0 S: 9	H: 0 LOB: 0 BB: 0 P: 13	R: 0 H: 1 E: 0 K: 0 S: 6	H: 0 LOB: 0 BB: 0 P: 8	R: 0 H: 0 E: 0 K: 0 S: 6	H: 0 LOB: 0 BB: 0 P: 9	1B: 4 2B: 0 3B: 0 HR: 1	SF: 0 SAC: 2 DP: 1 HBP: 0	WP: 0 PA: 34 PB: 0 SB: 0 CS: 0
PITCHER Alan Benes, R (1, 1) ERA: 5.07	IP: 9.0 WLS: W BF: 34 H: 5 R: 1 ER: 1 SO: 1 BB: 3 IBB: 0 HBP: 0 BLK: 0 WP: 0 HR: 1 S: 77 P: 122 ERA: 1.00 WHIP: 0.889																		

Los Angeles Dodgers @ St. Louis Cardinals
 Busch Stadium, St. Louis, MO
 Wed Aug 14 1996, 7:05 PM CDT
 Att: 26,945 - Unknown - 90 F


AB 29
 R 1
 H 5
 RBI 1
 BB 3
 SO 1
 LOB 11



Batter	1	2	3	4	5	6	7	8	9	AB	R	H	RBI	BB	SO	LOB	BOTTOM		
Royce Clayton, R (1, 6) OBP: 0.323, SLG: 0.368	P3	B2		G6-3		G5-3		G6-3		5	0	0	0	0	0	1			
Ray Lankford, L (1, 8) OBP: 0.381, SLG: 0.506										2	1	2	0	0	0	0			
Willie McGee, S (3, FR) OBP: 0.332, SLG: 0.389	BB 1B 2B			1B		E3 HR		G6-3		3	2	1	0	0	0	0			
Ron Gant, R (1, 7) OBP: 0.370, SLG: 0.535	1B BB BB			1B		F7				3	1	1	2	1	1	2			
Brian Jordan, R (1, 9) OBP: 0.338, SLG: 0.493	1B BB			G1-6-3 1B		2B SF9 1B		2B		3	1	3	1	1	0	0			
John Mabry, L (1, 3) OBP: 0.351, SLG: 0.450	K			G1-6-3 1-2		K		G3-1		4	0	0	0	0	2	7			
Gary Gaetti, R (1, 5) OBP: 0.326, SLG: 0.454						K		P5		4	0	2	1	0	1	0			
Tom Pagnozzi, R (1, 2) OBP: 0.323, SLG: 0.464	F9									3	1	1	0	1	1	3			
Luis Alicea, S (1, 4) OBP: 0.331, SLG: 0.356										3	0	1	2	0	1	0			
Alan Benes, R (1, 1) OBP: 0.184, SLG: 0.229										4	0	0	0	0	2	3			
Inning Stats	R: 1 H: 2 E: 0 K: 1 S: 13	H: 2 LOB: 3 BB: 2 P: 25	R: 0 H: 0 E: 0 K: 2 S: 9	H: 0 LOB: 0 BB: 0 P: 12	R: 0 H: 2 E: 0 K: 1 S: 10	H: 2 LOB: 0 BB: 0 P: 14	R: 1 H: 2 E: 0 K: 1 S: 12	H: 2 LOB: 1 BB: 0 P: 17	R: 3 H: 3 E: 1 K: 2 S: 19	H: 3 LOB: 2 BB: 1 P: 31	R: 1 H: 2 E: 0 K: 0 S: 10	H: 2 LOB: 0 BB: 0 P: 13	R: 0 H: 0 E: 0 K: 1 S: 6	H: 0 LOB: 0 BB: 0 P: 9	R: 0 H: 0 E: 0 K: 0 S: 8	H: 0 LOB: 0 BB: 0 P: 12	1B: 6 2B: 4 3B: 0 HR: 1	SF: 1 SAC: 0 DP: 1 HBP: 0	WP: 0 PA: 38 PB: 0 SB: 0 CS: 0
PITCHER Ismael Valdez, R (1, 1) ERA: 3.44	IP: 6.0 WLS: L BF: 32 H: 11 R: 6 ER: 4 SO: 7 BB: 2 IBB: 1 HBP: 0 BLK: 0 WP: 0 HR: 1 S: 73 P: 112 ERA: 6.00 WHIP: 2.167																		
37 Darren Dreifort, R (7, 1) ERA: 2.61	IP: 2.0 WLS: L BF: 6 H: 0 R: 0 ER: 0 SO: 1 BB: 0 IBB: 0 HBP: 0 BLK: 0 WP: 0 HR: 0 S: 14 P: 21 ERA: 0.00 WHIP: 0.000																		

Los Angeles Dodgers @ St. Louis Cardinals
 Busch Stadium, St. Louis, MO
 Wed Aug 14 1996, 7:05 PM CDT
 Att: 26,945 - Unknown - 90 F

AB 34
 R 6
 H 11
 RBI 6
 BB 3
 SO 8
 LOB 16



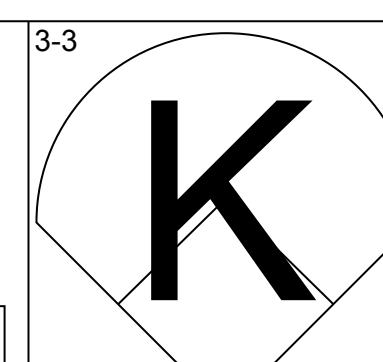
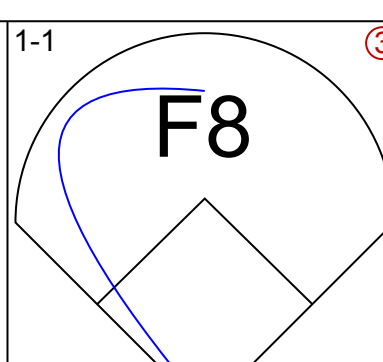
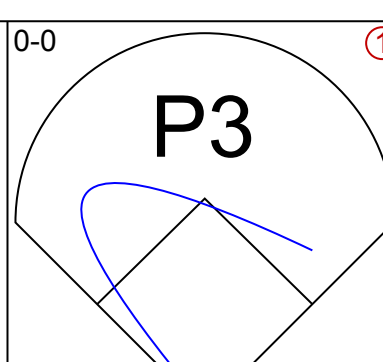
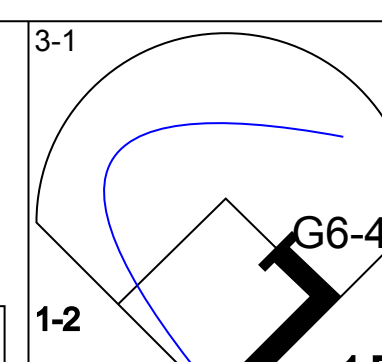
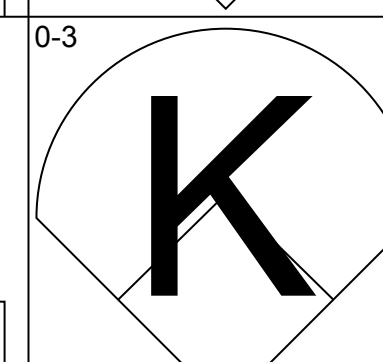
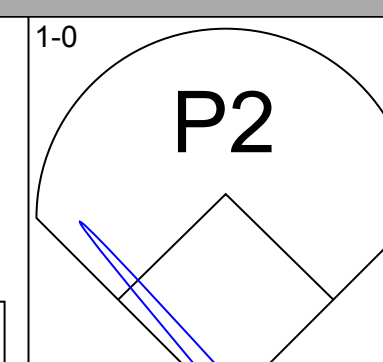
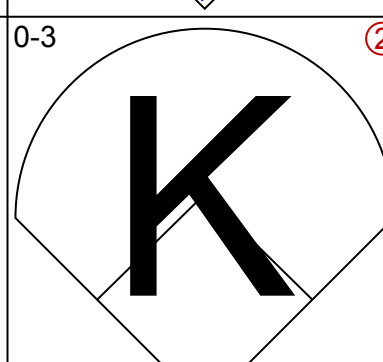
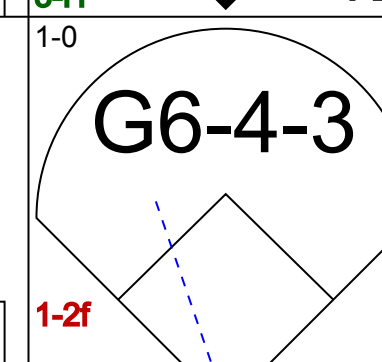
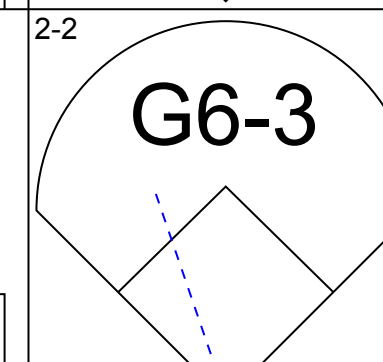
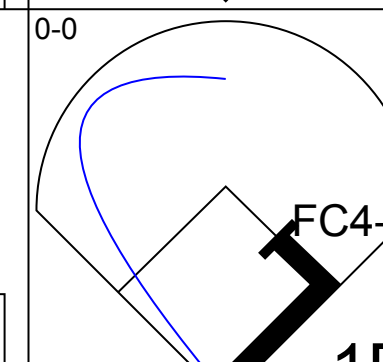
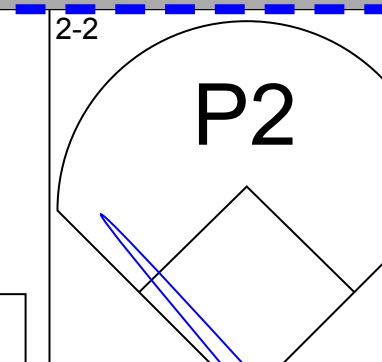
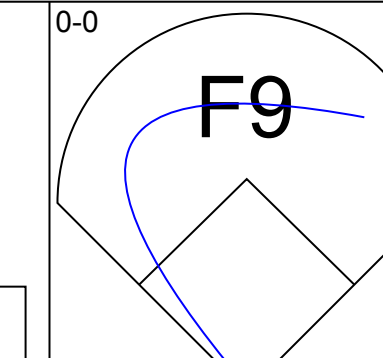
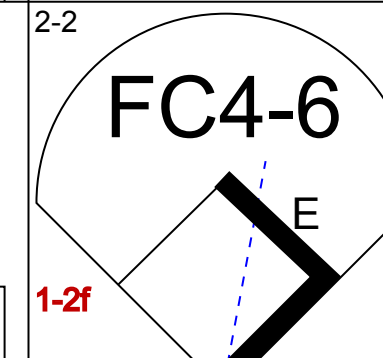
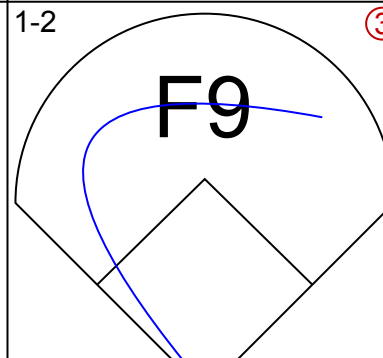
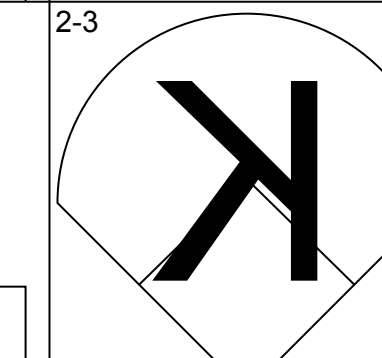
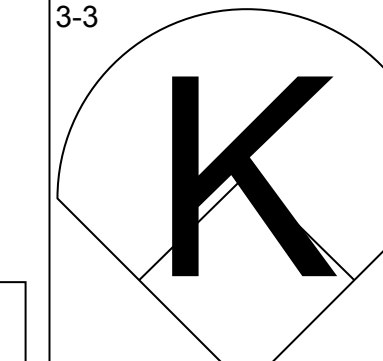
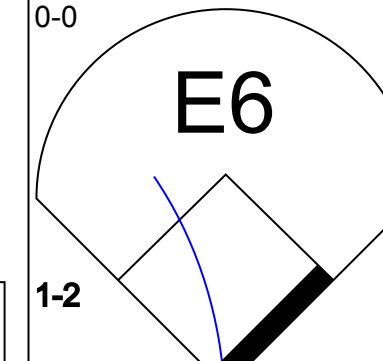
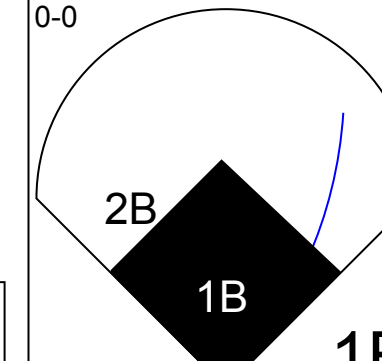
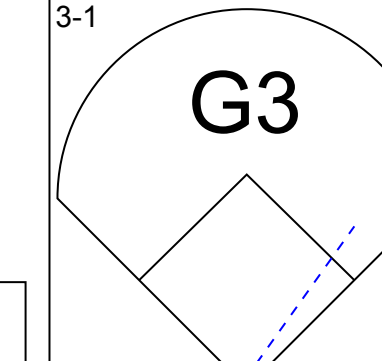
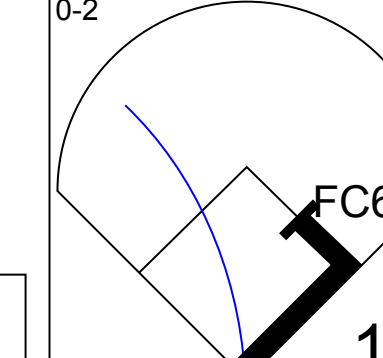
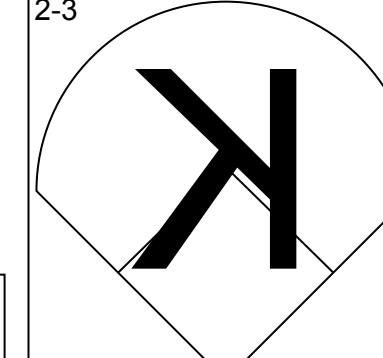
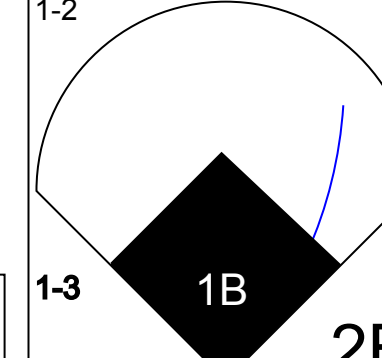
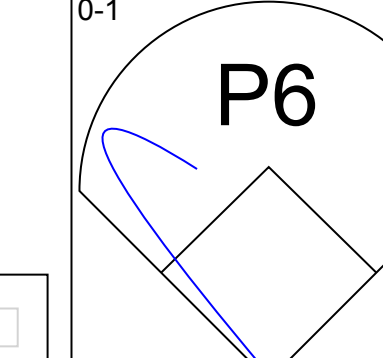
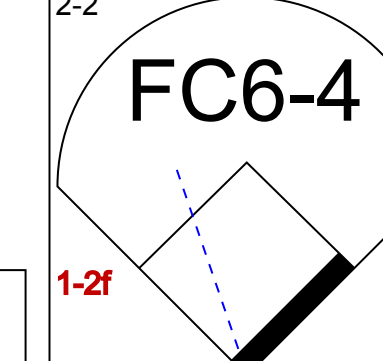
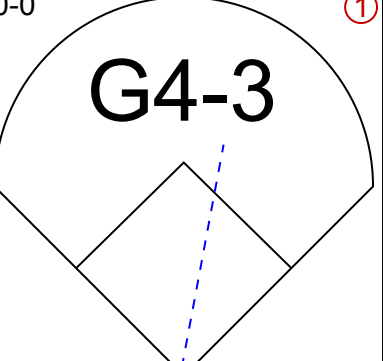
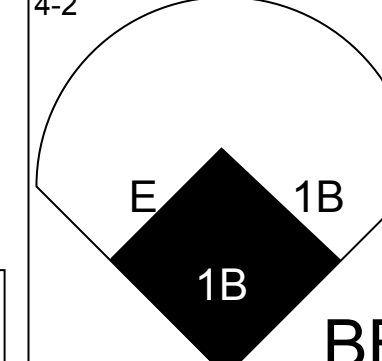
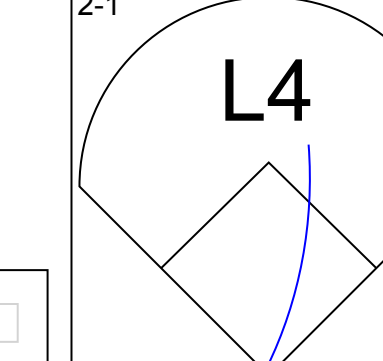
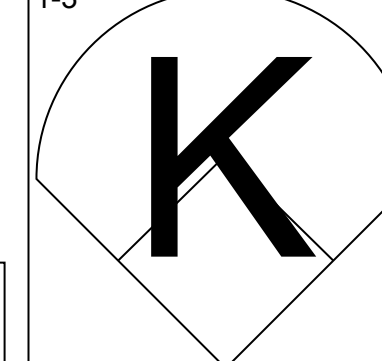
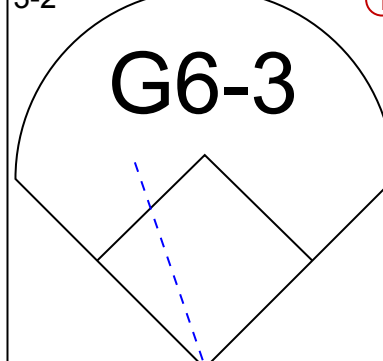
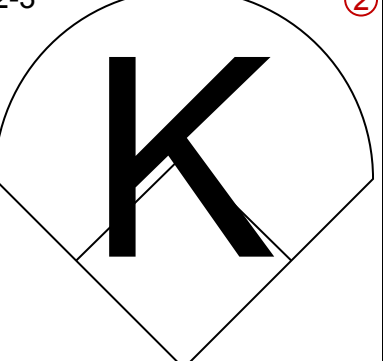
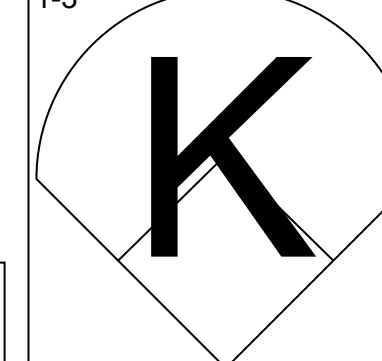
Batter	1	2	3	4	5	6	7	8	9	AB	R	H	RBI	BB	SO	LOB	TOP										
Delino DeShields, L OBP: 0.296, SLG: 0.312 (1.4)	G4-3	K		K		P5		G4-3		5	0	0	0	0	2	5	Los Angeles Dodgers @ St. Louis Cardinals Busch Stadium, St. Louis, MO Thu Aug 15 1996, 7:05 PM CDT Att: 32,930 - Unknown - 86 F livebaseballscorecards.com										
Chad Curtis, R OBP: 0.347, SLG: 0.386 (1.8)	K	K			F9		2B	L4		5	1	1	0	0	2	3											
Todd Hollandsworth, L OBP: 0.345, SLG: 0.419 (1.7)	F7		E3		G6-3		G5-3	L8		5	1	1	1	0	0	0											
Eric Karros, R OBP: 0.301, SLG: 0.467 (1.3)		1B		G4-6-3	K		P4	K		5	1	2	1	0	2	1											
Raul Mondesi, R OBP: 0.318, SLG: 0.468 (1.9)		1B		G4-6-3		F8	G5-3	K		3	1	1	0	2	1	0											
Dave Hansen, L OBP: 0.302, SLG: 0.235 (1.5)		1B		G4-6-3		L7	G5-3			4	0	1	1	0	0	4											
Juan Castro, R OBP: 0.265, SLG: 0.301 (7.5)		1B		G4-6-3						0	0	0	0	0	0	0											
Greg Gagne, R OBP: 0.353, SLG: 0.381 (1.6)		1B		L1						3	1	2	1	0	0	1											
Tom Prince, R OBP: 0.381, SLG: 0.453 (1.2)	K			F9						4	0	1	0	0	1	6											
Hideo Nomo, R OBP: 0.196, SLG: 0.241 (1.1)				K						4	0	2	1	0	1	0											
Todd Worrell, R (9.1)								G6-3		0	0	0	0	0	0	0											
Inning Stats	R: 0 E: 0 K: 1 S: 5	H: 0 LOB: 0 BB: 0 P: 5	R: 2 E: 0 K: 3 S: 14	H: 5 LOB: 3 BB: 0 P: 14	R: 1 E: 1 K: 0 S: 4	H: 1 LOB: 1 BB: 1 P: 8	R: 0 E: 0 K: 2 S: 7	H: 0 LOB: 0 BB: 0 P: 7	R: 0 E: 0 K: 1 S: 5	H: 0 LOB: 0 BB: 0 P: 5	R: 1 E: 0 K: 0 S: 6	H: 3 LOB: 2 BB: 0 P: 6	R: 1 E: 0 K: 0 S: 5	H: 2 LOB: 3 BB: 1 P: 10	R: 0 E: 0 K: 0 S: 3	H: 0 LOB: 0 BB: 0 P: 3	R: 0 E: 0 K: 2 S: 7	H: 0 LOB: 0 BB: 0 P: 7	1B: 7 2B: 3 3B: 0 HR: 1	SF: 0 SAC: 0 DP: 1 HBP: 1	WP: 0 PB: 0 SB: 1 CS: 0	PA: 41					
PITCHER	IP	WLS	BF	H	R	ER	SO	BB	IBB	HBP	BLK	WP	HR	S	P	ERA	WHIP										
Mike Morgan, R ERA: 4.33 (1.1)	5.2	L	27	9	4	3	7	1	0	0	0	0	1	40	44	4.76	1.765										
Rick Honeycutt, L ERA: 3.57 (6.1)	0.1		1	0	0	0	0	0	0	0	0	0	0	1	1	0.00	0.000										
Mark Petkovsek, R ERA: 4.35 (7.1)	1.0		7	2	1	1	0	0	1	1	0	0	0	5	10	9.00	2.000										
Tony Fossas, L ERA: 2.43 (8.1)	1.1		4	0	0	0	0	0	0	0	0	0	0	4	4	0.00	0.000										
T.J. Mathews, R ERA: 2.81 (9.1)	0.2		2	0	0	0	2	0	0	0	0	0	0	6	6	0.00	0.000										

Batter	1	2	3	4	5	6	7	8	9	AB	R	H	RBI	BB	SO	LOB	BOTTOM										
Royce Clayton, R OBP: 0.319, SLG: 0.364 (1.6)	F9		P3			L4		K		4	0	0	0	0	1	0	Los Angeles Dodgers @ St. Louis Cardinals Busch Stadium, St. Louis, MO Thu Aug 15 1996, 7:05 PM CDT Att: 32,930 - Unknown - 86 F livebaseballscorecards.com										
Mark Sweeney, L OBP: 0.365, SLG: 0.378 (1.9)	G1-3			FC5-4		G6-3		G4-3		4	0	1	0	0	0	0											
Ron Gant, R OBP: 0.368, SLG: 0.541 (1.7)				K		G6-3				4	1	1	1	0	1	1											
Brian Jordan, R OBP: 0.340, SLG: 0.492 (1.8)	K			FC5-4				G5-3		3	1	1	0	1	1	1											
Gary Gaetti, R OBP: 0.325, SLG: 0.455 (1.5)		K		B1				G5-3		4	0	1	0	0	1	2											
John Mabry, L OBP: 0.346, SLG: 0.446 (1.3)		P5				K		G1-3		4	0	0	1	0	2	2											
Tom Pagnozzi, R OBP: 0.320, SLG: 0.459 (1.2)		G5-3				P3		K		3	0	0	0	0	1	2											
Mike Gallego, R OBP: 0.250, SLG: 0.202 (1.4)				K						2	0	0	0	0	2	1											
Willie McGee, S OBP: 0.331, SLG: 0.388 (7. PH)										1	0	0	0	0	0	1											
Tony Fossas, L (8.1)										0	0	0	0	0	0	0											
T.J. Mathews, R (9.1)										0	0	0	0	0	0	0											
Mike Morgan, R OBP: 0.063, SLG: 0.063 (1.1)										2	0	0	0	0	1	1											
Rick Honeycutt, L (6.1)				K2-3		G5-3				0	0	0	0	0	0	0											
Mark Petkovsek, R OBP: 0.250, SLG: 0.182 (7.1)										0	0	0	0	0	0	0											
Luis Alicea, S OBP: 0.330, SLG: 0.354 (8.4)								K		1	0	0	0	0	1	0											
Inning Stats	R: 1 E: 0 K: 1 S: 6	H: 1 LOB: 0 BB: 0 P: 6	R: 0 E: 0 K: 1 S: 5	H: 0 LOB: 0 BB: 0 P: 5	R: 0 E: 0 K: 2 S: 7	H: 0 LOB: 0 BB: 0 P: 7	R: 0 E: 0 K: 1 S: 6	H: 1 LOB: 1 BB: 0 P: 6	R: 0 E: 0 K: 0 S: 3	H: 0 LOB: 0 BB: 0 P: 3	R: 1 E: 0 K: 1 S: 7	H: 2 LOB: 1 BB: 0 P: 7	R: 0 E: 0 K: 2 S: 7	H: 0 LOB: 0 BB: 0 P: 7	R: 0 E: 0 K: 1 S: 5	H: 0 LOB: 1 BB: 1 P: 9	1B: 2 2B: 1 3B: 0 HR: 1	SF: 0 SAC: 0 DP: 0 HBP: 0	WP: 1 PB: 0 SB: 0 CS: 0	PA: 33							
PITCHER	IP	WLS	BF	H	R	ER	SO	BB	IBB	HBP	BLK	WP	HR	S	P	ERA	WHIP										
Hideo Nomo, R ERA: 3.54 (1.1)	8.0		29	4	2	2	10	1	0	0	0	0	0	5	9	0.00	1.000										
Todd Worrell, R ERA: 3.19 (9.1)	1.0	S	4	0	0	0	1	1	0	0	0	0	0	5	9	0.00	1.000										



Batter	1	2	3	4	5	6	7	8	9	AB	R	H	RBI	BB	SO	LOB	TOP								
Luis Castillo, S (1.4) OBP: 0.265, SLG: 0.265	B5-3		G5-3					K		4	0	1	0	0	1	0	Florida Marlins @ St. Louis Cardinals Busch Stadium, St. Louis, MO Fri Aug 16 1996, 7:05 PM CDT Att: 30,507 - Unknown - 83 F								
Edgar Renteria, R (1.6) OBP: 0.355, SLG: 0.401	K		K					G6-3		4	0	1	0	0	2	0									
Gary Sheffield, R (1.9) OBP: 0.449, SLG: 0.629 Joe Orsulak, L (3.9) OBP: 0.298, SLG: 0.316	K		K					K		2	0	0	0	0	2	0									
Jeff Conine, R (1.7) OBP: 0.363, SLG: 0.483		L7						G4-6-3		3	0	0	0	0	1	2									
Devon White, S (1.8) OBP: 0.322, SLG: 0.433		1B 2B						F8		4	1	1	0	0	2	2									
Greg Colbrunn, R (1.3) OBP: 0.334, SLG: 0.427		1B BB						G5-3		3	1	1	1	1	1	1									
Kurt Abbott, R (1.5) OBP: 0.318, SLG: 0.471		K						G3		4	0	1	0	0	2	3									
Joe Siddall, L (1.2) OBP: 0.205, SLG: 0.211		1B						P4		3	0	1	1	0	0	1									
Pat Rapp, R (1.1) OBP: 0.104, SLG: 0.104 Billy McMillon, L (7, PH) OBP: 0.348, SLG: 0.268 Felix Heredia, L (7, 1) Miguel Batista, R (8, 1)		G1-3						G1-3		2	0	0	0	0	0	2									
										1	0	0	0	0	0	1									
										0	0	0	0	0	0	0									
										0	0	0	0	0	0	0									
Inning Stats	R: 0 E: 0 K: 2 S: 7	H: 0 LOB: 0 BB: 0 P: 11	R: 1 E: 0 K: 1 S: 13	H: 2 LOB: 2 BB: 1 P: 23	R: 0 E: 0 K: 2 S: 9	H: 0 LOB: 0 BB: 0 P: 14	R: 1 E: 0 K: 3 S: 11	H: 1 LOB: 0 BB: 0 P: 16	R: 0 E: 0 K: 0 S: 6	H: 1 LOB: 1 BB: 0 P: 9	R: 0 E: 0 K: 0 S: 8	H: 2 LOB: 1 BB: 0 P: 13	R: 0 E: 0 K: 0 S: 13	H: 1 LOB: 1 BB: 0 P: 19	R: 0 E: 0 K: 2 S: 8	H: 0 LOB: 0 BB: 0 P: 12	R: 0 E: 0 K: 2 S: 13	H: 0 LOB: 1 BB: 0 P: 18	1B: 5 2B: 1 3B: 0 HR: 1	SF: 0 SAC: 0 DP: 1 HBP: 1	WP: 0 PB: 0 SB: 0 CS: 1	PA: 35			
PITCHER	IP	WLS	BF	H	R	ER	SO	BB	IBB	HBP	BLK	WP	HR	S	P	ERA	WHIP								
Andy Benes, R (1.1) ERA: 3.8	8.0	W	30	7	2	2	10	1	0	0	0	0	1	75	117	2.25	1.000								
Dennis Eckersley, R (9.1) ERA: 3.89	1.0		4	0	0	0	2	0	0	1	0	0	0	13	18	0.00	0.000								

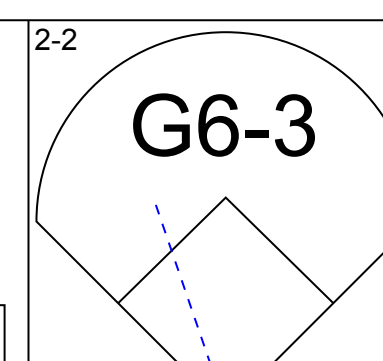
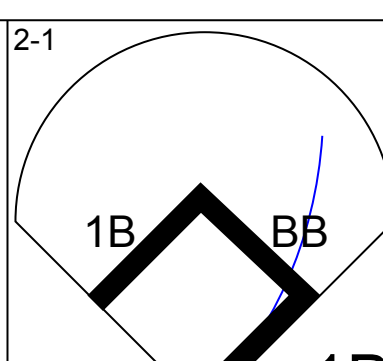
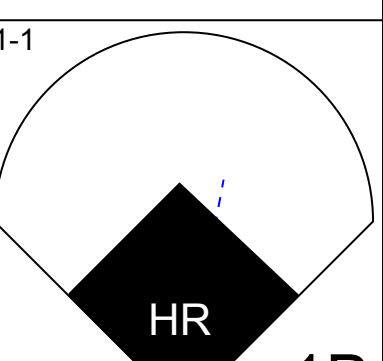
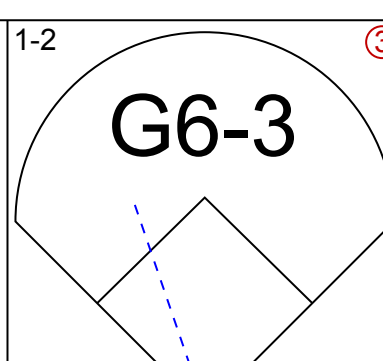
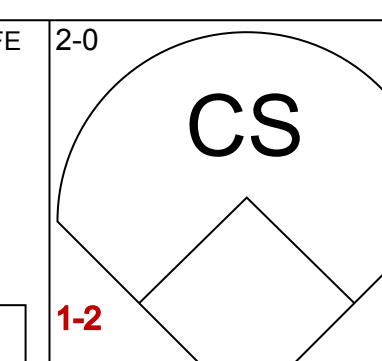
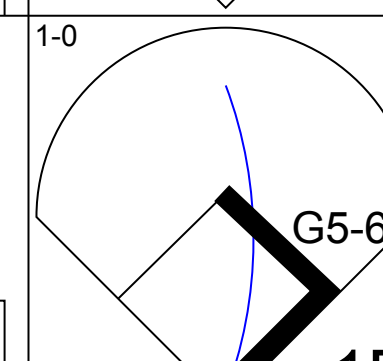
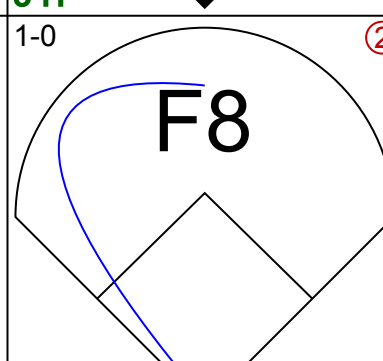
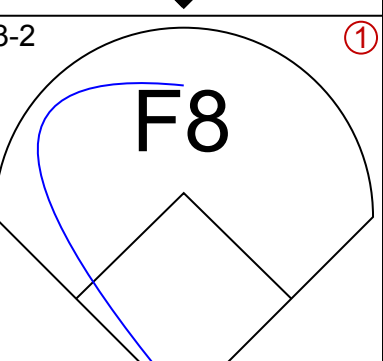
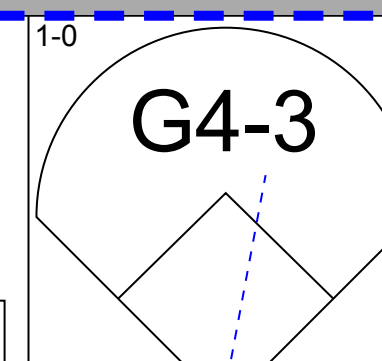
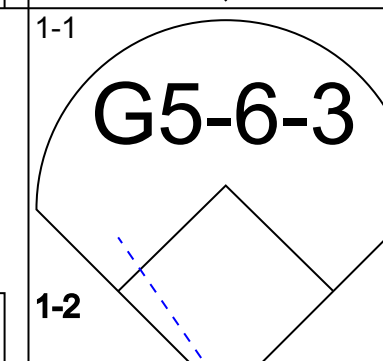
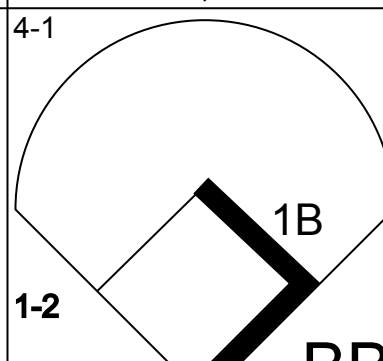
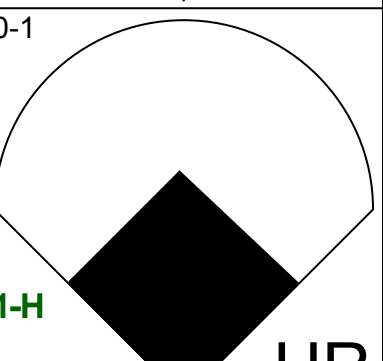
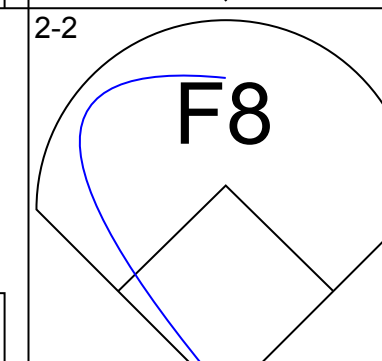
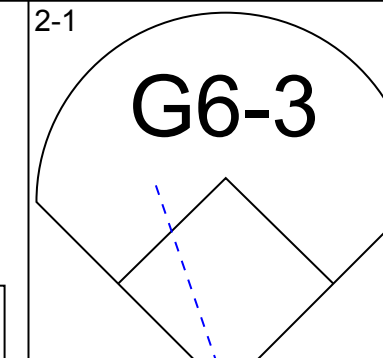
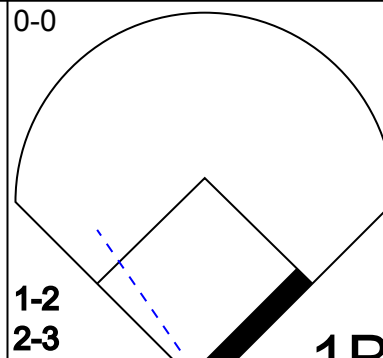
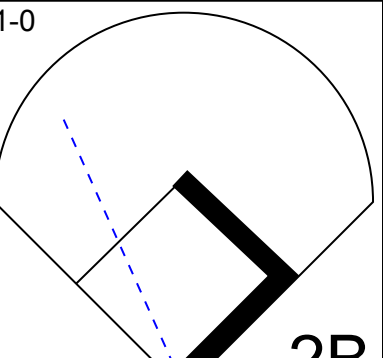
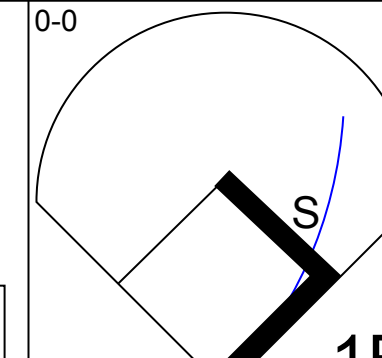
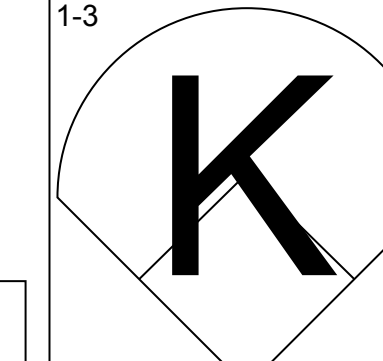
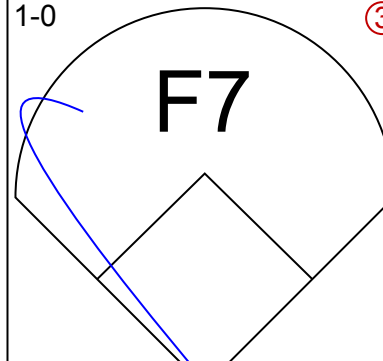
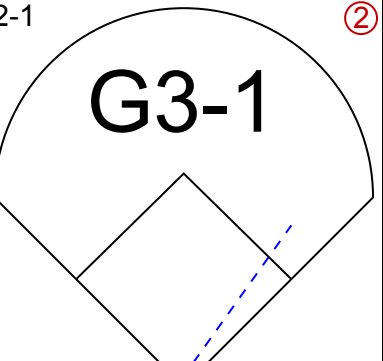
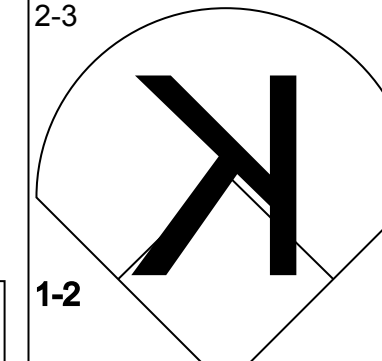
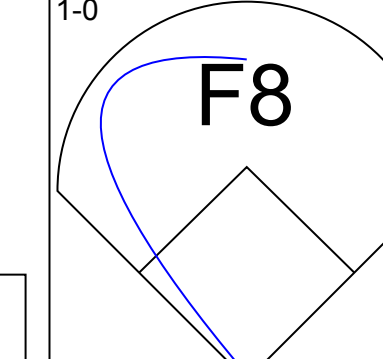
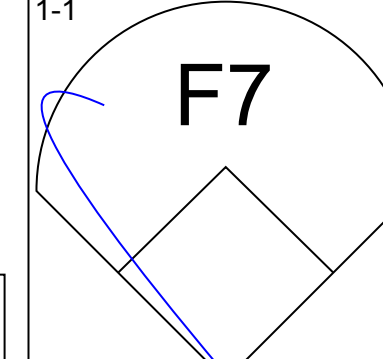
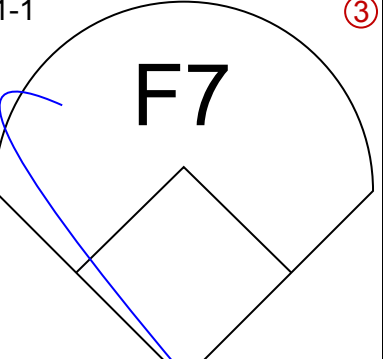
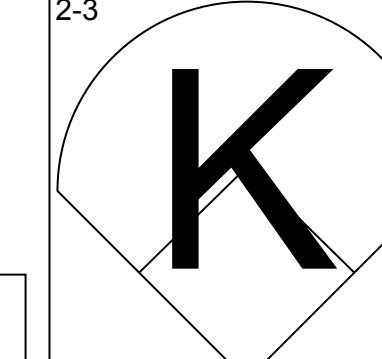
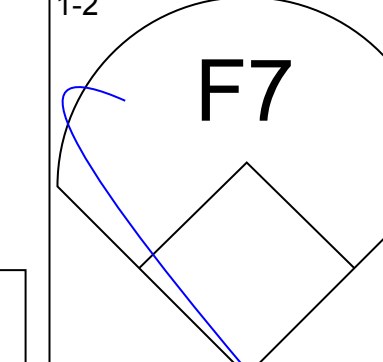
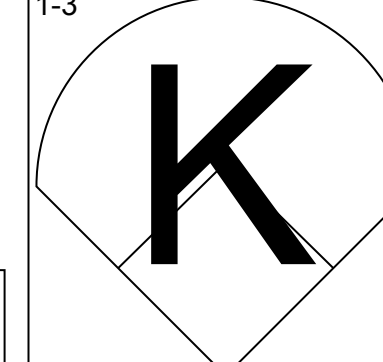
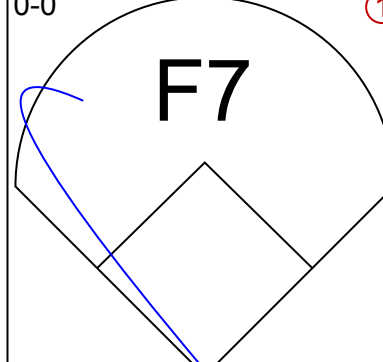
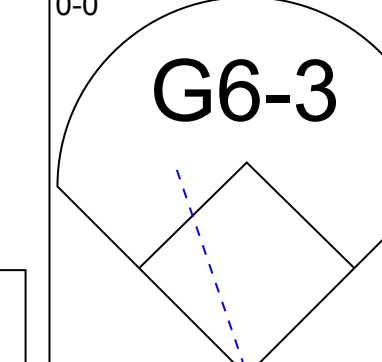
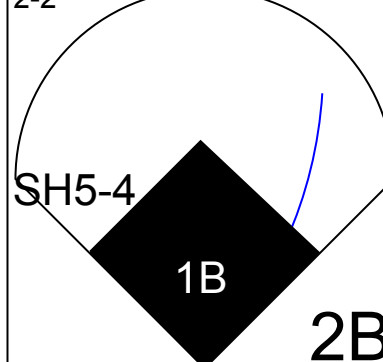

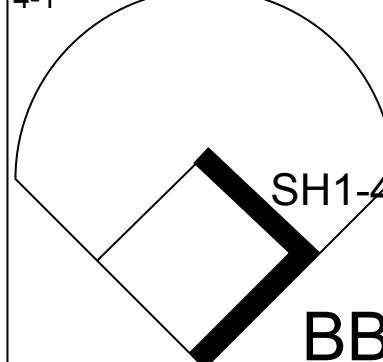
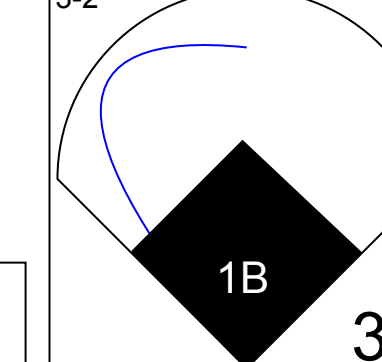
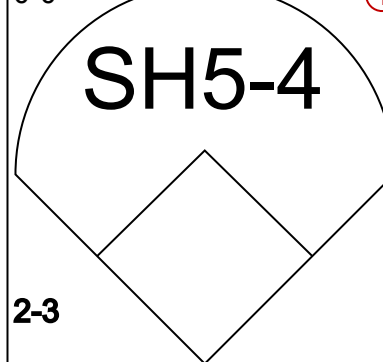
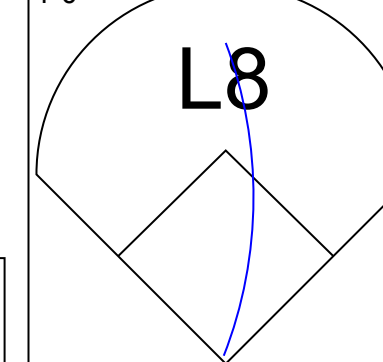
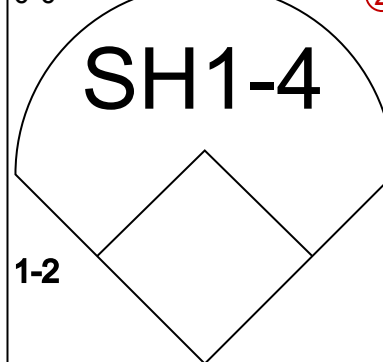
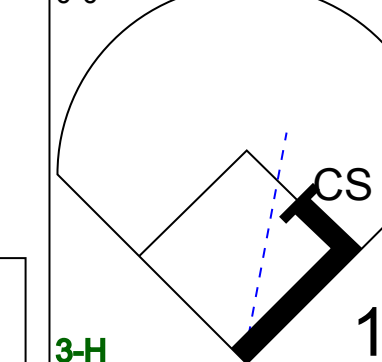
Batter	1	2	3	4	5	6	7	8	9	AB	R	H	RBI	BB	SO	LOB	BOTTOM								
Royce Clayton, R (1.6) OBP: 0.320, SLG: 0.367	SH2-3 2B		G1-3					F8		5	0	2	0	0	0	2	Florida Marlins @ St. Louis Cardinals Busch Stadium, St. Louis, MO Fri Aug 16 1996, 7:05 PM CDT Att: 30,507 - Unknown - 83 F								
Mark Swenney, L (1.3) OBP: 0.388, SLG: 0.372	SH2-3		G3-1					G4-3		2	0	0	0	1	0	0									
Ron Gant, R (1.7) OBP: 0.365, SLG: 0.536 John Mabry, L (6.3) OBP: 0.347, SLG: 0.444	K		G6-3					F8		3	0	0	0	0	2	4									
Brian Jordan, R (1.9) OBP: 0.341, SLG: 0.495	L4							L4-6		4	1	2	0	0	0	4									
Willie McGee, S (1.8) OBP: 0.335, SLG: 0.391		3B 1B						L6		3	2	2	0	0	0	1									
Gary Gaetti, R (1.5) OBP: 0.327, SLG: 0.460	SF9 3B							E5 2B		4	2	2	2	0	0	1									
Tom Pagnozzi, R (1.2) OBP: 0.317, SLG: 0.454	P3							SH3-4		3	0	0	0	0	1	3									
Luis Alicea, S (1.4) OBP: 0.329, SLG: 0.352	SF9							P5		2	1	0	1	1	0	2									
Andy Benes, R (1.1) OBP: 0.167, SLG: 0.224 Ozzie Smith, S (8, PH) OBP: 0.355, SLG: 0.355 Dennis Eckersley, R (9, 1)	P4							WP 2B		2	0	1	2	1	0	0									
										1	0	1	1	0	0	0									
										0	0	0	0	0	0	0									
Inning Stats	R: 0 E: 0 K: 1 S: 10	H: 1 LOB: 1 BB: 0 P: 19	R: 2 E: 0 K: 0 S: 10	H: 2 LOB: 0 BB: 0 P: 14	R: 0 E: 0 K: 0 S: 6	H: 0 LOB: 0 BB: 0 P: 9	R: 1 E: 0 K: 0 S: 8	H: 2 LOB: 1 BB: 0 P: 17	R: 0 E: 0 K: 1 S: 13	H: 1 LOB: 2 BB: 2 P: 26	R: 2 E: 0 K: 1 S: 11	H: 2 LOB: 1 BB: 1 P: 19	R: 0 E: 0 K: 0 S: 7	H: 1 LOB: 1 BB: 0 P: 11	R: 1 E: 1 K: 0 S: 8	H: 1 LOB: 1 BB: 0 P: 15	1B: 5 2B: 5 3B: 1 HR: 0	SF: 1 SAC: 3 DP: 1 HBP: 0	WP: 1 PB: 0 SB: 1 CS: 0	PA: 37					
PITCHER	IP	WLS	BF	H	R	ER	SO	BB	IBB	HBP	BLK	WP	HR	S	P	ERA	WHIP								
Pat Rapp, R (1.1) ERA: 4.82	6.0	L	28	8	5	5	3	2	1	0	0	0	0	58	104	7.50	1.667								
Felix Heredia, L (7, 1) ERA: 7.71	1.0		4	1	0	0	0	0	0	0	0	0	0	7	11	0.00	1.000								
Miguel Batista, R (8, 1) ERA:	1.0		5	1	1	0	0	0	0	0	0	1	0	8	15	0.00	1.000								

Batter	1	2	3	4	5	6	7	8	9	AB	R	H	RBI	BB	SO	LOB	TOP					
Luis Castillo, S OBP: 0.263, SLG: 0.263 (1, 4)										4	0	1	1	0	1	0						
Edgar Renteria, R OBP: 0.346, SLG: 0.395 (1, 6)										4	0	0	0	0	2	2						
Gary Sheffield, R OBP: 0.450, SLG: 0.627 (1, 9)										3	0	1	0	1	0	0						
Jeff Conine, R OBP: 0.361, SLG: 0.479 (1, 7)										4	0	0	0	0	1	2						
Devon White, S OBP: 0.321, SLG: 0.431 (1, 8)										4	1	1	0	0	1	1						
Greg Colbrunn, R OBP: 0.336, SLG: 0.430 (1, 3)										4	1	2	0	0	1	2						
Kurt Abbott, R OBP: 0.318, SLG: 0.467 (7, PH)										2	1	0	0	1	0	1						
Billy McMillon, L OBP: 0.340, SLG: 0.262 (9, PH)										0	0	0	0	0	0	0						
Rob Natal, R OBP: 0.200, SLG: 0.153 (7, PH)										2	0	0	0	0	1	0						
Craig Grebeck, R OBP: 0.299, SLG: 0.247 (7, PH)										0	0	0	0	0	0	0						
Joe Orsulak, L OBP: 0.296, SLG: 0.314 (7, PH)										1	0	0	0	0	1	3						
Joe Siddall, L OBP: 0.200, SLG: 0.205 (7, 2)										1	0	0	0	0	1	0						
Marc Valdes, R (1, 1)										2	0	0	0	0	0	0						
Chris Hammond, L OBP: 0.071, SLG: 0.071 (7, PH)										0	0	0	0	0	0	0						
Alex Arias, R OBP: 0.346, SLG: 0.403 (7, 5)										1	0	1	2	0	0	0						
Inning Stats	R: 0 E: 0 K: 2 S: 9	H: 0 LOB: 0 BB: 0 P: 14	R: 0 E: 0 K: 1 S: 10	H: 1 LOB: 1 BB: 0 P: 15	R: 0 E: 0 K: 0 S: 7	H: 0 LOB: 0 BB: 0 P: 12	R: 0 E: 1 K: 1 S: 9	H: 1 LOB: 2 BB: 0 P: 14	R: 0 E: 0 K: 1 S: 6	H: 0 LOB: 1 BB: 1 P: 9	R: 0 E: 0 K: 1 S: 9	H: 0 LOB: 1 BB: 1 P: 14	R: 3 E: 1 K: 1 S: 13	H: 4 LOB: 1 BB: 1 P: 24	R: 0 E: 0 K: 1 S: 9	H: 0 LOB: 0 BB: 0 P: 16	R: 0 E: 0 K: 1 S: 10	H: 0 LOB: 0 BB: 0 P: 15	1B: 5 2B: 1 3B: 0 HR: 0	SF: 0 SAC: 0 DP: 1 HBP: 0	WP: 0 PB: 0 SB: 0 CS: 0	PA: 35
PITCHER	IP	WLS	BF	H	R	ER	SO	BB	IBB	HBP	BLK	WP	HR	S	P	ERA	WHIP					
Donovan Osborne, L ERA: 3.29 (1, 1)	6.0	25	4	3	3	6	2	0	0	0	0	0	0	56	89	4.50	1.000					
Cory Bailey, R ERA: 3.4 (7, 1)	1.0	4	2	0	0	1	0	0	0	0	0	0	0	7	13	0.00	2.000					
T.J. Mathews, R ERA: 2.77 (8, 1)	1.0	W	3	0	0	0	1	0	0	0	0	0	0	9	16	0.00	0.000					
Dennis Eckersley, R ERA: 3.8 (9, 1)	1.0	S	3	0	0	0	1	0	0	0	0	0	0	10	15	0.00	0.000					

Florida Marlins @ St. Louis Cardinals
Busch Stadium, St. Louis, MO
Sat Aug 17 1996, 3:33 AM CDT
Att: 30,792 - Overcast - 83 F

AB 33
R 3
H 6
RBI 3
BB 2
SO 9
LOB 11



Batter	1	2	3	4	5	6	7	8	9	AB	R	H	RBI	BB	SO	LOB	BOTTOM				
Ozzie Smith, S OBP: 0.358, SLG: 0.358 (1, 6)										4	1	2	1	0	0	1					
John Mabry, L OBP: 0.347, SLG: 0.443 (1, 3)										4	0	1	0	0	0	2					
Ron Gant, R OBP: 0.367, SLG: 0.544 (1, 7)										3	1	1	2	1	0	1					
Brian Jordan, R OBP: 0.345, SLG: 0.500 (1, 9)										4	0	3	0	0	0	1					
Willie McGee, S OBP: 0.330, SLG: 0.385 (1, 8)										4	0	0	0	0	2	5					
Gary Gaetti, R OBP: 0.324, SLG: 0.455 (1, 5)										4	0	0	0	0	1	1					
Tom Pagnozzi, R OBP: 0.313, SLG: 0.448 (1, 2)										4	0	0	0	0	1	0					
Luis Alicea, S OBP: 0.337, SLG: 0.367 (1, 4)										2	2	2	0	2	0	0					
Donovan Osborne, S OBP: 0.204, SLG: 0.196 (7, 1)										1	0	0	0	0	0	1					
Cory Bailey, R (7, 1)										0	0	0	0	0	0	0					
T.J. Mathews, R (8, 1)										0	0	0	0	0	0	0					
Royce Clayton, R OBP: 0.322, SLG: 0.368 (8, PH)										1	0	1	1	0	0	0					
Dennis Eckersley, R (9, 1)										0	0	0	0	0	0	0					
Inning Stats	R: 0 E: 0 K: 0 S: 9	H: 1 LOB: 1 BB: 0 P: 15	R: 0 E: 0 K: 1 S: 7	H: 0 LOB: 0 BB: 0 P: 10	R: 1 E: 0 K: 0 S: 10	H: 3 LOB: 3 BB: 1 P: 20	R: 0 E: 0 K: 1 S: 6	H: 0 LOB: 1 BB: 1 P: 13	R: 2 E: 0 K: 0 S: 13	H: 3 LOB: 1 BB: 0 P: 21	R: 0 E: 0 K: 0 S: 7	H: 0 LOB: 1 BB: 1 P: 12	R: 0 E: 0 K: 1 S: 8	H: 1 LOB: 1 BB: 0 P: 13	R: 1 E: 0 K: 1 S: 10	H: 2 LOB: 0 BB: 0 P: 16	1B: 6 2B: 2 3B: 1 HR: 1	SF: 0 SAC: 2 DP: 0 HBP: 0	WP: 0 PB: 0 SB: 1 CS: 1	PA: 37	
PITCHER	IP	WLS	BF	H	R	ER	SO	BB	IBB	HBP	BLK	WP	HR	S	P	ERA	WHIP				
Marc Valdes, R ERA: 6.04 (1, 1)	5.1	26	7	3	3	2	3	0	0	0	0	0	0	47	85	5.06	1.875				
Chris Hammond, L ERA: 7.02 (6, 1)	0.2	2	0	0	0	0	0	0	0	0	0	0	0	5	6	0.00	0.000				
Jay Powell, R ERA: 3.61 (7, 1)	2.0	L	8	3	1	1	2	0	0	0	0	0	0	18	29	4.50	1.500				

Florida Marlins @ St. Louis Cardinals
Busch Stadium, St. Louis, MO
Sat Aug 17 1996, 3:33 AM CDT
Att: 30,792 - Overcast - 83 F

AB 31
R 4
H 10
RBI 4
BB 3
SO 4
LOB 12



Batter	1	2	3	4	5	6	7	8	9	AB	R	H	RBI	BB	SO	LOB	TOP									
Luis Castillo, S OBP: 0.279, SLG: 0.244	(1,4) 4-2 BB		(2) 1-2 F8			(1) 1-1 F7		(1) 4-1 HR	(1) 0-2 G3	3	1	0	0	2	0	3	Florida Marlins @ St. Louis Cardinals Busch Stadium, St. Louis, MO Sun Aug 18 1996, 3:33 AM CDT Att: 34,564 - Overcast - 75 F AB 32 R 3 H 7 RBI 3 BB 6 SO 7 LOB 20									
Edgar Renteria, R OBP: 0.345, SLG: 0.389	(1,6) 1-3 K		(3) 1-2 F8			(2) 2-3 K		(2) 0-2 F9	(2) 4-1 G6-4-3	4	0	0	0	1	2	3										
Gary Sheffield, R OBP: 0.449, SLG: 0.630	(1,9) 0-0 P5					(3) 2-3 K		(2) 2-1 HR	(3) 1-1 G6-4-3	4	1	1	2	1	1	4										
Jeff Conine, R OBP: 0.360, SLG: 0.477	(1,3) 3-2 G3					(1) 0-0 F9		(1) 1-2 HR		4	1	1	0	0	1	2										
Devon White, S OBP: 0.323, SLG: 0.431			(1) 1-1 F7			(2) 1-2 K		(1) 4-2 1B		3	0	1	0	1	1	1										
Joe Orsulak, L OBP: 0.297, SLG: 0.314			(2) 0-1 P6			(3) 1-0 F8		(1) 0-1 1B	(2) 1-2 BB	3	0	1	0	0	0	1										
Greg Colbrunn, R OBP: 0.337, SLG: 0.432								(1) 1-2 1B	(2) 1-3 2H	1	0	1	1	0	0	0										
Alex Arias, R Terry Mathews, L	(1,5) 0-1 F8					(1) 1-0 L7		(2) 0-0 P3	(3) 1-1 G3	3	0	0	0	0	0	2										
Billy McMillon, L Felix Heredia, L	(7,1) 0-1 F8									0	0	0	0	0	0	0										
Robb Nen, R	(8,1) 0-1 F8									0	0	0	0	0	0	0										
Joe Siddall, L Craig Grebeck, R	(1,2) 4-1 SH1-4					(2) 0-0 G4-3		(3) 3-2 F9		2	0	0	0	1	0	2										
Al Leiter, L Kurt Abbott, R	(1,1) 0-0 SH1-4					(3) 1-3 K				1	0	0	0	0	1	0										
Inning Stats	R: 0 E: 0 K: 1 S: 10	H: 0 LOB: 1 BB: 1 P: 17	R: 0 E: 0 K: 0 S: 6	H: 0 LOB: 0 BB: 0 P: 7	R: 0 E: 0 K: 0 S: 11	H: 0 LOB: 1 BB: 1 P: 17	R: 0 E: 0 K: 1 S: 5	H: 0 LOB: 0 BB: 0 P: 7	R: 0 E: 0 K: 2 S: 8	H: 0 LOB: 0 BB: 0 P: 13	R: 0 E: 0 K: 1 S: 11	H: 2 LOB: 2 BB: 0 P: 17	R: 3 E: 0 K: 1 S: 20	H: 3 LOB: 2 BB: 2 P: 36	R: 0 E: 0 K: 0 S: 11	H: 2 LOB: 2 BB: 1 P: 20		1B: 5 2B: 1 3B: 0 HR: 1	SF: 0 SAC: 1 DP: 1 HBP: 0	WP: 0 PB: 0 SB: 1 CS: 0	PA: 39					
PITCHER	IP	WLS	BF	H	R	ER	SO	BB	IBB	HBP	BLK	WP	HR	S	P	ERA		WHIP								
Todd Stottlemyre, R Danny Jackson, L Mark Petkovsek, R Dennis Eckersley, R	(1,1) (8,1) (8,1) (9,1)	7.2 0.0 0.1 1.0	W L S	31 1 2 5	4 0 0 0	3 0 0 0	3 0 0 0	7 0 0 0	4 1 0 1	0 0 0 0	0 0 0 0	0 0 0 0	0 0 0 0	1 0 5 11	70 2 7 20	113 6 7 20		3.52 ∞ 0.00 0.00	1.043 ∞ 3.000 3.000							

Batter	1	2	3	4	5	6	7	8	9	AB	R	H	RBI	BB	SO	LOB	BOTTOM									
Royce Clayton, R OBP: 0.325, SLG: 0.370	(1,6) 0-1 G5-3		(1) 1-2 1B			(2) 1-1 G5-4-3		(3) 1-3 K		4	1	2	0	1	1	3	Florida Marlins @ St. Louis Cardinals Busch Stadium, St. Louis, MO Sun Aug 18 1996, 3:33 AM CDT Att: 34,564 - Overcast - 75 F AB 31 R 5 H 10 RBI 4 BB 4 SO 9 LOB 18									
Mike Gallego, R OBP: 0.250, SLG: 0.204	(1,5) 1-0 G5-3		(1) 1-1 BB			(3) 1-0 L6		(2) FC1-2		4	1	1	0	0	0	4										
Ron Gant, R OBP: 0.368, SLG: 0.540	(1,7) 4-0 G6-4-3		(2) 2-3 K					(1) 0-0 G6-3	(2) FC1-2	2	0	0	1	2	1	1										
Brian Jordan, R OBP: 0.347, SLG: 0.499	(1,8) 1-1 G6-4-3		(2) 4-2 BB					(1) 1-1 P5	(2) 1-2 BB	3	0	1	2	1	0	2										
Gary Gaetti, R OBP: 0.323, SLG: 0.461			(3) 0-3 K					(1) 0-3 K	(3) 3-1 F9	4	1	1	1	0	2	4										
Tom Pagnozzi, R OBP: 0.312, SLG: 0.449			(1) 1-3 K			(1) 0-1 G6-3		(1) 1-0 F7		4	1	1	0	0	1	0										
John Mabry, L OBP: 0.346, SLG: 0.443			(2) 2-3 K			(2) 2-1 L3		(1) 0-0 E1	(2) FC1-2	4	0	2	0	0	1	0										
Luis Alicea, S OBP: 0.339, SLG: 0.364						(3) 1-3 K		(2) 2-2 FC1-2	(1) FC6-4	2	1	0	0	0	1	1										
Todd Stottlemyre, L Danny Jackson, R Mark Petkovsek, R Willie McGee, S Dennis Eckersley, R	(1,1) (8,1) (8,1) (8,PH) (9,1)	6.2 0.1 0.2 0.1	L	30 2 4 1	H: 1 R: 1 ER: 0 SO: 5	H: 1 LOB: 1 BB: 0 P: 19	R: 0 E: 0 K: 2 S: 13	H: 2 LOB: 2 BB: 1 P: 21	R: 0 E: 0 K: 1 S: 8	H: 0 LOB: 0 BB: 0 P: 11	R: 0 E: 0 K: 0 S: 4	H: 1 LOB: 0 BB: 0 P: 6	R: 0 E: 0 K: 1 S: 6	H: 0 LOB: 0 BB: 0 P: 7	R: 4 E: 1 K: 1 S: 14	H: 3 LOB: 2 BB: 2 P: 30		R: 0 E: 0 K: 1 S: 8	H: 2 LOB: 2 BB: 0 P: 12	1B: 8 2B: 1 3B: 0 HR: 1	SF: 0 SAC: 0 DP: 2 HBP: 2	WP: 0 PB: 0 SB: 2 CS: 0	PA: 37			
PITCHER	IP	WLS	BF	H	R	ER	SO	BB	IBB	HBP	BLK	WP	HR	S	P	ERA		WHIP								
Al Leiter, L Terry Mathews, R Felix Heredia, L Robb Nen, R	(1,1) (7,1) (8,1) (8,1)	6.2 0.1 0.2 0.1	L	30 2 4 1	H: 1 R: 1 ER: 0 SO: 5	H: 1 LOB: 1 BB: 0 P: 19	R: 0 E: 0 K: 2 S: 13	H: 2 LOB: 2 BB: 1 P: 21	R: 0 E: 0 K: 1 S: 8	H: 0 LOB: 0 BB: 0 P: 11	R: 0 E: 0 K: 0 S: 4	H: 1 LOB: 0 BB: 0 P: 6	R: 0 E: 0 K: 1 S: 6	H: 0 LOB: 0 BB: 0 P: 7	R: 4 E: 1 K: 1 S: 14	H: 3 LOB: 2 BB: 2 P: 30		R: 0 E: 0 K: 1 S: 8	H: 2 LOB: 2 BB: 0 P: 12	1B: 8 2B: 1 3B: 0 HR: 1	SF: 0 SAC: 0 DP: 2 HBP: 2	WP: 0 PB: 0 SB: 2 CS: 0	PA: 37			

Batter	1	2	3	4	5	6	7	8	9	AB	R	H	RBI	BB	SO	LOB	TOP										
Royce Clayton, R OBP: 0.326, SLG: 0.372	G5-3	1B					HBP 1B	L8		5	0	3	0	0	0	3											
Ray Lankford, L OBP: 0.359, SLG: 0.502	K		G1-3				G5-4-3	G6-3		5	0	1	0	0	1	2											
Ron Gant, R OBP: 0.371, SLG: 0.539	1B		P4				1B	F8		5	0	2	1	0	1	2											
Brian Jordan, R Ozzie Smith, S OBP: 0.343, SLG: 0.490 OBP: 0.365, SLG: 0.363	P4		F8				G5-3	1B		3	0	0	0	0	0	2											
John Mabry, L OBP: 0.346, SLG: 0.441		L9		G3-1			G6-4-3	1B		5	0	2	0	0	0	3											
Gary Gaetti, R OBP: 0.325, SLG: 0.458		2B		K			P3	F8		4	1	2	0	0	1	0											
Luis Alicea, S OBP: 0.338, SLG: 0.372		1B						1B		1	0	0	0	0	0	2											
Tom Pagnozzi, R OBP: 0.312, SLG: 0.445		FC3-5		1B			F9	P4		4	0	2	1	0	0	2											
Mike Gallego, R OBP: 0.260, SLG: 0.208		BB		1B			G4-3	K		3	0	1	0	1	1	2											
Andy Benes, R OBP: 0.164, SLG: 0.220		FC3-5		F9						1	0	0	0	0	0	2											
Danny Jackson, R		1B								1	0	0	0	0	0	2											
Mark Sweeney, L OBP: 0.370, SLG: 0.374							1B			0	0	0	0	0	0	0											
Tony Fossas, L										0	0	0	0	0	0	0											
Cory Bailey, R							1B	BB		0	0	0	0	1	0	0											
Inning Stats	R: 0 E: 0 K: 1 S: 8	H: 1 LOB: 1 BB: 0 P: 14	R: 1 E: 0 K: 0 S: 15	H: 3 LOB: 2 BB: 1 P: 28	R: 0 E: 0 K: 0 S: 8	H: 0 LOB: 0 BB: 0 P: 14	R: 0 E: 0 K: 1 S: 9	H: 2 LOB: 2 BB: 0 P: 17	R: 0 E: 0 K: 0 S: 6	H: 0 LOB: 0 BB: 0 P: 9	R: 1 E: 0 K: 0 S: 10	H: 3 LOB: 1 BB: 0 P: 12	R: 0 E: 0 K: 1 S: 15	H: 2 LOB: 3 BB: 1 P: 27	R: 0 E: 0 K: 0 S: 9	H: 2 LOB: 2 BB: 0 P: 14	1B: 13 2B: 2 3B: 0 HR: 0	SF: 0 SAC: 0 DP: 2 HBP: 1	WP: 0 PA: 42 PB: 0 SB: 0 CS: 0								
PITCHER	IP	WLS	BF	H	R	ER	SO	BB	IBB	HBP	BLK	WP	HR	S	P	ERA	WHIP										
Armando Reynoso, R ERA: 4.75	7.0	W	31	11	2	2	3	1	0	1	0	0	0	67	111	2.57	1.714										
Steve Reed, R ERA: 4.12	1.0		6	2	0	0	1	1	0	0	0	0	0	15	27	0.00	3.000										
John Burke, R ERA: 5.4	1.0		5	2	0	0	0	0	0	0	0	0	0	9	14	0.00	2.000										

St. Louis Cardinals @ Colorado Rockies
Coors Field, Denver, CO
Wed Aug 21 1996, 7:05 PM MDT
Att: 48,045 - Unknown - 70 F

AB 39
R 2
H 15
RBI 2
BB 2
SO 4
LOB 22



Batter	1	2	3	4	5	6	7	8	9	AB	R	H	RBI	BB	SO	LOB	BOTTOM										
Eric Young Sr., R OBP: 0.410, SLG: 0.448	S	1B	2B		G4-3		BB	G5-3		5	1	4	2	0	0	0											
Ellis Burks, R OBP: 0.401, SLG: 0.636	1B	G6-3	1B		2B		G5-3			5	0	3	3	0	0	3											
Larry Walker, L OBP: 0.342, SLG: 0.584	S	BB	2B		K		L3			3	1	1	1	2	1	3											
Andres Galarraga, R OBP: 0.356, SLG: 0.583	1B	G5-3		HR		G6-3		BB		4	2	2	2	1	0	1											
Dante Bichette, R OBP: 0.364, SLG: 0.539	1B		G5-3		F8		F9	K		5	0	1	0	0	1	3											
Vinny Castilla, R OBP: 0.347, SLG: 0.549	2B		1B		G6-3		G5-3			5	0	3	1	0	0	0											
Jeff Reed, L OBP: 0.365, SLG: 0.422	IBB		1B		1B		K	G4-3		3	1	1	0	2	1	1											
Walt Weiss, S OBP: 0.386, SLG: 0.378	F9		1B		FC6-4		BB	G3		4	2	1	0	1	0	4											
Armando Reynoso, R OBP: 0.255, SLG: 0.196		1B			G5-3			G4-3		3	2	2	1	0	0	0											
Jason Bates, S OBP: 0.311, SLG: 0.290		1B			1B					0	1	0	0	1	0	0											
Steve Reed, R ERA: 4.5										0	0	0	0	0	0	0											
John Vander Wal, L OBP: 0.338, SLG: 0.388		2B			2B					1	0	0	0	0	1	0											
John Burke, S		1B			1B					0	0	0	0	0	0	0											
Inning Stats	R: 3 E: 0 K: 0 S: 11	H: 5 LOB: 2 BB: 2 P: 28	R: 1 E: 0 K: 0 S: 8	H: 3 LOB: 1 BB: 0 P: 13	R: 3 E: 0 K: 1 S: 17	H: 5 LOB: 2 BB: 1 P: 32	R: 1 E: 0 K: 0 S: 7	H: 1 LOB: 1 BB: 1 P: 15	R: 0 E: 0 K: 0 S: 6	H: 1 LOB: 1 BB: 0 P: 9	R: 0 E: 0 K: 0 S: 11	H: 0 LOB: 0 BB: 0 P: 16	R: 2 E: 0 K: 2 S: 16	H: 2 LOB: 3 BB: 3 P: 37	R: 0 E: 0 K: 0 S: 10	H: 1 LOB: 1 BB: 0 P: 15	1B: 13 2B: 4 3B: 0 HR: 1	SF: 0 SAC: 0 DP: 1 HBP: 0	WP: 0 PA: 45 PB: 1 SB: 2 CS: 0								
PITCHER	IP	WLS	BF	H	R	ER	SO	BB	IBB	HBP	BLK	WP	HR	S	P	ERA	WHIP										
Andy Benes, R ERA: 4.09	2.2	L	20	13	7	7	0	2	1	0	0	0	1	27	45	2.70	0.900										
Danny Jackson, L ERA: 4.5	3.1		13	2	1	1	1	1	0	0	0	0	0	9	17	54.00	6.000										
Tony Fossas, L ERA: 2.87	0.1		3	1	2	2	1	1	0	0	0	0	0	9	17	54.00	6.000										
Cory Bailey, R ERA: 3.19	1.2		9	2	0	0	1	2	0	0	0	0	0	17	35	0.00	2.400										

St. Louis Cardinals @ Colorado Rockies
Coors Field, Denver, CO
Wed Aug 21 1996, 7:05 PM MDT
Att: 48,045 - Unknown - 70 F

AB 38
R 10
H 18
RBI 10
BB 7
SO 3
LOB 16



Batter	1	2	3	4	5	6	7	8	9	AB	R	H	RBI	BB	SO	LOB	TOP				
Ozzie Smith, S OBP: 0.361, SLG: 0.354 (1, 6)	4-1 S 2B BB	2-1 G5-3		1-1 FC6-4 1-2f		2-0 G3-1			0-1 F9	4	1	0	0	1	0	1					
Ray Lankford, L OBP: 0.358, SLG: 0.501 (1, 8)	2-2 BB 1B 2B 1-H	2-1 F7			2-1 F8		3-2 L9		0-0 G4-3	5	1	1	1	0	0	0					
Ron Gant, R OBP: 0.375, SLG: 0.540 (1, 7)	4-0 BB 1B BB	3-2 G6-3			1-1 FC4-6 1B		0-0 G4-3 S 1B			3	1	2	0	1	0	0					
Willie McGee, S OBP: 0.330, SLG: 0.388 (1, 9)	K		1-0 G4-3		0-1 FC4-6 1B 1B BB 1-2f		1-1 G4-3 1-3			4	1	0	0	0	1	4					
Gary Gaetti, R OBP: 0.326, SLG: 0.457 (1, 5)	4-2 1B 1B BB 1-2 2-3	G5-3	1-1 G5-3		2-0 1B BB 1B 1-2		3-0 G5-3			3	1	1	0	1	0	1					
John Mabry, L OBP: 0.347, SLG: 0.442 (1, 3)	1-0 1B 1B 1-3 2-H 3-H	F9	0-1 F9		0-0 BB 1B 1-2 2-3		1-3 K			4	0	2	2	0	1	0					
Danny Sheaffer, R OBP: 0.296, SLG: 0.379 (1, 2)	0-1 P3		1-0 FC6-4 1B		4-2 BB 1-2 2-H 3-H		2-2 G5-3			3	0	1	1	1	0	2					
Luis Alicea, S OBP: 0.337, SLG: 0.371 (1, 4)	1-1 1B 1-3 3-H	G6-3	1-3 K		1-0 G6-3		1-0 G3			4	0	1	1	0	1	1					
Mike Morgan, R OBP: 0.061, SLG: 0.061 (1, 1)	1-3 K		1-0 L9		0-3 K		3-3 K			1	0	0	0	0	1	2					
Royce Clayton, R OBP: 0.326, SLG: 0.371 (4, PH)	K									1	0	0	0	0	0	1					
Mark Petkovsek, R OBP: 0.231, SLG: 0.167 (4, 1)										1	0	0	0	0	1	0					
Rick Honeycutt, L (8, 1)										0	0	0	0	0	0	0					
Mike Gallego, R OBP: 0.257, SLG: 0.206 (9, PH)										1	0	0	0	0	1	0					
Inning Stats	R: 4 E: 0 K: 2 S: 17	H: 3 LOB: 2 BB: 3 P: 36	R: 0 E: 0 K: 0 S: 10	H: 0 LOB: 0 BB: 0 P: 17	R: 0 E: 0 K: 0 S: 5	H: 0 LOB: 0 BB: 0 P: 7	R: 0 E: 0 K: 1 S: 7	H: 1 LOB: 1 BB: 0 P: 11	R: 1 E: 0 K: 0 S: 10	H: 3 LOB: 2 BB: 1 P: 19	R: 0 E: 0 K: 0 S: 5	H: 0 LOB: 0 BB: 0 P: 8	R: 0 E: 0 K: 0 S: 7	H: 1 LOB: 1 BB: 0 P: 14	R: 0 E: 0 K: 1 S: 10	H: 0 LOB: 0 BB: 0 P: 14	R: 0 E: 0 K: 1 S: 6	H: 0 LOB: 0 BB: 0 P: 9	1B: 7 2B: 1 3B: 0 HR: 0	SF: 0 SAC: 0 DP: 0 HBP: 0	WP: 0 PA: 38 PB: 0 SB: 2 CS: 0
PITCHER	IP	WLS	BF	H	R	ER	SO	BB	IBB	HBP	BLK	WP	HR	S	P	ERA	WHIP				
Roger Bailey, R ERA: 6.03 (1, 1)	7.0	W	32	8	5	5	4	4	0	0	0	0	0	61	112	6.43	1.714				
Darren Holmes, R ERA: 4.31 (8, 1)	1.0		3	0	0	0	1	0	0	0	0	0	0	10	14	0.00	0.000				
Bruce Ruffin, L ERA: 4.29 (9, 1)	1.0		3	0	0	0	1	0	0	0	0	0	0	6	9	0.00	0.000				

St. Louis Cardinals @ Colorado Rockies
Coors Field, Denver, CO
Thu Aug 22 1996, 3:33 AM MDT
Att: 48,086 - Sunny - 71 F

AB	34
R	5
H	8
RBI	5
BB	4
SO	6
LOB	12



Batter	1	2	3	4	5	6	7	8	9	AB	R	H	RBI	BB	SO	LOB	BOTTOM				
Eric Young Sr., R OBP: 0.414, SLG: 0.453 (1, 4)	1-2 FC6-4 1B	1-0 SF7		1-1 L9 S G4-3 1B		1-0 1B		1-0 G6-4-3 1B		4	1	4	1	0	0	0					
Bruce Ruffin, S (9, 1)										0	0	0	0	0	0	0					
Ellis Burks, R OBP: 0.399, SLG: 0.634 (1, 8)	0-1 FC6-4 HR 1-2f	2-0 1B 2B 3-H		1-1 L9		2-1 G5-3		0-0 G6-4-3 1B 1-2f 2-3		5	2	1	1	0	0	6					
Larry Walker, L OBP: 0.343, SLG: 0.578 (1, 9)	4-0 HR BB 1-2	3-1 HR S 1B		0-2 G4-3		0-3 K		2-2 G3		4	2	1	2	1	1	1					
Andres Galarraga, R OBP: 0.359, SLG: 0.596 (1, 3)	2-0 HR 2-H	2-2 HR 1B		1-3 K		2-2 1B 1B				4	3	3	5	0	1	0					
Dante Bichette, R OBP: 0.365, SLG: 0.539 (1, 7)	0-1 PO 1B	0-2 G5-3			2-3 K		0-1 1B 1B			4	0	2	0	0	1	0					
Quinton McCracken, S OBP: 0.374, SLG: 0.354 (7, PH) (8, 8)										0	0	0	0	0	0	0					
Vinny Castilla, R OBP: 0.348, SLG: 0.551 (1, 5)	0-0 P3		3-0 2B		2-2 P4		0-0 1B 1B			4	0	2	1	0	0	1					
Jayhawk Owens, R OBP: 0.333, SLG: 0.382 (1, 2)	0-0 PO 1-2	4-2 1B SF7 BB	0-3 K		1-1 G5-3		0-0 F9			3	1	0	0	1	1	3					
Walt Weiss, S OBP: 0.385, SLG: 0.376 (1, 6)		0-0 SF7 SH1-3 2B 1B 1-3	3-3 K		1-1 G6-3		2-0 G4-3			4	1	1	0	0	1	3					
Roger Bailey, R OBP: 0.375, SLG: 0.643 (1, 1)		0-1 SH1-3	2-1 G4-3		1-0 G5-3 1B		2-2 G6-4-3 1B			2	0	1	0	0	0	1					
Darren Holmes, R (8, 1)										0	0	0	0	0	0	0					
Jason Bates, S OBP: 0.315, SLG: 0.295 (6, PH) (9, 4)		1-2								1	0	1	0	0	0	0					
Inning Stats	R: 3 E: 0 K: 0 S: 9	H: 3 LOB: 1 BB: 1 P: 16	R: 5 E: 0 K: 0 S: 15	H: 4 LOB: 1 BB: 1 P: 27	R: 0 E: 0 K: 2 S: 10	H: 1 LOB: 0 BB: 0 P: 18	R: 1 E: 0 K: 1 S: 13	H: 1 LOB: 0 BB: 0 P: 16	R: 0 E: 0 K: 0 S: 6	H: 2 LOB: 1 BB: 0 P: 11	R: 1 E: 1 K: 1 S: 11	H: 3 LOB: 2 BB: 0 P: 15	R: 0 E: 0 K: 0 S: 8	H: 2 LOB: 1 BB: 0 P: 13	1B: 12 2B: 2 3B: 0 HR: 2	SF: 1 SAC: 1 DP: 2 HBP: 0	WP: 0 PA: 40 PB: 0 SB: 3 CS: 0				
PITCHER	IP	WLS	BF	H	R	ER	SO	BB	IBB	HBP	BLK	WP	HR	S	P	ERA	WHIP				
Mike Morgan, R ERA: 4.92 (1, 1)	3.0	L	18	8	8	8	2	2	0	0	0	0	0	24	61	24.00	3.333				
Mark Petkovsek, R ERA: 4.21 (4, 1)	4.0		17	6	2	2	3	0	0	0	0	0	0	40	57	4.50	1.500				
Rick Honeycutt, L ERA: 3.38 (8, 1)	1.0		4	2	0	0	0	0	0	0	0	0	0	8	13	0.00	2.000				

St. Louis Cardinals @ Colorado Rockies
Coors Field, Denver, CO
Thu Aug 22 1996, 3:33 AM MDT
Att: 48,086 - Sunny - 71 F

AB	35
R	10
H	16
RBI	10
BB	2
SO	5
LOB	15



Batter	1	2	3	4	5	6	7	8	9	AB	R	H	RBI	BB	SO	LOB	TOP										
Ozzie Smith, S OBP: 0.353, SLG: 0.345	G1-3		G4-3		F7		G1-4-3			4	0	0	0	0	0	2	St. Louis Cardinals @ Houston Astros Astrodome, Houston, TX Fri Aug 23 1996, 8:05 PM EDT Att: 35,554 - Dome - 72 F										
Ray Lankford, L OBP: 0.357, SLG: 0.506	K		HR		K			L8		4	1	1	1	0	2	1											
Ron Gant, R OBP: 0.371, SLG: 0.533	K							F7		4	0	0	0	0	3	0											
Brian Jordan, R OBP: 0.347, SLG: 0.491									K	3	0	2	0	1	1	0											
John Mabry, L OBP: 0.349, SLG: 0.442									K	4	0	2	0	0	1	1											
Gary Gaetti, R OBP: 0.324, SLG: 0.453									G6-3	4	0	0	0	0	2	4											
Tom Pagnozzi, R OBP: 0.308, SLG: 0.439									G4-3	4	0	0	0	0	1	3											
Luis Alicaia, S OBP: 0.337, SLG: 0.370										3	0	1	0	0	0	2											
Donovan Osborne, S OBP: 0.216, SLG: 0.208										2	0	1	0	0	0	0											
T.J. Mathews, R OBP: 0.337, SLG: 0.394										0	0	0	0	0	0	0											
Dennis Eckersley, R OBP: 0.256, SLG: 0.313										0	0	0	0	0	0	0											
Inning Stats	R: 0 E: 0 K: 2 S: 10	H: 0 LOB: 0 BB: 0 P: 13	R: 0 E: 0 K: 2 S: 13	H: 2 LOB: 2 BB: 0 P: 18	R: 1 E: 0 K: 1 S: 15	H: 1 LOB: 0 BB: 0 P: 20	R: 0 E: 0 K: 0 S: 8	H: 2 LOB: 1 BB: 0 P: 10	R: 0 E: 0 K: 1 S: 9	H: 1 LOB: 1 BB: 0 P: 12	R: 0 E: 0 K: 0 S: 8	H: 0 LOB: 1 BB: 1 P: 18	R: 0 E: 0 K: 0 S: 7	H: 1 LOB: 1 BB: 0 P: 12	R: 0 E: 0 K: 1 S: 9	H: 0 LOB: 0 BB: 0 P: 12	R: 0 E: 0 K: 1 S: 6	H: 0 LOB: 0 BB: 0 P: 7	1B: 6 2B: 0 3B: 0 HR: 1	SF: 0 SAC: 1 DP: 0 HBP: 0	WP: 0 PB: 0 SB: 0 CS: 0	PA: 34					
PITCHER	IP	WLS	BF	H	R	ER	SO	BB	IBB	HBP	BLK	WP	HR	S	P	ERA	WHIP										
Darryl Kile, R ERA: 4.13	8.0	L	31	7	1	1	9	1	0	0	0	0	1	79	115	1.12	1.000										
John Hudek, R ERA: 9.0	1.0		3	0	0	0	1	0	0	0	0	0	0	6	7	0.00	0.000										

Batter	1	2	3	4	5	6	7	8	9	AB	R	H	RBI	BB	SO	LOB	BOTTOM										
Brian Hunter, R OBP: 0.300, SLG: 0.367	F7		F9	L8		G5-3			G1-3	5	0	0	0	0	0	2	St. Louis Cardinals @ Houston Astros Astrodome, Houston, TX Fri Aug 23 1996, 8:05 PM EDT Att: 35,554 - Dome - 72 F										
Craig Biggio, R OBP: 0.408, SLG: 0.456	K		WP 5 BB		F8		F7		F7	5	0	1	0	0	1	0											
5 Jeff Bagwell, R OBP: 0.350, SLG: 0.574			WP 1 BB			2B BB			G5-3	3	0	1	0	2	1	0											
Derek Bell, R OBP: 0.316, SLG: 0.446	K				F9		L8			4	0	0	0	0	2	4											
Sean Berry, R OBP: 0.321, SLG: 0.476									K	3	0	2	0	1	1	0											
John Hudek, S ERA: 9.0										0	0	0	0	0	0	0											
James Mouton, R OBP: 0.337, SLG: 0.350									L7	4	0	0	0	0	0	6											
Ricky Gutierrez, R OBP: 0.358, SLG: 0.325										3	0	1	0	1	1	1											
Kirt Manwaring, R OBP: 0.303, SLG: 0.273										2	0	0	0	1	0	1											
Bill Splitters, L OBP: 0.294, SLG: 0.391										1	0	1	0	0	0	0											
Darryl Kile, R ERA: 3.15										2	0	1	0	1	1	2											
Derrick May, L OBP: 0.337, SLG: 0.394										1	0	0	0	0	0	2											
Randy Knorr, R OBP: 0.256, SLG: 0.313										0	0	0	0	0	0	0											
Inning Stats	R: 0 E: 0 K: 2 S: 13	H: 1 LOB: 1 BB: 0 P: 19	R: 0 E: 0 K: 1 S: 12	H: 1 LOB: 2 BB: 1 P: 21	R: 0 E: 0 K: 1 S: 10	H: 1 LOB: 3 BB: 2 P: 23	R: 0 E: 0 K: 0 S: 9	H: 0 LOB: 1 BB: 2 P: 20	R: 0 E: 0 K: 0 S: 8	H: 1 LOB: 1 BB: 0 P: 18	R: 0 E: 0 K: 1 S: 12	H: 1 LOB: 1 BB: 0 P: 15	R: 0 E: 0 K: 1 S: 7	H: 0 LOB: 0 BB: 0 P: 9	R: 0 E: 0 K: 1 S: 11	H: 2 LOB: 2 BB: 0 P: 15	R: 0 E: 0 K: 0 S: 6	H: 0 LOB: 0 BB: 0 P: 7	1B: 6 2B: 1 3B: 0 HR: 0	SF: 0 SAC: 0 DP: 0 HBP: 0	WP: 1 PB: 0 SB: 0 CS: 0	PA: 39					
PITCHER	IP	WLS	BF	H	R	ER	SO	BB	IBB	HBP	BLK	WP	HR	S	P	ERA	WHIP										
Donovan Osborne, L ERA: 3.15	7.0	W	31	5	0	0	6	6	0	0	0	0	0	71	125	0.00	1.571										
T.J. Mathews, R ERA: 2.96	1.0		5	2	0	0	1	0	0	0	0	0	0	11	15	0.00	2.000										
Dennis Eckersley, R ERA: 9.63	1.0	S	3	0	0	0	0	0	0	0	0	0	0	6	7	0.00	0.000										

AB	32
R	1
H	7
RBI	1
BB	1
SO	10
LOB	13



AB	33
R	0
H	7
RBI	0
BB	6
SO	7
LOB	18



Batter	1	2	3	4	5	6	7	8	9	AB	R	H	RBI	BB	SO	LOB	TOP					
Royce Clayton, R OBP: 0.323, SLG: 0.368	1-3 K		0-0 E6 WP		0-1 G4-3		0-0 G6-3			4	0	0	0	0	1	2						
Ray Lankford, L OBP: 0.358, SLG: 0.506	1-0 FC5-4 1B		3-3 K			0-2 2B 1B		3-2 G3-1		4	1	2	0	0	1	1						
Ron Gant, R OBP: 0.370, SLG: 0.533	0-1 FC5-4 1-2			0-3 K		1-1 FC1 2B		0-1 F9		4	0	1	1	0	1	1						
Brian Jordan, R OBP: 0.344, SLG: 0.487	1-3 K			0-0 E6		0-3 K		0-1 G5-3		4	0	0	0	0	2	2						
John Mabry, L OBP: 0.346, SLG: 0.438		1-1 G3-1		2-2 F7		1-1 FC1 FC6-4			0-2 G1-3	4	0	0	0	0	0	2						
Gary Gaetti, R OBP: 0.323, SLG: 0.451		0-1 P6		0-0 F9		2-2 FC6-4 1-2			2-1 G6-4-3 1B	4	0	1	0	0	0	2						
Tom Pagnozzi, R OBP: 0.304, SLG: 0.434		1-0 F8			0-0 F7			2-2 L4		4	0	0	0	0	0	1						
Luis Alicea, S OBP: 0.340, SLG: 0.371			1-3 K		4-2 SH5-4 BB			0-0 SH2-4 1B		2	0	1	0	1	1	0						
Todd Stottlemyre, L OBP: 0.339, SLG: 0.255			0-2 P6		0-0 SH5-4 1-2			1-2 SH2-4 1-2		1	0	0	0	0	0	0						
Inning Stats	R: 0 E: 0 K: 2 S: 10	H: 1 LOB: 1 BB: 0 P: 13	R: 0 E: 0 K: 0 S: 5	H: 0 LOB: 0 BB: 0 P: 7	R: 0 E: 1 K: 2 S: 13	H: 0 LOB: 1 BB: 0 P: 16	R: 0 E: 1 K: 1 S: 8	H: 0 LOB: 1 BB: 0 P: 10	R: 0 E: 0 K: 0 S: 7	H: 0 LOB: 1 BB: 1 P: 11	R: 1 E: 0 K: 1 S: 13	H: 2 LOB: 1 BB: 0 P: 17	R: 0 E: 0 K: 0 S: 9	H: 1 LOB: 1 BB: 0 P: 12	R: 0 E: 0 K: 0 S: 8	H: 0 LOB: 0 BB: 0 P: 11	R: 0 E: 0 K: 0 S: 9	H: 1 LOB: 0 BB: 0 P: 13	1B: 4 2B: 1 3B: 0 HR: 0	SF: 0 SAC: 2 DP: 1 HBP: 0	WP: 1 PB: 0 SB: 1 CS: 0	PA: 34
PITCHER Shane Reynolds, R ERA: 3.32	IP: 9.0 WLS: W BF: 34 H: 5 R: 1 ER: 1 SO: 6 BB: 1 IBB: 0 HBP: 0 BLK: 0 WP: 1 HR: 0 S: 82 P: 110 ERA: 1.00 WHIP: 0.667															PITCHER						

St. Louis Cardinals @ Houston Astros
Astrodome, Houston, TX
Sat Aug 24 1996, 4:33 AM EDT
Att: 43,258 - Dome - 72 F

AB 31
R 1
H 5
RBI 1
BB 1
SO 6
LOB 11



Batter	1	2	3	4	5	6	7	8	9	AB	R	H	RBI	BB	SO	LOB	BOTTOM					
John Cangelosi, S OBP: 0.384, SLG: 0.364	2-1 L9		1-3 K		1-2 F9		0-0 FC4-6 1-2 2-3			4	0	0	0	0	1	4						
Craig Biggio, R OBP: 0.405, SLG: 0.452	0-0 P2		2-2 G6-3		1-3 K		0-0 G1-3			4	0	0	0	0	1	4						
5 Jeff Bagwell, R OBP: 0.350, SLG: 0.574	0-1 F8			1-1 1B G6-3 1B		1-2 F9		1-1 L4 S 1B		4	1	2	0	0	0	0						
Derek Bell, R OBP: 0.315, SLG: 0.444		1-2 P6		1-2 G6-3 1B		1-0 G5-3		1-2 F9		4	0	1	0	0	0	1						
Derrick May, L OBP: 0.336, SLG: 0.388		1-0 G4-3		1-2 K		4-2 BB		1-0 L4		3	0	0	0	1	1	3						
Tony Eusebio, R OBP: 0.307, SLG: 0.380		3-1 F9		0-2 G6-3		2-2 P4			0-0 SH3-4 HR 1B	4	0	1	1	0	0	2						
James Mouton, R OBP: 0.337, SLG: 0.350				1-2 SH1-4 BB		1-2 F8				0	1	0	0	0	0	0						
Bill Spiers, L OBP: 0.306, SLG: 0.395			4-1 SH1-4 BB		2 SAFE 4-0 IBB		1-0 FC8-6 1B		0-0 SH3-4	1	0	1	0	2	0	0						
Orlando Miller, R OBP: 0.312, SLG: 0.447			1-2 SH1-4 1B		1-2 F8		0-1 FC8-6 FC4-6 WP 1-2		0-0 HR	4	1	2	2	0	0	3						
Shane Reynolds, R OBP: 0.203, SLG: 0.258			0-1 SH1-4		2-3 K		4-0 FC4-6 BB			1	0	0	0	1	1	0						
Inning Stats	R: 0 E: 0 K: 0 S: 5	H: 0 LOB: 0 BB: 0 P: 7	R: 0 E: 0 K: 0 S: 6	H: 0 LOB: 0 BB: 0 P: 11	R: 0 E: 0 K: 1 S: 12	H: 1 LOB: 2 BB: 1 P: 20	R: 1 E: 0 K: 1 S: 15	H: 2 LOB: 2 BB: 1 P: 23	R: 0 E: 0 K: 2 S: 9	H: 0 LOB: 0 BB: 0 P: 13	R: 0 E: 0 K: 0 S: 10	H: 0 LOB: 1 BB: 1 P: 18	R: 0 E: 0 K: 0 S: 5	H: 1 LOB: 2 BB: 1 P: 10	R: 0 E: 0 K: 0 S: 6	H: 1 LOB: 0 BB: 0 P: 9	R: 2 E: 0 K: 0 S: 3	H: 2 LOB: 1 BB: 0 P: 3	1B: 6 2B: 1 3B: 0 HR: 1	SF: 0 SAC: 2 DP: 1 HBP: 0	WP: 1 PB: 0 SB: 1 CS: 0	PA: 35
PITCHER Todd Stottlemyre, R ERA: 3.81	IP: 8.1 WLS: L BF: 35 H: 7 R: 3 ER: 3 SO: 4 BB: 3 IBB: 1 HBP: 0 BLK: 0 WP: 1 HR: 1 S: 71 P: 114 ERA: 3.24 WHIP: 1.200															PITCHER						

St. Louis Cardinals @ Houston Astros
Astrodome, Houston, TX
Sat Aug 24 1996, 4:33 AM EDT
Att: 43,258 - Dome - 72 F

AB 29
R 3
H 7
RBI 3
BB 4
SO 4
LOB 17



Batter	1	2	3	4	5	6	7	8	9	AB	R	H	RBI	BB	SO	LOB	TOP								
Luis Castillo, S OBP: 0.358, SLG: 0.301	4-0 S 2B BB	3-2 1-2 1B		1-0 L6		0-2 G1-3			0-0 B1-3	4	1	1	0	1	0	0									
Alex Arias, R OBP: 0.335, SLG: 0.384	4-2 2B BB	0-1 L4		3-2 G5-3			0-0 F8			3	1	0	0	1	0	2									
Gary Sheffield, R OBP: 0.449, SLG: 0.630	3-1 G5-3 1H 2H SF9 2B		0-0 1B S 1B	1-1 G5-3			2-2 P6			4	2	2	2	0	0	0									
Jeff Conine, R OBP: 0.355, SLG: 0.481	0-0 G5-3		2-2 FC1-6 1-3 1B		0-0 G6-3		2-2 F8			4	0	1	0	0	0	1									
Devon White, S OBP: 0.315, SLG: 0.423	1-2 SF9		1-1 FC1-6 1B 1-2 1B		1-1 HR			2-1 G6-3		3	2	1	2	0	0	2									
Greg Colbrunn, R OBP: 0.336, SLG: 0.445	3-3 K		0-0 1B		2-2 G4-3			0-2 G5-3		4	0	1	1	0	1	0									
Jay Powell, R Robb Nen, R			1-3 1B							0	0	0	0	0	0	0									
Kurt Abbott, R OBP: 0.320, SLG: 0.453		0-3 K	0-0 P4		1-2 G6-3			2-1 F9		4	0	0	0	0	1	2									
Gregg Zaun, S OBP: 0.307, SLG: 0.348		1-0 F8	1-1 1B		2-2 G5-3			1-0 G3		4	0	1	1	0	0	0									
Mark Hutton, R OBP: 0.167, SLG: 0.167		1-1 1B	3-3 K		0-3 K			1-1 G6-3		3	0	1	0	0	2	2									
Chris Hammond, L OBP: 0.133, SLG: 0.071										0	0	0	0	0	0	0									
Jesus Tavaroz, S OBP: 0.233, SLG: 0.224										1	0	0	0	0	0	0									
Inning Stats	R: 3 E: 0 K: 1 S: 11	H: 1 LOB: 0 BB: 2 P: 26	R: 0 E: 0 K: 1 S: 12	H: 2 LOB: 2 BB: 0 P: 17	R: 2 E: 0 K: 1 S: 13	H: 4 LOB: 2 BB: 0 P: 20	R: 0 E: 0 K: 0 S: 7	H: 0 LOB: 0 BB: 0 P: 12	R: 1 E: 0 K: 0 S: 9	H: 1 LOB: 0 BB: 0 P: 13	R: 0 E: 0 K: 1 S: 9	H: 0 LOB: 0 BB: 0 P: 11	R: 0 E: 0 K: 0 S: 10	H: 0 LOB: 0 BB: 0 P: 14	R: 0 E: 0 K: 0 S: 7	H: 0 LOB: 0 BB: 0 P: 11	R: 0 E: 0 K: 0 S: 4	H: 0 LOB: 0 BB: 0 P: 6	1B: 6 2B: 1 3B: 0 HR: 1	SF: 1 SAC: 0 DP: 0 HBP: 0	WP: 0 PB: 0 SB: 2 CS: 0	PA: 37			
PITCHER	IP	WLS	BF	H	R	ER	SO	BB	IBB	HBP	BLK	WP	HR	S	P	ERA	WHIP								
Mike Morgan, R ERA: 5.24	2.1	L	15	6	5	5	2	2	0	0	0	0	0	30	53	19.29	3.429								
Mark Petkovsek, R ERA: 4.11	3.1		10	2	1	1	1	0	0	0	0	0	1	22	35	3.38	0.750								
Danny Jackson, L ERA: 3.6	6.1		6	0	0	0	1	0	0	0	0	0	0	19	25	0.00	0.000								
Cory Bailey, R ERA: 3.18	8.1		6	0	0	0	0	0	0	0	0	0	0	11	17	0.00	0.000								

Florida Marlins @ St. Louis Cardinals
Busch Stadium, St. Louis, MO
Tue Aug 27 1996, 7:05 PM CDT
Att: 24,784 - Unknown - 83 F

AB 34
R 6
H 8
RBI 6
BB 2
SO 4
LOB 9



Batter	1	2	3	4	5	6	7	8	9	AB	R	H	RBI	BB	SO	LOB	BOTTOM								
Royce Clayton, R OBP: 0.329, SLG: 0.381	0-2 G4-3		0-0 1B		1-0 HR		1-2 FC5-4 1-2 2-3		4-0 BB	4	1	2	3	1	0	2									
Ray Lankford, L OBP: 0.354, SLG: 0.493	1-2 F7		1-3 K		4-0 S BB		1-2 K		1-3 K	4	0	0	0	1	3	5									
Willie McGee, S OBP: 0.331, SLG: 0.402	0-1 G4-3			2-1 L9		3-3 K		1-3 K		4	0	0	0	0	2	1									
Brian Jordan, R OBP: 0.344, SLG: 0.480		0-0 F8		0-1 G4-3		1-2 F8		2-3 K		4	0	0	0	0	1	0									
Gary Gaetti, R OBP: 0.321, SLG: 0.446		0-0 G6-3		1-3 K		0-2 G6-3		4-2 BB		3	0	0	0	1	1	0									
John Mabry, L OBP: 0.342, SLG: 0.433		0-1 FC5-4 1B		3-2 K		1-1 G4-3		0-0 G4-3		4	0	1	0	0	1	1									
Danny Sheaffer, R OBP: 0.301, SLG: 0.378		0-0 FC5-4 1-2		1-3 K			0-0 FC5-4 1B		4-0 BB BB	3	0	1	0	1	1	1									
Luis Alicea, S OBP: 0.336, SLG: 0.364			2-2 F7		4-0 1B HR		0-1 F7		2-2 F8	3	1	0	0	1	0	2									
Mike Morgan, R OBP: 0.361, SLG: 0.460					0-0 G4-3		0-1 K		2-2 K	0	0	0	0	0	0	0									
Mark Petkovsek, R OBP: 0.214, SLG: 0.154										1	0	0	0	0	0	0									
Ozzie Smith, S OBP: 0.392, SLG: 0.445										1	1	1	0	0	0	0									
Danny Jackson, R OBP: 0.302, SLG: 0.428										0	0	0	0	0	0	0									
Tom Pagnozzi, R OBP: 0.302, SLG: 0.428										1	0	1	0	0	0	0									
Cory Bailey, R OBP: 0.361, SLG: 0.518										0	0	0	0	0	0	0									
Ron Gant, R OBP: 0.361, SLG: 0.518										1	0	0	0	0	1	1									
Inning Stats	R: 0 E: 0 K: 0 S: 9	H: 0 LOB: 0 BB: 0 P: 10	R: 0 E: 0 K: 0 S: 5	H: 1 LOB: 1 BB: 0 P: 5	R: 0 E: 0 K: 1 S: 8	H: 1 LOB: 1 BB: 0 P: 11	R: 0 E: 0 K: 1 S: 7	H: 0 LOB: 0 BB: 0 P: 10	R: 3 E: 0 K: 3 S: 11	H: 2 LOB: 1 BB: 2 P: 27	R: 0 E: 0 K: 0 S: 9	H: 0 LOB: 0 BB: 0 P: 11	R: 0 E: 0 K: 1 S: 12	H: 2 LOB: 2 BB: 0 P: 15	R: 0 E: 0 K: 2 S: 9	H: 0 LOB: 1 BB: 1 P: 16	R: 0 E: 0 K: 2 S: 10	H: 0 LOB: 2 BB: 2 P: 23	1B: 5 2B: 0 3B: 0 HR: 1	SF: 0 SAC: 0 DP: 0 HBP: 0	WP: 0 PB: 0 SB: 1 CS: 0	PA: 38			
PITCHER	IP	WLS	BF	H	R	ER	SO	BB	IBB	HBP	BLK	WP	HR	S	P	ERA	WHIP								
Mark Hutton, R ERA: 5.37	6.0	W	24	4	3	3	5	2	0	0	0	0	0	12	15	0.00	2.000								
Chris Hammond, L ERA: 6.68	7.1		5	2	0	0	1	0	0	0	0	0	0	9	16	0.00	1.000								
Jay Powell, R ERA: 3.63	8.1		4	0	0	0	2	1	0	0	0	0	0	9	16	0.00	1.000								
Robb Nen, R ERA: 1.94	9.1	S	5	0	0	0	2	2	0	0	0	0	0	10	23	0.00	2.000								

Florida Marlins @ St. Louis Cardinals
Busch Stadium, St. Louis, MO
Tue Aug 27 1996, 7:05 PM CDT
Att: 24,784 - Unknown - 83 F

AB 33
R 3
H 6
RBI 3
BB 5
SO 10
LOB 13



Batter	1	2	3	4	5	6	7	8	9	AB	R	H	RBI	BB	SO	LOB	TOP					
Luis Castillo, S OBP: 0.363, SLG: 0.313										5	1	1	1	0	0	5	Florida Marlins @ St. Louis Cardinals Busch Stadium, St. Louis, MO Thu Aug 29 1996, 7:05 PM CDT Att: 23,105 - Unknown - 84 F					
Edgar Renteria, R OBP: 0.352, SLG: 0.389										4	0	1	0	0	0	2						
Kurt Abbott, R OBP: 0.322, SLG: 0.453										0	0	0	0	1	0	0						
Gary Sheffield, R OBP: 0.452, SLG: 0.633										2	2	2	3	3	0	0						
Greg Colbrunn, R OBP: 0.339, SLG: 0.460										5	2	2	2	0	0	6						
Devon White, S OBP: 0.314, SLG: 0.427										4	2	1	1	1	2	0						
Joe Orsulak, L OBP: 0.281, SLG: 0.296										5	0	0	0	0	1	3						
Jay Powell, R										0	0	0	0	0	0	0						
Robb Nen, R										0	0	0	0	0	0	0						
Alex Arias, R OBP: 0.328, SLG: 0.391										5	1	2	3	0	0	1						
Gregg Zaun, S OBP: 0.319, SLG: 0.347										4	2	2	0	1	1	1						
Al Leiter, L OBP: 0.141, SLG: 0.083										3	0	1	0	0	2	3						
Yorkis Perez, L										0	0	0	0	0	0	0						
Craig Grebeck, R OBP: 0.253, SLG: 0.261										1	0	1	0	0	0	0						
Felix Heredia, L										0	0	0	0	0	0	0						
Jesus Tavaraz, S OBP: 0.233, SLG: 0.224										0	0	0	0	0	0	0						
Inning Stats	R: 5 E: 0 K: 2 S: 18	H: 4 LOB: 0 BB: 1 P: 33	R: 0 E: 0 K: 0 S: 7	H: 1 LOB: 0 BB: 0 P: 11	R: 3 E: 0 K: 1 S: 21	H: 3 LOB: 2 BB: 2 P: 34	R: 0 E: 0 K: 0 S: 8	H: 0 LOB: 0 BB: 1 P: 15	R: 0 E: 0 K: 1 S: 8	H: 0 LOB: 0 BB: 0 P: 11	R: 1 E: 0 K: 1 S: 12	H: 3 LOB: 2 BB: 0 P: 18	R: 0 E: 0 K: 1 S: 7	H: 0 LOB: 0 BB: 0 P: 13	R: 1 E: 0 K: 0 S: 12	H: 2 LOB: 2 BB: 2 P: 28	R: 0 E: 1 K: 0 S: 8	H: 0 LOB: 1 BB: 0 P: 16	1B: 9 2B: 0 3B: 0 HR: 4	SF: 0 SAC: 0 DP: 3 HBP: 0	WP: 1 PB: 0 SB: 2 CS: 0	PA: 44
PITCHER	IP WLS BF H R ER SO BB IBB HBP BLK WP HR S P ERA WHIP																	PITCHER	IP WLS BF H R ER SO BB IBB HBP BLK WP HR S P ERA WHIP			
Todd Stottlemyre, R ERA: 4.15	(1, 1) 2.0 L 14 7 8 8 2 2 2 0 0 0 0 1 4 29 52 36.00 4.500																					
Tony Fossas, L ERA: 2.66	(3, 1) 3.0 11 1 0 0 2 2 0 0 0 0 0 0 0 33 52 0.00 1.000																					
Rick Honeycutt, L ERA: 3.4	(6, 1) 2.0 9 3 1 1 2 0 0 0 0 0 0 0 19 31 4.50 1.500																					
Cory Bailey, R ERA: 3.47	(8, 1) 0.1 4 2 1 1 0 1 0 0 0 0 0 0 8 19 27.00 9.000																					
Mark Petkovsek, R ERA: 4.92	(8, 1) 1.2 6 0 0 0 0 1 0 0 0 0 0 0 12 25 0.00 0.600																					
Batter	1	2	3	4	5	6	7	8	9	AB	R	H	RBI	BB	SO	LOB	BOTTOM					
Royce Clayton, R OBP: 0.331, SLG: 0.382										5	0	2	1	0	1	0	Florida Marlins @ St. Louis Cardinals Busch Stadium, St. Louis, MO Thu Aug 29 1996, 7:05 PM CDT Att: 23,105 - Unknown - 84 F					
Willie McGee, S OBP: 0.331, SLG: 0.409										2	1	1	0	0	1	1						
Mark Sweeney, L OBP: 0.379, SLG: 0.380										2	2	2	2	1	0	0						
Ron Gant, R OBP: 0.357, SLG: 0.516										4	1	1	2	1	1	4						
Brian Jordan, R OBP: 0.343, SLG: 0.476										5	1	3	2	0	0	1						
Gary Gaetti, R OBP: 0.320, SLG: 0.447										3	0	0	0	0	1	4						
Rick Honeycutt, L ERA: 3.4										0	0	0	0	0	0	0						
Luis Alcala, S OBP: 0.334, SLG: 0.362										0	0	0	0	0	0	0						
Cory Bailey, R ERA: 3.47										0	0	0	0	0	0	0						
Mark Petkovsek, R OBP: 0.296, SLG: 0.492										1	0	1	1	0	0	0						
Tom Pagnozzi, R OBP: 0.305, SLG: 0.428										4	2	2	0	1	0	1						
Dmitri Young, S OBP: 0.400, SLG: 0.250										4	1	1	0	0	0	2						
Mike Gallego, R OBP: 0.265, SLG: 0.204										3	1	1	1	1	0	2						
Todd Stottlemyre, L OBP: 0.339, SLG: 0.255										0	0	0	0	0	0	0						
Tony Fossas, L ERA: 2.25										1	0	0	0	0	0	1						
Danny Sheaffer, R OBP: 0.296, SLG: 0.371										3	0	0	0	0	2	5						
Inning Stats	R: 0 E: 0 K: 1 S: 9	H: 1 LOB: 0 BB: 0 P: 15	R: 0 E: 0 K: 0 S: 5	H: 0 LOB: 0 BB: 0 P: 6	R: 0 E: 0 K: 0 S: 3	H: 0 LOB: 0 BB: 1 P: 10	R: 1 E: 0 K: 1 S: 10	H: 1 LOB: 1 BB: 1 P: 18	R: 3 E: 0 K: 1 S: 22	H: 5 LOB: 3 BB: 0 P: 32	R: 1 E: 0 K: 0 S: 10	H: 2 LOB: 0 BB: 0 P: 14	R: 1 E: 0 K: 1 S: 12	H: 2 LOB: 1 BB: 0 P: 18	R: 0 E: 0 K: 1 S: 9	H: 0 LOB: 1 BB: 1 P: 15	R: 3 E: 1 K: 1 S: 17	H: 3 LOB: 1 BB: 1 P: 25	1B: 11 2B: 1 3B: 1 HR: 1	SF: 0 SAC: 0 DP: 3 HBP: 1	WP: 2 PB: 0 SB: 0 CS: 0	PA: 43
PITCHER	IP WLS BF H R ER SO BB IBB HBP BLK WP HR S P ERA WHIP																	PITCHER	IP WLS BF H R ER SO BB IBB HBP BLK WP HR S P ERA WHIP			
Al Leiter, L ERA: 3.06	(1, 1) 6.0 W 27 9 5 5 3 2 0 0 0 0 1 0 0 12 18 9.00 2.000																					
Yorkis Perez, L ERA: 5.39	(7, 1) 1.0 5 2 1 1 1 0 0 0 0 0 1 0 9 15 0.00 1.000																					
Felix Heredia, L ERA: 2.25	(8, 1) 1.0 4 0 0 0 0 1 1 0 0 0 0 1 0 9 15 0.00 1.000																					
Jay Powell, R ERA: 3.79	(9, 1) 0.1 4 2 3 2 1 1 0 0 0 0 0 1 11 17 54.00 9.000																					
Robb Nen, R ERA: 1.89	(9, 1) 0.2 S 3 1 0 0 0 0 0 0 0 0 0 0 6 8 0.00 1.500																					
AB	38	10	13	10	6	21	38	9	14	9	4	6	22	38	9	14	9	6	22			

Batter	1	2	3	4	5	6	7	8	9	AB	R	H	RBI	BB	SO	LOB	TOP																	
Eric Young Sr. R OBP: 0.410, SLG: 0.444	G5-3		P3		FC6-4		F9			4	0	0	0	0	0	4	Colorado Rockies @ St. Louis Cardinals Busch Stadium, St. Louis, MO Fri Aug 30 1996, 7:05 PM CDT Att: 25,530 - Unknown - 79 F																	
Ellis Burks R OBP: 0.397, SLG: 0.644	G4-3		F8			P5		F8		4	0	0	0	0	2																			
Dante Bichette R OBP: 0.366, SLG: 0.543	K			L9		G1-3		K		4	0	0	0	0	2																			
Andres Galarraga R OBP: 0.360, SLG: 0.598		K2-3		G5-3		K		F8		4	0	0	0	0	2																			
Eric Anthony L OBP: 0.358, SLG: 0.509		G5-4-3 BB		L8			HR		HR	3	2	2	2	1	0																			
Vinny Castilla R OBP: 0.347, SLG: 0.568	G5-4-3				1B G1-6-3 BB		SH1-3 1B SF8		F8	3	2	1	0	1	0																			
Jeff Reed L OBP: 0.366, SLG: 0.432			SH2-4 1B		G1-6-3 1B		SH1-3 1B		G3	4	0	3	0	0	0																			
Walt Weiss S OBP: 0.387, SLG: 0.381			SH2-4 1B		G1-6-3		SH1-3			3	0	2	0	0	0																			
Jamey Wright R OBP: 0.136, SLG: 0.190			SH2-4				SF8			0	0	0	0	1	0																			
Curt Lesknic R OBP: 0.333, SLG: 0.667					FC6-4 BB				K	0	0	0	0	0	0																			
Jayhawk Owens R OBP: 0.342, SLG: 0.390										0	0	0	1	0	0																			
Darren Holmes R OBP: 0.342, SLG: 0.401										1	0	0	0	0	1																			
John Vander Wal L OBP: 0.342, SLG: 0.401										0	0	0	0	0	0																			
John Vander Wal L OBP: 0.342, SLG: 0.401										0	0	0	0	0	0																			
John Vander Wal L OBP: 0.342, SLG: 0.401										0	0	0	0	0	0																			
John Vander Wal L OBP: 0.342, SLG: 0.401										1	0	0	0	0	1																			
Inning Stats	R: 0 E: 0 K: 1 S: 8	H: 0 LOB: 0 BB: 0 P: 10	R: 0 E: 0 K: 1 S: 4	H: 0 LOB: 0 BB: 1 P: 10	R: 0 E: 0 K: 0 S: 9	H: 2 LOB: 2 BB: 0 P: 14	R: 0 E: 0 K: 0 S: 8	H: 0 LOB: 0 BB: 0 P: 13	R: 1 E: 0 K: 0 S: 9	H: 1 LOB: 1 BB: 2 P: 21	R: 0 E: 0 K: 1 S: 5	H: 0 LOB: 0 BB: 0 P: 7	R: 2 E: 0 K: 0 S: 11	H: 3 LOB: 1 BB: 0 P: 14	R: 0 E: 0 K: 1 S: 8	H: 0 LOB: 0 BB: 0 P: 10	R: 1 E: 0 K: 1 S: 12	H: 2 LOB: 1 BB: 0 P: 18	1B: 6 2B: 0 3B: 0 HR: 2	SF: 1 SAC: 2 DP: 2 HBP: 0	WP: 0 PA: 36 PB: 0 SB: 0 CS: 0													
PITCHER	IP WLS BF H R ER SO BB IBB HBP BLK WP HR S P ERA WHIP																																	
Alan Benes R ERA: 4.97	(1, 1)	6.0	W	25	6	3	3	3	0	0	0	0	0	1	46	79	4.50	1.500																
Rick Honeycutt L ERA: 3.35	(7, 1)	0.2		2	0	0	0	0	0	0	0	0	0	0	7	9	0.00	0.000																
T.J. Mathews R ERA: 2.89	(7, 1)	2.0		8	2	1	1	1	0	0	0	0	0	1	18	24	4.50	1.000																
Dennis Eckersley R ERA: 3.45	(9, 1)	0.1	S	1	0	0	0	1	0	0	0	0	0	0	3	5	0.00	0.000																

Batter	1	2	3	4	5	6	7	8	9	AB	R	H	RBI	BB	SO	LOB	BOTTOM																	
Royce Clayton R OBP: 0.330, SLG: 0.378	G4-6-3 BB		G5-3		G5-3	F8		K		4	0	0	0	1	1	2	Colorado Rockies @ St. Louis Cardinals Busch Stadium, St. Louis, MO Fri Aug 30 1996, 7:05 PM CDT Att: 25,530 - Unknown - 79 F																	
Ray Lankford L OBP: 0.360, SLG: 0.500	G4-6-3		F9				1B E		G4-3 1B	5	1	4	1	0	0	1																		
Ron Gant R OBP: 0.358, SLG: 0.513	1B BB		F9		G6-3		E FC4		G4-3	4	1	1	0	1	0	3																		
Brian Jordan R OBP: 0.344, SLG: 0.476	1B		L4			G5-3	E6 FC4 1B			4	1	2	1	0	0	1																		
John Mabry L OBP: 0.340, SLG: 0.429	K		L4			1B 2B	FC4 1B			4	1	1	1	0	1	3																		
Gary Gaetti R OBP: 0.319, SLG: 0.445		F7		G5-3		2B 1B	P5			4	1	1	0	0	0	2																		
Tom Pagnozzi R OBP: 0.311, SLG: 0.435			FC3-6 1B		G4-3		PB 1B			4	1	3	3	0	0	0																		
Luis Alicea S OBP: 0.331, SLG: 0.357		FC3-6			G1-3		K		P5	4	0	0	0	0	1	4																		
Alan Benes R OBP: 0.196, SLG: 0.222										2	1	1	1	1	1	1																		
Rick Honeycutt L ERA: 6.28										0	0	0	0	0	0	0																		
T.J. Mathews R ERA: 2.89										1	0	0	0	0	1	2																		
Dennis Eckersley R ERA: 4.53										0	0	0	0	0	0	0																		
Inning Stats	R: 0 E: 0 K: 1 S: 7	H: 1 LOB: 2 BB: 2 P: 18	R: 0 E: 0 K: 1 S: 8	H: 1 LOB: 1 BB: 0 P: 12	R: 0 E: 0 K: 0 S: 7	H: 1 LOB: 1 BB: 0 P: 13	R: 0 E: 0 K: 0 S: 5	H: 0 LOB: 0 BB: 0 P: 8	R: 1 E: 0 K: 0 S: 9	H: 1 LOB: 1 BB: 1 P: 19	R: 3 E: 0 K: 1 S: 12	H: 4 LOB: 1 BB: 0 P: 21	R: 3 E: 1 K: 1 S: 18	H: 4 LOB: 2 BB: 0 P: 23	R: 0 E: 0 K: 1 S: 11	H: 1 LOB: 0 BB: 0 P: 16	1B: 10 2B: 3 3B: 0 HR: 0	SF: 0 SAC: 0 DP: 2 HBP: 0	WP: 0 PA: 39 PB: 1 SB: 0 CS: 0															
PITCHER	IP WLS BF H R ER SO BB IBB HBP BLK WP HR S P ERA WHIP																																	
Jamey Wright R ERA: 5.61	(1, 1)	5.2	L	27	8	4	4	3	3	0	0	0	0	0	46	88	6.35	1.941																
Curt Lesknic R ERA: 6.28	(6, 1)	0.1		1	0	0	0	0	0	0	0	0	0	2	3	0.00	0.000																	
Darren Holmes R ERA: 4.53	(7, 1)	2.0		11	5	3	3	2	0	0	0	0	0	29	39	13.50	2.500																	




Batter	1	2	3	4	5	6	7	8	9	AB	R	H	RBI	BB	SO	LOB	TOP								
Eric Young Sr. R OBP: 0.407, SLG: 0.439	P5	P3		F7		BLK HBP			G6-3	4	0	0	0	0	0	2									
Quinton McCracken. S OBP: 0.376, SLG: 0.402	G4-3 1B		1B	1B	1B	G4-3			F8	5	2	3	0	0	0	1									
Ellis Burks. R OBP: 0.396, SLG: 0.638	G4-3		1B	BB	1B				G6-3	4	0	1	1	1	0	1									
Andres Galarraga. R OBP: 0.358, SLG: 0.592		1B	1B	L9		K			G5-3	3	1	1	0	1	1	3									
Dante Bichette. R OBP: 0.369, SLG: 0.543	1B	SF8	1B	S	1B	HR			K	3	2	2	1	1	1	1									
Vinny Castilla. R OBP: 0.348, SLG: 0.570	S	1B		P2		HR			L8	4	1	2	3	0	0	3									
Jayhawk Owens. R Mike Munoz. L				K		K			G6-3	2	0	0	0	1	2	2	AB 32								
Bryan Rekar. R Neifi Perez. S				K		K				0	0	0	0	0	0	0	R 6								
Walt Weiss. S Curt Leskanic. R	SF8			F7		G4-3 BB			K	2	0	0	1	1	1	0	H 9								
Armando Reynoso. R Jeff Reed. L	P1			G2		G4-3			G5-3	2	0	0	0	0	0	1	RBI 6								
Inning Stats	R: 0 E: 0 K: 0 S: 8	H: 1 LOB: 0 BB: 0 P: 12	R: 2 E: 0 K: 0 S: 14	H: 3 LOB: 2 BB: 1 P: 24	R: 1 E: 0 K: 1 S: 14	H: 2 LOB: 2 BB: 1 P: 25	R: 0 E: 0 K: 0 S: 5	H: 0 LOB: 0 BB: 0 P: 10	R: 3 E: 0 K: 2 S: 16	H: 3 LOB: 0 BB: 1 P: 25	R: 0 E: 0 K: 1 S: 7	H: 0 LOB: 1 BB: 1 P: 12	R: 0 E: 0 K: 1 S: 9	H: 0 LOB: 1 BB: 1 P: 18	R: 0 E: 0 K: 1 S: 11	H: 0 LOB: 0 BB: 0 P: 12	R: 0 E: 0 K: 0 S: 9	H: 0 LOB: 0 BB: 0 P: 13	1B: 8 2B: 0 3B: 0 HR: 1	SF: 1 SAC: 0 DP: 1 HBP: 1	WP: 0 PB: 0 SB: 4 CS: 1	PA: 39			
PITCHER	IP	WLS	BF	H	R	ER	SO	BB	IBB	HBP	BLK	WP	HR	S	P	ERA	WHIP								
Danny Jackson. L ERA: 4.5	4.0		19	6	3	3	1	2	0	0	0	0	0	41	71	6.75	2.000								
Eric Ludwick. R ERA: 27.0	1.0		6	3	3	3	2	1	0	0	0	0	1	16	25	27.00	4.000								
Mark Petkovsek. R ERA: 3.91	2.0	W	8	0	0	0	1	2	0	1	1	0	0	16	30	0.00	1.000								
Rick Honeycutt. L ERA: 3.16	2.0		6	0	0	0	1	0	0	0	0	0	0	20	25	0.00	0.000								

Colorado Rockies @ St. Louis Cardinals
Busch Stadium, St. Louis, MO
Sun Sep 01 1996, 3:33 AM CDT
Att: 28,552 - Sunny - 87 F

livebaseballscores.com

AB 32
R 6
H 9
RBI 6
BB 5
SO 5
LOB 16




Batter	1	2	3	4	5	6	7	8	9	AB	R	H	RBI	BB	SO	LOB	BOTTOM								
Royce Clayton. R OBP: 0.333, SLG: 0.378	S	1B		1B		P4	F7	BB	BB	4	1	2	0	2	0	2									
Ray Lankford. L OBP: 0.361, SLG: 0.507	K	F7		K		G4-3	2B	1B	BB	5	1	1	2	1	2	5									
Mark Sweeney. L Rick Honeycutt. L	K		F8		2B	K	2B	BB	BB	4	1	1	1	1	2	1									
Brian Jordan. R OBP: 0.346, SLG: 0.477	G6-3		F9		2B	1B	BB	BB	BB	6	2	3	1	0	0	2									
John Mabry. L OBP: 0.342, SLG: 0.433		G3-1	WP	1B	2B	2B	2B	BB	BB	6	3	4	2	0	0	3									
Tom Pagnozzi. R OBP: 0.309, SLG: 0.429	1B	1B		K		G6-3		P6	BB	4	1	1	0	0	1	4									
Miguel Mejia. R Mike DiFelice. R	2B	1B		K		G6-3		BB	HBP	0	1	0	0	0	0	0									
Danny Sheaffer. R Luis Allicea. S	F8			G1-3	G6-3		BB	K		3	0	0	0	0	0	2	AB 42								
Mike Gallego. R Willie McGee. S	2B	1B		FC4-6	2B	F7	1B	BB	BB	1	1	0	0	0	0	0	R 15								
Danny Jackson. R Driffill Young. R Eric Ludwick. R Ozzie Smith. S Mark Petkovsek. R Gary Gaetti. R	2B	1B		1B	P6	3B	1B	BB	G5-3	1	0	1	2	0	0	0	H 18								
Inning Stats	R: 0 E: 0 K: 2 S: 11	H: 1 LOB: 1 BB: 0 P: 15	R: 2 E: 0 K: 0 S: 12	H: 3 LOB: 2 BB: 1 P: 23	R: 0 E: 0 K: 1 S: 9	H: 1 LOB: 1 BB: 0 P: 16	R: 0 E: 0 K: 1 S: 12	H: 2 LOB: 2 BB: 0 P: 21	R: 3 E: 0 K: 0 S: 14	H: 3 LOB: 1 BB: 1 P: 26	R: 0 E: 0 K: 1 S: 10	H: 0 LOB: 0 BB: 0 P: 17	R: 6 E: 0 K: 0 S: 19	H: 5 LOB: 1 BB: 1 P: 31	R: 4 E: 1 K: 1 S: 17	H: 3 LOB: 3 BB: 3 P: 35	R: 0 E: 0 K: 0 S: 0	H: 0 LOB: 0 BB: 0 P: 0	1B: 11 2B: 6 3B: 1 HR: 0	SF: 0 SAC: 0 DP: 0 HBP: 2	WP: 1 PB: 0 SB: 3 CS: 0	PA: 50			
PITCHER	IP	WLS	BF	H	R	ER	SO	BB	IBB	HBP	BLK	WP	HR	S	P	ERA	WHIP								
Armando Reynoso. R ERA: 4.98	4.2		26	10	5	5	4	2	0	0	0	0	0	12	22	9.64	2.571								
Mike Munoz. L ERA: 7.29	1.1		4	0	0	0	1	0	0	0	0	0	0	12	22	0.00	0.000								
Bryan Rekar. R ERA: 10.67	1.0	L	10	5	6	6	0	1	0	1	0	0	0	19	31	54.00	6.000								
Curt Leskanic. R ERA: 6.75	1.0		10	3	4	4	1	3	0	1	0	0	0	17	35	36.00	6.000								

Colorado Rockies @ St. Louis Cardinals
Busch Stadium, St. Louis, MO
Sun Sep 01 1996, 3:33 AM CDT
Att: 28,552 - Sunny - 87 F

livebaseballscores.com

AB 42
R 15
H 18
RBI 14
BB 6
SO 6
LOB 24




Batter	1	2	3	4	5	6	7	8	9	10	AB	R	H	RBI	BB	SO	LOB	TOP							
Brian Hunter, R OBP: 0.305, SLG: 0.367 (1, 8)	6-3 5 2B 1B	F9		5 1B BB		6-3			1B		4	1	2	0	1	0	0	Houston Astros @ St. Louis Cardinals Busch Stadium, St. Louis, MO Mon Sep 02 1996, 3:33 AM CDT Att: 32,955 - Unknown - 84 F							
Craig Biggio, R OBP: 0.401, SLG: 0.447 (1, 4)	6-3 1-2		G6-4-3 BB	K		F9			B1		4	0	0	0	1	1	5								
5 Jeff Bagwell, R OBP: 0.452, SLG: 0.589 (1, 3)	6-3 2B		F2					K	F8		5	1	2	3	0	1	2								
Derek Bell, R OBP: 0.319, SLG: 0.445 (1, 9)	6-3 2-3		G6-4-3 1-2f	F9				1B	G3		5	0	1	0	0	0	5								
Sean Berry, R OBP: 0.329, SLG: 0.482 (1, 5)											4	2	2	2	0	0	1								
Bill Spiers, L OBP: 0.321, SLG: 0.402 (8, 5)						G3					0	0	0	0	0	0	0								
Orlando Miller, R OBP: 0.299, SLG: 0.427 (10, PH)	1B 2B			HR							1	0	0	0	0	0	0								
James Mouton, R OBP: 0.345, SLG: 0.380 (1, 7)				1B		F8					5	1	2	1	0	2	1								
Ricky Gutierrez, R OBP: 0.361, SLG: 0.346 (1, 6)	K			1B							5	1	3	1	0	1	1								
Kirt Manwaring, R OBP: 0.297, SLG: 0.274 (1, 2)				1B							4	1	1	0	0	1	1								
Tony Eusebio, R OBP: 0.322, SLG: 0.374 (10, PH)		P6		5 1B 2B		K			F7		0	0	0	0	1	0	0								
Darryl Kile, R ERA: 3.45 (6, PH)				K							2	0	0	0	0	2	2								
Bobby Adams, L ERA: 3.87 (6, PH)											1	0	0	0	0	0	0								
Alvin Morman, L ERA: 2.35 (6, PH)											0	0	0	0	0	0	0								
Xavier Hernandez, L ERA: 2.81 (9, PH)											0	0	0	0	0	1	0								
John Hudak, S ERA: 2.81 (10, PH)											1	0	0	0	0	0	2								
Dennis Eckersley, R ERA: 3.33 (10, PH)											0	0	0	0	0	0	0								
Inning Stats	R: 3 E: 0 K: 1 S: 9	H: 4 LOB: 1 BB: 0 P: 5	R: 0 E: 0 K: 1 S: 5	H: 0 LOB: 0 BB: 0 P: 5	R: 0 E: 0 K: 0 S: 2	H: 0 LOB: 0 BB: 1 P: 16	R: 4 E: 0 K: 2 S: 12	H: 5 LOB: 2 BB: 1 P: 16	R: 0 E: 0 K: 1 S: 6	H: 1 LOB: 1 BB: 0 P: 6	R: 0 E: 0 K: 0 S: 3	H: 0 LOB: 0 BB: 0 P: 3	R: 0 E: 0 K: 2 S: 8	H: 1 LOB: 1 BB: 0 P: 8	R: 0 E: 0 K: 1 S: 5	H: 0 LOB: 0 BB: 0 P: 5	R: 0 E: 0 K: 0 S: 8	H: 1 LOB: 1 BB: 0 P: 12	R: 0 E: 0 K: 2 S: 12	H: 1 LOB: 2 BB: 1 P: 12	1B: 8 2B: 4 3B: 0 HR: 1	SF: 0 SAC: 1 DP: 1 HBP: 0	WP: 0 PB: 0 SB: 2 CS: 0	PA: 45	
PITCHER	IP	WLS	BF	H	R	ER	SO	BB	IBB	HBP	BLK	WP	HR	S	P	ERA	WHIP								
Donovan Osborne, L ERA: 3.45 (1, 1)	3.1		18	8	7	7	3	1	0	0	0	0	1	23	27	18.90	2.700								
Mark Petkovsek, R ERA: 3.87 (4, 1)	0.2		4	1	0	0	1	1	0	0	0	0	0	5	9	0.00	3.000								
Rich Batchelor, R ERA: 2.35 (5, 1)	2.0		7	1	0	0	1	0	0	0	0	0	0	9	9	0.00	0.500								
T.J. Matthews, R ERA: 2.81 (7, 1)	2.0		7	1	0	0	3	0	0	0	0	0	0	13	13	0.00	0.500								
Dennis Eckersley, R ERA: 3.33 (8, 1)	1.0		4	1	0	0	0	0	0	0	0	0	0	4	4	0.00	1.000								


Batter	1	2	3	4	5	6	7	8	9	10	AB	R	H	RBI	BB	SO	LOB	BOTTOM							
Ozzie Smith, S OBP: 0.368, SLG: 0.374 (1, 6)	SH1-3 1B 2B	4-3 2-3 3-H		1H HR		1B BB				1B 1B	5	4	3	3	1	1	2	Houston Astros @ St. Louis Cardinals Busch Stadium, St. Louis, MO Mon Sep 02 1996, 3:33 AM CDT Att: 32,955 - Unknown - 84 F							
Ray Lankford, L OBP: 0.365, SLG: 0.511 (1, 8)	SH1-3 2-3	K		BB		1B 1B				1B IBB	3	0	2	1	2	1	1								
Willie McGee, S OBP: 0.342, SLG: 0.417 (1, 7)	1B 1B			G3		1B 1B				1B	5	0	4	3	1	0	1								
Brian Jordan, R OBP: 0.346, SLG: 0.475 (1, 9)	1B 1B			F7		1B BB				4-3	4	0	1	0	1	0	5								
John Mabry, L OBP: 0.341, SLG: 0.431 (1, 3)	G4-6-3 1-2f			1B		F7				K	5	0	1	0	0	1	3								
Gary Gaetti, R OBP: 0.319, SLG: 0.441 (1, 5)				5-3		F8				L7	5	0	1	0	0	0	2								
Alan Benes, R OBP: 0.196, SLG: 0.222 (10, 1)		FC4-6 1B				F8				P4	0	0	0	0	0	0	0								
Tom Pagnozzi, R OBP: 0.308, SLG: 0.425 (1, 2)		FC4-6 1B 2B		6-3						K	5	1	1	0	0	1	1								
Luis Alica, S OBP: 0.335, SLG: 0.358 (1, 4)		2B 4-3 1B		K		F3				SH1-3 2B 1B	4	2	2	0	1	1	2								
Donovan Osborne, S ERA: 3.45 (1, 1)				HR						SH1-3 1B	1	0	1	1	0	0	0								
Mark Petkovsek, R ERA: 3.87 (4, 1)						P6				FC3-6 1B	0	0	0	0	0	0	0								
Rich Batchelor, R ERA: 2.35 (5, 1)											0	0	0	0	0	0	0								
Royce Clayton, S ERA: 2.81 (7, 1)											0	0	0	0	0	0	0								
T.J. Matthews, R ERA: 2.81 (9, PH)											0	0	0	0	0	0	0								
Dennis Eckersley, R ERA: 3.33 (10, PH)											0	0	0	0	0	0	0								
Inning Stats	R: 1 E: 0 K: 0 S: 5	H: 3 LOB: 1 BB: 0 P: 5	R: 2 E: 0 K: 1 S: 8	H: 3 LOB: 1 BB: 0 P: 8	R: 0 E: 0 K: 0 S: 4	H: 2 LOB: 1 BB: 1 P: 11	R: 2 E: 0 K: 1 S: 7	H: 2 LOB: 1 BB: 1 P: 11	R: 0 E: 0 K: 0 S: 4	H: 1 LOB: 2 BB: 1 P: 8	R: 0 E: 0 K: 0 S: 4	H: 0 LOB: 0 BB: 0 P: 5	R: 1 E: 0 K: 1 S: 7	H: 2 LOB: 2 BB: 1 P: 11	R: 0 E: 0 K: 0 S: 3	H: 0 LOB: 0 BB: 2 P: 11	R: 1 E: 0 K: 0 S: 3	H: 2 LOB: 2 BB: 2 P: 11	1B: 13 2B: 3 3B: 0 HR: 1	SF: 0 SAC: 2 DP: 2 HBP: 0	WP: 0 PB: 0 SB: 1 CS: 0	PA: 48			
PITCHER	IP	WLS	BF	H	R	ER	SO	BB	IBB	HBP	BLK	WP	HR	S	P	ERA	WHIP								
Darryl Kile, R ERA: 4.3 (6, 1)	0.1		4	2	1	1	0	1	0	0	0	0	0	3	7	27.00	9.000								
Alvin Morman, L ERA: 3.31 (6, 1)	2.2		10	2	1	1	2	0	1	0	0	0	0	13	17	3.38	0.750								
Xavier Hernandez, R ERA: 4.04 (8, 1)	1.0		3	0	0	0	1	0	0	0	0	0	0	5	5	0.00	0.000								
John Hudak, R ERA: 6.14 (10, 1)	0.2		5	2	1	1	0	1	1	0	0	0	0	3	11	13.50	4.500								

Batter	1	2	3	4	5	6	7	8	9	AB	R	H	RBI	BB	SO	LOB	TOP			
Brian Hunter, R (1.8) OBP: 0.307, SLG: 0.373	F8		BB		G6-3			HR	DI	4	1	2	2	1	0	0	Houston Astros @ St. Louis Cardinals Busch Stadium, St. Louis, MO Wed Sep 04 1996, 7:05 PM CDT Att: 34,891 - Unknown - 82 F			
Craig Biggio, R (1.4) OBP: 0.395, SLG: 0.440	G3-1		G6-3		K			F8	P3	5	0	0	0	0	1	3				
5 Jeff Bagwell, R (1.3) OBP: 0.451, SLG: 0.583	K			L9		F9		L8		4	0	0	0	0	1	0				
Derek Bell, R (1.9) OBP: 0.322, SLG: 0.445		L8		K		FC6-4	BB	S	2B	3	1	1	0	1	1	0				
Sean Berry, R (1.5) OBP: 0.327, SLG: 0.482 Xavier Hernandez, L (8.1)		G6-3		E6	1B	F8		1B	2B	4	1	1	1	0	0	1				
Tony Eusebio, R (1.2) OBP: 0.326, SLG: 0.374		G4-3		FC5	1B	FC6-4	1-2	L8		4	0	1	0	0	0	2				
James Mouton, R (1.7) OBP: 0.342, SLG: 0.356 John Cangestosi, S (9, PH) OBP: 0.395, SLG: 0.362			L9	1-2	2B			K		3	0	1	1	0	0	0				
Orlando Miller, R (1.6) OBP: 0.296, SLG: 0.424					FC5			L8		4	0	1	0	0	1	2				
Donne Wall, R (1.1) OBP: 0.233, SLG: 0.220 Bobby Abreu, L (7, PH)										2	0	0	0	0	1	1				
Gregg Olson, R (7.1) Jeff Tabaka, R (7.1) Bill Spiers, L (8.5) OBP: 0.316, SLG: 0.402					G4-3		G4-1	1B	2B	1	0	0	0	0	0	0				
Inning Stats	R: 0 E: 0 K: 1 S: 7	H: 0 LOB: 0 BB: 0 P: 12	R: 0 E: 0 K: 0 S: 7	H: 0 LOB: 0 BB: 0 P: 12	R: 0 E: 0 K: 1 S: 12	H: 1 LOB: 2 BB: 1 P: 22	R: 1 E: 1 K: 1 S: 14	H: 2 LOB: 2 BB: 0 P: 23	R: 0 E: 0 K: 1 S: 9	H: 0 LOB: 1 BB: 0 P: 14	R: 0 E: 0 K: 1 S: 10	H: 0 LOB: 0 BB: 0 P: 13	R: 2 E: 0 K: 0 S: 14	H: 3 LOB: 1 BB: 0 P: 23	R: 1 E: 0 K: 1 S: 17	H: 2 LOB: 1 BB: 0 P: 21	1B: 4 2B: 3 3B: 0 HR: 1	SF: 0 SAC: 0 DP: 0 HBP: 0	WP: 0 PB: 0 SB: 1 CS: 0	PA: 38
PITCHER	IP WLS BF H R ER SO BB IBB HBP BLK WP HR S P ERA WHIP																			
Andy Benes, R (1.1) ERA: 3.83	7.0 W 28 4 2 1 5 2 0 0 0 0 1 70 112 1.29 0.857																			
T.J. Mathews, R (8.1) ERA: 2.91	0.2 4 2 1 1 0 0 0 0 0 0 0 11 17 13.50 3.000																			
Dennis Eckersley, R (8.1) ERA: 3.42	1.1 S 6 2 1 1 1 0 0 0 0 0 0 0 18 23 6.75 1.500																			
Batter	1	2	3	4	5	6	7	8	9	AB	R	H	RBI	BB	SO	LOB	BOTTOM			
Royce Clayton, R (1.6) OBP: 0.333, SLG: 0.380	F9		G6-3		HBP	1B		F7	S	4	1	2	0	0	0	0	Houston Astros @ St. Louis Cardinals Busch Stadium, St. Louis, MO Wed Sep 04 1996, 7:05 PM CDT Att: 34,891 - Unknown - 82 F			
Ray Lankford, L (1.8) OBP: 0.395, SLG: 0.507	P3		BB		HBP	1B		F7		3	0	1	0	1	0	1				
Ron Gant, R (1.7) OBP: 0.360, SLG: 0.516	F8		K		P4			1B	BB	3	0	0	0	1	1	4				
Brian Jordan, R (1.9) OBP: 0.349, SLG: 0.477		L5		P4		HBP		1B		3	0	1	1	0	0	1				
Gary Gaetti, R (1.5) OBP: 0.320, SLG: 0.448		HR		G5-3		K		F7		4	1	1	0	0	1	5				
John Mabry, L (1.3) OBP: 0.337, SLG: 0.432		HR		G4-3		G4-3		G4-3		4	1	1	2	0	0	2				
Tom Pagnozzi, R (1.2) OBP: 0.315, SLG: 0.450		HR		G6-3		HR		F9		4	2	2	2	0	0	0				
Mike Gallego, R (1.4) OBP: 0.276, SLG: 0.230		L8		K		G4-3		F9		4	0	0	0	0	1	0				
Andy Benes, R (1.1) ERA: 3.83 T.J. Mathews, R (8.1) Dennis Eckersley, R (8.1) OBP: 0.162, SLG: 0.212		K		1B	1B	HBP		F8		3	1	1	0	0	2	0				
Inning Stats	R: 0 E: 0 K: 0 S: 4	H: 3 LOB: 0 BB: 0 P: 6	R: 3 E: 0 K: 1 S: 16	H: 3 LOB: 0 BB: 0 P: 23	R: 0 E: 0 K: 1 S: 9	H: 0 LOB: 1 BB: 1 P: 14	R: 0 E: 0 K: 0 S: 6	H: 0 LOB: 0 BB: 0 P: 9	R: 1 E: 0 K: 2 S: 19	H: 3 LOB: 3 BB: 0 P: 24	R: 1 E: 0 K: 1 S: 7	H: 1 LOB: 0 BB: 0 P: 10	R: 1 E: 0 K: 0 S: 14	H: 2 LOB: 2 BB: 1 P: 22	R: 0 E: 0 K: 0 S: 6	H: 0 LOB: 0 BB: 0 P: 10		1B: 6 2B: 0 3B: 0 HR: 3	SF: 0 SAC: 0 DP: 0 HBP: 1	WP: 1 PB: 0 SB: 1 CS: 0
PITCHER	IP WLS BF H R ER SO BB IBB HBP BLK WP HR S P ERA WHIP																			
Donne Wall, R (1.1) ERA: 3.98	6.0 L 27 7 5 5 5 1 0 1 0 0 0 3 61 86 7.50 1.333																			
Gregg Olson, R (7.1) ERA: 5.56	0.2 5 2 1 1 0 1 0 0 0 0 1 0 12 19 13.50 4.500																			
Jeff Tabaka, L (7.1) ERA: 0.2	0.1 1 0 0 0 0 0 0 0 0 0 0 0 2 3 0.00 0.000																			
Xavier Hernandez, R (8.1) ERA: 4.57	1.0 3 0 0 0 0 0 0 0 0 0 0 0 6 10 0.00 0.000																			

Batter	1	2	3	4	5	6	7	8	9	AB	R	H	RBI	BB	SO	LOB	TOP										
Tony Gwynn, L (1,9) OBP: 0.397, SLG: 0.448	F8		G3-1			SF8 1B 1-2 1B		1B BB		3	1	1	0	1	0	0	San Diego Padres @ St. Louis Cardinals Busch Stadium, St. Louis, MO Sat Sep 07 1996, 3:33 AM CDT Att: 42,846 - Cloudy - 85 F										
Chris Gomez, R (1,6) OBP: 0.345, SLG: 0.326	G1-3			G4-3 BB		FC5 1B 1-2 2-3 1B		1B		3	0	2	0	1	0	0											
Steve Finley, L (1,8) OBP: 0.354, SLG: 0.515	F7			K		K		F9		4	0	0	0	0	2	6											
Ken Caminiti, S (1,5) OBP: 0.396, SLG: 0.594		HR		G4-3		SF8		K		3	1	1	2	0	1	3											
Greg Vaughn, R (1,7) OBP: 0.367, SLG: 0.552	G5-3			G6-3		2-3 3-H 1B		F7		4	0	1	1	0	0	3											
John Flaherty, R (1,2) OBP: 0.320, SLG: 0.453	G4-3				K	FC5		G5-3		4	0	0	0	0	1	2											
Wally Joyner, L (1,3) OBP: 0.337, SLG: 0.425	G4-3				F7		P6	G5-3 BB		3	0	0	0	1	0	0											
Jody Reed, R (1,4) OBP: 0.313, SLG: 0.283			F3		P6		P6	G5-3		2	0	0	0	0	0	0											
Craig Shipley, R (7, PH) OBP: 0.337, SLG: 0.402								1-2		2	0	0	0	0	0	1											
Andy Ashby, R Rickey Henderson, R Sean Spivey, R Dario Veras, R Al Osuna, R Tim Worrell, R Pete Walker, R Mike Quist, R Scott Lirio, L Brian Jordan, R			K			1B SF8 BB		F9		1	0	0	0	0	1	0											
Inning Stats	R: 0 E: 0 K: 0 S: 3	H: 0 LOB: 0 BB: 0 P: 3	R: 1 E: 0 K: 0 S: 4	H: 1 LOB: 0 BB: 0 P: 4	R: 0 E: 0 K: 1 S: 5	H: 0 LOB: 0 BB: 0 P: 5	R: 0 E: 0 K: 1 S: 5	H: 0 LOB: 1 BB: 1 P: 9	R: 0 E: 0 K: 1 S: 5	H: 0 LOB: 0 BB: 0 P: 5	R: 2 E: 0 K: 1 S: 8	H: 3 LOB: 2 BB: 1 P: 12	R: 0 E: 0 K: 1 S: 5	H: 0 LOB: 0 BB: 0 P: 5	R: 0 E: 0 K: 1 S: 6	H: 1 LOB: 2 BB: 1 P: 10		R: 0 E: 0 K: 0 S: 3	H: 0 LOB: 1 BB: 1 P: 7	1B: 4 2B: 0 3B: 0 HR: 1	SF: 1 SAC: 0 DP: 0 HBP: 0	WP: 0 PA: 36 PB: 0 SB: 0 CS: 0					
PITCHER	IP	WLS	BF	H	R	ER	SO	BB	IBB	HBP	BLK	WP	HR	S	P	ERA		WHIP									
Donovan Osborne, L (1,1) ERA: 3.46	7.1	W	30	5	3	3	5	3	0	0	0	0	1	37	49	3.68	1.091										
T.J. Mathews, R (8,1) ERA: 2.53	0.2		2	0	0	0	1	0	0	0	0	0	0	4	4	0.00	0.000										
Rich Batchelor, R (9,1) ERA: 2.16	0.2		3	0	0	0	0	1	0	0	0	0	0	2	6	0.00	1.500										
Tony Fossas, L (9,1) ERA: 2.59	0.1		1	0	0	0	0	0	0	0	0	0	0	1	1	0.00	0.000										



Batter	1	2	3	4	5	6	7	8	9	AB	R	H	RBI	BB	SO	LOB	BOTTOM										
Ozzie Smith, S (1,6) OBP: 0.372, SLG: 0.380	F9			G3				WP 2B		4	1	2	0	1	0	0	San Diego Padres @ St. Louis Cardinals Busch Stadium, St. Louis, MO Sat Sep 07 1996, 3:33 AM CDT Att: 42,846 - Cloudy - 85 F										
Ray Lankford, L (1,8) OBP: 0.396, SLG: 0.506	F8			G1-3				BB		4	1	1	1	1	0	3											
Ron Gant, R (1,7) OBP: 0.361, SLG: 0.511	K			G6-3				2H 2B		4	0	0	0	0	1	2											
Brian Jordan, R (1,9) OBP: 0.353, SLG: 0.489		F5			SH1-3 1B 2B		K	2H 2B		4	1	2	1	0	1	0											
Gary Gaetti, R (1,5) OBP: 0.321, SLG: 0.461		G5-3			SH1-3 2-3		HR	K		3	1	1	1	0	1	1											
John Mabry, L (1,3) OBP: 0.334, SLG: 0.427		F7			1B HR BB		G6-3	K		3	1	0	0	1	1	0											
Tom Pagnozzi, R (1,2) OBP: 0.316, SLG: 0.448				P3				F5		4	1	2	1	0	0	0											
Luis Alicea, S (1,4) OBP: 0.339, SLG: 0.365				K				BB BB		3	1	1	0	1	1	1											
Donovan Osborne, S (1,1) OBP: 0.263, SLG: 0.352				K				BB BB		3	1	1	4	0	2	0											
T.J. Mathews, R (8,1) ERA: 4.43				K				BB		0	0	0	0	0	0	0											
Mark Sweeney, L (8, PH) OBP: 0.386, SLG: 0.387				K				BB		0	0	0	0	1	0	0											
Rich Batchelor, R (9,1)								BB		0	0	0	0	0	0	0											
Tony Fossas, L (9,1)								BB		0	0	0	0	0	0	0											
Inning Stats	R: 0 E: 0 K: 1 S: 5	H: 0 LOB: 0 BB: 0 P: 5	R: 0 E: 0 K: 0 S: 3	H: 0 LOB: 0 BB: 0 P: 3	R: 0 E: 0 K: 2 S: 7	H: 0 LOB: 0 BB: 0 P: 7	R: 0 E: 0 K: 0 S: 3	H: 0 LOB: 0 BB: 0 P: 3	R: 5 E: 0 K: 0 S: 7	H: 5 LOB: 1 BB: 2 P: 15	R: 1 E: 0 K: 1 S: 7	H: 2 LOB: 1 BB: 0 P: 7	R: 2 E: 0 K: 2 S: 10	H: 3 LOB: 1 BB: 0 P: 10	R: 0 E: 0 K: 1 S: 5	H: 0 LOB: 3 BB: 3 P: 17	1B: 4 2B: 4 3B: 0 HR: 2	SF: 0 SAC: 1 DP: 0 HBP: 0	WP: 1 PA: 38 PB: 0 SB: 0 CS: 1								
PITCHER	IP	WLS	BF	H	R	ER	SO	BB	IBB	HBP	BLK	WP	HR	S	P	ERA	WHIP										
Andy Ashby, R (1,1) ERA: 3.15	5.0	L	21	5	5	5	3	2	0	0	0	0	1	25	33	9.00	1.400										
Sean Bergman, R (6,1)	1.0		5	2	1	1	1	0	0	0	0	0	1	7	7	9.00	2.000										
Dario Veras, R (7,1) ERA: 4.41	0.1		2	1	1	1	1	0	0	0	0	0	0	4	4	27.00	3.000										
Al Osuna, L (7,1) ERA: 4.43	0.0		1	1	0	0	0	0	0	0	0	1	0	1	1	∞	∞										
Tim Worrell, R (7,1) ERA: 3.1	0.2		3	1	1	1	1	0	0	0	0	0	0	5	5	13.50	1.500										
PITCHER	IP	WLS	BF	H	R	ER	SO	BB	IBB	HBP	BLK	WP	HR	S	P	ERA	WHIP										
Pete Walker, R (8,1) ERA: 4.43	0.1		1	0	0	0	0	0	0	0	0	0	0	1	1	0.00	0.000										
Mike Quist, R (8,1)	0.1		1	0	0	0	0	0	0	0	0	0	0	1	1	0.00	0.000										



Batter	1	2	3	4	5	6	7	8	9	AB	R	H	RBI	BB	SO	LOB	TOP											
Royce Clayton, R OBP: 0.327, SLG: 0.372										5	0	1	0	0	1	1												
Ray Lankford, L OBP: 0.367, SLG: 0.504										3	2	1	0	2	1	0												
Ron Gant, R OBP: 0.300, SLG: 0.519 Rick Honeycutt, L Cory Bailey, R Tony Fossas, L T.J. Mathews, R Danny Sheffler, R Dennis Eckersley, R										4	2	2	2	0	0	3												
Brian Jordan, R OBP: 0.353, SLG: 0.489										4	0	0	1	0	0	3												
Gary Gaetti, R OBP: 0.326, SLG: 0.468										3	0	2	1	1	0	0												
John Mabry, L OBP: 0.335, SLG: 0.425										3	1	1	0	1	0	1												
Tom Pagnozzi, R OBP: 0.314, SLG: 0.442										4	0	1	0	0	0	2												
Luis Alicaia, S OBP: 0.344, SLG: 0.376										3	1	2	1	1	0	2												
Andy Benes, R OBP: 0.155, SLG: 0.206 Willie McGee, S OBP: 0.342, SLG: 0.420										2	0	0	1	0	2	2												
										1	0	0	0	0	0	0												
Inning Stats	R: 0 E: 0 K: 0 S: 12	H: 2 LOB: 2 BB: 1 P: 21	R: 0 E: 0 K: 1 S: 11	H: 1 LOB: 1 BB: 0 P: 18	R: 2 E: 0 K: 1 S: 12	H: 2 LOB: 2 BB: 2 P: 24	R: 0 E: 0 K: 1 S: 9	H: 0 LOB: 0 BB: 1 P: 18	R: 1 E: 0 K: 0 S: 11	H: 1 LOB: 0 BB: 0 P: 16	R: 1 E: 0 K: 0 S: 10	H: 2 LOB: 1 BB: 0 P: 22	R: 1 E: 0 K: 0 S: 9	H: 1 LOB: 0 BB: 0 P: 15	R: 0 E: 0 K: 1 S: 9	H: 0 LOB: 0 BB: 0 P: 11	1B: 6 2B: 2 3B: 0 HR: 2	SF: 2 SAC: 0 DP: 0 HBP: 0	WP: 0 PB: 0 SB: 1 CS: 1	PA: 40								
PITCHER	IP	WLS	BF	H	R	ER	SO	BB	IBB	HBP	BLK	WP	HR	S	P	ERA	WHIP											
Mark Gardner, R ERA: 4.81	(1, 1)	5.0	L	25	7	4	4	3	5	0	0	0	0	1	60	109	7.20	2.400										
Jose Bautista, R ERA: 3.35	(6, 1)	3.0		12	3	2	2	0	0	0	0	0	0	1	31	50	6.00	1.000										
Jim Poole, L ERA: 2.22	(9, 1)	0.2		2	0	0	0	1	0	0	0	0	0	8	10	0.00	0.000											
Rich DeLucia, R ERA: 5.13	(9, 1)	0.1		1	0	0	0	0	0	0	0	0	0	1	1	0.00	0.000											

St. Louis Cardinals @ San Francisco Giants
3Com Park at Candlestick Point, San Francisco, CA
Mon Sep 09 1996, 10:05 PM EDT
Att: 10,307 - Unknown - 60 F

AB	33
R	6
H	10
RBI	6
BB	5
SO	4
LOB	14



Batter	1	2	3	4	5	6	7	8	9	AB	R	H	RBI	BB	SO	LOB	BOTTOM											
Marvin Benard, L OBP: 0.328, SLG: 0.329										3	1	2	0	2	0	0												
Bill Mueller, S OBP: 0.424, SLG: 0.443										5	0	1	0	0	0	4												
Glenallen Hill, R OBP: 0.353, SLG: 0.495										4	0	2	1	0	1	3												
Barry Bonds, L OBP: 0.450, SLG: 0.608										2	0	0	0	2	0	2												
Rick Wilkins, L OBP: 0.348, SLG: 0.390										3	0	0	1	0	0	3												
Steve Scarsone, R OBP: 0.275, SLG: 0.326 Jim Poole, L										3	0	0	0	0	2	5												
Rich DeLucia, R OBP: 0.400, SLG: 0.250										0	0	0	0	0	0	0												
Desi Wilson, L OBP: 0.286, SLG: 0.281										4	0	1	0	0	0	0												
Rich Aurilia, R OBP: 0.281, SLG: 0.286										4	0	0	0	0	0	1												
Mark Gardner, R OBP: 0.213, SLG: 0.190 Jose Bautista, R Jay Canizaro, R Dave McCarty, R										1	1	0	0	1	1	0												
										0	0	0	0	0	0	0												
										2	0	0	0	0	2	0												
										1	0	0	0	0	0	0												
Inning Stats	R: 1 E: 0 K: 1 S: 11	H: 1 LOB: 2 BB: 2 P: 22	R: 0 E: 0 K: 1 S: 8	H: 0 LOB: 0 BB: 0 P: 9	R: 0 E: 0 K: 0 S: 9	H: 1 LOB: 1 BB: 0 P: 11	R: 0 E: 0 K: 0 S: 16	H: 1 LOB: 1 BB: 0 P: 22	R: 1 E: 0 K: 1 S: 15	H: 1 LOB: 3 BB: 3 P: 31	R: 0 E: 0 K: 1 S: 10	H: 0 LOB: 0 BB: 0 P: 16	R: 0 E: 0 K: 1 S: 10	H: 1 LOB: 1 BB: 0 P: 15	R: 0 E: 0 K: 0 S: 5	H: 0 LOB: 0 BB: 0 P: 8	R: 0 E: 0 K: 1 S: 11	H: 1 LOB: 1 BB: 0 P: 16	1B: 4 2B: 2 3B: 0 HR: 0	SF: 1 SAC: 0 DP: 0 HBP: 0	WP: 1 PB: 0 SB: 0 CS: 0	PA: 38						
PITCHER	IP	WLS	BF	H	R	ER	SO	BB	IBB	HBP	BLK	WP	HR	S	P	ERA	WHIP											
Andy Benes, R ERA: 3.8	(1, 1)	6.0	W	27	4	2	2	4	4	1	0	0	0	0	69	111	3.00	1.333										
Rick Honeycutt, L ERA: 3.09	(7, 1)	0.1		2	1	0	0	0	0	0	0	0	0	5	8	0.00	3.000											
Cory Bailey, R ERA: 3.54	(7, 1)	0.1		1	0	0	0	1	0	0	0	0	0	3	5	0.00	0.000											
Tony Fossas, L ERA: 2.55	(7, 1)	0.2		2	0	0	0	0	0	0	0	0	0	3	4	0.00	0.000											
T.J. Mathews, R ERA: 2.81	(8, 1)	0.2		2	0	0	0	0	0	0	0	0	0	4	6	0.00	0.000											

St. Louis Cardinals @ San Francisco Giants
3Com Park at Candlestick Point, San Francisco, CA
Mon Sep 09 1996, 10:05 PM EDT
Att: 10,307 - Unknown - 60 F

AB	32
R	2
H	6
RBI	2
BB	5
SO	6
LOB	18



Batter	1	2	3	4	5	6	7	8	9	AB	R	H	RBI	BB	SO	LOB	TOP		
Royce Clayton, R (1, 6) OBP: 0.326, SLG: 0.371	2-2 P3			0-1 F9		2-1 2B 1B		3-3 K		4	1	1	0	0	1	0	St. Louis Cardinals @ San Francisco Giants 3Com Park at Candlestick Point, San Francisco, CA Tue Sep 10 1996, 6:33 AM EDT Att: 8,770 - Sunny - 65 F		
Ray Lankford, L (1, 8) OBP: 0.368, SLG: 0.505	2-3 K			4-2 BB		0-1 1-H 2B		3-2 F8		3	0	1	1	1	1	0			
Ron Gant, R (1, 7) OBP: 0.362, SLG: 0.519	3-2 1B			2-1 F8		2-2 P2		1-0 1B 1B		4	0	2	0	0	0	2			
Brian Jordan, R (1, 9) OBP: 0.351, SLG: 0.486 Willie McGee, S (9, PH) OBP: 0.344, SLG: 0.422		2-1 F8		1-3 K		2-2 F9		0-0 1B 1B		3	0	0	0	0	1	2			
Gary Gaetti, R (1, 5) OBP: 0.323, SLG: 0.464		3-2 F9			2-1 F9		2-2 G5-3		0-0 1B 1B	4	0	0	0	0	0	2			
John Mabry, L (1, 3) OBP: 0.335, SLG: 0.424		2-2 G5-3			0-1 1B		0-0 P5			3	0	1	0	0	0	0			
Danny Sheaffer, R (1, 2) OBP: 0.294, SLG: 0.355 Rick Honeycutt, L (7, 1) Dennis Eckersley, R (8, 1)			0-0 F8		1-1 F8		0-0 G6-3			3	0	0	0	0	0	1			
Mike Gallego, R (1, 4) OBP: 0.264, SLG: 0.217			2-0 L6		1-3 K			2-0 G5-3		3	0	0	0	0	1	1			
Mark Petkovsek, R (1, 1) OBP: 0.250, SLG: 0.200 Dmitri Young, S (6, PH) OBP: 0.375, SLG: 0.286 Tony Fossas, L (6, 1) Cory Bailey, R (7, 1) Tom Pagnozzi, R (7, 2) OBP: 0.314, SLG: 0.441			1-1 F7		1-1 P7			0-3 K		1	0	0	0	0	0	0			
Inning Stats	R: 0 E: 0 K: 1 S: 10	H: 1 LOB: 0 BB: 0 P: 17	R: 0 E: 0 K: 0 S: 9	H: 0 LOB: 0 BB: 0 P: 16	R: 0 E: 0 K: 0 S: 4	H: 0 LOB: 0 BB: 0 P: 7	R: 0 E: 0 K: 1 S: 10	H: 0 LOB: 1 BB: 0 P: 17	R: 0 E: 0 K: 0 S: 12	H: 2 LOB: 1 BB: 0 P: 19	R: 0 E: 0 K: 0 S: 5	H: 0 LOB: 0 BB: 0 P: 7	R: 0 E: 0 K: 2 S: 9	H: 0 LOB: 0 BB: 0 P: 14	R: 0 E: 0 K: 0 S: 6	H: 2 LOB: 1 BB: 0 P: 10		1B: 5 2B: 1 3B: 0 HR: 0	SF: 0 SAC: 0 DP: 1 HBP: 0
PITCHER	IP WLS BF H R ER SO BB IBB HBP BLK WP HR S P ERA WHIP																		
Kirk Rueter, L (1, 1) ERA: 4.3	7.0 L 25 4 1 1 3 1 0 0 0 0 0 60 97 1.29 0.714																		
Rich DeLucia, R (8, 1) ERA: 4.94	2.0 7 2 0 0 2 0 0 0 0 0 0 15 24 0.00 1.000																		

AB 31
R 1
H 6
RBI 1
BB 1
SO 5
LOB 8



Batter	1	2	3	4	5	6	7	8	9	AB	R	H	RBI	BB	SO	LOB	BOTTOM		
Marvin Benard, L (1, 8) OBP: 0.326, SLG: 0.327 Dax Jones, R (7, PH) OBP: 0.262, SLG: 0.359	1-1 P6		0-0 G4-3		2-0 P5		2-2 F7		0-0 L8	3	0	0	0	0	0	2	St. Louis Cardinals @ San Francisco Giants 3Com Park at Candlestick Point, San Francisco, CA Tue Sep 10 1996, 6:33 AM EDT Att: 8,770 - Sunny - 65 F		
Bill Mueller, S (1, 5) OBP: 0.419, SLG: 0.437	2-3 K			2-3 K		2-1 E6 1B	0-2 FC6-4			4	0	1	0	0	2	2			
Glenallen Hill, R (1, 9) OBP: 0.349, SLG: 0.488	1-2 G5-3			0-0 G6-3		0-2 G5-3		0-2 P6		4	0	0	0	0	0	1			
Barry Bonds, L (1, 7) OBP: 0.450, SLG: 0.605		1-0 G3-1		4-1 E BB		4-1 WP BB		3-2 G4-3		2	0	0	0	2	0	0			
Rick Wilkins, L (1, 2) OBP: 0.350, SLG: 0.389 Shawn Estes, R (8, PR) OBP: 0.200, SLG: 0.158 Doug Mirabelli, R (9, 2) OBP: 0.250, SLG: 0.286		2-2 F7		4-0 1 SAFE BB		0-3 K		0-2 K 1B		3	0	1	0	1	1	2			
Dest Wilson, L (1, 3) OBP: 0.274, SLG: 0.269 Dave McCarty, R (8, PH) OBP: 0.299, SLG: 0.343		3-1 G6-3		1-2 BB		2-1 G6-3		2-2 K 1B		3	0	0	0	0	1	4			
Rich Aurilia, R (1, 6) OBP: 0.284, SLG: 0.289			0-0 G2-5-4 1B		0-3 K		2-1 BB 1B		0-0 G6-3	4	0	2	0	0	1	0			
Steve Scarson, R (1, 4) OBP: 0.285, SLG: 0.328			4-1 G2-5-4 1B		0-1 1B		4-2 FC6-4 BB		2-2 HBP	1	0	1	0	2	0	0			
Kirk Rueter, L (1, 1) OBP: 0.133, SLG: 0.107 Mark Gardner, R (7, PH) OBP: 0.210, SLG: 0.186 Rich DeLucia, R (8, 1) OBP: 0.400, SLG: 0.250 Jacob Cruz, L (9, PH) OBP: 0.369, SLG: 0.407			2-1 G2-5-4 1B		0-0 B2		1-1 B1		1 SAFE 2-2 F8	2	0	0	0	0	0	3			
Inning Stats	R: 0 E: 0 K: 1 S: 9	H: 0 LOB: 0 BB: 0 P: 13	R: 0 E: 0 K: 0 S: 6	H: 0 LOB: 0 BB: 0 P: 12	R: 0 E: 0 K: 0 S: 5	H: 1 LOB: 1 BB: 1 P: 11	R: 0 E: 1 K: 1 S: 7	H: 0 LOB: 2 BB: 2 P: 19	R: 0 E: 0 K: 2 S: 12	H: 1 LOB: 2 BB: 1 P: 20	R: 0 E: 0 K: 0 S: 12	H: 1 LOB: 2 BB: 1 P: 21	R: 0 E: 0 K: 0 S: 12	H: 1 LOB: 1 BB: 0 P: 17	R: 0 E: 0 K: 0 S: 12	H: 0 LOB: 1 BB: 0 P: 16		1B: 5 2B: 0 3B: 0 HR: 0	SF: 0 SAC: 0 DP: 1 HBP: 1
PITCHER	IP WLS BF H R ER SO BB IBB HBP BLK WP HR S P ERA WHIP																		
Mark Petkovsek, R (1, 1) ERA: 3.97	5.0 W 19 2 0 0 3 3 0 0 0 0 0 34 64 0.00 1.000																		
Tony Fossas, L (6, 1) ERA: 2.49	1.0 5 1 0 0 2 1 0 0 0 0 1 0 12 20 0.00 2.000																		
Cory Bailey, R (7, 1) ERA: 0.51	0.1 3 1 0 0 0 1 0 0 0 0 0 0 6 13 0.00 6.000																		
Rick Honeycutt, L (7, 1) ERA: 3.0	1.1 5 1 0 0 0 0 0 0 0 0 0 0 15 20 0.00 0.750																		
Dennis Eckersley, R (8, 1) ERA: 3.27	1.1 S 5 0 0 0 0 0 0 0 1 0 0 0 15 21 0.00 0.000																		

AB 31
R 0
H 5
RBI 0
BB 5
SO 5
LOB 21



Batter	1	2	3	4	5	6	7	8	9	AB	R	H	RBI	BB	SO	LOB	TOP										
Ozzie Smith, S OBP: 0.365, SLG: 0.372 (1, 6)	G6-3		L3		FC1-2-5 1B		SH1-3		L7	4	0	0	0	0	0	2	St. Louis Cardinals @ San Francisco Giants 3Com Park at Candlestick Point, San Francisco, CA Wed Sep 11, 1996, 6:33 AM EDT Att: 9,673 - Cloudy - 62 F livebaseballscorecards.com										
Ray Lankford, L OBP: 0.371, SLG: 0.510 (1, 8)							G4-3			3	0	2	0	1	0	1											
Willie McGee, S OBP: 0.340, SLG: 0.416 (1, 9)	G3		G6-3		F8		G6-3			4	0	0	0	0	0	5											
Mark Sweeney, L OBP: 0.388, SLG: 0.386 (1, 7)									F7	3	1	1	0	1	0	0											
Gary Gaetti, R OBP: 0.325, SLG: 0.465 (1, 5)	F8									4	0	2	0	0	1	2											
John Mabry, L OBP: 0.333, SLG: 0.421 Alan Benes, R OBP: 0.193, SLG: 0.218 Rich Batchelor, R (8, 1)										3	0	0	0	0	0	2											
Tom Pagnozzi, R OBP: 0.318, SLG: 0.443 (1, 2)										0	0	0	0	0	0	0											
Luis Alicea, S OBP: 0.343, SLG: 0.378 (1, 4)										0	0	0	0	0	0	0											
Danny Jackson, R OBP: 0.500, SLG: 0.750 Dmitri Young, S OBP: 0.400, SLG: 0.333 (6, 3)										3	1	2	1	1	1	1											
										4	0	1	0	0	1	2											
										2	0	1	1	0	0	1											
										2	0	1	0	0	1	0											
Inning Stats	R: 0 E: 0 K: 0 S: 6	H: 1 LOB: 2 BB: 1 P: 14	R: 0 E: 0 K: 0 S: 7	H: 1 LOB: 1 BB: 0 P: 9	R: 0 E: 0 K: 0 S: 6	H: 0 LOB: 0 BB: 1 P: 16	R: 0 E: 0 K: 1 S: 9	H: 0 LOB: 0 BB: 0 P: 15	R: 0 E: 0 K: 0 S: 12	H: 3 LOB: 2 BB: 1 P: 20	R: 1 E: 0 K: 0 S: 14	H: 3 LOB: 1 BB: 0 P: 20	R: 0 E: 0 K: 0 S: 6	H: 1 LOB: 1 BB: 0 P: 8	R: 0 E: 0 K: 1 S: 13	H: 1 LOB: 0 BB: 0 P: 18	R: 0 E: 0 K: 1 S: 10	H: 0 LOB: 0 BB: 0 P: 15	1B: 8 2B: 1 3B: 1 HR: 0	SF: 0 SAC: 2 DP: 2 HBP: 0	WP: 1 PB: 0 CS: 0 SB: 0	PA: 37					
PITCHER	IP	WLS	BF	H	R	ER	SO	BB	IBB	HBP	BLK	WP	HR	S	P	ERA	WHIP										
Oswaldo Fernandez, R ERA: 4.76 Jim Poole, L ERA: 2.18 Tim Scott, R ERA: 4.38 Rod Beck, R ERA: 3.64	6.1	28	9	2	2	2	3	0	0	0	0	0	0	56	96	2.84	1.895										
	0.2	2	0	0	0	0	0	0	0	0	0	1	0	4	6	0.00	0.000										
	1.0	W	4	1	0	0	1	0	0	0	0	0	0	13	18	0.00	1.000										
	1.0	S	3	0	0	0	1	0	0	0	0	0	0	10	15	0.00	0.000										

Batter	1	2	3	4	5	6	7	8	9	AB	R	H	RBI	BB	SO	LOB	BOTTOM										
Dax Jones, R OBP: 0.261, SLG: 0.333 (1, 8)	F8		F7				L3			3	0	0	0	1	0	1	St. Louis Cardinals @ San Francisco Giants 3Com Park at Candlestick Point, San Francisco, CA Wed Sep 11, 1996, 6:33 AM EDT Att: 9,673 - Cloudy - 62 F livebaseballscorecards.com										
Bill Mueller, S OBP: 0.421, SLG: 0.434 (1, 5)			P3							3	2	1	0	1	1	3											
Barry Bonds, L OBP: 0.451, SLG: 0.617 (1, 7)										4	2	2	4	0	0	0											
Glenallen Hill, R OBP: 0.345, SLG: 0.482 Rod Beck, R OBP: 0.500, SLG: 0.500 (9, 1)										4	0	0	0	0	1	0											
Dave McCarty, R OBP: 0.298, SLG: 0.340 (1, 3)										0	0	0	0	0	0	0											
Rich Aurilia, R OBP: 0.287, SLG: 0.292 (1, 6)										4	0	1	0	0	0	0											
Jay Canizaro, R OBP: 0.265, SLG: 0.322 (8, 1)										4	0	1	0	0	1	3											
Doug Mirabeli, R OBP: 0.273, SLG: 0.222 (1, 2)										2	0	0	0	1	1	0											
Oswaldo Fernandez, R OBP: 0.091, SLG: 0.091 Jim Poole, L ERA: 4.15 Jacob Cruz, L OBP: 0.379, SLG: 0.418 Tim Scott, R Marvin Benard, L OBP: 0.328, SLG: 0.327 (9, 9)										2	0	1	0	0	0	0											
										0	0	0	0	0	0	0											
										1	0	1	0	0	0	0											
										0	0	0	0	0	0	0											
										0	0	0	0	0	0	0											
Inning Stats	R: 2 E: 0 K: 1 S: 10	H: 2 LOB: 0 BB: 0 P: 15	R: 0 E: 0 K: 1 S: 7	H: 0 LOB: 0 BB: 0 P: 9	R: 0 E: 0 K: 0 S: 5	H: 0 LOB: 0 BB: 0 P: 9	R: 0 E: 0 K: 0 S: 7	H: 0 LOB: 0 BB: 0 P: 10	R: 0 E: 0 K: 1 S: 22	H: 2 LOB: 3 BB: 2 P: 38	R: 0 E: 0 K: 0 S: 15	H: 2 LOB: 2 BB: 0 P: 24	R: 0 E: 0 K: 1 S: 13	H: 1 LOB: 0 BB: 0 P: 19	R: 2 E: 0 K: 0 S: 17	H: 2 LOB: 1 BB: 1 P: 32	1B: 7 2B: 1 3B: 0 HR: 2	SF: 0 SAC: 0 DP: 1 HBP: 0	WP: 1 PB: 0 CS: 1 SB: 0	PA: 34							
PITCHER	IP	WLS	BF	H	R	ER	SO	BB	IBB	HBP	BLK	WP	HR	S	P	ERA	WHIP										
Danny Jackson, L ERA: 4.15 Alan Benes, R ERA: 4.66 Rich Batchelor, R ERA: 2.08	5.0	20	4	2	2	3	2	0	0	0	0	0	1	51	81	3.60	1.200										
	2.2	L	13	5	2	2	1	1	0	0	0	1	1	42	69	6.75	2.250										
	0.1	1	0	0	0	0	0	0	0	0	0	0	0	3	6	0.00	0.000										



Batter	1	2	3	4	5	6	7	8	9	AB	R	H	RBI	BB	SO	LOB	TOP					
Royce Clayton, R (1, 6) OBP: 0.324, SLG: 0.368	G6-3		K		F9			G4-6-3		4	0	0	0	0	1	2						
Ray Lankford, L (1, 8) OBP: 0.365, SLG: 0.506	F8		F8			G6-3		G4-3		4	0	0	0	0	0	0						
Ron Gant, R (1, 7) OBP: 0.363, SLG: 0.526		BB	G5-3			HR			P3	3	1	1	1	1	0	0						
Brian Jordan, R (1, 9) OBP: 0.348, SLG: 0.482	K			K		F8			K	4	0	0	0	0	3	1						
Gary Gaetti, R (1, 5) OBP: 0.324, SLG: 0.462		G3 HBP BB		K		G6-3			K	3	0	0	0	1	2	0						
Mark Sweeney, L (1, 3) OBP: 0.382, SLG: 0.379	K		G1-3				F8			3	0	0	0	0	1	1						
Tom Pagnozzi, R (1, 2) OBP: 0.318, SLG: 0.441		G3 HBP			F8		G6-3			2	0	0	0	0	0	0						
Luis Alicea, S (1, 4) OBP: 0.343, SLG: 0.376		G3					G4-3			2	0	0	0	1	0	2						
Donovan Osborne, S (1, 1) OBP: 0.259, SLG: 0.345										1	0	0	0	0	1	2						
Cory Bailey, R (7, 1)										0	0	0	0	0	0	0						
Dmitri Young, S (8, PH) OBP: 0.455, SLG: 0.400										1	0	1	0	0	0	0						
Eric Ludwick, R (8, 1)										0	0	0	0	0	0	0						
Inning Stats	R: 0 H: 0 E: 0 K: 1 S: 11	H: 0 LOB: 1 BB: 1 P: 19	R: 0 H: 0 E: 0 K: 2 S: 10	H: 0 LOB: 2 BB: 1 P: 18	R: 0 H: 0 E: 0 K: 1 S: 9	H: 0 LOB: 0 BB: 0 P: 16	R: 0 H: 0 E: 0 K: 2 S: 11	H: 0 LOB: 0 BB: 0 P: 14	R: 0 H: 0 E: 0 K: 0 S: 8	H: 0 LOB: 1 BB: 1 P: 15	R: 1 H: 1 E: 0 K: 0 S: 11	H: 1 LOB: 0 BB: 0 P: 17	R: 0 H: 0 E: 0 K: 0 S: 6	H: 0 LOB: 0 BB: 0 P: 9	R: 0 H: 1 E: 0 K: 0 S: 7	H: 1 LOB: 0 BB: 0 P: 13	R: 0 H: 0 E: 0 K: 2 S: 8	H: 0 LOB: 0 BB: 0 P: 11	1B: 1 2B: 0 3B: 0 HR: 1	SF: 0 SAC: 1 DP: 1 HBP: 1	WP: 0 PB: 0 SB: 0 CS: 0	PA: 32
PITCHER	IP WLS BF H R ER SO BB IBB HBP BLK WP HR S P ERA WHIP																					
Hideo Nomo, R (1, 1) ERA: 3.29	8.0 W 29 2 1 1 6 3 0 0 1 0 0 1 73 121 1.12 0.625																					
Antonio Osuna, R (9, 1) ERA: 2.95	1.0 S 3 0 0 0 2 0 0 0 0 0 0 0 8 11 0.00 0.000																					

St. Louis Cardinals @ Los Angeles Dodgers
 Dodger Stadium, Los Angeles, CA
 Thu Sep 12 1996, 7:05 PM PDT
 Att: 34,191 - Unknown - 72 F

livebaseballscores.com

AB 27
 R 1
 H 2
 RBI 1
 BB 3
 SO 8
 LOB 8



Batter	1	2	3	4	5	6	7	8	9	AB	R	H	RBI	BB	SO	LOB	BOTTOM			
Chad Fonville, S (1, 4) OBP: 0.275, SLG: 0.242	B5-3			F9		G6-3				4	0	0	0	0	0	2				
Chad Curtis, R (1, 8) OBP: 0.347, SLG: 0.388	G5-3		P4		HR		G4-3			3	1	0	0	1	0	0				
Mike Piazza, R (1, 2) OBP: 0.434, SLG: 0.585		1B	WP 1B BB		F7		G4-3			3	1	1	0	1	0	1				
Eric Karros, R (1, 3) OBP: 0.306, SLG: 0.468	K		F9		HR		F9			4	1	1	2	0	1	2				
Raul Mondesi, R (1, 9) OBP: 0.329, SLG: 0.498		BB 1B 1B	1B IBB			HBP		G6-3		2	1	1	0	1	0	0				
Tim Lincecum, R (1, 5) OBP: 0.305, SLG: 0.397		K			P6			K		4	0	1	1	0	2	2				
Todd Hollandsworth, L (1, 7) OBP: 0.355, SLG: 0.436		1B BB		F9		F7		F7		3	0	0	0	1	0	3				
Greg Gagne, R (1, 6) OBP: 0.332, SLG: 0.360					K			CS 1B		3	0	2	1	0	1	0				
Hideo Nomo, R (1, 1) OBP: 0.162, SLG: 0.197										3	0	0	0	0	2	3				
Antonio Osuna, R (9, 1) ERA: 13.5					K			K		0	0	0	0	0	0	0				
Inning Stats	R: 0 H: 1 E: 0 K: 1 S: 11	H: 2 LOB: 2 BB: 1 P: 26	R: 1 H: 1 E: 0 K: 0 S: 12	H: 1 LOB: 2 BB: 2 P: 29	R: 0 H: 0 E: 0 K: 2 S: 9	H: 0 LOB: 0 BB: 0 P: 11	R: 2 H: 1 E: 0 K: 0 S: 16	H: 1 LOB: 1 BB: 1 P: 25	R: 0 H: 1 E: 0 K: 1 S: 13	H: 1 LOB: 0 BB: 0 P: 19	R: 0 H: 0 E: 0 K: 0 S: 7	H: 0 LOB: 0 BB: 0 P: 11	R: 0 H: 0 E: 0 K: 1 S: 8	H: 0 LOB: 0 BB: 0 P: 12	R: 0 H: 0 E: 0 K: 1 S: 8	H: 0 LOB: 0 BB: 0 P: 12	1B: 5 2B: 0 3B: 0 HR: 1	SF: 0 SAC: 0 DP: 0 HBP: 1	WP: 1 PB: 0 SB: 0 CS: 1	PA: 34
PITCHER	IP WLS BF H R ER SO BB IBB HBP BLK WP HR S P ERA WHIP																			
Donovan Osborne, L (1, 1) ERA: 3.54	6.0 L 28 6 4 4 5 3 1 1 0 0 0 1 74 125 6.00 1.500																			
Cory Bailey, R (7, 1) ERA: 3.44	1.0 3 0 0 0 0 0 0 0 0 0 0 7 11 0.00 0.000																			
Eric Ludwick, R (8, 1) ERA: 13.5	1.0 3 0 0 0 1 0 0 0 0 0 0 8 12 0.00 0.000																			

St. Louis Cardinals @ Los Angeles Dodgers
 Dodger Stadium, Los Angeles, CA
 Thu Sep 12 1996, 7:05 PM PDT
 Att: 34,191 - Unknown - 72 F

livebaseballscores.com

AB 29
 R 4
 H 6
 RBI 4
 BB 4
 SO 6
 LOB 13



Batter	1	2	3	4	5	6	7	8	9	AB	R	H	RBI	BB	SO	LOB	TOP										
Ozzie Smith, S OBP: 0.366, SLG: 0.370 (1, 6)	G1-3		G3		G4-3			FC6-4	F7	4	0	1	0	1	0	2	St. Louis Cardinals @ Los Angeles Dodgers Dodger Stadium, Los Angeles, CA Fri Sep 13, 1996, 7:05 PM PDT Att: 36,657 - Unknown - 70 F										
Ray Lankford, L OBP: 0.369, SLG: 0.504 (1, 8)	WP B1-3 BB				G4-3			FC6-4		2	0	0	0	2	0	4											
Ron Gant, R OBP: 0.362, SLG: 0.521 (1, 7)	B1-3		G5-3			K				3	0	0	0	1	1	3											
Brian Jordan, R OBP: 0.347, SLG: 0.479 (1, 9)	G4-3				G6-4-3 HBP					3	0	0	0	0	1	3											
Gary Gaetti, R OBP: 0.324, SLG: 0.460 Miguel Mejia, R OBP: 0.063, SLG: 0.063 Tom Pagnozzi, R OBP: 0.318, SLG: 0.441 (1, 5)		K								4	0	1	0	0	2	1											
John Mabry, L OBP: 0.331, SLG: 0.419 Mike Gallego, R OBP: 0.267, SLG: 0.223 (1, 3)		P6			G6-4-3					3	0	0	0	0	0	1											
Danny Sheaffer, R OBP: 0.284, SLG: 0.355 (1, 2)		F9								1	1	1	0	0	0	0											
Luis Alicea, S OBP: 0.347, SLG: 0.381 (1, 4)										3	0	3	1	0	0	0											
Todd Stottlemyre, L T.J. Mathews, R Tony Fossas, L Rich Batchelor, R Willie McGee, S Dennis Eckersley, R (1, 1)										2	0	0	0	0	1	3											
Inning Stats	R: 0 E: 0 K: 0 S: 7	H: 0 LOB: 1 BB: 1 P: 14	R: 0 E: 0 K: 1 S: 7	H: 0 LOB: 0 BB: 0 P: 12	R: 0 E: 0 K: 0 S: 10	H: 1 LOB: 2 BB: 1 P: 16	R: 0 E: 0 K: 1 S: 5	H: 0 LOB: 0 BB: 0 P: 7	R: 0 E: 0 K: 1 S: 7	H: 2 LOB: 2 BB: 1 P: 15	R: 0 E: 0 K: 1 S: 6	H: 0 LOB: 0 BB: 0 P: 8	R: 0 E: 0 K: 1 S: 13	H: 1 LOB: 1 BB: 0 P: 19	R: 0 E: 0 K: 1 S: 7	H: 1 LOB: 1 BB: 0 P: 14		R: 2 E: 0 K: 0 S: 14	H: 3 LOB: 1 BB: 0 P: 22	1B: 8 2B: 0 3B: 0 HR: 0	SF: 1 SAC: 1 DP: 2 HBP: 1	WP: 1 PB: 0 SB: 3 CS: 2	PA: 37				
PITCHER	IP	WLS	BF	H	R	ER	SO	BB	IBB	HBP	BLK	WP	HR	S	P	ERA	WHIP										
Pedro Astacio, R ERA: 3.33	7.1		30	5	0	0	5	4	0	1	0	1	0	59	99	0.00	1.227										
Antonio Osuna, R ERA: 2.92	0.2	L	1	0	0	0	1	0	0	0	0	0	0	3	6	0.00	0.000										
Mark Guthrie, L ERA: 2.27	1.0	L	6	3	2	2	0	0	0	0	0	0	0	14	22	18.00	3.000										

Batter	1	2	3	4	5	6	7	8	9	AB	R	H	RBI	BB	SO	LOB	BOTTOM										
Todd Hollandsworth, L OBP: 0.356, SLG: 0.441 (1, 7)	G4-3		L6					L7-4		4	0	2	0	0	0	1	St. Louis Cardinals @ Los Angeles Dodgers Dodger Stadium, Los Angeles, CA Fri Sep 13, 1996, 7:05 PM PDT Att: 36,657 - Unknown - 70 F										
Wayne Kirby, L OBP: 0.314, SLG: 0.327 Chad Curtis, R OBP: 0.346, SLG: 0.388 (1, 8)	G4-3							L7-4		3	0	0	0	0	0	1											
Mike Piazza, R OBP: 0.431, SLG: 0.580 (1, 2)	K									4	0	0	0	0	2	1											
Eric Karros, R OBP: 0.307, SLG: 0.467 (1, 3)		F8								3	0	1	0	1	0	0											
Raul Mondesi, R OBP: 0.327, SLG: 0.495 (1, 9)		L4								4	0	0	0	0	0	3											
Tim Lincecum, R OBP: 0.305, SLG: 0.397 Dave Hansen, L OBP: 0.297, SLG: 0.232 (1, 5)		G6-3								3	0	1	0	0	1	0											
Greg Gagne, R OBP: 0.332, SLG: 0.360 (1, 6)										3	0	1	0	0	1	2											
Chad Fonville, S OBP: 0.272, SLG: 0.240 Dave Clark, L OBP: 0.362, SLG: 0.452 Delino DeShields, L OBP: 0.289, SLG: 0.300 (1, 4)										2	0	0	0	0	0	1											
Pedro Astacio, R OBP: 0.094, SLG: 0.079 Antonio Osuna, R ERA: 2.75 Oreste Marrero, L OBP: 0.500, SLG: 0.667 Billy Ashley, R OBP: 0.305, SLG: 0.411 Mark Guthrie, R ERA: 3.21 (1, 1)										2	0	0	0	0	0	1											
Inning Stats	R: 0 E: 0 K: 1 S: 7	H: 0 LOB: 0 BB: 0 P: 11	R: 0 E: 0 K: 0 S: 4	H: 0 LOB: 0 BB: 0 P: 8	R: 0 E: 0 K: 0 S: 11	H: 1 LOB: 1 BB: 0 P: 18	R: 0 E: 0 K: 1 S: 12	H: 0 LOB: 1 BB: 1 P: 21	R: 0 E: 0 K: 2 S: 8	H: 0 LOB: 0 BB: 0 P: 11	R: 0 E: 0 K: 0 S: 12	H: 1 LOB: 1 BB: 0 P: 18	R: 0 E: 0 K: 1 S: 14	H: 1 LOB: 2 BB: 0 P: 20	R: 0 E: 0 K: 0 S: 7	H: 1 LOB: 0 BB: 0 P: 12		R: 0 E: 0 K: 0 S: 10	H: 1 LOB: 1 BB: 0 P: 16	1B: 4 2B: 2 3B: 0 HR: 0	SF: 0 SAC: 0 DP: 1 HBP: 0	WP: 1 PB: 0 SB: 1 CS: 0	PA: 33				
PITCHER	IP	WLS	BF	H	R	ER	SO	BB	IBB	HBP	BLK	WP	HR	S	P	ERA	WHIP										
Todd Stottlemyre, R ERA: 4.01	5.1		19	2	0	0	4	1	0	0	0	1	0	46	75	0.00	0.562										
T.J. Mathews, R ERA: 2.75	1.2		7	1	0	0	1	0	0	0	0	0	0	22	32	0.00	0.600										
Tony Fossas, L ERA: 2.47	0.1		2	1	0	0	0	0	0	0	0	0	0	3	5	0.00	3.000										
Rich Batchelor, R ERA: 1.93	0.2	W	1	0	0	0	0	0	0	0	0	0	0	4	7	0.00	0.000										
Dennis Eckersley, R ERA: 3.21	1.0	S	4	1	0	0	0	0	0	0	0	0	0	10	16	0.00	1.000										

AB	30
R	2
H	8
RBI	2
BB	4
SO	6
LOB	18



Batter	1	2	3	4	5	6	7	8	9	AB	R	H	RBI	BB	SO	LOB	TOP										
Royce Clayton, R OBP: 0.323, SLG: 0.370										5	0	1	1	0	1	2	St. Louis Cardinals @ Los Angeles Dodgers Dodger Stadium, Los Angeles, CA Sat Sep 14 1996, 7:05 PM PDT Att: 44,548 - Unknown - 73 F										
Ray Lankford, L OBP: 0.369, SLG: 0.502										4	0	1	1	1	3	1											
Ron Gant, R OBP: 0.361, SLG: 0.517										5	0	1	0	0	1	3											
Willie McGee, S OBP: 0.340, SLG: 0.414										5	1	1	0	0	0	1											
Gary Gaetti, R OBP: 0.321, SLG: 0.455										5	0	0	0	0	1	1											
John Mabry, L OBP: 0.336, SLG: 0.422										3	1	3	1	1	0	0											
Tom Pagnozzi, R OBP: 0.320, SLG: 0.440										3	1	1	0	1	1	2											
Luis Alica, S OBP: 0.351, SLG: 0.386										3	1	2	0	1	0	2											
Andy Benes, R OBP: 0.153, SLG: 0.200 Danny Jackson, L OBP: 0.300, SLG: 0.750 Eric Ludwick, R OBP: 0.300, SLG: 0.455 Tony Fossas, L OBP: 0.300, SLG: 0.455 Rich Batchelor, R OBP: 0.300, SLG: 0.455										1	0	0	0	0	0	3											
Inning Stats	R: 0 E: 0 K: 2 S: 10	H: 0 LOB: 0 BB: 0 P: 17	R: 0 E: 0 K: 1 S: 9	H: 1 LOB: 1 BB: 0 P: 15	R: 0 E: 1 K: 0 S: 6	H: 1 LOB: 2 BB: 1 P: 15	R: 1 E: 0 K: 0 S: 8	H: 2 LOB: 0 BB: 0 P: 14	R: 1 E: 0 K: 2 S: 11	H: 2 LOB: 1 BB: 0 P: 19	R: 0 E: 0 K: 0 S: 10	H: 1 LOB: 3 BB: 2 P: 23	R: 0 E: 0 K: 1 S: 10	H: 1 LOB: 1 BB: 0 P: 17	R: 3 E: 1 K: 0 S: 14	H: 3 LOB: 2 BB: 1 P: 27	R: 0 E: 0 K: 1 S: 10	H: 0 LOB: 0 BB: 0 P: 15	1B: 9 2B: 1 3B: 1 HR: 0	SF: 0 SAC: 2 DP: 1 HBP: 0	WP: 0 PB: 0 SB: 2 CS: 0	PA: 41					
PITCHER	IP	WLS	BF	H	R	ER	SO	BB	IBB	HBP	BLK	WP	HR	S	P	ERA	WHIP										
Ramon Martinez, R ERA: 3.88	7.1	W	34	9	4	3	6	3	1	0	0	0	0	70	134	3.68	1.636										
Mark Guthrie, L ERA: 2.25	0.2		4	2	1	0	0	0	0	0	0	0	0	8	13	0.00	3.000										
Antonio Osuna, R ERA: 2.88	1.0		3	0	0	0	1	0	0	0	0	0	0	10	15	0.00	0.000										

Batter	1	2	3	4	5	6	7	8	9	AB	R	H	RBI	BB	SO	LOB	BOTTOM										
Todd Hollandsworth, L OBP: 0.361, SLG: 0.450										5	2	4	0	0	0	0	St. Louis Cardinals @ Los Angeles Dodgers Dodger Stadium, Los Angeles, CA Sat Sep 14 1996, 7:05 PM PDT Att: 44,548 - Unknown - 73 F										
Wayne Kirby, L OBP: 0.305, SLG: 0.321										3	0	0	0	0	3												
Chad Curtis, R OBP: 0.345, SLG: 0.386										2	0	0	0	0	2												
Mike Piazza, R OBP: 0.430, SLG: 0.584										5	1	2	3	0	1	3											
Eric Karros, R OBP: 0.308, SLG: 0.467										3	1	1	0	1	1												
Raul Mondesi, R OBP: 0.326, SLG: 0.493										4	0	1	0	0	1	2											
Tim Lincecum, R OBP: 0.308, SLG: 0.394										2	2	0	0	2	0	1											
Greg Gagne, R OBP: 0.336, SLG: 0.368										2	2	1	3	2	0	0											
Chad Fonville, S OBP: 0.267, SLG: 0.235										4	0	0	0	0	2	4											
Ramon Martinez, R OBP: 0.145, SLG: 0.113										3	0	0	0	0	0	0											
Mark Guthrie, R ERA: 4.76										0	0	0	0	0	0	0											
Billy Ashley, R OBP: 0.310, SLG: 0.444										1	1	1	3	0	0	0											
Antonio Osuna, R ERA: 1.9										0	0	0	0	0	0	0											
Inning Stats	R: 1 E: 0 K: 0 S: 10	H: 2 LOB: 0 BB: 0 P: 13	R: 0 E: 0 K: 0 S: 6	H: 0 LOB: 0 BB: 0 P: 11	R: 0 E: 1 K: 1 S: 13	H: 1 LOB: 2 BB: 1 P: 19	R: 0 E: 0 K: 0 S: 8	H: 0 LOB: 0 BB: 0 P: 13	R: 3 E: 0 K: 1 S: 15	H: 2 LOB: 1 BB: 1 P: 28	R: 2 E: 0 K: 1 S: 11	H: 2 LOB: 1 BB: 1 P: 19	R: 3 E: 0 K: 1 S: 14	H: 2 LOB: 1 BB: 2 P: 27	R: 0 E: 0 K: 1 S: 10	H: 0 LOB: 0 BB: 0 P: 15	1B: 6 2B: 0 3B: 1 HR: 3	SF: 0 SAC: 0 DP: 1 HBP: 0	WP: 0 PB: 0 SB: 1 CS: 0	PA: 39							
PITCHER	IP	WLS	BF	H	R	ER	SO	BB	IBB	HBP	BLK	WP	HR	S	P	ERA	WHIP										
Andy Benes, R ERA: 3.86	6.0	L	26	6	4	4	3	2	0	0	0	0	1	11	19	18.00	3.000										
Danny Jackson, L ERA: 4.76	1.0		6	2	2	2	1	1	0	0	0	0	0	3	11	∞	∞										
Eric Ludwick, R ERA: 2.25	0.0		2	0	2	2	0	2	0	0	0	0	0	3	11	∞	∞										
Tony Fossas, L ERA: 2.88	0.1		3	2	1	1	1	0	0	0	0	0	1	7	9	27.00	6.000										
Rich Batchelor, R ERA: 1.9	0.2		2	0	0	0	0	0	0	0	0	0	0	4	7	0.00	0.000										

AB 35
R 5
H 11
RBI 4
BB 4
SO 7
LOB 15



AB 34
R 9
H 10
RBI 9
BB 5
SO 5
LOB 16



Batter	1	2	3	4	5	6	7	8	9	AB	R	H	RBI	BB	SO	LOB	TOP				
Royce Clayton, R OBP: 0.319, SLG: 0.366	G5-3	F8		F9		F9		K		5	0	0	0	0	1	4					
Ray Lankford, L OBP: 0.368, SLG: 0.498	K		G4-3	FC4-6 BB		K			P6	4	0	0	0	1	2	0					
Ron Gant, R OBP: 0.361, SLG: 0.514	L9		HR	FC4-6 BB					K	4	1	1	1	1	1	2					
Brian Jordan, R OBP: 0.348, SLG: 0.477		FC1-5 1B	F8			K			G6-3	4	0	1	0	1	1	2					
Gary Gaetti, R OBP: 0.322, SLG: 0.462		PB FC1-5 2B		HR					G6-3	4	2	2	2	0	1	3					
John Mabry, L OBP: 0.336, SLG: 0.422										1	1	0	0	1	0	2					
Dmitri Young, S OBP: 0.500, SLG: 0.417										1	0	0	0	1	0	0					
Mark Petkovsek, R OBP: 0.290, SLG: 0.200										0	0	0	0	0	0	0					
Dennis Eckersley, R OBP: 0.290, SLG: 0.200										0	0	0	0	0	0	0					
Tom Pagnozzi, R OBP: 0.319, SLG: 0.440	SH2-4 1B		G5-3			K				4	0	1	2	0	2	2					
Mike Gallego, R OBP: 0.289, SLG: 0.236				SH FC4-6 1B					G6-3	2	1	2	0	2	0	0					
Alan Benes, R OBP: 0.190, SLG: 0.214										1	0	0	0	0	1	1					
Willie McGee, S OBP: 0.339, SLG: 0.413	SH2-4			SH FC4-6 BB					G6-3	1	0	0	0	0	0	1					
Inning Stats	R: 0 E: 0 K: 1 S: 7	H: 0 LOB: 0 BB: 0 P: 12	R: 2 E: 0 K: 0 S: 11	H: 4 LOB: 2 BB: 0 P: 16	R: 2 E: 0 K: 0 S: 11	H: 2 LOB: 1 BB: 1 P: 21	R: 1 E: 1 K: 1 S: 16	H: 1 LOB: 3 BB: 2 P: 32	R: 0 E: 0 K: 2 S: 10	H: 0 LOB: 1 BB: 2 P: 20	R: 0 E: 0 K: 1 S: 16	H: 0 LOB: 0 BB: 0 P: 12	R: 0 E: 0 K: 1 S: 6	H: 0 LOB: 0 BB: 1 P: 12	R: 0 E: 0 K: 1 S: 9	H: 0 LOB: 0 BB: 0 P: 12	1B: 5 2B: 1 3B: 0 HR: 1	SF: 0 SAC: 2 DP: 1 HBP: 0	WP: 0 PB: 1 SB: 0 CS: 1	PA: 40	
PITCHER	IP	WLS	BF	H	R	ER	SO	BB	IBB	HBP	BLK	WP	HR	S	P	ERA	WHIP				
Tom Candiotti, R ERA: 4.26	3.2		22	7	5	5	1	3	0	0	0	0	1	42	76	12.27	2.727				
Chan Ho Park, R ERA: 3.51	2.1	9	0	0	0	0	5	3	0	0	0	0	0	29	53	0.00	1.286				
Scott Radinsky, L ERA: 2.42	2.0	W	6	0	0	0	2	1	0	0	0	0	0	15	24	0.00	0.500				
Todd Worrell, R ERA: 2.98	1.0	S	3	0	0	0	1	0	0	0	0	0	0	9	12	0.00	0.000				

St. Louis Cardinals @ Los Angeles Dodgers
Dodger Stadium, Los Angeles, CA
Sun Sep 15 1996, 3:33 AM PDT
Att: 35,803 - Sunny - 77 F

AB	31
R	5
H	7
RBI	5
BB	7
SO	9
LOB	17



Batter	1	2	3	4	5	6	7	8	9	AB	R	H	RBI	BB	SO	LOB	BOTTOM				
Todd Hollandsworth, L OBP: 0.363, SLG: 0.450	CS 1B		F8					K		4	0	2	0	1	1	1					
Wayne Kirby, L OBP: 0.311, SLG: 0.320	P5		2B G5-3 1B		F7		P3	1B 2B BB		4	2	1	0	1	0	3					
Raul Mondesi, R OBP: 0.328, SLG: 0.495			G5-3 2B		K		FC5-4 BB	2B 1B 1B		4	2	2	1	1	1	2					
Eric Karros, R OBP: 0.311, SLG: 0.469	L9		G5-3		FC6-4 1B		1B 1B BB	1B 2B		4	1	2	2	1	0	2					
Tim Wallach, R OBP: 0.309, SLG: 0.394		F9	G6-3		FC6-4		1B 1B	1B		5	0	2	3	0	0	3					
Dellin DeShields, L OBP: 0.281, SLG: 0.320		F9					1B 2H	1B		3	0	1	0	0	0	0					
Dave Haskins, R OBP: 0.265, SLG: 0.455							1B 2H	1B		1	0	1	0	0	0	0					
Roger Cedeno, S OBP: 0.326, SLG: 0.336							1B 2H	1B		0	0	0	0	0	0	0					
Chad Fournier, S OBP: 0.287, SLG: 0.235							1B 2H	1B		0	0	0	0	0	0	0					
Mike Fitzgerald, R OBP: 0.430, SLG: 0.583							1B 2H	1B		1	0	0	0	0	1	1					
Greg Gagne, R OBP: 0.337, SLG: 0.372		1B 2B		FC9-6			1B	FC5-4		4	0	2	0	0	0	4					
Tom Prince, R OBP: 0.365, SLG: 0.438										4	0	1	0	0	2	2					
Juan Castro, R OBP: 0.254, SLG: 0.280										0	0	0	0	0	0	0					
Tom Candiotti, R ERA: 4.78										1	0	0	0	0	0	2					
Chan Ho Park, R ERA: 3.75										1	0	0	0	0	1	1					
Dave Haskins, R ERA: 3.75										1	0	0	0	0	1	1					
Scott Radinsky, L ERA: 2.42										0	0	0	0	0	0	0					
Oreste Marrero, L ERA: 3.75										0	1	0	0	1	0	0					
Todd Worrell, R ERA: 2.98										0	0	0	0	0	0	0					
Inning Stats	R: 0 E: 0 K: 0 S: 9	H: 1 LOB: 1 BB: 1 P: 17	R: 0 E: 0 K: 0 S: 12	H: 2 LOB: 2 BB: 0 P: 22	R: 1 E: 0 K: 0 S: 12	H: 2 LOB: 1 BB: 0 P: 18	R: 0 E: 0 K: 0 S: 9	H: 1 LOB: 1 BB: 0 P: 12	R: 0 E: 0 K: 1 S: 13	H: 2 LOB: 2 BB: 0 P: 19	R: 0 E: 0 K: 2 S: 12	H: 1 LOB: 1 BB: 0 P: 19	R: 1 E: 0 K: 0 S: 12	H: 2 LOB: 3 BB: 2 P: 28	R: 4 E: 0 K: 3 S: 22	H: 3 LOB: 1 BB: 2 P: 34	1B: 11 2B: 3 3B: 0 HR: 0	SF: 0 SAC: 0 DP: 0 HBP: 0	WP: 0 PB: 0 SB: 0 CS: 1	PA: 42	
PITCHER	IP	WLS	BF	H	R	ER	SO	BB	IBB	HBP	BLK	WP	HR	S	P	ERA	WHIP				
Alan Benes, R ERA: 4.78	6.2		32	10	2	2	3	3	0	0	0	0	0	75	126	2.70	1.950				
Mark Petkovsek, R ERA: 3.75	1.0	6	1	2	2	2	2	2	0	0	0	0	0	12	25	18.00	3.000				
Dennis Eckersley, R ERA: 3.52	0.1	L	4	3	2	2	1	0	0	0	0	0	0	14	18	54.00	9.000				

St. Louis Cardinals @ Los Angeles Dodgers
Dodger Stadium, Los Angeles, CA
Sun Sep 15 1996, 3:33 AM PDT
Att: 35,803 - Sunny - 77 F

AB	37
R	6
H	14
RBI	6
BB	5
SO	6
LOB	22



Batter	1	2	3	4	5	6	7	8	9	AB	R	H	RBI	BB	SO	LOB	TOP					
Brian McRae, S OBP: 0.359, SLG: 0.413 (1, 8)	F8		F8		G4-3		FC6-2		G5-3	5	0	0	0	0	0	2						
Ozzie Timmons, R OBP: 0.274, SLG: 0.368 Robin Jennings, L OBP: 0.167, SLG: 0.222 (9, PH)	G4-3		F8		F8		F9		F9	4	0	1	0	0	0	1						
Mark Grace, L OBP: 0.401, SLG: 0.456 (1, 3)	G4-3		P6							4	1	1	0	0	0	1						
23 Ryne Sandberg, R OBP: 0.311, SLG: 0.449 (1, 4)										2	2	2	2	2	0	0						
Leo Gomez, R OBP: 0.345, SLG: 0.440 (1, 5)	P6									4	0	1	0	0	0	3						
Scott Servais, R OBP: 0.328, SLG: 0.383 (1, 2)										4	0	1	1	0	1	2						
Luis Gonzalez, L OBP: 0.353, SLG: 0.436 (1, 7)										4	0	1	0	0	2	3						
Rey Sanchez, R OBP: 0.281, SLG: 0.262 Dave Magadan, L OBP: 0.372, SLG: 0.380 (9, PH)	G6-3									3	0	1	0	0	0	3						
Frank Castillo, R OBP: 0.125, SLG: 0.093 Bob Patterson, R OBP: 0.333, SLG: 0.333 Turk Wendell, L OBP: 0.667, SLG: 0.500 Scott Bullett, L OBP: 0.256, SLG: 0.308 (8, 7)										2	0	0	0	0	2	1						
										0	0	0	0	0	0	0						
										1	0	1	0	0	0	0						
Inning Stats	R: 0 E: 0 K: 0 S: 12	H: 1 LOB: 2 BB: 1 P: 21	R: 0 E: 0 K: 1 S: 12	H: 1 LOB: 1 BB: 0 P: 17	R: 0 E: 0 K: 0 S: 7	H: 0 LOB: 0 BB: 0 P: 11	R: 0 E: 0 K: 2 S: 9	H: 1 LOB: 2 BB: 1 P: 16	R: 0 E: 0 K: 1 S: 7	H: 0 LOB: 0 BB: 0 P: 12	R: 1 E: 0 K: 1 S: 11	H: 2 LOB: 1 BB: 0 P: 17	R: 0 E: 0 K: 0 S: 11	H: 1 LOB: 1 BB: 0 P: 16	R: 2 E: 0 K: 0 S: 13	H: 2 LOB: 0 BB: 0 P: 19	R: 0 E: 0 K: 0 S: 10	H: 1 LOB: 1 BB: 0 P: 16	1B: 6 2B: 2 3B: 0 HR: 1	SF: 0 SAC: 1 DP: 0 HBP: 0	WP: 0 PB: 0 SB: 1 CS: 0	PA: 38
PITCHER	IP	WLS	BF	H	R	ER	SO	BB	IBB	HBP	BLK	WP	HR	S	P	ERA	WHIP					
Donovan Osborne, L ERA: 3.53 Dennis Eckersley, R ERA: 3.5 Rick Honeycutt, L ERA: 2.99 T.J. Mathews, R ERA: 2.73 (1, 1) (9, 1) (9, 1) (9, 1)	8.0	W	34	8	3	3	5	2	0	0	0	0	1	82	129	3.38	1.250					

Chicago Cubs @ St. Louis Cardinals
Busch Stadium, St. Louis, MO
Tue Sep 17 1996, 7:05 PM CDT
Att: 29,612 - Unknown - 73 F

AB 35
R 3
H 9
RBI 3
BB 2
SO 5
LOB 17



Batter	1	2	3	4	5	6	7	8	9	AB	R	H	RBI	BB	SO	LOB	BOTTOM					
Ozzie Smith, S OBP: 0.373, SLG: 0.392 (1, 6)										4	2	3	1	0	0	0						
Ray Lankford, L OBP: 0.397, SLG: 0.500 (1, 8)										4	1	1	1	0	2	2						
Ron Gant, R OBP: 0.362, SLG: 0.514 (1, 7)										4	0	2	1	0	0	1						
Brian Jordan, R OBP: 0.349, SLG: 0.484 (1, 9)										4	1	2	2	0	2	1						
Gary Gaetti, R OBP: 0.320, SLG: 0.458 (1, 5)										4	0	0	0	0	1	2						
Dmitri Young, S OBP: 0.412, SLG: 0.333 John Mabry, L OBP: 0.336, SLG: 0.422 (1, 3) (9, 3)										3	0	0	0	0	1	2						
Tom Pagnozzi, R OBP: 0.317, SLG: 0.437 (1, 2)										3	0	0	0	0	0	0						
Mike Gallego, R OBP: 0.290, SLG: 0.238 (1, 4)										3	1	1	0	0	0	0						
Donovan Osborne, S OBP: 0.267, SLG: 0.351 Royce Clayton, R OBP: 0.319, SLG: 0.366 Dennis Eckersley, R OBP: 0.308 Rick Honeycutt, L OBP: 0.336, SLG: 0.422 T.J. Mathews, R ERA: 2.5 (1, 1) (8, PH) (9, 1) (9, 1) (9, 1)										2	0	1	0	0	1	0						
										1	0	0	0	0	0	0						
										0	0	0	0	0	0	0						
										0	0	0	0	0	0	0						
Inning Stats	R: 0 E: 0 K: 1 S: 7	H: 1 LOB: 0 BB: 0 P: 13	R: 0 E: 0 K: 1 S: 10	H: 0 LOB: 0 BB: 0 P: 14	R: 0 E: 0 K: 1 S: 7	H: 0 LOB: 0 BB: 0 P: 12	R: 1 E: 0 K: 2 S: 18	H: 3 LOB: 2 BB: 0 P: 32	R: 0 E: 0 K: 0 S: 9	H: 1 LOB: 0 BB: 0 P: 15	R: 0 E: 0 K: 2 S: 12	H: 1 LOB: 1 BB: 0 P: 14	R: 0 E: 0 K: 0 S: 5	H: 0 LOB: 0 BB: 0 P: 7	R: 4 E: 0 K: 0 S: 13	H: 4 LOB: 0 BB: 0 P: 17	1B: 6 2B: 2 3B: 2 HR: 1	SF: 0 SAC: 0 DP: 1 HBP: 0	WP: 0 PB: 0 SB: 1 CS: 2	PA: 33		
PITCHER	IP	WLS	BF	H	R	ER	SO	BB	IBB	HBP	BLK	WP	HR	S	P	ERA	WHIP					
Frank Castillo, R ERA: 4.98 Bob Patterson, L ERA: 3.08 Turk Wendell, R ERA: 2.5 (1, 1) (8, 1) (8, 1)	7.1	L	27	7	2	2	7	0	0	0	0	0	0	5	7	2.46	0.955					

Chicago Cubs @ St. Louis Cardinals
Busch Stadium, St. Louis, MO
Tue Sep 17 1996, 7:05 PM CDT
Att: 29,612 - Unknown - 73 F

AB 32
R 5
H 10
RBI 5
BB 0
SO 7
LOB 9



Batter	1	2	3	4	5	6	7	8	9	AB	R	H	RBI	BB	SO	LOB	TOP					
Brian McRae, S (1, 8) OBP: 0.358, SLG: 0.412																	2					
Scott Burrell, L (3, 8) OBP: 0.255, SLG: 0.306																	1					
Doug Glanville, R (8, PH) OBP: 0.258, SLG: 0.390																	1					
Robin Jennings, L (1, 9) OBP: 0.190, SLG: 0.286																	3					
Ozzie Timmons, R (8, PH) OBP: 0.272, SLG: 0.366																	1					
Mark Grace, L (1, 3) OBP: 0.400, SLG: 0.453																	3					
Luis Gonzalez, L (1, 7) OBP: 0.353, SLG: 0.434																	2					
Leo Gomez, R (8, PH) OBP: 0.344, SLG: 0.438																	1					
Jim Bullinger, R (8, 1) OBP: 0.388, SLG: 0.531																	0					
Dave Magadan, L (1, 5) OBP: 0.369, SLG: 0.371																	3					
23 Ryne Sandberg, R (1, 4) OBP: 0.313, SLG: 0.450																	3					
Scott Servais, R (1, 2) OBP: 0.330, SLG: 0.391																	4					
Rey Sanchez, R (1, 6) OBP: 0.278, SLG: 0.259																	3					
Tyler Houston, L (9, PH) OBP: 0.328, SLG: 0.440																	1					
Steve Trachsel, R (1, 1) OBP: 0.126, SLG: 0.197																	1					
Brand Brown, L (6, PH) OBP: 0.340, SLG: 0.369																	1					
Kent Bottenfield, R (6, 1) OBP: 0.200, SLG: 0.250																	0					
Mike Camp, R (7, 1) OBP: 0.250, SLG: 0.300																	0					
Brooks Kieschnick, L (8, PH) OBP: 0.330, SLG: 0.357																	1					
Inning Stats	R: 0 E: 0 K: 2 S: 13	H: 0 LOB: 0 BB: 0 P: 17	R: 0 E: 0 K: 2 S: 11	H: 1 LOB: 1 BB: 0 P: 17	R: 0 E: 0 K: 1 S: 6	H: 0 LOB: 0 BB: 0 P: 9	R: 0 E: 0 K: 0 S: 5	H: 1 LOB: 1 BB: 1 P: 11	R: 0 E: 0 K: 1 S: 6	H: 0 LOB: 0 BB: 0 P: 11	R: 0 E: 0 K: 0 S: 8	H: 0 LOB: 0 BB: 0 P: 13	R: 1 E: 0 K: 1 S: 13	H: 1 LOB: 2 BB: 2 P: 30	R: 1 E: 0 K: 0 S: 11	H: 2 LOB: 1 BB: 0 P: 14	R: 1 E: 0 K: 0 S: 9	H: 1 LOB: 0 BB: 1 P: 16	1B: 3 2B: 2 3B: 0 HR: 1	SF: 0 SAC: 0 DP: 2 HBP: 0	WP: 0 PB: 0 SB: 0 CS: 0	PA: 35
PITCHER	IP WLS BF H R ER SO BB IBB HBP BLK WP HR S P ERA WHIP																					
Todd Stottlemyre, R (1, 1) ERA: 3.96	7.0 W 27 4 2 2 7 3 0 0 0 0 0 0 63 109 2.57 1.000																					
Tony Fossas, L (8, 1) ERA: 2.6	1.0 5 1 1 1 0 1 0 0 0 0 0 0 11 18 9.00 2.000																					
Dennis Eckersley, R (9, 1) ERA: 3.6	1.0 S 3 1 0 0 0 0 0 0 0 0 0 1 8 11 0.00 1.000																					

Chicago Cubs @ St. Louis Cardinals
Busch Stadium, St. Louis, MO

AB 31
R 3
H 6
RBI 3
BB 4
SO 7
LOB 13



Wed Sep 18 1996, 7:05 PM CDT
Att: 32,843 - Unknown - 74 F

Batter	1	2	3	4	5	6	7	8	9	AB	R	H	RBI	BB	SO	LOB	BOTTOM			
Royce Clayton, R (1, 6) OBP: 0.320, SLG: 0.372																	5			
Ray Lankford, L (1, 8) OBP: 0.385, SLG: 0.496																	4			
Ron Gant, R (1, 7) OBP: 0.363, SLG: 0.522																	4			
Brian Jordan, R (1, 9) OBP: 0.352, SLG: 0.484																	2			
Gary Gaetti, R (1, 5) OBP: 0.321, SLG: 0.457																	3			
John Mabry, L (1, 3) OBP: 0.336, SLG: 0.421																	3			
Tom Pagnozzi, R (1, 2) OBP: 0.314, SLG: 0.432																	4			
Luis Alicea, S (1, 4) OBP: 0.353, SLG: 0.386																	3			
Todd Stottlemyre, L (1, 1) ERA: 3.0	5.0 L 23 5 4 4 7 1 1 1 0 0 0 0 49 77 7.20 1.200																			
Tony Fossas, L (8, 1) ERA: 2.8	1.0 5 2 0 0 0 0 0 0 0 0 0 0 17 23 0.00 2.000																			
David Bell, R (8, 5) OBP: 0.294, SLG: 0.277	1.0 6 2 1 1 1 1 0 0 0 0 0 1 11 22 9.00 3.000																			
Willie McGee, S (8, PH) OBP: 0.341, SLG: 0.415	1.0 3 1 0 0 0 0 0 0 0 0 0 0 6 11 0.00 1.000																			
Mike Callego, R (8, 1) ERA: 6.55	1.0 3 1 0 0 0 0 0 0 0 0 0 0 6 11 0.00 1.000																			
Inning Stats	R: 0 E: 0 K: 2 S: 13	H: 1 LOB: 1 BB: 0 P: 20	R: 0 E: 0 K: 2 S: 8	H: 0 LOB: 0 BB: 0 P: 11	R: 1 E: 0 K: 1 S: 10	H: 1 LOB: 0 BB: 0 P: 13	R: 3 E: 0 K: 0 S: 11	H: 3 LOB: 2 BB: 2 P: 24	R: 0 E: 0 K: 2 S: 7	H: 0 LOB: 1 BB: 0 P: 9	R: 0 E: 0 K: 0 S: 17	H: 2 LOB: 2 BB: 0 P: 23	R: 1 E: 0 K: 1 S: 11	H: 2 LOB: 2 BB: 1 P: 22	R: 0 E: 0 K: 0 S: 6	H: 1 LOB: 0 BB: 0 P: 11	1B: 8 2B: 0 3B: 0 HR: 2	SF: 1 SAC: 1 DP: 1 HBP: 1	WP: 1 PB: 0 SB: 2 CS: 0	PA: 37
PITCHER	IP WLS BF H R ER SO BB IBB HBP BLK WP HR S P ERA WHIP																			
Steve Trachsel, R (1, 1) ERA: 3.0	5.0 L 23 5 4 4 7 1 1 1 0 0 0 0 49 77 7.20 1.200																			
Kent Bottenfield, R (6, 1) ERA: 2.8	1.0 5 2 0 0 0 0 0 0 0 0 0 0 17 23 0.00 2.000																			
Mike Campbell, R (7, 1) ERA: 3.56	1.0 6 2 1 1 1 1 0 0 0 0 0 1 11 22 9.00 3.000																			
Jim Bullinger, R (8, 1) ERA: 6.55	1.0 3 1 0 0 0 0 0 0 0 0 0 0 6 11 0.00 1.000																			

Chicago Cubs @ St. Louis Cardinals
Busch Stadium, St. Louis, MO

AB 31
R 5
H 10
RBI 5
BB 3
SO 8
LOB 15



Wed Sep 18 1996, 7:05 PM CDT
Att: 32,843 - Unknown - 74 F

Batter	1	2	3	4	5	6	7	8	9	10	11	12	13	AB	R	H	RBI	BB	SO	LOB	TOP
Brian McRae, S OBP: 0.362, SLG: 0.417 (1, 8)	HR		G4-3 1B BB		G4-6-3 HBP		F8		IBB			FC4-6 BB		2	2	1	1	3	0	1	
Robin Jennings, L OBP: 0.148, SLG: 0.222 (1, 9)	G4-3		G4-3		G4-6-3			K	F7			F7		6	0	0	0	0	1	6	
Mark Grace, L OBP: 0.399, SLG: 0.454 (1, 3)	L9		P4					G3-1				FC4-6 1B 2B		6	0	2	0	0	0	2	
Luis Gonzalez, L OBP: 0.355, SLG: 0.433 Doug Glanville, R OBP: 0.262, SLG: 0.387 (6, PH) (8, 7)	G4-3				G4-6-3 1B			F9				FC6-4 1B		3	0	1	1	0	0	1	
Dave Magadan, L OBP: 0.372, SLG: 0.375 Terry Shumpert, R OBP: 0.273, SLG: 0.414 Jose Hernandez, R OBP: 0.297, SLG: 0.393 (9, PR) (9, 6)		1B 1B	G3					G1-3				FC6-4 1B		4	0	2	0	0	0	1	
23 Ryne Sandberg, R OBP: 0.313, SLG: 0.447 (1, 4)	F7				P6				FC6-4 1B			F7-2		5	1	1	0	1	0	4	
Scott Servais, R OBP: 0.328, SLG: 0.389 Tyler Houston, L OBP: 0.325, SLG: 0.442 (1, 2) (6, 2)	K		G6-3					FC4-3 1B				K		2	0	0	0	0	1	1	
Rey Sanchez, R OBP: 0.279, SLG: 0.260 Brant Brown, L OBP: 0.352, SLG: 0.566 Leo Gomez, R OBP: 0.342, SLG: 0.436 (1, 6) (9, PH) (9, 5)			F9					G5-3				P3		3	0	1	0	0	0	0	
Jaime Navarro, R OBP: 0.155, SLG: 0.149 Scott Burnam, R OBP: 0.282, SLG: 0.306 Terry Adams, R OBP: 0.291, SLG: 0.333 Turk Wendell, R OBP: 0.267, SLG: 0.360 Ozzie Smith, S OBP: 0.271, SLG: 0.344 Mike Campbell, R OBP: 0.282, SLG: 0.360 (7, PH) (7, 1) (8, 1) (8, PH) (8, 1) (11, PH) (11, 1)	P3				K				G6-3 1B			P2		2	0	0	0	0	1	2	
Inning Stats	R: 1 E: 0 K: 0 S: 7	H: 1 LOB: 0 BB: 0 P: 13	R: 0 E: 0 K: 1 S: 15	H: 2 LOB: 2 BB: 0 P: 24	R: 1 E: 0 K: 0 S: 10	H: 1 LOB: 1 BB: 1 P: 20	R: 0 E: 0 K: 1 S: 8	H: 0 LOB: 0 BB: 0 P: 12	R: 0 E: 0 K: 0 S: 7	H: 1 LOB: 0 BB: 0 P: 16	R: 1 E: 1 K: 0 S: 10	H: 1 LOB: 1 BB: 1 P: 21	R: 0 E: 0 K: 0 S: 14	H: 1 LOB: 2 BB: 1 P: 23	R: 0 E: 0 K: 0 S: 5	H: 0 LOB: 0 BB: 0 P: 14	1B: 8 2B: 3 3B: 0 HR: 1	SF: 0 SAC: 0 DP: 3 HBP: 1	WIP: 0 PB: 0 SB: 0 CS: 1	PA: 54	
PITCHER	IP 7.0	WLS 28	BF 6	H 3	R 2	ER 2	SO 2	BB 2	IBB 0	HBP 1	BLK 0	WP 0	HR 1	S 63	P 116	ERA 2.57	WHIP 1.143				
Andy Benes, R ERA: 3.82 (1, 1)	0.2	2	0	0	1	0	0	0	0	0	0	0	0	5	7	0.00	0.000				
Mark Retkovsek, R ERA: 3.72 (8, 1)	2.1	1	1	1	0	0	0	0	0	0	0	0	0	4	8	27.00	3.000				
Tony Kosmas, L ERA: 2.79 (8, 1)	1.0	6	1	0	0	0	0	2	0	0	0	0	0	10	20	0.00	1.000				
T.J. Mathews, R ERA: 2.7 (9, 1)	1.0	4	2	0	0	1	0	0	0	0	0	0	0	10	13	0.00	2.000				
Dennis Eckersley, R ERA: 3.54 (10, 1)																					

Chicago Cubs @ St. Louis Cardinals
Busch Stadium, St. Louis, MO
Thu Sep 19 1996, 7:05 PM CDT
Att. 34,923 - Unknown - 72 F

AB 46
R 4
H 11
RBI 3
BB 6
SO 5
LOB 26



Batter	1	2	3	4	5	6	7	8	9	10	11	12	13	AB	R	H	RBI	BB	SO	LOB	BOTTOM
Ozzie Smith, S OBP: 0.370, SLG: 0.397 (1, 6)	WP FC1-2 2B	G4-6-3			1B		G3-1					P3		5	0	2	0	1	0	1	
Ray Lankford, L OBP: 0.355, SLG: 0.492 (1, 8)	FC1-2 2B BB		HBP G5-3 BB		K		G5-3					G4-6-3 1B BB		4	2	0	0	2	2	2	
Ron Gant, R OBP: 0.397, SLG: 0.519 (1, 7)	FC1-2 2B BB		G5-3 HBP BB		L8			K				1B BB		2	1	0	0	4	1	1	
Willie McCree, S OBP: 0.240, SLG: 0.414 Mark Swenson, R OBP: 0.291, SLG: 0.377 Dwight Gooden, R OBP: 0.291, SLG: 0.333 Brian Jordan, R OBP: 0.291, SLG: 0.404 Dwight Gooden, R OBP: 0.271, SLG: 0.333 (1, 9) (8, PH) (8, 1) (15, PH) (11, 3)	K		G5-3 HBP BB		G3			F9				FC6-4 1B		1	0	0	0	0	1	3	
John Mabry, L OBP: 0.336, SLG: 0.422 (11, 9)	FC1-2 2B BB		G5-3					F9				FC6-4 1B		6	1	2	0	0	0	7	
Miguel Mejia, R OBP: 0.053, SLG: 0.065 (13, PR)								1B				F8		0	1	0	0	0	0	0	
Gary Gaetti, R OBP: 0.322, SLG: 0.459 (1, 5)			G4-3					F8				F7		5	0	2	3	0	0	2	
Tom Pagnozzi, R OBP: 0.314, SLG: 0.429 (1, 2)	F9													6	1	2	0	0	0	7	
Luis Alicea, S OBP: 0.348, SLG: 0.381 (1, 4)		L9			G4-3							F7		5	0	1	1	1	0	2	
Andy Benes, R ERA: 3.75 (7, 1)	1.1	4	0	0	0	1	0	0	0	0	0	0	0	12	19	0.00	0.000				
Terry Adams, R ERA: 3.09 (8, 1)	0.2	3	1	0	0	0	0	0	0	0	0	0	0	10	13	0.00	1.500				
Bob Patterson, L ERA: 3.04 (8, 1)	2.0	8	1	0	0	0	2	0	0	0	0	0	0	17	34	0.00	1.500				
Turk Wendell, R ERA: 2.43 (11, 1)	2.1	L	11	2	1	1	2	0	0	0	0	0	0	23	43	3.86	1.714				
Inning Stats	R: 3 E: 0 K: 1 S: 10	H: 2 LOB: 1 BB: 2 P: 22	R: 0 E: 0 K: 0 S: 5	H: 1 LOB: 0 BB: 0 P: 6	R: 1 E: 0 K: 0 S: 7	H: 0 LOB: 1 BB: 2 P: 17	R: 0 E: 0 K: 0 S: 9	H: 1 LOB: 1 BB: 0 P: 16	R: 0 E: 0 K: 0 S: 6	H: 0 LOB: 0 BB: 0 P: 10	R: 0 E: 0 K: 1 S: 16	H: 1 LOB: 1 BB: 0 P: 22	R: 0 E: 0 K: 0 S: 8	H: 0 LOB: 1 BB: 1 P: 15	R: 0 E: 0 K: 1 S: 9	H: 2 LOB: 2 BB: 0 P: 9	1B: 6 2B: 3 3B: 0 HR: 0	SF: 0 SAC: 1 DP: 3 HBP: 1	WIP: 1 PB: 0 SB: 1 CS: 0	PA: 52	
PITCHER	IP 6.0	WLS 26	BF 5	H 4	R 4	ER 4	SO 3	BB 4	IBB 0	HBP 1	BLK 0	WP 1	HR 0	S 48	P 86	ERA 6.00	WHIP 1.500				

Chicago Cubs @ St. Louis Cardinals
Busch Stadium, St. Louis, MO
Thu Sep 19 1996, 7:05 PM CDT
Att. 34,923 - Unknown - 72 F

AB 42
R 5
H 9
RBI 4
BB 8
SO 5
LOB 23



Batter	1	2	3	4	5	6	7	8	9	AB	R	H	RBI	BB	SO	LOB	TOP					
Royce Clayton, R OBP: 0.318, SLG: 0.371	G6-3		1B		F7		K			4	1	1	0	0	1	0	St. Louis Cardinals @ Cincinnati Reds Riverfront Stadium, Cincinnati, OH Fri Sep 20 1996, 7:05 PM EDT Att: 23,496 - Unknown - 71 F					
Ray Lankford, L OBP: 0.367, SLG: 0.493	F8		1B		BB		CS			3	0	2	1	1	0	0						
Ron Gant, R OBP: 0.366, SLG: 0.515	BB		K		FC5-4-5-6		F9			3	0	0	0	1	1	3						
Mark Sweeney, L OBP: 0.383, SLG: 0.376	K				SH3 WP 1B		CS		F8	3	1	1	0	1	1	1						
Gary Gaetti, R OBP: 0.322, SLG: 0.458		F7		SH3	G4-3				G4-6-3 1B	3	0	1	0	0	0	2						
John Mabry, L OBP: 0.337, SLG: 0.423	L5				WP 1B		1B		G4-6-3	4	0	2	1	0	0	1						
Danny Sheaffer, R OBP: 0.279, SLG: 0.347					P6		K			3	0	0	0	0	1	2						
Ozzie Smith, S OBP: 0.374, SLG: 0.395	G5-3						K			1	0	0	0	0	1	0						
Luis Alicea, S OBP: 0.348, SLG: 0.377			L3		BB		K		F9	3	0	0	0	1	1	1						
Alan Benes, R OBP: 0.180, SLG: 0.203					G2-3		L8		G3-1	3	0	0	0	0	1	3						
Rich Batchelor, R OBP: 0.400, SLG: 0.333										0	0	0	0	0	0	0						
Inning Stats	R: 0 E: 0 K: 1 S: 10	H: 0 LOB: 1 BB: 1 P: 19	R: 0 E: 0 K: 0 S: 4	H: 0 LOB: 0 BB: 0 P: 7	R: 1 E: 0 K: 2 S: 12	H: 2 LOB: 1 BB: 0 P: 20	R: 1 E: 0 K: 0 S: 9	H: 2 LOB: 2 BB: 1 P: 19	R: 0 E: 0 K: 2 S: 12	H: 1 LOB: 1 BB: 0 P: 15	R: 0 E: 0 K: 1 S: 9	H: 1 LOB: 0 BB: 0 P: 15	R: 0 E: 0 K: 0 S: 5	H: 1 LOB: 0 BB: 0 P: 6	R: 0 E: 0 K: 1 S: 10	H: 0 LOB: 0 BB: 0 P: 16	1B: 7 2B: 0 3B: 0 HR: 0	SF: 0 SAC: 1 DP: 1 HBP: 0	WP: 2 PB: 0 SB: 2 CS: 1	PA: 37		
PITCHER	IP WLS BF H R ER SO BB IBB HBP BLK WP HR S P ERA WHIP	IP WLS BF H R ER SO BB IBB HBP BLK WP HR S P ERA WHIP	IP WLS BF H R ER SO BB IBB HBP BLK WP HR S P ERA WHIP	IP WLS BF H R ER SO BB IBB HBP BLK WP HR S P ERA WHIP	IP WLS BF H R ER SO BB IBB HBP BLK WP HR S P ERA WHIP	IP WLS BF H R ER SO BB IBB HBP BLK WP HR S P ERA WHIP	IP WLS BF H R ER SO BB IBB HBP BLK WP HR S P ERA WHIP	IP WLS BF H R ER SO BB IBB HBP BLK WP HR S P ERA WHIP	IP WLS BF H R ER SO BB IBB HBP BLK WP HR S P ERA WHIP	IP WLS BF H R ER SO BB IBB HBP BLK WP HR S P ERA WHIP	IP WLS BF H R ER SO BB IBB HBP BLK WP HR S P ERA WHIP	IP WLS BF H R ER SO BB IBB HBP BLK WP HR S P ERA WHIP	IP WLS BF H R ER SO BB IBB HBP BLK WP HR S P ERA WHIP	IP WLS BF H R ER SO BB IBB HBP BLK WP HR S P ERA WHIP	IP WLS BF H R ER SO BB IBB HBP BLK WP HR S P ERA WHIP	IP WLS BF H R ER SO BB IBB HBP BLK WP HR S P ERA WHIP	IP WLS BF H R ER SO BB IBB HBP BLK WP HR S P ERA WHIP	IP WLS BF H R ER SO BB IBB HBP BLK WP HR S P ERA WHIP	IP WLS BF H R ER SO BB IBB HBP BLK WP HR S P ERA WHIP	IP WLS BF H R ER SO BB IBB HBP BLK WP HR S P ERA WHIP	IP WLS BF H R ER SO BB IBB HBP BLK WP HR S P ERA WHIP	IP WLS BF H R ER SO BB IBB HBP BLK WP HR S P ERA WHIP

AB	31
R	2
H	7
RBI	2
BB	4
SO	7
LOB	13



Batter	1	2	3	4	5	6	7	8	9	AB	R	H	RBI	BB	SO	LOB	BOTTOM					
Curtis Goodwin, L OBP: 0.333, SLG: 0.282	CS 1B		3B		K		S 1B			3	1	2	1	1	1	0	St. Louis Cardinals @ Cincinnati Reds Riverfront Stadium, Cincinnati, OH Fri Sep 20 1996, 7:05 PM EDT Att: 23,496 - Unknown - 71 F					
Hal Morris, L OBP: 0.371, SLG: 0.479	G5-3 BB		1B		G4-3		K			3	1	1	1	1	1	2						
Barry Larkin, R OBP: 0.412, SLG: 0.556	G5-3		3B				F9		K2-3	2	0	1	1	0	0	1						
Jeff Branson, L OBP: 0.308, SLG: 0.399	1-2		1B				1-2			2	0	0	0	0	1	2						
Eric Davis, R OBP: 0.398, SLG: 0.531	F8		F7		K		K		K	4	0	0	0	0	2	2						
Eddie Taubensee, L OBP: 0.337, SLG: 0.467			G1-3		K		K		L8	4	0	0	0	0	2	1						
Jeff Brantley, R ERA: 2.59										0	0	0	0	0	0	0						
Bret Boone, R OBP: 0.280, SLG: 0.363	G3 2B				L9		SH SF9 BB		K	3	1	1	0	1	1	0						
Willie Greene, L OBP: 0.328, SLG: 0.439	G3				K		SH E 1B			2	1	0	0	0	1	1						
Chad Mottola, R OBP: 0.256, SLG: 0.378	G1-3				F8		1B E IBB			2	0	0	0	0	0	1						
Thomas Howard, S OBP: 0.310, SLG: 0.432							SF9			0	0	0	0	1	0	0						
Dave Burba, R OBP: 0.147, SLG: 0.200			K				1-2 2-3 3-H			2	0	0	0	0	2	0						
Lenny Harris, L OBP: 0.320, SLG: 0.399										0	0	0	1	0	0	0						
Jeff Shaw, R OBP: 0.321, SLG: 0.422										0	0	0	0	0	0	0						
Inning Stats	R: 0 E: 0 K: 0 S: 15	H: 1 LOB: 1 BB: 1 P: 24	R: 0 E: 0 K: 1 S: 12	H: 1 LOB: 0 BB: 0 P: 18	R: 2 E: 0 K: 1 S: 12	H: 2 LOB: 1 BB: 1 P: 21	R: 0 E: 0 K: 1 S: 8	H: 0 LOB: 0 BB: 0 P: 10	R: 0 E: 0 K: 2 S: 8	H: 0 LOB: 0 BB: 0 P: 12	R: 0 E: 0 K: 2 S: 7	H: 0 LOB: 0 BB: 0 P: 13	R: 2 E: 2 K: 2 S: 13	H: 1 LOB: 2 BB: 2 P: 27	R: 0 E: 0 K: 2 S: 9	H: 0 LOB: 0 BB: 0 P: 13	1B: 3 2B: 1 3B: 1 HR: 0	SF: 1 SAC: 1 DP: 0 HBP: 0	WP: 0 PB: 0 SB: 1 CS: 1	PA: 33		
PITCHER	IP WLS BF H R ER SO BB IBB HBP BLK WP HR S P ERA WHIP	IP WLS BF H R ER SO BB IBB HBP BLK WP HR S P ERA WHIP	IP WLS BF H R ER SO BB IBB HBP BLK WP HR S P ERA WHIP	IP WLS BF H R ER SO BB IBB HBP BLK WP HR S P ERA WHIP	IP WLS BF H R ER SO BB IBB HBP BLK WP HR S P ERA WHIP	IP WLS BF H R ER SO BB IBB HBP BLK WP HR S P ERA WHIP	IP WLS BF H R ER SO BB IBB HBP BLK WP HR S P ERA WHIP	IP WLS BF H R ER SO BB IBB HBP BLK WP HR S P ERA WHIP	IP WLS BF H R ER SO BB IBB HBP BLK WP HR S P ERA WHIP	IP WLS BF H R ER SO BB IBB HBP BLK WP HR S P ERA WHIP	IP WLS BF H R ER SO BB IBB HBP BLK WP HR S P ERA WHIP	IP WLS BF H R ER SO BB IBB HBP BLK WP HR S P ERA WHIP	IP WLS BF H R ER SO BB IBB HBP BLK WP HR S P ERA WHIP	IP WLS BF H R ER SO BB IBB HBP BLK WP HR S P ERA WHIP	IP WLS BF H R ER SO BB IBB HBP BLK WP HR S P ERA WHIP	IP WLS BF H R ER SO BB IBB HBP BLK WP HR S P ERA WHIP	IP WLS BF H R ER SO BB IBB HBP BLK WP HR S P ERA WHIP	IP WLS BF H R ER SO BB IBB HBP BLK WP HR S P ERA WHIP	IP WLS BF H R ER SO BB IBB HBP BLK WP HR S P ERA WHIP	IP WLS BF H R ER SO BB IBB HBP BLK WP HR S P ERA WHIP	IP WLS BF H R ER SO BB IBB HBP BLK WP HR S P ERA WHIP	IP WLS BF H R ER SO BB IBB HBP BLK WP HR S P ERA WHIP



Batter	1	2	3	4	5	6	7	8	9	AB	R	H	RBI	BB	SO	LOB	TOP			
Royce Clayton, R (1, 6) OBP: 0.318, SLG: 0.370	G6-3			FC6-4 1B		G1-3			P4	4	0	1	0	0	0	0				
Willie McGee, S (1, 8) OBP: 0.338, SLG: 0.409	G4-3			FC6-4 1-2			K			3	0	0	0	0	1	1				
Ron Gant, R (1, 7) OBP: 0.363, SLG: 0.509 Terry Bradshaw, L (8, 7) OBP: 0.375, SLG: 0.231	G5-3			F8			K			3	0	0	0	0	1	1				
Brian Jordan, R (1, 9) OBP: 0.349, SLG: 0.479 Miguel Mejia, R (8, 9) OBP: 0.063, SLG: 0.063		L5-3		F9			K			3	0	0	0	0	1	1				
Gary Gaetti, R (1, 5) OBP: 0.323, SLG: 0.461 Mike Gallego, R (8, 5) OBP: 0.287, SLG: 0.237		K			L9					3	0	0	0	0	2	0				
Dmitri Young, S (1, 3) OBP: 0.375, SLG: 0.286	G6-3				K					3	0	0	0	0	2	0				
Danny Sheaffer, R (1, 2) OBP: 0.275, SLG: 0.342			G5-3		L9					3	0	0	0	0	0	0				
Luis Alicea, S (1, 4) OBP: 0.345, SLG: 0.374			G5-3			G4-3			F7	3	0	0	0	0	0	0				
Danny Jackson, R (1, 1) OBP: 0.333, SLG: 0.500 Cory Bailey, R (7, 1) OBP: 0.262, SLG: 0.275			G5-3			K			P3	2	0	0	0	0	1	0				
Inning Stats	R: 0 E: 0 K: 0 S: 6	H: 0 LOB: 0 BB: 0 P: 10	R: 0 E: 0 K: 1 S: 7	H: 0 LOB: 0 BB: 0 P: 10	R: 0 E: 0 K: 0 S: 4	H: 0 LOB: 0 BB: 0 P: 8	R: 0 E: 0 K: 0 S: 10	H: 1 LOB: 1 BB: 0 P: 15	R: 0 E: 0 K: 1 S: 8	H: 0 LOB: 0 BB: 0 P: 13	R: 0 E: 0 K: 3 S: 10	H: 0 LOB: 0 BB: 0 P: 16	R: 0 E: 0 K: 2 S: 8	H: 0 LOB: 0 BB: 0 P: 12	R: 0 E: 0 K: 0 S: 8	H: 0 LOB: 0 BB: 0 P: 12	1B: 1 2B: 0 3B: 0 HR: 0	SF: 0 SAC: 0 DP: 0 HBP: 0	WP: 0 PB: 0 SB: 0 CS: 0	PA: 28
PITCHER John Smiley, L (1, 1) ERA: 3.76	IP: 9.0 WLS: W BF: 28 H: 1 R: 0 ER: 0 SO: 8 BB: 0 IBB: 0 HBP: 0 BLK: 0 WP: 0 HR: 0 S: 68 P: 105 ERA: 0.00 WHIP: 0.111															PITCHER				

St. Louis Cardinals @ Cincinnati Reds
Riverfront Stadium, Cincinnati, OH
Sun Sep 22 1996, 3:38 AM EDT
Att: 38,225 - Sunny - 70 F

AB 28
R 0
H 1
RBI 0
BB 0
SO 8
LOB 3



Batter	1	2	3	4	5	6	7	8	9	AB	R	H	RBI	BB	SO	LOB	BOTTOM	
Eric Owens, R (1, 7) OBP: 0.282, SLG: 0.229				F9						2	2	0	0	2	0	2		
Jeff Branson, L (1, 5) OBP: 0.312, SLG: 0.404	FC4-6 1B		K		F8					4	0	2	1	0	1	0		
Barry Larkin, R (1, 6) OBP: 0.409, SLG: 0.555	FC4-6 BB 1-2 2-3	P2			P6		L6			4	1	0	0	0	0	3		
Joe Oliver, R (1, 2) OBP: 0.319, SLG: 0.418	FC4-6 BB 1-2 2-3		F9		L8					3	1	0	0	1	0	0		
Bret Boone, R (1, 4) OBP: 0.284, SLG: 0.368	BB 1B 1-2 2-3 3-H		K			K				3	1	0	1	1	2	0		
Eduardo Perez, R (1, 3) OBP: 0.343, SLG: 0.548	BB 1B 1-2 2-3 3-H		G3			K				3	1	0	1	1	1	0		
Keith Mitchell, R (1, 9) OBP: 0.333, SLG: 0.545			F9			P4				3	0	0	0	0	1	3		
Curtis Goodwin, L (1, 8) OBP: 0.333, SLG: 0.277				K			K			2	0	0	1	1	2	0		
John Smiley, L (1, 1) OBP: 0.232, SLG: 0.215				L7			K2-3			3	0	1	2	0	1	0		
Inning Stats	R: 5 E: 0 K: 1 S: 19	H: 2 LOB: 5 BB: 5 P: 43	R: 0 E: 0 K: 1 S: 5	H: 0 LOB: 0 BB: 0 P: 7	R: 0 E: 0 K: 1 S: 6	H: 0 LOB: 0 BB: 0 P: 7	R: 0 E: 0 K: 1 S: 9	H: 0 LOB: 0 BB: 0 P: 11	R: 0 E: 0 K: 2 S: 11	H: 0 LOB: 0 BB: 0 P: 14	R: 1 E: 0 K: 2 S: 15	H: 1 LOB: 1 BB: 1 P: 24	R: 0 E: 0 K: 0 S: 6	H: 0 LOB: 0 BB: 0 P: 11	1B: 2 2B: 1 3B: 0 HR: 0	SF: 0 SAC: 0 DP: 0 HBP: 0	WP: 0 PB: 0 SB: 0 CS: 0	PA: 33
PITCHER Danny Jackson, L (1, 1) ERA: 5.52 Cory Bailey, R (7, 1) ERA: 3.23	IP: 6.2 WLS: L BF: 29 H: 3 R: 6 ER: 6 SO: 8 BB: 6 IBB: 0 HBP: 0 BLK: 0 WP: 0 HR: 0 S: 69 P: 112 ERA: 8.10 WHIP: 1.350															PITCHER		

St. Louis Cardinals @ Cincinnati Reds
Riverfront Stadium, Cincinnati, OH
Sun Sep 22 1996, 3:38 AM EDT
Att: 38,225 - Sunny - 70 F

AB 27
R 6
H 3
RBI 6
BB 6
SO 8
LOB 8



Batter	1	2	3	4	5	6	7	8	9	AB	R	H	RBI	BB	SO	LOB	TOP										
Royce Clayton, R (1, 6) OBP: 0.322, SLG: 0.373	P3		E 1B S 1B		F9 1B		S 1B		HBP	4	2	3	0	0	0	0											
Ray Lankford, L (1, 8) OBP: 0.362, SLG: 0.485	L3		K		F9		B2		P5	5	0	0	0	0	1	4											
Willie McGee, S (1, 7) OBP: 0.341, SLG: 0.409	1B		K				K			3	0	1	0	1	2	2											
Brian Jordan, R (1, 9) OBP: 0.352, SLG: 0.481	1B		S 1B		F7		CS 1B			4	0	3	2	0	0	2											
Gary Gaetti, R (1, 5) OBP: 0.321, SLG: 0.458	G6-3		G5-3		K		CS		G6-3	4	0	0	0	0	1	5											
John Mabry, L (1, 3) OBP: 0.337, SLG: 0.426		L7		F8		HR		P5		4	1	1	1	0	0	0											
Tom Pagnozzi, R (1, 2) OBP: 0.313, SLG: 0.429		G4-3 2B		G6-3 1B		G6-3		G4-3		4	0	2	0	0	0	0											
Mike Gallego, R (1, 4) OBP: 0.279, SLG: 0.230		G4-3		G6-3		G4-3			F9	4	0	0	0	0	0	2											
Todd Stottlemyre, L (1, 1) OBP: 0.301, SLG: 0.227									G6-3	3	0	0	0	0	2	2											
Rick Honeycutt, L (8, 1) OBP: 0.367, SLG: 0.388										0	0	0	0	0	0	0											
Ozzie Smith, S (9, PH) OBP: 0.387, SLG: 0.388										1	0	0	0	0	0	0											
Dennis Eckersley, R (9, 1)										0	0	0	0	0	0	0											
Inning Stats	R: 0 E: 0 K: 0 S: 9	H: 2 LOB: 2 BB: 0 P: 13	R: 0 E: 0 K: 1 S: 7	H: 1 LOB: 1 BB: 0 P: 9	R: 1 E: 0 K: 2 S: 16	H: 2 LOB: 1 BB: 0 P: 28	R: 0 E: 0 K: 1 S: 9	H: 1 LOB: 1 BB: 0 P: 13	R: 0 E: 0 K: 1 S: 11	H: 1 LOB: 2 BB: 1 P: 22	R: 1 E: 0 K: 0 S: 10	H: 2 LOB: 0 BB: 0 P: 12	R: 0 E: 0 K: 0 S: 7	H: 0 LOB: 0 BB: 0 P: 7	R: 0 E: 0 K: 0 S: 10	H: 0 LOB: 1 BB: 0 P: 18	1B: 8 2B: 1 3B: 0 HR: 1	SF: 0 SAC: 0 DP: 0 HBP: 1	WP: 0 PB: 0 SB: 3 CS: 1	PA: 39							
PITCHER	IP	WLS	BF	H	R	ER	SO	BB	IBB	HBP	BLK	WP	HR	S	P	ERA	WHIP										
Mike Morgan, R (1, 1) ERA: 4.67	6.0	L	27	8	2	1	5	1	0	0	0	0	1	62	98	1.50	1.500										
Lee Smith, R (7, 1) ERA: 3.81	1.0		4	2	1	1	1	0	0	0	0	0	0	10	12	9.00	2.000										
Jeff Shaw, R (8, 1) ERA: 2.47	2.0		7	0	0	0	0	0	0	1	0	0	0	17	25	0.00	0.000										

St. Louis Cardinals @ Cincinnati Reds
Riverfront Stadium, Cincinnati, OH
Mon Sep 23 1996, 7:05 PM EDT
Att: 17,313 - Unknown - 75 F

AB 36
R 3
H 10
RBI 3
BB 1
SO 6
LOB 17



Batter	1	2	3	4	5	6	7	8	9	AB	R	H	RBI	BB	SO	LOB	BOTTOM										
Curtis Goodwin, L (1, 8) OBP: 0.331, SLG: 0.270	P6		K		B3			G1-3 HR BB		3	1	0	0	1	1	3											
Hal Morris, L (1, 3) OBP: 0.369, SLG: 0.476	F7		F7				2B	G1-3		4	0	1	0	0	0	2											
Barry Larkin, R (1, 6) OBP: 0.408, SLG: 0.559	K			L9		G6-3		2H HR		4	1	1	2	0	1	1											
Eddie Taubensee, L (1, 2) OBP: 0.336, SLG: 0.462			F9							3	0	0	0	1	2	1											
Eric Owens, R (8, PR) OBP: 0.292, SLG: 0.229										0	0	0	0	0	0	0											
Chad Mottola, R (9, 9) OBP: 0.253, SLG: 0.373										0	0	0	0	0	0	0											
Eric Davis, R (1, 7) OBP: 0.395, SLG: 0.525		1B				G4-3		P3		4	0	1	0	0	1	2											
Thomas Howard, S (1, 9) OBP: 0.310, SLG: 0.437										3	0	1	0	0	1	1											
Joe Oliver, R (8, PH) OBP: 0.318, SLG: 0.416										1	0	0	0	0	0	1											
Bret Boone, R (1, 4) OBP: 0.281, SLG: 0.365			F7							4	0	0	0	0	1	2											
Jeff Branson, L (1, 5) OBP: 0.317, SLG: 0.410			E7 2B							3	0	2	0	1	1	0											
Mike Morgan, R (1, 1) OBP: 0.051, SLG: 0.051										2	0	0	0	0	2	3											
Lee Smith, R (7, 1) ERA: 3.9										0	0	0	0	0	0	0											
Willie Greene, L (7, PH) OBP: 0.327, SLG: 0.437										1	0	0	0	0	0	1											
Jeff Shaw, R (8, 1)										0	0	0	0	0	0	0											
Lenny Harris, L (9, PH) OBP: 0.319, SLG: 0.397										1	0	0	0	0	0	0											
Inning Stats	R: 0 E: 0 K: 1 S: 10	H: 0 LOB: 0 BB: 0 P: 15	R: 0 E: 0 K: 1 S: 10	H: 1 LOB: 1 BB: 0 P: 16	R: 0 E: 1 K: 2 S: 13	H: 1 LOB: 1 BB: 0 P: 19	R: 0 E: 0 K: 2 S: 7	H: 0 LOB: 0 BB: 0 P: 10	R: 0 E: 0 K: 2 S: 9	H: 1 LOB: 2 BB: 1 P: 14	R: 0 E: 0 K: 1 S: 9	H: 1 LOB: 1 BB: 0 P: 11	R: 0 E: 0 K: 0 S: 5	H: 1 LOB: 1 BB: 0 P: 10	R: 2 E: 0 K: 0 S: 14	H: 1 LOB: 1 BB: 2 P: 24	R: 0 E: 0 K: 1 S: 5	H: 0 LOB: 0 BB: 0 P: 7	1B: 2 2B: 2 3B: 1 HR: 1	SF: 0 SAC: 0 DP: 0 HBP: 0	WP: 0 PB: 0 SB: 0 CS: 0	PA: 36					
PITCHER	IP	WLS	BF	H	R	ER	SO	BB	IBB	HBP	BLK	WP	HR	S	P	ERA	WHIP										
Todd Stottlemyre, R (1, 1) ERA: 3.9	7.2	W	32	6	2	2	9	3	0	0	0	0	1	76	118	2.35	1.174										
Rick Honeycutt, L (8, 1) ERA: 2.96	0.1		1	0	0	0	0	0	0	0	0	0	0	1	1	0.00	0.000										
Dennis Eckersley, R (9, 1) ERA: 3.47	1.0	S	3	0	0	0	1	0	0	0	0	0	0	5	7	0.00	0.000										

St. Louis Cardinals @ Cincinnati Reds
Riverfront Stadium, Cincinnati, OH
Mon Sep 23 1996, 7:05 PM EDT
Att: 17,313 - Unknown - 75 F

AB 33
R 2
H 6
RBI 2
BB 3
SO 10
LOB 17



Batter	1	2	3	4	5	6	7	8	9	AB	R	H	RBI	BB	SO	LOB	TOP					
Ozzie Smith, S OBP: 0.363, SLG: 0.379	P7		G3			G4-3		FC5-4		4	0	0	0	1	0	3						
Ray Lankford, L OBP: 0.364, SLG: 0.488	K			G3-1						5	1	3	1	0	1	0						
Ron Gant, R OBP: 0.363, SLG: 0.506	G5-3			FC5-4		K		K		4	1	1	0	1	2	1						
Brian Jordan, R OBP: 0.351, SLG: 0.485		G5-3		E1		F7				4	1	1	2	0	0	2						
Gary Gaetti, R OBP: 0.321, SLG: 0.465	K			FC5-4						5	2	2	1	0	1	3						
John Mabry, L OBP: 0.336, SLG: 0.425	F9			G1-3						4	1	1	0	1	0	2						
Tom Pagnozzi, R OBP: 0.314, SLG: 0.428			P9			F9				4	0	1	0	1	0	1						
Luis Alicaia, S OBP: 0.349, SLG: 0.384						F8				4	1	3	2	0	0	0						
Andy Benes, R OBP: 0.158, SLG: 0.205										2	0	0	0	0	1	1						
Willie McCree, S OBP: 0.340, SLG: 0.407										1	0	0	0	0	0	2						
Mark Petkovsek, R OBP: 0.226, SLG: 0.290										0	0	0	0	0	0	0						
Mark Swisher, L OBP: 0.140, SLG: 0.222										0	0	0	0	0	0	0						
Danny Sheaffer, R OBP: 0.273, SLG: 0.340										1	0	0	0	0	0	2						
T.J. Mathews, R OBP: 0.392, SLG: 0.520										0	0	0	0	0	0	0						
Rick Honeycutt, L OBP: 0.392, SLG: 0.520										0	0	0	0	0	0	0						
Dennis Eckersley, R OBP: 0.392, SLG: 0.520										0	0	0	0	0	0	0						
Inning Stats	R: 0 E: 0 K: 1 S: 5	H: 0 LOB: 0 BB: 0 P: 5	R: 0 E: 0 K: 1 S: 6	H: 0 LOB: 0 BB: 0 P: 8	R: 0 E: 0 K: 1 S: 13	H: 1 LOB: 1 BB: 0 P: 19	R: 0 E: 1 K: 0 S: 12	H: 0 LOB: 2 BB: 1 P: 17	R: 0 E: 0 K: 0 S: 7	H: 0 LOB: 0 BB: 0 P: 8	R: 0 E: 0 K: 1 S: 8	H: 1 LOB: 1 BB: 0 P: 12	R: 2 E: 0 K: 0 S: 8	H: 4 LOB: 2 BB: 2 P: 21	R: 3 E: 0 K: 1 S: 14	H: 4 LOB: 2 BB: 1 P: 29	R: 2 E: 1 K: 0 S: 15	H: 2 LOB: 1 BB: 0 P: 19	1B: 6 2B: 4 3B: 0 HR: 2	SF: 1 SAC: 0 DP: 0 HBP: 0	WP: 0 PB: 0 SB: 1 CS: 0	PA: 43
PITCHER	IP	WLS	BF	H	R	ER	SO	BB	IBB	HBP	BLK	WP	HR	S	P	ERA	WHIP					
Esteban Loaiza, R ERA: 5.6	(1, 1)	6.1	L	25	4	2	2	4	2	0	0	0	0	1	55	79	2.84	0.947				
Chris Peters, L ERA: 5.92	(7, 1)	0.2		4	2	0	0	0	1	0	0	0	0	0	4	11	0.00	4.500				
Marc Wilkins, R ERA: 3.51	(8, 1)	0.1		6	4	3	3	1	0	1	0	0	0	1	10	21	81.00	12.000				
Matt Ruebel, L ERA: 4.68	(8, 1)	0.2		3	1	1	1	0	0	0	0	0	0	5	10	13.50	1.500					
David Wainhouse, R ERA: 5.7	(9, 1)	1.0		5	1	1	0	0	0	0	0	0	0	14	17	0.00	1.000					

St. Louis Cardinals @ Pittsburgh Pirates
Three Rivers Stadium, Pittsburgh, PA
Tue Sep 24 1996, 7:05 PM EDT
Att. 8,611 - Unknown - 65 F

AB 38
R 7
H 12
RBI 6
BB 4
SO 5
LOB 17



Batter	1	2	3	4	5	6	7	8	9	AB	R	H	RBI	BB	SO	LOB	BOTTOM					
Jermaine Allensworth, R OBP: 0.341, SLG: 0.385	K		G3					K		4	0	1	0	0	2	0						
Al Martin, L OBP: 0.352, SLG: 0.457	G4-3		F7							4	0	1	0	0	0	1						
Jeff King, R OBP: 0.347, SLG: 0.501										3	1	2	1	1	1	1						
Orlando Merced, S OBP: 0.364, SLG: 0.471										3	0	0	0	1	1	2						
Mark Johnson, L OBP: 0.369, SLG: 0.478										2	0	1	0	1	0	2						
John Wehner, R OBP: 0.303, SLG: 0.381										0	0	0	0	0	0	0						
Tony Womack, L OBP: 0.423, SLG: 0.450										1	0	0	0	0	0	0						
Carlos Garcia, R OBP: 0.326, SLG: 0.386										4	0	1	0	0	0	3						
Jay Bell, R OBP: 0.323, SLG: 0.392										4	0	2	0	0	0	1						
1B Jason Kendall, R OBP: 0.368, SLG: 0.389										4	0	0	0	0	0	3						
Esteban Loaiza, R OBP: 0.154, SLG: 0.154										2	0	0	0	0	0	1						
Chris Peters, L OBP: 0.211, SLG: 0.283										1	0	0	0	0	0	0						
Dale Sveinung, S OBP: 0.140, SLG: 0.222										0	0	0	0	0	0	0						
Marc Wilkins, R OBP: 0.392, SLG: 0.520										0	0	0	0	0	0	0						
Matt Ruebel, L OBP: 0.392, SLG: 0.520										0	0	0	0	0	0	0						
David Wainhouse, L OBP: 0.392, SLG: 0.520										1	0	0	0	0	0	2						
Nelson Lirio, S OBP: 0.392, SLG: 0.520										0	0	0	0	0	0	0						
Inning Stats	R: 0 E: 0 K: 1 S: 9	H: 1 LOB: 2 BB: 1 P: 19	R: 0 E: 0 K: 0 S: 11	H: 1 LOB: 1 BB: 0 P: 16	R: 1 E: 0 K: 1 S: 12	H: 1 LOB: 0 BB: 0 P: 21	R: 0 E: 0 K: 0 S: 5	H: 1 LOB: 0 BB: 0 P: 8	R: 0 E: 0 K: 0 S: 10	H: 1 LOB: 1 BB: 0 P: 18	R: 0 E: 0 K: 0 S: 7	H: 0 LOB: 1 BB: 2 P: 18	R: 0 E: 0 K: 2 S: 10	H: 1 LOB: 1 BB: 0 P: 13	R: 0 E: 0 K: 0 S: 10	H: 2 LOB: 2 BB: 0 P: 13	1B: 4 2B: 2 3B: 1 HR: 1	SF: 0 SAC: 0 DP: 2 HBP: 0	WP: 0 PB: 1 SB: 0 CS: 0	PA: 36		
PITCHER	IP	WLS	BF	H	R	ER	SO	BB	IBB	HBP	BLK	WP	HR	S	P	ERA	WHIP					
Andy Benes, R ERA: 3.78	(1, 1)	6.0	W	24	5	1	1	2	3	0	0	0	0	1	54	100	1.50	1.333				
Mark Petkovsek, R ERA: 3.66	(7, 1)	1.0		3	0	0	0	0	0	0	0	0	0	6	10	0.00	0.000					
T.J. Mathews, R ERA: 3.09	(8, 1)	0.2		3	1	0	0	2	0	0	0	0	0	7	10	0.00	1.500					
Rick Honeycutt, L ERA: 2.99	(8, 1)	0.1		1	0	0	0	0	0	0	0	0	0	3	3	0.00	0.000					
David Wainhouse, L ERA: 2.99	(9, 1)	1.0		5	2	0	0	0	0	0	0	0	0	10	13	0.00	2.000					

St. Louis Cardinals @ Pittsburgh Pirates
Three Rivers Stadium, Pittsburgh, PA
Tue Sep 24 1996, 7:05 PM EDT
Att. 8,611 - Unknown - 65 F

AB 33
R 1
H 8
RBI 1
BB 3
SO 4
LOB 16



Batter	1	2	3	4	5	6	7	8	9	10	11	AB	R	H	RBI	BB	SO	LOB	TOP							
Luis Alica, S OBP: 0.346, SLG: 0.380 (1, 4)												6	1	1	0	0	1	2								
Mike Gallego, R OBP: 0.276, SLG: 0.229 (1, 6)												5	0	1	0	0	2	1								
Dmitri Young, S OBP: 0.367, SLG: 0.240 Royce Clayton, R OBP: 0.322, SLG: 0.373 John Mabry, L OBP: 0.339, SLG: 0.425 (1, 3)												4	1	0	0	2	0	2								
Mark Sweeney, L OBP: 0.383, SLG: 0.369 Cory Bailey, R (8, 1)												3	1	0	0	1	1	1								
Willie McGee, S OBP: 0.339, SLG: 0.407 T.J. Mathews, R (11, 1)												0	0	0	0	0	0	0								
David Bell, R OBP: 0.271, SLG: 0.280 (1, 5)												5	2	2	1	1	1	5								
Terry Bradshaw, L OBP: 0.455, SLG: 0.421 (1, 7)												6	2	4	3	0	0	1								
Mike DiFelice, R OBP: 0.400, SLG: 0.600 (1, 2)												5	0	2	1	0	0	3								
Miguel Mejia, R OBP: 0.095, SLG: 0.095 (8, 9)												5	0	1	0	0	1	5								
Alan Benes, R OBP: 0.197 Ozzie Smith, S OBP: 0.362, SLG: 0.377 Eric Ludwick, R (6, 1)												2	0	0	0	0	1	1								
Ray Lankford, L OBP: 0.364, SLG: 0.487 (8, 8)												1	0	0	0	0	0	0								
												0	0	0	0	0	0	0								
												1	0	0	0	1	1	0								
Inning Stats	R: 1 E: 1 K: 2 S: 11	H: 1 LOB: 1 BB: 0 P: 16	R: 1 E: 0 K: 1 S: 11	H: 2 LOB: 1 BB: 0 P: 13	R: 3 E: 0 K: 0 S: 8	H: 4 LOB: 1 BB: 0 P: 16	R: 0 E: 0 K: 1 S: 7	H: 0 LOB: 0 BB: 0 P: 8	R: 1 E: 0 K: 0 S: 9	H: 2 LOB: 2 BB: 1 P: 20	R: 0 E: 0 K: 0 S: 4	H: 0 LOB: 0 BB: 0 P: 6	R: 1 E: 0 K: 1 S: 23	H: 2 LOB: 2 BB: 1 P: 39	R: 0 E: 0 K: 0 S: 11	H: 0 LOB: 3 BB: 2 P: 21	R: 0 E: 0 K: 2 S: 9	H: 0 LOB: 0 BB: 0 P: 12	R: 0 E: 0 K: 0 S: 9	H: 0 LOB: 0 BB: 1 P: 14	R: 1 E: 0 K: 0 S: 8	H: 0 LOB: 1 BB: 1 P: 17	1B: 9 2B: 2 3B: 0 HR: 0	SF: 1 SAC: 1 DP: 0 HBP: 1	WP: 0 PB: 0 SB: 6 CS: 0	PA: 51
PITCHER	IP: 1.1 WLS: 0 BF: 24 H: 9 R: 6 ER: 4 SO: 4 BB: 1 IBB: 0 HBP: 0 BLK: 0 WP: 0 HR: 0 S: 44 P: 69 ERA: 8.31 WHIP: 2.308	IP: 5.1 WLS: 0.2 BF: 2 H: 0 R: 0 ER: 0 SO: 0 BB: 0 IBB: 0 HBP: 0 BLK: 0 WP: 0 HR: 2 S: 4 P: 4 ERA: 0.00 WHIP: 0.000	IP: 6.1 WLS: 1.0 BF: 3 H: 0 R: 0 ER: 0 SO: 1 BB: 0 IBB: 0 HBP: 0 BLK: 0 WP: 0 HR: 4 S: 6 P: 6 ERA: 0.00 WHIP: 0.000	IP: 7.1 WLS: 0.2 BF: 5 H: 2 R: 1 ER: 1 SO: 0 BB: 1 IBB: 0 HBP: 0 BLK: 0 WP: 0 HR: 19 S: 32 P: 32 ERA: 13.50 WHIP: 4.500	IP: 7.1 WLS: 1.1 BF: 7 H: 0 R: 0 ER: 0 SO: 0 BB: 2 IBB: 0 HBP: 1 BLK: 0 WP: 0 HR: 15 S: 28 P: 28 ERA: 0.00 WHIP: 1.500	IP: 9.1 WLS: 2.0 BF: 6 H: 0 R: 0 ER: 0 SO: 3 BB: 0 IBB: 0 HBP: 0 BLK: 0 WP: 0 HR: 8 S: 17 P: 17 ERA: 0.00 WHIP: 1.000	IP: 11.1 WLS: 1.0 BF: 4 H: 0 R: 1 ER: 0 SO: 0 BB: 1 IBB: 0 HBP: 0 BLK: 0 WP: 0 HR: 0 S: 8 P: 8 ERA: 0.00 WHIP: 1.000																			

St. Louis Cardinals @ Pittsburgh Pirates
Three Rivers Stadium, Pittsburgh, PA
Wed Sep 25 1996, 7:05 PM EDT
Att: 20,022 - Unknown - 64 F

AB	43
R	8
H	11
RBI	6
BB	5
SO	8
LOB	21



Batter	1	2	3	4	5	6	7	8	9	10	11	AB	R	H	RBI	BB	SO	LOB	BOTTOM							
Jermaine Allensworth, R OBP: 0.342, SLG: 0.386 (1, 8)												5	1	2	0	0	2	2								
Al Martin, L OBP: 0.354, SLG: 0.455 (1, 7)												2	2	0	0	2	1	1								
Jeff King, R OBP: 0.346, SLG: 0.497 (1, 4)												4	0	0	0	1	1	3								
Orlando Merced, S OBP: 0.367, SLG: 0.471 (1, 9)												4	1	2	4	1	0	0								
Mark Johnson, L OBP: 0.367, SLG: 0.472 (1, 3)												4	0	0	0	1	1	4								
Carlos Garcia, R OBP: 0.328, SLG: 0.386 John Ericks, R (9, 1)												3	2	1	0	0	1	0								
Nelson Liriano, S OBP: 0.303, SLG: 0.388 Dan Miceli, R (11, 1)												0	0	0	0	0	0	0								
Jay Bell, R OBP: 0.320, SLG: 0.388 (1, 6)												5	0	0	1	0	2	1								
18 Jason Kendall, R OBP: 0.367, SLG: 0.386 (1, 2)												5	0	1	1	0	1	0								
Jon Lieber, L ERA: 4.05 Ramon Morel, R ERA: 5.36 Elmer Dessens, R ERA: 5.39 Dan Plesac, L ERA: 4.26 Joe Boever, R ERA: 6.39 (1, 1)												1	0	0	0	0	0	0								
Tony Womack, L OBP: 0.444, SLG: 0.624 Dale Brantley, R OBP: 0.300, SLG: 0.400 Dan Plesac, L ERA: 3.99 Joe Boever, R ERA: 6.39 (8, 9)												0	0	0	0	0	0	0								
												1	1	1	0	0	0	0								
												1	0	0	0	0	0	0								
												0	0	0	0	0	0	0								
												2	0	0	0	0	0	0								
Inning Stats	R: 2 E: 0 K: 0 S: 15	H: 2 LOB: 0 BB: 1 P: 30	R: 0 E: 0 K: 2 S: 9	H: 0 LOB: 0 BB: 0 P: 13	R: 0 E: 0 K: 1 S: 10	H: 0 LOB: 0 BB: 0 P: 14	R: 2 E: 0 K: 0 S: 7	H: 1 LOB: 0 BB: 0 P: 17	R: 2 E: 0 K: 0 S: 16	H: 2 LOB: 1 BB: 2 P: 30	R: 1 E: 1 K: 3 S: 16	H: 1 LOB: 1 BB: 0 P: 29	R: 0 E: 0 K: 1 S: 7	H: 0 LOB: 0 BB: 0 P: 11	R: 0 E: 0 K: 1 S: 6	H: 0 LOB: 0 BB: 0 P: 8	R: 0 E: 0 K: 0 S: 8	H: 1 LOB: 1 BB: 0 P: 14	R: 0 E: 0 K: 1 S: 9	H: 0 LOB: 1 BB: 1 P: 19	R: 0 E: 0 K: 1 S: 7	H: 0 LOB: 0 BB: 0 P: 10	1B: 6 2B: 1 3B: 0 HR: 0	SF: 0 SAC: 0 DP: 1 HBP: 2	WP: 2 PB: 0 SB: 2 CS: 1	PA: 46
PITCHER	IP: 5.0 WLS: 2 BF: 23 H: 5 R: 1 ER: 6 SO: 3 BB: 4 IBB: 0 HBP: 1 BLK: 0 WP: 2 HR: 0 S: 57 P: 104 ERA: 10.80 WHIP: 1.800	IP: 6.1 WLS: 8 BF: 11 H: 1 R: 0 ER: 0 SO: 2 BB: 1 IBB: 0 HBP: 0 BLK: 0 WP: 0 HR: 23 S: 41 P: 41 ERA: 0.00 WHIP: 0.667	IP: 8.1 WLS: 3.0 BF: 11 H: 1 R: 0 ER: 0 SO: 1 BB: 0 IBB: 0 HBP: 0 BLK: 0 WP: 0 HR: 7 S: 10 P: 10 ERA: 0.00 WHIP: 0.000																							

St. Louis Cardinals @ Pittsburgh Pirates
Three Rivers Stadium, Pittsburgh, PA
Wed Sep 25 1996, 7:05 PM EDT
Att: 20,022 - Unknown - 64 F

AB	38
R	7
H	7
RBI	6
BB	5
SO	10
LOB	13



Batter	1	2	3	4	5	6	7	8	9	AB	R	H	RBI	BB	SO	LOB	TOP										
Eric Owens, R OBP: 0.281, SLG: 0.229	F9			G6-3		F8				4	0	1	1	0	0	0	Cincinnati Reds @ St. Louis Cardinals Busch Stadium, St. Louis, MO Sat Sep 28 1996, 3:33 AM CDT Att: 52,876 - Cloudy - 70 F										
Hal Morris, L OBP: 0.373, SLG: 0.480 Scott Sullivan, R (8, 1)	G6-3			G4-3				K		4	0	1	0	0	1	2											
Bret Boone, R OBP: 0.277, SLG: 0.355	K			G1-3		F8			6-3	4	0	0	0	0	1	1											
Eduardo Perez, R OBP: 0.317, SLG: 0.472		K			F8				6-3	4	0	0	0	0	1	1											
Keith Mitchell, R OBP: 0.333, SLG: 0.571 Thomas Howard, S OBP: 0.308, SLG: 0.432 Curtis Goodwin, L OBP: 0.320, SLG: 0.244		K			L8				P3	2	0	0	0	0	1	0											
Barry Larkin, R OBP: 0.409, SLG: 0.556 Brook Fordyce, R OBP: 0.500, SLG: 0.429 Eddie Taubensee, L OBP: 0.339, SLG: 0.464					E4					2	0	0	0	0	0	0											
Chad Mottola, R OBP: 0.271, SLG: 0.367 Lenny Harris, L OBP: 0.325, SLG: 0.401				G6-3						2	0	0	0	0	1	1											
Jeff Branson, L OBP: 0.313, SLG: 0.410				K		F8				3	0	0	0	0	2	2											
Mike Morgan, R OBP: 0.299, SLG: 0.090 Joe Oliver, R OBP: 0.311, SLG: 0.405 Mike Remlinger, L OBP: 0.220, SLG: 0.143 Roger Salkeld, R OBP: 0.207, SLG: 0.097 Willie Greene, L OBP: 0.329, SLG: 0.489				K		G1-3			L3	1	0	0	0	0	1	0											
Inning Stats	R: 0 E: 0 K: 1 S: 6	H: 0 LOB: 0 BB: 0 P: 10	R: 0 E: 0 K: 2 S: 9	H: 0 LOB: 0 BB: 0 P: 15	R: 0 E: 0 K: 2 S: 8	H: 0 LOB: 0 BB: 0 P: 11	R: 0 E: 0 K: 0 S: 7	H: 0 LOB: 0 BB: 0 P: 10	R: 0 E: 1 K: 1 S: 11	H: 0 LOB: 1 BB: 0 P: 16	R: 0 E: 0 K: 0 S: 6	H: 0 LOB: 0 BB: 0 P: 8	R: 0 E: 0 K: 0 S: 5	H: 1 LOB: 0 BB: 0 P: 8	R: 2 E: 0 K: 2 S: 16	H: 2 LOB: 2 BB: 2 P: 32		R: 0 E: 0 K: 0 S: 3	H: 0 LOB: 0 BB: 0 P: 3	1B: 3 2B: 0 3B: 0 HR: 0	SF: 0 SAC: 0 DP: 1 HBP: 0	WP: 0 PB: 0 SB: 0 CS: 0	PA: 32				
PITCHER	IP	WLS	BF	H	R	ER	SO	BB	IBB	HBP	BLK	WP	HR	S	P	ERA		WHIP									
Danny Jackson, L ERA: 4.46	(1, 1)	7.0	W	22	1	0	0	6	0	0	0	0	0	52	78	0.00	0.143										
Andy Benes, R ERA: 3.53	(8, 1)	0.2		6	2	2	1	2	0	0	0	0	0	13	27	27.00	6.000										
Rick Honeycutt, L ERA: 2.85	(8, 1)	1.1	S	4	0	0	0	1	0	0	0	0	0	6	8	0.00	0.000										

Batter	1	2	3	4	5	6	7	8	9	AB	R	H	RBI	BB	SO	LOB	BOTTOM										
Ozzie Smith, S OBP: 0.361, SLG: 0.373	G1-3			G5-3		G5-3				4	0	1	1	0	0	0	Cincinnati Reds @ St. Louis Cardinals Busch Stadium, St. Louis, MO Sat Sep 28 1996, 3:33 AM CDT Att: 52,876 - Cloudy - 70 F										
Willie McGee, S OBP: 0.345, SLG: 0.414				HR		1B				4	1	3	0	1	0	1											
Ron Gant, R OBP: 0.360, SLG: 0.506	K			HR		K				5	1	1	2	0	4	5											
Brian Jordan, R OBP: 0.350, SLG: 0.484 Mark Sweeney, L OBP: 0.394, SLG: 0.371		K		P6						3	0	1	0	0	1	0											
Gary Gaetti, R OBP: 0.324, SLG: 0.469										4	0	3	0	0	1	2											
John Mabry, L OBP: 0.336, SLG: 0.426										3	0	0	0	1	0	2											
Danny Sheaffer, R OBP: 0.273, SLG: 0.335 Andy Benes, R OBP: 0.158, SLG: 0.205 Rick Honeycutt, L										3	0	0	0	0	0	3											
Luis Alicea, S OBP: 0.349, SLG: 0.383										2	1	0	0	2	1	3											
Danny Jackson, R OBP: 0.333, SLG: 0.556 Tom Pagnozzi, R OBP: 0.313, SLG: 0.425										3	1	1	1	0	0	2											
Inning Stats	R: 0 E: 0 K: 1 S: 9	H: 1 LOB: 2 BB: 1 P: 16	R: 0 E: 0 K: 1 S: 10	H: 1 LOB: 0 BB: 0 P: 15	R: 2 E: 0 K: 0 S: 12	H: 2 LOB: 0 BB: 0 P: 18	R: 0 E: 0 K: 0 S: 14	H: 1 LOB: 2 BB: 1 P: 23	R: 0 E: 0 K: 2 S: 18	H: 2 LOB: 2 BB: 0 P: 25	R: 2 E: 0 K: 1 S: 19	H: 3 LOB: 2 BB: 1 P: 33	R: 1 E: 1 K: 1 S: 13	H: 2 LOB: 1 BB: 1 P: 22	R: 0 E: 0 K: 1 S: 11	H: 0 LOB: 1 BB: 0 P: 17		1B: 7 2B: 2 3B: 1 HR: 1	SF: 0 SAC: 0 DP: 1 HBP: 2	WP: 0 PB: 0 SB: 0 CS: 1	PA: 39						
PITCHER	IP	WLS	BF	H	R	ER	SO	BB	IBB	HBP	BLK	WP	HR	S	P	ERA		WHIP									
Mike Morgan, R ERA: 4.83	(1, 1)	5.0	L	23	6	2	2	4	1	0	0	0	0	16	29	27.00	6.000										
Mike Remlinger, L ERA: 5.6	(6, 1)	0.2		6	3	2	2	0	1	0	0	0	0	16	26	6.75	1.500										
Roger Salkeld, R ERA: 5.2	(6, 1)	1.1		6	2	1	1	2	0	1	0	0	0	11	17	0.00	0.000										
Scott Sullivan, R ERA: 2.25	(8, 1)	1.0		4	0	0	0	1	0	0	0	0	0	11	17	0.00	0.000										





Batter	1	2	3	4	5	6	7	8	9	AB	R	H	RBI	BB	SO	LOB	TOP					
Curtis Goodwin, L OBP: 0.323, SLG: 0.250 (1, 8)	1-2 P6		0-2 FC5-4		3-2 HR	1-1 S		2-2 L5		5	1	2	1	0	0	3	Cincinnati Reds @ St. Louis Cardinals Busch Stadium, St. Louis, MO Sun Sep 29 1996, 3:33 AM CDT Att: 51,379 - Sunny - 72 F AB 38 R 6 H 11 RBI 6 BB 1 SO 7 LOB 21					
Hal Morris, L OBP: 0.374, SLG: 0.479 (1, 3)	1-2 FC1-6		0-0 F7		0-0 F7	0-1 G4-3			1-2 1B	5	0	2	0	0	0	4						
Barry Larkin, R OBP: 0.410, SLG: 0.567 Jeff Branson, L OBP: 0.312, SLG: 0.408 (6, 6)	1-2 FC1-6			2-2 HR	3-2 HR		3-1 G4-3		1-3 K	4	2	2	3	0	0	1						
Willie Greene, L OBP: 0.327, SLG: 0.495 (1, 5)	0-1 F7			0-0 HR	0-1 G3-1		1-3 K		2-3 K	5	1	1	1	0	2	2						
Eric Davis, R OBP: 0.394, SLG: 0.523 Chad Mottola, R OBP: 0.271, SLG: 0.367 (9, 9)		2-3 K		1-2 SF9	0-3 K		2-2 G5-3		1-3 F9	5	1	1	0	0	2	1						
Eddie Taubensee, L OBP: 0.338, SLG: 0.462 (1, 2)		2-3 K		0-2 E6	0-1 E4		1-2 BB			4	1	1	0	0	1	1						
Bret Boone, R OBP: 0.275, SLG: 0.354 (1, 4)		0-2 F7		3-1 SF9	0-0 SH3		0-2 L7			2	0	0	1	0	0	1						
Lenny Harris, L OBP: 0.330, SLG: 0.404 (9, 7)			1-1 FC5-4	1-2 F8	2-2 1B	2-3 1B		4-1 BB		3	0	2	0	1	0	1						
Curt Lyons, R (1, 1)			0-1 B3	0-3 K		0-0 P5		0-2 L9		2	0	0	0	0	1	2						
Thomas Howard, S OBP: 0.307, SLG: 0.431 Scott Service, R (6, PH)										1	0	0	0	0	0	2						
Keith Mitchell, R OBP: 0.313, SLG: 0.533 Jeff Brantley, R (8, 1)										0	0	0	0	0	0	2						
Inning Stats	R: 0 E: 0 K: 0 S: 13	H: 1 LOB: 1 BB: 0 P: 16	R: 0 E: 0 K: 2 S: 9	H: 0 LOB: 0 BB: 0 P: 13	R: 0 E: 0 K: 0 S: 8	H: 1 LOB: 1 BB: 0 P: 9	R: 3 E: 1 K: 1 S: 22	H: 3 LOB: 1 BB: 0 P: 29	R: 2 E: 0 K: 1 S: 15	H: 2 LOB: 2 BB: 0 P: 20	R: 0 E: 0 K: 1 S: 9	H: 0 LOB: 0 BB: 1 P: 15	R: 0 E: 0 K: 2 S: 17	H: 1 LOB: 2 BB: 1 P: 24	R: 0 E: 0 K: 2 S: 13	H: 1 LOB: 1 BB: 0 P: 18		1B: 8 2B: 0 3B: 0 HR: 3	SF: 1 SAC: 1 DP: 0 HBP: 0	WP: 0 PB: 0 SB: 2 CS: 0	PA: 41	
PITCHER	IP WLS BF H R ER SO BB IBB HBP BLK WP HR S P ERA WHIP																					
Eric Ludwick, R ERA: 9.0	5.0 L 23 7 5 5 4 0 0 0 0 0 0 3 67 87 9.00 1.400																					
Dennis Eckersley, R ERA: 3.3	1.0 6 2 1 0 0 0 0 0 0 0 0 0 11 14 0.00 2.000																					
Cory Bailey, R ERA: 3.0	1.0 3 0 0 0 1 0 0 0 0 0 0 0 9 15 0.00 0.000																					
T.J. Mathews, R ERA: 3.01	1.0 5 1 0 0 0 1 0 0 0 0 0 0 17 24 0.00 2.000																					
Rich Batchelor, R ERA: 1.2	1.0 4 1 0 0 2 0 0 0 0 0 0 0 13 18 0.00 1.000																					
Batter	1	2	3	4	5	6	7	8	9	AB	R	H	RBI	BB	SO	LOB	BOTTOM					
Ozzie Smith, S OBP: 0.358, SLG: 0.370 Royce Clayton, R OBP: 0.321, SLG: 0.371 (1, 6)	0-0 L7		2-2 G3		1-3 K		0-1 1B		0-0 F9	2	0	0	0	0	0	0	Cincinnati Reds @ St. Louis Cardinals Busch Stadium, St. Louis, MO Sun Sep 29 1996, 3:33 AM CDT Att: 51,379 - Sunny - 72 F AB 33 R 3 H 8 RBI 2 BB 4 SO 8 LOB 19					
Willie McGee, S OBP: 0.348, SLG: 0.417 Terry Bradshaw, L OBP: 0.417, SLG: 0.381 (1, 8)	1-1 G3		0-0 G5-4-3		1-1 G4-3		2-3 K			2	0	2	0	0	0	0						
Ron Gant, R OBP: 0.359, SLG: 0.504 David Bell, R OBP: 0.288, SLG: 0.276 (1, 7)	1-1 G3		2-2 G5-4-3		2-3 K		0-3 K			2	0	0	0	0	0	2						
David Bell, R (5, 5)	1-2 1B		1-2 1B							2	0	0	0	0	2	2						
Brian Jordan, R OBP: 0.349, SLG: 0.483 Dmitri Young, S OBP: 0.355, SLG: 0.241 (1, 9)	2-0 G5-3			3-2 G3		1-0 BB		3-3 K		1	0	0	0	0	0	1						
Dmitri Young, S (3, 3)										3	0	1	0	0	1	2						
Gary Gaetti, R OBP: 0.326, SLG: 0.473 Miguel Mejia, R OBP: 0.087, SLG: 0.087 (4, PR)		0-0 E		2-1 S		2-1 P3		3-1 G4-3		2	1	2	0	0	0	0						
John Mabry, L OBP: 0.342, SLG: 0.431 (1, 3)	1-0 E8			3-1 S		4-0 FC5-4		1-2 F8		3	1	2	1	1	0	0						
Mike DiFelice, R OBP: 0.286, SLG: 0.429 Tom Pagnozzi, R OBP: 0.311, SLG: 0.423 (1, 2)	0-0 G6-3			2-3 K		2-3 K		0-2 G5-3		2	0	0	1	0	1	2						
Tom Pagnozzi, R (6, 2)										2	0	0	0	0	1	2						
Luis Alicea, S OBP: 0.350, SLG: 0.382 Mike Gallego, R OBP: 0.276, SLG: 0.224 (1, 4)	3-1 F7			4-1 BB		1-0 FC5-4			4-2 G5-4-3	1	0	0	0	1	0	0						
Mike Gallego, R (5, 4)						1-2 1B				1	0	0	0	1	0	2						
Eric Ludwick, R Dennis Eckersley, R Cory Bailey, R Mark Sweeney, L T.J. Mathews, R Rich Batchelor, R Ray Lankford, L Danny Sheaffer, R (1, 1)		0-3 K		0-2 G4-3				4-2 BB		2	0	0	0	0	1	2						
Inning Stats	R: 0 E: 0 K: 0 S: 6	H: 1 LOB: 0 BB: 0 P: 10	R: 2 E: 1 K: 1 S: 10	H: 2 LOB: 0 BB: 0 P: 13	R: 0 E: 0 K: 0 S: 7	H: 1 LOB: 0 BB: 0 P: 11	R: 1 E: 0 K: 1 S: 15	H: 2 LOB: 2 BB: 1 P: 29	R: 0 E: 0 K: 2 S: 8	H: 0 LOB: 0 BB: 0 P: 12	R: 0 E: 0 K: 1 S: 9	H: 1 LOB: 2 BB: 1 P: 19	R: 0 E: 0 K: 3 S: 15	H: 1 LOB: 1 BB: 1 P: 24	R: 0 E: 0 K: 0 S: 8	H: 0 LOB: 0 BB: 0 P: 12	R: 0 E: 0 K: 0 S: 6	H: 0 LOB: 0 BB: 1 P: 10	1B: 5 2B: 3 3B: 0 HR: 0	SF: 0 SAC: 0 DP: 2 HBP: 0	WP: 0 PB: 0 SB: 1 CS: 0	PA: 37
PITCHER	IP WLS BF H R ER SO BB IBB HBP BLK WP HR S P ERA WHIP																					
Curt Lyons, R ERA: 4.5	5.0 W 21 6 3 3 4 1 0 0 0 0 0 0 24 43 5.40 1.400																					
Scott Service, R ERA: 3.94	2.0 10 2 0 0 4 2 0 0 0 0 0 0 24 43 0.00 2.000																					
Jeff Brantley, R ERA: 2.41	2.0 S 6 0 0 0 0 1 0 0 0 0 0 0 14 22 0.00 0.500																					

Batter	1	2	3	4	5	6	7	8	9	AB	R	H	RBI	BB	SO	LOB	TOP								
Rickey Henderson, R OBP: 0.600, SLG: 1.250	P5		P6			HR				4	1	2	1	1	0	0	San Diego Padres @ St. Louis Cardinals Busch Stadium, St. Louis, MO Tue Oct 01 1996, 3:33 AM CDT Att: 54,193 - Sunny - 80 F								
Tony Gwynn, L OBP: 0.400, SLG: 0.600	2B		G4-3			1B	P6		G1-3	5	0	2	0	0	0	4									
Steve Finley, L OBP: 0.500, SLG: 0.333	HBP			K			P8		1B	3	0	1	0	0	1	1									
Ken Caminiti, S	K			BB			K		K	3	0	0	0	1	3	4									
Wally Joyner, L OBP: 0.333, SLG: 0.333 Greg Vaughn, R Archi Cianfrocco, R	G4-3			L8			1B		P6	3	0	1	0	0	0	3									
Chris Gomez, R		G6-3		P3			1B		K	4	0	0	0	0	2	4									
Brian Johnson, R		L8			K				G4-3	4	0	0	0	0	1	0									
Jody Reed, R OBP: 0.250, SLG: 0.250		F8			G6-3				F9	4	0	1	0	0	0	0									
Joey Hamilton, R Scott Livingstone, L Willie Blair, R Chris Gwynn, L OBP: 1.000, SLG: 1.000			K				F8		1B	2	0	0	0	0	2	0									
Inning Stats	R: 0 E: 0 K: 1 S: 8	H: 1 LOB: 2 BB: 0 P: 13	R: 0 E: 0 K: 0 S: 3	H: 0 LOB: 0 BB: 0 P: 5	R: 0 E: 0 K: 1 S: 6	H: 0 LOB: 0 BB: 0 P: 11	R: 0 E: 0 K: 1 S: 7	H: 0 LOB: 1 BB: 1 P: 16	R: 0 E: 0 K: 2 S: 8	H: 0 LOB: 0 BB: 0 P: 10	R: 1 E: 0 K: 2 S: 18	H: 3 LOB: 2 BB: 0 P: 32	R: 0 E: 0 K: 0 S: 9	H: 1 LOB: 2 BB: 1 P: 15	R: 0 E: 0 K: 2 S: 14	H: 1 LOB: 1 BB: 0 P: 18		R: 0 E: 0 K: 0 S: 13	H: 2 LOB: 2 BB: 0 P: 19	1B: 6 2B: 1 3B: 0 HR: 1	SF: 0 SAC: 0 DP: 0 HBP: 1	WP: 0 PB: 0 SB: 2 CS: 0	PA: 38		
PITCHER	IP	WLS	BF	H	R	ER	SO	BB	IBB	HBP	BLK	WP	HR	S	P	ERA	WHIP								
Todd Stottlemyre, R ERA: 1.35	6.2	W	28	5	1	1	7	2	0	1	0	0	1	57	99	1.35	1.050								
Rick Honeycutt, L ERA:	0.2		3	1	0	0	1	0	0	0	0	0	0	9	11	0.00	1.500								
Dennis Eckersley, R ERA:	1.2	S	7	2	0	0	1	0	0	0	0	0	0	20	29	0.00	1.200								

Batter	1	2	3	4	5	6	7	8	9	AB	R	H	RBI	BB	SO	LOB	BOTTOM								
Royce Clayton, R OBP: 0.500, SLG: 0.333	G4-6-3 1B		L4		K					3	0	1	0	1	1	1	San Diego Padres @ St. Louis Cardinals Busch Stadium, St. Louis, MO Tue Oct 01 1996, 3:33 AM CDT Att: 54,193 - Sunny - 80 F								
Willie McGee, S	G4-6-3 1-2		G3-1		L6				K	4	0	0	0	0	1	3									
Ron Gant, R OBP: 0.750, SLG: 0.500	HR HBP		S 1B		G5-3				S BB	2	1	1	0	1	0	0									
Brian Jordan, R OBP: 0.250, SLG: 0.250	HR 1B		L8		F8				K	4	1	1	0	0	1	2									
Gary Gaetti, R OBP: 0.333, SLG: 1.333	HR		L4		L4				K	3	1	1	3	0	1	0									
John Mabry, L	P6		P6		P6				G4-3	3	0	0	0	0	0	0									
Tom Pagnozzi, R			K		K				G6-3	3	0	0	0	0	2	0									
Luis Alicea, S OBP: 0.667, SLG: 1.333		L7			CS 2B				2B	3	0	2	0	0	0	0									
Todd Stottlemyre, L Rick Honeycutt, L Dennis Eckersley, R		K			K2-6-2				K	2	0	0	0	0	2	1									
Inning Stats	R: 3 E: 0 K: 0 S: 13	H: 3 LOB: 0 BB: 0 P: 18	R: 0 E: 0 K: 2 S: 10	H: 0 LOB: 0 BB: 0 P: 13	R: 0 E: 0 K: 0 S: 11	H: 1 LOB: 1 BB: 0 P: 16	R: 0 E: 0 K: 1 S: 7	H: 0 LOB: 0 BB: 0 P: 11	R: 0 E: 0 K: 2 S: 9	H: 1 LOB: 1 BB: 0 P: 12	R: 0 E: 0 K: 1 S: 6	H: 0 LOB: 0 BB: 0 P: 9	R: 0 E: 0 K: 1 S: 8	H: 1 LOB: 1 BB: 0 P: 14	R: 0 E: 0 K: 2 S: 10	H: 0 LOB: 1 BB: 2 P: 20		R: 0 E: 0 K: 0 S: 13	H: 0 LOB: 1 BB: 2 P: 19	1B: 3 2B: 3 3B: 0 HR: 1	SF: 0 SAC: 0 DP: 2 HBP: 1	WP: 0 PB: 0 SB: 2 CS: 2	PA: 31		
PITCHER	IP	WLS	BF	H	R	ER	SO	BB	IBB	HBP	BLK	WP	HR	S	P	ERA	WHIP								
Joey Hamilton, R ERA: 4.5	6.0	L	23	5	3	3	6	0	0	1	0	0	0	56	79	4.50	0.833								
Willie Blair, R ERA:	2.0		8	1	0	0	3	2	0	0	0	0	0	18	34	0.00	1.500								



Batter	1	2	3	4	5	6	7	8	9	AB	R	H	RBI	BB	SO	LOB	TOP										
Ozzie Smith, S OBP: 0.333, SLG: 0.143	G3		F7		P3		G6-3			4	0	0	0	0	0	5	St. Louis Cardinals @ Atlanta Braves Atlanta-Fulton County Stadium, Atlanta, GA Wed Oct 09 1996, 7:05 PM EDT Att: 48,686 - Unknown - 66 F AB 32 R 2 H 5 RBI 1 BB 2 SO 7 LOB 10 										
Ray Lankford, L OBP: 0.295, SLG: 0.167	K		G1-3			L8		F7		4	0	0	0	0	1												
Ron Gant, R OBP: 0.412, SLG: 0.571	L8			K		L9		P8		4	0	0	0	0	1												
Brian Jordan, R OBP: 0.353, SLG: 0.625		WP 3B		L4		K		L8		4	1	1	0	0	1												
Gary Gaetti, R OBP: 0.143, SLG: 0.357 Miguel Mejia, R (7, PR)	K			F9						3	0	1	0	0	1	0											
Mike Gallego, R (7, 5)										0	1	0	0	0	0	0											
Mark Sweeney, L (9, PH) OBP: 0.500, SLG: 0.500										0	0	0	0	0	0	0											
John Mabry, L OBP: 0.333, SLG: 0.429	K									1	0	0	0	0	1	0											
Tom Pagnozzi, R OBP: 0.313, SLG: 0.267	K									4	0	1	1	0	1	0											
Luis Alicea, S OBP: 0.267, SLG: 0.308			P3							2	0	0	0	1	0	2											
Andy Benes, R (1, 1) OBP: 0.750, SLG: 1.000 Willie McGee, S (7, PH) OBP: 0.167, SLG: 0.091 Mark Petkovsek, R (7, 1) Tony Fossas, L (8, 1) T.J. Mathews, R (8, 1)				F7 2B						1	0	1	0	1	0	0											
										1	0	0	0	0	0	2											
										0	0	0	0	0	0	0											
										0	0	0	0	0	0	0											
										0	0	0	0	0	0	0											
Inning Stats	R: 0 E: 0 K: 1 S: 7	H: 0 LOB: 0 BB: 0 P: 8	R: 1 E: 0 K: 3 S: 11	H: 1 LOB: 0 BB: 0 P: 17	R: 0 E: 0 K: 0 S: 10	H: 1 LOB: 1 BB: 0 P: 15	R: 0 E: 0 K: 1 S: 7	H: 0 LOB: 0 BB: 0 P: 11	R: 0 E: 0 K: 0 S: 8	H: 0 LOB: 0 BB: 0 P: 10	R: 1 E: 0 K: 0 S: 9	H: 3 LOB: 3 BB: 0 P: 15	R: 0 E: 0 K: 1 S: 6	H: 0 LOB: 0 BB: 0 P: 9	R: 0 E: 0 K: 1 S: 7	H: 0 LOB: 0 BB: 0 P: 8		1B: 3 2B: 1 3B: 1 HR: 0	SF: 0 SAC: 0 DP: 0 HBP: 0	WP: 2 PB: 0 SB: 0 CS: 0	PA: 34						
PITCHER	IP	WLS	BF	H	R	ER	SO	BB	IBB	HBP	BLK	WP	HR	S	P	ERA	WHIP										
29 John Smoltz, R ERA: 1.59	(1, 1)	8.0	W	31	5	2	2	6	2	0	0	0	0	65	103	2.25	0.875										
Mark Wohlers, R ERA:	(9, 1)	1.0	S	3	0	0	0	1	0	0	0	0	0	7	8	0.00	0.000										

Batter	1	2	3	4	5	6	7	8	9	AB	R	H	RBI	BB	SO	LOB	BOTTOM											
Marquis Grissom, R OBP: 0.176, SLG: 0.188	L1-3		K							4	1	1	0	0	2	0	St. Louis Cardinals @ Atlanta Braves Atlanta-Fulton County Stadium, Atlanta, GA Wed Oct 09 1996, 7:05 PM EDT Att: 48,686 - Unknown - 66 F AB 33 R 4 H 9 RBI 4 BB 2 SO 11 LOB 15 											
Mark Lemke, S OBP: 0.250, SLG: 0.267 Andrew Jones, R (8, FR)	G4-3			F8						3	0	1	2	1	0	0												
10 Chipper Jones, S OBP: 0.563, SLG: 0.692										0	1	0	0	0	0	0												
10 Chipper Jones, S OBP: 0.563, SLG: 0.692										4	1	4	0	0	0	0												
Fred McGriff, L OBP: 0.313, SLG: 0.538	K									4	0	0	0	0	1	6												
Ryan Klesko, L OBP: 0.357, SLG: 0.455 Terry Pendleton, S (8, PH) Rafael Belliard, R (9, 4)										3	0	1	0	0	1	0												
Javy Lopez, R OBP: 0.333, SLG: 0.545										0	0	0	0	0	0	0												
Jermaine Dye, R OBP: 0.133, SLG: 0.333										4	0	0	0	0	2	3												
Jeff Blauser, R OBP: 0.267, SLG: 0.154										4	1	1	0	0	2	3												
29 John Smoltz, R Mark Wohlers, R										3	0	0	0	0	3	1												
										0	0	0	0	0	0	0												
										1B: 8 2B: 1 3B: 0 HR: 0	SF: 0 SAC: 0 DP: 0 HBP: 0	WP: 0 PB: 0 SB: 1 CS: 0	PA: 35															
PITCHER	IP	WLS	BF	H	R	ER	SO	BB	IBB	HBP	BLK	WP	HR	S	P	ERA		WHIP										
Andy Benes, R ERA: 4.15	(1, 1)	6.0	L	25	7	2	2	7	0	0	0	0	0	57	88	3.00		1.167										
Mark Petkovsek, R ERA: 6.0	(7, 1)	1.0	L	5	1	2	2	2	1	0	0	0	0	11	19	18.00		2.000										
Tony Fossas, L ERA:	(8, 1)	0.1		1	0	0	0	0	0	0	0	0	0	2	5	0.00		0.000										
T.J. Mathews, R ERA:	(8, 1)	0.2		4	1	0	0	2	0	1	0	0	0	11	17	0.00	1.500											

Batter	1	2	3	4	5	6	7	8	9	AB	R	H	RBI	BB	SO	LOB	TOP							
Marquis Grissom, R OBP: 0.263, SLG: 0.351										6	2	3	1	0	0	2								
Mark Lemke, S OBP: 0.382, SLG: 0.484										5	2	4	1	0	0	0								
Mike Mordecai, R OBP: 0.333, SLG: 0.333										3	1	2	3	1	0	2								
10 Chipper Jones, S OBP: 0.500, SLG: 0.615										2	0	0	0	0	1	1								
Terry Pendleton, S OBP: 0.333, SLG: 0.333										6	1	2	3	0	1	5								
Fred McGriff, L OBP: 0.324, SLG: 0.464										6	1	2	3	0	1	5								
Ryan Klesko, L OBP: 0.333, SLG: 0.478										4	0	1	1	0	3	1								
Andrew Jones, R OBP: 0.333, SLG: 0.478										1	0	0	0	1	0	0								
Javy Lopez, R OBP: 0.519, SLG: 0.833										5	4	4	1	1	0	1								
Eddie Pérez, R OBP: 0.400, SLG: 0.250										0	0	0	0	0	0	0								
Jermaine Dye, R OBP: 0.182, SLG: 0.313										6	1	1	0	0	2	6								
Jeff Blausler, R OBP: 0.267, SLG: 0.231										2	1	1	2	2	0	0								
Rafael Belliard, R OBP: 1.000, SLG: 1.000										1	0	1	1	0	0	0								
29 John Smoltz, R OBP: 0.222, SLG: 0.222										2	1	1	2	2	0	0								
Luis Polonia, L OBP: 0.222, SLG: 0.222										1	0	1	1	0	0	0								
Mike Bielecki, R OBP: 0.222, SLG: 0.222										0	0	0	0	0	0	0								
Terrell Wade, L OBP: 0.222, SLG: 0.222										0	0	0	0	0	0	0								
Brad Clontz, R OBP: 0.222, SLG: 0.222										0	0	0	0	0	0	0								
Inning Stats	R: 5 E: 0 K: 1 S: 19	H: 6 LOB: 1 BB: 0 P: 29	R: 2 E: 0 K: 0 S: 11	H: 4 LOB: 2 BB: 1 P: 20	R: 0 E: 0 K: 1 S: 14	H: 2 LOB: 3 BB: 1 P: 25	R: 3 E: 0 K: 2 S: 20	H: 4 LOB: 2 BB: 1 P: 33	R: 1 E: 0 K: 1 S: 6	H: 1 LOB: 0 BB: 0 P: 8	R: 0 E: 0 K: 0 S: 6	H: 0 LOB: 1 BB: 1 P: 12	R: 0 E: 0 K: 0 S: 6	H: 0 LOB: 0 BB: 0 P: 9	R: 1 E: 0 K: 1 S: 12	H: 2 LOB: 1 BB: 0 P: 19	R: 2 E: 0 K: 1 S: 11	H: 3 LOB: 2 BB: 1 P: 18	1B: 15 2B: 5 3B: 1 HR: 2	SF: 0 SAC: 0 DP: 2 HBP: 0	WP: 0 PB: 0 SB: 1 CS: 0	PA: 52		
PITCHER	IP WLS BF H R ER SO BB IBB HBP BLK WP HR S P ERA WHIP	IP WLS BF H R ER SO BB IBB HBP BLK WP HR S P ERA WHIP	IP WLS BF H R ER SO BB IBB HBP BLK WP HR S P ERA WHIP	IP WLS BF H R ER SO BB IBB HBP BLK WP HR S P ERA WHIP	IP WLS BF H R ER SO BB IBB HBP BLK WP HR S P ERA WHIP	IP WLS BF H R ER SO BB IBB HBP BLK WP HR S P ERA WHIP	IP WLS BF H R ER SO BB IBB HBP BLK WP HR S P ERA WHIP	IP WLS BF H R ER SO BB IBB HBP BLK WP HR S P ERA WHIP	IP WLS BF H R ER SO BB IBB HBP BLK WP HR S P ERA WHIP	IP WLS BF H R ER SO BB IBB HBP BLK WP HR S P ERA WHIP	IP WLS BF H R ER SO BB IBB HBP BLK WP HR S P ERA WHIP	IP WLS BF H R ER SO BB IBB HBP BLK WP HR S P ERA WHIP	IP WLS BF H R ER SO BB IBB HBP BLK WP HR S P ERA WHIP	IP WLS BF H R ER SO BB IBB HBP BLK WP HR S P ERA WHIP	IP WLS BF H R ER SO BB IBB HBP BLK WP HR S P ERA WHIP	IP WLS BF H R ER SO BB IBB HBP BLK WP HR S P ERA WHIP	IP WLS BF H R ER SO BB IBB HBP BLK WP HR S P ERA WHIP	IP WLS BF H R ER SO BB IBB HBP BLK WP HR S P ERA WHIP	IP WLS BF H R ER SO BB IBB HBP BLK WP HR S P ERA WHIP	IP WLS BF H R ER SO BB IBB HBP BLK WP HR S P ERA WHIP	IP WLS BF H R ER SO BB IBB HBP BLK WP HR S P ERA WHIP	IP WLS BF H R ER SO BB IBB HBP BLK WP HR S P ERA WHIP	IP WLS BF H R ER SO BB IBB HBP BLK WP HR S P ERA WHIP	IP WLS BF H R ER SO BB IBB HBP BLK WP HR S P ERA WHIP
Todd Stottlemyre, R ERA: 7.24	(1, 1) 1.0 L 12 9 7 3 3 1 0 0 0 0 0 0 0 24 38 63.00 9.000	(2, 1) 3.0 18 7 3 3 3 3 0 0 0 0 0 0 1 20 69 9.00 3.333	(5, 1) 2.0 7 1 1 1 1 1 0 0 0 0 0 0 1 12 20 4.50 1.000	(7, 1) 2.0 8 2 1 1 1 0 0 0 0 0 0 0 18 28 4.50 1.000	(9, 1) 1.0 7 3 2 2 1 1 0 0 0 0 0 0 1 11 18 18.00 4.000																			

Atlanta Braves @ St. Louis Cardinals
Busch Stadium, St. Louis, MO

AB 47
R 14
H 22
RBI 14
BB 5
SO 7
LOB 21



Mon Oct 14 1996, 7:05 PM CDT
Att: 56,782 - Unknown - 82 F

Batter	1	2	3	4	5	6	7	8	9	AB	R	H	RBI	BB	SO	LOB	BOTTOM							
Ozzie Smith, S OBP: 0.231, SLG: 0.091										4	0	0	0	0	1	0								
Willie McGee, S OBP: 0.211, SLG: 0.167										3	0	1	0	0	2	0								
Miguel Mejia, R OBP: 0.211, SLG: 0.167										1	0	0	0	0	1	0								
Ron Gant, R OBP: 0.455, SLG: 0.750										3	0	1	0	0	0	1								
Mike Gallego, R OBP: 0.182, SLG: 0.100										0	0	0	0	0	1	0								
Brian Jordan, R OBP: 0.344, SLG: 0.600										2	0	1	0	0	0	0								
Tony Fossas, L ERA: 9.0										0	0	0	0	0	0	0								
Dmitri Young, S OBP: 0.500, SLG: 1.000										2	0	1	0	0	0	1								
Gary Gaetti, R OBP: 0.276, SLG: 0.464										2	0	2	0	1	0	0								
Mark Petkovsek, R ERA: 3.86										0	0	0	0	0	0	0								
Ray Lankford, L OBP: 0.176, SLG: 0.071										1	0	0	0	0	1	1								
Rick Honeycutt, L ERA: 5.98										0	0	0	0	0	0	0								
John Mabry, L OBP: 0.333, SLG: 0.357										4	0	1	0	0	1	5								
Tom Pagnozzi, R OBP: 0.259, SLG: 0.240										1	0	0	0	0	0	0								
Danny Sheaffer, R ERA: 1.13										3	0	0	0	0	1	4								
Luis Alicea, S OBP: 0.250, SLG: 0.235										4	0	0	0	0	0	2								
Todd Stottlemyre, L ERA: 1.13										0	0	0	0	0	0	0								
Danny Jackson, R ERA: 1.13										1	0	0	0	0	1	0								
Mark Sweeney, L OBP: 0.250, SLG: 0.250										2	0	0	0	0	1	0								
Inning Stats	R: 0 E: 1 K: 1 S: 14	H: 3 LOB: 3 BB: 0 P: 21	R: 0 E: 1 K: 1 S: 7	H: 0 LOB: 0 BB: 0 P: 11	R: 0 E: 0 K: 1 S: 8	H: 1 LOB: 0 BB: 0 P: 12	R: 0 E: 0 K: 1 S: 13	H: 2 LOB: 2 BB: 0 P: 18	R: 0 E: 0 K: 0 S: 8	H: 0 LOB: 0 BB: 0 P: 11	R: 0 E: 0 K: 0 S: 16	H: 1 LOB: 2 BB: 1 P: 26	R: 0 E: 0 K: 1 S: 8	H: 0 LOB: 0 BB: 0 P: 11	R: 0 E: 0 K: 2 S: 10	H: 0 LOB: 1 BB: 1 P: 18	R: 0 E: 0 K: 1 S: 7	H: 0 LOB: 0 BB: 0 P: 7	1B: 7 2B: 1 3B: 0 HR: 0	SF: 0 SAC: 0 DP: 1 HBP: 0	WP: 0 PB: 0 SB: 0 CS: 0	PA: 35		
PITCHER	IP WLS BF H R ER SO BB IBB HBP BLK WP HR S P ERA WHIP	IP WLS BF H R ER SO BB IBB HBP BLK WP HR S P ERA WHIP	IP WLS BF H R ER SO BB IBB HBP BLK WP HR S P ERA WHIP	IP WLS BF H R ER SO BB IBB HBP BLK WP HR S P ERA WHIP	IP WLS BF H R ER SO BB IBB HBP BLK WP HR S P ERA WHIP	IP WLS BF H R ER SO BB IBB HBP BLK WP HR S P ERA WHIP	IP WLS BF H R ER SO BB IBB HBP BLK WP HR S P ERA WHIP	IP WLS BF H R ER SO BB IBB HBP BLK WP HR S P ERA WHIP	IP WLS BF H R ER SO BB IBB HBP BLK WP HR S P ERA WHIP	IP WLS BF H R ER SO BB IBB HBP BLK WP HR S P ERA WHIP	IP WLS BF H R ER SO BB IBB HBP BLK WP HR S P ERA WHIP	IP WLS BF H R ER SO BB IBB HBP BLK WP HR S P ERA WHIP	IP WLS BF H R ER SO BB IBB HBP BLK WP HR S P ERA WHIP	IP WLS BF H R ER SO BB IBB HBP BLK WP HR S P ERA WHIP	IP WLS BF H R ER SO BB IBB HBP BLK WP HR S P ERA WHIP	IP WLS BF H R ER SO BB IBB HBP BLK WP HR S P ERA WHIP	IP WLS BF H R ER SO BB IBB HBP BLK WP HR S P ERA WHIP	IP WLS BF H R ER SO BB IBB HBP BLK WP HR S P ERA WHIP	IP WLS BF H R ER SO BB IBB HBP BLK WP HR S P ERA WHIP	IP WLS BF H R ER SO BB IBB HBP BLK WP HR S P ERA WHIP	IP WLS BF H R ER SO BB IBB HBP BLK WP HR S P ERA WHIP	IP WLS BF H R ER SO BB IBB HBP BLK WP HR S P ERA WHIP	IP WLS BF H R ER SO BB IBB HBP BLK WP HR S P ERA WHIP	IP WLS BF H R ER SO BB IBB HBP BLK WP HR S P ERA WHIP
29 John Smoltz, R ERA: 1.13	(1, 1) 7.0 W 28 7 0 0 0 6 1 0 0 0 0 0 0 74 110 0.00 1.143	(8, 1) 1.0 4 0 0 0 0 2 1 0 0 0 0 0 0 10 18 0.00 1.000	(9, 1) 0.1 1 0 0 0 0 1 0 0 0 0 0 0 0 3 3 0.00 0.000	(9, 1) 0.2 2 0 0 0 0 0 0 0 0 0 0 0 0 4 4 0.00 0.																				

Batter	1	2	3	4	5	6	7	8	9	AB	R	H	RBI	BB	SO	LOB	TOP																					
Royce Clayton, R OBP: 0.433, SLG: 0.346	L9			CS 1B		G1-3			F8	4	0	1	0	0	0	1																						
Willie McGee, S OBP: 0.289, SLG: 0.240	K			F9			G5-4-3 1B			3	0	1	0	0	0	1																						
Mark Sweeney, L OBP: 0.200, SLG: 0.200										0	0	0	0	0	0	0																						
Ron Gant, R OBP: 0.375, SLG: 0.600	G5-3			F7			F9			3	0	0	0	0	0	2																						
Danny Sheaffer, R										0	0	0	0	0	0	0																						
Brian Jordan, R OBP: 0.308, SLG: 0.514			P3	CS	F8		G5-4-3			3	0	0	0	0	0	1																						
Miguel Mejia, R										0	0	0	0	0	0	0																						
Gary Gaetti, R OBP: 0.250, SLG: 0.400	F8			G6-3				P3		3	0	0	0	0	0	0																						
Dmitri Young, S																																						
Dmitri Young, S OBP: 0.285, SLG: 0.571	K			L7				K		3	0	0	0	0	2	0																						
Tom Pagnozzi, R																																						
John Mabry, L OBP: 0.314, SLG: 0.333				L4				K		2	0	1	0	0	0	0																						
Mike Gallego, R OBP: 0.188, SLG: 0.133				P8						1	0	0	0	0	1	0																						
Donovan Osborne, S																																						
Andy Benes, R																																						
Ozzie Smith, S																																						
Mark Petkovsek, R																																						
Rick Honeycutt, L																																						
Tony Fossas, L																																						
Luis Alicea, S																																						
Luis Alicea, S OBP: 0.227, SLG: 0.211																																						
Inning Stats	R: 0 E: 0 K: 1 S: 10	H: 0 LOB: 0 BB: 0 P: 19	R: 0 E: 0 K: 1 S: 6	H: 0 LOB: 0 BB: 0 P: 9	R: 0 E: 0 K: 1 S: 9	H: 0 LOB: 0 BB: 0 P: 10	R: 0 E: 0 K: 0 S: 7	H: 1 LOB: 0 BB: 0 P: 11	R: 0 E: 0 K: 0 S: 4	H: 0 LOB: 0 BB: 0 P: 6	R: 0 E: 0 K: 1 S: 6	H: 1 LOB: 1 BB: 0 P: 8	R: 0 E: 0 K: 0 S: 6	H: 1 LOB: 0 BB: 0 P: 9	R: 0 E: 0 K: 2 S: 8	H: 0 LOB: 0 BB: 0 P: 13	R: 0 E: 0 K: 0 S: 6	H: 1 LOB: 0 BB: 0 P: 8	1B: 4 2B: 0 3B: 0 HR: 0	SF: 0 SAC: 0 DP: 2 HBP: 0	WP: 0 PB: 0 SB: 0 CS: 1	PA: 29																
PITCHER	IP	WLS	BF	H	R	ER	SO	BB	IBB	HBP	BLK	WP	HR	S	P	ERA	WHIP	PITCHER				IP	WLS	BF	H	R	ER	SO	BB	IBB	HBP	BLK	WP	HR	S	P	ERA	WHIP
Tom Glavine, L ERA: 1.83	7.0	W	22	3	0	0	4	0	0	0	0	0	0	48	72	0.00	0.429																					
Mike Bielecki, R ERA:	1.0		3	0	0	0	2	0	0	0	0	0	0	8	13	0.00	0.000																					
Steve Avery, L ERA:	1.0		3	1	0	0	0	0	0	0	0	0	0	6	8	0.00	1.000																					

St. Louis Cardinals @ Atlanta Braves
Atlanta-Fulton County Stadium, Atlanta, GA
Thu Oct 17 1996, 7:05 PM EDT
Att: 52,067 - Unknown - 71 F

AB 28
R 0
H 4
RBI 0
BB 0
SO 6
LOB 8



Batter	1	2	3	4	5	6	7	8	9	AB	R	H	RBI	BB	SO	LOB	BOTTOM																					
Marquis Grissom, R OBP: 0.250, SLG: 0.319	G1-3			G5-3	G5-3	G5-3		G5-3		6	1	2	0	0	0	1																						
Mark Lemke, S OBP: 0.419, SLG: 0.513										4	1	2	0	1	1	2																						
Mike Mordecai, R OBP: 0.250, SLG: 0.250				10 BB 1B						1	0	0	0	0	0	0																						
10 Chipper Jones, S OBP: 0.463, SLG: 0.529										4	2	2	0	1	0	3																						
Eddie Pérez, R OBP: 0.400, SLG: 0.250										0	0	0	0	0	0	0																						
Fred McGriff, L OBP: 0.349, SLG: 0.595										5	4	3	4	0	0	2																						
Mike Bielecki, R										0	0	0	0	0	0	0																						
Steve Avery, L										0	0	0	0	0	0	0																						
Javy Lopez, R OBP: 0.556, SLG: 0.935										4	3	2	3	1	0	1																						
Javy Lopez, R										4	3	2	3	1	0	1																						
Jermaine Dye, R OBP: 0.214, SLG: 0.308										5	1	1	1	0	1	1																						
Jermaine Dye, R																																						
Andruw Jones, R OBP: 0.462, SLG: 0.556										4	2	2	3	1	0	0																						
Andruw Jones, R																																						
Jeff Blausler, R OBP: 0.353, SLG: 0.231										0	1	0	0	0	0	0																						
Rafael Belliard, R OBP: 0.597, SLG: 0.667										4	0	2	0	0	0	2																						
Tom Glavine, L OBP: 0.250, SLG: 0.625										4	0	1	3	0	2	2																						
Terry Pendleton, S										1	0	0	0	0	0	0																						
Inning Stats	R: 6 E: 0 K: 0 S: 15	H: 5 LOB: 1 BB: 1 P: 27	R: 0 E: 0 K: 0 S: 8	H: 1 LOB: 1 BB: 0 P: 13	R: 0 E: 0 K: 2 S: 13	H: 1 LOB: 1 BB: 0 P: 21	R: 4 E: 0 K: 0 S: 10	H: 2 LOB: 1 BB: 2 P: 23	R: 0 E: 0 K: 0 S: 9	H: 1 LOB: 1 BB: 0 P: 13	R: 3 E: 0 K: 2 S: 16	H: 5 LOB: 2 BB: 0 P: 23	R: 2 E: 0 K: 0 S: 10	H: 2 LOB: 1 BB: 1 P: 18	R: 0 E: 0 K: 0 S: 4	H: 0 LOB: 0 BB: 0 P: 7	1B: 10 2B: 2 3B: 2 HR: 3	SF: 0 SAC: 0 DP: 0 HBP: 1	WP: 0 PB: 0 SB: 0 CS: 0	PA: 47																		
PITCHER	IP	WLS	BF	H	R	ER	SO	BB	IBB	HBP	BLK	WP	HR	S	P	ERA	WHIP	PITCHER				IP	WLS	BF	H	R	ER	SO	BB	IBB	HBP	BLK	WP	HR	S	P	ERA	WHIP
Donovan Osborne, L ERA: 9.26	0.2	L	9	5	6	6	0	1	0	0	0	0	1	42	74	8.31	1.615																					
Andy Benes, R ERA: 5.24	4.1		21	5	4	4	2	2	0	0	0	0	1	42	74	8.31	1.615																					
Mark Petkovsek, R ERA: 5.79	0.2		7	5	3	3	1	0	0	0	0	0	1	13	17	40.50	7.500																					
Rick Honeycutt, L ERA: 6.75	1.1		7	2	2	2	1	1	0	0	0	0	1	13	24	13.50	2.250																					
Tony Fossas, L ERA: 2.09	1.0		3	0	0	0	0	0	0	0	0	0	0	4	7	0.00	0.000																					

St. Louis Cardinals @ Atlanta Braves
Atlanta-Fulton County Stadium, Atlanta, GA
Thu Oct 17 1996, 7:05 PM EDT
Att: 52,067 - Unknown - 71 F

AB 42
R 15
H 17
RBI 14
BB 4
SO 4
LOB 14

