St. Louis Cardinals - 1997

| Batter | 1 | 2 | 3 | 4 | 5 | 6 | 7 | 8 | 9 | AB | R | H | RBI | BB | SO | LOB |
|---|---|---|---|---|---|---|---|---|---|---|---|---|---|---|---|---|
| Delino DeShields, L (1, 4)<br>OBP: 0.500, SLG: 1.000 | X 0-0 ① G1-3 | | C X 0-1 ③ G1-3 | | | B F B F X 2-2 WP 3B | | B X 1-0 G6-3 1B | | 4 | 1 | 2 | 0 | 0 | 0 | 0 |
| Royce Clayton, R (1, 6)<br>OBP: 0.250, SLG: 0.250 | C X 0-1 G4-3 S 1B | | | C B F B B X 3-2 ① G1-3 | | X 0-0 ① P5 | | X 0-0 ② G6-3 1-2 | | 4 | 0 | 1 | 0 | 0 | 0 | 2 |
| Willie McGee, S (1, 9)<br>OBP: 0.500, SLG: 0.750 | F 1 SAFE 1 SAFE B S X 1-2 ② G4-3 1-3 | | | S B B X 2-1 FC5 2B | | F B B X 2-1 S 1B 3-H | | X 0-0 ③ G6-3 | | 4 | 0 | 2 | 0 | 0 | 0 | 2 |
| Brian Jordan, R (1, 8) | C B X 1-1 ③ G6-3 | | | X 0-0 ② G5-3 | | 1 SAFE 1 SAFE 1 SAFE C 1 SAFE X 0-1 ② F9 | | | B S S B F B B 4-2 G6-3 E BB | 3 | 0 | 0 | 0 | 1 | 0 | 3 |
| Ron Gant, R (1, 7) | | B C F B C 2-3 ① K | | C C F B D B B 4-2 BB | | S B S F X 1-2 ③ F8 1-2 | | | 1 SAFE S S S 0-3 ① K 1-2 | 3 | 0 | 0 | 0 | 1 | 2 | 2 |
| Gary Gaetti, R (1, 5)<br>OBP: 0.250, SLG: 0.250 | | F C B B X 2-2 ② G1-3 | | X 0-0 ③ FC5 2-3f | | | B B X 2-0 G4-6-3 1B | | F X 0-1 ② G6-3 2-3 | 4 | 0 | 1 | 0 | 0 | 0 | 3 |
| John Mabry, L (1, 3)<br>OBP: 0.250, SLG: 0.250 | | B X 1-0 ③ G3 | | | X 0-0 G4-6-3 1B | | 1 SAFE F F X 0-1 ① ② G4-6-3 1-2f | | F F X 0-2 ③ G4-3 | 4 | 0 | 1 | 0 | 0 | 0 | 2 |
| Tom Lampkin, L (1, 2) | | | B B B C X 3-1 ① L8 | | 1 SAFE B 1 SAFE X 1-0 ① ② G4-6-3 1-2f | | C B F F S 1-3 ③ K | | | 3 | 0 | 0 | 0 | 0 | 1 | 1 |
| Todd Stottlemyre, L (1, 1) | | | X 0-0 ② G5-3 | | X 0-0 ③ G4-3 | | | B C B F X 2-2 ① G4-3 | | 2 | 0 | 0 | 0 | 0 | 0 | 0 |
| Roberto Mejia, R (8, PH) | | | | | | | | | | 1 | 0 | 0 | 0 | 0 | 0 | 0 |
| Rich Batchelor, R (8, 1) | | | | | | | | | | 0 | 0 | 0 | 0 | 0 | 0 | 0 |
| Tony Fossas, L (9, 1) | | | | | | | | | | 0 | 0 | 0 | 0 | 0 | 0 | 0 |
| Mark Sweeney, L (9, 3) | | | | | | | | | | 0 | 0 | 0 | 0 | 0 | 0 | 0 |
| Inning Stats | R: 0 E: 0 K: 0 S: 8 H: 1 LOB: 1 BB: 0 P: 10 | R: 0 E: 0 K: 1 S: 7 H: 0 LOB: 0 BB: 0 P: 12 | R: 0 E: 0 K: 0 S: 5 H: 0 LOB: 0 BB: 0 P: 8 | R: 0 E: 0 K: 0 S: 10 H: 1 LOB: 2 BB: 1 P: 19 | R: 0 E: 0 K: 0 S: 3 H: 1 LOB: 0 BB: 0 P: 4 | R: 1 E: 0 K: 0 S: 12 H: 2 LOB: 1 BB: 0 P: 17 | R: 0 E: 0 K: 1 S: 7 H: 1 LOB: 0 BB: 0 P: 10 | R: 0 E: 0 K: 0 S: 6 H: 1 LOB: 1 BB: 0 P: 9 | R: 0 E: 1 K: 1 S: 11 H: 0 LOB: 1 BB: 1 P: 15 | 1B: 5 2B: 1 3B: 1 HR: 0 | SF: 0 SAC: 0 DP: 2 HBP: 0 | | | | | | |

| PITCHER | | IP | WLS | BF | H | R | ER | SO | BB | IBB | HBP | BLK | WP | HR | S | P | ERA | WHIP |
|---|---|---|---|---|---|---|---|---|---|---|---|---|---|---|---|---|---|---|
| Jim Bullinger, R<br>ERA: 1.5 | (1, 1) | 6.0 | | 23 | 5 | 1 | 1 | 1 | 1 | 0 | 0 | 0 | 1 | 0 | 45 | 70 | 1.50 | 1.000 |
| Dave Veres, R<br>ERA: | (7, 1) | 0.0 | | 1 | 1 | 0 | 0 | 0 | 0 | 0 | 0 | 0 | 0 | 0 | 1 | 3 | ∞ | ∞ |
| Omar Daal, L<br>ERA: | (7, 1) | 2.0 | | 6 | 1 | 0 | 0 | 1 | 0 | 0 | 0 | 0 | 0 | 0 | 12 | 16 | 0.00 | 0.500 |
| Ugueth Urbina, R<br>ERA: | (9, 1) | 1.0 | W | 4 | 0 | 0 | 0 | 1 | 1 | 0 | 0 | 0 | 0 | 0 | 11 | 15 | 0.00 | 1.000 |

| PITCHER | IP | WLS | BF | H | R | ER | SO | BB | IBB | HBP | BLK | WP | HR | S | P | ERA | WHIP |
|---|---|---|---|---|---|---|---|---|---|---|---|---|---|---|---|---|---|

# St. Louis Cardinals @ Montreal Expos

Olympic Stadium, Montreal, QB

Tue Apr 01 1997, 3:33 AM EST

Att. 33,437 - Dome

TOP

livebaseballscorecards.com

| | |
|---|---|
| AB | 32 |
| R | 1 |
| H | 7 |
| RBI | 0 |
| BB | 2 |
| SO | 3 |
| LOB | 15 |

| | | | |
|---|---|---|---|
| WP: 1 | PA: 34 | | |
| PB: 0 | | | |
| SB: 2 | | | |
| CS: 0 | | | |

# BOTTOM

| Batter | 1 | 2 | 3 | 4 | 5 | 6 | 7 | 8 | 9 | AB | R | H | RBI | BB | SO | LOB |
|---|---|---|---|---|---|---|---|---|---|---|---|---|---|---|---|---|
| Mark Grudzielanek, R (1, 6)<br>OBP: 0.250, SLG: 0.250 | B F B B X 3-1 F8 ① | | B X 1-0 S 2-H 1B | | | F B S X 1-2 G6-3 ① | | X 0-0 G6-3 ② 2-3 | | 4 | 0 | 1 | 1 | 0 | 0 | 1 |
| Mike Lansing, R (1, 4) | F B S X 1-2 F7 ② | | P B C X 2-1 G1-3 ② 1-2 | | | F B F B X 2-2 P4 ② | | B B F C X 2-2 G4-3 ③ | | 4 | 0 | 0 | 0 | 0 | 0 | 2 |
| Rondell White, R (1, 8)<br>OBP: 0.500, SLG: 0.500 | B X 1-0 S 1B | | F B B X 2-1 G4-3 ③ | | | X 0-0 F9 ③ | | | C S X 0-2 1B FC5-2 1B | 4 | 0 | 2 | 0 | 0 | 0 | 1 |
| Henry Rodriguez, L (1, 7)<br>OBP: 0.250, SLG: 0.250 | B X 1-0 G3-1 ③ 1-2 | | | F B B B C S 3-3 K ① | | | C B X 1-1 L4 ① | | X 0-0 FC5-2 IBB 1-3 BB 1B | 4 | 1 | 1 | 0 | 0 | 1 | 1 |
| David Segui, S (1, 3) | | X 0-0 G4-3 ① | | B B X 2-0 G4-3 ② | | | B B C X 2-1 L8 ② | | I I I I 4-0 BB FC5-2 1-2 IBB | 3 | 0 | 0 | 0 | 1 | 0 | 0 |
| Darrin Fletcher, L (1, 2)<br>OBP: 0.667, SLG: 0.500<br>Andy Stankiewicz, R (9, PH) | | B C B F B B 4-2 L3 BB | | C X 0-1 P6 ③ | | | B X 1-0 1B | | D F F F B X 2-2 FC5-2 ① BB 1-2 2-3 3-Hf | 2<br>1 | 0<br>0 | 1<br>0 | 0<br>0 | 1<br>0 | 0<br>0 | 0<br>3 |
| Joe Orsulak, L (1, 9)<br>Sherman Obando, R (9, PH) | B X 1-0 L3 ② ③ 1-1 | | | | C X 0-1 F8 ① | | B S F B F X 2-2 F8 ③ | | B B C C B B 4-2 BB 1-2 2-3 3-H | 3<br>0 | 0<br>0 | 0<br>0 | 0<br>1 | 0<br>1 | 0<br>0 | 2<br>0 |
| Shane Andrews, R (1, 5)<br>OBP: 0.667, SLG: 0.667 | | | B C B X 2-1 SH1-4 1B 1B | | S C B X 1-2 G5-3 ② | | | S B B X 2-1 G6-3 SH5-4 1B | | 3 | 1 | 2 | 0 | 0 | 0 | 0 |
| Jim Bullinger, R (1, 1)<br>Dave Veres, R (7, 1)<br>Omar Daal, L (7, 1)<br>F.P. Santangelo, S (8, PH)<br>Ugueth Urbina, R (9, 1) | | | X 0-0 SH1-4 ① 1-2 | | C X 0-1 P4 ③ | | | M X 0-1 SH5-4 ① 1-2 | | 1<br>0<br>0<br>0<br>0 | 0<br>0<br>0<br>0<br>0 | 0<br>0<br>0<br>0<br>0 | 0<br>0<br>0<br>0<br>0 | 0<br>0<br>0<br>0<br>0 | 0<br>0<br>0<br>0<br>0 | 0<br>0<br>0<br>0<br>0 |
| Inning Stats | R: 0 H: 1<br>E: 0 LOB: 1<br>K: 0 BB: 0<br>S: 7 P: 13 | R: 0 H: 0<br>E: 0 LOB: 0<br>K: 0 BB: 1<br>S: 4 P: 9 | R: 1 H: 2<br>E: 0 LOB: 1<br>K: 0 BB: 0<br>S: 9 P: 15 | R: 0 H: 0<br>E: 0 LOB: 0<br>K: 1 BB: 0<br>S: 6 P: 11 | R: 0 H: 0<br>E: 0 LOB: 0<br>K: 0 BB: 0<br>S: 7 P: 8 | R: 0 H: 0<br>E: 0 LOB: 0<br>K: 0 BB: 0<br>S: 7 P: 10 | R: 0 H: 1<br>E: 0 LOB: 1<br>K: 0 BB: 0<br>S: 9 P: 15 | R: 0 H: 1<br>E: 0 LOB: 1<br>K: 0 BB: 0<br>S: 8 P: 12 | R: 1 H: 2<br>E: 0 LOB: 3<br>K: 0 BB: 2<br>S: 10 P: 20 | 1B: 7<br>2B: 1<br>3B: 0<br>HR: 0 | SF: 0<br>SAC: 2<br>DP: 1<br>HBP: 0 | | | | | |

| PITCHER | | IP | WLS | BF | H | R | ER | SO | BB | IBB | HBP | BLK | WP | HR | S | P | ERA | WHIP |
|---|---|---|---|---|---|---|---|---|---|---|---|---|---|---|---|---|---|---|
| Todd Stottlemyre, R<br>ERA: 1.29 | (1, 1) | 7.0 | | 25 | 4 | 1 | 1 | 1 | 1 | 0 | 0 | 0 | 0 | 0 | 49 | 81 | 1.29 | 0.714 |
| Rich Batchelor, R<br>ERA: 9.0 | (8, 1) | 1.0 | L | 5 | 2 | 1 | 1 | 0 | 0 | 0 | 0 | 0 | 0 | 0 | 11 | 15 | 9.00 | 2.000 |
| Tony Fossas, L<br>ERA: | (9, 1) | 0.1 | | 4 | 1 | 0 | 0 | 0 | 1 | 1 | 0 | 0 | 0 | 0 | 7 | 17 | 0.00 | 6.000 |

| PITCHER | IP | WLS | BF | H | R | ER | SO | BB | IBB | HBP | BLK | WP | HR | S | P | ERA | WHIP |
|---|---|---|---|---|---|---|---|---|---|---|---|---|---|---|---|---|---|

# St. Louis Cardinals @ Montreal Expos

Olympic Stadium, Montreal, QB

Tue Apr 01 1997, 3:33 AM EST

Att. 33,437 - Dome

livebaseballscorecards.com

| | |
|---|---|
| AB | 29 |
| R | 2 |
| H | 7 |
| RBI | 2 |
| BB | 3 |
| SO | 1 |
| LOB | 10 |

WP: 0 PA: 34
PB: 0
SB: 2
CS: 0

| Batter | 1 | 2 | 3 | 4 | 5 | 6 | 7 | 8 | 9 | AB | R | H | RBI | BB | SO | LOB |
|---|---|---|---|---|---|---|---|---|---|---|---|---|---|---|---|---|
| Delino DeShields, L (1, 4)<br>OBP: 0.375, SLG: 0.625 | B B C X 2-1 SH1-3 S WP 1B | | C B F X 1-2 G6-3 ② | | X 0-0 G4-3 ③ | | | C C B F B F X 2-2 G3-1 ③ | | 4 | 1 | 1 | 0 | 0 | 0 | 1 |
| Royce Clayton, R (1, 6)<br>OBP: 0.143, SLG: 0.143 | C X 0-1 SH1-3 ① 1-3 | | X 0-0 L9 ③ | | | S X 0-1 G3 ① | | | C L B F X 1-2 G6-3 ① | 3 | 0 | 0 | 0 | 0 | 0 | 0 |
| Willie McGee, S (1, 9)<br>OBP: 0.500, SLG: 0.500 | B B B C F B 4-2 G6-3 BB 3-H | | | B B B 4-0 G5-3 BB | | B B C F X 2-2 F8 ② | | | B C X 1-1 G4-3 ② | 2 | 0 | 0 | 0 | 2 | 0 | 0 |
| Brian Jordan, R (1, 8) | 1 SAFE 1 SAFE B B X 2-0 G6-3 ② ③ 1-2 | | | 1 SAFE F 1 SAFE 1 SAFE B B 1 SAFE C 1 SAFE 2-2 F X L4 ① | | F F C 0-3 K ③ | | | C X 0-1 G1-3 ③ | 4 | 0 | 0 | 0 | 0 | 1 | 2 |
| Ron Gant, R (1, 7) | | C C B B S 2-3 K ① | | B 1 SAFE B B C X 3-1 G5-3 ② 1-3 | | | C S F F F F X 0-2 P4 ① | | | 3 | 0 | 0 | 0 | 0 | 1 | 1 |
| Gary Gaetti, R (1, 5)<br>OBP: 0.286, SLG: 0.286 | | B X 1-0 1B | | B D C F S 2-3 K ③ | | | F S S 0-3 K ② | | | 3 | 0 | 1 | 0 | 0 | 2 | 1 |
| Tom Lampkin, L (1, 2) | | X 0-0 L8 ② | | | B C B X 2-1 G3 ① | | X 0-0 L8 ③ | | | 3 | 0 | 0 | 0 | 0 | 0 | 1 |
| John Mabry, L (1, 3)<br>OBP: 0.143, SLG: 0.143 | | C F X 0-2 G4-3 ③ | | | X 0-0 E4 | | | B F S F B S 2-3 K ① | | 3 | 0 | 0 | 0 | 0 | 1 | 1 |
| Mark Petkovsek, R (1, 1) | | | C X 0-1 G1-3 ① | | 1 SAFE L X 0-1 B3 ② | | | B S B C X 2-2 G6-3 ② | | 2 | 0 | 0 | 0 | 0 | 0 | 1 |
| John Frascatore, R (6, 1) | | | | | | | | | | 0 | 0 | 0 | 0 | 0 | 0 | 0 |
| Roberto Mejia, R (8, PH) | | | | | | | | | | 1 | 0 | 0 | 0 | 0 | 0 | 0 |
| Lance Painter, L (8, 1) | | | | | | | | | | 0 | 0 | 0 | 0 | 0 | 0 | 0 |

# TOP

## St. Louis Cardinals @ Montreal Expos

Olympic Stadium, Montreal, QB

Wed Apr 02 1997, 7:05 PM EST
Att. 10,420 - Dome - 72 F

livebaseballscorecards.com

| | |
|---|---|
| AB | 28 |
| R | 1 |
| H | 2 |
| RBI | 0 |
| BB | 2 |
| SO | 5 |
| LOB | 8 |

| Inning Stats | 1 | 2 | 3 | 4 | 5 | 6 | 7 | 8 | 9 |
|---|---|---|---|---|---|---|---|---|---|
| | R: 1 E: 0 K: 0 S: 7 | H: 1 LOB: 0 BB: 1 P: 15 | R: 0 E: 0 K: 1 S: 8 | H: 1 LOB: 1 BB: 0 P: 11 | R: 0 E: 0 K: 0 S: 6 | H: 0 LOB: 0 BB: 0 P: 7 | R: 0 E: 0 K: 1 S: 9 | H: 0 LOB: 1 BB: 1 P: 20 | R: 0 E: 1 K: 0 S: 6 | H: 0 LOB: 1 BB: 0 P: 8 |
| | R: 0 E: 0 K: 1 S: 9 | H: 0 LOB: 0 BB: 0 P: 11 | R: 0 E: 0 K: 1 S: 11 | H: 0 LOB: 0 BB: 0 P: 11 | R: 0 E: 0 K: 1 S: 12 | H: 0 LOB: 0 BB: 0 P: 18 | R: 0 E: 0 K: 0 S: 8 | H: 0 LOB: 0 BB: 0 P: 10 | | |

| | | | | | | | | | | | | | | | | | | | | |
|---|---|---|---|---|---|---|---|---|---|---|---|---|---|---|---|---|---|---|---|---|
| 1B: 2 | SF: 0 | WP: 1 | PA: 31 |
| 2B: 0 | SAC: 1 | PB: 0 | |
| 3B: 0 | DP: 0 | SB: 1 | |
| HR: 0 | HBP: 0 | CS: 0 | |

| PITCHER | | IP | WLS | BF | H | R | ER | SO | BB | IBB | HBP | BLK | WP | HR | S | P | ERA | WHIP |
|---|---|---|---|---|---|---|---|---|---|---|---|---|---|---|---|---|---|---|
| Jeff Juden, R<br>ERA: 1.29 | (1, 1) | 7.0 | W | 25 | 2 | 1 | 1 | 4 | 2 | 0 | 0 | 0 | 1 | 0 | 56 | 83 | 1.29 | 0.571 |
| Omar Daal, L<br>ERA: | (8, 1) | 1.0 | | 3 | 0 | 0 | 0 | 1 | 0 | 0 | 0 | 0 | 0 | 0 | 12 | 18 | 0.00 | 0.000 |
| Lee Smith, R<br>ERA: | (9, 1) | 1.0 | S | 3 | 0 | 0 | 0 | 0 | 0 | 0 | 0 | 0 | 0 | 0 | 8 | 10 | 0.00 | 0.000 |

| PITCHER | IP | WLS | BF | H | R | ER | SO | BB | IBB | HBP | BLK | WP | HR | S | P | ERA | WHIP |
|---|---|---|---|---|---|---|---|---|---|---|---|---|---|---|---|---|---|

| Batter | 1 | 2 | 3 | 4 | 5 | 6 | 7 | 8 | 9 | AB | R | H | RBI | BB | SO | LOB |
|---|---|---|---|---|---|---|---|---|---|---|---|---|---|---|---|---|
| Mark Grudzielanek, R (1, 6)<br>OBP: 0.125, SLG: 0.125 | B B S X 2-1 F8 ① | C B B B X 3-1 G1-3 ③ | | | X 0-0 G6-3 ② | | F B F F X 1-2 G4-3 ② | | | 4 | 0 | 0 | 0 | 0 | 0 | 0 |
| Mike Lansing, R (1, 4)<br>OBP: 0.125, SLG: 0.125 | B X 1-0 G5-3 ② | | B F F F B B X 3-2 G4-3 ① | | B X 1-0 1B | | C B X 1-1 G6-3 ③ | | | 4 | 0 | 1 | 0 | 0 | 0 | 0 |
| Rondell White, R (1, 8)<br>OBP: 0.375, SLG: 0.375 | X 0-0 2B 1B | | S S B B B S 3-3 K ② | | 1 SAFE B F 1 SAFE F 1 SAFE S 1-3 K ③ | | | C X 0-1 L3 ① | | 4 | 1 | 1 | 0 | 0 | 2 | 1 |
| Henry Rodriguez, L (1, 7)<br>OBP: 0.500, SLG: 1.250<br>Lee Smith, R (9, 1) | 1 SAFE 1 SAFE F C P 1 SAFE B X 2-2 1B 1-H 2B | | C B C F C 1-3 K ③ | | | C B X 1-1 3B | | B F X 1-1 HR | | 4<br>0 | 2<br>0 | 3<br>0 | 2<br>0 | 0<br>0 | 1<br>0 | 0<br>0 |
| David Segui, S (1, 3)<br>OBP: 0.375, SLG: 0.167 | B X 1-0 1B 2-H 1B | | | B B X 2-0 G5-3 ① | | B B D B 4-0 BB | | B B C C X 2-2 F9 ② | | 3 | 0 | 1 | 1 | 1 | 0 | 0 |
| Joe Orsulak, L (1, 9)<br>OBP: 0.143, SLG: 0.143 | B C B B X 3-1 FC5-4 1-3 1B | | | B X 1-0 B1-3 ② | | B F F B S 2-3 K ① | | B X 1-0 F9 ③ | | 4 | 0 | 1 | 0 | 0 | 1 | 2 |
| Shane Andrews, R (1, 5)<br>OBP: 0.333, SLG: 0.333 | S X 0-1 FC5-4 ③ 1-2f | | | C C F B B X 2-2 G5-3 ③ | | C B S B S 2-3 K ② | | | | 3 | 0 | 0 | 0 | 0 | 1 | 4 |
| Chris Widger, R (1, 2)<br>OBP: 0.333, SLG: 1.333 | | C F X 0-2 P5 ① | | | B S X 1-1 HR | B C S S 1-3 K ③ | | | | 3 | 1 | 1 | 1 | 0 | 1 | 2 |
| Jeff Juden, R (1, 1)<br>Doug Strange, S (7, PH)<br>OBP: 1.000, SLG: 1.000<br>Omar Daal, L (8, 1)<br>F.P. Santangelo, S (9, 7) | | C F B S 1-3 K ② | | | F C F X 0-2 G1 ① | | X 0-0 1B ① | | | 2<br>1<br>0<br>0 | 0<br>0<br>0<br>0 | 0<br>1<br>0<br>0 | 0<br>0<br>0<br>0 | 0<br>0<br>0<br>0 | 1<br>0<br>0<br>0 | 0<br>0<br>0<br>0 |
| Inning Stats | R: 2 E: 0 K: 0 S: 13 H: 4 LOB: 2 BB: 0 P: 21 | R: 0 E: 0 K: 1 S: 8 H: 0 LOB: 0 BB: 0 P: 12 | R: 0 E: 0 K: 2 S: 12 H: 0 LOB: 0 BB: 0 P: 19 | R: 0 E: 0 K: 0 S: 6 H: 0 LOB: 0 BB: 0 P: 11 | R: 1 E: 0 K: 1 S: 11 H: 2 LOB: 1 BB: 0 P: 14 | R: 0 E: 0 K: 3 S: 11 H: 1 LOB: 2 BB: 1 P: 21 | R: 0 E: 0 K: 0 S: 7 H: 1 LOB: 0 BB: 0 P: 9 | R: 1 E: 0 K: 0 S: 8 H: 1 LOB: 0 BB: 0 P: 12 | | 1B: 5<br>2B: 1<br>3B: 1<br>HR: 2 | SF: 0<br>SAC: 0<br>DP: 0<br>HBP: 0 | | | | | |

| PITCHER | | IP | WLS | BF | H | R | ER | SO | BB | IBB | HBP | BLK | WP | HR | S | P | ERA | WHIP |
|---|---|---|---|---|---|---|---|---|---|---|---|---|---|---|---|---|---|---|
| Mark Petkovsek, R<br>ERA: 5.4 | (1, 1) | 5.0 | L | 23 | 7 | 3 | 3 | 4 | 1 | 0 | 0 | 0 | 0 | 1 | 52 | 84 | 5.40 | 1.600 |
| John Frascatore, R<br>ERA: | (6, 1) | 2.0 | | 6 | 1 | 0 | 0 | 3 | 0 | 0 | 0 | 0 | 0 | 0 | 16 | 23 | 0.00 | 0.500 |
| Lance Painter, L<br>ERA: 9.0 | (8, 1) | 1.0 | | 4 | 1 | 1 | 1 | 0 | 0 | 0 | 0 | 0 | 0 | 1 | 8 | 12 | 9.00 | 1.000 |

| PITCHER | IP | WLS | BF | H | R | ER | SO | BB | IBB | HBP | BLK | WP | HR | S | P | ERA | WHIP |
|---|---|---|---|---|---|---|---|---|---|---|---|---|---|---|---|---|---|

# BOTTOM

# St. Louis Cardinals @ Montreal Expos

Olympic Stadium, Montreal, QB

Wed Apr 02 1997, 7:05 PM EST
Att. 10,420 - Dome - 72 F

livebaseballscorecards.com

| | |
|---|---|
| AB | 32 |
| R | 4 |
| H | 9 |
| RBI | 4 |
| BB | 1 |
| SO | 7 |
| LOB | 9 |

# St. Louis Cardinals @ Montreal Expos

Olympic Stadium, Montreal, QB

Thu Apr 03 1997, 7:05 PM EST

Att. 10,950 - Dome

TOP

livebaseballscorecards.com

| Batter | 1 | 2 | 3 | 4 | 5 | 6 | 7 | 8 | 9 | AB | R | H | RBI | BB | SO | LOB |
|---|---|---|---|---|---|---|---|---|---|---|---|---|---|---|---|---|
| Delino DeShields, L (1, 4)<br>OBP: 0.250, SLG: 0.417 | G4-3 | F8 | | | G3-1 | | | K | | 4 | 0 | 0 | 0 | 0 | 1 | 1 |
| Ron Gant, R (1, 7)<br>OBP: 0.182, SLG: 0.200 | 2B | | G6-3 | | F7 | | | F9 | | 4 | 1 | 1 | 0 | 0 | 0 | 0 |
| Royce Clayton, R (1, 6)<br>OBP: 0.182, SLG: 0.273 | 1B G4-3 2B<br>2-H | | G6-3 | | E6 CS | | | G6-3 | | 4 | 1 | 1 | 1 | 0 | 0 | 0 |
| Brian Jordan, R (1, 8)<br>OBP: 0.250, SLG: 0.182 | G4-3 1B<br>2-3 | | HR 1B | | CS<br>1-2 | G4-3 | | | G5-3 | 4 | 1 | 2 | 0 | 0 | 0 | 0 |
| Dmitri Young, S (1, 3)<br>OBP: 0.250, SLG: 1.000 | G4-3<br>1-2<br>3-H | | HR<br>1-H | | | K | | | G1-3 | 4 | 1 | 1 | 3 | 0 | 1 | 1 |
| Gary Gaetti, R (1, 5)<br>OBP: 0.200, SLG: 0.200 | P4 | | G1-3 | | | L6 | | | BB | 3 | 0 | 0 | 0 | 0 | 0 | 1 |
| Tony Fossas, L (6, 1) | | | | | | | | | | 0 | 0 | 0 | 0 | 0 | 0 | 0 |
| Dennis Eckersley, R (8, 1) | | | | | | | | | | 0 | 0 | 0 | 0 | 0 | 0 | 0 |
| Mark Sweeney, L (9, PH) | | | | | | | | | | 0 | 0 | 0 | 0 | 1 | 0 | 0 |
| John Mabry, L (1, 9)<br>OBP: 0.182, SLG: 0.182 | | G6-3 | | G1-6-3 1B | | | G4-3 | | F9 | 4 | 0 | 1 | 0 | 0 | 0 | 1 |
| Danny Sheaffer, R (1, 2) | | L8 | | G1-6-3<br>1-2f | | | G5-3 | | | 3 | 0 | 0 | 0 | 0 | 0 | 1 |
| Alan Benes, R (1, 1)<br>OBP: 0.500, SLG: 0.500 | | | | | | | | | | 2 | 0 | 1 | 0 | 0 | 0 | 0 |
| Eric Ludwick, R (5, 1) | | | | | | | | | | 0 | 0 | 0 | 0 | 0 | 0 | 0 |
| David Bell, R (6, 5) | | 1B | | G5-3 | | | G6-3 | | | 1 | 0 | 0 | 0 | 0 | 0 | 0 |
| Inning Stats | R: 2<br>E: 0<br>K: 0<br>S: 12<br>H: 3<br>LOB: 1<br>BB: 0<br>P: 20 | R: 0<br>E: 0<br>K: 0<br>S: 7<br>H: 1<br>LOB: 1<br>BB: 0<br>P: 8 | R: 2<br>E: 0<br>K: 0<br>S: 7<br>H: 2<br>LOB: 0<br>BB: 0<br>P: 9 | R: 0<br>E: 0<br>K: 0<br>S: 5<br>H: 1<br>LOB: 0<br>BB: 0<br>P: 7 | R: 0<br>E: 1<br>K: 0<br>S: 8<br>H: 0<br>LOB: 0<br>BB: 0<br>P: 11 | R: 0<br>E: 0<br>K: 1<br>S: 6<br>H: 0<br>LOB: 0<br>BB: 0<br>P: 9 | R: 0<br>E: 0<br>K: 0<br>S: 6<br>H: 0<br>LOB: 0<br>BB: 0<br>P: 8 | R: 0<br>E: 0<br>K: 1<br>S: 6<br>H: 0<br>LOB: 0<br>BB: 0<br>P: 12 | R: 0<br>E: 0<br>K: 0<br>S: 9<br>H: 0<br>LOB: 1<br>BB: 1<br>P: 16 | 1B: 4<br>2B: 2<br>3B: 0<br>HR: 1<br>SF: 0<br>SAC: 0<br>DP: 1<br>HBP: 0 | WP: 0<br>PB: 0<br>SB: 0<br>CS: 1<br>PA: 35 | | | | | |

| | AB | 33 |
|---|---|---|
| | R | 4 |
| | H | 7 |
| | RBI | 4 |
| | BB | 1 |
| | SO | 2 |
| | LOB | 5 |

| PITCHER | | IP | WLS | BF | H | R | ER | SO | BB | IBB | HBP | BLK | WP | HR | S | P | ERA | WHIP |
|---|---|---|---|---|---|---|---|---|---|---|---|---|---|---|---|---|---|---|
| Carlos Perez, L | (1, 1) | 7.0 | W | 27 | 7 | 4 | 4 | 1 | 0 | 0 | 0 | 0 | 0 | 1 | 51 | 72 | 5.14 | 1.000 |
| ERA: 5.14 | | | | | | | | | | | | | | | | | | |
| Dave Veres, R | (8, 1) | 2.0 | | 7 | 0 | 0 | 0 | 1 | 1 | 0 | 0 | 0 | 0 | 0 | 15 | 28 | 0.00 | 0.500 |
| ERA: | | | | | | | | | | | | | | | | | | |

| PITCHER | IP | WLS | BF | H | R | ER | SO | BB | IBB | HBP | BLK | WP | HR | S | P | ERA | WHIP |
|---|---|---|---|---|---|---|---|---|---|---|---|---|---|---|---|---|---|

| Batter | 1 | 2 | 3 | 4 | 5 | 6 | 7 | 8 | 9 | AB | R | H | RBI | BB | SO | LOB |
|---|---|---|---|---|---|---|---|---|---|---|---|---|---|---|---|---|
| Mark Grudzielanek, R (1, 6)<br>OBP: 0.154, SLG: 0.154 | B F C B X<br>2-2 F9 ① | | B F F X<br>1-2 HR 1B | F X<br>0-1 FC1-6 ②<br>1-2f | | B X<br>1-0 P4 ①<br>F B F S<br>1-3 K ② | | | | 5 | 1 | 1 | 0 | 0 | 1 | 2 |
| Mike Lansing, R (1, 4)<br>OBP: 0.154, SLG: 0.154 | B B S S F X<br>2-2 F7 ② | | C F X<br>0-2 L4 ①<br>C B B S S<br>2-3 K ③ | | | B F F F S X<br>1-2 S 1B<br>X<br>0-0 F9 ③ | | | | 5 | 0 | 1 | 0 | 0 | 1 | 3 |
| Rondell White, R (1, 8)<br>OBP: 0.462, SLG: 0.750 | C B F S<br>1-3 K ③ | | X<br>0-0 HR<br>1-H | | B B X<br>2-0 BLK HR 2B | C 1 SAFE B B B C B<br>4-2 BB<br>1-2 | | B F X<br>1-1 G4-3 ① | | 4 | 2 | 2 | 2 | 1 | 1 | 0 |
| Henry Rodriguez, L (1, 7)<br>OBP: 0.462, SLG: 1.000<br>Joe Orsulak, L (9, 9)<br>OBP: 0.143, SLG: 0.143 | | C B B X<br>2-1 G3-1 1B 2B | B F X<br>1-1 E 1B G3 1B | | S S B S<br>1-3 K ①<br>S B 2 F S<br>1-3 K ② | SAFE | | X<br>0-0 F7 ② | | 5<br>0 | 2<br>0 | 2<br>0 | 0<br>0 | 0<br>0 | 2<br>0 | 3<br>0 |
| David Segui, S (1, 3)<br>OBP: 0.462, SLG: 0.636 | B X<br>1-0 G3-1 ①<br>2-3 | | X<br>0-0 E5 G3<br>1-3 1B | | B B S X<br>2-1 HR<br>2-H | B X<br>1-0 G1-3 ③ | | B C B X<br>2-1 1B | | 5 | 1 | 3 | 2 | 0 | 0 | 3 |
| Darrin Fletcher, L (1, 2)<br>OBP: 0.375, SLG: 0.286 | C C B F F X<br>1-2 WP E SF8 1B<br>3-H | B X<br>1-0 G3 ②<br>2-3<br>3-H | | | X<br>0-0 F8 ② | | C B B S X<br>2-2 G1-6-3 ①<br>F B F B X<br>2-2 F7 ③ | | | 5 | 1 | 1 | 2 | 0 | 0 | 2 |
| F.P. Santangelo, S (1, 9)<br>OBP: 0.750, SLG: 0.500 (9, 7) | C S B F B B F 1 SAFE B<br>4-2 WP BB<br>1-2 | C B B B C S<br>3-3 K ③ | | | B B X<br>2-0 BB 1B | | B B B B B<br>4-0 HR BB | | | 2 | 1 | 1 | 0 | 2 | 1 | 1 |
| Shane Andrews, R (1, 5)<br>OBP: 0.400, SLG: 0.750 | C B F F B B X<br>2-2 SF8 ②<br>1-2<br>2-H | | F C B B F B S<br>3-3 K ① | | P 1 SAFE B 1 SAFE C B B<br>4-1 BB<br>1-2 | | X<br>0-0 HR<br>1-H | | | 2 | 1 | 1 | 3 | 1 | 1 | 0 |
| Carlos Perez, L (1, 1)<br>OBP: 0.333, SLG: 0.333<br>Andy Stankiewicz, R (7, PH)<br>OBP: 0.500, SLG: 0.500<br>Dave Veres, R (8, 1) | B X<br>1-0 G4-3 ③ | | | X<br>0-0 FC1-6 1B | C B F C<br>1-3 K ③ | | F B X<br>1-1 1B | | | 3<br>1<br>0 | 0<br>0<br>0 | 1<br>1<br>0 | 0<br>0<br>0 | 0<br>0<br>0 | 1<br>0<br>0 | 3<br>0<br>0 |
| Inning Stats | R: 0 H: 0<br>E: 0 LOB: 0<br>K: 1 BB: 0<br>S: 10 P: 15 | R: 2 H: 2<br>E: 1 LOB: 1<br>K: 0 BB: 1<br>S: 17 P: 28 | R: 3 H: 4<br>E: 1 LOB: 1<br>K: 1 BB: 0<br>S: 14 P: 20 | R: 0 H: 1<br>E: 0 LOB: 1<br>K: 2 BB: 0<br>S: 10 P: 15 | R: 2 H: 3<br>E: 0 LOB: 2<br>K: 2 BB: 1<br>S: 13 P: 24 | R: 0 H: 1<br>E: 0 LOB: 2<br>K: 1 BB: 1<br>S: 11 P: 19 | R: 2 H: 2<br>E: 0 LOB: 1<br>K: 1 BB: 1<br>S: 10 P: 18 | R: 0 H: 1<br>E: 0 LOB: 1<br>K: 0 BB: 0<br>S: 8 P: 13 | | 1B: 9 SF: 1<br>2B: 2 SAC: 0<br>3B: 0 DP: 0<br>HR: 3 HBP: 0 | | | | | | |

| PITCHER | | IP | WLS | BF | H | R | ER | SO | BB | IBB | HBP | BLK | WP | HR | S | P | ERA | WHIP |
|---|---|---|---|---|---|---|---|---|---|---|---|---|---|---|---|---|---|---|
| Alan Benes, R<br>ERA: 11.57 | (1, 1) | 4.2 | L | 25 | 10 | 7 | 6 | 5 | 1 | 0 | 0 | 1 | 1 | 2 | 59 | 93 | 11.57 | 2.357 |
| Eric Ludwick, R<br>ERA: | (5, 1) | 0.2 | | 5 | 1 | 0 | 0 | 1 | 2 | 0 | 0 | 0 | 0 | 0 | 12 | 22 | 0.00 | 4.500 |
| Tony Fossas, L<br>ERA: 9.0 | (6, 1) | 1.2 | | 8 | 2 | 2 | 2 | 2 | 1 | 0 | 0 | 0 | 0 | 1 | 14 | 24 | 10.80 | 1.800 |
| Dennis Eckersley, R<br>ERA: | (8, 1) | 1.0 | | 4 | 1 | 0 | 0 | 0 | 0 | 0 | 0 | 0 | 0 | 0 | 8 | 13 | 0.00 | 1.000 |

| PITCHER | IP | WLS | BF | H | R | ER | SO | BB | IBB | HBP | BLK | WP | HR | S | P | ERA | WHIP |
|---|---|---|---|---|---|---|---|---|---|---|---|---|---|---|---|---|---|

# BOTTOM

## St. Louis Cardinals @ Montreal Expos

Olympic Stadium, Montreal, QB

Thu Apr 03 1997, 7:05 PM EST

Att. 10,950 - Dome

livebaseballscorecards.com

| | |
|---|---|
| AB | 37 |
| R | 9 |
| H | 14 |
| RBI | 9 |
| BB | 4 |
| SO | 8 |
| LOB | 17 |

MONTREAL EXPOS

| Batter | 1 | 2 | 3 | 4 | 5 | 6 | 7 | 8 | 9 | 10 | 11 | AB | R | H | RBI | BB | SO | LOB |
|---|---|---|---|---|---|---|---|---|---|---|---|---|---|---|---|---|---|---|
| Delino DeShields, L (1, 4)<br>OBP: 0.278, SLG: 0.353 | C X<br>0-1 ①<br>G5-3 | | B C F F B X<br>2-2 ②<br>E5<br>FC5-4 | | B C X<br>1-1 ①<br>G1-3 | | 1 SAFE B F X<br>1-1 ①<br>F7 | | X<br>0-0 ①<br>1B<br>1B | | B B S S B B<br>4-2 ②<br>E S<br>BB | 5 | 0 | 1 | 0 | 1 | 0 | 1 |
| Ron Gant, R (1, 7)<br>OBP: 0.176, SLG: 0.188 | C B F S<br>1-3 ②<br>K | | X<br>0-0 ①<br>FC5-4<br>CS<br>1-2f | | F S S S<br>1-3 ②<br>K | | F X<br>0-1 ②<br>F8 | | S S X<br>0-2 ①<br>FC6-4<br>1-3<br>1B | | C B S F S X<br>SAFE<br>1-2 ①<br>E5<br>DI<br>1-3 | 6 | 0 | 1 | 0 | 0 | 2 | 3 |
| Royce Clayton, R (1, 6)<br>OBP: 0.176, SLG: 0.294 | X<br>0-0 ②<br>2B | | C B F 1 X<br>SAFE<br>1-2 ②<br>P3 | | S B C X<br>1-2 ③<br>G5-3 | | X<br>0-0 ③<br>F9 | | F S F X<br>0-2 ③<br>FC6-4<br>1-2f | | C B C F F B S X<br>2-2 ③<br>L4<br>1-2 | 6 | 0 | 1 | 0 | 0 | 0 | 6 |
| Brian Jordan, R (1, 8)<br>OBP: 0.294, SLG: 0.250 | S B S X<br>1-2 ③<br>G4-3 | | P B<br>2-0 ③<br>CS<br>1-2 | X<br>0-0<br>S<br>2B<br>1B | | B B C X<br>2-1 ①<br>G6-3 | | X<br>0-0<br>1B | | F B F C<br>1-3 ①<br>K | | 5 | 1 | 2 | 0 | 0 | 1 | 1 |
| Dmitri Young, S (1, 3)<br>OBP: 0.444, SLG: 0.875 | | B B B C X<br>3-1 ①<br>1B<br>2B | | X<br>0-0 ①<br>F7 | | B X<br>1-0 ①<br>FC4-6<br>1B | | 1 SAFE S S F 1 X<br>0-2 ①<br>F9 | | B F B B B<br>4-1 ①<br>G1-3<br>BB | | 4 | 1 | 2 | 0 | 1 | 0 | 2 |
| Gary Gaetti, R (1, 5)<br>OBP: 0.133, SLG: 0.133<br>Tony Fossas, L (10, 1)<br>Eric Ludwick, R (11, 1) | | B B S F S<br>2-3 ①<br>K | | X<br>0-0 ②<br>F7 | | S B B X<br>1-2 ②<br>FC4-6<br>E<br>1-2f | | C F B B F S<br>2-3 ②<br>K | | F S B X<br>1-2 ②<br>G1-3<br>1-2 | | 5<br>0<br>0 | 0<br>0<br>0 | 0<br>0<br>0 | 0<br>0<br>0 | 0<br>0<br>0 | 2<br>0<br>0 | 5<br>0<br>0 |
| John Mabry, L (1, 9)<br>OBP: 0.256, SLG: 0.357<br>Rich Batchelor, R (6, 1)<br>Roberto Mejia, R (8, PH)<br>John Frascatore, R (8, 1)<br>David Bell, R (10, PH)<br>(10, 5) | | B B B C F F X<br>3-2 ③<br>G4-3<br>2-H<br>1B | | 1 SAFE 1 SAFE C F F B B X<br>2-2 ③<br>1-H<br>2B | | F B X<br>1-1 ③<br>E6<br>1-2 | | C 1 SAFE B 1 SAFE B S S<br>2-3 ③<br>K | | F B S S<br>1-3 ③<br>K | | 3<br>0<br>1<br>0<br>1 | 0<br>0<br>0<br>0<br>0 | 2<br>0<br>0<br>0<br>0 | 2<br>0<br>0<br>0<br>0 | 0<br>0<br>1<br>0<br>1 | 0<br>0<br>0<br>0<br>1 | 1<br>0<br>1<br>0<br>1 |
| Tom Lampkin, L (1, 2) | | B F B X<br>2-1 ②<br>G4-3<br>1-2 | | B B I I<br>4-0 ③<br>IBB | | B B C X<br>2-1 ③<br>G6-3 | | | B C S X<br>1-2 ①<br>P4 | | S C F X<br>0-2 ①<br>G3-1 | 4 | 0 | 0 | 0 | 1 | 0 | 3 |
| Matt Morris, R (1, 1)<br>Lance Painter, L (6, 1)<br>Willie McGee, S (6, 9)<br>OBP: 0.500, SLG: 0.429<br>Mark Sweeney, L (9, 9) | | C B S S<br>1-3 ③<br>K | | X<br>0-0 ③<br>G5-3 | | | B B B B<br>4-0<br>BB | | S B X<br>1-1 ②<br>G4-3 | | C F B F B X<br>2-2 ②<br>P4 | 2<br>0<br>1<br>1 | 0<br>0<br>0<br>0 | 0<br>0<br>0<br>0 | 0<br>0<br>1<br>0 | 1<br>0<br>0<br>0 | 0<br>0<br>0<br>0 | 3<br>0<br>0<br>0 |
| Inning Stats | R: 0 H: 1<br>E: 0 LOB: 1<br>K: 1 BB: 0<br>S: 9 P: 11 | R: 1 H: 2<br>E: 0 LOB: 1<br>K: 2 BB: 0<br>S: 14 P: 25 | R: 0 H: 0<br>E: 1 LOB: 0<br>K: 0 BB: 0<br>S: 10 P: 14 | R: 1 H: 2<br>E: 0 LOB: 2<br>K: 0 BB: 1<br>S: 8 P: 14 | R: 0 H: 0<br>E: 0 LOB: 0<br>K: 1 BB: 0<br>S: 8 P: 11 | R: 0 H: 1<br>E: 1 LOB: 2<br>K: 0 BB: 0<br>S: 10 P: 17 | R: 0 H: 0<br>E: 0 LOB: 1<br>K: 0 BB: 1<br>S: 5 P: 10 | R: 0 H: 1<br>E: 0 LOB: 1<br>K: 2 BB: 0<br>S: 12 P: 16 | R: 0 H: 2<br>E: 0 LOB: 2<br>K: 0 BB: 0<br>S: 13 P: 15 | R: 0 H: 0<br>E: 0 LOB: 1<br>K: 2 BB: 1<br>S: 10 P: 17 | R: 0 H: 0<br>E: 1 LOB: 2<br>K: 0 BB: 1<br>S: 20 P: 29 | 1B: 6 SF: 0<br>2B: 3 SAC: 0<br>3B: 0 DP: 0<br>HR: 0 HBP: 0 | | | | | | |

| PITCHER | | IP | WLS | BF | H | R | ER | SO | BB | IBB | HBP | BLK | WP | HR | S | P | ERA | WHIP |
|---|---|---|---|---|---|---|---|---|---|---|---|---|---|---|---|---|---|---|
| Chris Holt, R<br>ERA: 2.84 | (1, 1) | 6.1 | | 28 | 6 | 2 | 2 | 4 | 1 | 1 | 0 | 0 | 0 | 0 | 61 | 99 | 2.84 | 1.105 |
| Jose Lima, R<br>ERA: | (7, 1) | 0.2 | | 2 | 0 | 0 | 0 | 0 | 0 | 0 | 0 | 0 | 0 | 0 | 3 | 3 | 0.00 | 0.000 |
| Ramon Garcia, R<br>ERA: | (8, 1) | 0.0 | | 1 | 1 | 0 | 0 | 0 | 0 | 0 | 0 | 0 | 0 | 0 | 1 | 1 | ∞ | ∞ |
| Billy Wagner, L<br>ERA: | (8, 1) | 2.0 | | 8 | 2 | 0 | 0 | 2 | 0 | 0 | 0 | 0 | 0 | 0 | 24 | 30 | 0.00 | 1.000 |
| John Hudek, R<br>ERA: 4.5 | (10, 1) | 1.0 | | 4 | 0 | 0 | 0 | 2 | 1 | 0 | 0 | 0 | 0 | 0 | 10 | 17 | 0.00 | 1.000 |

| PITCHER | | IP | WLS | BF | H | R | ER | SO | BB | IBB | HBP | BLK | WP | HR | S | P | ERA | WHIP |
|---|---|---|---|---|---|---|---|---|---|---|---|---|---|---|---|---|---|---|
| Russ Springer, R<br>ERA: | (11, 1) | 1.0 | W | 5 | 0 | 0 | 0 | 0 | 1 | 0 | 0 | 0 | 0 | 0 | 20 | 29 | 0.00 | 1.000 |

TOP

# St. Louis Cardinals @ Houston Astros

Astrodome, Houston, TX

Fri Apr 04 1997, 8:05 PM EST

Att. 25,985 - Dome

livebaseballscorecards.com

| | |
|---|---|
| AB | 44 |
| R | 2 |
| H | 9 |
| RBI | 2 |
| BB | 4 |
| SO | 8 |
| LOB | 27 |

| | | | | | |
|---|---|---|---|---|---|
| 1B: 6 | SF: 0 | WP: 0 | PA: | 49 | |
| 2B: 3 | SAC: 0 | PB: 0 | | | |
| 3B: 0 | DP: 0 | SB: 2 | | | |
| HR: 0 | HBP: 0 | CS: 1 | | | |

| Batter | 1 | 2 | 3 | 4 | 5 | 6 | 7 | 8 | 9 | 10 | 11 | AB | R | H | RBI | BB | SO | LOB |
|---|---|---|---|---|---|---|---|---|---|---|---|---|---|---|---|---|---|---|
| Craig Biggio, R (1, 4)<br>OBP: 0.579, SLG: 0.647 | 1-1 5 S 5 1B 1B | | 2-2 F9 | | 3-2 L8 | | 1-0 HBP | | 1-2 G5-3 1B | | 1-1 5 1B BB 1B<br>1-2 | 5 | 1 | 3 | 0 | 0 | 0 | 0 |
| Pat Listach, S (1, 6)<br>OBP: 0.313, SLG: 0.357 | 0-0 F7 | | 1-3 K | | | 0-0 1B 5 1B 1B | 1-0 L4-6<br>2-3 | | 3-2 G5-3<br>1-2 2-3 | | 4-2 5 1B BB<br>1-2 2-3 | 5 | 0 | 1 | 0 | 1 | 1 | 5 |
| 5 Jeff Bagwell, R (1, 3)<br>OBP: 0.444, SLG: 0.333 | 3-2 CS 1B<br>1-H | | | 1-0 G6-3 | | 1-0 1B 1B<br>1-2 | | 3-1 FC4-6 HBP | 4-0 IBB | | 1-0 1B<br>1-2 2-3 3-H | 4 | 0 | 3 | 2 | 1 | 0 | 0 |
| Derek Bell, R (1, 8)<br>OBP: 0.294, SLG: 0.267 | 0-0 F8 | | | 4-2 1B BB | | 3-2 G6-4-3 1B<br>1-2 2-3 | | 2-2 FC4-6 1B<br>1-2f | 2-2 G5-3 | | | 4 | 0 | 1 | 0 | 1 | 0 | 5 |
| Luis Gonzalez, L (1, 7)<br>OBP: 0.313, SLG: 0.375 | 2-0 CS<br>1-2 | 1-1 G5-3 | | 2-2 P5 | | 2-0 F7 | | 0-0 1B<br>1-3 | | 0-3 K | | 5 | 0 | 1 | 0 | 0 | 1 | 4 |
| Bill Spiers, L (1, 5)<br>OBP: 0.500, SLG: 0.571 | | 1-1 G6-3 | | 2-2 1B<br>1-2 | | 2-1 G6-4-3<br>1-2f | | 1-3 K | | 2-3 K | | 2 | 0 | 1 | 0 | 0 | 0 | 0 |
| Sean Berry, R (6, PH)<br>(7, 5) | | | | | | | | | | | | 3 | 0 | 0 | 0 | 0 | 2 | 5 |
| Bobby Abreu, L (1, 9)<br>OBP: 0.250, SLG: 0.333 | 1-0 1B | | | 0-2 L3 | | | 0-3 K | 3-1 F7 | | 1-3 K | | 5 | 0 | 1 | 0 | 0 | 2 | 4 |
| Russ Springer, R (11, 1) | | | | | | | | | | | | 0 | 0 | 0 | 0 | 0 | 0 | 0 |
| Brad Ausmus, R (1, 2)<br>OBP: 0.545, SLG: 0.444 | 0-0 G6-3 | | | | 0-0 G6-3 | | 2-2 2B 1B | | 4-0 G5-3 1B BB | | 1-2 F8 | 4 | 1 | 1 | 0 | 1 | 0 | 1 |
| Chris Holt, R (1, 1)<br>Jose Lima, R (7, 1)<br>Thomas Howard, S (7, PH)<br>OBP: 0.667, SLG: 1.333<br>Ramon Garcia, R (8, 1)<br>Billy Wagner, L (8, 1)<br>James Mouton, R (9, PH)<br>OBP: 0.200, SLG: 0.250<br>John Hudek, S (10, 1)<br>Ray Montgomery, R (11, 9)<br>OBP: 1.000, SLG: 1.000 | | | 0-0 G6-3 | | 1-2 L9 | | 3-2 L4-6 2B<br>1-H | | 1-0 B1 | | 0-2 BB 5 1B 1B | 2 | 0 | 0 | 0 | 0 | 0 | 0 |
| | | | | | | | | | | | | 0 | 0 | 0 | 0 | 0 | 0 | 0 |
| | | | | | | | | | | | | 1 | 0 | 1 | 1 | 0 | 0 | 0 |
| | | | | | | | | | | | | 0 | 0 | 0 | 0 | 0 | 0 | 0 |
| | | | | | | | | | | | | 1 | 0 | 0 | 0 | 0 | 0 | 1 |
| | | | | | | | | | | | | 0 | 0 | 0 | 0 | 0 | 0 | 0 |
| | | | | | | | | | | | | 1 | 1 | 1 | 0 | 0 | 0 | 0 |
| Inning Stats | R: 1 E: 0 K: 0 S: 9 H: 2 LOB: 0 BB: 0 P: 15 | R: 0 E: 0 K: 0 S: 6 H: 1 LOB: 1 BB: 0 P: 9 | R: 0 E: 0 K: 1 S: 7 H: 0 LOB: 0 BB: 0 P: 10 | R: 0 E: 0 K: 0 S: 15 H: 1 LOB: 2 BB: 1 P: 24 | R: 0 E: 0 K: 0 S: 8 H: 0 LOB: 0 BB: 0 P: 12 | R: 0 E: 0 K: 0 S: 8 H: 3 LOB: 2 BB: 0 P: 16 | R: 1 E: 0 K: 1 S: 10 H: 2 LOB: 1 BB: 0 P: 17 | R: 0 E: 0 K: 1 S: 12 H: 1 LOB: 2 BB: 0 P: 21 | R: 0 E: 0 K: 0 S: 10 H: 1 LOB: 3 BB: 2 P: 25 | R: 0 E: 0 K: 3 S: 11 H: 0 LOB: 0 BB: 0 P: 14 | R: 1 E: 0 K: 0 S: 12 H: 3 LOB: 3 BB: 1 P: 19 | 1B: 13 2B: 2 3B: 0 HR: 0 | SF: 0 SAC: 0 DP: 2 HBP: 2 | | | | | |

| PITCHER | | IP | WLS | BF | H | R | ER | SO | BB | IBB | HBP | BLK | WP | HR | S | P | ERA | WHIP |
|---|---|---|---|---|---|---|---|---|---|---|---|---|---|---|---|---|---|---|
| Matt Morris, R<br>ERA: 1.8 | (1, 1) | 5.0 | | 22 | 7 | 1 | 1 | 1 | 1 | 0 | 0 | 0 | 0 | 0 | 50 | 79 | 1.80 | 1.600 |
| Lance Painter, L<br>ERA: 6.75 | (6, 1) | 0.1 | | 1 | 0 | 0 | 0 | 0 | 0 | 0 | 0 | 0 | 0 | 0 | 1 | 3 | 0.00 | 0.000 |
| Rich Batchelor, R<br>ERA: 6.75 | (6, 1) | 1.2 | | 6 | 2 | 1 | 1 | 1 | 0 | 0 | 1 | 0 | 0 | 0 | 12 | 21 | 5.40 | 1.200 |
| John Frascatore, R<br>ERA: | (8, 1) | 2.0 | | 11 | 2 | 0 | 0 | 1 | 1 | 1 | 1 | 0 | 0 | 0 | 22 | 46 | 0.00 | 1.500 |
| Tony Fossas, L<br>ERA: 6.0 | (10, 1) | 1.0 | | 3 | 0 | 0 | 0 | 3 | 0 | 0 | 0 | 0 | 0 | 0 | 11 | 14 | 0.00 | 0.000 |

| PITCHER | | IP | WLS | BF | H | R | ER | SO | BB | IBB | HBP | BLK | WP | HR | S | P | ERA | WHIP |
|---|---|---|---|---|---|---|---|---|---|---|---|---|---|---|---|---|---|---|
| Eric Ludwick, R<br>ERA: 9.0 | (11, 1) | 0.1 | L | 5 | 3 | 1 | 1 | 0 | 1 | 0 | 0 | 0 | 0 | 0 | 12 | 19 | 27.00 | 12.000 |

# BOTTOM

## St. Louis Cardinals @ Houston Astros

Astrodome, Houston, TX

Fri Apr 04 1997, 8:05 PM EST

Att. 25,985 - Dome

livebaseballscorecards.com

| | |
|---|---|
| AB | 42 |
| R | 3 |
| H | 14 |
| RBI | 3 |
| BB | 4 |
| SO | 6 |
| LOB | 25 |

WP: 0 PA: 49
PB: 0
SB: 1
CS: 1

| Batter | 1 | 2 | 3 | 4 | 5 | 6 | 7 | 8 | 9 | AB | R | H | RBI | BB | SO | LOB |
|---|---|---|---|---|---|---|---|---|---|---|---|---|---|---|---|---|
| Delino DeShields, L (1, 4)<br>OBP: 0.300, SLG: 0.526 | B X 1-0 HR | | C X 0-1 ① B1-3 | | F F B B X 2-2 ① F8 | | X 0-0 ② P5 | | | 2 | 1 | 1 | 1 | 0 | 0 | 0 |
| David Bell, R (3, 4) | | | | | | | | | | 2 | 0 | 0 | 0 | 0 | 0 | 1 |
| Ron Gant, R (1, 7)<br>OBP: 0.143, SLG: 0.150 | B B F C X 2-2 ① G6-3 | | B C C S 1-3 ② K | | C X 0-1 ② F8 | | S B C B F S 2-3 ③ K | | | 4 | 0 | 0 | 0 | 0 | 2 | 1 |
| Rich Batchelor, R (7, 1) | | | | | | | | | | 0 | 0 | 0 | 0 | 0 | 0 | 0 |
| Royce Clayton, R (1, 6)<br>OBP: 0.238, SLG: 0.333 | X 0-0 ② L9 | | C B F X 1-2 1B | | X 0-0 ③ P6 | | | B C B S X 2-2 S 1B | | 4 | 0 | 2 | 0 | 0 | 0 | 0 |
| Brian Jordan, R (1, 8)<br>OBP: 0.286, SLG: 0.250 | B T B S F B X 3-2 ③ F7 | | C B B F F F X 1 SAFE 2-2 ③ F7 | | | S B B B F F X 3-2 G1-3 1B | | X 0-0 ① F8 | | 4 | 0 | 1 | 0 | 0 | 0 | 2 |
| Dmitri Young, S (1, 3)<br>OBP: 0.385, SLG: 0.667 | | B B X 2-0 ① L9 | | B B X 2-0 S 1B | | F 1 B X 1-1 ① G1-3 1-2 | | B X 1-0 ② F7 | | 4 | 0 | 1 | 0 | 0 | 0 | 2 |
| Gary Gaetti, R (1, 5)<br>OBP: 0.158, SLG: 0.111 | | B B B B 4-0 S 2B BB | | X 0-0 ① F8 | | F B S F D F S 2-3 ② K | | B B F C B S 3-3 ③ K 1-2 | | 3 | 1 | 0 | 0 | 1 | 2 | 3 |
| Mike DiFelice, R (1, 2) | | S T X 0-2 ② L8 | | B B T B B 4-1 1-2 BB | | B X 1-0 ③ F9 | | | B X 1-0 ① F9 | 2 | 0 | 0 | 0 | 1 | 0 | 2 |
| John Mabry, L (9, PH)<br>OBP: 0.267, SLG: 0.333 | | | | | | | | | | 1 | 0 | 0 | 0 | 0 | 0 | 0 |
| Roberto Mejia, R (1, 9)<br>OBP: 0.143, SLG: 0.286 | | C B F X 1-2 1-H 2B | | C B X 1-1 ② F9 | | | B C C B B X 3-2 ① G6-3 | | C F S 0-3 ② K | 4 | 0 | 1 | 1 | 0 | 1 | 2 |
| (7, 7) | | | | | | | | | | | | | | | | |
| Donovan Osborne, S (1, 1) | | B B C S S S 2-3 ③ K | | B S B S S S 2-3 ③ K | | | C X 0-1 1B | | C C C 0-3 ③ K | 2 | 0 | 0 | 0 | 0 | 2 | 3 |
| Mark Sweeney, L (7, PH)<br>OBP: 0.500, SLG: 0.333 | | | | | | | | | | 2 | 0 | 1 | 0 | 0 | 1 | 0 |
| (7, 9) | | | | | | | | | | | | | | | | |
| Inning Stats | R: 1 H: 1<br>E: 0 LOB: 0<br>K: 0 BB: 0<br>S: 9 P: 15 | R: 1 H: 1<br>E: 0 LOB: 1<br>K: 1 BB: 1<br>S: 10 P: 19 | R: 0 H: 1<br>E: 0 LOB: 1<br>K: 1 BB: 0<br>S: 13 P: 17 | R: 0 H: 1<br>E: 0 LOB: 2<br>K: 1 BB: 1<br>S: 8 P: 17 | R: 0 H: 0<br>E: 0 LOB: 0<br>K: 0 BB: 0<br>S: 6 P: 8 | R: 0 H: 1<br>E: 0 LOB: 1<br>K: 1 BB: 0<br>S: 12 P: 19 | R: 0 H: 1<br>E: 0 LOB: 1<br>K: 1 BB: 0<br>S: 10 P: 15 | R: 0 H: 1<br>E: 0 LOB: 1<br>K: 1 BB: 0<br>S: 8 P: 14 | R: 0 H: 0<br>E: 0 LOB: 0<br>K: 2 BB: 0<br>S: 7 P: 8 | 1B: 5 SF: 0<br>2B: 1 SAC: 0<br>3B: 0 DP: 0<br>HR: 1 HBP: 0 | | | | | | |

TOP

# St. Louis Cardinals @ Houston Astros

Astrodome, Houston, TX

Sat Apr 05 1997, 8:05 PM EST

Att. 25,957 - Dome - 68 F

livebaseballscorecards.com

| | |
|---|---|
| AB | 34 |
| R | 2 |
| H | 7 |
| RBI | 2 |
| BB | 2 |
| SO | 8 |
| LOB | 16 |

WP: 0 PA: 36
PB: 0
SB: 3
CS: 0

| PITCHER | | IP | WLS | BF | H | R | ER | SO | BB | IBB | HBP | BLK | WP | HR | S | P | ERA | WHIP |
|---|---|---|---|---|---|---|---|---|---|---|---|---|---|---|---|---|---|---|
| Sid Fernandez, L | (1, 1) | 5.0 | W | 21 | 4 | 2 | 2 | 3 | 2 | 0 | 0 | 0 | 0 | 1 | 46 | 76 | 3.60 | 1.200 |
| ERA: 3.6 | | | | | | | | | | | | | | | | | | |
| Ramon Garcia, R | (6, 1) | 4.0 | S | 15 | 3 | 0 | 0 | 5 | 0 | 0 | 0 | 0 | 0 | 0 | 37 | 56 | 0.00 | 0.750 |
| ERA: | | | | | | | | | | | | | | | | | | |

| PITCHER | IP | WLS | BF | H | R | ER | SO | BB | IBB | HBP | BLK | WP | HR | S | P | ERA | WHIP |
|---|---|---|---|---|---|---|---|---|---|---|---|---|---|---|---|---|---|

| Batter | 1 | 2 | 3 | 4 | 5 | 6 | 7 | 8 | 9 | AB | R | H | RBI | BB | SO | LOB |
|---|---|---|---|---|---|---|---|---|---|---|---|---|---|---|---|---|
| Craig Biggio, R (1, 4)<br>OBP: 0.522, SLG: 0.667 | X<br>0-0<br>5<br>G6-3<br>3B | | B<br>C<br>X<br>1-1 ③<br>F7 | | C<br>F<br>B<br>B<br>X<br>2-2 ②<br>G3 | | B<br>C<br>F<br>X<br>1-2<br>E1 | | | 4 | 1 | 1 | 0 | 0 | 0 | 0 |
| James Mouton, R (1, 7)<br>OBP: 0.333, SLG: 0.750 | S<br>B<br>X<br>1-1 ①<br>P2 | | | X<br>0-0<br>E<br>5<br>1B<br>1B<br>1B | C<br>B<br>B<br>B<br>X<br>3-1<br>HR | | C<br>B<br>X<br>1-1 ②<br>G6-3 | | | 4 | 2 | 2 | 1 | 0 | 0 | 2 |
| 5 Jeff Bagwell, R (1, 3)<br>OBP: 0.409, SLG: 0.316 | B<br>C<br>B<br>X<br>2-1 ②<br>G6-3<br>3-H | | | 1 SAFE<br>F<br>B<br>1 SAFE<br>C<br>B<br>X<br>2-2<br>1B<br>E<br>FC5-4<br>1-2<br>1B | F<br>B<br>X<br>1-1 ③<br>G6-3 | | C<br>2 SAFE<br>S<br>B<br>S<br>1-3 ③<br>K | | | 4 | 1 | 1 | 1 | 0 | 1 | 1 |
| Derek Bell, R (1, 8)<br>OBP: 0.286, SLG: 0.222 | S<br>C<br>D<br>F<br>B<br>S<br>2-3 ③<br>K | | | B<br>S<br>C<br>S<br>1-3 ①<br>K | | B<br>B<br>B<br>X<br>3-0 ①<br>G6-3 | | B<br>B<br>B<br>C<br>F<br>B<br>4-2<br>CS<br>BB | | 3 | 0 | 0 | 0 | 1 | 2 | 2 |
| Sean Berry, R (1, 5)<br>OBP: 0.111, SLG: 0.222<br>Bill Spiers, L (6, PR)<br>OBP: 0.556, SLG: 0.571 (7, 5) | | C<br>S<br>F<br>B<br>B<br>B<br>C<br>3-3 ①<br>K | | B<br>F<br>X<br>1-1<br>E4<br>FC5-4<br>1B<br>1-2<br>2-3 | | C<br>B<br>B<br>S<br>X<br>2-2<br>G1-3<br>1B<br>2B | | S<br>B<br>B<br>1 SAFE<br>P<br>B<br>4-1 ①<br>PB<br>G6-3<br>1-2<br>E<br>BB | | 3<br>0 | 0<br>2 | 1<br>0 | 0<br>0 | 0<br>1 | 1<br>0 | 2<br>0 |
| Bobby Abreu, L (1, 9)<br>OBP: 0.250, SLG: 0.313 | | B<br>F<br>C<br>C<br>1-3 ②<br>K | | S<br>X<br>0-1<br>FC5-4<br>1-2<br>2-3<br>3-H<br>1B | | C<br>C<br>X<br>0-2 ②<br>G1-3<br>2-3 | | S<br>X<br>0-1 ②<br>G6-3<br>1-2 | | 4 | 0 | 1 | 1 | 0 | 1 | 2 |
| Tony Eusebio, R (1, 2)<br>OBP: 0.250, SLG: 0.143 | | C<br>B<br>X<br>1-1 ③<br>G5-3 | | S<br>X<br>0-1 ②<br>FC5-4<br>1-2f<br>2-3<br>3-H | | B<br>S<br>X<br>1-1<br>3-H<br>1B | | C<br>B<br>B<br>X<br>2-1<br>E5<br>FC6-4<br>2-H | | 4 | 0 | 1 | 2 | 0 | 0 | 2 |
| Pat Listach, S (1, 6)<br>OBP: 0.250, SLG: 0.278 | | | B<br>C<br>B<br>X<br>2-1 ①<br>F7 | F<br>C<br>F<br>F<br>D<br>X<br>1-2 ③<br>L5 | | S<br>B<br>C<br>B<br>F<br>B<br>X<br>3-2 ③<br>G3 | | X<br>0-0 ③<br>FC6-4<br>1-2f | | 4 | 0 | 0 | 0 | 0 | 0 | 5 |
| Sid Fernandez, L (1, 1)<br>Ray Montgomery, R (5, PH)<br>OBP: 0.500, SLG: 0.500<br>Ramon Garcia, R (6, 1) | | | C<br>C<br>F<br>B<br>B<br>F<br>C<br>2-3 ②<br>K | | C<br>B<br>B<br>B<br>C<br>S<br>3-3 ①<br>K | | B<br>X<br>1-0 ①<br>F8 | | | 1<br>1<br>1 | 0<br>0<br>0 | 0<br>0<br>0 | 0<br>0<br>0 | 0<br>0<br>0 | 1<br>1<br>0 | 0<br>0<br>0 |
| Inning Stats | R: 1 H: 1<br>E: 0 LOB: 0<br>K: 1 BB: 0<br>S: 9 P: 14 | R: 0 H: 0<br>E: 0 LOB: 0<br>K: 2 BB: 0<br>S: 9 P: 14 | R: 0 H: 0<br>E: 0 LOB: 0<br>K: 1 BB: 0<br>S: 9 P: 14 | R: 2 H: 3<br>E: 1 LOB: 2<br>K: 1 BB: 0<br>S: 18 P: 23 | R: 1 H: 1<br>E: 0 LOB: 0<br>K: 1 BB: 0<br>S: 10 P: 19 | R: 1 H: 2<br>E: 0 LOB: 2<br>K: 0 BB: 0<br>S: 13 P: 22 | R: 0 H: 0<br>E: 1 LOB: 1<br>K: 1 BB: 0<br>S: 9 P: 13 | R: 1 H: 0<br>E: 1 LOB: 1<br>K: 0 BB: 2<br>S: 9 P: 18 | | 1B: 4 SF: 0<br>2B: 1 SAC: 0<br>3B: 1 DP: 0<br>HR: 1 HBP: 0 | | | | | | WP: 0 PA: 35<br>PB: 1<br>SB: 0<br>CS: 1 |

| PITCHER | | IP | WLS | BF | H | R | ER | SO | BB | IBB | HBP | BLK | WP | HR | S | P | ERA | WHIP |
|---|---|---|---|---|---|---|---|---|---|---|---|---|---|---|---|---|---|---|
| Donovan Osborne, L<br>ERA: 6.0 | (1, 1) | 6.0 | L | 26 | 7 | 5 | 4 | 6 | 0 | 0 | 0 | 0 | 0 | 1 | 68 | 106 | 6.00 | 1.167 |
| Rich Batchelor, R<br>ERA: 3.86 | (7, 1) | 2.0 | | 9 | 0 | 1 | 0 | 1 | 2 | 0 | 0 | 0 | 0 | 0 | 18 | 31 | 0.00 | 1.000 |

| PITCHER | IP | WLS | BF | H | R | ER | SO | BB | IBB | HBP | BLK | WP | HR | S | P | ERA | WHIP |
|---|---|---|---|---|---|---|---|---|---|---|---|---|---|---|---|---|---|

# BOTTOM

## St. Louis Cardinals @ Houston Astros

Astrodome, Houston, TX

Sat Apr 05 1997, 8:05 PM EST

Att. 25,957 - Dome - 68 F

livebaseballscorecards.com

| | |
|---|---|
| AB | 33 |
| R | 6 |
| H | 7 |
| RBI | 5 |
| BB | 2 |
| SO | 7 |
| LOB | 16 |

| Batter | 1 | 2 | 3 | 4 | 5 | 6 | 7 | 8 | 9 | AB | R | H | RBI | BB | SO | LOB |
|---|---|---|---|---|---|---|---|---|---|---|---|---|---|---|---|---|
| Roberto Mejia, R (1, 4)<br>OBP: 0.091, SLG: 0.182 | C B X 1-1 P5 ① | | S B X 1-1 G6-3 ② | | B C S S 1-3 K ② | | X 0-0 SH2-3 ① 1-2 | | B B B C F T 3-2 K ② | 4 | 0 | 0 | 0 | 0 | 2 | 2 |
| Ron Gant, R (1, 7)<br>OBP: 0.154, SLG: 0.200 | C B C S 1-3 K ② | | B B C B X 3-1 L7 ③ | | F B B B X 3-1 FC6-4 ③ 1-2f | | X 0-0 G2-3 2-H 2B | | S S S 0-3 K ③ | 5 | 0 | 1 | 1 | 0 | 2 | 2 |
| Royce Clayton, R (1, 6)<br>OBP: 0.200, SLG: 0.280 | B C X 1-1 F8 ③ | | | B X 1-0 F8 ① | | X 0-0 P5 ① | X 0-0 G2-3 ② 2-3 | | | 4 | 0 | 0 | 0 | 0 | 0 | 1 |
| Brian Jordan, R (1, 8)<br>OBP: 0.360, SLG: 0.304 | | X 0-0 1B 1B | | F C X 0-2 G4-3 1B 1B | | B B C S H 3-2 BB 1B HBP | C X 0-1 P6 ③ | | | 3 | 1 | 2 | 0 | 0 | 0 | 1 |
| John Mabry, L (1, 9)<br>(8, 3)<br>OBP: 0.263, SLG: 0.316 | | B B F 1 SAFE 1 SAFE F 1 SAFE 1 SAFE S 2-3 K ① | | X 0-0 G4-3 1-2 1B | | X 0-0 L7 ② | | B T F X 1-2 G3 ① | | 4 | 0 | 1 | 0 | 0 | 1 | 2 |
| Dmitri Young, S (1, 3)<br>John Frascatore, R (8, 1)<br>OBP: 0.353, SLG: 0.533 | | B F F B 1 SAFE S 2-3 K ② | | B B X 2-0 G4-3 ② 1-2 2-3 | | S P S B 1 SAFE B F F B 4-2 1B BB 1-2 | | S F B X 1-2 G4-3 ② | | 3<br>0 | 0<br>0 | 0<br>0 | 0<br>0 | 1<br>0 | 1<br>0 | 3<br>0 |
| Tom Lampkin, L (1, 2)<br>OBP: 0.200, SLG: 0.143 | 1 SAFE F B 1 SAFE X 1-1 FC6-4 1-2 1B | | | B C B B F S 3-3 K ③ | | B B B C X 3-1 FC5-4 1-2 2-H 1B | | F B C S 1-3 K ③ | | 4 | 0 | 2 | 1 | 0 | 2 | 2 |
| David Bell, R (1, 5) | B C X 1-1 FC6-4 ③ 1-2f | | | | B S F C 1-3 K ① | X 0-0 FC5-4 ③ 1-2f | | | F S B F B B C 3-3 K ① | 4 | 0 | 0 | 0 | 0 | 2 | 4 |
| Todd Stottlemyre, L (1, 1)<br>OBP: 0.400, SLG: 0.250<br>Tony Fossas, L (7, 1)<br>Mark Sweeney, L (8, 9)<br>OBP: 0.500, SLG: 0.333<br>Gary Gaetti, R (9, PH)<br>OBP: 0.150, SLG: 0.105 | | | L X 0-1 G3 ① | | B S B B B 4-1 FC6-4 BB | | B B C F F X 2-2 SH2-3 2B 1B | | B F B B X 3-1 E5 | 2<br>0<br>0<br>1 | 1<br>0<br>0<br>0 | 1<br>0<br>0<br>0 | 0<br>0<br>0<br>0 | 1<br>0<br>0<br>0 | 0<br>0<br>0<br>0 | 0<br>0<br>0<br>0 |
| Inning Stats | R: 0 E: 0 K: 1 S: 7 H: 0 LOB: 0 BB: 0 P: 10 | R: 0 E: 0 K: 2 S: 11 H: 2 LOB: 2 BB: 0 P: 17 | R: 0 E: 0 K: 0 S: 6 H: 0 LOB: 0 BB: 0 P: 10 | R: 0 E: 0 K: 1 S: 9 H: 2 LOB: 2 BB: 0 P: 15 | R: 0 E: 0 K: 2 S: 9 H: 0 LOB: 1 BB: 1 P: 18 | R: 1 E: 0 K: 0 S: 12 H: 1 LOB: 2 BB: 1 P: 21 | R: 1 E: 0 K: 0 S: 9 H: 2 LOB: 1 BB: 0 P: 11 | R: 0 E: 0 K: 1 S: 9 H: 0 LOB: 0 BB: 0 P: 12 | R: 0 E: 1 K: 3 S: 12 H: 0 LOB: 1 BB: 0 P: 21 | 1B: 6 2B: 1 3B: 0 HR: 0 | SF: 0 SAC: 1 DP: 0 HBP: 1 | | | | | | |

| PITCHER | | IP | WLS | BF | H | R | ER | SO | BB | IBB | HBP | BLK | WP | HR | S | P | ERA | WHIP |
|---|---|---|---|---|---|---|---|---|---|---|---|---|---|---|---|---|---|---|
| Shane Reynolds, R<br>ERA: 1.88 | (1, 1) | 6.1 | | 29 | 7 | 2 | 2 | 6 | 2 | 0 | 1 | 0 | 0 | 0 | 60 | 99 | 2.84 | 1.421 |
| Jose Lima, R<br>ERA: | (7, 1) | 0.2 | | 2 | 0 | 0 | 0 | 0 | 0 | 0 | 0 | 0 | 0 | 0 | 3 | 3 | 0.00 | 0.000 |
| Tom Martin, L<br>ERA: | (8, 1) | 1.0 | W | 3 | 0 | 0 | 0 | 1 | 0 | 0 | 0 | 0 | 0 | 0 | 9 | 12 | 0.00 | 0.000 |
| Billy Wagner, L<br>ERA: | (9, 1) | 1.0 | S | 4 | 0 | 0 | 0 | 3 | 0 | 0 | 0 | 0 | 0 | 0 | 12 | 21 | 0.00 | 0.000 |

PITCHER IP WLS BF H R ER SO BB IBB HBP BLK WP HR S P ERA WHIP

# TOP

## St. Louis Cardinals @ Houston Astros

Astrodome, Houston, TX

Sun Apr 06 1997, 4:33 AM EDT

Att. 18,752 - Dome - 68 F

livebaseballscorecards.com

| | |
|---|---|
| AB | 34 |
| R | 2 |
| H | 7 |
| RBI | 2 |
| BB | 2 |
| SO | 10 |
| LOB | 17 |

WP: 0 PB: 0 SB: 0 CS: 0 PA: 38

| Batter | 1 | 2 | 3 | 4 | 5 | 6 | 7 | 8 | 9 | AB | R | H | RBI | BB | SO | LOB |
|---|---|---|---|---|---|---|---|---|---|---|---|---|---|---|---|---|
| Craig Biggio, R (1, 4)<br>OBP: 0.481, SLG: 0.600 | C B B B X<br>3-1 ① B5-3 | C B X<br>1-1 ③ L8 | | | X<br>0-0 ① F7 | | C B B X<br>2-1 1B | | | 4 | 0 | 1 | 0 | 0 | 0 | 0 |
| Pat Listach, S (1, 6)<br>OBP: 0.304, SLG: 0.300 | F B C H<br>2-2 2B HBP | | C X<br>0-1 G4-6-3 S 1B | | B S C B B X<br>3-2 ② G2 | | X<br>0-0 ③ F8 | | | 2 | 1 | 1 | 0 | 0 | 0 | 0 |
| Sean Berry, R (7, PH)<br>OBP: 0.100, SLG: 0.200 (8, 5) | | | | | | | | | | 1 | 0 | 0 | 0 | 0 | 0 | 1 |
| Thomas Howard, S (1, 8)<br>OBP: 0.833, SLG: 1.400 | 1 SAFE<br>B B B C 1 X<br>SAFE<br>2-1 1B 1-H 2B | | F B S B B F B<br>4-2 G4-6-3 1-2 BB | | C X<br>0-1 1B | | | B B C F B X<br>3-2 E6 5 2B G5-3 | | 2 | 0 | 2 | 1 | 1 | 0 | 0 |
| Ray Montgomery, R (8, PH)<br>OBP: 0.333, SLG: 0.333 (9, 9) | | | | | | | | | | 1 | 1 | 0 | 0 | 0 | 0 | 0 |
| Luis Gonzalez, L (1, 7)<br>OBP: 0.300, SLG: 0.316 | B B B F B<br>4-1 1B BB | | X<br>0-0 ① ② G4-6-3 1-2f 2-3 | | C X<br>0-1 ③ F7 | | | X<br>0-0 ① P4 | | 3 | 0 | 0 | 0 | 1 | 0 | 4 |
| Bobby Abreu, L (1, 9)<br>OBP: 0.263, SLG: 0.316 | B S B X<br>2-1 1-2 2-3 1B | | B C B F B S<br>3-3 ③ K | | | B B B C F C<br>3-3 ① K | | C X<br>0-1 ② G5-3 1-2 | | 3 | 0 | 1 | 0 | 0 | 2 | 1 |
| Derek Bell, R (8, PH)<br>OBP: 0.273, SLG: 0.211 (9, 8) | | | | | | | | | | 1 | 0 | 0 | 0 | 0 | 0 | 1 |
| Bill Spiers, L (1, 3)<br>OBP: 0.462, SLG: 0.400 | B F S X<br>1-2 ② P2 | | | C C B S<br>1-3 ① K | | B C B X<br>2-1 ② G3-1 | | B B B B<br>4-0 5 2B BB | | 3 | 1 | 0 | 0 | 1 | 1 | 3 |
| (9, 6) | | | | | | | | | | | | | | | | |
| Tim Bogar, R (1, 5) | B S C S<br>1-3 ③ K | | | C X<br>0-1 ② L9 | | B F B F B X<br>3-2 ③ G5-3 | | F X<br>0-1 1-H 2-H 2B | | 3 | 0 | 0 | 0 | 0 | 1 | 3 |
| (8, 6) | | | | | | | | | | | | | | | | |
| 5 Jeff Bagwell, R (8, PH)<br>OBP: 0.435, SLG: 0.400 (9, 3) | | | | | | | | | | 1 | 0 | 1 | 2 | 0 | 0 | 0 |
| Brad Ausmus, R (1, 2)<br>OBP: 0.467, SLG: 0.385 | | B B X<br>2-0 ① L5 | | C B F B X<br>2-2 1B | | | F B C S<br>1-3 ① K | F X<br>0-1 ③ L9 | | 4 | 0 | 1 | 0 | 0 | 1 | 1 |
| Shane Reynolds, R (1, 1) | | B B F S B X<br>3-2 ② G6-3 | | B C C S<br>1-3 ③ K | | | C B B S B X<br>3-2 P6 | | | 2 | 0 | 0 | 0 | 0 | 1 | 1 |
| Jose Lima, R (7, 1) | | | | | | | | | | 0 | 0 | 0 | 0 | 0 | 0 | 0 |
| James Mouton, R (7, PH)<br>OBP: 0.300, SLG: 0.667 | | | | | | | | | | 1 | 0 | 0 | 0 | 0 | 0 | 0 |
| Tom Martin, L (8, 1) | | | | | | | | | | 0 | 0 | 0 | 0 | 0 | 0 | 0 |
| Billy Wagner, L (9, 1) | | | | | | | | | | 0 | 0 | 0 | 0 | 0 | 0 | 0 |
| Inning Stats | R: 1 E: 0 K: 1 S: 15<br>H: 2 LOB: 3 BB: 1 P: 30 | R: 0 E: 0 K: 0 S: 6<br>H: 0 LOB: 0 BB: 0 P: 12 | R: 0 E: 0 K: 1 S: 9<br>H: 1 LOB: 1 BB: 1 P: 16 | R: 0 E: 0 K: 2 S: 11<br>H: 1 LOB: 1 BB: 0 P: 15 | R: 0 E: 0 K: 0 S: 8<br>H: 1 LOB: 1 BB: 0 P: 11 | R: 0 E: 0 K: 1 S: 8<br>H: 0 LOB: 0 BB: 0 P: 16 | R: 0 E: 0 K: 1 S: 9<br>H: 1 LOB: 1 BB: 0 P: 15 | R: 2 E: 1 K: 0 S: 10<br>H: 1 LOB: 1 BB: 1 P: 17 | | 1B: 5 2B: 2 3B: 0 HR: 0<br>SF: 0 SAC: 0 DP: 1 HBP: 1 | | | | | | |

| PITCHER | | IP | WLS | BF | H | R | ER | SO | BB | IBB | HBP | BLK | WP | HR | S | P | ERA | WHIP |
|---|---|---|---|---|---|---|---|---|---|---|---|---|---|---|---|---|---|---|
| Todd Stottlemyre, R<br>ERA: 1.32 | (1, 1) | 6.2 | | 28 | 6 | 1 | 1 | 6 | 2 | 0 | 1 | 0 | 0 | 0 | 65 | 114 | 1.35 | 1.200 |
| Tony Fossas, L<br>ERA: 4.91 | (7, 1) | 0.2 | | 3 | 0 | 1 | 1 | 0 | 0 | 0 | 0 | 0 | 0 | 0 | 5 | 8 | 13.50 | 0.000 |
| John Frascatore, R<br>ERA: 1.93 | (8, 1) | 0.2 | L | 4 | 1 | 1 | 0 | 0 | 1 | 0 | 0 | 0 | 0 | 0 | 6 | 10 | 0.00 | 3.000 |

| PITCHER | IP | WLS | BF | H | R | ER | SO | BB | IBB | HBP | BLK | WP | HR | S | P | ERA | WHIP |
|---|---|---|---|---|---|---|---|---|---|---|---|---|---|---|---|---|---|

# BOTTOM

## St. Louis Cardinals @ Houston Astros

Astrodome, Houston, TX

Sun Apr 06 1997, 4:33 AM EDT
Att. 18,752 - Dome - 68 F

livebaseballscorecards.com

| | |
|---|---|
| AB | 31 |
| R | 3 |
| H | 7 |
| RBI | 3 |
| BB | 3 |
| SO | 6 |
| LOB | 15 |

| | | | |
|---|---|---|---|
| WP: 0 | PB: 0 | SB: 1 | CS: 0 |
| PA: 35 | | | |

| Batter | 1 | 2 | 3 | 4 | 5 | 6 | 7 | 8 | 9 | AB | R | H | RBI | BB | SO | LOB |
|---|---|---|---|---|---|---|---|---|---|---|---|---|---|---|---|---|
| Mark Grudzielanek, R (1, 6)<br>OBP: 0.207, SLG: 0.207 | C B B C B F X<br>3-2 ①<br>G4-3 | | B B S X<br>2-1 ②<br>G4-3<br>2-3 | | F B B F F X<br>2-2<br>G5-3<br>1B | | B X<br>1-0 ②③<br>G5-4-3<br>1-2f | | | 4 | 0 | 1 | 0 | 0 | 0 | 2 |
| Mike Lansing, R (1, 4)<br>OBP: 0.241, SLG: 0.214 | B X<br>1-0<br>G6-4-3<br>1B | | X<br>0-0<br>WP BB<br>3-H<br>1B | | C X<br>0-1 ②<br>G5-3<br>1-2 | | | B X<br>1-0 ①<br>G6-3 | | 4 | 0 | 2 | 1 | 0 | 0 | 1 |
| Rondell White, R (1, 8)<br>OBP: 0.517, SLG: 0.769 | C X<br>0-1 ②③<br>G6-4-3<br>1-2f | | 1 SAFE B B B B<br>4-0<br>1-2<br>BB | | B F C B B C<br>2-3 ③<br>K | | | B C S B B S<br>3-3 ②<br>K | | 3 | 0 | 0 | 0 | 1 | 2 | 2 |
| David Segui, S (1, 3)<br>OBP: 0.414, SLG: 0.640 | | C B S C<br>1-3 ①<br>K | B C B B F X<br>3-2 ③<br>F9<br>2-3 | | | X<br>0-0 ①<br>G5-3 | | B C S C<br>1-3 ③<br>K | | 4 | 0 | 0 | 0 | 0 | 2 | 2 |
| Henry Rodriguez, L (1, 7)<br>OBP: 0.276, SLG: 0.655 | | F B F F C<br>1-3 ②<br>K | | C F B B B S<br>2-3 ①<br>K | | C B F B B S S<br>3-3 ②<br>K | | | S B X<br>1-1 ①<br>G3 | 4 | 0 | 0 | 0 | 0 | 3 | 0 |
| F.P. Santangelo, S (1, 9)<br>OBP: 0.353, SLG: 0.214 | | B B B C C F F B<br>4-2<br>BB | | C B C B F B X<br>3-2 ②<br>G4-3 | | B B X<br>2-0<br>1B | | | B X<br>1-0 ②<br>G1-3 | 3 | 0 | 1 | 0 | 1 | 0 | 0 |
| Shane Andrews, R (1, 5)<br>OBP: 0.240, SLG: 0.522 | | B S B C S<br>2-3 ③<br>K | | B C S X<br>1-2<br>E4 | | B B S X<br>2-1 ③<br>L6 | | | B F B S X<br>2-2 ③<br>G6-3 | 4 | 0 | 0 | 0 | 0 | 1 | 2 |
| Chris Widger, R (1, 2)<br>OBP: 0.333, SLG: 0.800 | | | B F B B B F F X<br>3-2<br>G4-3<br>1B<br>2B | B T S 1 SAFE B B S<br>3-3 ③<br>K | | | C B B B C X<br>3-2<br>FC1-6<br>1B | | | 3 | 1 | 2 | 0 | 0 | 1 | 1 |
| Jeff Juden, R (1, 1)<br>Andy Stankiewicz, R (7, PH)<br>OBP: 0.500, SLG: 0.400<br>Dave Veres, R (7, 1)<br>Omar Daal, L (8, 1)<br>Ugueth Urbina, R (8, 1) | | | B X<br>1-0 ①<br>F8 | | B C C B F S<br>2-3 ①<br>K | | X<br>0-0 ①<br>FC1-6<br>G5-4-3<br>1-2f | | | 2<br>1<br>0<br>0<br>0 | 0<br>0<br>0<br>0<br>0 | 0<br>0<br>0<br>0<br>0 | 0<br>0<br>0<br>0<br>0 | 0<br>0<br>0<br>0<br>0 | 1<br>0<br>0<br>0<br>0 | 1<br>1<br>0<br>0<br>0 |

| Inning Stats | 1 | 2 | 3 | 4 | 5 | 6 | 7 | 8 | 9 |
|---|---|---|---|---|---|---|---|---|---|
| | R: 0<br>E: 0<br>K: 0<br>S: 7 | H: 1<br>LOB: 0<br>BB: 0<br>P: 11 | R: 0<br>E: 0<br>K: 3<br>S: 13 | H: 0<br>LOB: 1<br>BB: 1<br>P: 21 | R: 1<br>E: 0<br>K: 0<br>S: 11 | H: 2<br>LOB: 2<br>BB: 1<br>P: 24 | R: 0<br>E: 1<br>K: 2<br>S: 14 | H: 0<br>LOB: 1<br>BB: 0<br>P: 23 | R: 0<br>E: 0<br>K: 2<br>S: 13 | H: 1<br>LOB: 1<br>BB: 0<br>P: 19 | R: 0<br>E: 0<br>K: 1<br>S: 7 | H: 1<br>LOB: 1<br>BB: 0<br>P: 14 | R: 0<br>E: 0<br>K: 0<br>S: 5 | H: 1<br>LOB: 0<br>BB: 0<br>P: 9 | R: 0<br>E: 0<br>K: 2<br>S: 7 | H: 0<br>LOB: 0<br>BB: 0<br>P: 12 | R: 0<br>E: 0<br>K: 0<br>S: 6 | H: 0<br>LOB: 0<br>BB: 0<br>P: 10 |

| | | |

| Batter | 1 | 2 | 3 | 4 | 5 | 6 | 7 | 8 | 9 | AB | R | H | RBI | BB | SO | LOB |
|---|---|---|---|---|---|---|---|---|---|---|---|---|---|---|---|---|
| Royce Clayton, R (1, 6)<br>OBP: 0.172, SLG: 0.241 | C B F B F S<br>2-3 ①<br>K | | B X<br>1-0 ①<br>G6-3 | | 1 SAFE X<br>0-0 ②③<br>G5-4-3<br>1-2f | | | B C C B X<br>2-2 ①<br>P3 | | 4 | 0 | 0 | 0 | 0 | 1 | 1 |
| Ron Gant, R (1, 7)<br>OBP: 0.167, SLG: 0.276 | C F B B B X<br>3-2<br>E5<br>BB | | F C B B B S<br>3-3 ②<br>K | | | B F X<br>1-1 ①<br>P5 | | B S B B C X<br>3-2<br>3B | | 4 | 0 | 1 | 0 | 0 | 1 | 0 |
| Dmitri Young, S (1, 3)<br>OBP: 0.429, SLG: 0.667 | B B B C B<br>4-1<br>G6-4-3<br>1-2<br>BB | | C B S X<br>1-2<br>2B | | | B S C F F X<br>1-2<br>2B | | B B F X<br>2-1 ②<br>G5-3 | | 3 | 0 | 2 | 0 | 1 | 0 | 1 |
| Brian Jordan, R (1, 8)<br>OBP: 0.345, SLG: 0.269 | F X<br>0-1 ②③<br>G6-4-3<br>1-2f | | S B S S S<br>1-3 ③<br>K | | | C B C S<br>1-3 ②<br>K | | B B F B F B<br>4-2<br>BB<br>BB | | 3 | 0 | 0 | 0 | 1 | 2 | 4 |
| John Mabry, L (1, 9)<br>OBP: 0.304, SLG: 0.286 | | X<br>0-0 ①<br>G4-3 | | F B F F F F B B S<br>3-3<br>K<br>G5-4-3 | | F B B B F B<br>4-2<br>BB | | B B B B<br>4-0<br>1-2<br>BB | | 2 | 0 | 0 | 0 | 2 | 1 | 0 |
| Gary Gaetti, R (1, 5)<br>OBP: 0.167, SLG: 0.130 | | X<br>0-0<br>1B<br>SF7<br>1B | | B B X<br>2-0 ①②<br>G5-4-3<br>1-2f | | B X<br>1-0 ③<br>F9 | | C C S<br>0-3 ③<br>K | | 4 | 1 | 1 | 0 | 0 | 1 | 6 |
| Tom Lampkin, L (1, 2)<br>OBP: 0.211, SLG: 0.167 | | B B X<br>2-0<br>1-3<br>1B | | S B B B X<br>3-1 ③<br>F9 | | | B S B X<br>2-1 ①<br>F8 | | C B B X<br>2-1 ①<br>P3 | 4 | 0 | 1 | 0 | 0 | 0 | 0 |
| Roberto Mejia, R (1, 4)<br>OBP: 0.067, SLG: 0.143 | | B B X<br>2-0 ②<br>SF7<br>3-H | | | B X<br>1-0 ①<br>F7 | | B S B B C F X<br>3-2 ②<br>G4-3 | | C F S<br>0-3 ②<br>K | 3 | 0 | 0 | 1 | 0 | 1 | 0 |
| Alan Benes, R (1, 1)<br>OBP: 0.333, SLG: 0.333<br>Mark Sweeney, L (5, PH)<br>OBP: 0.600, SLG: 0.500<br>Mark Petkovsek, R (6, 1)<br>Willie McGee, S (9, PH)<br>OBP: 0.545, SLG: 0.875 | | C C S<br>0-3 ③<br>K | | | C X<br>0-1<br>G5-4-3<br>1B | | S S B B X<br>2-2 ③<br>G6-3 | | X<br>0-0<br>HR | 1<br>1<br>1<br>1 | 0<br>0<br>0<br>1 | 0<br>1<br>0<br>1 | 0<br>0<br>0<br>1 | 0<br>0<br>0<br>0 | 1<br>0<br>0<br>0 | 1<br>0<br>0<br>0 |
| Inning Stats | R: 0 E: 1 K: 1 S: 10 H: 0 LOB: 1 BB: 1 P: 19 | R: 1 E: 0 K: 1 S: 7 H: 2 LOB: 1 BB: 0 P: 11 | R: 0 E: 0 K: 2 S: 10 H: 1 LOB: 1 BB: 0 P: 16 | R: 0 E: 0 K: 1 S: 9 H: 0 LOB: 0 BB: 0 P: 17 | R: 0 E: 0 K: 0 S: 4 H: 1 LOB: 0 BB: 0 P: 5 | R: 0 E: 0 K: 1 S: 13 H: 1 LOB: 2 BB: 1 P: 21 | R: 0 E: 0 K: 0 S: 9 H: 0 LOB: 0 BB: 0 P: 16 | R: 0 E: 0 K: 1 S: 13 H: 1 LOB: 3 BB: 2 P: 28 | R: 1 E: 0 K: 1 S: 6 H: 1 LOB: 0 BB: 0 P: 8 | 1B: 3 2B: 2 3B: 1 HR: 1 | SF: 1 SAC: 0 DP: 3 HBP: 0 | | | | | |

| PITCHER | | IP | WLS | BF | H | R | ER | SO | BB | IBB | HBP | BLK | WP | HR | S | P | ERA | WHIP |
|---|---|---|---|---|---|---|---|---|---|---|---|---|---|---|---|---|---|---|
| Jeff Juden, R<br>ERA: 1.38 | (1, 1) | 6.0 | | 24 | 5 | 1 | 1 | 6 | 2 | 0 | 0 | 0 | 0 | 0 | 53 | 89 | 1.50 | 1.167 |
| Dave Veres, R<br>ERA: 3.86 | (7, 1) | 1.1 | | 5 | 1 | 0 | 0 | 0 | 0 | 0 | 0 | 0 | 0 | 0 | 15 | 27 | 0.00 | 0.750 |
| Omar Daal, L<br>ERA: 7.5 | (8, 1) | 0.1 | | 1 | 0 | 0 | 0 | 0 | 0 | 0 | 0 | 0 | 0 | 0 | 2 | 4 | 0.00 | 0.000 |
| Ugueth Urbina, R<br>ERA: 3.0 | (8, 1) | 1.0 | L | 6 | 1 | 1 | 1 | 2 | 2 | 0 | 0 | 0 | 0 | 1 | 11 | 21 | 9.00 | 3.000 |

| PITCHER | IP | WLS | BF | H | R | ER | SO | BB | IBB | HBP | BLK | WP | HR | S | P | ERA | WHIP |
|---|---|---|---|---|---|---|---|---|---|---|---|---|---|---|---|---|---|

# BOTTOM

## Montreal Expos @ St. Louis Cardinals

Busch Stadium, St. Louis, MO

Tue Apr 08 1997, 7:05 PM CDT
Att. 47,542 - Unknown - 45 F

livebaseballscorecards.com

| | |
|---|---|
| AB | 31 |
| R | 2 |
| H | 7 |
| RBI | 2 |
| BB | 4 |
| SO | 8 |
| LOB | 13 |

WP: 0 PB: 1 SB: 0 CS: 0 PA: 36

| Batter | 1 | 2 | 3 | 4 | 5 | 6 | 7 | 8 | 9 | AB | R | H | RBI | BB | SO | LOB |
|---|---|---|---|---|---|---|---|---|---|---|---|---|---|---|---|---|
| Craig Biggio, R (1, 4)<br>OBP: 0.383, SLG: 0.400 | C B B B B<br>4-1<br>5<br>G6-3<br>BB | | L X<br>0-1 ①<br>F9 | T X<br>0-1 ②<br>SF8<br>2-3<br>3-H | | | C X<br>0-1 ①<br>P6 | | | 2 | 0 | 0 | 1 | 1 | 0 | 1 |
| James Mouton, R (1, 9)<br>OBP: 0.222, SLG: 0.412 | C B S C<br>1-3 ①<br>K | | B X<br>1-0 ②<br>G5-3 | B C B X<br>2-1 ③<br>FC6-4<br>1-2f | | | T F B B F F B C<br>3-3 ②<br>K | | | 4 | 0 | 0 | 0 | 0 | 2 | 4 |
| 5 Jeff Bagwell, R (1, 3)<br>OBP: 0.390, SLG: 0.500 | C 1 F B B X SAFE<br>2-2 ②<br>G6-3<br>1-2 | | B B B B<br>4-0<br>BB | | B C X<br>1-1 ①<br>L1 | | B B B X<br>3-0 ③<br>F7 | | | 3 | 0 | 0 | 0 | 1 | 0 | 1 |
| Derek Bell, R (1, 8)<br>OBP: 0.225, SLG: 0.167 | S B C B S<br>2-3 ③<br>K2-3 | | B B C S B F X<br>3-2 ③<br>G6-3 | | C B C X<br>1-2 ②<br>G5-3 | | | B X<br>1-0 ①<br>L4 | | 4 | 0 | 0 | 0 | 0 | 1 | 3 |
| Luis Gonzalez, L (1, 7)<br>OBP: 0.421, SLG: 0.441 | | B C C F X<br>1-2<br>G6-3 G5-3<br>1B | | F B T F B X<br>2-2<br>1B<br>1B | C X<br>0-1<br>1B | | | B B X<br>2-0<br>G3-6<br>1B | | 4 | 1 | 4 | 0 | 0 | 0 | 0 |
| Russ Johnson, R (1, 5)<br>OBP: 0.231, SLG: 0.308 | | B S S S 1 X SAFE<br>1-2 ①<br>G5-3<br>1-2 | | X<br>0-0<br>1B 1B<br>SF8<br>1-2<br>1B | B F B X<br>2-1 ③<br>P3 | | | B F S B F X<br>2-2 ②③<br>G3-6<br>1-2f | | 4 | 1 | 1 | 0 | 0 | 0 | 3 |
| Tim Bogar, R (1, 6)<br>OBP: 0.250, SLG: 0.100<br>Pat Listach, S (9, PH)<br>OBP: 0.303, SLG: 0.276 | | B X<br>1-0 ②<br>G6-3<br>2-3 | | X<br>0-0<br>SF8 1B<br>1-2<br>2-H<br>1B | | F X<br>0-1 ①<br>G6-3 | | | B B B C F C<br>3-3 ①<br>K | 3<br>1 | 0<br>0 | 1<br>0 | 1<br>0 | 0<br>0 | 0<br>1 | 1<br>0 |
| Brad Ausmus, R (1, 2)<br>OBP: 0.385, SLG: 0.304<br>Bill Spiers, L (9, PH)<br>OBP: 0.429, SLG: 0.500 | | S C X<br>0-2 ③<br>G6-3 | | C B B C B F X<br>3-2<br>FC6-4<br>1-2<br>2-3<br>1B | | X<br>0-0 ②<br>F8 | | | B F S F F S<br>1-3 ②<br>K | 3<br>1 | 0<br>0 | 1<br>0 | 0<br>0 | 0<br>0 | 0<br>1 | 1<br>0 |
| Shane Reynolds, R (1, 1)<br>OBP: 0.167, SLG: 0.333<br>Thomas Howard, S (9, PH)<br>OBP: 0.556, SLG: 0.875 | | | X<br>0-0<br>2B | B S S B F S<br>2-3 ①<br>K | | X<br>0-0 ③<br>F9 | | | B C F C<br>1-3 ③<br>K | 3<br>1 | 0<br>0 | 1<br>0 | 0<br>0 | 0<br>0 | 1<br>1 | 3<br>0 |
| Inning Stats | R: 0 H: 0<br>E: 0 LOB: 1<br>K: 2 BB: 1<br>S: 10 P: 19 | R: 0 H: 1<br>E: 0 LOB: 1<br>K: 0 BB: 0<br>S: 11 P: 14 | R: 0 H: 1<br>E: 0 LOB: 2<br>K: 0 BB: 1<br>S: 8 P: 16 | R: 2 H: 4<br>E: 0 LOB: 2<br>K: 1 BB: 0<br>S: 18 P: 27 | R: 0 H: 1<br>E: 0 LOB: 1<br>K: 0 BB: 0<br>S: 9 P: 13 | R: 0 H: 0<br>E: 0 LOB: 0<br>K: 0 BB: 0<br>S: 4 P: 4 | R: 0 H: 0<br>E: 0 LOB: 0<br>K: 1 BB: 0<br>S: 8 P: 14 | R: 0 H: 1<br>E: 0 LOB: 0<br>K: 0 BB: 0<br>S: 6 P: 11 | R: 0 H: 0<br>E: 0 LOB: 0<br>K: 3 BB: 0<br>S: 11 P: 16 | 1B: 7<br>2B: 1<br>3B: 0<br>HR: 0 | SF: 1<br>SAC: 0<br>DP: 1<br>HBP: 0 | | | | | |

| PITCHER | | IP | WLS | BF | H | R | ER | SO | BB | IBB | HBP | BLK | WP | HR | S | P | ERA | WHIP |
|---|---|---|---|---|---|---|---|---|---|---|---|---|---|---|---|---|---|---|
| Donovan Osborne, L<br>ERA: 4.15 | (1, 1) | 7.0 | | 30 | 7 | 2 | 2 | 4 | 2 | 0 | 0 | 0 | 0 | 0 | 68 | 107 | 2.57 | 1.286 |
| Rich Batchelor, R<br>ERA: 3.18 | (8, 1) | 1.0 | W | 3 | 1 | 0 | 0 | 0 | 0 | 0 | 0 | 0 | 0 | 0 | 6 | 11 | 0.00 | 1.000 |
| Dennis Eckersley, R<br>ERA: | (9, 1) | 1.0 | S | 3 | 0 | 0 | 0 | 3 | 0 | 0 | 0 | 0 | 0 | 0 | 11 | 16 | 0.00 | 0.000 |

| PITCHER | IP | WLS | BF | H | R | ER | SO | BB | IBB | HBP | BLK | WP | HR | S | P | ERA | WHIP |
|---|---|---|---|---|---|---|---|---|---|---|---|---|---|---|---|---|---|

# TOP

## Houston Astros @ St. Louis Cardinals

Busch Stadium, St. Louis, MO

Fri Apr 11 1997, 7:05 PM CDT
Att. 23,744 - Unknown - 59 F

livebaseballscorecards.com

| | |
|---|---|
| AB | 33 |
| R | 2 |
| H | 8 |
| RBI | 2 |
| BB | 2 |
| SO | 7 |
| LOB | 17 |

| | | | |
|---|---|---|---|
| WP: 0 | PA: 36 | | |
| PB: 0 | | | |
| SB: 0 | | | |
| CS: 0 | | | |

# BOTTOM

## Houston Astros @ St. Louis Cardinals

Busch Stadium, St. Louis, MO

Fri Apr 11 1997, 7:05 PM CDT

Att. 23,744 - Unknown - 59 F

livebaseballscorecards.com

| Batter | 1 | 2 | 3 | 4 | 5 | 6 | 7 | 8 | 9 | AB | R | H | RBI | BB | SO | LOB |
|---|---|---|---|---|---|---|---|---|---|---|---|---|---|---|---|---|
| Royce Clayton, R (1, 6)<br>OBP: 0.212, SLG: 0.394 | HR | | 2B | | G1-3 | | | G6-3 | | 4 | 2 | 2 | 1 | 0 | 0 | 0 |
| Mark Sweeney, L (1, 9)<br>OBP: 0.444, SLG: 0.286 | K CS | | G3 2-3 | | G4-3 | | | FC3-6 BB | | 3 | 0 | 0 | 0 | 1 | 1 | 1 |
| Dmitri Young, S (1, 3)<br>OBP: 0.440, SLG: 0.619 | 1-2 BB | | G4-3 3-H 1B | | G3 | | | FC3-6 1-2f HR | | 3 | 1 | 1 | 1 | 1 | 0 | 1 |
| Ron Gant, R (1, 7)<br>OBP: 0.206, SLG: 0.394 | K | | G4-3 1-2 | | | G6-4-3 1B | | 1-H HR | | 4 | 1 | 2 | 2 | 0 | 1 | 2 |
| John Mabry, L (1, 8)<br>OBP: 0.296, SLG: 0.250 | G4-3 | | G4-3 | | | SAFE K | | BB | | 3 | 0 | 0 | 0 | 1 | 1 | 3 |
| Gary Gaetti, R (1, 5)<br>OBP: 0.143, SLG: 0.111 | | G6-3 | | G5-3 | | G6-4-3 1-2f | | K | | 4 | 0 | 0 | 0 | 0 | 1 | 2 |
| Tom Lampkin, L (1, 2)<br>OBP: 0.227, SLG: 0.190 | | K | | 1B | | | G3-1 | | | 3 | 0 | 1 | 0 | 0 | 1 | 0 |
| Roberto Mejia, R (1, 4)<br>OBP: 0.067, SLG: 0.143 | | E1 | | K | | | P4 | | | 0 | 0 | 0 | 0 | 0 | 0 | 0 |
| David Bell, R (2, 4) | | | | | | | | | | 3 | 0 | 0 | 0 | 0 | 1 | 1 |
| Donovan Osborne, S (1, 1) | | K | | K | | | G1-3 | | | 2 | 0 | 0 | 0 | 0 | 2 | 2 |
| Delino DeShields, L (7, PH)<br>OBP: 0.286, SLG: 0.500 | | | | | | | | | | 1 | 0 | 0 | 0 | 0 | 0 | 0 |
| Rich Batchelor, R (8, 1) | | | | | | | | | | 0 | 0 | 0 | 0 | 0 | 0 | 0 |
| Dennis Eckersley, R (9, 1) | | | | | | | | | | 0 | 0 | 0 | 0 | 0 | 0 | 0 |

| | AB | 30 |
|---|---|---|
| | R | 4 |
| | H | 6 |
| | RBI | 4 |
| | BB | 3 |
| | SO | 8 |
| | LOB | 12 |

| Inning Stats | 1 | 2 | 3 | 4 | 5 | 6 | 7 | 8 | 9 |
|---|---|---|---|---|---|---|---|---|---|
| | R: 1 H: 1<br>E: 0 LOB: 1<br>K: 2 BB: 1<br>S: 10 P: 17 | R: 0 H: 0<br>E: 1 LOB: 1<br>K: 2 BB: 0<br>S: 9 P: 14 | R: 1 H: 2<br>E: 0 LOB: 1<br>K: 0 BB: 0<br>S: 11 P: 12 | R: 0 H: 1<br>E: 0 LOB: 1<br>K: 2 BB: 0<br>S: 13 P: 20 | R: 0 H: 0<br>E: 0 LOB: 0<br>K: 0 BB: 0<br>S: 4 P: 5 | R: 0 H: 1<br>E: 0 LOB: 0<br>K: 1 BB: 0<br>S: 9 P: 14 | R: 0 H: 0<br>E: 0 LOB: 0<br>K: 0 BB: 0<br>S: 9 P: 13 | R: 2 H: 1<br>E: 0 LOB: 1<br>K: 1 BB: 2<br>S: 9 P: 20 | |

| | 1B: 3 | SF: 0 | WP: 1 | PA: 33 |
|---|---|---|---|---|
| | 2B: 1 | SAC: 0 | PB: 0 | |
| | 3B: 0 | DP: 1 | SB: 0 | |
| | HR: 2 | HBP: 0 | CS: 1 | |

| PITCHER | IP | WLS | BF | H | R | ER | SO | BB | IBB | HBP | BLK | WP | HR | S | P | ERA | WHIP |
|---|---|---|---|---|---|---|---|---|---|---|---|---|---|---|---|---|---|
| Shane Reynolds, R (1, 1)<br>ERA: 2.82 | 8.0 | L | 33 | 6 | 4 | 4 | 8 | 3 | 0 | 0 | 0 | 1 | 2 | 74 | 115 | 4.50 | 1.125 |

| PITCHER | IP | WLS | BF | H | R | ER | SO | BB | IBB | HBP | BLK | WP | HR | S | P | ERA | WHIP |
|---|---|---|---|---|---|---|---|---|---|---|---|---|---|---|---|---|---|

# Houston Astros @ St. Louis Cardinals

Busch Stadium, St. Louis, MO

Sat Apr 12 1997, 3:33 AM CDT

Att. 28,235 - Overcast - 43 F

TOP

livebaseballscorecards.com

| Batter | 1 | 2 | 3 | 4 | 5 | 6 | 7 | 8 | 9 | AB | R | H | RBI | BB | SO | LOB |
|---|---|---|---|---|---|---|---|---|---|---|---|---|---|---|---|---|
| Pat Listach, S (1, 6)<br>OBP: 0.289, SLG: 0.250 | G6-3 | F8 | | | F8 | SF7<br>3-H | | S CS<br>1-2<br>BB | | 3 | 0 | 0 | 1 | 1 | 0 | 0 |
| Bill Spiers, L (1, 4)<br>OBP: 0.440, SLG: 0.474 | 5<br>HBP<br>2B<br>BB | F7 | | | S<br>1B | G3 | | 1-3<br>2-3<br>BB | | 3 | 1 | 1 | 0 | 1 | 0 | 0 |
| Tom Martin, L (6, 1) | | | | | | | | | | 0 | 0 | 0 | 0 | 0 | 0 | 0 |
| Ray Montgomery, R (8, PH)<br>OBP: 0.500, SLG: 0.400 | | | | | | | | | | 0 | 0 | 0 | 0 | 1 | 0 | 0 |
| Billy Wagner, L (8, 1) | | | | | | | | | | 0 | 0 | 0 | 0 | 0 | 0 | 0 |
| 5 Jeff Bagwell, R (1, 3)<br>OBP: 0.391, SLG: 0.550 | 2B<br>BB<br>1-2<br>HBP | | HR | | K | | G6-3 | P2 | | 4 | 2 | 1 | 1 | 0 | 1 | 3 |
| Luis Gonzalez, L (1, 7)<br>OBP: 0.390, SLG: 0.405 | K | | K | | G5-3<br>1-2 | | K | | F7 | 3 | 0 | 0 | 0 | 0 | 2 | 3 |
| Jose Lima, R (6, 1) | | | | | | | | | | 0 | 0 | 0 | 0 | 0 | 0 | 0 |
| Craig Biggio, R (6, 4)<br>OBP: 0.367, SLG: 0.381 | | | | | | | | | | 2 | 0 | 0 | 0 | 0 | 1 | 0 |
| Derek Bell, R (1, 8)<br>OBP: 0.267, SLG: 0.205 | BB<br>1-3<br>2-H<br>2B | | G6-3 | | | G1-3<br>3B<br>BB | BB | | F9 | 3 | 1 | 1 | 1 | 2 | 0 | 0 |
| Thomas Howard, S (1, 9)<br>OBP: 0.571, SLG: 0.727 | BB<br>BB | | F8 | | | 1 SAFE<br>1-2<br>G1-3<br>3B<br>1B | 1-2<br>BB | | G4-3 | 3 | 1 | 1 | 0 | 2 | 0 | 0 |
| (6, 7) | | | | | | | | | | | | | | | | |
| Tony Eusebio, R (1, 2)<br>OBP: 0.294, SLG: 0.200 | 1-2<br>2-3<br>3-H<br>BB | | | K | | G1-3<br>1-2<br>2-3 | P3 | | | 3 | 0 | 0 | 1 | 1 | 1 | 4 |
| Russ Johnson, R (1, 5)<br>OBP: 0.294, SLG: 0.313 | P4 | | | F8 | | 3B<br>BB | | CS<br>BB<br>1B | | 3 | 1 | 1 | 0 | 1 | 0 | 3 |
| Ramon Garcia, R (1, 1) | | | | | | | | | | 2 | 0 | 0 | 0 | 0 | 1 | 0 |
| Bobby Abreu, L (6, PH)<br>OBP: 0.355, SLG: 0.429 | | K | | P4 | | 1-H<br>2-H<br>3-H<br>SF7<br>3B | | K | | 2 | 1 | 1 | 3 | 0 | 1 | 1 |
| (6, 9) | | | | | | | | | | | | | | | | |

| | AB | 31 |
|---|---|---|
| | R | 7 |
| | H | 6 |
| | RBI | 7 |
| | BB | 9 |
| | SO | 7 |
| | LOB | 14 |

| Inning Stats | 1 | 2 | 3 | 4 | 5 | 6 | 7 | 8 | 9 |
|---|---|---|---|---|---|---|---|---|---|
| | R: 2<br>E: 0<br>K: 1<br>S: 16 | R: 0<br>E: 0<br>K: 1<br>S: 8 | R: 1<br>E: 0<br>K: 1<br>S: 12 | R: 0<br>E: 0<br>K: 1<br>S: 13 | R: 0<br>E: 0<br>K: 1<br>S: 8 | R: 4<br>E: 0<br>K: 0<br>S: 15 | R: 0<br>E: 0<br>K: 1<br>S: 12 | R: 0<br>E: 0<br>K: 1<br>S: 13 | R: 0<br>E: 0<br>K: 0<br>S: 5 |
| | H: 1<br>LOB: 3<br>BB: 3<br>P: 34 | H: 0<br>LOB: 0<br>BB: 0<br>P: 12 | H: 1<br>LOB: 0<br>BB: 0<br>P: 19 | H: 0<br>LOB: 0<br>BB: 0<br>P: 19 | H: 1<br>LOB: 1<br>BB: 0<br>P: 13 | H: 2<br>LOB: 0<br>BB: 2<br>P: 30 | H: 0<br>LOB: 2<br>BB: 2<br>P: 27 | H: 1<br>LOB: 2<br>BB: 2<br>P: 24 | H: 0<br>LOB: 0<br>BB: 0<br>P: 8 |

| | 1B: 3 | SF: 1 |
|---|---|---|
| | 2B: 1 | SAC: 0 |
| | 3B: 1 | DP: 0 |
| | HR: 1 | HBP: 1 |

| | WP: 0 | PA: 42 |
|---|---|---|
| | PB: 0 | |
| | SB: 2 | |
| | CS: 2 | |

| PITCHER | | IP | WLS | BF | H | R | ER | SO | BB | IBB | HBP | BLK | WP | HR | S | P | ERA | WHIP |
|---|---|---|---|---|---|---|---|---|---|---|---|---|---|---|---|---|---|---|
| Todd Stottlemyre, R<br>ERA: 4.26 | (1, 1) | 5.1 | L | 27 | 5 | 7 | 7 | 5 | 5 | 0 | 1 | 0 | 0 | 1 | 67 | 119 | 11.81 | 1.875 |
| John Frascatore, R<br>ERA: 1.69 | (6, 1) | 0.2 | | 2 | 0 | 0 | 0 | 0 | 0 | 0 | 0 | 0 | 0 | 0 | 5 | 8 | 0.00 | 0.000 |
| T.J. Mathews, R<br>ERA: | (7, 1) | 1.0 | | 6 | 1 | 0 | 0 | 1 | 2 | 0 | 0 | 0 | 0 | 0 | 15 | 31 | 0.00 | 3.000 |
| Tony Fossas, L<br>ERA: 4.5 | (8, 1) | 0.1 | | 2 | 0 | 0 | 0 | 1 | 1 | 0 | 0 | 0 | 0 | 0 | 4 | 8 | 0.00 | 3.000 |
| Eric Ludwick, R<br>ERA: 3.38 | (8, 1) | 1.2 | | 5 | 0 | 0 | 0 | 0 | 1 | 0 | 0 | 0 | 0 | 0 | 11 | 20 | 0.00 | 0.600 |

| PITCHER | IP | WLS | BF | H | R | ER | SO | BB | IBB | HBP | BLK | WP | HR | S | P | ERA | WHIP |
|---|---|---|---|---|---|---|---|---|---|---|---|---|---|---|---|---|---|

| Batter | 1 | 2 | 3 | 4 | 5 | 6 | 7 | 8 | 9 | AB | R | H | RBI | BB | SO | LOB |
|---|---|---|---|---|---|---|---|---|---|---|---|---|---|---|---|---|
| Royce Clayton, R (1, 6)<br>OBP: 0.237, SLG: 0.421 | 0-0 BB SH5-3 1B | 0-1 G4-3 2-3 | | 2-3 K | | 1-1 1-H 2-H 3-H 2B | | 2-3 K | | 5 | 0 | 2 | 3 | 0 | 2 | 5 |
| Mark Sweeney, L (1, 9)<br>OBP: 0.308, SLG: 0.182 | 0-1 SH5-3 1-2 | 1-0 F8 | | | 1-0 G1-3 | 2-0 L8 | | | 2-2 G4-3 | 4 | 0 | 0 | 0 | 0 | 0 | 2 |
| Dmitri Young, S (1, 3)<br>OBP: 0.400, SLG: 0.520 | 4-1 BB | | 2-3 K | | 0-0 G6-3 | | 0-3 K | | 2-3 K | 4 | 0 | 0 | 0 | 1 | 3 | 0 |
| Ron Gant, R (1, 7)<br>OBP: 0.231, SLG: 0.361 | 4-1 G6-4-3 1-2 2-3 BB | | 2-1 P6 | | 2-2 G6-3 | | 2-2 G1-3 | | 4-1 BB | 3 | 0 | 0 | 0 | 2 | 0 | 0 |
| John Mabry, L (1, 8)<br>OBP: 0.258, SLG: 0.214<br>Eric Ludwick, R (8, 1)<br>Mike DiFelice, R (9, PH) | 0-2 G6-4-3 1-2f | | 0-1 G5-3 | | | 1-1 F9 | 0-0 G3 | | 2-3 K | 4<br>0<br>1 | 0<br>0<br>0 | 0<br>0<br>0 | 0<br>0<br>0 | 0<br>0<br>1 | 0<br>0<br>1 | 3<br>0<br>1 |
| Gary Gaetti, R (1, 5)<br>OBP: 0.250, SLG: 0.233 | | 0-0 2B | | 3-2 G6-4-3 HBP | | 2-1 BB 1B 2B | | 3-1 BB | | 3 | 2 | 3 | 0 | 0 | 0 | 0 |
| Tom Lampkin, L (1, 2)<br>OBP: 0.280, SLG: 0.292<br>David Bell, R (8, PH)<br>(9, 4) | 2-1 WP G4-3 2-H 2B | | | 1-1 G6-4-3 1-2f | | 1-2 BB 2B 1-2 1B | | 2-0 P2 | | 3<br>1 | 2<br>0 | 2<br>0 | 1<br>0 | 0<br>0 | 0<br>0 | 1<br>1 |
| Steve Scarsone, R (1, 4)<br>OBP: 0.500, SLG: 0.333<br>(9, 8) | 4-2 G4-3 G4-3 2-3 BB | | | 1-2 BB 1B | | 0-0 F9 | | 0-3 K | | 3 | 0 | 1 | 0 | 1 | 1 | 3 |
| Todd Stottlemyre, L (1, 1)<br>OBP: 0.429, SLG: 0.200<br>John Frascatore, R (6, 1)<br>Willie McGee, S (6, PH)<br>OBP: 0.583, SLG: 0.875<br>T.J. Mathews, R (7, 1)<br>Tony Fossas, L (8, 1)<br>Danny Sheaffer, R (8, 8)<br>(9, 2) | 2-2 G4-3 1-2 3-H 1 SAFE | | | 4-0 1-2 BB | | 4-1 1-2 2-3 2B BB | | 4-2 1-2 BB | | 1<br>0<br>0<br>0<br>0<br>0 | 0<br>0<br>1<br>0<br>0<br>0 | 0<br>0<br>0<br>0<br>0<br>0 | 1<br>0<br>0<br>0<br>0<br>1 | 1<br>0<br>1<br>0<br>0<br>0 | 0<br>0<br>0<br>0<br>0<br>0 | 1<br>0<br>0<br>0<br>0<br>0 |
| Inning Stats | R: 0 E: 0 K: 0 S: 8 H: 1 LOB: 2 BB: 2 P: 16 | R: 2 E: 0 K: 0 S: 14 H: 2 LOB: 1 BB: 1 P: 22 | R: 0 E: 0 K: 1 S: 8 H: 0 LOB: 0 BB: 0 P: 12 | R: 0 E: 0 K: 1 S: 10 H: 1 LOB: 2 BB: 1 P: 21 | R: 0 E: 0 K: 0 S: 6 H: 0 LOB: 0 BB: 0 P: 9 | R: 3 E: 0 K: 0 S: 12 H: 3 LOB: 1 BB: 1 P: 23 | R: 0 E: 0 K: 1 S: 8 H: 0 LOB: 0 BB: 0 P: 10 | R: 0 E: 0 K: 2 S: 13 H: 1 LOB: 2 BB: 1 P: 24 | R: 0 E: 0 K: 2 S: 10 H: 0 LOB: 1 BB: 1 P: 20 | 1B: 5<br>2B: 3<br>3B: 0<br>HR: 0 | SF: 0<br>SAC: 1<br>DP: 2<br>HBP: 1 | | | | | |

| PITCHER | | IP | WLS | BF | H | R | ER | SO | BB | IBB | HBP | BLK | WP | HR | S | P | ERA | WHIP |
|---|---|---|---|---|---|---|---|---|---|---|---|---|---|---|---|---|---|---|
| Ramon Garcia, R<br>ERA: 1.8 | (1, 1) | 5.0 | W | 22 | 4 | 2 | 2 | 2 | 4 | 0 | 1 | 0 | 1 | 0 | 46 | 80 | 3.60 | 1.600 |
| Jose Lima, R<br>ERA: 13.5 | (6, 1) | 0.2 | | 6 | 3 | 3 | 3 | 0 | 1 | 0 | 0 | 0 | 0 | 0 | 11 | 20 | 40.50 | 6.000 |
| Tom Martin, L<br>ERA: | (6, 1) | 1.1 | | 4 | 0 | 0 | 0 | 1 | 0 | 0 | 0 | 0 | 0 | 0 | 9 | 13 | 0.00 | 0.000 |
| Billy Wagner, L<br>ERA: | (8, 1) | 2.0 | S | 9 | 1 | 0 | 0 | 4 | 2 | 0 | 0 | 0 | 0 | 0 | 23 | 44 | 0.00 | 1.500 |

| PITCHER | IP | WLS | BF | H | R | ER | SO | BB | IBB | HBP | BLK | WP | HR | S | P | ERA | WHIP |
|---|---|---|---|---|---|---|---|---|---|---|---|---|---|---|---|---|---|

# BOTTOM

## Houston Astros @ St. Louis Cardinals

Busch Stadium, St. Louis, MO

Sat Apr 12 1997, 3:33 AM CDT
Att. 28,235 - Overcast - 43 F

livebaseballscorecards.com

| | |
|---|---|
| AB | 32 |
| R | 5 |
| H | 8 |
| RBI | 5 |
| BB | 7 |
| SO | 7 |
| LOB | 17 |

WP: 1 PA: 41
PB: 0
SB: 0
CS: 0

| Batter | 1 | 2 | 3 | 4 | 5 | 6 | 7 | 8 | 9 | AB | R | H | RBI | BB | SO | LOB |
|---|---|---|---|---|---|---|---|---|---|---|---|---|---|---|---|---|
| Craig Biggio, R (1, 4)<br>OBP: 0.377, SLG: 0.413 | B C B B C C<br>3-3 ① K | | B B C X<br>2-1 ③ L7 | | | B B C B X<br>3-1 1B | | B C X<br>1-1 1-3 2-H 2B | | 4 | 0 | 2 | 1 | 0 | 1 | 0 |
| Bill Spiers, L (1, 5)<br>OBP: 0.379, SLG: 0.391 | F B C S<br>1-3 ② K | | | F B X<br>1-1 ① B3-1 | | C X<br>0-1 ③ G3 | | B C X<br>1-1 ③ F7 | | 4 | 0 | 0 | 0 | 0 | 1 | 3 |
| 5 Jeff Bagwell, R (1, 3)<br>OBP: 0.400, SLG: 0.545 | B C S B F X<br>2-2 ③ 1B | | | B B X<br>2-0 ② F9 | | | B F B F C<br>2-3 ① K | | F B X<br>1-1 FC4-6 1B | 4 | 0 | 2 | 0 | 0 | 1 | 0 |
| Luis Gonzalez, L (1, 7)<br>OBP: 0.356, SLG: 0.366 | | B C B F X<br>2-2 ① L3 | | C X<br>0-1 ③ F7 | | | B B F F C<br>2-3 ② K | | D C X<br>1-1 ① FC4-6 1B<br>1-2f 1B | 4 | 1 | 0 | 0 | 0 | 1 | 1 |
| Derek Bell, R (1, 8)<br>OBP: 0.265, SLG: 0.209 | | B C B B X<br>3-1 ② P3 | | | B C B F B X<br>3-2 ① F9 | | C B B F F S<br>2-3 ③ K | | X<br>0-0 S 1B<br>1-2 1B | 4 | 0 | 1 | 0 | 0 | 1 | 0 |
| Bobby Abreu, L (1, 9)<br>OBP: 0.371, SLG: 0.419 | | B C B B F B<br>4-2 BB | | | B B F C B F F S<br>3-3 ② K | | | C S B C<br>1-3 ① K | B F F B X<br>2-2 S<br>1-2 2-H 1B | 3 | 0 | 1 | 1 | 1 | 2 | 0 |
| Brad Ausmus, R (1, 2)<br>OBP: 0.333, SLG: 0.259 | | F B B C F F O F S<br>3-3 ③ K2-3 | | | S F F B B F B X<br>3-2 ③ L9 | | | B C X<br>1-1 ② G4-3 | C C X<br>0-2 ② G1-3<br>1-2 2-3 | 4 | 0 | 0 | 0 | 0 | 1 | 3 |
| Pat Listach, S (1, 6)<br>OBP: 0.286, SLG: 0.250 | | | C S B B F S<br>2-3 ① K2-3 | | | C B X<br>1-1 ① G4-3 | | C C X<br>0-2 BB 2B 1B | S B F S<br>1-3 ③ K | 4 | 1 | 1 | 0 | 0 | 2 | 2 |
| Mike Hampton, R (1, 1) | | | C B C B B C<br>3-3 ② K | | | B S X<br>1-1 ② F9 | | B B B<br>4-0 2B 1-2 BB | | 1 | 0 | 0 | 0 | 0 | 1 | 0 |
| Ray Montgomery, R (6, PH)<br>OBP: 0.429, SLG: 0.333 | | | | | | | | | | 1 | 0 | 0 | 0 | 0 | 0 | 0 |
| Russ Springer, R (6, 1) | | | | | | | | | | 0 | 0 | 0 | 0 | 0 | 0 | 0 |
| Thomas Howard, S (8, PH)<br>OBP: 0.600, SLG: 0.727 | | | | | | | | | | 0 | 0 | 0 | 0 | 1 | 0 | 0 |
| Jose Lima, R (8, 1) | | | | | | | | | | 0 | 0 | 0 | 0 | 0 | 0 | 0 |
| Inning Stats | R: 0 E: 0 K: 2 S: 10<br>H: 1 LOB: 1 BB: 0 P: 16 | R: 0 E: 0 K: 1 S: 12<br>H: 0 LOB: 1 BB: 1 P: 24 | R: 0 E: 0 K: 2 S: 9<br>H: 0 LOB: 0 BB: 0 P: 16 | R: 0 E: 0 K: 0 S: 5<br>H: 0 LOB: 0 BB: 0 P: 8 | R: 0 E: 0 K: 1 S: 13<br>H: 0 LOB: 0 BB: 0 P: 22 | R: 0 E: 0 K: 0 S: 8<br>H: 1 LOB: 1 BB: 0 P: 13 | R: 0 E: 0 K: 3 S: 10<br>H: 0 LOB: 0 BB: 0 P: 16 | R: 1 E: 0 K: 1 S: 12<br>H: 2 LOB: 2 BB: 1 P: 20 | R: 1 E: 0 K: 1 S: 14<br>H: 3 LOB: 2 BB: 0 P: 19 | 1B: 6 2B: 1 3B: 0 HR: 0<br>SF: 0 SAC: 0 DP: 0 HBP: 0 | | | | | | |

| PITCHER | | IP | WLS | BF | H | R | ER | SO | BB | IBB | HBP | BLK | WP | HR | S | P | ERA | WHIP |
|---|---|---|---|---|---|---|---|---|---|---|---|---|---|---|---|---|---|---|
| Alan Benes, R<br>ERA: 3.78 | (1, 1) | 7.0 | W | 23 | 2 | 0 | 0 | 9 | 1 | 0 | 0 | 0 | 0 | 0 | 67 | 115 | 0.00 | 0.429 |
| Rich Batchelor, R<br>ERA: 5.14 | (8, 1) | 1.1 | | 10 | 5 | 2 | 2 | 1 | 1 | 0 | 0 | 0 | 0 | 0 | 20 | 32 | 13.50 | 4.500 |
| Dennis Eckersley, R<br>ERA: | (9, 1) | 0.2 | S | 2 | 0 | 0 | 0 | 1 | 0 | 0 | 0 | 0 | 0 | 0 | 6 | 7 | 0.00 | 0.000 |

| PITCHER | IP | WLS | BF | H | R | ER | SO | BB | IBB | HBP | BLK | WP | HR | S | P | ERA | WHIP |
|---|---|---|---|---|---|---|---|---|---|---|---|---|---|---|---|---|---|

# TOP

## Houston Astros @ St. Louis Cardinals

Busch Stadium, St. Louis, MO

Sun Apr 13 1997, 7:05 PM CDT
Att. 22,705 - Unknown - 48 F

livebaseballscorecards.com

| | |
|---|---|
| AB | 33 |
| R | 2 |
| H | 7 |
| RBI | 2 |
| BB | 2 |
| SO | 11 |
| LOB | 9 |

# BOTTOM

| Batter | 1 | 2 | 3 | 4 | 5 | 6 | 7 | 8 | 9 | AB | R | H | RBI | BB | SO | LOB |
|---|---|---|---|---|---|---|---|---|---|---|---|---|---|---|---|---|
| Royce Clayton, R (1, 6)<br>OBP: 0.214, SLG: 0.381 | B X 1-0 ① G1-3 | | D S X 1-1 ③ G4-3 | | X 0-0 ① L9 | | B B C S F F B F F 3-3 S ② K | | | 4 | 0 | 0 | 0 | 0 | 1 | 1 |
| Willie McGee, S (1, 8)<br>OBP: 0.438, SLG: 0.583 | B B C S F X 2-2 ② G4-3 | | | B S F X 1-2 ① G3 | X 0-0 ② F9 | | B B C F S 2-3 ③ K | | | 4 | 0 | 0 | 0 | 0 | 1 | 0 |
| Dmitri Young, S (1, 3)<br>OBP: 0.382, SLG: 0.517 | B X 1-0 ③ L7 | | | B S B X 2-1 2B 2B | F B X 1-1 ③ G5-3 | | | B B X 2-0 ① F7 | | 4 | 1 | 1 | 0 | 0 | 0 | 0 |
| Ron Gant, R (1, 7) | | S B F B F X 2-2 ① G6-3 | | X 0-0 2B 2-H 2B | | B B B C S B 4-2 S S E BB | | B C F B F F F X 2-2 ② F8 | | 3 | 2 | 1 | 1 | 1 | 0 | 0 |
| Gary Gaetti, R (1, 5)<br>OBP: 0.278, SLG: 0.382 | | B X 1-0 ② L7 | | X 0-0 2B 2-H 2B | | B 1 SAFE F C B B S 3-3 ① K 1-2 | | B X 1-0 HR | | 4 | 2 | 2 | 2 | 0 | 1 | 1 |
| John Mabry, L (1, 9)<br>OBP: 0.257, SLG: 0.250 | | B C X 1-1 ③ G4-3 | | X 0-0 G4-3 1B 2-H 2B | | F S B B S 2-3 ② K 2-H | | S S B S 1-3 ③ K | | 4 | 1 | 1 | 1 | 0 | 2 | 0 |
| Mike DiFelice, R (1, 2) | | | X 0-0 ① G5-3 | D F X 1-1 ② G4-3 2-3 | | B B C B S F F B 4-2 BB | | | | 2 | 0 | 0 | 0 | 1 | 0 | 1 |
| David Bell, R (1, 4)<br>OBP: 0.133, SLG: 0.133 | | | C B C B X 2-2 G5-3 1B | C S D B F X 2-2 3-H 1B | | B S S S 1-3 ③ K | | | | 3 | 0 | 2 | 1 | 0 | 1 | 1 |
| Alan Benes, R (1, 1)<br>OBP: 0.200, SLG: 0.200<br>Mark Sweeney, L (7, PH)<br>OBP: 0.286, SLG: 0.167<br>Rich Batchelor, R (8, 1)<br>Dennis Eckersley, R (9, 1) | | | 1 SAFE L X 0-1 ② G5-3 1-2 | F X 0-1 ③ G4-3 | | | F C B B S 2-3 ① K | | | 2<br>1<br>0<br>0 | 0<br>0<br>0<br>0 | 0<br>0<br>0<br>0 | 0<br>0<br>0<br>0 | 0<br>1<br>0<br>0 | 0<br>0<br>0<br>0 | 2<br>0<br>0<br>0 |

| Inning Stats | 1 | 2 | 3 | 4 | 5 | 6 | 7 | 8 | 9 |
|---|---|---|---|---|---|---|---|---|---|
| | R: 0 H: 0<br>E: 0 LOB: 0<br>K: 0 BB: 0<br>S: 6 P: 10 | R: 0 H: 0<br>E: 0 LOB: 0<br>K: 0 BB: 0<br>S: 7 P: 11 | R: 0 H: 1<br>E: 0 LOB: 1<br>K: 0 BB: 0<br>S: 8 P: 11 | R: 4 H: 5<br>E: 0 LOB: 1<br>K: 0 BB: 0<br>S: 16 P: 22 | R: 0 H: 0<br>E: 0 LOB: 0<br>K: 0 BB: 0<br>S: 4 P: 5 | R: 1 H: 0<br>E: 0 LOB: 1<br>K: 3 BB: 2<br>S: 15 P: 29 | R: 0 H: 0<br>E: 0 LOB: 0<br>K: 3 BB: 0<br>S: 13 P: 20 | R: 1 H: 1<br>E: 0 LOB: 0<br>K: 1 BB: 0<br>S: 11 P: 17 | |

| | | |
|---|---|---|
| 1B: 2 | SF: 0 | WP: 0 PA: 33 |
| 2B: 4 | SAC: 0 | PB: 0 |
| 3B: 0 | DP: 0 | SB: 2 |
| HR: 1 | HBP: 0 | CS: 0 |

| PITCHER | | IP | WLS | BF | H | R | ER | SO | BB | IBB | HBP | BLK | WP | HR | S | P | ERA | WHIP |
|---|---|---|---|---|---|---|---|---|---|---|---|---|---|---|---|---|---|---|
| Mike Hampton, L<br>ERA: 4.0 | (1, 1) | 5.0 | L | 21 | 6 | 4 | 4 | 0 | 0 | 0 | 0 | 0 | 0 | 0 | 41 | 59 | 7.20 | 1.200 |
| Russ Springer, R<br>ERA: 3.0 | (6, 1) | 2.0 | | 8 | 0 | 1 | 0 | 6 | 2 | 0 | 0 | 0 | 0 | 0 | 28 | 49 | 0.00 | 1.000 |
| Jose Lima, R<br>ERA: 12.27 | (8, 1) | 1.0 | | 4 | 1 | 1 | 1 | 1 | 0 | 0 | 0 | 0 | 0 | 1 | 11 | 17 | 9.00 | 1.000 |

| PITCHER | IP | WLS | BF | H | R | ER | SO | BB | IBB | HBP | BLK | WP | HR | S | P | ERA | WHIP |
|---|---|---|---|---|---|---|---|---|---|---|---|---|---|---|---|---|---|

# Houston Astros @ St. Louis Cardinals

Busch Stadium, St. Louis, MO

Sun Apr 13 1997, 7:05 PM CDT

Att. 22,705 - Unknown - 48 F

livebaseballscorecards.com

| | |
|---|---|
| AB | 31 |
| R | 6 |
| H | 7 |
| RBI | 5 |
| BB | 2 |
| SO | 7 |
| LOB | 6 |

| Batter | 1 | 2 | 3 | 4 | 5 | 6 | 7 | 8 | 9 | 10 | AB | R | H | RBI | BB | SO | LOB |
|---|---|---|---|---|---|---|---|---|---|---|---|---|---|---|---|---|---|
| Craig Biggio, R (1, 4)<br>OBP: 0.362, SLG: 0.451 | C T F S<br>0-3 ① K | | F X<br>0-1 ① G6-3 | | B B C X<br>2-1 HR | | B B C C B F F C<br>3-3 ① K | | B X<br>1-0 ② F9 | | 5 | 1 | 1 | 1 | 0 | 2 | 0 |
| Bobby Abreu, L (1, 9)<br>OBP: 0.375, SLG: 0.382 | B B B B<br>4-0 5 1B BB | | X<br>0-0 ② F7 | | C S X<br>0-2 ① G4-3 | | B C B B X<br>3-1 ② L9 | | B B F B B<br>4-1 BB | | 3 | 0 | 0 | 0 | 2 | 0 | 0 |
| 5 Jeff Bagwell, R (1, 3)<br>OBP: 0.418, SLG: 0.542 | B B X<br>2-0 1-3 1B | | C B B X<br>2-1 FC6-4 1B | | B S X<br>1-1 ② F8 | | B B B B<br>4-0 1B BB | | C S B 1 SAFE F P 1 SAFE F X<br>2-2 ③ G6-3 1-1 | | 4 | 0 | 2 | 0 | 1 | 0 | 1 |
| Derek Bell, R (1, 8)<br>OBP: 0.296, SLG: 0.271 | B F B F 1 SAFE B F F X<br>3-2 ② F9 | | C T X<br>0-2 ③ FC6-4 1-2f | | B X<br>1-0 1B | | B S C 1 SAFE X<br>1-2 1-2 1B | | | B X<br>1-0 2B 2B | 5 | 1 | 3 | 0 | 0 | 0 | 3 |
| Luis Gonzalez, L (1, 7)<br>OBP: 0.340, SLG: 0.333 | B X<br>1-0 ③ F8 | | | T B B F C<br>2-3 ① K | B X<br>1-0 ③ F8 | | X<br>0-0 ③ F9 | | | F B B B F H<br>4-2 2B HBP | 4 | 1 | 0 | 0 | 0 | 1 | 5 |
| Tony Eusebio, R (1, 2)<br>OBP: 0.364, SLG: 0.263 | | B F B B B<br>4-1 FC6-4 BB | | F B F B X<br>2-2 E1 1B FC3-6 1B | | T C X<br>0-2 1B 1B | | C B X<br>1-1 ① F8 | | C S F B B F F B<br>3-2 F X ① F9 | 4 | 1 | 2 | 0 | 1 | 0 | 2 |
| Russ Johnson, R (1, 5)<br>OBP: 0.333, SLG: 0.350 | | B S S C<br>1-3 ① K | | B F C B F F X<br>2-2 FC3-6 2-3 1B | | X<br>0-0 L5-3 1-3 1B | | C X<br>0-1 ② G5-3 | | S B X<br>1-1 G3-1 1-H 2-H 2B | 4 | 0 | 2 | 0 | 0 | 1 | 1 |
| Bill Spiers, L (10, PH)<br>OBP: 0.400, SLG: 0.458 (10, 5) | | | | | | | | | | | 1 | 0 | 1 | 2 | 0 | 0 | 0 |
| Pat Listach, S (1, 6)<br>OBP: 0.255, SLG: 0.220 | | C X<br>0-1 ② FC6-4 S 1-2f | | T B B X<br>2-1 ② FC3-6 1-2f 3-H | | B X<br>1-0 ① ② L5-3 1-1 | | C B C X<br>1-2 ③ G1-3 | | B B B 2 SAFE C F X<br>3-2 ② G3-1 2-3 | 5 | 0 | 0 | 1 | 0 | 0 | 5 |
| Darryl Kile, R (1, 1) | | C B S B S<br>2-3 ③ K 1-2 | | S T B X<br>1-2 G5-3 | | B X<br>1-0 ③ G6-3 | | | C C S<br>0-3 ① X K | 0-0 ③ G6-3 | 3 | 0 | 0 | 0 | 0 | 1 | 3 |
| Ray Montgomery, R (9, PH)<br>OBP: 0.375, SLG: 0.286 | | | | | | | | | | | 1 | 0 | 0 | 0 | 0 | 1 | 0 |
| Billy Wagner, L (9, 1) | | | | | | | | | | | 0 | 0 | 0 | 0 | 0 | 0 | 0 |
| Thomas Howard, S (10, PH)<br>OBP: 0.563, SLG: 0.667 | | | | | | | | | | | 1 | 0 | 0 | 0 | 0 | 0 | 1 |
| John Hudek, S (10, 1) | | | | | | | | | | | 0 | 0 | 0 | 0 | 0 | 0 | 0 |
| Inning Stats | R: 0 E: 0 K: 1 S: 11 H: 1 LOB: 2 BB: 1 P: 21 | R: 0 E: 0 K: 2 S: 9 H: 0 LOB: 1 BB: 1 P: 16 | R: 0 E: 0 K: 0 S: 8 H: 1 LOB: 1 BB: 0 P: 10 | R: 1 E: 1 K: 1 S: 16 H: 2 LOB: 1 BB: 0 P: 25 | R: 1 E: 0 K: 0 S: 9 H: 2 LOB: 1 BB: 0 P: 14 | R: 0 E: 0 K: 0 S: 6 H: 2 LOB: 1 BB: 0 P: 8 | R: 0 E: 0 K: 1 S: 11 H: 1 LOB: 2 BB: 1 P: 22 | R: 0 E: 0 K: 0 S: 7 H: 0 LOB: 0 BB: 0 P: 9 | R: 0 E: 0 K: 1 S: 11 H: 0 LOB: 1 BB: 1 P: 17 | R: 2 E: 0 K: 0 S: 17 H: 2 LOB: 1 BB: 0 P: 29 | 1B: 8 2B: 3 3B: 0 HR: 1 SF: 0 SAC: 0 DP: 1 HBP: 1 | | | | | | |

| PITCHER | IP | WLS | BF | H | R | ER | SO | BB | IBB | HBP | BLK | WP | HR | S | P | ERA | WHIP |
|---|---|---|---|---|---|---|---|---|---|---|---|---|---|---|---|---|---|
| Matt Morris, R (1, 1)<br>ERA: 1.64 | 6.0 | | 27 | 8 | 2 | 1 | 4 | 2 | 0 | 0 | 0 | 0 | 1 | 59 | 94 | 1.50 | 1.667 |
| Mark Petkovsek, R (7, 1)<br>ERA: 2.45 | 2.0 | | 8 | 1 | 0 | 0 | 1 | 1 | 0 | 0 | 0 | 0 | 0 | 18 | 31 | 0.00 | 1.000 |
| Tony Fossas, L (9, 1)<br>ERA: 3.86 | 0.2 | | 3 | 0 | 0 | 0 | 1 | 1 | 0 | 0 | 0 | 0 | 0 | 5 | 10 | 0.00 | 1.500 |
| Dennis Eckersley, R (9, 1)<br>ERA: 5.4 | 0.2 | L | 5 | 2 | 2 | 2 | 0 | 0 | 0 | 1 | 0 | 0 | 0 | 19 | 29 | 27.00 | 3.000 |
| T.J. Mathews, R (10, 1)<br>ERA: | 0.2 | | 2 | 0 | 0 | 0 | 0 | 0 | 0 | 0 | 0 | 0 | 0 | 4 | 7 | 0.00 | 0.000 |

| PITCHER | IP | WLS | BF | H | R | ER | SO | BB | IBB | HBP | BLK | WP | HR | S | P | ERA | WHIP |
|---|---|---|---|---|---|---|---|---|---|---|---|---|---|---|---|---|---|

# TOP

## Houston Astros @ St. Louis Cardinals

Busch Stadium, St. Louis, MO

Mon Apr 14 1997, 3:33 AM CDT

Att. 22,623 - Sunny - 55 F

livebaseballscorecards.com

| | |
|---|---|
| AB | 40 |
| R | 4 |
| H | 11 |
| RBI | 4 |
| BB | 4 |
| SO | 6 |
| LOB | 21 |

| | | | |
|---|---|---|---|
| WP: 0 | PA: 45 | 1B: 8 | SF: 0 |
| PB: 0 | | 2B: 3 | SAC: 0 |
| SB: 1 | | 3B: 0 | DP: 1 |
| CS: 1 | | HR: 1 | HBP: 1 |

| Batter | 1 | 2 | 3 | 4 | 5 | 6 | 7 | 8 | 9 | 10 | AB | R | H | RBI | BB | SO | LOB |
|---|---|---|---|---|---|---|---|---|---|---|---|---|---|---|---|---|---|
| Royce Clayton, R (1, 6)<br>OBP: 0.234, SLG: 0.356 | 4-0 1B 1B BB | 1-2 F7 ③ | | | 1-3 K ② | | 4-2 FC6-4 BB | | | 1-2 F7 ② | 3 | 1 | 0 | 0 | 2 | 1 | 2 |
| Willie McGee, S (1, 7)<br>OBP: 0.381, SLG: 0.471 | 2-2 1B 1-3 1B | | 0-1 G5-3 ① | | 2-3 K ③ | | 1-1 FC6-4 1-2f ③ | | | 2-3 K ③ | 5 | 0 | 1 | 0 | 0 | 2 | 4 |
| Dmitri Young, S (1, 3)<br>OBP: 0.368, SLG: 0.485 | 3-3 K ① | | 2-3 K ② | | | 0-0 F8-4-3 1B | | 2-3 K ① | | | 4 | 0 | 1 | 0 | 0 | 3 | 2 |
| Brian Jordan, R (1, 8)<br>OBP: 0.333, SLG: 0.267 | 1-1 G4-3 1-2 3-H 1B | | 0-3 K ③ | | | 1-1 F8-4-3 ① ② 1-1 | | 0-0 F9 ② | | | 4 | 0 | 1 | 1 | 0 | 1 | 1 |
| John Mabry, L (1, 9)<br>OBP: 0.237, SLG: 0.229<br>Mark Petkovsek, R (7, 1)<br>Ron Gant, R (8, PH)<br>OBP: 0.250, SLG: 0.375<br>Tony Fossas, L (9, 1)<br>Dennis Eckersley, R (9, 1)<br>T.J. Mathews, R (10, 1) | 0-0 G4-3 ② ③ 1-2f | | | 1-0 F7 ① | | 1-3 K ③ | | 3-2 F9 ③ | | | 3<br>0<br>1<br>0<br>0<br>0<br>0 | 0<br>0<br>0<br>0<br>0<br>0<br>0 | 0<br>0<br>0<br>0<br>0<br>0<br>0 | 0<br>0<br>0<br>0<br>0<br>0<br>0 | 0<br>0<br>0<br>0<br>0<br>0<br>0 | 1<br>0<br>0<br>0<br>0<br>0<br>0 | 2<br>0<br>0<br>0<br>0<br>0<br>0 |
| Gary Gaetti, R (1, 5)<br>OBP: 0.275, SLG: 0.351 | | 1-2 G4-3 ① | | 2-0 G5-3 ② | | | 4-2 G3 SH3-4 BB | | 2-3 K ① | | 3 | 0 | 0 | 0 | 1 | 1 | 0 |
| Tom Lampkin, L (1, 2)<br>OBP: 0.286, SLG: 0.296 | | 3-1 BLK 1B 1B | | 0-0 G3-1 ③ | | | 0-0 SH3-4 ① 1-2 | | 2-3 K ② | | 3 | 1 | 1 | 0 | 0 | 1 | 0 |
| Steve Scarsone, R (1, 4)<br>OBP: 0.375, SLG: 0.167 | | 0-3 K ② | | | 1-1 F9 ① | | 4-2 G3 BB | | 1-3 K ③ | | 3 | 0 | 0 | 0 | 1 | 2 | 1 |
| Matt Morris, R (1, 1)<br>OBP: 0.500, SLG: 0.500<br>Mark Sweeney, L (7, 9)<br>OBP: 0.250, SLG: 0.143 | | 1-0 1-H 1B | | | 2-1 1B | | 0-0 G3 ② 1-2 2-3 | | | 1-2 F7 ① | 2<br>2 | 0<br>0 | 2<br>0 | 1<br>0 | 0<br>0 | 0<br>2 | 0<br>2 |
| Inning Stats | R: 1 E: 0 K: 1 S: 10 H: 2 LOB: 1 BB: 1 P: 20 | R: 1 E: 0 K: 1 S: 15 H: 2 LOB: 1 BB: 0 P: 21 | R: 0 E: 0 K: 2 S: 8 H: 0 LOB: 0 BB: 0 P: 10 | R: 0 E: 0 K: 0 S: 3 H: 0 LOB: 0 BB: 0 P: 6 | R: 0 E: 0 K: 2 S: 10 H: 1 LOB: 1 BB: 0 P: 16 | R: 0 E: 0 K: 1 S: 6 H: 1 LOB: 0 BB: 0 P: 8 | R: 0 E: 0 K: 0 S: 11 H: 0 LOB: 3 BB: 3 P: 24 | R: 0 E: 0 K: 1 S: 9 H: 0 LOB: 0 BB: 0 P: 14 | R: 0 E: 0 K: 3 S: 10 H: 0 LOB: 0 BB: 0 P: 15 | R: 0 E: 0 K: 1 S: 10 H: 0 LOB: 0 BB: 0 P: 14 | 1B: 6 2B: 1 3B: 0 HR: 0 | SF: 0 SAC: 1 DP: 2 HBP: 0 | | | | | | |

| PITCHER | | IP | WLS | BF | H | R | ER | SO | BB | IBB | HBP | BLK | WP | HR | S | P | ERA | WHIP |
|---|---|---|---|---|---|---|---|---|---|---|---|---|---|---|---|---|---|---|
| Darryl Kile, R<br>ERA: 3.0 | (1, 1) | 8.0 | | 32 | 6 | 2 | 2 | 8 | 4 | 0 | 0 | 1 | 0 | 0 | 72 | 119 | 2.25 | 1.250 |
| Billy Wagner, L<br>ERA: | (9, 1) | 1.0 | W | 3 | 0 | 0 | 0 | 3 | 0 | 0 | 0 | 0 | 0 | 0 | 10 | 15 | 0.00 | 0.000 |
| John Hudek, R<br>ERA: 1.8 | (10, 1) | 1.0 | S | 3 | 0 | 0 | 0 | 1 | 0 | 0 | 0 | 0 | 0 | 0 | 10 | 14 | 0.00 | 0.000 |

| PITCHER | IP | WLS | BF | H | R | ER | SO | BB | IBB | HBP | BLK | WP | HR | S | P | ERA | WHIP |
|---|---|---|---|---|---|---|---|---|---|---|---|---|---|---|---|---|---|

# BOTTOM

# Houston Astros @ St. Louis Cardinals

Busch Stadium, St. Louis, MO

Mon Apr 14 1997, 3:33 AM CDT

Att. 22,623 - Sunny - 55 F

livebaseballscorecards.com

| | |
|---|---|
| AB | 33 |
| R | 2 |
| H | 6 |
| RBI | 2 |
| BB | 4 |
| SO | 12 |
| LOB | 14 |

# TOP

## St. Louis Cardinals @ Florida Marlins

Pro Player Stadium, Miami, FL

Tue Apr 15 1997, 7:05 PM EDT

Att. 18,416 - Unknown - 73 F

livebaseballscorecards.com

| Batter | 1 | 2 | 3 | 4 | 5 | 6 | 7 | 8 | 9 | AB | R | H | RBI | BB | SO | LOB |
|---|---|---|---|---|---|---|---|---|---|---|---|---|---|---|---|---|
| Delino DeShields, L (1, 4)<br>OBP: 0.308, SLG: 0.480 | B F B B F F B F X<br>3-2 ①<br>G4-3 | | B B B C X<br>3-1 ②<br>F8 | C X<br>0-1 ③<br>P6 | | | B B B X<br>3-0<br>E7<br>SF9<br>2-H<br>3-H<br>1B | | B C B X<br>2-1<br>S FC1-5<br>1-3 FC4-2<br>1B | 5 | 1 | 2 | 2 | 0 | 0 | 0 |
| Royce Clayton, R (1, 6)<br>OBP: 0.231, SLG: 0.347 | X<br>0-0 ②<br>G4-3 | | B F X<br>1-1<br>S<br>3B<br>1B | | C X<br>0-1 ①<br>G6-3 | | B X<br>1-0 ①<br>SF9<br>3-H | | B F X<br>1-1 ①<br>FC1-5<br>FC4-2 S<br>1-2 1B<br>3-H | 4 | 2 | 1 | 1 | 0 | 0 | 2 |
| Dmitri Young, S (1, 3)<br>OBP: 0.349, SLG: 0.500 | B X<br>1-0 ③<br>G4-3 | | B B B C C C X<br>3-2<br>1-H<br>3B | | F F F X<br>0-2 ②<br>P3 | | C B C B X<br>2-2 ②<br>G4-3 | | F B C B D X<br>3-2 ②<br>FC4-2<br>1B<br>2B<br>1-3<br>2-H | 5 | 1 | 1 | 1 | 0 | 0 | 2 |
| Brian Jordan, R (1, 8)<br>OBP: 0.342, SLG: 0.265 | | S F B F X<br>1-2 ①<br>F9 | B B B D<br>4-0<br>BB | | C B F B B F F X<br>3-2 ③<br>G1-3 | | B C X<br>1-1<br>F8 | | D X<br>1-0<br>2B<br>1-2<br>3-H<br>1B | 4 | 0 | 1 | 1 | 1 | 0 | 0 |
| Ron Gant, R (1, 7)<br>OBP: 0.265, SLG: 0.386 | | B B B B<br>4-0<br>WP<br>1B<br>BB | B S B C C<br>2-3 ③<br>K | | | C F B B F F X<br>3-2 ①<br>G1-3 | | C B B X<br>2-1 ①<br>G6-3 | B B F B X<br>3-1<br>1-3<br>2-H<br>2B | 4 | 1 | 1 | 1 | 1 | 1 | 2 |
| Gary Gaetti, R (1, 5)<br>OBP: 0.289, SLG: 0.357 | | B S B X<br>2-1<br>1-H<br>1B | B X<br>1-0 ①<br>F8 | | | C B B X<br>2-1 ②<br>G5-3 | | C B F B X<br>2-2<br>1B | X<br>0-0 ③<br>G5-3 | 5 | 0 | 2 | 1 | 0 | 0 | 2 |
| John Mabry, L (1, 9)<br>OBP: 0.244, SLG: 0.237<br>John Frascatore, R (6, 1)<br>Mark Sweeney, L (8, PH)<br>OBP: 0.235, SLG: 0.133<br>Rich Batchelor, R (8, 1) | | S B S S<br>1-3 ②<br>K | F B T B X<br>2-2<br>3B<br>1B | | | F X<br>0-1 ③<br>F8 | | C X<br>0-1 ②<br>F7 | | 3 1 1 0 0 1 1<br>0 0 0 0 0 0 0<br>1 0 0 0 0 0 1<br>0 0 0 0 0 0 0 | | | | | | |
| Tom Lampkin, L (1, 2)<br>OBP: 0.313, SLG: 0.367 | | C T E X<br>0-2 ③<br>G6-3 | X<br>0-0<br>1-H<br>SH1-3<br>3B | | | | H<br>1-0<br>2B<br>E<br>HBP | F B B F X<br>2-2 ③<br>G3 | | 3 | 2 | 1 | 1 | 0 | 0 | 2 |
| Brady Raggio, R (1, 1)<br>Willie McGee, S (6, 9)<br>OBP: 0.435, SLG: 0.579 | | | B F S T X<br>1-2 ①<br>G5-3 | C X<br>0-1 ②<br>SH1-3<br>3-H | | | 1 SAFE C X<br>0-1<br>E<br>1-3<br>2B | | S X<br>0-1<br>1B<br>FC1-5<br>1B | 1 0 0 1 0 0 0<br>2 1 2 0 0 0 0 | | | | | | |
| **Inning Stats** | R: 0 H: 0<br>E: 0 LOB: 0<br>K: 0 BB: 0<br>S: 7 P: 11 | R: 1 H: 1<br>E: 0 LOB: 1<br>K: 1 BB: 1<br>S: 13 P: 21 | R: 1 H: 2<br>E: 0 LOB: 2<br>K: 1 BB: 1<br>S: 14 P: 28 | R: 2 H: 2<br>E: 0 LOB: 0<br>K: 0 BB: 0<br>S: 9 P: 12 | R: 0 H: 0<br>E: 0 LOB: 0<br>K: 0 BB: 0<br>S: 11 P: 14 | R: 0 H: 0<br>E: 0 LOB: 0<br>K: 0 BB: 0<br>S: 9 P: 14 | R: 3 H: 2<br>E: 1 LOB: 0<br>K: 0 BB: 0<br>S: 9 P: 17 | R: 0 H: 1<br>E: 0 LOB: 1<br>K: 0 BB: 0<br>S: 10 P: 16 | R: 2 H: 4<br>E: 0 LOB: 2<br>K: 0 BB: 0<br>S: 13 P: 23 | 1B: 8 SF: 1<br>2B: 2 SAC: 1<br>3B: 2 DP: 0<br>HR: 0 HBP: 1 | | | | | | |

| | AB | 37 |
|---|---|---|
| | R | 9 |
| | H | 12 |
| | RBI | 9 |
| | BB | 2 |
| | SO | 2 |
| | LOB | 12 |

WP: 1 PA: 42
PB: 0
SB: 3
CS: 0

| PITCHER | IP | WLS | BF | H | R | ER | SO | BB | IBB | HBP | BLK | WP | HR | S | P | ERA | WHIP |
|---|---|---|---|---|---|---|---|---|---|---|---|---|---|---|---|---|---|
| Alex Fernandez, R (1, 1)<br>ERA: 2.08 | 6.0 | L | 25 | 5 | 4 | 4 | 2 | 2 | 0 | 0 | 0 | 1 | 0 | 63 | 100 | 6.00 | 1.167 |
| Felix Heredia, L (7, 1)<br>ERA: 11.57 | 0.0 | | 3 | 2 | 3 | 2 | 0 | 0 | 0 | 1 | 0 | 0 | 0 | 3 | 7 | ∞ | ∞ |
| Rick Helling, R (7, 1)<br>ERA: 1.8 | 2.0 | | 7 | 1 | 0 | 0 | 0 | 0 | 0 | 0 | 0 | 0 | 0 | 16 | 26 | 0.00 | 0.500 |
| Jay Powell, R (9, 1)<br>ERA: 5.4 | 1.0 | | 7 | 4 | 2 | 2 | 0 | 0 | 0 | 0 | 0 | 0 | 0 | 13 | 23 | 18.00 | 4.000 |

| PITCHER | IP | WLS | BF | H | R | ER | SO | BB | IBB | HBP | BLK | WP | HR | S | P | ERA | WHIP |
|---|---|---|---|---|---|---|---|---|---|---|---|---|---|---|---|---|---|

| Batter | 1 | 2 | 3 | 4 | 5 | 6 | 7 | 8 | 9 | AB | R | H | RBI | BB | SO | LOB |
|---|---|---|---|---|---|---|---|---|---|---|---|---|---|---|---|---|
| Luis Castillo, S (1, 4)<br>OBP: 0.291, SLG: 0.288 | F B X<br>1-1 L6 ① | | B F B C X<br>2-2 G5-3 ① | | L B F X<br>1-2 G4-3 ① | | B B B C C C<br>3-3 K ① | B C B F C<br>2-3 K ③ | | 5 | 0 | 0 | 0 | 0 | 2 | 1 |
| Edgar Renteria, R (1, 6)<br>OBP: 0.231, SLG: 0.280 | X<br>0-0 G4-3 ② | | B S X<br>1-1 G4-3 ② | | B F C F S<br>1-3 K ② | | X<br>0-0 FC5-4 1B | | B B C F F X<br>2-2 F8 ① | 5 | 0 | 1 | 0 | 0 | 1 | 0 |
| Gary Sheffield, R (1, 9)<br>OBP: 0.536, SLG: 0.424 | B C B F X<br>2-2 WP BB 1B | | C C B F F B F B C<br>3-3 K ③ | | B C C B B B<br>4-2 BB | | C B B B X<br>3-1 FC5-4 WP 2B<br>1-2f ② | | B C B C B X<br>3-2 1B | 4 | 1 | 2 | 0 | 1 | 1 | 1 |
| Bobby Bonilla, S (1, 5)<br>OBP: 0.373, SLG: 0.348 | B B S 1 B B SAFE<br>4-1 WP<br>1-2 BB | | | B F X<br>1-1 1B 2B 1B | X<br>0-0 G3 ③ | | B F B B B<br>4-1 2B<br>1-2 BB | | B C B X<br>2-1 F8 ② | 3 | 1 | 1 | 0 | 2 | 0 | 2 |
| Moises Alou, R (1, 7)<br>OBP: 0.380, SLG: 0.533 | B B X<br>2-0 F8 ③<br>1-2<br>2-3 | | | X<br>0-0 L5 ① | | B B B C F F C<br>3-3 K ① | C B B X<br>2-1 2B<br>1-3<br>2-H | | B C F B F D X<br>3-2 G5-3 ③ | 5 | 0 | 1 | 1 | 0 | 1 | 4 |
| Devon White, S (1, 8)<br>OBP: 0.449, SLG: 0.361 | | B B F F X<br>2-2 2B | | B X<br>1-0 P2 ② | | B S B B B F F F B<br>4-2 S BB | C B F F B X<br>2-2 P6 ③ | | | 3 | 0 | 1 | 0 | 1 | 0 | 3 |
| Jeff Conine, R (1, 3)<br>OBP: 0.500, SLG: 0.590 | | B C B X<br>2-1 G5-3 ① | | X<br>0-0 2B<br>1-3 1B | | B C B X<br>2-1 P4 ②<br>1-2 | | X<br>0-0 P5 ① | | 4 | 1 | 1 | 0 | 0 | 0 | 2 |
| Charles Johnson, R (1, 2)<br>OBP: 0.455, SLG: 0.593 | | B C X<br>1-1 G6-3 ② | | X<br>0-0 2B<br>1-H<br>3-H | | B B B B<br>4-0 BB | | B S X<br>1-1 E9 1B | | 3 | 0 | 2 | 2 | 1 | 0 | 1 |
| Alex Fernandez, R (1, 1)<br>OBP: 0.143, SLG: 0.143<br>Cliff Floyd, L (6, PH)<br>Felix Heredia, L (7, 1)<br>Rick Helling, R (7, 1)<br>John Cangelosi, S (8, PH)<br>OBP: 0.200, SLG: 0.111<br>Jay Powell, R (9, 1) | | X<br>0-0 G1-3 ③ | | B C B B S F X<br>3-2 G6-3 ③ | | B X<br>1-0 G3-1 ③ | | B C B X<br>2-1 P6 ② | | 2 0 0 0 0 0 2<br>1 0 0 0 0 0 2<br>0 0 0 0 0 0 0<br>0 0 0 0 0 0 0<br>1 0 0 0 0 0 1<br>0 0 0 0 0 0 0 | | | | | | |
| Inning Stats | R: 0 E: 0 K: 0 S: 8 H: 1 LOB: 2 BB: 1 P: 17 | R: 0 E: 0 K: 0 S: 8 H: 1 LOB: 1 BB: 0 P: 13 | R: 0 E: 0 K: 1 S: 11 H: 0 LOB: 0 BB: 0 P: 17 | R: 2 E: 0 K: 0 S: 10 H: 3 LOB: 1 BB: 0 P: 15 | R: 0 E: 0 K: 1 S: 10 H: 0 LOB: 1 BB: 1 P: 16 | R: 0 E: 0 K: 1 S: 11 H: 0 LOB: 2 BB: 2 P: 25 | R: 1 E: 0 K: 1 S: 13 H: 2 LOB: 2 BB: 1 P: 27 | R: 0 E: 1 K: 1 S: 8 H: 1 LOB: 1 BB: 0 P: 13 | R: 0 E: 0 K: 0 S: 13 H: 1 LOB: 1 BB: 0 P: 23 | 1B: 6 2B: 3 3B: 0 HR: 0 | SF: 0 SAC: 0 DP: 0 HBP: 0 | | | | | | |

| PITCHER | | IP | WLS | BF | H | R | ER | SO | BB | IBB | HBP | BLK | WP | HR | S | P | ERA | WHIP |
|---|---|---|---|---|---|---|---|---|---|---|---|---|---|---|---|---|---|---|
| Brady Raggio, R<br>ERA: 3.38 | (1, 1) | 5.1 | W | 24 | 5 | 2 | 2 | 3 | 3 | 0 | 0 | 0 | 1 | 0 | 55 | 93 | 3.38 | 1.500 |
| John Frascatore, R<br>ERA: 2.57 | (6, 1) | 1.2 | | 9 | 2 | 1 | 1 | 1 | 2 | 0 | 0 | 0 | 1 | 0 | 16 | 37 | 5.40 | 2.400 |
| Rich Batchelor, R<br>ERA: 4.0 | (8, 1) | 2.0 | | 8 | 2 | 0 | 0 | 1 | 0 | 0 | 0 | 0 | 0 | 0 | 21 | 36 | 0.00 | 1.000 |

| PITCHER | IP | WLS | BF | H | R | ER | SO | BB | IBB | HBP | BLK | WP | HR | S | P | ERA | WHIP |
|---|---|---|---|---|---|---|---|---|---|---|---|---|---|---|---|---|---|

# BOTTOM

## St. Louis Cardinals @ Florida Marlins

Pro Player Stadium, Miami, FL

Tue Apr 15 1997, 7:05 PM EDT
Att. 18,416 - Unknown - 73 F

livebaseballscorecards.com

| | |
|---|---|
| AB | 36 |
| R | 3 |
| H | 9 |
| RBI | 3 |
| BB | 5 |
| SO | 5 |
| LOB | 19 |

| | | | |
|---|---|---|---|
| 1B: 6 | SF: 0 | WP: 2 | PA: 41 |
| 2B: 3 | SAC: 0 | PB: 0 | |
| 3B: 0 | DP: 0 | SB: 1 | |
| HR: 0 | HBP: 0 | CS: 0 | |

| Batter | 1 | 2 | 3 | 4 | 5 | 6 | 7 | 8 | 9 | AB | R | H | RBI | BB | SO | LOB |
|---|---|---|---|---|---|---|---|---|---|---|---|---|---|---|---|---|
| Delino DeShields, L (1, 4)<br>OBP: 0.300, SLG: 0.448 | B B C X<br>2-1<br>2B<br>G3<br>1B | | C M B B B F X<br>3-2 ②<br>G1-3 | | C B C B S<br>2-3 ③<br>K | | | C B X<br>1-1 ①<br>G3 | | 4 | 1 | 1 | 0 | 0 | 1 | 0 |
| Royce Clayton, R (1, 6)<br>OBP: 0.268, SLG: 0.415 | B F 1 SAFE 1 SAFE F X<br>1-2<br>G3<br>1-3<br>2B | | B B C X<br>2-1<br>1B | | | B B B C X<br>3-1<br>2B | | C B S F B F C<br>2-3 ②<br>K | | 4 | 0 | 3 | 0 | 0 | 1 | 0 |
| Dmitri Young, S (1, 3)<br>OBP: 0.319, SLG: 0.452 | B B B C X<br>3-1 ①<br>G3<br>2-3<br>3-H | | 1 SAFE S S B S F 1 SAFE X<br>1-2 ③<br>F7 | | | S D X<br>1-1 ①<br>L9 | | B B S S S B F X<br>3-2 ③<br>F9 | | 4 | 0 | 0 | 1 | 0 | 0 | 3 |
| Brian Jordan, R (1, 8)<br>OBP: 0.333, SLG: 0.243 | B S S B S<br>2-3 ②<br>K2-3 | | | S C B S<br>1-3 ①<br>K | | S B F F F H<br>2-2<br>HBP | | | C S S<br>0-3 ①<br>K | 3 | 0 | 0 | 0 | 0 | 3 | 1 |
| Ron Gant, R (1, 7)<br>OBP: 0.264, SLG: 0.375 | B S S S B D S<br>3-3 ③<br>K | | | B B B X<br>3-0 ②<br>F8 | | F 1 SAFE S F B C<br>1-3 ②<br>K | | | B B X<br>2-0<br>1B | 4 | 0 | 1 | 0 | 0 | 2 | 3 |
| Gary Gaetti, R (1, 5)<br>OBP: 0.286, SLG: 0.333 | | B B X<br>2-0 ①<br>F8 | | B B F F F F B F B<br>4-2<br>BB | | F X<br>0-1 ③<br>L9 | | | X<br>0-0 ②<br>F7 | 3 | 0 | 0 | 0 | 1 | 0 | 3 |
| John Mabry, L (1, 9)<br>OBP: 0.250, SLG: 0.225<br>Willie McGee, S (9, PH)<br>OBP: 0.417, SLG: 0.550 | | F B B F F F B F B<br>4-2<br>G3-6-3<br>BB | | B X<br>1-0 ③<br>G3 | | | S B B X<br>2-1 ①<br>L7 | | F F F S<br>0-3 ③<br>K | 2<br>1 | 0<br>0 | 0<br>0 | 0<br>0 | 1<br>0 | 0<br>1 | 1<br>1 |
| Tom Lampkin, L (1, 2)<br>OBP: 0.286, SLG: 0.333 | | X<br>0-0 ② ③<br>G3-6-3<br>1-2f | | | C B F B F X<br>2-2 ①<br>G3 | | F X<br>0-1 ②<br>L7 | | | 3 | 0 | 0 | 0 | 0 | 0 | 1 |
| Donovan Osborne, S (1, 1)<br>Danny Sheaffer, R (7, PH)<br>T.J. Mathews, R (7, 1) | | | B F F F X<br>1-2 ①<br>G1-3 | | B C F B S<br>2-3 ②<br>K | | B F B S F B F F X<br>3-2 ③<br>G5-3 | | | 2<br>1<br>0 | 0<br>0<br>0 | 0<br>0<br>0 | 0<br>0<br>0 | 0<br>0<br>0 | 1<br>0<br>0 | 0<br>0<br>0 |
| Inning Stats | R: 1 E: 0 K: 2 S: 13 H: 2 LOB: 1 BB: 0 P: 24 | R: 0 E: 0 K: 0 S: 6 H: 0 LOB: 0 BB: 1 P: 12 | R: 0 E: 0 K: 0 S: 14 H: 1 LOB: 1 BB: 0 P: 21 | R: 0 E: 0 K: 1 S: 9 H: 0 LOB: 1 BB: 1 P: 18 | R: 0 E: 0 K: 2 S: 10 H: 0 LOB: 0 BB: 0 P: 16 | R: 0 E: 0 K: 1 S: 13 H: 1 LOB: 2 BB: 0 P: 20 | R: 0 E: 0 K: 0 S: 10 H: 0 LOB: 0 BB: 0 P: 15 | R: 0 E: 0 K: 1 S: 11 H: 0 LOB: 0 BB: 0 P: 17 | R: 0 E: 0 K: 2 S: 9 H: 1 LOB: 1 BB: 0 P: 11 | 1B: 3 2B: 2 3B: 0 HR: 0 | SF: 0 SAC: 0 DP: 1 HBP: 1 | | | | | | |

| PITCHER | | IP | WLS | BF | H | R | ER | SO | BB | IBB | HBP | BLK | WP | HR | S | P | ERA | WHIP |
|---|---|---|---|---|---|---|---|---|---|---|---|---|---|---|---|---|---|---|
| Pat Rapp, R<br>ERA: 1.83 | (1, 1) | 6.0 | W | 24 | 4 | 1 | 1 | 6 | 2 | 0 | 1 | 0 | 0 | 0 | 65 | 111 | 1.50 | 1.000 |
| Dennis Cook, L<br>ERA: | (7, 1) | 2.0 | | 6 | 0 | 0 | 0 | 1 | 0 | 0 | 0 | 0 | 0 | 0 | 21 | 32 | 0.00 | 0.000 |
| Robb Nen, R<br>ERA: 3.86 | (9, 1) | 1.0 | S | 4 | 1 | 0 | 0 | 2 | 0 | 0 | 0 | 0 | 0 | 0 | 9 | 11 | 0.00 | 1.000 |

| PITCHER | IP | WLS | BF | H | R | ER | SO | BB | IBB | HBP | BLK | WP | HR | S | P | ERA | WHIP |
|---|---|---|---|---|---|---|---|---|---|---|---|---|---|---|---|---|---|

# St. Louis Cardinals @ Florida Marlins

Pro Player Stadium, Miami, FL

Wed Apr 16 1997, 7:05 PM EDT

Att. 22,293 - Unknown - 75 F

TOP

| | |
|---|---|
| AB | 31 |
| R | 1 |
| H | 5 |
| RBI | 1 |
| BB | 2 |
| SO | 9 |
| LOB | 13 |

livebaseballscorecards.com

# St. Louis Cardinals @ Florida Marlins

Pro Player Stadium, Miami, FL

Wed Apr 16 1997, 7:05 PM EDT

Att. 22,293 - Unknown - 75 F

livebaseballscorecards.com

## BOTTOM

| Batter | 1 | 2 | 3 | 4 | 5 | 6 | 7 | 8 | 9 | AB | R | H | RBI | BB | SO | LOB |
|---|---|---|---|---|---|---|---|---|---|---|---|---|---|---|---|---|
| Luis Castillo, S (1, 4)<br>OBP: 0.288, SLG: 0.286 | B B C F X<br>2-2<br>E S<br>BB<br>1B | B B C F C<br>2-3 ②<br>K | | F L C<br>0-3 ③<br>K | | C F X<br>0-2 ③<br>G4-3 | | | | 4 | 1 | 1 | 0 | 0 | 2 | 2 |
| Edgar Renteria, R (1, 6)<br>OBP: 0.232, SLG: 0.264 | B B B C F F D<br>4-2<br>BB BB<br>1-3<br>BB | F B B X<br>2-1 ③<br>P6 | | | B X<br>1-0 ①<br>G4-3 | | C F F X<br>0-2 ①<br>F9 | | | 3 | 0 | 0 | 0 | 1 | 0 | 1 |
| Gary Sheffield, R (1, 9)<br>OBP: 0.567, SLG: 0.543 | D B B B<br>4-0<br>BB<br>1-2<br>BB | | B C F F X<br>2-2<br>HR | | B C B F X<br>2-2<br>1B<br>1B | | B B B C B<br>4-1<br>G4-3<br>BB | | | 2 | 1 | 2 | 1 | 2 | 0 | 0 |
| Bobby Bonilla, S (1, 5)<br>OBP: 0.382, SLG: 0.360 | X<br>0-0 ①<br>P6 | | B X<br>1-0<br>G6-4-3<br>1B | | 1 SAFE C F X<br>0-2<br>1-2<br>1B | | X<br>0-0 ②<br>G4-3<br>1-2 | | | 4 | 0 | 2 | 0 | 0 | 0 | 4 |
| Moises Alou, R (1, 7)<br>OBP: 0.352, SLG: 0.490 | C D B D F S<br>3-3 ②<br>K | | B C X<br>1-1 ①②<br>G6-4-3<br>1-2f | | S D X<br>1-1 ②<br>L7 | | B F B B C F S<br>3-3 ③<br>K | | | 4 | 0 | 0 | 0 | 0 | 2 | 7 |
| Devon White, S (1, 8)<br>OBP: 0.472, SLG: 0.410 | C D B S F D B<br>4-2<br>1-2<br>2-3<br>3-H<br>BB | C X<br>0-1<br>WP<br>2B | | | C F F F C<br>0-3 ③<br>K | | | B C F X<br>1-2<br>1B | | 3 | 0 | 2 | 1 | 1 | 1 | 2 |
| Jeff Conine, R (1, 3)<br>OBP: 0.460, SLG: 0.535 | B C B F F B F F F<br>3-3<br>S<br>K | | B B B C X<br>3-1 ③<br>G6-3<br>2-3 | | | X<br>0-0 ①<br>G6-3 | | C B B C S<br>2-3 ①<br>K | | 4 | 0 | 0 | 0 | 0 | 2 | 5 |
| Charles Johnson, R (1, 2)<br>OBP: 0.432, SLG: 0.548 | | B B C F X<br>2-2<br>SH3-4<br>1B | | B F F B S<br>2-3 ①<br>K | | B X<br>1-0 ②<br>F8 | | P F B S S<br>2-3 ②<br>K | | 4 | 0 | 1 | 0 | 0 | 2 | 1 |
| Pat Rapp, R (1, 1)<br>OBP: 0.167, SLG: 0.167<br>Kurt Abbott, R (6, PH)<br>OBP: 0.200, SLG: 0.444<br>Dennis Cook, L (7, 1)<br>Jim Eisenreich, L (8, PH)<br>OBP: 0.308, SLG: 0.200<br>Robb Nen, R (9, 1) | | B 1 SAFE B L X<br>2-1 ①<br>SH3-4<br>1-2 | | B X<br>1-0 ②<br>F9 | | B F S B F F B B<br>4-2<br>BB | | C B X<br>1-1 ③<br>F8 | | 1<br>0<br>0<br>1<br>0 | 0<br>0<br>0<br>0<br>0 | 0<br>0<br>0<br>0<br>0 | 0<br>0<br>0<br>0<br>0 | 0<br>1<br>0<br>0<br>0 | 0<br>0<br>0<br>0<br>0 | 0<br>0<br>0<br>1<br>0 |
| Inning Stats | R: 1 H: 1<br>E: 0 LOB: 3<br>K: 2 BB: 3<br>S: 20 P: 40 | R: 0 H: 1<br>E: 0 LOB: 1<br>K: 1 BB: 0<br>S: 10 P: 18 | R: 1 H: 3<br>E: 0 LOB: 1<br>K: 0 BB: 0<br>S: 11 P: 18 | R: 0 H: 0<br>E: 0 LOB: 0<br>K: 2 BB: 0<br>S: 7 P: 10 | R: 0 H: 2<br>E: 0 LOB: 2<br>K: 1 BB: 0<br>S: 14 P: 18 | R: 0 H: 0<br>E: 0 LOB: 1<br>K: 0 BB: 1<br>S: 9 P: 14 | R: 0 H: 0<br>E: 0 LOB: 1<br>K: 1 BB: 1<br>S: 10 P: 17 | R: 0 H: 1<br>E: 0 LOB: 1<br>K: 2 BB: 0<br>S: 12 P: 17 | | 1B: 6 SF: 0<br>2B: 1 SAC: 1<br>3B: 0 DP: 1<br>HR: 1 HBP: 0 | | | | | | WP: 1 PA: 36<br>PB: 0<br>SB: 1<br>CS: 0 |

| | AB | 30 |
|---|---|---|
| | R | 2 |
| | H | 8 |
| | RBI | 2 |
| | BB | 5 |
| | SO | 9 |
| | LOB | 23 |

| PITCHER | | IP | WLS | BF | H | R | ER | SO | BB | IBB | HBP | BLK | WP | HR | S | P | ERA | WHIP |
|---|---|---|---|---|---|---|---|---|---|---|---|---|---|---|---|---|---|---|
| Donovan Osborne, L<br>ERA: 3.79 | (1, 1) | 6.0 | L | 28 | 7 | 2 | 2 | 6 | 4 | 0 | 0 | 0 | 1 | 1 | 71 | 118 | 3.00 | 1.833 |
| T.J. Mathews, R<br>ERA: | (7, 1) | 2.0 | | 8 | 1 | 0 | 0 | 3 | 1 | 0 | 0 | 0 | 0 | 0 | 22 | 34 | 0.00 | 1.000 |

| PITCHER | IP | WLS | BF | H | R | ER | SO | BB | IBB | HBP | BLK | WP | HR | S | P | ERA | WHIP |
|---|---|---|---|---|---|---|---|---|---|---|---|---|---|---|---|---|---|

| Batter | 1 | 2 | 3 | 4 | 5 | 6 | 7 | 8 | 9 | AB | R | H | RBI | BB | SO | LOB |
|---|---|---|---|---|---|---|---|---|---|---|---|---|---|---|---|---|
| Delino DeShields, L (1, 4)<br>OBP: 0.353, SLG: 0.484 | G3 | | 2B | | BB | | G6-4-3<br>BB | | | 2 | 0 | 1 | 0 | 2 | 0 | 0 |
| Royce Clayton, R (1, 6)<br>OBP: 0.250, SLG: 0.386 | K | | K | | B1-3 | | G6-4-3 | | | 4 | 0 | 0 | 0 | 0 | 2 | 5 |
| Ron Gant, R (1, 7)<br>OBP: 0.263, SLG: 0.353 | F8 | | K | | | G5-3<br>HBP<br>BB | | K | | 3 | 0 | 0 | 0 | 1 | 2 | 2 |
| Brian Jordan, R (1, 8)<br>OBP: 0.348, SLG: 0.250 | | F9 | | G1-3<br>1B | | HBP | | K | | 3 | 0 | 1 | 0 | 0 | 1 | 0 |
| Dmitri Young, S (1, 3)<br>OBP: 0.314, SLG: 0.435 | | K | | G1-3 | | P5 | | 1B | | 4 | 0 | 1 | 0 | 0 | 1 | 3 |
| Gary Gaetti, R (1, 5)<br>OBP: 0.264, SLG: 0.306 | | L6 | | G1-3 | | G5-3 | | | L7 | 4 | 0 | 0 | 0 | 0 | 0 | 3 |
| Mike DiFelice, R (1, 2)<br>OBP: 0.300, SLG: 0.250<br>Tom Lampkin, L (9, PH)<br>OBP: 0.278, SLG: 0.324<br>(9, 2) | | | PB, S<br>2B | G6-3 | | K | | | G4-3 | 3<br>1 | 1<br>0 | 1<br>0 | 0<br>0 | 0<br>0 | 1<br>0 | 3<br>0 |
| Mark Sweeney, L (1, 9)<br>OBP: 0.238, SLG: 0.111 | | | K | G1-3 | | | K | | BB | 3 | 0 | 0 | 0 | 1 | 2 | 1 |
| Todd Stottlemyre, L (1, 1)<br>OBP: 0.500, SLG: 0.167<br>Willie McGee, S (9, PH)<br>OBP: 0.400, SLG: 0.524<br>Mark Petkovsek, R (9, 1) | | | 2B<br>3-H<br>BB | G1-3 | | BB | | | G4-3 | 1<br>1<br>0 | 0<br>0<br>0 | 0<br>0<br>0 | 0<br>0<br>0 | 2<br>0<br>0 | 0<br>0<br>0 | 0<br>1<br>0 |
| Inning Stats | R: 0<br>E: 0<br>K: 1<br>S: 6<br>H: 0<br>LOB: 0<br>BB: 0<br>P: 11 | R: 0<br>E: 0<br>K: 1<br>S: 8<br>H: 0<br>LOB: 0<br>BB: 0<br>P: 13 | R: 1<br>E: 0<br>K: 3<br>S: 16<br>H: 2<br>LOB: 2<br>BB: 1<br>P: 26 | R: 0<br>E: 0<br>K: 0<br>S: 5<br>H: 1<br>LOB: 1<br>BB: 0<br>P: 7 | R: 0<br>E: 0<br>K: 0<br>S: 10<br>H: 0<br>LOB: 1<br>BB: 1<br>P: 15 | R: 0<br>E: 0<br>K: 1<br>S: 10<br>H: 0<br>LOB: 2<br>BB: 1<br>P: 18 | R: 0<br>E: 0<br>K: 1<br>S: 11<br>H: 0<br>LOB: 1<br>BB: 2<br>P: 21 | R: 0<br>E: 0<br>K: 2<br>S: 8<br>H: 1<br>LOB: 1<br>BB: 0<br>P: 10 | R: 0<br>E: 0<br>K: 0<br>S: 9<br>H: 0<br>LOB: 1<br>BB: 1<br>P: 18 | 1B: 2<br>2B: 2<br>3B: 0<br>HR: 0<br>SF: 0<br>SAC: 0<br>DP: 1<br>HBP: 1 | | | | | | |

| PITCHER | IP | WLS | BF | H | R | ER | SO | BB | IBB | HBP | BLK | WP | HR | S | P | ERA | WHIP |
|---|---|---|---|---|---|---|---|---|---|---|---|---|---|---|---|---|---|
| Kevin Brown, R (1, 1)<br>ERA: 0.96 | 7.0 | | 29 | 3 | 1 | 1 | 7 | 5 | 0 | 1 | 0 | 0 | 0 | 66 | 111 | 1.29 | 1.143 |
| Mark Hutton, R (8, 1)<br>ERA: 8.44 | 2.0 | W | 7 | 1 | 0 | 0 | 2 | 1 | 0 | 0 | 0 | 0 | 0 | 17 | 28 | 0.00 | 1.000 |

| PITCHER | IP | WLS | BF | H | R | ER | SO | BB | IBB | HBP | BLK | WP | HR | S | P | ERA | WHIP |
|---|---|---|---|---|---|---|---|---|---|---|---|---|---|---|---|---|---|

TOP

# St. Louis Cardinals @ Florida Marlins

Pro Player Stadium, Miami, FL

Thu Apr 17 1997, 3:33 AM EDT

Att. 23,910 - Cloudy - 82 F

livebaseballscorecards.com

| | |
|---|---|
| AB | 29 |
| R | 1 |
| H | 4 |
| RBI | 0 |
| BB | 6 |
| SO | 9 |
| LOB | 18 |

# BOTTOM

## St. Louis Cardinals @ Florida Marlins

Pro Player Stadium, Miami, FL

Thu Apr 17 1997, 3:33 AM EDT
Att. 23,910 - Cloudy - 82 F

livebaseballscorecards.com

| Batter | 1 | 2 | 3 | 4 | 5 | 6 | 7 | 8 | 9 | AB | R | H | RBI | BB | SO | LOB |
|---|---|---|---|---|---|---|---|---|---|---|---|---|---|---|---|---|
| Luis Castillo, S (1, 4)<br>OBP: 0.302, SLG: 0.288 | C C X 0-2 CS 1B | B B B C C B 4-2 BB | B F B X 2-1 ① F7 | C B C S 1-3 ② K | | | | | | 3 | 0 | 1 | 0 | 1 | 1 | 1 |
| Edgar Renteria, R (1, 6)<br>OBP: 0.233, SLG: 0.263 | B S X 2-0 ①② F9 1-2 | X 0-0 ③ G3-1 | B S X 1-1 ② F8 | S B C X 1-2 1-H 1B | | | | | | 4 | 0 | 1 | 1 | 0 | 0 | 2 |
| Gary Sheffield, R (1, 9)<br>OBP: 0.578, SLG: 0.541 | C H 1-1 HBP | B B C B S C 3-3 ① K | B B C B X 3-1 1B | I I I I 4-0 IBB | | | | | | 2 | 0 | 1 | 0 | 1 | 1 | 0 |
| Bobby Bonilla, S (1, 5)<br>OBP: 0.356, SLG: 0.333 | B B B C X 3-1 ③ G6-3 | C B X 1-1 ② G6-3 | X 0-0 ③ G4-3 | S C B S 1-3 ③ K | | | | | | 4 | 0 | 0 | 0 | 0 | 1 | 4 |
| Jim Eisenreich, L (1, 7)<br>OBP: 0.294, SLG: 0.214 (8, 3) | B B X 2-0 G6-4-3 1B | B X 1-0 G4-3 | B B B C T F X 3-2 ① G3 | C B B F X 2-2 ① F8 | | | | | | 4 | 0 | 1 | 0 | 0 | 0 | 0 |
| Cliff Floyd, L (1, 3)<br>Mark Hutton, R (8, 1)<br>Jeff Conine, R (9, PH)<br>OBP: 0.471, SLG: 0.614 | B X 1-0 ①② G6-4-3 1-2f | B X 1-0 ① L7 | S B C C 1-3 ② K | B B C X 2-1 HR | | | | | | 3<br>0<br>1 | 0<br>0<br>1 | 0<br>0<br>1 | 0<br>0<br>1 | 0<br>0<br>0 | 1<br>0<br>0 | 1<br>0<br>0 |
| Gregg Zaun, S (1, 2)<br>OBP: 0.474, SLG: 0.231 | X 0-0 ③ F8 | C X 0-1 G4-3 1B | B B F F F E B X 3-2 ③ G6-3 | | | | | | | 3 | 0 | 1 | 0 | 0 | 0 | 0 |
| John Cangelosi, S (1, 8) (8, 7)<br>OBP: 0.231, SLG: 0.167 | | X 0-0 ① G3 | B B B B C X 3-1 ② G4-3 1-2 | B X 1-0 FC4-6 1B | | | | | | 3 | 0 | 1 | 0 | 0 | 0 | 1 |
| Kevin Brown, R (1, 1)<br>OBP: 0.364, SLG: 0.222<br>Devon White, S (8, 8)<br>OBP: 0.463, SLG: 0.400 | | B C C S 1-3 ② K | B L C B X 2-2 ③ G5-3 | F X 0-1 ① FC4-6 S 1-2f 1B | | | | | | 2<br>1 | 0<br>1 | 0<br>0 | 0<br>0 | 0<br>0 | 1<br>0 | 1<br>1 |
| Inning Stats | R: 0 H: 1<br>E: 0 LOB: 1<br>K: 0 BB: 0<br>S: 8 P: 13 | R: 0 H: 1<br>E: 0 LOB: 0<br>K: 0 BB: 0<br>S: 3 P: 6 | R: 0 H: 0<br>E: 0 LOB: 1<br>K: 1 BB: 1<br>S: 7 P: 12 | R: 0 H: 0<br>E: 0 LOB: 0<br>K: 1 BB: 0<br>S: 6 P: 11 | R: 0 H: 1<br>E: 0 LOB: 1<br>K: 0 BB: 0<br>S: 8 P: 14 | R: 0 H: 1<br>E: 0 LOB: 1<br>K: 0 BB: 0<br>S: 7 P: 13 | R: 0 H: 0<br>E: 0 LOB: 0<br>K: 1 BB: 0<br>S: 11 P: 18 | R: 1 H: 2<br>E: 0 LOB: 2<br>K: 2 BB: 1<br>S: 12 P: 20 | R: 1 H: 1<br>E: 0 LOB: 0<br>K: 0 BB: 0<br>S: 5 P: 9 | 1B: 6<br>2B: 0<br>3B: 0<br>HR: 1 | SF: 0<br>SAC: 0<br>DP: 1<br>HBP: 1 | | | WP: 0<br>PB: 0<br>SB: 1<br>CS: 1 | PA: 33 | | |

| | AB | 30 |
|---|---|---|
| | R | 2 |
| | H | 7 |
| | RBI | 2 |
| | BB | 2 |
| | SO | 5 |
| | LOB | 11 |

| PITCHER | | IP | WLS | BF | H | R | ER | SO | BB | IBB | HBP | BLK | WP | HR | S | P | ERA | WHIP |
|---|---|---|---|---|---|---|---|---|---|---|---|---|---|---|---|---|---|---|
| Todd Stottlemyre, R<br>ERA: 3.33 | (1, 1) | 8.0 | | 31 | 6 | 1 | 1 | 5 | 1 | 1 | 1 | 0 | 0 | 0 | 62 | 107 | 1.12 | 0.875 |
| Mark Petkovsek, R<br>ERA: 3.18 | (9, 1) | 0.1 | L | 2 | 1 | 1 | 1 | 0 | 0 | 0 | 0 | 0 | 0 | 1 | 5 | 9 | 27.00 | 3.000 |

| PITCHER | IP | WLS | BF | H | R | ER | SO | BB | IBB | HBP | BLK | WP | HR | S | P | ERA | WHIP |
|---|---|---|---|---|---|---|---|---|---|---|---|---|---|---|---|---|---|

| Batter | 1 | 2 | 3 | 4 | 5 | 6 | 7 | 8 | 9 | AB | R | H | RBI | BB | SO | LOB |
|---|---|---|---|---|---|---|---|---|---|---|---|---|---|---|---|---|
| Royce Clayton, R (1, 6)<br>OBP: 0.246, SLG: 0.371 | C B B X<br>2-1<br>E8<br>1B<br>FC5-2<br>1B | | B X<br>1-0 ①<br>G6-3 | B C X<br>1-1 ③<br>G5-3 | | X<br>0-0 ②<br>F9<br>1-2 | B X<br>1-0 ③<br>F9 | | 5 | 0 | 1 | 0 | 0 | 0 | 2 |
| Dmitri Young, S (1, 3)<br>OBP: 0.309, SLG: 0.420 | B B C B X<br>3-1<br>FC5-2 BB<br>FC1-2<br>2-3<br>1B | | C B X<br>1-1 ②<br>F8 | | | C B F B B S<br>3-3 ①<br>K | B X<br>1-0 ③<br>F7 | | | 4 | 0 | 1 | 0 | 0 | 1 | 1 |
| Ron Gant, R (1, 7)<br>OBP: 0.262, SLG: 0.333 | C B B B B<br>4-1<br>FC1-2 FC5-2<br>1-2<br>BB | | B B B C C C C<br>3-3 ③<br>K | | | C C B B S<br>2-3 ②<br>K | | C B B X<br>2-1 ①<br>P4 | | 3 | 0 | 0 | 0 | 1 | 2 | 0 |
| Brian Jordan, R (1, 8)<br>OBP: 0.360, SLG: 0.318 | B F B F X<br>2-2 ①<br>FC5-2<br>FC1-2<br>1-2<br>2-3<br>3-H | | | X<br>0-0<br>2B | | B X<br>1-0<br>S<br>2B | | B B C C C X<br>2-2 ②<br>F7 | | 4 | 1 | 2 | 0 | 0 | 0 | 3 |
| Gary Gaetti, R (1, 5)<br>OBP: 0.281, SLG: 0.308 | B X<br>1-0 ②<br>FC1-2<br>1-2<br>2-3<br>3-H | | | X<br>0-0 ①<br>G1-3 | | C B B B I<br>4-1<br>E<br>IBB | | B F X<br>1-1<br>1B | | 3 | 0 | 1 | 0 | 1 | 0 | 4 |
| John Mabry, L (1, 9)<br>OBP: 0.250, SLG: 0.209 | B B F F C<br>2-3 ③<br>K | | | F B C B S<br>2-3 ②<br>K | | S B B B B<br>4-1<br>FC6-4<br>1-2<br>2-H<br>BB | | S X<br>0-1 ③<br>F8 | | 3 | 0 | 0 | 0 | 1 | 2 | 5 |
| Mike DiFelice, R (1, 2)<br>OBP: 0.214, SLG: 0.167 | | C X<br>0-1 ①<br>F9 | | C S X<br>0-2 ③<br>F8 | | X<br>0-0 ③<br>FC6-4<br>1-2f | | | S B B B B X<br>3-1 ①<br>P3 | 4 | 0 | 0 | 0 | 0 | 0 | 3 |
| David Bell, R (1, 4)<br>OBP: 0.111, SLG: 0.111<br>Delino DeShields, L (9, PH)<br>OBP: 0.343, SLG: 0.469 (9, 4) | | B F B F B X<br>3-2 ②<br>P5 | | | B X<br>1-0 ①<br>F9 | | B B X<br>2-0 ①<br>P5 | | B C B B B C F X<br>3-2 ②<br>F7 | 3<br>1 | 0<br>0 | 0<br>0 | 0<br>0 | 0<br>0 | 0<br>0 | 0<br>0 |
| Matt Morris, R (1, 1)<br>OBP: 0.400, SLG: 0.400<br>Mark Petkovsek, R (2, 1)<br>OBP: 0.200, SLG: 0.200<br>T.J. Mathews, R (8, 1)<br>Willie McGee, S (9, PH)<br>OBP: 0.423, SLG: 0.636<br>Dennis Eckersley, R (9, 1) | | F S C<br>0-3 ③<br>K | | | F X<br>0-1 ②<br>G5-3 | | C X<br>0-1<br>F9<br>1B | | C B X<br>1-1<br>3B | 1<br>2<br>0<br>1<br>0 | 0<br>0<br>0<br>0<br>0 | 0<br>1<br>0<br>1<br>0 | 0<br>0<br>0<br>0<br>0 | 0<br>0<br>0<br>0<br>0 | 1<br>0<br>0<br>0<br>0 | 0<br>0<br>0<br>0<br>0 |
| Inning Stats | R: 0 H: 2<br>E: 1 LOB: 3<br>K: 1 BB: 1<br>S: 12 P: 26 | R: 0 H: 0<br>E: 0 LOB: 0<br>K: 1 BB: 0<br>S: 8 P: 11 | R: 0 H: 0<br>E: 0 LOB: 0<br>K: 1 BB: 0<br>S: 6 P: 11 | R: 0 H: 1<br>E: 0 LOB: 1<br>K: 1 BB: 0<br>S: 8 P: 10 | R: 0 H: 0<br>E: 0 LOB: 0<br>K: 0 BB: 0<br>S: 5 P: 7 | R: 1 H: 1<br>E: 0 LOB: 2<br>K: 2 BB: 2<br>S: 10 P: 24 | R: 0 H: 1<br>E: 0 LOB: 1<br>K: 0 BB: 0<br>S: 5 P: 8 | R: 0 H: 1<br>E: 0 LOB: 1<br>K: 0 BB: 0<br>S: 9 P: 14 | R: 0 H: 1<br>E: 0 LOB: 1<br>K: 0 BB: 0<br>S: 9 P: 17 | 1B: 4<br>2B: 2<br>3B: 1<br>HR: 0 | SF: 0<br>SAC: 0<br>DP: 0<br>HBP: 0 | | | WP: 0<br>PB: 0<br>SB: 2<br>CS: 0 | PA: 37 | |

| PITCHER | IP | WLS | BF | H | R | ER | SO | BB | IBB | HBP | BLK | WP | HR | S | P | ERA | WHIP |
|---|---|---|---|---|---|---|---|---|---|---|---|---|---|---|---|---|---|
| Sterling Hitchcock, L (1, 1)<br>ERA: 1.52 | 8.0 | L | 33 | 6 | 1 | 0 | 6 | 2 | 1 | 0 | 0 | 0 | 0 | 63 | 111 | 0.00 | 1.000 |
| Doug Bochtler, R (9, 1)<br>ERA: 1.35 | 1.0 | | 4 | 1 | 0 | 0 | 0 | 0 | 0 | 0 | 0 | 0 | 0 | 9 | 17 | 0.00 | 1.000 |

| PITCHER | IP | WLS | BF | H | R | ER | SO | BB | IBB | HBP | BLK | WP | HR | S | P | ERA | WHIP |
|---|---|---|---|---|---|---|---|---|---|---|---|---|---|---|---|---|---|

# TOP

## St. Louis Cardinals @ San Diego Padres

Aloha Stadium, Honolulu, HI

Sat Apr 19 1997, 9:33 AM EDT

Sunny - 85 F

livebaseballscorecards.com

| | |
|---|---|
| AB | 34 |
| R | 1 |
| H | 7 |
| RBI | 0 |
| BB | 3 |
| SO | 6 |
| LOB | 18 |

| Batter | 1 | 2 | 3 | 4 | 5 | 6 | 7 | 8 | 9 | AB | R | H | RBI | BB | SO | LOB |
|---|---|---|---|---|---|---|---|---|---|---|---|---|---|---|---|---|
| Rickey Henderson, R (1, 8)<br>OBP: 0.485, SLG: 0.381 | B C C X<br>1-2 G5-3 ① | | B B S B S B<br>4-2 BB | | | C C B S<br>1-3 K ① | | B C C C<br>1-3 K ② | | 3 | 0 | 0 | 0 | 1 | 2 | 2 |
| Quilvio Veras, S (1, 4)<br>OBP: 0.302, SLG: 0.302 | C F B F B C<br>3-3 K ② | | B F F X<br>1-2 P5 ③ | | | B X<br>1-0 G6-3 ② | | X<br>0-0 G3 ③ | | 4 | 0 | 0 | 0 | 0 | 1 | 3 |
| Tony Gwynn, L (1, 9)<br>OBP: 0.429, SLG: 0.586 | X<br>0-0 L1-3 ③ | | | B F B X<br>2-1 G3 ① | | C B F X<br>1-2 G3 ③ | | | F C B X<br>1-2 1B | 4 | 0 | 1 | 0 | 0 | 0 | 0 |
| Ken Caminiti, S (1, 5)<br>OBP: 0.302, SLG: 0.407 | | S S X<br>0-2 FC5-4 1B | | B C X<br>1-1 L4 ② | | | F B B C C<br>2-3 K ① | | B C B S S<br>2-3 K ① | 4 | 0 | 1 | 0 | 0 | 2 | 1 |
| Wally Joyner, L (1, 3)<br>OBP: 0.365, SLG: 0.438 | | B B X<br>2-0 L6 ① | | B X<br>1-0 1B | | | B X<br>1-0 G3-1 ② | | F F X<br>0-2 P5 ② | 4 | 0 | 1 | 0 | 0 | 0 | 2 |
| Greg Vaughn, R (1, 7)<br>OBP: 0.286, SLG: 0.362 | | F B X<br>1-1 FC5-4 FC5-4 1-2f ② | | B 1 SAFE F C F X<br>1-2 G4-3 ③ | | | X<br>0-0 CS 1B | | C F F B B F F X<br>2-2 L5 ③ | 4 | 0 | 1 | 0 | 0 | 0 | 3 |
| John Flaherty, R (1, 2)<br>Steve Finley, L (8, PH)<br>OBP: 0.283, SLG: 0.415<br>Doug Bochtler, R (9, 1) | | F B 1 SAFE F X<br>1-2 FC5-4 1-2f ③ | | | C X<br>0-1 F8 ① | | B B B<br>3-0 CS 1-2 ③ | B S B X<br>2-1 SH5-4 1B 1B | | 2<br>1<br>0 | 0<br>0<br>0 | 0<br>1<br>0 | 0<br>0<br>0 | 0<br>0<br>0 | 0<br>0<br>0 | 1<br>0<br>0 |
| Chris Gomez, R (1, 6)<br>OBP: 0.304, SLG: 0.308 | | | F B X<br>1-1 G6-3 ① | | C X<br>0-1 G6-3 ② | | | L B C B X<br>2-2 SH5-4 1-2 1B | | 3 | 0 | 1 | 0 | 0 | 0 | 0 |
| Sterling Hitchcock, L (1, 1)<br>Don Slaught, R (8, PH)<br>(9, 2) | | | S S B F F S<br>1-3 K ② | | B C F X<br>1-2 F8 ③ | | | L X<br>0-1 SH5-4 1-2 2-3 ① | | 2<br>0 | 0<br>0 | 0<br>0 | 0<br>0 | 0<br>0 | 1<br>0 | 0<br>0 |
| Inning Stats | R: 0 H: 0<br>E: 0 LOB: 0<br>K: 1 BB: 0<br>S: 8 P: 12 | R: 0 H: 1<br>E: 0 LOB: 1<br>K: 0 BB: 0<br>S: 9 P: 13 | R: 0 H: 0<br>E: 0 LOB: 1<br>K: 1 BB: 1<br>S: 12 P: 19 | R: 0 H: 1<br>E: 0 LOB: 1<br>K: 0 BB: 0<br>S: 9 P: 14 | R: 0 H: 0<br>E: 0 LOB: 0<br>K: 0 BB: 0<br>S: 7 P: 8 | R: 0 H: 0<br>E: 0 LOB: 0<br>K: 1 BB: 0<br>S: 7 P: 10 | R: 0 H: 1<br>E: 0 LOB: 0<br>K: 1 BB: 0<br>S: 5 P: 11 | R: 0 H: 2<br>E: 0 LOB: 2<br>K: 1 BB: 0<br>S: 11 P: 16 | R: 0 H: 1<br>E: 0 LOB: 1<br>K: 1 BB: 0<br>S: 15 P: 20 | 1B: 6<br>2B: 0<br>3B: 0<br>HR: 0 | SF: 0<br>SAC: 1<br>DP: 0<br>HBP: 0 | | | | | |

| PITCHER | | IP | WLS | BF | H | R | ER | SO | BB | IBB | HBP | BLK | WP | HR | S | P | ERA | WHIP |
|---|---|---|---|---|---|---|---|---|---|---|---|---|---|---|---|---|---|---|
| Matt Morris, R<br>ERA: 1.5 | (1, 1) | 1.0 | | 3 | 0 | 0 | 0 | 1 | 0 | 0 | 0 | 0 | 0 | 0 | 8 | 12 | 0.00 | 0.000 |
| Mark Petkovsek, R<br>ERA: 2.08 | (2, 1) | 6.0 | W | 21 | 3 | 0 | 0 | 3 | 1 | 0 | 0 | 0 | 0 | 0 | 49 | 75 | 0.00 | 0.667 |
| T.J. Mathews, R<br>ERA: | (8, 1) | 1.0 | | 5 | 2 | 0 | 0 | 1 | 0 | 0 | 0 | 0 | 0 | 0 | 11 | 16 | 0.00 | 2.000 |
| Dennis Eckersley, R<br>ERA: 4.15 | (9, 1) | 1.0 | S | 4 | 1 | 0 | 0 | 1 | 0 | 0 | 0 | 0 | 0 | 0 | 15 | 20 | 0.00 | 1.000 |

| PITCHER | IP | WLS | BF | H | R | ER | SO | BB | IBB | HBP | BLK | WP | HR | S | P | ERA | WHIP |
|---|---|---|---|---|---|---|---|---|---|---|---|---|---|---|---|---|---|

# BOTTOM

## St. Louis Cardinals @ San Diego Padres

Aloha Stadium, Honolulu, HI

Sat Apr 19 1997, 9:33 AM EDT

Sunny - 85 F

livebaseballscorecards.com

| | |
|---|---|
| AB | 31 |
| R | 0 |
| H | 6 |
| RBI | 0 |
| BB | 1 |
| SO | 6 |
| LOB | 12 |

1B: 6 SF: 0 WP: 0 PA: 34
2B: 0 SAC: 1 PB: 0
3B: 0 DP: 0 SB: 0
HR: 0 HBP: 0 CS: 1

# St. Louis Cardinals @ San Diego Padres

Aloha Stadium, Honolulu, HI

Sat Apr 19 1997, 10:05 PM EDT

Att. 37,382 - Unknown - 85 F

TOP

livebaseballscorecards.com

| Batter | 1 | 2 | 3 | 4 | 5 | 6 | 7 | 8 | 9 | AB | R | H | RBI | BB | SO | LOB |
|---|---|---|---|---|---|---|---|---|---|---|---|---|---|---|---|---|
| Royce Clayton, R (1, 6)<br>OBP: 0.229, SLG: 0.343 | F B F X 1-2 ① G5-3 | | S C B S 1-3 ① K | | C C X 0-2 ③ G4-3 | | | C C X 0-2 ① G6-3 | B X 1-0 ③ L7 | 5 | 0 | 0 | 0 | 0 | 1 | 2 |
| Delino DeShields, L (1, 4)<br>OBP: 0.308, SLG: 0.417 | C C X 0-2 ② F7 | | B X 1-0 ② G1-4-3 | | | F B C S 1-3 ① K | | B C B S F X 2-2 ② G4-3 | | 4 | 0 | 0 | 0 | 0 | 1 | 0 |
| Willie McGee, S (1, 8) (9, 7)<br>OBP: 0.400, SLG: 0.560 | S S B B F F F X 2-2 ③ G4-3 | | C B B B F X 3-2 E1 | | | F B B B B B 4-1 1B BB | | F B X 1-1 E6 1B | | 3 | 0 | 0 | 0 | 1 | 0 | 0 |
| Dmitri Young, S (1, 3)<br>OBP: 0.322, SLG: 0.463 | | C F B B B X 3-2 2B 3B | B C 1 SAFE X 1-1 ③ G4-3 | | | 1 SAFE 1 SAFE F X 0-1 ② F8 | | 1 SAFE B B C C F F B X 3-2 S 1-3 1B | | 4 | 1 | 2 | 0 | 0 | 0 | 2 |
| Mark Sweeney, L (1, 7)<br>OBP: 0.280, SLG: 0.227<br>Brian Jordan, R (9, 8)<br>OBP: 0.360, SLG: 0.318 | | B C B B X 2-1 1B 1B 2B<br>3-H | | T X 0-1 ① F9 | | B X 1-0 1-2 1B | | S B C F B C 2-3 ③ K 1-2 | | 4<br>0 | 1<br>0 | 2<br>0 | 1<br>0 | 0<br>0 | 1<br>0 | 2<br>0 |
| Tom Lampkin, L (1, 2)<br>OBP: 0.275, SLG: 0.316 | F X 0-1 1B 2-3 1B | | | B S X 1-1 ② G6-3 | | B B X 2-0 ③ G4-3 | | | B C B S X 2-2 ① G6-3 | 4 | 0 | 1 | 0 | 0 | 0 | 2 |
| John Mabry, L (1, 9)<br>OBP: 0.269, SLG: 0.217 | | F B 1 SAFE F B X 2-2 CS 1-3 1B<br>3-H | | X 0-0 ③ G5-3 | | | S C S 0-3 ① K2-3 | | B S B B B 4-1 1B BB | 3 | 0 | 1 | 1 | 1 | 1 | 0 |
| Steve Scarsone, R (1, 5)<br>OBP: 0.273, SLG: 0.111<br>David Bell, R (7, 5)<br>OBP: 0.105, SLG: 0.105 | | C B B B F F S 3-3 ① K | | | B F S F S 1-3 ① K2-3 | | B X 1-0 ② G1-3 | | 1 SAFE B B S F F F 1 SAFE F 2-3 1 SAFE S ② K | 3<br>1 | 0<br>0 | 0<br>0 | 0<br>0 | 0<br>0 | 2<br>1 | 2<br>1 |
| Alan Benes, R (1, 1)<br>OBP: 0.222, SLG: 0.222 | | C 1 SAFE S S 0-3 ② ③ K 1-2 | | | S S S 0-3 ② K | | B F C S 1-3 ③ K | | X 0-0 1-2 1B | 4 | 0 | 1 | 0 | 0 | 3 | 2 |
| Inning Stats | R: 0 E: 0 K: 0 S: 12 H: 0 LOB: 0 BB: 0 P: 15 | R: 2 E: 0 K: 2 S: 17 H: 4 LOB: 2 BB: 0 P: 27 | R: 0 E: 1 K: 1 S: 9 H: 0 LOB: 1 BB: 0 P: 15 | R: 0 E: 0 K: 0 S: 5 H: 0 LOB: 0 BB: 0 P: 6 | R: 0 E: 0 K: 2 S: 10 H: 0 LOB: 0 BB: 0 P: 11 | R: 0 E: 0 K: 1 S: 8 H: 1 LOB: 2 BB: 1 P: 16 | R: 0 E: 0 K: 2 S: 7 H: 0 LOB: 0 BB: 0 P: 9 | R: 0 E: 1 K: 1 S: 18 H: 1 LOB: 2 BB: 0 P: 26 | R: 0 E: 0 K: 1 S: 12 H: 1 LOB: 2 BB: 1 P: 21 | 1B: 5<br>2B: 2<br>3B: 1<br>HR: 0 | SF: 0<br>SAC: 0<br>DP: 1<br>HBP: 0 | | | | | |

| | AB | 35 |
|---|---|---|
| | R | 2 |
| | H | 7 |
| | RBI | 2 |
| | BB | 2 |
| | SO | 10 |
| | LOB | 13 |

WP: 0 PB: 0 SB: 1 CS: 1 PA: 37

| PITCHER | | IP | WLS | BF | H | R | ER | SO | BB | IBB | HBP | BLK | WP | HR | S | P | ERA | WHIP |
|---|---|---|---|---|---|---|---|---|---|---|---|---|---|---|---|---|---|---|
| Tim Worrell, R<br>ERA: 3.2 | (1, 1) | 6.0 | L | 24 | 5 | 2 | 2 | 6 | 1 | 0 | 0 | 0 | 0 | 0 | 61 | 90 | 3.00 | 1.000 |
| Tim Scott, R<br>ERA: | (7, 1) | 2.0 | | 8 | 1 | 0 | 0 | 3 | 0 | 0 | 0 | 0 | 0 | 0 | 25 | 35 | 0.00 | 0.500 |
| Dario Veras, R<br>ERA: 8.31 | (9, 1) | 1.0 | | 5 | 1 | 0 | 0 | 1 | 1 | 0 | 0 | 0 | 0 | 0 | 12 | 21 | 0.00 | 2.000 |

| PITCHER | IP | WLS | BF | H | R | ER | SO | BB | IBB | HBP | BLK | WP | HR | S | P | ERA | WHIP |
|---|---|---|---|---|---|---|---|---|---|---|---|---|---|---|---|---|---|

# BOTTOM

## St. Louis Cardinals @ San Diego Padres

Aloha Stadium, Honolulu, HI

Sat Apr 19 1997, 10:05 PM EDT

Att. 37,382 - Unknown - 85 F

livebaseballscorecards.com

| Batter | 1 | 2 | 3 | 4 | 5 | 6 | 7 | 8 | 9 | AB | R | H | RBI | BB | SO | LOB |
|---|---|---|---|---|---|---|---|---|---|---|---|---|---|---|---|---|
| Rickey Henderson, R (1, 8)<br>OBP: 0.432, SLG: 0.320 | G3-1 | | F9 | | | K | | | F8 | 4 | 0 | 0 | 0 | 0 | 1 | 1 |
| Quilvio Veras, S (1, 4)<br>OBP: 0.313, SLG: 0.304 | 1B | | | G6-3 | | G3-1 | | | WP S 3B BB | 3 | 1 | 1 | 0 | 1 | 0 | 1 |
| Tony Gwynn, L (1, 9)<br>OBP: 0.433, SLG: 0.613 | F7 | | | G4-3 | | | 1B | | 1-H 3B | 4 | 0 | 2 | 1 | 0 | 0 | 1 |
| Ken Caminiti, S (1, 5)<br>OBP: 0.284, SLG: 0.379 | F8 | | | K | | | K | | G3 | 4 | 0 | 0 | 0 | 0 | 2 | 3 |
| Greg Vaughn, R (1, 7)<br>OBP: 0.267, SLG: 0.333 | | F7 | | | G6-3 | | P3 | | G5-3 | 4 | 0 | 0 | 0 | 0 | 0 | 2 |
| Scott Livingstone, L (1, 3)<br>OBP: 0.500, SLG: 0.500 | | G1-3 | | | G6-3 | | P5 | | | 3 | 0 | 0 | 0 | 0 | 0 | 1 |
| Chris Gomez, R (1, 6)<br>OBP: 0.293, SLG: 0.296 | | K | | | G6-3 | | | K | | 2 | 0 | 0 | 0 | 0 | 1 | 0 |
| Wally Joyner, L (8, PH)<br>OBP: 0.358, SLG: 0.429 | | | | | | | | | | 1 | 0 | 0 | 0 | 0 | 1 | 0 |
| Dario Veras, R (9, 1) | | | | | | | | | | 0 | 0 | 0 | 0 | 0 | 0 | 0 |
| Carlos Hernandez, R (1, 2)<br>OBP: 0.286, SLG: 0.286 | | | P4 | | | G4-3 | | P3 | | 3 | 0 | 0 | 0 | 0 | 0 | 0 |
| Tim Worrell, R (1, 1)<br>OBP: 0.333, SLG: 0.333 | | | G4-3 | | | BB | | K | | 1 | 0 | 0 | 0 | 0 | 0 | 0 |
| Don Slaught, R (6, PH) | | | | | | | | | | 0 | 0 | 0 | 0 | 1 | 0 | 0 |
| Tim Scott, R (7, 1) | | | | | | | | | | 0 | 0 | 0 | 0 | 0 | 0 | 0 |
| Archi Cianfrocco, R (8, PH)<br>OBP: 0.300, SLG: 0.300 | | | | | | | | | | 1 | 0 | 0 | 0 | 0 | 1 | 0 |
| (9, 6) | | | | | | | | | | | | | | | | |

| Inning Stats | 1 | 2 | 3 | 4 | 5 | 6 | 7 | 8 | 9 |
|---|---|---|---|---|---|---|---|---|---|
| | R: 0<br>E: 0<br>K: 0<br>S: 6 | H: 1<br>LOB: 1<br>BB: 0<br>P: 9 | R: 0<br>E: 0<br>K: 1<br>S: 8 | H: 0<br>LOB: 0<br>BB: 0<br>P: 11 | R: 0<br>E: 0<br>K: 0<br>S: 4 | H: 0<br>LOB: 0<br>BB: 0<br>P: 7 | R: 0<br>E: 0<br>K: 1<br>S: 11 | H: 0<br>LOB: 0<br>BB: 0<br>P: 16 | R: 0<br>E: 0<br>K: 0<br>S: 6 | H: 0<br>LOB: 0<br>BB: 0<br>P: 11 | R: 0<br>E: 0<br>K: 1<br>S: 11 | H: 0<br>LOB: 1<br>BB: 1<br>P: 16 | R: 0<br>E: 0<br>K: 1<br>S: 7 | H: 1<br>LOB: 1<br>BB: 0<br>P: 12 | R: 0<br>E: 0<br>K: 2<br>S: 7 | H: 0<br>LOB: 0<br>BB: 0<br>P: 8 | R: 1<br>E: 0<br>K: 0<br>S: 14 | H: 1<br>LOB: 1<br>BB: 1<br>P: 24 |

| | | | | | | | | | | | | | | | |

| Batter | 1 | 2 | 3 | 4 | 5 | 6 | 7 | 8 | 9 | AB | R | H | RBI | BB | SO | LOB |
|---|---|---|---|---|---|---|---|---|---|---|---|---|---|---|---|---|
| Delino DeShields, L (1, 4)<br>OBP: 0.302, SLG: 0.425 | S X 0-1 ① G5-3 | | F B B F X 2-2 3-H 2B | | B X 1-0 ② F8 | | B B C C S 2-3 ② K | | | 4 | 0 | 1 | 1 | 0 | 1 | 2 |
| Royce Clayton, R (1, 6)<br>OBP: 0.230, SLG: 0.338 | X 0-0 ② G4-3 | | B B X 2-0 ③ G6-3 | | B B S X 2-1 1-2 2-3 1B | | B F B F X 2-2 ③ P6 | | | 4 | 0 | 1 | 0 | 0 | 0 | 1 |
| Willie McGee, S (1, 9)<br>OBP: 0.382, SLG: 0.517 (6, 8) | C C B B S 2-3 ③ K | | | X 0-0 ① G4-3 | F F B C 1-3 ③ K | | | X 0-0 L5-3 1B | | 4 | 0 | 1 | 0 | 0 | 2 | 3 |
| Brian Jordan, R (1, 8)<br>OBP: 0.358, SLG: 0.304<br>Danny Sheaffer, R (6, 2) | | F S S 0-3 ① K | | C B C B B X 3-2 ② G5-3 | | F B F H 2-2 FC5-4 BB HBP | | X 0-0 ① ② L5-3 1-2 | | 2<br>1 | 0<br>0 | 0<br>0 | 0<br>0 | 0<br>0 | 1<br>0 | 0<br>1 |
| Ron Gant, R (1, 7)<br>OBP: 0.292, SLG: 0.404<br>Tony Fossas, L (8, 1) | | B S B B X 2-1 L4-3 1B | | B C B B B C X 3-2 IHR | | B 1 SAFE B B B 4-0 FC5-4 1-2 BB | | F S S 0-3 ③ K | | 3<br>0 | 1<br>0 | 2<br>0 | 1<br>0 | 1<br>0 | 1<br>0 | 0<br>0 |
| Gary Gaetti, R (1, 5)<br>OBP: 0.271, SLG: 0.296<br>John Frascatore, R (4, 1)<br>Mark Sweeney, L (6, PH)<br>OBP: 0.296, SLG: 0.250 (6, 9) | | 1 SAFE X 0-0 ② ③ L4-3 1-2 | | T X 0-1 ③ G1-3 | S X 0-1 ① FC5-4 1-2f 2-3 | | | | B X 1-0 FC5-4 1B | 2<br>0<br>2 | 0<br>0<br>0 | 0<br>0<br>1 | 0<br>0<br>0 | 0<br>0<br>0 | 0<br>0<br>0 | 1<br>0<br>2 |
| John Mabry, L (1, 3)<br>OBP: 0.286, SLG: 0.240 | | | B X 1-0 G4-3 1B 2B 1B | | B F B B S X 3-2 1B BB 1B | F S S 0-3 ② K | | | B B C C X 2-2 ① F7 | 4 | 1 | 2 | 0 | 0 | 1 | 3 |
| Tom Lampkin, L (1, 2)<br>OBP: 0.279, SLG: 0.317<br>Rich Batchelor, R (6, 1)<br>Steve Scarsone, R (8, 7)<br>OBP: 0.250, SLG: 0.100 | | | X 0-0 G4-3 1-2 1B | | B C C S 1-3 ① K | X 0-0 ③ F8 | | X 0-0 ② F7 | | 3<br>0<br>1 | 0<br>0<br>0 | 1<br>0<br>0 | 0<br>0<br>0 | 0<br>0<br>0 | 1<br>0<br>0 | 3<br>0<br>1 |
| Brady Raggio, R (1, 1)<br>David Bell, R (4, 5)<br>OBP: 0.136, SLG: 0.095 | | | X 0-0 ① ② G4-3 1-2f 2-3 | | B B B B 4-0 1B 1-2 BB | X 0-0 ① P5 | | B C F B X 2-2 ③ FC5-4 1-2f | | 1<br>2 | 0<br>0 | 0<br>0 | 0<br>0 | 0<br>1 | 0<br>0 | 2<br>1 |
| Inning Stats | R: 0 E: 0 K: 1 S: 6 H: 0 LOB: 0 BB: 0 P: 8 | R: 0 E: 0 K: 1 S: 6 H: 1 LOB: 0 BB: 0 P: 8 | R: 1 E: 0 K: 0 S: 7 H: 3 LOB: 0 BB: 0 P: 12 | R: 1 E: 0 K: 0 S: 9 H: 1 LOB: 0 BB: 0 P: 15 | R: 0 E: 0 K: 2 S: 12 H: 2 LOB: 3 BB: 1 P: 24 | R: 0 E: 0 K: 1 S: 8 H: 0 LOB: 2 BB: 1 P: 14 | R: 0 E: 0 K: 1 S: 7 H: 0 LOB: 0 BB: 0 P: 11 | R: 0 E: 0 K: 1 S: 5 H: 1 LOB: 0 BB: 0 P: 5 | R: 0 E: 0 K: 0 S: 8 H: 1 LOB: 1 BB: 0 P: 13 | 1B: 7 2B: 3 3B: 0 HR: 1 | SF: 0 SAC: 0 DP: 3 HBP: 1 | | | | | | |

# TOP

## St. Louis Cardinals @ San Diego Padres

Aloha Stadium, Honolulu, HI

Sun Apr 20 1997, 9:33 AM EDT

Att. 40,050 - Cloudy - 85 F

livebaseballscorecards.com

| | |
|---|---|
| AB | 33 |
| R | 2 |
| H | 9 |
| RBI | 2 |
| BB | 2 |
| SO | 7 |
| LOB | 20 |

WP: 0 PB: 0 SB: 0 CS: 0 PA: 36

| PITCHER | | IP | WLS | BF | H | R | ER | SO | BB | IBB | HBP | BLK | WP | HR | S | P | ERA | WHIP |
|---|---|---|---|---|---|---|---|---|---|---|---|---|---|---|---|---|---|---|
| Andy Ashby, R<br>ERA: 2.37 | (1, 1) | 7.0 | W | 29 | 7 | 2 | 2 | 6 | 2 | 0 | 1 | 0 | 0 | 0 | 55 | 92 | 2.57 | 1.286 |
| Sean Bergman, R<br>ERA: 2.84 | (8, 1) | 2.0 | | 7 | 2 | 0 | 0 | 1 | 0 | 0 | 0 | 0 | 0 | 0 | 13 | 18 | 0.00 | 1.000 |

| PITCHER | IP | WLS | BF | H | R | ER | SO | BB | IBB | HBP | BLK | WP | HR | S | P | ERA | WHIP |
|---|---|---|---|---|---|---|---|---|---|---|---|---|---|---|---|---|---|

# BOTTOM

## St. Louis Cardinals @ San Diego Padres

Aloha Stadium, Honolulu, HI

Sun Apr 20 1997, 9:33 AM EDT

Att. 40,050 - Cloudy - 85 F

livebaseballscorecards.com

| Batter | 1 | 2 | 3 | 4 | 5 | 6 | 7 | 8 | 9 | AB | R | H | RBI | BB | SO | LOB |
|---|---|---|---|---|---|---|---|---|---|---|---|---|---|---|---|---|
| Rickey Henderson, R (1, 8)<br>OBP: 0.476, SLG: 0.379 | C C B F X<br>1-2<br>2B<br>G4-3<br>1B | B B B B<br>4-0<br>1-2<br>BB | | B B F C X<br>2-2<br>S<br>1-3<br>1B<br>1B | | C X<br>0-1<br>S<br>1B | | B C F B B F X<br>3-2 ①<br>F9 | | 4 | 2 | 3 | 0 | 1 | 0 | 0 |
| Quilvio Veras, S (1, 4)<br>OBP: 0.319, SLG: 0.328 | B S X<br>1-1<br>G4-3<br>G4-3<br>1-3<br>2B | X<br>0-0 ③<br>F7 | | C B B X<br>2-1<br>S<br>1-H<br>1B<br>3-H<br>1B | | F B B F 1 SAFE B S<br>3-3 ①<br>K<br>1-2 | | C B B X<br>2-1 ②<br>F8 | | 5 | 2 | 2 | 2 | 0 | 1 | 3 |
| Tony Gwynn, L (1, 9)<br>OBP: 0.417, SLG: 0.582 | X<br>0-0 ①<br>G4-3<br>2-3<br>3-H | | B B F X<br>2-1 ①<br>G4-3 | 1 SAFE P C 1 SAFE 1 SAFE B X<br>2-1<br>S<br>1-H<br>2B<br>1B | | X<br>0-0 ②<br>F7 | | C S B X<br>1-2 ③<br>G1-6-3 | | 5 | 1 | 1 | 2 | 0 | 0 | 2 |
| Ken Caminiti, S (1, 5)<br>OBP: 0.300, SLG: 0.410<br>Chris Gomez, R (4, PR)<br>OBP: 0.288, SLG: 0.291 (5, 6) | B X<br>1-0 ②<br>G4-3<br>3-H | C B B F F X<br>2-2<br>1B<br>CS<br>1B | B C B B C F F X<br>3-2<br>1-H<br>2B | B C C C F B T<br>2-2 ③<br>K | | | | | | 3<br>1 | 1<br>0 | 2<br>0 | 2<br>0 | 0<br>0 | 0<br>1 | 0<br>1 |
| Wally Joyner, L (1, 3)<br>OBP: 0.386, SLG: 0.472 | X<br>0-0<br>FC5-4<br>1B | B B X<br>2-0<br>CS<br>1-3<br>1B | B B X<br>2-0 ③<br>G3 | | | X<br>0-0<br>1B<br>2B | | | | 4 | 1 | 3 | 0 | 0 | 0 | 1 |
| Greg Vaughn, R (1, 7)<br>OBP: 0.250, SLG: 0.309 | B B S X<br>2-1 ③<br>FC5-4<br>1-2f | F F S<br>0-3 ②<br>K | | | C F T<br>0-2 ①<br>K | X<br>0-0 ①<br>F8 | | | | 4 | 0 | 0 | 0 | 0 | 2 | 4 |
| Archi Cianfrocco, R (1, 6) (5, 5)<br>OBP: 0.429, SLG: 0.333 | | C X<br>0-1 ①<br>G1-3 | F B B B F B 1 SAFE<br>3-2 ③<br>CS<br>1-2<br>3-H | C C B B B F B<br>4-2<br>1B<br>1B<br>BB | B F B S B B<br>4-2<br>BB | B X<br>1-0<br>2-H<br>1B | | | | 2 | 1 | 1 | 1 | 2 | 0 | 0 |
| John Flaherty, R (1, 2)<br>OBP: 0.245, SLG: 0.204 | | B C F B X<br>2-2 ②<br>G6-3 | | F X<br>0-1 ①<br>P3 | C F F F B 1 SAFE X<br>1-2 ②<br>F8 | B C C X<br>1-2 ②<br>F7 | | | | 4 | 0 | 0 | 0 | 0 | 0 | 3 |
| Andy Ashby, R (1, 1)<br>OBP: 0.182, SLG: 0.100<br>Scott Livingstone, L (7, PH)<br>OBP: 0.444, SLG: 0.429<br>Sean Bergman, R (8, 1) | C B C C S<br>1-3<br>K<br>BB | | | 1 SAFE F F M<br>0-3 ②<br>K | X<br>0-0 ③<br>G5-3 | C B F X<br>1-2 ③<br>G3 | | | | 3<br>1<br>0 | 0<br>0<br>0 | 0<br>0<br>0 | 0<br>0<br>0 | 0<br>0<br>0 | 2<br>0<br>0 | 2<br>1<br>0 |

| Inning Stats | 1 | 2 | 3 | 4 | 5 | 6 | 7 | 8 | 9 |
|---|---|---|---|---|---|---|---|---|---|
| | R: 2 H: 3<br>E: 0 LOB: 1<br>K: 0 BB: 0<br>S: 11 P: 16 | R: 0 H: 0<br>E: 0 LOB: 2<br>K: 1 BB: 1<br>S: 9 P: 16 | R: 1 H: 2<br>E: 0 LOB: 0<br>K: 1 BB: 0<br>S: 12 P: 21 | R: 4 H: 4<br>E: 0 LOB: 1<br>K: 1 BB: 1<br>S: 22 P: 36 | R: 0 H: 0<br>E: 0 LOB: 1<br>K: 1 BB: 1<br>S: 11 P: 16 | R: 0 H: 1<br>E: 0 LOB: 1<br>K: 2 BB: 0<br>S: 10 P: 15 | R: 1 H: 2<br>E: 0 LOB: 1<br>K: 0 BB: 0<br>S: 9 P: 12 | R: 0 H: 0<br>E: 0 LOB: 0<br>K: 0 BB: 0<br>S: 9 P: 15 | |

| | AB | 36 |
|---|---|---|
| | R | 8 |
| | H | 12 |
| | RBI | 7 |
| | BB | 3 |
| | SO | 6 |
| | LOB | 17 |

| | 1B: 9 | SF: 0 |
|---|---|---|
| | 2B: 3 | SAC: 0 |
| | 3B: 0 | DP: 0 |
| | HR: 0 | HBP: 0 |

| | WP: 1 | PA: 40 |
|---|---|---|
| | PB: 0 | |
| | SB: 4 | |
| | CS: 2 | |

| PITCHER | | IP | WLS | BF | H | R | ER | SO | BB | IBB | HBP | BLK | WP | HR | S | P | ERA | WHIP |
|---|---|---|---|---|---|---|---|---|---|---|---|---|---|---|---|---|---|---|
| Brady Raggio, R<br>ERA: 9.0 | (1, 1) | 3.2 | L | 22 | 9 | 7 | 7 | 3 | 2 | 0 | 0 | 0 | 1 | 0 | 53 | 86 | 17.18 | 3.000 |
| John Frascatore, R<br>ERA: 2.16 | (4, 1) | 1.1 | | 5 | 0 | 0 | 0 | 1 | 1 | 0 | 0 | 0 | 0 | 0 | 12 | 19 | 0.00 | 0.750 |
| Rich Batchelor, R<br>ERA: 4.09 | (6, 1) | 2.0 | | 9 | 3 | 1 | 1 | 2 | 0 | 0 | 0 | 0 | 0 | 0 | 19 | 27 | 4.50 | 1.500 |
| Tony Fossas, L<br>ERA: 3.18 | (8, 1) | 1.0 | | 3 | 0 | 0 | 0 | 0 | 0 | 0 | 0 | 0 | 0 | 0 | 9 | 15 | 0.00 | 0.000 |

| PITCHER | IP | WLS | BF | H | R | ER | SO | BB | IBB | HBP | BLK | WP | HR | S | P | ERA | WHIP |
|---|---|---|---|---|---|---|---|---|---|---|---|---|---|---|---|---|---|

| Batter | 1 | 2 | 3 | 4 | 5 | 6 | 7 | 8 | 9 | AB | R | H | RBI | BB | SO | LOB |
|---|---|---|---|---|---|---|---|---|---|---|---|---|---|---|---|---|
| Delino DeShields, L (1, 4)<br>OBP: 0.271, SLG: 0.378 | F B X 1-1 F7 ① | X 0-0 F7 ③ | | | B C B C C 2-3 K ① | X 0-0 G1-3 ② | | | C B F B F F B X 3-2 G3-1 ① | 5 | 0 | 0 | 0 | 0 | 1 | 1 |
| Ron Gant, R (1, 7)<br>OBP: 0.286, SLG: 0.387 | C C B B F C 2-3 K ② | | B B C X 2-1 G4-3 ① | | B X 1-0 2B FC1-2 1B | C B X 1-1 G2 ③ | | | C B B B S S 3-3 K ② | 5 | 0 | 1 | 0 | 0 | 2 | 0 |
| Ray Lankford, L (1, 8)<br>OBP: 0.600, SLG: 0.750 | B B F B C F B 4-2 WP 1B BB | | B B X 2-0 G4-3 ② | | 1 SAFE F 1 SAFE B X 1-1 FC1-2 1-3 2B | | X 0-0 F7 ① | | B X 1-0 S 2B 1B | 4 | 1 | 2 | 0 | 1 | 0 | 0 |
| Brian Jordan, R (1, 9)<br>OBP: 0.379, SLG: 0.320 | X 0-0 WP 1-2 1B | | B F C X 1-2 1B | | B X 1-0 FC1-2 S ② 2-3 3-H | | B C F F X 1-2 F7 ② | | F B B B S T F B 4-2 2B 1-3 BB | 4 | 1 | 2 | 0 | 1 | 0 | 2 |
| Gary Gaetti, R (1, 5)<br>OBP: 0.281, SLG: 0.310 | B C B F X 2-2 G1-3 ③ 1-2 2-3 | | 1 SAFE F 1 SAFE F C 0-3 K ③ | | S B B S F B B 4-2 BB 1-2 | | X 0-0 F9 ③ | | B S 1 SAFE X 1-1 2B 1-H 3-H 2B | 4 | 1 | 1 | 2 | 1 | 1 | 3 |
| John Mabry, L (1, 3)<br>OBP: 0.311, SLG: 0.291 | | C B B S T B F X 3-2 G6-3 1B | | C B B X 2-1 FC3-6 1B | B X 1-0 G4-3 ③ | | | B B F F S 2-3 K ① | S C X 0-2 2-H 2B | 5 | 0 | 3 | 1 | 0 | 1 | 3 |
| Mike DiFelice, R (1, 2)<br>OBP: 0.188, SLG: 0.143<br>Mark Sweeney, L (6, PH)<br>OBP: 0.321, SLG: 0.250<br>Tom Lampkin, L (6, 2)<br>OBP: 0.289, SLG: 0.310 | | F X 0-1 G6-3 ① ② 1-2f | | X 0-0 F7 ① | | H 1-0 3B HBP | | B B B C B 4-1 BB | B B C F F X 2-2 F7 ③ | 2 0 0 0 0 0 2<br>0 1 0 0 0 0 0<br>1 0 0 0 1 0 1 | | | | | | |
| Royce Clayton, R (1, 6)<br>OBP: 0.231, SLG: 0.360 | | C C B B B X 2-2 E4 S E | | 1 SAFE X 0-0 F8 ② | | 1 SAFE X 0-0 1-H G4-3 3B | | 1 SAFE 1 SAFE C B 1 SAFE F F S 1-3 K ② | | 4 | 2 | 1 | 1 | 0 | 1 | 2 |
| Donovan Osborne, S (1, 1)<br>OBP: 0.111, SLG: 0.111<br>Willie McGee, S (8, PH)<br>OBP: 0.371, SLG: 0.500<br>T.J. Mathews, R (8, 1)<br>John Frascatore, R (8, 1)<br>Dennis Eckersley, R (9, 1) | | C B S X 1-2 2-H 1B | | C X 0-1 FC3-6 ③ 1-2f | | P X 1-0 G4-3 ① 3-H | | B X 1-0 F8 ③ | | 3 0 1 1 0 0 1<br>1 0 0 0 0 0 1<br>0 0 0 0 0 0 0<br>0 0 0 0 0 0 0<br>0 0 0 0 0 0 0 | | | | | | |
| Inning Stats | R: 0 E: 0 K: 1 S: 13 H: 1 LOB: 2 BB: 1 P: 22 | R: 1 E: 1 K: 0 S: 14 H: 2 LOB: 1 BB: 0 P: 20 | R: 0 E: 0 K: 1 S: 9 H: 1 LOB: 1 BB: 0 P: 14 | R: 0 E: 0 K: 0 S: 6 H: 1 LOB: 1 BB: 0 P: 8 | R: 0 E: 0 K: 1 S: 11 H: 2 LOB: 3 BB: 1 P: 21 | R: 2 E: 0 K: 0 S: 6 H: 1 LOB: 0 BB: 0 P: 8 | R: 0 E: 0 K: 0 S: 6 H: 0 LOB: 0 BB: 0 P: 7 | R: 0 E: 0 K: 2 S: 9 H: 0 LOB: 1 BB: 1 P: 17 | R: 3 E: 0 K: 1 S: 22 H: 3 LOB: 1 BB: 1 P: 36 | 1B: 7 2B: 3 3B: 1 HR: 0 | SF: 0 SAC: 0 DP: 1 HBP: 1 | | | | | | |

| PITCHER | | IP | WLS | BF | H | R | ER | SO | BB | IBB | HBP | BLK | WP | HR | S | P | ERA | WHIP |
|---|---|---|---|---|---|---|---|---|---|---|---|---|---|---|---|---|---|---|
| Pedro Astacio, R<br>ERA: 2.35 | (1, 1) | 7.0 | | 32 | 8 | 3 | 2 | 3 | 2 | 0 | 1 | 0 | 1 | 0 | 65 | 100 | 2.57 | 1.429 |
| Scott Radinsky, L<br>ERA: 4.0 | (8, 1) | 1.0 | | 4 | 0 | 0 | 0 | 2 | 1 | 0 | 0 | 0 | 0 | 0 | 9 | 17 | 0.00 | 1.000 |
| Todd Worrell, R<br>ERA: 4.0 | (9, 1) | 1.0 | L | 7 | 3 | 3 | 3 | 1 | 1 | 0 | 0 | 0 | 0 | 0 | 22 | 36 | 27.00 | 4.000 |

| PITCHER | IP | WLS | BF | H | R | ER | SO | BB | IBB | HBP | BLK | WP | HR | S | P | ERA | WHIP |
|---|---|---|---|---|---|---|---|---|---|---|---|---|---|---|---|---|---|

# TOP

## St. Louis Cardinals @ Los Angeles Dodgers

Dodger Stadium, Los Angeles, CA

Tue Apr 22 1997, 7:05 PM PDT
Att. 27,074 - Unknown - 75 F

livebaseballscorecards.com

| | |
|---|---|
| AB | 38 |
| R | 6 |
| H | 11 |
| RBI | 5 |
| BB | 4 |
| SO | 6 |
| LOB | 16 |

WP: 1 PA: 43
PB: 0
SB: 4
CS: 0

# BOTTOM

## St. Louis Cardinals @ Los Angeles Dodgers

Dodger Stadium, Los Angeles, CA

Tue Apr 22 1997, 7:05 PM PDT

Att. 27,074 - Unknown - 75 F

livebaseballscorecards.com

| Batter | 1 | 2 | 3 | 4 | 5 | 6 | 7 | 8 | 9 | AB | R | H | RBI | BB | SO | LOB |
|---|---|---|---|---|---|---|---|---|---|---|---|---|---|---|---|---|
| Brett Butler, L (1, 8)<br>OBP: 0.453, SLG: 0.397 | 1B | F7 | | | CS 2B | | K | | F7 | 5 | 1 | 2 | 0 | 0 | 1 | 2 |
| Greg Gagne, R (1, 6)<br>OBP: 0.379, SLG: 0.438 | 1B FC1-6 1B | F8 | F9 | | | | | F7 BB 1B | F8 | 5 | 2 | 2 | 0 | 0 | 0 | 1 |
| Mike Piazza, R (1, 2)<br>OBP: 0.458, SLG: 0.447 | K | P4-3 1B | | | L4-3 1B | | | BB 1B WP BB | | 3 | 1 | 2 | 0 | 1 | 1 | 2 |
| Eric Karros, R (1, 3)<br>OBP: 0.315, SLG: 0.338 | FC1-6 1B | P4-3 | | | L4-3 | | | F7 | | 4 | 0 | 1 | 1 | 0 | 0 | 4 |
| Raul Mondesi, R (1, 9)<br>OBP: 0.347, SLG: 0.515 | FC1-6 PB | | FC4-6 1B | | BB | | | WP 1B | | 3 | 0 | 2 | 2 | 1 | 0 | 1 |
| Todd Zeile, R (1, 5)<br>OBP: 0.275, SLG: 0.254 | G3-1 | | F9 | | F7 | | | K | | 4 | 0 | 0 | 0 | 0 | 1 | 5 |
| Todd Hollandsworth, L (1, 7) | | K | FC4-6 | | | | SH1-4 BB | BB | | 2 | 0 | 0 | 0 | 2 | 1 | 1 |
| Wilton Guerrero, S (1, 4)<br>OBP: 0.258, SLG: 0.365<br>Wayne Kirby, L (8, PH)<br>OBP: 0.200, SLG: 0.222<br>Juan Castro, R (9, 4) | G6-3 | | F9 | | | | SH1-4 | K | | 2<br>1<br>0 | 0<br>0<br>0 | 0<br>0<br>0 | 0<br>0<br>0 | 0<br>1<br>0 | 0<br>1<br>0 | 1<br>2<br>0 |
| Pedro Astacio, R (1, 1)<br>OBP: 0.143, SLG: 0.143<br>Nelson Liriano, S (7, PH)<br>Scott Radinsky, L (8, 1)<br>Todd Worrell, R (9, 1)<br>Chip Hale, L (9, PH)<br>OBP: 0.200, SLG: 0.111 | 1B | | | | G4-3 | | F8 | | K | 2<br>1<br>0<br>0<br>1 | 0<br>0<br>0<br>0<br>0 | 1<br>0<br>0<br>0<br>0 | 0<br>0<br>0<br>0<br>0 | 0<br>0<br>0<br>0<br>1 | 0<br>1<br>0<br>0<br>0 | 0<br>1<br>0<br>0<br>0 |
| Inning Stats | R: 2 E: 0 K: 1 S: 12 H: 3 LOB: 1 BB: 0 P: 19 | R: 0 E: 0 K: 1 S: 13 H: 1 LOB: 1 BB: 0 P: 20 | R: 0 E: 0 K: 0 S: 6 H: 1 LOB: 0 BB: 0 P: 9 | R: 0 E: 0 K: 0 S: 9 H: 1 LOB: 1 BB: 0 P: 11 | R: 0 E: 0 K: 0 S: 5 H: 1 LOB: 0 BB: 0 P: 7 | R: 0 E: 0 K: 0 S: 9 H: 1 LOB: 1 BB: 1 P: 15 | R: 0 E: 0 K: 1 S: 11 H: 0 LOB: 1 BB: 1 P: 19 | R: 2 E: 0 K: 2 S: 11 H: 2 LOB: 2 BB: 2 P: 23 | R: 0 E: 0 K: 1 S: 6 H: 0 LOB: 0 BB: 0 P: 7 | 1B: 9<br>2B: 3<br>3B: 0<br>HR: 0 | SF: 0<br>SAC: 1<br>DP: 2<br>HBP: 0 | | | | | |

| | AB | 33 |
|---|---|---|
| | R | 4 |
| | H | 10 |
| | RBI | 3 |
| | BB | 4 |
| | SO | 6 |
| | LOB | 20 |

WP: 2 PB: 1 SB: 0 CS: 1 PA: 38

| PITCHER | | IP | WLS | BF | H | R | ER | SO | BB | IBB | HBP | BLK | WP | HR | S | P | ERA | WHIP |
|---|---|---|---|---|---|---|---|---|---|---|---|---|---|---|---|---|---|---|
| Donovan Osborne, L<br>ERA: 3.46 | (1, 1) | 7.0 | | 28 | 8 | 2 | 2 | 3 | 2 | 0 | 0 | 0 | 0 | 0 | 65 | 100 | 2.57 | 1.429 |
| T.J. Mathews, R<br>ERA: 3.86 | (8, 1) | 0.0 | | 2 | 1 | 2 | 2 | 0 | 1 | 0 | 0 | 0 | 0 | 0 | 1 | 5 | ∞ | ∞ |
| John Frascatore, R<br>ERA: 1.93 | (8, 1) | 1.0 | W | 5 | 1 | 0 | 0 | 2 | 1 | 0 | 0 | 0 | 1 | 0 | 10 | 18 | 0.00 | 2.000 |
| Dennis Eckersley, R<br>ERA: 3.38 | (9, 1) | 1.0 | S | 3 | 0 | 0 | 0 | 1 | 0 | 0 | 0 | 0 | 0 | 0 | 6 | 7 | 0.00 | 0.000 |

| PITCHER | | IP | WLS | BF | H | R | ER | SO | BB | IBB | HBP | BLK | WP | HR | S | P | ERA | WHIP |
|---|---|---|---|---|---|---|---|---|---|---|---|---|---|---|---|---|---|---|

| Batter | 1 | 2 | 3 | 4 | 5 | 6 | 7 | 8 | 9 | AB | R | H | RBI | BB | SO | LOB |
|---|---|---|---|---|---|---|---|---|---|---|---|---|---|---|---|---|
| Delino DeShields, L (1, 4)<br>OBP: 0.269, SLG: 0.354 | X 0-0 ① P5 | | C C B B B B 4-2 ① 1-2 BB | | | X 0-0 ① G4-3 | | 1 SAFE C 1 SAFE X 0-1 ② F8 | | 3 | 0 | 0 | 0 | 1 | 0 | 1 |
| Dmitri Young, S (1, 3)<br>OBP: 0.317, SLG: 0.439<br>Mark Petkovsek, R (8, 1)<br>OBP: 0.200, SLG: 0.200 | X 0-0 ② F8 | | C B B F S 2-3 ② K | | | B B B C B 4-1 FC6-4 1B CS BB | | 1 SAFE P X 1-0 ③ F9 | | 3<br>0 | 0<br>0 | 0<br>0 | 0<br>0 | 1<br>0 | 1<br>0 | 3<br>0 |
| Ray Lankford, L (1, 8)<br>OBP: 0.556, SLG: 1.000 | B B F B X 3-1 HR | | B C B B F S 3-3 ③ K | | | B X 1-0 FC6-4 1-2 1B | | | B F C F X 1-2 ① G3 | 4 | 1 | 2 | 1 | 0 | 1 | 2 |
| Gary Gaetti, R (1, 5)<br>OBP: 0.279, SLG: 0.306<br>Steve Scarsone, R (9, PR)<br>OBP: 0.250, SLG: 0.100 | B B X 2-0 ③ F7 | | | B X 1-0 ① G6-3 | | S X 0-1 ② FC6-4 1-2f 2-3 | | | X 0-0 S 1B | 4<br>0 | 0<br>0 | 1<br>0 | 0<br>0 | 0<br>0 | 0<br>0 | 2<br>0 |
| John Mabry, L (1, 9)<br>OBP: 0.292, SLG: 0.271<br>(8, 3) | | L B F S 1-3 ① K | | C F S 0-3 ② K | | C B B C B 3-2 ③ CS 3-H | X 0-0 ① G1-3 | | C C B 1 SAFE C 1-3 ② K | 4 | 0 | 0 | 0 | 0 | 3 | 1 |
| Ron Gant, R (1, 7)<br>OBP: 0.270, SLG: 0.364 | | C S F S 0-3 ② K | | B S B B C S 3-3 ③ K | | | F C X 0-2 ② G3 | | C C F B B X 2-2 ③ 1-2 F7 | 4 | 0 | 0 | 0 | 0 | 2 | 1 |
| Tom Lampkin, L (1, 2)<br>OBP: 0.271, SLG: 0.289 | | C B B B C S 3-3 ③ K | | | B X 1-0 ① P6 | | B X 1-0 ③ F9 | | | 3 | 0 | 0 | 0 | 0 | 1 | 0 |
| Royce Clayton, R (1, 6)<br>OBP: 0.222, SLG: 0.346 | | | C B X 1-1 ① G5-3 | | C F B S 1-3 ② K | | | B X 1-0 ① F9 | | 3 | 0 | 0 | 0 | 0 | 1 | 0 |
| Todd Stottlemyre, L (1, 1)<br>OBP: 0.500, SLG: 0.143<br>Brian Jordan, R (8, PH)<br>OBP: 0.373, SLG: 0.314<br>(8, 9) | | | C B B B B 4-1 BB BB | | F C C 0-3 ③ K | | | F B S B X 2-2 E5 | | 1<br>1 | 0<br>0 | 0<br>0 | 0<br>0 | 1<br>0 | 1<br>0 | 0<br>0 |
| Inning Stats | R: 1 E: 0 K: 0 S: 5 H: 1 LOB: 0 BB: 0 P: 10 | R: 0 E: 0 K: 3 S: 10 H: 0 LOB: 0 BB: 0 P: 14 | R: 0 E: 0 K: 2 S: 11 H: 0 LOB: 2 BB: 2 P: 25 | R: 0 E: 0 K: 2 S: 7 H: 0 LOB: 0 BB: 0 P: 11 | R: 0 E: 0 K: 2 S: 7 H: 0 LOB: 0 BB: 0 P: 9 | R: 0 E: 0 K: 0 S: 7 H: 1 LOB: 1 BB: 1 P: 15 | R: 0 E: 0 K: 0 S: 5 H: 0 LOB: 0 BB: 0 P: 6 | R: 0 E: 1 K: 0 S: 8 H: 0 LOB: 1 BB: 0 P: 11 | R: 0 E: 0 K: 1 S: 12 H: 1 LOB: 2 BB: 0 P: 16 | 1B: 2 2B: 0 3B: 0 HR: 1 | | SF: 0 SAC: 0 DP: 0 HBP: 0 | | | WP: 0 PB: 0 SB: 1 CS: 1 | | PA: 34 |

# TOP

## St. Louis Cardinals @ Los Angeles Dodgers

Dodger Stadium, Los Angeles, CA

Wed Apr 23 1997, 7:05 PM PDT

Att. 30,434 - Unknown - 72 F

livebaseballscorecards.com

| | |
|---|---|
| AB | 30 |
| R | 1 |
| H | 3 |
| RBI | 1 |
| BB | 3 |
| SO | 10 |
| LOB | 10 |

| PITCHER | | IP | WLS | BF | H | R | ER | SO | BB | IBB | HBP | BLK | WP | HR | S | P | ERA | WHIP |
|---|---|---|---|---|---|---|---|---|---|---|---|---|---|---|---|---|---|---|
| Ramon Martinez, R<br>ERA: 2.08 | (1, 1) | 7.0 | | 25 | 2 | 1 | 1 | 9 | 3 | 0 | 0 | 0 | 0 | 1 | 52 | 90 | 1.29 | 0.714 |
| Mark Guthrie, L<br>ERA: | (8, 1) | 1.1 | W | 5 | 0 | 0 | 0 | 0 | 0 | 0 | 0 | 0 | 0 | 0 | 12 | 16 | 0.00 | 0.000 |
| Todd Worrell, R<br>ERA: 3.72 | (9, 1) | 0.2 | S | 3 | 1 | 0 | 0 | 1 | 0 | 0 | 0 | 0 | 0 | 0 | 8 | 11 | 0.00 | 1.500 |

| PITCHER | IP | WLS | BF | H | R | ER | SO | BB | IBB | HBP | BLK | WP | HR | S | P | ERA | WHIP |
|---|---|---|---|---|---|---|---|---|---|---|---|---|---|---|---|---|---|

| Batter | 1 | 2 | 3 | 4 | 5 | 6 | 7 | 8 | 9 | AB | R | H | RBI | BB | SO | LOB |
|---|---|---|---|---|---|---|---|---|---|---|---|---|---|---|---|---|
| Brett Butler, L (1, 8)<br>OBP: 0.456, SLG: 0.403 | C C B X<br>1-2<br>1B | | C B B B C X<br>3-2 ②<br>F8 | | | C F F B F B X<br>2-2<br>SH1-3<br>1B<br>1B | | B B F X<br>2-1 ①<br>G1-3 | | 4 | 1 | 2 | 0 | 0 | 0 | 0 |
| Greg Gagne, R (1, 6)<br>OBP: 0.377, SLG: 0.448 | F S X<br>0-2 ①<br>F7 | | X<br>0-0 ③<br>P2 | | | X<br>0-0 ①<br>SH1-3<br>1-2 | | C B X<br>1-1<br>BB<br>1B<br>2B | | 3 | 1 | 1 | 0 | 0 | 0 | 1 |
| Mike Piazza, R (1, 2)<br>OBP: 0.460, SLG: 0.440 | B X<br>1-0 ②<br>F9 | | | B S F S<br>1-3 ①<br>K | | B X<br>1-0<br>2-H<br>1B | | I I I I<br>4-0<br>1B<br>BB<br>IBB | | 3 | 0 | 1 | 1 | 1 | 1 | 1 |
| Eric Karros, R (1, 3)<br>OBP: 0.312, SLG: 0.324 | B C B X<br>2-1 ③<br>G5-3 | | | C F F B B S<br>2-3 ②<br>K | | C F B B F X<br>2-2 ②<br>P6 | | B B B C B<br>4-1<br>1B<br>1-2<br>2-3<br>BB | | 3 | 0 | 0 | 0 | 1 | 1 | 2 |
| Raul Mondesi, R (1, 9)<br>OBP: 0.342, SLG: 0.500 | | B B X<br>2-0 ①<br>P3 | | X<br>0-0 ③<br>G6-3 | | S B F B B X<br>2-2 ③<br>L5 | | F B F F B B X<br>3-2<br>1-2<br>2-3<br>3-H<br>1B | | 4 | 0 | 1 | 1 | 0 | 0 | 1 |
| Todd Hollandsworth, L (1, 7)<br>OBP: 0.316, SLG: 0.371 | | B C S X<br>1-2<br>G4-3<br>1B | | | B S S S B X<br>2-2<br>FC6<br>1B | | X<br>0-0 ①<br>F8 | F S F S<br>0-3 ②<br>K | | 4 | 0 | 2 | 0 | 0 | 1 | 3 |
| Todd Zeile, R (1, 5)<br>OBP: 0.260, SLG: 0.238 | | B C S 1 B X<br>SAFE<br>2-2 ②<br>G4-3<br>1-2 | | | C F B S<br>1-3 ①<br>K | | C B F X<br>1-2 ②<br>F9 | C B X<br>1-1 ③<br>G6-3 | | 4 | 0 | 0 | 0 | 0 | 1 | 5 |
| Wilton Guerrero, S (1, 4)<br>OBP: 0.261, SLG: 0.364 | | C X<br>0-1 ③<br>G3-1 | | | F F S<br>0-3 ②<br>K | | B C B X<br>2-1<br>1B | | | 3 | 0 | 1 | 0 | 0 | 1 | 2 |
| Ramon Martinez, R (1, 1)<br>Nelson Liriano, S (7, PH)<br>Mark Guthrie, R (8, 1)<br>Todd Worrell, R (9, 1) | | | F B F F B F X<br>2-2 ①<br>G4-3 | | F X<br>0-1 ③<br>FC6<br>1-2f | | C B B B X<br>3-1 ③<br>G4-3 | | | 2<br>1<br>0<br>0 | 0<br>0<br>0<br>0 | 0<br>0<br>0<br>0 | 0<br>0<br>0<br>0 | 0<br>0<br>0<br>0 | 0<br>0<br>0<br>0 | 1<br>1<br>0<br>0 |
| Inning Stats | R: 0 H: 1<br>E: 0 LOB: 1<br>K: 0 BB: 0<br>S: 9 P: 13 | R: 0 H: 1<br>E: 0 LOB: 1<br>K: 0 BB: 0<br>S: 9 P: 14 | R: 0 H: 0<br>E: 0 LOB: 0<br>K: 0 BB: 0<br>S: 9 P: 14 | R: 0 H: 0<br>E: 0 LOB: 0<br>K: 2 BB: 0<br>S: 8 P: 11 | R: 0 H: 1<br>E: 0 LOB: 1<br>K: 2 BB: 0<br>S: 11 P: 14 | R: 1 H: 2<br>E: 0 LOB: 1<br>K: 0 BB: 0<br>S: 14 P: 21 | R: 0 H: 1<br>E: 0 LOB: 1<br>K: 0 BB: 0<br>S: 8 P: 14 | R: 1 H: 2<br>E: 0 LOB: 3<br>K: 1 BB: 2<br>S: 15 P: 30 | | 1B: 7 SF: 0<br>2B: 1 SAC: 1<br>3B: 0 DP: 0<br>HR: 0 HBP: 0 | | | | | | WP: 0 PA: 34<br>PB: 0<br>SB: 0<br>CS: 0 |

| PITCHER | | IP | WLS | BF | H | R | ER | SO | BB | IBB | HBP | BLK | WP | HR | S | P | ERA | WHIP |
|---|---|---|---|---|---|---|---|---|---|---|---|---|---|---|---|---|---|---|
| Todd Stottlemyre, R<br>ERA: 2.91 | (1, 1) | 7.0 | | 27 | 6 | 1 | 1 | 4 | 0 | 0 | 0 | 0 | 0 | 0 | 68 | 101 | 1.29 | 0.857 |
| Mark Petkovsek, R<br>ERA: 2.45 | (8, 1) | 1.0 | L | 7 | 2 | 1 | 1 | 1 | 1 | 1 | 0 | 0 | 0 | 0 | 15 | 30 | 9.00 | 3.000 |

| PITCHER | IP | WLS | BF | H | R | ER | SO | BB | IBB | HBP | BLK | WP | HR | S | P | ERA | WHIP |
|---|---|---|---|---|---|---|---|---|---|---|---|---|---|---|---|---|---|

# BOTTOM

# St. Louis Cardinals @ Los Angeles Dodgers

Dodger Stadium, Los Angeles, CA

Wed Apr 23 1997, 7:05 PM PDT

Att. 30,434 - Unknown - 72 F

livebaseballscorecards.com

| | |
|---|---|
| AB | 31 |
| R | 2 |
| H | 8 |
| RBI | 2 |
| BB | 2 |
| SO | 5 |
| LOB | 17 |

# Colorado Rockies @ St. Louis Cardinals

Busch Stadium, St. Louis, MO

Fri Apr 25 1997, 7:05 PM CDT

Att. 29,675 - Unknown - 64 F

TOP

livebaseballscorecards.com

| Batter | 1 | 2 | 3 | 4 | 5 | 6 | 7 | 8 | 9 | AB | R | H | RBI | BB | SO | LOB |
|---|---|---|---|---|---|---|---|---|---|---|---|---|---|---|---|---|
| Eric Young Sr., R (1, 4)<br>OBP: 0.436, SLG: 0.488 | K<br>G5-3 | | | 0-3 K | | | 0-0 F9 | | 1-2 P4 | 5 | 0 | 0 | 0 | 0 | 2 | 3 |
| Ellis Burks, R (1, 8) (8, 7)<br>OBP: 0.246, SLG: 0.500 | 1-2 BB 1B<br>1B | 3-3 K | | | 2-2 G4-3 | | 1-3 K | | 0-2 G3 | 5 | 1 | 1 | 0 | 0 | 2 | 0 |
| Larry Walker, L (1, 9)<br>OBP: 0.568, SLG: 1.000 | 4-2 1B 1B<br>1-2 BB | 3-3 S K | | | 1-0 HR | | 0-1 G3-1 | | | 3 | 2 | 1 | 1 | 1 | 1 | 0 |
| Andres Galarraga, R (1, 3)<br>OBP: 0.457, SLG: 0.579 | 1-0 BB 1B<br>1-3 2-H 1B | 2-2 G4-3 | | | 2-2 G5-3 | | | 0-0 1B<br>1B | | 4 | 1 | 2 | 1 | 0 | 0 | 0 |
| Dante Bichette, R (1, 7)<br>OBP: 0.364, SLG: 0.449<br>Steve Reed, R (8, 1)<br>Bruce Ruffin, S (9, 1) | 4-2 BB 1B 1B<br>1-2 BB | | 0-1 L8 | | 0-1 G6-3 | | | 0-1 FC4-6<br>1-2 1B | | 3<br>0<br>0 | 1<br>0<br>0 | 1<br>0<br>0 | 0<br>0<br>0 | 1<br>0<br>0 | 0<br>0<br>0 | 0<br>0<br>0 |
| Vinny Castilla, R (1, 5)<br>OBP: 0.464, SLG: 0.690 | 1-0 1B BB<br>1-2 2-H 3-H 1B | | 0-1 G5-3 | | | 0-2 G3 | | 2-3 K | | 4 | 0 | 1 | 2 | 0 | 1 | 2 |
| Jeff Reed, L (1, 2)<br>OBP: 0.385, SLG: 0.514 | 4-2 SAFE 1B<br>1-2 2-3 BB | | 2-1 F8 | | | 2-2 G5-3 | | 3-3 K | | 3 | 0 | 0 | 0 | 1 | 1 | 2 |
| Walt Weiss, S (1, 6)<br>OBP: 0.383, SLG: 0.444 | 1-2 1B<br>1-2 2-3 3-H | | | 2-2 F8 | | | 4-2 BB | 0-0 FC4-6<br>1-2f | | 3 | 0 | 1 | 1 | 1 | 0 | 2 |
| Kevin Ritz, R (1, 1)<br>Mike Munoz, L (8, 1)<br>Quinton McCracken, S (8, 8)<br>OBP: 0.412, SLG: 0.468 | 1-3 K | | | 2-3 K | | | 1-3 K | | 3-2 G4-3 | 3<br>0<br>1 | 0<br>0<br>0 | 0<br>0<br>0 | 0<br>0<br>0 | 0<br>0<br>0 | 3<br>0<br>0 | 4<br>0<br>0 |
| Inning Stats | R: 4 E: 0 K: 2 S: 25<br>H: 4 LOB: 3 BB: 3 P: 44 | R: 0 E: 0 K: 2 S: 13<br>H: 0 LOB: 0 BB: 0 P: 21 | R: 0 E: 0 K: 0 S: 6<br>H: 0 LOB: 0 BB: 0 P: 8 | R: 0 E: 0 K: 2 S: 9<br>H: 0 LOB: 0 BB: 0 P: 13 | R: 1 E: 0 K: 0 S: 9<br>H: 1 LOB: 0 BB: 0 P: 14 | R: 0 E: 0 K: 1 S: 14<br>H: 0 LOB: 1 BB: 1 P: 21 | R: 0 E: 0 K: 1 S: 6<br>H: 0 LOB: 0 BB: 0 P: 7 | R: 0 E: 0 K: 2 S: 11<br>H: 2 LOB: 2 BB: 0 P: 16 | R: 0 E: 0 K: 0 S: 12<br>H: 0 LOB: 0 BB: 0 P: 16 | 1B: 6 2B: 0 3B: 0 HR: 1<br>SF: 0 SAC: 0 DP: 0 HBP: 0 | | | | | | |

| | AB | 34 |
|---|---|---|
| | R | 5 |
| | H | 7 |
| | RBI | 5 |
| | BB | 4 |
| | SO | 10 |
| | LOB | 13 |

WP: 0 PB: 0 SB: 0 CS: 0 PA: 38

| PITCHER | IP | WLS | BF | H | R | ER | SO | BB | IBB | HBP | BLK | WP | HR | S | P | ERA | WHIP |
|---|---|---|---|---|---|---|---|---|---|---|---|---|---|---|---|---|---|
| Alan Benes, R (1, 1)<br>ERA: 3.82 | 5.0 | L | 23 | 5 | 5 | 5 | 6 | 3 | 0 | 0 | 0 | 0 | 1 | 62 | 100 | 9.00 | 1.600 |
| T.J. Mathews, R (6, 1)<br>ERA: 2.7 | 2.0 | | 7 | 0 | 0 | 0 | 2 | 1 | 0 | 0 | 0 | 0 | 0 | 20 | 28 | 0.00 | 0.500 |
| John Frascatore, R (8, 1)<br>ERA: 1.59 | 2.0 | | 8 | 2 | 0 | 0 | 2 | 0 | 0 | 0 | 0 | 0 | 0 | 23 | 32 | 0.00 | 1.000 |

| PITCHER | IP | WLS | BF | H | R | ER | SO | BB | IBB | HBP | BLK | WP | HR | S | P | ERA | WHIP |
|---|---|---|---|---|---|---|---|---|---|---|---|---|---|---|---|---|---|

| Batter | 1 | 2 | 3 | 4 | 5 | 6 | 7 | 8 | 9 | AB | R | H | RBI | BB | SO | LOB |
|---|---|---|---|---|---|---|---|---|---|---|---|---|---|---|---|---|
| Delino DeShields, L (1, 4)<br>OBP: 0.246, SLG: 0.321 | B C B F C<br>2-3 K ① | | B B C X<br>2-1 G3-1 ① | | X<br>0-0 F8 ③ | | F B B X<br>2-1 G1-3 ③ | | T L B I X<br>2-2 F7 ① | 5 | 0 | 0 | 0 | 0 | 1 | 1 |
| Willie McGee, S (1, 7)<br>OBP: 0.375, SLG: 0.471 | F X<br>0-1 G4-3 ② | | B C F B F F B S<br>3-3 K ② | | | C B S X<br>1-2 F9 S 1B 1B | | C F B B B F B<br>4-2 HBP 1B 2B BB | S 1 SAFE F B S<br>1-3 K ② | 4 | 2 | 1 | 0 | 1 | 2 | 1 |
| Ray Lankford, L (1, 8)<br>OBP: 0.571, SLG: 0.833 | B X<br>1-0 1B 1B | | B F B F F X<br>2-2 1B | | | B F B B B<br>4-1 1B **1-2** BB | | C X<br>0-1 P6 ① | B B B C X<br>3-1 G3 ③ | 4 | 0 | 2 | 0 | 1 | 0 | 2 |
| Brian Jordan, R (1, 9)<br>OBP: 0.381, SLG: 0.327 | B B 1 SAFE X<br>2-0 **1-2** 1B | | 1 SAFE B C 1 SAFE B 1 SAFE X<br>2-1 F9 ③ | | | B F X<br>1-1 F9 ① **2-3** | | S X<br>0-1 HBP **1-2** 2B 1B | | 4 | 1 | 2 | 0 | 0 | 0 | 3 |
| Gary Gaetti, R (1, 5)<br>OBP: 0.278, SLG: 0.303 | B B X<br>2-0 P5 ③ | | | B B B C X<br>3-1 G5-3 ① | | S 1 SAFE X<br>0-1 CS **1-2** **3-H** 1B | | B F S S<br>1-3 K ② | | 4 | 0 | 1 | 1 | 0 | 1 | 4 |
| John Mabry, L (1, 3)<br>OBP: 0.290, SLG: 0.258 | | B X<br>1-0 G5-3 ① | | F F B B X<br>2-2 F7 ② | | C B S S B F B S<br>3-3 K ②③ **1-2** | | B F H<br>2-1 2B **1-2** **2-3** HBP | | 3 | 0 | 0 | 0 | 0 | 1 | 2 |
| Tom Pagnozzi, R (1, 2)<br>Ron Gant, R (8, PH)<br>OBP: 0.280, SLG: 0.388<br>Mike DiFelice, R (9, 2)<br>OBP: 0.188, SLG: 0.143 | | F F B B B F S<br>2-3 K ② | | C S B F X<br>1-2 G3-1 ③ | | | X<br>0-0 L9 ① | C B F B X<br>2-2 **1-3** **2-H** **3-H** 2B | | 3<br>1<br>0 | 0<br>0<br>0 | 0<br>1<br>0 | 0<br>2<br>0 | 0<br>0<br>0 | 1<br>0<br>0 | 0<br>0<br>0 |
| Royce Clayton, R (1, 6)<br>OBP: 0.247, SLG: 0.395 | | X<br>0-0 1B | | | C B B B F B B<br>4-2 CS BB | | B F B F B X<br>3-2 HR | X<br>0-0 G1-3 ③ | | 3 | 1 | 2 | 1 | 1 | 0 | 2 |
| Alan Benes, R (1, 1)<br>OBP: 0.200, SLG: 0.200<br>Mark Sweeney, L (5, PH)<br>OBP: 0.310, SLG: 0.240<br>T.J. Mathews, R (6, 1)<br>Tom Lampkin, L (7, PH)<br>OBP: 0.265, SLG: 0.283<br>John Frascatore, R (8, 1)<br>Dmitri Young, S (9, PH)<br>OBP: 0.328, SLG: 0.439 | S C X<br>0-2 P4 ③ | | | | S S S<br>0-3 **1-2** K ①② | | B F B B B X<br>3-1 G4-3 ② | | B B B B<br>4-0 BB | 1<br>1<br>0<br>1<br>0<br>0<br>0 | 0<br>0<br>0<br>0<br>0<br>0<br>0 | 0<br>0<br>0<br>0<br>0<br>0<br>0 | 0<br>1<br>0<br>0<br>0<br>0<br>1 | 0<br>1<br>0<br>0<br>0<br>0<br>0 | 0<br>1<br>0<br>0<br>0<br>0<br>0 | 1<br>1<br>0<br>0<br>0<br>0<br>0 |
| Inning Stats | R: 0 H: 2<br>E: 0 LOB: 2<br>K: 1 BB: 0<br>S: 8 P: 15 | R: 0 H: 1<br>E: 0 LOB: 1<br>K: 1 BB: 0<br>S: 9 P: 12 | R: 0 H: 1<br>E: 0 LOB: 1<br>K: 0 BB: 0<br>S: 13 P: 22 | R: 0 H: 0<br>E: 0 LOB: 0<br>K: 0 BB: 0<br>S: 9 P: 15 | R: 0 H: 0<br>E: 0 LOB: 0<br>K: 1 BB: 1<br>S: 6 P: 10 | R: 1 H: 2<br>E: 0 LOB: 2<br>K: 1 BB: 1<br>S: 12 P: 21 | R: 1 H: 1<br>E: 0 LOB: 0<br>K: 0 BB: 0<br>S: 8 P: 16 | R: 2 H: 2<br>E: 0 LOB: 2<br>K: 1 BB: 1<br>S: 15 P: 24 | R: 0 H: 0<br>E: 0 LOB: 1<br>K: 1 BB: 1<br>S: 8 P: 18 | 1B: 7<br>2B: 3<br>3B: 0<br>HR: 1 | SF: 0<br>SAC: 0<br>DP: 2<br>HBP: 1 | | | | | |

| PITCHER | | IP | WLS | BF | H | R | ER | SO | BB | IBB | HBP | BLK | WP | HR | S | P | ERA | WHIP |
|---|---|---|---|---|---|---|---|---|---|---|---|---|---|---|---|---|---|---|
| Kevin Ritz, R<br>ERA: 6.28 | (1, 1) | 7.0 | W | 28 | 7 | 2 | 2 | 5 | 2 | 0 | 0 | 0 | 0 | 1 | 65 | 111 | 2.57 | 1.286 |
| Mike Munoz, L<br>ERA: 8.1 | (8, 1) | 0.1 | | 2 | 0 | 1 | 1 | 0 | 1 | 0 | 0 | 0 | 0 | 0 | 5 | 9 | 27.00 | 3.000 |
| Steve Reed, R<br>ERA: 1.93 | (8, 1) | 0.2 | | 5 | 2 | 1 | 1 | 1 | 0 | 0 | 1 | 0 | 0 | 0 | 10 | 15 | 13.50 | 3.000 |
| Bruce Ruffin, L<br>ERA: 2.53 | (9, 1) | 1.0 | S | 4 | 0 | 0 | 0 | 1 | 1 | 0 | 0 | 0 | 0 | 0 | 8 | 18 | 0.00 | 1.000 |

| PITCHER | IP | WLS | BF | H | R | ER | SO | BB | IBB | HBP | BLK | WP | HR | S | P | ERA | WHIP |
|---|---|---|---|---|---|---|---|---|---|---|---|---|---|---|---|---|---|

# BOTTOM

# Colorado Rockies @ St. Louis Cardinals

Busch Stadium, St. Louis, MO

Fri Apr 25 1997, 7:05 PM CDT

Att. 29,675 - Unknown - 64 F

livebaseballscorecards.com

| | |
|---|---|
| AB | 34 |
| R | 4 |
| H | 9 |
| RBI | 4 |
| BB | 4 |
| SO | 7 |
| LOB | 17 |

PA: 39

WP: 0
PB: 0
SB: 1
CS: 2

| Batter | 1 | 2 | 3 | 4 | 5 | 6 | 7 | 8 | 9 | AB | R | H | RBI | BB | SO | LOB |
|---|---|---|---|---|---|---|---|---|---|---|---|---|---|---|---|---|
| Eric Young Sr., R (1, 4)<br>OBP: 0.424, SLG: 0.471 | C B B F X 2-2 G5-3 1B | | X 0-0 ② L8 | | C X 0-1 ① G6-3 | | B X 1-0 ③ G3-1 | | C C B F B B F X 3-2 ③ P4 | 5 | 0 | 1 | 0 | 0 | 0 | 1 |
| Ellis Burks, R (1, 8)<br>(8, 7)<br>OBP: 0.246, SLG: 0.484 | F F B F B X 2-2 ① G5-3 1-2 | | C B F B X 2-2 ③ G5-3 | | B C X 1-1 E8 G4-6-3 | | | B B B X 3-1 E7 1B 1B | | 4 | 1 | 1 | 0 | 0 | 0 | 1 |
| Larry Walker, L (1, 9)<br>OBP: 0.554, SLG: 0.961 | B S C B B S 3-3 ② K | | | B B X 2-0 2B 2B 1B | X 0-0 ②③ G4-6-3 1-2f | | | C B F S 1-3 ① K2-3 | | 4 | 1 | 1 | 0 | 0 | 2 | 3 |
| Andres Galarraga, R (1, 3)<br>OBP: 0.459, SLG: 0.583 | F C B F D S 2-3 ③ K | | | C F B B F 1 SAFE F F X 2-2 1-3 2B 2B | | C B X 1-1 ① G6-3 | | H 1-0 1B HBP | | 3 | 1 | 1 | 0 | 0 | 1 | 1 |
| Dante Bichette, R (1, 7)<br>OBP: 0.370, SLG: 0.466<br>Quinton McCracken, S (8, PR)<br>OBP: 0.412, SLG: 0.468 (8, 8) | | M B B C B S 3-3 ① K | | F F D F F F X 1-2 1B FC3-6 2-H 3-H 2B | | X 0-0 ② G3 | | C X 0-1 S 1-3 2-H 1B | | 4<br>0 | 1<br>0 | 2<br>0 | 3<br>0 | 0<br>0 | 1<br>0 | 0<br>0 |
| Vinny Castilla, R (1, 5)<br>OBP: 0.455, SLG: 0.662 | | S S B X 1-2 ② G6-3 | | X 0-0 ① P3 | | B B B X 3-0 ③ F7 | | C I I I 4-1 G5-4-3 1-2 IBB | | 3 | 0 | 0 | 0 | 1 | 0 | 1 |
| Kirt Manwaring, R (1, 2)<br>OBP: 0.396, SLG: 0.357 | | B B B C F B 4-2 BB | | B X 1-0 FC3-6 2-3 1B | | | B C C B X 2-2 ① L9 | B F X 1-1 ②③ G5-4-3 1-2f | | 3 | 0 | 1 | 0 | 1 | 0 | 3 |
| Walt Weiss, S (1, 6)<br>OBP: 0.359, SLG: 0.414 | | C B F C 1-3 ③ K | | P D X 2-0 ② FC3-6 1-2f 3-H | | | C B X 1-1 ② L3 | | C C B F B X 2-2 ① G3 | 4 | 0 | 0 | 1 | 0 | 1 | 2 |
| Bill Swift, R (1, 1)<br>OBP: 0.556, SLG: 0.333<br>Darnell Coles, R (7, PH)<br>OBP: 0.286, SLG: 0.167<br>Darren Holmes, R (7, 1)<br>OBP: 0.143, SLG: 0.571<br>Bruce Ruffin, S (9, 1) | | | F B B C F S 2-3 ① K | B C F S 1-3 ③ K | | | B C H 2-1 HBP | | C B F S 1-3 ② K | 2<br>0<br>1<br>0 | 0<br>0<br>0<br>0 | 0<br>0<br>0<br>0 | 0<br>0<br>0<br>0 | 0<br>0<br>0<br>0 | 2<br>0<br>1<br>0 | 1<br>0<br>0<br>0 |

| Inning Stats | 1 | 2 | 3 | 4 | 5 | 6 | 7 | 8 | 9 |
|---|---|---|---|---|---|---|---|---|---|
| | R: 0<br>E: 0<br>K: 2<br>S: 15 | H: 1<br>LOB: 1<br>BB: 0<br>P: 24 | R: 0<br>E: 0<br>K: 2<br>S: 11 | H: 0<br>LOB: 1<br>BB: 1<br>P: 20 | R: 0<br>E: 0<br>K: 1<br>S: 9 | H: 0<br>LOB: 0<br>BB: 0<br>P: 13 | R: 3<br>E: 0<br>K: 1<br>S: 20 | H: 4<br>LOB: 1<br>BB: 0<br>P: 28 | R: 0<br>E: 1<br>K: 0<br>S: 5 | H: 0<br>LOB: 0<br>BB: 0<br>P: 6 | R: 0<br>E: 0<br>K: 0<br>S: 4 | H: 0<br>LOB: 0<br>BB: 0<br>P: 8 | R: 0<br>E: 0<br>K: 0<br>S: 7 | H: 0<br>LOB: 1<br>BB: 0<br>P: 13 | R: 1<br>E: 1<br>K: 1<br>S: 10 | H: 2<br>LOB: 3<br>BB: 1<br>P: 20 | R: 0<br>E: 0<br>K: 1<br>S: 12 | H: 0<br>LOB: 0<br>BB: 0<br>P: 18 |

| | 1B | SF | WP | PA |
|---|---|---|---|---|
| | 5 | 0 | 0 | 37 |
| | 2B: 2 | SAC: 0 | PB: 0 | |
| | 3B: 0 | DP: 2 | SB: 1 | |
| | HR: 0 | HBP: 2 | CS: 0 | |

| PITCHER | | IP | WLS | BF | H | R | ER | SO | BB | IBB | HBP | BLK | WP | HR | S | P | ERA | WHIP |
|---|---|---|---|---|---|---|---|---|---|---|---|---|---|---|---|---|---|---|
| Matt Morris, R<br>ERA: 2.65 | (1, 1) | 5.0 | L | 21 | 5 | 3 | 3 | 6 | 1 | 0 | 0 | 0 | 0 | 0 | 60 | 91 | 5.40 | 1.200 |
| Mark Petkovsek, R<br>ERA: 2.21 | (6, 1) | 2.0 | | 7 | 0 | 0 | 0 | 0 | 0 | 0 | 1 | 0 | 0 | 0 | 11 | 21 | 0.00 | 0.000 |
| Rich Batchelor, R<br>ERA: 4.15 | (8, 1) | 2.0 | | 9 | 2 | 1 | 1 | 2 | 0 | 1 | 1 | 0 | 0 | 0 | 22 | 38 | 4.50 | 1.000 |

| PITCHER | IP | WLS | BF | H | R | ER | SO | BB | IBB | HBP | BLK | WP | HR | S | P | ERA | WHIP |
|---|---|---|---|---|---|---|---|---|---|---|---|---|---|---|---|---|---|

# TOP

## Colorado Rockies @ St. Louis Cardinals

Busch Stadium, St. Louis, MO

Sat Apr 26 1997, 3:33 AM CDT
Att. 45,681 - Cloudy - 63 F

livebaseballscorecards.com

| | |
|---|---|
| AB | 33 |
| R | 4 |
| H | 7 |
| RBI | 4 |
| BB | 2 |
| SO | 8 |
| LOB | 13 |

| Batter | 1 | 2 | 3 | 4 | 5 | 6 | 7 | 8 | 9 | AB | R | H | RBI | BB | SO | LOB |
|---|---|---|---|---|---|---|---|---|---|---|---|---|---|---|---|---|
| Delino DeShields, L (1, 4)<br>OBP: 0.258, SLG: 0.316 | C X 0-1 ① F8 | | | F B B B C B 4-2 S BB | B X 1-0 ③ FC4-6 1-2f | | | B X 1-0 ① B2 | D S B X 2-1 S 1B 1-3 1B | 4 | 0 | 1 | 0 | 1 | 0 | 3 |
| Ron Gant, R (1, 7)<br>OBP: 0.288, SLG: 0.380 | C C C B B F S 3-3 ② K | | | X 0-0 ① L6 | | B X 1-0 ① G1-3 | | C B S B F B B 4-2 2B 1B BB | X 0-0 S 1-2 3-H 1B | 4 | 1 | 1 | 1 | 1 | 1 | 1 |
| Ray Lankford, L (1, 8)<br>OBP: 0.526, SLG: 0.750 | C B B X 2-1 ③ G4-3 | | | 1 SAFE B B B C F 1 SAFE 1 SAFE C 2-3 ② K 1-2 | | F B B X 2-1 ② G1-3 | | B F S F X 1-2 1B 1-3 2B | B B B B 4-0 1-2 2-3 BB | 4 | 0 | 1 | 0 | 1 | 1 | 1 |
| Brian Jordan, R (1, 9)<br>OBP: 0.368, SLG: 0.317 | | C X 0-1 ① G6-3 | | C F X 0-2 ③ G6-3 | | X 0-0 ③ L4 | | S T X 0-2 FC6-4 2-3 3-H 1B | B B B C X 3-1 ③ G5-3 | 5 | 0 | 1 | 1 | 0 | 0 | 4 |
| Dmitri Young, S (1, 3)<br>OBP: 0.324, SLG: 0.426 | | B X 1-0 ② G6-3 | | | B X 1-0 ① G6-3 | | C X 0-1 1B 1B | X 0-0 ② P6 | | 4 | 0 | 1 | 0 | 0 | 0 | 2 |
| Gary Gaetti, R (1, 5)<br>OBP: 0.276, SLG: 0.300 | | S X 0-1 ③ P5 | | | B B B C C F X 3-2 FC3-6 1B | | B B X 2-0 ① L8 | X 0-0 ③ FC6-4 1-2f | | 4 | 0 | 1 | 0 | 0 | 0 | 3 |
| Tom Lampkin, L (1, 2)<br>OBP: 0.264, SLG: 0.265 | | B C B X 2-1 ① G3 | | | C B F X 1-2 ② FC3-6 2B 1-2f | | C X 0-1 ② F7 | | B B B C B 4-1 FC4-6 BB | 3 | 0 | 0 | 0 | 1 | 0 | 2 |
| Royce Clayton, R (1, 6)<br>OBP: 0.258, SLG: 0.412 | | C X 0-1 ② F7 | | | X 0-0 1-3 2B | | 1 SAFE C C 1 SAFE X 0-2 1-2 1B | | L S F B F X 1-2 ① FC4-6 1B 1-2f 1B | 4 | 1 | 2 | 0 | 0 | 0 | 1 |
| Matt Morris, R (1, 1)<br>OBP: 0.333, SLG: 0.333<br>Mark Sweeney, L (5, PH)<br>OBP: 0.333, SLG: 0.240<br>Mark Petkovsek, R (6, 1)<br>OBP: 0.200, SLG: 0.200<br>Willie McGee, S (7, PH)<br>OBP: 0.366, SLG: 0.457<br>Rich Batchelor, R (8, 1)<br>John Mabry, L (9, PH)<br>OBP: 0.286, SLG: 0.254 | | B B X 2-0 ③ G1-3 | | | B B B B 4-0 FC4-6 BB | | X 0-0 ③ G3 | | B F X 1-1 ② L8 | 1<br>0<br>0<br>1<br>0<br>1 | 0<br>0<br>0<br>0<br>0<br>0 | 0<br>0<br>0<br>0<br>0<br>0 | 0<br>0<br>0<br>0<br>0<br>0 | 0<br>1<br>0<br>0<br>0<br>0 | 0<br>0<br>0<br>0<br>0<br>0 | 0<br>0<br>0<br>2<br>0<br>1 |
| Inning Stats | R: 0 E: 0 K: 1 S: 8 H: 0 LOB: 0 BB: 0 P: 13 | R: 0 E: 0 K: 0 S: 5 H: 0 LOB: 0 BB: 0 P: 6 | R: 0 E: 0 K: 0 S: 5 H: 0 LOB: 0 BB: 0 P: 9 | R: 0 E: 0 K: 1 S: 9 H: 0 LOB: 1 BB: 1 P: 15 | R: 0 E: 0 K: 0 S: 10 H: 2 LOB: 3 BB: 1 P: 20 | R: 0 E: 0 K: 0 S: 4 H: 0 LOB: 0 BB: 0 P: 7 | R: 0 E: 0 K: 0 S: 9 H: 2 LOB: 2 BB: 0 P: 11 | R: 1 E: 0 K: 0 S: 13 H: 2 LOB: 2 BB: 1 P: 19 | R: 1 E: 0 K: 0 S: 13 H: 2 LOB: 3 BB: 2 P: 28 | 1B: 6 2B: 2 3B: 0 HR: 0 | SF: 0 SAC: 0 DP: 0 HBP: 0 | | | | | |

# BOTTOM

## Colorado Rockies @ St. Louis Cardinals

Busch Stadium, St. Louis, MO

Sat Apr 26 1997, 3:33 AM CDT

Att. 45,681 - Cloudy - 63 F

livebaseballscorecards.com

| | |
|---|---|
| AB | 35 |
| R | 2 |
| H | 8 |
| RBI | 2 |
| BB | 5 |
| SO | 2 |
| LOB | 20 |

| PITCHER | | IP | WLS | BF | H | R | ER | SO | BB | IBB | HBP | BLK | WP | HR | S | P | ERA | WHIP |
|---|---|---|---|---|---|---|---|---|---|---|---|---|---|---|---|---|---|---|
| Bill Swift, R<br>ERA: 4.03 | (1, 1) | 6.0 | W | 22 | 2 | 0 | 0 | 2 | 2 | 0 | 0 | 0 | 0 | 0 | 41 | 70 | 0.00 | 0.667 |
| Darren Holmes, R<br>ERA: 1.59 | (7, 1) | 2.2 | | 16 | 6 | 2 | 2 | 0 | 2 | 0 | 0 | 0 | 0 | 0 | 33 | 49 | 6.75 | 3.000 |
| Bruce Ruffin, L<br>ERA: 2.45 | (9, 1) | 0.1 | S | 2 | 0 | 0 | 0 | 0 | 1 | 0 | 0 | 0 | 0 | 0 | 2 | 9 | 0.00 | 3.000 |

| PITCHER | IP | WLS | BF | H | R | ER | SO | BB | IBB | HBP | BLK | WP | HR | S | P | ERA | WHIP |
|---|---|---|---|---|---|---|---|---|---|---|---|---|---|---|---|---|---|

| Batter | 1 | 2 | 3 | 4 | 5 | 6 | 7 | 8 | 9 | AB | R | H | RBI | BB | SO | LOB |
|---|---|---|---|---|---|---|---|---|---|---|---|---|---|---|---|---|
| Eric Young Sr., R (1, 4)<br>OBP: 0.423, SLG: 0.473 | G5-3 1B 2B | | F9 | | G5-3 BB | | F9 | | G5-3 | 4 | 1 | 1 | 0 | 1 | 0 | 1 |
| Ellis Burks, R (1, 8)<br>OBP: 0.246, SLG: 0.462 | G5-3<br>2-3 | | 1B BB | | G5-3<br>1-2 | | | K | | 3 | 0 | 0 | 0 | 1 | 1 | 2 |
| Larry Walker, L (1, 9)<br>OBP: 0.552, SLG: 0.938 | K | | 1 SAFE<br>1-3 1B | | G4-3 | | | 1B | | 4 | 0 | 2 | 0 | 0 | 1 | 2 |
| Andres Galarraga, R (1, 3)<br>OBP: 0.449, SLG: 0.563 | 3-H 1B | | 1 SAFE<br>1 SAFE<br>K | | | K | | K | | 4 | 0 | 1 | 1 | 0 | 3 | 3 |
| Dante Bichette, R (1, 7)<br>OBP: 0.376, SLG: 0.468 | F9 | | | S 1B | | G6-3 1B | | G5-3 | | 4 | 0 | 2 | 0 | 0 | 0 | 2 |
| Vinny Castilla, R (1, 5)<br>OBP: 0.446, SLG: 0.641 | | L7 | | P2 | | G6-3<br>1-2 | | | G6-4-3 1B 1B | 4 | 1 | 1 | 0 | 0 | 0 | 2 |
| Kirt Manwaring, R (1, 2)<br>OBP: 0.385, SLG: 0.348 | | F7 | 1 SAFE | L7 | | K | | | G6-4-3<br>1-2 1B | 4 | 0 | 1 | 0 | 0 | 1 | 2 |
| Jason Bates, S (1, 6)<br>OBP: 0.360, SLG: 0.391 | | K | | F8<br>1-2 | | | G6-3 | | G6-4-3<br>1-2f<br>2-3 | 4 | 0 | 0 | 0 | 0 | 1 | 3 |
| Mark Thompson, R (1, 1)<br>OBP: 0.250, SLG: 0.750<br>John Burke, S (2, 1)<br>Darnell Coles, R (7, PH)<br>OBP: 0.250, SLG: 0.143<br>Jeff McCurry, R (7, 1)<br>Quinton McCracken, S (9, PH)<br>OBP: 0.423, SLG: 0.479 | | | K | G4-1 | | | G1-3 | | 3-H 1B | 0<br>2<br>1<br>0<br>1 | 0<br>0<br>0<br>0<br>0 | 0<br>0<br>0<br>0<br>1 | 0<br>0<br>0<br>0<br>1 | 0<br>1<br>0<br>0<br>0 | 0<br>0<br>0<br>0<br>0 | 0<br>0<br>0<br>0<br>0 |
| Inning Stats | R: 1<br>E: 0<br>K: 1<br>S: 17<br>H: 2<br>LOB: 1<br>BB: 0<br>P: 23 | R: 0<br>E: 0<br>K: 1<br>S: 6<br>H: 0<br>LOB: 0<br>BB: 0<br>P: 8 | R: 0<br>E: 0<br>K: 2<br>S: 14<br>H: 1<br>LOB: 2<br>BB: 1<br>P: 22 | R: 0<br>E: 0<br>K: 0<br>S: 13<br>H: 1<br>LOB: 1<br>BB: 0<br>P: 19 | R: 0<br>E: 0<br>K: 0<br>S: 8<br>H: 0<br>LOB: 1<br>BB: 1<br>P: 13 | R: 0<br>E: 0<br>K: 2<br>S: 11<br>H: 1<br>LOB: 1<br>BB: 0<br>P: 16 | R: 0<br>E: 0<br>K: 0<br>S: 8<br>H: 0<br>LOB: 0<br>BB: 0<br>P: 12 | R: 0<br>E: 0<br>K: 2<br>S: 10<br>H: 1<br>LOB: 1<br>BB: 0<br>P: 12 | R: 1<br>E: 0<br>K: 0<br>S: 11<br>H: 3<br>LOB: 1<br>BB: 0<br>P: 17 | 1B: 8<br>2B: 1<br>3B: 0<br>HR: 0<br>SF: 0<br>SAC: 0<br>DP: 1<br>HBP: 0 | | | | | | |

| PITCHER | | IP | WLS | BF | H | R | ER | SO | BB | IBB | HBP | BLK | WP | HR | S | P | ERA | WHIP |
|---|---|---|---|---|---|---|---|---|---|---|---|---|---|---|---|---|---|---|
| Donovan Osborne, L<br>ERA: 3.0 | (1, 1) | 7.0 | W | 28 | 5 | 1 | 1 | 6 | 2 | 0 | 0 | 0 | 0 | 0 | 77 | 113 | 1.29 | 1.000 |
| T.J. Mathews, R<br>ERA: 2.35 | (8, 1) | 1.0 | | 4 | 1 | 0 | 0 | 2 | 0 | 0 | 0 | 0 | 0 | 0 | 10 | 12 | 0.00 | 1.000 |
| Rick Honeycutt, L<br>ERA: 9.0 | (9, 1) | 1.0 | | 5 | 3 | 1 | 1 | 0 | 0 | 0 | 0 | 0 | 0 | 0 | 11 | 17 | 9.00 | 3.000 |

| PITCHER | IP | WLS | BF | H | R | ER | SO | BB | IBB | HBP | BLK | WP | HR | S | P | ERA | WHIP |
|---|---|---|---|---|---|---|---|---|---|---|---|---|---|---|---|---|---|

# TOP

## Colorado Rockies @ St. Louis Cardinals

Busch Stadium, St. Louis, MO

Sun Apr 27 1997, 3:33 AM CDT
Att. 30,615 - Overcast - 51 F

livebaseballscorecards.com

| | |
|---|---|
| AB | 35 |
| R | 2 |
| H | 9 |
| RBI | 2 |
| BB | 2 |
| SO | 8 |
| LOB | 17 |

| | | | |
|---|---|---|---|
| WP: 0 | PA: 37 | | |
| PB: 0 | | | |
| SB: 1 | | | |
| CS: 0 | | | |

| Batter | 1 | 2 | 3 | 4 | 5 | 6 | 7 | 8 | 9 | AB | R | H | RBI | BB | SO | LOB |
|---|---|---|---|---|---|---|---|---|---|---|---|---|---|---|---|---|
| Delino DeShields, L (1, 4)<br>OBP: 0.254, SLG: 0.306 | X<br>0-0 ① F8 | C B F X<br>1-2 1-3 2-H 3-H 1B 1B | B F X<br>1-1 ③ G6-3 | | | B X<br>1-0 ① B1-3 | | B C B X<br>2-1 ② G4-3 | | 5 | 1 | 1 | 2 | 0 | 0 | 0 |
| Ron Gant, R (1, 7)<br>OBP: 0.294, SLG: 0.373 | B C F X<br>1-2 S 1B | B B C B B<br>4-1 1B 1B BB | | C B C B S<br>2-3 ① K | | F B C B C<br>2-3 ② K | | B X<br>1-0 ③ G5-3 | | 4 | 1 | 1 | 0 | 1 | 2 | 0 |
| Ray Lankford, L (1, 8)<br>OBP: 0.522, SLG: 0.684 | 1 SAFE B 1 SAFE B B C B<br>4-1 FC6-4 1-2 BB | C C B X<br>1-2 BB 1B 1-3 2-H 3-H 1B | | B B S X<br>2-1 ② G4-3 | | C B F X<br>1-2 ③ F9 | | | | 3 | 0 | 1 | 2 | 1 | 0 | 0 |
| Brian Jordan, R (1, 9)<br>OBP: 0.375, SLG: 0.317 | C F S<br>0-3 ② K | 1 SAFE S P X<br>1-1 ② P4 | | B B B B<br>4-0 BB | | | B B X<br>2-0 CS S 1B | | | 3 | 0 | 1 | 0 | 1 | 1 | 4 |
| Gary Gaetti, R (1, 5)<br>OBP: 0.288, SLG: 0.311 | X<br>0-0 ③ FC6-4 1-2f | X<br>0-0 BB 1-2 3-H 1B | | 1 SAFE P 1 SAFE 1 SAFE X<br>1-0 ③ G5-3 | | | B M B B X<br>3-1 ① 1B E 1-3 1B | | | 4 | 1 | 2 | 1 | 0 | 0 | 3 |
| John Mabry, L (1, 3)<br>OBP: 0.311, SLG: 0.262 | | 4-2 1B 1B 1B BB<br>4-0 1-2 2-3 BB | | X<br>0-0 ① G3 | | | B 1 SAFE 1 SAFE B S X<br>2-1 FC6-4 1-2 1B | | | 2 | 1 | 1 | 0 | 2 | 0 | 0 |
| Tom Pagnozzi, R (1, 2)<br>OBP: 0.143, SLG: 0.143 | C B F B B X<br>1-2 1B 1B 1B<br>X 1-1 L7 | | | C B F B B X<br>3-2 ② F9 | | | X<br>0-0 ② FC6-4 FC3-6 1-2f 2-H | | | 4 | 1 | 1 | 0 | 0 | 0 | 4 |
| Royce Clayton, R (1, 6)<br>OBP: 0.258, SLG: 0.398 | X<br>0-0 ① P3 | B X<br>1-0 ① P5 | | C B B B B<br>4-1 S BB | | | C B B C X<br>2-2 ③ FC3-6 1-2f | | | 3 | 0 | 0 | 0 | 1 | 0 | 3 |
| Donovan Osborne, S (1, 1)<br>OBP: 0.167, SLG: 0.167<br>T.J. Mathews, R (8, 1)<br>Willie McGee, S (8, PH)<br>OBP: 0.357, SLG: 0.444<br>Rick Honeycutt, L (9, 1) | X<br>0-0 1B 1B 1-2 2-3 1B | C C B X<br>1-2 ② G3 | | B B B C C X<br>3-2 ③ G1-3 1-2 | | | | C B X<br>1-1 ① F7 | | 3<br>0<br>1<br>0 | 1<br>0<br>0<br>0 | 1<br>0<br>0<br>0 | 0<br>0<br>0<br>0 | 0<br>0<br>0<br>0 | 0<br>0<br>0<br>0 | 1<br>0<br>0<br>0 |
| Inning Stats | R: 0 E: 0 K: 1 S: 9<br>H: 1 LOB: 2 BB: 1 P: 14 | R: 5 E: 0 K: 0 S: 21<br>H: 5 LOB: 3 BB: 3 P: 37 | R: 0 E: 0 K: 0 S: 6<br>H: 0 LOB: 0 BB: 0 P: 9 | R: 0 E: 0 K: 1 S: 7<br>H: 0 LOB: 1 BB: 1 P: 15 | R: 0 E: 0 K: 0 S: 8<br>H: 0 LOB: 1 BB: 1 P: 18 | R: 0 E: 0 K: 1 S: 7<br>H: 0 LOB: 0 BB: 0 P: 11 | R: 1 E: 1 K: 0 S: 9<br>H: 3 LOB: 1 BB: 0 P: 18 | R: 0 E: 0 K: 0 S: 5<br>H: 0 LOB: 0 BB: 0 P: 9 | | 1B: 9 2B: 0 3B: 0 HR: 0<br>SF: 0 SAC: 0 DP: 0 HBP: 0 | | | | | | |

| PITCHER | | IP | WLS | BF | H | R | ER | SO | BB | IBB | HBP | BLK | WP | HR | S | P | ERA | WHIP |
|---|---|---|---|---|---|---|---|---|---|---|---|---|---|---|---|---|---|---|
| Mark Thompson, R<br>ERA: 6.75 | (1, 1) | 1.2 | L | 15 | 6 | 5 | 5 | 1 | 4 | 0 | 0 | 0 | 0 | 0 | 28 | 48 | 27.00 | 6.000 |
| John Burke, R<br>ERA: 2.89 | (2, 1) | 4.1 | | 15 | 0 | 0 | 0 | 2 | 2 | 0 | 0 | 0 | 0 | 0 | 30 | 56 | 0.00 | 0.462 |
| Jeff McCurry, R<br>ERA: 2.25 | (7, 1) | 2.0 | | 8 | 3 | 1 | 0 | 0 | 0 | 0 | 0 | 0 | 0 | 0 | 14 | 27 | 0.00 | 1.500 |

| PITCHER | IP | WLS | BF | H | R | ER | SO | BB | IBB | HBP | BLK | WP | HR | S | P | ERA | WHIP |
|---|---|---|---|---|---|---|---|---|---|---|---|---|---|---|---|---|---|

# BOTTOM

## Colorado Rockies @ St. Louis Cardinals

Busch Stadium, St. Louis, MO

Sun Apr 27 1997, 3:33 AM CDT

Att. 30,615 - Overcast - 51 F

livebaseballscorecards.com

| | |
|---|---|
| AB | 32 |
| R | 6 |
| H | 9 |
| RBI | 5 |
| BB | 6 |
| SO | 3 |
| LOB | 15 |

WP: 0 PB: 0 SB: 3 CS: 1 PA: 38

| Batter | 1 | 2 | 3 | 4 | 5 | 6 | 7 | 8 | 9 | AB | R | H | RBI | BB | SO | LOB |
|---|---|---|---|---|---|---|---|---|---|---|---|---|---|---|---|---|
| LeJon Powell, R (1, 8)<br>OBP: 0.167, SLG: 0.091 | X<br>0-0 ① L7 | B B S B F B<br>4-2 1-2 BB | | M B X<br>1-1 ① L7 | | B S B B F F S<br>3-3 ③ K | | | F B B F X<br>2-2 ① L6 | 4 | 0 | 0 | 0 | 1 | 1 | 0 |
| Jose Vizcaino, S (1, 6)<br>OBP: 0.306, SLG: 0.276 | B C B F B B<br>4-2 FC5-4-5-4 S BB | B B C C B F X<br>3-2 ③ F7 | | C B X<br>1-1 ② G4-3 | | | B C X<br>1-1 ① G5-3 | | B F X<br>1-1 ② G3 | 4 | 0 | 0 | 0 | 1 | 0 | 3 |
| Glenallen Hill, R (1, 9)<br>OBP: 0.295, SLG: 0.512 | C S B B B X<br>3-2 ② FC5-4-5-4 1-3 | | C S F B B F B F S<br>3-3 ① K | X<br>0-0 ③ G3 | | | X<br>0-0 ② F8 | | C S F S<br>0-3 ③ K | 5 | 0 | 0 | 0 | 0 | 2 | 1 |
| Barry Bonds, L (1, 7)<br>OBP: 0.446, SLG: 0.438 | I I I I<br>4-0 IBB | | C C B B B S<br>3-3 ② K | | B C F B C<br>2-3 ① K | | F B B B X<br>3-1 ③ G3 | | | 3 | 0 | 0 | 0 | 1 | 2 | 0 |
| Jeff Kent, R (1, 4)<br>OBP: 0.305, SLG: 0.549 | F X<br>0-1 ③ F8 | | B X<br>1-0 WP 1B 2B | | F B B B X<br>2-1 ② F9 | | | B S B B F F F X<br>3-2 ① F9 | | 4 | 1 | 1 | 0 | 0 | 0 | 2 |
| J.T. Snow, L (1, 3)<br>OBP: 0.386, SLG: 0.315 | | B F B X<br>2-1 FC3-6 1B 1B | C B B X<br>2-1 1B 2-H 1B | | C B B B F B<br>4-2 BB | | | C X<br>0-1 1B 1B | | 3 | 1 | 3 | 1 | 1 | 0 | 0 |
| Mark Lewis, R (1, 5)<br>OBP: 0.316, SLG: 0.528 | | 1 SAFE X<br>0-0 1-2 FC3-6 1B | B X<br>1-0 1B 1-2 1B | | C 1 SAFE 1 SAFE X<br>0-1 ③ G5-3 | | | C B X<br>1-1 ② F7 | | 4 | 0 | 2 | 0 | 0 | 0 | 2 |
| Rick Wilkins, L (1, 2)<br>OBP: 0.242, SLG: 0.345 | | C B X<br>1-1 ① FC3-6 BB 1-2f 2-3 | F C B B B X<br>3-2 1-3 2-H 1B | | | C B X<br>1-1 ① G6-3 | | B B B C X<br>3-1 1-2 1B | | 4 | 0 | 2 | 1 | 0 | 0 | 2 |
| William Van Landingham, R (1, 1)<br>Marvin Benard, L (6, PH)<br>OBP: 0.500, SLG: 0.375<br>Joe Roa, R (6, 1)<br>Rich Rodriguez, L (6, 1)<br>OBP: 1.000, SLG: 1.000<br>Damon Berryhill, S (8, PH)<br>OBP: 0.375, SLG: 0.357<br>Jim Poole, L (8, 1) | | B C B S X<br>2-2 ② L9 | C B S S<br>1-3 ③ K | | | X<br>0-0 ② F9 | | B S X<br>1-1 ③ P3 | | 2<br>1<br>0<br>0<br>1<br>0 | 0<br>0<br>0<br>0<br>0<br>0 | 0<br>0<br>0<br>0<br>0<br>0 | 0<br>0<br>0<br>0<br>0<br>0 | 1<br>0<br>0<br>0<br>0<br>0 | 0<br>0<br>0<br>0<br>0<br>0 | 4<br>0<br>0<br>0<br>2<br>0 |
| Inning Stats | R: 0 E: 0 K: 0 S: 8<br>H: 0 LOB: 2 BB: 2 P: 19 | R: 0 E: 0 K: 0 S: 14<br>H: 2 LOB: 3 BB: 1 P: 26 | R: 2 E: 0 K: 3 S: 19<br>H: 4 LOB: 2 BB: 0 P: 33 | R: 0 E: 0 K: 0 S: 5<br>H: 0 LOB: 0 BB: 0 P: 7 | R: 0 E: 0 K: 1 S: 9<br>H: 0 LOB: 1 BB: 1 P: 17 | R: 0 E: 0 K: 1 S: 7<br>H: 0 LOB: 0 BB: 0 P: 11 | R: 0 E: 0 K: 0 S: 5<br>H: 0 LOB: 0 BB: 0 P: 9 | R: 0 E: 0 K: 0 S: 13<br>H: 2 LOB: 2 BB: 0 P: 21 | R: 0 E: 0 K: 1 S: 9<br>H: 0 LOB: 0 BB: 0 P: 12 | 1B: 7 2B: 1 3B: 0 HR: 0<br>SF: 0 SAC: 0 DP: 0 HBP: 0 | | | | | | |

# TOP

San Francisco Giants @ St. Louis Cardinals

Busch Stadium, St. Louis, MO

Mon Apr 28 1997, 7:05 PM CDT

Att. 21,803 - Unknown - 67 F

livebaseballscorecards.com

| | |
|---|---|
| AB | 35 |
| R | 2 |
| H | 8 |
| RBI | 2 |
| BB | 4 |
| SO | 6 |
| LOB | 16 |

WP: 1 PA: 39
PB: 0
SB: 1
CS: 0

| PITCHER | | IP | WLS | BF | H | R | ER | SO | BB | IBB | HBP | BLK | WP | HR | S | P | ERA | WHIP |
|---|---|---|---|---|---|---|---|---|---|---|---|---|---|---|---|---|---|---|
| Andy Benes, R<br>ERA: 3.6 | (1, 1) | 5.0 | W | 25 | 6 | 2 | 2 | 4 | 3 | 1 | 0 | 0 | 1 | 0 | 55 | 102 | 3.60 | 1.800 |
| Mark Petkovsek, R<br>ERA: 1.96 | (6, 1) | 2.2 | | 10 | 2 | 0 | 0 | 1 | 0 | 0 | 0 | 0 | 0 | 0 | 23 | 38 | 0.00 | 0.750 |
| Tony Fossas, L<br>ERA: 3.0 | (8, 1) | 0.1 | | 1 | 0 | 0 | 0 | 0 | 0 | 0 | 0 | 0 | 0 | 0 | 2 | 3 | 0.00 | 0.000 |
| Dennis Eckersley, R<br>ERA: 2.84 | (9, 1) | 1.0 | S | 3 | 0 | 0 | 0 | 1 | 0 | 0 | 0 | 0 | 0 | 0 | 9 | 12 | 0.00 | 0.000 |

| PITCHER | IP | WLS | BF | H | R | ER | SO | BB | IBB | HBP | BLK | WP | HR | S | P | ERA | WHIP |
|---|---|---|---|---|---|---|---|---|---|---|---|---|---|---|---|---|---|

# BOTTOM

San Francisco Giants @ St. Louis Cardinals
Busch Stadium, St. Louis, MO
Mon Apr 28 1997, 7:05 PM CDT
Att. 21,803 - Unknown - 67 F

livebaseballscorecards.com

| Batter | 1 | 2 | 3 | 4 | 5 | 6 | 7 | 8 | 9 | AB | R | H | RBI | BB | SO | LOB |
|---|---|---|---|---|---|---|---|---|---|---|---|---|---|---|---|---|
| Delino DeShields, L (1, 4)<br>OBP: 0.250, SLG: 0.299 | 1-0 S 1B 1B | 1-2 G1-6-3 1-2f | | | 2-3 K | 2-3 K | | 2-1 F7 | | 5 | 1 | 1 | 0 | 0 | 2 | 4 |
| Ron Gant, R (1, 7)<br>OBP: 0.315, SLG: 0.392 | 3-2 F9 S 1-H 1B | | 1-3 K | | 0-0 2B 1B | 2-2 1-2 2-H 1B | | | | 4 | 1 | 3 | 2 | 0 | 1 | 0 |
| Ray Lankford, L (1, 8)<br>OBP: 0.481, SLG: 0.591 | 2-1 L8 | | 4-1 CS BB | | 2-2 P6 | 1-3 K | | | | 3 | 0 | 0 | 0 | 1 | 1 | 4 |
| Brian Jordan, R (1, 9)<br>OBP: 0.382, SLG: 0.343 | 3-2 F9 1-3 | | 2-1 G4-3 1-2 | | 1-2 1-H 2B | | 1-0 FC6-4 1B | | | 4 | 0 | 2 | 1 | 0 | 0 | 2 |
| John Mabry, L (1, 3)<br>OBP: 0.333, SLG: 0.313 | 4-2 BB | | | 1-1 HR | 4-0 IBB | | 2-2 FC6-4 B1-6-4 1-2f | | | 2 | 1 | 1 | 1 | 2 | 0 | 1 |
| Gary Gaetti, R (1, 5)<br>OBP: 0.277, SLG: 0.299<br>Mark Petkovsek, R (6, 1)<br>OBP: 0.167, SLG: 0.167<br>Tony Fossas, L (8, 1)<br>Dennis Eckersley, R (9, 1) | 1-3 K | | | 0-0 F9 | 3-3 K | | 0-2 B1-6-4 1-2f | | | 3<br>1<br>0<br>0 | 0<br>0<br>0<br>0 | 0<br>0<br>0<br>0 | 0<br>0<br>0<br>0 | 0<br>0<br>0<br>0 | 2<br>0<br>0<br>0 | 4<br>1<br>0<br>0 |
| Tom Lampkin, L (1, 2)<br>OBP: 0.281, SLG: 0.340 | | 2-2 HR | | 1-0 1B | | 1-1 G4-3 | | 1-1 F9 | | 4 | 1 | 2 | 1 | 0 | 0 | 0 |
| Royce Clayton, R (1, 6)<br>OBP: 0.258, SLG: 0.391 | | 0-3 K | | 2-3 K | | 1-2 1B 1B 1B | | 0-0 F8 | | 4 | 1 | 1 | 0 | 0 | 2 | 1 |
| Andy Benes, R (1, 1)<br>OBP: 0.500, SLG: 0.500<br>David Bell, R (6, 5)<br>OBP: 0.174, SLG: 0.136<br>Tom Pagnozzi, R (8, PH)<br>OBP: 0.250, SLG: 0.250 (9, 5) | | 0-0 G1-6-3 1B | | 2-1 P2 | | 2-2 1-2 1B 1B | | 1-0 1B | | 2<br>1<br>1 | 0<br>0<br>0 | 1<br>1<br>1 | 0<br>0<br>0 | 0<br>0<br>0 | 0<br>0<br>0 | 1<br>0<br>0 |
| Inning Stats | R: 1 E: 0 K: 1 S: 20 H: 2 LOB: 2 BB: 1 P: 33 | R: 1 E: 0 K: 1 S: 11 H: 2 LOB: 0 BB: 0 P: 14 | R: 0 E: 0 K: 1 S: 7 H: 0 LOB: 0 BB: 1 P: 13 | R: 1 E: 0 K: 1 S: 10 H: 2 LOB: 1 BB: 0 P: 15 | R: 1 E: 0 K: 2 S: 17 H: 2 LOB: 2 BB: 1 P: 28 | R: 1 E: 0 K: 2 S: 19 H: 3 LOB: 2 BB: 0 P: 28 | R: 0 E: 0 K: 0 S: 8 H: 1 LOB: 0 BB: 0 P: 11 | R: 0 E: 0 K: 0 S: 6 H: 1 LOB: 1 BB: 0 P: 10 | | 1B: 10<br>2B: 1<br>3B: 0<br>HR: 2 | SF: 0<br>SAC: 0<br>DP: 2<br>HBP: 0 | | | WP: 0<br>PB: 0<br>SB: 2<br>CS: 1 | PA: 37 | |

| | AB | 34 |
|---|---|---|
| | R | 5 |
| | H | 13 |
| | RBI | 5 |
| | BB | 3 |
| | SO | 8 |
| | LOB | 18 |

| PITCHER | | IP | WLS | BF | H | R | ER | SO | BB | IBB | HBP | BLK | WP | HR | S | P | ERA | WHIP |
|---|---|---|---|---|---|---|---|---|---|---|---|---|---|---|---|---|---|---|
| William Van Landingham, R<br>ERA: 3.86 | (1, 1) | 5.0 | L | 24 | 8 | 4 | 4 | 6 | 2 | 1 | 0 | 0 | 0 | 2 | 65 | 103 | 7.20 | 2.000 |
| Joe Roa, R<br>ERA: 2.08 | (6, 1) | 0.2 | | 5 | 3 | 1 | 1 | 1 | 0 | 0 | 0 | 0 | 0 | 0 | 16 | 24 | 13.50 | 4.500 |
| Rich Rodriguez, L<br>ERA: 1.54 | (6, 1) | 1.1 | | 4 | 1 | 0 | 0 | 1 | 0 | 0 | 0 | 0 | 0 | 0 | 11 | 15 | 0.00 | 0.750 |
| Jim Poole, L<br>ERA: | (8, 1) | 1.0 | | 4 | 1 | 0 | 0 | 0 | 0 | 0 | 0 | 0 | 0 | 0 | 6 | 10 | 0.00 | 1.000 |

| PITCHER | IP | WLS | BF | H | R | ER | SO | BB | IBB | HBP | BLK | WP | HR | S | P | ERA | WHIP |
|---|---|---|---|---|---|---|---|---|---|---|---|---|---|---|---|---|---|

| Batter | 1 | 2 | 3 | 4 | 5 | 6 | 7 | 8 | 9 | AB | R | H | RBI | BB | SO | LOB |
|---|---|---|---|---|---|---|---|---|---|---|---|---|---|---|---|---|
| Marvin Benard, L (1, 8)<br>OBP: 0.625, SLG: 0.615<br>Rod Beck, R (9, 1) | C C B B X<br>2-2 1B G5-3 2B | X<br>0-0 3-H 1B | | C F B F B X<br>2-2 G3-1 1-2 1B | | X<br>0-0 G5-3 S 1B | B B B C C B<br>4-2 1-2 1B BB | | M S F B B B B C<br>3-3 ③ K | 5<br>0 | 2<br>0 | 4<br>0 | 1<br>0 | 1<br>0 | 1<br>0 | 0<br>0 |
| Jose Vizcaino, S (1, 6)<br>OBP: 0.311, SLG: 0.284 | B B X<br>2-0 G4-3 G5-3 2B 2-3 1B | 1 SAFE C B X<br>1-1 ③ F7 | | X<br>0-0 ② G3-1 1-2 2-3 | | F F 1 SAFE B 1 S<br>1-3 ① K 1-2 | B F X<br>1-1 1-2 2-H 1B | | | 5 | 1 | 2 | 1 | 0 | 1 | 4 |
| Glenallen Hill, R (1, 9)<br>OBP: 0.290, SLG: 0.494 | X<br>0-0 ① G5-3 1-2 3-H | C B F B X<br>2-2 ① P4 | | B C X<br>1-1 BB S 2-H 3-H 1B | | B X<br>1-0 ② G5-3 2-3 | B B X<br>2-0 ③ F8 | | | 5 | 0 | 1 | 3 | 0 | 0 | 4 |
| Barry Bonds, L (1, 7)<br>OBP: 0.464, SLG: 0.448 | B X<br>1-0 ② G4-3 2-3 | B B S B X<br>3-1 2B 1B | C 1 SAFE B B B B<br>4-1 BB 1-2 BB | | | C C F H<br>1-2 S HBP | | F B X<br>1-1 FC6-4 1B | | 3 | 1 | 2 | 0 | 1 | 0 | 1 |
| Jeff Kent, R (1, 4)<br>OBP: 0.333, SLG: 0.581 | B C X<br>1-1 3-H 2B | B F B B X<br>2-1 G6-3 1-H 2B | B B B C B<br>4-1 1-2 2-3 BB | | | B F B B H<br>3-1 1-2 HBP | | B P X<br>2-0 ① FC6-4 G4-3 1-2f | | 3 | 0 | 2 | 2 | 1 | 0 | 1 |
| J.T. Snow, L (1, 3)<br>OBP: 0.366, SLG: 0.295 | B X<br>1-0 ③ G4-3 | B C B X<br>2-1 ② G6-3 2-3 | B S B B X<br>3-1 ③ G3 | | | B X<br>1-0 ③ F9 | | B X<br>1-0 ② G4-3 1-2 | | 5 | 0 | 0 | 0 | 0 | 0 | 9 |
| Bill Mueller, S (1, 5)<br>OBP: 0.349, SLG: 0.345<br>Doug Henry, R (8, 1)<br>LeJon Powell, R (9, 8)<br>OBP: 0.167, SLG: 0.091 | | B F B B B<br>4-1 WP S 1B BB | C X<br>0-1 ③ F9 | | B X<br>1-0 ① F7 | | F B X<br>1-1 ① G4-3 | 2 SAFE C B X<br>1-1 ③ G3 | | 4<br>0<br>0 | 1<br>0<br>0 | 0<br>0<br>0 | 0<br>0<br>0 | 1<br>0<br>0 | 0<br>0<br>0 | 2<br>0<br>0 |
| Marcus Jensen, S (1, 2)<br>OBP: 0.333, SLG: 0.267 | | C F B B B F B 1 S SAFE<br>3-3 ① K 1-2 | | X<br>0-0 ① L8 | B B S B X<br>3-1 ② G6-3 | | B X<br>1-0 ② G4-3 | | B S F B B B X<br>3-2 ① G1-3 | 5 | 0 | 0 | 0 | 0 | 1 | 1 |
| Kirk Rueter, L (1, 1)<br>Damon Berryhill, S (7, PH)<br>OBP: 0.412, SLG: 0.357<br>Shawn Estes, R (7, PR)<br>Julian Tavarez, L (7, 1)<br>Jim Poole, L (8, 1)<br>Mark Lewis, R (8, 5)<br>OBP: 0.308, SLG: 0.514 | | C F M<br>0-3 ② K 2-3 | | B B B B<br>4-0 G3-1 1B 1B BB | B C S F B S<br>2-3 ③ K | | B B B B<br>4-0 BB 1B BB | | S F B B B C<br>2-3 ② K | 2<br>0<br>0<br>0<br>0<br>1 | 1<br>0<br>1<br>0<br>0<br>0 | 0<br>0<br>0<br>0<br>0<br>0 | 0<br>0<br>0<br>0<br>0<br>0 | 1<br>1<br>0<br>0<br>0<br>0 | 2<br>0<br>0<br>0<br>0<br>1 | 1<br>0<br>0<br>0<br>0<br>0 |
| Inning Stats | R: 2 E: 0 K: 0 S: 9 H: 3 LOB: 1 BB: 0 P: 16 | R: 1 E: 0 K: 2 S: 11 H: 1 LOB: 1 BB: 1 P: 19 | R: 1 E: 0 K: 0 S: 11 H: 2 LOB: 1 BB: 0 P: 20 | R: 2 E: 0 K: 0 S: 12 H: 2 LOB: 3 BB: 3 P: 30 | R: 0 E: 0 K: 1 S: 7 H: 0 LOB: 0 BB: 0 P: 13 | R: 0 E: 0 K: 1 S: 10 H: 1 LOB: 3 BB: 0 P: 17 | R: 1 E: 0 K: 0 S: 8 H: 1 LOB: 2 BB: 2 P: 21 | R: 0 E: 0 K: 0 S: 7 H: 1 LOB: 1 BB: 0 P: 11 | R: 0 E: 0 K: 2 S: 10 H: 0 LOB: 0 BB: 0 P: 18 | 1B: 8 2B: 3 3B: 0 HR: 0 | SF: 0 SAC: 0 DP: 0 HBP: 2 | | | | | | |

| PITCHER | | IP | WLS | BF | H | R | ER | SO | BB | IBB | HBP | BLK | WP | HR | S | P | ERA | WHIP |
|---|---|---|---|---|---|---|---|---|---|---|---|---|---|---|---|---|---|---|
| Todd Stottlemyre, R<br>ERA: 4.06 | (1, 1) | 3.2 | | 22 | 8 | 6 | 6 | 2 | 3 | 0 | 0 | 0 | 1 | 0 | 40 | 75 | 14.73 | 3.000 |
| John Frascatore, R<br>ERA: 1.32 | (4, 1) | 2.1 | | 11 | 1 | 0 | 0 | 2 | 1 | 0 | 2 | 0 | 0 | 0 | 20 | 40 | 0.00 | 0.857 |
| Rich Batchelor, R<br>ERA: 4.2 | (7, 1) | 2.0 | | 10 | 2 | 1 | 1 | 0 | 2 | 0 | 0 | 0 | 0 | 0 | 15 | 32 | 4.50 | 2.000 |
| Tony Fossas, L<br>ERA: 2.57 | (9, 1) | 1.0 | W | 3 | 0 | 0 | 0 | 2 | 0 | 0 | 0 | 0 | 0 | 0 | 10 | 18 | 0.00 | 0.000 |

| PITCHER | IP | WLS | BF | H | R | ER | SO | BB | IBB | HBP | BLK | WP | HR | S | P | ERA | WHIP |
|---|---|---|---|---|---|---|---|---|---|---|---|---|---|---|---|---|---|

# TOP

San Francisco Giants @ St. Louis Cardinals

Busch Stadium, St. Louis, MO

Tue Apr 29 1997, 7:05 PM CDT

Att. 23,527 - Unknown - 73 F

livebaseballscorecards.com

| | |
|---|---|
| AB | 38 |
| R | 7 |
| H | 11 |
| RBI | 7 |
| BB | 6 |
| SO | 6 |
| LOB | 23 |

WP: 1 PB: 0 SB: 4 CS: 0 PA: 46

# BOTTOM

| Batter | 1 | 2 | 3 | 4 | 5 | 6 | 7 | 8 | 9 | AB | R | H | RBI | BB | SO | LOB |
|---|---|---|---|---|---|---|---|---|---|---|---|---|---|---|---|---|
| Delino DeShields, L (1, 4)<br>OBP: 0.247, SLG: 0.292 | B F B L X<br>2-2 G4-3 ① | | C B B F X<br>2-2 L8 ① | | C B X<br>1-1 G4-3 ③ | | B F F B F B F S<br>3-3 K ③ | | B 1 SAFE X<br>1-0 HR 1B<br>1-2 | 5 | 1 | 1 | 0 | 0 | 1 | 1 |
| Ron Gant, R (1, 7)<br>OBP: 0.319, SLG: 0.429 | C B C B B S<br>3-3 K ② | | B C S B F X<br>2-2 FC4-6 1B ②<br>1-2f | | | B C T X<br>1-2 L8 ① | | B C X<br>1-1 HR 1B<br>C M B F B X<br>2-2 HR<br>1-H 2-H | | 5 | 2 | 2 | 3 | 0 | 1 | 1 |
| Ray Lankford, L (1, 8)<br>OBP: 0.548, SLG: 0.885 | B C B X<br>2-1 HR | | B 1 SAFE B C X<br>2-1 1B<br>1-2 | | | C B B C X<br>2-2 1B | | C B X<br>1-1 HR<br>1-H | | 4 | 2 | 4 | 3 | 0 | 0 | 0 |
| Brian Jordan, R (1, 9)<br>OBP: 0.367, SLG: 0.329<br>Rich Batchelor, R (7, 1)<br>Gary Gaetti, R (8, PH)<br>OBP: 0.274, SLG: 0.295<br>Tony Fossas, L (9, 1) | C T X<br>0-2 G4-3 ③ | | B X<br>1-0 F9 ③ | | | 1 SAFE B B B 1 SAFE X<br>2-0 F8 ② | | S B T B T T T X<br>2-2 P4 ① | | 3<br>0<br>1<br>0 | 0<br>0<br>0<br>0 | 0<br>0<br>0<br>0 | 0<br>0<br>0<br>0 | 0<br>0<br>0<br>0 | 0<br>0<br>0<br>0 | 3<br>0<br>0<br>0 |
| Tom Pagnozzi, R (1, 2)<br>OBP: 0.250, SLG: 0.250<br>Tom Lampkin, L (2, PH)<br>OBP: 0.267, SLG: 0.321<br>(3, 2)<br>Willie McGee, S (8, PH)<br>OBP: 0.372, SLG: 0.486<br>(9, 9) | | B B C X<br>2-1 G4-3 ① | | C C S<br>0-3 K ① | | 1 SAFE 1 SAFE C B B S B X<br>3-2 F9 ③ | | S B X<br>1-1 G4-3 1B 2B | | 0<br>3<br><br>1 | 0<br>0<br><br>1 | 0<br>0<br><br>1 | 0<br>0<br><br>0 | 0<br>1<br><br>0 | 0<br>1<br><br>0 | 0<br>1<br><br>0 |
| John Mabry, L (1, 3)<br>OBP: 0.341, SLG: 0.314<br>(7, 9)<br>(9, 5) | | B C B B C F B<br>4-2 BB | | C B F B B C<br>3-3 K ② | | | B F B X<br>2-1 G1-3 2B 1B | F C X<br>0-2 G4-3 ②<br>2-3 | | 3 | 1 | 1 | 0 | 1 | 1 | 1 |
| Danny Sheaffer, R (1, 5)<br>OBP: 0.200, SLG: 0.111<br>(9, 2) | | F B 1 SAFE X<br>1-1 F9 ② | | F B X<br>1-1 B1-3 ③ | | | X<br>0-0 G1-3 ①<br>1-2 | C X<br>0-1 1B<br>3-H | | 4 | 0 | 1 | 1 | 0 | 0 | 2 |
| Royce Clayton, R (1, 6)<br>OBP: 0.257, SLG: 0.396 | | B L B B X<br>3-1 P4 ③ | | | C B X<br>1-1 G6-3 ① | | X<br>0-0 WP SF9 2B<br>2-H | B X<br>1-0 L9 ③ | | 4 | 1 | 1 | 1 | 0 | 0 | 2 |
| Todd Stottlemyre, L (1, 1)<br>OBP: 0.538, SLG: 0.143<br>John Frascatore, R (4, 1)<br>Dmitri Young, S (7, 3)<br>OBP: 0.329, SLG: 0.435 | | | B S S B B B<br>4-2 FC4-6 BB | | S F B S<br>1-3 K ② | | B S C B B X<br>3-2 SF9 ②<br>2-H | | X<br>0-0 1B HR 1B | 0<br>1<br>1 | 0<br>0<br>1 | 0<br>0<br>1 | 0<br>0<br>1 | 1<br>0<br>0 | 0<br>1<br>0 | 0<br>0<br>0 |
| Inning Stats | R: 1 H: 1<br>E: 0 LOB: 0<br>K: 1 BB: 0<br>S: 11 P: 18 | R: 0 H: 0<br>E: 0 LOB: 1<br>K: 0 BB: 1<br>S: 9 P: 19 | R: 0 H: 1<br>E: 0 LOB: 2<br>K: 0 BB: 1<br>S: 12 P: 23 | R: 0 H: 0<br>E: 0 LOB: 0<br>K: 2 BB: 0<br>S: 8 P: 12 | R: 0 H: 0<br>E: 0 LOB: 0<br>K: 1 BB: 0<br>S: 7 P: 10 | R: 0 H: 1<br>E: 0 LOB: 1<br>K: 0 BB: 0<br>S: 10 P: 18 | R: 2 H: 2<br>E: 0 LOB: 0<br>K: 1 BB: 0<br>S: 12 P: 20 | R: 3 H: 4<br>E: 0 LOB: 1<br>K: 0 BB: 0<br>S: 18 P: 24 | R: 3 H: 3<br>E: 0 LOB: 0<br>K: 0 BB: 0<br>S: 6 P: 9 | 1B: 7 SF: 1<br>2B: 2 SAC: 0<br>3B: 0 DP: 0<br>HR: 3 HBP: 0 | | | | | | WP: 1 PA: 38<br>PB: 0<br>SB: 0<br>CS: 0 | |

| PITCHER | | IP | WLS | BF | H | R | ER | SO | BB | IBB | HBP | BLK | WP | HR | S | P | ERA | WHIP |
|---|---|---|---|---|---|---|---|---|---|---|---|---|---|---|---|---|---|---|
| Kirk Rueter, L<br>ERA: 2.73 | (1, 1) | 6.0 | | 23 | 3 | 1 | 1 | 4 | 2 | 0 | 0 | 0 | 0 | 1 | 57 | 100 | 1.50 | 0.833 |
| Julian Tavarez, R<br>ERA: 4.5 | (7, 1) | 1.0 | | 6 | 3 | 3 | 3 | 1 | 0 | 0 | 0 | 0 | 1 | 0 | 14 | 23 | 27.00 | 3.000 |
| Jim Poole, L<br>ERA: 2.84 | (8, 1) | 0.2 | | 4 | 2 | 1 | 1 | 0 | 0 | 0 | 0 | 0 | 0 | 1 | 13 | 17 | 13.50 | 3.000 |
| Doug Henry, R<br>ERA: 1.42 | (8, 1) | 0.1 | | 2 | 1 | 1 | 1 | 0 | 0 | 0 | 0 | 0 | 0 | 0 | 3 | 4 | 27.00 | 3.000 |
| Rod Beck, R<br>ERA: 4.66 | (9, 1) | 0.0 | L | 3 | 3 | 3 | 3 | 0 | 0 | 0 | 0 | 0 | 0 | 1 | 6 | 9 | ∞ | ∞ |

| PITCHER | IP | WLS | BF | H | R | ER | SO | BB | IBB | HBP | BLK | WP | HR | S | P | ERA | WHIP |
|---|---|---|---|---|---|---|---|---|---|---|---|---|---|---|---|---|---|

San Francisco Giants @ St. Louis Cardinals

Busch Stadium, St. Louis, MO

Tue Apr 29 1997, 7:05 PM CDT

Att. 23,527 - Unknown - 73 F

livebaseballscorecards.com

| | |
|---|---|
| AB | 35 |
| R | 9 |
| H | 12 |
| RBI | 9 |
| BB | 2 |
| SO | 5 |
| LOB | 11 |

| Batter | 1 | 2 | 3 | 4 | 5 | 6 | 7 | 8 | 9 | AB | R | H | RBI | BB | SO | LOB |
|---|---|---|---|---|---|---|---|---|---|---|---|---|---|---|---|---|
| Luis Castillo, S (1, 4)<br>OBP: 0.358, SLG: 0.316<br>Mark Hutton, R (8, 1) | B B C F B X<br>3-2 WP S 1B | | F B B F B X<br>3-2 ① G5-3 | C X<br>0-1 ③ FC5 2-3f | | F X<br>0-1 ② G3 | | B C B X<br>2-1 ③ G5-3 | | 5 0 1 0 0 0 4<br>0 0 0 0 0 0 0 | | | | | | |
| Edgar Renteria, R (1, 6)<br>OBP: 0.271, SLG: 0.276 | B 1 SAFE B B S B S S<br>3-3 ① K 1-2 | | C B S F X<br>1-2 FC6-4 1B | | X<br>0-0 ① G6-3 | S C S<br>0-3 ③ K | | | B B C F X<br>2-2 ① G6-3 | 5 0 1 0 0 2 1 | | | | | | |
| Gary Sheffield, R (1, 9)<br>OBP: 0.459, SLG: 0.440 | B C C S<br>1-3 ② K | | X<br>0-0 ② FC6-4 FC4-6 1-2f | | B B B C B<br>4-1 2B BB | | B S C X<br>1-2 ① G5-3 | | B C X<br>1-1 ② F7 | 4 1 0 0 1 1 2 | | | | | | |
| Bobby Bonilla, S (1, 5)<br>OBP: 0.354, SLG: 0.364 | B C B 3 B S T S<br>SAFE<br>3-3 ③ K 2-3 | | X<br>0-0 ③ FC4-6 1-2f | | F 1 B B X<br>SAFE<br>2-1 2B 1-H 2B | | B B B C B<br>4-1 BB | | C F B B B X<br>3-2 ③ G4-3 | 4 1 1 1 1 1 2 | | | | | | |
| Moises Alou, R (1, 8)<br>OBP: 0.430, SLG: 0.744 | | C C B X<br>1-2 1B 1B | | B B B B<br>4-0 BB 1B BB | F X<br>0-1 1B 2B 3-H | | C 1 S F B B B X<br>SAFE<br>2-2 ② F7 | | | 3 0 2 1 1 0 1 | | | | | | |
| Cliff Floyd, L (1, 7)<br>OBP: 0.313, SLG: 0.357<br>Jeff Conine, R (7, PH)<br>OBP: 0.407, SLG: 0.507 (7, 3) | | C C 1 B B S<br>SAFE<br>2-3 ① K | C X<br>0-1 F8-4-3 1-2 1B | S C B B X<br>2-2 2-3 1B | | B C F B B B X<br>3-2 ③ F9 | | | | 3 0 2 0 0 1 1<br>1 0 0 0 0 0 1 | | | | | | |
| Jim Eisenreich, L (1, 3)<br>OBP: 0.317, SLG: 0.250 (7, 7) | | C C X<br>0-2 1-2 1B | X<br>0-0 ① ② F F C F8-4-3 1-2 | 0-3 ② K | | | | B X<br>1-0 ① G5-3 | | 4 0 1 0 0 1 4 | | | | | | |
| Charles Johnson, R (1, 2)<br>OBP: 0.361, SLG: 0.424 | | S S B S S<br>1-3 ② K | C B B B B<br>4-1 FC5 BB BB | F F S<br>0-3 ③ K | | | | B X<br>1-0 2B | | 3 0 1 0 1 2 4 | | | | | | |
| Al Leiter, L (1, 1)<br>Felix Heredia, L (5, 1)<br>John Cangelosi, S (6, PH)<br>OBP: 0.176, SLG: 0.125<br>Rick Helling, R (6, 1)<br>Kurt Abbott, R (8, PH)<br>OBP: 0.167, SLG: 0.294 (8, 4) | | F S C<br>0-3 ③ K | F B B B B<br>4-1 1-2 2-3 BB | | C C B B B X<br>2-2 ① G4-3 | | | B F B T S<br>2-3 ② K | | 1 0 0 0 1 1 2<br>0 0 0 0 0 0 0<br>1 0 0 0 0 0 0<br>0 0 0 0 0 0 0<br>1 0 0 0 0 1 1 | | | | | | |
| Inning Stats | R: 0 H: 1<br>E: 0 LOB: 1<br>K: 3 BB: 0<br>S: 14 P: 24 | R: 0 H: 2<br>E: 0 LOB: 2<br>K: 3 BB: 0<br>S: 15 P: 19 | R: 0 H: 1<br>E: 0 LOB: 1<br>K: 0 BB: 0<br>S: 10 P: 14 | R: 0 H: 1<br>E: 0 LOB: 3<br>K: 0 BB: 3<br>S: 7 P: 19 | R: 2 H: 3<br>E: 0 LOB: 2<br>K: 2 BB: 1<br>S: 15 P: 23 | R: 0 H: 0<br>E: 0 LOB: 0<br>K: 1 BB: 0<br>S: 8 P: 10 | R: 0 H: 0<br>E: 0 LOB: 1<br>K: 0 BB: 1<br>S: 11 P: 21 | R: 0 H: 1<br>E: 0 LOB: 1<br>K: 1 BB: 0<br>S: 7 P: 13 | R: 0 H: 0<br>E: 0 LOB: 0<br>K: 0 BB: 0<br>S: 8 P: 14 | 1B: 6 SF: 0<br>2B: 4 SAC: 0<br>3B: 0 DP: 1<br>HR: 0 HBP: 0 | | | | | | |

# TOP

## Florida Marlins @ St. Louis Cardinals

Busch Stadium, St. Louis, MO

Wed Apr 30 1997, 7:05 PM CDT

Att. 22,743 - Unknown - 60 F

livebaseballscorecards.com

| | |
|---|---|
| AB | 35 |
| R | 2 |
| H | 9 |
| RBI | 2 |
| BB | 5 |
| SO | 10 |
| LOB | 23 |

| PITCHER | | IP | WLS | BF | H | R | ER | SO | BB | IBB | HBP | BLK | WP | HR | S | P | ERA | WHIP |
|---|---|---|---|---|---|---|---|---|---|---|---|---|---|---|---|---|---|---|
| Alan Benes, R<br>ERA: 3.62 | (1, 1) | 6.2 | W | 32 | 8 | 2 | 2 | 9 | 5 | 0 | 0 | 0 | 1 | 0 | 77 | 124 | 2.70 | 1.950 |
| Tony Fossas, L<br>ERA: 2.45 | (7, 1) | 0.1 | | 1 | 0 | 0 | 0 | 0 | 0 | 0 | 0 | 0 | 0 | 0 | 3 | 6 | 0.00 | 0.000 |
| T.J. Mathews, R<br>ERA: 1.86 | (8, 1) | 2.0 | | 7 | 1 | 0 | 0 | 1 | 0 | 0 | 0 | 0 | 0 | 0 | 15 | 27 | 0.00 | 0.500 |

| PITCHER | IP | WLS | BF | H | R | ER | SO | BB | IBB | HBP | BLK | WP | HR | S | P | ERA | WHIP |
|---|---|---|---|---|---|---|---|---|---|---|---|---|---|---|---|---|---|

# Florida Marlins @ St. Louis Cardinals

Busch Stadium, St. Louis, MO

Wed Apr 30 1997, 7:05 PM CDT

Att. 22,743 - Unknown - 60 F

livebaseballscorecards.com

BOTTOM

| Batter | 1 | 2 | 3 | 4 | 5 | 6 | 7 | 8 | 9 | AB | R | H | RBI | BB | SO | LOB |
|---|---|---|---|---|---|---|---|---|---|---|---|---|---|---|---|---|
| Royce Clayton, R (1, 6)<br>OBP: 0.264, SLG: 0.400 | C F B F F F B<br>2-2 S 1B BB | | C B B F F F F S<br>2-3 K ① | | C X<br>0-1 3B 2B<br>3-H | B B X<br>2-0 P3 ① | | B X<br>1-0 F9 ③ | | 4 | 2 | 1 | 1 | 1 | 1 | 1 |
| Ron Gant, R (1, 7)<br>OBP: 0.316, SLG: 0.414 | 1 SAFE F F L F S<br>0-3 K ①<br>1-2 | | X<br>0-0 F8 ② | | B B B B<br>4-0 3B BB | B C B B F F C<br>3-3 K ② | | | | 3 | 1 | 0 | 0 | 1 | 2 | 1 |
| Willie McGee, S (1, 8)<br>OBP: 0.362, SLG: 0.512 | B S B F 2 SAFE S<br>2-3 K ② | | S B F F B F S<br>2-3 K ③ | | S F B X<br>1-2 1B 3B<br>1-H 2-H | X<br>0-0 F9 ③ | | | | 4 | 1 | 1 | 2 | 0 | 2 | 1 |
| Brian Jordan, R (1, 9)<br>OBP: 0.373, SLG: 0.338 | B F C X<br>1-2 1B<br>2-H | | | C B S S<br>1-3 K ① | B X<br>1-0 HBP 1B SF8 1B<br>3-H | | C F B S<br>1-3 K ① | | | 4 | 1 | 2 | 2 | 0 | 2 | 0 |
| Dmitri Young, S (1, 3)<br>OBP: 0.338, SLG: 0.439<br>T.J. Mathews, R (8, 1) | 1 SAFE F B C C<br>1-3 K ③ | | | B X<br>1-0 1B | 1 SAFE C 1 SAFE B B B X<br>3-1 BB HBP 1B<br>1-2 | | C X<br>0-1 F6 ② | | | 4<br>0 | 0<br>0 | 2<br>0 | 0<br>0 | 0<br>0 | 1<br>0 | 1<br>0 |
| Danny Sheaffer, R (1, 5)<br>OBP: 0.214, SLG: 0.083 | | C F F S<br>0-3 K ① | | 1 SAFE B X<br>1-0 F8 ②<br>C B F H | 2-2 BB HBP<br>1-2 2-3 | | X<br>0-0 P5 ③ | | | 3 | 0 | 0 | 0 | 0 | 1 | 1 |
| Mike DiFelice, R (1, 2)<br>OBP: 0.200, SLG: 0.125 | | B B F B S F B<br>4-2 BB | | 1 SAFE X<br>0-0 F7 ③ | X<br>0-0 SF8 ②<br>3-H | | | C B F X<br>1-2 G4-3 ① | | 2 | 0 | 0 | 1 | 1 | 0 | 1 |
| Delino DeShields, L (1, 4)<br>OBP: 0.259, SLG: 0.320 | | F C B B B C<br>3-3 K ② | | | B B X<br>2-1 2B 3B<br>C B B B S<br>4-1 1-2 2-3 BB | | | B B C F X<br>2-2 G5-3 ② | | 3 | 1 | 1 | 0 | 1 | 1 | 1 |
| Alan Benes, R (1, 1)<br>OBP: 0.154, SLG: 0.154<br>Tony Fossas, L (7, 1)<br>John Mabry, L (8, 3)<br>OBP: 0.349, SLG: 0.338 | B X<br>1-0 F8 ③ | | | | B C S<br>1-3 K ①<br>B X C<br>2-2 P9 ③ | | | C F X<br>0-2 2B | | 3<br>0<br>1 | 0<br>0<br>0 | 0<br>0<br>1 | 0<br>0<br>0 | 0<br>0<br>0 | 1<br>0<br>0 | 5<br>0<br>0 |
| Inning Stats | R: 1 H: 1<br>E: 0 LOB: 1<br>K: 3 BB: 1<br>S: 18 P: 24 | R: 0 H: 0<br>E: 0 LOB: 1<br>K: 2 BB: 1<br>S: 11 P: 19 | R: 0 H: 0<br>E: 0 LOB: 0<br>K: 2 BB: 0<br>S: 11 P: 15 | R: 0 H: 1<br>E: 0 LOB: 1<br>K: 1 BB: 0<br>S: 6 P: 9 | R: 5 H: 5<br>E: 0 LOB: 3<br>K: 1 BB: 2<br>S: 20 P: 40 | R: 0 H: 0<br>E: 0 LOB: 0<br>K: 1 BB: 0<br>S: 6 P: 11 | R: 0 H: 0<br>E: 0 LOB: 0<br>K: 1 BB: 0<br>S: 6 P: 7 | R: 0 H: 1<br>E: 0 LOB: 1<br>K: 0 BB: 0<br>S: 10 P: 14 | | 1B: 4 SF: 1<br>2B: 2 SAC: 0<br>3B: 2 DP: 0<br>HR: 0 HBP: 1 | | | | | | WP: 0 PA: 37<br>PB: 0<br>SB: 1<br>CS: 0 |

| | AB | 31 |
|---|---|---|
| | R | 6 |
| | H | 8 |
| | RBI | 6 |
| | BB | 4 |
| | SO | 11 |
| | LOB | 12 |

| PITCHER | | IP | WLS | BF | H | R | ER | SO | BB | IBB | HBP | BLK | WP | HR | S | P | ERA | WHIP |
|---|---|---|---|---|---|---|---|---|---|---|---|---|---|---|---|---|---|---|
| Al Leiter, L<br>ERA: 5.12 | (1, 1) | 4.1 | L | 24 | 7 | 6 | 6 | 9 | 3 | 0 | 1 | 0 | 0 | 0 | 61 | 96 | 12.46 | 2.308 |
| Felix Heredia, L<br>ERA: 4.91 | (5, 1) | 0.2 | | 3 | 0 | 0 | 0 | 0 | 1 | 0 | 0 | 0 | 0 | 0 | 5 | 11 | 0.00 | 1.500 |
| Rick Helling, R<br>ERA: 1.59 | (6, 1) | 2.0 | | 6 | 0 | 0 | 0 | 2 | 0 | 0 | 0 | 0 | 0 | 0 | 12 | 18 | 0.00 | 0.000 |
| Mark Hutton, R<br>ERA: 5.91 | (8, 1) | 1.0 | | 4 | 1 | 0 | 0 | 0 | 0 | 0 | 0 | 0 | 0 | 0 | 10 | 14 | 0.00 | 1.000 |

| PITCHER | IP | WLS | BF | H | R | ER | SO | BB | IBB | HBP | BLK | WP | HR | S | P | ERA | WHIP |
|---|---|---|---|---|---|---|---|---|---|---|---|---|---|---|---|---|---|

| Batter | 1 | 2 | 3 | 4 | 5 | 6 | 7 | 8 | 9 | AB | R | H | RBI | BB | SO | LOB |
|---|---|---|---|---|---|---|---|---|---|---|---|---|---|---|---|---|
| Luis Castillo, S (1, 4)<br>OBP: 0.363, SLG: 0.317 | B C S B F F S<br>2-3 ① K | | | X<br>0-0 ① G1-3 | | X<br>0-0 2-3 1B | | B B B B<br>4-0 CS BB | | 3 | 0 | 1 | 0 | 1 | 1 | 0 |
| Edgar Renteria, R (1, 6)<br>OBP: 0.261, SLG: 0.265 | C T S<br>0-3 ② K | | | X<br>0-0 ② G4-3 | | S C B X<br>1-2 ③ G4-3 | | C S 1 SAFE B<br>1-2 ③ CS 1-2 | C B B S F X<br>2-2 ① P3 | 4 | 0 | 0 | 0 | 0 | 1 | 2 |
| Gary Sheffield, R (1, 9)<br>OBP: 0.451, SLG: 0.430 | X<br>0-0 ③ F8 | | | B F B F S<br>2-3 ③ K | | | C B T B X<br>2-2 ① F8 | | B C X<br>1-1 1B 1B | 4 | 0 | 1 | 0 | 0 | 1 | 0 |
| Bobby Bonilla, S (1, 5)<br>OBP: 0.350, SLG: 0.359 | | B B F X<br>2-1 ① F7 | | | C B F X<br>1-2 ① P3 | | S F F X<br>0-2 G6-4-3 1B | | C X<br>0-1 ② L8 | 4 | 0 | 1 | 0 | 0 | 0 | 1 |
| Moises Alou, R (1, 8)<br>OBP: 0.423, SLG: 0.722 | | B C T B F X<br>2-2 ② G6-3 | | | S B F B F X<br>2-2 ② G3 | | F B X<br>1-1 ②③ G6-4-3 1-2f | | S 1 SAFE F X<br>0-2 1-3 BB 1B | 4 | 0 | 1 | 0 | 0 | 0 | 1 |
| Cliff Floyd, L (1, 7)<br>OBP: 0.333, SLG: 0.333 | | B S F S<br>1-3 ③ K | | | C C B B S<br>2-3 ③ K | | | B B B C B<br>4-1 HR BB | B B B B<br>4-0 1-2 BB | 2 | 1 | 0 | 0 | 2 | 2 | 0 |
| Jeff Conine, R (1, 3)<br>OBP: 0.389, SLG: 0.481 | | | B C C B B F F X<br>3-2 ① F9 | | | B X<br>1-0 ① F8 | | F F F B B F X<br>2-2 ① F8 | C X<br>0-1 ③ L8 | 4 | 0 | 0 | 0 | 0 | 0 | 4 |
| Gregg Zaun, S (1, 2)<br>OBP: 0.444, SLG: 0.368 | | | X<br>0-0 ② F9 | | | B C F X<br>1-2 ② L8 | | B X<br>1-0 1-H HR | | 3 | 1 | 1 | 2 | 0 | 0 | 0 |
| Alex Fernandez, R (1, 1)<br>OBP: 0.357, SLG: 0.538<br>John Cangelosi, S (8, PH)<br>OBP: 0.167, SLG: 0.118<br>Dennis Cook, L (8, 1) | | | B X<br>1-0 ③ F8 | | | B C X<br>1-1 1B 2B | | X<br>0-0 ② G3 | | 2 | 0 | 1 | 0 | 0 | 0 | 0 |
| | | | | | | | | | | 1 | 0 | 0 | 0 | 0 | 0 | 0 |
| | | | | | | | | | | 0 | 0 | 0 | 0 | 0 | 0 | 0 |

# TOP

# Florida Marlins @ St. Louis Cardinals

Busch Stadium, St. Louis, MO

Thu May 01 1997, 3:33 AM CDT

Att. 28,087 - Sunny - 61 F

livebaseballscorecards.com

| | |
|---|---|
| AB | 31 |
| R | 2 |
| H | 6 |
| RBI | 2 |
| BB | 3 |
| SO | 5 |
| LOB | 8 |

| Inning Stats | 1 | 2 | 3 | 4 | 5 | 6 | 7 | 8 | 9 | 1B | SF | WP | PA |
|---|---|---|---|---|---|---|---|---|---|---|---|---|---|
| R | 0 | 0 | 0 | 0 | 0 | 0 | 0 | 2 | 0 | 4 | 0 | 0 | 35 |
| E | 0 | 0 | 0 | 0 | 0 | 0 | 0 | 0 | 0 | 2B | 1 | SAC | 0 | PB | 0 |
| K | 2 | 1 | 0 | 1 | 1 | 0 | 0 | 0 | 0 | 3B | 0 | DP | 1 | SB | 0 |
| S | 9 | 9 | 7 | 5 | 10 | 10 | 9 | 10 | 13 | HR | 1 | HBP | 0 | CS | 1 |
| H | 0 | 0 | 0 | 0 | 0 | 2 | 1 | 1 | 2 | | | | | | |
| LOB | 0 | 0 | 0 | 0 | 0 | 2 | 0 | 0 | 3 | | | | | | |
| BB | 0 | 0 | 0 | 0 | 0 | 0 | 0 | 2 | 1 | | | | | | |
| P | 11 | 14 | 11 | 7 | 15 | 14 | 12 | 22 | 20 | | | | | | |

| PITCHER | | IP | WLS | BF | H | R | ER | SO | BB | IBB | HBP | BLK | WP | HR | S | P | ERA | WHIP |
|---|---|---|---|---|---|---|---|---|---|---|---|---|---|---|---|---|---|---|
| Matt Morris, R<br>ERA: 2.59 | (1, 1) | 7.1 | W | 26 | 4 | 2 | 2 | 5 | 1 | 0 | 0 | 0 | 0 | 1 | 66 | 98 | 2.46 | 0.682 |
| Mark Petkovsek, R<br>ERA: 1.9 | (8, 1) | 0.2 | | 2 | 0 | 0 | 0 | 0 | 1 | 0 | 0 | 0 | 0 | 0 | 3 | 8 | 0.00 | 1.500 |
| Dennis Eckersley, R<br>ERA: 2.45 | (9, 1) | 1.0 | S | 6 | 2 | 0 | 0 | 0 | 1 | 0 | 0 | 0 | 0 | 0 | 13 | 20 | 0.00 | 3.000 |

| PITCHER | IP | WLS | BF | H | R | ER | SO | BB | IBB | HBP | BLK | WP | HR | S | P | ERA | WHIP |
|---|---|---|---|---|---|---|---|---|---|---|---|---|---|---|---|---|---|

# BOTTOM

## Florida Marlins @ St. Louis Cardinals

Busch Stadium, St. Louis, MO

Thu May 01 1997, 3:33 AM CDT

Att. 28,087 - Sunny - 61 F

livebaseballscorecards.com

| Batter | 1 | 2 | 3 | 4 | 5 | 6 | 7 | 8 | 9 | AB | R | H | RBI | BB | SO | LOB |
|---|---|---|---|---|---|---|---|---|---|---|---|---|---|---|---|---|
| Delino DeShields, L (1, 4)<br>OBP: 0.274, SLG: 0.351 | F9, 1B, 2B | SH1-3 | | SF8 | | | CS, 1B | | | 2 | 1 | 2 | 1 | 0 | 0 | 0 |
| Royce Clayton, R (1, 6)<br>OBP: 0.255, SLG: 0.385 | F9 | P4 | | G6-3 | | | SAFE, SAFE, SAFE, F8 | | | 4 | 0 | 0 | 0 | 0 | 0 | 4 |
| Ray Lankford, L (1, 8)<br>OBP: 0.543, SLG: 0.828 | BB, 1B, BB | | CS, 1B, 1B | | F7 | | K | | | 3 | 1 | 1 | 0 | 1 | 1 | 1 |
| Dmitri Young, S (1, 3)<br>OBP: 0.321, SLG: 0.414<br>Dennis Eckersley, R (9, 1) | K | | L6 | | G4-3 | | | P3 | | 4<br>0 | 0<br>0 | 0<br>0 | 0<br>0 | 0<br>0 | 1<br>0 | 3<br>0 |
| John Mabry, L (1, 9)<br>OBP: 0.356, SLG: 0.338<br>(9, 3) | 1B, BB | | CS, 1B | | G4-3 | | | K | | 3 | 0 | 1 | 0 | 1 | 1 | 0 |
| Mark Sweeney, L (1, 7)<br>OBP: 0.364, SLG: 0.259<br>Willie McGee, S (8, PH)<br>OBP: 0.375, SLG: 0.524<br>(9, 7) | 1B | L4 | | | | G3-1, SH1-3, BB | | 1B | | 2<br>1 | 0<br>0 | 1<br>1 | 2<br>0 | 1<br>0 | 0<br>0 | 2<br>0 |
| Danny Sheaffer, R (1, 5)<br>OBP: 0.235, SLG: 0.133 | K | | | 2B, SF8, 1B | | SH1-3 | | SAFE, SAFE, K | | 3 | 1 | 1 | 0 | 0 | 2 | 3 |
| Tom Lampkin, L (1, 2)<br>OBP: 0.270, SLG: 0.339 | | P5 | | SAFE, SAFE, SAFE, SF8, 2B | | G3-1 | | | | 3 | 0 | 1 | 0 | 0 | 0 | 1 |
| Matt Morris, R (1, 1)<br>OBP: 0.333, SLG: 0.333<br>Mark Petkovsek, R (8, 1)<br>OBP: 0.167, SLG: 0.167<br>Brian Jordan, R (9, 9)<br>OBP: 0.373, SLG: 0.338 | | SH1-3, 1B | | G6-3 | | G1-3 | | | | 3<br>0<br>0 | 0<br>0<br>0 | 1<br>0<br>0 | 0<br>0<br>0 | 0<br>0<br>0 | 0<br>0<br>0 | 3<br>0<br>0 |
| Inning Stats | R: 2, E: 0, K: 2, S: 13, H: 2, LOB: 2, BB: 2, P: 30 | R: 0, E: 0, K: 0, S: 11, H: 1, LOB: 1, BB: 0, P: 14 | R: 0, E: 0, K: 0, S: 5, H: 2, LOB: 1, BB: 0, P: 8 | R: 1, E: 0, K: 0, S: 10, H: 2, LOB: 1, BB: 0, P: 12 | R: 0, E: 0, K: 0, S: 4, H: 0, LOB: 0, BB: 0, P: 4 | R: 0, E: 0, K: 0, S: 9, H: 0, LOB: 1, BB: 1, P: 15 | R: 0, E: 0, K: 1, S: 7, H: 1, LOB: 0, BB: 0, P: 12 | R: 0, E: 0, K: 2, S: 8, H: 1, LOB: 1, BB: 0, P: 13 | | 1B: 7, 2B: 2, 3B: 0, HR: 0 | SF: 1, SAC: 2, DP: 0, HBP: 0 | | | | | |

| | AB | 28 |
|---|---|---|
| | R | 3 |
| | H | 9 |
| | RBI | 3 |
| | BB | 3 |
| | SO | 5 |
| | LOB | 17 |

| PITCHER | | IP | WLS | BF | H | R | ER | SO | BB | IBB | HBP | BLK | WP | HR | S | P | ERA | WHIP |
|---|---|---|---|---|---|---|---|---|---|---|---|---|---|---|---|---|---|---|
| Alex Fernandez, R<br>ERA: 2.93 | (1, 1) | 7.0 | L | 30 | 8 | 3 | 3 | 3 | 3 | 0 | 0 | 0 | 0 | 0 | 59 | 95 | 3.86 | 1.571 |
| Dennis Cook, L<br>ERA: 0.75 | (8, 1) | 1.0 | | 4 | 1 | 0 | 0 | 2 | 0 | 0 | 0 | 0 | 0 | 0 | 8 | 13 | 0.00 | 1.000 |

| PITCHER | IP | WLS | BF | H | R | ER | SO | BB | IBB | HBP | BLK | WP | HR | S | P | ERA | WHIP |
|---|---|---|---|---|---|---|---|---|---|---|---|---|---|---|---|---|---|

WP: 0 PA: 34
PB: 0
SB: 0
CS: 3

| Batter | 1 | 2 | 3 | 4 | 5 | 6 | 7 | 8 | 9 | AB | R | H | RBI | BB | SO | LOB |
|---|---|---|---|---|---|---|---|---|---|---|---|---|---|---|---|---|
| Delino DeShields, L (1, 4)<br>OBP: 0.292, SLG: 0.390 | B S B X<br>2-1<br>F9 WP<br>1B | | B X<br>1-0<br>1B<br>3B | C B S B C<br>2-3<br>K | | B B C X<br>2-1<br>1B | | | B X<br>1-0 ①<br>B1-3 | 5 | 1 | 3 | 0 | 0 | 1 | 0 |
| Royce Clayton, R (1, 6)<br>OBP: 0.261, SLG: 0.380 | F 1 SAFE B 1 SAFE 1 SAFE L 1 B B<br>3-2 ①<br>X<br>G6-3<br>1-2 | | X<br>0-0<br>BB BB<br>1B<br>1B<br>3-H | | B B B<br>4-0<br>G5-3 BB<br>BB | X<br>0-0 ③<br>G1-4-3 | | | C B X<br>1-1 ②<br>F9 | 4 | 1 | 1 | 1 | 1 | 0 | 2 |
| Ray Lankford, L (1, 8)<br>OBP: 0.550, SLG: 0.774 | B Z C B X SAFE<br>2-1 ②<br>F9<br>2-3 | | B C S S B B<br>4-2<br>BB<br>1B<br>1-2<br>BB | | C 1 SAFE B B F B F B<br>4-2<br>G5-3<br>1-2<br>BB | | B B B C B<br>4-1<br>CS<br>BB | | F B S C<br>1-3 ③<br>K | 2 | 1 | 0 | 0 | 3 | 1 | 1 |
| Brian Jordan, R (1, 9)<br>OBP: 0.368, SLG: 0.325 | B S S X<br>1-2 ③<br>G6-3 | | B D B B<br>4-0<br>1B<br>E<br>1-2<br>2-3<br>BB | | C F B X<br>1-2 ①<br>G5-3<br>1-2<br>2-3 | | 1 SAFE F F B B S<br>2-3 ①<br>K | | | 3 | 1 | 0 | 0 | 1 | 1 | 4 |
| Ron Gant, R (1, 7)<br>OBP: 0.314, SLG: 0.407 | | B B C B C S<br>3-3 ①<br>K | F F F B B B X<br>3-2<br>E<br>1-3<br>2-H<br>3-H<br>1B | | F X<br>0-1 ②<br>P6 | | C C B S<br>1-3 ②<br>K | | | 4 | 0 | 1 | 2 | 0 | 2 | 3 |
| John Mabry, L (1, 3)<br>OBP: 0.363, SLG: 0.338 | | B F B X<br>2-1 ②<br>G3 | X<br>0-0<br>E6<br>1-2<br>3-H | | I I I<br>4-0<br>IBB | | B<br>1-0 ③<br>CS<br>1-2 | X<br>0-0<br>SH1-4<br>1B | | 3 | 0 | 1 | 0 | 1 | 0 | 1 |
| Mike DiFelice, R (1, 2)<br>OBP: 0.174, SLG: 0.105 | | B C B X<br>2-1 ③<br>F7 | F B F B X<br>2-2 ③<br>F9 | | S S B S<br>1-3 ③<br>K | | | C 1 SAFE X<br>0-1 ①<br>SH1-4<br>1-2 | | 3 | 0 | 0 | 0 | 0 | 1 | 5 |
| Mike Gallego, R (1, 5) | | | B X<br>1-0 ①<br>F8<br>C X<br>0-1 ①<br>L9 | | | B B C X<br>2-1 ①<br>G5-3 | | B X<br>1-0 ②<br>FC6 | | 4 | 0 | 0 | 0 | 0 | 0 | 1 |
| Donovan Osborne, S (1, 1)<br>OBP: 0.167, SLG: 0.167<br>Mark Sweeney, L (3, PH)<br>OBP: 0.353, SLG: 0.250<br>John Frascatore, R (3, 1)<br>Tom Lampkin, L (6, PH)<br>OBP: 0.266, SLG: 0.333<br>T.J. Mathews, R (6, 1)<br>Dmitri Young, S (8, PH)<br>OBP: 0.316, SLG: 0.408<br>Rick Honeycutt, L (8, 1) | | | X<br>0-0 ②<br>F8<br>B X<br>1-0 ②<br>G1-3 | | | C B F X<br>1-2 ②<br>G4-3 | | C S S<br>0-3 ③<br>K | | 0<br>1<br>1<br>1<br>0<br>1<br>0 | 0<br>0<br>0<br>0<br>0<br>0<br>0 | 0<br>0<br>0<br>0<br>0<br>1<br>0 | 0<br>0<br>0<br>0<br>0<br>1<br>0 | 0<br>0<br>0<br>0<br>0<br>1<br>0 | 0<br>0<br>0<br>0<br>0<br>1<br>0 | 0<br>0<br>0<br>0<br>0<br>1<br>0 |
| Inning Stats | R: 0 H: 1<br>E: 0 LOB: 1<br>K: 0 BB: 0<br>S: 10 P: 18 | R: 0 H: 0<br>E: 0 LOB: 0<br>K: 1 BB: 0<br>S: 7 P: 14 | R: 4 H: 3<br>E: 1 LOB: 2<br>K: 0 BB: 2<br>S: 14 P: 29 | R: 0 H: 0<br>E: 0 LOB: 0<br>K: 1 BB: 0<br>S: 6 P: 9 | R: 0 H: 0<br>E: 0 LOB: 3<br>K: 1 BB: 3<br>S: 11 P: 25 | R: 0 H: 1<br>E: 0 LOB: 1<br>K: 0 BB: 0<br>S: 8 P: 13 | R: 0 H: 0<br>E: 0 LOB: 0<br>K: 2 BB: 1<br>S: 7 P: 15 | R: 0 H: 1<br>E: 0 LOB: 1<br>K: 1 BB: 0<br>S: 7 P: 8 | R: 0 H: 0<br>E: 0 LOB: 0<br>K: 1 BB: 0<br>S: 6 P: 9 | 1B: 5 SF: 0<br>2B: 0 SAC: 1<br>3B: 1 DP: 0<br>HR: 0 HBP: 0 | | | | | WP: 1 PA: 40<br>PB: 0<br>SB: 0<br>CS: 1 | |

| PITCHER | | IP | WLS | BF | H | R | ER | SO | BB | IBB | HBP | BLK | WP | HR | S | P | ERA | WHIP |
|---|---|---|---|---|---|---|---|---|---|---|---|---|---|---|---|---|---|---|
| Armando Reynoso, R<br>ERA: 3.68 | (1, 1) | 6.0 | | 29 | 5 | 4 | 3 | 3 | 4 | 1 | 0 | 0 | 1 | 0 | 56 | 108 | 4.50 | 1.500 |
| Greg McMichael, R<br>ERA: 2.04 | (7, 1) | 2.0 | W | 7 | 1 | 0 | 0 | 3 | 1 | 0 | 0 | 0 | 0 | 0 | 14 | 23 | 0.00 | 1.000 |
| John Franco, L<br>ERA: 0.61 | (9, 1) | 1.0 | S | 3 | 0 | 0 | 0 | 1 | 0 | 0 | 0 | 0 | 0 | 0 | 6 | 9 | 0.00 | 0.000 |

| PITCHER | IP | WLS | BF | H | R | ER | SO | BB | IBB | HBP | BLK | WP | HR | S | P | ERA | WHIP |
|---|---|---|---|---|---|---|---|---|---|---|---|---|---|---|---|---|---|

# TOP

## St. Louis Cardinals @ New York Mets

Shea Stadium, Flushing, NY

Fri May 02 1997, 7:05 PM EDT

Att. 14,877 - Unknown - 65 F

livebaseballscorecards.com

| | |
|---|---|
| AB | 32 |
| R | 4 |
| H | 6 |
| RBI | 3 |
| BB | 6 |
| SO | 7 |
| LOB | 18 |

# BOTTOM

## St. Louis Cardinals @ New York Mets

Shea Stadium, Flushing, NY

Fri May 02 1997, 7:05 PM EDT

Att. 14,877 - Unknown - 65 F

| Batter | 1 | 2 | 3 | 4 | 5 | 6 | 7 | 8 | 9 | AB | R | H | RBI | BB | SO | LOB |
|---|---|---|---|---|---|---|---|---|---|---|---|---|---|---|---|---|
| Carl Everett, S (1, 8)<br>OBP: 0.231, SLG: 0.295 | B X 1-0 1B 2B | B X 1-0 1-2 1B | | | F X 0-1 ① G4-3 | F S F P S 1-3 ② K | | | | 4 | 1 | 2 | 0 | 0 | 1 | 1 |
| Edgardo Alfonzo, R (1, 5)<br>OBP: 0.333, SLG: 0.391 | D X 1-0 ① B2 | B X 1-0 ③ F7 | | | C F B X 1-2 ② F9 | | X 0-0 ③ FC5-4 1-2f | | | 4 | 0 | 0 | 0 | 0 | 0 | 4 |
| John Olerud, L (1, 3)<br>OBP: 0.431, SLG: 0.542 | C B C X 1-2 G4-6-3 2-H 1B | | B B C B B 4-1 G4-6-3 BB | | C B B C X 2-2 ③ L6 | | | X 0-0 ① L8 | | 3 | 0 | 1 | 1 | 1 | 0 | 0 |
| Bernard Gilkey, R (1, 7)<br>OBP: 0.304, SLG: 0.316 | X 0-0 ②③ G4-6-3 1-2f | | B T F B 1 X SAFE 2-2 ① F8 | | | C X 0-1 ① F7 | | B B C F B F B 4-2 BLK 1B BB | | 3 | 1 | 0 | 0 | 1 | 0 | 2 |
| Todd Hundley, S (1, 2)<br>OBP: 0.355, SLG: 0.500 | | B S B B B 4-1 HR BB | B F X 1-1 ②③ G4-6-3 1-2f | | | C B B F X 2-2 ② P3 | | B B X 2-0 1B 1-H WP 1B | | 3 | 2 | 1 | 1 | 1 | 0 | 1 |
| Butch Huskey, R (1, 9)<br>OBP: 0.243, SLG: 0.471<br>Greg McMichael, R (7, 1)<br>OBP: 1.000, SLG: 1.000<br>Alberto Castillo, R (8, PH)<br>OBP: 0.429, SLG: 0.333<br>John Franco, L (9, 1) | B S 1 SAFE B X 2-1 1-H HR | B X 1-0 G4-3 3B 2B | | | F S X 0-2 ③ L9 | | | L B B 1 SAFE X 2-1 WP 1-3 1B | | 3<br>0<br>1<br>0 | 2<br>0<br>0<br>0 | 2<br>0<br>1<br>0 | 0<br>0<br>0<br>0 | 0<br>0<br>0<br>0 | 0<br>0<br>0<br>0 | 0<br>0<br>0<br>0 |
| Carlos Baerga, S (1, 4)<br>OBP: 0.203, SLG: 0.236 | C S F S 0-3 ① K | B X 1-0 ① G4-3 2-3 | | | | C B S B X 2-2 SH1 1B 2B | | F F F S 0-3 ② K 1-2 3-H | | 4 | 1 | 1 | 0 | 0 | 2 | 2 |
| Rey Ordonez, R (1, 6)<br>OBP: 0.276, SLG: 0.310 | C B X 1-1 ② G5-3 | F F F X 0-2 CS 3-H 3B | | | | X 0-0 ① SH1 2-3 | | F B D S S 2-3 ③ K | | 3 | 0 | 1 | 1 | 0 | 1 | 1 |
| Armando Reynoso, R (1, 1)<br>OBP: 0.333, SLG: 0.200<br>Alex Ochoa, R (7, 9)<br>OBP: 0.250, SLG: 0.250 | S B X 1-1 1B 1B | P C S B F C 2-3 ②③ K 3-H | | | | | B B C S S X 2-2 FC5-4 3-H 1B | | | 2<br>1 | 0<br>0 | 1<br>1 | 0<br>1 | 0<br>0 | 1<br>0 | 1<br>0 |
| Inning Stats | R: 1 H: 2<br>E: 0 LOB: 0<br>K: 0 BB: 0<br>S: 6 P: 9 | R: 2 H: 3<br>E: 0 LOB: 2<br>K: 1 BB: 1<br>S: 13 P: 23 | R: 0 H: 0<br>E: 0 LOB: 0<br>K: 0 BB: 0<br>S: 6 P: 13 | R: 1 H: 2<br>E: 0 LOB: 0<br>K: 1 BB: 0<br>S: 11 P: 14 | R: 0 H: 0<br>E: 0 LOB: 0<br>K: 0 BB: 0<br>S: 8 P: 11 | R: 0 H: 0<br>E: 0 LOB: 0<br>K: 0 BB: 0<br>S: 8 P: 10 | R: 1 H: 2<br>E: 0 LOB: 1<br>K: 1 BB: 0<br>S: 13 P: 17 | R: 2 H: 2<br>E: 0 LOB: 1<br>K: 2 BB: 1<br>S: 14 P: 24 | | 1B: 6 SF: 0<br>2B: 3 SAC: 1<br>3B: 1 DP: 2<br>HR: 1 HBP: 0 | | | | | | WP: 1 PA: 35<br>PB: 0<br>SB: 0<br>CS: 1 | |

| PITCHER | | IP | WLS | BF | H | R | ER | SO | BB | IBB | HBP | BLK | WP | HR | S | P | ERA | WHIP |
|---|---|---|---|---|---|---|---|---|---|---|---|---|---|---|---|---|---|---|
| Donovan Osborne, L<br>ERA: 3.6 | (1, 1) | 2.0 | | 11 | 5 | 3 | 3 | 1 | 1 | 0 | 0 | 0 | 0 | 1 | 19 | 32 | 13.50 | 3.000 |
| John Frascatore, R<br>ERA: 1.62 | (3, 1) | 3.0 | | 10 | 2 | 1 | 1 | 1 | 1 | 0 | 0 | 0 | 0 | 0 | 25 | 38 | 3.00 | 1.000 |
| T.J. Mathews, R<br>ERA: 2.31 | (6, 1) | 2.0 | L | 8 | 2 | 1 | 1 | 1 | 0 | 0 | 0 | 0 | 0 | 0 | 21 | 27 | 4.50 | 1.000 |
| Rick Honeycutt, L<br>ERA: 13.5 | (8, 1) | 1.0 | | 6 | 2 | 2 | 2 | 2 | 1 | 0 | 0 | 1 | 1 | 0 | 14 | 24 | 18.00 | 3.000 |

| PITCHER | IP | WLS | BF | H | R | ER | SO | BB | IBB | HBP | BLK | WP | HR | S | P | ERA | WHIP |
|---|---|---|---|---|---|---|---|---|---|---|---|---|---|---|---|---|---|

| | |
|---|---|
| AB | 31 |
| R | 7 |
| H | 11 |
| RBI | 6 |
| BB | 3 |
| SO | 5 |
| LOB | 12 |

livebaseballscorecards.com

# St. Louis Cardinals @ New York Mets

Shea Stadium, Flushing, NY

Sat May 03 1997, 3:33 AM EDT

Att. 16,248 - Overcast - 54 F

TOP

livebaseballscorecards.com

| Batter | 1 | 2 | 3 | 4 | 5 | 6 | 7 | 8 | 9 | AB | R | H | RBI | BB | SO | LOB |
|---|---|---|---|---|---|---|---|---|---|---|---|---|---|---|---|---|
| Delino DeShields, L (1, 4)<br>OBP: 0.290, SLG: 0.384 | B<br>X<br>1-0<br>G4-3 | | | B B B C C C<br>3-3<br>K | | X<br>0-0<br>G6-3 | | B F X<br>1-1<br>FC4-6<br>1B | | 4 | 0 | 1 | 0 | 0 | 1 | 0 |
| Royce Clayton, R (1, 6)<br>OBP: 0.252, SLG: 0.366 | C B F S<br>1-3<br>K | | | B B X<br>2-0<br>G6-3 | | C S S<br>0-3<br>K | | X<br>0-0<br>FC4-6<br>1-2f | | 4 | 0 | 0 | 0 | 0 | 2 | 1 |
| Ray Lankford, L (1, 8)<br>OBP: 0.500, SLG: 0.686 | B B B C S C<br>3-3<br>K | | | B C F B X<br>2-2<br>G5-3 | | B B B F X<br>3-1<br>G4-3 | | C B X<br>1-1<br>F7 | | 4 | 0 | 0 | 0 | 0 | 1 | 1 |
| Ron Gant, R (1, 7)<br>OBP: 0.314, SLG: 0.426<br>Brian Jordan, R (8, 9)<br>OBP: 0.364, SLG: 0.321 | | C C B C<br>1-3<br>K | | | B S F B X<br>2-2<br>1B<br>3B | | B F B F F X<br>2-2<br>G4-3 | | B S X<br>1-1<br>G6-3 | 3<br>1 | 1<br>0 | 1<br>0 | 0<br>0 | 0<br>0 | 1<br>0 | 0<br>0 |
| John Mabry, L (1, 9)<br>OBP: 0.368, SLG: 0.346<br>(8, 7) | | F F F X<br>0-2<br>G4-3 | | | B C B B X<br>3-1<br>1B<br>1B<br>3-H<br>1B | | X<br>0-0<br>1B<br>1B | | F B C F F S<br>1-3<br>K | 4 | 0 | 2 | 1 | 0 | 1 | 0 |
| Dmitri Young, S (1, 3)<br>OBP: 0.337, SLG: 0.427 | | B S B B X<br>3-1<br>G4-3 | | | B B F B 1 SAFE X<br>3-1<br>FC5<br>1B<br>1-2<br>1B | | X<br>0-0<br>1-3<br>1B | | X<br>0-0<br>1B | 4 | 0 | 3 | 0 | 0 | 0 | 0 |
| Tom Lampkin, L (1, 2)<br>OBP: 0.269, SLG: 0.333<br>Danny Sheaffer, R (7, 5)<br>OBP: 0.222, SLG: 0.125<br>(8, 2) | | | C B X<br>1-1<br>G3-1 | | C B B X<br>2-1<br>FC5<br>1-2<br>2-H<br>1B | | 1 SAFE X<br>0-0<br>L6 | | S X<br>0-1<br>G4-3 | 3<br>1 | 0<br>0 | 1<br>0 | 0<br>0 | 0<br>0 | 0<br>0 | 2<br>1 |
| Mike Gallego, R (1, 5)<br>Willie McGee, S (7, PH)<br>OBP: 0.367, SLG: 0.512<br>Brady Raggio, R (7, 1) | | | B X<br>1-0<br>G6-3 | | X<br>0-0<br>FC5<br>1-2<br>2-3f | | 1 SAFE B X<br>1-0<br>P5 | | | 2<br>1<br>0 | 0<br>0<br>0 | 0<br>0<br>0 | 0<br>0<br>0 | 0<br>0<br>0 | 0<br>0<br>0 | 2<br>2<br>0 |
| Andy Benes, R (1, 1)<br>OBP: 0.250, SLG: 0.250<br>Mike DiFelice, R (7, 2)<br>OBP: 0.174, SLG: 0.105<br>Gary Gaetti, R (8, PH)<br>OBP: 0.271, SLG: 0.291<br>(8, 5) | | | X<br>0-0<br>G6-3 | | B F D S B S<br>3-3<br>K | | | X<br>0-0<br>G5-3 | | 2<br>0<br>1 | 0<br>0<br>0 | 0<br>0<br>0 | 0<br>0<br>0 | 0<br>0<br>0 | 1<br>0<br>0 | 2<br>0<br>0 |
| Inning Stats | R: 0<br>E: 0<br>K: 2<br>S: 7<br>H: 0<br>LOB: 0<br>BB: 0<br>P: 12 | R: 0<br>E: 0<br>K: 1<br>S: 9<br>H: 0<br>LOB: 0<br>BB: 0<br>P: 13 | R: 0<br>E: 0<br>K: 0<br>S: 4<br>H: 0<br>LOB: 0<br>BB: 0<br>P: 6 | R: 0<br>E: 0<br>K: 1<br>S: 7<br>H: 0<br>LOB: 0<br>BB: 0<br>P: 14 | R: 1<br>E: 0<br>K: 1<br>S: 13<br>H: 4<br>LOB: 2<br>BB: 0<br>P: 26 | R: 0<br>E: 0<br>K: 1<br>S: 6<br>H: 0<br>LOB: 0<br>BB: 0<br>P: 9 | R: 0<br>E: 0<br>K: 0<br>S: 8<br>H: 2<br>LOB: 2<br>BB: 0<br>P: 11 | R: 0<br>E: 0<br>K: 0<br>S: 6<br>H: 1<br>LOB: 1<br>BB: 0<br>P: 8 | R: 0<br>E: 0<br>K: 1<br>S: 10<br>H: 1<br>LOB: 1<br>BB: 0<br>P: 12 | 1B: 7<br>2B: 0<br>3B: 1<br>HR: 0<br>SF: 0<br>SAC: 0<br>DP: 0<br>HBP: 0 | | | | | | |

| | AB | 34 |
|---|---|---|
| | R | 1 |
| | H | 8 |
| | RBI | 1 |
| | BB | 0 |
| | SO | 7 |
| | LOB | 11 |

WP: 0 PB: 0 SB: 0 CS: 0 PA: 34

| PITCHER | | IP | WLS | BF | H | R | ER | SO | BB | IBB | HBP | BLK | WP | HR | S | P | ERA | WHIP |
|---|---|---|---|---|---|---|---|---|---|---|---|---|---|---|---|---|---|---|
| Rick Reed, R<br>ERA: 1.07 | (1, 1) | 7.0 | W | 26 | 6 | 1 | 1 | 6 | 0 | 0 | 0 | 0 | 0 | 0 | 54 | 91 | 1.29 | 0.857 |
| Takashi Kashiwada, L<br>ERA: | (8, 1) | 2.0 | | 8 | 2 | 0 | 0 | 1 | 0 | 0 | 0 | 0 | 0 | 0 | 16 | 20 | 0.00 | 1.000 |

| PITCHER | | IP | WLS | BF | H | R | ER | SO | BB | IBB | HBP | BLK | WP | HR | S | P | ERA | WHIP |
|---|---|---|---|---|---|---|---|---|---|---|---|---|---|---|---|---|---|---|

| Batter | 1 | 2 | 3 | 4 | 5 | 6 | 7 | 8 | 9 | AB | R | H | RBI | BB | SO | LOB |
|---|---|---|---|---|---|---|---|---|---|---|---|---|---|---|---|---|
| Carl Everett, S (1, 8)<br>OBP: 0.246, SLG: 0.308 | B C S B X<br>2-2 ① F8 | | D B B C X<br>3-1 ③ P6 | | B B B C S X<br>3-2 2-6-5-6-2 S 1B<br>3-H | C F F B X<br>1-2 BB 1B<br>1-2<br>2-H 1B | | | | 4 | 0 | 2 | 2 | 0 | 0 | 1 |
| Matt Franco, L (1, 5)<br>OBP: 0.385, SLG: 0.381<br>Edgardo Alfonzo, R (5, 5)<br>OBP: 0.338, SLG: 0.385 | F X<br>0-1 ② G3 | | | C B X<br>1-1 ① G6-3 | C 1 SAFE<br>1 B 1 SAFE F B P B<br>4-2<br>1-2 BB | B B X<br>2-0 ② F9 | | | | 2<br>1 | 0<br>0 | 0<br>0 | 0<br>0 | 0<br>1 | 0<br>0 | 0<br>2 |
| John Olerud, L (1, 3)<br>OBP: 0.433, SLG: 0.568 | C B B F X<br>2-2 ③ F7 | | | C B X<br>1-1 HR | B D<br>2-0 ③ 2-6-5-6-2<br>2-3 | B C B B S F S<br>3-3 ① K | B C B X<br>2-1 BB<br>1-2<br>2-3 1B | | | 4 | 1 | 2 | 1 | 0 | 1 | 0 |
| Todd Hundley, S (1, 2)<br>OBP: 0.369, SLG: 0.533 | | B F B S T F B S<br>3-3 ① K | | B B B B<br>4-0 G6-3 BB | | B X<br>1-0 HR | C B D S B F F B<br>4-2<br>1-2<br>2-3<br>3-H BB | | | 2 | 1 | 1 | 2 | 2 | 1 | 0 |
| Bernard Gilkey, R (1, 7)<br>OBP: 0.293, SLG: 0.304<br>Takashi Kashiwada, L (8, 1) | S S B X<br>1-2 ② G5-3 | | | B F S B B B X<br>3-2 ② G6-3<br>1-2 | | B F X<br>1-1 ② G5-3 | S X<br>0-1 ③ F7 | | | 4<br>0 | 0<br>0 | 0<br>0 | 0<br>0 | 0<br>0 | 0<br>0 | 4<br>0 |
| Butch Huskey, R (1, 9)<br>OBP: 0.230, SLG: 0.444 | C B C B B S<br>3-3 ③ K | | | C X<br>0-1 ③ F9 | | B C F F B X<br>3-2 ③ G6-3 | | X<br>0-0 ① F8 | | 4 | 0 | 0 | 0 | 0 | 1 | 1 |
| Carlos Baerga, S (1, 4)<br>OBP: 0.244, SLG: 0.303 | | B X<br>1-0 G4-3 2B | | | B B X<br>2-0 G5-3 1B 2B | | C B X<br>1-1 SH1-4 1B 1B | B X<br>1-0 G6-3 1B | | 4 | 2 | 4 | 0 | 0 | 0 | 0 |
| Rey Ordonez, R (1, 6)<br>OBP: 0.267, SLG: 0.299 | | C B F X<br>1-2 ① G4-3<br>2-3 | | | B B F L X<br>2-2 ① G6-3 | | L 1 SAFE B X<br>1-1 ① SH1-4<br>1-2 | B X<br>1-0 ② ③ G6-3<br>1-2f | | 3 | 0 | 0 | 0 | 0 | 0 | 3 |
| Rick Reed, R (1, 1)<br>OBP: 0.214, SLG: 0.308<br>Steve Bieser, L (7, PH) (8, 7)<br>OBP: 0.556, SLG: 0.500 | | B F X<br>1-1 ② G6-3 | | | B B C S X<br>2-2 ② G5-3<br>2-3 | | B B B<br>4-0 1B 1B BB BB | | | 2<br>0 | 0<br>1 | 0<br>0 | 0<br>0 | 0<br>1 | 0<br>0 | 2<br>0 |
| Inning Stats | R: 0 E: 0 K: 0 S: 8<br>H: 0 LOB: 0 BB: 0 P: 12 | R: 0 E: 0 K: 2 S: 11<br>H: 0 LOB: 0 BB: 0 P: 18 | R: 0 E: 0 K: 0 S: 8<br>H: 1 LOB: 1 BB: 0 P: 14 | R: 1 E: 0 K: 0 S: 9<br>H: 1 LOB: 1 BB: 1 P: 18 | R: 1 E: 0 K: 0 S: 13<br>H: 2 LOB: 2 BB: 1 P: 27 | R: 1 E: 0 K: 1 S: 11<br>H: 1 LOB: 0 BB: 0 P: 19 | R: 2 E: 0 K: 0 S: 18<br>H: 3 LOB: 3 BB: 2 P: 33 | R: 0 E: 0 K: 0 S: 3<br>H: 1 LOB: 0 BB: 0 P: 5 | | 1B: 5<br>2B: 2<br>3B: 0<br>HR: 2 | SF: 0<br>SAC: 1<br>DP: 1<br>HBP: 0 | | | | | |

| PITCHER | | IP | WLS | BF | H | R | ER | SO | BB | IBB | HBP | BLK | WP | HR | S | P | ERA | WHIP |
|---|---|---|---|---|---|---|---|---|---|---|---|---|---|---|---|---|---|---|
| Andy Benes, R<br>ERA: 4.09 | (1, 1) | 6.0 | L | 25 | 5 | 3 | 3 | 3 | 2 | 0 | 0 | 0 | 0 | 2 | 60 | 108 | 4.50 | 1.167 |
| Brady Raggio, R<br>ERA: 9.0 | (7, 1) | 2.0 | | 11 | 4 | 2 | 2 | 0 | 2 | 0 | 0 | 0 | 0 | 0 | 21 | 38 | 9.00 | 3.000 |

| PITCHER | IP | WLS | BF | H | R | ER | SO | BB | IBB | HBP | BLK | WP | HR | S | P | ERA | WHIP |
|---|---|---|---|---|---|---|---|---|---|---|---|---|---|---|---|---|---|

# BOTTOM

## St. Louis Cardinals @ New York Mets

Shea Stadium, Flushing, NY

Sat May 03 1997, 3:33 AM EDT
Att. 16,248 - Overcast - 54 F

livebaseballscorecards.com

| | |
|---|---|
| AB | 30 |
| R | 5 |
| H | 9 |
| RBI | 5 |
| BB | 4 |
| SO | 3 |
| LOB | 13 |

| Batter | 1 | 2 | 3 | 4 | 5 | 6 | 7 | 8 | 9 | AB | R | H | RBI | BB | SO | LOB |
|---|---|---|---|---|---|---|---|---|---|---|---|---|---|---|---|---|
| Delino DeShields, L (1, 4)<br>OBP: 0.296, SLG: 0.385 | X<br>0-0<br>S<br>HR<br>1B | B<br>B<br>X<br>2-0 ①<br>G1-3 | | S<br>F<br>X<br>0-2 ②<br>F8<br>2-3 | | B<br>B<br>F<br>X<br>2-1<br>G1-3<br>1B | | B<br>X<br>1-0 ②<br>G1-3 | | 5 | 1 | 2 | 0 | 0 | 0 | 1 |
| Willie McGee, S (1, 7)<br>OBP: 0.370, SLG: 0.563<br>Gary Gaetti, R (8, PR)<br>OBP: 0.271, SLG: 0.291<br>(8, 5) | 1 SAFE<br>1 SAFE<br>P<br>X<br>1-0 ①<br>B1<br>1-2 | F<br>S<br>B<br>F<br>F<br>F<br>F<br>F<br>F<br>2-2 ②<br>X<br>F8 | | X<br>0-0<br>HR<br>3-H | | B<br>C<br>S<br>B<br>F<br>X<br>2-2 ①<br>G1-3<br>1-2 | | F<br>B<br>F<br>X<br>1-2<br>1B | | 5<br>0 | 1<br>0 | 2<br>0 | 2<br>0 | 0<br>0 | 0<br>0 | 2<br>0 |
| Ray Lankford, L (1, 8)<br>OBP: 0.500, SLG: 0.737<br>Mark Sweeney, L (8, PH)<br>OBP: 0.343, SLG: 0.241<br>(8, 9) | B<br>F<br>X<br>1-1<br>2-H<br>HR | S<br>B<br>B<br>F<br>B<br>B<br>4-2<br>1B<br>BB | | B<br>X<br>1-0 ③<br>G3 | | C<br>D<br>B<br>S<br>S<br>2-3 ②<br>K | | C<br>B<br>B<br>X<br>2-1 ③<br>G4-3 | | 3<br>1 | 1<br>0 | 1<br>0 | 2<br>0 | 1<br>0 | 1<br>0 | 1<br>1 |
| Dmitri Young, S (1, 3)<br>OBP: 0.364, SLG: 0.436 | F<br>X<br>0-1<br>1B<br>2B<br>1B | C<br>B<br>X<br>1-1<br>CS<br>1-3<br>1B | | | B<br>B<br>B<br>C<br>F<br>B<br>4-2<br>1B<br>1B<br>BB | I<br>I<br>I<br>4-0<br>IBB | | | B<br>B<br>X<br>2-0 ①<br>F8 | 3 | 2 | 2 | 0 | 2 | 0 | 0 |
| John Mabry, L (1, 9)<br>OBP: 0.370, SLG: 0.349<br>(8, 8) | B<br>B<br>1 SAFE<br>F<br>1 SAFE<br>1 SAFE<br>X<br>2-1<br>2B<br>G4-3<br>1-3<br>1B | B<br>B<br>S<br>S<br>B<br>3-1 ③<br>CS<br>1-2 | X<br>0-0 ①<br>L4 | | B<br>B<br>F<br>L<br>B<br>X<br>3-2<br>1B<br>1-3<br>1B | X<br>0-0 ③<br>F9 | | | F<br>F<br>F<br>B<br>S<br>1-3 ②<br>K | 5 | 2 | 2 | 0 | 0 | 1 | 2 |
| Danny Sheaffer, R (1, 5)<br>OBP: 0.217, SLG: 0.190<br>(8, 7) | C<br>X<br>0-1<br>G4-3<br>1-3<br>3-H<br>2B | | F<br>X<br>0-1 ②<br>P3 | | C<br>B<br>B<br>B<br>C<br>B<br>X<br>3-2 ①<br>P3 | | F<br>S<br>F<br>F<br>F<br>S<br>0-3 ①<br>K | | F<br>F<br>B<br>C<br>1-3 ③<br>K | 5 | 0 | 1 | 1 | 0 | 2 | 2 |
| Tom Lampkin, L (1, 2)<br>OBP: 0.282, SLG: 0.343 | B<br>X<br>1-0 ②<br>G4-3<br>2-3<br>3-H | | X<br>0-0 ③<br>G4-3 | | C<br>X<br>0-1<br>E<br>S<br>2-H<br>3-H<br>1B | | B<br>B<br>C<br>B<br>S<br>X<br>3-2<br>G6-4-3<br>1B | | | 4 | 0 | 2 | 3 | 0 | 0 | 1 |
| Royce Clayton, R (1, 6)<br>OBP: 0.260, SLG: 0.365 | B<br>F<br>B<br>B<br>B<br>4-1<br>BB | | | S<br>B<br>F<br>X<br>1-2<br>F8<br>SH1-4<br>HR<br>1B | B<br>C<br>S<br>B<br>B<br>S<br>3-3 ②<br>K<br>1-3 | | B<br>S<br>F<br>B<br>B<br>X<br>3-2 ②<br>③<br>G6-4-3<br>1-2f | | | 3 | 1 | 1 | 0 | 1 | 1 | 2 |
| Todd Stottlemyre, L (1, 1)<br>OBP: 0.438, SLG: 0.100<br>John Frascatore, R (9, 1) | F<br>B<br>X<br>1-1 ③<br>G3 | | | L<br>B<br>X<br>1-1 ①<br>SH1-4<br>1-2 | C<br>B<br>C<br>C<br>1-3 ③<br>K | | | X<br>0-0 ①<br>G6-3 | | 3<br>0 | 0<br>0 | 0<br>0 | 0<br>0 | 0<br>0 | 1<br>0 | 3<br>0 |
| Inning Stats | R: 4<br>E: 0<br>K: 0<br>S: 15<br>H: 5<br>LOB: 2<br>BB: 1<br>P: 24 | R: 0<br>E: 0<br>K: 0<br>S: 14<br>H: 1<br>LOB: 1<br>BB: 1<br>P: 26 | R: 0<br>E: 0<br>K: 0<br>S: 4<br>H: 0<br>LOB: 0<br>BB: 0<br>P: 4 | R: 2<br>E: 0<br>K: 0<br>S: 10<br>H: 2<br>LOB: 0<br>BB: 0<br>P: 13 | R: 2<br>E: 1<br>K: 2<br>S: 16<br>H: 2<br>LOB: 1<br>BB: 1<br>P: 30 | R: 0<br>E: 0<br>K: 1<br>S: 10<br>H: 1<br>LOB: 2<br>BB: 1<br>P: 20 | R: 0<br>E: 0<br>K: 1<br>S: 12<br>H: 1<br>LOB: 0<br>BB: 0<br>P: 18 | R: 0<br>E: 0<br>K: 0<br>S: 7<br>H: 1<br>LOB: 1<br>BB: 0<br>P: 11 | R: 0<br>E: 0<br>K: 2<br>S: 8<br>H: 0<br>LOB: 0<br>BB: 0<br>P: 12 | 1B: 10<br>2B: 1<br>3B: 0<br>HR: 2<br>SF: 0<br>SAC: 1<br>DP: 1<br>HBP: 0 | | | | | | |

| PITCHER | | IP | WLS | BF | H | R | ER | SO | BB | IBB | HBP | BLK | WP | HR | S | P | ERA | WHIP |
|---|---|---|---|---|---|---|---|---|---|---|---|---|---|---|---|---|---|---|
| Mark Clark, R<br>ERA: 4.36 | (1, 1) | 4.0 | L | 21 | 8 | 6 | 6 | 0 | 2 | 0 | 0 | 0 | 0 | 2 | 43 | 67 | 13.50 | 2.500 |
| Ricardo Jordan, L<br>ERA: 4.38 | (5, 1) | 3.0 | | 14 | 4 | 2 | 2 | 4 | 1 | 1 | 0 | 0 | 0 | 0 | 38 | 68 | 6.00 | 1.667 |
| Toby Borland, R<br>ERA: 3.75 | (8, 1) | 1.0 | | 4 | 1 | 0 | 0 | 0 | 0 | 0 | 0 | 0 | 0 | 0 | 7 | 11 | 0.00 | 1.000 |
| Barry Manuel, R<br>ERA: 5.65 | (9, 1) | 1.0 | | 3 | 0 | 0 | 0 | 2 | 0 | 0 | 0 | 0 | 0 | 0 | 8 | 12 | 0.00 | 0.000 |

| PITCHER | IP | WLS | BF | H | R | ER | SO | BB | IBB | HBP | BLK | WP | HR | S | P | ERA | WHIP |
|---|---|---|---|---|---|---|---|---|---|---|---|---|---|---|---|---|---|

# TOP

## St. Louis Cardinals @ New York Mets

Shea Stadium, Flushing, NY

Sun May 04 1997, 3:33 AM EDT

Att. 17,652 - Cloudy - 61 F

livebaseballscorecards.com

| | |
|---|---|
| AB | 37 |
| R | 8 |
| H | 13 |
| RBI | 8 |
| BB | 4 |
| SO | 6 |
| LOB | 15 |

PA: 43

WP: 0
PB: 0
SB: 2
CS: 1

# BOTTOM

## St. Louis Cardinals @ New York Mets

Shea Stadium, Flushing, NY

Sun May 04 1997, 3:33 AM EDT
Att. 17,652 - Cloudy - 61 F

livebaseballscorecards.com

| Batter | 1 | 2 | 3 | 4 | 5 | 6 | 7 | 8 | 9 | AB | R | H | RBI | BB | SO | LOB |
|---|---|---|---|---|---|---|---|---|---|---|---|---|---|---|---|---|
| Carl Everett, S (1, 8) (9, 9)<br>OBP: 0.233, SLG: 0.294 | B B B C F F X<br>3-2 ①<br>G4-3 | | B S M F X<br>1-2 ③<br>G4-3 | | | S X<br>0-1 ①<br>B3 | | B X<br>1-0 ②<br>SF9<br>3-H | | 3 | 0 | 0 | 1 | 0 | 0 | 0 |
| Edgardo Alfonzo, R (1, 5) (8, 6)<br>OBP: 0.333, SLG: 0.377 | C B B X<br>2-1 ②<br>G5-3 | | | S C B C<br>1-3 ①<br>K | | X<br>0-0<br>FC6-4<br>1B | | C B B F S<br>2-3 ③<br>K | | 4 | 0 | 1 | 0 | 0 | 2 | 0 |
| John Olerud, L (1, 3)<br>OBP: 0.427, SLG: 0.557 | B F C B B X<br>3-2 ③<br>F8 | | | B B F F X<br>2-2<br>BB BB<br>SF7-5-4-5<br>1B | | B B C B X<br>3-1 ②<br>FC6-4<br>1-2f | | | B F B F X<br>2-2 ①<br>G6-3 | 4 | 1 | 1 | 0 | 0 | 0 | 1 |
| Todd Hundley, S (1, 2)<br>OBP: 0.377, SLG: 0.527<br>Alberto Castillo, R (7, 2)<br>OBP: 0.467, SLG: 0.385 | | B C B B B<br>4-1<br>G3-4-1<br>BB | | B B B B<br>4-0<br>SF7-5-4-5 BB<br>1-2 | | B B B C F F S<br>3-3 ③<br>K | | | B F L F X<br>1-2<br>1B<br>1B | 1 | 0 | 0 | 0 | 2 | 1 | 1 |
| | | | | | | | | | | 1 | 0 | 1 | 0 | 0 | 0 | 0 |
| Bernard Gilkey, R (1, 7)<br>OBP: 0.292, SLG: 0.295 | | B C B C B F F 1 SAFE X<br>3-2 ①<br>F8 | | D B B B<br>4-0<br>1-2<br>2-3<br>BB | | | X<br>0-0 ①<br>P3 | | B B X<br>2-0 ②<br>F9 | 3 | 0 | 0 | 0 | 1 | 0 | 2 |
| Carlos Baerga, S (1, 4)<br>OBP: 0.244, SLG: 0.304 | | C B X<br>1-1 ②<br>G3-4-1<br>1-2 | | B C X<br>1-1 ②③<br>SF7-5-4-5<br>2-3<br>3-H | | | C B X<br>1-1<br>E3<br>G5-4-3 | | C X<br>0-1<br>1-2<br>1B | 3 | 0 | 1 | 1 | 0 | 0 | 1 |
| Alex Ochoa, R (1, 9)<br>OBP: 0.240, SLG: 0.239<br>Toby Borland, R (8, 1)<br>Barry Manuel, R (9, 1)<br>Butch Huskey, R (9, PH)<br>OBP: 0.227, SLG: 0.438 | | C B X<br>1-1 ③<br>G6-3 | | B B F X<br>2-1 ①<br>P5 | | | X<br>0-0 ②③<br>G5-4-3<br>1-2f | | C C X<br>0-2 ③<br>L9 | 3 | 0 | 0 | 0 | 0 | 0 | 2 |
| | | | | | | | | | | 0 | 0 | 0 | 0 | 0 | 0 | 0 |
| | | | | | | | | | | 0 | 0 | 0 | 0 | 0 | 0 | 0 |
| | | | | | | | | | | 1 | 0 | 0 | 0 | 0 | 0 | 2 |
| Rey Ordonez, R (1, 6)<br>OBP: 0.261, SLG: 0.292<br>Steve Bieser, L (8, 9)<br>OBP: 0.579, SLG: 0.615<br>(9, 8) | | | X<br>0-0 ①<br>G6-3 | B F F B S<br>2-3 ②<br>K | | | | C C X<br>0-2<br>G3<br>SF9<br>2B | | 2 | 0 | 0 | 0 | 0 | 1 | 0 |
| | | | | | | | | | | 1 | 1 | 1 | 0 | 0 | 0 | 0 |
| Mark Clark, R (1, 1)<br>Ricardo Jordan, L (5, 1)<br>Matt Franco, L (8, 5)<br>OBP: 0.370, SLG: 0.364 | | | B B C T X<br>2-2 ②<br>G5-3 | C C S<br>0-3 ③<br>K | | | | B S X<br>1-1 ①<br>G3<br>2-3 | | 1 | 0 | 0 | 0 | 0 | 0 | 0 |
| | | | | | | | | | | 1 | 0 | 0 | 0 | 0 | 1 | 0 |
| | | | | | | | | | | 1 | 0 | 0 | 0 | 0 | 0 | 1 |

| | AB | 29 |
|---|---|---|
| | R | 2 |
| | H | 5 |
| | RBI | 2 |
| | BB | 3 |
| | SO | 5 |
| | LOB | 10 |

| Inning Stats | 1 | 2 | 3 | 4 | 5 | 6 | 7 | 8 | 9 |
|---|---|---|---|---|---|---|---|---|---|
| | R: 0 H: 0<br>E: 0 LOB: 0<br>K: 0 BB: 0<br>S: 10 P: 18 | R: 0 H: 0<br>E: 0 LOB: 1<br>K: 0 BB: 1<br>S: 10 P: 19 | R: 0 H: 0<br>E: 0 LOB: 0<br>K: 0 BB: 0<br>S: 8 P: 11 | R: 1 H: 1<br>E: 0 LOB: 1<br>K: 1 BB: 2<br>S: 8 P: 20 | R: 0 H: 0<br>E: 0 LOB: 0<br>K: 2 BB: 0<br>S: 8 P: 12 | R: 0 H: 1<br>E: 0 LOB: 1<br>K: 1 BB: 0<br>S: 9 P: 15 | R: 0 H: 0<br>E: 1 LOB: 0<br>K: 0 BB: 0<br>S: 4 P: 5 | R: 1 H: 1<br>E: 0 LOB: 0<br>K: 1 BB: 0<br>S: 9 P: 13 | R: 0 H: 2<br>E: 0 LOB: 2<br>K: 0 BB: 0<br>S: 13 P: 18 |

1B: 4 SF: 2 WP: 0 PA: 34
2B: 2 SAC: 0 PB: 0
3B: 0 DP: 2 SB: 0
HR: 0 HBP: 0 CS: 0

| PITCHER | | IP | WLS | BF | H | R | ER | SO | BB | IBB | HBP | BLK | WP | HR | S | P | ERA | WHIP |
|---|---|---|---|---|---|---|---|---|---|---|---|---|---|---|---|---|---|---|
| Todd Stottlemyre, R<br>ERA: 3.74 | (1, 1) | 8.0 | W | 29 | 3 | 2 | 2 | 5 | 3 | 0 | 0 | 0 | 0 | 0 | 66 | 113 | 2.25 | 0.750 |
| John Frascatore, R<br>ERA: 1.53 | (9, 1) | 1.0 | | 5 | 2 | 0 | 0 | 0 | 0 | 0 | 0 | 0 | 0 | 0 | 13 | 18 | 0.00 | 2.000 |

| PITCHER | IP | WLS | BF | H | R | ER | SO | BB | IBB | HBP | BLK | WP | HR | S | P | ERA | WHIP |
|---|---|---|---|---|---|---|---|---|---|---|---|---|---|---|---|---|---|

# Atlanta Braves @ St. Louis Cardinals

Busch Stadium, St. Louis, MO

Mon May 05 1997, 7:05 PM CDT

Att. 26,113 - Unknown - 78 F

TOP

livebaseballscorecards.com

| Batter | 1 | 2 | 3 | 4 | 5 | 6 | 7 | 8 | 9 | AB | R | H | RBI | BB | SO | LOB |
|---|---|---|---|---|---|---|---|---|---|---|---|---|---|---|---|---|
| Kenny Lofton, L (1, 8)<br>OBP: 0.399, SLG: 0.448 | B B C F B X<br>3-2<br>10 G3-6-1 S<br>1B | | C F F B F F F B<br>3-3 S ③<br>K | | | B B B<br>4-0<br>2B FC6-5<br>BB | | C F X<br>0-2<br>E4 F8-6 | | 3 | 1 | 1 | 0 | 1 | 1 | 0 |
| Michael Tucker, L (1, 9)<br>OBP: 0.452, SLG: 0.558 (9, 7) | B B C B B<br>4-1<br>10 G3-6-1<br>1-2<br>BB | | | C X<br>0-1<br>10 FC6-4<br>1B | | C B 1 SAFE X<br>1-1<br>FC6-5<br>1-3<br>2B | | P C 1 SAFE 1 SAFE X<br>1-1 ① ②<br>F8-6<br>1-2 | | 3 | 0 | 2 | 0 | 1 | 0 | 1 |
| 10 Chipper Jones, S (1, 5)<br>OBP: 0.374, SLG: 0.421<br>Mike Mordecai, R (4, 5)<br>OBP: 0.391, SLG: 0.500 | B 2 SAFE X<br>1-0 ① ②<br>G3-6-1<br>1-2f<br>2-3 | | | C B B 1 SAFE X<br>2-1 ①<br>FC6-4 G4-6-3<br>1-2f | | C B X<br>1-1 ②<br>FC6-5<br>2-3<br>3-H | | B F F F F S<br>1-3 ③<br>K | | 2<br>2 | 0<br>0 | 0<br>0 | 0<br>1 | 0<br>0 | 0<br>1 | 3<br>1 |
| Fred McGriff, L (1, 3)<br>OBP: 0.354, SLG: 0.404 | B F B X<br>2-1 ③<br>G3 | | | B X<br>1-0 ② ③<br>G4-6-3<br>1-2f | | F B D F X<br>2-2 ③<br>L9 | | | X<br>0-0<br>SH5-3<br>1B<br>1B | 4 | 0 | 1 | 0 | 0 | 0 | 3 |
| Ryan Klesko, L (1, 7)<br>OBP: 0.309, SLG: 0.482<br>Andruw Jones, R (9, PH) (9, 9)<br>OBP: 0.338, SLG: 0.417 | | F B S B X<br>2-2 ①<br>G4-3 | | | B B X<br>2-0<br>HR | | C F B C<br>1-3 ①<br>K | | B B C X<br>2-1 ①<br>SH5-3<br>1-2 | 3<br>0 | 1<br>0 | 1<br>0 | 1<br>0 | 0<br>0 | 1<br>0 | 0<br>0 |
| Javy Lopez, R (1, 2)<br>OBP: 0.396, SLG: 0.633 | | C X<br>0-1 ②<br>G5-3 | | | X<br>0-0 ①<br>F9 | | B X<br>1-0 ②<br>G6-3 | | I I I I<br>4-0<br>1B<br>IBB | 3 | 0 | 0 | 0 | 1 | 0 | 0 |
| Mark Lemke, S (1, 4)<br>OBP: 0.323, SLG: 0.382 | | B F X<br>1-1 ③<br>F8 | | | X<br>0-0 ②<br>F9 | | X<br>0-0<br>WP HBP<br>1B | | B B C C F F S<br>2-3 ②<br>K | 4 | 0 | 1 | 0 | 0 | 1 | 2 |
| Jeff Blauser, R (1, 6)<br>OBP: 0.464, SLG: 0.635 | | | C B X<br>1-1 ①<br>F9 | | C S B B F B F S<br>3-3 ③<br>K | | B 1 SAFE F 1 SAFE H<br>2-1<br>WP<br>1-2<br>HBP | | S B X<br>1-1 ③<br>1-2<br>2-H<br>1B | 3 | 0 | 1 | 0 | 0 | 1 | 0 |
| Denny Neagle, L (1, 1)<br>OBP: 0.111, SLG: 0.111<br>Mark Wohlers, R (9, 1) | | | S S B S<br>1-3 ②<br>K | | | F B X<br>1-1 ①<br>G6-3 | B F C D S<br>2-3 ③<br>K<br>1-2<br>2-3 | | | 3<br>0 | 0<br>0 | 0<br>0 | 0<br>0 | 0<br>0 | 2<br>0 | 2<br>0 |
| Inning Stats | R: 0 H: 1<br>E: 0 LOB: 1<br>K: 0 BB: 1<br>S: 7 P: 17 | R: 0 H: 0<br>E: 0 LOB: 0<br>K: 0 BB: 0<br>S: 7 P: 10 | R: 0 H: 0<br>E: 0 LOB: 0<br>K: 2 BB: 0<br>S: 12 P: 17 | R: 0 H: 1<br>E: 0 LOB: 0<br>K: 0 BB: 0<br>S: 5 P: 8 | R: 1 H: 1<br>E: 0 LOB: 0<br>K: 1 BB: 0<br>S: 8 P: 13 | R: 1 H: 1<br>E: 0 LOB: 1<br>K: 0 BB: 1<br>S: 9 P: 18 | R: 0 H: 1<br>E: 0 LOB: 2<br>K: 2 BB: 0<br>S: 9 P: 15 | R: 0 H: 0<br>E: 1 LOB: 0<br>K: 1 BB: 0<br>S: 11 P: 12 | R: 0 H: 2<br>E: 0 LOB: 2<br>K: 1 BB: 1<br>S: 10 P: 19 | 1B: 5 SF: 0<br>2B: 2 SAC: 1<br>3B: 0 DP: 3<br>HR: 1 HBP: 1 | | | | | | |

| | | |
|---|---|---|
| AB | 30 | |
| R | 2 | |
| H | 7 | |
| RBI | 2 | |
| BB | 3 | |
| SO | 7 | |
| LOB | 12 | |

WP: 1 PA: 35
PB: 0
SB: 1
CS: 0

| PITCHER | | IP | WLS | BF | H | R | ER | SO | BB | IBB | HBP | BLK | WP | HR | S | P | ERA | WHIP |
|---|---|---|---|---|---|---|---|---|---|---|---|---|---|---|---|---|---|---|
| Alan Benes, R<br>ERA: 3.38 | (1, 1) | 8.0 | L | 30 | 5 | 2 | 2 | 6 | 2 | 0 | 1 | 0 | 1 | 1 | 68 | 110 | 2.25 | 0.875 |
| Tony Fossas, L<br>ERA: 2.45 | (9, 1) | 0.0 | | 1 | 1 | 0 | 0 | 0 | 0 | 0 | 0 | 0 | 0 | 0 | 1 | 1 | ∞ | ∞ |
| T.J. Mathews, R<br>ERA: 2.13 | (9, 1) | 1.0 | | 4 | 1 | 0 | 0 | 1 | 0 | 1 | 0 | 0 | 0 | 0 | 9 | 18 | 0.00 | 1.000 |

| PITCHER | IP | WLS | BF | H | R | ER | SO | BB | IBB | HBP | BLK | WP | HR | S | P | ERA | WHIP |
|---|---|---|---|---|---|---|---|---|---|---|---|---|---|---|---|---|---|

| Batter | 1 | 2 | 3 | 4 | 5 | 6 | 7 | 8 | 9 | AB | R | H | RBI | BB | SO | LOB |
|---|---|---|---|---|---|---|---|---|---|---|---|---|---|---|---|---|
| Royce Clayton, R (1, 6)<br>OBP: 0.268, SLG: 0.378 | B B B C F F F X<br>3-2<br>G5-3 ① | | | B F B F X<br>2-2<br>L5 ① | | S B X<br>1-1<br>1B | | C B F X<br>1-2<br>2B | | 4 | 0 | 2 | 0 | 0 | 0 | 0 |
| Dmitri Young, S (1, 3)<br>OBP: 0.359, SLG: 0.427 | B B X<br>2-0<br>L9 ② | | | B X<br>1-0<br>1B | | C C B F 1 X SAFE<br>1-2<br>F9 ③ | | B S B F B C<br>3-3<br>K | | 4 | 0 | 1 | 0 | 0 | 1 | 2 |
| Ray Lankford, L (1, 8)<br>OBP: 0.500, SLG: 0.738 | C B F B S<br>2-3<br>K ③ | | | F B 1 SAFE C B B S<br>2-3<br>K ② | | | X<br>0-0<br>F8<br>2B<br>2B | | C S B F B X<br>2-2<br>S<br>1B | 4 | 1 | 2 | 0 | 0 | 2 | 1 |
| Ron Gant, R (1, 7)<br>OBP: 0.303, SLG: 0.408 | | T B F X<br>1-2<br>P2 ① | | F B B B C X<br>3-2<br>P2 ③ | | | S B F C<br>1-3<br>K ① | | C B B F B S<br>3-3<br>K ①<br>1-2 | 4 | 0 | 0 | 0 | 0 | 2 | 3 |
| Gary Gaetti, R (1, 5)<br>OBP: 0.258, SLG: 0.277 | | S C X<br>0-2<br>G6-3 ② | | | B F X<br>1-1<br>F7 ① | | F C B X<br>1-2<br>F8 ②<br>2-3 | | F X<br>0-1<br>G1 ② | 4 | 0 | 0 | 0 | 0 | 0 | 2 |
| John Mabry, L (1, 9)<br>OBP: 0.365, SLG: 0.356 | | B C B S F X<br>2-2<br>G4-3 ③ | | | F B X<br>1-1<br>F9 ② | | F B C X<br>1-2<br>2B<br>3-H | | S B T S<br>1-3<br>K ③ | 4 | 0 | 1 | 1 | 0 | 1 | 1 |
| Mike DiFelice, R (1, 2)<br>OBP: 0.160, SLG: 0.095 | | | X<br>0-0<br>G5-3 ① | | C C F B S<br>1-3<br>K ③ | | F B F B X<br>2-2<br>F8 ③ | | | 2 | 0 | 0 | 0 | 0 | 1 | 0 |
| Brian Jordan, R (7, PH)<br>OBP: 0.360, SLG: 0.316 | | | | | | | | | | 1 | 0 | 0 | 0 | 0 | 0 | 1 |
| Danny Sheaffer, R (8, 2)<br>OBP: 0.217, SLG: 0.190 | | | C X<br>0-1<br>F7 ② | | | B B B B C X<br>3-1<br>G5-3 ① | | X<br>0-0<br>F7 ① | | 0 | 0 | 0 | 0 | 0 | 0 | 0 |
| Delino DeShields, L (1, 4)<br>OBP: 0.287, SLG: 0.372 | | | | | | | | | | 3 | 0 | 0 | 0 | 0 | 0 | 0 |
| Alan Benes, R (1, 1)<br>OBP: 0.133, SLG: 0.133 | | | X<br>0-0<br>F9 ③ | | | F C X<br>0-2<br>F7 ② | | F B X<br>1-1<br>G4-3 ② | | 2 | 0 | 0 | 0 | 0 | 0 | 0 |
| Willie McGee, S (8, PH)<br>OBP: 0.364, SLG: 0.551 | | | | | | | | | | 1 | 0 | 0 | 0 | 0 | 0 | 0 |
| Tony Fossas, L (9, 1) | | | | | | | | | | 0 | 0 | 0 | 0 | 0 | 0 | 0 |
| T.J. Mathews, R (9, 1) | | | | | | | | | | 0 | 0 | 0 | 0 | 0 | 0 | 0 |
| Inning Stats | R: 0 E: 0 K: 1 S: 9 H: 0 LOB: 0 BB: 0 P: 16 | R: 0 E: 0 K: 0 S: 10 H: 0 LOB: 0 BB: 0 P: 13 | R: 0 E: 0 K: 0 S: 4 H: 0 LOB: 0 BB: 0 P: 4 | R: 0 E: 0 K: 1 S: 10 H: 1 LOB: 1 BB: 0 P: 18 | R: 0 E: 0 K: 1 S: 8 H: 0 LOB: 0 BB: 0 P: 11 | R: 0 E: 0 K: 0 S: 11 H: 1 LOB: 1 BB: 0 P: 16 | R: 1 E: 0 K: 1 S: 13 H: 2 LOB: 1 BB: 0 P: 18 | R: 0 E: 0 K: 1 S: 9 H: 1 LOB: 1 BB: 0 P: 14 | R: 0 E: 0 K: 2 S: 12 H: 1 LOB: 1 BB: 0 P: 18 | | | | | | | |

| PITCHER | | IP | WLS | BF | H | R | ER | SO | BB | IBB | HBP | BLK | WP | HR | S | P | ERA | WHIP |
|---|---|---|---|---|---|---|---|---|---|---|---|---|---|---|---|---|---|---|
| Denny Neagle, L<br>ERA: 3.64 | (1, 1) | 8.0 | W | 29 | 5 | 1 | 1 | 5 | 0 | 0 | 0 | 0 | 0 | 0 | 74 | 110 | 1.12 | 0.625 |
| Mark Wohlers, R<br>ERA: 2.63 | (9, 1) | 1.0 | S | 4 | 1 | 0 | 0 | 2 | 0 | 0 | 0 | 0 | 0 | 0 | 12 | 18 | 0.00 | 1.000 |

| PITCHER | IP | WLS | BF | H | R | ER | SO | BB | IBB | HBP | BLK | WP | HR | S | P | ERA | WHIP |
|---|---|---|---|---|---|---|---|---|---|---|---|---|---|---|---|---|---|

# BOTTOM

## Atlanta Braves @ St. Louis Cardinals

Busch Stadium, St. Louis, MO

Mon May 05 1997, 7:05 PM CDT
Att. 26,113 - Unknown - 78 F

livebaseballscorecards.com

| | |
|---|---|
| AB | 33 |
| R | 1 |
| H | 6 |
| RBI | 1 |
| BB | 0 |
| SO | 7 |
| LOB | 10 |

| | | | |
|---|---|---|---|
| 1B: 3 | SF: 0 | WP: 0 | PA: 33 |
| 2B: 3 | SAC: 0 | PB: 0 | |
| 3B: 0 | DP: 0 | SB: 1 | |
| HR: 0 | HBP: 0 | CS: 0 | |

| Batter | 1 | 2 | 3 | 4 | 5 | 6 | 7 | 8 | 9 | AB | R | H | RBI | BB | SO | LOB |
|---|---|---|---|---|---|---|---|---|---|---|---|---|---|---|---|---|
| Kenny Lofton, L (1, 8)<br>OBP: 0.401, SLG: 0.457 | B C C B F X<br>2-2 ①<br>G4-3 | | C C B S<br>1-3 ③<br>K | | | C F B B F X<br>2-2<br>E<br>SF7<br>2-H<br>1B | | B C F B X<br>2-2<br>E8<br>1-H<br>2B | | 4 | 1 | 2 | 1 | 0 | 1 | 1 |
| Michael Tucker, L (1, 9)<br>OBP: 0.435, SLG: 0.535 | B F S C<br>1-3 ②<br>K | | | B X<br>1-0 ①<br>F7 | | C B 1 SAFE 1 SAFE X<br>1-1<br>E3<br>S<br>1-3 | | C B 3 SAFE S D B S<br>3-3 ②<br>K | | 4 | 0 | 0 | 0 | 0 | 2 | 2 |
| Keith Lockhart, L (1, 5)<br>OBP: 0.286, SLG: 0.294<br>Mike Mordecai, R (8, PH)<br>OBP: 0.375, SLG: 0.476 (8, 5) | C B B B X<br>3-1 ③<br>G4-3 | | | X<br>0-0 ②<br>F8 | | B B X<br>2-0 ②<br>SF7<br>3-H | | S B C F X<br>1-2 ③<br>G1-3 | | 2<br>1 | 0<br>0 | 0<br>0 | 1<br>0 | 0<br>0 | 0<br>0 | 0<br>1 |
| Fred McGriff, L (1, 3)<br>OBP: 0.351, SLG: 0.393 | | B C B B B F B<br>4-2<br>G4-6-3<br>BB | | F F S<br>0-3 ③<br>K | | F 1 SAFE B D X<br>2-1 ③<br>G4-3<br>1-2 | | | C C C<br>0-3 ①<br>K | 3 | 0 | 0 | 0 | 1 | 2 | 1 |
| Ryan Klesko, L (1, 7)<br>OBP: 0.306, SLG: 0.466 | | S C B X<br>1-2 ① ②<br>G4-6-3<br>1-2f | | | B C B B F B<br>4-2<br>FC5-4<br>BB | | F C C<br>0-3 ①<br>K | | F C C<br>0-3 ②<br>K | 3 | 0 | 0 | 0 | 1 | 2 | 1 |
| Javy Lopez, R (1, 2)<br>OBP: 0.381, SLG: 0.606 | | B F B F X<br>2-2 ③<br>G6-3 | | | X<br>0-0 ①<br>FC5-4<br>G4-6-3<br>1-2f | | B B F B X<br>3-1 ②<br>P3 | | F S X<br>0-2 ③<br>F8 | 4 | 0 | 0 | 0 | 0 | 0 | 1 |
| Mark Lemke, S (1, 4)<br>OBP: 0.314, SLG: 0.370 | | | F B X<br>1-1 ①<br>F7 | | X<br>0-0 ② ③<br>G4-6-3<br>1-2f | | B C F X<br>1-2 ③<br>G6-3 | | | 3 | 0 | 0 | 0 | 0 | 0 | 1 |
| Jeff Blauser, R (1, 6)<br>OBP: 0.469, SLG: 0.646 | | | C F X<br>0-2<br>29<br>G5-3<br>2B | | | X<br>0-0<br>29<br>SH3-4<br>1B<br>1B | | X<br>0-0 ①<br>F8 | | 3 | 1 | 2 | 0 | 0 | 0 | 0 |
| 29 John Smoltz, R (1, 1)<br>OBP: 0.421, SLG: 0.412<br>Mike Bielecki, R (8, 1)<br>Alan Embree, L (8, 1) | | | B X<br>1-0 ②<br>G5-3<br>2-3 | | | 1 SAFE L X<br>0-1 ①<br>SH3-4<br>1-2 | | C B B B C F B<br>4-2<br>2B<br>E<br>BB | | 1<br>0<br>0 | 1<br>0<br>0 | 0<br>0<br>0 | 0<br>0<br>0 | 1<br>0<br>0 | 0<br>0<br>0 | 1<br>0<br>0 |
| Inning Stats | R: 0 H: 0<br>E: 0 LOB: 0<br>K: 1 BB: 0<br>S: 9 P: 15 | R: 0 H: 0<br>E: 0 LOB: 0<br>K: 0 BB: 1<br>S: 8 P: 15 | R: 0 H: 1<br>E: 0 LOB: 1<br>K: 1 BB: 0<br>S: 9 P: 12 | R: 0 H: 0<br>E: 0 LOB: 0<br>K: 1 BB: 0<br>S: 5 P: 6 | R: 0 H: 0<br>E: 0 LOB: 0<br>K: 0 BB: 1<br>S: 4 P: 8 | R: 2 H: 2<br>E: 1 LOB: 1<br>K: 0 BB: 0<br>S: 12 P: 19 | R: 0 H: 0<br>E: 0 LOB: 0<br>K: 1 BB: 0<br>S: 8 P: 12 | R: 1 H: 1<br>E: 1 LOB: 1<br>K: 1 BB: 1<br>S: 14 P: 24 | R: 0 H: 0<br>E: 0 LOB: 0<br>K: 2 BB: 0<br>S: 9 P: 9 | 1B: 2 SF: 1<br>2B: 2 SAC: 1<br>3B: 0 DP: 2<br>HR: 0 HBP: 0 | | | | | | WP: 0 PA: 33<br>PB: 0<br>SB: 1<br>CS: 0 |

# TOP

## Atlanta Braves @ St. Louis Cardinals

Busch Stadium, St. Louis, MO

Tue May 06 1997, 7:05 PM CDT

Att. 28,620 - Unknown - 74 F

livebaseballscorecards.com

| | |
|---|---|
| AB | 28 |
| R | 3 |
| H | 4 |
| RBI | 2 |
| BB | 3 |
| SO | 7 |
| LOB | 9 |

| PITCHER | | IP | WLS | BF | H | R | ER | SO | BB | IBB | HBP | BLK | WP | HR | S | P | ERA | WHIP |
|---|---|---|---|---|---|---|---|---|---|---|---|---|---|---|---|---|---|---|
| Matt Morris, R<br>ERA: 2.3 | (1, 1) | 7.0 | | 25 | 3 | 2 | 1 | 4 | 2 | 0 | 0 | 0 | 0 | 0 | 55 | 87 | 1.29 | 0.714 |
| Mark Petkovsek, R<br>ERA: 1.88 | (8, 1) | 0.1 | | 2 | 0 | 1 | 0 | 0 | 1 | 0 | 0 | 0 | 0 | 0 | 4 | 8 | 0.00 | 3.000 |
| Tony Fossas, L<br>ERA: 2.35 | (8, 1) | 0.1 | | 2 | 1 | 0 | 0 | 1 | 0 | 0 | 0 | 0 | 0 | 0 | 6 | 11 | 0.00 | 3.000 |
| T.J. Mathews, R<br>ERA: 2.08 | (8, 1) | 0.1 | W | 1 | 0 | 0 | 0 | 0 | 0 | 0 | 0 | 0 | 0 | 0 | 4 | 5 | 0.00 | 0.000 |
| Dennis Eckersley, R<br>ERA: 2.16 | (9, 1) | 1.0 | S | 3 | 0 | 0 | 0 | 2 | 0 | 0 | 0 | 0 | 0 | 0 | 9 | 9 | 0.00 | 0.000 |

| PITCHER | IP | WLS | BF | H | R | ER | SO | BB | IBB | HBP | BLK | WP | HR | S | P | ERA | WHIP |
|---|---|---|---|---|---|---|---|---|---|---|---|---|---|---|---|---|---|

# BOTTOM

## Atlanta Braves @ St. Louis Cardinals

Busch Stadium, St. Louis, MO

Tue May 06 1997, 7:05 PM CDT

Att. 28,620 - Unknown - 74 F

| Batter | 1 | 2 | 3 | 4 | 5 | 6 | 7 | 8 | 9 | AB | R | H | RBI | BB | SO | LOB |
|---|---|---|---|---|---|---|---|---|---|---|---|---|---|---|---|---|
| Delino DeShields, L (1, 4)<br>OBP: 0.295, SLG: 0.378 | B X 1-0 G4-6-3 1B | | B C C S 1-3 ③ K | | | B X 1-0 1B | C S B S 1-3 ③ K | | | 4 | 0 | 2 | 0 | 0 | 2 | 3 |
| Dmitri Young, S (1, 3)<br>OBP: 0.344, SLG: 0.407<br>Dennis Eckersley, R (9, 1) | B B 1 SAFE X 2-0 ①② G4-6-3 1-2f | | | S X 0-1 ① G4-3 | | 1 SAFE F C X 0-2 ③ G4-3 | | C X 0-1 ① L5 | | 4 0 0 0 0 0 2<br>0 0 0 0 0 0 0 | | | | | | |
| Ray Lankford, L (1, 8)<br>OBP: 0.518, SLG: 0.756 | B C S X 1-2 2B | | | B F C B X 2-2 ② G3-1 | | | X 0-0 1B 1B 1B | S B B B B 4-1 HR BB | | 3 | 2 | 2 | 0 | 1 | 0 | 0 |
| Ron Gant, R (1, 7)<br>OBP: 0.310, SLG: 0.441 | F B X 1-1 ③ F9 | | | C B S C 1-3 ③ K | | | X 0-0 SH1 1B 1-2 1B | 1 SAFE B B F 1 X SAFE 2-1 1-H HR | | 4 | 2 | 2 | 2 | 0 | 1 | 1 |
| John Mabry, L (1, 9)<br>(9, 3) | | B F X 1-1 G6-4-3 1B | | | F B B C X 2-2 ① G5-3 | | B S L D X 2-2 1B SH1 1-2 2-H 1B | X 0-0 PB 1B | | 4 | 0 | 3 | 1 | 0 | 0 | 0 |
| Gary Gaetti, R (1, 5)<br>OBP: 0.250, SLG: 0.267 | | 1 SAFE X 0-0 ①② G6-4-3 1-2f | | | S X 0-1 ② P2 | | X 0-0 ① SH1 1-2 2-3 | F 1 B B S S SAFE 2-3 ② K 1-2 | | 3 | 0 | 0 | 0 | 0 | 1 | 2 |
| Tom Lampkin, L (1, 2)<br>OBP: 0.280, SLG: 0.329 | | X 0-0 ③ F7 | | | C C X 0-2 ③ G3-1 | | I I I I 4-0 1B IBB | S B X 1-1 ③ G4-3 | | 3 | 0 | 0 | 0 | 1 | 0 | 1 |
| Royce Clayton, R (1, 6)<br>OBP: 0.269, SLG: 0.377 | | | F B F S 1-3 ① K | | | F F B S 1-3 ① K | B F F F F B F F X 2-2 1-2 2-3 3-H 1B | | | 3 | 0 | 1 | 1 | 0 | 2 | 0 |
| Matt Morris, R (1, 1)<br>OBP: 0.273, SLG: 0.273<br>Willie McGee, S (7, PH)<br>OBP: 0.357, SLG: 0.540<br>Mark Petkovsek, R (8, 1)<br>OBP: 0.167, SLG: 0.167<br>Tony Fossas, L (8, 1)<br>T.J. Mathews, R (8, 1)<br>Mark Sweeney, L (9, 9)<br>OBP: 0.343, SLG: 0.241 | | | B F B F C 2-3 ② K | | | F C B B F C 2-3 ② K | S F D B F S 2-3 ② K | | | 2 0 0 0 0 2 0<br>1 0 0 0 0 1 3<br>0 0 0 0 0 0 0<br>0 0 0 0 0 0 0<br>0 0 0 0 0 0 0<br>0 0 0 0 0 0 0 | | | | | | |
| Inning Stats | R: 0 H: 2<br>E: 0 LOB: 1<br>K: 0 BB: 0<br>S: 7 P: 12 | R: 0 H: 1<br>E: 0 LOB: 0<br>K: 0 BB: 0<br>S: 4 P: 5 | R: 0 H: 0<br>E: 0 LOB: 0<br>K: 3 BB: 0<br>S: 9 P: 13 | R: 0 H: 0<br>E: 0 LOB: 0<br>K: 1 BB: 0<br>S: 8 P: 11 | R: 0 H: 0<br>E: 0 LOB: 0<br>K: 0 BB: 0<br>S: 8 P: 10 | R: 0 H: 1<br>E: 0 LOB: 1<br>K: 2 BB: 0<br>S: 11 P: 15 | R: 2 H: 4<br>E: 0 LOB: 3<br>K: 2 BB: 1<br>S: 20 P: 31 | R: 2 H: 2<br>E: 0 LOB: 1<br>K: 1 BB: 1<br>S: 11 P: 20 | | 1B: 8 SF: 0<br>2B: 1 SAC: 1<br>3B: 0 DP: 2<br>HR: 1 HBP: 0 | | | | | | |

livebaseballscorecards.com

| | |
|---|---|
| AB | 31 |
| R | 4 |
| H | 10 |
| RBI | 4 |
| BB | 2 |
| SO | 9 |
| LOB | 12 |

WP: 0 PB: 1 SB: 0 CS: 0 PA: 34

| PITCHER | | IP | WLS | BF | H | R | ER | SO | BB | IBB | HBP | BLK | WP | HR | S | P | ERA | WHIP |
|---|---|---|---|---|---|---|---|---|---|---|---|---|---|---|---|---|---|---|
| 29 John Smoltz, R<br>ERA: 2.65 | (1, 1) | 7.0 | | 28 | 8 | 2 | 2 | 8 | 0 | 1 | 0 | 0 | 0 | 0 | 67 | 97 | 2.57 | 1.143 |
| Mike Bielecki, R<br>ERA: 3.12 | (8, 1) | 0.1 | L | 3 | 1 | 2 | 2 | 0 | 1 | 0 | 0 | 0 | 0 | 1 | 5 | 11 | 54.00 | 6.000 |
| Alan Embree, L<br>ERA: 3.68 | (8, 1) | 0.2 | | 3 | 1 | 0 | 0 | 1 | 0 | 0 | 0 | 0 | 0 | 0 | 6 | 9 | 0.00 | 1.500 |

| PITCHER | IP | WLS | BF | H | R | ER | SO | BB | IBB | HBP | BLK | WP | HR | S | P | ERA | WHIP |
|---|---|---|---|---|---|---|---|---|---|---|---|---|---|---|---|---|---|

| Batter | 1 | 2 | 3 | 4 | 5 | 6 | 7 | 8 | 9 | AB | R | H | RBI | BB | SO | LOB |
|---|---|---|---|---|---|---|---|---|---|---|---|---|---|---|---|---|
| Gregg Jefferies, S (1, 7)<br>OBP: 0.286, SLG: 0.298 | G4-3 | | SF9, 1B, 1-2, 1B | | E3, HBP, E | G6-3 | | HR | | 5 | 2 | 2 | 1 | 0 | 0 | 0 |
| Mickey Morandini, L (1, 4)<br>OBP: 0.338, SLG: 0.278 | BB, 1B | | BB, 1-2, 2-3, 1B | | E, 1B, 1-2, HBP | F7 | | E4, G6-3, 2B | | 4 | 2 | 2 | 0 | 0 | 0 | 0 |
| Scott Rolen, R (1, 5)<br>OBP: 0.386, SLG: 0.384 | K | | K | | E4, 1B, 1B, 1-3, 2-H | 1B, BB | | G6-3, 1-2 | | 4 | 1 | 0 | 0 | 1 | 2 | 6 |
| Darren Daulton, L (1, 9)<br>OBP: 0.427, SLG: 0.528<br>Derrick May, L (8, PR)<br>OBP: 0.319, SLG: 0.457 (8, 9) | SAFE, 1-2, BB | | SF9, 2-3, 3-H | | 1B, 1B, 1-3, 3-H, 1B | SAFE, SAFE, 1-3, 1B | | 2B, 2-H | | 3<br>0 | 1<br>0 | 3<br>0 | 3<br>0 | 1<br>0 | 0<br>0 | 0<br>0 |
| Mike Lieberthal, R (1, 2)<br>OBP: 0.222, SLG: 0.436 | G3-1 | | SAFE, 1-2, BB | | F8 | F8 | | K | | 4 | 0 | 0 | 0 | 1 | 1 | 7 |
| Rico Brogna, L (1, 3)<br>OBP: 0.315, SLG: 0.425 | | K | F8 | | FC4-6, 1B, 1-2, 3-H, 1B | | L7 | | G1-3 | 5 | 0 | 1 | 1 | 0 | 1 | 3 |
| Wendell Magee, R (1, 8)<br>OBP: 0.284, SLG: 0.293<br>Erik Plantenberg, R (7, 1)<br>Scott Ruffcorn, R (8, 1)<br>Ruben Amaro Jr, S (9, PH)<br>OBP: 0.320, SLG: 0.273 | | E5, G4-6-3 | | G5-3 | FC4-6, 1-2, 2-H, 1B | | K | | G6-3 | 4<br>0<br>0<br>1 | 0<br>0<br>0<br>0 | 1<br>0<br>0<br>0 | 1<br>0<br>0<br>0 | 0<br>0<br>0<br>0 | 1<br>0<br>0<br>0 | 0<br>0<br>0<br>0 |
| Kevin Stocker, S (1, 6)<br>OBP: 0.328, SLG: 0.339 | | G4-6-3, 1-2f | | K | FC4-6, 1-2f, 2-3 | K | K | | 1B | 5 | 0 | 1 | 0 | 0 | 2 | 3 |
| Bobby Munoz, R (1, 1)<br>OBP: 0.000, SLG: 0.400<br>Mike Mimbs, L (4, 1)<br>23 Kevin Jordan, R (5, PH)<br>Reggie Harris, R (5, 1)<br>Jerry Spradlin, S (7, 1)<br>Rex Hudler, R (7, 8)<br>OBP: 0.235, SLG: 0.071 | | | 1B, 1B, SF9, 1B | F8 | F7 | | | G6-3 | P3 | 2<br>0<br>1<br>0<br>0<br>2 | 1<br>0<br>0<br>0<br>0<br>0 | 1<br>0<br>0<br>0<br>0<br>1 | 0<br>0<br>0<br>0<br>0<br>0 | 0<br>0<br>0<br>0<br>0<br>0 | 0<br>0<br>0<br>0<br>0<br>0 | 0<br>2<br>0<br>0<br>0<br>1 |

TOP

Philadelphia Phillies @ St. Louis Cardinals

Busch Stadium, St. Louis, MO

Wed May 07 1997, 7:05 PM CDT

Att. 23,388 - Unknown - 74 F

livebaseballscorecards.com

| | |
|---|---|
| AB | 40 |
| R | 7 |
| H | 11 |
| RBI | 6 |
| BB | 3 |
| SO | 7 |
| LOB | 22 |

| Inning Stats | 1 | 2 | 3 | 4 | 5 | 6 | 7 | 8 | 9 |
|---|---|---|---|---|---|---|---|---|---|
| | R: 0<br>E: 0<br>K: 1<br>S: 10 | H: 1<br>LOB: 2<br>BB: 1<br>P: 18 | R: 0<br>E: 1<br>K: 1<br>S: 7 | H: 0<br>LOB: 0<br>BB: 0<br>P: 11 | R: 1<br>E: 0<br>K: 1<br>S: 17 | H: 3<br>LOB: 3<br>BB: 1<br>P: 31 | R: 0<br>E: 0<br>K: 1<br>S: 9 | H: 0<br>LOB: 0<br>BB: 0<br>P: 12 | R: 4<br>E: 2<br>K: 0<br>S: 19 | H: 3<br>LOB: 2<br>BB: 0<br>P: 28 | R: 0<br>E: 0<br>K: 0<br>S: 8 | H: 1<br>LOB: 2<br>BB: 1<br>P: 16 | R: 0<br>E: 0<br>K: 2<br>S: 12 | H: 0<br>LOB: 0<br>BB: 0<br>P: 16 | R: 2<br>E: 1<br>K: 1<br>S: 19 | H: 2<br>LOB: 1<br>BB: 0<br>P: 24 | R: 0<br>E: 0<br>K: 0<br>S: 11 | H: 1<br>LOB: 1<br>BB: 0<br>P: 15 |

| | | |

# BOTTOM

Philadelphia Phillies @ St. Louis Cardinals
Busch Stadium, St. Louis, MO
Wed May 07 1997, 7:05 PM CDT
Att. 23,388 - Unknown - 74 F

livebaseballscorecards.com

| Batter | 1 | 2 | 3 | 4 | 5 | 6 | 7 | 8 | 9 | AB | R | H | RBI | BB | SO | LOB |
|---|---|---|---|---|---|---|---|---|---|---|---|---|---|---|---|---|
| Delino DeShields, L (1, 4)<br>OBP: 0.300, SLG: 0.373 | K | | S BB BB | P5 | | P7 | 2-3 HR BB 1B | | | 4 | 1 | 1 | 0 | 1 | 1 | 2 |
| Dmitri Young, S (1, 3)<br>OBP: 0.356, SLG: 0.404 | G4-3 | | 1-2 S BB | G1-3 | | | 1B 1B<br>1-2 HR BB | | | 3 | 2 | 1 | 0 | 2 | 0 | 2 |
| Ray Lankford, L (1, 8)<br>OBP: 0.541, SLG: 0.837 | S HR BB | | K | S E 2B | | | 1-2 BLK 1B<br>1-H 2-H 3-H HR | | | 4 | 4 | 3 | 4 | 1 | 1 | 2 |
| Ron Gant, R (1, 7)<br>OBP: 0.314, SLG: 0.467 | 1-H HR | | 1-2 2-3 K | L7 | | | 1-3 2-H HR BLK 1B<br>G6-3 | | | 5 | 2 | 2 | 3 | 0 | 1 | 3 |
| John Mabry, L (1, 9)<br>OBP: 0.381, SLG: 0.374 | G6-3 | | | SH5-3 E 1B | F7<br>2-H | | 1-2 3-H HR 1B | G4-3 | | 5 | 2 | 2 | 0 | 0 | 0 | 0 |
| Gary Gaetti, R (1, 5)<br>OBP: 0.278, SLG: 0.315 | | F8 | | 1-2 SH5-3 E 1B | HBP | | 1-H 2-H HR | BB | | 3 | 2 | 2 | 3 | 1 | 0 | 0 |
| Tom Lampkin, L (1, 2)<br>OBP: 0.278, SLG: 0.315 | | K | | 1-2 SH5-3<br>1-2 2-3 | L7 | | G3-1 | 1-2 G5-4-3 BB | | 3 | 0 | 0 | 0 | 1 | 1 | 1 |
| Royce Clayton, R (1, 6)<br>OBP: 0.276, SLG: 0.389<br>Willie McGee, S (8, PH)<br>OBP: 0.351, SLG: 0.529<br>Mike Gallego, R (9, 6) | | K | | E2<br>2-H 3-H 1B | | G1-3 | 1B HR 2B | 1-2f G5-4-3 | | 4<br>1<br>0 | 1<br>0<br>0 | 2<br>0<br>0 | 2<br>0<br>0 | 0<br>0<br>0 | 1<br>0<br>0 | 0<br>2<br>0 |
| Brady Raggio, R (1, 1)<br>Mark Sweeney, L (4, PH)<br>OBP: 0.361, SLG: 0.241<br>Mark Petkovsek, R (5, 1)<br>OBP: 0.167, SLG: 0.167<br>Danny Sheaffer, R (6, PH)<br>OBP: 0.208, SLG: 0.182<br>John Frascatore, R (7, 1)<br>Tom McGraw, L (9, 1) | | | G5-3 | BB | | F8 | K | | | 1<br>0<br>0<br>0<br>1<br>1<br>0 | 0<br>0<br>0<br>0<br>0<br>0<br>0 | 0<br>0<br>0<br>0<br>0<br>1<br>0 | 0<br>0<br>0<br>0<br>0<br>0<br>0 | 0<br>1<br>0<br>0<br>0<br>0<br>0 | 0<br>0<br>0<br>0<br>0<br>0<br>0 | 0<br>0<br>0<br>0<br>0<br>1<br>0 |
| Inning Stats | R: 2<br>E: 0<br>K: 1<br>S: 11<br>H: 1<br>LOB: 0<br>BB: 1<br>P: 25 | R: 0<br>E: 0<br>K: 2<br>S: 9<br>H: 0<br>LOB: 0<br>BB: 0<br>P: 11 | R: 0<br>E: 0<br>K: 2<br>S: 11<br>H: 0<br>LOB: 2<br>BB: 2<br>P: 24 | R: 2<br>E: 1<br>K: 0<br>S: 16<br>H: 3<br>LOB: 2<br>BB: 1<br>P: 28 | R: 1<br>E: 0<br>K: 0<br>S: 12<br>H: 1<br>LOB: 1<br>BB: 0<br>P: 22 | R: 0<br>E: 0<br>K: 0<br>S: 5<br>H: 0<br>LOB: 0<br>BB: 0<br>P: 9 | R: 9<br>E: 0<br>K: 1<br>S: 22<br>H: 8<br>LOB: 0<br>BB: 1<br>P: 37 | R: 0<br>E: 0<br>K: 0<br>S: 10<br>H: 0<br>LOB: 1<br>BB: 2<br>P: 19 | | 1B: 8<br>2B: 2<br>3B: 0<br>HR: 3<br>SF: 0<br>SAC: 1<br>DP: 1<br>HBP: 1 | | | | | | |

| | |
|---|---|
| AB | 35 |
| R | 14 |
| H | 13 |
| RBI | 12 |
| BB | 7 |
| SO | 6 |
| LOB | 13 |

WP: 0 PA: 44
PB: 0
SB: 4
CS: 0

| PITCHER | | IP | WLS | BF | H | R | ER | SO | BB | IBB | HBP | BLK | WP | HR | S | P | ERA | WHIP |
|---|---|---|---|---|---|---|---|---|---|---|---|---|---|---|---|---|---|---|
| Bobby Munoz, R<br>ERA: 8.22 | (1, 1) | 3.1 | | 18 | 4 | 4 | 4 | 5 | 4 | 0 | 0 | 0 | 0 | 1 | 41 | 78 | 10.80 | 2.400 |
| Mike Mimbs, L<br>ERA: 3.74 | (4, 1) | 0.2 | | 2 | 0 | 0 | 0 | 0 | 0 | 0 | 0 | 0 | 0 | 0 | 6 | 10 | 0.00 | 0.000 |
| Reggie Harris, R<br>ERA: 9.0 | (5, 1) | 2.0 | L | 10 | 3 | 3 | 3 | 0 | 0 | 0 | 1 | 0 | 0 | 0 | 22 | 38 | 13.50 | 1.500 |
| Jerry Spradlin, R<br>ERA: 4.8 | (7, 1) | 0.2 | | 6 | 4 | 3 | 3 | 1 | 0 | 0 | 0 | 1 | 0 | 1 | 10 | 14 | 40.50 | 6.000 |
| Erik Plantenberg, L<br>ERA: 9.64 | (7, 1) | 0.1 | | 4 | 2 | 4 | 4 | 0 | 1 | 0 | 0 | 0 | 0 | 1 | 7 | 16 | 108.00 | 9.000 |

| PITCHER | | IP | WLS | BF | H | R | ER | SO | BB | IBB | HBP | BLK | WP | HR | S | P | ERA | WHIP |
|---|---|---|---|---|---|---|---|---|---|---|---|---|---|---|---|---|---|---|
| Scott Ruffcorn, R<br>ERA: 4.38 | (8, 1) | 1.0 | | 4 | 0 | 0 | 0 | 0 | 2 | 0 | 0 | 0 | 0 | 0 | 10 | 19 | 0.00 | 2.000 |

| Batter | 1 | 2 | 3 | 4 | 5 | 6 | 7 | 8 | 9 | AB | R | H | RBI | BB | SO | LOB |
|---|---|---|---|---|---|---|---|---|---|---|---|---|---|---|---|---|
| Gregg Jefferies, S (1, 7)<br>OBP: 0.285, SLG: 0.291 | P8 | | BB | | F7 | | | G6-3 | | 3 | 1 | 0 | 0 | 1 | 0 | 1 |
| Ruben Amaro Jr, S (1, 8)<br>OBP: 0.310, SLG: 0.250 | G5-3 | | SF8 | | G6-3 | | | 1B BB | | 2 | 0 | 0 | 1 | 1 | 0 | 1 |
| Scott Rolen, R (1, 5)<br>OBP: 0.389, SLG: 0.383 | K | | WP 1B HBP | | G5-3 | | | 1-2 | | 3 | 0 | 1 | 0 | 0 | 1 | 1 |
| Derrick May, L (1, 9)<br>OBP: 0.314, SLG: 0.440 | | G4-3 | WP 1B | | | F8 | | | | 4 | 0 | 1 | 0 | 0 | 1 | 2 |
| Rex Hudler, R (1, 4)<br>OBP: 0.190, SLG: 0.056 | | L4 | K | | | L8 | | G4-3 | | 4 | 0 | 0 | 0 | 0 | 1 | 4 |
| Rico Brogna, L (1, 3)<br>OBP: 0.313, SLG: 0.427 | | 2B | | G6-3 | | G3-1 | | | F7 | 4 | 0 | 1 | 0 | 0 | 0 | 0 |
| Mark Parent, R (1, 2)<br>OBP: 0.091, SLG: 0.065<br>Mickey Morandini, L (9, PH)<br>OBP: 0.336, SLG: 0.276 | | L6 | | K | | | K | | F9 | 3<br>1 | 0<br>0 | 0<br>0 | 0<br>0 | 0<br>0 | 2<br>0 | 1<br>0 |
| Kevin Stocker, S (1, 6)<br>OBP: 0.333, SLG: 0.345 | | | WP 55 SH5-4 SF8 1B | F7 | | | G6-3 | | S 1B | 4 | 1 | 2 | 0 | 0 | 0 | 0 |
| 55 Matt Beech, L (1, 1)<br>OBP: 1.000, SLG: 2.000<br>Calvin Maduro, R (5, PR)<br>OBP: 0.091, SLG: 0.091<br>Mike Mimbs, L (5, 1)<br>Reggie Harris, R (6, 1)<br>23 Kevin Jordan, R (7, PH)<br>Jerry Spradlin, S (7, 1)<br>Ricky Bottalico, L (8, 1)<br>Darren Daulton, L (9, PH)<br>OBP: 0.422, SLG: 0.521 | | | SH5-4 | G6-3 2B | | P2 | | | L6 | 1<br>0<br>0<br>0<br>1<br>0<br>0<br>0<br>1 | 0<br>0<br>0<br>0<br>0<br>0<br>0<br>0<br>0 | 1<br>0<br>0<br>0<br>0<br>0<br>0<br>0<br>0 | 0<br>0<br>0<br>0<br>0<br>0<br>0<br>0<br>0 | 0<br>0<br>0<br>0<br>0<br>0<br>0<br>0<br>0 | 0<br>0<br>0<br>0<br>0<br>0<br>0<br>0<br>0 | 0<br>0<br>0<br>0<br>0<br>0<br>0<br>0<br>1 |
| Inning Stats | R: 0<br>E: 0<br>K: 1<br>S: 5<br>H: 0<br>LOB: 0<br>BB: 0<br>P: 9 | R: 0<br>E: 0<br>K: 0<br>S: 11<br>H: 1<br>LOB: 1<br>BB: 0<br>P: 17 | R: 2<br>E: 0<br>K: 1<br>S: 14<br>H: 2<br>LOB: 2<br>BB: 1<br>P: 24 | R: 0<br>E: 0<br>K: 1<br>S: 7<br>H: 0<br>LOB: 0<br>BB: 0<br>P: 10 | R: 0<br>E: 0<br>K: 0<br>S: 11<br>H: 1<br>LOB: 1<br>BB: 0<br>P: 16 | R: 0<br>E: 0<br>K: 0<br>S: 4<br>H: 0<br>LOB: 0<br>BB: 0<br>P: 9 | R: 0<br>E: 0<br>K: 1<br>S: 8<br>H: 0<br>LOB: 0<br>BB: 0<br>P: 10 | R: 0<br>E: 0<br>K: 1<br>S: 12<br>H: 1<br>LOB: 2<br>BB: 1<br>P: 19 | R: 0<br>E: 0<br>K: 0<br>S: 10<br>H: 1<br>LOB: 1<br>BB: 0<br>P: 12 | 1B: 4<br>2B: 2<br>3B: 0<br>HR: 0<br>SF: 1<br>SAC: 1<br>DP: 0<br>HBP: 1 | WP: 2<br>PB: 0<br>SB: 1<br>CS: 0<br>PA: 36 | | | | | |

# TOP

Philadelphia Phillies @ St. Louis Cardinals

Busch Stadium, St. Louis, MO

Thu May 08 1997, 3:33 AM CDT

Att. 32,264 - Sunny - 76 F

livebaseballscorecards.com

| | |
|---|---|
| AB | 31 |
| R | 2 |
| H | 6 |
| RBI | 1 |
| BB | 2 |
| SO | 5 |
| LOB | 11 |

| PITCHER | | IP | WLS | BF | H | R | ER | SO | BB | IBB | HBP | BLK | WP | HR | S | P | ERA | WHIP |
|---|---|---|---|---|---|---|---|---|---|---|---|---|---|---|---|---|---|---|
| Andy Benes, R<br>ERA: 3.32 | (1, 1) | 8.0 | W | 32 | 5 | 2 | 2 | 5 | 2 | 0 | 1 | 0 | 2 | 0 | 72 | 114 | 2.25 | 0.875 |
| T.J. Mathews, R<br>ERA: 1.93 | (9, 1) | 1.0 | | 4 | 1 | 0 | 0 | 0 | 0 | 0 | 0 | 0 | 0 | 0 | 10 | 12 | 0.00 | 1.000 |

| PITCHER | | IP | WLS | BF | H | R | ER | SO | BB | IBB | HBP | BLK | WP | HR | S | P | ERA | WHIP |
|---|---|---|---|---|---|---|---|---|---|---|---|---|---|---|---|---|---|---|

| Batter | 1 | 2 | 3 | 4 | 5 | 6 | 7 | 8 | 9 | AB | R | H | RBI | BB | SO | LOB |
|---|---|---|---|---|---|---|---|---|---|---|---|---|---|---|---|---|
| Royce Clayton, R (1, 6)<br>OBP: 0.290, SLG: 0.403 | BBBB 4-0 G6-4-3 BB | | | FBX 1-1 G1 S G6-3 1B | | X 0-0 1B 2B | BBCFX 2-2 ① G6-3 | | | 3 | 2 | 2 | 0 | 1 | 0 | 0 |
| Dmitri Young, S (1, 3)<br>OBP: 0.352, SLG: 0.391 | CX 0-1 ①② G6-4-3 1-2f | | | FBBX 2-1 ① G1 1-3 | | BH 2-0 1B 2B HBP | SBFS 1-3 ② K2-3 | | | 3 | 1 | 0 | 0 | 0 | 1 | 2 |
| Ray Lankford, L (1, 8)<br>OBP: 0.523, SLG: 0.792 | BSBFBS 3-3 ③ K | | | SBBBX 2-1 ② G6-3 3-H | | BBSFBX 3-2 1-3 2-H 2B 1B | BBCSBFX 3-2 ③ G3-1 | | | 4 | 1 | 1 | 2 | 0 | 1 | 0 |
| Ron Gant, R (1, 7)<br>OBP: 0.322, SLG: 0.463 | | BSBSBFB 4-2 G6-3 BB | | BSBX 2-1 ③ P4 | | IIII 4-0 2B IBB | | BBB 3-0 G1-6-3 BB | | 1 | 1 | 0 | 0 | 2 | 0 | 0 |
| Mark Sweeney, L (8, PH)<br>OBP: 0.378, SLG: 0.241 (9, 7) | | | | | | | | | | 0 | 0 | 0 | 0 | 1 | 0 | 0 |
| Gary Gaetti, R (1, 5)<br>OBP: 0.277, SLG: 0.323 | | X 0-0 ① F9 | | | X 0-0 ① G4-3 | BX 1-0 1B 1-H 2-H 3-H 2B | | X 0-0 ①② G1-6-3 1-2f | | 4 | 0 | 1 | 3 | 0 | 0 | 2 |
| John Mabry, L (1, 9)<br>OBP: 0.368, SLG: 0.359 | | BX 1-0 ②③ G6-3 1-2f | | | BCFBS 2-3 ② K | BCFBC 2-3 ② K | | SSX 0-2 ③ G3 | | 4 | 0 | 0 | 0 | 0 | 2 | 2 |
| Mike DiFelice, R (1, 2)<br>OBP: 0.250, SLG: 0.273 | | | BFCBBBFB 4-2 L1-3 BB | | BSCBFX 2-2 HR | BBBB 4-0 1B BB | | | | 1 | 1 | 1 | 1 | 2 | 0 | 0 |
| Mike Gallego, R (1, 4)<br>OBP: 0.111, SLG: 0.111 | | | BX 1-0 ①② L1-3 1-2 | | X 0-0 ③ F8 | X 0-0 FC6-4 1-2 2-3 1B | | | | 3 | 0 | 1 | 0 | 0 | 0 | 1 |
| Andy Benes, R (1, 1)<br>OBP: 0.143, SLG: 0.143 | | | SBBBFS 2-3 ③ K | | | K2-3 (1-3) | | | | 3 | 0 | 0 | 0 | 0 | 2 | 3 |
| T.J. Mathews, R (9, 1) | | | | | | FC6-4 (0-2, 1-2f) | | | | 0 | 0 | 0 | 0 | 0 | 0 | 0 |
| Inning Stats | R: 0 E: 0 K: 1 S: 5 H: 0 LOB: 0 BB: 1 P: 12 | R: 0 E: 0 K: 0 S: 6 H: 0 LOB: 0 BB: 1 P: 11 | R: 0 E: 0 K: 1 S: 7 H: 0 LOB: 0 BB: 1 P: 14 | R: 1 E: 0 K: 0 S: 8 H: 1 LOB: 0 BB: 0 P: 15 | R: 1 E: 0 K: 1 S: 9 H: 1 LOB: 0 BB: 0 P: 13 | R: 4 E: 0 K: 2 S: 15 H: 4 LOB: 3 BB: 2 P: 32 | R: 0 E: 0 K: 1 S: 10 H: 0 LOB: 0 BB: 0 P: 16 | R: 0 E: 0 K: 0 S: 4 H: 0 LOB: 0 BB: 1 P: 7 | | 1B: 3 2B: 3 3B: 0 HR: 1 | SF: 0 SAC: 0 DP: 4 HBP: 1 | | | WP: 0 PB: 0 SB: 1 CS: 0 | PA: 33 | | |

| PITCHER | | IP | WLS | BF | H | R | ER | SO | BB | IBB | HBP | BLK | WP | HR | S | P | ERA | WHIP |
|---|---|---|---|---|---|---|---|---|---|---|---|---|---|---|---|---|---|---|
| 55 Matt Beech, L<br>ERA: 2.25 | (1, 1) | 4.0 | | 13 | 1 | 1 | 1 | 2 | 3 | 0 | 0 | 0 | 0 | 0 | 26 | 52 | 2.25 | 1.000 |
| Mike Mimbs, L<br>ERA: 5.4 | (5, 1) | 1.2 | L | 11 | 4 | 5 | 5 | 3 | 0 | 1 | 1 | 0 | 0 | 1 | 20 | 37 | 27.00 | 2.400 |
| Reggie Harris, R<br>ERA: 8.79 | (6, 1) | 0.1 | | 3 | 1 | 0 | 0 | 0 | 1 | 0 | 0 | 0 | 0 | 0 | 4 | 8 | 0.00 | 6.000 |
| Jerry Spradlin, R<br>ERA: 4.5 | (7, 1) | 1.0 | | 3 | 0 | 0 | 0 | 1 | 0 | 0 | 0 | 0 | 0 | 0 | 10 | 16 | 0.00 | 0.000 |
| Ricky Bottalico, R<br>ERA: 2.08 | (8, 1) | 1.0 | | 3 | 0 | 0 | 0 | 0 | 1 | 0 | 0 | 0 | 0 | 0 | 4 | 7 | 0.00 | 1.000 |

| PITCHER | IP | WLS | BF | H | R | ER | SO | BB | IBB | HBP | BLK | WP | HR | S | P | ERA | WHIP |
|---|---|---|---|---|---|---|---|---|---|---|---|---|---|---|---|---|---|

# BOTTOM

Philadelphia Phillies @ St. Louis Cardinals
Busch Stadium, St. Louis, MO
Thu May 08 1997, 3:33 AM CDT
Att. 32,264 - Sunny - 76 F

livebaseballscorecards.com

| | |
|---|---|
| AB | 26 |
| R | 6 |
| H | 6 |
| RBI | 6 |
| BB | 6 |
| SO | 6 |
| LOB | 10 |

# New York Mets @ St. Louis Cardinals

Busch Stadium, St. Louis, MO

Fri May 09 1997, 7:05 PM CDT

Att. 32,054 - Unknown - 68 F

TOP

livebaseballscorecards.com

| Batter | 1 | 2 | 3 | 4 | 5 | 6 | 7 | 8 | 9 | AB | R | H | RBI | BB | SO | LOB |
|---|---|---|---|---|---|---|---|---|---|---|---|---|---|---|---|---|
| Steve Bieser, L (1, 8)<br>OBP: 0.500, SLG: 0.500 | B C S F S<br>1-3 ① K | | C C S<br>0-3 ③ K | | B F B B X<br>3-1 ① G5-3 | | B F B F B F B<br>4-2 CS BB | | X<br>0-0 BB E 1-2 SF7 3-H 1B | 4 | 1 | 1 | 1 | 1 | 2 | 0 |
| Edgardo Alfonzo, R (1, 5)<br>OBP: 0.356, SLG: 0.429 | F B X<br>1-1 ② F8 | | | B B X<br>2-0 2B 2B | X<br>0-0 ② G6-3 | | B<br>1-0 ③ CS 1-2 | C F B B X<br>2-2 1B CS 1B 1B | B X<br>1-0 E8 BB 1-2 2-3 2B | 5 | 3 | 2 | 0 | 0 | 0 | 2 |
| John Olerud, L (1, 3)<br>OBP: 0.426, SLG: 0.552 | C B X<br>1-1 ③ G4-3 | | | B C S H<br>2-2 2B 1B HBP | B F B B X<br>3-1 ③ P6 | | | B S B X<br>2-1 1B BLK 1-3 1B | B B 3 SAFE B B<br>4-0 2B 1-2 2-3 3-H BB | 3 | 2 | 1 | 1 | 1 | 0 | 0 |
| Todd Hundley, S (1, 2)<br>OBP: 0.425, SLG: 0.644 | | B F B F F F S<br>2-3 ① K | | B B F X<br>2-1 1B 1-3 2-H 2B | S B B B C F F F<br>3-2 X G4-3 ① | | | C X<br>0-1 ① 1-3 3-H 1B | C B S X<br>1-2 ② SF7 3-H | 4 | 1 | 2 | 3 | 0 | 1 | 0 |
| Bernard Gilkey, R (1, 7)<br>OBP: 0.284, SLG: 0.304 | | C B X<br>1-1 3B | | C X<br>0-1 1B 2-H 3-H 1B | B F B B B X<br>3-1 ② F7 | | | B B X<br>2-0 ② G1-3 | C F X<br>0-2 1-3 2-H 2B | 5 | 0 | 3 | 3 | 0 | 0 | 1 |
| Carlos Baerga, S (1, 4)<br>OBP: 0.257, SLG: 0.306 | | B F C F S<br>1-3 ② K | | C<br>1 SAFE<br>1 SAFE X<br>0-1 S 1-3 1B | B X<br>1-0 ③ G6-3 | | | B B F B X<br>3-1 ③ P3 3-H | B F X<br>1-1 ③ L8 | 5 | 0 | 1 | 0 | 0 | 1 | 3 |
| Butch Huskey, R (1, 9)<br>OBP: 0.247, SLG: 0.488<br>Alex Ochoa, R (7, 9)<br>OBP: 0.224, SLG: 0.235 | | C S B X<br>1-2 ③ P2 | | B B F F S<br>2-3 ① K | | | F B X<br>1-1 HR | | S C B X<br>1-2 SH3-4 1B 2B | 3<br>1 | 1<br>1 | 1<br>1 | 1<br>0 | 0<br>0 | 1<br>0 | 3<br>0 |
| Rey Ordonez, R (1, 6)<br>OBP: 0.243, SLG: 0.270 | | | C F F S<br>0-3 ① K | X<br>0-0 ② L6 | | | C F B S<br>1-3 ① K | | F B L X<br>1-2 ① SH3-4 2-3 | 3 | 0 | 0 | 0 | 0 | 2 | 2 |
| Mark Clark, R (1, 1)<br>Matt Franco, L (7, PH)<br>OBP: 0.379, SLG: 0.375<br>Greg McMichael, R (7, 1)<br>OBP: 1.000, SLG: 1.000<br>Carl Everett, S (9, PH)<br>OBP: 0.233, SLG: 0.288<br>Takashi Kashiwada, L (9, 1) | | | C X<br>0-1 ② G6-3 | C S B S<br>1-3 ③ K 1-2 | | | C B X<br>1-1 ② L7 | | B B F B B<br>4-1 E 1B BB BB | 2<br>1<br>0<br>0<br>0 | 0<br>0<br>0<br>1<br>0 | 0<br>0<br>0<br>0<br>0 | 0<br>0<br>0<br>0<br>0 | 0<br>0<br>0<br>1<br>0 | 1<br>0<br>0<br>0<br>0 | 2<br>0<br>0<br>0<br>0 |

| Inning Stats | 1 | 2 | 3 | 4 | 5 | 6 | 7 | 8 | 9 |
|---|---|---|---|---|---|---|---|---|---|
| R | 0 | 0 | 0 | 3 | 0 | 0 | 1 | 2 | 4 |
| H | 0 | 1 | 0 | 4 | 0 | 0 | 1 | 3 | 3 |
| E | 0 | 0 | 0 | 2 | 0 | 0 | 0 | 0 | 1 |
| LOB | 0 | 1 | 0 | 0 | 0 | 0 | 0 | 0 | 2 |
| K | 1 | 2 | 2 | 2 | 0 | 0 | 1 | 0 | 0 |
| BB | 0 | 0 | 0 | 0 | 0 | 0 | 1 | 0 | 2 |
| S | 8 | 14 | 9 | 16 | 5 | 10 | 10 | 10 | 17 |
| P | 11 | 19 | 9 | 25 | 11 | 17 | 18 | 19 | 30 |

| | |
|---|---|
| 1B | 6 |
| 2B | 4 |
| 3B | 1 |
| HR | 1 |
| SF | 1 |
| SAC | 1 |
| DP | 0 |
| HBP | 1 |

| | |
|---|---|
| WP | 0 |
| PB | 0 |
| SB | 1 |
| CS | 2 |
| PA | 43 |

| | |
|---|---|
| AB | 36 |
| R | 10 |
| H | 12 |
| RBI | 9 |
| BB | 3 |
| SO | 8 |
| LOB | 13 |

| PITCHER | | IP | WLS | BF | H | R | ER | SO | BB | IBB | HBP | BLK | WP | HR | S | P | ERA | WHIP |
|---|---|---|---|---|---|---|---|---|---|---|---|---|---|---|---|---|---|---|
| Todd Stottlemyre, R<br>ERA: 3.93 | (1, 1) | 7.0 | L | 28 | 6 | 4 | 4 | 8 | 1 | 0 | 1 | 0 | 0 | 1 | 72 | 110 | 5.14 | 1.000 |
| Tony Fossas, L<br>ERA: 2.25 | (8, 1) | 0.1 | | 3 | 3 | 2 | 0 | 0 | 0 | 0 | 0 | 0 | 0 | 0 | 7 | 11 | 0.00 | 9.000 |
| Rich Batchelor, R<br>ERA: 4.5 | (8, 1) | 1.0 | | 7 | 2 | 4 | 1 | 0 | 1 | 0 | 0 | 1 | 0 | 0 | 12 | 24 | 9.00 | 3.000 |
| Tom McGraw, L<br>ERA: | (9, 1) | 0.2 | | 4 | 1 | 0 | 0 | 0 | 1 | 0 | 0 | 0 | 0 | 0 | 8 | 14 | 0.00 | 3.000 |

| PITCHER | IP | WLS | BF | H | R | ER | SO | BB | IBB | HBP | BLK | WP | HR | S | P | ERA | WHIP |
|---|---|---|---|---|---|---|---|---|---|---|---|---|---|---|---|---|---|

# BOTTOM

## New York Mets @ St. Louis Cardinals

Busch Stadium, St. Louis, MO

Fri May 09 1997, 7:05 PM CDT
Att. 32,054 - Unknown - 68 F

livebaseballscorecards.com

| Batter | 1 | 2 | 3 | 4 | 5 | 6 | 7 | 8 | 9 | AB | R | H | RBI | BB | SO | LOB |
|---|---|---|---|---|---|---|---|---|---|---|---|---|---|---|---|---|
| Delino DeShields, L (1, 4)<br>OBP: 0.298, SLG: 0.377 | G6-3 | | F7 | | G4-3, 2B<br>2-H | | K | | | 4 | 0 | 1 | 1 | 0 | 1 | 0 |
| Dmitri Young, S (1, 3)<br>OBP: 0.349, SLG: 0.417 | HR | | F8 | | G4-3<br>2-3 | | | F7 | | 4 | 1 | 1 | 1 | 0 | 0 | 1 |
| Ray Lankford, L (1, 8)<br>OBP: 0.522, SLG: 0.789 | G3-1 | | 2B | | G3 | | | FC4-6, 1B | | 4 | 0 | 2 | 0 | 0 | 0 | 1 |
| Ron Gant, R (1, 7)<br>OBP: 0.312, SLG: 0.446 | F9 | | K | | | G4-3 | | P6 | | 4 | 0 | 0 | 0 | 0 | 1 | 2 |
| John Mabry, L (1, 9)<br>OBP: 0.364, SLG: 0.355 | | FC3-6, SF9, 1B | L9 | | | F8 | | FC4-6<br>1-2f | | 4 | 1 | 1 | 0 | 0 | 0 | 1 |
| Gary Gaetti, R (1, 5)<br>OBP: 0.286, SLG: 0.340 | | FC3-6<br>1-2 | P4 | | | 2B | | | G5-3 | 4 | 0 | 2 | 0 | 0 | 0 | 0 |
| Tom Lampkin, L (1, 2)<br>OBP: 0.265, SLG: 0.299 | | FC3-6<br>1-2f<br>2-3 | K | | | G3 | | | K | 4 | 0 | 0 | 0 | 0 | 2 | 3 |
| Royce Clayton, R (1, 6)<br>OBP: 0.296, SLG: 0.417 | | SF9<br>3-H | | | SH5-4, 1B<br>2B | | G6-3 | | 2B | 3 | 1 | 2 | 1 | 0 | 0 | 0 |
| Todd Stottlemyre, L (1, 1)<br>OBP: 0.412, SLG: 0.091<br>Mark Sweeney, L (7, PH)<br>OBP: 0.368, SLG: 0.233<br>Tony Fossas, L (8, 1)<br>Rich Batchelor, R (8, 1)<br>Tom McGraw, L (9, 1)<br>Danny Sheaffer, R (9, PH)<br>OBP: 0.200, SLG: 0.174 | | K | | | SH5-4<br>1-2 | | G3 | | G5-3 | 1<br>1<br>0<br>0<br>0<br>1 | 0<br>0<br>0<br>0<br>0<br>0 | 0<br>0<br>0<br>0<br>0<br>0 | 0<br>0<br>0<br>0<br>0<br>0 | 0<br>0<br>0<br>0<br>0<br>0 | 1<br>0<br>0<br>0<br>0<br>0 | 1<br>0<br>0<br>0<br>0<br>1 |

| Inning Stats | 1 | 2 | 3 | 4 | 5 | 6 | 7 | 8 | 9 |
|---|---|---|---|---|---|---|---|---|---|
| | R: 1 H: 1<br>E: 0 LOB: 0<br>K: 0 BB: 0<br>S: 8 P: 15 | R: 1 H: 2<br>E: 0 LOB: 1<br>K: 1 BB: 0<br>S: 10 P: 14 | R: 0 H: 1<br>E: 0 LOB: 1<br>K: 1 BB: 0<br>S: 8 P: 15 | R: 0 H: 0<br>E: 0 LOB: 0<br>K: 1 BB: 0<br>S: 7 P: 11 | R: 1 H: 2<br>E: 0 LOB: 1<br>K: 0 BB: 0<br>S: 11 P: 18 | R: 0 H: 1<br>E: 0 LOB: 1<br>K: 0 BB: 0<br>S: 7 P: 14 | R: 0 H: 0<br>E: 0 LOB: 0<br>K: 1 BB: 0<br>S: 5 P: 6 | R: 0 H: 1<br>E: 0 LOB: 1<br>K: 0 BB: 0<br>S: 12 P: 16 | R: 0 H: 1<br>E: 0 LOB: 1<br>K: 1 BB: 0<br>S: 10 P: 14 |

| | AB | R | H | RBI | BB | SO | LOB |
|---|---|---|---|---|---|---|---|
| **AB** | 34 | | | | | | |
| **R** | 3 | | | | | | |
| **H** | 9 | | | | | | |
| **RBI** | 3 | | | | | | |
| **BB** | 0 | | | | | | |
| **SO** | 5 | | | | | | |
| **LOB** | 10 | | | | | | |

| | 1B | SF | SH | 3B | DP | HBP | HR | WP | PB | SB | CS | PA |
|---|---|---|---|---|---|---|---|---|---|---|---|---|
| | 4 | 1 | 0 | 0 | 0 | 0 | 1 | 0 | 0 | 0 | 0 | 36 |

| PITCHER | | IP | WLS | BF | H | R | ER | SO | BB | IBB | HBP | BLK | WP | HR | S | P | ERA | WHIP |
|---|---|---|---|---|---|---|---|---|---|---|---|---|---|---|---|---|---|---|
| Mark Clark, R<br>ERA: 4.38 | (1, 1) | 6.0 | W | 25 | 7 | 3 | 3 | 3 | 0 | 0 | 0 | 0 | 0 | 1 | 51 | 87 | 4.50 | 1.167 |
| Greg McMichael, R<br>ERA: 1.66 | (7, 1) | 2.0 | | 7 | 1 | 0 | 0 | 1 | 0 | 0 | 0 | 0 | 0 | 0 | 17 | 22 | 0.00 | 0.500 |
| Takashi Kashiwada, L<br>ERA: 1.5 | (9, 1) | 1.0 | | 4 | 1 | 0 | 0 | 1 | 0 | 0 | 0 | 0 | 0 | 0 | 10 | 14 | 0.00 | 1.000 |

| PITCHER | | IP | WLS | BF | H | R | ER | SO | BB | IBB | HBP | BLK | WP | HR | S | P | ERA | WHIP |
|---|---|---|---|---|---|---|---|---|---|---|---|---|---|---|---|---|---|---|

| Batter | 1 | 2 | 3 | 4 | 5 | 6 | 7 | 8 | 9 | AB | R | H | RBI | BB | SO | LOB |
|---|---|---|---|---|---|---|---|---|---|---|---|---|---|---|---|---|
| Carl Everett, S (1, 8)<br>OBP: 0.233, SLG: 0.298 | B S X 1-1 P6 ① | | B C X 1-1 P6 ② | | | X 0-0 P2 ① | | B S L X 1-2 SH5-3 2B | | 4 | 0 | 1 | 0 | 0 | 0 | 0 |
| Edgardo Alfonzo, R (1, 5)<br>OBP: 0.346, SLG: 0.415 | B X 1-0 G3-1 ② | | B B X 2-0 F8 ③ | | | C B X 1-1 F9 ② | | L X 0-1 SH5-3 1 2-3 | | 3 | 0 | 0 | 0 | 0 | 0 | 0 |
| John Olerud, L (1, 3)<br>OBP: 0.434, SLG: 0.577 | B C C B C B F X 3-2 1B | | | C H 1-1 HBP | | B C B X 2-1 HR | | B X 1-0 G3 ② | | 3 | 1 | 2 | 1 | 0 | 0 | 1 |
| Todd Hundley, S (1, 2)<br>OBP: 0.420, SLG: 0.626 | C X 0-1 G3 ③ | | | B B X 2-0 P5 ① | | C X 0-1 G6-3 ③ | | B B B C B 4-1 S BB | | 3 | 0 | 0 | 0 | 1 | 0 | 2 |
| Bernard Gilkey, R (1, 7)<br>OBP: 0.276, SLG: 0.295 | | C X 0-1 P6 ① | | C B S B B X 3-2 F7 ② | | | C B B F B F X 3-2 G6-3 ① | F B B B C F X 3-2 G5-3 ③ 1-2 | | 4 | 0 | 0 | 0 | 0 | 0 | 3 |
| Carlos Baerga, S (1, 4)<br>OBP: 0.276, SLG: 0.333<br>Manny Alexander, R (9, PR)<br>OBP: 0.328, SLG: 0.349<br>(9, 4) | | C B B B X 3-1 2B | | C F B B B F X 3-2 L6 ③ | | | X 0-0 CS 1B 1B | | X 0-0 G6-4-3 1B | 4<br>0 | 1<br>0 | 3<br>0 | 0<br>0 | 0<br>0 | 0<br>0 | 1<br>0 |
| Butch Huskey, R (1, 9)<br>OBP: 0.247, SLG: 0.472<br>Alex Ochoa, R (9, 9)<br>OBP: 0.224, SLG: 0.235 | | X 0-0 G5-3 ② | | | C S B C 1-3 K ① | | B 1 SAFE F B F P F B 4-2 1B 1-2 CS BB | | P X 1-0 G6-4-3 ① ② 1-2f | 3<br>0 | 0<br>0 | 0<br>0 | 0<br>0 | 1<br>0 | 1<br>0 | 2<br>0 |
| Rey Ordonez, R (1, 6)<br>OBP: 0.252, SLG: 0.279 | | C C B B C 2-3 K ③ | | | C X 0-1 G6-3 ② | | X 0-0 CS 1-3 2-H 1B | | X 0-0 1B | 4 | 0 | 2 | 1 | 0 | 1 | 1 |
| Bobby Jones, R (1, 1)<br>OBP: 0.158, SLG: 0.111<br>Matt Franco, L (9, PH)<br>OBP: 0.400, SLG: 0.400<br>John Franco, L (9, 1) | | | C B C S 1-3 K ① | | S B B X 2-1 G4-3 ③ | | C M C 0-3 K ② ③ 2-3 3-H | | X 0-0 E7 ③ 1B | 3<br>1<br>0 | 0<br>0<br>0 | 0<br>1<br>0 | 0<br>0<br>0 | 0<br>0<br>0 | 2<br>0<br>0 | 2<br>0<br>0 |
| Inning Stats | R: 0 H: 1<br>E: 0 LOB: 1<br>K: 0 BB: 0<br>S: 9 P: 14 | R: 0 H: 1<br>E: 0 LOB: 1<br>K: 1 BB: 0<br>S: 8 P: 13 | R: 0 H: 0<br>E: 0 LOB: 0<br>K: 1 BB: 0<br>S: 6 P: 10 | R: 0 H: 0<br>E: 0 LOB: 1<br>K: 0 BB: 0<br>S: 9 P: 18 | R: 0 H: 0<br>E: 0 LOB: 0<br>K: 1 BB: 0<br>S: 7 P: 10 | R: 1 H: 1<br>E: 0 LOB: 0<br>K: 0 BB: 0<br>S: 7 P: 10 | R: 1 H: 2<br>E: 0 LOB: 1<br>K: 1 BB: 1<br>S: 13 P: 19 | R: 0 H: 1<br>E: 0 LOB: 2<br>K: 0 BB: 1<br>S: 11 P: 20 | R: 0 H: 3<br>E: 1 LOB: 1<br>K: 0 BB: 0<br>S: 5 P: 5 | 1B: 6 SF: 0<br>2B: 2 SAC: 1<br>3B: 0 DP: 1<br>HR: 1 HBP: 1 | | | | | | |

| PITCHER | | IP | WLS | BF | H | R | ER | SO | BB | IBB | HBP | BLK | WP | HR | S | P | ERA | WHIP |
|---|---|---|---|---|---|---|---|---|---|---|---|---|---|---|---|---|---|---|
| Alan Benes, R<br>ERA: 3.08 | (1, 1) | 7.1 | L | 29 | 6 | 2 | 1 | 4 | 1 | 0 | 1 | 0 | 0 | 1 | 64 | 100 | 1.23 | 0.955 |
| Tony Fossas, L<br>ERA: 2.16 | (8, 1) | 0.1 | | 2 | 0 | 0 | 0 | 0 | 1 | 0 | 0 | 0 | 0 | 0 | 2 | 7 | 0.00 | 3.000 |
| John Frascatore, R<br>ERA: 1.71 | (8, 1) | 1.1 | | 5 | 3 | 0 | 0 | 0 | 0 | 0 | 0 | 0 | 0 | 0 | 9 | 12 | 0.00 | 2.250 |

| PITCHER | IP | WLS | BF | H | R | ER | SO | BB | IBB | HBP | BLK | WP | HR | S | P | ERA | WHIP |
|---|---|---|---|---|---|---|---|---|---|---|---|---|---|---|---|---|---|

# TOP

## New York Mets @ St. Louis Cardinals

Busch Stadium, St. Louis, MO

Sat May 10 1997, 7:05 PM CDT

Att. 43,747 - Unknown - 73 F

livebaseballscorecards.com

| | |
|---|---|
| AB | 32 |
| R | 2 |
| H | 9 |
| RBI | 2 |
| BB | 2 |
| SO | 4 |
| LOB | 12 |

| | | | | | | |
|---|---|---|---|---|---|---|
| WP: 0 | PA: 36 | 1B: 6 | SF: 0 | | | |
| PB: 0 | | 2B: 2 | SAC: 1 | | | |
| SB: 1 | | 3B: 0 | DP: 1 | | | |
| CS: 3 | | HR: 1 | HBP: 1 | | | |

# BOTTOM

## New York Mets @ St. Louis Cardinals

Busch Stadium, St. Louis, MO

Sat May 10 1997, 7:05 PM CDT

Att. 43,747 - Unknown - 73 F

livebaseballscorecards.com

| Batter | 1 | 2 | 3 | 4 | 5 | 6 | 7 | 8 | 9 | AB | R | H | RBI | BB | SO | LOB |
|---|---|---|---|---|---|---|---|---|---|---|---|---|---|---|---|---|
| Delino DeShields, L (1, 4)<br>OBP: 0.288, SLG: 0.364 | C B B X 2-1 L7 ① | | F S X 0-2 F7 ② | | | C B F C 1-3 K ① | | B B C X 2-1 G1-3 ③ | | 4 | 0 | 0 | 0 | 0 | 1 | 1 |
| Dmitri Young, S (1, 3)<br>OBP: 0.342, SLG: 0.408<br>Mark Sweeney, L (4, 9)<br>OBP: 0.385, SLG: 0.233<br>Willie McGee, S (9, PH)<br>OBP: 0.362, SLG: 0.538<br>Mike Gallego, R (9, PR)<br>OBP: 0.111, SLG: 0.111 | F C B B S 2-3 K ② | | X 0-0 G6-3 ③ | | | B B B C B 4-1 BB | | | X 0-0 1B | 2<br>0<br>1<br>0 | 0<br>0<br>0<br>0 | 0<br>0<br>1<br>0 | 0<br>0<br>0<br>0 | 0<br>1<br>0<br>0 | 1<br>0<br>0<br>0 | 1<br>0<br>0<br>0 |
| Ray Lankford, L (1, 8)<br>OBP: 0.521, SLG: 0.763 | B B B C B 4-1 BB | | | B F B B B 4-1 FC5-4 BB | | X 0-0 F8 ② | | | B B B C 1 SAFE X 3-1 F7 ① | 2 | 0 | 0 | 0 | 2 | 0 | 2 |
| Ron Gant, R (1, 7)<br>OBP: 0.302, SLG: 0.431 | C B C 1 SAFE 1 SAFE B C 2-3 K ③ | | | 1 SAFE X 0-0 FC5-4 G1-3 1-2f ① | | C C X 0-2 F8 ③ | | | X 0-0 F8 ② | 4 | 0 | 0 | 0 | 0 | 1 | 4 |
| Gary Gaetti, R (1, 5)<br>OBP: 0.275, SLG: 0.327 | | B B C B F F X 3-2 G6-3 ① | | B F B X 2-1 G1-3 1-2 ② | | | B B C B C X 3-2 F9 ① | | S F F B B S 2-3 K ③ | 4 | 0 | 0 | 0 | 0 | 1 | 2 |
| John Mabry, L (1, 9)<br>OBP: 0.355, SLG: 0.345<br>(4, 3) | | S C B S 1-3 K ② | | X 0-0 F8 ③ | | | B C B X 2-1 L7 ② | | | 3 | 0 | 0 | 0 | 0 | 1 | 1 |
| Mike DiFelice, R (1, 2)<br>OBP: 0.258, SLG: 0.280<br>Tony Fossas, L (8, 1)<br>John Frascatore, R (8, 1) | | B C B S B X 3-2 G6-3 ③ | | | X 0-0 G4-6-3 1B | | B X 1-0 F9 ③ | | | 3<br>0<br>0 | 0<br>0<br>0 | 1<br>0<br>0 | 0<br>0<br>0 | 0<br>0<br>0 | 0<br>0<br>0 | 0<br>0<br>0 |
| Royce Clayton, R (1, 6)<br>OBP: 0.297, SLG: 0.422 | | | B B X 2-0 S 2B | | X 0-0 G4-6-3 1-2f ① ② | | | B C X 1-1 G4-3 ① | | 3 | 0 | 1 | 0 | 0 | 0 | 1 |
| Alan Benes, R (1, 1)<br>OBP: 0.118, SLG: 0.118<br>Tom Lampkin, L (8, 2)<br>OBP: 0.262, SLG: 0.295 | | | B B L S X 2-2 G1-3 2-3 ① | | B X 1-0 L9 ③ | | | X 0-0 G3 ② | | 2<br>1 | 0<br>0 | 0<br>0 | 0<br>0 | 0<br>0 | 0<br>0 | 1<br>0 |

| Inning Stats | | | | | | | | | | | | | | | | | | | | | | | | | | | | | | | | | | | |
|---|---|---|---|---|---|---|---|---|---|---|---|---|---|---|---|---|---|---|---|---|---|---|---|---|---|---|---|---|---|---|---|---|---|---|---|
| | R: 0 | E: 0 | K: 2 | S: 9 | H: 0 | LOB: 1 | BB: 1 | P: 19 | R: 0 | E: 0 | K: 1 | S: 10 | H: 0 | LOB: 0 | BB: 0 | P: 17 | R: 0 | E: 0 | K: 0 | S: 8 | H: 1 | LOB: 1 | BB: 0 | P: 12 | R: 0 | E: 0 | K: 0 | S: 5 | H: 0 | LOB: 1 | BB: 1 | P: 11 | R: 0 | E: 0 | K: 0 | S: 3 | H: 1 | LOB: 0 | BB: 0 | P: 4 |
| | R: 0 | E: 0 | K: 1 | S: 8 | H: 0 | LOB: 1 | BB: 1 | P: 13 | R: 0 | E: 0 | K: 0 | S: 6 | H: 0 | LOB: 0 | BB: 0 | P: 12 | R: 0 | E: 0 | K: 0 | S: 5 | H: 0 | LOB: 1 | BB: 0 | P: 8 | R: 0 | E: 0 | K: 1 | S: 8 | H: 1 | LOB: 1 | BB: 0 | P: 13 | | | | | | | | |

| | AB | 29 |
|---|---|---|
| | R | 0 |
| | H | 3 |
| | RBI | 0 |
| | BB | 3 |
| | SO | 5 |
| | LOB | 13 |

1B: 2 SF: 0 WP: 0 PA: 32
2B: 1 SAC: 0 PB: 0
3B: 0 DP: 1 SB: 1
HR: 0 HBP: 0 CS: 0

| PITCHER | | IP | WLS | BF | H | R | ER | SO | BB | IBB | HBP | BLK | WP | HR | S | P | ERA | WHIP |
|---|---|---|---|---|---|---|---|---|---|---|---|---|---|---|---|---|---|---|
| Bobby Jones, R<br>ERA: 2.67 | (1, 1) | 8.0 | W | 28 | 2 | 0 | 0 | 4 | 3 | 0 | 0 | 0 | 0 | 0 | 54 | 96 | 0.00 | 0.625 |
| John Franco, L<br>ERA: 0.54 | (9, 1) | 1.0 | S | 4 | 1 | 0 | 0 | 1 | 0 | 0 | 0 | 0 | 0 | 0 | 8 | 13 | 0.00 | 1.000 |

| PITCHER | IP | WLS | BF | H | R | ER | SO | BB | IBB | HBP | BLK | WP | HR | S | P | ERA | WHIP |
|---|---|---|---|---|---|---|---|---|---|---|---|---|---|---|---|---|---|

| Batter | 1 | 2 | 3 | 4 | 5 | 6 | 7 | 8 | 9 | AB | R | H | RBI | BB | SO | LOB |
|---|---|---|---|---|---|---|---|---|---|---|---|---|---|---|---|---|
| Steve Bieser, L (1, 8)<br>OBP: 0.486, SLG: 0.464<br>John Franco, L (9, 1) | B F F F B X<br>2-2 CS 1B | | B C F C<br>1-3 ② K | C B B C X<br>2-2 ② F8 | | 1 SAFE C<br>0-1 ③ CS 1-2 | F F H<br>1-2 BB HBP | F F C<br>0-3 ② K | 4<br>0 | 0<br>0 | 1<br>0 | 0<br>0 | 0<br>0 | 2<br>0 | 2<br>0 |
| Edgardo Alfonzo, R (1, 5)<br>OBP: 0.339, SLG: 0.404<br>(9, 6) | C B 1 SAFE B S F X<br>2-2 ①② G5-3 1-2 | | B B X<br>2-0 2-H 1B | C C B B X<br>2-2 ③ FC6-4 1-2f | | | 1 SAFE X<br>0-0 ① F7 | F S F F X<br>0-2 ③ F9 | 5 | 0 | 1 | 1 | 0 | 0 | 3 |
| John Olerud, L (1, 3)<br>OBP: 0.429, SLG: 0.564 | B B B C F B<br>4-2 BB | | B F X<br>1-1 ③ G1-3 | | B B X<br>2-0 ① G3 | | | C B B X<br>2-1 ② F8 | 3 | 0 | 0 | 0 | 1 | 0 | 2 |
| Todd Hundley, S (1, 2)<br>OBP: 0.423, SLG: 0.615<br>Rey Ordonez, R (8, PR)<br>OBP: 0.252, SLG: 0.279<br>Alberto Castillo, R (8, 2)<br>OBP: 0.444, SLG: 0.375 | C S B S<br>1-3 ③ K | | | B C F F S<br>1-3 ① K | B B F B C F B<br>4-2 G5-4-3 BB | | | C B F 1 SAFE B B F F F<br>4-2 F B 1-2 BB | 2<br>0<br>0 | 0<br>0<br>0 | 0<br>0<br>0 | 0<br>0<br>0 | 2<br>0<br>0 | 2<br>0<br>0 | 1<br>0<br>0 |
| Bernard Gilkey, R (1, 7)<br>OBP: 0.268, SLG: 0.286 | | F C X<br>0-2 ① F9 | | C B B B X<br>3-1 ② G5-3 | X<br>0-0 ②③ G5-4-3 1-2f | | | X<br>0-0 ③ F7 | 4 | 0 | 0 | 0 | 0 | 0 | 3 |
| Carlos Baerga, S (1, 4)<br>OBP: 0.275, SLG: 0.330 | | C B X<br>1-1 ② G5-3 | | B X<br>1-0 ③ G1-3 | | | X<br>0-0 ① G3 | | C B X<br>1-1 FC6-4 1B | 4 | 0 | 1 | 0 | 0 | 0 | 0 |
| Alex Ochoa, R (1, 9)<br>OBP: 0.236, SLG: 0.238 | | B F F S<br>1-3 ③ K | | | X<br>0-0 BLK 1B 1B | | B C B B F B<br>4-2 G5-3 1B BB | | L L X<br>0-2 ① FC6-4 1-2f HR | 3 | 3 | 1 | 0 | 1 | 1 | 1 |
| Manny Alexander, R (1, 6)<br>OBP: 0.329, SLG: 0.348<br>Carl Everett, S (9, PH)<br>OBP: 0.242, SLG: 0.341<br>(9, 8) | | | B F X<br>1-1 SH3-4 1B 1B | B L B F S<br>2-3 ① K 1-2 | | C C B B X<br>1-2 ② G5-3 1-2 | | B F C B X<br>2-2 1-H HR | 3<br>1 | 1<br>1 | 1<br>1 | 0<br>2 | 0<br>0 | 1<br>0 | 2<br>0 |
| Dave Mlicki, R (1, 1)<br>OBP: 0.231, SLG: 0.308<br>Matt Franco, L (7, PH)<br>OBP: 0.419, SLG: 0.423<br>Gary Thurman, R (7, PR)<br>OBP: 0.333, SLG: 0.333<br>Rick Reed, R (7, 1)<br>OBP: 0.250, SLG: 0.333<br>Takashi Kashiwada, L (7, 1)<br>Cory Lidle, R (8, 1)<br>Butch Huskey, R (9, PH)<br>OBP: 0.255, SLG: 0.511 (9, 5) | | | L 1 SAFE B L X<br>1-2 ① SH3-4 1-2 | F X<br>0-1 E8 FC6-4 2-H 1B | | C X<br>0-1 CS 2-H 1B | | B X<br>1-0 HR | 1<br>1<br>0<br>0<br>0<br>0<br>1 | 0<br>0<br>0<br>0<br>0<br>0<br>1 | 1<br>1<br>0<br>0<br>0<br>0<br>1 | 0<br>1<br>0<br>0<br>0<br>0<br>1 | 0<br>0<br>0<br>0<br>0<br>0<br>0 | 0<br>0<br>0<br>0<br>0<br>0<br>0 | 0<br>0<br>0<br>0<br>0<br>0<br>0 |
| Inning Stats | R: 0 H: 1<br>E: 0 LOB: 1<br>K: 1 BB: 1<br>S: 13 P: 22 | R: 0 H: 0<br>E: 0 LOB: 0<br>K: 1 BB: 0<br>S: 8 P: 10 | R: 1 H: 2<br>E: 0 LOB: 1<br>K: 1 BB: 0<br>S: 11 P: 17 | R: 0 H: 0<br>E: 0 LOB: 0<br>K: 1 BB: 0<br>S: 7 P: 12 | R: 1 H: 2<br>E: 1 LOB: 1<br>K: 1 BB: 0<br>S: 12 P: 18 | R: 0 H: 0<br>E: 0 LOB: 0<br>K: 0 BB: 1<br>S: 5 P: 11 | R: 1 H: 1<br>E: 0 LOB: 1<br>K: 0 BB: 1<br>S: 9 P: 14 | R: 0 H: 0<br>E: 0 LOB: 2<br>K: 0 BB: 1<br>S: 12 P: 19 | R: 3 H: 3<br>E: 0 LOB: 0<br>K: 1 BB: 0<br>S: 17 P: 21 | 1B: 7 SF: 0<br>2B: 0 SAC: 1<br>3B: 0 DP: 1<br>HR: 2 HBP: 1 | | | | | | |

# TOP

## New York Mets @ St. Louis Cardinals

Busch Stadium, St. Louis, MO

Sun May 11 1997, 3:33 AM CDT

Att. 30,852 - Sunny - 77 F

livebaseballscorecards.com

| | |
|---|---|
| AB | 32 |
| R | 6 |
| H | 9 |
| RBI | 5 |
| BB | 4 |
| SO | 6 |
| LOB | 14 |

| PITCHER | | IP | WLS | BF | H | R | ER | SO | BB | IBB | HBP | BLK | WP | HR | S | P | ERA | WHIP |
|---|---|---|---|---|---|---|---|---|---|---|---|---|---|---|---|---|---|---|
| Matt Morris, R<br>ERA: 2.61 | (1, 1) | 6.2 | | 27 | 6 | 3 | 3 | 5 | 3 | 0 | 0 | 1 | 0 | 0 | 64 | 103 | 4.05 | 1.350 |
| Mark Petkovsek, R<br>ERA: 1.69 | (7, 1) | 0.2 | | 2 | 0 | 0 | 0 | 0 | 0 | 0 | 1 | 0 | 0 | 0 | 4 | 5 | 0.00 | 0.000 |
| Tony Fossas, L<br>ERA: 2.08 | (8, 1) | 0.1 | | 2 | 0 | 0 | 0 | 0 | 1 | 0 | 0 | 0 | 0 | 0 | 8 | 14 | 0.00 | 3.000 |
| Dennis Eckersley, R<br>ERA: 4.66 | (8, 1) | 1.1 | L | 7 | 3 | 3 | 3 | 1 | 0 | 0 | 0 | 0 | 0 | 2 | 18 | 22 | 20.25 | 2.250 |

| PITCHER | IP | WLS | BF | H | R | ER | SO | BB | IBB | HBP | BLK | WP | HR | S | P | ERA | WHIP |
|---|---|---|---|---|---|---|---|---|---|---|---|---|---|---|---|---|---|

# BOTTOM

## New York Mets @ St. Louis Cardinals

Busch Stadium, St. Louis, MO

Sun May 11 1997, 3:33 AM CDT
Att. 30,852 - Sunny - 77 F

livebaseballscorecards.com

| Batter | 1 | 2 | 3 | 4 | 5 | 6 | 7 | 8 | 9 | AB | R | H | RBI | BB | SO | LOB |
|---|---|---|---|---|---|---|---|---|---|---|---|---|---|---|---|---|
| Royce Clayton, R (1, 6)<br>OBP: 0.300, SLG: 0.443 | G5-3 | | 2B S 1B | | 1-H HR | | G4-3 | | G6-3 1-2 | 5 | 2 | 2 | 2 | 0 | 0 | 1 |
| Delino DeShields, L (1, 4)<br>OBP: 0.301, SLG: 0.368 | F9 | | 1-2 2B BB | | 1B | | 1B | | K | 4 | 1 | 2 | 0 | 1 | 1 | 1 |
| Ron Gant, R (1, 7)<br>OBP: 0.308, SLG: 0.433<br>Dennis Eckersley, R (8, 1) | BB 1B | | K | | K | | K | | | 4<br>0 | 0<br>0 | 2<br>0 | 0<br>0 | 0<br>0 | 2<br>0 | 3<br>0 |
| Ray Lankford, L (1, 8)<br>OBP: 0.519, SLG: 0.758 | 1-2 BB | | 1-H 2-H 2B | | F8 | | G6-3 | | | 3 | 0 | 1 | 2 | 1 | 0 | 3 |
| Gary Gaetti, R (1, 5) (7, 3)<br>OBP: 0.265, SLG: 0.314 | P5 | | K | | L7 | | | | K | 4 | 0 | 0 | 0 | 0 | 2 | 4 |
| John Mabry, L (1, 3) (7, 9)<br>OBP: 0.344, SLG: 0.333 | | K | | G4-3 | | L6 | | G6-3 | | 4 | 0 | 0 | 0 | 0 | 1 | 0 |
| Mike DiFelice, R (1, 2)<br>OBP: 0.257, SLG: 0.250 | | F9 | | G6-3 BB | | K | | K | | 3 | 0 | 0 | 0 | 1 | 2 | 0 |
| Mark Sweeney, L (1, 9)<br>OBP: 0.357, SLG: 0.212<br>Mark Petkovsek, R (7, 1)<br>OBP: 0.167, SLG: 0.167<br>Tony Fossas, L (8, 1)<br>Danny Sheaffer, R (8, 7)<br>OBP: 0.231, SLG: 0.208 | | K | | G6-3 1-2f | | F7 | | | G6-3 1B | 3<br>0<br>0<br>1 | 0<br>0<br>0<br>0 | 0<br>0<br>0<br>1 | 0<br>0<br>0<br>0 | 0<br>0<br>0<br>0 | 1<br>0<br>0<br>0 | 1<br>0<br>0<br>0 |
| Matt Morris, R (1, 1)<br>OBP: 0.308, SLG: 0.308<br>Mike Gallego, R (7, 5)<br>OBP: 0.091, SLG: 0.091 | | | G6-3 | | HR 1B | | G6-3 | | K | 2<br>2 | 1<br>0 | 1<br>0 | 0<br>0 | 0<br>0 | 0<br>1 | 0<br>1 |

| | AB | 35 |
|---|---|---|
| | R | 4 |
| | H | 9 |
| | RBI | 4 |
| | BB | 3 |
| | SO | 10 |
| | LOB | 14 |

| Inning Stats | 1 | 2 | 3 | 4 | 5 | 6 | 7 | 8 | 9 | 1B: 7 | SF: 0 | WP: 0 | PA: 38 |
|---|---|---|---|---|---|---|---|---|---|---|---|---|---|
| | R: 0 E: 0 K: 0 S: 8 H: 1 LOB: 2 BB: 1 P: 15 | R: 0 E: 0 K: 2 S: 7 H: 0 LOB: 0 BB: 0 P: 10 | R: 2 E: 0 K: 2 S: 15 H: 2 LOB: 1 BB: 1 P: 25 | R: 0 E: 0 K: 0 S: 9 H: 0 LOB: 0 BB: 1 P: 16 | R: 2 E: 0 K: 1 S: 15 H: 3 LOB: 1 BB: 0 P: 24 | R: 0 E: 0 K: 1 S: 10 H: 0 LOB: 0 BB: 0 P: 14 | R: 0 E: 0 K: 0 S: 9 H: 2 LOB: 2 BB: 0 P: 12 | R: 0 E: 0 K: 2 S: 8 H: 0 LOB: 0 BB: 0 P: 12 | R: 0 E: 0 K: 2 S: 9 H: 1 LOB: 1 BB: 0 P: 12 | 2B: 1 3B: 0 HR: 1 | SAC: 0 DP: 1 HBP: 0 | PB: 0 SB: 1 CS: 0 | |

| PITCHER | | IP | WLS | BF | H | R | ER | SO | BB | IBB | HBP | BLK | WP | HR | S | P | ERA | WHIP |
|---|---|---|---|---|---|---|---|---|---|---|---|---|---|---|---|---|---|---|
| Dave Mlicki, R<br>ERA: 5.44 | (1, 1) | 6.0 | | 26 | 6 | 4 | 4 | 6 | 3 | 0 | 0 | 0 | 0 | 1 | 64 | 104 | 6.00 | 1.500 |
| Rick Reed, R<br>ERA: 1.48 | (7, 1) | 0.2 | | 4 | 2 | 0 | 0 | 0 | 0 | 0 | 0 | 0 | 0 | 0 | 7 | 10 | 0.00 | 3.000 |
| Takashi Kashiwada, L<br>ERA: 1.42 | (7, 1) | 0.1 | | 1 | 0 | 0 | 0 | 0 | 0 | 0 | 0 | 0 | 0 | 0 | 2 | 2 | 0.00 | 0.000 |
| Cory Lidle, R<br>ERA: | (8, 1) | 1.0 | W | 3 | 0 | 0 | 0 | 2 | 0 | 0 | 0 | 0 | 0 | 0 | 8 | 12 | 0.00 | 0.000 |
| John Franco, L<br>ERA: 0.51 | (9, 1) | 1.0 | S | 4 | 1 | 0 | 0 | 2 | 0 | 0 | 0 | 0 | 0 | 0 | 9 | 12 | 0.00 | 1.000 |

| PITCHER | | IP | WLS | BF | H | R | ER | SO | BB | IBB | HBP | BLK | WP | HR | S | P | ERA | WHIP |
|---|---|---|---|---|---|---|---|---|---|---|---|---|---|---|---|---|---|---|

| Batter | 1 | 2 | 3 | 4 | 5 | 6 | 7 | 8 | 9 | AB | R | H | RBI | BB | SO | LOB |
|---|---|---|---|---|---|---|---|---|---|---|---|---|---|---|---|---|
| Royce Clayton, R (1, 6)<br>OBP: 0.292, SLG: 0.431 | C S C<br>0-3 ① K | | B B B C S S<br>3-3 ③ K | | B F B S X<br>2-2 ③ G4-3 | | | X<br>0-0 ② G4-3<br>2-3 | | 4 | 0 | 0 | 0 | 0 | 2 | 3 |
| Delino DeShields, L (1, 4)<br>OBP: 0.299, SLG: 0.390 | F B C B S<br>2-3 ② K | | | B X<br>1-0 HR | | C B B S F B S<br>3-3 ① K | | C B F X<br>1-2 ③ G3 | | 4 | 1 | 1 | 1 | 0 | 2 | 1 |
| Ron Gant, R (1, 7)<br>OBP: 0.307, SLG: 0.423 | B S B F C<br>2-3 ③ K | | | B B X<br>2-0 E5 CS | | B B B B<br>4-0 PO BB | | | C B S S<br>1-3 ① K | 3 | 0 | 0 | 0 | 1 | 2 | 0 |
| Ray Lankford, L (1, 8)<br>OBP: 0.506, SLG: 0.723 | | S C B S<br>1-3 ① K | | B B 1 SAFE S B S S<br>3-3 ① ② K<br>1-2 | | B S X<br>1-1 ② F7 | | | B S B B B<br>4-1 CS BB | 3 | 0 | 0 | 0 | 1 | 2 | 2 |
| Mark Sweeney, L (1, 3)<br>OBP: 0.326, SLG: 0.189 | | B F F S<br>1-3 ② K | | B B C C X<br>2-1 ③ G6-3 | | 1 SAFE 1 SAFE<br>0-0 ③ PO<br>1-2 | S B C B B F S<br>3-3 ① K | | C B F B S<br>2-3 ② ③ K<br>1-2 | 4 | 0 | 0 | 0 | 0 | 3 | 1 |
| Gary Gaetti, R (1, 5)<br>OBP: 0.267, SLG: 0.308 | | C X<br>0-1 ③ F7 | | | B S H<br>2-1 BB HBP | | X<br>0-0 ② F8 | | | 2 | 0 | 0 | 0 | 0 | 0 | 0 |
| Tom Lampkin, L (1, 2)<br>OBP: 0.276, SLG: 0.338 | | | C T B X<br>1-2 HR | | C B B 1 SAFE B B<br>4-1<br>1-2 BB | | B B C B S F S<br>3-3 ③ K | | | 2 | 1 | 1 | 1 | 1 | 1 | 0 |
| Micah Franklin, S (1, 9) | | | X<br>0-0 ① L3 | | B S B F S<br>2-3 ① K | | | S B S T<br>1-2 ① K | | 3 | 0 | 0 | 0 | 0 | 2 | 2 |
| Andy Benes, R (1, 1)<br>OBP: 0.111, SLG: 0.111 | | | X<br>0-0 ② F8 | | C B F T<br>1-2 ② K | | | B X<br>1-0 G4-3 2B | | 2 | 0 | 0 | 0 | 0 | 1 | 2 |
| Willie McGee, S (8, PH)<br>OBP: 0.373, SLG: 0.566 | | | | | | | | | | 1 | 0 | 1 | 0 | 0 | 0 | 0 |
| Lance Painter, L (8, 1) | | | | | | | | | | 0 | 0 | 0 | 0 | 0 | 0 | 0 |
| T.J. Mathews, R (8, 1) | | | | | | | | | | 0 | 0 | 0 | 0 | 0 | 0 | 0 |
| Tony Fossas, L (8, 1) | | | | | | | | | | 0 | 0 | 0 | 0 | 0 | 0 | 0 |
| Inning Stats | R: 0 E: 0 K: 3 S: 9<br>H: 0 LOB: 0 BB: 0 P: 13 | R: 0 E: 0 K: 2 S: 8<br>H: 0 LOB: 0 BB: 0 P: 10 | R: 1 E: 0 K: 1 S: 8<br>H: 1 LOB: 0 BB: 0 P: 12 | R: 1 E: 1 K: 1 S: 7<br>H: 1 LOB: 0 BB: 0 P: 15 | R: 0 E: 0 K: 2 S: 11<br>H: 0 LOB: 2 BB: 1 P: 22 | R: 0 E: 0 K: 1 S: 6<br>H: 0 LOB: 0 BB: 1 P: 14 | R: 0 E: 0 K: 2 S: 9<br>H: 0 LOB: 0 BB: 0 P: 15 | R: 0 E: 0 K: 1 S: 8<br>H: 1 LOB: 1 BB: 0 P: 11 | R: 0 E: 0 K: 2 S: 7<br>H: 0 LOB: 1 BB: 1 P: 14 | 1B: 0 2B: 2 3B: 0 HR: 2<br>SF: 0 SAC: 0 DP: 1 HBP: 1 | | | | | | |

# TOP

St. Louis Cardinals @ Philadelphia Phillies
Veterans Stadium, Philadelphia, PA
Tue May 13 1997, 7:05 PM EDT
Att. 14,416 - Unknown - 59 F

livebaseballscorecards.com

| | |
|---|---|
| AB | 28 |
| R | 2 |
| H | 3 |
| RBI | 2 |
| BB | 3 |
| SO | 15 |
| LOB | 11 |

| | | WP: 0 | PA: 33 |
|---|---|---|---|
| | | PB: 0 | |
| | | SB: 0 | |
| | | CS: 2 | |

| PITCHER | | IP | WLS | BF | H | R | ER | SO | BB | IBB | HBP | BLK | WP | HR | S | P | ERA | WHIP |
|---|---|---|---|---|---|---|---|---|---|---|---|---|---|---|---|---|---|---|
| Garrett Stephenson, R<br>ERA: 2.57 | (1, 1) | 7.0 | | 25 | 2 | 2 | 2 | 12 | 2 | 0 | 1 | 0 | 0 | 2 | 58 | 101 | 2.57 | 0.571 |
| Jerry Spradlin, R<br>ERA: 3.93 | (8, 1) | 1.0 | W | 4 | 1 | 0 | 0 | 1 | 0 | 0 | 0 | 0 | 0 | 0 | 8 | 11 | 0.00 | 1.000 |
| Ricky Bottalico, R<br>ERA: 2.25 | (9, 1) | 1.0 | S | 3 | 0 | 0 | 0 | 2 | 1 | 0 | 0 | 0 | 0 | 0 | 7 | 14 | 0.00 | 1.000 |

| PITCHER | | IP | WLS | BF | H | R | ER | SO | BB | IBB | HBP | BLK | WP | HR | S | P | ERA | WHIP |
|---|---|---|---|---|---|---|---|---|---|---|---|---|---|---|---|---|---|---|

| Batter | 1 | 2 | 3 | 4 | 5 | 6 | 7 | 8 | 9 | AB | R | H | RBI | BB | SO | LOB |
|---|---|---|---|---|---|---|---|---|---|---|---|---|---|---|---|---|
| Gregg Jefferies, S (1, 7)<br>OBP: 0.298, SLG: 0.346 | C C B X<br>1-2 F7 ① | B C B X<br>2-1 G4-6-3 ② ③<br>1-2f | | | F B X<br>1-1 P5 ③ | | | B B B B<br>4-0 PB 3B BB | | 3 | 1 | 0 | 0 | 1 | 0 | 2 |
| Mickey Morandini, L (1, 4)<br>OBP: 0.351, SLG: 0.303 | C F B F F F X<br>1-2 F8 ② | | S X<br>0-1 G3 ① | | | X<br>0-0 FC5-4 2B | | C B B B B<br>4-1 3B<br>1-2 BB | | 3 | 1 | 1 | 0 | 1 | 0 | 0 |
| Scott Rolen, R (1, 5)<br>OBP: 0.375, SLG: 0.393 | C C X<br>0-2 1B 1B | | B F B B X<br>3-1 F9 ② | | | B B C F B<br>4-2 FC5-4 BB | | B C C B B X<br>3-2 G5-3 3B<br>1-H<br>2-H | | 3 | 1 | 2 | 2 | 1 | 0 | 0 |
| Darren Daulton, L (1, 9)<br>OBP: 0.417, SLG: 0.522<br>Ricky Bottalico, L (9, 1) | C B X<br>1-1 BB 1B<br>1-3 | | B B C C B F X<br>3-2 L4 ③ | | | C C B B B X<br>3-2 FC5-4 G4-6-3 ①<br>1-2f<br>2-3 | | B C S B B C<br>3-3 K ① | | 4<br>0 | 0<br>0 | 1<br>0 | 0<br>0 | 0<br>0 | 1<br>0 | 3<br>0 |
| Ruben Amaro Jr, S (1, 8)<br>OBP: 0.303, SLG: 0.222<br>(9, 9) | B B B B C B<br>4-1 BB<br>1-2 | | | B C B F X<br>2-2 F7 ① | | X<br>0-0 G4-6-3 ② ③<br>1-2f | | C B F F X<br>1-2 G5-3 ②<br>3-H | | 3 | 0 | 0 | 1 | 1 | 0 | 2 |
| Rico Brogna, L (1, 3)<br>OBP: 0.313, SLG: 0.452 | C F X<br>0-2 F9 ③ | | | C B F B C<br>2-3 K ② | | | X<br>0-0 2B | X<br>0-0 G4-3 ③ | | 4 | 0 | 1 | 0 | 0 | 1 | 3 |
| Mark Parent, R (1, 2)<br>OBP: 0.086, SLG: 0.061<br>Derrick May, L (7, PH)<br>OBP: 0.302, SLG: 0.423<br>Mike Lieberthal, R (8, 2)<br>OBP: 0.209, SLG: 0.380 | | F C B C<br>1-3 K ① | | C B S S<br>1-3 K ③ | | | B C X<br>1-1 L9 ① | | | 2<br>1<br>0 | 0<br>0<br>0 | 0<br>0<br>0 | 0<br>0<br>0 | 0<br>0<br>0 | 2<br>0<br>0 | 0<br>1<br>0 |
| Kevin Stocker, S (1, 6)<br>OBP: 0.353, SLG: 0.344 | | C C B B B F F B<br>4-2 1B BB | | | C X<br>0-1 F7 ① | | X<br>0-0 G4-3 ② | | | 2 | 0 | 0 | 0 | 1 | 0 | 1 |
| Garrett Stephenson, R (1, 1)<br>OBP: 0.500, SLG: 0.500<br>23 Kevin Jordan, R (7, PH)<br>Jerry Spradlin, S (8, 1)<br>Wendell Magee, R (9, 8)<br>OBP: 0.277, SLG: 0.287 | | M M X<br>0-2 G4-6-3 1B<br>1-2 | | | C C C<br>0-3 K ② | | F B B F B S<br>3-3 K ③ | | | 2<br>1<br>0<br>0 | 0<br>0<br>0<br>0 | 1<br>0<br>0<br>0 | 0<br>0<br>0<br>0 | 0<br>0<br>0<br>0 | 1<br>1<br>0<br>0 | 0<br>1<br>0<br>0 |
| Inning Stats | R: 0 H: 2<br>E: 0 LOB: 3<br>K: 0 BB: 1<br>S: 18 P: 25 | R: 0 H: 1<br>E: 0 LOB: 1<br>K: 1 BB: 1<br>S: 12 P: 19 | R: 0 H: 0<br>E: 0 LOB: 0<br>K: 0 BB: 0<br>S: 8 P: 14 | R: 0 H: 0<br>E: 0 LOB: 0<br>K: 2 BB: 0<br>S: 9 P: 14 | R: 0 H: 0<br>E: 0 LOB: 0<br>K: 1 BB: 0<br>S: 7 P: 8 | R: 0 H: 1<br>E: 0 LOB: 1<br>K: 0 BB: 1<br>S: 7 P: 14 | R: 0 H: 1<br>E: 0 LOB: 1<br>K: 0 BB: 0<br>S: 7 P: 11 | R: 3 H: 1<br>E: 0 LOB: 0<br>K: 1 BB: 2<br>S: 12 P: 27 | | 1B: 3 SF: 0<br>2B: 2 SAC: 0<br>3B: 1 DP: 2<br>HR: 0 HBP: 0 | | | | | | |

| PITCHER | | IP | WLS | BF | H | R | ER | SO | BB | IBB | HBP | BLK | WP | HR | S | P | ERA | WHIP |
|---|---|---|---|---|---|---|---|---|---|---|---|---|---|---|---|---|---|---|
| Andy Benes, R<br>ERA: 2.42 | (1, 1) | 7.0 | | 27 | 5 | 0 | 0 | 5 | 3 | 0 | 0 | 0 | 0 | 0 | 68 | 105 | 0.00 | 1.143 |
| Lance Painter, L<br>ERA: 20.25 | (8, 1) | 0.0 | | 2 | 0 | 2 | 2 | 0 | 2 | 0 | 0 | 0 | 0 | 0 | 1 | 9 | ∞ | ∞ |
| T.J. Mathews, R<br>ERA: 2.57 | (8, 1) | 0.0 | L | 1 | 1 | 0 | 0 | 0 | 0 | 0 | 0 | 0 | 0 | 0 | 3 | 6 | ∞ | ∞ |
| Tony Fossas, L<br>ERA: 1.86 | (8, 1) | 1.0 | | 3 | 0 | 1 | 1 | 1 | 0 | 0 | 0 | 0 | 0 | 0 | 8 | 12 | 9.00 | 0.000 |

| PITCHER | IP | WLS | BF | H | R | ER | SO | BB | IBB | HBP | BLK | WP | HR | S | P | ERA | WHIP |
|---|---|---|---|---|---|---|---|---|---|---|---|---|---|---|---|---|---|

# BOTTOM

St. Louis Cardinals @ Philadelphia Phillies
Veterans Stadium, Philadelphia, PA
Tue May 13 1997, 7:05 PM EDT
Att. 14,416 - Unknown - 59 F

St.

livebaseballscorecards.com

| | |
|---|---|
| AB | 28 |
| R | 3 |
| H | 6 |
| RBI | 3 |
| BB | 5 |
| SO | 6 |
| LOB | 13 |

WP: 0 PA: 33
PB: 1
SB: 0
CS: 0

| Batter | 1 | 2 | 3 | 4 | 5 | 6 | 7 | 8 | 9 | AB | R | H | RBI | BB | SO | LOB |
|---|---|---|---|---|---|---|---|---|---|---|---|---|---|---|---|---|
| Royce Clayton, R (1, 6)<br>OBP: 0.300, SLG: 0.456 | C F X<br>0-2 ① F9 | | S B F X<br>1-2 E 2B | B D B B<br>4-0 BB | | B B B C F C<br>3-3 ① K | S X<br>0-1 ③ G4-3 | | B F B F F F F X<br>2-2 1-H HR | 5 | 1 | 2 | 2 | 1 | 1 | 1 |
| Delino DeShields, L (1, 4)<br>Dennis Eckersley, R (9, 1) | B X<br>1-0 BB 1B | | B D B B C X<br>3-1 ② F9<br>2-3 | S C X<br>0-2 ③ G5-3 | | B B X<br>2-0 1B 3B | | C B B C X<br>2-2 ① G4-3 | C B C C<br>1-3 ③ K | 6<br>0 | 1<br>0 | 2<br>0 | 0<br>0 | 0<br>0 | 1<br>0 | 4<br>0 |
| Willie McGee, S (1, 9)<br>OBP: 0.375, SLG: 0.544<br>Danny Sheaffer, R (9, 9)<br>OBP: 0.231, SLG: 0.208 | D 1 SAFE 1 SAFE B F B B<br>4-1 ② 1-2 BB | | S B B B C F S<br>3-3 ③ K | | B F X<br>1-1 ① G6-3 | F X<br>0-1 3-H HR 1B | | S B F S<br>1-3 ② K | | 4<br>0 | 1<br>0 | 1<br>0 | 1<br>0 | 1<br>0 | 2<br>0 | 1<br>0 |
| Ray Lankford, L (1, 8)<br>OBP: 0.512, SLG: 0.757 | D 1 SAFE 1 SAFE D T X<br>2-1 ③ F7 | | | F B X<br>1-1 FC1-5 BB 1B | B X<br>1-0 1B FC6-4 1B | B S F B B F F 1 SAFE 1 SAFE<br>3-2 X 1-H HR | | S F B B F B X<br>3-2 ③ G4-3 | | 5 | 2 | 3 | 2 | 0 | 0 | 1 |
| Micah Franklin, S (1, 7)<br>OBP: 0.500, SLG: 0.857 | | S S X<br>0-2 G3-1 F8 1B | | B C 1 SAFE B B B<br>4-1 FC1-5 1B<br>1-2 BB | B 1 SAFE S B 1 SAFE 1 SAFE 1 SAFE X<br>2-1 FC6-4 1B<br>1-3 | B X<br>1-0 ② G6-3 | | | B S C B X<br>2-2 HR | 4 | 2 | 3 | 1 | 1 | 0 | 0 |
| Mike Gulan, R (1, 5) | | B B X<br>2-0 ① F8<br>1-2 | | S B B B B X<br>3-1 ① FC1-5 1B 2B<br>1-2 2-3f | B S C F X<br>1-2 ② FC6-4 1B 2B<br>1-2f 3-H | S B S F C<br>1-3 ③ K | | | B F X<br>1-1 ① G6-3 | 5 | 2 | 0 | 1 | 0 | 1 | 4 |
| Mike DiFelice, R (1, 2)<br>OBP: 0.275, SLG: 0.273 | | B B C F D X<br>3-2 ② G3-1<br>2-3 | C X<br>0-1 2B 1B<br>1-2 2-H | 1 SAFE 1 SAFE F 1 SAFE 1 SAFE B X<br>1-1 2B 1B<br>1-2 | | F B B B X<br>3-1 E5 F7 | | | C B X<br>1-1 ② G6-3 | 5 | 1 | 2 | 1 | 0 | 0 | 1 |
| Mark Sweeney, L (1, 3)<br>OBP: 0.313, SLG: 0.179<br>Gary Gaetti, R (5, PH)<br>OBP: 0.277, SLG: 0.355<br>(5, 3) | | C B F S<br>1-3 ③ K | | B B S S X<br>2-2 ② F8 | D C X<br>1-1 1-H 2-H 2B | B B F B S C<br>3-3 ① K | | | F B F X<br>1-2 HR | 2<br>3 | 0<br>1 | 0<br>2 | 0<br>3 | 0<br>0 | 1<br>1 | 3<br>1 |
| Todd Stottlemyre, L (1, 1)<br>OBP: 0.400, SLG: 0.214<br>Tom Lampkin, L (7, PH)<br>OBP: 0.273, SLG: 0.333<br>Mark Petkovsek, R (7, 1)<br>OBP: 0.167, SLG: 0.167<br>Mike Gallego, R (9, PH)<br>OBP: 0.167, SLG: 0.167<br>(9, 4) | | | B C X<br>1-1 ① F8 | S B B X<br>2-1 1-3 2-H 2B | C B B S B S<br>3-3 ③ K | B B C X<br>2-1 ② F7<br>2-3 | | | X<br>0-0 HR 1B | 3<br>1<br>0<br>1 | 0<br>0<br>0<br>1 | 1<br>0<br>0<br>1 | 1<br>0<br>0<br>1 | 0<br>0<br>0<br>0 | 1<br>0<br>0<br>0 | 1<br>1<br>0<br>0 |
| Inning Stats | R: 0 E: 0 K: 0 S: 7<br>H: 1 LOB: 1 BB: 1 P: 14 | R: 0 E: 0 K: 1 S: 10<br>H: 1 LOB: 1 BB: 0 P: 16 | R: 0 E: 1 K: 1 S: 11<br>H: 1 LOB: 1 BB: 0 P: 19 | R: 2 E: 0 K: 0 S: 15<br>H: 3 LOB: 3 BB: 2 P: 31 | R: 3 E: 0 K: 1 S: 16<br>H: 4 LOB: 1 BB: 0 P: 26 | R: 3 E: 0 K: 2 S: 16<br>H: 3 LOB: 0 BB: 0 P: 26 | R: 0 E: 1 K: 1 S: 9<br>H: 0 LOB: 1 BB: 0 P: 17 | R: 0 E: 0 K: 1 S: 10<br>H: 0 LOB: 0 BB: 0 P: 16 | R: 4 E: 0 K: 1 S: 20<br>H: 4 LOB: 0 BB: 0 P: 28 | 1B: 9 2B: 3 3B: 1 HR: 4<br>SF: 0 SAC: 0 DP: 0 HBP: 0 | | | | | | |

| PITCHER | | IP | WLS | BF | H | R | ER | SO | BB | IBB | HBP | BLK | WP | HR | S | P | ERA | WHIP |
|---|---|---|---|---|---|---|---|---|---|---|---|---|---|---|---|---|---|---|
| Calvin Maduro, R<br>ERA: 5.6 | (1, 1) | 4.2 | L | 25 | 9 | 5 | 5 | 2 | 3 | 0 | 0 | 0 | 0 | 0 | 54 | 97 | 9.64 | 2.571 |
| Mike Mimbs, L<br>ERA: 6.67 | (5, 1) | 1.1 | | 8 | 4 | 3 | 3 | 3 | 0 | 0 | 0 | 0 | 0 | 1 | 21 | 35 | 20.25 | 3.000 |
| Reggie Harris, R<br>ERA: 6.87 | (7, 1) | 1.0 | | 4 | 0 | 0 | 0 | 1 | 0 | 0 | 0 | 0 | 0 | 0 | 9 | 17 | 0.00 | 0.000 |
| Erik Plantenberg, L<br>ERA: 7.94 | (8, 1) | 1.0 | | 3 | 0 | 0 | 0 | 1 | 0 | 0 | 0 | 0 | 0 | 0 | 10 | 16 | 0.00 | 0.000 |
| Ken Ryan, R<br>ERA: 18.0 | (9, 1) | 1.0 | | 7 | 4 | 4 | 4 | 1 | 0 | 0 | 0 | 0 | 0 | 3 | 20 | 28 | 36.00 | 4.000 |

| PITCHER | IP | WLS | BF | H | R | ER | SO | BB | IBB | HBP | BLK | WP | HR | S | P | ERA | WHIP |
|---|---|---|---|---|---|---|---|---|---|---|---|---|---|---|---|---|---|

# TOP

St. Louis Cardinals @ Philadelphia Phillies
Veterans Stadium, Philadelphia, PA
Wed May 14 1997, 7:05 PM EDT
Att. 14,799 - Unknown - 65 F

livebaseballscorecards.com

| | |
|---|---|
| AB | 44 |
| R | 12 |
| H | 17 |
| RBI | 12 |
| BB | 3 |
| SO | 8 |
| LOB | 18 |

| Batter | 1 | 2 | 3 | 4 | 5 | 6 | 7 | 8 | 9 | AB | R | H | RBI | BB | SO | LOB |
|---|---|---|---|---|---|---|---|---|---|---|---|---|---|---|---|---|
| Gregg Jefferies, S (1, 7)<br>OBP: 0.301, SLG: 0.348 | X<br>0-0<br>G6-3<br>1B<br>1B | 1 SAFE<br>B<br>F<br>B<br>C<br>1 SAFE<br>F<br>B<br>F<br>3-2 ③<br>F<br>X<br>F8<br>1-2 | | | C<br>B<br>F<br>B<br>X<br>2-2 ①<br>F9 | | C<br>C<br>B<br>B<br>X<br>2-2<br>1B<br>1-2<br>1B | | C<br>F<br>F<br>X<br>0-2 ③<br>P5 | 5 | 1 | 2 | 0 | 0 | 0 | 2 |
| Mickey Morandini, L (1, 4)<br>OBP: 0.354, SLG: 0.304 | B<br>1 SAFE<br>B<br>C<br>1 SAFE<br>C<br>F<br>B<br>X<br>3-2 ①<br>G6-3<br>1-2 | | B<br>C<br>B<br>B<br>B<br>4-1<br>FC3-6<br>BB | | C<br>X<br>0-1 ②<br>F9 | | S<br>B<br>F<br>F<br>F<br>F<br>B<br>X<br>2-2<br>G6-4-3<br>1B<br>1-2<br>2-3 | | | 3 | 0 | 1 | 0 | 1 | 0 | 1 |
| Scott Rolen, R (1, 5)<br>OBP: 0.372, SLG: 0.388 | B<br>F<br>S<br>F<br>F<br>F<br>X<br>1-2<br>1B<br>2-H<br>1B | | C<br>B<br>F<br>C<br>1-3 ①<br>K | | C<br>S<br>F<br>F<br>B<br>S<br>1-3 ③<br>K | | X<br>0-0 ②③<br>G6-4-3<br>1-2f | | | 4 | 0 | 1 | 1 | 0 | 2 | 4 |
| Darren Daulton, L (1, 9)<br>OBP: 0.420, SLG: 0.548 | C<br>B<br>X<br>1-1 ②<br>F9 | | X<br>0-0 ②<br>FC3-6<br>1-2f | | | C<br>X<br>0-1<br>HR | | B<br>B<br>F<br>B<br>B<br>4-1<br>G5-4-3<br>BB | | 3 | 1 | 1 | 1 | 1 | 0 | 2 |
| Mike Lieberthal, R (1, 2)<br>OBP: 0.210, SLG: 0.375 | C<br>1 SAFE<br>B<br>S<br>1 SAFE<br>B<br>F<br>F<br>X<br>2-2<br>1-2<br>1B | | B<br>B<br>X<br>2-0 ③<br>F9 | | | X<br>0-0 ①<br>G3 | | C<br>B<br>F<br>X<br>1-2 ①②<br>G5-4-3<br>1-2f | | 4 | 0 | 1 | 0 | 0 | 0 | 2 |
| Rico Brogna, L (1, 3)<br>OBP: 0.311, SLG: 0.468 | B<br>B<br>F<br>S<br>B<br>F<br>F<br>X<br>3-2 ③<br>L9 | | C<br>T<br>B<br>X<br>1-2<br>HR | | | C<br>B<br>B<br>B<br>X<br>3-1 ②<br>P7 | | B<br>C<br>B<br>X<br>2-1 ③<br>L9 | | 4 | 1 | 1 | 1 | 0 | 0 | 2 |
| Wendell Magee, R (1, 8)<br>OBP: 0.270, SLG: 0.279<br>Ruben Amaro Jr, S (9, PH)<br>OBP: 0.324, SLG: 0.286 | | C<br>C<br>C<br>0-3 ①<br>K | | F<br>B<br>F<br>B<br>S<br>2-3 ①<br>K | | F<br>C<br>C<br>0-3 ③<br>K | | | F<br>C<br>B<br>B<br>X<br>2-2<br>2B | 3<br>1 | 0<br>0 | 0<br>1 | 0<br>0 | 0<br>0 | 3<br>0 | 0<br>0 |
| Kevin Stocker, S (1, 6)<br>OBP: 0.343, SLG: 0.333 | | C<br>B<br>B<br>X<br>2-1<br>E4<br>S | | B<br>X<br>1-0 ②<br>F7 | | | C<br>X<br>0-1 ①<br>G4-3 | | B<br>C<br>B<br>X<br>2-1 ①<br>P6 | 4 | 0 | 0 | 0 | 0 | 0 | 1 |
| Calvin Maduro, R (1, 1)<br>OBP: 0.067, SLG: 0.067<br>Mike Mimbs, L (5, 1)<br>Reggie Harris, R (7, 1)<br>Ricky Otero, S (7, PH)<br>OBP: 0.200, SLG: 0.200<br>Erik Plantenberg, R (8, 1)<br>Ken Ryan, R (9, 1)<br>Derrick May, L (9, PH)<br>OBP: 0.296, SLG: 0.415 | | M<br>C<br>L<br>0-3 ②<br>K | | S<br>S<br>S<br>0-3 ③<br>K | | | B<br>X<br>1-0<br>1B<br>1B<br>1B | | F<br>B<br>S<br>B<br>F<br>C<br>2-3 ②<br>K | 2<br>0<br>0<br>0<br>1<br>0<br>0<br>1 | 0<br>0<br>0<br>0<br>0<br>0<br>0<br>0 | 0<br>0<br>0<br>1<br>0<br>0<br>0<br>1 | 0<br>0<br>0<br>0<br>0<br>0<br>0<br>1 | 0<br>0<br>0<br>0<br>0<br>0<br>0<br>0 | 2<br>0<br>0<br>0<br>0<br>0<br>0<br>1 | 1<br>0<br>0<br>0<br>0<br>0<br>0<br>1 |
| Inning Stats | R: 1 H: 3<br>E: 0 LOB: 2<br>K: 0 BB: 0<br>S: 24 P: 34 | R: 0 H: 0<br>E: 1 LOB: 1<br>K: 2 BB: 0<br>S: 14 P: 19 | R: 0 H: 0<br>E: 0 LOB: 1<br>K: 1 BB: 1<br>S: 6 P: 13 | R: 1 H: 1<br>E: 0 LOB: 0<br>K: 2 BB: 0<br>S: 10 P: 14 | R: 0 H: 0<br>E: 0 LOB: 0<br>K: 1 BB: 0<br>S: 10 P: 13 | R: 1 H: 1<br>E: 0 LOB: 0<br>K: 1 BB: 0<br>S: 8 P: 11 | R: 0 H: 3<br>E: 0 LOB: 2<br>K: 0 BB: 0<br>S: 14 P: 19 | R: 0 H: 0<br>E: 0 LOB: 0<br>K: 0 BB: 1<br>S: 6 P: 13 | R: 0 H: 1<br>E: 0 LOB: 1<br>K: 1 BB: 0<br>S: 14 P: 20 | 1B: 6<br>2B: 1<br>3B: 0<br>HR: 2 | SF: 0<br>SAC: 0<br>DP: 2<br>HBP: 0 | | | | WP: 0<br>PB: 0<br>SB: 1<br>CS: 0 | PA: 37 | |

| PITCHER | | IP | WLS | BF | H | R | ER | SO | BB | IBB | HBP | BLK | WP | HR | S | P | ERA | WHIP |
|---|---|---|---|---|---|---|---|---|---|---|---|---|---|---|---|---|---|---|
| Todd Stottlemyre, R<br>ERA: 3.99 | (1, 1) | 6.0 | W | 25 | 5 | 3 | 3 | 7 | 1 | 0 | 0 | 0 | 0 | 2 | 72 | 104 | 4.50 | 1.000 |
| Mark Petkovsek, R<br>ERA: 1.57 | (7, 1) | 2.0 | | 8 | 3 | 0 | 0 | 0 | 1 | 0 | 0 | 0 | 0 | 0 | 20 | 32 | 0.00 | 2.000 |
| Dennis Eckersley, R<br>ERA: 4.22 | (9, 1) | 1.0 | | 4 | 1 | 0 | 0 | 1 | 0 | 0 | 0 | 0 | 0 | 0 | 14 | 20 | 0.00 | 1.000 |

| PITCHER | IP | WLS | BF | H | R | ER | SO | BB | IBB | HBP | BLK | WP | HR | S | P | ERA | WHIP |
|---|---|---|---|---|---|---|---|---|---|---|---|---|---|---|---|---|---|

# BOTTOM

St. Louis Cardinals @ Philadelphia Phillies
Veterans Stadium, Philadelphia, PA
Wed May 14 1997, 7:05 PM EDT
Att. 14,799 - Unknown - 65 F

livebaseballscorecards.com

| | |
|---|---|
| AB | 35 |
| R | 3 |
| H | 9 |
| RBI | 3 |
| BB | 2 |
| SO | 8 |
| LOB | 16 |

| Batter | 1 | 2 | 3 | 4 | 5 | 6 | 7 | 8 | 9 | 10 | 11 | 12 | 13 | AB | R | H | RBI | BB | SO | LOB |
|---|---|---|---|---|---|---|---|---|---|---|---|---|---|---|---|---|---|---|---|---|
| Delino DeShields, L (1, 4)<br>OBP: 0.302, SLG: 0.400 | CS 1B | | 1-2 1B | | K | | K | | | B4-3 | | K | | 6 | 0 | 2 | 0 | 0 | 3 | 3 |
| Willie McGee, S (1, 9)<br>OBP: 0.343, SLG: 0.492 | K 1-2 | | K | | G6-3 2-3 | | | G3-1 | | G4-3 | | K 2-3 | | 6 | 0 | 0 | 0 | 0 | 3 | 6 |
| Ron Gant, R (1, 7)<br>OBP: 0.301, SLG: 0.406 | K | | | G6-3 | | K | | G4-3 BB | | | P4 | K | | 5 | 0 | 0 | 0 | 1 | 3 | 2 |
| Ray Lankford, L (1, 8)<br>OBP: 0.511, SLG: 0.750 | | K | | G6-3 2B | | FC4-6 1B | | G4-3 1-2 | | | 1B S 1B | | K | 6 | 0 | 3 | 0 | 0 | 2 | 1 |
| Gary Gaetti, R (1, 5)<br>OBP: 0.280, SLG: 0.353 (11, 3) | | G1-3 | | G6-3 2-3 | | FC4-6 1-2 1B | | K | | | 1B 1-3 | | P4 | 6 | 0 | 2 | 0 | 0 | 1 | 2 |
| John Mabry, L (1, 3)<br>OBP: 0.341, SLG: 0.325 | | G5-3 | | IBB | | FC4-6 1-2f 2-3 | | | G4-3 | | K | | 1B | 3 | 0 | 0 | 0 | 1 | 0 | 2 |
| Danny Sheaffer, R (11, PH)<br>OBP: 0.250, SLG: 0.231 (11, 2) | | | | | | | | | | | | | | 2 | 0 | 1 | 0 | 0 | 1 | 2 |
| Mike DiFelice, R (1, 2)<br>OBP: 0.250, SLG: 0.243 | | | G5-3 | G5-3 | | K | | | K | | K | | F9 | 4 | 0 | 0 | 0 | 0 | 2 | 4 |
| Micah Franklin, S (11, PH)<br>OBP: 0.444, SLG: 0.750 | | | | | | | | | | | | | | 1 | 0 | 0 | 0 | 0 | 1 | 2 |
| Mike Gallego, R (11, 5)<br>OBP: 0.154, SLG: 0.154 | | | | | | | | | | | | | | 1 | 0 | 0 | 0 | 0 | 0 | 1 |
| Royce Clayton, R (1, 6)<br>OBP: 0.309, SLG: 0.468 | | | 1B 1B | | S G3 1B | | G4-3 | | K | | | S 2B | | 5 | 0 | 3 | 0 | 0 | 1 | 0 |
| Alan Benes, R (1, 1)<br>OBP: 0.100, SLG: 0.100 | | | | | G3 1-2 | | G4-3 | | | K | | BB | | 3 | 0 | 0 | 0 | 0 | 0 | 2 |
| Mark Sweeney, L (10, PH)<br>OBP: 0.206, SLG: 0.175 | | | | | | | | | | | | | | 1 | 0 | 0 | 0 | 0 | 1 | 0 |
| Mark Petkovsek, R (10, 1)<br>OBP: 0.167, SLG: 0.167 | | | | | | | | | | | | | | 0 | 0 | 0 | 0 | 0 | 0 | 0 |
| Tony Fossas, L (10, 1) | | | | | | | | | | | | | | 0 | 0 | 0 | 0 | 0 | 0 | 0 |
| T.J. Mathews, R (11, 1) | | | | | | | | | | | | | | 0 | 0 | 0 | 0 | 0 | 0 | 0 |
| Mike Gulan, R (12, PH) | | | | | | | | | | | | | | 0 | 0 | 0 | 1 | 0 | 0 | 0 |
| John Frascatore, R (12, 1) | | | F3 | | G3 1-2 | | G4-3 | | | | | BB | | 0 | 0 | 0 | 0 | 0 | 0 | 0 |
| Inning Stats | R: 0 E: 0 K: 2 S: 7 | H: 1 LOB: 0 BB: 0 P: 7 | R: 0 E: 0 K: 1 S: 5 | H: 0 LOB: 0 BB: 0 P: 5 | R: 0 E: 0 K: 1 S: 7 | H: 2 LOB: 2 BB: 0 P: 7 | R: 0 E: 0 K: 0 S: 4 | H: 1 LOB: 2 BB: 1 P: 8 | R: 0 E: 0 K: 1 S: 6 | H: 1 LOB: 1 BB: 0 P: 6 | R: 0 E: 0 K: 2 S: 9 | H: 2 LOB: 2 BB: 0 P: 9 | R: 0 E: 0 K: 1 S: 5 | H: 0 LOB: 0 BB: 0 P: 5 | R: 0 E: 0 K: 1 S: 5 | H: 0 LOB: 1 BB: 1 P: 9 | R: 0 E: 0 K: 2 S: 7 | H: 0 LOB: 0 BB: 0 P: 7 | R: 0 E: 0 K: 1 S: 5 | H: 0 LOB: 0 BB: 0 P: 5 | R: 0 E: 0 K: 2 S: 9 | H: 2 LOB: 2 BB: 0 P: 9 | R: 0 E: 0 K: 3 S: 10 | H: 1 LOB: 2 BB: 1 P: 14 | R: 0 E: 0 K: 1 S: 6 | H: 1 LOB: 1 BB: 0 P: 6 | 1B: 9 2B: 2 3B: 0 HR: 0 | SF: 0 SAC: 0 DP: 0 HBP: 0 | WP: 0 PB: 0 SB: 3 CS: 1 | PA: 52 |

| PITCHER | | IP | WLS | BF | H | R | ER | SO | BB | IBB | HBP | BLK | WP | HR | S | P | ERA | WHIP |
|---|---|---|---|---|---|---|---|---|---|---|---|---|---|---|---|---|---|---|
| Greg Maddux, R<br>ERA: 1.36 | (1, 1) | 8.0 | | 32 | 7 | 0 | 0 | 9 | 1 | 1 | 0 | 0 | 0 | 0 | 48 | 56 | 0.00 | 1.000 |
| Mark Wohlers, R<br>ERA: 2.12 | (9, 1) | 1.0 | | 3 | 0 | 0 | 0 | 2 | 0 | 0 | 0 | 0 | 0 | 0 | 7 | 7 | 0.00 | 0.000 |
| Mike Bielecki, R<br>ERA: 2.63 | (10, 1) | 1.0 | | 3 | 0 | 0 | 0 | 1 | 0 | 0 | 0 | 0 | 0 | 0 | 5 | 5 | 0.00 | 0.000 |
| Paul Byrd, R<br>ERA: 4.2 | (11, 1) | 0.1 | | 3 | 2 | 0 | 0 | 0 | 0 | 0 | 0 | 0 | 0 | 0 | 3 | 3 | 0.00 | 6.000 |
| Alan Embree, L<br>ERA: 3.0 | (11, 1) | 1.1 | | 6 | 1 | 0 | 0 | 4 | 1 | 0 | 0 | 0 | 0 | 0 | 13 | 17 | 0.00 | 1.500 |
| Brad Clontz, R<br>ERA: 3.52 | (12, 1) | 0.1 | | 1 | 0 | 0 | 0 | 1 | 0 | 0 | 0 | 0 | 0 | 0 | 3 | 3 | 0.00 | 0.000 |
| Joe Borowski, R<br>ERA: 0.87 | (13, 1) | 1.0 | W | 4 | 1 | 0 | 0 | 1 | 0 | 0 | 0 | 0 | 0 | 0 | 6 | 6 | 0.00 | 1.000 |

# TOP

## St. Louis Cardinals @ Atlanta Braves

Turner Field, Atlanta, GA

Fri May 16 1997, 7:05 PM EDT

Att. 46,626 - Unknown - 66 F

livebaseballscorecards.com

| | |
|---|---|
| AB | 49 |
| R | 0 |
| H | 11 |
| RBI | 0 |
| BB | 3 |
| SO | 18 |
| LOB | 27 |

# St. Louis Cardinals @ Atlanta Braves

Turner Field, Atlanta, GA

Fri May 16 1997, 7:05 PM EDT
Att. 46,626 - Unknown - 66 F

livebaseballscorecards.com

## BOTTOM

| Batter | 1 | 2 | 3 | 4 | 5 | 6 | 7 | 8 | 9 | 10 | 11 | 12 | 13 | AB | R | H | RBI | BB | SO | LOB |
|---|---|---|---|---|---|---|---|---|---|---|---|---|---|---|---|---|---|---|---|---|
| Kenny Lofton, L (1, 8) OBP: 0.400, SLG: 0.434 | 4-0 CS BB | | | 4-0 BB | | 0-3 K | | | 0-0 G3 | 0-0 F7 | | | 0-3 K | 4 | 0 | 0 | 0 | 2 | 2 | 3 |
| Michael Tucker, L (1, 9) (12, 7) OBP: 0.397, SLG: 0.504 | 0-0 F8 1-2 | | | 0-3 K | | | 0-0 G6-3 | | 0-0 2B | | 0-0 S 1B | | 0-0 10 F9 10 S 1B | 6 | 1 | 3 | 0 | 0 | 1 | 2 |
| 10 Chipper Jones, S (1, 5) OBP: 0.382, SLG: 0.460 | 0-3 K | | | 0-0 F7 | | | 0-3 K | | 4-0 IBB | | 0-3 K | | 0-0 F9 1-3 | 5 | 0 | 0 | 0 | 1 | 3 | 3 |
| Fred McGriff, L (1, 3) OBP: 0.333, SLG: 0.399 | | 0-0 F9 | | 0-0 G4-3 | | | 0-0 G3 | | 0-3 K | | 0-0 F7 | | 4-0 1B IBB | 5 | 0 | 0 | 0 | 1 | 1 | 4 |
| Ryan Klesko, L (1, 7) OBP: 0.317, SLG: 0.487 | | 0-3 K | | | 0-0 G4-3 | | | 0-0 F8 | | 0-0 G1-3 | 0-0 F7 1-2 | | 0-0 1-2 3-H 1B | 4 | 0 | 0 | 0 | 0 | 1 | 0 |
| Andruw Jones, R (11, PH) OBP: 0.363, SLG: 0.432 (12, 9) | | | | | | | | | | | | | | 2 | 0 | 1 | 1 | 0 | 0 | 1 |
| Mark Lemke, S (1, 4) OBP: 0.313, SLG: 0.356 | | 0-0 F9 | | | 0-0 G4-3 | | | 0-0 E5 | | 0-0 1B | | 0-0 F9 | | 3 | 0 | 0 | 0 | 0 | 0 | 0 |
| Tony Graffanino, R (8, PR) OBP: 0.286, SLG: 0.259 (9, 4) | | | | | | | | | | | | | | 2 | 0 | 1 | 0 | 0 | 0 | 0 |
| Jeff Blauser, R (1, 6) OBP: 0.463, SLG: 0.637 | | | 0-3 K | | 0-3 K | | | 0-3 K | | 0-0 1-3 IBB 1B | | 0-3 K2-3 | | 5 | 0 | 1 | 0 | 0 | 4 | 1 |
| Eddie Pérez, R (1, 2) OBP: 0.097, SLG: 0.097 | | | 0-3 K | | | 0-3 K | | 0-0 G4-3 | | 4-0 1-2 IBB | | 0-0 1B | | 2 | 0 | 0 | 0 | 0 | 2 | 0 |
| Javy Lopez, R (8, PH) OBP: 0.385, SLG: 0.605 (9, 2) | | | | | | | | | | | | | | 2 | 0 | 1 | 0 | 1 | 0 | 1 |
| Greg Maddux, R (1, 5) OBP: 0.333, SLG: 0.333 | | | 0-0 P2 | | | 0-0 F5 | | | 0-0 P6 | 0-3 K | | 0-0 G4-3 | | 2 0 0 0 0 0 0 | | | | | | |
| Mark Wohlers, R (8, 7) | | | | | | | | | | | | | | 0 0 0 0 0 0 0 | | | | | | |
| Keith Lockhart, L (8, PH) OBP: 0.000, SLG: 0.000 | | | | | | | | | | | | | | 1 0 0 0 0 0 0 | | | | | | |
| Mike Bielecki, R (10, 7) | | | | | | | | | | | | | | 0 0 0 0 0 0 0 | | | | | | |
| Mike Mordecai, R (10, PH) OBP: 0.143, SLG: 0.143 | | | | | | | | | | | | | | 1 0 0 0 0 1 3 | | | | | | |
| Paul Byrd, R (11, 7) | | | | | | | | | | | | | | 0 0 0 0 0 0 0 | | | | | | |
| Alan Embree, L (11, 9) | | | | | | | | | | | | | | 0 0 0 0 0 0 0 | | | | | | |
| Brad Clontz, R (12, 7) | | | | | | | | | | | | | | 0 0 0 0 0 0 0 | | | | | | |
| Rafael Belliard, R (12, PH) OBP: 0.000, SLG: 0.000 | | | | | | | | | | | | | | 0 0 0 0 0 0 0 | | | | | | |
| Joe Borowski, R (12, 9) | | | | | | | | | | | | | | 1 0 0 0 0 0 1 | | | | | | |
| Inning Stats | R: 0 E: 0 K: 1 S: 4 H: 0 LOB: 0 BB: 1 P: 8 | R: 0 E: 0 K: 1 S: 5 H: 0 LOB: 0 BB: 0 P: 5 | R: 0 E: 0 K: 2 S: 7 H: 0 LOB: 0 BB: 0 P: 7 | R: 0 E: 0 K: 1 S: 5 H: 0 LOB: 1 BB: 1 P: 9 | R: 0 E: 0 K: 1 S: 5 H: 0 LOB: 0 BB: 0 P: 5 | R: 0 E: 0 K: 2 S: 7 H: 0 LOB: 0 BB: 0 P: 7 | R: 0 E: 0 K: 1 S: 5 H: 0 LOB: 0 BB: 0 P: 5 | R: 0 E: 1 K: 1 S: 6 H: 0 LOB: 1 BB: 0 P: 6 | R: 0 E: 0 K: 1 S: 6 H: 1 LOB: 2 BB: 1 P: 10 | R: 0 E: 0 K: 1 S: 7 H: 2 LOB: 3 BB: 1 P: 11 | R: 0 E: 0 K: 1 S: 6 H: 1 LOB: 1 BB: 0 P: 6 | R: 0 E: 0 K: 1 S: 6 H: 1 LOB: 1 BB: 0 P: 6 | R: 1 E: 0 K: 1 S: 6 H: 2 LOB: 2 BB: 1 P: 10 | 1B: 6 2B: 1 3B: 0 HR: 0 | SF: 0 SAC: 0 DP: 0 HBP: 0 | WP: 0 PB: 0 SB: 2 CS: 1 | PA: 50 | | | |

| PITCHER | | IP | WLS | BF | H | R | ER | SO | BB | IBB | HBP | BLK | WP | HR | S | P | ERA | WHIP |
|---|---|---|---|---|---|---|---|---|---|---|---|---|---|---|---|---|---|---|
| Alan Benes, R (1, 1) ERA: 2.63 | | 9.0 | | 31 | 1 | 0 | 0 | 11 | 2 | 1 | 0 | 0 | 0 | 0 | 50 | 62 | 0.00 | 0.333 |
| Mark Petkovsek, R (10, 1) ERA: 1.53 | | 0.2 | | 5 | 2 | 0 | 0 | 1 | 0 | 1 | 0 | 0 | 0 | 0 | 6 | 10 | 0.00 | 3.000 |
| Tony Fossas, L (10, 1) ERA: 1.69 | | 1.0 | | 4 | 1 | 0 | 0 | 1 | 0 | 0 | 0 | 0 | 0 | 0 | 6 | 6 | 0.00 | 1.000 |
| T.J. Mathews, R (11, 1) ERA: 2.51 | | 0.1 | | 1 | 0 | 0 | 0 | 0 | 0 | 0 | 0 | 0 | 0 | 0 | 1 | 1 | 0.00 | 0.000 |
| John Frascatore, R (12, 1) ERA: 1.99 | L | 1.2 | L | 9 | 3 | 1 | 1 | 2 | 0 | 1 | 0 | 0 | 0 | 0 | 12 | 16 | 5.40 | 1.800 |

| PITCHER | IP | WLS | BF | H | R | ER | SO | BB | IBB | HBP | BLK | WP | HR | S | P | ERA | WHIP |
|---|---|---|---|---|---|---|---|---|---|---|---|---|---|---|---|---|---|

| | |
|---|---|
| AB | 45 |
| R | 1 |
| H | 7 |
| RBI | 1 |
| BB | 5 |
| SO | 15 |
| LOB | 19 |

| Batter | 1 | 2 | 3 | 4 | 5 | 6 | 7 | 8 | 9 | AB | R | H | RBI | BB | SO | LOB |
|---|---|---|---|---|---|---|---|---|---|---|---|---|---|---|---|---|
| Delino DeShields, L (1, 4)<br>OBP: 0.308, SLG: 0.403 | B C B X<br>2-1 E S 1B | | C F X<br>0-2 ② G4-3 | | | B B X<br>2-0 ② L4 | | C B B X<br>2-1 BLK BB HR 1B | | 4 | 1 | 2 | 0 | 0 | 0 | 0 |
| Micah Franklin, S (1, 9)<br>OBP: 0.462, SLG: 0.909 | S 1 SAFE<br>1 SAFE<br>F X<br>0-2 ① P2 | | X<br>0-0 ③ F8 | | | S B X<br>1-1 HR | | B C B B B<br>4-1 BLK<br>1-2 HR BB | | 3 | 2 | 1 | 1 | 1 | 0 | 1 |
| Ron Gant, R (1, 7)<br>OBP: 0.306, SLG: 0.427 | B S F B S<br>2-3 ② K<br>1-3 | | | B F B F B S<br>3-3 ① K | | X<br>0-0 HR | | B B F B C F B<br>4-2<br>1-2<br>2-3 HR BB | | 3 | 2 | 1 | 1 | 1 | 2 | 1 |
| Ray Lankford, L (1, 8)<br>OBP: 0.500, SLG: 0.763 | S S X<br>0-2 ③ G1 | | | C B X<br>1-1 ② G3-1 | | C X<br>0-1 ③ G3-1 | | C F B B F F B X<br>3-2<br>1-H<br>2-H<br>3-H HR | | 4 | 1 | 1 | 4 | 0 | 0 | 1 |
| John Mabry, L (1, 3)<br>OBP: 0.331, SLG: 0.314 | | B F B C F S<br>2-3 ① K | | X<br>0-0 ③ L5 | | | F S X<br>0-2 ① F7 | F X<br>0-1 ② F7 | | 4 | 0 | 0 | 0 | 0 | 1 | 0 |
| Gary Gaetti, R (1, 5)<br>OBP: 0.276, SLG: 0.347<br>Mike Gulan, R (7, PH)<br>(7, 5) | | F S B S<br>1-3 ② K | | | S X<br>0-1 ① P3 | | B S B F S<br>2-3 ② K | B C F F B F C<br>2-3 ③ K | | 2<br>2 | 0<br>0 | 0<br>0 | 0<br>0 | 0<br>0 | 1<br>2 | 0<br>0 |
| Mike DiFelice, R (1, 2)<br>OBP: 0.261, SLG: 0.256<br>Brady Raggio, R (5, 1)<br>Mark Sweeney, L (7, PH)<br>OBP: 0.320, SLG: 0.195<br>Lance Painter, L (7, 1)<br>Willie McGee, S (9, PH)<br>OBP: 0.338, SLG: 0.484 | F F X<br>0-2 1B | | | | B X<br>1-0 ② P9 | X<br>0-0 FC5-4 1B | | C S S<br>0-3 ① K | | 2<br>0<br>1<br>0<br>1 | 0<br>0<br>0<br>0<br>0 | 1<br>0<br>1<br>0<br>0 | 0<br>0<br>0<br>0<br>0 | 0<br>0<br>0<br>0<br>0 | 0<br>0<br>0<br>0<br>1 | 0<br>0<br>0<br>0<br>0 |
| Royce Clayton, R (1, 6)<br>OBP: 0.302, SLG: 0.456 | | B F B C B F S<br>3-3 ③ K | | | F B B C<br>2-3 ③ K | | C B S X<br>1-2 ③ FC5-4<br>1-2f | X<br>0-0 ② G1-3 | | 4 | 0 | 0 | 0 | 0 | 2 | 2 |
| Matt Morris, R (1, 1)<br>OBP: 0.286, SLG: 0.286<br>Tom Lampkin, L (5, 2)<br>OBP: 0.264, SLG: 0.321 | | | B C B S F X<br>2-2 ① G6-3 | | | C B B F X<br>2-2 ① G4-3 | | C C B F X<br>1-2 ① G4-3 | B X<br>1-0 ③ F7 | 1<br>3 | 0<br>0 | 0<br>0 | 0<br>0 | 0<br>0 | 0<br>0 | 0<br>0 |
| Inning Stats | R: 0 H: 1<br>E: 0 LOB: 1<br>K: 1 BB: 0<br>S: 11 P: 15 | R: 0 H: 1<br>E: 0 LOB: 1<br>K: 3 BB: 0<br>S: 14 P: 20 | R: 0 H: 0<br>E: 0 LOB: 0<br>K: 0 BB: 0<br>S: 8 P: 10 | R: 0 H: 0<br>E: 0 LOB: 0<br>K: 1 BB: 0<br>S: 6 P: 10 | R: 0 H: 0<br>E: 0 LOB: 0<br>K: 1 BB: 0<br>S: 6 P: 9 | R: 2 H: 2<br>E: 0 LOB: 0<br>K: 0 BB: 0<br>S: 9 P: 14 | R: 0 H: 1<br>E: 0 LOB: 1<br>K: 1 BB: 0<br>S: 10 P: 13 | R: 4 H: 2<br>E: 0 LOB: 0<br>K: 1 BB: 2<br>S: 23 P: 39 | R: 0 H: 0<br>E: 0 LOB: 0<br>K: 1 BB: 0<br>S: 5 P: 6 | 1B: 4<br>2B: 0<br>3B: 0<br>HR: 3 | SF: 0<br>SAC: 0<br>DP: 0<br>HBP: 0 | | | | | WP: 0<br>PB: 0<br>SB: 1<br>CS: 0 | PA: 36 |

TOP

# St. Louis Cardinals @ Atlanta Braves

Turner Field, Atlanta, GA

Sat May 17 1997, 7:05 PM EDT
Att. 48,366 - Unknown - 75 F

livebaseballscorecards.com

| | |
|---|---|
| AB | 34 |
| R | 6 |
| H | 7 |
| RBI | 6 |
| BB | 2 |
| SO | 9 |
| LOB | 5 |

| PITCHER | | IP | WLS | BF | H | R | ER | SO | BB | IBB | HBP | BLK | WP | HR | S | P | ERA | WHIP |
|---|---|---|---|---|---|---|---|---|---|---|---|---|---|---|---|---|---|---|
| 29 John Smoltz, R<br>ERA: 2.64 | (1, 1) | 7.0 | W | 26 | 5 | 2 | 2 | 7 | 0 | 0 | 0 | 0 | 0 | 2 | 64 | 91 | 2.57 | 0.714 |
| Paul Byrd, R<br>ERA: 5.87 | (8, 1) | 0.1 | | 4 | 1 | 3 | 3 | 0 | 2 | 0 | 0 | 1 | 0 | 0 | 10 | 21 | 81.00 | 9.000 |
| Brad Clontz, R<br>ERA: 3.71 | (8, 1) | 1.2 | | 6 | 1 | 1 | 1 | 2 | 0 | 0 | 0 | 0 | 0 | 1 | 18 | 24 | 5.40 | 0.600 |

| PITCHER | IP | WLS | BF | H | R | ER | SO | BB | IBB | HBP | BLK | WP | HR | S | P | ERA | WHIP |
|---|---|---|---|---|---|---|---|---|---|---|---|---|---|---|---|---|---|

# BOTTOM

## St. Louis Cardinals @ Atlanta Braves

Turner Field, Atlanta, GA

Sat May 17 1997, 7:05 PM EDT
Att. 48,366 - Unknown - 75 F

livebaseballscorecards.com

| Batter | 1 | 2 | 3 | 4 | 5 | 6 | 7 | 8 | 9 | AB | R | H | RBI | BB | SO | LOB |
|---|---|---|---|---|---|---|---|---|---|---|---|---|---|---|---|---|
| Kenny Lofton, L (1, 8)<br>OBP: 0.415, SLG: 0.461 | C B X<br>1-1 F8 PB 1B | B B F X<br>2-1 G5-4-3 1B | | B B X<br>2-0 SH1-3 E 1B<br>1-2<br>3-H | | B C F B B X<br>3-2 FC3-6 1B<br>1-2 | B B X<br>2-0 1B 3B<br>1-H | | | 5 | 2 | 5 | 2 | 0 | 0 | 0 |
| Andruw Jones, R (8, 8)<br>OBP: 0.363, SLG: 0.432 | | | | | | | | | | 0 | 0 | 0 | 0 | 0 | 0 | 0 |
| Michael Tucker, L (1, 9)<br>OBP: 0.393, SLG: 0.496 | B S S X<br>1-2 ① F8<br>1-3 | B C X<br>1-1 ②③ G5-4-3<br>1-2f | | X<br>0-0 ① SH1-3<br>1-2<br>2-3 | | B C B X<br>2-1 ① FC3-6 10 1B<br>1-2f<br>2-3 | C S D X<br>1-2 10 G1-6-3<br>3-H 1B | | | 4 | 1 | 1 | 1 | 0 | 0 | 4 |
| 10 Chipper Jones, S (1, 5)<br>OBP: 0.389, SLG: 0.457 | B B B B<br>4-0 BB BB | B B X<br>2-0 ① F8 | I I I I<br>4-0 E IBB | | | B 3 B F C X SAFE<br>2-2 ② 1B<br>1-H<br>3-H | C B S B X<br>2-2 ②③ G1-6-3<br>1-2f | | | 3 | 1 | 1 | 1 | 2 | 0 | 1 |
| Paul Byrd, R (8, 1) | | | | | | | | | | 0 | 0 | 0 | 0 | 0 | 0 | 0 |
| Brad Clontz, R (8, 1) | | | | | | | | | | 0 | 0 | 0 | 0 | 0 | 0 | 0 |
| Fred McGriff, L (1, 3)<br>OBP: 0.335, SLG: 0.401 | B F C B S<br>2-3 ② K | B C S X<br>1-2 G6-3 1B | F X<br>0-1 ② SF8<br>1-2<br>2-H<br>3-H | | | B X<br>1-0 1B 2B<br>2-H | | X<br>0-0 ① G1-3 | | 4 | 1 | 2 | 2 | 0 | 1 | 2 |
| Ryan Klesko, L (1, 7)<br>OBP: 0.336, SLG: 0.496 | B I B B B F B<br>SAFE<br>4-1 BB<br>1-2 | C B B X<br>2-1 G6-3<br>1-2 1B | S X<br>0-1 ③ G6-3 | | | F X<br>0-1 2B<br>1-2 1B | | B S X<br>1-1 FC4-6 1B | | 4 | 1 | 3 | 0 | 1 | 0 | 1 |
| Javy Lopez, R (1, 2)<br>OBP: 0.379, SLG: 0.597 | B B X<br>2-0 ③ F7 | C B B F B X<br>3-2 ② G6-3<br>1-2<br>2-3 | | | S C X<br>0-2 ① G4-3 | X<br>0-0 2B<br>1-H<br>2-H | | C F B X<br>1-2 ② FC4-6<br>1-2f | | 5 | 0 | 1 | 2 | 0 | 0 | 6 |
| Mark Lemke, S (1, 4)<br>OBP: 0.309, SLG: 0.350 | | B X<br>1-0 HR 1B | B C X<br>1-1 ③ G4-3 | | B X<br>1-0 ② G4-3 | S C B C<br>1-3 ③ K | | B S B B C S<br>3-3 ③ K | | 5 | 1 | 1 | 0 | 0 | 2 | 4 |
| Jeff Blauser, R (1, 6)<br>OBP: 0.470, SLG: 0.672 | P C X<br>1-1 1-H HR | | C F X<br>0-2 29 1B 1B 2B | C B B F S<br>2-3 ③ K | | | C F B B B X<br>3-2 3B 1B | | | 4 | 2 | 3 | 2 | 0 | 1 | 0 |
| Rafael Belliard, R (7, PR)<br>OBP: 0.333, SLG: 0.333 | | | | | | | | | | 0 | 1 | 0 | 0 | 0 | 0 | 0 |
| (8, 6) | | | | | | | | | | | | | | | | |
| 29 John Smoltz, R (1, 1)<br>OBP: 0.500, SLG: 0.522 | X<br>0-0 ① G4-3 | | S L B X<br>1-2 SH1-3 1B SF8<br>2-3 1B | | | B X<br>1-0 FC3-6 10 1B 1B | B F X<br>1-1 ① F8 | | | 3 | 1 | 2 | 0 | 0 | 0 | 0 |
| Mike Mordecai, R (7, PH)<br>OBP: 0.333, SLG: 0.375 | | | | | | | | | | 1 | 0 | 0 | 0 | 0 | 0 | 1 |
| (8, 5) | | | | | | | | | | | | | | | | |
| Inning Stats | R: 0 E: 0 K: 1 S: 10 H: 1 LOB: 3 BB: 2 P: 24 | R: 2 E: 0 K: 0 S: 9 H: 3 LOB: 0 BB: 0 P: 13 | R: 0 E: 0 K: 0 S: 11 H: 2 LOB: 2 BB: 0 P: 20 | R: 3 E: 1 K: 0 S: 12 H: 3 LOB: 1 BB: 1 P: 19 | R: 0 E: 0 K: 1 S: 7 H: 0 LOB: 0 BB: 0 P: 10 | R: 4 E: 0 K: 1 S: 16 H: 6 LOB: 1 BB: 0 P: 26 | R: 2 E: 0 K: 0 S: 12 H: 3 LOB: 1 BB: 0 P: 21 | R: 0 E: 0 K: 1 S: 9 H: 1 LOB: 1 BB: 0 P: 14 | | 1B: 15 2B: 2 3B: 1 HR: 1 | SF: 1 SAC: 1 DP: 2 HBP: 0 | | | | | |

| | AB | 38 |
|---|---|---|
| | R | 11 |
| | H | 19 |
| | RBI | 10 |
| | BB | 3 |
| | SO | 4 |
| | LOB | 19 |

WP: 0 PB: 1 SB: 0 CS: 0 PA: 43

| PITCHER | | IP | WLS | BF | H | R | ER | SO | BB | IBB | HBP | BLK | WP | HR | S | P | ERA | WHIP |
|---|---|---|---|---|---|---|---|---|---|---|---|---|---|---|---|---|---|---|
| Matt Morris, R<br>ERA: 3.21 | (1, 1) | 4.0 | L | 23 | 9 | 5 | 4 | 1 | 2 | 1 | 0 | 0 | 0 | 1 | 42 | 76 | 9.00 | 2.750 |
| Brady Raggio, R<br>ERA: 8.47 | (5, 1) | 2.0 | | 11 | 6 | 4 | 4 | 2 | 0 | 0 | 0 | 0 | 0 | 0 | 23 | 36 | 18.00 | 3.000 |
| Lance Painter, L<br>ERA: 13.5 | (7, 1) | 2.0 | | 9 | 4 | 2 | 2 | 1 | 0 | 0 | 0 | 0 | 0 | 0 | 21 | 35 | 9.00 | 2.000 |

| PITCHER | IP | WLS | BF | H | R | ER | SO | BB | IBB | HBP | BLK | WP | HR | S | P | ERA | WHIP |
|---|---|---|---|---|---|---|---|---|---|---|---|---|---|---|---|---|---|

| Batter | 1 | 2 | 3 | 4 | 5 | 6 | 7 | 8 | 9 | AB | R | H | RBI | BB | SO | LOB |
|---|---|---|---|---|---|---|---|---|---|---|---|---|---|---|---|---|
| Willie McGee, S (1, 9)<br>OBP: 0.347, SLG: 0.485 | C B S S<br>1-3 ① K | | X<br>0-0 1B | | | B F C F B F X<br>2-2 G4-3-5 SH5-4 1B | | F S B S<br>1-3 ② K | | 4 | 0 | 2 | 0 | 0 | 2 | 0 |
| Delino DeShields, L (1, 4)<br>OBP: 0.308, SLG: 0.409 | F C B X<br>1-2 ② P6 | | C B X<br>1-1 ③ G1-3 | | | 1 SAFE X<br>0-0 ① SH5-4<br>1-2 | | F X<br>0-1 2B | | 3 | 0 | 1 | 0 | 0 | 0 | 1 |
| Ron Gant, R (1, 7)<br>OBP: 0.318, SLG: 0.451 | S C B B F B B<br>4-2 BB | | | B B B C S X<br>3-2 HR | | B B I I<br>4-0 G4-3-5 IBB | | B B S B C S<br>3-3 ③ K | | 2 | 1 | 1 | 1 | 2 | 1 | 1 |
| Ray Lankford, L (1, 8)<br>OBP: 0.480, SLG: 0.726 | B B X<br>2-0 ③ L7 | | | B C B X<br>2-1 ① G4-3 | | C B X<br>1-1 ② ③ G4-3-5<br>1-2<br>2-3f | | | B X<br>1-0 ① L3 | 4 | 0 | 0 | 0 | 0 | 0 | 3 |
| John Mabry, L (1, 3)<br>OBP: 0.321, SLG: 0.304 | | X<br>0-0 ① F8 | | C X<br>0-1 ② G5-3 | | | B X<br>1-0 ① G1-3 | | X<br>0-0 ② G6-3 | 4 | 0 | 0 | 0 | 0 | 0 | 0 |
| Danny Sheaffer, R (1, 5)<br>OBP: 0.281, SLG: 0.267 | | B C F X<br>1-2 G4-6-3 1B | | B B B C C F F X<br>3-2 G5-3 | | | X<br>0-0 ② L4-3 | | X<br>0-0 1B | 4 | 0 | 2 | 0 | 0 | 0 | 0 |
| Tom Lampkin, L (1, 2)<br>OBP: 0.263, SLG: 0.318 | | B B X<br>2-0 ② ③ G4-6-3<br>1-2f | | | C B B X<br>2-1 ① G4-3 | | C X<br>0-1 1B | | B X<br>1-0 ③ L8 | 4 | 0 | 1 | 0 | 0 | 0 | 2 |
| Royce Clayton, R (1, 6)<br>OBP: 0.297, SLG: 0.447 | | | X<br>0-0 ① L9 | | F B B X<br>1-1 ② G4-3 | | F B B X<br>2-1 ③ G3 | | | 3 | 0 | 0 | 0 | 0 | 0 | 1 |
| Andy Benes, R (1, 1)<br>OBP: 0.091, SLG: 0.091 | | | B X<br>1-0 ② L8 | | F C B C<br>1-3 ③ K | | | B S B F B X<br>3-2 ① G5-3 | | 2 | 0 | 0 | 0 | 0 | 1 | 0 |
| Gary Gaetti, R (8, PH)<br>OBP: 0.273, SLG: 0.345 | | | | | | | | | | 1 | 0 | 0 | 0 | 0 | 0 | 0 |
| Tony Fossas, L (8, 1) | | | | | | | | | | 0 | 0 | 0 | 0 | 0 | 0 | 0 |
| John Frascatore, R (8, 1) | | | | | | | | | | 0 | 0 | 0 | 0 | 0 | 0 | 0 |
| Inning Stats | R: 0<br>E: 0<br>K: 1<br>S: 10<br>H: 0<br>LOB: 1<br>BB: 1<br>P: 18 | R: 0<br>E: 0<br>K: 0<br>S: 5<br>H: 1<br>LOB: 0<br>BB: 0<br>P: 8 | R: 0<br>E: 0<br>K: 0<br>S: 5<br>H: 1<br>LOB: 1<br>BB: 0<br>P: 7 | R: 1<br>E: 0<br>K: 0<br>S: 12<br>H: 1<br>LOB: 0<br>BB: 0<br>P: 20 | R: 0<br>E: 0<br>K: 1<br>S: 7<br>H: 0<br>LOB: 0<br>BB: 0<br>P: 11 | R: 0<br>E: 0<br>K: 0<br>S: 8<br>H: 1<br>LOB: 1<br>BB: 1<br>P: 15 | R: 0<br>E: 0<br>K: 0<br>S: 6<br>H: 1<br>LOB: 1<br>BB: 0<br>P: 9 | R: 0<br>E: 0<br>K: 2<br>S: 11<br>H: 1<br>LOB: 1<br>BB: 0<br>P: 18 | R: 0<br>E: 0<br>K: 0<br>S: 4<br>H: 1<br>LOB: 1<br>BB: 0<br>P: 6 | 1B: 5<br>2B: 1<br>3B: 0<br>HR: 1<br>SF: 0<br>SAC: 1<br>DP: 2<br>HBP: 0 | | | | | | |

| PITCHER | IP | WLS | BF | H | R | ER | SO | BB | IBB | HBP | BLK | WP | HR | S | P | ERA | WHIP |
|---|---|---|---|---|---|---|---|---|---|---|---|---|---|---|---|---|---|
| Tom Glavine, L (1, 1)<br>ERA: 2.08 | 9.0 | W | 34 | 7 | 1 | 1 | 4 | 1 | 1 | 0 | 0 | 0 | 1 | 68 | 112 | 1.00 | 0.889 |

| PITCHER | IP | WLS | BF | H | R | ER | SO | BB | IBB | HBP | BLK | WP | HR | S | P | ERA | WHIP |
|---|---|---|---|---|---|---|---|---|---|---|---|---|---|---|---|---|---|

TOP

# St. Louis Cardinals @ Atlanta Braves

Turner Field, Atlanta, GA

Sun May 18 1997, 7:05 PM EDT
Att. 35,046 - Unknown - 78 F

livebaseballscorecards.com

| | |
|---|---|
| AB | 31 |
| R | 1 |
| H | 7 |
| RBI | 1 |
| BB | 2 |
| SO | 4 |
| LOB | 8 |

WP: 0 PA: 34
PB: 0
SB: 0
CS: 0

| Batter | 1 | 2 | 3 | 4 | 5 | 6 | 7 | 8 | 9 | AB | R | H | RBI | BB | SO | LOB |
|---|---|---|---|---|---|---|---|---|---|---|---|---|---|---|---|---|
| Kenny Lofton, L (1, 8)<br>OBP: 0.412, SLG: 0.454 | 4-2<br>10<br>1B<br>1B<br>BB | | 3-2<br>F7<br>① | | | 0-0<br>L6<br>① | 2-3<br>K<br>③ | | | 3 | 1 | 0 | 0 | 1 | 1 | 1 |
| Michael Tucker, L (1, 9)<br>(9, 7)<br>OBP: 0.390, SLG: 0.490 | SAFE<br>2-2<br>F7<br>① | | 1-1<br>G4-3<br>② | | | 0-1<br>F9<br>② | | 0-1<br>S<br>1B<br>1B | | 4 | 1 | 1 | 0 | 0 | 0 | 1 |
| 10 Chipper Jones, S (1, 5)<br>OBP: 0.386, SLG: 0.451 | SAFE<br>SAFE<br>3-2<br>FC6<br>1B<br>1-3<br>1B | | 0-1<br>G5-3<br>③ | | | 1-3<br>K<br>③ | | 1-1<br>F9<br>① | | 4 | 0 | 1 | 0 | 0 | 1 | 1 |
| Fred McGriff, L (1, 3)<br>OBP: 0.339, SLG: 0.404 | 2-0<br>FC6<br>1-2<br>3-H<br>1B | | | 0-3<br>K<br>① | | | 1-1<br>G1-3<br>① | 3-2<br>L6-3<br>1-H<br>1B | | 4 | 0 | 2 | 2 | 0 | 1 | 0 |
| Ryan Klesko, L (1, 7)<br>OBP: 0.328, SLG: 0.483<br>Andruw Jones, R (8, PH)<br>OBP: 0.359, SLG: 0.427<br>(9, 9) | 1-1<br>FC6<br>②<br>1-2f<br>2-3 | | | 0-1<br>G5-3<br>② | | | 3-3<br>K<br>② | 2-2<br>L6-3<br>②③<br>1-1 | | 3<br>1 | 0<br>0 | 0<br>0 | 0<br>0 | 0<br>0 | 1<br>0 | 2<br>1 |
| Javy Lopez, R (1, 2)<br>OBP: 0.378, SLG: 0.591 | 1-3<br>K<br>③ | | | 1-3<br>K<br>③ | | | 0-0<br>1B<br>2B<br>1B | | | 3 | 1 | 1 | 0 | 0 | 2 | 2 |
| Mark Lemke, S (1, 4)<br>OBP: 0.309, SLG: 0.349 | | 1-0<br>G3-1<br>① | | | 1-0<br>G3<br>① | | 2-2<br>2B<br>1-2<br>1B | | | 3 | 1 | 1 | 0 | 0 | 0 | 0 |
| Jeff Blauser, R (1, 6)<br>OBP: 0.468, SLG: 0.672 | | 0-2<br>F8<br>② | | | 1-1<br>L8<br>② | | 1-1<br>1B<br>1-H<br>2-H<br>2B | | | 3 | 1 | 1 | 2 | 0 | 0 | 0 |
| Tom Glavine, L (1, 1)<br>OBP: 0.333, SLG: 0.176 | | 2-2<br>G5-3<br>③ | | | 0-1<br>G6-3<br>③ | | 2-2<br>3-H<br>1B | | | 3 | 0 | 1 | 1 | 0 | 0 | 0 |
| Inning Stats | R: 1<br>E: 0<br>K: 1<br>S: 15<br>H: 2<br>LOB: 2<br>BB: 1<br>P: 27 | R: 0<br>E: 0<br>K: 0<br>S: 8<br>H: 0<br>LOB: 0<br>BB: 0<br>P: 11 | R: 0<br>E: 0<br>K: 0<br>S: 8<br>H: 0<br>LOB: 0<br>BB: 0<br>P: 12 | R: 0<br>E: 0<br>K: 2<br>S: 10<br>H: 0<br>LOB: 0<br>BB: 0<br>P: 11 | R: 0<br>E: 0<br>K: 0<br>S: 5<br>H: 0<br>LOB: 0<br>BB: 0<br>P: 7 | R: 0<br>E: 0<br>K: 1<br>S: 7<br>H: 0<br>LOB: 0<br>BB: 0<br>P: 8 | R: 3<br>E: 0<br>K: 2<br>S: 20<br>H: 4<br>LOB: 1<br>BB: 0<br>P: 31 | R: 1<br>E: 0<br>K: 0<br>S: 10<br>H: 2<br>LOB: 0<br>BB: 0<br>P: 16 | | 1B: 7<br>2B: 2<br>3B: 0<br>HR: 0<br>SF: 0<br>SAC: 0<br>DP: 1<br>HBP: 0 | | | | | | |

| PITCHER | | IP | WLS | BF | H | R | ER | SO | BB | IBB | HBP | BLK | WP | HR | S | P | ERA | WHIP |
|---|---|---|---|---|---|---|---|---|---|---|---|---|---|---|---|---|---|---|
| Andy Benes, R<br>ERA: 3.0 | (1, 1) | 7.0 | L | 28 | 6 | 4 | 4 | 6 | 1 | 0 | 0 | 0 | 0 | 0 | 73 | 107 | 5.14 | 1.000 |
| Tony Fossas, L<br>ERA: 2.45 | (8, 1) | 0.1 | | 3 | 2 | 1 | 1 | 0 | 0 | 0 | 0 | 0 | 0 | 0 | 7 | 11 | 27.00 | 6.000 |
| John Frascatore, R<br>ERA: 1.93 | (8, 1) | 0.2 | | 1 | 0 | 0 | 0 | 0 | 0 | 0 | 0 | 0 | 0 | 0 | 3 | 5 | 0.00 | 0.000 |

| PITCHER | IP | WLS | BF | H | R | ER | SO | BB | IBB | HBP | BLK | WP | HR | S | P | ERA | WHIP |
|---|---|---|---|---|---|---|---|---|---|---|---|---|---|---|---|---|---|

# BOTTOM

## St. Louis Cardinals @ Atlanta Braves

Turner Field, Atlanta, GA

Sun May 18 1997, 7:05 PM EDT

Att. 35,046 - Unknown - 78 F

livebaseballscorecards.com

| | |
|---|---|
| AB | 31 |
| R | 5 |
| H | 8 |
| RBI | 5 |
| BB | 1 |
| SO | 6 |
| LOB | 8 |

| | | | |
|---|---|---|---|
| WP: 0 | PA: 32 | | |
| PB: 0 | | | |
| SB: 1 | | | |
| CS: 0 | | | |

| Batter | 1 | 2 | 3 | 4 | 5 | 6 | 7 | 8 | 9 | AB | R | H | RBI | BB | SO | LOB |
|---|---|---|---|---|---|---|---|---|---|---|---|---|---|---|---|---|
| Royce Clayton, R (1, 6)<br>OBP: 0.294, SLG: 0.440 | X<br>0-0 ① F9 | | C B X<br>1-1 ② G1-3 | | S B X<br>1-1 ③ G4-3 | | B B C C X<br>2-2 1-2 1B | | F B X<br>1-1 ② L9 | 5 | 0 | 1 | 0 | 0 | 0 | 1 |
| Danny Sheaffer, R (1, 5)<br>OBP: 0.306, SLG: 0.273<br>Willie McGee, S (9, PH)<br>OBP: 0.355, SLG: 0.493 | C B B B F F B<br>4-2 BB BB | | C X<br>0-1 ③ G5-3 | | | S X<br>0-1 1B 1B 1B | C F B 1 B X SAFE<br>2-2 2-3 ② L8 | | B F X<br>1-1 1B | 3<br>1 | 1<br>0 | 1<br>1 | 0<br>0 | 1<br>0 | 0<br>0 | 2<br>0 |
| Ron Gant, R (1, 7)<br>OBP: 0.308, SLG: 0.435 | C B B F X<br>2-2 ② F9 | | | C B S X<br>1-2 ① G5-3 | | B X<br>1-0 ① L9 | X<br>0-0 ③ F9 | | B F C S<br>1-3 ③ K | 5 | 0 | 0 | 0 | 0 | 1 | 5 |
| Ray Lankford, L (1, 8)<br>OBP: 0.490, SLG: 0.759 | 1 SAFE F B B B F B B<br>4-2 1-2 BB | | | X<br>0-0 HR | | C B B B X<br>3-1 ② F9 | | F B F F F B F F X<br>2-2 2B 1B | | 3 | 2 | 2 | 1 | 1 | 0 | 1 |
| Micah Franklin, S (1, 9)<br>OBP: 0.412, SLG: 0.733 | B C C F C<br>1-3 ③ K | | | B S F F X<br>1-2 ② L6 | | S X<br>0-1 1B 1-2 1B | | B S F F X<br>1-2 ① L8 | | 4 | 0 | 1 | 0 | 0 | 1 | 3 |
| John Mabry, L (1, 3)<br>OBP: 0.319, SLG: 0.302 | | F X<br>0-1 ① F7 | | F B F B B X<br>3-2 ③ L6 | | F B F B B X<br>2-2 1-2 2-H 1B | | S B S S S<br>1-3 ② K | | 4 | 0 | 1 | 1 | 0 | 1 | 1 |
| Mike DiFelice, R (1, 2)<br>OBP: 0.260, SLG: 0.279 | | F B C B F X<br>2-2 ② P3 | | | C F F B F C<br>1-3 ① K | X<br>0-0 ③ L9 | | C X<br>0-1 1-H 2B | | 4 | 0 | 1 | 1 | 0 | 1 | 2 |
| Mike Gallego, R (1, 4)<br>OBP: 0.118, SLG: 0.118 | | B F X<br>1-1 ③ P4 | | | B X<br>1-0 ② F7 | | B B C S C<br>2-3 ① K | X<br>0-0 ③ G4-3 | | 4 | 0 | 0 | 0 | 0 | 1 | 1 |
| Todd Stottlemyre, L (1, 1)<br>OBP: 0.409, SLG: 0.313<br>Mark Sweeney, L (7, PH)<br>OBP: 0.333, SLG: 0.214<br>Lance Painter, L (7, 1)<br>T.J. Mathews, R (7, 1)<br>Brady Raggio, R (8, 1)<br>Delino DeShields, L (9, PH)<br>OBP: 0.306, SLG: 0.406 | | | C F B S<br>1-3 ① K | | F B B B C F X<br>3-2 2B | | X<br>0-0 L8 1B 1B | | F B T S<br>1-3 ① K | 2<br>1<br>0<br>0<br>0<br>0<br>1 | 0<br>0<br>0<br>0<br>0<br>0<br>0 | 1<br>1<br>0<br>0<br>0<br>0<br>0 | 0<br>0<br>0<br>0<br>0<br>0<br>0 | 0<br>0<br>0<br>0<br>0<br>0<br>0 | 1<br>0<br>0<br>0<br>0<br>0<br>1 | 0<br>0<br>0<br>0<br>0<br>0<br>0 |
| Inning Stats | R: 0 H: 0<br>E: 0 LOB: 2<br>K: 1 BB: 2<br>S: 13 P: 24 | R: 0 H: 0<br>E: 0 LOB: 0<br>K: 0 BB: 0<br>S: 8 P: 11 | R: 0 H: 0<br>E: 0 LOB: 0<br>K: 1 BB: 0<br>S: 7 P: 9 | R: 1 H: 1<br>E: 0 LOB: 0<br>K: 0 BB: 0<br>S: 11 P: 16 | R: 0 H: 1<br>E: 0 LOB: 1<br>K: 1 BB: 0<br>S: 12 P: 18 | R: 1 H: 3<br>E: 0 LOB: 2<br>K: 0 BB: 0<br>S: 11 P: 17 | R: 0 H: 2<br>E: 0 LOB: 2<br>K: 1 BB: 0<br>S: 11 P: 17 | R: 1 H: 2<br>E: 0 LOB: 1<br>K: 1 BB: 0<br>S: 17 P: 21 | R: 0 H: 1<br>E: 0 LOB: 1<br>K: 2 BB: 0<br>S: 10 P: 14 | 1B: 7 SF: 0<br>2B: 2 SAC: 0<br>3B: 0 DP: 0<br>HR: 1 HBP: 0 | | | | | | WP: 0 PA: 39<br>PB: 0<br>SB: 0<br>CS: 0 |

TOP

# St. Louis Cardinals @ Atlanta Braves

Turner Field, Atlanta, GA

Mon May 19 1997, 7:05 PM EDT

Att. 33,497 - Unknown - 79 F

livebaseballscorecards.com

| | |
|---|---|
| AB | 37 |
| R | 3 |
| H | 10 |
| RBI | 3 |
| BB | 2 |
| SO | 7 |
| LOB | 16 |

| PITCHER | | IP | WLS | BF | H | R | ER | SO | BB | IBB | HBP | BLK | WP | HR | S | P | ERA | WHIP |
|---|---|---|---|---|---|---|---|---|---|---|---|---|---|---|---|---|---|---|
| Denny Neagle, L<br>ERA: 3.46 | (1, 1) | 6.0 | W | 25 | 5 | 2 | 2 | 3 | 2 | 0 | 0 | 0 | 0 | 1 | 62 | 95 | 3.00 | 1.167 |
| Mike Bielecki, R<br>ERA: 2.52 | (7, 1) | 1.0 | | 5 | 2 | 0 | 0 | 1 | 0 | 0 | 0 | 0 | 0 | 0 | 11 | 17 | 0.00 | 2.000 |
| Alan Embree, L<br>ERA: 3.46 | (8, 1) | 1.0 | | 5 | 2 | 1 | 1 | 1 | 0 | 0 | 0 | 0 | 0 | 0 | 17 | 21 | 9.00 | 2.000 |
| Mark Wohlers, R<br>ERA: 2.0 | (9, 1) | 1.0 | | 4 | 1 | 0 | 0 | 2 | 0 | 0 | 0 | 0 | 0 | 0 | 10 | 14 | 0.00 | 1.000 |

| PITCHER | IP | WLS | BF | H | R | ER | SO | BB | IBB | HBP | BLK | WP | HR | S | P | ERA | WHIP |
|---|---|---|---|---|---|---|---|---|---|---|---|---|---|---|---|---|---|

# BOTTOM

## St. Louis Cardinals @ Atlanta Braves

Turner Field, Atlanta, GA

Mon May 19 1997, 7:05 PM EDT

Att. 33,497 - Unknown - 79 F

livebaseballscorecards.com

| Batter | 1 | 2 | 3 | 4 | 5 | 6 | 7 | 8 | 9 | AB | R | H | RBI | BB | SO | LOB |
|---|---|---|---|---|---|---|---|---|---|---|---|---|---|---|---|---|
| Kenny Lofton, L (1, 8)<br>OBP: 0.414, SLG: 0.455 | E6 10 HR 1B | | G4-6-3 10 BB 1B | | K | 3B 1B | | | | 4 | 2 | 2 | 0 | 0 | 1 | 0 |
| Michael Tucker, L (1, 9)<br>OBP: 0.399, SLG: 0.517 | 10 HR 1B | | K | | | 10 2B 2B | 10 E 3B | | | 4 | 3 | 3 | 1 | 0 | 1 | 1 |
| 10 Chipper Jones, S (1, 5)<br>OBP: 0.394, SLG: 0.483 | HR | | G4-6-3 BB | | | 1B 2B | E4 | | | 3 | 2 | 2 | 4 | 1 | 0 | 0 |
| Fred McGriff, L (1, 3)<br>OBP: 0.337, SLG: 0.400 | K | | G4-6-3 | | | S 1B | F7 | | | 4 | 0 | 1 | 1 | 0 | 1 | 3 |
| Ryan Klesko, L (1, 7)<br>OBP: 0.326, SLG: 0.484 | K | | | G1-3 | | F8 | | 2B | | 4 | 0 | 1 | 0 | 0 | 1 | 1 |
| Javy Lopez, R (1, 2)<br>OBP: 0.367, SLG: 0.573 | K | | | P4 | | K | | G1-3 | | 4 | 0 | 0 | 0 | 0 | 2 | 2 |
| Mark Lemke, S (1, 4)<br>OBP: 0.303, SLG: 0.341 | K | | | G3 | | G1-3 | | L7 | | 3 | 0 | 0 | 0 | 0 | 1 | 1 |
| Mike Bielecki, R (7, 1) | | | | | | | | | | 0 | 0 | 0 | 0 | 0 | 0 | 0 |
| Alan Embree, L (8, 1) | | | | | | | | | | 0 | 0 | 0 | 0 | 0 | 0 | 0 |
| Keith Lockhart, L (8, PH)<br>OBP: 0.219, SLG: 0.192 | | | | | | | | | | 1 | 0 | 0 | 0 | 0 | 0 | 1 |
| Mark Wohlers, R (9, 1) | | | | | | | | | | 0 | 0 | 0 | 0 | 0 | 0 | 0 |
| Jeff Blauser, R (1, 6)<br>OBP: 0.456, SLG: 0.652 | K | | G5-3 | | | L4 | | G4-3 | | 4 | 0 | 0 | 0 | 0 | 1 | 1 |
| Denny Neagle, L (1, 1)<br>OBP: 0.120, SLG: 0.120 | G1-3 | | G5-3 | | | G5-3 | | | | 2 | 0 | 0 | 0 | 0 | 0 | 0 |
| Tony Graffanino, R (7, 4)<br>OBP: 0.276, SLG: 0.250 | | | | | | | | | | 1 | 0 | 0 | 0 | 0 | 0 | 0 |
| Inning Stats | R: 3 H: 2<br>E: 1 LOB: 0<br>K: 3 BB: 0<br>S: 17 P: 27 | | R: 0 H: 0<br>E: 0 LOB: 0<br>K: 2 BB: 0<br>S: 7 P: 10 | R: 0 H: 1<br>E: 0 LOB: 1<br>K: 1 BB: 1<br>S: 9 P: 18 | R: 0 H: 0<br>E: 0 LOB: 0<br>K: 0 BB: 0<br>S: 4 P: 6 | R: 0 H: 0<br>E: 0 LOB: 0<br>K: 1 BB: 0<br>S: 5 P: 8 | R: 2 H: 3<br>E: 0 LOB: 1<br>K: 1 BB: 0<br>S: 11 P: 19 | R: 2 H: 2<br>E: 1 LOB: 1<br>K: 0 BB: 0<br>S: 14 P: 21 | R: 0 H: 1<br>E: 0 LOB: 1<br>K: 0 BB: 0<br>S: 11 P: 19 | | | | | | | |

| | |
|---|---|
| AB | 34 |
| R | 7 |
| H | 9 |
| RBI | 6 |
| BB | 1 |
| SO | 8 |
| LOB | 10 |

| | | | | | | | | | | | | | | | | | | | | | | | | | | | | | |
|---|---|---|---|---|---|---|---|---|---|---|---|---|---|---|---|---|---|---|---|---|---|---|---|---|---|---|---|---|---|
| PITCHER | | IP | WLS | BF | H | R | ER | SO | BB | IBB | HBP | BLK | WP | HR | S | P | ERA | WHIP | PITCHER | IP | WLS | BF | H | R | ER | SO | BB | IBB | HBP | BLK | WP | HR | S | P | ERA | WHIP |
| Todd Stottlemyre, R<br>ERA: 4.18 | (1, 1) | 6.0 | L | 25 | 6 | 5 | 4 | 8 | 1 | 0 | 0 | 0 | 0 | 1 | 53 | 88 | 6.00 | 1.167 | | | | | | | | | | | | | | | | | |
| Lance Painter, L<br>ERA: 13.5 | (7, 1) | 0.2 | | 3 | 1 | 1 | 1 | 0 | 0 | 0 | 0 | 0 | 0 | 0 | 8 | 11 | 13.50 | 1.500 | | | | | | | | | | | | | | | | | |
| T.J. Mathews, R<br>ERA: 2.45 | (7, 1) | 0.1 | | 3 | 1 | 1 | 0 | 0 | 0 | 0 | 0 | 0 | 0 | 0 | 6 | 10 | 0.00 | 3.000 | | | | | | | | | | | | | | | | | |
| Brady Raggio, R<br>ERA: 8.0 | (8, 1) | 1.0 | | 4 | 1 | 0 | 0 | 0 | 0 | 0 | 0 | 0 | 0 | 0 | 11 | 19 | 0.00 | 1.000 | | | | | | | | | | | | | | | | | |

| | | | | | |
|---|---|---|---|---|---|
| 1B: 4 | SF: 0 | WP: 0 | PA: 35 | | |
| 2B: 3 | SAC: 0 | PB: 0 | | | |
| 3B: 1 | DP: 1 | SB: 1 | | | |
| HR: 1 | HBP: 0 | CS: 0 | | | |

| Batter | 1 | 2 | 3 | 4 | 5 | 6 | 7 | 8 | 9 | AB | R | H | RBI | BB | SO | LOB |
|---|---|---|---|---|---|---|---|---|---|---|---|---|---|---|---|---|
| Tony Womack, L (1, 4)<br>OBP: 0.332, SLG: 0.361 | B C C S<br>1-3 ① K | | B B C S 1 SAFE C<br>2-3 ② K | | | F M B F F F S<br>1-3 ① K | | B B B B<br>4-0 S BB | | 3 | 0 | 0 | 0 | 1 | 3 | 1 |
| Emil Brown, R (1, 8)<br>OBP: 0.339, SLG: 0.260 | B X<br>1-0 ② G4-3 | | 1 SAFE C F B B S<br>2-3 ③ K | | | C B B F X<br>2-2 ② G6-3 | | S F B F S<br>1-3 ② K 1-2 | | 4 | 0 | 0 | 0 | 0 | 2 | 2 |
| Al Martin, L (1, 7)<br>OBP: 0.408, SLG: 0.480 | B B B C C C B<br>4-2 BB | | | B B B B<br>4-0 F7 BB | | B X<br>1-0 ③ P5 | | B C X<br>1-1 ③ L9 | | 2 | 0 | 0 | 0 | 2 | 0 | 1 |
| Kevin Young, R (1, 3)<br>OBP: 0.322, SLG: 0.455 | B F C X<br>1-2 ③ F9 | | | B B B C X<br>3-1 ① F7 1-2 | | | B F F B B X<br>3-2 ① G5-3 | | C B X<br>1-1 WP 2B | 4 | 0 | 1 | 0 | 0 | 0 | 2 |
| Joe Randa, R (1, 5)<br>OBP: 0.315, SLG: 0.370 | | S X<br>0-1 G5-4-3 1B | | B X<br>1-0 ② G4-3 | | | B C B B B<br>4-1 18 2B G5-3 BB | | B C C S<br>1-3 ① K | 3 | 1 | 1 | 0 | 1 | 1 | 2 |
| 18 Jason Kendall, R (1, 2)<br>OBP: 0.333, SLG: 0.381 | | M B F 1 SAFE C<br>1-3 ① K | | B X<br>1-0 ③ L9 | | | X<br>0-0 1-3 2B | | B C X<br>1-1 ② L7 | 4 | 0 | 1 | 0 | 0 | 1 | 3 |
| Jose Guillen, R (1, 9)<br>OBP: 0.287, SLG: 0.381 | | B F 1 SAFE C X<br>1-2 ②③ G5-4-3 1-2f | | | X<br>0-0 ① G6-3 | | B F B X<br>2-1 ② G5-3 3-H | | S S B X<br>1-2 ③ G5-3 2-3 | 4 | 0 | 0 | 1 | 0 | 0 | 3 |
| Kevin Polcovich, R (1, 6)<br>OBP: 0.429, SLG: 0.200<br>Dale Sveum, S (7, PH)<br>OBP: 0.255, SLG: 0.327 (7, 6) | | | B B B B<br>4-0 BB | | B B B C C F X<br>3-2 G5-4-6 1B | | B B F F B F S<br>3-3 ③ K | | | 1 | 0 | 1 | 0 | 1 | 0 | 0 |
| | | | | | | | | | | 1 | 0 | 0 | 0 | 0 | 1 | 1 |
| Esteban Loaiza, R (1, 1)<br>OBP: 0.143, SLG: 0.143<br>Adrian Brown, S (8, PH)<br>OBP: 0.200, SLG: 0.143<br>Chris Peters, L (8, 1)<br>Marc Wilkins, R (8, 1) | | | X<br>0-0 ① B2 | | X<br>0-0 ②③ G5-4-6 1-2f | | | C S B F X<br>1-2 ① G1-3 | | 2 | 0 | 0 | 0 | 0 | 0 | 2 |
| | | | | | | | | | | 1 | 0 | 0 | 0 | 0 | 0 | 0 |
| | | | | | | | | | | 0 | 0 | 0 | 0 | 0 | 0 | 0 |
| | | | | | | | | | | 0 | 0 | 0 | 0 | 0 | 0 | 0 |
| Inning Stats | R: 0 E: 0 K: 1 S: 9<br>H: 0 LOB: 1 BB: 1 P: 16 | R: 0 E: 0 K: 1 S: 8<br>H: 1 LOB: 0 BB: 0 P: 10 | R: 0 E: 0 K: 2 S: 7<br>H: 0 LOB: 1 BB: 1 P: 15 | R: 0 E: 0 K: 0 S: 4<br>H: 0 LOB: 1 BB: 1 P: 13 | R: 0 E: 0 K: 0 S: 6<br>H: 1 LOB: 0 BB: 0 P: 9 | R: 0 E: 0 K: 1 S: 10<br>H: 0 LOB: 0 BB: 0 P: 14 | R: 1 E: 0 K: 1 S: 11<br>H: 1 LOB: 1 BB: 1 P: 23 | R: 0 E: 0 K: 1 S: 10<br>H: 0 LOB: 1 BB: 1 P: 17 | R: 0 E: 0 K: 1 S: 10<br>H: 1 LOB: 1 BB: 0 P: 14 | 1B: 2 2B: 2 3B: 0 HR: 0<br>SF: 0 SAC: 0 DP: 2 HBP: 0 | | | | | | |

# TOP

## Pittsburgh Pirates @ St. Louis Cardinals

Busch Stadium, St. Louis, MO

Tue May 20 1997, 7:05 PM CDT

Att. 25,990 - Unknown - 68 F

livebaseballscorecards.com

| | |
|---|---|
| AB | 29 |
| R | 1 |
| H | 4 |
| RBI | 1 |
| BB | 5 |
| SO | 8 |
| LOB | 17 |

WP: 1 PB: 0 SB: 1 CS: 0 PA: 34

| PITCHER | | IP | WLS | BF | H | R | ER | SO | BB | IBB | HBP | BLK | WP | HR | S | P | ERA | WHIP |
|---|---|---|---|---|---|---|---|---|---|---|---|---|---|---|---|---|---|---|
| Danny Jackson, L<br>ERA: 1.42 | (1, 1) | 6.1 | W | 24 | 3 | 1 | 1 | 5 | 4 | 0 | 0 | 0 | 0 | 0 | 49 | 89 | 1.42 | 1.105 |
| Mark Petkovsek, R<br>ERA: 1.47 | (7, 1) | 1.1 | | 5 | 0 | 0 | 0 | 2 | 1 | 0 | 0 | 0 | 0 | 0 | 14 | 25 | 0.00 | 0.750 |
| Tony Fossas, L<br>ERA: 2.38 | (8, 1) | 0.1 | | 1 | 0 | 0 | 0 | 0 | 0 | 0 | 0 | 0 | 0 | 0 | 2 | 3 | 0.00 | 0.000 |
| Dennis Eckersley, R<br>ERA: 3.86 | (9, 1) | 1.0 | S | 4 | 1 | 0 | 0 | 1 | 0 | 0 | 0 | 0 | 1 | 0 | 10 | 14 | 0.00 | 1.000 |

| PITCHER | IP | WLS | BF | H | R | ER | SO | BB | IBB | HBP | BLK | WP | HR | S | P | ERA | WHIP |
|---|---|---|---|---|---|---|---|---|---|---|---|---|---|---|---|---|---|

| Batter | 1 | 2 | 3 | 4 | 5 | 6 | 7 | 8 | 9 | AB | R | H | RBI | BB | SO | LOB |
|---|---|---|---|---|---|---|---|---|---|---|---|---|---|---|---|---|
| Delino DeShields, L (1, 4)<br>OBP: 0.311, SLG: 0.408 | X<br>0-0<br>FC6-4<br>1B | | B<br>C<br>X<br>1-1 ①<br>L8 | | B<br>B<br>B<br>C<br>C<br>X<br>3-2 ①<br>G5-3 | | X<br>0-0<br>FC4-6<br>1B | | | 4 | 0 | 2 | 0 | 0 | 0 | 0 |
| Ron Gant, R (1, 7)<br>OBP: 0.306, SLG: 0.451 | S<br>X<br>0-1 ①<br>F8 | | C<br>X<br>0-1 ②<br>G5-3 | | X<br>0-0<br>HR | | F<br>B<br>X<br>1-1 ①<br>FC4-6<br>CS<br>1-2f | | | 4 | 1 | 1 | 1 | 0 | 0 | 2 |
| Willie McGee, S (1, 9)<br>OBP: 0.338, SLG: 0.466 | 1 SAFE<br>1 SAFE<br>C<br>X<br>0-1 ②<br>F7 | | T<br>X<br>0-1 ③<br>F7 | | X<br>0-0 ②<br>G6-3 | | C<br>S<br>1 SAFE<br>B<br>S<br>1-3 ②③<br>K<br>1-2 | | | 4 | 0 | 0 | 0 | 0 | 1 | 2 |
| Ray Lankford, L (1, 8)<br>OBP: 0.491, SLG: 0.758 | F<br>1 SAFE<br>C<br>1 SAFE<br>B<br>1 SAFE<br>P<br>1 SAFE<br>X<br>2-2 ③<br>FC6-4<br>1-2f | | | X<br>0-0<br>S<br>2B<br>1B | B<br>S<br>F<br>S<br>1-3 ③<br>K | | | X<br>0-0<br>G4-3<br>E<br>2B | | 4 | 2 | 2 | 0 | 0 | 1 | 1 |
| Gary Gaetti, R (1, 5)<br>OBP: 0.280, SLG: 0.352 | | X<br>0-0<br>G4-3<br>2B | | C<br>1 SAFE<br>B<br>1 SAFE<br>1 SAFE<br>1 SAFE<br>F<br>F<br>1 SAFE<br>3-3 ①<br>K<br>1-2 | | B<br>B<br>B<br>4-0<br>S<br>BB | | F<br>B<br>X<br>1-1 ①<br>G4-3<br>2-3 | | 3 | 0 | 1 | 0 | 1 | 1 | 2 |
| John Mabry, L (1, 3)<br>OBP: 0.318, SLG: 0.308 | | F<br>B<br>X<br>1-1 ①<br>G4-3<br>2-3 | | X<br>0-0<br>2-H<br>2B | B<br>B<br>B<br>C<br>S<br>S<br>3-3 ①<br>K<br>1-2 | | | B<br>B<br>X<br>2-0<br>E4<br>SH1-3<br>3-H | | 4 | 0 | 1 | 2 | 0 | 1 | 2 |
| Tom Lampkin, L (1, 2)<br>OBP: 0.255, SLG: 0.308 | | X<br>0-0 ②<br>P6 | | C<br>B<br>B<br>X<br>2-1 ②<br>L9 | | X<br>0-0 ②<br>G4-3 | | B<br>X<br>1-0 ②<br>SH1-3<br>1-2 | | 3 | 0 | 0 | 0 | 0 | 0 | 3 |
| Royce Clayton, R (1, 6)<br>OBP: 0.304, SLG: 0.437 | | I<br>I<br>I<br>I<br>4-0<br>FC6-4<br>IBB | | I<br>I<br>I<br>4-0<br>IBB | | I<br>I<br>I<br>4-0<br>IBB | | B<br>B<br>C<br>X<br>2-1 ③<br>G6-3 | | 1 | 0 | 0 | 0 | 3 | 0 | 1 |
| Danny Jackson, R (1, 1)<br>Mark Petkovsek, R (7, 1)<br>OBP: 0.167, SLG: 0.167<br>Tony Fossas, L (8, 1)<br>Dennis Eckersley, R (9, 1) | | B<br>X<br>1-0 ③<br>FC6-4<br>1-2f | | F<br>S<br>S<br>0-3 ③<br>K | | C<br>B<br>F<br>S<br>1-3 ③<br>K | | | | 3<br>0<br>0<br>0 | 0<br>0<br>0<br>0 | 0<br>0<br>0<br>0 | 0<br>0<br>0<br>0 | 0<br>0<br>0<br>0 | 2<br>0<br>0<br>0 | 6<br>0<br>0<br>0 |
| Inning Stats | R: 0 E: 0 K: 0 S: 9<br>H: 1 LOB: 1 BB: 0 P: 10 | R: 0 E: 0 K: 0 S: 5<br>H: 1 LOB: 2 BB: 1 P: 11 | R: 0 E: 0 K: 0 S: 6<br>H: 0 LOB: 0 BB: 0 P: 7 | R: 1 E: 0 K: 2 S: 13<br>H: 2 LOB: 2 BB: 1 P: 21 | R: 1 E: 0 K: 1 S: 8<br>H: 1 LOB: 0 BB: 0 P: 12 | R: 0 E: 0 K: 2 S: 7<br>H: 0 LOB: 2 BB: 2 P: 19 | R: 0 E: 0 K: 1 S: 6<br>H: 1 LOB: 1 BB: 0 P: 8 | R: 1 E: 1 K: 0 S: 7<br>H: 1 LOB: 1 BB: 0 P: 13 | | 1B: 3<br>2B: 4<br>3B: 0<br>HR: 1 | SF: 0<br>SAC: 1<br>DP: 1<br>HBP: 0 | | | | WP: 0<br>PB: 0<br>SB: 2<br>CS: 1 | PA: 35 | |

| PITCHER | | IP | WLS | BF | H | R | ER | SO | BB | IBB | HBP | BLK | WP | HR | S | P | ERA | WHIP |
|---|---|---|---|---|---|---|---|---|---|---|---|---|---|---|---|---|---|---|
| Esteban Loaiza, R<br>ERA: 3.15 | (1, 1) | 7.0 | L | 30 | 6 | 2 | 2 | 6 | 1 | 3 | 0 | 0 | 0 | 1 | 54 | 88 | 2.57 | 1.000 |
| Chris Peters, L<br>ERA: 5.14 | (8, 1) | 0.2 | | 4 | 1 | 1 | 1 | 0 | 0 | 0 | 0 | 0 | 0 | 0 | 5 | 9 | 13.50 | 1.500 |
| Marc Wilkins, R<br>ERA: 6.0 | (8, 1) | 0.1 | | 1 | 0 | 0 | 0 | 0 | 0 | 0 | 0 | 0 | 0 | 0 | 2 | 4 | 0.00 | 0.000 |

| PITCHER | IP | WLS | BF | H | R | ER | SO | BB | IBB | HBP | BLK | WP | HR | S | P | ERA | WHIP |
|---|---|---|---|---|---|---|---|---|---|---|---|---|---|---|---|---|---|

# BOTTOM

## Pittsburgh Pirates @ St. Louis Cardinals

Busch Stadium, St. Louis, MO

Tue May 20 1997, 7:05 PM CDT

Att. 25,990 - Unknown - 68 F

livebaseballscorecards.com

| | |
|---|---|
| AB | 30 |
| R | 3 |
| H | 7 |
| RBI | 3 |
| BB | 4 |
| SO | 6 |
| LOB | 19 |

| Batter | 1 | 2 | 3 | 4 | 5 | 6 | 7 | 8 | 9 | AB | R | H | RBI | BB | SO | LOB |
|---|---|---|---|---|---|---|---|---|---|---|---|---|---|---|---|---|
| Tony Womack, L (1, 4)<br>OBP: 0.323, SLG: 0.351 | F F B F S<br>1-3 ① K | | C B B X<br>2-1 ③ G3 | | | C L S<br>0-3 ② K | | B C S S<br>1-3 ① K | B C S F S<br>1-3 ③ K | 5 | 0 | 0 | 0 | 0 | 4 | 2 |
| Adrian Brown, S (1, 8)<br>OBP: 0.211, SLG: 0.167 | C T B B X<br>2-2 ② G1-3 | | | B F X<br>1-1 ① G5-3 | | C X<br>0-1 ③ G6-3 | | X<br>0-0 2B 1B | | 4 | 1 | 1 | 0 | 0 | 0 | 0 |
| Al Martin, L (1, 7)<br>OBP: 0.404, SLG: 0.469 | X<br>0-0 ③ P3 | | | C B B B C F B<br>4-2 BB | | | B F S S<br>1-3 ① K | B B S 1 SAFE S 1 SAFE 1 SAFE F X<br>2-2 ② P3 | | 3 | 0 | 0 | 0 | 1 | 1 | 1 |
| Mark Johnson, L (1, 3)<br>OBP: 0.369, SLG: 0.384<br>Keith Osik, R (8, 3)<br>OBP: 0.259, SLG: 0.346 | | B B C S F B B<br>4-2 1B BLK BB | | C D 1 SAFE F F S<br>1-3 ② K | | | B C B S B F B<br>4-2 18 1B BB BB | X<br>0-0 1-H 1B 2B | | 2<br>0 | 2<br>0 | 1<br>0 | 1<br>0 | 2<br>0 | 1<br>0 | 1<br>0 |
| Joe Randa, R (1, 5)<br>OBP: 0.320, SLG: 0.374 | | B B S X<br>2-1 18 CS 1-3 1B | | F 1 SAFE S S<br>0-3 ③ K | | | P C B 1 SAFE S X<br>2-2 ② F9 | B C C B X<br>2-2 ③ 2-H 1B | | 4 | 0 | 2 | 0 | 0 | 1 | 2 |
| 18 Jason Kendall, R (1, 2)<br>OBP: 0.338, SLG: 0.380 | | B B C S T F F B C<br>3-3 ① ② K 1-2 | | | B F X<br>1-1 ① P2 | | B 1 SAFE S 1 SAFE X<br>1-1 BB BB 1-3 1B | | C F H<br>1-2 SH5-3 1B HBP | 3 | 0 | 1 | 0 | 0 | 1 | 2 |
| Midre Cummings, L (1, 9)<br>OBP: 0.316, SLG: 0.481 | | C C B B X<br>2-2 ③ L7 3-H | | | C B S F C<br>1-3 ② K | | C B C F B F B F F<br>4-2 B BB 1-2 BB | | L B F L X<br>1-2 SH5-3 1-2 1B | 3 | 0 | 1 | 0 | 1 | 1 | 0 |
| Kevin Polcovich, R (1, 6)<br>OBP: 0.333, SLG: 0.143<br>Dale Sveum, S (7, PH) (7, 6)<br>OBP: 0.268, SLG: 0.327 | | | C B S X<br>1-2 ① F9 | | X<br>0-0 ③ P4 | | B B B C F B<br>4-2 1-2 2-3 3-H BB | | B X<br>1-0 ① SH5-3 1-2 2-3 | 2<br>0 | 0<br>0 | 0<br>0 | 0<br>1 | 0<br>1 | 0<br>0 | 0<br>0 |
| 67 Francisco Cordova, R (1, 1)<br>OBP: 0.136, SLG: 0.050<br>Kevin Young, R (7, PH)<br>OBP: 0.317, SLG: 0.446<br>Matt Ruebel, L (7, 1)<br>Jose Guillen, R (9, PH)<br>OBP: 0.285, SLG: 0.379<br>Rich Loiselle, R (9, 1) | | | S B S B B S<br>2-3 ② K | | | F B F B F S<br>2-3 ① K | S S B B B X<br>2-2 ③ F9 | | F F S<br>0-3 ② K | 2<br>1<br>0<br>1<br>0 | 0<br>0<br>0<br>0<br>0 | 0<br>0<br>0<br>0<br>0 | 0<br>0<br>0<br>0<br>0 | 0<br>0<br>0<br>0<br>0 | 2<br>0<br>0<br>1<br>0 | 0<br>3<br>0<br>2<br>0 |
| Inning Stats | R: 0 E: 0 K: 1 S: 8<br>H: 0 LOB: 0 BB: 0 P: 11 | R: 1 E: 0 K: 1 S: 14<br>H: 1 LOB: 0 BB: 1 P: 25 | R: 0 E: 0 K: 1 S: 8<br>H: 0 LOB: 0 BB: 0 P: 13 | R: 0 E: 0 K: 2 S: 12<br>H: 0 LOB: 1 BB: 1 P: 18 | R: 0 E: 0 K: 1 S: 7<br>H: 0 LOB: 0 BB: 0 P: 9 | R: 0 E: 0 K: 2 S: 9<br>H: 0 LOB: 0 BB: 0 P: 11 | R: 1 E: 0 K: 1 S: 23<br>H: 1 LOB: 3 BB: 3 P: 40 | R: 1 E: 0 K: 1 S: 12<br>H: 3 LOB: 2 BB: 0 P: 17 | R: 0 E: 0 K: 2 S: 13<br>H: 1 LOB: 2 BB: 0 P: 17 | 1B: 5 2B: 2 3B: 0 HR: 0<br>SF: 0 SAC: 1 DP: 1 HBP: 1 | | | | | | |

| PITCHER | | IP | WLS | BF | H | R | ER | SO | BB | IBB | HBP | BLK | WP | HR | S | P | ERA | WHIP |
|---|---|---|---|---|---|---|---|---|---|---|---|---|---|---|---|---|---|---|
| Alan Benes, R<br>ERA: 2.62 | (1, 1) | 7.0 | | 27 | 2 | 2 | 2 | 9 | 5 | 0 | 0 | 1 | 0 | 0 | 81 | 127 | 2.57 | 1.000 |
| Tony Fossas, L<br>ERA: 3.0 | (8, 1) | 0.2 | L | 4 | 2 | 1 | 1 | 1 | 0 | 0 | 0 | 0 | 0 | 0 | 9 | 12 | 13.50 | 3.000 |
| T.J. Mathews, R<br>ERA: 2.25 | (8, 1) | 1.1 | | 6 | 2 | 0 | 0 | 2 | 0 | 0 | 1 | 0 | 0 | 0 | 16 | 22 | 0.00 | 1.500 |

| PITCHER | IP | WLS | BF | H | R | ER | SO | BB | IBB | HBP | BLK | WP | HR | S | P | ERA | WHIP |
|---|---|---|---|---|---|---|---|---|---|---|---|---|---|---|---|---|---|

# TOP

## Pittsburgh Pirates @ St. Louis Cardinals

Busch Stadium, St. Louis, MO

Wed May 21 1997, 3:33 AM CDT

Att. 34,738 - Sunny - 64 F

livebaseballscorecards.com

| | |
|---|---|
| AB | 30 |
| R | 3 |
| H | 6 |
| RBI | 2 |
| BB | 5 |
| SO | 12 |
| LOB | 13 |

PA: 37

| Batter | 1 | 2 | 3 | 4 | 5 | 6 | 7 | 8 | 9 | AB | R | H | RBI | BB | SO | LOB |
|---|---|---|---|---|---|---|---|---|---|---|---|---|---|---|---|---|
| Delino DeShields, L (1, 4)<br>OBP: 0.303, SLG: 0.397 | L B C F X 1-2 ① G3 | | B X 1-0 ① G3-1 | | X 0-0 ① G3-1 | | B X 1-0 ② F9 | | | 4 | 0 | 0 | 0 | 0 | 0 | 0 |
| Ron Gant, R (1, 7)<br>OBP: 0.299, SLG: 0.438 | L B S B F S 2-3 ② K | | C X 0-1 ② G5-3 | | C X 0-1 ② G6-3 | | C B C B S 2-3 ③ K | | | 4 | 0 | 0 | 0 | 0 | 2 | 0 |
| Micah Franklin, S (1, 9)<br>OBP: 0.476, SLG: 0.737 | F S F X 0-2 1B | | F B X 1-1 1B | | B F X 1-1 1B | | | B C S S 1-3 ① K | | 4 | 0 | 3 | 0 | 0 | 1 | 0 |
| Ray Lankford, L (1, 8)<br>OBP: 0.473, SLG: 0.726 | 1 SAFE B S B S 1 SAFE 1 SAFE B X 3-2 ③ G4-3 | | B 1 SAFE X 1-0 ③ F7 | | B F S 1 SAFE B 1 SAFE S 2-3 ③ K | | | B C S B B X 3-2 ② G6-3 | | 4 | 0 | 0 | 0 | 0 | 1 | 3 |
| Gary Gaetti, R (1, 5)<br>OBP: 0.287, SLG: 0.365 | | C B B F S 2-3 ① K | | X 0-0 E 1B G1-2-3 1B | | X 0-0 ① G4-3 | | C C X 0-2 2B | | 4 | 0 | 2 | 0 | 0 | 1 | 0 |
| John Mabry, L (1, 3)<br>OBP: 0.322, SLG: 0.314 | | B F S B X 2-2 ② F7 | | B F 1 SAFE B X 2-1 G1-2-3 E 1-2 1B | | C X 0-1 FC5-4 1B | | S F F S 0-3 ③ K | | 4 | 0 | 2 | 0 | 0 | 1 | 1 |
| Mike DiFelice, R (1, 2)<br>OBP: 0.264, SLG: 0.304<br>Tom Lampkin, L (9, 2)<br>OBP: 0.253, SLG: 0.304 | | B X 1-0 1B 2B | | X 0-0 E1 G1-2-3 1-2 2-3 | | X 0-0 ② F7 | | | B C B S F S 2-3 ① K | 3<br>1 | 1<br>0 | 1<br>0 | 0<br>0 | 0<br>0 | 0<br>1 | 3<br>0 |
| Royce Clayton, R (1, 6)<br>OBP: 0.303, SLG: 0.433 | | B F S F B X 2-2 2B 2-H 1B | | B C F F X 1-2 ① ② G1-2-3 1-2 2-3 3-Hf | | 1 SAFE C F 1 SAFE 1 SAFE B F F 1 SAFE 1-2 X ③ FC5-4 1-2f | | | X 0-0 ② G3 | 4 | 1 | 1 | 1 | 0 | 0 | 4 |
| Alan Benes, R (1, 1)<br>OBP: 0.136, SLG: 0.182<br>Mike Gulan, R (7, PH)<br>Tony Fossas, L (8, 1)<br>T.J. Mathews, R (8, 1)<br>Willie McGee, S (9, PH)<br>OBP: 0.333, SLG: 0.459 | | X 0-0 ③ 1-H 2B | | C B S B S 2-3 ③ K | | | S C B B S 2-3 ① K | | B S F S S 1-3 ③ K | 2<br>1<br>0<br>0<br>1 | 0<br>0<br>0<br>0<br>0 | 1<br>0<br>0<br>0<br>0 | 1<br>0<br>0<br>0<br>0 | 0<br>0<br>0<br>0<br>0 | 1<br>1<br>0<br>0<br>1 | 2<br>0<br>0<br>0<br>0 |
| Inning Stats | R: 0 E: 0 K: 1 S: 15 H: 1 LOB: 1 BB: 0 P: 21 | R: 2 E: 0 K: 1 S: 12 H: 3 LOB: 1 BB: 0 P: 19 | R: 0 E: 0 K: 0 S: 6 H: 1 LOB: 1 BB: 0 P: 9 | R: 0 E: 1 K: 1 S: 11 H: 2 LOB: 2 BB: 0 P: 16 | R: 0 E: 0 K: 1 S: 8 H: 1 LOB: 1 BB: 0 P: 11 | R: 0 E: 0 K: 0 S: 9 H: 1 LOB: 1 BB: 0 P: 10 | R: 0 E: 0 K: 2 S: 7 H: 0 LOB: 0 BB: 0 P: 12 | R: 0 E: 0 K: 2 S: 13 H: 1 LOB: 1 BB: 0 P: 17 | R: 0 E: 0 K: 2 S: 7 H: 0 LOB: 0 BB: 0 P: 10 | 1B: 7 2B: 3 3B: 0 HR: 0 | SF: 0 SAC: 0 DP: 1 HBP: 0 | | | | | | |

| PITCHER | IP | WLS | BF | H | R | ER | SO | BB | IBB | HBP | BLK | WP | HR | S | P | ERA | WHIP |
|---|---|---|---|---|---|---|---|---|---|---|---|---|---|---|---|---|---|
| 67 Francisco Cordova, R (1, 1)<br>ERA: 1.62 | 6.0 | | 26 | 9 | 2 | 2 | 4 | 0 | 0 | 0 | 0 | 0 | 0 | 61 | 86 | 3.00 | 1.500 |
| Matt Ruebel, L (7, 1)<br>ERA: 7.07 | 2.0 | W | 7 | 1 | 0 | 0 | 4 | 0 | 0 | 0 | 0 | 0 | 0 | 20 | 29 | 0.00 | 0.500 |
| Rich Loiselle, R (9, 1)<br>ERA: 4.03 | 1.0 | S | 3 | 0 | 0 | 0 | 2 | 0 | 0 | 0 | 0 | 0 | 0 | 7 | 10 | 0.00 | 0.000 |

| PITCHER | IP | WLS | BF | H | R | ER | SO | BB | IBB | HBP | BLK | WP | HR | S | P | ERA | WHIP |
|---|---|---|---|---|---|---|---|---|---|---|---|---|---|---|---|---|---|

# BOTTOM

## Pittsburgh Pirates @ St. Louis Cardinals

Busch Stadium, St. Louis, MO

Wed May 21 1997, 3:33 AM CDT
Att. 34,738 - Sunny - 64 F

livebaseballscorecards.com

| | |
|---|---|
| AB | 36 |
| R | 2 |
| H | 10 |
| RBI | 2 |
| BB | 0 |
| SO | 10 |
| LOB | 13 |

| | | | |
|---|---|---|---|
| 1B: 7 | SF: 0 | WP: 0 | PA: 36 |
| 2B: 3 | SAC: 0 | PB: 0 | |
| 3B: 0 | DP: 1 | SB: 0 | |
| HR: 0 | HBP: 0 | CS: 0 | |

| Batter | 1 | 2 | 3 | 4 | 5 | 6 | 7 | 8 | 9 | AB | R | H | RBI | BB | SO | LOB |
|---|---|---|---|---|---|---|---|---|---|---|---|---|---|---|---|---|
| Royce Clayton, R (1, 6)<br>OBP: 0.296, SLG: 0.423 | B S B B X<br>3-1 ①<br>G6-3 | | B C X<br>1-1 ③<br>G1-3 | | | C F C<br>0-3 ①<br>K | | | C S X<br>0-2 ①<br>L8 | 4 | 0 | 0 | 0 | 0 | 1 | 1 |
| Delino DeShields, L (1, 4)<br>OBP: 0.302, SLG: 0.393 | C B B X<br>2-1 ②<br>L6 | | | B C F B B X<br>3-2<br>L3<br>1B | | B X<br>1-0 ②<br>B5-3 | | | F C X<br>0-2 ②<br>G1 | 4 | 0 | 1 | 0 | 0 | 0 | 0 |
| Willie McGee, S (1, 9)<br>OBP: 0.318, SLG: 0.436 | F C S<br>0-3 ③<br>K | | | X<br>0-0 ① ②<br>L3<br>1-2 | | B S S X<br>1-2 ③<br>G6-3 | | | B F B S S B F S<br>3-3 ③<br>K | 4 | 0 | 0 | 0 | 0 | 2 | 1 |
| Ray Lankford, L (1, 8)<br>OBP: 0.470, SLG: 0.711 | | F B X<br>1-1 ①<br>F8 | | C B C B B B<br>4-2<br>BB<br>BB | | | C X<br>0-1 ①<br>G1-3 | | | 2 | 0 | 0 | 0 | 1 | 0 | 0 |
| Ron Gant, R (1, 7)<br>OBP: 0.299, SLG: 0.432 | | C B B X<br>2-1 ②<br>P6 | | C F B B 1 SAFE 1 SAFE B F F F<br>4-2<br>B<br>1-2<br>BB | | | B B F S B X<br>3-2 ②<br>G6-3 | | | 2 | 0 | 0 | 0 | 1 | 0 | 0 |
| Gary Gaetti, R (1, 5)<br>OBP: 0.281, SLG: 0.357 | | B S S X<br>1-2 ③<br>G6-3 | | B S F B F X<br>2-2 ③<br>F9 | | | F F B X<br>1-2 ③<br>F9 | | | 3 | 0 | 0 | 0 | 0 | 0 | 2 |
| John Mabry, L (1, 3)<br>OBP: 0.323, SLG: 0.314 | | | B X<br>1-0<br>G4-6-3<br>1B | | F X<br>0-1 ①<br>G4-3 | | | B F F S<br>1-3 ①<br>K | | 3 | 0 | 1 | 0 | 0 | 1 | 0 |
| Tom Lampkin, L (1, 2)<br>OBP: 0.248, SLG: 0.298<br>Danny Sheaffer, R (8, PH)<br>OBP: 0.297, SLG: 0.265<br>(8, 2) | | | X<br>0-0 ① ②<br>G4-6-3<br>1-2f | | C F B B B F X<br>3-2 ②<br>G4-3 | | | C B S F B X<br>2-2 ②<br>G5-3 | | 2<br>1 | 0<br>0 | 0<br>0 | 0<br>0 | 0<br>0 | 0<br>0 | 1<br>0 |
| Matt Morris, R (1, 1)<br>OBP: 0.294, SLG: 0.250 | | | C B B C F B B<br>4-2<br>BB | | B B C F F X<br>2-2 ③<br>G1-3 | | | F B C B C<br>2-3 ③<br>K | | 2 | 0 | 0 | 0 | 1 | 1 | 0 |
| Inning Stats | R: 0 E: 0 K: 1 S: 7<br>H: 0 LOB: 0 BB: 0 P: 12 | R: 0 E: 0 K: 0 S: 7<br>H: 0 LOB: 0 BB: 0 P: 11 | R: 0 E: 0 K: 0 S: 7<br>H: 1 LOB: 1 BB: 1 P: 13 | R: 0 E: 0 K: 0 S: 14<br>H: 1 LOB: 2 BB: 2 P: 27 | R: 0 E: 0 K: 0 S: 10<br>H: 0 LOB: 0 BB: 0 P: 15 | R: 0 E: 0 K: 1 S: 7<br>H: 0 LOB: 0 BB: 0 P: 9 | R: 0 E: 0 K: 0 S: 8<br>H: 0 LOB: 0 BB: 0 P: 12 | R: 0 E: 0 K: 2 S: 10<br>H: 0 LOB: 0 BB: 0 P: 15 | R: 0 E: 0 K: 1 S: 10<br>H: 0 LOB: 0 BB: 0 P: 13 | 1B: 2 2B: 1 3B: 0 HR: 0<br>SF: 0 SAC: 0 DP: 2 HBP: 0 | | | | | | |

# TOP

St. Louis Cardinals @ San Francisco Giants
3Com Park at Candlestick Point, San Francisco, CA
Fri May 23 1997, 10:05 PM EDT
Att. 17,661 - Cloudy - 60 F

livebaseballscorecards.com

| | |
|---|---|
| AB | 27 |
| R | 0 |
| H | 2 |
| RBI | 0 |
| BB | 3 |
| SO | 5 |
| LOB | 5 |

| PITCHER | IP | WLS | BF | H | R | ER | SO | BB | IBB | HBP | BLK | WP | HR | S | P | ERA | WHIP |
|---|---|---|---|---|---|---|---|---|---|---|---|---|---|---|---|---|---|
| Shawn Estes, L (1, 1)<br>ERA: 2.75 | 9.0 | W | 30 | 2 | 0 | 0 | 5 | 3 | 0 | 0 | 0 | 0 | 0 | 80 | 127 | 0.00 | 0.556 |

| PITCHER | IP | WLS | BF | H | R | ER | SO | BB | IBB | HBP | BLK | WP | HR | S | P | ERA | WHIP |
|---|---|---|---|---|---|---|---|---|---|---|---|---|---|---|---|---|---|

| Batter | 1 | 2 | 3 | 4 | 5 | 6 | 7 | 8 | 9 | AB | R | H | RBI | BB | SO | LOB |
|---|---|---|---|---|---|---|---|---|---|---|---|---|---|---|---|---|
| Stan Javier, S (1, 8)<br>OBP: 0.325, SLG: 0.288 | B B B C C F X 3-2 G4-3 ① | | | X 0-0 L7 ① | | C B X 1-1 S 1B 1B | | B F B B F H 4-2 1B BB HBP | | 3 | 1 | 1 | 0 | 0 | 0 | 0 |
| Jose Vizcaino, S (1, 6)<br>OBP: 0.351, SLG: 0.333 | B B B C C F X 3-2 F8 ② | | | X 0-0 PB G3 2B | | B 1 SAFE B S C B X 3-2 FC4-6 1-H 1B | | B B 1 B C B 4-1 SAFE 1B 1-2 BB | | 3 | 1 | 2 | 1 | 1 | 0 | 0 |
| Glenallen Hill, R (1, 9)<br>OBP: 0.273, SLG: 0.425<br>Marvin Benard, L (9, 9)<br>OBP: 0.429, SLG: 0.361 | X 0-0 G5-3 ③ | | | B B B 4-0 G3 PB BB | | F C 1 S SAFE 0-3 K ② | | S C X 0-2 1-2 2-3 1B | | 3<br>0 | 0<br>0 | 1<br>0 | 0<br>0 | 1<br>0 | 1<br>0 | 1<br>0 |
| Barry Bonds, L (1, 7)<br>OBP: 0.435, SLG: 0.460 | | B F F S 1-3 K ① | | B C B X 2-1 G3 ② 1-3 2-H | | B F 1 B B X SAFE 3-1 FC4-6 ③ 1-2f | | C B B S C 2-3 K ③ | | 4 | 0 | 0 | 1 | 0 | 2 | 5 |
| Jeff Kent, R (1, 4)<br>OBP: 0.337, SLG: 0.554 | | B F B X 2-1 G5-3 ② | | C B F X 1-2 P3 ③ | | | F C S 0-3 K2-3 ① | | | 3 | 0 | 0 | 0 | 0 | 1 | 1 |
| J.T. Snow, L (1, 3)<br>OBP: 0.403, SLG: 0.393 | | C B X 1-1 L4 ③ | | | C X 0-1 G4-6-3 1B | | F B X 1-1 G4-3 ② | | | 3 | 0 | 1 | 0 | 0 | 0 | 0 |
| Mark Lewis, R (1, 5)<br>OBP: 0.327, SLG: 0.456 | | | F X 0-1 P6 ① | | F X 0-1 ① ② G4-6-3 1-2f | | C F F B B S 2-3 K ③ | | | 3 | 0 | 0 | 0 | 0 | 1 | 1 |
| Rick Wilkins, L (1, 2)<br>OBP: 0.234, SLG: 0.304 | | | B X 1-0 L8 ② | | B C F F F S 1-3 K ③ | | | F C B S 1-3 K ① | | 3 | 0 | 0 | 0 | 0 | 2 | 0 |
| Shawn Estes, R (1, 1) | | | B X 1-0 G6-3 ③ | | | C F B F X 1-2 G5-3 ① | | F X 0-1 P4 ② | | 3 | 0 | 0 | 0 | 0 | 0 | 0 |
| Inning Stats | R: 0 E: 0 K: 0 S: 10 H: 0 LOB: 0 BB: 0 P: 16 | R: 0 E: 0 K: 1 S: 7 H: 0 LOB: 0 BB: 0 P: 11 | R: 0 E: 0 K: 0 S: 4 H: 0 LOB: 0 BB: 0 P: 6 | R: 1 E: 0 K: 0 S: 7 H: 1 LOB: 1 BB: 1 P: 14 | R: 0 E: 0 K: 1 S: 9 H: 1 LOB: 0 BB: 0 P: 10 | R: 1 E: 0 K: 1 S: 14 H: 2 LOB: 1 BB: 0 P: 22 | R: 0 E: 0 K: 2 S: 9 H: 0 LOB: 0 BB: 0 P: 12 | R: 0 E: 0 K: 2 S: 14 H: 1 LOB: 3 BB: 1 P: 25 | | 1B: 4 2B: 1 3B: 0 HR: 0 | SF: 0 SAC: 0 DP: 1 HBP: 1 | | | | | |

| PITCHER | IP | WLS | BF | H | R | ER | SO | BB | IBB | HBP | BLK | WP | HR | S | P | ERA | WHIP |
|---|---|---|---|---|---|---|---|---|---|---|---|---|---|---|---|---|---|
| Matt Morris, R (1, 1)<br>ERA: 2.88 | 8.0 | L | 31 | 5 | 2 | 1 | 7 | 2 | 0 | 1 | 0 | 0 | 0 | 74 | 116 | 1.12 | 0.875 |

| PITCHER | IP | WLS | BF | H | R | ER | SO | BB | IBB | HBP | BLK | WP | HR | S | P | ERA | WHIP |
|---|---|---|---|---|---|---|---|---|---|---|---|---|---|---|---|---|---|

# BOTTOM

St. Louis Cardinals @ San Francisco Giants

3Com Park at Candlestick Point, San Francisco, CA

Fri May 23 1997, 10:05 PM EDT

Att. 17,661 - Cloudy - 60 F

livebaseballscorecards.com

| | |
|---|---|
| AB | 28 |
| R | 2 |
| H | 5 |
| RBI | 2 |
| BB | 2 |
| SO | 7 |
| LOB | 8 |

1B: 4 2B: 1 3B: 0 HR: 0 SF: 0 SAC: 0 DP: 1 HBP: 1

WP: 0 PB: 1 SB: 1 CS: 0 PA: 31

| Batter | 1 | 2 | 3 | 4 | 5 | 6 | 7 | 8 | 9 | AB | R | H | RBI | BB | SO | LOB |
|---|---|---|---|---|---|---|---|---|---|---|---|---|---|---|---|---|
| Delino DeShields, L (1, 4)<br>OBP: 0.311, SLG: 0.403<br>Mike Gallego, R (9, 6)<br>OBP: 0.118, SLG: 0.118 | C X<br>0-1 ①<br>G1-3 | | S B B X<br>2-1<br>1-3<br>E 2B | X<br>0-0 ③<br>G4-3 | | | X<br>0-0<br>1-2<br>1B 2B 1B | B C B F B B<br>4-2<br>2B SF7 BB | | 4<br>0 | 3<br>0 | 2<br>0 | 0<br>0 | 1<br>0 | 0<br>0 | 2<br>0 |
| Ron Gant, R (1, 7)<br>OBP: 0.314, SLG: 0.451<br>Mark Petkovsek, R (8, 1)<br>OBP: 0.167, SLG: 0.167<br>Dennis Eckersley, R (9, 1) | C B C X<br>1-2<br>1B | | B X<br>1-0<br>E8<br>SF8<br>2-H<br>3-H 1B | | S S B C<br>2-3 ①<br>K | | B F C B B X<br>3-2<br>2B<br>SF8<br>1-2<br>2-3 1B | B 1 SAFE X<br>1-0<br>1-3 2B | | 5<br>0<br>0 | 2<br>0<br>0 | 4<br>0<br>0 | 1<br>0<br>0 | 0<br>0<br>0 | 1<br>0<br>0 | 0<br>0<br>0 |
| Ray Lankford, L (1, 8)<br>OBP: 0.458, SLG: 0.710 | F 1 SAFE X<br>0-1 ②<br>F7 | | F B B F B X<br>3-2 ②<br>SF8<br>3-H | | B S B S S<br>2-3 ②<br>K | | B X<br>1-0<br>SF8<br>1B<br>1-3<br>2-H<br>3-H 2B | B B C C B X<br>3-2 ②<br>SF7<br>3-H | | 3 | 1 | 1 | 4 | 0 | 1 | 1 |
| Micah Franklin, S (1, 9)<br>OBP: 0.385, SLG: 0.583 | C B 1 SAFE F F X<br>1-2 ③<br>P8 | | S X<br>0-1 ③<br>F9 | | X<br>0-0 ③<br>G3 | | X<br>0-0 ①<br>P6 | B C X<br>1-1 ③<br>G6-3 | | 5 | 0 | 0 | 0 | 0 | 0 | 4 |
| Gary Gaetti, R (1, 5)<br>OBP: 0.278, SLG: 0.346 | | B C B B S S<br>3-3 ①<br>K | B B X<br>2-0 ①<br>G5-3 | | | X<br>0-0 ①<br>G1-3 | I I I I<br>4-0<br>1B<br>IBB | | X<br>0-0 ①<br>F8 | 4 | 0 | 0 | 0 | 1 | 1 | 0 |
| John Mabry, L (1, 3)<br>OBP: 0.319, SLG: 0.313 | | F X<br>0-1 ②<br>G6-3 | B X<br>1-0<br>1B 1B<br>SH1-4<br>1B | | | B B C X<br>2-1 ②<br>G4-3 | F B S X<br>1-2 ②<br>SF8<br>2-3<br>3-H | | C S S<br>0-3 ②<br>K | 4 | 1 | 1 | 1 | 0 | 1 | 0 |
| Mike DiFelice, R (1, 2)<br>OBP: 0.310, SLG: 0.392 | | S F X<br>0-2 ③<br>G6-3 | F X<br>0-1<br>SH1-4 1B<br>1-2<br>1B | | | C B S X<br>1-2<br>1B | B C X<br>1-1<br>1-2<br>3-H 1B | | B B F X<br>2-1<br>3B | 5 | 0 | 4 | 1 | 0 | 0 | 0 |
| Royce Clayton, R (1, 6)<br>OBP: 0.295, SLG: 0.419<br>Danny Sheaffer, R (9, PH)<br>OBP: 0.289, SLG: 0.257<br>(9, 4) | | C F X<br>0-2 ①<br>P3 | X<br>0-0<br>SH1-4<br>1-2<br>2-3 1B | | | S B C S<br>1-3 ③<br>K | B F B C F S<br>2-3 ③<br>K | | C X<br>0-1 ③<br>P3 | 4<br>1 | 0<br>0 | 1<br>0 | 0<br>0 | 0<br>0 | 2<br>0 | 3<br>1 |
| Andy Benes, R (1, 1)<br>OBP: 0.231, SLG: 0.231<br>Mark Sweeney, L (8, PH)<br>OBP: 0.327, SLG: 0.209<br>(8, 7) | | X<br>0-0<br>2B<br>E 1B | F B X<br>1-1 ②<br>SH1-4<br>1-2<br>2-3<br>3-H | | | F B C B F X<br>2-2<br>1B 1B<br>2B 1B | X<br>0-0 ①<br>F9 | | | 2<br>1 | 2<br>0 | 2<br>0 | 1<br>0 | 0<br>0 | 0<br>0 | 0<br>0 |
| Inning Stats | R: 0 H: 1<br>E: 0 LOB: 1<br>K: 0 BB: 0<br>S: 11 P: 13 | R: 0 H: 0<br>E: 0 LOB: 0<br>K: 1 BB: 0<br>S: 8 P: 11 | R: 3 H: 3<br>E: 1 LOB: 0<br>K: 0 BB: 0<br>S: 12 P: 18 | R: 1 H: 3<br>E: 0 LOB: 2<br>K: 0 BB: 0<br>S: 8 P: 12 | R: 0 H: 0<br>E: 0 LOB: 0<br>K: 2 BB: 0<br>S: 7 P: 11 | R: 0 H: 1<br>E: 0 LOB: 1<br>K: 1 BB: 0<br>S: 9 P: 13 | R: 4 H: 5<br>E: 0 LOB: 2<br>K: 1 BB: 1<br>S: 19 P: 33 | R: 1 H: 1<br>E: 0 LOB: 1<br>K: 0 BB: 1<br>S: 9 P: 18 | R: 0 H: 1<br>E: 0 LOB: 1<br>K: 1 BB: 0<br>S: 8 P: 10 | 1B: 11 SF: 3<br>2B: 3 SAC: 1<br>3B: 1 DP: 0<br>HR: 0 HBP: 0 | | | | | | |

| PITCHER | | IP | WLS | BF | H | R | ER | SO | BB | IBB | HBP | BLK | WP | HR | S | P | ERA | WHIP |
|---|---|---|---|---|---|---|---|---|---|---|---|---|---|---|---|---|---|---|
| Joe Roa, R<br>ERA: 5.06 | (1, 1) | 4.0 | L | 19 | 7 | 4 | 3 | 1 | 0 | 0 | 0 | 0 | 0 | 0 | 39 | 54 | 6.75 | 1.750 |
| Rene Arocha, R<br>ERA: 18.0 | (5, 1) | 2.0 | | 10 | 4 | 3 | 3 | 3 | 0 | 0 | 0 | 0 | 0 | 0 | 24 | 37 | 13.50 | 2.000 |
| Jim Poole, L<br>ERA: 7.16 | (7, 1) | 0.2 | | 4 | 1 | 0 | 0 | 0 | 0 | 1 | 0 | 0 | 0 | 0 | 5 | 11 | 0.00 | 1.500 |
| Julian Tavarez, R<br>ERA: 8.06 | (7, 1) | 1.1 | | 7 | 2 | 2 | 2 | 1 | 1 | 0 | 0 | 0 | 0 | 0 | 15 | 27 | 13.50 | 2.250 |
| Rod Beck, R<br>ERA: 3.66 | (9, 1) | 1.0 | | 4 | 1 | 0 | 0 | 1 | 0 | 0 | 0 | 0 | 0 | 0 | 8 | 10 | 0.00 | 1.000 |

| PITCHER | IP | WLS | BF | H | R | ER | SO | BB | IBB | HBP | BLK | WP | HR | S | P | ERA | WHIP |
|---|---|---|---|---|---|---|---|---|---|---|---|---|---|---|---|---|---|

# TOP

## St. Louis Cardinals @ San Francisco Giants

### 3Com Park at Candlestick Point, San Francisco, CA

Sat May 24 1997, 6:33 AM EDT
Att. 18,303 - Sunny - 68 F

livebaseballscorecards.com

| | |
|---|---|
| AB | 38 |
| R | 9 |
| H | 15 |
| RBI | 8 |
| BB | 2 |
| SO | 6 |
| LOB | 11 |

| | | | | | |
|---|---|---|---|---|---|
| WP: 0 | PA: 44 | | | | |
| PB: 0 | | | | | |
| SB: 0 | | | | | |
| CS: 0 | | | | | |

# BOTTOM

St. Louis Cardinals @ San Francisco Giants
3Com Park at Candlestick Point, San Francisco, CA
Sat May 24 1997, 6:33 AM EDT
Att. 18,303 - Sunny - 68 F

livebaseballscorecards.com

| Batter | 1 | 2 | 3 | 4 | 5 | 6 | 7 | 8 | 9 | AB | R | H | RBI | BB | SO | LOB |
|---|---|---|---|---|---|---|---|---|---|---|---|---|---|---|---|---|
| Stan Javier, S (1, 8)<br>OBP: 0.318, SLG: 0.282 | 0-1 G6-3 SH1-3 1B 1B | 0-3 K | | | 1-1 G4-3 | | 1-3 K | | 1-2 FC6 1-2f | 5 | 1 | 1 | 0 | 0 | 2 | 3 |
| Jose Vizcaino, S (1, 6)<br>OBP: 0.351, SLG: 0.340 | 2-1 SH1-3 1-2 | | 0-0 L7 | | 2-3 K | | | 1-0 1B G6-4-3 2B | | 3 | 1 | 1 | 0 | 0 | 1 | 0 |
| Glenallen Hill, R (1, 9)<br>OBP: 0.272, SLG: 0.421 | 1-1 G6-3 2-3 | | 1-3 K | | | 3-3 K | | 1-0 G6-4-3 2-3 1B | | 4 | 0 | 1 | 0 | 0 | 2 | 1 |
| Barry Bonds, L (1, 7)<br>OBP: 0.437, SLG: 0.457 | 4-0 1B 1B BB | | 3-2 S 1B | | | 0-0 L9 | | 1-1 G6-4-3 1-2f 3-H | | 3 | 1 | 1 | 0 | 1 | 0 | 1 |
| J.T. Snow, L (1, 3)<br>OBP: 0.402, SLG: 0.392 | 2-0 1B 1-2 3-H 1B | | 2-3 K 1-2 | | | 3-3 K | | 3-2 1B | | 3 | 0 | 1 | 1 | 0 | 2 | 1 |
| Julian Tavarez, L (7, 1) | | | | | | | | | | 0 | 0 | 0 | 0 | 0 | 0 | 0 |
| Marvin Benard, L (8, PH)<br>OBP: 0.442, SLG: 0.378 | | | | | | | | | | 1 | 0 | 1 | 0 | 0 | 0 | 0 |
| Rod Beck, R (9, 1) | | | | | | | | | | 0 | 0 | 0 | 0 | 0 | 0 | 0 |
| Mark Lewis, R (1, 4)<br>OBP: 0.333, SLG: 0.457 | 3-2 1-3 2-H 1B | | | 2-2 G6-3 | | | 0-0 BB 1B | 0-1 L4 | | 4 | 0 | 2 | 1 | 0 | 0 | 1 |
| Bill Mueller, S (1, 5)<br>OBP: 0.344, SLG: 0.327 | 0-1 G3 | | | 3-3 K | | | 4-2 1-2 BB | | 0-0 G6-3 | 3 | 0 | 0 | 0 | 1 | 1 | 2 |
| Rick Wilkins, L (1, 2)<br>OBP: 0.226, SLG: 0.292 | | 0-1 F9 | | 2-3 K2-3 | | | 1-3 K | | 1-3 K | 4 | 0 | 0 | 0 | 0 | 3 | 2 |
| Joe Roa, R (1, 1)<br>OBP: 0.333, SLG: 0.333 | | 0-1 P3 | | | 0-3 K | | 1-3 K | | 1-2 FC6 1B | 1 | 0 | 0 | 0 | 0 | 0 | 0 |
| Rene Arocha, R (5, 1) | | | | | | | | | | 1 | 0 | 0 | 0 | 0 | 1 | 0 |
| Jim Poole, L (7, 1) | | | | | | | | | | 0 | 0 | 0 | 0 | 0 | 0 | 0 |
| Jeff Kent, R (7, 3)<br>OBP: 0.339, SLG: 0.553 | | | | | | | | | | 2 | 0 | 1 | 0 | 0 | 1 | 2 |
| Inning Stats | R: 2 E: 0 K: 0 S: 12 H: 3 LOB: 2 BB: 1 P: 24 | R: 0 E: 0 K: 1 S: 7 H: 0 LOB: 0 BB: 0 P: 7 | R: 0 E: 0 K: 2 S: 12 H: 1 LOB: 1 BB: 0 P: 18 | R: 0 E: 0 K: 2 S: 9 H: 0 LOB: 0 BB: 0 P: 16 | R: 0 E: 0 K: 2 S: 8 H: 0 LOB: 0 BB: 0 P: 11 | R: 0 E: 0 K: 2 S: 8 H: 0 LOB: 0 BB: 0 P: 14 | R: 0 E: 0 K: 3 S: 13 H: 1 LOB: 2 BB: 1 P: 20 | R: 1 E: 0 K: 0 S: 9 H: 3 LOB: 1 BB: 0 P: 15 | R: 0 E: 0 K: 1 S: 11 H: 1 LOB: 1 BB: 0 P: 14 | 1B: 8 2B: 1 3B: 0 HR: 0 | SF: 0 SAC: 1 DP: 1 HBP: 0 | | | | | | |

| | AB | 34 |
|---|---|---|
| | R | 3 |
| | H | 9 |
| | RBI | 2 |
| | BB | 2 |
| | SO | 13 |
| | LOB | 13 |

WP: 0 PB: 0 SB: 1 CS: 0 PA: 37

| PITCHER | | IP | WLS | BF | H | R | ER | SO | BB | IBB | HBP | BLK | WP | HR | S | P | ERA | WHIP |
|---|---|---|---|---|---|---|---|---|---|---|---|---|---|---|---|---|---|---|
| Andy Benes, R<br>ERA: 2.93 | (1, 1) | 7.0 | W | 28 | 5 | 2 | 2 | 12 | 2 | 0 | 0 | 0 | 0 | 0 | 69 | 110 | 2.57 | 1.000 |
| Mark Petkovsek, R<br>ERA: 1.71 | (8, 1) | 1.0 | | 5 | 3 | 1 | 1 | 0 | 0 | 0 | 0 | 0 | 0 | 0 | 9 | 15 | 9.00 | 3.000 |
| Dennis Eckersley, R<br>ERA: 3.55 | (9, 1) | 1.0 | | 4 | 1 | 0 | 0 | 1 | 0 | 0 | 0 | 0 | 0 | 0 | 11 | 14 | 0.00 | 1.000 |

| PITCHER | IP | WLS | BF | H | R | ER | SO | BB | IBB | HBP | BLK | WP | HR | S | P | ERA | WHIP |
|---|---|---|---|---|---|---|---|---|---|---|---|---|---|---|---|---|---|

| Batter | 1 | 2 | 3 | 4 | 5 | 6 | 7 | 8 | 9 | AB | R | H | RBI | BB | SO | LOB |
|---|---|---|---|---|---|---|---|---|---|---|---|---|---|---|---|---|
| Delino DeShields, L (1, 4)<br>OBP: 0.327, SLG: 0.429<br>Mike Gallego, R (8, PH)<br>OBP: 0.111, SLG: 0.111 (8, 4) (9, 6) | B C B B B<br>4-1 S 2B BB | | X<br>0-0 S 1B 2B | B B B<br>4-0 S 2-3 BB | B C F X<br>1-2 2-H 3-H 3B | | | X<br>0-0 ① P6 | | 2<br>1 | 2<br>0 | 2<br>0 | 2<br>0 | 2<br>0 | 0<br>0 | 0<br>0 |
| Ron Gant, R (1, 7)<br>OBP: 0.311, SLG: 0.439<br>Tony Fossas, L (8, 1)<br>T.J. Mathews, R (9, 1) | S I B B B X<br>2-2 ① P2 1-2 | | B B B B<br>4-0 S 1B BB | C B S C<br>1-3 ③ K 1-2 | S S B X<br>1-2 ③ G4-3 | | | B X<br>1-0 ② F9 | | 4<br>0<br>0 | 1<br>0<br>0 | 0<br>0<br>0 | 0<br>0<br>0 | 1<br>0<br>0 | 1<br>0<br>0 | 4<br>0<br>0 |
| Ray Lankford, L (1, 8)<br>OBP: 0.456, SLG: 0.692 | I I I I<br>4-0 2B IBB | | B C B B S F X<br>3-2 F9 S 1-H 2-H 1B | | B B S S X<br>2-2 ① F7 | B X<br>1-0 ① G3-1 | | B C B S B S<br>3-3 ③ K | | 4 | 1 | 1 | 2 | 1 | 1 | 0 |
| Willie McGee, S (1, 9)<br>OBP: 0.337, SLG: 0.457<br>Micah Franklin, S (9, PH)<br>OBP: 0.370, SLG: 0.560 (9, 9) | C S B X<br>1-2 1-H 2-H 2B | | 1 SAFE 1 SAFE B B B B B<br>4-0 G4-6-3 1-2 BB | | F B X<br>1-1 1B 1B | F F B S<br>1-3 ② K | | | B C C B C<br>2-3 ① K | 3<br>1 | 1<br>0 | 2<br>0 | 2<br>0 | 1<br>0 | 1<br>1 | 0<br>0 |
| John Mabry, L (1, 3)<br>OBP: 0.321, SLG: 0.311 | C B C X<br>1-2 ② G6-3 | | X<br>0-0 ① F9 2-3 | | 1 SAFE B 1 SAFE X<br>1-0 BB 1B 1-2 1B | B B F B B<br>4-1 BB | | | F B B B S B S<br>3-3 ② K | 4 | 1 | 1 | 0 | 1 | 1 | 3 |
| Danny Sheaffer, R (1, 5)<br>OBP: 0.302, SLG: 0.275 (9, 4) | X<br>0-0 ③ L9 | | 1 SAFE B C 1 SAFE B X<br>2-1 ② ③ G4-6-3 1-2f | | X<br>0-0 BB 1B 1-2 2-H 1B | X<br>0-0 ③ G4-3 | | | B C B X<br>2-1 1B 1B | 5 | 1 | 2 | 1 | 0 | 0 | 4 |
| Tom Lampkin, L (1, 2)<br>OBP: 0.264, SLG: 0.306 | | X<br>0-0 G6-4-3 1B | B B C C X<br>2-2 ① G4-3 | B C F B B B<br>4-2 SH1-3 1B 3B 1-2 2-3 BB | | | B C B B X<br>2-1 ① G6-3 | | B F C F X<br>1-2 1B 1-2 | 4 | 1 | 2 | 0 | 1 | 0 | 0 |
| Royce Clayton, R (1, 6)<br>OBP: 0.294, SLG: 0.415<br>Mike Gulan, R (9, PH) (9, 5) | | 1 SAFE F 1 SAFE F F F B X<br>1-2 ① ② G6-4-3 1-2f | X<br>0-0 E1 S G1-4-3 | F F B B X<br>2-2 SH1-3 3B 1-2 2-H 3-H 1B | | | S B C X<br>1-2 ② L9 | | C C B B F B S<br>3-3 ③ K | 4<br>1 | 1<br>0 | 1<br>0 | 2<br>0 | 0<br>0 | 0<br>1 | 1<br>2 |
| Todd Stottlemyre, L (1, 1)<br>OBP: 0.360, SLG: 0.263<br>Mark Sweeney, L (8, 7)<br>OBP: 0.327, SLG: 0.209 | | B S X<br>1-1 ③ G4-3 | X<br>0-0 ② G1-4-3 1-2 | C B L B F X<br>2-2 ② SH1-3 1-2 2-3 | | | S F B X<br>1-2 ③ G4-3 | | | 3<br>0 | 0<br>0 | 0<br>0 | 0<br>0 | 0<br>0 | 0<br>0 | 1<br>0 |
| Inning Stats | R: 2 H: 1<br>E: 0 LOB: 1<br>K: 0 BB: 2<br>S: 11 P: 23 | R: 0 H: 1<br>E: 0 LOB: 0<br>K: 0 BB: 0<br>S: 8 P: 10 | R: 2 H: 2<br>E: 0 LOB: 1<br>K: 0 BB: 2<br>S: 8 P: 21 | R: 0 H: 0<br>E: 1 LOB: 2<br>K: 1 BB: 1<br>S: 8 P: 15 | R: 5 H: 5<br>E: 0 LOB: 1<br>K: 0 BB: 1<br>S: 22 P: 36 | R: 0 H: 0<br>E: 0 LOB: 1<br>K: 1 BB: 1<br>S: 6 P: 12 | R: 0 H: 0<br>E: 0 LOB: 0<br>K: 0 BB: 0<br>S: 8 P: 12 | R: 0 H: 0<br>E: 0 LOB: 0<br>K: 1 BB: 0<br>S: 5 P: 9 | R: 0 H: 2<br>E: 0 LOB: 2<br>K: 3 BB: 0<br>S: 16 P: 27 | 1B: 8 SF: 0<br>2B: 2 SAC: 1<br>3B: 1 DP: 2<br>HR: 0 HBP: 0 | | | | | | WP: 0 PA: 44<br>PB: 0<br>SB: 6<br>CS: 0 |

TOP

St. Louis Cardinals @ San Francisco Giants

3Com Park at Candlestick Point, San Francisco, CA

Sun May 25 1997, 6:33 AM EDT

Att. 21,929 - Sunny - 70 F

livebaseballscorecards.com

| | |
|---|---|
| AB | 36 |
| R | 9 |
| H | 11 |
| RBI | 9 |
| BB | 7 |
| SO | 6 |
| LOB | 15 |

| PITCHER | | IP | WLS | BF | H | R | ER | SO | BB | IBB | HBP | BLK | WP | HR | S | P | ERA | WHIP |
|---|---|---|---|---|---|---|---|---|---|---|---|---|---|---|---|---|---|---|
| William Van Landingham, R<br>ERA: 4.11 | (1, 1) | 2.0 | L | 13 | 4 | 4 | 4 | 0 | 3 | 1 | 0 | 0 | 0 | 0 | 24 | 49 | 18.00 | 3.500 |
| Keith Foulke, R<br>ERA: 10.8 | (3, 1) | 2.2 | | 14 | 4 | 5 | 5 | 1 | 2 | 0 | 0 | 0 | 0 | 0 | 27 | 48 | 16.88 | 2.250 |
| Rich Rodriguez, L<br>ERA: 1.09 | (5, 1) | 1.1 | | 6 | 1 | 0 | 0 | 1 | 1 | 0 | 0 | 0 | 0 | 0 | 12 | 20 | 0.00 | 1.500 |
| Julian Tavarez, R<br>ERA: 7.71 | (7, 1) | 1.0 | | 3 | 0 | 0 | 0 | 0 | 0 | 0 | 0 | 0 | 0 | 0 | 8 | 12 | 0.00 | 0.000 |
| Jim Poole, L<br>ERA: 6.75 | (8, 1) | 1.0 | | 3 | 0 | 0 | 0 | 1 | 0 | 0 | 0 | 0 | 0 | 0 | 5 | 9 | 0.00 | 0.000 |

| PITCHER | | IP | WLS | BF | H | R | ER | SO | BB | IBB | HBP | BLK | WP | HR | S | P | ERA | WHIP |
|---|---|---|---|---|---|---|---|---|---|---|---|---|---|---|---|---|---|---|
| Doug Henry, R<br>ERA: 1.07 | (9, 1) | 1.0 | | 5 | 2 | 0 | 0 | 3 | 0 | 0 | 0 | 0 | 0 | 0 | 16 | 27 | 0.00 | 2.000 |

| Batter | 1 | 2 | 3 | 4 | 5 | 6 | 7 | 8 | 9 | AB | R | H | RBI | BB | SO | LOB |
|---|---|---|---|---|---|---|---|---|---|---|---|---|---|---|---|---|
| Stan Javier, S (1, 8)<br>OBP: 0.323, SLG: 0.280 | B C B B B<br>4-1<br>BB<br>BB | B C F C<br>1-3<br>③<br>K | | C X<br>0-1<br>③<br>G3-1 | | | C B B B X<br>3-1<br>L3<br>1B | | B X<br>1-0<br>③<br>FC6-4<br>1-2f | 4 | 0 | 1 | 0 | 1 | 1 | 3 |
| Jose Vizcaino, S (1, 6)<br>OBP: 0.343, SLG: 0.331<br>Jim Poole, L (8, 1)<br>Doug Henry, R (9, 1) | C X<br>0-1<br>①<br>L8 | | C B C F B B F S S<br>3-3<br>①<br>K | | X<br>0-0<br>①<br>F8 | | B F X<br>1-1<br>②③<br>L3<br>1-2 | | | 4<br>0<br>0 | 0<br>0<br>0 | 0<br>0<br>0 | 0<br>0<br>0 | 0<br>0<br>0 | 1<br>0<br>0 | 2<br>0<br>0 |
| Barry Bonds, L (1, 7)<br>OBP: 0.438, SLG: 0.455 | B B B C B<br>4-1<br>1-2<br>BB | | B C B B C<br>3-3<br>②<br>K | | B F B X<br>2-1<br>L4-3<br>1B | | | C B B C B S<br>3-3<br>①<br>K | | 3 | 0 | 1 | 0 | 1 | 2 | 0 |
| Jeff Kent, R (1, 4)<br>OBP: 0.331, SLG: 0.539 | B F B X<br>2-1<br>②<br>F8 | | B B C X<br>2-1<br>E4<br>S<br>2B | | B X<br>1-0<br>②③<br>L4-3<br>1-2 | | | C F B C<br>1-3<br>②<br>K | | 4 | 1 | 0 | 0 | 0 | 1 | 3 |
| J.T. Snow, L (1, 3)<br>OBP: 0.404, SLG: 0.401 | B C S S<br>1-3<br>③<br>K | | C B B X<br>2-1<br>1-H<br>2B | | | B C F X<br>1-2<br>FC4-6<br>1B | | B B F C X<br>2-2<br>③<br>F9 | | 4 | 0 | 2 | 1 | 0 | 1 | 2 |
| Glenallen Hill, R (1, 9)<br>OBP: 0.272, SLG: 0.418 | | X<br>0-0<br>S<br>HR<br>1B | S S S<br>0-3<br>③<br>K | | | C S X<br>0-2<br>①<br>FC4-6<br>FC6-4<br>1-2f | | | C B F B B F F C<br>3-3<br>①<br>K | 4 | 1 | 1 | 0 | 0 | 2 | 2 |
| Mark Lewis, R (1, 5)<br>OBP: 0.321, SLG: 0.439 | | C 1 SAFE S S<br>0-3<br>①<br>K | | B X<br>1-0<br>①<br>G6-3 | | C S B 1 B X<br>2-2<br>②<br>FC6-4<br>1-2f | | | C C S<br>0-3<br>②<br>K | 4 | 0 | 0 | 0 | 0 | 2 | 2 |
| Marcus Jensen, S (1, 2)<br>OBP: 0.306, SLG: 0.341<br>Julian Tavarez, L (7, 1)<br>Rich Aurilia, R (8, 6)<br>OBP: 0.214, SLG: 0.370 | | 1 SAFE P X<br>1-0<br>1-H<br>HR | | B B B B<br>4-0<br>SH3-4<br>BB | | F S B B C<br>2-3<br>③<br>K | | | S S X<br>0-2<br>2B | 2<br>0<br>1 | 1<br>0<br>0 | 1<br>0<br>1 | 2<br>0<br>0 | 1<br>0<br>0 | 1<br>0<br>0 | 1<br>0<br>0 |
| William Van Landingham, R (1, 1)<br>OBP: 0.056, SLG: 0.056<br>Keith Foulke, R (3, 1)<br>Rich Rodriguez, L (5, 1)<br>OBP: 0.500, SLG: 0.500<br>Rick Wilkins, L (7, 2)<br>OBP: 0.231, SLG: 0.290 | | C S S<br>0-3<br>②<br>K | | X<br>0-0<br>②<br>SH3-4<br>1-2 | | | C X<br>0-1<br>①<br>P9 | | B S B S B F B<br>4-2<br>FC6-4<br>BB | 1<br>0<br>0<br>1 | 0<br>0<br>0<br>0 | 0<br>0<br>0<br>0 | 0<br>0<br>0<br>0 | 0<br>0<br>0<br>1 | 1<br>0<br>0<br>0 | 0<br>0<br>0<br>0 |
| Inning Stats | R: 0 H: 0<br>E: 0 LOB: 2<br>K: 1 BB: 2<br>S: 9 P: 20 | R: 2 H: 2<br>E: 0 LOB: 0<br>K: 3 BB: 0<br>S: 12 P: 13 | R: 1 H: 1<br>E: 1 LOB: 1<br>K: 3 BB: 0<br>S: 16 P: 26 | R: 0 H: 0<br>E: 0 LOB: 1<br>K: 0 BB: 1<br>S: 4 P: 9 | R: 0 H: 1<br>E: 0 LOB: 0<br>K: 0 BB: 0<br>S: 4 P: 7 | R: 0 H: 1<br>E: 0 LOB: 1<br>K: 1 BB: 0<br>S: 12 P: 17 | R: 0 H: 1<br>E: 0 LOB: 0<br>K: 0 BB: 0<br>S: 6 P: 10 | R: 0 H: 0<br>E: 0 LOB: 0<br>K: 2 BB: 0<br>S: 9 P: 15 | R: 0 H: 1<br>E: 0 LOB: 2<br>K: 2 BB: 1<br>S: 15 P: 23 | 1B: 4 SF: 0<br>2B: 4 SAC: 1<br>3B: 0 DP: 2<br>HR: 1 HBP: 0 | | | | | | |

| PITCHER | IP | WLS | BF | H | R | ER | SO | BB | IBB | HBP | BLK | WP | HR | S | P | ERA | WHIP |
|---|---|---|---|---|---|---|---|---|---|---|---|---|---|---|---|---|---|
| Todd Stottlemyre, R (1, 1)<br>ERA: 4.02 | 7.0 | W | 29 | 6 | 3 | 2 | 8 | 3 | 0 | 0 | 0 | 0 | 1 | 63 | 102 | 2.57 | 1.286 |
| Tony Fossas, L (8, 1)<br>ERA: 2.77 | 1.0 | | 3 | 0 | 0 | 0 | 2 | 0 | 0 | 0 | 0 | 0 | 0 | 9 | 15 | 0.00 | 0.000 |
| T.J. Mathews, R (9, 1)<br>ERA: 2.12 | 1.0 | | 5 | 1 | 0 | 0 | 2 | 1 | 0 | 0 | 0 | 0 | 0 | 15 | 23 | 0.00 | 2.000 |

| PITCHER | IP | WLS | BF | H | R | ER | SO | BB | IBB | HBP | BLK | WP | HR | S | P | ERA | WHIP |
|---|---|---|---|---|---|---|---|---|---|---|---|---|---|---|---|---|---|

# BOTTOM

St. Louis Cardinals @ San Francisco Giants

3Com Park at Candlestick Point, San Francisco, CA

Sun May 25 1997, 6:33 AM EDT

Att. 21,929 - Sunny - 70 F

livebaseballscorecards.com

| | |
|---|---|
| AB | 32 |
| R | 3 |
| H | 7 |
| RBI | 3 |
| BB | 4 |
| SO | 12 |
| LOB | 15 |

| | | | |
|---|---|---|---|
| 1B: 4 | SF: 0 | WP: 0 | PA: 37 |
| 2B: 4 | SAC: 1 | PB: 0 | |
| 3B: 0 | DP: 2 | SB: 2 | |
| HR: 1 | HBP: 0 | CS: 0 | |

| Batter | 1 | 2 | 3 | 4 | 5 | 6 | 7 | 8 | 9 | AB | R | H | RBI | BB | SO | LOB |
|---|---|---|---|---|---|---|---|---|---|---|---|---|---|---|---|---|
| Delino DeShields, L (1, 4)<br>OBP: 0.329, SLG: 0.435 | X<br>0-0 ①<br>G3-1 | B X<br>1-0<br>S<br>1-3<br>HR<br>3-H<br>1B | | C B B B X<br>3-1<br>CS<br>2B | | C B X<br>1-1 ①<br>G3 | | B B F C F X<br>2-2 ②<br>G4-3<br>2-3 | | 5 | 1 | 2 | 1 | 0 | 0 | 1 |
| Ron Gant, R (1, 7)<br>OBP: 0.319, SLG: 0.466 | B X<br>1-0 ②<br>P3 | 1 SAFE<br>B B B F F F F B X<br>3-2<br>1-H<br>3-H<br>HR | | B F B B F B<br>4-2 ①<br>S<br>1B<br>2-3<br>BB | | B X<br>1-0<br>2B | | D F X<br>1-1 ③<br>F8 | | 4 | 2 | 2 | 3 | 1 | 0 | 1 |
| Ray Lankford, L (1, 8)<br>OBP: 0.462, SLG: 0.682 | B B B C F B<br>4-2<br>FC4-6<br>BB | B B B<br>4-0<br>S<br>BB | | B S S X<br>1-2<br>S<br>1-H<br>1B | | B S S S S<br>1-3 ②<br>K | | | F F C<br>0-3 ①<br>K | 3 | 0 | 1 | 1 | 2 | 2 | 1 |
| Willie McGee, S (1, 9)<br>OBP: 0.319, SLG: 0.430 | 1 SAFE<br>B<br>1 SAFE<br>B X<br>2-0 ③<br>FC4-6<br>1-2f | C<br>1 SAFE<br>1 B<br>2 SAFE<br>S S S<br>1-3 ③<br>K<br>1-2 | | F C B<br>1 SAFE<br>B S<br>2-3 ②<br>K<br>1-2 | | X<br>0-0 ③<br>G3 | | | X<br>0-0 ②<br>L3 | 5 | 0 | 0 | 0 | 0 | 2 | 4 |
| John Mabry, L (1, 3)<br>OBP: 0.324, SLG: 0.314 | | B F B F B F E X<br>3-2<br>G3-6-1<br>1B<br>1B | X<br>0-0 ①<br>L9 | B F X<br>1-1 ③<br>F8 | | | S B X<br>1-1<br>G4-6-3<br>1B | | X<br>0-0 ③<br>G4-3 | 5 | 1 | 2 | 0 | 0 | 0 | 1 |
| Gary Gaetti, R (1, 5)<br>OBP: 0.291, SLG: 0.380 | | S B X<br>1-1<br>G3-6-1<br>1-2<br>1B | B C B S B F X<br>3-2<br>2B<br>FC6-2<br>1B | | C X<br>0-1<br>HR | | B X<br>1-0 ① ②<br>G4-6-3<br>1-2f | | | 4 | 1 | 3 | 1 | 0 | 0 | 1 |
| Tom Lampkin, L (1, 2)<br>OBP: 0.264, SLG: 0.314 | | C B X<br>1-1 ① ②<br>G3-6-1<br>1-2f<br>2-3 | B C B X<br>2-1<br>FC6-2<br>1-3<br>2B | C S B B F X<br>2-2 ①<br>G3-1 | | | B F X<br>1-1 ③<br>L8 | | | 4 | 0 | 1 | 0 | 0 | 0 | 2 |
| Royce Clayton, R (1, 6)<br>OBP: 0.299, SLG: 0.422 | | B X<br>1-0<br>1B<br>1B<br>3-H<br>1B | X<br>0-0 ②<br>FC6-2<br>S<br>2-3<br>3-H | X<br>0-0 ②<br>G6-3 | | | | B B X<br>2-0<br>G4-3<br>2B | | 4 | 1 | 2 | 1 | 0 | 0 | 2 |
| Danny Jackson, R (1, 1)<br>OBP: 0.200, SLG: 0.200<br>Mark Petkovsek, R (4, 1)<br>OBP: 0.125, SLG: 0.125 | | C B X<br>1-1<br>1B<br>HR<br>1-3<br>1B | 1 SAFE<br>B S S C<br>1-3 ③<br>K<br>1-2 | B C X<br>1-1 ③<br>G5-3 | | | | X<br>0-0 ①<br>B1 | | 2<br>2 | 1<br>0 | 1<br>0 | 0<br>0 | 0<br>0 | 1<br>0 | 2<br>1 |
| Inning Stats | R: 0<br>E: 0<br>K: 0<br>S: 5<br>H: 0<br>LOB: 1<br>BB: 1<br>P: 12 | R: 5<br>E: 0<br>K: 1<br>S: 20<br>H: 6<br>LOB: 1<br>BB: 1<br>P: 36 | R: 0<br>E: 0<br>K: 1<br>S: 11<br>H: 2<br>LOB: 2<br>BB: 0<br>P: 17 | R: 1<br>E: 0<br>K: 1<br>S: 12<br>H: 2<br>LOB: 1<br>BB: 1<br>P: 23 | R: 1<br>E: 0<br>K: 0<br>S: 9<br>H: 1<br>LOB: 0<br>BB: 0<br>P: 12 | R: 0<br>E: 0<br>K: 1<br>S: 8<br>H: 1<br>LOB: 1<br>BB: 0<br>P: 11 | R: 0<br>E: 0<br>K: 0<br>S: 5<br>H: 1<br>LOB: 0<br>BB: 0<br>P: 8 | R: 0<br>E: 0<br>K: 0<br>S: 8<br>H: 1<br>LOB: 1<br>BB: 0<br>P: 13 | R: 0<br>E: 0<br>K: 1<br>S: 5<br>H: 0<br>LOB: 0<br>BB: 0<br>P: 5 | 1B: 8<br>2B: 4<br>3B: 0<br>HR: 2<br>SF: 0<br>SAC: 0<br>DP: 2<br>HBP: 0 | | | | | | |

# TOP

## St. Louis Cardinals @ Colorado Rockies

Coors Field, Denver, CO

Mon May 26 1997, 3:33 AM MDT

Att. 48,043 - Cloudy - 55 F

livebaseballscorecards.com

| | |
|---|---|
| AB | 38 |
| R | 7 |
| H | 14 |
| RBI | 7 |
| BB | 3 |
| SO | 5 |
| LOB | 16 |

| PITCHER | | IP | WLS | BF | H | R | ER | SO | BB | IBB | HBP | BLK | WP | HR | S | P | ERA | WHIP |
|---|---|---|---|---|---|---|---|---|---|---|---|---|---|---|---|---|---|---|
| Kevin Ritz, R<br>ERA: 5.62 | (1, 1) | 4.0 | | 23 | 10 | 6 | 6 | 3 | 3 | 0 | 0 | 0 | 0 | 1 | 48 | 88 | 13.50 | 3.250 |
| Darren Holmes, R<br>ERA: 2.77 | (5, 1) | 3.0 | | 11 | 3 | 1 | 1 | 1 | 0 | 0 | 0 | 0 | 0 | 1 | 22 | 31 | 3.00 | 1.000 |
| Mike DeJean, R<br>ERA: 3.18 | (8, 1) | 1.0 | W | 4 | 1 | 0 | 0 | 0 | 0 | 0 | 0 | 0 | 0 | 0 | 8 | 13 | 0.00 | 1.000 |
| Steve Reed, R<br>ERA: 5.03 | (9, 1) | 1.0 | S | 3 | 0 | 0 | 0 | 1 | 0 | 0 | 0 | 0 | 0 | 0 | 5 | 5 | 0.00 | 0.000 |

| PITCHER | IP | WLS | BF | H | R | ER | SO | BB | IBB | HBP | BLK | WP | HR | S | P | ERA | WHIP |
|---|---|---|---|---|---|---|---|---|---|---|---|---|---|---|---|---|---|

| Batter | 1 | 2 | 3 | 4 | 5 | 6 | 7 | 8 | 9 | AB | R | H | RBI | BB | SO | LOB |
|---|---|---|---|---|---|---|---|---|---|---|---|---|---|---|---|---|
| Eric Young Sr., R (1, 4)<br>OBP: 0.409, SLG: 0.458 | P5 | | G5-4-3<br>1-2f | G6-3<br>2-3 | | | G6-3 | | | 4 | 0 | 0 | 0 | 0 | 0 | 2 |
| Ellis Burks, R (1, 8)<br>OBP: 0.323, SLG: 0.524 | 1B | | | 2B<br>1B | | | F8 | | | 4 | 1 | 2 | 0 | 0 | 0 | 1 |
| Larry Walker, L (1, 9)<br>OBP: 0.481, SLG: 0.747 | F8 | | | 2B<br>1-3 | G5-3 | | | L9 | | 4 | 1 | 1 | 0 | 0 | 0 | 1 |
| Dante Bichette, R (1, 7)<br>OBP: 0.342, SLG: 0.444 | K | | | P6 | 1B | | | HR<br>1B | | 4 | 1 | 2 | 0 | 0 | 1 | 3 |
| Steve Reed, R (9, 1) | | | | | | | | | | 0 | 0 | 0 | 0 | 0 | 0 | 0 |
| Andres Galarraga, R (1, 3)<br>OBP: 0.407, SLG: 0.575 | | G6-3 | | 2B<br>2-H<br>3-H | G4-3 | | | HR<br>1-H | | 4 | 2 | 2 | 4 | 0 | 0 | 0 |
| Vinny Castilla, R (1, 5)<br>OBP: 0.352, SLG: 0.526 | | G6-3 | | 1B<br>2B<br>2-H | G5-3 | | | HR | | 4 | 2 | 2 | 2 | 0 | 0 | 0 |
| Kirt Manwaring, R (1, 2)<br>OBP: 0.322, SLG: 0.339 | | G6-3 | | HR<br>1B<br>2-H | G5-3 | | | F9 | | 4 | 1 | 1 | 1 | 0 | 0 | 0 |
| Walt Weiss, S (1, 6)<br>OBP: 0.364, SLG: 0.400 | | | FC1-6<br>1B | HR<br>1-H | G4-3 | | | G3 | | 4 | 1 | 2 | 2 | 0 | 0 | 0 |
| Kevin Ritz, R (1, 1)<br>OBP: 0.154, SLG: 0.043 | | | FC1-6<br>G5-4-3<br>1-2f | G6-3<br>2B | | | G1-3 | | | 1 | 0 | 0 | 0 | 0 | 0 | 1 |
| Jason Bates, S (4, PH)<br>OBP: 0.338, SLG: 0.414 | | | | | | | | | | 1 | 0 | 1 | 0 | 0 | 0 | 0 |
| Darren Holmes, R (5, 1)<br>OBP: 0.143, SLG: 0.571 | | | | | | | | | | 0 | 0 | 0 | 0 | 0 | 0 | 0 |
| Quinton McCracken, S (7, PH)<br>OBP: 0.382, SLG: 0.422 | | | | | | | | | | 1 | 0 | 0 | 0 | 0 | 0 | 0 |
| Mike DeJean, R (8, 1)<br>OBP: 1.000, SLG: 2.000 | | | | | | | | | | 0 | 0 | 0 | 0 | 0 | 0 | 0 |
| Harvey Pulliam, R (9, 7) | | | | | | | | | | 0 | 0 | 0 | 0 | 0 | 0 | 0 |
| Inning Stats | R: 0<br>E: 0<br>K: 1<br>S: 12<br>H: 1<br>LOB: 1<br>BB: 0<br>P: 18 | R: 0<br>E: 0<br>K: 0<br>S: 5<br>H: 0<br>LOB: 0<br>BB: 0<br>P: 6 | R: 0<br>E: 0<br>K: 0<br>S: 6<br>H: 1<br>LOB: 0<br>BB: 0<br>P: 10 | R: 6<br>E: 0<br>K: 0<br>S: 21<br>H: 7<br>LOB: 1<br>BB: 0<br>P: 34 | R: 0<br>E: 0<br>K: 0<br>S: 5<br>H: 1<br>LOB: 0<br>BB: 0<br>P: 9 | R: 0<br>E: 0<br>K: 0<br>S: 9<br>H: 0<br>LOB: 0<br>BB: 0<br>P: 15 | R: 0<br>E: 0<br>K: 0<br>S: 4<br>H: 0<br>LOB: 0<br>BB: 0<br>P: 6 | R: 3<br>E: 0<br>K: 0<br>S: 7<br>H: 3<br>LOB: 0<br>BB: 0<br>P: 11 | | 1B: 6<br>2B: 4<br>3B: 0<br>HR: 3<br>SF: 0<br>SAC: 0<br>DP: 1<br>HBP: 0 | | | | | WP: 0<br>PB: 0<br>SB: 0<br>CS: 0 | PA: 35 |

| PITCHER | | IP | WLS | BF | H | R | ER | SO | BB | IBB | HBP | BLK | WP | HR | S | P | ERA | WHIP |
|---|---|---|---|---|---|---|---|---|---|---|---|---|---|---|---|---|---|---|
| Danny Jackson, L<br>ERA: 6.52 | (1, 1) | 3.1 | | 18 | 9 | 6 | 6 | 1 | 0 | 0 | 0 | 0 | 0 | 1 | 37 | 58 | 16.20 | 2.700 |
| Mark Petkovsek, R<br>ERA: 2.23 | (4, 1) | 4.2 | L | 17 | 4 | 3 | 3 | 0 | 0 | 0 | 0 | 0 | 0 | 2 | 32 | 51 | 5.79 | 0.857 |

| PITCHER | IP | WLS | BF | H | R | ER | SO | BB | IBB | HBP | BLK | WP | HR | S | P | ERA | WHIP |
|---|---|---|---|---|---|---|---|---|---|---|---|---|---|---|---|---|---|

# BOTTOM

## St. Louis Cardinals @ Colorado Rockies

Coors Field, Denver, CO

Mon May 26 1997, 3:33 AM MDT

Att. 48,043 - Cloudy - 55 F

livebaseballscorecards.com

| | |
|---|---|
| AB | 35 |
| R | 9 |
| H | 13 |
| RBI | 9 |
| BB | 0 |
| SO | 1 |
| LOB | 8 |

| Batter | 1 | 2 | 3 | 4 | 5 | 6 | 7 | 8 | 9 | AB | R | H | RBI | BB | SO | LOB |
|---|---|---|---|---|---|---|---|---|---|---|---|---|---|---|---|---|
| Delino DeShields, L (1, 4)<br>OBP: 0.333, SLG: 0.433 | B S B B B<br>4-1<br>HR<br>BB | B X<br>1-0<br>S<br>2-H<br>1B | | X<br>0-0 ①<br>SH5-3<br>1-2 | | C C C<br>0-3 ③ | | P S S B B C<br>3-3 ②<br>1-2 | | 3 | 1 | 1 | 1 | 1 | 2 | 2 |
| Ron Gant, R (1, 7)<br>OBP: 0.316, SLG: 0.455 | 1 SAFE<br>B B C 1 X<br>SAFE<br>2-1 ①<br>P3 | B 1 S B S X<br>2-2 ③<br>G5-3<br>1-2 | | X<br>0-0 ②<br>G6-3<br>2-3 | | | B X<br>1-0 ①<br>G5-3 | S B B F B B<br>4-2<br>BB | | 4 | 0 | 0 | 0 | 1 | 0 | 3 |
| Ray Lankford, L (1, 8)<br>OBP: 0.459, SLG: 0.696 | B X<br>1-0<br>1-H<br>HR | C B F S<br>1-3 ①<br>K | S B B B C S<br>3-3 ③<br>K | | | | F B C F B F F B X<br>3-2<br>1B<br>1B | X<br>0-0 ③<br>F8 | | 5 | 2 | 2 | 2 | 0 | 2 | 3 |
| Micah Franklin, S (1, 9)<br>OBP: 0.355, SLG: 0.517<br>T.J. Mathews, R (7, 1)<br>Tony Fossas, L (8, 1)<br>Willie McGee, S (9, PH)<br>OBP: 0.316, SLG: 0.425<br>Dennis Eckersley, R (9, 1) | B X<br>1-0 ②<br>F8 | B F S S<br>1-3 ②<br>K | S F B S<br>1-3 ①<br>K | | | F P 1 SAFE X<br>1-1<br>1B<br>1B<br>1-2<br>1B | | B C B X<br>2-1 ①<br>P5 | | 4<br>0<br>0<br>1<br>0 | 1<br>0<br>0<br>0<br>0 | 1<br>0<br>0<br>0<br>0 | 0<br>0<br>0<br>0<br>0 | 0<br>0<br>0<br>0<br>0 | 2<br>0<br>0<br>0<br>0 | 0<br>0<br>0<br>0<br>0 |
| John Mabry, L (1, 3)<br>OBP: 0.326, SLG: 0.316 | S F B F F B X<br>2-2<br>1B | S S C<br>0-3 ③<br>K | X<br>0-0 ②<br>G6-3 | | | F X<br>0-1<br>1B<br>1-3<br>2-H<br>1B | | B X<br>1-0 ②<br>G4-3 | | 5 | 0 | 2 | 1 | 0 | 1 | 0 |
| Gary Gaetti, R (1, 5)<br>OBP: 0.301, SLG: 0.383 | B F 1 SAFE F F F S<br>1-3 ③<br>K | | F X<br>0-1<br>1B<br>2B<br>1B | F B X<br>1-1 ③<br>P5 | | F X<br>0-1<br>G4-6-3<br>1-3<br>3-H<br>1B | | S B B B B<br>4-1<br>FC6-4<br>BB | | 4 | 1 | 2 | 1 | 1 | 1 | 1 |
| Mike DiFelice, R (1, 2)<br>OBP: 0.302, SLG: 0.375 | | B B X<br>2-0 ①<br>F9 | B S X<br>1-1<br>2B<br>1B<br>1-2<br>1B | | C B F X<br>1-2 ①<br>G6-3 | S X<br>0-1 ② ③<br>G4-6-3<br>1-2f | | S B X<br>1-1 ③<br>FC6-4<br>1-2f | | 5 | 1 | 1 | 0 | 0 | 0 | 3 |
| Royce Clayton, R (1, 6)<br>OBP: 0.302, SLG: 0.426 | | B B C X<br>2-1 ②<br>G6-3 | X<br>0-0<br>1-3<br>2-H<br>1B<br>2B | | X<br>0-0 ②<br>G5-3 | | | B B B B<br>4-0<br>S<br>BB | | 3 | 1 | 1 | 1 | 1 | 0 | 0 |
| Alan Benes, R (1, 1)<br>OBP: 0.240, SLG: 0.320<br>Mark Sweeney, L (7, 9)<br>OBP: 0.321, SLG: 0.205 | | S B B S B X<br>3-2<br>1B<br>2B | B S B X<br>2-1<br>G6-3<br>SH5-3<br>2-H<br>3-H<br>1B | | C X<br>0-1<br>1B | | | C X<br>0-1 ①<br>F8 | | 3<br>1 | 1<br>0 | 3<br>0 | 2<br>0 | 0<br>0 | 0<br>0 | 0<br>1 |
| Inning Stats | R: 2<br>E: 0<br>K: 1<br>S: 15<br>H: 2<br>LOB: 1<br>BB: 1<br>P: 26 | R: 1<br>E: 0<br>K: 0<br>S: 10<br>H: 2<br>LOB: 1<br>BB: 0<br>P: 20 | R: 0<br>E: 0<br>K: 3<br>S: 9<br>H: 0<br>LOB: 0<br>BB: 0<br>P: 11 | R: 3<br>E: 0<br>K: 1<br>S: 12<br>H: 4<br>LOB: 1<br>BB: 0<br>P: 18 | R: 0<br>E: 0<br>K: 1<br>S: 6<br>H: 0<br>LOB: 0<br>BB: 0<br>P: 8 | R: 0<br>E: 0<br>K: 1<br>S: 9<br>H: 1<br>LOB: 1<br>BB: 0<br>P: 10 | R: 2<br>E: 0<br>K: 0<br>S: 16<br>H: 4<br>LOB: 1<br>BB: 0<br>P: 20 | R: 0<br>E: 0<br>K: 1<br>S: 10<br>H: 0<br>LOB: 2<br>BB: 2<br>P: 20 | R: 0<br>E: 0<br>K: 0<br>S: 6<br>H: 0<br>LOB: 1<br>BB: 1<br>P: 14 | 1B: 10<br>2B: 2<br>3B: 0<br>HR: 1<br>SF: 0<br>SAC: 1<br>DP: 1<br>HBP: 0 | | | | | | |

| PITCHER | IP | WLS | BF | H | R | ER | SO | BB | IBB | HBP | BLK | WP | HR | S | P | ERA | WHIP |
|---|---|---|---|---|---|---|---|---|---|---|---|---|---|---|---|---|---|
| John Thomson, R (1, 1)<br>ERA: 5.56 | 4.0 | L | 21 | 8 | 6 | 6 | 5 | 1 | 0 | 0 | 0 | 0 | 1 | 46 | 75 | 13.50 | 2.250 |
| Curt Leskanic, R (5, 1)<br>ERA: 9.82 | 1.0 | | 3 | 0 | 0 | 0 | 1 | 0 | 0 | 0 | 0 | 0 | 0 | 6 | 8 | 0.00 | 0.000 |
| Jerry Dipoto, R (6, 1)<br>ERA: 7.66 | 2.0 | | 10 | 5 | 2 | 2 | 1 | 0 | 0 | 0 | 0 | 0 | 0 | 25 | 30 | 9.00 | 2.500 |
| Jeff McCurry, R (8, 1)<br>ERA: 2.81 | 2.0 | | 9 | 0 | 0 | 0 | 1 | 3 | 0 | 0 | 0 | 0 | 0 | 16 | 34 | 0.00 | 1.500 |

| PITCHER | IP | WLS | BF | H | R | ER | SO | BB | IBB | HBP | BLK | WP | HR | S | P | ERA | WHIP |
|---|---|---|---|---|---|---|---|---|---|---|---|---|---|---|---|---|---|

# TOP

## St. Louis Cardinals @ Colorado Rockies

Coors Field, Denver, CO

Tue May 27 1997, 3:33 AM MDT

Att. 50,010 - Sunny - 60 F

livebaseballscorecards.com

| | |
|---|---|
| AB | 38 |
| R | 8 |
| H | 13 |
| RBI | 8 |
| BB | 4 |
| SO | 8 |
| LOB | 13 |

| | | | |
|---|---|---|---|
| WP: 0 | PA: 43 | | |
| PB: 0 | | | |
| SB: 2 | | | |
| CS: 0 | | | |

# Cardinals @ Colorado Rockies

Coors Field, Denver, CO

Tue May 27 1997, 3:33 AM MDT

Att. 50,010 - Sunny - 60 F

## BOTTOM

| Batter | 1 | 2 | 3 | 4 | 5 | 6 | 7 | 8 | 9 | AB | R | H | RBI | BB | SO | LOB |
|---|---|---|---|---|---|---|---|---|---|---|---|---|---|---|---|---|
| Eric Young Sr., R (1, 4)<br>OBP: 0.404, SLG: 0.452 | C X 0-1 G4-3 ① | | X 0-0 F9 ① | S B B C X 2-2 1B 1B 1B<br>1-2<br>2-3<br>3-H | | F B X 1-1 G4-3 ① | | C B B C S 2-3 K ① | | 5 | 1 | 1 | 1 | 0 | 1 | 1 |
| Quinton McCracken, S (1, 8)<br>OBP: 0.383, SLG: 0.421 | B B C X 2-1 G4-3 ② | | B 1 SAFE S S S 1-3 K ② | X 0-0 1B S 1B<br>1-3<br>2-H<br>3-H | | L B S F X 1-2 3B 1B | | C C F B S 1-3 K ② | | 5 | 1 | 2 | 2 | 0 | 2 | 1 |
| Larry Walker, L (1, 9)<br>OBP: 0.488, SLG: 0.758 | C B B F B X 3-2 E8 1B | | X 0-0 1-2 1B | C F B B B B 4-2 1B 1-2 BB | | X 0-0 1-H FC6-2-5-4 3B | | C S B B F F X 2-2 F7 ③ | | 4 | 0 | 3 | 1 | 1 | 0 | 0 |
| Dante Bichette, R (1, 7)<br>OBP: 0.339, SLG: 0.438 | B F S B S 2-3 K ③ | | X 0-0 P6 ③ | X 0-0 1-2<br>2-3<br>3-H 1B | | B X 1-0 FC6-2-5-4 ②③<br>3-H | | | S X 0-1 G6-3 ① | 5 | 0 | 1 | 1 | 0 | 1 | 4 |
| Andres Galarraga, R (1, 3)<br>OBP: 0.412, SLG: 0.575 | | C S B X 1-2 G5-3 1B | | X 1-0 BB 1B 1B<br>3-2 G5-3 ③ | | | C X 0-1 1B 1B | | C B B X 2-1 F7 ② | 5 | 2 | 3 | 0 | 0 | 0 | 3 |
| Vinny Castilla, R (1, 5)<br>OBP: 0.354, SLG: 0.523 | | F F F X 0-2 G5-3 ①<br>1-2 | | X 0-0 F8 ① B F X 1-1 1B | | | C X 0-1 1B<br>1-2 1B | | C F F F F F X 0-2 F8 ③ | 5 | 0 | 2 | 0 | 0 | 0 | 2 |
| Jeff Reed, L (1, 2)<br>OBP: 0.376, SLG: 0.506 | C B B X 2-1 P6 ② | | | S B S S 1-3 K ② F B B S S 2-3 K ① | | | C X 0-1 P6 ① | | | 4 | 0 | 0 | 0 | 0 | 2 | 5 |
| Walt Weiss, S (1, 6)<br>OBP: 0.367, SLG: 0.403 | B C X 1-1 F7 ③ | | | B X 1-0 1B BB 1B<br>1-2 P B C C F C 2-3 K ② | | | B F B X 2-1 G5-4-3<br>1-2<br>2-H 1B | | | 4 | 1 | 2 | 1 | 0 | 1 | 2 |
| John Thomson, R (1, 1)<br>Jason Bates, S (4, PH)<br>OBP: 0.348, SLG: 0.414<br>Curt Leskanic, R (5, 1)<br>John Vander Wal, L (5, PH)<br>OBP: 0.256, SLG: 0.147<br>Jerry Dipoto, R (6, 1)<br>Ellis Burks, R (7, PH)<br>OBP: 0.321, SLG: 0.521<br>Jeff McCurry, R (8, 1) | | | F B S X 1-2 E4 1B | B B B B 4-0 1B 1B BB<br>1-2<br>2-3 | B B C S X 2-2 G4-3 ③ | | B X 1-0 G5-4-3 ②③<br>1-2f | | | 1 0 0 0 0 0 0<br>0 1 0 0 1 0 0<br>0 0 0 0 0 0 0<br>1 0 0 0 0 0 1<br>0 0 0 0 0 0 0<br>1 0 0 0 0 0 2<br>0 0 0 0 0 0 0 | | | | | | | |
| Inning Stats | R: 0 E: 1 K: 1 S: 10 H: 1 LOB: 1 BB: 0 P: 17 | R: 0 E: 0 K: 0 S: 11 H: 1 LOB: 1 BB: 0 P: 15 | R: 0 E: 1 K: 1 S: 9 H: 1 LOB: 2 BB: 0 P: 11 | R: 4 E: 0 K: 1 S: 17 H: 5 LOB: 3 BB: 2 P: 33 | R: 0 E: 0 K: 2 S: 13 H: 1 LOB: 1 BB: 0 P: 19 | R: 1 E: 0 K: 0 S: 8 H: 2 LOB: 0 BB: 0 P: 11 | R: 1 E: 0 K: 0 S: 9 H: 3 LOB: 1 BB: 0 P: 12 | R: 0 E: 0 K: 2 S: 12 H: 0 LOB: 0 BB: 0 P: 17 | R: 0 E: 0 K: 0 S: 11 H: 0 LOB: 0 BB: 0 P: 13 | 1B: 13 2B: 1 3B: 1 HR: 0 | SF: 0 SAC: 0 DP: 2 HBP: 0 | | | | | | |

| | AB | 40 |
|---|---|---|
| | R | 6 |
| | H | 14 |
| | RBI | 6 |
| | BB | 2 |
| | SO | 7 |
| | LOB | 21 |

WP: 0 PB: 0 SB: 1 CS: 0 PA: 42

livebaseballscorecards.com

| PITCHER | | IP | WLS | BF | H | R | ER | SO | BB | IBB | HBP | BLK | WP | HR | S | P | ERA | WHIP |
|---|---|---|---|---|---|---|---|---|---|---|---|---|---|---|---|---|---|---|
| Alan Benes, R<br>ERA: 3.01 | (1, 1) | 6.0 | W | 31 | 11 | 5 | 5 | 5 | 2 | 0 | 0 | 0 | 0 | 0 | 68 | 106 | 7.50 | 2.167 |
| T.J. Mathews, R<br>ERA: 2.41 | (7, 1) | 1.2 | | 7 | 3 | 1 | 1 | 2 | 0 | 0 | 0 | 0 | 0 | 0 | 16 | 22 | 5.40 | 1.800 |
| Tony Fossas, L<br>ERA: 2.7 | (8, 1) | 0.1 | | 1 | 0 | 0 | 0 | 0 | 0 | 0 | 0 | 0 | 0 | 0 | 5 | 7 | 0.00 | 0.000 |
| Dennis Eckersley, R<br>ERA: 3.29 | (9, 1) | 1.0 | S | 3 | 0 | 0 | 0 | 0 | 0 | 0 | 0 | 0 | 0 | 0 | 11 | 13 | 0.00 | 0.000 |

| PITCHER | IP | WLS | BF | H | R | ER | SO | BB | IBB | HBP | BLK | WP | HR | S | P | ERA | WHIP |
|---|---|---|---|---|---|---|---|---|---|---|---|---|---|---|---|---|---|

| Batter | 1 | 2 | 3 | 4 | 5 | 6 | 7 | 8 | 9 | AB | R | H | RBI | BB | SO | LOB |
|---|---|---|---|---|---|---|---|---|---|---|---|---|---|---|---|---|
| Wilton Guerrero, S (1, 4)<br>OBP: 0.303, SLG: 0.422 | B C F F X<br>1-2<br>CS<br>1B | | L B B X<br>2-1 ②<br>G3 | | | B F X<br>1-1 ①<br>F7 | | C F F B X<br>1-2 ②<br>G5-3<br>1-2 | | 4 | 0 | 1 | 0 | 0 | 0 | 1 |
| Todd Hollandsworth, L (1, 8)<br>OBP: 0.263, SLG: 0.319 | C C S<br>0-3 ①<br>K | | C C S<br>0-3 ③<br>K | | | C F F F S<br>0-3 ②<br>K | | F F B B X<br>2-2 ③<br>G6-3 | | 4 | 0 | 0 | 0 | 0 | 3 | 3 |
| Raul Mondesi, R (1, 9)<br>OBP: 0.335, SLG: 0.518 | D F S 1 SAFE P X<br>2-2 ②<br>1-2<br>1B<br>2B | | | C C B B S<br>2-3 ①<br>K | | B C X<br>1-1<br>2B | | | F B X<br>1-1<br>WP<br>1B<br>1B | 4 | 2 | 3 | 0 | 0 | 1 | 0 |
| Mike Piazza, R (1, 2)<br>OBP: 0.410, SLG: 0.503 | C X<br>0-1 ③<br>2-H<br>1B | | | C B B S X<br>2-2 ②<br>G4-3 | | D B C C B F X<br>3-2 ③<br>G5-3 | | | C F F B X<br>1-2<br>FC5-4<br>1-H<br>1B | 4 | 0 | 2 | 2 | 0 | 0 | 1 |
| Eric Karros, R (1, 3)<br>OBP: 0.322, SLG: 0.382 | | C F F B B F S<br>2-3 ①<br>K | | X<br>0-0 ③<br>G4-3 | | | B B X<br>2-1 ①<br>L9 | | C F F S<br>0-3 ①<br>K | 4 | 0 | 0 | 0 | 0 | 2 | 1 |
| Todd Zeile, R (1, 5)<br>OBP: 0.330, SLG: 0.425 | | C X<br>0-1<br>1B | | | B C B X<br>2-1<br>G5-4-3<br>1B<br>1B | | C X<br>0-1 ②<br>F7 | | S S B B F F F B X<br>3-2 ②<br>FC5-4<br>1-2f | 4 | 0 | 2 | 0 | 0 | 0 | 1 |
| Eric Anthony, L (1, 7)<br>OBP: 0.410, SLG: 0.576 | | C B 1 SAFE C C C<br>1-3 ②<br>K | | | F X<br>0-1<br>G5-4-3<br>1-2<br>1B | | B B X<br>2-0 ③<br>G4-3 | | X<br>0-0 ③<br>F7 | 4 | 0 | 1 | 0 | 0 | 1 | 2 |
| Greg Gagne, R (1, 6)<br>OBP: 0.302, SLG: 0.376 | | C 1 C F B F 1 S SAFE<br>1-3 ③<br>K | | | F X<br>0-1 ① ②<br>G5-4-3<br>1-2f 2-3 | | | C X<br>0-1 ①<br>G6-3 | | 3 | 0 | 0 | 0 | 0 | 1 | 3 |
| Pedro Astacio, R (1, 1)<br>OBP: 0.105, SLG: 0.105<br>Nelson Liriano, S (8, PH)<br>OBP: 0.333, SLG: 0.423<br>Roger Cedeno, S (8, PR)<br>OBP: 0.200, SLG: 0.185<br>Mark Guthrie, R (8, 1)<br>Darren Hall, R (8, 1) | | | B T S X<br>1-2 ①<br>G1-3 | | S S F X<br>0-2 ③<br>G5-3 | | | B B X<br>2-0<br>G5-3<br>1B | | 2<br>1<br>0<br>0<br>0 | 0<br>0<br>0<br>0<br>0 | 0<br>1<br>0<br>0<br>0 | 0<br>0<br>0<br>0<br>0 | 0<br>0<br>0<br>0<br>0 | 0<br>0<br>0<br>0<br>0 | 1<br>0<br>0<br>0<br>0 |
| Inning Stats | R: 1 H: 3<br>E: 0 LOB: 1<br>K: 1 BB: 0<br>S: 13 P: 15 | R: 0 H: 1<br>E: 0 LOB: 1<br>K: 3 BB: 0<br>S: 15 P: 19 | R: 0 H: 0<br>E: 0 LOB: 0<br>K: 1 BB: 0<br>S: 8 P: 11 | R: 0 H: 0<br>E: 0 LOB: 0<br>K: 1 BB: 0<br>S: 7 P: 11 | R: 0 H: 2<br>E: 0 LOB: 1<br>K: 0 BB: 0<br>S: 10 P: 12 | R: 0 H: 1<br>E: 0 LOB: 1<br>K: 1 BB: 0<br>S: 13 P: 18 | R: 0 H: 0<br>E: 0 LOB: 0<br>K: 0 BB: 0<br>S: 5 P: 9 | R: 0 H: 1<br>E: 0 LOB: 2<br>K: 0 BB: 0<br>S: 10 P: 15 | R: 1 H: 2<br>E: 0 LOB: 1<br>K: 1 BB: 0<br>S: 17 P: 22 | 1B: 8 SF: 0<br>2B: 2 SAC: 0<br>3B: 0 DP: 1<br>HR: 0 HBP: 0 | | | | | | |

| PITCHER | | IP | WLS | BF | H | R | ER | SO | BB | IBB | HBP | BLK | WP | HR | S | P | ERA | WHIP |
|---|---|---|---|---|---|---|---|---|---|---|---|---|---|---|---|---|---|---|
| Matt Morris, R<br>ERA: 2.64 | (1, 1) | 8.0 | W | 29 | 8 | 1 | 1 | 7 | 0 | 0 | 0 | 0 | 0 | 0 | 81 | 110 | 1.12 | 1.000 |
| Dennis Eckersley, R<br>ERA: 3.68 | (9, 1) | 1.0 | S | 5 | 2 | 1 | 1 | 1 | 0 | 0 | 0 | 0 | 1 | 0 | 17 | 22 | 9.00 | 2.000 |

| PITCHER | IP | WLS | BF | H | R | ER | SO | BB | IBB | HBP | BLK | WP | HR | S | P | ERA | WHIP |
|---|---|---|---|---|---|---|---|---|---|---|---|---|---|---|---|---|---|

TOP

# Los Angeles Dodgers @ St. Louis Cardinals

Busch Stadium, St. Louis, MO

Thu May 29 1997, 7:05 PM CDT
Att. 28,497 - Unknown - 70 F

livebaseballscorecards.com

| | |
|---|---|
| AB | 34 |
| R | 2 |
| H | 10 |
| RBI | 2 |
| BB | 0 |
| SO | 8 |
| LOB | 13 |

WP: 1 PA: 34
PB: 0
SB: 0
CS: 1

| Batter | 1 | 2 | 3 | 4 | 5 | 6 | 7 | 8 | 9 | AB | R | H | RBI | BB | SO | LOB |
|---|---|---|---|---|---|---|---|---|---|---|---|---|---|---|---|---|
| Delino DeShields, L (1, 4)<br>OBP: 0.326, SLG: 0.423 | B X<br>1-0 F7 ① | B B X<br>2-0 G4-3 ③ | | | X<br>0-0 G6-3 ② | | | X<br>0-0 E6 F9 CS 1B | | 4 | 1 | 0 | 0 | 0 | 0 | 1 |
| Ron Gant, R (1, 7)<br>OBP: 0.309, SLG: 0.444 | C B B S B F X<br>3-2 G2-3 ② | | B B C C S<br>2-3 K ① | | S B S F B B S<br>3-3 K ③ | | | 1 SAFE B X<br>1-0 F9 ①<br>1-3 | | 4 | 0 | 0 | 0 | 0 | 2 | 1 |
| Ray Lankford, L (1, 8)<br>OBP: 0.460, SLG: 0.687 | B B B C F B<br>4-2 2B BB | | B X<br>1-0 G1-3 ② | | | F C B S<br>1-3 K ① | | C F F B D X<br>2-2 BB 1B<br>3-H 1B | | 3 | 1 | 1 | 1 | 1 | 1 | 0 |
| Dmitri Young, S (1, 3)<br>OBP: 0.348, SLG: 0.416 | C X<br>0-1<br>1-3 2B | | S B S B S<br>2-3 K ③ | | | C F C<br>0-3 K ② | | 1 SAFE<br>1 SAFE B P 1 B B<br>4-0<br>1-2 1B BB | | 3 | 0 | 1 | 0 | 1 | 2 | 0 |
| John Mabry, L (1, 9)<br>OBP: 0.330, SLG: 0.321 | B S C X<br>1-2 L4 ③ | | | F C F X<br>0-2 G3-1 ① | | B B X<br>2-0 1B | | S B F F X<br>1-2<br>1-2 2-H 1B | | 4 | 0 | 2 | 1 | 0 | 0 | 2 |
| Gary Gaetti, R (1, 5)<br>OBP: 0.306, SLG: 0.407 | | S B S B F F B X<br>3-2 G4-3 2B 1B | | B F X<br>1-1 HR | | B B S B F F X<br>3-2 G5-3 ③ | | C S S<br>0-3 K ② | | 4 | 2 | 2 | 1 | 0 | 1 | 3 |
| Tom Lampkin, L (1, 2)<br>OBP: 0.254, SLG: 0.302 | | B 1 SAFE X<br>1-0 G4-3 ①<br>1-2 | | X<br>0-0 B2-3 ② | | | C F C<br>0-3 K ① | B C B X<br>2-1 L7 ③ | | 4 | 0 | 0 | 0 | 0 | 1 | 3 |
| Royce Clayton, R (1, 6)<br>OBP: 0.298, SLG: 0.420 | | C X<br>0-1 P6 ② | | C S C<br>0-3 K ③ | | | X<br>0-0 L9 ② | | | 3 | 0 | 0 | 0 | 0 | 1 | 1 |
| Matt Morris, R (1, 1)<br>OBP: 0.300, SLG: 0.316<br>Dennis Eckersley, R (9, 1) | | B B X<br>2-0<br>2-H 2B | | | X<br>0-0 G6-3 ① | | C C B B C<br>2-3 K ③ | | | 3<br>0 | 0<br>0 | 1<br>0 | 1<br>0 | 0<br>0 | 1<br>0 | 0<br>0 |
| Inning Stats | R: 0 H: 1<br>E: 0 LOB: 2<br>K: 0 BB: 1<br>S: 12 P: 21 | R: 1 H: 2<br>E: 0 LOB: 1<br>K: 0 BB: 0<br>S: 10 P: 18 | R: 0 H: 0<br>E: 0 LOB: 0<br>K: 2 BB: 0<br>S: 7 P: 12 | R: 1 H: 1<br>E: 0 LOB: 0<br>K: 1 BB: 0<br>S: 10 P: 11 | R: 0 H: 0<br>E: 0 LOB: 0<br>K: 1 BB: 0<br>S: 6 P: 9 | R: 0 H: 1<br>E: 0 LOB: 1<br>K: 2 BB: 0<br>S: 11 P: 17 | R: 0 H: 0<br>E: 0 LOB: 0<br>K: 2 BB: 0<br>S: 7 P: 9 | R: 2 H: 2<br>E: 1 LOB: 2<br>K: 1 BB: 1<br>S: 16 P: 25 | | 1B: 4 SF: 0<br>2B: 2 SAC: 0<br>3B: 0 DP: 0<br>HR: 1 HBP: 0 | | | | | | WP: 0 PA: 34<br>PB: 0<br>SB: 0<br>CS: 1 |

| PITCHER | | IP | WLS | BF | H | R | ER | SO | BB | IBB | HBP | BLK | WP | HR | S | P | ERA | WHIP |
|---|---|---|---|---|---|---|---|---|---|---|---|---|---|---|---|---|---|---|
| Pedro Astacio, R<br>ERA: 3.0 | (1, 1) | 7.0 | L | 27 | 5 | 2 | 2 | 8 | 1 | 0 | 0 | 0 | 0 | 1 | 63 | 97 | 2.57 | 0.857 |
| Mark Guthrie, L<br>ERA: 2.66 | (8, 1) | 0.1 | | 5 | 2 | 2 | 1 | 0 | 1 | 0 | 0 | 0 | 0 | 0 | 11 | 18 | 27.00 | 9.000 |
| Darren Hall, R<br>ERA: 2.0 | (8, 1) | 0.2 | | 2 | 0 | 0 | 0 | 1 | 0 | 0 | 0 | 0 | 0 | 0 | 5 | 7 | 0.00 | 0.000 |

| PITCHER | IP | WLS | BF | H | R | ER | SO | BB | IBB | HBP | BLK | WP | HR | S | P | ERA | WHIP |
|---|---|---|---|---|---|---|---|---|---|---|---|---|---|---|---|---|---|

# BOTTOM

## Los Angeles Dodgers @ St. Louis Cardinals

Busch Stadium, St. Louis, MO

Thu May 29 1997, 7:05 PM CDT
Att. 28,497 - Unknown - 70 F

livebaseballscorecards.com

| | |
|---|---|
| AB | 32 |
| R | 4 |
| H | 7 |
| RBI | 4 |
| BB | 2 |
| SO | 9 |
| LOB | 11 |

# Los Angeles Dodgers @ St. Louis Cardinals

Busch Stadium, St. Louis, MO

Fri May 30 1997, 7:05 PM CDT

Att. 36,069 - Unknown - 65 F

livebaseballscorecards.com

TOP

| Batter | 1 | 2 | 3 | 4 | 5 | 6 | 7 | 8 | 9 | AB | R | H | RBI | BB | SO | LOB |
|---|---|---|---|---|---|---|---|---|---|---|---|---|---|---|---|---|
| Wilton Guerrero, S (1, 4)<br>OBP: 0.304, SLG: 0.421 | K2-3 | | G3-1 | | | SH2-4 | | 1-2 | | 3 | 0 | 1 | 0 | 0 | 1 | 0 |
| Eric Anthony, L (1, 7)<br>OBP: 0.419, SLG: 0.568 | K | | | 1B | | G2-3 | | K | | 4 | 0 | 2 | 1 | 0 | 2 | 2 |
| Scott Radinsky, L (8, 1) | | | | | | | | | | 0 | 0 | 0 | 0 | 0 | 0 | 0 |
| Darren Hall, R (9, 1) | | | | | | | | | | 0 | 0 | 0 | 0 | 0 | 0 | 0 |
| Mark Guthrie, R (9, 1) | | | | | | | | | | 0 | 0 | 0 | 0 | 0 | 0 | 0 |
| Raul Mondesi, R (1, 9)<br>OBP: 0.329, SLG: 0.508 | K | | | F9 | | G2-3 | | P2 | | 4 | 0 | 0 | 0 | 0 | 1 | 4 |
| Mike Piazza, R (1, 2)<br>OBP: 0.406, SLG: 0.497 | | G4-3 | | 1-2 | | G4-3 | | | K | 4 | 0 | 1 | 0 | 0 | 1 | 1 |
| Eric Karros, R (1, 3)<br>OBP: 0.326, SLG: 0.384 | | S | | L7 | | | CS | | G5-3 | 4 | 0 | 2 | 0 | 0 | 0 | 1 |
| Todd Zeile, R (1, 5)<br>OBP: 0.328, SLG: 0.418 | | L6 | | | G4-6-3 | | F9 | | L7 | 3 | 0 | 0 | 0 | 1 | 0 | 2 |
| Todd Hollandsworth, L (1, 8)<br>OBP: 0.258, SLG: 0.314 | | G3 | | | G4-6-3 | | K2-3 | | | 3 | 0 | 0 | 0 | 0 | 1 | 3 |
| (8, 7) | | | | | 1-2f | | 1-2 | | | | | | | | | |
| Greg Gagne, R (1, 6)<br>OBP: 0.297, SLG: 0.370 | | | F9 | | G4-3 | | | G1-3 | | 3 | 0 | 0 | 0 | 0 | 0 | 0 |
| Ramon Martinez, R (1, 1)<br>OBP: 0.115, SLG: 0.154 | | | K | | | SH2-4 1B | | 1B | | 2 | 1 | 1 | 0 | 0 | 1 | 0 |
| Nelson Liriano, S (8, PH)<br>OBP: 0.355, SLG: 0.423 | | | | | | | | | | 0 | 0 | 0 | 0 | 1 | 0 | 0 |
| Roger Cedeno, S (8, PR)<br>OBP: 0.200, SLG: 0.185 | | | | | | | | | | 0 | 0 | 0 | 0 | 0 | 0 | 0 |
| (8, 8) | | | | | | | | | | | | | | | | |

| Inning Stats | 1 | 2 | 3 | 4 | 5 | 6 | 7 | 8 | 9 |
|---|---|---|---|---|---|---|---|---|---|
| | R: 0<br>E: 0<br>K: 3<br>S: 10 | H: 0<br>LOB: 0<br>BB: 0<br>P: 15 | R: 0<br>E: 0<br>K: 0<br>S: 11 | H: 1<br>LOB: 1<br>BB: 0<br>P: 17 | R: 0<br>E: 0<br>K: 1<br>S: 8 | H: 0<br>LOB: 0<br>BB: 0<br>P: 11 | R: 0<br>E: 0<br>K: 0<br>S: 11 | H: 2<br>LOB: 1<br>BB: 0<br>P: 21 | R: 0<br>E: 0<br>K: 0<br>S: 6 | H: 0<br>LOB: 0<br>BB: 1<br>P: 11 | R: 1<br>E: 0<br>K: 0<br>S: 9 | H: 2<br>LOB: 1<br>BB: 0<br>P: 13 | R: 0<br>E: 0<br>K: 1<br>S: 9 | H: 1<br>LOB: 0<br>BB: 0<br>P: 18 | R: 0<br>E: 0<br>K: 1<br>S: 11 | H: 1<br>LOB: 2<br>BB: 1<br>P: 20 | R: 0<br>E: 0<br>K: 1<br>S: 7 | H: 0<br>LOB: 0<br>BB: 0<br>P: 13 |

| | | | | | | | | | | | | | | | |

| Batter | 1 | 2 | 3 | 4 | 5 | 6 | 7 | 8 | 9 | AB | R | H | RBI | BB | SO | LOB |
|---|---|---|---|---|---|---|---|---|---|---|---|---|---|---|---|---|
| Delino DeShields, L (1, 4)<br>OBP: 0.328, SLG: 0.415 | C B F B F C<br>2-3 K ① | | X<br>0-0 F7 ②<br>B S S S<br>1-3 K ③ | | B B C B F X<br>3-2 F7 ③ | | | B B C B S B<br>4-2 S BB | B B B B<br>4-0 1-2 2-3 3-H BB | 3 | 0 | 0 | 1 | 2 | 1 | 2 |
| Ron Gant, R (1, 7)<br>OBP: 0.303, SLG: 0.434 | B B X<br>2-0 G4-3 ② | | | B S C B C<br>2-3 K ① | | B B C C B C<br>3-3 K ①<br>B X<br>1-0 CS 1B | | F 1 SAFE 1 B F 1 SAFE 1 SAFE 1 B F 1 SAFE<br>2-3 C K ① | | 4 | 0 | 0 | 0 | 0 | 3 | 2 |
| Ray Lankford, L (1, 8)<br>OBP: 0.455, SLG: 0.672 | B S T B B S<br>3-3 K ③ | | | C B F B B B<br>4-2 G6-4-3 BB | | 1 SAFE 1 SAFE B B B C B<br>4-1 1-2 ② BB | | C B S S<br>1-3 1-2 K ② | | 4 | 0 | 1 | 0 | 0 | 3 | 1 |
| Dmitri Young, S (1, 3)<br>OBP: 0.353, SLG: 0.408 | | X<br>0-0 G6-3 ① | | | | | | B B F X<br>2-1 G1-3 ③ | | 2 | 0 | 0 | 0 | 2 | 0 | 1 |
| Gary Gaetti, R (1, 5)<br>OBP: 0.298, SLG: 0.396 | | B B F F B X<br>3-2 L4 ② | | 1 SAFE B B F F 1 SAFE X<br>2-1 G6-4-3 ② ③<br>1-2f | | D B C 1 SAFE X<br>2-1 P2 ③ | | | B B X<br>2-0 L7 ① | 4 | 0 | 0 | 0 | 0 | 0 | 2 |
| John Mabry, L (1, 9)<br>OBP: 0.344, SLG: 0.335 | | B B B B<br>4-0 BB | | | X<br>0-0 SH1-3 2B 1B | | B B B C T B<br>4-2 G5-3 BB | | S S B X<br>1-2 1B 2B | 2 | 1 | 2 | 0 | 2 | 0 | 0 |
| Mike DiFelice, R (1, 2)<br>OBP: 0.292, SLG: 0.362<br>Mark Sweeney, L (9, PH)<br>OBP: 0.333, SLG: 0.205 | B C B X<br>2-1 L8 ③ | | | | B X<br>1-0 SH1-3 ①<br>1-2 | | B F F B X<br>2-2 G5-3 ①<br>1-2 | | 4-0 1B BB IBB | 2<br>0 | 0<br>1 | 0<br>0 | 0<br>0 | 0<br>1 | 0<br>0 | 2<br>0 |
| Royce Clayton, R (1, 6)<br>OBP: 0.302, SLG: 0.421 | | | X<br>0-0 G5-3 1B | | B X<br>1-0 F8 ② | | B C S B B B F F X<br>3-2 G6-3 ② | | C X<br>0-1 BB ②<br>1-3 2-H 1B | 4 | 0 | 2 | 0 | 0 | 0 | 2 |
| Andy Benes, R (1, 1)<br>OBP: 0.250, SLG: 0.313<br>T.J. Mathews, R (9, 1)<br>Willie McGee, S (9, PH)<br>OBP: 0.323, SLG: 0.425 | | | X<br>0-0 G5-3 ①<br>1-2 | | C B B F B F F X<br>3-2 2-H 2B | | B X<br>1-0 G5-3 ③ | | 4-0 BB IBB | 3<br>0<br>0 | 0<br>0<br>0 | 1<br>0<br>0 | 1<br>0<br>0 | 0<br>0<br>1 | 0<br>0<br>0 | 2<br>0<br>0 |
| Inning Stats | R: 0 H: 0<br>E: 0 LOB: 0<br>K: 2 BB: 0<br>S: 8 P: 15 | R: 0 H: 0<br>E: 0 LOB: 1<br>K: 0 BB: 1<br>S: 6 P: 15 | R: 0 H: 1<br>E: 0 LOB: 1<br>K: 1 BB: 0<br>S: 6 P: 7 | R: 0 H: 0<br>E: 0 LOB: 0<br>K: 1 BB: 1<br>S: 7 P: 15 | R: 1 H: 2<br>E: 0 LOB: 1<br>K: 0 BB: 0<br>S: 11 P: 19 | R: 0 H: 1<br>E: 0 LOB: 1<br>K: 1 BB: 1<br>S: 7 P: 17 | R: 0 H: 0<br>E: 0 LOB: 1<br>K: 0 BB: 1<br>S: 11 P: 21 | R: 0 H: 0<br>E: 0 LOB: 1<br>K: 2 BB: 1<br>S: 11 P: 20 | R: 1 H: 2<br>E: 0 LOB: 3<br>K: 0 BB: 3<br>S: 6 P: 21 | 1B: 4 SF: 0<br>2B: 2 SAC: 1<br>3B: 0 DP: 1<br>HR: 0 HBP: 0 | | | | | | WP: 0 PA: 37<br>PB: 0<br>SB: 1<br>CS: 1 |

| PITCHER | | IP | WLS | BF | H | R | ER | SO | BB | IBB | HBP | BLK | WP | HR | S | P | ERA | WHIP |
|---|---|---|---|---|---|---|---|---|---|---|---|---|---|---|---|---|---|---|
| Ramon Martinez, R<br>ERA: 3.29 | (1, 1) | 7.0 | | 27 | 4 | 1 | 1 | 5 | 4 | 0 | 0 | 0 | 0 | 0 | 56 | 109 | 1.29 | 1.143 |
| Scott Radinsky, L<br>ERA: 3.22 | (8, 1) | 1.0 | | 4 | 0 | 0 | 0 | 2 | 1 | 0 | 0 | 0 | 0 | 0 | 11 | 20 | 0.00 | 1.000 |
| Darren Hall, R<br>ERA: 2.41 | (9, 1) | 0.2 | L | 5 | 2 | 1 | 1 | 0 | 0 | 2 | 0 | 0 | 0 | 0 | 6 | 17 | 13.50 | 3.000 |
| Mark Guthrie, L<br>ERA: 2.66 | (9, 1) | 0.0 | | 1 | 0 | 0 | 0 | 0 | 1 | 0 | 0 | 0 | 0 | 0 | 0 | 4 | ∞ | ∞ |

| PITCHER | IP | WLS | BF | H | R | ER | SO | BB | IBB | HBP | BLK | WP | HR | S | P | ERA | WHIP |
|---|---|---|---|---|---|---|---|---|---|---|---|---|---|---|---|---|---|

# BOTTOM

## Los Angeles Dodgers @ St. Louis Cardinals

Busch Stadium, St. Louis, MO

Fri May 30 1997, 7:05 PM CDT
Att. 36,069 - Unknown - 65 F

livebaseballscorecards.com

| | |
|---|---|
| AB | 28 |
| R | 2 |
| H | 6 |
| RBI | 2 |
| BB | 8 |
| SO | 7 |
| LOB | 14 |

| Batter | 1 | 2 | 3 | 4 | 5 | 6 | 7 | 8 | 9 | AB | R | H | RBI | BB | SO | LOB |
|---|---|---|---|---|---|---|---|---|---|---|---|---|---|---|---|---|
| Wilton Guerrero, S (1, 4)<br>OBP: 0.302, SLG: 0.417 | C S C<br>0-3 ① K | | X<br>0-0 ② B5-3 | | | X<br>0-0 G3 1B | | F X<br>0-1 ③ G1-3 | | 4 | 0 | 1 | 0 | 0 | 1 | 0 |
| Eric Anthony, L (1, 7)<br>OBP: 0.404, SLG: 0.610 | C B X<br>1-1 ② G6-3 | | C C S<br>0-3 ③ K | | | B 1 SAFE 1 SAFE B B C 1 SAFE X<br>3-1 ① ② G3<br>1-2 | | | B C X<br>1-1 HR | 4 | 1 | 1 | 1 | 0 | 1 | 1 |
| Raul Mondesi, R (1, 9)<br>OBP: 0.323, SLG: 0.498 | S B S S<br>1-3 ③ K | | | B F S X<br>1-2 ① P6 | | F C B B B F X<br>3-2 ③ L6 | | | F S F S<br>0-3 ① K | 4 | 0 | 0 | 0 | 0 | 2 | 0 |
| Mike Piazza, R (1, 2)<br>OBP: 0.408, SLG: 0.503 | | B F S X<br>1-2 ① P4 | | X<br>0-0 WP 1B | | | F S X<br>0-2 ① G6-3 | | C S X<br>0-2 2B | 4 | 0 | 2 | 0 | 0 | 0 | 0 |
| Eric Karros, R (1, 3)<br>OBP: 0.320, SLG: 0.376 | | B X<br>1-0 ② F9 | | X<br>0-0 ② F9 | | | F B S S S<br>1-3 ② K | | X<br>0-0 ② L7 | 4 | 0 | 0 | 0 | 0 | 1 | 2 |
| Todd Zeile, R (1, 5)<br>OBP: 0.332, SLG: 0.417 | | C B X<br>1-1 HR 1B | | C B C B B C<br>3-3 ③ K<br>1-2 | | | B B B B<br>4-0 BB | | B C C B F X<br>2-2 ③ F9 | 3 | 1 | 1 | 0 | 1 | 1 | 2 |
| Todd Hollandsworth, L (1, 8)<br>OBP: 0.265, SLG: 0.333 | | C X<br>0-1 1-H HR | | | B B C B C F B<br>4-2 CS G4-3 BB | | C C C<br>0-3 ③ K | | | 2 | 1 | 1 | 2 | 1 | 1 | 1 |
| Greg Gagne, R (1, 6)<br>OBP: 0.292, SLG: 0.364 | | F B S S T B S<br>2-3 ③ K | | | B X<br>1-0 ① G4-3<br>1-2 | | | X<br>0-0 ① F8 | | 3 | 0 | 0 | 0 | 0 | 1 | 1 |
| Ismael Valdez, R (1, 1) | | | C B B S X<br>2-2 ① G6-3 | | S B L M<br>1-3 ② ③ K<br>2-3 | | | C B T B B S<br>3-3 ② K | | 2 | 0 | 0 | 0 | 0 | 1 | 1 |
| Antonio Osuna, R (6, 1) | | | | | | | | | | 0 | 0 | 0 | 0 | 0 | 0 | 0 |
| Roger Cedeno, S (8, PH)<br>OBP: 0.194, SLG: 0.179 | | | | | | | | | | 1 | 0 | 0 | 0 | 0 | 1 | 0 |
| Todd Worrell, R (8, 1) | | | | | | | | | | 0 | 0 | 0 | 0 | 0 | 0 | 0 |
| Inning Stats | R: 0<br>E: 0<br>K: 2<br>S: 8<br>H: 0<br>LOB: 0<br>BB: 0<br>P: 10 | R: 2<br>E: 0<br>K: 1<br>S: 12<br>H: 2<br>LOB: 0<br>BB: 0<br>P: 17 | R: 0<br>E: 0<br>K: 1<br>S: 7<br>H: 0<br>LOB: 0<br>BB: 0<br>P: 9 | R: 0<br>E: 0<br>K: 1<br>S: 8<br>H: 1<br>LOB: 1<br>BB: 0<br>P: 12 | R: 0<br>E: 0<br>K: 1<br>S: 7<br>H: 0<br>LOB: 1<br>BB: 1<br>P: 13 | R: 0<br>E: 0<br>K: 0<br>S: 7<br>H: 1<br>LOB: 0<br>BB: 0<br>P: 13 | R: 0<br>E: 0<br>K: 2<br>S: 9<br>H: 0<br>LOB: 1<br>BB: 1<br>P: 14 | R: 0<br>E: 0<br>K: 1<br>S: 6<br>H: 0<br>LOB: 0<br>BB: 0<br>P: 9 | R: 1<br>E: 0<br>K: 1<br>S: 14<br>H: 2<br>LOB: 1<br>BB: 0<br>P: 17 | 1B: 3<br>2B: 2<br>3B: 0<br>HR: 2<br>SF: 0<br>SAC: 0<br>DP: 1<br>HBP: 0 | | | | | | |

| PITCHER | | IP | WLS | BF | H | R | ER | SO | BB | IBB | HBP | BLK | WP | HR | S | P | ERA | WHIP |
|---|---|---|---|---|---|---|---|---|---|---|---|---|---|---|---|---|---|---|
| Todd Stottlemyre, R<br>ERA: 3.94 | (1, 1) | 8.1 | W | 31 | 6 | 3 | 3 | 10 | 2 | 0 | 0 | 0 | 1 | 2 | 73 | 107 | 3.24 | 0.960 |
| Dennis Eckersley, R<br>ERA: 3.52 | (9, 1) | 0.2 | S | 2 | 0 | 0 | 0 | 0 | 0 | 0 | 0 | 0 | 0 | 0 | 5 | 7 | 0.00 | 0.000 |

| PITCHER | IP | WLS | BF | H | R | ER | SO | BB | IBB | HBP | BLK | WP | HR | S | P | ERA | WHIP |
|---|---|---|---|---|---|---|---|---|---|---|---|---|---|---|---|---|---|

# TOP

## Los Angeles Dodgers @ St. Louis Cardinals

Busch Stadium, St. Louis, MO

Sat May 31 1997, 3:33 AM CDT
Att. 46,798 - Cloudy - 73 F

livebaseballscorecards.com

| | |
|---|---|
| AB | 31 |
| R | 3 |
| H | 6 |
| RBI | 3 |
| BB | 2 |
| SO | 10 |
| LOB | 8 |

| | | | |
|---|---|---|---|
| WP: 1 | PA: 33 | | |
| PB: 0 | | | |
| SB: 0 | | | |
| CS: 1 | | | |

| Batter | 1 | 2 | 3 | 4 | 5 | 6 | 7 | 8 | 9 | AB | R | H | RBI | BB | SO | LOB |
|---|---|---|---|---|---|---|---|---|---|---|---|---|---|---|---|---|
| Delino DeShields, L (1, 4)<br>OBP: 0.326, SLG: 0.417 | C B C B C<br>2-3 K ① | | X<br>0-0 2-H 2B | | C X<br>0-1 F8 ③ | | F S F F B X<br>1-2 E5 2B | | | 4 | 0 | 1 | 1 | 0 | 1 | 0 |
| Mark Sweeney, L (1, 7)<br>OBP: 0.345, SLG: 0.250 | B F B T F F B X<br>3-2 G4-3 ② | | B C C T B T B X<br>3-2 F7 ③ | | | C C X<br>0-2 E 2B 1B | 1 SAFE<br>C 1 SAFE<br>P 1 SAFE<br>B B B 1 SAFE<br>X<br>3-1 1-3 2B | | | 4 | 1 | 2 | 0 | 0 | 0 | 1 |
| Ray Lankford, L (1, 8)<br>OBP: 0.449, SLG: 0.667 | B F B S T X<br>2-2 G4-3 ③ | | | F F B X<br>1-2 1B FC9-6 2B | | 1 SAFE<br>X<br>0-0 L8 ① | B S B S B S<br>3-3 K ② | | | 4 | 1 | 1 | 0 | 0 | 1 | 3 |
| Willie McGee, S (1, 9)<br>OBP: 0.330, SLG: 0.422 | | X<br>0-0 F7 ① | | X<br>0-0 FC9-6 2-3 1B | | 1 SAFE<br>1 SAFE<br>B B B B<br>4-0 1-2 2B BB | B X<br>1-0 F7 ③ | | | 3 | 1 | 1 | 0 | 1 | 0 | 2 |
| Gary Gaetti, R (1, 5)<br>OBP: 0.297, SLG: 0.399 | | B B F S X<br>2-2 G5-3 ② | | X<br>0-0 FC9-6 1B ① 1-2f 3-H | | X<br>0-0 E8 HR 1-H 2-H 2B | | B B X<br>2-0 F8 ① | | 4 | 1 | 1 | 2 | 0 | 0 | 1 |
| John Mabry, L (1, 3)<br>OBP: 0.353, SLG: 0.363 | | F F B S<br>1-3 K ③ | | P 1 SAFE 1 SAFE X<br>1-0 G6-4-3 1-2 1B | | B F X<br>1-1 2-H HR | | F B B S X<br>2-2 G3 1B 1B | | 4 | 1 | 3 | 2 | 0 | 1 | 0 |
| Tom Lampkin, L (1, 2)<br>OBP: 0.254, SLG: 0.300 | | | F B X<br>1-1 F9 ① | F X<br>0-1 G6-4-3 ② ③ 1-2f | | X<br>0-0 G4-3 ② | | B X<br>1-0 G3 1-2 1B | | 4 | 0 | 1 | 0 | 0 | 0 | 2 |
| Royce Clayton, R (1, 6)<br>OBP: 0.296, SLG: 0.413 | | | S C B F X<br>1-2 F8 ② | | B C F X<br>1-2 L4 ① | C B B C X<br>2-2 G6-3 ③ | | C B B F B F X<br>3-2 G3 ② 1-2 2-3 | | 4 | 0 | 0 | 0 | 0 | 0 | 2 |
| Todd Stottlemyre, L (1, 1)<br>OBP: 0.345, SLG: 0.261<br>Dennis Eckersley, R (9, 1) | | | B C C B F X<br>2-2 E7 2B 1B | | C C F B X<br>1-2 G4-3 ② | | B B S F X<br>2-2 L6 ① | S T B B C<br>2-3 K ③ | | 4<br>0 | 1<br>0 | 1<br>0 | 0<br>0 | 0<br>0 | 1<br>0 | 2<br>0 |
| Inning Stats | R: 0 E: 0 K: 1 S: 12 H: 0 LOB: 0 BB: 0 P: 19 | R: 0 E: 0 K: 1 S: 7 H: 0 LOB: 0 BB: 0 P: 10 | R: 1 E: 1 K: 0 S: 16 H: 2 LOB: 1 BB: 0 P: 23 | R: 1 E: 0 K: 0 S: 9 H: 3 LOB: 1 BB: 0 P: 10 | R: 0 E: 0 K: 0 S: 9 H: 0 LOB: 0 BB: 0 P: 11 | R: 4 E: 2 K: 0 S: 11 H: 3 LOB: 0 BB: 1 P: 18 | R: 0 E: 1 K: 1 S: 15 H: 1 LOB: 2 BB: 0 P: 24 | R: 0 E: 0 K: 1 S: 12 H: 2 LOB: 2 BB: 0 P: 22 | | 1B: 6 2B: 4 3B: 0 HR: 1 | SF: 0 SAC: 0 DP: 1 HBP: 0 | | | | | |

| PITCHER | | IP | WLS | BF | H | R | ER | SO | BB | IBB | HBP | BLK | WP | HR | S | P | ERA | WHIP |
|---|---|---|---|---|---|---|---|---|---|---|---|---|---|---|---|---|---|---|
| Ismael Valdez, R<br>ERA: 2.73 | (1, 1) | 5.1 | L | 24 | 8 | 6 | 5 | 2 | 1 | 0 | 0 | 0 | 0 | 1 | 60 | 85 | 8.44 | 1.688 |
| Antonio Osuna, R<br>ERA: 1.04 | (6, 1) | 1.2 | | 7 | 1 | 0 | 0 | 1 | 0 | 0 | 0 | 0 | 0 | 0 | 19 | 30 | 0.00 | 0.600 |
| Todd Worrell, R<br>ERA: 3.8 | (8, 1) | 1.0 | | 5 | 2 | 0 | 0 | 1 | 0 | 0 | 0 | 0 | 0 | 0 | 12 | 22 | 0.00 | 2.000 |

| PITCHER | IP | WLS | BF | H | R | ER | SO | BB | IBB | HBP | BLK | WP | HR | S | P | ERA | WHIP |
|---|---|---|---|---|---|---|---|---|---|---|---|---|---|---|---|---|---|

# BOTTOM

## Los Angeles Dodgers @ St. Louis Cardinals

Busch Stadium, St. Louis, MO

Sat May 31 1997, 3:33 AM CDT
Att. 46,798 - Cloudy - 73 F

livebaseballscorecards.com

| | |
|---|---|
| AB | 35 |
| R | 6 |
| H | 11 |
| RBI | 5 |
| BB | 1 |
| SO | 4 |
| LOB | 13 |

WP: 0 PA: 36
PB: 0
SB: 0
CS: 0

| Batter | 1 | 2 | 3 | 4 | 5 | 6 | 7 | 8 | 9 | AB | R | H | RBI | BB | SO | LOB |
|---|---|---|---|---|---|---|---|---|---|---|---|---|---|---|---|---|
| Wilton Guerrero, S (1, 4)<br>OBP: 0.301, SLG: 0.414 | C B X<br>1-1<br>G4-3 ① | | B C B X<br>2-1<br>G6-3 ②<br>2-3 | X<br>0-0<br>F8 ③ | | | C B B B X<br>3-1<br>G4-3 ③ | | F F B S<br>1-3<br>K ① | 1 | 0 | 0 | 0 | 0 | 0 | 0 |
| Nelson Liriano, S (1, 4)<br>OBP: 0.324, SLG: 0.379 | | | | | | | | | | 3 | 0 | 0 | 0 | 0 | 0 | 3 |
| Greg Gagne, R (7, 6)<br>OBP: 0.291, SLG: 0.362 | | | | | | | | | | 1 | 0 | 0 | 0 | 0 | 1 | 1 |
| Eric Anthony, L (1, 7)<br>OBP: 0.373, SLG: 0.556 | C B C F S<br>1-3<br>K ② | | F B F S<br>1-3<br>K ③ | | B C C S<br>1-3<br>K ① | | | B B X<br>2-0<br>F8 ① | C F F S<br>0-3<br>K ② | 4 | 0 | 0 | 0 | 0 | 3 | 1 |
| Raul Mondesi, R (8, 9)<br>OBP: 0.321, SLG: 0.495 | | | | | | | | | | 1 | 0 | 0 | 0 | 0 | 1 | 1 |
| Mike Piazza, R (1, 2)<br>OBP: 0.418, SLG: 0.527 | B B B B<br>4-0<br>BB | | | C F F B X<br>1-2<br>HR | S F X<br>0-2<br>G4-3 ② | | | C B S B X<br>2-2<br>2B 1B 1B | X<br>0-0<br>1-3<br>1B | 4 | 2 | 3 | 1 | 1 | 0 | 0 |
| Eric Karros, R (1, 3)<br>OBP: 0.321, SLG: 0.392 | C S B B F S<br>2-3<br>K ③ | | | B F X<br>1-1<br>HR | B C B X<br>2-1<br>L7 ③ | | | B S B C X<br>2-2<br>2B 1B<br>1-2 1B | F B S S<br>1-3<br>K ③ | 5 | 2 | 2 | 1 | 0 | 2 | 3 |
| Todd Zeile, R (1, 5)<br>OBP: 0.330, SLG: 0.429 | | C T B S<br>1-3<br>K ① | | B C B B B X<br>3-1<br>HR | | B B B C F X<br>3-2<br>P6 ① | | C B S B S<br>2-3<br>K ② | | 4 | 1 | 1 | 1 | 0 | 2 | 2 |
| Todd Hollandsworth, L (1, 9)<br>OBP: 0.265, SLG: 0.337 (8, 7) | | B C X<br>1-1<br>G5-3 ② | | C X<br>0-1<br>P4 ① | | B B C X<br>2-1<br>G3 ② | | S B B X<br>2-1<br>1B 2B<br>1-3 2-H | | 4 | 1 | 1 | 1 | 0 | 0 | 0 |
| Roger Cedeno, S (1, 8)<br>OBP: 0.229, SLG: 0.219 | | C B B B C X<br>3-2<br>G6-3 ③ | | C X<br>0-1<br>SH1-4 BB 1B | | B C X<br>1-1<br>B5-3 ③ | | C B S X<br>1-2<br>2-H 3-H 1B | | 4 | 0 | 2 | 2 | 0 | 0 | 0 |
| Juan Castro, R (1, 6)<br>OBP: 0.200, SLG: 0.171 (7, 4) | | | C C F B B B B<br>4-2<br>G6-3 SH3-4 BB | B P B B<br>4-0<br>SH1-4<br>1-2 BB | | | C B X<br>1-1<br>G4-3 ① | X<br>0-0<br>L9 ③ | | 2 | 0 | 0 | 0 | 2 | 0 | 1 |
| Chan Ho Park, R (1, 1)<br>OBP: 0.313, SLG: 0.400 | | | B 1 SAFE L 1 SAFE C X<br>1-2<br>SH3-4 ①<br>1-2 | B F X<br>1-1<br>SH1-4 ②<br>1-2 2-3 | | | S C S<br>0-3<br>K ② | | B F B B B<br>4-1<br>1B BB | 1 | 0 | 0 | 0 | 0 | 1 | 0 |
| Scott Radinsky, L (7, 1) | | | | | | | | | | 0 | 0 | 0 | 0 | 0 | 0 | 0 |
| Billy Ashley, R (9, PH)<br>OBP: 0.299, SLG: 0.429 | | | | | | | | | | 0 | 0 | 0 | 0 | 1 | 0 | 0 |
| Mark Guthrie, R (9, 1) | | | | | | | | | | 0 | 0 | 0 | 0 | 0 | 0 | 0 |
| Inning Stats | R: 0 H: 0<br>E: 0 LOB: 1<br>K: 2 BB: 1<br>S: 10 P: 18 | R: 0 H: 0<br>E: 0 LOB: 0<br>K: 1 BB: 0<br>S: 8 P: 13 | R: 0 H: 0<br>E: 0 LOB: 1<br>K: 1 BB: 1<br>S: 11 P: 19 | R: 3 H: 4<br>E: 0 LOB: 2<br>K: 0 BB: 1<br>S: 16 P: 25 | R: 0 H: 0<br>E: 0 LOB: 0<br>K: 1 BB: 0<br>S: 8 P: 11 | R: 0 H: 0<br>E: 0 LOB: 0<br>K: 0 BB: 0<br>S: 7 P: 13 | R: 0 H: 0<br>E: 0 LOB: 0<br>K: 1 BB: 0<br>S: 7 P: 11 | R: 3 H: 4<br>E: 0 LOB: 1<br>K: 1 BB: 0<br>S: 16 P: 27 | R: 0 H: 1<br>E: 0 LOB: 2<br>K: 3 BB: 1<br>S: 12 P: 18 | 1B: 5 SF: 0<br>2B: 1 SAC: 2<br>3B: 0 DP: 0<br>HR: 3 HBP: 0 | | | | | | WP: 0 PA: 40<br>PB: 0<br>SB: 0<br>CS: 0 |

TOP

# Los Angeles Dodgers @ St. Louis Cardinals

Busch Stadium, St. Louis, MO

Sun Jun 01 1997, 3:33 AM CDT
Att. 36,035 - Cloudy - 67 F

livebaseballscorecards.com

| | |
|---|---|
| AB | 34 |
| R | 6 |
| H | 9 |
| RBI | 6 |
| BB | 4 |
| SO | 10 |
| LOB | 12 |

| PITCHER | | IP | WLS | BF | H | R | ER | SO | BB | IBB | HBP | BLK | WP | HR | S | P | ERA | WHIP |
|---|---|---|---|---|---|---|---|---|---|---|---|---|---|---|---|---|---|---|
| Alan Benes, R<br>ERA: 3.09 | (1, 1) | 7.0 | L | 28 | 4 | 3 | 3 | 6 | 3 | 0 | 0 | 0 | 0 | 3 | 67 | 110 | 3.86 | 1.000 |
| John Frascatore, R<br>ERA: 2.84 | (8, 1) | 2.0 | | 12 | 5 | 3 | 3 | 4 | 1 | 0 | 0 | 0 | 0 | 0 | 28 | 45 | 13.50 | 3.000 |

| PITCHER | | IP | WLS | BF | H | R | ER | SO | BB | IBB | HBP | BLK | WP | HR | S | P | ERA | WHIP |
|---|---|---|---|---|---|---|---|---|---|---|---|---|---|---|---|---|---|---|

# BOTTOM

## Los Angeles Dodgers @ St. Louis Cardinals

Busch Stadium, St. Louis, MO

Sun Jun 01 1997, 3:33 AM CDT

Att. 36,035 - Cloudy - 67 F

livebaseballscorecards.com

| Batter | 1 | 2 | 3 | 4 | 5 | 6 | 7 | 8 | 9 | AB | R | H | RBI | BB | SO | LOB |
|---|---|---|---|---|---|---|---|---|---|---|---|---|---|---|---|---|
| Delino DeShields, L (1, 4)<br>OBP: 0.340, SLG: 0.430<br>Danny Sheaffer, R (9, PH)<br>OBP: 0.295, SLG: 0.268 | B B X 2-0 G6-4-3 1B | | C B F B X 2-2 1B 1B | | X 0-0 CS G3 3-H 1B | | B C B B C X 3-2 BB 1B | | L B F X 1-2 ② F7 | 4<br>1 | 0<br>0 | 4<br>0 | 1<br>0 | 0<br>0 | 0<br>0 | 0<br>1 |
| Mark Sweeney, L (1, 7)<br>OBP: 0.344, SLG: 0.255<br>Ron Gant, R (7, PH)<br>OBP: 0.305, SLG: 0.431 (8, 7) | X 0-0 ① ② G6-4-3 1-2f | | 1 SAFE 1 SAFE C B X 1-1 1-2 1B | | X 0-0 ② G3 1-2 | | B S B F B B 4-2 1-2 BB | | B C B C X 2-2 ③ G5-3 | 3<br>1 | 0<br>0 | 1<br>0 | 0<br>0 | 0<br>1 | 0<br>0 | 2<br>1 |
| Ray Lankford, L (1, 8)<br>OBP: 0.450, SLG: 0.659<br>John Frascatore, R (8, 1) | B B F X 2-1 1B | | S C B B C 2-3 ③ K | | B B F B S B 4-2 ③ 2-3 BB | | B B X 2-0 ③ P2 | | | 3<br>0 | 0<br>0 | 1<br>0 | 0<br>0 | 1<br>0 | 1<br>0 | 4<br>0 |
| Dmitri Young, S (1, 3)<br>OBP: 0.341, SLG: 0.393 | C B X 1-1 ③ G5-3 | | | B B B C X 3-1 ① P5 | | C C X 0-2 ① F7 | | C F B F B F F X 2-2 ① G6-3 | | 4 | 0 | 0 | 0 | 0 | 0 | 1 |
| Gary Gaetti, R (1, 5)<br>OBP: 0.290, SLG: 0.389 | | S T B X 1-2 ① L8 | | B F C D F S 2-3 ② K | | B S S X 1-2 ② F7 | | X 0-0 ② P4 | | 4 | 0 | 0 | 0 | 0 | 1 | 0 |
| John Mabry, L (1, 9)<br>OBP: 0.361, SLG: 0.378 | | F S B B B S 2-3 ② K | | B B C X 2-1 1B | | C B B X 2-1 2B | | B C X 1-1 1B | | 4 | 0 | 3 | 0 | 0 | 1 | 0 |
| Mike DiFelice, R (1, 2)<br>OBP: 0.275, SLG: 0.339 | | F B S B B B X 3-2 ③ G6-3 | | S F B B B S 2-3 ③ K | | F X 0-1 ③ F8 | | X 0-0 ③ P4 | | 4 | 0 | 0 | 0 | 0 | 1 | 3 |
| Royce Clayton, R (1, 6)<br>OBP: 0.300, SLG: 0.420 | | | M X 0-1 ① F7 | | B X 1-0 SH1-4 1B 2B | | F F F B B X 2-2 ① G5-3 | | F X 0-1 G5-3 1B | 4 | 1 | 2 | 0 | 0 | 0 | 0 |
| Alan Benes, R (1, 1)<br>OBP: 0.231, SLG: 0.308<br>Willie McGee, S (7, PH)<br>OBP: 0.324, SLG: 0.413 (8, 8) | | | F X 0-1 ② G4-3 | | X 0-0 ① SH1-4 2-3 | | S F F B B B X 3-2 ② G4-3 | | F C F B X 1-2 ① G5-3 1-2 | 1<br>2 | 0<br>0 | 0<br>0 | 0<br>0 | 0<br>0 | 0<br>0 | 0<br>1 |
| Inning Stats | R: 0 H: 2<br>E: 0 LOB: 1<br>K: 0 BB: 0<br>S: 6 P: 11 | R: 0 H: 0<br>E: 0 LOB: 0<br>K: 1 BB: 0<br>S: 9 P: 15 | R: 0 H: 2<br>E: 0 LOB: 2<br>K: 1 BB: 0<br>S: 12 P: 17 | R: 0 H: 1<br>E: 0 LOB: 1<br>K: 2 BB: 0<br>S: 11 P: 20 | R: 1 H: 2<br>E: 0 LOB: 1<br>K: 0 BB: 1<br>S: 6 P: 11 | R: 0 H: 1<br>E: 0 LOB: 1<br>K: 0 BB: 0<br>S: 10 P: 13 | R: 0 H: 1<br>E: 0 LOB: 2<br>K: 0 BB: 1<br>S: 14 P: 28 | R: 0 H: 1<br>E: 0 LOB: 1<br>K: 0 BB: 0<br>S: 10 P: 13 | R: 0 H: 1<br>E: 0 LOB: 1<br>K: 0 BB: 0<br>S: 12 P: 16 | 1B: 9<br>2B: 2<br>3B: 0<br>HR: 0 | SF: 0<br>SAC: 1<br>DP: 1<br>HBP: 0 | | | | | |

| | AB | 35 |
|---|---|---|
| | R | 1 |
| | H | 11 |
| | RBI | 1 |
| | BB | 2 |
| | SO | 4 |
| | LOB | 13 |

| | | WP: 0 | PA: 38 |
|---|---|---|---|
| | | PB: 0 | |
| | | SB: 0 | |
| | | CS: 1 | |

| PITCHER | | IP | WLS | BF | H | R | ER | SO | BB | IBB | HBP | BLK | WP | HR | S | P | ERA | WHIP |
|---|---|---|---|---|---|---|---|---|---|---|---|---|---|---|---|---|---|---|
| Chan Ho Park, R<br>ERA: 2.85 | (1, 1) | 6.2 | W | 28 | 9 | 1 | 1 | 4 | 1 | 0 | 0 | 0 | 0 | 0 | 65 | 106 | 1.35 | 1.500 |
| Scott Radinsky, L<br>ERA: 3.04 | (7, 1) | 1.1 | | 6 | 1 | 0 | 0 | 0 | 1 | 0 | 0 | 0 | 0 | 0 | 13 | 22 | 0.00 | 1.500 |
| Mark Guthrie, L<br>ERA: 2.55 | (9, 1) | 1.0 | | 4 | 1 | 0 | 0 | 0 | 0 | 0 | 0 | 0 | 0 | 0 | 12 | 16 | 0.00 | 1.000 |

| PITCHER | IP | WLS | BF | H | R | ER | SO | BB | IBB | HBP | BLK | WP | HR | S | P | ERA | WHIP |
|---|---|---|---|---|---|---|---|---|---|---|---|---|---|---|---|---|---|

# Colorado Rockies @ St. Louis Cardinals

Busch Stadium, St. Louis, MO

Mon Jun 02 1997, 7:05 PM CDT

Att. 22,653 - Unknown - 73 F

TOP

livebaseballscorecards.com

| Batter | 1 | 2 | 3 | 4 | 5 | 6 | 7 | 8 | 9 | AB | R | H | RBI | BB | SO | LOB |
|---|---|---|---|---|---|---|---|---|---|---|---|---|---|---|---|---|
| Eric Young Sr., R (1, 4)<br>OBP: 0.383, SLG: 0.432 | G6-3 | SF7-4-2<br>2-3<br>3-H | | G6-3 | | 1B<br>2B | L1-3<br>1-2 | | L6 | 5 | 1 | 1 | 1 | 0 | 0 | 1 |
| Ellis Burks, R (1, 8)<br>(6, 7)<br>OBP: 0.333, SLG: 0.546 | G5-3 | | G1-3 HBP<br>SF7<br>BB | S<br>HR<br>BB | 1B<br>BB | 1B<br>BB | HR | | | 2 | 4 | 1 | 1 | 3 | 0 | 0 |
| Larry Walker, L (1, 9)<br>OBP: 0.508, SLG: 0.756 | FC5-4<br>1B | | G1-3<br>1-2<br>HBP | HR<br>1-2<br>BB | 1B<br>1-2<br>2-H<br>G6-3<br>1B | G6-3 | | | | 3 | 2 | 2 | 1 | 1 | 0 | 0 |
| Andres Galarraga, R (1, 3)<br>OBP: 0.419, SLG: 0.632 | FC5-4<br>1-2f | | G1-3<br>1-2<br>2-3 | HR<br>1-H<br>2-H | G6-3<br>1B<br>1-3<br>2-H | K | | K | | 5 | 2 | 2 | 4 | 0 | 1 | 3 |
| Dante Bichette, R (1, 7)<br>OBP: 0.330, SLG: 0.435<br>Jeff McCurry, R (6, 1)<br>Mike Munoz, L (7, 1)<br>John Vander Wal, L (8, PH)<br>OBP: 0.262, SLG: 0.162<br>Steve Reed, R (8, 1)<br>Curt Leskanic, R (9, 1) | P4 | SF7<br>3-H | G1-3<br>HBP | G6-3<br>2-3<br>3-H | 1B | 1B | | 1B | | 3<br>0<br>0<br>1<br>0<br>0 | 0<br>0<br>0<br>0<br>0<br>0 | 0<br>0<br>0<br>1<br>0<br>0 | 2<br>0<br>0<br>0<br>0<br>0 | 0<br>0<br>0<br>0<br>0<br>0 | 0<br>0<br>0<br>0<br>0<br>0 | 1<br>0<br>0<br>0<br>0<br>0 |
| Vinny Castilla, R (1, 5)<br>OBP: 0.365, SLG: 0.536 | 1B<br>3B | IBB | HBP | BB | K | | | K | | 2 | 1 | 1 | 0 | 2 | 1 | 1 |
| Kirt Manwaring, R (1, 2)<br>OBP: 0.343, SLG: 0.339 | SH<br>SF7-4-2<br>1B<br>3-H<br>1B | K | K | FC4-6<br>1-2<br>3-H<br>1B | K | P3 | | | | 5 | 1 | 2 | 2 | 0 | 2 | 4 |
| Walt Weiss, S (1, 6)<br>OBP: 0.351, SLG: 0.380 | SF7-4-2<br>SH<br>1-2<br>1B | K | K | FC4-6<br>1-2f | | F9 | | | | 5 | 0 | 1 | 0 | 0 | 2 | 3 |
| John Burke, S (1, 1)<br>Jason Bates, S (6, PH)<br>OBP: 0.315, SLG: 0.369<br>Quinton McCracken, S (6, 8)<br>OBP: 0.397, SLG: 0.449 | SH<br>1-2<br>2-3 | K | K | F8 | L1-3<br>1B | K | | | | 1<br>1<br>2 | 0<br>0<br>0 | 0<br>0<br>1 | 0<br>0<br>0 | 0<br>0<br>1 | 1<br>0<br>0 | 0<br>0<br>0 |
| Inning Stats | R: 0 H: 1<br>E: 0 LOB: 1<br>K: 0 BB: 0<br>S: 11 P: 17 | R: 2 H: 3<br>E: 1 LOB: 1<br>K: 0 BB: 0<br>S: 11 P: 16 | R: 1 H: 0<br>E: 0 LOB: 2<br>K: 1 BB: 2<br>S: 14 P: 29 | R: 0 H: 0<br>E: 0 LOB: 0<br>K: 2 BB: 0<br>S: 8 P: 12 | R: 3 H: 1<br>E: 0 LOB: 1<br>K: 2 BB: 2<br>S: 11 P: 23 | R: 4 H: 4<br>E: 0 LOB: 2<br>K: 0 BB: 2<br>S: 14 P: 29 | R: 1 H: 2<br>E: 0 LOB: 0<br>K: 0 BB: 0<br>S: 12 P: 15 | R: 0 H: 1<br>E: 0 LOB: 1<br>K: 2 BB: 0<br>S: 9 P: 12 | R: 0 H: 0<br>E: 0 LOB: 0<br>K: 1 BB: 0<br>S: 7 P: 7 | 1B: 8 SF: 2<br>2B: 3 SAC: 1<br>3B: 1 DP: 2<br>HR: 2 HBP: 2 | | | | | WP: 0 PA: 46<br>PB: 0<br>SB: 1<br>CS: 0 | |

| | AB | 35 |
|---|---|---|
| | R | 11 |
| | H | 12 |
| | RBI | 11 |
| | BB | 6 |
| | SO | 8 |
| | LOB | 13 |

| PITCHER | | IP | WLS | BF | H | R | ER | SO | BB | IBB | HBP | BLK | WP | HR | S | P | ERA | WHIP |
|---|---|---|---|---|---|---|---|---|---|---|---|---|---|---|---|---|---|---|
| Danny Jackson, L<br>ERA: 7.36 | (1, 1) | 5.0 | L | 26 | 5 | 6 | 5 | 5 | 3 | 1 | 2 | 0 | 0 | 1 | 55 | 97 | 9.00 | 1.600 |
| Rigo Beltran, L<br>ERA: 54.0 | (6, 1) | 0.1 | | 3 | 1 | 2 | 2 | 0 | 1 | 0 | 0 | 0 | 0 | 0 | 3 | 8 | 54.00 | 6.000 |
| Mark Petkovsek, R<br>ERA: 2.84 | (6, 1) | 1.2 | | 10 | 5 | 3 | 3 | 0 | 1 | 0 | 0 | 0 | 0 | 1 | 23 | 36 | 16.20 | 3.600 |
| T.J. Mathews, R<br>ERA: 2.18 | (8, 1) | 1.0 | | 4 | 1 | 0 | 0 | 2 | 0 | 0 | 0 | 0 | 0 | 0 | 9 | 12 | 0.00 | 1.000 |
| Tony Fossas, L<br>ERA: 2.51 | (9, 1) | 1.0 | | 3 | 0 | 0 | 0 | 1 | 0 | 0 | 0 | 0 | 0 | 0 | 7 | 7 | 0.00 | 0.000 |

| PITCHER | IP | WLS | BF | H | R | ER | SO | BB | IBB | HBP | BLK | WP | HR | S | P | ERA | WHIP |
|---|---|---|---|---|---|---|---|---|---|---|---|---|---|---|---|---|---|

# BOTTOM

## Colorado Rockies @ St. Louis Cardinals

Busch Stadium, St. Louis, MO

Mon Jun 02 1997, 7:05 PM CDT

Att. 22,653 - Unknown - 73 F

livebaseballscorecards.com

| Batter | 1 | 2 | 3 | 4 | 5 | 6 | 7 | 8 | 9 | AB | R | H | RBI | BB | SO | LOB |
|---|---|---|---|---|---|---|---|---|---|---|---|---|---|---|---|---|
| Delino DeShields, L (1, 4)<br>OBP: 0.347, SLG: 0.437 | K | | F8 | | 1B HR 1B<br>2-H | | BB S FC6-4 BB | | F9 SF8 2B | 4 | 3 | 2 | 1 | 1 | 1 | 0 |
| Ron Gant, R (1, 7)<br>OBP: 0.307, SLG: 0.427 | P3 | | K | | HR 1B<br>2-3 | | FC6-4 BB BB<br>1-2 | | F9<br>2-3 | 4 | 1 | 1 | 0 | 1 | 1 | 1 |
| Ray Lankford, L (1, 8)<br>OBP: 0.462, SLG: 0.690 | CS 1B | | | G4-6-3 1B | HR<br>1-H 3-H | | FC6-4 BB<br>1-2 2-3 | | SF8<br>3-H | 3 | 1 | 3 | 4 | 1 | 0 | 0 |
| Dmitri Young, S (1, 3)<br>OBP: 0.333, SLG: 0.382 | CS<br>1-2 | G4-3 | | G4-6-3<br>1-2f | P5 | | FC6-4 G4-6-3<br>1-2f 2-3 3-H | | K | 3 | 0 | 0 | 0 | 0 | 0 | 1 |
| Rigo Beltran, L (6, 1) | SAFE | | | | | | | | | 0 | 0 | 0 | 0 | 0 | 0 | 0 |
| Mark Petkovsek, R (6, 1)<br>OBP: 0.125, SLG: 0.125 | | | | | | | | | | 0 | 0 | 0 | 0 | 0 | 0 | 0 |
| Willie McGee, S (7, PH) (8, 9)<br>OBP: 0.317, SLG: 0.404 | | | | | | | | | | 2 | 0 | 0 | 1 | 0 | 1 | 2 |
| John Mabry, L (1, 9) (6, 3)<br>OBP: 0.359, SLG: 0.375 | | HBP 1B G1-2-3 1B | | G3 | | F9 | G4-6-3<br>1-2f | | | 4 | 0 | 1 | 0 | 0 | 0 | 2 |
| T.J. Mathews, R (8, 1) | | | | | | | | | | 0 | 0 | 0 | 0 | 0 | 0 | 0 |
| Tony Fossas, L (9, 1) | | | | | | | | | | 0 | 0 | 0 | 0 | 0 | 0 | 0 |
| Gary Gaetti, R (1, 5)<br>OBP: 0.295, SLG: 0.398 | SAFE HBP<br>1-2 1B | | | | F8 G4-3 2B | L7 | | F7 | | 4 | 1 | 2 | 0 | 0 | 0 | 0 |
| Tom Lampkin, L (1, 2)<br>OBP: 0.270, SLG: 0.297 | HBP<br>1-2 2-3 | | | | F8<br>2-3 | 1B BB | | B1-3 BB | | 1 | 0 | 0 | 0 | 2 | 0 | 1 |
| Royce Clayton, R (1, 6)<br>OBP: 0.299, SLG: 0.416 | G1-2-3<br>3-Hf | | | | G4-3<br>3-H | 1-3 1B | | B1-3<br>1-2 | | 4 | 0 | 1 | 1 | 0 | 0 | 4 |
| Danny Jackson, R (1, 1)<br>OBP: 0.167, SLG: 0.167 | | | K | | 1B 2B | P5 | | G1-3 | | 1 | 0 | 0 | 0 | 0 | 1 | 0 |
| Mark Sweeney, L (5, PH) (6, 9) (8, 3)<br>OBP: 0.344, SLG: 0.278 | | | | | | | | | | 3 | 1 | 1 | 0 | 0 | 0 | 3 |
| Inning Stats | R: 0 E: 0 K: 1 S: 8 H: 1 LOB: 0 BB: 0 P: 12 | R: 0 E: 0 K: 0 S: 11 H: 2 LOB: 2 BB: 0 P: 19 | R: 0 E: 0 K: 2 S: 10 H: 0 LOB: 0 BB: 0 P: 14 | R: 0 E: 0 K: 0 S: 5 H: 1 LOB: 0 BB: 0 P: 5 | R: 5 E: 0 K: 0 S: 13 H: 5 LOB: 0 BB: 0 P: 19 | R: 0 E: 0 K: 0 S: 9 H: 1 LOB: 2 BB: 1 P: 16 | R: 1 E: 0 K: 0 S: 5 H: 0 LOB: 1 BB: 3 P: 18 | R: 0 E: 0 K: 0 S: 5 H: 0 LOB: 1 BB: 1 P: 9 | R: 1 E: 0 K: 1 S: 12 H: 1 LOB: 0 BB: 0 P: 18 | 1B: 7 2B: 3 3B: 0 HR: 1 | SF: 1 SAC: 0 DP: 3 HBP: 1 | | | | | | |

| | AB | 33 |
|---|---|---|
| | R | 7 |
| | H | 11 |
| | RBI | 7 |
| | BB | 5 |
| | SO | 4 |
| | LOB | 14 |

WP: 0 PB: 0 SB: 1 CS: 1 PA: 41

| PITCHER | | IP | WLS | BF | H | R | ER | SO | BB | IBB | HBP | BLK | WP | HR | S | P | ERA | WHIP |
|---|---|---|---|---|---|---|---|---|---|---|---|---|---|---|---|---|---|---|
| John Burke, R<br>ERA: 6.33 | (1, 1) | 5.0 | W | 22 | 9 | 5 | 5 | 3 | 0 | 0 | 1 | 0 | 0 | 1 | 47 | 69 | 9.00 | 1.800 |
| Jeff McCurry, R<br>ERA: 3.06 | (6, 1) | 1.0 | | 8 | 1 | 1 | 1 | 0 | 4 | 0 | 0 | 0 | 0 | 0 | 11 | 30 | 9.00 | 5.000 |
| Mike Munoz, L<br>ERA: 5.4 | (7, 1) | 1.0 | | 2 | 0 | 0 | 0 | 0 | 0 | 0 | 0 | 0 | 0 | 0 | 3 | 4 | 0.00 | 0.000 |
| Steve Reed, R<br>ERA: 4.76 | (8, 1) | 1.0 | | 4 | 0 | 0 | 0 | 0 | 1 | 0 | 0 | 0 | 0 | 0 | 5 | 9 | 0.00 | 1.000 |
| Curt Leskanic, R<br>ERA: 7.11 | (9, 1) | 1.0 | | 4 | 1 | 1 | 1 | 1 | 0 | 0 | 0 | 0 | 0 | 0 | 12 | 18 | 9.00 | 1.000 |

| PITCHER | IP | WLS | BF | H | R | ER | SO | BB | IBB | HBP | BLK | WP | HR | S | P | ERA | WHIP |
|---|---|---|---|---|---|---|---|---|---|---|---|---|---|---|---|---|---|

| Batter | 1 | 2 | 3 | 4 | 5 | 6 | 7 | 8 | 9 | AB | R | H | RBI | BB | SO | LOB |
|---|---|---|---|---|---|---|---|---|---|---|---|---|---|---|---|---|
| Eric Young Sr., R (1, 4)<br>OBP: 0.384, SLG: 0.429 | G5-3 | | S BB 1B | BB | | | G4-3 | | F9 | 4 | 0 | 1 | 0 | 1 | 0 | 0 |
| Ellis Burks, R (1, 8)<br>OBP: 0.337, SLG: 0.539 | BB 1B BB | | SAFE 1-2 BB | G6-3 | | | K | | | 2 | 1 | 0 | 0 | 2 | 1 | 1 |
| Mike Munoz, L (7, 1) | | | | | | | | | | 0 | 0 | 0 | 0 | 0 | 0 | 0 |
| Mike DeJean, R (8, 1)<br>OBP: 1.000, SLG: 2.000 | | | | | | | | | | 0 | 0 | 0 | 0 | 0 | 0 | 0 |
| Larry Walker, L (1, 9)<br>OBP: 0.506, SLG: 0.749 | SAFE 1B CS 1-2 BB | | F7 | | K | | K | | | 2 | 0 | 0 | 0 | 1 | 1 | 2 |
| Harvey Pulliam, R (7, PH) (7, 9) | | | | | | | | | | 1 | 0 | 0 | 0 | 0 | 1 | 0 |
| Andres Galarraga, R (1, 3)<br>OBP: 0.418, SLG: 0.627 | CS 1-3 2-H 1B | | K2-3 2-3 | | G5-3 | | | 1B | | 3 | 0 | 1 | 1 | 0 | 1 | 2 |
| John Vander Wal, L (7, 3)<br>OBP: 0.279, SLG: 0.184 | | | | | | | | | | 1 | 0 | 1 | 0 | 0 | 0 | 0 |
| Dante Bichette, R (1, 7)<br>OBP: 0.329, SLG: 0.431 | L6 1-2 3-H | | | HBP HR 1B | G5-3 | | | P3 | | 4 | 1 | 1 | 0 | 0 | 0 | 3 |
| Vinny Castilla, R (1, 5)<br>OBP: 0.363, SLG: 0.528 | | G5-3 | | HR 1-2 HBP | | G6-3 | | K | | 3 | 1 | 0 | 0 | 0 | 1 | 1 |
| Jeff Reed, L (1, 2)<br>OBP: 0.368, SLG: 0.517 | | G6-3 | | 1-H 2-H HR | | F8 | | F9 | | 4 | 1 | 1 | 3 | 0 | 0 | 1 |
| Walt Weiss, S (1, 6)<br>OBP: 0.351, SLG: 0.376 | | G4-3 | | K | | BB | | | P3 | 2 | 0 | 0 | 0 | 1 | 1 | 0 |
| Quinton McCracken, S (7, 8)<br>OBP: 0.393, SLG: 0.444 | | | | | | | | | | 1 | 0 | 0 | 0 | 0 | 0 | 0 |
| Bobby Jones, R (1, 1)<br>OBP: 0.333, SLG: 0.200 | | | K | G6-3 | | K | | | P3 | 0 | 0 | 0 | 0 | 0 | 0 | 0 |
| Jerry Dipoto, R (2, 1) | | | | | | | | | | 2 | 0 | 0 | 0 | 0 | 1 | 0 |
| Jeff McCurry, R (5, 1) | | | | | | | | | | 1 | 0 | 0 | 0 | 0 | 1 | 1 |
| Jason Bates, S (7, 6)<br>OBP: 0.311, SLG: 0.364 | | | | | | | | | | 1 | 0 | 0 | 0 | 0 | 0 | 0 |
| Inning Stats | R: 1 H: 1<br>E: 0 LOB: 1<br>K: 0 BB: 2<br>S: 8 P: 18 | R: 0 H: 0<br>E: 0 LOB: 0<br>K: 0 BB: 0<br>S: 6 P: 10 | R: 0 H: 1<br>E: 0 LOB: 2<br>K: 2 BB: 1<br>S: 12 P: 22 | R: 3 H: 2<br>E: 0 LOB: 1<br>K: 1 BB: 1<br>S: 13 P: 22 | R: 0 H: 0<br>E: 0 LOB: 0<br>K: 1 BB: 0<br>S: 9 P: 14 | R: 0 H: 0<br>E: 0 LOB: 1<br>K: 1 BB: 1<br>S: 10 P: 21 | R: 0 H: 0<br>E: 0 LOB: 0<br>K: 2 BB: 0<br>S: 9 P: 15 | R: 0 H: 1<br>E: 0 LOB: 1<br>K: 1 BB: 0<br>S: 8 P: 12 | R: 0 H: 0<br>E: 0 LOB: 0<br>K: 0 BB: 0<br>S: 6 P: 9 | 1B: 4 SF: 0<br>2B: 0 SAC: 0<br>3B: 0 DP: 0<br>HR: 1 HBP: 1 | | | | | | |

| PITCHER | | IP | WLS | BF | H | R | ER | SO | BB | IBB | HBP | BLK | WP | HR | S | P | ERA | WHIP |
|---|---|---|---|---|---|---|---|---|---|---|---|---|---|---|---|---|---|---|
| Matt Morris, R<br>ERA: 2.95 | (1, 1) | 6.0 | W | 27 | 4 | 4 | 4 | 5 | 5 | 0 | 1 | 0 | 0 | 1 | 58 | 107 | 6.00 | 1.500 |
| John Frascatore, R<br>ERA: 2.63 | (7, 1) | 2.0 | | 7 | 1 | 0 | 0 | 3 | 0 | 0 | 0 | 0 | 0 | 0 | 17 | 27 | 0.00 | 0.500 |
| Rigo Beltran, L<br>ERA: 13.5 | (9, 1) | 1.0 | | 3 | 0 | 0 | 0 | 0 | 0 | 0 | 0 | 0 | 0 | 0 | 6 | 9 | 0.00 | 0.000 |

| PITCHER | IP | WLS | BF | H | R | ER | SO | BB | IBB | HBP | BLK | WP | HR | S | P | ERA | WHIP |
|---|---|---|---|---|---|---|---|---|---|---|---|---|---|---|---|---|---|

# TOP

## Colorado Rockies @ St. Louis Cardinals

Busch Stadium, St. Louis, MO

Tue Jun 03 1997, 3:33 AM CDT

Att. 34,038 - Cloudy - 70 F

livebaseballscorecards.com

| | |
|---|---|
| AB | 31 |
| R | 4 |
| H | 5 |
| RBI | 4 |
| BB | 5 |
| SO | 8 |
| LOB | 11 |

WP: 0 PA: 37
PB: 0
SB: 1
CS: 2

# BOTTOM

## Colorado Rockies @ St. Louis Cardinals

Busch Stadium, St. Louis, MO

Tue Jun 03 1997, 3:33 AM CDT
Att. 34,038 - Cloudy - 70 F

livebaseballscorecards.com

| Batter | 1 | 2 | 3 | 4 | 5 | 6 | 7 | 8 | 9 | AB | R | H | RBI | BB | SO | LOB |
|---|---|---|---|---|---|---|---|---|---|---|---|---|---|---|---|---|
| Royce Clayton, R (1, 6)<br>OBP: 0.313, SLG: 0.433 | B X<br>1-0<br>3B 2B | D X<br>1-0<br>1B F9<br>1-2<br>1B 1B | B F B S B X<br>3-2<br>1B 1B | | 1 SAFE X<br>0-0<br>1-2<br>HR 1B | X<br>0-0<br>1B | | S C B X<br>1-2 ③<br>G6-3 | | 6 | 3 | 5 | 0 | 0 | 0 | 1 |
| Ron Gant, R (1, 7)<br>OBP: 0.314, SLG: 0.459<br>John Frascatore, R (7, 1)<br>Rigo Beltran, L (9, 1) | L X<br>0-1<br>2-H<br>2B 3B | X<br>0-0 ①<br>F9<br>1-2<br>2-3 | C X<br>0-1<br>1-2<br>1B | | B B S F F B X<br>3-2<br>1-H<br>2-H<br>HR | B S S B S<br>2-3 ③<br>K | | | | 5<br>0<br>0 | 2<br>0<br>0 | 3<br>0<br>0 | 4<br>0<br>0 | 0<br>0<br>0 | 1<br>0<br>0 | 3<br>0<br>0 |
| Willie McGee, S (1, 8)<br>OBP: 0.330, SLG: 0.408 | S B F B F B F F B<br>4-2<br>2B BB | B X<br>1-0<br>1B 1B<br>2-3<br>3-H<br>1B | B B B C X<br>3-1 ③<br>G3 | | F B X<br>1-1<br>2B HR<br>1B | | S B B X<br>2-1<br>F9 | | | 4 | 2 | 2 | 1 | 1 | 0 | 2 |
| Gary Gaetti, R (1, 5)<br>OBP: 0.298, SLG: 0.404 | S X<br>0-1 ①<br>1B 1B<br>1-H<br>3-H<br>2B | F 1 SAFE X<br>0-1<br>1B 1B<br>1-3<br>3-H<br>1B | | B F S C<br>1-3 ①<br>K | S F S<br>0-3 ②<br>K | | B S F X<br>1-2 ②<br>G3 | | | 5 | 2 | 2 | 2 | 0 | 2 | 1 |
| Dmitri Young, S (1, 3)<br>OBP: 0.336, SLG: 0.391 | B B S X<br>2-1<br>1B<br>2-3<br>1B | C B X<br>1-1 ②<br>F8 | | C B B X<br>2-1 ②<br>G3 | S X<br>0-1<br>1-3<br>HR 2B | | B B X<br>2-0 ③<br>F8 | | | 5 | 1 | 2 | 0 | 0 | 0 | 2 |
| John Mabry, L (1, 9)<br>OBP: 0.367, SLG: 0.400<br>Micah Franklin, S (8, 8)<br>OBP: 0.375, SLG: 0.533 | X<br>0-0<br>1-3<br>3-H<br>1B | S B B X<br>2-1<br>2-H<br>3-H<br>1B | | X<br>0-0 ③<br>P5 | S B B F F X<br>2-2<br>2-H<br>3-H<br>HR | | | X<br>0-0<br>2B 1B | | 4<br>1 | 1<br>1 | 3<br>1 | 6<br>1 | 0<br>0 | 0<br>0 | 0<br>0 |
| Mike Gallego, R (1, 4)<br>OBP: 0.100, SLG: 0.100<br>Delino DeShields, L (5, PH)<br>OBP: 0.351, SLG: 0.462<br>(6, 4) | F B 1 SAFE<br>B L F 1 SAFE<br>B X<br>3-2 ②<br>F8 | X<br>0-0 ③<br>F8 | | | X<br>0-0<br>HR<br>1-0 ③<br>G3-1 | | | X<br>0-0<br>1-H<br>2B | | 2<br>3 | 0<br>1 | 0<br>2 | 0<br>2 | 0<br>0 | 0<br>0 | 3<br>0 |
| Tom Lampkin, L (1, 2)<br>OBP: 0.268, SLG: 0.287 | X<br>0-0 ③<br>F9 | | B B B C X<br>3-1 ①<br>G3 | | B B B C B<br>4-1<br>1B HR BB | C F F X<br>0-2 ①<br>G6-3 | | B F C S<br>1-3 ①<br>K | | 4 | 1 | 0 | 0 | 1 | 1 | 3 |
| Matt Morris, R (1, 1)<br>OBP: 0.304, SLG: 0.318<br>Mark Sweeney, L (6, PH)<br>OBP: 0.333, SLG: 0.268<br>(7, 7) | X<br>0-0<br>F9 1B<br>1B 1B | | B S B B F C<br>3-3 ②<br>K | | M F T<br>0-2 ①<br>K | C S S X<br>0-2 ②<br>G2-3 | | F B S C<br>1-3 ②<br>K | | 3<br>2 | 1<br>0 | 1<br>0 | 0<br>0 | 0<br>0 | 2<br>1 | 1<br>1 |
| Inning Stats | R: 3 H: 5<br>E: 0 LOB: 2<br>K: 0 BB: 1<br>S: 18 P: 28 | R: 4 H: 5<br>E: 0 LOB: 1<br>K: 0 BB: 0<br>S: 11 P: 16 | R: 0 H: 2<br>E: 0 LOB: 2<br>K: 1 BB: 0<br>S: 12 P: 24 | R: 0 H: 0<br>E: 0 LOB: 0<br>K: 1 BB: 0<br>S: 6 P: 9 | R: 7 H: 6<br>E: 0 LOB: 0<br>K: 2 BB: 1<br>S: 22 P: 33 | R: 0 H: 1<br>E: 0 LOB: 1<br>K: 1 BB: 0<br>S: 11 P: 13 | R: 0 H: 0<br>E: 0 LOB: 0<br>K: 0 BB: 0<br>S: 6 P: 11 | R: 1 H: 2<br>E: 0 LOB: 1<br>K: 2 BB: 0<br>S: 11 P: 14 | | 1B: 13 SF: 0<br>2B: 4 SAC: 0<br>3B: 1 DP: 0<br>HR: 3 HBP: 0 | | | | | | |

| | |
|---|---|
| AB | 44 |
| R | 15 |
| H | 21 |
| RBI | 15 |
| BB | 2 |
| SO | 7 |
| LOB | 17 |

WP: 0 PA: 46
PB: 0
SB: 0
CS: 0

| PITCHER | | IP | WLS | BF | H | R | ER | SO | BB | IBB | HBP | BLK | WP | HR | S | P | ERA | WHIP |
|---|---|---|---|---|---|---|---|---|---|---|---|---|---|---|---|---|---|---|
| Bobby Jones, L<br>ERA: 8.38 | (1, 1) | 1.1 | L | 12 | 8 | 6 | 6 | 0 | 1 | 0 | 0 | 0 | 0 | 0 | 22 | 34 | 40.50 | 6.750 |
| Jerry Dipoto, R<br>ERA: 9.12 | (2, 1) | 3.0 | | 18 | 8 | 6 | 6 | 3 | 1 | 0 | 0 | 0 | 0 | 2 | 37 | 63 | 18.00 | 3.000 |
| Jeff McCurry, R<br>ERA: 3.72 | (5, 1) | 1.2 | | 8 | 3 | 2 | 2 | 2 | 0 | 0 | 0 | 0 | 0 | 1 | 21 | 26 | 10.80 | 1.800 |
| Mike Munoz, L<br>ERA: 5.09 | (7, 1) | 1.0 | | 3 | 0 | 0 | 0 | 0 | 0 | 0 | 0 | 0 | 0 | 0 | 6 | 11 | 0.00 | 0.000 |
| Mike DeJean, R<br>ERA: 3.05 | (8, 1) | 1.0 | | 5 | 2 | 1 | 1 | 2 | 0 | 0 | 0 | 0 | 0 | 0 | 11 | 14 | 9.00 | 2.000 |

| PITCHER | IP | WLS | BF | H | R | ER | SO | BB | IBB | HBP | BLK | WP | HR | S | P | ERA | WHIP |
|---|---|---|---|---|---|---|---|---|---|---|---|---|---|---|---|---|---|

# St. Louis Cardinals @ Pittsburgh Pirates

Three Rivers Stadium, Pittsburgh, PA

Wed Jun 04 1997, 7:05 PM EDT

Att. 19,181 - Unknown - 75 F

TOP

livebaseballscorecards.com

| Batter | 1 | 2 | 3 | 4 | 5 | 6 | 7 | 8 | 9 | AB | R | H | RBI | BB | SO | LOB |
|---|---|---|---|---|---|---|---|---|---|---|---|---|---|---|---|---|
| Delino DeShields, L (1, 4)<br>OBP: 0.345, SLG: 0.453 | F C S<br>0-3 ① K | B B F X<br>2-1 ③ F8 | | | B B X<br>2-0 ① P4 | C B C C<br>1-3 ② K | | X<br>0-0 ② F7 | X<br>0-0 ③ G5-3 | 4 | 0 | 0 | 0 | 0 | 2 | 2 |
| Mike Gallego, R (8, PH)<br>OBP: 0.091, SLG: 0.091 | (8, 4) | | | | | | | | | 2 | 0 | 0 | 0 | 0 | 0 | 2 |
| Ron Gant, R (1, 7)<br>OBP: 0.316, SLG: 0.457 | F C X<br>0-2 HR 1B | | C C B B X<br>2-2 E6 E | | T B C C<br>1-3 ② K | C X<br>0-1 ③ G4-3 | | S B X<br>1-1 WP 1B 1B | | 5 | 2 | 2 | 0 | 0 | 1 | 0 |
| Micah Franklin, S (8, 7)<br>OBP: 0.375, SLG: 0.533 | | | | | | | | | | 0 | 0 | 0 | 0 | 0 | 0 | 0 |
| Ray Lankford, L (1, 8)<br>OBP: 0.466, SLG: 0.707 | T B X<br>1-1 1-H HR | | C F S<br>0-3 ① K | | B F B S B B<br>4-2 BB BB 2B BB | | F X<br>0-1 ① G4-3 | S B S B X<br>2-2 1-H 1B | | 4 | 2 | 2 | 3 | 1 | 1 | 1 |
| Gary Gaetti, R (1, 5)<br>OBP: 0.308, SLG: 0.401 | F S B B S<br>2-3 ② K | | F B B 2 B I SAFE<br>4-1 2-3 IBB | | B B B S F B<br>4-2 BB 2B 1-2 BB | | C F B B B F B<br>4-2 WP E 1B BB | F C B B X<br>2-2 ③ G4-3 | | 1 | 2 | 0 | 0 | 3 | 1 | 0 |
| T.J. Mathews, R (7, 1) | | | | | | | | | | 1 | 0 | 0 | 0 | 0 | 0 | 1 |
| Tony Fossas, L (9, 1) | | | | | | | | | | 0 | 0 | 0 | 0 | 0 | 0 | 0 |
| John Mabry, L (1, 9)<br>OBP: 0.368, SLG: 0.397 | S X<br>0-1 ③ G4-3 | | C F D S<br>1-3 ② K | | B B B B<br>4-0 2B 1B 1-2 2-3 BB | | B X<br>1-0 E6 WP 1B 1-2 | | F B X<br>1-1 1B 1B G6-4-3 1B | 4 | 3 | 1 | 0 | 1 | 1 | 3 |
| Dmitri Young, S (1, 3)<br>OBP: 0.353, SLG: 0.417 | | B T F B B F B X<br>3-2 SH1-3 HBP 1B | C B F B B S<br>3-3 ③ K | | B F S X<br>1-2 1-3 2-H 3-H 1B 2B | | C B X<br>1-1 BB 1-H 2-H 1B | | F B C F X<br>1-2 G6-4-3 1-2 1B 1B | 5 | 1 | 4 | 4 | 0 | 1 | 2 |
| Mike DiFelice, R (1, 2)<br>OBP: 0.311, SLG: 0.354 | | H<br>1-0 SH1-3 1-2 HBP | | B S B F B X<br>3-2 ① G6-3 | X<br>0-0 2-H 3-H 1B | | B D F B B<br>4-1 G6-3 1-2 BB | | B S B X<br>2-1 G6-4-3 1-2 2-3 1B | 3 | 0 | 2 | 2 | 1 | 0 | 0 |
| Royce Clayton, R (1, 6)<br>OBP: 0.306, SLG: 0.423 | | S S C<br>0-3 ① K | | S B B B B X<br>3-1 ② G1-3 | F S B T<br>1-2 ③ K | | B X<br>1-0 ② ③ G6-3 1-2f | | S B X<br>1-1 ① ② G6-4-3 1-2f 2-3 3-H | 5 | 0 | 0 | 0 | 0 | 2 | 7 |
| Andy Benes, R (1, 1)<br>OBP: 0.222, SLG: 0.278 | | B F X<br>1-1 ② SH1-3 1-2 2-3 | | S C F X<br>0-2 ③ F9 | | B B X<br>2-0 ① G1-3 | | X<br>0-0 ① G6-3 | B S B B S T D<br>4-2 BB | 2 | 0 | 0 | 0 | 0 | 0 | 0 |
| Danny Sheaffer, R (7, 5)<br>OBP: 0.304, SLG: 0.262 | | | | | | | | | | 1 | 0 | 0 | 0 | 1 | 0 | 0 |

| | AB | 37 |
|---|---|---|
| | R | 10 |
| | H | 11 |
| | RBI | 9 |
| | BB | 7 |
| | SO | 9 |
| | LOB | 18 |

| Inning Stats | 1 | 2 | 3 | 4 | 5 | 6 | 7 | 8 | 9 |
|---|---|---|---|---|---|---|---|---|---|
| | R: 2 E: 0 K: 2 S: 13 H: 2 LOB: 0 BB: 0 P: 16 | R: 0 E: 0 K: 1 S: 11 H: 1 LOB: 2 BB: 0 P: 18 | R: 0 E: 2 K: 3 S: 13 H: 0 LOB: 2 BB: 1 P: 23 | R: 0 E: 0 K: 0 S: 9 H: 0 LOB: 0 BB: 0 P: 15 | R: 4 E: 0 K: 2 S: 15 H: 2 LOB: 1 BB: 3 P: 32 | R: 0 E: 0 K: 1 S: 6 H: 0 LOB: 0 BB: 0 P: 9 | R: 2 E: 1 K: 0 S: 10 H: 1 LOB: 1 BB: 2 P: 21 | R: 1 E: 0 K: 0 S: 10 H: 2 LOB: 1 BB: 0 P: 15 | R: 1 E: 0 K: 0 S: 15 H: 3 LOB: 2 BB: 1 P: 24 |

| | 1B: 9 | SF: 0 |
|---|---|---|
| | 2B: 1 | SAC: 1 |
| | 3B: 0 | DP: 2 |
| | HR: 1 | HBP: 1 |

| | WP: 2 | PA: 46 |
|---|---|---|
| | PB: 0 | |
| | SB: 0 | |
| | CS: 0 | |

| PITCHER | | IP | WLS | BF | H | R | ER | SO | BB | IBB | HBP | BLK | WP | HR | S | P | ERA | WHIP |
|---|---|---|---|---|---|---|---|---|---|---|---|---|---|---|---|---|---|---|
| Jason Schmidt, R<br>ERA: 5.71 | (1, 1) | 1.0 | L | 7 | 3 | 2 | 2 | 2 | 0 | 0 | 1 | 0 | 0 | 1 | 17 | 24 | 18.00 | 3.000 |
| Matt Ruebel, L<br>ERA: 7.48 | (2, 1) | 3.2 | | 16 | 0 | 3 | 3 | 5 | 3 | 1 | 0 | 0 | 0 | 0 | 37 | 71 | 7.36 | 0.818 |
| Clint Sodowsky, R<br>ERA: 4.91 | (5, 1) | 0.1 | | 3 | 2 | 1 | 1 | 1 | 0 | 0 | 0 | 0 | 0 | 0 | 7 | 9 | 27.00 | 6.000 |
| David Wainhouse, R<br>ERA: 7.25 | (6, 1) | 1.0 | | 3 | 0 | 0 | 0 | 1 | 0 | 0 | 0 | 0 | 0 | 0 | 6 | 9 | 0.00 | 0.000 |
| Chris Peters, L<br>ERA: 3.95 | (7, 1) | 2.0 | | 11 | 3 | 3 | 2 | 0 | 2 | 0 | 0 | 0 | 2 | 0 | 20 | 36 | 9.00 | 2.500 |

| PITCHER | | IP | WLS | BF | H | R | ER | SO | BB | IBB | HBP | BLK | WP | HR | S | P | ERA | WHIP |
|---|---|---|---|---|---|---|---|---|---|---|---|---|---|---|---|---|---|---|
| Marc Wilkins, R<br>ERA: 4.97 | (9, 1) | 1.0 | | 6 | 3 | 1 | 1 | 0 | 1 | 0 | 0 | 0 | 0 | 0 | 15 | 24 | 9.00 | 4.000 |

# BOTTOM

## St. Louis Cardinals @ Pittsburgh Pirates

Three Rivers Stadium, Pittsburgh, PA

Wed Jun 04 1997, 7:05 PM EDT

Att. 19,181 - Unknown - 75 F

livebaseballscorecards.com

| Batter | 1 | 2 | 3 | 4 | 5 | 6 | 7 | 8 | 9 | AB | R | H | RBI | BB | SO | LOB |
|---|---|---|---|---|---|---|---|---|---|---|---|---|---|---|---|---|
| Tony Womack, L (1, 4) OBP: 0.329, SLG: 0.372 | K | | S S 1B | | 18 BB 1B | | F9 | | K | 5 | 0 | 2 | 0 | 0 | 2 | 2 |
| Adrian Brown, S (1, 8) OBP: 0.256, SLG: 0.229 | E6 18 G5-3 | | S BB | | K | | K | | G1-3 | 4 | 0 | 0 | 0 | 1 | 2 | 4 |
| 18 Jason Kendall, R (1, 2) OBP: 0.370, SLG: 0.419 | G5-3 | | F7 | | BB | | G4-3 | | | 3 | 0 | 0 | 0 | 1 | 0 | 3 |
| Mark Johnson, L (1, 3) OBP: 0.363, SLG: 0.333 | G5-3 | | K | | K | | | K | | 4 | 0 | 0 | 0 | 0 | 3 | 6 |
| Joe Randa, R (1, 5) OBP: 0.361, SLG: 0.456 | | CS HBP | | G4-6-3 1B | | BB 1B | | K | | 3 | 0 | 2 | 0 | 0 | 1 | 0 |
| Midre Cummings, L (1, 7) OBP: 0.269, SLG: 0.412 | | K | | K | | F7 | | G4-3 | | 4 | 0 | 0 | 0 | 0 | 2 | 3 |
| Jose Guillen, R (1, 9) OBP: 0.282, SLG: 0.381 | | 2B | | G4-6-3 | | BB | | | G6-3 | 3 | 0 | 1 | 0 | 1 | 0 | 1 |
| Kevin Polcovich, R (1, 6) OBP: 0.396, SLG: 0.300 | | K | | | 18 BB 1B BB | K | | | 1B | 3 | 0 | 1 | 0 | 1 | 2 | 3 |
| Jason Schmidt, R (1, 1) OBP: 0.000, SLG: 0.278<br>Matt Ruebel, L (2, 1)<br>Clint Sodowsky, L (6, 1)<br>Emil Brown, R (5, PH) OBP: 0.324, SLG: 0.344<br>David Wainhouse, L (8, 1)<br>Dale Sveum, S (8, PH) OBP: 0.278, SLG: 0.324<br>Chris Peters, L (7, 1) OBP: 1.000, SLG: 1.000<br>Marc Wilkins, R (9, 1)<br>Keith Osik, R (9, PH) OBP: 0.636, SLG: 0.303 | | | K | | K | K | | | 1B | 0 0 0 0 0 0 0<br>1 0 0 0 0 1 0<br>0 0 0 0 0 0 0<br>1 0 0 0 0 1 1<br>0 0 0 0 0 0 0<br>1 0 0 0 0 1 2<br>0 0 0 0 0 0 0<br>0 0 0 0 0 0 0<br>1 0 1 0 0 0 0 | | | | | | |
| Inning Stats | R: 0 E: 1 K: 1 S: 9 H: 0 LOB: 1 BB: 0 P: 17 | R: 0 E: 0 K: 2 S: 11 H: 1 LOB: 1 BB: 0 P: 17 | R: 0 E: 0 K: 2 S: 22 H: 1 LOB: 2 BB: 1 P: 34 | R: 0 E: 0 K: 1 S: 11 H: 1 LOB: 0 BB: 0 P: 17 | R: 0 E: 0 K: 3 S: 16 H: 1 LOB: 3 BB: 2 P: 27 | R: 0 E: 0 K: 2 S: 13 H: 1 LOB: 2 BB: 1 P: 19 | R: 0 E: 0 K: 1 S: 6 H: 0 LOB: 0 BB: 0 P: 10 | R: 0 E: 0 K: 2 S: 7 H: 0 LOB: 0 BB: 0 P: 9 | R: 0 E: 0 K: 1 S: 7 H: 2 LOB: 2 BB: 0 P: 9 | 1B: 6 2B: 2 3B: 0 HR: 0 | SF: 0 SAC: 0 DP: 2 HBP: 1 | | | | | | |

| | AB | 33 |
|---|---|---|
| | R | 0 |
| | H | 7 |
| | RBI | 0 |
| | BB | 4 |
| | SO | 15 |
| | LOB | 25 |

WP: 0 PB: 0 SB: 3 CS: 1 PA: 38

| PITCHER | | IP | WLS | BF | H | R | ER | SO | BB | IBB | HBP | BLK | WP | HR | S | P | ERA | WHIP |
|---|---|---|---|---|---|---|---|---|---|---|---|---|---|---|---|---|---|---|
| Andy Benes, R<br>ERA: 2.33 | (1, 1) | 6.0 | W | 27 | 5 | 0 | 0 | 11 | 4 | 0 | 1 | 0 | 0 | 0 | 82 | 131 | 0.00 | 1.500 |
| T.J. Mathews, R<br>ERA: 1.99 | (7, 1) | 2.0 | | 6 | 0 | 0 | 0 | 3 | 0 | 0 | 0 | 0 | 0 | 0 | 13 | 19 | 0.00 | 0.000 |
| Tony Fossas, L<br>ERA: 2.35 | (9, 1) | 1.0 | | 5 | 2 | 0 | 0 | 1 | 0 | 0 | 0 | 0 | 0 | 0 | 7 | 9 | 0.00 | 2.000 |

| PITCHER | IP | WLS | BF | H | R | ER | SO | BB | IBB | HBP | BLK | WP | HR | S | P | ERA | WHIP |
|---|---|---|---|---|---|---|---|---|---|---|---|---|---|---|---|---|---|

# St. Louis Cardinals @ Pittsburgh Pirates

Three Rivers Stadium, Pittsburgh, PA

Thu Jun 05 1997, 3:33 AM EDT

Att. 11,382 - Overcast - 73 F

TOP

livebaseballscorecards.com

| Batter | 1 | 2 | 3 | 4 | 5 | 6 | 7 | 8 | 9 | AB | R | H | RBI | BB | SO | LOB |
|---|---|---|---|---|---|---|---|---|---|---|---|---|---|---|---|---|
| Delino DeShields, L (1, 4)<br>OBP: 0.338, SLG: 0.443<br>Dennis Eckersley, R (8, 1) | X 0-0 ① B1-3 | | C B B B F X 3-2 ③ P7 | | B B F B X 3-1 ③ G3 | | | X 0-0 ① FC4 CS<br>1-2f<br>2-3 | | 4 0 0 0 0 0 3<br>0 0 0 0 0 0 0 | | | | | | |
| Ron Gant, R (1, 7)<br>OBP: 0.310, SLG: 0.448 | B S S B B X 3-2 ② F7 | | | B F B F F X 2-2 ① F9 | | C X 0-1 ① F9 | | F 1 SAFE B F B 1 SAFE F B S 3-3 ②③ K<br>1-2 | | 4 0 0 0 0 1 2 | | | | | | |
| Ray Lankford, L (1, 8)<br>OBP: 0.467, SLG: 0.730 | B F B F B S 3-3 ③ K | | | X 0-0 G6-3 2B | | B B C C B X 3-2 ② G4-3 | | | B F X 1-1 HR | 4 1 2 1 0 1 0 | | | | | | |
| Gary Gaetti, R (1, 5)<br>OBP: 0.301, SLG: 0.392 | | C B C B F B X 3-2 ① F8 | | B F F F X 1-2 ② G6-3<br>2-3 | | S S S 0-3 ③ K | | | F B F B S 2-3 ① K | 4 0 0 0 0 2 1 | | | | | | |
| John Mabry, L (1, 9)<br>OBP: 0.370, SLG: 0.399 | | X 0-0 G6-4-3 1B | | B B X 2-0 ③ L4 | | | X 0-0 ① F8 | | S X 0-1 1B | 4 0 2 0 0 0 1 | | | | | | |
| Dmitri Young, S (1, 3)<br>OBP: 0.350, SLG: 0.411 | | B F X 1-1 ②③ G6-4-3<br>1-2f | | | S B S S B X 2-2 2B 1B | | B C S F B S 2-3 ② K | | B S S S B B S 3-3 ② K | 4 1 1 0 0 2 2 | | | | | | |
| Mike DiFelice, R (1, 2)<br>OBP: 0.308, SLG: 0.362 | | | C B F B X 2-2 ① F8 | | S S X 0-2 SH1-3 SF8<br>1-H 2B | | X 0-0 ③ P4 | | C B B X 2-1 ③ P6 | 4 1 1 1 0 0 1 | | | | | | |
| Mike Gallego, R (1, 6)<br>(8, 4)<br>OBP: 0.167, SLG: 0.167 | | | B S S S X 1-2 G1-3 1B | | S B B X 2-1 ① SH1-3<br>2-3 | | | C X 0-1 FC4 1B 1B | | 2 0 2 0 0 0 0 | | | | | | |
| Todd Stottlemyre, L (1, 1)<br>OBP: 0.333, SLG: 0.250<br>Mark Sweeney, L (5, PH)<br>OBP: 0.328, SLG: 0.268<br>Mark Petkovsek, R (5, 1)<br>OBP: 0.125, SLG: 0.125<br>Rigo Beltran, L (6, 1)<br>Micah Franklin, S (8, PH)<br>OBP: 0.394, SLG: 0.548<br>Royce Clayton, R (8, 6)<br>OBP: 0.306, SLG: 0.423 | | | 1 SAFE B C X 1-1 ② G1-3<br>1-2 | | X 0-0 ② SF8<br>3-H | | | X 0-0 FC4<br>1-2 1B | | 1 0 0 0 0 0 1<br>0 0 0 1 0 0 0<br>0 0 0 0 0 0 0<br>0 0 0 0 0 0 0<br>1 0 1 0 0 0 0<br>0 0 0 0 0 0 0 | | | | | | |
| Inning Stats | R: 0 E: 0 K: 1 S: 7 H: 0 LOB: 0 BB: 0 P: 13 | R: 0 E: 0 K: 0 S: 7 H: 1 LOB: 0 BB: 0 P: 11 | R: 0 E: 0 K: 0 S: 11 H: 1 LOB: 0 BB: 0 P: 18 | R: 0 E: 0 K: 0 S: 9 H: 1 LOB: 1 BB: 0 P: 14 | R: 2 E: 0 K: 0 S: 11 H: 2 LOB: 0 BB: 0 P: 18 | R: 0 E: 0 K: 1 S: 8 H: 0 LOB: 0 BB: 0 P: 11 | R: 0 E: 0 K: 1 S: 7 H: 0 LOB: 0 BB: 0 P: 9 | R: 0 E: 0 K: 1 S: 8 H: 2 LOB: 2 BB: 0 P: 11 | R: 1 E: 0 K: 2 S: 12 H: 2 LOB: 1 BB: 0 P: 20 | 1B: 6 2B: 3 3B: 0 HR: 1 SF: 1 SAC: 1 DP: 2 HBP: 0 | | | | | | | |

| | AB | 32 |
|---|---|---|
| | R | 3 |
| | H | 9 |
| | RBI | 3 |
| | BB | 0 |
| | SO | 6 |
| | LOB | 11 |

WP: 0 PB: 0 SB: 0 CS: 1 PA: 34

| PITCHER | | IP | WLS | BF | H | R | ER | SO | BB | IBB | HBP | BLK | WP | HR | S | P | ERA | WHIP |
|---|---|---|---|---|---|---|---|---|---|---|---|---|---|---|---|---|---|---|
| Esteban Loaiza, R<br>ERA: 3.33 | (1, 1) | 8.0 | W | 29 | 7 | 2 | 2 | 4 | 0 | 0 | 0 | 0 | 0 | 0 | 68 | 105 | 2.25 | 0.875 |
| Ricardo Rincon, L<br>ERA: 2.42 | (9, 1) | 1.0 | | 5 | 2 | 1 | 1 | 2 | 0 | 0 | 0 | 0 | 0 | 1 | 12 | 20 | 9.00 | 2.000 |

| PITCHER | | IP | WLS | BF | H | R | ER | SO | BB | IBB | HBP | BLK | WP | HR | S | P | ERA | WHIP |
|---|---|---|---|---|---|---|---|---|---|---|---|---|---|---|---|---|---|---|

| Batter | 1 | 2 | 3 | 4 | 5 | 6 | 7 | 8 | 9 | AB | R | H | RBI | BB | SO | LOB |
|---|---|---|---|---|---|---|---|---|---|---|---|---|---|---|---|---|
| Tony Womack, L (1, 4)<br>OBP: 0.322, SLG: 0.363 | C B B X<br>2-1 ① F8 | B B C C F C<br>2-3 ③ K | | B X<br>1-0 ① FC6-4 1-2f | B S X<br>1-1 ③ P6 | | | C S F F B F X<br>1-2 ① P4 | | 5 | 0 | 0 | 0 | 0 | 1 | 4 |
| Adrian Brown, S (1, 8)<br>OBP: 0.277, SLG: 0.233 | F F H<br>1-2 2B SF8 HBP | | C B B F B B<br>4-2 1B S 1B BB | 1 SAFE C<br>1 SAFE C B<br>1 SAFE C<br>1-3 ② K | | C S F F S<br>0-3 ① K | | B X<br>1-0 FC6-4 2-H 1B | | 3 | 2 | 1 | 1 | 1 | 2 | 1 |
| Midre Cummings, L (1, 7)<br>OBP: 0.276, SLG: 0.422<br>Emil Brown, R (9, 7)<br>OBP: 0.324, SLG: 0.344 | B X<br>1-0 HR 1-3 2B | | B 1 SAFE X<br>1-0 ① B3 | C 1 SAFE B 1 SAFE P X<br>2-1 ③ G3 | | B B X<br>2-0 1B | | X<br>0-0 ② F8 | | 5<br>0 | 1<br>0 | 2<br>0 | 0<br>0 | 0<br>0 | 0<br>0 | 3<br>0 |
| Kevin Young, R (1, 3)<br>OBP: 0.324, SLG: 0.560 | B X<br>1-0 ② SF8 3-H | | C 1 SAFE B S X<br>1-2 BB 1-3 1B 1B | | B B B C B<br>4-1 3B BB | C C B B C<br>2-3 ② K | | F X<br>0-1 ③ FC6-4 1-2f | | 3 | 2 | 1 | 1 | 1 | 1 | 2 |
| Joe Randa, R (1, 5)<br>OBP: 0.369, SLG: 0.486 | B F B S X<br>2-2 2-H HR | | B B P 1 SAFE B<br>4-0 1B 1-2 BB | | B B C X<br>2-1 1-H 3B 3B | B F C B X<br>3-2 ③ P9 | | | | 3 | 2 | 2 | 3 | 1 | 0 | 1 |
| Keith Osik, R (1, 2)<br>OBP: 0.263, SLG: 0.378 | F B C S<br>1-3 ③ K | | B S C B X<br>2-2 1-2 2-H 3-H 1B | | X<br>0-0 1B 3-H 3B | | C B X<br>1-1 ① G6-3 | | | 4 | 1 | 2 | 3 | 0 | 1 | 0 |
| Jose Guillen, R (1, 9)<br>OBP: 0.281, SLG: 0.378 | | S X<br>0-1 ① G6-3 | C S S<br>0-3 ② K | | F B X<br>1-1 G1-3 E 3-H 1B | | B F F S<br>1-3 ② K | | | 4 | 0 | 1 | 1 | 0 | 2 | 2 |
| Kevin Polcovich, R (1, 6)<br>OBP: 0.385, SLG: 0.318 | | C B B X<br>2-1 G6-3 2B | B C X<br>1-1 ③ G1-3 | | B F B B F 1 SAFE X<br>3-2 ① G5-3 1-2 | | C X<br>0-1 ③ F8 | | | 4 | 0 | 1 | 0 | 0 | 0 | 3 |
| Esteban Loaiza, R (1, 1)<br>OBP: 0.179, SLG: 0.214<br>Dale Sveum, S (8, PH)<br>OBP: 0.286, SLG: 0.348<br>Ricardo Rincon, L (9, 1) | | F X<br>0-1 ② G6-3 2-3 | | X<br>0-0 E4 FC6-4 | X<br>0-0 ② G1-3 2-3 | | | B S S S F F X<br>2-2 1B 2B | | 3<br>1<br>0 | 0<br>1<br>0 | 0<br>1<br>0 | 0<br>0<br>0 | 0<br>0<br>0 | 0<br>0<br>0 | 2<br>0<br>0 |
| Inning Stats | R: 3 H: 2<br>E: 0 LOB: 0<br>K: 1 BB: 0<br>S: 12 P: 20 | R: 0 H: 1<br>E: 0 LOB: 1<br>K: 1 BB: 0<br>S: 10 P: 14 | R: 2 H: 2<br>E: 0 LOB: 2<br>K: 1 BB: 2<br>S: 15 P: 27 | R: 0 H: 0<br>E: 1 LOB: 1<br>K: 1 BB: 0<br>S: 8 P: 11 | R: 3 H: 3<br>E: 1 LOB: 1<br>K: 0 BB: 1<br>S: 12 P: 23 | R: 0 H: 1<br>E: 0 LOB: 1<br>K: 2 BB: 0<br>S: 12 P: 19 | R: 0 H: 0<br>E: 0 LOB: 0<br>K: 1 BB: 0<br>S: 7 P: 9 | R: 1 H: 2<br>E: 0 LOB: 1<br>K: 0 BB: 0<br>S: 15 P: 19 | | 1B: 5 SF: 1<br>2B: 3 SAC: 0<br>3B: 2 DP: 0<br>HR: 1 HBP: 1 | | | | | | WP: 0 PA: 40<br>PB: 0<br>SB: 1<br>CS: 0 |

| PITCHER | | IP | WLS | BF | H | R | ER | SO | BB | IBB | HBP | BLK | WP | HR | S | P | ERA | WHIP |
|---|---|---|---|---|---|---|---|---|---|---|---|---|---|---|---|---|---|---|
| Todd Stottlemyre, R<br>ERA: 4.29 | (1, 1) | 4.0 | L | 21 | 5 | 5 | 5 | 4 | 2 | 0 | 1 | 0 | 0 | 1 | 45 | 72 | 11.25 | 1.750 |
| Mark Petkovsek, R<br>ERA: 3.46 | (5, 1) | 1.0 | | 7 | 3 | 3 | 3 | 0 | 1 | 0 | 0 | 0 | 0 | 0 | 12 | 23 | 27.00 | 4.000 |
| Rigo Beltran, L<br>ERA: 5.4 | (6, 1) | 2.0 | | 7 | 1 | 0 | 0 | 3 | 0 | 0 | 0 | 0 | 0 | 0 | 19 | 28 | 0.00 | 0.500 |
| Dennis Eckersley, R<br>ERA: 3.86 | (8, 1) | 1.0 | | 5 | 2 | 1 | 1 | 0 | 0 | 0 | 0 | 0 | 0 | 0 | 15 | 19 | 9.00 | 2.000 |

| PITCHER | IP | WLS | BF | H | R | ER | SO | BB | IBB | HBP | BLK | WP | HR | S | P | ERA | WHIP |
|---|---|---|---|---|---|---|---|---|---|---|---|---|---|---|---|---|---|

# BOTTOM

## St. Louis Cardinals @ Pittsburgh Pirates

Three Rivers Stadium, Pittsburgh, PA

Thu Jun 05 1997, 3:33 AM EDT
Att. 11,382 - Overcast - 73 F

livebaseballscorecards.com

| | |
|---|---|
| AB | 35 |
| R | 9 |
| H | 11 |
| RBI | 9 |
| BB | 3 |
| SO | 7 |
| LOB | 18 |

| Batter | 1 | 2 | 3 | 4 | 5 | 6 | 7 | 8 | 9 | AB | R | H | RBI | BB | SO | LOB |
|---|---|---|---|---|---|---|---|---|---|---|---|---|---|---|---|---|
| Delino DeShields, L (1, 4)<br>OBP: 0.344, SLG: 0.444 | G5-4-3, 1B | | G6-3 | | BB, 1B, BB | | K | | 1B | 4 | 0 | 2 | 0 | 1 | 1 | 0 |
| Willie McGee, S (1, 9)<br>OBP: 0.325, SLG: 0.398 | G5-4-3<br>1-2f | | | G6-3 | BB<br>1-2 | | G4-3 | | K | 5 | 0 | 1 | 0 | 0 | 1 | 2 |
| Ray Lankford, L (1, 8)<br>OBP: 0.473, SLG: 0.771 | HR | | | HR | BB<br>1-2<br>2-3 | | K | | | 3 | 2 | 2 | 2 | 1 | 1 | 0 |
| Gary Gaetti, R (1, 5)<br>OBP: 0.300, SLG: 0.385 | F8 | | | G4-3 | P5 | | | BB | | 3 | 0 | 0 | 0 | 1 | 0 | 3 |
| Ron Gant, R (1, 7)<br>OBP: 0.314, SLG: 0.464 | | G5-3 | | HR | | SH1-3, BB, 1B | | K | | 4 | 1 | 2 | 1 | 0 | 1 | 1 |
| John Mabry, L (1, 3)<br>OBP: 0.373, SLG: 0.398 | | G3-1 | | 1B | | SH1-3<br>1-2 | | K | | 3 | 0 | 1 | 0 | 1 | 1 | 1 |
| Mike DiFelice, R (1, 2)<br>OBP: 0.296, SLG: 0.347 | | K | | F9 | | SH1-3<br>1-2<br>2-3 | | G4-3 | | 3 | 0 | 0 | 0 | 0 | 1 | 2 |
| Royce Clayton, R (1, 6)<br>OBP: 0.303, SLG: 0.417<br>Mike Gallego, R (6, 6)<br>OBP: 0.160, SLG: 0.160 | | | K | | K | K | | | F9 | 3<br>1 | 0<br>0 | 0<br>0 | 0<br>0 | 0<br>0 | 3<br>0 | 2<br>0 |
| Alan Benes, R (1, 1)<br>OBP: 0.207, SLG: 0.276<br>Dmitri Young, S (9, PH)<br>OBP: 0.348, SLG: 0.408<br>Dennis Eckersley, R (9, 1) | | | G4-3 | | K | G6-3 | | | G6-3 | 3<br>1<br>0 | 0<br>0<br>0 | 0<br>0<br>0 | 0<br>0<br>0 | 0<br>0<br>0 | 1<br>0<br>0 | 2<br>0<br>0 |
| Inning Stats | R: 1<br>E: 0<br>K: 0<br>S: 4<br>H: 2<br>LOB: 0<br>BB: 0<br>P: 4 | R: 0<br>E: 0<br>K: 1<br>S: 5<br>H: 0<br>LOB: 0<br>BB: 0<br>P: 5 | R: 0<br>E: 0<br>K: 1<br>S: 5<br>H: 0<br>LOB: 0<br>BB: 0<br>P: 5 | R: 2<br>E: 0<br>K: 0<br>S: 6<br>H: 3<br>LOB: 1<br>BB: 0<br>P: 6 | R: 0<br>E: 0<br>K: 2<br>S: 8<br>H: 1<br>LOB: 3<br>BB: 2<br>P: 16 | R: 0<br>E: 0<br>K: 1<br>S: 6<br>H: 1<br>LOB: 2<br>BB: 1<br>P: 10 | R: 0<br>E: 0<br>K: 2<br>S: 7<br>H: 0<br>LOB: 0<br>BB: 0<br>P: 7 | R: 0<br>E: 0<br>K: 2<br>S: 7<br>H: 0<br>LOB: 1<br>BB: 1<br>P: 11 | R: 0<br>E: 0<br>K: 1<br>S: 6<br>H: 1<br>LOB: 1<br>BB: 0<br>P: 6 | 1B: 5<br>2B: 0<br>3B: 0<br>HR: 3<br>SF: 0<br>SAC: 1<br>DP: 1<br>HBP: 0 | | | | | | |

| PITCHER | | IP | WLS | BF | H | R | ER | SO | BB | IBB | HBP | BLK | WP | HR | S | P | ERA | WHIP |
|---|---|---|---|---|---|---|---|---|---|---|---|---|---|---|---|---|---|---|
| Chan Ho Park, R<br>ERA: 2.96 | (1, 1) | 7.0 | L | 30 | 7 | 3 | 3 | 7 | 3 | 0 | 0 | 0 | 0 | 3 | 41 | 53 | 3.86 | 1.429 |
| Darren Hall, R<br>ERA: 2.08 | (8, 1) | 1.0 | | 4 | 0 | 0 | 0 | 2 | 1 | 0 | 0 | 0 | 0 | 0 | 7 | 11 | 0.00 | 1.000 |
| Mark Guthrie, L<br>ERA: 2.39 | (9, 1) | 1.0 | | 4 | 1 | 0 | 0 | 1 | 0 | 0 | 0 | 0 | 0 | 0 | 6 | 6 | 0.00 | 1.000 |

| PITCHER | IP | WLS | BF | H | R | ER | SO | BB | IBB | HBP | BLK | WP | HR | S | P | ERA | WHIP |
|---|---|---|---|---|---|---|---|---|---|---|---|---|---|---|---|---|---|

# TOP

## St. Louis Cardinals @ Los Angeles Dodgers

Dodger Stadium, Los Angeles, CA

Fri Jun 06 1997, 7:05 PM PDT
Att. 41,231 - Unknown - 72 F

livebaseballscorecards.com

| | |
|---|---|
| AB | 33 |
| R | 3 |
| H | 8 |
| RBI | 3 |
| BB | 4 |
| SO | 10 |
| LOB | 13 |

| Batter | 1 | 2 | 3 | 4 | 5 | 6 | 7 | 8 | 9 | AB | R | H | RBI | BB | SO | LOB |
|---|---|---|---|---|---|---|---|---|---|---|---|---|---|---|---|---|
| Brett Butler, L (1, 8)<br>OBP: 0.442, SLG: 0.388 | S S S 0-3 ① K | | x 0-0 ③ L3 | | x 0-0 ③ F9 | | x 0-0 1-2 1B | | | 4 | 0 | 1 | 0 | 0 | 1 | 2 |
| Raul Mondesi, R (1, 9)<br>OBP: 0.319, SLG: 0.479 | x 0-0 ② G6-3 | | | S S S 0-3 ① K | | x 0-0 G5-4-3 1B | x 0-0 ③ L8 | | | 4 | 0 | 1 | 0 | 0 | 1 | 2 |
| Mike Piazza, R (1, 2)<br>OBP: 0.413, SLG: 0.527 | S S S 0-3 ③ K | | | B B B 4-0 WP BB | | x 0-0 ① G5-4-3 1-2f ② | | x 0-0 ① F9 | | 3 | 0 | 0 | 0 | 1 | 1 | 1 |
| Eric Karros, R (1, 3)<br>OBP: 0.318, SLG: 0.385 | | x 0-0 ① L9 | | x 0-0 ② F3 1-3 | | B B B 4-0 1B BB | | x 0-0 ② P5 | | 3 | 0 | 0 | 0 | 1 | 0 | 1 |
| Todd Zeile, R (1, 5)<br>OBP: 0.326, SLG: 0.403 | | x 0-0 G6-3 1B | | S S S 0-3 ③ K | | x 0-0 1-2 1B | | B B B B 4-0 BB | | 3 | 0 | 2 | 0 | 1 | 1 | 1 |
| Todd Hollandsworth, L (1, 7)<br>OBP: 0.282, SLG: 0.337<br>Mark Guthrie, R (9, 1) | | x 0-0 ② ③ G6-3 1-2f | | | x 0-0 E5 G4-3 2B 1B | x 0-0 ③ G6-3 | | S S S 0-3 ③ K | | 4<br>0 | 1<br>0 | 1<br>0 | 0<br>0 | 0<br>0 | 1<br>0 | 4<br>0 |
| Greg Gagne, R (1, 6)<br>OBP: 0.290, SLG: 0.365 | | | x 0-0 FC3-6 1B | | x 0-0 ① G4-3 2-3 | | S S S 0-3 ① K2-3 | | S S S 0-3 ① K | 4 | 0 | 1 | 0 | 0 | 2 | 1 |
| Nelson Liriano, S (1, 4)<br>OBP: 0.364, SLG: 0.447 | | | x 0-0 ① FC3-6 SH3-4 1-2f | | x 0-0 3-H 2B | | x 0-0 ② G3 | | x 0-0 ② F8 | 4 | 0 | 1 | 1 | 0 | 0 | 1 |
| Chan Ho Park, R (1, 1)<br>OBP: 0.294, SLG: 0.375<br>Roger Cedeno, S (7, PH)<br>OBP: 0.214, SLG: 0.184<br>Darren Hall, R (8, 1)<br>Eric Anthony, L (9, 7)<br>OBP: 0.350, SLG: 0.491 | | | x 0-0 ② SH3-4 1-2 | | S S S 0-3 ② K | | B B B B 4-0 1B BB | | x 0-0 ③ F8 | 1<br>0<br>0<br>1 | 0<br>0<br>0<br>0 | 0<br>0<br>0<br>0 | 0<br>0<br>0<br>0 | 0<br>1<br>0<br>0 | 1<br>0<br>0<br>0 | 1<br>0<br>0<br>0 |
| Inning Stats | R: 0 H: 0<br>E: 0 LOB: 0<br>K: 2 BB: 0<br>S: 7 P: 7 | R: 0 H: 1<br>E: 0 LOB: 0<br>K: 0 BB: 0<br>S: 3 P: 3 | R: 0 H: 1<br>E: 0 LOB: 1<br>K: 0 BB: 0<br>S: 4 P: 4 | R: 0 H: 0<br>E: 0 LOB: 1<br>K: 2 BB: 1<br>S: 7 P: 11 | R: 1 H: 2<br>E: 1 LOB: 1<br>K: 1 BB: 0<br>S: 7 P: 7 | R: 0 H: 2<br>E: 0 LOB: 2<br>K: 0 BB: 1<br>S: 4 P: 8 | R: 0 H: 1<br>E: 0 LOB: 2<br>K: 1 BB: 1<br>S: 6 P: 10 | R: 0 H: 0<br>E: 0 LOB: 1<br>K: 1 BB: 1<br>S: 5 P: 9 | R: 0 H: 0<br>E: 0 LOB: 0<br>K: 1 BB: 0<br>S: 5 P: 5 | 1B: 6<br>2B: 1<br>3B: 0<br>HR: 0 | SF: 0<br>SAC: 1<br>DP: 2<br>HBP: 0 | | | | | WP: 2<br>PB: 0<br>SB: 0<br>CS: 0 | PA: 36 |

| PITCHER | | IP | WLS | BF | H | R | ER | SO | BB | IBB | HBP | BLK | WP | HR | S | P | ERA | WHIP |
|---|---|---|---|---|---|---|---|---|---|---|---|---|---|---|---|---|---|---|
| Alan Benes, R<br>ERA: 2.91 | (1, 1) | 8.0 | W | 33 | 7 | 1 | 1 | 7 | 4 | 0 | 0 | 0 | 1 | 0 | 43 | 59 | 1.12 | 1.375 |
| Dennis Eckersley, R<br>ERA: 3.63 | (9, 1) | 1.0 | S | 3 | 0 | 0 | 0 | 1 | 0 | 0 | 0 | 0 | 0 | 0 | 5 | 5 | 0.00 | 0.000 |

| PITCHER | IP | WLS | BF | H | R | ER | SO | BB | IBB | HBP | BLK | WP | HR | S | P | ERA | WHIP |
|---|---|---|---|---|---|---|---|---|---|---|---|---|---|---|---|---|---|

# BOTTOM

## St. Louis Cardinals @ Los Angeles Dodgers

Dodger Stadium, Los Angeles, CA

Fri Jun 06 1997, 7:05 PM PDT

Att. 41,231 - Unknown - 72 F

livebaseballscorecards.com

| | |
|---|---|
| AB | 31 |
| R | 1 |
| H | 7 |
| RBI | 1 |
| BB | 4 |
| SO | 8 |
| LOB | 14 |

| Batter | 1 | 2 | 3 | 4 | 5 | 6 | 7 | 8 | 9 | AB | R | H | RBI | BB | SO | LOB |
|---|---|---|---|---|---|---|---|---|---|---|---|---|---|---|---|---|
| Delino DeShields, L (1, 4)<br>OBP: 0.347, SLG: 0.440 | B B B B<br>4-0<br>S<br>BB | | B B B C B<br>4-1<br>S<br>BB | | X<br>0-0 ③<br>F9 | | | X<br>0-0 ①<br>F7 | | 2 | 0 | 0 | 0 | 2 | 0 | 2 |
| Mark Sweeney, L (1, 9)<br>OBP: 0.324, SLG: 0.267<br>Rigo Beltran, L (8, 1) | S 1 SAFE X<br>0-1 ①<br>P5 | | C S D X<br>1-2 ③<br>L9<br>1-2 | | | C B L B X<br>2-2 ①<br>G3 | | B B X<br>2-0<br>2-3<br>1B | | 4<br>0 | 0<br>0 | 1<br>0 | 0<br>0 | 0<br>0 | 0<br>0 | 2<br>0 |
| Ray Lankford, L (1, 8)<br>OBP: 0.462, SLG: 0.750 | C C S<br>0-3 ②<br>K<br>1-2 | | | B B S X<br>2-1 ①<br>F8 | X<br>0-0 ②<br>G4-3 | | | S S F S<br>0-3 ②<br>K | | 4 | 0 | 0 | 0 | 0 | 2 | 3 |
| Gary Gaetti, R (1, 5)<br>OBP: 0.294, SLG: 0.376 | F B S F B S<br>2-3 ③<br>K | | | X<br>0-0 ②<br>G3 | | B B X<br>2-0 ③<br>G6-3 | | C B S S<br>1-3 ③<br>K | | 4 | 0 | 0 | 0 | 0 | 2 | 3 |
| Ron Gant, R (1, 7)<br>OBP: 0.321, SLG: 0.467 | | F B S F B X<br>2-2 ①<br>F9 | | F X<br>0-1<br>S<br>1B | | | X<br>0-0<br>E<br>1B | | B F C B B B<br>4-2<br>2B<br>G4-3<br>BB | 3 | 1 | 2 | 0 | 1 | 0 | 0 |
| John Mabry, L (1, 3)<br>OBP: 0.370, SLG: 0.400 | | X<br>0-0 ②<br>F8 | | B F S S S<br>1-3 ③<br>K<br>1-2 | | | F F 1 SAFE F S<br>0-3 ①<br>K | | X<br>0-0<br>G4-3<br>1-3<br>G6-3<br>2B | 4 | 1 | 1 | 0 | 0 | 2 | 2 |
| Tom Lampkin, L (1, 2)<br>OBP: 0.267, SLG: 0.286 | B X<br>1-0 ③<br>P2 | | | | B C B F F F X<br>2-2<br>1B | | B B F F F F X<br>2-2 ②<br>F8 | | B X<br>1-0 ①<br>G4-3<br>2-3<br>3-H | 4 | 0 | 1 | 1 | 0 | 0 | 2 |
| Royce Clayton, R (1, 6)<br>OBP: 0.298, SLG: 0.410 | | | X<br>0-0 ①<br>B1-3 | | F L F S<br>0-3 ①<br>K | | 1 SAFE F C B D F F F S<br>2-3 ③<br>K<br>1-3 | | X<br>0-0 ②<br>G6-3<br>3-H | 4 | 0 | 0 | 1 | 0 | 2 | 2 |
| Danny Jackson, R (1, 1)<br>OBP: 0.143, SLG: 0.143<br>Dmitri Young, S (5, PH)<br>OBP: 0.345, SLG: 0.405<br>John Frascatore, R (5, 1)<br>Willie McGee, S (8, PH)<br>OBP: 0.328, SLG: 0.400<br>(8, 9) | | | B X<br>1-0 ②<br>F9 | | C S S<br>0-3 ②<br>K | | | B X<br>1-0<br>E4<br>1B<br>1B | B C B F C<br>2-3 ③<br>K | 1<br>1<br>0<br>2 | 0<br>0<br>0<br>0 | 0<br>0<br>0<br>1 | 0<br>0<br>0<br>0 | 0<br>1<br>0<br>1 | 0<br>1<br>0<br>0 | 0<br>1<br>0<br>0 |
| Inning Stats | R: 0 H: 0<br>E: 0 LOB: 1<br>K: 2 BB: 1<br>S: 9 P: 15 | R: 0 H: 0<br>E: 0 LOB: 0<br>K: 0 BB: 0<br>S: 6 P: 9 | R: 0 H: 0<br>E: 0 LOB: 1<br>K: 0 BB: 1<br>S: 6 P: 12 | R: 0 H: 1<br>E: 0 LOB: 1<br>K: 1 BB: 0<br>S: 8 P: 11 | R: 0 H: 1<br>E: 0 LOB: 1<br>K: 2 BB: 0<br>S: 12 P: 14 | R: 0 H: 0<br>E: 0 LOB: 0<br>K: 0 BB: 0<br>S: 5 P: 9 | R: 0 H: 1<br>E: 1 LOB: 1<br>K: 2 BB: 0<br>S: 15 P: 19 | R: 0 H: 2<br>E: 1 LOB: 2<br>K: 2 BB: 0<br>S: 10 P: 14 | R: 2 H: 1<br>E: 0 LOB: 0<br>K: 1 BB: 1<br>S: 8 P: 15 | 1B: 5 SF: 0<br>2B: 1 SAC: 0<br>3B: 0 DP: 0<br>HR: 0 HBP: 0 | | | | | | |

| PITCHER | IP | WLS | BF | H | R | ER | SO | BB | IBB | HBP | BLK | WP | HR | S | P | ERA | WHIP |
|---|---|---|---|---|---|---|---|---|---|---|---|---|---|---|---|---|---|
| Hideo Nomo, R (1, 1)<br>ERA: 3.38 | 9.0 | W | 36 | 6 | 2 | 2 | 10 | 3 | 0 | 0 | 0 | 0 | 0 | 79 | 118 | 2.00 | 1.000 |

| PITCHER | IP | WLS | BF | H | R | ER | SO | BB | IBB | HBP | BLK | WP | HR | S | P | ERA | WHIP |
|---|---|---|---|---|---|---|---|---|---|---|---|---|---|---|---|---|---|

TOP

# St. Louis Cardinals @ Los Angeles Dodgers

Dodger Stadium, Los Angeles, CA

Sat Jun 07 1997, 7:05 PM PDT

Att. 43,174 - Unknown - 64 F

livebaseballscorecards.com

| | |
|---|---|
| AB | 33 |
| R | 2 |
| H | 6 |
| RBI | 2 |
| BB | 3 |
| SO | 10 |
| LOB | 17 |

PA: 36

WP: 0
PB: 0
SB: 3
CS: 0

| Batter | 1 | 2 | 3 | 4 | 5 | 6 | 7 | 8 | 9 | AB | R | H | RBI | BB | SO | LOB |
|---|---|---|---|---|---|---|---|---|---|---|---|---|---|---|---|---|
| Roger Cedeno, S (1, 8)<br>OBP: 0.277, SLG: 0.286 | C F X<br>0-2<br>G4-3<br>1B<br>2B | | B B X<br>2-0<br>2-H<br>1B<br>2B | S B X<br>1-1 ②<br>FC6-2<br>1-2<br>2-3<br>3-Hf | | B B B B<br>4-0<br>FC5-4<br>BB | | X<br>0-0<br>1B<br>1B | | 4 | 2 | 3 | 1 | 1 | 0 | 3 |
| Todd Zeile, R (1, 5)<br>OBP: 0.324, SLG: 0.398 | B X<br>1-0 ①<br>G4-3<br>2-3 | | C B X<br>1-1 ①<br>F9 | B F S B B X<br>3-2 ③<br>G4-3 | | 1 SAFE X<br>0-0 ③<br>FC5-4<br>1-2f | | B C B F F X<br>2-2<br>FC6-4<br>1-2<br>1B | | 5 | 0 | 1 | 0 | 0 | 0 | 6 |
| Raul Mondesi, R (1, 9)<br>OBP: 0.325, SLG: 0.484 | B X<br>1-0 ②<br>L6 | | F X<br>0-1 ②<br>2-H<br>1B | | F X<br>0-1<br>G6-3<br>2B | | H<br>1-0<br>1B<br>1B<br>HBP | S X<br>0-1 ②<br>P3 | | 4 | 1 | 2 | 1 | 0 | 0 | 3 |
| Mike Piazza, R (1, 2)<br>OBP: 0.417, SLG: 0.545 | B B F B X<br>3-1<br>FC6-4<br>3-H<br>1B | | X<br>0-0<br>HR | | F F F X<br>0-2 ①<br>G6-3<br>2-3 | | 1 SAFE S B 1 SAFE B X<br>2-1<br>1B<br>1-3<br>1B | F X<br>0-1 ③<br>FC6-4<br>1-2f | | 5 | 1 | 3 | 2 | 0 | 0 | 3 |
| Eric Karros, R (1, 3)<br>OBP: 0.321, SLG: 0.385 | S C F X<br>0-2 ③<br>FC6-4<br>1-2f | | X<br>0-0 ③<br>G1-3 | | F B 3 SAFE B B D<br>4-1<br>BB | | C X<br>0-1<br>S<br>1-3<br>3-H<br>1B | | | 3 | 0 | 1 | 1 | 1 | 0 | 1 |
| Billy Ashley, R (1, 7)<br>OBP: 0.288, SLG: 0.406<br>Todd Hollandsworth, L (7, PH)<br>OBP: 0.280, SLG: 0.335 (8, 7) | | C B F S<br>1-3 ①<br>K | B X<br>1-0<br>1B<br>FC6-2<br>1B<br>1B | | B C F B S<br>2-3 ②<br>K | | C C S<br>0-3 ①<br>K | | | 3<br>1 | 0<br>0 | 1<br>0 | 0<br>0 | 0<br>0 | 2<br>1 | 2<br>2 |
| Greg Gagne, R (1, 6)<br>OBP: 0.290, SLG: 0.363 | | B X<br>1-0 ②<br>G5-3 | X<br>0-0<br>FC6-2<br>1-2<br>1B<br>1B | | X<br>0-0 ③<br>G4-3 | | S X<br>0-1 ②<br>P6<br>1-2 | | | 4 | 0 | 1 | 0 | 0 | 0 | 4 |
| Chad Fonville, S (1, 4)<br>OBP: 0.200, SLG: 0.077 | | B B C X<br>2-1 ③<br>G4-3 | C X<br>0-1<br>FC6-2<br>1-2<br>2-3<br>1B | | C X<br>0-1 ①<br>G3-1 | | C X<br>0-1 ③<br>G1-3 | | | 4 | 0 | 1 | 0 | 0 | 0 | 2 |
| Hideo Nomo, R (1, 1)<br>OBP: 0.188, SLG: 0.313 | | C B F B F B X<br>3-2<br>PB<br>2B<br>2B | S F B S<br>1-3 ①<br>K | | C B X<br>1-1 ②<br>G1-3 | | | C S B S<br>1-3 ①<br>K | | 4 | 1 | 1 | 0 | 0 | 2 | 3 |
| Inning Stats | R: 1 E: 0 K: 0 S: 11<br>H: 2 LOB: 1 BB: 0 P: 16 | R: 0 E: 0 K: 1 S: 6<br>H: 0 LOB: 0 BB: 0 P: 10 | R: 3 E: 0 K: 0 S: 11<br>H: 4 LOB: 0 BB: 0 P: 17 | R: 0 E: 0 K: 1 S: 12<br>H: 3 LOB: 3 BB: 0 P: 18 | R: 0 E: 0 K: 1 S: 11<br>H: 1 LOB: 2 BB: 1 P: 17 | R: 0 E: 0 K: 0 S: 5<br>H: 0 LOB: 1 BB: 1 P: 10 | R: 1 E: 0 K: 1 S: 11<br>H: 2 LOB: 2 BB: 0 P: 14 | R: 0 E: 0 K: 1 S: 12<br>H: 2 LOB: 2 BB: 0 P: 15 | | 1B: 9<br>2B: 4<br>3B: 0<br>HR: 1 | SF: 0<br>SAC: 0<br>DP: 0<br>HBP: 1 | | | | | |

| PITCHER | | IP | WLS | BF | H | R | ER | SO | BB | IBB | HBP | BLK | WP | HR | S | P | ERA | WHIP |
|---|---|---|---|---|---|---|---|---|---|---|---|---|---|---|---|---|---|---|
| Danny Jackson, L<br>ERA: 7.71 | (1, 1) | 4.0 | L | 20 | 9 | 4 | 4 | 2 | 0 | 0 | 0 | 0 | 0 | 1 | 40 | 61 | 9.00 | 2.250 |
| John Frascatore, R<br>ERA: 2.67 | (5, 1) | 3.0 | | 15 | 3 | 1 | 1 | 2 | 2 | 0 | 1 | 0 | 0 | 0 | 27 | 41 | 3.00 | 1.667 |
| Rigo Beltran, L<br>ERA: 4.15 | (8, 1) | 1.0 | | 5 | 2 | 0 | 0 | 1 | 0 | 0 | 0 | 0 | 0 | 0 | 12 | 15 | 0.00 | 2.000 |

| PITCHER | IP | WLS | BF | H | R | ER | SO | BB | IBB | HBP | BLK | WP | HR | S | P | ERA | WHIP |
|---|---|---|---|---|---|---|---|---|---|---|---|---|---|---|---|---|---|

# BOTTOM

## St. Louis Cardinals @ Los Angeles Dodgers

Dodger Stadium, Los Angeles, CA

Sat Jun 07 1997, 7:05 PM PDT

Att. 43,174 - Unknown - 64 F

livebaseballscorecards.com

| | |
|---|---|
| AB | 37 |
| R | 5 |
| H | 14 |
| RBI | 5 |
| BB | 2 |
| SO | 5 |
| LOB | 29 |

| | | | |
|---|---|---|---|
| WP: 0 | PB: 1 | SB: 1 | CS: 0 |
| PA: 40 | | | |

| Batter | 1 | 2 | 3 | 4 | 5 | 6 | 7 | 8 | 9 | AB | R | H | RBI | BB | SO | LOB |
|---|---|---|---|---|---|---|---|---|---|---|---|---|---|---|---|---|
| Delino DeShields, L (1, 4)<br>OBP: 0.348, SLG: 0.454 | SF7 1B | G4-3 2-3 3-H | | G3-1 | | | L7 | | HR 3-H | 5 | 2 | 2 | 3 | 0 | 0 | 1 |
| Dmitri Young, S (1, 3)<br>OBP: 0.340, SLG: 0.397 | 1 SAFE<br>1 SAFE<br>1 SAFE<br>1B 1-3 | G1-3 | | | G3 | | K | | K | 5 | 1 | 1 | 0 | 0 | 2 | 1 |
| Ray Lankford, L (1, 8)<br>OBP: 0.458, SLG: 0.748 | SF7 3-H | | G1-6-3 2B | | F7 | | | F7 | | 3 | 1 | 1 | 1 | 0 | 0 | 0 |
| Ron Gant, R (1, 7)<br>OBP: 0.325, SLG: 0.468 | 1 SAFE<br>1B 1-2 | | G1-6-3 2-3 | | K | | | G5-3 | | 4 | 0 | 2 | 0 | 0 | 1 | 0 |
| Mark Sweeney, L (9, 7)<br>OBP: 0.324, SLG: 0.267 | | | | | | | | | | 0 | 0 | 0 | 0 | 0 | 0 | 0 |
| John Mabry, L (1, 9)<br>OBP: 0.368, SLG: 0.397 | G5-4-3 1-2 2-H | | G1-6-3 1-2f 3-H | | | K | | G4-3 | | 4 | 0 | 1 | 1 | 0 | 1 | 1 |
| Danny Sheaffer, R (1, 5)<br>OBP: 0.300, SLG: 0.283 | G5-4-3 1-2f | | F7 | | | F7 | | | SH1-3 3B 2B | 4 | 1 | 1 | 0 | 0 | 0 | 2 |
| Tom Lampkin, L (1, 2)<br>OBP: 0.276, SLG: 0.320 | | SH1-4 G4-3 1B | | HR | | G4-3 | | | SH1-3 2-3 | 3 | 2 | 2 | 1 | 0 | 0 | 0 |
| Royce Clayton, R (1, 6)<br>OBP: 0.301, SLG: 0.424 | | G4-3 SH1-4 1-2 | | P2 | | | HR | | G6-3 | 4 | 1 | 2 | 1 | 0 | 0 | 1 |
| Matt Morris, R (1, 1)<br>OBP: 0.292, SLG: 0.304 | | SH1-4 1-2 2-3 | | K | | | F9 | | HR 3-H | 1 | 0 | 0 | 0 | 0 | 1 | 0 |
| Micah Franklin, S (7, PH)<br>OBP: 0.382, SLG: 0.531 | | | | | | | | | | 1 | 0 | 0 | 0 | 0 | 0 | 0 |
| T.J. Mathews, R (7, 1) | | | | | | | | | | 0 | 0 | 0 | 0 | 0 | 0 | 0 |
| Willie McGee, S (9, PH)<br>OBP: 0.333, SLG: 0.425 | | | | | | | | | | 1 | 1 | 1 | 1 | 0 | 0 | 0 |
| Tony Fossas, L (9, 1) | | | | | | | | | | 0 | 0 | 0 | 0 | 0 | 0 | 0 |
| Inning Stats | R: 2 E: 0 K: 0 S: 14 H: 4 LOB: 1 BB: 0 P: 23 | R: 1 E: 0 K: 0 S: 10 H: 2 LOB: 1 BB: 0 P: 15 | R: 1 E: 0 K: 0 S: 11 H: 2 LOB: 0 BB: 0 P: 18 | R: 1 E: 0 K: 1 S: 8 H: 1 LOB: 0 BB: 0 P: 16 | R: 0 E: 0 K: 1 S: 7 H: 0 LOB: 0 BB: 0 P: 11 | R: 0 E: 0 K: 1 S: 8 H: 0 LOB: 0 BB: 0 P: 11 | R: 1 E: 0 K: 1 S: 7 H: 1 LOB: 0 BB: 0 P: 12 | R: 0 E: 0 K: 0 S: 5 H: 0 LOB: 0 BB: 0 P: 5 | R: 3 E: 0 K: 1 S: 17 H: 3 LOB: 0 BB: 0 P: 22 | 1B: 7 2B: 2 3B: 1 HR: 3 | SF: 1 SAC: 2 DP: 2 HBP: 0 | | | | | | |

# TOP

## St. Louis Cardinals @ Los Angeles Dodgers

Dodger Stadium, Los Angeles, CA

Sun Jun 08 1997, 3:33 AM PDT

Att. 42,710 - Overcast - 74 F

livebaseballscorecards.com

| | |
|---|---|
| AB | 35 |
| R | 9 |
| H | 13 |
| RBI | 8 |
| BB | 0 |
| SO | 5 |
| LOB | 6 |

| PITCHER | | IP | WLS | BF | H | R | ER | SO | BB | IBB | HBP | BLK | WP | HR | S | P | ERA | WHIP |
|---|---|---|---|---|---|---|---|---|---|---|---|---|---|---|---|---|---|---|
| Pedro Astacio, R<br>ERA: 3.51 | (1, 1) | 4.0 | L | 19 | 9 | 5 | 5 | 1 | 0 | 0 | 0 | 0 | 0 | 1 | 43 | 72 | 11.25 | 2.250 |
| Tom Candiotti, R<br>ERA: 2.1 | (5, 1) | 2.0 | | 6 | 0 | 0 | 0 | 2 | 0 | 0 | 0 | 0 | 0 | 0 | 15 | 22 | 0.00 | 0.000 |
| Antonio Osuna, R<br>ERA: 1.29 | (7, 1) | 2.0 | | 7 | 1 | 1 | 1 | 1 | 0 | 0 | 0 | 0 | 0 | 1 | 12 | 17 | 4.50 | 0.500 |
| Todd Worrell, R<br>ERA: 4.63 | (9, 1) | 1.0 | | 6 | 3 | 3 | 3 | 1 | 0 | 0 | 0 | 0 | 0 | 1 | 17 | 22 | 27.00 | 3.000 |

| PITCHER | IP | WLS | BF | H | R | ER | SO | BB | IBB | HBP | BLK | WP | HR | S | P | ERA | WHIP |
|---|---|---|---|---|---|---|---|---|---|---|---|---|---|---|---|---|---|

# St. Louis Cardinals @ Los Angeles Dodgers

Dodger Stadium, Los Angeles, CA

Sun Jun 08 1997, 3:33 AM PDT

Att. 42,710 - Overcast - 74 F

livebaseballscorecards.com

## BOTTOM

| Batter | 1 | 2 | 3 | 4 | 5 | 6 | 7 | 8 | 9 | AB | R | H | RBI | BB | SO | LOB |
|---|---|---|---|---|---|---|---|---|---|---|---|---|---|---|---|---|
| Brett Butler, L (1, 8)<br>OBP: 0.424, SLG: 0.370 | K | | B2-3 | G5-3 | | L9 | | | G1-3 | 5 | 0 | 0 | 0 | 0 | 1 | 3 |
| Todd Zeile, R (1, 5)<br>OBP: 0.321, SLG: 0.393 | 1B 1B 1B | | G6-3 | | L7 | | F7 | | P9 | 5 | 0 | 1 | 0 | 0 | 0 | 0 |
| Raul Mondesi, R (1, 9)<br>OBP: 0.325, SLG: 0.482<br>Roger Cedeno, S (6, 9)<br>OBP: 0.265, SLG: 0.273 | 1B<br>1-2<br>1B | | L4 | | G6-3 | | L8 | | G4-3 | 3<br>2 | 0<br>0 | 1<br>0 | 0<br>0 | 0<br>0 | 0<br>0 | 0<br>0 |
| Mike Piazza, R (1, 2)<br>OBP: 0.428, SLG: 0.554 | 1-2<br>2-3<br>1B | | | 1B 1B FC4-6<br>1B | 1B | | 1B | | | 4 | 1 | 4 | 0 | 0 | 0 | 0 |
| Eric Karros, R (1, 3)<br>OBP: 0.320, SLG: 0.382 | K | | | FC4-6 1B<br>1-2<br>1B | P2 | | F8 | | | 4 | 1 | 1 | 0 | 0 | 1 | 5 |
| Todd Hollandsworth, L (1, 7)<br>OBP: 0.280, SLG: 0.333 | L7 | | | FC4-6<br>1-2<br>2-3<br>1B | | G6-3 | | P6 | | 4 | 0 | 1 | 0 | 0 | 0 | 3 |
| Nelson Liriano, S (1, 4)<br>OBP: 0.354, SLG: 0.452 | | | G4-3 | FC4-6<br>FC3-6 1B<br>1-2f<br>2-3<br>3-H | | 1B<br>2B | | G4-3 | | 4 | 1 | 1 | 1 | 0 | 0 | 2 |
| Greg Gagne, R (1, 6)<br>OBP: 0.298, SLG: 0.370 | | | L6-3<br>1B | FC3-6<br>1-2<br>3-H<br>1B | | G1-3 | | 1B | | 4 | 0 | 3 | 1 | 0 | 0 | 1 |
| Pedro Astacio, R (1, 1)<br>OBP: 0.143, SLG: 0.143<br>Eric Anthony, L (4, PH)<br>OBP: 0.344, SLG: 0.481<br>Tom Candiotti, R (5, 1)<br>Chad Fonville, S (6, PH)<br>OBP: 0.250, SLG: 0.143<br>Antonio Osuna, R (7, 1)<br>Billy Ashley, R (8, PH)<br>OBP: 0.294, SLG: 0.400<br>Todd Worrell, R (9, 1) | | | L6-3<br>1-2 | FC3-6<br>1-2f<br>2-3 | | 2-H<br>1B | | K | | 1<br>1<br>0<br>1<br>0<br>1<br>0 | 0<br>0<br>0<br>0<br>0<br>0<br>0 | 0<br>0<br>0<br>1<br>0<br>0<br>0 | 0<br>0<br>0<br>0<br>0<br>1<br>0 | 0<br>0<br>0<br>0<br>0<br>0<br>0 | 0<br>0<br>0<br>0<br>0<br>1<br>0 | 1<br>2<br>0<br>0<br>0<br>1<br>0 |
| Inning Stats | R: 0 E: 0 K: 2 S: 18 H: 3 LOB: 3 BB: 0 P: 21 | | R: 0 E: 0 K: 0 S: 3 H: 1 LOB: 0 BB: 0 P: 6 | R: 0 E: 0 K: 0 S: 5 H: 0 LOB: 0 BB: 0 P: 10 | R: 2 E: 0 K: 0 S: 19 H: 4 LOB: 2 BB: 0 P: 26 | R: 0 E: 0 K: 0 S: 6 H: 1 LOB: 1 BB: 0 P: 11 | R: 1 E: 0 K: 0 S: 19 H: 2 LOB: 1 BB: 0 P: 28 | R: 0 E: 0 K: 0 S: 6 H: 1 LOB: 1 BB: 0 P: 10 | R: 0 E: 0 K: 1 S: 15 H: 1 LOB: 1 BB: 0 P: 18 | R: 0 E: 0 K: 0 S: 7 H: 0 LOB: 0 BB: 0 P: 9 | 1B: 12 2B: 2 3B: 0 HR: 0 SF: 0 SAC: 0 DP: 1 HBP: 0 | | | | | | |

| | |
|---|---|
| AB | 39 |
| R | 3 |
| H | 13 |
| RBI | 3 |
| BB | 0 |
| SO | 3 |
| LOB | 18 |

WP: 0 PB: 0 SB: 0 CS: 0 PA: 39

| PITCHER | | IP | WLS | BF | H | R | ER | SO | BB | IBB | HBP | BLK | WP | HR | S | P | ERA | WHIP |
|---|---|---|---|---|---|---|---|---|---|---|---|---|---|---|---|---|---|---|
| Matt Morris, R<br>ERA: 3.09 | (1, 1) | 6.0 | W | 28 | 11 | 3 | 3 | 2 | 0 | 0 | 0 | 0 | 0 | 0 | 70 | 102 | 4.50 | 1.833 |
| T.J. Mathews, R<br>ERA: 1.82 | (7, 1) | 2.0 | | 8 | 2 | 0 | 0 | 1 | 0 | 0 | 0 | 0 | 0 | 0 | 21 | 28 | 0.00 | 1.000 |
| Tony Fossas, L<br>ERA: 2.2 | (9, 1) | 1.0 | | 3 | 0 | 0 | 0 | 0 | 0 | 0 | 0 | 0 | 0 | 0 | 7 | 9 | 0.00 | 0.000 |

| PITCHER | IP | WLS | BF | H | R | ER | SO | BB | IBB | HBP | BLK | WP | HR | S | P | ERA | WHIP |
|---|---|---|---|---|---|---|---|---|---|---|---|---|---|---|---|---|---|

# St. Louis Cardinals @ San Diego Padres

Qualcomm Stadium, San Diego, CA

Mon Jun 09 1997, 10:05 PM EDT

Att. 13,062 - Unknown - 71 F

livebaseballscorecards.com

| Batter | 1 | 2 | 3 | 4 | 5 | 6 | 7 | 8 | 9 | AB | R | H | RBI | BB | SO | LOB |
|---|---|---|---|---|---|---|---|---|---|---|---|---|---|---|---|---|
| Royce Clayton, R (1, 6)<br>OBP: 0.303, SLG: 0.428 | C X<br>0-1<br>G4-3<br>HR<br>2B | | C B S B S<br>2-3 ①<br>K | | F B X<br>1-1<br>HBP G3<br>1B | | B B C X<br>2-1 ①<br>F9 | | S X<br>0-1 ①<br>P4 | 5 | 1 | 2 | 0 | 0 | 1 | 1 |
| Delino DeShields, L (1, 4)<br>OBP: 0.354, SLG: 0.462 | X<br>0-0 ①<br>G4-3<br>2-3 | | C X<br>0-1<br>G5-4-3<br>1B | | B 1 SAFE P B C X<br>3-1 ②<br>G3<br>1-2 | | C X<br>0-1<br>1-2<br>1B G3<br>1B | | B X<br>1-0<br>2B<br>2B | 5 | 2 | 3 | 0 | 0 | 0 | 2 |
| Ray Lankford, L (1, 8)<br>OBP: 0.462, SLG: 0.768<br>Micah Franklin, S (9, 9)<br>OBP: 0.382, SLG: 0.531 | C B B S F B X<br>3-2<br>3-H<br>HR | | B 1 SAFE X<br>1-0 ② ③<br>G5-4-3<br>1-2f | | B I I I<br>4-0<br>HBP<br>IBB | | C B X<br>1-1 ②<br>G3<br>1-2<br>2-3 | | B S B X<br>2-1<br>2-H<br>1B<br>2B | 4 | 2 | 2 | 3 | 1 | 0 | 3 |
| | | | | | | | | | | 0 | 0 | 0 | 0 | 0 | 0 | 0 |
| Ron Gant, R (1, 7)<br>OBP: 0.330, SLG: 0.463<br>Mark Sweeney, L (9, 7)<br>OBP: 0.324, SLG: 0.267 | F C B B B S<br>3-3 ②<br>K | | | C B B B F B<br>4-2<br>G4-6-3<br>BB | S B B 1 F H SAFE<br>3-2<br>1-2<br>2-3<br>HBP | | I I I I<br>4-0<br>1B<br>IBB | | S F C<br>0-3 ②<br>K | 2 | 0 | 0 | 0 | 2 | 2 | 1 |
| | | | | | | | | | | 0 | 0 | 0 | 0 | 0 | 0 | 0 |
| John Mabry, L (1, 9)<br>OBP: 0.369, SLG: 0.397<br>(9, 8) | F C B B S<br>2-3 ③<br>K | | | S 1 SAFE B X<br>1-1 ① ②<br>G4-6-3<br>1-2f | F X<br>0-1 ③<br>G1-3 | | B C B B S X<br>3-2<br>1-3<br>2-H<br>3-H<br>FC6-4<br>1B | | S X<br>0-1<br>2-H<br>1B<br>1B | 5 | 1 | 2 | 3 | 0 | 1 | 4 |
| Danny Sheaffer, R (1, 5)<br>OBP: 0.309, SLG: 0.280 | | C B B B B<br>4-1<br>G1<br>BB | | B C F B B F X<br>2-2 ③<br>G5-3 | C B C S<br>2-3 ①<br>K | | B C S B F X<br>2-2 ③<br>1-2f<br>FC6-4 | | B X<br>1-0<br>1-2<br>1B<br>1B | 4 | 0 | 1 | 0 | 1 | 1 | 2 |
| Mike DiFelice, R (1, 2)<br>OBP: 0.302, SLG: 0.390 | | B 1 SAFE F F F X<br>1-2 ①<br>P2 | | | B B C B X<br>3-1<br>HR | B B F X<br>2-1 ②<br>P4 | | F S X<br>0-2 ①<br>F8 | B B S B X<br>3-1<br>1-3<br>2-H<br>1B | 5 | 1 | 2 | 2 | 0 | 0 | 1 |
| Dmitri Young, S (1, 3)<br>OBP: 0.336, SLG: 0.412 | | S B B X<br>2-1 ②<br>G1<br>1-2 | | | X<br>0-0<br>HR | B F X<br>1-1 ③<br>G4-3 | | F X<br>0-1 ②<br>P6 | F B S B X<br>2-2 ③<br>G3-1 | 5 | 1 | 1 | 1 | 0 | 0 | 3 |
| Andy Benes, R (1, 1)<br>OBP: 0.227, SLG: 0.273<br>Tony Fossas, L (9, 1) | | B C S B F F F X<br>2-2 ③<br>G4-3 | | | B C C S<br>1-3 ①<br>K | | F B B F F F B X<br>3-2<br>G3 1B<br>1B<br>1B | S S C<br>0-3 ③<br>K | | 4 | 1 | 1 | 0 | 0 | 2 | 1 |
| | | | | | | | | | | 0 | 0 | 0 | 0 | 0 | 0 | 0 |

| Inning Stats | | | | | | | | | |
|---|---|---|---|---|---|---|---|---|---|
| | R: 2 H: 2<br>E: 0 LOB: 0<br>K: 2 BB: 0<br>S: 13 P: 21 | R: 0 H: 0<br>E: 0 LOB: 1<br>K: 0 BB: 1<br>S: 13 P: 22 | R: 0 H: 1<br>E: 0 LOB: 0<br>K: 1 BB: 0<br>S: 6 P: 9 | R: 0 H: 0<br>E: 0 LOB: 0<br>K: 0 BB: 1<br>S: 8 P: 15 | R: 2 H: 3<br>E: 0 LOB: 3<br>K: 1 BB: 1<br>S: 15 P: 29 | R: 0 H: 0<br>E: 0 LOB: 0<br>K: 1 BB: 0<br>S: 7 P: 12 | R: 2 H: 3<br>E: 0 LOB: 2<br>K: 0 BB: 1<br>S: 18 P: 33 | R: 0 H: 0<br>E: 0 LOB: 0<br>K: 1 BB: 0<br>S: 8 P: 8 | R: 3 H: 5<br>E: 0 LOB: 2<br>K: 1 BB: 0<br>S: 16 P: 25 |

1B: 8 SF: 0 WP: 0 PA: 44
2B: 3 SAC: 0 PB: 0
3B: 0 DP: 2 SB: 0
HR: 3 HBP: 1 CS: 0

| TOP | |
|---|---|
| AB | 39 |
| R | 9 |
| H | 14 |
| RBI | 9 |
| BB | 4 |
| SO | 7 |
| LOB | 18 |

| PITCHER | | IP | WLS | BF | H | R | ER | SO | BB | IBB | HBP | BLK | WP | HR | S | P | ERA | WHIP |
|---|---|---|---|---|---|---|---|---|---|---|---|---|---|---|---|---|---|---|
| Will Cunnane, R<br>ERA: 5.14 | (1, 1) | 4.2 | L | 22 | 6 | 4 | 4 | 4 | 2 | 1 | 1 | 0 | 0 | 3 | 53 | 94 | 7.71 | 1.714 |
| Pete Smith, R<br>ERA: 5.51 | (5, 1) | 1.1 | | 4 | 0 | 0 | 0 | 1 | 0 | 0 | 0 | 0 | 0 | 0 | 9 | 14 | 0.00 | 0.000 |
| Terry Burrows, L<br>ERA: 8.1 | (7, 1) | 0.2 | | 6 | 3 | 2 | 2 | 0 | 0 | 1 | 0 | 0 | 0 | 0 | 14 | 27 | 27.00 | 4.500 |
| Tim Worrell, R<br>ERA: 5.23 | (7, 1) | 1.1 | | 4 | 0 | 0 | 0 | 1 | 0 | 0 | 0 | 0 | 0 | 0 | 12 | 14 | 0.00 | 0.000 |
| Doug Bochtler, R<br>ERA: 3.41 | (9, 1) | 1.0 | | 8 | 5 | 3 | 3 | 1 | 0 | 0 | 0 | 0 | 0 | 0 | 16 | 25 | 27.00 | 5.000 |

| PITCHER | IP | WLS | BF | H | R | ER | SO | BB | IBB | HBP | BLK | WP | HR | S | P | ERA | WHIP |
|---|---|---|---|---|---|---|---|---|---|---|---|---|---|---|---|---|---|

| Batter | 1 | 2 | 3 | 4 | 5 | 6 | 7 | 8 | 9 | AB | R | H | RBI | BB | SO | LOB |
|---|---|---|---|---|---|---|---|---|---|---|---|---|---|---|---|---|
| Rickey Henderson, R (1, 7)<br>OBP: 0.430, SLG: 0.338 | F9 | | SF8<br>3-H | | | K | | 1B | | 3 | 0 | 1 | 1 | 0 | 1 | 0 |
| Tony Gwynn, L (1, 9)<br>OBP: 0.436, SLG: 0.595 | G4-3 | | F8 | | | 1B | | 1B | | 4 | 0 | 2 | 0 | 0 | 0 | 1 |
| Steve Finley, L (1, 8)<br>OBP: 0.323, SLG: 0.495 | L9 | | | F7 | | G1-3 | | P6 | | 4 | 0 | 0 | 0 | 0 | 0 | 3 |
| Ken Caminiti, S (1, 5)<br>OBP: 0.306, SLG: 0.370 | | F8 | | G4-3 | | | K | | G6-3 | 4 | 0 | 0 | 0 | 0 | 1 | 0 |
| Wally Joyner, L (1, 3)<br>OBP: 0.379, SLG: 0.487 | | K | | G4-3 | | | F8 | | FC5-4<br>BB | 3 | 0 | 0 | 0 | 0 | 1 | 0 |
| Greg Vaughn, R (9, PH)<br>OBP: 0.291, SLG: 0.361 | | | | | | | | | | 0 | 0 | 0 | 0 | 1 | 0 | 0 |
| Chris Gomez, R (1, 6)<br>OBP: 0.316, SLG: 0.339 | | K | | | F8 | | BB | | FC5-4<br>1B<br>1-2f | 3 | 0 | 0 | 0 | 1 | 1 | 1 |
| Quilvio Veras, S (1, 4)<br>OBP: 0.320, SLG: 0.318 | | | SF8<br>3B | | K | | F7 | | 1B | 4 | 1 | 2 | 0 | 0 | 1 | 1 |
| John Flaherty, R (1, 2)<br>OBP: 0.281, SLG: 0.317 | | | K | | K | | | G4-3 | F8 | 4 | 0 | 0 | 0 | 0 | 2 | 3 |
| Will Cunnane, R (1, 1)<br>OBP: 0.500, SLG: 0.667<br>Pete Smith, R (5, 1)<br>Scott Livingstone, L (6, PH)<br>OBP: 0.231, SLG: 0.208<br>Terry Burrows, L (7, 1)<br>Tim Worrell, R (7, 1)<br>OBP: 0.294, SLG: 0.200<br>Trey Beamon, L (8, PH)<br>OBP: 0.208, SLG: 0.311<br>Doug Bochtler, R (9, 1) | | | SAFE<br>BB | | | G4-3 | | G6-3 | | 0<br>0<br>1<br>0<br>0<br>0<br>1<br>0 | 0<br>0<br>0<br>0<br>0<br>0<br>0<br>0 | 0<br>0<br>0<br>0<br>0<br>0<br>0<br>0 | 0<br>0<br>0<br>0<br>0<br>0<br>0<br>0 | 1<br>0<br>0<br>0<br>0<br>0<br>0<br>0 | 0<br>0<br>0<br>0<br>0<br>0<br>0<br>0 | 0<br>0<br>0<br>0<br>0<br>0<br>0<br>0 |
| Inning Stats | R: 0<br>E: 0<br>K: 0<br>S: 7<br>H: 0<br>LOB: 0<br>BB: 0<br>P: 14 | R: 0<br>E: 0<br>K: 2<br>S: 9<br>H: 0<br>LOB: 0<br>BB: 0<br>P: 14 | R: 1<br>E: 0<br>K: 1<br>S: 15<br>H: 1<br>LOB: 1<br>BB: 1<br>P: 26 | R: 0<br>E: 0<br>K: 0<br>S: 5<br>H: 0<br>LOB: 0<br>BB: 0<br>P: 7 | R: 0<br>E: 0<br>K: 2<br>S: 9<br>H: 0<br>LOB: 0<br>BB: 0<br>P: 15 | R: 0<br>E: 0<br>K: 1<br>S: 9<br>H: 1<br>LOB: 1<br>BB: 0<br>P: 12 | R: 0<br>E: 0<br>K: 1<br>S: 7<br>H: 0<br>LOB: 1<br>BB: 1<br>P: 16 | R: 0<br>E: 0<br>K: 0<br>S: 9<br>H: 2<br>LOB: 2<br>BB: 0<br>P: 13 | R: 0<br>E: 0<br>K: 0<br>S: 8<br>H: 1<br>LOB: 2<br>BB: 1<br>P: 16 | 1B: 4<br>2B: 0<br>3B: 1<br>HR: 0<br>SF: 1<br>SAC: 0<br>DP: 0<br>HBP: 0 | | | | | | |

| PITCHER | | IP | WLS | BF | H | R | ER | SO | BB | IBB | HBP | BLK | WP | HR | S | P | ERA | WHIP |
|---|---|---|---|---|---|---|---|---|---|---|---|---|---|---|---|---|---|---|
| Andy Benes, R<br>ERA: 2.18 | (1, 1) | 8.0 | W | 30 | 4 | 1 | 1 | 7 | 2 | 0 | 0 | 0 | 0 | 0 | 70 | 117 | 1.12 | 0.750 |
| Tony Fossas, L<br>ERA: 2.08 | (9, 1) | 1.0 | | 5 | 1 | 0 | 0 | 0 | 1 | 0 | 0 | 0 | 0 | 0 | 8 | 16 | 0.00 | 2.000 |

| PITCHER | IP | WLS | BF | H | R | ER | SO | BB | IBB | HBP | BLK | WP | HR | S | P | ERA | WHIP |
|---|---|---|---|---|---|---|---|---|---|---|---|---|---|---|---|---|---|

# BOTTOM

## St. Louis Cardinals @ San Diego Padres

Qualcomm Stadium, San Diego, CA

Mon Jun 09 1997, 10:05 PM EDT

Att. 13,062 - Unknown - 71 F

livebaseballscorecards.com

| | |
|---|---|
| AB | 31 |
| R | 1 |
| H | 5 |
| RBI | 1 |
| BB | 3 |
| SO | 7 |
| LOB | 9 |

WP: 0 PB: 0 SB: 0 CS: 0 PA: 35

| Batter | 1 | 2 | 3 | 4 | 5 | 6 | 7 | 8 | 9 | 10 | 11 | 12 | AB | R | H | RBI | BB | SO | LOB |
|---|---|---|---|---|---|---|---|---|---|---|---|---|---|---|---|---|---|---|---|
| Royce Clayton, R (1, 6)<br>OBP: 0.300, SLG: 0.421 | B B B C X 3-1 G1-3 ① | | F S S S 1-3 K ① | | X 0-0 L9 ① | | B C C X 1-2 G1-3 ③ | | F S F X 0-2 S HR 3-H 1B | | F B T B S 2-3 K ② | | 6 | 1 | 1 | 1 | 0 | 2 | 4 |
| Delino DeShields, L (1, 4)<br>OBP: 0.353, SLG: 0.472 | B B F C X 2-2 S 1B | | B F B X 2-1 G6-3 ② 2-3 | | B C C B F X 2-2 G3 ② | | | B B C C C 3-3 K ① | B B F B S F X 3-2 1-H HR | | F S B F F X 1-2 L4 ③ | | 6 | 1 | 2 | 2 | 0 | 1 | 3 |
| Ray Lankford, L (1, 8)<br>OBP: 0.452, SLG: 0.744 | 1 SAFE B S S S 1-3 K ② 1-2 | | B B B B 4-0 S 1B BB | | B X 2-0 G4-3 ③ | | | S B B F S 2-3 K ② | F F F S 0-3 K ③ | | | F S F B X 1-2 F8 ① | 5 | 0 | 0 | 0 | 1 | 3 | 2 |
| Willie McGee, S (1, 7)<br>OBP: 0.336, SLG: 0.418<br>John Frascatore, R (10, 1)<br>Matt Morris, R (12, PH)<br>OBP: 0.280, SLG: 0.292<br>Rigo Beltran, L (12, 1) | F B F S 1-3 K ③ | | C B T B X 2-2 PB 1-2 3-H 1B | | | X 0-0 F7 ① | | B B B B 4-0 BB | | B C S X 1-2 G4-3 ① | | B C C B C 3-3 K ② | 4<br>0<br>1<br>0 | 0<br>0<br>0<br>0 | 1<br>0<br>0<br>0 | 1<br>0<br>0<br>0 | 1<br>0<br>1<br>0 | 1<br>0<br>0<br>0 | 1<br>0<br>0<br>0 |
| John Mabry, L (1, 9)<br>OBP: 0.368, SLG: 0.389 | | B B F B B 4-1 FC4-6 BB | B I I I 4-0 1-2 2-3 IBB | | | C S B X 1-2 G4-3 ② | | X 0-0 G3-4-3 ③ | | X 0-0 F8 ② | | C B B B X 3-1 G6-3 ③ | 4 | 0 | 0 | 0 | 2 | 0 | 1 |
| Danny Sheaffer, R (1, 5)<br>OBP: 0.293, SLG: 0.264<br>Gary Gaetti, R (9, PH)<br>OBP: 0.297, SLG: 0.385<br>Mike Gallego, R (9, PR)<br>OBP: 0.154, SLG: 0.154<br>(9, 5) | | 1 SAFE C 1 SAFE F S 0-3 K ① | B S X 1-1 G1-3 ③ | | | L S X 0-2 F8 ③ | | | F X 0-1 1B G4-3 2B | B C B X 2-1 F8 ③ | | | 3<br>1<br>1 | 0<br>0<br>1 | 0<br>1<br>0 | 0<br>0<br>0 | 0<br>0<br>0 | 1<br>0<br>0 | 4<br>0<br>0 |
| Tom Lampkin, L (1, 2)<br>OBP: 0.281, SLG: 0.317 | | B C S F X 1-2 FC4-6 ② 1-2f | | X 0-0 G4-3 ① | | | B C B B C B 4-2 S BB | | B B C C B X 3-2 G4-3 WP 2-3 1B | | B B C X 2-1 G4-3 ① | | 4 | 1 | 1 | 0 | 1 | 0 | 1 |
| Dmitri Young, S (1, 3)<br>OBP: 0.331, SLG: 0.404 | | 1 SAFE B C F F S 1-3 K ③ | | S B B B F X 3-2 G4-3 ② | | | B 1 SAFE B S B B C X 3-2 F7 ① 1-2 | | C B S X 1-2 G4-3 ① 1-3 3-H | | B X 1-0 BB 1B | | 5 | 0 | 1 | 1 | 0 | 1 | 4 |
| Todd Stottlemyre, L (1, 1)<br>OBP: 0.344, SLG: 0.308<br>Mark Sweeney, L (7, PH)<br>OBP: 0.319, SLG: 0.262<br>Mark Petkovsek, R (7, 1)<br>OBP: 0.125, SLG: 0.125<br>Tony Fossas, L (8, 1)<br>Ron Gant, R (9, PH)<br>OBP: 0.329, SLG: 0.461<br>Dennis Eckersley, R (9, 1)<br>Micah Franklin, S (10, 7)<br>OBP: 0.400, SLG: 0.531 | | | C S B B X 2-2 G6-3 1B 2B | B C S F X 1-2 G6-3 ③ | | | B B X 2-0 F8 ② | | F B C B B C 3-3 K ② | | 1 SAFE B B F 1 SAFE B B 4-1 1-2 BB | | 2<br>1<br>0<br>0<br>1<br>0<br>0 | 1<br>0<br>0<br>0<br>0<br>0<br>0 | 1<br>0<br>0<br>0<br>0<br>0<br>0 | 0<br>0<br>0<br>0<br>0<br>1<br>1 | 0<br>0<br>0<br>0<br>0<br>0<br>0 | 0<br>1<br>0<br>0<br>2<br>0<br>0 | 0<br>0<br>0<br>0<br>0<br>0<br>0 |
| Inning Stats | R: 0 E: 0 K: 2 S: 11 H: 1 LOB: 1 BB: 0 P: 18 | R: 0 E: 0 K: 2 S: 12 H: 0 LOB: 1 BB: 1 P: 18 | R: 1 E: 0 K: 1 S: 13 H: 2 LOB: 3 BB: 2 P: 29 | R: 0 E: 0 K: 0 S: 9 H: 0 LOB: 0 BB: 0 P: 13 | R: 0 E: 0 K: 0 S: 6 H: 0 LOB: 0 BB: 0 P: 10 | R: 0 E: 0 K: 0 S: 7 H: 0 LOB: 0 BB: 0 P: 8 | R: 0 E: 0 K: 0 S: 9 H: 0 LOB: 1 BB: 1 P: 19 | R: 0 E: 0 K: 2 S: 7 H: 0 LOB: 1 BB: 1 P: 16 | R: 4 E: 0 K: 2 S: 23 H: 4 LOB: 1 BB: 0 P: 33 | R: 0 E: 0 K: 0 S: 6 H: 0 LOB: 0 BB: 0 P: 9 | R: 0 E: 0 K: 1 S: 13 H: 1 LOB: 2 BB: 1 P: 23 | R: 0 E: 0 K: 1 S: 9 H: 0 LOB: 0 BB: 0 P: 16 | 1B: 5<br>2B: 2<br>3B: 0<br>HR: 1 | SF: 0<br>SAC: 0<br>DP: 0<br>HBP: 0 | WP: 1<br>PB: 1<br>SB: 4<br>CS: 0 | PA: 50 | | | |

TOP

# St. Louis Cardinals @ San Diego Padres

Qualcomm Stadium, San Diego, CA

Tue Jun 10 1997, 10:05 PM EDT

Att. 14,527 - Unknown - 71 F

livebaseballscorecards.com

| | |
|---|---|
| AB | 44 |
| R | 5 |
| H | 8 |
| RBI | 5 |
| BB | 6 |
| SO | 11 |
| LOB | 23 |

| PITCHER | | IP | WLS | BF | H | R | ER | SO | BB | IBB | HBP | BLK | WP | HR | S | P | ERA | WHIP |
|---|---|---|---|---|---|---|---|---|---|---|---|---|---|---|---|---|---|---|
| Sean Bergman, R<br>ERA: 4.75 | (1, 1) | 6.1 | | 26 | 3 | 1 | 1 | 5 | 3 | 1 | 0 | 0 | 0 | 0 | 63 | 108 | 1.42 | 0.947 |
| Tim Worrell, R<br>ERA: 5.18 | (7, 1) | 0.2 | | 2 | 0 | 0 | 0 | 0 | 0 | 0 | 0 | 0 | 0 | 0 | 4 | 7 | 0.00 | 0.000 |
| Doug Bochtler, R<br>ERA: 3.3 | (8, 1) | 1.0 | | 4 | 0 | 0 | 0 | 2 | 1 | 0 | 0 | 0 | 0 | 0 | 7 | 16 | 0.00 | 1.000 |
| Trevor Hoffman, R<br>ERA: 4.1 | (9, 1) | 1.0 | | 7 | 4 | 4 | 4 | 2 | 0 | 0 | 0 | 0 | 1 | 1 | 23 | 33 | 36.00 | 4.000 |
| Pete Smith, R<br>ERA: 4.91 | (10, 1) | 2.0 | | 8 | 1 | 0 | 0 | 1 | 1 | 0 | 0 | 0 | 0 | 0 | 19 | 32 | 0.00 | 1.000 |

| PITCHER | | IP | WLS | BF | H | R | ER | SO | BB | IBB | HBP | BLK | WP | HR | S | P | ERA | WHIP |
|---|---|---|---|---|---|---|---|---|---|---|---|---|---|---|---|---|---|---|
| Todd Erdos, R<br>ERA: 6.75 | (12, 1) | 1.0 | W | 3 | 0 | 0 | 0 | 1 | 0 | 0 | 0 | 0 | 0 | 0 | 9 | 16 | 0.00 | 0.000 |

| Batter | 1 | 2 | 3 | 4 | 5 | 6 | 7 | 8 | 9 | 10 | 11 | 12 | AB | R | H | RBI | BB | SO | LOB |
|---|---|---|---|---|---|---|---|---|---|---|---|---|---|---|---|---|---|---|---|
| Rickey Henderson, R (1, 7) OBP: 0.434, SLG: 0.333 | C B C B B F X 3-2 G4-3 ① | | F F B B B F B B B 4-2 2B BB | | B B X 2-0 FC4-6 1B | | B B B C F B 4-2 F9-3 BB | | C C B X 1-2 F8 ② | | B F F F B S 2-3 K ② | | 4 | 1 | 1 | 0 | 2 | 1 | 3 |
| Tony Gwynn, L (1, 9) OBP: 0.442, SLG: 0.607 | B B B C X 3-1 F8 1B 2B | | B C 1 SAFE X 1-1 G3 K 1-H 2B | | B B C X 2-1 FC4-6 E S ① 1-2f 2-3 | | C B X 1-1 F9-3 ② ③ 1-2 | | X 0-0 1-H 2-H 2B | | I I I I 4-0 IBB | | 5 | 1 | 3 | 3 | 1 | 0 | 3 |
| Steve Finley, L (1, 8) OBP: 0.314, SLG: 0.481 | B C X 1-1 F8 ② 2-3 | | F B S F B F F F B 3-2 X G3 ① 2-3 | | B B X 2-0 SF8 ② 3-H | | | F X 0-1 F8 ① | X 0-0 F9 ③ | | B C S S X 1-2 G4-3 ③ | | 5 | 0 | 0 | 1 | 0 | 0 | 5 |
| Ken Caminiti, S (1, 5) OBP: 0.313, SLG: 0.371 | B F X 1-1 3-H 1B | | B C 3 SAFE C B S 2-3 K ② ③ 3-H | | B C F B B B 4-2 1-3 BB | | | C F B B B X 2-2 PB S 1B | | B B C S B X 3-2 G6-3 ① | | F S S 0-3 K ① | 5 | 0 | 2 | 1 | 1 | 2 | 1 |
| Wally Joyner, L (1, 3) OBP: 0.378, SLG: 0.478 | B C B 1 SAFE F S 2-3 K ③ | | | C F B X 1-2 P4 ① | X 0-0 G4-3 ③ | | | B C B S S 2-3 K ② 1-2 | | X 0-0 FC5-4 1B | | B F B B B 4-1 E 1B BB | 5 | 1 | 1 | 0 | 1 | 2 | 4 |
| Quilvio Veras, S (1, 4) OBP: 0.321, SLG: 0.319 | | B F F F B F F B 3-3 S K ① | | B X 1-0 S 1B | | C C B B B B F X 3-2 G5-3 ① | | B C B C X 2-2 G1-3 ③ 2-3 | | X 0-0 FC5-4 ② 1-2f | | X 0-0 E8 1B 1-3 1B | 6 | 0 | 2 | 0 | 0 | 1 | 2 |
| Chris Gomez, R (1, 6) OBP: 0.321, SLG: 0.344 | B X 1-0 1B | | | C S 1 SAFE B 1 SAFE B 1 SAFE F C 2-3 K ② 1-2 | | X 0-0 G5-3 ② | | | C C B F F X 1-2 1B 2B 1B | X 0-0 F9 ③ | | X 0-0 2-3 3-H 1B | 6 | 1 | 3 | 1 | 0 | 1 | 2 |
| Carlos Hernandez, R (1, 2) OBP: 0.265, SLG: 0.347<br>Trey Beamon, L (9, PH) OBP: 0.292, SLG: 0.304<br>John Flaherty, R (10, 2) OBP: 0.280, SLG: 0.316 | S X 0-1 P6 ② | | | S X 0-1 G4-3 ③ | | B X 1-0 G5-3 ③ | | | S S F S 0-3 K ① | | C B F B F X 2-2 G4-3 ① | | 3 | 0 | 0 | 0 | 0 | 0 | 2 |
| | F S S 0-3 K ③ | | | | X 0-0 FC4-6 SF8 2B | | X 0-0 F8 ① | | X 0-0 1-2 2B 1B | | B F B F X 2-2 2B | | 1 | 0 | 0 | 0 | 0 | 1 | 1 |
| | | | | | | | | | | | | | 1 | 0 | 0 | 0 | 0 | 0 | 0 |
| Sean Bergman, R (1, 1) OBP: 0.000, SLG: 0.000<br>Tim Worrell, R (7, 1) OBP: 0.294, SLG: 0.412<br>Scott Livingstone, L (7, PH) OBP: 0.000, SLG: 0.000<br>Doug Bochtler, R (8, 1)<br>Trevor Hoffman, R (9, 1) OBP: 0.000, SLG: 0.000<br>Greg Vaughn, R (9, PH) OBP: 0.000, SLG: 0.000<br>Pete Smith, R (10, 1)<br>Chris Jones, R (11, PH) OBP: 0.000, SLG: 0.000<br>Todd Erdos, R (12, 1) | | | | | | | | | | | | | 2 | 1 | 1 | 0 | 0 | 1 | 1 |
| | | | | | | | | | | | | | 0 | 0 | 0 | 0 | 0 | 0 | 0 |
| | | | | | | | | | | | | | 1 | 0 | 0 | 0 | 0 | 0 | 0 |
| | | | | | | | | | | | | | 0 | 0 | 0 | 0 | 0 | 0 | 0 |
| | | | | | | | | | | | | | 0 | 0 | 0 | 0 | 0 | 0 | 0 |
| | | | | | | | | | | | | | 1 | 1 | 1 | 0 | 0 | 0 | 0 |
| | | | | | | | | | | | | | 0 | 0 | 0 | 0 | 0 | 0 | 0 |
| | | | | | | | | | | | | | 1 | 0 | 0 | 1 | 0 | 0 | 0 |
| | | | | | | | | | | | | | 0 | 0 | 0 | 0 | 0 | 0 | 0 |
| Inning Stats | R: 1 H: 2<br>E: 0 LOB: 1<br>K: 1 BB: 0<br>S: 13 P: 23 | R: 0 H: 1<br>E: 0 LOB: 1<br>K: 2 BB: 0<br>S: 13 P: 17 | R: 1 H: 1<br>E: 0 LOB: 0<br>K: 1 BB: 1<br>S: 15 P: 25 | R: 0 H: 1<br>E: 0 LOB: 1<br>K: 1 BB: 0<br>S: 10 P: 14 | R: 1 H: 2<br>E: 0 LOB: 2<br>K: 0 BB: 1<br>S: 8 P: 18 | R: 0 H: 0<br>E: 0 LOB: 0<br>K: 0 BB: 0<br>S: 6 P: 10 | R: 0 H: 0<br>E: 0 LOB: 0<br>K: 0 BB: 1<br>S: 5 P: 10 | R: 0 H: 1<br>E: 0 LOB: 1<br>K: 1 BB: 0<br>S: 12 P: 18 | R: 2 H: 3<br>E: 0 LOB: 1<br>K: 1 BB: 0<br>S: 15 P: 17 | R: 0 H: 1<br>E: 0 LOB: 1<br>K: 0 BB: 0<br>S: 6 P: 9 | R: 0 H: 1<br>E: 0 LOB: 2<br>K: 1 BB: 1<br>S: 14 P: 25 | R: 1 H: 2<br>E: 1 LOB: 2<br>K: 1 BB: 1<br>S: 6 P: 10 | 1B: 10 SF: 1<br>2B: 6 SAC: 0<br>3B: 0 DP: 1<br>HR: 0 HBP: 0 | | | | | | |

| PITCHER | | IP | WLS | BF | H | R | ER | SO | BB | IBB | HBP | BLK | WP | HR | S | P | ERA | WHIP |
|---|---|---|---|---|---|---|---|---|---|---|---|---|---|---|---|---|---|---|
| Todd Stottlemyre, R<br>ERA: 4.3 | (1, 1) | 6.0 | | 26 | 7 | 3 | 3 | 5 | 2 | 0 | 0 | 0 | 0 | 0 | 65 | 107 | 4.50 | 1.500 |
| Mark Petkovsek, R<br>ERA: 3.38 | (7, 1) | 1.0 | | 3 | 0 | 0 | 0 | 0 | 1 | 0 | 0 | 0 | 0 | 0 | 5 | 10 | 0.00 | 1.000 |
| Tony Fossas, L<br>ERA: 1.96 | (8, 1) | 1.0 | | 4 | 1 | 0 | 0 | 1 | 0 | 0 | 0 | 0 | 0 | 0 | 12 | 18 | 0.00 | 1.000 |
| Dennis Eckersley, R<br>ERA: 4.42 | (9, 1) | 1.0 | | 6 | 3 | 2 | 2 | 1 | 0 | 0 | 0 | 0 | 0 | 0 | 15 | 17 | 18.00 | 3.000 |
| John Frascatore, R<br>ERA: 2.51 | (10, 1) | 2.0 | | 9 | 2 | 0 | 0 | 1 | 0 | 1 | 0 | 0 | 0 | 0 | 20 | 34 | 0.00 | 1.000 |

| PITCHER | | IP | WLS | BF | H | R | ER | SO | BB | IBB | HBP | BLK | WP | HR | S | P | ERA | WHIP |
|---|---|---|---|---|---|---|---|---|---|---|---|---|---|---|---|---|---|---|
| Rigo Beltran, L<br>ERA: 3.86 | (12, 1) | 0.1 | L | 4 | 2 | 1 | 0 | 1 | 1 | 0 | 0 | 0 | 0 | 0 | 6 | 10 | 0.00 | 9.000 |

# BOTTOM

## St. Louis Cardinals @ San Diego Padres

Qualcomm Stadium, San Diego, CA

Tue Jun 10 1997, 10:05 PM EDT

Att. 14,527 - Unknown - 71 F

livebaseballscorecards.com

| | |
|---|---|
| AB | 46 |
| R | 6 |
| H | 15 |
| RBI | 6 |
| BB | 5 |
| SO | 9 |
| LOB | 24 |

| Batter | 1 | 2 | 3 | 4 | 5 | 6 | 7 | 8 | 9 | AB | R | H | RBI | BB | SO | LOB |
|---|---|---|---|---|---|---|---|---|---|---|---|---|---|---|---|---|
| Delino DeShields, L (1, 4)<br>OBP: 0.360, SLG: 0.486 | F7 | SH1-4<br>1-2<br>2-3 | | E7<br>SF7<br>2B | | 1B | 2B<br>3-H | | | 4 | 1 | 3 | 1 | 0 | 0 | 0 |
| Mike Gallego, R (1, 5)<br>OBP: 0.161, SLG: 0.200 | G4-3<br>1B<br>2B | FC1-2<br>BB<br>2-3<br>3-H | | SF7<br>3-H | | 1 SAFE<br>F8 | G5 | | | 4 | 1 | 1 | 1 | 0 | 0 | 4 |
| Ray Lankford, L (1, 8)<br>OBP: 0.451, SLG: 0.738 | G4-3<br>2-3 | BB<br>1-2 | | P5 | | | G6-3<br>2B<br>2B | G3-1 | | 4 | 1 | 1 | 0 | 1 | 0 | 1 |
| Ron Gant, R (1, 7)<br>OBP: 0.326, SLG: 0.452 | BB<br>1B<br>BB | P6 | | | K | | G6-3<br>2-3 | K | | 4 | 1 | 0 | 0 | 1 | 2 | 4 |
| John Mabry, L (1, 9)<br>OBP: 0.369, SLG: 0.384 | 1B<br>1-2<br>BB | | G4-3 | | G3 | | 2B<br>3B<br>BB | G1-3 | | 3 | 1 | 0 | 0 | 2 | 0 | 0 |
| Dmitri Young, S (1, 3)<br>OBP: 0.340, SLG: 0.418 | FC5-4<br>1-2<br>2-H<br>3-H<br>1B | | G3 | | 1B | | 3B<br>1-3<br>3-H<br>2B | | K | 5 | 1 | 3 | 3 | 0 | 1 | 0 |
| Mike DiFelice, R (1, 2)<br>OBP: 0.308, SLG: 0.395 | FC5-4<br>1-2f | | 2B | | G6-3 | | 3B<br>HBP | | G1-3 | 4 | 1 | 1 | 0 | 0 | 0 | 3 |
| Royce Clayton, R (1, 6)<br>OBP: 0.302, SLG: 0.427 | | SH1-4<br>FC1-2<br>1B<br>BB | G6-3 | | | G5-3 | 2B<br>1-H<br>2-H<br>3-H<br>3B | | K | 4 | 1 | 1 | 3 | 1 | 1 | 1 |
| Alan Benes, R (1, 1)<br>OBP: 0.219, SLG: 0.281 | | FC1-2<br>SH1-4<br>1-2<br>1B | | K | K | K | | | | 3 | 0 | 1 | 0 | 0 | 2 | 0 |
| Willie McGee, S (7, PH)<br>OBP: 0.333, SLG: 0.414 | | | | | | | | | | 1 | 0 | 0 | 0 | 0 | 1 | 1 |
| Mark Petkovsek, R (7, 1)<br>OBP: 0.125, SLG: 0.125 | | | | | | | | | | 0 | 0 | 0 | 0 | 0 | 0 | 0 |
| Inning Stats | R: 2<br>E: 0<br>K: 0<br>S: 14<br>H: 2<br>LOB: 2<br>BB: 2<br>P: 26 | R: 0<br>E: 0<br>K: 0<br>S: 9<br>H: 1<br>LOB: 3<br>BB: 2<br>P: 20 | R: 0<br>E: 0<br>K: 0<br>S: 7<br>H: 1<br>LOB: 1<br>BB: 0<br>P: 7 | R: 1<br>E: 1<br>K: 1<br>S: 12<br>H: 1<br>LOB: 0<br>BB: 0<br>P: 17 | R: 0<br>E: 0<br>K: 1<br>S: 12<br>H: 1<br>LOB: 1<br>BB: 0<br>P: 16 | R: 0<br>E: 0<br>K: 1<br>S: 9<br>H: 1<br>LOB: 1<br>BB: 0<br>P: 14 | R: 5<br>E: 0<br>K: 1<br>S: 20<br>H: 4<br>LOB: 1<br>BB: 1<br>P: 34 | R: 0<br>E: 0<br>K: 1<br>S: 7<br>H: 0<br>LOB: 0<br>BB: 0<br>P: 10 | R: 0<br>E: 0<br>K: 2<br>S: 8<br>H: 0<br>LOB: 0<br>BB: 0<br>P: 12 | 1B: 4<br>2B: 6<br>3B: 1<br>HR: 0<br>SF: 1<br>SAC: 1<br>DP: 0<br>HBP: 1 | | | | | | |

| PITCHER | | IP | WLS | BF | H | R | ER | SO | BB | IBB | HBP | BLK | WP | HR | S | P | ERA | WHIP |
|---|---|---|---|---|---|---|---|---|---|---|---|---|---|---|---|---|---|---|
| Joey Hamilton, R<br>ERA: 4.76 | (1, 1) | 6.0 | | 29 | 7 | 3 | 2 | 3 | 4 | 0 | 0 | 0 | 0 | 0 | 63 | 100 | 3.00 | 1.833 |
| Terry Burrows, L<br>ERA: 10.45 | (7, 1) | 0.1 | L | 4 | 2 | 3 | 3 | 0 | 1 | 0 | 0 | 0 | 0 | 0 | 7 | 15 | 81.00 | 9.000 |
| Todd Erdos, R<br>ERA: 8.31 | (7, 1) | 1.2 | | 8 | 2 | 2 | 2 | 2 | 0 | 0 | 1 | 0 | 0 | 0 | 20 | 29 | 10.80 | 1.200 |
| Pete Smith, R<br>ERA: 4.66 | (9, 1) | 1.0 | | 3 | 0 | 0 | 0 | 2 | 0 | 0 | 0 | 0 | 0 | 0 | 8 | 12 | 0.00 | 0.000 |

PITCHER IP WLS BF H R ER SO BB IBB HBP BLK WP HR S P ERA WHIP

# TOP

## St. Louis Cardinals @ San Diego Padres

Qualcomm Stadium, San Diego, CA

Wed Jun 11 1997, 10:05 PM EDT

Att. 13,720 - Unknown - 67 F

livebaseballscorecards.com

| | |
|---|---|
| AB | 36 |
| R | 8 |
| H | 11 |
| RBI | 8 |
| BB | 5 |
| SO | 7 |
| LOB | 14 |

WP: 0 PB: 0 SB: 0 CS: 0 PA: 44

# BOTTOM

## St. Louis Cardinals @ San Diego Padres

Qualcomm Stadium, San Diego, CA

Wed Jun 11 1997, 10:05 PM EDT

Att. 13,720 - Unknown - 67 F

livebaseballscorecards.com

| Batter | 1 | 2 | 3 | 4 | 5 | 6 | 7 | 8 | 9 | AB | R | H | RBI | BB | SO | LOB |
|---|---|---|---|---|---|---|---|---|---|---|---|---|---|---|---|---|
| Rickey Henderson, R (1, 7)<br>OBP: 0.430, SLG: 0.329<br>Chris Jones, R (3, PH)<br>OBP: 0.296, SLG: 0.460 (4, 7) | B C F C 1-3 K ① | | C C F B B S 2-3 K ② | | F S F S 0-3 K ③ | | B C S B B F S 3-3 K ② | | | 1<br>3 | 0<br>0 | 0<br>0 | 0<br>0 | 0<br>0 | 1<br>3 | 0<br>1 |
| Tony Gwynn, L (1, 9)<br>OBP: 0.435, SLG: 0.598 | F B X 1-1 G4-3 ② | | S B B X 2-1 G4-3 ③ | | | C F B X 1-2 F9 ① | F F B S 1-3 K ③ | | | 4 | 0 | 0 | 0 | 0 | 1 | 0 |
| Steve Finley, L (1, 8)<br>OBP: 0.308, SLG: 0.472 | C F S 0-3 K ③ | | | X 0-0 F8 ① | | F B S S 1-3 K ② | | B B X 2-0 G4-3 ① | | 4 | 0 | 0 | 0 | 0 | 2 | 0 |
| Ken Caminiti, S (1, 5)<br>OBP: 0.327, SLG: 0.384 | | B B S X 2-1 E 1B 2B | | B B B B 4-0 CS BB | | B C B S B B 4-2 BB 1B BB | | C B X 1-1 1B | | 2 | 2 | 2 | 0 | 2 | 0 | 0 |
| Wally Joyner, L (1, 3)<br>OBP: 0.375, SLG: 0.469 | | B B 2 SAFE B C C C 3-3 K ① 2-3 | | C B P C B F S 3-3 K ② ③ 1-2 | | B B B B 4-0 BB 1B BB 1-2 | | X 0-0 F8 ② | | 3 | 0 | 0 | 0 | 1 | 2 | 3 |
| Quilvio Veras, S (1, 4)<br>OBP: 0.321, SLG: 0.319<br>Terry Burrows, L (7, 1)<br>Todd Erdos, R (7, 1)<br>Scott Livingstone, L (8, PH)<br>OBP: 0.214, SLG: 0.192<br>Pete Smith, R (9, 1) | | F B F B S 2-3 K ② | | B X 1-0 G3 ① | | B B C X 2-1 BB 1B 1-2 2-H | | B X 1-0 F8 ③ | | 3<br>0<br>0<br>1<br>0 | 0<br>0<br>0<br>0<br>0 | 1<br>0<br>0<br>0<br>0 | 1<br>0<br>0<br>0<br>0 | 0<br>0<br>0<br>0<br>0 | 1<br>0<br>0<br>0<br>0 | 1<br>0<br>0<br>1<br>0 |
| Chris Gomez, R (1, 6)<br>OBP: 0.332, SLG: 0.350 | | F X 0-1 1B 3-H | | B H 2-0 S 1B HBP | | B F B B F B 4-2 BB 1-2 2-3 | | | B C F B X 2-2 G6-4-3 1B | 2 | 1 | 2 | 1 | 1 | 0 | 0 |
| John Flaherty, R (1, 2)<br>OBP: 0.275, SLG: 0.309 | | C C B 1 SAFE C 1-3 K ③ | | F B 1 SAFE S F B B S 3-3 K ② 1-2 | | B F B X 2-1 F8 ③ | | | C F C 0-3 K ① | 4 | 0 | 0 | 0 | 0 | 3 | 6 |
| Joey Hamilton, R (1, 1)<br>OBP: 0.176, SLG: 0.353<br>Archi Cianfrocco, R (7, 4)<br>OBP: 0.345, SLG: 0.379 | | | F C S 0-3 K ① | B S S X 1-2 2-H 1B | | | S S B S 1-3 K ① | | C X 0-1 G6-4-3 ② ③ 1-2f | 2<br>2 | 0<br>0 | 1<br>0 | 1<br>0 | 0<br>0 | 1<br>1 | 0<br>1 |

| Inning Stats | 1 | 2 | 3 | 4 | 5 | 6 | 7 | 8 | 9 |
|---|---|---|---|---|---|---|---|---|---|
| | R: 0 H: 0<br>E: 0 LOB: 0<br>K: 2 BB: 0<br>S: 8 P: 10 | R: 1 H: 2<br>E: 1 LOB: 1<br>K: 3 BB: 0<br>S: 13 P: 21 | R: 0 H: 0<br>E: 0 LOB: 0<br>K: 2 BB: 0<br>S: 9 P: 13 | R: 0 H: 0<br>E: 0 LOB: 1<br>K: 1 BB: 1<br>S: 6 P: 12 | R: 1 H: 1<br>E: 0 LOB: 1<br>K: 2 BB: 0<br>S: 12 P: 19 | R: 1 H: 1<br>E: 0 LOB: 3<br>K: 1 BB: 3<br>S: 14 P: 32 | R: 0 H: 0<br>E: 0 LOB: 0<br>K: 3 BB: 0<br>S: 10 P: 15 | R: 0 H: 1<br>E: 0 LOB: 1<br>K: 0 BB: 0<br>S: 5 P: 9 | R: 0 H: 1<br>E: 0 LOB: 0<br>K: 1 BB: 0<br>S: 8 P: 10 |

| | |
|---|---|
| AB | 31 |
| R | 3 |
| H | 6 |
| RBI | 3 |
| BB | 4 |
| SO | 15 |
| LOB | 13 |

| | | | | | | | | | | | | | | | | | | | | | | | | | |
|---|---|---|---|---|---|---|---|---|---|---|---|---|---|---|---|---|---|---|---|---|---|---|---|---|---|
| PITCHER | | IP | WLS | BF | H | R | ER | SO | BB | IBB | HBP | BLK | WP | HR | S | P | ERA | WHIP | PITCHER | IP | WLS | BF | H | R | ER | SO | BB | IBB | HBP | BLK | WP | HR | S | P | ERA | WHIP |
| Alan Benes, R<br>ERA: 3.01 | (1, 1) | 6.0 | W | 26 | 4 | 3 | 3 | 11 | 4 | 0 | 1 | 0 | 0 | 0 | 62 | 107 | 4.50 | 1.333 | | | | | | | | | | | | | | | | | |
| Mark Petkovsek, R<br>ERA: 3.14 | (7, 1) | 3.0 | S | 10 | 2 | 0 | 0 | 4 | 0 | 0 | 0 | 0 | 0 | 0 | 23 | 34 | 0.00 | 0.667 | | | | | | | | | | | | | | | | | |

| | | | |
|---|---|---|---|
| 1B: 5 | SF: 0 | WP: 0 | PA: 36 |
| 2B: 2 | SAC: 0 | PB: 0 | |
| 3B: 0 | DP: 2 | SB: 1 | |
| HR: 0 | HBP: 1 | CS: 1 | |

# Cleveland Indians @ St. Louis Cardinals

Busch Stadium, St. Louis, MO

Sat Jun 14 1997, 3:33 AM CDT

Att. 43,582 - Sunny - 72 F

TOP

livebaseballscorecards.com

| Batter | 1 | 2 | 3 | 4 | 5 | 6 | 7 | 8 | 9 | AB | R | H | RBI | BB | SO | LOB |
|---|---|---|---|---|---|---|---|---|---|---|---|---|---|---|---|---|
| Omar Vizquel, S (1, 6)<br>OBP: 0.335, SLG: 0.347 | K | | BB | | 1-3 K | | F8 | E4 | | 4 | 1 | 0 | 0 | 1 | 2 | 3 |
| Julio Franco, R (1, 4)<br>OBP: 0.385, SLG: 0.396 | G1-3 | | F8 | | 1-3 K | | 3-1 2B 1B | 1-1 1B 2B | | 5 | 2 | 2 | 2 | 0 | 1 | 2 |
| Jim Thome, L (1, 3)<br>OBP: 0.435, SLG: 0.581 | 1-3 K | | 2-3 K | | 3-2 G3 | | 2-2 2B | 1-2 1B | | 5 | 0 | 2 | 3 | 0 | 2 | 2 |
| Matt Williams, R (1, 5)<br>OBP: 0.298, SLG: 0.485 | | F8 | | E7 1B 1B | 0-3 K | F8 | | 0-3 K | | 5 | 0 | 0 | 0 | 0 | 2 | 2 |
| David Justice, L (1, 7)<br>OBP: 0.449, SLG: 0.685 | | K | | 2-3 K | 1-0 G1-3 | | | G4-3 SH1-3 1B 1B | G6-3 | 5 | 1 | 1 | 0 | 0 | 2 | 1 |
| Manny Ramirez, R (1, 9)<br>OBP: 0.403, SLG: 0.497 | | 2-0 1B 1B | | 1-1 1B 1B | 1-3 K | | | 0-0 SH1-3 | F9 | 3 | 0 | 2 | 0 | 0 | 1 | 0 |
| Albie Lopez, R (6, 1) | | | | | | | | | | 0 | 0 | 0 | 0 | 0 | 0 | 0 |
| Kevin Seitzer, R (8, PH)<br>OBP: 0.302, SLG: 0.333 | | | | | | | | | | 0 | 0 | 0 | 0 | 0 | 0 | 0 |
| Alvin Morman, L (8, 1) | | | | | | | | | | 1 | 0 | 0 | 0 | 0 | 0 | 0 |
| Paul Shuey, R (9, 1) | | | | 0-1 G6-4-3 1B | | | G5-3 | G4-3 | 1-0 1B | 0 | 0 | 0 | 0 | 0 | 0 | 0 |
| Sandy Alomar Jr., R (1, 2)<br>OBP: 0.411, SLG: 0.640 | | 1-1 1B | | | | | | | | 5 | 0 | 3 | 0 | 0 | 0 | 1 |
| Marquis Grissom, R (1, 8)<br>OBP: 0.291, SLG: 0.305 | | 3-3 K | | 2-2 G6-4-3 | | | 2-2 S 1B 1B | 2-2 S E 1B | 3-3 K | 5 | 2 | 2 | 1 | 0 | 2 | 6 |
| Bartolo Colon, R (1, 1) | | | 0-3 K | | 0-1 1B | | | | | 1 | 0 | 0 | 0 | 0 | 1 | 0 |
| Casey Candaele, S (5, PH)<br>OBP: 0.318, SLG: 0.364 | | | | | | | | | | 1 | 0 | 1 | 0 | 0 | 0 | 0 |
| Paul Assenmacher, L (5, 1) | | | | | | | | | | 0 | 0 | 0 | 0 | 0 | 0 | 0 |
| Brian Giles, L (6, 9)<br>OBP: 0.391, SLG: 0.435 | | | | | | | 2-2 1B 2B 1B | 4-2 E 2B BB | | 1 | 2 | 1 | 1 | 1 | 0 | 0 |

| Inning Stats | 1 | 2 | 3 | 4 | 5 | 6 | 7 | 8 | 9 |
|---|---|---|---|---|---|---|---|---|---|
| R: | 0 | 0 | 0 | 0 | 0 | 0 | 3 | 5 | 0 |
| E: | 0 | 0 | 0 | 1 | 0 | 0 | 0 | 1 | 0 |
| K: | 2 | 2 | 2 | 1 | 2 | 2 | 0 | 1 | 1 |
| S: | 9 | 12 | 9 | 15 | 12 | 7 | 16 | 23 | 11 |
| H: | 0 | 2 | 0 | 2 | 1 | 0 | 4 | 4 | 1 |
| LOB: | 0 | 2 | 1 | 2 | 1 | 0 | 1 | 1 | 1 |
| BB: | 0 | 0 | 1 | 0 | 0 | 0 | 0 | 1 | 0 |
| P: | 13 | 21 | 18 | 20 | 17 | 9 | 25 | 34 | 16 |

| | | |
|---|---|---|
| 1B: | 12 | SF: 0 |
| 2B: | 2 | SAC: 1 |
| 3B: | 0 | DP: 1 |
| HR: | 0 | HBP: 0 |

| | |
|---|---|
| WP: | 0 |
| PB: | 0 |
| SB: | 3 |
| CS: | 0 |
| PA: | 44 |

| | |
|---|---|
| AB | 41 |
| R | 8 |
| H | 14 |
| RBI | 7 |
| BB | 2 |
| SO | 13 |
| LOB | 17 |

| PITCHER | | IP | WLS | BF | H | R | ER | SO | BB | IBB | HBP | BLK | WP | HR | S | P | ERA | WHIP |
|---|---|---|---|---|---|---|---|---|---|---|---|---|---|---|---|---|---|---|
| Andy Benes, R<br>ERA: 2.35 | (1, 1) | 7.0 | | 31 | 9 | 3 | 3 | 11 | 1 | 0 | 0 | 0 | 0 | 0 | 80 | 123 | 3.86 | 1.429 |
| T.J. Mathews, R<br>ERA: 2.13 | (8, 1) | 0.2 | L | 4 | 2 | 2 | 1 | 0 | 0 | 0 | 0 | 0 | 0 | 0 | 10 | 16 | 13.50 | 3.000 |
| Tony Fossas, L<br>ERA: 1.96 | (8, 1) | 0.0 | | 4 | 2 | 3 | 0 | 0 | 1 | 0 | 0 | 0 | 0 | 0 | 10 | 15 | ∞ | ∞ |
| John Frascatore, R<br>ERA: 2.48 | (8, 1) | 0.1 | | 1 | 0 | 0 | 0 | 1 | 0 | 0 | 0 | 0 | 0 | 0 | 3 | 3 | 0.00 | 0.000 |
| Rigo Beltran, L<br>ERA: 3.18 | (9, 1) | 1.0 | | 4 | 1 | 0 | 0 | 1 | 0 | 0 | 0 | 0 | 0 | 0 | 11 | 16 | 0.00 | 1.000 |

| PITCHER | IP | WLS | BF | H | R | ER | SO | BB | IBB | HBP | BLK | WP | HR | S | P | ERA | WHIP |
|---|---|---|---|---|---|---|---|---|---|---|---|---|---|---|---|---|---|

| Batter | 1 | 2 | 3 | 4 | 5 | 6 | 7 | 8 | 9 | AB | R | H | RBI | BB | SO | LOB |
|---|---|---|---|---|---|---|---|---|---|---|---|---|---|---|---|---|
| Delino DeShields, L (1, 4)<br>OBP: 0.358, SLG: 0.482 | C B X 1-1 P5 ① | | X 0-0 S 1B | B C S X 1-2 F7 ③ | | | S B S F B X 2-2 P6 ③ | | | 4 | 0 | 1 | 0 | 0 | 0 | 1 |
| Willie McGee, S (1, 9)<br>OBP: 0.339, SLG: 0.412 | B F F B F B F F 4-2 B BB | | B 1 SAFE 1 SAFE 1 SAFE S F F B F 2-2 X F8 ① | | B F X 1-1 CS 1B | | | C S B B B X 3-2 F8 ① | | 3 | 0 | 1 | 0 | 1 | 0 | 1 |
| Ray Lankford, L (1, 8)<br>OBP: 0.442, SLG: 0.720 | C 1 SAFE 1 SAFE 1 SAFE F B X 1-2 L7 ② | | B F B S F S 2-3 K 1-2 ② | | B 1 SAFE S S B X 2-2 F8 ① ② 1-2 | | | C F X 0-2 G4-3 ② | | 4 | 0 | 0 | 0 | 0 | 1 | 3 |
| Ron Gant, R (1, 7)<br>OBP: 0.321, SLG: 0.444 | B B S B C S 3-3 K ③ | | B X 1-0 F8 ③ | | C B F B S 2-3 K ③ | | | B X 1-0 G5-3 ③ | | 4 | 0 | 0 | 0 | 0 | 2 | 2 |
| John Mabry, L (1, 3)<br>OBP: 0.371, SLG: 0.397 | | X 0-0 G4-3 ① | | B X 1-0 HR | | B X 1-0 F7 ① | | | C C B F B F B B 4-2 G3-6 BB | 3 | 1 | 1 | 1 | 1 | 0 | 0 |
| Gary Gaetti, R (1, 5)<br>OBP: 0.307, SLG: 0.396 | | B B F B B 4-1 BB 1B BB | | B B X 2-0 1B 2B | | C B X 1-1 ② 1B | | | X 0-0 P6 ① | 3 | 2 | 2 | 0 | 1 | 0 | 1 |
| Mike DiFelice, R (1, 2)<br>OBP: 0.316, SLG: 0.393 | S F B F F F 1 SAFE F F 1-2 | 4-2 B B F F B 1 SAFE 1 SAFE F F 1B BB | | X 0-0 SH3-4 2-H 1B | | C S B S 1-3 K ③ | | | B B C X 2-1 G3-6 ② ③ 1-2f | 3 | 0 | 1 | 1 | 1 | 1 | 1 |
| Royce Clayton, R (1, 6)<br>OBP: 0.298, SLG: 0.422 | | B C B C S 2-3 K ② | | S C B B S 2-3 K ① | | | F X 0-1 G4-3 ① | | | 3 | 0 | 0 | 0 | 0 | 2 | 3 |
| Andy Benes, R (1, 1)<br>OBP: 0.261, SLG: 0.304<br>Dmitri Young, S (7, PH)<br>OBP: 0.337, SLG: 0.415<br>T.J. Mathews, R (8, 1)<br>Tony Fossas, L (8, 1)<br>John Frascatore, R (8, 1)<br>Rigo Beltran, L (9, 1) | B X 1-0 1-3 2-H 1B ③ | | | X 0-0 SH3-4 1-2 ② | | | B B C S C 2-3 K ② | | | 1<br>1<br>0<br>0<br>0<br>0 | 0<br>0<br>0<br>0<br>0<br>0 | 1<br>0<br>0<br>0<br>0<br>0 | 1<br>0<br>0<br>0<br>0<br>0 | 0<br>0<br>0<br>0<br>0<br>0 | 0<br>1<br>0<br>0<br>0<br>0 | 0<br>0<br>0<br>0<br>0<br>0 |
| Inning Stats | R: 0 E: 0 K: 1 S: 14 H: 0 LOB: 1 BB: 1 P: 23 | R: 1 E: 0 K: 1 S: 17 H: 1 LOB: 1 BB: 2 P: 28 | R: 0 E: 0 K: 1 S: 11 H: 1 LOB: 1 BB: 0 P: 16 | R: 2 E: 0 K: 1 S: 10 H: 3 LOB: 1 BB: 0 P: 16 | R: 0 E: 0 K: 1 S: 8 H: 1 LOB: 0 BB: 0 P: 13 | R: 0 E: 0 K: 1 S: 6 H: 1 LOB: 0 BB: 0 P: 9 | R: 0 E: 0 K: 1 S: 9 H: 0 LOB: 0 BB: 0 P: 13 | R: 0 E: 0 K: 0 S: 7 H: 0 LOB: 0 BB: 0 P: 11 | R: 0 E: 0 K: 0 S: 8 H: 0 LOB: 0 BB: 1 P: 14 | 1B: 5 2B: 1 3B: 0 HR: 1 | SF: 0 SAC: 1 DP: 1 HBP: 0 | | | WP: 0 PB: 0 SB: 1 CS: 1 | | PA: 34 | |

| PITCHER | | IP | WLS | BF | H | R | ER | SO | BB | IBB | HBP | BLK | WP | HR | S | P | ERA | WHIP |
|---|---|---|---|---|---|---|---|---|---|---|---|---|---|---|---|---|---|---|
| Bartolo Colon, R<br>ERA: 6.75 | (1, 1) | 4.0 | | 19 | 5 | 3 | 3 | 4 | 3 | 0 | 0 | 0 | 0 | 1 | 52 | 83 | 6.75 | 2.000 |
| Paul Assenmacher, L<br>ERA: 7.2 | (5, 1) | 1.1 | | 4 | 1 | 0 | 0 | 1 | 0 | 0 | 0 | 0 | 0 | 0 | 9 | 15 | 0.00 | 0.750 |
| Albie Lopez, R<br>ERA: 6.58 | (6, 1) | 1.2 | W | 5 | 1 | 0 | 0 | 2 | 0 | 0 | 0 | 0 | 0 | 0 | 14 | 20 | 0.00 | 0.600 |
| Alvin Morman, L<br>ERA: 1.8 | (8, 1) | 1.0 | | 3 | 0 | 0 | 0 | 0 | 0 | 0 | 0 | 0 | 0 | 0 | 7 | 11 | 0.00 | 0.000 |
| Paul Shuey, R<br>ERA: 4.29 | (9, 1) | 1.0 | | 3 | 0 | 0 | 0 | 0 | 1 | 0 | 0 | 0 | 0 | 0 | 8 | 14 | 0.00 | 1.000 |

| PITCHER | IP | WLS | BF | H | R | ER | SO | BB | IBB | HBP | BLK | WP | HR | S | P | ERA | WHIP |
|---|---|---|---|---|---|---|---|---|---|---|---|---|---|---|---|---|---|

# BOTTOM

## Cleveland Indians @ St. Louis Cardinals

Busch Stadium, St. Louis, MO

Sat Jun 14 1997, 3:33 AM CDT
Att. 43,582 - Sunny - 72 F

livebaseballscorecards.com

| | |
|---|---|
| AB | 29 |
| R | 3 |
| H | 7 |
| RBI | 3 |
| BB | 4 |
| SO | 7 |
| LOB | 12 |

# Cleveland Indians @ St. Louis Cardinals

Busch Stadium, St. Louis, MO

Sat Jun 14 1997, 7:05 PM CDT

Att. 44,532 - Unknown - 75 F

TOP

livebaseballscorecards.com

| Batter | 1 | 2 | 3 | 4 | 5 | 6 | 7 | 8 | 9 | AB | R | H | RBI | BB | SO | LOB |
|---|---|---|---|---|---|---|---|---|---|---|---|---|---|---|---|---|
| Omar Vizquel, S (1, 6)<br>OBP: 0.333, SLG: 0.345 | B X 1-0 G4-3 1B | | | C X 0-1 ① G6-3 | S X 0-1 ② G3 2-3 | | | | X 0-0 ① B5-3 1-2 | 4 | 0 | 1 | 0 | 0 | 0 | 2 |
| Tony Fernandez, S (1, 4)<br>OBP: 0.309, SLG: 0.377<br>Paul Assenmacher, L (6, 1)<br>Albie Lopez, R (6, 1)<br>Alvin Morman, L (7, 1)<br>Jose Mesa, R (8, 1)<br>Brian Giles, L (9, PH)<br>OBP: 0.397, SLG: 0.441 | F B B X 2-1 ①② G4-3 1-2f | | | B F B F F F S 2-3 ② K | S F C 0-3 ③ K | | | | B B X 2-0 S 1B 2-H | 3<br>0<br>0<br>0<br>0<br>1 | 0<br>0<br>0<br>0<br>0<br>0 | 0<br>0<br>0<br>0<br>0<br>1 | 0<br>0<br>0<br>0<br>0<br>1 | 0<br>0<br>0<br>0<br>0<br>0 | 2<br>0<br>0<br>0<br>0<br>0 | 2<br>0<br>0<br>0<br>0<br>0 |
| Jim Thome, L (1, 3)<br>OBP: 0.436, SLG: 0.592 | B C S B B X 3-2 ③ G4-3 | | | C B X 1-1 HR | | | B B B B 4-0 G4-6-3 BB | | C B C F F X 1-2 ② F7 1-2 | 3 | 1 | 1 | 1 | 1 | 0 | 1 |
| Matt Williams, R (1, 5)<br>OBP: 0.293, SLG: 0.477 | | B X 1-0 ① G1-3 | | B X 1-0 ③ G6-3 | | | S S F B S 1-3 ① K | | F X 0-1 ③ G6-3 | 4 | 0 | 0 | 0 | 0 | 1 | 2 |
| David Justice, L (1, 7)<br>OBP: 0.444, SLG: 0.675 | | C B F B X 2-2 ② F7 | | | C C X 0-2 ① G6-3 | | B F X 1-1 ②③ G4-6-3 1-2f | | | 3 | 0 | 0 | 0 | 0 | 0 | 1 |
| Manny Ramirez, R (1, 9)<br>OBP: 0.397, SLG: 0.490 | | C S B S 1-3 ③ K | | | B F F F B S 2-3 ② K | | | C S X 0-2 ① G5-3 | | 3 | 0 | 0 | 0 | 0 | 2 | 0 |
| Marquis Grissom, R (1, 8)<br>OBP: 0.291, SLG: 0.305 | | | C B B S X 2-2 ① G4-3 | | C C X 0-2 ③ G5-3 | | | X 0-0 G6-4-3 1B | | 3 | 0 | 1 | 0 | 0 | 0 | 0 |
| Pat Borders, R (1, 2)<br>OBP: 0.340, SLG: 0.500 | | | C B B C B X 3-2 ② L9 | | | B B C B B 4-1 G3 SH1-4 BB | | B X 1-0 ②③ G6-4-3 1-2f | | 2 | 0 | 0 | 0 | 1 | 0 | 1 |
| Chad Ogea, R (1, 1)<br>Casey Candaele, S (6, 4)<br>OBP: 0.348, SLG: 0.391 | | | S F C 0-3 ③ K | | | L L X 0-2 ① SH1-4 1-2 | | | B C B F F B F F X 3-2 B5-3 1B 1B | 1<br>1 | 0<br>1 | 0<br>1 | 0<br>1 | 0<br>0 | 1<br>0 | 0<br>0 |
| Inning Stats | R: 0 E: 0 K: 0 S: 6 H: 1 LOB: 0 BB: 0 P: 12 | R: 0 E: 0 K: 1 S: 7 H: 0 LOB: 0 BB: 0 P: 11 | R: 0 E: 0 K: 1 S: 9 H: 0 LOB: 0 BB: 0 P: 14 | R: 1 E: 0 K: 1 S: 10 H: 1 LOB: 0 BB: 0 P: 14 | R: 0 E: 0 K: 1 S: 10 H: 0 LOB: 0 BB: 0 P: 12 | R: 0 E: 0 K: 1 S: 9 H: 0 LOB: 1 BB: 1 P: 13 | R: 0 E: 0 K: 1 S: 6 H: 0 LOB: 0 BB: 1 P: 12 | R: 0 E: 0 K: 0 S: 5 H: 1 LOB: 0 BB: 0 P: 6 | R: 1 E: 0 K: 0 S: 15 H: 2 LOB: 1 BB: 0 P: 21 | 1B: 4 2B: 0 3B: 0 HR: 1 | SF: 0 SAC: 1 DP: 3 HBP: 0 | | | | | | |

| | AB | 28 |
|---|---|---|
| | R | 2 |
| | H | 5 |
| | RBI | 2 |
| | BB | 2 |
| | SO | 6 |
| | LOB | 9 |

WP: 0 PB: 0 SB: 1 CS: 0 PA: 31

| PITCHER | | IP | WLS | BF | H | R | ER | SO | BB | IBB | HBP | BLK | WP | HR | S | P | ERA | WHIP |
|---|---|---|---|---|---|---|---|---|---|---|---|---|---|---|---|---|---|---|
| Matt Morris, R<br>ERA: 2.99 | (1, 1) | 8.1 | W | 29 | 5 | 2 | 2 | 6 | 2 | 0 | 0 | 0 | 0 | 1 | 70 | 107 | 2.16 | 0.840 |
| Dennis Eckersley, R<br>ERA: 4.26 | (9, 1) | 0.2 | S | 2 | 0 | 0 | 0 | 0 | 0 | 0 | 0 | 0 | 0 | 0 | 7 | 8 | 0.00 | 0.000 |

| PITCHER | IP | WLS | BF | H | R | ER | SO | BB | IBB | HBP | BLK | WP | HR | S | P | ERA | WHIP |
|---|---|---|---|---|---|---|---|---|---|---|---|---|---|---|---|---|---|

| Batter | 1 | 2 | 3 | 4 | 5 | 6 | 7 | 8 | 9 | AB | R | H | RBI | BB | SO | LOB |
|---|---|---|---|---|---|---|---|---|---|---|---|---|---|---|---|---|
| Royce Clayton, R (1, 6)<br>OBP: 0.297, SLG: 0.420 | F F F S<br>0-3 ① K | | X<br>0-0 ③ F8 | | D B C S F F X<br>2-2 ③ 1-3 2-H 1B | | B X<br>1-0 FC6-4 1B | | | 1 | 0 | 0 | 0 | 0 | 1 | 0 |
| Danny Sheaffer, R (2, 4)<br>OBP: 0.311, SLG: 0.286 | | | | | | | | | | 3 | 0 | 2 | 1 | 0 | 0 | 0 |
| Brian Jordan, R (1, 9)<br>OBP: 0.355, SLG: 0.325 | C X<br>0-1 ② G5-3 | | | X<br>0-0 ① L5 | | B F B X<br>2-1 1B 2B | X<br>0-0 ② 1-2f FC6-4 2B | | | 4 | 2 | 1 | 0 | 0 | 0 | 1 |
| Ray Lankford, L (1, 8)<br>OBP: 0.443, SLG: 0.726 | C F X<br>0-2 ③ F8 | | | B S F B F B X<br>3-2 2B | | X<br>0-0 ① F8 | 1 SAFE 1 SAFE 1 SAFE F X<br>0-1 1-H 1B 2B | | | 4 | 1 | 2 | 1 | 0 | 0 | 1 |
| Gary Gaetti, R (1, 5)<br>OBP: 0.305, SLG: 0.392 | | F X<br>0-1 ① G1-3 | | X<br>0-0 ② P6 | | B F C B S<br>2-3 ② K | X<br>0-0 2-H 1B | | | 4 | 0 | 1 | 1 | 0 | 1 | 2 |
| John Mabry, L (1, 7)<br>OBP: 0.373, SLG: 0.410 | | C B X<br>1-1 HR | | B F S B B X<br>2-2 ③ L4 | | I I I I<br>4-0 BB 1B IBB | X<br>0-0 ③ G3 | | | 3 | 1 | 1 | 1 | 1 | 0 | 2 |
| Dmitri Young, S (1, 3)<br>OBP: 0.347, SLG: 0.420 | | B F B B B<br>4-1 CS BB | | | C S S<br>0-3 ① K | X<br>0-0 1-2 2-H BB 1B | | X<br>0-0 1B 1B | | 3 | 0 | 2 | 1 | 1 | 1 | 0 |
| Tom Lampkin, L (1, 2)<br>OBP: 0.287, SLG: 0.318 | B C F F B B S<br>3-3 ② ③ 1-2 K | | | | F B B X<br>2-1 ② F7 | C S B F B B F B<br>4-2 1-2 2-3 BB | | B B X<br>2-0 1-2 CS 1B | | 3 | 0 | 1 | 0 | 1 | 1 | 1 |
| Mike Gallego, R (1, 4)<br>OBP: 0.171, SLG: 0.206<br>(2, 6) | | S B X<br>1-1 ① G4-3 | | | X<br>0-0 BB 1B 1B | B F S D B F X<br>3-2 ③ G4-3 | | B 2 SAFE X<br>1-0 ① F9 | | 4 | 1 | 1 | 0 | 0 | 0 | 5 |
| Matt Morris, R (1, 1)<br>OBP: 0.276, SLG: 0.259 | | B X<br>1-0 ② G4-3 | | | F B B B C F B B<br>4-2 1B 1-2 BB | | B S C F S<br>1-3 ① K | B X<br>1-0 ② ③ 1-2 L3 | | 3 | 0 | 0 | 0 | 1 | 1 | 2 |
| Dennis Eckersley, R (9, 1) | | | | | | | | | | 0 | 0 | 0 | 0 | 0 | 0 | 0 |
| Inning Stats | R: 0 E: 0 K: 1 S: 9 H: 0 LOB: 0 BB: 0 P: 9 | R: 1 E: 0 K: 1 S: 9 H: 1 LOB: 1 BB: 1 P: 17 | R: 0 E: 0 K: 0 S: 4 H: 0 LOB: 0 BB: 0 P: 6 | R: 0 E: 0 K: 0 S: 9 H: 1 LOB: 1 BB: 0 P: 14 | R: 1 E: 0 K: 1 S: 14 H: 2 LOB: 2 BB: 1 P: 22 | R: 1 E: 0 K: 1 S: 15 H: 2 LOB: 3 BB: 2 P: 30 | R: 2 E: 0 K: 1 S: 10 H: 3 LOB: 1 BB: 0 P: 12 | R: 0 E: 0 K: 0 S: 4 H: 2 LOB: 1 BB: 0 P: 8 | | 1B: 7 2B: 4 3B: 0 HR: 1 | SF: 0 SAC: 0 DP: 1 HBP: 0 | | | | | |

# BOTTOM

## Cleveland Indians @ St. Louis Cardinals

Busch Stadium, St. Louis, MO

Sat Jun 14 1997, 7:05 PM CDT

Att. 44,532 - Unknown - 75 F

livebaseballscorecards.com

| | |
|---|---|
| AB | 32 |
| R | 5 |
| H | 11 |
| RBI | 5 |
| BB | 4 |
| SO | 5 |
| LOB | 14 |

WP: 0 PB: 0 SB: 0 CS: 2 PA: 36

| PITCHER | | IP | WLS | BF | H | R | ER | SO | BB | IBB | HBP | BLK | WP | HR | S | P | ERA | WHIP |
|---|---|---|---|---|---|---|---|---|---|---|---|---|---|---|---|---|---|---|
| Chad Ogea, R<br>ERA: 5.67 | (1, 1) | 5.2 | L | 24 | 6 | 3 | 3 | 4 | 2 | 1 | 0 | 0 | 0 | 1 | 52 | 83 | 4.76 | 1.412 |
| Paul Assenmacher, L<br>ERA: 7.2 | (6, 1) | 0.0 | | 1 | 0 | 0 | 0 | 0 | 1 | 0 | 0 | 0 | 0 | 0 | 4 | 8 | ∞ | ∞ |
| Albie Lopez, R<br>ERA: 6.86 | (6, 1) | 1.0 | | 6 | 3 | 2 | 2 | 1 | 0 | 0 | 0 | 0 | 0 | 0 | 13 | 18 | 18.00 | 3.000 |
| Alvin Morman, L<br>ERA: 1.69 | (7, 1) | 0.1 | | 1 | 0 | 0 | 0 | 0 | 0 | 0 | 0 | 0 | 0 | 0 | 1 | 1 | 0.00 | 0.000 |
| Jose Mesa, R<br>ERA: 7.08 | (8, 1) | 1.0 | | 4 | 2 | 0 | 0 | 0 | 0 | 0 | 0 | 0 | 0 | 0 | 4 | 8 | 0.00 | 2.000 |

| PITCHER | IP | WLS | BF | H | R | ER | SO | BB | IBB | HBP | BLK | WP | HR | S | P | ERA | WHIP |
|---|---|---|---|---|---|---|---|---|---|---|---|---|---|---|---|---|---|

| Batter | 1 | 2 | 3 | 4 | 5 | 6 | 7 | 8 | 9 | AB | R | H | RBI | BB | SO | LOB |
|---|---|---|---|---|---|---|---|---|---|---|---|---|---|---|---|---|
| Omar Vizquel, S (1, 6)<br>OBP: 0.335, SLG: 0.359 | C C S 0-3 ① K | | F B F X 1-2 ② FC4-6 1-2f | | | F F B X 1-2 ② G3 | | B C X 1-1 WP 1-H 2-H 3-H 3B | F C X 0-2 G6-3 1B 3-H 2B | 5 | 2 | 2 | 4 | 0 | 1 | 1 |
| Julio Franco, R (1, 4)<br>OBP: 0.382, SLG: 0.392 | S X 0-1 1B | | B D B F 1 S X SAFE 3-2 ③ F8 | | | C S F S 0-3 ③ K | | B B C X 2-1 ② P3 3-H | C B C X 1-2 ② G6-3 2-3 | 5 | 0 | 1 | 0 | 0 | 1 | 2 |
| Jim Thome, L (1, 3)<br>OBP: 0.439, SLG: 0.587 | C X 0-1 ② F9 | | | C F B C 1-3 ① K | | | B B B B 4-0 G4-6-3 BB | C C F B F B B F 4-2 B BB | B B B B 4-0 1B BB | 2 | 0 | 0 | 0 | 3 | 1 | 1 |
| Matt Williams, R (1, 5)<br>OBP: 0.291, SLG: 0.471 | C F B F B S 2-3 ③ K | | | F B B B C S 3-3 ② K | | | X 0-0 ① F7 | C B C S 1-3 ③ K2-3 | D X 1-0 1-2 3-H 1B | 5 | 0 | 1 | 1 | 0 | 3 | 3 |
| Brian Giles, L (1, 7)<br>OBP: 0.388, SLG: 0.459 | | X 0-0 ① F7 | | B B F C B C 3-3 ③ K | | | B F X 1-1 ② ③ G4-6-3 1-2f | | X HR<br>X 1-1 ③ F7 | 5 | 1 | 1 | 1 | 0 | 1 | 3 |
| Manny Ramirez, R (1, 9)<br>OBP: 0.399, SLG: 0.490 | | C B B X 2-1 ② P9 | | | X 0-0 ① F9 | | | B B X 2-0 SH1-4 SH 3B 1B | X 0-0 1B 1B E 1B | 4 | 2 | 2 | 0 | 0 | 0 | 0 |
| Sandy Alomar Jr., R (1, 2)<br>OBP: 0.410, SLG: 0.635 | | C B C B B X 3-2 ③ F8 | | | C X 0-1 ② G5-3 | | | M X 0-1 SH 1-2 SH1-4 3B | B X 1-0 E 1-2 E 1B | 3 | 2 | 1 | 0 | 0 | 0 | 0 |
| Marquis Grissom, R (1, 8)<br>OBP: 0.292, SLG: 0.305 | | | C B C X 1-2 ① F9 | | F F C 0-3 ③ K | | | X 0-0 ① SH1-4 1-2 2-3 | X 0-0 E3 1-H 2-H 2B 1B | 3 | 1 | 1 | 0 | 0 | 1 | 0 |
| Charles Nagy, L (1, 1)<br>Casey Candaele, S (8, PH)<br>OBP: 0.375, SLG: 0.391<br>Paul Shuey, R (8, 1)<br>Michael Jackson, R (9, 1) | | | S B F F X 1-2 E1 FC4-6 | | | F S B X 1-2 ① G4-3 | | B C B F B 4-1 3B BB | C C S 0-3 ① K | 2<br>0<br>1<br>0 | 0<br>1<br>0<br>0 | 0<br>0<br>0<br>0 | 0<br>0<br>0<br>0 | 0<br>1<br>0<br>0 | 0<br>0<br>1<br>0 | 0<br>0<br>1<br>0 |

TOP

Cleveland Indians @ St. Louis Cardinals

Busch Stadium, St. Louis, MO

Sun Jun 15 1997, 3:33 AM CDT

Att. 46,646 - Cloudy - 79 F

livebaseballscorecards.com

| | |
|---|---|
| AB | 35 |
| R | 9 |
| H | 9 |
| RBI | 6 |
| BB | 4 |
| SO | 9 |
| LOB | 11 |

| Inning Stats | 1 | 2 | 3 | 4 | 5 | 6 | 7 | 8 | 9 | 1B: 6 | SF: 0 | WP: 1 | PA: 41 |
|---|---|---|---|---|---|---|---|---|---|---|---|---|---|
| | R: 0<br>E: 0<br>K: 2<br>S: 11 | H: 1<br>LOB: 1<br>BB: 0<br>P: 13 | R: 0<br>E: 0<br>K: 0<br>S: 6 | H: 0<br>LOB: 0<br>BB: 0<br>P: 11 | R: 0<br>E: 1<br>K: 0<br>S: 13 | H: 0<br>LOB: 1<br>BB: 0<br>P: 19 | R: 0<br>E: 0<br>K: 3<br>S: 9 | H: 0<br>LOB: 0<br>BB: 0<br>P: 16 | R: 0<br>E: 0<br>K: 1<br>S: 6 | H: 0<br>LOB: 0<br>BB: 0<br>P: 6 | R: 0<br>E: 0<br>K: 1<br>S: 10 | H: 0<br>LOB: 0<br>BB: 0<br>P: 12 | R: 0<br>E: 0<br>K: 0<br>S: 3 | H: 0<br>LOB: 0<br>BB: 1<br>P: 8 | R: 4<br>E: 0<br>K: 1<br>S: 19 | H: 2<br>LOB: 1<br>BB: 2<br>P: 32 | R: 5<br>E: 1<br>K: 1<br>S: 16 | H: 6<br>LOB: 2<br>BB: 1<br>P: 25 | 2B: 1<br>3B: 1<br>HR: 1 | SAC: 2<br>DP: 1<br>HBP: 0 | PB: 0<br>SB: 0<br>CS: 0 | |

| PITCHER | | IP | WLS | BF | H | R | ER | SO | BB | IBB | HBP | BLK | WP | HR | S | P | ERA | WHIP |
|---|---|---|---|---|---|---|---|---|---|---|---|---|---|---|---|---|---|---|
| Todd Stottlemyre, R<br>ERA: 4.32 | (1, 1) | 8.0 | L | 31 | 3 | 4 | 4 | 8 | 3 | 0 | 0 | 0 | 1 | 0 | 77 | 117 | 4.50 | 0.750 |
| Mark Petkovsek, R<br>ERA: 3.71 | (9, 1) | 0.2 | | 8 | 5 | 5 | 3 | 1 | 1 | 0 | 0 | 0 | 0 | 1 | 13 | 20 | 40.50 | 9.000 |
| John Frascatore, R<br>ERA: 2.45 | (9, 1) | 0.1 | | 2 | 1 | 0 | 0 | 0 | 0 | 0 | 0 | 0 | 0 | 0 | 3 | 5 | 0.00 | 3.000 |

| PITCHER | IP | WLS | BF | H | R | ER | SO | BB | IBB | HBP | BLK | WP | HR | S | P | ERA | WHIP |
|---|---|---|---|---|---|---|---|---|---|---|---|---|---|---|---|---|---|

# Cleveland Indians @ St. Louis Cardinals

Busch Stadium, St. Louis, MO

Sun Jun 15 1997, 3:33 AM CDT

Att. 46,646 - Cloudy - 79 F

livebaseballscorecards.com

## BOTTOM

| Batter | 1 | 2 | 3 | 4 | 5 | 6 | 7 | 8 | 9 | AB | R | H | RBI | BB | SO | LOB |
|---|---|---|---|---|---|---|---|---|---|---|---|---|---|---|---|---|
| Royce Clayton, R (1, 6)<br>OBP: 0.293, SLG: 0.413 | G6-3 | | G4-3 | | | G6-3 | | G5-3 | | 4 | 0 | 0 | 0 | 0 | 0 | 1 |
| Brian Jordan, R (1, 9)<br>OBP: 0.351, SLG: 0.322 | F8 | | G5-3 | | | | SH1-4 CI 1B | | E8 SF9 | 4 | 1 | 1 | 0 | 0 | 0 | 0 |
| Ray Lankford, L (1, 8)<br>OBP: 0.436, SLG: 0.713 | G3-1 | | G1-3 | | | | CI SH1-4 1-2 | | K | 3 | 0 | 0 | 0 | 0 | 1 | 1 |
| Gary Gaetti, R (1, 5)<br>OBP: 0.306, SLG: 0.399 | | 2B | K | | | | SH1-4 1-2 2-3 | | SF9 3-H | 2 | 0 | 1 | 1 | 0 | 1 | 0 |
| John Mabry, L (1, 7)<br>OBP: 0.375, SLG: 0.414 | | F7 | G3-1 | | | | G6-4-3 IBB | | 1B 2B | 3 | 1 | 1 | 0 | 1 | 0 | 1 |
| Dmitri Young, S (1, 3)<br>OBP: 0.345, SLG: 0.416 | | G6-3 | G6-3 | | | | G6-4-3 1-2f | | 1B 2-H | 4 | 0 | 1 | 1 | 0 | 0 | 4 |
| Mike DiFelice, R (1, 2)<br>OBP: 0.309, SLG: 0.384<br>Delino DeShields, L (8, PH)<br>OBP: 0.355, SLG: 0.478<br>(9, 4) | G5-3 | | G1-3 | | | | | G4-3 | G5-3 | 2<br>2 | 0<br>0 | 0<br>0 | 0<br>0 | 0<br>0 | 0<br>0 | 1<br>1 |
| Mike Gallego, R (1, 4)<br>OBP: 0.162, SLG: 0.194<br>Tom Lampkin, L (8, PH)<br>OBP: 0.285, SLG: 0.315<br>(9, 2) | | | G4-3 | | | G6-3 | | K | | 2<br>1 | 0<br>0 | 0<br>0 | 0<br>0 | 0<br>0 | 0<br>1 | 0<br>0 |
| Todd Stottlemyre, L (1, 1)<br>OBP: 0.324, SLG: 0.286<br>Willie McGee, S (8, PH)<br>OBP: 0.344, SLG: 0.417<br>Mark Petkovsek, R (9, 1)<br>OBP: 0.125, SLG: 0.125<br>John Frascatore, R (9, 1) | | | G4-3 | | | G4-3 | | 1B | | 2<br>1<br>0<br>0 | 0<br>0<br>0<br>0 | 0<br>1<br>0<br>0 | 0<br>0<br>0<br>0 | 0<br>0<br>0<br>0 | 0<br>0<br>0<br>0 | 0<br>0<br>0<br>0 |
| Inning Stats | R: 0 E: 0 K: 0 S: 7 H: 0 LOB: 0 BB: 0 P: 13 | R: 0 E: 0 K: 0 S: 9 H: 1 LOB: 1 BB: 0 P: 13 | R: 0 E: 0 K: 0 S: 4 H: 0 LOB: 0 BB: 0 P: 5 | R: 0 E: 0 K: 1 S: 7 H: 0 LOB: 0 BB: 0 P: 9 | R: 0 E: 0 K: 0 S: 7 H: 0 LOB: 0 BB: 0 P: 10 | R: 0 E: 0 K: 0 S: 4 H: 0 LOB: 0 BB: 0 P: 6 | R: 0 E: 1 K: 0 S: 4 H: 1 LOB: 2 BB: 1 P: 9 | R: 0 E: 0 K: 1 S: 9 H: 1 LOB: 1 BB: 0 P: 12 | R: 2 E: 1 K: 1 S: 15 H: 2 LOB: 1 BB: 0 P: 18 | 1B: 3 2B: 2 3B: 0 HR: 0 | SF: 1 SAC: 1 DP: 1 HBP: 0 | | | WP: 0 PB: 0 SB: 0 CS: 0 | PA: 34 | | |

| | AB | 30 |
|---|---|---|
| | R | 2 |
| | H | 5 |
| | RBI | 2 |
| | BB | 1 |
| | SO | 3 |
| | LOB | 9 |

| PITCHER | | IP | WLS | BF | H | R | ER | SO | BB | IBB | HBP | BLK | WP | HR | S | P | ERA | WHIP |
|---|---|---|---|---|---|---|---|---|---|---|---|---|---|---|---|---|---|---|
| Charles Nagy, R<br>ERA: 3.57 | (1, 1) | 7.0 | W | 24 | 2 | 0 | 0 | 1 | 0 | 1 | 0 | 0 | 0 | 0 | 42 | 65 | 0.00 | 0.286 |
| Paul Shuey, R<br>ERA: 4.09 | (8, 1) | 1.0 | | 4 | 1 | 0 | 0 | 1 | 0 | 0 | 0 | 0 | 0 | 0 | 9 | 12 | 0.00 | 1.000 |
| Michael Jackson, R<br>ERA: 2.41 | (9, 1) | 1.0 | | 6 | 2 | 2 | 0 | 1 | 0 | 0 | 0 | 0 | 0 | 0 | 15 | 18 | 0.00 | 2.000 |

| PITCHER | IP | WLS | BF | H | R | ER | SO | BB | IBB | HBP | BLK | WP | HR | S | P | ERA | WHIP |
|---|---|---|---|---|---|---|---|---|---|---|---|---|---|---|---|---|---|

| Batter | 1 | 2 | 3 | 4 | 5 | 6 | 7 | 8 | 9 | AB | R | H | RBI | BB | SO | LOB |
|---|---|---|---|---|---|---|---|---|---|---|---|---|---|---|---|---|
| Delino DeShields, L (1, 4)<br>OBP: 0.353, SLG: 0.483 | B B S F X<br>2-2<br>E7<br>S S | | B B X<br>2-0 ①<br>G6-3 | | | C F X<br>0-2 ①<br>G6-3 | | B C B X<br>2-1<br>3B | | 4 | 0 | 1 | 0 | 0 | 0 | 0 |
| Brian Jordan, R (1, 9)<br>OBP: 0.337, SLG: 0.308 | B 1 B X<br>1 SAFE<br>SAFE<br>2-0 ①<br>F8 | | C C S<br>0-3 ②<br>K | | | S B X<br>1-1 ②<br>P6 | | S S S<br>0-3 ③<br>K | | 4 | 0 | 0 | 0 | 0 | 2 | 2 |
| Ray Lankford, L (1, 8)<br>OBP: 0.438, SLG: 0.707 | P B B B<br>4-0<br>S<br>1-2<br>BB | | F F F X<br>0-2 ③<br>G3 | | | B F B B X<br>3-1<br>1B | | | B B X<br>2-0 ①<br>G1-3 | 3 | 0 | 1 | 0 | 1 | 0 | 0 |
| Gary Gaetti, R (1, 5)<br>OBP: 0.310, SLG: 0.401 | B B 1 F B C F S<br>SAFE<br>3-3 ②<br>K<br>1-2<br>2-3 | | | B B X<br>2-0<br>G4-6-3<br>1B | | X<br>0-0 ③<br>G5-3 | | | C X<br>0-1<br>WP<br>1B | 4 | 0 | 2 | 0 | 0 | 1 | 3 |
| John Mabry, L (1, 3)<br>OBP: 0.373, SLG: 0.408 | F C S<br>0-3 ③<br>K | | | X<br>0-0 ①②<br>G4-6-3<br>1-2f | | | S B B B F S<br>2-3 ①<br>K | | B F D D B<br>4-1<br>FC6<br>1-2<br>BB | 3 | 0 | 0 | 0 | 1 | 2 | 3 |
| Ron Gant, R (1, 7)<br>OBP: 0.316, SLG: 0.436 | | B C F X<br>1-2 ①<br>L8 | | B B C X<br>2-1 ③<br>G6-3 | | | B C F S<br>1-3 ②<br>K | | S B C B F X<br>2-2 ②<br>P3 | 4 | 0 | 0 | 0 | 0 | 1 | 2 |
| Dmitri Young, S (1, 10)<br>OBP: 0.343, SLG: 0.411 | | F X<br>0-1<br>1B | | | X<br>0-0 ①<br>G3-1 | | F B S S<br>1-3 ③<br>K | | X<br>0-0 ③<br>FC6<br>1-2f | 4 | 0 | 1 | 0 | 0 | 1 | 2 |
| Mike DiFelice, R (1, 2)<br>OBP: 0.300, SLG: 0.371 | | B F F 1 C<br>SAFE<br>1-3 ②<br>K | | | C F B S<br>1-3 ②<br>K | | | X<br>0-0 ①<br>G5-3 | | 3 | 0 | 0 | 0 | 0 | 2 | 1 |
| Royce Clayton, R (1, 6)<br>OBP: 0.289, SLG: 0.409 | | F B F D F F S<br>2-3 ③<br>K | | | B B F F F S<br>2-3 ③<br>K | | | B S C S<br>1-3 ②<br>K | | 3 | 0 | 0 | 0 | 0 | 3 | 1 |
| Inning Stats | R: 0 H: 0<br>E: 1 LOB: 2<br>K: 2 BB: 1<br>S: 12 P: 22 | R: 0 H: 1<br>E: 0 LOB: 1<br>K: 2 BB: 0<br>S: 13 P: 17 | R: 0 H: 0<br>E: 0 LOB: 0<br>K: 1 BB: 0<br>S: 8 P: 10 | R: 0 H: 1<br>E: 0 LOB: 0<br>K: 0 BB: 0<br>S: 4 P: 8 | R: 0 H: 0<br>E: 0 LOB: 0<br>K: 2 BB: 0<br>S: 8 P: 11 | R: 0 H: 1<br>E: 0 LOB: 1<br>K: 0 BB: 0<br>S: 8 P: 12 | R: 0 H: 0<br>E: 0 LOB: 0<br>K: 3 BB: 0<br>S: 9 P: 13 | R: 0 H: 1<br>E: 0 LOB: 1<br>K: 2 BB: 0<br>S: 9 P: 12 | R: 0 H: 1<br>E: 0 LOB: 2<br>K: 0 BB: 1<br>S: 9 P: 17 | 1B: 4 SF: 0<br>2B: 0 SAC: 0<br>3B: 1 DP: 1<br>HR: 0 HBP: 0 | | | | | | WP: 1 PA: 34<br>PB: 0<br>SB: 3<br>CS: 0 | |

# TOP

## St. Louis Cardinals @ Milwaukee Brewers

Milwaukee County Stadium, Milwaukee, WI

Mon Jun 16 1997, 8:05 PM EDT

Att. 23,503 - Unknown - 75 F

livebaseballscorecards.com

| | |
|---|---|
| AB | 32 |
| R | 0 |
| H | 5 |
| RBI | 0 |
| BB | 2 |
| SO | 12 |
| LOB | 14 |

| PITCHER | | IP | WLS | BF | H | R | ER | SO | BB | IBB | HBP | BLK | WP | HR | S | P | ERA | WHIP |
|---|---|---|---|---|---|---|---|---|---|---|---|---|---|---|---|---|---|---|
| Ben McDonald, R<br>ERA: 3.48 | (1, 1) | 8.0 | | 29 | 4 | 0 | 0 | 12 | 1 | 0 | 0 | 0 | 0 | 0 | 71 | 105 | 0.00 | 0.625 |
| Bob Wickman, R<br>ERA: 3.41 | (9, 1) | 1.0 | W | 5 | 1 | 0 | 0 | 0 | 1 | 0 | 0 | 0 | 1 | 0 | 9 | 17 | 0.00 | 2.000 |

| PITCHER | IP | WLS | BF | H | R | ER | SO | BB | IBB | HBP | BLK | WP | HR | S | P | ERA | WHIP |
|---|---|---|---|---|---|---|---|---|---|---|---|---|---|---|---|---|---|

| Batter | 1 | 2 | 3 | 4 | 5 | 6 | 7 | 8 | 9 | AB | R | H | RBI | BB | SO | LOB |
|---|---|---|---|---|---|---|---|---|---|---|---|---|---|---|---|---|
| Mark Loretta, R (1, 4)<br>OBP: 0.374, SLG: 0.410 | C C B S<br>1-3<br>K<br>① | | X<br>0-0<br>G6-3<br>③ | | | B C B X<br>2-1<br>1B | | | B C B C S<br>2-3<br>K<br>① | 4 | 0 | 1 | 0 | 0 | 2 | 1 |
| Jeromy Burnitz, L (1, 9)<br>OBP: 0.420, SLG: 0.533 | B X<br>1-0<br>G4-3<br>② | | | B B B B<br>4-0<br>G4-6-3<br>BB | | S B B B C F S<br>2-3<br>K<br>③ | | | C X<br>0-1<br>HR | 3 | 1 | 1 | 1 | 1 | 1 | 1 |
| Jeff Cirillo, R (1, 5)<br>OBP: 0.379, SLG: 0.446 | C B B X<br>2-1<br>F9<br>③ | | | C C B X<br>1-2<br>F9<br>① | | | B X<br>1-0<br>BB<br>1B | | | 3 | 0 | 1 | 0 | 0 | 0 | 1 |
| Dave Nilsson, L (1, 10)<br>OBP: 0.349, SLG: 0.408 | | C C C<br>0-3<br>K<br>① | | X<br>0-0<br>G4-6-3<br>②<br>③<br>1-2f | | | D B B B<br>4-0<br>F9 WP<br>1-2<br>BB<br>① | | | 2 | 0 | 0 | 0 | 1 | 1 | 1 |
| Antone Williamson, L (1, 3)<br>OBP: 0.357, SLG: 0.292<br>Tim Unroe, R (8, 3)<br>OBP: 0.167, SLG: 0.667 | | B B X<br>2-0<br>G6-3<br>② | | | C F B B F S<br>2-3<br>K<br>① | | F B D X<br>2-1<br>F9<br>②<br>1-3 | | | 3<br>0 | 0<br>0 | 0<br>0 | 0<br>0 | 0<br>0 | 1<br>0 | 1<br>0 |
| Jose Valentin, S (1, 6)<br>OBP: 0.333, SLG: 0.448 | | X<br>0-0<br>F9<br>③ | | | S B C S<br>1-3<br>K<br>② | | D S S F E B S<br>2-3<br>K2-3<br>③ | | | 3 | 0 | 0 | 0 | 0 | 2 | 1 |
| Gerald Williams, R (1, 8)<br>OBP: 0.318, SLG: 0.391 | | | F B S F F B B B<br>4-2<br>18 S<br>BB | | C B X<br>1-1<br>18 CS<br>1B | | | S B F B B F S<br>2-3<br>K<br>① | | 2 | 0 | 1 | 0 | 1 | 1 | 0 |
| 18 Todd Dunn, R (1, 7)<br>OBP: 0.244, SLG: 0.325 | | | 1 SAFE<br>B B B B C 1 SAFE F S<br>3-3<br>K<br>①<br>1-2 | | S F B<br>1-2<br>CS<br>③<br>1-2 | B F B C S<br>2-3<br>K<br>① | | X<br>0-0<br>F8<br>② | | 3 | 0 | 0 | 0 | 0 | 2 | 1 |
| Mike Matheny, R (1, 2)<br>OBP: 0.286, SLG: 0.343<br>Jesse Levis, L (8, PH)<br>OBP: 0.317, SLG: 0.301<br>(9, 2) | | | S X<br>0-1<br>L9<br>② | | | B S B F C<br>2-3<br>K<br>② | | C X<br>0-1<br>G3<br>③ | | 2<br>1 | 0<br>0 | 0<br>0 | 0<br>0 | 0<br>0 | 1<br>0 | 1<br>0 |
| Inning Stats | R: 0<br>E: 0<br>K: 1<br>S: 6<br>H: 0<br>LOB: 0<br>BB: 0<br>P: 10 | R: 0<br>E: 0<br>K: 1<br>S: 5<br>H: 0<br>LOB: 0<br>BB: 0<br>P: 7 | R: 0<br>E: 0<br>K: 1<br>S: 10<br>H: 0<br>LOB: 1<br>BB: 1<br>P: 17 | R: 0<br>E: 0<br>K: 0<br>S: 4<br>H: 0<br>LOB: 0<br>BB: 1<br>P: 9 | R: 0<br>E: 0<br>K: 2<br>S: 11<br>H: 1<br>LOB: 0<br>BB: 0<br>P: 16 | R: 0<br>E: 0<br>K: 3<br>S: 12<br>H: 1<br>LOB: 1<br>BB: 0<br>P: 20 | R: 0<br>E: 0<br>K: 1<br>S: 8<br>H: 1<br>LOB: 1<br>BB: 1<br>P: 17 | R: 0<br>E: 0<br>K: 1<br>S: 7<br>H: 0<br>LOB: 0<br>BB: 0<br>P: 9 | R: 1<br>E: 0<br>K: 1<br>S: 5<br>H: 1<br>LOB: 0<br>BB: 0<br>P: 7 | 1B: 3<br>2B: 0<br>3B: 0<br>HR: 1<br>SF: 0<br>SAC: 0<br>DP: 1<br>HBP: 0 | | | | | | |

| PITCHER | IP | WLS | BF | H | R | ER | SO | BB | IBB | HBP | BLK | WP | HR | S | P | ERA | WHIP |
|---|---|---|---|---|---|---|---|---|---|---|---|---|---|---|---|---|---|
| Alan Benes, R (1, 1)<br>ERA: 2.86 | 8.1 | L | 29 | 4 | 1 | 1 | 11 | 3 | 0 | 0 | 0 | 1 | 1 | 68 | 112 | 1.08 | 0.840 |

| PITCHER | IP | WLS | BF | H | R | ER | SO | BB | IBB | HBP | BLK | WP | HR | S | P | ERA | WHIP |
|---|---|---|---|---|---|---|---|---|---|---|---|---|---|---|---|---|---|

# BOTTOM

## St. Louis Cardinals @ Milwaukee Brewers

Milwaukee County Stadium, Milwaukee, WI

Mon Jun 16 1997, 8:05 PM EDT

Att. 23,503 - Unknown - 75 F

livebaseballscorecards.com

| | |
|---|---|
| AB | 26 |
| R | 1 |
| H | 4 |
| RBI | 1 |
| BB | 3 |
| SO | 11 |
| LOB | 8 |

WP: 1 PA: 30
PB: 0
SB: 1
CS: 1

# St. Louis Cardinals @ Milwaukee Brewers

Milwaukee County Stadium, Milwaukee, WI

Tue Jun 17 1997, 8:05 PM EDT

Att. 38,634 - Unknown - 59 F

TOP

livebaseballscorecards.com

| Batter | 1 | 2 | 3 | 4 | 5 | 6 | 7 | 8 | 9 | AB | R | H | RBI | BB | SO | LOB |
|---|---|---|---|---|---|---|---|---|---|---|---|---|---|---|---|---|
| Delino DeShields, L (1, 4)<br>OBP: 0.350, SLG: 0.477 | P4<br>L5 | | | S 1B<br>1-2 | | E4 CS | | | B2-3 | 5 | 0 | 1 | 0 | 0 | 0 | 1 |
| Brian Jordan, R (1, 9)<br>OBP: 0.321, SLG: 0.292 | L5 | | P6<br>P3<br>1-2 | | | CS<br>1-2 | G3-1 | | G3-1 | 5 | 0 | 0 | 0 | 0 | 0 | 1 |
| Ray Lankford, L (1, 8)<br>OBP: 0.439, SLG: 0.712 | S 1B BB | | FC6-2 3B | | K | | P6 | | | 3 | 1 | 1 | 0 | 1 | 1 | 0 |
| Gary Gaetti, R (1, 5)<br>OBP: 0.318, SLG: 0.405 | 1-H 1B | | FC6-2 1B<br>3-H | | 1B BB | | 1B | | | 3 | 0 | 2 | 1 | 1 | 0 | 1 |
| Willie McGee, S (1, 7)<br>OBP: 0.348, SLG: 0.420 | G3 | | FC6-4 1B<br>1-3 | | 1B<br>1-2 | | K | | | 4 | 0 | 2 | 0 | 0 | 1 | 2 |
| Ron Gant, R (1, 10)<br>OBP: 0.311, SLG: 0.428 | | K | FC6-4<br>1-2f | | K | | | K | | 4 | 0 | 0 | 0 | 0 | 3 | 4 |
| John Mabry, L (1, 3)<br>OBP: 0.375, SLG: 0.410 | | 2B E 1B | | G6-3 | F8 | | | G6-3 1B | | 4 | 1 | 2 | 0 | 0 | 0 | 2 |
| Tom Lampkin, L (1, 2)<br>OBP: 0.299, SLG: 0.356<br>Dmitri Young, S (8, PH)<br>OBP: 0.341, SLG: 0.409<br>Mike DiFelice, R (8, 2)<br>OBP: 0.300, SLG: 0.371 | | E9<br>1-H 2B | | HR | | G5-4-3 BB | | G6-3<br>1-2f | | 2<br>1<br>0 | 1<br>0<br>0 | 2<br>0<br>0 | 1<br>0<br>0 | 1<br>0<br>0 | 0<br>0<br>0 | 0<br>1<br>0 |
| Royce Clayton, R (1, 6)<br>OBP: 0.289, SLG: 0.406 | | K | | CS 1B | | G5-4-3<br>1-2f | | | B5-3 | 4 | 0 | 1 | 0 | 0 | 1 | 2 |
| Inning Stats | R: 1 E: 0 K: 0 S: 12<br>H: 1 LOB: 1 BB: 1 P: 21 | R: 1 E: 1 K: 2 S: 13<br>H: 2 LOB: 1 BB: 0 P: 18 | R: 0 E: 0 K: 0 S: 6<br>H: 2 LOB: 2 BB: 0 P: 8 | R: 1 E: 0 K: 0 S: 12<br>H: 3 LOB: 1 BB: 0 P: 21 | R: 0 E: 0 K: 2 S: 11<br>H: 1 LOB: 2 BB: 1 P: 18 | R: 0 E: 1 K: 0 S: 5<br>H: 0 LOB: 0 BB: 1 P: 13 | R: 0 E: 0 K: 1 S: 11<br>H: 1 LOB: 1 BB: 0 P: 18 | R: 0 E: 0 K: 1 S: 6<br>H: 1 LOB: 0 BB: 0 P: 8 | R: 0 E: 0 K: 0 S: 6<br>H: 0 LOB: 0 BB: 0 P: 8 | 1B: 8 2B: 1 3B: 1 HR: 1<br>SF: 0 SAC: 0 DP: 2 HBP: 0 | | | | | | |

| | |
|---|---|
| AB | 35 |
| R | 3 |
| H | 11 |
| RBI | 2 |
| BB | 3 |
| SO | 6 |
| LOB | 14 |

WP: 0 PB: 0 SB: 2 CS: 2 PA: 39

| PITCHER | | IP | WLS | BF | H | R | ER | SO | BB | IBB | HBP | BLK | WP | HR | S | P | ERA | WHIP |
|---|---|---|---|---|---|---|---|---|---|---|---|---|---|---|---|---|---|---|
| Jose Mercedes, R<br>ERA: 4.68 | (1, 1) | 5.0 | | 26 | 9 | 3 | 2 | 4 | 3 | 0 | 0 | 0 | 0 | 1 | 55 | 91 | 3.60 | 2.400 |
| Joel Adamson, L<br>ERA: 4.02 | (6, 1) | 2.1 | W | 8 | 2 | 0 | 0 | 2 | 0 | 0 | 0 | 0 | 0 | 0 | 19 | 32 | 0.00 | 0.857 |
| Doug Jones, R<br>ERA: 3.24 | (8, 1) | 1.2 | S | 4 | 0 | 0 | 0 | 0 | 0 | 0 | 0 | 0 | 0 | 0 | 8 | 10 | 0.00 | 0.000 |

| PITCHER | IP | WLS | BF | H | R | ER | SO | BB | IBB | HBP | BLK | WP | HR | S | P | ERA | WHIP |
|---|---|---|---|---|---|---|---|---|---|---|---|---|---|---|---|---|---|

| Batter | 1 | 2 | 3 | 4 | 5 | 6 | 7 | 8 | 9 | AB | R | H | RBI | BB | SO | LOB |
|---|---|---|---|---|---|---|---|---|---|---|---|---|---|---|---|---|
| Gerald Williams, R (1, 8)<br>OBP: 0.317, SLG: 0.386 | B C B F S<br>2-3 K ① | | B S B B F X<br>3-2 G5-3 ③ | | B B C B B<br>4-1 BB | S B X<br>1-1 G1-3 ③ | | | | 3 | 0 | 0 | 0 | 1 | 1 | 1 |
| Mark Loretta, R (1, 4)<br>OBP: 0.377, SLG: 0.409 | C B B B X<br>3-1 P4 ② | | | B B B B<br>4-0 FC5-4 BB | B C B F X<br>2-2 G4-3 ③ | | C F B X<br>1-2 L8 E CS 1B | | | 3 | 0 | 1 | 0 | 1 | 0 | 2 |
| Jeff Cirillo, R (1, 5)<br>OBP: 0.381, SLG: 0.459 | B X<br>1-0 1B | | | B F C B X<br>2-2 FC5-4 BB ①<br>1-2f | | B C F X<br>1-2 HR | X<br>0-0 E2 CS<br>1-2 | | | 4 | 1 | 2 | 1 | 0 | 0 | 2 |
| Dave Nilsson, L (1, 3)<br>OBP: 0.351, SLG: 0.407<br>Tim Unroe, R (9, 3)<br>OBP: 0.167, SLG: 0.667 | B B C 1 SAFE F X<br>2-2 G1-3 ③ | | | B B B B<br>4-0 BB<br>1-2 | | B C X<br>1-1 1B SH 1B | S B F X<br>1-2 L8 ①<br>2-3 | | | 3<br>0 | 1<br>0 | 1<br>0 | 0<br>0 | 1<br>0 | 0<br>0 | 3<br>0 |
| Kelly Stinnett, R (1, 10)<br>OBP: 0.333, SLG: 0.333<br>Jeff Huson, L (7, PH)<br>OBP: 0.297, SLG: 0.259 | | B X<br>1-0 P4 ① | | C D X<br>1-1 F8 ② | | F B B F X<br>2-2 SH E 1B<br>1-2 | C B 3 SAFE S<br>1-2 CS ②③<br>1-2<br>3-H | S F B F H<br>2-2 G1-6-3 HBP | | 3<br>0 | 1<br>0 | 1<br>0 | 0<br>0 | 0<br>0 | 0<br>0 | 2<br>0 |
| Jeromy Burnitz, L (1, 9)<br>OBP: 0.414, SLG: 0.524 | | B B C X<br>2-1 G3 ② | | S B F S<br>1-3 K ③ | | X<br>0-0 SH 1B<br>1-H<br>2-H | | F M 1 SAFE F X<br>0-2 G1-6-3 ①②<br>1-2f | | 3 | 1 | 0 | 0 | 0 | 1 | 3 |
| 18 Todd Dunn, R (1, 7)<br>OBP: 0.222, SLG: 0.295 | | C B S B X<br>2-2 F8 ③ | | | C C S<br>0-3 K ① | C B X<br>1-1 G3 ① | | F F S<br>0-3 K ③ | | 4 | 0 | 0 | 0 | 0 | 2 | 1 |
| Jose Valentin, S (1, 6)<br>OBP: 0.333, SLG: 0.446 | | | B X<br>1-0 G1-3 ① | | C B B X<br>2-1 G4-3 ② | S S B X<br>1-2 S 1B<br>3-H | | | | 3 | 0 | 1 | 1 | 0 | 0 | 0 |
| Mike Matheny, R (1, 2)<br>OBP: 0.287, SLG: 0.349 | | | B X<br>1-0 L7 ② | | X<br>0-0 2B | C S S<br>0-3 K ②<br>1-2 | | | | 3 | 0 | 1 | 0 | 0 | 1 | 1 |
| Inning Stats | R: 0 H: 1<br>E: 0 LOB: 1<br>K: 1 BB: 0<br>S: 9 P: 17 | R: 0 H: 0<br>E: 0 LOB: 0<br>K: 0 BB: 0<br>S: 6 P: 11 | R: 0 H: 0<br>E: 0 LOB: 0<br>K: 0 BB: 0<br>S: 5 P: 10 | R: 0 H: 0<br>E: 0 LOB: 2<br>K: 1 BB: 2<br>S: 8 P: 20 | R: 0 H: 1<br>E: 0 LOB: 2<br>K: 1 BB: 1<br>S: 10 P: 18 | R: 4 H: 4<br>E: 1 LOB: 1<br>K: 1 BB: 0<br>S: 19 P: 26 | R: 0 H: 1<br>E: 1 LOB: 0<br>K: 0 BB: 0<br>S: 9 P: 12 | R: 0 H: 0<br>E: 0 LOB: 0<br>K: 1 BB: 0<br>S: 10 P: 12 | | 1B: 5 SF: 0<br>2B: 1 SAC: 1<br>3B: 0 DP: 1<br>HR: 1 HBP: 1 | | | | WP: 0 PA: 35<br>PB: 0<br>SB: 1<br>CS: 1 | | |

| PITCHER | | IP | WLS | BF | H | R | ER | SO | BB | IBB | HBP | BLK | WP | HR | S | P | ERA | WHIP |
|---|---|---|---|---|---|---|---|---|---|---|---|---|---|---|---|---|---|---|
| Fernando Valenzuela, L<br>ERA: 4.79 | (1, 1) | 5.0 | L | 24 | 5 | 4 | 3 | 3 | 3 | 0 | 0 | 0 | 0 | 1 | 47 | 89 | 5.40 | 1.600 |
| T.J. Mathews, R<br>ERA: 2.03 | (6, 1) | 1.1 | | 7 | 2 | 0 | 0 | 1 | 0 | 0 | 0 | 0 | 0 | 0 | 17 | 22 | 0.00 | 1.500 |
| Tony Fossas, L<br>ERA: 1.83 | (7, 1) | 1.1 | | 2 | 0 | 0 | 0 | 0 | 0 | 0 | 1 | 0 | 0 | 0 | 9 | 12 | 0.00 | 0.000 |
| Dennis Eckersley, R<br>ERA: 4.19 | (8, 1) | 0.1 | | 1 | 0 | 0 | 0 | 1 | 0 | 0 | 0 | 0 | 0 | 0 | 3 | 3 | 0.00 | 0.000 |

| PITCHER | IP | WLS | BF | H | R | ER | SO | BB | IBB | HBP | BLK | WP | HR | S | P | ERA | WHIP |
|---|---|---|---|---|---|---|---|---|---|---|---|---|---|---|---|---|---|

# BOTTOM

## St. Louis Cardinals @ Milwaukee Brewers

Milwaukee County Stadium, Milwaukee, WI

Tue Jun 17 1997, 8:05 PM EDT

Att. 38,634 - Unknown - 59 F

livebaseballscorecards.com

| | |
|---|---|
| AB | 29 |
| R | 4 |
| H | 7 |
| RBI | 2 |
| BB | 3 |
| SO | 5 |
| LOB | 15 |

| Batter | 1 | 2 | 3 | 4 | 5 | 6 | 7 | 8 | 9 | AB | R | H | RBI | BB | SO | LOB |
|---|---|---|---|---|---|---|---|---|---|---|---|---|---|---|---|---|
| Delino DeShields, L (1, 4)<br>OBP: 0.344, SLG: 0.467 | C F B X<br>1-2 ①<br>G3-1 | C B X<br>1-1 ③<br>G4-3 | | | X<br>0-0 ①<br>F8 | | C B X<br>1-1 ①<br>P6 | | B C F S<br>1-3 ①<br>K | 5 | 0 | 0 | 0 | 0 | 1 | 1 |
| Brian Jordan, R (1, 9)<br>OBP: 0.324, SLG: 0.290 | B B F F X<br>2-2<br>E WP<br>2B<br>1B | C B C S<br>1-3 ①<br>K | | | C S H<br>1-2<br>BB 1B<br>1-2<br>HBP | | B S X<br>1-1<br>E7 | | B F F X<br>1-2 ②<br>G5-3 | 4 | 1 | 1 | 0 | 0 | 1 | 0 |
| Ray Lankford, L (1, 8)<br>OBP: 0.438, SLG: 0.702 | B B B B<br>4-0<br>E<br>1-2<br>2B<br>BB | B S X<br>1-1 ②<br>F7 | | | B F F X<br>1-2<br>BB<br>1-2<br>2-H<br>1B | | B B 1 SAFE C S X<br>2-2 ②<br>F8 | | S S C<br>0-3 ③<br>K | 4 | 1 | 1 | 1 | 1 | 1 | 1 |
| Gary Gaetti, R (1, 5)<br>OBP: 0.312, SLG: 0.397 | C B S X<br>1-2<br>E6<br>1-2<br>2-3<br>2B | C X<br>0-1 ③<br>F8 | | | B C X<br>1-1 ②<br>L7 | | F F 1 SAFE C<br>0-3 ③<br>K | | | 4 | 1 | 0 | 0 | 0 | 1 | 5 |
| John Mabry, L (1, 7)<br>OBP: 0.381, SLG: 0.417 | B X<br>1-0 ②<br>1-H<br>2-H<br>3-H<br>2B | | | C B F B X<br>2-2<br>1B | B B B C F B<br>4-2<br>1-2<br>2-3<br>BB | | | C B X<br>1-1 ①<br>G6-3 | | 3 | 0 | 2 | 3 | 1 | 0 | 0 |
| Dmitri Young, S (1, 3)<br>OBP: 0.339, SLG: 0.405 | X<br>0-0<br>1B | | | B X<br>1-0 ①<br>L7 | S B F B F B C<br>3-3 ③<br>K | | | B C F S<br>1-3 ②<br>K | | 4 | 0 | 1 | 0 | 0 | 2 | 4 |
| Mike DiFelice, R (1, 2)<br>OBP: 0.294, SLG: 0.363<br>Tom Lampkin, L (6, PH)<br>OBP: 0.302, SLG: 0.358<br>(6, 2) | F B X<br>1-1 ③<br>L9 | | | C F D 1 F S SAFE<br>1-3 ②<br>K | | C B F X<br>1-2 ①<br>G5-3 | | B C F B F B F F X<br>3-2<br>1B<br>1B | | 2 | 0 | 0 | 0 | 0 | 1 | 2 |
| | | | | | | | | | | 2 | 0 | 1 | 0 | 0 | 0 | 0 |
| Scott Livingstone, L (1, 10)<br>OBP: 0.219, SLG: 0.200 | | B S X<br>1-1 ①<br>F8 | | S B X<br>1-1 ③<br>G4-3 | | B B X<br>2-0 ②<br>F7 | | C B F X<br>1-2<br>1-3<br>1B | | 4 | 0 | 1 | 0 | 0 | 0 | 1 |
| Mike Gallego, R (1, 6)<br>OBP: 0.175, SLG: 0.184<br>Willie McGee, S (8, PH)<br>OBP: 0.346, SLG: 0.417<br>Royce Clayton, R (8, 6)<br>OBP: 0.289, SLG: 0.406 | | X<br>0-0 ②<br>G6-3 | | | B B B<br>4-0<br>HBP<br>1B<br>BB | B B B C C X<br>3-2 ③<br>P5 | | B C F S<br>1-3 ③<br>K | | 2 | 1 | 0 | 0 | 1 | 0 | 0 |
| | | | | | | | | | | 1 | 0 | 0 | 0 | 0 | 1 | 2 |
| | | | | | | | | | | 0 | 0 | 0 | 0 | 0 | 0 | 0 |
| Inning Stats | R: 3 H: 3<br>E: 1 LOB: 1<br>K: 0 BB: 1<br>S: 13 P: 23 | R: 0 H: 0<br>E: 0 LOB: 0<br>K: 0 BB: 0<br>S: 5 P: 7 | R: 0 H: 0<br>E: 0 LOB: 0<br>K: 1 BB: 0<br>S: 7 P: 9 | R: 0 H: 1<br>E: 0 LOB: 1<br>K: 1 BB: 0<br>S: 11 P: 16 | R: 1 H: 1<br>E: 0 LOB: 3<br>K: 1 BB: 2<br>S: 14 P: 28 | R: 0 H: 0<br>E: 0 LOB: 0<br>K: 0 BB: 0<br>S: 7 P: 13 | R: 0 H: 0<br>E: 1 LOB: 1<br>K: 1 BB: 0<br>S: 10 P: 14 | R: 0 H: 2<br>E: 0 LOB: 2<br>K: 2 BB: 0<br>S: 17 P: 24 | R: 0 H: 0<br>E: 0 LOB: 0<br>K: 2 BB: 0<br>S: 9 P: 11 | 1B: 6 SF: 0<br>2B: 1 SAC: 0<br>3B: 0 DP: 0<br>HR: 0 HBP: 1 | | | | | | |

| PITCHER | IP | WLS | BF | H | R | ER | SO | BB | IBB | HBP | BLK | WP | HR | S | P | ERA | WHIP |
|---|---|---|---|---|---|---|---|---|---|---|---|---|---|---|---|---|---|
| Jeff D'Amico, R (1, 1)<br>ERA: 4.67 | 6.2 | W | 30 | 5 | 4 | 3 | 3 | 3 | 0 | 1 | 0 | 1 | 0 | 64 | 107 | 4.05 | 1.200 |
| Bob Wickman, R (7, 1)<br>ERA: 3.29 | 1.1 | | 6 | 2 | 0 | 0 | 3 | 0 | 0 | 0 | 0 | 0 | 0 | 20 | 27 | 0.00 | 1.500 |
| Doug Jones, R (9, 1)<br>ERA: 3.15 | 1.0 | | 3 | 0 | 0 | 0 | 2 | 0 | 0 | 0 | 0 | 0 | 0 | 9 | 11 | 0.00 | 0.000 |

| PITCHER | IP | WLS | BF | H | R | ER | SO | BB | IBB | HBP | BLK | WP | HR | S | P | ERA | WHIP |
|---|---|---|---|---|---|---|---|---|---|---|---|---|---|---|---|---|---|

TOP

# St. Louis Cardinals @ Milwaukee Brewers

Milwaukee County Stadium, Milwaukee, WI

Wed Jun 18 1997, 8:05 PM EDT
Att. 21,705 - Unknown - 63 F

livebaseballscorecards.com

| | |
|---|---|
| AB | 35 |
| R | 4 |
| H | 7 |
| RBI | 4 |
| BB | 3 |
| SO | 8 |
| LOB | 16 |

| | | | |
|---|---|---|---|
| WP: 1 | PA: 39 | | |
| PB: 0 | | | |
| SB: 0 | | | |
| CS: 0 | | | |

# BOTTOM

## St. Louis Cardinals @ Milwaukee Brewers

Milwaukee County Stadium, Milwaukee, WI

Wed Jun 18 1997, 8:05 PM EDT

Att. 21,705 - Unknown - 63 F

livebaseballscorecards.com

| Batter | 1 | 2 | 3 | 4 | 5 | 6 | 7 | 8 | 9 | AB | R | H | RBI | BB | SO | LOB |
|---|---|---|---|---|---|---|---|---|---|---|---|---|---|---|---|---|
| Mark Loretta, R (1, 4)<br>OBP: 0.386, SLG: 0.421 | B B B C X<br>3-1<br>E<br>2B | B B B<br>4-0<br>3B<br>BB | | S B C F S<br>1-3 ②<br>K | | C S F B F X<br>1-2<br>G3-6-1<br>1B | | C S B X<br>1-2<br>G4-6-3<br>1B<br>1-2<br>3-H | | 4 | 2 | 3 | 1 | 1 | 1 | 0 |
| Jeremy Burnitz, L (1, 9)<br>OBP: 0.414, SLG: 0.529 | B F C T F S<br>1-3 ①<br>K | B B X<br>2-0<br>1B<br>3B<br>1-H<br>2-H<br>3-H | | H<br>1-0<br>CS<br>HBP | | B C X<br>1-1 ②③<br>G3-6-1<br>1-2f | | B C T X<br>1-2 ②③<br>G4-6-3<br>1-2f | | 4 | 1 | 1 | 3 | 0 | 1 | 4 |
| Jeff Cirillo, R (1, 5)<br>OBP: 0.389, SLG: 0.466 | C F X<br>0-2<br>E8<br>G3<br>1B<br>2-H | B C X<br>1-1<br>1B<br>3-H | | D C F 1 SAFE F B B<br>3-2 ③<br>CS<br>1-2 | X<br>0-0<br>F7<br>1B<br>SF9<br>1B | | B B B C C B<br>4-2<br>CS<br>BB | | | 3 | 1 | 3 | 2 | 1 | 0 | 0 |
| Dave Nilsson, L (1, 10)<br>OBP: 0.350, SLG: 0.405 | B X<br>1-0 ②<br>G3<br>2-3 | C F F X<br>0-2 ③<br>G3 | | | C X<br>0-1<br>SF9<br>E<br>1B<br>1-2 | | 1 SAFE C B S B F 1 SAFE F B<br>3-2 ①②<br>F8<br>1-2 | | | 4 | 1 | 1 | 0 | 0 | 0 | 3 |
| Jose Valentin, S (1, 6)<br>OBP: 0.331, SLG: 0.441 | D C X<br>1-1 ③<br>F9 | | C B B C<br>1-3 ①<br>K | | C X<br>0-1 ①<br>F7<br>1-2<br>2-3 | | X<br>0-0<br>E S<br>1B | | | 4 | 0 | 1 | 0 | 0 | 1 | 3 |
| Antone Williamson, L (1, 3)<br>OBP: 0.344, SLG: 0.296<br>Tim Unroe, R (8, 3)<br>OBP: 0.167, SLG: 0.667 | | B B C X<br>2-1<br>G1-3<br>1B<br>3B<br>1B | C C X<br>0-2 ②<br>G3-1 | | B D C X<br>2-1 ②<br>SF9<br>2-3<br>3-H | | B B S C S<br>2-3 ③<br>K<br>1-3 | | | 3<br>0 | 1<br>0 | 1<br>0 | 1<br>0 | 0<br>0 | 1<br>0 | 1<br>0 |
| Gerald Williams, R (1, 8)<br>OBP: 0.327, SLG: 0.394 | | B 1 SAFE X<br>1-0<br>G1-3<br>3B<br>1B<br>1-2 | C B B C E B F F F<br>4-2<br>F<br>B<br>BB | | X<br>0-0<br>E1<br>1B<br>3-H | | | S C X<br>0-2<br>18<br>FC5-4<br>1B | | 3 | 1 | 3 | 1 | 1 | 0 | 0 |
| 18 Todd Dunn, R (1, 7)<br>OBP: 0.204, SLG: 0.271 | | B C F C<br>1-3 ①<br>K | B B B C 1 SAFE F C<br>3-3 ③<br>K | | B B S X<br>2-1 ③<br>L9 | | | B X<br>1-0 ①<br>FC5-4<br>1B<br>1B<br>1-2f | | 4 | 1 | 0 | 0 | 0 | 2 | 5 |
| Mike Matheny, R (1, 2)<br>OBP: 0.286, SLG: 0.347 | | B B F S B 2 SAFE X<br>3-2 ②<br>G1-3<br>1-2<br>2-3 | | C B B C S<br>2-3 ①<br>K | | C B B X<br>2-1 ①<br>G4-3 | | F D B B X<br>3-1<br>1B<br>1B<br>1-3 | | 4 | 0 | 1 | 0 | 0 | 1 | 2 |
| Inning Stats | R: 1 E: 1 K: 1 S: 13<br>H: 2 LOB: 1 BB: 0 P: 19 | R: 4 E: 0 K: 1 S: 16<br>H: 4 LOB: 1 BB: 1 P: 30 | R: 0 E: 0 K: 2 S: 16<br>H: 0 LOB: 1 BB: 1 P: 24 | R: 0 E: 0 K: 2 S: 10<br>H: 0 LOB: 0 BB: 0 P: 17 | R: 2 E: 1 K: 0 S: 10<br>H: 3 LOB: 1 BB: 0 P: 14 | R: 0 E: 0 K: 0 S: 9<br>H: 1 LOB: 0 BB: 0 P: 13 | R: 0 E: 0 K: 1 S: 12<br>H: 1 LOB: 1 BB: 1 P: 21 | R: 1 E: 0 K: 0 S: 12<br>H: 3 LOB: 1 BB: 0 P: 18 | | 1B: 12 2B: 1 3B: 1 HR: 0<br>SF: 1 SAC: 0 DP: 2 HBP: 1 | | | | | | |

| | AB | 33 |
|---|---|---|
| | R | 8 |
| | H | 14 |
| | RBI | 8 |
| | BB | 3 |
| | SO | 7 |
| | LOB | 18 |

WP: 0 PB: 0 SB: 1 CS: 2 PA: 39

| PITCHER | | IP | WLS | BF | H | R | ER | SO | BB | IBB | HBP | BLK | WP | HR | S | P | ERA | WHIP |
|---|---|---|---|---|---|---|---|---|---|---|---|---|---|---|---|---|---|---|
| Andy Benes, R<br>ERA: 3.04 | (1, 1) | 5.0 | L | 26 | 9 | 7 | 7 | 6 | 2 | 0 | 1 | 0 | 0 | 0 | 65 | 104 | 12.60 | 2.200 |
| Mark Petkovsek, R<br>ERA: 3.63 | (6, 1) | 1.0 | | 4 | 1 | 0 | 0 | 0 | 1 | 0 | 0 | 0 | 0 | 0 | 11 | 19 | 0.00 | 2.000 |
| Tony Fossas, L<br>ERA: 1.74 | (7, 1) | 1.0 | | 3 | 1 | 0 | 0 | 1 | 0 | 0 | 0 | 0 | 0 | 0 | 10 | 15 | 0.00 | 1.000 |
| John Frascatore, R<br>ERA: 2.65 | (8, 1) | 1.0 | | 5 | 3 | 1 | 1 | 0 | 0 | 0 | 0 | 0 | 0 | 0 | 12 | 18 | 9.00 | 3.000 |

| PITCHER | IP | WLS | BF | H | R | ER | SO | BB | IBB | HBP | BLK | WP | HR | S | P | ERA | WHIP |
|---|---|---|---|---|---|---|---|---|---|---|---|---|---|---|---|---|---|

| Batter | 1 | 2 | 3 | 4 | 5 | 6 | 7 | 8 | 9 | AB | R | H | RBI | BB | SO | LOB |
|---|---|---|---|---|---|---|---|---|---|---|---|---|---|---|---|---|
| Deion Sanders, L (1, 7)<br>OBP: 0.366, SLG: 0.435 | BCFBBFX 3-2 BLK FC3-2-5-1 2B | | CX 0-1 HR | | BCFBFX 2-2 ② G6-3 | | BSBBC2 SAFE2 SAFES 3-3 K S 2-3 | | BX 1-0 ③ P6 | 5 | 1 | 2 | 1 | 0 | 1 | 1 |
| Curtis Goodwin, L (1, 8)<br>OBP: 0.376, SLG: 0.378 | FLBBS 2-3 ① K | | CBX 1-1 ② G6-3 | | BCBBCS 3-3 ③ K | | FPS1 SAFES 1-3 ② K 1-2 | | | 4 | 0 | 0 | 0 | 0 | 3 | 3 |
| Lenny Harris, L (1, 4)<br>OBP: 0.286, SLG: 0.400<br>Terry Pendleton, S (7, PH)<br>OBP: 0.308, SLG: 0.344 (7, 5) | SFBBBB 4-2 FC3-2-5-1 2-3 BB | | CCBBX 2-2 1B E 1B | | | CFBFBFX 2-2 G1-3 1B 2B | BCBX 2-1 ③ F9 | | | 2<br>1 | 2<br>0 | 2<br>0 | 0<br>0 | 1<br>0 | 0<br>0 | 0<br>2 |
| Willie Greene, L (1, 9)<br>OBP: 0.351, SLG: 0.463<br>Mike Kelly, R (8, PH)<br>OBP: 0.275, SLG: 0.340 (8, 9) | X 0-0 ② FC3-2-5-1 1-3 3-H | | BD1 SAFEX 2-0 E8 1-H 1B | | | SSC 0-3 ① K | | FCBX 1-2 ① P1 | | 3<br>1 | 0<br>0 | 1<br>0 | 0<br>0 | 0<br>0 | 1<br>0 | 3<br>0 |
| Hal Morris, L (1, 3)<br>OBP: 0.298, SLG: 0.323 | BCCFBC 2-3 ③ K | | X 0-0 ③ F8 | | | CFBBX 1-2 ② G1-3 2-3 | | BSBX 2-1 ② G4-3 | | 4 | 0 | 0 | 0 | 0 | 1 | 4 |
| Aaron Boone, R (1, 5)<br>OBP: 0.333, SLG: 0.333<br>Jeff Branson, L (6, 5)<br>OBP: 0.208, SLG: 0.260 (7, 4) | | FBBBX 2-1 ① G5-3 | | X 0-0 ① F9 | | BFX 1-1 S 1B 3-H 1B | | BCX 1-1 ③ F8 | | 3<br>1 | 0<br>0 | 1<br>0 | 1<br>0 | 0<br>0 | 0<br>0 | 0<br>0 |
| Joe Oliver, R (1, 2)<br>OBP: 0.351, SLG: 0.442 | | CFBBFX 2-2 ② G6-3 | | BCCC 1-3 ② K | | CCFBX 1-2 ③ 1-H 1B | | | FSBS 1-3 ① K | 4 | 0 | 1 | 0 | 0 | 2 | 0 |
| Pokey Reese, R (1, 6)<br>OBP: 0.315, SLG: 0.381 | | FCBBBX 2-2 ③ G6-3 | | CFBBFX 2-2 ③ G4-3 | | | CCBX 1-2 PB S 1B | | X 0-0 HR | 4 | 1 | 2 | 1 | 0 | 0 | 0 |
| Kent Mercker, L (1, 1)<br>OBP: 0.320, SLG: 0.273<br>Scott Sullivan, R (7, 1)<br>Eddie Taubensee, L (9, PH)<br>OBP: 0.320, SLG: 0.463<br>Jeff Shaw, R (9, 1) | | | SFFBX 1-2 ① G4-1 | | CCFBS 1-3 ① K | | 1 SAFEC1 SAFEPL1 SAFEBB1 SAFE 3-3 M K 1-2 ① | | BSBFFFS 2-3 ② K | 3<br>0<br>1<br>0 | 0<br>0<br>0<br>0 | 0<br>0<br>0<br>0 | 0<br>0<br>0<br>0 | 0<br>0<br>0<br>0 | 2<br>0<br>1<br>0 | 1<br>0<br>0<br>0 |
| Inning Stats | R: 0 H: 1<br>E: 0 LOB: 2<br>K: 2 BB: 1<br>S: 14 P: 25 | R: 0 H: 0<br>E: 0 LOB: 0<br>K: 0 BB: 0<br>S: 9 P: 15 | R: 2 H: 3<br>E: 1 LOB: 1<br>K: 0 BB: 0<br>S: 13 P: 19 | R: 0 H: 0<br>E: 0 LOB: 0<br>K: 1 BB: 0<br>S: 8 P: 11 | R: 0 H: 0<br>E: 0 LOB: 0<br>K: 2 BB: 0<br>S: 11 P: 17 | R: 1 H: 3<br>E: 0 LOB: 2<br>K: 1 BB: 0<br>S: 17 P: 22 | R: 0 H: 1<br>E: 0 LOB: 2<br>K: 3 BB: 0<br>S: 16 P: 24 | R: 0 H: 0<br>E: 0 LOB: 0<br>K: 0 BB: 0<br>S: 7 P: 11 | R: 1 H: 1<br>E: 0 LOB: 0<br>K: 2 BB: 0<br>S: 10 P: 14 | 1B: 5<br>2B: 2<br>3B: 0<br>HR: 2 | SF: 0<br>SAC: 0<br>DP: 0<br>HBP: 0 | | | | | |

# TOP

# Cincinnati Reds @ St. Louis Cardinals

Busch Stadium, St. Louis, MO

Fri Jun 20 1997, 7:05 PM CDT
Att. 42,091 - Unknown - 90 F

livebaseballscorecards.com

| | |
|---|---|
| AB | 36 |
| R | 4 |
| H | 9 |
| RBI | 3 |
| BB | 1 |
| SO | 11 |
| LOB | 14 |

WP: 0 PB: 1 SB: 3 CS: 0 PA: 37

| PITCHER | | IP | WLS | BF | H | R | ER | SO | BB | IBB | HBP | BLK | WP | HR | S | P | ERA | WHIP |
|---|---|---|---|---|---|---|---|---|---|---|---|---|---|---|---|---|---|---|
| Matt Morris, R<br>ERA: 2.99 | (1, 1) | 6.0 | L | 25 | 7 | 3 | 2 | 6 | 1 | 0 | 0 | 1 | 0 | 1 | 72 | 109 | 3.00 | 1.333 |
| Mark Petkovsek, R<br>ERA: 3.6 | (7, 1) | 0.1 | | 2 | 1 | 0 | 0 | 1 | 0 | 0 | 0 | 0 | 0 | 0 | 7 | 10 | 0.00 | 3.000 |
| Tony Fossas, L<br>ERA: 1.61 | (7, 1) | 1.2 | | 6 | 0 | 0 | 0 | 2 | 0 | 0 | 0 | 0 | 0 | 0 | 16 | 25 | 0.00 | 0.000 |
| Dennis Eckersley, R<br>ERA: 4.43 | (9, 1) | 1.0 | | 4 | 1 | 1 | 1 | 2 | 0 | 0 | 0 | 0 | 0 | 1 | 10 | 14 | 9.00 | 1.000 |

| PITCHER | IP | WLS | BF | H | R | ER | SO | BB | IBB | HBP | BLK | WP | HR | S | P | ERA | WHIP |
|---|---|---|---|---|---|---|---|---|---|---|---|---|---|---|---|---|---|

| Batter | 1 | 2 | 3 | 4 | 5 | 6 | 7 | 8 | 9 | AB | R | H | RBI | BB | SO | LOB |
|---|---|---|---|---|---|---|---|---|---|---|---|---|---|---|---|---|
| Delino DeShields, L (1, 4)<br>OBP: 0.337, SLG: 0.457 | B C C B X<br>2-2<br>E3<br>G4-3 S | | F C C<br>0-3 ①<br>K | S B X<br>1-1 ③<br>L9 | | B B B C X<br>3-1 ② ③<br>G4-6-3<br>1-2f | | | F X<br>0-1 ②<br>L3 | 5 | 0 | 0 | 0 | 0 | 1 | 6 |
| Ron Gant, R (1, 7)<br>OBP: 0.305, SLG: 0.419 | S 1 B C B B 1 F F SAFE SAFE<br>3-3 ①<br>K<br>1-2 | | F B X<br>1-1 ②<br>L7 | | C F X<br>0-2 ①<br>G5-3 | | X<br>0-0 ①<br>G6-3 | | F B S X<br>1-2 ③<br>G4-3 | 5 | 0 | 0 | 0 | 0 | 1 | 2 |
| Ray Lankford, L (1, 8)<br>OBP: 0.430, SLG: 0.686 | F S B O B F X<br>3-2 ②<br>G4-3<br>2-3 | | F C B F X<br>1-2 ③<br>L1 | | C B S B F X<br>2-2 ②<br>F7 | | F X<br>0-1 ②<br>F7 | | | 4 | 0 | 0 | 0 | 0 | 0 | 1 |
| Brian Jordan, R (1, 9)<br>OBP: 0.330, SLG: 0.284 | B B B C B<br>4-1<br>BB | | | F C B X<br>1-2 ①<br>F8 | B B B<br>4-0<br>WP BB | | B F B B F X<br>3-2 ③<br>F8 | | | 2 | 0 | 0 | 0 | 2 | 0 | 0 |
| Gary Gaetti, R (1, 5)<br>OBP: 0.311, SLG: 0.394 | C S B X<br>1-2 ③<br>P4 | | | X<br>0-0 ①<br>BB<br>1B 1B | F 1 B F B C SAFE<br>2-3 ③<br>K<br>1-3 | | | X<br>0-0 ①<br>P4 | | 4 | 1 | 1 | 0 | 0 | 1 | 3 |
| John Mabry, L (1, 3)<br>OBP: 0.379, SLG: 0.415 | | X<br>0-0 ①<br>P5 | | S S S<br>0-3 ②<br>K | | F X<br>0-1<br>2B 1B | | C B S X<br>1-2 ②<br>L4 | | 4 | 0 | 1 | 0 | 0 | 1 | 1 |
| Royce Clayton, R (1, 6)<br>OBP: 0.295, SLG: 0.413 | | C C X<br>0-2<br>1B | | B B 1 C B B SAFE<br>4-1<br>1B 1B<br>1-2 BB | | S B F X<br>1-2<br>1-3 2B | | X<br>0-0 ③<br>L9 | | 3 | 1 | 2 | 0 | 1 | 0 | 0 |
| Tom Lampkin, L (1, 2)<br>OBP: 0.307, SLG: 0.370 | | C C X<br>0-2 ②<br>F9 | | C X<br>0-1<br>1B<br>1-3<br>2-H 1B | | X<br>0-0 ①<br>L9 | | | B B C C X<br>2-2<br>F8<br>2B | 4 | 0 | 2 | 1 | 0 | 0 | 3 |
| Matt Morris, R (1, 1)<br>OBP: 0.280, SLG: 0.276<br>Willie McGee, S (6, PH)<br>OBP: 0.351, SLG: 0.417<br>Mark Petkovsek, R (7, 1)<br>OBP: 0.125, SLG: 0.125<br>Tony Fossas, L (7, 1)<br>Dennis Eckersley, R (9, 1)<br>Scott Livingstone, L (9, PH)<br>OBP: 0.212, SLG: 0.194 | | B F F C<br>1-3 ③<br>K | | X<br>0-0<br>1-2 3-H 1B | | | 4-0<br>G4-6-3<br>IBB | | B X<br>1-0 ①<br>F8<br>2-3 | 2<br>0<br>0<br>0<br>0<br>1 | 0<br>0<br>0<br>0<br>0<br>0 | 1<br>0<br>0<br>0<br>0<br>0 | 1<br>0<br>0<br>0<br>0<br>0 | 0<br>1<br>0<br>0<br>0<br>0 | 1<br>0<br>0<br>0<br>0<br>0 | 1<br>0<br>0<br>0<br>0<br>1 |
| Inning Stats | R: 0 H: 0<br>E: 1 LOB: 2<br>K: 1 BB: 1<br>S: 16 P: 29 | R: 0 H: 1<br>E: 0 LOB: 1<br>K: 1 BB: 0<br>S: 10 P: 11 | R: 0 H: 0<br>E: 0 LOB: 0<br>K: 1 BB: 0<br>S: 9 P: 11 | R: 2 H: 3<br>E: 0 LOB: 2<br>K: 1 BB: 1<br>S: 13 P: 19 | R: 0 H: 0<br>E: 0 LOB: 1<br>K: 1 BB: 1<br>S: 10 P: 18 | R: 0 H: 2<br>E: 0 LOB: 2<br>K: 0 BB: 1<br>S: 8 P: 16 | R: 0 H: 0<br>E: 0 LOB: 0<br>K: 0 BB: 0<br>S: 6 P: 9 | R: 0 H: 0<br>E: 0 LOB: 0<br>K: 0 BB: 0<br>S: 5 P: 6 | R: 0 H: 1<br>E: 0 LOB: 1<br>K: 0 BB: 0<br>S: 9 P: 13 | 1B: 5<br>2B: 2<br>3B: 0<br>HR: 0 | SF: 0<br>SAC: 0<br>DP: 1<br>HBP: 0 | | | WP: 2<br>PB: 0<br>SB: 1<br>CS: 0 | PA: 38 | | |

| PITCHER | | IP | WLS | BF | H | R | ER | SO | BB | IBB | HBP | BLK | WP | HR | S | P | ERA | WHIP |
|---|---|---|---|---|---|---|---|---|---|---|---|---|---|---|---|---|---|---|
| Kent Mercker, L<br>ERA: 3.36 | (1, 1) | 6.0 | W | 28 | 6 | 2 | 2 | 5 | 3 | 1 | 0 | 0 | 1 | 0 | 66 | 104 | 3.00 | 1.500 |
| Scott Sullivan, R<br>ERA: 2.93 | (7, 1) | 2.0 | | 6 | 0 | 0 | 0 | 0 | 0 | 0 | 0 | 0 | 0 | 0 | 11 | 15 | 0.00 | 0.000 |
| Jeff Shaw, R<br>ERA: 1.53 | (9, 1) | 1.0 | S | 4 | 1 | 0 | 0 | 0 | 0 | 0 | 0 | 0 | 0 | 0 | 9 | 13 | 0.00 | 1.000 |

| PITCHER | IP | WLS | BF | H | R | ER | SO | BB | IBB | HBP | BLK | WP | HR | S | P | ERA | WHIP |
|---|---|---|---|---|---|---|---|---|---|---|---|---|---|---|---|---|---|

# BOTTOM

## Cincinnati Reds @ St. Louis Cardinals

Busch Stadium, St. Louis, MO

Fri Jun 20 1997, 7:05 PM CDT
Att. 42,091 - Unknown - 90 F

livebaseballscorecards.com

| | |
|---|---|
| AB | 34 |
| R | 2 |
| H | 7 |
| RBI | 2 |
| BB | 4 |
| SO | 5 |
| LOB | 18 |

| Batter | 1 | 2 | 3 | 4 | 5 | 6 | 7 | 8 | 9 | AB | R | H | RBI | BB | SO | LOB |
|---|---|---|---|---|---|---|---|---|---|---|---|---|---|---|---|---|
| Deion Sanders, L (1, 7)<br>OBP: 0.366, SLG: 0.432 | P5 | | 1B | | G4-3 | | K | | BB FC4-6 | 4 | 0 | 1 | 0 | 1 | 1 | 2 |
| Curtis Goodwin, L (1, 8)<br>OBP: 0.371, SLG: 0.373 | P6 | | G3 | | | FC3-6 1B | K | | FC4-6 1-2f | 5 | 0 | 1 | 0 | 0 | 1 | 4 |
| Lenny Harris, L (1, 4)<br>OBP: 0.279, SLG: 0.390 | G3-1 | | | F8 | | FC3-6 BB 1B 1-2f | 1-2 2-3 BB | | | 3 | 1 | 0 | 0 | 0 | 0 | 1 |
| Terry Pendleton, S (7, PH)<br>OBP: 0.314, SLG: 0.344 (7, 5) | | | | | | | | | | 0 | 0 | 0 | 0 | 1 | 0 | 0 |
| Willie Greene, L (1, 9)<br>OBP: 0.358, SLG: 0.482 | | F9 1B | | HR | | 1 SAFE 1 SAFE 1B 1-2 BB | F8 | | | 3 | 1 | 2 | 1 | 1 | 0 | 3 |
| Felix Rodriguez, R (7, 1) | | | | | | | | | | 0 | 0 | 0 | 0 | 0 | 0 | 0 |
| Stan Belinda, R (8, 1) | | | | | | | | | | 0 | 0 | 0 | 0 | 0 | 0 | 0 |
| Eddie Taubensee, L (1, 3)<br>OBP: 0.325, SLG: 0.464 (7, 9) | | F9 1-2 | 1B | | | 1-2 2-H 1B | | F7 | | 4 | 0 | 2 | 1 | 0 | 0 | 1 |
| Aaron Boone, R (1, 5)<br>OBP: 0.143, SLG: 0.143 (7, 4) | | F7 | K | | | L7 | | K | | 4 | 0 | 0 | 0 | 0 | 2 | 4 |
| Joe Oliver, R (1, 2)<br>OBP: 0.339, SLG: 0.426 | | G4-3 | L9 | | | F9 | | F7 | | 4 | 0 | 0 | 0 | 0 | 0 | 4 |
| Pokey Reese, R (1, 6)<br>OBP: 0.323, SLG: 0.386 | | | L9 | L5 | | | S 1B 1B | | G5-4-3 1B | 4 | 0 | 2 | 0 | 0 | 0 | 0 |
| Dave Burba, R (1, 1)<br>OBP: 0.227, SLG: 0.190 | | | | | | | | | | 1 | 0 | 0 | 0 | 0 | 0 | 0 |
| Scott Sullivan, R (4, 1) | | | | | | | | | | 0 | 0 | 0 | 0 | 0 | 0 | 0 |
| Jeff Branson, L (5, PH)<br>OBP: 0.205, SLG: 0.257 | | | | | | | | | | 1 | 0 | 0 | 0 | 0 | 0 | 0 |
| Hector Carrasco, R (5, 1) | | | G3 | G4-3 | | | BB | | G5-4-3 | 0 | 0 | 0 | 0 | 0 | 0 | 0 |
| Hal Morris, L (7, PH)<br>OBP: 0.300, SLG: 0.325 (7, 3) | | | | | | | 1-2 1B | | 1-2f | 2 | 0 | 1 | 0 | 0 | 0 | 1 |
| Inning Stats | R: 0 E: 0 K: 0 S: 5 H: 0 LOB: 0 BB: 0 P: 9 | R: 0 E: 0 K: 0 S: 10 H: 1 LOB: 1 BB: 0 P: 15 | R: 0 E: 0 K: 0 S: 9 H: 1 LOB: 1 BB: 0 P: 12 | R: 1 E: 0 K: 1 S: 8 H: 2 LOB: 1 BB: 0 P: 11 | R: 0 E: 0 K: 0 S: 8 H: 0 LOB: 0 BB: 0 P: 10 | R: 1 E: 0 K: 0 S: 11 H: 2 LOB: 2 BB: 1 P: 17 | R: 0 E: 0 K: 2 S: 11 H: 2 LOB: 3 BB: 1 P: 20 | R: 0 E: 0 K: 1 S: 7 H: 0 LOB: 0 BB: 0 P: 9 | R: 0 E: 0 K: 0 S: 5 H: 1 LOB: 1 BB: 1 P: 9 | 1B: 8 2B: 0 3B: 0 HR: 1 | SF: 0 SAC: 0 DP: 1 HBP: 0 | | | | | |

# TOP

## Cincinnati Reds @ St. Louis Cardinals

Busch Stadium, St. Louis, MO

Sat Jun 21 1997, 7:05 PM CDT
Att. 44,931 - Unknown - 74 F

livebaseballscorecards.com

| | |
|---|---|
| AB | 35 |
| R | 2 |
| H | 9 |
| RBI | 2 |
| BB | 3 |
| SO | 4 |
| LOB | 20 |

WP: 0 PB: 0 SB: 1 CS: 0 PA: 38

| PITCHER | | IP | WLS | BF | H | R | ER | SO | BB | IBB | HBP | BLK | WP | HR | S | P | ERA | WHIP |
|---|---|---|---|---|---|---|---|---|---|---|---|---|---|---|---|---|---|---|
| Todd Stottlemyre, R<br>ERA: 4.24 | (1, 1) | 6.0 | W | 27 | 8 | 2 | 2 | 1 | 1 | 0 | 0 | 0 | 0 | 1 | 54 | 79 | 3.00 | 1.500 |
| Tony Fossas, L<br>ERA: 1.52 | (7, 1) | 1.1 | | 5 | 0 | 0 | 0 | 2 | 1 | 0 | 0 | 0 | 0 | 0 | 9 | 17 | 0.00 | 0.750 |
| T.J. Mathews, R<br>ERA: 1.98 | (8, 1) | 0.2 | | 2 | 0 | 0 | 0 | 1 | 0 | 0 | 0 | 0 | 0 | 0 | 6 | 7 | 0.00 | 0.000 |
| John Frascatore, R<br>ERA: 2.57 | (9, 1) | 1.0 | | 4 | 1 | 0 | 0 | 0 | 1 | 0 | 0 | 0 | 0 | 0 | 5 | 9 | 0.00 | 2.000 |

| PITCHER | IP | WLS | BF | H | R | ER | SO | BB | IBB | HBP | BLK | WP | HR | S | P | ERA | WHIP |
|---|---|---|---|---|---|---|---|---|---|---|---|---|---|---|---|---|---|

# BOTTOM

| Batter | 1 | 2 | 3 | 4 | 5 | 6 | 7 | 8 | 9 | AB | R | H | RBI | BB | SO | LOB |
|---|---|---|---|---|---|---|---|---|---|---|---|---|---|---|---|---|
| Delino DeShields, L (1, 4)<br>OBP: 0.335, SLG: 0.452 | X<br>0-0<br>1B<br>G6-4-3<br>1B | C D B X<br>2-1 ③<br>G4-3 | | C C F X<br>0-2 ①<br>G3 | B B X<br>2-0 ③<br>G3 | | | F 1 SAFE F F F 1 SAFE 1 SAFE X<br>0-2 ②<br>FC3-6<br>S<br>1-2f<br>1B | | 5 | 2 | 1 | 0 | 0 | 0 | 2 |
| Ron Gant, R (1, 7)<br>OBP: 0.310, SLG: 0.420 | X<br>0-0<br>G6-4-3 BB<br>1-3<br>1B | | S X<br>0-1 ①<br>G1-3 | B B C B B<br>4-1<br>1B<br>1B<br>BB | | F C C<br>0-3 ①<br>K | | B 1 SAFE B 1 SAFE B C S X<br>3-2<br>1B<br>1-H<br>1B | | 4 | 1 | 2 | 1 | 1 | 1 | 0 |
| Ray Lankford, L (1, 8)<br>OBP: 0.434, SLG: 0.683 | B F F B B F F B<br>4-2<br>G6-4-3<br>1-2<br>BB | | B F X<br>1-1 ②<br>F8 | F 1 SAFE S X<br>0-2<br>1B 1B<br>1-3<br>1B | | B F C C<br>1-3 ②<br>K | | C B X<br>1-1<br>S<br>1-3<br>1B | | 4 | 0 | 2 | 0 | 1 | 1 | 0 |
| Brian Jordan, R (1, 9)<br>OBP: 0.342, SLG: 0.292 | X<br>0-0 ① ②<br>G6-4-3<br>1-2f<br>2-3<br>3-H | | B C S F F B F F X<br>2-2<br>1B S<br>1B<br>1B | B T X<br>1-1<br>1B<br>1-2<br>3-H<br>1B | | B B X<br>2-0 ③<br>P3 | | B B F F H<br>3-2<br>1-2<br>HBP | | 4 | 1 | 2 | 1 | 0 | 0 | 2 |
| Gary Gaetti, R (1, 5)<br>OBP: 0.313, SLG: 0.394 | B S X<br>1-1 ③<br>G1-3 | | F 1 SAFE C B X<br>1-2<br>BB<br>1-3<br>1B | B B X<br>2-0<br>1-2<br>2-3<br>1B | | | C B F B B X<br>3-2 ①<br>G1-3 | B X<br>1-0 ③<br>P3 | | 5 | 1 | 2 | 0 | 0 | 0 | 4 |
| John Mabry, L (1, 3)<br>OBP: 0.381, SLG: 0.418 | | B X<br>1-0<br>G4-3<br>SF8<br>2B | S B B B S B<br>4-2<br>1B<br>1-2<br>BB | F F S<br>0-3 ②<br>K | | | S B C B F B C<br>3-3 ②<br>K | | | 3 | 1 | 1 | 0 | 1 | 2 | 3 |
| Royce Clayton, R (1, 6)<br>OBP: 0.298, SLG: 0.414 | | L B B B X<br>3-1 ①<br>G4-3<br>2-3 | B F B F B F F X<br>3-2<br>S<br>1-3<br>2-H<br>3-H<br>1B | C X<br>0-1 ③<br>L5 | | | X<br>0-0<br>CS<br>1B | | | 4 | 0 | 2 | 2 | 0 | 0 | 4 |
| Tom Lampkin, L (1, 2)<br>OBP: 0.312, SLG: 0.367 | | X<br>0-0 ②<br>SF8<br>3-H | B C I I I<br>4-1<br>1-2<br>IBB | | B C B F X<br>2-2 ①<br>G3 | | B 1 SAFE C<br>1-1 ③<br>CS<br>1-2 | B B B B<br>4-0<br>FC3-6<br>BB | | 1 | 0 | 0 | 1 | 2 | 0 | 0 |
| Todd Stottlemyre, L (1, 1)<br>OBP: 0.324, SLG: 0.355<br>Tony Fossas, L (7, 1)<br>T.J. Mathews, R (8, 1)<br>Willie McGee, S (8, PH)<br>OBP: 0.348, SLG: 0.413<br>John Frascatore, R (9, 1) | | C C B F F F F B B B<br>3-2<br>X<br>3B | F X<br>0-1 ③<br>G3 | | F C S<br>0-3 ②<br>K | | | B C F 1 SAFE F X<br>1-2 ①<br>P7 | | 3<br>0<br>0<br>1<br>0 | 0<br>0<br>0<br>0<br>0 | 1<br>0<br>0<br>0<br>0 | 0<br>0<br>0<br>0<br>0 | 0<br>0<br>0<br>0<br>0 | 1<br>0<br>0<br>0<br>0 | 3<br>0<br>0<br>1<br>0 |
| Inning Stats | R: 1 E: 0 K: 0 S: 9 H: 2 LOB: 1 BB: 1 P: 14 | R: 1 E: 0 K: 0 S: 13 H: 2 LOB: 1 BB: 0 P: 22 | R: 2 E: 0 K: 0 S: 24 H: 3 LOB: 3 BB: 2 P: 39 | R: 1 E: 0 K: 1 S: 16 H: 3 LOB: 3 BB: 1 P: 23 | R: 0 E: 0 K: 1 S: 7 H: 0 LOB: 0 BB: 0 P: 11 | R: 0 E: 0 K: 2 S: 7 H: 0 LOB: 0 BB: 0 P: 10 | R: 0 E: 0 K: 1 S: 9 H: 1 LOB: 0 BB: 0 P: 16 | R: 1 E: 0 K: 0 S: 17 H: 2 LOB: 3 BB: 1 P: 30 | | 1B: 11 2B: 1 3B: 1 HR: 0 | SF: 1 SAC: 0 DP: 1 HBP: 1 | | | | | |

| PITCHER | | IP | WLS | BF | H | R | ER | SO | BB | IBB | HBP | BLK | WP | HR | S | P | ERA | WHIP |
|---|---|---|---|---|---|---|---|---|---|---|---|---|---|---|---|---|---|---|
| Dave Burba, R<br>ERA: 5.76 | (1, 1) | 3.1 | L | 22 | 9 | 5 | 5 | 0 | 3 | 1 | 0 | 0 | 0 | 0 | 56 | 90 | 13.50 | 3.600 |
| Scott Sullivan, R<br>ERA: 2.86 | (4, 1) | 0.2 | | 3 | 1 | 0 | 0 | 1 | 0 | 0 | 0 | 0 | 0 | 0 | 6 | 8 | 0.00 | 1.500 |
| Hector Carrasco, R<br>ERA: 2.93 | (5, 1) | 2.0 | | 6 | 0 | 0 | 0 | 3 | 0 | 0 | 0 | 0 | 0 | 0 | 14 | 21 | 0.00 | 0.000 |
| Felix Rodriguez, R<br>ERA: 3.86 | (7, 1) | 1.2 | | 8 | 3 | 1 | 1 | 1 | 1 | 0 | 0 | 0 | 0 | 0 | 23 | 39 | 5.40 | 2.400 |
| Stan Belinda, R<br>ERA: 4.23 | (8, 1) | 0.1 | | 2 | 0 | 0 | 0 | 0 | 0 | 0 | 1 | 0 | 0 | 0 | 3 | 7 | 0.00 | 0.000 |

| PITCHER | IP | WLS | BF | H | R | ER | SO | BB | IBB | HBP | BLK | WP | HR | S | P | ERA | WHIP |
|---|---|---|---|---|---|---|---|---|---|---|---|---|---|---|---|---|---|

# Cincinnati Reds @ St. Louis Cardinals

Busch Stadium, St. Louis, MO

Sat Jun 21 1997, 7:05 PM CDT

Att. 44,931 - Unknown - 74 F

livebaseballscorecards.com

| | |
|---|---|
| AB | 34 |
| R | 6 |
| H | 13 |
| RBI | 5 |
| BB | 5 |
| SO | 5 |
| LOB | 19 |

| | | | |
|---|---|---|---|
| WP: 0 | PB: 0 | SB: 4 | CS: 1 |
| PA: 42 | | | |

| Batter | 1 | 2 | 3 | 4 | 5 | 6 | 7 | 8 | 9 | AB | R | H | RBI | BB | SO | LOB |
|---|---|---|---|---|---|---|---|---|---|---|---|---|---|---|---|---|
| Deion Sanders, L (1, 7)<br>OBP: 0.365, SLG: 0.428 | C B B F F X 2-2 ① G1-3 | | F F X 0-2 ② P6 | | S X 0-1 ③ F7 | | | B B B C B 4-1 CS BB | | 3 | 0 | 0 | 0 | 1 | 0 | 1 |
| Curtis Goodwin, L (1, 8)<br>OBP: 0.379, SLG: 0.378 | C B B F C 2-3 ② K | | B B B C X 3-1 1B E 1-2 1B | | | F C B B B F B 4-2 S BB | | F F B 1 B F X SAFE 2-2 ② 1-2 1B | | 3 | 1 | 2 | 0 | 1 | 1 | 0 |
| Hal Morris, L (1, 3)<br>OBP: 0.299, SLG: 0.323 | B F B X 2-1 ③ G6-3 | | X 0-0 E7 1-H 2-H 1B | | | 1 SAFE C 1 SAFE X 0-1 ① F8 | | C F B X 1-2 ③ G4-3 | | 4 | 0 | 1 | 1 | 0 | 0 | 2 |
| Willie Greene, L (1, 9)<br>OBP: 0.361, SLG: 0.480 | | F B B X 2-1 1B | C S S 0-3 ③ K | | | B I I 4-0 G1-4-3 1-2 IBB | | | C F B S 1-3 ① K | 3 | 0 | 1 | 0 | 1 | 2 | 1 |
| Terry Pendleton, S (1, 5)<br>OBP: 0.308, SLG: 0.337 | | B B X 2-0 ① F8 | | B F S F F S 1-3 ① K | | F X 0-1 ②③ G1-4-3 1-2f | | | C S X 0-2 ② F9 | 2 | 0 | 0 | 0 | 0 | 1 | 1 |
| Aaron Boone, R (5, 5)<br>OBP: 0.111, SLG: 0.111 | | | | | | | | | | 2 | 0 | 0 | 0 | 0 | 0 | 2 |
| Brook Fordyce, R (1, 2)<br>OBP: 0.294, SLG: 0.328 | | F B S S F F X 1-2 ② F7 | | F B B B F F F X 3-2 ② P2 | | | C B F B B C 2-3 ① K | | X 0-0 ③ F7 | 3 | 0 | 0 | 0 | 0 | 1 | 1 |
| Eddie Taubensee, L (9, PH)<br>OBP: 0.323, SLG: 0.461 | | | | | | | | | | 1 | 0 | 0 | 0 | 0 | 0 | 0 |
| Jeff Branson, L (1, 4)<br>OBP: 0.198, SLG: 0.247 | | 1 SAFE C D C 1 SAFE X 1-2 ③ L7 | | X 0-0 ③ G1-3 | | | F F B B F F B X 3-2 ② G4-3 | | | 3 | 0 | 0 | 0 | 0 | 0 | 1 |
| Mike Remlinger, L (7, 1) | | | | | | | | | | 0 | 0 | 0 | 0 | 0 | 0 | 0 |
| Stan Belinda, R (8, 1) | | | | | | | | | | 0 | 0 | 0 | 0 | 0 | 0 | 0 |
| Pokey Reese, R (1, 6)<br>OBP: 0.313, SLG: 0.374 | | | C X 0-1 ① G6-3 | | X 0-0 ① G6-3 | | C B B S S 2-3 ③ K | | | 3 | 0 | 0 | 0 | 0 | 1 | 0 |
| Brett Tomko, R (1, 1)<br>OBP: 0.250, SLG: 0.286 | | | S B B B C B 4-2 1B 1B BB | | C C S 0-3 ② K | | | C B S S 1-3 ① K | | 1 | 1 | 0 | 0 | 1 | 1 | 0 |
| Scott Sullivan, R (5, 1) | | | | | | | | | | 0 | 0 | 0 | 0 | 0 | 0 | 0 |
| Bret Boone, R (7, 4)<br>OBP: 0.290, SLG: 0.286 | | | | | | | | | | 1 | 0 | 0 | 0 | 0 | 1 | 0 |
| Inning Stats | R: 0 E: 0 K: 1 S: 9 H: 0 LOB: 0 BB: 0 P: 15 | R: 0 E: 0 K: 0 S: 11 H: 1 LOB: 1 BB: 0 P: 17 | R: 2 E: 1 K: 1 S: 13 H: 2 LOB: 1 BB: 1 P: 20 | R: 0 E: 0 K: 1 S: 10 H: 0 LOB: 0 BB: 0 P: 14 | R: 0 E: 0 K: 1 S: 6 H: 0 LOB: 0 BB: 0 P: 6 | R: 0 E: 0 K: 0 S: 8 H: 0 LOB: 1 BB: 2 P: 16 | R: 0 E: 0 K: 2 S: 11 H: 0 LOB: 0 BB: 0 P: 18 | R: 0 E: 0 K: 1 S: 11 H: 1 LOB: 1 BB: 1 P: 19 | R: 0 E: 0 K: 1 S: 7 H: 0 LOB: 0 BB: 0 P: 8 | 1B: 4 2B: 0 3B: 0 HR: 0 SF: 0 SAC: 0 DP: 1 HBP: 0 | | | | | | |

| PITCHER | | IP | WLS | BF | H | R | ER | SO | BB | IBB | HBP | BLK | WP | HR | S | P | ERA | WHIP |
|---|---|---|---|---|---|---|---|---|---|---|---|---|---|---|---|---|---|---|
| Alan Benes, R<br>ERA: 2.73 | (1, 1) | 8.0 | W | 30 | 4 | 2 | 1 | 7 | 3 | 1 | 0 | 0 | 0 | 0 | 79 | 125 | 1.12 | 0.875 |
| Dennis Eckersley, R<br>ERA: 4.22 | (9, 1) | 1.0 | S | 3 | 0 | 0 | 0 | 1 | 0 | 0 | 0 | 0 | 0 | 0 | 7 | 8 | 0.00 | 0.000 |

| PITCHER | IP | WLS | BF | H | R | ER | SO | BB | IBB | HBP | BLK | WP | HR | S | P | ERA | WHIP |
|---|---|---|---|---|---|---|---|---|---|---|---|---|---|---|---|---|---|

# TOP

## Cincinnati Reds @ St. Louis Cardinals

Busch Stadium, St. Louis, MO

Sun Jun 22 1997, 3:33 AM CDT
Att. 43,194 - Cloudy - 84 F

livebaseballscorecards.com

| | |
|---|---|
| AB | 29 |
| R | 2 |
| H | 4 |
| RBI | 1 |
| BB | 4 |
| SO | 8 |
| LOB | 9 |

WP: 0 PA: 33
PB: 0
SB: 1
CS: 1

| Batter | 1 | 2 | 3 | 4 | 5 | 6 | 7 | 8 | 9 | AB | R | H | RBI | BB | SO | LOB |
|---|---|---|---|---|---|---|---|---|---|---|---|---|---|---|---|---|
| Delino DeShields, L (1, 4)<br>OBP: 0.343, SLG: 0.456 | B X<br>1-0 G3 1B 2B | B C B C F B B<br>4-2 1-2 2-3 BB | | | B B B B<br>4-0 F8 S 1B BB | | C B X<br>1-1 ② B3 | B B B C F F B<br>4-2 S 3-H BB | | 2 | 2 | 1 | 0 | 3 | 0 | 0 |
| Ron Gant, R (1, 7)<br>OBP: 0.308, SLG: 0.415 | B X<br>1-0 ① G6-3 | C B B F B F X<br>3-2 ③ F8 | | | F B C X<br>1-2 ① F8 1-3 | | C B C X<br>1-2 2B 1B | F P S B F F B F S<br>3-3 ③ K 1-2 | | 5 | 1 | 1 | 0 | 0 | 1 | 6 |
| Dennis Eckersley, R (9, 1) | | | | | | | | | | 0 | 0 | 0 | 0 | 0 | 0 | 0 |
| Ray Lankford, L (1, 8)<br>OBP: 0.435, SLG: 0.682 | B X<br>1-0 ② G3 2-3 | | X<br>0-0 ① L9 | | B B B F B<br>4-1 1B BB | | S F 1 SAFE F X<br>0-2 1-H 2B | | | 3 | 0 | 1 | 1 | 1 | 0 | 1 |
| Brian Jordan, R (1, 9)<br>OBP: 0.355, SLG: 0.303 | F B S B F B F X<br>3-2 3-H 1B | | X<br>0-0 ② G5-3 | | F B S F X<br>1-2 G4-3 1-2 3-H 1B | | I I I I<br>4-0 IBB | | | 3 | 0 | 2 | 2 | 1 | 0 | 0 |
| John Mabry, L (1, 3)<br>OBP: 0.375, SLG: 0.411 | B F B X<br>2-1 ③ G4-3 | | B C X<br>1-1 ③ L3 | | C B X<br>1-1 ② ③ G4-3 1-2f | | B X<br>1-0 ③ G4-3 | | | 4 | 0 | 0 | 0 | 0 | 0 | 5 |
| Royce Clayton, R (1, 6)<br>OBP: 0.298, SLG: 0.410 | | C B B X<br>2-1 ① F8 | | B B B<br>4-0 G6-4-3 1B BB | | C F B B S<br>1-3 ① K | | F B B S C<br>2-3 ① K | | 3 | 0 | 0 | 0 | 1 | 2 | 0 |
| Mike DiFelice, R (1, 2)<br>OBP: 0.302, SLG: 0.362 | | C C B B B F S<br>3-3 ② K | | X<br>0-0 G6-4-3 1-2 1B | | C B S S<br>1-3 ② K | | B C B B B<br>4-1 2B G4-3 BB | | 3 | 0 | 1 | 0 | 1 | 2 | 0 |
| Tom Lampkin, L (8, PR)<br>OBP: 0.312, SLG: 0.367 | | | | | | | | | | 0 | 1 | 0 | 0 | 0 | 0 | 0 |
| Danny Sheaffer, R (9, 2) (1, 5)<br>OBP: 0.323, SLG: 0.317 | | S B B S F X<br>2-2 BB 1B 1B | | X<br>0-0 ① ② G6-4-3 1-2f 2-3 | | L B B X<br>2-1 ③ G6-3 | | X<br>0-0 G4-3 1-3 WP 2B | | 4 | 1 | 2 | 0 | 0 | 0 | 2 |
| Alan Benes, R (1, 1)<br>OBP: 0.229, SLG: 0.286 | | F B X<br>1-1 BB 1-2 1B | | C X<br>0-1 ③ G6-3 | | | F B F S<br>1-3 ① K | B F X<br>1-1 ② G4-3 2-3 3-H | | 3 | 0 | 1 | 0 | 0 | 1 | 1 |
| Willie McGee, S (8, PH)<br>OBP: 0.346, SLG: 0.410 | | | | | | | | | | 1 | 0 | 0 | 1 | 0 | 0 | 2 |
| (9, 7) | | | | | | | | | | | | | | | | |
| Inning Stats | R: 1 H: 2<br>E: 0 LOB: 1<br>K: 0 BB: 0<br>S: 10 P: 18 | R: 0 H: 2<br>E: 0 LOB: 3<br>K: 1 BB: 1<br>S: 19 P: 34 | R: 0 H: 0<br>E: 0 LOB: 0<br>K: 0 BB: 0<br>S: 4 P: 5 | R: 0 H: 1<br>E: 0 LOB: 1<br>K: 0 BB: 1<br>S: 4 P: 8 | R: 1 H: 1<br>E: 0 LOB: 1<br>K: 0 BB: 2<br>S: 10 P: 21 | R: 0 H: 0<br>E: 0 LOB: 0<br>K: 2 BB: 0<br>S: 8 P: 12 | R: 1 H: 2<br>E: 0 LOB: 2<br>K: 1 BB: 1<br>S: 13 P: 21 | R: 2 H: 1<br>E: 0 LOB: 2<br>K: 2 BB: 2<br>S: 17 P: 30 | | 1B: 6 SF: 0<br>2B: 3 SAC: 0<br>3B: 0 DP: 2<br>HR: 0 HBP: 0 | | | | | | |

| PITCHER | | IP | WLS | BF | H | R | ER | SO | BB | IBB | HBP | BLK | WP | HR | S | P | ERA | WHIP |
|---|---|---|---|---|---|---|---|---|---|---|---|---|---|---|---|---|---|---|
| Brett Tomko, R<br>ERA: 1.76 | (1, 1) | 4.1 | | 21 | 5 | 2 | 2 | 1 | 4 | 0 | 0 | 0 | 0 | 0 | 41 | 78 | 4.15 | 2.077 |
| Scott Sullivan, R<br>ERA: 2.93 | (5, 1) | 2.1 | L | 8 | 2 | 1 | 1 | 3 | 0 | 0 | 0 | 0 | 0 | 0 | 22 | 31 | 3.86 | 0.857 |
| Mike Remlinger, L<br>ERA: 3.09 | (7, 1) | 0.2 | | 6 | 2 | 2 | 2 | 1 | 1 | 1 | 0 | 0 | 0 | 0 | 10 | 21 | 27.00 | 4.500 |
| Stan Belinda, R<br>ERA: 4.17 | (8, 1) | 0.2 | | 3 | 0 | 0 | 0 | 1 | 1 | 0 | 0 | 0 | 1 | 0 | 12 | 19 | 0.00 | 1.500 |

| PITCHER | IP | WLS | BF | H | R | ER | SO | BB | IBB | HBP | BLK | WP | HR | S | P | ERA | WHIP |
|---|---|---|---|---|---|---|---|---|---|---|---|---|---|---|---|---|---|

# BOTTOM

## Cincinnati Reds @ St. Louis Cardinals

Busch Stadium, St. Louis, MO

Sun Jun 22 1997, 3:33 AM CDT

Att. 43,194 - Cloudy - 84 F

livebaseballscorecards.com

| | |
|---|---|
| AB | 31 |
| R | 5 |
| H | 9 |
| RBI | 4 |
| BB | 7 |
| SO | 6 |
| LOB | 17 |

# Chicago Cubs @ St. Louis Cardinals

Busch Stadium, St. Louis, MO

Mon Jun 23 1997, 7:05 PM CDT

Att. 34,797 - Unknown - 91 F

TOP

livebaseballscorecards.com

| Batter | 1 | 2 | 3 | 4 | 5 | 6 | 7 | 8 | 9 | AB | R | H | RBI | BB | SO | LOB |
|---|---|---|---|---|---|---|---|---|---|---|---|---|---|---|---|---|
| Doug Glanville, R (1, 7)<br>OBP: 0.318, SLG: 0.382 | C B B X<br>2-1<br>E6<br>WP E<br>1B | B S X<br>1-1<br>PO<br>1B | | | X<br>0-0 ②<br>G4-3 | | B F X<br>1-1 ③<br>G5-3 | | | 4 | 1 | 1 | 0 | 0 | 0 | 2 |
| Brian McRae, S (1, 8)<br>OBP: 0.301, SLG: 0.371 | B 1 SAFE C X<br>1-1<br>E4<br>1B WP<br>23 G4-3<br>1-2 | B C 1 SAFE<br>1-1 ③<br>PO<br>1-2 | C C B B X<br>2-2 ①<br>G6-3 | | B B F B X<br>3-1 ③<br>G5-3 | | | B B B C X<br>3-1 ①<br>F7 | | 4 | 1 | 0 | 0 | 0 | 0 | 2 |
| Mark Grace, L (1, 3)<br>OBP: 0.414, SLG: 0.433 | B X<br>1-0<br>23 G4-3<br>G2-3<br>1B<br>1-3<br>2-H | | C B B C X<br>2-2 ②<br>G1-3 | | | B B X<br>2-0<br>HR | | B C B F X<br>2-2 ②<br>G6-3 | | 4 | 1 | 2 | 2 | 0 | 0 | 0 |
| Sammy Sosa, R (1, 9)<br>OBP: 0.306, SLG: 0.491 | B X<br>1-0 ①<br>G2-3<br>1-2 | | B C S F X<br>1-2 ③<br>F8 | | | C X<br>0-1 ①<br>G1-3 | | X<br>0-0<br>1B | | 4 | 0 | 1 | 0 | 0 | 0 | 2 |
| 23 Ryne Sandberg, R (1, 4)<br>OBP: 0.312, SLG: 0.358 | C X<br>0-1 ②<br>G4-3<br>2-3<br>3-H | | | B B B C C X<br>3-2 ①<br>F7 | | C B B F B X<br>3-2 ②<br>F9 | | 1 SAFE C B B P X<br>3-1 ③<br>L6 | | 4 | 0 | 0 | 1 | 0 | 0 | 2 |
| José Hernández, R (1, 5)<br>OBP: 0.304, SLG: 0.400 | C F B B S<br>2-3 ③<br>K | | | B X<br>1-0 ②<br>P5 | | S B S B S<br>2-3 ③<br>K | | | X<br>0-0 ①<br>G1-3 | 4 | 0 | 0 | 0 | 0 | 2 | 1 |
| Scott Servais, R (1, 2)<br>OBP: 0.316, SLG: 0.363 | | C B C B B X<br>3-2 ①<br>G6-3 | | B X<br>1-0 ③<br>P3 | | | B X<br>1-0<br>G5-3<br>1B | | C F B X<br>1-2 ②<br>G6-3 | 4 | 0 | 1 | 0 | 0 | 0 | 0 |
| Rey Sanchez, R (1, 6)<br>OBP: 0.292, SLG: 0.301 | | B C F B B F X<br>2-2<br>SH1-4<br>1B | | | X<br>0-0<br>SH1-4<br>1B | | B 1 SAFE B X<br>2-0 ①<br>G5-3<br>1-2 | | C B X<br>1-1<br>2B | 4 | 0 | 3 | 0 | 0 | 0 | 1 |
| Geremi Gonzalez, R (1, 1)<br>OBP: 0.273, SLG: 0.111 | | L X<br>0-1 ②<br>SH1-4<br>1-2 | | | 1 SAFE X<br>0-0 ①<br>SH1-4<br>1-2 | | F F S<br>0-3 ②<br>K | | C S D B S<br>2-3 ③<br>K | 2 | 0 | 0 | 0 | 0 | 2 | 2 |
| Inning Stats | R: 2 E: 2 K: 1 S: 11<br>H: 1 LOB: 1 BB: 0 P: 18 | R: 0 E: 0 K: 0 S: 12<br>H: 2 LOB: 1 BB: 0 P: 19 | R: 0 E: 0 K: 0 S: 10<br>H: 0 LOB: 0 BB: 0 P: 15 | R: 0 E: 0 K: 0 S: 5<br>H: 0 LOB: 0 BB: 0 P: 10 | R: 0 E: 0 K: 0 S: 5<br>H: 1 LOB: 1 BB: 0 P: 8 | R: 1 E: 0 K: 1 S: 9<br>H: 1 LOB: 0 BB: 0 P: 16 | R: 0 E: 0 K: 1 S: 7<br>H: 1 LOB: 1 BB: 0 P: 11 | R: 0 E: 0 K: 0 S: 9<br>H: 1 LOB: 1 BB: 0 P: 16 | R: 0 E: 0 K: 1 S: 9<br>H: 1 LOB: 1 BB: 0 P: 13 | 1B: 6 2B: 1 3B: 0 HR: 1<br>SF: 0 SAC: 2 DP: 0 HBP: 0 | | | | | | |

| | AB | 34 |
|---|---|---|
| | R | 3 |
| | H | 8 |
| | RBI | 3 |
| | BB | 0 |
| | SO | 4 |
| | LOB | 12 |

WP: 1 PB: 0 SB: 0 CS: 0 PA: 37

| PITCHER | | IP | WLS | BF | H | R | ER | SO | BB | IBB | HBP | BLK | WP | HR | S | P | ERA | WHIP |
|---|---|---|---|---|---|---|---|---|---|---|---|---|---|---|---|---|---|---|
| Fernando Valenzuela, L<br>ERA: 4.54 | (1, 1) | 6.0 | L | 24 | 5 | 3 | 1 | 2 | 0 | 0 | 0 | 0 | 1 | 1 | 52 | 86 | 1.50 | 0.833 |
| John Frascatore, R<br>ERA: 2.43 | (7, 1) | 2.0 | | 8 | 2 | 0 | 0 | 1 | 0 | 0 | 0 | 0 | 0 | 0 | 16 | 27 | 0.00 | 1.000 |
| Mark Petkovsek, R<br>ERA: 3.52 | (9, 1) | 1.0 | | 4 | 1 | 0 | 0 | 1 | 0 | 0 | 0 | 0 | 0 | 0 | 9 | 13 | 0.00 | 1.000 |

| PITCHER | | IP | WLS | BF | H | R | ER | SO | BB | IBB | HBP | BLK | WP | HR | S | P | ERA | WHIP |
|---|---|---|---|---|---|---|---|---|---|---|---|---|---|---|---|---|---|---|

| Batter | 1 | 2 | 3 | 4 | 5 | 6 | 7 | 8 | 9 | AB | R | H | RBI | BB | SO | LOB |
|---|---|---|---|---|---|---|---|---|---|---|---|---|---|---|---|---|
| Delino DeShields, L (1, 4)<br>OBP: 0.345, SLG: 0.465 | C X<br>0-1<br>F7<br>1B | | | B X<br>1-0<br>FC5<br>3B | | B X<br>1-0 ②<br>P5 | | | B C C F F B S<br>2-3 ②<br>K | 4 | 0 | 2 | 0 | 0 | 1 | 0 |
| Ron Gant, R (1, 7)<br>OBP: 0.304, SLG: 0.408 | 1 SAFE S SAFE 1 B C SAFE 1 F B X<br>2-2 ① ②<br>F7<br>1-2 | | | F S F X<br>0-2 ①<br>FC5<br>3-3 | | B B X<br>2-0 ③<br>G6-3 | | | B S C B B C<br>3-3 ③ | 4 | 0 | 0 | 0 | 0 | 1 | 2 |
| Ray Lankford, L (1, 8)<br>OBP: 0.433, SLG: 0.677 | B B C F S<br>2-3 ③<br>K | | | 1 SAFE B C 1 SAFE B X<br>2-1 ②<br>F8 | | | C S X<br>0-2<br>G1-6-3<br>1B | | | 3 | 0 | 1 | 0 | 0 | 1 | 1 |
| Brian Jordan, R (1, 9)<br>OBP: 0.346, SLG: 0.295 | | X<br>0-0 ①<br>F8 | | F F D F X<br>1-2 ③<br>G5-3 | | | B 1 SAFE F 1 B S F X<br>2-2 ① ②<br>G1-6-3<br>1-2f | | | 3 | 0 | 0 | 0 | 0 | 0 | 2 |
| Gary Gaetti, R (1, 5)<br>OBP: 0.313, SLG: 0.390 | | B B B C B<br>4-1<br>L6-3<br>BB | | | B C F X<br>1-2 ①<br>G6-3 | | B B B C X<br>3-1 ③<br>G6-3 | | | 2 | 0 | 0 | 0 | 1 | 0 | 0 |
| John Mabry, L (1, 3)<br>OBP: 0.371, SLG: 0.406<br>Mark Petkovsek, R (9, 1)<br>OBP: 0.125, SLG: 0.125 | | B S B X<br>2-1 ② ③<br>L6-3<br>1-1 | | | B F B B F F S<br>3-3 ②<br>K | | | B B C X<br>2-1 ①<br>G3 | | 3<br>0 | 0<br>0 | 0<br>0 | 0<br>0 | 0<br>0 | 1<br>0 | 1<br>0 |
| Royce Clayton, R (1, 6)<br>OBP: 0.298, SLG: 0.409 | | | S B X<br>1-1 ①<br>F9 | | L S X<br>0-2<br>1B | | | C B F S<br>1-3 ②<br>K | | 3 | 0 | 1 | 0 | 0 | 1 | 0 |
| Tom Lampkin, L (1, 2)<br>OBP: 0.306, SLG: 0.359 | | | B B C B X<br>3-1 ②<br>P5 | | 1 SAFE B C X<br>1-1 ③<br>L7 | | | B B C B X<br>3-1 ③<br>G3 | | 3 | 0 | 0 | 0 | 0 | 0 | 1 |
| Fernando Valenzuela, L (1, 1)<br>OBP: 0.167, SLG: 0.167<br>Scott Livingstone, L (6, PH)<br>OBP: 0.206, SLG: 0.188<br>John Frascatore, R (7, 1)<br>Dmitri Young, S (9, 3)<br>OBP: 0.337, SLG: 0.402 | | | X<br>0-0 ③<br>G4-3 | | | S B C B F X<br>2-2 ①<br>F8 | | | F S B B B X<br>2-2 ①<br>G6-3 | 1<br>1<br>0<br>1 | 0<br>0<br>0<br>0 | 0<br>0<br>0<br>0 | 0<br>0<br>0<br>0 | 0<br>0<br>0<br>0 | 0<br>0<br>0<br>0 | 0<br>0<br>0<br>0 |
| Inning Stats | R: 0 E: 0 K: 1 S: 9<br>H: 1 LOB: 0 BB: 0 P: 13 | R: 0 E: 0 K: 0 S: 4<br>H: 0 LOB: 0 BB: 1 P: 10 | R: 0 E: 0 K: 0 S: 5<br>H: 0 LOB: 0 BB: 0 P: 9 | R: 0 E: 0 K: 0 S: 11<br>H: 1 LOB: 1 BB: 0 P: 15 | R: 0 E: 0 K: 1 S: 12<br>H: 1 LOB: 1 BB: 0 P: 17 | R: 0 E: 0 K: 0 S: 6<br>H: 0 LOB: 0 BB: 0 P: 11 | R: 0 E: 0 K: 0 S: 9<br>H: 1 LOB: 0 BB: 0 P: 14 | R: 0 E: 0 K: 1 S: 7<br>H: 0 LOB: 0 BB: 0 P: 13 | R: 0 E: 0 K: 2 S: 11<br>H: 0 LOB: 0 BB: 0 P: 18 | 1B: 3 2B: 1 3B: 1 HR: 0<br>SF: 0 SAC: 0 DP: 2 HBP: 0 | | | | | | |

| PITCHER | IP | WLS | BF | H | R | ER | SO | BB | IBB | HBP | BLK | WP | HR | S | P | ERA | WHIP |
|---|---|---|---|---|---|---|---|---|---|---|---|---|---|---|---|---|---|
| Geremi Gonzalez, R (1, 1)<br>ERA: 2.79 | 9.0 | W | 29 | 4 | 0 | 0 | 5 | 1 | 0 | 0 | 0 | 0 | 0 | 74 | 120 | 0.00 | 0.556 |

| PITCHER | IP | WLS | BF | H | R | ER | SO | BB | IBB | HBP | BLK | WP | HR | S | P | ERA | WHIP |
|---|---|---|---|---|---|---|---|---|---|---|---|---|---|---|---|---|---|

# BOTTOM

## Chicago Cubs @ St. Louis Cardinals

Busch Stadium, St. Louis, MO

Mon Jun 23 1997, 7:05 PM CDT

Att. 34,797 - Unknown - 91 F

livebaseballscorecards.com

| | |
|---|---|
| AB | 28 |
| R | 0 |
| H | 4 |
| RBI | 0 |
| BB | 1 |
| SO | 5 |
| LOB | 7 |

WP: 0 PA: 29
PB: 0
SB: 0
CS: 0

| Batter | 1 | 2 | 3 | 4 | 5 | 6 | 7 | 8 | 9 | AB | R | H | RBI | BB | SO | LOB |
|---|---|---|---|---|---|---|---|---|---|---|---|---|---|---|---|---|
| Brian McRae, S (1, 8)<br>OBP: 0.300, SLG: 0.367 | C C B B X<br>2-2 ①<br>L3 | | B C X<br>1-1 ②③<br>G6-4-3<br>1-2f | | | X<br>0-0 ②<br>FC3-6<br>1-2f | | B B C F B F B<br>4-2<br>G6-4-3 1B<br>1-2<br>BB | | 3 | 0 | 0 | 0 | 1 | 0 | 2 |
| Brant Brown, L (1, 7)<br>OBP: 0.288, SLG: 0.409 | C S T<br>0-2 ②<br>K | | | B C F F X<br>1-2 ①<br>F9 | | C B D F F F F F B<br>3-2 ③<br>F F X<br>F8 | | C F X<br>0-2<br>G6-4-3 1B<br>1-2<br>2-H | | 4 | 0 | 1 | 1 | 0 | 1 | 1 |
| Mark Grace, L (1, 3)<br>OBP: 0.415, SLG: 0.432 | B B B B<br>4-0<br>BB | | | C F F B B F X<br>2-2 ②<br>L8 | | | B C X<br>1-1<br>2B E 1B | B F C X<br>1-2 ①②<br>G6-4-3<br>1-2f<br>2-3 | | 3 | 1 | 1 | 0 | 1 | 0 | 2 |
| Sammy Sosa, R (1, 9)<br>OBP: 0.305, SLG: 0.492 | B F B X<br>2-1 ③<br>F7 | | | B B S S B S<br>3-3 ③<br>K | | | C 1 SAFE B S B X<br>2-2<br>S<br>1-3<br>2B | S F C<br>0-3 ③<br>K | | 4 | 0 | 1 | 0 | 0 | 2 | 2 |
| Dave Hansen, L (1, 5)<br>OBP: 0.414, SLG: 0.333<br>23 Ryne Sandberg, R (9, PH)<br>OBP: 0.311, SLG: 0.356 | | F C B C<br>1-3 ①<br>K | | | C B C B X<br>2-2<br>FC5-4 1B | | B F B B C B F F X<br>3-2 ①<br>L9 | | C C S<br>0-3 ①<br>K | 3<br>1 | 0<br>0 | 1<br>0 | 0<br>0 | 0<br>0 | 1<br>1 | 2<br>0 |
| Shawon Dunston, R (1, 6)<br>OBP: 0.321, SLG: 0.411 | | B F X<br>1-1 ②<br>G4-3 | | | B F F B X<br>2-2 ①<br>FC5-4 CS<br>1-2f | | S B X<br>1-1<br>E5 S<br>3-H | | F X<br>0-1 ②<br>B5-3 | 4 | 0 | 0 | 1 | 0 | 0 | 2 |
| Scott Servais, R (1, 2)<br>OBP: 0.310, SLG: 0.356 | | F B F S<br>1-3 ③<br>K | | | 1 SAFE 1 SAFE S B F X<br>1-2 ②③<br>L8<br>1-2 | | C F B F F B B F F<br>3-3 ②<br>C<br>K<br>1-2<br>2-3 | | B F S X<br>1-2 ③<br>P3 | 4 | 0 | 0 | 0 | 0 | 2 | 3 |
| Rey Sanchez, R (1, 4)<br>OBP: 0.299, SLG: 0.304 | | | B C B B B<br>4-1<br>G6-4-3<br>BB | | | X<br>0-0<br>FC3-6 1B | B C X<br>1-1 ③<br>G5-3 | | | 2 | 0 | 1 | 0 | 1 | 0 | 2 |
| Terry Mulholland, R (1, 1)<br>OBP: 0.091, SLG: 0.091<br>Kent Bottenfield, R (4, 1)<br>José Hernández, R (6, PH)<br>OBP: 0.301, SLG: 0.395<br>Ramon Tatis, L (6, 1)<br>Mel Rojas, R (7, 1)<br>Doug Glanville, R (8, PH)<br>OBP: 0.316, SLG: 0.380<br>Terry Adams, R (8, 1) | | | L L M<br>0-3 ①<br>K | | | C B S B F F S<br>2-3 ①<br>K | | S B X<br>1-1<br>E4<br>BB<br>1B | | 1<br>0<br>1<br>0<br>0<br>1<br>0 | 0<br>0<br>0<br>0<br>0<br>1<br>0 | 0<br>0<br>0<br>0<br>0<br>0<br>0 | 0<br>0<br>0<br>0<br>0<br>1<br>0 | 1<br>0<br>1<br>0<br>0<br>0<br>0 | 1<br>0<br>1<br>0<br>0<br>0<br>0 | 1<br>0<br>1<br>0<br>0<br>0<br>0 |
| Inning Stats | R: 0<br>E: 0<br>K: 1<br>S: 8<br>H: 0<br>LOB: 1<br>BB: 1<br>P: 16 | R: 0<br>E: 0<br>K: 2<br>S: 8<br>H: 0<br>LOB: 0<br>BB: 0<br>P: 11 | R: 0<br>E: 0<br>K: 1<br>S: 6<br>H: 0<br>LOB: 0<br>BB: 1<br>P: 11 | R: 0<br>E: 0<br>K: 1<br>S: 12<br>H: 0<br>LOB: 0<br>BB: 0<br>P: 18 | R: 0<br>E: 0<br>K: 0<br>S: 9<br>H: 1<br>LOB: 0<br>BB: 0<br>P: 14 | R: 0<br>E: 0<br>K: 1<br>S: 15<br>H: 1<br>LOB: 1<br>BB: 0<br>P: 20 | R: 1<br>E: 1<br>K: 1<br>S: 21<br>H: 2<br>LOB: 2<br>BB: 0<br>P: 32 | R: 1<br>E: 1<br>K: 1<br>S: 14<br>H: 1<br>LOB: 1<br>BB: 1<br>P: 20 | R: 0<br>E: 0<br>K: 1<br>S: 8<br>H: 0<br>LOB: 0<br>BB: 0<br>P: 9 | 1B: 4<br>2B: 1<br>3B: 0<br>HR: 0<br>SF: 0<br>SAC: 0<br>DP: 2<br>HBP: 0 | | | | | | |

| PITCHER | | IP | WLS | BF | H | R | ER | SO | BB | IBB | HBP | BLK | WP | HR | S | P | ERA | WHIP |
|---|---|---|---|---|---|---|---|---|---|---|---|---|---|---|---|---|---|---|
| Andy Benes, R<br>ERA: 2.89 | (1, 1) | 7.0 | W | 26 | 4 | 1 | 1 | 7 | 2 | 0 | 0 | 0 | 0 | 0 | 79 | 122 | 1.29 | 0.857 |
| T.J. Mathews, R<br>ERA: 1.91 | (8, 1) | 1.0 | | 5 | 1 | 1 | 0 | 1 | 1 | 0 | 0 | 0 | 0 | 0 | 14 | 20 | 0.00 | 2.000 |
| Rigo Beltran, L<br>ERA: 2.7 | (9, 1) | 1.0 | | 3 | 0 | 0 | 0 | 1 | 0 | 0 | 0 | 0 | 0 | 0 | 8 | 9 | 0.00 | 0.000 |

| PITCHER | IP | WLS | BF | H | R | ER | SO | BB | IBB | HBP | BLK | WP | HR | S | P | ERA | WHIP |
|---|---|---|---|---|---|---|---|---|---|---|---|---|---|---|---|---|---|

# TOP

## Chicago Cubs @ St. Louis Cardinals

Busch Stadium, St. Louis, MO

Tue Jun 24 1997, 7:05 PM CDT

Att. 38,255 - Unknown - 90 F

| | |
|---|---|
| AB | 31 |
| R | 2 |
| H | 5 |
| RBI | 2 |
| BB | 3 |
| SO | 9 |
| LOB | 18 |

| | | | |
|---|---|---|---|
| WP: 0 | PA: 34 | | |
| PB: 0 | | | |
| SB: 2 | | | |
| CS: 1 | | | |

livebaseballscorecards.com

# Chicago Cubs @ St. Louis Cardinals

Busch Stadium, St. Louis, MO

Tue Jun 24 1997, 7:05 PM CDT

Att. 38,255 - Unknown - 90 F

## BOTTOM

| Batter | 1 | 2 | 3 | 4 | 5 | 6 | 7 | 8 | 9 | AB | R | H | RBI | BB | SO | LOB |
|---|---|---|---|---|---|---|---|---|---|---|---|---|---|---|---|---|
| Delino DeShields, L (1, 4)<br>OBP: 0.353, SLG: 0.481 | X<br>0-0<br>1B<br>FC6-4<br>1B | B<br>X<br>1-0 ③<br>G1-3 | | F<br>F<br>B<br>F<br>H<br>2-2<br>3B<br>HBP | B<br>D<br>X<br>2-0<br>2-H<br>3B | | C<br>S<br>X<br>0-2 ①<br>1-H<br>1B<br>2B | | | 4 | 3 | 3 | 1 | 0 | 0 | 1 |
| Ron Gant, R (1, 7)<br>OBP: 0.309, SLG: 0.420 | M<br>B<br>B<br>F<br>X<br>2-2<br>FC6-4<br>1-3<br>1B | | C<br>F<br>C<br>0-3 ①<br>K | D<br>F<br>X<br>1-1<br>1-H<br>2-H<br>2B<br>3B | C<br>B<br>B<br>F<br>B<br>X<br>3-2 ③<br>L7 | | S<br>B<br>B<br>S<br>X<br>2-2<br>G4-6-3<br>3-H<br>1B | | | 5 | 1 | 3 | 3 | 0 | 1 | 1 |
| Ray Lankford, L (1, 8)<br>OBP: 0.429, SLG: 0.670 | B<br>F<br>S<br>B<br>B<br>F<br>F<br>1<br>S<br>SAFE | 3-3 ①<br>K | C<br>B<br>F<br>X<br>1-2 ②<br>G5-3 | F<br>X<br>0-1<br>1B<br>3-H<br>2B | | C<br>S<br>X<br>0-2 ①<br>G6-3 | B<br>B<br>F<br>F<br>X<br>2-2 ②<br>③<br>G4-6-3<br>1-2f | | | 5 | 0 | 1 | 1 | 0 | 1 | 3 |
| Willie McGee, S (1, 9)<br>OBP: 0.355, SLG: 0.417 | S<br>X<br>0-1 ②<br>FC6-4<br>1-2f<br>3-H | C<br>S<br>X<br>0-2<br>BB<br>BB<br>1B | X<br>0-0 ②<br>1B<br>2-H<br>1B | F<br>B<br>F<br>X<br>1-2<br>2B<br>1B | | B<br>X<br>1-0 ①<br>G5-3 | | | 5 | 0 | 3 | 1 | 0 | 0 | 1 |
| Gary Gaetti, R (1, 5)<br>OBP: 0.319, SLG: 0.397 | C<br>B<br>F<br>1<br>S<br>SAFE<br>1-3 ③<br>K | 1<br>B<br>B<br>F<br>B<br>B<br>S<br>B<br>SAFE<br>4-2<br>BB<br>1-2<br>BB | 1<br>S<br>F<br>X<br>SAFE<br>0-2<br>1-2<br>1B | B<br>F<br>F<br>F<br>X<br>1-2<br>1-3<br>2B | | B<br>S<br>F<br>S<br>S<br>1-3 ②<br>K | | | 4 | 0 | 2 | 0 | 1 | 2 | 1 |
| Royce Clayton, R (1, 6)<br>OBP: 0.303, SLG: 0.406 | | C<br>C<br>H<br>1-2<br>E<br>S<br>1B<br>HBP | C<br>B<br>S<br>B<br>B<br>B<br>4-2<br>1-2<br>2-3<br>BB | B<br>C<br>C<br>B<br>C<br>2-3 ③<br>K | I<br>I<br>I<br>4-0<br>IBB | | | S<br>B<br>B<br>F<br>F<br>F<br>X<br>3-2 ③<br>F8 | | 2 | 1 | 0 | 0 | 2 | 1 | 2 |
| Mike DiFelice, R (1, 2)<br>OBP: 0.291, SLG: 0.347 | B<br>C<br>F<br>F<br>B<br>X<br>2-2<br>FC6<br>CS<br>1B<br>1-3 | B<br>F<br>B<br>F<br>F<br>X<br>2-2 ③<br>P6 | | C<br>S<br>B<br>B<br>B<br>C<br>3-3 ①<br>K | F<br>B<br>B<br>F<br>F<br>S<br>2-3 ②<br>K | | | | | 4 | 0 | 0 | 0 | 0 | 2 | 7 |
| Dmitri Young, S (1, 3)<br>OBP: 0.346, SLG: 0.407 | X<br>0-0<br>CS<br>1-2<br>3-H<br>1B | | | B<br>B<br>X<br>2-0<br>SH1-4<br>3B<br>1B | B<br>F<br>B<br>F<br>F<br>F<br>F<br>B<br>B<br>4-2<br>SH2-4<br>3B<br>BB | X<br>0-0 ③<br>G3 | | | | 3 | 2 | 2 | 1 | 1 | 0 | 3 |
| Andy Benes, R (1, 1)<br>OBP: 0.250, SLG: 0.292<br>Scott Livingstone, L (7, PH)<br>OBP: 0.229, SLG: 0.212<br>T.J. Mathews, R (8, 1)<br>Rigo Beltran, L (9, 1) | S<br>B<br>B<br>X<br>2-1 ①<br>②<br>P3<br>1-2<br>2-3 | | | 1 SAFE<br>L<br>1 SAFE<br>1 SAFE<br>C<br>B<br>X<br>1-2 ①<br>SH1-4<br>1-2 | L<br>B<br>X<br>1-1 ②<br>SH2-4<br>1-2 | | C<br>B<br>B<br>F<br>F<br>F<br>X<br>2-2<br>2B<br>1B | | | 1<br>1<br>0<br>0 | 0<br>0<br>0<br>0 | 0<br>1<br>0<br>0 | 0<br>0<br>0<br>0 | 0<br>0<br>0<br>0 | 0<br>0<br>0<br>0 | 2<br>0<br>0<br>0 |
| Inning Stats | R: 1<br>E: 0<br>K: 2<br>S: 14<br>H: 2<br>LOB: 1<br>BB: 0<br>P: 20 | R: 1<br>E: 0<br>K: 0<br>S: 10<br>H: 1<br>LOB: 1<br>BB: 0<br>P: 16 | R: 0<br>E: 0<br>K: 1<br>S: 17<br>H: 1<br>LOB: 3<br>BB: 2<br>P: 28 | R: 3<br>E: 0<br>K: 1<br>S: 18<br>H: 5<br>LOB: 2<br>BB: 0<br>P: 26 | R: 1<br>E: 0<br>K: 1<br>S: 14<br>H: 1<br>LOB: 1<br>BB: 1<br>P: 27 | R: 0<br>E: 0<br>K: 1<br>S: 15<br>H: 2<br>LOB: 3<br>BB: 1<br>P: 23 | R: 1<br>E: 0<br>K: 0<br>S: 14<br>H: 3<br>LOB: 0<br>BB: 0<br>P: 20 | R: 0<br>E: 0<br>K: 1<br>S: 9<br>H: 0<br>LOB: 0<br>BB: 0<br>P: 14 | | | | | | | | |

| | | | | | | | |

| Batter | 1 | 2 | 3 | 4 | 5 | 6 | 7 | 8 | 9 | AB | R | H | RBI | BB | SO | LOB |
|---|---|---|---|---|---|---|---|---|---|---|---|---|---|---|---|---|
| Brian McRae, S (1, 8)<br>OBP: 0.299, SLG: 0.362 | C L X<br>0-2 ①<br>G3 | | X<br>0-0 ①<br>G6-3 | | B C F C<br>1-3 ①<br>K | | B X<br>1-0 ②<br>G6-3 | | B C B B C B<br>4-2<br>BB | 4 | 0 | 0 | 0 | 1 | 1 | 0 |
| Brant Brown, L (1, 7)<br>OBP: 0.276, SLG: 0.391 | B F B B X<br>3-1 ②<br>F8 | | C B B F B C<br>3-3 ②<br>K | | B X<br>1-0 ②<br>P6 | | X<br>0-0 ③<br>F7 | | X<br>0-0 ③<br>F7 | 5 | 0 | 0 | 0 | 0 | 1 | 2 |
| Sammy Sosa, R (1, 9)<br>OBP: 0.308, SLG: 0.492 | X<br>0-0 ③<br>G6-3 | | B S C B B F X<br>2-2<br>FC6<br>1B | | F C B B B X<br>3-2<br>BB<br>1B | | | X<br>0-0 ①<br>G4-3 | | 4 | 0 | 2 | 0 | 0 | 0 | 0 |
| Mark Grace, L (1, 3)<br>OBP: 0.419, SLG: 0.433 | | S B S F B X<br>2-2<br>23<br>FC4-6<br>1B | B B B X<br>3-0 ③<br>FC6<br>1-2f | | B B B C B<br>4-1<br>1-2<br>BB | | | C B B B B<br>4-1<br>23<br>FC6-4<br>BB | | 2 | 0 | 1 | 0 | 2 | 0 | 1 |
| Shawon Dunston, R (1, 6)<br>OBP: 0.315, SLG: 0.403 | | B B F F F S<br>2-3 ①<br>K | | B C X<br>1-1<br>E1<br>23<br>CS | B X<br>1-0 ③<br>L8 | | | S F S<br>0-3 ②<br>K | | 4 | 0 | 0 | 0 | 0 | 2 | 4 |
| 23 Ryne Sandberg, R (1, 4)<br>OBP: 0.310, SLG: 0.355 | C F X<br>0-2 ②<br>FC4-6<br>1-2f<br>2B | | | B B S F X<br>2-2 ①<br>BLK<br>1-2<br>1B | | B F B B F F X<br>3-2 ①<br>P2 | | C B B F X<br>2-2 ③<br>FC6-4<br>1-2f | | 4 | 1 | 1 | 0 | 0 | 0 | 2 |
| Dave Hansen, L (1, 5)<br>OBP: 0.440, SLG: 0.366<br>José Hernández, R (9, PR)<br>OBP: 0.301, SLG: 0.395<br>(9, 5) | B B B C X<br>3-1<br>1-H<br>2B | | | 1 SAFE<br>B C B B B<br>4-1<br>1-2<br>BB | | C X<br>0-1<br>G6-4-3<br>1B | | | C B B F B B<br>4-2<br>G4-3 SH1-4<br>BB | 2<br>0 | 0<br>0 | 2<br>0 | 1<br>0 | 2<br>0 | 0<br>0 | 0<br>0 |
| Scott Servais, R (1, 2)<br>OBP: 0.311, SLG: 0.352 | D B C B C B<br>4-2<br>BB | | | C X<br>0-1 ②<br>F9 | | X<br>0-0 ② ③<br>G6-4-3<br>1-2f | | | B X<br>1-0 ①<br>SH1-4<br>1-2 | 2 | 0 | 0 | 0 | 1 | 0 | 3 |
| Steve Trachsel, R (1, 1)<br>OBP: 0.182, SLG: 0.133<br>Rey Sanchez, R (9, PH)<br>OBP: 0.297, SLG: 0.302<br>Bob Patterson, R (9, 1)<br>Terry Adams, R (9, 1) | | X<br>0-0 ③<br>G4-3 | | B F B C B X<br>3-2 ③<br>G6-3 | | | C B X<br>1-1 ①<br>G6-3 | | C F F F X<br>0-2 ②<br>G4-3<br>2-3 | 3<br>1<br>0<br>0 | 0<br>0<br>0<br>0 | 0<br>0<br>0<br>0 | 0<br>0<br>0<br>0 | 0<br>0<br>0<br>0 | 0<br>0<br>0<br>0 | 4<br>2<br>0<br>0 |
| Inning Stats | R: 0<br>E: 0<br>K: 0<br>S: 6<br>H: 0<br>LOB: 0<br>BB: 0<br>P: 9 | R: 1<br>E: 0<br>K: 1<br>S: 16<br>H: 2<br>LOB: 2<br>BB: 1<br>P: 27 | R: 0<br>E: 0<br>K: 1<br>S: 9<br>H: 1<br>LOB: 1<br>BB: 0<br>P: 17 | R: 0<br>E: 1<br>K: 0<br>S: 11<br>H: 1<br>LOB: 2<br>BB: 1<br>P: 21 | R: 0<br>E: 0<br>K: 1<br>S: 9<br>H: 1<br>LOB: 2<br>BB: 1<br>P: 19 | R: 0<br>E: 0<br>K: 0<br>S: 7<br>H: 1<br>LOB: 0<br>BB: 0<br>P: 10 | R: 0<br>E: 0<br>K: 0<br>S: 4<br>H: 0<br>LOB: 0<br>BB: 0<br>P: 6 | R: 0<br>E: 0<br>K: 1<br>S: 8<br>H: 0<br>LOB: 1<br>BB: 1<br>P: 14 | R: 0<br>E: 0<br>K: 0<br>S: 11<br>H: 0<br>LOB: 2<br>BB: 2<br>P: 20 | 1B: 5<br>2B: 1<br>3B: 0<br>HR: 0<br>SF: 0<br>SAC: 1<br>DP: 1<br>HBP: 0 | | | | | | |

| PITCHER | IP | WLS | BF | H | R | ER | SO | BB | IBB | HBP | BLK | WP | HR | S | P | ERA | WHIP |
|---|---|---|---|---|---|---|---|---|---|---|---|---|---|---|---|---|---|
| Matt Morris, R (1, 1)<br>ERA: 2.86 | 7.0 | | 29 | 6 | 1 | 1 | 3 | 3 | 0 | 0 | 1 | 0 | 0 | 62 | 109 | 1.29 | 1.286 |
| T.J. Mathews, R (8, 1)<br>ERA: 1.78 | 2.0 | W | 9 | 0 | 0 | 0 | 1 | 3 | 0 | 0 | 0 | 0 | 0 | 19 | 34 | 0.00 | 1.500 |

| PITCHER | IP | WLS | BF | H | R | ER | SO | BB | IBB | HBP | BLK | WP | HR | S | P | ERA | WHIP |
|---|---|---|---|---|---|---|---|---|---|---|---|---|---|---|---|---|---|

# TOP

## Chicago Cubs @ St. Louis Cardinals

Busch Stadium, St. Louis, MO

Wed Jun 25 1997, 7:05 PM CDT

Att. 34,312 - Unknown - 77 F

livebaseballscorecards.com

| | |
|---|---|
| AB | 31 |
| R | 1 |
| H | 6 |
| RBI | 1 |
| BB | 6 |
| SO | 4 |
| LOB | 18 |

WP: 0 PB: 0 SB: 0 CS: 1 PA: 38

# Chicago Cubs @ St. Louis Cardinals

Busch Stadium, St. Louis, MO

Wed Jun 25 1997, 7:05 PM CDT

Att. 34,312 - Unknown - 77 F

livebaseballscorecards.com

## BOTTOM

| Batter | 1 | 2 | 3 | 4 | 5 | 6 | 7 | 8 | 9 | AB | R | H | RBI | BB | SO | LOB |
|---|---|---|---|---|---|---|---|---|---|---|---|---|---|---|---|---|
| Delino DeShields, L (1, 4)<br>OBP: 0.348, SLG: 0.473 | F B B F B F S 3-3 ① K | | 1 SAFE S X 0-1 ① FC5-6 BB 1-2f | | B C B F X 2-2 ③ G1-3 | | | B B B C X 3-1 ① F8 | | 4 | 0 | 0 | 0 | 0 | 1 | 1 |
| Ron Gant, R (1, 7)<br>OBP: 0.308, SLG: 0.415 | B B X 2-0 ② G5-3 | | F 1 SAFE P B 1 SAFE B 1 B 4-1 BB 1-2 | | | C B B C B X 3-2 ① P6 | | B X 1-0 ② G5-3 | | 3 | 0 | 0 | 0 | 1 | 0 | 0 |
| Ray Lankford, L (1, 8)<br>OBP: 0.421, SLG: 0.657 | C F B S 1-3 ③ K | | X 0-0 ② F9 | | | C B F X 1-2 E6 FC1-6 | | B B S F B S 3-3 ③ K | | 4 | 0 | 0 | 0 | 0 | 2 | 2 |
| Dmitri Young, S (1, 3)<br>OBP: 0.344, SLG: 0.409 | | C X 0-1 1B 2B | X 0-0 ③ F8 | | | X 0-0 ② FC1-6 1-2f | | | F C F C 0-3 ① K | 4 | 1 | 1 | 0 | 0 | 1 | 3 |
| John Mabry, L (1, 9)<br>OBP: 0.369, SLG: 0.403<br>Willie McGee, S (9, PR)<br>OBP: 0.355, SLG: 0.417 | | C C B S 1-3 ① K | | S B B S S 2-3 ① K2-3 | | B S 1 SAFE B F F B X 3-2 ③ G3 | | | B S B X 2-1 HR 1B | 4<br>0 | 0<br>1 | 1<br>0 | 0<br>0 | 0<br>0 | 2<br>0 | 2<br>0 |
| Gary Gaetti, R (1, 5)<br>OBP: 0.326, SLG: 0.422 | | B X 1-0 2-H 1B | | X 0-0 ② G6-3 | | | B C F X 1-2 1B F8-2 2B | | X 0-0 1-H HR | 4 | 1 | 3 | 3 | 0 | 0 | 0 |
| Royce Clayton, R (1, 6)<br>OBP: 0.303, SLG: 0.405 | | C S B B D X 2-2 ② L8 | | B X 1-0 ③ G4-3 | | | C 2 SAFE X 0-1 S 2-3 1B | | | 3 | 0 | 1 | 0 | 0 | 0 | 1 |
| Tom Lampkin, L (1, 2)<br>OBP: 0.301, SLG: 0.352 | | 1 SAFE X 0-0 ③ F7 | | | B X 1-0 ① L3 | | C F 1 SAFE C 0-3 ① K 1-2 | | | 3 | 0 | 0 | 0 | 0 | 1 | 3 |
| Matt Morris, R (1, 1)<br>OBP: 0.303, SLG: 0.290<br>Brian Jordan, R (7, PH)<br>OBP: 0.344, SLG: 0.292<br>T.J. Mathews, R (8, 1) | | | X 0-0 FC5-6 1B | | B C S B F S 2-3 ② K | | D X 1-0 ② ③ F8-2 3-H | | | 2<br>1<br>0 | 0<br>0<br>0 | 1<br>0<br>0 | 0<br>0<br>0 | 0<br>0<br>0 | 1<br>0<br>0 | 0<br>2<br>0 |

| | AB | 32 |
|---|---|---|
| | R | 3 |
| | H | 7 |
| | RBI | 3 |
| | BB | 1 |
| | SO | 8 |
| | LOB | 14 |

| Inning Stats | 1 | 2 | 3 | 4 | 5 | 6 | 7 | 8 | 9 | 1B: 4 | SF: 0 | WP: 0 | PA: 33 |
|---|---|---|---|---|---|---|---|---|---|---|---|---|---|
| R | 0 | 1 | 0 | 0 | 0 | 0 | 0 | 0 | 2 | 2B: 3 | SAC: 0 | PB: 0 | |
| E | 0 | 0 | 0 | 0 | 1 | 1 | 0 | 0 | 0 | 3B: 0 | DP: 1 | SB: 1 | |
| K | 2 | 1 | 0 | 0 | 0 | 1 | 0 | 1 | 1 | HR: 1 | HBP: 0 | CS: 0 | |
| S | 8 | 10 | 7 | 5 | 8 | 11 | 9 | 6 | 7 | | | | |
| H | 0 | 2 | 1 | 0 | 0 | 0 | 2 | 0 | 2 | | | | |
| LOB | 0 | 1 | 2 | 0 | 0 | 1 | 1 | 0 | 1 | | | | |
| BB | 0 | 0 | 1 | 0 | 0 | 0 | 0 | 0 | 0 | | | | |
| P | 14 | 14 | 10 | 8 | 13 | 18 | 11 | 13 | 9 | | | | |

| PITCHER | | IP | WLS | BF | H | R | ER | SO | BB | IBB | HBP | BLK | WP | HR | S | P | ERA | WHIP |
|---|---|---|---|---|---|---|---|---|---|---|---|---|---|---|---|---|---|---|
| Steve Trachsel, R<br>ERA: 4.78 | (1, 1) | 8.0 | | 30 | 5 | 1 | 1 | 7 | 1 | 0 | 0 | 0 | 0 | 0 | 64 | 101 | 1.12 | 0.750 |
| Bob Patterson, L<br>ERA: 4.15 | (9, 1) | 0.1 | L | 2 | 1 | 1 | 1 | 1 | 0 | 0 | 0 | 0 | 0 | 0 | 6 | 8 | 27.00 | 3.000 |
| Terry Adams, R<br>ERA: 2.5 | (9, 1) | 0.0 | | 1 | 1 | 1 | 1 | 0 | 0 | 0 | 0 | 0 | 0 | 1 | 1 | 1 | ∞ | ∞ |

| PITCHER | IP | WLS | BF | H | R | ER | SO | BB | IBB | HBP | BLK | WP | HR | S | P | ERA | WHIP |
|---|---|---|---|---|---|---|---|---|---|---|---|---|---|---|---|---|---|

| Batter | 1 | 2 | 3 | 4 | 5 | 6 | 7 | 8 | 9 | AB | R | H | RBI | BB | SO | LOB |
|---|---|---|---|---|---|---|---|---|---|---|---|---|---|---|---|---|
| Delino DeShields, L (1, 4)<br>OBP: 0.342, SLG: 0.468 | C B X 1-1 ① P3 | | B X 1-0 ① F9 | | S B S X 1-2 ② SF8 3-H | C B X 1-1 ② SF7 3-H | | F F S 0-3 ③ K | | 3 | 0 | 0 | 2 | 0 | 1 | 0 |
| Ron Gant, R (1, 7)<br>OBP: 0.313, SLG: 0.425 | S B B X 2-1 1B P6-2 2B | | B C B X 2-1 ② G1-3 | | C B S X 1-2 HBP 1-3 2B | S C B S 1-3 ③ K | | | B B S B B 4-1 1B BB SF7 BB | 4 | 1 | 2 | 0 | 1 | 1 | 2 |
| Ray Lankford, L (1, 8)<br>OBP: 0.429, SLG: 0.657 | B B B C X 3-1 2-3 1B | | S S S 0-3 ③ K | | I I I 4-0 HBP IBB | B S F X 1-2 G5-3 1B | | | B B B B 4-0 1-2 1B BB | 3 | 0 | 2 | 0 | 2 | 1 | 0 |
| Dmitri Young, S (1, 3)<br>OBP: 0.345, SLG: 0.406 | B F X 1-1 ② ③ P6-2 3-Hf | | | S F B B X 2-2 ① G3 | C C H 1-2 1-2 2-3 3-H HBP | C C B F X 1-2 ① P5 | | | L X 0-1 1-2 2-3 1B | 4 | 0 | 1 | 1 | 0 | 0 | 3 |
| Gary Gaetti, R (1, 5)<br>OBP: 0.321, SLG: 0.414<br>Tony Fossas, L (7, 1)<br>Scott Livingstone, L (9, PH)<br>OBP: 0.222, SLG: 0.212<br>Dennis Eckersley, R (9, 1) | | B B X 2-0 ① G4-3 | | B B S S X 2-2 ② P3 | C X 0-1 ③ G5-3 | X 0-0 ② G5-3 1-2 | | | C B R X 1-2 ① SF7 3-H | 4<br>0<br>0<br>0 | 0<br>0<br>0<br>0 | 0<br>0<br>1<br>0 | 0<br>0<br>1<br>0 | 0<br>0<br>0<br>0 | 0<br>0<br>0<br>0 | 4<br>0<br>0<br>0 |
| John Mabry, L (1, 9)<br>OBP: 0.373, SLG: 0.409 | | F X 0-1 1B WP 2B | | F B B B F C 2-3 ③ K | F B B B C B X 3-2 BB WP SF7 1B | I I I 4-0 IBB | | | F S S 0-3 ② K | 4 | 2 | 2 | 0 | 1 | 2 | 2 |
| Royce Clayton, R (1, 6)<br>OBP: 0.305, SLG: 0.403 | | B B X 2-0 WP HBP CS 2-3 1B | | | X 0-0 ① P2 | F S B D B F D 4-2 BB 1-2 BB | C F B F S 1-3 ③ K | | B X 1-0 ③ P3 | 4 | 0 | 1 | 0 | 1 | 1 | 4 |
| Tom Lampkin, L (1, 2)<br>OBP: 0.309, SLG: 0.356<br>Willie McGee, S (6, PH)<br>OBP: 0.359, SLG: 0.417<br>Mike DiFelice, R (6, 2)<br>OBP: 0.288, SLG: 0.343 | | F H 1-1 CS WP 1-2 HBP | | | X 0-0 1B SF8 1B | C B F B B B 4-2 1-2 2-3 BB | | C B C S 1-3 ① K | | 1<br>0<br>1 | 1<br>0<br>0 | 1<br>0<br>0 | 0<br>0<br>0 | 0<br>1<br>0 | 0<br>0<br>1 | 0<br>0<br>0 |
| Todd Stottlemyre, L (1, 1)<br>OBP: 0.333, SLG: 0.364<br>Brian Jordan, R (6, PH)<br>OBP: 0.341, SLG: 0.289<br>Mark Petkovsek, R (6, 1)<br>OBP: 0.125, SLG: 0.125<br>Danny Sheaffer, R (7, 5)<br>OBP: 0.318, SLG: 0.311 | | B B F M S 2-3 ② ③ K 1-3 2-H 3-H | | | B C C X 1-2 2B HBP 1-3 1B | C C S 0-3 ① K | | F B B S C 2-3 ② K | | 2<br>1<br>0<br>1 | 1<br>0<br>0<br>0 | 1<br>0<br>0<br>0 | 0<br>0<br>0<br>0 | 0<br>1<br>0<br>1 | 1<br>3<br>0<br>0 | 2<br>3<br>0<br>0 |
| Inning Stats | R: 0<br>E: 0<br>K: 0<br>S: 8<br>H: 2<br>LOB: 1<br>BB: 0<br>P: 15 | R: 1<br>E: 0<br>K: 1<br>S: 8<br>H: 2<br>LOB: 1<br>BB: 0<br>P: 15 | R: 0<br>E: 0<br>K: 1<br>S: 6<br>H: 0<br>LOB: 0<br>BB: 0<br>P: 9 | R: 0<br>E: 0<br>K: 1<br>S: 9<br>H: 0<br>LOB: 0<br>BB: 0<br>P: 15 | R: 2<br>E: 0<br>K: 0<br>S: 15<br>H: 3<br>LOB: 3<br>BB: 1<br>P: 23 | R: 1<br>E: 0<br>K: 2<br>S: 16<br>H: 1<br>LOB: 2<br>BB: 2<br>P: 29 | R: 0<br>E: 0<br>K: 1<br>S: 12<br>H: 1<br>LOB: 2<br>BB: 1<br>P: 19 | R: 0<br>E: 0<br>K: 3<br>S: 10<br>H: 0<br>LOB: 0<br>BB: 0<br>P: 13 | R: 1<br>E: 0<br>K: 1<br>S: 10<br>H: 1<br>LOB: 2<br>BB: 2<br>P: 20 | 1B: 7<br>2B: 4<br>3B: 0<br>HR: 0<br>SF: 3<br>SAC: 0<br>DP: 1<br>HBP: 2 | | | | | | |

| PITCHER | | IP | WLS | BF | H | R | ER | SO | BB | IBB | HBP | BLK | WP | HR | S | P | ERA | WHIP |
|---|---|---|---|---|---|---|---|---|---|---|---|---|---|---|---|---|---|---|
| Dave Burba, R<br>ERA: 5.84 | (1, 1) | 5.0 | L | 25 | 8 | 4 | 4 | 3 | 1 | 1 | 2 | 0 | 2 | 0 | 52 | 90 | 7.20 | 1.800 |
| Mike Remlinger, L<br>ERA: 2.95 | (6, 1) | 0.0 | | 1 | 0 | 0 | 0 | 0 | 1 | 0 | 0 | 0 | 0 | 0 | 2 | 6 | ∞ | ∞ |
| Scott Sullivan, R<br>ERA: 2.88 | (6, 1) | 2.0 | | 8 | 1 | 0 | 0 | 3 | 0 | 1 | 0 | 0 | 0 | 0 | 20 | 29 | 0.00 | 0.500 |
| Hector Carrasco, R<br>ERA: 3.17 | (8, 1) | 1.0 | | 6 | 1 | 1 | 1 | 3 | 2 | 0 | 0 | 0 | 0 | 0 | 13 | 24 | 9.00 | 3.000 |
| Stan Belinda, R<br>ERA: 3.86 | (9, 1) | 1.0 | | 3 | 0 | 0 | 0 | 1 | 0 | 0 | 0 | 0 | 0 | 0 | 7 | 9 | 0.00 | 0.000 |

| PITCHER | IP | WLS | BF | H | R | ER | SO | BB | IBB | HBP | BLK | WP | HR | S | P | ERA | WHIP |
|---|---|---|---|---|---|---|---|---|---|---|---|---|---|---|---|---|---|

# TOP

## St. Louis Cardinals @ Cincinnati Reds

Cinergy Field, Cincinnati, OH

Thu Jun 26 1997, 7:05 PM EDT

Att. 20,116 - Unknown - 82 F

livebaseballscorecards.com

| | |
|---|---|
| AB | 32 |
| R | 5 |
| H | 10 |
| RBI | 4 |
| BB | 6 |
| SO | 10 |
| LOB | 20 |

# BOTTOM

## St. Louis Cardinals @ Cincinnati Reds

Cinergy Field, Cincinnati, OH

Thu Jun 26 1997, 7:05 PM EDT

Att. 20,116 - Unknown - 82 F

| Batter | 1 | 2 | 3 | 4 | 5 | 6 | 7 | 8 | 9 | AB | R | H | RBI | BB | SO | LOB |
|---|---|---|---|---|---|---|---|---|---|---|---|---|---|---|---|---|
| Deion Sanders, L (1, 7)<br>OBP: 0.353, SLG: 0.409 | B3 | | K | | L4 | | G6-3 | | F7 | 5 | 0 | 0 | 0 | 0 | 1 | 1 |
| Curtis Goodwin, L (1, 8)<br>OBP: 0.370, SLG: 0.370 | G6-3 | | | G1-3 | S E 1B | | G4-3 | | | 3 | 1 | 1 | 0 | 0 | 0 | 0 |
| Mike Kelly, R (7, PH) (8, 8)<br>OBP: 0.286, SLG: 0.423 | | | | | | | | | | 1 | 0 | 0 | 0 | 0 | 0 | 0 |
| Lenny Harris, L (1, 4)<br>OBP: 0.285, SLG: 0.399 | P5 | | | 2B 1B | P5 | | | G4-3 | | 4 | 1 | 1 | 0 | 0 | 0 | 1 |
| Eduardo Perez, R (1, 5)<br>OBP: 0.333, SLG: 0.457 | | F8 | | WP G1-3 1-H 2B | E6 1-H 1B | | | S 1B | | 4 | 1 | 3 | 1 | 0 | 0 | 0 |
| Willie Greene, L (1, 9)<br>OBP: 0.357, SLG: 0.459 | | G3 | | HBP G1-3 2-3 BB | F7 | | | K 1-2 | | 3 | 0 | 0 | 0 | 1 | 1 | 2 |
| Joe Oliver, R (1, 2)<br>OBP: 0.321, SLG: 0.390 | | BB | | G1-3 1-2 3-H | K | | | G6-3 | | 3 | 0 | 0 | 1 | 1 | 1 | 2 |
| Hal Morris, L (1, 3)<br>OBP: 0.297, SLG: 0.317 | | F9 | | HBP IBB | | G3 | | | G5-3 | 3 | 0 | 0 | 0 | 1 | 0 | 1 |
| Pokey Reese, R (1, 6)<br>OBP: 0.306, SLG: 0.346 | | | K | HBP 1-2 2-3 | | F7 | | | P2 | 2 | 0 | 0 | 0 | 0 | 1 | 0 |
| Jeff Branson, L (9, PH)<br>OBP: 0.195, SLG: 0.232 | | | | | | | | | | 1 | 0 | 0 | 0 | 0 | 0 | 0 |
| Dave Burba, R (1, 1)<br>OBP: 0.208, SLG: 0.174 | | | K | P3 | | | F7 | | 2B | 2 | 0 | 0 | 0 | 0 | 1 | 3 |
| Mike Remlinger, L (6, 1) | | | | | | | | | | 0 | 0 | 0 | 0 | 0 | 0 | 0 |
| Scott Sullivan, R (6, 1) | | | | | | | | | | 0 | 0 | 0 | 0 | 0 | 0 | 0 |
| Terry Pendleton, S (7, PH)<br>OBP: 0.306, SLG: 0.333 | | | | | | | | | | 1 | 0 | 0 | 0 | 0 | 0 | 0 |
| Hector Carrasco, R (8, 1) | | | | | | | | | | 0 | 0 | 0 | 0 | 0 | 0 | 0 |
| Stan Belinda, R (9, 1) | | | | | | | | | | 0 | 0 | 0 | 0 | 0 | 0 | 0 |
| Eddie Taubensee, L (9, PH)<br>OBP: 0.325, SLG: 0.462 | | | | | | | | | | 1 | 0 | 1 | 0 | 0 | 0 | 0 |
| Inning Stats | R: 0<br>E: 0<br>K: 0<br>S: 6<br>H: 0<br>LOB: 0<br>BB: 0<br>P: 7 | R: 0<br>E: 0<br>K: 0<br>S: 8<br>H: 0<br>LOB: 1<br>BB: 1<br>P: 16 | R: 0<br>E: 0<br>K: 3<br>S: 10<br>H: 0<br>LOB: 0<br>BB: 0<br>P: 15 | R: 2<br>E: 0<br>K: 0<br>S: 15<br>H: 2<br>LOB: 3<br>BB: 2<br>P: 30 | R: 1<br>E: 1<br>K: 0<br>S: 8<br>H: 2<br>LOB: 1<br>BB: 0<br>P: 16 | R: 0<br>E: 0<br>K: 1<br>S: 6<br>H: 0<br>LOB: 0<br>BB: 0<br>P: 9 | R: 0<br>E: 0<br>K: 0<br>S: 7<br>H: 0<br>LOB: 0<br>BB: 0<br>P: 9 | R: 0<br>E: 0<br>K: 1<br>S: 10<br>H: 1<br>LOB: 1<br>BB: 0<br>P: 16 | R: 0<br>E: 0<br>K: 0<br>S: 7<br>H: 1<br>LOB: 1<br>BB: 0<br>P: 12 | 1B: 4<br>2B: 2<br>3B: 0<br>HR: 0<br>SF: 0<br>SAC: 0<br>DP: 0<br>HBP: 1 | WP: 1<br>PB: 0<br>SB: 2<br>CS: 0<br>PA: 37 | | | | | |

livebaseballscorecards.com

| | AB | 33 |
|---|---|---|
| | R | 3 |
| | H | 6 |
| | RBI | 2 |
| | BB | 3 |
| | SO | 5 |
| | LOB | 10 |

| PITCHER | | IP | WLS | BF | H | R | ER | SO | BB | IBB | HBP | BLK | WP | HR | S | P | ERA | WHIP |
|---|---|---|---|---|---|---|---|---|---|---|---|---|---|---|---|---|---|---|
| Todd Stottlemyre, R<br>ERA: 4.21 | (1, 1) | 5.0 | W | 23 | 4 | 3 | 2 | 3 | 2 | 1 | 1 | 0 | 1 | 0 | 47 | 84 | 3.60 | 1.200 |
| Mark Petkovsek, R<br>ERA: 3.42 | (6, 1) | 1.1 | | 4 | 0 | 0 | 0 | 1 | 0 | 0 | 0 | 0 | 0 | 0 | 7 | 10 | 0.00 | 0.000 |
| Tony Fossas, L<br>ERA: 1.42 | (7, 1) | 1.2 | | 6 | 1 | 0 | 0 | 1 | 0 | 0 | 0 | 0 | 0 | 0 | 16 | 24 | 0.00 | 0.600 |
| Dennis Eckersley, R<br>ERA: 4.03 | (9, 1) | 1.0 | S | 4 | 1 | 0 | 0 | 0 | 0 | 0 | 0 | 0 | 0 | 0 | 7 | 12 | 0.00 | 1.000 |

| PITCHER | IP | WLS | BF | H | R | ER | SO | BB | IBB | HBP | BLK | WP | HR | S | P | ERA | WHIP |
|---|---|---|---|---|---|---|---|---|---|---|---|---|---|---|---|---|---|

| Batter | 1 | 2 | 3 | 4 | 5 | 6 | 7 | 8 | 9 | AB | R | H | RBI | BB | SO | LOB |
|---|---|---|---|---|---|---|---|---|---|---|---|---|---|---|---|---|
| Delino DeShields, L (1, 4)<br>OBP: 0.341, SLG: 0.463 | B X 1-0 ① P6 | | B X 1-0 ② P6 | | B B B C B 4-1 1-2 BB | | | F S B F B S 2-3 ② K 1-2 | | 3 | 0 | 0 | 0 | 1 | 1 | 1 |
| Ron Gant, R (1, 7)<br>OBP: 0.313, SLG: 0.422 | B C S B C 2-3 ② K | | C C S 0-3 ③ K | | B C B 2-1 ③ 2-5 2-3 | B B F F X 2-2 ① G4-3 | | C B S X 1-2 ③ 2-H 1B | | 4 | 0 | 1 | 0 | 0 | 2 | 0 |
| Ray Lankford, L (1, 8)<br>OBP: 0.426, SLG: 0.648 | B S F B C 2-3 ③ K | | | B C B F F B F B 4-2 G5-3 SF9 BB | | C B F B X 2-2 ② F9 | | | F B X 1-1 ① P6 | 3 | 1 | 0 | 0 | 1 | 1 | 0 |
| Gary Gaetti, R (1, 5)<br>OBP: 0.320, SLG: 0.412 | | X 0-0 ① G5-3 | | C 1 SAFE B X 1-1 ① G5-3 1-3 | | B C S S 1-3 ③ K | | | X 0-0 ① 1B 1B | 4 | 0 | 1 | 0 | 0 | 1 | 1 |
| John Mabry, L (1, 9)<br>OBP: 0.372, SLG: 0.408 | | C S F B X 1-2 ② F8 | | F F B F X 1-2 ② SF9 3-H | | | F B X 1-1 ① G3 | | B S S X 1-2 G6-4-3 1-2 1B | 3 | 0 | 1 | 1 | 0 | 0 | 0 |
| Royce Clayton, R (1, 6)<br>OBP: 0.307, SLG: 0.402 | | B X 1-0 HR 1B | | B S B S B X 3-2 ③ G6-3 | | | B B B 4-0 L4-3 BB | | B L X 1-1 ② ③ G6-4-3 1-2f | 3 | 1 | 1 | 0 | 1 | 0 | 2 |
| Mike DiFelice, R (1, 2)<br>OBP: 0.301, SLG: 0.380<br>Scott Livingstone, L (7, PH)<br>OBP: 0.222, SLG: 0.212<br>Willie McGee, S (7, PH)<br>OBP: 0.357, SLG: 0.414<br>Tom Lampkin, L (7, 2)<br>OBP: 0.309, SLG: 0.356 | | X 0-0 1-H HR | | | B B F C B B 4-2 2-5 BB BB | | F X 0-1 ② ③ L4-3 1-2 | | | 1<br>0<br>1<br>0 | 1<br>0<br>0<br>0 | 1<br>0<br>0<br>0 | 2<br>0<br>0<br>0 | 1<br>0<br>0<br>0 | 0<br>0<br>0<br>0 | 0<br>0<br>1<br>0 |
| Dmitri Young, S (1, 3)<br>OBP: 0.340, SLG: 0.399 | | X 0-0 ③ F9 | | | C F B S 1-3 ① K | | | C B S T F X 1-2 E5 WP 1B | | 3 | 0 | 0 | 0 | 0 | 1 | 1 |
| Alan Benes, R (1, 1)<br>OBP: 0.216, SLG: 0.270<br>Micah Franklin, S (8, PH)<br>OBP: 0.389, SLG: 0.515<br>Rigo Beltran, L (8, 1) | | | C F B X 1-2 ① G4-3 | | F M L 0-3 ② K | | | S S S 0-3 ① K | | 2<br>1<br>0 | 0<br>0<br>0 | 0<br>0<br>0 | 0<br>0<br>0 | 1<br>1<br>0 | 1<br>1<br>0 | 1<br>1<br>0 |
| Inning Stats | R: 0 E: 0 K: 2 S: 7 H: 0 LOB: 0 BB: 0 P: 12 | R: 2 E: 0 K: 0 S: 8 H: 2 LOB: 0 BB: 0 P: 10 | R: 0 E: 0 K: 1 S: 7 H: 0 LOB: 0 BB: 0 P: 9 | R: 1 E: 0 K: 0 S: 13 H: 0 LOB: 0 BB: 1 P: 22 | R: 0 E: 0 K: 2 S: 10 H: 0 LOB: 2 BB: 2 P: 21 | R: 0 E: 0 K: 1 S: 9 H: 0 LOB: 0 BB: 0 P: 14 | R: 0 E: 0 K: 0 S: 4 H: 0 LOB: 0 BB: 1 P: 9 | R: 0 E: 1 K: 2 S: 14 H: 1 LOB: 2 BB: 0 P: 18 | R: 0 E: 0 K: 0 S: 8 H: 2 LOB: 1 BB: 0 P: 11 | 1B: 4 2B: 1 3B: 0 HR: 1 | SF: 1 SAC: 0 DP: 2 HBP: 0 | | | | | | |

# TOP

## St. Louis Cardinals @ Cincinnati Reds

Cinergy Field, Cincinnati, OH

Fri Jun 27 1997, 7:05 PM EDT
Att. 28,317 - Unknown - 82 F

livebaseballscorecards.com

| | |
|---|---|
| AB | 28 |
| R | 3 |
| H | 5 |
| RBI | 3 |
| BB | 4 |
| SO | 8 |
| LOB | 8 |

WP: 1 PB: 0 SB: 0 CS: 0 PA: 33

| PITCHER | | IP | WLS | BF | H | R | ER | SO | BB | IBB | HBP | BLK | WP | HR | S | P | ERA | WHIP |
|---|---|---|---|---|---|---|---|---|---|---|---|---|---|---|---|---|---|---|
| Brett Tomko, R<br>ERA: 2.19 | (1, 1) | 6.1 | W | 25 | 2 | 3 | 3 | 6 | 4 | 0 | 0 | 0 | 0 | 1 | 56 | 95 | 4.26 | 0.947 |
| Mike Remlinger, L<br>ERA: 2.84 | (7, 1) | 1.1 | | 4 | 0 | 0 | 0 | 2 | 0 | 0 | 0 | 0 | 1 | 0 | 13 | 16 | 0.00 | 0.000 |
| Jeff Shaw, R<br>ERA: 1.58 | (8, 1) | 1.1 | S | 5 | 3 | 0 | 0 | 0 | 0 | 0 | 0 | 0 | 0 | 0 | 11 | 15 | 0.00 | 2.250 |

| PITCHER | | IP | WLS | BF | H | R | ER | SO | BB | IBB | HBP | BLK | WP | HR | S | P | ERA | WHIP |
|---|---|---|---|---|---|---|---|---|---|---|---|---|---|---|---|---|---|---|

# BOTTOM

## St. Louis Cardinals @ Cincinnati Reds

Cinergy Field, Cincinnati, OH

Fri Jun 27 1997, 7:05 PM EDT

Att. 28,317 - Unknown - 82 F

| Batter | 1 | 2 | 3 | 4 | 5 | 6 | 7 | 8 | 9 | AB | R | H | RBI | BB | SO | LOB |
|---|---|---|---|---|---|---|---|---|---|---|---|---|---|---|---|---|
| Deion Sanders, L (1, 7)<br>OBP: 0.349, SLG: 0.404 | S X 0-1 G4-3 ① | | B F B B F X 3-2 F7 ① | | F C S 0-3 K ③ | | C X 0-1 L3 ② | | | 4 | 1 | 0 | 0 | 0 | 0 | 0 |
| Curtis Goodwin, L (1, 8)<br>OBP: 0.377, SLG: 0.375 | X 0-0 G3-1 ② | | B B X 2-0 E 1B CS 1B | | | C B B X 2-1 E4 1B HR | B X 1-0 F9 ③ | | | 3 | 1 | 2 | 0 | 1 | 0 | 0 |
| Lenny Harris, L (1, 4)<br>OBP: 0.286, SLG: 0.397<br>Terry Pendleton, S (8, PH)<br>OBP: 0.303, SLG: 0.330 (9, 5) | C B C X 1-2 G4-3 ③ | | P X 1-0 E4 CS 1-3 1B | | | C C B F B X 1-2 S 1-3 HR 1B | | S B B B B 4-1 WP PB FC3-2 BB | | 3<br>1 | 0<br>0 | 1<br>0 | 0<br>0 | 0<br>0 | 0<br>1 | 2<br>1 |
| Eduardo Perez, R (1, 5)<br>OBP: 0.333, SLG: 0.448<br>Jeff Branson, L (7, 5)<br>OBP: 0.193, SLG: 0.229 (9, 4) | | B C C F C 1-3 K ① | F B 1-1 CS ② ③ 1-2 3-H | | | B B F F B F X 3-2 P5 ① | | B B C C F F S 2-3 K FC3-2 1-3 | | 2<br>1 | 1<br>0 | 0<br>0 | 0<br>0 | 1<br>0 | 2<br>0 | 0<br>2 |
| Eddie Taubensee, L (1, 2)<br>OBP: 0.319, SLG: 0.453<br>Mike Remlinger, L (7, 1)<br>Jeff Shaw, R (8, 1) | | C E B S 1-3 K2-3 ② | | S F B S 1-3 K ① | | B 1 SAFE B S F F F B F F 4-2 F B HR BB 1-2 | | S X 0-1 FC3-2 ① 1-2 3-H | | 3<br>0<br>1 | 0<br>0<br>0 | 0<br>0<br>0 | 0<br>0<br>0 | 0<br>0<br>1 | 2<br>0<br>2 | 3<br>0<br>2 |
| Willie Greene, L (1, 9)<br>OBP: 0.359, SLG: 0.471<br>Mike Kelly, R (9, 9)<br>OBP: 0.286, SLG: 0.423 | B B B B 4-0 1B WP BB | | | F X 0-1 G3-1 ② | | B F C B S 2-3 K ② | | B C S L 1-3 K ② | | 3<br>0 | 2<br>0 | 1<br>0 | 4<br>0 | 1<br>0 | 2<br>0 | 2<br>0 |
| Hal Morris, L (1, 3)<br>OBP: 0.297, SLG: 0.317 | | B C X 1-1 WP 1-3 1B | | B F F B C 2-3 K ③ | | X 0-0 1-H 2-H 3-H HR | | S C D C 1-3 K ③ | | 3 | 0 | 1 | 0 | 0 | 0 | 0 |
| Pokey Reese, R (1, 6)<br>OBP: 0.307, SLG: 0.340 | | B S 3 SAFE D D F B 4-2 FC6-4 1-2 3-H BB | | | B B F X 2-1 G3 ① | C B X 1-1 F7 ③ | | | | 2 | 0 | 0 | 0 | 1 | 1 | 0 |
| Brett Tomko, R (1, 1)<br>OBP: 0.200, SLG: 0.222<br>Joe Oliver, R (7, 2)<br>OBP: 0.319, SLG: 0.387 | | C D X 1-1 FC6-4 ③ 1-2f | | | F F B B F B C 2-3 K ② | | B C X 1-1 G6-3 ① | | | 2<br>1 | 0<br>0 | 0<br>0 | 0<br>0 | 0<br>0 | 1<br>0 | 2<br>0 |
| Inning Stats | R: 0 E: 0 K: 0 S: 6 H: 0 LOB: 0 BB: 0 P: 7 | R: 1 E: 0 K: 2 S: 14 H: 1 LOB: 2 BB: 2 P: 26 | R: 0 E: 1 K: 0 S: 7 H: 2 LOB: 0 BB: 0 P: 13 | R: 0 E: 0 K: 2 S: 8 H: 0 LOB: 0 BB: 0 P: 11 | R: 0 E: 0 K: 2 S: 10 H: 0 LOB: 0 BB: 0 P: 14 | R: 4 E: 1 K: 1 S: 22 H: 2 LOB: 0 BB: 1 P: 35 | R: 0 E: 0 K: 0 S: 5 H: 0 LOB: 0 BB: 0 P: 7 | R: 0 E: 0 K: 3 S: 14 H: 0 LOB: 2 BB: 1 P: 22 | | 1B: 4<br>2B: 1<br>3B: 0<br>HR: 1 | SF: 0<br>SAC: 0<br>DP: 1<br>HBP: 0 | | | | | | |

livebaseballscorecards.com

| | |
|---|---|
| AB | 29 |
| R | 5 |
| H | 5 |
| RBI | 4 |
| BB | 4 |
| SO | 10 |
| LOB | 14 |

WP: 2 PB: 1 SB: 1 CS: 2 PA: 34

| PITCHER | | IP | WLS | BF | H | R | ER | SO | BB | IBB | HBP | BLK | WP | HR | S | P | ERA | WHIP |
|---|---|---|---|---|---|---|---|---|---|---|---|---|---|---|---|---|---|---|
| Alan Benes, R<br>ERA: 2.65 | (1, 1) | 7.0 | L | 28 | 5 | 5 | 1 | 7 | 3 | 0 | 0 | 0 | 1 | 1 | 72 | 113 | 1.29 | 1.143 |
| Rigo Beltran, L<br>ERA: 2.35 | (8, 1) | 1.0 | | 5 | 0 | 0 | 0 | 3 | 1 | 0 | 0 | 0 | 1 | 0 | 14 | 22 | 0.00 | 1.000 |

| PITCHER | IP | WLS | BF | H | R | ER | SO | BB | IBB | HBP | BLK | WP | HR | S | P | ERA | WHIP |
|---|---|---|---|---|---|---|---|---|---|---|---|---|---|---|---|---|---|

| Batter | 1 | 2 | 3 | 4 | 5 | 6 | 7 | 8 | 9 | AB | R | H | RBI | BB | SO | LOB |
|---|---|---|---|---|---|---|---|---|---|---|---|---|---|---|---|---|
| Royce Clayton, R (1, 6)<br>OBP: 0.314, SLG: 0.407 | C L B B B B<br>4-2 HR BB | X<br>0-0 3-H 2B | B B B B<br>4-0 1-2 BB 1B BB | | C X<br>0-1 1B 1B | F S B 2 S SAFE<br>1-3 ③ K | | | F C C<br>0-3 ① K | 4 | 3 | 2 | 1 | 2 | 2 | 2 |
| Ron Gant, R (1, 7)<br>OBP: 0.317, SLG: 0.435<br>Micah Franklin, S (9, PH)<br>OBP: 0.378, SLG: 0.500 (9, 7) | B B X<br>2-0 1-H HR | B C F C<br>1-3 ② K | C C D B B B<br>4-2 1-2 2-3 1B BB | | B 1 SAFE C B B C X<br>3-2 1-3 1B 1B | | F S B B B F F X<br>3-2 ① F9 | | S C S<br>0-3 ② K | 4<br>1 | 1<br>0 | 2<br>0 | 2<br>0 | 1<br>0 | 1<br>1 | 1<br>0 |
| Willie McGee, S (1, 8)<br>OBP: 0.369, SLG: 0.425 (5, 9) | X<br>0-0 ③ S 1B 1B | X<br>0-0 ③ L3 | X<br>0-0 1-2 2-H 3-H 1B | | F 1 SAFE B X<br>1-1 1-2 3-H 1B | | B B X<br>2-0 ② G4-3 | | X<br>0-0 1B | 6 | 1 | 4 | 3 | 0 | 0 | 1 |
| John Mabry, L (1, 9)<br>OBP: 0.370, SLG: 0.409<br>Rigo Beltran, L (9, 1) | C F T<br>0-2 ① K | 0 SH5-3 1B 2B<br>x 0-0 ③ L4 | | | B B X<br>2-0 ③ F8 | | X<br>0-0 ③ F8 | | C S X<br>0-2 ③ F8 | 4<br>0 | 1<br>0 | 1<br>0 | 0<br>0 | 0<br>0 | 1<br>0 | 5<br>0 |
| Danny Sheaffer, R (1, 5)<br>OBP: 0.309, SLG: 0.302<br>Delino DeShields, L (6, PH)<br>OBP: 0.342, SLG: 0.463 (6, 4) | S X<br>0-1 ② L8 | X<br>0-0 ① 2-3 SH5-3 | X<br>0-0 ① P3 | | | B X<br>1-0 S SF8 1B | | B C B B B C X<br>3-2 ① F7 | | 2<br>2 | 0<br>1 | 0<br>1 | 0<br>0 | 0<br>0 | 0<br>0 | 1<br>0 |
| Dmitri Young, S (1, 3)<br>OBP: 0.351, SLG: 0.415 | B X<br>1-0 1-H 1B | F S B B B D X<br>3-2 3-H E 1B | B B F X<br>2-1 ② F9 | | | X<br>0-0 1-2 S 1B | | F S B X<br>1-2 2B 2B | | 5 | 2 | 4 | 2 | 0 | 0 | 0 |
| Mike DiFelice, R (1, 2)<br>OBP: 0.297, SLG: 0.371 | B S B T C<br>2-3 ③ K | F B C X<br>1-2 1-H E9 1B | B B X<br>2-0 ③ F8 | | | S S B B F F B F C<br>3-3 ① K 1-2 2-3 | | B F B F S<br>2-3 ② K | | 5 | 1 | 1 | 0 | 0 | 3 | 4 |
| Mike Gallego, R (1, 4)<br>OBP: 0.186, SLG: 0.220<br>Scott Livingstone, L (6, PH)<br>OBP: 0.216, SLG: 0.212<br>Gary Gaetti, R (6, 5)<br>OBP: 0.323, SLG: 0.419 | | C F B B F B X<br>3-2 SH5-4 2B 2B | C F O S<br>1-3 ② K | | B C S F C<br>1-3 ① K | B X<br>1-0 ② SF8 3-H | | S F B X<br>1-2 2-H 2B | | 3<br>0<br>1 | 1<br>0<br>0 | 1<br>0<br>1 | 0<br>1<br>1 | 0<br>0<br>0 | 2<br>0<br>0 | 1<br>0<br>0 |
| Fernando Valenzuela, L (1, 1)<br>OBP: 0.200, SLG: 0.200<br>Mark Petkovsek, R (5, 1)<br>OBP: 0.111, SLG: 0.111<br>Ray Lankford, L (5, 8)<br>OBP: 0.427, SLG: 0.645<br>Tom Lampkin, L (9, PH)<br>OBP: 0.307, SLG: 0.354 | | L X<br>0-1 ① 2-3 SH5-4 | X<br>0-0 3-H BB BB 1B 1B | | F X<br>0-1 ② F8 | I I<br>4-0 IBB | | F B X<br>1-1 ③ F9 | | 2<br>1<br>1<br>1 | 1<br>0<br>0<br>0 | 1<br>0<br>0<br>0 | 1<br>0<br>0<br>0 | 0<br>0<br>1<br>0 | 0<br>0<br>0<br>0 | 0<br>0<br>1<br>1 |
| Inning Stats | R: 3 H: 3<br>E: 0 LOB: 1<br>K: 2 BB: 1<br>S: 13 P: 22 | R: 1 H: 2<br>E: 0 LOB: 1<br>K: 1 BB: 0<br>S: 11 P: 15 | R: 5 H: 5<br>E: 1 LOB: 2<br>K: 1 BB: 2<br>S: 16 P: 30 | R: 0 H: 0<br>E: 0 LOB: 0<br>K: 0 BB: 0<br>S: 4 P: 8 | R: 1 H: 3<br>E: 0 LOB: 2<br>K: 1 BB: 0<br>S: 14 P: 21 | R: 1 H: 2<br>E: 0 LOB: 2<br>K: 2 BB: 1<br>S: 12 P: 22 | R: 0 H: 0<br>E: 0 LOB: 0<br>K: 0 BB: 0<br>S: 7 P: 12 | R: 1 H: 2<br>E: 0 LOB: 1<br>K: 1 BB: 0<br>S: 14 P: 22 | R: 0 H: 1<br>E: 0 LOB: 1<br>K: 2 BB: 0<br>S: 10 P: 10 | 1B: 12 SF: 1<br>2B: 5 SAC: 2<br>3B: 0 DP: 0<br>HR: 1 HBP: 0 | | | | | | |

# TOP

## St. Louis Cardinals @ Cincinnati Reds

Cinergy Field, Cincinnati, OH

Sat Jun 28 1997, 3:33 AM EDT

Att. 24,390 - Sunny - 80 F

livebaseballscorecards.com

| | |
|---|---|
| AB | 42 |
| R | 12 |
| H | 18 |
| RBI | 11 |
| BB | 4 |
| SO | 10 |
| LOB | 17 |

WP: 0 PA: 49
PB: 0
SB: 3
CS: 0

| PITCHER | | IP | WLS | BF | H | R | ER | SO | BB | IBB | HBP | BLK | WP | HR | S | P | ERA | WHIP |
|---|---|---|---|---|---|---|---|---|---|---|---|---|---|---|---|---|---|---|
| John Smiley, L<br>ERA: 6.07 | (1, 1) | 2.1 | L | 16 | 8 | 7 | 7 | 3 | 1 | 0 | 0 | 0 | 0 | 1 | 32 | 50 | 27.00 | 3.857 |
| Hector Carrasco, R<br>ERA: 3.42 | (3, 1) | 1.2 | | 9 | 2 | 2 | 2 | 1 | 2 | 0 | 0 | 0 | 0 | 0 | 12 | 25 | 10.80 | 2.400 |
| Felix Rodriguez, R<br>ERA: 4.5 | (5, 1) | 1.0 | | 6 | 3 | 1 | 1 | 1 | 0 | 0 | 0 | 0 | 0 | 0 | 14 | 21 | 9.00 | 3.000 |
| Scott Sullivan, R<br>ERA: 3.13 | (6, 1) | 3.0 | | 14 | 4 | 2 | 2 | 3 | 0 | 1 | 0 | 0 | 0 | 0 | 33 | 56 | 6.00 | 1.333 |
| Stan Belinda, R<br>ERA: 3.78 | (9, 1) | 1.0 | | 4 | 1 | 0 | 0 | 2 | 0 | 0 | 0 | 0 | 0 | 0 | 10 | 10 | 0.00 | 1.000 |

| PITCHER | IP | WLS | BF | H | R | ER | SO | BB | IBB | HBP | BLK | WP | HR | S | P | ERA | WHIP |
|---|---|---|---|---|---|---|---|---|---|---|---|---|---|---|---|---|---|

# BOTTOM

## St. Louis Cardinals @ Cincinnati Reds

Cinergy Field, Cincinnati, OH

Sat Jun 28 1997, 3:33 AM EDT
Att. 24,390 - Sunny - 80 F

livebaseballscorecards.com

| Batter | 1 | 2 | 3 | 4 | 5 | 6 | 7 | 8 | 9 | AB | R | H | RBI | BB | SO | LOB |
|---|---|---|---|---|---|---|---|---|---|---|---|---|---|---|---|---|
| Deion Sanders, L (1, 8)<br>OBP: 0.346, SLG: 0.401 | X<br>0-0 ①<br>F8 | | C F B X<br>1-2<br>E6<br>S S<br>2B | | B B S F B X<br>3-2<br>S PB<br>1B<br>1B | S T F S<br>0-3 ③<br>K | | | S B S B S<br>2-3 ①<br>K | 5 | 2 | 1 | 0 | 0 | 2 | 1 |
| Pokey Reese, R (1, 6)<br>OBP: 0.311, SLG: 0.330 | B B B B<br>4-0<br>E<br>BB | | B B C S C<br>2-3 ①<br>K<br>1-2 | | B<br>1 SAFE<br>1 SAFE<br>1 SAFE<br>B B S B<br>4-1<br>1B<br>1-3<br>1B<br>BB | | C S S<br>0-3 ①<br>K | | B C C B X<br>2-2<br>G3<br>1-2 | 3 | 2 | 0 | 0 | 2 | 2 | 2 |
| Mike Kelly, R (1, 9)<br>OBP: 0.311, SLG: 0.474 | B X<br>1-0<br>E7<br>1-H<br>WP<br>2B | | C B B C X<br>2-2<br>1B<br>2-H<br>2B | | F X<br>0-1<br>S 1B<br>1-2<br>G1-2-3<br>3-H<br>1B | | C B B F B F X<br>3-2 ②<br>L5 | | C B S S S<br>1-3 ③<br>K | 5 | 2 | 3 | 3 | 0 | 1 | 1 |
| Eduardo Perez, R (1, 7)<br>OBP: 0.327, SLG: 0.439<br>Willie Greene, L (5, PH)<br>OBP: 0.360, SLG: 0.472 (6, 7) | B B S C X<br>2-2 ②<br>G4-3<br>3-H | | B C F B B S<br>3-3 ②<br>K | | X<br>0-0<br>S<br>1-2<br>2-H<br>1B | | S C B B X<br>2-2 ③<br>G6-3 | | | 2<br>2 | 0<br>0 | 0<br>1 | 0<br>1 | 0<br>0 | 1<br>0 | 1<br>0 |
| Terry Pendleton, S (1, 5)<br>OBP: 0.301, SLG: 0.327 | B F B C F F X<br>2-2 ③<br>P6 | | B B F B B X<br>3-1<br>FC5-4<br>2-H<br>1B | | M X<br>0-1 ①<br>L7 | | | B B C F X<br>2-2 ①<br>G3 | | 4 | 0 | 1 | 1 | 0 | 0 | 2 |
| Joe Oliver, R (1, 3)<br>OBP: 0.324, SLG: 0.386 (5, 2) | | F C B B B F S<br>2-3 ①<br>K | F B 1 SAFE F D X<br>2-2 ③<br>FC5-4<br>1-2f | | B F D B S D<br>4-2<br>1-2<br>2-3<br>BB | | | C X<br>0-1<br>FC3-6<br>1B | | 3 | 0 | 1 | 0 | 1 | 1 | 1 |
| Brook Fordyce, R (1, 2)<br>OBP: 0.276, SLG: 0.308<br>Felix Rodriguez, R (5, 1)<br>Lenny Harris, L (5, PH)<br>OBP: 0.284, SLG: 0.394<br>Scott Sullivan, R (6, 1)<br>Curtis Goodwin, L (8, PH)<br>OBP: 0.376, SLG: 0.373<br>Stan Belinda, R (9, 1) | | B B F F X<br>2-2 ②<br>L9 | | F F X<br>0-2 ①<br>G4-3 | B F X<br>1-1 ② ③<br>G1-2-3<br>3-Hf | | | F X<br>0-1 ②<br>P6 | | 2<br>0<br>1<br>0<br>1<br>0 | 0<br>0<br>0<br>0<br>0<br>0 | 0<br>0<br>0<br>0<br>0<br>0 | 0<br>0<br>0<br>0<br>0<br>0 | 0<br>0<br>0<br>0<br>0<br>0 | 0<br>0<br>3<br>0<br>1<br>0 | 0<br>0<br>0<br>0<br>1<br>0 |
| Jeff Branson, L (1, 4)<br>OBP: 0.196, SLG: 0.241 | | B F X<br>1-1<br>2B | C F B X<br>1-2 ②<br>F7 | | | C S S<br>0-3 ①<br>K | | X<br>0-0 ③<br>FC3-6<br>1-2f | | 4 | 0 | 1 | 0 | 0 | 1 | 1 |
| John Smiley, L (1, 1)<br>OBP: 0.103, SLG: 0.138<br>Hector Carrasco, R (3, 1)<br>Hal Morris, L (4, PH)<br>OBP: 0.297, SLG: 0.317 (5, 3) | | C X<br>0-1 ③<br>G5-3 | C B F X<br>1-2 ③<br>G4-3 | | | B X<br>1-0 ②<br>F8 | | | B X<br>1-0<br>G3<br>1B | 1<br>0<br>3 | 0<br>0<br>0 | 0<br>0<br>1 | 0<br>0<br>0 | 0<br>0<br>0 | 0<br>0<br>0 | 1<br>0<br>0 |
| Inning Stats | R: 2 E: 1 K: 0 S: 10<br>H: 1 LOB: 0 BB: 1 P: 19 | R: 0 E: 0 K: 1 S: 11<br>H: 1 LOB: 1 BB: 0 P: 16 | R: 2 E: 1 K: 2 S: 17<br>H: 2 LOB: 1 BB: 0 P: 30 | R: 0 E: 0 K: 0 S: 9<br>H: 0 LOB: 0 BB: 0 P: 11 | R: 2 E: 0 K: 0 S: 13<br>H: 3 LOB: 2 BB: 2 P: 25 | R: 0 E: 0 K: 2 S: 8<br>H: 0 LOB: 0 BB: 0 P: 9 | R: 0 E: 0 K: 1 S: 10<br>H: 0 LOB: 0 BB: 0 P: 15 | R: 0 E: 0 K: 0 S: 8<br>H: 1 LOB: 1 BB: 0 P: 10 | R: 0 E: 0 K: 2 S: 10<br>H: 1 LOB: 1 BB: 0 P: 16 | 1B: 6<br>2B: 3<br>3B: 0<br>HR: 0 | SF: 0<br>SAC: 0<br>DP: 1<br>HBP: 0 | | | | WP: 1<br>PB: 1<br>SB: 5<br>CS: 0 | PA: 39 | |

| PITCHER | | IP | WLS | BF | H | R | ER | SO | BB | IBB | HBP | BLK | WP | HR | S | P | ERA | WHIP |
|---|---|---|---|---|---|---|---|---|---|---|---|---|---|---|---|---|---|---|
| Fernando Valenzuela, L<br>ERA: 4.76 | (1, 1) | 4.0 | | 21 | 6 | 6 | 4 | 3 | 2 | 0 | 0 | 0 | 1 | 0 | 53 | 89 | 9.00 | 2.000 |
| Mark Petkovsek, R<br>ERA: 3.16 | (5, 1) | 4.0 | W | 14 | 2 | 0 | 0 | 3 | 1 | 0 | 0 | 0 | 0 | 0 | 33 | 46 | 0.00 | 0.750 |
| Rigo Beltran, L<br>ERA: 2.08 | (9, 1) | 1.0 | | 4 | 1 | 0 | 0 | 2 | 0 | 0 | 0 | 0 | 0 | 0 | 10 | 16 | 0.00 | 1.000 |

| PITCHER | IP | WLS | BF | H | R | ER | SO | BB | IBB | HBP | BLK | WP | HR | S | P | ERA | WHIP |
|---|---|---|---|---|---|---|---|---|---|---|---|---|---|---|---|---|---|

| Batter | 1 | 2 | 3 | 4 | 5 | 6 | 7 | 8 | 9 | 10 | 11 | 12 | AB | R | H | RBI | BB | SO | LOB |
|---|---|---|---|---|---|---|---|---|---|---|---|---|---|---|---|---|---|---|---|
| Delino DeShields, L (1, 4)<br>OBP: 0.340, SLG: 0.457 | G4-3 | G1-3 | | | FC5 S BB | P5 | | | G4-3 | | | SH5-4 1-2 | 4 | 0 | 0 | 0 | 1 | 0 | 2 |
| Ron Gant, R (1, 7)<br>OBP: 0.318, SLG: 0.432 | G4-3 | | S HR 1B | | K 1-2 | | K | | K | | | BB 1B 2-H | 6 | 1 | 2 | 1 | 0 | 3 | 1 |
| Ray Lankford, L (1, 8)<br>OBP: 0.429, SLG: 0.653 | 1B 1B 1B | | 1 SAFE 1 SAFE 1 SAFE 1-H HR | | FC5 1B IBB | | K | | | F8 | | K | 5 | 3 | 2 | 2 | 1 | 2 | 1 |
| Gary Gaetti, R (1, 5)<br>Tony Fossas, L (7, 1)<br>T.J. Mathews, R (8, 1)<br>Scott Livingstone, L (10, PH)<br>John Frascatore, R (10, 1)<br>John Mabry, L (12, PH)<br>OBP: 0.321, SLG: 0.416<br>OBP: 0.271, SLG: 0.206<br>OBP: 0.372, SLG: 0.409 | 1B 1-3 1B | | G5-3 | | FC5 1B 1-2 2-3f | | K | | | G3-1 | | BB 1-2 | 4<br>0<br>0<br>1<br>0<br>0 | 0<br>0<br>0<br>0<br>0<br>0 | 1<br>0<br>0<br>0<br>0<br>0 | 0<br>0<br>0<br>0<br>0<br>1 | 0<br>0<br>0<br>0<br>0<br>0 | 1<br>0<br>0<br>0<br>0<br>0 | 2<br>0<br>0<br>0<br>0<br>0 |
| Willie McGee, S (1, 9)<br>OBP: 0.368, SLG: 0.421 | FC5-4 1-3 3-H 1B | | F9 | | 1-3 2-H 1B | | | G5-3 | | G3 | | L6 | 6 | 0 | 2 | 2 | 0 | 0 | 2 |
| Royce Clayton, R (1, 6)<br>OBP: 0.313, SLG: 0.414 | FC5-4 1-2f | | P1 | | L8 | | | HR | | | K | | 5 | 1 | 1 | 1 | 0 | 1 | 4 |
| Mike DiFelice, R (1, 2)<br>OBP: 0.295, SLG: 0.367 | | FC4-6 1B | | K | | K | | K | | | G1-3 | | 4<br>1 | 0<br>0 | 1<br>0 | 0<br>0 | 0<br>0 | 3<br>0 | 0<br>0 |
| Tom Lampkin, L (11, PH)<br>OBP: 0.305, SLG: 0.351 | | | | | | | | | | | | | | | | | | | |
| Dmitri Young, S (1, 3)<br>Dennis Eckersley, R (12, 1) | | FC4-6 B5-4 1-2f | | CS BB | | 3B | | K | | | F8 | | 4<br>0 | 0<br>0 | 1<br>0 | 0<br>0 | 1<br>0 | 1<br>0 | 1<br>0 |
| Andy Benes, R (1, 1)<br>OBP: 0.222, SLG: 0.259<br>Danny Sheaffer, R (7, 5)<br>OBP: 0.314, SLG: 0.308 | | B5-4 1-2 | | K 1-2 | | K | | | G6-3 | | | SH5-4 1B 1B | 3<br>2 | 0<br>1 | 0<br>1 | 0<br>0 | 0<br>0 | 2<br>0 | 3<br>0 |
| Inning Stats | R: 1 E: 0 K: 0 S: 9 H: 3 LOB: 2 BB: 0 P: 15 | R: 0 E: 0 K: 0 S: 8 H: 1 LOB: 1 BB: 0 P: 12 | R: 2 E: 0 K: 0 S: 11 H: 2 LOB: 0 BB: 0 P: 16 | R: 0 E: 0 K: 2 S: 11 H: 0 LOB: 0 BB: 1 P: 19 | R: 1 E: 0 K: 1 S: 11 H: 1 LOB: 2 BB: 2 P: 21 | R: 0 E: 0 K: 2 S: 11 H: 1 LOB: 1 BB: 0 P: 16 | R: 0 E: 0 K: 3 S: 9 H: 0 LOB: 0 BB: 0 P: 13 | R: 1 E: 0 K: 2 S: 13 H: 1 LOB: 0 BB: 0 P: 20 | R: 0 E: 0 K: 1 S: 7 H: 0 LOB: 0 BB: 0 P: 13 | R: 0 E: 0 K: 0 S: 9 H: 0 LOB: 0 BB: 0 P: 12 | R: 0 E: 0 K: 1 S: 5 H: 0 LOB: 0 BB: 0 P: 5 | R: 1 E: 0 K: 1 S: 8 H: 2 LOB: 2 BB: 1 P: 13 | 1B: 8<br>2B: 0<br>3B: 1<br>HR: 2 | SF: 0<br>SAC: 1<br>DP: 0<br>HBP: 0 | WP: 0<br>PB: 0<br>SB: 2<br>CS: 1 | PA: 50 | | | |

| PITCHER | IP | WLS | BF | H | R | ER | SO | BB | IBB | HBP | BLK | WP | HR | S | P | ERA | WHIP |
|---|---|---|---|---|---|---|---|---|---|---|---|---|---|---|---|---|---|
| Mike Morgan, R (1, 1)<br>ERA: 5.78 | 4.2 | | 23 | 7 | 4 | 4 | 3 | 2 | 1 | 0 | 0 | 0 | 1 | 46 | 79 | 7.71 | 1.929 |
| Stan Belinda, R (5, 1)<br>ERA: 3.68 | 1.1 | | 5 | 1 | 0 | 0 | 2 | 0 | 0 | 0 | 0 | 0 | 0 | 15 | 20 | 0.00 | 0.750 |
| Mike Remlinger, L (7, 1)<br>ERA: 2.85 | 3.0 | | 10 | 1 | 1 | 1 | 6 | 0 | 0 | 0 | 0 | 0 | 1 | 29 | 46 | 3.00 | 0.333 |
| Jeff Shaw, R (10, 1)<br>ERA: 1.52 | 2.0 | | 6 | 0 | 0 | 0 | 1 | 0 | 0 | 0 | 0 | 0 | 0 | 14 | 17 | 0.00 | 0.000 |
| Hector Carrasco, R (12, 1)<br>ERA: 3.53 | 1.0 | L | 6 | 2 | 1 | 1 | 1 | 1 | 0 | 0 | 0 | 0 | 0 | 8 | 13 | 9.00 | 3.000 |

| PITCHER | IP | WLS | BF | H | R | ER | SO | BB | IBB | HBP | BLK | WP | HR | S | P | ERA | WHIP |
|---|---|---|---|---|---|---|---|---|---|---|---|---|---|---|---|---|---|

TOP

# St. Louis Cardinals @ Cincinnati Reds

Cinergy Field, Cincinnati, OH

Sun Jun 29 1997, 3:33 AM EDT

Att. 24,216 - Cloudy - 79 F

livebaseballscorecards.com

| | |
|---|---|
| AB | 45 |
| R | 6 |
| H | 11 |
| RBI | 6 |
| BB | 4 |
| SO | 13 |
| LOB | 16 |

| Batter | 1 | 2 | 3 | 4 | 5 | 6 | 7 | 8 | 9 | 10 | 11 | 12 | AB | R | H | RBI | BB | SO | LOB |
|---|---|---|---|---|---|---|---|---|---|---|---|---|---|---|---|---|---|---|---|
| Curtis Goodwin, L (1, 8) OBP: 0.374, SLG: 0.377 | C T S 0-3 ① K | | X 0-0 ① L7 | | B B C C B S 3-3 ① K | | X 0-0 ① B1-3 | | B X 1-0 2B | | X 0-0 FC4-6 S 1B | | 6 | 0 | 2 | 0 | 0 | 2 | 0 |
| Lenny Harris, L (1, 4) OBP: 0.286, SLG: 0.392 | X 0-0 1B SF7 1B | | B F F B X 2-2 HR 1B | | C B X 1-1 ② G4-3 | | B C B T F B X 3-2 ② F7 | | B B X 2-0 ② F7 | | X 0-0 ① F8 1-2 | | 6 | 2 | 2 | 0 | 0 | 0 | 2 |
| Willie Greene, L (1, 9) (11, 5) (12, 9) OBP: 0.367, SLG: 0.472 | B C C B 1 SAFE X 2-2 SF7 1-3 1B | | B F C C 1-3 ② K | | B X 2-0 ③ G3 | | C B F X 1-2 1B | | I I I I 4-0 FC4-6 IBB | | I I I I 4-0 FC4-6 IBB | | 4 | 0 | 2 | 0 | 2 | 1 | 1 |
| Eddie Taubensee, L (1, 7) OBP: 0.315, SLG: 0.467 | C B F X 1-2 ② SF7 2-3 3-H | | D X 1-0 1-H HR | | B C S S 1-3 ① K | | 1 SAFE B 1 SAFE 1 SAFE C C B F 3-3 ③ K | | X 0-0 ③ FC4-6 1-2f | | X 0-0 ② FC4-6 1-2f 2-3 | | 4 | 1 | 1 | 3 | 0 | 2 | 3 |
| Jeff Shaw, R (10, 1) | | | | | | | | | | | | | 0 | 0 | 0 | 0 | 0 | 0 | 0 |
| Jeff Branson, L (11, PH) OBP: 0.194, SLG: 0.239 (12, 5) | | | | | | | | | | | | | 1 | 0 | 0 | 0 | 0 | 0 | 2 |
| Eduardo Perez, R (1, 5) OBP: 0.330, SLG: 0.437 | B C X 1-1 ③ G1-3 | | B C S B C 2-3 ③ K | | C S B B X 2-2 2B 1B | | | X 0-0 ① G6-3 | | B F X 1-1 SH5-3 1B | X 0-0 ③ F8 | | 5 | 1 | 2 | 0 | 0 | 1 | 1 |
| Mike Kelly, R (10, PR) OBP: 0.306, SLG: 0.466 (11, 9) | | | | | | | | | | | | | 1 | 0 | 0 | 0 | 0 | 0 | 2 |
| Hector Carrasco, R (12, 1) | | | | | | | | | | | | | 0 | 0 | 0 | 0 | 0 | 0 | 0 |
| Hal Morris, L (1, 3) OBP: 0.299, SLG: 0.323 | | C B C S 1-3 ① K | | C B B X 2-1 SH1-3 1B | | C B B F D F X 3-2 1-H 2B | | X 0-0 ② F8 | | B B X 2-0 ① SH5-3 1-2 | | B C C B F X 2-2 ① G3 | 5 | 0 | 2 | 1 | 0 | 1 | 0 |
| Joe Oliver, R (1, 2) OBP: 0.326, SLG: 0.405 | X 0-0 ② F9 | | F X 0-1 ① SH1-3 1-2 | | X 0-0 ② F7 | | X 0-0 ② HR | | B B B B 4-0 BB | | | F B F B X 2-2 ② P4 | 4 | 1 | 1 | 1 | 1 | 0 | 1 |
| Pokey Reese, R (1, 6) OBP: 0.312, SLG: 0.325 | C B F X 1-2 1B | | X 0-0 ② G6-3 | | D C D B I 4-1 IBB | | C S B F B C 2-3 ③ K | | C S S 0-3 ② K | | | F B B B X 3-1 ③ F8 | 5 | 0 | 1 | 0 | 1 | 2 | 3 |
| Mike Morgan, R (1, 1) OBP: 0.056, SLG: 0.167 | | C B B F B F 1 SAFE F S 3-3 ③ K | | F D C B B F X 3-2 ③ F9 | | B C C X 1-1 ③ G1-3 | | | B F F S 1-3 ① K | | B S X 1-1 ③ L9 | | 2 | 0 | 0 | 0 | 0 | 1 | 2 |
| Stan Belinda, R (5, 1) | | | | | | | | | | | | | 0 | 0 | 0 | 0 | 0 | 0 | 0 |
| Terry Pendleton, S (6, PH) OBP: 0.298, SLG: 0.324 | | | | | | | | | | | | | 1 | 0 | 0 | 0 | 0 | 0 | 2 |
| Mike Remlinger, L (7, 1) | | | | | | | | | | | | | 0 | 0 | 0 | 0 | 0 | 0 | 0 |
| Deion Sanders, L (9, PH) OBP: 0.344, SLG: 0.398 (10, 7) | | | | | | | | | | | | | 2 | 0 | 0 | 0 | 0 | 1 | 2 |

# BOTTOM

## St. Louis Cardinals @ Cincinnati Reds

Cinergy Field, Cincinnati, OH

Sun Jun 29 1997, 3:33 AM EDT

Att. 24,216 - Cloudy - 79 F

livebaseballscorecards.com

| | |
|---|---|
| AB | 46 |
| R | 5 |
| H | 13 |
| RBI | 5 |
| BB | 4 |
| SO | 11 |
| LOB | 21 |

| Inning Stats | 1 | 2 | 3 | 4 | 5 | 6 | 7 | 8 | 9 | 10 | 11 | 12 |
|---|---|---|---|---|---|---|---|---|---|---|---|---|
| | R: 1 H: 2 E: 0 LOB: 1 K: 1 BB: 0 S: 13 P: 17 | R: 0 H: 1 E: 0 LOB: 1 K: 2 BB: 0 S: 13 P: 18 | R: 2 H: 2 E: 0 LOB: 0 K: 2 BB: 0 S: 11 P: 17 | R: 0 H: 1 E: 0 LOB: 1 K: 0 BB: 0 S: 9 P: 14 | R: 0 H: 0 E: 0 LOB: 0 K: 1 BB: 0 S: 6 P: 12 | R: 1 H: 2 E: 0 LOB: 2 K: 1 BB: 1 S: 14 P: 25 | R: 0 H: 1 E: 0 LOB: 1 K: 1 BB: 0 S: 13 P: 20 | R: 1 H: 1 E: 0 LOB: 0 K: 1 BB: 0 S: 7 P: 9 | R: 0 H: 1 E: 0 LOB: 2 K: 1 BB: 1 S: 6 P: 14 | R: 0 H: 1 E: 0 LOB: 2 K: 1 BB: 1 S: 8 P: 16 | R: 0 H: 1 E: 0 LOB: 2 K: 0 BB: 1 S: 4 P: 8 | R: 0 H: 0 E: 0 LOB: 0 K: 0 BB: 0 S: 9 P: 16 |

| | | | | | | | | | | | | |

# Minnesota Twins @ St. Louis Cardinals

Busch Stadium, St. Louis, MO

Mon Jun 30 1997, 7:05 PM CDT

Att. 31,994 - Unknown - 85 F

TOP

livebaseballscorecards.com

| Batter | 1 | 2 | 3 | 4 | 5 | 6 | 7 | 8 | 9 | AB | R | H | RBI | BB | SO | LOB |
|---|---|---|---|---|---|---|---|---|---|---|---|---|---|---|---|---|
| Chuck Knoblauch, R (1, 4)<br>OBP: 0.414, SLG: 0.399 | C B F B X 2-2 ① G6-3 | | C B B B X 3-1 ① G4-3 | | C B X 1-1 G6-3 1B | | | C B B B X 3-1 ① F7 | B F C F S 1-3 ③ K 1-2 | 5 | 0 | 1 | 0 | 0 | 1 | 2 |
| Matt Lawton, L (1, 8)<br>OBP: 0.367, SLG: 0.429 | B X 1-0 ② G6-3 | | C F C 0-3 ② K | | C X 0-1 ②③ G6-3 1-2f | | | C X 0-1 WP 1B 1B | | 4 | 0 | 1 | 0 | 0 | 1 | 1 |
| Paul Molitor, R (1, 3)<br>OBP: 0.374, SLG: 0.447 | B B B C X 3-1 1B | | B F X 1-1 1B | | | C B B X 2-1 ① G4-3 | | B F F B X 2-2 WP 1-2 1B | | 4 | 0 | 3 | 0 | 0 | 0 | 0 |
| Terry Steinbach, R (1, 2)<br>OBP: 0.329, SLG: 0.425 | F B S B B S 2-3 ③ K | | B S 1 SAFE F F B B X 3-2 ③ G6-3 | | | B C S T S 1-3 ② K | | S B B C F S 2-3 ② K 1-2 2-3 | | 4 | 0 | 0 | 0 | 0 | 3 | 4 |
| Ron Coomer, R (1, 5)<br>OBP: 0.342, SLG: 0.493 | | X 0-0 ① L8 | | B X 1-0 G5-3 1B | | B C X 1-1 F7 | | B B X 2-0 ③ F9 | | 4 | 0 | 1 | 0 | 0 | 0 | 2 |
| Marty Cordova, R (1, 7)<br>OBP: 0.321, SLG: 0.425 | | F S B X 1-2 ② G6-3 | | C X 0-1 ① G5-3 1-2 | | | B B C B C X 3-2 G1-6-3 1B | | C X 0-1 F8 G3-1 1B | 4 | 0 | 2 | 0 | 0 | 0 | 1 |
| Rich Becker, L (1, 9)<br>OBP: 0.369, SLG: 0.386 | | F C B B B X 3-2 HR | | B C B X 2-1 ② G6-3 | | | X 0-0 ①② G1-6-3 1-2f | | C 1 SAFE X 0-1 ① G3-1 1-2 | 4 | 1 | 1 | 1 | 0 | 0 | 3 |
| Pat Meares, R (1, 6)<br>OBP: 0.337, SLG: 0.461<br>Denny Hocking, S (9, PH)<br>OBP: 0.316, SLG: 0.370 | | B C B X 2-1 1B | | C B B C F X 2-2 ③ G4-3 | | | C C X 0-2 FC5-4 1B | | C X 0-1 S 1B | 3<br>1 | 0<br>0 | 2<br>1 | 0<br>0 | 0<br>0 | 0<br>0 | 1<br>0 |
| Rich Robertson, L (1, 1)<br>OBP: 0.250, SLG: 0.250<br>Scott Stahoviak, L (7, PH)<br>OBP: 0.356, SLG: 0.489<br>Mike Trombley, R (7, 1)<br>Greg Myers, L (9, PH)<br>OBP: 0.349, SLG: 0.450 | | D F F B F C 2-3 ③ K | | | X 0-0 ① G4-3 | | C B X 1-1 ③ FC5-4 1-2f | | B C F B X 2-2 ② F8 2-3 | 2<br>1<br>0<br>1 | 0<br>0<br>0<br>0 | 0<br>0<br>0<br>0 | 0<br>0<br>0<br>0 | 1<br>0<br>0<br>0 | 1<br>0<br>0<br>0 | 1<br>1<br>0<br>2 |
| Inning Stats | R: 0 E: 0 K: 1 S: 9 H: 1 LOB: 1 BB: 0 P: 17 | R: 1 E: 0 K: 1 S: 13 H: 2 LOB: 1 BB: 0 P: 21 | R: 0 E: 0 K: 1 S: 11 H: 1 LOB: 1 BB: 0 P: 18 | R: 0 E: 0 K: 0 S: 9 H: 1 LOB: 1 BB: 0 P: 14 | R: 0 E: 0 K: 0 S: 5 H: 1 LOB: 0 BB: 0 P: 6 | R: 0 E: 0 K: 1 S: 8 H: 0 LOB: 0 BB: 0 P: 12 | R: 0 E: 0 K: 0 S: 9 H: 2 LOB: 1 BB: 0 P: 13 | R: 0 E: 0 K: 1 S: 12 H: 2 LOB: 0 BB: 0 P: 21 | R: 0 E: 0 K: 1 S: 13 H: 2 LOB: 2 BB: 0 P: 16 | 1B: 11 2B: 0 3B: 0 HR: 1 SF: 0 SAC: 0 DP: 2 HBP: 0 | | | | | | |

| AB | 37 |
|---|---|
| R | 1 |
| H | 12 |
| RBI | 1 |
| BB | 0 |
| SO | 6 |
| LOB | 18 |

WP: 1 PB: 0 SB: 1 CS: 0 PA: 37

| PITCHER | | IP | WLS | BF | H | R | ER | SO | BB | IBB | HBP | BLK | WP | HR | S | P | ERA | WHIP |
|---|---|---|---|---|---|---|---|---|---|---|---|---|---|---|---|---|---|---|
| Matt Morris, R<br>ERA: 2.74 | (1, 1) | 7.1 | W | 29 | 9 | 1 | 1 | 4 | 0 | 0 | 0 | 0 | 0 | 1 | 68 | 108 | 1.23 | 1.227 |
| T.J. Mathews, R<br>ERA: 1.91 | (8, 1) | 0.2 | | 3 | 1 | 0 | 0 | 1 | 0 | 0 | 0 | 0 | 1 | 0 | 8 | 14 | 0.00 | 1.500 |
| Dennis Eckersley, R<br>ERA: 3.7 | (9, 1) | 1.0 | S | 5 | 2 | 0 | 0 | 1 | 0 | 0 | 0 | 0 | 0 | 0 | 13 | 16 | 0.00 | 2.000 |

| PITCHER | IP | WLS | BF | H | R | ER | SO | BB | IBB | HBP | BLK | WP | HR | S | P | ERA | WHIP |
|---|---|---|---|---|---|---|---|---|---|---|---|---|---|---|---|---|---|

| Batter | 1 | 2 | 3 | 4 | 5 | 6 | 7 | 8 | 9 | AB | R | H | RBI | BB | SO | LOB |
|---|---|---|---|---|---|---|---|---|---|---|---|---|---|---|---|---|
| Delino DeShields, L (1, 4)<br>OBP: 0.342, SLG: 0.455 | B B B C B<br>4-1<br>G4-6-3<br>BB | | C B B B C X<br>3-2<br>S<br>1B<br>1B | | C B F X<br>1-2 ①<br>G6-3 | | C B B C B X<br>3-2 ③<br>G3-1 | | | 3 | 1 | 1 | 0 | 1 | 0 | 0 |
| Ron Gant, R (1, 7)<br>OBP: 0.314, SLG: 0.426 | X<br>0-0 ①<br>F8 | | 1 SAFE<br>C C D S F C<br>1-3 ①<br>K | | C B S S<br>1-3 ②<br>K | | | B C X<br>1-1 ①<br>F7 | | 4 | 0 | 0 | 0 | 0 | 2 | 2 |
| Ray Lankford, L (1, 8)<br>OBP: 0.422, SLG: 0.641 | B X<br>1-0 ② ③<br>G4-6-3<br>1-2f | | 1 SAFE<br>1 SAFE<br>C S T S<br>0-3 ②<br>K | | B C X<br>1-1 ③<br>G4-3 | | | S B B S B X<br>3-2 ②<br>L6 | | 4 | 0 | 0 | 0 | 0 | 1 | 2 |
| Gary Gaetti, R (1, 5)<br>OBP: 0.320, SLG: 0.413 | | C B B X<br>2-1 ①<br>F9 | F F 1 SAFE B B X<br>2-2<br>1-H<br>1B | | | B X<br>1-0 ①<br>G6-3 | | B S B F S<br>2-3 ③<br>K | | 4 | 0 | 1 | 1 | 0 | 1 | 0 |
| Dmitri Young, S (1, 3)<br>OBP: 0.352, SLG: 0.421<br>Willie McGee, S (9, 9)<br>OBP: 0.368, SLG: 0.421 | | B X<br>1-0<br>2B<br>1B | X<br>0-0 ③<br>G5-3 | | | B B X<br>2-0 ②<br>G5-3 | | | | 3<br>0 | 1<br>0 | 1<br>0 | 0<br>0 | 0<br>0 | 0<br>0 | 1<br>0 |
| John Mabry, L (1, 9)<br>OBP: 0.378, SLG: 0.420<br>(9, 3) | | 1 SAFE B X<br>1-0<br>1-H<br>2B | X<br>0-0<br>G4-3<br>1B | | | X<br>0-0<br>1B | | | | 3 | 0 | 3 | 1 | 0 | 0 | 0 |
| Royce Clayton, R (1, 6)<br>OBP: 0.310, SLG: 0.409 | | C B S X<br>1-2 ②<br>F7 | 1 SAFE B X<br>1-0 ①<br>G4-3<br>1-2 | | | X<br>0-0 ③<br>F7 | | | | 3 | 0 | 0 | 0 | 0 | 0 | 3 |
| Tom Lampkin, L (1, 2)<br>OBP: 0.306, SLG: 0.347 | | B B B I<br>4-0<br>IBB | B C F B C<br>2-3 ②<br>K | | | | X<br>0-0 ①<br>P4 | | | 2 | 0 | 0 | 0 | 1 | 1 | 1 |
| Matt Morris, R (1, 1)<br>OBP: 0.278, SLG: 0.265<br>T.J. Mathews, R (8, 1)<br>Dennis Eckersley, R (9, 1) | | F C B C<br>1-3 ③<br>K | B B B C X<br>3-1 ③<br>G6-3 | | | | B B X<br>2-0 ②<br>G6-3 | | | 3<br>0<br>0 | 0<br>0<br>0 | 0<br>0<br>0 | 0<br>0<br>0 | 0<br>0<br>0 | 1<br>0<br>0 | 3<br>0<br>0 |
| Inning Stats | R: 0 H: 0<br>E: 0 LOB: 0<br>K: 0 BB: 1<br>S: 3 P: 8 | R: 1 H: 2<br>E: 0 LOB: 2<br>K: 1 BB: 1<br>S: 10 P: 20 | R: 1 H: 2<br>E: 0 LOB: 1<br>K: 2 BB: 0<br>S: 15 P: 21 | R: 0 H: 1<br>E: 0 LOB: 1<br>K: 1 BB: 0<br>S: 7 P: 13 | R: 0 H: 0<br>E: 0 LOB: 0<br>K: 1 BB: 0<br>S: 8 P: 11 | R: 0 H: 1<br>E: 0 LOB: 1<br>K: 0 BB: 0<br>S: 4 P: 7 | R: 0 H: 0<br>E: 0 LOB: 0<br>K: 0 BB: 0<br>S: 5 P: 10 | R: 0 H: 0<br>E: 0 LOB: 0<br>K: 1 BB: 0<br>S: 8 P: 14 | | 1B: 5 SF: 0<br>2B: 1 SAC: 0<br>3B: 0 DP: 1<br>HR: 0 HBP: 0 | | | | | | |

| PITCHER | | IP | WLS | BF | H | R | ER | SO | BB | IBB | HBP | BLK | WP | HR | S | P | ERA | WHIP |
|---|---|---|---|---|---|---|---|---|---|---|---|---|---|---|---|---|---|---|
| Rich Robertson, L<br>ERA: 5.55 | (1, 1) | 6.0 | L | 25 | 6 | 2 | 2 | 5 | 1 | 1 | 0 | 0 | 0 | 0 | 47 | 80 | 3.00 | 1.167 |
| Mike Trombley, R<br>ERA: 4.44 | (7, 1) | 2.0 | | 6 | 0 | 0 | 0 | 1 | 0 | 0 | 0 | 0 | 0 | 0 | 13 | 24 | 0.00 | 0.000 |

| PITCHER | IP | WLS | BF | H | R | ER | SO | BB | IBB | HBP | BLK | WP | HR | S | P | ERA | WHIP |
|---|---|---|---|---|---|---|---|---|---|---|---|---|---|---|---|---|---|

# BOTTOM

## Minnesota Twins @ St. Louis Cardinals

Busch Stadium, St. Louis, MO

Mon Jun 30 1997, 7:05 PM CDT

Att. 31,994 - Unknown - 85 F

livebaseballscorecards.com

| | |
|---|---|
| AB | 29 |
| R | 2 |
| H | 6 |
| RBI | 2 |
| BB | 2 |
| SO | 6 |
| LOB | 12 |

| Batter | 1 | 2 | 3 | 4 | 5 | 6 | 7 | 8 | 9 | AB | R | H | RBI | BB | SO | LOB |
|---|---|---|---|---|---|---|---|---|---|---|---|---|---|---|---|---|
| Chuck Knoblauch, R (1, 4)<br>OBP: 0.409, SLG: 0.394 | C C S<br>0-3 ① K | | X<br>0-0 ③ G5-3 | | | X<br>0-0 ② F9 | | B C S F B X<br>2-2 ③ L8 | | 4 | 0 | 0 | 0 | 0 | 1 | 2 |
| Matt Lawton, L (1, 8)<br>OBP: 0.362, SLG: 0.422 | B F B C S<br>2-3 ② K | | | S F B X<br>1-2 ① G6-3 | | C B F D X<br>2-2 ③ G4-3 | | | F B C X<br>1-2 ① G1-3 | 4 | 0 | 0 | 0 | 0 | 1 | 1 |
| Paul Molitor, R (1, 3)<br>OBP: 0.368, SLG: 0.440 | B T S S X<br>1-2 ③ P1 | | | T F S<br>0-3 ② K | | | B C C S<br>1-3 ① K | | C S C<br>0-3 ② K | 4 | 0 | 0 | 0 | 0 | 3 | 0 |
| Greg Myers, L (1, 2)<br>OBP: 0.338, SLG: 0.435 | | S B X<br>1-1 ① F8 | | B B B F X<br>3-1 ③ L1-3 | | | F B X<br>1-1 ② L9 | | X<br>0-0 ③ G3-1 | 4 | 0 | 0 | 0 | 0 | 0 | 0 |
| Ron Coomer, R (1, 5)<br>OBP: 0.342, SLG: 0.491 | | B C B C S<br>2-3 ② K | | | C F S<br>0-3 ① K | | X<br>0-0 1B | | | 3 | 0 | 1 | 0 | 0 | 2 | 0 |
| Roberto Kelly, R (1, 9)<br>OBP: 0.348, SLG: 0.404 | | X<br>0-0 ③ P4 | | | B S X<br>1-1 CS 1B | | C X<br>0-1 1-2 1B | | | 3 | 0 | 2 | 0 | 0 | 0 | 0 |
| Denny Hocking, S (1, 7)<br>OBP: 0.316, SLG: 0.369 | | | B S F B F X<br>2-2 1B | | B B B C C F F 1 S<br>3-3 ②③ K SAFE 1-2 | | C C D B S<br>2-3 ③ K | | | 3 | 0 | 1 | 0 | 0 | 2 | 3 |
| Pat Meares, R (1, 6)<br>OBP: 0.337, SLG: 0.459 | | | C C B B C<br>2-3 ① K | | | B X<br>1-0 1B | | B X<br>1-0 ① F9 | | 3 | 0 | 1 | 0 | 0 | 1 | 1 |
| LaTroy Hawkins, R (1, 1)<br>Scott Stahoviak, L (6, PH)<br>OBP: 0.352, SLG: 0.484<br>Greg Swindell, L (6, 1)<br>Rich Becker, L (8, PH)<br>OBP: 0.388, SLG: 0.385<br>Eddie Guardado, R (8, 1)<br>Mike Trombley, R (8, 1) | | | B B C L S<br>2-3 ② K | | | B X<br>1-0 ① F8 | | B C F F F F B B X<br>3-2 ② P4 | | 1<br>1<br>0<br>1<br>0<br>0 | 0<br>0<br>0<br>0<br>0<br>0 | 0<br>0<br>0<br>0<br>0<br>0 | 0<br>0<br>0<br>0<br>0<br>0 | 0<br>0<br>0<br>0<br>0<br>0 | 1<br>0<br>0<br>0<br>0<br>0 | 1<br>1<br>0<br>0<br>0<br>0 |
| Inning Stats | R: 0 E: 0 K: 2 S: 10<br>H: 0 LOB: 0 BB: 0 P: 13 | R: 0 E: 0 K: 1 S: 6<br>H: 0 LOB: 0 BB: 0 P: 9 | R: 0 E: 0 K: 2 S: 11<br>H: 1 LOB: 1 BB: 0 P: 17 | R: 0 E: 0 K: 1 S: 8<br>H: 0 LOB: 0 BB: 0 P: 12 | R: 0 E: 0 K: 2 S: 10<br>H: 1 LOB: 1 BB: 0 P: 14 | R: 0 E: 0 K: 0 S: 6<br>H: 1 LOB: 1 BB: 0 P: 10 | R: 0 E: 0 K: 2 S: 11<br>H: 2 LOB: 2 BB: 0 P: 15 | R: 0 E: 0 K: 0 S: 11<br>H: 0 LOB: 0 BB: 0 P: 17 | R: 0 E: 0 K: 1 S: 7<br>H: 0 LOB: 0 BB: 0 P: 8 | 1B: 5<br>2B: 1<br>3B: 0<br>HR: 0 | SF: 0<br>SAC: 0<br>DP: 1<br>HBP: 0 | | | | | |

| PITCHER | | IP | WLS | BF | H | R | ER | SO | BB | IBB | HBP | BLK | WP | HR | S | P | ERA | WHIP |
|---|---|---|---|---|---|---|---|---|---|---|---|---|---|---|---|---|---|---|
| Todd Stottlemyre, R<br>ERA: 3.96 | (1, 1) | 7.0 | W | 25 | 5 | 0 | 0 | 10 | 0 | 0 | 0 | 0 | 0 | 0 | 62 | 90 | 0.00 | 0.714 |
| T.J. Mathews, R<br>ERA: 1.85 | (8, 1) | 1.0 | | 3 | 0 | 0 | 0 | 0 | 0 | 0 | 0 | 0 | 0 | 0 | 11 | 17 | 0.00 | 0.000 |
| Dennis Eckersley, R<br>ERA: 3.55 | (9, 1) | 1.0 | S | 3 | 0 | 0 | 0 | 1 | 0 | 0 | 0 | 0 | 0 | 0 | 7 | 8 | 0.00 | 0.000 |

| PITCHER | IP | WLS | BF | H | R | ER | SO | BB | IBB | HBP | BLK | WP | HR | S | P | ERA | WHIP |
|---|---|---|---|---|---|---|---|---|---|---|---|---|---|---|---|---|---|

# TOP

## Minnesota Twins @ St. Louis Cardinals

Busch Stadium, St. Louis, MO

Tue Jul 01 1997, 7:05 PM CDT

Att. 27,584 - Unknown - 91 F

livebaseballscorecards.com

| | |
|---|---|
| AB | 31 |
| R | 0 |
| H | 5 |
| RBI | 0 |
| BB | 0 |
| SO | 11 |
| LOB | 9 |

WP: 0 PB: 0 SB: 0 CS: 1 PA: 31

# BOTTOM

## Minnesota Twins @ St. Louis Cardinals

Busch Stadium, St. Louis, MO

Tue Jul 01 1997, 7:05 PM CDT
Att. 27,584 - Unknown - 91 F

livebaseballscorecards.com

| Batter | 1 | 2 | 3 | 4 | 5 | 6 | 7 | 8 | 9 | AB | R | H | RBI | BB | SO | LOB |
|---|---|---|---|---|---|---|---|---|---|---|---|---|---|---|---|---|
| Delino DeShields, L (1, 4)<br>OBP: 0.344, SLG: 0.452 | F9 | | FC1-6, BB | G5-4-3, BB | | | G3-1 | | | 2 | 0 | 0 | 0 | 2 | 0 | 0 |
| Danny Sheaffer, R (1, 7)<br>OBP: 0.311, SLG: 0.294 | FC4-6, BB | | FC1-6, 2B | G5-4-3 | | | F7 | | | 3 | 0 | 0 | 0 | 1 | 0 | 3 |
| T.J. Mathews, R (8, 1) | | | | | | | | | | 0 | 0 | 0 | 0 | 0 | 0 | 0 |
| Dennis Eckersley, R (9, 1) | | | | | | | | | | 0 | 0 | 0 | 0 | 0 | 0 | 0 |
| Willie McGee, S (1, 8)<br>OBP: 0.365, SLG: 0.424 | FC4-6, BB | | FC5-2, 2B | | G1-3 | | | G3 | | 4 | 0 | 1 | 0 | 0 | 0 | 1 |
| Gary Gaetti, R (1, 5)<br>OBP: 0.319, SLG: 0.408 | SAFE, BB | | FC5-2 | | G5-3 | | | E3, G3, 1B | | 3 | 0 | 0 | 0 | 1 | 0 | 2 |
| (9, 3) | | | | | | | | | | | | | | | | |
| Dmitri Young, S (1, 3)<br>OBP: 0.350, SLG: 0.418 | F7 | | G4-3 | | K | | | G3, 1B | | 4 | 0 | 1 | 0 | 0 | 1 | 4 |
| David Bell, R (9, 5)<br>OBP: 0.174, SLG: 0.136 | | | | | | | | | | 0 | 0 | 0 | 0 | 0 | 0 | 0 |
| John Mabry, L (1, 9)<br>OBP: 0.373, SLG: 0.414 | | G3 | | L9 | | F8 | | G3 | | 4 | 0 | 0 | 0 | 0 | 0 | 2 |
| Royce Clayton, R (1, 6)<br>OBP: 0.312, SLG: 0.409 | | CS, 1B, 1B | | HR, HBP | | F9 | | G5-3 | | 3 | 1 | 1 | 0 | 0 | 0 | 2 |
| Tom Lampkin, L (1, 2)<br>OBP: 0.312, SLG: 0.373 | | CS, 1B, 1B | | HR | | P2 | | | | 3 | 1 | 2 | 2 | 0 | 0 | 0 |
| Todd Stottlemyre, L (1, 1)<br>OBP: 0.366, SLG: 0.400 | | | | | | | K | | | 2 | 0 | 2 | 0 | 0 | 0 | 0 |
| Ron Gant, R (7, PH)<br>OBP: 0.313, SLG: 0.424 | | | | BB, 1B | | | | | | 1 | 0 | 0 | 0 | 0 | 1 | 0 |
| (8, 7) | | | | | | | | | | | | | | | | |
| Inning Stats | R: 0 E: 0 K: 0 S: 5 H: 0 LOB: 2 BB: 2 P: 18 | R: 0 E: 0 K: 0 S: 11 H: 3 LOB: 2 BB: 0 P: 13 | R: 0 E: 0 K: 0 S: 8 H: 1 LOB: 2 BB: 1 P: 16 | R: 2 E: 0 K: 0 S: 10 H: 2 LOB: 1 BB: 1 P: 18 | R: 0 E: 0 K: 1 S: 8 H: 0 LOB: 0 BB: 0 P: 10 | R: 0 E: 0 K: 0 S: 5 H: 0 LOB: 0 BB: 0 P: 7 | R: 0 E: 0 K: 1 S: 8 H: 0 LOB: 0 BB: 0 P: 11 | R: 0 E: 1 K: 0 S: 11 H: 1 LOB: 2 BB: 0 P: 15 | | 1B: 5 2B: 1 3B: 0 HR: 1 SF: 0 SAC: 0 DP: 1 HBP: 1 | | | | | | |

| | AB | 29 |
|---|---|---|
| | R | 2 |
| | H | 7 |
| | RBI | 2 |
| | BB | 4 |
| | SO | 2 |
| | LOB | 14 |

WP: 0 PB: 0 SB: 0 CS: 2 PA: 34

| PITCHER | | IP | WLS | BF | H | R | ER | SO | BB | IBB | HBP | BLK | WP | HR | S | P | ERA | WHIP |
|---|---|---|---|---|---|---|---|---|---|---|---|---|---|---|---|---|---|---|
| LaTroy Hawkins, R<br>ERA: 3.09 | (1, 1) | 5.0 | L | 23 | 6 | 2 | 2 | 1 | 4 | 0 | 1 | 0 | 0 | 1 | 42 | 75 | 3.60 | 2.000 |
| Greg Swindell, L<br>ERA: 3.81 | (6, 1) | 2.0 | | 6 | 0 | 0 | 0 | 1 | 0 | 0 | 0 | 0 | 0 | 0 | 13 | 18 | 0.00 | 0.000 |
| Eddie Guardado, L<br>ERA: 4.05 | (8, 1) | 0.2 | | 4 | 1 | 0 | 0 | 0 | 0 | 0 | 0 | 0 | 0 | 0 | 10 | 14 | 0.00 | 1.500 |
| Mike Trombley, R<br>ERA: 4.4 | (8, 1) | 0.1 | | 1 | 0 | 0 | 0 | 0 | 0 | 0 | 0 | 0 | 0 | 0 | 1 | 1 | 0.00 | 0.000 |

| PITCHER | IP | WLS | BF | H | R | ER | SO | BB | IBB | HBP | BLK | WP | HR | S | P | ERA | WHIP |
|---|---|---|---|---|---|---|---|---|---|---|---|---|---|---|---|---|---|

| Batter | 1 | 2 | 3 | 4 | 5 | 6 | 7 | 8 | 9 | 10 | AB | R | H | RBI | BB | SO | LOB |
|---|---|---|---|---|---|---|---|---|---|---|---|---|---|---|---|---|---|
| Chuck Knoblauch, R (1, 4)<br>OBP: 0.404, SLG: 0.388 | C B B X 2-1 L7 ① | | B X 1-0 G1-6-3 ① | | C C S 0-3 K ① | | C B B F C 2-3 K ② | | | B B B X 3-0 L7 ② | 5 | 0 | 0 | 0 | 0 | 2 | 1 |
| Rich Becker, L (1, 8)<br>OBP: 0.361, SLG: 0.377<br>Eddie Guardado, R (10, 1) | X 0-0 F8 ② | | B X 1-0 F8 ② | | C S C 0-3 K ② | | S D B X 2-1 F7 ③ | | | B C B X 2-1 L6 ③ | 5<br>0 | 0<br>0 | 0<br>0 | 0<br>0 | 0<br>0 | 1<br>0 | 1<br>0 |
| Roberto Kelly, R (1, 9)<br>OBP: 0.351, SLG: 0.406 | C B B F F F X 2-2 1B | | B F F X 1-2 1B | | B F F X 1-2 G6-3 ③ | | | X 0-0 L8 ① | | | 4 | 0 | 2 | 0 | 0 | 0 | 0 |
| Terry Steinbach, R (1, 2)<br>OBP: 0.324, SLG: 0.417 | C F B B B S 2-3 K ③ | | S 1 SAFE 1 SAFE B B B X 2-1 G5-3 ③ | | | T C F X 0-2 G6-3 ① | | B S F X 1-2 G6-3 ② | | | 4 | 0 | 0 | 0 | 0 | 1 | 2 |
| Ron Coomer, R (1, 5)<br>OBP: 0.341, SLG: 0.486 | | C B F F F B X 2-2 G3-1 ① | | B B C S S 2-3 K ① | | F B S X 1-2 1B | | F B F B C 2-3 K ③ | | | 4 | 0 | 1 | 0 | 0 | 2 | 0 |
| Scott Stahoviak, L (1, 3)<br>OBP: 0.358, SLG: 0.510 | | X 0-0 HR | | B B B F F F B 4-2 G4-3 BB | | C B F S 1-3 K ② | | | X 0-0 G4-3 ① | | 3 | 1 | 1 | 1 | 1 | 1 | 1 |
| Marty Cordova, R (1, 7)<br>OBP: 0.319, SLG: 0.427 | | S X 0-1 2B | | F B X 1-1 G4-3 ② 1-2 | | S C S 0-3 K ③ | | | F F F X 0-2 G5-3 ② | | 4 | 0 | 1 | 0 | 0 | 1 | 2 |
| Pat Meares, R (1, 6)<br>OBP: 0.339, SLG: 0.455 | | C D C B B S 3-3 K ② | | F B B B C B B 4-2 BB | | | B S C B F B B 4-2 SH1-4 BB | | B X 1-0 F8 ③ | | 2 | 0 | 0 | 0 | 2 | 1 | 1 |
| Bob Tewksbury, R (1, 1)<br>Darrin Jackson, R (7, PH)<br>OBP: 0.247, SLG: 0.370<br>Frankie Rodriguez, R (7, 1)<br>Matt Lawton, L (10, PH)<br>OBP: 0.361, SLG: 0.420 (10, 8) | | C B X 1-1 G6-3 ③ | | C S S 0-3 K ③ | | | | B B C 1 SAFE X 2-1 SH1-4 ① 1-2 | | X 0-0 G4-3 ① | 2<br>0<br>0<br>1 | 0<br>0<br>0<br>0 | 0<br>0<br>0<br>0 | 0<br>0<br>0<br>0 | 0<br>0<br>0<br>0 | 1<br>0<br>0<br>0 | 3<br>0<br>0<br>0 |
| Inning Stats | R: 0 E: 0 K: 1 S: 11 H: 1 LOB: 1 BB: 0 P: 17 | R: 1 E: 0 K: 1 S: 12 H: 2 LOB: 1 BB: 0 P: 18 | R: 0 E: 0 K: 0 S: 7 H: 1 LOB: 1 BB: 0 P: 12 | R: 0 E: 0 K: 2 S: 12 H: 0 LOB: 2 BB: 2 P: 23 | R: 0 E: 0 K: 2 S: 9 H: 0 LOB: 0 BB: 0 P: 10 | R: 0 E: 0 K: 2 S: 13 H: 1 LOB: 1 BB: 0 P: 15 | R: 0 E: 0 K: 1 S: 10 H: 0 LOB: 1 BB: 1 P: 20 | R: 0 E: 0 K: 1 S: 7 H: 0 LOB: 0 BB: 0 P: 10 | R: 0 E: 0 K: 0 S: 6 H: 0 LOB: 0 BB: 0 P: 7 | R: 0 E: 0 K: 0 S: 4 H: 0 LOB: 0 BB: 0 P: 9 | 1B: 3<br>2B: 1<br>3B: 0<br>HR: 1 | SF: 0<br>SAC: 1<br>DP: 0<br>HBP: 0 | | | | | |

| PITCHER | IP | WLS | BF | H | R | ER | SO | BB | IBB | HBP | BLK | WP | HR | S | P | ERA | WHIP |
|---|---|---|---|---|---|---|---|---|---|---|---|---|---|---|---|---|---|
| Alan Benes, R (1, 1)<br>ERA: 2.55 | 8.0 | | 32 | 5 | 1 | 1 | 10 | 3 | 0 | 0 | 0 | 0 | 1 | 81 | 125 | 1.12 | 1.000 |
| Mark Petkovsek, R (9, 1)<br>ERA: 3.04 | 2.0 | W | 6 | 0 | 0 | 0 | 0 | 0 | 0 | 0 | 0 | 0 | 0 | 10 | 16 | 0.00 | 0.000 |

| PITCHER | IP | WLS | BF | H | R | ER | SO | BB | IBB | HBP | BLK | WP | HR | S | P | ERA | WHIP |
|---|---|---|---|---|---|---|---|---|---|---|---|---|---|---|---|---|---|

# TOP

## Minnesota Twins @ St. Louis Cardinals

Busch Stadium, St. Louis, MO

Wed Jul 02 1997, 7:05 PM CDT
Att. 30,582 - Unknown - 94 F

livebaseballscorecards.com

| | |
|---|---|
| AB | 34 |
| R | 1 |
| H | 5 |
| RBI | 1 |
| BB | 3 |
| SO | 10 |
| LOB | 11 |

1B: 3 SF: 0
2B: 1 SAC: 1
3B: 0 DP: 0
HR: 1 HBP: 0

WP: 0 PA: 38
PB: 0
SB: 0
CS: 0

| Batter | 1 | 2 | 3 | 4 | 5 | 6 | 7 | 8 | 9 | 10 | AB | R | H | RBI | BB | SO | LOB |
|---|---|---|---|---|---|---|---|---|---|---|---|---|---|---|---|---|---|
| Delino DeShields, L (1, 4)<br>OBP: 0.345, SLG: 0.449 | C B X<br>1-1<br>2B<br>G6-4-3<br>1B | C X<br>0-1 ③<br>G3 | | | C C B S<br>1-3 ①<br>K | B B B C C S<br>3-3 ③<br>K2-3 | | B D I I<br>4-0<br>BB<br>IBB | | | 4 | 1 | 1 | 0 | 1 | 2 | 3 |
| Ron Gant, R (1, 7)<br>OBP: 0.317, SLG: 0.427<br>Mark Petkovsek, R (9, 1)<br>OBP: 0.111, SLG: 0.111 | X<br>0-0<br>G6-4-3<br>1-3<br>2B | | T B F B S<br>2-3 ①<br>K | | S B C C<br>1-3 ②<br>K | | B B B C C B<br>4-2<br>F8<br>BB | C B F B D F B<br>4-2<br>1-2<br>2-3<br>BB | | | 3 0 1 0 2 2 0<br>0 0 0 0 0 0 0 | | | | | | |
| Ray Lankford, L (1, 8)<br>OBP: 0.422, SLG: 0.634 | B B C S F B F F F<br>4-2<br>B<br>G6-4-3<br>BB | | F C B X<br>1-2 ②<br>G5-3 | | B C B B X<br>3-1<br>BB<br>1B | | C C B F X<br>1-2 ①<br>F8<br>1-2 | C F B D B X<br>3-2 ③<br>L7 | | | 4 0 1 0 1 0 4 | | | | | | |
| Gary Gaetti, R (1, 5)<br>OBP: 0.321, SLG: 0.405 | B X<br>1-0 ① ②<br>G6-4-3<br>1-2f<br>2-3<br>3-H | | X<br>0-0<br>1B | | 1 SAFE B<br>1 SAFE<br>1 SAFE B B B B<br>4-0<br>1-2<br>BB | | B B F S X<br>2-2 ②<br>G5-3 | | B X<br>1-0 ①<br>F8 | | 4 0 1 0 1 0 3 | | | | | | |
| John Mabry, L (1, 9)<br>OBP: 0.374, SLG: 0.409 | B B B C B<br>4-1<br>BB | | B B C S X<br>2-2 ③<br>G4-3 | | X<br>0-0 ③<br>G3 | | I I I I<br>4-0<br>FC6-4<br>IBB | | X<br>0-0 ②<br>G1-3 | | 3 0 0 0 2 0 3 | | | | | | |
| Royce Clayton, R (1, 6)<br>OBP: 0.310, SLG: 0.405 | D B B C C X<br>3-2 ③<br>G4-3 | | | S B B X<br>2-1 ①<br>L7 | | B C C X<br>1-2 ①<br>G6-3 | F X<br>0-1 ③<br>FC6-4<br>1-2f | | F C X<br>0-2<br>1B | | 5 0 1 0 0 0 4 | | | | | | |
| Mike DiFelice, R (1, 2)<br>OBP: 0.299, SLG: 0.377 | | B F X<br>1-1<br>2B | | X<br>0-0<br>1B | | B S X<br>1-1 ②<br>G6-3 | X<br>0-0 ①<br>F9 | C I B F S<br>SAFE<br>1-3 ③<br>K | | | 5 0 2 0 0 1 1 | | | | | | |
| Dmitri Young, S (1, 3)<br>OBP: 0.352, SLG: 0.414 | | B F F X<br>1-2 ①<br>G6-3 | | S X<br>0-1 ②<br>P3 | | C B X<br>1-1<br>1B<br>1B | B B B C C B<br>4-2<br>BB G3<br>BB | | | B B B C F F X<br>3-2 ①<br>G5-3 | 4 0 1 0 1 0 2 | | | | | | |
| Alan Benes, R (1, 1)<br>OBP: 0.225, SLG: 0.275<br>Willie McGee, S (8, PH)<br>OBP: 0.366, SLG: 0.445 (9, 7) | | B C F C<br>1-3 ②<br>K | | C X<br>0-1 ③<br>G6-3 | | F B B B X<br>2-1<br>1-2<br>1B | F B X<br>1-1 ②<br>G3<br>1-2 | | | X<br>0-0<br>HR | 3 0 1 0 0 1 2<br>2 1 1 1 0 0 1 | | | | | | |
| Inning Stats | R: 1 H: 2<br>E: 0 LOB: 2<br>K: 0 BB: 2<br>S: 14 P: 27 | R: 0 H: 1<br>E: 0 LOB: 1<br>K: 1 BB: 0<br>S: 10 P: 13 | R: 0 H: 1<br>E: 0 LOB: 1<br>K: 1 BB: 0<br>S: 10 P: 15 | R: 0 H: 1<br>E: 0 LOB: 1<br>K: 0 BB: 0<br>S: 7 P: 9 | R: 0 H: 1<br>E: 0 LOB: 2<br>K: 2 BB: 1<br>S: 9 P: 18 | R: 0 H: 2<br>E: 0 LOB: 2<br>K: 1 BB: 0<br>S: 12 P: 20 | R: 0 H: 0<br>E: 0 LOB: 2<br>K: 0 BB: 2<br>S: 11 P: 22 | R: 0 H: 0<br>E: 0 LOB: 3<br>K: 0 BB: 3<br>S: 11 P: 27 | R: 0 H: 1<br>E: 0 LOB: 1<br>K: 1 BB: 0<br>S: 8 P: 10 | R: 1 H: 1<br>E: 0 LOB: 0<br>K: 0 BB: 0<br>S: 5 P: 8 | 1B: 7 SF: 0<br>2B: 2 SAC: 0<br>3B: 0 DP: 1<br>HR: 1 HBP: 0 | | | | | | |

| PITCHER | | IP | WLS | BF | H | R | ER | SO | BB | IBB | HBP | BLK | WP | HR | S | P | ERA | WHIP |
|---|---|---|---|---|---|---|---|---|---|---|---|---|---|---|---|---|---|---|
| Bob Tewksbury, R<br>ERA: 3.35 | (1, 1) | 6.0 | | 28 | 8 | 1 | 1 | 5 | 3 | 0 | 0 | 0 | 0 | 0 | 62 | 102 | 1.50 | 1.833 |
| Frankie Rodriguez, R<br>ERA: 4.66 | (7, 1) | 3.0 | | 15 | 1 | 0 | 0 | 1 | 3 | 2 | 0 | 0 | 0 | 0 | 30 | 59 | 0.00 | 1.333 |
| Eddie Guardado, L<br>ERA: 4.43 | (10, 1) | 0.1 | L | 2 | 1 | 1 | 1 | 0 | 0 | 0 | 0 | 0 | 0 | 1 | 5 | 8 | 27.00 | 3.000 |

| PITCHER | IP | WLS | BF | H | R | ER | SO | BB | IBB | HBP | BLK | WP | HR | S | P | ERA | WHIP |
|---|---|---|---|---|---|---|---|---|---|---|---|---|---|---|---|---|---|

# BOTTOM

## Minnesota Twins @ St. Louis Cardinals

Busch Stadium, St. Louis, MO

Wed Jul 02 1997, 7:05 PM CDT
Att. 30,582 - Unknown - 94 F

livebaseballscorecards.com

| | |
|---|---|
| AB | 37 |
| R | 2 |
| H | 10 |
| RBI | 1 |
| BB | 8 |
| SO | 6 |
| LOB | 23 |

WP: 0 PA: 45
PB: 0
SB: 0
CS: 0

| Batter | 1 | 2 | 3 | 4 | 5 | 6 | 7 | 8 | 9 | AB | R | H | RBI | BB | SO | LOB |
|---|---|---|---|---|---|---|---|---|---|---|---|---|---|---|---|---|
| Tony Womack, L (1, 4)<br>OBP: 0.311, SLG: 0.353 | B C F F F X<br>1-2 ① G5-3 | | F S F B F F X<br>1-2 ② G4-3<br>3-H | | F 1 SAFE X<br>0-1 ② FC6-4<br>1B<br>1-2f<br>3-H | C X<br>0-1 ③ P6 | | C X<br>0-1 S 1B | | 5 | 0 | 1 | 2 | 0 | 0 | 4 |
| Kevin Polcovich, R (1, 6)<br>OBP: 0.393, SLG: 0.392<br>Rich Loiselle, R (8, 1) | C B B X<br>2-1 ② F8 | C F B F X<br>1-2 ③ F7 | | | C 1 SAFE 1 SAFE B 1 SAFE 1 SAFE X<br>1-1 1-3 1B | X<br>0-0 ① B2-3 | B B B C B<br>4-1 1-2 BB | | | 4 | 0 | 1 | 0 | 1 | 0 | 0 |
| | | | | | | | | | | 0 | 0 | 0 | 0 | 0 | 0 | 0 |
| Al Martin, L (1, 7)<br>OBP: 0.403, SLG: 0.530 | X<br>0-0 ③ L1 | | | C B B B B<br>4-1 CS BB | X<br>0-0 ③ L9 | | C X<br>0-1 HR 2B | S S B T<br>1-2 ③ K | | 4 | 1 | 1 | 0 | 1 | 1 | 4 |
| Kevin Young, R (1, 3)<br>OBP: 0.343, SLG: 0.557 | | B C B X<br>2-1 ① F8 | | B 1 SAFE B X<br>2-0 ① ② F8<br>1-2 | | X<br>0-0 1B 2B 1B | X<br>0-0 2-H HR | | C B F B X<br>2-2 G4-3 2B | 5 | 2 | 3 | 2 | 0 | 0 | 1 |
| Mark Smith, R (1, 9)<br>OBP: 0.292, SLG: 0.478 | | B C B X<br>2-1 ② F7 | | B C X<br>1-1 ③ G4-3 | | C X<br>0-1 2B 1-2 FC5-2 1B | B B C X<br>2-1 ② G6-3 | X | X<br>0-0 ① B5 | 4 | 0 | 1 | 0 | 0 | 0 | 0 |
| Matt Ruebel, L (7, 1) | | | | | | | | | | 0 | 0 | 0 | 0 | 0 | 0 | 0 |
| Marc Wilkins, R (7, 1) | | | | | | | | | | 0 | 0 | 0 | 0 | 0 | 0 | 0 |
| Jason Christiansen, R (8, 1) | | | | | | | | | | 0 | 0 | 0 | 0 | 0 | 0 | 0 |
| Lou Collier, R (8, 6)<br>OBP: 0.214, SLG: 0.214 | | | | | | | | | | 1 | 0 | 0 | 0 | 0 | 0 | 1 |
| Dale Sveum, S (1, 5)<br>OBP: 0.350, SLG: 0.523 | | B B B C F B<br>4-2 BB | | | C B F B F B S<br>3-3 ① K | X<br>0-0 FC5-2 1-3 2-H 2B | X<br>0-0 1B | | X<br>0-0 ② G4-3<br>2-3 | 4 | 0 | 2 | 1 | 1 | 1 | 1 |
| Jose Guillen, R (1, 8)<br>OBP: 0.290, SLG: 0.398<br>(7, 9) | | B X<br>1-0 ③ F8 | | | B X<br>1-0 BB 1B 1B | D F X<br>1-1 ① G6-3 | D T X<br>1-1 ③ G5-3 | | B F X<br>1-1 ③ G6-3 | 5 | 1 | 1 | 0 | 0 | 0 | 5 |
| Keith Osik, R (1, 2)<br>OBP: 0.333, SLG: 0.388 | | B X<br>1-0 SH1-4 G4-3 2B | | | C F 1 SAFE B B 1 SAFE 1 SAFE B F<br>4-2 B 1B 1-2 FC6-4 BB | I I I<br>4-0 FC5-2 IBB | | S F F F B F B X<br>2-2 ① G4-3 | | 2 | 2 | 1 | 0 | 2 | 0 | 0 |
| Esteban Loaiza, R (1, 1)<br>OBP: 0.176, SLG: 0.206 | | B X<br>1-0 ① SH1-4<br>2-3 | | | F X<br>0-1 FC6-4 1-3 2-H 1B | B X<br>1-0 FC5-2 1-2 2-3 3-Hf 1B | | X<br>0-0 ② G4-3 | | 2 | 0 | 1 | 1 | 0 | 0 | 3 |
| Turner Ward, S (7, 8) | | | | | | | | | | 1 | 0 | 0 | 0 | 0 | 0 | 0 |
| Inning Stats | R: 0 E: 0 K: 0 S: 9<br>H: 0 LOB: 0 BB: 0 P: 12 | R: 0 E: 0 K: 0 S: 7<br>H: 0 LOB: 1 BB: 1 P: 16 | R: 1 E: 0 K: 0 S: 13<br>H: 1 LOB: 0 BB: 0 P: 17 | R: 0 E: 0 K: 0 S: 4<br>H: 0 LOB: 0 BB: 1 P: 11 | R: 2 E: 0 K: 1 S: 15<br>H: 3 LOB: 2 BB: 1 P: 24 | R: 1 E: 0 K: 0 S: 9<br>H: 3 LOB: 3 BB: 1 P: 15 | R: 2 E: 0 K: 0 S: 9<br>H: 3 LOB: 1 BB: 0 P: 12 | R: 0 E: 0 K: 1 S: 13<br>H: 1 LOB: 2 BB: 1 P: 20 | R: 0 E: 0 K: 0 S: 7<br>H: 1 LOB: 1 BB: 0 P: 10 | 1B: 7 2B: 4 3B: 0 HR: 1<br>SF: 0 SAC: 1 DP: 0 HBP: 0 | | | | | | |

TOP

# Pittsburgh Pirates @ St. Louis Cardinals

Busch Stadium, St. Louis, MO

Thu Jul 03 1997, 7:05 PM CDT

Att. 30,753 - Unknown - 82 F

livebaseballscorecards.com

| | |
|---|---|
| AB | 37 |
| R | 6 |
| H | 12 |
| RBI | 6 |
| BB | 5 |
| SO | 2 |
| LOB | 19 |

WP: 0 PB: 0 SB: 1 CS: 1 PA: 43

| PITCHER | | IP | WLS | BF | H | R | ER | SO | BB | IBB | HBP | BLK | WP | HR | S | P | ERA | WHIP |
|---|---|---|---|---|---|---|---|---|---|---|---|---|---|---|---|---|---|---|
| Fernando Valenzuela, L<br>ERA: 4.8 | (1, 1) | 5.0 | L | 21 | 4 | 3 | 3 | 1 | 3 | 0 | 0 | 0 | 0 | 0 | 48 | 80 | 5.40 | 1.400 |
| Mark Petkovsek, R<br>ERA: 3.42 | (6, 1) | 2.0 | | 13 | 6 | 3 | 3 | 0 | 0 | 1 | 0 | 0 | 0 | 1 | 18 | 27 | 13.50 | 3.000 |
| John Frascatore, R<br>ERA: 2.27 | (8, 1) | 0.2 | | 4 | 1 | 0 | 0 | 0 | 1 | 0 | 0 | 0 | 0 | 0 | 10 | 16 | 0.00 | 3.000 |
| Tony Fossas, L<br>ERA: 1.3 | (8, 1) | 1.1 | | 5 | 1 | 0 | 0 | 1 | 0 | 0 | 0 | 0 | 0 | 0 | 10 | 14 | 0.00 | 0.750 |

| PITCHER | IP | WLS | BF | H | R | ER | SO | BB | IBB | HBP | BLK | WP | HR | S | P | ERA | WHIP |
|---|---|---|---|---|---|---|---|---|---|---|---|---|---|---|---|---|---|

| Batter | 1 | 2 | 3 | 4 | 5 | 6 | 7 | 8 | 9 | AB | R | H | RBI | BB | SO | LOB |
|---|---|---|---|---|---|---|---|---|---|---|---|---|---|---|---|---|
| Delino DeShields, L (1, 4)<br>OBP: 0.343, SLG: 0.443 | B3 | L6 | | | B1 | | FC6-4 BB | F7 | | 4 | 0 | 0 | 0 | 1 | 0 | 1 |
| Ron Gant, R (1, 7)<br>OBP: 0.315, SLG: 0.427 | WP 1B 2B | | G6-3 | | G6-3 | | FC6-4 2B | F8 | | 5 | 2 | 1 | 0 | 0 | 0 | 3 |
| Ray Lankford, L (1, 8)<br>OBP: 0.425, SLG: 0.636 | 1B 1B IBB | | K | | K | | BB 2B | | CS S 1B | 4 | 1 | 2 | 2 | 1 | 2 | 0 |
| Gary Gaetti, R (1, 5)<br>OBP: 0.326, SLG: 0.413 (8, 3) | 1B 1B | | 2B | | | FC5 1B | K | | F8 | 5 | 0 | 3 | 1 | 0 | 1 | 2 |
| John Mabry, L (1, 9)<br>OBP: 0.371, SLG: 0.403 | K | | G3-1 | | | L5 | BB | | F8 | 4 | 0 | 0 | 0 | 1 | 1 | 5 |
| Dmitri Young, S (1, 3)<br>OBP: 0.354, SLG: 0.413 | 1B | | | E1 2B | | L6 | FC5-4 BB | | | 3 | 0 | 1 | 1 | 1 | 0 | 1 |
| John Frascatore, R (8, 1) | | | | | | | | | | 0 | 0 | 0 | 0 | 0 | 0 | 0 |
| Tony Fossas, L (8, 1) | | | | | | | | | | 0 | 0 | 0 | 0 | 0 | 0 | 0 |
| Royce Clayton, R (1, 6)<br>OBP: 0.310, SLG: 0.403 | K | | | K | | 1B | FC5-4 | | | 4 | 0 | 1 | 0 | 0 | 2 | 6 |
| Tom Lampkin, L (1, 2)<br>OBP: 0.313, SLG: 0.378 | | G5-3 | | 2B | | FC5 | | K | | 3 | 0 | 1 | 0 | 0 | 0 | 2 |
| Mike Gallego, R (8, PH)<br>OBP: 0.182, SLG: 0.214 (9, 5) | | | | | | | | | | 1 | 0 | 0 | 0 | 0 | 1 | 0 |
| Fernando Valenzuela, L (1, 1)<br>OBP: 0.182, SLG: 0.182 | | P6 | | G5-3 | | | FC6-4 S 2B 1B | K 1B | | 2 | 0 | 0 | 0 | 0 | 0 | 1 |
| Mark Petkovsek, R (6, 1)<br>OBP: 0.111, SLG: 0.111 | | | | | | | | | | 0 | 0 | 0 | 0 | 0 | 0 | 0 |
| Scott Livingstone, L (7, PH)<br>OBP: 0.211, SLG: 0.206 | | | | | | | | | | 0 | 0 | 0 | 0 | 0 | 0 | 0 |
| Danny Sheaffer, R (7, PH)<br>OBP: 0.329, SLG: 0.314 | | | | | | | | | | 2 | 1 | 2 | 0 | 0 | 0 | 0 |
| (8, 5) | | | | | | | | | | | | | | | | |
| (9, 2) | | | | | | | | | | | | | | | | |
| Inning Stats | R: 2 E: 0 K: 2 S: 15 H: 3 LOB: 2 BB: 1 P: 25 | R: 0 E: 0 K: 0 S: 7 H: 0 LOB: 0 BB: 0 P: 8 | R: 0 E: 0 K: 1 S: 9 H: 1 LOB: 1 BB: 0 P: 11 | R: 0 E: 1 K: 1 S: 12 H: 1 LOB: 1 BB: 0 P: 14 | R: 0 E: 0 K: 1 S: 6 H: 0 LOB: 0 BB: 0 P: 9 | R: 0 E: 0 K: 0 S: 11 H: 2 LOB: 2 BB: 0 P: 16 | R: 2 E: 0 K: 1 S: 19 H: 2 LOB: 3 BB: 3 P: 34 | R: 0 E: 0 K: 1 S: 9 H: 1 LOB: 1 BB: 0 P: 15 | R: 0 E: 0 K: 0 S: 10 H: 1 LOB: 0 BB: 0 P: 13 | 1B: 7<br>2B: 4<br>3B: 0<br>HR: 0 | SF: 0<br>SAC: 0<br>DP: 0<br>HBP: 0 | | | WP: 1<br>PB: 0<br>SB: 2<br>CS: 1 | PA: 41 | | |

| PITCHER | | IP | WLS | BF | H | R | ER | SO | BB | IBB | HBP | BLK | WP | HR | S | P | ERA | WHIP |
|---|---|---|---|---|---|---|---|---|---|---|---|---|---|---|---|---|---|---|
| Esteban Loaiza, R<br>ERA: 4.04 | (1, 1) | 6.0 | W | 26 | 7 | 2 | 2 | 5 | 0 | 1 | 0 | 0 | 1 | 0 | 60 | 83 | 3.00 | 1.167 |
| Matt Ruebel, L<br>ERA: 8.69 | (7, 1) | 0.1 | | 4 | 2 | 2 | 2 | 0 | 1 | 0 | 0 | 0 | 0 | 0 | 6 | 11 | 54.00 | 9.000 |
| Marc Wilkins, R<br>ERA: 4.89 | (7, 1) | 0.2 | | 4 | 0 | 0 | 0 | 1 | 2 | 0 | 0 | 0 | 0 | 0 | 13 | 23 | 0.00 | 3.000 |
| Jason Christiansen, L<br>ERA: 3.86 | (8, 1) | 0.2 | | 3 | 1 | 0 | 0 | 1 | 0 | 0 | 0 | 0 | 0 | 0 | 7 | 12 | 0.00 | 1.500 |
| Rich Loiselle, R<br>ERA: 3.06 | (8, 1) | 1.1 | S | 4 | 1 | 0 | 0 | 0 | 0 | 0 | 0 | 0 | 0 | 0 | 12 | 16 | 0.00 | 0.750 |

| PITCHER | IP | WLS | BF | H | R | ER | SO | BB | IBB | HBP | BLK | WP | HR | S | P | ERA | WHIP |
|---|---|---|---|---|---|---|---|---|---|---|---|---|---|---|---|---|---|

# BOTTOM

## Pittsburgh Pirates @ St. Louis Cardinals

Busch Stadium, St. Louis, MO

Thu Jul 03 1997, 7:05 PM CDT
Att. 30,753 - Unknown - 82 F

livebaseballscorecards.com

| | |
|---|---|
| AB | 37 |
| R | 4 |
| H | 11 |
| RBI | 4 |
| BB | 4 |
| SO | 7 |
| LOB | 21 |

| Batter | 1 | 2 | 3 | 4 | 5 | 6 | 7 | 8 | 9 | 10 | AB | R | H | RBI | BB | SO | LOB |
|---|---|---|---|---|---|---|---|---|---|---|---|---|---|---|---|---|---|
| Tony Womack, L (1, 4)<br>OBP: 0.315, SLG: 0.357 | C S B F F B F F F<br>2-2<br>G5-3 S SF9 1B | B X<br>1-0 ③<br>P6 | C B B B<br>4-1<br>CS BB | B C X<br>1-1 ①<br>F7 | C X<br>0-1<br>1-H 2B | | | | | 4 | 1 | 2 | 1 | 1 | 0 | 0 |
| Turner Ward, S (1, 8)<br>OBP: 0.167, SLG: 0.667 (10, 9) | D C C B B X<br>3-2 ①<br>G5-3<br>1-3 | X<br>0-0 ①<br>F9 | C<br>1 SAFE<br>1 SAFE<br>1 SAFE F F B<br>1 SAFE F<br>1-2 X<br>P5 | C X<br>0-1<br>HR | B B X<br>2-0 ③<br>G4-3 | | | | | | 5 | 1 | 1 | 1 | 0 | 0 | 3 |
| Al Martin, L (1, 7)<br>OBP: 0.398, SLG: 0.521 | B B C B X<br>3-1 ②<br>SF9<br>3-H | B F B X<br>2-1 ②<br>G1-3 | 1 SAFE F 1 SAFE P B F F B S<br>3-3 ②③<br>K<br>1-2 | B S B S B B<br>4-2<br>BB BB | C X<br>0-1 ①<br>G3-1 | | | | | | 3 | 0 | 0 | 1 | 1 | 1 | 1 |
| Kevin Young, R (1, 3)<br>OBP: 0.344, SLG: 0.548 | B F S S<br>1-3 ③<br>K | F C F F S<br>0-3 ③<br>K2-3 | B F B B B<br>4-1<br>18 2B 1B BB | B B B<br>4-0<br>1-2 BB | F X<br>0-1 ②<br>F7 | | | | | | 3 | 1 | 0 | 0 | 2 | 2 | 0 |
| Dale Sveum, S (1, 5)<br>OBP: 0.352, SLG: 0.526 | C B B C S<br>2-3 ①<br>K | C B B X<br>2-1<br>2B 1B | C B C C<br>1-3 ①<br>K | F B F S<br>1-3 ②<br>K | C C C X<br>0-2<br>HR 2B | | | | | | 5 | 1 | 2 | 0 | 0 | 3 | 3 |
| Mark Smith, R (1, 9)<br>OBP: 0.321, SLG: 0.569<br>Rich Loiselle, R (10, 1) | F F B B S<br>2-3 ②<br>K | B B C X<br>2-1<br>1-3 2B | B X<br>1-0<br>1-2 18 2B 1B | C B X<br>1-1 ③<br>P5 | X<br>0-0<br>2-H HR | | | | | | 5<br>0 | 2<br>0 | 3<br>0 | 2<br>0 | 0<br>0 | 1<br>0 | 2<br>0 |
| 18 Jason Kendall, R (1, 2)<br>OBP: 0.374, SLG: 0.398 | B B B C F F S<br>3-3 ③<br>K | X<br>0-0 ①<br>P3 | C B B B C F X<br>3-2<br>1-H 2-H 2B | F X<br>0-1 ①<br>G5-3 | B F X<br>1-1 ③<br>G5-3 | | | | | | 5 | 0 | 1 | 2 | 0 | 1 | 2 |
| Lou Collier, R (1, 6)<br>OBP: 0.167, SLG: 0.167 | F B B B F C<br>2-3 ①<br>K | F X<br>0-1 ②<br>P6 | X<br>0-0<br>G5-3 | F F F F B F B X<br>2-2 ②<br>F8 | | | | | | | 4 | 0 | 0 | 0 | 0 | 1 | 3 |
| 67 Francisco Cordova, R (1, 1)<br>OBP: 0.158, SLG: 0.059<br>Clint Sodowsky, L (8, 1)<br>Jose Guillen, R (9, PH)<br>OBP: 0.292, SLG: 0.400<br>Marc Wilkins, R (9, 1)<br>Emil Brown, R (10, 8)<br>OBP: 0.307, SLG: 0.293 | C S C<br>0-3 ②<br>K | S C B F X<br>1-2 ③<br>G3 | F F S<br>0-3 ③<br>K | S F F F X<br>0-2<br>2B 1B | | | | | | | 3<br>0<br>1<br>0<br>0 | 0<br>0<br>1<br>0<br>0 | 0<br>0<br>1<br>0<br>0 | 0<br>0<br>0<br>0<br>0 | 0<br>0<br>0<br>0<br>0 | 2<br>0<br>0<br>0<br>0 | 3<br>0<br>0<br>0<br>0 |
| Inning Stats | R: 1 E: 0 K: 1 S: 17<br>H: 1 LOB: 0 BB: 0 P: 26 | R: 0 E: 0 K: 3 S: 10<br>H: 0 LOB: 0 BB: 0 P: 17 | R: 0 E: 0 K: 2 S: 7<br>H: 0 LOB: 0 BB: 0 P: 10 | R: 0 E: 0 K: 1 S: 8<br>H: 0 LOB: 0 BB: 0 P: 10 | R: 0 E: 0 K: 0 S: 11<br>H: 2 LOB: 2 BB: 0 P: 16 | R: 0 E: 0 K: 1 S: 11<br>H: 0 LOB: 0 BB: 1 P: 18 | R: 2 E: 0 K: 2 S: 13<br>H: 2 LOB: 1 BB: 1 P: 22 | R: 1 E: 0 K: 1 S: 11<br>H: 1 LOB: 2 BB: 2 P: 22 | R: 1 E: 0 K: 0 S: 16<br>H: 2 LOB: 1 BB: 0 P: 20 | R: 2 E: 0 K: 0 S: 10<br>H: 2 LOB: 0 BB: 0 P: 11 | 1B: 4<br>2B: 4<br>3B: 0<br>HR: 2 | SF: 1<br>SAC: 0<br>DP: 0<br>HBP: 0 | | WP: 0<br>PB: 0<br>SB: 1<br>CS: 1 | PA: 43 | | |

| PITCHER | | IP | WLS | BF | H | R | ER | SO | BB | IBB | HBP | BLK | WP | HR | S | P | ERA | WHIP |
|---|---|---|---|---|---|---|---|---|---|---|---|---|---|---|---|---|---|---|
| Andy Benes, R<br>ERA: 3.16 | (1, 1) | 7.0 | | 27 | 5 | 3 | 3 | 10 | 2 | 0 | 0 | 0 | 0 | 0 | 77 | 119 | 3.86 | 1.000 |
| Tony Fossas, L<br>ERA: 1.61 | (8, 1) | 0.1 | | 3 | 1 | 1 | 1 | 0 | 1 | 0 | 0 | 0 | 0 | 1 | 6 | 11 | 27.00 | 6.000 |
| T.J. Mathews, R<br>ERA: 1.82 | (8, 1) | 0.2 | | 3 | 0 | 0 | 0 | 1 | 1 | 0 | 0 | 0 | 0 | 0 | 5 | 11 | 0.00 | 1.500 |
| Dennis Eckersley, R<br>ERA: 4.28 | (9, 1) | 2.0 | L | 10 | 4 | 3 | 3 | 0 | 0 | 0 | 0 | 0 | 0 | 1 | 26 | 31 | 13.50 | 2.000 |

| PITCHER | IP | WLS | BF | H | R | ER | SO | BB | IBB | HBP | BLK | WP | HR | S | P | ERA | WHIP |
|---|---|---|---|---|---|---|---|---|---|---|---|---|---|---|---|---|---|

# TOP

## Pittsburgh Pirates @ St. Louis Cardinals

Busch Stadium, St. Louis, MO

Fri Jul 04 1997, 3:33 AM CDT
Att. 33,885 - Overcast - 70 F

livebaseballscorecards.com

| | |
|---|---|
| AB | 38 |
| R | 7 |
| H | 10 |
| RBI | 7 |
| BB | 4 |
| SO | 11 |
| LOB | 17 |

# Pittsburgh Pirates @ St. Louis Cardinals

Busch Stadium, St. Louis, MO

Fri Jul 04 1997, 3:33 AM CDT

Att. 33,885 - Overcast - 70 F

| Batter | 1 | 2 | 3 | 4 | 5 | 6 | 7 | 8 | 9 | 10 | AB | R | H | RBI | BB | SO | LOB |
|---|---|---|---|---|---|---|---|---|---|---|---|---|---|---|---|---|---|
| Delino DeShields, L (1, 4)<br>OBP: 0.347, SLG: 0.446<br>Dennis Eckersley, R (9, 1) | HR, BB, 1B | 1B | | | B1 ① | | FC6, 1B | F7 ② | | | 5 | 2 | 3 | 0 | 0 | 0 | 1 |
| | | | | | | | | | | | 0 | 0 | 0 | 0 | 0 | 0 | 0 |
| Ron Gant, R (1, 7)<br>OBP: 0.320, SLG: 0.431 | HR, BB | K ③ | | | FC5-4, 2B | | SH1-3, FC6, SF7, 1B | CS ③ | K ① | | 4 | 2 | 2 | 0 | 1 | 2 | 1 |
| Ray Lankford, L (1, 8)<br>OBP: 0.428, SLG: 0.647 | HR | | G6-4-3, 1B | | FC5-4, IBB | | FC6, SH1-3 | | G5-3 ② | | 4 | 1 | 2 | 4 | 1 | 0 | 1 |
| Gary Gaetti, R (1, 5)<br>OBP: 0.321, SLG: 0.406 | G6-3 ① | | G6-4-3 ①② | | FC5-4 ② S | | SH1-3 ① | | G6-3 ③ | | 4 | 0 | 0 | 0 | 0 | 0 | 3 |
| Dmitri Young, S (1, 3)<br>OBP: 0.352, SLG: 0.412<br>Tony Fossas, L (8, 1)<br>T.J. Mathews, R (8, 1)<br>Mike Gallego, R (9, 4)<br>OBP: 0.182, SLG: 0.214<br>Scott Livingstone, L (10, PH)<br>OBP: 0.205, SLG: 0.200 | G4-3, 1B | | G1-3 ③ | | G3 | | SF7 ② | | | F7 ① | 3 | 0 | 1 | 1 | 0 | 0 | 2 |
| | | | | | | | | | | | 0 | 0 | 0 | 0 | 0 | 0 | 0 |
| | | | | | | | | | | | 0 | 0 | 0 | 0 | 0 | 0 | 0 |
| | | | | | | | | | | | 0 | 0 | 0 | 0 | 0 | 0 | 0 |
| | | | | | | | | | | | 1 | 0 | 0 | 0 | 0 | 0 | 0 |
| John Mabry, L (1, 9)<br>OBP: 0.371, SLG: 0.401<br>(8, 3) | G4-3 ② | | | F8 ① | | G3-1 ① | IBB | | | DI, 1B | 4 | 0 | 1 | 0 | 1 | 0 | 1 |
| Mike DiFelice, R (1, 2)<br>OBP: 0.290, SLG: 0.364<br>Tom Lampkin, L (10, PH)<br>OBP: 0.311, SLG: 0.376 | F9 ③ | | | F8 ② | | G6-3 ② | K ③ | | | F8 ② | 4 | 0 | 0 | 0 | 0 | 1 | 3 |
| | | | | | | | | | | | 1 | 0 | 0 | 0 | 0 | 0 | 1 |
| Royce Clayton, R (1, 6)<br>OBP: 0.314, SLG: 0.404 | | P6 ① | | 1B | | BB | | CS | | K ③ | 4 | 0 | 2 | 0 | 1 | 1 | 1 |
| Andy Benes, R (1, 1)<br>OBP: 0.200, SLG: 0.233<br>Willie McGee, S (8, 9)<br>OBP: 0.364, SLG: 0.442 | | G5-3 ② | | G4-3 ③ | | FC6-4 ③ | | K ① | | | 3 | 0 | 0 | 0 | 0 | 0 | 2 |
| | | | | | | | | | | | 1 | 0 | 0 | 0 | 0 | 1 | 1 |
| Inning Stats | R: 3 H: 3<br>E: 0 LOB: 1<br>K: 0 BB: 1<br>S: 11 P: 23 | R: 0 H: 1<br>E: 0 LOB: 1<br>K: 1 BB: 0<br>S: 9 P: 11 | R: 0 H: 1<br>E: 0 LOB: 0<br>K: 0 BB: 0<br>S: 8 P: 9 | R: 0 H: 1<br>E: 0 LOB: 1<br>K: 0 BB: 0<br>S: 8 P: 9 | R: 0 H: 1<br>E: 0 LOB: 2<br>K: 0 BB: 1<br>S: 10 P: 16 | R: 0 H: 0<br>E: 0 LOB: 1<br>K: 0 BB: 1<br>S: 11 P: 19 | R: 2 H: 2<br>E: 0 LOB: 2<br>K: 1 BB: 1<br>S: 13 P: 22 | R: 0 H: 1<br>E: 0 LOB: 0<br>K: 1 BB: 0<br>S: 9 P: 14 | R: 0 H: 0<br>E: 0 LOB: 0<br>K: 1 BB: 0<br>S: 9 P: 11 | R: 0 H: 1<br>E: 0 LOB: 1<br>K: 1 BB: 0<br>S: 9 P: 16 | 1B: 9 SF: 1<br>2B: 1 SAC: 1<br>3B: 0 DP: 1<br>HR: 1 HBP: 0 | | | | | | |

| PITCHER | | IP | WLS | BF | H | R | ER | SO | BB | IBB | HBP | BLK | WP | HR | S | P | ERA | WHIP |
|---|---|---|---|---|---|---|---|---|---|---|---|---|---|---|---|---|---|---|
| 67 Francisco Cordova, R<br>ERA: 2.82 | (1, 1) | 7.0 | | 34 | 9 | 5 | 5 | 2 | 2 | 2 | 0 | 0 | 0 | 1 | 70 | 109 | 6.43 | 1.571 |
| Clint Sodowsky, R<br>ERA: 4.09 | (8, 1) | 1.0 | | 3 | 1 | 0 | 0 | 1 | 0 | 0 | 0 | 0 | 0 | 0 | 9 | 14 | 0.00 | 1.000 |
| Marc Wilkins, R<br>ERA: 4.76 | (9, 1) | 1.0 | W | 3 | 0 | 0 | 0 | 1 | 0 | 0 | 0 | 0 | 0 | 0 | 9 | 11 | 0.00 | 0.000 |
| Rich Loiselle, R<br>ERA: 2.97 | (10, 1) | 1.0 | S | 4 | 1 | 0 | 0 | 1 | 0 | 0 | 0 | 0 | 0 | 0 | 9 | 16 | 0.00 | 1.000 |

| PITCHER | IP | WLS | BF | H | R | ER | SO | BB | IBB | HBP | BLK | WP | HR | S | P | ERA | WHIP |
|---|---|---|---|---|---|---|---|---|---|---|---|---|---|---|---|---|---|

BOTTOM

livebaseballscorecards.com

| | |
|---|---|
| AB | 38 |
| R | 5 |
| H | 11 |
| RBI | 5 |
| BB | 4 |
| SO | 5 |
| LOB | 17 |

WP: 0 PA: 45
PB: 0
SB: 1
CS: 1

| Batter | 1 | 2 | 3 | 4 | 5 | 6 | 7 | 8 | 9 | AB | R | H | RBI | BB | SO | LOB |
|---|---|---|---|---|---|---|---|---|---|---|---|---|---|---|---|---|
| Tony Womack, L (1, 4)<br>OBP: 0.317, SLG: 0.356 | B F C S<br>1-3 ①<br>K | | C B B F B B<br>4-2<br>BB | | | C B L F S<br>1-3 ②<br>K | X<br>0-0<br>2B<br>1-3<br>2-H<br>3-H<br>1B | | L F X<br>0-2 ②<br>G5-3<br>1-2 | 4 | 0 | 1 | 2 | 1 | 2 | 1 |
| Turner Ward, S (1, 8)<br>OBP: 0.455, SLG: 0.818 | X<br>0-0<br>1B | | C B F F X<br>1-2 ③<br>G4-3 | | | B X<br>1-0<br>BB<br>1B | X<br>0-0<br>1-3<br>3-H<br>2B | | X<br>0-0 ③<br>2-H<br>1B | 5 | 0 | 4 | 1 | 0 | 0 | 1 |
| Al Martin, L (1, 7)<br>OBP: 0.400, SLG: 0.515 | B C B B X<br>3-1 ②<br>F7 | | | B C F B B B<br>4-2<br>FC5-4<br>BB | | B 1 SAFE B B B<br>4-0<br>1-2<br>BB | S B S B C<br>2-3 ③<br>K | | | 2 | 0 | 0 | 0 | 2 | 1 | 3 |
| Kevin Young, R (1, 3)<br>OBP: 0.343, SLG: 0.557 | B C F X<br>1-2 ③<br>P6 | | | D X<br>1-0 ①<br>FC5-4<br>CS<br>1-2f | | B X<br>1-0 ③<br>F9 | | C C B B F X<br>2-2<br>HR | | 4 | 1 | 1 | 1 | 0 | 0 | 4 |
| Dale Sveum, S (1, 5)<br>OBP: 0.356, SLG: 0.522 | | B B S T B B<br>4-2<br>18<br>L5-3<br>BB | | 1 SAFE B B B B C F F F S<br>3-3 ②③<br>K<br>1-2 | | | B B B C X<br>3-1<br>1B<br>18<br>HBP<br>1B | B F C B C<br>2-3 ①<br>K | | 3 | 1 | 1 | 0 | 1 | 2 | 1 |
| 18 Jason Kendall, R (1, 2)<br>OBP: 0.372, SLG: 0.394 | | C F F X<br>0-2 ①②<br>L5-3<br>1-1 | | | C B X<br>1-1 ①<br>P4 | B F H<br>2-1<br>1B<br>1B<br>1-2<br>HBP | B B C S F S<br>2-3 ②<br>K | | | 3 | 1 | 0 | 0 | 0 | 1 | 1 |
| Jose Guillen, R (1, 9)<br>OBP: 0.292, SLG: 0.398 | | F X<br>0-1 ③<br>G1-3 | | | B X<br>1-0 ②<br>F9 | F X<br>0-1<br>1B<br>1-2<br>2-3<br>2B<br>1B | B F B B F S<br>3-3 ③<br>K | | | 4 | 1 | 1 | 0 | 0 | 1 | 0 |
| Lou Collier, R (1, 6)<br>OBP: 0.150, SLG: 0.150<br>Mark Smith, R (7, PH)<br>OBP: 0.315, SLG: 0.558<br>Kevin Polcovich, R (7, 6)<br>OBP: 0.389, SLG: 0.388 | | | C B F F S<br>1-3 ①<br>K | | L F S<br>0-3 ③<br>K | | C F F F C<br>0-3 ①<br>K | | C F B X<br>1-2 ①<br>G5-3 | 2 | 0 | 0 | 0 | 0 | 2 | 0 |
| | | | | | | | | | | 1 | 0 | 0 | 0 | 0 | 1 | 3 |
| | | | | | | | | | | 1 | 0 | 0 | 0 | 0 | 0 | 0 |
| Jon Lieber, L (1, 1)<br>OBP: 0.086, SLG: 0.059<br>Keith Osik, R (7, PH)<br>OBP: 0.327, SLG: 0.380<br>Ricardo Rincon, L (7, 1)<br>Clint Sodowsky, L (8, 1)<br>OBP: 0.500, SLG: 0.500<br>Jason Christiansen, R (9, 1)<br>Marc Wilkins, R (9, 1) | | | T B S B T<br>2-2 ②<br>K | | | C F C<br>0-3 ①<br>K | C F B B S<br>2-3 ②<br>K | | X<br>0-0<br>1B<br>G5-3<br>1B | 2 | 0 | 0 | 0 | 0 | 2 | 0 |
| | | | | | | | | | | 1 | 0 | 0 | 0 | 0 | 1 | 3 |
| | | | | | | | | | | 0 | 0 | 0 | 0 | 0 | 0 | 0 |
| | | | | | | | | | | 1 | 0 | 1 | 0 | 0 | 0 | 0 |
| | | | | | | | | | | 0 | 0 | 0 | 0 | 0 | 0 | 0 |
| | | | | | | | | | | 0 | 0 | 0 | 0 | 0 | 0 | 0 |
| Inning Stats | R: 0<br>E: 0<br>K: 1<br>S: 9<br>H: 1<br>LOB: 1<br>BB: 0<br>P: 14 | R: 0<br>E: 0<br>K: 0<br>S: 8<br>H: 0<br>LOB: 0<br>BB: 1<br>P: 12 | R: 0<br>E: 0<br>K: 2<br>S: 13<br>H: 0<br>LOB: 1<br>BB: 1<br>P: 21 | R: 0<br>E: 0<br>K: 1<br>S: 8<br>H: 0<br>LOB: 0<br>BB: 1<br>P: 16 | R: 0<br>E: 0<br>K: 1<br>S: 6<br>H: 0<br>LOB: 0<br>BB: 0<br>P: 8 | R: 0<br>E: 0<br>K: 2<br>S: 9<br>H: 1<br>LOB: 2<br>BB: 1<br>P: 16 | R: 3<br>E: 0<br>K: 3<br>S: 18<br>H: 4<br>LOB: 2<br>BB: 0<br>P: 27 | R: 1<br>E: 0<br>K: 3<br>S: 14<br>H: 1<br>LOB: 0<br>BB: 0<br>P: 23 | R: 0<br>E: 0<br>K: 0<br>S: 8<br>H: 2<br>LOB: 2<br>BB: 0<br>P: 9 | 1B: 7<br>2B: 2<br>3B: 0<br>HR: 1<br>SF: 0<br>SAC: 0<br>DP: 1<br>HBP: 1 | | | | | | |

# TOP

## Pittsburgh Pirates @ St. Louis Cardinals

Busch Stadium, St. Louis, MO

Sat Jul 05 1997, 3:33 AM CDT

Att. 39,593 - Sunny - 78 F

livebaseballscorecards.com

| | |
|---|---|
| AB | 33 |
| R | 4 |
| H | 9 |
| RBI | 4 |
| BB | 4 |
| SO | 13 |
| LOB | 17 |

| PITCHER | | IP | WLS | BF | H | R | ER | SO | BB | IBB | HBP | BLK | WP | HR | S | P | ERA | WHIP |
|---|---|---|---|---|---|---|---|---|---|---|---|---|---|---|---|---|---|---|
| Matt Morris, R<br>ERA: 2.82 | (1, 1) | 6.2 | L | 29 | 6 | 3 | 3 | 9 | 4 | 0 | 1 | 0 | 0 | 0 | 68 | 109 | 4.05 | 1.500 |
| Tony Fossas, L<br>ERA: 1.88 | (7, 1) | 0.2 | | 3 | 1 | 1 | 1 | 2 | 0 | 0 | 0 | 0 | 0 | 1 | 10 | 16 | 13.50 | 1.500 |
| T.J. Mathews, R<br>ERA: 1.73 | (8, 1) | 1.2 | | 6 | 2 | 0 | 0 | 2 | 0 | 0 | 0 | 0 | 0 | 0 | 15 | 21 | 0.00 | 1.200 |

| PITCHER | IP | WLS | BF | H | R | ER | SO | BB | IBB | HBP | BLK | WP | HR | S | P | ERA | WHIP |
|---|---|---|---|---|---|---|---|---|---|---|---|---|---|---|---|---|---|

| Batter | 1 | 2 | 3 | 4 | 5 | 6 | 7 | 8 | 9 | AB | R | H | RBI | BB | SO | LOB |
|---|---|---|---|---|---|---|---|---|---|---|---|---|---|---|---|---|
| Delino DeShields, L (1, 4)<br>OBP: 0.345, SLG: 0.443 | X 0-0 G4-3 S 1B | | B C B C S 2-3 ② K | | X 0-0 ③ F7 | | C X 0-1 SH5-3 ① 1-2 | | C B S S 1-3 ① K | 4 | 0 | 1 | 0 | 0 | 2 | 0 |
| Ron Gant, R (1, 7)<br>OBP: 0.315, SLG: 0.424 | 1 SAFE F S P 1 SAFE X 1-2 ① F8 | | B F B X 2-1 ③ F9 | | | C B F F B B S 3-3 ① K | C S 0-3 ② K | | F B X 1-1 ② P3 | 5 | 0 | 0 | 0 | 0 | 2 | 2 |
| Ray Lankford, L (1, 8)<br>OBP: 0.431, SLG: 0.648 | B F B S B F X 3-2 ② G4-3 1-3 | | | X 0-0 E 1B G6-4-3 1B | | B T C B X 2-2 1B 1B 2B | C B B S B B 4-2 BB | | B C B S X 2-2 ③ G4-3 | 4 | 2 | 2 | 0 | 1 | 0 | 1 |
| Willie McGee, S (1, 9)<br>OBP: 0.373, SLG: 0.447<br>T.J. Mathews, R (8, 1) | B B B C B 4-1 BB | | | X 0-0 G6-4-3 E 1-2 1B | | C B B B X 3-1 1B 2-3 1B | B B S S S 2-3 ③ K | | | 3<br>0 | 0<br>0 | 2<br>0 | 0<br>0 | 1<br>0 | 1<br>0 | 2<br>0 |
| John Mabry, L (1, 3)<br>OBP: 0.373, SLG: 0.402 (8, 9) | X 0-0 ③ G4-3 | | | C B B X 2-1 E4 G6-4-3 1-2 2-3 | | B S X 1-1 1-3 3-H 1B | | S F F B X 1-2 G6-3 E 1B | | 4 | 1 | 2 | 1 | 0 | 0 | 4 |
| Gary Gaetti, R (1, 5)<br>OBP: 0.318, SLG: 0.402<br>Tony Fossas, L (7, 1)<br>Dmitri Young, S (8, 3)<br>OBP: 0.351, SLG: 0.410 | | S B X 1-1 ① P9 | | C T X 0-2 ① ② G6-4-3 1-2f 2-3 3-H | | S F S 0-3 ② K | B B F X 2-1 ① F7 | | | 3<br>0<br>1 | 0<br>0<br>0 | 0<br>0<br>0 | 0<br>0<br>0 | 0<br>0<br>0 | 1<br>0<br>0 | 4<br>0<br>1 |
| Tom Lampkin, L (1, 2)<br>OBP: 0.311, SLG: 0.371<br>David Bell, R (8, PH)<br>OBP: 0.174, SLG: 0.136<br>Scott Livingstone, L (8, PH)<br>OBP: 0.200, SLG: 0.194<br>Mike DiFelice, R (9, 2)<br>OBP: 0.290, SLG: 0.364 | | B X 1-0 ② G3 | | B B X 2-0 ③ G3 | | I I I 4-0 FC6-4 IBB | | B X 1-0 ② G6-3 1-2 | | 2<br>0<br>1<br>0 | 0<br>0<br>0<br>0 | 0<br>0<br>0<br>0 | 0<br>0<br>0<br>0 | 1<br>0<br>0<br>0 | 0<br>0<br>0<br>0 | 1<br>0<br>1<br>0 |
| Royce Clayton, R (1, 6)<br>OBP: 0.313, SLG: 0.403 | | X 0-0 ③ G4-3 | F F B X 1-2 ① G1-3 | | | S B F X 1-2 ③ FC6-4 1-2f | | X 0-0 E6 2-H 1B | | 4 | 0 | 1 | 1 | 0 | 0 | 3 |
| Matt Morris, R (1, 1)<br>OBP: 0.263, SLG: 0.250<br>Danny Sheaffer, R (7, 5)<br>OBP: 0.333, SLG: 0.319 | | | B X 1-0 ① G6-3 | | F S C 0-3 ② K | | B X 1-0 SH5-3 1B | B S S F X 1-2 ③ G3 | | 2<br>2 | 0<br>0 | 0<br>1 | 0<br>0 | 0<br>0 | 1<br>0 | 0<br>1 |
| Inning Stats | R: 0 H: 1<br>E: 0 LOB: 2<br>K: 0 BB: 1<br>S: 11 P: 18 | R: 0 H: 0<br>E: 0 LOB: 0<br>K: 0 BB: 0<br>S: 4 P: 6 | R: 0 H: 0<br>E: 0 LOB: 0<br>K: 1 BB: 0<br>S: 6 P: 11 | R: 1 H: 2<br>E: 1 LOB: 1<br>K: 0 BB: 0<br>S: 8 P: 12 | R: 0 H: 0<br>E: 0 LOB: 0<br>K: 1 BB: 0<br>S: 7 P: 8 | R: 1 H: 3<br>E: 0 LOB: 3<br>K: 2 BB: 1<br>S: 17 P: 31 | R: 0 H: 1<br>E: 0 LOB: 2<br>K: 2 BB: 1<br>S: 11 P: 18 | R: 1 H: 2<br>E: 1 LOB: 1<br>K: 0 BB: 0<br>S: 12 P: 17 | R: 0 H: 0<br>E: 0 LOB: 0<br>K: 1 BB: 0<br>S: 8 P: 12 | 1B: 8 SF: 0<br>2B: 1 SAC: 1<br>3B: 0 DP: 1<br>HR: 0 HBP: 0 | | | | | | WP: 0 PA: 39<br>PB: 0<br>SB: 1<br>CS: 0 |

| PITCHER | | IP | WLS | BF | H | R | ER | SO | BB | IBB | HBP | BLK | WP | HR | S | P | ERA | WHIP |
|---|---|---|---|---|---|---|---|---|---|---|---|---|---|---|---|---|---|---|
| Jon Lieber, R<br>ERA: 4.08 | (1, 1) | 6.0 | W | 26 | 6 | 2 | 2 | 4 | 1 | 1 | 0 | 0 | 0 | 0 | 53 | 86 | 3.00 | 1.167 |
| Ricardo Rincon, L<br>ERA: 4.06 | (7, 1) | 1.1 | | 7 | 2 | 1 | 1 | 2 | 1 | 0 | 0 | 0 | 0 | 0 | 17 | 27 | 6.75 | 2.250 |
| Clint Sodowsky, R<br>ERA: 3.97 | (8, 1) | 0.2 | | 3 | 1 | 0 | 0 | 0 | 0 | 0 | 0 | 0 | 0 | 0 | 6 | 8 | 0.00 | 1.500 |
| Jason Christiansen, L<br>ERA: 3.6 | (9, 1) | 0.1 | | 1 | 0 | 0 | 0 | 1 | 0 | 0 | 0 | 0 | 0 | 0 | 3 | 4 | 0.00 | 0.000 |
| Marc Wilkins, R<br>ERA: 4.69 | (9, 1) | 0.2 | S | 2 | 0 | 0 | 0 | 0 | 0 | 0 | 0 | 0 | 0 | 0 | 5 | 8 | 0.00 | 0.000 |

| PITCHER | IP | WLS | BF | H | R | ER | SO | BB | IBB | HBP | BLK | WP | HR | S | P | ERA | WHIP |
|---|---|---|---|---|---|---|---|---|---|---|---|---|---|---|---|---|---|

# BOTTOM

# Pittsburgh Pirates @ St. Louis Cardinals

Busch Stadium, St. Louis, MO

Sat Jul 05 1997, 3:33 AM CDT
Att. 39,593 - Sunny - 78 F

livebaseballscorecards.com

| | |
|---|---|
| AB | 35 |
| R | 3 |
| H | 9 |
| RBI | 2 |
| BB | 3 |
| SO | 7 |
| LOB | 20 |

| Batter | 1 | 2 | 3 | 4 | 5 | 6 | 7 | 8 | 9 | AB | R | H | RBI | BB | SO | LOB |
|---|---|---|---|---|---|---|---|---|---|---|---|---|---|---|---|---|
| Tony Womack, L (1, 4)<br>OBP: 0.318, SLG: 0.357 | F8 | | F8 | | G4-3, SH1-3, 1B | | F9 | | G1-3, SH1-4, 1B | 5 | 0 | 2 | 0 | 0 | 0 | 0 |
| Turner Ward, S (1, 8)<br>OBP: 0.429, SLG: 0.714 | K | | G3 | | SH1-3<br>1-2 | | 1B | | SH1-4<br>1-2 | 3 | 0 | 1 | 0 | 0 | 1 | 0 |
| Al Martin, L (1, 7)<br>OBP: 0.390, SLG: 0.500 | G3 | | G6-3 | | G4-3<br>2-3 | | G4-3 | | G1-3<br>2-3 | 5 | 0 | 0 | 0 | 0 | 0 | 3 |
| Kevin Young, R (1, 3)<br>OBP: 0.339, SLG: 0.549 | | K | | K | K | | | 1B<br>1B | G5-3 | 5 | 1 | 1 | 0 | 0 | 3 | 2 |
| Dale Sveum, S (1, 5)<br>OBP: 0.366, SLG: 0.522 | | 18<br>1B<br>HR<br>BB | | FC8-4<br>18<br>HBP<br>PB<br>BB | | K | | 1B<br>18<br>FC6<br>SF8<br>1-3<br>1B | | 2 | 3 | 1 | 0 | 2 | 1 | 0 |
| 18 Jason Kendall, R (1, 2)<br>OBP: 0.377, SLG: 0.395 | SAFE<br>HR<br>1-2<br>1B | | | FC8-4<br>1-2<br>HBP | | BB | | FC6<br>SF8<br>1B<br>1-2 | | 2 | 1 | 1 | 0 | 1 | 0 | 2 |
| Jose Guillen, R (1, 9)<br>OBP: 0.294, SLG: 0.410 | HR<br>1-H<br>2-H | | | FC8-4<br>PB<br>BB<br>1-2f<br>2-3 | | K | | G6-4-3<br>1-2<br>2-3<br>3-H<br>1B | | 4 | 1 | 2 | 4 | 0 | 1 | 3 |
| Kevin Polcovich, R (1, 6)<br>OBP: 0.385, SLG: 0.380 | K | | | PB<br>BB<br>1-2 | | SAFE<br>G6-3 | | SF8<br>2-3<br>3-H | | 2 | 0 | 0 | 1 | 1 | 1 | 1 |
| Steve Cooke, R (1, 1)<br>OBP: 0.100, SLG: 0.133 | G5-3 | | | K2-3<br>1-2<br>2-3<br>3-H | | | F8 | G6-4-3<br>1-2f | | 3 | 0 | 0 | 0 | 0 | 1 | 2 |
| Mark Smith, R (8, PH)<br>OBP: 0.309, SLG: 0.547 | | | | | | | | | | 1 | 0 | 0 | 0 | 0 | 0 | 2 |
| Clint Sodowsky, L (8, 1)<br>OBP: 0.500, SLG: 0.500 | | | | | | | | | | 0 | 0 | 0 | 0 | 0 | 0 | 0 |
| Rich Loiselle, R (9, 1) | | | | | | | | | | 0 | 0 | 0 | 0 | 0 | 0 | 0 |
| Inning Stats | R: 0<br>E: 0<br>K: 1<br>S: 6<br>H: 0<br>LOB: 0<br>BB: 0<br>P: 9 | R: 3<br>E: 0<br>K: 2<br>S: 13<br>H: 2<br>LOB: 0<br>BB: 1<br>P: 21 | R: 0<br>E: 0<br>K: 0<br>S: 8<br>H: 0<br>LOB: 0<br>BB: 0<br>P: 13 | R: 1<br>E: 0<br>K: 2<br>S: 15<br>H: 0<br>LOB: 2<br>BB: 2<br>P: 27 | R: 0<br>E: 0<br>K: 1<br>S: 7<br>H: 1<br>LOB: 1<br>BB: 0<br>P: 11 | R: 0<br>E: 0<br>K: 2<br>S: 12<br>H: 0<br>LOB: 1<br>BB: 1<br>P: 20 | R: 0<br>E: 0<br>K: 0<br>S: 7<br>H: 1<br>LOB: 1<br>BB: 0<br>P: 11 | R: 2<br>E: 0<br>K: 0<br>S: 12<br>H: 3<br>LOB: 1<br>BB: 0<br>P: 18 | R: 0<br>E: 0<br>K: 0<br>S: 7<br>H: 1<br>LOB: 1<br>BB: 0<br>P: 10 | 1B: 7<br>2B: 0<br>3B: 0<br>HR: 1<br>SF: 1<br>SAC: 2<br>DP: 1<br>HBP: 1 | | | | | | |

| PITCHER | | IP | WLS | BF | H | R | ER | SO | BB | IBB | HBP | BLK | WP | HR | S | P | ERA | WHIP |
|---|---|---|---|---|---|---|---|---|---|---|---|---|---|---|---|---|---|---|
| Todd Stottlemyre, R<br>ERA: 3.95 | (1, 1) | 7.0 | L | 30 | 4 | 4 | 3 | 8 | 4 | 0 | 1 | 0 | 0 | 1 | 68 | 112 | 3.86 | 1.143 |
| John Frascatore, R<br>ERA: 2.66 | (8, 1) | 1.0 | | 7 | 4 | 2 | 2 | 0 | 0 | 0 | 0 | 0 | 0 | 0 | 14 | 20 | 18.00 | 4.000 |
| Rigo Beltran, L<br>ERA: 1.93 | (9, 1) | 0.2 | | 2 | 0 | 0 | 0 | 0 | 0 | 0 | 0 | 0 | 0 | 0 | 3 | 5 | 0.00 | 0.000 |
| Mark Petkovsek, R<br>ERA: 3.4 | (9, 1) | 0.1 | | 1 | 0 | 0 | 0 | 0 | 0 | 0 | 0 | 0 | 0 | 0 | 2 | 3 | 0.00 | 0.000 |

| PITCHER | IP | WLS | BF | H | R | ER | SO | BB | IBB | HBP | BLK | WP | HR | S | P | ERA | WHIP |
|---|---|---|---|---|---|---|---|---|---|---|---|---|---|---|---|---|---|

# TOP

## Pittsburgh Pirates @ St. Louis Cardinals

Busch Stadium, St. Louis, MO

Sun Jul 06 1997, 3:33 AM CDT
Att. 29,290 - Sunny - 70 F

livebaseballscorecards.com

| | |
|---|---|
| AB | 32 |
| R | 6 |
| H | 8 |
| RBI | 5 |
| BB | 4 |
| SO | 8 |
| LOB | 15 |

WP: 0 PA: 40
PB: 1
SB: 0
CS: 0

# BOTTOM

## Pittsburgh Pirates @ St. Louis Cardinals

Busch Stadium, St. Louis, MO

Sun Jul 06 1997, 3:33 AM CDT

Att. 29,290 - Sunny - 70 F

livebaseballscorecards.com

| Batter | 1 | 2 | 3 | 4 | 5 | 6 | 7 | 8 | 9 | AB | R | H | RBI | BB | SO | LOB |
|---|---|---|---|---|---|---|---|---|---|---|---|---|---|---|---|---|
| Royce Clayton, R (1, 6)<br>OBP: 0.317, SLG: 0.404 | C B X<br>1-1<br>F8 SF8 1B<br>1B | B X<br>1-0 ③<br>FC5-4<br>1-2f | | | S C X<br>0-2<br>G4-6-3<br>1-2<br>1B | | C B B B<br>4-1<br>1B 1B<br>BB | S B B F C<br>2-3 ③<br>K | | 4 | 2 | 2 | 0 | 1 | 1 | 3 |
| Delino DeShields, L (1, 4)<br>OBP: 0.349, SLG: 0.446 | C X<br>0-1<br>1B<br>1-2<br>1B | C B B X<br>2-1 ①<br>G3 | | | X<br>0-0 ① ②<br>G4-6-3<br>1-2f<br>2-3 | | C B B B X<br>3-1<br>FC1-6 1B<br>1-3<br>1B | | B B C S F F B X<br>3-2<br>DI<br>2B<br>1B | 5 | 1 | 3 | 0 | 0 | 0 | 2 |
| Willie McGee, S (1, 7)<br>OBP: 0.368, SLG: 0.439 | B X<br>1-0 ①<br>F8<br>2-3 | B B X<br>2-0 ②<br>G6-3 | | | X<br>0-0 ③<br>G4-3 | | X<br>0-0<br>FC1-6<br>1-2<br>3-H<br>1B | | C X<br>0-1 ①<br>G6-3<br>1-2 | 5 | 0 | 1 | 1 | 0 | 0 | 4 |
| Ray Lankford, L (1, 8)<br>OBP: 0.427, SLG: 0.646 | B X<br>1-0 ②<br>SF8<br>3-H | X<br>0-0 ③<br>G4-3 | | | | B X<br>1-0 ①<br>G3-1 | F B X<br>1-1 ②<br>FC1-6 FC6-4<br>1-2f<br>2-3 | | B F X<br>1-1<br>WP<br>2-H<br>2B | 4 | 0 | 1 | 2 | 0 | 0 | 2 |
| Dmitri Young, S (1, 3)<br>OBP: 0.353, SLG: 0.409<br>John Frascatore, R (8, 1)<br>Rigo Beltran, L (9, 1)<br>Mark Petkovsek, R (9, 1)<br>OBP: 0.111, SLG: 0.111<br>Scott Livingstone, L (9, PH)<br>OBP: 0.195, SLG: 0.189 | 1 SAFE F X<br>0-1<br>1-2<br>1B | | | S B S X<br>1-2 ①<br>L4 | | C B F B B B<br>4-2<br>E<br>BB | B B X<br>2-0 ③<br>FC6-4<br>1-2f | | B C D F S<br>2-3 ②<br>K<br>2-3 | 3<br>0<br>0<br>0<br>1 | 0<br>0<br>0<br>0<br>0 | 1<br>0<br>0<br>0<br>0 | 0<br>0<br>0<br>0<br>0 | 1<br>0<br>0<br>0<br>0 | 0<br>0<br>0<br>0<br>1 | 2<br>0<br>0<br>0<br>1 |
| Gary Gaetti, R (1, 5)<br>OBP: 0.316, SLG: 0.395<br>(8, 3) | B C B X<br>2-1 ③<br>F9 | | | B B C B B<br>4-1<br>BB | X<br>0-0 ②<br>L9 | | | C X<br>0-1 ①<br>B1-3 | B C X<br>1-1 ③<br>G6-3 | 4 | 0 | 0 | 0 | 1 | 0 | 4 |
| Mike DiFelice, R (1, 2)<br>OBP: 0.281, SLG: 0.352 | | X<br>0-0 ①<br>G6-3 | | M S F B S<br>1-3 ②<br>K | | B B X<br>2-0<br>E6<br>1-2 | | F S B F S<br>1-3 ②<br>K | | 4 | 0 | 0 | 0 | 0 | 2 | 2 |
| John Mabry, L (1, 9)<br>OBP: 0.372, SLG: 0.400 | | B S B F B S<br>3-3 ②<br>K | | F B 1 SAFE X<br>1-1 ③<br>G4-3 | | F C S<br>0-3 ③<br>K | | B B X<br>2-0<br>1B<br>1B | | 4 | 0 | 1 | 0 | 0 | 2 | 3 |
| Todd Stottlemyre, L (1, 1)<br>OBP: 0.395, SLG: 0.417<br>Danny Sheaffer, R (7, PH)<br>OBP: 0.338, SLG: 0.324<br>(8, 5) | | B B B B<br>4-0<br>FC5-4<br>BB | | | X<br>0-0<br>G4-6-3 1B<br>1B | | B C B S F S<br>2-3 ①<br>K | F S D X<br>1-2<br>1-3<br>1B | | 1<br>2 | 0<br>0 | 1<br>1 | 0<br>0 | 1<br>0 | 0<br>1 | 0<br>0 |
| Inning Stats | R: 1 H: 3<br>E: 0 LOB: 2<br>K: 0 BB: 0<br>S: 10 P: 15 | R: 0 H: 0<br>E: 0 LOB: 1<br>K: 1 BB: 1<br>S: 5 P: 13 | R: 0 H: 0<br>E: 0 LOB: 0<br>K: 0 BB: 0<br>S: 4 P: 8 | R: 0 H: 0<br>E: 0 LOB: 1<br>K: 1 BB: 1<br>S: 10 P: 17 | R: 0 H: 2<br>E: 0 LOB: 1<br>K: 0 BB: 0<br>S: 6 P: 6 | R: 0 H: 0<br>E: 1 LOB: 2<br>K: 1 BB: 1<br>S: 8 P: 15 | R: 1 H: 2<br>E: 0 LOB: 2<br>K: 1 BB: 1<br>S: 11 P: 23 | R: 0 H: 2<br>E: 0 LOB: 2<br>K: 2 BB: 0<br>S: 13 P: 19 | R: 1 H: 2<br>E: 0 LOB: 1<br>K: 1 BB: 0<br>S: 14 P: 21 | 1B: 10 SF: 1<br>2B: 1 SAC: 0<br>3B: 0 DP: 1<br>HR: 0 HBP: 0 | | | | | | |

| | AB | 37 |
|---|---|---|
| | R | 3 |
| | H | 11 |
| | RBI | 3 |
| | BB | 4 |
| | SO | 7 |
| | LOB | 23 |

WP: 1 PA: 42
PB: 0
SB: 0
CS: 0

| PITCHER | | IP | WLS | BF | H | R | ER | SO | BB | IBB | HBP | BLK | WP | HR | S | P | ERA | WHIP |
|---|---|---|---|---|---|---|---|---|---|---|---|---|---|---|---|---|---|---|
| Steve Cooke, L<br>ERA: 3.1 | (1, 1) | 7.0 | W | 32 | 7 | 2 | 2 | 4 | 4 | 0 | 0 | 0 | 0 | 0 | 54 | 97 | 2.57 | 1.571 |
| Clint Sodowsky, R<br>ERA: 3.8 | (8, 1) | 1.0 | | 5 | 2 | 0 | 0 | 2 | 0 | 0 | 0 | 0 | 0 | 0 | 13 | 19 | 0.00 | 2.000 |
| Rich Loiselle, R<br>ERA: 3.13 | (9, 1) | 1.0 | | 5 | 2 | 1 | 1 | 1 | 0 | 0 | 0 | 0 | 1 | 0 | 14 | 21 | 9.00 | 2.000 |

| PITCHER | | IP | WLS | BF | H | R | ER | SO | BB | IBB | HBP | BLK | WP | HR | S | P | ERA | WHIP |
|---|---|---|---|---|---|---|---|---|---|---|---|---|---|---|---|---|---|---|

| Batter | 1 | 2 | 3 | 4 | 5 | 6 | 7 | 8 | 9 | AB | R | H | RBI | BB | SO | LOB |
|---|---|---|---|---|---|---|---|---|---|---|---|---|---|---|---|---|
| Delino DeShields, L (1, 4)<br>OBP: 0.348, SLG: 0.441 | X<br>0-0 ① F9 | B C C B B F F B<br>4-2 BB | | | C F B X<br>1-2 ① L5 | | X<br>0-0 ③ L7 | | | 3 | 0 | 0 | 0 | 1 | 0 | 0 |
| Ron Gant, R (1, 7)<br>OBP: 0.314, SLG: 0.419 | C T B F F F B F S<br>2-3 ② K | S B X<br>1-1 ③ G1-3 | | | B F C X<br>1-2 ② P3 | | | S F B B B B<br>4-2 G4-6-3 BB | | 3 | 0 | 0 | 0 | 1 | 1 | 2 |
| Ray Lankford, L (1, 8)<br>OBP: 0.425, SLG: 0.639 | B C B S X<br>2-2 BB 1B 1B | | S B S S C<br>2-3 ① K | | B S S F F B F X<br>2-2 ③ F7 | | | B F B 1 SAFE 1 SAFE 1 SAFE B F X<br>3-2 ①② G4-6-3 1-2f | | 4 | 1 | 1 | 0 | 0 | 1 | 1 |
| Dmitri Young, S (1, 3)<br>OBP: 0.352, SLG: 0.403 | B B B C B<br>4-1 1B 1-2 BB | | S B C S S<br>1-3 ② K | | | S B F B S<br>2-3 ① K | | C C B C<br>1-3 ③ K | | 3 | 0 | 0 | 0 | 1 | 3 | 0 |
| Gary Gaetti, R (1, 5)<br>OBP: 0.325, SLG: 0.427 | C X<br>0-1 1-3 2-H 1B | | X<br>0-0 HR | | | B F X<br>1-1 1B | | | F B S F X<br>1-2 HR | 4 | 2 | 4 | 3 | 0 | 0 | 0 |
| John Mabry, L (1, 9)<br>OBP: 0.367, SLG: 0.394 | X<br>0-0 ③ P8 | | B C B F S<br>2-3 ③ K | | | B F X<br>1-1 ② P6 | | | C B F X<br>1-2 ① G4-3 | 4 | 0 | 0 | 0 | 0 | 1 | 3 |
| Mike DiFelice, R (1, 2)<br>OBP: 0.281, SLG: 0.344 | | B C F B B F B<br>4-2 SH3-4 BB | B B S F C<br>2-3 ① K | | | B S F S<br>1-3 ③ K | | | C B F X<br>1-2 ② G4-3 | 3 | 0 | 0 | 0 | 1 | 2 | 1 |
| Royce Clayton, R (1, 6)<br>OBP: 0.314, SLG: 0.399 | | C X<br>0-1 ① F9 | B X<br>1-0 ② P4 | | | | B B F B F S<br>3-3 ① K | | B B X<br>2-0 ③ G5-3 | 4 | 0 | 0 | 0 | 0 | 1 | 1 |
| Alan Benes, R (1, 1)<br>OBP: 0.214, SLG: 0.262<br>Dennis Eckersley, R (9, 1) | | C X<br>0-1 ② SH3-4 1-2 | S C B S<br>1-3 ③ K | | | | X<br>0-0 ② F7 | | | 2<br>0 | 0<br>0 | 0<br>0 | 0<br>0 | 0<br>0 | 1<br>0 | 0<br>0 |
| Inning Stats | R: 1 E: 0 K: 1 S: 15<br>H: 2 LOB: 2 BB: 1 P: 23 | R: 0 E: 0 K: 0 S: 13<br>H: 0 LOB: 2 BB: 2 P: 22 | R: 1 E: 0 K: 3 S: 10<br>H: 1 LOB: 0 BB: 0 P: 15 | R: 0 E: 0 K: 2 S: 7<br>H: 0 LOB: 0 BB: 0 P: 11 | R: 0 E: 0 K: 0 S: 12<br>H: 0 LOB: 0 BB: 0 P: 16 | R: 0 E: 0 K: 2 S: 10<br>H: 1 LOB: 1 BB: 0 P: 15 | R: 0 E: 0 K: 1 S: 5<br>H: 0 LOB: 0 BB: 0 P: 8 | R: 0 E: 0 K: 1 S: 8<br>H: 0 LOB: 0 BB: 1 P: 16 | R: 1 E: 0 K: 0 S: 11<br>H: 1 LOB: 0 BB: 0 P: 16 | 1B: 3 2B: 0 3B: 0 HR: 2<br>SF: 0 SAC: 1 DP: 1 HBP: 0 | | | | | | |

| PITCHER | | IP | WLS | BF | H | R | ER | SO | BB | IBB | HBP | BLK | WP | HR | S | P | ERA | WHIP |
|---|---|---|---|---|---|---|---|---|---|---|---|---|---|---|---|---|---|---|
| Kevin Foster, R<br>ERA: 4.0 | (1, 1) | 7.0 | | 28 | 4 | 2 | 2 | 9 | 3 | 0 | 0 | 0 | 0 | 1 | 72 | 110 | 2.57 | 1.000 |
| Turk Wendell, R<br>ERA: 4.63 | (8, 1) | 2.0 | L | 7 | 1 | 1 | 1 | 1 | 1 | 0 | 0 | 0 | 0 | 1 | 19 | 32 | 4.50 | 1.000 |

| PITCHER | IP | WLS | BF | H | R | ER | SO | BB | IBB | HBP | BLK | WP | HR | S | P | ERA | WHIP |
|---|---|---|---|---|---|---|---|---|---|---|---|---|---|---|---|---|---|

# TOP

## St. Louis Cardinals @ Chicago Cubs

Wrigley Field, Chicago, IL

Thu Jul 10 1997, 3:33 AM CDT

Att. 33,805 - Sunny - 75 F

livebaseballscorecards.com

| | |
|---|---|
| AB | 30 |
| R | 3 |
| H | 5 |
| RBI | 3 |
| BB | 4 |
| SO | 10 |
| LOB | 8 |

# BOTTOM

## St. Louis Cardinals @ Chicago Cubs

Wrigley Field, Chicago, IL

Thu Jul 10 1997, 3:33 AM CDT

Att. 33,805 - Sunny - 75 F

livebaseballscorecards.com

| Batter | 1 | 2 | 3 | 4 | 5 | 6 | 7 | 8 | 9 | AB | R | H | RBI | BB | SO | LOB |
|---|---|---|---|---|---|---|---|---|---|---|---|---|---|---|---|---|
| Doug Glanville, R (1, 7)<br>OBP: 0.341, SLG: 0.415 | C B X<br>1-1 P3 ① | | B B C B F F X<br>3-2 P9 ① | | X<br>0-0 P6 ② | | C B S F F B F X<br>2-2 G2-3 ③ | | | 4 | 0 | 0 | 0 | 0 | 0 | 1 |
| Brian McRae, S (1, 8)<br>OBP: 0.306, SLG: 0.364 | B B B B<br>4-0 1B 1B BB | | C B B B F B<br>4-2 G4-3 BB | | C B C X<br>1-2 L8 ③ | | | C X<br>0-1 G4-3 ① | | 2 | 1 | 0 | 0 | 2 | 0 | 0 |
| Sammy Sosa, R (1, 9)<br>OBP: 0.299, SLG: 0.474 | C F X<br>0-2 1B 1-2 1B | | X<br>0-0 G4-3 ② 1-2 | | | B B C C B B<br>4-2 G5-4-3 BB | | X<br>0-0 G5-3 ② | | 3 | 0 | 1 | 0 | 1 | 0 | 1 |
| Mark Grace, L (1, 3)<br>OBP: 0.429, SLG: 0.475 | C B B X<br>2-1 1-3 2-H 1B | | C B D B D<br>4-1 BB | | | X<br>0-0 ① ② G5-4-3 1-2f | | B B B C B<br>4-1 1B BB | | 2 | 0 | 1 | 1 | 2 | 0 | 1 |
| Shawon Dunston, R (1, 6)<br>OBP: 0.318, SLG: 0.408 | C F D B F F F S<br>2-3 K ② | | S X<br>0-1 G4-3 ③ | | | C S C<br>0-3 K ③ | | X<br>0-0 1-3 1B | | 4 | 0 | 1 | 0 | 0 | 2 | 4 |
| 23 Ryne Sandberg, R (1, 4)<br>OBP: 0.312, SLG: 0.385 | C X<br>0-1 G3-1 ③ | | | C B B B B C X<br>3-2 P9 ① | | | B X<br>1-0 1B 1B 1B | B C X<br>1-1 P4 ③ | | 4 | 1 | 1 | 0 | 0 | 0 | 4 |
| Kevin Orie, R (1, 5)<br>OBP: 0.363, SLG: 0.417 | | B B S C C<br>2-3 K ① | | X<br>0-0 G6-3 ② | | | C B 1 SAFE S B 1 SAFE S<br>2-3 K ① | | B B X<br>2-0 F9 ① | 4 | 0 | 0 | 0 | 0 | 2 | 1 |
| Scott Servais, R (1, 2)<br>OBP: 0.332, SLG: 0.376 | | C B B F B F X<br>3-2 P3 ② | | C B F F X<br>1-2 G6-3 ③ | | | B B C F 1 SAFE X<br>2-2 P3 ② | | F B X<br>1-1 P2 ② | 4 | 0 | 0 | 0 | 0 | 0 | 1 |
| Kevin Foster, R (1, 1)<br>OBP: 0.114, SLG: 0.088<br>Dave Clark, L (7, PH)<br>OBP: 0.393, SLG: 0.473<br>Turk Wendell, L (8, 1)<br>Dave Hansen, L (9, PH)<br>OBP: 0.402, SLG: 0.374 | | B B C F C<br>2-3 K ③ | | | C B C S<br>1-3 K ① | | B X<br>1-0 1-H 1B | | F C X<br>0-2 G6-3 ③ | 2<br>1<br>0<br>1 | 0<br>0<br>0<br>0 | 0<br>1<br>0<br>0 | 0<br>1<br>0<br>0 | 0<br>0<br>0<br>0 | 2<br>0<br>0<br>0 | 0<br>0<br>0<br>0 |
| Inning Stats | R: 1 E: 0 K: 1 S: 15<br>H: 2 LOB: 2 BB: 1 P: 24 | R: 0 E: 0 K: 2 S: 10<br>H: 0 LOB: 0 BB: 0 P: 17 | R: 0 E: 0 K: 0 S: 10<br>H: 0 LOB: 2 BB: 2 P: 21 | R: 0 E: 0 K: 0 S: 8<br>H: 0 LOB: 0 BB: 0 P: 12 | R: 0 E: 0 K: 1 S: 7<br>H: 0 LOB: 0 BB: 0 P: 9 | R: 0 E: 0 K: 1 S: 6<br>H: 0 LOB: 0 BB: 1 P: 10 | R: 1 E: 0 K: 1 S: 15<br>H: 2 LOB: 1 BB: 0 P: 23 | R: 0 E: 0 K: 0 S: 7<br>H: 1 LOB: 2 BB: 1 P: 12 | R: 0 E: 0 K: 0 S: 6<br>H: 0 LOB: 0 BB: 0 P: 9 | 1B: 5 2B: 0 3B: 0 HR: 0<br>SF: 0 SAC: 0 DP: 1 HBP: 0 | | | | | | |

| | AB | 31 |
|---|---|---|
| | R | 2 |
| | H | 5 |
| | RBI | 2 |
| | BB | 5 |
| | SO | 6 |
| | LOB | 13 |

| PITCHER | | IP | WLS | BF | H | R | ER | SO | BB | IBB | HBP | BLK | WP | HR | S | P | ERA | WHIP |
|---|---|---|---|---|---|---|---|---|---|---|---|---|---|---|---|---|---|---|
| Alan Benes, R<br>ERA: 2.53 | (1, 1) | 8.0 | W | 33 | 5 | 2 | 2 | 6 | 5 | 0 | 0 | 0 | 0 | 0 | 78 | 128 | 2.25 | 1.250 |
| Dennis Eckersley, R<br>ERA: 4.13 | (9, 1) | 1.0 | S | 3 | 0 | 0 | 0 | 0 | 0 | 0 | 0 | 0 | 0 | 0 | 6 | 9 | 0.00 | 0.000 |

| PITCHER | | IP | WLS | BF | H | R | ER | SO | BB | IBB | HBP | BLK | WP | HR | S | P | ERA | WHIP |
|---|---|---|---|---|---|---|---|---|---|---|---|---|---|---|---|---|---|---|

WP: 0 PB: 0 SB: 0 CS: 0 PA: 36

| Batter | 1 | 2 | 3 | 4 | 5 | 6 | 7 | 8 | 9 | AB | R | H | RBI | BB | SO | LOB |
|---|---|---|---|---|---|---|---|---|---|---|---|---|---|---|---|---|
| Delino DeShields, L (1, 4)<br>OBP: 0.350, SLG: 0.440 | X 0-0 ① G4-3 | | B C X 1-1 FC4-6 1B | | B B C F B B 4-2 S BB | | B X 1-0 ③ F7 | | | 3 | 0 | 1 | 0 | 1 | 0 | 1 |
| Ron Gant, R (1, 7)<br>OBP: 0.316, SLG: 0.418 | X 0-0 S 1B | | X 0-0 ① FC4-6 1-2f | | 1 SAFE B B B B 4-0 1-2 BB | | | F F B B X 2-2 ① G4-3 | | 3 | 0 | 1 | 0 | 1 | 0 | 1 |
| Ray Lankford, L (1, 8)<br>OBP: 0.426, SLG: 0.648 | B S F 1 SAFE B B B 4-2 1-2 BB | | 1 SAFE F S 1 SAFE S 0-3 ② K | | B S F B F F X 2-2 ③ G3 | | | F B F F B X 2-2 HR | | 3 | 1 | 1 | 1 | 1 | 1 | 3 |
| Willie McGee, S (1, 9)<br>OBP: 0.364, SLG: 0.433<br>Dmitri Young, S (3, 3)<br>OBP: 0.349, SLG: 0.399 | S F B B F C 2-3 ② K | | X 0-0 ③ F9 | | | X 0-0 ① G3 | | B C F B X 2-2 ② G6-3 | | 2 | 0 | 0 | 0 | 0 | 1 | 3 |
| | | | | | | | | | | 2 | 0 | 0 | 0 | 0 | 0 | 0 |
| Gary Gaetti, R (1, 5)<br>OBP: 0.324, SLG: 0.425 | B X 1-0 ③ G5-3 | | | B F B B X 3-1 G4-6-3 1B | | B X 1-0 ② G4-3 | | F B S X 1-2 F9 | | 4 | 0 | 1 | 0 | 0 | 0 | 2 |
| John Mabry, L (1, 3)<br>(3, 9) | | C B B B S X 3-2 ① G4-3 | | C C B S 1-3 ① K | | B C B B X 3-1 ③ F8 | | | B S X 1-1 ① F8 | 4 | 0 | 0 | 0 | 0 | 1 | 1 |
| Royce Clayton, R (1, 6)<br>OBP: 0.310, SLG: 0.394 | | C B B C X 2-2 ② G5-3 | | B F X 1-1 ②③ G4-6-3 1-2f | | | C C B X 1-2 ① F8 | | S F F X 0-2 ② L6 | 4 | 0 | 0 | 0 | 0 | 0 | 1 |
| Tom Lampkin, L (1, 2)<br>OBP: 0.315, SLG: 0.370 | | B B B C X 3-1 1B | | | B B C F B X 3-2 ① G3 | | C B B B B 4-1 BB | | F S S 0-3 ③ K2-3 | 3 | 0 | 1 | 0 | 1 | 1 | 0 |
| Matt Morris, R (1, 1)<br>OBP: 0.250, SLG: 0.237<br>Danny Sheaffer, R (7, PH)<br>OBP: 0.333, SLG: 0.320<br>Mark Petkovsek, R (7, 1)<br>OBP: 0.111, SLG: 0.111<br>John Frascatore, R (8, 1) | | D F C X 1-2 ③ G5-3 | | | C F B B F S 2-3 ② K | | C X 0-1 ② F7 | | | 2 | 0 | 0 | 0 | 0 | 1 | 1 |
| | | | | | | | | | | 1 | 0 | 0 | 0 | 0 | 0 | 1 |
| | | | | | | | | | | 0 | 0 | 0 | 0 | 0 | 0 | 0 |
| | | | | | | | | | | 0 | 0 | 0 | 0 | 0 | 0 | 0 |
| Inning Stats | R: 0 E: 0 K: 1 S: 9 H: 1 LOB: 2 BB: 1 P: 16 | R: 0 E: 0 K: 0 S: 11 H: 1 LOB: 1 BB: 0 P: 20 | R: 0 E: 0 K: 1 S: 7 H: 1 LOB: 1 BB: 0 P: 8 | R: 0 E: 0 K: 1 S: 7 H: 1 LOB: 0 BB: 0 P: 12 | R: 0 E: 0 K: 1 S: 15 H: 0 LOB: 2 BB: 2 P: 30 | R: 0 E: 0 K: 0 S: 4 H: 0 LOB: 0 BB: 0 P: 8 | R: 0 E: 0 K: 0 S: 7 H: 0 LOB: 1 BB: 1 P: 13 | R: 1 E: 0 K: 0 S: 13 H: 1 LOB: 0 BB: 0 P: 20 | R: 0 E: 0 K: 1 S: 9 H: 0 LOB: 0 BB: 0 P: 10 | 1B: 4 2B: 0 3B: 0 HR: 1 | SF: 0 SAC: 0 DP: 1 HBP: 0 | | | | | |

TOP

# St. Louis Cardinals @ Chicago Cubs

Wrigley Field, Chicago, IL

Fri Jul 11 1997, 3:33 AM CDT

Att. 38,413 - Sunny - 80 F

livebaseballscorecards.com

| | |
|---|---|
| AB | 31 |
| R | 1 |
| H | 5 |
| RBI | 1 |
| BB | 4 |
| SO | 5 |
| LOB | 14 |

WP: 0 PB: 0 SB: 2 CS: 0 PA: 35

| PITCHER | | IP | WLS | BF | H | R | ER | SO | BB | IBB | HBP | BLK | WP | HR | S | P | ERA | WHIP |
|---|---|---|---|---|---|---|---|---|---|---|---|---|---|---|---|---|---|---|
| Geremi Gonzalez, R<br>ERA: 2.88 | (1, 1) | 7.1 | W | 30 | 5 | 1 | 1 | 4 | 4 | 0 | 0 | 0 | 0 | 1 | 67 | 118 | 1.23 | 1.227 |
| Terry Adams, R<br>ERA: 3.54 | (8, 1) | 0.2 | | 2 | 0 | 0 | 0 | 0 | 0 | 0 | 0 | 0 | 0 | 0 | 6 | 9 | 0.00 | 0.000 |
| Mel Rojas, R<br>ERA: 4.35 | (9, 1) | 1.0 | | 3 | 0 | 0 | 0 | 1 | 0 | 0 | 0 | 0 | 0 | 0 | 9 | 10 | 0.00 | 0.000 |

| PITCHER | IP | WLS | BF | H | R | ER | SO | BB | IBB | HBP | BLK | WP | HR | S | P | ERA | WHIP |
|---|---|---|---|---|---|---|---|---|---|---|---|---|---|---|---|---|---|

# BOTTOM

## St. Louis Cardinals @ Chicago Cubs

Wrigley Field, Chicago, IL

Fri Jul 11 1997, 3:33 AM CDT

Att. 38,413 - Sunny - 80 F

| Batter | 1 | 2 | 3 | 4 | 5 | 6 | 7 | 8 | 9 | AB | R | H | RBI | BB | SO | LOB |
|---|---|---|---|---|---|---|---|---|---|---|---|---|---|---|---|---|
| Doug Glanville, R (1, 7)<br>OBP: 0.345, SLG: 0.419 | G6-3 | | WP, G5-3<br>1B | | SH5-3<br>1-2 | | BB, HR<br>1B | | | 3 | 1 | 2 | 0 | 0 | 0 | 0 |
| Brian McRae, S (1, 8)<br>OBP: 0.306, SLG: 0.361 | K | | G5-3<br>1-2 | | P5 | | 1-2 HR<br>BB | | | 3 | 1 | 0 | 0 | 1 | 1 | 2 |
| Sammy Sosa, R (1, 9)<br>OBP: 0.304, SLG: 0.485 | 2B<br>BB | | K<br>2-3 | | 2-H<br>1B | | 1-H 2-H<br>HR | | | 3 | 2 | 2 | 4 | 1 | 1 | 1 |
| Mark Grace, L (1, 3)<br>OBP: 0.433, SLG: 0.481 | 1-H<br>HR<br>2B | | FC6-4<br>BB | | L9 | | 1B | | | 3 | 1 | 2 | 1 | 1 | 0 | 1 |
| Shawon Dunston, R (1, 6)<br>OBP: 0.317, SLG: 0.418<br>Rey Sanchez, R (8, 6)<br>OBP: 0.313, SLG: 0.333 | 2-H<br>HR | | FC6-4<br>1-2f | | | B5-3 | L4 | | | 4<br>0 | 1<br>0 | 1<br>0 | 2<br>0 | 0<br>0 | 0<br>0 | 3<br>0 |
| 23 Ryne Sandberg, R (1, 4)<br>OBP: 0.308, SLG: 0.380 | G6-3 | | G5-3 | | | K | G5-3 | | | 4 | 0 | 0 | 0 | 0 | 1 | 0 |
| Kevin Orie, R (1, 5)<br>OBP: 0.361, SLG: 0.413 | | G4-6-3<br>1B | G6-3 | | | G6-3 | K | | | 4 | 0 | 1 | 0 | 0 | 1 | 0 |
| Scott Servais, R (1, 2)<br>OBP: 0.327, SLG: 0.370 | | G4-6-3<br>1-2f | F7 | | | | G6-3 | K | | 4 | 0 | 0 | 0 | 0 | 1 | 1 |
| Geremi Gonzalez, R (1, 1)<br>OBP: 0.263, SLG: 0.125<br>Terry Adams, R (8, 1)<br>Mel Rojas, R (9, 1) | K | | | | SH5-3<br>1B<br>BB | | K | | | 2<br>0<br>0 | 1<br>0<br>0 | 0<br>0<br>0 | 0<br>0<br>0 | 1<br>0<br>0 | 2<br>0<br>0 | 0<br>0<br>0 |
| Inning Stats | R: 3 E: 0 K: 1 S: 13<br>H: 2 LOB: 0 BB: 1 P: 24 | R: 0 E: 0 K: 1 S: 7<br>H: 1 LOB: 0 BB: 0 P: 10 | R: 0 E: 0 K: 1 S: 12<br>H: 1 LOB: 2 BB: 1 P: 20 | R: 0 E: 0 K: 0 S: 8<br>H: 0 LOB: 0 BB: 0 P: 10 | R: 1 E: 0 K: 0 S: 7<br>H: 1 LOB: 1 BB: 1 P: 13 | R: 0 E: 0 K: 1 S: 7<br>H: 0 LOB: 0 BB: 0 P: 10 | R: 3 E: 0 K: 1 S: 17<br>H: 3 LOB: 1 BB: 1 P: 26 | R: 0 E: 0 K: 2 S: 8<br>H: 0 LOB: 0 BB: 0 P: 11 | | 1B: 5<br>2B: 1<br>3B: 0<br>HR: 2 | SF: 0<br>SAC: 1<br>DP: 1<br>HBP: 0 | | | | | |

livebaseballscorecards.com

| | |
|---|---|
| AB | 30 |
| R | 7 |
| H | 8 |
| RBI | 7 |
| BB | 4 |
| SO | 7 |
| LOB | 8 |

WP: 1 PB: 0 SB: 0 CS: 0 PA: 35

| PITCHER | | IP | WLS | BF | H | R | ER | SO | BB | IBB | HBP | BLK | WP | HR | S | P | ERA | WHIP |
|---|---|---|---|---|---|---|---|---|---|---|---|---|---|---|---|---|---|---|
| Matt Morris, R<br>ERA: 2.99 | (1, 1) | 6.0 | L | 25 | 5 | 4 | 4 | 4 | 3 | 0 | 0 | 0 | 1 | 1 | 54 | 87 | 6.00 | 1.333 |
| Mark Petkovsek, R<br>ERA: 3.81 | (7, 1) | 1.0 | | 7 | 3 | 3 | 3 | 1 | 1 | 0 | 0 | 0 | 0 | 1 | 17 | 26 | 27.00 | 4.000 |
| John Frascatore, R<br>ERA: 2.59 | (8, 1) | 1.0 | | 3 | 0 | 0 | 0 | 2 | 0 | 0 | 0 | 0 | 0 | 0 | 8 | 11 | 0.00 | 0.000 |

| PITCHER | IP | WLS | BF | H | R | ER | SO | BB | IBB | HBP | BLK | WP | HR | S | P | ERA | WHIP |
|---|---|---|---|---|---|---|---|---|---|---|---|---|---|---|---|---|---|

| Batter | 1 | 2 | 3 | 4 | 5 | 6 | 7 | 8 | 9 | 10 | 11 | 12 | AB | R | H | RBI | BB | SO | LOB |
|---|---|---|---|---|---|---|---|---|---|---|---|---|---|---|---|---|---|---|---|
| Royce Clayton, R (1, 6)<br>OBP: 0.305, SLG: 0.387 | B F B X<br>2-1 L9 ① | | F B S B B F S<br>2-3 K ② | | C F F X<br>0-2 L6 ③ | | B X<br>1-0 P4 ③ | | | C F S<br>0-3 K ② | | S F T B X<br>1-2 P8 ② | 6 | 0 | 0 | 0 | 0 | 2 | 5 |
| Delino DeShields, L (1, 4)<br>OBP: 0.350, SLG: 0.441 | C B C C<br>1-3 K ② | | B B B C X<br>3-1 2B | | | C B X<br>1-1 G4-3 ① | | F C F X<br>0-2 CS 1B | | X<br>0-0 G3 ③ | | B X<br>1-0 G1-3 ③ | 6 | 0 | 2 | 0 | 0 | 1 | 2 |
| Ron Gant, R (1, 7)<br>OBP: 0.315, SLG: 0.413 | B B B B<br>4-0 FC5-4 BB | | B C F B B X<br>3-2 G6-3 ③ | | | B C F B B C<br>3-3 K ② | | P S X<br>1-1 G5-3 ① ②<br>1-2 | | | C B C F X<br>1-2 G6-3 ① | | 4 | 0 | 0 | 0 | 1 | 1 | 2 |
| Ray Lankford, L (1, 8)<br>OBP: 0.422, SLG: 0.639 | B F F 1 SAFE 1 SAFE X<br>1-2 FC5-4 ③<br>1-2f | | | B C F B F B F X<br>3-2 G5-4-3 1B | | F B B B C F F C<br>2-3 K ③ | | C F B B B S<br>2-3 K ③ | | | B X<br>1-0 G1-3 ② | | 5 | 0 | 1 | 0 | 0 | 2 | 1 |
| Gary Gaetti, R (1, 5)<br>OBP: 0.322, SLG: 0.432 | | S T B S<br>1-3 K ① | | 1 SAFE X<br>0-0 G5-4-3 ① ②<br>1-2f | | | B B B C C F X<br>3-2 HR | | B B C B S C<br>3-3 K ① | | B F C B F S<br>2-3 K ③ | | 5 | 1 | 1 | 1 | 0 | 3 | 1 |
| Dmitri Young, S (1, 3)<br>OBP: 0.350, SLG: 0.399 | | S F B X<br>1-2 G3 ② | | C F B X<br>1-2 P5 ③ | | | F X<br>0-1 SH1-4 SH5-4 1B | | X<br>0-0 FC4-6 1B | | | S X<br>0-1 F8 ① | 5 | 0 | 2 | 0 | 0 | 0 | 0 |
| Mike DiFelice, R (1, 2)<br>OBP: 0.284, SLG: 0.341 | F C B B B B<br>4-2 BB | | | | X<br>0-0 G6-3 ① | | B X<br>1-0 SH5-4 ①<br>1-2 | | B 1 SAFE B F B X<br>3-1 FC4-6 ②<br>1-2f | | | C B C B X<br>2-2 1B 1B | 1 | 0 | 0 | 0 | 1 | 0 | 0 |
| Scott Livingstone, L (9, PH)<br>OBP: 0.190, SLG: 0.184 | | | | | | | | | | | | | 1 | 0 | 0 | 0 | 0 | 0 | 1 |
| Tom Lampkin, L (9, 2)<br>OBP: 0.319, SLG: 0.374 | | | | | | | | | | | | | 1 | 1 | 1 | 0 | 0 | 0 | 0 |
| John Mabry, L (1, 9)<br>OBP: 0.363, SLG: 0.387 | F B X<br>1-1 G1 ③ | | | | B C B X<br>2-1 G1-3 ② | | B B H<br>3-0 SH1-4 HBP | | F X<br>0-1 P7 ③ | | | X<br>0-0 1B 1-2 1B | 4 | 0 | 1 | 0 | 0 | 0 | 2 |
| Andy Benes, R (1, 1)<br>OBP: 0.219, SLG: 0.250 | | | X<br>0-0 F7 ① | | X<br>0-0 1B | | B X<br>1-0 SH1-4 ②<br>1-2<br>2-3 | | C S X<br>0-2 F7 ① | | | C C X<br>1-1 1B<br>1-3<br>2-H | 2 | 0 | 1 | 0 | 0 | 0 | 0 |
| David Bell, R (10, PH)<br>OBP: 0.167, SLG: 0.130 | | | | | | | | | | | | | 1 | 0 | 0 | 0 | 0 | 0 | 0 |
| T.J. Mathews, R (10, 1) | | | | | | | | | | | | | 0 | 0 | 0 | 0 | 0 | 0 | 0 |
| Danny Sheaffer, R (12, PH)<br>OBP: 0.341, SLG: 0.329 | | | | | | | | | | | | | 1 | 0 | 1 | 1 | 0 | 0 | 0 |
| Dennis Eckersley, R (12, 1) | | | | | | | | | | | | | 0 | 0 | 0 | 0 | 0 | 0 | 0 |
| Inning Stats | R: 0 E: 0 K: 1 S: 8 H: 0 LOB: 1 BB: 1 P: 16 | R: 0 E: 0 K: 1 S: 10 H: 0 LOB: 1 BB: 1 P: 17 | R: 0 E: 0 K: 1 S: 10 H: 1 LOB: 1 BB: 0 P: 18 | R: 0 E: 0 K: 0 S: 9 H: 1 LOB: 0 BB: 0 P: 13 | R: 0 E: 0 K: 0 S: 8 H: 1 LOB: 1 BB: 0 P: 10 | R: 0 E: 0 K: 2 S: 10 H: 0 LOB: 0 BB: 0 P: 16 | R: 1 E: 0 K: 0 S: 8 H: 2 LOB: 2 BB: 0 P: 17 | R: 0 E: 0 K: 1 S: 10 H: 1 LOB: 0 BB: 0 P: 12 | R: 0 E: 0 K: 1 S: 8 H: 1 LOB: 1 BB: 0 P: 14 | R: 0 E: 0 K: 1 S: 7 H: 0 LOB: 0 BB: 0 P: 7 | R: 0 E: 0 K: 1 S: 9 H: 0 LOB: 0 BB: 0 P: 13 | R: 1 E: 0 K: 0 S: 13 H: 3 LOB: 2 BB: 0 P: 18 | 1B: 8 2B: 1 3B: 0 HR: 1 | SF: 0 SAC: 2 DP: 1 HBP: 1 | WP: 0 PB: 0 SB: 0 CS: 1 | PA: 47 | | | |

| PITCHER | | IP | WLS | BF | H | R | ER | SO | BB | IBB | HBP | BLK | WP | HR | S | P | ERA | WHIP |
|---|---|---|---|---|---|---|---|---|---|---|---|---|---|---|---|---|---|---|
| Terry Mulholland, L<br>ERA: 3.58 | (1, 1) | 7.0 | | 29 | 6 | 1 | 1 | 5 | 2 | 0 | 1 | 0 | 0 | 1 | 67 | 111 | 1.29 | 1.143 |
| Kent Bottenfield, R<br>ERA: 2.4 | (8, 1) | 1.0 | | 2 | 0 | 0 | 0 | 1 | 0 | 0 | 0 | 0 | 0 | 0 | 6 | 8 | 0.00 | 0.000 |
| Mel Rojas, R<br>ERA: 4.15 | (9, 1) | 2.0 | | 7 | 1 | 0 | 0 | 2 | 0 | 0 | 0 | 0 | 0 | 0 | 15 | 21 | 0.00 | 0.500 |
| Turk Wendell, R<br>ERA: 4.66 | (11, 1) | 1.2 | L | 8 | 3 | 1 | 1 | 1 | 0 | 0 | 0 | 0 | 0 | 0 | 21 | 29 | 5.40 | 1.800 |
| Bob Patterson, L<br>ERA: 3.86 | (12, 1) | 0.1 | | 1 | 0 | 0 | 0 | 0 | 0 | 0 | 0 | 0 | 0 | 0 | 1 | 2 | 0.00 | 0.000 |

| PITCHER | IP | WLS | BF | H | R | ER | SO | BB | IBB | HBP | BLK | WP | HR | S | P | ERA | WHIP |
|---|---|---|---|---|---|---|---|---|---|---|---|---|---|---|---|---|---|

# St. Louis Cardinals @ Chicago Cubs

Wrigley Field, Chicago, IL

Sat Jul 12 1997, 3:33 AM CDT

Att. 39,790 - Sunny - 80 F

TOP

livebaseballscorecards.com

| | |
|---|---|
| AB | 42 |
| R | 2 |
| H | 10 |
| RBI | 2 |
| BB | 2 |
| SO | 9 |
| LOB | 14 |

| Batter | 1 | 2 | 3 | 4 | 5 | 6 | 7 | 8 | 9 | 10 | 11 | 12 | AB | R | H | RBI | BB | SO | LOB |
|---|---|---|---|---|---|---|---|---|---|---|---|---|---|---|---|---|---|---|---|
| Doug Glanville, R (1, 8) (7, 7)<br>OBP: 0.341, SLG: 0.412 | K | | | 1B S 1B | | L8 | | K | | | G6-3 | FC4-6 1-2f | 6 | 0 | 1 | 0 | 0 | 2 | 1 |
| Shawon Dunston, R (1, 6)<br>OBP: 0.318, SLG: 0.429 | K | | | K 1-2 | | HR | | | K | | FC6-4 S 1B | | 5 | 1 | 2 | 1 | 0 | 3 | 1 |
| Mark Grace, L (1, 3)<br>OBP: 0.430, SLG: 0.474 | G4-3 | | | K | | F7 | | | G4-3 | | FC6-4 1-2 BB | | 4 | 0 | 0 | 0 | 1 | 1 | 1 |
| Sammy Sosa, R (1, 9)<br>OBP: 0.305, SLG: 0.482 | | L9 | | S 2-3 1B | | G6-3 | | | S BB | | FC6-4 DI 1-2f 2-3 | | 4 | 0 | 1 | 0 | 1 | 0 | 2 |
| Dave Clark, L (1, 7)<br>OBP: 0.384, SLG: 0.461<br>Brian McRae, S (7, 8)<br>OBP: 0.309, SLG: 0.360 | | K | | K 1-2 | | | F7 | | 4-0 1-2 IBB | | 4-2 1-2 BB | | 2<br>1 | 0<br>0 | 0<br>0 | 0<br>0 | 0<br>2 | 2<br>0 | 2<br>0 |
| Kevin Orie, R (1, 5)<br>OBP: 0.356, SLG: 0.406 | | P3 | | | 1B 1B | | L9 | | G5-3 | | | | 5 | 0 | 1 | 0 | 0 | 1 | 5 |
| Scott Servais, R (1, 2)<br>OBP: 0.324, SLG: 0.366 | | | K | | FC6-4 1-3 1B | | | | | P4 | | P4 | 5 | 0 | 1 | 0 | 0 | 2 | 0 |
| Rey Sanchez, R (1, 4)<br>OBP: 0.309, SLG: 0.329<br>23 Ryne Sandberg, R (8, PH) (9, 4)<br>OBP: 0.308, SLG: 0.379 | | | G5-3 | | FC6-4 1-2f | | | K2-3 | | P8 | | FC4-6 1B | 2<br>3 | 0<br>0 | 0<br>1 | 0<br>0 | 0<br>1 | 0<br>1 | 1<br>0 |
| Terry Mulholland, R (1, 1)<br>OBP: 0.133, SLG: 0.184<br>Kent Bottenfield, R (8, 1)<br>Dave Hansen, L (8, PH)<br>OBP: 0.398, SLG: 0.370<br>Mel Rojas, R (9, 1)<br>José Hernández, R (10, PH)<br>OBP: 0.324, SLG: 0.443<br>Turk Wendell, L (11, 1)<br>Bob Patterson, R (12, 1)<br>Tyler Houston, L (12, PH)<br>OBP: 0.232, SLG: 0.319 | | B3 | | | | | | G3 | | K | | F8 | 2<br>0<br>1<br>0<br>1<br>0<br>0<br>0<br>1 | 0<br>0<br>0<br>0<br>0<br>0<br>0<br>0<br>0 | 0<br>0<br>0<br>0<br>0<br>0<br>0<br>0<br>0 | 0<br>0<br>0<br>0<br>0<br>0<br>0<br>0<br>0 | 0<br>0<br>0<br>0<br>1<br>0<br>0<br>0<br>0 | 1<br>0<br>0<br>0<br>0<br>0<br>0<br>0<br>0 | 1<br>0<br>0<br>0<br>0<br>0<br>0<br>0<br>1 |
| Inning Stats | R: 0 H: 0<br>E: 0 LOB: 0<br>K: 2 BB: 0<br>S: 8 P: 11 | R: 0 H: 0<br>E: 0 LOB: 0<br>K: 1 BB: 0<br>S: 6 P: 10 | R: 0 H: 0<br>E: 0 LOB: 0<br>K: 1 BB: 0<br>S: 10 P: 16 | R: 0 H: 2<br>E: 0 LOB: 2<br>K: 3 BB: 0<br>S: 14 P: 21 | R: 0 H: 2<br>E: 0 LOB: 1<br>K: 1 BB: 0<br>S: 8 P: 10 | R: 1 H: 1<br>E: 0 LOB: 0<br>K: 0 BB: 0<br>S: 7 P: 13 | R: 0 H: 0<br>E: 0 LOB: 0<br>K: 1 BB: 0<br>S: 8 P: 13 | R: 0 H: 0<br>E: 0 LOB: 0<br>K: 2 BB: 0<br>S: 8 P: 13 | R: 0 H: 0<br>E: 0 LOB: 2<br>K: 1 BB: 2<br>S: 8 P: 20 | R: 0 H: 0<br>E: 0 LOB: 0<br>K: 1 BB: 0<br>S: 9 P: 13 | R: 0 H: 1<br>E: 0 LOB: 3<br>K: 1 BB: 2<br>S: 21 P: 34 | R: 0 H: 1<br>E: 0 LOB: 1<br>K: 0 BB: 0<br>S: 10 P: 12 | 1B: 6<br>2B: 0<br>3B: 0<br>HR: 1 | SF: 0<br>SAC: 0<br>DP: 0<br>HBP: 0 | | | | WP: 0<br>PB: 0<br>SB: 4<br>CS: 0 | PA: 46 | |

| PITCHER | | IP | WLS | BF | H | R | ER | SO | BB | IBB | HBP | BLK | WP | HR | S | P | ERA | WHIP |
|---|---|---|---|---|---|---|---|---|---|---|---|---|---|---|---|---|---|---|
| Andy Benes, R<br>ERA: 2.97 | (1, 1) | 9.0 | | 33 | 5 | 1 | 1 | 12 | 1 | 1 | 0 | 0 | 0 | 1 | 77 | 127 | 1.00 | 0.667 |
| T.J. Mathews, R<br>ERA: 1.64 | (10, 1) | 2.0 | W | 9 | 1 | 0 | 0 | 2 | 2 | 0 | 0 | 0 | 0 | 0 | 30 | 47 | 0.00 | 1.500 |
| Dennis Eckersley, R<br>ERA: 3.99 | (12, 1) | 1.0 | S | 4 | 1 | 0 | 0 | 0 | 0 | 0 | 0 | 0 | 0 | 0 | 10 | 12 | 0.00 | 1.000 |

| PITCHER | IP | WLS | BF | H | R | ER | SO | BB | IBB | HBP | BLK | WP | HR | S | P | ERA | WHIP |
|---|---|---|---|---|---|---|---|---|---|---|---|---|---|---|---|---|---|

# St. Louis Cardinals @ Chicago Cubs

Wrigley Field, Chicago, IL

Sat Jul 12 1997, 3:33 AM CDT

Att. 39,790 - Sunny - 80 F

BOTTOM

livebaseballscorecards.com

| | |
|---|---|
| AB | 42 |
| R | 1 |
| H | 7 |
| RBI | 1 |
| BB | 4 |
| SO | 14 |
| LOB | 15 |

# St. Louis Cardinals @ Chicago Cubs

Wrigley Field, Chicago, IL

Sun Jul 13 1997, 3:33 AM CDT

Att. 38,094 - Sunny - 93 F

TOP

livebaseballscorecards.com

| Batter | 1 | 2 | 3 | 4 | 5 | 6 | 7 | 8 | 9 | AB | R | H | RBI | BB | SO | LOB |
|---|---|---|---|---|---|---|---|---|---|---|---|---|---|---|---|---|
| Royce Clayton, R (1, 6)<br>OBP: 0.309, SLG: 0.390 | B X<br>1-0 F9 ① | | B F X<br>1-1 G4-3 1B | | B C X<br>1-1 SF9 1B; 1-2 HR 1B | S X<br>0-1 1B; 1-3 1B | | C F B F S<br>1-3 K ②<br>S C B B F X | 2-2 1B 2B | 5 | 1 | 3 | 0 | 0 | 1 | 0 |
| Tom Lampkin, L (9, PH) (9, 2)<br>OBP: 0.323, SLG: 0.384 | | | | | | | | | | 1 | 0 | 1 | 0 | 0 | 0 | 0 |
| Delino DeShields, L (1, 4)<br>OBP: 0.358, SLG: 0.455 | B X<br>1-0 HR | | C D 1 SAFE X<br>1-1 G4-3 ①; 1-2 | | C X<br>0-1 1-2 HR 1B; 2-3 | B X<br>1-0 1-3 3-H 1B | | B B C B F B<br>4-2 1B HR BB | B B B B<br>4-0 1B BB | 4 | 3 | 3 | 2 | 2 | 0 | 1 |
| Ron Gant, R (1, 7)<br>OBP: 0.318, SLG: 0.414 | C B B S C<br>2-3 K ② | | B B B F F B<br>4-2 G5-4-3 BB | | F D X<br>1-1 SF9 ①; 2-3 3-H | X<br>0-0 G3-1 ③ | | F 1 SAFE X<br>0-1 1-3 HR 1B | C B X<br>1-1 1-2 2-3 1B | 4 | 1 | 2 | 1 | 1 | 1 | 2 |
| Ray Lankford, L (1, 8)<br>OBP: 0.420, SLG: 0.643 | C B B X<br>2-1 2B 1B | | C B F X<br>1-2 G5-4-3 ②③; 1-2f | | C 1 SAFE B S P 1 SAFE S<br>2-3 K ② | | C X<br>0-1 G1-3 ① | C X<br>0-1 1-H 3-H HR | C B B S C<br>2-3 K ③ | 6 | 1 | 2 | 3 | 0 | 2 | 7 |
| Gary Gaetti, R (1, 5) (7, 3)<br>OBP: 0.330, SLG: 0.451 | B SAFE 1 D SAFE C S F 1 SAFE F<br>2-2 X 1-3 2B | | | F B B B X<br>3-1 G6-3 ① | X<br>0-0 1-H 3-H HR | | X<br>0-0 G4-3 WP 1B 1B | B H<br>2-0 BB HBP | | 4 | 2 | 3 | 3 | 0 | 0 | 0 |
| Dmitri Young, S (1, 3)<br>OBP: 0.344, SLG: 0.392 | F S F B B F S<br>2-3 K ③ | | | C B X<br>1-1 G4-3 ② | B F B B B F F C<br>3-3 K ③ | | B X<br>1-0 G4-3 ② 1-3 | B B B B<br>4-0 1-2 BB | | 4 | 0 | 0 | 0 | 0 | 2 | 3 |
| John Mabry, L (7, 9)<br>OBP: 0.365, SLG: 0.387 | | | | | | | | | | 0 | 0 | 0 | 0 | 1 | 0 | 0 |
| Mike DiFelice, R (1, 2)<br>OBP: 0.288, SLG: 0.344 | | B S B X<br>2-1 G4-6-3 1B | | C B S S<br>1-3 K ③ | | B B X<br>2-0 G6-3 ① | B F B S D F X<br>3-2 1B 3-H 1B | S C S<br>0-3 K ③ | | 5 | 0 | 2 | 1 | 0 | 2 | 2 |
| Mike Gallego, R (9, 6)<br>OBP: 0.182, SLG: 0.214 | | | | | | | | | | 0 | 0 | 0 | 0 | 0 | 0 | 0 |
| Phil Plantier, L (1, 9)<br>OBP: 0.357, SLG: 0.500 | C X<br>0-1 G4-6-3 ①②; 1-2f | | | | B C B F X<br>2-2 HR | S S B F F X<br>1-2 G4-3 ② | C B F B X<br>2-2 1-3 1B ③ | | B C B B C X<br>3-2 G4-6-3 1B | 4 | 1 | 2 | 1 | 0 | 0 | 1 |
| David Bell, R (7, 5)<br>OBP: 0.167, SLG: 0.130 | | | | | | | | | | 0 | 0 | 0 | 0 | 0 | 0 | 0 |
| John Frascatore, R (7, 1) | | | | | | | | | | 0 | 0 | 0 | 0 | 0 | 0 | 0 |
| Scott Livingstone, L (9, PH)<br>OBP: 0.209, SLG: 0.205 | | | | | | | | | | 1 | 0 | 1 | 0 | 0 | 0 | 0 |
| Rigo Beltran, L (9, 1) | | | | | | | | | | 0 | 0 | 0 | 0 | 0 | 0 | 0 |
| Todd Stottlemyre, L (1, 1)<br>OBP: 0.413, SLG: 0.421 | | C S B B S<br>2-3 K ③ | | | C B B C B B<br>4-2 1B 1B SF9 BB | B B F C F F F X<br>2-2 1B 1B | | B B F X<br>2-1 G6-3 ① X | 0-0 G4-6-3 ①② 1-2f | 2 | 2 | 1 | 0 | 1 | 1 | 0 |
| Danny Sheaffer, R (7, 5)<br>OBP: 0.333, SLG: 0.321 | | | | | | | | | | 2 | 0 | 0 | 0 | 0 | 0 | 1 |

| | AB | R | H | RBI | BB | SO | LOB |
|---|---|---|---|---|---|---|---|
| | 42 | 11 | 20 | 11 | 5 | 9 | 17 |

| Inning Stats | | | | | | | | | | | | | | | | | | | | | | | | | | | | | | | | |
|---|---|---|---|---|---|---|---|---|---|---|---|---|---|---|---|---|---|---|---|---|---|---|---|---|---|---|---|---|---|---|---|---|
| | R: 1 | E: 0 | K: 2 | S: 17 | H: 3 | LOB: 2 | BB: 0 | P: 27 | R: 0 | E: 0 | K: 1 | S: 7 | H: 1 | LOB: 0 | BB: 0 | P: 11 | R: 0 | E: 0 | K: 0 | S: 9 | H: 1 | LOB: 1 | BB: 1 | P: 16 | R: 0 | E: 0 | K: 1 | S: 7 | H: 0 | LOB: 0 | BB: 0 | P: 12 |
| | R: 5 | E: 0 | K: 2 | S: 20 | H: 4 | LOB: 0 | BB: 1 | P: 32 | R: 1 | E: 0 | K: 0 | S: 16 | H: 3 | LOB: 2 | BB: 0 | P: 22 | R: 1 | E: 0 | K: 0 | S: 11 | H: 3 | LOB: 2 | BB: 0 | P: 17 | R: 3 | E: 0 | K: 2 | S: 15 | H: 2 | LOB: 2 | BB: 2 | P: 28 |
| | R: 0 | E: 0 | K: 1 | S: 13 | H: 3 | LOB: 3 | BB: 1 | P: 25 | 1B: 14 | 2B: 2 | 3B: 0 | HR: 4 | SF: 1 | SAC: 0 | DP: 3 | HBP: 1 | WP: 1 | PB: 0 | SB: 0 | CS: 0 | PA: 49 | | | | | | | | | | | |

| PITCHER | | IP | WLS | BF | H | R | ER | SO | BB | IBB | HBP | BLK | WP | HR | S | P | ERA | WHIP |
|---|---|---|---|---|---|---|---|---|---|---|---|---|---|---|---|---|---|---|
| Steve Trachsel, R<br>ERA: 5.02 | (1, 1) | 5.0 | L | 24 | 9 | 6 | 6 | 6 | 2 | 0 | 0 | 0 | 0 | 3 | 60 | 98 | 10.80 | 2.200 |
| Terry Adams, R<br>ERA: 3.8 | (6, 1) | 2.0 | | 11 | 6 | 2 | 2 | 0 | 0 | 0 | 0 | 0 | 1 | 0 | 27 | 39 | 9.00 | 3.000 |
| Ramon Tatis, L<br>ERA: 4.76 | (8, 1) | 0.2 | | 6 | 2 | 3 | 3 | 1 | 1 | 0 | 1 | 0 | 0 | 1 | 12 | 21 | 40.50 | 4.500 |
| Turk Wendell, R<br>ERA: 4.56 | (8, 1) | 1.0 | | 7 | 3 | 0 | 0 | 1 | 2 | 0 | 0 | 0 | 0 | 0 | 13 | 27 | 0.00 | 5.000 |
| Bob Patterson, L<br>ERA: 3.82 | (9, 1) | 0.1 | | 1 | 0 | 0 | 0 | 1 | 0 | 0 | 0 | 0 | 0 | 0 | 3 | 5 | 0.00 | 0.000 |

| PITCHER | IP | WLS | BF | H | R | ER | SO | BB | IBB | HBP | BLK | WP | HR | S | P | ERA | WHIP |
|---|---|---|---|---|---|---|---|---|---|---|---|---|---|---|---|---|---|

# BOTTOM

## St. Louis Cardinals @ Chicago Cubs

Wrigley Field, Chicago, IL

Sun Jul 13 1997, 3:33 AM CDT

Att. 38,094 - Sunny - 93 F

livebaseballscorecards.com

| Batter | 1 | 2 | 3 | 4 | 5 | 6 | 7 | 8 | 9 | AB | R | H | RBI | BB | SO | LOB |
|---|---|---|---|---|---|---|---|---|---|---|---|---|---|---|---|---|
| Doug Glanville, R (1, 7)<br>OBP: 0.343, SLG: 0.416 | X 0-0 G6-3 ① | | B C B X 2-1 G4-3 ① | | | C B F X 1-2 2B 2B ① | B B B B 4-0 PB BB | | | 3 | 1 | 1 | 0 | 1 | 0 | 0 |
| Brian McRae, S (1, 8)<br>OBP: 0.308, SLG: 0.362 | C B B X 2-1 L7 ② | | B B B C F F X 3-2 G1-3 ② | | | F F B B F B X 3-2 G4-3 2-H 2B | F B S T 1-2 K ③ 1-2 | | | 4 | 0 | 1 | 1 | 0 | 1 | 1 |
| Sammy Sosa, R (1, 9)<br>OBP: 0.304, SLG: 0.478 | F H 1-1 S 1B HBP | | B S S S 1-3 K ③ | | | B S F S 1-3 K ① | | C S C 0-3 K ① | | 3 | 1 | 0 | 0 | 0 | 3 | 1 |
| Mark Grace, L (1, 3)<br>OBP: 0.428, SLG: 0.471 | C B B B X 3-1 1-H 1B | | | B C B T B S 3-3 K ① | | X 0-0 G4-3 ② 2-3 | | B F B X 2-1 F7 ② | | 4 | 0 | 1 | 1 | 0 | 1 | 1 |
| Shawon Dunston, R (1, 6)<br>OBP: 0.314, SLG: 0.422 | B D X 2-0 F8 ③ | | | B B X 2-0 G5-3 ② | | L C X 0-2 F9 ③ | | C F F B B B F X 3-2 G6-3 ③ | | 4 | 0 | 0 | 0 | 0 | 0 | 2 |
| Dave Hansen, L (1, 5)<br>OBP: 0.402, SLG: 0.369 | | B B B B C B 4-1 BB | | C B B B C C 2-3 K ③ | | | F B B B B X 3-1 HR 1B | | C S S 0-3 K ① | 3 | 1 | 1 | 0 | 1 | 2 | 0 |
| 23 Ryne Sandberg, R (1, 4)<br>OBP: 0.304, SLG: 0.374 | | C X 0-1 P3 ① | | | B X 1-0 L7 ① | | C S F S 0-3 K ① | | C X 0-1 G6-3 ② | 4 | 0 | 0 | 0 | 0 | 1 | 2 |
| Tyler Houston, L (1, 2)<br>OBP: 0.227, SLG: 0.312<br>Terry Adams, R (6, 1)<br>José Hernández, R (7, PH)<br>OBP: 0.330, SLG: 0.480<br>Ramon Tatis, L (8, 1)<br>Turk Wendell, L (8, 1)<br>Bob Patterson, R (9, 1)<br>Kevin Orie, R (9, PH)<br>OBP: 0.360, SLG: 0.429 | | L B B B F 1 SAFE X 3-2 F9 ② | | | B F C F B X 2-2 G1-3 ② | | B X 1-0 1-H HR | | B B F F F X 2-2 HR | 2<br>0<br>1<br>0<br>0<br>0<br>0<br>1 | 0<br>0<br>1<br>0<br>0<br>0<br>0<br>1 | 0<br>0<br>1<br>0<br>0<br>0<br>0<br>1 | 0<br>0<br>2<br>0<br>0<br>0<br>0<br>1 | 0<br>0<br>0<br>0<br>0<br>0<br>0<br>1 | 1<br>0<br>0<br>0<br>0<br>0<br>0<br>0 | 0<br>0<br>0<br>0<br>0<br>0<br>0<br>0 |
| Steve Trachsel, R (1, 1)<br>OBP: 0.154, SLG: 0.111<br>Mike Hubbard, R (5, PH)<br>OBP: 0.216, SLG: 0.278<br>(6, 2) | | F F B B S 2-3 K ③ | | | B B S S S 2-3 K ③ | | C B F F S 1-3 K ② | | B C B S S 2-3 K ③ | 1<br>3 | 0<br>0 | 0<br>0 | 0<br>0 | 0<br>0 | 1<br>3 | 1<br>0 |
| Inning Stats | R: 1 H: 1<br>E: 0 LOB: 1<br>K: 0 BB: 0<br>S: 7 P: 15 | R: 0 H: 0<br>E: 0 LOB: 1<br>K: 1 BB: 1<br>S: 9 P: 18 | R: 0 H: 0<br>E: 0 LOB: 0<br>K: 1 BB: 0<br>S: 9 P: 15 | R: 0 H: 0<br>E: 0 LOB: 0<br>K: 2 BB: 0<br>S: 7 P: 14 | R: 0 H: 0<br>E: 0 LOB: 0<br>K: 1 BB: 0<br>S: 8 P: 13 | R: 1 H: 2<br>E: 0 LOB: 1<br>K: 1 BB: 0<br>S: 14 P: 19 | R: 2 H: 2<br>E: 0 LOB: 1<br>K: 3 BB: 1<br>S: 14 P: 24 | R: 0 H: 0<br>E: 0 LOB: 0<br>K: 1 BB: 0<br>S: 10 P: 15 | R: 1 H: 1<br>E: 0 LOB: 0<br>K: 2 BB: 0<br>S: 11 P: 15 | 1B: 2 SF: 0<br>2B: 2 SAC: 0<br>3B: 0 DP: 0<br>HR: 2 HBP: 1 | | | | | | WP: 0 PA: 36<br>PB: 1<br>SB: 1<br>CS: 0 |

| | AB | 33 |
|---|---|---|
| | R | 5 |
| | H | 6 |
| | RBI | 5 |
| | BB | 2 |
| | SO | 12 |
| | LOB | 9 |

| PITCHER | | IP | WLS | BF | H | R | ER | SO | BB | IBB | HBP | BLK | WP | HR | S | P | ERA | WHIP |
|---|---|---|---|---|---|---|---|---|---|---|---|---|---|---|---|---|---|---|
| Todd Stottlemyre, R<br>ERA: 4.03 | (1, 1) | 6.2 | W | 28 | 5 | 4 | 4 | 8 | 2 | 0 | 1 | 0 | 0 | 1 | 65 | 114 | 5.40 | 1.050 |
| John Frascatore, R<br>ERA: 2.51 | (7, 1) | 1.1 | | 4 | 0 | 0 | 0 | 2 | 0 | 0 | 0 | 0 | 0 | 0 | 13 | 19 | 0.00 | 0.000 |
| Rigo Beltran, L<br>ERA: 2.61 | (9, 1) | 1.0 | | 4 | 1 | 1 | 1 | 2 | 0 | 0 | 0 | 0 | 0 | 1 | 11 | 15 | 9.00 | 1.000 |

| PITCHER | IP | WLS | BF | H | R | ER | SO | BB | IBB | HBP | BLK | WP | HR | S | P | ERA | WHIP |
|---|---|---|---|---|---|---|---|---|---|---|---|---|---|---|---|---|---|

| Batter | 1 | 2 | 3 | 4 | 5 | 6 | 7 | 8 | 9 | AB | R | H | RBI | BB | SO | LOB |
|---|---|---|---|---|---|---|---|---|---|---|---|---|---|---|---|---|
| Royce Clayton, R (1, 6)<br>OBP: 0.308, SLG: 0.391 | FC1 2B | | F9 2-3 | | FC5-4 1-2f 2-3 | | K | | | 4 | 0 | 1 | 0 | 0 | 1 | 3 |
| Dmitri Young, S (1, 3)<br>OBP: 0.339, SLG: 0.385 | FC1 2-3 | | K | | F8 | | K | | | 4 | 0 | 0 | 0 | 0 | 2 | 4 |
| Ron Gant, R (1, 7)<br>OBP: 0.314, SLG: 0.408 | K | | | P6 | | 4-3 | 4-3 | | | 4 | 0 | 0 | 0 | 0 | 1 | 1 |
| Ray Lankford, L (1, 8)<br>OBP: 0.418, SLG: 0.649 | K | | | K | | HR | | K | | 4 | 1 | 1 | 1 | 0 | 3 | 1 |
| Gary Gaetti, R (1, 5)<br>OBP: 0.332, SLG: 0.462 | | P2 | | HR | | 5-3 1B 1B | | K | | 4 | 1 | 2 | 1 | 0 | 1 | 0 |
| John Mabry, L (1, 9)<br>OBP: 0.364, SLG: 0.385 | | P6 | | 4-3 | | 5-3 1-2 1B | | F8 | | 4 | 0 | 1 | 0 | 0 | 0 | 0 |
| Tony Fossas, L (8, 1) | | | | | | | | | | 0 | 0 | 0 | 0 | 0 | 0 | 0 |
| Mike DiFelice, R (1, 2)<br>OBP: 0.289, SLG: 0.338 | K | | | | FC5-4 1B BB | 5-3 1-2 2-3 | | | K | 2 | 0 | 0 | 0 | 1 | 1 | 2 |
| Delino DeShields, L (9, PH)<br>OBP: 0.357, SLG: 0.453 | | | | | | | | | | 1 | 0 | 0 | 0 | 0 | 1 | 0 |
| David Bell, R (1, 4)<br>OBP: 0.259, SLG: 0.200 | | | F9 SH5-3 1B | | FC5-4 1-2 1B | IBB | | | G3 | 2 | 0 | 2 | 0 | 1 | 0 | 0 |
| Tom Lampkin, L (9, PH)<br>OBP: 0.321, SLG: 0.382 | | | | | | | | | | 1 | 0 | 0 | 0 | 0 | 0 | 0 |
| Fernando Valenzuela, L (1, 1)<br>OBP: 0.182, SLG: 0.182 | | | SH5-3 1-2 | | K | K | | | 4-3 | 0 | 0 | 0 | 0 | 0 | 0 | 0 |
| Mark Petkovsek, R (3, 1)<br>OBP: 0.100, SLG: 0.100 | | | | | | | | | | 1 | 0 | 0 | 0 | 0 | 1 | 2 |
| Danny Sheaffer, R (6, PH)<br>OBP: 0.333, SLG: 0.321 | | | | | | | | | | 0 | 0 | 0 | 0 | 0 | 0 | 0 |
| Phil Plantier, L (6, PH)<br>OBP: 0.333, SLG: 0.462 | | | | | | | | | | 1 | 0 | 0 | 0 | 0 | 1 | 3 |
| John Frascatore, R (6, 1) | | | | | | | | | | 0 | 0 | 0 | 0 | 0 | 0 | 0 |
| Scott Livingstone, L (8, 9)<br>OBP: 0.205, SLG: 0.200 | | | | | | | | | | 1 | 0 | 0 | 0 | 0 | 0 | 0 |
| Inning Stats | R: 0<br>E: 0<br>K: 2<br>S: 8<br>H: 1<br>LOB: 1<br>BB: 0<br>P: 8 | R: 0<br>E: 0<br>K: 1<br>S: 5<br>H: 0<br>LOB: 0<br>BB: 0<br>P: 5 | R: 0<br>E: 0<br>K: 1<br>S: 6<br>H: 1<br>LOB: 1<br>BB: 0<br>P: 6 | R: 1<br>E: 0<br>K: 1<br>S: 6<br>H: 1<br>LOB: 0<br>BB: 0<br>P: 6 | R: 0<br>E: 0<br>K: 1<br>S: 6<br>H: 1<br>LOB: 2<br>BB: 1<br>P: 10 | R: 1<br>E: 0<br>K: 1<br>S: 8<br>H: 3<br>LOB: 3<br>BB: 1<br>P: 12 | R: 0<br>E: 0<br>K: 2<br>S: 7<br>H: 0<br>LOB: 0<br>BB: 0<br>P: 7 | R: 0<br>E: 0<br>K: 2<br>S: 7<br>H: 0<br>LOB: 0<br>BB: 0<br>P: 7 | R: 0<br>E: 0<br>K: 1<br>S: 5<br>H: 0<br>LOB: 0<br>BB: 0<br>P: 5 | 1B: 4<br>2B: 1<br>3B: 0<br>HR: 2<br>SF: 0<br>SAC: 1<br>DP: 0<br>HBP: 0 | | | | | | |

| PITCHER | | IP | WLS | BF | H | R | ER | SO | BB | IBB | HBP | BLK | WP | HR | S | P | ERA | WHIP |
|---|---|---|---|---|---|---|---|---|---|---|---|---|---|---|---|---|---|---|
| Kent Mercker, L<br>ERA: 3.19 | (1, 1) | 5.2 | W | 26 | 7 | 2 | 2 | 6 | 1 | 1 | 0 | 0 | 0 | 2 | 36 | 44 | 3.18 | 1.412 |
| Scott Sullivan, R<br>ERA: 2.82 | (6, 1) | 0.1 | | 1 | 0 | 0 | 0 | 1 | 0 | 0 | 0 | 0 | 0 | 0 | 3 | 3 | 0.00 | 0.000 |
| Stan Belinda, R<br>ERA: 3.19 | (7, 1) | 2.0 | | 6 | 0 | 0 | 0 | 4 | 0 | 0 | 0 | 0 | 0 | 0 | 14 | 14 | 0.00 | 0.000 |
| Jeff Shaw, R<br>ERA: 1.39 | (9, 1) | 1.0 | S | 3 | 0 | 0 | 0 | 1 | 0 | 0 | 0 | 0 | 0 | 0 | 5 | 5 | 0.00 | 0.000 |

| PITCHER | IP | WLS | BF | H | R | ER | SO | BB | IBB | HBP | BLK | WP | HR | S | P | ERA | WHIP |
|---|---|---|---|---|---|---|---|---|---|---|---|---|---|---|---|---|---|

# TOP

## St. Louis Cardinals @ Cincinnati Reds

Cinergy Field, Cincinnati, OH

Mon Jul 14 1997, 7:05 PM EDT

Att. 19,405 - Unknown - 84 F

livebaseballscorecards.com

| | |
|---|---|
| AB | 33 |
| R | 2 |
| H | 7 |
| RBI | 2 |
| BB | 2 |
| SO | 12 |
| LOB | 16 |

| | | | |
|---|---|---|---|
| WP: 0 | PA: 36 | | |
| PB: 0 | | | |
| SB: 0 | | | |
| CS: 0 | | | |

# BOTTOM

## St. Louis Cardinals @ Cincinnati Reds

Cinergy Field, Cincinnati, OH

Mon Jul 14 1997, 7:05 PM EDT

Att. 19,405 - Unknown - 84 F

livebaseballscorecards.com

| Batter | 1 | 2 | 3 | 4 | 5 | 6 | 7 | 8 | 9 | AB | R | H | RBI | BB | SO | LOB |
|---|---|---|---|---|---|---|---|---|---|---|---|---|---|---|---|---|
| Deion Sanders, L (1, 7)<br>OBP: 0.352, SLG: 0.400<br>Jeff Shaw, R (9, 1) | G6-4-3, 1B | | FC4, HBP | S S, 1B | | BBBB, FC4-2, S, BB | | SSS, 0-3 ③, K, 1-2 | | 3 | 0 | 2 | 0 | 1 | 1 | 1 |
| | | | | | | | | | | 0 | 0 | 0 | 0 | 0 | 0 | 0 |
| Eric Owens, R (1, 8)<br>OBP: 0.261, SLG: 0.190<br>Stan Belinda, R (7, 1)<br>Lenny Harris, L (9, 7)<br>OBP: 0.285, SLG: 0.378 | G6-4-3, 1-2f | | FC4, BB BB BB, 1-2 | L8, 1-2 | | FC4-2, 1-3, 2-H | | | | 4 | 1 | 0 | 0 | 0 | 0 | 5 |
| | | | | | | | | | | 0 | 0 | 0 | 0 | 0 | 0 | 0 |
| | | | | | | | | | | 0 | 0 | 0 | 0 | 0 | 0 | 0 |
| Mike Kelly, R (1, 9)<br>OBP: 0.329, SLG: 0.514<br>Willie Greene, L (6, PH)<br>OBP: 0.360, SLG: 0.464<br>(7, 9) | SSS, 0-3 ③, K | | BBBB, BB BB, FC6-5, 1-2, BB | F7, 2-3 | | 5-3 | | | | 2 | 1 | 0 | 0 | 1 | 1 | 1 |
| | | | | | | | | | | 1 | 0 | 0 | 0 | 0 | 0 | 3 |
| Eduardo Perez, R (1, 5)<br>OBP: 0.331, SLG: 0.420<br>Jeff Branson, L (8, 5)<br>OBP: 0.206, SLG: 0.232 | | P3 | BBBB, FC6-5, BB, 1-2, 2-3, BB | | 5-3 | | SSS, 0-3 ①, K | | | 3 | 0 | 0 | 0 | 1 | 1 | 0 |
| | | | | | | | | | | 0 | 0 | 0 | 0 | 0 | 0 | 0 |
| Joe Oliver, R (1, 2)<br>OBP: 0.355, SLG: 0.461 | | BBBB, BB BB, BB | BBBB, FC6-5, 1B, 1-2, 2-3, 3-H, BB | | F7 | | F8 | | | 2 | 1 | 0 | 1 | 2 | 0 | 0 |
| Bret Boone, R (1, 4)<br>OBP: 0.280, SLG: 0.286 | | BBBB, BB, 1-2, BB | FC6-5, 1B, 1-2, 2-3f, 3-H | | 6-3 | | 6-3 | | | 3 | 0 | 0 | 1 | 1 | 0 | 2 |
| Hal Morris, L (1, 3)<br>OBP: 0.313, SLG: 0.328 | | BBBB, 1-2, 2-3, BB | 1-3, 2-H, 1B | | | 4-3 | | 1-3 | | 3 | 0 | 1 | 1 | 1 | 0 | 0 |
| Pokey Reese, R (1, 6)<br>OBP: 0.302, SLG: 0.309 | | P2 | F7 | | | S, 2B, 1B | | P3 | | 4 | 1 | 1 | 0 | 0 | 0 | 5 |
| Kent Mercker, L (1, 1)<br>OBP: 0.242, SLG: 0.200<br>Scott Sullivan, R (6, 1)<br>Eddie Taubensee, L (6, PH)<br>OBP: 0.318, SLG: 0.460<br>Curtis Goodwin, L (6, PR)<br>OBP: 0.346, SLG: 0.336<br>(7, 8) | | G3 | | SSS, 0-3 ①, K | | S, 1-H, FC4-2, 2B | | BBBB, S, BB | | 2 | 0 | 0 | 0 | 0 | 1 | 3 |
| | | | | | | | | | | 0 | 0 | 0 | 0 | 0 | 0 | 0 |
| | | | | | | | | | | 1 | 0 | 1 | 1 | 0 | 0 | 0 |
| | | | | | | | | | | 0 | 0 | 0 | 0 | 1 | 0 | 0 |
| Inning Stats | R: 0 E: 0 K: 1 S: 5 H: 1 LOB: 0 BB: 0 P: 5 | R: 0 E: 0 K: 0 S: 3 H: 0 LOB: 3 BB: 3 P: 15 | R: 3 E: 0 K: 0 S: 4 H: 1 LOB: 2 BB: 3 P: 17 | R: 0 E: 0 K: 1 S: 6 H: 1 LOB: 1 BB: 0 P: 6 | R: 0 E: 0 K: 0 S: 3 H: 0 LOB: 0 BB: 0 P: 3 | R: 1 E: 0 K: 0 S: 5 H: 2 LOB: 3 BB: 1 P: 9 | R: 0 E: 0 K: 1 S: 5 H: 0 LOB: 0 BB: 0 P: 5 | R: 0 E: 0 K: 1 S: 5 H: 0 LOB: 1 BB: 1 P: 9 | | 1B: 4 2B: 1 3B: 0 HR: 0 | SF: 0 SAC: 0 DP: 1 HBP: 1 | | | WP: 0 PB: 0 SB: 6 CS: 0 | PA: 37 | | |

| PITCHER | | IP | WLS | BF | H | R | ER | SO | BB | IBB | HBP | BLK | WP | HR | S | P | ERA | WHIP |
|---|---|---|---|---|---|---|---|---|---|---|---|---|---|---|---|---|---|---|
| Fernando Valenzuela, L<br>ERA: 4.96 | (1, 1) | 2.2 | L | 16 | 2 | 3 | 3 | 1 | 6 | 0 | 1 | 0 | 0 | 0 | 11 | 36 | 10.12 | 3.000 |
| Mark Petkovsek, R<br>ERA: 3.66 | (3, 1) | 2.1 | | 8 | 1 | 0 | 0 | 1 | 0 | 0 | 0 | 0 | 0 | 0 | 10 | 10 | 0.00 | 0.429 |
| John Frascatore, R<br>ERA: 2.6 | (6, 1) | 2.0 | | 9 | 2 | 1 | 1 | 1 | 1 | 0 | 0 | 0 | 0 | 0 | 10 | 14 | 4.50 | 1.500 |
| Tony Fossas, L<br>ERA: 1.82 | (8, 1) | 1.0 | | 4 | 0 | 0 | 0 | 1 | 1 | 0 | 0 | 0 | 0 | 0 | 5 | 9 | 0.00 | 1.000 |

| PITCHER | IP | WLS | BF | H | R | ER | SO | BB | IBB | HBP | BLK | WP | HR | S | P | ERA | WHIP |
|---|---|---|---|---|---|---|---|---|---|---|---|---|---|---|---|---|---|

| | |
|---|---|
| AB | 28 |
| R | 4 |
| H | 5 |
| RBI | 4 |
| BB | 8 |
| SO | 4 |
| LOB | 20 |

| Batter | 1 | 2 | 3 | 4 | 5 | 6 | 7 | 8 | 9 | AB | R | H | RBI | BB | SO | LOB |
|---|---|---|---|---|---|---|---|---|---|---|---|---|---|---|---|---|
| Royce Clayton, R (1, 6)<br>OBP: 0.307, SLG: 0.389 | S S S 0-3 ① K | x 0-0 ③ 1-3 3-H 1B | | x 0-0 ③ 4-3 | | S S S 0-3 ② K | | | x 0-0 ① G3 | 5 | 0 | 1 | 1 | 0 | 2 | 0 |
| Delino DeShields, L (1, 4)<br>OBP: 0.357, SLG: 0.457 | x 0-0 ② G3 | 0-0 ③ CS 3-H | x 0-0 SF7 3B | | x 0-0 ① 4-3 | x 0-0 G4-3 | | | B B B B 4-0 S BB | 4 | 1 | 1 | 0 | 1 | 0 | 0 |
| Danny Sheaffer, R (1, 5)<br>(8, 7)<br>OBP: 0.337, SLG: 0.321 | x 0-0 HR 1B | | x 0-0 ① SF7 3-H | | B B B B 4-0 WP BLK 1B BB | | x 0-0 ① G5-3 | | x 0-0 ② F9 1-2 | 3 | 2 | 1 | 1 | 1 | 0 | 1 |
| Ray Lankford, L (1, 8)<br>OBP: 0.424, SLG: 0.672 | x 0-0 1-H HR | | x 0-0 HR | | I I I 4-0 FC6-2 WP 1-2 IBB | | S S S 0-3 ② K | | B B B B 4-0 BB | 3 | 2 | 2 | 3 | 2 | 1 | 0 |
| Gary Gaetti, R (1, 3)<br>OBP: 0.333, SLG: 0.459 | x 0-0 ③ F7 | | x 0-0 ② FC5-4 1B | | x 0-0 ② FC6-2 BB 1B 1-3 2-3 | | B B B B 4-0 FC3-6 BB | | S S S 0-3 ③ K | 4 | 1 | 1 | 0 | 1 | 1 | 4 |
| John Mabry, L (1, 9)<br>OBP: 0.362, SLG: 0.382 | | x 0-0 ① G4-3 | x 0-0 ② F7 | | B B B B 4-0 1B 1-2 BB | | x 0-0 ③ FC3-6 1-2f | | | 3 | 0 | 0 | 0 | 1 | 0 | 2 |
| Mike DiFelice, R (1, 2)<br>OBP: 0.294, SLG: 0.343 | | x 0-0 F7 1B 1B 1B | x 0-0 ③ FC5-4 1-2f | | x 0-0 1-3 2-H 3-H 1B | | | S S S 0-3 K FC1-6 | | 4 | 1 | 2 | 2 | 0 | 1 | 1 |
| Phil Plantier, L (1, 7)<br>OBP: 0.316, SLG: 0.412<br>David Bell, R (8, 5)<br>OBP: 0.259, SLG: 0.200 | | x 0-0 1B 1-2 CS 1B | | S S S 0-3 ① K | x 0-0 ③ F7 | | | x 0-0 ① FC1-6 G3-6-3 1-2f | | 4<br>0 | 0<br>0 | 1<br>0 | 0<br>0 | 0<br>0 | 1<br>0 | 3<br>0 |
| Alan Benes, R (1, 1)<br>OBP: 0.200, SLG: 0.244<br>Rigo Beltran, L (6, 1)<br>T.J. Mathews, R (7, 1)<br>Scott Livingstone, L (8, PH)<br>OBP: 0.200, SLG: 0.195<br>Tony Fossas, L (8, 1)<br>Dennis Eckersley, R (8, 1) | | x 0-0 ② F7 2-3 | | x 0-0 ② 6-3 | | S S S 0-3 ① K | | x 0-0 ② ③ G3-6-3 1-2f | | 3<br>0<br>0<br>1<br>0<br>0 | 0<br>0<br>0<br>0<br>0<br>0 | 0<br>0<br>0<br>0<br>0<br>0 | 0<br>0<br>0<br>0<br>0<br>0 | 1<br>0<br>0<br>0<br>0<br>0 | 2<br>0<br>0<br>1<br>0<br>0 | 2<br>0<br>0<br>1<br>0<br>0 |
| Inning Stats | R: 2 E: 0 K: 1 S: 7 H: 2 LOB: 0 BB: 0 P: 7 | R: 1 E: 0 K: 0 S: 5 H: 3 LOB: 1 BB: 0 P: 5 | R: 2 E: 0 K: 0 S: 6 H: 3 LOB: 1 BB: 0 P: 6 | R: 0 E: 0 K: 1 S: 5 H: 0 LOB: 0 BB: 0 P: 5 | R: 2 E: 0 K: 0 S: 4 H: 1 LOB: 2 BB: 3 P: 16 | R: 0 E: 0 K: 2 S: 7 H: 0 LOB: 0 BB: 0 P: 7 | R: 0 E: 0 K: 1 S: 5 H: 0 LOB: 1 BB: 1 P: 9 | R: 0 E: 0 K: 1 S: 5 H: 0 LOB: 0 BB: 0 P: 5 | R: 0 E: 0 K: 1 S: 5 H: 0 LOB: 2 BB: 2 P: 13 | 1B: 6 2B: 0 3B: 1 HR: 2 | SF: 1 SAC: 0 DP: 1 HBP: 0 | | | | | | |

| PITCHER | | IP | WLS | BF | H | R | ER | SO | BB | IBB | HBP | BLK | WP | HR | S | P | ERA | WHIP |
|---|---|---|---|---|---|---|---|---|---|---|---|---|---|---|---|---|---|---|
| Brett Tomko, R<br>ERA: 3.33 | (1, 1) | 3.0 | L | 16 | 8 | 5 | 5 | 1 | 0 | 0 | 0 | 0 | 0 | 2 | 18 | 18 | 15.00 | 2.667 |
| Felix Rodriguez, R<br>ERA: 5.59 | (4, 1) | 1.2 | | 9 | 1 | 2 | 2 | 1 | 2 | 1 | 0 | 1 | 1 | 0 | 8 | 20 | 10.80 | 1.800 |
| Mike Remlinger, L<br>ERA: 2.8 | (5, 1) | 1.1 | | 4 | 0 | 0 | 0 | 2 | 0 | 0 | 0 | 0 | 0 | 0 | 8 | 8 | 0.00 | 0.000 |
| Scott Sullivan, R<br>ERA: 2.7 | (7, 1) | 2.0 | | 7 | 0 | 0 | 0 | 2 | 1 | 0 | 0 | 0 | 1 | 0 | 10 | 14 | 0.00 | 0.500 |
| Stan Belinda, R<br>ERA: 3.13 | (9, 1) | 1.0 | | 5 | 0 | 0 | 0 | 1 | 2 | 0 | 0 | 0 | 0 | 0 | 5 | 13 | 0.00 | 2.000 |

| PITCHER | IP | WLS | BF | H | R | ER | SO | BB | IBB | HBP | BLK | WP | HR | S | P | ERA | WHIP |
|---|---|---|---|---|---|---|---|---|---|---|---|---|---|---|---|---|---|

# TOP

## St. Louis Cardinals @ Cincinnati Reds

Cinergy Field, Cincinnati, OH

Tue Jul 15 1997, 7:05 PM EDT
Att. 21,232 - Unknown - 83 F

livebaseballscorecards.com

| | |
|---|---|
| AB | 34 |
| R | 7 |
| H | 9 |
| RBI | 7 |
| BB | 6 |
| SO | 7 |
| LOB | 14 |

| | | | |
|---|---|---|---|
| 1B: 6 | SF: 1 | WP: 2 | PA: 42 |
| 2B: 0 | SAC: 0 | PB: 0 | |
| 3B: 1 | DP: 1 | SB: 1 | |
| HR: 2 | HBP: 0 | CS: 1 | |

# BOTTOM

## St. Louis Cardinals @ Cincinnati Reds

Cinergy Field, Cincinnati, OH

Tue Jul 15 1997, 7:05 PM EDT

Att. 21,232 - Unknown - 83 F

| Batter | 1 | 2 | 3 | 4 | 5 | 6 | 7 | 8 | 9 | AB | R | H | RBI | BB | SO | LOB |
|---|---|---|---|---|---|---|---|---|---|---|---|---|---|---|---|---|
| Deion Sanders, L (1, 7)<br>OBP: 0.351, SLG: 0.397 | G3 | K | | F9 | | G5-3<br>1-2 | | 1B<br>SF8<br>1B | | 5 | 1 | 1 | 0 | 0 | 1 | 3 |
| Eric Owens, R (1, 8)<br>OBP: 0.321, SLG: 0.269 | WP<br>G4-3<br>1B | K | | 5-3 | | 2B<br>2-H<br>1B | | 1-3<br>1B | | 5 | 0 | 3 | 1 | 0 | 1 | 2 |
| Lenny Harris, L (1, 5)<br>OBP: 0.286, SLG: 0.377<br>Mike Remlinger, L (5, 1)<br>Curtis Goodwin, L (6, PH)<br>OBP: 0.348, SLG: 0.344<br>Scott Sullivan, R (7, 1)<br>Mike Kelly, R (8, PH)<br>OBP: 0.325, SLG: 0.514<br>Stan Belinda, R (9, 1) | G4-3<br>1-2 | | 2B<br>G6-3<br>1B | 3-1 | | 1-3<br>2B | | SF8<br>3-H | | 3<br>0<br>1<br>0<br>0<br>0 | 1<br>0<br>0<br>0<br>0<br>0 | 1<br>0<br>1<br>0<br>0<br>0 | 0<br>0<br>0<br>1<br>0<br>0 | 0<br>0<br>0<br>0<br>0<br>0 | 0<br>0<br>0<br>0<br>0<br>0 | 1<br>0<br>0<br>0<br>0<br>0 |
| Willie Greene, L (1, 9)<br>OBP: 0.360, SLG: 0.464<br>(9, 3) | BB<br>2-3<br>BB | | G6-3<br>SF9<br>1-3<br>2B | | L3 | K | | F7 | | 4 | 1 | 1 | 0 | 1 | 1 | 3 |
| Hal Morris, L (1, 3)<br>OBP: 0.319, SLG: 0.331<br>Eduardo Perez, R (8, PH)<br>OBP: 0.331, SLG: 0.420<br>Jon Nunnally, L (8, PH)<br>OBP: 0.343, SLG: 0.400<br>(9, 9) | 1-2<br>BB | | G6-3<br>2-3<br>3-H | | 1B | | FC5<br>E<br>1B | F5 | | 3<br>0<br>1 | 0<br>0<br>0 | 2<br>0<br>0 | 1<br>0<br>0 | 1<br>0<br>0 | 0<br>0<br>0 | 1<br>0<br>1 |
| Joe Oliver, R (1, 2)<br>OBP: 0.346, SLG: 0.450 | K | | SF9<br>3-H | F8 | | | E1<br>FC5<br>1-2 | | F8 | 4 | 0 | 0 | 1 | 0 | 1 | 5 |
| Bret Boone, R (1, 4)<br>OBP: 0.283, SLG: 0.289 | | BB<br>1B | BB<br>1B | F8 | | | K | | G4-3 | 5 | 0 | 2 | 0 | 0 | 1 | 3 |
| Pokey Reese, R (1, 6)<br>OBP: 0.311, SLG: 0.309 | | BB<br>1-2<br>BB | BB<br>1-2<br>BB | | | FC3-6<br>1B | FC5<br>1-2<br>2-3f | | K | 3 | 0 | 1 | 0 | 2 | 1 | 2 |
| Brett Tomko, R (1, 1)<br>OBP: 0.154, SLG: 0.167<br>Eddie Taubensee, L (3, PH)<br>OBP: 0.317, SLG: 0.457<br>Felix Rodriguez, R (4, 1)<br>Jeff Branson, L (5, 5)<br>OBP: 0.202, SLG: 0.227 | | K | P5 | | | FC3-6<br>G5-3<br>1-2f<br>1B | K | | | 1<br>1<br>0<br>2 | 0<br>0<br>0<br>1 | 0<br>0<br>0<br>0 | 0<br>0<br>0<br>0 | 0<br>0<br>0<br>1 | 1<br>0<br>0<br>0 | 2<br>2<br>0<br>3 |
| Inning Stats | R: 0<br>E: 0<br>K: 1<br>S: 6<br>H: 1<br>LOB: 3<br>BB: 2<br>P: 14 | R: 0<br>E: 0<br>K: 3<br>S: 10<br>H: 1<br>LOB: 2<br>BB: 1<br>P: 14 | R: 2<br>E: 0<br>K: 0<br>S: 6<br>H: 3<br>LOB: 2<br>BB: 1<br>P: 10 | R: 0<br>E: 0<br>K: 0<br>S: 3<br>H: 0<br>LOB: 0<br>BB: 0<br>P: 3 | R: 0<br>E: 0<br>K: 0<br>S: 4<br>H: 1<br>LOB: 1<br>BB: 0<br>P: 4 | R: 1<br>E: 0<br>K: 1<br>S: 8<br>H: 3<br>LOB: 2<br>BB: 0<br>P: 8 | R: 0<br>E: 1<br>K: 2<br>S: 9<br>H: 1<br>LOB: 2<br>BB: 0<br>P: 9 | R: 1<br>E: 0<br>K: 0<br>S: 5<br>H: 2<br>LOB: 1<br>BB: 0<br>P: 5 | R: 0<br>E: 0<br>K: 1<br>S: 5<br>H: 0<br>LOB: 0<br>BB: 0<br>P: 5 | 1B: 10<br>2B: 2<br>3B: 0<br>HR: 0<br>SF: 2<br>SAC: 0<br>DP: 0<br>HBP: 0 | | | | | | |

livebaseballscorecards.com

| | |
|---|---|
| AB | 38 |
| R | 4 |
| H | 12 |
| RBI | 4 |
| BB | 4 |
| SO | 8 |
| LOB | 28 |

WP: 1 PA: 44
PB: 0
SB: 0
CS: 0

| PITCHER | | IP | WLS | BF | H | R | ER | SO | BB | IBB | HBP | BLK | WP | HR | S | P | ERA | WHIP |
|---|---|---|---|---|---|---|---|---|---|---|---|---|---|---|---|---|---|---|
| Alan Benes, R<br>ERA: 2.62 | (1, 1) | 5.2 | W | 30 | 9 | 3 | 3 | 4 | 4 | 0 | 0 | 0 | 1 | 0 | 34 | 50 | 4.76 | 2.294 |
| Rigo Beltran, L<br>ERA: 2.53 | (6, 1) | 0.1 | | 2 | 1 | 0 | 0 | 1 | 0 | 0 | 0 | 0 | 0 | 0 | 4 | 4 | 0.00 | 3.000 |
| T.J. Mathews, R<br>ERA: 1.6 | (7, 1) | 1.0 | | 4 | 0 | 0 | 0 | 2 | 0 | 0 | 0 | 0 | 0 | 0 | 8 | 8 | 0.00 | 0.000 |
| Tony Fossas, L<br>ERA: 2.08 | (8, 1) | 0.2 | | 4 | 2 | 1 | 1 | 0 | 0 | 0 | 0 | 0 | 0 | 0 | 4 | 4 | 13.50 | 3.000 |
| Dennis Eckersley, R<br>ERA: 3.82 | (8, 1) | 1.1 | S | 4 | 0 | 0 | 0 | 1 | 0 | 0 | 0 | 0 | 0 | 0 | 6 | 6 | 0.00 | 0.000 |

| PITCHER | | IP | WLS | BF | H | R | ER | SO | BB | IBB | HBP | BLK | WP | HR | S | P | ERA | WHIP |
|---|---|---|---|---|---|---|---|---|---|---|---|---|---|---|---|---|---|---|

| Batter | 1 | 2 | 3 | 4 | 5 | 6 | 7 | 8 | 9 | AB | R | H | RBI | BB | SO | LOB |
|---|---|---|---|---|---|---|---|---|---|---|---|---|---|---|---|---|
| Rickey Henderson, R (1, 7)<br>OBP: 0.437, SLG: 0.397 | C B B B B<br>4-1 2B BB | F B B X<br>2-1 ③ L6 | | | F C B H<br>2-2 1B HBP | | C B B X<br>2-1 ② ③ G4-3<br>1-2f | | C B X<br>1-1 G1 S 1B 1B | 3 | 2 | 1 | 0 | 1 | 0 | 2 |
| Quilvio Veras, S (1, 4)<br>OBP: 0.343, SLG: 0.358 | F B F C<br>1-3 ① K | B F X<br>1-1 ① G6-3 | | | B X<br>1-0 1-2 1B | | | C B B B C X<br>3-2 E3 S 1B | B S C X<br>1-2 ② G1 1-3 | 5 | 1 | 1 | 0 | 0 | 1 | 2 |
| Tony Gwynn, L (1, 9)<br>OBP: 0.436, SLG: 0.603 | B C 1 SAFE B F 1 SAFE X<br>2-2 1-H 2B | C B C X<br>1-2 ② G4-3 | | | C B C F F X<br>1-2 ③ G3 | | | B B X<br>2-0 ① P4 | B B B B<br>4-0 1B BB | 4 | 0 | 1 | 1 | 1 | 0 | 3 |
| Ken Caminiti, S (1, 5)<br>OBP: 0.356, SLG: 0.424 | C B C B B B<br>4-2 BB | B C B X<br>2-1 ③ G3 | | | | C B F F B B X<br>3-2 ① G4-3 | | B C B 2 F B 2 B SAFE SAFE<br>4-2 1B S PB BB | L X<br>0-1 1-3 3-H 1B | 3 | 1 | 1 | 1 | 2 | 0 | 0 |
| Steve Finley, L (1, 8)<br>OBP: 0.328, SLG: 0.531 | B C S B F F S<br>2-3 ② K | | | S X<br>0-1 ① L8 | | B F F S<br>1-3 ② K2-3 | | B C X<br>1-1 PB S 1-3 2-H 1B | C F X<br>0-2 ③ F7 | 5 | 0 | 1 | 1 | 0 | 2 | 4 |
| Wally Joyner, L (1, 3)<br>OBP: 0.413, SLG: 0.510<br>Greg Vaughn, R (8, PH)<br>OBP: 0.315, SLG: 0.393<br>Archi Cianfrocco, R (8, 3)<br>OBP: 0.332, SLG: 0.374 | C X<br>0-1 ③ F7 | | | B B F F X<br>2-2 ② L7 | | B B X<br>2-0 1B | | C B F B S<br>2-3 ② K | | 3<br>1<br>0 | 0<br>0<br>0 | 1<br>0<br>0 | 0<br>0<br>0 | 0<br>0<br>0 | 0<br>1<br>0 | 2<br>2<br>0 |
| Chris Gomez, R (1, 6)<br>OBP: 0.327, SLG: 0.348 | | C X<br>0-1 G5-3 1B | | F B X<br>1-1 ③ G4-3 | | B F B F S<br>2-3 ③ K | | S C B B B B<br>4-2 1-3 3-H BB | | 3 | 0 | 1 | 0 | 1 | 1 | 1 |
| John Flaherty, R (1, 2)<br>OBP: 0.281, SLG: 0.344 | B X<br>1-0 ① G5-3 1-2 | | | | B F X<br>1-1 ① G6-3 | | C X<br>0-1 G4-3 1B | B F F S<br>1-3 ③ K | | 4 | 0 | 1 | 0 | 0 | 1 | 3 |
| Sterling Hitchcock, L (1, 1)<br>OBP: 0.133, SLG: 0.103<br>Jim Bruske, R (7, 1)<br>OBP: 0.167, SLG: 0.333<br>Mark Sweeney, L (9, PH)<br>OBP: 0.320, SLG: 0.279<br>Trevor Hoffman, R (9, 1)<br>OBP: 0.500, SLG: 0.500 | | S B S B B S<br>3-3 ② K | | | C B F C<br>1-3 ② K | | L L B B B L<br>3-3 ① K | | B S B F F B X<br>3-2 ① F7 | 3<br>0<br>1<br>0 | 0<br>0<br>0<br>0 | 0<br>0<br>0<br>0 | 0<br>0<br>0<br>0 | 0<br>0<br>0<br>0 | 3<br>0<br>0<br>0 | 2<br>0<br>0<br>0 |
| Inning Stats | R: 1 H: 1<br>E: 0 LOB: 2<br>K: 2 BB: 2<br>S: 16 P: 29 | R: 0 H: 1<br>E: 0 LOB: 1<br>K: 1 BB: 0<br>S: 8 P: 14 | R: 0 H: 0<br>E: 0 LOB: 0<br>K: 0 BB: 0<br>S: 7 P: 11 | R: 0 H: 0<br>E: 0 LOB: 0<br>K: 0 BB: 0<br>S: 7 P: 10 | R: 0 H: 1<br>E: 0 LOB: 2<br>K: 1 BB: 0<br>S: 13 P: 19 | R: 0 H: 1<br>E: 0 LOB: 1<br>K: 2 BB: 0<br>S: 11 P: 19 | R: 0 H: 1<br>E: 0 LOB: 0<br>K: 1 BB: 0<br>S: 7 P: 12 | R: 2 H: 1<br>E: 1 LOB: 2<br>K: 2 BB: 2<br>S: 16 P: 33 | R: 1 H: 2<br>E: 0 LOB: 2<br>K: 0 BB: 1<br>S: 14 P: 23 | 1B: 7 SF: 0<br>2B: 1 SAC: 0<br>3B: 0 DP: 1<br>HR: 0 HBP: 1 | | | | | | WP: 0 PA: 41<br>PB: 1<br>SB: 4<br>CS: 0 |

| PITCHER | | IP | WLS | BF | H | R | ER | SO | BB | IBB | HBP | BLK | WP | HR | S | P | ERA | WHIP |
|---|---|---|---|---|---|---|---|---|---|---|---|---|---|---|---|---|---|---|
| Matt Morris, R<br>ERA: 2.89 | (1, 1) | 7.0 | | 28 | 5 | 1 | 1 | 7 | 2 | 0 | 1 | 0 | 0 | 0 | 69 | 114 | 1.29 | 1.000 |
| Tony Fossas, L<br>ERA: 2.05 | (8, 1) | 0.1 | | 4 | 1 | 2 | 0 | 0 | 1 | 0 | 0 | 0 | 0 | 0 | 8 | 18 | 0.00 | 6.000 |
| T.J. Mathews, R<br>ERA: 1.76 | (8, 1) | 1.2 | L | 9 | 2 | 1 | 1 | 2 | 2 | 0 | 0 | 0 | 0 | 0 | 22 | 38 | 5.40 | 2.400 |

| PITCHER | IP | WLS | BF | H | R | ER | SO | BB | IBB | HBP | BLK | WP | HR | S | P | ERA | WHIP |
|---|---|---|---|---|---|---|---|---|---|---|---|---|---|---|---|---|---|

# TOP

## San Diego Padres @ St. Louis Cardinals

Busch Stadium, St. Louis, MO

Wed Jul 16 1997, 7:05 PM CDT

Att. 29,118 - Unknown - 92 F

livebaseballscorecards.com

| | |
|---|---|
| AB | 35 |
| R | 4 |
| H | 8 |
| RBI | 3 |
| BB | 5 |
| SO | 9 |
| LOB | 21 |

| Batter | 1 | 2 | 3 | 4 | 5 | 6 | 7 | 8 | 9 | AB | R | H | RBI | BB | SO | LOB |
|---|---|---|---|---|---|---|---|---|---|---|---|---|---|---|---|---|
| Royce Clayton, R (1, 6)<br>OBP: 0.304, SLG: 0.384 | B C X<br>1-1 G5-3 ① | | S B 1 SAFE F C<br>1-3 K ① ②<br>1-2 | | | B F F X<br>1-2 G6-3 ①<br>S X<br>0-1 G5-3 ② ③<br>2-3f | | | | 4 | 0 | 0 | 0 | 0 | 1 | 3 |
| Delino DeShields, L (1, 4)<br>OBP: 0.359, SLG: 0.457 | C B X<br>1-1 CS 1B | | C B B C B X<br>3-2 G6-3 ③ | | | B B X<br>2-0 S 1B | | B X<br>1-0 B1-3 ① | | 4 | 0 | 2 | 0 | 0 | 0 | 0 |
| Ron Gant, R (1, 7)<br>OBP: 0.313, SLG: 0.406 | C B B F 1 SAFE 1 SAFE S<br>2-3 K ② ③<br>1-2 | | | S B X<br>1-1 G6-3 1B | | X<br>0-0 P4 ② | | C B X<br>1-1 F8 ② | | 4 | 0 | 1 | 0 | 0 | 1 | 2 |
| Ray Lankford, L (1, 8)<br>OBP: 0.419, SLG: 0.662 | | C B B S B X<br>3-2 G3 ① | | B S 1 SAFE S C<br>1-3 K ① | | B 1 SAFE 1 SAFE C B S B F F B<br>3-3 S K ③<br>1-3 | | C C B X<br>1-2 F7 ③ | | 4 | 0 | 0 | 0 | 0 | 2 | 2 |
| Gary Gaetti, R (1, 5)<br>OBP: 0.335, SLG: 0.456 | | C B B B B B<br>4-1 G4-3 1B BB | | 1 SAFE F S F X<br>0-2 G6-3 ②<br>1-2 | | | B C B B B<br>4-1 S SH 1B BB | | X<br>0-0 G5-3 ① | 2 | 2 | 0 | 0 | 2 | 0 | 1 |
| Dmitri Young, S (1, 3)<br>OBP: 0.335, SLG: 0.380 | | X<br>0-0 G4-3 ②<br>1-2 | | S F X<br>0-2 L8 ③ | | | L 1 SAFE X<br>0-1 SH 1B S 1B<br>1-2 | | X<br>0-0 L8 ② | 3 | 1 | 0 | 0 | 0 | 0 | 2 |
| Mike DiFelice, R (1, 2)<br>OBP: 0.308, SLG: 0.357<br>Scott Livingstone, L (9, PH)<br>OBP: 0.196, SLG: 0.190 | | F B S B X<br>2-2 2-H 1B | | C X<br>0-1 G4-6-3 1B | | | B L S X<br>1-2 G5-3 1B<br>1-3 2-H | | B C S B S<br>2-3 K ③ | 3<br>1 | 0<br>0 | 3<br>0 | 2<br>0 | 0<br>0 | 0<br>1 | 0<br>0 |
| John Mabry, L (1, 9)<br>OBP: 0.359, SLG: 0.378 | | C X<br>0-1 G3 ③ | | C B B F B X<br>2-2 G4-6-3 ① ②<br>1-2f | | | B B B B C S C<br>3-3 K ① | | | 3 | 0 | 0 | 0 | 0 | 1 | 4 |
| Matt Morris, R (1, 1)<br>OBP: 0.262, SLG: 0.231<br>Danny Sheaffer, R (7, PH)<br>OBP: 0.344, SLG: 0.329<br>Tony Fossas, L (8, 1)<br>T.J. Mathews, R (8, 1) | | | B B B B<br>4-0 CS BB | B B X<br>2-0 G3 ③ | | | 1 SAFE F 1 SAFE F B B 1 SAFE X<br>2-2 1-2 3-H 1B | | | 1<br>1<br>0<br>0 | 0<br>0<br>0<br>0 | 0<br>1<br>0<br>0 | 0<br>1<br>0<br>0 | 1<br>0<br>0<br>0 | 0<br>0<br>0<br>0 | 0<br>0<br>0<br>0 |
| Inning Stats | R: 0 H: 1<br>E: 0 LOB: 0<br>K: 1 BB: 0<br>S: 7 P: 11 | R: 1 H: 1<br>E: 0 LOB: 1<br>K: 0 BB: 1<br>S: 10 P: 19 | R: 0 H: 0<br>E: 0 LOB: 0<br>K: 1 BB: 1<br>S: 6 P: 14 | R: 0 H: 1<br>E: 0 LOB: 1<br>K: 1 BB: 0<br>S: 12 P: 14 | R: 0 H: 1<br>E: 0 LOB: 0<br>K: 0 BB: 0<br>S: 6 P: 10 | R: 0 H: 1<br>E: 0 LOB: 1<br>K: 1 BB: 0<br>S: 10 P: 16 | R: 2 H: 2<br>E: 1 LOB: 1<br>K: 1 BB: 1<br>S: 14 P: 24 | R: 0 H: 0<br>E: 0 LOB: 0<br>K: 0 BB: 0<br>S: 6 P: 9 | R: 0 H: 0<br>E: 0 LOB: 0<br>K: 1 BB: 0<br>S: 5 P: 7 | 1B: 7 SF: 0<br>2B: 0 SAC: 1<br>3B: 0 DP: 2<br>HR: 0 HBP: 0 | | | | | | WP: 0 PA: 34<br>PB: 0<br>SB: 4<br>CS: 2 |

| PITCHER | | IP | WLS | BF | H | R | ER | SO | BB | IBB | HBP | BLK | WP | HR | S | P | ERA | WHIP |
|---|---|---|---|---|---|---|---|---|---|---|---|---|---|---|---|---|---|---|
| Sterling Hitchcock, L<br>ERA: 4.36 | (1, 1) | 6.1 | | 27 | 7 | 3 | 2 | 5 | 3 | 0 | 0 | 0 | 0 | 0 | 63 | 106 | 2.84 | 1.579 |
| Jim Bruske, R<br>ERA: 3.1 | (7, 1) | 1.2 | W | 4 | 0 | 0 | 0 | 0 | 0 | 0 | 0 | 0 | 0 | 0 | 8 | 11 | 0.00 | 0.000 |
| Trevor Hoffman, R<br>ERA: 3.74 | (9, 1) | 1.0 | S | 3 | 0 | 0 | 0 | 1 | 0 | 0 | 0 | 0 | 0 | 0 | 5 | 7 | 0.00 | 0.000 |

| PITCHER | IP | WLS | BF | H | R | ER | SO | BB | IBB | HBP | BLK | WP | HR | S | P | ERA | WHIP |
|---|---|---|---|---|---|---|---|---|---|---|---|---|---|---|---|---|---|

# BOTTOM

## San Diego Padres @ St. Louis Cardinals

Busch Stadium, St. Louis, MO

Wed Jul 16 1997, 7:05 PM CDT
Att. 29,118 - Unknown - 92 F

livebaseballscorecards.com

| | |
|---|---|
| AB | 30 |
| R | 3 |
| H | 7 |
| RBI | 3 |
| BB | 3 |
| SO | 6 |
| LOB | 14 |

| Batter | 1 | 2 | 3 | 4 | 5 | 6 | 7 | 8 | 9 | AB | R | H | RBI | BB | SO | LOB |
|---|---|---|---|---|---|---|---|---|---|---|---|---|---|---|---|---|
| Rickey Henderson, R (1, 7)<br>OBP: 0.430, SLG: 0.389 | C B B C B F F C<br>3-3 ① K | | B B B C X<br>3-1 ① F8 | | X<br>0-0 ① F9 | | B C B X<br>2-1 ② F8 | | | 4 | 0 | 0 | 0 | 0 | 1 | 1 |
| Quilvio Veras, S (1, 4)<br>OBP: 0.342, SLG: 0.355 | C X<br>0-1 ② G4-3 | | C C B B B B<br>4-2 CS BB | | C S B F B X<br>2-2 ② G3<br>1-2 | | C B F S<br>1-3 ③ K2-3 | | | 3 | 0 | 0 | 0 | 1 | 1 | 1 |
| Tony Gwynn, L (1, 9)<br>OBP: 0.437, SLG: 0.605 | X<br>0-0 ③ P6 | | B C X<br>1-1 ②③ F7<br>1-2 | | C B F X<br>1-2 2B<br>2-H | | | C X<br>0-1 G6-4-3 1B | | 4 | 0 | 2 | 1 | 0 | 0 | 1 |
| Ken Caminiti, S (1, 5)<br>OBP: 0.355, SLG: 0.419 | | B B B F C B<br>4-2 HR BB | | X<br>0-0 ① G3-1 | B C F X<br>1-2 ③ G4-3 | | | X<br>0-0 ①② G6-4-3<br>1-2f | | 3 | 1 | 0 | 0 | 1 | 0 | 2 |
| Steve Finley, L (1, 8)<br>OBP: 0.330, SLG: 0.540 | | 1 SAFE S B X<br>1-1 1-H HR | | C X<br>0-1 S 1B | | X<br>0-0 ① F9 | | B B C X<br>2-1 ③ G1-3 | | 4 | 1 | 2 | 2 | 0 | 0 | 0 |
| Wally Joyner, L (1, 3)<br>OBP: 0.410, SLG: 0.506 | | C F B S<br>1-3 ① K | | B B F 1 SAFE B C C<br>3-3 ② K<br>1-2 | | B S B X<br>2-1 1B | | | B C X<br>1-1 ① P6 | 4 | 0 | 1 | 0 | 0 | 2 | 1 |
| Chris Gomez, R (1, 6)<br>OBP: 0.326, SLG: 0.345 | | X<br>0-0 ② P3 | | B B B B<br>4-0 BB | | B 1 SAFE B C F F 1 SAFE S<br>2-3 ② K | | | C B B X<br>2-1 ② P3 | 3 | 0 | 0 | 0 | 1 | 1 | 1 |
| John Flaherty, R (1, 2)<br>OBP: 0.280, SLG: 0.346 | | X<br>0-0 2B | | B X<br>1-0 ③ F8 | | X<br>0-0 ③ F8 | | | B B C C B X<br>3-2 ③ G6-3 | 4 | 0 | 1 | 0 | 0 | 0 | 3 |
| Joey Hamilton, R (1, 1)<br>OBP: 0.194, SLG: 0.367<br>Trevor Hoffman, R (9, 1)<br>OBP: 0.500, SLG: 0.500 | | X<br>0-0 ③ P3 | | | B C B B B<br>4-1 G3 2B BB | | C S B S<br>1-3 ① K | | | 2<br>0 | 1<br>0 | 0<br>0 | 0<br>0 | 1<br>0 | 1<br>0 | 1<br>0 |
| Inning Stats | R: 0 E: 0 K: 1 S: 8<br>H: 0 LOB: 0 BB: 0 P: 11 | R: 2 E: 0 K: 1 S: 10<br>H: 2 LOB: 1 BB: 1 P: 16 | R: 0 E: 0 K: 0 S: 6<br>H: 0 LOB: 0 BB: 1 P: 14 | R: 0 E: 0 K: 1 S: 7<br>H: 1 LOB: 2 BB: 1 P: 15 | R: 1 E: 0 K: 0 S: 12<br>H: 1 LOB: 1 BB: 1 P: 20 | R: 0 E: 0 K: 1 S: 8<br>H: 1 LOB: 1 BB: 0 P: 12 | R: 0 E: 0 K: 2 S: 8<br>H: 0 LOB: 0 BB: 0 P: 12 | R: 0 E: 0 K: 0 S: 5<br>H: 1 LOB: 0 BB: 0 P: 7 | R: 0 E: 0 K: 0 S: 7<br>H: 0 LOB: 0 BB: 0 P: 13 | 1B: 3 2B: 2 3B: 0 HR: 1<br>SF: 0 SAC: 0 DP: 1 HBP: 0 | | | | | | |

# TOP

## San Diego Padres @ St. Louis Cardinals

Busch Stadium, St. Louis, MO

Thu Jul 17 1997, 7:05 PM CDT

Att. 27,928 - Unknown - 93 F

livebaseballscorecards.com

| | |
|---|---|
| AB | 31 |
| R | 3 |
| H | 6 |
| RBI | 3 |
| BB | 4 |
| SO | 6 |
| LOB | 11 |

WP: 0 PB: 0 SB: 1 CS: 1 PA: 35

| PITCHER | | IP | WLS | BF | H | R | ER | SO | BB | IBB | HBP | BLK | WP | HR | S | P | ERA | WHIP |
|---|---|---|---|---|---|---|---|---|---|---|---|---|---|---|---|---|---|---|
| Andy Benes, R<br>ERA: 3.03 | (1, 1) | 7.0 | L | 29 | 5 | 3 | 3 | 6 | 4 | 0 | 0 | 0 | 0 | 1 | 59 | 100 | 3.86 | 1.286 |
| Tony Fossas, L<br>ERA: 1.97 | (8, 1) | 1.1 | | 4 | 1 | 0 | 0 | 0 | 0 | 0 | 0 | 0 | 0 | 0 | 7 | 10 | 0.00 | 0.750 |
| John Frascatore, R<br>ERA: 2.56 | (9, 1) | 0.2 | | 2 | 0 | 0 | 0 | 0 | 0 | 0 | 0 | 0 | 0 | 0 | 5 | 10 | 0.00 | 0.000 |

| PITCHER | IP | WLS | BF | H | R | ER | SO | BB | IBB | HBP | BLK | WP | HR | S | P | ERA | WHIP |
|---|---|---|---|---|---|---|---|---|---|---|---|---|---|---|---|---|---|

# San Diego Padres @ St. Louis Cardinals

Busch Stadium, St. Louis, MO

Thu Jul 17 1997, 7:05 PM CDT

Att. 27,928 - Unknown - 93 F

livebaseballscorecards.com

## BOTTOM

| Batter | 1 | 2 | 3 | 4 | 5 | 6 | 7 | 8 | 9 | AB | R | H | RBI | BB | SO | LOB |
|---|---|---|---|---|---|---|---|---|---|---|---|---|---|---|---|---|
| Royce Clayton, R (1, 6)<br>OBP: 0.301, SLG: 0.380 | F8 | | G6-3 | | G4-3 | | G6-3 | | | 4 | 0 | 0 | 0 | 0 | 0 | 0 |
| Delino DeShields, L (1, 4)<br>OBP: 0.363, SLG: 0.464 | 2B | | 2B G4-3 1B | | S 1B | | | G4-3 | | 4 | 1 | 3 | 0 | 0 | 0 | 0 |
| Dmitri Young, S (1, 3)<br>OBP: 0.333, SLG: 0.382 | L6 | | G4-3 1-3 2B | | F9 | | | G3-1 | | 4 | 0 | 1 | 0 | 0 | 0 | 2 |
| Ray Lankford, L (1, 8)<br>OBP: 0.417, SLG: 0.654 | BB | | G4-3 2-3 3-H | | G4-3 1-2 | | | F7 | | 3 | 0 | 0 | 1 | 1 | 0 | 2 |
| Gary Gaetti, R (1, 5)<br>OBP: 0.334, SLG: 0.453 | L5 | | G5-3 | | | F9 | | | S 1B | 4 | 0 | 1 | 0 | 0 | 0 | 3 |
| John Mabry, L (1, 9)<br>OBP: 0.358, SLG: 0.376 | | G4-3 G5-3 1B | | L7 | | G5-3 | | | K 1-2 | 4 | 0 | 1 | 0 | 0 | 1 | 1 |
| Mike DiFelice, R (1, 2)<br>OBP: 0.302, SLG: 0.350<br>Ron Gant, R (9, PH)<br>OBP: 0.313, SLG: 0.405 | | G5-3 1-2 | | G5-3 | | K | | | L6 | 3<br>1 | 0<br>0 | 0<br>0 | 0<br>0 | 0<br>0 | 1<br>0 | 1<br>1 |
| Phil Plantier, L (1, 7)<br>OBP: 0.304, SLG: 0.429 | | G4-3 2-3 | | 2B | | | F7 | | K | 4 | 0 | 1 | 0 | 0 | 1 | 2 |
| Andy Benes, R (1, 1)<br>OBP: 0.206, SLG: 0.235<br>Scott Livingstone, L (7, PH)<br>OBP: 0.191, SLG: 0.186<br>Tony Fossas, L (8, 1)<br>John Frascatore, R (9, 1) | G6-3 | | | G5-3 | | | F8 | | | 2<br>1<br>0<br>0 | 0<br>0<br>0<br>0 | 0<br>0<br>0<br>0 | 0<br>0<br>0<br>0 | 0<br>0<br>0<br>0 | 0<br>0<br>0<br>0 | 2<br>0<br>0<br>0 |

| | AB | 34 |
|---|---|---|
| | R | 1 |
| | H | 7 |
| | RBI | 1 |
| | BB | 1 |
| | SO | 3 |
| | LOB | 14 |

| Inning Stats | 1 | 2 | 3 | 4 | 5 | 6 | 7 | 8 | 9 |
|---|---|---|---|---|---|---|---|---|---|
| | R: 0 H: 1<br>E: 0 LOB: 2<br>K: 0 BB: 1<br>S: 8 P: 18 | R: 0 H: 1<br>E: 0 LOB: 1<br>K: 0 BB: 0<br>S: 14 P: 21 | R: 1 H: 2<br>E: 0 LOB: 1<br>K: 0 BB: 0<br>S: 10 P: 14 | R: 0 H: 1<br>E: 0 LOB: 1<br>K: 0 BB: 0<br>S: 5 P: 7 | R: 0 H: 1<br>E: 0 LOB: 1<br>K: 0 BB: 0<br>S: 7 P: 12 | R: 0 H: 0<br>E: 0 LOB: 0<br>K: 1 BB: 0<br>S: 8 P: 12 | R: 0 H: 0<br>E: 0 LOB: 0<br>K: 0 BB: 0<br>S: 6 P: 9 | R: 0 H: 0<br>E: 0 LOB: 0<br>K: 0 BB: 0<br>S: 6 P: 11 | R: 0 H: 1<br>E: 0 LOB: 1<br>K: 2 BB: 0<br>S: 10 P: 17 |

1B: 4 SF: 0 WP: 0 PA: 35
2B: 3 SAC: 0 PB: 0
3B: 0 DP: 0 SB: 2
HR: 0 HBP: 0 CS: 0

| PITCHER | | IP | WLS | BF | H | R | ER | SO | BB | IBB | HBP | BLK | WP | HR | S | P | ERA | WHIP |
|---|---|---|---|---|---|---|---|---|---|---|---|---|---|---|---|---|---|---|
| Joey Hamilton, R<br>ERA: 4.24 | (1, 1) | 8.0 | W | 32 | 7 | 1 | 1 | 1 | 1 | 0 | 0 | 0 | 0 | 0 | 65 | 105 | 1.12 | 1.000 |
| Trevor Hoffman, R<br>ERA: 3.65 | (9, 1) | 1.0 | S | 3 | 0 | 0 | 0 | 2 | 0 | 0 | 0 | 0 | 0 | 0 | 9 | 16 | 0.00 | 0.000 |

| PITCHER | IP | WLS | BF | H | R | ER | SO | BB | IBB | HBP | BLK | WP | HR | S | P | ERA | WHIP |
|---|---|---|---|---|---|---|---|---|---|---|---|---|---|---|---|---|---|

| Batter | 1 | 2 | 3 | 4 | 5 | 6 | 7 | 8 | 9 | AB | R | H | RBI | BB | SO | LOB |
|---|---|---|---|---|---|---|---|---|---|---|---|---|---|---|---|---|
| Darryl Hamilton, L (1, 8)<br>OBP: 0.377, SLG: 0.408 | G4-3 | | BB | | P5 | | 1-H HR | | 1B | 4 | 1 | 2 | 2 | 1 | 0 | 0 |
| Jose Vizcaino, S (1, 6)<br>OBP: 0.340, SLG: 0.334 | BB 1B | | L3<br>1-2 | | 2B | | B1-3 | | 1-2 3-H 1B | 5 | 0 | 3 | 1 | 0 | 0 | 1 |
| Barry Bonds, L (1, 7)<br>OBP: 0.423, SLG: 0.551 | 1-2 BB | | BB | | K | | | G4-3 2B | L7 | 3 | 1 | 1 | 0 | 2 | 1 | 3 |
| Jeff Kent, R (1, 4) (6, 3)<br>OBP: 0.311, SLG: 0.485 | K | | F9 | | | G5-3 | | 2-3 K | G6-3 | 5 | 0 | 0 | 0 | 0 | 2 | 6 |
| Stan Javier, S (1, 3) (6, 9)<br>OBP: 0.379, SLG: 0.438 | L9 | | | F7 | | K | | G4-3<br>2-3 | | 4 | 0 | 0 | 0 | 0 | 1 | 3 |
| Glenallen Hill, R (1, 9)<br>OBP: 0.274, SLG: 0.428<br>Jim Poole, L (6, 1)<br>Marvin Benard, L (8, PH)<br>OBP: 0.341, SLG: 0.278<br>Julian Tavarez, L (8, 1) | | K | | 2B | | F7 | | 3-H 2B | | 3<br>0<br>1<br>0 | 0<br>0<br>0<br>0 | 1<br>0<br>1<br>0 | 0<br>0<br>1<br>0 | 0<br>0<br>0<br>0 | 1<br>0<br>0<br>0 | 0<br>0<br>0<br>0 |
| Bill Mueller, S (1, 5)<br>OBP: 0.335, SLG: 0.378 | | HR | | K | | | L7 | G3 | | 4 | 1 | 1 | 1 | 0 | 1 | 2 |
| Rick Wilkins, L (1, 2)<br>OBP: 0.253, SLG: 0.302 | | G1-3 | | G4-3 | | | K | | F7 | 4 | 0 | 0 | 0 | 0 | 1 | 1 |
| Shawn Estes, R (1, 1)<br>OBP: 0.154, SLG: 0.167<br>Mark Lewis, R (6, 4)<br>OBP: 0.340, SLG: 0.461 | | G4-3 | | | K | | E5<br>WP<br>HR | | 1B 2B | 2<br>2 | 0<br>2 | 0<br>1 | 0<br>0 | 0<br>0 | 1<br>0 | 0<br>0 |
| Inning Stats | R: 0<br>E: 0<br>K: 1<br>S: 8<br>H: 1<br>LOB: 2<br>BB: 1<br>P: 14 | R: 1<br>E: 0<br>K: 1<br>S: 8<br>H: 1<br>LOB: 0<br>BB: 0<br>P: 16 | R: 0<br>E: 0<br>K: 0<br>S: 4<br>H: 0<br>LOB: 1<br>BB: 2<br>P: 12 | R: 0<br>E: 0<br>K: 1<br>S: 8<br>H: 1<br>LOB: 1<br>BB: 0<br>P: 13 | R: 0<br>E: 0<br>K: 2<br>S: 14<br>H: 1<br>LOB: 1<br>BB: 0<br>P: 18 | R: 0<br>E: 0<br>K: 1<br>S: 7<br>H: 0<br>LOB: 0<br>BB: 0<br>P: 11 | R: 2<br>E: 1<br>K: 1<br>S: 11<br>H: 1<br>LOB: 0<br>BB: 0<br>P: 14 | R: 1<br>E: 0<br>K: 1<br>S: 14<br>H: 2<br>LOB: 1<br>BB: 0<br>P: 18 | R: 1<br>E: 0<br>K: 0<br>S: 9<br>H: 3<br>LOB: 2<br>BB: 0<br>P: 15 | 1B: 3<br>2B: 6<br>3B: 0<br>HR: 2<br>SF: 0<br>SAC: 0<br>DP: 1<br>HBP: 0 | | | | | | |

| PITCHER | | IP | WLS | BF | H | R | ER | SO | BB | IBB | HBP | BLK | WP | HR | S | P | ERA | WHIP |
|---|---|---|---|---|---|---|---|---|---|---|---|---|---|---|---|---|---|---|
| Todd Stottlemyre, R<br>ERA: 3.89 | (1, 1) | 6.2 | W | 28 | 5 | 3 | 1 | 7 | 3 | 0 | 0 | 0 | 1 | 2 | 59 | 97 | 1.35 | 1.200 |
| Rigo Beltran, L<br>ERA: 3.27 | (7, 1) | 0.1 | | 2 | 1 | 1 | 1 | 0 | 0 | 0 | 0 | 0 | 0 | 0 | 5 | 7 | 27.00 | 3.000 |
| T.J. Mathews, R<br>ERA: 1.71 | (8, 1) | 1.0 | | 4 | 1 | 0 | 0 | 1 | 0 | 0 | 0 | 0 | 0 | 0 | 10 | 12 | 0.00 | 1.000 |
| Dennis Eckersley, R<br>ERA: 3.98 | (9, 1) | 1.0 | S | 6 | 3 | 1 | 1 | 0 | 0 | 0 | 0 | 0 | 0 | 0 | 9 | 15 | 9.00 | 3.000 |

| PITCHER | IP | WLS | BF | H | R | ER | SO | BB | IBB | HBP | BLK | WP | HR | S | P | ERA | WHIP |
|---|---|---|---|---|---|---|---|---|---|---|---|---|---|---|---|---|---|

# TOP

San Francisco Giants @ St. Louis Cardinals

Busch Stadium, St. Louis, MO

Fri Jul 18 1997, 7:05 PM CDT

Att. 31,326 - Unknown - 99 F

livebaseballscorecards.com

| | |
|---|---|
| AB | 37 |
| R | 5 |
| H | 10 |
| RBI | 5 |
| BB | 3 |
| SO | 8 |
| LOB | 16 |

WP: 1 PA: 40
PB: 0
SB: 0
CS: 0

| Batter | 1 | 2 | 3 | 4 | 5 | 6 | 7 | 8 | 9 | AB | R | H | RBI | BB | SO | LOB |
|---|---|---|---|---|---|---|---|---|---|---|---|---|---|---|---|---|
| Royce Clayton, R (1, 6)<br>OBP: 0.300, SLG: 0.380 | B B C S B X<br>3-2 F9 ① | C B C F B X<br>2-2 SF9 ②<br>3-H | | | B S B F F B X<br>3-2 G4-3 SH1-3 2B 1B | | C C F B X<br>1-2 G5-3 ② | | | 3 | 1 | 1 | 1 | 0 | 0 | 0 |
| Delino DeShields, L (1, 4)<br>OBP: 0.360, SLG: 0.460 | B S C B F B X<br>3-2 F7 ② | B F B C X<br>2-2 G6-3 ③ | | | C P X<br>1-1 SH1-3 ①<br>1-2 | | X<br>0-0 G6-3 ③ | | | 3 | 0 | 0 | 0 | 0 | 0 | 0 |
| Ron Gant, R (1, 7)<br>OBP: 0.312, SLG: 0.413 | B C B X<br>2-1 HR | | F F X<br>0-2 F7 ① | | C C P X<br>1-2 G4-3 ②<br>2-3 | | | F B B F S<br>2-3 K ① | | 4 | 1 | 1 | 1 | 0 | 1 | 1 |
| Ray Lankford, L (1, 8)<br>OBP: 0.415, SLG: 0.652 | F F F B B S<br>2-3 K ③ | | B X<br>1-0 G3 ② | | C X<br>0-1 2B<br>3-H | | | C B B F F X<br>2-2 G4-3 ② | | 4 | 0 | 1 | 1 | 0 | 1 | 0 |
| Gary Gaetti, R (1, 5)<br>(7, 3)<br>OBP: 0.336, SLG: 0.452 | | B B B B C B<br>4-1 2B 1B BB | B X<br>1-0 F7 ③ | | B B F B S X<br>3-2 G5-3 ③ | | | X<br>0-0 1B | | 3 | 1 | 1 | 0 | 1 | 0 | 1 |
| John Mabry, L (1, 9)<br>OBP: 0.357, SLG: 0.378 | | B<br>1 SAFE L<br>1 SAFE X<br>1-1 1B G3 2B<br>1-3 | | C B B F X<br>2-2 G1-3 ① | | F B S S<br>1-3 K ① | | C B B B<br>1 SAFE<br>1 SAFE X<br>3-1 L7 ③ | | 4 | 1 | 1 | 0 | 0 | 1 | 1 |
| Dmitri Young, S (1, 3)<br>OBP: 0.333, SLG: 0.379 | B B B B<br>4-0 G3 1B E BB | | | S C S<br>0-3 K ② | | B B X<br>2-0 F9 ② | | | | 2 | 1 | 0 | 0 | 1 | 1 | 0 |
| Rigo Beltran, L (7, 1) | | | | | | | | | | 0 | 0 | 0 | 0 | 0 | 0 | 0 |
| T.J. Mathews, R (8, 1) | | | | | | | | | | 0 | 0 | 0 | 0 | 0 | 0 | 0 |
| Dennis Eckersley, R (9, 1) | | | | | | | | | | 0 | 0 | 0 | 0 | 0 | 0 | 0 |
| Tom Lampkin, L (1, 2)<br>OBP: 0.326, SLG: 0.393 | | C F B B B X<br>2-2 E SF9 1B<br>1-2<br>2-3<br>3-H | | B B F F X<br>2-2 2B | | B B B S C C<br>2-3 K ③ | | | | 3 | 1 | 2 | 1 | 0 | 1 | 0 |
| Todd Stottlemyre, L (1, 1)<br>OBP: 0.396, SLG: 0.400 | | | | | | | B C X<br>1-1 F9 ① | | | 2 | 0 | 0 | 1 | 0 | 0 | 2 |
| David Bell, R (7, 5)<br>OBP: 0.250, SLG: 0.192 | | B F B X<br>2-1 G3 ①<br>1-3<br>2-H<br>3-H | | B C B B C F X<br>3-2 G5-3 ③ | | | | | | 1 | 0 | 0 | 0 | 0 | 0 | 0 |
| Inning Stats | R: 1 H: 1<br>E: 0 LOB: 0<br>K: 1 BB: 0<br>S: 13 P: 23 | R: 4 H: 2<br>E: 1 LOB: 0<br>K: 0 BB: 2<br>S: 15 P: 32 | R: 0 H: 0<br>E: 0 LOB: 0<br>K: 0 BB: 0<br>S: 5 P: 7 | R: 0 H: 1<br>E: 0 LOB: 1<br>K: 1 BB: 0<br>S: 13 P: 20 | R: 1 H: 2<br>E: 0 LOB: 1<br>K: 0 BB: 0<br>S: 16 P: 22 | R: 0 H: 0<br>E: 0 LOB: 0<br>K: 2 BB: 0<br>S: 7 P: 12 | R: 0 H: 0<br>E: 0 LOB: 0<br>K: 0 BB: 0<br>S: 7 P: 9 | R: 0 H: 1<br>E: 0 LOB: 1<br>K: 1 BB: 0<br>S: 10 P: 17 | | 1B: 3 SF: 1<br>2B: 3 SAC: 1<br>3B: 0 DP: 0<br>HR: 1 HBP: 0 | | | | | | |

| PITCHER | | IP | WLS | BF | H | R | ER | SO | BB | IBB | HBP | BLK | WP | HR | S | P | ERA | WHIP |
|---|---|---|---|---|---|---|---|---|---|---|---|---|---|---|---|---|---|---|
| Shawn Estes, L<br>ERA: 3.04 | (1, 1) | 5.0 | L | 23 | 6 | 6 | 5 | 2 | 2 | 0 | 0 | 0 | 0 | 1 | 62 | 104 | 9.00 | 1.600 |
| Jim Poole, L<br>ERA: 5.45 | (6, 1) | 2.0 | | 6 | 0 | 0 | 0 | 2 | 0 | 0 | 0 | 0 | 0 | 0 | 14 | 21 | 0.00 | 0.000 |
| Julian Tavarez, R<br>ERA: 3.93 | (8, 1) | 1.0 | | 4 | 1 | 0 | 0 | 1 | 0 | 0 | 0 | 0 | 0 | 0 | 10 | 17 | 0.00 | 1.000 |

| PITCHER | IP | WLS | BF | H | R | ER | SO | BB | IBB | HBP | BLK | WP | HR | S | P | ERA | WHIP |
|---|---|---|---|---|---|---|---|---|---|---|---|---|---|---|---|---|---|

# BOTTOM

San Francisco Giants @ St. Louis Cardinals

Busch Stadium, St. Louis, MO

Fri Jul 18 1997, 7:05 PM CDT

Att. 31,326 - Unknown - 99 F

livebaseballscorecards.com

| | |
|---|---|
| AB | 29 |
| R | 6 |
| H | 7 |
| RBI | 5 |
| BB | 2 |
| SO | 5 |
| LOB | 5 |

| Batter | 1 | 2 | 3 | 4 | 5 | 6 | 7 | 8 | 9 | AB | R | H | RBI | BB | SO | LOB |
|---|---|---|---|---|---|---|---|---|---|---|---|---|---|---|---|---|
| Darryl Hamilton, L (1, 8)<br>OBP: 0.377, SLG: 0.406 | G4-3 | | G1-3 | | E 1B, 1B BB | | L8 | | 1B 1B | 4 | 2 | 1 | 0 | 1 | 0 | 0 |
| Jose Vizcaino, S (1, 6)<br>OBP: 0.346, SLG: 0.341 | G5-3 | | 1B | | E9 1B, 3B 1B<br>1-3 | | F9 BB, 1B | | 1B 1B<br>1-2 | 5 | 1 | 4 | 0 | 0 | 0 | 0 |
| Barry Bonds, L (1, 7)<br>OBP: 0.423, SLG: 0.547 | G6-3 | | S SAFE<br>G1-3 | | 3B 1B<br>1-2<br>3-H | | BB<br>1-2 | | K | 4 | 1 | 1 | 1 | 1 | 1 | 3 |
| Jeff Kent, R (1, 4)<br>OBP: 0.313, SLG: 0.490 | | 2B SF8 1B | | F9 | SF9 3B<br>1-H<br>2-H | | F9<br>2-3 | | K | 5 | 2 | 2 | 2 | 0 | 1 | 4 |
| J.T. Snow, L (1, 3)<br>OBP: 0.396, SLG: 0.511 | | 2B<br>1-3 | | 2B | SF9<br>3-H | | C SAFE<br>B SAFE<br>1 SAFE<br>1 SAFE<br>C<br>B<br>C<br>K | | 1B<br>1-2<br>2-H | 4 | 0 | 3 | 2 | 0 | 1 | 2 |
| Stan Javier, S (1, 9)<br>OBP: 0.376, SLG: 0.433 | | SF8<br>3-H | | L7 | B1 | | | G4-6-3 BB | F8 | 3 | 1 | 0 | 1 | 1 | 0 | 3 |
| Mark Lewis, R (1, 5)<br>OBP: 0.347, SLG: 0.464<br>Bill Mueller, S (8, 5)<br>OBP: 0.335, SLG: 0.378 | | L7 | | IBB | | CS 1B | | G4-6-3<br>1-3 1B | | 3<br>0 | 0<br>0 | 2<br>0 | 0<br>0 | 1<br>0 | 0<br>0 | 1<br>0 |
| Damon Berryhill, S (1, 2)<br>OBP: 0.339, SLG: 0.349 | | SAFE<br>G6-3 | | G1 | SAFE<br>K<br>1-2 | | | G4-6-3<br>1-2f<br>3-H | | 4 | 0 | 0 | 0 | 0 | 1 | 5 |
| Pat Rapp, R (1, 1)<br>OBP: 0.132, SLG: 0.211<br>Julian Tavarez, L (6, 1)<br>Rich Rodriguez, L (7, 1)<br>OBP: 0.333, SLG: 0.333<br>Marvin Benard, L (8, PH)<br>OBP: 0.337, SLG: 0.274<br>Doug Henry, R (8, 1) | | | G6-3 | | G6-3 | K2-3 | | P4 | | 3<br>0<br>0<br>1<br>0 | 0<br>0<br>0<br>0<br>0 | 0<br>0<br>0<br>0<br>0 | 0<br>0<br>0<br>0<br>0 | 1<br>0<br>0<br>0<br>0 | 0<br>0<br>0<br>0<br>0 | 0<br>0<br>0<br>0<br>0 |
| Inning Stats | R: 0 E: 0 K: 0 S: 6 H: 0 LOB: 0 BB: 0 P: 10 | R: 1 E: 0 K: 0 S: 8 H: 2 LOB: 1 BB: 0 P: 12 | R: 0 E: 0 K: 0 S: 8 H: 1 LOB: 1 BB: 0 P: 12 | R: 0 E: 0 K: 0 S: 7 H: 1 LOB: 2 BB: 1 P: 17 | R: 4 E: 1 K: 0 S: 9 H: 3 LOB: 0 BB: 1 P: 14 | R: 0 E: 0 K: 2 S: 12 H: 1 LOB: 0 BB: 0 P: 18 | R: 0 E: 0 K: 1 S: 8 H: 1 LOB: 2 BB: 1 P: 18 | R: 1 E: 0 K: 0 S: 7 H: 1 LOB: 0 BB: 1 P: 13 | R: 1 E: 0 K: 2 S: 12 H: 3 LOB: 2 BB: 0 P: 17 | 1B: 10 2B: 2 3B: 1 HR: 0 SF: 2 SAC: 0 DP: 1 HBP: 0 | | | | | | | |

| PITCHER | | IP | WLS | BF | H | R | ER | SO | BB | IBB | HBP | BLK | WP | HR | S | P | ERA | WHIP |
|---|---|---|---|---|---|---|---|---|---|---|---|---|---|---|---|---|---|---|
| Mark Petkovsek, R<br>ERA: 4.12 | (1, 1) | 4.1 | | 22 | 7 | 5 | 5 | 0 | 1 | 1 | 0 | 0 | 0 | 0 | 36 | 63 | 10.38 | 1.846 |
| Rigo Beltran, L<br>ERA: 2.84 | (5, 1) | 1.2 | | 5 | 1 | 0 | 0 | 2 | 0 | 0 | 0 | 0 | 0 | 0 | 14 | 20 | 0.00 | 0.600 |
| Tony Fossas, L<br>ERA: 1.91 | (7, 1) | 1.0 | | 5 | 1 | 0 | 0 | 1 | 1 | 0 | 0 | 0 | 0 | 0 | 8 | 18 | 0.00 | 2.000 |
| John Frascatore, R<br>ERA: 2.7 | (8, 1) | 1.0 | W | 4 | 1 | 1 | 1 | 0 | 1 | 0 | 0 | 0 | 0 | 0 | 7 | 13 | 9.00 | 2.000 |
| Dennis Eckersley, R<br>ERA: 4.13 | (9, 1) | 1.0 | S | 6 | 3 | 1 | 1 | 2 | 0 | 0 | 0 | 0 | 0 | 0 | 12 | 17 | 9.00 | 3.000 |

| PITCHER | IP | WLS | BF | H | R | ER | SO | BB | IBB | HBP | BLK | WP | HR | S | P | ERA | WHIP |
|---|---|---|---|---|---|---|---|---|---|---|---|---|---|---|---|---|---|

# TOP

## San Francisco Giants @ St. Louis Cardinals

Busch Stadium, St. Louis, MO

Sat Jul 19 1997, 7:05 PM CDT
Att. 37,795 - Unknown - 80 F

livebaseballscorecards.com

| | |
|---|---|
| AB | 36 |
| R | 7 |
| H | 13 |
| RBI | 6 |
| BB | 4 |
| SO | 5 |
| LOB | 18 |

1B: 10 2B: 2 3B: 1 HR: 0 SF: 2 SAC: 0 DP: 1 HBP: 0

WP: 0 PB: 0 SB: 0 CS: 1 PA: 42

| Batter | 1 | 2 | 3 | 4 | 5 | 6 | 7 | 8 | 9 | AB | R | H | RBI | BB | SO | LOB |
|---|---|---|---|---|---|---|---|---|---|---|---|---|---|---|---|---|
| Royce Clayton, R (1, 6)<br>OBP: 0.299, SLG: 0.375 | C B C B S<br>2-3 K ①<br>S S C<br>0-3 K ③ | | | F F X<br>0-2 G4-3 ②<br>2-3<br>3-H | | F F B B B B<br>4-2 FC3-2<br>1-2<br>2-3<br>BB | | C F B X<br>1-2 E6 BB<br>HR | | 4 | 1 | 0 | 1 | 1 | 2 | 4 |
| Delino DeShields, L (1, 4)<br>OBP: 0.358, SLG: 0.454 | B B C F X<br>2-2 G4-3 ② | | F F F B B X<br>3-2 G5-3 ①<br>B C F B S<br>2-3 K ③ | | | X<br>0-0 FC3-2 ②<br>FC5-4<br>1-2<br>2-3<br>3-Hf | | C F<br>1 SAFE B<br>1 SAFE<br>1 SAFE<br>1 SAFE<br>F B<br>4-2 F B F<br>1 SAFE<br>1 SAFE B<br>1-2 HR BB | | 4 | 1 | 0 | 0 | 1 | 1 | 4 |
| Ron Gant, R (1, 7)<br>OBP: 0.313, SLG: 0.420 | C B C S<br>1-3 K ③ | | C B B F B B B<br>4-2 1B BB | | C B F X<br>1-2 G3 ① | B X<br>1-0 FC5-4 ③<br>1-2f | | C B B X<br>2-1 1-H 2-H HR | | 4 | 1 | 1 | 3 | 1 | 1 | 3 |
| Ray Lankford, L (1, 8)<br>OBP: 0.414, SLG: 0.658 | | B S C X<br>1-2 1B 2B | C B 1 SAFE C 1 SAFE C<br>1-3 K ② | | B S B X<br>2-1 G3 ② | | B S S X<br>1-2 G4-3 3B | F B S X<br>1-2 G3-1 ① | | 5 | 2 | 2 | 0 | 0 | 1 | 1 |
| Gary Gaetti, R (1, 5)<br>(9, 3)<br>OBP: 0.337, SLG: 0.451 | | F B B B X<br>2-1 BB 1B 2-H 1B | 1 SAFE B C F 1 SAFE X<br>1-2 1-2 1B | | F S S<br>0-3 K ③ | | X<br>0-0 G4-3 ①<br>3-H | B C X<br>1-1 G5-3 ② | | 5 | 0 | 2 | 2 | 0 | 1 | 0 |
| Phil Plantier, L (1, 9)<br>OBP: 0.321, SLG: 0.538<br>Dennis Eckersley, R (9, 1) | C C C<br>0-3 K ①<br>B B F C X<br>2-2 G3 ③ | | | | | C B X<br>1-1 BB 1B SF9 1B | C X<br>0-1 HR | B S X<br>1-1 G3-1 ③ | | 5<br>0 | 2<br>0 | 2<br>0 | 1<br>0 | 0<br>0 | 1<br>0 | 3<br>0 |
| John Mabry, L (1, 3)<br>(9, 9)<br>OBP: 0.361, SLG: 0.386 | F F B 1 SAFE 1 SAFE T<br>1-2 K ② | | | B F F X<br>1-2 SH3-4 BB G4-3 1B | | B B X<br>2-0 BB BB 1-2 FC3-2 1B | C X<br>0-1 G3-1 2B | | | 4 | 1 | 3 | 0 | 0 | 1 | 1 |
| Tom Lampkin, L (1, 2)<br>OBP: 0.335, SLG: 0.394 | | X<br>0-0 BB 1-2 1B | | 1 SAFE B B B C B<br>4-1 G4-3 SH3-4 1-2 BB | | B B C B C B<br>4-2 FC3-2 BB 1-2 2-3 BB | B B B C C X<br>3-2 G3-1 ② 2-3 | | | 2 | 0 | 1 | 0 | 2 | 0 | 1 |
| Mark Petkovsek, R (1, 1)<br>OBP: 0.182, SLG: 0.100<br>Rigo Beltran, L (5, 1)<br>Dmitri Young, S (6, PH)<br>OBP: 0.333, SLG: 0.379<br>Tony Fossas, L (7, 1)<br>Scott Livingstone, L (7, PH)<br>OBP: 0.188, SLG: 0.182<br>John Frascatore, R (8, 1)<br>David Bell, R (9, 5)<br>OBP: 0.250, SLG: 0.192 | | B B B C B<br>4-1 1-2 2-3 BB | | X<br>0-0 SH3-4 ① 1-2 2-3 | | B B X<br>2-0 SF9 ① 3-H | B X<br>1-0 F7 ③ | | | 0<br>0<br>0<br>0<br>1<br>0<br>0 | 0<br>0<br>0<br>0<br>0<br>0<br>0 | 0<br>0<br>0<br>0<br>0<br>0<br>0 | 0<br>0<br>1<br>0<br>0<br>0<br>0 | 0<br>0<br>0<br>0<br>0<br>0<br>0 | 0<br>0<br>0<br>0<br>0<br>0<br>0 | 0<br>0<br>0<br>0<br>1<br>0<br>0 |
| Inning Stats | R: 0 H: 0<br>E: 0 LOB: 0<br>K: 2 BB: 0<br>S: 9 P: 14 | R: 1 H: 3<br>E: 0 LOB: 3<br>K: 3 BB: 1<br>S: 16 P: 24 | R: 0 H: 1<br>E: 0 LOB: 2<br>K: 1 BB: 1<br>S: 14 P: 25 | R: 1 H: 1<br>E: 0 LOB: 1<br>K: 1 BB: 1<br>S: 11 P: 18 | R: 0 H: 0<br>E: 0 LOB: 0<br>K: 1 BB: 0<br>S: 8 P: 11 | R: 1 H: 2<br>E: 0 LOB: 3<br>K: 0 BB: 2<br>S: 10 P: 24 | R: 2 H: 3<br>E: 0 LOB: 1<br>K: 0 BB: 0<br>S: 12 P: 17 | R: 3 H: 1<br>E: 1 LOB: 0<br>K: 0 BB: 1<br>S: 17 P: 27 | | 1B: 6<br>2B: 2<br>3B: 1<br>HR: 2 | SF: 1<br>SAC: 1<br>DP: 0<br>HBP: 0 | | | WP: 0<br>PB: 0<br>SB: 0<br>CS: 0 | PA: 42 | |

| PITCHER | | IP | WLS | BF | H | R | ER | SO | BB | IBB | HBP | BLK | WP | HR | S | P | ERA | WHIP |
|---|---|---|---|---|---|---|---|---|---|---|---|---|---|---|---|---|---|---|
| Pat Rapp, R<br>ERA: 4.51 | (1, 1) | 5.0 | | 26 | 7 | 3 | 3 | 8 | 4 | 0 | 0 | 0 | 0 | 0 | 63 | 104 | 5.40 | 2.200 |
| Julian Tavarez, R<br>ERA: 3.86 | (6, 1) | 1.0 | | 4 | 0 | 0 | 0 | 0 | 1 | 0 | 0 | 0 | 0 | 0 | 5 | 12 | 0.00 | 1.000 |
| Rich Rodriguez, L<br>ERA: 2.42 | (7, 1) | 1.0 | | 6 | 3 | 2 | 2 | 0 | 0 | 0 | 0 | 0 | 0 | 1 | 12 | 17 | 18.00 | 3.000 |
| Doug Henry, R<br>ERA: 3.86 | (8, 1) | 1.0 | L | 6 | 1 | 3 | 2 | 0 | 1 | 0 | 0 | 0 | 0 | 1 | 17 | 27 | 18.00 | 2.000 |

| PITCHER | IP | WLS | BF | H | R | ER | SO | BB | IBB | HBP | BLK | WP | HR | S | P | ERA | WHIP |
|---|---|---|---|---|---|---|---|---|---|---|---|---|---|---|---|---|---|

# BOTTOM

San Francisco Giants @ St. Louis Cardinals

Busch Stadium, St. Louis, MO

Sat Jul 19 1997, 7:05 PM CDT

Att. 37,795 - Unknown - 80 F

livebaseballscorecards.com

| | |
|---|---|
| AB | 34 |
| R | 8 |
| H | 11 |
| RBI | 8 |
| BB | 6 |
| SO | 8 |
| LOB | 18 |

| Batter | 1 | 2 | 3 | 4 | 5 | 6 | 7 | 8 | 9 | AB | R | H | RBI | BB | SO | LOB |
|---|---|---|---|---|---|---|---|---|---|---|---|---|---|---|---|---|
| Darryl Hamilton, L (1, 8)<br>OBP: 0.378, SLG: 0.411 | C B B L X<br>2-2 ① G3 | | B B C B F C<br>3-3 ① K | | B B B B<br>4-0 E S 1B BB | | X<br>0-0 E 3B | B B C 1 SAFE B F F C<br>3-3 ③ K | | 4 | 2 | 1 | 0 | 1 | 2 | 1 |
| Jose Vizcaino, S (1, 6)<br>OBP: 0.341, SLG: 0.336 | B S T S<br>1-3 ② K | | C F F B S<br>1-3 ② K | | P F F 1 SAFE F S<br>1-3 ① K | | F B X<br>1-1 E5 3-H | | S B F S<br>1-3 ① K | 5 | 0 | 0 | 1 | 0 | 4 | 1 |
| Barry Bonds, L (1, 7)<br>OBP: 0.425, SLG: 0.560 | C C B B B X<br>3-2 HR | | F F B X<br>1-2 2B | | B F X<br>1-1 ② P3 | | F F C<br>0-3 ② K | | B B B C X<br>3-1 G3 1B HR 1B | 5 | 2 | 3 | 1 | 0 | 1 | 2 |
| Jeff Kent, R (1, 4)<br>OBP: 0.314, SLG: 0.488 | X<br>0-0 ③ F9 | | X<br>0-0 ③ P4 | | S P B B F X<br>3-2 CS 1-H 1B | | C 1 SAFE S X<br>0-2 ③ F7 | | C F B X<br>1-2 G3 1-2 HR 1B | 5 | 1 | 2 | 1 | 0 | 0 | 2 |
| J.T. Snow, L (1, 3)<br>OBP: 0.396, SLG: 0.508 | | B C B C F B B<br>4-2 G6-3 1B G3-2 BB | | F X<br>0-1 E4 FC6-4 | B<br>1-0 ③ CS 1-2 | B F F X<br>1-2 ① P6 | | B S B B X<br>2-1 1B 1B 1B | B F B B S X<br>2-2 ② G3 1-2 2-3 | 4 | 1 | 1 | 0 | 1 | 0 | 2 |
| Stan Javier, S (1, 9)<br>OBP: 0.380, SLG: 0.446 | | B B C C 1 SAFE X<br>2-2 G6-3 1-2 1B | | C 1 SAFE B C S<br>1-3 ① K | | H<br>1-0 1B HBP | | B X<br>1-0 ① F7 | B X<br>1-0 2-H 3-H HR | 4 | 1 | 2 | 3 | 0 | 1 | 2 |
| Bill Mueller, S (1, 5)<br>OBP: 0.336, SLG: 0.379 | | B B F 2 SAFE B T X<br>3-2 ① G6-3 1-2 2-3 | | B B X<br>2-0 ② FC6-4 1-2f 2B | C S X<br>0-2 G4-6-3 1-3 1B | | | S C X<br>0-2 1B FC6-4 1-2 1B | C F S<br>0-3 ③ K | 5 | 2 | 2 | 0 | 0 | 1 | 3 |
| Brian Johnson, R (1, 2)<br>OBP: 0.273, SLG: 0.350 | I I I I I<br>4-0 IBB | | S X<br>0-1 1-H 2B | | X<br>0-0 ② ③ G4-6-3 1-2f | | | C C X<br>0-2 FC6-4 1-3 2-H 1B | | 3 | 0 | 2 | 2 | 1 | 0 | 2 |
| Kirk Rueter, L (1, 1)<br>OBP: 0.143, SLG: 0.077<br>Marvin Benard, L (8, PH)<br>OBP: 0.333, SLG: 0.270<br>Julian Tavarez, L (8, 1)<br>John Johnstone, R (9, 1) | | F C B F F X<br>1-2 ② ③ G3-2 3-Hf | | S X<br>0-1 ③ G1-3 | | | C C B F B F S<br>2-3 ① K | F B 3 B X SAFE<br>2-1 ② FC6-4 1-2f 3-H | | 3<br>1<br>0<br>0 | 0<br>0<br>0<br>0 | 0<br>0<br>0<br>0 | 0<br>1<br>0<br>0 | 0<br>0<br>0<br>0 | 1<br>0<br>0<br>0 | 4<br>1<br>0<br>0 |
| Inning Stats | R: 1 E: 0 K: 1 S: 10 H: 1 LOB: 0 BB: 0 P: 16 | R: 0 E: 0 K: 0 S: 14 H: 1 LOB: 2 BB: 2 P: 28 | R: 0 E: 0 K: 2 S: 11 H: 1 LOB: 1 BB: 0 P: 16 | R: 1 E: 1 K: 1 S: 10 H: 1 LOB: 1 BB: 0 P: 13 | R: 1 E: 0 K: 1 S: 11 H: 1 LOB: 0 BB: 1 P: 19 | R: 0 E: 0 K: 0 S: 7 H: 1 LOB: 1 BB: 0 P: 9 | R: 1 E: 1 K: 2 S: 14 H: 1 LOB: 1 BB: 0 P: 17 | R: 2 E: 0 K: 1 S: 15 H: 3 LOB: 1 BB: 0 P: 23 | R: 3 E: 0 K: 2 S: 15 H: 3 LOB: 0 BB: 0 P: 23 | 1B: 8 2B: 2 3B: 1 HR: 2 | | SF: 0 SAC: 0 DP: 2 HBP: 1 | | | | |

# TOP

## San Francisco Giants @ St. Louis Cardinals

Busch Stadium, St. Louis, MO

Sun Jul 20 1997, 3:33 AM CDT

Att. 35,073 - Sunny - 95 F

livebaseballscorecards.com

| | |
|---|---|
| AB | 39 |
| R | 9 |
| H | 13 |
| RBI | 9 |
| BB | 3 |
| SO | 10 |
| LOB | 20 |

| | | | | | | | | | | | | | | | | | | |
|---|---|---|---|---|---|---|---|---|---|---|---|---|---|---|---|---|---|---|
| PITCHER | | IP | WLS | BF | H | R | ER | SO | BB | IBB | HBP | BLK | WP | HR | S | P | ERA | WHIP |
| Alan Benes, R<br>ERA: 2.68 | (1, 1) | 7.0 | L | 31 | 7 | 4 | 3 | 7 | 2 | 1 | 1 | 0 | 0 | 1 | 77 | 118 | 3.86 | 1.286 |
| Eric Ludwick, R<br>ERA: 11.57 | (8, 1) | 2.0 | | 12 | 6 | 5 | 5 | 3 | 0 | 0 | 0 | 0 | 0 | 1 | 30 | 46 | 22.50 | 3.000 |

| PITCHER | IP | WLS | BF | H | R | ER | SO | BB | IBB | HBP | BLK | WP | HR | S | P | ERA | WHIP |
|---|---|---|---|---|---|---|---|---|---|---|---|---|---|---|---|---|---|

| Batter | 1 | 2 | 3 | 4 | 5 | 6 | 7 | 8 | 9 | AB | R | H | RBI | BB | SO | LOB |
|---|---|---|---|---|---|---|---|---|---|---|---|---|---|---|---|---|
| Royce Clayton, R (1, 6)<br>OBP: 0.296, SLG: 0.372 | B1-3 | | K | | F7 | | | K | | 3 | 0 | 0 | 0 | 0 | 1 | 2 |
| Scott Livingstone, L (8, PH)<br>OBP: 0.184, SLG: 0.178 | | | | | | | | | | 1 | 0 | 0 | 0 | 0 | 1 | 0 |
| Mike Gallego, R (9, 6)<br>OBP: 0.182, SLG: 0.214 | | | | | | | | | | 0 | 0 | 0 | 0 | 0 | 0 | 0 |
| Danny Sheaffer, R (1, 5)<br>OBP: 0.330, SLG: 0.314 | G6-3 | | K | | | B5-3 | | K | | 4 | 0 | 0 | 0 | 0 | 2 | 1 |
| Ron Gant, R (1, 7)<br>OBP: 0.312, SLG: 0.421 | L5 | | | E<br>G4-6-3<br>2B | | F9 | | F7 | | 4 | 1 | 1 | 0 | 0 | 0 | 0 |
| Ray Lankford, L (1, 8)<br>OBP: 0.415, SLG: 0.663 | | G6-3 | | E4<br>G4-6-3<br>2-3 | | 2B | | | E7<br>G3<br>2B | 4 | 1 | 2 | 0 | 0 | 0 | 1 |
| Gary Gaetti, R (1, 3)<br>OBP: 0.334, SLG: 0.447 | | G5-3 | | G4-6-3<br>1-2f<br>3-H | | K | | | G3<br>3-H | 3 | 0 | 0 | 0 | 0 | 1 | 2 |
| Dmitri Young, S (9, PH)<br>OBP: 0.331, SLG: 0.377 | | | | | | | | | | 1 | 0 | 0 | 1 | 0 | 0 | 0 |
| John Mabry, L (1, 9)<br>OBP: 0.363, SLG: 0.387 | 1B | | P6 | | | | K | | G6-4-3<br>1B | 4 | 0 | 2 | 0 | 0 | 1 | 0 |
| Mike DiFelice, R (1, 2)<br>OBP: 0.301, SLG: 0.347 | K | | | | E8<br>1B | | F9 | | G6-4-3<br>1-2f | 4 | 0 | 1 | 0 | 0 | 1 | 2 |
| David Bell, R (1, 4)<br>OBP: 0.290, SLG: 0.310 | | 2B | | | K | | 2B | | | 3 | 0 | 2 | 0 | 0 | 1 | 1 |
| Alan Benes, R (1, 1)<br>OBP: 0.191, SLG: 0.234 | | B2 | | | K | | G1-3 | | | 2 | 0 | 0 | 0 | 0 | 1 | 2 |
| Phil Plantier, L (7, PH)<br>OBP: 0.310, SLG: 0.519 | | | | | | | | | | 1 | 0 | 0 | 0 | 0 | 0 | 1 |
| Eric Ludwick, R (8, 1) | | | | | | | | | | 0 | 0 | 0 | 0 | 0 | 0 | 0 |
| Inning Stats | R: 0<br>E: 0<br>K: 0<br>S: 5<br>H: 0<br>LOB: 0<br>BB: 0<br>P: 6 | R: 0<br>E: 0<br>K: 1<br>S: 10<br>H: 1<br>LOB: 1<br>BB: 0<br>P: 17 | R: 0<br>E: 0<br>K: 2<br>S: 9<br>H: 1<br>LOB: 1<br>BB: 0<br>P: 11 | R: 1<br>E: 1<br>K: 0<br>S: 8<br>H: 1<br>LOB: 0<br>BB: 0<br>P: 12 | R: 0<br>E: 1<br>K: 2<br>S: 12<br>H: 1<br>LOB: 1<br>BB: 0<br>P: 16 | R: 0<br>E: 0<br>K: 1<br>S: 9<br>H: 1<br>LOB: 1<br>BB: 0<br>P: 12 | R: 0<br>E: 0<br>K: 1<br>S: 10<br>H: 1<br>LOB: 1<br>BB: 0<br>P: 15 | R: 0<br>E: 0<br>K: 2<br>S: 8<br>H: 0<br>LOB: 0<br>BB: 0<br>P: 10 | R: 1<br>E: 1<br>K: 0<br>S: 8<br>H: 2<br>LOB: 0<br>BB: 0<br>P: 12 | 1B: 3<br>2B: 5<br>3B: 0<br>HR: 0<br>SF: 0<br>SAC: 0<br>DP: 2<br>HBP: 0 | | | | | | |

| PITCHER | | IP | WLS | BF | H | R | ER | SO | BB | IBB | HBP | BLK | WP | HR | S | P | ERA | WHIP |
|---|---|---|---|---|---|---|---|---|---|---|---|---|---|---|---|---|---|---|
| Kirk Rueter, L<br>ERA: 3.83 | (1, 1) | 7.0 | W | 27 | 6 | 1 | 1 | 7 | 0 | 0 | 0 | 0 | 0 | 0 | 63 | 89 | 1.29 | 0.857 |
| Julian Tavarez, R<br>ERA: 3.78 | (8, 1) | 1.0 | | 3 | 0 | 0 | 0 | 2 | 0 | 0 | 0 | 0 | 0 | 0 | 8 | 10 | 0.00 | 0.000 |
| John Johnstone, R<br>ERA: 2.79 | (9, 1) | 1.0 | | 4 | 2 | 1 | 1 | 0 | 0 | 0 | 0 | 0 | 0 | 0 | 8 | 12 | 9.00 | 2.000 |

| PITCHER | IP | WLS | BF | H | R | ER | SO | BB | IBB | HBP | BLK | WP | HR | S | P | ERA | WHIP |
|---|---|---|---|---|---|---|---|---|---|---|---|---|---|---|---|---|---|

# BOTTOM

San Francisco Giants @ St. Louis Cardinals

Busch Stadium, St. Louis, MO

Sun Jul 20 1997, 3:33 AM CDT

Att. 35,073 - Sunny - 95 F

livebaseballscorecards.com

| | |
|---|---|
| AB | 34 |
| R | 2 |
| H | 8 |
| RBI | 1 |
| BB | 0 |
| SO | 9 |
| LOB | 12 |

| | | | | | | |
|---|---|---|---|---|---|---|
| WP: 0 | PB: 0 | SB: 0 | CS: 0 | PA: 34 | | |

| Batter | 1 | 2 | 3 | 4 | 5 | 6 | 7 | 8 | 9 | AB | R | H | RBI | BB | SO | LOB |
|---|---|---|---|---|---|---|---|---|---|---|---|---|---|---|---|---|
| Darryl Hamilton, L (1, 8)<br>OBP: 0.376, SLG: 0.409 | C C C<br>0-3 ① K | | C X<br>0-1 G4-3 1B | C B S C<br>1-3 ② K | | | B B C B F B<br>4-2 G3 BB | | C S B C<br>1-3 ② K | 1 | 0 | 0 | 0 | 0 | 1 | 0 |
| Marvin Benard, L (1, 9)<br>OBP: 0.341, SLG: 0.273 | | | | | | | | | | 3 | 0 | 1 | 0 | 1 | 2 | 3 |
| Jose Vizcaino, S (1, 6)<br>OBP: 0.339, SLG: 0.334 | C B B B X<br>3-1 1B 1B | | X<br>0-0 ① ② G4-3 1-2f | B X<br>1-0 ③ G4-3 | | | D C C F B X<br>2-2 ② G3 1-2 | | B C F F C<br>1-3 ③ K | 5 | 0 | 1 | 0 | 0 | 1 | 5 |
| Barry Bonds, L (1, 7)<br>OBP: 0.423, SLG: 0.555 | C S B C<br>1-3 ② K | | B B B C B<br>4-1 BB | | X<br>0-0 ① G6-3 | | F B F B S<br>2-3 ③ K | | | 3 | 0 | 0 | 0 | 1 | 2 | 2 |
| Mark Lewis, R (1, 4)<br>OBP: 0.346, SLG: 0.460 | 1 SAFE X<br>0-0 1-3 1B | | C F F 1 F C SAFE<br>0-3 ③ K | | C C B X<br>1-2 ② G5-3 | | | B B X<br>2-0 ① G6-3 | | 4 | 0 | 1 | 0 | 0 | 1 | 1 |
| J.T. Snow, L (1, 3)<br>OBP: 0.397, SLG: 0.508 | B X<br>1-0 ③ F9 | | | C C X<br>0-2 E BB 1B | F C B B S<br>2-3 ③ K | | | C B X<br>1-1 1B | | 4 | 1 | 2 | 0 | 0 | 1 | 2 |
| Stan Javier, S (1, 9)<br>OBP: 0.381, SLG: 0.444 (1, 8) | | B B B C B<br>4-1 G4-1 WP BB | | B C B F F F B X<br>3-2 E1 BB BB 1-3 | | S B S S B X<br>3-2 G3-6 1B | | F F B B X<br>2-2 ② L8 | | 3 | 0 | 1 | 0 | 1 | 0 | 2 |
| Bill Mueller, S (1, 5)<br>OBP: 0.335, SLG: 0.373 | | F F B F B B F F X<br>3-2 ① F8 1-2 | | B B B<br>4-0 BB 1-2 BB | | C B F F X<br>1-2 ① ② G3-6 1-2f | | C B B F C<br>2-3 ③ K | | 3 | 0 | 0 | 0 | 1 | 1 | 3 |
| Brian Johnson, R (1, 2)<br>OBP: 0.273, SLG: 0.367 | | C X<br>0-1 ② G4-1 2-3 | | B C X<br>1-1 ① F9 | | C B X<br>1-1 ③ F8 | | | F X<br>0-1 HR | 4 | 1 | 1 | 1 | 0 | 0 | 4 |
| Keith Foulke, R (1, 1)<br>OBP: 0.154, SLG: 0.154 | | F B X<br>1-1 ③ G5-3 | | C S B D B F B<br>4-2 1-2 2-3 3-H BB | | | C B X<br>1-1 ① P4 | | B C F B F B F X<br>3-2 ① F8 | 1 | 0 | 0 | 0 | 0 | 0 | 1 |
| Joe Roa, R (3, 1)<br>OBP: 0.214, SLG: 0.154 | | | | | | | | | | 0 | 0 | 0 | 0 | 0 | 0 | 0 |
| Damon Berryhill, S (4, PH)<br>OBP: 0.344, SLG: 0.349 | | | | | | | | | | 0 | 0 | 0 | 1 | 1 | 0 | 0 |
| John Johnstone, R (4, 1) | | | | | | | | | | 1 | 0 | 0 | 0 | 0 | 0 | 0 |
| Jim Poole, L (7, 1) | | | | | | | | | | 0 | 0 | 0 | 0 | 0 | 0 | 0 |
| Rod Beck, R (8, 1) | | | | | | | | | | 0 | 0 | 0 | 0 | 0 | 0 | 0 |
| Rick Wilkins, L (9, PH)<br>OBP: 0.251, SLG: 0.300 | | | | | | | | | | 1 | 0 | 0 | 0 | 0 | 0 | 0 |
| Inning Stats | R: 0<br>E: 0<br>K: 2<br>S: 10<br>H: 2<br>LOB: 2<br>BB: 0<br>P: 15 | R: 0<br>E: 0<br>K: 0<br>S: 10<br>H: 0<br>LOB: 1<br>BB: 1<br>P: 18 | R: 0<br>E: 0<br>K: 1<br>S: 9<br>H: 1<br>LOB: 1<br>BB: 1<br>P: 13 | R: 1<br>E: 1<br>K: 1<br>S: 17<br>H: 1<br>LOB: 3<br>BB: 2<br>P: 31 | R: 0<br>E: 0<br>K: 1<br>S: 7<br>H: 0<br>LOB: 0<br>BB: 0<br>P: 10 | R: 0<br>E: 0<br>K: 0<br>S: 9<br>H: 1<br>LOB: 0<br>BB: 0<br>P: 14 | R: 0<br>E: 0<br>K: 1<br>S: 11<br>H: 0<br>LOB: 1<br>BB: 1<br>P: 20 | R: 0<br>E: 0<br>K: 1<br>S: 9<br>H: 1<br>LOB: 1<br>BB: 0<br>P: 16 | R: 1<br>E: 0<br>K: 2<br>S: 14<br>H: 1<br>LOB: 0<br>BB: 0<br>P: 19 | 1B: 6<br>2B: 0<br>3B: 0<br>HR: 1<br>SF: 0<br>SAC: 0<br>DP: 2<br>HBP: 0 | | | | | | |

| PITCHER | | IP | WLS | BF | H | R | ER | SO | BB | IBB | HBP | BLK | WP | HR | S | P | ERA | WHIP |
|---|---|---|---|---|---|---|---|---|---|---|---|---|---|---|---|---|---|---|
| Matt Morris, R<br>ERA: 2.73 | (1, 1) | 7.0 | W | 30 | 5 | 1 | 0 | 6 | 5 | 0 | 0 | 0 | 1 | 0 | 73 | 121 | 0.00 | 1.429 |
| John Frascatore, R<br>ERA: 2.81 | (8, 1) | 1.1 | | 6 | 2 | 1 | 1 | 1 | 0 | 0 | 0 | 0 | 0 | 1 | 16 | 26 | 6.75 | 1.500 |
| Rigo Beltran, L<br>ERA: 2.7 | (9, 1) | 0.2 | | 2 | 0 | 0 | 0 | 2 | 0 | 0 | 0 | 0 | 0 | 0 | 7 | 9 | 0.00 | 0.000 |

| PITCHER | IP | WLS | BF | H | R | ER | SO | BB | IBB | HBP | BLK | WP | HR | S | P | ERA | WHIP |
|---|---|---|---|---|---|---|---|---|---|---|---|---|---|---|---|---|---|

# TOP

San Francisco Giants @ St. Louis Cardinals
Busch Stadium, St. Louis, MO
Mon Jul 21 1997, 7:05 PM CDT
Att. 30,567 - Unknown - 95 F

livebaseballscorecards.com

| | |
|---|---|
| AB | 33 |
| R | 2 |
| H | 7 |
| RBI | 2 |
| BB | 5 |
| SO | 9 |
| LOB | 23 |

| | | | |
|---|---|---|---|
| WP: 1 | PA: 38 | | |
| PB: 0 | | | |
| SB: 0 | | | |
| CS: 0 | | | |

| Batter | 1 | 2 | 3 | 4 | 5 | 6 | 7 | 8 | 9 | AB | R | H | RBI | BB | SO | LOB |
|---|---|---|---|---|---|---|---|---|---|---|---|---|---|---|---|---|
| Royce Clayton, R (1, 6)<br>OBP: 0.296, SLG: 0.374 | X<br>0-0<br>1B 2B | S B B X<br>2-1 ①<br>G5-3<br>1-2 | F T D X<br>1-2 ① ②<br>G4-6-3<br>1-2f<br>2-3<br>3-H | | | X<br>0-0 ①<br>P5 | | B X<br>1-0 ③<br>G6-3 | | 4 | 1 | 1 | 0 | 0 | 0 | 3 |
| Scott Livingstone, L (8, PH)<br>OBP: 0.180, SLG: 0.174 | | | | | | | | | | 1 | 0 | 0 | 0 | 0 | 0 | 0 |
| Mike Gallego, R (9, 6)<br>OBP: 0.182, SLG: 0.214 | | | | | | | | | | 0 | 0 | 0 | 0 | 0 | 0 | 0 |
| Delino DeShields, L (1, 4)<br>OBP: 0.357, SLG: 0.452 | X<br>0-0<br>G5-3 S<br>2-H 1B | C B B X<br>1-2 ②<br>G3-1<br>2-3 | X<br>0-0 ③<br>G3-1 | | | C F F B B X<br>2-2 ②<br>G4-3 | | | | 4 | 0 | 1 | 1 | 0 | 0 | 2 |
| Ron Gant, R (1, 7)<br>OBP: 0.314, SLG: 0.420 | 1 B 1 F 1 C F 1 B<br>SAFE<br>SAFE<br>SAFE<br>SAFE<br>4-2<br>D B<br>G5-3<br>1-2<br>HR BB | C B B C T B S<br>3-3 ③<br>K | | S X<br>0-1 ①<br>L8 | | B S X<br>1-1<br>1B | | | | 3 | 1 | 1 | 0 | 1 | 1 | 1 |
| Ray Lankford, L (1, 8)<br>OBP: 0.413, SLG: 0.661 | B C C B X<br>2-2 ① ②<br>G5-3<br>1-2<br>2-3f | | F B B S B X<br>3-2<br>2B 2B | F S B F F S<br>1-3 ②<br>K | | B C S B X<br>2-2 ③<br>G4-3 | | | | 4 | 1 | 1 | 0 | 0 | 1 | 3 |
| Gary Gaetti, R (1, 5)<br>OBP: 0.339, SLG: 0.467 | C F D F F X<br>1-2<br>2-H HR | | B X<br>1-0<br>1B<br>2-H 1B 2B | X<br>0-0<br>2B | | | B F F F B B F X<br>3-2 ①<br>L7 | | | 4 | 2 | 3 | 3 | 0 | 0 | 0 |
| John Frascatore, R (8, 1) | | | | | | | | | | 0 | 0 | 0 | 0 | 0 | 0 | 0 |
| Rigo Beltran, L (9, 1) | | | | | | | | | | 0 | 0 | 0 | 0 | 0 | 0 | 0 |
| John Mabry, L (1, 9)<br>OBP: 0.364, SLG: 0.388 | X<br>0-0<br>2B 1B | | B X<br>1-0<br>BB 1B<br>2-3 1B | B F F S<br>1-3 ③<br>K | | | S F X<br>0-2 ②<br>F7 | | | 4 | 1 | 2 | 0 | 0 | 1 | 1 |
| Dmitri Young, S (1, 3)<br>OBP: 0.333, SLG: 0.383 | B S F X<br>1-2<br>1-3 2B | | X<br>0-0<br>1B BB<br>1-2 G4-6-3<br>3-H 1B | | B X<br>1-0 ①<br>P6 | | F S B X<br>1-2 ③<br>G6-3 | | | 4 | 1 | 2 | 1 | 0 | 0 | 0 |
| Tom Lampkin, L (1, 2)<br>OBP: 0.333, SLG: 0.387 | C S S<br>0-3 ③<br>K | | B B B B<br>4-0<br>G4-6-3 1B<br>1-2<br>2-3 BB | | B B C B X<br>3-1 ②<br>L6 | | | C B X<br>1-1 ①<br>G4-3 | | 3 | 0 | 0 | 0 | 1 | 1 | 2 |
| Matt Morris, R (1, 1)<br>OBP: 0.289, SLG: 0.262 | | X<br>0-0<br>G3-1 G5-3<br>1B | C X<br>0-1<br>G4-6-3<br>1-2<br>2-3<br>3-H 1B | | C B F S<br>1-3 ③<br>K | | | S F B X<br>1-2 ②<br>L7 | | 3 | 0 | 2 | 1 | 0 | 1 | 0 |
| David Bell, R (8, 5)<br>OBP: 0.281, SLG: 0.300 | | | | | | | | | | 1 | 0 | 0 | 0 | 0 | 0 | 0 |
| Inning Stats | R: 3 H: 5<br>E: 0 LOB: 2<br>K: 1 BB: 1<br>S: 20 P: 28 | R: 0 H: 1<br>E: 0 LOB: 1<br>K: 1 BB: 0<br>S: 10 P: 16 | R: 4 H: 5<br>E: 0 LOB: 1<br>K: 0 BB: 1<br>S: 12 P: 22 | R: 0 H: 1<br>E: 0 LOB: 1<br>K: 2 BB: 0<br>S: 11 P: 13 | R: 0 H: 0<br>E: 0 LOB: 0<br>K: 1 BB: 0<br>S: 6 P: 11 | R: 0 H: 1<br>E: 0 LOB: 1<br>K: 0 BB: 0<br>S: 10 P: 15 | R: 0 H: 0<br>E: 0 LOB: 0<br>K: 0 BB: 0<br>S: 11 P: 15 | R: 0 H: 0<br>E: 0 LOB: 0<br>K: 0 BB: 0<br>S: 6 P: 9 | | 1B: 7 SF: 0<br>2B: 5 SAC: 0<br>3B: 0 DP: 2<br>HR: 1 HBP: 0 | | | | | | |

| PITCHER | | IP | WLS | BF | H | R | ER | SO | BB | IBB | HBP | BLK | WP | HR | S | P | ERA | WHIP |
|---|---|---|---|---|---|---|---|---|---|---|---|---|---|---|---|---|---|---|
| Keith Foulke, R<br>ERA: 8.26 | (1, 1) | 2.0 | L | 15 | 9 | 6 | 6 | 2 | 1 | 0 | 0 | 0 | 0 | 1 | 35 | 54 | 27.00 | 5.000 |
| Joe Roa, R<br>ERA: 4.9 | (3, 1) | 1.0 | | 5 | 2 | 1 | 1 | 0 | 1 | 0 | 0 | 0 | 0 | 0 | 7 | 12 | 9.00 | 3.000 |
| John Johnstone, R<br>ERA: 2.13 | (4, 1) | 3.0 | | 11 | 2 | 0 | 0 | 3 | 0 | 0 | 0 | 0 | 0 | 0 | 27 | 39 | 0.00 | 0.667 |
| Jim Poole, L<br>ERA: 5.3 | (7, 1) | 1.0 | | 3 | 0 | 0 | 0 | 0 | 0 | 0 | 0 | 0 | 0 | 0 | 11 | 15 | 0.00 | 0.000 |
| Rod Beck, R<br>ERA: 2.85 | (8, 1) | 1.0 | | 3 | 0 | 0 | 0 | 0 | 0 | 0 | 0 | 0 | 0 | 0 | 6 | 9 | 0.00 | 0.000 |

| PITCHER | IP | WLS | BF | H | R | ER | SO | BB | IBB | HBP | BLK | WP | HR | S | P | ERA | WHIP |
|---|---|---|---|---|---|---|---|---|---|---|---|---|---|---|---|---|---|

# BOTTOM

San Francisco Giants @ St. Louis Cardinals

Busch Stadium, St. Louis, MO

Mon Jul 21 1997, 7:05 PM CDT

Att. 30,567 - Unknown - 95 F

livebaseballscorecards.com

| | |
|---|---|
| AB | 35 |
| R | 7 |
| H | 13 |
| RBI | 6 |
| BB | 2 |
| SO | 5 |
| LOB | 12 |

| | | | |
|---|---|---|---|
| WP: 0 | PA: 37 | | |
| PB: 0 | | | |
| SB: 1 | | | |
| CS: 0 | | | |

| Batter | 1 | 2 | 3 | 4 | 5 | 6 | 7 | 8 | 9 | AB | R | H | RBI | BB | SO | LOB |
|---|---|---|---|---|---|---|---|---|---|---|---|---|---|---|---|---|
| Craig Biggio, R (1, 4)<br>OBP: 0.400, SLG: 0.487 | C C F S<br>0-3 ① K | | | S X<br>0-1 ① G6-3 | C B X<br>1-1 ② FC6-4<br>1-2f | | S F F C<br>0-3 ③ K | | | 4 | 0 | 0 | 0 | 0 | 2 | 2 |
| Chuck Carr, S (1, 8)<br>OBP: 0.244, SLG: 0.254 | C C B B X<br>2-2 ② P6 | | | B X<br>1-0 ② F8 | L 1 SAFE F C<br>0-3 ③ K | | | F F X<br>0-2 5 S 1B | | 4 | 0 | 1 | 0 | 0 | 1 | 1 |
| 5 Jeff Bagwell, R (1, 3)<br>OBP: 0.432, SLG: 0.608 | F S B B F S<br>2-3 ③ K | | | C B B X<br>2-1 ③ F8 | | X<br>0-0 WP S 1B | | B F F B F S<br>3-3 ① K<br>1-2 | | 4 | 0 | 1 | 0 | 0 | 2 | 1 |
| Luis Gonzalez, L (1, 7)<br>OBP: 0.371, SLG: 0.414 | | C F B X<br>1-2 ① P6 | | | B B B C X<br>3-1 E3 HR | C F B C<br>1-3 ① K | | X<br>0-0 ② L8 | | 4 | 1 | 0 | 0 | 0 | 1 | 2 |
| Derek Bell, R (1, 9)<br>OBP: 0.326, SLG: 0.391 | | X<br>0-0 ② F8 | | | B B X<br>2-0 1-H HR | C S B S<br>1-3 ② K<br>1-2 | | I I I I<br>4-0 FC6-4 IBB | | 3 | 1 | 1 | 2 | 1 | 1 | 1 |
| Ricky Gutierrez, R (1, 5)<br>OBP: 0.321, SLG: 0.322 | | B F B F B X<br>3-2 ③ F9 | | | X<br>0-0 WP S 1B 1B | B B C F S<br>2-3 ③ K<br>2-3 | | X<br>0-0 ③ FC6-4<br>1-2f | | 4 | 1 | 1 | 0 | 0 | 1 | 3 |
| Brad Ausmus, R (1, 2)<br>OBP: 0.318, SLG: 0.377 | | | X<br>0-0 ① G6-3 | | B S S S<br>1-3 ① K<br>1-3 | | C S B B B X<br>2-2 F9 2B | | C C C X<br>0-2 ① F7 | 4 | 0 | 1 | 0 | 0 | 1 | 1 |
| Tim Bogar, R (1, 6)<br>OBP: 0.270, SLG: 0.360 | | | B F T C F X<br>1-2 ② F8 | | B F B B B<br>4-1 S 1B BB | | F S X<br>0-2 ① F9<br>2-3 | | X<br>0-0 ② G6-3 | 3 | 1 | 0 | 0 | 1 | 0 | 1 |
| Mike Hampton, R (1, 1)<br>OBP: 0.176, SLG: 0.149<br>Russ Springer, R (8, 1)<br>J.R. Phillips, L (9, PH)<br>Billy Wagner, L (9, 1) | | | X<br>0-0 ③ G4-3 | | B C X<br>1-1 FC6-4<br>1-H<br>3-H 1B | | B S X<br>1-1 ② G5-3 | | S B S S S<br>1-3 ③ K | 3<br>0<br>1<br>0 | 0<br>0<br>0<br>0 | 1<br>0<br>0<br>0 | 2<br>0<br>0<br>0 | 0<br>0<br>0<br>0 | 0<br>0<br>1<br>0 | 1<br>0<br>0<br>0 |
| Inning Stats | R: 0 E: 0 K: 2 S: 11<br>H: 0 LOB: 0 BB: 0 P: 15 | R: 0 E: 0 K: 0 S: 7<br>H: 0 LOB: 0 BB: 0 P: 11 | R: 0 E: 0 K: 0 S: 6<br>H: 0 LOB: 0 BB: 0 P: 7 | R: 0 E: 0 K: 0 S: 5<br>H: 0 LOB: 0 BB: 0 P: 8 | R: 4 E: 1 K: 2 S: 15<br>H: 3 LOB: 1 BB: 1 P: 27 | R: 0 E: 0 K: 3 S: 10<br>H: 1 LOB: 1 BB: 0 P: 14 | R: 0 E: 0 K: 1 S: 12<br>H: 1 LOB: 1 BB: 0 P: 15 | R: 0 E: 0 K: 1 S: 10<br>H: 1 LOB: 2 BB: 1 P: 17 | R: 0 E: 0 K: 1 S: 7<br>H: 0 LOB: 0 BB: 0 P: 8 | 1B: 4<br>2B: 1<br>3B: 0<br>HR: 1 | SF: 0<br>SAC: 0<br>DP: 0<br>HBP: 0 | WP: 2<br>PB: 0<br>SB: 4<br>CS: 0 | PA: 36 | | | | |

| PITCHER | | IP | WLS | BF | H | R | ER | SO | BB | IBB | HBP | BLK | WP | HR | S | P | ERA | WHIP |
|---|---|---|---|---|---|---|---|---|---|---|---|---|---|---|---|---|---|---|
| Andy Benes, R<br>ERA: 3.08 | (1, 1) | 7.0 | L | 28 | 5 | 4 | 3 | 8 | 1 | 0 | 0 | 0 | 2 | 1 | 66 | 97 | 3.86 | 0.857 |
| T.J. Mathews, R<br>ERA: 1.67 | (8, 1) | 1.0 | | 5 | 1 | 0 | 0 | 1 | 0 | 1 | 0 | 0 | 0 | 0 | 10 | 17 | 0.00 | 1.000 |
| Mark Petkovsek, R<br>ERA: 4.06 | (9, 1) | 1.0 | | 3 | 0 | 0 | 0 | 1 | 0 | 0 | 0 | 0 | 0 | 0 | 7 | 8 | 0.00 | 0.000 |

| PITCHER | IP | WLS | BF | H | R | ER | SO | BB | IBB | HBP | BLK | WP | HR | S | P | ERA | WHIP |
|---|---|---|---|---|---|---|---|---|---|---|---|---|---|---|---|---|---|

TOP

# Houston Astros @ St. Louis Cardinals

Busch Stadium, St. Louis, MO

Tue Jul 22 1997, 7:05 PM CDT

Att. 33,964 - Unknown - 91 F

livebaseballscorecards.com

| | |
|---|---|
| AB | 34 |
| R | 4 |
| H | 6 |
| RBI | 4 |
| BB | 2 |
| SO | 10 |
| LOB | 13 |

| Batter | 1 | 2 | 3 | 4 | 5 | 6 | 7 | 8 | 9 | AB | R | H | RBI | BB | SO | LOB |
|---|---|---|---|---|---|---|---|---|---|---|---|---|---|---|---|---|
| Royce Clayton, R (1, 6)<br>OBP: 0.296, SLG: 0.371 | B B B B<br>4-0<br>1B 1B<br>BB | | C S F B F B X<br>2-2 ①<br>P4 | | S C B X<br>1-2 ②<br>G1-3 | | | C B C B B S<br>3-3 ①<br>K | | 3 | 1 | 0 | 0 | 1 | 1 | 0 |
| Delino DeShields, L (1, 4)<br>OBP: 0.356, SLG: 0.450 | C X<br>0-1<br>1B 1B<br>1-3<br>1B | | B B C M F X<br>2-2 ②<br>G1-3 | | C C X<br>0-2 ③<br>G1-3 | | | C X<br>0-1 ②<br>G6-3 | | 4 | 1 | 1 | 0 | 0 | 0 | 0 |
| Ron Gant, R (1, 7)<br>OBP: 0.316, SLG: 0.419 | X<br>0-0<br>L4-6 1B<br>1-3<br>3-H<br>1B | | B B B F F B<br>4-2<br>FC3-6<br>BB | | | X<br>0-0 ①<br>F9 | | B B S F B S<br>3-3 ③<br>K | | 3 | 0 | 1 | 1 | 1 | 1 | 0 |
| Ray Lankford, L (1, 8)<br>OBP: 0.414, SLG: 0.659 | 1 SAFE<br>X<br>0-0<br>1-2<br>3-H<br>1B | | B<br>F<br>1 SAFE<br>1 SAFE<br>C<br>1 SAFE<br>F<br>X<br>1-2 ③<br>FC3-6<br>1-2f | | | B<br>X<br>1-0<br>G5-3<br>1B | | | B C S S<br>1-3 ①<br>K | 4 | 0 | 2 | 1 | 0 | 1 | 1 |
| Gary Gaetti, R (1, 5)<br>OBP: 0.335, SLG: 0.461 | X<br>0-0 ① ②<br>L4-6<br>2-2 | | | B B C F X<br>2-2 ①<br>P4 | | C D S<br>1 SAFE<br>X<br>1-2 ②<br>G5-3<br>1-2 | | | S F S<br>0-3 ②<br>K | 4 | 0 | 0 | 0 | 0 | 1 | 3 |
| John Mabry, L (1, 9)<br>OBP: 0.360, SLG: 0.384 | F<br>F<br>1 SAFE<br>X<br>0-2 ③<br>G1-3 | | | C F F F S<br>0-3 ②<br>K | | F B D F B X<br>3-2 ③<br>L9 | | | C C F B F B B F F<br>3-2 X ③<br>F7 | 4 | 0 | 0 | 0 | 0 | 1 | 2 |
| Mike DiFelice, R (1, 2)<br>OBP: 0.301, SLG: 0.347 | | C X<br>0-1 ①<br>P3 | | S S X<br>0-2<br>1B | | | C B S X<br>1-2 ①<br>G5-3 | | | 3 | 0 | 1 | 0 | 0 | 0 | 0 |
| Dmitri Young, S (1, 3)<br>OBP: 0.330, SLG: 0.379 | | B S F F S<br>1-3 ②<br>K | | B S B S C<br>2-3 ③<br>K | | | B C B F B S<br>3-3 ②<br>K | | | 3 | 0 | 0 | 0 | 0 | 3 | 1 |
| Andy Benes, R (1, 1)<br>OBP: 0.194, SLG: 0.222<br>David Bell, R (7, PH)<br>OBP: 0.273, SLG: 0.290<br>T.J. Mathews, R (8, 1)<br>Mark Petkovsek, R (9, 1)<br>OBP: 0.182, SLG: 0.100 | | X<br>0-0 ③<br>G5-3 | | | F B B X<br>2-1 ①<br>G6-3 | | C B S X<br>1-2 ③<br>G5-3 | | | 2<br>1<br>0<br>0 | 0<br>0<br>0<br>0 | 0<br>0<br>0<br>0 | 0<br>0<br>0<br>0 | 0<br>0<br>0<br>0 | 0<br>0<br>0<br>0 | 0<br>0<br>0<br>0 |
| Inning Stats | R: 2 E: 0 K: 0 S: 8<br>H: 3 LOB: 1 BB: 1 P: 12 | R: 0 E: 0 K: 1 S: 7<br>H: 0 LOB: 0 BB: 0 P: 8 | R: 0 E: 0 K: 0 S: 15<br>H: 0 LOB: 1 BB: 1 P: 24 | R: 0 E: 0 K: 2 S: 14<br>H: 1 LOB: 1 BB: 0 P: 18 | R: 0 E: 0 K: 0 S: 8<br>H: 0 LOB: 0 BB: 0 P: 11 | R: 0 E: 0 K: 0 S: 8<br>H: 1 LOB: 1 BB: 0 P: 13 | R: 0 E: 0 K: 1 S: 9<br>H: 0 LOB: 0 BB: 0 P: 14 | R: 0 E: 0 K: 2 S: 8<br>H: 0 LOB: 0 BB: 0 P: 14 | R: 0 E: 0 K: 2 S: 13<br>H: 0 LOB: 0 BB: 0 P: 17 | 1B: 5 2B: 1 3B: 0 HR: 0<br>SF: 0 SAC: 0 DP: 1 HBP: 0 | | | | | | |

| PITCHER | | IP | WLS | BF | H | R | ER | SO | BB | IBB | HBP | BLK | WP | HR | S | P | ERA | WHIP |
|---|---|---|---|---|---|---|---|---|---|---|---|---|---|---|---|---|---|---|
| Mike Hampton, L<br>ERA: 4.42 | (1, 1) | 7.0 | W | 27 | 5 | 2 | 2 | 4 | 2 | 0 | 0 | 0 | 0 | 0 | 69 | 100 | 2.57 | 1.000 |
| Russ Springer, R<br>ERA: 4.36 | (8, 1) | 1.0 | | 3 | 0 | 0 | 0 | 2 | 0 | 0 | 0 | 0 | 0 | 0 | 8 | 14 | 0.00 | 0.000 |
| Billy Wagner, L<br>ERA: 1.54 | (9, 1) | 1.0 | S | 3 | 0 | 0 | 0 | 2 | 0 | 0 | 0 | 0 | 0 | 0 | 13 | 17 | 0.00 | 0.000 |

| PITCHER | IP | WLS | BF | H | R | ER | SO | BB | IBB | HBP | BLK | WP | HR | S | P | ERA | WHIP |
|---|---|---|---|---|---|---|---|---|---|---|---|---|---|---|---|---|---|

# BOTTOM

## Houston Astros @ St. Louis Cardinals

Busch Stadium, St. Louis, MO

Tue Jul 22 1997, 7:05 PM CDT
Att. 33,964 - Unknown - 91 F

livebaseballscorecards.com

| | |
|---|---|
| AB | 31 |
| R | 2 |
| H | 5 |
| RBI | 2 |
| BB | 2 |
| SO | 8 |
| LOB | 7 |

| | | | |
|---|---|---|---|
| 1B: 5 | SF: 0 | WP: 0 | PA: 33 |
| 2B: 1 | SAC: 0 | PB: 0 | |
| 3B: 0 | DP: 1 | SB: 0 | |
| HR: 0 | HBP: 0 | CS: 0 | |

# Houston Astros @ St. Louis Cardinals

Busch Stadium, St. Louis, MO

Wed Jul 23 1997, 7:05 PM CDT

Att. 33,376 - Unknown - 89 F

TOP

livebaseballscorecards.com

| Batter | 1 | 2 | 3 | 4 | 5 | 6 | 7 | 8 | 9 | AB | R | H | RBI | BB | SO | LOB |
|---|---|---|---|---|---|---|---|---|---|---|---|---|---|---|---|---|
| Craig Biggio, R (1, 4)<br>OBP: 0.404, SLG: 0.489 | HR<br>1B | | L5 | HBP 5<br>BB<br>1B<br>3-H | | 3B<br>BB | | 1B 5<br>1B<br>BB | | 3 | 4 | 2 | 1 | 2 | 0 | 0 |
| Thomas Howard, S (1, 8)<br>OBP: 0.337, SLG: 0.394<br>Chuck Carr, S (8, 8)<br>OBP: 0.244, SLG: 0.254 | 1-H<br>HR | | P4 | 1B 5<br>HBP<br>1-2<br>BB | | 1 SAFE<br>1 SAFE<br>1 SAFE<br>1-H<br>FC3-2<br>3B | | BB 5<br>1B<br>1-3<br>1B | | 4<br>0 | 1<br>0 | 3<br>0 | 3<br>0 | 1<br>0 | 0<br>0 | 0<br>0 |
| 5 Jeff Bagwell, R (1, 3)<br>OBP: 0.436, SLG: 0.607 | G4-3<br>S<br>1B<br>BB | | BB<br>BB<br>BB | | 1B<br>1-2<br>2-3<br>HBP | G6-3<br>1B | | BB<br>1-2<br>3-H<br>1B | | 2 | 1 | 1 | 1 | 2 | 0 | 1 |
| Luis Gonzalez, L (1, 7)<br>OBP: 0.371, SLG: 0.412 | G4-3<br>1-3 | | BB<br>1-2<br>BB | 1-2<br>2-3<br>3-H<br>1B | | FC3-2<br>1B<br>3-H | | F7 | | 4 | 0 | 1 | 1 | 1 | 0 | 4 |
| Derek Bell, R (1, 9)<br>OBP: 0.334, SLG: 0.394 | CS<br>3-H<br>1B | | 1-2<br>2-3<br>BB | F7 | | 1-2<br>1B | | G6-4-3<br>1-2<br>2-3<br>BB | | 3 | 0 | 2 | 1 | 2 | 0 | 3 |
| Sean Berry, R (1, 5)<br>OBP: 0.283, SLG: 0.374<br>Ricky Gutierrez, R (8, 5)<br>OBP: 0.321, SLG: 0.322 | K<br>1-2 | | F9 | | G3 | F9 | | G6-4-3<br>1-2f | | 5<br>0 | 0<br>0 | 0<br>0 | 0<br>0 | 0<br>0 | 1<br>0 | 9<br>0 |
| Brad Ausmus, R (1, 2)<br>OBP: 0.320, SLG: 0.381 | | K | | G6-3<br>1B<br>2B | S<br>1B | | K | | G5-3 | 5 | 1 | 2 | 0 | 0 | 2 | 0 |
| Tim Bogar, R (1, 6)<br>OBP: 0.261, SLG: 0.348 | | G4-3 | | G6-3<br>2-3 | K<br>1-2 | | K | | G1-3 | 5 | 0 | 0 | 0 | 0 | 2 | 2 |
| Chris Holt, R (1, 1)<br>OBP: 0.073, SLG: 0.050<br>Mike Magnante, L (5, 1)<br>J.R. Phillips, L (9, PH)<br>Jose Lima, R (9, 1) | | K | | K | K | | K | | F8 | 3<br>1<br>1<br>0 | 0<br>0<br>0<br>0 | 0<br>0<br>0<br>0 | 0<br>0<br>0<br>0 | 0<br>1<br>0<br>0 | 3<br>0<br>0<br>0 | 2<br>0<br>0<br>0 |

| Inning Stats | | | | | | | | | |
|---|---|---|---|---|---|---|---|---|---|
| | R: 3<br>E: 0<br>K: 1<br>S: 15 | H: 3<br>LOB: 1<br>BB: 1<br>P: 25 | R: 0<br>E: 0<br>K: 2<br>S: 7 | H: 0<br>LOB: 0<br>BB: 0<br>P: 10 | R: 0<br>E: 0<br>K: 0<br>S: 15 | H: 0<br>LOB: 3<br>BB: 3<br>P: 35 | R: 2<br>E: 0<br>K: 1<br>S: 15 | H: 3<br>LOB: 3<br>BB: 1<br>P: 25 | R: 0<br>E: 0<br>K: 2<br>S: 13 | H: 1<br>LOB: 1<br>BB: 0<br>P: 17 | R: 1<br>E: 0<br>K: 0<br>S: 11 | H: 2<br>LOB: 2<br>BB: 1<br>P: 20 | R: 0<br>E: 0<br>K: 3<br>S: 10 | H: 0<br>LOB: 0<br>BB: 0<br>P: 14 | R: 1<br>E: 0<br>K: 0<br>S: 10 | H: 2<br>LOB: 2<br>BB: 2<br>P: 20 | R: 0<br>E: 0<br>K: 0<br>S: 4 | H: 0<br>LOB: 0<br>BB: 0<br>P: 6 |

| | | | | | | | | |

# BOTTOM

## Houston Astros @ St. Louis Cardinals

Busch Stadium, St. Louis, MO

Wed Jul 23 1997, 7:05 PM CDT
Att. 33,376 - Unknown - 89 F

livebaseballscorecards.com

| Batter | 1 | 2 | 3 | 4 | 5 | 6 | 7 | 8 | 9 | AB | R | H | RBI | BB | SO | LOB |
|---|---|---|---|---|---|---|---|---|---|---|---|---|---|---|---|---|
| Delino DeShields, L (1, 4)<br>OBP: 0.357, SLG: 0.449 | B S B S F X<br>2-2 ① G6-3 | | B C B C X<br>2-2 FC1-6 2-H 1B | | C B B F B B<br>4-2 1B G6-3 SF9 BB | | B B C C X<br>2-2 ① P6 | | | 3 | 1 | 1 | 1 | 1 | 0 | 0 |
| Dmitri Young, S (1, 3)<br>OBP: 0.328, SLG: 0.377 | F F X<br>0-2 1B | | X<br>0-0 ② FC1-6 BB 1B 1-2f | | B B B C C F 1 SAFE X<br>3-2 ① G6-3 1-2 | | C B S X<br>1-2 ② G6-3 | | | 4 | 0 | 1 | 0 | 0 | 0 | 2 |
| Ron Gant, R (1, 7)<br>OBP: 0.318, SLG: 0.420 | C F 1 SAFE X<br>0-2 ② F8 | | X<br>0-0 BB 1B 1-2 | | B S B X<br>2-1 SF9 BB 1B 2-3 | | B C S S<br>1-3 ③ K | | | 4 | 0 | 2 | 0 | 0 | 1 | 1 |
| Ray Lankford, L (1, 8)<br>OBP: 0.415, SLG: 0.654 | 1 SAFE B X<br>1-0 ③ F8 | | B B B<br>4-0 1-2 2-3 BB | | B S B S 1 SAFE F B B<br>4-2 1-2 BB | | | B C X<br>1-1 ① F7 | | 2 | 0 | 0 | 0 | 2 | 0 | 1 |
| Gary Gaetti, R (1, 5)<br>OBP: 0.331, SLG: 0.457 | | C B F B F X<br>2-2 ① L5 | F B B B X<br>3-1 ③ P5 | | X<br>0-0 ② SF9 2-3 3-H | | | B C L B X<br>2-2 ② F8 | | 3 | 0 | 0 | 1 | 0 | 0 | 3 |
| John Mabry, L (1, 9)<br>OBP: 0.356, SLG: 0.379 | | X<br>0-0 ② G4-3 | | X<br>0-0 ① F8 | F X<br>0-1 ③ G6-3 | | | C X<br>0-1 ③ F7 | | 4 | 0 | 0 | 0 | 0 | 0 | 2 |
| Royce Clayton, R (1, 6)<br>OBP: 0.293, SLG: 0.367 | | F B X<br>1-1 ③ F9 | | B X<br>1-0 ② G4-3 | | X<br>0-0 ① B1-3 | | | F B X<br>1-1 ① F7 | 4 | 0 | 0 | 0 | 0 | 0 | 0 |
| Tom Lampkin, L (1, 2)<br>OBP: 0.337, SLG: 0.386 | | | X<br>0-0 SH1-4 1B 1B | B B C S B F B<br>4-2 BB | | C B X<br>1-1 ② G4-3 | | | B C S X<br>1-2 ② G4-3 | 3 | 1 | 1 | 0 | 1 | 0 | 0 |
| Todd Stottlemyre, L (1, 1)<br>OBP: 0.396, SLG: 0.400<br>Scott Livingstone, L (4, PH)<br>OBP: 0.176, SLG: 0.170<br>John Frascatore, R (5, 1)<br>Rigo Beltran, L (6, 1)<br>Mike Gallego, R (6, PH)<br>OBP: 0.178, SLG: 0.209<br>Eric Ludwick, R (7, 1)<br>Mark Petkovsek, R (9, 1)<br>OBP: 0.182, SLG: 0.100<br>Danny Sheaffer, R (9, PH)<br>OBP: 0.326, SLG: 0.310 | | | B 1 SAFE F X<br>1-1 ① SH1-4 1-2 | B X<br>1-0 ③ F9 | S S T F F B S<br>1-3 ③ K | | | | X<br>0-0 ③ G3-1 | 0<br>1<br>0<br>0<br>1<br>0<br>0<br>0 | 0<br>0<br>0<br>0<br>0<br>0<br>0<br>0 | 0<br>0<br>0<br>0<br>0<br>1<br>0<br>0 | 0<br>0<br>0<br>0<br>0<br>0<br>0<br>0 | 0<br>0<br>0<br>0<br>0<br>0<br>0<br>0 | 0<br>0<br>0<br>0<br>0<br>0<br>0<br>0 | 0<br>1<br>0<br>0<br>0<br>0<br>0<br>0 |
| Inning Stats | R: 0 H: 1<br>E: 0 LOB: 1<br>K: 0 BB: 0<br>S: 11 P: 14 | R: 0 H: 0<br>E: 0 LOB: 0<br>K: 0 BB: 0<br>S: 7 P: 10 | R: 1 H: 3<br>E: 0 LOB: 3<br>K: 0 BB: 1<br>S: 10 P: 20 | R: 0 H: 0<br>E: 0 LOB: 1<br>K: 0 BB: 1<br>S: 6 P: 12 | R: 1 H: 1<br>E: 0 LOB: 2<br>K: 0 BB: 2<br>S: 14 P: 27 | R: 0 H: 0<br>E: 0 LOB: 0<br>K: 1 BB: 0<br>S: 8 P: 10 | R: 0 H: 0<br>E: 0 LOB: 0<br>K: 1 BB: 0<br>S: 9 P: 13 | R: 0 H: 0<br>E: 0 LOB: 0<br>K: 0 BB: 0<br>S: 7 P: 10 | R: 0 H: 0<br>E: 0 LOB: 0<br>K: 0 BB: 0<br>S: 6 P: 8 | 1B: 5<br>2B: 0<br>3B: 0<br>HR: 0 | SF: 1<br>SAC: 1<br>DP: 0<br>HBP: 0 | | | WP: 0<br>PB: 0<br>SB: 0<br>CS: 0 | PA: 36 | | |

| | AB | 30 |
|---|---|---|
| | R | 2 |
| | H | 5 |
| | RBI | 2 |
| | BB | 4 |
| | SO | 2 |
| | LOB | 10 |

| PITCHER | | IP | WLS | BF | H | R | ER | SO | BB | IBB | HBP | BLK | WP | HR | S | P | ERA | WHIP |
|---|---|---|---|---|---|---|---|---|---|---|---|---|---|---|---|---|---|---|
| Chris Holt, R<br>ERA: 3.98 | (1, 1) | 4.1 | | 22 | 5 | 2 | 2 | 0 | 4 | 0 | 0 | 0 | 0 | 0 | 45 | 80 | 4.15 | 2.077 |
| Mike Magnante, L<br>ERA: 2.35 | (5, 1) | 3.2 | W | 11 | 0 | 0 | 0 | 2 | 0 | 0 | 0 | 0 | 0 | 0 | 27 | 36 | 0.00 | 0.000 |
| Jose Lima, R<br>ERA: 4.66 | (9, 1) | 1.0 | | 3 | 0 | 0 | 0 | 0 | 0 | 0 | 0 | 0 | 0 | 0 | 6 | 8 | 0.00 | 0.000 |

| PITCHER | IP | WLS | BF | H | R | ER | SO | BB | IBB | HBP | BLK | WP | HR | S | P | ERA | WHIP |
|---|---|---|---|---|---|---|---|---|---|---|---|---|---|---|---|---|---|

| Batter | 1 | 2 | 3 | 4 | 5 | 6 | 7 | 8 | 9 | AB | R | H | RBI | BB | SO | LOB |
|---|---|---|---|---|---|---|---|---|---|---|---|---|---|---|---|---|
| Mark Kotsay, L (1, 8)<br>OBP: 0.265, SLG: 0.283 | L5 | K | | | P6 | | G1-3 | | G3-1 | 5 | 0 | 0 | 0 | 0 | 1 | 4 |
| Edgar Renteria, R (1, 6)<br>OBP: 0.315, SLG: 0.344 | F9 | FC6-4<br>1-2f | | | G3-6-1<br>1-2<br>1B | | G5-3 | | | 4 | 0 | 1 | 0 | 0 | 0 | 3 |
| Bobby Bonilla, S (1, 5)<br>OBP: 0.378, SLG: 0.483 | F8 | | F8 | | G3-6-1<br>1-2f | | | G4-3 | | 4 | 0 | 0 | 0 | 0 | 0 | 2 |
| Gary Sheffield, R (1, 9)<br>OBP: 0.437, SLG: 0.446<br>Jim Eisenreich, L (8, 7)<br>OBP: 0.347, SLG: 0.377 | | G6-3 | CS<br>1B | | | G6-3 | | F8 | | 4<br>0 | 0<br>0 | 1<br>0 | 0<br>0 | 0<br>0 | 0<br>0 | 0<br>0 |
| Darren Daulton, L (1, 3)<br>OBP: 0.382, SLG: 0.486<br>Jeff Conine, R (6, 3)<br>OBP: 0.338, SLG: 0.371 | 1B<br>1B | K<br>1-2 | | | | K | | BB | | 3<br>0 | 1<br>0 | 1<br>0 | 0<br>0 | 0<br>1 | 2<br>0 | 1<br>0 |
| Moises Alou, R (1, 7)<br>(8, 9)<br>OBP: 0.369, SLG: 0.450 | 1B<br>1B<br>1-2 | G6-3 | | | | HR<br>1B | | G4-3 | | 4 | 2 | 2 | 0 | 0 | 0 | 1 |
| Charles Johnson, R (1, 2)<br>OBP: 0.360, SLG: 0.480 | 1B<br>1-2<br>2-H | P3 | | | | 1-H<br>HR | | | K | 4 | 1 | 2 | 3 | 0 | 1 | 0 |
| Kurt Abbott, R (1, 4)<br>OBP: 0.316, SLG: 0.459<br>Luis Castillo, S (6, 4)<br>OBP: 0.309, SLG: 0.268 | FC1<br>1-3<br>2-H | F8 | | | F7 | | | | G5-3 | 3<br>1 | 0<br>0 | 1<br>0 | 1<br>0 | 0<br>0 | 0<br>0 | 0<br>0 |
| Livan Hernandez, R (1, 1)<br>OBP: 0.364, SLG: 0.400<br>Dennis Cook, L (7, 1)<br>OBP: 1.000, SLG: 2.000<br>Robb Nen, R (9, 1) | FC1<br>FC6-4<br>1-2 | | BB<br>1B | | | G6-3 | | | HR | 2<br>1<br>0 | 0<br>1<br>0 | 0<br>1<br>0 | 0<br>1<br>0 | 1<br>0<br>0 | 0<br>0<br>0 | 2<br>0<br>0 |
| Inning Stats | R: 0<br>E: 0<br>K: 0<br>S: 6<br>H: 0<br>LOB: 0<br>BB: 0<br>P: 8 | R: 2<br>E: 0<br>K: 1<br>S: 21<br>H: 4<br>LOB: 3<br>BB: 0<br>P: 30 | R: 0<br>E: 0<br>K: 1<br>S: 6<br>H: 1<br>LOB: 1<br>BB: 0<br>P: 12 | R: 0<br>E: 0<br>K: 0<br>S: 5<br>H: 0<br>LOB: 0<br>BB: 0<br>P: 7 | R: 0<br>E: 0<br>K: 0<br>S: 5<br>H: 1<br>LOB: 1<br>BB: 1<br>P: 13 | R: 2<br>E: 0<br>K: 1<br>S: 11<br>H: 2<br>LOB: 0<br>BB: 0<br>P: 18 | R: 0<br>E: 0<br>K: 0<br>S: 5<br>H: 0<br>LOB: 0<br>BB: 0<br>P: 8 | R: 0<br>E: 0<br>K: 0<br>S: 9<br>H: 0<br>LOB: 1<br>BB: 1<br>P: 17 | R: 1<br>E: 0<br>K: 1<br>S: 9<br>H: 1<br>LOB: 0<br>BB: 0<br>P: 15 | 1B: 7<br>2B: 1<br>3B: 0<br>HR: 2<br>SF: 0<br>SAC: 0<br>DP: 2<br>HBP: 0 | | | | | | |

| PITCHER | | IP | WLS | BF | H | R | ER | SO | BB | IBB | HBP | BLK | WP | HR | S | P | ERA | WHIP |
|---|---|---|---|---|---|---|---|---|---|---|---|---|---|---|---|---|---|---|
| Alan Benes, R<br>ERA: 2.78 | (1, 1) | 8.0 | L | 33 | 8 | 4 | 4 | 3 | 2 | 0 | 0 | 0 | 0 | 1 | 68 | 113 | 4.50 | 1.250 |
| T.J. Mathews, R<br>ERA: 1.84 | (9, 1) | 1.0 | | 4 | 1 | 1 | 1 | 1 | 0 | 0 | 0 | 0 | 0 | 1 | 9 | 15 | 9.00 | 1.000 |

| PITCHER | IP | WLS | BF | H | R | ER | SO | BB | IBB | HBP | BLK | WP | HR | S | P | ERA | WHIP |
|---|---|---|---|---|---|---|---|---|---|---|---|---|---|---|---|---|---|

TOP

# Florida Marlins @ St. Louis Cardinals

Busch Stadium, St. Louis, MO

Fri Jul 25 1997, 7:05 PM CDT
Att. 35,161 - Unknown - 100 F

livebaseballscorecards.com

| | |
|---|---|
| AB | 35 |
| R | 5 |
| H | 9 |
| RBI | 5 |
| BB | 2 |
| SO | 4 |
| LOB | 13 |

# BOTTOM

## Florida Marlins @ St. Louis Cardinals

Busch Stadium, St. Louis, MO

Fri Jul 25 1997, 7:05 PM CDT
Att. 35,161 - Unknown - 100 F

| Batter | 1 | 2 | 3 | 4 | 5 | 6 | 7 | 8 | 9 | AB | R | H | RBI | BB | SO | LOB |
|---|---|---|---|---|---|---|---|---|---|---|---|---|---|---|---|---|
| Delino DeShields, L (1, 4)<br>OBP: 0.353, SLG: 0.442 | P5 | | B1-3 | | G6-3 | | P5 | | G4-3 | 5 | 0 | 0 | 0 | 0 | 0 | 1 |
| Phil Plantier, L (1, 9)<br>OBP: 0.281, SLG: 0.467 | K | | K | | | K | | K | | 3 | 0 | 0 | 0 | 0 | 3 | 0 |
| Danny Sheaffer, R (8, PH)<br>OBP: 0.323, SLG: 0.307 (9, 5) | | | | | | | | | | 1 | 0 | 0 | 0 | 0 | 1 | 0 |
| Ron Gant, R (1, 7)<br>OBP: 0.318, SLG: 0.417 | BB | | | F7 | | K | | G6-3 | | 3 | 0 | 0 | 0 | 1 | 1 | 0 |
| Ray Lankford, L (1, 8)<br>OBP: 0.416, SLG: 0.658 | G1-3 | | | BB | | 3B | | K | | 3 | 0 | 1 | 0 | 1 | 1 | 1 |
| Gary Gaetti, R (1, 5)<br>OBP: 0.330, SLG: 0.452 (9, 3) | | G5-3 | | E5 | | L7 | | | BB | 3 | 1 | 0 | 0 | 1 | 0 | 2 |
| John Mabry, L (1, 3)<br>OBP: 0.358, SLG: 0.379 (9, 9) | | 1B | | L7 | | | G3-1 | | BB | 3 | 1 | 1 | 0 | 1 | 0 | 2 |
| Mike DiFelice, R (1, 2)<br>OBP: 0.308, SLG: 0.353 | | G1-6-3 | | L7 | | | HR | | F7 | 3 | 1 | 2 | 0 | 0 | 0 | 2 |
| Scott Livingstone, L (9, PH)<br>OBP: 0.173, SLG: 0.167 | | | | | | | | | | 1 | 0 | 0 | 0 | 0 | 0 | 2 |
| Royce Clayton, R (1, 6)<br>OBP: 0.292, SLG: 0.373 | | G1-6-3 | | | F8 | | HR | | G3 | 4 | 1 | 1 | 2 | 0 | 0 | 4 |
| Alan Benes, R (1, 1)<br>OBP: 0.180, SLG: 0.220 | | | G5-3 | | G1-3 | | K | | | 3 | 0 | 0 | 0 | 0 | 1 | 0 |
| T.J. Mathews, R (9, 1) | | | | | | | | | | 0 | 0 | 0 | 0 | 0 | 0 | 0 |
| Tom Lampkin, L (9, PH)<br>OBP: 0.340, SLG: 0.390 | | | | | | | | | | 1 | 0 | 1 | 2 | 0 | 0 | 0 |
| Inning Stats | R: 0 E: 0 K: 1 S: 11 H: 0 LOB: 1 BB: 1 P: 21 | R: 0 E: 0 K: 0 S: 10 H: 2 LOB: 1 BB: 0 P: 15 | R: 0 E: 0 K: 1 S: 5 H: 0 LOB: 0 BB: 0 P: 7 | R: 0 E: 1 K: 0 S: 9 H: 0 LOB: 2 BB: 1 P: 17 | R: 0 E: 0 K: 0 S: 6 H: 0 LOB: 0 BB: 0 P: 8 | R: 0 E: 0 K: 2 S: 14 H: 1 LOB: 1 BB: 0 P: 23 | R: 2 E: 0 K: 1 S: 12 H: 2 LOB: 0 BB: 0 P: 15 | R: 0 E: 0 K: 2 S: 7 H: 0 LOB: 0 BB: 0 P: 13 | R: 2 E: 0 K: 0 S: 19 H: 1 LOB: 1 BB: 2 P: 34 | 1B: 4 2B: 0 3B: 1 HR: 1 SF: 0 SAC: 0 DP: 1 HBP: 0 | | | | | | |

| | AB | 33 |
|---|---|---|
| | R | 4 |
| | H | 6 |
| | RBI | 4 |
| | BB | 4 |
| | SO | 7 |
| | LOB | 14 |

WP: 0 PB: 0 SB: 0 CS: 0 PA: 37

| PITCHER | | IP | WLS | BF | H | R | ER | SO | BB | IBB | HBP | BLK | WP | HR | S | P | ERA | WHIP |
|---|---|---|---|---|---|---|---|---|---|---|---|---|---|---|---|---|---|---|
| Livan Hernandez, R<br>ERA: 2.89 | (1, 1) | 6.2 | W | 27 | 5 | 2 | 2 | 5 | 2 | 0 | 0 | 0 | 0 | 1 | 66 | 105 | 2.70 | 1.050 |
| Dennis Cook, L<br>ERA: 2.63 | (7, 1) | 1.1 | | 4 | 0 | 0 | 0 | 2 | 0 | 0 | 0 | 0 | 0 | 0 | 8 | 14 | 0.00 | 0.000 |
| Robb Nen, R<br>ERA: 4.47 | (9, 1) | 1.0 | S | 6 | 1 | 2 | 2 | 0 | 2 | 0 | 0 | 0 | 0 | 0 | 19 | 34 | 18.00 | 3.000 |

| PITCHER | IP | WLS | BF | H | R | ER | SO | BB | IBB | HBP | BLK | WP | HR | S | P | ERA | WHIP |
|---|---|---|---|---|---|---|---|---|---|---|---|---|---|---|---|---|---|

livebaseballscorecards.com

| Batter | 1 | 2 | 3 | 4 | 5 | 6 | 7 | 8 | 9 | AB | R | H | RBI | BB | SO | LOB |
|---|---|---|---|---|---|---|---|---|---|---|---|---|---|---|---|---|
| Mark Kotsay, L (1, 8)<br>OBP: 0.245, SLG: 0.260 | X 0-0 ① G3 | C B F B X 2-2 ③ F7 | | | X 0-0 ② F8 | | | C B B C F F C 2-3 ① K | | 4 | 0 | 0 | 0 | 0 | 1 | 3 |
| Alex Arias, R (1, 6)<br>OBP: 0.397, SLG: 0.382 | B C B X 2-1 ② G4-3 | | B X 1-0 ① G4-3 | | B B C B X 3-1 ③ F7 | | | C C B B F X 2-2 FC4-6 1B | | 4 | 0 | 1 | 0 | 0 | 0 | 0 |
| Bobby Bonilla, S (1, 5)<br>OBP: 0.377, SLG: 0.480 | C S X 0-2 ③ G4-3 | | C B B F B X 3-2 1B | | | S B B X 2-1 ① F8 | | X 0-0 ② FC4-6 HBP<br>1-2f | | 4 | 0 | 1 | 0 | 0 | 0 | 1 |
| Gary Sheffield, R (1, 9)<br>OBP: 0.435, SLG: 0.441 | | B F F B B X 3-2 ① F8 | B F S F B F F X 2-2 ② P4 | | | C C B S 1-3 ② K | | C B S H 2-2 1-2 HBP | | 3 | 0 | 0 | 0 | 0 | 1 | 1 |
| Darren Daulton, L (1, 3)<br>OBP: 0.381, SLG: 0.482<br>Jeff Conine, R (8, PH)<br>OBP: 0.337, SLG: 0.370<br>(8, 3) | | B F F B B B 4-2 1B 2B BB | X 0-0 ③ P5 | | | C F B C 1-3 ③ K | | B C C F F F S 3-3 ③ K | | 2<br>1 | 1<br>0 | 0<br>0 | 0<br>0 | 1<br>0 | 1<br>1 | 1<br>2 |
| Moises Alou, R (1, 7)<br>OBP: 0.370, SLG: 0.454 | | X 0-0 2B 1-2 1B | | F C B F B B X 3-2 ① L8 | | | X 0-0 ① F9 | | C F X 0-2 G1-3 2B | 4 | 0 | 2 | 0 | 0 | 0 | 0 |
| Gregg Zaun, S (1, 2)<br>OBP: 0.415, SLG: 0.433 | | C B X 1-1 1-3 2-H 2B | | C B B F X 2-2 ② F8 | | | C C C 0-3 ② K | | B C B X 2-1 ① G1-3 2-3 | 4 | 0 | 1 | 1 | 0 | 1 | 1 |
| Kurt Abbott, R (1, 4)<br>OBP: 0.320, SLG: 0.462 | | I I I I 4-0 IBB | | C B B F F X 2-2 ③ G1-3 | | | F X 0-1 2B | | X 0-0 ② P3 | 3 | 0 | 1 | 0 | 1 | 0 | 1 |
| Tony Saunders, L (1, 1)<br>OBP: 0.083, SLG: 0.174<br>John Cangelosi, S (7, PH)<br>OBP: 0.361, SLG: 0.341<br>Rick Helling, R (7, 1)<br>OBP: 0.091, SLG: 0.091<br>Felix Heredia, L (8, 1)<br>OBP: 0.500, SLG: 0.500<br>Jim Eisenreich, L (9, PH)<br>OBP: 0.346, SLG: 0.376 | | B C F S 1-3 ② K | | | X 0-0 ① G1-3 | | B B X 2-0 ③ F8 | | B S X 1-1 ③ G4-3 | 2<br>1<br>0<br>0<br>1 | 0<br>0<br>0<br>0<br>0 | 0<br>0<br>0<br>0<br>0 | 0<br>0<br>0<br>0<br>0 | 0<br>0<br>0<br>0<br>0 | 1<br>0<br>0<br>0<br>0 | 3<br>1<br>0<br>0<br>1 |
| Inning Stats | R: 0 H: 0<br>E: 0 LOB: 0<br>K: 0 BB: 0<br>S: 6 P: 8 | R: 1 H: 2<br>E: 0 LOB: 3<br>K: 1 BB: 2<br>S: 14 P: 29 | R: 0 H: 1<br>E: 0 LOB: 1<br>K: 0 BB: 0<br>S: 11 P: 17 | R: 0 H: 0<br>E: 0 LOB: 0<br>K: 0 BB: 0<br>S: 11 P: 18 | R: 0 H: 0<br>E: 0 LOB: 0<br>K: 0 BB: 0<br>S: 4 P: 7 | R: 0 H: 0<br>E: 0 LOB: 0<br>K: 2 BB: 0<br>S: 8 P: 12 | R: 0 H: 1<br>E: 0 LOB: 1<br>K: 1 BB: 0<br>S: 7 P: 9 | R: 0 H: 1<br>E: 0 LOB: 2<br>K: 2 BB: 0<br>S: 16 P: 25 | R: 0 H: 1<br>E: 0 LOB: 1<br>K: 0 BB: 0<br>S: 8 P: 11 | 1B: 3 SF: 0<br>2B: 3 SAC: 0<br>3B: 0 DP: 0<br>HR: 0 HBP: 1 | | | | | | WP: 0 PA: 36<br>PB: 0<br>SB: 0<br>CS: 0 |

# TOP

## Florida Marlins @ St. Louis Cardinals

Busch Stadium, St. Louis, MO

Sat Jul 26 1997, 3:33 AM CDT
Att. 34,668 - Sunny - 100 F

livebaseballscorecards.com

| | |
|---|---|
| AB | 33 |
| R | 1 |
| H | 6 |
| RBI | 1 |
| BB | 2 |
| SO | 6 |
| LOB | 15 |

| PITCHER | | IP | WLS | BF | H | R | ER | SO | BB | IBB | HBP | BLK | WP | HR | S | P | ERA | WHIP |
|---|---|---|---|---|---|---|---|---|---|---|---|---|---|---|---|---|---|---|
| Matt Morris, R<br>ERA: 2.64 | (1, 1) | 7.2 | W | 31 | 5 | 1 | 1 | 5 | 1 | 1 | 1 | 0 | 0 | 0 | 73 | 118 | 1.17 | 0.783 |
| Tony Fossas, L<br>ERA: 1.89 | (8, 1) | 0.1 | | 1 | 0 | 0 | 0 | 1 | 0 | 0 | 0 | 0 | 0 | 0 | 4 | 7 | 0.00 | 0.000 |
| Dennis Eckersley, R<br>ERA: 4.01 | (9, 1) | 1.0 | S | 4 | 1 | 0 | 0 | 0 | 0 | 0 | 0 | 0 | 0 | 0 | 8 | 11 | 0.00 | 1.000 |

| PITCHER | IP | WLS | BF | H | R | ER | SO | BB | IBB | HBP | BLK | WP | HR | S | P | ERA | WHIP |
|---|---|---|---|---|---|---|---|---|---|---|---|---|---|---|---|---|---|

# Florida Marlins @ St. Louis Cardinals

Busch Stadium, St. Louis, MO

Sat Jul 26 1997, 3:33 AM CDT

Att. 34,668 - Sunny - 100 F

livebaseballscorecards.com

## BOTTOM

| Batter | 1 | 2 | 3 | 4 | 5 | 6 | 7 | 8 | 9 | AB | R | H | RBI | BB | SO | LOB |
|---|---|---|---|---|---|---|---|---|---|---|---|---|---|---|---|---|
| Royce Clayton, R (1, 6)<br>OBP: 0.292, SLG: 0.380 | B X<br>1-0<br>HR | | C F B B F S<br>2-3 ①<br>K | | B B X<br>2-0 ② ③<br>G5-4-3<br>1-2f | | C F F B X<br>1-2 ②<br>G5-3 | | | 4 | 1 | 1 | 1 | 0 | 1 | 2 |
| Danny Sheaffer, R (1, 9)<br>OBP: 0.320, SLG: 0.297 | B B B C B<br>4-1<br>FC5-4<br>BB | | B C F B B F S<br>3-3 ②<br>K | | | B B X<br>2-0 ①<br>F8 | B B X<br>2-0 ③<br>G5-3 | | | 3 | 0 | 0 | 0 | 1 | 1 | 1 |
| Ray Lankford, L (1, 8)<br>OBP: 0.415, SLG: 0.652 | C B B S S<br>2-3 ①<br>K | | S B C B X<br>2-2 ③<br>P6 | | | B B C C F S<br>2-3 ②<br>K | | B B S X<br>2-1<br>CS<br>1B | | 4 | 0 | 1 | 0 | 0 | 2 | 1 |
| Gary Gaetti, R (1, 5)<br>OBP: 0.332, SLG: 0.451 | X<br>0-0 ②<br>FC5-4<br>BB<br>1-2f | | | S S B X<br>1-2<br>S<br>1B | | B S B S B F F B<br>4-2<br>1B<br>BB | | F B F 1 S<br>SAFE<br>1-3 ①<br>K | | 3 | 0 | 1 | 0 | 1 | 1 | 2 |
| Ron Gant, R (1, 7)<br>OBP: 0.319, SLG: 0.416 | B C 1 SAFE B B C F F 1 SAFE<br>4-2<br>1-2<br>BB | | | B B D C X<br>3-1 ①<br>P6 | | B C C X<br>1-2<br>FC6-4<br>1-2<br>1B | | C 1 SAFE 1 SAFE C 1 SAFE 1 SAFE F F F<br>0-3 ②<br>K | | 3 | 0 | 1 | 0 | 1 | 1 | 2 |
| Dmitri Young, S (1, 3)<br>OBP: 0.325, SLG: 0.372<br>John Mabry, L (9, 3)<br>OBP: 0.358, SLG: 0.379 | B X<br>1-0 ③<br>F8 | | | 1 SAFE 1 SAFE F B F B X<br>2-2 ②<br>F8<br>1-2 | | S B X<br>1-1 ③<br>FC6-4<br>1-2f | | 1 SAFE B C<br>1-1 ③<br>CS<br>1-2 | | 3<br>0 | 0<br>0 | 0<br>0 | 0<br>0 | 0<br>0 | 0<br>0 | 5<br>0 |
| Mike DiFelice, R (1, 2)<br>OBP: 0.308, SLG: 0.348<br>Tom Lampkin, L (7, PR)<br>OBP: 0.340, SLG: 0.390 (8, 2) | | B S F F F C<br>1-3 ①<br>K | | B X<br>1-0 ③<br>G5-3 | | | B B B C F F B<br>4-2<br>HR<br>BB | | | 2<br>0 | 0<br>1 | 0<br>0 | 0<br>0 | 1<br>0 | 1<br>0 | 1<br>0 |
| David Bell, R (1, 4)<br>OBP: 0.257, SLG: 0.273<br>Delino DeShields, L (7, PH)<br>OBP: 0.354, SLG: 0.452 (8, 4) | | C B S B F X<br>2-2 ②<br>G4-3 | | | B X<br>1-0 ①<br>L8 | | C B 1 SAFE B B X<br>3-1<br>1-H<br>HR | | | 2<br>1 | 0<br>1 | 0<br>1 | 0<br>2 | 0<br>0 | 0<br>0 | 0<br>0 |
| Matt Morris, R (1, 1)<br>OBP: 0.292, SLG: 0.250<br>Tony Fossas, L (8, 1)<br>Dennis Eckersley, R (9, 1) | | S C B S<br>1-3 ③<br>K | | | C B B F B B<br>4-2<br>G5-4-3<br>BB | | S B B B S C<br>2-3 ①<br>K | | | 2<br>0<br>0 | 0<br>0<br>0 | 0<br>0<br>0 | 0<br>0<br>0 | 1<br>0<br>0 | 2<br>0<br>0 | 1<br>0<br>0 |
| Inning Stats | R: 1 H: 1<br>E: 0 LOB: 2<br>K: 1 BB: 2<br>S: 11 P: 23 | R: 0 H: 0<br>E: 0 LOB: 0<br>K: 2 BB: 0<br>S: 12 P: 16 | R: 0 H: 0<br>E: 0 LOB: 0<br>K: 2 BB: 0<br>S: 11 P: 18 | R: 0 H: 1<br>E: 0 LOB: 1<br>K: 0 BB: 0<br>S: 9 P: 16 | R: 0 H: 0<br>E: 0 LOB: 0<br>K: 0 BB: 1<br>S: 4 P: 11 | R: 0 H: 1<br>E: 0 LOB: 2<br>K: 1 BB: 1<br>S: 14 P: 24 | R: 2 H: 1<br>E: 0 LOB: 1<br>K: 1 BB: 1<br>S: 13 P: 25 | R: 0 H: 1<br>E: 0 LOB: 0<br>K: 2 BB: 0<br>S: 13 P: 17 | | 1B: 3 SF: 0<br>2B: 0 SAC: 0<br>3B: 0 DP: 1<br>HR: 2 HBP: 0 | | | | | | |

| | AB | 27 |
|---|---|---|
| | R | 3 |
| | H | 5 |
| | RBI | 3 |
| | BB | 5 |
| | SO | 9 |
| | LOB | 15 |

WP: 0 PA: 33
PB: 0
SB: 1
CS: 1

| PITCHER | | IP | WLS | BF | H | R | ER | SO | BB | IBB | HBP | BLK | WP | HR | S | P | ERA | WHIP |
|---|---|---|---|---|---|---|---|---|---|---|---|---|---|---|---|---|---|---|
| Tony Saunders, L<br>ERA: 3.41 | (1, 1) | 6.0 | | 24 | 3 | 1 | 1 | 6 | 4 | 0 | 0 | 0 | 0 | 1 | 61 | 108 | 1.50 | 1.167 |
| Rick Helling, R<br>ERA: 4.48 | (7, 1) | 1.0 | L | 5 | 1 | 2 | 2 | 1 | 1 | 0 | 0 | 0 | 0 | 1 | 13 | 25 | 18.00 | 2.000 |
| Felix Heredia, L<br>ERA: 4.05 | (8, 1) | 1.0 | | 3 | 1 | 0 | 0 | 2 | 0 | 0 | 0 | 0 | 0 | 0 | 13 | 17 | 0.00 | 1.000 |

| PITCHER | IP | WLS | BF | H | R | ER | SO | BB | IBB | HBP | BLK | WP | HR | S | P | ERA | WHIP |
|---|---|---|---|---|---|---|---|---|---|---|---|---|---|---|---|---|---|

| Batter | 1 | 2 | 3 | 4 | 5 | 6 | 7 | 8 | 9 | AB | R | H | RBI | BB | SO | LOB |
|---|---|---|---|---|---|---|---|---|---|---|---|---|---|---|---|---|
| Mark Kotsay, L (1, 8)<br>OBP: 0.250, SLG: 0.250<br>John Cangelosi, S (8, PH)<br>OBP: 0.358, SLG: 0.338 (8, 8) | B B C B B<br>4-1 2B BB | | B C S X<br>1-2 ② F8 | | 1 SAFE B S S B 1 SAFE 1 SAFE F X<br>2-2 ③ P6 | | | C C X<br>0-2 ① L4 | | 2<br>1 | 1<br>0 | 0<br>0 | 0<br>0 | 1<br>0 | 0<br>0 | 1<br>0 |
| Edgar Renteria, R (1, 6)<br>OBP: 0.312, SLG: 0.341 | B C 1 SAFE T F 1 SAFE S<br>1-3 ① K | | S B B B S C<br>2-3 ③ K | | | B X<br>1-0 ① G6-3 | | C X<br>0-1 ② P6 | | 4 | 0 | 0 | 0 | 0 | 2 | 1 |
| Bobby Bonilla, S (1, 5)<br>OBP: 0.381, SLG: 0.489 | X<br>0-0 1-H ① 2B | | | C B F X<br>1-2 ① F7 | | F B F F B X<br>2-2 CS 1B | | S B F F B B X<br>3-2 2B | | 4 | 0 | 3 | 1 | 0 | 0 | 0 |
| Gary Sheffield, R (1, 9)<br>OBP: 0.433, SLG: 0.436 | B X<br>1-0 ② P3 | | | B B B B<br>4-0 BB | | B B B 1 SAFE C C F 1 SAFE S<br>3-3 ② ③ K 1-2 | | C S B C<br>1-3 ③ K | | 3 | 0 | 0 | 0 | 1 | 2 | 3 |
| Moises Alou, R (1, 7)<br>OBP: 0.371, SLG: 0.471 | B B X<br>2-0 ③ F8 | | | B F C S<br>1-3 ② K | | | B X<br>1-0 HR | | X<br>0-0 HR | 4 | 2 | 2 | 2 | 0 | 1 | 2 |
| Jeff Conine, R (1, 3)<br>OBP: 0.336, SLG: 0.366 | | B B F F B F X<br>3-2 ① P3 | | S 1 SAFE B F B F X<br>2-2 ③ F8 | | | B C B B F F B<br>4-2 FC4-6 BB | | F X<br>0-1 ① P4 | 3 | 0 | 0 | 0 | 1 | 0 | 1 |
| Charles Johnson, R (1, 2)<br>OBP: 0.358, SLG: 0.488 | | B S X<br>1-1 ② P3 | | | B S C C<br>1-3 ① K | | B C F F B 1 SAFE S<br>2-3 ① K | | B F X<br>1-1 HR | 4 | 1 | 1 | 1 | 0 | 2 | 1 |
| Luis Castillo, S (1, 4)<br>OBP: 0.310, SLG: 0.270<br>Kurt Abbott, R (7, PH)<br>OBP: 0.316, SLG: 0.457 (7, 4) | C C B B X<br>2-2 ③ G4-3 | | | | X<br>0-0 1B | | 1 SAFE C C X<br>0-1 ② FC4-6 1-2f | | C B C S<br>1-3 ② K | 2<br>2 | 0<br>0 | 1<br>0 | 0<br>0 | 0<br>1 | 0<br>1 | 0<br>1 |
| Kevin Brown, R (1, 1)<br>OBP: 0.208, SLG: 0.140<br>Darren Daulton, L (7, PH)<br>OBP: 0.380, SLG: 0.480<br>Rick Helling, R (7, 1)<br>OBP: 0.091, SLG: 0.091<br>Jim Eisenreich, L (9, PH)<br>OBP: 0.344, SLG: 0.374 | | | F B F B C<br>2-3 ① K | | B 1 SAFE B L X<br>2-1 ② B3 | | D B C E B F F C<br>3-3 ③ K | | C S B X<br>1-2 ③ G1-3 | 2<br>1<br>0<br>1 | 0<br>0<br>0<br>0 | 0<br>0<br>0<br>0 | 0<br>0<br>0<br>0 | 1<br>1<br>0<br>0 | 1<br>1<br>0<br>0 | 1<br>1<br>0<br>0 |

# TOP

## Florida Marlins @ St. Louis Cardinals

Busch Stadium, St. Louis, MO

Sun Jul 27 1997, 3:33 AM CDT
Att. 30,571 - Cloudy - 102 F

livebaseballscorecards.com

| | |
|---|---|
| AB | 33 |
| R | 4 |
| H | 7 |
| RBI | 4 |
| BB | 3 |
| SO | 10 |
| LOB | 12 |

| Inning Stats | 1 | 2 | 3 | 4 | 5 | 6 | 7 | 8 | 9 |
|---|---|---|---|---|---|---|---|---|---|
| | R: 1<br>E: 0<br>K: 1<br>S: 8 | R: 0<br>E: 0<br>K: 0<br>S: 9 | R: 0<br>E: 0<br>K: 2<br>S: 9 | R: 0<br>E: 0<br>K: 1<br>S: 10 | R: 0<br>E: 0<br>K: 1<br>S: 10 | R: 0<br>E: 0<br>K: 1<br>S: 9 | R: 1<br>E: 0<br>K: 2<br>S: 15 | R: 0<br>E: 0<br>K: 1<br>S: 12 | R: 2<br>E: 0<br>K: 1<br>S: 11 |
| | H: 1<br>LOB: 1<br>BB: 1<br>P: 16 | H: 0<br>LOB: 0<br>BB: 0<br>P: 15 | H: 0<br>LOB: 0<br>BB: 0<br>P: 14 | H: 0<br>LOB: 1<br>BB: 1<br>P: 18 | H: 1<br>LOB: 1<br>BB: 0<br>P: 15 | H: 1<br>LOB: 1<br>BB: 0<br>P: 15 | H: 1<br>LOB: 1<br>BB: 1<br>P: 25 | H: 1<br>LOB: 1<br>BB: 0<br>P: 16 | H: 2<br>LOB: 0<br>BB: 0<br>P: 14 |

| | | |
|---|---|---|
| 1B: 2 | SF: 0 | WP: 0 |
| 2B: 3 | SAC: 0 | PB: 0 |
| 3B: 0 | DP: 1 | SB: 0 |
| HR: 3 | HBP: 0 | CS: 1 |

PA: 36

| PITCHER | | IP | WLS | BF | H | R | ER | SO | BB | IBB | HBP | BLK | WP | HR | S | P | ERA | WHIP |
|---|---|---|---|---|---|---|---|---|---|---|---|---|---|---|---|---|---|---|
| Andy Benes, R<br>ERA: 3.06 | (1, 1) | 6.2 | W | 26 | 4 | 2 | 2 | 7 | 3 | 0 | 0 | 0 | 0 | 1 | 65 | 110 | 2.70 | 1.050 |
| Tony Fossas, L<br>ERA: 1.85 | (7, 1) | 0.2 | | 2 | 0 | 0 | 0 | 1 | 0 | 0 | 0 | 0 | 0 | 0 | 8 | 11 | 0.00 | 0.000 |
| T.J. Mathews, R<br>ERA: 2.2 | (8, 1) | 1.0 | | 6 | 3 | 2 | 2 | 1 | 0 | 0 | 0 | 0 | 0 | 2 | 14 | 19 | 18.00 | 3.000 |
| Dennis Eckersley, R<br>ERA: 3.93 | (9, 1) | 0.2 | S | 2 | 0 | 0 | 0 | 1 | 0 | 0 | 0 | 0 | 0 | 0 | 6 | 8 | 0.00 | 0.000 |

| PITCHER | IP | WLS | BF | H | R | ER | SO | BB | IBB | HBP | BLK | WP | HR | S | P | ERA | WHIP |
|---|---|---|---|---|---|---|---|---|---|---|---|---|---|---|---|---|---|

# Florida Marlins @ St. Louis Cardinals

Busch Stadium, St. Louis, MO

Sun Jul 27 1997, 3:33 AM CDT

Att. 30,571 - Cloudy - 102 F

livebaseballscorecards.com

## BOTTOM

| Batter | 1 | 2 | 3 | 4 | 5 | 6 | 7 | 8 | 9 | AB | R | H | RBI | BB | SO | LOB |
|---|---|---|---|---|---|---|---|---|---|---|---|---|---|---|---|---|
| Delino DeShields, L (1, 4)<br>OBP: 0.356, SLG: 0.469 | B C B C X<br>2-2 F7 ① | | B X<br>1-0 2-H HR | | B B B C X<br>3-1 G4-3 ① | | C B X<br>1-1 HR | | | 4 | 2 | 2 | 3 | 0 | 0 | 0 |
| Scott Livingstone, L (1, 5)<br>OBP: 0.182, SLG: 0.176<br>Royce Clayton, R (6, 6)<br>OBP: 0.294, SLG: 0.381 | C B F X<br>1-2 G5-3 ② | | C X<br>0-1 BB 2B 1B | | S B F S<br>1-3 K ② | | X<br>0-0 CS 1B | | | 3<br>1 | 1<br>0 | 1<br>1 | 0<br>0 | 0<br>0 | 1<br>0 | 0<br>0 |
| Ray Lankford, L (1, 8)<br>OBP: 0.416, SLG: 0.648 | C S F B F S<br>1-3 K ③ | | B B B B<br>4-0 1-2 2B BB | | B B F B B<br>4-1 BB | | B<br>1-0 CS ③<br>1-2 | B B C S C<br>2-3 K ① | | 2 | 1 | 0 | 0 | 2 | 2 | 0 |
| Phil Plantier, L (1, 7)<br>OBP: 0.306, SLG: 0.500 | | C F X<br>0-2 CS 1B | S S T F B X<br>1-2 G5-3 1-H 2-H 2B | | B 1 SAFE F X<br>1-1 P2 ③ | | | B C S F X<br>1-2 L4 ② | | 4 | 0 | 2 | 2 | 0 | 0 | 1 |
| Dmitri Young, S (1, 3)<br>OBP: 0.321, SLG: 0.368<br>Gary Gaetti, R (7, 3)<br>OBP: 0.334, SLG: 0.453 | S B S T B B C<br>3-3 K ① ② 1-2 | | B B X<br>2-0 G5-3 ② 2-3 | | | C B F F B X<br>2-2 G4-3 ① | | C B B S X<br>2-2 1B | | 3<br>1 | 0<br>0 | 0<br>1 | 0<br>0 | 0<br>0 | 1<br>0 | 2<br>0 |
| John Mabry, L (1, 9)<br>OBP: 0.357, SLG: 0.377 | S S S<br>0-3 K ③ | F X<br>0-1 P6 ③ | | | | X<br>0-0 G4-6-3 1B | | S C S<br>0-3 K ③ | | 4 | 0 | 1 | 0 | 0 | 2 | 2 |
| David Bell, R (1, 6)<br>OBP: 0.289, SLG: 0.286<br>(6, 5)<br>Tony Fossas, L (7, 1)<br>T.J. Mathews, R (8, 1)<br>Dennis Eckersley, R (9, 1) | | | C B B B C B<br>4-2 FC4-6 BB | B C X<br>1-1 G4-3 1B | | X<br>0-0 G4-6-3 ② ③ 1-2f | | | | 2<br>0<br>0<br>0 | 0<br>0<br>0<br>0 | 1<br>0<br>0<br>0 | 0<br>0<br>0<br>0 | 1<br>0<br>0<br>0 | 0<br>0<br>0<br>0 | 1<br>0<br>0<br>0 |
| Tom Lampkin, L (1, 2)<br>OBP: 0.335, SLG: 0.383 | | | F 1 SAFE S B F B 1 SAFE X<br>2-2 FC4-6 ① SH 1-2f SH | B X<br>1-0 G4-3 ① ② 1-2f | | | B C C S<br>1-3 K ① | | | 3 | 1 | 0 | 0 | 0 | 1 | 2 |
| Andy Benes, R (1, 1)<br>OBP: 0.189, SLG: 0.216<br>Danny Sheaffer, R (7, 5)<br>OBP: 0.317, SLG: 0.293 | | | X<br>0-0 SH HR 1-H | C B B X<br>2-1 G5-3 ③ | | | B F B X<br>2-1 F9 ② | | | 1<br>1 | 1<br>0 | 0<br>0 | 0<br>0 | 0<br>0 | 0<br>0 | 0<br>0 |

| | | | | | | | | | |
|---|---|---|---|---|---|---|---|---|---|
| **AB** | **29** | 1B: 6 | SF: 0 | WP: 0 | PA: 34 | | | | |
| **R** | **6** | 2B: 1 | SAC: 1 | PB: 0 | | | | | |
| **H** | **9** | 3B: 0 | DP: 2 | SB: 0 | | | | | |
| **RBI** | **5** | HR: 2 | HBP: 0 | CS: 2 | | | | | |
| **BB** | **3** | | | | | | | | |
| **SO** | **7** | | | | | | | | |
| **LOB** | **8** | | | | | | | | |

| Inning Stats | 1 | 2 | 3 | 4 | 5 | 6 | 7 | 8 | 9 |
|---|---|---|---|---|---|---|---|---|---|
| | R: 0 H: 0<br>E: 0 LOB: 0<br>K: 1 BB: 0<br>S: 11 P: 15 | R: 0 H: 1<br>E: 0 LOB: 0<br>K: 2 BB: 0<br>S: 10 P: 13 | R: 5 H: 3<br>E: 1 LOB: 1<br>K: 0 BB: 2<br>S: 18 P: 32 | R: 0 H: 1<br>E: 0 LOB: 0<br>K: 0 BB: 0<br>S: 5 P: 9 | R: 0 H: 0<br>E: 0 LOB: 1<br>K: 1 BB: 1<br>S: 8 P: 17 | R: 0 H: 1<br>E: 0 LOB: 0<br>K: 0 BB: 0<br>S: 7 P: 9 | R: 1 H: 2<br>E: 0 LOB: 0<br>K: 1 BB: 0<br>S: 8 P: 13 | R: 0 H: 1<br>E: 0 LOB: 1<br>K: 2 BB: 0<br>S: 13 P: 18 | |

| PITCHER | | IP | WLS | BF | H | R | ER | SO | BB | IBB | HBP | BLK | WP | HR | S | P | ERA | WHIP |
|---|---|---|---|---|---|---|---|---|---|---|---|---|---|---|---|---|---|---|
| Kevin Brown, R<br>ERA: 3.16 | (1, 1) | 6.0 | L | 25 | 6 | 5 | 4 | 4 | 3 | 0 | 0 | 0 | 0 | 1 | 59 | 95 | 6.00 | 1.500 |
| Rick Helling, R<br>ERA: 4.48 | (7, 1) | 2.0 | | 8 | 3 | 1 | 1 | 3 | 0 | 0 | 0 | 0 | 0 | 1 | 21 | 31 | 4.50 | 1.500 |

| PITCHER | IP | WLS | BF | H | R | ER | SO | BB | IBB | HBP | BLK | WP | HR | S | P | ERA | WHIP |
|---|---|---|---|---|---|---|---|---|---|---|---|---|---|---|---|---|---|

| Batter | 1 | 2 | 3 | 4 | 5 | 6 | 7 | 8 | 9 | AB | R | H | RBI | BB | SO | LOB |
|---|---|---|---|---|---|---|---|---|---|---|---|---|---|---|---|---|
| Delino DeShields, L (1, 4)<br>OBP: 0.355, SLG: 0.467 | B B C X<br>2-1<br>FC3-6<br>1B | | | S X<br>0-1<br>E6<br>G6-3<br>1B | | B C B B X<br>3-1 ③<br>G4-3 | | B B F F B X<br>3-2 ③<br>G4-3 | | 4 | 1 | 1 | 0 | 0 | 0 | 0 |
| Dmitri Young, S (1, 3)<br>OBP: 0.322, SLG: 0.367<br>David Bell, R (7, 5)<br>OBP: 0.282, SLG: 0.278 | 1 SAFE F X<br>0-1 ①<br>FC3-6<br>CS<br>1-2f | | | C B F B 1 SAFE 1 SAFE B X<br>3-2 ①<br>G6-3<br>1-2 | | | F X<br>0-1<br>1B<br>1B | | F B S F S<br>1-3 ①<br>K | 3<br>1 | 0<br>0 | 1<br>0 | 0<br>0 | 0<br>0 | 0<br>1 | 2<br>0 |
| Ray Lankford, L (1, 8)<br>OBP: 0.416, SLG: 0.645 | 1 SAFE B C B F 1 SAFE B C<br>3-3 ② ③<br>K<br>1-2 | | | B S F B X<br>2-2<br>G6-4-3<br>2-H<br>1B | | | B F 1 SAFE X<br>1-1 ①<br>F7 | | S B F B B B<br>4-2<br>FC6-4<br>BB | 3 | 0 | 1 | 1 | 1 | 1 | 2 |
| Phil Plantier, L (1, 9)<br>OBP: 0.300, SLG: 0.474 | | B B B C X<br>3-1 ①<br>F9 | | X<br>0-0 ② ③<br>G6-4-3<br>1-2f | | | B X<br>1-0<br>FC5-4<br>1-2<br>1B | | B F F 1 SAFE 1 SAFE 1 SAFE S<br>1-3 ②<br>K | 4 | 0 | 1 | 0 | 0 | 1 | 2 |
| Gary Gaetti, R (1, 5)<br>OBP: 0.331, SLG: 0.447<br>(7, 3) | | S B X<br>1-1 ②<br>G6-3 | | | F X<br>0-1 ①<br>L8 | | B F D F S<br>2-3 ②<br>K | | X<br>0-0 ③<br>FC6-4<br>1-2f | 4 | 0 | 0 | 0 | 0 | 1 | 3 |
| Ron Gant, R (1, 7)<br>OBP: 0.317, SLG: 0.412 | | B C B B F X<br>3-2 ③<br>G5-3 | | | B X<br>1-0 ②<br>G6-3 | | X<br>0-0 ③<br>FC5-4<br>1-2f | | | 3 | 0 | 0 | 0 | 0 | 0 | 2 |
| Mike DiFelice, R (1, 2)<br>OBP: 0.303, SLG: 0.342 | | | B F B C X<br>2-2 ①<br>G6-3 | | C C X<br>0-2 ③<br>L9 | | | S B F F X<br>1-2 ①<br>G5-3 | | 3 | 0 | 0 | 0 | 0 | 0 | 0 |
| Royce Clayton, R (1, 6)<br>OBP: 0.294, SLG: 0.384 | | | X<br>0-0 ②<br>L8 | | | X<br>0-0 ①<br>F9 | | B C X<br>1-1<br>2B<br>2B | | 3 | 1 | 1 | 0 | 0 | 0 | 0 |
| Todd Stottlemyre, L (1, 1)<br>OBP: 0.392, SLG: 0.419<br>Dennis Eckersley, R (9, 1) | | | S B B F B S<br>3-3 ③<br>K | | | X<br>0-0 ②<br>B1-3 | | S X<br>0-1 ②<br>2-H<br>2B | | 3<br>0 | 0<br>0 | 1<br>0 | 1<br>0 | 0<br>0 | 1<br>0 | 0<br>0 |
| Inning Stats | R: 0 E: 0 K: 1 S: 7<br>H: 1 LOB: 1 BB: 0 P: 12 | R: 0 E: 0 K: 0 S: 7<br>H: 0 LOB: 0 BB: 0 P: 14 | R: 0 E: 0 K: 1 S: 7<br>H: 0 LOB: 0 BB: 0 P: 12 | R: 1 E: 1 K: 0 S: 9<br>H: 1 LOB: 0 BB: 0 P: 14 | R: 0 E: 0 K: 0 S: 6<br>H: 0 LOB: 0 BB: 0 P: 7 | R: 0 E: 0 K: 0 S: 4<br>H: 0 LOB: 0 BB: 0 P: 7 | R: 0 E: 0 K: 1 S: 9<br>H: 2 LOB: 2 BB: 0 P: 13 | R: 1 E: 0 K: 0 S: 11<br>H: 2 LOB: 0 BB: 0 P: 16 | R: 0 E: 0 K: 2 S: 10<br>H: 0 LOB: 1 BB: 1 P: 16 | 1B: 4 2B: 3 3B: 0 HR: 0<br>SF: 0 SAC: 0 DP: 2 HBP: 0 | | | | | | |

# TOP

## St. Louis Cardinals @ Houston Astros

Astrodome, Houston, TX

Mon Jul 28 1997, 8:05 PM EDT

Att. 25,995 - Dome - 68 F

livebaseballscorecards.com

| | |
|---|---|
| AB | 31 |
| R | 2 |
| H | 6 |
| RBI | 2 |
| BB | 1 |
| SO | 5 |
| LOB | 11 |

| PITCHER | | IP | WLS | BF | H | R | ER | SO | BB | IBB | HBP | BLK | WP | HR | S | P | ERA | WHIP |
|---|---|---|---|---|---|---|---|---|---|---|---|---|---|---|---|---|---|---|
| Chris Holt, R<br>ERA: 3.82 | (1, 1) | 8.0 | L | 28 | 6 | 2 | 1 | 3 | 0 | 0 | 0 | 0 | 0 | 0 | 60 | 95 | 1.12 | 0.750 |
| Tom Martin, L<br>ERA: 1.98 | (9, 1) | 1.0 | | 4 | 0 | 0 | 0 | 2 | 1 | 0 | 0 | 0 | 0 | 0 | 10 | 16 | 0.00 | 1.000 |

| PITCHER | IP | WLS | BF | H | R | ER | SO | BB | IBB | HBP | BLK | WP | HR | S | P | ERA | WHIP |
|---|---|---|---|---|---|---|---|---|---|---|---|---|---|---|---|---|---|

| Batter | 1 | 2 | 3 | 4 | 5 | 6 | 7 | 8 | 9 | AB | R | H | RBI | BB | SO | LOB |
|---|---|---|---|---|---|---|---|---|---|---|---|---|---|---|---|---|
| Craig Biggio, R (1, 4)<br>OBP: 0.404, SLG: 0.488 | C<br>X<br>0-1<br>G1-3 ① | | C<br>1 SAFE<br>1 SAFE<br>X<br>0-1<br>P4 ③ | | | B<br>S<br>F<br>X<br>1-2<br>G6-3 ① | | X<br>0-0<br>1B | | 4 | 0 | 1 | 0 | 0 | 0 | 1 |
| Thomas Howard, S (1, 8)<br>OBP: 0.323, SLG: 0.376<br>Tom Martin, L (9, 1) | C<br>B<br>B<br>B<br>X<br>3-1<br>G4-3 ② | | | B<br>F<br>C<br>B<br>S<br>2-3<br>K ① | | C<br>S<br>F<br>B<br>B<br>C<br>2-3<br>K ② | | F<br>F<br>B<br>X<br>1-2<br>L6 ②③<br>2-2 | | 4<br>0 | 0<br>0 | 0<br>0 | 0<br>0 | 0<br>0 | 2<br>0 | 2<br>0 |
| 5 Jeff Bagwell, R (1, 3)<br>OBP: 0.429, SLG: 0.605 | B<br>B<br>C<br>B<br>C<br>F<br>S<br>3-3<br>K ③ | | | F<br>B<br>C<br>B<br>B<br>X<br>3-2<br>F8 ② | | B<br>X<br>1-0<br>1B | | | C<br>X<br>0-1<br>HR | 4 | 1 | 2 | 1 | 0 | 1 | 0 |
| Luis Gonzalez, L (1, 7)<br>OBP: 0.369, SLG: 0.413 | | B<br>C<br>B<br>X<br>2-1<br>L8 ① | | C<br>B<br>C<br>B<br>B<br>X<br>3-2<br>BB<br>1B | | 1 SAFE<br>C<br>B<br>1 SAFE<br>X<br>1-1<br>G3 ③ | | | C<br>C<br>F<br>C<br>0-3<br>K ① | 4 | 0 | 1 | 0 | 0 | 1 | 1 |
| Derek Bell, R (1, 9)<br>OBP: 0.332, SLG: 0.387 | | X<br>0-0<br>F7 ② | | S<br>B<br>1 SAFE<br>F<br>B<br>D<br>B<br>4-2<br>1-2<br>BB | | | C<br>B<br>C<br>B<br>X<br>2-2<br>G6-3 ① | | F<br>B<br>F<br>B<br>F<br>C<br>2-3<br>K ② | 3 | 0 | 0 | 0 | 1 | 1 | 0 |
| Sean Berry, R (1, 5)<br>OBP: 0.298, SLG: 0.419<br>James Mouton, R (9, PR)<br>OBP: 0.277, SLG: 0.331 | | X<br>0-0<br>L6 ③ | | C<br>B<br>B<br>S<br>F<br>B<br>X<br>3-2<br>L7 ③ | | | B<br>C<br>B<br>X<br>2-1<br>G6-3 ② | | F<br>B<br>T<br>F<br>X<br>1-2<br>E5<br>S | 4<br>0 | 0<br>0 | 0<br>0 | 0<br>0 | 0<br>0 | 0<br>0 | 2<br>0 |
| Brad Ausmus, R (1, 2)<br>OBP: 0.314, SLG: 0.370 | | | C<br>C<br>F<br>B<br>X<br>1-2<br>F9 ① | | C<br>F<br>B<br>S<br>1-3<br>K ① | | F<br>S<br>B<br>S<br>1-3<br>K ③ | | B<br>X<br>1-0<br>G6-3 ③<br>1-2 | 4 | 0 | 0 | 0 | 0 | 2 | 1 |
| Tim Bogar, R (1, 6)<br>OBP: 0.279, SLG: 0.362<br>Chuck Carr, S (8, PH)<br>OBP: 0.268, SLG: 0.303<br>(9, 8) | | | X<br>0-0<br>1B | | X<br>0-0<br>F8 ② | | | B<br>B<br>B<br>C<br>C<br>X<br>3-2<br>G3 ① | | 2<br>1 | 0<br>0 | 1<br>0 | 0<br>0 | 0<br>0 | 0<br>0 | 0<br>0 |
| Chris Holt, R (1, 1)<br>OBP: 0.070, SLG: 0.048<br>Bill Spiers, L (8, PH)<br>OBP: 0.422, SLG: 0.440<br>(9, 6) | | | L<br>B<br>1 SAFE<br>L<br>L<br>1-3<br>K ② | | C<br>F<br>C<br>0-3<br>K ③ | | | B<br>C<br>B<br>B<br>C<br>F<br>X<br>3-2<br>L6<br>2B | | 2<br>1 | 0<br>0 | 0<br>1 | 0<br>0 | 0<br>0 | 2<br>0 | 1<br>0 |
| Inning Stats | R: 0 H: 0<br>E: 0 LOB: 0<br>K: 1 BB: 0<br>S: 8 P: 14 | R: 0 H: 0<br>E: 0 LOB: 0<br>K: 0 BB: 0<br>S: 4 P: 6 | R: 0 H: 1<br>E: 0 LOB: 1<br>K: 1 BB: 0<br>S: 10 P: 12 | R: 0 H: 1<br>E: 0 LOB: 2<br>K: 1 BB: 1<br>S: 15 P: 30 | R: 0 H: 0<br>E: 0 LOB: 0<br>K: 2 BB: 0<br>S: 7 P: 8 | R: 0 H: 1<br>E: 0 LOB: 1<br>K: 1 BB: 0<br>S: 10 P: 15 | R: 0 H: 0<br>E: 0 LOB: 0<br>K: 1 BB: 0<br>S: 8 P: 13 | R: 0 H: 2<br>E: 0 LOB: 1<br>K: 0 BB: 0<br>S: 11 P: 18 | R: 1 H: 1<br>E: 1 LOB: 2<br>K: 2 BB: 0<br>S: 15 P: 19 | | | | | | | |

| PITCHER | | IP | WLS | BF | H | R | ER | SO | BB | IBB | HBP | BLK | WP | HR | S | P | ERA | WHIP |
|---|---|---|---|---|---|---|---|---|---|---|---|---|---|---|---|---|---|---|
| Todd Stottlemyre, R<br>ERA: 3.88 | (1, 1) | 8.0 | W | 29 | 5 | 0 | 0 | 7 | 1 | 0 | 0 | 0 | 0 | 0 | 73 | 116 | 0.00 | 0.750 |
| Dennis Eckersley, R<br>ERA: 4.08 | (9, 1) | 1.0 | S | 5 | 1 | 1 | 1 | 2 | 0 | 0 | 0 | 0 | 0 | 1 | 15 | 19 | 9.00 | 1.000 |

| PITCHER | IP | WLS | BF | H | R | ER | SO | BB | IBB | HBP | BLK | WP | HR | S | P | ERA | WHIP |
|---|---|---|---|---|---|---|---|---|---|---|---|---|---|---|---|---|---|

# BOTTOM

## St. Louis Cardinals @ Houston Astros

Astrodome, Houston, TX

Mon Jul 28 1997, 8:05 PM EDT

Att. 25,995 - Dome - 68 F

livebaseballscorecards.com

| | |
|---|---|
| AB | 33 |
| R | 1 |
| H | 6 |
| RBI | 1 |
| BB | 1 |
| SO | 9 |
| LOB | 8 |

| | | | |
|---|---|---|---|
| 1B: 4 | SF: 0 | WP: 0 | PA: 34 |
| 2B: 2 | SAC: 0 | PB: 0 | |
| 3B: 0 | DP: 1 | SB: 1 | |
| HR: 1 | HBP: 0 | CS: 0 | |

| Batter | 1 | 2 | 3 | 4 | 5 | 6 | 7 | 8 | 9 | AB | R | H | RBI | BB | SO | LOB |
|---|---|---|---|---|---|---|---|---|---|---|---|---|---|---|---|---|
| Delino DeShields, L (1, 4)<br>OBP: 0.358, SLG: 0.467 | G5-3 | | F8-3<br>1-1 | | | 2B G3 1B | | E WP BB<br>1-2 | 1B<br>1-2 2-H | 4 | 2 | 2 | 1 | 1 | 0 | 1 |
| Royce Clayton, R (1, 6)<br>OBP: 0.295, SLG: 0.386 | L7 | | | F7 G1-3 1B | | G3 2B<br>1-3 | 1 SAFE | P3 | K | 5 | 0 | 2 | 0 | 0 | 1 | 4 |
| Ray Lankford, L (1, 8)<br>OBP: 0.412, SLG: 0.637 | K | | | G1-3<br>1-2 | | G3<br>2-3 3-H | | K | | 4 | 0 | 0 | 1 | 0 | 2 | 4 |
| Ron Gant, R (1, 7)<br>OBP: 0.316, SLG: 0.410 | | K | | F7<br>2-3 | | F9 | | E8 WP<br>1-3 2-H 1B | | 4 | 0 | 1 | 1 | 0 | 1 | 2 |
| Phil Plantier, L (1, 9)<br>OBP: 0.279, SLG: 0.439 | | K | | G6-3 | | | G4-3 | K<br>2-3 3-H | | 3 | 0 | 0 | 0 | 0 | 1 | 1 |
| Dmitri Young, S (8, PH)<br>OBP: 0.320, SLG: 0.366 | | | | | | | | | | 1 | 0 | 0 | 0 | 0 | 1 | 1 |
| Tony Fossas, L (8, 1) | | | | | | | | | | 0 | 0 | 0 | 0 | 0 | 0 | 0 |
| John Frascatore, R (8, 1) | | | | | | | | | | 0 | 0 | 0 | 0 | 0 | 0 | 0 |
| Rigo Beltran, L (8, 1) | | | | | | | | | | 0 | 0 | 0 | 0 | 0 | 0 | 0 |
| John Mabry, L (1, 3)<br>OBP: 0.359, SLG: 0.380 | | FC4-6 1B | | | K | | FC4-6 1B | | DI 1B BB | 3 | 0 | 2 | 0 | 0 | 1 | 0 |
| (8, 9) | | | | | | | | | | 0 | 1 | 0 | 0 | 1 | 0 | 0 |
| Willie McGee, S (9, PH)<br>OBP: 0.368, SLG: 0.433 | | | | | | | | | | | | | | | | |
| Mike DiFelice, R (1, 2)<br>OBP: 0.299, SLG: 0.338 | | FC4-6<br>1-2f | | | G6-3 | | FC4-6<br>1-2f | | P4 | 2 | 0 | 0 | 0 | 0 | 0 | 1 |
| Tom Lampkin, L (7, PH) | | | | | | | | | | 1 | 0 | 0 | 0 | 0 | 0 | 1 |
| (7, 2) | | | | | | | | | | | | | | | | |
| David Bell, R (9, PH)<br>OBP: 0.275, SLG: 0.270 | | | | | | | | | | 1 | 0 | 0 | 0 | 0 | 0 | 1 |
| Danny Sheaffer, R (1, 5)<br>OBP: 0.305, SLG: 0.281 | | | K | | G5-3 | | F8 | | F8 | 4 | 0 | 0 | 0 | 0 | 1 | 2 |
| Donovan Osborne, S (1, 1)<br>OBP: 0.231, SLG: 0.231 | | | F8-3 1B | | | G3-1 | | E5 BB E | 1B<br>1-2 BB | 1 | 0 | 1 | 0 | 0 | 0 | 0 |
| Scott Livingstone, L (6, PH)<br>OBP: 0.179, SLG: 0.173 | | | | | | | | | | 1 | 0 | 0 | 0 | 0 | 0 | 0 |
| Mark Petkovsek, R (6, 1)<br>OBP: 0.182, SLG: 0.100 | | | | | | | | | | 0 | 0 | 0 | 0 | 0 | 0 | 0 |
| Gary Gaetti, R (8, PH)<br>OBP: 0.331, SLG: 0.446 | | | | | | | | | | 1 | 1 | 0 | 0 | 1 | 0 | 0 |
| (8, 3) | | | | | | | | | | | | | | | | |
| Inning Stats | R: 0<br>E: 0<br>K: 1<br>S: 5<br>H: 0<br>LOB: 0<br>BB: 0<br>P: 10 | R: 0<br>E: 0<br>K: 2<br>S: 9<br>H: 1<br>LOB: 1<br>BB: 0<br>P: 13 | R: 0<br>E: 0<br>K: 1<br>S: 5<br>H: 1<br>LOB: 0<br>BB: 0<br>P: 8 | R: 0<br>E: 0<br>K: 0<br>S: 12<br>H: 1<br>LOB: 1<br>BB: 0<br>P: 21 | R: 0<br>E: 0<br>K: 1<br>S: 9<br>H: 0<br>LOB: 0<br>BB: 0<br>P: 14 | R: 1<br>E: 0<br>K: 0<br>S: 11<br>H: 2<br>LOB: 1<br>BB: 0<br>P: 18 | R: 0<br>E: 0<br>K: 0<br>S: 6<br>H: 1<br>LOB: 1<br>BB: 0<br>P: 11 | R: 2<br>E: 2<br>K: 2<br>S: 14<br>H: 1<br>LOB: 1<br>BB: 1<br>P: 26 | R: 1<br>E: 0<br>K: 1<br>S: 16<br>H: 1<br>LOB: 2<br>BB: 2<br>P: 29 | 1B: 7<br>2B: 2<br>3B: 0<br>HR: 0<br>SF: 0<br>SAC: 0<br>DP: 1<br>HBP: 0 | | | | | | |

| PITCHER | | IP | WLS | BF | H | R | ER | SO | BB | IBB | HBP | BLK | WP | HR | S | P | ERA | WHIP |
|---|---|---|---|---|---|---|---|---|---|---|---|---|---|---|---|---|---|---|
| Shane Reynolds, R<br>ERA: 4.18 | (1, 1) | 7.0 | W | 26 | 6 | 1 | 1 | 5 | 0 | 0 | 0 | 0 | 0 | 0 | 57 | 95 | 1.29 | 0.857 |
| Mike Magnante, L<br>ERA: 2.05 | (8, 1) | 0.1 | | 3 | 0 | 2 | 0 | 0 | 1 | 0 | 0 | 0 | 0 | 0 | 4 | 8 | 0.00 | 3.000 |
| Billy Wagner, L<br>ERA: 1.64 | (8, 1) | 1.2 | S | 9 | 2 | 1 | 1 | 3 | 2 | 0 | 0 | 0 | 1 | 0 | 26 | 47 | 5.40 | 2.400 |

| PITCHER | IP | WLS | BF | H | R | ER | SO | BB | IBB | HBP | BLK | WP | HR | S | P | ERA | WHIP |
|---|---|---|---|---|---|---|---|---|---|---|---|---|---|---|---|---|---|

# TOP

## St. Louis Cardinals @ Houston Astros

Astrodome, Houston, TX

Tue Jul 29 1997, 8:05 PM EDT

Att. 25,399 - Dome - 68 F

livebaseballscorecards.com

| | |
|---|---|
| AB | 35 |
| R | 4 |
| H | 8 |
| RBI | 3 |
| BB | 3 |
| SO | 8 |
| LOB | 18 |

WP: 1 PA: 38
PB: 0
SB: 0
CS: 0

# St. Louis Cardinals @ Houston Astros

Astrodome, Houston, TX

Tue Jul 29 1997, 8:05 PM EDT

Att. 25,399 - Dome - 68 F

## BOTTOM

| Batter | 1 | 2 | 3 | 4 | 5 | 6 | 7 | 8 | 9 | AB | R | H | RBI | BB | SO | LOB |
|---|---|---|---|---|---|---|---|---|---|---|---|---|---|---|---|---|
| Craig Biggio, R (1, 4)<br>OBP: 0.407, SLG: 0.502 | G5-3 | | HR | | 1B | | 3B | | | 4 | 2 | 3 | 2 | 0 | 0 | 0 |
| James Mouton, R (1, 8)<br>OBP: 0.283, SLG: 0.331<br>Billy Wagner, L (8, 1) | BB | | K | | K | | 1B | | | 3<br>0 | 0<br>0 | 1<br>0 | 1<br>0 | 1<br>0 | 2<br>0 | 1<br>0 |
| 5 Jeff Bagwell, R (1, 3)<br>OBP: 0.426, SLG: 0.598 | K | | F7 | | | L8 | L8 | | | 4 | 0 | 0 | 0 | 0 | 1 | 2 |
| Luis Gonzalez, L (1, 7)<br>OBP: 0.368, SLG: 0.410 | | P4 | | BB | | P6 | | P2 | | 3 | 0 | 0 | 0 | 1 | 0 | 0 |
| Derek Bell, R (1, 9)<br>OBP: 0.331, SLG: 0.389 | | L7 | | G6-3 | | 1B | | F9 | | 4 | 1 | 1 | 0 | 0 | 0 | 1 |
| Sean Berry, R (1, 5)<br>OBP: 0.306, SLG: 0.422<br>Ricky Gutierrez, R (8, 5)<br>OBP: 0.317, SLG: 0.318 | 1B | | IBB | | BB | | 1B | | | 1<br>1 | 0<br>1 | 1<br>1 | 0<br>0 | 2<br>0 | 0<br>0 | 0<br>0 |
| Brad Ausmus, R (1, 2)<br>OBP: 0.316, SLG: 0.369 | G6-3 | | K | | 1B | | BB | | | 3 | 0 | 1 | 1 | 1 | 1 | 3 |
| Tim Bogar, R (1, 6)<br>OBP: 0.278, SLG: 0.359 | | | G5-3 | K | | G6-3 | 1B | | | 4 | 0 | 1 | 1 | 0 | 1 | 2 |
| Shane Reynolds, R (1, 1)<br>OBP: 0.105, SLG: 0.158<br>Thomas Howard, S (7, PH)<br>OBP: 0.322, SLG: 0.374<br>Mike Magnante, L (8, 1)<br>Chuck Carr, S (8, 8)<br>OBP: 0.266, SLG: 0.301 | | | HR | | K | | K | P8 | | 2<br>1<br>0<br>1 | 1<br>0<br>0<br>0 | 1<br>0<br>0<br>0 | 0<br>0<br>0<br>0 | 0<br>1<br>0<br>0 | 1<br>0<br>0<br>0 | 0<br>0<br>0<br>2 |
| Inning Stats | R: 0<br>E: 0<br>K: 1<br>S: 8<br>H: 0<br>LOB: 1<br>BB: 1<br>P: 16 | R: 0<br>E: 0<br>K: 0<br>S: 11<br>H: 1<br>LOB: 1<br>BB: 0<br>P: 19 | R: 2<br>E: 0<br>K: 1<br>S: 12<br>H: 2<br>LOB: 0<br>BB: 0<br>P: 15 | R: 0<br>E: 0<br>K: 2<br>S: 13<br>H: 0<br>LOB: 2<br>BB: 2<br>P: 26 | R: 0<br>E: 0<br>K: 2<br>S: 12<br>H: 1<br>LOB: 0<br>BB: 0<br>P: 15 | R: 1<br>E: 0<br>K: 0<br>S: 13<br>H: 2<br>LOB: 2<br>BB: 1<br>P: 24 | R: 1<br>E: 0<br>K: 1<br>S: 9<br>H: 2<br>LOB: 1<br>BB: 0<br>P: 15 | R: 1<br>E: 0<br>K: 0<br>S: 13<br>H: 2<br>LOB: 2<br>BB: 1<br>P: 21 | | 1B: 7<br>2B: 2<br>3B: 1<br>HR: 1<br>SF: 0<br>SAC: 0<br>DP: 1<br>HBP: 0 | WP: 1<br>PB: 0<br>SB: 1<br>CS: 2<br>PA: 36 | | | | | |

livebaseballscorecards.com

| | |
|---|---|
| AB | 31 |
| R | 5 |
| H | 10 |
| RBI | 5 |
| BB | 5 |
| SO | 7 |
| LOB | 11 |

| PITCHER | | IP | WLS | BF | H | R | ER | SO | BB | IBB | HBP | BLK | WP | HR | S | P | ERA | WHIP |
|---|---|---|---|---|---|---|---|---|---|---|---|---|---|---|---|---|---|---|
| Donovan Osborne, L<br>ERA: 3.6 | (1, 1) | 5.0 | L | 20 | 4 | 2 | 2 | 6 | 2 | 1 | 0 | 0 | 0 | 1 | 56 | 91 | 3.60 | 1.200 |
| Mark Petkovsek, R<br>ERA: 4.14 | (6, 1) | 2.0 | | 10 | 4 | 2 | 2 | 1 | 1 | 0 | 0 | 0 | 1 | 0 | 22 | 39 | 9.00 | 2.500 |
| Tony Fossas, L<br>ERA: 1.83 | (8, 1) | 0.1 | | 1 | 0 | 0 | 0 | 0 | 0 | 0 | 0 | 0 | 0 | 0 | 2 | 3 | 0.00 | 0.000 |
| John Frascatore, R<br>ERA: 3.1 | (8, 1) | 0.1 | | 4 | 2 | 1 | 1 | 0 | 1 | 0 | 0 | 0 | 0 | 0 | 9 | 16 | 27.00 | 9.000 |
| Rigo Beltran, L<br>ERA: 2.45 | (8, 1) | 0.1 | | 1 | 0 | 0 | 0 | 0 | 0 | 0 | 0 | 0 | 0 | 0 | 2 | 2 | 0.00 | 0.000 |

| PITCHER | IP | WLS | BF | H | R | ER | SO | BB | IBB | HBP | BLK | WP | HR | S | P | ERA | WHIP |
|---|---|---|---|---|---|---|---|---|---|---|---|---|---|---|---|---|---|

| Batter | 1 | 2 | 3 | 4 | 5 | 6 | 7 | 8 | 9 | AB | R | H | RBI | BB | SO | LOB |
|---|---|---|---|---|---|---|---|---|---|---|---|---|---|---|---|---|
| Delino DeShields, L (1, 4)<br>OBP: 0.361, SLG: 0.468 | B B F C B X 3-2 ① G4-3 | | C C B X 1-2 3-H 1B | | C C B F B X 2-2 ③ G4-3 | | | C B F X 1-2 BB 1B 1B | B F B B B 4-1 DI BB | 4 | 1 | 2 | 1 | 1 | 0 | 2 |
| Willie McGee, S (1, 9)<br>OBP: 0.363, SLG: 0.426 | C S B C 1-3 ② K | | B B X 2-0 ③ G4-3 | | | F S X 0-2 ① G4-3 | | B F B 1 X SAFE 2-1 1-2 BB 1B 1B | C C S 0-3 ② K | 5 | 1 | 1 | 0 | 0 | 2 | 3 |
| Ray Lankford, L (1, 8)<br>OBP: 0.412, SLG: 0.632 | C S F B S 1-3 ③ K2-3 | | | C B S S 1-3 ① K | | B C S B B X 3-2 F8 S 1B | | S T B B 2 B B SAFE 4-2 1-2 2-3 1B 1B BB | C B S F X 1-2 ③ L7 | 4 | 1 | 1 | 0 | 1 | 2 | 2 |
| Ron Gant, R (1, 7)<br>OBP: 0.316, SLG: 0.409 | | B X 1-0 ① G6-3 | | C X 0-1 ② G5-3 | | C B C X 1-2 ② F8 1-3 | | F T F X 0-2 1B 1-2 2-H 3-H 1B | | 4 | 0 | 1 | 2 | 0 | 0 | 1 |
| Gary Gaetti, R (1, 5)<br>OBP: 0.331, SLG: 0.443 | | S X 0-1 ② F9 | | S F B B X 2-2 ③ L8 | | C C B S 1-3 ③ K | | B X 1-0 ② 1B 1-3 2-H 1B | | 4 | 0 | 1 | 1 | 0 | 1 | 1 |
| John Mabry, L (1, 3)<br>OBP: 0.361, SLG: 0.381 | | X 0-0 ③ G3-1 | | | C B B X 2-1 FC4-6 1B | | X 0-0 ① F7 | F X 0-1 1-2 1B | | 4 | 0 | 2 | 0 | 0 | 0 | 0 |
| Mike DiFelice, R (1, 2)<br>OBP: 0.294, SLG: 0.331 | | | B X 1-0 ① G5-3 | | F F 1 B B B X SAFE 3-2 ① FC4-6 1B 1-2f | | F S C 0-3 ② K | F B C F X 1-2 ③ G4-3 | | 3 | 0 | 0 | 0 | 0 | 1 | 1 |
| Dmitri Young, S (8, PH)<br>OBP: 0.319, SLG: 0.364 | | | | | | | | | | 1 | 0 | 0 | 0 | 0 | 0 | 2 |
| Tony Fossas, L (8, 1) | | | | | | | | | | 0 | 0 | 0 | 0 | 0 | 0 | 0 |
| Mark Petkovsek, R (8, 1)<br>OBP: 0.182, SLG: 0.100 | | | | | | | | | | 0 | 0 | 0 | 0 | 0 | 0 | 0 |
| Rigo Beltran, L (8, 1) | | | | | | | | | | 0 | 0 | 0 | 0 | 0 | 0 | 0 |
| Royce Clayton, R (1, 6)<br>OBP: 0.299, SLG: 0.395 | | | X 0-0 G6-3 1B 2B | | F X 0-1 1-2 1B | | C F F S 0-3 ③ K | | B C X 1-1 G4-3 2B | 4 | 1 | 3 | 0 | 0 | 1 | 0 |
| Alan Benes, R (1, 1)<br>OBP: 0.173, SLG: 0.212 | | | B B S X 2-1 ② G6-3 2-3 | | L B B C X 2-2 ② B3 | | | B F F C 1-3 ① K | C X 0-1 ① G4-3 2-3 | 2 | 0 | 0 | 0 | 0 | 0 | 3 |
| T.J. Mathews, R (7, 1) | | | | | | | | | | 0 | 0 | 0 | 0 | 0 | 0 | 0 |
| Scott Livingstone, L (8, PH)<br>OBP: 0.175, SLG: 0.170 | | | | | | | | | | 1 | 0 | 0 | 0 | 0 | 1 | 0 |
| Tom Lampkin, L (8, 2)<br>OBP: 0.333, SLG: 0.381 | | | | | | | | | | 0 | 0 | 0 | 0 | 0 | 0 | 0 |
| Danny Sheaffer, R (9, PH)<br>OBP: 0.302, SLG: 0.278 | | | | | | | | | | 1 | 0 | 0 | 0 | 0 | 0 | 1 |
| Inning Stats | R: 0 E: 0 K: 2 S: 10 H: 0 LOB: 0 BB: 0 P: 15 | R: 0 E: 0 K: 0 S: 4 H: 0 LOB: 0 BB: 0 P: 5 | R: 1 E: 0 K: 0 S: 8 H: 2 LOB: 1 BB: 0 P: 14 | R: 0 E: 0 K: 1 S: 8 H: 0 LOB: 0 BB: 0 P: 11 | R: 0 E: 0 K: 0 S: 14 H: 2 LOB: 2 BB: 0 P: 23 | R: 0 E: 0 K: 1 S: 12 H: 1 LOB: 1 BB: 0 P: 17 | R: 0 E: 0 K: 2 S: 8 H: 0 LOB: 0 BB: 0 P: 8 | R: 3 E: 0 K: 1 S: 21 H: 5 LOB: 2 BB: 1 P: 31 | R: 0 E: 0 K: 1 S: 12 H: 1 LOB: 2 BB: 1 P: 18 | 1B: 9 2B: 2 3B: 0 HR: 0 | SF: 0 SAC: 0 DP: 0 HBP: 0 | | | | | | |

# TOP

## St. Louis Cardinals @ Houston Astros

Astrodome, Houston, TX

Wed Jul 30 1997, 8:05 PM EDT

Att. 28,204 - Dome - 68 F

livebaseballscorecards.com

| | |
|---|---|
| AB | 37 |
| R | 4 |
| H | 11 |
| RBI | 4 |
| BB | 2 |
| SO | 8 |
| LOB | 16 |

| PITCHER | | IP | WLS | BF | H | R | ER | SO | BB | IBB | HBP | BLK | WP | HR | S | P | ERA | WHIP |
|---|---|---|---|---|---|---|---|---|---|---|---|---|---|---|---|---|---|---|
| Darryl Kile, R<br>ERA: 2.05 | (1, 1) | 8.0 | W | 34 | 10 | 4 | 4 | 7 | 1 | 0 | 0 | 0 | 0 | 0 | 85 | 124 | 4.50 | 1.375 |
| Tom Martin, L<br>ERA: 1.93 | (9, 1) | 1.0 | S | 5 | 1 | 0 | 0 | 1 | 1 | 0 | 0 | 0 | 0 | 0 | 12 | 18 | 0.00 | 2.000 |

| PITCHER | IP | WLS | BF | H | R | ER | SO | BB | IBB | HBP | BLK | WP | HR | S | P | ERA | WHIP |
|---|---|---|---|---|---|---|---|---|---|---|---|---|---|---|---|---|---|

WP: 0 PB: 0 SB: 1 CS: 0 PA: 39

# St. Louis Cardinals @ Houston Astros

Astrodome, Houston, TX

Wed Jul 30 1997, 8:05 PM EDT

Att. 28,204 - Dome - 68 F

livebaseballscorecards.com

## BOTTOM

| Batter | 1 | 2 | 3 | 4 | 5 | 6 | 7 | 8 | 9 | AB | R | H | RBI | BB | SO | LOB |
|---|---|---|---|---|---|---|---|---|---|---|---|---|---|---|---|---|
| Craig Biggio, R (1, 4)<br>OBP: 0.411, SLG: 0.509 | BBBB<br>4-0<br>5 F9 1B SF7<br>BB | | FFX<br>0-2<br>1B SF7<br>1B | DCX<br>1-1 ②<br>FC5-4<br>1-2f | | FX<br>0-1<br>1B | | BCX<br>1-1<br>1-H 2-H 3-H<br>3B | | 4 | 2 | 3 | 3 | 1 | 0 | 1 |
| Bill Spiers, L (1, 5)<br>OBP: 0.426, SLG: 0.441 | CX<br>0-1<br>1-2<br>1B | | 1 SAFE X<br>0-0<br>5 S 1-3 3B<br>1B | DCBX<br>2-1 ③<br>L7 | | CX<br>0-1 ③<br>G3 | | CBFBDB<br>4-2<br>BB | | 4 | 1 | 2 | 0 | 1 | 0 | 2 |
| 5 Jeff Bagwell, R (1, 3)<br>OBP: 0.424, SLG: 0.592 | BCBX<br>2-1 ①<br>F9<br>2-3 | | DBBB<br>4-0<br>1-2 3B<br>BB | | FBSX<br>1-2 ①<br>G5-3 | | SFBX<br>1-2 ①<br>F8 | CFBS<br>1-3 ②<br>K | | 4 | 1 | 0 | 0 | 1 | 1 | 4 |
| J.R. Phillips, L (1, 9)<br>OBP: 0.286, SLG: 0.833<br>Derek Bell, R (5, PR) (6, 9)<br>OBP: 0.329, SLG: 0.386 | CX<br>0-1 ②<br>SF7<br>3-H | | CSS<br>0-3 ①<br>K | X<br>0-0<br>FC3-6<br>1B | | CSBFBS<br>2-3 ②<br>K | | BBCBX<br>3-1<br>G4-3 ③ | | 2<br>2 | 0<br>0 | 1<br>0 | 1<br>0 | 0<br>0 | 1<br>1 | 3<br>2 |
| Luis Gonzalez, L (1, 7)<br>OBP: 0.365, SLG: 0.406 | BSBB 1 SAFE X<br>2-1 ③<br>P5 | | SCX<br>0-2 ②<br>SF7<br>3-H | 1 SAFE BX<br>1-0 ②<br>FC3-6<br>1B<br>1-2f | | FCX<br>0-2 ③<br>G5-3 | | | | 3 | 0 | 0 | 1 | 0 | 0 | 2 |
| Ricky Gutierrez, R (1, 6)<br>OBP: 0.329, SLG: 0.340<br>Tim Bogar, R (8, 6)<br>OBP: 0.282, SLG: 0.359 | | BBBCB<br>4-1<br>CS<br>BB | BCDBX<br>3-1<br>1-H 2-H 3B | | CX<br>0-1<br>1-2 1B | | | BBBB<br>4-0<br>BB 1B 3B<br>BB | | 2<br>0 | 0<br>1 | 2<br>0 | 2<br>0 | 1<br>1 | 0<br>0 | 0<br>0 |
| Tony Eusebio, R (1, 2)<br>OBP: 0.353, SLG: 0.295<br>Brad Ausmus, R (8, PR) (9, 2)<br>OBP: 0.316, SLG: 0.369 | | BCX<br>1-1 ①<br>P9 | FBSBFBFX<br>3-2 ③<br>L4 | | CX<br>0-1 ③<br>G1-3 | | | 1 SAFE CBBFFX<br>2-2<br>BB<br>1-2 3B 1B | | 4<br>0 | 0<br>1 | 1<br>0 | 0<br>0 | 0<br>0 | 0<br>0 | 4<br>0 |
| Chuck Carr, S (1, 8)<br>OBP: 0.272, SLG: 0.307 | | CCBFX<br>1-2 ②<br>1-2 1B | | MBFFX<br>1-2<br>FC5-4<br>1B | | CBFS<br>1-3 ①<br>K | | LX<br>0-1 ①<br>B2 | | 4 | 0 | 2 | 0 | 0 | 1 | 2 |
| Darryl Kile, R (1, 1)<br>OBP: 0.171, SLG: 0.138<br>Thomas Howard, S (8, PH)<br>OBP: 0.325, SLG: 0.374<br>Tom Martin, L (9, 1) | | BSSFX<br>1-2 ③<br>L5 | | 1 SAFE LBBFL<br>2-3 ①<br>K | | BBCBCS<br>3-3 ②<br>K | | BBB 2 SAFE BB<br>4-0<br>1-2 2-3 3B<br>BB | | 3<br>0<br>0 | 0<br>1<br>0 | 0<br>0<br>0 | 0<br>0<br>0 | 0<br>1<br>0 | 2<br>0<br>0 | 2<br>0<br>0 |
| Inning Stats | R: 1 H: 1<br>E: 0 LOB: 1<br>K: 0 BB: 1<br>S: 8 P: 16 | R: 0 H: 1<br>E: 0 LOB: 1<br>K: 0 BB: 1<br>S: 11 P: 18 | R: 3 H: 3<br>E: 0 LOB: 1<br>K: 1 BB: 1<br>S: 17 P: 27 | R: 0 H: 1<br>E: 0 LOB: 1<br>K: 2 BB: 0<br>S: 11 P: 17 | R: 0 H: 2<br>E: 0 LOB: 2<br>K: 0 BB: 0<br>S: 9 P: 11 | R: 0 H: 1<br>E: 0 LOB: 1<br>K: 2 BB: 0<br>S: 10 P: 14 | R: 0 H: 0<br>E: 0 LOB: 0<br>K: 1 BB: 0<br>S: 10 P: 13 | R: 3 H: 2<br>E: 0 LOB: 2<br>K: 1 BB: 3<br>S: 15 P: 34 | | 1B: 9 SF: 2<br>2B: 0 SAC: 0<br>3B: 2 DP: 0<br>HR: 0 HBP: 0 | | | | | | |

| | AB | 32 |
|---|---|---|
| | R | 7 |
| | H | 11 |
| | RBI | 7 |
| | BB | 6 |
| | SO | 6 |
| | LOB | 22 |

WP: 0 PA: 40
PB: 0
SB: 1
CS: 1

| PITCHER | | IP | WLS | BF | H | R | ER | SO | BB | IBB | HBP | BLK | WP | HR | S | P | ERA | WHIP |
|---|---|---|---|---|---|---|---|---|---|---|---|---|---|---|---|---|---|---|
| Alan Benes, R<br>ERA: 2.89 | (1, 1) | 6.0 | | 29 | 9 | 4 | 4 | 4 | 3 | 0 | 0 | 0 | 0 | 0 | 66 | 103 | 6.00 | 2.000 |
| T.J. Mathews, R<br>ERA: 2.15 | (7, 1) | 1.0 | | 3 | 0 | 0 | 0 | 1 | 0 | 0 | 0 | 0 | 0 | 0 | 10 | 13 | 0.00 | 0.000 |
| Tony Fossas, L<br>ERA: 2.36 | (8, 1) | 0.0 | L | 2 | 1 | 2 | 2 | 0 | 1 | 0 | 0 | 0 | 0 | 0 | 4 | 10 | ∞ | ∞ |
| Mark Petkovsek, R<br>ERA: 4.26 | (8, 1) | 0.1 | | 3 | 1 | 1 | 1 | 0 | 1 | 0 | 0 | 0 | 0 | 0 | 4 | 9 | 27.00 | 6.000 |
| Rigo Beltran, L<br>ERA: 2.35 | (8, 1) | 0.2 | | 3 | 0 | 0 | 0 | 1 | 1 | 0 | 0 | 0 | 0 | 0 | 7 | 15 | 0.00 | 1.500 |

| PITCHER | IP | WLS | BF | H | R | ER | SO | BB | IBB | HBP | BLK | WP | HR | S | P | ERA | WHIP |
|---|---|---|---|---|---|---|---|---|---|---|---|---|---|---|---|---|---|

| Batter | 1 | 2 | 3 | 4 | 5 | 6 | 7 | 8 | 9 | 10 | AB | R | H | RBI | BB | SO | LOB |
|---|---|---|---|---|---|---|---|---|---|---|---|---|---|---|---|---|---|
| Delino DeShields, L (1, 4)<br>OBP: 0.361, SLG: 0.464 | F B C B B X<br>3-2 G3-1 ① | | B B F B X<br>3-1 F6 ③ | | | X<br>0-0 G3-1 ③ | | B B B C F B<br>4-2 BB<br>1-2<br>2-3 | | B B F B B<br>4-1 WP BB | 3 | 0 | 0 | 0 | 2 | 0 | 0 |
| Royce Clayton, R (1, 6)<br>OBP: 0.296, SLG: 0.390 | B B C S F F X<br>2-2 L9 ② | | | F F B F C<br>1-3 K ① | | | X<br>0-0 G6-3 ① | F B F F C<br>1-3 K ③ | | F B S F S<br>1-3 K ③<br>1-2 | 5 | 0 | 0 | 0 | 0 | 3 | 4 |
| Ray Lankford, L (1, 8)<br>OBP: 0.413, SLG: 0.633 | C B X<br>1-1 1B | | | B X<br>1-0 G3-1 ② | | | X<br>0-0 G6-3 ② | | C F B X<br>1-2 G4-3 ① | | 1 | 0 | 1 | 0 | 0 | 0 | 0 |
| Willie McGee, S (1, PR)<br>OBP: 0.357, SLG: 0.418 (1, 8) | | | | | | | | | | | 3 | 0 | 0 | 0 | 0 | 0 | 0 |
| Phil Plantier, L (1, 9)<br>OBP: 0.298, SLG: 0.467 | B C F X<br>1-2 P5 ③ | | | X<br>0-0 P5 ③ | | | B C S B X<br>2-2 1B | | C B F B X<br>2-2 2B 2B | | 4 | 1 | 2 | 0 | 0 | 0 | 1 |
| Ron Gant, R (1, 7)<br>OBP: 0.315, SLG: 0.410 | | F B S B S<br>2-3 K ① | | | C B F B S<br>2-3 K ① | | C B F C<br>1-3 K ③ | | S X<br>0-1 2-H 2B | | 4 | 0 | 1 | 1 | 0 | 3 | 1 |
| Gary Gaetti, R (1, 5)<br>OBP: 0.327, SLG: 0.438 | | S C S<br>0-3 K ② | | | F C B X<br>1-2 L9 ② | | | B F C S<br>1-3 K ① | B S F F C<br>1-3 K ② | | 4 | 0 | 0 | 0 | 0 | 3 | 1 |
| John Mabry, L (1, 3)<br>OBP: 0.357, SLG: 0.377 | | X<br>0-0 G1-3 ③ | | | X<br>0-0 L8 ③ | | | C B S C<br>1-3 K ② | X<br>0-0 G1-3 ③ | | 4 | 0 | 0 | 0 | 0 | 1 | 1 |
| Tom Lampkin, L (1, 2)<br>OBP: 0.332, SLG: 0.375 | | | B C F F X<br>1-2 G4-3 ① | | | B B C X<br>2-1 G6-3 ① | | B B F B B<br>4-1 BB BB BB | | B X<br>1-0 F7 ① | 3 | 0 | 0 | 0 | 1 | 0 | 0 |
| Matt Morris, R (1, 1)<br>OBP: 0.280, SLG: 0.239 | | | F B S S<br>1-3 K ② | | | S B C C<br>1-3 K ② | | C C F F B B B F B F<br>4-2 B<br>1-2 BB BB | | C F F S<br>0-3 K ② | 2 | 0 | 0 | 0 | 0 | 2 | 0 |
| Scott Livingstone, L (8, PH)<br>OBP: 0.190, SLG: 0.170 | | | | | | | | | | | 0 | 0 | 0 | 0 | 1 | 0 | 0 |
| John Frascatore, R (8, 1) | | | | | | | | | | | 0 | 0 | 0 | 0 | 0 | 0 | 0 |
| Dmitri Young, S (10, PH)<br>OBP: 0.318, SLG: 0.363 | | | | | | | | | | | 1 | 0 | 0 | 0 | 0 | 1 | 0 |
| Tony Fossas, L (10, 1) | | | | | | | | | | | 0 | 0 | 0 | 0 | 0 | 0 | 0 |
| Inning Stats | R: 0 E: 0 K: 0 S: 13<br>H: 1 LOB: 1 BB: 0 P: 20 | R: 0 E: 0 K: 2 S: 7<br>H: 0 LOB: 0 BB: 0 P: 9 | R: 0 E: 0 K: 1 S: 9<br>H: 0 LOB: 0 BB: 0 P: 14 | R: 0 E: 0 K: 1 S: 6<br>H: 0 LOB: 0 BB: 0 P: 8 | R: 0 E: 0 K: 1 S: 7<br>H: 0 LOB: 0 BB: 0 P: 10 | R: 0 E: 0 K: 1 S: 6<br>H: 0 LOB: 0 BB: 0 P: 9 | R: 0 E: 0 K: 1 S: 8<br>H: 1 LOB: 1 BB: 0 P: 11 | R: 0 E: 0 K: 3 S: 19<br>H: 0 LOB: 3 BB: 3 P: 34 | R: 1 E: 0 K: 1 S: 13<br>H: 2 LOB: 1 BB: 0 P: 17 | R: 0 E: 0 K: 2 S: 10<br>H: 0 LOB: 1 BB: 1 P: 16 | 1B: 2<br>2B: 2<br>3B: 0<br>HR: 0 | SF: 0<br>SAC: 0<br>DP: 0<br>HBP: 0 | WP: 1<br>PB: 0<br>SB: 0<br>CS: 0 | PA: 38 | | | | |

| PITCHER | | IP | WLS | BF | H | R | ER | SO | BB | IBB | HBP | BLK | WP | HR | S | P | ERA | WHIP |
|---|---|---|---|---|---|---|---|---|---|---|---|---|---|---|---|---|---|---|
| Curt Schilling, R<br>ERA: 3.24 | (1, 1) | 9.0 | | 34 | 4 | 1 | 1 | 11 | 3 | 0 | 0 | 0 | 0 | 0 | 88 | 132 | 1.00 | 0.778 |
| Ricky Bottalico, R<br>ERA: 3.8 | (10, 1) | 1.0 | W | 4 | 0 | 0 | 0 | 2 | 1 | 0 | 0 | 0 | 1 | 0 | 10 | 16 | 0.00 | 1.000 |

| PITCHER | IP | WLS | BF | H | R | ER | SO | BB | IBB | HBP | BLK | WP | HR | S | P | ERA | WHIP |
|---|---|---|---|---|---|---|---|---|---|---|---|---|---|---|---|---|---|

# TOP

St. Louis Cardinals @ Philadelphia Phillies
Veterans Stadium, Philadelphia, PA
Thu Jul 31 1997, 7:05 PM EDT
Att. 18,409 - Unknown - 81 F

livebaseballscorecards.com

| | |
|---|---|
| AB | 34 |
| R | 1 |
| H | 4 |
| RBI | 1 |
| BB | 4 |
| SO | 13 |
| LOB | 8 |

| Batter | 1 | 2 | 3 | 4 | 5 | 6 | 7 | 8 | 9 | 10 | AB | R | H | RBI | BB | SO | LOB |
|---|---|---|---|---|---|---|---|---|---|---|---|---|---|---|---|---|---|
| Ricky Otero, S (1, 8)<br>OBP: 0.352, SLG: 0.323 | G5-3 | | 1B | | K | | L6 | | | 1B 23 FC1-2 BB | 4 | 0 | 1 | 0 | 1 | 1 | 2 |
| Mickey Morandini, L (1, 4)<br>OBP: 0.372, SLG: 0.394 | G5-3 | | L7 | | 1B 2-H | | FC5-4 1-2f | | | P1 | 5 | 0 | 1 | 1 | 0 | 0 | 3 |
| Gregg Jefferies, S (1, 7)<br>OBP: 0.320, SLG: 0.372 | L7 | | | L7 | G6-3 | | | G3 | | 1B 23 FC1-2 IBB 1-3 | 5 | 1 | 1 | 0 | 0 | 0 | 1 |
| Scott Rolen, R (1, 5)<br>OBP: 0.389, SLG: 0.484 | | G6-3 | | 1B BB | | S 1B | | G5-3 | | 1B 23 FC1-2 1-2 IBB | 3 | 0 | 1 | 0 | 2 | 0 | 0 |
| Rico Brogna, L (1, 3)<br>OBP: 0.282, SLG: 0.422 | | K | | F7 | | F7 1-2 | | G6-3 | | FC1-2 1B 1-2 2-3 3-Hf | 4 | 0 | 0 | 0 | 0 | 1 | 2 |
| 23 Kevin Jordan, R (10, PH)<br>OBP: 0.247, SLG: 0.381 | | | | | | | | | | | 1 | 0 | 0 | 0 | 0 | 0 | 3 |
| Mike Lieberthal, R (1, 2)<br>OBP: 0.321, SLG: 0.478 | | FC6-4 BB | | 1-2 1B | | F7 | | | G6-3 SH1-4 1B | 1-2 2-3 3-H 1B | 3 | 0 | 2 | 0 | 1 | 0 | 1 |
| Midre Cummings, L (9, PR)<br>OBP: 0.290, SLG: 0.392 (10, 9) | | | | | | | | | | | 1 | 0 | 1 | 1 | 0 | 0 | 0 |
| Tony Barron, R (1, 9)<br>OBP: 0.200, SLG: 0.111 | | FC6-4 1-2f | | L4 | | G6-3 | | | SH1-4 1-2 | | 3 | 0 | 0 | 0 | 0 | 0 | 4 |
| Kevin Sefcik, R (9, PH)<br>OBP: 0.300, SLG: 0.351 | | | | | | | | | | | 0 | 0 | 0 | 0 | 0 | 0 | 0 |
| Mark Parent, R (10, 2)<br>OBP: 0.194, SLG: 0.185 | | | | | | | | | | | 0 | 0 | 0 | 0 | 0 | 0 | 0 |
| Kevin Stocker, S (1, 6)<br>OBP: 0.338, SLG: 0.365 | | | G6-3 | | SH1-4 1B BB | | CS 1B | | G6-3 2-3 | | 3 | 1 | 1 | 0 | 1 | 0 | 1 |
| Curt Schilling, R (1, 1)<br>OBP: 0.185, SLG: 0.192 | | | G6-3 | | SH1-4 1-2 | | FC5-4 1-2 1B | | G4-3 | | 2 | 0 | 1 | 0 | 0 | 0 | 0 |
| Ruben Amaro Jr, S (9, PH)<br>OBP: 0.323, SLG: 0.360 | | | | | | | | | | | 1 | 0 | 0 | 0 | 0 | 0 | 2 |
| Ricky Bottalico, L (10, 1) | | | | | | | | | | | 0 | 0 | 0 | 0 | 0 | 0 | 0 |
| Inning Stats | R: 0 H: 0<br>E: 0 LOB: 0<br>K: 0 BB: 0<br>S: 6 P: 8 | R: 0 H: 0<br>E: 0 LOB: 1<br>K: 1 BB: 1<br>S: 8 P: 15 | R: 0 H: 1<br>E: 0 LOB: 1<br>K: 0 BB: 0<br>S: 6 P: 8 | R: 0 H: 1<br>E: 0 LOB: 2<br>K: 0 BB: 1<br>S: 9 P: 20 | R: 1 H: 1<br>E: 0 LOB: 1<br>K: 1 BB: 1<br>S: 8 P: 14 | R: 0 H: 1<br>E: 0 LOB: 1<br>K: 0 BB: 0<br>S: 10 P: 15 | R: 0 H: 2<br>E: 0 LOB: 1<br>K: 0 BB: 0<br>S: 11 P: 14 | R: 0 H: 0<br>E: 0 LOB: 0<br>K: 0 BB: 0<br>S: 9 P: 14 | R: 0 H: 1<br>E: 0 LOB: 2<br>K: 0 BB: 0<br>S: 8 P: 12 | R: 1 H: 2<br>E: 0 LOB: 3<br>K: 0 BB: 2<br>S: 11 P: 21 | 1B: 9 SF: 0<br>2B: 0 SAC: 2<br>3B: 0 DP: 0<br>HR: 0 HBP: 0 | | | | | | WP: 0 PA: 42<br>PB: 0<br>SB: 1<br>CS: 1 |

| PITCHER | | IP | WLS | BF | H | R | ER | SO | BB | IBB | HBP | BLK | WP | HR | S | P | ERA | WHIP |
|---|---|---|---|---|---|---|---|---|---|---|---|---|---|---|---|---|---|---|
| Matt Morris, R<br>ERA: 2.57 | (1, 1) | 7.0 | | 29 | 6 | 1 | 1 | 2 | 3 | 0 | 0 | 0 | 0 | 0 | 58 | 94 | 1.29 | 1.286 |
| John Frascatore, R<br>ERA: 2.98 | (8, 1) | 2.0 | | 7 | 1 | 0 | 0 | 0 | 0 | 0 | 0 | 0 | 0 | 0 | 17 | 26 | 0.00 | 0.500 |
| Tony Fossas, L<br>ERA: 2.57 | (10, 1) | 0.2 | L | 6 | 2 | 1 | 1 | 0 | 1 | 1 | 0 | 0 | 0 | 0 | 11 | 21 | 13.50 | 4.500 |

| PITCHER | IP | WLS | BF | H | R | ER | SO | BB | IBB | HBP | BLK | WP | HR | S | P | ERA | WHIP |
|---|---|---|---|---|---|---|---|---|---|---|---|---|---|---|---|---|---|

# BOTTOM

St. Louis Cardinals @ Philadelphia Phillies
Veterans Stadium, Philadelphia, PA
Thu Jul 31 1997, 7:05 PM EDT
Att. 18,409 - Unknown - 81 F

livebaseballscorecards.com

| | |
|---|---|
| AB | 35 |
| R | 2 |
| H | 9 |
| RBI | 2 |
| BB | 5 |
| SO | 2 |
| LOB | 19 |

| Batter | 1 | 2 | 3 | 4 | 5 | 6 | 7 | 8 | 9 | AB | R | H | RBI | BB | SO | LOB |
|---|---|---|---|---|---|---|---|---|---|---|---|---|---|---|---|---|
| Delino DeShields, L (1, 4)<br>OBP: 0.363, SLG: 0.470 | C B X 1-1 3B | | B B X 2-0 ② F7 | | | X 0-0 G4-6-3 1B 1B | | C B X 1-1 ① L8 | | 4 | 0 | 2 | 0 | 0 | 0 | 2 |
| Royce Clayton, R (1, 6)<br>OBP: 0.295, SLG: 0.389 | B B X 2-0 ① P3 | | X 0-0 ③ G6-3 | | | B X 1-0 G4-6-3 1-2 1B | | X 0-0 ②③ G5-4-3 1-2f | | 4 | 0 | 1 | 0 | 0 | 0 | 3 |
| Phil Plantier, L (1, 9)<br>OBP: 0.275, SLG: 0.429 | C C F S 0-3 ② K | | | C F B B S 2-3 ① K | | B S X 1-1 ①② G4-6-3 1-2f 2-3 | | | B B B C C X 3-2 ① L8 | 4 | 0 | 0 | 0 | 0 | 2 | 3 |
| Mark McGwire, R (1, 3)<br>OBP: 0.382, SLG: 0.623 | C B S B S 2-3 ③ K | | | X 0-0 ② G4-3 | | B B X 2-0 ③ G5-3 | | | B B C F B F B 4-2 FC5-4 BB | 3 | 0 | 0 | 0 | 1 | 1 | 2 |
| Ron Gant, R (1, 7)<br>OBP: 0.312, SLG: 0.405 | | C C B F B B S 3-3 ① K | | C F C 0-3 ③ K | | | X 0-0 ① G6-3 | | S S F B S 1-3 ② K | 4 | 0 | 0 | 0 | 0 | 3 | 1 |
| Gary Gaetti, R (1, 5)<br>OBP: 0.329, SLG: 0.439 | | C B X 1-1 ② F9 | | | S C B F X 1-2 CS 1B | | C X 0-1 1B | | B X 1-0 ③ FC5-4 1-2f | 4 | 0 | 2 | 0 | 0 | 0 | 1 |
| Mike DiFelice, R (1, 2)<br>OBP: 0.290, SLG: 0.325 | | B C S B C 2-3 ③ K | | | S B S X 1-2 ①② L4 1-2 | | 1 SAFE B S C 1 F X 1-2 ② P8 1 SAFE | | | 3 | 0 | 0 | 0 | 0 | 1 | 2 |
| John Mabry, L (1, 8)<br>OBP: 0.357, SLG: 0.379 | | | C F X 0-2 ① F8 | | F X 0-1 1B 2B | | F X 0-1 ③ G1-3 | | | 3 | 1 | 1 | 0 | 0 | 0 | 1 |
| Andy Benes, R (1, 1)<br>OBP: 0.231, SLG: 0.282<br>Willie McGee, S (8, PH)<br>OBP: 0.361, SLG: 0.422<br>Curtis King, R (8, 1) | | | C X 0-1 2B | | B B B C F X 3-2 ③ 2-H 1B | | | L X 0-1 G5-4-3 1B | | 2<br>1<br>0 | 0<br>0<br>0 | 2<br>1<br>0 | 1<br>0<br>0 | 0<br>0<br>0 | 0<br>0<br>0 | 0<br>0<br>0 |
| Inning Stats | R: 0 H: 1<br>E: 0 LOB: 1<br>K: 2 BB: 0<br>S: 10 P: 15 | R: 0 H: 0<br>E: 0 LOB: 0<br>K: 2 BB: 0<br>S: 9 P: 15 | R: 0 H: 1<br>E: 0 LOB: 1<br>K: 0 BB: 0<br>S: 7 P: 9 | R: 0 H: 0<br>E: 0 LOB: 0<br>K: 2 BB: 0<br>S: 7 P: 9 | R: 1 H: 3<br>E: 0 LOB: 1<br>K: 0 BB: 0<br>S: 12 P: 17 | R: 0 H: 2<br>E: 0 LOB: 1<br>K: 0 BB: 0<br>S: 5 P: 9 | R: 0 H: 1<br>E: 0 LOB: 1<br>K: 0 BB: 0<br>S: 9 P: 10 | R: 0 H: 1<br>E: 0 LOB: 0<br>K: 0 BB: 0<br>S: 5 P: 6 | R: 0 H: 0<br>E: 0 LOB: 1<br>K: 1 BB: 1<br>S: 11 P: 20 | 1B: 6 SF: 0<br>2B: 2 SAC: 0<br>3B: 1 DP: 2<br>HR: 0 HBP: 0 | | | | | | WP: 0 PA: 33<br>PB: 0<br>SB: 0<br>CS: 1 |

| PITCHER | | IP | WLS | BF | H | R | ER | SO | BB | IBB | HBP | BLK | WP | HR | S | P | ERA | WHIP |
|---|---|---|---|---|---|---|---|---|---|---|---|---|---|---|---|---|---|---|
| Garrett Stephenson, R<br>ERA: 3.76 | (1, 1) | 8.0 | W | 29 | 9 | 1 | 1 | 6 | 0 | 0 | 0 | 0 | 0 | 0 | 64 | 90 | 1.12 | 1.125 |
| Ricky Bottalico, R<br>ERA: 3.72 | (9, 1) | 1.0 | S | 4 | 0 | 0 | 0 | 1 | 1 | 0 | 0 | 0 | 0 | 0 | 11 | 20 | 0.00 | 1.000 |

| PITCHER | IP | WLS | BF | H | R | ER | SO | BB | IBB | HBP | BLK | WP | HR | S | P | ERA | WHIP |
|---|---|---|---|---|---|---|---|---|---|---|---|---|---|---|---|---|---|

# TOP

St. Louis Cardinals @ Philadelphia Phillies
Veterans Stadium, Philadelphia, PA
Fri Aug 01 1997, 7:05 PM EDT
Att. 17,171 - Unknown - 86 F

livebaseballscorecards.com

| | |
|---|---|
| AB | 32 |
| R | 1 |
| H | 9 |
| RBI | 1 |
| BB | 1 |
| SO | 7 |
| LOB | 15 |

| Batter | 1 | 2 | 3 | 4 | 5 | 6 | 7 | 8 | 9 | AB | R | H | RBI | BB | SO | LOB |
|---|---|---|---|---|---|---|---|---|---|---|---|---|---|---|---|---|
| Ricky Otero, S (1, 8)<br>OBP: 0.347, SLG: 0.313 | C F B B C<br>2-3 ① K | | B B B B<br>4-0 2B G6-3 BB | | C B S X<br>1-2 ① F7 | | C C B X<br>1-2 ② L9 | F B X<br>1-1 ③ G4-3 | | 4 | 1 | 0 | 0 | 1 | 1 | 2 |
| Mickey Morandini, L (1, 4)<br>OBP: 0.376, SLG: 0.402 | X<br>0-0 G3 2B | | X<br>0-0 G6-3 WP 1-3 2B | | C F B B S<br>2-3 ② K | | B F B S F B B<br>4-2 2B BB | | | 3 | 2 | 2 | 0 | 1 | 1 | 0 |
| Gregg Jefferies, S (1, 7)<br>OBP: 0.322, SLG: 0.379 | C X<br>0-1 ② G3 2-3 | | B B S X<br>2-1 ② G6-3 2-3 3-H | | B B X<br>2-0 2B | | C B 1 SAFE B 1 SAFE 1 SAFE 1 SAFE 1 SAFE X<br>2-1 1-H 2B 2B | | | 4 | 1 | 2 | 2 | 0 | 0 | 2 |
| Scott Rolen, R (1, 5)<br>OBP: 0.390, SLG: 0.485 | X<br>0-0 ③ L9 | | B C B C B B<br>4-2 FC6 BB 3-H | | B F C X<br>1-2 ③ G6-3 | | X<br>0-0 2-H 2B | | | 3 | 0 | 1 | 1 | 1 | 0 | 2 |
| Rico Brogna, L (1, 3)<br>OBP: 0.282, SLG: 0.419 | | F B X<br>1-1 ① L4 | B F F B 1 SAFE X<br>2-2 ③ FC6 1-2f | | | B B B B<br>4-0 E S BB | X<br>0-0 ③ G2-3 | | | 3 | 0 | 0 | 0 | 1 | 0 | 2 |
| Derrick May, L (1, 9)<br>OBP: 0.268, SLG: 0.299 | | X<br>0-0 ② F7 | | B S S X<br>1-2 ① P4 | | C B 1 SAFE B 1 SAFE X<br>2-1 ① F7 | | F F B B B F X<br>3-2 ① G3-1 | | 4 | 0 | 0 | 0 | 0 | 0 | 1 |
| Mark Parent, R (1, 2)<br>OBP: 0.216, SLG: 0.191 | | B B F S B B<br>4-2 BB | | B F F B F S<br>2-3 ② K | | B 1 SAFE B C B B<br>4-1 G6-3 1-3 BB | | F B C X<br>1-2 BB 1B | | 2 | 0 | 1 | 0 | 2 | 1 | 0 |
| Kevin Sefcik, R (1, 6)<br>OBP: 0.302, SLG: 0.350<br>Kevin Stocker, S (8, 6)<br>OBP: 0.337, SLG: 0.364 | | B C F C<br>1-3 ③ K | | X<br>0-0 1B | | S B B B P X<br>3-1 ② ③ G6-3 1-2f | | B F X<br>1-1 ② P2 | | 3<br>1 | 0<br>0 | 1<br>0 | 0<br>0 | 0<br>0 | 1<br>0 | 3<br>1 |
| Garrett Stephenson, R (1, 1)<br>OBP: 0.150, SLG: 0.158<br>Ruben Amaro Jr, S (8, PH)<br>OBP: 0.328, SLG: 0.360<br>Ricky Bottalico, L (9, 1) | | | C F F B B X<br>2-2 ① G1-4-3 | B S X<br>1-1 ③ G5-3 | | | B B C F S<br>2-3 ① K | F C B F F B B<br>4-2 1-2 BB | | 3<br>0<br>0 | 0<br>0<br>0 | 0<br>0<br>0 | 0<br>0<br>0 | 0<br>1<br>0 | 1<br>0<br>0 | 1<br>0<br>0 |
| Inning Stats | R: 0 E: 0 K: 1 S: 7<br>H: 1 LOB: 1 BB: 0 P: 9 | R: 0 E: 0 K: 1 S: 8<br>H: 0 LOB: 1 BB: 1 P: 14 | R: 2 E: 0 K: 0 S: 12<br>H: 1 LOB: 1 BB: 2 P: 26 | R: 0 E: 0 K: 1 S: 10<br>H: 1 LOB: 1 BB: 0 P: 14 | R: 0 E: 0 K: 1 S: 10<br>H: 1 LOB: 1 BB: 0 P: 16 | R: 0 E: 0 K: 0 S: 6<br>H: 0 LOB: 1 BB: 2 P: 18 | R: 2 E: 0 K: 1 S: 13<br>H: 2 LOB: 1 BB: 1 P: 22 | R: 0 E: 0 K: 0 S: 14<br>H: 1 LOB: 2 BB: 1 P: 24 | | 1B: 2 2B: 5 3B: 0 HR: 0<br>SF: 0 SAC: 0 DP: 1 HBP: 0 | | | | | | |

| PITCHER | | IP | WLS | BF | H | R | ER | SO | BB | IBB | HBP | BLK | WP | HR | S | P | ERA | WHIP |
|---|---|---|---|---|---|---|---|---|---|---|---|---|---|---|---|---|---|---|
| Andy Benes, R<br>ERA: 3.17 | (1, 1) | 7.0 | L | 32 | 6 | 4 | 4 | 5 | 6 | 0 | 0 | 0 | 1 | 0 | 66 | 119 | 5.14 | 1.714 |
| Curtis King, R<br>ERA: | (8, 1) | 1.0 | | 5 | 1 | 0 | 0 | 0 | 1 | 0 | 0 | 0 | 0 | 0 | 14 | 24 | 0.00 | 2.000 |

| PITCHER | IP | WLS | BF | H | R | ER | SO | BB | IBB | HBP | BLK | WP | HR | S | P | ERA | WHIP |
|---|---|---|---|---|---|---|---|---|---|---|---|---|---|---|---|---|---|

# BOTTOM

St. Louis Cardinals @ Philadelphia Phillies
Veterans Stadium, Philadelphia, PA
Fri Aug 01 1997, 7:05 PM EDT
Att. 17,171 - Unknown - 86 F

livebaseballscorecards.com

| | |
|---|---|
| AB | 30 |
| R | 4 |
| H | 7 |
| RBI | 3 |
| BB | 7 |
| SO | 5 |
| LOB | 14 |

| | | | |
|---|---|---|---|
| 1B: 2 | SF: 0 | WP: 1 | PA: 37 |
| 2B: 5 | SAC: 0 | PB: 0 | |
| 3B: 0 | DP: 1 | SB: 1 | |
| HR: 0 | HBP: 0 | CS: 0 | |

| Batter | 1 | 2 | 3 | 4 | 5 | 6 | 7 | 8 | 9 | AB | R | H | RBI | BB | SO | LOB |
|---|---|---|---|---|---|---|---|---|---|---|---|---|---|---|---|---|
| Royce Clayton, R (1, 6)<br>OBP: 0.294, SLG: 0.386 | C B F B F F F C<br>2-3 ① K | | B C S B F F T<br>2-2 ① K | | B F F B X<br>2-2 1B | S B B F S<br>2-3 ③ K | | | C L B S<br>1-3 ③ K | 5 | 0 | 1 | 0 | 0 | 4 | 3 |
| David Bell, R (1, 4)<br>OBP: 0.295, SLG: 0.300 | F B C B F B B<br>4-2 BB BB | | X<br>0-0 G4-3 2B | | B C T 1 SAFE 1 SAFE F F P B<br>3-3 S ③ K | | B B F C B X<br>3-2 ① G6-3 | | | 3 | 0 | 1 | 0 | 1 | 1 | 1 |
| Willie McGee, S (1, 9)<br>(6, 8)<br>OBP: 0.358, SLG: 0.424 | S F B B B C<br>3-3 ② K | | S 2 SAFE C F X<br>0-2 ② G4-3<br>2-3 | | | F B F X<br>1-2 1B 1B 2B | X<br>0-0 ② G3 | | | 4 | 1 | 1 | 0 | 0 | 1 | 2 |
| Mark McGwire, R (1, 3)<br>OBP: 0.383, SLG: 0.621 | B B C S F B B<br>4-2 1-2 BB BB | | B C B X<br>2-1 ③ F8 | | | C X<br>0-1 1B 1B BB 2-3 1B | C S C<br>0-3 ③ K | | | 3 | 1 | 1 | 0 | 1 | 1 | 1 |
| Gary Gaetti, R (1, 5)<br>OBP: 0.331, SLG: 0.440 | X<br>0-0 ③ F3 | | | C X<br>0-1 G5-4-3 1B | | F S X<br>0-2 BB 1B 1-2 3-H 1B | | C S B C<br>1-3 ① K | | 4 | 0 | 2 | 1 | 0 | 1 | 2 |
| Danny Sheaffer, R (1, 7)<br>(6, 9)<br>OBP: 0.303, SLG: 0.280<br>John Mabry, L (8, PH)<br>(8, 9)<br>OBP: 0.356, SLG: 0.378 | | F B F B X<br>2-2 ① G5-3 | | 1 SAFE F X<br>0-1 ①② G5-4-3 1-2f | | X<br>0-0 BB 1-2 2-3 1B | | B X<br>1-0 ② G3 | | 3<br>1 | 0<br>0 | 1<br>0 | 0<br>0 | 0<br>0 | 0<br>0 | 1<br>0 |
| Mike DiFelice, R (1, 2)<br>OBP: 0.289, SLG: 0.324 | | S B X<br>1-1 FC4 1B | | S B B S F C<br>2-3 ③ K | | S S B S<br>1-3 ① K | | B F B B X<br>3-1 ③ F8 | | 4 | 0 | 1 | 0 | 0 | 2 | 3 |
| Scarborough Green, S (1, 8)<br>Ron Gant, R (6, PH)<br>(6, 7)<br>OBP: 0.313, SLG: 0.404 | | F C F B F X<br>1-2 ② FC4<br>1-2 | | | F B B C C<br>2-3 ① K | B B F C B F F F F B<br>4-2 1-2 2-3 3-H BB | | | B S X<br>1-1 ① L8 | 2<br>1 | 0<br>0 | 0<br>0 | 0<br>1 | 0<br>1 | 1<br>0 | 1<br>0 |
| Todd Stottlemyre, L (1, 1)<br>OBP: 0.370, SLG: 0.391<br>Scott Livingstone, L (9, PH)<br>OBP: 0.186, SLG: 0.167<br>Dennis Eckersley, R (9, 1) | | 1 SAFE C F X<br>0-2 ③ G5-3 | | | B X<br>1-0 ② F8 | X<br>0-0 ② L9 | | | C S B S<br>1-3 ② K | 3<br>1<br>0 | 0<br>0<br>0 | 0<br>0<br>0 | 0<br>0<br>0 | 0<br>0<br>0 | 0<br>1<br>0 | 4<br>0<br>0 |
| Inning Stats | R: 0 H: 0<br>E: 0 LOB: 2<br>K: 2 BB: 2<br>S: 17 P: 30 | R: 0 H: 1<br>E: 0 LOB: 1<br>K: 0 BB: 0<br>S: 13 P: 17 | R: 0 H: 1<br>E: 0 LOB: 1<br>K: 1 BB: 0<br>S: 12 P: 16 | R: 0 H: 1<br>E: 0 LOB: 0<br>K: 1 BB: 0<br>S: 8 P: 10 | R: 0 H: 1<br>E: 0 LOB: 1<br>K: 2 BB: 0<br>S: 13 P: 20 | R: 2 H: 4<br>E: 0 LOB: 3<br>K: 2 BB: 1<br>S: 21 P: 29 | R: 0 H: 0<br>E: 0 LOB: 0<br>K: 1 BB: 0<br>S: 7 P: 10 | R: 0 H: 0<br>E: 0 LOB: 0<br>K: 1 BB: 0<br>S: 6 P: 11 | R: 0 H: 0<br>E: 0 LOB: 0<br>K: 2 BB: 0<br>S: 8 P: 11 | 1B: 6 SF: 0<br>2B: 2 SAC: 0<br>3B: 0 DP: 1<br>HR: 0 HBP: 0 | | | | | | |

# TOP

St. Louis Cardinals @ Philadelphia Phillies
Veterans Stadium, Philadelphia, PA
Sat Aug 02 1997, 3:33 AM EDT
Att. 16,190 - Overcast - 80 F

livebaseballscorecards.com

| | |
|---|---|
| AB | 34 |
| R | 2 |
| H | 8 |
| RBI | 2 |
| BB | 3 |
| SO | 12 |
| LOB | 18 |

WP: 0 PA: 37
PB: 0
SB: 0
CS: 0

| PITCHER | | IP | WLS | BF | H | R | ER | SO | BB | IBB | HBP | BLK | WP | HR | S | P | ERA | WHIP |
|---|---|---|---|---|---|---|---|---|---|---|---|---|---|---|---|---|---|---|
| 55 Matt Beech, L<br>ERA: 5.88 | (1, 1) | 6.0 | L | 28 | 8 | 2 | 2 | 8 | 3 | 0 | 0 | 0 | 0 | 0 | 84 | 122 | 3.00 | 1.833 |
| Billy Brewer, L<br>ERA: 5.0 | (7, 1) | 1.0 | | 3 | 0 | 0 | 0 | 1 | 0 | 0 | 0 | 0 | 0 | 0 | 7 | 10 | 0.00 | 0.000 |
| Wayne Gomes, R<br>ERA: 4.1 | (8, 1) | 2.0 | | 6 | 0 | 0 | 0 | 3 | 0 | 0 | 0 | 0 | 0 | 0 | 14 | 22 | 0.00 | 0.000 |

| PITCHER | IP | WLS | BF | H | R | ER | SO | BB | IBB | HBP | BLK | WP | HR | S | P | ERA | WHIP |
|---|---|---|---|---|---|---|---|---|---|---|---|---|---|---|---|---|---|

| Batter | 1 | 2 | 3 | 4 | 5 | 6 | 7 | 8 | 9 | AB | R | H | RBI | BB | SO | LOB |
|---|---|---|---|---|---|---|---|---|---|---|---|---|---|---|---|---|
| Ricky Otero, S (1, 8)<br>OBP: 0.342, SLG: 0.309 | F7 | | | BB 1B G3 1B | | G4-3 | | P5 | L8 | 5 | 1 | 1 | 0 | 0 | 0 | 1 |
| Mickey Morandini, L (1, 4)<br>OBP: 0.377, SLG: 0.403 | K | | | G3 BB 1-2 1B | | K | | BB 1B 1B | | 4 | 0 | 2 | 0 | 0 | 2 | 0 |
| Gregg Jefferies, S (1, 7)<br>OBP: 0.321, SLG: 0.376 | G5-3 | | | K | | BB | | P3 | | 3 | 0 | 0 | 0 | 1 | 1 | 3 |
| Scott Rolen, R (1, 5)<br>OBP: 0.391, SLG: 0.484 | | K | | G3 1-2 2-3 BB | | L8 | | 1-2 BB 1B | | 3 | 0 | 1 | 0 | 1 | 1 | 1 |
| Rico Brogna, L (1, 3)<br>OBP: 0.282, SLG: 0.416 | | G4-3 | | G3 1-2 2-3 3-H | | | G1-3 | 4-1 FC6-4 1-2 2-3 BB | | 3 | 0 | 0 | 1 | 1 | 0 | 2 |
| Mike Lieberthal, R (1, 2)<br>OBP: 0.317, SLG: 0.471 | | K | | L3 | | | P4 | FC6-4 1-2f | | 4 | 0 | 0 | 0 | 0 | 1 | 5 |
| Derrick May, L (1, 9)<br>OBP: 0.268, SLG: 0.297 | | | L8 | | F8 | | 1B | | L8 | 4 | 0 | 1 | 0 | 0 | 0 | 0 |
| Kevin Stocker, S (1, 6)<br>OBP: 0.339, SLG: 0.366 | | | F9 | | G3-1 | | 1-2 1B | | S 1B | 4 | 0 | 2 | 0 | 0 | 0 | 0 |
| 55 Matt Beech, L (1, 1)<br>OBP: 0.133, SLG: 0.200<br>Billy Brewer, L (7, 1)<br>Midre Cummings, L (7, PH)<br>OBP: 0.288, SLG: 0.389<br>Wayne Gomes, R (8, 1)<br>Ruben Amaro Jr, S (9, PH)<br>OBP: 0.326, SLG: 0.357 | | | F7 | | K | | G5-3 | | F7 1-2 | 2<br>0<br>1<br>0<br>1 | 0<br>0<br>0<br>0<br>0 | 0<br>0<br>0<br>0<br>0 | 0<br>0<br>0<br>0<br>0 | 0<br>0<br>0<br>0<br>0 | 1<br>0<br>0<br>0<br>0 | 0<br>0<br>2<br>0<br>1 |
| Inning Stats | R: 0 E: 0 K: 1 S: 7 H: 0 LOB: 0 BB: 0 P: 9 | R: 0 E: 0 K: 2 S: 9 H: 0 LOB: 0 BB: 0 P: 10 | R: 0 E: 0 K: 0 S: 5 H: 0 LOB: 0 BB: 0 P: 11 | R: 1 E: 0 K: 1 S: 14 H: 2 LOB: 2 BB: 1 P: 21 | R: 0 E: 0 K: 1 S: 10 H: 0 LOB: 0 BB: 0 P: 14 | R: 0 E: 0 K: 1 S: 11 H: 0 LOB: 1 BB: 1 P: 21 | R: 0 E: 0 K: 0 S: 13 H: 2 LOB: 2 BB: 0 P: 21 | R: 0 E: 0 K: 0 S: 14 H: 2 LOB: 3 BB: 1 P: 25 | R: 0 E: 0 K: 0 S: 12 H: 1 LOB: 1 BB: 0 P: 18 | 1B: 7 2B: 0 3B: 0 HR: 0 | SF: 0 SAC: 0 DP: 0 HBP: 0 | | | | | | |

| PITCHER | IP | WLS | BF | H | R | ER | SO | BB | IBB | HBP | BLK | WP | HR | S | P | ERA | WHIP |
|---|---|---|---|---|---|---|---|---|---|---|---|---|---|---|---|---|---|
| Todd Stottlemyre, R (1, 1)<br>ERA: 3.74 | 8.0 | W | 33 | 6 | 1 | 1 | 6 | 3 | 0 | 0 | 0 | 0 | 0 | 83 | 132 | 1.12 | 1.125 |
| Dennis Eckersley, R (9, 1)<br>ERA: 3.96 | 1.0 | S | 4 | 1 | 0 | 0 | 0 | 0 | 0 | 0 | 0 | 0 | 0 | 12 | 18 | 0.00 | 1.000 |

| PITCHER | IP | WLS | BF | H | R | ER | SO | BB | IBB | HBP | BLK | WP | HR | S | P | ERA | WHIP |
|---|---|---|---|---|---|---|---|---|---|---|---|---|---|---|---|---|---|

# BOTTOM

St. Louis Cardinals @ Philadelphia Phillies
Veterans Stadium, Philadelphia, PA
Sat Aug 02 1997, 3:33 AM EDT
Att. 16,190 - Overcast - 80 F

livebaseballscorecards.com

| | |
|---|---|
| AB | 34 |
| R | 1 |
| H | 7 |
| RBI | 1 |
| BB | 3 |
| SO | 6 |
| LOB | 15 |

WP: 0 PB: 0 SB: 1 CS: 0 PA: 37

# TOP

St. Louis Cardinals @ Philadelphia Phillies
Veterans Stadium, Philadelphia, PA
Sun Aug 03 1997, 3:33 AM EDT
Att. 20,094 - Cloudy - 84 F

livebaseballscorecards.com

| Batter | 1 | 2 | 3 | 4 | 5 | 6 | 7 | 8 | 9 | AB | R | H | RBI | BB | SO | LOB |
|---|---|---|---|---|---|---|---|---|---|---|---|---|---|---|---|---|
| Delino DeShields, L (1, 4)<br>OBP: 0.359, SLG: 0.465<br>Royce Clayton, R (7, 6)<br>OBP: 0.294, SLG: 0.386 | X 0-0 ① F9 | | B X 1-0 ① G3 | | C F S 0-3 ① K 1-2 | | X 0-0 ③ G3 | | | 4 0 0 0 0 1 2<br>0 0 0 0 0 0 0 | | | | | | |
| Ron Gant, R (1, 7)<br>OBP: 0.312, SLG: 0.402<br>Danny Sheaffer, R (8, 7)<br>OBP: 0.303, SLG: 0.280 | X 0-0 ② G5-3 | | C B S F B C 2-3 ② K | | C F F X 0-2 G4-6-3 2-H 1B | | | F S B S 1-3 ① K | | 4 0 1 1 0 2 0<br>0 0 0 0 0 0 0 | | | | | | |
| John Mabry, L (1, 9)<br>OBP: 0.357, SLG: 0.380 | B B F X 2-1 HBP 1B | | C X 0-1 1B | | S B B X 2-1 ② ③ G4-6-3 1-2f | | | S B X 1-1 ② G4-3 | | 4 0 2 0 0 0 1 | | | | | | |
| Mark McGwire, R (1, 3)<br>OBP: 0.382, SLG: 0.616<br>Mike DiFelice, R (8, 3)<br>OBP: 0.289, SLG: 0.324 | B H 2-0 FC5-4 1-2 HBP | | B B F F F F X 2-2 ③ G4-3 | | | F B B X 2-1 ① P2 | | F S B B S 2-3 K | | 3 0 0 0 0 1 1<br>0 0 0 0 0 0 0 | | | | | | |
| Gary Gaetti, R (1, 5)<br>OBP: 0.329, SLG: 0.437<br>Rigo Beltran, L (6, 1)<br>Willie McGee, S (9, PH)<br>OBP: 0.356, SLG: 0.421 | F B F X 1-2 ③ FC5-4 1-2f | | | F B F F F B S 2-3 ① K | | C S B F S 1-3 ② K | | | F X 0-1 ① G6-3 | 2 0 0 0 0 1 2<br>0 0 0 0 0 0 0<br>1 0 0 0 0 0 0 | | | | | | |
| Tom Lampkin, L (1, 2)<br>OBP: 0.326, SLG: 0.367 | | B C X 1-1 ① G4-3 | | C F X 0-2 ② P5 | | B B X 2-0 ③ G3-1 | | | X 0-0 ② G4-3 | 4 0 0 0 0 0 0 | | | | | | |
| David Bell, R (1, 6)<br>OBP: 0.333, SLG: 0.395<br>(7, 4) | | C B C B B X 3-2 ② L7 | | C X 0-1 2B | | | B B F C B B 4-2 BB | | F C B X 1-2 3B | 3 0 2 0 1 0 0 | | | | | | |
| Scarborough Green, S (1, 8)<br>OBP: 0.167, SLG: 0.167 | | B B F F X 2-2 FC6 1B | | X 0-0 ③ G4-3 | | | B B B C C X 3-2 ① F8 | | B X 1-0 ③ G4-3 | 4 0 1 0 0 0 3 | | | | | | |
| Donovan Osborne, S (1, 1)<br>OBP: 0.214, SLG: 0.214<br>John Frascatore, R (4, 1)<br>Scott Livingstone, L (4, 5)<br>OBP: 0.197, SLG: 0.179<br>Phil Plantier, L (6, PH)<br>OBP: 0.269, SLG: 0.420 | | B X 1-0 ③ FC6 1-2f | | | X 0-0 S 1B 1B | | X 0-0 ② F9 | | | 1 0 0 0 0 0 1<br>0 0 0 0 0 0 0<br>2 1 1 0 0 0 1<br>1 0 0 0 0 1 0 | | | | | | |
| Inning Stats | R: 0 E: 0 K: 0 S: 7 H: 1 LOB: 2 BB: 0 P: 12 | R: 0 E: 0 K: 0 S: 9 H: 1 LOB: 1 BB: 0 P: 16 | R: 0 E: 0 K: 1 S: 12 H: 1 LOB: 0 BB: 0 P: 17 | R: 0 E: 0 K: 1 S: 11 H: 1 LOB: 1 BB: 0 P: 13 | R: 1 E: 0 K: 1 S: 10 H: 2 LOB: 0 BB: 0 P: 12 | R: 0 E: 0 K: 1 S: 7 H: 0 LOB: 0 BB: 0 P: 12 | R: 0 E: 0 K: 0 S: 7 H: 0 LOB: 1 BB: 1 P: 14 | R: 0 E: 0 K: 2 S: 8 H: 0 LOB: 0 BB: 0 P: 12 | R: 0 E: 0 K: 0 S: 7 H: 1 LOB: 1 BB: 0 P: 9 | 1B: 5 2B: 1 3B: 1 HR: 0 | SF: 0 SAC: 0 DP: 1 HBP: 1 | | | | | | |

| | AB | 33 |
|---|---|---|
| | R | 1 |
| | H | 7 |
| | RBI | 1 |
| | BB | 1 |
| | SO | 6 |
| | LOB | 11 |

WP: 0 PB: 0 SB: 1 CS: 0 PA: 35

| PITCHER | IP | WLS | BF | H | R | ER | SO | BB | IBB | HBP | BLK | WP | HR | S | P | ERA | WHIP |
|---|---|---|---|---|---|---|---|---|---|---|---|---|---|---|---|---|---|
| Mark Leiter, R (1, 1)<br>ERA: 6.02 | 9.0 | W | 35 | 7 | 1 | 1 | 6 | 1 | 0 | 1 | 0 | 0 | 0 | 78 | 117 | 1.00 | 0.889 |

| PITCHER | IP | WLS | BF | H | R | ER | SO | BB | IBB | HBP | BLK | WP | HR | S | P | ERA | WHIP |
|---|---|---|---|---|---|---|---|---|---|---|---|---|---|---|---|---|---|

| Batter | 1 | 2 | 3 | 4 | 5 | 6 | 7 | 8 | 9 | AB | R | H | RBI | BB | SO | LOB |
|---|---|---|---|---|---|---|---|---|---|---|---|---|---|---|---|---|
| Ruben Amaro Jr, S (1, 8)<br>OBP: 0.321, SLG: 0.350 | X 0-0 G6-3 ① | | B B F X 2-1 P4 ② | B X 1-0 BB 2-H 3-H 1B | B X 1-0 L9 ③ | | | B B F C B C 3-3 K ② | | 5 | 0 | 1 | 2 | 0 | 1 | 3 |
| Kevin Sefcik, R (1, 4)<br>OBP: 0.294, SLG: 0.385 | C F X 0-2 P3 ② | | C B S F B X 2-2 1-H 3-H HR | X 0-0 L9 ② | | C B S X 1-2 G5-3 ① | | B C X 1-1 F8 ③ | | 5 | 1 | 1 | 3 | 0 | 0 | 1 |
| Gregg Jefferies, S (1, 7)<br>OBP: 0.325, SLG: 0.378 | C B X 1-1 L9 ③ | | F F X 0-2 HR 1B | B B B 4-0 1-2 BB | | B X 1-0 G4-6-3 1B | | | | 3 | 1 | 2 | 0 | 1 | 0 | 0 |
| Scott Rolen, R (1, 5)<br>OBP: 0.390, SLG: 0.490 | | C B B S F X 2-2 P4 ① | F F B 1 SAFE F F X 1-2 1-H HR | S X 0-1 G4-3 ③ | | F X 0-1 1-2f G4-6-3 ② ③ | | | | 4 | 1 | 1 | 2 | 0 | 0 | 3 |
| 23 Kevin Jordan, R (1, 3)<br>OBP: 0.237, SLG: 0.364 | | C F F X 0-2 L8 ② | B C F B B X 3-2 G6-3 ③ | | B F B X 2-1 L9 ① | | C F B X 1-2 G6-3 ① | | | 4 | 0 | 0 | 0 | 0 | 0 | 0 |
| Mike Lieberthal, R (1, 2)<br>OBP: 0.316, SLG: 0.467 | | F B F X 1-2 G5-3 ③ | | C C B B B B 4-2 2B 1B BB | F F B B B F F C 2-3 K ② | | B F X 1-1 F9 ② | | | 3 | 1 | 0 | 0 | 1 | 1 | 0 |
| Tony Barron, R (1, 9)<br>OBP: 0.429, SLG: 0.538 | | | B S F F B B X 3-2 1B HR 2B | X 0-0 1B 1-3 1B 2B | X 0-0 E 1B | | X 0-0 1B | | | 4 | 3 | 4 | 0 | 0 | 0 | 0 |
| Kevin Stocker, S (1, 6)<br>OBP: 0.338, SLG: 0.364 | | | X 0-0 F8 ① | C B X 1-1 SH1-4 2-3 3-H 1B | B X 1-0 E8 1-3 1B | | B C X 1-1 P3 ③ | | | 4 | 2 | 1 | 1 | 0 | 0 | 3 |
| Mark Leiter, R (1, 1)<br>OBP: 0.143, SLG: 0.118 | | | X 0-0 2-3 HR 1B | X 0-0 SH1-4 1-2 ① | S B X 1-1 2-H 3-H 1B | | | F F S 0-3 K2-3 ① | | 3 | 1 | 2 | 2 | 0 | 1 | 0 |
| Inning Stats | R: 0 E: 0 K: 0 S: 6 H: 0 LOB: 0 BB: 0 P: 7 | R: 0 E: 0 K: 0 S: 11 H: 0 LOB: 0 BB: 0 P: 14 | R: 5 E: 0 K: 0 S: 23 H: 5 LOB: 0 BB: 0 P: 34 | R: 3 E: 0 K: 0 S: 10 H: 3 LOB: 2 BB: 2 P: 20 | R: 2 E: 1 K: 1 S: 12 H: 2 LOB: 1 BB: 0 P: 19 | R: 0 E: 0 K: 0 S: 6 H: 1 LOB: 0 BB: 0 P: 8 | R: 0 E: 0 K: 0 S: 8 H: 1 LOB: 1 BB: 0 P: 11 | R: 0 E: 0 K: 2 S: 8 H: 0 LOB: 0 BB: 0 P: 12 | | 1B: 8 2B: 2 3B: 0 HR: 2 | SF: 0 SAC: 1 DP: 1 HBP: 0 | | | | | |

| PITCHER | | IP | WLS | BF | H | R | ER | SO | BB | IBB | HBP | BLK | WP | HR | S | P | ERA | WHIP |
|---|---|---|---|---|---|---|---|---|---|---|---|---|---|---|---|---|---|---|
| Donovan Osborne, L<br>ERA: 5.02 | (1, 1) | 3.0 | L | 17 | 7 | 8 | 8 | 0 | 1 | 0 | 0 | 0 | 0 | 2 | 45 | 65 | 24.00 | 2.667 |
| John Frascatore, R<br>ERA: 2.87 | (4, 1) | 2.0 | | 11 | 3 | 2 | 0 | 1 | 1 | 0 | 0 | 0 | 0 | 0 | 17 | 29 | 0.00 | 2.000 |
| Rigo Beltran, L<br>ERA: 1.96 | (6, 1) | 3.0 | | 10 | 2 | 0 | 0 | 2 | 0 | 0 | 0 | 0 | 0 | 0 | 22 | 31 | 0.00 | 0.667 |

| PITCHER | IP | WLS | BF | H | R | ER | SO | BB | IBB | HBP | BLK | WP | HR | S | P | ERA | WHIP |
|---|---|---|---|---|---|---|---|---|---|---|---|---|---|---|---|---|---|

# BOTTOM

St. Louis Cardinals @ Philadelphia Phillies
Veterans Stadium, Philadelphia, PA
Sun Aug 03 1997, 3:33 AM EDT
Att. 20,094 - Cloudy - 84 F

livebaseballscorecards.com

| | |
|---|---|
| AB | 35 |
| R | 10 |
| H | 12 |
| RBI | 10 |
| BB | 2 |
| SO | 3 |
| LOB | 10 |

WP: 0 PB: 0 SB: 0 CS: 0 PA: 38

| Batter | 1 | 2 | 3 | 4 | 5 | 6 | 7 | 8 | 9 | AB | R | H | RBI | BB | SO | LOB |
|---|---|---|---|---|---|---|---|---|---|---|---|---|---|---|---|---|
| Delino DeShields, L (1, 4)<br>OBP: 0.358, SLG: 0.465 | C B C B B F X 3-2 ① F8 | | X 0-0 ② F8 2B | | C X 0-1 ③ G5-3 | | | X 0-0 ② B5-3 | | 4 | 0 | 1 | 0 | 0 | 0 | 0 |
| Willie McGee, S (1, 8)<br>OBP: 0.349, SLG: 0.411 | B C B B B F F X 3-2 ② L8 | | B X 1-0 ① F8 2-3 | | | F F S 0-3 ① K | | X 0-0 ③ L7 | | 4 | 0 | 0 | 0 | 0 | 1 | 1 |
| John Mabry, L (1, 9)<br>OBP: 0.356, SLG: 0.378<br>Scarborough Green, S (9, PR)<br>OBP: 0.167, SLG: 0.167 | B B F F F S 2-3 ③ K | | B X 1-0 ② P6 | | | C X 0-1 ② G1-3 | | | C B B C B X 3-2 G4-6-3 1B | 4<br>0 | 0<br>0 | 1<br>0 | 0<br>0 | 0<br>0 | 1<br>0 | 1<br>0 |
| Mark McGwire, R (1, 3)<br>OBP: 0.379, SLG: 0.609 | | X 0-0 ① P3 | C X 0-1 ③ G3 | | | C B F B C 2-3 ③ K | | | S S F D S 1-3 ① K | 4 | 0 | 0 | 0 | 0 | 2 | 2 |
| Gary Gaetti, R (1, 5)<br>OBP: 0.328, SLG: 0.435 | | C S B X 1-2 1B 3B 1B | | X 0-0 ① G6-3 | | | B F X 1-1 ① G5-3 | | X 0-0 ② ③ G4-6-3 1-2f | 4 | 1 | 1 | 0 | 0 | 0 | 1 |
| Ron Gant, R (1, 7)<br>OBP: 0.312, SLG: 0.402 | | S B X 1-1 1-2 3B 1B | | T B C B B X 3-2 ② G6-3 | | | X 0-0 ② F8 | | | 3 | 1 | 1 | 0 | 0 | 0 | 0 |
| Mike DiFelice, R (1, 2)<br>OBP: 0.289, SLG: 0.324 | | B X 1-0 ② P6 | | B X 1-0 ③ G6-3 | | | B F X 1-1 1B | | | 3 | 0 | 1 | 0 | 0 | 0 | 2 |
| Royce Clayton, R (1, 6)<br>OBP: 0.295, SLG: 0.391 | | S C X 0-2 1-H 2-H 3B | | | X 0-0 ① G6-3 | | C C D B X 2-2 ③ G4-3 | | | 3 | 0 | 1 | 2 | 0 | 0 | 1 |
| Manny Aybar, R (1, 1)<br>Mark Petkovsek, R (6, 1)<br>OBP: 0.182, SLG: 0.100<br>Scott Livingstone, L (8, PH)<br>OBP: 0.194, SLG: 0.175<br>Curtis King, R (8, 1) | | F F B C 1-3 ③ K | | | C C F X 0-2 ② G5-3 | | | B F C S 1-3 ① K | | 2<br>0<br>1<br>0 | 0<br>0<br>0<br>0 | 0<br>0<br>0<br>0 | 0<br>0<br>0<br>0 | 0<br>0<br>0<br>0 | 1<br>0<br>1<br>0 | 1<br>0<br>0<br>0 |

| Inning Stats | | | | | | | | | | |
|---|---|---|---|---|---|---|---|---|---|---|
| | R: 0 | H: 0 | R: 2 | H: 3 | R: 0 | H: 1 | R: 0 | H: 0 | R: 0 | H: 0 |
| | E: 0 | LOB: 0 | E: 0 | LOB: 1 | E: 0 | LOB: 1 | E: 0 | LOB: 0 | E: 0 | LOB: 0 |
| | K: 1 | BB: 0 | K: 1 | BB: 0 | K: 0 | BB: 0 | K: 0 | BB: 0 | K: 0 | BB: 0 |
| | S: 12 | P: 20 | S: 13 | P: 17 | S: 5 | P: 7 | S: 5 | P: 9 | S: 7 | P: 7 |

| Inning Stats | | | | | | | | | | |
|---|---|---|---|---|---|---|---|---|---|---|
| | R: 0 | H: 0 | R: 0 | H: 1 | R: 0 | H: 1 | R: 0 | H: 0 | R: 0 | H: 1 |
| | E: 0 | LOB: 0 | E: 0 | LOB: 1 | E: 0 | LOB: 1 | E: 0 | LOB: 0 | E: 0 | LOB: 1 |
| | K: 2 | BB: 0 | K: 0 | BB: 0 | K: 1 | BB: 0 | K: 1 | BB: 0 | K: 1 | BB: 0 |
| | S: 8 | P: 10 | S: 8 | P: 12 | S: 5 | P: 6 | S: 8 | P: 12 | 1B: 4 | SF: 0 |
| | | | | | | | | | 2B: 1 | SAC: 0 |
| | | | | | | | | | 3B: 1 | DP: 1 |
| | | | | | | | | | HR: 0 | HBP: 0 |

WP: 0 PA: 32
PB: 0
SB: 0
CS: 0

| PITCHER | | IP | WLS | BF | H | R | ER | SO | BB | IBB | HBP | BLK | WP | HR | S | P | ERA | WHIP |
|---|---|---|---|---|---|---|---|---|---|---|---|---|---|---|---|---|---|---|
| Rick Reed, R<br>ERA: 2.77 | (1, 1) | 6.0 | W | 22 | 4 | 2 | 2 | 4 | 0 | 0 | 0 | 0 | 0 | 0 | 50 | 70 | 3.00 | 0.667 |
| Cory Lidle, R<br>ERA: 3.53 | (7, 1) | 2.0 | | 7 | 1 | 0 | 0 | 1 | 0 | 0 | 0 | 0 | 0 | 0 | 13 | 18 | 0.00 | 0.500 |
| John Franco, L<br>ERA: 2.53 | (9, 1) | 1.0 | S | 3 | 1 | 0 | 0 | 1 | 0 | 0 | 0 | 0 | 0 | 0 | 8 | 12 | 0.00 | 1.000 |

| PITCHER | IP | WLS | BF | H | R | ER | SO | BB | IBB | HBP | BLK | WP | HR | S | P | ERA | WHIP |
|---|---|---|---|---|---|---|---|---|---|---|---|---|---|---|---|---|---|

# TOP

## St. Louis Cardinals @ New York Mets

Shea Stadium, Flushing, NY

Mon Aug 04 1997, 7:05 PM EDT
Att. 17,944 - Unknown - 73 F

livebaseballscorecards.com

| | |
|---|---|
| AB | 32 |
| R | 2 |
| H | 6 |
| RBI | 2 |
| BB | 0 |
| SO | 6 |
| LOB | 9 |

# BOTTOM

## St. Louis Cardinals @ New York Mets

Shea Stadium, Flushing, NY

Mon Aug 04 1997, 7:05 PM EDT
Att. 17,944 - Unknown - 73 F

| Batter | 1 | 2 | 3 | 4 | 5 | 6 | 7 | 8 | 9 | AB | R | H | RBI | BB | SO | LOB |
|---|---|---|---|---|---|---|---|---|---|---|---|---|---|---|---|---|
| Lance Johnson, L (1, 8)<br>OBP: 0.382, SLG: 0.398 | B C X 1-1 CS 1B | | B C X 1-1 1B 2-H 3B | | B C X 1-1 2-H 3B | | S C S 0-3 ① K | | | 4 | 1 | 3 | 2 | 0 | 1 | 0 |
| Bernard Gilkey, R (1, 7)<br>OBP: 0.315, SLG: 0.357 | C P C B S 2-3 ①② K 1-2 | | B B B B 4-0 1B BB | | C X 0-1 ② G6-3 | | B X 1-0 ② G6-3 | | | 3 | 0 | 0 | 0 | 1 | 1 | 2 |
| John Olerud, L (1, 3)<br>OBP: 0.391, SLG: 0.465 | B X 1-0 ③ G6-3 | | B X 1-0 1-2 3-H 1B | | D B S B F B 4-2 BB | | C B F X 1-2 ③ G3-1 | | | 3 | 0 | 1 | 1 | 1 | 0 | 0 |
| Todd Hundley, S (1, 2)<br>OBP: 0.421, SLG: 0.579 | | B C B C B X 3-2 ① F7 | B B S X 2-1 ③ F7 | | C B F X 1-2 ③ L7 | | | C B C F S 1-3 ① K | | 4 | 0 | 0 | 0 | 0 | 1 | 4 |
| Edgardo Alfonzo, R (1, 5)<br>OBP: 0.390, SLG: 0.452 | | C C S 0-3 ② K | | F X 0-1 ① F8 | | C B B H 3-1 HBP 1B HBP | | B F S X 1-2 ② G5-3 | | 3 | 1 | 0 | 0 | 0 | 1 | 0 |
| Carl Everett, S (1, 9)<br>OBP: 0.316, SLG: 0.442 | | B C B B C S 3-3 ③ K | | X 0-0 ② G3 | | T C F B H 2-2 1B 1-2 HBP | | B X 1-0 2B | | 2 | 0 | 0 | 0 | 0 | 1 | 0 |
| Cory Lidle, R (7, 1) | | | | | | | | | | 0 | 0 | 0 | 0 | 0 | 0 | 0 |
| Butch Huskey, R (8, PH)<br>OBP: 0.309, SLG: 0.488 | | | | | | | | | | 1 | 0 | 1 | 0 | 0 | 0 | 0 |
| John Franco, L (9, 1) | | | | | | | | | | 0 | 0 | 0 | 0 | 0 | 0 | 0 |
| Jason Hardtke, S (1, 4)<br>OBP: 0.400, SLG: 0.519 | | | X 0-0 ① P3 | C B F B B F B X 3-2 ③ G4-3 | | X 0-0 ① WP 1-3 2-H 1B | | B B S F X 2-2 ③ G3 | | 4 | 0 | 1 | 1 | 0 | 0 | 1 |
| Rey Ordonez, R (1, 6)<br>OBP: 0.273, SLG: 0.279 | | | B B B C X 3-1 SH1-4 3B 1B | | C C S 0-3 ① K | B B B B C C X 3-2 ② G5-3 1-2 | | | | 3 | 1 | 1 | 0 | 0 | 1 | 1 |
| Rick Reed, R (1, 1)<br>OBP: 0.222, SLG: 0.333 | | | X 0-0 ② SH1-4 1-2 | | B B C X 2-1 3B 2B | B S F B X 2-2 ③ L6 | | | | 1 | 1 | 1 | 0 | 0 | 0 | 0 |
| Alex Ochoa, R (6, PH)<br>OBP: 0.270, SLG: 0.316 | | | | | | | | | | 1 | 0 | 0 | 0 | 0 | 0 | 1 |
| (7, 9) | | | | | | | | | | | | | | | | |
| Inning Stats | R: 0 E: 0 K: 1 S: 7 H: 1 LOB: 0 BB: 0 P: 10 | R: 0 E: 0 K: 2 S: 9 H: 0 LOB: 0 BB: 0 P: 15 | R: 2 E: 0 K: 0 S: 9 H: 3 LOB: 2 BB: 1 P: 20 | R: 0 E: 0 K: 0 S: 7 H: 0 LOB: 0 BB: 0 P: 10 | R: 1 E: 0 K: 1 S: 14 H: 2 LOB: 2 BB: 1 P: 22 | R: 1 E: 0 K: 0 S: 11 H: 1 LOB: 1 BB: 0 P: 21 | R: 0 E: 0 K: 1 S: 7 H: 0 LOB: 0 BB: 0 P: 9 | R: 0 E: 0 K: 1 S: 11 H: 1 LOB: 1 BB: 0 P: 16 | | 1B: 4 2B: 2 3B: 2 HR: 0 | SF: 0 SAC: 1 DP: 0 HBP: 2 | | | WP: 1 PB: 0 SB: 0 CS: 1 | PA: 34 | | |

livebaseballscorecards.com

| | AB | 29 |
|---|---|---|
| | R | 4 |
| | H | 8 |
| | RBI | 4 |
| | BB | 2 |
| | SO | 6 |
| | LOB | 9 |

| PITCHER | | IP | WLS | BF | H | R | ER | SO | BB | IBB | HBP | BLK | WP | HR | S | P | ERA | WHIP |
|---|---|---|---|---|---|---|---|---|---|---|---|---|---|---|---|---|---|---|
| Manny Aybar, R<br>ERA: 6.75 | (1, 1) | 5.1 | L | 25 | 7 | 4 | 4 | 4 | 2 | 0 | 2 | 0 | 0 | 0 | 51 | 87 | 6.75 | 1.688 |
| Mark Petkovsek, R<br>ERA: 4.15 | (6, 1) | 1.2 | | 5 | 0 | 0 | 0 | 1 | 0 | 0 | 0 | 0 | 1 | 0 | 13 | 20 | 0.00 | 0.000 |
| Curtis King, R<br>ERA: | (8, 1) | 1.0 | | 4 | 1 | 0 | 0 | 1 | 0 | 0 | 0 | 0 | 0 | 0 | 11 | 16 | 0.00 | 1.000 |

| PITCHER | IP | WLS | BF | H | R | ER | SO | BB | IBB | HBP | BLK | WP | HR | S | P | ERA | WHIP |
|---|---|---|---|---|---|---|---|---|---|---|---|---|---|---|---|---|---|

| Batter | 1 | 2 | 3 | 4 | 5 | 6 | 7 | 8 | 9 | 10 | AB | R | H | RBI | BB | SO | LOB |
|---|---|---|---|---|---|---|---|---|---|---|---|---|---|---|---|---|---|
| Delino DeShields, L (1, 4)<br>OBP: 0.356, SLG: 0.462 | G6-3 | | L6 | | 1B | | F8 | | | B1-3 | 5 | 0 | 1 | 2 | 0 | 0 | 2 |
| Ron Gant, R (1, 7)<br>OBP: 0.311, SLG: 0.399 | K | | | L7 | F8 | | | F8 | | FC5-4 1B | 5 | 0 | 1 | 0 | 0 | 1 | 1 |
| Willie McGee, S (1, 8)<br>OBP: 0.350, SLG: 0.417 | G4-3 | | | F9 2B | | G1-4-3 1B | | K | | 1 SAFE 1 SAFE FC5-4 BB 1 SAFE | 5 | 0 | 2 | 0 | 0 | 1 | 1 |
| Mark McGwire, R (1, 3)<br>OBP: 0.377, SLG: 0.603 | | L7 | | F9 | | L9 | | F9 | | BB | 4 | 0 | 0 | 0 | 1 | 0 | 2 |
| Gary Gaetti, R (1, 5)<br>OBP: 0.326, SLG: 0.431 | | F8 | | K | | G1-4-3 | | | SH2-4 1B | K | 5 | 1 | 1 | 0 | 0 | 2 | 4 |
| John Mabry, L (1, 9)<br>OBP: 0.354, SLG: 0.375 | | G6-3 | | | G3-1 | | L9 | | SH2-4 | | 3 | 0 | 0 | 0 | 0 | 0 | 0 |
| Mike DiFelice, R (1, 2)<br>OBP: 0.299, SLG: 0.330 | | | 1B | | BB | | L1 | | FC5-4 | | 3 | 1 | 2 | 1 | 1 | 0 | 0 |
| Royce Clayton, R (1, 6)<br>OBP: 0.296, SLG: 0.394 | | | P4 | | 2B | | 1B | | FC5-4 | | 4 | 2 | 2 | 0 | 0 | 0 | 2 |
| Matt Morris, R (1, 1)<br>OBP: 0.278, SLG: 0.260 | | | F9 | | K | | 2B | | K | | 4 | 0 | 1 | 1 | 0 | 2 | 4 |
| Dennis Eckersley, R (9, 1) | | | | | | | | | | | 0 | 0 | 0 | 0 | 0 | 0 | 0 |
| Tony Fossas, L (9, 1) | | | | | | | | | | | 0 | 0 | 0 | 0 | 0 | 0 | 0 |
| John Frascatore, R (10, 1) | | | | | | | | | | | 0 | 0 | 0 | 0 | 0 | 0 | 0 |
| David Bell, R (10, 5)<br>OBP: 0.333, SLG: 0.395 | | | | | | | | | | | 0 | 0 | 0 | 0 | 0 | 0 | 0 |
| Inning Stats | R: 0 E: 0 K: 1 S: 5 H: 0 LOB: 0 BB: 0 P: 10 | R: 0 E: 0 K: 0 S: 5 H: 0 LOB: 0 BB: 0 P: 10 | R: 0 E: 0 K: 0 S: 9 H: 1 LOB: 1 BB: 0 P: 17 | R: 0 E: 0 K: 1 S: 6 H: 1 LOB: 1 BB: 0 P: 8 | R: 2 E: 0 K: 1 S: 16 H: 2 LOB: 1 BB: 1 P: 30 | R: 0 E: 0 K: 0 S: 4 H: 1 LOB: 0 BB: 0 P: 6 | R: 1 E: 0 K: 0 S: 12 H: 2 LOB: 1 BB: 0 P: 19 | R: 0 E: 0 K: 1 S: 5 H: 0 LOB: 0 BB: 0 P: 6 | R: 1 E: 1 K: 1 S: 14 H: 2 LOB: 1 BB: 0 P: 18 | R: 0 E: 0 K: 1 S: 15 H: 1 LOB: 2 BB: 1 P: 27 | 1B: 7 2B: 3 3B: 0 HR: 0 SF: 0 SAC: 1 DP: 1 HBP: 0 | | | | | | |

| PITCHER | | IP | WLS | BF | H | R | ER | SO | BB | IBB | HBP | BLK | WP | HR | S | P | ERA | WHIP |
|---|---|---|---|---|---|---|---|---|---|---|---|---|---|---|---|---|---|---|
| Pete Harnisch, R<br>ERA: 4.09 | (1, 1) | 6.0 | | 23 | 5 | 2 | 2 | 3 | 1 | 0 | 0 | 0 | 0 | 0 | 45 | 81 | 3.00 | 1.000 |
| Juan Acevedo, R<br>ERA: 4.5 | (7, 1) | 1.0 | | 5 | 2 | 1 | 1 | 0 | 0 | 0 | 0 | 0 | 0 | 0 | 12 | 19 | 9.00 | 2.000 |
| Greg McMichael, R<br>ERA: 3.3 | (8, 1) | 2.0 | | 8 | 2 | 1 | 1 | 2 | 0 | 0 | 0 | 0 | 0 | 0 | 19 | 24 | 4.50 | 1.000 |
| John Franco, L<br>ERA: 2.49 | (10, 1) | 0.2 | | 4 | 1 | 0 | 0 | 0 | 1 | 0 | 0 | 0 | 0 | 0 | 11 | 21 | 0.00 | 3.000 |
| Cory Lidle, R<br>ERA: 3.51 | (10, 1) | 0.1 | W | 1 | 0 | 0 | 0 | 1 | 0 | 0 | 0 | 0 | 0 | 0 | 4 | 6 | 0.00 | 0.000 |

| PITCHER | IP | WLS | BF | H | R | ER | SO | BB | IBB | HBP | BLK | WP | HR | S | P | ERA | WHIP |
|---|---|---|---|---|---|---|---|---|---|---|---|---|---|---|---|---|---|

# TOP

## St. Louis Cardinals @ New York Mets

Shea Stadium, Flushing, NY

Tue Aug 05 1997, 7:05 PM EDT
Att. 22,777 - Unknown - 75 F

livebaseballscorecards.com

| | |
|---|---|
| AB | 38 |
| R | 4 |
| H | 10 |
| RBI | 4 |
| BB | 2 |
| SO | 6 |
| LOB | 16 |

WP: 0 PB: 0 SB: 1 CS: 0 PA: 41

| Batter | 1 | 2 | 3 | 4 | 5 | 6 | 7 | 8 | 9 | 10 | AB | R | H | RBI | BB | SO | LOB |
|---|---|---|---|---|---|---|---|---|---|---|---|---|---|---|---|---|---|
| Lance Johnson, L (1, 8)<br>OBP: 0.386, SLG: 0.406 | G4-3 SF7 2B | | 0-0 L4-3 1B | | 0-0 ② F7 | | | 2-1 ② L8 | | 1-2 1B E FC6-2 1B | 5 | 1 | 3 | 0 | 0 | 0 | 0 |
| Bernard Gilkey, R (1, 7)<br>OBP: 0.311, SLG: 0.352 | 0-0 ① G4-3<br>2-3 | | B F 1 SAFE B F S 2-3 ① K | | 2-0 ③ F9 | | | 0-0 ③ P4 | | 1-1 E2<br>FC6-2 1B<br>1-2 SF9 | 5 | 1 | 0 | 0 | 0 | 1 | 3 |
| John Olerud, L (1, 3)<br>OBP: 0.389, SLG: 0.463 | 1-2 ② SF7<br>3-H | | 1 SAFE B X 1-0 ②③ L4-3<br>1-1 | | | 0-1 ① G6-3 | | | 0-1 ① F7 | 0-1 FC6-2 1B<br>1-2<br>2-3 | 4 | 0 | 1 | 1 | 0 | 0 | 1 |
| Todd Hundley, S (1, 2)<br>OBP: 0.421, SLG: 0.575<br>Alex Ochoa, R (9, PR)<br>OBP: 0.268, SLG: 0.314<br>(10, 9) | 3-1 ③ G6-3 | | | 4-2 G4-3 2B BB | | 0-2 ② G3-1 | | | 4-2 BB 1B BB | 0-1 ① FC6-2<br>1-2<br>2-3<br>3-Hf | 2 | 1 | 0 | 0 | 2 | 0 | 0 |
| | | | | | | | | | | | 1 | 1 | 0 | 0 | 0 | 0 | 3 |
| Edgardo Alfonzo, R (1, 5)<br>OBP: 0.390, SLG: 0.449 | | 4-0 PB E BB | | 0-0 ① G4-3<br>1-2 | | 1-2 ③ G6-3 | | | 4-1 BB 1B<br>1-2 BB | 0-1 ② SF9<br>3-H | 2 | 1 | 0 | 1 | 2 | 0 | 1 |
| Butch Huskey, R (1, 9)<br>OBP: 0.308, SLG: 0.488<br>Todd Pratt, R (10, 2)<br>OBP: 0.432, SLG: 0.563 | | 2-3 ① K<br>1-2 | | 1-0 2-H 2B | | | 1-3 ① K | | 1-0 ② P6 | | 4 | 0 | 1 | 1 | 0 | 2 | 3 |
| | | | | | | | | | | | 0 | 0 | 0 | 0 | 0 | 0 | 0 |
| Luis Lopez, S (1, 4)<br>OBP: 0.339, SLG: 0.346<br>Greg McMichael, R (8, 1)<br>OBP: 0.500, SLG: 0.500<br>Matt Franco, L (9, PH)<br>OBP: 0.356, SLG: 0.427<br>John Franco, L (10, 1)<br>Cory Lidle, R (10, 1) | 1-0 E8 2-H 1B | | 2-2 K | | | 0-0 G6-3 | | | 2-1 BB<br>1-2 2-H 1B | | 3 | 0 | 1 | 1 | 0 | 1 | 1 |
| | | | | | | | | | | | 0 | 0 | 0 | 0 | 0 | 0 | 0 |
| | | | | | | | | | | | 1 | 0 | 1 | 1 | 0 | 0 | 0 |
| | | | | | | | | | | | 0 | 0 | 0 | 0 | 0 | 0 | 0 |
| | | | | | | | | | | | 0 | 0 | 0 | 0 | 0 | 0 | 0 |
| Rey Ordonez, R (1, 6)<br>OBP: 0.273, SLG: 0.275 | 1-1 ② G4-3 | | 0-2 ③ F9 | | | 0-2 ③ G6-3 | | | 4-1 1-2 2-3 BB | | 3 | 0 | 0 | 0 | 1 | 0 | 2 |
| Pete Harnisch, S (1, 1)<br>Juan Acevedo, R (7, 1)<br>Jason Hardtke, S (8, 4)<br>OBP: 0.375, SLG: 0.483 | 0-0 ③ G4-3 | | | | 1-1 ① P3 | | | 1-0 ① G4-3 | 2-1 ③ F9 | | 2 | 0 | 0 | 0 | 0 | 0 | 1 |
| | | | | | | | | | | | 0 | 0 | 0 | 0 | 0 | 0 | 0 |
| | | | | | | | | | | | 2 | 0 | 0 | 0 | 0 | 0 | 3 |
| Inning Stats | R: 1 H: 1<br>E: 0 LOB: 0<br>K: 0 BB: 0<br>S: 9 P: 14 | R: 1 H: 1<br>E: 1 LOB: 1<br>K: 1 BB: 1<br>S: 7 P: 15 | R: 0 H: 1<br>E: 0 LOB: 0<br>K: 1 BB: 0<br>S: 5 P: 8 | R: 1 H: 1<br>E: 0 LOB: 1<br>K: 1 BB: 1<br>S: 12 P: 19 | R: 0 H: 1<br>E: 0 LOB: 0<br>K: 0 BB: 0<br>S: 4 P: 7 | R: 0 H: 0<br>E: 0 LOB: 0<br>K: 0 BB: 0<br>S: 8 P: 9 | R: 0 H: 0<br>E: 0 LOB: 0<br>K: 1 BB: 0<br>S: 7 P: 8 | R: 0 H: 0<br>E: 0 LOB: 0<br>K: 0 BB: 0<br>S: 4 P: 7 | R: 1 H: 1<br>E: 0 LOB: 3<br>K: 0 BB: 3<br>S: 12 P: 29 | R: 1 H: 2<br>E: 1 LOB: 2<br>K: 0 BB: 0<br>S: 11 P: 13 | 1B: 5 SF: 2<br>2B: 3 SAC: 0<br>3B: 0 DP: 1<br>HR: 0 HBP: 0 | | | | | | |

| PITCHER | | IP | WLS | BF | H | R | ER | SO | BB | IBB | HBP | BLK | WP | HR | S | P | ERA | WHIP |
|---|---|---|---|---|---|---|---|---|---|---|---|---|---|---|---|---|---|---|
| Matt Morris, R<br>ERA: 2.61 | (1, 1) | 8.1 | | 31 | 4 | 4 | 3 | 4 | 3 | 0 | 0 | 0 | 0 | 0 | 61 | 96 | 3.24 | 0.840 |
| Dennis Eckersley, R<br>ERA: 3.93 | (9, 1) | 0.1 | | 4 | 1 | 0 | 0 | 0 | 2 | 0 | 0 | 0 | 0 | 0 | 5 | 16 | 0.00 | 9.000 |
| Tony Fossas, L<br>ERA: 2.55 | (9, 1) | 0.1 | L | 4 | 2 | 1 | 0 | 0 | 0 | 0 | 0 | 0 | 0 | 0 | 9 | 13 | 0.00 | 6.000 |
| John Frascatore, R<br>ERA: 2.83 | (10, 1) | 0.2 | | 2 | 0 | 0 | 0 | 0 | 0 | 0 | 0 | 0 | 0 | 0 | 4 | 4 | 0.00 | 0.000 |

| PITCHER | IP | WLS | BF | H | R | ER | SO | BB | IBB | HBP | BLK | WP | HR | S | P | ERA | WHIP |
|---|---|---|---|---|---|---|---|---|---|---|---|---|---|---|---|---|---|

# BOTTOM

## St. Louis Cardinals @ New York Mets

Shea Stadium, Flushing, NY

Tue Aug 05 1997, 7:05 PM EDT
Att. 22,777 - Unknown - 75 F

livebaseballscorecards.com

| | |
|---|---|
| AB | 34 |
| R | 5 |
| H | 7 |
| RBI | 5 |
| BB | 5 |
| SO | 4 |
| LOB | 18 |

WP: 0 PA: 41
PB: 1
SB: 0
CS: 0

| Batter | 1 | 2 | 3 | 4 | 5 | 6 | 7 | 8 | 9 | AB | R | H | RBI | BB | SO | LOB |
|---|---|---|---|---|---|---|---|---|---|---|---|---|---|---|---|---|
| Delino DeShields, L (1, 4)<br>OBP: 0.355, SLG: 0.458 | C<br>H | 1-1<br>FC1-6<br>HBP | B<br>F<br>B<br>X | 2-1 ②<br>G3 | B<br>F<br>B<br>F<br>C | 2-3 ③<br>K | S<br>B<br>X | 1-1 ③<br>G4-3 | B<br>C<br>C<br>C | 1-3 ③<br>K | 3 | 0 | 0 | 0 | 0 | 1 | 5 |
| David Bell, R (6, 4)<br>OBP: 0.327, SLG: 0.386 | | | | | | | | | | | 1 | 0 | 0 | 0 | 0 | 1 | 0 |
| Scarborough Green, S (1, 8)<br>OBP: 0.100, SLG: 0.100 | X | 0-0 ①<br>FC1-6<br>1-2f | F<br>B<br>B<br>X | 2-1 ③<br>G2-3 | | | C<br>F<br>C | 0-3 ①<br>K | C<br>X | 0-1 ①<br>G4-3 | 4 | 0 | 0 | 0 | 0 | 1 | 1 |
| Ron Gant, R (1, 7)<br>OBP: 0.310, SLG: 0.397 | 1 SAFE<br>C<br>1 SAFE<br>B<br>X | 1-1 ②<br>F9 | | X 0-0 ①<br>G5-3 | | | C<br>S<br>B<br>F<br>X | 1-2<br>S<br>1B<br>1B | C<br>B<br>S<br>B<br>S | 2-3 ②<br>K | 4 | 1 | 1 | 0 | 0 | 1 | 1 |
| Mark McGwire, R (1, 3)<br>OBP: 0.376, SLG: 0.599 | 1 SAFE<br>C<br>F<br>C | 0-3 ③<br>K | | X 0-0<br>G6-4-3<br>1B | | | B<br>1 SAFE<br>C<br>1 B<br>C<br>B<br>S | 3-3 ②<br>K<br>1-2 | X | 0-0 ③<br>L9 | 4 | 0 | 1 | 0 | 0 | 2 | 2 |
| Gary Gaetti, R (1, 5)<br>OBP: 0.326, SLG: 0.429 | | X 0-0 ①<br>F9 | | B<br>B<br>X 2-0 ②③<br>G6-4-3<br>1-2f | | | C<br>B<br>B<br>S<br>X | 2-2<br>E<br>2-H<br>1B<br>1B | C<br>X | 1-1 ①<br>F7 | 4 | 1 | 1 | 1 | 0 | 0 | 1 |
| John Mabry, L (1, 9)<br>OBP: 0.357, SLG: 0.379<br>Tony Fossas, L (8, 1)<br>Mark Petkovsek, R (9, 1)<br>OBP: 0.182, SLG: 0.100 | | B<br>B<br>X 2-0 ②<br>G6-3 | | | F<br>C<br>B<br>X 1-2<br>FC1-6<br>1B | 1 SAFE<br>S<br>S<br>1 SAFE<br>X 0-2<br>E7<br>1-3<br>1B<br>1B | | X | 0-0<br>G4-6-3<br>1B | 4 | 1 | 3 | 0 | 0 | 0 | 0 |
| | | | | | | | | | | 0 | 0 | 0 | 0 | 0 | 0 | 0 |
| | | | | | | | | | | 0 | 0 | 0 | 0 | 0 | 0 | 0 |
| Mike DiFelice, R (1, 2)<br>OBP: 0.303, SLG: 0.333 | | C<br>B<br>X 1-1<br>FC6-4<br>1B | | | L<br>X 0-1 ①<br>FC1-6<br>FC4-6<br>1-2f | B<br>X 1-0<br>1B<br>1B<br>2-H<br>3-H<br>1B | | C<br>B<br>X 1-1 ②③<br>G4-6-3<br>1-2f | | 4 | 0 | 2 | 2 | 0 | 0 | 2 |
| Royce Clayton, R (1, 6)<br>OBP: 0.296, SLG: 0.393 | | C<br>B<br>1 SAFE<br>B<br>1 SAFE<br>X 2-1 ③<br>FC6-4<br>1-2f | | | B<br>1 SAFE<br>C<br>X 1-1 ②<br>FC4-6<br>1B<br>1-2f | C<br>1 B<br>S<br>B<br>F<br>X 2-2<br>1B<br>1-2<br>1B | | | X 0-0 ①<br>G6-3 | 4 | 0 | 1 | 0 | 0 | 0 | 2 |
| Andy Benes, R (1, 1)<br>OBP: 0.262, SLG: 0.310<br>Willie McGee, S (8, 9)<br>OBP: 0.348, SLG: 0.414 | | | C<br>B<br>C<br>E<br>X 1-2 ①<br>P4 | | 1 SAFE<br>C<br>C<br>B<br>F<br>1 SAFE<br>B<br>X 2-2<br>1-2<br>1B | S<br>B<br>B<br>B<br>X 3-1<br>1-2<br>2-3<br>1B | | | S<br>S<br>S 0-3 ②<br>K | 3 | 0 | 2 | 0 | 0 | 0 | 0 |
| | | | | | | | | | | 1 | 0 | 0 | 0 | 0 | 1 | 0 |
| Inning Stats | R: 0<br>E: 0<br>K: 1<br>S: 7<br>H: 0<br>LOB: 1<br>BB: 0<br>P: 9 | R: 0<br>E: 0<br>K: 0<br>S: 6<br>H: 1<br>LOB: 1<br>BB: 0<br>P: 11 | R: 0<br>E: 0<br>K: 0<br>S: 8<br>H: 0<br>LOB: 0<br>BB: 0<br>P: 13 | R: 0<br>E: 0<br>K: 0<br>S: 3<br>H: 1<br>LOB: 0<br>BB: 0<br>P: 5 | R: 0<br>E: 0<br>K: 1<br>S: 14<br>H: 2<br>LOB: 2<br>BB: 0<br>P: 20 | R: 3<br>E: 1<br>K: 2<br>S: 25<br>H: 6<br>LOB: 3<br>BB: 0<br>P: 38 | R: 0<br>E: 0<br>K: 1<br>S: 6<br>H: 0<br>LOB: 0<br>BB: 0<br>P: 8 | R: 0<br>E: 0<br>K: 0<br>S: 5<br>H: 1<br>LOB: 0<br>BB: 0<br>P: 7 | R: 0<br>E: 0<br>K: 2<br>S: 7<br>H: 0<br>LOB: 0<br>BB: 0<br>P: 8 | 1B: 11<br>2B: 0<br>3B: 0<br>HR: 0<br>SF: 0<br>SAC: 0<br>DP: 2<br>HBP: 1 | | | | | | |

# TOP

## St. Louis Cardinals @ Atlanta Braves

Turner Field, Atlanta, GA

Wed Aug 06 1997, 7:05 PM EDT

Att. 46,880 - Unknown - 81 F

livebaseballscorecards.com

| | |
|---|---|
| AB | 36 |
| R | 3 |
| H | 11 |
| RBI | 3 |
| BB | 0 |
| SO | 7 |
| LOB | 14 |

| | |
|---|---|
| WP: 0 | PA: 37 |
| PB: 0 | |
| SB: 1 | |
| CS: 0 | |

| PITCHER | | IP | WLS | BF | H | R | ER | SO | BB | IBB | HBP | BLK | WP | HR | S | P | ERA | WHIP |
|---|---|---|---|---|---|---|---|---|---|---|---|---|---|---|---|---|---|---|
| Greg Maddux, R<br>ERA: 2.36 | (1, 1) | 6.0 | | 28 | 10 | 3 | 3 | 4 | 0 | 0 | 1 | 0 | 0 | 0 | 63 | 96 | 4.50 | 1.667 |
| Mike Cather, R<br>ERA: 1.65 | (7, 1) | 2.0 | | 6 | 1 | 0 | 0 | 1 | 0 | 0 | 0 | 0 | 0 | 0 | 11 | 15 | 0.00 | 0.500 |
| Mark Wohlers, R<br>ERA: 2.19 | (9, 1) | 1.0 | W | 3 | 0 | 0 | 0 | 2 | 0 | 0 | 0 | 0 | 0 | 0 | 7 | 8 | 0.00 | 0.000 |

| PITCHER | IP | WLS | BF | H | R | ER | SO | BB | IBB | HBP | BLK | WP | HR | S | P | ERA | WHIP |
|---|---|---|---|---|---|---|---|---|---|---|---|---|---|---|---|---|---|

# BOTTOM

## St. Louis Cardinals @ Atlanta Braves

Turner Field, Atlanta, GA

Wed Aug 06 1997, 7:05 PM EDT

Att. 46,880 - Unknown - 81 F

livebaseballscorecards.com

| Batter | 1 | 2 | 3 | 4 | 5 | 6 | 7 | 8 | 9 | AB | R | H | RBI | BB | SO | LOB |
|---|---|---|---|---|---|---|---|---|---|---|---|---|---|---|---|---|
| Kenny Lofton, L (1, 8)<br>OBP: 0.408, SLG: 0.441 | C B B B B<br>4-1<br>BB | | C B B C F C<br>2-3 ③<br>K | | | B B F X<br>2-1 ②<br>L7 | | B F F B X<br>2-2<br>E6<br>1B | | 3 | 0 | 1 | 0 | 1 | 1 | 0 |
| Jeff Blauser, R (1, 6)<br>OBP: 0.403, SLG: 0.507 | 1 SAFE X<br>0-0 ①<br>F8 | | | B C X<br>1-1 ①<br>P4 | | B X<br>1-0<br>10<br>1B<br>2B<br>1B | | B C X<br>1-1 ②<br>P3 | | 4 | 1 | 1 | 0 | 0 | 0 | 2 |
| 10 Chipper Jones, S (1, 5)<br>OBP: 0.379, SLG: 0.512 | C<br>1 SAFE X<br>0-1 ②<br>F9 | | | F B B B X<br>3-1<br>G6-4-3<br>1B | | B B B C C X<br>3-2<br>1-3<br>2B<br>1B | | I I I I<br>4-0<br>IBB | | 3 | 1 | 2 | 0 | 1 | 0 | 1 |
| Fred McGriff, L (1, 3)<br>OBP: 0.365, SLG: 0.440 | 1 SAFE<br>1 SAFE B X<br>1-0 ③<br>G3 | | | F B B<br>1 SAFE B X<br>3-1 ② ③<br>G6-4-3<br>1-2f | | B C B C B X<br>3-2<br>1-H<br>3-H<br>2B | | F B B C B F C<br>3-3 ③<br>K | | 4 | 0 | 1 | 2 | 0 | 1 | 4 |
| Ryan Klesko, L (1, 7)<br>OBP: 0.328, SLG: 0.487<br>Danny Bautista, R (9, PH)<br>OBP: 0.278, SLG: 0.538 | | X<br>0-0 ①<br>P5 | F B B F C<br>2-3 ①<br>K | | | B X<br>1-0 ③<br>G4-3 | | | C B X<br>1-1<br>HR | 3<br>1 | 0<br>1 | 0<br>1 | 0<br>1 | 0<br>0 | 1<br>0 | 1<br>0 |
| Andruw Jones, R (1, 9)<br>OBP: 0.350, SLG: 0.453 | F C B S<br>1-3 ②<br>K | | | | B B C B B<br>4-1<br>F8<br>1B<br>BB | | C B B C B F F F<br>3-2 ①<br>X<br>P6 | | | 2 | 1 | 0 | 0 | 1 | 1 | 0 |
| Eddie Pérez, R (1, 2)<br>OBP: 0.273, SLG: 0.360 | C B F B X<br>2-2 ③<br>L5 | | | | 1 SAFE 1 SAFE P 1 SAFE X<br>1-0 ②<br>F8<br>1-2 | | S X<br>0-1 ②<br>F7 | | | 3 | 0 | 0 | 0 | 0 | 0 | 1 |
| Tony Graffanino, R (1, 4)<br>OBP: 0.343, SLG: 0.402 | | X<br>0-0 ①<br>L9 | | | D C C B B X<br>3-2 ③<br>2-H<br>1B | | C C C<br>0-3 ③<br>K | | | 3 | 0 | 1 | 1 | 0 | 1 | 0 |
| Greg Maddux, R (1, 1)<br>OBP: 0.140, SLG: 0.109<br>Rafael Belliard, R (6, PH)<br>OBP: 0.263, SLG: 0.270<br>Mike Cather, R (7, 1)<br>Michael Tucker, L (8, PH)<br>OBP: 0.347, SLG: 0.436<br>Mark Wohlers, R (9, 1) | | C B S B C<br>2-3 ②<br>K | | | | C B B S S<br>2-3 ①<br>K | | B X<br>1-0 ①<br>F9 | | 1<br>1<br>0<br>1<br>0 | 0<br>0<br>0<br>0<br>0 | 0<br>0<br>0<br>0<br>0 | 0<br>0<br>0<br>0<br>0 | 1<br>1<br>0<br>0<br>0 | 0<br>0<br>0<br>0<br>0 | 0<br>0<br>0<br>0<br>0 |
| Inning Stats | R: 0<br>E: 0<br>K: 0<br>S: 5<br>H: 0<br>LOB: 1<br>BB: 1<br>P: 10 | R: 0<br>E: 0<br>K: 1<br>S: 7<br>H: 0<br>LOB: 0<br>BB: 0<br>P: 10 | R: 0<br>E: 0<br>K: 2<br>S: 8<br>H: 0<br>LOB: 0<br>BB: 0<br>P: 12 | R: 0<br>E: 0<br>K: 0<br>S: 6<br>H: 1<br>LOB: 0<br>BB: 0<br>P: 13 | R: 1<br>E: 0<br>K: 1<br>S: 9<br>H: 1<br>LOB: 1<br>BB: 1<br>P: 18 | R: 2<br>E: 0<br>K: 1<br>S: 13<br>H: 3<br>LOB: 1<br>BB: 0<br>P: 25 | R: 0<br>E: 0<br>K: 1<br>S: 12<br>H: 0<br>LOB: 0<br>BB: 0<br>P: 15 | R: 0<br>E: 1<br>K: 1<br>S: 10<br>H: 1<br>LOB: 2<br>BB: 1<br>P: 21 | R: 1<br>E: 0<br>K: 0<br>S: 2<br>H: 1<br>LOB: 0<br>BB: 0<br>P: 3 | 1B: 5<br>2B: 1<br>3B: 0<br>HR: 1<br>SF: 0<br>SAC: 0<br>DP: 1<br>HBP: 0 | | | | | | |

| | AB | 29 |
|---|---|---|
| | R | 4 |
| | H | 7 |
| | RBI | 4 |
| | BB | 3 |
| | SO | 7 |
| | LOB | 9 |

WP: 0 PB: 0 SB: 0 CS: 0 PA: 32

| PITCHER | | IP | WLS | BF | H | R | ER | SO | BB | IBB | HBP | BLK | WP | HR | S | P | ERA | WHIP |
|---|---|---|---|---|---|---|---|---|---|---|---|---|---|---|---|---|---|---|
| Andy Benes, R<br>ERA: 3.19 | (1, 1) | 7.2 | | 30 | 6 | 3 | 3 | 6 | 2 | 1 | 0 | 0 | 0 | 0 | 66 | 117 | 3.52 | 1.043 |
| Tony Fossas, L<br>ERA: 2.52 | (8, 1) | 0.1 | | 1 | 0 | 0 | 0 | 1 | 0 | 0 | 0 | 0 | 0 | 0 | 4 | 7 | 0.00 | 0.000 |
| Mark Petkovsek, R<br>ERA: 4.28 | (9, 1) | 0.0 | L | 1 | 1 | 1 | 1 | 0 | 0 | 0 | 0 | 0 | 0 | 1 | 2 | 3 | ∞ | ∞ |

| PITCHER | | IP | WLS | BF | H | R | ER | SO | BB | IBB | HBP | BLK | WP | HR | S | P | ERA | WHIP |
|---|---|---|---|---|---|---|---|---|---|---|---|---|---|---|---|---|---|---|

| Batter | 1 | 2 | 3 | 4 | 5 | 6 | 7 | 8 | 9 | AB | R | H | RBI | BB | SO | LOB |
|---|---|---|---|---|---|---|---|---|---|---|---|---|---|---|---|---|
| Royce Clayton, R<br>OBP: 0.295, SLG: 0.391 | C B C B X<br>2-2 ① P2 | | B F F F F S<br>1-3 ③ K | | | C B B X<br>2-1 ① F8 | | B C F X<br>1-2 ② G5-3 | | 2 | 0 | 0 | 0 | 0 | 1 | 0 |
| Delino DeShields, L (3, 4)<br>OBP: 0.354, SLG: 0.456 | | | | | | | | | | 2 | 0 | 0 | 0 | 0 | 0 | 0 |
| Danny Sheaffer, R (1, 7)<br>OBP: 0.310, SLG: 0.298 | T S B F B B F X<br>3-2 ② P4 | | | B F X<br>1-1 BB 1B | | X<br>0-0 ② G1-3 | | X<br>0-0 2B | | 4 | 0 | 2 | 0 | 0 | 0 | 0 |
| Willie McGee, S (1, 8)<br>OBP: 0.356, SLG: 0.421 | B B F X<br>2-1 2B | | | B B 1 SAFE B B<br>4-0 L9-3 1-2 BB | | B B F X<br>2-1 ③ L8 | | B B B C F B<br>4-2 BB | | 2 | 0 | 1 | 0 | 2 | 0 | 0 |
| Mark McGwire, R (1, 3)<br>OBP: 0.372, SLG: 0.593 | C D F S<br>1-3 ③ K | | | S S B S<br>1-3 ① K | | | F F B X<br>1-2 ① F7 | B C S B S<br>2-3 ③ K | | 4 | 0 | 0 | 0 | 0 | 3 | 5 |
| Gary Gaetti, R (1, 5)<br>OBP: 0.325, SLG: 0.427 | | B B S F S<br>2-3 ① K | | S F B F B B X<br>3-2 ② ③ L9-3 1-1 | | | B F X<br>1-1 2B 1B | | B X<br>1-0 ① G4-3 | 4 | 0 | 1 | 0 | 0 | 1 | 2 |
| John Mabry, L (1, 9)<br>OBP: 0.354, SLG: 0.375 | | C S B F S<br>1-3 ② K | | | F X<br>0-1 ① F7 | | F S B C<br>1-3 ② K | | B F S S<br>1-3 ② K | 4 | 0 | 0 | 0 | 0 | 3 | 1 |
| Mike DiFelice, R (1, 2)<br>OBP: 0.308, SLG: 0.341 | | B S C B X<br>2-2 ③ P4 | | | B S S H<br>2-2 HBP | | F X<br>0-1 1-3 2B | | B X<br>1-0 DI 1B 1B | 2 | 0 | 1 | 0 | 0 | 0 | 0 |
| Tom Lampkin, L (9, PH)<br>OBP: 0.329, SLG: 0.370 | | | | | | | | | | 1 | 0 | 1 | 0 | 0 | 0 | 0 |
| David Bell, R (1, 4)<br>OBP: 0.321, SLG: 0.375 | | | B S F F B B F X<br>3-2 ① P3 | | F 1 SAFE B F F F X<br>1-2 ② F9 | | B F B F F B X<br>3-2 ③ P5 | | B F B X<br>2-1 ③ 1-H 1B | 4 | 0 | 1 | 0 | 0 | 0 | 3 |
| (3, 6) | | | | | | | | | | | | | | | | |
| Todd Stottlemyre, L (1, 1)<br>OBP: 0.357, SLG: 0.375 | | | C X<br>0-1 ② G6-3 | | S C C<br>0-3 ③ K | | | C C B F B F B X<br>3-2 ① F8 | | 2 | 0 | 0 | 0 | 0 | 1 | 1 |
| Scott Livingstone, L (8, PH)<br>OBP: 0.190, SLG: 0.172 | | | | | | | | | | 1 | 0 | 0 | 0 | 0 | 0 | 0 |
| Curtis King, R (8, 1) | | | | | | | | | | 0 | 0 | 0 | 0 | 0 | 0 | 0 |
| Tony Fossas, L (8, 1) | | | | | | | | | | 0 | 0 | 0 | 0 | 0 | 0 | 0 |
| Inning Stats | R: 0 H: 1<br>E: 0 LOB: 1<br>K: 1 BB: 0<br>S: 13 P: 21 | R: 0 H: 0<br>E: 0 LOB: 0<br>K: 2 BB: 0<br>S: 10 P: 15 | R: 0 H: 0<br>E: 0 LOB: 0<br>K: 1 BB: 0<br>S: 12 P: 16 | R: 0 H: 1<br>E: 0 LOB: 1<br>K: 1 BB: 1<br>S: 9 P: 18 | R: 0 H: 0<br>E: 0 LOB: 1<br>K: 1 BB: 0<br>S: 11 P: 14 | R: 0 H: 0<br>E: 0 LOB: 0<br>K: 0 BB: 0<br>S: 5 P: 9 | R: 0 H: 2<br>E: 0 LOB: 2<br>K: 1 BB: 0<br>S: 13 P: 19 | R: 0 H: 1<br>E: 0 LOB: 2<br>K: 1 BB: 1<br>S: 15 P: 25 | R: 0 H: 2<br>E: 0 LOB: 2<br>K: 1 BB: 0<br>S: 7 P: 12 | 1B: 4 SF: 0<br>2B: 4 SAC: 0<br>3B: 0 DP: 1<br>HR: 0 HBP: 1 | | | | | | |

TOP

# St. Louis Cardinals @ Atlanta Braves

Turner Field, Atlanta, GA

Thu Aug 07 1997, 7:05 PM EDT
Att. 46,687 - Unknown - 80 F

livebaseballscorecards.com

| | |
|---|---|
| AB | 32 |
| R | 0 |
| H | 7 |
| RBI | 0 |
| BB | 2 |
| SO | 9 |
| LOB | 12 |

WP: 0 PA: 35
PB: 0
SB: 0
CS: 0

| PITCHER | | IP | WLS | BF | H | R | ER | SO | BB | IBB | HBP | BLK | WP | HR | S | P | ERA | WHIP |
|---|---|---|---|---|---|---|---|---|---|---|---|---|---|---|---|---|---|---|
| Denny Neagle, L<br>ERA: 2.88 | (1, 1) | 7.2 | W | 29 | 5 | 0 | 0 | 7 | 1 | 0 | 1 | 0 | 0 | 0 | 82 | 125 | 0.00 | 0.783 |
| Chad Fox, R<br>ERA: 4.15 | (8, 1) | 0.1 | | 2 | 0 | 0 | 0 | 1 | 1 | 0 | 0 | 0 | 0 | 0 | 6 | 12 | 0.00 | 3.000 |
| Mark Wohlers, R<br>ERA: 2.15 | (9, 1) | 1.0 | S | 4 | 2 | 0 | 0 | 1 | 0 | 0 | 0 | 0 | 0 | 0 | 7 | 12 | 0.00 | 2.000 |

| PITCHER | IP | WLS | BF | H | R | ER | SO | BB | IBB | HBP | BLK | WP | HR | S | P | ERA | WHIP |
|---|---|---|---|---|---|---|---|---|---|---|---|---|---|---|---|---|---|

# BOTTOM

## St. Louis Cardinals @ Atlanta Braves

Turner Field, Atlanta, GA

Thu Aug 07 1997, 7:05 PM EDT
Att. 46,687 - Unknown - 80 F

livebaseballscorecards.com

| Batter | 1 | 2 | 3 | 4 | 5 | 6 | 7 | 8 | 9 | AB | R | H | RBI | BB | SO | LOB |
|---|---|---|---|---|---|---|---|---|---|---|---|---|---|---|---|---|
| Kenny Lofton, L (1, 8)<br>OBP: 0.408, SLG: 0.443 | B F F B C<br>2-3 ① K | | C F F C<br>0-3 ② K | | | B X<br>1-0 F9 10 1B 2B | X<br>0-0 10 BB 1B | F F B B F X<br>2-2 ③ FC4-6 1-2f | | 5 | 1 | 2 | 0 | 0 | 2 | 2 |
| Jeff Blauser, R (1, 6)<br>OBP: 0.402, SLG: 0.504 | B C B B F X<br>3-2 10 1B 1B | | B S B S T<br>2-2 ③ K | | | B F S X<br>1-2 ① F9<br>2-3 | 1 SAFE 1 SAFE C P C 1 X<br>1-2 ① L8 | | | 4 | 0 | 1 | 0 | 0 | 1 | 2 |
| 10 Chipper Jones, S (1, 5)<br>OBP: 0.384, SLG: 0.514 | C B X<br>1-1 CS 1-3 1B | | | B B B<br>4-0 G4-6-3 BB | | B S X<br>1-1 E E 2B 3-H 1B | F 1 S 1 B D B F F SAFE<br>4-2 F B 1-2 BB | | | 2 | 1 | 2 | 1 | 2 | 0 | 0 |
| Fred McGriff, L (1, 3)<br>OBP: 0.362, SLG: 0.436 | F C B D B S<br>3-3 ② ③ K 1-2 | | | B X<br>1-0 ① ② G4-6-3 1-2f | | 1 SAFE B F X<br>1-1 E4 1-3 2B | C C B F S<br>1-3 ② K | | | 4 | 1 | 0 | 0 | 0 | 2 | 6 |
| Ryan Klesko, L (1, 7)<br>OBP: 0.327, SLG: 0.487<br>Danny Bautista, R (8, 7)<br>OBP: 0.278, SLG: 0.538 | | B S S X<br>2-1 ① G4-3 | | S C B B B X<br>3-2 ③ L9 | | X<br>0-0 BB 1-H 3-H 2B | F B C F B B F X<br>3-2 ③ F7 | | | 4<br>0 | 0<br>0 | 1<br>0 | 2<br>0 | 0<br>0 | 0<br>0 | 2<br>0 |
| Andruw Jones, R (1, 9)<br>OBP: 0.349, SLG: 0.449 | | B X<br>1-0 ② F7 | C B S S S<br>1-3 ① K | I I I<br>4-0 BB IBB | | | | C X<br>0-1 ① G5-3 | | 3 | 0 | 0 | 0 | 1 | 1 | 0 |
| Javy Lopez, R (1, 2)<br>OBP: 0.362, SLG: 0.558<br>Eddie Pérez, R (3, 2)<br>OBP: 0.280, SLG: 0.362 | | H<br>1-0 HBP | H<br>1-0 HBP | | | S S S<br>0-3 ② K | | C X<br>0-1 1B 1B | | 0<br>2 | 0<br>0 | 0<br>1 | 0<br>0 | 0<br>0 | 0<br>1 | 0<br>2 |
| Tony Graffanino, R (1, 4)<br>OBP: 0.348, SLG: 0.400 | | X<br>0-0 ③ L3 | C F D F F D B C<br>3-3 ② K | | | B C F B F B B<br>4-2 1-2 2-3 BB | | X<br>0-0 FC4-6 1-2 1B | | 3 | 0 | 1 | 0 | 1 | 1 | 2 |
| Denny Neagle, L (1, 1)<br>OBP: 0.232, SLG: 0.192<br>Chad Fox, R (8, 1)<br>Michael Tucker, L (8, PH)<br>OBP: 0.346, SLG: 0.435<br>Mark Wohlers, R (9, 1) | | | C B C S<br>1-3 ① K | | C B B F S<br>2-3 ③ K | B X<br>1-0 ③ G6-3 | | C B B C F S<br>2-3 ② K | | 3<br>0<br>1<br>0 | 0<br>0<br>0<br>0 | 0<br>0<br>0<br>0 | 0<br>0<br>0<br>0 | 0<br>0<br>0<br>0 | 2<br>0<br>1<br>0 | 4<br>0<br>2<br>0 |
| Inning Stats | R: 0 H: 2<br>E: 0 LOB: 2<br>K: 2 BB: 0<br>S: 11 P: 20 | R: 0 H: 0<br>E: 0 LOB: 1<br>K: 0 BB: 0<br>S: 4 P: 8 | R: 0 H: 0<br>E: 0 LOB: 0<br>K: 3 BB: 0<br>S: 10 P: 13 | R: 0 H: 0<br>E: 0 LOB: 0<br>K: 0 BB: 1<br>S: 4 P: 12 | R: 0 H: 0<br>E: 0 LOB: 1<br>K: 3 BB: 0<br>S: 11 P: 18 | R: 3 H: 3<br>E: 1 LOB: 3<br>K: 1 BB: 2<br>S: 16 P: 29 | R: 0 H: 1<br>E: 0 LOB: 2<br>K: 1 BB: 1<br>S: 19 P: 27 | R: 0 H: 2<br>E: 0 LOB: 2<br>K: 1 BB: 0<br>S: 14 P: 18 | | 1B: 6 SF: 0<br>2B: 3 SAC: 0<br>3B: 0 DP: 2<br>HR: 0 HBP: 2 | | | | | WP: 0 PA: 37<br>PB: 0<br>SB: 0<br>CS: 1 | |

| PITCHER | | IP | WLS | BF | H | R | ER | SO | BB | IBB | HBP | BLK | WP | HR | S | P | ERA | WHIP |
|---|---|---|---|---|---|---|---|---|---|---|---|---|---|---|---|---|---|---|
| Todd Stottlemyre, R<br>ERA: 3.69 | (1, 1) | 7.0 | L | 32 | 6 | 3 | 2 | 10 | 3 | 1 | 2 | 0 | 0 | 0 | 75 | 127 | 2.57 | 1.286 |
| Curtis King, R<br>ERA: | (8, 1) | 0.1 | | 3 | 2 | 0 | 0 | 0 | 0 | 0 | 0 | 0 | 0 | 0 | 5 | 5 | 0.00 | 6.000 |
| Tony Fossas, L<br>ERA: 2.48 | (8, 1) | 0.2 | | 2 | 0 | 0 | 0 | 1 | 0 | 0 | 0 | 0 | 0 | 0 | 9 | 13 | 0.00 | 0.000 |

| PITCHER | IP | WLS | BF | H | R | ER | SO | BB | IBB | HBP | BLK | WP | HR | S | P | ERA | WHIP |
|---|---|---|---|---|---|---|---|---|---|---|---|---|---|---|---|---|---|

| | |
|---|---|
| AB | 31 |
| R | 3 |
| H | 8 |
| RBI | 3 |
| BB | 4 |
| SO | 11 |
| LOB | 22 |

| Batter | 1 | 2 | 3 | 4 | 5 | 6 | 7 | 8 | 9 | AB | R | H | RBI | BB | SO | LOB |
|---|---|---|---|---|---|---|---|---|---|---|---|---|---|---|---|---|
| Rex Hudler, R (1, 8)<br>OBP: 0.221, SLG: 0.254 | B C X 1-1 ① F9 | | B S B C S 2-3 ② K | | | C S S 0-3 ① K2-3 | | B B B 4-0 1-2 BB | | 3 | 0 | 0 | 0 | 0 | 2 | 0 |
| Ruben Amaro Jr, S (8, PH)<br>OBP: 0.321, SLG: 0.344 (8, 8) | | | | | | | | | | 0 | 0 | 0 | 0 | 1 | 0 | 0 |
| Kevin Sefcik, R (1, 4)<br>OBP: 0.288, SLG: 0.371 | C S B C 1-3 ② K | | F F B B X 2-2 ③ F8 | | | X 0-0 ② L9 | | B F F D F B X 3-2 2-3 G5-3 ③ | | 4 | 0 | 0 | 0 | 0 | 1 | 2 |
| Gregg Jefferies, S (1, 7)<br>OBP: 0.325, SLG: 0.374 | X 0-0 ③ F9 | | | C S B B B F B X 3-2 E6 PB SF8 1B | | C C X 0-2 ③ G5-3 | | | B B C X 2-1 ① G6-3 | 4 | 1 | 1 | 0 | 0 | 0 | 0 |
| Scott Rolen, R (1, 5)<br>OBP: 0.392, SLG: 0.499 | | B B F X 2-1 ① F8 | | B C S B B S 3-3 ① K | | | C B F B B X 3-2 ① G6-3 | | B C C S 1-3 ② K | 4 | 0 | 0 | 0 | 0 | 2 | 1 |
| Mike Lieberthal, R (1, 2)<br>OBP: 0.317, SLG: 0.478 | | B C S S X 1-2 ② F8 | | C B S B F X 2-2 ② SF8 2-H | | | B B B C X 3-1 ② P3 | | S B F B B C 3-3 ③ K | 3 | 0 | 0 | 1 | 0 | 1 | 0 |
| Rico Brogna, L (1, 3)<br>OBP: 0.278, SLG: 0.406 | | F S X 0-2 FC5 1B 1B | | B S B X 2-1 ③ F8 | | | B B C F X 2-2 ③ L8 | | | 3 | 0 | 1 | 0 | 0 | 0 | 0 |
| Tony Barron, R (1, 9)<br>OBP: 0.438, SLG: 0.600 | | B X 1-0 1-2 1B | | | X 0-0 ① F8 | | | B C X 1-1 ① G4-3 | | 3 | 0 | 1 | 0 | 0 | 0 | 0 |
| Kevin Stocker, S (1, 6)<br>OBP: 0.334, SLG: 0.354 | | B X 1-0 ③ FC5 2-3f | | | C B X 1-1 ② G3 | | | C B F B F X 2-2 E4 WP BB | | 3 | 0 | 0 | 0 | 0 | 0 | 2 |
| Mark Leiter, R (1, 1)<br>OBP: 0.135, SLG: 0.111 | | | C F S 0-3 ① K | | C S F F F S 0-3 ③ K2-3 | | | B X 1-0 ② L8 | | 2 | 0 | 0 | 0 | 0 | 2 | 0 |
| Midre Cummings, L (8, PH)<br>OBP: 0.303, SLG: 0.388 | | | | | | | | | | 1 | 0 | 0 | 0 | 0 | 0 | 1 |
| Reggie Harris, R (8, 1) | | | | | | | | | | 0 | 0 | 0 | 0 | 0 | 0 | 0 |
| Inning Stats | R: 0 E: 0 K: 1 S: 6 H: 0 LOB: 0 BB: 0 P: 8 | R: 0 E: 0 K: 0 S: 10 H: 2 LOB: 2 BB: 0 P: 15 | R: 0 E: 0 K: 2 S: 9 H: 0 LOB: 0 BB: 0 P: 13 | R: 1 E: 1 K: 1 S: 13 H: 1 LOB: 0 BB: 0 P: 23 | R: 0 E: 0 K: 1 S: 9 H: 0 LOB: 0 BB: 0 P: 10 | R: 0 E: 0 K: 1 S: 7 H: 0 LOB: 0 BB: 0 P: 7 | R: 0 E: 0 K: 0 S: 8 H: 0 LOB: 0 BB: 0 P: 16 | R: 0 E: 1 K: 0 S: 11 H: 0 LOB: 2 BB: 1 P: 22 | R: 0 E: 0 K: 2 S: 8 H: 0 LOB: 0 BB: 0 P: 14 | 1B: 3 2B: 0 3B: 0 HR: 0 | SF: 1 SAC: 0 DP: 0 HBP: 0 | | | | | |

# TOP

Philadelphia Phillies @ St. Louis Cardinals

Busch Stadium, St. Louis, MO

Fri Aug 08 1997, 7:05 PM CDT

Att. 38,300 - Unknown - 77 F

livebaseballscorecards.com

| | |
|---|---|
| AB | 30 |
| R | 1 |
| H | 3 |
| RBI | 1 |
| BB | 1 |
| SO | 8 |
| LOB | 6 |

WP: 1 PB: 1 SB: 0 CS: 0 PA: 32

| PITCHER | | IP | WLS | BF | H | R | ER | SO | BB | IBB | HBP | BLK | WP | HR | S | P | ERA | WHIP |
|---|---|---|---|---|---|---|---|---|---|---|---|---|---|---|---|---|---|---|
| Donovan Osborne, L<br>ERA: 4.32 | (1, 1) | 7.0 | W | 24 | 3 | 1 | 0 | 6 | 0 | 0 | 0 | 0 | 0 | 0 | 62 | 92 | 0.00 | 0.429 |
| Curtis King, R<br>ERA: | (8, 1) | 1.0 | | 5 | 0 | 0 | 0 | 0 | 1 | 0 | 0 | 0 | 1 | 0 | 11 | 22 | 0.00 | 1.000 |
| John Frascatore, R<br>ERA: 2.78 | (9, 1) | 1.0 | | 3 | 0 | 0 | 0 | 2 | 0 | 0 | 0 | 0 | 0 | 0 | 8 | 14 | 0.00 | 0.000 |

| PITCHER | IP | WLS | BF | H | R | ER | SO | BB | IBB | HBP | BLK | WP | HR | S | P | ERA | WHIP |
|---|---|---|---|---|---|---|---|---|---|---|---|---|---|---|---|---|---|

# BOTTOM

Philadelphia Phillies @ St. Louis Cardinals
Busch Stadium, St. Louis, MO
Fri Aug 08 1997, 7:05 PM CDT
Att. 38,300 - Unknown - 77 F

livebaseballscorecards.com

| Batter | 1 | 2 | 3 | 4 | 5 | 6 | 7 | 8 | 9 | AB | R | H | RBI | BB | SO | LOB |
|---|---|---|---|---|---|---|---|---|---|---|---|---|---|---|---|---|
| Delino DeShields, L (1, 4)<br>OBP: 0.352, SLG: 0.453 | X<br>0-0 S E 1B 1B | B C B 2 SAFE B F C<br>3-3 K ③ | | X<br>0-0 P4 ③ | | | B C X<br>1-1 F8 ② | B B X<br>2-0 F7 ② | | 5 | 1 | 1 | 0 | 0 | 1 | 5 |
| Ron Gant, R (1, 7)<br>OBP: 0.311, SLG: 0.397 | 1 SAFE X<br>0-0 S E 1-2 1B | B C C B X<br>2-2 G5-3 ① | | | B C X<br>1-1 G1-3 ① | | B X<br>1-0 1B | B B X<br>2-0 F8 ③ | | 5 | 1 | 2 | 0 | 0 | 0 | 3 |
| Ray Lankford, L (1, 8)<br>OBP: 0.414, SLG: 0.641<br>Curtis King, R (8, 1)<br>John Frascatore, R (9, 1) | C S B B B X<br>3-2 F7 ① | X<br>0-0 HR | | | S X<br>0-1 1B | | 1 SAFE 1 SAFE C B X<br>1-1 F7 ③ | | | 4<br>0<br>0 | 1<br>0<br>0 | 2<br>0<br>0 | 1<br>0<br>0 | 0<br>0<br>0 | 0<br>0<br>0 | 3<br>0<br>0 |
| Mark McGwire, R (1, 3)<br>OBP: 0.373, SLG: 0.599 | X<br>0-0 P4 ② | F X<br>0-1 HR | | | X<br>0-0 F9 ② | | | B B F B B<br>4-1 FC6-4 BB | | 3 | 1 | 1 | 1 | 1 | 0 | 3 |
| Gary Gaetti, R (1, 5)<br>OBP: 0.322, SLG: 0.423 | 2 SAFE F S B B X<br>2-2 E5 1-H 2-H | S C S S<br>1-3 K ② | | | 1 SAFE C 1 SAFE 1 SAFE B B F X<br>2-2 L9 ③ | | | B X<br>1-0 FC6-4 1B 1B 1B 1-2f ① | | 4 | 1 | 0 | 0 | 0 | 1 | 2 |
| John Mabry, L (1, 9)<br>OBP: 0.353, SLG: 0.374 | B F X<br>1-1 F5 ③ | F F S<br>0-3 K ③ | | | | S F C<br>0-3 K ① | | X<br>0-0 1B 1B 1B 1-2 1B | | 4 | 1 | 1 | 0 | 0 | 2 | 1 |
| Mike DiFelice, R (1, 2)<br>OBP: 0.312, SLG: 0.344 | | C S B B B X<br>3-2 E8 E 1B | | B F B C C<br>2-3 K ① | | B F X<br>1-1 G6-3 ② | | C X<br>0-1 1B 1B 1-2 2-3 1B | | 4 | 0 | 2 | 0 | 0 | 1 | 0 |
| David Bell, R (1, 6)<br>OBP: 0.333, SLG: 0.385 | | C D 1 SAFE F X<br>1-2 E8 SH1-4 1-2 ① | | B B B C F X<br>3-2 G5-3 1B | | F C B B B F S<br>3-3 K ③ | | C B B F X<br>2-2 1B 1-2 2-3 3-H 1B | | 4 | 0 | 2 | 1 | 0 | 1 | 1 |
| Donovan Osborne, S (1, 1)<br>OBP: 0.200, SLG: 0.200<br>Scott Livingstone, L (7, PH)<br>OBP: 0.188, SLG: 0.169<br>Scarborough Green, S (8, 8)<br>OBP: 0.182, SLG: 0.182 | | L X<br>0-1 SH1-4 1-2 ② | | C S D B X<br>2-2 G5-3 1-2 ② | | | S F C<br>0-3 K ① | B F B X<br>2-1 1-2 2-3 3-H 1B | | 1<br>1<br>1 | 0<br>0<br>0 | 0<br>0<br>1 | 0<br>0<br>1 | 0<br>0<br>0 | 0<br>1<br>0 | 1<br>0<br>0 |
| Inning Stats | R: 2 E: 1 K: 0 S: 11 H: 2 LOB: 1 BB: 0 P: 17 | R: 0 E: 2 K: 1 S: 11 H: 1 LOB: 1 BB: 0 P: 18 | R: 2 E: 0 K: 2 S: 12 H: 2 LOB: 0 BB: 0 P: 15 | R: 0 E: 0 K: 1 S: 10 H: 1 LOB: 1 BB: 0 P: 17 | R: 0 E: 0 K: 0 S: 8 H: 1 LOB: 1 BB: 0 P: 11 | R: 0 E: 0 K: 2 S: 9 H: 0 LOB: 0 BB: 0 P: 13 | R: 0 E: 0 K: 1 S: 8 H: 1 LOB: 1 BB: 0 P: 11 | R: 2 E: 0 K: 0 S: 12 H: 4 LOB: 3 BB: 1 P: 25 | | 1B: 10<br>2B: 0<br>3B: 0<br>HR: 2 | SF: 0<br>SAC: 1<br>DP: 0<br>HBP: 0 | | | WP: 0<br>PB: 0<br>SB: 2<br>CS: 0 | PA: 38 | | |

| | AB | 36 |
|---|---|---|
| | R | 6 |
| | H | 12 |
| | RBI | 4 |
| | BB | 1 |
| | SO | 7 |
| | LOB | 19 |

| PITCHER | | IP | WLS | BF | H | R | ER | SO | BB | IBB | HBP | BLK | WP | HR | S | P | ERA | WHIP |
|---|---|---|---|---|---|---|---|---|---|---|---|---|---|---|---|---|---|---|
| Mark Leiter, R<br>ERA: 5.84 | (1, 1) | 7.0 | L | 30 | 8 | 4 | 2 | 7 | 0 | 0 | 0 | 0 | 0 | 2 | 69 | 102 | 2.57 | 1.143 |
| Reggie Harris, R<br>ERA: 5.33 | (8, 1) | 1.0 | | 8 | 4 | 2 | 2 | 0 | 1 | 0 | 0 | 0 | 0 | 0 | 12 | 25 | 18.00 | 5.000 |

| PITCHER | IP | WLS | BF | H | R | ER | SO | BB | IBB | HBP | BLK | WP | HR | S | P | ERA | WHIP |
|---|---|---|---|---|---|---|---|---|---|---|---|---|---|---|---|---|---|

| Batter | 1 | 2 | 3 | 4 | 5 | 6 | 7 | 8 | 9 | AB | R | H | RBI | BB | SO | LOB |
|---|---|---|---|---|---|---|---|---|---|---|---|---|---|---|---|---|
| Midre Cummings, L (1, 8)<br>OBP: 0.295, SLG: 0.376 | S B C S 1-3 ① K | | B M B X 2-1 ① B1 | | | B X 1-0 ① L4 | D T S C 1-3 ③ K | | B X 1-0 ③ G1-3 | 5 | 0 | 0 | 0 | 0 | 2 | 3 |
| Mickey Morandini, L (1, 4)<br>OBP: 0.373, SLG: 0.394 | B B B C T F B 4-2 G1-3 S 1B BB | | C X 0-1 ② G3 2-3 | | | C X 0-1 HR 1B | | B B X 2-0 1B 1B | | 3 | 2 | 2 | 0 | 1 | 0 | 1 |
| Gregg Jefferies, S (1, 7)<br>OBP: 0.326, SLG: 0.383<br>Ricky Bottalico, L (8, 1) | B B C X 2-1 ② G1-3 1-3 | | C C F F X 0-2 ③ G6-3 | | | X 0-0 1-H HR | | B B C 1 SAFE 1 SAFE X 2-1 1-2 1B | | 4<br>0 | 1<br>0 | 2<br>0 | 2<br>0 | 0<br>0 | 0<br>0 | 2<br>0 |
| Scott Rolen, R (1, 5)<br>OBP: 0.390, SLG: 0.496 | B X 1-0 S 3-H 1B | | | C B B C B S 3-3 ① K | | B F C B C 2-3 ② K | | C B B X 2-1 ① P4 | | 4 | 0 | 1 | 1 | 0 | 2 | 2 |
| Rico Brogna, L (1, 3)<br>OBP: 0.278, SLG: 0.405 | F B F S 1-3 ③ K 1-2 | | | C B B B X 3-1 ② G1-3 | | B F B B B F X 3-2 S 1B | | X 0-0 ② L7 | | 4 | 0 | 1 | 0 | 0 | 1 | 3 |
| Mike Lieberthal, R (1, 2)<br>OBP: 0.314, SLG: 0.472 | | C B F S 1-3 ① K | | X 0-0 ③ G5-3 | | B X 1-0 ③ F9 1-2 | | C B B B S B F F X 3-2 ③ F8 | | 4 | 0 | 0 | 0 | 0 | 1 | 3 |
| Tony Barron, R (1, 9)<br>OBP: 0.389, SLG: 0.529 | | B F C X 1-2 ② F9 | | | X 0-0 ① G6-3 | | S X 0-1 ① F9 | | S X 0-1 ① G6-3 | 4 | 0 | 0 | 0 | 0 | 0 | 0 |
| Kevin Stocker, S (1, 6)<br>OBP: 0.331, SLG: 0.350 | | F C C 0-3 ③ K | | | B X 1-0 ② F7 | | C X 0-1 ② F9 | | X 0-0 ② F7 | 4 | 0 | 0 | 0 | 0 | 1 | 0 |
| Tyler Green, R (1, 1)<br>OBP: 0.333, SLG: 0.417<br>Billy Brewer, L (7, 1)<br>Ruben Amaro Jr, S (8, 7)<br>OBP: 0.326, SLG: 0.350 | | | X 0-0 G3 2B | | C F B X 1-2 ③ G5-3 | | B X 1-0 1B | | X 0-0 1B | 3<br>0<br>1 | 0<br>0<br>0 | 2<br>0<br>1 | 0<br>0<br>0 | 0<br>0<br>0 | 0<br>0<br>0 | 0<br>0<br>0 |
| Inning Stats | R: 1 E: 0 K: 2 S: 12 H: 1 LOB: 1 BB: 1 P: 21 | R: 0 E: 0 K: 2 S: 9 H: 0 LOB: 0 BB: 0 P: 11 | R: 0 E: 0 K: 0 S: 10 H: 1 LOB: 1 BB: 0 P: 12 | R: 0 E: 0 K: 1 S: 6 H: 0 LOB: 0 BB: 0 P: 12 | R: 0 E: 0 K: 0 S: 5 H: 0 LOB: 0 BB: 0 P: 7 | R: 2 E: 0 K: 1 S: 11 H: 3 LOB: 1 BB: 0 P: 18 | R: 0 E: 0 K: 1 S: 8 H: 1 LOB: 1 BB: 0 P: 10 | R: 0 E: 0 K: 0 S: 11 H: 2 LOB: 2 BB: 0 P: 20 | R: 0 E: 0 K: 0 S: 5 H: 1 LOB: 1 BB: 0 P: 6 | 1B: 7 2B: 1 3B: 0 HR: 1 | SF: 0 SAC: 0 DP: 0 HBP: 0 | | | | | |

TOP

Philadelphia Phillies @ St. Louis Cardinals

Busch Stadium, St. Louis, MO

Sat Aug 09 1997, 7:05 PM CDT

Att. 42,926 - Unknown - 79 F

livebaseballscorecards.com

| | |
|---|---|
| AB | 36 |
| R | 3 |
| H | 9 |
| RBI | 3 |
| BB | 1 |
| SO | 7 |
| LOB | 14 |

WP: 0 PB: 0 SB: 3 CS: 0 PA: 37

| PITCHER | | IP | WLS | BF | H | R | ER | SO | BB | IBB | HBP | BLK | WP | HR | S | P | ERA | WHIP |
|---|---|---|---|---|---|---|---|---|---|---|---|---|---|---|---|---|---|---|
| Manny Aybar, R<br>ERA: 5.11 | (1, 1) | 7.0 | L | 28 | 6 | 3 | 3 | 7 | 1 | 0 | 0 | 0 | 0 | 1 | 61 | 91 | 3.86 | 1.000 |
| Tony Fossas, L<br>ERA: 2.48 | (8, 1) | 0.0 | | 2 | 2 | 0 | 0 | 0 | 0 | 0 | 0 | 0 | 0 | 0 | 3 | 7 | ∞ | ∞ |
| Curtis King, R<br>ERA: | (8, 1) | 2.0 | | 7 | 1 | 0 | 0 | 0 | 0 | 0 | 0 | 0 | 0 | 0 | 13 | 19 | 0.00 | 0.500 |

| PITCHER | IP | WLS | BF | H | R | ER | SO | BB | IBB | HBP | BLK | WP | HR | S | P | ERA | WHIP |
|---|---|---|---|---|---|---|---|---|---|---|---|---|---|---|---|---|---|

| Batter | 1 | 2 | 3 | 4 | 5 | 6 | 7 | 8 | 9 | AB | R | H | RBI | BB | SO | LOB |
|---|---|---|---|---|---|---|---|---|---|---|---|---|---|---|---|---|
| Delino DeShields, L (1, 4)<br>OBP: 0.351, SLG: 0.449 | G4-3 | | G6-3 | | | FC5-4<br>BB | | P5 | | 3 | 0 | 0 | 0 | 1 | 0 | 0 |
| Ron Gant, R (1, 7)<br>OBP: 0.309, SLG: 0.393 | K | | G6-3 | | | FC5-4<br>FC6-4<br>1-2f | | G5-3 | | 4 | 0 | 0 | 0 | 0 | 1 | 1 |
| Ray Lankford, L (1, 8)<br>OBP: 0.418, SLG: 0.644 | 2B | | | G5-3<br>1B | | K | | BB | | 3 | 0 | 2 | 0 | 1 | 1 | 1 |
| Mark McGwire, R (1, 3)<br>OBP: 0.372, SLG: 0.594 | BB | | | G5-3<br>1-2 | | FC6-4<br>1-2f | | K | | 3 | 0 | 0 | 0 | 1 | 1 | 3 |
| Gary Gaetti, R (1, 5)<br>OBP: 0.323, SLG: 0.420 | F9 | | | F8 | | | 2B<br>BB | | FC5-4<br>BB | 2 | 1 | 0 | 0 | 2 | 0 | 3 |
| John Mabry, L (1, 9)<br>OBP: 0.352, SLG: 0.375 | | G3-1 | | G1-3 | | | G5-3<br>SF7<br>2B<br>1-H | | F2 | 4 | 1 | 1 | 1 | 0 | 0 | 2 |
| Tom Lampkin, L (1, 2)<br>OBP: 0.323, SLG: 0.363 | | G2-3 | | | F7 | | G5-3<br>2-3 | | K | 4 | 0 | 0 | 0 | 0 | 1 | 2 |
| David Bell, R (1, 6)<br>OBP: 0.317, SLG: 0.370<br>Willie McGee, S (9, PH)<br>OBP: 0.355, SLG: 0.418 | | F8 | | | F7 | | SF7<br>3-H | | FC5-4<br>1-2f | 2<br>1 | 0<br>0 | 0<br>0 | 1<br>0 | 0<br>0 | 0<br>0 | 0<br>1 |
| Manny Aybar, R (1, 1)<br>Danny Sheaffer, R (7, PH)<br>OBP: 0.307, SLG: 0.295<br>Tony Fossas, L (8, 1)<br>Curtis King, R (8, 1) | | | G6-3 | | P4 | | F8 | | | 2<br>1<br>0<br>0 | 0<br>0<br>0<br>0 | 0<br>0<br>0<br>0 | 0<br>0<br>0<br>0 | 0<br>0<br>0<br>0 | 0<br>0<br>0<br>0 | 0<br>0<br>0<br>0 |
| Inning Stats | R: 0 H: 1<br>E: 0 LOB: 2<br>K: 1 BB: 1<br>S: 9 P: 20 | R: 0 H: 0<br>E: 0 LOB: 0<br>K: 0 BB: 0<br>S: 6 P: 10 | R: 0 H: 0<br>E: 0 LOB: 0<br>K: 0 BB: 0<br>S: 8 P: 12 | R: 0 H: 1<br>E: 0 LOB: 1<br>K: 0 BB: 0<br>S: 6 P: 10 | R: 0 H: 0<br>E: 0 LOB: 0<br>K: 0 BB: 0<br>S: 6 P: 9 | R: 0 H: 0<br>E: 0 LOB: 1<br>K: 1 BB: 1<br>S: 7 P: 13 | R: 2 H: 1<br>E: 0 LOB: 0<br>K: 0 BB: 1<br>S: 9 P: 17 | R: 0 H: 0<br>E: 0 LOB: 1<br>K: 1 BB: 1<br>S: 12 P: 18 | R: 0 H: 0<br>E: 0 LOB: 1<br>K: 1 BB: 1<br>S: 9 P: 14 | 1B: 1 SF: 1<br>2B: 2 SAC: 0<br>3B: 0 DP: 0<br>HR: 0 HBP: 0 | | | | | | WP: 0 PA: 35<br>PB: 0<br>SB: 0<br>CS: 0 | |

| PITCHER | | IP | WLS | BF | H | R | ER | SO | BB | IBB | HBP | BLK | WP | HR | S | P | ERA | WHIP |
|---|---|---|---|---|---|---|---|---|---|---|---|---|---|---|---|---|---|---|
| Tyler Green, R<br>ERA: 5.58 | (1, 1) | 6.0 | W | 24 | 3 | 2 | 2 | 2 | 3 | 0 | 0 | 0 | 0 | 0 | 45 | 81 | 3.00 | 1.000 |
| Billy Brewer, L<br>ERA: 4.37 | (7, 1) | 1.2 | | 6 | 0 | 0 | 0 | 0 | 1 | 0 | 0 | 0 | 0 | 0 | 15 | 25 | 0.00 | 0.600 |
| Ricky Bottalico, R<br>ERA: 3.67 | (8, 1) | 1.1 | S | 5 | 0 | 0 | 0 | 2 | 1 | 0 | 0 | 0 | 0 | 0 | 12 | 17 | 0.00 | 0.750 |

| PITCHER | IP | WLS | BF | H | R | ER | SO | BB | IBB | HBP | BLK | WP | HR | S | P | ERA | WHIP |
|---|---|---|---|---|---|---|---|---|---|---|---|---|---|---|---|---|---|

# BOTTOM

Philadelphia Phillies @ St. Louis Cardinals

Busch Stadium, St. Louis, MO

Sat Aug 09 1997, 7:05 PM CDT

Att. 42,926 - Unknown - 79 F

livebaseballscorecards.com

| | |
|---|---|
| AB | 29 |
| R | 2 |
| H | 3 |
| RBI | 2 |
| BB | 5 |
| SO | 4 |
| LOB | 13 |

| Batter | 1 | 2 | 3 | 4 | 5 | 6 | 7 | 8 | 9 | AB | R | H | RBI | BB | SO | LOB |
|---|---|---|---|---|---|---|---|---|---|---|---|---|---|---|---|---|
| Midre Cummings, L (1, 8)<br>OBP: 0.302, SLG: 0.380 | B F B X<br>2-1 1B<br>1B<br>1B | C B F F X<br>1-2 G1-3 PB<br>1B | B F X<br>1-1 1B<br>1-2<br>2-H<br>1B | | B B S X<br>2-1 ①<br>G3-1 | | F C C<br>0-3 ②<br>K | | X<br>0-0 ③<br>G4-3 | 6 | 1 | 3 | 1 | 0 | 1 | 1 |
| Mickey Morandini, L (1, 4)<br>OBP: 0.378, SLG: 0.396 | X<br>0-0<br>1B<br>SF9<br>1-2<br>1B | B S B S F B B<br>4-2<br>G1-3<br>1-2<br>BB | C X<br>0-1<br>1-3<br>2-H<br>1B | | S B X<br>1-1 ②<br>G3-1 | | C F F B B F B B<br>4-2<br>BB | | | 3 | 1 | 2 | 1 | 2 | 0 | 0 |
| Gregg Jefferies, S (1, 7)<br>OBP: 0.330, SLG: 0.385<br>Tony Barron, R (5, PR)<br>OBP: 0.378, SLG: 0.514 (5, 9) | C B X<br>1-1<br>FC3-6 1B<br>1B<br>1-3<br>2-H<br>1B | C B F X<br>1-2 ①<br>G1-3<br>1-2<br>2-3 | B B B C F F F B<br>4-2<br>BB | | B B B C C X<br>3-1<br>HR<br>1B | | S C B B F X<br>2-2 ③<br>L9 | | | 3<br>1 | 1<br>1 | 2<br>0 | 1<br>0 | 1<br>0 | 0<br>0 | 2<br>1 |
| Scott Rolen, R (1, 5)<br>OBP: 0.388, SLG: 0.501 | X<br>0-0 ①<br>SF9<br>3-H | C D S B C<br>2-3 ②<br>K | B X<br>1-0 ③<br>F9 | | C B X<br>1-1<br>1-H<br>HR | | | B B C B F F X<br>3-2 ①<br>P3 | | 4 | 1 | 1 | 3 | 0 | 1 | 5 |
| Rico Brogna, L (1, 3)<br>OBP: 0.277, SLG: 0.402 | S F B B F X<br>2-2<br>FC3-6<br>1-2<br>1B | C B B S S<br>2-3 ③<br>K | | X<br>0-0 ①<br>G3-1 | C B F C<br>2-3 ③<br>K | | | C B C F S<br>1-3 ②<br>K | | 5 | 0 | 1 | 0 | 0 | 3 | 3 |
| Ruben Amaro Jr, S (1, 9)<br>OBP: 0.322, SLG: 0.344 (5, 7) | S X<br>0-1 ②<br>FC3-6<br>WP 1B<br>1-2f<br>2-3 | | B F X<br>1-1 ①<br>F7 | B F X<br>1-1<br>1B<br>FC3-6<br>1B | | C B B C X<br>2-2 ①<br>F7 | | B X<br>1-0 ③<br>P3 | | 5 | 1 | 1 | 0 | 0 | 0 | 2 |
| Mark Parent, R (1, 2)<br>OBP: 0.218, SLG: 0.196 | X<br>0-0<br>BB<br>1-2<br>3-H<br>1B | B B X<br>2-0 ②<br>G6-3 | F B B 1 SAFE B F X<br>3-2<br>FC3-6<br>1-3<br>1B | | C B B X<br>2-1 ②<br>G1-3 | | | | C C B S<br>1-3 ①<br>K | 5 | 0 | 2 | 1 | 0 | 1 | 0 |
| Kevin Stocker, S (1, 6)<br>OBP: 0.334, SLG: 0.352 | B F B F B F B<br>4-2<br>1-2<br>2-3<br>BB | C B B X<br>2-1<br>1B<br>1B<br>1B | B C B F F X<br>2-2 ②<br>FC3-6<br>1-2f<br>3-H | | F B B X<br>2-1 ③<br>G1-3 | | | | C F B F X<br>1-2<br>1B | 4 | 1 | 2 | 1 | 1 | 0 | 1 |
| Curt Schilling, R (1, 1)<br>OBP: 0.180, SLG: 0.186 | S X<br>0-1 ③<br>G6-3 | X<br>0-0<br>1B<br>1-2<br>1B<br>1B | C B S D S<br>2-3 ③<br>K | | | | C B C C<br>1-3 ①<br>K | | C C C<br>0-3 ②<br>K | 5 | 1 | 1 | 0 | 0 | 3 | 5 |

| Inning Stats | | | | | | | | | | | | | | | | | | |
|---|---|---|---|---|---|---|---|---|---|---|---|---|---|---|---|---|---|---|
| | R: 3 | H: 5 | R: 0 | H: 1 | R: 2 | H: 4 | R: 1 | H: 2 | R: 2 | H: 2 | R: 0 | H: 0 | R: 0 | H: 0 | R: 0 | H: 0 | R: 0 | H: 1 |
| | E: 0 | LOB: 3 | E: 0 | LOB: 2 | E: 0 | LOB: 3 | E: 0 | LOB: 1 | E: 0 | LOB: 1 | E: 0 | LOB: 0 | E: 0 | LOB: 1 | E: 0 | LOB: 0 | E: 0 | LOB: 1 |
| | K: 0 | BB: 1 | K: 2 | BB: 1 | K: 0 | BB: 1 | K: 1 | BB: 0 | K: 1 | BB: 0 | K: 0 | BB: 0 | K: 2 | BB: 1 | K: 1 | BB: 0 | K: 2 | BB: 0 |
| | S: 18 | P: 27 | S: 16 | P: 26 | S: 15 | P: 26 | S: 13 | P: 21 | S: 11 | P: 20 | S: 7 | P: 13 | S: 14 | P: 21 | S: 9 | P: 14 | S: 11 | P: 13 |

| 1B: 14 | SF: 1 |
|---|---|
| 2B: 0 | SAC: 0 |
| 3B: 0 | DP: 0 |
| HR: 1 | HBP: 0 |

| WP: 1 | PA: 46 |
|---|---|
| PB: 1 | |
| SB: 0 | |
| CS: 0 | |

| PITCHER | | IP | WLS | BF | H | R | ER | SO | BB | IBB | HBP | BLK | WP | HR | S | P | ERA | WHIP |
|---|---|---|---|---|---|---|---|---|---|---|---|---|---|---|---|---|---|---|
| Matt Morris, R<br>ERA: 2.85 | (1, 1) | 3.0 | L | 22 | 10 | 5 | 5 | 2 | 3 | 0 | 0 | 0 | 1 | 0 | 49 | 79 | 15.00 | 4.333 |
| Mark Petkovsek, R<br>ERA: 4.48 | (4, 1) | 3.0 | | 13 | 4 | 3 | 3 | 2 | 0 | 0 | 0 | 0 | 0 | 1 | 31 | 54 | 9.00 | 1.333 |
| Rigo Beltran, L<br>ERA: 1.77 | (7, 1) | 2.0 | | 7 | 0 | 0 | 0 | 3 | 1 | 0 | 0 | 0 | 0 | 0 | 23 | 35 | 0.00 | 0.500 |
| Dennis Eckersley, R<br>ERA: 3.82 | (9, 1) | 1.0 | | 4 | 1 | 0 | 0 | 2 | 0 | 0 | 0 | 0 | 0 | 0 | 11 | 13 | 0.00 | 1.000 |

| PITCHER | IP | WLS | BF | H | R | ER | SO | BB | IBB | HBP | BLK | WP | HR | S | P | ERA | WHIP |
|---|---|---|---|---|---|---|---|---|---|---|---|---|---|---|---|---|---|

# TOP

## Philadelphia Phillies @ St. Louis Cardinals

Busch Stadium, St. Louis, MO

Sun Aug 10 1997, 3:33 AM CDT

Att. 31,816 - Cloudy - 86 F

livebaseballscorecards.com

| | |
|---|---|
| AB | 41 |
| R | 8 |
| H | 15 |
| RBI | 8 |
| BB | 4 |
| SO | 9 |
| LOB | 20 |

# BOTTOM

| Batter | 1 | 2 | 3 | 4 | 5 | 6 | 7 | 8 | 9 | AB | R | H | RBI | BB | SO | LOB |
|---|---|---|---|---|---|---|---|---|---|---|---|---|---|---|---|---|
| Delino DeShields, L (1, 4)<br>OBP: 0.349, SLG: 0.446<br>Tom Lampkin, L (9, PH)<br>OBP: 0.321, SLG: 0.361 | C X<br>0-1 ①<br>G4-3 | | B B C F X<br>2-2 ③<br>F8 | | | C B F S<br>1-3 ③<br>K | | | F S B X<br>1-2 ③<br>G4-3 | 3<br>1 | 0<br>0 | 0<br>0 | 0<br>0 | 0<br>0 | 1<br>0 | 0<br>0 |
| Brian Jordan, R (1, 9)<br>OBP: 0.333, SLG: 0.282<br>David Bell, R (8, 5)<br>OBP: 0.317, SLG: 0.370 | F X<br>0-1 ②<br>G6-3 | | | X<br>0-0 ①<br>F9 | | | X<br>0-0 ①<br>F9 | | | 3<br>0 | 0<br>0 | 0<br>0 | 0<br>0 | 0<br>0 | 0<br>0 | 0<br>0 |
| Ray Lankford, L (1, 8)<br>OBP: 0.417, SLG: 0.640<br>John Mabry, L (8, 8)<br>OBP: 0.352, SLG: 0.375 | B B B C B<br>4-1<br>BB | | | B C S S S<br>2-3 ②<br>K | | | C S B B F F B S<br>3-3 ②<br>K | | | 2<br>0 | 0<br>0 | 0<br>0 | 0<br>0 | 1<br>0 | 2<br>0 | 0<br>0 |
| Mark McGwire, R (1, 3)<br>OBP: 0.370, SLG: 0.590 | B C B F S<br>2-3 ③<br>K | | | X<br>0-0 ③<br>P2 | | | F S B B B X<br>3-2 ③<br>L5 | | | 3 | 0 | 0 | 0 | 0 | 1 | 1 |
| Ron Gant, R (1, 7)<br>OBP: 0.309, SLG: 0.393<br>Dennis Eckersley, R (9, 1) | | C S C<br>0-3 ①<br>K | | | C F B B F X<br>2-2<br>G4-3<br>1B | | | F B B F F C<br>2-3 ①<br>K | | 3<br>0 | 0<br>0 | 1<br>0 | 0<br>0 | 0<br>0 | 2<br>0 | 0<br>0 |
| Danny Sheaffer, R (1, 5)<br>OBP: 0.308, SLG: 0.296<br>(8, 9) | | B C X<br>1-1<br>G4-6-3<br>1B | | | B F B B X<br>3-1 ①<br>P6 | | | X<br>0-0 ②<br>F8 | | 3 | 0 | 1 | 0 | 0 | 0 | 1 |
| Mike DiFelice, R (1, 2)<br>OBP: 0.308, SLG: 0.339 | S B B B X<br>3-1 ② ③<br>G4-6-3<br>1-2f | | | | B X<br>1-0 ② ③<br>G4-3<br>1-2f | | | S X<br>0-1 ③<br>G3-1 | | 3 | 0 | 0 | 0 | 0 | 0 | 2 |
| Royce Clayton, R (1, 6)<br>OBP: 0.295, SLG: 0.391 | | | X<br>0-0 ①<br>G4-3 | | | X<br>0-0 ①<br>F7 | | | C C B B X<br>2-2<br>G6-4-3<br>1B | 3 | 0 | 1 | 0 | 0 | 0 | 0 |
| Matt Morris, R (1, 1)<br>OBP: 0.278, SLG: 0.260<br>Scott Livingstone, L (3, PH)<br>OBP: 0.185, SLG: 0.167<br>Mark Petkovsek, R (4, 1)<br>OBP: 0.182, SLG: 0.100<br>Gary Gaetti, R (6, PH)<br>OBP: 0.323, SLG: 0.419<br>Rigo Beltran, L (7, 1)<br>Willie McGee, S (9, 7)<br>OBP: 0.353, SLG: 0.416 | | | B C B C T F C<br>2-3 ②<br>K | | | S S S<br>0-3 ②<br>K | | | F X<br>0-1 ① ②<br>G6-4-3<br>1-2f | 0<br>1<br>0<br>1<br>0<br>1 | 0<br>0<br>0<br>0<br>0<br>0 | 0<br>0<br>0<br>0<br>0<br>0 | 0<br>0<br>0<br>0<br>0<br>0 | 0<br>1<br>0<br>0<br>0<br>0 | 0<br>0<br>0<br>1<br>0<br>0 | 0<br>0<br>0<br>0<br>0<br>0 |
| Inning Stats | R: 0<br>E: 0<br>K: 1<br>S: 8<br>H: 0<br>LOB: 1<br>BB: 1<br>P: 14 | R: 0<br>E: 0<br>K: 1<br>S: 7<br>H: 1<br>LOB: 0<br>BB: 0<br>P: 11 | R: 0<br>E: 0<br>K: 1<br>S: 9<br>H: 0<br>LOB: 0<br>BB: 0<br>P: 13 | R: 0<br>E: 0<br>K: 1<br>S: 5<br>H: 0<br>LOB: 0<br>BB: 0<br>P: 7 | R: 0<br>E: 0<br>K: 0<br>S: 7<br>H: 1<br>LOB: 0<br>BB: 0<br>P: 13 | R: 0<br>E: 0<br>K: 2<br>S: 7<br>H: 0<br>LOB: 0<br>BB: 0<br>P: 8 | R: 0<br>E: 0<br>K: 1<br>S: 9<br>H: 0<br>LOB: 0<br>BB: 0<br>P: 15 | R: 0<br>E: 0<br>K: 1<br>S: 7<br>H: 0<br>LOB: 0<br>BB: 0<br>P: 9 | R: 0<br>E: 0<br>K: 0<br>S: 8<br>H: 1<br>LOB: 0<br>BB: 0<br>P: 11 | 1B: 3<br>2B: 0<br>3B: 0<br>HR: 0<br>SF: 0<br>SAC: 0<br>DP: 3<br>HBP: 0 | | | | | | |

| PITCHER | IP | WLS | BF | H | R | ER | SO | BB | IBB | HBP | BLK | WP | HR | S | P | ERA | WHIP |
|---|---|---|---|---|---|---|---|---|---|---|---|---|---|---|---|---|---|
| Curt Schilling, R (1, 1)<br>ERA: 2.98 | 9.0 | W | 28 | 3 | 0 | 0 | 8 | 1 | 0 | 0 | 0 | 0 | 0 | 67 | 101 | 0.00 | 0.444 |

| PITCHER | IP | WLS | BF | H | R | ER | SO | BB | IBB | HBP | BLK | WP | HR | S | P | ERA | WHIP |
|---|---|---|---|---|---|---|---|---|---|---|---|---|---|---|---|---|---|

WP: 0 PA: 28
PB: 0
SB: 0
CS: 0

| | |
|---|---|
| AB | 27 |
| R | 0 |
| H | 3 |
| RBI | 0 |
| BB | 1 |
| SO | 8 |
| LOB | 5 |

Philadelphia Phillies @ St. Louis Cardinals
Busch Stadium, St. Louis, MO
Sun Aug 10 1997, 3:33 AM CDT
Att. 31,816 - Cloudy - 86 F

livebaseballscorecards.com

| Batter | 1 | 2 | 3 | 4 | 5 | 6 | 7 | 8 | 9 | AB | R | H | RBI | BB | SO | LOB |
|---|---|---|---|---|---|---|---|---|---|---|---|---|---|---|---|---|
| Brian McRae, S (1, 8)<br>OBP: 0.331, SLG: 0.374 | 4-2 L6-3 BB | | 0-0 FC6-4 1-2 1B | | 3-2 F8 ② | | 0-0 BB 1B 1-3 1B | | 0-2 F6 ② | 4 | 0 | 2 | 0 | 1 | 0 | 0 |
| Bernard Gilkey, R (1, 7)<br>OBP: 0.307, SLG: 0.343 | 1-0 L6-3 ① ② 1-1 | | 2-0 F9 ② | | 1-2 G1-3 ③ | | 1-1 BB 1-2 1B 3-H | | 1-3 K ③ | 5 | 0 | 1 | 1 | 0 | 1 | 3 |
| John Olerud, L (1, 3)<br>OBP: 0.396, SLG: 0.484 | 4-2 BB | | 2-1 FC6-4 ③ 1-2f | | | 0-0 1B 1B | 4-2 SAFE 1-2 2-3 BB | | | 2 | 0 | 1 | 0 | 2 | 0 | 2 |
| Todd Hundley, S (1, 2)<br>OBP: 0.410, SLG: 0.577 | 1-1 G3 ③ | | | 0-0 HR | | 2-3 K ① | 3-2 F8 ② | | | 4 | 1 | 1 | 1 | 0 | 1 | 5 |
| Edgardo Alfonzo, R (1, 5)<br>OBP: 0.387, SLG: 0.441 | | 0-1 G6-4-3 1B | | 1-2 G6-3 ① | | 1 SAFE 2-0 F9 ② | 0-1 G1-3 ③ | | | 4 | 0 | 1 | 0 | 0 | 0 | 4 |
| Carlos Baerga, S (1, 4)<br>OBP: 0.318, SLG: 0.405 | | 1-0 P5 ① | | 1-2 P6 ② | | 1-1 1-3 1B | | 0-1 G6-3 ① | | 4 | 0 | 1 | 0 | 0 | 0 | 1 |
| Butch Huskey, R (1, 9)<br>OBP: 0.306, SLG: 0.472 | | 1 SAFE 1-0 G6-4-3 ② ③ 1-2f | | 1-1 1B | | 2-2 L8 ③ | | 1-1 F8 ② | | 4 | 0 | 1 | 0 | 0 | 0 | 3 |
| Rey Ordonez, R (1, 6)<br>OBP: 0.275, SLG: 0.282<br>Luis Lopez, S (7, PH)<br>OBP: 0.328, SLG: 0.342 (7, 6) | | 2-3 K ① | 1 SAFE 0-1 G1 ③ | | | | 3-2 L8 ① | 2-3 K ③ | | 2 | 0 | 0 | 0 | 0 | 1 | 1 |
| | | | | | | | | | | 2 | 0 | 0 | 0 | 0 | 1 | 0 |
| Dave Mlicki, R (1, 1)<br>OBP: 0.244, SLG: 0.308<br>Alex Ochoa, R (7, PH)<br>OBP: 0.284, SLG: 0.337<br>Turk Wendell, L (7, 1)<br>Matt Franco, L (9, PH)<br>OBP: 0.362, SLG: 0.419 | | 0-1 1B 1B | | | 1-3 K ① | | 4-1 1B 1B BB | | 1-0 L9 ① | 2 | 0 | 1 | 0 | 0 | 1 | 0 |
| | | | | | | | | | | 0 | 1 | 0 | 0 | 1 | 0 | 0 |
| | | | | | | | | | | 0 | 0 | 0 | 0 | 0 | 0 | 0 |
| | | | | | | | | | | 1 | 0 | 0 | 0 | 0 | 0 | 0 |
| Inning Stats | R: 0<br>E: 0<br>K: 0<br>S: 11<br>H: 0<br>LOB: 1<br>BB: 2<br>P: 21 | R: 0<br>E: 0<br>K: 0<br>S: 4<br>H: 1<br>LOB: 0<br>BB: 0<br>P: 6 | R: 0<br>E: 0<br>K: 1<br>S: 9<br>H: 2<br>LOB: 2<br>BB: 0<br>P: 15 | R: 1<br>E: 0<br>K: 0<br>S: 11<br>H: 2<br>LOB: 1<br>BB: 0<br>P: 14 | R: 0<br>E: 0<br>K: 1<br>S: 10<br>H: 0<br>LOB: 0<br>BB: 0<br>P: 15 | R: 0<br>E: 0<br>K: 1<br>S: 11<br>H: 2<br>LOB: 2<br>BB: 0<br>P: 18 | R: 1<br>E: 0<br>K: 0<br>S: 15<br>H: 2<br>LOB: 3<br>BB: 2<br>P: 30 | R: 0<br>E: 0<br>K: 1<br>S: 8<br>H: 0<br>LOB: 0<br>BB: 0<br>P: 11 | R: 0<br>E: 0<br>K: 1<br>S: 7<br>H: 0<br>LOB: 0<br>BB: 0<br>P: 9 | 1B: 8<br>2B: 1<br>3B: 0<br>HR: 1<br>SF: 0<br>SAC: 0<br>DP: 2<br>HBP: 0 | | | | | | |

TOP

# New York Mets @ St. Louis Cardinals

Busch Stadium, St. Louis, MO

Tue Aug 12 1997, 7:05 PM CDT
Att. 32,547 - Unknown - 84 F

livebaseballscorecards.com

| | |
|---|---|
| AB | 34 |
| R | 2 |
| H | 9 |
| RBI | 2 |
| BB | 4 |
| SO | 5 |
| LOB | 19 |

WP: 0 PB: 0 SB: 0 CS: 0 PA: 38

| PITCHER | | IP | WLS | BF | H | R | ER | SO | BB | IBB | HBP | BLK | WP | HR | S | P | ERA | WHIP |
|---|---|---|---|---|---|---|---|---|---|---|---|---|---|---|---|---|---|---|
| Andy Benes, R<br>ERA: 3.17 | (1, 1) | 6.1 | W | 29 | 9 | 2 | 2 | 3 | 3 | 0 | 0 | 0 | 0 | 1 | 63 | 104 | 2.84 | 1.895 |
| Tony Fossas, L<br>ERA: 2.45 | (7, 1) | 0.1 | | 2 | 0 | 0 | 0 | 0 | 1 | 0 | 0 | 0 | 0 | 0 | 6 | 13 | 0.00 | 3.000 |
| Curtis King, R<br>ERA: | (7, 1) | 1.1 | | 4 | 0 | 0 | 0 | 1 | 0 | 0 | 0 | 0 | 0 | 0 | 10 | 13 | 0.00 | 0.000 |
| Dennis Eckersley, R<br>ERA: 3.72 | (9, 1) | 1.0 | S | 3 | 0 | 0 | 0 | 1 | 0 | 0 | 0 | 0 | 0 | 0 | 7 | 9 | 0.00 | 0.000 |

| PITCHER | IP | WLS | BF | H | R | ER | SO | BB | IBB | HBP | BLK | WP | HR | S | P | ERA | WHIP |
|---|---|---|---|---|---|---|---|---|---|---|---|---|---|---|---|---|---|

# BOTTOM

| Batter | 1 | 2 | 3 | 4 | 5 | 6 | 7 | 8 | 9 | AB | R | H | RBI | BB | SO | LOB |
|---|---|---|---|---|---|---|---|---|---|---|---|---|---|---|---|---|
| Delino DeShields, L (1, 4)<br>OBP: 0.348, SLG: 0.449 | F X 0-1 ① L7 | | B B X 2-0 ① L9 | | B B X 2-0 FC5-2-5 3B | | C B B X 2-1 ② F8 | | | 4 | 0 | 1 | 0 | 0 | 0 | 0 |
| Brian Jordan, R (1, 9)<br>OBP: 0.331, SLG: 0.281 | X 0-0 S 1B | | C F X 0-2 ② G6-3 | | C X 0-1 ② FC5-2-5 2B 3-H | | F X 0-1 ③ L3 | | | 4 | 1 | 1 | 0 | 0 | 0 | 1 |
| Ray Lankford, L (1, 8)<br>OBP: 0.415, SLG: 0.634 | B S C F B B S 3-3 ② K 1-2 | | C B F B B F X 3-2 ③ F9 | | F B B F F D B 4-2 2B BB | | | C B C B X 2-2 ① F9 | | 3 | 1 | 0 | 0 | 1 | 1 | 1 |
| Mark McGwire, R (1, 3)<br>OBP: 0.371, SLG: 0.599 | B X 1-0 ③ F7 | | | B C B X 2-1 HR | B S B X 2-1 1-H 2-H 2B | | | B B B C C X 3-2 ② P6 | | 4 | 1 | 2 | 3 | 0 | 0 | 1 |
| Ron Gant, R (1, 7)<br>OBP: 0.308, SLG: 0.391 | | S X 0-1 ① G4-3 | | B C B B X 3-1 G4-6-3 1B 1B | C S C 0-3 ③ K | | | C C X 0-2 ③ G3 | | 4 | 0 | 1 | 0 | 0 | 1 | 1 |
| Gary Gaetti, R (1, 5)<br>OBP: 0.325, SLG: 0.421 | B X 1-0 HR 1B | | | B X 1-0 G4-6-3 1-2 1B | X 0-0 ① G5-3 | | | | | 3 | 1 | 2 | 0 | 0 | 0 | 0 |
| Tony Fossas, L (7, 1) | | | | | | | | | | 0 | 0 | 0 | 0 | 0 | 0 | 0 |
| Curtis King, R (7, 1) | | | | | | | | | | 0 | 0 | 0 | 0 | 0 | 0 | 0 |
| Dennis Eckersley, R (9, 1) | | | | | | | | | | 0 | 0 | 0 | 0 | 0 | 0 | 0 |
| Tom Pagnozzi, R (1, 2)<br>OBP: 0.273, SLG: 0.545 | | S B B S T B X 3-2 1-H HR | | X 0-0 ① ② G4-6-3 1-2f 2-3 | C X 0-1 ② P6 | | | | | 3 | 1 | 1 | 2 | 0 | 0 | 2 |
| Royce Clayton, R (1, 6)<br>OBP: 0.293, SLG: 0.388 | | B B F X 2-1 ② F8 | | F X 0-1 ③ G5-3 | B B C F X 2-2 ③ F1-3 | | | | | 3 | 0 | 0 | 0 | 0 | 0 | 1 |
| Andy Benes, R (1, 1)<br>OBP: 0.250, SLG: 0.295 | | B X 1-0 ③ G5-3 | | | X 0-0 ① F9 | | B S B S X 2-2 ① G6-3 | | | 2 | 0 | 0 | 0 | 0 | 0 | 0 |
| David Bell, R (7, 5)<br>OBP: 0.311, SLG: 0.364 | | | | | | | | | | 1 | 0 | 0 | 0 | 0 | 0 | 0 |

| | | | | | | | | | |
|---|---|---|---|---|---|---|---|---|---|
| Inning Stats | R: 0 H: 1<br>E: 0 LOB: 1<br>K: 1 BB: 0<br>S: 8 P: 12 | R: 2 H: 2<br>E: 0 LOB: 0<br>K: 0 BB: 0<br>S: 10 P: 17 | R: 0 H: 0<br>E: 0 LOB: 0<br>K: 0 BB: 0<br>S: 9 P: 14 | R: 1 H: 3<br>E: 0 LOB: 1<br>K: 0 BB: 0<br>S: 8 P: 14 | R: 2 H: 2<br>E: 0 LOB: 1<br>K: 1 BB: 1<br>S: 12 P: 20 | R: 0 H: 0<br>E: 0 LOB: 0<br>K: 0 BB: 0<br>S: 6 P: 8 | R: 0 H: 0<br>E: 0 LOB: 0<br>K: 0 BB: 0<br>S: 7 P: 11 | R: 0 H: 0<br>E: 0 LOB: 0<br>K: 0 BB: 0<br>S: 9 P: 14 | 1B: 4 SF: 0<br>2B: 1 SAC: 0<br>3B: 1 DP: 1<br>HR: 2 HBP: 0 | WP: 0 PA: 32<br>PB: 0<br>SB: 1<br>CS: 0 |

| PITCHER | | IP | WLS | BF | H | R | ER | SO | BB | IBB | HBP | BLK | WP | HR | S | P | ERA | WHIP |
|---|---|---|---|---|---|---|---|---|---|---|---|---|---|---|---|---|---|---|
| Dave Mlicki, R | (1, 1) | 6.0 | L | 26 | 8 | 5 | 5 | 2 | 1 | 0 | 0 | 0 | 0 | 2 | 53 | 85 | 7.50 | 1.500 |
| ERA: 4.5 | | | | | | | | | | | | | | | | | | |
| Turk Wendell, R | (7, 1) | 2.0 | | 6 | 0 | 0 | 0 | 0 | 0 | 0 | 0 | 0 | 0 | 0 | 16 | 25 | 0.00 | 0.000 |
| ERA: 3.94 | | | | | | | | | | | | | | | | | | |

| PITCHER | IP | WLS | BF | H | R | ER | SO | BB | IBB | HBP | BLK | WP | HR | S | P | ERA | WHIP |
|---|---|---|---|---|---|---|---|---|---|---|---|---|---|---|---|---|---|

New York Mets @ St. Louis Cardinals
Busch Stadium, St. Louis, MO
Tue Aug 12 1997, 7:05 PM CDT
Att. 32,547 - Unknown - 84 F

livebaseballscorecards.com

| | |
|---|---|
| AB | 31 |
| R | 5 |
| H | 8 |
| RBI | 5 |
| BB | 1 |
| SO | 2 |
| LOB | 7 |

| Batter | 1 | 2 | 3 | 4 | 5 | 6 | 7 | 8 | 9 | 10 | AB | R | H | RBI | BB | SO | LOB |
|---|---|---|---|---|---|---|---|---|---|---|---|---|---|---|---|---|---|
| Brian McRae, S (1, 8)<br>OBP: 0.331, SLG: 0.375 | X<br>0-0 1B 1B 2B | B B C B X<br>3-1 G3 ③ | | D B C B F X<br>3-2 G6-3 ③ | | | B B B<br>4-0 CS BB | B X<br>1-0 G1-3 ③ | | | 4 | 1 | 1 | 0 | 1 | 0 | 1 |
| Edgardo Alfonzo, R (1, 5)<br>OBP: 0.387, SLG: 0.439 | B B F X<br>2-1 1B 2B 2-3 1B | C F X<br>0-2 L4 ① | | B F B X<br>2-1 E8 1B | | | B C X<br>1-1 F9 ② | | | B B C B B<br>4-1 G1-6-3 1B 1B BB | 4 | 3 | 1 | 0 | 1 | 0 | 1 |
| John Olerud, L (1, 3)<br>OBP: 0.400, SLG: 0.488 | B B B F S X<br>3-2 2B SF7 1B 1-2 3-H | C B B X<br>2-1 1B 1B | | C X<br>0-1 G4-6-3 2-H 1B | | | 1 SAFE B 1 SAFE 1 SAFE B 1 SAFE C 1 SAFE 1 SAFE<br>2-2 CS ③ 1-2 | C B F B F F X<br>2-2 G4-3 ① | | X<br>0-0 1B G1-6-3 1B FC5-2 1-2 | 5 | 1 | 4 | 2 | 0 | 0 | 0 |
| Todd Hundley, S (1, 2)<br>OBP: 0.410, SLG: 0.576 | C S X<br>0-2 2B 1-3 2-H | D C S B B C<br>3-3 K ② | | B B X<br>2-0 G4-6-3 ① ② 1-2f | | | | B B B<br>4-0 FC6-4 BB | | B C B B F X<br>3-2 G1-6-3 ① 1-2 2-3 | 4 | 0 | 1 | 1 | 1 | 1 | 4 |
| Carlos Baerga, S (1, 4)<br>OBP: 0.317, SLG: 0.404<br>Butch Huskey, R (10, PH)<br>OBP: 0.308, SLG: 0.474<br>John Franco, L (10, 1) | F B B X<br>2-1 SF7 ① 3-H | X<br>0-0 1B 1-2 | | B B X<br>2-0 G3-1 ③ | | | | C B 1 SAFE S B X<br>2-2 FC6-4 ② 1B 1-2f | | C B X<br>1-1 FC5-2 1B 2-3 3-H | 3<br>1<br>0 | 0<br>0<br>0 | 1<br>1<br>0 | 1<br>1<br>0 | 0<br>0<br>0 | 0<br>0<br>0 | 1<br>0<br>0 |
| Bernard Gilkey, R (1, 7)<br>OBP: 0.306, SLG: 0.341 | B C C F C<br>1-3 K ② | X<br>0-0 F8 ③ | | | | X<br>0-0 G5-3 ① | | B F B B X<br>3-1 1-2 1B | | B B X<br>2-0 FC5-2 ② 1-2 3-H | 5 | 0 | 1 | 0 | 0 | 1 | 5 |
| Alex Ochoa, R (1, 9)<br>OBP: 0.277, SLG: 0.328 | B C X<br>1-1 F8 ③ | | | B C X<br>1-1 G4-3 ① | | B F B B S F F C<br>3-3 K ② | | B B X<br>2-0 F8 ③ | | C B F B X<br>2-2 L6 ③ | 5 | 0 | 0 | 0 | 0 | 1 | 5 |
| Rey Ordonez, R (1, 6)<br>OBP: 0.271, SLG: 0.277 | | X<br>0-0 L8 ① | | C S X<br>0-2 G3-1 ② | | C S B S<br>1-3 K ③ | | | C B F X<br>1-2 G4-3 ① | | 4 | 0 | 0 | 0 | 0 | 1 | 0 |
| Brian Bohanon, L (1, 1)<br>OBP: 0.067, SLG: 0.071<br>Luis Lopez, S (7, PH)<br>OBP: 0.326, SLG: 0.339<br>Greg McMichael, R (7, 1)<br>OBP: 0.500, SLG: 0.500<br>Mel Rojas, R (8, 1)<br>Matt Franco, L (9, PH)<br>OBP: 0.359, SLG: 0.415<br>Cory Lidle, R (9, 1)<br>Shawn Gilbert, R (10, 4)<br>OBP: 0.333, SLG: 0.625 | | C C X<br>0-2 G4-3 ② | | X<br>0-0 1B | | | C B F X<br>1-2 G6-3 ① | | B X<br>1-0 G4-3 ② | | 2<br>1<br>0<br>0<br>1<br>0<br>0 | 0<br>0<br>0<br>0<br>0<br>0<br>0 | 1<br>0<br>0<br>0<br>0<br>0<br>0 | 0<br>0<br>0<br>0<br>0<br>0<br>0 | 0<br>0<br>0<br>0<br>0<br>0<br>0 | 0<br>0<br>0<br>0<br>0<br>0<br>0 | 0<br>0<br>0<br>0<br>0<br>0<br>0 |
| Inning Stats | R: 3 H: 4<br>E: 0 LOB: 1<br>K: 1 BB: 0<br>S: 17 P: 26 | R: 0 H: 0<br>E: 0 LOB: 0<br>K: 0 BB: 0<br>S: 6 P: 9 | R: 0 H: 2<br>E: 0 LOB: 2<br>K: 1 BB: 0<br>S: 10 P: 15 | R: 0 H: 1<br>E: 0 LOB: 1<br>K: 0 BB: 0<br>S: 9 P: 13 | R: 1 H: 1<br>E: 1 LOB: 0<br>K: 0 BB: 0<br>S: 6 P: 12 | R: 0 H: 0<br>E: 0 LOB: 0<br>K: 2 BB: 0<br>S: 9 P: 13 | R: 0 H: 0<br>E: 0 LOB: 0<br>K: 0 BB: 1<br>S: 7 P: 15 | R: 0 H: 1<br>E: 0 LOB: 2<br>K: 0 BB: 1<br>S: 12 P: 25 | R: 0 H: 0<br>E: 0 LOB: 0<br>K: 0 BB: 0<br>S: 5 P: 8 | R: 1 H: 2<br>E: 0 LOB: 2<br>K: 0 BB: 1<br>S: 11 P: 23 | 1B: 9<br>2B: 2<br>3B: 0<br>HR: 0 | SF: 1<br>SAC: 0<br>DP: 1<br>HBP: 0 | | | | | |

| PITCHER | | IP | WLS | BF | H | R | ER | SO | BB | IBB | HBP | BLK | WP | HR | S | P | ERA | WHIP |
|---|---|---|---|---|---|---|---|---|---|---|---|---|---|---|---|---|---|---|
| Todd Stottlemyre, R<br>ERA: 3.7 | (1, 1) | 7.0 | | 29 | 8 | 4 | 3 | 4 | 1 | 0 | 0 | 0 | 0 | 0 | 64 | 103 | 3.86 | 1.286 |
| Rigo Beltran, L<br>ERA: 1.71 | (8, 1) | 0.2 | | 3 | 0 | 0 | 0 | 0 | 1 | 0 | 0 | 0 | 0 | 0 | 9 | 17 | 0.00 | 1.500 |
| John Frascatore, R<br>ERA: 2.72 | (8, 1) | 1.1 | | 5 | 1 | 0 | 0 | 0 | 0 | 0 | 0 | 0 | 0 | 0 | 8 | 16 | 0.00 | 0.750 |
| Tony Fossas, L<br>ERA: 2.68 | (10, 1) | 0.1 | L | 3 | 1 | 1 | 1 | 0 | 1 | 0 | 0 | 0 | 0 | 0 | 5 | 12 | 27.00 | 6.000 |
| Curtis King, R<br>ERA: | (10, 1) | 0.2 | | 3 | 1 | 0 | 0 | 0 | 0 | 0 | 0 | 0 | 0 | 0 | 6 | 11 | 0.00 | 1.500 |

| PITCHER | IP | WLS | BF | H | R | ER | SO | BB | IBB | HBP | BLK | WP | HR | S | P | ERA | WHIP |
|---|---|---|---|---|---|---|---|---|---|---|---|---|---|---|---|---|---|

# TOP

## New York Mets @ St. Louis Cardinals

Busch Stadium, St. Louis, MO

Wed Aug 13 1997, 7:05 PM CDT
Att. 27,171 - Unknown - 79 F

livebaseballscorecards.com

| | |
|---|---|
| AB | 39 |
| R | 5 |
| H | 11 |
| RBI | 5 |
| BB | 3 |
| SO | 4 |
| LOB | 17 |

| | | | | | | |
|---|---|---|---|---|---|---|
| WP: 0 | PA: 44 | | | | | |
| PB: 0 | | | | | | |
| SB: 0 | | | | | | |
| CS: 1 | | | | | | |

# New York Mets @ St. Louis Cardinals

Busch Stadium, St. Louis, MO

Wed Aug 13 1997, 7:05 PM CDT
Att. 27,171 - Unknown - 79 F

BOTTOM

livebaseballscorecards.com

| Batter | 1 | 2 | 3 | 4 | 5 | 6 | 7 | 8 | 9 | 10 | AB | R | H | RBI | BB | SO | LOB |
|---|---|---|---|---|---|---|---|---|---|---|---|---|---|---|---|---|---|
| Delino DeShields, L (1, 4)<br>OBP: 0.353, SLG: 0.452 | 0-1 G5-3 HR 1B | 1-1 G3-1 | | | 1-0 S HBP | | 2-1 S 2-3 1B | | 0-1 S 2-3 1B | | 4 | 1 | 3 | 0 | 0 | 0 | 1 |
| Brian Jordan, R (1, 9)<br>OBP: 0.329, SLG: 0.274<br>Rigo Beltran, L (8, 1)<br>John Frascatore, R (8, 1)<br>John Mabry, L (9, PH)<br>OBP: 0.351, SLG: 0.374<br>Tony Fossas, L (10, 1)<br>Curtis King, R (10, 1) | 1-1 L8 | | 1-1 F9 | | 4-2 1-2 BB | | 0-1 F9-2 1-2 3-H | | 0-3 K 1-2 | | 3<br>0<br>0<br>1<br>0<br>0 | 0<br>0<br>0<br>0<br>0<br>0 | 0<br>0<br>0<br>0<br>0<br>0 | 0<br>0<br>0<br>0<br>0<br>0 | 1<br>0<br>0<br>0<br>0<br>0 | 0<br>0<br>0<br>1<br>0<br>0 | 3<br>0<br>0<br>2<br>0<br>0 |
| Ray Lankford, L (1, 8)<br>OBP: 0.413, SLG: 0.628 | 1 SAFE 1-1 G5-3 1-2 | | 3-2 CS 1B | | 0-3 K | | 1-2 G5-3 | | 2-0 G4-3 | | 5 | 0 | 1 | 0 | 0 | 1 | 6 |
| Mark McGwire, R (1, 3)<br>OBP: 0.373, SLG: 0.614 | 3-2 2-H HR | | 3-3 1-2 K | | | 0-2 G4-3 G5-3 1B 1B | | 2-1 HR | | 0-3 K | 5 | 3 | 3 | 3 | 0 | 2 | 1 |
| Ron Gant, R (1, 7)<br>OBP: 0.309, SLG: 0.390 | 4-1 BB | | | 2-0 L7 | | 3-1 G5-3 1-2 | | 0-2 G6-3 | | 3-2 1B 1B | 4 | 0 | 1 | 0 | 1 | 0 | 1 |
| Gary Gaetti, R (1, 5)<br>OBP: 0.324, SLG: 0.418 | 1-2 F9 | | | 2-1 G6-3 | | 0-0 G4-3 2-3 | | 2-1 P3 | | 1 SAFE 2-2 G4-3 1-2 1B | 5 | 0 | 1 | 0 | 0 | 0 | 2 |
| Mike DiFelice, R (1, 2)<br>OBP: 0.307, SLG: 0.337<br>Danny Sheaffer, R (10, PH)<br>OBP: 0.305, SLG: 0.294 | | 0-0 G5-3 | | 2-2 G1-3 | | 1-0 3-H 1B | | 0-3 K | | 2-1 G4-3 1-2f | 4<br>1 | 0<br>0 | 1<br>0 | 1<br>0 | 0<br>0 | 1<br>0 | 0<br>2 |
| Royce Clayton, R (1, 6)<br>OBP: 0.293, SLG: 0.387 | | 3-2 SH1-4 1B | | | 1-1 P3 | 1-0 G3 | | | 1-2 G4-3 | | 4 | 0 | 1 | 0 | 0 | 0 | 1 |
| Todd Stottlemyre, L (1, 1)<br>OBP: 0.351, SLG: 0.367<br>Willie McGee, S (7, PH)<br>OBP: 0.359, SLG: 0.433 (8, 9) | | 0-0 SH1-4 1-2 | | | 0-3 K | | 0-0 1B F9-2 2B | | 1-1 1B 2B | | 1<br>2 | 0<br>0 | 0<br>2 | 0<br>0 | 0<br>0 | 1<br>0 | 0<br>0 |
| Inning Stats | R: 2 H: 2<br>E: 0 LOB: 1<br>K: 0 BB: 1<br>S: 13 P: 23 | R: 0 H: 1<br>E: 0 LOB: 1<br>K: 0 BB: 0<br>S: 7 P: 11 | R: 0 H: 1<br>E: 0 LOB: 1<br>K: 1 BB: 0<br>S: 9 P: 16 | R: 0 H: 0<br>E: 0 LOB: 0<br>K: 0 BB: 0<br>S: 12 P: 18 | R: 0 H: 0<br>E: 0 LOB: 2<br>K: 2 BB: 1<br>S: 11 P: 17 | R: 1 H: 2<br>E: 0 LOB: 1<br>K: 0 BB: 0<br>S: 8 P: 13 | R: 0 H: 2<br>E: 0 LOB: 1<br>K: 0 BB: 0<br>S: 8 P: 11 | R: 1 H: 1<br>E: 0 LOB: 0<br>K: 1 BB: 0<br>S: 10 P: 14 | R: 0 H: 2<br>E: 0 LOB: 2<br>K: 1 BB: 0<br>S: 11 P: 15 | R: 0 H: 2<br>E: 0 LOB: 1<br>K: 1 BB: 0<br>S: 14 P: 21 | 1B: 9 SF: 0<br>2B: 4 SAC: 1<br>3B: 0 DP: 3<br>HR: 2 HBP: 1 | | | | | | |

| | AB | 39 |
|---|---|---|
| | R | 4 |
| | H | 13 |
| | RBI | 4 |
| | BB | 2 |
| | SO | 6 |
| | LOB | 19 |

WP: 0 PA: 43
PB: 0
SB: 3
CS: 1

| PITCHER | | IP | WLS | BF | H | R | ER | SO | BB | IBB | HBP | BLK | WP | HR | S | P | ERA | WHIP |
|---|---|---|---|---|---|---|---|---|---|---|---|---|---|---|---|---|---|---|
| Brian Bohanon, L<br>ERA: 3.48 | (1, 1) | 6.0 | | 26 | 6 | 3 | 3 | 3 | 2 | 0 | 1 | 0 | 0 | 1 | 60 | 98 | 4.50 | 1.333 |
| Greg McMichael, R<br>ERA: 3.18 | (7, 1) | 1.0 | | 4 | 2 | 0 | 0 | 0 | 0 | 0 | 0 | 0 | 0 | 0 | 8 | 11 | 0.00 | 2.000 |
| Mel Rojas, R<br>ERA: 5.0 | (8, 1) | 1.0 | | 4 | 1 | 1 | 1 | 1 | 0 | 0 | 0 | 0 | 0 | 1 | 10 | 14 | 9.00 | 1.000 |
| Cory Lidle, R<br>ERA: 3.99 | (9, 1) | 1.0 | W | 5 | 2 | 0 | 0 | 1 | 0 | 0 | 0 | 0 | 0 | 0 | 11 | 15 | 0.00 | 2.000 |
| John Franco, L<br>ERA: 2.39 | (10, 1) | 1.0 | S | 4 | 2 | 0 | 0 | 1 | 0 | 0 | 0 | 0 | 0 | 0 | 14 | 21 | 0.00 | 2.000 |

| PITCHER | IP | WLS | BF | H | R | ER | SO | BB | IBB | HBP | BLK | WP | HR | S | P | ERA | WHIP |
|---|---|---|---|---|---|---|---|---|---|---|---|---|---|---|---|---|---|

# New York Mets @ St. Louis Cardinals

Busch Stadium, St. Louis, MO

Thu Aug 14 1997, 7:05 PM CDT

Att. 28,411 - Unknown - 75 F

TOP

| Batter | 1 | 2 | 3 | 4 | 5 | 6 | 7 | 8 | 9 | AB | R | H | RBI | BB | SO | LOB |
|---|---|---|---|---|---|---|---|---|---|---|---|---|---|---|---|---|
| Brian McRae, S (1, 8) OBP: 0.330, SLG: 0.373 | F7 | | G4-3 | | HR 1B | | K | | L9 | 5 | 1 | 1 | 0 | 0 | 1 | 0 |
| Edgardo Alfonzo, R (1, 5) OBP: 0.388, SLG: 0.448 | F7 | | | P4 | HR | | 1B | | | 4 | 1 | 2 | 4 | 0 | 0 | 0 |
| John Olerud, L (1, 3) OBP: 0.399, SLG: 0.485 | L6 | | | E6 G5-4-3 | L8 | | 1B | | | 4 | 0 | 1 | 0 | 0 | 0 | 0 |
| Butch Huskey, R (1, 9) OBP: 0.308, SLG: 0.469 | | P4 | | G5-4-3 | | 2B BB | F9 | | | 3 | 1 | 0 | 0 | 1 | 0 | 3 |
| Bernard Gilkey, R (1, 7) OBP: 0.305, SLG: 0.343 | | P4 | | | 1B 1B 2B | SAFE F7 | | G6-3 | | 4 | 1 | 1 | 0 | 0 | 0 | 1 |
| Todd Pratt, R (1, 2) OBP: 0.460, SLG: 0.568 | | 1B | | | 1B 1B HR 1B | SAFE 1-H 2B | | K | | 4 | 1 | 3 | 1 | 0 | 1 | 0 |
| Shawn Gilbert, R (1, 4) OBP: 0.273, SLG: 0.500 | SAFE K | | | | P4 | K | | G4-3 | | 2 | 0 | 0 | 0 | 0 | 1 | 3 |
| Luis Lopez, S (6, PH) OBP: 0.321, SLG: 0.333 (6, 4) | | | | | | | | | | 2 | 0 | 0 | 0 | 0 | 1 | 1 |
| Rey Ordonez, R (1, 6) OBP: 0.275, SLG: 0.281 | | | F8 | | 1B HR 1B | G4-3 | | | L8-3 1B | 4 | 1 | 2 | 1 | 0 | 0 | 1 |
| Bobby Jones, R (1, 1) OBP: 0.167, SLG: 0.173 | | | G3 | | K | | G6-3 | | L8-3 | 3 | 0 | 0 | 0 | 0 | 1 | 2 |
| Turk Wendell, L (8, 1) | | | | | | | | | | 0 | 0 | 0 | 0 | 0 | 0 | 0 |
| Greg McMichael, R (8, 1) OBP: 0.500, SLG: 0.500 | | | | | | | | | | 0 | 0 | 0 | 0 | 0 | 0 | 0 |
| Matt Franco, L (9, PH) OBP: 0.357, SLG: 0.412 | | | | | | | | | | 1 | 0 | 0 | 0 | 0 | 0 | 1 |
| Mel Rojas, R (9, 1) | | | | | | | | | | 0 | 0 | 0 | 0 | 0 | 0 | 0 |

| Inning Stats | 1 | 2 | 3 | 4 | 5 | 6 | 7 | 8 | 9 |
|---|---|---|---|---|---|---|---|---|---|
| | R: 0 E: 0 K: 0 S: 8 H: 0 LOB: 0 BB: 0 P: 10 | R: 0 E: 0 K: 1 S: 9 H: 1 LOB: 1 BB: 0 P: 12 | R: 0 E: 0 K: 0 S: 6 H: 0 LOB: 0 BB: 0 P: 6 | R: 0 E: 1 K: 0 S: 4 H: 0 LOB: 0 BB: 0 P: 6 | R: 5 E: 0 K: 1 S: 17 H: 5 LOB: 0 BB: 0 P: 26 | R: 1 E: 0 K: 1 S: 13 H: 1 LOB: 1 BB: 1 P: 23 | R: 0 E: 0 K: 1 S: 9 H: 2 LOB: 2 BB: 0 P: 15 | R: 0 E: 0 K: 1 S: 6 H: 0 LOB: 0 BB: 0 P: 12 | R: 0 E: 0 K: 0 S: 3 H: 1 LOB: 0 BB: 0 P: 6 |

1B: 7 2B: 3 3B: 0 HR: 1 SF: 0 SAC: 0 DP: 2 HBP: 0

WP: 0 PB: 0 SB: 0 CS: 0 PA: 37

| PITCHER | | IP | WLS | BF | H | R | ER | SO | BB | IBB | HBP | BLK | WP | HR | S | P | ERA | WHIP |
|---|---|---|---|---|---|---|---|---|---|---|---|---|---|---|---|---|---|---|
| Donovan Osborne, L ERA: 4.88 | (1, 1) | 5.1 | L | 24 | 7 | 6 | 6 | 2 | 1 | 0 | 0 | 0 | 0 | 1 | 51 | 73 | 10.12 | 1.500 |
| John Frascatore, R ERA: 2.64 | (6, 1) | 1.2 | | 7 | 2 | 0 | 0 | 2 | 0 | 0 | 0 | 0 | 0 | 0 | 15 | 25 | 0.00 | 1.200 |
| Mark Petkovsek, R ERA: 4.36 | (8, 1) | 2.0 | | 6 | 1 | 0 | 0 | 1 | 0 | 0 | 0 | 0 | 0 | 0 | 9 | 18 | 0.00 | 0.500 |

| PITCHER | IP | WLS | BF | H | R | ER | SO | BB | IBB | HBP | BLK | WP | HR | S | P | ERA | WHIP |
|---|---|---|---|---|---|---|---|---|---|---|---|---|---|---|---|---|---|

| | |
|---|---|
| AB | 36 |
| R | 6 |
| H | 10 |
| RBI | 6 |
| BB | 1 |
| SO | 5 |
| LOB | 12 |

livebaseballscorecards.com

# BOTTOM

| Batter | 1 | 2 | 3 | 4 | 5 | 6 | 7 | 8 | 9 | AB | R | H | RBI | BB | SO | LOB |
|---|---|---|---|---|---|---|---|---|---|---|---|---|---|---|---|---|
| Delino DeShields, L (1, 4)<br>OBP: 0.351, SLG: 0.456 | C B C B F X<br>2-2 G5-3 ① | | C B X<br>1-1 G5-3 ① | | B B C X<br>2-1 1-H HR | | B B X<br>2-0 G1-6-3 ① ②<br>1-2f | | B F B F B X<br>3-2 L7 ③ | 5 | 1 | 1 | 2 | 0 | 0 | 1 |
| Royce Clayton, R (1, 6)<br>OBP: 0.292, SLG: 0.385 | C B F F X<br>1-2 G1-3 ② | | B X<br>1-0 G5-3 ② | | B F S X<br>1-2 1B | | B X<br>1-0 F9 ③ | | | 4 | 0 | 1 | 0 | 0 | 0 | 0 |
| Ray Lankford, L (1, 8)<br>OBP: 0.411, SLG: 0.622 | B X<br>1-0 F8 ③ | | C B X<br>1-1 G5-3 ③ | | 1 SAFE C 1 B S S<br>1-3 K ② | | | B C B B B<br>4-1 FC5 BB BB | | 3 | 0 | 0 | 0 | 1 | 1 | 1 |
| Mark McGwire, R (1, 3)<br>OBP: 0.377, SLG: 0.613 | | B C X<br>1-1 WP 1B FC1-5 1B | | C B B B B<br>4-1 BB | B 1 SAFE S B 1 C B X<br>3-2 F7 ③ | | | B C 1 SAFE S B F F B B<br>4-2 FC5<br>1-2 BB | | 2 | 0 | 1 | 0 | 2 | 0 | 1 |
| Ron Gant, R (1, 7)<br>OBP: 0.311, SLG: 0.391 | | X<br>0-0 BB WP<br>1-2 1B | | C C B S<br>1-3 K ① | | C F X<br>0-2 1B | | X<br>0-0 F7 ① | | 4 | 0 | 2 | 0 | 0 | 1 | 3 |
| Gary Gaetti, R (1, 5)<br>OBP: 0.320, SLG: 0.414 | | B C B X<br>2-1 L8 ① | | B B F S X<br>2-2 F8 ② | | 1 SAFE S C B 1 SAFE B B X<br>3-2 F9 ① | | X<br>0-0 FC5 ②<br>1-2<br>2-3f | | 4 | 0 | 0 | 0 | 0 | 0 | 6 |
| Tom Pagnozzi, R (1, 2)<br>OBP: 0.200, SLG: 0.400 | | B C D F E X<br>2-2 FC1-5 BB ②<br>1-2<br>2-H | | B X<br>1-0 L5 ③ | | S 1 SAFE S X<br>0-2 F7 ② | | C S F B S<br>1-3 K ③ | | 4 | 0 | 0 | 0 | 0 | 1 | 6 |
| John Mabry, L (1, 9)<br>OBP: 0.350, SLG: 0.371 | | B B C B S F B<br>4-2<br>1-2<br>2-3 BB | | | C C F X<br>0-2 G6-3 ① | D B X<br>2-0 F7 ③ | | | F C F S<br>0-3 K ① | 3 | 0 | 0 | 0 | 1 | 1 | 1 |
| Donovan Osborne, S (1, 1)<br>OBP: 0.235, SLG: 0.235<br>John Frascatore, R (6, 1)<br>Willie McGee, S (7, PH)<br>OBP: 0.362, SLG: 0.436<br>Mark Petkovsek, R (8, 1)<br>OBP: 0.182, SLG: 0.100<br>Tom Lampkin, L (9, PH)<br>OBP: 0.320, SLG: 0.359 | | C X<br>0-1 G1-3 ③ | | | B X<br>1-0 S HR 1B | | F X<br>0-1 G1-6-3 1B | | S B X<br>1-1 G3-1 ② | 2<br>0<br>1<br>0<br>1 | 1<br>0<br>0<br>0<br>0 | 1<br>0<br>1<br>0<br>0 | 0<br>0<br>0<br>0<br>0 | 0<br>0<br>0<br>0<br>0 | 0<br>0<br>0<br>0<br>0 | 3<br>0<br>0<br>0<br>0 |
| Inning Stats | R: 0 E: 0 K: 0 S: 9 H: 0 LOB: 0 BB: 0 P: 13 | R: 0 E: 0 K: 0 S: 14 H: 2 LOB: 3 BB: 1 P: 23 | R: 0 E: 0 K: 0 S: 5 H: 0 LOB: 0 BB: 0 P: 8 | R: 0 E: 0 K: 1 S: 8 H: 0 LOB: 1 BB: 1 P: 16 | R: 2 E: 0 K: 1 S: 16 H: 3 LOB: 1 BB: 0 P: 24 | R: 0 E: 0 K: 0 S: 10 H: 1 LOB: 1 BB: 0 P: 15 | R: 0 E: 0 K: 0 S: 4 H: 1 LOB: 0 BB: 0 P: 7 | R: 0 E: 0 K: 1 S: 11 H: 0 LOB: 2 BB: 2 P: 20 | R: 0 E: 0 K: 1 S: 9 H: 0 LOB: 0 BB: 0 P: 13 | 1B: 6 2B: 0 3B: 0 HR: 1 | SF: 0 SAC: 0 DP: 1 HBP: 0 | | | | | | |

| PITCHER | | IP | WLS | BF | H | R | ER | SO | BB | IBB | HBP | BLK | WP | HR | S | P | ERA | WHIP |
|---|---|---|---|---|---|---|---|---|---|---|---|---|---|---|---|---|---|---|
| Bobby Jones, R<br>ERA: 3.61 | (1, 1) | 7.0 | W | 29 | 7 | 2 | 2 | 2 | 2 | 0 | 0 | 0 | 1 | 1 | 66 | 106 | 2.57 | 1.286 |
| Turk Wendell, R<br>ERA: 3.94 | (8, 1) | 0.0 | | 2 | 0 | 0 | 0 | 0 | 2 | 0 | 0 | 0 | 0 | 0 | 5 | 13 | ∞ | ∞ |
| Greg McMichael, R<br>ERA: 3.13 | (8, 1) | 1.0 | | 3 | 0 | 0 | 0 | 1 | 0 | 0 | 0 | 0 | 0 | 0 | 6 | 7 | 0.00 | 0.000 |
| Mel Rojas, R<br>ERA: 4.92 | (9, 1) | 1.0 | | 3 | 0 | 0 | 0 | 1 | 0 | 0 | 0 | 0 | 0 | 0 | 9 | 13 | 0.00 | 0.000 |

| PITCHER | IP | WLS | BF | H | R | ER | SO | BB | IBB | HBP | BLK | WP | HR | S | P | ERA | WHIP |
|---|---|---|---|---|---|---|---|---|---|---|---|---|---|---|---|---|---|

# New York Mets @ St. Louis Cardinals

Busch Stadium, St. Louis, MO

Thu Aug 14 1997, 7:05 PM CDT

Att. 28,411 - Unknown - 75 F

livebaseballscorecards.com

| | |
|---|---|
| AB | 33 |
| R | 2 |
| H | 7 |
| RBI | 2 |
| BB | 4 |
| SO | 4 |
| LOB | 22 |

| | | | |
|---|---|---|---|
| 1B: 6 | SF: 0 | WP: 1 | PA: 37 |
| 2B: 0 | SAC: 0 | PB: 0 | |
| 3B: 0 | DP: 1 | SB: 1 | |
| HR: 1 | HBP: 0 | CS: 0 | |

# Atlanta Braves @ St. Louis Cardinals

Busch Stadium, St. Louis, MO

Fri Aug 15 1997, 7:05 PM CDT

Att. 43,863 - Unknown - 90 F

TOP

livebaseballscorecards.com

| Batter | 1 | 2 | 3 | 4 | 5 | 6 | 7 | 8 | 9 | 10 | 11 | 12 | AB | R | H | RBI | BB | SO | LOB |
|---|---|---|---|---|---|---|---|---|---|---|---|---|---|---|---|---|---|---|---|
| Kenny Lofton, L (1, 8)<br>OBP: 0.409, SLG: 0.433 | BCBBB<br>4-1 FC4-6 BB | | BX<br>1-0 F7 ① | | CBFX<br>1-2 HR ② 2-H 1B | | BBX<br>2-0 L7 ③ | | | SBBSBFX<br>3-2 FC6-5 ② FC4 2-3 | | | 4 | 1 | 1 | 0 | 1 | 0 | 2 |
| Michael Tucker, L (1, 9)<br>(7, 7)<br>OBP: 0.348, SLG: 0.439<br>Danny Bautista, R (10, PH)<br>(10, 7)<br>OBP: 0.279, SLG: 0.509 | BCB1 SAFE X<br>2-1 FC4-6 ① 1-2f | | BSBBBB<br>4-1 BB | | B1BCX<br>2-1 HR 1-H | | | CSS<br>0-3 K ① | | SSBX<br>1-2 FC4 ③ 1-2f | | | 3<br>1 | 1<br>0 | 1<br>0 | 2<br>0 | 1<br>0 | 1<br>0 | 1<br>1 |
| 10 Chipper Jones, S (1, 5)<br>OBP: 0.384, SLG: 0.502 | BX<br>1-0 F8 ② | | BBX<br>2-0 F8 ② | | FCBX<br>1-2 PO BB 1B | | | CBX<br>1-1 G3-1 ② | | | BBFFBFFFB<br>4-2 CS SH3 BB | | 4 | 0 | 1 | 0 | 1 | 0 | 2 |
| Fred McGriff, L (1, 3)<br>OBP: 0.361, SLG: 0.427<br>Greg Colbrunn, R (11, PH)<br>(11, 3)<br>OBP: 0.307, SLG: 0.415 | BBX<br>2-0 F8 ③ | | 1 SAFE<br>1 SAFE<br>BBBFCC<br>2-3 K ③ | | CSBBBBB<br>4-2 1-2 BB | | | X<br>0-0 G4-3 ③ | | | X<br>0-0 SH3 ① 1-2 | | 3<br>0 | 0<br>0 | 0<br>0 | 0<br>0 | 1<br>0 | 1<br>0 | 2<br>0 |
| Ryan Klesko, L (1, 7)<br>OBP: 0.323, SLG: 0.470<br>Andruw Jones, R (7, 9)<br>OBP: 0.341, SLG: 0.431 | | BCBFFBX<br>3-2 P3 ① | | BBX<br>2-0 P3 ① | BBBFS<br>2 SAFE<br>2-2 PO ③ 2-3 | FX<br>0-1 G4-3 ① | | | BFBX<br>2-1 P4 ① | | BFS<br>1-3 K ② ③ 2-3 | | 3<br>2 | 0<br>0 | 0<br>0 | 0<br>0 | 0<br>1 | 0<br>1 | 0<br>1 |
| Javy Lopez, R (1, 2)<br>OBP: 0.356, SLG: 0.534 | | BSFFBBBX<br>3-2 G4-3 ② | | X<br>0-0 F7 ② | | BBSBBX<br>3-1 F9 ② | | | FCS<br>0-3 K ② | | | BCFX<br>1-2 SH1-4 1B | 5 | 0 | 1 | 0 | 0 | 1 | 0 |
| Jeff Blauser, R (1, 6)<br>OBP: 0.403, SLG: 0.505 | CBBBBFFB<br>4-2 1B BB | | | CCFS<br>0-3 K ③ | | BBX<br>2-0 F7 ③ | | | CBBX<br>2-1 F8 ③ | | | X<br>0-0 SH1-4 ① 1-2 | 3 | 0 | 0 | 0 | 1 | 1 | 0 |
| Mark Lemke, S (1, 4)<br>OBP: 0.298, SLG: 0.311<br>Tony Graffanino, R (10, PR)<br>(10, 4)<br>OBP: 0.355, SLG: 0.386 | CB1 SAFE X<br>1-1 FC5-4 1-2 1B | | | X<br>0-0 SH1-4 1B 1B | | | BBFFBS<br>3-3 K ① | | | BBBCCFB<br>4-2 FC6-5 SH3 BB | | BCCS<br>1-3 K ② | 3<br>1 | 0<br>0 | 2<br>0 | 0<br>0 | 1<br>1 | 1<br>1 | 0<br>1 |
| Tom Glavine, L (1, 1)<br>OBP: 0.352, SLG: 0.255<br>Mark Wohlers, R (9, 1)<br>Rafael Belliard, R (10, PH)<br>OBP: 0.239, SLG: 0.250<br>Alan Embree, L (10, 1)<br>Chad Fox, R (10, 1)<br>Eddie Pérez, R (12, PH)<br>OBP: 0.275, SLG: 0.355<br>Mike Cather, R (12, 1) | CBX<br>1-1 FC5-4 ③ 1-2f | | | X<br>0-0 SH1-4 ① 1-2 | | | BBX<br>1-0 G4-3 ② | | | X<br>0-0 SH3 ① 1-2 | | X<br>0-0 P6 ③ | 2<br>0<br>0<br>0<br>0<br>0<br>1<br>0 | 0<br>0<br>0<br>0<br>0<br>0<br>0<br>0 | 0<br>0<br>0<br>0<br>0<br>0<br>0<br>0 | 0<br>0<br>0<br>0<br>0<br>0<br>0<br>0 | 0<br>0<br>0<br>0<br>0<br>0<br>0<br>0 | 0<br>0<br>0<br>0<br>0<br>0<br>0<br>1 | 2<br>0<br>0<br>0<br>0<br>0<br>0<br>0 |
| Inning Stats | R: 0 H: 0<br>E: 0 LOB: 1<br>K: 0 BB: 1<br>S: 5 P: 14 | R: 0 H: 1<br>E: 0 LOB: 2<br>K: 0 BB: 1<br>S: 15 P: 27 | R: 0 H: 0<br>E: 0 LOB: 1<br>K: 1 BB: 1<br>S: 6 P: 15 | R: 0 H: 0<br>E: 0 LOB: 0<br>K: 1 BB: 0<br>S: 6 P: 8 | R: 2 H: 4<br>E: 0 LOB: 1<br>K: 0 BB: 1<br>S: 14 P: 24 | R: 0 H: 0<br>E: 0 LOB: 0<br>K: 0 BB: 0<br>S: 5 P: 10 | R: 0 H: 0<br>E: 0 LOB: 0<br>K: 1 BB: 0<br>S: 5 P: 11 | R: 0 H: 0<br>E: 0 LOB: 0<br>K: 1 BB: 0<br>S: 6 P: 7 | R: 0 H: 0<br>E: 0 LOB: 0<br>K: 1 BB: 0<br>S: 7 P: 11 | R: 0 H: 0<br>E: 0 LOB: 0<br>K: 0 BB: 1<br>S: 11 P: 19 | R: 0 H: 0<br>E: 0 LOB: 0<br>K: 1 BB: 1<br>S: 8 P: 13 | R: 0 H: 1<br>E: 0 LOB: 1<br>K: 1 BB: 0<br>S: 8 P: 10 | 1B: 5<br>2B: 0<br>3B: 0<br>HR: 1 | SF: 0<br>SAC: 4<br>DP: 0<br>HBP: 0 | | WP: 0<br>PB: 0<br>SB: 0<br>CS: 1 | PA: 46 | | |

| PITCHER | IP | WLS | BF | H | R | ER | SO | BB | IBB | HBP | BLK | WP | HR | S | P | ERA | WHIP |
|---|---|---|---|---|---|---|---|---|---|---|---|---|---|---|---|---|---|
| Manny Aybar, R (1, 1)<br>ERA: 4.42 | 6.0 | | 25 | 5 | 2 | 2 | 2 | 4 | 0 | 0 | 0 | 0 | 1 | 51 | 98 | 3.00 | 1.500 |
| Rigo Beltran, L (7, 1)<br>ERA: 1.57 | 2.0 | | 6 | 0 | 0 | 0 | 2 | 0 | 0 | 0 | 0 | 0 | 0 | 11 | 18 | 0.00 | 0.000 |
| John Frascatore, R (9, 1)<br>ERA: 2.58 | 1.1 | | 5 | 0 | 0 | 0 | 1 | 1 | 0 | 0 | 0 | 0 | 0 | 11 | 19 | 0.00 | 0.750 |
| Tony Fossas, L (10, 1)<br>ERA: 2.61 | 1.0 | | 4 | 0 | 0 | 0 | 0 | 1 | 0 | 0 | 0 | 0 | 0 | 12 | 20 | 0.00 | 1.000 |
| Dennis Eckersley, R (11, 1)<br>ERA: 3.66 | 0.2 | | 1 | 0 | 0 | 0 | 1 | 0 | 0 | 0 | 0 | 0 | 0 | 3 | 4 | 0.00 | 0.000 |

| PITCHER | IP | WLS | BF | H | R | ER | SO | BB | IBB | HBP | BLK | WP | HR | S | P | ERA | WHIP |
|---|---|---|---|---|---|---|---|---|---|---|---|---|---|---|---|---|---|
| Curtis King, R (12, 1)<br>ERA: | 1.0 | W | 4 | 1 | 0 | 0 | 1 | 0 | 0 | 0 | 0 | 0 | 0 | 8 | 10 | 0.00 | 1.000 |

| | |
|---|---|
| AB | 35 |
| R | 2 |
| H | 6 |
| RBI | 2 |
| BB | 6 |
| SO | 7 |
| LOB | 13 |

| Batter | 1 | 2 | 3 | 4 | 5 | 6 | 7 | 8 | 9 | 10 | 11 | 12 | AB | R | H | RBI | BB | SO | LOB |
|---|---|---|---|---|---|---|---|---|---|---|---|---|---|---|---|---|---|---|---|
| Delino DeShields, L (1, 4)<br>OBP: 0.353, SLG: 0.461 | 1-2 G5-3 | | | 0-0 F7 | | 0-1 G4-3 | | 4-2 BB | | 4-2 S SH1-4 BB | | 2-1 HR | 4 | 1 | 1 | 1 | 2 | 0 | 0 |
| Willie McGee, S (1, 9)<br>John Frascatore, R (9, 1)<br>John Mabry, L (10, 9)<br>OBP: 0.355, SLG: 0.427<br>OBP: 0.350, SLG: 0.371 | 2-3 K | | | 1-1 G4-3 | | 1-0 F8 | | 2-1 L9 | | 1-0 SH1-4<br>1-2 | | | 4<br>0<br>0 | 0<br>0<br>0 | 0<br>0<br>0 | 0<br>0<br>0 | 0<br>0<br>0 | 1<br>0<br>0 | 2<br>0<br>0 |
| Ray Lankford, L (1, 8)<br>OBP: 0.411, SLG: 0.619 | 1-0 G6-3 | | | 0-1 BB<br>1B | | | 1-1 L5 | | 0-0 HR<br>1B | 0-3 K<br>2-3 | | | 5 | 1 | 2 | 0 | 0 | 1 | 1 |
| Mark McGwire, R (1, 3)<br>OBP: 0.383, SLG: 0.621 | | 4-0 FC6-4 BB | | 4-1 BB<br>1-2 | | | 4-2 WP BB | | 2-1 HR<br>1-H | 4-0 IBB | | | 1 | 1 | 1 | 2 | 4 | 0 | 0 |
| Ron Gant, R (1, 7)<br>OBP: 0.310, SLG: 0.391 | | 0-0 FC6-4 CS<br>1-2f | | 2-3 K | | | 3-1 G6-3<br>1-2 | | 2-2 SH3 2B | 3-3 K | | | 5 | 0 | 1 | 0 | 0 | 2 | 6 |
| Gary Gaetti, R (1, 5)<br>OBP: 0.317, SLG: 0.409 | 3-3 K<br>1-2 | | | | 2-1 G1-3 | | 0-1 G4-3 | | 0-0 SH3<br>2-3 | | 2-2 G6-3 | | 4 | 0 | 0 | 0 | 0 | 1 | 2 |
| Mike DiFelice, R (1, 2)<br>Tom Lampkin, L (9, PH)<br>(10, 2)<br>OBP: 0.302, SLG: 0.332<br>OBP: 0.321, SLG: 0.357 | | 1-3 K | | | 1-1 L8 | | | 0-3 K | 0-0 G3 | | 4-2 L7-4 1B BB | | 3<br>1 | 0<br>0 | 0<br>0 | 0<br>0 | 0<br>1 | 2<br>0 | 0<br>1 |
| David Bell, R (1, 6)<br>Royce Clayton, R (9, PH)<br>(10, 6)<br>OBP: 0.313, SLG: 0.362<br>OBP: 0.295, SLG: 0.387 | | 2-2 G1-3 | | | 2-3 K | | | 0-0 BB<br>1B | 4-2 DI BB | | 1-0 1B<br>1-2 | | 3<br>1 | 0<br>0 | 1<br>1 | 0<br>0 | 0<br>1 | 1<br>0 | 0<br>0 |
| Manny Aybar, R (1, 1)<br>Danny Sheaffer, R (6, PH)<br>OBP: 0.303, SLG: 0.391<br>Rigo Beltran, L (7, 1)<br>Brian Jordan, R (8, PH)<br>OBP: 0.309, SLG: 0.376<br>(8, 9)<br>Tony Fossas, L (10, 1)<br>Dennis Eckersley, R (11, 1)<br>Tom Pagnozzi, R (11, PH)<br>OBP: 0.343, SLG: 0.376<br>Curtis King, R (12, 1) | | | | | | 0-0 G5-3 | | 1-1 F9 | 1-1 G5-3<br>1-2 | | 2-1 L7-4<br>2-2 | 2-1 | 1<br>1<br>0<br>2<br><br>0<br>0<br>1<br>0 | 0<br>0<br>0<br>0<br><br>0<br>0<br>0<br>0 | 0<br>0<br>0<br>0<br><br>0<br>0<br>0<br>0 | 0<br>0<br>0<br>0<br><br>0<br>0<br>0<br>0 | 1<br>0<br>0<br>0<br><br>0<br>0<br>0<br>0 | 0<br>0<br>0<br>3<br><br>0<br>0<br>2<br>0 | 0<br>0<br>0<br>0<br><br>0<br>0<br>0<br>0 |
| Inning Stats | R: 0 H: 0<br>E: 0 LOB: 0<br>K: 1 BB: 0<br>S: 7 P: 11 | R: 0 H: 0<br>E: 0 LOB: 1<br>K: 1 BB: 1<br>S: 6 P: 13 | R: 0 H: 0<br>E: 0 LOB: 0<br>K: 2 BB: 0<br>S: 10 P: 15 | R: 0 H: 1<br>E: 0 LOB: 2<br>K: 1 BB: 1<br>S: 9 P: 16 | R: 0 H: 0<br>E: 0 LOB: 0<br>K: 1 BB: 0<br>S: 7 P: 12 | R: 0 H: 0<br>E: 0 LOB: 0<br>K: 0 BB: 0<br>S: 4 P: 5 | R: 0 H: 0<br>E: 0 LOB: 1<br>K: 0 BB: 1<br>S: 8 P: 16 | R: 0 H: 1<br>E: 0 LOB: 2<br>K: 1 BB: 1<br>S: 10 P: 17 | R: 2 H: 3<br>E: 0 LOB: 2<br>K: 0 BB: 1<br>S: 13 P: 22 | R: 0 H: 0<br>E: 0 LOB: 2<br>K: 2 BB: 2<br>S: 10 P: 22 | R: 0 H: 1<br>E: 0 LOB: 1<br>K: 0 BB: 1<br>S: 10 P: 19 | R: 1 H: 1<br>E: 0 LOB: 0<br>K: 0 BB: 0<br>S: 2 P: 4 | 1B: 4 SF: 0<br>2B: 3 SAC: 2<br>3B: 0 DP: 2<br>HR: 2 HBP: 0 | | | | | | |

| PITCHER | | IP | WLS | BF | H | R | ER | SO | BB | IBB | HBP | BLK | WP | HR | S | P | ERA | WHIP |
|---|---|---|---|---|---|---|---|---|---|---|---|---|---|---|---|---|---|---|
| Tom Glavine, L<br>ERA: 3.19 | (1, 1) | 8.0 | | 31 | 4 | 2 | 2 | 7 | 4 | 0 | 0 | 0 | 1 | 1 | 64 | 110 | 2.25 | 1.000 |
| Mark Wohlers, R<br>ERA: 2.85 | (9, 1) | 1.0 | | 5 | 1 | 0 | 0 | 0 | 1 | 0 | 0 | 0 | 0 | 0 | 10 | 17 | 0.00 | 2.000 |
| Alan Embree, L<br>ERA: 2.5 | (10, 1) | 0.2 | | 4 | 0 | 0 | 0 | 1 | 1 | 1 | 0 | 0 | 0 | 0 | 7 | 16 | 0.00 | 1.500 |
| Chad Fox, R<br>ERA: 3.52 | (10, 1) | 1.1 | | 5 | 1 | 0 | 0 | 1 | 1 | 0 | 0 | 0 | 0 | 0 | 13 | 25 | 0.00 | 1.500 |
| Mike Cather, R<br>ERA: 1.86 | (12, 1) | 0.0 | L | 1 | 1 | 1 | 1 | 0 | 0 | 0 | 0 | 0 | 0 | 1 | 2 | 4 | ∞ | ∞ |

| PITCHER | IP | WLS | BF | H | R | ER | SO | BB | IBB | HBP | BLK | WP | HR | S | P | ERA | WHIP |
|---|---|---|---|---|---|---|---|---|---|---|---|---|---|---|---|---|---|

# BOTTOM

## Atlanta Braves @ St. Louis Cardinals

Busch Stadium, St. Louis, MO

Fri Aug 15 1997, 7:05 PM CDT

Att. 43,863 - Unknown - 90 F

livebaseballscorecards.com

| | |
|---|---|
| AB | 36 |
| R | 3 |
| H | 7 |
| RBI | 3 |
| BB | 8 |
| SO | 9 |
| LOB | 17 |

| | | | |
|---|---|---|---|
| WP: 1 | PA: 46 | | |
| PB: 0 | | | |
| SB: 1 | | | |
| CS: 1 | | | |

| Batter | 1 | 2 | 3 | 4 | 5 | 6 | 7 | 8 | 9 | AB | R | H | RBI | BB | SO | LOB |
|---|---|---|---|---|---|---|---|---|---|---|---|---|---|---|---|---|
| Kenny Lofton, L (1, 8)<br>OBP: 0.406, SLG: 0.432 | B C B S B F X<br>3-2 ①<br>F8 | | | B C B X<br>2-1<br>B1-3<br>10<br>G6-3<br>2B | B C B X<br>2-1 ③<br>P3 | | B M F B S<br>2-3 ③<br>K | | 1 SAFE B X<br>1-0 ③<br>L7 | 5 | 1 | 1 | 0 | 0 | 1 | 4 |
| Michael Tucker, L (1, 9)<br>(8, 7)<br>OBP: 0.348, SLG: 0.436 | C B B B B F B<br>4-2<br>10<br>G6-4-3<br>BB | S X<br>0-1 ①<br>B1-3<br>2-3 | | B C B B S L<br>3-3 ①<br>K | | C X<br>0-1<br>E3<br>10<br>1B<br>1B | | | 3 | 1 | 0 | 0 | 1 | 1 | 1 |
| 10 Chipper Jones, S (1, 5)<br>OBP: 0.384, SLG: 0.502 | X<br>0-0 ② ③<br>G6-4-3<br>1-2f | B C S F B B X<br>3-2 ②<br>G6-3<br>3-H | | C B B C C X<br>2-2<br>HR<br>1B | X<br>0-0<br>1B<br>1-2<br>1B | | | | 4 | 1 | 2 | 1 | 0 | 0 | 1 |
| Fred McGriff, L (1, 3)<br>OBP: 0.360, SLG: 0.432 | B X<br>1-0 ①<br>G6-3 | C X<br>0-1 ③<br>G5-3 | | B B X<br>2-0<br>1-H<br>HR | B F C S<br>1-3 ①<br>K | | | | 4 | 1 | 1 | 2 | 0 | 1 | 2 |
| Ryan Klesko, L (1, 7)<br>OBP: 0.323, SLG: 0.469<br>Andruw Jones, R (8, PH)<br>OBP: 0.340, SLG: 0.430<br>(8, 9) | C C B S<br>1-3 ②<br>K | B S B F X<br>2-2<br>1B<br>SF8<br>1B | X<br>0-0 ②<br>L9 | C F B C<br>1-3 ②<br>K | | | | 3<br>1 | 1<br>0 | 1<br>0 | 0<br>0 | 0<br>0 | 1<br>1 | 0<br>2 |
| Jeff Blauser, R (1, 6)<br>OBP: 0.404, SLG: 0.505 | C X<br>0-1 ③<br>G3 | B F X<br>1-1<br>SH5-4<br>1B<br>1-3<br>1B | C C X<br>0-2 ③<br>G3 | F B C B X<br>2-2 ③<br>1-2<br>2-H<br>1B | | | | 4 | 0 | 2 | 1 | 0 | 0 | 0 |
| Eddie Pérez, R (1, 2)<br>OBP: 0.269, SLG: 0.348 | B C C S<br>1-3 ①<br>K | B X<br>1-0 ①<br>SF8<br>3-H | | C B X<br>1-1 ①<br>P3 | | B F S F F F F B F<br>2-3 S ①<br>K | | 3 | 0 | 0 | 1 | 0 | 2 | 0 |
| Mark Lemke, S (1, 4)<br>OBP: 0.298, SLG: 0.311<br>Mike Bielecki, R (7, 1)<br>Mike Cather, R (8, 1)<br>Greg Colbrunn, R (9, PH)<br>OBP: 0.310, SLG: 0.417<br>Mark Wohlers, R (9, 1) | B F F B B S<br>2-3 ②<br>K | B F B X<br>2-1<br>SH5-4<br>1-2<br>1B | C B F F C<br>1-3 ②<br>K | F B B B B X<br>3-1<br>1B | | | | 3<br>0<br>0<br>0<br>1<br>0 | 0<br>0<br>0<br>0<br>0<br>0 | 1<br>0<br>0<br>1<br>0<br>0 | 0<br>0<br>0<br>0<br>0<br>0 | 0<br>0<br>0<br>0<br>0<br>0 | 2<br>0<br>0<br>0<br>0<br>0 | 0<br>0<br>0<br>0<br>0<br>0 |
| Greg Maddux, R (1, 1)<br>OBP: 0.148, SLG: 0.102<br>Tony Graffanino, R (7, PH)<br>OBP: 0.358, SLG: 0.408<br>(7, 4) | S B B S C<br>2-3 ③<br>K | B X<br>1-0 ②<br>SH5-4<br>1-2<br>2-3 | B F F E B X<br>2-2<br>3B | 1 SAFE B B F X<br>2-1 ②<br>F8 | | | | 1<br>2 | 0<br>0 | 0<br>1 | 0<br>0 | 0<br>0 | 1<br>0 | 0<br>1 |
| Inning Stats | R: 0 H: 0<br>E: 0 LOB: 0<br>K: 0 BB: 1<br>S: 7 P: 14 | R: 0 H: 0<br>E: 0 LOB: 0<br>K: 1 BB: 0<br>S: 6 P: 8 | R: 0 H: 0<br>E: 0 LOB: 0<br>K: 3 BB: 0<br>S: 9 P: 14 | R: 1 H: 1<br>E: 0 LOB: 0<br>K: 0 BB: 0<br>S: 10 P: 15 | R: 1 H: 3<br>E: 0 LOB: 2<br>K: 0 BB: 0<br>S: 11 P: 20 | R: 2 H: 2<br>E: 0 LOB: 0<br>K: 1 BB: 0<br>S: 11 P: 18 | R: 0 H: 1<br>E: 0 LOB: 1<br>K: 2 BB: 0<br>S: 13 P: 19 | R: 1 H: 2<br>E: 1 LOB: 2<br>K: 2 BB: 0<br>S: 12 P: 16 | R: 0 H: 1<br>E: 0 LOB: 1<br>K: 1 BB: 0<br>S: 13 P: 21 | 1B: 7<br>2B: 1<br>3B: 1<br>HR: 1 | SF: 1<br>SAC: 1<br>DP: 1<br>HBP: 0 | | | | WP: 0<br>PB: 0<br>SB: 0<br>CS: 0 | PA: 37 | |

| PITCHER | | IP | WLS | BF | H | R | ER | SO | BB | IBB | HBP | BLK | WP | HR | S | P | ERA | WHIP |
|---|---|---|---|---|---|---|---|---|---|---|---|---|---|---|---|---|---|---|
| Matt Morris, R<br>ERA: 2.96 | (1, 1) | 7.0 | L | 30 | 8 | 5 | 4 | 7 | 1 | 0 | 0 | 0 | 0 | 1 | 70 | 111 | 5.14 | 1.286 |
| Tony Fossas, L<br>ERA: 2.58 | (8, 1) | 0.1 | | 1 | 0 | 0 | 0 | 1 | 0 | 0 | 0 | 0 | 0 | 0 | 3 | 4 | 0.00 | 0.000 |
| Mark Petkovsek, R<br>ERA: 4.28 | (8, 1) | 1.1 | | 5 | 2 | 0 | 0 | 2 | 0 | 0 | 0 | 0 | 0 | 0 | 18 | 28 | 0.00 | 1.500 |
| Rigo Beltran, L<br>ERA: 1.54 | (9, 1) | 0.1 | | 1 | 0 | 0 | 0 | 0 | 0 | 0 | 0 | 0 | 0 | 0 | 1 | 2 | 0.00 | 0.000 |

| PITCHER | IP | WLS | BF | H | R | ER | SO | BB | IBB | HBP | BLK | WP | HR | S | P | ERA | WHIP |
|---|---|---|---|---|---|---|---|---|---|---|---|---|---|---|---|---|---|

# TOP

## Atlanta Braves @ St. Louis Cardinals

Busch Stadium, St. Louis, MO

Sat Aug 16 1997, 3:33 AM CDT
Att. 47,229 - Sunny - 92 F

livebaseballscorecards.com

| | |
|---|---|
| AB | 34 |
| R | 5 |
| H | 10 |
| RBI | 5 |
| BB | 1 |
| SO | 10 |
| LOB | 11 |

| Batter | 1 | 2 | 3 | 4 | 5 | 6 | 7 | 8 | 9 | AB | R | H | RBI | BB | SO | LOB |
|---|---|---|---|---|---|---|---|---|---|---|---|---|---|---|---|---|
| Delino DeShields, L (1, 4)<br>OBP: 0.352, SLG: 0.458 | C F B B S<br>2-3 K ① | B C X<br>1-1 G4-6-3 ② ③<br>1-2f | | | C B S C<br>1-3 K ① | | | B C B B B<br>4-1 G5-4-3 BB | | 3 | 0 | 0 | 0 | 1 | 2 | 2 |
| Brian Jordan, R (1, 9)<br>OBP: 0.322, SLG: 0.269 | B B X<br>2-0 1B HR 1B | | S B C B F F X<br>2-2 G1-3 ① | | B X<br>1-0 L8 ② | | | 1 SAFE X<br>0-0 G5-4-3 ① ②<br>1-2f | | 4 | 1 | 1 | 0 | 0 | 0 | 1 |
| Mark McGwire, R (1, 3)<br>OBP: 0.384, SLG: 0.619 | X<br>0-0 1-2 HR 1B | | F H<br>1-1 FC5-4 HBP | | C X<br>0-1 F7 ③ | | | B C C X<br>1-2 F7 ③ | | 3 | 1 | 1 | 0 | 0 | 0 | 0 |
| Ray Lankford, L (1, 8)<br>OBP: 0.412, SLG: 0.626 | X<br>0-0 1-H 2-H HR | | B C X<br>1-1 P6 ② | | | S X<br>0-1 G6-3 1B | | | F B F C<br>1-3 K ① | 4 | 1 | 2 | 3 | 0 | 1 | 1 |
| Ron Gant, R (1, 7)<br>OBP: 0.307, SLG: 0.387 | B C B B X<br>3-1 L8 ② | | F B C B X<br>2-2 FC5-4 ③<br>1-2f | | | 1 SAFE F F 1 SAFE X<br>0-2 G6-3 ① ②<br>1-2f | | | F B S B B S<br>3-3 K ② | 4 | 0 | 0 | 0 | 0 | 1 | 2 |
| Gary Gaetti, R (1, 5)<br>OBP: 0.314, SLG: 0.405 | C F B X<br>1-2 P3 ③ | | | C X<br>0-1 F9 ① | | X<br>0-0 P6 ③ | | | X<br>0-0 G6-3 ③ | 4 | 0 | 0 | 0 | 0 | 0 | 0 |
| Mike DiFelice, R (1, 2)<br>OBP: 0.304, SLG: 0.338<br>Willie McGee, S (7, PH)<br>OBP: 0.354, SLG: 0.425<br>Tom Lampkin, L (8, 2)<br>OBP: 0.321, SLG: 0.357 | | X<br>0-0 G6-3 ①<br>1B | | X<br>0-0 2B | | | B B B C F F X<br>3-2 L8 ① | | | 2<br>1<br>0 | 0<br>0<br>0 | 1<br>0<br>0 | 0<br>0<br>0 | 0<br>0<br>0 | 0<br>0<br>0 | 0<br>0<br>0 |
| Royce Clayton, R (1, 6)<br>OBP: 0.296, SLG: 0.387 | | C F X<br>0-2 1B 1B | | X<br>0-0 F9 ② | | | B F C F X<br>1-2 F9 ② | | | 3 | 0 | 1 | 0 | 0 | 0 | 1 |
| Matt Morris, R (1, 1)<br>OBP: 0.281, SLG: 0.264<br>Tony Fossas, L (8, 1)<br>Mark Petkovsek, R (8, 1)<br>OBP: 0.182, SLG: 0.100<br>Rigo Beltran, L (9, 1) | | X<br>0-0 G4-6-3 1-3 1B | | F D B X<br>2-1 F9 ③ | | | B C S S<br>1-3 K ③ | | | 3<br>0<br>0<br>0 | 0<br>0<br>0<br>0 | 1<br>0<br>0<br>0 | 0<br>0<br>0<br>0 | 0<br>0<br>0<br>0 | 1<br>0<br>0<br>0 | 1<br>0<br>0<br>0 |
| Inning Stats | R: 3 H: 3<br>E: 0 LOB: 0<br>K: 1 BB: 0<br>S: 11 P: 19 | R: 0 H: 2<br>E: 0 LOB: 1<br>K: 0 BB: 0<br>S: 7 P: 8 | R: 0 H: 0<br>E: 0 LOB: 1<br>K: 0 BB: 0<br>S: 11 P: 17 | R: 0 H: 1<br>E: 0 LOB: 1<br>K: 0 BB: 0<br>S: 6 P: 8 | R: 0 H: 0<br>E: 0 LOB: 0<br>K: 1 BB: 0<br>S: 6 P: 8 | R: 0 H: 1<br>E: 0 LOB: 0<br>K: 0 BB: 0<br>S: 6 P: 6 | R: 0 H: 0<br>E: 0 LOB: 0<br>K: 1 BB: 0<br>S: 11 P: 16 | R: 0 H: 0<br>E: 0 LOB: 0<br>K: 0 BB: 1<br>S: 5 P: 10 | R: 0 H: 0<br>E: 0 LOB: 0<br>K: 2 BB: 0<br>S: 7 P: 11 | 1B: 5 SF: 0<br>2B: 1 SAC: 0<br>3B: 0 DP: 3<br>HR: 1 HBP: 1 | | | | | | WP: 0 PA: 33<br>PB: 0<br>SB: 0<br>CS: 0 | |

| PITCHER | IP | WLS | BF | H | R | ER | SO | BB | IBB | HBP | BLK | WP | HR | S | P | ERA | WHIP |
|---|---|---|---|---|---|---|---|---|---|---|---|---|---|---|---|---|---|
| Greg Maddux, R (1, 1)<br>ERA: 2.38 | 6.0 | W | 24 | 7 | 3 | 3 | 2 | 0 | 0 | 1 | 0 | 0 | 1 | 47 | 66 | 4.50 | 1.167 |
| Mike Bielecki, R (7, 1)<br>ERA: 4.08 | 1.0 | | 3 | 0 | 0 | 0 | 1 | 0 | 0 | 0 | 0 | 0 | 0 | 11 | 16 | 0.00 | 0.000 |
| Mike Cather, R (8, 1)<br>ERA: 1.77 | 1.0 | | 3 | 0 | 0 | 0 | 0 | 1 | 0 | 0 | 0 | 0 | 0 | 5 | 10 | 0.00 | 1.000 |
| Mark Wohlers, R (9, 1)<br>ERA: 2.8 | 1.0 | S | 3 | 0 | 0 | 0 | 2 | 0 | 0 | 0 | 0 | 0 | 0 | 7 | 11 | 0.00 | 0.000 |

| PITCHER | IP | WLS | BF | H | R | ER | SO | BB | IBB | HBP | BLK | WP | HR | S | P | ERA | WHIP |
|---|---|---|---|---|---|---|---|---|---|---|---|---|---|---|---|---|---|

# BOTTOM

## Atlanta Braves @ St. Louis Cardinals

Busch Stadium, St. Louis, MO

Sat Aug 16 1997, 3:33 AM CDT
Att. 47,229 - Sunny - 92 F

livebaseballscorecards.com

| | |
|---|---|
| AB | 31 |
| R | 3 |
| H | 7 |
| RBI | 3 |
| BB | 1 |
| SO | 5 |
| LOB | 8 |

| Batter | 1 | 2 | 3 | 4 | 5 | 6 | 7 | 8 | 9 | AB | R | H | RBI | BB | SO | LOB |
|---|---|---|---|---|---|---|---|---|---|---|---|---|---|---|---|---|
| Kenny Lofton, L (1, 8)<br>OBP: 0.409, SLG: 0.434 | B C X<br>1-1 ①<br>G6-3 | | | B B B C B<br>4-1<br>E 1B<br>BB | | B C B X<br>2-1<br>CS 1B | | B B B F S X<br>3-2<br>S 1B<br>2-3<br>3-H | | 3 | 0 | 2 | 1 | 1 | 0 | 0 |
| Michael Tucker, L (1, 9)<br>OBP: 0.345, SLG: 0.433<br>Andruw Jones, R (8, PH)<br>OBP: 0.342, SLG: 0.430 (8, 9) | F B B F F X<br>2-2 ②<br>G3 | | | X<br>0-0 ①<br>L8 | | C C B F S<br>1-3 ①②<br>K<br>1-2 | | F S B F B B F B<br>4-2<br>FC4-6<br>BB<br>1-2 | | 3<br>0 | 0<br>0 | 0<br>0 | 0<br>0 | 0<br>1 | 1<br>0 | 2<br>0 |
| 10 Chipper Jones, S (1, 5)<br>OBP: 0.382, SLG: 0.498 | F C B F S<br>1-3 ③<br>K | | | 1 SAFE F B C 1 SAFE 1 SAFE X<br>1-2 ②<br>F9 | | X<br>0-0 ③<br>F9 | | F C S<br>0-3 ②<br>K | | 4 | 0 | 0 | 0 | 0 | 2 | 4 |
| Fred McGriff, L (1, 3)<br>OBP: 0.360, SLG: 0.430 | | C B F F B F S<br>2-3 ①<br>K | | X<br>0-0<br>E5<br>1-3 1B | | | B B C X<br>2-1 ①<br>L7 | B X<br>1-0 ③<br>FC4-6<br>1-2f | | 4 | 0 | 1 | 0 | 0 | 1 | 3 |
| Ryan Klesko, L (1, 7)<br>OBP: 0.320, SLG: 0.464 | | F B C X<br>1-2 ②<br>G6-3 | | B F S F F B X<br>2-2 ③<br>F7 | | | C F B C<br>1-3 ②<br>K | | X<br>0-0 ①<br>F9 | 4 | 0 | 0 | 0 | 0 | 1 | 2 |
| Jeff Blauser, R (1, 6)<br>OBP: 0.401, SLG: 0.500 | | B B C F X<br>2-2 ③<br>F8 | | | B C F B B S<br>3-3 ①<br>K | | C B B B X<br>3-1 ③<br>P4 | | B C F F S<br>1-3 ②<br>K | 4 | 0 | 0 | 0 | 0 | 2 | 0 |
| Eddie Pérez, R (1, 2)<br>OBP: 0.266, SLG: 0.344<br>Greg Colbrunn, R (8, PH)<br>OBP: 0.313, SLG: 0.420<br>Tony Graffanino, R (8, PR)<br>OBP: 0.358, SLG: 0.408<br>Javy Lopez, R (8, 2)<br>OBP: 0.355, SLG: 0.532 | | | F B B S B S<br>3-3 ①<br>K | X<br>0-0 ②<br>G5-3 | | | | C B S X<br>1-2<br>SH5-4 1B 1B 1B | B B C B B S S<br>3-3 ③<br>K | 2<br>1<br>0<br>1 | 0<br>0<br>1<br>0 | 0<br>1<br>0<br>0 | 0<br>0<br>0<br>0 | 0<br>0<br>0<br>0 | 1<br>0<br>0<br>1 | 0<br>0<br>0<br>0 |
| Mark Lemke, S (1, 4)<br>OBP: 0.301, SLG: 0.314 | | | B B F S X<br>2-2 ②<br>P4 | C B S B X<br>2-2<br>1B | | | | 1 SAFE X<br>0-0<br>1B SH5-4<br>1-2 1B | | 3 | 0 | 2 | 0 | 0 | 0 | 0 |
| Denny Neagle, L (1, 1)<br>OBP: 0.213, SLG: 0.175<br>Chad Fox, R (8, 1) | | | B B F C S<br>2-3 ③<br>K | C B B B C F S<br>3-3 ③<br>K | | | | L X<br>0-1 ①<br>SH5-4<br>1-2<br>2-3 | | 2<br>0 | 0<br>0 | 0<br>0 | 0<br>0 | 0<br>0 | 2<br>0 | 1<br>0 |
| Inning Stats | R: 0 E: 0 K: 1 S: 10 H: 0 LOB: 0 BB: 0 P: 14 | R: 0 E: 0 K: 1 S: 11 H: 0 LOB: 0 BB: 0 P: 16 | R: 0 E: 0 K: 2 S: 9 H: 0 LOB: 0 BB: 0 P: 16 | R: 0 E: 1 K: 0 S: 11 H: 1 LOB: 2 BB: 1 P: 18 | R: 0 E: 0 K: 2 S: 11 H: 1 LOB: 1 BB: 0 P: 19 | R: 0 E: 0 K: 1 S: 7 H: 1 LOB: 0 BB: 0 P: 10 | R: 0 E: 0 K: 1 S: 7 H: 0 LOB: 0 BB: 0 P: 13 | R: 1 E: 0 K: 1 S: 17 H: 3 LOB: 3 BB: 1 P: 26 | R: 0 E: 0 K: 2 S: 8 H: 0 LOB: 0 BB: 0 P: 12 | 1B: 6 2B: 0 3B: 0 HR: 0 | SF: 0 SAC: 1 DP: 0 HBP: 0 | | | | | |

| PITCHER | | IP | WLS | BF | H | R | ER | SO | BB | IBB | HBP | BLK | WP | HR | S | P | ERA | WHIP |
|---|---|---|---|---|---|---|---|---|---|---|---|---|---|---|---|---|---|---|
| Andy Benes, R<br>ERA: 3.08 | (1, 1) | 7.1 | | 27 | 5 | 1 | 1 | 8 | 1 | 0 | 0 | 0 | 0 | 0 | 72 | 113 | 1.23 | 0.818 |
| Tony Fossas, L<br>ERA: 2.58 | (8, 1) | 0.0 | | 1 | 1 | 0 | 0 | 0 | 0 | 0 | 0 | 0 | 0 | 0 | 3 | 6 | ∞ | ∞ |
| Curtis King, R<br>ERA: | (8, 1) | 0.2 | W | 3 | 0 | 0 | 0 | 1 | 1 | 0 | 0 | 0 | 0 | 0 | 8 | 13 | 0.00 | 1.500 |
| Dennis Eckersley, R<br>ERA: 3.57 | (9, 1) | 1.0 | S | 3 | 0 | 0 | 0 | 2 | 0 | 0 | 0 | 0 | 0 | 0 | 8 | 12 | 0.00 | 0.000 |

| PITCHER | IP | WLS | BF | H | R | ER | SO | BB | IBB | HBP | BLK | WP | HR | S | P | ERA | WHIP |
|---|---|---|---|---|---|---|---|---|---|---|---|---|---|---|---|---|---|

# TOP

## Atlanta Braves @ St. Louis Cardinals

Busch Stadium, St. Louis, MO

Sun Aug 17 1997, 7:05 PM CDT

Att. 40,968 - Unknown - 85 F

livebaseballscorecards.com

| | |
|---|---|
| AB | 31 |
| R | 1 |
| H | 6 |
| RBI | 1 |
| BB | 2 |
| SO | 11 |
| LOB | 12 |

| | | | | | | |
|---|---|---|---|---|---|---|
| 1B: 6 | SF: 0 | WP: 0 | PA: 34 |
| 2B: 0 | SAC: 1 | PB: 0 | |
| 3B: 0 | DP: 0 | SB: 1 | |
| HR: 0 | HBP: 0 | CS: 1 | |

# BOTTOM

## Atlanta Braves @ St. Louis Cardinals

Busch Stadium, St. Louis, MO

Sun Aug 17 1997, 7:05 PM CDT

Att. 40,968 - Unknown - 85 F

| Batter | 1 | 2 | 3 | 4 | 5 | 6 | 7 | 8 | 9 | AB | R | H | RBI | BB | SO | LOB |
|---|---|---|---|---|---|---|---|---|---|---|---|---|---|---|---|---|
| Delino DeShields, L (1, 4)<br>OBP: 0.351, SLG: 0.458 | E6 S | | F8 | | 2B | | | P4 | | 4 | 0 | 1 | 0 | 0 | 0 | 0 |
| Brian Jordan, R (1, 9)<br>OBP: 0.320, SLG: 0.269 | SAFE<br>K | | G5-3 | | F9 | | | FC5-4 1B | | 4 | 0 | 1 | 0 | 0 | 1 | 2 |
| Mark McGwire, R (1, 3)<br>OBP: 0.381, SLG: 0.613 | P4 | | | K | K | | | FC5-4 2B<br>1-2f 2B | | 4 | 1 | 0 | 0 | 0 | 2 | 3 |
| Ray Lankford, L (1, 8)<br>OBP: 0.413, SLG: 0.626 | G3<br>1-2 | | | 1B S 1B<br>BB | | G4-3 | | 2B<br>1-3 2B | | 3 | 2 | 1 | 0 | 1 | 0 | 1 |
| Willie McGee, S (1, 7)<br>OBP: 0.356, SLG: 0.423 | | G5-3 | | SAFE<br>1B<br>1-3 1B | | K | | BB | | 3 | 0 | 1 | 0 | 1 | 1 | 0 |
| Danny Sheaffer, R (1, 5)<br>OBP: 0.309, SLG: 0.307<br>Dennis Eckersley, R (9, 1) | K | | SAFE<br>1-2<br>3-H 1B | | L9 | | | 1-3<br>2-H<br>3-H 2B | | 4<br>0 | 0<br>0 | 2<br>0 | 3<br>0 | 0<br>0 | 1<br>0 | 0<br>0 |
| Tom Pagnozzi, R (1, 2)<br>OBP: 0.200, SLG: 0.350 | 1B | | L9 | | | | F7 | K | | 4 | 0 | 1 | 0 | 0 | 1 | 4 |
| Royce Clayton, R (1, 6)<br>OBP: 0.294, SLG: 0.384 | K | | G4-3 | | | | G6-3 | | | 3 | 0 | 0 | 0 | 0 | 1 | 3 |
| Andy Benes, R (1, 1)<br>OBP: 0.234, SLG: 0.277<br>Tony Fossas, L (8, 1)<br>Curtis King, R (8, 1)<br>David Bell, R (9, 5)<br>OBP: 0.313, SLG: 0.362 | | | G4-3 | | K | | K | | | 3<br>0<br>0<br>0 | 0<br>0<br>0<br>0 | 0<br>0<br>0<br>0 | 0<br>0<br>0<br>0 | 0<br>0<br>0<br>0 | 2<br>0<br>0<br>0 | 0<br>0<br>0<br>0 |
| Inning Stats | R: 0<br>E: 1<br>K: 1<br>S: 8<br>H: 0<br>LOB: 1<br>BB: 0<br>P: 11 | R: 0<br>E: 0<br>K: 2<br>S: 10<br>H: 1<br>LOB: 1<br>BB: 0<br>P: 13 | R: 0<br>E: 0<br>K: 0<br>S: 10<br>H: 0<br>LOB: 0<br>BB: 0<br>P: 12 | R: 1<br>E: 0<br>K: 1<br>S: 14<br>H: 2<br>LOB: 2<br>BB: 1<br>P: 25 | R: 0<br>E: 0<br>K: 2<br>S: 12<br>H: 1<br>LOB: 1<br>BB: 0<br>P: 16 | R: 0<br>E: 0<br>K: 1<br>S: 7<br>H: 0<br>LOB: 0<br>BB: 0<br>P: 8 | R: 0<br>E: 0<br>K: 1<br>S: 9<br>H: 0<br>LOB: 0<br>BB: 0<br>P: 13 | R: 2<br>E: 0<br>K: 1<br>S: 16<br>H: 3<br>LOB: 2<br>BB: 1<br>P: 23 | | 1B: 4<br>2B: 3<br>3B: 0<br>HR: 0<br>SF: 0<br>SAC: 0<br>DP: 0<br>HBP: 0 | | | | | | |

livebaseballscorecards.com

| | |
|---|---|
| AB | 32 |
| R | 3 |
| H | 7 |
| RBI | 3 |
| BB | 2 |
| SO | 9 |
| LOB | 13 |

WP: 0 PA: 34
PB: 0
SB: 2
CS: 0

| PITCHER | | IP | WLS | BF | H | R | ER | SO | BB | IBB | HBP | BLK | WP | HR | S | P | ERA | WHIP |
|---|---|---|---|---|---|---|---|---|---|---|---|---|---|---|---|---|---|---|
| Denny Neagle, L<br>ERA: 2.84 | (1, 1) | 7.2 | L | 33 | 7 | 3 | 3 | 8 | 2 | 0 | 0 | 0 | 0 | 0 | 83 | 117 | 3.52 | 1.174 |
| Chad Fox, R<br>ERA: 3.45 | (8, 1) | 0.1 | | 1 | 0 | 0 | 0 | 1 | 0 | 0 | 0 | 0 | 0 | 0 | 3 | 4 | 0.00 | 0.000 |

| PITCHER | IP | WLS | BF | H | R | ER | SO | BB | IBB | HBP | BLK | WP | HR | S | P | ERA | WHIP |
|---|---|---|---|---|---|---|---|---|---|---|---|---|---|---|---|---|---|

| Batter | 1 | 2 | 3 | 4 | 5 | 6 | 7 | 8 | 9 | AB | R | H | RBI | BB | SO | LOB |
|---|---|---|---|---|---|---|---|---|---|---|---|---|---|---|---|---|
| Delino DeShields, L (1, 4)<br>OBP: 0.354, SLG: 0.461<br>David Bell, R (7, 4)<br>OBP: 0.308, SLG: 0.356 | C B F B B F C<br>3-3 ① K | B F C X<br>1-2 1B 2B<br>3-H 1B | | C B X<br>1-1 FC4-6<br>1B | | C S B B B X<br>3-2 PB<br>1B | X<br>0-0 ② SF9<br>2-3<br>3-H | | S B S B S<br>2-3 ③ K | 4<br>1 | 1<br>0 | 3<br>0 | 2<br>0 | 0<br>0 | 1<br>1 | 0<br>0 |
| Brian Jordan, R (1, 9)<br>OBP: 0.316, SLG: 0.266<br>Danny Sheaffer, R (7, 9)<br>OBP: 0.309, SLG: 0.307 | B B X<br>2-0 ② L4 | 1 SAFE X<br>0-0 2B HR<br>1-3 1B | | F S X<br>0-2 ① FC4-6 G5-3<br>1-2f | | B B C X<br>2-1 ① L8<br>1-2 | C X<br>0-1 ③ F8 | | | 5<br>0 | 1<br>0 | 1<br>0 | 0<br>0 | 0<br>0 | 0<br>0 | 4<br>0 |
| Mark McGwire, R (1, 3)<br>OBP: 0.379, SLG: 0.611 | B C C S<br>1-3 ③ K | B X<br>1-0 HR<br>1-3<br>3-H 2B | | S F X<br>0-2 ② G5-3<br>1-2 | | S B B B C C<br>3-3 ② K | | F X<br>0-1 ① G5-3 | | 5 | 1 | 1 | 1 | 0 | 2 | 2 |
| Ray Lankford, L (1, 8)<br>OBP: 0.413, SLG: 0.634<br>John Frascatore, R (6, 1)<br>Tom Lampkin, L (8, PH)<br>OBP: 0.324, SLG: 0.357<br>Rigo Beltran, L (8, 1) | X<br>1-2 1B 1B<br>1B<br>0-1 2-H 3-H HR | | | B C S B B F X<br>3-2 ③ G4-3 | | B F S X<br>1-2 ③ L7 | | B B C B C T B<br>4-2 2B BB | | 4<br>0<br>0<br>0 | 2<br>0<br>1<br>0 | 2<br>0<br>0<br>0 | 3<br>0<br>0<br>0 | 0<br>0<br>1<br>0 | 0<br>0<br>0<br>0 | 2<br>0<br>0<br>0 |
| Ron Gant, R (1, 7)<br>OBP: 0.312, SLG: 0.397 | X<br>1-2 3B 1B<br>1B<br>2-0 2B | | | | B B B C X<br>3-1 ① P5 | B B X<br>2-0 BB BB 1B<br>1B | B B X<br>2-0 G5-3<br>1-H 2B | | | 5 | 2 | 4 | 1 | 0 | 0 | 0 |
| Gary Gaetti, R (1, 5)<br>OBP: 0.320, SLG: 0.415 | X<br>1-2 2-H 3B 1B<br>0-0 ③ G4-3 | | | | F B F F B X<br>2-2 HR | F B B B B<br>4-1 1B BB<br>1-2 SF9 BB | B S B B B<br>4-1 BB | | | 3 | 3 | 2 | 2 | 2 | 0 | 1 |
| Mike DiFelice, R (1, 2)<br>OBP: 0.297, SLG: 0.330 | X<br>0-0 ① B1 | X<br>0-0 ① G4-3 | | | X<br>0-0 ② G6-3 | F B C S<br>1-3 ① K | F X<br>0-1 ② ③ G5-3<br>2-3f | | | 5 | 0 | 0 | 0 | 0 | 1 | 6 |
| Royce Clayton, R (1, 6)<br>OBP: 0.297, SLG: 0.392 | B C X<br>1-1 1B<br>1-H<br>2-H 3B | B S C B S<br>2-3 ② K | | | X<br>0-0 2B | B B B C C B<br>4-2 SF9 1B<br>1-2<br>2-3 BB | | | B S X<br>1-1 ① L4 | 4 | 1 | 2 | 2 | 1 | 1 | 0 |
| Todd Stottlemyre, L (1, 1)<br>OBP: 0.333, SLG: 0.346<br>Willie McGee, S (6, 8)<br>OBP: 0.358, SLG: 0.424 | L X<br>0-1 ② P1 | C B X<br>1-1 ③ G6-3 | | | X<br>0-0 ③ G4-3 | B F S X<br>1-2<br>1-2<br>2-3<br>3-H 1B | | | B F B F S<br>2-3 ② K | 3<br>2 | 0<br>0 | 0<br>1 | 0<br>1 | 0<br>0 | 0<br>1 | 2<br>0 |
| Inning Stats | R: 0 H: 0<br>E: 0 LOB: 0<br>K: 2 BB: 0<br>S: 8 P: 14 | R: 8 H: 9<br>E: 0 LOB: 1<br>K: 0 BB: 0<br>S: 19 P: 26 | R: 0 H: 0<br>E: 0 LOB: 0<br>K: 1 BB: 0<br>S: 6 P: 9 | R: 0 H: 1<br>E: 0 LOB: 1<br>K: 0 BB: 0<br>S: 12 P: 16 | R: 1 H: 2<br>E: 0 LOB: 1<br>K: 0 BB: 0<br>S: 9 P: 14 | R: 0 H: 1<br>E: 0 LOB: 1<br>K: 1 BB: 0<br>S: 11 P: 20 | R: 2 H: 2<br>E: 0 LOB: 2<br>K: 1 BB: 2<br>S: 13 P: 25 | R: 1 H: 1<br>E: 0 LOB: 1<br>K: 0 BB: 2<br>S: 9 P: 19 | R: 0 H: 0<br>E: 0 LOB: 0<br>K: 2 BB: 0<br>S: 8 P: 13 | 1B: 9 SF: 1<br>2B: 4 SAC: 0<br>3B: 1 DP: 1<br>HR: 2 HBP: 0 | | | | | | |

# TOP

## St. Louis Cardinals @ Montreal Expos

Olympic Stadium, Montreal, QB

Tue Aug 19 1997, 7:05 PM EDT

Att. 16,588 - Dome - 72 F

livebaseballscorecards.com

| | |
|---|---|
| AB | 41 |
| R | 12 |
| H | 16 |
| RBI | 12 |
| BB | 4 |
| SO | 7 |
| LOB | 17 |

WP: 0 PA: 46
PB: 1
SB: 0
CS: 0

| PITCHER | | IP | WLS | BF | H | R | ER | SO | BB | IBB | HBP | BLK | WP | HR | S | P | ERA | WHIP |
|---|---|---|---|---|---|---|---|---|---|---|---|---|---|---|---|---|---|---|
| Carlos Perez, L<br>ERA: 4.04 | (1, 1) | 1.2 | L | 13 | 8 | 8 | 8 | 2 | 0 | 0 | 0 | 0 | 0 | 1 | 25 | 36 | 43.20 | 4.800 |
| Marc Valdes, R<br>ERA: 3.56 | (2, 1) | 3.1 | | 14 | 4 | 1 | 1 | 1 | 0 | 0 | 0 | 0 | 0 | 1 | 29 | 43 | 2.70 | 1.200 |
| Jim Bullinger, R<br>ERA: 5.83 | (6, 1) | 2.0 | | 11 | 3 | 2 | 2 | 2 | 2 | 0 | 0 | 0 | 0 | 0 | 24 | 45 | 9.00 | 2.500 |
| Jose Paniagua, R<br>ERA: 31.5 | (8, 1) | 1.0 | | 5 | 1 | 1 | 1 | 0 | 2 | 0 | 0 | 0 | 0 | 0 | 9 | 19 | 9.00 | 3.000 |
| Ugueth Urbina, R<br>ERA: 4.17 | (9, 1) | 1.0 | | 3 | 0 | 0 | 0 | 2 | 0 | 0 | 0 | 0 | 0 | 0 | 8 | 13 | 0.00 | 0.000 |

| PITCHER | IP | WLS | BF | H | R | ER | SO | BB | IBB | HBP | BLK | WP | HR | S | P | ERA | WHIP |
|---|---|---|---|---|---|---|---|---|---|---|---|---|---|---|---|---|---|

| Batter | 1 | 2 | 3 | 4 | 5 | 6 | 7 | 8 | 9 | AB | R | H | RBI | BB | SO | LOB |
|---|---|---|---|---|---|---|---|---|---|---|---|---|---|---|---|---|
| F.P. Santangelo, S (1, 7)<br>OBP: 0.396, SLG: 0.395 | B B X<br>2-0 G4-3 ① | | B B C C F B F S<br>3-3 K ② | | B B B C F F X<br>3-2 1B<br>1-2<br>2-3<br>3-H | | | B F B B X<br>3-1 BB 1B 2B 1B | C B X<br>1-1 1B | 5 | 1 | 3 | 1 | 0 | 1 | 1 |
| Mike Lansing, R (1, 4)<br>OBP: 0.356, SLG: 0.486<br>Jose Vidro, S (8, 4)<br>OBP: 0.291, SLG: 0.329 | X<br>0-0 G5-3 1B | | B B C F B X<br>3-2 G5-3 ③ | | F B F B B X<br>2-2 L6 ② | | | F C S<br>0-3 K ① | B S B B X<br>3-1 L3 ② | 3<br>2 | 0<br>0 | 1<br>0 | 0<br>0 | 0<br>0 | 0<br>1 | 4<br>2 |
| Vladimir Guerrero, R (1, 9)<br>OBP: 0.374, SLG: 0.502 | B B C F X<br>2-2 G5-3 ②<br>1-2 | | | B F B X<br>2-1 L5 ① | C B F B S<br>2-3 K ③ | | | C B X<br>1-1 BB 2B 1B<br>1-2 | B F S X<br>1-2 P4 ③ | 5 | 1 | 1 | 0 | 0 | 1 | 5 |
| David Segui, S (1, 3)<br>OBP: 0.384, SLG: 0.488<br>Ryan McGuire, L (8, 3)<br>OBP: 0.339, SLG: 0.430 | C X<br>0-1 G4-3 ③ | | | B C S X<br>1-2 G6-4-3 1B | | B C B X<br>2-1 G4-3 ① | | C B B B B<br>4-1 2B G4-3 BB<br>1-2<br>2-3 | | 3<br>0 | 0<br>1 | 1<br>0 | 0<br>0 | 0<br>1 | 0<br>0 | 1<br>0 |
| Darrin Fletcher, L (1, 2)<br>OBP: 0.317, SLG: 0.510 | | X<br>0-0 F7 ① | | B X<br>1-0 G6-4-3 ② ③<br>1-2f | | F X<br>0-1 L7 ② | | B S X<br>1-1 G4-3 2B 2B<br>1-3<br>2-H<br>3-H | | 4 | 1 | 1 | 2 | 0 | 0 | 1 |
| Rondell White, R (1, 8)<br>OBP: 0.311, SLG: 0.459 | | F B X<br>1-1 G5-3 ② | | C X<br>0-1 F8 ① | F F B C<br>1-3 K ③ | | | C B X<br>1-1 G4-3 ②<br>2-3<br>3-H | | 4 | 0 | 0 | 1 | 0 | 1 | 1 |
| Mark Grudzielanek, R (1, 6)<br>OBP: 0.320, SLG: 0.402<br>Andy Stankiewicz, R (8, 6)<br>OBP: 0.263, SLG: 0.330 | F F S<br>0-3 K ③ | | | S X<br>0-1 WP BB 1B 1B | | X<br>0-0 F7 ① | C X<br>0-1 2B<br>3-H | | | 3<br>1 | 1<br>0 | 1<br>1 | 0<br>1 | 0<br>1 | 1<br>0 | 0<br>0 |
| Doug Strange, S (1, 5)<br>OBP: 0.331, SLG: 0.408 | | | B B B B<br>4-0 BB | | B F S B B B<br>4-2 1B WP BB<br>1-2 | | B F X<br>1-1 E6 G6-4-3 | X<br>0-0 F8 ③ | | 2 | 0 | 0 | 0 | 2 | 0 | 1 |
| Carlos Perez, L (1, 1)<br>OBP: 0.183, SLG: 0.255<br>Marc Valdes, R (2, 1)<br>OBP: 0.182, SLG: 0.182<br>Joe Orsulak, L (5, PH)<br>OBP: 0.308, SLG: 0.333<br>Jim Bullinger, R (6, 1)<br>OBP: 0.214, SLG: 0.310<br>Jose Paniagua, R (8, 1)<br>Ugueth Urbina, R (9, 1)<br>Chris Widger, R (9, PH)<br>OBP: 0.289, SLG: 0.429 | | | L B C 1 SAFE L<br>1-3 K ① | | C B B B B<br>4-1 1B<br>1-2<br>2-3 BB | | X<br>0-0 G6-4-3 ② ③<br>1-2f | | B F C S<br>1-3 K ① | 0<br>1<br>0<br>1<br>0<br>0<br>1 | 0<br>0<br>0<br>0<br>0<br>0<br>0 | 0<br>0<br>0<br>0<br>0<br>0<br>0 | 0<br>0<br>0<br>0<br>0<br>0<br>0 | 0<br>0<br>1<br>0<br>0<br>0<br>0 | 0<br>0<br>0<br>1<br>0<br>0<br>1 | 0<br>1<br>0<br>0<br>0<br>0<br>0 |
| Inning Stats | R: 0 H: 1<br>E: 0 LOB: 1<br>K: 0 BB: 0<br>S: 7 P: 11 | R: 0 H: 0<br>E: 0 LOB: 0<br>K: 1 BB: 0<br>S: 6 P: 7 | R: 0 H: 0<br>E: 0 LOB: 1<br>K: 2 BB: 1<br>S: 11 P: 22 | R: 0 H: 1<br>E: 0 LOB: 0<br>K: 0 BB: 0<br>S: 6 P: 10 | R: 1 H: 2<br>E: 0 LOB: 3<br>K: 1 BB: 2<br>S: 17 P: 32 | R: 0 H: 0<br>E: 0 LOB: 0<br>K: 1 BB: 0<br>S: 7 P: 10 | R: 0 H: 0<br>E: 1 LOB: 0<br>K: 0 BB: 0<br>S: 4 P: 5 | R: 4 H: 4<br>E: 0 LOB: 1<br>K: 1 BB: 1<br>S: 15 P: 25 | R: 0 H: 1<br>E: 0 LOB: 1<br>K: 1 BB: 0<br>S: 11 P: 17 | 1B: 7 SF: 0<br>2B: 2 SAC: 0<br>3B: 0 DP: 2<br>HR: 0 HBP: 0 | | | | | | WP: 1 PA: 39<br>PB: 0<br>SB: 0<br>CS: 0 |

| PITCHER | | IP | WLS | BF | H | R | ER | SO | BB | IBB | HBP | BLK | WP | HR | S | P | ERA | WHIP |
|---|---|---|---|---|---|---|---|---|---|---|---|---|---|---|---|---|---|---|
| Todd Stottlemyre, R<br>ERA: 3.64 | (1, 1) | 5.0 | W | 21 | 4 | 1 | 1 | 4 | 3 | 0 | 0 | 0 | 1 | 0 | 47 | 82 | 1.80 | 1.400 |
| John Frascatore, R<br>ERA: 2.49 | (6, 1) | 2.0 | | 6 | 0 | 0 | 0 | 1 | 0 | 0 | 0 | 0 | 0 | 0 | 11 | 15 | 0.00 | 0.000 |
| Rigo Beltran, L<br>ERA: 2.84 | (8, 1) | 2.0 | | 12 | 5 | 4 | 4 | 2 | 1 | 0 | 0 | 0 | 0 | 0 | 26 | 42 | 18.00 | 3.000 |

| PITCHER | IP | WLS | BF | H | R | ER | SO | BB | IBB | HBP | BLK | WP | HR | S | P | ERA | WHIP |
|---|---|---|---|---|---|---|---|---|---|---|---|---|---|---|---|---|---|

# BOTTOM

## St. Louis Cardinals @ Montreal Expos

Olympic Stadium, Montreal, QB

Tue Aug 19 1997, 7:05 PM EDT
Att. 16,588 - Dome - 72 F

livebaseballscorecards.com

| | |
|---|---|
| AB | 35 |
| R | 5 |
| H | 9 |
| RBI | 5 |
| BB | 4 |
| SO | 7 |
| LOB | 18 |

# St. Louis Cardinals @ Montreal Expos

Olympic Stadium, Montreal, QB

Wed Aug 20 1997, 7:05 PM EDT

Att. 19,386 - Dome - 72 F

TOP

livebaseballscorecards.com

| Batter | 1 | 2 | 3 | 4 | 5 | 6 | 7 | 8 | 9 | AB | R | H | RBI | BB | SO | LOB |
|---|---|---|---|---|---|---|---|---|---|---|---|---|---|---|---|---|
| Delino DeShields, L (1, 4)<br>OBP: 0.352, SLG: 0.459 | X 0-0 ① P5 | | B X 1-0 ② G6-3 | | C C F C 0-3 ② K | | X 0-0 BB HBP 1-2 3-H 1B | C S B X 1-2 ② SF8 2-3 3-H | | 4 | 0 | 1 | 2 | 0 | 1 | 0 |
| Willie McGee, S (1, 9)<br>(7, 7) | F B S B X 2-2 E5 1B | | F S X 0-2 ③ G4-3 | | C F B S 1-3 ③ K | | S B F S 1-3 ② K | B X 1-0 3-H 2B | | 5 | 0 | 2 | 1 | 0 | 2 | 2 |
| Mark McGwire, R (1, 3)<br>OBP: 0.383, SLG: 0.609 | S B B C B B 4-2 BB | | | C B B B C B 4-2 BB BB | | F F B C 1-3 ① K | B B H 3-0 BB 1-2 2-3 HBP | I I I I 4-0 IBB | | 1 | 0 | 0 | 0 | 3 | 1 | 0 |
| Ray Lankford, L (1, 8)<br>OBP: 0.413, SLG: 0.628 | B C B S S S 2-3 ② K | | | B B F F B F F B 4-2 1-2 BB | | C C F B B F S 2-3 ② K | C B B B C B 4-2 1-2 2-3 3-H BB | B B S F S 2-3 ③ K | | 3 | 0 | 0 | 1 | 2 | 3 | 4 |
| Ron Gant, R (1, 7)<br>OBP: 0.312, SLG: 0.394<br>Curtis King, R (7, 1)<br>Tony Fossas, L (8, 1)<br>Danny Sheaffer, R (9, PH)<br>OBP: 0.306, SLG: 0.304<br>Dennis Eckersley, R (9, 1) | B F F C 1-3 ③ K | | | F C B S 1-3 ① K | | C B B B B 4-1 BB | B B B C S F X 3-2 G1-3 ③ | M C B B F S S | 2-3 ① K | 3<br>0<br>0<br>1<br>0 | 0<br>0<br>0<br>0<br>0 | 0<br>0<br>0<br>0<br>0 | 0<br>0<br>0<br>0<br>0 | 1<br>0<br>0<br>0<br>0 | 2<br>0<br>0<br>1<br>0 | 7<br>0<br>0<br>0<br>0 |
| Gary Gaetti, R (1, 5)<br>OBP: 0.319, SLG: 0.411 | | B S F B B B X 3-2 ① P3 | | B S B B B B 4-1 1-2 2-3 BB | | B C S B 1 B F S SAFE 3-3 ③ K | | X 0-0 ① G5-3 | S F S 0-3 ② K | 4 | 0 | 0 | 0 | 1 | 2 | 1 |
| Tom Pagnozzi, R (1, 2)<br>OBP: 0.174, SLG: 0.304<br>Tom Lampkin, L (7, PR)<br>OBP: 0.330, SLG: 0.379<br>(7, 2) | | X 0-0 ② G5-3 | | S F S 0-3 ② K | | | C C X 0-2 E6 FC5-6 | S B B F X 2-2 1B 2B 1B | B C X 1-1 HR | 3<br>2 | 0<br>2 | 0<br>2 | 0<br>1 | 0<br>0 | 1<br>0 | 3<br>0 |
| Royce Clayton, R (1, 6)<br>OBP: 0.296, SLG: 0.389 | | B C B S S 2-3 ③ K | | C F S 0-3 ③ K | | | L X 0-1 ① FC5-6 1B 1-2f 1B | B B X 2-0 2B 1-2 SF8 1B | B B F X 2-1 ③ F7 | 5 | 2 | 1 | 0 | 0 | 2 | 4 |
| Manny Aybar, R (1, 1)<br>Dmitri Young, S (7, PH)<br>OBP: 0.321, SLG: 0.365<br>Brian Jordan, R (7, 9)<br>OBP: 0.321, SLG: 0.279 | | | X 0-0 ① P3 | | F C S 0-3 ① K | | C B 1 B S X SAFE 2-2 HBP 1B 1-3 BB 1B | B B X 2-0 SF8 1-3 2-H 2B | | 2<br>1<br>1 | 0<br>1<br>1 | 0<br>1<br>1 | 0<br>0<br>1 | 0<br>0<br>0 | 1<br>0<br>0 | 0<br>0<br>0 |
| Inning Stats | R: 0 E: 1 K: 2 S: 12 H: 1 LOB: 2 BB: 1 P: 21 | R: 0 E: 0 K: 1 S: 7 H: 0 LOB: 0 BB: 0 P: 12 | R: 0 E: 0 K: 0 S: 5 H: 0 LOB: 0 BB: 0 P: 6 | R: 0 E: 0 K: 3 S: 17 H: 0 LOB: 3 BB: 3 P: 30 | R: 0 E: 0 K: 3 S: 10 H: 0 LOB: 0 BB: 0 P: 11 | R: 0 E: 0 K: 3 S: 13 H: 0 LOB: 1 BB: 1 P: 23 | R: 2 E: 1 K: 1 S: 18 H: 2 LOB: 3 BB: 1 P: 31 | R: 3 E: 0 K: 1 S: 13 H: 4 LOB: 2 BB: 1 P: 27 | R: 1 E: 0 K: 2 S: 12 H: 1 LOB: 0 BB: 0 P: 17 | 1B: 5 2B: 2 3B: 0 HR: 1 | SF: 1 SAC: 0 DP: 0 HBP: 1 | | | | | | |

| | AB | 35 |
|---|---|---|
| | R | 6 |
| | H | 8 |
| | RBI | 6 |
| | BB | 7 |
| | SO | 16 |
| | LOB | 21 |

WP: 0 PB: 0 SB: 0 CS: 0 PA: 44

| PITCHER | | IP | WLS | BF | H | R | ER | SO | BB | IBB | HBP | BLK | WP | HR | S | P | ERA | WHIP |
|---|---|---|---|---|---|---|---|---|---|---|---|---|---|---|---|---|---|---|
| Pedro Martinez, R<br>ERA: 1.64 | (1, 1) | 6.2 | | 31 | 3 | 2 | 0 | 13 | 6 | 0 | 1 | 0 | 0 | 0 | 78 | 127 | 0.00 | 1.350 |
| Anthony Telford, R<br>ERA: 2.61 | (7, 1) | 0.1 | | 1 | 0 | 0 | 0 | 0 | 0 | 0 | 0 | 0 | 0 | 0 | 4 | 7 | 0.00 | 0.000 |
| Steve Kline, L<br>ERA: 6.31 | (8, 1) | 1.0 | L | 8 | 4 | 3 | 3 | 1 | 0 | 1 | 0 | 0 | 0 | 0 | 13 | 27 | 27.00 | 4.000 |
| Jim Bullinger, R<br>ERA: 5.85 | (9, 1) | 1.0 | | 4 | 1 | 1 | 1 | 2 | 0 | 0 | 0 | 0 | 0 | 1 | 12 | 17 | 9.00 | 1.000 |

| PITCHER | IP | WLS | BF | H | R | ER | SO | BB | IBB | HBP | BLK | WP | HR | S | P | ERA | WHIP |
|---|---|---|---|---|---|---|---|---|---|---|---|---|---|---|---|---|---|

# BOTTOM

## St. Louis Cardinals @ Montreal Expos

Olympic Stadium, Montreal, QB

Wed Aug 20 1997, 7:05 PM EDT
Att. 19,386 - Dome - 72 F

| Batter | 1 | 2 | 3 | 4 | 5 | 6 | 7 | 8 | 9 | AB | R | H | RBI | BB | SO | LOB |
|---|---|---|---|---|---|---|---|---|---|---|---|---|---|---|---|---|
| Ryan McGuire, L (1, 7)<br>OBP: 0.356, SLG: 0.445 | C B X 1-1 G6-4-3 1B | | | C F X 0-2 G6-3 BB 1B | | F X 0-1 ① G6-3 | B X 1-0 E S 3-H 1B | | C F X 0-2 1B | 5 | 0 | 4 | 1 | 0 | 0 | 0 |
| Mike Lansing, R (1, 4)<br>OBP: 0.357, SLG: 0.484 | B B X 2-0 ①② G6-4-3 1-2f | | | 1 SAFE B 1 SAFE B B B 4-0 G6-3 1-2 BB | | S C B X 1-2 1B BB 1B | B F C B S 2-3 ② K 1-3 | | F C F F X 0-2 ② F8 | 4 | 1 | 1 | 0 | 1 | 1 | 3 |
| Vladimir Guerrero, R (1, 9)<br>OBP: 0.368, SLG: 0.494<br>Steve Kline, S (8, 1)<br>Jose Vidro, S (9, 5)<br>OBP: 0.288, SLG: 0.324 | X 0-0 ③ P4 | | | B S X 1-1 ①② G6-3 1-2f 2-3 | | 1 SAFE B B F F F F S 2-3 ② K | B F S X 1-2 ③ G6-3 | | B F B X 2-1 ③ F8 | 4<br>0<br>1 | 0<br>0<br>0 | 0<br>0<br>0 | 0<br>0<br>0 | 0<br>0<br>0 | 1<br>0<br>0 | 4<br>0<br>1 |
| David Segui, S (1, 3)<br>OBP: 0.385, SLG: 0.488 | | C X 0-1 ① P6 | | X 0-0 ③ F7 | | B B 1 SAFE B C X 3-1 BB BB 1-3 1B | | B X 1-0 2B SF8 1B | | 4 | 1 | 2 | 0 | 0 | 0 | 1 |
| Darrin Fletcher, L (1, 2)<br>OBP: 0.316, SLG: 0.504 | | C B X 1-1 ② G4-3 | | | X 0-0 ① L7 | B B B B 4-0 BB 1-2 BB | | B B B C X 2-1 ① L8 | | 3 | 0 | 0 | 0 | 1 | 0 | 1 |
| Rondell White, R (1, 8)<br>OBP: 0.314, SLG: 0.461 | | S B F B X 2-2 ③ F7 | | | B B B B 4-0 1B BB | B B B C C B 4-2 FC6 1-2 2-3 3-H BB | | C B B X 2-1 1-3 2B | | 2 | 0 | 1 | 1 | 2 | 0 | 0 |
| Mark Grudzielanek, R (1, 6)<br>OBP: 0.320, SLG: 0.401 | | | X 0-0 ① F9 | | F 1 SAFE X 0-1 1-2 1B | C F X 0-2 ③ FC6 1-2f | | B X 1-0 ② SF8 3-H | | 3 | 0 | 1 | 1 | 0 | 0 | 3 |
| Doug Strange, S (1, 5)<br>OBP: 0.330, SLG: 0.409<br>Jim Bullinger, R (9, 1)<br>OBP: 0.214, SLG: 0.310 | | B S F X 1-2 ② G4-3 | | | B F S X 1-2 ② P5 | | X 0-0 SH2-4 1B 2B | B C B X 2-1 ③ F9 | | 4<br>0 | 1<br>0 | 1<br>0 | 0<br>0 | 0<br>0 | 0<br>0 | 3<br>0 |
| Pedro Martinez, R (1, 1)<br>OBP: 0.158, SLG: 0.148<br>Anthony Telford, R (7, 1)<br>OBP: 0.214, SLG: 0.286<br>F.P. Santangelo, S (7, PH) (8, 9)<br>OBP: 0.395, SLG: 0.394 | | C F B S 1-3 ③ K | | | X 0-0 ③ L1 | | B B X 2-0 ① SH2-4 2-3 | | C C B X 1-2 ① P6 | 2<br>0<br>1 | 0<br>0<br>0 | 0<br>0<br>0 | 0<br>0<br>0 | 0<br>0<br>0 | 1<br>0<br>0 | 2<br>0<br>0 |
| Inning Stats | R: 0 E: 0 K: 0 S: 4 H: 1 LOB: 0 BB: 0 P: 7 | R: 0 E: 0 K: 0 S: 7 H: 0 LOB: 0 BB: 0 P: 10 | R: 0 E: 0 K: 1 S: 7 H: 0 LOB: 0 BB: 0 P: 9 | R: 0 E: 0 K: 0 S: 6 H: 1 LOB: 1 BB: 1 P: 11 | R: 0 E: 0 K: 0 S: 7 H: 1 LOB: 2 BB: 1 P: 12 | R: 1 E: 0 K: 1 S: 17 H: 2 LOB: 3 BB: 2 P: 31 | R: 1 E: 1 K: 1 S: 9 H: 2 LOB: 1 BB: 0 P: 15 | R: 1 E: 0 K: 0 S: 8 H: 2 LOB: 1 BB: 0 P: 16 | R: 0 E: 0 K: 0 S: 13 H: 1 LOB: 1 BB: 0 P: 16 | 1B: 8 2B: 2 3B: 0 HR: 0 | SF: 1 SAC: 1 DP: 2 HBP: 0 | | | | | | |

livebaseballscorecards.com

| | |
|---|---|
| AB | 33 |
| R | 3 |
| H | 10 |
| RBI | 3 |
| BB | 4 |
| SO | 3 |
| LOB | 18 |

WP: 0 PB: 0 SB: 1 CS: 0 PA: 39

| PITCHER | | IP | WLS | BF | H | R | ER | SO | BB | IBB | HBP | BLK | WP | HR | S | P | ERA | WHIP |
|---|---|---|---|---|---|---|---|---|---|---|---|---|---|---|---|---|---|---|
| Manny Aybar, R<br>ERA: 3.7 | (1, 1) | 6.0 | | 25 | 5 | 1 | 1 | 2 | 4 | 0 | 0 | 0 | 0 | 0 | 48 | 80 | 1.50 | 1.500 |
| Curtis King, R<br>ERA: 1.69 | (7, 1) | 1.2 | W | 9 | 4 | 2 | 2 | 1 | 0 | 0 | 0 | 0 | 0 | 0 | 15 | 27 | 10.80 | 2.400 |
| Tony Fossas, L<br>ERA: 2.56 | (8, 1) | 0.1 | | 1 | 0 | 0 | 0 | 0 | 0 | 0 | 0 | 0 | 0 | 0 | 2 | 4 | 0.00 | 0.000 |
| Dennis Eckersley, R<br>ERA: 3.48 | (9, 1) | 1.0 | S | 4 | 1 | 0 | 0 | 0 | 0 | 0 | 0 | 0 | 0 | 0 | 13 | 16 | 0.00 | 1.000 |

| PITCHER | IP | WLS | BF | H | R | ER | SO | BB | IBB | HBP | BLK | WP | HR | S | P | ERA | WHIP |
|---|---|---|---|---|---|---|---|---|---|---|---|---|---|---|---|---|---|

| Batter | 1 | 2 | 3 | 4 | 5 | 6 | 7 | 8 | 9 | AB | R | H | RBI | BB | SO | LOB |
|---|---|---|---|---|---|---|---|---|---|---|---|---|---|---|---|---|
| Delino DeShields, L (1, 4)<br>OBP: 0.349, SLG: 0.455 | C S F B X<br>1-2 G6-3 ① | | B C B C B X<br>3-2 L6 ③ | | B B X<br>2-0 F7 ③ | | | C S C<br>0-3 K ③ | | 4 | 0 | 0 | 0 | 0 | 1 | 2 |
| Willie McGee, S (1, 9)<br>OBP: 0.357, SLG: 0.422 (5, 8) | X<br>0-0 L9 ② | | | S X<br>0-1 E4 ① | | B S F X<br>1-2 G6-3 ① | | | B B C C B B<br>4-2 F7 E BB | 3 | 1 | 0 | 0 | 1 | 0 | 0 |
| Dmitri Young, S (1, 3)<br>OBP: 0.320, SLG: 0.361 | B S B C F X<br>2-2 G4-3 ③ | | | B X<br>1-0 E1 G4-3 1B | | B B B B<br>4-0 G6-4-3 BB | | | X<br>0-0 F7 ①<br>1-2 | 3 | 1 | 0 | 0 | 1 | 0 | 1 |
| Ray Lankford, L (1, 8)<br>OBP: 0.411, SLG: 0.625 | | B B C C T<br>2-2 K ① | | X<br>0-0 G4-3 ②<br>1-2 | | C X<br>0-1 G6-4-3 ②③<br>1-2f | | | F B X<br>1-1 E3 ②<br>2-H | 2 | 0 | 0 | 0 | 0 | 1 | 1 |
| Danny Sheaffer, R (5, 9)<br>OBP: 0.304, SLG: 0.302 | | | | | | | | | | 1 | 0 | 0 | 0 | 0 | 0 | 1 |
| Mark McGwire, R (9, PH)<br>OBP: 0.382, SLG: 0.608 | | | | | | | | | | 1 | 0 | 0 | 0 | 0 | 0 | 0 |
| Ron Gant, R (1, 7)<br>OBP: 0.313, SLG: 0.394 | | B B F F B B<br>4-2 CS BB | | B S C B F X<br>2-2 2-H 1B | | | B C F C<br>1-3 K ① | | C X<br>0-1 P4 ② | 3 | 0 | 1 | 1 | 1 | 1 | 1 |
| Gary Gaetti, R (1, 5)<br>OBP: 0.316, SLG: 0.407 | | S 1 SAFE X<br>0-1 L6 ② | | X<br>0-0 L8 ③ | | | F B B F B S<br>3-3 K ② | | S C S<br>0-3 K ③ | 4 | 0 | 0 | 0 | 0 | 2 | 3 |
| Mike DiFelice, R (1, 2)<br>OBP: 0.298, SLG: 0.330 | | 1 SAFE 1 SAFE 1 SAFE B P<br>2-0 CS ③<br>1-2 | X<br>0-0 G6-3 ① | | B B X<br>2-0 1B | | S C C<br>0-3 K ③ | | | 3 | 0 | 1 | 0 | 0 | 1 | 0 |
| Royce Clayton, R (1, 6)<br>OBP: 0.296, SLG: 0.388 | | | C B B S F B B<br>4-2 G6-3 S BB | | B 1 SAFE X<br>1-0 F8 ① | | | C B F B X<br>2-2 G5-3 ① | | 2 | 0 | 0 | 0 | 1 | 0 | 1 |
| Donovan Osborne, S (1, 1)<br>OBP: 0.211, SLG: 0.211 | | | 1 SAFE L B 1 SAFE S B X<br>2-2 G6-3 ②<br>1-3 | | B 1 SAFE B X<br>2-0 F8 ② | | | S F B B S<br>2-3 K ② | | 2 | 0 | 0 | 0 | 0 | 0 | 2 |
| Tom Lampkin, L (8, PH)<br>OBP: 0.329, SLG: 0.377 | | | | | | | | | | 1 | 0 | 0 | 0 | 0 | 1 | 0 |
| Mark Petkovsek, R (8, 1)<br>OBP: 0.182, SLG: 0.100 | | | | | | | | | | 0 | 0 | 0 | 0 | 0 | 0 | 0 |
| Inning Stats | R: 0 E: 0 K: 0 S: 9<br>H: 0 LOB: 0 BB: 0 P: 12 | R: 0 E: 0 K: 1 S: 8<br>H: 0 LOB: 0 BB: 1 P: 15 | R: 0 E: 0 K: 0 S: 10<br>H: 0 LOB: 1 BB: 1 P: 19 | R: 1 E: 2 K: 0 S: 9<br>H: 1 LOB: 1 BB: 0 P: 12 | R: 0 E: 0 K: 0 S: 4<br>H: 1 LOB: 1 BB: 0 P: 11 | R: 0 E: 0 K: 0 S: 5<br>H: 0 LOB: 0 BB: 1 P: 10 | R: 0 E: 0 K: 3 S: 9<br>H: 0 LOB: 0 BB: 0 P: 13 | R: 0 E: 0 K: 2 S: 9<br>H: 0 LOB: 0 BB: 0 P: 13 | R: 1 E: 1 K: 1 S: 10<br>H: 0 LOB: 1 BB: 1 P: 15 | 1B: 2 2B: 0 3B: 0 HR: 0<br>SF: 0 SAC: 0 DP: 1 HBP: 0 | | | | | | |

# TOP

## St. Louis Cardinals @ Montreal Expos

Olympic Stadium, Montreal, QB

Thu Aug 21 1997, 3:33 AM EDT

Att. 14,378 - Dome - 72 F

livebaseballscorecards.com

| | |
|---|---|
| AB | 29 |
| R | 2 |
| H | 2 |
| RBI | 1 |
| BB | 4 |
| SO | 7 |
| LOB | 12 |

WP: 0 PB: 0 SB: 1 CS: 1 PA: 34

| PITCHER | | IP | WLS | BF | H | R | ER | SO | BB | IBB | HBP | BLK | WP | HR | S | P | ERA | WHIP |
|---|---|---|---|---|---|---|---|---|---|---|---|---|---|---|---|---|---|---|
| Mike Johnson, R<br>ERA: 6.98 | (1, 1) | 6.0 | W | 22 | 2 | 1 | 0 | 1 | 3 | 0 | 0 | 0 | 0 | 0 | 45 | 79 | 0.00 | 0.833 |
| Anthony Telford, R<br>ERA: 2.54 | (7, 1) | 2.0 | | 6 | 0 | 0 | 0 | 5 | 0 | 0 | 0 | 0 | 0 | 0 | 18 | 26 | 0.00 | 0.000 |
| Ugueth Urbina, R<br>ERA: 4.09 | (9, 1) | 1.0 | S | 5 | 0 | 1 | 0 | 1 | 1 | 0 | 0 | 0 | 0 | 0 | 10 | 15 | 0.00 | 1.000 |

| PITCHER | IP | WLS | BF | H | R | ER | SO | BB | IBB | HBP | BLK | WP | HR | S | P | ERA | WHIP |
|---|---|---|---|---|---|---|---|---|---|---|---|---|---|---|---|---|---|

# BOTTOM

## St. Louis Cardinals @ Montreal Expos

Olympic Stadium, Montreal, QB

Thu Aug 21 1997, 3:33 AM EDT
Att. 14,378 - Dome - 72 F

livebaseballscorecards.com

| Batter | 1 | 2 | 3 | 4 | 5 | 6 | 7 | 8 | 9 | AB | R | H | RBI | BB | SO | LOB |
|---|---|---|---|---|---|---|---|---|---|---|---|---|---|---|---|---|
| Mark Grudzielanek, R (1, 6)<br>OBP: 0.319, SLG: 0.400 | B X 1-0 CS 1B | | B X 1-0 G6-3 ② | | B X 1-0 G6-3 ②<br>1-2<br>2-3 | | B C B F X 2-2 G5-3 ② | | | 4 | 0 | 1 | 0 | 0 | 0 | 2 |
| Mike Lansing, R (1, 4)<br>OBP: 0.356, SLG: 0.484 | F B C B 1 SAFE 1 SAFE 1 SAFE S 2-3 K ①②<br>1-2 | | F F B F X 1-2 L7 ③ | | X 0-0 2B<br>2-H<br>3-H | | C S X 0-2 G6-3 ③ | | | 4 | 0 | 1 | 2 | 0 | 1 | 1 |
| Vladimir Guerrero, R (1, 9)<br>OBP: 0.370, SLG: 0.498 | F B B X 2-1 G6-3 ③ | | | B B X 2-0 L6-4 2B | C X 0-1 L8 ③ | | | X 0-0 1B FC6-2 1B | | 4 | 0 | 2 | 0 | 0 | 0 | 1 |
| David Segui, S (1, 3) | | B S X 1-1 FC5-4 BB 1B | | B C B F F X 2-2 P4 ① | | S F X 0-2 2B 2B | | B C B B X 3-1 FC6-2<br>1-3 1B | | 4 | 1 | 3 | 0 | 0 | 0 | 1 |
| Rondell White, R (1, 8)<br>OBP: 0.318, SLG: 0.464 | | B B B C F B 4-2 FC5-4<br>1-2 BB | | B C B C F B 2 SAFE F B 4-2 BB | | X 0-0 SH1-3<br>2-H 2B | | B F X 1-1 FC6-2 ①<br>1-2<br>3-H | | 2 | 0 | 1 | 1 | 2 | 0 | 2 |
| F.P. Santangelo, S (1, 7)<br>OBP: 0.392, SLG: 0.390 | | L L F F F B B F X 2-2 FC5-4 FC6-4 ①<br>1-2f<br>2-3 | | B F B B B C X 3-2 L6-4 ②③<br>2-2 | | B X 1-0 SH1-3 ①<br>2-3 | | X 0-0 L5 ② | | 3 | 0 | 0 | 0 | 0 | 0 | 6 |
| Jose Vidro, S (1, 5)<br>OBP: 0.289, SLG: 0.316<br>Anthony Telford, R (7, 1)<br>OBP: 0.214, SLG: 0.286<br>Ryan McGuire, L (8, PH)<br>OBP: 0.353, SLG: 0.442<br>Ugueth Urbina, R (9, 1) | | B F X 1-1 F9 ② | | | F F H 1-2 FC6-4 HBP | F F B X 1-2 F9 ② | | C S S 0-3 K ③ | | 2<br>0<br>1<br>0 | 0<br>0<br>0<br>0 | 0<br>0<br>0<br>0 | 0<br>0<br>0<br>0 | 0<br>0<br>1<br>0 | 0<br>0<br>2<br>0 | 3<br>0<br>2<br>0 |
| Chris Widger, R (1, 2)<br>OBP: 0.286, SLG: 0.424 | | C X 0-1 FC6-4 ③<br>1-2f | | | B X 1-0 FC6-4 ①<br>G6-3 1B<br>1-2f 2B | C S F B S 1-3 K ③ | | | | 3 | 1 | 0 | 0 | 0 | 1 | 4 |
| Mike Johnson, L (1, 1)<br>OBP: 0.200, SLG: 0.200<br>Doug Strange, S (7, 5)<br>OBP: 0.329, SLG: 0.408 | | | F C B S 1-3 K ① | | 1 SAFE X 0-0 G6-3<br>1-2 2B 1B | | X 0-0 G5-3 ① | | | 2<br>1 | 1<br>0 | 1<br>0 | 0<br>0 | 0<br>0 | 1<br>0 | 0<br>0 |
| Inning Stats | R: 0 E: 0 K: 1 S: 6 H: 1 LOB: 0 BB: 0 P: 11 | R: 0 E: 0 K: 0 S: 15 H: 1 LOB: 2 BB: 1 P: 23 | R: 0 E: 0 K: 1 S: 8 H: 0 LOB: 0 BB: 0 P: 11 | R: 0 E: 0 K: 0 S: 12 H: 1 LOB: 1 BB: 1 P: 23 | R: 2 E: 0 K: 0 S: 8 H: 2 LOB: 1 BB: 0 P: 11 | R: 1 E: 0 K: 1 S: 12 H: 2 LOB: 1 BB: 0 P: 15 | R: 0 E: 0 K: 0 S: 7 H: 0 LOB: 0 BB: 0 P: 9 | R: 0 E: 0 K: 1 S: 9 H: 2 LOB: 2 BB: 0 P: 13 | | 1B: 5 2B: 5 3B: 0 HR: 0 | SF: 0 SAC: 1 DP: 1 HBP: 1 | | | WP: 0 PB: 0 SB: 0 CS: 1 | PA: 34 | |

| | AB | 30 |
|---|---|---|
| | R | 3 |
| | H | 9 |
| | RBI | 3 |
| | BB | 2 |
| | SO | 4 |
| | LOB | 22 |

| PITCHER | | IP | WLS | BF | H | R | ER | SO | BB | IBB | HBP | BLK | WP | HR | S | P | ERA | WHIP |
|---|---|---|---|---|---|---|---|---|---|---|---|---|---|---|---|---|---|---|
| Donovan Osborne, L<br>ERA: 4.76 | (1, 1) | 7.0 | L | 29 | 7 | 3 | 3 | 3 | 2 | 0 | 1 | 0 | 0 | 0 | 68 | 103 | 3.86 | 1.286 |
| Mark Petkovsek, R<br>ERA: 4.23 | (8, 1) | 1.0 | | 5 | 2 | 0 | 0 | 1 | 0 | 0 | 0 | 0 | 0 | 0 | 9 | 13 | 0.00 | 2.000 |

| PITCHER | IP | WLS | BF | H | R | ER | SO | BB | IBB | HBP | BLK | WP | HR | S | P | ERA | WHIP |
|---|---|---|---|---|---|---|---|---|---|---|---|---|---|---|---|---|---|

# St. Louis Cardinals @ Florida Marlins

Pro Player Stadium, Miami, FL

Fri Aug 22 1997, 7:05 PM EDT

Att. 26,650 - Unknown - 88 F

TOP

livebaseballscorecards.com

| Batter | 1 | 2 | 3 | 4 | 5 | 6 | 7 | 8 | 9 | AB | R | H | RBI | BB | SO | LOB |
|---|---|---|---|---|---|---|---|---|---|---|---|---|---|---|---|---|
| Delino DeShields, L (1, 4)<br>OBP: 0.350, SLG: 0.457 | C B F B X 2-2 G4-3 | B S B C S 2-3 K | | B B X 2-0 F8 | | B X 1-0 G5-4-3 1B | | | P L F B B X 3-2 FC3-2 1-3 HR 2B | 5 | 1 | 2 | 0 | 0 | 1 | 3 |
| Royce Clayton, R (1, 6)<br>OBP: 0.295, SLG: 0.388 | B C B F S 2-3 K | | F B B B X 3-1 HR 2B | C S C 0-3 K | | X 0-0 G5-4-3 1-2f | | | B B F X 2-1 FC3-2 HR 2-3 3-H | 5 | 2 | 1 | 0 | 0 | 2 | 3 |
| Mark McGwire, R (1, 3)<br>OBP: 0.384, SLG: 0.621 | B C S C 1-3 K | | B B S X 2-1 2-H HR | B B B C B 4-1 BB BB | | | S S S 0-3 K | | S S X 0-2 1-H 3-H HR | 4 | 2 | 2 | 5 | 1 | 2 | 0 |
| Ray Lankford, L (1, 8)<br>OBP: 0.411, SLG: 0.619 | | C S B B S 2-3 K | B B B C B 4-1 BB 1B BB | B B B 4-0 FC6-4 1-2 BB | | | C B B F B S 3-3 K | | B F S B X 2-2 G3-1 | 3 | 1 | 0 | 0 | 2 | 2 | 0 |
| Ron Gant, R (1, 7)<br>OBP: 0.312, SLG: 0.392 | | X 0-0 BB BB 1B 1B | B C 1 SAFE B X 2-1 F8 | X 0-0 FC6-4 1-2f | | | F B X 1-1 F8 | | B B S F B X 3-2 F8 | 5 | 1 | 1 | 0 | 0 | 0 | 3 |
| Gary Gaetti, R (1, 5)<br>OBP: 0.315, SLG: 0.404 | | F F 1 SAFE B F F X 1-2 F8 | F B 1 SAFE 1 SAFE B F B B 4-2 1B 1-2 BB | | B F B B X 3-1 F8 | | | C X 0-1 F7 | | 3 | 0 | 0 | 0 | 1 | 0 | 1 |
| Tom Pagnozzi, R (1, 2)<br>OBP: 0.200, SLG: 0.320<br>Mike DiFelice, R (5, PH) (5, 2)<br>OBP: 0.295, SLG: 0.327 | | B X 1-0 BB BB 1-2 1B | C S S 0-3 K | | C S S 0-3 K | | | B C F S 1-3 K | | 2<br>2 | 0<br>0 | 1<br>0 | 0<br>0 | 0<br>0 | 1<br>2 | 2<br>0 |
| Danny Sheaffer, R (1, 9)<br>OBP: 0.313, SLG: 0.305<br>Brian Jordan, R (7, 9)<br>OBP: 0.318, SLG: 0.277<br>Curtis King, R (8, 1)<br>Rigo Beltran, L (9, 1)<br>Dennis Eckersley, R (9, 1) | | B B B F B 4-1 BB 1-2 2-3 BB | X 0-0 1-2 2-H 1B | | B X 1-0 P3 | | | X 0-0 P4 | | 2<br>1<br>0<br>0<br>0 | 0<br>0<br>0<br>0<br>0 | 1<br>0<br>0<br>0<br>0 | 1<br>0<br>0<br>0<br>0 | 1<br>0<br>0<br>0<br>0 | 0<br>0<br>0<br>0<br>0 | 0<br>0<br>0<br>0<br>0 |
| Matt Morris, R (1, 1)<br>OBP: 0.283, SLG: 0.255<br>Tony Fossas, L (8, 1)<br>Willie McGee, S (8, 9)<br>OBP: 0.360, SLG: 0.425 | | C B B F B B 4-2 1-2 2-3 3-H BB | F C B S 1-3 K | | | C S C 0-3 | | | B C X 1-1 2B FC3-2 1B | 2<br>0<br>1 | 0<br>0<br>0 | 0<br>0<br>1 | 1<br>0<br>0 | 1<br>0<br>0 | 2<br>0<br>0 | 2<br>0<br>0 |
| **Inning Stats** | R: 0<br>E: 0<br>K: 2<br>S: 9<br>H: 0<br>LOB: 0<br>BB: 0<br>P: 14 | R: 1<br>E: 0<br>K: 2<br>S: 16<br>H: 2<br>LOB: 3<br>BB: 2<br>P: 30 | R: 3<br>E: 0<br>K: 2<br>S: 16<br>H: 3<br>LOB: 2<br>BB: 2<br>P: 32 | R: 0<br>E: 0<br>K: 1<br>S: 6<br>H: 0<br>LOB: 2<br>BB: 2<br>P: 16 | R: 0<br>E: 0<br>K: 1<br>S: 6<br>H: 0<br>LOB: 0<br>BB: 0<br>P: 10 | R: 0<br>E: 0<br>K: 1<br>S: 5<br>H: 1<br>LOB: 0<br>BB: 0<br>P: 6 | R: 0<br>E: 0<br>K: 2<br>S: 8<br>H: 0<br>LOB: 0<br>BB: 0<br>P: 12 | R: 0<br>E: 0<br>K: 1<br>S: 6<br>H: 0<br>LOB: 0<br>BB: 0<br>P: 7 | R: 3<br>E: 0<br>K: 0<br>S: 17<br>H: 3<br>LOB: 0<br>BB: 0<br>P: 27 | 1B: 5<br>2B: 2<br>3B: 0<br>HR: 2<br>SF: 0<br>SAC: 0<br>DP: 1<br>HBP: 0 | | | | | | |

| | AB | 35 |
|---|---|---|
| | R | 7 |
| | H | 9 |
| | RBI | 7 |
| | BB | 6 |
| | SO | 12 |
| | LOB | 14 |

WP: 0 PB: 0 SB: 0 CS: 0 PA: 41

| PITCHER | | IP | WLS | BF | H | R | ER | SO | BB | IBB | HBP | BLK | WP | HR | S | P | ERA | WHIP |
|---|---|---|---|---|---|---|---|---|---|---|---|---|---|---|---|---|---|---|
| Tony Saunders, L<br>ERA: 3.83 | (1, 1) | 2.1 | L | 15 | 4 | 4 | 4 | 4 | 4 | 0 | 0 | 0 | 0 | 1 | 34 | 68 | 15.43 | 3.429 |
| Antonio Alfonseca, R<br>ERA: 3.38 | (3, 1) | 2.2 | | 11 | 1 | 0 | 0 | 4 | 2 | 0 | 0 | 0 | 0 | 0 | 19 | 34 | 0.00 | 1.125 |
| Dennis Cook, L<br>ERA: 3.72 | (6, 1) | 2.0 | | 6 | 1 | 0 | 0 | 3 | 0 | 0 | 0 | 0 | 0 | 0 | 13 | 18 | 0.00 | 0.500 |
| Jay Powell, R<br>ERA: 3.39 | (8, 1) | 1.1 | | 6 | 2 | 2 | 2 | 1 | 0 | 0 | 0 | 0 | 0 | 0 | 14 | 20 | 13.50 | 1.500 |
| Robb Nen, R<br>ERA: 4.2 | (9, 1) | 0.2 | | 3 | 1 | 1 | 1 | 0 | 0 | 0 | 0 | 0 | 0 | 1 | 9 | 14 | 13.50 | 1.500 |

| PITCHER | IP | WLS | BF | H | R | ER | SO | BB | IBB | HBP | BLK | WP | HR | S | P | ERA | WHIP |
|---|---|---|---|---|---|---|---|---|---|---|---|---|---|---|---|---|---|

# St. Louis Cardinals @ Florida Marlins

Pro Player Stadium, Miami, FL

Fri Aug 22 1997, 7:05 PM EDT

Att. 26,650 - Unknown - 88 F

livebaseballscorecards.com

## BOTTOM

| Batter | 1 | 2 | 3 | 4 | 5 | 6 | 7 | 8 | 9 | AB | R | H | RBI | BB | SO | LOB |
|---|---|---|---|---|---|---|---|---|---|---|---|---|---|---|---|---|
| Devon White, S (1, 8)<br>OBP: 0.337, SLG: 0.316 | S T B B B F X<br>3-2<br>G6-3<br>1B | | C T F B B S<br>2-3 ③<br>K | | B B X<br>2-0 ①<br>G1-3 | | B B C X<br>2-1<br>S<br>1B | | C D B X<br>2-1 ②<br>F8 | 5 | 0 | 2 | 0 | 0 | 1 | 1 |
| Edgar Renteria, R (1, 6)<br>OBP: 0.321, SLG: 0.332 | B X<br>1-0 ① ②<br>G6-3<br>1-2f | | | B X<br>1-0 ①<br>G6-3 | X<br>0-0 ②<br>G6-3 | | B S B B B<br>4-1<br>1-2<br>BB | | B C F F F F C<br>1-3 ③<br>K | 4 | 0 | 0 | 0 | 1 | 1 | 2 |
| Gary Sheffield, R (1, 9)<br>OBP: 0.417, SLG: 0.413 | B C C X<br>1-2 ③<br>L6 | | | C F F X<br>0-2<br>BB<br>2B<br>1B | B C S X<br>1-2 ③<br>G5-3 | | B C D F S<br>2-3 ③<br>K | | | 4 | 1 | 1 | 0 | 0 | 1 | 2 |
| Bobby Bonilla, S (1, 5)<br>OBP: 0.384, SLG: 0.501 | | B X<br>1-0 ①<br>F8 | | B B C B B<br>4-1<br>1-2<br>2B<br>BB | | B B B B<br>4-0<br>1B<br>BB | | C B F F X<br>1-2 ①<br>G5-3 | | 2 | 1 | 0 | 0 | 2 | 0 | 0 |
| Darren Daulton, L (1, 3)<br>OBP: 0.374, SLG: 0.471<br>Jeff Conine, R (8, PH)<br>OBP: 0.346, SLG: 0.374<br>(9, 3) | | C X<br>0-1<br>2B | | X<br>0-0<br>1-H<br>2-H<br>1B<br>2B | | B X<br>1-0<br>G6-4-3<br>1-2<br>1B | | C B B X<br>2-1 ②<br>G6-3 | | 3<br>1 | 1<br>0 | 3<br>0 | 2<br>0 | 0<br>0 | 0<br>0 | 0<br>0 |
| Moises Alou, R (1, 7)<br>OBP: 0.380, SLG: 0.502<br>Robb Nen, R (9, 1) | | C B S F X<br>1-2 ②<br>P6 | | X<br>0-0 ②<br>F7 | | F C F X<br>0-2 ①<br>F8 | | B B F B X<br>3-1<br>1B | | 4<br>0 | 0<br>0 | 1<br>0 | 0<br>0 | 0<br>0 | 0<br>0 | 4<br>0 |
| Charles Johnson, R (1, 2)<br>OBP: 0.367, SLG: 0.497 | | S B F F S<br>1-3 ③<br>K | | D S B C B D<br>4-2<br>1B<br>BB | | F F B F X<br>1-2 ② ③<br>G6-4-3<br>1-2f | | F C S<br>0-3 ③<br>K | | 3 | 0 | 0 | 0 | 1 | 2 | 4 |
| Craig Counsell, L (1, 4)<br>OBP: 0.443, SLG: 0.433<br>Kurt Abbott, R (9, PH)<br>OBP: 0.322, SLG: 0.447 | | | C C F B X<br>1-2 ①<br>G6-3 | C B D F D X<br>3-2<br>1-2<br>2-H<br>1B | | | C B C B B X<br>3-2 ①<br>L4 | | C B B B B<br>4-1<br>BB | 3<br>0 | 0<br>0 | 1<br>0 | 1<br>0 | 0<br>1 | 0<br>0 | 0<br>0 |
| Tony Saunders, L (1, 1)<br>OBP: 0.065, SLG: 0.133<br>Antonio Alfonseca, R (3, 1)<br>Dennis Cook, L (6, 1)<br>OBP: 0.714, SLG: 1.143<br>Jay Powell, R (8, 1)<br>OBP: 0.500, SLG: 0.500<br>Jim Eisenreich, L (9, 7)<br>OBP: 0.337, SLG: 0.363 | | | F S S<br>0-3 ②<br>K | F S F S<br>0-3 ③<br>K | | | M X<br>0-1 ②<br>L9 | | B C F B B X<br>2-2 ①<br>F8 | 0<br>2<br>1<br>0<br>1 | 0<br>0<br>0<br>0<br>0 | 0<br>0<br>0<br>0<br>0 | 0<br>0<br>0<br>0<br>0 | 0<br>2<br>0<br>0<br>0 | 0<br>2<br>0<br>0<br>0 | 0<br>2<br>0<br>0<br>1 |
| Inning Stats | R: 0 H: 1<br>E: 0 LOB: 0<br>K: 0 BB: 0<br>S: 8 P: 13 | R: 0 H: 1<br>E: 0 LOB: 1<br>K: 1 BB: 0<br>S: 11 P: 14 | R: 0 H: 0<br>E: 0 LOB: 0<br>K: 2 BB: 0<br>S: 11 P: 14 | R: 3 H: 3<br>E: 0 LOB: 2<br>K: 1 BB: 2<br>S: 17 P: 29 | R: 0 H: 0<br>E: 0 LOB: 0<br>K: 0 BB: 0<br>S: 5 P: 8 | R: 0 H: 1<br>E: 0 LOB: 1<br>K: 0 BB: 1<br>S: 9 P: 15 | R: 0 H: 1<br>E: 0 LOB: 2<br>K: 1 BB: 1<br>S: 11 P: 22 | R: 0 H: 1<br>E: 0 LOB: 1<br>K: 1 BB: 0<br>S: 11 P: 17 | R: 0 H: 0<br>E: 0 LOB: 1<br>K: 1 BB: 1<br>S: 12 P: 21 | 1B: 6<br>2B: 2<br>3B: 0<br>HR: 0 | | SF: 0<br>SAC: 0<br>DP: 2<br>HBP: 0 | | | | WP: 0<br>PB: 0<br>SB: 1<br>CS: 0 | PA: 38 |

| | AB | 33 |
|---|---|---|
| | R | 3 |
| | H | 8 |
| | RBI | 3 |
| | BB | 5 |
| | SO | 7 |
| | LOB | 16 |

| PITCHER | | IP | WLS | BF | H | R | ER | SO | BB | IBB | HBP | BLK | WP | HR | S | P | ERA | WHIP |
|---|---|---|---|---|---|---|---|---|---|---|---|---|---|---|---|---|---|---|
| Matt Morris, R<br>ERA: 2.99 | (1, 1) | 7.0 | W | 30 | 7 | 3 | 3 | 5 | 4 | 0 | 0 | 0 | 0 | 0 | 72 | 115 | 3.86 | 1.571 |
| Tony Fossas, L<br>ERA: 2.54 | (8, 1) | 0.1 | | 1 | 0 | 0 | 0 | 0 | 0 | 0 | 0 | 0 | 0 | 0 | 4 | 5 | 0.00 | 0.000 |
| Curtis King, R<br>ERA: 1.59 | (8, 1) | 0.2 | | 3 | 1 | 0 | 0 | 1 | 0 | 0 | 0 | 0 | 0 | 0 | 7 | 12 | 0.00 | 1.500 |
| Rigo Beltran, L<br>ERA: 2.77 | (9, 1) | 0.2 | | 3 | 0 | 0 | 0 | 0 | 1 | 0 | 0 | 0 | 0 | 0 | 6 | 14 | 0.00 | 1.500 |
| Dennis Eckersley, R<br>ERA: 3.46 | (9, 1) | 0.1 | | 1 | 0 | 0 | 0 | 1 | 0 | 0 | 0 | 0 | 0 | 0 | 6 | 7 | 0.00 | 0.000 |

| PITCHER | IP | WLS | BF | H | R | ER | SO | BB | IBB | HBP | BLK | WP | HR | S | P | ERA | WHIP |
|---|---|---|---|---|---|---|---|---|---|---|---|---|---|---|---|---|---|

| Batter | 1 | 2 | 3 | 4 | 5 | 6 | 7 | 8 | 9 | AB | R | H | RBI | BB | SO | LOB |
|---|---|---|---|---|---|---|---|---|---|---|---|---|---|---|---|---|
| Delino DeShields, L (1, 4)<br>OBP: 0.349, SLG: 0.455 | B B C X 2-1 G4-3 ① | C X 0-1 G6-3 ③ | | | B F C F X 1-2 1B | | | B C X 1-1 G1-3 ① | | 4 | 0 | 1 | 0 | 0 | 0 | 2 |
| Danny Sheaffer, R (1, 9)<br>(7, 7)<br>OBP: 0.311, SLG: 0.303 | B F B X 2-1 G6-3 ② | | F F X 0-2 G5-3 ① | | L X 0-1 G6-3 ③ | | | S S X 0-2 FC3-6 1B | | 4 | 0 | 1 | 0 | 0 | 0 | 1 |
| Mark McGwire, R (1, 3)<br>OBP: 0.383, SLG: 0.617 | B C B C B F B 4-2 1B BB | | S C B S 1-3 K ② | | | B X 1-0 F7 ① | | X 0-0 F8 ② | | 3 | 0 | 0 | 0 | 1 | 1 | 1 |
| Ray Lankford, L (1, 8)<br>OBP: 0.410, SLG: 0.615 | C B B X 2-1 1-2 1B | | C B S B B X 3-2 G4-3 ③ | | | B B C X 2-1 G4-3 ② | | X 0-0 FC3-6 1-2f ③ | | 4 | 0 | 1 | 0 | 0 | 0 | 1 |
| Gary Gaetti, R (1, 5)<br>OBP: 0.314, SLG: 0.402 | C B F S 1-3 K ③ | | | S B F B F F B S 3-3 K ① | | C B S B B F X 3-2 G6-3 ③ | | | X 0-0 G6-3 1B | 4 | 0 | 1 | 0 | 0 | 2 | 2 |
| Dmitri Young, S (1, 7)<br>OBP: 0.320, SLG: 0.358<br>Mark Petkovsek, R (7, 1)<br>OBP: 0.182, SLG: 0.100<br>Ron Gant, R (9, PH)<br>OBP: 0.312, SLG: 0.391 | | B S S B X 2-2 G4-3 ① | | X 0-0 G1-3 ② | | | F B F B F B B 4-2 G5-3 BB | | C X 0-1 1-2f G6-3 ① ② | 2<br>0<br>1 | 0<br>0<br>0 | 0<br>0<br>0 | 0<br>0<br>0 | 1<br>0<br>0 | 0<br>0<br>0 | 0<br>0<br>1 |
| Mike DiFelice, R (1, 2)<br>OBP: 0.296, SLG: 0.327<br>Tom Lampkin, L (9, PH)<br>OBP: 0.328, SLG: 0.375 | B X 1-0 SH1-4 BB 1B | | | S B C B X 2-2 G6-3 ③ | | | F X 0-1 1-2 G5-3 ① | | C F B X 1-2 L3 ③ | 3<br>1 | 0<br>0 | 1<br>0 | 0<br>0 | 0<br>0 | 0<br>0 | 1<br>0 |
| Royce Clayton, R (1, 6)<br>OBP: 0.297, SLG: 0.387 | B 1 SAFE B B B 4-0 SH1-4 1-2 BB | | | | X 0-0 G4-3 ① | | H 1-0 G6-4-3 HBP | | | 1 | 0 | 0 | 0 | 1 | 0 | 0 |
| Andy Benes, R (1, 1)<br>OBP: 0.229, SLG: 0.271<br>Willie McGee, S (7, PH)<br>OBP: 0.358, SLG: 0.423<br>(7, 9) | M B X 1-1 SH1-4 1-2 2-3 ② | | | | C B F X 1-2 G4-3 ② | | S B X 1-1 1-2f G6-4-3 ② ③ | | | 1<br>1 | 0<br>0 | 0<br>0 | 0<br>0 | 0<br>0 | 0<br>0 | 0<br>2 |
| Inning Stats | R: 0 H: 1<br>E: 0 LOB: 2<br>K: 1 BB: 1<br>S: 12 P: 23 | R: 0 H: 1<br>E: 0 LOB: 2<br>K: 0 BB: 1<br>S: 8 P: 16 | R: 0 H: 0<br>E: 0 LOB: 0<br>K: 1 BB: 0<br>S: 9 P: 13 | R: 0 H: 0<br>E: 0 LOB: 0<br>K: 1 BB: 0<br>S: 9 P: 14 | R: 0 H: 1<br>E: 0 LOB: 1<br>K: 0 BB: 0<br>S: 10 P: 12 | R: 0 H: 0<br>E: 0 LOB: 0<br>K: 0 BB: 0<br>S: 7 P: 13 | R: 0 H: 0<br>E: 0 LOB: 1<br>K: 0 BB: 1<br>S: 7 P: 13 | R: 0 H: 1<br>E: 0 LOB: 1<br>K: 0 BB: 0<br>S: 7 P: 8 | R: 0 H: 1<br>E: 0 LOB: 0<br>K: 0 BB: 0<br>S: 7 P: 8 | 1B: 5 SF: 0<br>2B: 0 SAC: 1<br>3B: 0 DP: 2<br>HR: 0 HBP: 1 | | | | | | |

| PITCHER | IP | WLS | BF | H | R | ER | SO | BB | IBB | HBP | BLK | WP | HR | S | P | ERA | WHIP |
|---|---|---|---|---|---|---|---|---|---|---|---|---|---|---|---|---|---|
| Kevin Brown, R (1, 1)<br>ERA: 2.75 | 9.0 | W | 34 | 5 | 0 | 0 | 3 | 3 | 0 | 1 | 0 | 0 | 0 | 76 | 120 | 0.00 | 0.889 |

| PITCHER | IP | WLS | BF | H | R | ER | SO | BB | IBB | HBP | BLK | WP | HR | S | P | ERA | WHIP |
|---|---|---|---|---|---|---|---|---|---|---|---|---|---|---|---|---|---|

# TOP

## St. Louis Cardinals @ Florida Marlins

Pro Player Stadium, Miami, FL

Sat Aug 23 1997, 7:05 PM EDT

Att. 40,242 - Unknown - 86 F

livebaseballscorecards.com

| | |
|---|---|
| AB | 29 |
| R | 0 |
| H | 5 |
| RBI | 0 |
| BB | 3 |
| SO | 3 |
| LOB | 11 |

| Batter | 1 | 2 | 3 | 4 | 5 | 6 | 7 | 8 | 9 | AB | R | H | RBI | BB | SO | LOB |
|---|---|---|---|---|---|---|---|---|---|---|---|---|---|---|---|---|
| Devon White, S (1, 8)<br>OBP: 0.335, SLG: 0.310 | B B B C S S F X<br>3-2<br>P3 ① | | C B B B S X<br>3-2<br>G4-3 ① | B X<br>1-0<br>F7 ③ | | | B C S H<br>2-2<br>G6-4-3<br>HBP | | | 3 | 0 | 0 | 0 | 0 | 0 | 2 |
| Edgar Renteria, R (1, 6)<br>OBP: 0.319, SLG: 0.329 | C C B B S<br>2-3<br>K ② | | B X<br>2-0<br>F8 ② | | F C F B B B F S<br>3-3<br>K ① | | C 1 SAFE L X<br>0-2<br>G6-4-3<br>1-2f ① ② | | | 4 | 0 | 0 | 0 | 0 | 2 | 1 |
| Gary Sheffield, R (1, 9)<br>OBP: 0.418, SLG: 0.411 | C B F S<br>1-3<br>K ③ | | S F B B B B<br>4-2<br>BB | | C X<br>0-1<br>G5-3 ② | | B B C S B F B<br>4-2<br>BB | | | 2 | 0 | 0 | 0 | 2 | 1 | 0 |
| Bobby Bonilla, S (1, 5)<br>OBP: 0.381, SLG: 0.497 | | B S F S<br>1-3<br>K2-3 ① | 1 SAFE C B F C<br>1-3<br>K ③ | | B B B X<br>3-0<br>F8 ③ | | 1 SAFE F F 1 SAFE X<br>0-2<br>F8 ③ | | | 4 | 0 | 0 | 0 | 0 | 2 | 2 |
| Darren Daulton, L (1, 3)<br>OBP: 0.379, SLG: 0.479<br>Jeff Conine, R (7, 3)<br>OBP: 0.345, SLG: 0.372 | | C B S B F B F B<br>4-2<br>BB<br>1B<br>BB | | C X<br>0-1<br>SF7<br>3B | | B B C B F B<br>4-2<br>1B F8<br>SF7<br>BB | | X<br>0-0<br>F8 ① | | 1<br>1 | 3<br>0 | 1<br>0 | 0<br>0 | 2<br>0 | 0<br>0 | 0<br>0 |
| Moises Alou, R (1, 7)<br>OBP: 0.379, SLG: 0.500 | | B B B B<br>4-0<br>1B<br>1-2<br>BB | C B 3 SAFE C B X<br>2-2<br>SF7 ①<br>3-H | | B X<br>1-0<br>F8 ①<br>1-2 | | | C B F B C<br>2-3<br>K ② | | 2 | 0 | 0 | 1 | 1 | 1 | 1 |
| Charles Johnson, R (1, 2)<br>OBP: 0.369, SLG: 0.495 | | B B C S B S<br>3-3<br>K ② | | B F S B B B<br>4-2<br>SH2-4<br>1B<br>BB | | X<br>0-0<br>2-3<br>1B | | C F B X<br>1-2<br>G6-3 ③ | | 3 | 0 | 1 | 0 | 1 | 1 | 2 |
| Craig Counsell, L (1, 4)<br>OBP: 0.452, SLG: 0.452 | | C B F X<br>1-2<br>1-3<br>2-H<br>1B | | B X<br>1-0<br>SH2-4<br>1-2<br>1B | | F B 1 SAFE C B X<br>2-2<br>SF7 ②<br>3-H | | | | 2 | 0 | 2 | 2 | 0 | 0 | 0 |
| Kevin Brown, R (1, 1)<br>OBP: 0.213, SLG: 0.161 | | F S B F S<br>1-3<br>K ③ | | L X<br>0-1<br>SH2-4 ②<br>1-2<br>2-3 | | F B S X<br>1-2<br>G6-3 ③ | | | | 2 | 0 | 0 | 0 | 0 | 1 | 3 |
| Inning Stats | R: 0 E: 0 K: 2 S: 11<br>H: 0 LOB: 0 BB: 0 P: 17 | R: 1 E: 0 K: 3 S: 17<br>H: 1 LOB: 2 BB: 2 P: 31 | R: 0 E: 0 K: 1 S: 9<br>H: 0 LOB: 1 BB: 1 P: 19 | R: 1 E: 0 K: 0 S: 11<br>H: 2 LOB: 2 BB: 1 P: 19 | R: 0 E: 0 K: 1 S: 8<br>H: 0 LOB: 0 BB: 0 P: 14 | R: 1 E: 0 K: 0 S: 10<br>H: 1 LOB: 1 BB: 1 P: 18 | R: 0 E: 0 K: 0 S: 11<br>H: 0 LOB: 1 BB: 1 P: 17 | R: 0 E: 0 K: 1 S: 7<br>H: 0 LOB: 0 BB: 0 P: 10 | | 1B: 3<br>2B: 0<br>3B: 1<br>HR: 0 | SF: 2<br>SAC: 1<br>DP: 1<br>HBP: 1 | | | | | |

| PITCHER | | IP | WLS | BF | H | R | ER | SO | BB | IBB | HBP | BLK | WP | HR | S | P | ERA | WHIP |
|---|---|---|---|---|---|---|---|---|---|---|---|---|---|---|---|---|---|---|
| Andy Benes, R<br>ERA: 3.13 | (1, 1) | 6.0 | L | 27 | 4 | 3 | 3 | 7 | 5 | 0 | 0 | 0 | 0 | 0 | 66 | 118 | 4.50 | 1.500 |
| Mark Petkovsek, R<br>ERA: 4.12 | (7, 1) | 2.0 | | 7 | 0 | 0 | 0 | 1 | 1 | 0 | 1 | 0 | 0 | 0 | 18 | 27 | 0.00 | 0.500 |

| PITCHER | IP | WLS | BF | H | R | ER | SO | BB | IBB | HBP | BLK | WP | HR | S | P | ERA | WHIP |
|---|---|---|---|---|---|---|---|---|---|---|---|---|---|---|---|---|---|

# BOTTOM

St. Louis Cardinals @ Florida Marlins

Pro Player Stadium, Miami, FL

Sat Aug 23 1997, 7:05 PM EDT

Att. 40,242 - Unknown - 86 F

livebaseballscorecards.com

| | |
|---|---|
| AB | 24 |
| R | 3 |
| H | 4 |
| RBI | 3 |
| BB | 6 |
| SO | 8 |
| LOB | 11 |

| Batter | 1 | 2 | 3 | 4 | 5 | 6 | 7 | 8 | 9 | AB | R | H | RBI | BB | SO | LOB |
|---|---|---|---|---|---|---|---|---|---|---|---|---|---|---|---|---|
| Royce Clayton, R (1, 6)<br>OBP: 0.297, SLG: 0.386 | C B S B B F C<br>3-3 ① K | | B S F F S<br>1-3 ② K | | X<br>0-0 FC5-4 1B | | C B X<br>1-1 ③ G6-3 | | | 4 | 0 | 1 | 0 | 0 | 2 | 2 |
| Willie McGee, S (1, 8)<br>OBP: 0.361, SLG: 0.425 | X<br>0-0 ② G4-3 | | B C B D X<br>3-1 1-2 1B | | D S X<br>1-1 ③ FC5-4 1-2f | | | S S B F X<br>1-2 G3-6-3 1B | | 4 | 0 | 2 | 0 | 0 | 0 | 1 |
| Mark McGwire, R (1, 3)<br>OBP: 0.381, SLG: 0.612 | C B F B S<br>2-3 ③ K | | F C B B F X<br>2-2 G5-3 | | | F B S B B F S<br>3-3 ① K | | X<br>0-0 ① ② G3-6-3 1-2f | | 3 | 0 | 0 | 0 | 0 | 2 | 2 |
| Dmitri Young, S (6, 3)<br>OBP: 0.319, SLG: 0.357 | | | | | | | | | | 1 | 0 | 0 | 0 | 0 | 0 | 1 |
| Brian Jordan, R (1, 9)<br>OBP: 0.311, SLG: 0.269 | | F B C B B F S<br>3-3 ① K | | B B F F S<br>2-3 ① K | | X<br>0-0 ② G5-3 | | C B X<br>1-1 ③ G6-3 | | 4 | 0 | 0 | 0 | 0 | 2 | 0 |
| Ron Gant, R (1, 7)<br>OBP: 0.310, SLG: 0.388 | | B S F B F X<br>2-2 E6 | | S F B B X<br>2-2 ② F9 | | B F S B F F B X<br>3-2 ③ F9 | | | B F X<br>1-1 ① F8 | 3 | 0 | 0 | 0 | 0 | 0 | 0 |
| John Frascatore, R (6, 1) | | | | | | | | | | 0 | 0 | 0 | 0 | 0 | 0 | 0 |
| Rigo Beltran, L (7, 1) | | | | | | | | | | 0 | 0 | 0 | 0 | 0 | 0 | 0 |
| Curtis King, R (8, 1) | | | | | | | | | | 0 | 0 | 0 | 0 | 0 | 0 | 0 |
| Tom Pagnozzi, R (9, PH)<br>OBP: 0.192, SLG: 0.308 | | | | | | | | | | 1 | 0 | 0 | 0 | 0 | 0 | 0 |
| Gary Gaetti, R (1, 5)<br>OBP: 0.316, SLG: 0.410 | | F B F S<br>1-3 ② K | | B X<br>1-0 1B | | | X<br>0-0 HR | | F F B X<br>1-2 ② F9 | 4 | 1 | 2 | 1 | 0 | 1 | 1 |
| Mike DiFelice, R (1, 2)<br>OBP: 0.293, SLG: 0.324 | S 1 SAFE X<br>0-1 ③ P4 | | | S S B B C<br>2-3 ③ K | | | C B B B B<br>4-1 WP BB | | F B X<br>1-1 1B | 2 | 0 | 0 | 0 | 0 | 1 | 2 |
| Tom Lampkin, L (4, 2)<br>OBP: 0.333, SLG: 0.378 | | | | | | | | | | 1 | 0 | 1 | 0 | 1 | 0 | 0 |
| David Bell, R (1, 4)<br>OBP: 0.304, SLG: 0.349 | | | C F B X<br>1-2 ① P4 | | B X<br>1-0 ① F8 | | F C B F S<br>1-3 ① K 1-2 | | F X<br>0-1 1-2 1B | 4 | 0 | 1 | 0 | 0 | 1 | 1 |
| Todd Stottlemyre, L (1, 1)<br>OBP: 0.339, SLG: 0.352 | | C B B X<br>2-1 1B 1B | | | C X<br>0-1 ② F8 | | F S X<br>0-2 ② G5-3 | | C F B D S<br>2-3 ③ K | 2 | 0 | 1 | 0 | 0 | 0 | 0 |
| Danny Sheaffer, R (6, 7)<br>OBP: 0.308, SLG: 0.301 | | | | | | | | | | 1 | 0 | 0 | 0 | 0 | 0 | 1 |
| Ray Lankford, L (9, PH)<br>OBP: 0.409, SLG: 0.614 | | | | | | | | | | 1 | 0 | 0 | 0 | 0 | 1 | 2 |
| Inning Stats | R: 0<br>E: 0<br>K: 2<br>S: 8<br>H: 0<br>LOB: 0<br>BB: 0<br>P: 13 | R: 0<br>E: 1<br>K: 2<br>S: 13<br>H: 0<br>LOB: 1<br>BB: 0<br>P: 19 | R: 0<br>E: 0<br>K: 1<br>S: 15<br>H: 2<br>LOB: 2<br>BB: 0<br>P: 24 | R: 0<br>E: 0<br>K: 2<br>S: 10<br>H: 1<br>LOB: 1<br>BB: 0<br>P: 17 | R: 0<br>E: 0<br>K: 0<br>S: 6<br>H: 1<br>LOB: 1<br>BB: 0<br>P: 8 | R: 0<br>E: 0<br>K: 1<br>S: 10<br>H: 0<br>LOB: 0<br>BB: 0<br>P: 16 | R: 1<br>E: 0<br>K: 1<br>S: 11<br>H: 1<br>LOB: 1<br>BB: 1<br>P: 17 | R: 0<br>E: 0<br>K: 0<br>S: 7<br>H: 1<br>LOB: 0<br>BB: 0<br>P: 9 | R: 0<br>E: 0<br>K: 1<br>S: 12<br>H: 2<br>LOB: 2<br>BB: 0<br>P: 17 | 1B: 7<br>2B: 0<br>3B: 0<br>HR: 1<br>SF: 0<br>SAC: 0<br>DP: 1<br>HBP: 0 | | | | | | |

| PITCHER | | IP | WLS | BF | H | R | ER | SO | BB | IBB | HBP | BLK | WP | HR | S | P | ERA | WHIP |
|---|---|---|---|---|---|---|---|---|---|---|---|---|---|---|---|---|---|---|
| Kirt Ojala, L<br>ERA: 2.79 | (1, 1) | 6.0 | W | 25 | 5 | 1 | 1 | 8 | 1 | 0 | 0 | 0 | 0 | 1 | 64 | 103 | 1.50 | 1.000 |
| Jay Powell, R<br>ERA: 3.29 | (7, 1) | 2.0 | | 6 | 1 | 0 | 0 | 1 | 0 | 0 | 0 | 0 | 1 | 0 | 16 | 20 | 0.00 | 0.500 |
| Ed Vosberg, L<br>ERA: 4.14 | (9, 1) | 1.0 | | 5 | 2 | 0 | 0 | 1 | 0 | 0 | 0 | 0 | 0 | 0 | 12 | 17 | 0.00 | 2.000 |

| PITCHER | IP | WLS | BF | H | R | ER | SO | BB | IBB | HBP | BLK | WP | HR | S | P | ERA | WHIP |
|---|---|---|---|---|---|---|---|---|---|---|---|---|---|---|---|---|---|

# TOP

## St. Louis Cardinals @ Florida Marlins

Pro Player Stadium, Miami, FL

Sun Aug 24 1997, 7:05 PM EDT

Att. 28,713 - Overcast - 78 F

livebaseballscorecards.com

| | |
|---|---|
| AB | 35 |
| R | 1 |
| H | 8 |
| RBI | 1 |
| BB | 1 |
| SO | 10 |
| LOB | 13 |

| | | | |
|---|---|---|---|
| WP: 1 | PA: 36 | | |
| PB: 0 | | | |
| SB: 0 | | | |
| CS: 0 | | | |

# BOTTOM

## St. Louis Cardinals @ Florida Marlins

Pro Player Stadium, Miami, FL

Sun Aug 24 1997, 7:05 PM EDT
Att. 28,713 - Overcast - 78 F

livebaseballscorecards.com

| Batter | 1 | 2 | 3 | 4 | 5 | 6 | 7 | 8 | 9 | AB | R | H | RBI | BB | SO | LOB |
|---|---|---|---|---|---|---|---|---|---|---|---|---|---|---|---|---|
| John Cangelosi, S (1, 8)<br>OBP: 0.343, SLG: 0.318 | X<br>0-0<br>SH1-3<br>2B<br>2B | C B F X<br>1-2<br>G3<br>① | | B B C X<br>2-1<br>1B | | F B C B B B<br>4-2<br>FC5 WP<br>BB | | B F C B S<br>2-3<br>K<br>② | | 4 | 1 | 2 | 0 | 1 | 1 | 0 |
| Edgar Renteria, R (1, 6)<br>OBP: 0.322, SLG: 0.331 | X<br>0-0<br>①<br>SH1-3<br>2-3 | X<br>0-0<br>FC4-6<br>1B | | S B 1 SAFE F X<br>1-2<br>F8<br>③ | | B B B<br>4-0<br>1-2<br>2-3<br>3-H<br>BB | | S B X<br>1-1<br>1B | | 3 | 0 | 2 | 0 | 1 | 0 | 1 |
| Gary Sheffield, R (1, 9)<br>OBP: 0.416, SLG: 0.411 | C F D D X<br>2-2<br>G6-3<br>BB<br>3-H<br>2B | 1 SAFE D B F X<br>2-1<br>F9<br>② | | | C F C<br>0-3<br>K<br>① | C D X<br>1-1<br>FC5<br>2-3f<br>③ | | X<br>0-0<br>F7<br>③ | | 5 | 1 | 1 | 1 | 0 | 1 | 5 |
| Bobby Bonilla, S (1, 5)<br>OBP: 0.380, SLG: 0.493 | B X<br>1-0<br>G6-3<br>②<br>2-3 | F B X<br>1-1<br>FC4-6<br>③<br>1-2f | | | B B F B X<br>3-1<br>G3<br>② | | B B B B<br>4-0<br>1B<br>BB | | | 3 | 0 | 0 | 0 | 1 | 0 | 2 |
| Darren Daulton, L (1, 3)<br>OBP: 0.379, SLG: 0.476<br>Jeff Conine, R (7, PH)<br>OBP: 0.344, SLG: 0.371<br>(8, 3) | C B C B B F B<br>4-2<br>BB BB<br>HR<br>BB | C B F B X<br>2-2<br>G6-3<br>① | | | C F X<br>0-2<br>G4-3<br>③ | | B B X<br>2-0<br>F8<br>① | | | 2<br>1 | 1<br>0 | 0<br>0 | 0<br>0 | 1<br>0 | 0<br>0 | 0<br>1 |
| Jim Eisenreich, L (1, 7)<br>OBP: 0.343, SLG: 0.367 | C B S 1 SAFE B B F B<br>4-2<br>BB<br>HR<br>1-2<br>BB | X<br>0-0<br>G4-6-3<br>1B | | | | C B B S X<br>2-2<br>F7<br>① | X<br>0-0<br>1-2<br>1B | | | 3 | 1 | 2 | 0 | 1 | 0 | 0 |
| Gregg Zaun, S (1, 2)<br>OBP: 0.424, SLG: 0.426 | B B C F B F F B<br>4-2<br>HR<br>1-2<br>2-3<br>3-H<br>BB | C B X<br>1-1<br>G4-6-3<br>②<br>③<br>1-2f | | | | X<br>0-0<br>SH5-3 HBP<br>WP<br>1B | B B C S C<br>2-3<br>K<br>② | | | 3 | 2 | 1 | 1 | 1 | 1 | 3 |
| Craig Counsell, L (1, 4)<br>OBP: 0.455, SLG: 0.492 | C F B F X<br>1-2<br>1-H<br>2-H<br>3-H<br>HR | | | B B B C F X<br>3-2<br>G3<br>① | | B B H<br>3-0<br>WP SH5-3<br>1-2<br>HBP | B F X<br>1-1<br>P3<br>③ | | | 3 | 1 | 1 | 4 | 0 | 0 | 2 |
| Kirt Ojala, L (1, 1)<br>Jay Powell, R (7, 1)<br>OBP: 0.500, SLG: 0.500<br>Alex Arias, R (8, PH)<br>OBP: 0.357, SLG: 0.339<br>Ed Vosberg, L (9, 1) | B X<br>1-0<br>F8<br>③ | | | L B F F S<br>1-3<br>K<br>② | | X<br>0-0<br>SH5-3<br>1-2<br>2-3<br>② | | B C B C X<br>2-2<br>G5-3<br>① | | 2<br>0<br>0<br>1<br>0 | 0<br>0<br>0<br>0<br>0 | 0<br>0<br>0<br>0<br>0 | 0<br>0<br>0<br>0<br>0 | 1<br>0<br>0<br>0<br>0 | 0<br>0<br>0<br>0<br>0 | 0<br>0<br>0<br>0<br>0 |
| Inning Stats | R: 6 H: 3<br>E: 0 LOB: 0<br>K: 0 BB: 3<br>S: 22 P: 39 | R: 0 H: 1<br>E: 0 LOB: 1<br>K: 0 BB: 0<br>S: 9 P: 13 | R: 0 H: 1<br>E: 0 LOB: 0<br>K: 0 BB: 0<br>S: 6 P: 9 | R: 0 H: 1<br>E: 0 LOB: 1<br>K: 1 BB: 0<br>S: 12 P: 19 | R: 0 H: 0<br>E: 0 LOB: 0<br>K: 1 BB: 0<br>S: 8 P: 11 | R: 1 H: 1<br>E: 0 LOB: 3<br>K: 0 BB: 2<br>S: 9 P: 23 | R: 0 H: 1<br>E: 0 LOB: 2<br>K: 1 BB: 1<br>S: 7 P: 16 | R: 0 H: 1<br>E: 0 LOB: 1<br>K: 1 BB: 0<br>S: 9 P: 14 | | 1B: 6 SF: 0<br>2B: 2 SAC: 2<br>3B: 0 DP: 1<br>HR: 1 HBP: 1 | | | | WP: 1 PA: 39<br>PB: 0<br>SB: 0<br>CS: 0 | | |

| PITCHER | | IP | WLS | BF | H | R | ER | SO | BB | IBB | HBP | BLK | WP | HR | S | P | ERA | WHIP |
|---|---|---|---|---|---|---|---|---|---|---|---|---|---|---|---|---|---|---|
| Todd Stottlemyre, R<br>ERA: 3.88 | (1, 1) | 5.2 | L | 28 | 7 | 7 | 7 | 2 | 4 | 0 | 1 | 0 | 0 | 1 | 64 | 107 | 11.12 | 1.941 |
| John Frascatore, R<br>ERA: 2.48 | (6, 1) | 0.1 | | 3 | 0 | 0 | 0 | 0 | 2 | 0 | 0 | 0 | 1 | 0 | 2 | 11 | 0.00 | 6.000 |
| Rigo Beltran, L<br>ERA: 2.67 | (7, 1) | 1.0 | | 4 | 1 | 0 | 0 | 1 | 0 | 0 | 0 | 0 | 0 | 0 | 7 | 12 | 0.00 | 1.000 |
| Curtis King, R<br>ERA: 1.46 | (8, 1) | 1.0 | | 4 | 1 | 0 | 0 | 1 | 0 | 0 | 0 | 0 | 0 | 0 | 9 | 14 | 0.00 | 1.000 |

| PITCHER | IP | WLS | BF | H | R | ER | SO | BB | IBB | HBP | BLK | WP | HR | S | P | ERA | WHIP |
|---|---|---|---|---|---|---|---|---|---|---|---|---|---|---|---|---|---|

| | |
|---|---|
| AB | 30 |
| R | 7 |
| H | 9 |
| RBI | 6 |
| BB | 6 |
| SO | 4 |
| LOB | 14 |

| Batter | 1 | 2 | 3 | 4 | 5 | 6 | 7 | 8 | 9 | AB | R | H | RBI | BB | SO | LOB |
|---|---|---|---|---|---|---|---|---|---|---|---|---|---|---|---|---|
| Mark Grudzielanek, R (1, 6)<br>OBP: 0.316, SLG: 0.402 | B S F B B X<br>3-2 ①<br>F8 | | D F X<br>1-1 ② ③<br>L6-3<br>1-1 | | | X<br>0-0 ①<br>G5-3 | | B X<br>1-0<br>1B<br>2B | | 4 | 1 | 1 | 0 | 0 | 0 | 1 |
| Mike Lansing, R (1, 4)<br>OBP: 0.356, SLG: 0.486 | S B F F C<br>1-3 ②<br>K | | | B B X<br>2-0 ①<br>L1-3 | | C F B X<br>1-2 ②<br>F8 | | B F B X<br>2-1<br>G6-4-3<br>2-H<br>1B | | 4 | 0 | 1 | 1 | 0 | 1 | 0 |
| Vladimir Guerrero, R (1, 9)<br>OBP: 0.362, SLG: 0.483 | B X<br>1-0 ③<br>G6-3 | | | F X<br>0-1 ②<br>F7 | | B F B B B<br>4-1<br>1B<br>BB | | C B X<br>1-1 ② ③<br>G6-4-3<br>1-2f | | 3 | 0 | 0 | 0 | 1 | 0 | 1 |
| David Segui, S (1, 3)<br>OBP: 0.385, SLG: 0.482 | | B B B C B<br>4-1<br>WP<br>BB | | B B F B X<br>3-1 ③<br>P6 | | C B X<br>1-1<br>1-3<br>1B | | | B F X<br>1-1 ①<br>G6-3 | 3 | 0 | 1 | 0 | 1 | 0 | 0 |
| Darrin Fletcher, L (1, 2)<br>OBP: 0.320, SLG: 0.535<br>Ugueth Urbina, R (9, 1) | | B B X<br>2-0 ①<br>F9 | | | C X<br>0-1<br>HR | B B F X<br>2-1 ③<br>F8 | | | B C X<br>1-1<br>2B | 4<br>0 | 1<br>0 | 2<br>0 | 1<br>0 | 0<br>0 | 0<br>0 | 3<br>0 |
| Rondell White, R (1, 8)<br>OBP: 0.315, SLG: 0.461 | | B S X<br>1-1 ②<br>F7<br>1-2 | | | C S S<br>1-3 ①<br>K | | X<br>0-0 ①<br>F7 | | I I I I<br>4-0<br>G6-3<br>IBB | 3 | 0 | 0 | 0 | 1 | 1 | 1 |
| Ryan McGuire, L (1, 7)<br>OBP: 0.348, SLG: 0.421<br>F.P. Santangelo, S (7, PR)<br>OBP: 0.392, SLG: 0.395<br>(7, 7) | | B D C F X<br>2-2 ③<br>G6-3 | | | C C B B F B X<br>3-2<br>E6 | | B B F B B<br>4-1<br>G3-6-3<br>BB | | C B B X<br>2-1 ② ③<br>G6-3<br>1-2f | 2<br>1 | 0<br>0 | 0<br>0 | 0<br>0 | 1<br>0 | 0<br>0 | 1<br>2 |
| Doug Strange, S (1, 5)<br>OBP: 0.327, SLG: 0.422 | | | X<br>0-0 ①<br>G4-3 | | 1 SAFE X<br>0-0 ②<br>F8 | | X<br>0-0 ② ③<br>G3-6-3<br>1-2f | | | 3 | 0 | 0 | 0 | 0 | 0 | 2 |
| Pedro Martinez, R (1, 1)<br>OBP: 0.167, SLG: 0.158<br>Chris Widger, R (9, 2)<br>OBP: 0.285, SLG: 0.418 | | | B C C B F B X<br>3-2<br>L6-3<br>1B | | B B C B C X<br>3-2 ③<br>G4-1 | | | X<br>0-0 ①<br>G4-3 | | 3<br>0 | 0<br>0 | 1<br>0 | 0<br>0 | 0<br>0 | 0<br>0 | 1<br>0 |
| Inning Stats | R: 0 H: 0<br>E: 0 LOB: 0<br>K: 1 BB: 0<br>S: 8 P: 13 | R: 0 H: 0<br>E: 0 LOB: 1<br>K: 0 BB: 1<br>S: 7 P: 16 | R: 0 H: 1<br>E: 0 LOB: 0<br>K: 0 BB: 0<br>S: 7 P: 11 | R: 0 H: 0<br>E: 0 LOB: 0<br>K: 0 BB: 0<br>S: 5 P: 10 | R: 1 H: 1<br>E: 1 LOB: 1<br>K: 1 BB: 0<br>S: 13 P: 20 | R: 0 H: 1<br>E: 0 LOB: 2<br>K: 0 BB: 1<br>S: 9 P: 17 | R: 0 H: 0<br>E: 0 LOB: 1<br>K: 0 BB: 1<br>S: 3 P: 7 | R: 1 H: 2<br>E: 0 LOB: 0<br>K: 0 BB: 0<br>S: 6 P: 10 | R: 0 H: 1<br>E: 0 LOB: 1<br>K: 0 BB: 1<br>S: 6 P: 14 | 1B: 3 SF: 0<br>2B: 3 SAC: 0<br>3B: 0 DP: 4<br>HR: 1 HBP: 0 | | | | | | WP: 1 PA: 34<br>PB: 0<br>SB: 0<br>CS: 0 |

| PITCHER | IP | WLS | BF | H | R | ER | SO | BB | IBB | HBP | BLK | WP | HR | S | P | ERA | WHIP |
|---|---|---|---|---|---|---|---|---|---|---|---|---|---|---|---|---|---|
| Manny Aybar, R (1, 1)<br>ERA: 3.34 | 8.0 | L | 30 | 5 | 2 | 2 | 2 | 3 | 0 | 0 | 0 | 1 | 1 | 58 | 104 | 2.25 | 1.000 |
| Tony Fossas, L (9, 1)<br>ERA: 2.48 | 1.0 | | 4 | 1 | 0 | 0 | 0 | 0 | 1 | 0 | 0 | 0 | 0 | 6 | 14 | 0.00 | 1.000 |

| PITCHER | IP | WLS | BF | H | R | ER | SO | BB | IBB | HBP | BLK | WP | HR | S | P | ERA | WHIP |
|---|---|---|---|---|---|---|---|---|---|---|---|---|---|---|---|---|---|

# TOP

## Montreal Expos @ St. Louis Cardinals

Busch Stadium, St. Louis, MO

Mon Aug 25 1997, 7:05 PM CDT
Att. 16,965 - Unknown - 87 F

livebaseballscorecards.com

| | |
|---|---|
| AB | 30 |
| R | 2 |
| H | 6 |
| RBI | 2 |
| BB | 4 |
| SO | 2 |
| LOB | 12 |

# BOTTOM

| Batter | 1 | 2 | 3 | 4 | 5 | 6 | 7 | 8 | 9 | AB | R | H | RBI | BB | SO | LOB |
|---|---|---|---|---|---|---|---|---|---|---|---|---|---|---|---|---|
| Delino DeShields, L (1, 4)<br>OBP: 0.346, SLG: 0.451 | B C C B F B X<br>3-2 ①<br>F8 | | | C S B B F F C<br>2-3 ①<br>K | | C B B C C<br>2-3 ①<br>K | | C B C X<br>1-2 ③<br>G1-3 | | 4 | 0 | 0 | 0 | 0 | 2 | 0 |
| Phil Plantier, L (1, 9)<br>OBP: 0.286, SLG: 0.434 | B C B B F S<br>3-3 ②<br>K | | | C C B B B F F B<br>4-2<br>BB | | C X<br>0-1 ②<br>F8 | | | C X<br>0-1<br>G4-3<br>SF9<br>2B | 3 | 1 | 1 | 0 | 1 | 1 | 0 |
| Ray Lankford, L (1, 8)<br>OBP: 0.407, SLG: 0.609 | S S F S<br>0-3 ③<br>K | | | C 1 SAFE S C<br>0-3 ②<br>K | | S B F B B F F B<br>4-2<br>BB | | | F F X<br>0-2 ①<br>G4-3<br>2-3 | 3 | 0 | 0 | 0 | 1 | 2 | 2 |
| Gary Gaetti, R (1, 5)<br>OBP: 0.313, SLG: 0.407 | | B B F F F B X<br>3-2 ①<br>P6 | | B S S S<br>1-3 ③<br>K | | S 1 SAFE X<br>0-1 ③<br>F8 | | | F B B X<br>2-1 ②<br>SF9<br>3-H | 3 | 0 | 0 | 1 | 0 | 1 | 2 |
| Ron Gant, R (1, 7)<br>OBP: 0.309, SLG: 0.389 | | C C B B B F S<br>3-3 ②<br>K | | | B B X<br>2-0 ①<br>F9 | | F B B S S<br>2-3 ①<br>K | | B X<br>1-0<br>2B | 4 | 0 | 1 | 0 | 0 | 2 | 0 |
| Dmitri Young, S (1, 3)<br>OBP: 0.318, SLG: 0.353 | | S X<br>0-1 ③<br>F8 | | | C B S C<br>1-3 ②<br>K | | B B S F B S<br>3-3 ②<br>K | | S B B B B<br>4-1<br>BB | 3 | 0 | 0 | 0 | 1 | 2 | 0 |
| Tom Lampkin, L (1, 2)<br>OBP: 0.332, SLG: 0.376 | | | S C F B X<br>1-2 ①<br>F8 | | C F F B X<br>1-2<br>1B<br>1B | | C S S<br>0-3 ③<br>K | | S B B X<br>2-1 ③<br>F9 | 4 | 0 | 1 | 0 | 0 | 1 | 2 |
| Royce Clayton, R (1, 6)<br>OBP: 0.297, SLG: 0.386 | | | B X<br>1-0 ②<br>G4-3 | | S C F X<br>0-2<br>1-2<br>1B | | | B C C T B X<br>2-2 ①<br>G6-3 | | 3 | 0 | 1 | 0 | 0 | 0 | 0 |
| Manny Aybar, R (1, 1)<br>Willie McGee, S (8, PH)<br>OBP: 0.359, SLG: 0.423<br>Tony Fossas, L (9, 1) | | | B F S C<br>1-3 ③<br>K | | X<br>0-0 ③<br>G1-3 | | | S B F C<br>1-3 ②<br>K | | 2<br>1<br>0 | 0<br>0<br>0 | 0<br>0<br>0 | 0<br>0<br>0 | 0<br>0<br>0 | 1<br>1<br>0 | 2<br>0<br>0 |
| Inning Stats | R: 0 H: 0<br>E: 0 LOB: 0<br>K: 2 BB: 0<br>S: 11 P: 17 | R: 0 H: 0<br>E: 0 LOB: 0<br>K: 1 BB: 0<br>S: 10 P: 16 | R: 0 H: 0<br>E: 0 LOB: 0<br>K: 1 BB: 0<br>S: 8 P: 11 | R: 0 H: 0<br>E: 0 LOB: 1<br>K: 3 BB: 1<br>S: 15 P: 22 | R: 0 H: 2<br>E: 0 LOB: 2<br>K: 1 BB: 0<br>S: 13 P: 17 | R: 0 H: 0<br>E: 0 LOB: 1<br>K: 1 BB: 1<br>S: 11 P: 17 | R: 0 H: 0<br>E: 0 LOB: 0<br>K: 3 BB: 0<br>S: 9 P: 14 | R: 0 H: 0<br>E: 0 LOB: 0<br>K: 1 BB: 0<br>S: 10 P: 14 | R: 1 H: 2<br>E: 0 LOB: 2<br>K: 0 BB: 1<br>S: 11 P: 20 | 1B: 2 SF: 1<br>2B: 2 SAC: 0<br>3B: 0 DP: 0<br>HR: 0 HBP: 0 | | | | | | WP: 0 PA: 34<br>PB: 0<br>SB: 0<br>CS: 0 |

| PITCHER | | IP | WLS | BF | H | R | ER | SO | BB | IBB | HBP | BLK | WP | HR | S | P | ERA | WHIP |
|---|---|---|---|---|---|---|---|---|---|---|---|---|---|---|---|---|---|---|
| Pedro Martinez, R<br>ERA: 1.61 | (1, 1) | 8.2 | W | 32 | 4 | 1 | 1 | 13 | 2 | 0 | 0 | 0 | 0 | 0 | 95 | 139 | 1.04 | 0.692 |
| Ugueth Urbina, R<br>ERA: 3.98 | (9, 1) | 0.1 | S | 2 | 0 | 0 | 0 | 0 | 1 | 0 | 0 | 0 | 0 | 0 | 3 | 9 | 0.00 | 3.000 |

| PITCHER | IP | WLS | BF | H | R | ER | SO | BB | IBB | HBP | BLK | WP | HR | S | P | ERA | WHIP |
|---|---|---|---|---|---|---|---|---|---|---|---|---|---|---|---|---|---|

# Montreal Expos @ St. Louis Cardinals

Busch Stadium, St. Louis, MO

Mon Aug 25 1997, 7:05 PM CDT

Att. 16,965 - Unknown - 87 F

livebaseballscorecards.com

| | |
|---|---|
| AB | 30 |
| R | 1 |
| H | 4 |
| RBI | 1 |
| BB | 3 |
| SO | 13 |
| LOB | 8 |

| Batter | 1 | 2 | 3 | 4 | 5 | 6 | 7 | 8 | 9 | AB | R | H | RBI | BB | SO | LOB |
|---|---|---|---|---|---|---|---|---|---|---|---|---|---|---|---|---|
| Mark Grudzielanek, R (1, 6)<br>OBP: 0.313, SLG: 0.398 | G1-3 | | G6-3 | | | G6-3 | | SAFE<br>G4-3<br>1-2 | E5<br>2-H | 5 | 0 | 0 | 0 | 0 | 0 | 1 |
| Mike Lansing, R (1, 4)<br>OBP: 0.355, SLG: 0.485 | K | | | P4 | | F7 | | 1B<br>2B<br>2-H | G4-3 | 5 | 1 | 1 | 1 | 0 | 1 | 1 |
| Vladimir Guerrero, R (1, 9)<br>OBP: 0.364, SLG: 0.484 | G5-3 | | | K | | | G6-4-3<br>1B<br>2B<br>1B | 1B<br>HR<br>2-H<br>1B | | 4 | 2 | 2 | 1 | 0 | 1 | 0 |
| David Segui, S (1, 3)<br>OBP: 0.391, SLG: 0.485 | | BB | | BB | | | G6-4-3<br>1-2<br>1B | HR<br>1-3<br>1B | | 2 | 1 | 2 | 0 | 2 | 0 | 0 |
| Rondell White, R (1, 8)<br>OBP: 0.314, SLG: 0.465 | | F9 | | G5-3 | | | G6-4-3<br>1-2f<br>2-3 | HR<br>1-H<br>3-H | | 4 | 1 | 1 | 3 | 0 | 0 | 4 |
| Chris Widger, R (1, 2)<br>OBP: 0.285, SLG: 0.419<br>Ugueth Urbina, R (8, 1) | F8 | | | | L7 | | 2B<br>3-H | K | | 4<br>0 | 0<br>0 | 1<br>0 | 1<br>0 | 0<br>0 | 1<br>0 | 1<br>0 |
| Doug Strange, S (1, 5)<br>OBP: 0.326, SLG: 0.420 | F9 | | | | G4-3 | | L9 | | SH2-4<br>E<br>1B | 4 | 1 | 1 | 0 | 0 | 0 | 2 |
| Ryan McGuire, L (1, 7)<br>OBP: 0.340, SLG: 0.411 | | | L7 | | K | | | F7<br>SH2-4<br>1-2 | | 3 | 0 | 0 | 0 | 0 | 1 | 0 |
| Mike Johnson, L (1, 1)<br>OBP: 0.167, SLG: 0.167<br>Shayne Bennett, R (4, 1)<br>Andy Stankiewicz, R (6, PH)<br>OBP: 0.268, SLG: 0.366<br>Marc Valdes, R (6, 1)<br>OBP: 0.182, SLG: 0.182<br>Jose Vidro, S (8, PH)<br>OBP: 0.333, SLG: 0.341<br>Anthony Telford, R (8, 1)<br>OBP: 0.214, SLG: 0.286<br>Darrin Fletcher, L (8, 2)<br>OBP: 0.319, SLG: 0.533 | | | G4-3 | | | K | | G4-3<br>2B<br>1B | K | 1<br>0<br>1<br>0<br>1<br>0<br>1 | 0<br>0<br>0<br>0<br>1<br>0<br>1 | 0<br>0<br>0<br>0<br>0<br>0<br>1 | 0<br>0<br>1<br>0<br>0<br>0<br>1 | 0<br>0<br>0<br>0<br>0<br>0<br>0 | 0<br>0<br>1<br>0<br>0<br>0<br>0 | 0<br>0<br>0<br>0<br>0<br>0<br>1 |
| Inning Stats | R: 0<br>E: 0<br>K: 1<br>S: 6<br>H: 0<br>LOB: 0<br>BB: 0<br>P: 9 | R: 0<br>E: 0<br>K: 0<br>S: 5<br>H: 0<br>LOB: 1<br>BB: 1<br>P: 12 | R: 0<br>E: 0<br>K: 0<br>S: 8<br>H: 0<br>LOB: 0<br>BB: 0<br>P: 9 | R: 0<br>E: 0<br>K: 1<br>S: 8<br>H: 0<br>LOB: 1<br>BB: 1<br>P: 15 | R: 0<br>E: 0<br>K: 1<br>S: 8<br>H: 0<br>LOB: 0<br>BB: 0<br>P: 10 | R: 0<br>E: 0<br>K: 1<br>S: 10<br>H: 0<br>LOB: 0<br>BB: 0<br>P: 15 | R: 1<br>E: 0<br>K: 0<br>S: 8<br>H: 3<br>LOB: 1<br>BB: 0<br>P: 15 | R: 5<br>E: 0<br>K: 1<br>S: 23<br>H: 5<br>LOB: 0<br>BB: 0<br>P: 31 | R: 1<br>E: 1<br>K: 1<br>S: 11<br>H: 1<br>LOB: 1<br>BB: 0<br>P: 16 | 1B: 6<br>2B: 2<br>3B: 0<br>HR: 1<br>SF: 0<br>SAC: 1<br>DP: 1<br>HBP: 0 | | | | | | |

| PITCHER | | IP | WLS | BF | H | R | ER | SO | BB | IBB | HBP | BLK | WP | HR | S | P | ERA | WHIP |
|---|---|---|---|---|---|---|---|---|---|---|---|---|---|---|---|---|---|---|
| Donovan Osborne, L<br>ERA: 4.63 | (1, 1) | 7.2 | | 29 | 5 | 3 | 3 | 4 | 2 | 0 | 0 | 0 | 0 | 0 | 64 | 99 | 3.52 | 0.913 |
| Curtis King, R<br>ERA: 2.92 | (8, 1) | 0.0 | | 2 | 2 | 0 | 0 | 0 | 0 | 0 | 0 | 0 | 0 | 0 | 3 | 6 | ∞ | ∞ |
| Dennis Eckersley, R<br>ERA: 3.64 | (8, 1) | 0.1 | L | 2 | 1 | 3 | 3 | 1 | 0 | 0 | 0 | 0 | 0 | 1 | 9 | 11 | 81.00 | 3.000 |
| Tony Fossas, L<br>ERA: 2.43 | (9, 1) | 0.2 | | 3 | 1 | 1 | 0 | 1 | 0 | 0 | 0 | 0 | 0 | 0 | 7 | 9 | 0.00 | 1.500 |
| John Frascatore, R<br>ERA: 2.47 | (9, 1) | 0.1 | | 2 | 0 | 0 | 0 | 0 | 0 | 0 | 0 | 0 | 0 | 0 | 4 | 7 | 0.00 | 0.000 |

| PITCHER | IP | WLS | BF | H | R | ER | SO | BB | IBB | HBP | BLK | WP | HR | S | P | ERA | WHIP |
|---|---|---|---|---|---|---|---|---|---|---|---|---|---|---|---|---|---|

# Montreal Expos @ St. Louis Cardinals

Busch Stadium, St. Louis, MO

Tue Aug 26 1997, 7:05 PM CDT

Att. 23,211 - Unknown - 89 F

TOP

livebaseballscorecards.com

| | |
|---|---|
| AB | 35 |
| R | 7 |
| H | 9 |
| RBI | 6 |
| BB | 2 |
| SO | 6 |
| LOB | 10 |

WP: 0 PA: 38
PB: 0
SB: 0
CS: 0

| Batter | 1 | 2 | 3 | 4 | 5 | 6 | 7 | 8 | 9 | AB | R | H | RBI | BB | SO | LOB |
|---|---|---|---|---|---|---|---|---|---|---|---|---|---|---|---|---|
| Delino DeShields, L (1, 4)<br>OBP: 0.349, SLG: 0.452 | X<br>0-0<br>1B<br>G3<br>1B | B<br>F<br>B<br>X<br>2-1 ③<br>P6 | | F<br>B<br>B<br>C<br>B<br>X<br>3-2<br>1B | | B<br>X<br>1-0 ①<br>G1-3 | | C<br>F<br>X<br>0-2<br>S<br>1-3<br>1B | | 5 | 1 | 3 | 0 | 0 | 0 | 1 |
| Royce Clayton, R (1, 6)<br>OBP: 0.298, SLG: 0.386 | 1 SAFE<br>1 SAFE<br>X<br>0-0<br>G3 S<br>1-3<br>1B | | C<br>X<br>0-1<br>E S<br>SF7<br>1B | S<br>1 SAFE<br>1 SAFE<br>P<br>1 SAFE<br>X<br>1-1 ②<br>P4 | | C<br>S<br>B<br>B<br>X<br>2-2 ②<br>G6-3 | | C<br>B<br>C<br>B<br>S<br>2-3 ②<br>K<br>1-2 | | 5 | 1 | 2 | 0 | 0 | 1 | 3 |
| Ray Lankford, L (1, 8)<br>OBP: 0.407, SLG: 0.605 | B<br>B<br>D<br>C<br>F<br>X<br>3-2 ①<br>G3<br>1-3<br>3-H | | 1 SAFE<br>1 SAFE<br>B<br>B<br>S<br>1 SAFE<br>X<br>2-0 ①<br>F7 | B<br>1 SAFE<br>C<br>B<br>1 SAFE<br>C<br>X<br>2-2 ③<br>G1-6-3 | | C<br>B<br>B<br>B<br>S<br>F<br>X<br>3-2<br>1B | | I<br>I<br>I<br>I<br>4-0<br>IBB | | 4 | 0 | 1 | 1 | 1 | 0 | 3 |
| Ron Gant, R (1, 7)<br>OBP: 0.308, SLG: 0.385<br>John Frascatore, R (9, 1) | B<br>F<br>B<br>C<br>S<br>2-3 ②<br>K | | B<br>D<br>B<br>B<br>4-0<br>S<br>1-3<br>2B<br>BB | | B<br>C<br>B<br>F<br>C<br>2-3 ①<br>K | X<br>0-0 ③<br>G6-3 | | S<br>X<br>0-1 ③<br>P6 | | 4<br>0 | 1<br>0 | 0<br>0 | 0<br>0 | 1<br>0 | 2<br>0 | 5<br>0 |
| Phil Plantier, L (1, 9)<br>OBP: 0.283, SLG: 0.418<br>Tony Fossas, L (9, 1)<br>Danny Sheaffer, R (9, 7)<br>OBP: 0.308, SLG: 0.301<br>Tom Lampkin, L (9, PH)<br>OBP: 0.331, SLG: 0.374 | B<br>B<br>C<br>B<br>S<br>S<br>3-3 ③<br>K | | B<br>1 SAFE<br>X<br>1-0 ②<br>SF7<br>3-H | | B<br>F<br>F<br>F<br>X<br>1-2 ②<br>G4-3 | | C<br>F<br>B<br>B<br>B<br>4-2<br>CS<br>BB | | B<br>B<br>C<br>X<br>2-1 ①<br>L7 | 2<br>0<br>0<br>1 | 0<br>0<br>0<br>0 | 0<br>0<br>0<br>0 | 1<br>0<br>0<br>0 | 1<br>0<br>0<br>0 | 1<br>0<br>0<br>0 | 1<br>0<br>0<br>0 |
| Dmitri Young, S (1, 3)<br>OBP: 0.326, SLG: 0.357 | | S<br>X<br>0-1<br>WP<br>2B<br>1B | 1 SAFE<br>1 SAFE<br>B<br>D<br>B<br>B<br>4-0<br>2B WP<br>1-2<br>BB | | B<br>C<br>B<br>C<br>B<br>B<br>4-2<br>E 1B<br>BB | | B<br>B<br>B<br>C<br>S<br>X<br>3-2 ①<br>G4-6-3<br>1-2<br>1B | | B<br>B<br>B<br>C<br>X<br>3-1 ②<br>G6-3 | 3 | 2 | 2 | 0 | 2 | 0 | 0 |
| Mike DiFelice, R (1, 2)<br>OBP: 0.297, SLG: 0.332<br>Gary Gaetti, R (9, PH)<br>OBP: 0.313, SLG: 0.406 | | B<br>1 SAFE<br>S<br>1 SAFE<br>S<br>D<br>1 SAFE<br>X<br>2-2 ①<br>F9 | B<br>X<br>1-0<br>WP<br>1-3<br>2-H<br>2B | | B<br>C<br>S<br>X<br>1-2<br>E<br>1-2<br>1B | | S<br>X<br>0-1 ②③<br>G4-6-3<br>1-2f | | B<br>X<br>1-0 ③<br>L4 | 4<br>1 | 0<br>0 | 2<br>0 | 1<br>0 | 0<br>0 | 0<br>0 | 2<br>0 |
| David Bell, R (1, 5)<br>OBP: 0.301, SLG: 0.343 | | 1 SAFE<br>C<br>F<br>B<br>B<br>X<br>2-2 ②<br>G5-3<br>1-2 | C<br>S<br>B<br>B<br>B<br>F<br>S<br>3-3 ③<br>K<br>2-3<br>3-H | | C<br>F<br>B<br>B<br>B<br>F<br>F<br>X<br>3-2<br>E5<br>1-2<br>2-3 | | | B<br>C<br>X<br>1-1<br>1B<br>1B | | 4 | 0 | 1 | 0 | 0 | 1 | 4 |
| Donovan Osborne, S (1, 1)<br>OBP: 0.227, SLG: 0.273<br>Curtis King, R (8, 1)<br>Dennis Eckersley, R (8, 1)<br>Willie McGee, S (8, 9)<br>OBP: 0.357, SLG: 0.421 | B<br>B<br>X<br>2-0<br>2-H<br>2B | | | C<br>B<br>F<br>B<br>F<br>X<br>2-2 ①<br>P5 | B<br>F<br>X<br>1-1 ③<br>L8 | | | 1 SAFE<br>B<br>C<br>1 SAFE<br>F<br>F<br>S<br>1-3 ①<br>K | | 3<br>0<br>0<br>1 | 0<br>0<br>0<br>0 | 1<br>0<br>0<br>0 | 1<br>0<br>0<br>0 | 0<br>0<br>0<br>0 | 0<br>0<br>0<br>1 | 3<br>0<br>0<br>1 |
| Inning Stats | R: 1<br>E: 0<br>K: 2<br>S: 11<br>H: 2<br>LOB: 1<br>BB: 0<br>P: 19 | R: 1<br>E: 0<br>K: 0<br>S: 11<br>H: 2<br>LOB: 1<br>BB: 0<br>P: 19 | R: 3<br>E: 0<br>K: 1<br>S: 9<br>H: 2<br>LOB: 1<br>BB: 2<br>P: 24 | R: 0<br>E: 0<br>K: 0<br>S: 13<br>H: 1<br>LOB: 1<br>BB: 0<br>P: 20 | R: 0<br>E: 1<br>K: 1<br>S: 19<br>H: 1<br>LOB: 3<br>BB: 1<br>P: 31 | R: 0<br>E: 0<br>K: 0<br>S: 9<br>H: 1<br>LOB: 1<br>BB: 0<br>P: 15 | R: 0<br>E: 0<br>K: 0<br>S: 7<br>H: 1<br>LOB: 0<br>BB: 1<br>P: 14 | R: 0<br>E: 0<br>K: 2<br>S: 14<br>H: 2<br>LOB: 3<br>BB: 1<br>P: 22 | R: 0<br>E: 0<br>K: 0<br>S: 5<br>H: 0<br>LOB: 0<br>BB: 0<br>P: 11 | 1B: 10<br>2B: 2<br>3B: 0<br>HR: 0<br>SF: 1<br>SAC: 0<br>DP: 1<br>HBP: 0 | | | | | | |

| PITCHER | | IP | WLS | BF | H | R | ER | SO | BB | IBB | HBP | BLK | WP | HR | S | P | ERA | WHIP |
|---|---|---|---|---|---|---|---|---|---|---|---|---|---|---|---|---|---|---|
| Mike Johnson, R<br>ERA: 7.38 | (1, 1) | 3.0 | | 17 | 6 | 5 | 5 | 3 | 2 | 0 | 0 | 0 | 2 | 0 | 31 | 62 | 15.00 | 2.667 |
| Shayne Bennett, R<br>ERA: 1.69 | (4, 1) | 2.0 | | 10 | 2 | 0 | 0 | 1 | 1 | 0 | 0 | 0 | 0 | 0 | 32 | 51 | 0.00 | 1.500 |
| Marc Valdes, R<br>ERA: 3.43 | (6, 1) | 2.0 | W | 7 | 2 | 0 | 0 | 0 | 1 | 0 | 0 | 0 | 0 | 0 | 16 | 29 | 0.00 | 1.500 |
| Anthony Telford, R<br>ERA: 2.44 | (8, 1) | 0.2 | | 5 | 2 | 0 | 0 | 2 | 0 | 1 | 0 | 0 | 0 | 0 | 12 | 20 | 0.00 | 3.000 |
| Ugueth Urbina, R<br>ERA: 3.88 | (8, 1) | 1.1 | S | 4 | 0 | 0 | 0 | 0 | 0 | 0 | 0 | 0 | 0 | 0 | 7 | 13 | 0.00 | 0.000 |

| PITCHER | IP | WLS | BF | H | R | ER | SO | BB | IBB | HBP | BLK | WP | HR | S | P | ERA | WHIP |
|---|---|---|---|---|---|---|---|---|---|---|---|---|---|---|---|---|---|

# BOTTOM

# Montreal Expos @ St. Louis Cardinals

Busch Stadium, St. Louis, MO

Tue Aug 26 1997, 7:05 PM CDT
Att. 23,211 - Unknown - 89 F

livebaseballscorecards.com

| | |
|---|---|
| AB | 37 |
| R | 5 |
| H | 12 |
| RBI | 4 |
| BB | 5 |
| SO | 6 |
| LOB | 23 |

1B: 10 SF: 1 WP: 2 PA: 43
2B: 2 SAC: 0 PB: 0
3B: 0 DP: 1 SB: 4
HR: 0 HBP: 0 CS: 1

| Batter | 1 | 2 | 3 | 4 | 5 | 6 | 7 | 8 | 9 | AB | R | H | RBI | BB | SO | LOB |
|---|---|---|---|---|---|---|---|---|---|---|---|---|---|---|---|---|
| Mark Grudzielanek, R (1, 6)<br>OBP: 0.313, SLG: 0.397 | C X 0-1 G5-4-3 1B | | C X 0-1 ② G4-3 2-3 | | S D C X 1-2 ③ G6-3 | | X 0-0 ② F9 | | | 4 | 0 | 1 | 0 | 0 | 0 | 2 |
| Mike Lansing, R (1, 4)<br>OBP: 0.354, SLG: 0.485 | B B X 2-0 ① ② G5-4-3 1-2f | | B B F C B X 3-2 2B 3-H | | | B X 1-0 ① G6-3 | C X 0-1 ③ G5-3 | | | 4 | 0 | 1 | 1 | 0 | 0 | 1 |
| Vladimir Guerrero, R (1, 9)<br>OBP: 0.363, SLG: 0.480 | F F S 0-3 ③ K | | F X 0-1 ③ G4-3 | | | C X 0-1 E FC3-2 1B | | B X 1-0 ① G4-3 | | 4 | 0 | 1 | 0 | 0 | 1 | 1 |
| David Segui, S (1, 3)<br>OBP: 0.387, SLG: 0.480 | | B C B F B F X 3-2 ① G1-3 | | F B B X 2-1 ① L7 | | B F 1 SAFE C 1 SAFE D X 2-2 ② FC3-2 2B 1-H | | X 0-0 ② L7 | | 4 | 1 | 0 | 0 | 0 | 0 | 1 |
| Darrin Fletcher, L (1, 2)<br>OBP: 0.321, SLG: 0.541 | | C C X 0-2 ② F7 | | B F F B C 2-3 ② K | | C B B B X 3-1 1B 2B 1-H | | B F B B X 3-1 2B | | 4 | 1 | 2 | 1 | 0 | 1 | 0 |
| Rondell White, R (1, 8)<br>OBP: 0.316, SLG: 0.465 | | X 0-0 S 1B | | B C F B B S 3-3 ③ K | | F B B B B X 3-2 1B 2-H 1B | | C B C F X 1-2 ③ G6-3 | | 4 | 0 | 2 | 1 | 0 | 1 | 1 |
| Joe Orsulak, L (1, 7)<br>OBP: 0.308, SLG: 0.333<br>Andy Stankiewicz, R (9, PH)<br>OBP: 0.265, SLG: 0.362 | | 1 SAFE C B B S S 2-3 ③ K 1-2 | | | C F S 0-3 ① K | X 0-0 1-2 1B | | | B X 1-0 ① F7 | 3<br>1 | 0<br>0 | 1<br>0 | 0<br>0 | 0<br>0 | 2<br>0 | 1<br>0 |
| Jose Vidro, S (1, 5)<br>OBP: 0.315, SLG: 0.353<br>Jim Bullinger, R (6, 1)<br>OBP: 0.209, SLG: 0.302<br>Anthony Telford, R (7, 1)<br>OBP: 0.214, SLG: 0.286<br>F.P. Santangelo, S (9, PH)<br>OBP: 0.391, SLG: 0.394 | | | B S F X 1-2 G4-3 SH1-4 2B 1B | | B X 1-0 SH3-4 1B | C B B C B X 3-2 ③ G1-3 | | | B B X 2-0 ② P6 | 3<br>0<br>0<br>1 | 1<br>0<br>0<br>0 | 2<br>0<br>0<br>0 | 0<br>0<br>0<br>0 | 0<br>0<br>0<br>0 | 0<br>0<br>0<br>0 | 2<br>0<br>0<br>0 |
| Dustin Hermanson, R (1, 1)<br>OBP: 0.150, SLG: 0.184<br>Doug Strange, S (6, 5)<br>OBP: 0.324, SLG: 0.417 | | | C X 0-1 ① SH1-4 1-2 | | L X 0-1 ② SH3-4 1-2 | | F X 0-1 ① P6 | | S S B B F C 2-3 ③ K | 0<br>2 | 0<br>0 | 0<br>0 | 0<br>0 | 0<br>0 | 0<br>1 | 0<br>0 |
| Inning Stats | R: 0 H: 1<br>E: 0 LOB: 0<br>K: 1 BB: 0<br>S: 6 P: 8 | R: 0 H: 1<br>E: 0 LOB: 1<br>K: 1 BB: 0<br>S: 11 P: 16 | R: 1 H: 2<br>E: 0 LOB: 1<br>K: 0 BB: 0<br>S: 12 P: 16 | R: 0 H: 0<br>E: 0 LOB: 0<br>K: 2 BB: 0<br>S: 8 P: 15 | R: 0 H: 1<br>E: 0 LOB: 1<br>K: 1 BB: 0<br>S: 9 P: 11 | R: 2 H: 4<br>E: 1 LOB: 2<br>K: 0 BB: 0<br>S: 15 P: 27 | R: 0 H: 0<br>E: 0 LOB: 0<br>K: 0 BB: 0<br>S: 5 P: 5 | R: 0 H: 1<br>E: 0 LOB: 1<br>K: 0 BB: 0<br>S: 8 P: 13 | R: 0 H: 0<br>E: 0 LOB: 0<br>K: 1 BB: 0<br>S: 6 P: 11 | 1B: 7 SF: 0<br>2B: 3 SAC: 2<br>3B: 0 DP: 1<br>HR: 0 HBP: 0 | | | | | | |

| PITCHER | IP | WLS | BF | H | R | ER | SO | BB | IBB | HBP | BLK | WP | HR | S | P | ERA | WHIP |
|---|---|---|---|---|---|---|---|---|---|---|---|---|---|---|---|---|---|
| Matt Morris, R (1, 1)<br>ERA: 3.05 | 6.0 | | 26 | 9 | 3 | 3 | 5 | 0 | 0 | 0 | 0 | 0 | 0 | 61 | 93 | 4.50 | 1.500 |
| John Frascatore, R (7, 1)<br>ERA: 2.39 | 2.0 | W | 7 | 1 | 0 | 0 | 0 | 0 | 0 | 0 | 0 | 0 | 0 | 13 | 18 | 0.00 | 0.500 |
| Rigo Beltran, L (9, 1)<br>ERA: 2.57 | 1.0 | S | 3 | 0 | 0 | 0 | 1 | 0 | 0 | 0 | 0 | 0 | 0 | 6 | 11 | 0.00 | 0.000 |

| PITCHER | IP | WLS | BF | H | R | ER | SO | BB | IBB | HBP | BLK | WP | HR | S | P | ERA | WHIP |
|---|---|---|---|---|---|---|---|---|---|---|---|---|---|---|---|---|---|

# TOP

## Montreal Expos @ St. Louis Cardinals

Busch Stadium, St. Louis, MO

Wed Aug 27 1997, 7:05 PM CDT

Att. 27,488 - Unknown - 89 F

livebaseballscorecards.com

| | |
|---|---|
| AB | 34 |
| R | 3 |
| H | 10 |
| RBI | 3 |
| BB | 0 |
| SO | 6 |
| LOB | 9 |

| | | | | | | |
|---|---|---|---|---|---|---|
| WP: 0 | PA: 36 |
| PB: 0 | |
| SB: 1 | |
| CS: 0 | |

# BOTTOM

| Batter | 1 | 2 | 3 | 4 | 5 | 6 | 7 | 8 | 9 | AB | R | H | RBI | BB | SO | LOB |
|---|---|---|---|---|---|---|---|---|---|---|---|---|---|---|---|---|
| Delino DeShields, L (1, 4)<br>OBP: 0.346, SLG: 0.448 | F C B B X<br>2-2 L5 ① | | C X<br>0-1 B1-3 ① | | C F B F B X<br>2-2 G4-3 ③ | | F C B F B S<br>2-3 K ② | | | 4 | 0 | 0 | 0 | 0 | 1 | 1 |
| Willie McGee, S (1, 9)<br>OBP: 0.364, SLG: 0.431 | X<br>0-0 BB 2B | | B C X<br>1-1 F8 ② | | | B X<br>1-0 S S 1B 1B | B X<br>1-0 1B | | | 4 | 1 | 3 | 0 | 0 | 0 | 0 |
| Mark McGwire, R (1, 3)<br>OBP: 0.382, SLG: 0.610 | B C B C B B<br>4-2 BB BB | | S S B X<br>1-2 F9 ③ | | | F 1 SAFE 1 SAFE B B B B<br>4-1 1B S 1-2 SF8 BB | B S S 1 SAFE C<br>1-3 K ③ | | | 2 | 1 | 0 | 0 | 2 | 1 | 1 |
| Ray Lankford, L (1, 8)<br>OBP: 0.406, SLG: 0.604 | S S B F B B X<br>3-2 L7 ② | | | C S B S<br>1-3 K ① | | C B D S B S<br>3-3 K ① 1-2 2-3 | | C F B X<br>1-2 G4-3 1B 2B | | 4 | 1 | 1 | 0 | 0 | 2 | 4 |
| Phil Plantier, L (1, 7)<br>OBP: 0.313, SLG: 0.421 | B B B B<br>4-0 1-2 2-3 BB | | | B B X<br>2-0 L7 ② | | B F D X<br>2-1 2-3 3-H 1B | | I I I I<br>4-0 G4-3 IBB | | 2 | 0 | 1 | 1 | 2 | 0 | 0 |
| Gary Gaetti, R (1, 5)<br>OBP: 0.310, SLG: 0.403 | C C F C<br>0-3 K ③ | | | B F X<br>1-1 L7 ③ | | S S F B X<br>1-2 SF8 ② 3-H | | X<br>0-0 G4-3 ① ② 1-2f 2-3 | | 3 | 0 | 0 | 1 | 0 | 1 | 5 |
| Tom Lampkin, L (1, 2)<br>John Frascatore, R (7, 1)<br>Dmitri Young, S (8, PH)<br>OBP: 0.328, SLG: 0.357<br>Rigo Beltran, L (9, 1) | | B C X<br>1-1 L8 ① | | | F B B B B<br>4-1 G5-3 BB | 1 SAFE C 1 SAFE B B B 1 SAFE F B X<br>3-2 P3 ③ | | I I I I<br>4-0 1B IBB | | 2<br>0<br>0<br>0 | 0<br>0<br>0<br>0 | 0<br>0<br>0<br>0 | 0<br>0<br>1<br>0 | 1<br>0<br>0<br>0 | 0<br>0<br>0<br>0 | 1<br>0<br>0<br>0 |
| David Bell, R (1, 6)<br>OBP: 0.312, SLG: 0.394 | | C B F B X<br>2-2 L8 ② | | | 1 SAFE X<br>0-0 G5-3 ① 1-2 | | X<br>0-0 HR | C B F F X<br>1-2 1-3 3-H 1B | | 4 | 1 | 2 | 2 | 0 | 0 | 1 |
| Matt Morris, R (1, 1)<br>OBP: 0.274, SLG: 0.246<br>Mike DiFelice, R (7, 2)<br>OBP: 0.294, SLG: 0.329 | | F B S S<br>1-3 K ③ | | | C X<br>0-1 F9 ② | | C S<br>0-3 K ① | 1 SAFE I B B F X<br>2-1 L8 ③ | | 2<br>2 | 0<br>0 | 0<br>0 | 0<br>0 | 0<br>0 | 1<br>1 | 1<br>2 |
| Inning Stats | R: 0 E: 0 K: 1 S: 14 H: 1 LOB: 3 BB: 2 P: 27 | R: 0 E: 0 K: 1 S: 8 H: 0 LOB: 0 BB: 0 P: 12 | R: 0 E: 0 K: 0 S: 7 H: 0 LOB: 0 BB: 0 P: 9 | R: 0 E: 0 K: 1 S: 6 H: 0 LOB: 0 BB: 0 P: 10 | R: 0 E: 0 K: 0 S: 8 H: 0 LOB: 1 BB: 1 P: 14 | R: 2 E: 0 K: 1 S: 14 H: 2 LOB: 1 BB: 1 P: 28 | R: 1 E: 0 K: 3 S: 12 H: 2 LOB: 1 BB: 0 P: 16 | R: 1 E: 0 K: 0 S: 10 H: 2 LOB: 2 BB: 2 P: 22 | | 1B: 4 2B: 2 3B: 0 HR: 1 | SF: 1 SAC: 0 DP: 1 HBP: 0 | | | | | |

| PITCHER | IP | WLS | BF | H | R | ER | SO | BB | IBB | HBP | BLK | WP | HR | S | P | ERA | WHIP |
|---|---|---|---|---|---|---|---|---|---|---|---|---|---|---|---|---|---|
| Dustin Hermanson, R (1, 1)<br>ERA: 3.56 | 5.0 | | 19 | 1 | 0 | 0 | 3 | 3 | 0 | 0 | 0 | 0 | 0 | 43 | 72 | 0.00 | 0.800 |
| Jim Bullinger, R (6, 1)<br>ERA: 5.85 | 1.2 | | 10 | 4 | 3 | 3 | 3 | 1 | 0 | 0 | 0 | 0 | 1 | 23 | 40 | 16.20 | 3.000 |
| Anthony Telford, R (7, 1)<br>ERA: 2.52 | 1.1 | L | 7 | 2 | 1 | 1 | 1 | 0 | 2 | 0 | 0 | 0 | 0 | 13 | 26 | 6.75 | 1.500 |

| PITCHER | IP | WLS | BF | H | R | ER | SO | BB | IBB | HBP | BLK | WP | HR | S | P | ERA | WHIP |
|---|---|---|---|---|---|---|---|---|---|---|---|---|---|---|---|---|---|

# Montreal Expos @ St. Louis Cardinals

Busch Stadium, St. Louis, MO

Wed Aug 27 1997, 7:05 PM CDT

Att. 27,488 - Unknown - 89 F

livebaseballscorecards.com

| | |
|---|---|
| AB | 29 |
| R | 4 |
| H | 7 |
| RBI | 4 |
| BB | 6 |
| SO | 7 |
| LOB | 16 |

| | | | |
|---|---|---|---|
| 1B: 4 | SF: 1 | WP: 0 | PA: 36 |
| 2B: 2 | SAC: 0 | PB: 0 | |
| 3B: 0 | DP: 1 | SB: 3 | |
| HR: 1 | HBP: 0 | CS: 0 | |

# Montreal Expos @ St. Louis Cardinals

Busch Stadium, St. Louis, MO

Thu Aug 28 1997, 7:05 PM CDT

Att. 22,869 - Unknown - 90 F

TOP

livebaseballscorecards.com

| Batter | 1 | 2 | 3 | 4 | 5 | 6 | 7 | 8 | 9 | AB | R | H | RBI | BB | SO | LOB |
|---|---|---|---|---|---|---|---|---|---|---|---|---|---|---|---|---|
| Mark Grudzielanek, R (1, 6)<br>OBP: 0.313, SLG: 0.394 | BBBB 4-0 HBP HR BB | FBX 1-1 ① L1 | | | X 0-0 ① G5-3 | SBCX 1-2 ③ FC5-4 1-2f | | | H 1-0 1B HBP | 3 | 1 | 0 | 0 | 1 | 0 | 2 |
| Mike Lansing, R (1, 4)<br>OBP: 0.356, SLG: 0.485 | CFBH 2-2 1-2 HR HBP | BX 1-0 ② F8 | | | BX 1-0 FC3-6 1B 1B | | BX 1-0 ① G6-3 | | X 0-0 1-2 1B | 4 | 1 | 2 | 0 | 0 | 0 | 0 |
| Joe Orsulak, L (1, 9)<br>OBP: 0.311, SLG: 0.331 | BX 1-0 ① L8 | X 0-0 ③ F9 | | | CFX 0-2 FC3-6 1-2 1B | | BBFBB 4-1 FC4-6 BB | | D X 1-0 ② F7 | 4 | 0 | 1 | 0 | 1 | 0 | 4 |
| David Segui, S (1, 3)<br>OBP: 0.385, SLG: 0.484 | CBBBX 2-1 1-H 2-H HR | | BBBCX 2-1 ① G3-1 | | DFX 1-1 ② FC3-6 1-2f 2-3 | | X 0-0 ② FC4-6 1-2f | | BBBBCX 3-1 ③ F9 | 5 | 1 | 1 | 3 | 0 | 0 | 5 |
| Jose Vidro, S (1, 5)<br>OBP: 0.302, SLG: 0.337<br>Marc Valdes, R (7, 1)<br>OBP: 0.182, SLG: 0.182<br>Ugueth Urbina, R (8, 1)<br>Andy Stankiewicz, R (8, 5)<br>OBP: 0.265, SLG: 0.362 | BBCX 2-1 E4 1B 3B | | CFBX 1-2 ② G3 | | X 0-0 ③ F7 | | BCX 1-1 ③ G4-3 | | | 4<br>0<br>0<br>0 | 1<br>0<br>0<br>0 | 0<br>0<br>0<br>0 | 0<br>0<br>0<br>0 | 0<br>0<br>0<br>0 | 0<br>0<br>0<br>0 | 3<br>0<br>0<br>0 |
| Rondell White, R (1, 8)<br>OBP: 0.319, SLG: 0.469 | SBX 1-1 1-2 3B 1B | | SBFX 1-2 ③ G6-3 | | | CBBX 2-1 2B | | BBFBSFB 4-2 G6-4-3 BB | | 3 | 1 | 2 | 0 | 1 | 0 | 0 |
| Ryan McGuire, L (1, 7)<br>OBP: 0.338, SLG: 0.421<br>Jim Bullinger, R (8, 1)<br>OBP: 0.209, SLG: 0.302 | CBDFX 2-2 1-H 2-H 3B | | | BBX 2-0 ① F7 | | BFBX 2-1 ① F7 | | BBCFX 2-2 ① ② G6-4-3 1-2f | | 4<br>0 | 0<br>0 | 1<br>0 | 2<br>0 | 0<br>0 | 0<br>0 | 2<br>0 |
| Chris Widger, R (1, 2)<br>OBP: 0.284, SLG: 0.414 | CBBSS 2-3 ② K | | | SX 0-1 ② G6-3 | | BD2BSB SAFE 4-1 FC5-4 BB | | FBFBFFBX 3-2 ③ G4-3 | | 3 | 0 | 0 | 0 | 1 | 1 | 1 |
| Jose Paniagua, R (1, 1)<br>Steve Kline, S (4, 1)<br>Doug Strange, S (6, PH)<br>OBP: 0.322, SLG: 0.415<br>Shayne Bennett, R (6, 1)<br>F.P. Santangelo, S (7, 5)<br>OBP: 0.390, SLG: 0.393 (8, 7) | SSX 0-2 ③ G4-3 | | | SSS 0-3 ③ K | | SCS 0-3 ② K | | | FX 0-1 ① F8 | 2<br>0<br>1<br>0<br>1 | 0<br>0<br>0<br>0<br>0 | 0<br>0<br>0<br>0<br>0 | 0<br>0<br>0<br>0<br>0 | 0<br>0<br>0<br>0<br>0 | 1<br>0<br>1<br>0<br>0 | 1<br>0<br>2<br>0<br>0 |
| **Inning Stats** | R: 5 E: 1 K: 1 S: 18 H: 3 LOB: 1 BB: 1 P: 34 | R: 0 E: 0 K: 0 S: 4 H: 0 LOB: 0 BB: 0 P: 6 | R: 0 E: 0 K: 0 S: 8 H: 0 LOB: 0 BB: 0 P: 12 | R: 0 E: 0 K: 1 S: 6 H: 0 LOB: 0 BB: 0 P: 8 | R: 0 E: 0 K: 0 S: 8 H: 2 LOB: 2 BB: 0 P: 10 | R: 0 E: 0 K: 1 S: 11 H: 1 LOB: 2 BB: 1 P: 20 | R: 0 E: 0 K: 0 S: 5 H: 0 LOB: 1 BB: 1 P: 11 | R: 0 E: 0 K: 0 S: 11 H: 0 LOB: 0 BB: 1 P: 20 | R: 0 E: 0 K: 0 S: 6 H: 1 LOB: 2 BB: 0 P: 11 | 1B: 4 2B: 1 3B: 1 HR: 1 | SF: 0 SAC: 0 DP: 1 HBP: 2 | | | | | | |

| | |
|---|---|
| AB | 34 |
| R | 5 |
| H | 7 |
| RBI | 5 |
| BB | 4 |
| SO | 3 |
| LOB | 20 |

WP: 0 PB: 0 SB: 0 CS: 0 PA: 40

| PITCHER | | IP | WLS | BF | H | R | ER | SO | BB | IBB | HBP | BLK | WP | HR | S | P | ERA | WHIP |
|---|---|---|---|---|---|---|---|---|---|---|---|---|---|---|---|---|---|---|
| Andy Benes, R<br>ERA: 3.24 | (1, 1) | 6.0 | W | 28 | 6 | 5 | 4 | 3 | 2 | 0 | 1 | 0 | 0 | 1 | 55 | 90 | 6.00 | 1.333 |
| Curtis King, R<br>ERA: 2.51 | (7, 1) | 2.0 | | 7 | 0 | 0 | 0 | 0 | 2 | 0 | 0 | 0 | 0 | 0 | 16 | 31 | 0.00 | 1.000 |
| Mark Petkovsek, R<br>ERA: 4.07 | (9, 1) | 1.0 | | 5 | 1 | 0 | 0 | 0 | 0 | 0 | 1 | 0 | 0 | 0 | 6 | 11 | 0.00 | 1.000 |

| PITCHER | IP | WLS | BF | H | R | ER | SO | BB | IBB | HBP | BLK | WP | HR | S | P | ERA | WHIP |
|---|---|---|---|---|---|---|---|---|---|---|---|---|---|---|---|---|---|

# BOTTOM

## Montreal Expos @ St. Louis Cardinals

Busch Stadium, St. Louis, MO

Thu Aug 28 1997, 7:05 PM CDT
Att. 22,869 - Unknown - 90 F

| Batter | 1 | 2 | 3 | 4 | 5 | 6 | 7 | 8 | 9 | AB | R | H | RBI | BB | SO | LOB |
|---|---|---|---|---|---|---|---|---|---|---|---|---|---|---|---|---|
| Delino DeShields, L (1, 4)<br>OBP: 0.345, SLG: 0.445 | K | FC3-6<br>1-2f | | FC6-4<br>BB 1B<br>FC4-6<br>1-2f 3-H | | 1B<br>SF9<br>BB | G5-3<br>2-3 | | | 4 | 2 | 0 | 1 | 1 | 1 | 4 |
| Royce Clayton, R (1, 6)<br>OBP: 0.301, SLG: 0.388 | L7 | | K | FC4-6 BB<br>1B<br>1-2 1B | | SF9 S<br>G4-3<br>1-3 1B | BB<br>3-H 1B | | | 5 | 2 | 3 | 1 | 0 | 1 | 0 |
| Mark McGwire, R (1, 3)<br>OBP: 0.384, SLG: 0.616<br>Gary Gaetti, R (7, PR)<br>OBP: 0.310, SLG: 0.403<br>(8, 3) | G5-3 | | HR | FC4-6<br>1-2<br>2-3 BB | | SF9<br>1-3<br>3-H | BB<br>1-2 | | | 2<br>0 | 1<br>0 | 1<br>0 | 2<br>0 | 2<br>0 | 0<br>0 | 0<br>0 |
| Ray Lankford, L (1, 8)<br>OBP: 0.406, SLG: 0.604 | | BB<br>1B<br>1B | 2B | FC4-6<br>1B<br>1-2f<br>2-3<br>3-H | | G4-3<br>3-H | G4-3 | | | 5 | 1 | 2 | 2 | 0 | 0 | 4 |
| Phil Plantier, L (1, 9)<br>OBP: 0.318, SLG: 0.414<br>Willie McGee, S (4, PH)<br>OBP: 0.372, SLG: 0.443<br>(5, 9) | F7 | BB<br>HBP | | 1B<br>1-2<br>3-H | | 2B | | BB<br>1B<br>1B | | 1<br>3 | 0<br>1 | 0<br>3 | 0<br>1 | 0<br>0 | 0<br>0 | 1<br>0 |
| Ron Gant, R (1, 7)<br>OBP: 0.310, SLG: 0.384<br>Curtis King, R (7, 1)<br>Dmitri Young, S (8, PH)<br>OBP: 0.330, SLG: 0.357<br>Mark Petkovsek, R (9, 1)<br>OBP: 0.182, SLG: 0.100 | 1B<br>1B<br>1-2 BB | BB<br>1-2 | L8 | | | K | | 1B<br>1-2 BB | | 2<br>0<br>0<br>0 | 1<br>0<br>0<br>0 | 0<br>0<br>0<br>0 | 0<br>0<br>0<br>0 | 2<br>0<br>1<br>0 | 1<br>0<br>0<br>0 | 3<br>0<br>0<br>0 |
| Tom Pagnozzi, R (1, 2)<br>OBP: 0.258, SLG: 0.355 | 1B<br>1-2<br>2-H 1B | G5-3 | | | G5-3 | | E7<br>1B<br>1B | G5-4-3<br>1-2<br>2-H 1B | | 5 | 1 | 3 | 2 | 0 | 0 | 2 |
| David Bell, R (1, 5)<br>OBP: 0.317, SLG: 0.421 | F9 | | FC6-4<br>3B | | G5-3 | | G5-3 SH5-3<br>2-H 1B | K | | 5 | 2 | 2 | 1 | 0 | 1 | 4 |
| Andy Benes, R (1, 1)<br>OBP: 0.255, SLG: 0.280<br>Danny Sheaffer, R (7, 7)<br>OBP: 0.306, SLG: 0.298 | FC3-6<br>1-2<br>2-H 1B | | FC6-4<br>BB | | G4-3 | | SH5-3<br>1-2 | G5-4-3<br>1-2f | | 2<br>1 | 0<br>0 | 1<br>0 | 1<br>0 | 1<br>0 | 0<br>0 | 0<br>2 |
| Inning Stats | R: 0<br>E: 0<br>K: 1<br>S: 7<br>H: 0<br>LOB: 0<br>BB: 0<br>P: 10 | R: 2<br>E: 0<br>K: 0<br>S: 19<br>H: 3<br>LOB: 2<br>BB: 1<br>P: 31 | R: 1<br>E: 0<br>K: 1<br>S: 15<br>H: 2<br>LOB: 2<br>BB: 1<br>P: 27 | R: 3<br>E: 0<br>K: 0<br>S: 15<br>H: 3<br>LOB: 2<br>BB: 2<br>P: 31 | R: 0<br>E: 0<br>K: 0<br>S: 8<br>H: 0<br>LOB: 0<br>BB: 0<br>P: 12 | R: 2<br>E: 0<br>K: 1<br>S: 14<br>H: 2<br>LOB: 1<br>BB: 1<br>P: 27 | R: 2<br>E: 1<br>K: 0<br>S: 14<br>H: 3<br>LOB: 2<br>BB: 1<br>P: 27 | R: 1<br>E: 0<br>K: 1<br>S: 13<br>H: 2<br>LOB: 1<br>BB: 1<br>P: 21 | | 1B: 11<br>2B: 2<br>3B: 1<br>HR: 1<br>SF: 1<br>SAC: 1<br>DP: 1<br>HBP: 1 | | | | | | |

livebaseballscorecards.com

| | |
|---|---|
| AB | 35 |
| R | 11 |
| H | 15 |
| RBI | 11 |
| BB | 7 |
| SO | 4 |
| LOB | 20 |

WP: 0 PA: 45
PB: 0
SB: 1
CS: 0

| PITCHER | | IP | WLS | BF | H | R | ER | SO | BB | IBB | HBP | BLK | WP | HR | S | P | ERA | WHIP |
|---|---|---|---|---|---|---|---|---|---|---|---|---|---|---|---|---|---|---|
| Jose Paniagua, R<br>ERA: 19.44 | (1, 1) | 3.1 | L | 21 | 7 | 6 | 6 | 2 | 4 | 0 | 1 | 0 | 0 | 1 | 52 | 92 | 16.20 | 3.300 |
| Steve Kline, L<br>ERA: 7.22 | (4, 1) | 1.2 | | 6 | 1 | 0 | 0 | 0 | 0 | 0 | 0 | 0 | 0 | 0 | 12 | 19 | 0.00 | 0.600 |
| Shayne Bennett, R<br>ERA: 4.26 | (6, 1) | 1.0 | | 6 | 2 | 2 | 2 | 1 | 1 | 0 | 0 | 0 | 0 | 0 | 14 | 27 | 18.00 | 3.000 |
| Marc Valdes, R<br>ERA: 3.65 | (7, 1) | 1.0 | | 7 | 3 | 2 | 2 | 0 | 1 | 0 | 0 | 0 | 0 | 0 | 14 | 27 | 18.00 | 4.000 |
| Ugueth Urbina, R<br>ERA: 4.02 | (8, 1) | 0.1 | | 4 | 2 | 1 | 1 | 1 | 1 | 0 | 0 | 0 | 0 | 0 | 10 | 16 | 27.00 | 9.000 |

| PITCHER | | IP | WLS | BF | H | R | ER | SO | BB | IBB | HBP | BLK | WP | HR | S | P | ERA | WHIP |
|---|---|---|---|---|---|---|---|---|---|---|---|---|---|---|---|---|---|---|
| Jim Bullinger, R<br>ERA: 5.82 | (8, 1) | 0.2 | | 1 | 0 | 0 | 0 | 0 | 0 | 0 | 0 | 0 | 0 | 0 | 3 | 5 | 0.00 | 0.000 |

| Batter | 1 | 2 | 3 | 4 | 5 | 6 | 7 | 8 | 9 | AB | R | H | RBI | BB | SO | LOB |
|---|---|---|---|---|---|---|---|---|---|---|---|---|---|---|---|---|
| Delino DeShields, L (1, 4)<br>OBP: 0.347, SLG: 0.451 | C X<br>0-1<br>G4-3<br>1B | C B B B F X<br>3-2 ②<br>G5-3 | | C B C B X<br>2-2 ②<br>F8 | | C B B S B X<br>3-2<br>CS 1B<br>1B | | X<br>0-0<br>3B<br>2-H<br>3B | | 5 | 1 | 3 | 1 | 0 | 0 | 1 |
| Royce Clayton, R (1, 6)<br>OBP: 0.300, SLG: 0.386 | C<br>1 SAFE<br>B<br>1 SAFE<br>1<br>X<br>1-1 ①<br>G4-3<br>1-2 | B X<br>1-0 ③<br>F9 | | C S F X<br>0-2 ③<br>G3-1 | | 1 SAFE<br>1 SAFE<br>1 SAFE<br>X<br>0-0<br>CS<br>1-2<br>1B | | B C C C<br>1-3 ②<br>K | | 5 | 0 | 1 | 0 | 0 | 1 | 3 |
| Mark McGwire, R (1, 3)<br>OBP: 0.388, SLG: 0.622 | B B C C X<br>2-2 ②<br>G5-3 | | B B B<br>4-0<br>FC5-4 1B<br>FC6-5<br>BB | | B X<br>1-0<br>HR | B C S B B B<br>4-2 ②<br>1-2<br>2-3<br>BB | | I I I I<br>4-0<br>BB<br>3B<br>IBB | | 2 | 3 | 1 | 1 | 3 | 0 | 1 |
| Ray Lankford, L (1, 8)<br>OBP: 0.408, SLG: 0.602 | B B C C B B<br>4-2<br>BB | | X<br>0-0<br>FC5-4<br>1-2<br>1B | | B X<br>1-0 ①<br>G3 | C S S<br>0-3 ③<br>K | | C B F F B B B<br>4-2<br>1-2<br>3B<br>BB | | 3 | 1 | 1 | 0 | 2 | 1 | 2 |
| Willie McGee, S (1, 10)<br>OBP: 0.368, SLG: 0.447 | F B B F F B X<br>3-2 ③<br>F7 | | C B B C F X<br>2-2 ①<br>FC5-4<br>FC6-5 HBP<br>1-2f<br>2-3 | | B X<br>1-0 ②<br>G6-3 | | F B X<br>1-1 ①<br>F8 | F X<br>0-1<br>1-H<br>2-H<br>3-H<br>3B | | 5 | 0 | 1 | 3 | 0 | 0 | 4 |
| Gary Gaetti, R (1, 5)<br>OBP: 0.313, SLG: 0.408 | | S X<br>0-1<br>2B<br>3B | C H<br>1-1<br>FC6-5<br>1-2<br>HBP | | B B B C B<br>4-1<br>BB | | X<br>0-0 ②<br>G6-3 | B X<br>1-0 ③<br>G5-3 | | 3 | 1 | 1 | 0 | 1 | 0 | 1 |
| Ron Gant, R (1, 7)<br>OBP: 0.308, SLG: 0.380 | | B C B C B B<br>4-2<br>2B<br>BB | B D S B X<br>3-1 ②<br>FC6-5<br>1-2<br>2-3f<br>3-H | | B C C B B X<br>3-2 ③<br>G5-3 | | C X<br>0-1 ③<br>P2 | | F F B B B F C<br>3-3 ①<br>K | 4 | 1 | 0 | 1 | 1 | 1 | 3 |
| Mike DiFelice, R (1, 2)<br>OBP: 0.295, SLG: 0.333<br>Tom Lampkin, L (8, PH)<br>OBP: 0.332, SLG: 0.371 (8, 2) | F F B<br>1 SAFE<br>D<br>1 SAFE<br>1 SAFE<br>B<br>X<br>3-2<br>1-H<br>3-H<br>2B | C B B F X<br>2-2 ③<br>L9 | | | | C B X<br>1-1 ①<br>L9 | | B C S B F F X<br>2-2<br>F8<br>3B<br>1B | F B C F S<br>1-3 ②<br>K | 3<br>2 | 0<br>1 | 1<br>1 | 2<br>0 | 0<br>0 | 0<br>1 | 2<br>0 |
| Phil Plantier, L (1, 9)<br>OBP: 0.310, SLG: 0.444 | C X<br>0-1 ①<br>P6 | | | C X<br>0-1 ①<br>F8 | | B X<br>1-0<br>HR | | D<br>1 SAFE<br>X<br>1-0 ①<br>F8<br>1-2 | B C X<br>1-1 ③<br>P6 | 5 | 1 | 1 | 1 | 0 | 0 | 2 |
| Inning Stats | R: 0 H: 1<br>E: 0 LOB: 2<br>K: 0 BB: 1<br>S: 13 P: 23 | R: 2 H: 2<br>E: 0 LOB: 1<br>K: 0 BB: 1<br>S: 13 P: 24 | R: 1 H: 1<br>E: 0 LOB: 2<br>K: 0 BB: 1<br>S: 11 P: 23 | R: 0 H: 0<br>E: 0 LOB: 0<br>K: 0 BB: 0<br>S: 9 P: 11 | R: 1 H: 1<br>E: 0 LOB: 1<br>K: 0 BB: 1<br>S: 7 P: 17 | R: 1 H: 3<br>E: 0 LOB: 2<br>K: 1 BB: 1<br>S: 12 P: 21 | R: 0 H: 0<br>E: 0 LOB: 0<br>K: 0 BB: 0<br>S: 5 P: 6 | R: 4 H: 3<br>E: 0 LOB: 1<br>K: 1 BB: 2<br>S: 16 P: 29 | R: 0 H: 0<br>E: 0 LOB: 0<br>K: 2 BB: 0<br>S: 10 P: 15 | 1B: 5 SF: 0<br>2B: 1 SAC: 0<br>3B: 3 DP: 0<br>HR: 2 HBP: 1 | | | | | | WP: 0 PA: 45<br>PB: 0<br>SB: 0<br>CS: 2 | |

| PITCHER | | IP | WLS | BF | H | R | ER | SO | BB | IBB | HBP | BLK | WP | HR | S | P | ERA | WHIP |
|---|---|---|---|---|---|---|---|---|---|---|---|---|---|---|---|---|---|---|
| Jim Pittsley, R<br>ERA: 5.97 | (1, 1) | 2.2 | | 16 | 4 | 3 | 3 | 0 | 3 | 0 | 1 | 0 | 0 | 0 | 34 | 65 | 10.12 | 2.625 |
| Ricky Bones, R<br>ERA: 7.18 | (3, 1) | 3.0 | | 14 | 4 | 2 | 2 | 0 | 2 | 0 | 0 | 0 | 0 | 2 | 28 | 51 | 6.00 | 2.000 |
| Matt Whisenant, L<br>ERA: 5.4 | (6, 1) | 0.1 | | 1 | 0 | 0 | 0 | 1 | 0 | 0 | 0 | 0 | 0 | 0 | 3 | 3 | 0.00 | 0.000 |
| Hector Carrasco, R<br>ERA: 4.18 | (7, 1) | 1.1 | L | 6 | 2 | 2 | 2 | 0 | 0 | 0 | 0 | 0 | 0 | 0 | 12 | 16 | 13.50 | 1.500 |
| Gregg Olson, R<br>ERA: 6.62 | (8, 1) | 0.2 | | 5 | 1 | 2 | 2 | 1 | 1 | 1 | 0 | 0 | 0 | 0 | 9 | 19 | 27.00 | 3.000 |

| PITCHER | | IP | WLS | BF | H | R | ER | SO | BB | IBB | HBP | BLK | WP | HR | S | P | ERA | WHIP |
|---|---|---|---|---|---|---|---|---|---|---|---|---|---|---|---|---|---|---|
| Jamie Walker, L<br>ERA: 5.0 | (9, 1) | 1.0 | | 3 | 0 | 0 | 0 | 2 | 0 | 0 | 0 | 0 | 0 | 0 | 10 | 15 | 0.00 | 0.000 |

# TOP

## St. Louis Cardinals @ Kansas City Royals

Kauffman Stadium, Kansas City, MO

Fri Aug 29 1997, 7:05 PM CDT
Att. 36,006 - Unknown - 89 F

livebaseballscorecards.com

| | |
|---|---|
| AB | 37 |
| R | 9 |
| H | 11 |
| RBI | 9 |
| BB | 7 |
| SO | 4 |
| LOB | 19 |

| Batter | 1 | 2 | 3 | 4 | 5 | 6 | 7 | 8 | 9 | AB | R | H | RBI | BB | SO | LOB |
|---|---|---|---|---|---|---|---|---|---|---|---|---|---|---|---|---|
| Johnny Damon, L (1, 8)<br>OBP: 0.333, SLG: 0.391 | C X<br>0-1<br>G6-3 ① | | C 1 SAFE X<br>0-1<br>G5-3 PB<br>1-3<br>1B | | B F X<br>1-1<br>1B<br>1-3<br>WP<br>2B | | C B F X<br>1-2<br>G4-3 ① | | C B B B B<br>4-1<br>DI<br>BB | 4 | 1 | 2 | 0 | 1 | 0 | 0 |
| Jed Hansen, R (1, 4)<br>OBP: 0.383, SLG: 0.491<br>Larry Sutton, L (9, PH)<br>OBP: 0.333, SLG: 0.650 | F C B B S<br>2-3<br>K ② | | C S F F F X<br>0-2<br>G5-3 ②<br>1-3<br>3-H | | B C X<br>1-1<br>G6-3 ① | | C F B F B B X<br>3-2<br>P3 ② | | B B B B B<br>4-0<br>1-2<br>BB | 4<br>0 | 0<br>0 | 0<br>0 | 0<br>0 | 0<br>1 | 1<br>0 | 3<br>0 |
| Jay Bell, R (1, 6)<br>OBP: 0.361, SLG: 0.455 | B B B B<br>4-0<br>BB | | F F B X<br>1-2<br>G3-1 ③ | | B X<br>1-0<br>WP BB<br>SF4<br>2-3<br>3-H<br>1B | | B B B C X<br>3-1<br>P3 ③ | | X<br>0-0<br>F9 ② | 4 | 1 | 1 | 1 | 1 | 0 | 3 |
| Chili Davis, S (1, 10)<br>OBP: 0.402, SLG: 0.544 | B B F 1 SAFE X<br>2-1<br>L9 ③ | | | B B S B B<br>4-1<br>HR<br>BB | F F B F B B B<br>4-2<br>WP<br>1-2<br>BB | | | B B X<br>2-0<br>G4-3 ① | C B F X<br>1-2<br>G4-3 ③ | 3 | 1 | 0 | 0 | 2 | 0 | 3 |
| Dean Palmer, R (1, 5)<br>OBP: 0.304, SLG: 0.417 | | C B B X<br>2-1<br>G1-3 ① | | B B F S S<br>2-3<br>K ①<br>1-2<br>2-H<br>3-H | S B F B X<br>2-2<br>SF4 ② | | | X<br>0-0<br>F9 ② | | 3 | 0 | 0 | 1 | 0 | 1 | 1 |
| Jeff King, R (1, 3)<br>OBP: 0.337, SLG: 0.421 | B C C B B B<br>4-2<br>G6-4-3<br>BB | | | B X<br>1-0<br>1-H<br>HR | C B C S<br>1-3<br>K ③ | | | B F X<br>1-1<br>FC6-4<br>1B | | 3 | 1 | 2 | 2 | 1 | 1 | 1 |
| Jermaine Dye, R (1, 9)<br>OBP: 0.251, SLG: 0.331 | C X<br>0-1<br>G6-4-3 ② ③<br>1-2f | | | B X<br>1-0<br>G6-3 ② | | B C F B S<br>2-3<br>K ① | | F F X<br>0-2<br>FC6-4 ③<br>1-2f | | 4 | 0 | 0 | 0 | 0 | 1 | 2 |
| Yamil Benitez, R (1, 7)<br>OBP: 0.309, SLG: 0.475 | | | B C X<br>1-1<br>1B<br>PB<br>1B | X<br>0-0<br>G6-3 ③ | | B F X<br>1-1<br>G6-3 ② | | | X<br>0-0<br>F7 ① | 4 | 1 | 1 | 0 | 0 | 0 | 0 |
| 29 Mike Sweeney, R (1, 2)<br>OBP: 0.310, SLG: 0.387 | | | B X<br>1-0<br>P3 ① | | B B S S X<br>2-1<br>2B<br>1B<br>1B | B B C B C F X<br>3-2<br>P2 ③ | | | F X<br>0-1<br>HR | 4 | 2 | 2 | 1 | 0 | 0 | 1 |
| Inning Stats | R: 0 E: 0 K: 1 S: 7<br>H: 0 LOB: 1 BB: 1 P: 15 | R: 0 E: 0 K: 0 S: 6<br>H: 0 LOB: 0 BB: 1 P: 12 | R: 1 E: 0 K: 0 S: 14<br>H: 2 LOB: 1 BB: 0 P: 17 | R: 2 E: 0 K: 1 S: 7<br>H: 1 LOB: 0 BB: 1 P: 15 | R: 3 E: 0 K: 1 S: 16<br>H: 3 LOB: 1 BB: 1 P: 28 | R: 0 E: 0 K: 1 S: 9<br>H: 0 LOB: 0 BB: 0 P: 15 | R: 0 E: 0 K: 0 S: 9<br>H: 0 LOB: 0 BB: 0 P: 16 | R: 0 E: 0 K: 0 S: 7<br>H: 1 LOB: 1 BB: 0 P: 10 | R: 1 E: 0 K: 0 S: 8<br>H: 1 LOB: 2 BB: 2 P: 17 | 1B: 5<br>2B: 1<br>3B: 0<br>HR: 2 | SF: 1<br>SAC: 0<br>DP: 1<br>HBP: 0 | | | WP: 1<br>PB: 1<br>SB: 0<br>CS: 0 | PA: 40 | | |

| PITCHER | | IP | WLS | BF | H | R | ER | SO | BB | IBB | HBP | BLK | WP | HR | S | P | ERA | WHIP |
|---|---|---|---|---|---|---|---|---|---|---|---|---|---|---|---|---|---|---|
| Sean Lowe, R<br>ERA: 12.46 | (1, 1) | 4.1 | | 21 | 6 | 6 | 6 | 2 | 3 | 0 | 0 | 0 | 0 | 1 | 41 | 71 | 12.46 | 2.077 |
| John Frascatore, R<br>ERA: 2.33 | (5, 1) | 1.2 | | 6 | 0 | 0 | 0 | 2 | 1 | 0 | 0 | 0 | 1 | 0 | 18 | 31 | 0.00 | 0.600 |
| Rigo Beltran, L<br>ERA: 2.48 | (7, 1) | 1.0 | W | 3 | 0 | 0 | 0 | 0 | 0 | 0 | 0 | 0 | 0 | 0 | 9 | 16 | 0.00 | 0.000 |
| Curtis King, R<br>ERA: 2.35 | (8, 1) | 1.0 | | 4 | 1 | 0 | 0 | 0 | 0 | 0 | 0 | 0 | 0 | 0 | 7 | 10 | 0.00 | 1.000 |
| Dennis Eckersley, R<br>ERA: 3.77 | (9, 1) | 1.0 | S | 6 | 1 | 1 | 1 | 0 | 2 | 0 | 0 | 0 | 0 | 1 | 8 | 17 | 9.00 | 3.000 |

| PITCHER | IP | WLS | BF | H | R | ER | SO | BB | IBB | HBP | BLK | WP | HR | S | P | ERA | WHIP |
|---|---|---|---|---|---|---|---|---|---|---|---|---|---|---|---|---|---|

# BOTTOM

## St. Louis Cardinals @ Kansas City Royals

Kauffman Stadium, Kansas City, MO

Fri Aug 29 1997, 7:05 PM CDT

Att. 36,006 - Unknown - 89 F

livebaseballscorecards.com

| | |
|---|---|
| AB | 33 |
| R | 7 |
| H | 8 |
| RBI | 5 |
| BB | 6 |
| SO | 4 |
| LOB | 14 |

| Batter | 1 | 2 | 3 | 4 | 5 | 6 | 7 | 8 | 9 | AB | R | H | RBI | BB | SO | LOB |
|---|---|---|---|---|---|---|---|---|---|---|---|---|---|---|---|---|
| Delino DeShields, L (1, 4)<br>OBP: 0.345, SLG: 0.447 | L B X 1-1 G4-3 ① | | B X 1-0 P2 ② | | X 0-0 G4-3 ② | | C X 0-1 L4 ② | | | 4 | 0 | 0 | 0 | 0 | 0 | 1 |
| Royce Clayton, R (1, 6)<br>OBP: 0.298, SLG: 0.383 | X 0-0 G6-3 ② | | C B C C 1-3 K ③ | | C F F S 0-3 K ③ | | F F X 0-2 G6-3 ③ | | | 4 | 0 | 0 | 0 | 0 | 2 | 1 |
| Gary Gaetti, R (1, 3)<br>OBP: 0.313, SLG: 0.406 | X 0-0 P2 ③ | | | X 0-0 F8 ① | | C B B C X 2-2 F8 1B 2B 1B | | X 0-0 F7 ① | | 4 | 1 | 1 | 0 | 0 | 0 | 0 |
| Ray Lankford, L (1, 8)<br>OBP: 0.410, SLG: 0.601<br>Danny Sheaffer, R (8, PH)<br>OBP: 0.304, SLG: 0.296 (8, 8) | | C B F B F B F B 4-2 G5-3 2B BB | | B F B S X 2-2 L8 ② | | F C X 0-2 F8 1-2 2B 1B | | F X 0-1 F9 ② | | 2<br>1 | 2<br>0 | 1<br>0 | 0<br>0 | 1<br>0 | 0<br>0 | 0<br>0 |
| Willie McGee, S (1, 10)<br>OBP: 0.363, SLG: 0.439 | | F S B 1 SAFE F 1 SAFE X 1-2 G5-3 ① 1-2 | | B X 1-0 P5 ③ | | X 0-0 F8 ① 1-2 2-3 | | F X 0-1 G4-3 ③ | | 4 | 0 | 0 | 0 | 0 | 0 | 3 |
| Ron Gant, R (1, 7)<br>OBP: 0.310, SLG: 0.383 | | X 0-0 F7 ② | | | C B F X 1-2 2B 2B 1B | C B B X 2-1 2-H 3-H 2B | | | C B C B C 2-3 K ① | 4 | 1 | 2 | 2 | 0 | 1 | 1 |
| Phil Plantier, L (1, 9)<br>OBP: 0.333, SLG: 0.485 | | C F X 0-2 WP 2-H 2B | | | B F B B X 3-1 1-3 2B 2B | F H 1-1 G5-4-3 HBP | | | C B S B B X 3-2 F7 ② | 3 | 1 | 2 | 1 | 0 | 0 | 0 |
| Tom Pagnozzi, R (1, 2)<br>OBP: 0.257, SLG: 0.371 | | C B B X 2-1 F8 ③ 2-3 | | | B X 1-0 2-H 3-H 2B | B X 2-0 ② ③ G5-4-3 1-2f | | | F B B B X 3-1 L5 ③ | 4 | 0 | 1 | 2 | 0 | 0 | 3 |
| David Bell, R (1, 5)<br>OBP: 0.306, SLG: 0.405 | | | C S S 0-3 K ① | | B B X 2-0 F7 ① | | F S B X 1-2 L9 ① | | | 3 | 0 | 0 | 0 | 0 | 1 | 1 |
| Inning Stats | R: 0 E: 0 K: 0 S: 4 H: 0 LOB: 0 BB: 0 P: 5 | R: 1 E: 0 K: 0 S: 14 H: 1 LOB: 1 BB: 1 P: 21 | R: 0 E: 0 K: 2 S: 7 H: 0 LOB: 0 BB: 0 P: 9 | R: 0 E: 0 K: 0 S: 5 H: 0 LOB: 0 BB: 0 P: 8 | R: 2 E: 0 K: 1 S: 12 H: 3 LOB: 1 BB: 0 P: 19 | R: 2 E: 0 K: 0 S: 11 H: 3 LOB: 1 BB: 0 P: 18 | R: 0 E: 0 K: 0 S: 8 H: 0 LOB: 0 BB: 0 P: 9 | R: 0 E: 0 K: 0 S: 5 H: 0 LOB: 0 BB: 0 P: 5 | R: 0 E: 0 K: 1 S: 8 H: 0 LOB: 0 BB: 0 P: 16 | 1B: 3 2B: 4 3B: 0 HR: 0 | | SF: 0 SAC: 0 DP: 1 HBP: 1 | | | | |

# TOP

## St. Louis Cardinals @ Kansas City Royals

Kauffman Stadium, Kansas City, MO

Sat Aug 30 1997, 7:05 PM CDT
Att. 39,291 - Unknown - 88 F

livebaseballscorecards.com

| | |
|---|---|
| AB | 33 |
| R | 5 |
| H | 7 |
| RBI | 5 |
| BB | 1 |
| SO | 4 |
| LOB | 10 |

WP: 1 PA: 35
PB: 0
SB: 0
CS: 0

| PITCHER | | IP | WLS | BF | H | R | ER | SO | BB | IBB | HBP | BLK | WP | HR | S | P | ERA | WHIP |
|---|---|---|---|---|---|---|---|---|---|---|---|---|---|---|---|---|---|---|
| Tim Belcher, R<br>ERA: 5.09 | (1, 1) | 7.0 | W | 29 | 7 | 5 | 5 | 3 | 1 | 0 | 1 | 0 | 1 | 0 | 61 | 89 | 6.43 | 1.143 |
| Jamie Walker, L<br>ERA: 4.86 | (8, 1) | 1.0 | | 3 | 0 | 0 | 0 | 0 | 0 | 0 | 0 | 0 | 0 | 0 | 5 | 5 | 0.00 | 0.000 |
| Scott Service, R<br>ERA: 9.95 | (9, 1) | 1.0 | | 3 | 0 | 0 | 0 | 1 | 0 | 0 | 0 | 0 | 0 | 0 | 8 | 16 | 0.00 | 0.000 |

| PITCHER | IP | WLS | BF | H | R | ER | SO | BB | IBB | HBP | BLK | WP | HR | S | P | ERA | WHIP |
|---|---|---|---|---|---|---|---|---|---|---|---|---|---|---|---|---|---|

# BOTTOM

## St. Louis Cardinals @ Kansas City Royals

Kauffman Stadium, Kansas City, MO

Sat Aug 30 1997, 7:05 PM CDT

Att. 39,291 - Unknown - 88 F

livebaseballscorecards.com

| Batter | 1 | 2 | 3 | 4 | 5 | 6 | 7 | 8 | 9 | AB | R | H | RBI | BB | SO | LOB |
|---|---|---|---|---|---|---|---|---|---|---|---|---|---|---|---|---|
| Johnny Damon, L (1, 8)<br>OBP: 0.340, SLG: 0.394 | BBCX 2-1 G6-4-3 1B | BBBB 4-0 2B BB | | X 0-0 1B SF9 2-3 1B<br>H 1-0 1B HBP | | X 0-0 ③ F8 | | | | 2 | 2 | 2 | 0 | 1 | 0 | 0 |
| Jed Hansen, R (4, PR)<br>OBP: 0.377, SLG: 0.481 (5, 4) | | | | | | | | | | 1 | 0 | 0 | 0 | 0 | 0 | 0 |
| Shane Halter, R (1, 4)<br>OBP: 0.356, SLG: 0.438 (5, 8) | 1 SAFE<br>BCB 1 SAFE<br>FBX 3-2 ① F9 | CX 0-1 1-H 2-H 2B | | C 1-1 HR 1-3 3-H 1B<br>H 1-1 1-2 1B | | | X 0-0 HR | | | 5 | 2 | 4 | 4 | 0 | 0 | 1 |
| Jay Bell, R (1, 6)<br>OBP: 0.359, SLG: 0.452 | BBFX 2-1 ②③ G6-4-3 1-2f | BBBCB 4-1 BB | | C 1-2 SF9 ① 3-H<br>C 1-2 F8 ③ | | | X 0-0 ① G5-3 | | | 3 | 0 | 0 | 1 | 1 | 0 | 3 |
| Chili Davis, S (1, 10)<br>OBP: 0.403, SLG: 0.550 | | 4-0 FC6-4 HBP 2B BB<br>1-1 G3 | | BX 1-0 1-H HR | X 0-0 ① G5-3 | | X 0-0 ② P5 | | | 3 | 2 | 1 | 2 | 1 | 0 | 2 |
| Larry Sutton, L (7, PH)<br>OBP: 0.318, SLG: 0.619 | | | | | | | | | | 1 | 0 | 0 | 0 | 0 | 0 | 0 |
| Jeff King, R (1, 3)<br>OBP: 0.338, SLG: 0.426 | FBCX 1-2 ① P6 | BX 1-0 ① P5 | | BCBCFFBFF 4-2 2B HR BB | CCBX 1-2 HR | | BFX 1-1 ③ F8 | | | 4 | 2 | 1 | 1 | 1 | 0 | 1 |
| Dean Palmer, R (1, 5)<br>OBP: 0.306, SLG: 0.426 | CH 1-1 FC6-4 1-2 HBP | X 0-0 HR | | SBX 1-1 1-3 HR 2B | BBCBFX 3-2 ② G3 | | | CFBBS 2-3 ① K | | 4 | 2 | 2 | 1 | 0 | 1 | 0 |
| Yamil Benitez, R (1, 7)<br>OBP: 0.297, SLG: 0.455 | BBFBX 2-2 ② FC6-4 1-2f 2-3 2B | CBFS 1-3 ② K | | SBSSBS 2-3 ② K | BX 1-0 ③ G4-3 | | | BBX 2-0 F9 ② | | 5 | 1 | 0 | 0 | 0 | 2 | 4 |
| Mike Macfarlane, R (1, 2)<br>OBP: 0.300, SLG: 0.379 | BBX 2-0 1-H 3-H 2B | CBX 1-1 ③ F8 | | BBCBB 4-1 HR BB | BFX 1-1 ① G6-3 | | | CBSX 1-2 2B | | 4 | 2 | 2 | 2 | 1 | 0 | 0 |
| Jermaine Dye, R (1, 9)<br>OBP: 0.261, SLG: 0.368 | SX 0-1 2-H 2B | | | BBX 3-1 1B 1B 2B<br>3-1 1-H 2-H 3-H HR | BBBCFS 3-3 ② K | | | CX 0-1 ③ G6-3 | | 5 | 3 | 3 | 5 | 0 | 1 | 1 |
| Inning Stats | R: 0 E: 0 K: 0 S: 7 H: 1 LOB: 0 BB: 0 P: 14 | R: 5 E: 0 K: 0 S: 15 H: 3 LOB: 2 BB: 3 P: 33 | R: 1 E: 0 K: 1 S: 7 H: 1 LOB: 0 BB: 0 P: 10 | R: 8 E: 0 K: 1 S: 29 H: 7 LOB: 2 BB: 2 P: 51 | R: 1 E: 0 K: 0 S: 8 H: 1 LOB: 0 BB: 0 P: 13 | R: 0 E: 0 K: 1 S: 6 H: 0 LOB: 0 BB: 0 P: 10 | R: 1 E: 0 K: 0 S: 5 H: 1 LOB: 0 BB: 0 P: 6 | R: 0 E: 0 K: 1 S: 9 H: 1 LOB: 1 BB: 0 P: 14 | | 1B: 4 2B: 6 3B: 0 HR: 5 | SF: 1 SAC: 0 DP: 1 HBP: 2 | | | | | |

| PITCHER | | IP | WLS | BF | H | R | ER | SO | BB | IBB | HBP | BLK | WP | HR | S | P | ERA | WHIP |
|---|---|---|---|---|---|---|---|---|---|---|---|---|---|---|---|---|---|---|
| Manny Aybar, R<br>ERA: 4.5 | (1, 1) | 1.2 | L | 12 | 4 | 5 | 5 | 0 | 3 | 0 | 1 | 0 | 0 | 0 | 20 | 45 | 27.00 | 4.200 |
| Mark Petkovsek, R<br>ERA: 4.96 | (2, 1) | 2.0 | | 16 | 7 | 9 | 9 | 2 | 2 | 0 | 1 | 0 | 0 | 3 | 33 | 57 | 40.50 | 4.500 |
| Tony Fossas, L<br>ERA: 2.72 | (4, 1) | 2.1 | | 10 | 3 | 2 | 2 | 1 | 0 | 0 | 0 | 0 | 0 | 2 | 20 | 30 | 7.71 | 1.286 |
| Jose Bautista, R<br>ERA: 6.38 | (7, 1) | 2.0 | | 7 | 1 | 0 | 0 | 1 | 0 | 0 | 0 | 0 | 0 | 0 | 13 | 19 | 0.00 | 0.500 |

| PITCHER | IP | WLS | BF | H | R | ER | SO | BB | IBB | HBP | BLK | WP | HR | S | P | ERA | WHIP |
|---|---|---|---|---|---|---|---|---|---|---|---|---|---|---|---|---|---|

| | |
|---|---|
| AB | 37 |
| R | 16 |
| H | 15 |
| RBI | 16 |
| BB | 5 |
| SO | 4 |
| LOB | 12 |

WP: 0 PA: 45
PB: 0
SB: 0
CS: 0

| Batter | 1 | 2 | 3 | 4 | 5 | 6 | 7 | 8 | 9 | AB | R | H | RBI | BB | SO | LOB |
|---|---|---|---|---|---|---|---|---|---|---|---|---|---|---|---|---|
| Royce Clayton, R (1, 6)<br>OBP: 0.299, SLG: 0.383 | B C S X<br>1-2 ①<br>G6-3 | | F X<br>0-1 ①<br>1B<br>1B | | | B B F F S<br>2-3 ①<br>K | B F X<br>1-1<br>E<br>1-3<br>2-H<br>1B | | B S B S X<br>2-2 ②<br>G6-3 | 5 | 1 | 2 | 1 | 0 | 1 | 0 |
| David Bell, R (1, 4)<br>OBP: 0.311, SLG: 0.417 (7, 5) | X<br>0-0 ②<br>F9 | | B B F X<br>2-1<br>1-3<br>1B | | | X<br>0-0<br>2B | B B C B 1 X<br>SAFE<br>3-1<br>E6<br>1B<br>1-2<br>3-H<br>1B | | B B S S C<br>2-3 ③<br>K | 5 | 1 | 2 | 0 | 0 | 1 | 1 |
| Willie McGee, S (1, 10)<br>OBP: 0.361, SLG: 0.436 | B F X<br>1-1 ③<br>L6 | | B F X<br>1-1 ③<br>P4 | | | 2 SAFE<br>X<br>0-0 ②<br>L1 | C F F B X<br>1-2<br>1B<br>1-2<br>2-H<br>1B | | | 4 | 0 | 1 | 0 | 0 | 0 | 3 |
| Gary Gaetti, R (1, 5)<br>OBP: 0.312, SLG: 0.405 (7, 3) | | X<br>0-0 ①<br>G6-3 | | X<br>0-0 ①<br>G6-3 | | B B F F X<br>2-2 ③<br>G6-3 | B C F B X<br>2-2<br>1-3<br>2-H<br>1B | | | 4 | 0 | 1 | 1 | 0 | 0 | 1 |
| Tom Pagnozzi, R (1, 3)<br>OBP: 0.231, SLG: 0.333<br>Delino DeShields, L (7, 4)<br>OBP: 0.345, SLG: 0.447 | | C C B X<br>1-2 ②<br>G6-3 | | S X<br>0-1 ②<br>G6-3 | | | C B<br>1-1 ①<br>G5-3<br>1-0 ③<br>G6-3 | | | 4<br>0 | 0<br>0 | 0<br>0 | 0<br>0 | 0<br>0 | 0<br>0 | 2<br>0 |
| Ron Gant, R (1, 7)<br>OBP: 0.313, SLG: 0.386 | | B S B B B<br>4-1<br>BB | | C C B S<br>1-3 ③<br>K | | | B B C B F F F X<br>3-2<br>1B<br>2B | B B B C B<br>4-1<br>CS<br>BB | | 2 | 1 | 1 | 0 | 2 | 1 | 0 |
| Phil Plantier, L (1, 9)<br>OBP: 0.316, SLG: 0.457 | | C C 1 SAFE 1 B F F X<br>2-2 ③<br>G3 | | | C B B S F F F S<br>2-3 ①<br>K | | M S B B B F C<br>2-3 ②<br>K | C B 1 SAFE 1 SAFE C S<br>1-3 ①<br>K | | 4 | 0 | 0 | 0 | 0 | 3 | 3 |
| Mike DiFelice, R (1, 2)<br>OBP: 0.294, SLG: 0.332 | | | B B C B X<br>3-1 ①<br>F9 | | B F C S<br>1-3 ②<br>K | | F B C B F F F F X<br>2-2<br>1B<br>1B<br>2-H<br>1B | 1 SAFE 1 S 1 F B B S<br>2-3 ②③<br>K<br>1-2 | | 4 | 1 | 1 | 1 | 0 | 2 | 1 |
| Scarborough Green, S (1, 8)<br>OBP: 0.200, SLG: 0.200 | | | X<br>0-0 ②<br>F8 | | X<br>0-0 ③<br>G6-3 | | B F X<br>1-1<br>1B<br>1-2<br>E<br>1B | | S B C X<br>1-2 ①<br>G3-1 | 4 | 1 | 1 | 0 | 0 | 0 | 0 |
| Inning Stats | R: 0 H: 0<br>E: 0 LOB: 0<br>K: 0 BB: 0<br>S: 6 P: 8 | R: 0 H: 0<br>E: 0 LOB: 1<br>K: 0 BB: 1<br>S: 10 P: 17 | R: 0 H: 2<br>E: 0 LOB: 2<br>K: 0 BB: 0<br>S: 9 P: 15 | R: 0 H: 0<br>E: 0 LOB: 0<br>K: 1 BB: 0<br>S: 6 P: 7 | R: 0 H: 0<br>E: 0 LOB: 0<br>K: 2 BB: 0<br>S: 10 P: 13 | R: 0 H: 1<br>E: 0 LOB: 1<br>K: 1 BB: 0<br>S: 8 P: 12 | R: 5 H: 6<br>E: 1 LOB: 2<br>K: 1 BB: 0<br>S: 32 P: 49 | R: 0 H: 0<br>E: 0 LOB: 0<br>K: 2 BB: 1<br>S: 7 P: 14 | R: 0 H: 0<br>E: 0 LOB: 0<br>K: 1 BB: 0<br>S: 9 P: 14 | 1B: 7 SF: 0<br>2B: 2 SAC: 0<br>3B: 0 DP: 0<br>HR: 0 HBP: 0 | | | | | | |

TOP

# St. Louis Cardinals @ Kansas City Royals

Kauffman Stadium, Kansas City, MO

Sun Aug 31 1997, 3:33 AM CDT

Att. 33,585 - Sunny - 87 F

livebaseballscorecards.com

| | |
|---|---|
| AB | 36 |
| R | 5 |
| H | 9 |
| RBI | 3 |
| BB | 2 |
| SO | 8 |
| LOB | 11 |

WP: 0 PA: 38
PB: 0
SB: 0
CS: 1

| PITCHER | | IP | WLS | BF | H | R | ER | SO | BB | IBB | HBP | BLK | WP | HR | S | P | ERA | WHIP |
|---|---|---|---|---|---|---|---|---|---|---|---|---|---|---|---|---|---|---|
| Glendon Rusch, L<br>ERA: 5.59 | (1, 1) | 6.2 | | 27 | 6 | 3 | 2 | 5 | 1 | 0 | 0 | 0 | 0 | 0 | 69 | 101 | 2.70 | 1.050 |
| Gregg Olson, R<br>ERA: 6.56 | (7, 1) | 0.1 | L | 5 | 3 | 2 | 0 | 0 | 0 | 0 | 0 | 0 | 0 | 0 | 12 | 20 | 0.00 | 9.000 |
| Hipolito Pichardo, R<br>ERA: 5.15 | (8, 1) | 1.0 | | 3 | 0 | 0 | 0 | 2 | 1 | 0 | 0 | 0 | 0 | 0 | 7 | 14 | 0.00 | 1.000 |
| Jeff Montgomery, R<br>ERA: 4.1 | (9, 1) | 1.0 | | 3 | 0 | 0 | 0 | 1 | 0 | 0 | 0 | 0 | 0 | 0 | 9 | 14 | 0.00 | 0.000 |

| PITCHER | IP | WLS | BF | H | R | ER | SO | BB | IBB | HBP | BLK | WP | HR | S | P | ERA | WHIP |
|---|---|---|---|---|---|---|---|---|---|---|---|---|---|---|---|---|---|

| Batter | 1 | 2 | 3 | 4 | 5 | 6 | 7 | 8 | 9 | AB | R | H | RBI | BB | SO | LOB |
|---|---|---|---|---|---|---|---|---|---|---|---|---|---|---|---|---|
| Johnny Damon, L (1, 8)<br>OBP: 0.338, SLG: 0.391 | B F F S<br>1-3 K ① | | C B B F S<br>2-3 K ① | | | B X<br>1-0 F7 1B SF8 1B | | B B C B C X<br>3-2 G4-3 ②<br>F F B F C<br>1-3 K ② | | 5 | 1 | 1 | 0 | 0 | 3 | 2 |
| Shane Halter, R (1, 6)<br>OBP: 0.363, SLG: 0.434<br>Jay Bell, R (8, PR)<br>OBP: 0.359, SLG: 0.451<br>(9, 6) | B C C F X<br>1-2 G6-3 ② | | F B F X<br>1-2 G5-3 ② | | | 1 SAFE X<br>0-0<br>1-2 1B | | C B C B H<br>3-2 1B 1B HBP | X<br>0-0 G5-3 ③ | 3<br>1 | 0<br>1 | 1<br>1 | 0<br>0 | 0<br>0 | 0<br>0 | 0<br>2 |
| Chili Davis, S (1, 10)<br>OBP: 0.402, SLG: 0.547<br>50 José Rosado, L (8, PR) | C X<br>0-1 P6 ③ | | C B B X<br>2-1 G6-3 ③ | | | B B F F F X<br>3-2 F7 ①<br>2-3 | | B B C B F X<br>3-2 1B BB<br>1-3 1B | | 4<br>0 | 0<br>0 | 1<br>0 | 0<br>0 | 0<br>0 | 0<br>0 | 2<br>0 |
| Dean Palmer, R (1, 5)<br>OBP: 0.308, SLG: 0.433 | | B F F B X<br>2-2 HR | | B X<br>1-0 G6-3 ① | | B 1 SAFE X<br>1-0 SF8 ②<br>3-H | | B B B B<br>4-0<br>1-2 1B BB | | 2 | 1 | 1 | 2 | 1 | 0 | 0 |
| Jeff King, R (1, 3)<br>OBP: 0.337, SLG: 0.425 | | L B B X<br>2-1 L1 ① | | B B F C B F X<br>3-2 L8 ② | | C B B F 1 SAFE X<br>2-2 L4 ③ | | F X<br>0-1<br>1-2 2-3 3-H 1B | | 4 | 0 | 1 | 1 | 0 | 0 | 1 |
| Jermaine Dye, R (1, 9)<br>OBP: 0.255, SLG: 0.360 | | C C F F F X<br>0-2 P4 ② | | F S F F B S<br>1-3 K ③ | | | B B C F S<br>2-3 K ①<br>B F X<br>1-1 L5 ③ | | | 4 | 0 | 0 | 0 | 0 | 2 | 3 |
| Yamil Benitez, R (1, 7)<br>OBP: 0.318, SLG: 0.492 | | F B X<br>1-1 HR | | | X<br>0-0<br>29 G1-6-3<br>1B | | X<br>0-0<br>29 G6-3<br>1B | | C H<br>1-1 BB HBP | 3 | 1 | 3 | 1 | 0 | 0 | 0 |
| 29 Mike Sweeney, R (1, 2)<br>OBP: 0.309, SLG: 0.380 | | B C B F B B<br>4-2 BB | | | F X<br>0-1 ① ②<br>G1-6-3<br>1-2f | | X<br>0-0 ② ③<br>G6-3<br>1-2f | | S X<br>0-1 ①<br>P2 | 3 | 0 | 0 | 0 | 1 | 0 | 3 |
| Jed Hansen, R (1, 4)<br>OBP: 0.369, SLG: 0.456 | | C B F 1 SAFE S<br>1-3 K ③ | | | C B X<br>1-1 L9 ③ | | | L C B X<br>1-2 L1 ①<br>C S B B B B B<br>4-2<br>1-2 BB | | 3 | 0 | 0 | 0 | 1 | 1 | 1 |
| Inning Stats | R: 0 H: 0<br>E: 0 LOB: 0<br>K: 1 BB: 0<br>S: 9 P: 11 | R: 2 H: 2<br>E: 0 LOB: 1<br>K: 1 BB: 1<br>S: 18 P: 28 | R: 0 H: 0<br>E: 0 LOB: 0<br>K: 1 BB: 0<br>S: 8 P: 13 | R: 0 H: 0<br>E: 0 LOB: 0<br>K: 1 BB: 0<br>S: 10 P: 15 | R: 0 H: 1<br>E: 0 LOB: 0<br>K: 0 BB: 0<br>S: 5 P: 6 | R: 1 H: 2<br>E: 0 LOB: 1<br>K: 0 BB: 0<br>S: 9 P: 16 | R: 0 H: 1<br>E: 0 LOB: 0<br>K: 1 BB: 0<br>S: 6 P: 8 | R: 1 H: 2<br>E: 0 LOB: 3<br>K: 0 BB: 1<br>S: 15 P: 30 | R: 0 H: 0<br>E: 0 LOB: 2<br>K: 1 BB: 1<br>S: 10 P: 16 | 1B: 6<br>2B: 0<br>3B: 0<br>HR: 2 | SF: 1<br>SAC: 0<br>DP: 2<br>HBP: 2 | | | | | |

| PITCHER | | IP | WLS | BF | H | R | ER | SO | BB | IBB | HBP | BLK | WP | HR | S | P | ERA | WHIP |
|---|---|---|---|---|---|---|---|---|---|---|---|---|---|---|---|---|---|---|
| Donovan Osborne, L<br>ERA: 4.62 | (1, 1) | 6.0 | W | 23 | 5 | 3 | 3 | 4 | 1 | 0 | 0 | 0 | 0 | 2 | 59 | 89 | 4.50 | 1.000 |
| Curtis King, R<br>ERA: 2.6 | (7, 1) | 2.0 | | 10 | 3 | 1 | 1 | 1 | 1 | 0 | 1 | 0 | 0 | 0 | 21 | 38 | 4.50 | 2.000 |
| Dennis Eckersley, R<br>ERA: 3.68 | (9, 1) | 1.0 | S | 5 | 0 | 0 | 0 | 1 | 1 | 0 | 1 | 0 | 0 | 0 | 10 | 16 | 0.00 | 1.000 |

| PITCHER | IP | WLS | BF | H | R | ER | SO | BB | IBB | HBP | BLK | WP | HR | S | P | ERA | WHIP |
|---|---|---|---|---|---|---|---|---|---|---|---|---|---|---|---|---|---|

# BOTTOM

## St. Louis Cardinals @ Kansas City Royals

Kauffman Stadium, Kansas City, MO

Sun Aug 31 1997, 3:33 AM CDT
Att. 33,585 - Sunny - 87 F

livebaseballscorecards.com

| | |
|---|---|
| AB | 32 |
| R | 4 |
| H | 8 |
| RBI | 4 |
| BB | 3 |
| SO | 6 |
| LOB | 14 |

WP: 0 PA: 38
PB: 0
SB: 0
CS: 0

# Chicago White Sox @ St. Louis Cardinals

Busch Stadium, St. Louis, MO

Mon Sep 01 1997, 3:33 AM CDT

Att. 40,464 - Cloudy - 92 F

livebaseballscorecards.com

## TOP

| Batter | 1 | 2 | 3 | 4 | 5 | 6 | 7 | 8 | 9 | AB | R | H | RBI | BB | SO | LOB |
|---|---|---|---|---|---|---|---|---|---|---|---|---|---|---|---|---|
| Ray Durham, S (1, 4)<br>OBP: 0.333, SLG: 0.369 | B X 1-0 G6-3 ① | | C B X 1-1 G4-3 ③ | | B B F B B 4-1 BB | | | C F B B F X 2-2 SH1-3 1B 1B | B B X 2-0 1B 1B | 4 | 1 | 2 | 0 | 1 | 0 | 0 |
| Ozzie Guillen, L (1, 6)<br>OBP: 0.282, SLG: 0.332 | C B X 1-1 L7 ② | | | B B C X 2-1 G4-3 ① | X 0-0 SF7 ② 3-H | | | 1 SAFE B 1 SAFE X 1-0 SH1-3 ① 1-2 | B C F F X 1-2 1B | 3 | 0 | 1 | 1 | 0 | 0 | 0 |
| Frank Thomas, R (1, 3)<br>OBP: 0.456, SLG: 0.621<br>Chuck McElroy, L (8, 1)<br>Jeff Darwin, R (8, 1)<br>Tony Castillo, L (8, 1)<br>Norberto Martin, R (9, PH)<br>OBP: 0.319, SLG: 0.367<br>Matt Karchner, R (9, 1) | B X 1-0 1B | | | C B H 2-1 HBP | 1 SAFE S X 0-1 F9 ③ | | | C C X 0-2 F9 ② | X 0-0 G5-3 ③ | 3<br>0<br>0<br>0<br>1<br>0 | 0<br>0<br>0<br>0<br>0<br>0 | 1<br>0<br>0<br>0<br>0<br>0 | 0<br>0<br>0<br>0<br>0<br>0 | 0<br>0<br>0<br>0<br>0<br>0 | 0<br>0<br>0<br>0<br>0<br>0 | 2<br>0<br>0<br>0<br>2<br>0 |
| Albert Belle, R (1, 7)<br>OBP: 0.330, SLG: 0.493<br>Lyle Mouton, R (6, 7)<br>OBP: 0.316, SLG: 0.382 | X 0-0 G5-3 ③ | | | X 0-0 F9 ② | | F C B C 1-3 K ① | | B B F B F X 3-2 1B 2-H | | 3<br>1 | 0<br>0 | 0<br>1 | 0<br>1 | 0<br>0 | 1<br>0 | 2<br>0 |
| Robin Ventura, L (1, 5)<br>OBP: 0.419, SLG: 0.459 | | B B B C X 3-1 F8 ① | | B C D X 2-1 F8 ③ | | C B X 1-1 G4-3 ② | | I I I I 4-0 IBB | | 3 | 0 | 0 | 0 | 1 | 0 | 1 |
| Mike Cameron, R (1, 8)<br>OBP: 0.342, SLG: 0.436 | | B B F B X 3-1 L8 ② | | | B C B F B X 3-2 S SH 1B | F C B X 1-2 G5-3 ③ | | B B F F S 2-3 K ③ | | 4 | 1 | 1 | 0 | 0 | 1 | 2 |
| Jorge Fabregas, L (1, 2)<br>OBP: 0.286, SLG: 0.360 | | C F X 0-2 P6 ③ | | | B B C X 2-1 F7 ① 1-2 | | X 0-0 G6-3 ① | | B B X 2-0 G4-3 ① | 4 | 0 | 0 | 0 | 0 | 0 | 1 |
| Dave Martinez, L (1, 9)<br>OBP: 0.352, SLG: 0.416<br>(8, 3) | | | C B F X 1-2 G3-1 ① | | B C B C B D 4-2 SH SH BB | | B F B X 2-1 G3 ② | | B F C F S 1-3 K ② | 3 | 1 | 0 | 0 | 1 | 1 | 0 |
| Doug Drabek, R (1, 1)<br>Greg Norton, S (7, PH)<br>OBP: 0.333, SLG: 0.600<br>Keith Foulke, R (7, 1)<br>OBP: 0.154, SLG: 0.154<br>Magglio Ordonez, R (8, 9)<br>OBP: 0.625, SLG: 1.500 | | | F S F F C 0-3 K ② | | B X 1-0 SH SF7 1-H 2-H | | C S X 0-2 F8 ③ | | B X 1-0 HR | 1<br>1<br>0<br>1 | 1<br>0<br>0<br>1 | 0<br>0<br>0<br>1 | 0<br>0<br>0<br>1 | 0<br>0<br>0<br>0 | 1<br>0<br>0<br>0 | 0<br>0<br>0<br>0 |
| Inning Stats | R: 0 E: 0 K: 0 S: 5 H: 1 LOB: 1 BB: 0 P: 8 | R: 0 E: 0 K: 0 S: 7 H: 0 LOB: 0 BB: 0 P: 13 | R: 0 E: 0 K: 1 S: 10 H: 0 LOB: 0 BB: 0 P: 12 | R: 0 E: 0 K: 0 S: 6 H: 0 LOB: 1 BB: 0 P: 12 | R: 3 E: 1 K: 0 S: 12 H: 1 LOB: 1 BB: 2 P: 26 | R: 0 E: 0 K: 1 S: 8 H: 0 LOB: 0 BB: 0 P: 11 | R: 0 E: 0 K: 0 S: 6 H: 0 LOB: 0 BB: 0 P: 8 | R: 1 E: 0 K: 1 S: 14 H: 2 LOB: 2 BB: 1 P: 26 | R: 1 E: 0 K: 1 S: 12 H: 3 LOB: 2 BB: 0 P: 19 | 1B: 6 2B: 0 3B: 0 HR: 1 | SF: 1 SAC: 2 DP: 0 HBP: 1 | | | | | | |

| | |
|---|---|
| AB | 32 |
| R | 5 |
| H | 7 |
| RBI | 3 |
| BB | 3 |
| SO | 4 |
| LOB | 10 |

WP: 0 PB: 0 SB: 1 CS: 0 PA: 39

| PITCHER | | IP | WLS | BF | H | R | ER | SO | BB | IBB | HBP | BLK | WP | HR | S | P | ERA | WHIP |
|---|---|---|---|---|---|---|---|---|---|---|---|---|---|---|---|---|---|---|
| Matt Morris, R<br>ERA: 2.93 | (1, 1) | 7.0 | | 27 | 2 | 3 | 0 | 2 | 2 | 0 | 1 | 0 | 0 | 0 | 54 | 90 | 0.00 | 0.571 |
| Rigo Beltran, L<br>ERA: 2.76 | (8, 1) | 0.1 | | 2 | 1 | 1 | 1 | 0 | 0 | 0 | 0 | 0 | 0 | 0 | 5 | 8 | 27.00 | 3.000 |
| John Frascatore, R<br>ERA: 2.31 | (8, 1) | 0.2 | | 4 | 1 | 0 | 0 | 1 | 0 | 1 | 0 | 0 | 0 | 0 | 9 | 18 | 0.00 | 1.500 |
| Tony Fossas, L<br>ERA: 2.89 | (9, 1) | 0.2 | L | 5 | 3 | 1 | 1 | 1 | 0 | 0 | 0 | 0 | 0 | 1 | 11 | 18 | 13.50 | 4.500 |
| Curtis King, R<br>ERA: 2.55 | (9, 1) | 0.1 | | 1 | 0 | 0 | 0 | 0 | 0 | 0 | 0 | 0 | 0 | 0 | 1 | 1 | 0.00 | 0.000 |

| PITCHER | IP | WLS | BF | H | R | ER | SO | BB | IBB | HBP | BLK | WP | HR | S | P | ERA | WHIP |
|---|---|---|---|---|---|---|---|---|---|---|---|---|---|---|---|---|---|

| Batter | 1 | 2 | 3 | 4 | 5 | 6 | 7 | 8 | 9 | AB | R | H | RBI | BB | SO | LOB |
|---|---|---|---|---|---|---|---|---|---|---|---|---|---|---|---|---|
| Delino DeShields, L (1, 4)<br>OBP: 0.343, SLG: 0.444 | C B F S 1-3 ① K | | C B F B X 2-2 ② FC5-4 S 2B 1-2f | | X 0-0 ① G3 | | C B F F B B X 3-2 ② SF8 3-H | | B B B C B 4-1 CS 1B BB | 3 | 1 | 0 | 1 | 1 | 1 | 1 |
| Royce Clayton, R (1, 6)<br>OBP: 0.302, SLG: 0.387 | M X 0-1 CS 1B | | B X 1-0 FC5 2B 1-H | | C B B B X 3-1 ② P6 | | F B B B X 2-1 ③ FC4-6 1-2f | | F X 0-1 CS 1B 1-2 | 5 | 0 | 3 | 1 | 0 | 0 | 1 |
| Ray Lankford, L (1, 8)<br>OBP: 0.409, SLG: 0.600 | 1 SAFE S C B B 1 SAFE F B F 3-2 ② F F X 2B 1-2 | | I I I I 4-0 IBB | | C B S X 1-2 ③ L8 | | | B B B C S S X 3-2 ① F7 | F D S B B C 3-3 ②③ K 1-2 2-3 | 4 | 0 | 1 | 0 | 1 | 1 | 2 |
| Gary Gaetti, R (1, 3)<br>OBP: 0.311, SLG: 0.403 (8, 5) | B X 1-0 ③ G5-3 | | X 0-0 ③ FC5 2-3f | | | B F F X 1-2 ① G6-3 | | X 0-0 BB 1B 1B | | 4 | 1 | 1 | 0 | 0 | 0 | 3 |
| Phil Plantier, L (1, 9)<br>OBP: 0.305, SLG: 0.438 | | B F C C 1-3 ① K | | B B C F X 2-2 ① L6 | | C B S S 1-3 ② K | | C B S S 1-3 ② K | | 3 | 0 | 0 | 0 | 0 | 2 | 0 |
| Danny Sheaffer, R (8, PH)<br>OBP: 0.304, SLG: 0.296 | | | | | | | | | | 0 | 0 | 0 | 0 | 0 | 0 | 0 |
| Tom Lampkin, L (8, PH)<br>OBP: 0.331, SLG: 0.370 (9, 2) | | | | | | | | | | 1 | 0 | 0 | 0 | 0 | 1 | 1 |
| Ron Gant, R (1, 7)<br>OBP: 0.312, SLG: 0.384 | | X 0-0 ② P5 | | C B X 1-1 ② G6-3 | | F B B B X 3-1 ③ P3 | | B 1 SAFE B B B 4-0 1B 1-2 BB | | 3 | 0 | 0 | 0 | 0 | 0 | 0 |
| Tom Pagnozzi, R (8, 2)<br>OBP: 0.250, SLG: 0.333 | | | | | | | | | | 0 | 0 | 0 | 0 | 1 | 0 | 0 |
| Tony Fossas, L (9, 1) | | | | | | | | | | 0 | 0 | 0 | 0 | 0 | 0 | 0 |
| Curtis King, R (9, 1) | | | | | | | | | | 0 | 0 | 0 | 0 | 0 | 0 | 0 |
| Mike DiFelice, R (1, 2)<br>OBP: 0.296, SLG: 0.333 | | B X 1-0 ③ P6 | | B B X 2-0 2B 1B | | | X 0-0 SH1-3 SF8 2B | F F B B X 2-2 1-3 2-H 1B | | 2 | 1 | 1 | 0 | 0 | 0 | 0 |
| Willie McGee, S (7, PH)<br>OBP: 0.366, SLG: 0.445 | | | | | | | | | | 2 | 1 | 2 | 1 | 0 | 0 | 0 |
| (8, 7) | | | | | | | | | | | | | | | | |
| (9, 9) | | | | | | | | | | | | | | | | |
| David Bell, R (1, 5)<br>OBP: 0.315, SLG: 0.430 | | | C B F F X 1-2 ① F7 | X 0-0 1-H 2B | | | L X 0-1 ① SH1-3 2-3 | F B F X 1-2 ③ G6-3 | | 2 | 0 | 1 | 1 | 0 | 0 | 0 |
| Rigo Beltran, L (8, 1) | | | | | | | | | | 0 | 0 | 0 | 0 | 0 | 0 | 0 |
| John Frascatore, R (8, 1) | | | | | | | | | | 0 | 0 | 0 | 0 | 0 | 0 | 0 |
| Scarborough Green, S (8, PH)<br>OBP: 0.188, SLG: 0.188 | | | | | | | | | | 1 | 0 | 0 | 0 | 0 | 0 | 2 |
| (9, 7) | | | | | | | | | | | | | | | | |
| Matt Morris, R (1, 1)<br>OBP: 0.281, SLG: 0.254 | | | B B F X 2-1 FC5-4 1B | C F S 0-3 ③ K | | | B B C B F B 4-2 FC4-6 BB | | B S C C 1-3 ① K | 2 | 0 | 1 | 0 | 0 | 1 | 1 |
| Mark McGwire, R (7, PH)<br>OBP: 0.388, SLG: 0.621 | | | | | | | | | | 1 | 0 | 0 | 0 | 1 | 1 | 0 |
| (8, 3) | | | | | | | | | | | | | | | | |
| Inning Stats | R: 0 E: 0 K: 1 S: 13 H: 2 LOB: 1 BB: 0 P: 18 | R: 0 E: 0 K: 1 S: 5 H: 0 LOB: 0 BB: 0 P: 7 | R: 1 E: 0 K: 0 S: 11 H: 2 LOB: 2 BB: 1 P: 21 | R: 1 E: 0 K: 1 S: 10 H: 2 LOB: 1 BB: 0 P: 15 | R: 0 E: 0 K: 0 S: 6 H: 0 LOB: 0 BB: 0 P: 10 | R: 0 E: 0 K: 1 S: 8 H: 0 LOB: 0 BB: 0 P: 13 | R: 1 E: 0 K: 0 S: 11 H: 1 LOB: 1 BB: 1 P: 20 | R: 1 E: 0 K: 1 S: 13 H: 2 LOB: 2 BB: 1 P: 24 | R: 0 E: 0 K: 2 S: 9 H: 1 LOB: 1 BB: 1 P: 17 | 1B: 6 2B: 4 3B: 0 HR: 0 | SF: 1 SAC: 1 DP: 0 HBP: 0 | | | | | | |

| PITCHER | | IP | WLS | BF | H | R | ER | SO | BB | IBB | HBP | BLK | WP | HR | S | P | ERA | WHIP |
|---|---|---|---|---|---|---|---|---|---|---|---|---|---|---|---|---|---|---|
| Doug Drabek, R<br>ERA: 5.81 | (1, 1) | 6.0 | | 24 | 6 | 2 | 2 | 4 | 0 | 1 | 0 | 0 | 0 | 0 | 53 | 84 | 3.00 | 1.000 |
| Keith Foulke, R<br>ERA: 7.02 | (7, 1) | 1.0 | | 5 | 1 | 1 | 1 | 0 | 1 | 0 | 0 | 0 | 0 | 0 | 11 | 20 | 9.00 | 2.000 |
| Chuck McElroy, L<br>ERA: 4.21 | (8, 1) | 0.1 | | 2 | 1 | 1 | 1 | 0 | 0 | 0 | 0 | 0 | 0 | 0 | 4 | 7 | 27.00 | 3.000 |
| Jeff Darwin, R<br>ERA: 1.93 | (8, 1) | 0.1 | | 2 | 0 | 0 | 0 | 1 | 1 | 0 | 0 | 0 | 0 | 0 | 3 | 8 | 0.00 | 3.000 |
| Tony Castillo, L<br>ERA: 5.13 | (8, 1) | 0.1 | W | 2 | 1 | 0 | 0 | 0 | 0 | 0 | 0 | 0 | 0 | 0 | 6 | 9 | 0.00 | 3.000 |

| PITCHER | | IP | WLS | BF | H | R | ER | SO | BB | IBB | HBP | BLK | WP | HR | S | P | ERA | WHIP |
|---|---|---|---|---|---|---|---|---|---|---|---|---|---|---|---|---|---|---|
| Matt Karchner, R<br>ERA: 2.03 | (9, 1) | 1.0 | S | 4 | 1 | 0 | 0 | 2 | 1 | 0 | 0 | 0 | 0 | 0 | 9 | 17 | 0.00 | 2.000 |

# BOTTOM

## Chicago White Sox @ St. Louis Cardinals

Busch Stadium, St. Louis, MO

Mon Sep 01 1997, 3:33 AM CDT
Att. 40,464 - Cloudy - 92 F

livebaseballscorecards.com

| | |
|---|---|
| AB | 33 |
| R | 4 |
| H | 10 |
| RBI | 4 |
| BB | 4 |
| SO | 7 |
| LOB | 11 |

PA: 39
WP: 0
PB: 0
SB: 1
CS: 3

# Chicago White Sox @ St. Louis Cardinals

Busch Stadium, St. Louis, MO

Tue Sep 02 1997, 7:05 PM CDT

Att. 27,192 - Unknown - 79 F

TOP

livebaseballscorecards.com

| Batter | 1 | 2 | 3 | 4 | 5 | 6 | 7 | 8 | 9 | AB | R | H | RBI | BB | SO | LOB |
|---|---|---|---|---|---|---|---|---|---|---|---|---|---|---|---|---|
| Ray Durham, S (1, 4) OBP: 0.332, SLG: 0.369 | C C B X 1-2 ① L7 | C B C B F F S 2-3 ③ K | M F B B X 2-2 ① G5-3 | B X 1-0 G6-4-3 1-2 1B | | | | | | 4 | 0 | 1 | 0 | 0 | 1 | 0 |
| Ozzie Guillen, L (1, 6) OBP: 0.280, SLG: 0.329 | F B X 1-1 ② P5 | | C B X 1-1 ① G3 | X 0-0 ② G5-3 | | | | C F X 0-2 ①② G6-4-3 1-2f 2-3 | | 4 | 0 | 0 | 0 | 0 | 0 | 2 |
| Frank Thomas, R (1, 3) OBP: 0.454, SLG: 0.618 | C C B F B F X 2-2 ③ P2 | | B X 1-0 ② F8 | B C B B X 3-1 ③ F7 | | | F X 0-1 1B | | | 4 | 0 | 1 | 1 | 0 | 0 | 0 |
| Albert Belle, R (1, 7) OBP: 0.331, SLG: 0.495 | | X 0-0 ① L8 | S X 0-1 1B 1B | | | | B B B F X 3-1 WP 2B | B X 1-0 ③ F8 | | 4 | 0 | 2 | 0 | 0 | 0 | 1 |
| Robin Ventura, L (1, 5) OBP: 0.421, SLG: 0.460 | | C C B X 1-2 1B | F C X 0-2 FC5-4 1-3 1B | | | | B B F B C X 3-2 ① L7 | | B B B C F X 2-2 ① L6 | 4 | 0 | 2 | 0 | 0 | 0 | 1 |
| Mike Cameron, R (1, 8) OBP: 0.341, SLG: 0.432 | | D C B S S B S 3-3 ② K | X 0-0 ③ FC5-4 1-2f | | | | C B C B F H 3-2 WP HBP | | B B C F C 2-3 ② K | 3 | 0 | 0 | 0 | 0 | 2 | 3 |
| Jorge Fabregas, L (1, 2) OBP: 0.282, SLG: 0.355 | | B C F B F F B S 3-3 ③ K | | X 0-0 ① G4-3 | | | C C B S 1-3 ② K 1-2 2-3 | | S C B S 1-3 ③ K | 4 | 0 | 0 | 0 | 0 | 3 | 3 |
| Dave Martinez, L (1, 9) OBP: 0.350, SLG: 0.413 | | | B X 1-0 ① G3 | C B X 1-1 ② G3 | | | C B B F X 2-2 ③ F9 | | | 3 | 0 | 0 | 0 | 0 | 0 | 2 |
| Jeff Darwin, R (7, 1) | | | | | | | | | | 0 | 0 | 0 | 0 | 0 | 0 | 0 |
| Jaime Navarro, R (1, 1) | | | C B X 1-1 ② F8 | B S B S C 2-3 ③ K | | | | B X 1-0 G6-4-3 1B 1B 1B | | 0 | 0 | 0 | 0 | 0 | 0 | 0 |
| Greg Norton, S (3, PH) OBP: 0.313, SLG: 0.563 | | | | | | | | | | 1 | 0 | 0 | 0 | 0 | 0 | 0 |
| Mike Sirotka, L (3, 1) | | | | | | | | | | 1 | 0 | 0 | 0 | 0 | 1 | 0 |
| 25 Jeff Abbott, R (7, 9) OBP: 0.313, SLG: 0.313 | | | | | | | | | | 1 | 1 | 1 | 0 | 0 | 0 | 0 |
| Inning Stats | R: 0 E: 0 K: 0 S: 10 H: 0 LOB: 0 BB: 0 P: 14 | R: 0 E: 0 K: 2 S: 12 H: 1 LOB: 1 BB: 0 P: 19 | R: 0 E: 0 K: 1 S: 9 H: 0 LOB: 0 BB: 0 P: 13 | R: 0 E: 0 K: 0 S: 9 H: 2 LOB: 2 BB: 0 P: 11 | R: 0 E: 0 K: 1 S: 6 H: 0 LOB: 0 BB: 0 P: 9 | R: 0 E: 0 K: 0 S: 6 H: 0 LOB: 0 BB: 0 P: 11 | R: 0 E: 0 K: 1 S: 14 H: 1 LOB: 2 BB: 0 P: 26 | R: 1 E: 0 K: 0 S: 8 H: 3 LOB: 1 BB: 0 P: 11 | R: 0 E: 0 K: 2 S: 10 H: 0 LOB: 0 BB: 0 P: 15 | 1B: 6 2B: 1 3B: 0 HR: 0 | SF: 0 SAC: 0 DP: 1 HBP: 1 | | | | | | |

| | AB | 33 |
|---|---|---|
| | R | 1 |
| | H | 7 |
| | RBI | 1 |
| | BB | 0 |
| | SO | 7 |
| | LOB | 12 |

WP: 1 PB: 0 SB: 0 CS: 0 PA: 34

| PITCHER | | IP | WLS | BF | H | R | ER | SO | BB | IBB | HBP | BLK | WP | HR | S | P | ERA | WHIP |
|---|---|---|---|---|---|---|---|---|---|---|---|---|---|---|---|---|---|---|
| Andy Benes, R ERA: 3.16 | (1, 1) | 7.0 | W | 28 | 6 | 1 | 1 | 5 | 0 | 0 | 1 | 0 | 1 | 0 | 68 | 107 | 1.29 | 0.857 |
| Jose Bautista, R ERA: 6.23 | (8, 1) | 1.0 | | 3 | 1 | 0 | 0 | 0 | 0 | 0 | 0 | 0 | 0 | 0 | 6 | 7 | 0.00 | 1.000 |
| Rigo Beltran, L ERA: 2.67 | (9, 1) | 1.0 | | 3 | 0 | 0 | 0 | 2 | 0 | 0 | 0 | 0 | 0 | 0 | 10 | 15 | 0.00 | 0.000 |

| PITCHER | | IP | WLS | BF | H | R | ER | SO | BB | IBB | HBP | BLK | WP | HR | S | P | ERA | WHIP |
|---|---|---|---|---|---|---|---|---|---|---|---|---|---|---|---|---|---|---|

| Batter | 1 | 2 | 3 | 4 | 5 | 6 | 7 | 8 | 9 | AB | R | H | RBI | BB | SO | LOB |
|---|---|---|---|---|---|---|---|---|---|---|---|---|---|---|---|---|
| Delino DeShields, L (1, 4)<br>OBP: 0.344, SLG: 0.444 | F C X<br>0-2 ① G6-3 | C T B B X<br>2-2 S 2B 1B | | C X<br>0-1 ① L9 | | B X<br>1-0 ② L9 | | C X<br>0-1 FC5 G4-3 1B | | 5 | 1 | 2 | 0 | 0 | 0 | 0 |
| Royce Clayton, R (1, 6)<br>OBP: 0.304, SLG: 0.393 | S S B X<br>1-2 HR 2B | B X<br>1-0 1-H 2B | | F S B X<br>1-2 ② F8 | | M F X<br>0-2 1B | | C B F X<br>1-2 ② G4-3 1-2 | | 5 | 1 | 3 | 1 | 0 | 0 | 1 |
| Mark McGwire, R (1, 3)<br>OBP: 0.387, SLG: 0.623 | X<br>0-0 2-H HR | C T B B S<br>2-3 ① K | | B X<br>1-0 ③ P4 | | C S B B S<br>2-3 ③ K | | X<br>0-0 ③ FC5 2-3 | | 5 | 1 | 1 | 2 | 0 | 2 | 3 |
| Ray Lankford, L (1, 8)<br>OBP: 0.408, SLG: 0.595 | B B S S T B S<br>3-3 ② K | B F B B S B<br>4-2 BB | | | X<br>0-0 ① F7 | | B B B C C S<br>3-3 ① K | | | 3 | 0 | 0 | 0 | 1 | 2 | 0 |
| Ron Gant, R (1, 7)<br>OBP: 0.315, SLG: 0.399<br>Scarborough Green, S (8, 7)<br>OBP: 0.188, SLG: 0.188 | X<br>0-0 HR | S F B B F C<br>2-3 ② K | | | B B B B<br>4-0 BB BB | | B B B F X<br>3-1 HR | | | 3<br>0 | 2<br>0 | 2<br>0 | 2<br>0 | 1<br>0 | 1<br>0 | 2<br>0 |
| Phil Plantier, L (1, 9)<br>OBP: 0.326, SLG: 0.447 | B B B C F X<br>3-2 BB 1B 1B | C B B F F X<br>2-2 ③ L7 | | | B 1 SAFE B B B<br>4-0 1-2 BB | | C B X<br>1-1 1B | | | 3 | 1 | 2 | 0 | 1 | 0 | 2 |
| Mike DiFelice, R (1, 2)<br>OBP: 0.295, SLG: 0.329 | B C B C B F F F B<br>4-2 1B 1-2 BB | | | C B B S X<br>2-2 ① G4-3 | | B X<br>1-0 ② L7 | S S X<br>0-2 ② F9 | | | 3 | 0 | 0 | 0 | 1 | 0 | 3 |
| David Bell, R (1, 5)<br>OBP: 0.313, SLG: 0.422 | B B X<br>2-0 FC5-4 1-2 2-H 1B | | | B B F B F F X<br>3-2 ② G4-3 | | F B F X<br>1-2 ③ F9 | X<br>0-0 ③ L6 | | | 4 | 0 | 1 | 1 | 0 | 0 | 3 |
| Andy Benes, R (1, 1)<br>OBP: 0.241, SLG: 0.264<br>Jose Bautista, R (8, 1)<br>Scott Livingstone, L (8, PH)<br>OBP: 0.182, SLG: 0.164<br>Rigo Beltran, L (9, 1) | X<br>0-0 ③ FC5-4 1-2f | | | S F S<br>0-3 ③ K | | S B F F S<br>1-3 ① K | | S F B X<br>1-2 ① G4-3 | | 3<br>0<br>0<br>1<br>0 | 0<br>0<br>0<br>0<br>0 | 0<br>0<br>0<br>0<br>0 | 0<br>0<br>0<br>0<br>0 | 0<br>0<br>0<br>0<br>0 | 2<br>0<br>0<br>0<br>0 | 2<br>0<br>0<br>0<br>0 |
| Inning Stats | R: 4 E: 0 K: 1 S: 22<br>H: 5 LOB: 2 BB: 1 P: 35 | R: 1 E: 0 K: 2 S: 18<br>H: 2 LOB: 2 BB: 1 P: 31 | R: 0 E: 0 K: 1 S: 10<br>H: 0 LOB: 0 BB: 0 P: 15 | R: 0 E: 0 K: 0 S: 6<br>H: 0 LOB: 0 BB: 0 P: 8 | R: 0 E: 0 K: 0 S: 5<br>H: 0 LOB: 2 BB: 2 P: 15 | R: 0 E: 0 K: 2 S: 11<br>H: 1 LOB: 1 BB: 0 P: 15 | R: 1 E: 0 K: 1 S: 11<br>H: 2 LOB: 1 BB: 0 P: 18 | R: 0 E: 0 K: 0 S: 9<br>H: 1 LOB: 1 BB: 0 P: 11 | | 1B: 6<br>2B: 2<br>3B: 0<br>HR: 3 | SF: 0<br>SAC: 0<br>DP: 0<br>HBP: 0 | | | WP: 0<br>PB: 0<br>SB: 1<br>CS: 0 | PA: 39 | | |

| PITCHER | | IP | WLS | BF | H | R | ER | SO | BB | IBB | HBP | BLK | WP | HR | S | P | ERA | WHIP |
|---|---|---|---|---|---|---|---|---|---|---|---|---|---|---|---|---|---|---|
| Jaime Navarro, R<br>ERA: 5.87 | (1, 1) | 2.0 | L | 15 | 7 | 5 | 5 | 3 | 2 | 0 | 0 | 0 | 0 | 2 | 40 | 66 | 22.50 | 4.500 |
| Mike Sirotka, L<br>ERA: 1.69 | (3, 1) | 4.1 | | 18 | 3 | 1 | 1 | 4 | 2 | 0 | 0 | 0 | 0 | 1 | 39 | 67 | 2.08 | 1.154 |
| Jeff Darwin, R<br>ERA: 1.42 | (7, 1) | 1.2 | | 6 | 1 | 0 | 0 | 0 | 0 | 0 | 0 | 0 | 0 | 0 | 13 | 15 | 0.00 | 0.600 |

| PITCHER | IP | WLS | BF | H | R | ER | SO | BB | IBB | HBP | BLK | WP | HR | S | P | ERA | WHIP |
|---|---|---|---|---|---|---|---|---|---|---|---|---|---|---|---|---|---|

# BOTTOM

## Chicago White Sox @ St. Louis Cardinals

Busch Stadium, St. Louis, MO

Tue Sep 02 1997, 7:05 PM CDT
Att. 27,192 - Unknown - 79 F

livebaseballscorecards.com

| | |
|---|---|
| AB | 35 |
| R | 6 |
| H | 11 |
| RBI | 6 |
| BB | 4 |
| SO | 7 |
| LOB | 16 |

# Chicago White Sox @ St. Louis Cardinals

Busch Stadium, St. Louis, MO

Wed Sep 03 1997, 7:05 PM CDT

Att. 29,088 - Unknown - 72 F

TOP

livebaseballscorecards.com

| Batter | 1 | 2 | 3 | 4 | 5 | 6 | 7 | 8 | 9 | AB | R | H | RBI | BB | SO | LOB |
|---|---|---|---|---|---|---|---|---|---|---|---|---|---|---|---|---|
| Ray Durham, S (1, 4) OBP: 0.330, SLG: 0.365 | E6 CS | K | | | K | | K | | F7 | 5 | 0 | 0 | 0 | 0 | 3 | 3 |
| Dave Martinez, L (1, 9) (8, 3) OBP: 0.353, SLG: 0.416 | 1-2 2B 1B | | K | | G6-4-3 1B | | | BB 1B | | 4 | 1 | 3 | 0 | 0 | 1 | 0 |
| Frank Thomas, R (1, 3) OBP: 0.457, SLG: 0.623 | 1-H 1B 2B | | 3-1 2B | | 2-0 G6-4-3 1-2f | | | 2-2 1B BB 1-2 1B | | 4 | 1 | 3 | 1 | 0 | 0 | 1 |
| Lyle Mouton, R (8, PR) (8, 9) OBP: 0.316, SLG: 0.382 | | | | | | | | | | 0 | 0 | 0 | 0 | 0 | 0 | 0 |
| Albert Belle, R (1, 7) OBP: 0.331, SLG: 0.492 | P4 | G5-3 | | | | K | | 4-2 1B 1-2 2-3 BB | | 3 | 0 | 0 | 0 | 1 | 1 | 2 |
| Robin Ventura, L (1, 5) OBP: 0.424, SLG: 0.462 | 2-H 1B | G6-3 | | | | G4-3 | | 25 FC5 1B 1-1 1B | | 4 | 0 | 2 | 1 | 0 | 0 | 1 |
| Mike Cameron, R (1, 8) OBP: 0.340, SLG: 0.429 | K | | G5-3 | | | F9 | | 1-2 2-3 1B | | 4 | 0 | 1 | 0 | 0 | 1 | 1 |
| Jorge Fabregas, L (1, 2) OBP: 0.283, SLG: 0.355 | | G6-3 | F7 | | | | G6-3 1B | FC5 2-3f | | 3 | 0 | 1 | 0 | 0 | 0 | 0 |
| Chad Fonville, S (7, PR) OBP: 0.250, SLG: 0.143 | | | | | | | | | | 0 | 0 | 0 | 0 | 0 | 0 | 0 |
| Ron Karkovice, R (7, 2) OBP: 0.247, SLG: 0.315 | | | | | | | | | | 0 | 0 | 0 | 0 | 0 | 0 | 0 |
| 25 Jeff Abbott, R (8, PH) OBP: 0.294, SLG: 0.294 | | | | | | | | | | 1 | 0 | 0 | 0 | 0 | 3 | 0 |
| Robert Machado, R (8, 2) | | | | | | | | | | 0 | 0 | 0 | 0 | 0 | 0 | 0 |
| Norberto Martin, R (1, 6) OBP: 0.314, SLG: 0.361 | | G1-3 | | E6 | | | G6-3 1-2 | | F9 | 3 | 0 | 0 | 0 | 0 | 0 | 1 |
| Ozzie Guillen, L (9, PH) OBP: 0.279, SLG: 0.328 | | | | | | | | | | 1 | 0 | 0 | 0 | 0 | 0 | 0 |
| Scott Eyre, L (1, 1) OBP: 0.500, SLG: 0.500 | | 2-1 1B | | G4-3 | | | K | | F7 | 2 | 0 | 1 | 0 | 0 | 0 | 1 |
| Greg Norton, S (7, PH) OBP: 0.294, SLG: 0.529 | | | | | | | | | | 1 | 0 | 0 | 0 | 0 | 1 | 2 |
| Nelson Cruz, R (7, 1) | | | | | | | | | | 0 | 0 | 0 | 0 | 0 | 0 | 0 |
| Al Levine, L (8, 1) | | | | | | | | | | 0 | 0 | 0 | 0 | 0 | 0 | 0 |
| Tony Castillo, L (8, 1) | | | | | | | | | | 0 | 0 | 0 | 0 | 0 | 0 | 0 |
| 34 Mario Valdez, L (9, PH) OBP: 0.339, SLG: 0.289 | | | | | | | | | | 1 | 0 | 0 | 0 | 0 | 0 | 0 |
| Inning Stats | R: 2 E: 1 K: 1 S: 16 H: 3 LOB: 1 BB: 0 P: 25 | R: 0 E: 0 K: 1 S: 18 H: 1 LOB: 1 BB: 0 P: 24 | R: 0 E: 0 K: 1 S: 9 H: 1 LOB: 1 BB: 0 P: 16 | R: 0 E: 1 K: 0 S: 9 H: 0 LOB: 1 BB: 0 P: 11 | R: 0 E: 0 K: 1 S: 5 H: 1 LOB: 0 BB: 0 P: 8 | R: 0 E: 0 K: 1 S: 8 H: 0 LOB: 0 BB: 0 P: 12 | R: 0 E: 0 K: 2 S: 11 H: 1 LOB: 2 BB: 0 P: 17 | R: 0 E: 0 K: 0 S: 16 H: 4 LOB: 3 BB: 1 P: 25 | R: 0 E: 0 K: 0 S: 6 H: 0 LOB: 0 BB: 0 P: 9 | 1B: 9 2B: 2 3B: 0 HR: 0 | SF: 0 SAC: 0 DP: 1 HBP: 0 | | | | | | |

| | |
|---|---|
| AB | 36 |
| R | 2 |
| H | 11 |
| RBI | 2 |
| BB | 1 |
| SO | 7 |
| LOB | 15 |

WP: 0 PB: 0 SB: 0 CS: 1 PA: 37

| PITCHER | | IP | WLS | BF | H | R | ER | SO | BB | IBB | HBP | BLK | WP | HR | S | P | ERA | WHIP |
|---|---|---|---|---|---|---|---|---|---|---|---|---|---|---|---|---|---|---|
| Manny Aybar, R ERA: 4.28 | (1, 1) | 6.0 | W | 25 | 7 | 2 | 2 | 5 | 0 | 0 | 0 | 0 | 0 | 0 | 66 | 98 | 3.00 | 1.167 |
| John Frascatore, R ERA: 2.27 | (7, 1) | 1.0 | | 5 | 2 | 0 | 0 | 2 | 0 | 0 | 0 | 0 | 0 | 0 | 18 | 27 | 0.00 | 2.000 |
| Curtis King, R ERA: 2.41 | (8, 1) | 1.0 | | 4 | 2 | 0 | 0 | 0 | 1 | 0 | 0 | 0 | 0 | 0 | 8 | 13 | 0.00 | 3.000 |
| Dennis Eckersley, R ERA: 3.6 | (9, 1) | 1.0 | S | 3 | 0 | 0 | 0 | 0 | 0 | 0 | 0 | 0 | 0 | 0 | 6 | 9 | 0.00 | 0.000 |

| PITCHER | IP | WLS | BF | H | R | ER | SO | BB | IBB | HBP | BLK | WP | HR | S | P | ERA | WHIP |
|---|---|---|---|---|---|---|---|---|---|---|---|---|---|---|---|---|---|

| Batter | 1 | 2 | 3 | 4 | 5 | 6 | 7 | 8 | 9 | AB | R | H | RBI | BB | SO | LOB |
|---|---|---|---|---|---|---|---|---|---|---|---|---|---|---|---|---|
| Royce Clayton, R (1, 6)<br>OBP: 0.303, SLG: 0.392 | F B F B B X<br>3-2 L8 ① | | S B F S<br>1-3 K ① | | S F B B B F F F<br>3-2 X F9 ① | C B X<br>1-1 P2 ③ | | S X<br>0-1 L4 ② | | 2 | 0 | 0 | 0 | 0 | 1 | 2 |
| Luis Ordaz, R (4, 6) | | | | | | | | | | 2 | 0 | 0 | 0 | 0 | 0 | 1 |
| Scott Livingstone, L (8, PH)<br>OBP: 0.182, SLG: 0.164 | | | | | | | | | | 0 | 0 | 0 | 0 | 0 | 0 | 0 |
| Danny Sheaffer, R (8, PH)<br>OBP: 0.301, SLG: 0.294 | | | | | | | | | | 1 | 0 | 0 | 0 | 0 | 0 | 3 |
| Dennis Eckersley, R (9, 1) | | | | | | | | | | 0 | 0 | 0 | 0 | 0 | 0 | 0 |
| Willie McGee, S (1, 9)<br>OBP: 0.363, SLG: 0.440 | X<br>0-0 P6 ② | | X<br>0-0 P4 ② | | B X<br>1-0 BB 1B | | C X<br>0-1 G5-3 ① | B C F B F X<br>2-2 G1-3 ③ | | 5 | 0 | 1 | 0 | 0 | 0 | 5 |
| Mark McGwire, R (1, 3)<br>OBP: 0.386, SLG: 0.619 | S B B S F B C<br>3-3 K ③ | | B I I I<br>4-0 1-2 IBB 3-H | | B S S B F 1 S SAFE<br>2-3 K ② | | B C C B F S<br>2-3 K ② | | | 3 | 0 | 0 | 0 | 1 | 3 | 1 |
| Ray Lankford, L (1, 8)<br>OBP: 0.407, SLG: 0.591 | | B C B B C C C<br>3-3 K ① | B C C S<br>1-3 K ③ | | B B B B<br>4-0 1-2 BB | | F B B F F F F B X<br>3-2 L9 ③ | | | 3 | 0 | 0 | 0 | 1 | 2 | 2 |
| Ron Gant, R (1, 7)<br>OBP: 0.313, SLG: 0.395 | | C B F B B F X<br>3-2 F7 ② | | S S B F F F F B F F<br>2-2 F X F8 ① | B C C X<br>2-2 P3 ③ | | | B C B S B S<br>3-3 K ① | | 4 | 0 | 0 | 0 | 0 | 1 | 2 |
| Gary Gaetti, R (1, 5)<br>OBP: 0.315, SLG: 0.416 | | B B F X<br>2-1 L9 ③ | | B X<br>1-0 FC5-4 1B 1B | | B S B B B X<br>3-1 HR | | B C X<br>1-1 1B 2B | | 4 | 2 | 3 | 1 | 0 | 0 | 0 |
| David Bell, R (1, 4)<br>OBP: 0.330, SLG: 0.436 (9, 6) | X<br>0-0 2B 1B 1B | | B 1 SAFE S 1 SAFE S X<br>1-2 FC5-4 1-2 1B | | | F X<br>0-1 P4 ① | | B C C B X<br>2-2 1B 1B 2-H 1B | | 4 | 1 | 3 | 1 | 0 | 0 | 0 |
| Eli Marrero, R (1, 2)<br>OBP: 0.500, SLG: 0.750 | X<br>0-0 1B 1-3 WP 2B | | S X<br>0-1 FC5-4 ② 1-2f 2-3 | | | B S S X<br>1-2 G5-3 ② | | 1 SAFE 1 SAFE X<br>0-0 1B 1-2 1B | | 4 | 1 | 2 | 0 | 0 | 0 | 2 |
| Delino DeShields, L (9, 4)<br>OBP: 0.344, SLG: 0.444 | | | | | | | | | | 0 | 0 | 0 | 0 | 0 | 0 | 0 |
| Manny Aybar, R (1, 1)<br>OBP: 0.167, SLG: 0.167 | B X<br>1-0 WP 2-3 3-H 1B | | S B C F C<br>1-3 K ③ | | | F B X<br>1-1 1B | | B B C S B X<br>3-2 1-2 2-3 1B | | 3 | 0 | 2 | 1 | 0 | 1 | 2 |
| John Frascatore, R (7, 1) | | | | | | | | | | 0 | 0 | 0 | 0 | 0 | 0 | 0 |
| Curtis King, R (8, 1) | | | | | | | | | | 0 | 0 | 0 | 0 | 0 | 0 | 0 |
| Phil Plantier, L (8, PH)<br>OBP: 0.333, SLG: 0.455 | | | | | | | | | | 1 | 0 | 1 | 0 | 0 | 0 | 0 |
| Mike DiFelice, R (9, 2)<br>OBP: 0.295, SLG: 0.329 | | | | | | | | | | 0 | 0 | 0 | 0 | 0 | 0 | 0 |
| Inning Stats | R: 0<br>E: 0<br>K: 1<br>S: 8<br>H: 0<br>LOB: 0<br>BB: 0<br>P: 14 | R: 0<br>E: 0<br>K: 1<br>S: 9<br>H: 0<br>LOB: 0<br>BB: 0<br>P: 17 | R: 2<br>E: 0<br>K: 2<br>S: 10<br>H: 3<br>LOB: 2<br>BB: 1<br>P: 17 | R: 0<br>E: 0<br>K: 1<br>S: 19<br>H: 2<br>LOB: 2<br>BB: 0<br>P: 24 | R: 0<br>E: 0<br>K: 1<br>S: 15<br>H: 1<br>LOB: 2<br>BB: 1<br>P: 27 | R: 1<br>E: 0<br>K: 0<br>S: 11<br>H: 2<br>LOB: 1<br>BB: 0<br>P: 17 | R: 0<br>E: 0<br>K: 1<br>S: 12<br>H: 0<br>LOB: 0<br>BB: 0<br>P: 17 | R: 1<br>E: 0<br>K: 1<br>S: 18<br>H: 4<br>LOB: 3<br>BB: 0<br>P: 29 | | 1B: 9<br>2B: 2<br>3B: 0<br>HR: 1<br>SF: 0<br>SAC: 0<br>DP: 0<br>HBP: 0 | | | | | | |

| PITCHER | | IP | WLS | BF | H | R | ER | SO | BB | IBB | HBP | BLK | WP | HR | S | P | ERA | WHIP |
|---|---|---|---|---|---|---|---|---|---|---|---|---|---|---|---|---|---|---|
| Scott Eyre, L<br>ERA: 4.75 | (1, 1) | 6.0 | L | 28 | 8 | 3 | 3 | 6 | 1 | 1 | 0 | 0 | 1 | 1 | 72 | 116 | 4.50 | 1.500 |
| Nelson Cruz, R<br>ERA: 7.13 | (7, 1) | 1.1 | | 7 | 3 | 1 | 1 | 2 | 0 | 0 | 0 | 0 | 0 | 0 | 21 | 32 | 6.75 | 2.250 |
| Al Levine, R<br>ERA: 6.65 | (8, 1) | 0.0 | | 1 | 1 | 0 | 0 | 0 | 0 | 0 | 0 | 0 | 0 | 0 | 3 | 6 | ∞ | ∞ |
| Tony Castillo, L<br>ERA: 5.07 | (8, 1) | 0.2 | | 2 | 0 | 0 | 0 | 0 | 0 | 0 | 0 | 0 | 0 | 0 | 6 | 8 | 0.00 | 0.000 |

| PITCHER | IP | WLS | BF | H | R | ER | SO | BB | IBB | HBP | BLK | WP | HR | S | P | ERA | WHIP |
|---|---|---|---|---|---|---|---|---|---|---|---|---|---|---|---|---|---|

# BOTTOM

## Chicago White Sox @ St. Louis Cardinals

Busch Stadium, St. Louis, MO

Wed Sep 03 1997, 7:05 PM CDT

Att. 29,088 - Unknown - 72 F

livebaseballscorecards.com

| | |
|---|---|
| AB | 36 |
| R | 4 |
| H | 12 |
| RBI | 3 |
| BB | 2 |
| SO | 8 |
| LOB | 20 |

WP: 1 PA: 38
PB: 0
SB: 0
CS: 0

| Batter | 1 | 2 | 3 | 4 | 5 | 6 | 7 | 8 | 9 | AB | R | H | RBI | BB | SO | LOB |
|---|---|---|---|---|---|---|---|---|---|---|---|---|---|---|---|---|
| Delino DeShields, L (1, 4)<br>OBP: 0.343, SLG: 0.442 | B C B B B C F F X<br>3-2 ① F7 | | B C B B F B F X<br>3-2 ② G6-3 | | C C B F B F X<br>1-2 1B HR 1B | | C B C B B X<br>3-2 ③ F7 | | | 4 | 1 | 1 | 0 | 0 | 0 | 0 |
| Ron Gant, R (1, 7)<br>OBP: 0.316, SLG: 0.397 | F F B B B C<br>2-3 ② K | | C B F F B F B B<br>4-2 1B BB | | 1 SAFE 1 SAFE P C B B X<br>3-1 1-2 HR 1B | | | B S B F X<br>2-2 FC4-6 1B 1B | | 3 | 1 | 2 | 0 | 1 | 1 | 0 |
| Mark McGwire, R (1, 3)<br>OBP: 0.390, SLG: 0.635 | B X<br>1-0 HR | | 1 SAFE B B B C S 1 SAFE B X<br>3-2 1-3 1B | | B B X<br>2-0 1-H 2-H HR | | | B B F 1 SAFE F X<br>2-2 1-2 FC4-6 1B | | 4 | 2 | 4 | 4 | 0 | 0 | 0 |
| Ray Lankford, L (1, 8)<br>OBP: 0.405, SLG: 0.588<br>Willie McGee, S (3, 8)<br>OBP: 0.360, SLG: 0.436 | C B F B X<br>2-2 ③ G4-3 | | C B C B C<br>2-3 ③ K | | B F X<br>1-1 ③ F7 | | | X<br>0-0 ① FC4-6 G4-6-3 1-2f 2-3 | | 2<br>2 | 0<br>0 | 0<br>0 | 0<br>0 | 0<br>0 | 1<br>0 | 2<br>2 |
| Gary Gaetti, R (1, 5)<br>OBP: 0.313, SLG: 0.412 | | F B X<br>1-1 ① G6-3 | | X<br>0-0 ① G6-3 | | X<br>0-0 ① G2-3 | | D F X<br>1-1 ②③ G4-6-3 1-2f | | 4 | 0 | 0 | 0 | 0 | 0 | 2 |
| Phil Plantier, L (1, 9)<br>OBP: 0.330, SLG: 0.438 | | C B F B B B<br>4-2 BB | | B C B C S<br>2-3 ② K | | B B B C F X<br>3-2 ② P6 | | | C F X<br>0-2 ① G6-3 | 3 | 0 | 0 | 0 | 1 | 1 | 0 |
| Tom Pagnozzi, R (1, 2)<br>OBP: 0.227, SLG: 0.302 | | B 1 SAFE B 1 SAFE C X<br>2-1 ② L9 | | C X<br>0-1 ③ F9 | | C X<br>0-1 ③ F7 | | | B C S X<br>1-2 ② G6-3 | 4 | 0 | 0 | 0 | 0 | 0 | 1 |
| Royce Clayton, R (1, 6)<br>OBP: 0.301, SLG: 0.389 | | X<br>0-0 ③ L9 | | C F S<br>0-3 ① K | | | X<br>0-0 ① F7 | | C B B X<br>2-1 ③ G4-3 | 4 | 0 | 0 | 0 | 0 | 1 | 1 |
| Donovan Osborne, S (1, 1)<br>OBP: 0.208, SLG: 0.250<br>John Frascatore, R (5, 1)<br>Scott Livingstone, L (7, PH)<br>OBP: 0.179, SLG: 0.161<br>Curtis King, R (7, 1)<br>Jose Bautista, R (8, 1) | | | B S F B B X<br>3-2 ① G4-3 | | B S F B C<br>2-3 ② K | | B S F E B F F X<br>2-2 ② P5 | | | 2<br>0<br>1<br>0<br>0 | 0<br>0<br>0<br>0<br>0 | 0<br>0<br>0<br>0<br>0 | 0<br>0<br>0<br>0<br>0 | 0<br>0<br>0<br>0<br>0 | 1<br>0<br>0<br>0<br>0 | 0<br>0<br>0<br>0<br>0 |
| Inning Stats | R: 1 H: 1<br>E: 0 LOB: 0<br>K: 1 BB: 0<br>S: 12 P: 20 | R: 0 H: 0<br>E: 0 LOB: 1<br>K: 0 BB: 1<br>S: 7 P: 14 | R: 0 H: 1<br>E: 0 LOB: 2<br>K: 1 BB: 1<br>S: 17 P: 32 | R: 0 H: 0<br>E: 0 LOB: 0<br>K: 1 BB: 0<br>S: 6 P: 8 | R: 3 H: 3<br>E: 0 LOB: 0<br>K: 2 BB: 0<br>S: 16 P: 24 | R: 0 H: 0<br>E: 0 LOB: 0<br>K: 0 BB: 0<br>S: 6 P: 9 | R: 0 H: 0<br>E: 0 LOB: 0<br>K: 0 BB: 0<br>S: 10 P: 15 | R: 0 H: 2<br>E: 0 LOB: 1<br>K: 0 BB: 0<br>S: 9 P: 14 | R: 0 H: 0<br>E: 0 LOB: 0<br>K: 0 BB: 0<br>S: 8 P: 11 | 1B: 5 SF: 0<br>2B: 0 SAC: 0<br>3B: 0 DP: 1<br>HR: 2 HBP: 0 | | | | | | |

TOP

# St. Louis Cardinals @ Colorado Rockies

Coors Field, Denver, CO

Fri Sep 05 1997, 7:05 PM MDT

Att. 48,051 - Unknown - 79 F

livebaseballscorecards.com

| | |
|---|---|
| AB | 33 |
| R | 4 |
| H | 7 |
| RBI | 4 |
| BB | 2 |
| SO | 5 |
| LOB | 8 |

WP: 0 PA: 35
PB: 0
SB: 0
CS: 0

| PITCHER | | IP | WLS | BF | H | R | ER | SO | BB | IBB | HBP | BLK | WP | HR | S | P | ERA | WHIP |
|---|---|---|---|---|---|---|---|---|---|---|---|---|---|---|---|---|---|---|
| Frank Castillo, R<br>ERA: 5.24 | (1, 1) | 6.0 | W | 25 | 5 | 4 | 4 | 5 | 2 | 0 | 0 | 0 | 0 | 2 | 64 | 107 | 6.00 | 1.167 |
| Steve Reed, R<br>ERA: 4.28 | (7, 1) | 1.0 | | 3 | 0 | 0 | 0 | 0 | 0 | 0 | 0 | 0 | 0 | 0 | 10 | 15 | 0.00 | 0.000 |
| Mike DeJean, R<br>ERA: 4.06 | (8, 1) | 2.0 | | 7 | 2 | 0 | 0 | 0 | 0 | 0 | 0 | 0 | 0 | 0 | 17 | 25 | 0.00 | 1.000 |

| PITCHER | IP | WLS | BF | H | R | ER | SO | BB | IBB | HBP | BLK | WP | HR | S | P | ERA | WHIP |
|---|---|---|---|---|---|---|---|---|---|---|---|---|---|---|---|---|---|

| Batter | 1 | 2 | 3 | 4 | 5 | 6 | 7 | 8 | 9 | AB | R | H | RBI | BB | SO | LOB |
|---|---|---|---|---|---|---|---|---|---|---|---|---|---|---|---|---|
| Walt Weiss, S (1, 6)<br>OBP: 0.371, SLG: 0.393 | G5-3 | | G5-3 | | CS BB | G4-3 | | HR 1B | | 4 | 1 | 1 | 0 | 1 | 0 | 1 |
| Ellis Burks, R (1, 8) (8, 7)<br>OBP: 0.349, SLG: 0.556 | G6-3 | | G6-3 | | 1-2 HR | | FC1-6 1B | 1-H HR | | 5 | 2 | 3 | 3 | 0 | 0 | 0 |
| Larry Walker, L (1, 9)<br>OBP: 0.461, SLG: 0.718 | G1-3 | | | 1B 2B | G4-3 | | FC1-6 E 1-2f 1B | E4 G5-3 1B | | 5 | 3 | 1 | 0 | 0 | 0 | 1 |
| Harvey Pulliam, R (9, 9)<br>OBP: 0.317, SLG: 0.439 | | | | | | | | | | 0 | 0 | 0 | 0 | 0 | 0 | 0 |
| Andres Galarraga, R (1, 3)<br>OBP: 0.389, SLG: 0.580 | | 1B 1B | | G4-3 S 2-H 1B 1B | S 1B | | E6 1B 1-3 SF8 | G5-3 1-2 | | 5 | 3 | 3 | 1 | 0 | 0 | 2 |
| Dante Bichette, R (1, 7)<br>OBP: 0.348, SLG: 0.504 | | FC5-4 1B 1-3 1B | | F8 | 1-2 HBP | | 1B 1B 1-3 3-H 1B | F7 | | 3 | 0 | 2 | 1 | 0 | 0 | 1 |
| Quinton McCracken, S (7, PR) (8, 8)<br>OBP: 0.363, SLG: 0.353 | | | | | | | | | | 1 | 1 | 0 | 0 | 0 | 0 | 1 |
| Vinny Castilla, R (1, 5)<br>OBP: 0.357, SLG: 0.565 | | FC5-4 1-2 3-H 1B | | G4-3 1-2 1B IBB | G6-3 | | SF8 3-H | 1B 1B IBB | | 2 | 1 | 1 | 2 | 2 | 0 | 2 |
| Kirt Manwaring, R (1, 2)<br>OBP: 0.304, SLG: 0.291 | FC5-4 1-2 2-3 | | | G4-3 1-2 2-3 | | G5-3 | 1B 1-3 1B | 1B 1-2 2-H 1B | | 5 | 0 | 2 | 1 | 0 | 0 | 4 |
| Neifi Perez, S (1, 4)<br>OBP: 0.355, SLG: 0.474 | L7 | | | 2-H 3-H 1B | | G4-3 | 1-3 3-H 1B | 1-2 2-3 1B | | 5 | 0 | 3 | 3 | 0 | 0 | 1 |
| Frank Castillo, R (1, 1)<br>OBP: 0.130, SLG: 0.130 | | | G4-3 | G4-3 | | BB | L8 | K | | 2 | 0 | 0 | 0 | 0 | 0 | 1 |
| John Vander Wal, L (6, PH)<br>OBP: 0.258, SLG: 0.190 | | | | | | | | | | 0 | 0 | 0 | 0 | 1 | 0 | 0 |
| Steve Reed, R (7, 1) | | | | | | | | | | 0 | 0 | 0 | 0 | 0 | 0 | 0 |
| Jason Bates, S (7, PH)<br>OBP: 0.345, SLG: 0.441 | | | | | | | | | | 1 | 0 | 0 | 0 | 0 | 0 | 2 |
| Mike DeJean, R (8, 1)<br>OBP: 0.333, SLG: 0.667 | | | | | | | | | | 1 | 0 | 0 | 0 | 0 | 1 | 3 |
| Inning Stats | R: 0 E: 0 K: 0 S: 6 H: 0 LOB: 0 BB: 0 P: 9 | R: 1 E: 0 K: 0 S: 10 H: 3 LOB: 1 BB: 0 P: 17 | R: 0 E: 0 K: 0 S: 6 H: 0 LOB: 0 BB: 0 P: 7 | R: 3 E: 0 K: 0 S: 14 H: 3 LOB: 1 BB: 1 P: 22 | R: 1 E: 0 K: 0 S: 12 H: 2 LOB: 2 BB: 1 P: 28 | R: 0 E: 0 K: 0 S: 10 H: 0 LOB: 1 BB: 1 P: 17 | R: 3 E: 1 K: 0 S: 15 H: 4 LOB: 2 BB: 0 P: 19 | R: 3 E: 1 K: 1 S: 15 H: 4 LOB: 3 BB: 1 P: 26 | | 1B: 13 2B: 1 3B: 0 HR: 2 | SF: 1 SAC: 0 DP: 1 HBP: 1 | | | | | |

| PITCHER | | IP | WLS | BF | H | R | ER | SO | BB | IBB | HBP | BLK | WP | HR | S | P | ERA | WHIP |
|---|---|---|---|---|---|---|---|---|---|---|---|---|---|---|---|---|---|---|
| Donovan Osborne, L<br>ERA: 4.93 | (1, 1) | 4.1 | L | 20 | 7 | 5 | 5 | 0 | 1 | 1 | 0 | 0 | 0 | 1 | 40 | 66 | 10.38 | 1.846 |
| John Frascatore, R<br>ERA: 2.22 | (5, 1) | 1.2 | | 8 | 1 | 0 | 0 | 0 | 1 | 0 | 1 | 0 | 0 | 0 | 18 | 34 | 0.00 | 1.200 |
| Curtis King, R<br>ERA: 2.75 | (7, 1) | 1.0 | | 8 | 4 | 3 | 1 | 0 | 0 | 0 | 0 | 0 | 0 | 0 | 15 | 19 | 9.00 | 4.000 |
| Jose Bautista, R<br>ERA: 6.5 | (8, 1) | 1.0 | | 9 | 4 | 3 | 2 | 1 | 0 | 1 | 0 | 0 | 0 | 1 | 15 | 26 | 18.00 | 4.000 |

| PITCHER | IP | WLS | BF | H | R | ER | SO | BB | IBB | HBP | BLK | WP | HR | S | P | ERA | WHIP |
|---|---|---|---|---|---|---|---|---|---|---|---|---|---|---|---|---|---|

# BOTTOM

## St. Louis Cardinals @ Colorado Rockies

Coors Field, Denver, CO

Fri Sep 05 1997, 7:05 PM MDT

Att. 48,051 - Unknown - 79 F

livebaseballscorecards.com

| | |
|---|---|
| AB | 39 |
| R | 11 |
| H | 16 |
| RBI | 11 |
| BB | 4 |
| SO | 1 |
| LOB | 19 |

WP: 0 PB: 0 SB: 2 CS: 1 PA: 45

| Batter | 1 | 2 | 3 | 4 | 5 | 6 | 7 | 8 | 9 | 10 | 11 | 12 | 13 | AB | R | H | RBI | BB | SO | LOB |
|---|---|---|---|---|---|---|---|---|---|---|---|---|---|---|---|---|---|---|---|---|
| Delino DeShields, L (1, 4)<br>OBP: 0.346, SLG: 0.446 | X 0-0 1B FC4-6 1B | B X 1-0 G4-3 | | | M F C 0-3 K | | X 0-0 3B 1B | | F B B X 2-1 CS 1B | | | B 1 SAFE X 1-0 SF8 1-3 2B | S S C 0-3 K | 7 | 2 | 4 | 0 | 0 | 2 | 2 |
| Royce Clayton, R (1, 6)<br>OBP: 0.301, SLG: 0.393 | 1 SAFE 1 SAFE X 0-0 FC4-6 1-3 1B | | C F B B X 2-2 F9 | | X 0-0 G5-3 | | 1 SAFE 1 SAFE P 1 SAFE 1 SAFE X 1-0 1-H 3B | | 1 SAFE C 1 SAFE 1 SAFE B 1-1 CS 1-2 | B B C X 2-1 G4-3 | | X 0-0 SF8 2-3 3-H | | 5 | 0 | 2 | 2 | 0 | 0 | 0 |
| Mark McGwire, R (1, 3)<br>OBP: 0.391, SLG: 0.638 | 2 H SAFE 1-0 FC4-6 HBP | | B C X 1-1 HR | | S B C X 1-2 P2 | | X 0-0 P3 | | | B B B 4-0 G4-6-3 BB | | C S S 0-3 K | | 4 | 1 | 1 | 1 | 1 | 1 | 2 |
| Ray Lankford, L (1, 8)<br>OBP: 0.406, SLG: 0.588 | B F B X 2-1 FC4-6 S 1-2f 2-3 3-H | | B S F F F S 1-3 K | | | B F B B B B 4-2 S 1B BB | | S F B B X 1-2 1B 2B | | B B C F F X 2-2 G4-6-3 1-2f | | | B X 1-0 1B SF9 1B | 5 | 3 | 2 | 1 | 1 | 1 | 3 |
| Ron Gant, R (1, 7)<br>OBP: 0.318, SLG: 0.397 | 1 SAFE B 1 SAFE F 1 SAFE F F 1 SAFE 4-2 L4-3 1-2 BB | | F B B B S S 3-3 K | | | 1 SAFE P 1 SAFE C X 1-1 G6-3 1-2 | | X 0-0 G1-6-3 2-H 1B | | | C B S B B S 3-3 K | | 1 SAFE 1 SAFE F 1 SAFE B 1 SAFE X 1-1 2B 1B | 5 | 1 | 2 | 1 | 1 | 2 | 1 |
| Phil Plantier, L (1, 9)<br>OBP: 0.340, SLG: 0.482 | C X 0-1 L4-3 1-2 | B X 1-0 HR | | | | C S X 0-2 G1-4-6-3 2-H 1B | | 1 SAFE 1 SAFE C 1 SAFE X 0-1 G1-6-3 1-2f | | | F X 0-1 G4-6-3 1B | | B 1 SAFE C X 1-1 SF9 3-H | 3 | 1 | 2 | 2 | 0 | 0 | 3 |
| Willie McGee, S (8, PH)<br>OBP: 0.360, SLG: 0.437 (8, 9) | | | | | | | | | | | | | | 2 | 0 | 1 | 1 | 0 | 0 | 1 |
| Mike DiFelice, R (1, 2)<br>OBP: 0.294, SLG: 0.328<br>Gary Gaetti, R (11, PH)<br>OBP: 0.312, SLG: 0.411<br>Eli Marrero, R (11, 2)<br>OBP: 0.500, SLG: 0.750<br>Brady Raggio, R (11, 1)<br>Dennis Eckersley, R (12, 1)<br>Scott Livingstone, L (13, PH)<br>OBP: 0.179, SLG: 0.161<br>Danny Sheaffer, R (13, PH)<br>OBP: 0.299, SLG: 0.291<br>Mark Petkovsek, R (13, 1)<br>OBP: 0.182, SLG: 0.100 | | F S B X 1-2 FC3-5 WP 1B | | B X 1-0 G6-3 | | C B X 1-1 G1-4-6-3 1-2f | | C C B B F S 2-3 K | | | 1 SAFE X 0-0 G4-6-3 1-2f | | F 1 SAFE 1 SAFE B S F F B X 2-2 P4 1-2 | 4 | 0 | 1 | 0 | 0 | 1 | 1 |
| | | | | | | | | | | | | | | 1 | 0 | 0 | 0 | 0 | 0 | 1 |
| | | | | | | | | | | | | | | 0 | 0 | 0 | 0 | 0 | 1 | 0 |
| | | | | | | | | | | | | | | 0 | 0 | 0 | 0 | 0 | 0 | 0 |
| | | | | | | | | | | | | | | 0 | 0 | 0 | 0 | 0 | 0 | 0 |
| | | | | | | | | | | | | | | 0 | 0 | 0 | 0 | 0 | 0 | 0 |
| | | | | | | | | | | | | | | 1 | 0 | 0 | 0 | 0 | 0 | 0 |
| | | | | | | | | | | | | | | 0 | 0 | 0 | 0 | 0 | 0 | 0 |
| David Bell, R (1, 5)<br>OBP: 0.321, SLG: 0.414 | C B B C X 2-2 G6-3 1-2 | | | X 0-0 G4-3 | | | B C C F F X 1-2 F9 | | S B B B X 2-1 P2 | | | C B X 1-1 P6 | 4-0 2B IBB | 5 | 1 | 0 | 0 | 1 | 0 | 1 |
| Matt Morris, R (1, 1)<br>OBP: 0.269, SLG: 0.242<br>Dmitri Young, S (9, PH)<br>OBP: 0.325, SLG: 0.355<br>Curtis King, R (9, 1)<br>Rigo Beltran, L (9, 1)<br>Tom Lampkin, L (11, 2)<br>OBP: 0.333, SLG: 0.370<br>Tom Pagnozzi, R (13, PH)<br>OBP: 0.244, SLG: 0.341 (13, 2) | X 0-0 FC3-5 2-3 | | | S F C 0-3 K | | | F F C 0-3 K | | C B C B F F B S 3-3 K | | | C B H 2-1 2B SF8 HBP | S B B S S X 2-2 1-H 2-H 2B | 3 | 0 | 0 | 0 | 2 | 1 |
| | | | | | | | | | | | | | | 1 | 0 | 0 | 0 | 1 | 0 | 0 |
| | | | | | | | | | | | | | | 0 | 0 | 0 | 0 | 0 | 0 | 0 |
| | | | | | | | | | | | | | | 0 | 0 | 0 | 0 | 0 | 0 | 0 |
| | | | | | | | | | | | | | | 0 | 1 | 0 | 0 | 0 | 0 | 0 |
| | | | | | | | | | | | | | | 1 | 0 | 1 | 2 | 0 | 0 | 0 |
| Inning Stats | R: 1 E: 0 K: 0 S: 9 H: 2 LOB: 2 BB: 1 P: 16 | R: 0 E: 0 K: 0 S: 8 H: 1 LOB: 1 BB: 0 P: 12 | R: 1 E: 0 K: 2 S: 13 H: 1 LOB: 0 BB: 0 P: 20 | R: 1 E: 0 K: 1 S: 6 H: 1 LOB: 0 BB: 0 P: 8 | R: 0 E: 0 K: 1 S: 7 H: 0 LOB: 0 BB: 0 P: 8 | R: 1 E: 0 K: 0 S: 10 H: 1 LOB: 0 BB: 1 P: 15 | R: 1 E: 0 K: 1 S: 13 H: 2 LOB: 1 BB: 0 P: 14 | R: 1 E: 0 K: 1 S: 10 H: 2 LOB: 0 BB: 0 P: 13 | R: 0 E: 0 K: 1 S: 11 H: 1 LOB: 0 BB: 0 P: 19 | R: 0 E: 0 K: 0 S: 6 H: 0 LOB: 0 BB: 1 P: 14 | R: 0 E: 0 K: 1 S: 6 H: 1 LOB: 0 BB: 0 P: 9 | R: 1 E: 0 K: 1 S: 8 H: 1 LOB: 1 BB: 0 P: 12 | R: 3 E: 0 K: 1 S: 15 H: 3 LOB: 1 BB: 1 P: 26 | 1B: 10 2B: 4 3B: 1 HR: 2 | SF: 2 SAC: 0 DP: 5 HBP: 2 | WP: 1 PB: 0 SB: 3 CS: 1 | PA: 56 | | |

| PITCHER | | IP | WLS | BF | H | R | ER | SO | BB | IBB | HBP | BLK | WP | HR | S | P | ERA | WHIP |
|---|---|---|---|---|---|---|---|---|---|---|---|---|---|---|---|---|---|---|
| Roger Bailey, R<br>ERA: 4.42 | (1, 1) | 7.0 | | 30 | 8 | 5 | 5 | 5 | 2 | 0 | 1 | 0 | 1 | 2 | 66 | 93 | 6.43 | 1.429 |
| Mike Munoz, L<br>ERA: 4.79 | (8, 1) | 1.0 | | 4 | 2 | 1 | 1 | 1 | 0 | 0 | 0 | 0 | 0 | 0 | 10 | 13 | 9.00 | 2.000 |
| Curt Leskanic, R<br>ERA: 6.61 | (9, 1) | 1.0 | | 3 | 1 | 0 | 0 | 1 | 0 | 0 | 0 | 0 | 0 | 0 | 11 | 19 | 0.00 | 1.000 |
| Jerry Dipoto, R<br>ERA: 4.15 | (10, 1) | 2.0 | | 6 | 1 | 0 | 0 | 1 | 1 | 0 | 0 | 0 | 0 | 0 | 12 | 23 | 0.00 | 1.000 |
| Steve Reed, R<br>ERA: 4.37 | (12, 1) | 1.0 | | 5 | 1 | 1 | 1 | 1 | 0 | 0 | 1 | 0 | 0 | 0 | 8 | 12 | 9.00 | 1.000 |

| PITCHER | | IP | WLS | BF | H | R | ER | SO | BB | IBB | HBP | BLK | WP | HR | S | P | ERA | WHIP |
|---|---|---|---|---|---|---|---|---|---|---|---|---|---|---|---|---|---|---|
| Jeff McCurry, R<br>ERA: 4.19 | (13, 1) | 0.1 | L | 3 | 2 | 2 | 2 | 0 | 0 | 0 | 0 | 0 | 0 | 0 | 5 | 8 | 54.00 | 6.000 |
| Robbie Beckett, L<br>ERA: 13.5 | (13, 1) | 0.2 | | 4 | 1 | 1 | 1 | 1 | 0 | 1 | 0 | 0 | 0 | 0 | 10 | 18 | 13.50 | 1.500 |

# St. Louis Cardinals @ Colorado Rockies

Coors Field, Denver, CO

Sat Sep 06 1997, 3:33 AM MDT

Att. 48,017 - Cloudy - 82 F

TOP

livebaseballscorecards.com

| | |
|---|---|
| AB | 47 |
| R | 10 |
| H | 16 |
| RBI | 10 |
| BB | 4 |
| SO | 10 |
| LOB | 17 |

# St. Louis Cardinals @ Colorado Rockies

Coors Field, Denver, CO

Sat Sep 06 1997, 3:33 AM MDT

Att. 48,017 - Cloudy - 82 F

livebaseballscorecards.com

## BOTTOM

| Batter | 1 | 2 | 3 | 4 | 5 | 6 | 7 | 8 | 9 | 10 | 11 | 12 | 13 | AB | R | H | RBI | BB | SO | LOB |
|---|---|---|---|---|---|---|---|---|---|---|---|---|---|---|---|---|---|---|---|---|
| Neifi Perez, S (1, 6)<br>OBP: 0.340, SLG: 0.464<br>Jerry Dipoto, R (10, 1)<br>OBP: 0.125, SLG: 0.125<br>Dante Bichette, R (11, PH)<br>OBP: 0.347, SLG: 0.503<br>Steve Reed, R (12, 1)<br>Jeff McCurry, R (13, 1)<br>Robbie Beckett, R (13, 1) | G4-3 | P6 | | | K | | P7 | | G4-3 | | G6-3 | | | 5<br>0<br>1<br>0<br>0<br>0 | 0<br>0<br>0<br>0<br>0<br>0 | 0<br>0<br>0<br>0<br>0<br>0 | 0<br>0<br>0<br>0<br>0<br>0 | 1<br>0<br>0<br>0<br>0<br>0 | 2<br>0<br>1<br>0<br>0<br>0 | |
| Ellis Burks, R (1, 8)<br>OBP: 0.354, SLG: 0.565 (9, 7) | 1B 2B HBP | L6 | | | 1B 1B | | | HR 1B | K | | | HR | | 5 | 3 | 3 | 1 | 0 | 1 | 2 |
| Larry Walker, L (1, 9)<br>OBP: 0.461, SLG: 0.722 | 2B 1B | | G4-3 | | S 1B | | | HR | | F9 | | F7 | | 6 | 2 | 3 | 2 | 0 | 0 | 0 |
| Andres Galarraga, R (1, 3)<br>OBP: 0.387, SLG: 0.577 | 17 HR 2B | | K | | G4-3 | | | G6-3 | | K | | K | | 6 | 1 | 1 | 2 | 0 | 3 | 2 |
| 17 Todd Helton, L (1, 7)<br>OBP: 0.379, SLG: 0.617<br>Quinton McCracken, S (8, PR)<br>OBP: 0.364, SLG: 0.352 (9, 8) | HR | F8 | | G4-3 | | 3B | | G3 | | BB | | F8 | | 4<br>1 | 1<br>0 | 2<br>0 | 2<br>0 | 0<br>1 | 0<br>0 | 0<br>0 |
| Vinny Castilla, R (1, 5)<br>OBP: 0.354, SLG: 0.559 | K2-3 | | K | | F9 | | | G4-3 | K | | F8 | | | 6 | 0 | 0 | 0 | 0 | 3 | 2 |
| Jason Bates, S (1, 4)<br>OBP: 0.336, SLG: 0.421 | K | | F7 | | F7 | | | G4-3 | SH1-3 BB | | G6-3 | | | 5 | 0 | 0 | 0 | 1 | 1 | 1 |
| Kirt Manwaring, R (1, 2)<br>OBP: 0.304, SLG: 0.289<br>Walt Weiss, S (9, PH)<br>OBP: 0.371, SLG: 0.392 (10, 6) | G4-3 BB | G4-3 | | G1-3 | | G4-3 SH1 BB | | | SH1-3 | | F8 | | | 2<br>1 | 0<br>0 | 0<br>0 | 0<br>0 | 1<br>1 | 0<br>0 | 0<br>0 |
| Roger Bailey, R (1, 1)<br>OBP: 0.247, SLG: 0.232<br>John Vander Wal, L (7, PH)<br>OBP: 0.256, SLG: 0.188<br>Mike Munoz, L (8, 1)<br>Curt Leskanic, R (9, 1)<br>Jeff Reed, L (9, PH)<br>OBP: 0.401, SLG: 0.540 (10, 2) | G4-3 | F8 | | | F8 | | | SH1 | | | K | | | 2<br>1<br>0<br>0<br>1 | 0<br>0<br>0<br>0<br>0 | 0<br>0<br>0<br>0<br>0 | 0<br>0<br>0<br>0<br>0 | 0<br>0<br>0<br>0<br>1 | 0<br>0<br>0<br>0<br>1 | 1<br>0<br>0<br>0<br>1 |
| Inning Stats | R: 4 H: 3<br>E: 0 LOB: 0<br>K: 2 BB: 0<br>S: 16 P: 22 | R: 0 H: 0<br>E: 0 LOB: 1<br>K: 0 BB: 1<br>S: 8 P: 13 | R: 0 H: 0<br>E: 0 LOB: 0<br>K: 1 BB: 0<br>S: 6 P: 11 | R: 0 H: 0<br>E: 0 LOB: 0<br>K: 1 BB: 0<br>S: 8 P: 11 | R: 0 H: 2<br>E: 0 LOB: 2<br>K: 1 BB: 0<br>S: 16 P: 20 | R: 0 H: 0<br>E: 0 LOB: 0<br>K: 0 BB: 0<br>S: 7 P: 12 | R: 0 H: 0<br>E: 0 LOB: 0<br>K: 0 BB: 0<br>S: 8 P: 11 | R: 2 H: 3<br>E: 0 LOB: 1<br>K: 0 BB: 1<br>S: 12 P: 16 | R: 0 H: 0<br>E: 0 LOB: 1<br>K: 1 BB: 1<br>S: 8 P: 15 | R: 0 H: 0<br>E: 0 LOB: 1<br>K: 2 BB: 1<br>S: 10 P: 19 | R: 0 H: 0<br>E: 0 LOB: 1<br>K: 1 BB: 1<br>S: 9 P: 15 | R: 1 H: 1<br>E: 0 LOB: 0<br>K: 1 BB: 0<br>S: 11 P: 17 | R: 0 H: 0<br>E: 0 LOB: 0<br>K: 0 BB: 0<br>S: 5 P: 10 | 1B: 4 SF: 0<br>2B: 1 SAC: 2<br>3B: 1 DP: 0<br>HR: 3 HBP: 1 | | | | | | WP: 0 PA: 53<br>PB: 0<br>SB: 1<br>CS: 1 | | |

| PITCHER | | IP | WLS | BF | H | R | ER | SO | BB | IBB | HBP | BLK | WP | HR | S | P | ERA | WHIP |
|---|---|---|---|---|---|---|---|---|---|---|---|---|---|---|---|---|---|---|
| Matt Morris, R<br>ERA: 3.09 | (1, 1) | 8.0 | | 34 | 8 | 6 | 6 | 5 | 1 | 0 | 1 | 0 | 0 | 2 | 81 | 116 | 6.75 | 1.125 |
| Curtis King, R<br>ERA: 2.75 | (9, 1) | 0.0 | | 1 | 0 | 0 | 0 | 0 | 1 | 0 | 0 | 0 | 0 | 0 | 0 | 4 | ∞ | ∞ |
| Rigo Beltran, L<br>ERA: 2.45 | (9, 1) | 2.2 | | 10 | 0 | 0 | 0 | 4 | 2 | 0 | 0 | 0 | 0 | 0 | 25 | 43 | 0.00 | 0.750 |
| Brady Raggio, R<br>ERA: 7.85 | (11, 1) | 0.1 | | 1 | 0 | 0 | 0 | 0 | 0 | 0 | 0 | 0 | 0 | 0 | 2 | 2 | 0.00 | 0.000 |
| Dennis Eckersley, R<br>ERA: 3.72 | (12, 1) | 1.0 | W | 4 | 1 | 1 | 1 | 1 | 0 | 0 | 0 | 0 | 0 | 1 | 11 | 17 | 9.00 | 1.000 |

| PITCHER | | IP | WLS | BF | H | R | ER | SO | BB | IBB | HBP | BLK | WP | HR | S | P | ERA | WHIP |
|---|---|---|---|---|---|---|---|---|---|---|---|---|---|---|---|---|---|---|
| Mark Petkovsek, R<br>ERA: 4.9 | (13, 1) | 1.0 | S | 3 | 0 | 0 | 0 | 0 | 0 | 0 | 0 | 0 | 0 | 0 | 5 | 10 | 0.00 | 0.000 |

| | |
|---|---|
| AB | 46 |
| R | 7 |
| H | 9 |
| RBI | 7 |
| BB | 4 |
| SO | 10 |
| LOB | 12 |

| Batter | 1 | 2 | 3 | 4 | 5 | 6 | 7 | 8 | 9 | AB | R | H | RBI | BB | SO | LOB |
|---|---|---|---|---|---|---|---|---|---|---|---|---|---|---|---|---|
| Delino DeShields, L (1, 4)<br>OBP: 0.346, SLG: 0.445 | X<br>0-0 ① B3 | | C B X<br>1-1 FC6-4 1B | | B F S S<br>1-3 ③ K | | C B B B C C<br>3-3 ② K | | B X<br>1-0 SH2-4 1B | 5 | 0 | 2 | 0 | 0 | 2 | 0 |
| Royce Clayton, R (1, 6)<br>OBP: 0.301, SLG: 0.392<br>Brady Raggio, R (7, 1)<br>David Bell, R (8, 6)<br>OBP: 0.321, SLG: 0.414 | B X<br>1-0 2B 1B | | F L B B F B 1 X SAFE<br>2-2 ① FC6-4 1B S CS 1-2f | | | B B B C F S<br>3-3 ① K | C B X<br>1-1 ③ F9 | 1 B X SAFE | 1-0 ① SH2-4 1-2 | 4<br>0<br>0 | 1<br>0<br>0 | 1<br>0<br>0 | 0<br>0<br>0 | 0<br>0<br>0 | 1<br>0<br>0 | 1<br>0<br>0 |
| Mark McGwire, R (1, 3)<br>OBP: 0.393, SLG: 0.639 | C B 1 X SAFE<br>1-1 G4-3 1-H 2B | | C C B B C<br>2-3 ② K | | | B C C X<br>1-2 ② F9 | | F B B S F B B<br>4-2 2B 2B BB | I I I I<br>4-0 G6-4-3 IBB | 3 | 1 | 1 | 1 | 2 | 1 | 1 |
| Phil Plantier, L (1, 9)<br>OBP: 0.354, SLG: 0.494 | B F F F F X<br>1-2 ② G4-3 2-3 | | P C X<br>1-1 1-3 1B | | | C F B B B B<br>4-2 1B BB | | C X<br>0-1 1-3 2B 2B | C F F X<br>0-2 ② ③ G6-4-3 1-2f | 4 | 1 | 2 | 0 | 1 | 0 | 3 |
| Willie McGee, S (1, 7)<br>OBP: 0.362, SLG: 0.442 | X<br>0-0 ③ F8 | | F S<br>0-2 ③ CS 3-H | C X<br>0-1 ① G6-3 | | X<br>0-0 1-3 1B | | X<br>0-0 1B 2-H 3-H 2B | | 4 | 1 | 2 | 2 | 0 | 0 | 1 |
| Gary Gaetti, R (1, 5)<br>OBP: 0.313, SLG: 0.410 | | B B F X<br>2-1 FC5-4 1B | | C F F S<br>0-3 ② K | | S S B X<br>1-2 ③ F7 | | F H<br>1-1 1B HBP | | 3 | 0 | 1 | 0 | 0 | 1 | 2 |
| Eli Marrero, R (1, 2)<br>OBP: 0.333, SLG: 0.500<br>Tony Fossas, L (4, 1)<br>Dmitri Young, S (7, PH)<br>OBP: 0.337, SLG: 0.358<br>Luis Ordaz, R (7, 6)<br>Scott Livingstone, L (8, PH)<br>OBP: 0.151, SLG: 0.175<br>Mike DiFelice, R (8, 2)<br>OBP: 0.294, SLG: 0.328 | | F T B X<br>1-2 ① FC5-4 FC4-6 1-2f | F X<br>0-1 ③ G5-3 | | | | S B F X<br>1-2 FC3-6 1B | L X<br>0-1 1-3 2-H G6-3 1B | | 2<br>0<br>1<br>0<br>1<br>0 | 0<br>0<br>0<br>0<br>0<br>0 | 0<br>0<br>1<br>0<br>1<br>0 | 0<br>0<br>0<br>0<br>0<br>0 | 0<br>0<br>0<br>0<br>0<br>0 | 0<br>0<br>0<br>0<br>0<br>0 | 1<br>0<br>0<br>0<br>0<br>0 |
| Scarborough Green, S (1, 8)<br>OBP: 0.167, SLG: 0.167<br>Ray Lankford, L (7, PH)<br>OBP: 0.405, SLG: 0.585<br>(7, 8) | | 1 F F F B 1 B X SAFE<br>2-2 ② FC4-6 FC5-4 1-2f | C S F F B B X<br>2-2 ① F7 | | | B C F B B F F X<br>2-2 ① FC3-6 1-2f HR | | B C B F F X<br>2-2 ① ② G6-3 1-2f | | 2<br>2 | 0<br>1 | 0<br>0 | 0<br>0 | 0<br>0 | 0<br>0 | 1<br>3 |
| Sean Lowe, R (1, 1)<br>Tom Lampkin, L (4, 2)<br>OBP: 0.335, SLG: 0.385<br>Ron Gant, R (8, PH)<br>OBP: 0.317, SLG: 0.396<br>John Frascatore, R (8, 1)<br>Lance Painter, L (8, 1)<br>Curtis King, R (8, 1) | | X<br>0-0 ③ FC5-4 1-2f | F B B X<br>2-1 ② G3 | | | | C F X<br>0-2 1-H HR | F F B C<br>1-3 ③ K | | 1<br>2<br>1<br>0<br>0<br>0 | 0<br>1<br>0<br>0<br>0<br>0 | 0<br>1<br>0<br>0<br>0<br>0 | 0<br>2<br>0<br>0<br>0<br>0 | 0<br>0<br>0<br>0<br>0<br>0 | 0<br>0<br>1<br>0<br>0<br>0 | 1<br>0<br>1<br>0<br>0<br>0 |
| Inning Stats | R: 1 H: 2<br>E: 0 LOB: 1<br>K: 0 BB: 0<br>S: 11 P: 14 | R: 0 H: 1<br>E: 0 LOB: 1<br>K: 0 BB: 0<br>S: 10 P: 15 | R: 0 H: 2<br>E: 0 LOB: 1<br>K: 1 BB: 0<br>S: 14 P: 19 | R: 0 H: 0<br>E: 0 LOB: 0<br>K: 1 BB: 0<br>S: 8 P: 8 | R: 0 H: 0<br>E: 0 LOB: 0<br>K: 1 BB: 0<br>S: 10 P: 15 | R: 0 H: 1<br>E: 0 LOB: 2<br>K: 1 BB: 1<br>S: 12 P: 21 | R: 2 H: 2<br>E: 0 LOB: 0<br>K: 1 BB: 0<br>S: 16 P: 23 | R: 3 H: 3<br>E: 0 LOB: 1<br>K: 1 BB: 1<br>S: 16 P: 24 | R: 0 H: 1<br>E: 0 LOB: 1<br>K: 0 BB: 1<br>S: 6 P: 12 | 1B: 8 SF: 0<br>2B: 3 SAC: 1<br>3B: 0 DP: 2<br>HR: 1 HBP: 1 | | | | | | |

| PITCHER | | IP | WLS | BF | H | R | ER | SO | BB | IBB | HBP | BLK | WP | HR | S | P | ERA | WHIP |
|---|---|---|---|---|---|---|---|---|---|---|---|---|---|---|---|---|---|---|
| John Thomson, R<br>ERA: 4.36 | (1, 1) | 7.0 | | 29 | 8 | 3 | 3 | 5 | 1 | 0 | 0 | 0 | 0 | 1 | 81 | 115 | 3.86 | 1.286 |
| Mike DeJean, R<br>ERA: 4.53 | (8, 1) | 0.0 | | 5 | 3 | 3 | 3 | 0 | 1 | 0 | 1 | 0 | 0 | 0 | 9 | 14 | ∞ | ∞ |
| Mike Munoz, L<br>ERA: 4.71 | (8, 1) | 0.2 | | 1 | 0 | 0 | 0 | 0 | 0 | 0 | 0 | 0 | 0 | 0 | 4 | 6 | 0.00 | 0.000 |
| Curt Leskanic, R<br>ERA: 6.57 | (8, 1) | 0.1 | | 1 | 0 | 0 | 0 | 1 | 0 | 0 | 0 | 0 | 0 | 0 | 3 | 4 | 0.00 | 0.000 |
| Darren Holmes, R<br>ERA: 4.92 | (9, 1) | 1.0 | W | 4 | 1 | 0 | 0 | 0 | 0 | 1 | 0 | 0 | 0 | 0 | 6 | 12 | 0.00 | 1.000 |

| PITCHER | IP | WLS | BF | H | R | ER | SO | BB | IBB | HBP | BLK | WP | HR | S | P | ERA | WHIP |
|---|---|---|---|---|---|---|---|---|---|---|---|---|---|---|---|---|---|

# TOP

## St. Louis Cardinals @ Colorado Rockies

Coors Field, Denver, CO

Sat Sep 06 1997, 7:05 PM MDT

Att. 44,288 - Unknown - 73 F

livebaseballscorecards.com

| | |
|---|---|
| AB | 35 |
| R | 6 |
| H | 12 |
| RBI | 6 |
| BB | 3 |
| SO | 6 |
| LOB | 15 |

| | | | | | | |
|---|---|---|---|---|---|---|
| WP: 0 | PA: 41 | | | | | |
| PB: 0 | | | | | | |
| SB: 1 | | | | | | |
| CS: 1 | | | | | | |

| Batter | 1 | 2 | 3 | 4 | 5 | 6 | 7 | 8 | 9 | AB | R | H | RBI | BB | SO | LOB |
|---|---|---|---|---|---|---|---|---|---|---|---|---|---|---|---|---|
| Walt Weiss, S (1, 6)<br>OBP: 0.374, SLG: 0.391 | C B F B B F X<br>3-2<br>FC4 1B SF8<br>1B | | B B B C C B<br>4-2<br>FC5-4<br>BB | B B B C C B<br>4-2<br>BB<br>BB | | T B B F B X<br>3-2 ③<br>G5-3 | | X<br>0-0 ②<br>P4 | | 3 | 1 | 1 | 0 | 2 | 0 | 3 |
| Ellis Burks, R (1, 8)<br>(8, 7)<br>OBP: 0.357, SLG: 0.563 | C S X<br>0-2<br>FC4<br>1-2<br>1B | | X<br>0-0 ②<br>FC5-4<br>1-2f | C B C B B B<br>4-2<br>1-2<br>2-3<br>BB | | | C C F X<br>0-2 ①<br>F9 | B B B B<br>4-0<br>1-2<br>2-3<br>BB | | 3 | 0 | 1 | 0 | 2 | 0 | 1 |
| Larry Walker, L (1, 9)<br>OBP: 0.460, SLG: 0.719<br>John Vander Wal, L (4, 9)<br>OBP: 0.250, SLG: 0.183<br>Harvey Pulliam, R (8, 9)<br>OBP: 0.311, SLG: 0.431 | S S X<br>0-2 ①<br>FC4<br>S<br>1-2<br>2-3 | | B S 1 C S S<br>SAFE<br>1-3 ③<br>K | B X<br>1-0 ③<br>F7 | | | F C B B S<br>2-3 ②<br>K2-3 | B C X<br>1-1 ③<br>P3 | | 2<br>2<br>1 | 0<br>0<br>0 | 0<br>0<br>0 | 0<br>0<br>0 | 0<br>0<br>0 | 1<br>1<br>0 | 3<br>3<br>3 |
| Dante Bichette, R (1, 7)<br>OBP: 0.348, SLG: 0.510<br>Andres Galarraga, R (8, 3)<br>OBP: 0.388, SLG: 0.578 | B 1 C X<br>SAFE<br>1-1 ②<br>SF8<br>1-2<br>3-H | | | B F S X<br>1-2<br>17<br>BB<br>HR<br>1B | C F F B F B X<br>2-2 ①<br>F8 | | C B S B B X<br>3-2<br>HR | B C C F F X<br>1-2<br>SH2-4<br>1B<br>1B | | 3<br>1 | 2<br>1 | 2<br>1 | 2<br>0 | 0<br>0 | 0<br>0 | 0<br>0 |
| 17 Todd Helton, L (1, 3)<br>OBP: 0.386, SLG: 0.603<br>Mike DeJean, R (8, 1)<br>OBP: 0.333, SLG: 0.667<br>Mike Munoz, L (8, 1)<br>Curt Leskanic, R (8, 1)<br>Darren Holmes, R (9, 1)<br>OBP: 0.150, SLG: 0.316 | C B B S B X<br>3-2 ③<br>F7 | | | B B B<br>4-0<br>1-2<br>HR<br>BB | C B X<br>1-1<br>G6-4-3<br>1B | | C C B X<br>1-2<br>G6-3 | X<br>0-0 ①<br>SH2-4<br>1-2 | | 3<br>0<br>0<br>0<br>0 | 1<br>0<br>0<br>0<br>0 | 1<br>0<br>0<br>0<br>0 | 0<br>0<br>0<br>0<br>0 | 1<br>0<br>0<br>0<br>0 | 0<br>0<br>0<br>0<br>0 | 1<br>0<br>0<br>0<br>0 |
| Vinny Castilla, R (1, 5)<br>OBP: 0.354, SLG: 0.563 | | C B S X<br>1-2<br>G6-3 | B S X<br>1-1 ①<br>F7 | C B S X<br>1-2 ② ③<br>G6-4-3<br>1-2f | | | | B B X<br>2-0<br>HR | X<br>0-0<br>2-H<br>1B | 5 | 1 | 2 | 2 | 0 | 0 | 3 |
| Jeff Reed, L (1, 2)<br>OBP: 0.398, SLG: 0.548 | | B S C F C<br>1-3 ②<br>K | B X<br>1-0<br>1-H<br>2-H<br>HR | | | C F F B S<br>1-3 ①<br>K | | B X<br>1-0 ①<br>G3-1 | | 4 | 1 | 1 | 3 | 0 | 2 | 0 |
| Neifi Perez, S (1, 4)<br>OBP: 0.350, SLG: 0.469 | | F F B S<br>1-3 ③<br>K | X<br>0-0<br>BB SH3-4<br>1B | | | C B B F X<br>2-2 ②<br>G6-3 | | X<br>0-0<br>BB<br>2B | | 4 | 0 | 2 | 0 | 0 | 1 | 0 |
| John Thomson, R (1, 1)<br>OBP: 0.256, SLG: 0.220<br>Quinton McCracken, S (8, 8)<br>OBP: 0.366, SLG: 0.354 | | | X<br>0-0 ①<br>G1-3 | B X<br>1-0 ②<br>SH3-4<br>1-2 | | B X<br>1-0<br>1B | | C X<br>0-1<br>BB<br>1B | | 2<br>1 | 0<br>0 | 1<br>1 | 0<br>0 | 0<br>0 | 0<br>0 | 0<br>0 |
| Inning Stats | R: 1 H: 2<br>E: 0 LOB: 1<br>K: 0 BB: 0<br>S: 15 P: 22 | R: 0 H: 0<br>E: 0 LOB: 0<br>K: 2 BB: 0<br>S: 10 P: 13 | R: 0 H: 0<br>E: 0 LOB: 1<br>K: 1 BB: 1<br>S: 7 P: 12 | R: 3 H: 3<br>E: 0 LOB: 3<br>K: 0 BB: 3<br>S: 13 P: 30 | R: 0 H: 1<br>E: 0 LOB: 0<br>K: 0 BB: 0<br>S: 10 P: 14 | R: 0 H: 1<br>E: 0 LOB: 1<br>K: 1 BB: 0<br>S: 11 P: 18 | R: 1 H: 1<br>E: 0 LOB: 0<br>K: 1 BB: 0<br>S: 13 P: 19 | R: 1 H: 3<br>E: 0 LOB: 3<br>K: 0 BB: 1<br>S: 8 P: 16 | R: 1 H: 2<br>E: 0 LOB: 1<br>K: 0 BB: 0<br>S: 7 P: 8 | 1B: 9 SF: 1<br>2B: 1 SAC: 2<br>3B: 0 DP: 1<br>HR: 3 HBP: 0 | | | | | | |

| PITCHER | | IP | WLS | BF | H | R | ER | SO | BB | IBB | HBP | BLK | WP | HR | S | P | ERA | WHIP |
|---|---|---|---|---|---|---|---|---|---|---|---|---|---|---|---|---|---|---|
| Sean Lowe, R<br>ERA: 11.25 | (1, 1) | 3.2 | | 20 | 5 | 4 | 4 | 3 | 4 | 0 | 0 | 0 | 0 | 1 | 44 | 75 | 9.82 | 2.455 |
| Tony Fossas, L<br>ERA: 2.74 | (4, 1) | 2.1 | | 8 | 2 | 0 | 0 | 1 | 0 | 0 | 0 | 0 | 0 | 0 | 22 | 34 | 0.00 | 0.857 |
| Brady Raggio, R<br>ERA: 7.91 | (7, 1) | 1.0 | | 4 | 1 | 1 | 1 | 1 | 0 | 0 | 0 | 0 | 0 | 1 | 13 | 19 | 9.00 | 1.000 |
| John Frascatore, R<br>ERA: 2.35 | (8, 1) | 0.0 | | 1 | 1 | 1 | 1 | 0 | 0 | 0 | 0 | 0 | 0 | 1 | 1 | 3 | ∞ | ∞ |
| Lance Painter, L<br>ERA: 11.57 | (8, 1) | 0.2 | | 4 | 2 | 0 | 0 | 0 | 0 | 0 | 0 | 0 | 0 | 0 | 5 | 6 | 0.00 | 3.000 |

| PITCHER | | IP | WLS | BF | H | R | ER | SO | BB | IBB | HBP | BLK | WP | HR | S | P | ERA | WHIP |
|---|---|---|---|---|---|---|---|---|---|---|---|---|---|---|---|---|---|---|
| Curtis King, R<br>ERA: 3.1 | (8, 1) | 0.2 | L | 5 | 2 | 1 | 1 | 0 | 1 | 0 | 0 | 0 | 0 | 0 | 9 | 15 | 13.50 | 4.500 |

# BOTTOM

## St. Louis Cardinals @ Colorado Rockies

Coors Field, Denver, CO

Sat Sep 06 1997, 7:05 PM MDT

Att. 44,288 - Unknown - 73 F

livebaseballscorecards.com

| | |
|---|---|
| AB | 34 |
| R | 7 |
| H | 13 |
| RBI | 7 |
| BB | 5 |
| SO | 5 |
| LOB | 17 |

WP: 0 PA: 42
PB: 0
SB: 1
CS: 0

# St. Louis Cardinals @ Colorado Rockies

Coors Field, Denver, CO

Sun Sep 07 1997, 3:33 AM MDT

Att. 48,011 - Sunny - 79 F

TOP

livebaseballscorecards.com

| Batter | 1 | 2 | 3 | 4 | 5 | 6 | 7 | 8 | 9 | AB | R | H | RBI | BB | SO | LOB |
|---|---|---|---|---|---|---|---|---|---|---|---|---|---|---|---|---|
| Royce Clayton, R (1, 6)<br>OBP: 0.300, SLG: 0.390 | G1-3 | | G5-3 | | G1-3 | | L6 | | DI 1B | 5 | 0 | 1 | 0 | 0 | 0 | 3 |
| Jeff Berblinger, R (1, 4)<br>Willie McGee, S (7, PH) (7, 9)<br>OBP: 0.363, SLG: 0.440 | K | | G6-3 | | | G1-3 | G4-3 | | BB | 3<br>1 | 0<br>0 | 0<br>0 | 0<br>0 | 0<br>1 | 1<br>0 | 0<br>3 |
| Mark McGwire, R (1, 3)<br>OBP: 0.393, SLG: 0.642 | HR | | | BB 1B | | K | | L5 | G1-3 | 5 | 1 | 2 | 1 | 0 | 1 | 2 |
| Ray Lankford, L (1, 8)<br>OBP: 0.405, SLG: 0.591 | G4-3 | | | 1-2 BB | | HR | | G6-3 | | 3 | 1 | 1 | 1 | 1 | 0 | 0 |
| Phil Plantier, L (1, 9)<br>OBP: 0.353, SLG: 0.483<br>Delino DeShields, L (7, 4)<br>OBP: 0.346, SLG: 0.444 | | G5-3 BB | | K | | G4-3 | | P6 | | 2<br>1 | 0<br>0 | 0<br>0 | 0<br>0 | 1<br>0 | 1<br>0 | 2<br>0 |
| Ron Gant, R (1, 7)<br>OBP: 0.317, SLG: 0.395 | | B C 1 SAFE C D 1 SAFE X<br>G5-3<br>1-2 | | P4 | | | K | | 2B SF7 1B | 4 | 1 | 1 | 0 | 0 | 1 | 3 |
| Mike DiFelice, R (1, 2)<br>OBP: 0.295, SLG: 0.325<br>Scott Livingstone, L (9, PH)<br>OBP: 0.203, SLG: 0.203 | | G6-4-3 BB | | G6-3 | | | E1 HBP | | E G4-3 1-3 2B | 2<br>1 | 0<br>1 | 0<br>1 | 0<br>0 | 1<br>0 | 0<br>0 | 2<br>0 |
| David Bell, R (1, 5)<br>OBP: 0.321, SLG: 0.406<br>Tom Lampkin, L (9, PH)<br>OBP: 0.333, SLG: 0.385 | | G6-4-3<br>1-2f | | | G4-3 | | HBP BB | | SF7<br>2-3<br>3-H | 2<br>0 | 0<br>0 | 0<br>0 | 0<br>1 | 1<br>0 | 0<br>0 | 2<br>0 |
| Andy Benes, R (1, 1)<br>OBP: 0.246, SLG: 0.255<br>Mark Petkovsek, R (7, 1)<br>OBP: 0.182, SLG: 0.100<br>Brady Raggio, R (8, 1)<br>Jose Bautista, R (8, 1)<br>Dmitri Young, S (9, PH)<br>OBP: 0.330, SLG: 0.356 | | | F7 | | K | | 1-2<br>2-3<br>HBP | | G4-3<br>3-H | 2<br>0<br>0<br>0<br>1 | 0<br>0<br>0<br>0<br>0 | 0<br>0<br>0<br>0<br>0 | 0<br>0<br>0<br>0<br>1 | 1<br>0<br>0<br>0<br>0 | 0<br>0<br>0<br>0<br>0 | 0<br>0<br>0<br>0<br>0 |
| Inning Stats | R: 1 E: 0 K: 1 S: 7 H: 1 LOB: 0 BB: 0 P: 11 | R: 0 E: 0 K: 0 S: 6 H: 0 LOB: 1 BB: 2 P: 17 | R: 0 E: 0 K: 0 S: 5 H: 0 LOB: 0 BB: 0 P: 6 | R: 0 E: 0 K: 1 S: 10 H: 1 LOB: 2 BB: 1 P: 19 | R: 0 E: 0 K: 1 S: 5 H: 0 LOB: 0 BB: 0 P: 9 | R: 1 E: 0 K: 1 S: 9 H: 1 LOB: 0 BB: 0 P: 13 | R: 0 E: 1 K: 1 S: 12 H: 0 LOB: 3 BB: 1 P: 22 | R: 0 E: 0 K: 0 S: 6 H: 0 LOB: 0 BB: 0 P: 9 | R: 2 E: 1 K: 0 S: 15 H: 3 LOB: 2 BB: 1 P: 28 | 1B: 3 2B: 1 3B: 0 HR: 2 SF: 1 SAC: 0 DP: 1 HBP: 1 | | | | | | | |

| | |
|---|---|
| AB | 32 |
| R | 4 |
| H | 6 |
| RBI | 4 |
| BB | 5 |
| SO | 5 |
| LOB | 17 |

WP: 0 PB: 0 SB: 0 CS: 0 PA: 39

| PITCHER | | IP | WLS | BF | H | R | ER | SO | BB | IBB | HBP | BLK | WP | HR | S | P | ERA | WHIP |
|---|---|---|---|---|---|---|---|---|---|---|---|---|---|---|---|---|---|---|
| Pedro Astacio, R<br>ERA: 4.01 | (1, 1) | 8.0 | W | 32 | 3 | 2 | 2 | 5 | 4 | 0 | 1 | 0 | 0 | 2 | 60 | 106 | 2.25 | 0.875 |
| Jerry Dipoto, R<br>ERA: 4.31 | (9, 1) | 1.0 | | 7 | 3 | 2 | 2 | 0 | 1 | 0 | 0 | 0 | 0 | 0 | 15 | 28 | 18.00 | 4.000 |

| PITCHER | IP | WLS | BF | H | R | ER | SO | BB | IBB | HBP | BLK | WP | HR | S | P | ERA | WHIP |
|---|---|---|---|---|---|---|---|---|---|---|---|---|---|---|---|---|---|

# BOTTOM

## St. Louis Cardinals @ Colorado Rockies

Coors Field, Denver, CO

Sun Sep 07 1997, 3:33 AM MDT

Att. 48,011 - Sunny - 79 F

livebaseballscorecards.com

| Batter | 1 | 2 | 3 | 4 | 5 | 6 | 7 | 8 | 9 | AB | R | H | RBI | BB | SO | LOB |
|---|---|---|---|---|---|---|---|---|---|---|---|---|---|---|---|---|
| Walt Weiss, S (1, 6)<br>OBP: 0.377, SLG: 0.392 | C C B B F X<br>2-2 F7 ① | | X<br>0-0 1B | | | B B B B<br>4-0 E S G5-3 BB | | X<br>0-0 SH1-4 ①<br>1-2 | | 2 | 1 | 1 | 0 | 1 | 0 | 0 |
| Ellis Burks, R (1, 8)<br>OBP: 0.358, SLG: 0.571 (9, 7) | C F B B X<br>2-2 17 1B 3B | | 1 SAFE B X<br>1-0 F7 ② | | | C D 1 SAFE S F B X<br>2-2 G5-3 ①<br>1-H | | C F D 2 SAFE F X<br>1-2 17 1B 2B<br>2-H | | 4 | 2 | 2 | 2 | 0 | 0 | 1 |
| 17 Todd Helton, L (1, 9)<br>OBP: 0.392, SLG: 0.597<br>Larry Walker, L (8, PR)<br>OBP: 0.460, SLG: 0.719 (9, 9) | B C B X<br>2-1 CS 1B<br>3-H | | 1 SAFE B 1 SAFE C T C 1 SAFE 1 SAFE B B<br>3-3 F F S K ③ | | | X<br>0-0 L7 ② | | C D X<br>1-1 1B 2B 1B<br>2-H | | 4<br>0 | 0<br>1 | 2<br>0 | 2<br>0 | 0<br>0 | 1<br>0 | 1<br>0 |
| Andres Galarraga, R (1, 3)<br>OBP: 0.388, SLG: 0.578 | C B S B B S<br>3-3 K ② ③<br>1-2 | | | F B X<br>1-1 G6-4-3 1B | | C B B S B X<br>3-2 F8 ③ | | C B D B 1 SAFE X<br>3-1 2B SF8 1B<br>1-3 | | 4 | 1 | 2 | 0 | 0 | 1 | 1 |
| Dante Bichette, R (1, 7)<br>OBP: 0.349, SLG: 0.512<br>Jerry Dipoto, R (9, 1)<br>OBP: 0.125, SLG: 0.125 | | C X<br>0-1 G4-3 S 1B | | 1 SAFE F S S B X<br>1-2 G6-4-3 ① ②<br>1-2f | | | B C B F B C<br>3-3 K ① | X<br>0-0 SF8 1B 2B<br>1-3<br>3-H | | 4<br>0 | 1<br>0 | 2<br>0 | 1<br>0 | 0<br>0 | 1<br>0 | 1<br>0 |
| Vinny Castilla, R (1, 5)<br>OBP: 0.353, SLG: 0.562 | | S B S S B X<br>2-2 G5-3 ①<br>1-2 | | S S B B F S<br>2-3 K ③ | | | C F X<br>0-2 BB 1B | X<br>0-0 SF8 ②<br>2-3<br>3-H | | 3 | 0 | 1 | 1 | 0 | 1 | 1 |
| Jeff Reed, L (1, 2)<br>OBP: 0.400, SLG: 0.545 | | F C B B B F F F X<br>3-2 G4-3 ②<br>2-3 | | | B C B F B X<br>3-2 G6-3 ① | | F B B F B B<br>4-2 G4-6-3 BB<br>1-2 | B F B B F X<br>3-2 1B<br>3-H | | 3 | 0 | 1 | 1 | 1 | 0 | 1 |
| Neifi Perez, S (1, 4)<br>OBP: 0.345, SLG: 0.461 | | C L B S<br>1-3 K ③ | | | F B X<br>1-2 G3 ② | | F X<br>0-1 G4-6-3 ② ③<br>1-2f | B F F F B F B X<br>3-2 G6-3 ③ | | 4 | 0 | 0 | 0 | 0 | 1 | 4 |
| Pedro Astacio, R (1, 1)<br>OBP: 0.125, SLG: 0.146<br>Quinton McCracken, S (8, PH)<br>OBP: 0.368, SLG: 0.356 (9, 8) | | | B F C X<br>1-2 F8 ① | | F S S<br>0-3 K ③ | | | C B X<br>1-1 SH1-4 2B 1B | | 2<br>1 | 0<br>1 | 0<br>1 | 0<br>1 | 0<br>0 | 1<br>0 | 0<br>0 |
| Inning Stats | R: 1 H: 2<br>E: 0 LOB: 0<br>K: 1 BB: 0<br>S: 12 P: 21 | R: 0 H: 1<br>E: 0 LOB: 1<br>K: 1 BB: 0<br>S: 14 P: 20 | R: 0 H: 1<br>E: 0 LOB: 1<br>K: 1 BB: 0<br>S: 10 P: 15 | R: 0 H: 1<br>E: 0 LOB: 0<br>K: 1 BB: 0<br>S: 9 P: 13 | R: 0 H: 0<br>E: 0 LOB: 0<br>K: 1 BB: 0<br>S: 9 P: 13 | R: 1 H: 0<br>E: 0 LOB: 0<br>K: 0 BB: 1<br>S: 8 P: 17 | R: 0 H: 1<br>E: 0 LOB: 1<br>K: 1 BB: 1<br>S: 10 P: 17 | R: 5 H: 6<br>E: 0 LOB: 1<br>K: 0 BB: 0<br>S: 20 P: 32 | | 1B: 9 SF: 1<br>2B: 2 SAC: 1<br>3B: 1 DP: 2<br>HR: 0 HBP: 0 | | | | WP: 0 PA: 35<br>PB: 0<br>SB: 2<br>CS: 1 | | |

| | AB | 31 |
|---|---|---|
| | R | 7 |
| | H | 12 |
| | RBI | 7 |
| | BB | 2 |
| | SO | 6 |
| | LOB | 10 |

| PITCHER | | IP | WLS | BF | H | R | ER | SO | BB | IBB | HBP | BLK | WP | HR | S | P | ERA | WHIP |
|---|---|---|---|---|---|---|---|---|---|---|---|---|---|---|---|---|---|---|
| Andy Benes, R<br>ERA: 3.1 | (1, 1) | 6.0 | | 22 | 5 | 2 | 1 | 5 | 1 | 0 | 0 | 0 | 0 | 0 | 62 | 99 | 1.50 | 1.000 |
| Mark Petkovsek, R<br>ERA: 5.14 | (7, 1) | 1.1 | L | 8 | 4 | 3 | 3 | 1 | 1 | 0 | 0 | 0 | 0 | 0 | 19 | 29 | 20.25 | 3.750 |
| Brady Raggio, R<br>ERA: 8.69 | (8, 1) | 0.1 | | 4 | 3 | 2 | 2 | 0 | 0 | 0 | 0 | 0 | 0 | 0 | 7 | 13 | 54.00 | 9.000 |
| Jose Bautista, R<br>ERA: 6.45 | (8, 1) | 0.1 | | 1 | 0 | 0 | 0 | 0 | 0 | 0 | 0 | 0 | 0 | 0 | 4 | 7 | 0.00 | 0.000 |

| PITCHER | IP | WLS | BF | H | R | ER | SO | BB | IBB | HBP | BLK | WP | HR | S | P | ERA | WHIP |
|---|---|---|---|---|---|---|---|---|---|---|---|---|---|---|---|---|---|

| Batter | 1 | 2 | 3 | 4 | 5 | 6 | 7 | 8 | 9 | AB | R | H | RBI | BB | SO | LOB |
|---|---|---|---|---|---|---|---|---|---|---|---|---|---|---|---|---|
| Delino DeShields, L (1, 4)<br>OBP: 0.345, SLG: 0.444 | C B B B X 3-1 L7 ① | | B C F X 1-2 G1-3 ① | | | C B S X 1-2 L7 ① | 1 SAFE X 0-0 1-3 3-H 2B | | S C B F B 1 SAFE X 2-2 L9 ③ | 5 | 0 | 1 | 1 | 0 | 0 | 1 |
| Willie McGee, S (1, 9)<br>OBP: 0.357, SLG: 0.433 | C X 0-1 G1-3 ② | | X 0-0 F8 ② | | | S C B B S 1-3 K ② | S X 0-1 L4 ③ | | | 4 | 0 | 0 | 0 | 0 | 1 | 2 |
| Mark McGwire, R (1, 3)<br>OBP: 0.396, SLG: 0.648 | B B B C B 4-1 BB | | X 0-0 G6-3 ③ | | | B C B B B 4-1 BB | | B B C S B X 3-2 HR | | 2 | 1 | 1 | 1 | 2 | 0 | 0 |
| Ron Gant, R (1, 7)<br>OBP: 0.315, SLG: 0.392 | X 0-0 F8 ③ | | | S F F B C 1-3 K ① | | B S X 1-1 F9 ③ | | C B B F B C 3-3 K ① | | 4 | 0 | 0 | 0 | 0 | 2 | 2 |
| Ray Lankford, L (1, 8)<br>OBP: 0.406, SLG: 0.597 | | B B F B X 3-1 HR 1B | | C F B F C 1-3 K ② | | | C X 0-1 HR | B C B B X 3-1 G5-3 ② | | 4 | 2 | 2 | 1 | 0 | 1 | 0 |
| Gary Gaetti, R (1, 5)<br>OBP: 0.315, SLG: 0.418 | | B X 1-0 1-H HR | | C F B C 1-3 K ③ | | | X 0-0 CS 1B 1B | X 0-0 P8 ③ | | 4 | 1 | 2 | 2 | 0 | 1 | 0 |
| Royce Clayton, R (1, 6)<br>OBP: 0.300, SLG: 0.389 | | C X 0-1 F9 ① | | | C B X 1-1 P9 ① | | C 1 SAFE X 0-1 G3-1 CS 1-2 2B 1B | | C F D F B S 2-3 K ① | 4 | 1 | 1 | 0 | 0 | 1 | 0 |
| Eli Marrero, R (1, 2)<br>OBP: 0.250, SLG: 0.375<br>Tom Lampkin, L (7, PH)<br>OBP: 0.335, SLG: 0.386 (7, 2) | | B S S S 1-3 K ② | | | B C B F F S 2-3 K ② | | L B 2 S B X SAFE 3-1 G3-1 ① ② 1-3 2-3 | | X 0-0 1B | 2 | 0 | 0 | 0 | 0 | 2 | 0 |
| | | | | | | | | | | 2 | 0 | 1 | 0 | 0 | 0 | 2 |
| Manny Aybar, R (1, 1)<br>OBP: 0.143, SLG: 0.143<br>Dmitri Young, S (7, PH)<br>OBP: 0.332, SLG: 0.356<br>Lance Painter, L (7, 1)<br>Curtis King, R (8, 1)<br>Scott Livingstone, L (9, PH)<br>OBP: 0.250, SLG: 0.200<br>Dennis Eckersley, R (9, 1) | | C F S 0-3 K ③ | | | C C F F S 0-3 K ③ | | B B B F B 4-1 2B BB | | 1 SAFE B S S S 1 SAFE S 1-3 K ② | 2 | 0 | 0 | 0 | 0 | 2 | 0 |
| | | | | | | | | | | 0 | 0 | 0 | 0 | 1 | 0 | 0 |
| | | | | | | | | | | 0 | 0 | 0 | 0 | 0 | 0 | 0 |
| | | | | | | | | | | 0 | 0 | 0 | 0 | 0 | 0 | 0 |
| | | | | | | | | | | 1 | 0 | 0 | 0 | 0 | 1 | 1 |
| | | | | | | | | | | 0 | 0 | 0 | 0 | 0 | 0 | 0 |

# TOP

St. Louis Cardinals @ San Francisco Giants
3Com Park at Candlestick Point, San Francisco, CA
Tue Sep 09 1997, 10:05 PM EDT
Att. 13,098 - Unknown - 68 F

livebaseballscorecards.com

| | |
|---|---|
| AB | 34 |
| R | 5 |
| H | 8 |
| RBI | 5 |
| BB | 3 |
| SO | 11 |
| LOB | 8 |

| Inning Stats | 1 | 2 | 3 | 4 | 5 | 6 | 7 | 8 | 9 |
|---|---|---|---|---|---|---|---|---|---|
| | R: 0<br>E: 0<br>K: 0<br>S: 6 | H: 0<br>LOB: 1<br>BB: 1<br>P: 13 | R: 2<br>E: 0<br>K: 2<br>S: 11 | H: 2<br>LOB: 0<br>BB: 0<br>P: 16 | R: 0<br>E: 0<br>K: 0<br>S: 5 | H: 0<br>LOB: 0<br>BB: 0<br>P: 6 | R: 0<br>E: 0<br>K: 3<br>S: 11 | H: 0<br>LOB: 0<br>BB: 0<br>P: 14 | R: 0<br>E: 0<br>K: 2<br>S: 11 | H: 0<br>LOB: 0<br>BB: 0<br>P: 14 | R: 0<br>E: 0<br>K: 1<br>S: 9 | H: 0<br>LOB: 1<br>BB: 1<br>P: 16 | R: 2<br>E: 0<br>K: 0<br>S: 12 | H: 4<br>LOB: 2<br>BB: 1<br>P: 18 | R: 1<br>E: 0<br>K: 1<br>S: 9 | H: 1<br>LOB: 0<br>BB: 0<br>P: 18 | R: 0<br>E: 0<br>K: 2<br>S: 12 | H: 1<br>LOB: 1<br>BB: 0<br>P: 17 |

| | | | | | | | | | |

| Batter | 1 | 2 | 3 | 4 | 5 | 6 | 7 | 8 | 9 | AB | R | H | RBI | BB | SO | LOB |
|---|---|---|---|---|---|---|---|---|---|---|---|---|---|---|---|---|
| Darryl Hamilton, L (1, 8)<br>OBP: 0.351, SLG: 0.361 | C B B B B<br>4-1<br>BB | | C B X<br>1-1<br>SH<br>1B<br>2-3 | F C F F F B F S<br>1-3 ②<br>K | | | X<br>0-0 ①<br>P6 | | | 2 | 0 | 0 | 0 | 1 | 1 | 2 |
| Bill Mueller, S (1, 5)<br>OBP: 0.372, SLG: 0.447 | C S S<br>0-3 ①<br>K | | X<br>0-0<br>1-3<br>3-H<br>1B | B C B F F S<br>2-3 ③<br>K | | | B C F X<br>1-2 ②<br>G5-3 | | | 4 | 0 | 1 | 1 | 0 | 2 | 3 |
| Barry Bonds, L (1, 7)<br>OBP: 0.436, SLG: 0.551 | B S X<br>1-1 ②<br>P9 | | X<br>0-0 ①<br>P4 | | B B B B<br>4-0<br>BLK F8<br>SF7<br>BB | | C B B B X<br>3-1 ③<br>F8 | | | 3 | 1 | 0 | 0 | 1 | 0 | 3 |
| Jeff Kent, R (1, 4)<br>OBP: 0.321, SLG: 0.479 | C B 1 SAFE C F B S<br>2-3 ③<br>K | | C F B S<br>1-3 ②<br>K | | C S B F X<br>1-2 ①<br>F8<br>1-2 | | | B B X<br>2-0 ①<br>L6 | | 4 | 0 | 0 | 0 | 0 | 2 | 4 |
| J.T. Snow, L (1, 3)<br>OBP: 0.394, SLG: 0.516 | | B S X<br>1-1 ①<br>L4 | B F F F F X<br>1-2 ③<br>L7 | | B 2 SAFE T C B F X<br>2-2 ②<br>SF7<br>2-H | | | C B C F B X<br>2-2 ②<br>G6-3 | | 3 | 0 | 0 | 1 | 0 | 0 | 2 |
| Stan Javier, S (1, 9)<br>OBP: 0.366, SLG: 0.385 | | B C X<br>1-1<br>1B | B B B B<br>4-0<br>1B<br>SH<br>BB | S B F F X<br>1-2 ③<br>G5-3 | | | | B B C C X<br>2-2 ③<br>L8 | | 3 | 1 | 1 | 0 | 1 | 0 | 0 |
| Jose Vizcaino, S (1, 6)<br>OBP: 0.322, SLG: 0.338 | | C B B X<br>2-1 ②<br>L7 | B X<br>1-0 ①<br>P5 | | B X<br>1-0 ①<br>G5-3 | | | | C C B B B X<br>3-2 ①<br>G4-3 | 4 | 0 | 0 | 0 | 0 | 0 | 2 |
| Brian Johnson, R (1, 2)<br>OBP: 0.306, SLG: 0.443<br>Marvin Benard, L (9, PH)<br>OBP: 0.342, SLG: 0.293 | B X<br>1-0 ③<br>F8 | | B B X<br>2-0<br>SH<br>1-2<br>1B | | X<br>0-0 ②<br>L9 | | | | F X<br>0-1 ②<br>G3 | 3<br>1 | 0<br>0 | 1<br>0 | 0<br>0 | 0<br>0 | 0<br>0 | 1<br>0 |
| Terry Mulholland, R (1, 1)<br>OBP: 0.173, SLG: 0.231<br>Doug Henry, R (7, 1)<br>Rich Rodriguez, L (7, 1)<br>OBP: 0.333, SLG: 0.333<br>Julian Tavarez, L (8, 1)<br>Jacob Cruz, L (9, PH)<br>OBP: 0.278, SLG: 0.200 | | | F X<br>0-1<br>SH<br>1B<br>2B | X<br>0-0<br>SH<br>1-3<br>2-H | X<br>0-0 ③<br>G5-3 | | | | C F S<br>0-3 ③<br>K | 2<br>0<br>0<br>0<br>0<br>1 | 1<br>0<br>0<br>0<br>0<br>0 | 1<br>0<br>0<br>0<br>0<br>0 | 0<br>0<br>0<br>0<br>0<br>0 | 0<br>0<br>0<br>0<br>0<br>1 | 0<br>0<br>0<br>0<br>0<br>0 | 0<br>0<br>0<br>0<br>0<br>0 |
| Inning Stats | R: 0 H: 0<br>E: 0 LOB: 1<br>K: 2 BB: 1<br>S: 10 P: 17 | R: 0 H: 1<br>E: 0 LOB: 1<br>K: 0 BB: 0<br>S: 7 P: 12 | R: 1 H: 2<br>E: 1 LOB: 2<br>K: 1 BB: 0<br>S: 14 P: 17 | R: 1 H: 1<br>E: 1 LOB: 2<br>K: 2 BB: 1<br>S: 14 P: 24 | R: 1 H: 0<br>E: 0 LOB: 0<br>K: 0 BB: 1<br>S: 12 P: 20 | R: 0 H: 0<br>E: 0 LOB: 0<br>K: 0 BB: 0<br>S: 3 P: 4 | R: 0 H: 0<br>E: 0 LOB: 0<br>K: 0 BB: 0<br>S: 6 P: 10 | R: 0 H: 0<br>E: 0 LOB: 0<br>K: 0 BB: 0<br>S: 8 P: 14 | R: 0 H: 0<br>E: 0 LOB: 0<br>K: 1 BB: 0<br>S: 8 P: 11 | | | | | | | |

| PITCHER | | IP | WLS | BF | H | R | ER | SO | BB | IBB | HBP | BLK | WP | HR | S | P | ERA | WHIP |
|---|---|---|---|---|---|---|---|---|---|---|---|---|---|---|---|---|---|---|
| Manny Aybar, R<br>ERA: 4.11 | (1, 1) | 6.0 | W | 27 | 4 | 3 | 2 | 5 | 3 | 0 | 0 | 1 | 0 | 0 | 60 | 94 | 3.00 | 1.167 |
| Lance Painter, L<br>ERA: 9.53 | (7, 1) | 1.0 | | 3 | 0 | 0 | 0 | 0 | 0 | 0 | 0 | 0 | 0 | 0 | 6 | 10 | 0.00 | 0.000 |
| Curtis King, R<br>ERA: 2.95 | (8, 1) | 1.0 | | 3 | 0 | 0 | 0 | 0 | 0 | 0 | 0 | 0 | 0 | 0 | 8 | 14 | 0.00 | 0.000 |
| Dennis Eckersley, R<br>ERA: 3.64 | (9, 1) | 1.0 | S | 3 | 0 | 0 | 0 | 1 | 0 | 0 | 0 | 0 | 0 | 0 | 8 | 11 | 0.00 | 0.000 |

| PITCHER | IP | WLS | BF | H | R | ER | SO | BB | IBB | HBP | BLK | WP | HR | S | P | ERA | WHIP |
|---|---|---|---|---|---|---|---|---|---|---|---|---|---|---|---|---|---|

# BOTTOM

St. Louis Cardinals @ San Francisco Giants

3Com Park at Candlestick Point, San Francisco, CA

Tue Sep 09 1997, 10:05 PM EDT

Att. 13,098 - Unknown - 68 F

livebaseballscorecards.com

| | |
|---|---|
| AB | 30 |
| R | 3 |
| H | 4 |
| RBI | 2 |
| BB | 3 |
| SO | 6 |
| LOB | 17 |

| | | | |
|---|---|---|---|
| 1B: 3 | SF: 1 | WP: 0 | PA: 36 |
| 2B: 1 | SAC: 2 | PB: 0 | |
| 3B: 0 | DP: 0 | SB: 0 | |
| HR: 0 | HBP: 0 | CS: 0 | |

| Batter | 1 | 2 | 3 | 4 | 5 | 6 | 7 | 8 | 9 | AB | R | H | RBI | BB | SO | LOB |
|---|---|---|---|---|---|---|---|---|---|---|---|---|---|---|---|---|
| Quilvio Veras, S (1, 4)<br>OBP: 0.364, SLG: 0.344 | C F X<br>0-2 ①<br>G3 | | C X<br>0-1<br>FC4-6<br>2-H<br>1B | | B C F B X<br>2-2 ② ③<br>L5-3<br>1-1 | | B B S B F B<br>4-2<br>1-2<br>BB | | B C F X<br>1-2 ②<br>G4-3 | 4 | 0 | 1 | 1 | 1 | 0 | 1 |
| Steve Finley, L (1, 8)<br>OBP: 0.305, SLG: 0.469<br>Ken Caminiti, S (7, PH)<br>OBP: 0.391, SLG: 0.501<br>Marc Kroon, R (7, 1)<br>Dario Veras, R (8, 1)<br>Trey Beamon, L (9, PH)<br>OBP: 0.273, SLG: 0.283 | B F S F F B F X<br>2-2<br>G6-4-3<br>1B | | C S 1 SAFE B S<br>1-3 ②<br>K | | | F B F S<br>1-3 ①<br>K | B B X<br>2-0 ③<br>F7 | | C S F S<br>0-3 ③<br>K | 3<br>1<br>0<br>0<br>1 | 0<br>0<br>0<br>0<br>0 | 1<br>0<br>0<br>0<br>0 | 0<br>0<br>0<br>0<br>1 | 0<br>0<br>0<br>0<br>0 | 2<br>0<br>0<br>0<br>1 | 1<br>3<br>0<br>0<br>0 |
| Tony Gwynn, L (1, 9)<br>OBP: 0.404, SLG: 0.548 | B F X<br>1-1 ② ③<br>G6-4-3<br>1-2f | | B X<br>1-0 ③<br>FC4-6<br>1-2f | | | C X<br>0-1 ②<br>G4-3 | | C X<br>0-1 ①<br>G4-3 | | 4 | 0 | 0 | 0 | 0 | 0 | 2 |
| Wally Joyner, L (1, 3)<br>OBP: 0.397, SLG: 0.494<br>Derrek Lee, R (8, PH)<br>OBP: 0.348, SLG: 0.282<br>(8, 3) | | F B X<br>1-1<br>1B<br>1B | | B B X<br>2-0 ①<br>G1-3 | | B B B C B<br>4-1<br>BB | | B F B X<br>2-1<br>1B<br>2B | | 2<br>1 | 0<br>1 | 1<br>1 | 0<br>1 | 1<br>0 | 0<br>0 | 0<br>0 |
| Greg Vaughn, R (1, 7)<br>OBP: 0.311, SLG: 0.372 | | C B B B X<br>3-1<br>L4-3<br>1-3<br>1B | | B F C B S<br>2-3 ②<br>K | | C F B S<br>1-3 ③<br>K | | B B X<br>2-0<br>1B G5-3<br>2-H<br>1B | | 4 | 0 | 2 | 1 | 0 | 2 | 1 |
| Craig Shipley, R (1, 6)<br>OBP: 0.320, SLG: 0.496 | X<br>0-0 ① ②<br>L4-3<br>1-1 | | B C X<br>1-1<br>1B | | | C X<br>0-1<br>G5-3 1B<br>1B | | B F F B X<br>2-2 ②<br>G5-3<br>1-2 | | 4 | 0 | 2 | 0 | 0 | 0 | 3 |
| Carlos Hernandez, R (1, 2)<br>OBP: 0.331, SLG: 0.470<br>Ruben Rivera, R (8, PR)<br>John Flaherty, R (8, 2)<br>OBP: 0.318, SLG: 0.383 | | B B S F C<br>2-3 ③<br>K | | B B F S F X<br>2-2 ③<br>G5-3 | | | C X<br>0-1<br>1B G5-3<br>1-2<br>1B | C B X<br>1-1<br>WP<br>2-3<br>1B | | 4<br>0<br>0 | 0<br>0<br>0 | 2<br>0<br>0 | 0<br>0<br>0 | 0<br>0<br>0 | 1<br>0<br>0 | 2<br>0<br>0 |
| George Arias, R (1, 5)<br>OBP: 0.316, SLG: 0.316 | | | B F B X<br>2-1<br>SH1-4<br>1B<br>1B | | X<br>0-0<br>FC1-6<br>1B | | B X<br>1-0 ① ②<br>G5-3<br>1-2<br>2-3f | B B X<br>2-0 ③<br>G5-3<br>1-2 | | 4 | 1 | 2 | 0 | 0 | 0 | 4 |
| Andy Ashby, R (1, 1)<br>OBP: 0.088, SLG: 0.073<br>Mark Sweeney, L (7, PH)<br>OBP: 0.353, SLG: 0.362<br>(7, 8) | | | X<br>0-0 ①<br>SH1-4<br>1-2 | | X<br>0-0 ①<br>FC1-6<br>L5-3<br>1-2f | | C B F F X<br>1-2<br>BB<br>2-3<br>1B | | C B X<br>1-1 ①<br>F9 | 1<br>2 | 0<br>0 | 0<br>1 | 0<br>0 | 0<br>0 | 0<br>0 | 1<br>0 |
| Inning Stats | R: 0 H: 1<br>E: 0 LOB: 0<br>K: 0 BB: 0<br>S: 11 P: 14 | R: 0 H: 2<br>E: 0 LOB: 1<br>K: 1 BB: 0<br>S: 8 P: 14 | R: 1 H: 2<br>E: 0 LOB: 1<br>K: 1 BB: 0<br>S: 9 P: 13 | R: 0 H: 1<br>E: 0 LOB: 1<br>K: 1 BB: 0<br>S: 10 P: 17 | R: 0 H: 1<br>E: 0 LOB: 1<br>K: 0 BB: 0<br>S: 5 P: 7 | R: 0 H: 0<br>E: 0 LOB: 1<br>K: 2 BB: 1<br>S: 10 P: 16 | R: 0 H: 3<br>E: 0 LOB: 3<br>K: 0 BB: 1<br>S: 12 P: 20 | R: 1 H: 3<br>E: 0 LOB: 3<br>K: 0 BB: 0<br>S: 11 P: 20 | R: 0 H: 0<br>E: 0 LOB: 0<br>K: 1 BB: 0<br>S: 9 P: 11 | 1B: 12 SF: 0<br>2B: 3 SAC: 1<br>3B: 0 DP: 4<br>HR: 0 HBP: 0 | | | | | | |

| PITCHER | | IP | WLS | BF | H | R | ER | SO | BB | IBB | HBP | BLK | WP | HR | S | P | ERA | WHIP |
|---|---|---|---|---|---|---|---|---|---|---|---|---|---|---|---|---|---|---|
| Matt Morris, R<br>ERA: 3.03 | (1, 1) | 6.2 | W | 28 | 10 | 1 | 1 | 5 | 2 | 0 | 0 | 0 | 0 | 0 | 64 | 98 | 1.35 | 1.800 |
| Tony Fossas, L<br>ERA: 2.83 | (7, 1) | 0.2 | | 2 | 0 | 0 | 0 | 0 | 0 | 0 | 0 | 0 | 0 | 0 | 3 | 5 | 0.00 | 0.000 |
| Curtis King, R<br>ERA: 3.18 | (8, 1) | 0.2 | | 5 | 3 | 1 | 1 | 0 | 0 | 0 | 0 | 0 | 1 | 0 | 9 | 18 | 13.50 | 4.500 |
| Dennis Eckersley, R<br>ERA: 3.67 | (9, 1) | 1.0 | S | 3 | 0 | 0 | 0 | 1 | 0 | 0 | 0 | 0 | 0 | 0 | 9 | 11 | 0.00 | 0.000 |

| PITCHER | IP | WLS | BF | H | R | ER | SO | BB | IBB | HBP | BLK | WP | HR | S | P | ERA | WHIP |
|---|---|---|---|---|---|---|---|---|---|---|---|---|---|---|---|---|---|

TOP

# San Diego Padres @ St. Louis Cardinals

Busch Stadium, St. Louis, MO

Fri Sep 12 1997, 7:05 PM CDT
Att. 30,156 - Unknown - 78 F

livebaseballscorecards.com

| | |
|---|---|
| AB | 35 |
| R | 2 |
| H | 13 |
| RBI | 2 |
| BB | 2 |
| SO | 6 |
| LOB | 18 |

| | | | |
|---|---|---|---|
| WP: 1 | PA: 38 | | |
| PB: 0 | | | |
| SB: 0 | | | |
| CS: 0 | | | |

| Batter | 1 | 2 | 3 | 4 | 5 | 6 | 7 | 8 | 9 | AB | R | H | RBI | BB | SO | LOB |
|---|---|---|---|---|---|---|---|---|---|---|---|---|---|---|---|---|
| Delino DeShields, L (1, 4)<br>OBP: 0.343, SLG: 0.439 | B B X<br>2-0 ①<br>G1-3 | | B F B X<br>2-1 ①<br>G5-3 | | X<br>0-0 ①<br>L6 | | B B F F B C<br>3-3 ②<br>K | | | 4 | 0 | 0 | 0 | 0 | 1 | 0 |
| Willie McGee, S (1, 9)<br>OBP: 0.360, SLG: 0.435 | B C B X<br>2-1<br>CS<br>1B | | X<br>0-0<br>1B<br>1B | | X<br>0-0 ②<br>G4-3 | | B B C F F B X<br>3-2 ③<br>G3 | | | 4 | 0 | 2 | 0 | 0 | 0 | 0 |
| Mark McGwire, R (1, 3)<br>OBP: 0.393, SLG: 0.646 | B F 1 SAFE B B F C<br>3-3 ② ③<br>K<br>1-2 | | F C B S<br>1-3 ②<br>K | | B B B C X<br>3-1 ③<br>P6 | | | B B F X<br>2-1 ①<br>F7 | | 4 | 0 | 0 | 0 | 0 | 2 | 2 |
| Ray Lankford, L (1, 8)<br>OBP: 0.411, SLG: 0.603 | | B B C B B<br>4-1<br>FC5-4<br>BB | C 1 SAFE B B B S X<br>3-2<br>S<br>1-3<br>1B | | | B B X<br>2-0<br>HR | | S S B B S<br>2-3 ②<br>K | | 3 | 1 | 2 | 1 | 1 | 1 | 0 |
| Gary Gaetti, R (1, 5)<br>OBP: 0.319, SLG: 0.420<br>Tony Fossas, L (7, 1)<br>Curtis King, R (8, 1)<br>Phil Plantier, L (8, PH)<br>OBP: 0.349, SLG: 0.467<br>Dennis Eckersley, R (9, 1) | | X<br>0-0 ①<br>FC5-4<br>BB 1B<br>WP<br>1-2f | B B F X<br>2-1 ③<br>G5-3<br>1-2 | | | F X<br>0-1<br>1B | | C F B T B F B F B<br>4-2<br>BB<br>BB | | 3<br>0<br>0<br>0<br>0 | 1<br>0<br>0<br>0<br>0 | 1<br>0<br>0<br>0<br>0 | 0<br>0<br>0<br>0<br>1 | 0<br>0<br>0<br>0<br>0 | 0<br>0<br>0<br>0<br>0 | 3<br>0<br>0<br>0<br>0 |
| Dmitri Young, S (1, 7)<br>OBP: 0.335, SLG: 0.363<br>Scarborough Green, S (7, 7)<br>OBP: 0.211, SLG: 0.167 | | S C B 1 SAFE F F B X<br>2-2<br>WP BB<br>G5-3<br>1-2<br>1B | S X<br>0-1<br>SH1-3<br>SF8<br>2B | | | F B F X<br>1-2 ①<br>P2 | | B B B B<br>4-0<br>FC6-4<br>1-2<br>BB | | 3<br>0 | 2<br>0 | 2<br>0 | 0<br>0 | 0<br>1 | 0<br>0 | 1<br>0 |
| Mike DiFelice, R (1, 2)<br>OBP: 0.298, SLG: 0.325 | | C B C F B B B<br>4-2<br>G5-3 WP<br>1-2<br>2-3<br>BB | X<br>0-0 ①<br>SH1-3<br>2-3 | | | 1 SAFE P F C C<br>1-3 ②<br>K | | C F B X<br>1-2 ③<br>FC6-4<br>1-2f | | 2 | 0 | 0 | 0 | 1 | 1 | 3 |
| Royce Clayton, R (1, 6)<br>OBP: 0.297, SLG: 0.387 | | F B B X<br>2-1 ②<br>G5-3<br>1-3<br>2-H<br>3-H | X<br>0-0 ②<br>SF8<br>3-H | | | B F X<br>1-1 ③<br>G4-3 | | | | 2 | 0 | 0 | 2 | 0 | 0 | 2 |
| Matt Morris, R (1, 1)<br>OBP: 0.261, SLG: 0.234<br>David Bell, R (7, 5)<br>OBP: 0.313, SLG: 0.394 | | B C B S S F B C<br>3-3 ③<br>K | B C C B S<br>2-3 ③<br>K | | | | C S X<br>0-2 ①<br>G4-3 | | | 2<br>1 | 0<br>0 | 0<br>0 | 0<br>0 | 0<br>0 | 2<br>0 | 1<br>0 |
| Inning Stats | R: 0 H: 1<br>E: 0 LOB: 0<br>K: 1 BB: 0<br>S: 6 P: 13 | R: 2 H: 1<br>E: 0 LOB: 1<br>K: 1 BB: 2<br>S: 16 P: 31 | R: 0 H: 2<br>E: 0 LOB: 2<br>K: 1 BB: 0<br>S: 11 P: 19 | R: 1 H: 1<br>E: 0 LOB: 0<br>K: 1 BB: 0<br>S: 7 P: 9 | R: 0 H: 0<br>E: 0 LOB: 0<br>K: 0 BB: 0<br>S: 4 P: 7 | R: 1 H: 2<br>E: 0 LOB: 1<br>K: 1 BB: 0<br>S: 12 P: 16 | R: 0 H: 0<br>E: 0 LOB: 0<br>K: 1 BB: 0<br>S: 10 P: 16 | R: 0 H: 0<br>E: 0 LOB: 2<br>K: 1 BB: 2<br>S: 13 P: 26 | | 1B: 5 SF: 1<br>2B: 1 SAC: 1<br>3B: 0 DP: 0<br>HR: 1 HBP: 0 | | | | | | WP: 1 PA: 34<br>PB: 0<br>SB: 1<br>CS: 1 |

| PITCHER | | IP | WLS | BF | H | R | ER | SO | BB | IBB | HBP | BLK | WP | HR | S | P | ERA | WHIP |
|---|---|---|---|---|---|---|---|---|---|---|---|---|---|---|---|---|---|---|
| Andy Ashby, R<br>ERA: 4.13 | (1, 1) | 6.0 | L | 26 | 7 | 4 | 4 | 5 | 2 | 0 | 0 | 0 | 1 | 1 | 56 | 95 | 6.00 | 1.500 |
| Marc Kroon, R<br>ERA: 6.43 | (7, 1) | 1.2 | | 7 | 0 | 0 | 0 | 2 | 2 | 0 | 0 | 0 | 0 | 0 | 20 | 38 | 0.00 | 1.200 |
| Dario Veras, R<br>ERA: 4.15 | (8, 1) | 0.1 | | 1 | 0 | 0 | 0 | 0 | 0 | 0 | 0 | 0 | 0 | 0 | 3 | 4 | 0.00 | 0.000 |

| PITCHER | IP | WLS | BF | H | R | ER | SO | BB | IBB | HBP | BLK | WP | HR | S | P | ERA | WHIP |
|---|---|---|---|---|---|---|---|---|---|---|---|---|---|---|---|---|---|

# BOTTOM

# San Diego Padres @ St. Louis Cardinals

Busch Stadium, St. Louis, MO

Fri Sep 12 1997, 7:05 PM CDT

Att. 30,156 - Unknown - 78 F

livebaseballscorecards.com

| | |
|---|---|
| AB | 28 |
| R | 4 |
| H | 7 |
| RBI | 3 |
| BB | 4 |
| SO | 7 |
| LOB | 12 |

| Batter | 1 | 2 | 3 | 4 | 5 | 6 | 7 | 8 | 9 | AB | R | H | RBI | BB | SO | LOB |
|---|---|---|---|---|---|---|---|---|---|---|---|---|---|---|---|---|
| Quilvio Veras, S (1, 4)<br>OBP: 0.361, SLG: 0.341 | G5-3 | | F9<br>F7 | G1-3 | | | | F7 | | 5 | 0 | 0 | 0 | 0 | 0 | 3 |
| Steve Finley, L (1, 8)<br>OBP: 0.306, SLG: 0.470 | E9<br>G3<br>1B | | 1B<br>2B | P2 | | F9 | | G4-3 | | 5 | 2 | 2 | 0 | 0 | 0 | 0 |
| Tony Gwynn, L (1, 9)<br>OBP: 0.404, SLG: 0.546<br>Tim Worrell, R (9, 1)<br>OBP: 0.294, SLG: 0.200 | G3<br>3-H | | E BB<br>E<br>2-H<br>1B | HR<br>1B | | G3 | | | G5-3 | 5<br>0 | 2<br>0 | 2<br>0 | 2<br>0 | 0<br>0 | 0<br>0 | 0<br>0 |
| Ken Caminiti, S (1, 5)<br>OBP: 0.393, SLG: 0.501<br>George Arias, R (6, PR)<br>OBP: 0.300, SLG: 0.300<br>(6, 5) | 1B | | E<br>E<br>1-2<br>BB | F7 | | BB | | | F8 | 2<br>1 | 1<br>0 | 1<br>0 | 0<br>0 | 2<br>0 | 0<br>0 | 1<br>0 |
| Wally Joyner, L (1, 3)<br>OBP: 0.395, SLG: 0.498 | L8 | | E6<br>E<br>1-2<br>2-3 | 1-H<br>HR | | G4-3 | | | G4-3 | 5 | 2 | 1 | 2 | 0 | 0 | 4 |
| Greg Vaughn, R (1, 7)<br>OBP: 0.313, SLG: 0.377<br>Ruben Rivera, R (7, PR)<br>(7, 7)<br>(9, 9) | | F9 | E7<br>1B<br>1-H<br>2-H<br>3-H<br>2B | G5-3 | | | G5-4-3<br>1B | | | 4<br>0 | 1<br>0 | 2<br>0 | 3<br>0 | 0<br>0 | 0<br>0 | 0<br>0 |
| Chris Gomez, R (1, 6)<br>OBP: 0.325, SLG: 0.328 | | CI | SH2-4<br>1B<br>3-H<br>1B | G5-3 | | F8 | | | | 3 | 0 | 1 | 1 | 0 | 0 | 1 |
| John Flaherty, R (1, 2)<br>OBP: 0.320, SLG: 0.384<br>Jim Bruske, R (7, 1)<br>OBP: 0.167, SLG: 0.333<br>Trey Beamon, L (9, 7)<br>OBP: 0.273, SLG: 0.283 | | P3 | SH2-4<br>1-2<br>1B | 1B | | G5-4-3<br>1-2f | | | | 4<br>0<br>0 | 0<br>0<br>0 | 2<br>0<br>0 | 0<br>0<br>0 | 0<br>0<br>0 | 0<br>0<br>0 | 2<br>0<br>0 |
| Will Cunnane, R (1, 1)<br>OBP: 0.438, SLG: 0.500<br>Todd Erdos, R (4, 1)<br>Heath Murray, L (6, 1)<br>Mandy Romero, S (7, 2)<br>OBP: 0.250, SLG: 0.385 | | K | SH2-4<br>1-2<br>2-3 | K | | | | G3 | | 1<br>1<br>0<br>1 | 0<br>0<br>0<br>0 | 0<br>0<br>0<br>0 | 0<br>0<br>0<br>0 | 1<br>1<br>0<br>0 | 1<br>1<br>0<br>0 | 1<br>1<br>0<br>0 |
| Inning Stats | R: 1<br>E: 1<br>K: 0<br>S: 13<br>H: 2<br>LOB: 1<br>BB: 0<br>P: 22 | R: 0<br>E: 1<br>K: 1<br>S: 9<br>H: 0<br>LOB: 1<br>BB: 0<br>P: 14 | R: 5<br>E: 2<br>K: 0<br>S: 20<br>H: 5<br>LOB: 2<br>BB: 1<br>P: 39 | R: 2<br>E: 0<br>K: 0<br>S: 11<br>H: 2<br>LOB: 0<br>BB: 0<br>P: 15 | R: 0<br>E: 0<br>K: 1<br>S: 9<br>H: 1<br>LOB: 1<br>BB: 0<br>P: 12 | R: 0<br>E: 0<br>K: 0<br>S: 7<br>H: 0<br>LOB: 1<br>BB: 1<br>P: 12 | R: 0<br>E: 0<br>K: 0<br>S: 5<br>H: 1<br>LOB: 1<br>BB: 0<br>P: 8 | R: 0<br>E: 0<br>K: 0<br>S: 5<br>H: 0<br>LOB: 0<br>BB: 0<br>P: 7 | R: 0<br>E: 0<br>K: 0<br>S: 5<br>H: 0<br>LOB: 0<br>BB: 0<br>P: 9 | 1B: 8<br>2B: 2<br>3B: 0<br>HR: 1<br>SF: 0<br>SAC: 1<br>DP: 1<br>HBP: 0 | | | | | | |

| PITCHER | IP | WLS | BF | H | R | ER | SO | BB | IBB | HBP | BLK | WP | HR | S | P | ERA | WHIP |
|---|---|---|---|---|---|---|---|---|---|---|---|---|---|---|---|---|---|
| Sean Lowe, R (1, 1)<br>ERA: 13.06 | 2.1 | L | 16 | 6 | 6 | 5 | 1 | 1 | 0 | 0 | 0 | 0 | 0 | 37 | 67 | 19.29 | 3.000 |
| Jose Bautista, R (3, 1)<br>ERA: 6.6 | 1.2 | | 8 | 3 | 2 | 2 | 0 | 0 | 0 | 0 | 0 | 0 | 1 | 16 | 23 | 10.80 | 1.800 |
| Brady Raggio, R (5, 1)<br>ERA: 7.89 | 2.0 | | 8 | 1 | 0 | 0 | 1 | 1 | 0 | 0 | 0 | 0 | 0 | 16 | 24 | 0.00 | 1.000 |
| Mark Petkovsek, R (7, 1)<br>ERA: 5.02 | 2.0 | | 6 | 1 | 0 | 0 | 0 | 0 | 0 | 0 | 0 | 0 | 0 | 10 | 15 | 0.00 | 0.500 |
| John Frascatore, R (9, 1)<br>ERA: 2.4 | 1.0 | | 3 | 0 | 0 | 0 | 0 | 0 | 0 | 0 | 0 | 0 | 0 | 5 | 9 | 0.00 | 0.000 |

| PITCHER | IP | WLS | BF | H | R | ER | SO | BB | IBB | HBP | BLK | WP | HR | S | P | ERA | WHIP |
|---|---|---|---|---|---|---|---|---|---|---|---|---|---|---|---|---|---|

# TOP

## San Diego Padres @ St. Louis Cardinals

Busch Stadium, St. Louis, MO

Sat Sep 13 1997, 3:33 AM CDT
Att. 32,982 - Cloudy - 78 F

livebaseballscorecards.com

| | |
|---|---|
| AB | 37 |
| R | 8 |
| H | 11 |
| RBI | 8 |
| BB | 2 |
| SO | 2 |
| LOB | 13 |

WP: 0 PB: 0 SB: 0 CS: 0 PA: 41

# San Diego Padres @ St. Louis Cardinals

Busch Stadium, St. Louis, MO

Sat Sep 13 1997, 3:33 AM CDT
Att. 32,982 - Cloudy - 78 F

livebaseballscorecards.com

## BOTTOM

| Batter | 1 | 2 | 3 | 4 | 5 | 6 | 7 | 8 | 9 | AB | R | H | RBI | BB | SO | LOB |
|---|---|---|---|---|---|---|---|---|---|---|---|---|---|---|---|---|
| Royce Clayton, R (1, 6)<br>OBP: 0.298, SLG: 0.387 | G4-3 | FC6-4<br>1-2f | | 1B<br>1-2<br>2-H<br>3-H | | | BB S<br>SF8<br>1B | | K | 5 | 1 | 2 | 2 | 0 | 1 | 2 |
| Ron Gant, R (1, 7)<br>OBP: 0.311, SLG: 0.386 | BB<br>1B | | G5-3 | K | | | K<br>1-2 | | K | 5 | 0 | 1 | 0 | 0 | 3 | 3 |
| Mark McGwire, R (1, 3)<br>OBP: 0.393, SLG: 0.642 | K | | F7 | | K | | BB<br>BB | | 1B | 4 | 0 | 1 | 0 | 1 | 2 | 1 |
| Ray Lankford, L (1, 8)<br>OBP: 0.412, SLG: 0.603<br>Scarborough Green, S (3, PH)<br>OBP: 0.217, SLG: 0.143 (4, 8) | SAFE<br>SAFE<br>FC6-4<br>1-2<br>BB | | G4-3 | | F7 | | BB<br>1-2<br>2-3<br>BB | | K | 0<br>3 | 0<br>0 | 0<br>0 | 0<br>0 | 0<br>1 | 1<br>1 | 0<br>1 |
| Gary Gaetti, R (1, 5)<br>OBP: 0.316, SLG: 0.418 | FC6-4<br>1-2f | | | G5-3 | G6-3 | | SF8<br>3-H | | | 3 | 0 | 0 | 1 | 0 | 0 | 2 |
| Dmitri Young, S (1, 9)<br>OBP: 0.334, SLG: 0.359 | | G4-3 | | BB<br>BB<br>1B<br>BB | | F7 | K | | | 3 | 1 | 0 | 0 | 1 | 1 | 2 |
| David Bell, R (1, 4)<br>OBP: 0.310, SLG: 0.383 | | K | | BB<br>1B<br>1-2<br>BB | | K | | G2-3 | | 3 | 1 | 0 | 0 | 1 | 2 | 0 |
| Eli Marrero, R (1, 2)<br>OBP: 0.250, SLG: 0.333 | | 1B<br>1B | | F9 | K<br>DI | | | F7 | | 4 | 0 | 1 | 0 | 0 | 1 | 2 |
| Sean Lowe, R (1, 1)<br>OBP: 0.500, SLG: 0.500<br>Jose Bautista, R (3, 1)<br>Tom Lampkin, L (4, PH)<br>OBP: 0.336, SLG: 0.384<br>Brady Raggio, R (5, 1)<br>Phil Plantier, L (6, PH)<br>OBP: 0.346, SLG: 0.462<br>Mark Petkovsek, R (7, 1)<br>OBP: 0.182, SLG: 0.100<br>Willie McGee, S (8, PH)<br>OBP: 0.359, SLG: 0.433<br>John Frascatore, R (9, 1) | | FC6-4<br>1-2<br>1B | | 1B<br>1-2<br>2-3<br>BB | | G6-3<br>1-2 | | P5 | | 1<br>0<br>0<br>0<br>1<br>0<br>0<br>1<br>0<br>0 | 0<br>0<br>0<br>0<br>0<br>0<br>0<br>0<br>0<br>0 | 1<br>0<br>0<br>0<br>0<br>0<br>0<br>0<br>0<br>0 | 0<br>0<br>0<br>0<br>0<br>0<br>0<br>0<br>0<br>0 | 0<br>0<br>0<br>0<br>1<br>0<br>0<br>0<br>0<br>0 | 0<br>0<br>0<br>0<br>0<br>0<br>0<br>1<br>0<br>0 | 0<br>0<br>0<br>0<br>0<br>0<br>1<br>0<br>0<br>0 |
| Inning Stats | R: 0 E: 0 K: 1 S: 8 H: 1 LOB: 2 BB: 1 P: 16 | R: 0 E: 0 K: 1 S: 13 H: 2 LOB: 2 BB: 0 P: 19 | R: 0 E: 0 K: 0 S: 9 H: 0 LOB: 0 BB: 0 P: 13 | R: 2 E: 0 K: 1 S: 11 H: 1 LOB: 2 BB: 3 P: 24 | R: 0 E: 0 K: 1 S: 6 H: 0 LOB: 0 BB: 0 P: 8 | R: 0 E: 0 K: 2 S: 20 H: 0 LOB: 1 BB: 0 P: 27 | R: 1 E: 0 K: 2 S: 16 H: 1 LOB: 2 BB: 2 P: 30 | R: 0 E: 0 K: 0 S: 12 H: 0 LOB: 0 BB: 0 P: 20 | R: 0 E: 0 K: 3 S: 12 H: 1 LOB: 1 BB: 0 P: 17 | 1B: 6<br>2B: 0<br>3B: 0<br>HR: 0 | SF: 1<br>SAC: 0<br>DP: 0<br>HBP: 0 | | | WP: 1<br>PB: 0<br>SB: 1<br>CS: 0 | PA: 40 | |

| | AB | 33 |
|---|---|---|
| | R | 3 |
| | H | 6 |
| | RBI | 3 |
| | BB | 6 |
| | SO | 11 |
| | LOB | 14 |

| PITCHER | | IP | WLS | BF | H | R | ER | SO | BB | IBB | HBP | BLK | WP | HR | S | P | ERA | WHIP |
|---|---|---|---|---|---|---|---|---|---|---|---|---|---|---|---|---|---|---|
| Will Cunnane, R<br>ERA: 5.56 | (1, 1) | 3.2 | | 19 | 4 | 2 | 2 | 2 | 4 | 0 | 0 | 0 | 0 | 0 | 38 | 68 | 4.91 | 2.182 |
| Todd Erdos, R<br>ERA: 4.82 | (4, 1) | 2.0 | W | 7 | 0 | 0 | 0 | 4 | 0 | 0 | 0 | 0 | 1 | 0 | 26 | 35 | 0.00 | 0.000 |
| Heath Murray, L<br>ERA: 6.3 | (6, 1) | 0.1 | | 1 | 0 | 0 | 0 | 0 | 0 | 0 | 0 | 0 | 0 | 0 | 3 | 4 | 0.00 | 0.000 |
| Jim Bruske, R<br>ERA: 4.02 | (7, 1) | 2.0 | | 9 | 1 | 1 | 1 | 2 | 2 | 0 | 0 | 0 | 0 | 0 | 28 | 50 | 4.50 | 1.500 |
| Tim Worrell, R<br>ERA: 4.38 | (9, 1) | 1.0 | | 4 | 1 | 0 | 0 | 3 | 0 | 0 | 0 | 0 | 0 | 0 | 12 | 17 | 0.00 | 1.000 |

| PITCHER | IP | WLS | BF | H | R | ER | SO | BB | IBB | HBP | BLK | WP | HR | S | P | ERA | WHIP |
|---|---|---|---|---|---|---|---|---|---|---|---|---|---|---|---|---|---|

| Batter | 1 | 2 | 3 | 4 | 5 | 6 | 7 | 8 | 9 | AB | R | H | RBI | BB | SO | LOB |
|---|---|---|---|---|---|---|---|---|---|---|---|---|---|---|---|---|
| Quilvio Veras, S (1, 4)<br>OBP: 0.361, SLG: 0.340<br>Tim Worrell, R (8, 1)<br>OBP: 0.294, SLG: 0.200<br>Dario Veras, R (8, 1) | G6-3 | F7 | | BB | | F9 | | CS 1B | | 4 | 0 | 1 | 0 | 1 | 0 | 1 |
| | | | | | | | | | | 0 | 0 | 0 | 0 | 0 | 0 | 0 |
| | | | | | | | | | | 0 | 0 | 0 | 0 | 0 | 0 | 0 |
| Steve Finley, L (1, 8)<br>OBP: 0.305, SLG: 0.473 | HR | K | | L4 | | K | | F8 | | 5 | 1 | 1 | 1 | 0 | 2 | 4 |
| Tony Gwynn, L (1, 9)<br>OBP: 0.404, SLG: 0.547 | 2B | F9 | | SF9 1B | | F8 | | CS<br>1-2 | G4-3 | 5 | 2 | 2 | 0 | 0 | 0 | 0 |
| Ken Caminiti, S (1, 5)<br>OBP: 0.394, SLG: 0.499 | K | K | | SF9 1B<br>1-2 | | G5-3 | | | FC3-6 BB | 4 | 0 | 1 | 0 | 1 | 2 | 1 |
| Wally Joyner, L (1, 3)<br>OBP: 0.395, SLG: 0.496 | 1B<br>2-H | F7 | | BB<br>1-2<br>2-3 | | K | | | FC3-6<br>1-2f | 5 | 0 | 2 | 1 | 0 | 1 | 1 |
| Greg Vaughn, R (1, 7)<br>OBP: 0.318, SLG: 0.379<br>Marc Kroon, R (8, 1)<br>Jorge Velandia, R (8, 6)<br>OBP: 0.176, SLG: 0.188<br>Mark Sweeney, L (9, PH)<br>OBP: 0.351, SLG: 0.360 | FC6-4 BB | | | 1B SF8 1B | K | 1B | | | G4-1 | 3 | 1 | 2 | 0 | 1 | 1 | 3 |
| | | | | | | | | | | 0 | 0 | 0 | 0 | 0 | 0 | 0 |
| | | | | | | | | | | 0 | 0 | 0 | 0 | 0 | 0 | 0 |
| | | | | | | | | | | 1 | 0 | 0 | 0 | 0 | 0 | 1 |
| Craig Shipley, R (1, 6)<br>OBP: 0.317, SLG: 0.492<br>(8, 4) | FC6-4<br>1-2f | | | SF9<br>2-3<br>3-H | | 1B<br>1-2 | | | | 3 | 0 | 1 | 1 | 0 | 0 | 3 |
| John Flaherty, R (1, 2)<br>OBP: 0.324, SLG: 0.386 | | SH2-4 1B | | BB<br>1-3 1B | BB<br>1-2 | L6 | | | | 3 | 0 | 2 | 0 | 1 | 0 | 2 |
| Joey Hamilton, R (1, 1)<br>OBP: 0.130, SLG: 0.235<br>Trey Beamon, L (8, PH)<br>OBP: 0.273, SLG: 0.283<br>Ruben Rivera, R (8, PH)<br>(8, 7) | | SH2-4<br>1-2 | | SF8<br>3-H | K | | | K | | 1 | 0 | 0 | 1 | 0 | 1 | 3 |
| | | | | | | | | | | 0 | 0 | 0 | 0 | 0 | 0 | 0 |
| | | | | | | | | | | 1 | 0 | 0 | 0 | 0 | 1 | 0 |
| Inning Stats | R: 2 E: 0 K: 1 S: 16 H: 3 LOB: 2 BB: 1 P: 26 | R: 0 E: 0 K: 1 S: 7 H: 1 LOB: 1 BB: 0 P: 8 | R: 0 E: 0 K: 1 S: 6 H: 0 LOB: 0 BB: 0 P: 11 | R: 1 E: 0 K: 0 S: 11 H: 2 LOB: 2 BB: 1 P: 19 | R: 1 E: 0 K: 2 S: 15 H: 3 LOB: 3 BB: 1 P: 30 | R: 0 E: 0 K: 1 S: 10 H: 0 LOB: 0 BB: 0 P: 15 | R: 0 E: 0 K: 1 S: 13 H: 2 LOB: 2 BB: 0 P: 21 | R: 0 E: 0 K: 1 S: 10 H: 1 LOB: 0 BB: 0 P: 12 | R: 0 E: 0 K: 0 S: 9 H: 0 LOB: 1 BB: 1 P: 17 | 1B: 10 2B: 1 3B: 0 HR: 1 | SF: 2 SAC: 1 DP: 0 HBP: 0 | | | | | |

TOP

# San Diego Padres @ St. Louis Cardinals

Busch Stadium, St. Louis, MO

Sun Sep 14 1997, 3:33 AM CDT

Att. 34,064 - Sunny - 86 F

livebaseballscorecards.com

| | |
|---|---|
| AB | 35 |
| R | 4 |
| H | 12 |
| RBI | 4 |
| BB | 4 |
| SO | 8 |
| LOB | 19 |

WP: 0 PB: 0 SB: 0 CS: 1 PA: 43

| PITCHER | | IP | WLS | BF | H | R | ER | SO | BB | IBB | HBP | BLK | WP | HR | S | P | ERA | WHIP |
|---|---|---|---|---|---|---|---|---|---|---|---|---|---|---|---|---|---|---|
| Manny Aybar, R<br>ERA: 4.41 | (1, 1) | 5.0 | | 27 | 9 | 4 | 4 | 5 | 3 | 0 | 0 | 0 | 0 | 1 | 55 | 94 | 7.20 | 2.400 |
| Lance Painter, L<br>ERA: 7.88 | (6, 1) | 1.2 | | 5 | 0 | 0 | 0 | 2 | 0 | 0 | 0 | 0 | 0 | 0 | 17 | 27 | 0.00 | 0.000 |
| Curtis King, R<br>ERA: 3.13 | (7, 1) | 0.1 | | 3 | 2 | 0 | 0 | 0 | 0 | 0 | 0 | 0 | 0 | 0 | 6 | 9 | 0.00 | 6.000 |
| Tony Fossas, L<br>ERA: 2.77 | (8, 1) | 1.0 | W | 3 | 1 | 0 | 0 | 1 | 0 | 0 | 0 | 0 | 0 | 0 | 10 | 12 | 0.00 | 1.000 |
| Mark Petkovsek, R<br>ERA: 4.97 | (9, 1) | 1.0 | | 4 | 0 | 0 | 0 | 0 | 1 | 0 | 0 | 0 | 0 | 0 | 9 | 17 | 0.00 | 1.000 |

| PITCHER | IP | WLS | BF | H | R | ER | SO | BB | IBB | HBP | BLK | WP | HR | S | P | ERA | WHIP |
|---|---|---|---|---|---|---|---|---|---|---|---|---|---|---|---|---|---|

# BOTTOM

## San Diego Padres @ St. Louis Cardinals

Busch Stadium, St. Louis, MO

Sun Sep 14 1997, 3:33 AM CDT
Att. 34,064 - Sunny - 86 F

livebaseballscorecards.com

| Batter | 1 | 2 | 3 | 4 | 5 | 6 | 7 | 8 | 9 | AB | R | H | RBI | BB | SO | LOB |
|---|---|---|---|---|---|---|---|---|---|---|---|---|---|---|---|---|
| Delino DeShields, L (1, 4)<br>OBP: 0.344, SLG: 0.438 | B<br>X<br>1-0<br>G6-3 WP<br>SF7<br>1B | | B<br>C<br>X<br>1-1 ②<br>G3 | | B<br>B<br>B<br>B<br>4-0<br>BB | | C<br>B<br>C<br>1 SAFE<br>X<br>1-2 ③<br>F7 | X<br>0-0<br>BB E<br>1-2<br>2-3<br>1B | | 3 | 1 | 1 | 0 | 1 | 0 | 1 |
| Tony Fossas, L (8, 1) | | | | | | | | | | 0 | 0 | 0 | 0 | 0 | 0 | 0 |
| Ron Gant, R (8, PH) | | | | | | | | | | 1 | 0 | 1 | 0 | 0 | 0 | 0 |
| Mark Petkovsek, R (9, 1)<br>OBP: 0.182, SLG: 0.100 | | | | | | | | | | 0 | 0 | 0 | 0 | 0 | 0 | 0 |
| Willie McGee, S (1, 8) (9, 9)<br>OBP: 0.353, SLG: 0.425 | C<br>B<br>F<br>X<br>1-2 ①<br>G6-3<br>1-3 | | X<br>0-0 ③<br>F8 | | B<br>F<br>X<br>1-1 ③<br>G4-3 | | | G4-3 | | 5 | 0 | 0 | 1 | 0 | 0 | 5 |
| Mark McGwire, R (1, 3) (8, PR) (9, 8)<br>OBP: 0.396, SLG: 0.649 | B<br>S<br>B<br>B<br>F<br>B<br>4-2<br>BB | | | B<br>B<br>X<br>2-0<br>E8<br>WP<br>G3-1 | | C<br>B<br>B<br>X<br>2-1<br>HR | | 1B 1B<br>1B | | 3 | 2 | 2 | 1 | 1 | 0 | 0 |
| Scarborough Green, S (8, PR)<br>OBP: 0.208, SLG: 0.136 | | | | | | | | | | 1 | 1 | 0 | 0 | 0 | 0 | 3 |
| Phil Plantier, L (1, 9) (9, 7)<br>OBP: 0.348, SLG: 0.458 | B<br>S<br>B<br>F<br>B<br>X<br>3-2 ②<br>SF7<br>3-H | | | B<br>B<br>X<br>2-0 ①<br>G3-1<br>2-H | | B<br>B<br>X<br>2-0 ①<br>L8 | | 1B 1B<br>2B<br>1B | | 3 | 1 | 1 | 3 | 1 | 0 | 0 |
| Dmitri Young, S (1, 7) (9, 3)<br>OBP: 0.332, SLG: 0.357 | C<br>F<br>F<br>X<br>0-2 ③<br>F9 | | | B<br>B<br>B<br>C<br>X<br>3-1 ②<br>F7 | | F<br>B<br>F<br>B<br>B<br>X<br>3-2 ②<br>L7 | | 1B<br>1-2<br>3-H<br>2B<br>1B<br>K | | 5 | 1 | 1 | 1 | 0 | 1 | 4 |
| Gary Gaetti, R (1, 5)<br>OBP: 0.316, SLG: 0.417 | | B<br>S<br>X<br>1-2<br>G3-6<br>1B | | X<br>0-0 ③<br>G6-3 | | F<br>B<br>X<br>1-1 ③<br>P3 | | X<br>0-0<br>2B<br>1-2<br>2-3<br>1B | | 3 | 0 | 1 | 0 | 0 | 0 | 0 |
| Curtis King, R (7, 1) | | | | | | | | | | 0 | 0 | 0 | 0 | 0 | 0 | 0 |
| Danny Sheaffer, R (8, 5)<br>OBP: 0.302, SLG: 0.295 | | | | | | | | | | 1 | 1 | 1 | 0 | 0 | 0 | 0 |
| David Bell, R (1, 6) (7, 5) (8, 4)<br>OBP: 0.308, SLG: 0.387 | | X<br>0-0 ①<br>L8 | | | C<br>B<br>X<br>1-1 ①<br>G6-3 | | B<br>C<br>X<br>1-1 ①<br>P4 | B<br>B<br>B<br>C<br>X<br>3-1<br>1-3<br>2-H<br>3-H<br>1B<br>2B | | 4 | 1 | 1 | 2 | 0 | 0 | 1 |
| Eli Marrero, R (1, 2)<br>OBP: 0.313, SLG: 0.375 | | B<br>F<br>X<br>1-1 ②③<br>G3-6<br>1-2f | | | C<br>B<br>X<br>1-1<br>S<br>1B | | X<br>0-0 ②<br>F7 | X<br>0-0<br>1B S<br>E<br>2-H<br>3-H<br>1B | | 4 | 1 | 2 | 2 | 0 | 0 | 1 |
| Manny Aybar, R (1, 1)<br>OBP: 0.133, SLG: 0.133 | | | C<br>F<br>B<br>F<br>S<br>1-3 ①<br>K | | S<br>F<br>B<br>B<br>C<br>2-3 ②<br>K<br>1-2 | | B<br>B<br>B<br>C<br>B<br>4-1<br>BB | 1 SAFE<br>F SAFE<br>1<br>B<br>B<br>B<br>S<br>F<br>B<br>4-2<br>E 1B<br>BB<br>1-2<br>BB | | 1 | 0 | 0 | 0 | 0 | 1 | 0 |
| Tom Lampkin, L (5, PH)<br>OBP: 0.335, SLG: 0.382 | | | | | | | | | | 1 | 0 | 0 | 0 | 0 | 1 | 1 |
| Lance Painter, L (6, 1) | | | | | | | | | | 0 | 0 | 0 | 0 | 0 | 0 | 0 |
| Royce Clayton, R (7, 6)<br>OBP: 0.301, SLG: 0.387 | | | | | | | | | | 0 | 1 | 0 | 0 | 2 | 0 | 0 |
| Inning Stats | R: 1 E: 0 K: 0 S: 13<br>H: 1 LOB: 1 BB: 1 P: 22 | R: 0 E: 0 K: 0 S: 6<br>H: 1 LOB: 0 BB: 0 P: 8 | R: 0 E: 0 K: 1 S: 8<br>H: 0 LOB: 0 BB: 0 P: 10 | R: 1 E: 1 K: 0 S: 5<br>H: 0 LOB: 0 BB: 0 P: 12 | R: 0 E: 0 K: 1 S: 9<br>H: 1 LOB: 2 BB: 1 P: 18 | R: 1 E: 0 K: 0 S: 8<br>H: 1 LOB: 0 BB: 0 P: 16 | R: 0 E: 0 K: 0 S: 7<br>H: 0 LOB: 1 BB: 1 P: 13 | R: 7 E: 1 K: 1 S: 25<br>H: 7 LOB: 3 BB: 2 P: 47 | | 1B: 9<br>2B: 1<br>3B: 0<br>HR: 1<br>SF: 1<br>SAC: 0<br>DP: 1<br>HBP: 0 | | | | | | |

| | AB | 35 |
|---|---|---|
| | R | 10 |
| | H | 11 |
| | RBI | 10 |
| | BB | 5 |
| | SO | 3 |
| | LOB | 16 |

WP: 2 PB: 0 SB: 2 CS: 0 PA: 41

| PITCHER | | IP | WLS | BF | H | R | ER | SO | BB | IBB | HBP | BLK | WP | HR | S | P | ERA | WHIP |
|---|---|---|---|---|---|---|---|---|---|---|---|---|---|---|---|---|---|---|
| Joey Hamilton, R<br>ERA: 4.42 | (1, 1) | 7.0 | | 28 | 4 | 3 | 2 | 2 | 3 | 0 | 0 | 0 | 2 | 1 | 56 | 99 | 2.57 | 1.000 |
| Marc Kroon, R<br>ERA: 8.59 | (8, 1) | 0.1 | L | 3 | 2 | 2 | 2 | 0 | 0 | 0 | 0 | 0 | 0 | 0 | 8 | 15 | 54.00 | 6.000 |
| Tim Worrell, R<br>ERA: 4.73 | (8, 1) | 0.0 | | 5 | 4 | 3 | 3 | 0 | 1 | 0 | 0 | 0 | 0 | 0 | 8 | 16 | ∞ | ∞ |
| Dario Veras, R<br>ERA: 4.03 | (8, 1) | 0.2 | | 5 | 1 | 2 | 1 | 1 | 1 | 0 | 0 | 0 | 0 | 0 | 9 | 16 | 13.50 | 3.000 |

| PITCHER | | IP | WLS | BF | H | R | ER | SO | BB | IBB | HBP | BLK | WP | HR | S | P | ERA | WHIP |
|---|---|---|---|---|---|---|---|---|---|---|---|---|---|---|---|---|---|---|

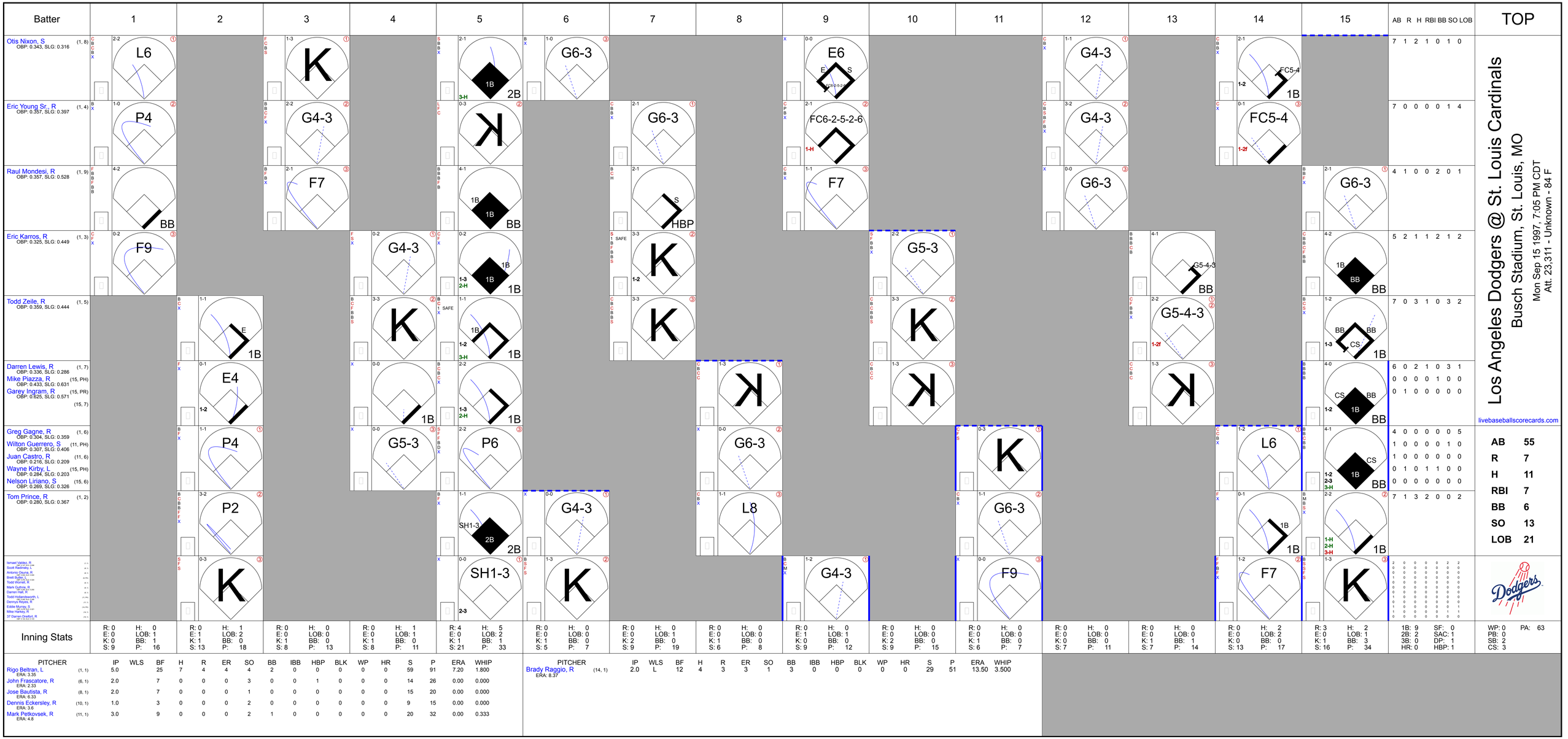
Batter
1
2
3
4
5
6
7
8
9
10
11
12
13
14
15
AB R H RBI BB SO LOB
TOP
Otis Nixon, S (1, 8) OBP: 0.343, SLG: 0.316
L6
P4
BB
F9
G4-3
E
1B
E4
1-2
P4
P2
K
K
F7
1B
1B
BB
G6-3
2B
3-H
K
1B
1B
1-3
2-H
1B
1B
1-2
3-H
1B
2B
SH1-3
2-3
G6-3
HBP
S
K
1-2
K
K
G5-3
P6
G6-3
L8
G4-3
K
E6
E
S
DP
FC6-2-5-2-6
1-H
F7
G6-3
G5-3
K
K
K
0-3
K
G6-3
1B
F7
K
G4-3
G6-3
G5-4-3
BB
G5-4-3
1-2f
BB
1B
BB
BB
CS
1B
BB
BB
CS
1B
L6
1B
1B
2-H
3-H
K
Eric Young Sr., R (1, 4) OBP: 0.357, SLG: 0.397
Raul Mondesi, R (1, 9) OBP: 0.357, SLG: 0.528
Eric Karros, R (1, 3) OBP: 0.325, SLG: 0.449
Todd Zeile, R (1, 5) OBP: 0.359, SLG: 0.444
Darren Lewis, R (1, 7) OBP: 0.336, SLG: 0.286
Mike Piazza, R (15, PH) OBP: 0.433, SLG: 0.631
Garey Ingram, R (15, PR) OBP: 0.825, SLG: 0.571
(15, 7)
Greg Gagne, R (1, 6) OBP: 0.304, SLG: 0.359
Wilton Guerrero, S (11, PH) OBP: 0.307, SLG: 0.406
Juan Castro, R (11, 6) OBP: 0.216, SLG: 0.209
Wayne Kirby, L (15, PH) OBP: 0.284, SLG: 0.203
Nelson Liriano, S (15, 6) OBP: 0.269, SLG: 0.326
Tom Prince, R (1, 2) OBP: 0.280, SLG: 0.367
Ismael Valdez, R
Scott Radinsky, L
Antonio Osuna, R
Brett Butler, L
Todd Worrell, R
Mark Guthrie, R
Darren Hall, R
Todd Hollandsworth, L
Dennys Reyes, R
Eddie Murray, S
Mike Harkey, R
37 Darren Dreifort, R
7 1 2 1 0 1 0
7 0 0 0 0 1 4
4 1 0 0 2 0 1
5 2 1 1 2 1 2
7 0 3 1 0 3 2
6 0 2 1 0 3 1
0 0 0 0 1 0 0
0 1 0 0 0 0 0
4 0 0 0 0 0 5
1 0 0 0 0 1 0
1 0 0 0 0 0 0
0 1 0 1 1 0 0
0 0 0 0 0 0 0
7 1 3 2 0 0 2
Los Angeles Dodgers @ St. Louis Cardinals
Busch Stadium, St. Louis, MO
Mon Sep 15 1997, 7:05 PM CDT
Att. 23,311 - Unknown - 84 F
livebaseballscorecards.com
AB 55
R 7
H 11
RBI 7
BB 6
SO 13
LOB 21
Inning Stats
R: 0 E: 0 K: 0 S: 9
H: 0 LOB: 1 BB: 1 P: 16
R: 0 E: 1 K: 1 S: 13
H: 1 LOB: 2 BB: 0 P: 18
R: 0 E: 0 K: 1 S: 8
H: 0 LOB: 0 BB: 0 P: 13
R: 0 E: 0 K: 1 S: 8
H: 1 LOB: 1 BB: 0 P: 11
R: 4 E: 0 K: 1 S: 21
H: 5 LOB: 2 BB: 1 P: 33
R: 0 E: 0 K: 1 S: 5
H: 0 LOB: 0 BB: 0 P: 7
R: 0 E: 0 K: 2 S: 9
H: 0 LOB: 1 BB: 0 P: 19
R: 0 E: 0 K: 1 S: 6
H: 0 LOB: 0 BB: 0 P: 8
R: 0 E: 1 K: 0 S: 9
H: 0 LOB: 1 BB: 0 P: 12
R: 0 E: 0 K: 2 S: 9
H: 0 LOB: 0 BB: 0 P: 15
R: 0 E: 0 K: 1 S: 6
H: 0 LOB: 0 BB: 0 P: 7
R: 0 E: 0 K: 0 S: 7
H: 0 LOB: 0 BB: 0 P: 11
R: 0 E: 0 K: 1 S: 7
H: 0 LOB: 0 BB: 1 P: 14
R: 0 E: 0 K: 0 S: 13
H: 2 LOB: 2 BB: 0 P: 17
R: 3 E: 0 K: 1 S: 16
H: 2 LOB: 1 BB: 3 P: 34
1B: 9 2B: 2 3B: 0 HR: 0
SF: 0 SAC: 1 DP: 1 HBP: 1
WP: 0 PB: 0 SB: 2 CS: 3
PA: 63
PITCHER IP WLS BF H R ER SO BB IBB HBP BLK WP HR S P ERA WHIP
Rigo Beltran, L (1, 1) ERA: 3.35 5.0 25 7 4 4 4 2 0 0 0 0 0 59 91 7.20 1.800
John Frascatore, R (6, 1) ERA: 2.33 2.0 7 0 0 0 3 0 0 1 0 0 0 14 26 0.00 0.000
Jose Bautista, R (8, 1) ERA: 6.33 2.0 7 0 0 0 1 0 0 0 0 0 0 15 20 0.00 0.000
Dennis Eckersley, R (10, 1) ERA: 3.6 1.0 3 0 0 0 2 0 0 0 0 0 0 9 15 0.00 0.000
Mark Petkovsek, R (11, 1) ERA: 4.8 3.0 9 0 0 0 2 1 0 0 0 0 0 20 32 0.00 0.333
PITCHER IP WLS BF H R ER SO BB IBB HBP BLK WP HR S P ERA WHIP
Brady Raggio, R (14, 1) ERA: 8.37 2.0 L 12 4 3 3 1 3 0 0 0 0 0 29 51 13.50 3.500

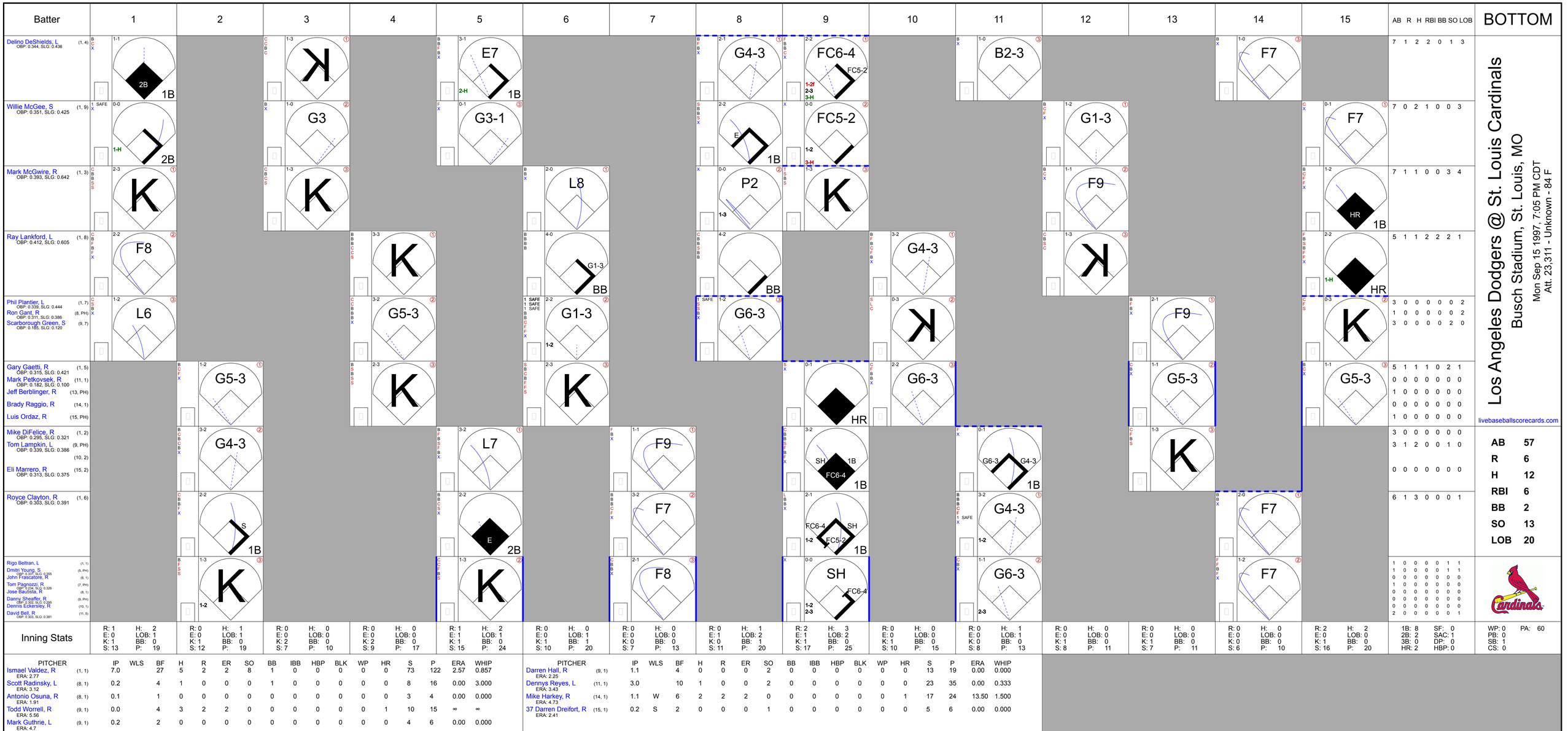
Batter
1
2
3
4
5
6
7
8
9
10
11
12
13
14
15
AB R H RBI BB SO LOB
BOTTOM
Delino DeShields, L (1, 4) OBP: 0.344, SLG: 0.436
Willie McGee, S (1, 9) OBP: 0.351, SLG: 0.425
Mark McGwire, R (1, 3) OBP: 0.393, SLG: 0.642
Ray Lankford, L (1, 8) OBP: 0.412, SLG: 0.605
Phil Plantier, L (1, 7) OBP: 0.339, SLG: 0.444
Ron Gant, R (8, PH) OBP: 0.311, SLG: 0.386
Scarborough Green, S (9, 7) OBP: 0.185, SLG: 0.120
Gary Gaetti, R (1, 5) OBP: 0.315, SLG: 0.421
Mark Petkovsek, R (11, 1) OBP: 0.182, SLG: 0.100
Jeff Berblinger, R (13, PH)
Brady Raggio, R (14, 1)
Luis Ordaz, R (15, PH)
Mike DiFelice, R (1, 2) OBP: 0.295, SLG: 0.321
Tom Lampkin, L (9, PH) OBP: 0.339, SLG: 0.386
(10, 2)
Eli Marrero, R (15, 2) OBP: 0.313, SLG: 0.375
Royce Clayton, R (1, 6) OBP: 0.303, SLG: 0.391
Rigo Beltran, L (1, 1)
Dmitri Young, S (5, PH) OBP: 0.307, SLG: 0.455
John Frascatore, R (6, 1)
Tom Pagnozzi, R (7, PH) OBP: 0.234, SLG: 0.326
Jose Bautista, R (8, 1)
Danny Sheaffer, R (9, PH) OBP: 0.302, SLG: 0.295
Dennis Eckersley, R (10, 1)
David Bell, R (11, 5) OBP: 0.353, SLG: 0.381
1-1 2B 1B
0-0 1-H 2B
2-3 K
2-2 F8
1-2 L6
1-2 G5-3
3-2 G4-3
2-2 S 1B
1-3 K 1-2
1-3 K
1-3 K
3-2 G5-3
2-3 K
3-2 L7
2-2 E 2B
1-3 K
3-1 E7 2-H 1B
0-1 G3-1
2-0 L8
4-0 G1-3 BB
2-2 G1-3 1-2
2-3 K
2-1 G4-3
2-2 E 1B
4-2 BB
1 SAFE 1-2 G6-3
1-1 F9
3-2 F7
2-1 F8
2-2 FC6-4 FC5-2 1-2f 2-3 3-H
0-0 FC5-2 1-2 3-H
1-3 K
3-2 G4-3
0-3 K
2-2 G6-3
0-1 HR
3-2 SH 1B FC6-4
2-1 FC6-4 SH FC5-2 1-2
0-0 SH FC6-4 1-2 2-3
1-0 B2-3
0-1 G6-3 G4-3 1B
3-2 G4-3 1-2
1-1 G6-3 2-3
1-0 F7
1-2 G1-3
1-1 F9
1-3 K
2-1 F9
1-1 G5-3
1-3 K
2-0 F7
1-2 F7
0-1 F7
1-2 HR 1B
2-2 1-H HR
0-3 K
1-1 G5-3
7 1 2 2 0 1 3
7 0 2 1 0 0 3
7 1 1 0 0 3 4
5 1 1 2 2 2 1
3 0 0 0 0 0 2
1 0 0 0 0 0 2
3 0 0 0 0 2 0
5 1 1 1 0 2 1
0 0 0 0 0 0 0
1 0 0 0 0 0 0
0 0 0 0 0 0 0
1 0 0 0 0 0 0
3 0 0 0 0 0 0
3 1 2 0 0 1 0
0 0 0 0 0 0 0
6 1 3 0 0 0 1
1 0 0 0 0 1 1
1 0 0 0 0 1 1
0 0 0 0 0 0 0
1 0 0 0 0 0 0
0 0 0 0 0 0 0
0 0 0 0 0 0 0
0 0 0 0 0 0 0
2 0 0 0 0 0 1
Los Angeles Dodgers @ St. Louis Cardinals
Busch Stadium, St. Louis, MO
Mon Sep 15 1997, 7:05 PM CDT
Att. 23,311 - Unknown - 84 F
livebaseballscorecards.com
AB 57
R 6
H 12
RBI 6
BB 2
SO 13
LOB 20
Inning Stats
R: 1 H: 2 E: 0 LOB: 1 K: 1 BB: 0 S: 13 P: 19
R: 0 H: 1 E: 0 LOB: 1 K: 1 BB: 0 S: 12 P: 19
R: 0 H: 0 E: 0 LOB: 0 K: 2 BB: 0 S: 7 P: 10
R: 0 H: 0 E: 0 LOB: 0 K: 2 BB: 0 S: 9 P: 17
R: 1 H: 2 E: 1 LOB: 1 K: 1 BB: 0 S: 15 P: 24
R: 0 H: 0 E: 0 LOB: 1 K: 1 BB: 1 S: 10 P: 20
R: 0 H: 0 E: 0 LOB: 0 K: 0 BB: 0 S: 7 P: 13
R: 0 H: 1 E: 1 LOB: 2 K: 0 BB: 1 S: 11 P: 20
R: 2 H: 3 E: 1 LOB: 2 K: 1 BB: 2 S: 17 P: 25
R: 0 H: 0 E: 0 LOB: 0 K: 1 BB: 0 S: 10 P: 15
R: 0 H: 1 E: 0 LOB: 1 K: 0 BB: 0 S: 8 P: 13
R: 0 H: 0 E: 0 LOB: 0 K: 1 BB: 0 S: 8 P: 11
R: 0 H: 0 E: 0 LOB: 0 K: 1 BB: 0 S: 7 P: 11
R: 0 H: 0 E: 0 LOB: 0 K: 0 BB: 0 S: 6 P: 10
R: 2 H: 2 E: 0 LOB: 0 K: 1 BB: 0 S: 16 P: 20
1B: 8 SF: 0 2B: 2 SAC: 1 3B: 0 DP: 0 HR: 2 HBP: 0
WP: 0 PA: 60 PB: 0 SB: 1 CS: 0
PITCHER IP WLS BF H R ER SO BB IBB HBP BLK WP HR S P ERA WHIP
Ismael Valdez, R (1, 1) ERA: 2.77 7.0 27 5 2 2 8 1 0 0 0 0 0 73 122 2.57 0.857
Scott Radinsky, L (8, 1) ERA: 3.12 0.2 4 1 0 0 0 1 0 0 0 0 0 8 16 0.00 3.000
Antonio Osuna, R (8, 1) ERA: 1.91 0.1 1 0 0 0 0 0 0 0 0 0 0 3 4 0.00 0.000
Todd Worrell, R (9, 1) ERA: 5.56 0.0 4 3 2 2 0 0 0 0 0 0 1 10 15 ∞ ∞
Mark Guthrie, L (9, 1) ERA: 4.7 0.2 2 0 0 0 0 0 0 0 0 0 0 4 6 0.00 0.000
PITCHER IP WLS BF H R ER SO BB IBB HBP BLK WP HR S P ERA WHIP
Darren Hall, R (9, 1) ERA: 2.25 1.1 4 0 0 0 2 0 0 0 0 0 0 0 13 19 0.00 0.000
Dennys Reyes, L (11, 1) ERA: 3.43 3.0 10 1 0 0 2 0 0 0 0 0 0 0 23 35 0.00 0.333
Mike Harkey, R (14, 1) ERA: 4.73 1.1 W 6 2 2 2 0 0 0 0 0 0 1 17 24 13.50 1.500
37 Darren Dreifort, R (15, 1) ERA: 2.41 0.2 S 2 0 0 0 1 0 0 0 0 0 0 5 6 0.00 0.000

| Batter | 1 | 2 | 3 | 4 | 5 | 6 | 7 | 8 | 9 | AB | R | H | RBI | BB | SO | LOB |
|---|---|---|---|---|---|---|---|---|---|---|---|---|---|---|---|---|
| Eric Young Sr., R (1, 4)<br>OBP: 0.359, SLG: 0.399 | C X<br>0-1<br>FC3-6<br>1B | | C B F B X<br>2-2<br>G3<br>1B | | C B C X<br>1-2<br>E7<br>2-H<br>1B | | | B X<br>1-0 ②<br>G5-3 | X<br>0-0 ②<br>SF8<br>2-3<br>3-H | 4 | 0 | 3 | 2 | 0 | 0 | 0 |
| Brett Butler, L (1, 7)<br>OBP: 0.366, SLG: 0.320<br>Otis Nixon, S (9, PH)<br>OBP: 0.342, SLG: 0.316 (9, 8) | B C X<br>1-1 ①<br>FC3-6<br>HR<br>1-2f | | 1 SAFE 1 SAFE C B C D F X<br>2-2 ②<br>G3<br>1-2 | | B B F S F S<br>2-3 ③<br>K | | | L B B X<br>2-1 ③<br>G4-3 | C X<br>0-1 ③<br>G5-3 | 4<br>1 | 1<br>0 | 0<br>0 | 0<br>0 | 0<br>0 | 1<br>0 | 3<br>2 |
| Mike Piazza, R (1, 2)<br>OBP: 0.433, SLG: 0.636 | B 1 SAFE B 1 SAFE C X<br>2-1<br>1-H<br>HR | | C X<br>0-1 ③<br>G4-3 | | | X<br>0-0 ①<br>G5-3 | | | B X<br>1-0<br>2B<br>1B<br>1B | 4 | 2 | 2 | 2 | 0 | 0 | 1 |
| Eric Karros, R (1, 3)<br>OBP: 0.326, SLG: 0.451 | C F B S<br>1-3 ②<br>K | | | F S B B X<br>2-2<br>K G6-3<br>1B | | C B X<br>1-1 ②<br>F8 | | | X<br>0-0<br>1B<br>1-3<br>1B<br>2B | 4 | 1 | 2 | 0 | 0 | 1 | 0 |
| Raul Mondesi, R (1, 9)<br>OBP: 0.358, SLG: 0.528 | C X<br>0-1<br>CS<br>1B | | | B C X<br>1-1 ①<br>G6-3<br>1-2 | | B B F X<br>2-1 ③<br>F9 | | | S X<br>0-1<br>1B<br>E<br>2-3<br>3-H<br>1B | 4 | 1 | 2 | 1 | 0 | 0 | 1 |
| Todd Zeile, R (1, 5)<br>OBP: 0.358, SLG: 0.442 | B C C D B<br>3-2 ③<br>CS<br>1-2 | X<br>0-0 ①<br>G6-3 | | C C 2 SAFE F B S<br>1-3 ②③<br>K<br>2-3 | | | C F S<br>0-3 ①<br>K | | C B C X<br>1-2<br>E BB<br>SF8<br>1-3<br>3-H<br>1B | 4 | 1 | 1 | 1 | 0 | 2 | 1 |
| Darren Lewis, R (1, 8)<br>OBP: 0.336, SLG: 0.287<br>Rick Gorecki, R (7, 1)<br>Eddie Murray, S (9, PH)<br>OBP: 0.280, SLG: 0.321<br>Garey Ingram, R (9, PR)<br>OBP: 0.625, SLG: 0.571<br>Juan Castro, R (9, 6)<br>OBP: 0.216, SLG: 0.209 | | B X<br>1-0 ②<br>L3 | | | C X<br>0-1<br>SH3-4<br>E<br>1B | | F C B C<br>1-3 ②<br>K | | F B B B C F F F B B<br>4-2<br>SF8 E<br>1-2<br>BB | 3<br>0<br>0<br>0<br>0<br>0 | 1<br>0<br>0<br>0<br>0<br>0 | 1<br>0<br>0<br>0<br>0<br>0 | 0<br>0<br>1<br>0<br>0<br>0 | 1<br>0<br>0<br>0<br>0<br>0 | 0<br>0<br>0<br>0<br>0<br>0 | 0<br>0<br>0<br>0<br>0<br>0 |
| Greg Gagne, R (1, 6)<br>OBP: 0.303, SLG: 0.357<br>Wayne Kirby, L (9, PH)<br>OBP: 0.280, SLG: 0.200<br>Scott Radinsky, L (9, 1) | | X<br>0-0 ③<br>G6-3 | | | X<br>0-0 ①<br>F7 | | B B S X<br>2-1 ③<br>P3 | | X<br>0-0 ①<br>P3 | 3<br>1<br>0 | 0<br>0<br>0 | 0<br>0<br>0 | 0<br>0<br>0 | 0<br>0<br>0 | 0<br>0<br>0 | 1<br>3<br>0 |
| Ramon Martinez, R (1, 1)<br>OBP: 0.205, SLG: 0.231<br>Darren Hall, R (6, 1)<br>Mark Guthrie, R (7, 1)<br>OBP: 0.250, SLG: 0.250<br>Todd Hollandsworth, L (7, 8)<br>OBP: 0.290, SLG: 0.363<br>(9, 7) | | | F F F E X<br>0-2 ①<br>F8 | | L X<br>0-1 ②<br>SH3-4<br>1-2 | | | C S S<br>0-3 ①<br>K | C X<br>0-1<br>E6<br>1-2<br>2-3<br>3-H | 1<br>0<br>0<br>0<br>2 | 0<br>0<br>0<br>0<br>0 | 0<br>0<br>0<br>0<br>0 | 0<br>0<br>0<br>1<br>0 | 0<br>0<br>0<br>0<br>1 | 0<br>0<br>0<br>1<br>2 | 0<br>0<br>0<br>0<br>2 |
| Inning Stats | R: 2<br>E: 0<br>K: 1<br>S: 13<br>H: 3<br>LOB: 0<br>BB: 0<br>P: 20 | R: 0<br>E: 0<br>K: 0<br>S: 3<br>H: 0<br>LOB: 0<br>BB: 0<br>P: 4 | R: 0<br>E: 0<br>K: 0<br>S: 14<br>H: 1<br>LOB: 1<br>BB: 0<br>P: 18 | R: 0<br>E: 0<br>K: 1<br>S: 9<br>H: 1<br>LOB: 0<br>BB: 0<br>P: 13 | R: 1<br>E: 1<br>K: 1<br>S: 12<br>H: 2<br>LOB: 1<br>BB: 0<br>P: 15 | R: 0<br>E: 0<br>K: 0<br>S: 5<br>H: 0<br>LOB: 0<br>BB: 0<br>P: 8 | R: 0<br>E: 0<br>K: 2<br>S: 8<br>H: 0<br>LOB: 0<br>BB: 0<br>P: 11 | R: 0<br>E: 0<br>K: 1<br>S: 6<br>H: 0<br>LOB: 0<br>BB: 0<br>P: 9 | R: 4<br>E: 1<br>K: 0<br>S: 17<br>H: 4<br>LOB: 2<br>BB: 1<br>P: 23 | 1B: 9<br>2B: 1<br>3B: 0<br>HR: 1<br>SF: 1<br>SAC: 1<br>DP: 0<br>HBP: 0 | | | | | | |

# TOP

## Los Angeles Dodgers @ St. Louis Cardinals

Busch Stadium, St. Louis, MO

Tue Sep 16 1997, 7:05 PM CDT
Att. 27,157 - Unknown - 92 F

livebaseballscorecards.com

| | |
|---|---|
| AB | 35 |
| R | 7 |
| H | 11 |
| RBI | 7 |
| BB | 1 |
| SO | 6 |
| LOB | 14 |

WP: 0 PB: 0 SB: 0 CS: 1 PA: 39

| PITCHER | | IP | WLS | BF | H | R | ER | SO | BB | IBB | HBP | BLK | WP | HR | S | P | ERA | WHIP |
|---|---|---|---|---|---|---|---|---|---|---|---|---|---|---|---|---|---|---|
| Mike Busby, R<br>ERA: 4.5 | (1, 1) | 6.0 | | 23 | 7 | 3 | 3 | 3 | 0 | 0 | 0 | 0 | 0 | 1 | 56 | 78 | 4.50 | 1.167 |
| Curtis King, R<br>ERA: 2.88 | (7, 1) | 2.0 | | 6 | 0 | 0 | 0 | 3 | 0 | 0 | 0 | 0 | 0 | 0 | 14 | 20 | 0.00 | 0.000 |
| Dennis Eckersley, R<br>ERA: 4.14 | (9, 1) | 0.0 | L | 5 | 4 | 4 | 3 | 0 | 1 | 0 | 0 | 0 | 0 | 0 | 11 | 17 | ∞ | ∞ |
| John Frascatore, R<br>ERA: 2.3 | (9, 1) | 1.0 | | 4 | 0 | 0 | 0 | 0 | 0 | 0 | 0 | 0 | 0 | 0 | 6 | 6 | 0.00 | 0.000 |

| PITCHER | | IP | WLS | BF | H | R | ER | SO | BB | IBB | HBP | BLK | WP | HR | S | P | ERA | WHIP |
|---|---|---|---|---|---|---|---|---|---|---|---|---|---|---|---|---|---|---|

| Batter | 1 | 2 | 3 | 4 | 5 | 6 | 7 | 8 | 9 | AB | R | H | RBI | BB | SO | LOB |
|---|---|---|---|---|---|---|---|---|---|---|---|---|---|---|---|---|
| Delino DeShields, L (1, 4)<br>OBP: 0.344, SLG: 0.434 | C X<br>0-1 ① F8 | B B B C F X<br>3-2 ③ F8 | | | B B B C B<br>4-1 G4-6-3 1-2 BB | | B B B<br>4-0 SH1-4 BLK HR BB | F C B F X<br>1-2 ① G3 | | 3 | 1 | 0 | 0 | 2 | 0 | 1 |
| Royce Clayton, R (1, 6)<br>OBP: 0.302, SLG: 0.391 | B X<br>1-0 ② G6-3 | B B X<br>2-0 2B | | | B C F B F X<br>2-2 ①② G4-6-3 1-2f 2-3 | | C X<br>0-1 ① SH1-4 1-3 | C B C X<br>1-2 ② L4 | | 4 | 0 | 1 | 0 | 0 | 0 | 2 |
| Mark McGwire, R (1, 3)<br>OBP: 0.393, SLG: 0.644 | B B C B X<br>3-1 HR | B B S S T S<br>2-3 ① K | | | B B C S B X<br>3-2 ③ F8 | | I I I I<br>4-0 HR IBB | B C F X<br>1-2 ③ F8 | | 4 | 2 | 1 | 1 | 1 | 1 | 2 |
| Ray Lankford, L (1, 8)<br>OBP: 0.414, SLG: 0.610 | B B B B<br>4-0 BB BB | B C B X<br>2-1 ② L8 | | | | B B B C C B<br>4-2 G1 1B BB | X<br>0-0 1-H 3-H HR | | C S F B S<br>1-3 ① K | 3 | 2 | 1 | 3 | 2 | 1 | 1 |
| Dmitri Young, S (1, 7)<br>OBP: 0.333, SLG: 0.355<br>Scarborough Green, S (7, PR)<br>OBP: 0.185, SLG: 0.120<br>(8, 7)<br>Ron Gant, R (9, PH)<br>OBP: 0.311, SLG: 0.385 | B C B B B SAFE<br>4-1 1-2 BB | | F F B X<br>1-2 ③ G1-3 | | | B F C C X<br>1-2 ① G1 1-2 | F S B B F F B X<br>3-2 2B 1B | | B B C C S<br>2-3 ② K | 3<br>0<br>1 | 0<br>1<br>0 | 1<br>0<br>0 | 0<br>0<br>0 | 1<br>0<br>0 | 0<br>0<br>1 | 2<br>0<br>0 |
| Phil Plantier, L (1, 9)<br>OBP: 0.331, SLG: 0.431<br>Willie McGee, S (7, PH)<br>OBP: 0.352, SLG: 0.429<br>(8, 9) | C B B B C S<br>3-3 ③ K | | | B X<br>1-0 ① G2-3 | | D D B F F S<br>3-3 ② K | X<br>0-0 F8 1-H 2B | | B S C F C<br>1-3 ③ K | 3<br>2 | 0<br>0 | 0<br>1 | 0<br>1 | 0<br>0 | 2<br>1 | 3<br>0 |
| David Bell, R (1, 5)<br>OBP: 0.302, SLG: 0.371 | | F B B X<br>2-1 ① L4 | | B C B B F F X<br>3-2 ② P6 | | B C B B B<br>4-1 1B BB | B S F X<br>1-2 ② F8 2-3 | | | 3 | 0 | 0 | 0 | 1 | 0 | 2 |
| Eli Marrero, R (1, 2)<br>OBP: 0.350, SLG: 0.368<br>Mike DiFelice, R (9, 2)<br>OBP: 0.295, SLG: 0.321 | | B B X<br>2-0 ② G6-3 | | C B B S S<br>2-3 ③ K | | B B S X<br>2-1 1-2 2-H 1B | B B I I<br>4-0 S IBB | | | 3<br>0 | 0<br>0 | 1<br>0 | 1<br>0 | 1<br>0 | 1<br>0 | 0<br>0 |
| Mike Busby, R (1, 1)<br>OBP: 1.000, SLG: 1.000<br>Gary Gaetti, R (6, PH)<br>OBP: 0.314, SLG: 0.420<br>Curtis King, R (7, 1)<br>Dennis Eckersley, R (9, 1)<br>John Frascatore, R (9, 1) | | B F X<br>1-1 1B | | | F B B F F B X<br>3-2 G4-6-3 BB 1B | B X<br>1-0 ③ L6 | C S S<br>0-3 ③ K 1-2 | | | 2<br>1<br>1<br>0<br>0 | 0<br>0<br>0<br>0<br>0 | 2<br>0<br>0<br>0<br>0 | 0<br>0<br>0<br>0<br>0 | 0<br>0<br>0<br>0<br>0 | 0<br>0<br>1<br>0<br>0 | 0<br>2<br>2<br>0<br>0 |
| Inning Stats | R: 1 H: 1<br>E: 0 LOB: 2<br>K: 1 BB: 2<br>S: 9 P: 24 | R: 0 H: 1<br>E: 0 LOB: 1<br>K: 0 BB: 0<br>S: 8 P: 16 | R: 0 H: 1<br>E: 0 LOB: 1<br>K: 1 BB: 0<br>S: 10 P: 17 | R: 0 H: 0<br>E: 0 LOB: 0<br>K: 1 BB: 0<br>S: 8 P: 14 | R: 0 H: 1<br>E: 0 LOB: 1<br>K: 0 BB: 1<br>S: 12 P: 24 | R: 1 H: 1<br>E: 0 LOB: 2<br>K: 1 BB: 2<br>S: 12 P: 27 | R: 4 H: 3<br>E: 0 LOB: 3<br>K: 1 BB: 3<br>S: 15 P: 31 | R: 0 H: 0<br>E: 0 LOB: 0<br>K: 0 BB: 0<br>S: 10 P: 13 | R: 0 H: 0<br>E: 0 LOB: 0<br>K: 3 BB: 0<br>S: 11 P: 15 | | | | | | |

| PITCHER | | IP | WLS | BF | H | R | ER | SO | BB | IBB | HBP | BLK | WP | HR | S | P | ERA | WHIP |
|---|---|---|---|---|---|---|---|---|---|---|---|---|---|---|---|---|---|---|
| Ramon Martinez, R<br>ERA: 3.5 | (1, 1) | 5.2 | | 25 | 4 | 2 | 2 | 4 | 5 | 0 | 0 | 0 | 0 | 1 | 56 | 116 | 3.18 | 1.588 |
| Darren Hall, R<br>ERA: 2.24 | (6, 1) | 0.1 | | 2 | 1 | 0 | 0 | 0 | 0 | 0 | 0 | 0 | 0 | 0 | 3 | 6 | 0.00 | 3.000 |
| Mark Guthrie, L<br>ERA: 5.19 | (7, 1) | 0.1 | | 6 | 3 | 4 | 4 | 0 | 1 | 1 | 0 | 1 | 0 | 1 | 9 | 20 | 108.00 | 12.000 |
| Rick Gorecki, R<br>ERA: | (7, 1) | 1.2 | W | 6 | 0 | 0 | 0 | 1 | 0 | 1 | 0 | 0 | 0 | 0 | 16 | 24 | 0.00 | 0.000 |
| Scott Radinsky, L<br>ERA: 3.07 | (9, 1) | 1.0 | S | 3 | 0 | 0 | 0 | 3 | 0 | 0 | 0 | 0 | 0 | 0 | 11 | 15 | 0.00 | 0.000 |

| PITCHER | IP | WLS | BF | H | R | ER | SO | BB | IBB | HBP | BLK | WP | HR | S | P | ERA | WHIP |
|---|---|---|---|---|---|---|---|---|---|---|---|---|---|---|---|---|---|

# BOTTOM

## Los Angeles Dodgers @ St. Louis Cardinals

Busch Stadium, St. Louis, MO

Tue Sep 16 1997, 7:05 PM CDT

Att. 27,157 - Unknown - 92 F

livebaseballscorecards.com

| | |
|---|---|
| AB | 33 |
| R | 6 |
| H | 8 |
| RBI | 6 |
| BB | 8 |
| SO | 8 |
| LOB | 17 |

| | | | | | | |
|---|---|---|---|---|---|---|
| 1B: 4 | SF: 0 | WP: 0 | PA: 42 |
| 2B: 2 | SAC: 1 | PB: 0 | |
| 3B: 0 | DP: 1 | SB: 1 | |
| HR: 2 | HBP: 0 | CS: 0 | |

| Batter | 1 | 2 | 3 | 4 | 5 | 6 | 7 | 8 | 9 | AB | R | H | RBI | BB | SO | LOB |
|---|---|---|---|---|---|---|---|---|---|---|---|---|---|---|---|---|
| Delino DeShields, L (1, 4)<br>OBP: 0.345, SLG: 0.432 | HR<br>BB | G3-1 | | | FC5-4<br>1B | | K | L7 | | 4 | 1 | 1 | 0 | 1 | 1 | 0 |
| Jose Bautista, R (8, 1) | | | | | | | | | | 0 | 0 | 0 | 0 | 0 | 0 | 0 |
| Tony Fossas, L (9, 1) | | | | | | | | | | 0 | 0 | 0 | 0 | 0 | 0 | 0 |
| Royce Clayton, R (1, 6)<br>OBP: 0.305, SLG: 0.400 | SAFE<br>SAFE<br>1-H<br>HR | F9 | | | FC5-4<br>S<br>1-2f | | PB<br>BB<br>2B<br>1B | 2-2<br>2B | | 5 | 2 | 3 | 2 | 0 | 0 | 1 |
| Luis Ordaz, R (9, 6) | | | | | | | | | | 0 | 0 | 0 | 0 | 0 | 0 | 0 |
| Mark McGwire, R (1, 3)<br>OBP: 0.393, SLG: 0.647 | L7 | HR | | | K<br>1-2 | | SAFE<br>BB<br>2B<br>1-2<br>BB | K | | 4 | 2 | 1 | 1 | 1 | 2 | 2 |
| Ray Lankford, L (1, 8)<br>OBP: 0.414, SLG: 0.606 | 1B<br>2B<br>BB | K | | | F8 | | 2B<br>1-2<br>2-3<br>BB | | K | 3 | 2 | 0 | 0 | 2 | 2 | 1 |
| Scarborough Green, S (9, 8)<br>OBP: 0.185, SLG: 0.120 | | | | | | | | | | 0 | 0 | 0 | 0 | 0 | 0 | 0 |
| Gary Gaetti, R (1, 5)<br>OBP: 0.317, SLG: 0.424 | 2B<br>1-2<br>1B | G6-3 | | | | E6<br>S | WP<br>1B<br>1-H<br>2-H<br>3-H<br>2B | | HR<br>1B | 5 | 3 | 3 | 3 | 0 | 0 | 0 |
| Phil Plantier, L (1, 9)<br>OBP: 0.336, SLG: 0.443 | 1B<br>1-H<br>2-H<br>2B | P6 | | | | L9 | FC5-4<br>2-H<br>1B | | K | 4 | 1 | 2 | 3 | 0 | 0 | 1 |
| Willie McGee, S (9, PH)<br>OBP: 0.351, SLG: 0.428 | | | | | | | | | | 1 | 0 | 0 | 0 | 0 | 1 | 1 |
| (9, 9) | | | | | | | | | | | | | | | | |
| Mike DiFelice, R (1, 2)<br>OBP: 0.297, SLG: 0.335 | L5-3<br>2-H<br>1B | | | L8 | | K<br>1-2 | FC5-4<br>1-2f | | HR<br>1-H | 5 | 1 | 2 | 3 | 0 | 1 | 2 |
| Dmitri Young, S (1, 7)<br>OBP: 0.334, SLG: 0.357 | L5-3<br>1-2 | | | K | | IBB | G5-3 | | 2B | 4 | 0 | 1 | 0 | 1 | 1 | 2 |
| Matt Morris, R (1, 1)<br>OBP: 0.250, SLG: 0.224 | | K | | K | | K | | F7 | K | 3 | 0 | 0 | 0 | 0 | 3 | 2 |
| Tom Lampkin, L (8, PH)<br>OBP: 0.337, SLG: 0.385 | | | | | | | | | | 1 | 0 | 0 | 0 | 0 | 0 | 0 |
| David Bell, R (8, 4)<br>OBP: 0.299, SLG: 0.368 | | | | | | | | | | 1 | 0 | 0 | 0 | 0 | 1 | 1 |
| Inning Stats | R: 5<br>E: 0<br>K: 0<br>S: 18<br>H: 4<br>LOB: 0<br>BB: 2<br>P: 31 | R: 0<br>E: 0<br>K: 1<br>S: 8<br>H: 0<br>LOB: 0<br>BB: 0<br>P: 12 | R: 1<br>E: 0<br>K: 1<br>S: 9<br>H: 1<br>LOB: 0<br>BB: 0<br>P: 14 | R: 0<br>E: 0<br>K: 2<br>S: 10<br>H: 0<br>LOB: 0<br>BB: 0<br>P: 11 | R: 0<br>E: 0<br>K: 1<br>S: 11<br>H: 1<br>LOB: 1<br>BB: 0<br>P: 15 | R: 0<br>E: 1<br>K: 2<br>S: 10<br>H: 0<br>LOB: 2<br>BB: 1<br>P: 17 | R: 4<br>E: 0<br>K: 1<br>S: 19<br>H: 3<br>LOB: 1<br>BB: 2<br>P: 34 | R: 0<br>E: 0<br>K: 1<br>S: 8<br>H: 1<br>LOB: 1<br>BB: 0<br>P: 12 | R: 2<br>E: 0<br>K: 3<br>S: 16<br>H: 3<br>LOB: 1<br>BB: 0<br>P: 20 | 1B: 6<br>2B: 5<br>3B: 0<br>HR: 3<br>SF: 0<br>SAC: 0<br>DP: 1<br>HBP: 0 | | | | | | |

| PITCHER | | IP | WLS | BF | H | R | ER | SO | BB | IBB | HBP | BLK | WP | HR | S | P | ERA | WHIP |
|---|---|---|---|---|---|---|---|---|---|---|---|---|---|---|---|---|---|---|
| Miguel Batista, R<br>ERA: 6.21 | (1, 1) | 0.1 | L | 7 | 4 | 5 | 5 | 0 | 2 | 0 | 0 | 0 | 0 | 1 | 17 | 30 | 135.00 | 18.000 |
| Rodney Myers, R<br>ERA: 1.59 | (1, 1) | 2.2 | | 8 | 1 | 1 | 1 | 2 | 0 | 0 | 0 | 0 | 0 | 1 | 18 | 27 | 3.38 | 0.375 |
| Dave Stevens, R<br>ERA: 8.04 | (4, 1) | 2.0 | | 7 | 1 | 0 | 0 | 3 | 0 | 0 | 0 | 0 | 0 | 0 | 21 | 26 | 0.00 | 0.500 |
| Kent Bottenfield, R<br>ERA: 3.76 | (6, 1) | 1.1 | | 8 | 1 | 2 | 2 | 3 | 1 | 1 | 0 | 0 | 0 | 0 | 16 | 30 | 13.50 | 1.500 |
| Ramon Tatis, L<br>ERA: 5.33 | (7, 1) | 0.0 | | 1 | 0 | 0 | 0 | 0 | 1 | 0 | 0 | 0 | 0 | 0 | 4 | 8 | ∞ | ∞ |

| PITCHER | | IP | WLS | BF | H | R | ER | SO | BB | IBB | HBP | BLK | WP | HR | S | P | ERA | WHIP |
|---|---|---|---|---|---|---|---|---|---|---|---|---|---|---|---|---|---|---|
| Marc Pisciotta, R<br>ERA: 2.96 | (7, 1) | 1.2 | | 8 | 3 | 2 | 2 | 1 | 0 | 0 | 0 | 0 | 1 | 0 | 17 | 25 | 10.80 | 1.800 |
| Bob Patterson, L<br>ERA: 3.45 | (9, 1) | 1.0 | | 6 | 3 | 2 | 2 | 3 | 0 | 0 | 0 | 0 | 0 | 1 | 16 | 20 | 18.00 | 3.000 |

# TOP

## St. Louis Cardinals @ Chicago Cubs

Wrigley Field, Chicago, IL

Wed Sep 17 1997, 3:33 AM CDT

Att. 27,284 - Sunny - 78 F

livebaseballscorecards.com

| | |
|---|---|
| AB | 40 |
| R | 12 |
| H | 13 |
| RBI | 12 |
| BB | 5 |
| SO | 12 |
| LOB | 13 |

| | | | | | | |
|---|---|---|---|---|---|---|
| WP: 1 | PB: 1 | SB: 2 | CS: 0 | PA: 45 | | |

| Batter | 1 | 2 | 3 | 4 | 5 | 6 | 7 | 8 | 9 | AB | R | H | RBI | BB | SO | LOB |
|---|---|---|---|---|---|---|---|---|---|---|---|---|---|---|---|---|
| Lance Johnson, L (1, 8)<br>OBP: 0.362, SLG: 0.399 | B B C X<br>2-1 G3 ① | | X<br>0-0 L6 ② | | C B X<br>1-1 G6-3 ② | | C X<br>0-1 SF7 3B<br>1-H | | X<br>0-0 G4-3 ①<br>1-2<br>2-3 | 5 | 1 | 1 | 1 | 0 | 0 | 3 |
| Robin Jennings, L (1, 7)<br>OBP: 0.167, SLG: 0.200<br>Doug Glanville, R (9, PH)<br>OBP: 0.340, SLG: 0.400 | B F B C<br>2-3 K ② | | B B X<br>2-0 1B 1B<br>2-3 | | X<br>0-0 L8 ③ | | X<br>0-0 SF7 ①<br>3-H | | F D X<br>1-1 HR 2B<br>2-H<br>3-H | 3<br>1 | 0<br>1 | 1<br>1 | 1<br>2 | 0<br>0 | 1<br>0 | 0<br>0 |
| Mark Grace, L (1, 3)<br>OBP: 0.416, SLG: 0.467 | B B B C C B<br>4-2 BB | | S B X<br>1-1 FC5-4 1B<br>1-2<br>3-H | | | C B B B B<br>4-1 WP 1B BB | C C F S<br>0-3 K ② | | B C B T X<br>2-2 L4 ② | 3 | 1 | 1 | 1 | 2 | 1 | 1 |
| Sammy Sosa, R (1, 9)<br>OBP: 0.306, SLG: 0.494 | C B C S<br>1-3 K ③ | | F X<br>0-1 FC5-4 ③<br>1-2f | | | F B S S<br>1-3 K ①<br>1-2 | F C F B D D F X<br>3-2 L4 ③ | | B B B C F X<br>3-2 HR<br>2-H | 5 | 1 | 1 | 2 | 0 | 2 | 4 |
| 23 Ryne Sandberg, R (1, 4)<br>OBP: 0.314, SLG: 0.405 | | S X<br>0-1 L8 ① | | C S X<br>0-2 F9 ① | | B F D X<br>2-1 P5 ② | | F B F F X<br>1-2 L4 ① | C B C X<br>1-2 P8 ③ | 5 | 0 | 0 | 0 | 0 | 0 | 1 |
| Kevin Orie, R (1, 5)<br>OBP: 0.348, SLG: 0.433 | | B B B C F X<br>3-2 G5-3 ② | | B X<br>1-0 G6-3 ② | | F X<br>0-1 1B 1B<br>2-H | | B C B F B F X<br>3-2 P2 ② | | 4 | 0 | 1 | 1 | 0 | 0 | 0 |
| Scott Servais, R (1, 2)<br>OBP: 0.310, SLG: 0.362 | S B F B F X<br>2-2 G1-3 ③ | | | C B C F S<br>1-3 K2-3 ③ | | X<br>0-0 1B<br>1-3 | | C B B S F F X<br>2-2 G6-3 ③ | | 4 | 0 | 1 | 0 | 0 | 1 | 0 |
| José Hernández, R (1, 6)<br>OBP: 0.319, SLG: 0.453<br>Bob Patterson, R (9, 1)<br>Terrell Lowery, R (9, PH)<br>OBP: 0.444, SLG: 0.375 | | | F C X<br>0-2 G6-3 ① | | B X<br>1-0 HR | C F B F F F B S<br>2-3 K ③ | | | F B C X<br>1-2 G4-3 1B 2B 1B | 3<br>0<br>1 | 1<br>0<br>1 | 1<br>0<br>1 | 1<br>0<br>1 | 0<br>0<br>0 | 1<br>0<br>0 | 2<br>0<br>0 |
| Miguel Batista, R (1, 1)<br>Rodney Myers, R (1, 1)<br>Brooks Kieschnick, L (3, PH)<br>OBP: 0.303, SLG: 0.258<br>Dave Stevens, R (4, 1)<br>Brant Brown, L (5, PH)<br>OBP: 0.313, SLG: 0.294<br>Kent Bottenfield, R (6, 1)<br>Ramon Tatis, L (7, 1)<br>Marc Pisciotta, R (7, 1)<br>Miguel Cairo, R (7, 6)<br>OBP: 0.300, SLG: 0.125 | | | B C C X<br>1-2 1B 2B | | C F B S<br>1-3 K ① | | C B B B F B<br>4-2 3B BB | | B B B C T C F X<br>3-2 G4-3 2B 1B<br>1-2 | 0<br>0<br>1<br>0<br>1<br>0<br>0<br>0<br>0<br>1 | 0<br>0<br>1<br>0<br>1<br>0<br>0<br>0<br>0<br>2 | 0<br>0<br>1<br>0<br>0<br>0<br>0<br>0<br>0<br>1 | 0<br>0<br>0<br>0<br>0<br>0<br>0<br>0<br>0<br>1 | 0<br>0<br>0<br>0<br>1<br>0<br>0<br>0<br>0<br>0 | 0<br>0<br>0<br>0<br>0<br>0<br>0<br>0<br>0<br>1 | 0<br>0<br>0<br>0<br>0<br>0<br>0<br>0<br>0<br>0 |
| Inning Stats | R: 0 E: 0 K: 2 S: 10 H: 0 LOB: 1 BB: 1 P: 19 | R: 0 E: 0 K: 0 S: 9 H: 0 LOB: 0 BB: 0 P: 14 | R: 1 E: 0 K: 0 S: 12 H: 3 LOB: 2 BB: 0 P: 16 | R: 0 E: 0 K: 1 S: 8 H: 0 LOB: 0 BB: 0 P: 10 | R: 1 E: 0 K: 1 S: 7 H: 1 LOB: 0 BB: 0 P: 10 | R: 1 E: 0 K: 2 S: 15 H: 2 LOB: 2 BB: 1 P: 24 | R: 2 E: 0 K: 1 S: 14 H: 1 LOB: 0 BB: 1 P: 21 | R: 0 E: 0 K: 0 S: 13 H: 0 LOB: 0 BB: 0 P: 19 | R: 4 E: 0 K: 0 S: 19 H: 4 LOB: 0 BB: 0 P: 30 | 1B: 6<br>2B: 2<br>3B: 1<br>HR: 2 | SF: 1<br>SAC: 0<br>DP: 0<br>HBP: 0 | | WP: 1<br>PB: 0<br>SB: 0<br>CS: 0 | PA: 41 | | | |

| PITCHER | | IP | WLS | BF | H | R | ER | SO | BB | IBB | HBP | BLK | WP | HR | S | P | ERA | WHIP |
|---|---|---|---|---|---|---|---|---|---|---|---|---|---|---|---|---|---|---|
| Matt Morris, R<br>ERA: 3.15 | (1, 1) | 7.0 | W | 31 | 7 | 5 | 5 | 7 | 3 | 0 | 0 | 0 | 1 | 1 | 75 | 114 | 6.43 | 1.429 |
| Jose Bautista, R<br>ERA: 6.2 | (8, 1) | 1.0 | | 3 | 0 | 0 | 0 | 0 | 0 | 0 | 0 | 0 | 0 | 0 | 13 | 19 | 0.00 | 0.000 |
| Tony Fossas, L<br>ERA: 3.44 | (9, 1) | 1.0 | | 7 | 4 | 4 | 4 | 0 | 0 | 0 | 0 | 0 | 0 | 1 | 19 | 30 | 36.00 | 4.000 |

| PITCHER | IP | WLS | BF | H | R | ER | SO | BB | IBB | HBP | BLK | WP | HR | S | P | ERA | WHIP |
|---|---|---|---|---|---|---|---|---|---|---|---|---|---|---|---|---|---|

# BOTTOM

## St. Louis Cardinals @ Chicago Cubs

Wrigley Field, Chicago, IL

Wed Sep 17 1997, 3:33 AM CDT

Att. 27,284 - Sunny - 78 F

livebaseballscorecards.com

| | |
|---|---|
| AB | 37 |
| R | 9 |
| H | 11 |
| RBI | 9 |
| BB | 3 |
| SO | 7 |
| LOB | 11 |

| Batter | 1 | 2 | 3 | 4 | 5 | 6 | 7 | 8 | 9 | AB | R | H | RBI | BB | SO | LOB |
|---|---|---|---|---|---|---|---|---|---|---|---|---|---|---|---|---|
| Delino DeShields, L (1, 4)<br>OBP: 0.348, SLG: 0.437 | B B C C X<br>2-2<br>1B<br>2B | | X<br>0-0<br>BB<br>1B | | X<br>0-0<br>G4-3<br>1B | | C B X<br>1-1 ③<br>G6-3<br>1-2 | | C B C D B F B<br>4-2<br>1B<br>1B<br>BB | 4 | 1 | 3 | 0 | 1 | 0 | 1 |
| Royce Clayton, R (1, 6)<br>OBP: 0.304, SLG: 0.399 | C B C X<br>1-2<br>F9 ① | | X<br>0-0<br>F8 ① | | C 1 SAFE C B 1 SAFE 1 SAFE X<br>1-2 ②<br>G4-3<br>1-2 | | | B B B C X<br>3-1 ①<br>G4-3 | L X<br>0-1<br>1B<br>1-3<br>1B | 5 | 0 | 1 | 0 | 0 | 0 | 3 |
| Mark McGwire, R (1, 3)<br>OBP: 0.393, SLG: 0.645 | B X<br>1-0<br>BB<br>2-3<br>1B | | B X<br>1-0 ②<br>F8 | | B X<br>1-0 ③<br>P8 | | | S C S<br>0-3 ②<br>K | X<br>0-0<br>FC6-4<br>1-2<br>3-H<br>1B | 5 | 0 | 2 | 1 | 0 | 1 | 2 |
| Ray Lankford, L (1, 8)<br>OBP: 0.418, SLG: 0.605 | B D B C B<br>4-1<br>1-2<br>BB | | B B B B<br>4-0<br>FC4-6<br>1-2<br>BB | | | B S B S F F B F F<br>4-2 B<br>G6-4-3<br>BB | | F B B B F B<br>4-2<br>BB | B B X<br>2-0 ③<br>FC6-4<br>1-2f | 1 | 0 | 0 | 0 | 4 | 0 | 2 |
| Gary Gaetti, R (1, 5)<br>OBP: 0.315, SLG: 0.421 | C D F F S<br>1-3 ②<br>K | | F X<br>0-1 ③<br>FC4-6<br>1-2f | | | C 1 SAFE X<br>0-1 ① ②<br>G6-4-3<br>1-2f | | C C X<br>0-2 ③<br>F7 | | 4 | 0 | 0 | 0 | 0 | 1 | 7 |
| Willie McGee, S (1, 9)<br>OBP: 0.350, SLG: 0.425 | S B C X<br>1-2 ③<br>L9 | | | B F C S<br>1-3 ①<br>K | | B B X<br>2-0 ③<br>F7 | | | X<br>0-0<br>DI<br>HR<br>1B | 4 | 1 | 1 | 0 | 0 | 1 | 3 |
| Dmitri Young, S (1, 7)<br>OBP: 0.330, SLG: 0.352 | | B B B C X<br>3-1 ①<br>F8 | | F B B B X<br>2-1 ②<br>G1-3 | | | B F X<br>1-1 ①<br>G4-3 | | F B C C<br>1-3 ①<br>K<br>1-2 | 4 | 0 | 0 | 0 | 0 | 1 | 1 |
| Eli Marrero, R (1, 2)<br>OBP: 0.375, SLG: 0.522 | | B F B B B C C<br>3-3 ②<br>K | | C C F F B F S<br>1-3 ③<br>K | | | B C S B X<br>2-2<br>S<br>1B | | C B F X<br>1-2<br>2-H<br>HR | 4 | 1 | 2 | 2 | 0 | 2 | 0 |
| Sean Lowe, R (1, 1)<br>OBP: 0.333, SLG: 0.333<br>Jose Bautista, R (4, 1)<br>Tom Pagnozzi, R (5, PH)<br>OBP: 0.229, SLG: 0.319<br>Lance Painter, L (5, 1)<br>Phil Plantier, L (7, PH)<br>OBP: 0.336, SLG: 0.443<br>Danny Sheaffer, R (7, PH)<br>OBP: 0.300, SLG: 0.292<br>Brady Raggio, R (7, 1)<br>Tom Lampkin, L (9, PH)<br>OBP: 0.336, SLG: 0.383 | | C C B S<br>1-3 ③<br>K | | | B C B X<br>2-1 ①<br>G6-3 | | X<br>0-0 ②<br>L6 | | X<br>0-0 ②<br>G3 | 1 0 0 0 0 1 0<br>0 0 0 0 0 0 0<br>1 0 0 0 0 0 0<br>0 0 0 0 0 0 0<br>0 0 0 0 0 0 0<br>1 0 0 0 0 0 1<br>0 0 0 0 0 0 0<br>1 0 0 0 0 0 0 | | | | | | | |

# TOP

## St. Louis Cardinals @ Chicago Cubs

Wrigley Field, Chicago, IL

Thu Sep 18 1997, 3:33 AM CDT

Att. 29,913 - Sunny - 80 F

livebaseballscorecards.com

| | |
|---|---|
| AB | 35 |
| R | 3 |
| H | 9 |
| RBI | 3 |
| BB | 5 |
| SO | 7 |
| LOB | 20 |

| Inning Stats | 1 | 2 | 3 | 4 | 5 | 6 | 7 | 8 | 9 | 1B: 7 | SF: 0 | WP: 0 | PA: 40 |
|---|---|---|---|---|---|---|---|---|---|---|---|---|---|
| | R: 0 E: 0 K: 1 S: 15 | R: 0 E: 0 K: 2 S: 8 | R: 0 E: 0 K: 0 S: 5 | R: 0 E: 0 K: 2 S: 11 | R: 0 E: 0 K: 0 S: 7 | R: 0 E: 0 K: 0 S: 9 | R: 0 E: 0 K: 0 S: 8 | R: 0 E: 0 K: 1 S: 10 | R: 3 E: 0 K: 1 S: 15 | 2B: 1 | SAC: 0 | PB: 0 | |
| | H: 2 LOB: 3 BB: 1 P: 25 | H: 0 LOB: 0 BB: 0 P: 15 | H: 1 LOB: 2 BB: 1 P: 10 | H: 0 LOB: 0 BB: 0 P: 15 | H: 1 LOB: 1 BB: 0 P: 11 | H: 0 LOB: 0 BB: 1 P: 15 | H: 1 LOB: 1 BB: 0 P: 12 | H: 0 LOB: 1 BB: 1 P: 17 | H: 4 LOB: 2 BB: 1 P: 23 | 3B: 0 | DP: 1 | SB: 1 | |
| | | | | | | | | | | HR: 1 | HBP: 0 | CS: 0 | |

| PITCHER | | IP | WLS | BF | H | R | ER | SO | BB | IBB | HBP | BLK | WP | HR | S | P | ERA | WHIP |
|---|---|---|---|---|---|---|---|---|---|---|---|---|---|---|---|---|---|---|
| Steve Trachsel, R<br>ERA: 4.52 | (1, 1) | 6.1 | W | 26 | 5 | 0 | 0 | 5 | 3 | 0 | 0 | 0 | 0 | 0 | 60 | 99 | 0.00 | 1.263 |
| Bob Patterson, L<br>ERA: 3.41 | (7, 1) | 0.2 | | 2 | 0 | 0 | 0 | 0 | 0 | 0 | 0 | 0 | 0 | 0 | 3 | 4 | 0.00 | 0.000 |
| Marc Pisciotta, R<br>ERA: 2.84 | (8, 1) | 1.0 | | 4 | 0 | 0 | 0 | 1 | 1 | 0 | 0 | 0 | 0 | 0 | 10 | 17 | 0.00 | 1.000 |
| Terry Adams, R<br>ERA: 3.82 | (9, 1) | 1.0 | | 8 | 4 | 3 | 3 | 1 | 1 | 0 | 0 | 0 | 0 | 1 | 15 | 23 | 27.00 | 5.000 |

| PITCHER | IP | WLS | BF | H | R | ER | SO | BB | IBB | HBP | BLK | WP | HR | S | P | ERA | WHIP |
|---|---|---|---|---|---|---|---|---|---|---|---|---|---|---|---|---|---|

| Batter | 1 | 2 | 3 | 4 | 5 | 6 | 7 | 8 | 9 | AB | R | H | RBI | BB | SO | LOB |
|---|---|---|---|---|---|---|---|---|---|---|---|---|---|---|---|---|
| Lance Johnson, L (1, 8)<br>OBP: 0.363, SLG: 0.400 | C B F X<br>1-2 ① G5-3 | B C B X<br>2-1 E1 (E, S) 2-H 3-H 1B | | B B B C C X<br>3-2 ③ G6-3 | | X<br>0-0 CS 2-H 1B | | | | 4 | 0 | 2 | 2 | 0 | 0 | 2 |
| Doug Glanville, R (1, 7)<br>OBP: 0.340, SLG: 0.401 | X<br>0-0 1B 2B | B C B B C T F X<br>3-2 ③ L4 1-3 | | | B C B X<br>2-1 ① G4-3 | F 1 SAFE 1 SAFE<br>0-1 ③ CS 1-2 | B B C X<br>2-1 ① G6-3 | | | 4 | 0 | 1 | 0 | 0 | 0 | 1 |
| Mark Grace, L (1, 3)<br>OBP: 0.415, SLG: 0.466 | C D F X<br>1-2 FC6-4 2-3 1B | | B C B B F F X<br>3-2 ① F7 | | B C C X<br>1-2 ② G1 | | B B F C X<br>2-2 ② G5-3 | | | 4 | 0 | 1 | 0 | 0 | 0 | 0 |
| Sammy Sosa, R (1, 9)<br>OBP: 0.306, SLG: 0.492 | B C S S<br>1-3 ② K | | F X<br>0-1 ② G5-3 | | B B S S S B<br>4-2 BB | | C B F B F B S<br>3-3 ③ K | | | 3 | 0 | 0 | 0 | 1 | 2 | 2 |
| Tyler Houston, L (1, 2)<br>OBP: 0.287, SLG: 0.328 | X<br>0-0 ③ FC6-4 1-2f | | B F C X<br>1-2 ③ P4 | | C F S<br>0-3 ③ K | | | S X<br>0-1 ① G4-3 | | 4 | 0 | 0 | 0 | 0 | 1 | 3 |
| Kevin Orie, R (1, 5)<br>OBP: 0.350, SLG: 0.433 | | X<br>0-0 BB HBP G5-2-3 1B | | B B B B<br>4-0 1B BB | | C X<br>0-1 ① P6 | | B F F B F B X<br>3-2 E6 1B FC5-2 | | 3 | 0 | 1 | 0 | 1 | 0 | 0 |
| Miguel Cairo, R (1, 4)<br>OBP: 0.500, SLG: 0.364 | | B B H<br>3-0 G5-2-3 BB 1-2 1B HBP | | C B C X<br>1-2 ① 1B 1-3 1B | | F X<br>0-1 FC4-6 1B | | B B X<br>2-0 WP FC5-2 1-3 1B | | 3 | 1 | 3 | 0 | 0 | 0 | 0 |
| Manny Alexander, R (1, 6)<br>OBP: 0.311, SLG: 0.366 | | B C B B B<br>4-1 G5-2-3 E 1-2 2-3 BB | | B F 1 SAFE B B X<br>3-1 SH3-4 1-3 1B | | C B 1 SAFE S D X<br>2-2 ② FC4-6 1-2f 2B | | X<br>0-0 ② FC5-2 WP 1-2 3-H | | 3 | 2 | 1 | 0 | 1 | 0 | 3 |
| Steve Trachsel, R (1, 1)<br>OBP: 0.180, SLG: 0.161<br>Bob Patterson, R (7, 1)<br>Marc Pisciotta, R (8, 1)<br>Brooks Kieschnick, L (8, PH)<br>OBP: 0.300, SLG: 0.333<br>Terry Adams, R (9, 1) | | X<br>0-0 ① ② G5-2-3 1-2 2-3 3-Hf | | X<br>0-0 ② SH3-4 1-2 | | C B 1 SAFE F X<br>1-2 1-H 1B 2B | | B B B X<br>3-0 ③ G4-3 1-2 2-3 | | 2<br>0<br>0<br>1<br>0 | 1<br>0<br>0<br>0<br>0 | 1<br>0<br>0<br>0<br>0 | 1<br>0<br>0<br>0<br>0 | 0<br>0<br>0<br>0<br>0 | 0<br>0<br>0<br>0<br>0 | 3<br>0<br>0<br>2<br>0 |
| Inning Stats | R: 0 E: 0 K: 1 S: 11<br>H: 2 LOB: 2 BB: 0 P: 14 | R: 2 E: 1 K: 0 S: 10<br>H: 2 LOB: 1 BB: 1 P: 22 | R: 0 E: 0 K: 0 S: 9<br>H: 0 LOB: 0 BB: 0 P: 13 | R: 0 E: 0 K: 0 S: 9<br>H: 2 LOB: 2 BB: 1 P: 20 | R: 0 E: 0 K: 1 S: 10<br>H: 0 LOB: 1 BB: 1 P: 17 | R: 2 E: 0 K: 0 S: 12<br>H: 3 LOB: 0 BB: 0 P: 15 | R: 0 E: 0 K: 1 S: 9<br>H: 0 LOB: 0 BB: 0 P: 16 | R: 0 E: 1 K: 0 S: 9<br>H: 1 LOB: 2 BB: 0 P: 17 | | 1B: 8 2B: 2 3B: 0 HR: 0<br>SF: 0 SAC: 1 DP: 1 HBP: 1 | | | | | | |

# St. Louis Cardinals @ Chicago Cubs

Wrigley Field, Chicago, IL

Thu Sep 18 1997, 3:33 AM CDT

Att. 29,913 - Sunny - 80 F

BOTTOM

livebaseballscorecards.com

| | |
|---|---|
| AB | 31 |
| R | 4 |
| H | 10 |
| RBI | 3 |
| BB | 3 |
| SO | 3 |
| LOB | 16 |

WP: 1 PA: 37
PB: 0
SB: 1
CS: 1

| PITCHER | | IP | WLS | BF | H | R | ER | SO | BB | IBB | HBP | BLK | WP | HR | S | P | ERA | WHIP |
|---|---|---|---|---|---|---|---|---|---|---|---|---|---|---|---|---|---|---|
| Sean Lowe, R<br>ERA: 10.54 | (1, 1) | 3.1 | L | 17 | 6 | 2 | 1 | 1 | 2 | 0 | 1 | 0 | 0 | 0 | 35 | 62 | 2.70 | 2.400 |
| Jose Bautista, R<br>ERA: 6.12 | (4, 1) | 0.2 | | 2 | 0 | 0 | 0 | 0 | 0 | 0 | 0 | 0 | 0 | 0 | 4 | 7 | 0.00 | 0.000 |
| Lance Painter, L<br>ERA: 8.1 | (5, 1) | 2.0 | | 9 | 3 | 2 | 2 | 1 | 1 | 0 | 0 | 0 | 0 | 0 | 22 | 32 | 9.00 | 2.000 |
| Brady Raggio, R<br>ERA: 7.71 | (7, 1) | 2.0 | | 8 | 1 | 0 | 0 | 1 | 0 | 0 | 0 | 0 | 1 | 0 | 18 | 33 | 0.00 | 0.500 |

| PITCHER | | IP | WLS | BF | H | R | ER | SO | BB | IBB | HBP | BLK | WP | HR | S | P | ERA | WHIP |
|---|---|---|---|---|---|---|---|---|---|---|---|---|---|---|---|---|---|---|

| Batter | 1 | 2 | 3 | 4 | 5 | 6 | 7 | 8 | 9 | 10 | 11 | AB | R | H | RBI | BB | SO | LOB |
|---|---|---|---|---|---|---|---|---|---|---|---|---|---|---|---|---|---|---|
| Delino DeShields, L (1, 4)<br>OBP: 0.350, SLG: 0.439 | C B B B C F X<br>3-2<br>1B S 2B | | L B X<br>1-1 ②<br>P4 | | B F B S B X<br>3-2<br>1B | C X<br>0-1 ③<br>FC6<br>1-2f | | | B B C X<br>2-1<br>BLK 1B | | 1 SAFE P X<br>1-0 ①<br>FC4 G4-3 S<br>1-2 | 6 | 1 | 3 | 0 | 0 | 0 | 4 |
| Royce Clayton, R (1, 6)<br>OBP: 0.304, SLG: 0.398 | B L S X<br>1-2<br>S 1B<br>2-3 1B | | F B S B B S<br>3-3 ③<br>K | | 1 SAFE C F F 1 SAFE B X<br>1-2 ③<br>F9 | | F B X<br>1-1<br>S 1B | | S I F B S<br>1-3 ②<br>K<br>1-2 | | B C B B B X<br>3-1 ②<br>G4-3<br>1-3 | 6 | 1 | 2 | 0 | 0 | 2 | 3 |
| Mark McGwire, R (1, 3)<br>OBP: 0.392, SLG: 0.646 | B S S B D C<br>3-3 ①<br>K<br>1-2<br>3-H | | | B X<br>1-0 ①<br>G5-3 | | B B X<br>2-0<br>HR | B S B F C<br>2-3 ①<br>K | | I I I I<br>4-0<br>IBB | | C X<br>0-1 ③<br>G6-3 | 5 | 1 | 1 | 1 | 1 | 2 | 3 |
| Ray Lankford, L (1, 8)<br>OBP: 0.419, SLG: 0.611 | B S F B B X<br>3-2<br>CS 1B<br>2-H | | | B F C X<br>1-2<br>HR | | B B B B<br>4-0<br>1B 1B<br>FC6-5 BB | 1 SAFE B B B 1 SAFE F X<br>2-1 ②<br>F9 | | D D F B X<br>3-1 ③<br>F8 | | | 4 | 2 | 2 | 2 | 1 | 0 | 3 |
| Ron Gant, R (1, 7)<br>OBP: 0.310, SLG: 0.384<br>Tony Fossas, L (7, 1)<br>John Frascatore, R (7, 1)<br>Tom Pagnozzi, R (10, PH)<br>OBP: 0.224, SLG: 0.313<br>Danny Sheaffer, R (10, 5)<br>OBP: 0.300, SLG: 0.292 | 1 SAFE 1 SAFE B B 1 SAFE C B S S<br>3-3 ② ③<br>K<br>1-2 | | | X<br>0-0 ②<br>G4-3 | | C B B B 1 SAFE F 1 SAFE X<br>2-2<br>FC6-5 1B<br>1-2 1B | B X<br>1-0 ③<br>P2<br>1-2 | | | B S X<br>1-1 ①<br>F8 | | 4<br>0<br>0<br>1<br>0 | 0<br>0<br>0<br>0<br>0 | 1<br>0<br>0<br>0<br>0 | 0<br>0<br>0<br>0<br>0 | 0<br>0<br>0<br>0<br>0 | 1<br>0<br>0<br>0<br>0 | 2<br>0<br>0<br>0<br>0 |
| Dmitri Young, S (1, 9)<br>OBP: 0.331, SLG: 0.353 | | B B X<br>2-0 ①<br>G5-3 | | B X<br>1-0<br>1B | | F S B B B X<br>2-2<br>BB FC6-5<br>1-2 2-3 1B | | F F B B X<br>2-2<br>G5-3 | | B C B F X<br>2-2 ②<br>L9 | | 5 | 0 | 2 | 0 | 0 | 0 | 0 |
| David Bell, R (1, 5)<br>OBP: 0.288, SLG: 0.352<br>Curtis King, R (10, 1)<br>Dennis Eckersley, R (11, 1) | | B S B B S B X<br>3-2 ②<br>F7 | | C 1 SAFE B X<br>1-1 ③<br>G2-3 | | S B B B C F F X<br>2-2 ①<br>FC6-5 BB<br>1-2 2-3f 3-H | | F F E B B X<br>2-2 ②<br>F9 | | F C F F F B F F X<br>1-2 ③<br>F8 | | 5<br>0<br>0 | 0<br>0<br>0 | 0<br>0<br>0 | 1<br>0<br>0 | 0<br>0<br>0 | 0<br>0<br>0 | 3<br>0<br>0 |
| Eli Marrero, R (1, 2)<br>OBP: 0.345, SLG: 0.571 | X<br>0-0 ③<br>F8 | | | F F B F B B S<br>3-3 ① ②<br>K K | | B F S S S<br>1-3<br>K | S B X<br>1-1 ③<br>G6-3 | | | | B B C F X<br>2-2<br>HR | 5 | 1 | 1 | 1 | 0 | 2 | 2 |
| Manny Aybar, R (1, 1)<br>OBP: 0.118, SLG: 0.118<br>Gary Gaetti, R (6, PH)<br>OBP: 0.316, SLG: 0.421<br>Mark Petkovsek, R (6, 1)<br>OBP: 0.182, SLG: 0.100<br>Willie McGee, S (7, 7)<br>OBP: 0.351, SLG: 0.426 | | | B X<br>1-0 ①<br>G6-3 | X<br>0-0 ②<br>G1-5-3 | | B B B C S B<br>4-2<br>FC6<br>1-2 2-3 BB | | | F B X<br>1-1 ①<br>P4 | | X<br>0-0<br>FC4<br>1B | 2<br>0<br>0<br>2 | 0<br>0<br>0<br>0 | 0<br>0<br>0<br>1 | 0<br>0<br>0<br>0 | 0<br>1<br>0<br>0 | 0<br>0<br>0<br>0 | 0<br>0<br>0<br>0 |
| Inning Stats | R: 2 E: 0 K: 2 S: 16<br>H: 3 LOB: 0 BB: 0 P: 29 | R: 0 E: 0 K: 0 S: 5<br>H: 0 LOB: 0 BB: 0 P: 10 | R: 0 E: 0 K: 1 S: 6<br>H: 0 LOB: 0 BB: 0 P: 11 | R: 1 E: 0 K: 0 S: 8<br>H: 2 LOB: 1 BB: 0 P: 12 | R: 0 E: 0 K: 1 S: 11<br>H: 1 LOB: 1 BB: 0 P: 18 | R: 2 E: 0 K: 1 S: 19<br>H: 3 LOB: 3 BB: 2 P: 36 | R: 0 E: 0 K: 1 S: 8<br>H: 1 LOB: 1 BB: 0 P: 14 | R: 0 E: 0 K: 0 S: 9<br>H: 0 LOB: 0 BB: 0 P: 14 | R: 0 E: 0 K: 1 S: 10<br>H: 1 LOB: 2 BB: 1 P: 21 | R: 0 E: 0 K: 0 S: 13<br>H: 0 LOB: 0 BB: 0 P: 17 | R: 1 E: 0 K: 0 S: 10<br>H: 2 LOB: 1 BB: 0 P: 15 | 1B: 9<br>2B: 1<br>3B: 0<br>HR: 3 | SF: 0<br>SAC: 0<br>DP: 0<br>HBP: 0 | WP: 0<br>PB: 0<br>SB: 4<br>CS: 1 | PA: 48 | | | |

| PITCHER | | IP | WLS | BF | H | R | ER | SO | BB | IBB | HBP | BLK | WP | HR | S | P | ERA | WHIP |
|---|---|---|---|---|---|---|---|---|---|---|---|---|---|---|---|---|---|---|
| Steve Cooke, L<br>ERA: 4.18 | (1, 1) | 5.0 | | 22 | 7 | 5 | 5 | 4 | 1 | 0 | 0 | 0 | 0 | 2 | 47 | 87 | 9.00 | 1.600 |
| Clint Sodowsky, R<br>ERA: 3.86 | (6, 1) | 0.2 | | 5 | 2 | 0 | 0 | 1 | 1 | 0 | 0 | 0 | 0 | 0 | 16 | 27 | 0.00 | 4.500 |
| Jason Christiansen, L<br>ERA: 3.19 | (6, 1) | 0.1 | | 1 | 0 | 0 | 0 | 0 | 0 | 0 | 0 | 0 | 0 | 0 | 2 | 2 | 0.00 | 0.000 |
| Marc Wilkins, R<br>ERA: 3.7 | (7, 1) | 2.0 | | 7 | 1 | 0 | 0 | 1 | 0 | 0 | 0 | 0 | 0 | 0 | 17 | 28 | 0.00 | 0.500 |
| Jeff Wallace, L<br>ERA: 0.75 | (9, 1) | 0.1 | | 1 | 0 | 0 | 0 | 0 | 0 | 0 | 0 | 0 | 0 | 0 | 2 | 3 | 0.00 | 0.000 |

| PITCHER | | IP | WLS | BF | H | R | ER | SO | BB | IBB | HBP | BLK | WP | HR | S | P | ERA | WHIP |
|---|---|---|---|---|---|---|---|---|---|---|---|---|---|---|---|---|---|---|
| Ricardo Rincon, L<br>ERA: 3.53 | (9, 1) | 1.2 | | 7 | 1 | 0 | 0 | 1 | 0 | 1 | 0 | 1 | 0 | 0 | 21 | 35 | 0.00 | 0.600 |
| Rich Loiselle, R<br>ERA: 3.12 | (11, 1) | 1.0 | L | 5 | 2 | 1 | 1 | 0 | 0 | 0 | 0 | 0 | 0 | 1 | 10 | 15 | 9.00 | 2.000 |

# TOP

## St. Louis Cardinals @ Pittsburgh Pirates

Three Rivers Stadium, Pittsburgh, PA

Fri Sep 19 1997, 7:05 PM EDT

Att. 16,235 - Unknown - 77 F

livebaseballscorecards.com

| | |
|---|---|
| AB | 45 |
| R | 6 |
| H | 13 |
| RBI | 5 |
| BB | 3 |
| SO | 7 |
| LOB | 20 |

| Batter | 1 | 2 | 3 | 4 | 5 | 6 | 7 | 8 | 9 | 10 | 11 | AB | R | H | RBI | BB | SO | LOB |
|---|---|---|---|---|---|---|---|---|---|---|---|---|---|---|---|---|---|---|
| Tony Womack, L (1, 4)<br>OBP: 0.325, SLG: 0.379 | F9 | | L4-6<br>2-2 | | F9<br>2-3 | | 1B FC5 1B<br>1-2 | | F8 | | F7 | 6 | 0 | 1 | 0 | 0 | 0 | 4 |
| Turner Ward, S (1, 8) (10, 9)<br>OBP: 0.422, SLG: 0.583 | G4-3 | | | HR | HR<br>3-H | | FC5 1B<br>1-2<br>2-3f | | 1 SAFE 1 SAFE<br>K | | K | 6 | 2 | 2 | 3 | 0 | 2 | 4 |
| Al Martin, L (1, 7)<br>OBP: 0.357, SLG: 0.470 | G3 | | | HR | 1B | | 1B<br>1-2<br>2-3 | | | F7 | | 5 | 1 | 3 | 1 | 0 | 0 | 0 |
| Kevin Young, R (1, 3)<br>OBP: 0.338, SLG: 0.553 | | L4 | | K2-3 | K | K | K | | | F8 | | 5 | 0 | 0 | 0 | 0 | 3 | 4 |
| Joe Randa, R (1, 5)<br>OBP: 0.359, SLG: 0.443 | | HR | | F9 | | K | | G6-3 | | 1B BB<br>4-0 | | 4 | 1 | 1 | 1 | 1 | 1 | 0 |
| Shawon Dunston, R (1, 6)<br>OBP: 0.308, SLG: 0.448 | | G1-3 | | FC6-4 1B<br>1-0 | | K | | P4 | | 1B<br>1-2 | | 5 | 0 | 2 | 0 | 0 | 1 | 0 |
| Jose Guillen, R (1, 9)<br>OBP: 0.296, SLG: 0.403<br>Marc Wilkins, R (7, 1)<br>Dale Sveum, S (8, PH)<br>OBP: 0.320, SLG: 0.452<br>Jeff Wallace, L (9, 1)<br>Ricardo Rincon, L (9, 1)<br>Eddie Williams, R (10, PH)<br>OBP: 0.327, SLG: 0.385<br>Rich Loiselle, R (11, 1) | F9 | | | FC6-4<br>1-2f | | K | | L7 | | | K | 3<br>0<br>1<br>0<br>0<br>1 | 0<br>0<br>0<br>0<br>0<br>0 | 0<br>0<br>0<br>0<br>0<br>0 | 0<br>0<br>0<br>0<br>0<br>0 | 0<br>0<br>0<br>0<br>0<br>0 | 1<br>0<br>0<br>0<br>0<br>1 | 1<br>0<br>0<br>0<br>0<br>2 |
| 18 Jason Kendall, R (1, 2)<br>OBP: 0.391, SLG: 0.433 | | | L4-6 S<br>HBP<br>4-2 | | F9 SH1-4<br>HR<br>BB<br>4-0 | | FC5 1B<br>3-2 | | G6-3<br>1-1 | | SH2-4<br>1B<br>0-2 | 3 | 1 | 2 | 0 | 1 | 0 | 0 |
| Steve Cooke, R (1, 1)<br>OBP: 0.060, SLG: 0.080<br>Clint Sodowsky, L (6, 1)<br>OBP: 0.500, SLG: 0.500<br>Jason Christiansen, R (6, 1)<br>Mark Smith, R (7, 9)<br>OBP: 0.368, SLG: 0.536<br>Adrian Brown, S (9, PR)<br>OBP: 0.269, SLG: 0.257<br>Jermaine Allensworth, R (10, 8)<br>OBP: 0.344, SLG: 0.340 | | | 1 SAFE<br>K<br>1-2 | | SH1-4<br>1-2 | | F8 | | 1B<br>0-2 | | SH2-4<br>1-2<br>0-0 | 1<br>0<br>0<br>2<br>0<br>0 | 0<br>0<br>0<br>0<br>0<br>0 | 0<br>0<br>0<br>1<br>0<br>0 | 0<br>0<br>0<br>0<br>0<br>0 | 0<br>0<br>0<br>0<br>0<br>0 | 0<br>0<br>0<br>1<br>0<br>0 | 1<br>0<br>0<br>1<br>0<br>0 |
| Inning Stats | R: 0 H: 0<br>E: 0 LOB: 0<br>K: 0 BB: 0<br>S: 14 P: 22 | R: 1 H: 1<br>E: 0 LOB: 0<br>K: 0 BB: 0<br>S: 9 P: 14 | R: 0 H: 0<br>E: 0 LOB: 0<br>K: 1 BB: 0<br>S: 7 P: 14 | R: 2 H: 3<br>E: 0 LOB: 1<br>K: 1 BB: 0<br>S: 9 P: 12 | R: 2 H: 2<br>E: 0 LOB: 1<br>K: 1 BB: 1<br>S: 12 P: 21 | R: 0 H: 0<br>E: 0 LOB: 0<br>K: 3 BB: 0<br>S: 9 P: 14 | R: 0 H: 3<br>E: 0 LOB: 3<br>K: 1 BB: 0<br>S: 15 P: 24 | R: 0 H: 0<br>E: 0 LOB: 0<br>K: 0 BB: 0<br>S: 6 P: 11 | R: 0 H: 1<br>E: 0 LOB: 2<br>K: 1 BB: 1<br>S: 15 P: 19 | R: 0 H: 1<br>E: 0 LOB: 2<br>K: 1 BB: 1<br>S: 13 P: 26 | R: 0 H: 1<br>E: 0 LOB: 1<br>K: 1 BB: 0<br>S: 13 P: 16 | 1B: 8 SF: 0<br>2B: 1 SAC: 2<br>3B: 0 DP: 1<br>HR: 4 HBP: 1 | | | | | | |

| PITCHER | | IP | WLS | BF | H | R | ER | SO | BB | IBB | HBP | BLK | WP | HR | S | P | ERA | WHIP |
|---|---|---|---|---|---|---|---|---|---|---|---|---|---|---|---|---|---|---|
| Manny Aybar, R<br>ERA: 4.82 | (1, 1) | 5.0 | | 22 | 6 | 5 | 5 | 3 | 1 | 0 | 1 | 0 | 0 | 0 | 51 | 83 | 9.00 | 1.400 |
| Mark Petkovsek, R<br>ERA: 4.73 | (6, 1) | 1.1 | | 6 | 2 | 0 | 0 | 3 | 0 | 0 | 0 | 0 | 0 | 0 | 16 | 26 | 0.00 | 1.500 |
| Tony Fossas, L<br>ERA: 3.42 | (7, 1) | 0.1 | | 2 | 1 | 0 | 0 | 0 | 0 | 0 | 0 | 0 | 0 | 0 | 5 | 6 | 0.00 | 3.000 |
| John Frascatore, R<br>ERA: 2.23 | (7, 1) | 2.1 | | 8 | 1 | 0 | 0 | 2 | 0 | 0 | 0 | 0 | 0 | 0 | 24 | 36 | 0.00 | 0.429 |
| Curtis King, R<br>ERA: 2.77 | (10, 1) | 1.0 | W | 5 | 1 | 0 | 0 | 1 | 1 | 0 | 0 | 0 | 0 | 0 | 13 | 26 | 0.00 | 2.000 |

| PITCHER | | IP | WLS | BF | H | R | ER | SO | BB | IBB | HBP | BLK | WP | HR | S | P | ERA | WHIP |
|---|---|---|---|---|---|---|---|---|---|---|---|---|---|---|---|---|---|---|
| Dennis Eckersley, R<br>ERA: 4.06 | (11, 1) | 1.0 | S | 4 | 1 | 0 | 0 | 1 | 0 | 0 | 0 | 0 | 0 | 0 | 13 | 16 | 0.00 | 1.000 |

# BOTTOM

## St. Louis Cardinals @ Pittsburgh Pirates

Three Rivers Stadium, Pittsburgh, PA

Fri Sep 19 1997, 7:05 PM EDT

Att. 16,235 - Unknown - 77 F

livebaseballscorecards.com

| | |
|---|---|
| AB | 42 |
| R | 5 |
| H | 12 |
| RBI | 5 |
| BB | 2 |
| SO | 10 |
| LOB | 17 |

WP: 0 PA: 47
PB: 0
SB: 1
CS: 0

| Batter | 1 | 2 | 3 | 4 | 5 | 6 | 7 | 8 | 9 | AB | R | H | RBI | BB | SO | LOB |
|---|---|---|---|---|---|---|---|---|---|---|---|---|---|---|---|---|
| Luis Ordaz, R (1, 6)<br>OBP: 0.429, SLG: 0.571 | B X<br>1-0<br>G5-3 S<br>1B | | X<br>0-0<br>G4-3<br>2B<br>2B | | C X<br>0-1<br>1B<br>1B | | C S B X<br>1-2 ③<br>G6-3 | | | 4 | 1 | 3 | 0 | 0 | 0 | 0 |
| Dmitri Young, S (1, 9)<br>OBP: 0.330, SLG: 0.352 | S F F X<br>0-2 ①<br>G5-3<br>1-2 | | F X<br>0-1 ②<br>G4-3<br>2-3 | | 1 SAFE<br>1 SAFE<br>B B S B F X<br>3-2<br>1-3<br>1B | | | B X<br>1-0 ①<br>P2 | | 4 | 0 | 1 | 0 | 0 | 0 | 2 |
| Mark McGwire, R (1, 3)<br>OBP: 0.391, SLG: 0.643<br>Jeff Berblinger, R (8, 4) | C B B X<br>2-1 ②<br>G5-3<br>2-3 | | C F B B F H<br>3-2<br>2B<br>HBP | | S S S<br>1-3 ③<br>K | | | C B S B C<br>2-3 ②<br>K | | 3<br>0 | 0<br>0 | 0<br>0 | 0<br>0 | 0<br>0 | 2<br>0 | 3<br>0 |
| Ray Lankford, L (1, 8)<br>OBP: 0.420, SLG: 0.611 | B T B F F F C<br>2-3 ③<br>K | | C X<br>0-1 ③<br>1-H<br>3-H<br>2B | | | B B C F B B<br>4-2<br>G4-3 S<br>BB | | F C B X<br>1-2 ③<br>G3 | | 3 | 0 | 1 | 1 | 1 | 1 | 1 |
| Gary Gaetti, R (1, 5)<br>OBP: 0.314, SLG: 0.417<br>(8, 3)<br>(8, 1) | | F B F B F B S<br>3-3 ①<br>K | | F B B F S<br>2-3 ①<br>K | | B X<br>1-0 ①<br>G4-3<br>1-3 | | | X<br>0-0<br>E5<br>DI | 4 | 0 | 0 | 0 | 0 | 2 | 1 |
| Danny Sheaffer, R (1, 7)<br>OBP: 0.298, SLG: 0.290<br>Scarborough Green, S (2, 7)<br>OBP: 0.167, SLG: 0.107 | | S F F F B F X<br>1-2 ②<br>G5-3 | | X<br>0-0 ②<br>F7 | | C X<br>0-1 ②<br>P6 | | | F S X<br>0-2 ①<br>G1-3<br>1-2 | 1<br>3 | 0<br>0 | 0<br>0 | 0<br>0 | 0<br>0 | 0<br>0 | 0<br>2 |
| Mike DiFelice, R (1, 2)<br>OBP: 0.298, SLG: 0.336<br>Eli Marrero, R (5, 2)<br>OBP: 0.323, SLG: 0.533 | | C F X<br>0-2<br>FC3-6<br>1B | | B X<br>1-0 ③<br>G6-3 | | C B F S<br>1-3 ③<br>K | | | B X<br>1-0 ②<br>F8 | 2<br>2 | 0<br>0 | 1<br>0 | 0<br>0 | 0<br>0 | 0<br>1 | 0<br>2 |
| David Bell, R (1, 4)<br>OBP: 0.279, SLG: 0.341<br>(8, 5) | | F X<br>0-1 ③<br>FC3-6<br>1-2f | | | B X<br>1-0 ①<br>F9 | | B X<br>1-0 ①<br>G6-3 | | F B F X<br>1-2 ③<br>P4 | 4 | 0 | 0 | 0 | 0 | 0 | 2 |
| Rigo Beltran, L (1, 1)<br>Brady Raggio, R (5, 1)<br>Phil Plantier, L (7, PH)<br>OBP: 0.333, SLG: 0.439<br>Lance Painter, L (7, 1)<br>Jose Bautista, R (8, 1)<br>Tom Pagnozzi, R (8, 3)<br>OBP: 0.224, SLG: 0.313 | | | S X<br>0-1 ①<br>F8 | | B X<br>1-0 ②<br>F8 | | B C B F F B C<br>3-3 ②<br>K | | | 2<br>0<br>1<br>0<br>0<br>0 | 0<br>0<br>0<br>0<br>0<br>0 | 0<br>0<br>0<br>0<br>0<br>0 | 0<br>0<br>0<br>0<br>0<br>0 | 0<br>0<br>0<br>0<br>0<br>0 | 0<br>0<br>1<br>0<br>0<br>0 | 0<br>0<br>0<br>0<br>0<br>0 |
| Inning Stats | R: 0<br>E: 0<br>K: 1<br>S: 12<br>H: 1<br>LOB: 1<br>BB: 0<br>P: 17 | R: 0<br>E: 0<br>K: 1<br>S: 15<br>H: 1<br>LOB: 1<br>BB: 0<br>P: 19 | R: 1<br>E: 0<br>K: 0<br>S: 10<br>H: 2<br>LOB: 2<br>BB: 0<br>P: 13 | R: 0<br>E: 0<br>K: 1<br>S: 5<br>H: 0<br>LOB: 0<br>BB: 0<br>P: 8 | R: 0<br>E: 0<br>K: 1<br>S: 10<br>H: 2<br>LOB: 2<br>BB: 0<br>P: 16 | R: 0<br>E: 0<br>K: 1<br>S: 8<br>H: 0<br>LOB: 1<br>BB: 1<br>P: 14 | R: 0<br>E: 0<br>K: 1<br>S: 8<br>H: 0<br>LOB: 0<br>BB: 0<br>P: 13 | R: 0<br>E: 0<br>K: 1<br>S: 7<br>H: 0<br>LOB: 0<br>BB: 0<br>P: 11 | R: 0<br>E: 1<br>K: 0<br>S: 8<br>H: 0<br>LOB: 1<br>BB: 0<br>P: 10 | 1B: 4<br>2B: 2<br>3B: 0<br>HR: 0<br>SF: 0<br>SAC: 0<br>DP: 0<br>HBP: 1 | | | | | | |

| PITCHER | IP | WLS | BF | H | R | ER | SO | BB | IBB | HBP | BLK | WP | HR | S | P | ERA | WHIP |
|---|---|---|---|---|---|---|---|---|---|---|---|---|---|---|---|---|---|
| Esteban Loaiza, R (1, 1)<br>ERA: 4.23 | 9.0 | W | 35 | 6 | 1 | 1 | 7 | 1 | 0 | 1 | 0 | 0 | 0 | 83 | 121 | 1.00 | 0.778 |

| PITCHER | IP | WLS | BF | H | R | ER | SO | BB | IBB | HBP | BLK | WP | HR | S | P | ERA | WHIP |
|---|---|---|---|---|---|---|---|---|---|---|---|---|---|---|---|---|---|

# TOP

## St. Louis Cardinals @ Pittsburgh Pirates

Three Rivers Stadium, Pittsburgh, PA

Sat Sep 20 1997, 7:05 PM EDT

Att. 21,053 - Unknown - 62 F

livebaseballscorecards.com

| | |
|---|---|
| AB | 33 |
| R | 1 |
| H | 6 |
| RBI | 1 |
| BB | 1 |
| SO | 7 |
| LOB | 13 |

WP: 0 PA: 35
PB: 0
SB: 2
CS: 0

# BOTTOM

## St. Louis Cardinals @ Pittsburgh Pirates

Three Rivers Stadium, Pittsburgh, PA

Sat Sep 20 1997, 7:05 PM EDT

Att. 21,053 - Unknown - 62 F

| Batter | 1 | 2 | 3 | 4 | 5 | 6 | 7 | 8 | 9 | AB | R | H | RBI | BB | SO | LOB |
|---|---|---|---|---|---|---|---|---|---|---|---|---|---|---|---|---|
| Tony Womack, L (1, 4)<br>OBP: 0.325, SLG: 0.378<br>Abraham Nunez, S (8, PR)<br>OBP: 0.296, SLG: 0.458 (9, 4) | L6 | | K | | 1B SF8 1B | | P5 | HBP 1B HBP<br>1-2<br>2-3 | | 4 | 1 | 1 | 0 | 0 | 1 | 0 |
| | | | | | | | | | | 0 | 0 | 0 | 0 | 0 | 0 | 0 |
| Turner Ward, S (1, 8)<br>OBP: 0.428, SLG: 0.597 (9, 9) | 2B 3B | | L4 | | FC3-6 1B<br>1-3 | | G6-3 | HBP 1B<br>1-2<br>2-3<br>3-H | | 5 | 1 | 3 | 1 | 0 | 0 | 0 |
| Al Martin, L (1, 7)<br>OBP: 0.359, SLG: 0.473<br>Emil Brown, R (8, PR)<br>OBP: 0.287, SLG: 0.264 (9, 7) | S E 2B<br>3-H | | CS BB | | SF8<br>3-H | | | G3<br>FC5-4 HBP<br>1-2<br>2-3<br>3-H | | 2 | 1 | 1 | 3 | 1 | 0 | 0 |
| | | | | | | | | | | 0 | 0 | 0 | 0 | 0 | 0 | 0 |
| Kevin Young, R (1, 3)<br>OBP: 0.339, SLG: 0.551 | G5-3<br>2-H | | CS<br>1-2 | SH 18 FC6-4 BB<br>1B | FC3-6<br>1-2f | | | 2B 1B<br>FC5-4<br>1-2f | | 5 | 2 | 2 | 0 | 0 | 0 | 4 |
| Joe Randa, R (1, 5)<br>OBP: 0.361, SLG: 0.445 | F7 | | | 18 FC6-4 SH BB<br>1-2 | K | | | 1B 1B 2B<br>1-H | | 3 | 1 | 1 | 1 | 1 | 1 | 1 |
| Shawon Dunston, R (1, 6)<br>OBP: 0.308, SLG: 0.448<br>Lou Collier, R (9, 6)<br>OBP: 0.143, SLG: 0.111 | | P3 | | SH 18 FC6-4<br>1-2<br>2-3 | | P3 | | WP 1B<br>2-3 | | 3 | 1 | 1 | 0 | 0 | 0 | 0 |
| | | | | | | | | | | 0 | 0 | 0 | 0 | 0 | 0 | 0 |
| Mark Smith, R (1, 9)<br>OBP: 0.356, SLG: 0.529<br>Adrian Brown, S (8, PR)<br>OBP: 0.269, SLG: 0.257<br>Jermaine Allensworth, R (9, 8)<br>OBP: 0.344, SLG: 0.340 | | G6-3 | K | | P5 | | | 18 FC5-4<br>1-H<br>3-H | | 4 | 0 | 1 | 2 | 0 | 1 | 3 |
| | | | | | | | | | | 0 | 0 | 0 | 0 | 0 | 0 | 0 |
| | | | | | | | | | | 0 | 0 | 0 | 0 | 0 | 0 | 0 |
| 18 Jason Kendall, R (1, 2)<br>OBP: 0.389, SLG: 0.437 | | HR | FC6-4<br>1-2f<br>2-3<br>3-H | | G1-3 | | | FC5-4 HBP 1B<br>1-2f | | 4 | 2 | 1 | 2 | 0 | 0 | 3 |
| Esteban Loaiza, R (1, 1)<br>OBP: 0.186, SLG: 0.190 | | L3 | F9 | | | | G4-1 | 1B HBP HBP<br>1-2 | | 4 | 1 | 1 | 0 | 0 | 0 | 2 |
| Inning Stats | R: 2 H: 2<br>E: 0 LOB: 0<br>K: 0 BB: 0<br>S: 11 P: 17 | R: 1 H: 1<br>E: 0 LOB: 0<br>K: 0 BB: 0<br>S: 9 P: 15 | R: 0 H: 0<br>E: 0 LOB: 0<br>K: 1 BB: 1<br>S: 5 P: 13 | R: 1 H: 1<br>E: 1 LOB: 2<br>K: 1 BB: 1<br>S: 14 P: 22 | R: 1 H: 2<br>E: 0 LOB: 1<br>K: 1 BB: 0<br>S: 10 P: 14 | R: 0 H: 0<br>E: 0 LOB: 0<br>K: 0 BB: 0<br>S: 8 P: 12 | R: 0 H: 0<br>E: 0 LOB: 0<br>K: 0 BB: 0<br>S: 11 P: 15 | R: 5 H: 6<br>E: 0 LOB: 3<br>K: 0 BB: 0<br>S: 19 P: 36 | | 1B: 8 SF: 1<br>2B: 2 SAC: 1<br>3B: 1 DP: 0<br>HR: 1 HBP: 2 | | | | | | |

livebaseballscorecards.com

| | |
|---|---|
| AB | 34 |
| R | 10 |
| H | 12 |
| RBI | 9 |
| BB | 2 |
| SO | 3 |
| LOB | 13 |

WP: 1 PA: 41
PB: 0
SB: 1
CS: 1

| PITCHER | | IP | WLS | BF | H | R | ER | SO | BB | IBB | HBP | BLK | WP | HR | S | P | ERA | WHIP |
|---|---|---|---|---|---|---|---|---|---|---|---|---|---|---|---|---|---|---|
| Rigo Beltran, L<br>ERA: 3.61 | (1, 1) | 4.1 | L | 21 | 6 | 5 | 3 | 2 | 2 | 0 | 0 | 0 | 0 | 1 | 45 | 77 | 6.23 | 1.846 |
| Brady Raggio, R<br>ERA: 7.24 | (5, 1) | 1.2 | | 5 | 0 | 0 | 0 | 1 | 0 | 0 | 0 | 0 | 0 | 0 | 12 | 16 | 0.00 | 0.000 |
| Lance Painter, L<br>ERA: 7.15 | (7, 1) | 1.1 | | 4 | 0 | 0 | 0 | 0 | 0 | 0 | 0 | 0 | 0 | 0 | 13 | 19 | 0.00 | 0.000 |
| Jose Bautista, R<br>ERA: 6.97 | (8, 1) | 0.1 | | 7 | 5 | 3 | 3 | 0 | 0 | 0 | 1 | 0 | 1 | 0 | 9 | 20 | 81.00 | 15.000 |
| Gary Gaetti, R<br>ERA: | (8, 1) | 0.1 | | 3 | 1 | 2 | 2 | 0 | 0 | 0 | 1 | 0 | 0 | 0 | 8 | 12 | 54.00 | 3.000 |

| PITCHER | IP | WLS | BF | H | R | ER | SO | BB | IBB | HBP | BLK | WP | HR | S | P | ERA | WHIP |
|---|---|---|---|---|---|---|---|---|---|---|---|---|---|---|---|---|---|

| Batter | 1 | 2 | 3 | 4 | 5 | 6 | 7 | 8 | 9 | AB | R | H | RBI | BB | SO | LOB |
|---|---|---|---|---|---|---|---|---|---|---|---|---|---|---|---|---|
| Delino DeShields, L (1, 4)<br>OBP: 0.350, SLG: 0.442<br>Jeff Berblinger, R (6, 4) | C B C B X<br>2-2<br>SF8<br>3B | | X<br>0-0 ②<br>B1-3 | | | B C B X<br>2-1 ①<br>G3 | | X<br>0-0 ②<br>F9 | | 3 1 1 0 0 0 0<br>1 0 0 0 0 0 0 | | | | | | |
| Willie McGee, S (1, 7)<br>OBP: 0.346, SLG: 0.420<br>Danny Sheaffer, R (8, 7)<br>OBP: 0.298, SLG: 0.290 | C T B X<br>1-2 ①<br>F9 | | F S X<br>0-2 ③<br>G5-3 | | | F X<br>0-1 ②<br>G3 | | B T B F S<br>2-3 ③<br>K | | 4 0 0 0 0 1 1<br>0 0 0 0 0 0 0 | | | | | | |
| Mark McGwire, R (1, 3)<br>OBP: 0.389, SLG: 0.639 | X<br>0-0 ②<br>SF8<br>3-H | | | S S B B X<br>2-2 ①<br>F9 | | B C C S<br>1-3 ③<br>K | | | B B F X<br>2-1 ①<br>G6-3 | 3 0 0 1 0 1 0 | | | | | | |
| Ray Lankford, L (1, 8)<br>OBP: 0.418, SLG: 0.607<br>David Bell, R (7, 6)<br>OBP: 0.277, SLG: 0.339 | B S T B B S<br>3-3 ③<br>K | | | F S B S<br>1-3<br>K<br>G6-4-3 | | | B C S S<br>1-3 ①<br>K | | F B F S<br>1-3 ②<br>K | 3 0 0 0 0 3 0<br>1 0 0 0 0 1 0 | | | | | | |
| Gary Gaetti, R (1, 5)<br>OBP: 0.311, SLG: 0.414 | | S C B X<br>1-2 ①<br>G6-3 | | 1 SAFE S S B 1 X<br>1-2 ②③<br>G6-4-3<br>1-2f | | | F X<br>0-1 ②<br>G5-3 | | B F B B S S<br>3-3 ③<br>K | 4 0 0 0 0 1 1 | | | | | | |
| Dmitri Young, S (1, 9)<br>OBP: 0.336, SLG: 0.366 | | C X<br>0-1<br>1B | | | B F X<br>1-1<br>HR | | B B B B<br>4-0<br>1B<br>BB | | | 2 1 2 1 1 0 0 | | | | | | |
| Eli Marrero, R (1, 2)<br>OBP: 0.303, SLG: 0.500<br>Tom Lampkin, L (7, PH)<br>OBP: 0.339, SLG: 0.386 (7, 2) | | F B S B F S<br>2-3 ②<br>K | | | B B C F B X<br>3-2 ①<br>G6-3 | | B C X<br>1-1<br>FC6-4<br>1-2<br>1B | | | 2 0 0 0 0 1 1<br>1 0 1 0 0 0 0 | | | | | | |
| Luis Ordaz, R (1, 6)<br>OBP: 0.300, SLG: 0.400<br>Sean Lowe, R (7, 1)<br>OBP: 0.333, SLG: 0.333 | | B B 1 SAFE S S S<br>2-3 ③<br>K | | | S B S S<br>1-3 ②<br>K | | B F B X<br>2-1 ③<br>FC6-4<br>1-2f | | | 3 0 0 0 0 2 3<br>0 0 0 0 0 0 0 | | | | | | |
| Mike Busby, R (1, 1)<br>OBP: 0.667, SLG: 0.667<br>Mark Petkovsek, R (4, 1)<br>OBP: 0.167, SLG: 0.091<br>Scarborough Green, S (7, 8)<br>OBP: 0.161, SLG: 0.103 | | | B F B C S<br>2-3 ①<br>K | | C B S B S<br>2-3 ③<br>K | | | X<br>0-0 ①<br>G4-3 | | 1 0 0 0 0 1 0<br>1 0 0 0 0 1 0<br>1 0 0 0 0 0 0 | | | | | | |
| Inning Stats | R: 1 H: 1<br>E: 0 LOB: 0<br>K: 1 BB: 0<br>S: 10 P: 16 | R: 0 H: 1<br>E: 0 LOB: 1<br>K: 2 BB: 0<br>S: 12 P: 17 | R: 0 H: 0<br>E: 0 LOB: 0<br>K: 1 BB: 0<br>S: 7 P: 9 | R: 0 H: 0<br>E: 0 LOB: 0<br>K: 1 BB: 0<br>S: 9 P: 13 | R: 1 H: 1<br>E: 0 LOB: 0<br>K: 2 BB: 0<br>S: 11 P: 18 | R: 0 H: 0<br>E: 0 LOB: 0<br>K: 1 BB: 0<br>S: 7 P: 10 | R: 0 H: 1<br>E: 0 LOB: 2<br>K: 1 BB: 1<br>S: 9 P: 17 | R: 0 H: 0<br>E: 0 LOB: 0<br>K: 1 BB: 0<br>S: 5 P: 7 | R: 0 H: 0<br>E: 0 LOB: 0<br>K: 2 BB: 0<br>S: 8 P: 14 | 1B: 2 SF: 1<br>2B: 0 SAC: 0<br>3B: 1 DP: 1<br>HR: 1 HBP: 0 | | | | | WP: 1 PA: 32<br>PB: 0<br>SB: 0<br>CS: 0 | | |

# TOP

## St. Louis Cardinals @ Pittsburgh Pirates

Three Rivers Stadium, Pittsburgh, PA

Sun Sep 21 1997, 3:33 AM EDT

Att. 26,247 - Sunny - 62 F

livebaseballscorecards.com

| | |
|---|---|
| AB | 30 |
| R | 2 |
| H | 4 |
| RBI | 2 |
| BB | 1 |
| SO | 12 |
| LOB | 6 |

| PITCHER | | IP | WLS | BF | H | R | ER | SO | BB | IBB | HBP | BLK | WP | HR | S | P | ERA | WHIP |
|---|---|---|---|---|---|---|---|---|---|---|---|---|---|---|---|---|---|---|
| Jon Lieber, R<br>ERA: 4.54 | (1, 1) | 8.0 | W | 29 | 4 | 2 | 2 | 10 | 1 | 0 | 0 | 0 | 1 | 1 | 70 | 107 | 2.25 | 0.625 |
| Matt Ruebel, L<br>ERA: 6.32 | (9, 1) | 1.0 | | 3 | 0 | 0 | 0 | 2 | 0 | 0 | 0 | 0 | 0 | 0 | 8 | 14 | 0.00 | 0.000 |

| PITCHER | | IP | WLS | BF | H | R | ER | SO | BB | IBB | HBP | BLK | WP | HR | S | P | ERA | WHIP |
|---|---|---|---|---|---|---|---|---|---|---|---|---|---|---|---|---|---|---|

| Batter | 1 | 2 | 3 | 4 | 5 | 6 | 7 | 8 | 9 | AB | R | H | RBI | BB | SO | LOB |
|---|---|---|---|---|---|---|---|---|---|---|---|---|---|---|---|---|
| Tony Womack, L (1, 4)<br>OBP: 0.328, SLG: 0.381<br>Lou Collier, R (7, PH)<br>OBP: 0.138, SLG: 0.107 (8, 6) | C B X<br>1-1<br>G4-3 S 1B<br>1B | X<br>0-0<br>BB BB<br>E 1B | X<br>0-0 ①<br>E S<br>1-3 FC3<br>1B | C F C<br>0-3 ①<br>K | B X<br>1-0 ①<br>L3 | | | | | 4<br>1 | 3<br>0 | 3<br>0 | 0<br>0 | 0<br>0 | 1<br>0 | 0<br>2 |
| Turner Ward, S (1, 8)<br>OBP: 0.429, SLG: 0.612 (5, 9)<br>Emil Brown, R (7, PH)<br>OBP: 0.284, SLG: 0.261 (8, 7) | 1 SAFE<br>B B 1 F 2 SAFE X<br>2-1<br>G4-3 ①<br>1-3 | 1 SAFE<br>B S B B C 1 B F F SAFE<br>4-2<br>B<br>BB E BB<br>1-2 | B 1 SAFE<br>B B F X<br>2-1<br>FC3<br>BB 2B<br>1-H | C B X<br>1-1<br>HR | B S F B B X<br>3-2 ②③<br>G4-6-3<br>1-2f | | | | | 3<br>1 | 3<br>0 | 1<br>0 | 2<br>0 | 1<br>0 | 0<br>0 | 1<br>2 |
| Mark Smith, R (1, 7)<br>OBP: 0.364, SLG: 0.529<br>Adrian Brown, S (8, 9)<br>OBP: 0.268, SLG: 0.255 | C X<br>0-1<br>S<br>3-H 1B | B B 2 SAFE B B B<br>4-0<br>E<br>1-2 SF8 BB<br>2-3 | B B C B B<br>4-1<br>2B<br>1B<br>1-2 BB | B B C F F S<br>2-3 ②<br>K | C B X<br>1-1 ①<br>G1-3 | | | | | 2<br>1 | 2<br>0 | 1<br>0 | 1<br>0 | 2<br>0 | 1<br>0 | 0<br>0 |
| Kevin Young, R (1, 3)<br>OBP: 0.340, SLG: 0.552 | B B B C S S S<br>3-3 ②<br>K<br>1-2 | B S B X<br>2-1<br>E9<br>SF8 HR 1B<br>1-3 2-H 3-H | F B F X<br>1-2<br>1B<br>1-3 2-H 2B | B F S X<br>1-2 ③<br>F8 | X<br>0-0 ②<br>F9 | | | | | 5<br>1 | 2<br>0 | 2<br>0 | 3<br>0 | 0<br>0 | 1<br>0 | 1<br>0 |
| Joe Randa, R (1, 5)<br>OBP: 0.361, SLG: 0.445 | B X<br>1-0 ③<br>F7 | B C C X<br>1-2 ①<br>SF8<br>2-3 3-H | B X<br>1-0<br>18 G6-4<br>2-H 3-H 1B | B B F F B X<br>3-2<br>18 1B<br>E 1B | B C X<br>1-1 ③<br>G6-3 | | | | | 4<br>1 | 1<br>0 | 2<br>0 | 3<br>0 | 0<br>0 | 0<br>0 | 1<br>0 |
| 18 Jason Kendall, R (1, 2)<br>OBP: 0.390, SLG: 0.440<br>Keith Osik, R (9, 2)<br>OBP: 0.337, SLG: 0.383 | X<br>0-0<br>G3<br>2B | B B C B X<br>3-1 ②<br>L3 | D C X<br>1-1 ②③<br>G6-4<br>1-2f | X<br>0-0<br>E<br>1-2 2B 1B | | | | | | 4<br>0 | 1<br>0 | 2<br>0 | 0<br>0 | 0<br>0 | 0<br>0 | 2<br>0 |
| Jose Guillen, R (1, 9)<br>OBP: 0.296, SLG: 0.410<br>Jermaine Allensworth, R (5, 8)<br>OBP: 0.342, SLG: 0.338 | B B F B F X<br>3-2 ①<br>G1-3 | B X<br>1-0<br>HR<br>3-H | C F F X<br>0-2 ①<br>P4 | B X<br>1-0<br>E1<br>2B 1B<br>1-3 2-H | | | | | | 2<br>2 | 1<br>1 | 1<br>0 | 2<br>0 | 0<br>0 | 0<br>0 | 1<br>1 |
| Abraham Nunez, S (1, 6)<br>OBP: 0.290, SLG: 0.464 (8, 4) | B S F B F B B X<br>3-2 ②<br>G3<br>2-3 | X<br>0-0 ③<br>F7 | B C X<br>1-1 ②<br>G4-3 | F X<br>0-1<br>1B<br>1-3 3-H 2B | | | | | | 4<br>0 | 0<br>1 | 1<br>1 | 1<br>0 | 0<br>0 | 0<br>0 | 1<br>0 |
| Jon Lieber, L (1, 1)<br>OBP: 0.177, SLG: 0.155<br>Matt Ruebel, L (9, 1) | B X<br>1-0 ③<br>G4-3 | F B F B B B<br>4-2<br>1B<br>BB | C S B F S<br>1-3 ③<br>K | X<br>0-0<br>G4-6-3<br>2-3 3-H 1B | | | | | | 3<br>0 | 0<br>0 | 1<br>0 | 1<br>0 | 1<br>0 | 1<br>0 | 1<br>0 |
| Inning Stats | R: 1 H: 2<br>E: 0 LOB: 1<br>K: 1 BB: 0<br>S: 10 P: 17 | R: 0 H: 1<br>E: 0 LOB: 1<br>K: 0 BB: 0<br>S: 9 P: 16 | R: 5 H: 3<br>E: 1 LOB: 0<br>K: 0 BB: 2<br>S: 13 P: 28 | R: 4 H: 3<br>E: 0 LOB: 0<br>K: 0 BB: 2<br>S: 12 P: 25 | R: 0 H: 0<br>E: 0 LOB: 0<br>K: 1 BB: 0<br>S: 10 P: 12 | R: 1 H: 1<br>E: 0 LOB: 0<br>K: 2 BB: 0<br>S: 12 P: 16 | R: 3 H: 4<br>E: 1 LOB: 1<br>K: 0 BB: 0<br>S: 12 P: 20 | R: 0 H: 0<br>E: 0 LOB: 0<br>K: 0 BB: 0<br>S: 5 P: 7 | | 1B: 9 SF: 1<br>2B: 3 SAC: 0<br>3B: 0 DP: 2<br>HR: 2 HBP: 0 | | | | | | |

| PITCHER | | IP | WLS | BF | H | R | ER | SO | BB | IBB | HBP | BLK | WP | HR | S | P | ERA | WHIP |
|---|---|---|---|---|---|---|---|---|---|---|---|---|---|---|---|---|---|---|
| Mike Busby, R<br>ERA: 9.64 | (1, 1) | 3.1 | L | 19 | 7 | 7 | 7 | 1 | 3 | 0 | 0 | 0 | 0 | 1 | 35 | 68 | 18.90 | 3.000 |
| Mark Petkovsek, R<br>ERA: 4.98 | (4, 1) | 2.2 | | 12 | 3 | 4 | 4 | 3 | 1 | 0 | 0 | 0 | 0 | 1 | 31 | 46 | 13.50 | 1.500 |
| Sean Lowe, R<br>ERA: 10.34 | (7, 1) | 2.0 | | 10 | 4 | 3 | 2 | 0 | 0 | 0 | 0 | 0 | 0 | 0 | 17 | 27 | 9.00 | 2.000 |

| PITCHER | IP | WLS | BF | H | R | ER | SO | BB | IBB | HBP | BLK | WP | HR | S | P | ERA | WHIP |
|---|---|---|---|---|---|---|---|---|---|---|---|---|---|---|---|---|---|

# BOTTOM

## St. Louis Cardinals @ Pittsburgh Pirates

Three Rivers Stadium, Pittsburgh, PA

Sun Sep 21 1997, 3:33 AM EDT
Att. 26,247 - Sunny - 62 F

livebaseballscorecards.com

| | |
|---|---|
| AB | 36 |
| R | 14 |
| H | 14 |
| RBI | 13 |
| BB | 4 |
| SO | 4 |
| LOB | 13 |

| | | | |
|---|---|---|---|
| WP: 0 | PA: 41 | | |
| PB: 0 | | | |
| SB: 3 | | | |
| CS: 0 | | | |

| Batter | 1 | 2 | 3 | 4 | 5 | 6 | 7 | 8 | 9 | AB | R | H | RBI | BB | SO | LOB |
|---|---|---|---|---|---|---|---|---|---|---|---|---|---|---|---|---|
| Delino DeShields, L (1, 4)<br>OBP: 0.351, SLG: 0.442 | B C C F B X<br>2-2<br>CS<br>1B | | F B F X<br>1-2 ③<br>G4-3 | | | B B C T B B<br>4-2<br>1B 2B<br>BB | | C C B S<br>1-3 ①<br>K | | 3 | 1 | 1 | 0 | 1 | 1 | 1 |
| Phil Plantier, L (1, 7)<br>OBP: 0.333, SLG: 0.436<br>Royce Clayton, R (7, 6)<br>OBP: 0.305, SLG: 0.399 | C 1 SAFE F 1 SAFE B B F F F<br>2-3 ① ②<br>C<br>K<br>1-2 | | | C X<br>0-1 ①<br>F9 | | B C 1 SAFE X<br>1-1<br>2B<br>1-3<br>1B | | C X<br>0-1<br>FC4-6<br>1B | | 3 | 0 | 1 | 0 | 0 | 1 | 1 |
| | | | | | | | | | | 1 | 0 | 1 | 0 | 0 | 0 | 0 |
| Mark McGwire, R (1, 3)<br>OBP: 0.386, SLG: 0.634 | B B X<br>2-0 ③<br>L6 | | | X<br>0-0 ②<br>G6-3 | | S C F D S<br>1-3 ②<br>K | | B F B C C<br>2-3 ②<br>K | | 4 | 0 | 0 | 0 | 0 | 2 | 3 |
| Ray Lankford, L (1, 8)<br>OBP: 0.420, SLG: 0.609 | | B C B B F B<br>4-2<br>G5-4-3<br>BB | | B F S B B B<br>4-2<br>FC6-4<br>BB | | B B F X<br>2-1<br>1-3<br>3-H<br>2B | | C S F B X<br>1-2 ③<br>FC4-6<br>1-2f | | 2 | 0 | 1 | 1 | 2 | 0 | 1 |
| Gary Gaetti, R (1, 5)<br>OBP: 0.309, SLG: 0.410 | | F X<br>0-1 ① ②<br>G5-4-3<br>1-2f | | X<br>0-0 ③<br>FC6-4<br>1-2f | | C F B S<br>1-3 ③<br>K | | | C F B B F S<br>2-3 ①<br>K | 4 | 0 | 0 | 0 | 0 | 2 | 4 |
| Dmitri Young, S (1, 9)<br>OBP: 0.338, SLG: 0.363<br>(7, 7) | | B T F X<br>1-2 ③<br>G6-3 | | | B B B C B<br>4-1<br>G6-3<br>BB | | B F B F F B B<br>4-2<br>BB | | B C B F S<br>2-3 ②<br>K | 2 | 0 | 0 | 0 | 2 | 1 | 0 |
| Mike DiFelice, R (1, 2)<br>OBP: 0.296, SLG: 0.333<br>Tom Lampkin, L (7, PH)<br>OBP: 0.340, SLG: 0.387<br>(7, 2) | | | B S X<br>1-1 ①<br>L6 | | P L 1 SAFE L X<br>1-2 ① ②<br>G6-3<br>1-2f | | B B B C C F X<br>3-2 ①<br>F8 | | X<br>0-0<br>1B | 2 | 0 | 0 | 0 | 0 | 0 | 1 |
| | | | | | | | | | | 2 | 0 | 1 | 0 | 0 | 0 | 1 |
| David Bell, R (1, 6)<br>OBP: 0.273, SLG: 0.333<br>Willie McGee, S (7, PH)<br>OBP: 0.344, SLG: 0.417<br>(7, 9) | | | X<br>0-0 ②<br>G4-3 | | F B B B B X<br>3-1 ③<br>G4-3 | | F B B F T<br>2-2 ②<br>K | | F S F S<br>0-3 ③<br>K | 2 | 0 | 0 | 0 | 0 | 0 | 0 |
| | | | | | | | | | | 2 | 0 | 0 | 0 | 0 | 2 | 2 |
| Matt Morris, R (1, 1)<br>OBP: 0.253, SLG: 0.229 | | | C X<br>0-1<br>1B | | | C B X<br>1-1 ①<br>G4-3 | B B F E B X<br>3-2 ③<br>G6-3 | | | 3 | 0 | 1 | 0 | 0 | 0 | 1 |
| Inning Stats | R: 0 E: 0 K: 1 S: 11<br>H: 1 LOB: 0 BB: 0 P: 17 | R: 0 E: 0 K: 0 S: 7<br>H: 0 LOB: 0 BB: 1 P: 12 | R: 0 E: 0 K: 0 S: 8<br>H: 1 LOB: 1 BB: 0 P: 10 | R: 0 E: 0 K: 0 S: 6<br>H: 0 LOB: 1 BB: 1 P: 10 | R: 0 E: 0 K: 0 S: 7<br>H: 0 LOB: 0 BB: 1 P: 14 | R: 1 E: 0 K: 2 S: 15<br>H: 2 LOB: 2 BB: 1 P: 25 | R: 0 E: 0 K: 1 S: 13<br>H: 0 LOB: 1 BB: 1 P: 25 | R: 0 E: 0 K: 2 S: 12<br>H: 1 LOB: 1 BB: 0 P: 16 | R: 0 E: 0 K: 3 S: 12<br>H: 1 LOB: 1 BB: 0 P: 16 | 1B: 5 2B: 1 3B: 0 HR: 0<br>SF: 0 SAC: 0 DP: 2 HBP: 0 | | | | | | |

# TOP

## St. Louis Cardinals @ Pittsburgh Pirates

Three Rivers Stadium, Pittsburgh, PA

Mon Sep 22 1997, 7:05 PM EDT

Att. 17,919 - Sunny - 70 F

livebaseballscorecards.com

| | |
|---|---|
| AB | 30 |
| R | 1 |
| H | 6 |
| RBI | 1 |
| BB | 5 |
| SO | 9 |
| LOB | 15 |

WP: 0 PB: 0 SB: 0 CS: 1 PA: 35

| PITCHER | | IP | WLS | BF | H | R | ER | SO | BB | IBB | HBP | BLK | WP | HR | S | P | ERA | WHIP |
|---|---|---|---|---|---|---|---|---|---|---|---|---|---|---|---|---|---|---|
| Jason Schmidt, R<br>ERA: 4.42 | (1, 1) | 7.0 | W | 27 | 4 | 1 | 1 | 4 | 5 | 0 | 0 | 0 | 0 | 0 | 67 | 113 | 1.29 | 1.286 |
| Ricardo Rincon, L<br>ERA: 3.51 | (8, 1) | 0.1 | | 2 | 1 | 0 | 0 | 1 | 0 | 0 | 0 | 0 | 0 | 0 | 5 | 6 | 0.00 | 3.000 |
| Marc Wilkins, R<br>ERA: 3.69 | (8, 1) | 0.1 | | 1 | 0 | 0 | 0 | 1 | 0 | 0 | 0 | 0 | 0 | 0 | 3 | 5 | 0.00 | 0.000 |
| Jason Christiansen, L<br>ERA: 3.16 | (8, 1) | 0.1 | | 1 | 0 | 0 | 0 | 0 | 0 | 0 | 0 | 0 | 0 | 0 | 4 | 5 | 0.00 | 0.000 |
| Rich Loiselle, R<br>ERA: 3.07 | (9, 1) | 1.0 | S | 4 | 1 | 0 | 0 | 3 | 0 | 0 | 0 | 0 | 0 | 0 | 12 | 16 | 0.00 | 1.000 |

| PITCHER | IP | WLS | BF | H | R | ER | SO | BB | IBB | HBP | BLK | WP | HR | S | P | ERA | WHIP |
|---|---|---|---|---|---|---|---|---|---|---|---|---|---|---|---|---|---|

# St. Louis Cardinals @ Pittsburgh Pirates

Three Rivers Stadium, Pittsburgh, PA

Mon Sep 22 1997, 7:05 PM EDT

Att. 17,919 - Sunny - 70 F

livebaseballscorecards.com

## BOTTOM

| Batter | 1 | 2 | 3 | 4 | 5 | 6 | 7 | 8 | 9 | AB | R | H | RBI | BB | SO | LOB |
|---|---|---|---|---|---|---|---|---|---|---|---|---|---|---|---|---|
| Tony Womack, L (1, 4)<br>OBP: 0.327, SLG: 0.379 | F7 | | G4-6-3 BB | | K | | F9 | | | 3 | 0 | 0 | 0 | 1 | 1 | 1 |
| Turner Ward, S (1, 8)<br>OBP: 0.431, SLG: 0.613 (9, 7) | WP BB | | G4-6-3<br>1-2f | | 1B<br>2-H 2B | | | F7 | | 3 | 1 | 1 | 1 | 1 | 0 | 1 |
| Mark Smith, R (1, 7)<br>OBP: 0.367, SLG: 0.525<br>Rich Loiselle, R (9, 1) | 1-2 BB | | G6-3 | | 2-H 1B | | | G5-3 | | 3<br>0 | 0<br>0 | 1<br>0 | 1<br>0 | 1<br>0 | 0<br>0 | 0<br>0 |
| Kevin Young, R (1, 3)<br>OBP: 0.339, SLG: 0.548 | P4 | | | G4-3 | G6-3 | | | 1B | | 4 | 0 | 1 | 0 | 0 | 0 | 3 |
| Joe Randa, R (1, 5)<br>OBP: 0.359, SLG: 0.442 | F9 | | | G6-3 | | G6-3 | | | | 3 | 0 | 0 | 0 | 0 | 0 | 2 |
| Shawon Dunston, R (1, 6)<br>OBP: 0.310, SLG: 0.451 | | 1B 2B | | FC4 1B | | L5 | | | | 3 | 1 | 2 | 0 | 0 | 0 | 0 |
| Jose Guillen, R (1, 9)<br>OBP: 0.297, SLG: 0.409 | | 18 L5-3<br>2-H 1B | | FC4<br>1-2f | | G4-3 | | | | 3 | 0 | 1 | 1 | 0 | 0 | 1 |
| 18 Jason Kendall, R (1, 2)<br>OBP: 0.388, SLG: 0.437 | | L5-3<br>1-1 | | | F9 | | K | | | 3 | 0 | 0 | 0 | 0 | 1 | 1 |
| Jason Schmidt, R (1, 1)<br>OBP: 0.143, SLG: 0.148<br>Dale Sveum, S (7, PH)<br>OBP: 0.319, SLG: 0.450<br>Ricardo Rincon, L (8, 1)<br>Marc Wilkins, R (8, 1)<br>Jason Christiansen, R (8, 1)<br>Jermaine Allensworth, R (9, 8)<br>OBP: 0.342, SLG: 0.338 | | P3 | | | 2B | | G3 | | | 2<br>1<br>0<br>0<br>0<br>0 | 1<br>0<br>0<br>0<br>0<br>0 | 1<br>0<br>0<br>0<br>0<br>0 | 0<br>0<br>0<br>0<br>0<br>0 | 0<br>0<br>0<br>0<br>0<br>0 | 0<br>0<br>0<br>0<br>0<br>0 | 0<br>0<br>0<br>0<br>0<br>0 |
| Inning Stats | R: 0<br>E: 0<br>K: 0<br>S: 10<br>H: 0<br>LOB: 2<br>BB: 2<br>P: 21 | R: 1<br>E: 0<br>K: 0<br>S: 11<br>H: 2<br>LOB: 0<br>BB: 0<br>P: 13 | R: 0<br>E: 0<br>K: 0<br>S: 4<br>H: 0<br>LOB: 0<br>BB: 1<br>P: 8 | R: 0<br>E: 0<br>K: 0<br>S: 7<br>H: 1<br>LOB: 1<br>BB: 0<br>P: 9 | R: 2<br>E: 0<br>K: 1<br>S: 13<br>H: 3<br>LOB: 1<br>BB: 0<br>P: 19 | R: 0<br>E: 0<br>K: 0<br>S: 9<br>H: 0<br>LOB: 0<br>BB: 0<br>P: 13 | R: 0<br>E: 0<br>K: 1<br>S: 9<br>H: 0<br>LOB: 0<br>BB: 0<br>P: 14 | R: 0<br>E: 0<br>K: 0<br>S: 8<br>H: 1<br>LOB: 1<br>BB: 0<br>P: 11 | | 1B: 4<br>2B: 4<br>3B: 0<br>HR: 0<br>SF: 0<br>SAC: 0<br>DP: 2<br>HBP: 0 | | | | WP: 1<br>PB: 0<br>SB: 0<br>CS: 0<br>PA: 31 | | |

| PITCHER | IP | WLS | BF | H | R | ER | SO | BB | IBB | HBP | BLK | WP | HR | S | P | ERA | WHIP |
|---|---|---|---|---|---|---|---|---|---|---|---|---|---|---|---|---|---|
| Matt Morris, R (1, 1)<br>ERA: 3.16 | 8.0 | L | 31 | 7 | 3 | 3 | 2 | 3 | 0 | 0 | 0 | 1 | 0 | 71 | 108 | 3.38 | 1.250 |

| PITCHER | IP | WLS | BF | H | R | ER | SO | BB | IBB | HBP | BLK | WP | HR | S | P | ERA | WHIP |
|---|---|---|---|---|---|---|---|---|---|---|---|---|---|---|---|---|---|

| | |
|---|---|
| AB | 28 |
| R | 3 |
| H | 7 |
| RBI | 3 |
| BB | 3 |
| SO | 2 |
| LOB | 9 |

| Batter | 1 | 2 | 3 | 4 | 5 | 6 | 7 | 8 | 9 | AB | R | H | RBI | BB | SO | LOB |
|---|---|---|---|---|---|---|---|---|---|---|---|---|---|---|---|---|
| Pokey Reese, R (1, 6)<br>OBP: 0.287, SLG: 0.295 | C X<br>0-1 ① G6-3 | C B F B X<br>2-2 ③ P6 | | C C X<br>0-2 ③ G5-3 | | C B S B B 1 SAFE F B X<br>3-2 ③ F8 | | C X<br>0-1 ② FC5-2 BB<br>1-2<br>3-H | | 5 | 1 | 0 | 0 | 0 | 0 | 6 |
| Jon Nunnally, L (1, 8)<br>OBP: 0.385, SLG: 0.547 (8, 7) | B B B C C F X<br>3-2 ② L3 | | S B B X<br>2-1 1B 1B 1B | | B B X<br>2-0 ① F7 | | B C C S<br>1-3 ① K | C F F F D B B<br>4-2 1B BB<br>1-2<br>2-3 | | 4 | 1 | 1 | 0 | 1 | 1 | 0 |
| Chris Stynes, R (1, 7)<br>OBP: 0.399, SLG: 0.506<br>Stan Belinda, R (8, 1)<br>OBP: 0.333, SLG: 0.333<br>Gabe White, L (8, 1)<br>OBP: 0.111, SLG: 0.111<br>Jeff Shaw, R (8, 1) | B H<br>2-0 HBP | | B F B 1 SAFE 1 SAFE X<br>2-1 1B 1B 1B<br>1-2 | | C F X<br>0-2 HR | | B B C F X<br>2-2 ② G3 | F B X<br>1-1 BB 1B<br>1-3<br>2-H<br>3-H | | 4 | 2 | 3 | 3 | 0 | 0 | 0 |
| | | | | | | | | | | 0 | 0 | 0 | 0 | 0 | 0 | 0 |
| | | | | | | | | | | 0 | 0 | 0 | 0 | 0 | 0 | 0 |
| | | | | | | | | | | 0 | 0 | 0 | 0 | 0 | 0 | 0 |
| Willie Greene, L (1, 3)<br>OBP: 0.354, SLG: 0.460 | C X<br>0-1 ③ F9 | | B X<br>1-0 ① 1B<br>1-3<br>2-H | | C B B B X<br>3-1 ② G3-1 | | S S B S<br>1-3 ③ K | B B B B<br>4-0 BB<br>1-2 | | 4 | 0 | 1 | 1 | 1 | 1 | 1 |
| Reggie Sanders, R (1, 9)<br>OBP: 0.346, SLG: 0.516 | | C B S B B B B<br>4-2 1B S BB | B B C C X<br>2-2 CS 1B<br>3-H | | B B B B<br>4-0 FC6-4 BB | | | x x x 1B E 1B<br>3-1 ③ F7 | | 3 | 1 | 2 | 1 | 2 | 0 | 3 |
| Joe Oliver, R (1, 2)<br>OBP: 0.315, SLG: 0.422<br>Damian Jackson, R (8, PR)<br>OBP: 0.154, SLG: 0.125<br>Pat Watkins, R (8, 8)<br>OBP: 0.273, SLG: 0.455 | | S B 1 SAFE S T B D S<br>3-3 ① K<br>1-2 | B P B B<br>4-0 ② BB<br>1-2 | | S S P 1 SAFE F X<br>1-2 ③ FC6-4<br>1-2f | | | F F B D B X<br>3-2 SH1-4 E 1B 1B<br>1-3 | C F B F X<br>1-2 SH3-4 1B 2B | 3 | 0 | 1 | 0 | 1 | 1 | 2 |
| | | | | | | | | | | 0 | 1 | 0 | 0 | 0 | 0 | 0 |
| | | | | | | | | | | 1 | 1 | 1 | 0 | 0 | 0 | 0 |
| Aaron Boone, R (1, 5)<br>OBP: 0.138, SLG: 0.107 | | B B B C S F B<br>4-2 1B BB | S S B T F S<br>1-3 ③ K | | | F B B X<br>2-1 ① G5-3 | | B X<br>1-0 E6 1B SH1-4 FC5-2<br>1-2<br>3-H | F B X<br>1-1 ① SH3-4<br>2-3 | 3 | 0 | 0 | 1 | 1 | 1 | 2 |
| Bret Boone, R (1, 4)<br>OBP: 0.296, SLG: 0.323 | | C F B S<br>1-3 ② K | | B F X<br>1-1 ① G4-3 | | B B X<br>2-0 1B | | X<br>0-0 ① SH1-4<br>1-2<br>2-3 | X<br>0-0 CS 1B<br>3-H | 4 | 0 | 2 | 1 | 0 | 1 | 2 |
| Kent Mercker, L (1, 1)<br>OBP: 0.224, SLG: 0.222<br>Lenny Harris, L (6, PH)<br>OBP: 0.313, SLG: 0.365<br>Scott Sullivan, R (6, 1)<br>Eddie Taubensee, L (8, PH)<br>OBP: 0.324, SLG: 0.463 (8, 2) | | B S X<br>1-1 1B<br>1-2<br>2-3 | | X<br>0-0 ② L7 | | B C C F S<br>1-3 ② K | | S T T D B B X<br>3-2 BB FC5-2 1B<br>2-3<br>3-H | B B S S S C<br>3-3 ② ③ K<br>1-2 | 2 | 0 | 1 | 0 | 0 | 0 | 0 |
| | | | | | | | | | | 1 | 0 | 0 | 0 | 0 | 1 | 1 |
| | | | | | | | | | | 0 | 0 | 0 | 0 | 0 | 0 | 0 |
| | | | | | | | | | | 2 | 1 | 1 | 1 | 0 | 1 | 1 |
| Inning Stats | R: 0<br>E: 0<br>K: 0<br>S: 9<br>H: 0<br>LOB: 1<br>BB: 0<br>P: 14 | R: 0<br>E: 0<br>K: 2<br>S: 17<br>H: 1<br>LOB: 3<br>BB: 2<br>P: 32 | R: 2<br>E: 0<br>K: 1<br>S: 14<br>H: 4<br>LOB: 1<br>BB: 1<br>P: 25 | R: 0<br>E: 0<br>K: 0<br>S: 6<br>H: 0<br>LOB: 0<br>BB: 0<br>P: 7 | R: 1<br>E: 0<br>K: 0<br>S: 11<br>H: 1<br>LOB: 1<br>BB: 1<br>P: 20 | R: 0<br>E: 0<br>K: 1<br>S: 11<br>H: 1<br>LOB: 1<br>BB: 0<br>P: 19 | R: 0<br>E: 0<br>K: 2<br>S: 9<br>H: 0<br>LOB: 0<br>BB: 0<br>P: 13 | R: 4<br>E: 1<br>K: 0<br>S: 21<br>H: 4<br>LOB: 3<br>BB: 2<br>P: 40 | R: 1<br>E: 0<br>K: 1<br>S: 10<br>H: 2<br>LOB: 1<br>BB: 0<br>P: 15 | 1B: 11<br>2B: 2<br>3B: 0<br>HR: 1<br>SF: 0<br>SAC: 2<br>DP: 1<br>HBP: 1 | | | | | | WP: 0<br>PB: 0<br>SB: 1<br>CS: 2<br>PA: 45 |

| PITCHER | | IP | WLS | BF | H | R | ER | SO | BB | IBB | HBP | BLK | WP | HR | S | P | ERA | WHIP |
|---|---|---|---|---|---|---|---|---|---|---|---|---|---|---|---|---|---|---|
| Brady Raggio, R<br>ERA: 7.12 | (1, 1) | 3.0 | | 16 | 5 | 2 | 2 | 3 | 3 | 0 | 1 | 0 | 0 | 0 | 40 | 71 | 6.00 | 2.667 |
| John Frascatore, R<br>ERA: 2.29 | (4, 1) | 2.0 | | 8 | 1 | 1 | 1 | 0 | 1 | 0 | 0 | 0 | 0 | 1 | 17 | 27 | 4.50 | 1.000 |
| Jose Bautista, R<br>ERA: 6.93 | (6, 1) | 0.1 | | 2 | 1 | 0 | 0 | 0 | 0 | 0 | 0 | 0 | 0 | 0 | 3 | 7 | 0.00 | 3.000 |
| Lance Painter, L<br>ERA: 6.23 | (6, 1) | 1.2 | | 5 | 0 | 0 | 0 | 3 | 0 | 0 | 0 | 0 | 0 | 0 | 17 | 25 | 0.00 | 0.000 |
| Curtis King, R<br>ERA: 3.04 | (8, 1) | 0.2 | L | 8 | 4 | 4 | 1 | 0 | 1 | 0 | 0 | 0 | 0 | 0 | 19 | 31 | 13.50 | 7.500 |

| PITCHER | | IP | WLS | BF | H | R | ER | SO | BB | IBB | HBP | BLK | WP | HR | S | P | ERA | WHIP |
|---|---|---|---|---|---|---|---|---|---|---|---|---|---|---|---|---|---|---|
| Tony Fossas, L<br>ERA: 3.4 | (8, 1) | 0.1 | | 2 | 0 | 0 | 0 | 0 | 1 | 0 | 0 | 0 | 0 | 0 | 2 | 9 | 0.00 | 3.000 |
| Mark Petkovsek, R<br>ERA: 5.02 | (9, 1) | 1.0 | | 4 | 2 | 1 | 1 | 1 | 0 | 0 | 0 | 0 | 0 | 0 | 10 | 15 | 9.00 | 2.000 |

# Cincinnati Reds @ St. Louis Cardinals

Busch Stadium, St. Louis, MO

Tue Sep 23 1997, 7:05 PM CDT

Att. 22,045 - Unknown - 62 F

TOP

livebaseballscorecards.com

| | |
|---|---|
| AB | 36 |
| R | 8 |
| H | 13 |
| RBI | 8 |
| BB | 6 |
| SO | 7 |
| LOB | 18 |

# BOTTOM

## Cincinnati Reds @ St. Louis Cardinals

Busch Stadium, St. Louis, MO

Tue Sep 23 1997, 7:05 PM CDT

Att. 22,045 - Unknown - 62 F

livebaseballscorecards.com

| Batter | 1 | 2 | 3 | 4 | 5 | 6 | 7 | 8 | 9 | AB | R | H | RBI | BB | SO | LOB |
|---|---|---|---|---|---|---|---|---|---|---|---|---|---|---|---|---|
| Royce Clayton, R (1, 6)<br>OBP: 0.305, SLG: 0.398 | C F F B X 1-2 ① L8 | | | C B S S 1-3 ① K | X 0-0 HR 2-H 3-H 1B | | F B C B X 2-2 ① G5-3 | | S X 0-1 ② L9 | 4 | 1 | 1 | 2 | 0 | 1 | 0 |
| Luis Ordaz, R (8, 6)<br>OBP: 0.300, SLG: 0.400 | | | | | | | | | | 0 | 0 | 0 | 0 | 0 | 0 | 0 |
| Scott Livingstone, L (9, PH)<br>OBP: 0.197, SLG: 0.197 | | | | | | | | | | 1 | 0 | 0 | 0 | 0 | 0 | 0 |
| Ron Gant, R (1, 7)<br>OBP: 0.311, SLG: 0.389 | S B S X 1-2 ② P5 | | | C B B C B C 3-3 ② K | B B X 2-0 1-H HR | | X 0-0 ② F7 | | C B S B B F B 4-2 BB | 4 | 1 | 1 | 2 | 1 | 1 | 0 |
| Mark McGwire, R (1, 3)<br>OBP: 0.386, SLG: 0.632 | B F F B C 2-3 ③ K | | | X 0-0 BB 1B | S F B F X 1-2 1B | | X 0-0 ③ F7 | | B S F X 1-2 ③ F8 | 5 | 0 | 2 | 0 | 0 | 1 | 1 |
| Ray Lankford, L (1, 8)<br>OBP: 0.421, SLG: 0.606 | | B F X 1-1 ① G3 | | B B B B 4-0 FC6-4 1-2 BB | C S B F F S 1-3 ③ K | | | B S B B S B 4-2 G4-3 1B BB | | 2 | 1 | 0 | 0 | 2 | 1 | 1 |
| Gary Gaetti, R (1, 5)<br>OBP: 0.307, SLG: 0.407 | | S X 0-1 ② P6 | | C F B B B X 2-2 ③ FC6-4 1-2f | | X 0-0 ① P4 | | B B B C X 2-1 ① G4-3 1-2 | | 4 | 0 | 0 | 0 | 0 | 0 | 3 |
| Dmitri Young, S (1, 9)<br>OBP: 0.340, SLG: 0.375 | | B F B F S 2-3 ③ K | | | C X 0-1 ① G5-3 | F B B B F X 2-2 HR | | B S B B B F X 3-2 2-H 1B | | 4 | 1 | 2 | 2 | 0 | 1 | 0 |
| David Bell, R (1, 4)<br>OBP: 0.282, SLG: 0.336 | | | X 0-0 ① F7 | | S S B F X 1-2 2B 1B 1B | B S C B B B F F F 4-2 F B S BB | | X 0-0 ② F9 | | 2 | 1 | 1 | 0 | 1 | 0 | 0 |
| Phil Plantier, L (8, PH)<br>OBP: 0.333, SLG: 0.436 | | | | | | | | | | 0 | 0 | 0 | 0 | 0 | 0 | 0 |
| Willie McGee, S (8, PH)<br>OBP: 0.343, SLG: 0.415 | | | | | | | | | | 1 | 0 | 0 | 0 | 0 | 0 | 1 |
| Mark Petkovsek, R (9, 1)<br>OBP: 0.167, SLG: 0.091 | | | | | | | | | | 0 | 0 | 0 | 0 | 0 | 0 | 0 |
| Eli Marrero, R (1, 2)<br>OBP: 0.278, SLG: 0.457 | | | B X 1-0 ② G5-3 | | S B F B F 1 S 2-3 ② K SAFE | B C F X 1-2 ② P2 1-2 | | X 0-0 ③ F7 | | 3 | 0 | 0 | 0 | 0 | 1 | 2 |
| Tom Lampkin, L (8, PH)<br>OBP: 0.338, SLG: 0.385 | | | | | | | | | | 1 | 0 | 0 | 0 | 0 | 0 | 1 |
| (9, 2) | | | | | | | | | | | | | | | | |
| Brady Raggio, R (1, 1)<br>Danny Sheaffer, R (3, PH)<br>John Frascatore, R (4, 1)<br>Tom Pagnozzi, R (5, PH)<br>OBP: 0.000, SLG: 0.047<br>Jose Bautista, R (6, 1)<br>Lance Painter, L (6, 1)<br>Curtis King, R (6, 1)<br>Tony Fossas, L (6, 1)<br>Delino DeShields, L (6, 4)<br>OBP: 0.308, SLG: 0.421 | | | B L B X 2-1 ③ F8 | | B X 1-0 1-3 1B 2B | S S S 0-3 ③ K | | | B C F F B B B X 3-2 ① G6-3 | 0<br>1<br>0<br>1<br>0<br>1<br>0<br>0<br>0<br>1 | 0<br>0<br>0<br>1<br>0<br>0<br>0<br>0<br>0<br>0 | 0<br>0<br>0<br>1<br>0<br>0<br>0<br>0<br>0<br>0 | 0<br>0<br>0<br>0<br>0<br>0<br>1<br>0<br>0<br>0 | 0<br>0<br>0<br>0<br>0<br>0<br>0<br>0<br>0<br>0 | 0<br>0<br>0<br>0<br>0<br>0<br>1<br>0<br>0<br>0 | 0<br>0<br>0<br>0<br>0<br>0<br>1<br>0<br>0<br>0 |

| | AB | 35 |
|---|---|---|
| | R | 6 |
| | H | 8 |
| | RBI | 6 |
| | BB | 4 |
| | SO | 7 |
| | LOB | 10 |

| Inning Stats | 1 | 2 | 3 | 4 | 5 | 6 | 7 | 8 | 9 | 1B: 5 | SF: 0 | WP: 0 | PA: 39 |
|---|---|---|---|---|---|---|---|---|---|---|---|---|---|
| | R: 0 H: 0 | R: 0 H: 0 | R: 0 H: 0 | R: 0 H: 1 | R: 4 H: 5 | R: 1 H: 1 | R: 0 H: 0 | R: 1 H: 1 | R: 0 H: 0 | 2B: 1 | SAC: 0 | PB: 0 | |
| | E: 0 LOB: 0 | E: 0 LOB: 0 | E: 0 LOB: 0 | E: 0 LOB: 2 | E: 0 LOB: 1 | E: 0 LOB: 1 | E: 0 LOB: 0 | E: 0 LOB: 1 | E: 0 LOB: 1 | 3B: 0 | DP: 0 | SB: 1 | |
| | K: 1 BB: 0 | K: 1 BB: 0 | K: 0 BB: 0 | K: 2 BB: 1 | K: 2 BB: 0 | K: 1 BB: 1 | K: 0 BB: 0 | K: 0 BB: 1 | K: 0 BB: 1 | HR: 2 | HBP: 0 | CS: 0 | |
| | S: 10 P: 14 | S: 7 P: 10 | S: 4 P: 7 | S: 10 P: 20 | S: 22 P: 30 | S: 17 P: 24 | S: 5 P: 7 | S: 9 P: 18 | S: 12 P: 20 | | | | |

| PITCHER | | IP | WLS | BF | H | R | ER | SO | BB | IBB | HBP | BLK | WP | HR | S | P | ERA | WHIP |
|---|---|---|---|---|---|---|---|---|---|---|---|---|---|---|---|---|---|---|
| Kent Mercker, L<br>ERA: 3.92 | (1, 1) | 5.0 | | 22 | 6 | 4 | 4 | 6 | 1 | 0 | 0 | 0 | 0 | 1 | 53 | 81 | 7.20 | 1.400 |
| Scott Sullivan, R<br>ERA: 3.41 | (6, 1) | 2.0 | W | 8 | 1 | 1 | 1 | 1 | 1 | 0 | 0 | 0 | 0 | 1 | 22 | 31 | 4.50 | 1.000 |
| Stan Belinda, R<br>ERA: 3.78 | (8, 1) | 0.1 | | 3 | 1 | 1 | 1 | 0 | 1 | 0 | 0 | 0 | 0 | 0 | 7 | 16 | 27.00 | 6.000 |
| Gabe White, L<br>ERA: 4.5 | (8, 1) | 0.1 | | 1 | 0 | 0 | 0 | 0 | 0 | 0 | 0 | 0 | 0 | 0 | 1 | 1 | 0.00 | 0.000 |
| Jeff Shaw, R<br>ERA: 2.4 | (8, 1) | 1.1 | S | 5 | 0 | 0 | 0 | 0 | 1 | 0 | 0 | 0 | 0 | 0 | 13 | 21 | 0.00 | 0.750 |

| PITCHER | IP | WLS | BF | H | R | ER | SO | BB | IBB | HBP | BLK | WP | HR | S | P | ERA | WHIP |
|---|---|---|---|---|---|---|---|---|---|---|---|---|---|---|---|---|---|

| Batter | 1 | 2 | 3 | 4 | 5 | 6 | 7 | 8 | 9 | AB | R | H | RBI | BB | SO | LOB |
|---|---|---|---|---|---|---|---|---|---|---|---|---|---|---|---|---|
| Pokey Reese, R (1, 6)<br>OBP: 0.286, SLG: 0.292 | B B S B F F X<br>3-2 ① P3 | | B X<br>1-0 ③ G1-3 | | C B F C<br>1-3 ③ K | | C B B B B<br>4-1 2B BB | C X<br>0-1 ③ G5-3 | | 4 | 1 | 0 | 0 | 1 | 1 | 1 |
| Jon Nunnally, L (1, 8)<br>OBP: 0.385, SLG: 0.548 | B B C B S X<br>3-2 ② P4 | | | F C B F X<br>1-2 ① G3 | | B X<br>1-0 1B SF7 2B | B B B C F F 1 X SAFE<br>3-2 BB 1-H 1B 2B | | S X<br>0-1 ① F9 | 3 | 1 | 1 | 0 | 0 | 0 | 0 |
| Mike Kelly, R (7, PH)<br>OBP: 0.342, SLG: 0.548 (7, 8) | | | | | | | | | | 2 | 1 | 1 | 1 | 0 | 0 | 0 |
| Jeff Shaw, R (9, 1) | | | | | | | | | | 0 | 0 | 0 | 0 | 0 | 0 | 0 |
| Chris Stynes, R (1, 7)<br>OBP: 0.404, SLG: 0.503 | B X<br>1-0 ③ G6-3 | | | B B B B<br>4-0 1B BB | | C X<br>0-1 F9 BB 2-3 1B | B B B B<br>4-0 1B BB SF7 BB | | B B C B X<br>3-1 ② P2 | 3 | 1 | 1 | 0 | 2 | 0 | 0 |
| Willie Greene, L (1, 3)<br>OBP: 0.354, SLG: 0.459 | | C B S X<br>1-2 ① G4-3 | | X<br>0-0 1-2 1B | | B X<br>1-0 ① SF7 3-H | B B B B<br>4-0 1B 1-2 2-3 BB | | C C S<br>0-3 ③ K | 3 | 0 | 1 | 1 | 1 | 1 | 0 |
| Reggie Sanders, R (1, 9)<br>OBP: 0.348, SLG: 0.515 | | B X<br>1-0 ② G1-3 | | B X<br>1-0 ② F9 | | B B C B B<br>4-1 F9 1-2 BB | B X<br>1-0 FC6-4 1-2 2-3 3-H 1B | | | 3 | 0 | 1 | 1 | 1 | 0 | 2 |
| Eddie Taubensee, L (1, 2)<br>OBP: 0.322, SLG: 0.462 | S B C B F F X<br>2-2 1B | | | B X<br>1-0 ③ L7 | | B F B C C X<br>2-2 ② F9 1-2 2-3 | X<br>0-0 ② SF7 3-H | | | 3 | 0 | 1 | 1 | 0 | 0 | 4 |
| Scott Sullivan, R (7, 1) | | | | | | | | | | 0 | 0 | 0 | 0 | 0 | 0 | 0 |
| Pat Watkins, R (9, 8)<br>OBP: 0.273, SLG: 0.455 | | | | | | | | | | 0 | 0 | 0 | 0 | 0 | 0 | 0 |
| Aaron Boone, R (1, 5)<br>OBP: 0.152, SLG: 0.125 | | D S T B X<br>2-2 ③ F9 | | | B F X<br>1-1 1B | B F X<br>1-1 ③ G4-3 | S X<br>0-1 ③ FC6-4 1-2f | | | 4 | 0 | 1 | 0 | 0 | 0 | 5 |
| Bret Boone, R (1, 4)<br>OBP: 0.295, SLG: 0.329 | | | B X<br>1-0 ① L9 | | B C X<br>1-1 ① F7 | | X<br>0-0 HR | B B X<br>2-0 ① G6-3 | | 4 | 1 | 1 | 1 | 0 | 0 | 1 |
| Dave Burba, R (1, 1)<br>OBP: 0.245, SLG: 0.196 | | | B X<br>1-0 ② G6-3 | | B L C B L<br>2-3 ② K | | B S T S<br>1-3 ① K | B C X<br>1-1 ② G5-3 | | 2 | 0 | 0 | 0 | 0 | 1 | 1 |
| Pete Rose, L (7, PH)<br>OBP: 0.286, SLG: 0.167 | | | | | | | | | | 1 | 0 | 0 | 0 | 0 | 1 | 0 |
| Brook Fordyce, R (7, 2)<br>OBP: 0.268, SLG: 0.303 | | | | | | | | | | 1 | 0 | 0 | 0 | 0 | 0 | 0 |
| Inning Stats | R: 0 E: 0 K: 0 S: 8 H: 0 LOB: 0 BB: 0 P: 15 | R: 0 E: 0 K: 0 S: 12 H: 1 LOB: 1 BB: 0 P: 18 | R: 0 E: 0 K: 0 S: 3 H: 0 LOB: 0 BB: 0 P: 6 | R: 0 E: 0 K: 0 S: 7 H: 1 LOB: 2 BB: 1 P: 14 | R: 0 E: 0 K: 2 S: 10 H: 1 LOB: 1 BB: 0 P: 15 | R: 1 E: 0 K: 0 S: 10 H: 2 LOB: 2 BB: 1 P: 19 | R: 4 E: 0 K: 1 S: 13 H: 3 LOB: 2 BB: 3 P: 30 | R: 0 E: 0 K: 0 S: 5 H: 0 LOB: 0 BB: 0 P: 8 | R: 0 E: 0 K: 1 S: 7 H: 0 LOB: 0 BB: 0 P: 10 | 1B: 5 2B: 2 3B: 0 HR: 1 | SF: 2 SAC: 0 DP: 0 HBP: 0 | | | | | |

TOP

# Cincinnati Reds @ St. Louis Cardinals

Busch Stadium, St. Louis, MO

Wed Sep 24 1997, 7:05 PM CDT

Att. 23,308 - Unknown - 74 F

livebaseballscorecards.com

| | |
|---|---|
| AB | 33 |
| R | 5 |
| H | 8 |
| RBI | 5 |
| BB | 5 |
| SO | 4 |
| LOB | 14 |

WP: 0 PB: 0 SB: 0 CS: 0 PA: 40

| PITCHER | | IP | WLS | BF | H | R | ER | SO | BB | IBB | HBP | BLK | WP | HR | S | P | ERA | WHIP |
|---|---|---|---|---|---|---|---|---|---|---|---|---|---|---|---|---|---|---|
| Manny Aybar, R<br>ERA: 4.5 | (1, 1) | 6.0 | | 25 | 5 | 1 | 1 | 2 | 2 | 0 | 0 | 0 | 0 | 0 | 50 | 87 | 1.50 | 1.167 |
| John Frascatore, R<br>ERA: 2.51 | (7, 1) | 0.1 | | 3 | 1 | 2 | 2 | 1 | 1 | 0 | 0 | 0 | 0 | 1 | 5 | 10 | 54.00 | 6.000 |
| Tony Fossas, L<br>ERA: 3.75 | (7, 1) | 0.0 | L | 3 | 1 | 0 | 0 | 0 | 2 | 0 | 0 | 0 | 0 | 0 | 4 | 15 | ∞ | ∞ |
| Curtis King, R<br>ERA: 2.86 | (7, 1) | 1.2 | | 6 | 1 | 2 | 2 | 0 | 0 | 0 | 0 | 0 | 0 | 0 | 9 | 13 | 10.80 | 0.600 |
| Dennis Eckersley, R<br>ERA: 3.98 | (9, 1) | 1.0 | | 3 | 0 | 0 | 0 | 1 | 0 | 0 | 0 | 0 | 0 | 0 | 7 | 10 | 0.00 | 0.000 |

| PITCHER | IP | WLS | BF | H | R | ER | SO | BB | IBB | HBP | BLK | WP | HR | S | P | ERA | WHIP |
|---|---|---|---|---|---|---|---|---|---|---|---|---|---|---|---|---|---|

# BOTTOM

## Cincinnati Reds @ St. Louis Cardinals

Busch Stadium, St. Louis, MO

Wed Sep 24 1997, 7:05 PM CDT

Att. 23,308 - Unknown - 74 F

livebaseballscorecards.com

| Batter | 1 | 2 | 3 | 4 | 5 | 6 | 7 | 8 | 9 | AB | R | H | RBI | BB | SO | LOB |
|---|---|---|---|---|---|---|---|---|---|---|---|---|---|---|---|---|
| Delino DeShields, L (1, 4)<br>OBP: 0.352, SLG: 0.442 | P6 | G3 | | | S HR 1B | 1-2 2-H 1B | | | S 1B | 5 | 1 | 3 | 0 | 0 | 0 | 0 |
| Ron Gant, R (1, 7)<br>OBP: 0.310, SLG: 0.389 | 2B | | K | | 1 SAFE K 1-2 | | K | | 1 SAFE K 1-2 | 5 | 1 | 1 | 0 | 0 | 4 | 2 |
| Mark McGwire, R (1, 3)<br>OBP: 0.387, SLG: 0.636 | F9 | | BB | | 2-H HR | | K | | | 3 | 1 | 1 | 2 | 1 | 1 | 1 |
| Ray Lankford, L (1, 8)<br>OBP: 0.419, SLG: 0.602 | 2B BB | | K | | P5 | | G3 | | | 3 | 1 | 0 | 0 | 1 | 1 | 1 |
| Gary Gaetti, R (1, 5)<br>OBP: 0.306, SLG: 0.408 | 1B 1-H 2-H 2B | | P3 | | K | | | G5-3 | | 4 | 0 | 1 | 2 | 0 | 1 | 1 |
| Dmitri Young, S (1, 9)<br>OBP: 0.342, SLG: 0.376 | 2-3 1B | | | K | | S 1B 1B | | G1-3 | | 4 | 0 | 2 | 0 | 0 | 1 | 0 |
| David Bell, R (1, 6)<br>OBP: 0.274, SLG: 0.326 | K | | | F9 | | F7 | | P5 | | 4 | 0 | 0 | 0 | 0 | 1 | 3 |
| Dennis Eckersley, R (9, 1) | | | | | | | | | | 0 | 0 | 0 | 0 | 0 | 0 | 0 |
| Eli Marrero, R (1, 2)<br>OBP: 0.308, SLG: 0.486 | | G4-3 | | E6 2B | | 1B BB | | | G6-3 | 2 | 0 | 1 | 0 | 1 | 0 | 0 |
| Phil Plantier, L (9, PH)<br>OBP: 0.331, SLG: 0.432 | | | | | | | | | | 1 | 0 | 0 | 0 | 0 | 0 | 0 |
| Manny Aybar, R (1, 1)<br>OBP: 0.105, SLG: 0.105 | | | | | | | | | | 2 | 0 | 0 | 0 | 0 | 0 | 1 |
| Willie McGee, S (6, PH)<br>OBP: 0.342, SLG: 0.414 | | | | | | | | | | 1 | 0 | 0 | 0 | 0 | 0 | 2 |
| John Frascatore, R (7, 1) | | | | | | | | | | 0 | 0 | 0 | 0 | 0 | 0 | 0 |
| Tony Fossas, L (7, 1) | | | | | | | | | | 0 | 0 | 0 | 0 | 0 | 0 | 0 |
| Curtis King, R (7, 1) | | | | | | | | | | 0 | 0 | 0 | 0 | 0 | 0 | 0 |
| Luis Ordaz, R (9, 6)<br>OBP: 0.350, SLG: 0.400 | | | | | | | | | | 0 | 0 | 0 | 0 | 0 | 0 | 0 |
| Tom Lampkin, L (9, PH)<br>OBP: 0.337, SLG: 0.383 | | G4-3 | | G3-1 | | P5 | | | F7 | 1 | 0 | 0 | 0 | 0 | 0 | 0 |
| Inning Stats | R: 2 E: 0 K: 1 S: 11 H: 3 LOB: 2 BB: 1 P: 19 | R: 0 E: 0 K: 0 S: 5 H: 0 LOB: 0 BB: 0 P: 6 | R: 0 E: 0 K: 2 S: 7 H: 0 LOB: 1 BB: 1 P: 11 | R: 0 E: 1 K: 1 S: 12 H: 1 LOB: 1 BB: 0 P: 18 | R: 2 E: 0 K: 2 S: 12 H: 2 LOB: 0 BB: 0 P: 21 | R: 0 E: 0 K: 0 S: 8 H: 2 LOB: 2 BB: 1 P: 16 | R: 0 E: 0 K: 2 S: 7 H: 0 LOB: 0 BB: 0 P: 11 | R: 0 E: 0 K: 0 S: 4 H: 0 LOB: 0 BB: 0 P: 4 | R: 0 E: 0 K: 1 S: 10 H: 1 LOB: 1 BB: 0 P: 13 | | | | | | | |

| | |
|---|---|
| AB | 35 |
| R | 4 |
| H | 9 |
| RBI | 4 |
| BB | 3 |
| SO | 9 |
| LOB | 11 |

| | | | | | | | | | | | | | | | | | | | | | | | | | | | | | | |
|---|---|---|---|---|---|---|---|---|---|---|---|---|---|---|---|---|---|---|---|---|---|---|---|---|---|---|---|---|---|---|
| PITCHER | | IP | WLS | BF | H | R | ER | SO | BB | IBB | HBP | BLK | WP | HR | S | P | ERA | WHIP | PITCHER | IP | WLS | BF | H | R | ER | SO | BB | IBB | HBP | BLK | WP | HR | S | P | ERA | WHIP |
| Dave Burba, R<br>ERA: 4.73 | (1, 1) | 6.0 | W | 28 | 8 | 4 | 4 | 6 | 3 | 0 | 0 | 0 | 0 | 1 | 55 | 91 | 6.00 | 1.833 | | | | | | | | | | | | | | | | | |
| Scott Sullivan, R<br>ERA: 3.34 | (7, 1) | 2.0 | | 6 | 0 | 0 | 0 | 2 | 0 | 0 | 0 | 0 | 0 | 0 | 11 | 15 | 0.00 | 0.000 | | | | | | | | | | | | | | | | | |
| Jeff Shaw, R<br>ERA: 2.38 | (9, 1) | 1.0 | S | 4 | 1 | 0 | 0 | 1 | 0 | 0 | 0 | 0 | 0 | 0 | 10 | 13 | 0.00 | 1.000 | | | | | | | | | | | | | | | | | |

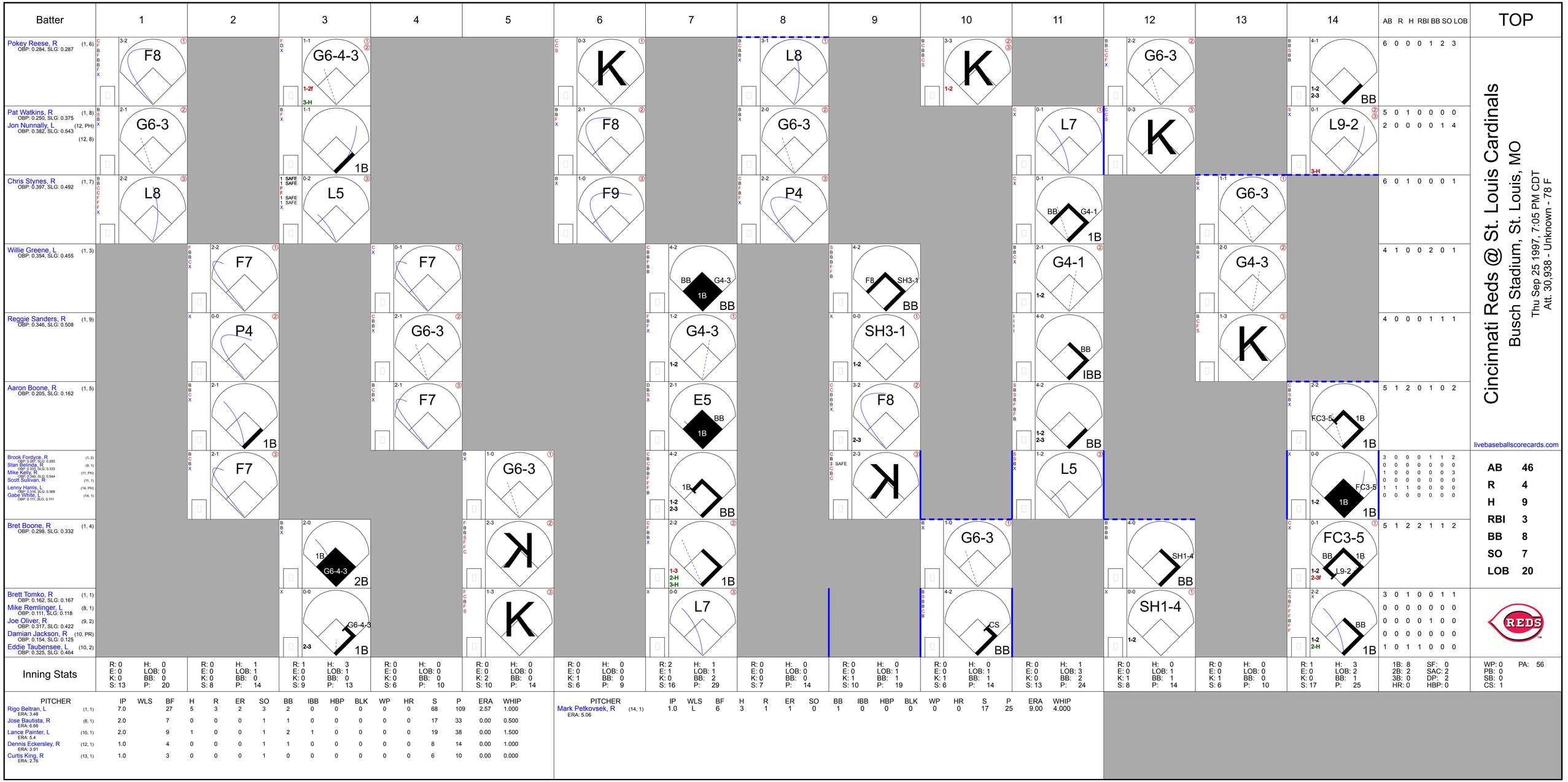
Batter
1
2
3
4
5
6
7
8
9
10
11
12
13
14
AB R H RBI BB SO LOB
TOP
Pokey Reese, R (1, 6) OBP: 0.284, SLG: 0.287
F8
G6-4-3
1-2f
3-H
K
L8
K
G6-3
L7
G6-3
L9-2
3-H
6 0 0 0 1 2 3
Pat Watkins, R (1, 8) OBP: 0.250, SLG: 0.375
Jon Nunnally, L (12, PH) OBP: 0.382, SLG: 0.543 (12, 8)
G6-3
1B
F8
G6-3
K
L7
BB G4-1 1B
1-2 2-3 BB
5 0 1 0 0 0 0
2 0 0 0 0 1 4
Chris Stynes, R (1, 7) OBP: 0.397, SLG: 0.492
L8
1 SAFE 1 SAFE 1 SAFE
L5
F9
P4
G6-3
6 0 1 0 0 0 1
Willie Greene, L (1, 3) OBP: 0.354, SLG: 0.455
F7
F7
BB G4-3 1B
BB
F8 SH3-1
BB
G4-1
1-2
G4-3
4 1 0 0 2 0 1
Reggie Sanders, R (1, 9) OBP: 0.346, SLG: 0.508
P4
G6-3
G4-3
1-2
SH3-1
1-2
BB
IBB
K
4 0 0 0 1 1 1
Aaron Boone, R (1, 5) OBP: 0.205, SLG: 0.162
1B
F7
E5
BB
1B
F8
2-3
BB
FC3-5
1B
1B
5 1 2 0 1 0 2
Brook Fordyce, R (1, 2) OBP: 0.267, SLG: 0.293
Stan Belinda, R (9, 1) OBP: 0.333, SLG: 0.333
Mike Kelly, R (11, PH) OBP: 0.340, SLG: 0.544
Scott Sullivan, R (11, 1)
Lenny Harris, L (14, PH) OBP: 0.316, SLG: 0.368
Gabe White, L (14, 1) OBP: 0.111, SLG: 0.111
F7
G6-3
1-2 2-3 BB
K
L5
1-2
G6-3
FC3-5
1-2
1B
1B
3 0 0 0 1 1 2
0 0 0 0 0 0 0
1 0 0 0 0 0 3
0 0 0 0 0 0 0
1 1 1 0 0 0 0
0 0 0 0 0 0 0
Bret Boone, R (1, 4) OBP: 0.298, SLG: 0.332
1B G6-4-3 2B
K
1-3 2-H 3-H 1B
G6-3
SH1-4
BB
FC3-5
BB 1B
1-2 2-3f L9-2
5 1 2 2 1 1 2
Brett Tomko, R (1, 1) OBP: 0.162, SLG: 0.167
Mike Remlinger, L (8, 1) OBP: 0.111, SLG: 0.118
Joe Oliver, R (9, 2) OBP: 0.317, SLG: 0.422
Damian Jackson, R (10, PR) OBP: 0.154, SLG: 0.125
Eddie Taubensee, L (10, 2) OBP: 0.325, SLG: 0.464
G6-4-3
2-3
1B
K
L7
CS
BB
SH1-4
1-2
BB
1B
3 0 1 0 0 1 1
0 0 0 0 0 0 0
0 0 0 0 1 0 0
0 0 0 0 0 0 0
1 0 1 1 0 0 0
Cincinnati Reds @ St. Louis Cardinals
Busch Stadium, St. Louis, MO
Thu Sep 25 1997, 7:05 PM CDT
Att. 30,938 - Unknown - 78 F
livebaseballscorecards.com
AB 46
R 4
H 9
RBI 3
BB 8
SO 7
LOB 20
REDS
Inning Stats
1: R: 0 E: 0 K: 0 S: 13 | H: 0 LOB: 0 BB: 0 P: 20
2: R: 0 E: 0 K: 0 S: 8 | H: 1 LOB: 1 BB: 0 P: 14
3: R: 1 E: 0 K: 0 S: 9 | H: 3 LOB: 1 BB: 0 P: 13
4: R: 0 E: 0 K: 0 S: 6 | H: 0 LOB: 0 BB: 0 P: 10
5: R: 0 E: 0 K: 2 S: 10 | H: 0 LOB: 0 BB: 0 P: 14
6: R: 0 E: 0 K: 1 S: 6 | H: 0 LOB: 0 BB: 0 P: 9
7: R: 2 E: 1 K: 0 S: 16 | H: 1 LOB: 1 BB: 2 P: 29
8: R: 0 E: 0 K: 0 S: 7 | H: 0 LOB: 0 BB: 0 P: 14
9: R: 0 E: 0 K: 1 S: 10 | H: 0 LOB: 1 BB: 1 P: 19
10: R: 0 E: 0 K: 1 S: 6 | H: 0 LOB: 1 BB: 1 P: 14
11: R: 0 E: 0 K: 0 S: 13 | H: 1 LOB: 3 BB: 2 P: 24
12: R: 0 E: 0 K: 1 S: 8 | H: 0 LOB: 1 BB: 1 P: 14
13: R: 0 E: 0 K: 1 S: 6 | H: 0 LOB: 0 BB: 0 P: 10
14: R: 1 E: 0 K: 0 S: 17 | H: 3 LOB: 2 BB: 1 P: 25
1B: 8 2B: 2 3B: 0 HR: 0
SF: 0 SAC: 2 DP: 2 HBP: 0
WP: 0 PB: 0 SB: 0 CS: 1
PA: 56
PITCHER IP WLS BF H R ER SO BB IBB HBP BLK WP HR S P ERA WHIP
Rigo Beltran, L (1, 1) ERA: 3.48 7.0 27 5 3 2 3 2 0 0 0 0 0 68 109 2.57 1.000
Jose Bautista, R (8, 1) ERA: 6.66 2.0 7 0 0 0 1 1 0 0 0 0 0 17 33 0.00 0.500
Lance Painter, L (10, 1) ERA: 5.4 2.0 9 1 0 0 1 2 1 0 0 0 0 19 38 0.00 1.500
Dennis Eckersley, R (12, 1) ERA: 3.91 1.0 4 0 0 0 1 1 0 0 0 0 0 8 14 0.00 1.000
Curtis King, R (13, 1) ERA: 2.76 1.0 3 0 0 0 1 0 0 0 0 0 0 6 10 0.00 0.000
PITCHER IP WLS BF H R ER SO BB IBB HBP BLK WP HR S P ERA WHIP
Mark Petkovsek, R (14, 1) ERA: 5.06 1.0 L 6 3 1 1 0 1 0 0 0 0 0 0 17 25 9.00 4.000

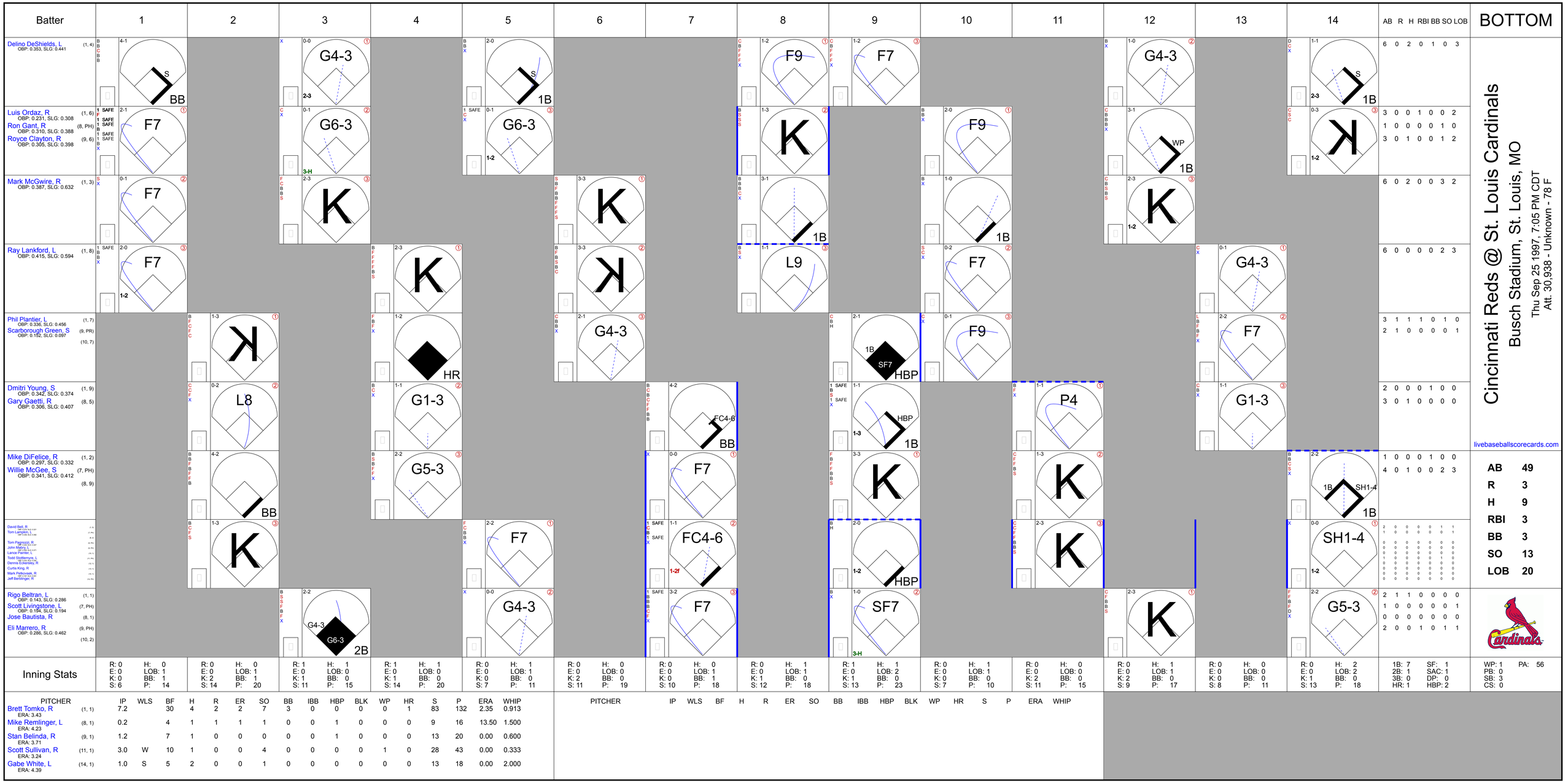
Batter
1
2
3
4
5
6
7
8
9
10
11
12
13
14
AB R H RBI BB SO LOB
BOTTOM
Delino DeShields, L (1, 4) OBP: 0.353, SLG: 0.441
Luis Ordaz, R (1, 6) OBP: 0.231, SLG: 0.308
Ron Gant, R (8, PH) OBP: 0.310, SLG: 0.388
Royce Clayton, R (9, 6) OBP: 0.305, SLG: 0.398
Mark McGwire, R (1, 3) OBP: 0.387, SLG: 0.632
Ray Lankford, L (1, 8) OBP: 0.415, SLG: 0.594
Phil Plantier, L (1, 7) OBP: 0.336, SLG: 0.456
Scarborough Green, S (9, PR) (10, 7) OBP: 0.152, SLG: 0.097
Dmitri Young, S (1, 9) OBP: 0.342, SLG: 0.374
Gary Gaetti, R (8, 5) OBP: 0.306, SLG: 0.407
Mike DiFelice, R (1, 2) OBP: 0.297, SLG: 0.332
Willie McGee, S (7, PH) (8, 9) OBP: 0.341, SLG: 0.412
David Bell, R (7, 5) OBP: 0.244, SLG: 0.344
Tom Lampkin, L (7, PH) (PR-for 5) (9, 5) OBP: 0.000, SLG: 0.000
Tom Pagnozzi, R (9, 5) OBP: 0.271, SLG: 0.344
John Mabry, L (8, PH) OBP: 0.333, SLG: 0.571
Lance Painter, L (10, 1) OBP: 0.000, SLG: 0.000
Todd Stottlemyre, L (10, PH) OBP: 0.000, SLG: 0.000
Dennis Eckersley, R (10, 1) OBP: 0.000, SLG: 0.000
Curtis King, R (10, 1) OBP: 0.000, SLG: 0.000
Mark Petkovsek, R (10, 1) OBP: 0.000, SLG: 0.000
Jeff Ballinger, R (10, 1) OBP: 0.000, SLG: 0.000
Rigo Beltran, L (1, 1) OBP: 0.143, SLG: 0.286
Scott Livingstone, L (7, PH) OBP: 0.194, SLG: 0.194
Jose Bautista, R (8, 1)
Eli Marrero, R (9, PH) (10, 2) OBP: 0.286, SLG: 0.462
Inning Stats
PITCHER IP WLS BF H R ER SO BB IBB HBP BLK WP HR S P ERA WHIP
Brett Tomko, R (1, 1) ERA: 3.43
Mike Remlinger, L (8, 1) ERA: 4.23
Stan Belinda, R (9, 1) ERA: 3.71
Scott Sullivan, R (11, 1) ERA: 3.24
Gabe White, L (14, 1) ERA: 4.39
1B: 7 SF: 1
2B: 1 SAC: 1
3B: 0 DP: 0
HR: 1 HBP: 2
WP: 1 PA: 56
PB: 0
SB: 3
CS: 0
Cincinnati Reds @ St. Louis Cardinals
Busch Stadium, St. Louis, MO
Thu Sep 25 1997, 7:05 PM CDT
Att. 30,938 - Unknown - 78 F
livebaseballscorecards.com
AB 49
R 3
H 9
RBI 3
BB 3
SO 13
LOB 20
Cardinals

| Batter | 1 | 2 | 3 | 4 | 5 | 6 | 7 | 8 | 9 | AB | R | H | RBI | BB | SO | LOB |
|---|---|---|---|---|---|---|---|---|---|---|---|---|---|---|---|---|
| Robin Jennings, L (1, 8)<br>OBP: 0.182, SLG: 0.200<br>Terrell Lowery, R (6, PH)<br>OBP: 0.438, SLG: 0.308 (6, 8) (9, 7) | C C X<br>0-2 ① F8 | C C F B F F F F B<br>3-2 ② G4-3 | | B X<br>1-0 G6-3 1-2 2-3 1B | | B F F X<br>1-2 FC5 BB 1-2 1B | | B S X<br>1-1 ① G6-3 | | 3 0 1 0 0 0 0<br>2 0 1 0 0 0 0 | | | | | | |
| Miguel Cairo, R (1, 4) (7, 6)<br>OBP: 0.345, SLG: 0.308 | C C F X<br>0-2 1B 2B | X<br>0-0 1B | | C D F X<br>1-2 ② G6-3 1-2 2-3 3-H | | X<br>0-0 ② F9 | | B B X<br>2-0 ② L9 | | 5 1 2 1 0 0 4 | | | | | | |
| Brant Brown, L (1, 3)<br>OBP: 0.285, SLG: 0.410 | X<br>0-0 S 1B 2-H 1B | F 1 SAFE B C 1 SAFE F D C<br>2-3 ③ K | | B X<br>1-0 ③ F9 | | S B B B B<br>4-1 1-2 2-3 BB | | B B X<br>2-0 ③ F8 | | 4 1 1 1 1 1 3 | | | | | | |
| Sammy Sosa, R (1, 9)<br>OBP: 0.302, SLG: 0.484 | B F B C D X<br>3-2 ② P4 1-2 | | F B F X<br>1-2 CS 1B | | F B X<br>1-1 ① F8 | D S C X<br>1-2 ③ FC5 2-3f | | | B F B S B X<br>3-2 ① F8 | 5 0 1 0 0 0 4 | | | | | | |
| Dave Hansen, L (1, 5)<br>OBP: 0.425, SLG: 0.439<br>José Hernández, R (6, 5)<br>OBP: 0.328, SLG: 0.494 | B B B C B<br>4-1 1B 1B BB | C B 1 SAFE B S B F X<br>3-2 ① ② G3 1-2 | | C B B B B X<br>3-2 FC6 1B | | B B X<br>2-1 1B SF7 1B | | | B C F F F F S<br>1-3 ② K | 2 1 1 0 1 0 1<br>2 1 1 0 0 1 0 | | | | | | |
| Brooks Kieschnick, L (1, 7)<br>OBP: 0.296, SLG: 0.360<br>Marc Pisciotta, R (9, 1) | S C F F B X<br>1-2 1B 1-2 2-H 1B | X<br>0-0 ③ F8 | | B C F S<br>1-3 ② K | | C B B F X<br>2-2 ① F9 | | | X<br>0-0 ③ P2 | 5 0 1 1 0 1 2<br>0 0 0 0 0 0 0 | | | | | | |
| Tyler Houston, L (1, 2)<br>OBP: 0.300, SLG: 0.354 | F X<br>0-1 1-3 2-H 1B | | | B X<br>1-0 FC5-6 1B 1B | X<br>0-0 ③ FC6 1-2f | | S F F B B B X<br>3-2 1-3 1B | | | 4 0 3 1 0 0 1 | | | | | | |
| Manny Alexander, R (1, 6)<br>OBP: 0.317, SLG: 0.378<br>Dave Clark, L (7, PH)<br>OBP: 0.382, SLG: 0.458<br>23 Ryne Sandberg, R (7, 4)<br>OBP: 0.309, SLG: 0.406 | B B F B F X<br>3-2 ③ L4 | | | X<br>0-0 1B FC5-6 1-2 G6-3 1B | | B C X<br>1-1 BB 1B 1B | B X<br>1-0 ② SF7 3-H | | | 3 1 2 0 0 0 2<br>0 0 0 1 0 0 0<br>0 0 0 0 0 0 0 | | | | | | |
| Kevin Tapani, R (1, 1)<br>OBP: 0.208, SLG: 0.136<br>Doug Glanville, R (9, 8)<br>OBP: 0.334, SLG: 0.393 | | B C X<br>1-1 ① P5 | | X<br>0-0 ① FC5-6 G6-3 1B 1-2 2-3f | | L 1 SAFE L S<br>0-3 ① K | S C S<br>0-3 ③ K2-3 | | | 4 0 0 0 0 2 4<br>0 0 0 0 0 0 0 | | | | | | |
| Inning Stats | R: 3 H: 4<br>E: 0 LOB: 2<br>K: 0 BB: 1<br>S: 23 P: 34 | R: 0 H: 1<br>E: 0 LOB: 1<br>K: 1 BB: 0<br>S: 16 P: 22 | R: 0 H: 1<br>E: 0 LOB: 0<br>K: 0 BB: 0<br>S: 8 P: 12 | R: 1 H: 3<br>E: 0 LOB: 2<br>K: 0 BB: 0<br>S: 8 P: 12 | R: 0 H: 1<br>E: 0 LOB: 1<br>K: 1 BB: 0<br>S: 9 P: 14 | R: 0 H: 2<br>E: 0 LOB: 3<br>K: 1 BB: 1<br>S: 13 P: 20 | R: 1 H: 2<br>E: 0 LOB: 1<br>K: 1 BB: 0<br>S: 13 P: 21 | R: 0 H: 0<br>E: 0 LOB: 0<br>K: 0 BB: 0<br>S: 4 P: 9 | R: 0 H: 0<br>E: 0 LOB: 0<br>K: 1 BB: 0<br>S: 11 P: 15 | 1B: 13 SF: 1<br>2B: 1 SAC: 0<br>3B: 0 DP: 0<br>HR: 0 HBP: 0 | | | | | | |

# TOP

## Chicago Cubs @ St. Louis Cardinals

Busch Stadium, St. Louis, MO

Fri Sep 26 1997, 7:05 PM CDT

Att. 36,488 - Unknown - 80 F

livebaseballscorecards.com

| | |
|---|---|
| AB | 39 |
| R | 5 |
| H | 14 |
| RBI | 5 |
| BB | 2 |
| SO | 5 |
| LOB | 21 |

WP: 0 PA: 42
PB: 0
SB: 1
CS: 1

| PITCHER | | IP | WLS | BF | H | R | ER | SO | BB | IBB | HBP | BLK | WP | HR | S | P | ERA | WHIP |
|---|---|---|---|---|---|---|---|---|---|---|---|---|---|---|---|---|---|---|
| Mike Busby, R<br>ERA: 8.79 | (1, 1) | 5.0 | L | 25 | 10 | 4 | 4 | 2 | 1 | 0 | 0 | 0 | 0 | 0 | 64 | 94 | 7.20 | 2.200 |
| Tony Fossas, L<br>ERA: 3.83 | (6, 1) | 1.1 | | 9 | 4 | 1 | 1 | 1 | 1 | 0 | 0 | 0 | 0 | 0 | 22 | 36 | 6.75 | 3.750 |
| Sean Lowe, R<br>ERA: 9.35 | (7, 1) | 1.2 | | 5 | 0 | 0 | 0 | 1 | 0 | 0 | 0 | 0 | 0 | 0 | 8 | 14 | 0.00 | 0.000 |
| Brady Raggio, R<br>ERA: 6.89 | (9, 1) | 1.0 | | 3 | 0 | 0 | 0 | 1 | 0 | 0 | 0 | 0 | 0 | 0 | 11 | 15 | 0.00 | 0.000 |

| PITCHER | IP | WLS | BF | H | R | ER | SO | BB | IBB | HBP | BLK | WP | HR | S | P | ERA | WHIP |
|---|---|---|---|---|---|---|---|---|---|---|---|---|---|---|---|---|---|

| Batter | 1 | 2 | 3 | 4 | 5 | 6 | 7 | 8 | 9 | AB | R | H | RBI | BB | SO | LOB |
|---|---|---|---|---|---|---|---|---|---|---|---|---|---|---|---|---|
| Delino DeShields, L (1, 4)<br>OBP: 0.354, SLG: 0.443 | C B X<br>1-1<br>1B 2B | | B B B C F X<br>3-2 ①<br>F7 | | | X<br>0-0 ①<br>G6-3 | | C X<br>0-1<br>1B | | 4 | 1 | 2 | 0 | 0 | 0 | 0 |
| Phil Plantier, L (1, 7)<br>OBP: 0.333, SLG: 0.449<br>Brady Raggio, R (9, 1) | X<br>0-0<br>BB<br>2-H 1B | | B B X<br>2-0 ②<br>F7 | | | B C S B S<br>2-3 ②<br>K | | X<br>0-0 ③<br>L7 | | 4<br>0 | 0<br>0 | 1<br>0 | 1<br>0 | 0<br>0 | 1<br>0 | 1<br>0 |
| Mark McGwire, R (1, 3)<br>OBP: 0.386, SLG: 0.629<br>Jeff Berblinger, R (9, PR) | X<br>0-0 ①<br>F9 | | C F B B S<br>2-3 ③<br>K | | | X<br>0-0 ③<br>G1 | | | C S B B B B<br>4-2<br>G4-3 DI<br>1B BB | 3<br>0 | 0<br>1 | 0<br>0 | 0<br>0 | 1<br>0 | 1<br>0 | 1<br>0 |
| Ray Lankford, L (1, 8)<br>OBP: 0.415, SLG: 0.594 | B B B F B<br>4-1<br>1-2 BB | | | F B S B B X<br>3-2 ①<br>G6-3 | | | C B X<br>1-1<br>2B | | C F X<br>0-2 ①<br>G4-3<br>1-3 | 3 | 0 | 1 | 0 | 1 | 0 | 1 |
| Gary Gaetti, R (1, 5)<br>OBP: 0.306, SLG: 0.406 | B X<br>1-0 ②<br>F7 | | | B F S X<br>1-2 ②<br>G6-3 | | | C B S X<br>1-2 ①<br>G6-3 | | C B X<br>1-1<br>3-H 1B | 4 | 0 | 1 | 1 | 0 | 0 | 3 |
| Dmitri Young, S (1, 9)<br>OBP: 0.341, SLG: 0.370 | B S F X<br>1-2 ③<br>G4-3 | | | X<br>0-0 ③<br>P4 | | | B C B B B C B<br>4-2<br>L8-6-3<br>BB | | X<br>0-0 ②<br>F8 | 3 | 0 | 0 | 0 | 1 | 0 | 3 |
| Eli Marrero, R (1, 2)<br>OBP: 0.267, SLG: 0.429<br>Tom Lampkin, L (9, PH)<br>OBP: 0.335, SLG: 0.380 | | C S B B C<br>2-3 ①<br>K | | | F B X<br>1-1 ①<br>G1-3 | | C F X<br>0-2 ② ③<br>L8-6-3<br>1-1 | | B X<br>1-0 ③<br>L8 | 3<br>1 | 0<br>0 | 0<br>0 | 0<br>0 | 0<br>0 | 1<br>0 | 2<br>1 |
| Luis Ordaz, R (1, 6)<br>OBP: 0.250, SLG: 0.313 | | F B X<br>1-1 ②<br>P5 | | | X<br>0-0 ②<br>F8 | | | C B C B X<br>2-2<br>G4-6-3<br>1B | | 3 | 0 | 1 | 0 | 0 | 0 | 0 |
| Mike Busby, R (1, 1)<br>OBP: 0.500, SLG: 0.500<br>Tom Pagnozzi, R (5, PH)<br>OBP: 0.235, SLG: 0.340<br>Tony Fossas, L (6, 1)<br>Sean Lowe, R (7, 1)<br>OBP: 0.333, SLG: 0.333<br>Willie McGee, S (8, PH)<br>OBP: 0.340, SLG: 0.410 (9, 7) | | C S B S<br>1-3 ③<br>K | | | F F S<br>0-3 ③<br>K | | | L F X<br>0-2 ① ②<br>G4-6-3<br>1-2f | | 1<br>1<br>0<br>0<br>1 | 0<br>0<br>0<br>0<br>0 | 0<br>0<br>0<br>0<br>0 | 0<br>0<br>0<br>0<br>0 | 1<br>1<br>0<br>0<br>0 | 0<br>0<br>0<br>0<br>1 | 0<br>0<br>0<br>0<br>1 |
| Inning Stats | R: 1 E: 0 K: 0 S: 9<br>H: 2 LOB: 2 BB: 1 P: 16 | R: 0 E: 0 K: 2 S: 8<br>H: 0 LOB: 0 BB: 0 P: 12 | R: 0 E: 0 K: 1 S: 7<br>H: 0 LOB: 0 BB: 0 P: 14 | R: 0 E: 0 K: 0 S: 7<br>H: 0 LOB: 0 BB: 0 P: 11 | R: 0 E: 0 K: 1 S: 6<br>H: 0 LOB: 0 BB: 0 P: 7 | R: 0 E: 0 K: 1 S: 5<br>H: 0 LOB: 0 BB: 0 P: 7 | R: 0 E: 0 K: 0 S: 10<br>H: 1 LOB: 1 BB: 1 P: 16 | R: 0 E: 0 K: 0 S: 9<br>H: 2 LOB: 1 BB: 0 P: 11 | R: 1 E: 0 K: 0 S: 9<br>H: 1 LOB: 1 BB: 1 P: 15 | 1B: 4 2B: 3 3B: 0 HR: 0<br>SF: 0 SAC: 0 DP: 2 HBP: 0 | | | | | | WP: 0 PB: 0 SB: 0 CS: 0<br>PA: 34 | |

| PITCHER | | IP | WLS | BF | H | R | ER | SO | BB | IBB | HBP | BLK | WP | HR | S | P | ERA | WHIP |
|---|---|---|---|---|---|---|---|---|---|---|---|---|---|---|---|---|---|---|
| Kevin Tapani, R<br>ERA: 3.39 | (1, 1) | 8.0 | W | 29 | 5 | 1 | 1 | 5 | 2 | 0 | 0 | 0 | 0 | 0 | 61 | 94 | 1.12 | 0.875 |
| Marc Pisciotta, R<br>ERA: 2.96 | (9, 1) | 1.0 | | 5 | 1 | 1 | 1 | 0 | 1 | 0 | 0 | 0 | 0 | 0 | 9 | 15 | 9.00 | 2.000 |

| PITCHER | IP | WLS | BF | H | R | ER | SO | BB | IBB | HBP | BLK | WP | HR | S | P | ERA | WHIP |
|---|---|---|---|---|---|---|---|---|---|---|---|---|---|---|---|---|---|

# BOTTOM

## Chicago Cubs @ St. Louis Cardinals

Busch Stadium, St. Louis, MO

Fri Sep 26 1997, 7:05 PM CDT

Att. 36,488 - Unknown - 80 F

livebaseballscorecards.com

| | |
|---|---|
| AB | 31 |
| R | 2 |
| H | 6 |
| RBI | 2 |
| BB | 3 |
| SO | 5 |
| LOB | 13 |

| Batter | 1 | 2 | 3 | 4 | 5 | 6 | 7 | 8 | 9 | AB | R | H | RBI | BB | SO | LOB |
|---|---|---|---|---|---|---|---|---|---|---|---|---|---|---|---|---|
| Lance Johnson, L (1, 8)<br>OBP: 0.370, SLG: 0.422 | B S L F X 1-2 G1-3 ① | | X 0-0 F7 ① | F 1 SAFE B B X 2-1 F9 ② | | | X 0-0 F8 2B ③ | | X 0-0 G4-3 ③ | 5 | 0 | 1 | 0 | 0 | 0 | 2 |
| 23 Ryne Sandberg, R (1, 4)<br>OBP: 0.310, SLG: 0.404<br>Miguel Cairo, R (4, 4)<br>OBP: 0.333, SLG: 0.296 | C T S 0-3 K ② | | C B S B F B B 4-2 BB 1B 1B BB | 1 SAFE F B 1 SAFE X 1-1 FC5-4 ③ 1-2f | | | C C X 0-2 P4 ① | | | 2 1 0 0 1 1 1<br>1 0 0 0 0 0 1 | | | | | | |
| Mark Grace, L (1, 3)<br>OBP: 0.408, SLG: 0.467 | X 0-0 F7 ③ | | C F B X 1-2 BB 1B 1-2 2-H 1B | | B X 1-0 F8 ① | | X 0-0 F8 2-3 ② | | | 4 | 1 | 1 | 1 | 0 | 0 | 1 |
| Sammy Sosa, R (1, 9)<br>OBP: 0.300, SLG: 0.480 | | F C B B F B X 3-2 G5-3 ① | B F X 1-1 F9 ② | | F C S 0-3 K ② | | C F C 0-3 K ③ | | | 4 | 0 | 0 | 0 | 0 | 2 | 3 |
| Dave Hansen, L (1, 5)<br>OBP: 0.429, SLG: 0.453<br>Miguel Batista, R (5, 1)<br>Brooks Kieschnick, L (8, PH)<br>OBP: 0.293, SLG: 0.356<br>Terry Adams, R (8, 1)<br>Ramon Morel, R (8, 1) | | B B X 2-0 3B | B B B B 4-0 1B 1-2 2-3 BB | | X 0-0 F7 ③ | | | X 0-0 F7 ① | | 2 | 0 | 1 | 0 | 1 | 0 | 0<br>0 0 0 0 0 0 0<br>1 0 0 0 0 0 0<br>0 0 0 0 0 0 0<br>0 0 0 0 0 0 0 |
| Doug Glanville, R (1, 7)<br>OBP: 0.333, SLG: 0.392<br>Dave Clark, L (3, PH)<br>OBP: 0.386, SLG: 0.462<br>Kevin Foster, R (3, 1)<br>OBP: 0.146, SLG: 0.149<br>José Hernández, R (5, 5)<br>OBP: 0.325, SLG: 0.489 | | B F X 1-1 G5-3 ② | S C B B X 2-2 1B 1-3 2-H 3-H | | | C C B X 1-2 G4-3 ① | | C F S 0-3 K ② | | 1 0 0 0 0 0 1<br>1 0 1 2 0 0 0<br>0 0 0 0 0 0 0<br>2 0 0 0 0 1 0 | | | | | | |
| Tyler Houston, L (1, 2)<br>OBP: 0.294, SLG: 0.347 | | X 0-0 G4-3 ③ | B X 1-0 F7 ③ | | | X 0-0 G6-3 ② | | S C X 0-2 F8 ③ | | 4 | 0 | 0 | 0 | 0 | 0 | 3 |
| Manny Alexander, R (1, 6)<br>OBP: 0.320, SLG: 0.384 | | | B C B B X 3-1 2B 2B | S B B X 2-1 E5 23 FC5-4 | | B B F F X 2-2 1B | | | B C S B S 2-3 K ① | 4 | 1 | 2 | 0 | 0 | 1 | 0 |
| Rodney Myers, R (1, 1)<br>Dave Stevens, R (2, 1)<br>Robin Jennings, L (3, PH)<br>OBP: 0.200, SLG: 0.286<br>(3, 7) | | | S X 0-1 1B 2-H 2B | B B C B X 3-1 F7 ① | | F C B B X 2-2 F7 ③ | | | B F X 1-1 F9 ② | 0 0 0 0 0 0 0<br>0 0 0 0 0 0 0<br>4 1 1 1 0 0 2 | | | | | | |
| Inning Stats | R: 0 H: 0<br>E: 0 LOB: 0<br>K: 1 BB: 0<br>S: 8 P: 9 | R: 0 H: 1<br>E: 0 LOB: 1<br>K: 0 BB: 0<br>S: 8 P: 14 | R: 4 H: 4<br>E: 0 LOB: 2<br>K: 0 BB: 2<br>S: 17 P: 33 | R: 0 H: 0<br>E: 1 LOB: 1<br>K: 0 BB: 0<br>S: 8 P: 16 | R: 0 H: 0<br>E: 0 LOB: 0<br>K: 1 BB: 0<br>S: 5 P: 6 | R: 0 H: 1<br>E: 0 LOB: 1<br>K: 0 BB: 0<br>S: 10 P: 15 | R: 0 H: 1<br>E: 0 LOB: 1<br>K: 1 BB: 0<br>S: 8 P: 8 | R: 0 H: 0<br>E: 0 LOB: 0<br>K: 1 BB: 0<br>S: 7 P: 7 | R: 0 H: 0<br>E: 0 LOB: 0<br>K: 1 BB: 0<br>S: 6 P: 9 | 1B: 3 SF: 0<br>2B: 3 SAC: 0<br>3B: 1 DP: 0<br>HR: 0 HBP: 0 | | | | | | |

| PITCHER | IP | WLS | BF | H | R | ER | SO | BB | IBB | HBP | BLK | WP | HR | S | P | ERA | WHIP |
|---|---|---|---|---|---|---|---|---|---|---|---|---|---|---|---|---|---|
| Matt Morris, R (1, 1)<br>ERA: 3.19 | 9.0 | W | 37 | 7 | 4 | 4 | 5 | 2 | 0 | 0 | 0 | 0 | 0 | 77 | 117 | 4.00 | 1.000 |

| PITCHER | IP | WLS | BF | H | R | ER | SO | BB | IBB | HBP | BLK | WP | HR | S | P | ERA | WHIP |
|---|---|---|---|---|---|---|---|---|---|---|---|---|---|---|---|---|---|

# TOP

## Chicago Cubs @ St. Louis Cardinals

Busch Stadium, St. Louis, MO

Sat Sep 27 1997, 3:33 AM CDT

Att. 43,142 - Sunny - 78 F

livebaseballscorecards.com

| | |
|---|---|
| AB | 35 |
| R | 4 |
| H | 7 |
| RBI | 4 |
| BB | 2 |
| SO | 5 |
| LOB | 14 |

| | | | | | | | | | |
|---|---|---|---|---|---|---|---|---|---|
| 1B: 3 | SF: 0 | WP: 0 | PA: 37 |
| 2B: 3 | SAC: 0 | PB: 0 | |
| 3B: 1 | DP: 0 | SB: 0 | |
| HR: 0 | HBP: 0 | CS: 0 | |

| Batter | 1 | 2 | 3 | 4 | 5 | 6 | 7 | 8 | 9 | AB | R | H | RBI | BB | SO | LOB |
|---|---|---|---|---|---|---|---|---|---|---|---|---|---|---|---|---|
| Delino DeShields, L (1, 4)<br>OBP: 0.356, SLG: 0.447<br>Jeff Berblinger, R (9, 4) | B B C B X<br>3-1 G6-3 ① | B X<br>1-0 1-H 3-H 1B 3B | | B B B B<br>4-0 S 1B BB | | C F X<br>0-2 G4-3 ① | | B B C S B X<br>3-2 1-2 3-H 2B 1B | | 4 3 2 3 1 0 0<br>0 0 0 0 0 0 0 | | | | | | |
| Willie McGee, S (1, 9)<br>OBP: 0.347, SLG: 0.420<br>Scarborough Green, S (8, PR)<br>OBP: 0.152, SLG: 0.097 (9, 8) | B S X<br>1-1 S 1B 1B | D X<br>1-0 S BB 3-H 1B | | B 1 SAFE 1 SAFE B C X<br>2-1 1-H HR 1B | | F B C F B S<br>2-3 K ② | | S F B F F B X<br>2-2 1-H 2-H HR 2B | | 5 2 4 4 0 1 0<br>0 1 0 0 0 0 0 | | | | | | |
| Mark McGwire, R (1, 3)<br>OBP: 0.391, SLG: 0.641 | B D B B<br>4-0 1B 1-2 BB | B B B C T B<br>4-2 S 1-2 BB | | B X<br>1-0 1-H HR | | B B B C T B<br>4-2 BB | | S C B B X<br>2-2 2-H HR | | 2 2 2 4 3 0 0 | | | | | | |
| Ray Lankford, L (1, 8)<br>OBP: 0.412, SLG: 0.588<br>Danny Sheaffer, R (9, 9)<br>OBP: 0.296, SLG: 0.288 | S S X<br>0-2 L8 ② | B B C T F S<br>2-3 K ② 2-3 | | C S B S<br>1-3 K ② | | X<br>0-0 F8 ③ | | B B C B C F C<br>3-3 K ① | | 5 0 0 0 0 3 6<br>0 0 0 0 0 0 0 | | | | | | |
| Dmitri Young, S (1, 7)<br>OBP: 0.339, SLG: 0.368 | F B X<br>1-1 1-2 2-H 1B | B T C B B S<br>3-3 K ③ 1-2 | | S B F X<br>1-2 F7 ③ | | | S C B B X<br>2-2 G3 ① | F F X<br>0-2 G4-3 ② | | 5 0 1 1 0 1 3 | | | | | | |
| David Bell, R (1, 5)<br>OBP: 0.261, SLG: 0.310 | B B S S S<br>2-3 K ③ | | F B B B F X<br>3-2 P6 ① | | B B F X<br>2-1 F9 ① | | B F B F F F F S<br>2-3 K ② | B C F B C<br>2-3 K ③ | | 5 0 0 0 0 3 3 | | | | | | |
| Mike DiFelice, R (1, 2)<br>OBP: 0.297, SLG: 0.331 | | X<br>0-0 G4-1 ① | B F F F F S<br>1-3 K ② | | C C X<br>0-2 1B | | S F S<br>0-3 K ③ | | | 4 0 1 0 0 2 0 | | | | | | |
| Luis Ordaz, R (1, 6)<br>OBP: 0.300, SLG: 0.316 | | B B B B<br>4-0 1B S 3B BB | C X<br>0-1 P4 ③ | | X<br>0-0 F9 ② | | | C X<br>0-1 SH S 1B 1B | | 3 2 1 0 1 0 1 | | | | | | |
| Matt Morris, R (1, 1)<br>OBP: 0.256, SLG: 0.233 | | B 1 SAFE B X<br>2-0 1-3 3B 1B | | B X<br>1-0 G6-3 ① | F S F B D F B F C<br>3-3 K ③ | | | 1 SAFE 1 SAFE S B X<br>1-1 SH 1B 1-3 2B | | 3 2 1 0 0 1 1 | | | | | | |
| Inning Stats | R: 1 H: 2<br>E: 0 LOB: 2<br>K: 1 BB: 1<br>S: 12 P: 23 | R: 3 H: 3<br>E: 0 LOB: 2<br>K: 2 BB: 2<br>S: 13 P: 30 | R: 0 H: 0<br>E: 0 LOB: 0<br>K: 1 BB: 0<br>S: 10 P: 14 | R: 3 H: 2<br>E: 0 LOB: 0<br>K: 1 BB: 1<br>S: 10 P: 20 | R: 0 H: 1<br>E: 0 LOB: 1<br>K: 1 BB: 0<br>S: 12 P: 17 | R: 0 H: 0<br>E: 0 LOB: 1<br>K: 1 BB: 1<br>S: 11 P: 17 | R: 0 H: 0<br>E: 0 LOB: 0<br>K: 2 BB: 0<br>S: 13 P: 17 | R: 5 H: 4<br>E: 0 LOB: 1<br>K: 2 BB: 0<br>S: 25 P: 38 | | 1B: 8 SF: 0<br>2B: 1 SAC: 1<br>3B: 1 DP: 0<br>HR: 2 HBP: 0 | | | | | | |

| PITCHER | | IP | WLS | BF | H | R | ER | SO | BB | IBB | HBP | BLK | WP | HR | S | P | ERA | WHIP |
|---|---|---|---|---|---|---|---|---|---|---|---|---|---|---|---|---|---|---|
| Rodney Myers, R<br>ERA: 6.0 | (1, 1) | 1.1 | | 12 | 5 | 4 | 4 | 1 | 3 | 0 | 0 | 0 | 0 | 0 | 18 | 41 | 27.00 | 6.000 |
| Dave Stevens, R<br>ERA: 9.19 | (2, 1) | 0.2 | | 2 | 0 | 0 | 0 | 2 | 0 | 0 | 0 | 0 | 0 | 0 | 7 | 12 | 0.00 | 0.000 |
| Kevin Foster, R<br>ERA: 4.61 | (3, 1) | 2.0 | L | 9 | 2 | 3 | 3 | 2 | 1 | 0 | 0 | 0 | 0 | 1 | 20 | 34 | 13.50 | 1.500 |
| Miguel Batista, R<br>ERA: 5.7 | (5, 1) | 3.0 | | 11 | 1 | 0 | 0 | 4 | 1 | 0 | 0 | 0 | 0 | 0 | 36 | 51 | 0.00 | 0.667 |
| Terry Adams, R<br>ERA: 4.62 | (8, 1) | 0.0 | | 4 | 3 | 4 | 4 | 0 | 0 | 0 | 0 | 0 | 0 | 0 | 12 | 18 | ∞ | ∞ |

| PITCHER | | IP | WLS | BF | H | R | ER | SO | BB | IBB | HBP | BLK | WP | HR | S | P | ERA | WHIP |
|---|---|---|---|---|---|---|---|---|---|---|---|---|---|---|---|---|---|---|
| Ramon Morel, R<br>ERA: 4.76 | (8, 1) | 1.0 | | 4 | 1 | 1 | 1 | 2 | 0 | 0 | 0 | 0 | 0 | 1 | 13 | 20 | 9.00 | 1.000 |

# BOTTOM

## Chicago Cubs @ St. Louis Cardinals

Busch Stadium, St. Louis, MO

Sat Sep 27 1997, 3:33 AM CDT
Att. 43,142 - Sunny - 78 F

livebaseballscorecards.com

| | |
|---|---|
| AB | 36 |
| R | 12 |
| H | 12 |
| RBI | 12 |
| BB | 5 |
| SO | 11 |
| LOB | 14 |

| Batter | 1 | 2 | 3 | 4 | 5 | 6 | 7 | 8 | 9 | AB | R | H | RBI | BB | SO | LOB |
|---|---|---|---|---|---|---|---|---|---|---|---|---|---|---|---|---|
| Robin Jennings, L (1, 8)<br>OBP: 0.158, SLG: 0.222 (8, 7) | C B S B B S<br>3-3 ① K | | B F B B F X<br>3-2 ② F8 | | C B B X<br>2-1 ③ F7 | | C B X<br>1-1 ③ L3 | | | 4 | 0 | 0 | 0 | 0 | 1 | 2 |
| 23 Ryne Sandberg, R (1, 4)<br>OBP: 0.308, SLG: 0.403 | B S S X<br>1-2 ② G6-3 | | B C F F F B X<br>2-2 ③ F8 | | | X<br>0-0 ① F7 | | C X<br>0-1 ① F9 | | 2 | 0 | 0 | 0 | 0 | 0 | 0 |
| Miguel Cairo, R (3, 4)<br>OBP: 0.313, SLG: 0.276 | | | | | | | | | | 2 | 0 | 0 | 0 | 0 | 0 | 0 |
| Mark Grace, L (1, 3)<br>OBP: 0.409, SLG: 0.465 | C B C B B F B<br>4-2 BB | | | B B X<br>2-0 ① L7 | | C B B B F F B<br>4-2 1B SH5-3 BB | | X<br>0-0 ② F6 | | 2 | 1 | 0 | 0 | 2 | 0 | 0 |
| Brant Brown, L (1, 7)<br>OBP: 0.286, SLG: 0.409 | C X<br>0-1 ③ L5 | | | B C F S<br>1-3 ② K | | X<br>0-0 SH5-3 1-3 1B | | B S C S<br>1-3 ③ K | | 3 | 0 | 1 | 0 | 0 | 1 | 1 |
| Terrell Lowery, R (8, PH)<br>OBP: 0.412, SLG: 0.286 (8, 8) | | | | | | | | | | 1 | 0 | 0 | 0 | 0 | 1 | 0 |
| Dave Hansen, L (1, 5)<br>OBP: 0.429, SLG: 0.450 | | C B S S C<br>1-3 ① K | | B B B B<br>4-0 BB | | X<br>0-0 ② SH5-3 1-2 3-H | | | B B C S S S<br>2-3 ① K | 1 | 0 | 0 | 1 | 1 | 1 | 0 |
| Sammy Sosa, R (9, PH)<br>OBP: 0.300, SLG: 0.480 | | | | | | | | | | 1 | 0 | 0 | 0 | 0 | 1 | 0 |
| Tyler Houston, L (1, 2)<br>OBP: 0.290, SLG: 0.342 | | X<br>0-0 ② G6-3 | | D F X<br>1-1 ③ P6 | | B B X<br>2-0 ③ F8 | | | C F F B B S<br>1-3 ② K | 3 | 0 | 0 | 0 | 0 | 0 | 2 |
| Mike Hubbard, R (9, PH)<br>OBP: 0.227, SLG: 0.250 | | | | | | | | | | 1 | 0 | 0 | 0 | 0 | 1 | 0 |
| Brooks Kieschnick, L (1, 9)<br>OBP: 0.294, SLG: 0.356 | | B X<br>1-0 1B | | | B C F X<br>1-2 ① F7 | | F B C X<br>1-2 ① G4-3 | | B B C C X<br>2-1 ③ L9 | 3 | 0 | 1 | 0 | 0 | 0 | 0 |
| José Hernández, R (9, PH)<br>OBP: 0.323, SLG: 0.486 | | | | | | | | | | 1 | 0 | 0 | 0 | 0 | 0 | 0 |
| Manny Alexander, R (1, 6)<br>OBP: 0.320, SLG: 0.383 | | C B B B F X<br>3-2 ③ P3 | | | B B C F F S<br>2-3 ② K | | S B B X<br>2-1 SH3-4 1B | | | 3 | 0 | 1 | 0 | 0 | 1 | 1 |
| Steve Trachsel, R (1, 1)<br>OBP: 0.185, SLG: 0.167 | | | C C X<br>0-2 ① G6-3 | | B X<br>1-0 1B | | L P X<br>1-1 ② SH3-4 1-2 | | | 2 | 0 | 1 | 0 | 0 | 0 | 0 |
| Marc Pisciotta, R (8, 1) | | | | | | | | | | 0 | 0 | 0 | 0 | 0 | 0 | 0 |
| Inning Stats | R: 0 E: 0 K: 1 S: 11 H: 0 LOB: 1 BB: 1 P: 19 | R: 0 E: 0 K: 1 S: 8 H: 1 LOB: 1 BB: 0 P: 13 | R: 0 E: 0 K: 0 S: 11 H: 0 LOB: 0 BB: 0 P: 16 | R: 0 E: 0 K: 1 S: 6 H: 0 LOB: 1 BB: 1 P: 14 | R: 0 E: 0 K: 1 S: 11 H: 1 LOB: 1 BB: 0 P: 17 | R: 1 E: 0 K: 0 S: 7 H: 1 LOB: 1 BB: 1 P: 13 | R: 0 E: 0 K: 0 S: 10 H: 1 LOB: 1 BB: 0 P: 14 | R: 0 E: 0 K: 1 S: 6 H: 0 LOB: 0 BB: 0 P: 7 | R: 0 E: 0 K: 2 S: 9 H: 0 LOB: 0 BB: 0 P: 14 | | | | | | | |

# TOP

## Chicago Cubs @ St. Louis Cardinals

Busch Stadium, St. Louis, MO

Sun Sep 28 1997, 3:33 AM CDT
Att. 46,065 - Cloudy - 73 F

livebaseballscorecards.com

| | |
|---|---|
| AB | 29 |
| R | 1 |
| H | 4 |
| RBI | 1 |
| BB | 3 |
| SO | 7 |
| LOB | 6 |

| | | | | | | | | | |

# Chicago Cubs @ St. Louis Cardinals

Busch Stadium, St. Louis, MO

Sun Sep 28 1997, 3:33 AM CDT

Att. 46,065 - Cloudy - 73 F

livebaseballscorecards.com

## BOTTOM

| Batter | 1 | 2 | 3 | 4 | 5 | 6 | 7 | 8 | 9 | AB | R | H | RBI | BB | SO | LOB |
|---|---|---|---|---|---|---|---|---|---|---|---|---|---|---|---|---|
| Delino DeShields, L (1, 4)<br>OBP: 0.357, SLG: 0.448<br>David Bell, R (8, 4)<br>OBP: 0.261, SLG: 0.310 | C B F B B X<br>3-2<br>G6-4-3<br>1B | B B B X<br>3-0 ③<br>G4-3 | | | C C F B B X<br>2-2<br>CS<br>1B | | C B 1 SAFE F X<br>1-2 ③<br>G1-3 | | | 4 0 2 0 0 0 3<br>0 0 0 0 0 0 0 | | | | | | |
| Phil Plantier, L (1, 7)<br>OBP: 0.331, SLG: 0.438<br>Willie McGee, S (8, PR)<br>OBP: 0.347, SLG: 0.420 (9, 9) | L 1 SAFE B 1 SAFE C 1 X<br>1-2 ① ②<br>G6-4-3<br>1-2f | B X<br>1-0 ①<br>F7 | | | B C X<br>1-1 ② ③<br>G6-3<br>1-2 | | | C B B B B<br>4-1<br>F9 S<br>SF9<br>BB | | 3 0 0 0 1 0 2<br>0 1 0 0 0 0 0 | | | | | | |
| Mark McGwire, R (1, 3)<br>OBP: 0.393, SLG: 0.646 | F B B B B<br>4-1<br>1B<br>BB | B C S C<br>1-3 ②<br>K | | | | F F X<br>0-2<br>HR | | B C B S S B B<br>4-2<br>FC6-4<br>1-2<br>BB | | 2 1 1 1 2 1 0 | | | | | | |
| Ray Lankford, L (1, 8)<br>OBP: 0.411, SLG: 0.585<br>Scarborough Green, S (9, 8)<br>OBP: 0.152, SLG: 0.097 | C B B X<br>2-1<br>1-2<br>1B | | B C B B F X<br>3-2 ③<br>G4-3 | | | C B X<br>1-1 ①<br>G1-3 | | C B X<br>1-1 ①<br>F9<br>2-3 | | 4 0 1 0 0 0 2<br>0 0 0 0 0 0 0 | | | | | | |
| Gary Gaetti, R (1, 5)<br>OBP: 0.305, SLG: 0.404 | X<br>0-0 ③<br>G5-3 | | | B F B F F X<br>2-2 ①<br>L9 | | B B B B<br>4-0<br>G5-4-3<br>BB | | F X<br>0-1 ②<br>SF9<br>3-H | | 2 0 0 1 1 0 2 | | | | | | |
| Dmitri Young, S (1, 9)<br>OBP: 0.335, SLG: 0.363 (9, 7) | | C S B S<br>1-3 ①<br>K | | B F F X<br>1-2 ②<br>G4-3 | | C F B X<br>1-2 ② ③<br>G5-4-3<br>1-2f | | F X<br>0-1 ③<br>FC6-4<br>1-2f | | 4 0 0 0 0 1 2 | | | | | | |
| Eli Marrero, R (1, 2)<br>OBP: 0.271, SLG: 0.422 | | X<br>0-0 ②<br>P3 | | C C F X<br>0-2<br>FC6-4<br>1B | | | X<br>0-0 ①<br>F7 | | | 3 0 1 0 0 0 0 | | | | | | |
| Luis Ordaz, R (1, 6)<br>OBP: 0.304, SLG: 0.318 | | C B X<br>1-1<br>1B<br>1B | | 1 SAFE X<br>0-0 ③<br>FC6-4<br>1-2f | | | C S X<br>0-2 ②<br>P5 | | | 3 0 1 0 0 0 1 | | | | | | |
| Manny Aybar, R (1, 1)<br>OBP: 0.143, SLG: 0.143<br>John Frascatore, R (7, 1)<br>Royce Clayton, R (7, PH)<br>OBP: 0.306, SLG: 0.398<br>Lance Painter, L (8, 1) | F C X<br>0-2<br>1-2<br>1B | | | | L C F B S<br>1-3 ①<br>K | | B B B S B<br>4-1<br>BB | | | 2 0 1 0 0 1 0<br>0 0 0 0 0 0 0<br>0 0 0 0 1 0 0<br>0 0 0 0 0 0 0 | | | | | | |
| Inning Stats | R: 0 H: 2<br>E: 0 LOB: 2<br>K: 0 BB: 1<br>S: 10 P: 20 | R: 0 H: 2<br>E: 0 LOB: 2<br>K: 1 BB: 0<br>S: 10 P: 15 | R: 0 H: 0<br>E: 0 LOB: 0<br>K: 1 BB: 0<br>S: 7 P: 12 | R: 0 H: 1<br>E: 0 LOB: 1<br>K: 0 BB: 0<br>S: 12 P: 15 | R: 0 H: 1<br>E: 0 LOB: 0<br>K: 1 BB: 1<br>S: 10 P: 14 | R: 1 H: 1<br>E: 0 LOB: 0<br>K: 0 BB: 1<br>S: 8 P: 14 | R: 0 H: 0<br>E: 0 LOB: 1<br>K: 0 BB: 1<br>S: 8 P: 13 | R: 1 H: 0<br>E: 0 LOB: 1<br>K: 0 BB: 2<br>S: 9 P: 18 | | 1B: 6 SF: 1<br>2B: 0 SAC: 0<br>3B: 0 DP: 2<br>HR: 1 HBP: 0 | | | | | WP: 0 PA: 33<br>PB: 0<br>SB: 1<br>CS: 1 | |

| | AB | 27 |
|---|---|---|
| | R | 2 |
| | H | 7 |
| | RBI | 2 |
| | BB | 5 |
| | SO | 3 |
| | LOB | 12 |

| PITCHER | | IP | WLS | BF | H | R | ER | SO | BB | IBB | HBP | BLK | WP | HR | S | P | ERA | WHIP |
|---|---|---|---|---|---|---|---|---|---|---|---|---|---|---|---|---|---|---|
| Steve Trachsel, R<br>ERA: 4.51 | (1, 1) | 7.0 | | 28 | 7 | 1 | 1 | 3 | 3 | 0 | 0 | 0 | 0 | 1 | 65 | 103 | 1.29 | 1.429 |
| Marc Pisciotta, R<br>ERA: 3.18 | (8, 1) | 1.0 | L | 5 | 0 | 1 | 1 | 0 | 2 | 0 | 0 | 0 | 0 | 0 | 9 | 18 | 9.00 | 2.000 |

| PITCHER | IP | WLS | BF | H | R | ER | SO | BB | IBB | HBP | BLK | WP | HR | S | P | ERA | WHIP |
|---|---|---|---|---|---|---|---|---|---|---|---|---|---|---|---|---|---|