

St. Louis Cardinals - 1997

Batter	1	2	3	4	5	6	7	8	9	AB	R	H	RBI	BB	SO	LOB	TOP		
Delino DeShields, L OBP: 0.500, SLG: 1.000 (1, 4)	G1-3		G1-3			WP 3B		G6-3 1B		4	1	2	0	0	0	0	St. Louis Cardinals @ Montreal Expos Olympic Stadium, Montreal, QB Tue Apr 01 1997, 3:33 AM EST Att: 33,437 - Dome		
Royce Clayton, R OBP: 0.250, SLG: 0.250 (1, 6)	G4-3 1B			G1-3		P5		G6-3		4	0	1	0	0	0	2			
Willie McGee, S OBP: 0.500, SLG: 0.750 (1, 9)	G4-3			FC5 2B				G6-3		4	0	2	0	0	0	2			
Brian Jordan, R (1, 8)	G6-3			G5-3		F9 1B			G6-3 E BB	3	0	0	0	1	0	3			
Ron Gant, R (1, 7)		K				F8			K	3	0	0	0	1	2	2			
Gary Gaetti, R OBP: 0.250, SLG: 0.250 (1, 5)	G1-3			FC5				G4-6-3 1B	G6-3	4	0	1	0	0	0	3			
John Mabry, L OBP: 0.250, SLG: 0.250 (1, 3)	G3					G4-6-3 1B		G4-6-3	G4-3	4	0	1	0	0	0	2			
Tom Lampkin, L (1, 2)			L8			G4-6-3 1-2			K	3	0	0	0	0	1	1			
Todd Stottlemyre, L (1, 1)									G4-3	2	0	0	0	0	0	0			
Roberto Mejia, R (8, PH)										1	0	0	0	0	0	0			
Rich Batchelor, R (8, 1)										0	0	0	0	0	0	0			
Tony Fossas, L (9, 1)										0	0	0	0	0	0	0			
Mark Sweeney, L (9, 3)										0	0	0	0	0	0	0			
Inning Stats	R: 0 E: 0 K: 0 S: 8	H: 1 LOB: 1 BB: 0 P: 10	R: 0 E: 0 K: 1 S: 7	H: 0 LOB: 0 BB: 0 P: 12	R: 0 E: 0 K: 0 S: 5	H: 0 LOB: 0 BB: 0 P: 8	R: 0 E: 0 K: 0 S: 10	H: 1 LOB: 2 BB: 1 P: 19	R: 0 E: 0 K: 0 S: 3	H: 1 LOB: 0 BB: 0 P: 4	R: 1 E: 0 K: 0 S: 12	H: 2 LOB: 1 BB: 0 P: 17	R: 0 E: 0 K: 1 S: 7	H: 1 LOB: 0 BB: 0 P: 10	R: 0 E: 1 K: 1 S: 11	H: 0 LOB: 1 BB: 1 P: 15	1B: 5 2B: 1 3B: 1 HR: 0	SF: 0 SAC: 0 DP: 2 HBP: 0	WP: 1 PA: 34 PB: 0 SB: 2 CS: 0
PITCHER	IP WLS BF H R ER SO BB IBB HBP BLK WP HR S P ERA WHIP																		
Jim Bullinger, R ERA: 1.5 (1, 1)	6.0	23	5	1	1	1	1	1	0	0	0	0	0	0	0	0	1.50	1.000	
Dave Veres, R ERA: (7, 1)	0.0	1	1	0	0	0	0	0	0	0	0	0	0	0	1	3	∞	∞	
Omar Daal, L ERA: (7, 1)	2.0	6	1	0	0	1	0	0	0	0	0	0	0	12	16	0.00	0.500		
Ugueth Urbina, R ERA: (9, 1)	1.0	W	4	0	0	0	1	1	0	0	0	0	0	11	15	0.00	1.000		

Batter	1	2	3	4	5	6	7	8	9	AB	R	H	RBI	BB	SO	LOB	BOTTOM				
Mark Grudzielanek, R OBP: 0.250, SLG: 0.250 (1, 6)	F8					G6-3		G6-3		4	0	1	1	0	0	1	St. Louis Cardinals @ Montreal Expos Olympic Stadium, Montreal, QB Tue Apr 01 1997, 3:33 AM EST Att: 33,437 - Dome				
Mike Lansing, R (1, 4)	F7					P4		G4-3		4	0	0	0	0	0	2					
Rondell White, R OBP: 0.500, SLG: 0.500 (1, 8)						F9			1B FC5-2 1B	4	0	2	0	0	0	1					
Henry Rodriguez, L OBP: 0.250, SLG: 0.250 (1, 7)	G3-1					L4			FC5-2 BB 1B	4	1	1	0	0	1	1					
David Segui, S (1, 3)						L8			BB FC5-2 1B	3	0	0	0	1	0	0					
Darin Fletcher, L OBP: 0.667, SLG: 0.500 Andy Stankiewicz, R (9, PH)						P6			FC5-2 BB	2	0	1	0	1	0	0					
Joe Orsulak, L (1, 9)									1-2 2-3 3-H	3	0	0	0	0	0	2					
Sherman Obando, R (9, PH)						F8				0	0	0	1	1	0	0					
Shane Andrews, R OBP: 0.667, SLG: 0.667 (1, 5)						G5-3			G6-3 SH5-4 1B	3	1	2	0	0	0	0					
Jim Bullinger, R (1, 1)										1	0	0	0	0	0	0					
Dave Veres, R (7, 1)										0	0	0	0	0	0	0					
Omar Daal, L (7, 1)										0	0	0	0	0	0	0					
F.P. Santangelo, S (8, PH)										0	0	0	0	0	0	0					
Ugueth Urbina, R (9, 1)										0	0	0	0	0	0	0					
Inning Stats	R: 0 E: 0 K: 0 S: 7	H: 1 LOB: 1 BB: 0 P: 13	R: 0 E: 0 K: 0 S: 4	H: 0 LOB: 0 BB: 1 P: 9	R: 1 E: 0 K: 0 S: 9	H: 2 LOB: 1 BB: 0 P: 15	R: 0 E: 0 K: 0 S: 6	H: 0 LOB: 0 BB: 0 P: 11	R: 0 E: 0 K: 0 S: 7	H: 0 LOB: 0 BB: 0 P: 8	R: 0 E: 0 K: 0 S: 7	H: 0 LOB: 0 BB: 0 P: 10	R: 0 E: 0 K: 0 S: 9	H: 1 LOB: 1 BB: 0 P: 15	R: 0 E: 0 K: 0 S: 8	H: 1 LOB: 2 BB: 0 P: 12	R: 1 E: 0 K: 0 S: 10	H: 2 LOB: 3 BB: 2 P: 20	1B: 7 2B: 1 3B: 0 HR: 0	SF: 0 SAC: 0 DP: 1 HBP: 0	WP: 0 PA: 34 PB: 0 SB: 2 CS: 0
PITCHER	IP WLS BF H R ER SO BB IBB HBP BLK WP HR S P ERA WHIP																				
Todd Stottlemyre, R ERA: 1.29 (1, 1)	7.0	25	4	1	1	1	1	1	0	0	0	0	0	0	0	0	1.29	0.714			
Rich Batchelor, R ERA: 9.0 (8, 1)	1.0	L	5	2	1	1	0	0	0	0	0	0	0	11	15	9.00	2.000				
Tony Fossas, L ERA: (9, 1)	0.1	4	1	0	0	0	0	1	1	0	0	0	0	7	17	0.00	6.000				



Batter	1	2	3	4	5	6	7	8	9	AB	R	H	RBI	BB	SO	LOB	TOP								
Delino DeShields, L OBP: 0.250, SLG: 0.417	G4-3	F8			G3-1			K		4	0	0	0	0	1	1									
Ron Gant, R OBP: 0.182, SLG: 0.200	2B		G6-3		F7			F9		4	1	1	0	0	0	0									
Royce Clayton, R OBP: 0.182, SLG: 0.273	1B	G4-3	G6-3		E6			G6-3		4	1	1	1	0	0	0									
Brian Jordan, R OBP: 0.250, SLG: 0.182	G4-3		HR		CS	G4-3		G5-3		4	1	2	0	0	0	0									
Dmitri Young, S OBP: 0.250, SLG: 1.000	G4-3		HR		K			G1-3		4	1	1	3	0	1	1									
Gary Gaetti, R OBP: 0.200, SLG: 0.200	P4		G1-3		L6					3	0	0	0	0	0	1									
Tony Fossas, L OBP: 0.250, SLG: 0.500										0	0	0	0	0	0	0									
Dennis Eckersley, R OBP: 0.250, SLG: 0.500										0	0	0	0	0	0	0									
Mark Sweeney, L OBP: 0.250, SLG: 0.500										0	0	0	0	1	0	0									
John Mabry, L OBP: 0.182, SLG: 0.182		G6-3			G1-6-3			G4-3		4	0	1	0	0	0	1									
Danny Sheaffer, R OBP: 0.182, SLG: 0.182		L8			G1-6-3			G5-3		3	0	0	0	0	0	1									
Alan Benes, R OBP: 0.500, SLG: 0.500										2	0	1	0	0	0	0									
Eric Ludwick, R OBP: 0.500, SLG: 0.500										0	0	0	0	0	0	0									
David Bell, R OBP: 0.500, SLG: 0.500										1	0	0	0	0	0	0									
Inning Stats	R: 2 E: 0 K: 0 S: 12	H: 3 LOB: 1 BB: 0 P: 20	R: 0 E: 0 K: 0 S: 7	H: 1 LOB: 1 BB: 0 P: 8	R: 2 E: 0 K: 0 S: 7	H: 2 LOB: 0 BB: 0 P: 9	R: 0 E: 0 K: 0 S: 5	H: 1 LOB: 0 BB: 0 P: 7	R: 0 E: 1 K: 0 S: 8	H: 0 LOB: 0 BB: 0 P: 11	R: 0 E: 0 K: 1 S: 6	H: 0 LOB: 0 BB: 0 P: 9	R: 0 E: 0 K: 1 S: 6	H: 0 LOB: 0 BB: 0 P: 8	R: 0 E: 0 K: 1 S: 6	H: 0 LOB: 1 BB: 1 P: 12	R: 0 E: 0 K: 0 S: 9	H: 0 LOB: 1 BB: 1 P: 16	1B: 4 2B: 2 3B: 0 HR: 1	SF: 0 SAC: 0 DP: 1 HBP: 0	WP: 0 PB: 0 SB: 0 CS: 1	PA: 35			
PITCHER	IP	WLS	BF	H	R	ER	SO	BB	IBB	HBP	BLK	WP	HR	S	P	ERA	WHIP								
Carlos Perez, L ERA: 5.14	(1, 1)	7.0	W	27	7	4	4	1	0	0	0	0	1	51	72	5.14	1.000								
Dave Veres, R ERA:	(8, 1)	2.0		7	0	0	0	1	1	0	0	0	0	15	28	0.00	0.500								

St. Louis Cardinals @ Montreal Expos
Olympic Stadium, Montreal, QB
Thu Apr 03 1997, 7:05 PM EST
Att: 10,950 - Dome

AB	33
R	4
H	7
RBI	4
BB	1
SO	2
LOB	5



Batter	1	2	3	4	5	6	7	8	9	AB	R	H	RBI	BB	SO	LOB	BOTTOM									
Mark Grudzielanek, R OBP: 0.154, SLG: 0.154	F9		HR		FC1-6			P4		5	1	1	0	0	1	2										
Mike Lansing, R OBP: 0.154, SLG: 0.154	F7		L4		K			F9		5	0	1	0	0	1	3										
Rondell White, R OBP: 0.462, SLG: 0.750	K		HR		BLK			G4-3		4	2	2	2	1	1	0										
Henry Rodriguez, L OBP: 0.462, SLG: 1.000		G3-1	E		K			F7		5	2	2	0	0	2	3										
Joe Orsulak, L OBP: 0.143, SLG: 0.143		G3-1	G3		K			K		0	0	0	0	0	0	0										
David Segui, S OBP: 0.462, SLG: 0.636		G3-1	E5		HR			G1-3		5	1	3	2	0	0	3										
Darin Fletcher, L OBP: 0.375, SLG: 0.286		WP	G3		F8			G1-6-3		5	1	1	2	0	0	2										
F.P. Santangelo, S OBP: 0.750, SLG: 0.500		WP	K		BB			HR		2	1	1	0	2	1	1										
Shane Andrews, R OBP: 0.400, SLG: 0.750		SF8			K			HR		2	1	1	3	1	1	0										
Carlos Perez, L ERA: 11.57	(1, 1)	G4-3			FC1-6					3	0	1	0	0	1	3										
Andy Stankiewicz, R OBP: 0.500, SLG: 0.500	(7, PH)									1	0	1	0	0	0	0										
Dave Veres, R ERA:	(8, 1)									0	0	0	0	0	0	0										
Inning Stats	R: 0 E: 0 K: 1 S: 10	H: 0 LOB: 0 BB: 0 P: 15	R: 2 E: 1 K: 0 S: 17	H: 2 LOB: 1 BB: 1 P: 28	R: 3 E: 1 K: 1 S: 14	H: 4 LOB: 1 BB: 0 P: 20	R: 0 E: 0 K: 2 S: 10	H: 1 LOB: 1 BB: 0 P: 15	R: 2 E: 0 K: 2 S: 13	H: 3 LOB: 2 BB: 1 P: 24	R: 0 E: 0 K: 1 S: 11	H: 1 LOB: 2 BB: 1 P: 19	R: 2 E: 0 K: 1 S: 10	H: 2 LOB: 1 BB: 1 P: 18	R: 0 E: 0 K: 0 S: 8	H: 1 LOB: 1 BB: 0 P: 13	1B: 9 2B: 2 3B: 0 HR: 3	SF: 1 SAC: 0 DP: 0 HBP: 0	WP: 1 PB: 0 SB: 1 CS: 0	PA: 42						
PITCHER	IP	WLS	BF	H	R	ER	SO	BB	IBB	HBP	BLK	WP	HR	S	P	ERA	WHIP									
Alan Benes, R ERA: 11.57	(1, 1)	4.2	L	25	10	7	6	5	1	0	0	1	1	2	59	93	11.57	2.357								
Eric Ludwick, R ERA:	(5, 1)	0.2		5	1	0	0	1	2	0	0	0	0	12	22	0.00	4.500									
Tony Fossas, L ERA: 9.0	(6, 1)	1.2		8	2	2	2	2	1	0	0	0	1	14	24	10.80	1.800									
Dennis Eckersley, R ERA:	(8, 1)	1.0		4	1	0	0	0	0	0	0	0	0	8	13	0.00	1.000									

St. Louis Cardinals @ Montreal Expos
Olympic Stadium, Montreal, QB
Thu Apr 03 1997, 7:05 PM EST
Att: 10,950 - Dome

AB	37
R	9
H	14
RBI	9
BB	4
SO	8
LOB	17




Batter	1	2	3	4	5	6	7	8	9	10	11	AB	R	H	RBI	BB	SO	LOB	TOP							
Delino DeShields, L OBP: 0.278, SLG: 0.353	G5-3		E5		G1-3		F7		1B		E S BB	5	0	1	0	1	0	1								
Ron Gant, R OBP: 0.176, SLG: 0.188	K		FC5-4		K		F8		FC6-4 1B		E5 DI	6	0	1	0	0	2	3								
Royce Clayton, R OBP: 0.176, SLG: 0.294	2B		P3		G5-3		F9		FC6-4 1B		L4	6	0	1	0	0	0	6								
Brian Jordan, R OBP: 0.294, SLG: 0.250	G4-3		CS		2B 1B		G6-3		1B		H	5	1	2	0	0	1	1								
Dmitri Young, S OBP: 0.444, SLG: 0.875			1B 2B		F7		FC4-6 1B		F9		G1-3 BB	4	1	2	0	1	0	2								
Gary Gaetti, R OBP: 0.133, SLG: 0.133			K		F7		FC4-6		K		G1-3	5	0	0	0	0	2	5								
Tony Fossas, L (10, 1)												0	0	0	0	0	0	0								
Eric Ludwick, R (11, 1)												0	0	0	0	0	0	0								
John Mabry, L OBP: 0.264, SLG: 0.337			G4-3		E6		K		K		K	3	0	2	2	0	0	1								
Rich Batchelor, R OBP: 0.176, SLG: 0.188			2H 1B		1H 2B							0	0	0	0	0	0	0								
Roberto Mejia, R OBP: 0.176, SLG: 0.188												1	0	0	0	0	1	1								
John Frascatore, R OBP: 0.176, SLG: 0.188												0	0	0	0	0	0	0								
David Bell, R OBP: 0.176, SLG: 0.188												1	0	0	0	0	1	1								
Tom Lampkin, L (1, 2)	G4-3		G4-3		G6-3		G6-3		P4		G3-1	4	0	0	0	1	0	3								
Matt Morris, R (1, 1)			K		G5-3				G4-3		P4	2	0	0	0	0	1	3								
Lance Painter, L (6, 1)												0	0	0	0	0	0	0								
Willie McGee, S OBP: 0.500, SLG: 0.429												1	0	0	0	1	0	0								
Mark Sweeney, L (9, 9)												1	0	0	0	0	0	0								
Inning Stats	R: 0 E: 0 K: 1 S: 9	H: 1 LOB: 1 BB: 0 P: 11	R: 1 E: 0 K: 2 S: 14	H: 2 LOB: 1 BB: 0 P: 25	R: 0 E: 1 K: 0 S: 10	H: 0 LOB: 0 BB: 0 P: 14	R: 1 E: 0 K: 0 S: 8	H: 2 LOB: 2 BB: 1 P: 14	R: 0 E: 0 K: 1 S: 8	H: 0 LOB: 0 BB: 0 P: 11	R: 1 E: 1 K: 2 S: 10	H: 1 LOB: 1 BB: 0 P: 17	R: 0 E: 0 K: 0 S: 5	H: 0 LOB: 1 BB: 1 P: 10	R: 0 E: 0 K: 2 S: 12	H: 1 LOB: 1 BB: 0 P: 16	R: 0 E: 0 K: 0 S: 13	H: 2 LOB: 2 BB: 0 P: 15	R: 0 E: 0 K: 2 S: 10	H: 0 LOB: 1 BB: 1 P: 17	R: 0 E: 1 K: 0 S: 20	H: 0 LOB: 2 BB: 1 P: 29	1B: 6 2B: 3 3B: 0 HR: 0	SF: 0 SAC: 0 DP: 0 HBP: 0	WP: 0 PB: 0 SB: 2 CS: 1	PA: 49
PITCHER	IP ERA	WLS 2.84	BF 28	H 6	R 2	ER 2	SO 4	BB 1	IBB 0	HBP 0	BLK 0	WP 0	HR 0	S 61	P 99	ERA 2.84	WHIP 1.105									
Chris Holt, R ERA: 2.84	(1, 1)																									
Jose Lima, R ERA: 0.00	(7, 1)	0.2	2	0	0	0	0	0	0	0	0	0	0	0	3	3	0.00	0.000								
Ramon Garcia, R ERA: 0.00	(8, 1)	0.0	1	1	0	0	0	0	0	0	0	0	0	1	1	∞	∞									
Billy Wagner, L ERA: 1.000	(8, 1)	2.0	8	2	0	0	2	0	0	0	0	0	0	24	30	0.00	1.000									
John Hudek, R ERA: 4.5	(10, 1)	1.0	4	0	0	0	2	1	0	0	0	0	0	10	17	0.00	1.000									

St. Louis Cardinals @ Houston Astros
Astrodome, Houston, TX
Fri Apr 04 1997, 8:05 PM EST
Att: 25,985 - Dome

livebaseballscores.com

AB 44
R 2
H 9
RBI 2
BB 4
SO 8
LOB 27




Batter	1	2	3	4	5	6	7	8	9	10	11	AB	R	H	RBI	BB	SO	LOB	BOTTOM					
Craig Biggio, R OBP: 0.579, SLG: 0.647	5 1B		F9		L8		HBP		G5-3 1B		5 1B BB	5	1	3	0	0	0	0						
Pat Listach, S OBP: 0.313, SLG: 0.357	F7		K				L4-6		G5-3		5 1B BB	5	0	1	0	1	1	5						
5 Jeff Bagwell, R OBP: 0.444, SLG: 0.333	CS 1B				G6-3		1B		G5-3		1B	4	0	3	2	1	0	0						
Derek Bell, R OBP: 0.294, SLG: 0.267	F8				1B BB		G6-4-3 1B		FC4-6 1B		G5-3	4	0	1	0	1	0	5						
Luis Gonzalez, L OBP: 0.313, SLG: 0.375	CS		G5-3		P5		F7		1B		H	5	0	1	0	0	1	4						
Bill Spiers, L OBP: 0.500, SLG: 0.571			G6-3				G6-4-3		K		H	2	0	1	0	0	0	0						
Sean Berry, R (7, 5)					1B							3	0	0	0	0	2	5						
Bobby Abreu, L OBP: 0.260, SLG: 0.333					L3		K		F7		H	5	0	1	0	0	2	4						
Russ Springer, R (11, 1)											H	0	0	0	0	0	0	0						
Brad Ausmus, R OBP: 0.545, SLG: 0.444			G6-3		G6-3		G6-3		G5-3 1B BB		F8	4	1	1	0	1	0	1						
Chris Holt, R ERA: 1.8	(1, 1)				G6-3		L9		B1		BB 5 1B	2	0	0	0	0	0	0						
Jose Lima, R ERA: 6.75	(7, 1)	0.1	1	0	0	0	0	0				0	0	0	0	0	0	0						
Thomas Howard, S OBP: 0.000, SLG: 0.000	(7, 1)											0	0	0	0	0	0	0						
Ramon Garcia, R ERA: 6.75	(8, 1)	1.2	6	2	1	1	1	0				0	0	0	0	0	0	0						
Billy Wagner, L ERA: 6.75	(8, 1)	2.0	11	2	0	0	1	1				0	0	0	0	0	0	0						
James Mouton, R OBP: 0.250, SLG: 0.250	(8, 1)											1	0	0	0	0	0	1						
John Hudek, R ERA: 6.0	(10, 1)	1.0	3	0	0	0	3	0				1	1	1	0	0	0	0						
Ray Montgomery, R ERA: 6.0	(11, 9)											1	1	1	0	0	0	0						
Inning Stats	R: 1 E: 0 K: 0 S: 9	H: 2 LOB: 0 BB: 0 P: 15	R: 0 E: 0 K: 0 S: 6	H: 1 LOB: 1 BB: 0 P: 9	R: 0 E: 0 K: 1 S: 7	H: 0 LOB: 0 BB: 0 P: 10	R: 0 E: 0 K: 0 S: 15	H: 1 LOB: 2 BB: 1 P: 24	R: 0 E: 0 K: 0 S: 8	H: 0 LOB: 0 BB: 0 P: 12	R: 1 E: 0 K: 1 S: 10	H: 2 LOB: 1 BB: 0 P: 17	R: 0 E: 0 K: 1 S: 12	H: 1 LOB: 2 BB: 0 P: 21	R: 0 E: 0 K: 3 S: 11	H: 0 LOB: 0 BB: 0 P: 14	R: 1 E: 0 K: 0 S: 12	H: 3 LOB: 3 BB: 1 P: 19	1B: 13 2B: 2 3B: 0 HR: 0	SF: 0 SAC: 0 DP: 2 HBP: 2	WP: 0 PB: 0 SB: 1 CS: 1	PA: 49		
PITCHER	IP ERA	WLS 1.8	BF 22	H 7	R 1	ER 1	SO 1	BB 0	IBB 0	HBP 0	BLK 0	WP 0	HR 0	S 50	P 79	ERA 1.80	WHIP 1.600							
Eric Ludwick, R ERA: 9.0	(11, 1)	0.1	1	0	0	0	0	0	0	0	0	0	0	0	1	3	0.00	0.000						
Lance Painter, L ERA: 6.75	(6, 1)	1.2	6	2	1	1	1	0	0	0	0	0	0	12	21	5.40	1.200							
Rich Batchelor, R ERA: 6.75	(6, 1)	2.0	11	2	0	0	1	1	1	1	0	0	0	22	46	0.00	1.500							
John Frascatore, R ERA: 6.0	(10, 1)	1.0	3	0	0	0	3	0	0	0	0	0	0	11	14	0.00	0.000							

St. Louis Cardinals @ Houston Astros
Astrodome, Houston, TX
Fri Apr 04 1997, 8:05 PM EST
Att: 25,985 - Dome

livebaseballscores.com

AB 42
R 3
H 14
RBI 3
BB 4
SO 6
LOB 25



Batter	1	2	3	4	5	6	7	8	9	AB	R	H	RBI	BB	SO	LOB	TOP				
Delino DeShields, L OBP: 0.300, SLG: 0.526 David Bell, R	1-0 HR		0-1 B1-3		2-2 F8		0-0 P5			2	1	1	1	0	0	0					
Ron Gant, R OBP: 0.143, SLG: 0.150 Rich Batchelor, R	2-2 G6-3		1-3 K		0-1 F8		2-3 K			4	0	0	0	0	2	1					
Royce Clayton, R OBP: 0.238, SLG: 0.333	0-0 L9		1-2 1B		0-0 P6			2-2 1B		4	0	2	0	0	0	0					
Brian Jordan, R OBP: 0.286, SLG: 0.250	3-2 F7		2-2 F7		3-2 G1-3 1B			0-0 F8		4	0	1	0	0	0	2					
Dmitri Young, S OBP: 0.385, SLG: 0.667		2-0 L9		2-0 1B		1-1 G1-3 1B		1-0 F7		4	0	1	0	0	0	2					
Gary Gaetti, R OBP: 0.156, SLG: 0.111		4-0 2B BB		0-0 F8		2-3 K		3-3 K		3	1	0	0	1	2	3					
Mike DiFelice, R John Mabry, L OBP: 0.267, SLG: 0.333 (9, PH)		0-2 L8		4-1 1B		1-0 F9			1-0 F9	2	0	0	0	1	0	2	AB 34				
Roberto Mejia, R OBP: 0.143, SLG: 0.286 (7, 7)		1-2 1-H 2B		1-1 F9			3-2 G6-3		0-3 K	1	0	0	0	0	0	0	R 2				
Donovan Osborne, S Mark Sweeney, L OBP: 0.500, SLG: 0.333 (7, PH) (7, 9)		2-3 K		2-3 K			0-1 1B		0-3 K	4	0	1	1	0	1	2	H 7				
Inning Stats	R: 1 E: 0 K: 0 S: 9	H: 1 LOB: 0 BB: 0 P: 15	R: 1 E: 0 K: 1 S: 10	H: 1 LOB: 1 BB: 1 P: 19	R: 0 E: 0 K: 1 S: 13	H: 1 LOB: 1 BB: 0 P: 17	R: 0 E: 0 K: 1 S: 8	H: 1 LOB: 2 BB: 1 P: 17	R: 0 E: 0 K: 1 S: 6	H: 0 LOB: 0 BB: 0 P: 8	R: 0 E: 0 K: 1 S: 12	H: 1 LOB: 1 BB: 0 P: 19	R: 0 E: 0 K: 1 S: 10	H: 1 LOB: 1 BB: 0 P: 15	R: 0 E: 0 K: 1 S: 8	H: 0 LOB: 0 BB: 0 P: 8	1B: 5 2B: 1 3B: 0 HR: 1	SF: 0 SAC: 0 DP: 0 HBP: 0	WP: 0 PB: 0 SB: 3 CS: 0	PA: 36	
PITCHER Sid Fernandez, L ERA: 3.6 Ramon Garcia, R ERA:	IP	WLS	BF	H	R	ER	SO	BB	IBB	HBP	BLK	WP	HR	S	P	ERA	WHIP				
	5.0	W	21	4	2	2	3	2	0	0	0	0	1	46	76	3.60	1.200				
	4.0	S	15	3	0	0	5	0	0	0	0	0	0	37	56	0.00	0.750				

St. Louis Cardinals @ Houston Astros
Astrodome, Houston, TX
Sat Apr 05 1997, 8:05 PM EST
Att: 25,957 - Dome - 68 F

AB 34
R 2
H 7
RBI 2
BB 2
SO 8
LOB 16



Batter	1	2	3	4	5	6	7	8	9	AB	R	H	RBI	BB	SO	LOB	BOTTOM				
Craig Biggio, R OBP: 0.522, SLG: 0.667	0-0 5 G6-3 3B		1-1 F7		2-2 G3		1-2 E1			4	1	1	0	0	0	0					
James Mouton, R OBP: 0.333, SLG: 0.750	1-1 P2			0-0 E 5 1B	3-1 HR		1-1 G6-3			4	2	2	1	0	0	2					
5 Jeff Bagwell, R OBP: 0.309, SLG: 0.316	2-1 G6-3			2-2 1B E FC5-4 1B	1-1 G6-3		1-3 K			4	1	1	1	0	1	1					
Derek Bell, R OBP: 0.286, SLG: 0.222	2-3 K			1-3 K		3-0 G6-3		4-2 CS BB		3	0	0	0	1	2	2					
Sean Berry, R OBP: 0.111, SLG: 0.222 (6, PR) Bill Spiers, L OBP: 0.556, SLG: 0.571 (7, 5)		3-3 K		1-1 E4 FC5-4 1B		2-2 G1-3 1B 2B		4-1 PB G6-3 E BB		3	0	1	0	0	1	2					
Bobby Abreu, L OBP: 0.250, SLG: 0.313		1-3 K		0-1 FC5-4 1B		0-2 G1-3		0-1 G6-3		4	0	1	1	0	1	2					
Tony Eusebio, R OBP: 0.250, SLG: 0.143		1-1 G5-3		1-2 2-3 3-H FC5-4 1B		1-1 G3		2-1 E5 FC6-4		4	0	1	2	0	2		AB 33				
Pat Listach, S OBP: 0.250, SLG: 0.278			2-1 F7		1-2 L5		3-H G3		0-0 FC6-4	4	0	0	0	0	5		R 6				
Sid Fernandez, L Ray Montgomery, R OBP: 0.500, SLG: 0.500 (5, PH) Ramon Garcia, R ERA: 3.96 (6, 1)			2-3 K		3-3 K		1-0 F8			1	0	0	0	0	1	0	H 7				
Inning Stats	R: 1 E: 0 K: 1 S: 9	H: 0 LOB: 0 BB: 0 P: 14	R: 0 E: 0 K: 2 S: 9	H: 0 LOB: 0 BB: 0 P: 14	R: 0 E: 0 K: 1 S: 9	H: 0 LOB: 0 BB: 0 P: 14	R: 2 E: 1 K: 1 S: 18	H: 3 LOB: 2 BB: 0 P: 23	R: 1 E: 0 K: 1 S: 10	H: 1 LOB: 0 BB: 0 P: 19	R: 1 E: 0 K: 0 S: 13	H: 2 LOB: 2 BB: 0 P: 22	R: 0 E: 1 K: 1 S: 9	H: 0 LOB: 1 BB: 2 P: 13	R: 1 E: 1 K: 0 S: 9	H: 0 LOB: 1 BB: 2 P: 18	1B: 4 2B: 1 3B: 1 HR: 1	SF: 0 SAC: 0 DP: 0 HBP: 0	WP: 0 PB: 1 SB: 0 CS: 1	PA: 35	
PITCHER Donovan Osborne, L ERA: 6.0 Rich Batchelor, R ERA: 3.96	IP	WLS	BF	H	R	ER	SO	BB	IBB	HBP	BLK	WP	HR	S	P	ERA	WHIP				
	6.0	L	26	7	5	4	6	0	0	0	0	0	0	68	106	6.00	1.167				
	2.0		9	0	1	0	1	2	0	0	0	0	0	18	31	0.00	1.000				

St. Louis Cardinals @ Houston Astros
Astrodome, Houston, TX
Sat Apr 05 1997, 8:05 PM EST
Att: 25,957 - Dome - 68 F

AB 33
R 6
H 7
RBI 5
BB 2
SO 7
LOB 16



Batter	1	2	3	4	5	6	7	8	9	AB	R	H	RBI	BB	SO	LOB	TOP										
Roberto Mejia, R OBP: 0.091, SLG: 0.182 (1, 4)																	4 0 0 0 0 2 2										
Ron Cant, R OBP: 0.154, SLG: 0.200 (1, 7)																	5 0 1 1 0 2 2										
Royce Clayton, R OBP: 0.200, SLG: 0.280 (1, 6)																	4 0 0 0 0 0 1										
Brian Jordan, R OBP: 0.360, SLG: 0.304 (1, 8)																	3 1 2 0 0 0 1										
John Mabry, L OBP: 0.263, SLG: 0.316 (1, 9) (8, 3)																	4 0 1 0 0 1 2										
Dmitri Young, S OBP: 0.353, SLG: 0.533 John Frascatore, R (8, 1)																	3 0 0 0 1 1 3 0 0 0 0 0 0 0										
Tom Lampkin, L OBP: 0.200, SLG: 0.143 (1, 2)																	4 0 2 1 0 2 2										
David Bell, R (1, 5)																	4 0 0 0 0 2 4										
Todd Stottlemyre, L OBP: 0.400, SLG: 0.250 Tony Fossas, L (7, 1) Mark Sweeney, L OBP: 0.500, SLG: 0.333 Gary Gaetti, R OBP: 0.150, SLG: 0.105 (9, PH)																	2 1 1 0 1 0 0 0 0 0 0 0 0 0 0 0 0 0 0 0 0 1 0 0 0 0 0 0										
Inning Stats	R: 0 E: 0 K: 1 S: 7	H: 0 LOB: 0 BB: 0 P: 10	R: 0 E: 0 K: 2 S: 11	H: 2 LOB: 2 BB: 0 P: 17	R: 0 E: 0 K: 0 S: 6	H: 0 LOB: 0 BB: 0 P: 10	R: 0 E: 0 K: 1 S: 9	H: 2 LOB: 2 BB: 0 P: 15	R: 0 E: 0 K: 2 S: 9	H: 1 LOB: 1 BB: 1 P: 18	R: 1 E: 0 K: 0 S: 12	H: 1 LOB: 2 BB: 1 P: 21	R: 1 E: 0 K: 0 S: 9	H: 2 LOB: 1 BB: 0 P: 11	R: 0 E: 0 K: 1 S: 9	H: 0 LOB: 0 BB: 0 P: 12	R: 0 E: 1 K: 3 S: 12	H: 0 LOB: 1 BB: 0 P: 21	1B: 6 2B: 1 3B: 0 HR: 0	SF: 0 SAC: 1 DP: 0 HBP: 1	WP: 0 PA: 38 PB: 0 SB: 0 CS: 0						
PITCHER	IP	WLS	BF	H	R	ER	SO	BB	IBB	HBP	BLK	WP	HR	S	P	ERA	WHIP										
Shane Reynolds, R ERA: 1.88 (1, 1)	6.1		29	7	2	2	6	2	0	1	0	0	0	60	99	2.84	1.421										
Jose Lima, R ERA: (7, 1)	0.2		2	0	0	0	0	0	0	0	0	0	0	3	3	0.00	0.000										
Tom Martin, L ERA: (8, 1)	1.0	W	3	0	0	0	1	0	0	0	0	0	0	9	12	0.00	0.000										
Billy Wagner, L ERA: (9, 1)	1.0	S	4	0	0	0	3	0	0	0	0	0	0	12	21	0.00	0.000										

St. Louis Cardinals @ Houston Astros
Astrodome, Houston, TX
Sun Apr 06 1997, 4:33 AM EDT
Att: 18,752 - Dome - 68 F

AB 34
R 2
H 7
RBI 2
BB 2
SO 10
LOB 17



Batter	1	2	3	4	5	6	7	8	9	AB	R	H	RBI	BB	SO	LOB	BOTTOM										
Craig Biggio, R OBP: 0.381, SLG: 0.600 (1, 4)																	4 0 1 0 0 0 0										
Pat Listach, S OBP: 0.304, SLG: 0.300 Sean Berry, R OBP: 0.100, SLG: 0.200 (7, PH) (8, 5)																	2 1 1 0 0 0 0 1 0 0 0 0 0 1										
Thomas Howard, S OBP: 0.533, SLG: 1.400 Ray Montgomery, R OBP: 0.333, SLG: 0.333 (8, PH) (9, 9)																	2 0 2 1 1 0 0 1 1 0 0 0 0 0										
Luis Gonzalez, L OBP: 0.300, SLG: 0.316 (1, 7)																	3 0 0 0 1 0 4										
Bobby Abreu, L OBP: 0.263, SLG: 0.316 Derek Bell, R OBP: 0.273, SLG: 0.211 (8, PH) (9, 8)																	3 0 1 0 0 2 1 1 0 0 0 0 0 1										
Bill Spiers, L OBP: 0.462, SLG: 0.400 (1, 3) (9, 6)																	3 1 0 0 1 1 3										
Tim Bogar, R (1, 5) (8, 6)																	3 0 0 0 0 1 3										
5 Jeff Bagwell, R OBP: 0.435, SLG: 0.400 (8, PH) (9, 3)																	1 0 1 2 0 0 0										
Brad Ausmus, R OBP: 0.467, SLG: 0.385 (1, 2)																	4 0 1 0 0 1 1										
Shane Reynolds, R (1, 1) Jose Lima, R (7, 1) James Mouton, R OBP: 0.300, SLG: 0.667 (7, PH) Tom Martin, L (8, 1) Billy Wagner, L (9, 1)																	2 0 0 0 0 1 1 0 0 0 0 0 0 0 1 0										
Inning Stats	R: 1 E: 0 K: 1 S: 15	H: 2 LOB: 3 BB: 1 P: 30	R: 0 E: 0 K: 0 S: 6	H: 0 LOB: 0 BB: 0 P: 12	R: 0 E: 0 K: 1 S: 9	H: 1 LOB: 1 BB: 1 P: 16	R: 0 E: 0 K: 2 S: 11	H: 1 LOB: 1 BB: 0 P: 15	R: 0 E: 0 K: 0 S: 8	H: 0 LOB: 0 BB: 0 P: 16	R: 0 E: 0 K: 1 S: 9	H: 1 LOB: 1 BB: 0 P: 15	R: 2 E: 1 K: 0 S: 10	H: 1 LOB: 1 BB: 1 P: 17	1B: 5 2B: 2 3B: 0 HR: 0	SF: 0 SAC: 0 DP: 1 HBP: 1	WP: 0 PA: 35 PB: 0 SB: 1 CS: 0										
PITCHER	IP	WLS	BF	H	R	ER	SO	BB	IBB	HBP	BLK	WP	HR	S	P	ERA	WHIP										
Todd Stottlemyre, R ERA: 1.35 (1, 1)	6.2		28	6	1	1	6	2	0	1	0	0	0	65	114	1.35	1.200										
Tony Fossas, L ERA: 4.91 (7, 1)	0.2		3	0	1	1	0	0	0	0	0	0	0	5	8	13.50	0.000										
John Frascatore, R ERA: 1.93 (8, 1)	0.2	L	4	1	1	0	0	1	0	0	0	0	0	6	10	0.00	3.000										

St. Louis Cardinals @ Houston Astros
Astrodome, Houston, TX
Sun Apr 06 1997, 4:33 AM EDT
Att: 18,752 - Dome - 68 F

AB 31
R 3
H 7
RBI 3
BB 3
SO 6
LOB 15



Batter	1	2	3	4	5	6	7	8	9	AB	R	H	RBI	BB	SO	LOB	TOP										
Mark Grudzielanek, R OBP: 0.207, SLG: 0.207	G4-3		G4-3				G5-4-3			4	0	1	0	0	0	2	Montreal Expos @ St. Louis Cardinals Busch Stadium, St. Louis, MO Tue Apr 08 1997, 7:05 PM CDT Att: 47,542 - Unknown - 45 F										
Mike Lansing, R OBP: 0.241, SLG: 0.214	G6-4-3		WP BB				G5-3		G6-3	4	0	2	1	0	0	1											
Rondell White, R OBP: 0.517, SLG: 0.769	G6-4-3								K	3	0	0	0	1	2	2											
David Segui, S OBP: 0.214, SLG: 0.640			F9				G5-3		K	4	0	0	0	0	2	2											
Henry Rodriguez, L OBP: 0.276, SLG: 0.655							K		G3	4	0	0	0	0	3	0											
F.P. Santangelo, S OBP: 0.353, SLG: 0.214							G4-3		G1-3	3	0	1	0	1	0	0											
Shane Andrews, R OBP: 0.240, SLG: 0.522							E4		G6-3	4	0	0	0	0	1	2											
Chris Widger, R OBP: 0.333, SLG: 0.800			G4-3							3	1	2	0	0	1	1											
Jeff Juden, R Andy Stankiewicz, R Dave Veres, R Omar Daal, L Ugueth Urbina, R			F8				K		FC1-6	2	0	0	0	0	1	1											
										1	0	0	0	0	0	0											
										0	0	0	0	0	0	0											
										0	0	0	0	0	0	0											
										0	0	0	0	0	0	0											
Inning Stats	R: 0 E: 0 K: 0 S: 7	H: 1 LOB: 0 BB: 0 P: 11	R: 0 E: 0 K: 3 S: 13	H: 0 LOB: 1 BB: 1 P: 21	R: 1 E: 0 K: 0 S: 11	H: 2 LOB: 2 BB: 1 P: 24	R: 0 E: 1 K: 2 S: 14	H: 0 LOB: 1 BB: 0 P: 23	R: 0 E: 0 K: 2 S: 13	H: 1 LOB: 1 BB: 0 P: 19	R: 0 E: 0 K: 1 S: 7	H: 1 LOB: 0 BB: 0 P: 14	R: 0 E: 0 K: 0 S: 5	H: 0 LOB: 0 BB: 0 P: 9	R: 0 E: 0 K: 2 S: 7	H: 0 LOB: 0 BB: 0 P: 12	R: 0 E: 0 K: 0 S: 6	H: 0 LOB: 0 BB: 0 P: 10	1B: 5 2B: 1 3B: 0 HR: 0	SF: 0 SAC: 0 DP: 2 HBP: 0	WP: 1 PB: 0 SB: 0 CS: 0	PA: 34					
PITCHER	IP	WLS	BF	H	R	ER	SO	BB	IBB	HBP	BLK	WP	HR	S	P	ERA	WHIP										
Alan Benes, R ERA: 6.52	5.0		21	4	1	1	7	2	0	0	0	1	0	58	98	1.80	1.200										
Mark Petkovsek, R ERA: 3.0	4.0	W	13	2	0	0	3	0	0	0	0	0	0	25	45	0.00	0.500										

AB	32
R	1
H	6
RBI	1
BB	2
SO	10
LOB	12



Batter	1	2	3	4	5	6	7	8	9	AB	R	H	RBI	BB	SO	LOB	BOTTOM										
Royce Clayton, R OBP: 0.172, SLG: 0.241	K		G6-3				G5-4-3			4	0	0	0	0	1	1	Montreal Expos @ St. Louis Cardinals Busch Stadium, St. Louis, MO Tue Apr 08 1997, 7:05 PM CDT Att: 47,542 - Unknown - 45 F										
Ron Gant, R OBP: 0.167, SLG: 0.276	E5		K				P5			4	0	1	0	0	1	0											
Dmitri Young, S OBP: 0.429, SLG: 0.667									G5-3	3	0	2	0	1	0	1											
Brian Jordan, R OBP: 0.345, SLG: 0.269	G6-4-3		K				K			3	0	0	0	1	2	4											
John Mabry, L OBP: 0.304, SLG: 0.286			G4-3				K			2	0	0	0	2	1	0											
Gary Gaetti, R OBP: 0.167, SLG: 0.130							G5-4-3			4	1	1	0	0	1	6											
Tom Lampkin, L OBP: 0.211, SLG: 0.167							F9			4	0	1	0	0	0	0											
Roberto Mejia, R OBP: 0.067, SLG: 0.143			SF7				F7			3	0	0	1	0	1	0											
Alan Benes, R OBP: 0.333, SLG: 0.333										1	0	0	0	0	1	1											
Mark Sweeney, L OBP: 0.600, SLG: 0.500										1	0	1	0	0	0	0											
Mark Petkovsek, R Willie McGee, S										1	0	0	0	0	0	0											
										1	1	1	1	0	0	0											
Inning Stats	R: 0 E: 1 K: 1 S: 10	H: 0 LOB: 1 BB: 1 P: 19	R: 1 E: 0 K: 1 S: 7	H: 2 LOB: 1 BB: 0 P: 11	R: 0 E: 0 K: 2 S: 10	H: 1 LOB: 0 BB: 0 P: 16	R: 0 E: 0 K: 1 S: 9	H: 0 LOB: 0 BB: 0 P: 17	R: 0 E: 0 K: 0 S: 4	H: 1 LOB: 0 BB: 0 P: 5	R: 0 E: 0 K: 1 S: 13	H: 1 LOB: 2 BB: 1 P: 21	R: 0 E: 0 K: 0 S: 9	H: 0 LOB: 0 BB: 0 P: 16	R: 0 E: 0 K: 1 S: 13	H: 1 LOB: 3 BB: 2 P: 28	R: 1 E: 0 K: 1 S: 6	H: 1 LOB: 0 BB: 0 P: 8	1B: 3 2B: 2 3B: 1 HR: 1	SF: 1 SAC: 0 DP: 3 HBP: 0	WP: 0 PB: 1 SB: 0 CS: 0	PA: 36					
PITCHER	IP	WLS	BF	H	R	ER	SO	BB	IBB	HBP	BLK	WP	HR	S	P	ERA	WHIP										
Jeff Juden, R ERA: 1.38	6.0		24	5	1	1	6	2	0	0	0	0	0	15	27	0.00	0.750										
Dave Veres, R ERA: 3.99	1.1		5	1	0	0	0	0	0	0	0	0	0	2	4	0.00	0.000										
Omar Daal, L ERA: 7.5	0.1		1	0	0	0	0	0	0	0	0	0	0	2	4	0.00	0.000										
Ugueth Urbina, R ERA: 3.0	1.0	L	6	1	1	1	2	2	0	0	0	0	1	11	21	9.00	3.000										



Batter	1	2	3	4	5	6	7	8	9	AB	R	H	RBI	BB	SO	LOB	TOP					
Craig Biggio, R OBP: 0.383, SLG: 0.400 (1,4)										2	0	1	1	0	1		Houston Astros @ St. Louis Cardinals Busch Stadium, St. Louis, MO Fri Apr 11 1997, 7:05 PM CDT Att: 23,744 - Unknown - 59 F					
James Mouton, R OBP: 0.222, SLG: 0.412 (1,9)										4	0	0	0	0	2	4						
5 Jeff Bagwell, R OBP: 0.390, SLG: 0.500 (1,3)										3	0	0	0	1	0	1						
Derek Bell, R OBP: 0.225, SLG: 0.167 (1,8)										4	0	0	0	0	1	3						
Luis Gonzalez, L OBP: 0.421, SLG: 0.441 (1,7)										4	1	4	0	0	0	0						
Russ Johnson, R OBP: 0.231, SLG: 0.308 (1,5)										4	1	1	0	0	0	3						
Tim Lincecum, R OBP: 0.250, SLG: 0.100 (1,6)										3	0	1	1	0	0	1						
Pat Listach, S OBP: 0.303, SLG: 0.276 (9, PH)										1	0	0	0	0	1	0						
Brad Ausmus, R OBP: 0.385, SLG: 0.304 (1,2)										3	0	1	0	0	0	1						
Bill Spillers, L OBP: 0.420, SLG: 0.500 (9, PH)										1	0	0	0	0	1	0						
Shane Reynolds, R OBP: 0.167, SLG: 0.333 (1,1)										3	0	1	0	0	1	3						
Thomas Howard, S OBP: 0.556, SLG: 0.875 (9, PH)										1	0	0	0	0	1	0						
Inning Stats	R: 0 E: 0 K: 2 S: 10	H: 0 LOB: 1 BB: 1 P: 19	R: 0 E: 0 K: 0 S: 11	H: 1 LOB: 1 BB: 0 P: 14	R: 0 E: 0 K: 0 S: 8	H: 1 LOB: 2 BB: 1 P: 16	R: 2 E: 0 K: 1 S: 18	H: 4 LOB: 2 BB: 0 P: 27	R: 0 E: 0 K: 0 S: 9	H: 1 LOB: 1 BB: 0 P: 13	R: 0 E: 0 K: 0 S: 4	H: 0 LOB: 0 BB: 0 P: 4	R: 0 E: 0 K: 1 S: 8	H: 0 LOB: 0 BB: 0 P: 14	R: 0 E: 0 K: 0 S: 6	H: 1 LOB: 0 BB: 0 P: 11	R: 0 E: 0 K: 3 S: 11	H: 0 LOB: 0 BB: 0 P: 16	1B: 7 2B: 1 3B: 0 HR: 0	SF: 1 SAC: 0 DP: 1 HBP: 0	WP: 0 PB: 0 SB: 0 CS: 0	PA: 36
PITCHER	IP WLS BF H R ER SO BB IBB HBP BLK WP HR S P ERA WHIP																					
Donovan Osborne, L ERA: 4.15 (1,1)	7.0 30 7 2 2 4 2 0 0 0 0 0 68 107 2.57 1.286																					
Rich Batchelor, R ERA: 3.18 (8,1)	1.0 W 3 1 0 0 0 0 0 0 0 0 0 6 11 0.00 1.000																					
Dennis Eckersley, R ERA: (9,1)	1.0 S 3 0 0 0 3 0 0 0 0 0 0 0 11 16 0.00 0.000																					

Batter	1	2	3	4	5	6	7	8	9	AB	R	H	RBI	BB	SO	LOB	BOTTOM			
Royce Clayton, R OBP: 0.212, SLG: 0.394 (1,6)										4	2	2	1	0	0	0	Houston Astros @ St. Louis Cardinals Busch Stadium, St. Louis, MO Fri Apr 11 1997, 7:05 PM CDT Att: 23,744 - Unknown - 59 F			
Mark Sweeney, L OBP: 0.444, SLG: 0.286 (1,9)										3	0	0	0	1	1	1				
Dmitri Young, S OBP: 0.440, SLG: 0.619 (1,3)										3	1	1	1	1	0	1				
Ron Gant, R OBP: 0.206, SLG: 0.394 (1,7)										4	1	2	2	0	1	2				
John Mabry, L OBP: 0.296, SLG: 0.250 (1,8)										3	0	0	0	1	1	3				
Gary Gaetti, R OBP: 0.143, SLG: 0.111 (1,5)										4	0	0	0	0	1	2				
Tom Lampkin, L OBP: 0.227, SLG: 0.190 (1,2)										3	0	1	0	0	1	0				
Roberto Mejia, R OBP: 0.067, SLG: 0.143 (1,4)										0	0	0	0	0	0	0				
David Bell, R (2,4)										3	0	0	0	0	1	1				
Donovan Osborne, S (1,1)										2	0	0	0	0	2	2				
Delino DeShields, L OBP: 0.236, SLG: 0.500 (7, PH)										1	0	0	0	0	0	0				
Rich Batchelor, R (8,1)										0	0	0	0	0	0	0				
Dennis Eckersley, R (9,1)										0	0	0	0	0	0	0				
Inning Stats	R: 1 E: 0 K: 2 S: 10	H: 1 LOB: 1 BB: 1 P: 17	R: 0 E: 1 K: 2 S: 9	H: 0 LOB: 1 BB: 0 P: 14	R: 1 E: 0 K: 0 S: 11	H: 2 LOB: 1 BB: 0 P: 12	R: 0 E: 0 K: 2 S: 13	H: 1 LOB: 1 BB: 0 P: 20	R: 0 E: 0 K: 0 S: 4	H: 0 LOB: 0 BB: 0 P: 5	R: 0 E: 0 K: 1 S: 9	H: 1 LOB: 0 BB: 0 P: 14	R: 0 E: 0 K: 0 S: 9	H: 0 LOB: 0 BB: 0 P: 13	R: 2 E: 0 K: 1 S: 9	H: 1 LOB: 1 BB: 2 P: 20	1B: 3 2B: 1 3B: 0 HR: 2	SF: 0 SAC: 0 DP: 1 HBP: 0	WP: 1 PB: 0 SB: 0 CS: 1	PA: 33
PITCHER	IP WLS BF H R ER SO BB IBB HBP BLK WP HR S P ERA WHIP																			
Shane Reynolds, R ERA: 2.82 (1,1)	8.0 L 33 6 4 4 8 3 0 0 0 1 2 74 115 4.50 1.125																			

AB	33
R	2
H	8
RBI	2
BB	2
SO	7
LOB	17



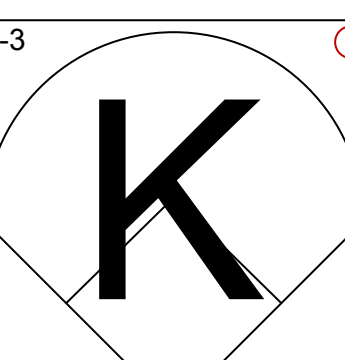
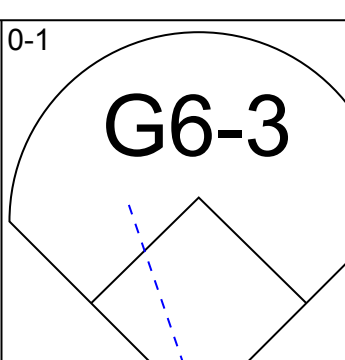
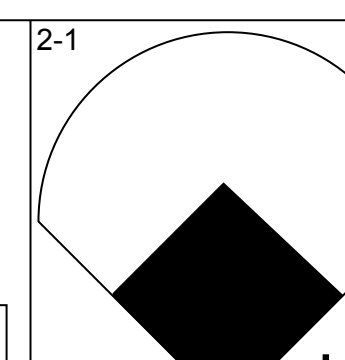
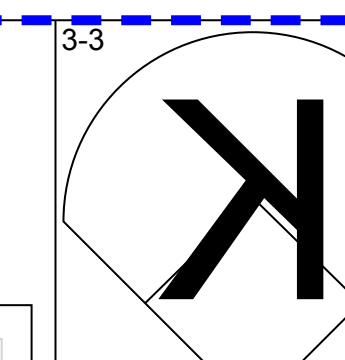
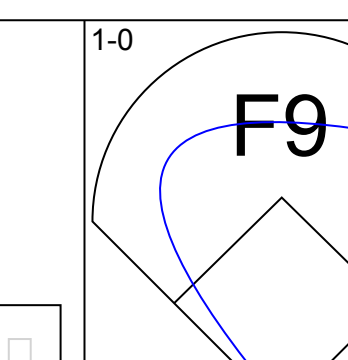
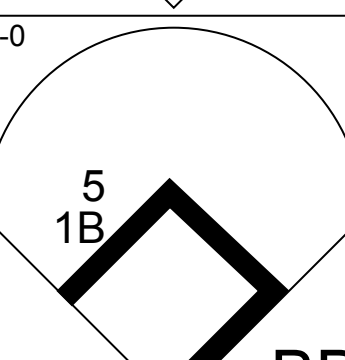
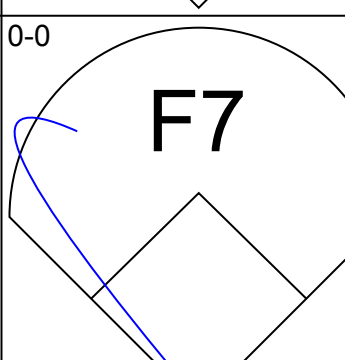
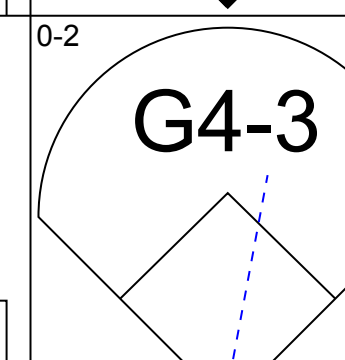
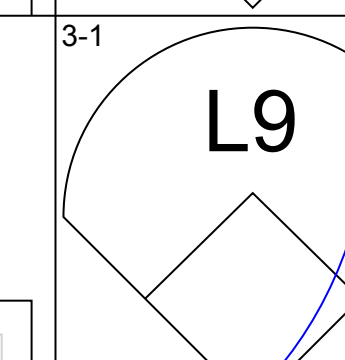
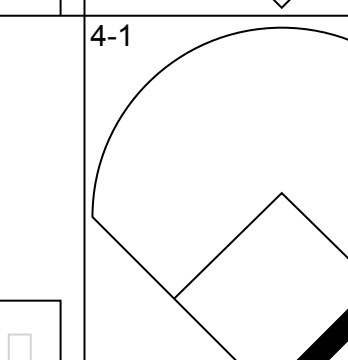
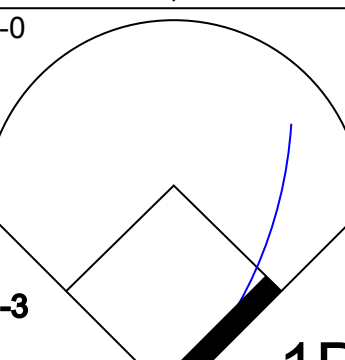
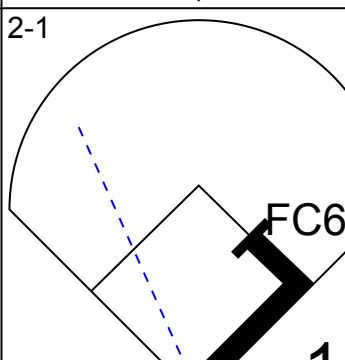
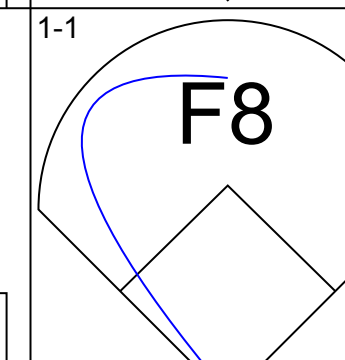
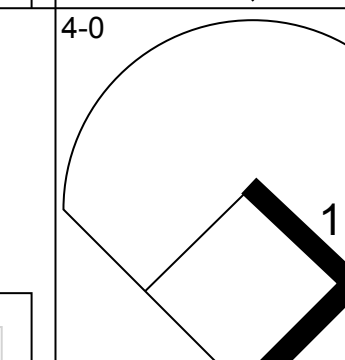
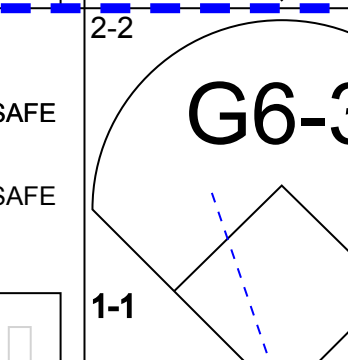
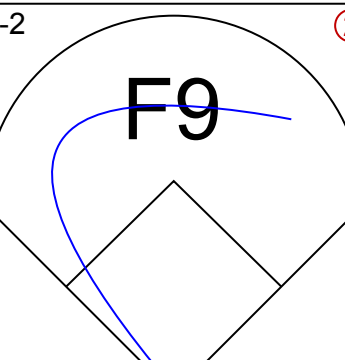
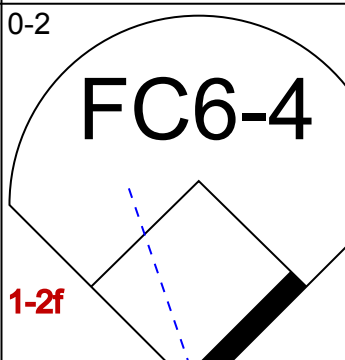
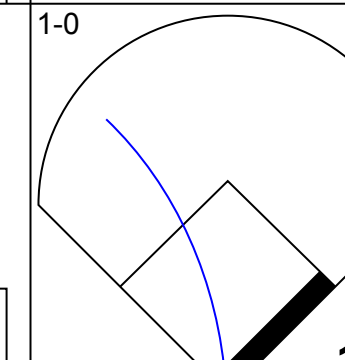
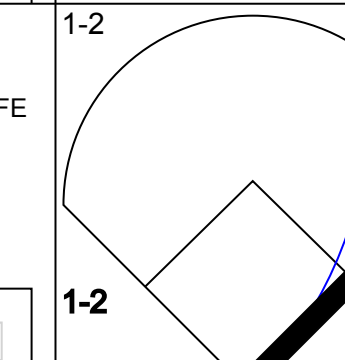

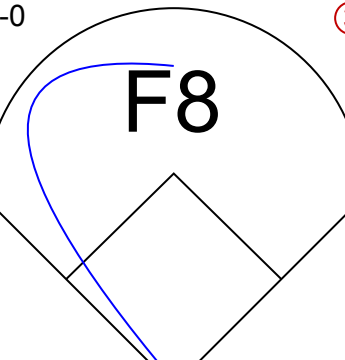
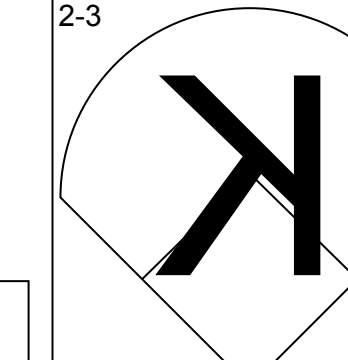
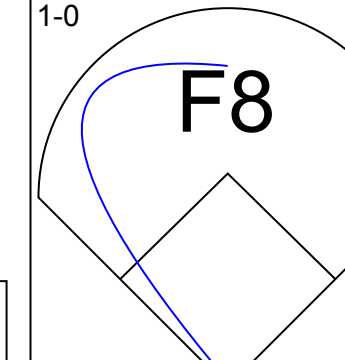
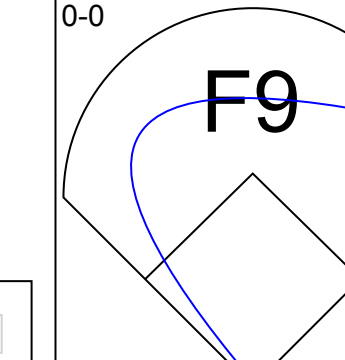
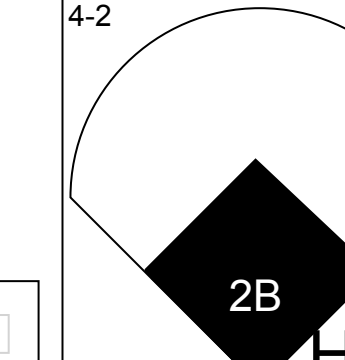
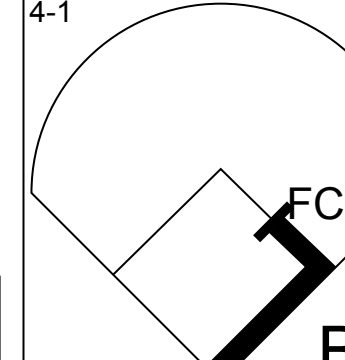
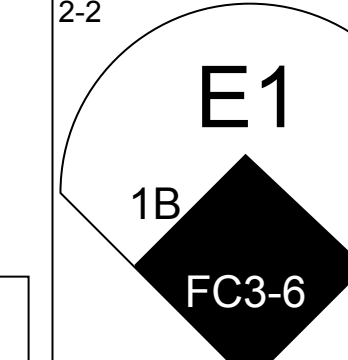

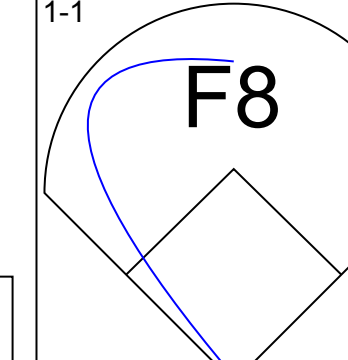
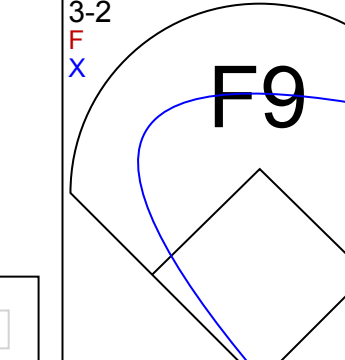
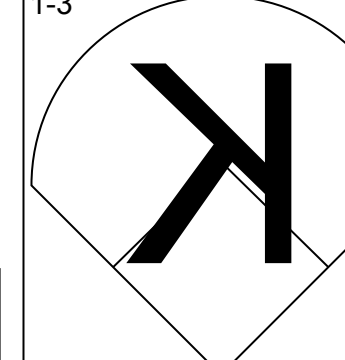
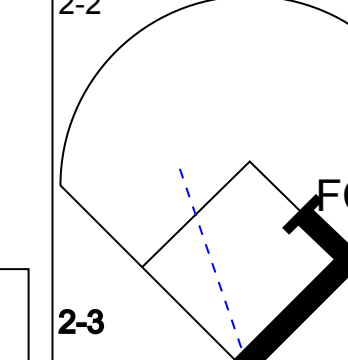

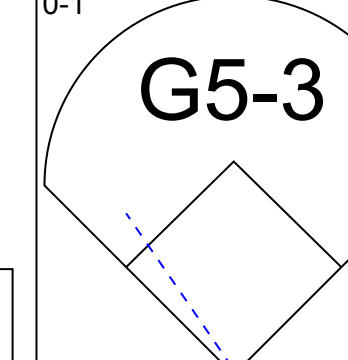
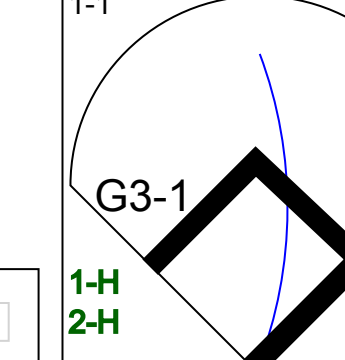
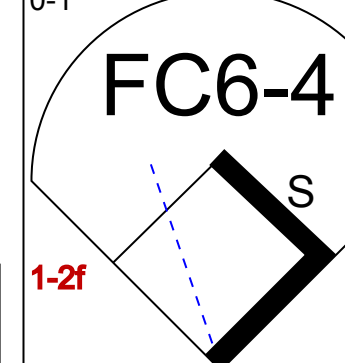
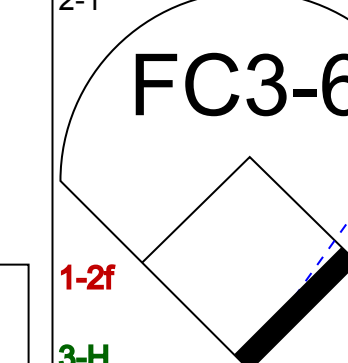


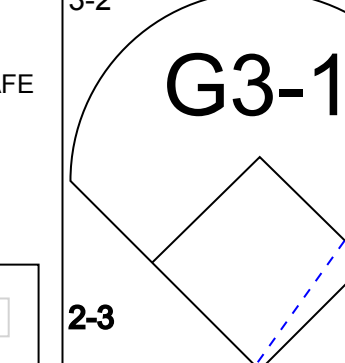
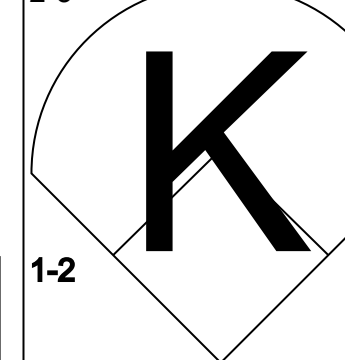
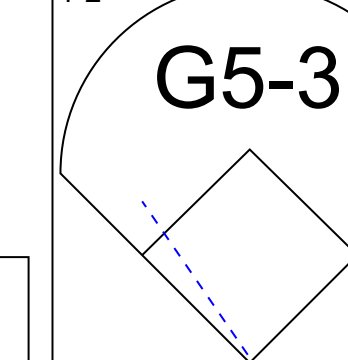


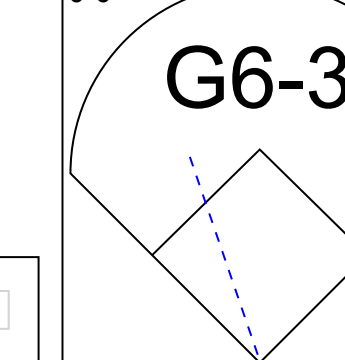
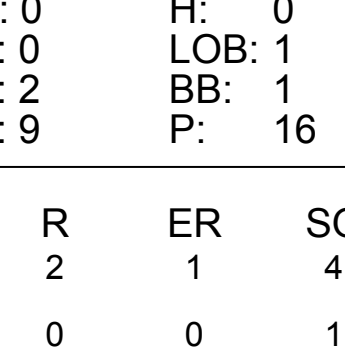
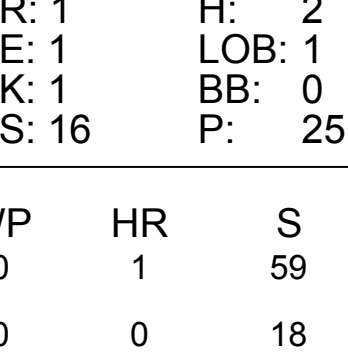
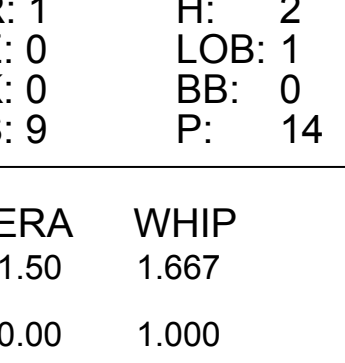
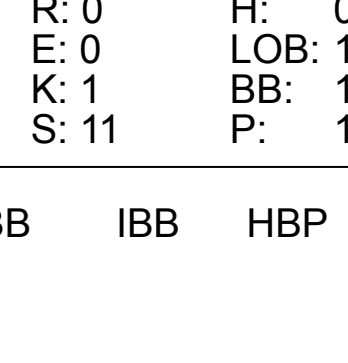
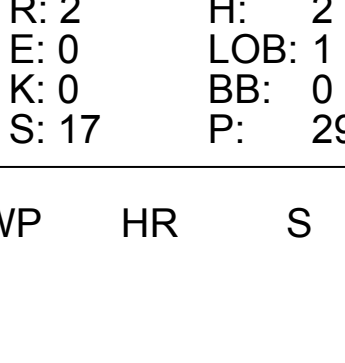
AB	30
R	4
H	6
RBI	4
BB	3
SO	8
LOB	12



Batter	1	2	3	4	5	6	7	8	9	AB	R	H	RBI	BB	SO	LOB	TOP										
Craig Biggio, R OBP: 0.377, SLG: 0.413 (1,4)										4	0	2	1	0	1	0	Houston Astros @ St. Louis Cardinals Busch Stadium, St. Louis, MO Sun Apr 13 1997, 7:05 PM CDT Att: 22,705 - Unknown - 48 F										
Bill Spillers, L OBP: 0.379, SLG: 0.391 (1,5)										4	0	0	0	0	1	3											
5 Jeff Bagwell, R OBP: 0.400, SLG: 0.545 (1,3)										4	0	2	0	0	1	0											
Luis Gonzalez, L OBP: 0.356, SLG: 0.366 (1,7)										4	1	0	0	0	1	1											
Derek Bell, R OBP: 0.265, SLG: 0.209 (1,8)										4	0	1	0	0	1	0											
Bobby Abreu, L OBP: 0.371, SLG: 0.419 (1,9)										3	0	1	1	1	2	0											
Brad Ausmus, R OBP: 0.333, SLG: 0.259 (1,2)										4	0	0	0	0	1	3											
Pat Listach, S OBP: 0.286, SLG: 0.250 (1,6)										4	1	1	0	0	2	2											
Mike Hampton, R ERA: 3.78 (1,1)										1	0	0	0	0	1	0											
Ray Montgomery, R OBP: 0.429, SLG: 0.333 (6,PH)										1	0	0	0	0	0	0											
Russ Springer, R ERA: 5.14 (6,1)										0	0	0	0	0	0	0											
Thomas Howard, S OBP: 0.600, SLG: 0.727 (8,PH)										0	0	0	0	1	0	0											
Jose Lima, R ERA: (8,1)										0	0	0	0	0	0	0											
Inning Stats	R: 0 E: 0 K: 2 S: 10	H: 1 LOB: 1 BB: 0 P: 16	R: 0 E: 0 K: 1 S: 12	H: 0 LOB: 1 BB: 1 P: 24	R: 0 E: 0 K: 2 S: 9	H: 0 LOB: 0 BB: 0 P: 16	R: 0 E: 0 K: 0 S: 5	H: 0 LOB: 0 BB: 0 P: 8	R: 0 E: 0 K: 1 S: 13	H: 1 LOB: 1 BB: 0 P: 22	R: 0 E: 0 K: 3 S: 10	H: 0 LOB: 0 BB: 0 P: 16	R: 1 E: 0 K: 1 S: 12	H: 2 LOB: 2 BB: 1 P: 20	R: 1 E: 0 K: 1 S: 14	H: 3 LOB: 2 BB: 0 P: 19	1B: 6 2B: 1 3B: 0 HR: 0	SF: 0 SAC: 0 DP: 0 HBP: 0	WP: 0 PB: 0 SB: 2 CS: 0	PA: 35							
PITCHER	IP	WLS	BF	H	R	ER	SO	BB	IBB	HBP	BLK	WP	HR	S	P	ERA	WHIP										
Alan Benes, R ERA: 3.78 (1,1)	7.0	W	23	2	0	0	9	1	0	0	0	0	0	67	115	0.00	0.429										
Rich Batchelor, R ERA: 5.14 (8,1)	1.1		10	5	2	2	1	1	0	0	0	0	0	20	32	13.50	4.500										
Dennis Eckersley, R ERA: (9,1)	0.2	S	2	0	0	0	1	0	0	0	0	0	0	6	7	0.00	0.000										

Batter	1	2	3	4	5	6	7	8	9	AB	R	H	RBI	BB	SO	LOB	BOTTOM										
Royce Clayton, R OBP: 0.214, SLG: 0.381 (1,6)										4	0	0	0	0	1	1	Houston Astros @ St. Louis Cardinals Busch Stadium, St. Louis, MO Sun Apr 13 1997, 7:05 PM CDT Att: 22,705 - Unknown - 48 F										
Willie McGee, S OBP: 0.438, SLG: 0.583 (1,8)										4	0	0	0	0	1	0											
Dmitri Young, S OBP: 0.382, SLG: 0.517 (1,3)										4	1	1	0	0	0	0											
Ron Gant, R OBP: 0.256, SLG: 0.385 (1,7)										3	2	1	1	1	0	0											
Gary Gaetti, R OBP: 0.278, SLG: 0.382 (1,5)										4	2	2	2	0	1	1											
John Mabry, L OBP: 0.257, SLG: 0.250 (1,9)										4	1	1	1	1	0	2											
Mike DiFelice, R ERA: (1,2)										2	0	0	0	1	0	1											
David Bell, R OBP: 0.133, SLG: 0.133 (1,4)										3	0	2	1	0	1	1											
Alan Benes, R OBP: 0.200, SLG: 0.200 (1,1)										2	0	0	0	0	2												
Mark Sweeney, L OBP: 0.256, SLG: 0.167 (7,PH)										1	0	0	0	0	1	0											
Rich Batchelor, R ERA: 5.14 (8,1)										0	0	0	0	0	0	0											
Dennis Eckersley, R ERA: (9,1)										0	0	0	0	0	0	0											
Inning Stats	R: 0 E: 0 K: 0 S: 6	H: 0 LOB: 0 BB: 0 P: 10	R: 0 E: 0 K: 0 S: 7	H: 0 LOB: 0 BB: 0 P: 11	R: 0 E: 0 K: 0 S: 8	H: 1 LOB: 1 BB: 0 P: 11	R: 4 E: 0 K: 0 S: 16	H: 5 LOB: 1 BB: 0 P: 22	R: 0 E: 0 K: 0 S: 4	H: 0 LOB: 0 BB: 0 P: 5	R: 1 E: 0 K: 3 S: 15	H: 0 LOB: 1 BB: 2 P: 29	R: 0 E: 0 K: 3 S: 13	H: 0 LOB: 0 BB: 0 P: 20	R: 1 E: 0 K: 1 S: 11	H: 1 LOB: 0 BB: 0 P: 17	1B: 2 2B: 4 3B: 0 HR: 1	SF: 0 SAC: 0 DP: 0 HBP: 0	WP: 0 PB: 0 SB: 2 CS: 0	PA: 33							
PITCHER	IP	WLS	BF	H	R	ER	SO	BB	IBB	HBP	BLK	WP	HR	S	P	ERA	WHIP										
Mike Hampton, L ERA: 4.0 (1,1)	5.0	L	21	6	4	4	4	0	0	0	0	0	0	41	59	7.20	1.200										
Russ Springer, R ERA: 3.0 (6,1)	2.0		8	0	1	0	6	2	0	0	0	0	0	28	49	0.00	1.000										
Jose Lima, R ERA: 12.27 (8,1)	1.0		4	1	1	1	1	0	0	0	0	0	1	11	17	9.00	1.000										

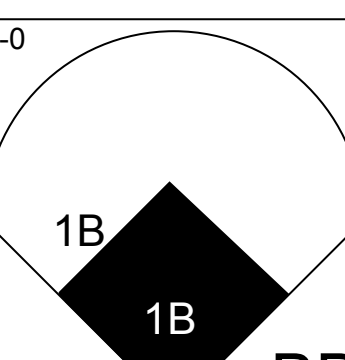
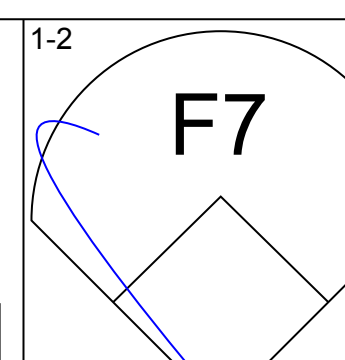
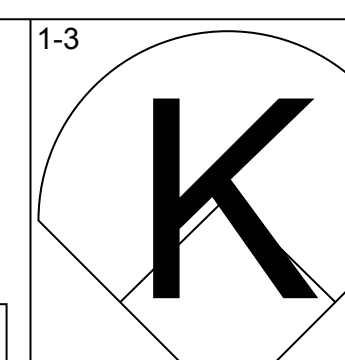
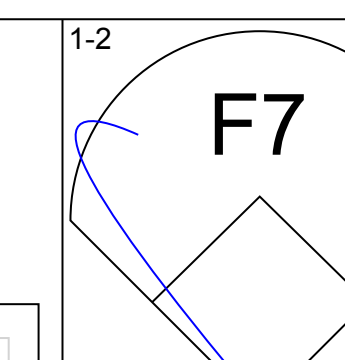
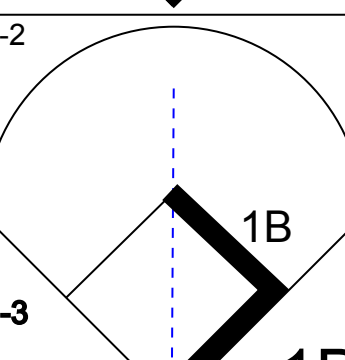
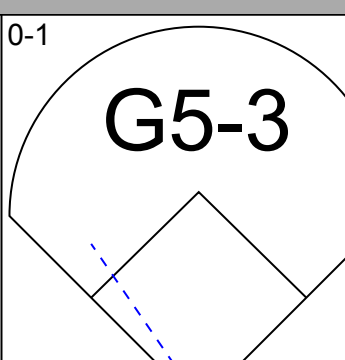
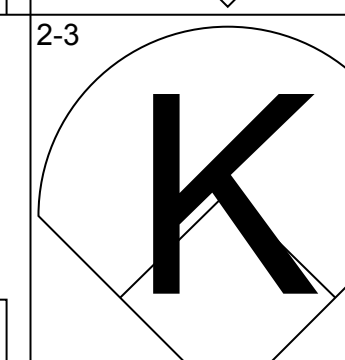
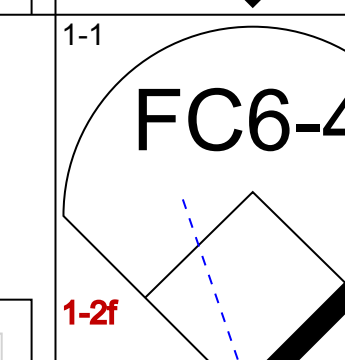
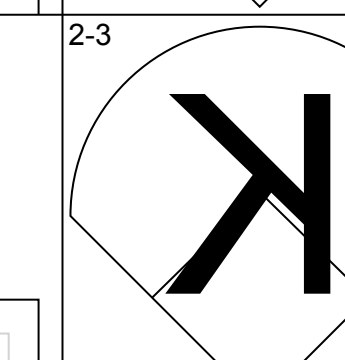
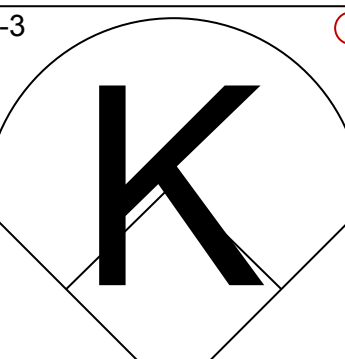
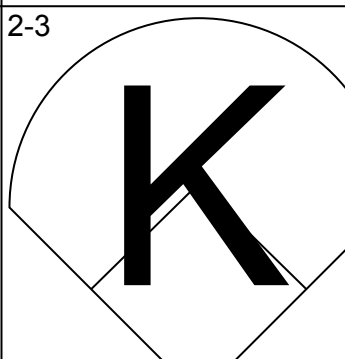



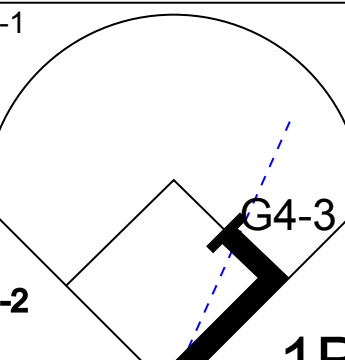
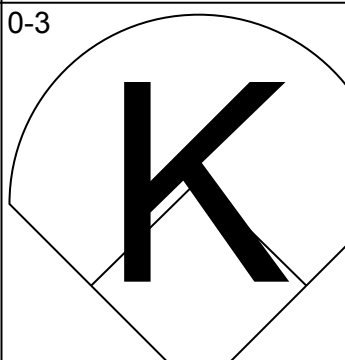


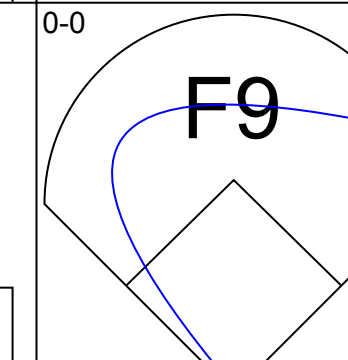

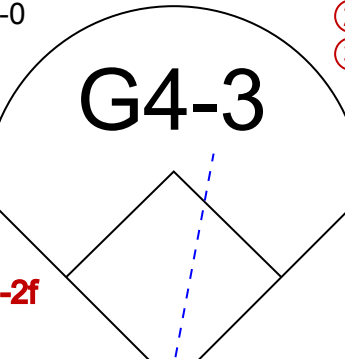
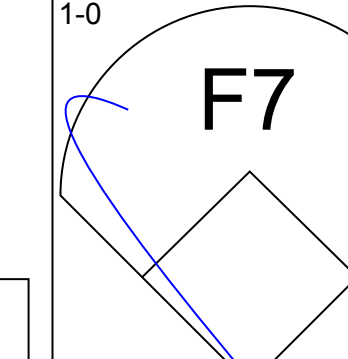


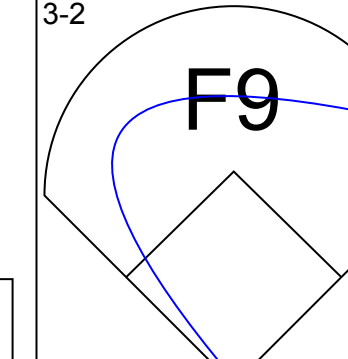
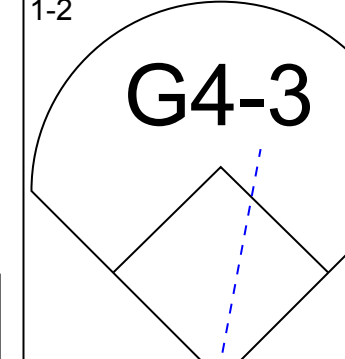
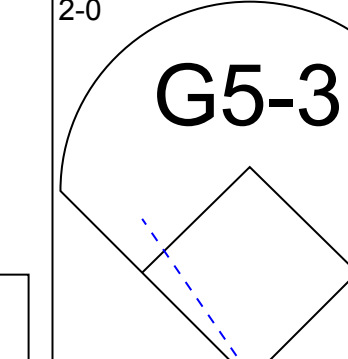

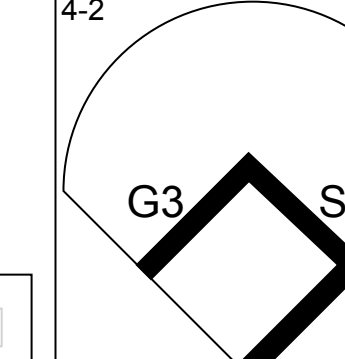
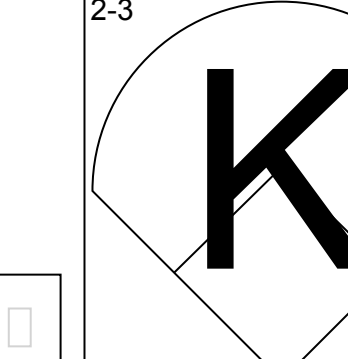

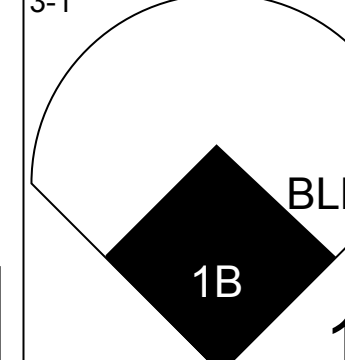
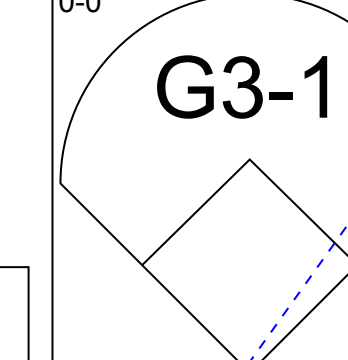

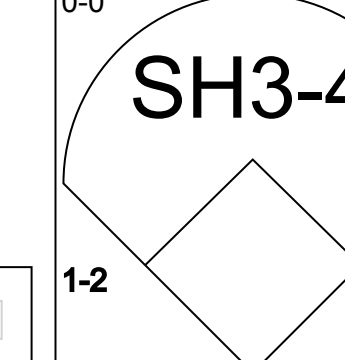
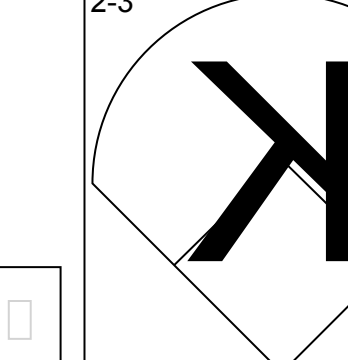

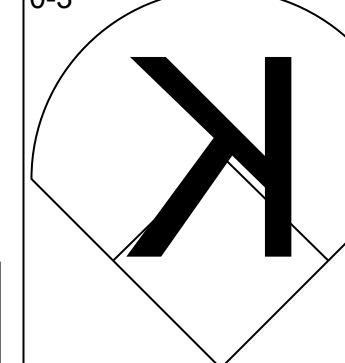
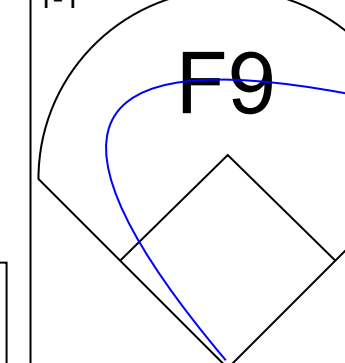
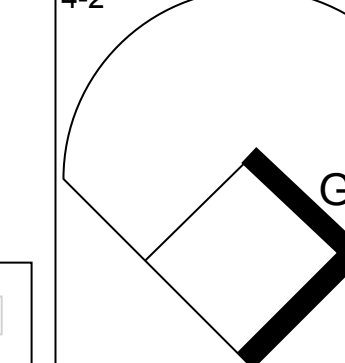

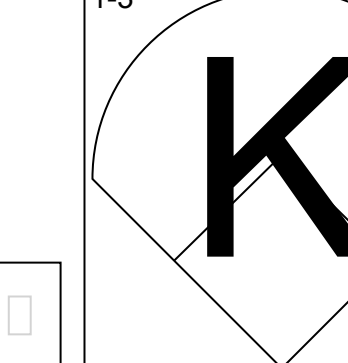

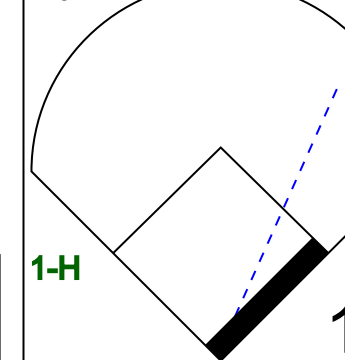
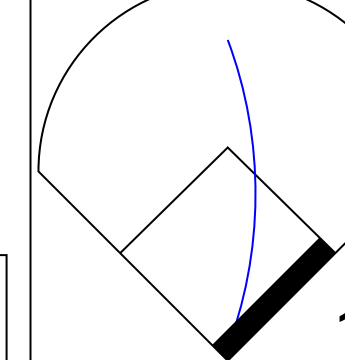
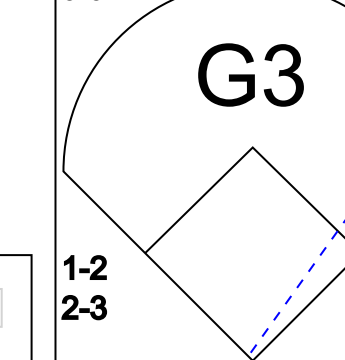
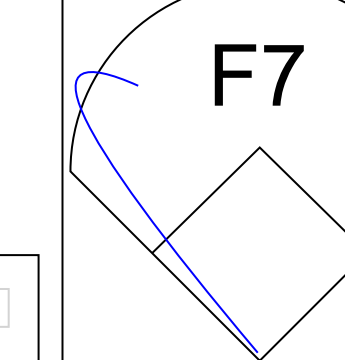
livebaseballscores.com

Batter	1	2	3	4	5	6	7	8	9	10	AB	R	H	RBI	BB	SO	LOB	TOP					
Craig Biggio, R OBP: 0.362, SLG: 0.451 (1, 4)											5	1	1	1	0	2	0	Houston Astros @ St. Louis Cardinals Busch Stadium, St. Louis, MO Mon Apr 14 1997, 3:33 AM CDT Att. 22,623 - Sunny - 55 F					
Bobby Abreu, L OBP: 0.375, SLG: 0.382 (1, 9)											3	0	0	0	2	0	0						
5 Jeff Bagwell, R OBP: 0.418, SLG: 0.542 (1, 3)											4	0	2	0	1	0	1						
Derek Bell, R OBP: 0.290, SLG: 0.271 (1, 8)											5	1	3	0	0	0	3						
Luis Gonzalez, L OBP: 0.340, SLG: 0.333 (1, 7)											4	1	0	0	0	1	5						
Tony Eusebio, R OBP: 0.354, SLG: 0.283 (1, 2)											4	1	2	0	1	0	2						
Russ Johnson, R OBP: 0.333, SLG: 0.350 (1, 5)											4	0	2	0	0	1	1						
Bill Spiers, L OBP: 0.400, SLG: 0.458 (10, PH)											1	0	1	2	0	0	0						
Pat Listach, S OBP: 0.255, SLG: 0.220 (1, 6)											5	0	0	1	0	0	5						
Darryl Kile, R (1, 1)											3	0	0	0	0	1	3						
Ray Montgomery, R OBP: 0.375, SLG: 0.286 (9, PH)											1	0	0	0	0	1	0						
Billy Wagner, L (9, 1)											0	0	0	0	0	0	0						
Thomas Howard, S OBP: 0.563, SLG: 0.667 (10, PH)											1	0	0	0	0	1	1						
John Hudek, S (10, 1)											0	0	0	0	0	0	0						
Inning Stats	R: 0 E: 0 K: 1 S: 11	H: 1 LOB: 2 BB: 1 P: 21	R: 0 E: 0 K: 2 S: 9	H: 0 LOB: 1 BB: 1 P: 16	R: 0 E: 0 K: 2 S: 8	H: 1 LOB: 1 BB: 0 P: 10	R: 1 E: 1 K: 1 S: 16	H: 2 LOB: 1 BB: 0 P: 25	R: 1 E: 0 K: 0 S: 9	H: 2 LOB: 1 BB: 0 P: 14	R: 0 E: 0 K: 0 S: 6	H: 1 LOB: 2 BB: 1 P: 22	R: 0 E: 0 K: 1 S: 11	H: 0 LOB: 0 BB: 0 P: 9	R: 0 E: 0 K: 1 S: 11	H: 0 LOB: 1 BB: 1 P: 17	R: 2 E: 0 K: 0 S: 17	H: 2 LOB: 1 BB: 0 P: 29	1B: 8 2B: 3 3B: 0 HR: 1	SF: 0 SAC: 0 DP: 1 HBP: 1	WP: 0 PB: 0 SB: 1 CS: 1	PA: 45	
PITCHER	IP WLS BF H R ER SO ERA WHIP	IP WLS BF H R ER SO ERA WHIP	IP WLS BF H R ER SO ERA WHIP	IP WLS BF H R ER SO ERA WHIP	IP WLS BF H R ER SO ERA WHIP	IP WLS BF H R ER SO ERA WHIP	IP WLS BF H R ER SO ERA WHIP	IP WLS BF H R ER SO ERA WHIP	IP WLS BF H R ER SO ERA WHIP	IP WLS BF H R ER SO ERA WHIP	IP WLS BF H R ER SO ERA WHIP	IP WLS BF H R ER SO ERA WHIP	IP WLS BF H R ER SO ERA WHIP	IP WLS BF H R ER SO ERA WHIP	IP WLS BF H R ER SO ERA WHIP	IP WLS BF H R ER SO ERA WHIP	IP WLS BF H R ER SO ERA WHIP	IP WLS BF H R ER SO ERA WHIP	IP WLS BF H R ER SO ERA WHIP	IP WLS BF H R ER SO ERA WHIP	IP WLS BF H R ER SO ERA WHIP	IP WLS BF H R ER SO ERA WHIP	IP WLS BF H R ER SO ERA WHIP
Matt Morris, R ERA: 1.64 (1, 1)	6.0	27	8	2	1	4	2	0	0	0	0	0	0	0	0	0	0	1.50	1.667				
Mark Petkovsek, R ERA: 2.45 (7, 1)	2.0	8	1	0	0	1	1	0	0	0	0	0	0	0	0	0	0	0.00	1.000				
Tony Fossas, L ERA: 3.86 (9, 1)	0.2	3	0	0	0	1	1	0	0	0	0	0	0	0	0	0	0	0.00	1.500				
Dennis Eckersley, R ERA: 5.4 (9, 1)	0.2	L	5	2	2	2	0	0	0	1	0	0	0	0	0	0	0	27.00	3.000				
T.J. Mathews, R ERA: (10, 1)	0.2	2	0	0	0	0	0	0	0	0	0	0	0	0	0	0	0	0.00	0.000				

Houston Astros @ St. Louis Cardinals
 Busch Stadium, St. Louis, MO
 Mon Apr 14 1997, 3:33 AM CDT
 Att. 22,623 - Sunny - 55 F

AB	40
R	4
H	11
RBI	4
BB	4
SO	6
LOB	21



Batter	1	2	3	4	5	6	7	8	9	10	AB	R	H	RBI	BB	SO	LOB	BOTTOM					
Royce Clayton, R OBP: 0.234, SLG: 0.356 (1, 6)											3	1	0	0	2	1	2	Houston Astros @ St. Louis Cardinals Busch Stadium, St. Louis, MO Mon Apr 14 1997, 3:33 AM CDT Att. 22,623 - Sunny - 55 F					
Willie McGee, S OBP: 0.381, SLG: 0.471 (1, 7)											5	0	1	0	0	2	4						
Dmitri Young, S OBP: 0.368, SLG: 0.485 (1, 3)											4	0	1	0	0	3	2						
Brian Jordan, R OBP: 0.333, SLG: 0.267 (1, 8)											4	0	1	1	0	1	1						
John Mabry, L OBP: 0.297, SLG: 0.229 (1, 9)											3	0	0	0	0	1	2						
Mark Petkovsek, R ERA: 2.45 (7, 1)											0	0	0	0	0	0	0						
Ron Gant, R OBP: 0.280, SLG: 0.375 (8, PH)											0	0	0	0	0	0	0						
Tony Fossas, L (9, 1)											0	0	0	0	0	0	0						
Dennis Eckersley, R (9, 1)											0	0	0	0	0	0	0						
T.J. Mathews, R (10, 1)											0	0	0	0	0	0	0						
Gary Gaetti, R OBP: 0.275, SLG: 0.351 (1, 5)											3	0	0	0	1	1	0						
Tom Lampkin, L OBP: 0.286, SLG: 0.296 (1, 2)											3	1	1	0	0	1	0						
Sveve Scarosone, R OBP: 0.375, SLG: 0.167 (1, 4)											3	0	0	0	1	2	1						
Matt Morris, R OBP: 0.500, SLG: 0.500 (1, 1)											2	0	2	1	0	0	0						
Mark Sweeney, L OBP: 0.250, SLG: 0.143 (7, 9)											2	0	0	0	0	0	2						
Inning Stats	R: 1 E: 0 K: 1 S: 10	H: 2 LOB: 1 BB: 1 P: 20	R: 1 E: 0 K: 1 S: 15	H: 2 LOB: 1 BB: 0 P: 21	R: 0 E: 0 K: 2 S: 8	H: 0 LOB: 0 BB: 0 P: 10	R: 0 E: 0 K: 0 S: 3	H: 0 LOB: 0 BB: 0 P: 6	R: 0 E: 0 K: 2 S: 10	H: 1 LOB: 1 BB: 0 P: 16	R: 0 E: 0 K: 1 S: 6	H: 0 LOB: 3 BB: 3 P: 24	R: 0 E: 0 K: 1 S: 9	H: 0 LOB: 0 BB: 0 P: 14	R: 0 E: 0 K: 3 S: 10	H: 0 LOB: 0 BB: 0 P: 15	R: 0 E: 0 K: 1 S: 10	H: 0 LOB: 0 BB: 0 P: 14	1B: 6 2B: 1 3B: 0 HR: 0	SF: 0 SAC: 1 DP: 2 HBP: 0	WP: 0 PB: 0 SB: 0 CS: 0	PA: 38	
PITCHER	IP WLS BF H R ER SO ERA WHIP	IP WLS BF H R ER SO ERA WHIP	IP WLS BF H R ER SO ERA WHIP	IP WLS BF H R ER SO ERA WHIP	IP WLS BF H R ER SO ERA WHIP	IP WLS BF H R ER SO ERA WHIP	IP WLS BF H R ER SO ERA WHIP	IP WLS BF H R ER SO ERA WHIP	IP WLS BF H R ER SO ERA WHIP	IP WLS BF H R ER SO ERA WHIP	IP WLS BF H R ER SO ERA WHIP	IP WLS BF H R ER SO ERA WHIP	IP WLS BF H R ER SO ERA WHIP	IP WLS BF H R ER SO ERA WHIP	IP WLS BF H R ER SO ERA WHIP	IP WLS BF H R ER SO ERA WHIP	IP WLS BF H R ER SO ERA WHIP	IP WLS BF H R ER SO ERA WHIP	IP WLS BF H R ER SO ERA WHIP	IP WLS BF H R ER SO ERA WHIP	IP WLS BF H R ER SO ERA WHIP	IP WLS BF H R ER SO ERA WHIP	IP WLS BF H R ER SO ERA WHIP
Darryl Kile, R ERA: 3.0 (1, 1)	8.0	32	6	2	2	8	4	0	0	1	0	0	0	0	0	0	0	2.25	1.250				
Billy Wagner, L ERA: (9, 1)	1.0	W	3	0	0	3	0	0	0	0	0	0	0	0	0	0	0	0.00	0.000				
John Hudek, R ERA: 1.8 (10, 1)	1.0	S	3	0	0	1	0	0	0	0	0	0	0	0	0	0	0	0.00	0.000				

AB	33
R	2
H	6
RBI	2
BB	4
SO	12
LOB	14



Batter	1	2	3	4	5	6	7	8	9	AB	R	H	RBI	BB	SO	LOB	TOP										
Delino DeShields, L OBP: 0.308, SLG: 0.480	G4-3		F8	P6			E7		FC1-5	5	1	2	2	0	0	0	St. Louis Cardinals @ Florida Marlins Pro Player Stadium, Miami, FL Tue Apr 15 1997, 7:05 PM EDT Att: 18,416 - Unknown - 73 F livebaseballscores.com										
Royce Clayton, R OBP: 0.251, SLG: 0.347	G4-3		S		G6-3		SF9		FC1-5	4	2	1	1	0	0	2											
Dmitri Young, S OBP: 0.349, SLG: 0.500	G4-3		H		P3		G4-3		FC4-2	5	1	1	1	0	0	2											
Brian Jordan, R OBP: 0.342, SLG: 0.265		F9			G1-3		F8		2B	4	0	1	1	1	0	0											
Ron Gant, R OBP: 0.265, SLG: 0.386		WP				G1-3		G6-3	2B	4	1	1	1	1	1	2											
Gary Gaetti, R OBP: 0.289, SLG: 0.357					F8		G5-3		G5-3	5	0	2	1	0	0	2											
John Mabry, L OBP: 0.244, SLG: 0.237										3	1	1	0	0	0	1											
John Frascatore, R OBP: 0.235, SLG: 0.133	K						F8		F7	0	0	0	0	0	0	0											
Mark Sweeney, L OBP: 0.235, SLG: 0.133										1	0	0	0	0	0	0											
Rich Batchelor, R OBP: 0.235, SLG: 0.133										0	0	0	0	0	0	0											
Tom Lampkin, L OBP: 0.313, SLG: 0.367	G6-3							G3		3	2	1	1	0	0	2											
Brady Raggio, R OBP: 0.435, SLG: 0.579										1	0	0	1	0	0	0											
Willie McGee, S OBP: 0.435, SLG: 0.579										2	1	2	0	0	0	0											
Inning Stats	R: 0 E: 0 K: 0 S: 7	H: 0 LOB: 0 BB: 0 P: 11	R: 1 E: 0 K: 1 S: 13	H: 1 LOB: 1 BB: 1 P: 21	R: 1 E: 0 K: 1 S: 14	H: 2 LOB: 2 BB: 1 P: 28	R: 2 E: 0 K: 0 S: 9	H: 2 LOB: 0 BB: 0 P: 12	R: 0 E: 0 K: 0 S: 11	H: 0 LOB: 0 BB: 0 P: 14	R: 0 E: 0 K: 0 S: 9	H: 0 LOB: 0 BB: 0 P: 14	R: 3 E: 1 K: 0 S: 9	H: 2 LOB: 2 BB: 0 P: 17	R: 0 E: 0 K: 0 S: 10	H: 1 LOB: 1 BB: 0 P: 16	R: 2 E: 0 K: 0 S: 13	H: 4 LOB: 2 BB: 0 P: 23	1B: 8 2B: 2 3B: 2 HR: 0	SF: 1 SAC: 1 DP: 0 HBP: 1	WP: 1 PB: 0 SB: 3 CS: 0	PA: 42					
PITCHER	IP	WLS	BF	H	R	ER	SO	BB	IBB	HBP	BLK	WP	HR	S	P	ERA	WHIP										
Alex Fernandez, R ERA: 2.08	6.0	L	25	5	4	4	2	2	0	0	0	1	0	63	100	6.00	1.167										
Felix Heredia, L ERA: 11.57	0.0		3	2	3	2	0	0	0	1	0	0	0	3	7	∞	∞										
Rick Helling, R ERA: 1.8	2.0		7	1	0	0	0	0	0	0	0	0	0	16	26	0.00	0.500										
Jay Powell, R ERA: 5.4	1.0		7	4	2	2	0	0	0	0	0	0	0	13	23	18.00	4.000										

Batter	1	2	3	4	5	6	7	8	9	AB	R	H	RBI	BB	SO	LOB	BOTTOM										
Luis Castillo, S OBP: 0.291, SLG: 0.288	L6		G5-3		G4-3		K			5	0	0	0	0	2	1	St. Louis Cardinals @ Florida Marlins Pro Player Stadium, Miami, FL Tue Apr 15 1997, 7:05 PM EDT Att: 18,416 - Unknown - 73 F livebaseballscores.com										
Edgar Renteria, R OBP: 0.231, SLG: 0.280	G4-3		G4-3		K		FC5-4		F8	5	0	1	0	0	1	0											
Gary Sheffield, R OBP: 0.536, SLG: 0.424	WP		K				FC5-4			4	1	2	0	1	1	1											
Bobby Bonilla, S OBP: 0.373, SLG: 0.348	WP				G3		2B		F8	3	1	1	0	2	0	2											
Moises Alou, R OBP: 0.380, SLG: 0.533	F8				L5					5	0	1	1	0	1	4											
Devon White, S OBP: 0.448, SLG: 0.361					P2					3	0	1	0	1	0	3											
Jeff Conine, R OBP: 0.500, SLG: 0.590	G5-3						P4		P5	4	1	1	0	0	0	2											
Charles Johnson, R OBP: 0.455, SLG: 0.593	G6-3								E9	3	0	2	2	1	0	1											
Alex Fernandez, R OBP: 0.342, SLG: 0.143										2	0	0	0	0	0	2											
Cliff Floyd, L OBP: 0.142, SLG: 0.143										1	0	0	0	0	0	2											
Felix Heredia, L OBP: 0.235, SLG: 0.133										0	0	0	0	0	0	0											
Rick Helling, R OBP: 0.235, SLG: 0.133										0	0	0	0	0	0	0											
John Cangelosi, S OBP: 0.235, SLG: 0.133										1	0	0	0	0	0	1											
Jay Powell, R OBP: 0.235, SLG: 0.133										0	0	0	0	0	0	0											
Inning Stats	R: 0 E: 0 K: 0 S: 8	H: 1 LOB: 2 BB: 1 P: 17	R: 0 E: 0 K: 0 S: 8	H: 1 LOB: 0 BB: 0 P: 13	R: 0 E: 0 K: 1 S: 11	H: 0 LOB: 0 BB: 0 P: 17	R: 2 E: 0 K: 0 S: 10	H: 3 LOB: 1 BB: 0 P: 15	R: 0 E: 0 K: 1 S: 10	H: 0 LOB: 2 BB: 2 P: 16	R: 0 E: 0 K: 1 S: 11	H: 0 LOB: 2 BB: 2 P: 25	R: 1 E: 0 K: 1 S: 13	H: 2 LOB: 2 BB: 1 P: 27	R: 0 E: 1 K: 1 S: 8	H: 1 LOB: 1 BB: 0 P: 13	R: 0 E: 0 K: 0 S: 13	H: 1 LOB: 1 BB: 0 P: 23	1B: 6 2B: 3 3B: 0 HR: 0	SF: 0 SAC: 0 DP: 0 HBP: 0	WP: 2 PB: 0 SB: 1 CS: 0	PA: 41					
PITCHER	IP	WLS	BF	H	R	ER	SO	BB	IBB	HBP	BLK	WP	HR	S	P	ERA	WHIP										
Brady Raggio, R ERA: 3.38	5.1	W	24	5	2	2	3	3	0	0	0	1	0	55	93	3.38	1.500										
John Frascatore, R ERA: 2.57	1.2		9	2	1	1	1	2	0	0	0	1	0	16	37	5.40	2.400										
Rich Batchelor, R ERA: 4.0	2.0		8	2	0	0	1	0	0	0	0	0	0	21	36	0.00	1.000										

Batter	1	2	3	4	5	6	7	8	9	AB	R	H	RBI	BB	SO	LOB	TOP				
Delino DeShields, L (1.4) OBP: 0.353, SLG: 0.484	G3		2B		BB		BB			2	0	1	0	2	0	0	St. Louis Cardinals @ Florida Marlins Pro Player Stadium, Miami, FL Thu Apr 17 1997, 3:33 AM EDT Att: 23,910 - Cloudy - 82 F				
Royce Clayton, R (1.6) OBP: 0.250, SLG: 0.386	K		K		B1-3		G6-4-3			4	0	0	0	0	2	5					
Ron Gant, R (1.7) OBP: 0.263, SLG: 0.353	F8		K				G5-3 HBP		K	3	0	0	0	1	2	2					
Brian Jordan, R (1.8) OBP: 0.348, SLG: 0.250		F9			G1-3		G5-3		K	3	0	1	0	0	1	0					
Dmitri Young, S (1.3) OBP: 0.314, SLG: 0.435	K				G1-3		P5		K	4	0	1	0	0	1	3					
Gary Gaetti, R (1.5) OBP: 0.284, SLG: 0.306	L6				G1-3		G5-3		L7	4	0	0	0	0	0	3					
Mike DiFelice, R (1.2) OBP: 0.300, SLG: 0.250					G6-3		K		G4-3	3	1	1	0	0	1	3					
Tom Lampkin, L (9. PH) OBP: 0.278, SLG: 0.324			PB		G6-3		K		G4-3	1	0	0	0	0	0	0					
Mark Sweeney, L (1.9) OBP: 0.238, SLG: 0.111			K		G1-3		K		BB	3	0	0	0	1	2	1					
Todd Stottlemyre, L (1.1) OBP: 0.500, SLG: 0.167					G1-3		BB		G4-3	1	0	0	0	2	0	0					
Willie McGee, S (9. PH) OBP: 0.400, SLG: 0.524					G1-3		BB		G4-3	1	0	0	0	0	0	1					
Mark Petkovsek, R (9.1)			2B		G1-3		BB		G4-3	0	0	0	0	0	0	0					
Inning Stats	R: 0 E: 0 K: 1 S: 6	H: 0 LOB: 0 BB: 0 P: 11	R: 0 E: 0 K: 1 S: 8	H: 0 LOB: 0 BB: 0 P: 13	R: 0 E: 0 K: 3 S: 16	H: 2 LOB: 2 BB: 1 P: 26	R: 0 E: 0 K: 0 S: 5	H: 1 LOB: 1 BB: 0 P: 7	R: 0 E: 0 K: 1 S: 10	H: 0 LOB: 1 BB: 1 P: 15	R: 0 E: 0 K: 1 S: 11	H: 0 LOB: 1 BB: 2 P: 21	R: 0 E: 0 K: 2 S: 8	H: 1 LOB: 1 BB: 1 P: 10	R: 0 E: 0 K: 0 S: 9	H: 0 LOB: 1 BB: 1 P: 18	1B: 2 2B: 2 3B: 0 HR: 0	SF: 0 SAC: 0 DP: 1 HBP: 1	WP: 0 PB: 1 CS: 0	PA: 36	
PITCHER	IP	WLS	BF	H	R	ER	SO	BB	IBB	HBP	BLK	WP	HR	S	P	ERA	WHIP				
Kevin Brown, R (1.1) ERA: 0.96	7.0		29	3	1	1	7	5	0	1	0	0	0	66	111	1.29	1.143				
Mark Hutton, R (8.1) ERA: 8.44	2.0	W	7	1	0	0	2	1	0	0	0	0	0	17	28	0.00	1.000				

Batter	1	2	3	4	5	6	7	8	9	AB	R	H	RBI	BB	SO	LOB	BOTTOM				
Luis Castillo, S (1.4) OBP: 0.302, SLG: 0.288	CS		BB			F7		K		3	0	1	0	1	1	1	St. Louis Cardinals @ Florida Marlins Pro Player Stadium, Miami, FL Thu Apr 17 1997, 3:33 AM EDT Att: 23,910 - Cloudy - 82 F				
Edgar Renteria, R (1.6) OBP: 0.233, SLG: 0.263	F9		G3-1			F8		1B		4	0	1	1	0	0	2					
Gary Sheffield, R (1.9) OBP: 0.578, SLG: 0.541	HBP				K		1B		1B	2	0	1	0	1	1	0					
Bobby Bonilla, S (1.5) OBP: 0.356, SLG: 0.333	G6-3		G6-3		G4-3		G4-3		K	4	0	0	0	0	1	4					
Jim Eisenreich, L (1.7) OBP: 0.294, SLG: 0.214			G6-4-3		G4-3		G3		F8	4	0	1	0	0	0	0					
Cliff Floyd, L (1.3) OBP: 0.364, SLG: 0.222	G6-4-3				L7		K		HR	3	0	0	0	0	1	1					
Jeff Conine, R (9. PH) OBP: 0.471, SLG: 0.614										1	1	1	1	0	0	0					
Gregg Zaun, S (1.2) OBP: 0.474, SLG: 0.231	F8				G4-3		G6-3			3	0	1	0	0	0	0					
John Cangelosi, S (1.8) OBP: 0.231, SLG: 0.167			G3		G4-3				FC4-8	3	0	1	0	0	0	1					
Kevin Brown, R (1.1) OBP: 0.364, SLG: 0.222			K		G5-3				FC4-6	2	0	0	0	0	1	1					
Devon White, S (8.8) OBP: 0.463, SLG: 0.400									1B	1	1	0	0	0	0	1					
Inning Stats	R: 0 E: 0 K: 0 S: 8	H: 1 LOB: 1 BB: 0 P: 13	R: 0 E: 0 K: 0 S: 3	H: 1 LOB: 0 BB: 0 P: 6	R: 0 E: 0 K: 1 S: 7	H: 0 LOB: 1 BB: 1 P: 12	R: 0 E: 0 K: 1 S: 6	H: 0 LOB: 0 BB: 0 P: 11	R: 0 E: 0 K: 0 S: 7	H: 1 LOB: 1 BB: 0 P: 13	R: 0 E: 0 K: 1 S: 11	H: 0 LOB: 0 BB: 0 P: 18	R: 1 E: 0 K: 2 S: 12	H: 2 LOB: 2 BB: 1 P: 20	R: 1 E: 0 K: 0 S: 5	H: 1 LOB: 0 BB: 0 P: 9	1B: 6 2B: 0 3B: 0 HR: 1	SF: 0 SAC: 0 DP: 1 HBP: 1	WP: 0 PB: 0 SB: 1 CS: 1	PA: 33	
PITCHER	IP	WLS	BF	H	R	ER	SO	BB	IBB	HBP	BLK	WP	HR	S	P	ERA	WHIP				
Todd Stottlemyre, R (1.1) ERA: 3.35	8.0		31	6	1	1	5	1	0	0	0	0	1	5	9	27.00	3.000				
Mark Petkovsek, R (9.1) ERA: 3.18	0.1	L	2	1	1	1	0	0	0	0	0	0	1	5	9	27.00	3.000				

Batter	1	2	3	4	5	6	7	8	9	AB	R	H	RBI	BB	SO	LOB	TOP							
Royce Clayton, R OBP: 0.246, SLG: 0.371 (1, 6)	E8 1B FC5-2 1B		G6-3		G5-3		F9		F9	5	0	1	0	0	0	2								
Dmitri Young, S OBP: 0.305, SLG: 0.420 (1, 3)	F8 FC5-2 FC1-2 1B		F8			K	F7			4	0	1	0	0	1	1								
Ron Gant, R OBP: 0.262, SLG: 0.333 (1, 7)	F9 FC1-2 FC5-2 BB		K			K		P4		3	0	0	0	1	2	0								
Brian Jordan, R OBP: 0.360, SLG: 0.318 (1, 8)	FC5-2 FC1-2					S		F7		4	1	2	0	0	0	3								
Gary Gaetti, R OBP: 0.281, SLG: 0.308 (1, 5)	FC1-2					E				3	0	1	0	1	0	4								
John Mabry, L OBP: 0.250, SLG: 0.209 (1, 9)	K					IBB				3	0	0	0	1	2	5								
Mike DiFelice, R OBP: 0.214, SLG: 0.167 (1, 2)						FC6-4				4	0	0	0	0	0	3								
David Bell, R OBP: 0.111, SLG: 0.111 (9, PH)										3	0	0	0	0	0	0								
Delino DeShields, L OBP: 0.343, SLG: 0.469 (9, 4)										1	0	0	0	0	0	0								
Matt Morris, R OBP: 0.400, SLG: 0.400 (1, 1)										1	0	0	0	0	1	0								
Mark Petkovsek, R OBP: 0.250, SLG: 0.200 (8, 1)										2	0	1	0	0	0	0								
T.J. Mathews, R (8, 1)										0	0	0	0	0	0	0								
Willie McGee, S OBP: 0.423, SLG: 0.636 (9, PH)										1	0	1	0	0	0	0								
Dennis Eckersley, R (9, 1)										0	0	0	0	0	0	0								
Inning Stats	R: 0 E: 1 K: 1 S: 12	H: 2 LOB: 3 BB: 1 P: 26	R: 0 E: 0 K: 1 S: 8	H: 0 LOB: 0 BB: 0 P: 11	R: 0 E: 0 K: 1 S: 6	H: 0 LOB: 0 BB: 0 P: 11	R: 0 E: 0 K: 1 S: 8	H: 1 LOB: 1 BB: 0 P: 10	R: 0 E: 0 K: 0 S: 5	H: 0 LOB: 0 BB: 0 P: 7	R: 1 E: 0 K: 2 S: 10	H: 1 LOB: 2 BB: 2 P: 24	R: 0 E: 0 K: 0 S: 5	H: 1 LOB: 1 BB: 0 P: 8	R: 0 E: 0 K: 0 S: 9	H: 1 LOB: 1 BB: 0 P: 14	R: 0 E: 0 K: 0 S: 9	H: 1 LOB: 1 BB: 0 P: 17	1B: 4 2B: 2 3B: 1 HR: 0	SF: 0 SAC: 0 DP: 0 HBP: 0	WP: 0 PB: 0 SB: 2 CS: 0	PA: 37		
PITCHER	IP WLS BF H R ER SO BB IBB HBP BLK WP HR S P ERA WHIP	8.0 L 33 6 1 0 6 2 1 0 0 0 0 0 63 111 0.00 1.000	1.0 4 1 0 0 0 0 0 0 0 0 0 0 0 9 17 0.00 1.000																					

St. Louis Cardinals @ San Diego Padres
Aloha Stadium, Honolulu, HI
Sat Apr 19 1997, 9:33 AM EDT
Sunny - 85 F

AB 34
R 1
H 7
RBI 0
BB 3
SO 6
LOB 18



Batter	1	2	3	4	5	6	7	8	9	AB	R	H	RBI	BB	SO	LOB	BOTTOM							
Rickey Henderson, R OBP: 0.485, SLG: 0.381 (1, 8)	G5-3					K		K		3	0	0	0	1	2	2								
QuiVio Veras, S OBP: 0.302, SLG: 0.302 (1, 4)	K					G6-3		G3		4	0	0	0	0	1	3								
Tony Gwynn, L OBP: 0.429, SLG: 0.586 (1, 9)	L1-3					G3		G3		4	0	1	0	0	0	0								
Ken Caminiti, S OBP: 0.302, SLG: 0.407 (1, 5)						L4		K		4	0	1	0	0	2	1								
Wally Joyner, L OBP: 0.365, SLG: 0.438 (1, 3)	L6					G3-1		P5		4	0	1	0	0	0	2								
Greg Vaughn, R OBP: 0.286, SLG: 0.362 (1, 7)	FC5-4					G4-3		L5		4	0	1	0	0	0	3								
John Flaherty, R ERA: 1.52 Steve Finley, L OBP: 0.283, SLG: 0.415 (6, PH) Doug Bochtler, R ERA: 1.35 (9, 1)	FC5-4					F8		CS		2	0	0	0	0	0	1								
Chris Gomez, R OBP: 0.304, SLG: 0.308 (1, 6)						G6-3		SH5-4		3	0	1	0	0	0	0								
Sterling Hitchcock, L (1, 1) Don Slaught, R (8, PH) (9, 2)						F8		SH5-4		2	0	0	0	0	1	0								
Inning Stats	R: 0 E: 0 K: 1 S: 8	H: 0 LOB: 0 BB: 0 P: 12	R: 0 E: 0 K: 0 S: 9	H: 1 LOB: 1 BB: 0 P: 13	R: 0 E: 0 K: 1 S: 12	H: 0 LOB: 1 BB: 1 P: 19	R: 0 E: 0 K: 0 S: 9	H: 1 LOB: 1 BB: 0 P: 14	R: 0 E: 0 K: 1 S: 7	H: 0 LOB: 0 BB: 0 P: 8	R: 0 E: 0 K: 1 S: 7	H: 0 LOB: 0 BB: 0 P: 10	R: 0 E: 0 K: 1 S: 5	H: 1 LOB: 0 BB: 0 P: 11	R: 0 E: 0 K: 1 S: 11	H: 2 LOB: 2 BB: 0 P: 16	R: 0 E: 0 K: 1 S: 15	H: 1 LOB: 1 BB: 0 P: 20	1B: 6 2B: 0 3B: 0 HR: 0	SF: 0 SAC: 1 DP: 0 HBP: 0	WP: 0 PB: 0 SB: 0 CS: 1	PA: 34		
PITCHER	IP WLS BF H R ER SO BB IBB HBP BLK WP HR S P ERA WHIP	1.0 3 21 3 0 0 3 0 0 0 0 0 0 0 49 75 0.00 0.667	6.0 W 21 3 0 0 3 1 0 0 0 0 0 0 11 16 0.00 2.000	1.0 S 4 1 0 0 1 0 0 0 0 0 0 0 15 20 0.00 1.000																				

St. Louis Cardinals @ San Diego Padres
Aloha Stadium, Honolulu, HI
Sat Apr 19 1997, 9:33 AM EDT
Sunny - 85 F

AB 31
R 0
H 6
RBI 0
BB 1
SO 6
LOB 12



Batter	1	2	3	4	5	6	7	8	9	AB	R	H	RBI	BB	SO	LOB	TOP								
Delino DeShields, L OBP: 0.302, SLG: 0.425 (1,4)	G5-3		F8		F8		K			4	0	1	1	0	1	2	St. Louis Cardinals @ San Diego Padres Aloha Stadium, Honolulu, HI Sun Apr 20 1997, 9:33 AM EDT Att: 40,050 - Cloudy - 85 F								
Royce Clayton, R OBP: 0.230, SLG: 0.338 (1,6)	G4-3		G6-3				P6			4	0	1	0	0	0	1									
Willie McGee, S OBP: 0.382, SLG: 0.517 (1,9)	K				G4-3		K			4	0	1	0	0	2	3									
Brian Jordan, R OBP: 0.358, SLG: 0.304 Danny Sheaffer, R (6,2)		K			G5-3		FC5-4 BB HBP		L5-3	2	0	0	0	0	1	0									
Ron Gant, R OBP: 0.292, SLG: 0.404 Tony Fossas, L (8,1)		L4-3 1B			IHR		FC5-4 BB		K	3	1	2	1	1	1	0									
Gary Gaetti, R OBP: 0.271, SLG: 0.296 John Frascatore, R (4,1)	L4-3				G1-3		FC5-4			2	0	0	0	0	0	1									
Mark Sweeney, L OBP: 0.296, SLG: 0.250 (6, PH)										2	0	1	0	0	0	2									
John Mabry, L OBP: 0.286, SLG: 0.240 (1,3)			G4-3 1B 2B			1B BB	K		F7	4	1	2	0	0	1	3									
Tom Lampkin, L OBP: 0.279, SLG: 0.317 Rich Batchelor, R (6,1)						1B			F7	3	0	1	0	0	1	3									
Steve Scarosone, R OBP: 0.250, SLG: 0.100 (8,7)			G4-3 1B				F8		F7	0	0	0	0	0	0	1									
Brady Raggio, R (1,1)			G4-3							1	0	0	0	0	0	2									
David Bell, R OBP: 0.136, SLG: 0.095 (4,5)			G4-3			1B BB			FC5-4	2	0	0	0	1	0	1									
Inning Stats	R: 0 E: 0 K: 1 S: 6	H: 0 LOB: 0 BB: 0 P: 8	R: 0 E: 0 K: 1 S: 6	H: 1 LOB: 0 BB: 0 P: 8	R: 1 E: 0 K: 0 S: 7	H: 3 LOB: 1 BB: 0 P: 12	R: 1 E: 0 K: 0 S: 9	H: 1 LOB: 0 BB: 0 P: 15	R: 0 E: 0 K: 2 S: 12	H: 2 LOB: 3 BB: 1 P: 24	R: 0 E: 0 K: 1 S: 8	H: 0 LOB: 0 BB: 0 P: 14	R: 0 E: 0 K: 1 S: 7	H: 0 LOB: 0 BB: 0 P: 11	R: 0 E: 0 K: 1 S: 5	H: 1 LOB: 0 BB: 0 P: 5	R: 0 E: 0 K: 0 S: 8	H: 1 LOB: 1 BB: 0 P: 13	1B: 7 2B: 3 3B: 0 HR: 1	SF: 0 SAC: 0 DP: 3 HBP: 1	WP: 0 PB: 0 SB: 0 CS: 0	PA: 36			
PITCHER	IP	WLS	BF	H	R	ER	SO	BB	IBB	HBP	BLK	WP	HR	S	P	ERA	WHIP								
Andy Ashby, R ERA: 2.37 Sean Bergman, R ERA: 2.54	(1,1)	7.0	W	29	7	2	2	6	2	0	1	0	0	55	92	2.57	1.286								
(8,1)	2.0	7	2	0	0	0	1	0	0	0	0	0	0	13	18	0.00	1.000								

Batter	1	2	3	4	5	6	7	8	9	AB	R	H	RBI	BB	SO	LOB	BOTTOM									
Rickey Henderson, R OBP: 0.476, SLG: 0.379 (1,8)	G4-3 2B							F9		4	2	3	0	1	0	0	St. Louis Cardinals @ San Diego Padres Aloha Stadium, Honolulu, HI Sun Apr 20 1997, 9:33 AM EDT Att: 40,050 - Cloudy - 85 F									
Quilvio Veras, S OBP: 0.318, SLG: 0.328 (1,4)	G4-3 2B						K			5	2	2	2	0	1	3										
Tony Gwynn, L OBP: 0.417, SLG: 0.582 (1,9)	G4-3		G4-3			F7		G1-6-3		5	1	1	2	0	0	2										
Ken Caminiti, S OBP: 0.300, SLG: 0.410 Chris Gomez, R OBP: 0.298, SLG: 0.291 (4, PR)	G4-3									3	1	2	2	0	0	0										
Wally Joyner, L OBP: 0.386, SLG: 0.472 (1,3)	FC5-4 1B									4	1	3	0	0	0	1										
Greg Vaughn, R OBP: 0.250, SLG: 0.309 (1,7)	FC5-4									4	0	0	0	0	2	4										
Archi Cianfrocco, R OBP: 0.429, SLG: 0.333 (1,6)			G1-3							2	1	1	1	2	0	0										
John Flaherty, R OBP: 0.245, SLG: 0.204 (1,2)			G6-3							4	0	0	0	0	0	3										
Andy Ashby, R OBP: 0.162, SLG: 0.100 Scott Livingstone, L OBP: 0.444, SLG: 0.429 Sean Bergman, R (8,1)	K									3	0	0	0	0	2	2										
Inning Stats	R: 2 E: 0 K: 0 S: 11	H: 3 LOB: 1 BB: 0 P: 16	R: 0 E: 0 K: 1 S: 9	H: 0 LOB: 2 BB: 1 P: 16	R: 1 E: 0 K: 1 S: 12	H: 2 LOB: 0 BB: 0 P: 21	R: 4 E: 0 K: 1 S: 22	H: 4 LOB: 1 BB: 1 P: 36	R: 0 E: 0 K: 2 S: 10	H: 1 LOB: 1 BB: 0 P: 15	R: 1 E: 0 K: 0 S: 9	H: 2 LOB: 1 BB: 0 P: 12	R: 0 E: 0 K: 0 S: 9	H: 0 LOB: 0 BB: 0 P: 15	1B: 9 2B: 3 3B: 0 HR: 0	SF: 0 SAC: 0 DP: 0 HBP: 0		WP: 1 PB: 0 SB: 4 CS: 2	PA: 40							
PITCHER	IP	WLS	BF	H	R	ER	SO	BB	IBB	HBP	BLK	WP	HR	S	P	ERA		WHIP								
Brady Raggio, R ERA: 9.0 John Frascatore, R ERA: 2.18 Rich Batchelor, R ERA: 4.09 Tony Fossas, L ERA: 3.18	(1,1)	3.2	L	22	9	7	7	3	2	0	0	0	0	0	12	19		0.00	0.750							
(4,1)	1.1	5	0	0	0	0	1	1	0	0	0	0	0	0	19	27	4.50	1.500								
(6,1)	2.0	9	3	1	1	2	0	0	0	0	0	0	0	9	15	0.00	0.000									
(8,1)	1.0	3	0	0	0	0	0	0	0	0	0	0	0	9	15	0.00	0.000									

Batter	1	2	3	4	5	6	7	8	9	AB	R	H	RBI	BB	SO	LOB	TOP								
Delino DeShields, L OBP: 0.271, SLG: 0.378 (1,4)	F7	F7			K	G1-3			G3-1	5	0	0	0	0	1	1									
Ron Gant, R OBP: 0.286, SLG: 0.387 (1,7)	K		G4-3		2B FC1-2	G2			K	5	0	1	0	0	2	0									
Ray Lankford, L OBP: 0.600, SLG: 0.750 (1,8)	WP 1B BB		G4-3		FC1-2 2B		F7		S 2B 1B	4	1	2	0	1	0	0									
Brian Jordan, R OBP: 0.379, SLG: 0.320 (1,9)	WP 1B		1B		FC1-2 S		F7		2B BB	4	1	2	0	1	0	2									
Gary Gaetti, R OBP: 0.281, SLG: 0.310 (1,5)	G1-3		K		2-3 3-H		F9		2B BB	4	1	1	2	1	1	3									
John Mabry, L OBP: 0.311, SLG: 0.291 (1,3)		G6-3 1B		FC3-6 1B	G4-3			K	2-H 2B	5	0	3	1	0	1	3									
Mike DiFelice, R OBP: 0.188, SLG: 0.143 (1,2)	G6-3			F7		3B HBP			F7	2	0	0	0	0	0	2	AB 38								
Mark Sweeney, L OBP: 0.321, SLG: 0.250 (6,PH)	1-2									0	1	0	0	0	0	2	R 6								
Tom Lampkin, L OBP: 0.289, SLG: 0.310 (6,2)										1	0	0	0	1	0	1	H 11								
Royce Clayton, R OBP: 0.231, SLG: 0.360 (1,6)	E4 S E			F8		1-H G4-3 3B		K		4	2	1	1	0	1	2	RBI 5								
Donovan Osborne, S OBP: 0.111, SLG: 0.111 (1,1)																	BB 4								
Willie McGee, S OBP: 0.371, SLG: 0.500 (8,PH)																	SO 6								
T.J. Mathews, R (8,1)																									
John Frascatore, R (8,1)																									
Dennis Eckersley, R (9,1)																									
Inning Stats	R: 0 E: 0 K: 1 S: 13	H: 1 LOB: 2 BB: 1 P: 22	R: 1 E: 1 K: 0 S: 14	H: 2 LOB: 1 BB: 0 P: 20	R: 0 E: 0 K: 1 S: 9	H: 1 LOB: 1 BB: 0 P: 14	R: 0 E: 0 K: 0 S: 6	H: 1 LOB: 3 BB: 1 P: 8	R: 0 E: 0 K: 0 S: 11	H: 2 LOB: 0 BB: 0 P: 21	R: 2 E: 0 K: 0 S: 6	H: 1 LOB: 0 BB: 0 P: 8	R: 0 E: 0 K: 0 S: 6	H: 0 LOB: 0 BB: 0 P: 7	R: 0 E: 0 K: 2 S: 9	H: 0 LOB: 1 BB: 1 P: 17	R: 3 E: 0 K: 1 S: 22	H: 3 LOB: 1 BB: 1 P: 36	1B: 7 2B: 3 3B: 1 HR: 0	SF: 0 SAC: 0 DP: 1 HBP: 1	WP: 1 PB: 0 SB: 4 CS: 0	PA: 43			
PITCHER	IP	WLS	BF	H	R	ER	SO	BB	IBB	HBP	BLK	WP	HR	S	P	ERA	WHIP								
Pedro Astacio, R ERA: 2.35 (1,1)	7.0		32	8	3	2	3	2	0	1	0	1	0	65	100	2.57	1.429								
Scott Radinsky, L ERA: 4.0 (8,1)	1.0		4	0	0	0	2	1	0	0	0	0	0	9	17	0.00	1.000								
Todd Worrell, R ERA: 4.0 (9,1)	1.0	L	7	3	3	3	1	1	0	0	0	0	0	22	36	27.00	4.000								

St. Louis Cardinals @ Los Angeles Dodgers
Dodger Stadium, Los Angeles, CA

AB 38
R 6
H 11
RBI 5
BB 4
SO 6
LOB 16



WP: 1 PA: 43
PB: 0
SB: 4
CS: 0

St. Louis Cardinals @ Los Angeles Dodgers
Dodger Stadium, Los Angeles, CA

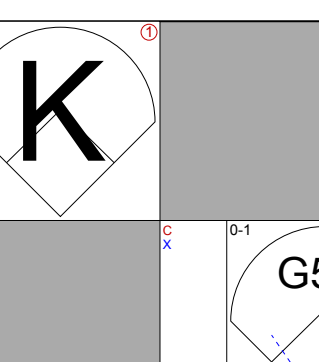
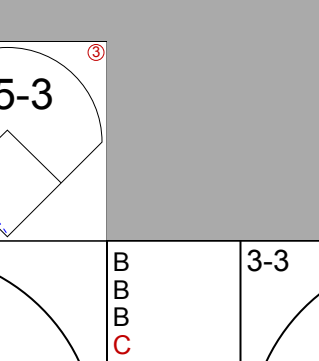
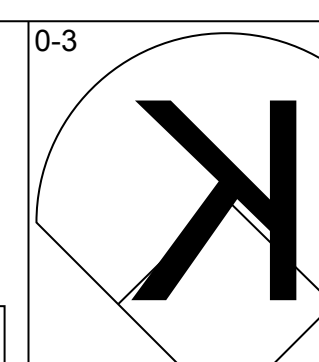
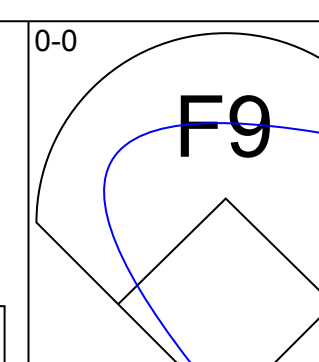
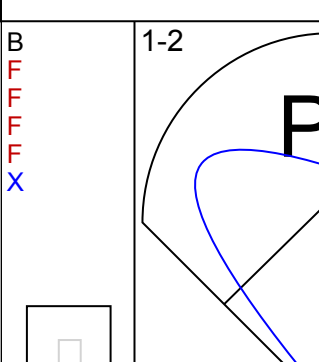
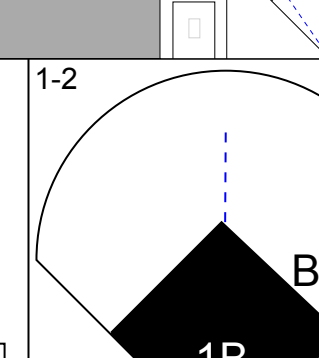
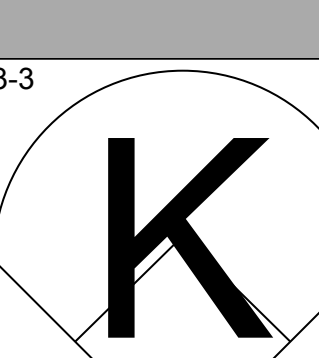
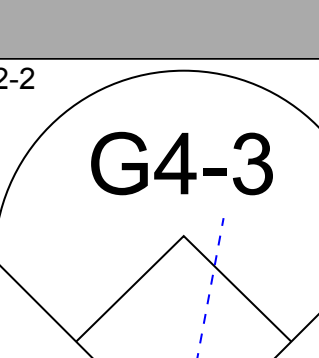
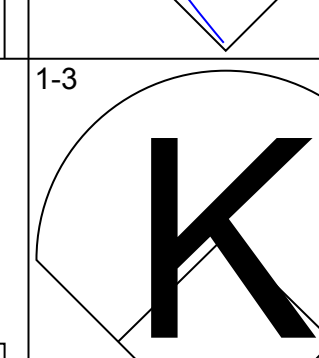
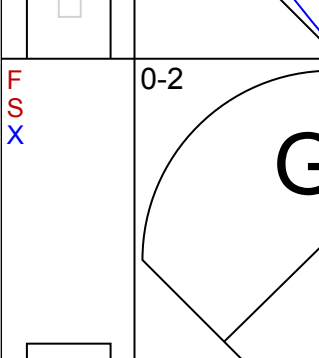
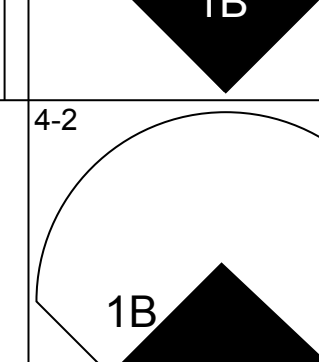
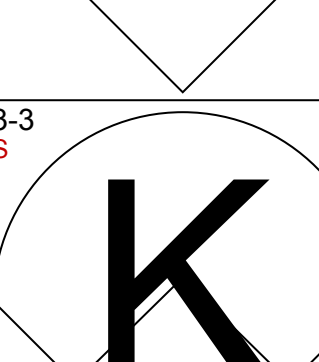
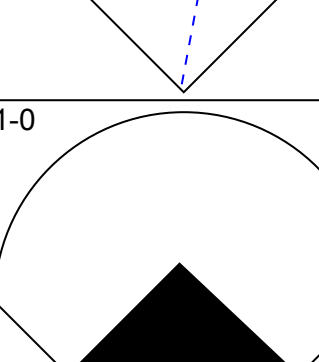
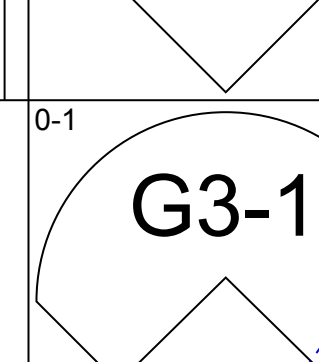
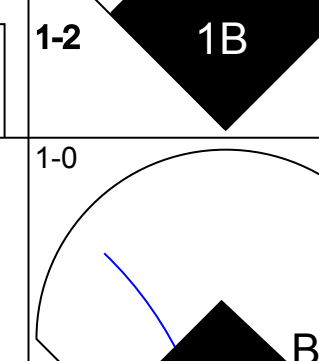
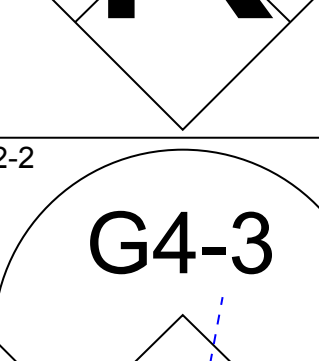
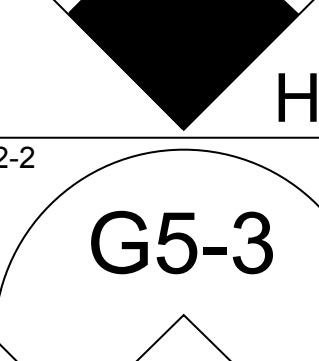
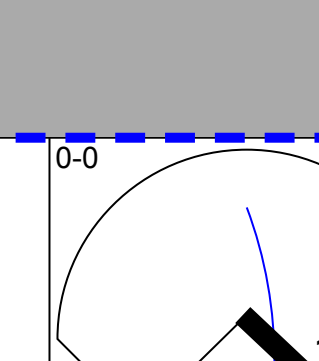
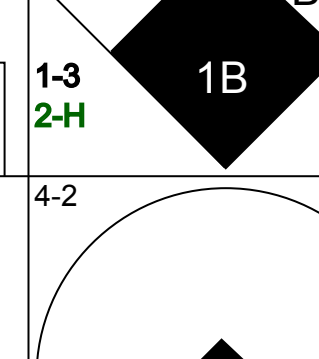
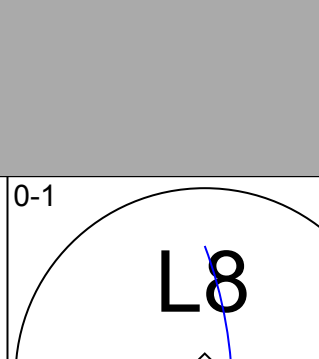
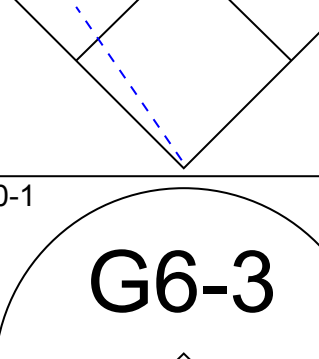
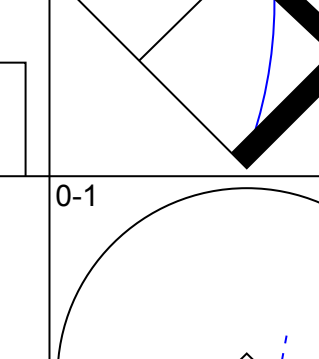
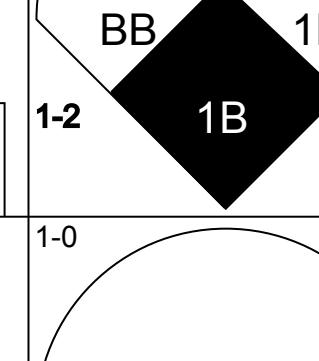
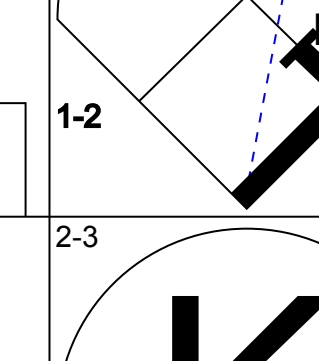
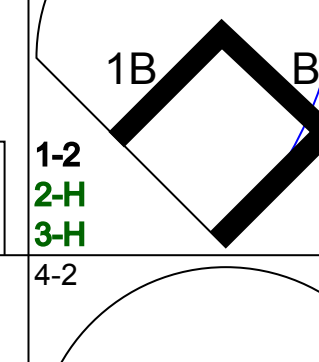
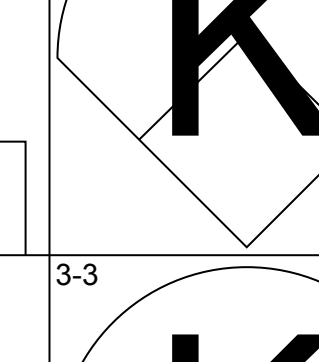
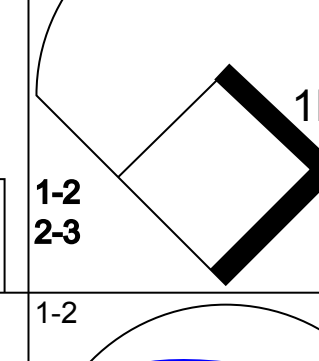
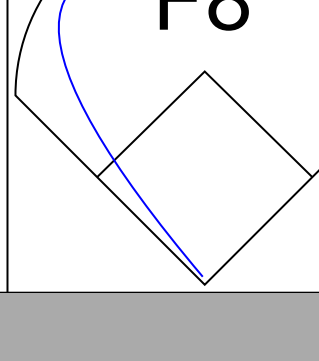
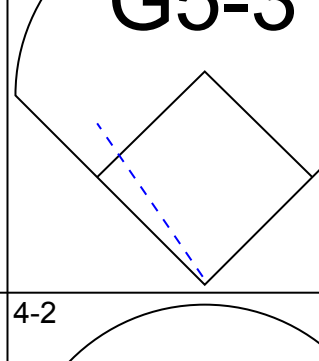
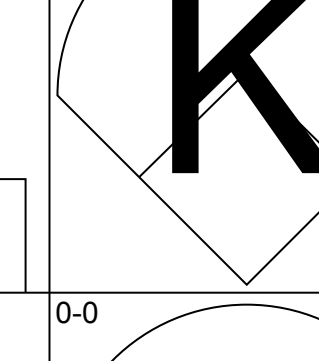
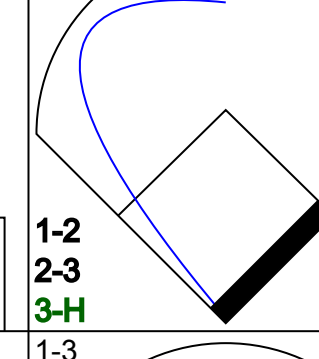


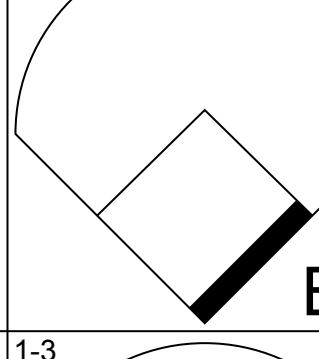
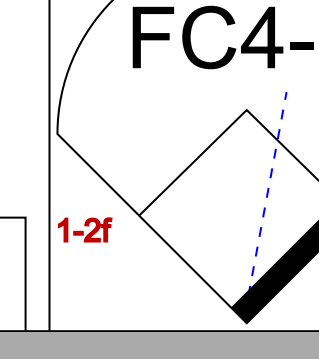
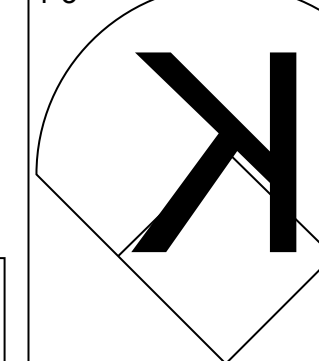
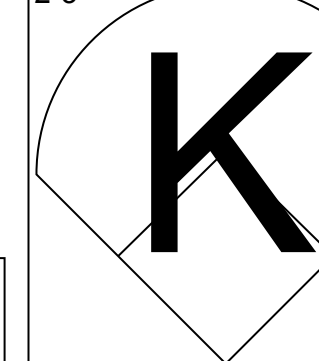
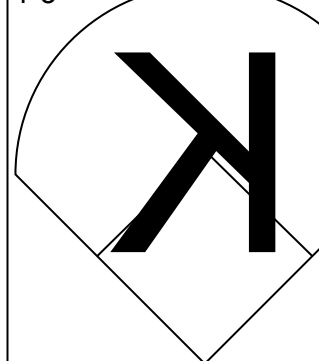

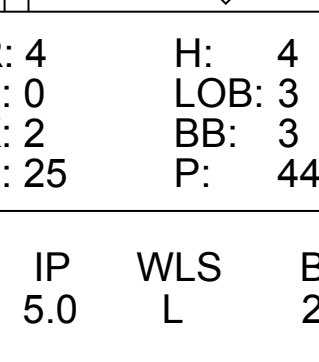
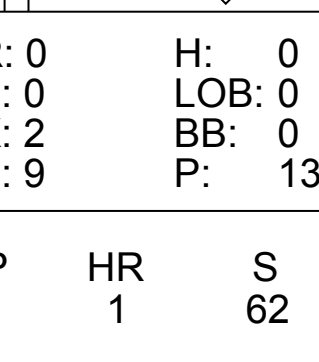
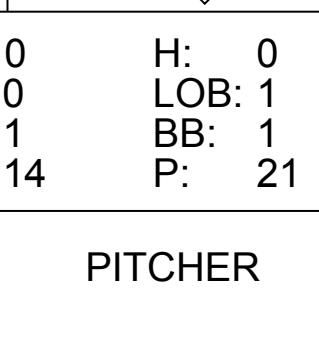
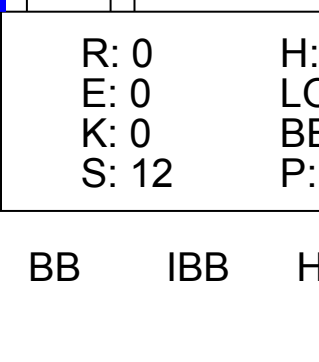
AB 33
R 4
H 10
RBI 3
BB 4
SO 6
LOB 20

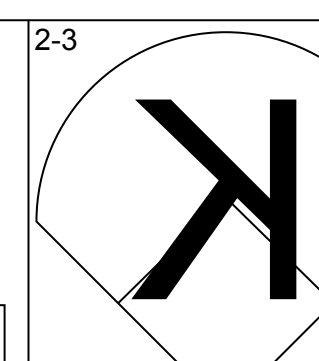
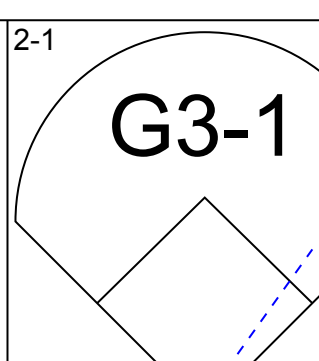
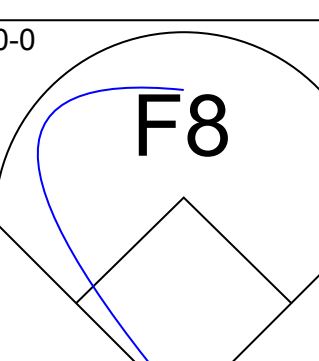
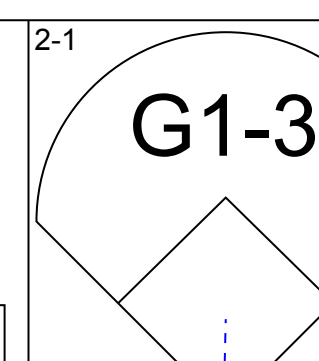
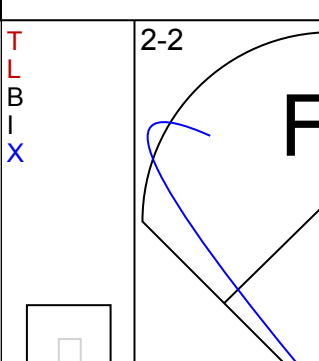
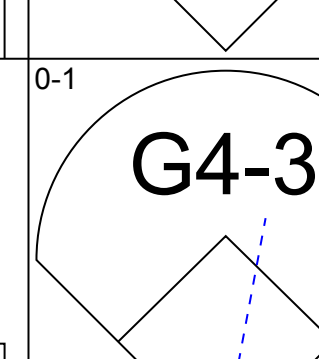
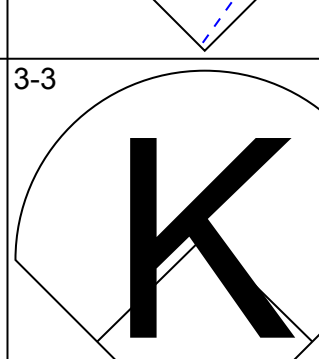
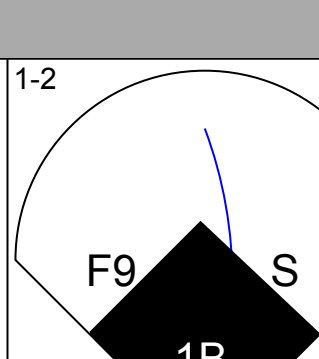
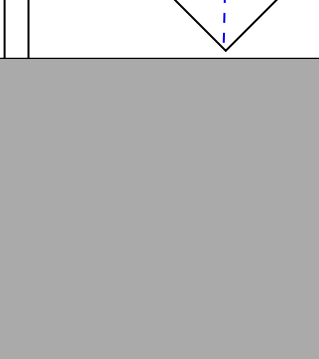
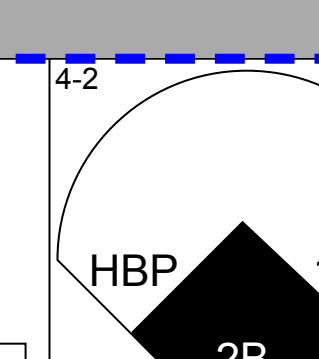
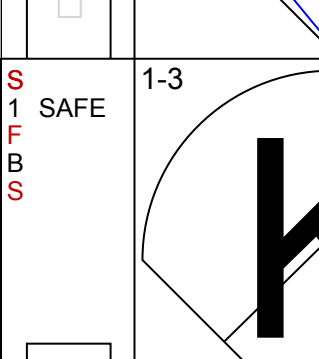
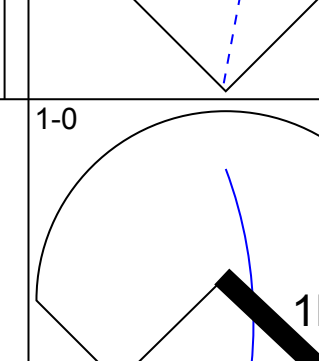
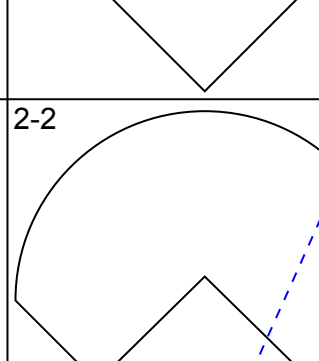
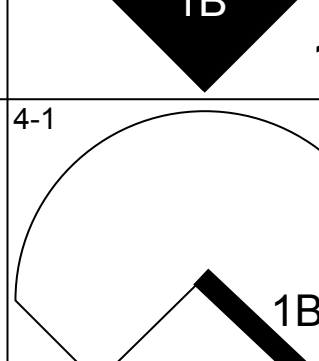

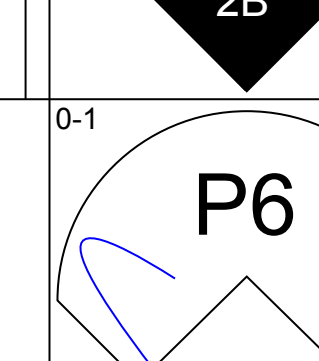
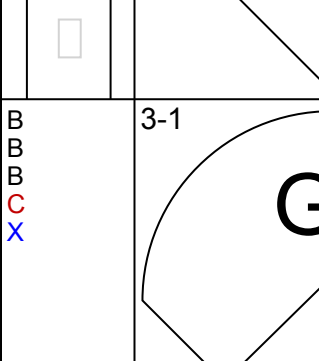
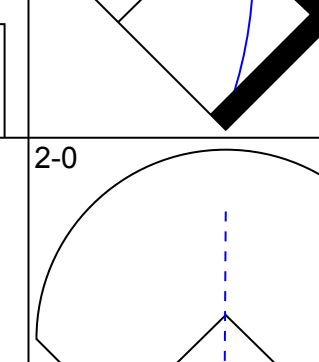
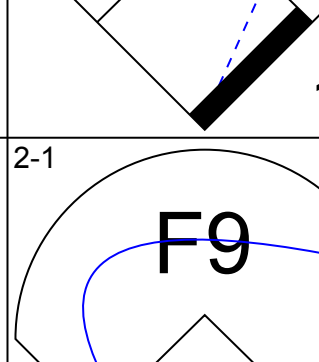
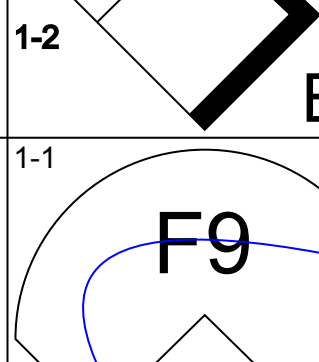

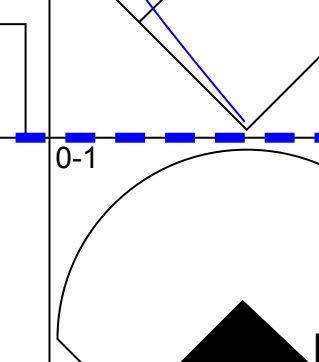
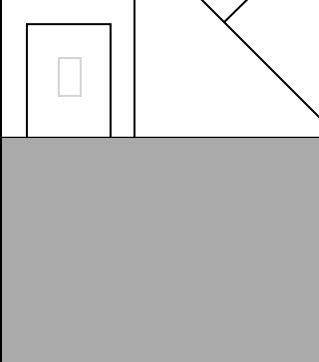
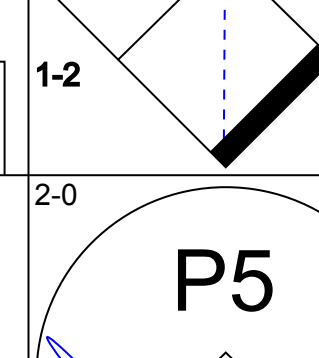
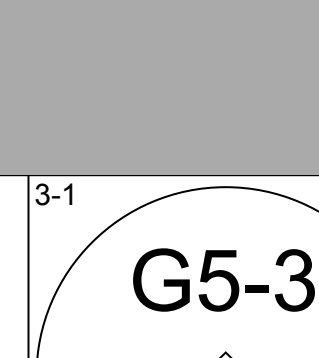
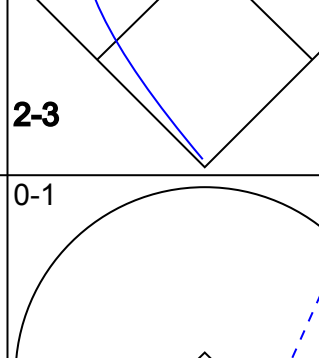

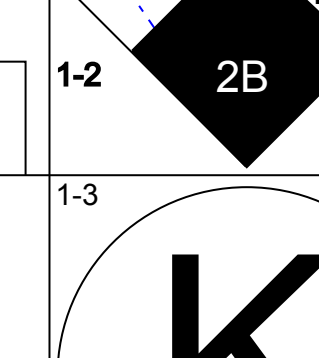

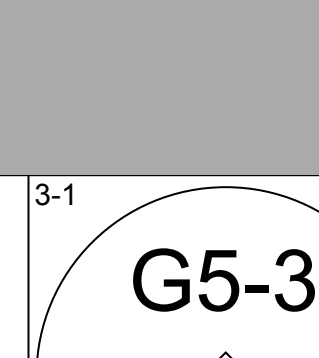
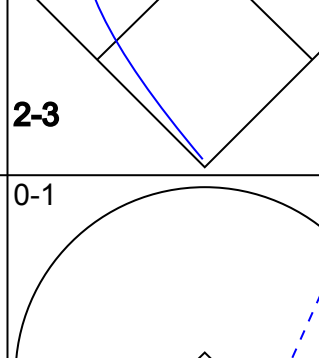

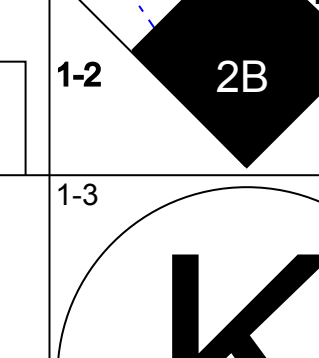

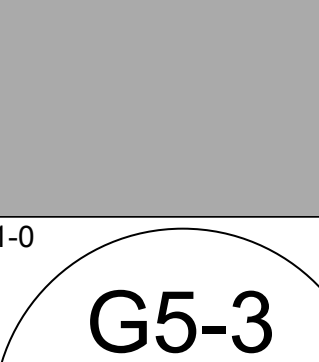
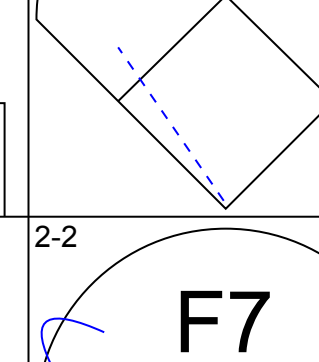

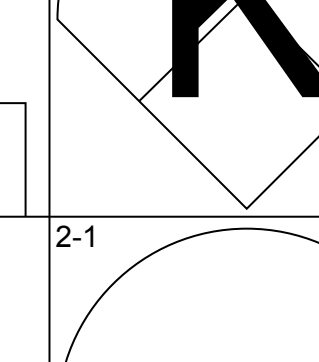



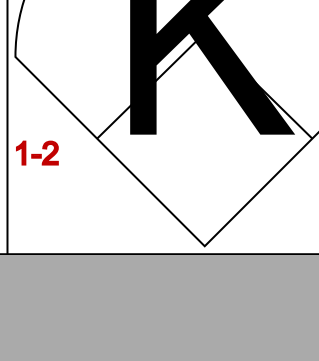
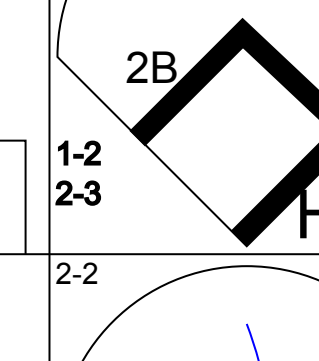
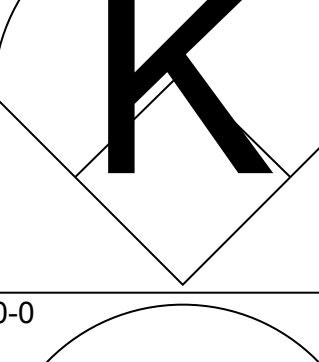
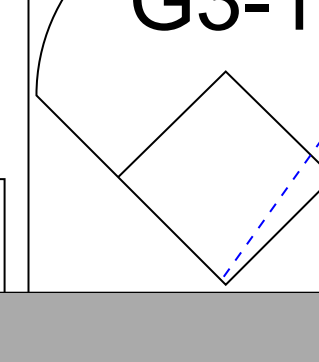

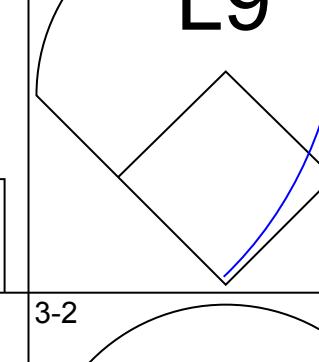


WP: 2 PA: 38
PB: 1
SB: 0
CS: 1

Batter	1	2	3	4	5	6	7	8	9	AB	R	H	RBI	BB	SO	LOB	BOTTOM								
Brett Butler, L OBP: 0.453, SLG: 0.397 (1,8)	1B 1B	F7			CS 2B		K		F7	5	1	2	0	0	1	2									
Greg Gagne, R OBP: 0.379, SLG: 0.438 (1,6)	1B FC1-6 1B		F8		F9			F7 BB 1B	F8	5	2	2	0	0	0	1									
Mike Piazza, R OBP: 0.458, SLG: 0.447 (1,2)	K			P4-3 1B		L4-3 1B		BB 1B BB		3	1	2	0	1	1	2									
Eric Karros, R OBP: 0.315, SLG: 0.338 (1,3)	FC1-6 1B		P4-3			L4-3		F7		4	0	1	1	0	0	4									
Raul Mondesi, R OBP: 0.347, SLG: 0.515 (1,9)	FC1-6 PB			FC4-6 1B				WP 1B		3	0	2	2	1	0	1									
Todd Zeile, R OBP: 0.275, SLG: 0.254 (1,5)	G3-1			F9		F7		K		4	0	0	0	0	1	5									
Todd Hollandsworth, L OBP: 0.309, SLG: 0.364 (1,7)		K		FC4-6			SH1-4 BB	1-3 2-H BB		2	0	0	0	2	1	1									
Wilton Guerrero, S OBP: 0.258, SLG: 0.365 (1,4)		G6-3			F9		SH1-4	K		2	0	0	0	0	0	1									
Wayne Kirby, L OBP: 0.200, SLG: 0.222 (8,PH)										1	0	0	0	0	1	2									
Juan Castro, R (9,4)										0	0	0	0	0	0	0									
Pedro Astacio, R OBP: 0.143, SLG: 0.143 (1,1)					G4-3				K	2	0	1	0	0	0	0									
Nelson Liriano, S (7,PH)										1	0	0	0	0	0	1									
Scott Radinsky, L (8,1)										0	0	0	0	0	0	0									
Todd Worrell, R (9,1)										0	0	0	0	0	0	0									
Chip Hale, L OBP: 0.200, SLG: 0.111 (9,PH)										1	0	0	0	0	1	0									
Inning Stats	R: 2 E: 0 K: 1 S: 12	H: 3 LOB: 1 BB: 0 P: 19	R: 0 E: 0 K: 1 S: 13	H: 1 LOB: 0 BB: 0 P: 20	R: 0 E: 0 K: 0 S: 6	H: 1 LOB: 0 BB: 0 P: 9	R: 0 E: 0 K: 0 S: 9	H: 1 LOB: 1 BB: 1 P: 11	R: 0 E: 0 K: 0 S: 11	H: 1 LOB: 0 BB: 0 P: 7	R: 0 E: 0 K: 0 S: 9	H: 1 LOB: 1 BB: 1 P: 15	R: 0 E: 0 K: 1 S: 11	H: 0 LOB: 1 BB: 1 P: 19	R: 2 E: 0 K: 2 S: 11	H: 2 LOB: 2 BB: 2 P: 23	R: 0 E: 0 K: 1 S: 6	H: 0 LOB: 0 BB: 0 P: 7	1B: 9 2B: 3 3B: 0 HR: 0	SF: 0 SAC: 1 DP: 2 HBP: 0	WP: 2 PA: 38 PB: 1 SB: 0 CS: 1				
PITCHER	IP	WLS	BF	H	R	ER	SO	BB	IBB	HBP	BLK	WP	HR	S	P	ERA	WHIP								
Donovan Osborne, L ERA: 3.48 (1,1)	7.0		28	8	2	2	3	2	0	0	0	0	0	65	100	2.57	1.429								
T.J. Mathews, R ERA: 3.86 (8,1)	0.0		2	1	2	2	0	1	0	0	0	0	0	1	5	-	-								
John Frascatore, R ERA: 1.93 (8,1)	1.0	W	5	1	0	0	2	1	0	0	0	1	0	10	18	0.00	2.000								
Dennis Eckersley, R ERA: 3.38 (9,1)	1.0	S	3	0	0	0	1	0	0	0	0	0	0	6	7	0.00	0.000								

WP: 2 PA: 38
PB: 1
SB: 0
CS: 1

Batter	1	2	3	4	5	6	7	8	9	AB	R	H	RBI	BB	SO	LOB	TOP					
Eric Young Sr. R (1.4) OBP: 0.436, SLG: 0.488										5	0	0	0	0	2	3	Colorado Rockies @ St. Louis Cardinals Busch Stadium, St. Louis, MO Fri Apr 25 1997, 7:05 PM CDT Att: 29,675 - Unknown - 64 F					
Ellis Burks R (1.8) OBP: 0.246, SLG: 0.500										5	1	1	0	0	2	0						
Larry Walker L (1.9) OBP: 0.568, SLG: 1.000										3	2	1	1	1	1	0						
Andres Galarraga R (1.3) OBP: 0.457, SLG: 0.579										4	1	2	1	0	0	0						
Dante Bichette R (1.7) OBP: 0.364, SLG: 0.449										3	1	1	0	1	0	0						
Steve Reed R (8.1)										0	0	0	0	0	0	0						
Bruce Ruffin S (9.1)										0	0	0	0	0	0	0						
Vinny Castilla R (1.5) OBP: 0.494, SLG: 0.690										4	0	1	2	0	1	2						
Jeff Reed L (1.2) OBP: 0.385, SLG: 0.514										3	0	0	0	1	1	2						
Walt Weiss S (1.6) OBP: 0.383, SLG: 0.444										3	0	1	1	1	0	2						
Kevin Ritz R (1.1)										3	0	0	0	0	3	4						
Mike Munoz L (8.1)										0	0	0	0	0	0	0						
Quinton McCracken S (8.8) OBP: 0.412, SLG: 0.468										1	0	0	0	0	0	0						
Inning Stats	R: 4 E: 0 K: 2 S: 25	H: 4 LOB: 3 BB: 3 P: 44	R: 0 E: 0 K: 2 S: 13	H: 0 LOB: 0 BB: 0 P: 21	R: 0 E: 0 K: 0 S: 6	H: 0 LOB: 0 BB: 0 P: 8	R: 0 E: 0 K: 2 S: 9	H: 0 LOB: 0 BB: 0 P: 13	R: 1 E: 0 K: 1 S: 9	H: 1 LOB: 0 BB: 0 P: 14	R: 0 E: 0 K: 1 S: 14	H: 0 LOB: 1 BB: 1 P: 21	R: 0 E: 0 K: 2 S: 11	H: 2 LOB: 2 BB: 0 P: 16	R: 0 E: 0 K: 2 S: 12	H: 0 LOB: 0 BB: 0 P: 16	1B: 6 2B: 0 3B: 0 HR: 1	SF: 0 SAC: 0 DP: 0 HBP: 0	WP: 0 PB: 0 SB: 1 CS: 0	PA: 38		
PITCHER	IP WLS BF H R ER SO BB IBB HBP BLK WP HR S P ERA WHIP	IP WLS BF H R ER SO BB IBB HBP BLK WP HR S P ERA WHIP	IP WLS BF H R ER SO BB IBB HBP BLK WP HR S P ERA WHIP	IP WLS BF H R ER SO BB IBB HBP BLK WP HR S P ERA WHIP	IP WLS BF H R ER SO BB IBB HBP BLK WP HR S P ERA WHIP	IP WLS BF H R ER SO BB IBB HBP BLK WP HR S P ERA WHIP	IP WLS BF H R ER SO BB IBB HBP BLK WP HR S P ERA WHIP	IP WLS BF H R ER SO BB IBB HBP BLK WP HR S P ERA WHIP	IP WLS BF H R ER SO BB IBB HBP BLK WP HR S P ERA WHIP	IP WLS BF H R ER SO BB IBB HBP BLK WP HR S P ERA WHIP	IP WLS BF H R ER SO BB IBB HBP BLK WP HR S P ERA WHIP	IP WLS BF H R ER SO BB IBB HBP BLK WP HR S P ERA WHIP	IP WLS BF H R ER SO BB IBB HBP BLK WP HR S P ERA WHIP	IP WLS BF H R ER SO BB IBB HBP BLK WP HR S P ERA WHIP	IP WLS BF H R ER SO BB IBB HBP BLK WP HR S P ERA WHIP	IP WLS BF H R ER SO BB IBB HBP BLK WP HR S P ERA WHIP	IP WLS BF H R ER SO BB IBB HBP BLK WP HR S P ERA WHIP	IP WLS BF H R ER SO BB IBB HBP BLK WP HR S P ERA WHIP	IP WLS BF H R ER SO BB IBB HBP BLK WP HR S P ERA WHIP	IP WLS BF H R ER SO BB IBB HBP BLK WP HR S P ERA WHIP		
Alan Benes R (1.1) ERA: 3.82	5.0	L	23	5	5	5	6	3	0	0	0	0	0	0	0	0	0	1	62	100	9.00	1.600
T.J. Mathews R (6.1) ERA: 2.7	2.0		7	0	0	0	2	1	0	0	0	0	0	0	0	0	0	0	20	28	0.00	0.500
John Frascatore R (8.1) ERA: 1.59	2.0		8	2	0	0	2	0	0	0	0	0	0	0	0	0	0	0	23	32	0.00	1.000

Batter	1	2	3	4	5	6	7	8	9	AB	R	H	RBI	BB	SO	LOB	BOTTOM					
Delino DeShields L (1.4) OBP: 0.246, SLG: 0.321										5	0	0	0	0	1	1	Colorado Rockies @ St. Louis Cardinals Busch Stadium, St. Louis, MO Fri Apr 25 1997, 7:05 PM CDT Att: 29,675 - Unknown - 64 F					
Willie McGee S (1.7) OBP: 0.375, SLG: 0.471										4	2	1	0	1	2	1						
Ray Lankford L (1.8) OBP: 0.571, SLG: 0.833										4	0	2	0	1	0	2						
Brian Jordan R (1.9) OBP: 0.381, SLG: 0.327										4	1	2	0	0	0	3						
Gary Gaetti R (1.5) OBP: 0.278, SLG: 0.303										4	0	1	1	0	1	4						
John Mabry L (1.3) OBP: 0.290, SLG: 0.258										3	0	0	0	0	1	2						
Tom Pagnozzi R (1.2)										3	0	0	0	0	1	0						
Ron Gant R (8. PH) OBP: 0.280, SLG: 0.388										1	0	1	2	0	0	0						
Mike DiFelice R (9.2) OBP: 0.188, SLG: 0.143										0	0	0	0	0	0	0						
Royce Clayton R (1.6) OBP: 0.247, SLG: 0.395										3	1	2	1	1	0	2						
Alan Benes R (1.1) OBP: 0.200, SLG: 0.200										1	0	0	0	0	0	1						
Mark Cowley L (5. PH) OBP: 0.310, SLG: 0.240										1	0	0	0	0	0	1						
T.J. Mathews R (8.1) ERA: 8.1										0	0	0	0	0	0	0						
Tom Lampkin L (7. PH) OBP: 0.095, SLG: 0.020										1	0	0	0	0	0	0						
John Frascatore R (8.1) OBP: 0.200, SLG: 0.430										0	0	0	0	0	0	0						
Dmitri Young S (9. PH)										0	0	0	0	1	0	0						
Inning Stats	R: 0 E: 0 K: 1 S: 8	H: 2 LOB: 2 BB: 0 P: 15	R: 0 E: 0 K: 1 S: 9	H: 1 LOB: 1 BB: 0 P: 12	R: 0 E: 0 K: 1 S: 13	H: 1 LOB: 1 BB: 0 P: 22	R: 0 E: 0 K: 0 S: 9	H: 0 LOB: 0 BB: 0 P: 15	R: 0 E: 0 K: 1 S: 6	H: 0 LOB: 0 BB: 1 P: 10	R: 1 E: 0 K: 1 S: 12	H: 2 LOB: 2 BB: 1 P: 21	R: 1 E: 0 K: 0 S: 8	H: 1 LOB: 0 BB: 0 P: 16	R: 2 E: 0 K: 1 S: 15	H: 2 LOB: 1 BB: 1 P: 24	R: 0 E: 0 K: 1 S: 8	H: 0 LOB: 1 BB: 1 P: 18	1B: 7 2B: 3 3B: 0 HR: 1	SF: 0 SAC: 0 DP: 2 HBP: 1	WP: 0 PB: 0 SB: 1 CS: 2	PA: 39
PITCHER	IP WLS BF H R ER SO BB IBB HBP BLK WP HR S P ERA WHIP	IP WLS BF H R ER SO BB IBB HBP BLK WP HR S P ERA WHIP	IP WLS BF H R ER SO BB IBB HBP BLK WP HR S P ERA WHIP	IP WLS BF H R ER SO BB IBB HBP BLK WP HR S P ERA WHIP	IP WLS BF H R ER SO BB IBB HBP BLK WP HR S P ERA WHIP	IP WLS BF H R ER SO BB IBB HBP BLK WP HR S P ERA WHIP	IP WLS BF H R ER SO BB IBB HBP BLK WP HR S P ERA WHIP	IP WLS BF H R ER SO BB IBB HBP BLK WP HR S P ERA WHIP	IP WLS BF H R ER SO BB IBB HBP BLK WP HR S P ERA WHIP	IP WLS BF H R ER SO BB IBB HBP BLK WP HR S P ERA WHIP	IP WLS BF H R ER SO BB IBB HBP BLK WP HR S P ERA WHIP	IP WLS BF H R ER SO BB IBB HBP BLK WP HR S P ERA WHIP	IP WLS BF H R ER SO BB IBB HBP BLK WP HR S P ERA WHIP	IP WLS BF H R ER SO BB IBB HBP BLK WP HR S P ERA WHIP	IP WLS BF H R ER SO BB IBB HBP BLK WP HR S P ERA WHIP	IP WLS BF H R ER SO BB IBB HBP BLK WP HR S P ERA WHIP	IP WLS BF H R ER SO BB IBB HBP BLK WP HR S P ERA WHIP	IP WLS BF H R ER SO BB IBB HBP BLK WP HR S P ERA WHIP	IP WLS BF H R ER SO BB IBB HBP BLK WP HR S P ERA WHIP	IP WLS BF H R ER SO BB IBB HBP BLK WP HR S P ERA WHIP		
Kevin Ritz R (1.1) ERA: 6.28	7.0		28	7	2	2	5	2	0	0	0	0	0	0	0	0	0	1	65	111	2.57	1.286
Mike Munoz L (8.1) ERA: 8.1	0.1		2	0	1	1	0	1	0	0	0	0	0	0	0	0	0	0	5	9	27.00	3.000
Steve Reed R (8.1) ERA: 1.93	0.2		5	2	1	1	1	0	0	1	0	0	0	0	0	0	0	0	10	15	13.50	3.000
Bruce Ruffin L (9.1) ERA: 2.53	1.0	S	4	0	0	0	1	1	0	0	0	0	0	0	0	0	0	0	8	18	0.00	1.000

AB	34
R	5
H	7
RBI	5
BB	4
SO	10
LOB	13



AB	34
R	4
H	9
RBI	4
BB	4
SO	7
LOB	17



Batter	1	2	3	4	5	6	7	8	9	AB	R	H	RBI	BB	SO	LOB	TOP			
Eric Young Sr. R OBP: 0.424, SLG: 0.471 (1, 4)										5	0	1	0	0	0	1				
Ellis Burks R OBP: 0.246, SLG: 0.484 (1, 8) (8, 7)										4	1	1	0	0	0	1				
Larry Walker L OBP: 0.554, SLG: 0.961 (1, 9)										4	1	1	0	0	2	3				
Andres Galarraga R OBP: 0.459, SLG: 0.583 (1, 3)										3	1	1	0	0	1	1				
Dante Bichette R OBP: 0.370, SLG: 0.466 (8, PH) (8, 8)										4	1	2	3	0	0	1	0			
Vinny Castilla R OBP: 0.455, SLG: 0.662 (1, 5)										3	0	0	0	1	0	1				
Kirt Manwaring R OBP: 0.396, SLG: 0.357 (1, 2)										3	0	1	0	1	0	3				
Walt Weiss S OBP: 0.359, SLG: 0.414 (1, 6)										4	0	0	1	0	1	2				
Bill Swift R OBP: 0.556, SLG: 0.333 (7, PH) Darnell Coles R OBP: 0.288, SLG: 0.167 Darren Holmes R OBP: 0.143, SLG: 0.571 Bruce Ruffin S (9, 1)										2	0	0	0	0	2	1				
Inning Stats	R: 0 E: 0 K: 2 S: 15	H: 1 LOB: 1 BB: 0 P: 24	R: 0 E: 0 K: 2 S: 11	H: 0 LOB: 1 BB: 1 P: 20	R: 0 E: 0 K: 1 S: 9	H: 0 LOB: 0 BB: 0 P: 13	R: 3 E: 0 K: 1 S: 20	H: 4 LOB: 1 BB: 0 P: 28	R: 0 E: 1 K: 0 S: 5	H: 0 LOB: 0 BB: 0 P: 6	R: 0 E: 0 K: 0 S: 4	H: 0 LOB: 1 BB: 0 P: 13	R: 1 E: 1 K: 1 S: 10	H: 2 LOB: 3 BB: 1 P: 20	R: 0 E: 0 K: 1 S: 12	H: 0 LOB: 0 BB: 0 P: 18	1B: 5 2B: 2 3B: 0 HR: 0	SF: 0 SAC: 0 DP: 2 HBP: 2	WP: 0 PB: 0 SB: 1 CS: 0	PA: 37
PITCHER	IP WLS BF H R ER SO BB IBB HBP BLK WP HR S P ERA WHIP																			
Matt Morris R ERA: 2.65 (1, 1)	5.0 L 21 5 3 3 6 1 0 0 0 0 0 0 60 91 5.40 1.200																			
Mark Petkovsek R ERA: 2.21 (6, 1)	2.0 7 0 0 0 0 0 0 1 0 0 0 0 11 21 0.00 0.000																			
Rich Batchelor R ERA: 4.15 (8, 1)	2.0 9 2 1 1 2 0 1 1 0 0 0 0 22 38 4.50 1.000																			

Colorado Rockies @ St. Louis Cardinals
 Busch Stadium, St. Louis, MO
 Sat Apr 26 1997, 3:33 AM CDT
 Att: 45,681 - Cloudy - 63 F

AB 33
 R 4
 H 7
 RBI 4
 BB 2
 SO 8
 LOB 13

Batter	1	2	3	4	5	6	7	8	9	AB	R	H	RBI	BB	SO	LOB	BOTTOM					
Delino DeShields L OBP: 0.298, SLG: 0.316 (1, 4)										4	0	1	0	1	0	3						
Ron Gant R OBP: 0.288, SLG: 0.380 (1, 7)										4	1	1	1	1	1	1						
Ray Lankford L OBP: 0.526, SLG: 0.750 (1, 8)										4	0	1	0	1	1	1						
Brian Jordan R OBP: 0.368, SLG: 0.317 (1, 9)										5	0	1	1	0	0	4						
Dmitri Young S OBP: 0.324, SLG: 0.426 (1, 3)										4	0	1	0	0	0	2						
Gary Gaetti R OBP: 0.276, SLG: 0.300 (1, 5)										4	0	1	0	0	0	3						
Tom Lampkin L OBP: 0.264, SLG: 0.265 (1, 2)										3	0	0	0	1	0	2						
Royce Clayton R OBP: 0.258, SLG: 0.412 (1, 6)										4	1	2	0	0	0	1						
Matt Morris R OBP: 0.333, SLG: 0.333 (5, PH) Mark Swenney L OBP: 0.333, SLG: 0.340 (8, 1) Mark Petkovsek R OBP: 0.298, SLG: 0.320 (8, 1) Willie McCarter R OBP: 0.298, SLG: 0.320 (7, PH) Rich Batchelor R OBP: 0.159, SLG: 0.487 (8, 1) John Mabry R OBP: 0.256, SLG: 0.254 (8, PH)										1	0	0	0	0	0	0						
Inning Stats	R: 0 E: 0 K: 1 S: 8	H: 0 LOB: 0 BB: 0 P: 13	R: 0 E: 0 K: 0 S: 5	H: 0 LOB: 0 BB: 0 P: 6	R: 0 E: 0 K: 1 S: 9	H: 0 LOB: 0 BB: 0 P: 9	R: 0 E: 0 K: 1 S: 9	H: 0 LOB: 1 BB: 1 P: 15	R: 0 E: 0 K: 0 S: 10	H: 2 LOB: 3 BB: 1 P: 20	R: 0 E: 0 K: 0 S: 4	H: 0 LOB: 0 BB: 0 P: 7	R: 0 E: 0 K: 0 S: 9	H: 2 LOB: 2 BB: 0 P: 11	R: 1 E: 0 K: 0 S: 13	H: 2 LOB: 3 BB: 1 P: 19	R: 1 E: 0 K: 0 S: 13	H: 2 LOB: 3 BB: 2 P: 28	1B: 6 2B: 2 3B: 0 HR: 0	SF: 0 SAC: 0 DP: 0 HBP: 0	WP: 0 PB: 0 SB: 3 CS: 0	PA: 40
PITCHER	IP WLS BF H R ER SO BB IBB HBP BLK WP HR S P ERA WHIP																					
Bill Swift R ERA: 4.03 (1, 1)	6.0 W 22 2 0 0 2 2 0 0 0 0 0 0 33 49 6.75 3.000																					
Darren Holmes R ERA: 1.59 (7, 1)	2.2 16 6 2 2 0 2 0 0 0 0 0 0 33 49 6.75 3.000																					
Bruce Ruffin L ERA: 2.45 (9, 1)	0.1 S 2 0 0 0 0 1 0 0 0 0 0 0 2 9 0.00 3.000																					


Colorado Rockies @ St. Louis Cardinals
 Busch Stadium, St. Louis, MO
 Sat Apr 26 1997, 3:33 AM CDT
 Att: 45,681 - Cloudy - 63 F


AB 35
 R 2
 H 8
 RBI 2
 BB 5
 SO 2
 LOB 20

Batter	1	2	3	4	5	6	7	8	9	AB	R	H	RBI	BB	SO	LOB	TOP								
Eric Young Sr. R OBP: 0.423, SLG: 0.473 (1.4)										4	1	1	0	1	0	1	Colorado Rockies @ St. Louis Cardinals Busch Stadium, St. Louis, MO Sun Apr 27 1997, 3:33 AM CDT Att: 30,615 - Overcast - 51 F								
Ellis Burks R OBP: 0.246, SLG: 0.462 (1.8)										3	0	0	0	1	1	2									
Larry Walker L OBP: 0.552, SLG: 0.938 (1.9)										4	0	2	0	0	1	2									
Andres Galarraga R OBP: 0.449, SLG: 0.563 (1.3)										4	0	1	1	0	3	3									
Dante Bichette R OBP: 0.376, SLG: 0.468 (1.7)										4	0	2	0	0	0	2									
Vinny Castilla R OBP: 0.446, SLG: 0.641 (1.5)										4	1	1	0	0	0	2									
Kirt Manwaring R OBP: 0.385, SLG: 0.348 (1.2)										4	0	1	0	0	1	2									
Jason Bates S OBP: 0.360, SLG: 0.391 (1.6)										4	0	0	0	0	1	3									
Mark Thompson R OBP: 0.250, SLG: 0.750 (1.1)										0	0	0	0	0	0	0									
John Burke S OBP: 0.230, SLG: 0.143 (7. PH)										2	0	0	0	0	1	0									
Danell Coles R OBP: 0.230, SLG: 0.143 (7. PH)										1	0	0	0	0	0	0									
Jeff McCurry R OBP: 0.423, SLG: 0.479 (9. PH)										1	0	0	0	0	0	0									
Quinton McCracken S OBP: 0.423, SLG: 0.479 (9. PH)										1	0	1	1	0	0	0									
Inning Stats	R: 1 E: 0 K: 1 S: 17	H: 2 LOB: 1 BB: 0 P: 23	R: 0 E: 0 K: 1 S: 6	H: 0 LOB: 0 BB: 0 P: 8	R: 0 E: 0 K: 2 S: 14	H: 1 LOB: 2 BB: 1 P: 22	R: 0 E: 0 K: 0 S: 13	H: 1 LOB: 1 BB: 0 P: 19	R: 0 E: 0 K: 0 S: 8	H: 0 LOB: 1 BB: 0 P: 13	R: 0 E: 0 K: 2 S: 11	H: 1 LOB: 0 BB: 0 P: 16	R: 0 E: 0 K: 0 S: 8	H: 0 LOB: 0 BB: 0 P: 12	R: 0 E: 0 K: 2 S: 10	H: 1 LOB: 1 BB: 0 P: 12	R: 1 E: 0 K: 0 S: 11	H: 3 LOB: 1 BB: 0 P: 17	1B: 8 2B: 1 3B: 0 HR: 0	SF: 0 SAC: 0 DP: 1 HBP: 0	WP: 0 PB: 0 SB: 1 CS: 0	PA: 37			
PITCHER	IP	WLS	BF	H	R	ER	SO	BB	IBB	HBP	BLK	WP	HR	S	P	ERA	WHIP								
Donovan Osborne L ERA: 3.0 (1.1)	7.0	W	28	5	1	1	6	2	0	0	0	0	0	77	113	1.29	1.000								
T.J. Mathews R ERA: 2.35 (8.1)	1.0		4	1	0	0	2	0	0	0	0	0	0	10	12	0.00	1.000								
Rick Honeycutt L ERA: 9.0 (9.1)	1.0		5	3	1	1	0	0	0	0	0	0	0	11	17	9.00	3.000								

Batter	1	2	3	4	5	6	7	8	9	AB	R	H	RBI	BB	SO	LOB	BOTTOM								
Delino DeShields L OBP: 0.254, SLG: 0.306 (1.4)										5	1	1	2	0	0	0	Colorado Rockies @ St. Louis Cardinals Busch Stadium, St. Louis, MO Sun Apr 27 1997, 3:33 AM CDT Att: 30,615 - Overcast - 51 F								
Ron Gant R OBP: 0.294, SLG: 0.373 (1.7)										4	1	1	0	1	2	0									
Ray Lankford L OBP: 0.522, SLG: 0.684 (1.8)										3	0	1	2	1	0	0									
Brian Jordan R OBP: 0.375, SLG: 0.317 (1.9)										3	0	1	0	1	1	4									
Gary Gaetti R OBP: 0.288, SLG: 0.311 (1.5)										4	1	2	1	0	0	3									
John Mabry L OBP: 0.311, SLG: 0.262 (1.3)										2	1	1	0	2	0	0									
Tom Pagnozzi R OBP: 0.143, SLG: 0.143 (1.2)										4	1	1	0	0	0	4									
Royce Clayton R OBP: 0.258, SLG: 0.398 (1.6)										3	0	0	0	1	0	3									
Donovan Osborne S OBP: 0.167, SLG: 0.167 (1.1)										3	1	1	0	0	0	1									
T.J. Mathews R ERA: 2.69 (8.1)										0	0	0	0	0	0	0									
Willie McGee S OBP: 0.357, SLG: 0.444 (6. PH)										1	0	0	0	0	0	0									
Rick Honeycutt L ERA: 2.25 (9.1)										0	0	0	0	0	0	0									
Inning Stats	R: 0 E: 0 K: 1 S: 9	H: 1 LOB: 2 BB: 1 P: 14	R: 5 E: 0 K: 0 S: 21	H: 5 LOB: 3 BB: 3 P: 37	R: 0 E: 0 K: 0 S: 6	H: 0 LOB: 0 BB: 0 P: 9	R: 0 E: 0 K: 1 S: 7	H: 0 LOB: 1 BB: 1 P: 15	R: 0 E: 0 K: 0 S: 8	H: 0 LOB: 1 BB: 1 P: 18	R: 0 E: 0 K: 1 S: 7	H: 0 LOB: 0 BB: 0 P: 11	R: 1 E: 1 K: 0 S: 9	H: 3 LOB: 1 BB: 0 P: 18	R: 0 E: 0 K: 0 S: 5	H: 0 LOB: 0 BB: 0 P: 9	1B: 9 2B: 0 3B: 0 HR: 0	SF: 0 SAC: 0 DP: 0 HBP: 0	WP: 0 PB: 0 SB: 3 CS: 1	PA: 38					
PITCHER	IP	WLS	BF	H	R	ER	SO	BB	IBB	HBP	BLK	WP	HR	S	P	ERA	WHIP								
Mark Thompson R ERA: 6.75 (1.1)	1.2	L	15	6	5	5	1	4	0	0	0	0	0	30	56	0.00	0.462								
John Burke R ERA: 2.69 (2.1)	4.1		15	0	0	0	2	2	0	0	0	0	0	14	27	0.00	1.500								
Jeff McCurry R ERA: 2.25 (7.1)	2.0		8	3	1	0	0	0	0	0	0	0	0	14	27	0.00	1.500								



Batter	1	2	3	4	5	6	7	8	9	AB	R	H	RBI	BB	SO	LOB	TOP										
LeJon Powell, R OBP: 0.167, SLG: 0.091 (1, 8)	L7			L7		K			L6	4	0	0	0	1	1	0	San Francisco Giants @ St. Louis Cardinals Busch Stadium, St. Louis, MO Mon Apr 28 1997, 7:05 PM CDT Att: 21,803 - Unknown - 67 F										
Jose Vizcaino, S OBP: 0.305, SLG: 0.276 (1, 6)		BB		G4-3			G5-3		G3	4	0	0	0	1	0	3											
Glenallen Hill, R OBP: 0.295, SLG: 0.512 (1, 9)	FC5-4-5-4			K			F8		K	5	0	0	0	0	2	1											
Barry Bonds, L OBP: 0.446, SLG: 0.438 (1, 7)				K			G3			3	0	0	0	1	2	0											
Jeff Kent, R OBP: 0.305, SLG: 0.549 (1, 4)	F8			1B	2B		F9		F9	4	1	1	0	0	0	2											
J.T. Snow, L OBP: 0.386, SLG: 0.315 (1, 3)				1B	1B		BB		1B	3	1	3	1	1	0	0											
Mark Lewis, R OBP: 0.316, SLG: 0.528 (1, 5)				1B	1B		G5-3		F7	4	0	2	0	0	0	2											
Rick Wilkins, L OBP: 0.242, SLG: 0.345 (1, 2)				1B	1B		G6-3		1B	4	0	2	1	0	0	2											
William Van Landingham, R OBP: 0.206, SLG: 0.375 (5, PH) Marvin Benard, L OBP: 0.174, SLG: 0.136 (6, PH) Joe Roa, R OBP: 0.167, SLG: 0.167 (8, PH) Rich Rodriguez, L OBP: 0.250, SLG: 0.250 (9, PH) Damon Berryhill, S OBP: 0.167, SLG: 0.167 (8, PH) Jim Poole, L OBP: 0.250, SLG: 0.250 (8, PH)	L9			K			F9		P3	2	0	0	0	0	1	4											
Inning Stats	R: 0 E: 0 K: 0 S: 8	H: 0 LOB: 2 BB: 2 P: 19	R: 0 E: 0 K: 0 S: 14	H: 2 LOB: 3 BB: 1 P: 26	R: 2 E: 0 K: 3 S: 19	H: 4 LOB: 2 BB: 0 P: 33	R: 0 E: 0 K: 0 S: 5	H: 0 LOB: 0 BB: 0 P: 7	R: 0 E: 0 K: 1 S: 9	H: 0 LOB: 1 BB: 1 P: 17	R: 0 E: 0 K: 1 S: 7	H: 0 LOB: 0 BB: 0 P: 11	R: 0 E: 0 K: 0 S: 5	H: 0 LOB: 0 BB: 0 P: 9	R: 0 E: 0 K: 0 S: 13	H: 2 LOB: 2 BB: 0 P: 21	R: 0 E: 0 K: 1 S: 9	H: 0 LOB: 0 BB: 0 P: 12	1B: 7 2B: 1 3B: 0 HR: 0	SF: 0 SAC: 0 DP: 0 HBP: 0	WP: 1 PA: 39 PB: 0 SB: 1 CS: 0						
PITCHER	IP	WLS	BF	H	R	ER	SO	BB	IBB	HBP	BLK	WP	HR	S	P	ERA	WHIP										
Andy Benes, R ERA: 3.86 (1, 1)	5.0	W	25	6	2	2	4	3	1	0	0	1	0	55	102	3.60	1.800										
Mark Petkovsek, R ERA: 1.96 (6, 1)	2.2		10	2	0	0	1	0	0	0	0	0	0	23	38	0.00	0.750										
Tony Fossas, L ERA: 3.01 (8, 1)	0.1		1	0	0	0	0	0	0	0	0	0	0	2	3	0.00	0.000										
Dennis Eckersley, R ERA: 2.84 (9, 1)	1.0	S	3	0	0	0	1	0	0	0	0	0	0	9	12	0.00	0.000										

Batter	1	2	3	4	5	6	7	8	9	AB	R	H	RBI	BB	SO	LOB	BOTTOM										
Delino DeShields, L OBP: 0.250, SLG: 0.299 (1, 4)	S					K			F7	5	1	1	0	0	2	4	San Francisco Giants @ St. Louis Cardinals Busch Stadium, St. Louis, MO Mon Apr 28 1997, 7:05 PM CDT Att: 21,803 - Unknown - 67 F										
Ron Gant, R OBP: 0.315, SLG: 0.392 (1, 7)						2B			1B	4	1	3	2	0	1	0											
Ray Lankford, L OBP: 0.481, SLG: 0.591 (1, 8)	L8					P6			K	3	0	0	0	1	1	4											
Brian Jordan, R OBP: 0.382, SLG: 0.343 (1, 9)	F9					G4-3			FC6-4	4	0	2	1	0	0	2											
John Mabry, L OBP: 0.333, SLG: 0.313 (1, 3)						HR			FC6-4	2	1	1	1	2	0	1											
Gary Gaetti, R OBP: 0.277, SLG: 0.299 (1, 5) Mark Petkovsek, R OBP: 0.167, SLG: 0.167 (6, 1) Tony Fossas, L OBP: 0.167, SLG: 0.167 (8, 1) Dennis Eckersley, R ERA: 2.84 (9, 1)	K					F9			B1-6-4	3	0	0	0	0	2	4											
Tom Lampkin, L OBP: 0.281, SLG: 0.340 (1, 2)						HR			G4-3	4	1	2	1	0	0	0											
Royce Clayton, R OBP: 0.258, SLG: 0.391 (1, 6)						K			F8	4	1	1	0	0	2	1											
Andy Benes, R OBP: 0.500, SLG: 0.500 (1, 1) David Bell, R OBP: 0.174, SLG: 0.136 (6, PH) Tom Pagnozzi, R OBP: 0.250, SLG: 0.250 (9, PH) Jim Poole, L OBP: 0.250, SLG: 0.250 (8, PH)						P2			1B	2	0	1	0	0	0	1											
Inning Stats	R: 1 E: 0 K: 1 S: 20	H: 2 LOB: 1 BB: 1 P: 33	R: 1 E: 0 K: 1 S: 11	H: 2 LOB: 0 BB: 0 P: 14	R: 0 E: 0 K: 1 S: 7	H: 0 LOB: 0 BB: 1 P: 13	R: 1 E: 0 K: 1 S: 10	H: 2 LOB: 1 BB: 0 P: 15	R: 1 E: 0 K: 2 S: 17	H: 2 LOB: 2 BB: 1 P: 28	R: 1 E: 0 K: 2 S: 19	H: 3 LOB: 2 BB: 0 P: 28	R: 0 E: 0 K: 0 S: 8	H: 1 LOB: 0 BB: 0 P: 11	R: 0 E: 0 K: 0 S: 6	H: 1 LOB: 1 BB: 0 P: 10	1B: 10 2B: 1 3B: 0 HR: 2	SF: 0 SAC: 0 DP: 2 HBP: 0	WP: 0 PA: 37 PB: 0 SB: 2 CS: 1								
PITCHER	IP	WLS	BF	H	R	ER	SO	BB	IBB	HBP	BLK	WP	HR	S	P	ERA	WHIP										
William Van Landingham, R ERA: 3.86 (1, 1)	5.0	L	24	8	4	4	6	2	1	0	0	0	0	16	24	13.50	4.500										
Joe Roa, R ERA: 2.08 (6, 1)	0.2		5	3	1	1	1	0	0	0	0	0	0	11	15	0.00	0.750										
Rich Rodriguez, L ERA: 1.56 (6, 1)	1.1		4	1	0	0	1	0	0	0	0	0	0	6	10	0.00	1.000										
Jim Poole, L ERA: 1.56 (8, 1)	1.0		4	1	0	0	0	0	0	0	0	0	0	6	10	0.00	1.000										

Batter	1	2	3	4	5	6	7	8	9	AB	R	H	RBI	BB	SO	LOB	TOP							
Marvin Benard, L OBP: 0.625, SLG: 0.615 Rod Beck, R (9, 1)										5	2	4	1	1	1	0								
Jose Vizcaino, S OBP: 0.311, SLG: 0.284 (1, 6)										5	1	2	1	0	1	4								
Glenallen Hill, R OBP: 0.290, SLG: 0.494 (1, 9)										5	0	1	3	0	0	4								
Barry Bonds, L OBP: 0.464, SLG: 0.448 (1, 7)										3	1	2	0	1	0	1								
Jeff Kent, R OBP: 0.333, SLG: 0.581 (1, 4)										3	0	2	2	1	0	1								
J.T. Snow, L OBP: 0.366, SLG: 0.295 (1, 3)										5	0	0	0	0	0	9								
Bill Mueller, S Doug Henry, R LeJon Powell, R OBP: 0.167, SLG: 0.091 (8, 1)										4	1	0	0	1	0	2	AB 38							
Marcus Jensen, S OBP: 0.333, SLG: 0.267 (1, 2)										5	0	0	0	0	1	1	R 7							
Kirk Rueter, L Damon Berryhill, S Shawn Estep, R Julian Tavaréz, L Jim Poole, L Mark Lewis, R OBP: 0.300, SLG: 0.514 (7, PH)										2	1	0	0	1	2	1	H 11							
Inning Stats	R: 2 E: 0 K: 0 S: 9	H: 3 LOB: 1 BB: 0 P: 16	R: 1 E: 0 K: 2 S: 11	H: 1 LOB: 1 BB: 1 P: 19	R: 1 E: 0 K: 0 S: 11	H: 2 LOB: 1 BB: 0 P: 20	R: 2 E: 0 K: 0 S: 12	H: 2 LOB: 3 BB: 3 P: 30	R: 0 E: 0 K: 1 S: 7	H: 0 LOB: 0 BB: 0 P: 13	R: 0 E: 0 K: 1 S: 10	H: 1 LOB: 3 BB: 0 P: 17	R: 1 E: 0 K: 0 S: 8	H: 1 LOB: 2 BB: 2 P: 21	R: 0 E: 0 K: 0 S: 7	H: 1 LOB: 1 BB: 0 P: 11	R: 0 E: 0 K: 2 S: 10	H: 0 LOB: 0 BB: 0 P: 18	1B: 8 2B: 3 3B: 0 HR: 0	SF: 0 SAC: 0 DP: 0 HBP: 2	WP: 1 PB: 0 SB: 4 CS: 0	PA: 46		
PITCHER	IP WLS BF H R ER SO BB IBB HBP BLK WP HR S P ERA WHIP	IP WLS BF H R ER SO BB IBB HBP BLK WP HR S P ERA WHIP	IP WLS BF H R ER SO BB IBB HBP BLK WP HR S P ERA WHIP	IP WLS BF H R ER SO BB IBB HBP BLK WP HR S P ERA WHIP	IP WLS BF H R ER SO BB IBB HBP BLK WP HR S P ERA WHIP	IP WLS BF H R ER SO BB IBB HBP BLK WP HR S P ERA WHIP	IP WLS BF H R ER SO BB IBB HBP BLK WP HR S P ERA WHIP	IP WLS BF H R ER SO BB IBB HBP BLK WP HR S P ERA WHIP	IP WLS BF H R ER SO BB IBB HBP BLK WP HR S P ERA WHIP	IP WLS BF H R ER SO BB IBB HBP BLK WP HR S P ERA WHIP	IP WLS BF H R ER SO BB IBB HBP BLK WP HR S P ERA WHIP	IP WLS BF H R ER SO BB IBB HBP BLK WP HR S P ERA WHIP	IP WLS BF H R ER SO BB IBB HBP BLK WP HR S P ERA WHIP	IP WLS BF H R ER SO BB IBB HBP BLK WP HR S P ERA WHIP	IP WLS BF H R ER SO BB IBB HBP BLK WP HR S P ERA WHIP	IP WLS BF H R ER SO BB IBB HBP BLK WP HR S P ERA WHIP	IP WLS BF H R ER SO BB IBB HBP BLK WP HR S P ERA WHIP	IP WLS BF H R ER SO BB IBB HBP BLK WP HR S P ERA WHIP	IP WLS BF H R ER SO BB IBB HBP BLK WP HR S P ERA WHIP	IP WLS BF H R ER SO BB IBB HBP BLK WP HR S P ERA WHIP	IP WLS BF H R ER SO BB IBB HBP BLK WP HR S P ERA WHIP	IP WLS BF H R ER SO BB IBB HBP BLK WP HR S P ERA WHIP	IP WLS BF H R ER SO BB IBB HBP BLK WP HR S P ERA WHIP	IP WLS BF H R ER SO BB IBB HBP BLK WP HR S P ERA WHIP

San Francisco Giants @ St. Louis Cardinals
 Busch Stadium, St. Louis, MO
 Tue Apr 29 1997, 7:05 PM CDT
 Att: 23,527 - Unknown - 73 F

AB 38
 R 7
 H 11
 RBI 7
 BB 6
 SO 6
 LOB 23



Batter	1	2	3	4	5	6	7	8	9	AB	R	H	RBI	BB	SO	LOB	BOTTOM								
Delino DeShields, L OBP: 0.247, SLG: 0.292 (1, 4)										5	1	1	0	0	1	1									
Ron Gant, R OBP: 0.319, SLG: 0.429 (1, 7)										5	2	2	3	0	1	1									
Ray Lankford, L OBP: 0.548, SLG: 0.885 (1, 8)										4	2	4	3	0	0	0									
Brian Jordan, R OBP: 0.367, SLG: 0.329 Rich Batchelor, R (7, 1)										3	0	0	0	0	0	3									
Gary Gaetti, R OBP: 0.274, SLG: 0.295 Tony Fossas, L (9, 1)										0	0	0	0	0	0	0									
Tom Pagnozzi, R OBP: 0.250, SLG: 0.250 Tom Lampkin, L OBP: 0.267, SLG: 0.321 (2, PH)										0	0	0	0	0	0	0									
Willie McGee, S OBP: 0.372, SLG: 0.486 (8, PH)										3	0	0	0	0	1	1									
John Mabry, L OBP: 0.341, SLG: 0.314 (7, 9)										3	1	1	0	1	1	1									
Danny Sheaffer, R OBP: 0.200, SLG: 0.111 (9, 2)										4	0	1	1	0	0	2	AB 35								
Royce Clayton, R OBP: 0.257, SLG: 0.396 (1, 6)										4	1	1	1	0	0	2	R 9								
Todd Stottlemyre, L OBP: 0.538, SLG: 0.143 John Frascatore, R Dmitri Young, S OBP: 0.329, SLG: 0.435 (7, 3)										0	0	0	0	1	0	0	H 12								
Inning Stats	R: 1 E: 0 K: 1 S: 11	H: 1 LOB: 0 BB: 0 P: 18	R: 0 E: 0 K: 0 S: 9	H: 0 LOB: 1 BB: 1 P: 19	R: 0 E: 0 K: 0 S: 12	H: 1 LOB: 2 BB: 1 P: 23	R: 0 E: 0 K: 2 S: 8	H: 0 LOB: 0 BB: 0 P: 12	R: 0 E: 0 K: 1 S: 7	H: 0 LOB: 0 BB: 0 P: 10	R: 0 E: 0 K: 0 S: 10	H: 1 LOB: 1 BB: 0 P: 18	R: 2 E: 0 K: 1 S: 12	H: 2 LOB: 0 BB: 0 P: 20	R: 3 E: 0 K: 0 S: 18	H: 4 LOB: 1 BB: 0 P: 24	R: 3 E: 0 K: 0 S: 6	H: 3 LOB: 0 BB: 0 P: 9	1B: 7 2B: 2 3B: 0 HR: 3	SF: 1 SAC: 0 DP: 0 HBP: 0	WP: 1 PB: 0 SB: 0 CS: 0	PA: 38			
PITCHER	IP WLS BF H R ER SO BB IBB HBP BLK WP HR S P ERA WHIP	IP WLS BF H R ER SO BB IBB HBP BLK WP HR S P ERA WHIP	IP WLS BF H R ER SO BB IBB HBP BLK WP HR S P ERA WHIP	IP WLS BF H R ER SO BB IBB HBP BLK WP HR S P ERA WHIP	IP WLS BF H R ER SO BB IBB HBP BLK WP HR S P ERA WHIP	IP WLS BF H R ER SO BB IBB HBP BLK WP HR S P ERA WHIP	IP WLS BF H R ER SO BB IBB HBP BLK WP HR S P ERA WHIP	IP WLS BF H R ER SO BB IBB HBP BLK WP HR S P ERA WHIP	IP WLS BF H R ER SO BB IBB HBP BLK WP HR S P ERA WHIP	IP WLS BF H R ER SO BB IBB HBP BLK WP HR S P ERA WHIP	IP WLS BF H R ER SO BB IBB HBP BLK WP HR S P ERA WHIP	IP WLS BF H R ER SO BB IBB HBP BLK WP HR S P ERA WHIP	IP WLS BF H R ER SO BB IBB HBP BLK WP HR S P ERA WHIP	IP WLS BF H R ER SO BB IBB HBP BLK WP HR S P ERA WHIP	IP WLS BF H R ER SO BB IBB HBP BLK WP HR S P ERA WHIP	IP WLS BF H R ER SO BB IBB HBP BLK WP HR S P ERA WHIP	IP WLS BF H R ER SO BB IBB HBP BLK WP HR S P ERA WHIP	IP WLS BF H R ER SO BB IBB HBP BLK WP HR S P ERA WHIP	IP WLS BF H R ER SO BB IBB HBP BLK WP HR S P ERA WHIP	IP WLS BF H R ER SO BB IBB HBP BLK WP HR S P ERA WHIP	IP WLS BF H R ER SO BB IBB HBP BLK WP HR S P ERA WHIP	IP WLS BF H R ER SO BB IBB HBP BLK WP HR S P ERA WHIP	IP WLS BF H R ER SO BB IBB HBP BLK WP HR S P ERA WHIP	IP WLS BF H R ER SO BB IBB HBP BLK WP HR S P ERA WHIP	IP WLS BF H R ER SO BB IBB HBP BLK WP HR S P ERA WHIP

San Francisco Giants @ St. Louis Cardinals
 Busch Stadium, St. Louis, MO
 Tue Apr 29 1997, 7:05 PM CDT
 Att: 23,527 - Unknown - 73 F

AB 35
 R 9
 H 12
 RBI 9
 BB 2
 SO 5
 LOB 11



Batter	1	2	3	4	5	6	7	8	9	AB	R	H	RBI	BB	SO	LOB	TOP		
Luis Castillo, S OBP: 0.363, SLG: 0.317	(1,4) K			(1) G1-3		(1) 2-3 1B		(1) CS BB		3	0	1	0	1	1	0			
Edgar Renteria, R OBP: 0.281, SLG: 0.265	(1,6) K			(2) G4-3		(3) G4-3		(3) CS	(1) P3	4	0	0	0	0	1	2			
Gary Sheffield, R OBP: 0.451, SLG: 0.430	(1,9) F8			(3) K				(1) F8	(1) 1B	4	0	1	0	0	1	0			
Bobby Bonilla, S OBP: 0.350, SLG: 0.359			(1) F7		(1) P3			(1) 0-2 1B	(2) L8	4	0	1	0	0	0	1			
Moises Alou, R OBP: 0.423, SLG: 0.722			(2) G6-3		(2) G3			(2) 1-1 G6-4-3 1B	(2) 0-2 BB	4	0	1	0	0	0	1			
Cliff Floyd, L OBP: 0.333, SLG: 0.333			(3) K		(3) K			(3) 4-1 HR	(3) 4-0 BB	2	1	0	0	2	2	0			
Jeff Conine, R OBP: 0.389, SLG: 0.481			(1) F9		(1) F8			(1) 2-2 F8	(3) L8	4	0	0	0	0	0	4			
Gregg Zaun, S OBP: 0.444, SLG: 0.368			(2) F9		(2) L8			(1) 1-0 HR		3	1	1	2	0	0	0			
Alex Fernandez, R OBP: 0.357, SLG: 0.538			(3) F8		(3) F8			(2) 0-0 G3		2	0	1	0	0	0	0			
John Cangelosi, S (8, PH) OBP: 0.167, SLG: 0.118										1	0	0	0	0	0	0			
Dennis Cook, L OBP: 0.167, SLG: 0.118										0	0	0	0	0	0	0			
Inning Stats	R: 0 H: 0 E: 0 K: 2 S: 9	H: 0 R: 0 ER: 0 LOB: 0 BB: 0 P: 11	R: 0 H: 0 E: 0 K: 1 S: 9	H: 0 R: 0 ER: 0 LOB: 0 BB: 0 P: 14	R: 0 H: 0 E: 0 K: 0 S: 7	H: 0 R: 0 ER: 0 LOB: 0 BB: 0 P: 11	R: 0 H: 0 E: 0 K: 1 S: 5	H: 0 R: 0 ER: 0 LOB: 0 BB: 0 P: 7	R: 0 H: 0 E: 0 K: 1 S: 10	H: 2 R: 0 ER: 0 LOB: 2 BB: 0 P: 15	R: 0 H: 1 E: 0 K: 0 S: 9	H: 1 R: 0 ER: 0 LOB: 0 BB: 0 P: 12	R: 2 H: 1 E: 0 K: 0 S: 10	H: 1 R: 0 ER: 0 LOB: 2 BB: 1 P: 22	R: 0 H: 2 E: 0 K: 0 S: 13	H: 2 R: 0 ER: 0 LOB: 3 BB: 1 P: 20	1B: 4 2B: 1 3B: 0 HR: 1	SF: 0 SAC: 0 DP: 1 HBP: 0	WP: 0 PA: 35 PB: 0 SB: 0 CS: 1
PITCHER	IP WLS BF H R ER SO BB IBB HBP BLK WP HR S P ERA WHIP																		
Matt Morris, R (1, 1) ERA: 2.99	7.1 W 26 4 2 2 5 1 0 0 0 0 1 66 98 2.46 0.682																		
Mark Petkovsek, R (8, 1) ERA: 1.9	0.2 2 0 0 0 0 1 0 0 0 0 0 0 3 8 0.00 1.500																		
Dennis Eckersley, R (9, 1) ERA: 2.45	1.0 S 6 2 0 0 0 1 0 0 0 0 0 0 13 20 0.00 3.000																		

Florida Marlins @ St. Louis Cardinals
 Busch Stadium, St. Louis, MO
 Thu May 01 1997, 3:33 AM CDT
 Att: 28,087 - Sunny - 61 F

AB 31
 R 2
 H 6
 RBI 2
 BB 3
 SO 5
 LOB 8



Batter	1	2	3	4	5	6	7	8	9	AB	R	H	RBI	BB	SO	LOB	BOTTOM		
Delino DeShields, L OBP: 0.274, SLG: 0.351	(1,4) F9 1B 2B			(2) SF8				(1) CS 1B		2	1	2	1	0	0	0			
Royce Clayton, R OBP: 0.255, SLG: 0.385	(1,6) F9			(3) G6-3				(1) F8		4	0	0	0	0	0	4			
Ray Lankford, L OBP: 0.543, SLG: 0.828	(1,8) BB 1B			(1) CS 1B				(2) K		3	1	1	0	1	1	1			
Dmitri Young, S (1, 3) OBP: 0.327, SLG: 0.414	(1,3) K			(1) L6				(1) P3		4	0	0	0	0	1	3			
Dennis Eckersley, R (9, 1) ERA: 2.45										0	0	0	0	0	0	0			
John Mabry, L (1, 9) OBP: 0.356, SLG: 0.338	(9, 3) 1B			(2) CS 1B				(2) K		3	0	1	0	1	1	0			
Mark Sweeney, L (1, 7) OBP: 0.384, SLG: 0.259	(1, 7) 1B			(2) L4				(1) G3-1 SH1-3 BB		2	0	1	2	1	0	2			
Willie McGee, S (8, PH) OBP: 0.375, SLG: 0.524	(9, 7) 1B			(3) L4				(1) 1B		1	0	1	0	0	0	0			
Danny Sheaffer, R (1, 5) OBP: 0.235, SLG: 0.133	(1, 5) K			(1) SF8 1B				(3) SH1-3		3	1	1	0	0	2	3			
Tom Lampkin, L (1, 2) OBP: 0.270, SLG: 0.339			(1) P5		(2) SF8 2B			(2) G3-1		3	0	1	0	0	0	1			
Matt Morris, R (1, 1) ERA: 2.93				(1) G6-3				(3) G1-3		3	0	1	0	0	0	3			
Mark Petkovsek, R (8, 1) OBP: 0.167, SLG: 0.167										0	0	0	0	0	0	0			
Brian Jordan, R (9, 9) OBP: 0.373, SLG: 0.338										0	0	0	0	0	0	0			
Inning Stats	R: 2 H: 2 E: 0 K: 2 S: 13	H: 1 R: 0 ER: 0 LOB: 2 BB: 2 P: 30	R: 0 H: 1 E: 0 K: 0 S: 11	H: 1 R: 0 ER: 0 LOB: 1 BB: 0 P: 14	R: 0 H: 2 E: 0 K: 0 S: 5	H: 2 R: 0 ER: 0 LOB: 1 BB: 0 P: 8	R: 1 H: 2 E: 0 K: 0 S: 10	H: 2 R: 0 ER: 0 LOB: 1 BB: 0 P: 12	R: 0 H: 0 E: 0 K: 0 S: 4	H: 0 R: 0 ER: 0 LOB: 0 BB: 0 P: 4	R: 0 H: 0 E: 0 K: 0 S: 9	H: 1 R: 0 ER: 0 LOB: 0 BB: 0 P: 12	R: 0 H: 1 E: 0 K: 2 S: 8	H: 1 R: 0 ER: 0 LOB: 1 BB: 0 P: 13	R: 0 H: 2 E: 0 K: 0 S: 7	H: 2 R: 0 ER: 0 LOB: 3 BB: 1 P: 20	1B: 7 2B: 2 3B: 0 HR: 0	SF: 1 SAC: 2 DP: 0 HBP: 0	WP: 0 PA: 34 PB: 0 SB: 0 CS: 3
PITCHER	IP WLS BF H R ER SO BB IBB HBP BLK WP HR S P ERA WHIP																		
Alex Fernandez, R (1, 1) ERA: 2.93	7.0 L 30 8 3 3 3 3 0 0 0 0 0 0 59 95 3.86 1.571																		
Dennis Cook, L (8, 1) ERA: 0.75	1.0 4 1 0 0 2 0 0 0 0 0 0 0 8 13 0.00 1.000																		

Florida Marlins @ St. Louis Cardinals
 Busch Stadium, St. Louis, MO
 Thu May 01 1997, 3:33 AM CDT
 Att: 28,087 - Sunny - 61 F

AB 28
 R 3
 H 9
 RBI 3
 BB 3
 SO 5
 LOB 17



Batter	1	2	3	4	5	6	7	8	9	AB	R	H	RBI	BB	SO	LOB	TOP			
Delino DeShields, L OBP: 0.292, SLG: 0.390	2-1 F9 WP 1B		1-0 1B 3B	2-3 K		2-1 1B			1-0 B1-3	5	1	3	0	0	1	0				
Royce Clayton, R OBP: 0.291, SLG: 0.380	3-2 G6-3		0-0 BB 1B		4-0 G5-3 BB	0-0 G1-4-3			1-1 F9	4	1	1	1	1	0	2				
Ray Lankford, L OBP: 0.550, SLG: 0.774	2-1 F9		4-2 3-H 1B BB		4-2 G5-3 BB		4-1 CS BB		1-3 K	2	1	0	0	3	1	1				
Brian Jordan, R OBP: 0.368, SLG: 0.325	1-2 G6-3		4-0 1B E BB		1-2 G5-3		1-3 K			3	1	0	0	1	1	4				
Ron Gant, R OBP: 0.314, SLG: 0.407		3-3 K	3-2 E 1B		0-1 P6		1-3 K			4	0	1	2	0	2	3				
John Mabry, L OBP: 0.393, SLG: 0.338	2-1 G3		0-0 E6		4-0 IBB		1-0 CS	0-0 SH1-4 1B		3	0	1	0	1	0	1				
Mike DiFelice, R OBP: 0.174, SLG: 0.105	2-1 F7		2-2 F9		1-3 K		0-1 SH1-4	1-2		3	0	0	0	0	1	5				
Mike Gallego, R OBP: 0.363, SLG: 0.338			1-0 F8	0-1 L9		2-1 G5-3		1-0 FC6		4	0	0	0	0	0	1				
Donovan Osborne, S OBP: 0.167, SLG: 0.167			0-0 F8	1-0 G1-3		1-2 G4-3		0-3 K		0	0	0	0	0	0	0				
Mark Cavenerly, L OBP: 0.333, SLG: 0.333										1	0	0	0	0	0	0				
John Frascatore, R OBP: 0.299, SLG: 0.320										1	0	0	0	0	0	0				
Tom Lampkin, L OBP: 0.299, SLG: 0.333										1	0	0	0	0	0	0				
T.J. Mathews, R OBP: 0.216, SLG: 0.408										0	0	0	0	0	0	0				
Dmitri Young, S OBP: 0.216, SLG: 0.408										1	0	0	0	0	1	1				
Rick Honeycutt, L OBP: 0.216, SLG: 0.408										0	0	0	0	0	0	0				
Inning Stats	R: 0 E: 0 K: 0 S: 10	H: 1 LOB: 1 BB: 0 P: 18	R: 0 E: 0 K: 1 S: 7	H: 0 LOB: 0 BB: 14 P: 14	R: 4 E: 1 K: 0 S: 14	H: 3 LOB: 2 BB: 2 P: 29	R: 0 E: 0 K: 1 S: 6	H: 0 LOB: 0 BB: 0 P: 9	R: 0 E: 0 K: 1 S: 11	H: 0 LOB: 3 BB: 3 P: 25	R: 0 E: 0 K: 2 S: 8	H: 0 LOB: 0 BB: 1 P: 15	R: 0 E: 0 K: 1 S: 7	H: 1 LOB: 1 BB: 0 P: 8	R: 0 E: 0 K: 1 S: 6	H: 0 LOB: 0 BB: 0 P: 9	1B: 5 2B: 0 3B: 1 HR: 0	SF: 0 SAC: 1 DP: 0 HBP: 0	WP: 1 PB: 0 SB: 0 CS: 1	PA: 40
PITCHER	IP	WLS	BF	H	R	ER	SO	BB	IBB	HBP	BLK	WP	HR	S	P	ERA	WHIP			
Armando Reynoso, R ERA: 3.68	6.0		29	5	4	3	3	4	1	0	0	1	0	56	108	4.50	1.500			
Greg McMichael, R ERA: 2.04	2.0	W	7	1	0	0	3	1	0	0	0	0	0	14	23	0.00	1.000			
John Franco, L ERA: 0.61	1.0	S	3	0	0	0	1	0	0	0	0	0	0	6	9	0.00	0.000			

St. Louis Cardinals @ New York Mets
Shea Stadium, Flushing, NY
Fri May 02 1997, 7:05 PM EDT
Att: 14,877 - Unknown - 65 F

AB 32
R 4
H 6
RBI 3
BB 6
SO 7
LOB 18



Batter	1	2	3	4	5	6	7	8	9	AB	R	H	RBI	BB	SO	LOB	BOTTOM			
Carl Everett, S OBP: 0.231, SLG: 0.295	1-0 1B 2B	1-0 1B			0-1 G4-3		1-3 K			4	1	2	0	0	1	1				
Edgardo Alfonzo, R OBP: 0.333, SLG: 0.391	1-0 B2	1-0 F7			1-2 F9		0-0 FC5-4			4	0	0	0	0	0	4				
John Olerud, L OBP: 0.431, SLG: 0.542	1-2 G4-6-3 2-H 1B		4-1 G4-6-3 BB		2-2 L6		0-0 L8			3	0	1	1	1	0	0				
Bernard Gilkey, R OBP: 0.304, SLG: 0.316	0-0 G4-6-3		2-2 F8		0-1 F7		4-2 BLK 1B BB			3	1	0	0	1	0	2				
Todd Hundley, S OBP: 0.355, SLG: 0.500		4-1 HR BB	1-1 G4-6-3		2-2 P3		2-0 1B WP 1B			3	2	1	1	1	0	1				
Butch Huskey, R OBP: 0.243, SLG: 0.471		2-1 HR		1-0 G4-3 3B 2B		0-2 L9		2-1 WP 1B		3	2	2	2	0	0	0				
Greg McMichael, R OBP: 1.000, SLG: 1.000										0	0	0	0	0	0	0				
Alberto Castillo, R OBP: 0.429, SLG: 0.333										1	0	1	0	0	0	0				
John Franco, L OBP: 0.299, SLG: 0.320										0	0	0	0	0	0	0				
Carlos Baerga, S OBP: 0.203, SLG: 0.236		0-3 K		1-0 G4-3		2-2 SH1 1B 2B		0-3 K		4	1	1	0	0	2	2				
Rey Ordenez, R OBP: 0.276, SLG: 0.310		1-1 G5-3		0-2 CS 3B		0-0 SH1		2-3 K		3	0	1	1	0	1	1				
Armando Reynoso, R OBP: 0.333, SLG: 0.200		1-1 1B		3-H 2-3 K		2-2 FC5-4 1B				2	0	1	0	0	1	1				
Alex Ochoa, R OBP: 0.250, SLG: 0.250										1	0	1	1	0	0	0				
Inning Stats	R: 1 E: 0 K: 0 S: 6	H: 2 LOB: 0 BB: 0 P: 9	R: 2 E: 0 K: 1 S: 13	H: 3 LOB: 2 BB: 1 P: 23	R: 0 E: 0 K: 0 S: 6	H: 0 LOB: 0 BB: 1 P: 13	R: 0 E: 0 K: 1 S: 11	H: 2 LOB: 0 BB: 0 P: 14	R: 0 E: 0 K: 0 S: 8	H: 0 LOB: 0 BB: 0 P: 11	R: 0 E: 0 K: 0 S: 8	H: 0 LOB: 0 BB: 0 P: 10	R: 1 E: 0 K: 1 S: 13	H: 2 LOB: 1 BB: 0 P: 17	R: 2 E: 0 K: 2 S: 14	H: 2 LOB: 1 BB: 1 P: 24	1B: 6 2B: 3 3B: 1 HR: 1	SF: 0 SAC: 1 DP: 2 HBP: 0	WP: 1 PB: 0 SB: 0 CS: 1	PA: 35
PITCHER	IP	WLS	BF	H	R	ER	SO	BB	IBB	HBP	BLK	WP	HR	S	P	ERA	WHIP			
Donovan Osborne, L ERA: 3.6	2.0		11	5	3	3	1	1	0	0	0	0	0	19	32	13.50	3.000			
John Frascatore, R ERA: 1.62	3.0		10	2	1	1	1	1	0	0	0	0	0	25	38	3.00	1.000			
T.J. Mathews, R ERA: 2.31	2.0	L	8	2	1	1	1	0	0	0	0	0	0	21	27	4.50	1.000			
Rick Honeycutt, L ERA: 13.5	1.0		6	2	2	2	2	1	0	0	1	1	0	14	24	18.00	3.000			

St. Louis Cardinals @ New York Mets
Shea Stadium, Flushing, NY
Fri May 02 1997, 7:05 PM EDT
Att: 14,877 - Unknown - 65 F

AB 31
R 7
H 11
RBI 6
BB 3
SO 5
LOB 12




Batter	1	2	3	4	5	6	7	8	9	AB	R	H	RBI	BB	SO	LOB	TOP										
Delino DeShields, L OBP: 0.290, SLG: 0.384 (1, 4)	G4-3			K		G6-3		FC4-6 1B		4	0	1	0	0	1	0	St. Louis Cardinals @ New York Mets Shea Stadium, Flushing, NY Sat May 03 1997, 3:33 AM EDT Att: 16,248 - Overcast - 54 F										
Royce Clayton, R OBP: 0.252, SLG: 0.366 (1, 6)	K			G6-3		K		FC4-6 1-2		4	0	0	0	0	2	1											
Ray Lankford, L OBP: 0.500, SLG: 0.686 (1, 8)	K			G5-3		G4-3		F7		4	0	0	0	0	1	1											
Ron Gant, R OBP: 0.314, SLG: 0.426 Brian Jordan, R OBP: 0.364, SLG: 0.321 (1, 7) (8, 9)		K			1B 3B		G4-3		G6-3	3	1	1	0	0	1	0											
John Mabry, L OBP: 0.368, SLG: 0.346 (1, 9) (8, 7)	G4-3				1B 1B		1B		K	4	0	2	1	0	1	0											
Dmitri Young, S OBP: 0.337, SLG: 0.427 (1, 3)	G4-3				1B FC5 1-2		1B		1B	4	0	3	0	0	0	0											
Tom Lampkin, L OBP: 0.269, SLG: 0.333 Danny Sheaffer, R OBP: 0.222, SLG: 0.125 (1, 2) (7, 5) (8, 2)			G3-1		1-2 2-H	FC5 1B		L6	G4-3	3	0	1	0	0	0	2											
Mike Gallego, R Willie McGee, S OBP: 0.397, SLG: 0.512 Brady Raggio, R (7, PH) (7, 1)	G6-3				1-2 2-3	FC5		P5		2	0	0	0	0	0	2											
Andy Benes, R OBP: 0.250, SLG: 0.250 Mike DiFelice, R OBP: 0.174, SLG: 0.105 Gary Gaetti, R OBP: 0.271, SLG: 0.291 (1, 1) (7, 2) (8, PH) (8, 5)	G6-3				3-3	K		G5-3		2	0	0	0	0	1	2											
Inning Stats	R: 0 E: 0 K: 2 S: 7	H: 0 LOB: 0 BB: 0 P: 12	R: 0 E: 0 K: 1 S: 9	H: 0 LOB: 0 BB: 0 P: 13	R: 0 E: 0 K: 0 S: 4	H: 0 LOB: 0 BB: 0 P: 6	R: 0 E: 0 K: 1 S: 7	H: 0 LOB: 0 BB: 0 P: 14	R: 1 E: 0 K: 1 S: 13	H: 4 LOB: 2 BB: 0 P: 26	R: 0 E: 0 K: 0 S: 6	H: 0 LOB: 0 BB: 0 P: 9	R: 0 E: 0 K: 0 S: 8	H: 2 LOB: 2 BB: 0 P: 11	R: 0 E: 0 K: 0 S: 6	H: 1 LOB: 1 BB: 0 P: 8		R: 0 E: 0 K: 1 S: 10	H: 1 LOB: 1 BB: 0 P: 12	1B: 7 2B: 0 3B: 1 HR: 0	SF: 0 SAC: 0 DP: 0 HBP: 0	WP: 0 PB: 0 SB: 0 CS: 0	PA: 34				
PITCHER	IP	WLS	BF	H	R	ER	SO	BB	IBB	HBP	BLK	WP	HR	S	P	ERA	WHIP										
Rick Reed, R ERA: 1.07	7.0	W	26	6	1	1	6	0	0	0	0	0	0	54	91	1.29	0.857										
Takashi Kashiwada, L ERA:	2.0		8	2	0	0	1	0	0	0	0	0	0	16	20	0.00	1.000										

Batter	1	2	3	4	5	6	7	8	9	AB	R	H	RBI	BB	SO	LOB	BOTTOM										
Carl Everett, S OBP: 0.246, SLG: 0.308 (1, 8)	F8		P6							4	0	2	2	0	0	1	St. Louis Cardinals @ New York Mets Shea Stadium, Flushing, NY Sat May 03 1997, 3:33 AM EDT Att: 16,248 - Overcast - 54 F										
Matt Franco, L OBP: 0.385, SLG: 0.381 Edgardo Alfonzo, R OBP: 0.338, SLG: 0.385 (1, 5) (5, 5)	G3			G6-3			F9			2	0	0	0	0	0	0											
John Olerud, L OBP: 0.433, SLG: 0.568 (1, 3)	F7				2-6-5-6-2	K				4	1	2	1	0	1	0											
Todd Hundley, S OBP: 0.369, SLG: 0.533 (1, 2)		K								2	1	1	2	2	1	0											
Bernard Gilkey, R OBP: 0.293, SLG: 0.304 Takashi Kashiwada, L (1, 7) (8, 1)	G5-3			G6-3		G5-3	F7			4	0	0	0	0	0	4											
Butch Huskey, R OBP: 0.230, SLG: 0.444 (1, 9)	K				F9					4	0	0	0	0	1	1											
Carlos Baerga, S OBP: 0.244, SLG: 0.303 (1, 4)			G4-3			G5-3				4	2	4	0	0	0	0											
Rey Ordenez, R OBP: 0.267, SLG: 0.299 (1, 6)			G4-3		G6-3					3	0	0	0	0	0	3											
Rick Reed, R OBP: 0.214, SLG: 0.308 Steve Bieser, L OBP: 0.556, SLG: 0.500 (1, 1) (7, PH) (8, 7)	G6-3									2	0	0	0	0	0	2											
Inning Stats	R: 0 E: 0 K: 0 S: 8	H: 0 LOB: 0 BB: 0 P: 12	R: 0 E: 0 K: 2 S: 11	H: 0 LOB: 0 BB: 0 P: 18	R: 0 E: 0 K: 0 S: 8	H: 1 LOB: 1 BB: 0 P: 14	R: 1 E: 0 K: 0 S: 9	H: 1 LOB: 1 BB: 1 P: 18	R: 1 E: 0 K: 1 S: 11	H: 2 LOB: 2 BB: 1 P: 27	R: 1 E: 0 K: 0 S: 11	H: 1 LOB: 0 BB: 0 P: 19	R: 2 E: 0 K: 0 S: 18	H: 3 LOB: 3 BB: 2 P: 33	R: 0 E: 0 K: 0 S: 3	H: 1 LOB: 0 BB: 0 P: 5		1B: 5 2B: 2 3B: 0 HR: 2	SF: 0 SAC: 1 DP: 1 HBP: 0	WP: 0 PB: 0 SB: 1 CS: 0	PA: 35						
PITCHER	IP	WLS	BF	H	R	ER	SO	BB	IBB	HBP	BLK	WP	HR	S	P	ERA	WHIP										
Andy Benes, R ERA: 4.09	6.0	L	25	5	3	3	3	2	0	0	0	0	0	60	108	4.50	1.167										
Brady Raggio, R ERA: 9.0	2.0		11	4	2	2	0	2	0	0	0	0	0	21	38	9.00	3.000										

AB	34
R	1
H	8
RBI	1
BB	0
SO	7
LOB	11




AB	30
R	5
H	9
RBI	5
BB	4
SO	3
LOB	13



Batter	1	2	3	4	5	6	7	8	9	AB	R	H	RBI	BB	SO	LOB	TOP					
Delino DeShields, L OBP: 0.296, SLG: 0.385 (1, 4)										5	1	2	0	0	0	1	St. Louis Cardinals @ New York Mets Shea Stadium, Flushing, NY Sun May 04 1997, 3:33 AM EDT Att: 17,652 - Cloudy - 61 F					
Willie McGee, S OBP: 0.370, SLG: 0.563 Gary Gaetti, R OBP: 0.271, SLG: 0.291 (8, FR) (8, 5)										5	1	2	2	0	0	2						
Ray Lankford, L OBP: 0.300, SLG: 0.737 Mark Sweeney, L OBP: 0.343, SLG: 0.241 (8, PH) (8, 9)										3	1	1	2	1	1	1						
Dmitri Young, S OBP: 0.364, SLG: 0.436 (1, 3)										3	2	2	0	2	0	0						
John Mabry, L OBP: 0.370, SLG: 0.349 (8, 8)										5	2	2	0	0	1	2						
Danny Sheaffer, R OBP: 0.217, SLG: 0.190 (8, 7)										5	0	1	1	0	2	2						
Tom Lampkin, L OBP: 0.282, SLG: 0.343 (1, 2)										4	0	2	3	0	0	1						
Royce Clayton, R OBP: 0.260, SLG: 0.365 (1, 6)										3	1	1	0	1	1	2						
Todd Stottlemyre, L OBP: 0.438, SLG: 0.100 John Frascatore, R (9, 1)										3	0	0	0	0	1	3						
Inning Stats	R: 4 E: 0 K: 0 S: 15	H: 5 LOB: 2 BB: 1 P: 24	R: 0 E: 0 K: 0 S: 14	H: 1 LOB: 1 BB: 1 P: 26	R: 0 E: 0 K: 0 S: 4	H: 0 LOB: 0 BB: 0 P: 4	R: 2 E: 0 K: 0 S: 10	H: 2 LOB: 0 BB: 0 P: 13	R: 2 E: 0 K: 2 S: 16	H: 2 LOB: 1 BB: 1 P: 30	R: 0 E: 0 K: 1 S: 10	H: 1 LOB: 0 BB: 0 P: 20	R: 0 E: 0 K: 1 S: 12	H: 1 LOB: 0 BB: 0 P: 18	R: 0 E: 0 K: 0 S: 7	H: 1 LOB: 1 BB: 0 P: 11	R: 0 E: 0 K: 2 S: 8	H: 0 LOB: 0 BB: 0 P: 12	1B: 10 2B: 1 3B: 0 HR: 2	SF: 0 SAC: 1 DP: 1 HBP: 0	WP: 0 PB: 0 SB: 2 CS: 1	PA: 43
PITCHER	IP WLS BF H R ER SO BB IBB HBP BLK WP HR S P ERA WHIP																					
Mark Clark, R ERA: 4.36 (1, 1)	4.0 L 21 8 6 6 0 2 0 0 0 0 0 2 43 67 13.50 2.500																					
Ricardo Jordan, L ERA: 4.39 (5, 1)	3.0 14 4 2 2 4 1 1 0 0 0 0 0 38 68 6.00 1.667																					
Toby Borland, R ERA: 3.75 (8, 1)	1.0 4 1 0 0 0 0 0 0 0 0 0 0 7 11 0.00 1.000																					
Barry Manuel, R ERA: 5.65 (9, 1)	1.0 3 0 0 0 2 0 0 0 0 0 0 0 8 12 0.00 0.000																					

Batter	1	2	3	4	5	6	7	8	9	AB	R	H	RBI	BB	SO	LOB	BOTTOM					
Carl Everett, S OBP: 0.233, SLG: 0.294 (1, 8) (9, 9)										3	0	0	1	0	0	0	St. Louis Cardinals @ New York Mets Shea Stadium, Flushing, NY Sun May 04 1997, 3:33 AM EDT Att: 17,652 - Cloudy - 61 F					
Edgardo Alfonzo, R OBP: 0.333, SLG: 0.377 (1, 5) (8, 6)										4	0	1	0	0	2	0						
John Olerud, L OBP: 0.427, SLG: 0.557 (1, 3)										4	1	1	0	0	0	1						
Todd Hundley, S OBP: 0.377, SLG: 0.527 Alberto Castillo, R OBP: 0.467, SLG: 0.385 (7, 2)										1	0	0	0	2	1	1						
Bernard Gilkey, R OBP: 0.292, SLG: 0.295 (1, 7)										3	0	0	0	1	0	2						
Carlos Baerga, S OBP: 0.244, SLG: 0.304 (1, 4)										3	0	1	1	0	0	1						
Alex Ochoa, R OBP: 0.240, SLG: 0.239 Toby Borland, R Barry Manuel, R OBP: 0.227, SLG: 0.438 (9, PH)										3	0	0	0	0	0	2						
Rey Ordonez, R OBP: 0.261, SLG: 0.292 Steve Bieser, L OBP: 0.576, SLG: 0.615 (8, 9)										2	0	0	0	0	1	0						
Mark Clark, R Ricardo Jordan, L Matt Franco, L OBP: 0.370, SLG: 0.364 (8, 5)										1	0	0	0	0	0	0						
Inning Stats	R: 0 E: 0 K: 0 S: 10	H: 0 LOB: 0 BB: 0 P: 18	R: 0 E: 0 K: 0 S: 10	H: 0 LOB: 1 BB: 1 P: 19	R: 0 E: 0 K: 0 S: 8	H: 0 LOB: 0 BB: 0 P: 11	R: 1 E: 0 K: 1 S: 8	H: 1 LOB: 1 BB: 2 P: 20	R: 0 E: 0 K: 2 S: 8	H: 0 LOB: 0 BB: 0 P: 12	R: 0 E: 0 K: 1 S: 9	H: 1 LOB: 1 BB: 0 P: 15	R: 0 E: 1 K: 0 S: 4	H: 0 LOB: 0 BB: 0 P: 5	R: 1 E: 0 K: 1 S: 9	H: 1 LOB: 0 BB: 0 P: 13	R: 0 E: 0 K: 0 S: 13	H: 2 LOB: 2 BB: 0 P: 18	1B: 4 2B: 2 3B: 0 HR: 0	SF: 2 SAC: 0 DP: 2 HBP: 0	WP: 0 PB: 0 SB: 0 CS: 0	PA: 34
PITCHER	IP WLS BF H R ER SO BB IBB HBP BLK WP HR S P ERA WHIP																					
Todd Stottlemyre, R ERA: 3.74 (1, 1)	8.0 W 29 3 2 2 5 3 0 0 0 0 0 0 13 113 2.25 0.750																					
John Frascatore, R ERA: 1.53 (9, 1)	1.0 5 2 0 0 0 0 0 0 0 0 0 0 13 18 0.00 2.000																					

AB	37
R	8
H	13
RBI	8
BB	4
SO	6
LOB	15




Batter	1	2	3	4	5	6	7	8	9	AB	R	H	RBI	BB	SO	LOB	TOP										
Kenny Lofton, L OBP: 0.399, SLG: 0.448 (1, 8)										3	1	1	0	1	1	0	Atlanta Braves @ St. Louis Cardinals Busch Stadium, St. Louis, MO Mon May 05 1997, 7:05 PM CDT Att: 26,113 - Unknown - 78 F										
Michael Tucker, L OBP: 0.452, SLG: 0.558 (1, 9) (9, 7)										3	0	2	0	1	0	1											
10 Chipper Jones, S OBP: 0.374, SLG: 0.421 Mike Mordecai, R OBP: 0.391, SLG: 0.500 (1, 5) (4, 5)										2	0	0	0	0	0	3											
Fred McGriff, L OBP: 0.354, SLG: 0.404 (1, 3)										4	0	1	0	0	0	3											
Ryan Klesko, L OBP: 0.309, SLG: 0.482 Andrew Jones, R OBP: 0.338, SLG: 0.417 (1, 7) (9, PH) (9, 9)										3	1	1	1	0	1	0											
Javy Lopez, R OBP: 0.396, SLG: 0.633 (1, 2)										3	0	0	0	1	0	0											
Mark Lemke, S OBP: 0.323, SLG: 0.382 (1, 4)										4	0	1	0	0	1	2											
Jeff Blauer, R OBP: 0.464, SLG: 0.635 (1, 6)										3	0	1	0	0	1	0											
Denny Neagle, L OBP: 0.111, SLG: 0.111 Mark Wohlers, R (1, 1) (9, 1)										3	0	0	0	0	2	2											
Inning Stats	R: 0 E: 0 K: 0 S: 7	H: 1 LOB: 1 BB: 1 P: 17	R: 0 E: 0 K: 0 S: 7	H: 0 LOB: 0 BB: 0 P: 10	R: 0 E: 0 K: 12 S: 12	H: 0 LOB: 0 BB: 0 P: 17	R: 0 E: 0 K: 0 S: 5	H: 1 LOB: 0 BB: 0 P: 8	R: 1 E: 0 K: 1 S: 8	H: 1 LOB: 0 BB: 0 P: 13	R: 1 E: 0 K: 0 S: 9	H: 1 LOB: 1 BB: 1 P: 18	R: 0 E: 0 K: 2 S: 9	H: 1 LOB: 2 BB: 0 P: 15	R: 0 E: 1 K: 1 S: 11	H: 0 LOB: 0 BB: 1 P: 12		R: 0 E: 0 K: 1 S: 10	H: 2 LOB: 2 BB: 1 P: 19	1B: 5 2B: 2 3B: 0 HR: 1	SF: 0 SAC: 1 DP: 3 HBP: 1	WP: 1 PB: 0 SB: 1 CS: 0	PA: 35				
PITCHER	IP	WLS	BF	H	R	ER	SO	BB	IBB	HBP	BLK	WP	HR	S	P	ERA	WHIP										
Alan Benes, R ERA: 3.38 Tony Fossas, L ERA: 2.45 T.J. Mathews, R ERA: 2.13	(1, 1) (9, 1) (9, 1)	8.0 0.0 1.0	L 1 4	30 1 1	5 0 1	2 0 0	2 0 1	6 0 1	2 0 0	0 0 1	0 0 0	0 0 0	1 0 0	1 1 9	110 1 18	2.25 ∞ 0.00	0.875 ∞ 1.000										


Batter	1	2	3	4	5	6	7	8	9	AB	R	H	RBI	BB	SO	LOB	BOTTOM										
Royce Clayton, R OBP: 0.268, SLG: 0.378 (1, 6)										4	0	2	0	0	0	0	Atlanta Braves @ St. Louis Cardinals Busch Stadium, St. Louis, MO Mon May 05 1997, 7:05 PM CDT Att: 26,113 - Unknown - 78 F										
Dmitri Young, S OBP: 0.355, SLG: 0.427 (1, 3)										4	0	1	0	0	1	2											
Ray Lankford, L OBP: 0.500, SLG: 0.738 (1, 8)										4	1	2	0	0	2	1											
Ron Gant, R OBP: 0.303, SLG: 0.408 (1, 7)										4	0	0	0	0	2	3											
Gary Gaetti, R OBP: 0.258, SLG: 0.277 (1, 5)										4	0	0	0	0	0	2											
John Mabry, L OBP: 0.365, SLG: 0.356 (1, 9)										4	0	1	1	0	1	1											
Mike DiFelice, R OBP: 0.160, SLG: 0.095 Brian Jordan, R OBP: 0.360, SLG: 0.316 Danny Sheaffer, R OBP: 0.217, SLG: 0.190 (1, 2) (7, PH) (8, 2)										2	0	0	0	0	1	0											
Delino DeShields, L OBP: 0.287, SLG: 0.372 (1, 4)										3	0	0	0	0	0	0											
Alan Benes, R OBP: 0.133, SLG: 0.133 Willie McGee, S OBP: 0.364, SLG: 0.551 Tony Fossas, L T.J. Mathews, R (1, 1) (8, PH) (9, 1) (9, 1)										2	0	0	0	0	0	0											
Inning Stats	R: 0 E: 0 K: 1 S: 9	H: 0 LOB: 0 BB: 0 P: 16	R: 0 E: 0 K: 0 S: 10	H: 0 LOB: 0 BB: 0 P: 13	R: 0 E: 0 K: 0 S: 4	H: 0 LOB: 0 BB: 0 P: 4	R: 0 E: 0 K: 1 S: 10	H: 1 LOB: 1 BB: 0 P: 18	R: 0 E: 0 K: 1 S: 8	H: 0 LOB: 0 BB: 0 P: 11	R: 0 E: 0 K: 0 S: 11	H: 1 LOB: 1 BB: 0 P: 16	R: 1 E: 0 K: 1 S: 13	H: 2 LOB: 1 BB: 0 P: 18	R: 0 E: 0 K: 1 S: 9	H: 1 LOB: 1 BB: 0 P: 14		R: 0 E: 0 K: 2 S: 12	H: 1 LOB: 1 BB: 0 P: 18	1B: 3 2B: 3 3B: 0 HR: 0	SF: 0 SAC: 0 DP: 0 HBP: 0	WP: 0 PB: 0 SB: 1 CS: 0	PA: 33				
PITCHER	IP	WLS	BF	H	R	ER	SO	BB	IBB	HBP	BLK	WP	HR	S	P	ERA	WHIP										
Denny Neagle, L ERA: 3.64 Mark Wohlers, R ERA: 2.63	(1, 1) (9, 1)	8.0 1.0	W S	29 4	5 1	1 0	1 0	5 2	0 0	0 0	0 0	0 0	0 0	12 12	110 18	0.00 0.00	1.000 1.000										

AB	30
R	2
H	7
RBI	2
BB	3
SO	7
LOB	12

AB	33
R	1
H	6
RBI	1
BB	0
SO	7
LOB	10



Batter	1	2	3	4	5	6	7	8	9	AB	R	H	RBI	BB	SO	LOB	TOP										
Kenny Lofton, L OBP: 0.401, SLG: 0.457 (1, 8)	G4-3		K			SF7 1B		E8 1-H 2B		4	1	2	1	0	1	1	Atlanta Braves @ St. Louis Cardinals Busch Stadium, St. Louis, MO Tue May 06 1997, 7:05 PM CDT Att: 28,620 - Unknown - 74 F AB 28 R 3 H 4 RBI 2 BB 3 SO 7 LOB 9 										
Michael Tucker, L OBP: 0.435, SLG: 0.535 (1, 9)	K			F7		E3 S		K		4	0	0	0	0	2	2											
Keith Lockhart, L OBP: 0.286, SLG: 0.294 Mike Mordecai, R OBP: 0.375, SLG: 0.476 (8, PH) (8, 5)	G4-3			F8		SF7		G1-3		2	0	0	1	0	0	0											
Fred McGriff, L OBP: 0.351, SLG: 0.393 (1, 3)		G4-6-3 BB		K		G4-3		K		3	0	0	0	1	2	1											
Ryan Klesko, L OBP: 0.306, SLG: 0.466 (1, 7)	G4-6-3			G4-6-3 FC5-4 BB		K		K		3	0	0	0	1	2	1											
Javy Lopez, R OBP: 0.381, SLG: 0.606 (1, 2)	G6-3			FC5-4 G4-6-3		P3		F8		4	0	0	0	0	0	1											
Mark Lemke, S OBP: 0.314, SLG: 0.370 (1, 4)			F7	G4-6-3		G6-3				3	0	0	0	0	0	1											
Jeff Blauser, R OBP: 0.469, SLG: 0.646 (1, 6)			G5-3 2B			F8 1B		F8		3	1	2	0	0	0	0											
29 John Smoltz, R OBP: 0.421, SLG: 0.412 Mike Bielecki, R (8, 1) Alan Embree, L (8, 1)			G5-3			SH3-4 1B		2B E BB		1	1	0	0	1	0	1											
Inning Stats	R: 0 E: 0 K: 1 S: 9	H: 0 LOB: 0 BB: 0 P: 15	R: 0 E: 0 K: 0 S: 8	H: 0 LOB: 0 BB: 1 P: 15	R: 0 E: 0 K: 1 S: 9	H: 1 LOB: 1 BB: 0 P: 12	R: 0 E: 0 K: 1 S: 5	H: 0 LOB: 0 BB: 0 P: 6	R: 0 E: 0 K: 0 S: 4	H: 0 LOB: 0 BB: 1 P: 8	R: 2 E: 1 K: 0 S: 12	H: 2 LOB: 1 BB: 0 P: 19	R: 0 E: 0 K: 1 S: 8	H: 0 LOB: 0 BB: 0 P: 12	R: 1 E: 1 K: 1 S: 14	H: 1 LOB: 1 BB: 1 P: 24		R: 0 E: 0 K: 2 S: 9	H: 0 LOB: 0 BB: 0 P: 9	1B: 2 2B: 2 HR: 0	SF: 1 SAC: 1 DP: 2 HBP: 0	WP: 0 PB: 0 SB: 1 CS: 0	PA: 33				
PITCHER	IP	WLS	BF	H	R	ER	SO	BB	IBB	HBP	BLK	WP	HR	S	P	ERA	WHIP										
Matt Morris, R ERA: 2.3	7.0	25	3	2	1	4	2	0	0	0	0	0	0	55	87	1.29	0.714										
Mark Petkovsek, R ERA: 1.88	0.1	2	0	1	0	0	1	0	0	0	0	0	0	4	8	0.00	3.000										
Tony Fossas, L ERA: 2.25	0.1	2	1	0	0	1	0	0	0	0	0	0	0	6	11	0.00	3.000										
T.J. Mathews, R ERA: 2.09	0.1	W	1	0	0	0	0	0	0	0	0	0	0	4	5	0.00	0.000										
Dennis Eckersley, R ERA: 2.19	1.0	S	3	0	0	0	2	0	0	0	0	0	0	9	9	0.00	0.000										

Batter	1	2	3	4	5	6	7	8	9	AB	R	H	RBI	BB	SO	LOB	BOTTOM										
Delino DeShields, L OBP: 0.295, SLG: 0.378 (1, 4)	G4-6-3 1B		K			G4-3 1B		L5		4	0	2	0	0	2	3	Atlanta Braves @ St. Louis Cardinals Busch Stadium, St. Louis, MO Tue May 06 1997, 7:05 PM CDT Att: 28,620 - Unknown - 74 F AB 31 R 4 H 10 RBI 4 BB 2 SO 9 LOB 12 										
Dmitri Young, S OBP: 0.342, SLG: 0.407 Dennis Eckersley, R (9, 1)	G4-6-3			G4-3		G4-3				4	0	0	0	0	0	2											
Ray Lankford, L OBP: 0.518, SLG: 0.756 (1, 8)	G3-1			G3-1		1B 1B		HR BB		3	2	2	0	1	0	0											
Ron Gant, R OBP: 0.310, SLG: 0.441 (1, 7)	F9			K		SH1 1B 1B		HR		4	2	2	2	0	1	1											
John Mabry, L OBP: 0.380, SLG: 0.372 (9, 3)	G6-4-3 1B			G5-3		1B SH1 1B		PB 1B		4	0	3	1	0	0	0											
Gary Gaetti, R OBP: 0.250, SLG: 0.267 (1, 5)	G6-4-3			P2		SH1		K		3	0	0	0	0	1	2											
Tom Lampkin, L OBP: 0.280, SLG: 0.329 (1, 2)	F7			G3-1		1B IBB		G4-3		3	0	0	0	1	0	1											
Royce Clayton, R OBP: 0.269, SLG: 0.377 (1, 6)			K			K				3	0	1	1	0	2	0											
Matt Morris, R OBP: 0.279, SLG: 0.273 Willie McCovey, S OBP: 0.307, SLG: 0.340 Mark Petkovsek, R OBP: 0.187, SLG: 0.187 Tony Fossas, L (8, 1) T.J. Mathews, R (8, 1) Mark Sweeney, L OBP: 0.343, SLG: 0.241 (9, 9)			K			K		K		2	0	0	0	0	2	0											
Inning Stats	R: 0 E: 0 K: 0 S: 7	H: 2 LOB: 1 BB: 0 P: 12	R: 0 E: 0 K: 0 S: 4	H: 1 LOB: 0 BB: 0 P: 5	R: 0 E: 0 K: 3 S: 9	H: 0 LOB: 0 BB: 0 P: 13	R: 0 E: 0 K: 1 S: 8	H: 0 LOB: 0 BB: 0 P: 11	R: 0 E: 0 K: 2 S: 11	H: 1 LOB: 1 BB: 0 P: 15	R: 2 E: 0 K: 2 S: 20	H: 4 LOB: 3 BB: 1 P: 31	R: 2 E: 0 K: 1 S: 11	H: 2 LOB: 1 BB: 1 P: 20	R: 0 E: 0 K: 1 S: 9	H: 0 LOB: 0 BB: 0 P: 9		1B: 8 2B: 1 3B: 0 HR: 1	SF: 0 SAC: 1 DP: 2 HBP: 0	WP: 0 PB: 1 SB: 0 CS: 0	PA: 34						
PITCHER	IP	WLS	BF	H	R	ER	SO	BB	IBB	HBP	BLK	WP	HR	S	P	ERA	WHIP										
29 John Smoltz, R ERA: 2.65	7.0	8	2	2	2	8	8	2	0	0	0	0	0	67	97	2.57	1.143										
Mike Bielecki, R ERA: 3.12	0.1	L	3	1	2	2	0	1	0	0	0	0	1	5	11	54.00	6.000										
Alan Embree, L ERA: 3.68	0.2	3	1	0	0	1	1	0	0	0	0	0	0	6	9	0.00	1.500										

Batter	1	2	3	4	5	6	7	8	9	AB	R	H	RBI	BB	SO	LOB	TOP					
Gregg Jefferies, S OBP: 0.286, SLG: 0.298 (1, 7)	G4-3		SF9 1B		E3 HBP	G6-3		HR		5	2	2	1	0	0	0	Philadelphia Phillies @ St. Louis Cardinals Busch Stadium, St. Louis, MO Wed May 07 1997, 7:05 PM CDT Att: 23,388 - Unknown - 74 F					
Mickey Morandini, L OBP: 0.338, SLG: 0.278 (1, 4)	BB 1B		BB 1B		F 1B HBP	F7		E4 2B G6-3		4	2	2	0	0	0	0						
Scott Rolen, R OBP: 0.386, SLG: 0.384 (1, 5)	K		K		E4 1B	BB		G6-3		4	1	0	0	1	2	6						
Darren Daulton, L OBP: 0.427, SLG: 0.528 (8, PR)			SF9							3	1	3	3	1	0	0						
Derrick May, L OBP: 0.319, SLG: 0.457 (8, 9)	BB		2-3 3-H		1B 1B	1B		2H 2B		0	0	0	0	0	0	0						
Mike Lieberthal, R OBP: 0.222, SLG: 0.436 (1, 2)	G3-1		BB BB		F8	F8		K		4	0	0	0	1	1	7						
Rico Brogna, L OBP: 0.315, SLG: 0.425 (1, 3)		K	F8		FC4-6 1B		L7		G1-3	5	0	1	1	0	1	3						
Wendell Magee, R OBP: 0.294, SLG: 0.293 (7, 1)	E5				G5-3		K		G6-3	4	0	1	1	0	1	0						
Scott Ruffcorn, R (8, 1)	G4-6-3					FC4-6 1B				0	0	0	0	0	0	0						
Ruben Amaro Jr, S OBP: 0.320, SLG: 0.273 (8, PH)						1-2 2-H				1	0	0	0	0	0	0						
Kevin Stocker, S OBP: 0.328, SLG: 0.339 (1, 6)	G4-6-3				K	FC4-6				5	0	1	0	0	2	3						
Bobby Munoz, R OBP: 0.206, SLG: 0.400 (4, 1)			1B SF9 1B		F8	F7		G6-3		2	1	1	0	0	0	0						
Mike Mirmbs, L OBP: 0.297, SLG: 0.349 (5, PH)										0	0	0	0	0	0	0						
23 Kevin Jordan, R (5, PH)										1	0	0	0	0	0	2						
Reggie Harris, R (5, 1)										0	0	0	0	0	0	0						
Jerry Spradlin, S (7, 1)										0	0	0	0	0	0	0						
Rex Hudler, R OBP: 0.226, SLG: 0.271 (7, 8)										2	0	0	0	0	0	1						
Inning Stats	R: 0 E: 0 K: 1 S: 10	H: 1 LOB: 2 BB: 1 P: 18	R: 0 E: 1 K: 1 S: 7	H: 0 LOB: 0 BB: 0 P: 11	R: 1 E: 0 K: 1 S: 17	H: 3 LOB: 3 BB: 1 P: 31	R: 0 E: 0 K: 1 S: 9	H: 0 LOB: 0 BB: 0 P: 12	R: 4 E: 2 K: 0 S: 19	H: 3 LOB: 2 BB: 0 P: 28	R: 0 E: 0 K: 0 S: 8	H: 1 LOB: 2 BB: 1 P: 16	R: 0 E: 0 K: 2 S: 12	H: 0 LOB: 0 BB: 0 P: 16	R: 2 E: 1 K: 1 S: 19	H: 2 LOB: 1 BB: 0 P: 24	R: 0 E: 0 K: 0 S: 11	H: 1 LOB: 1 BB: 0 P: 15	1B: 9 2B: 1 3B: 0 HR: 1	SF: 1 SAC: 0 DP: 1 HBP: 1	WP: 0 PB: 0 SB: 0 CS: 0	PA: 45
PITCHER	IP	WLS	BF	H	R	ER	SO	BB	IBB	HBP	BLK	WP	HR	S	P	ERA	WHIP					
Brady Raggio, R ERA: 7.2 (1, 1)	4.0		18	4	1	1	4	2	0	0	0	0	0	43	72	2.25	1.500					
Mark Petkovsek, R ERA: 1.73 (5, 1)	2.0		14	4	4	0	0	1	0	1	0	0	0	27	44	0.00	2.500					
John Frascatore, R ERA: 1.83 (7, 1)	2.0	W	9	2	2	1	3	0	0	0	0	0	1	31	40	4.50	1.000					
Tom McGraw, L ERA: (9, 1)	1.0		4	1	0	0	0	0	0	0	0	0	0	11	15	0.00	1.000					

Batter	1	2	3	4	5	6	7	8	9	AB	R	H	RBI	BB	SO	LOB	BOTTOM				
Delino DeShields, L OBP: 0.300, SLG: 0.373 (1, 4)	K		S BB		P5		P7			4	1	1	0	1	1	2	Philadelphia Phillies @ St. Louis Cardinals Busch Stadium, St. Louis, MO Wed May 07 1997, 7:05 PM CDT Att: 23,388 - Unknown - 74 F				
Dmitri Young, S OBP: 0.355, SLG: 0.404 (1, 3)	G4-3		S BB		G1-3					3	2	1	0	2	0	2					
Ray Lankford, L OBP: 0.541, SLG: 0.837 (1, 8)	HR BB		K			S E				4	4	3	4	1	1	2					
Ron Gant, R OBP: 0.314, SLG: 0.467 (1, 7)	HR		K		L7					5	2	2	3	0	1	3					
John Mabry, L OBP: 0.381, SLG: 0.374 (1, 9)	G6-3				F7					5	2	2	0	0	0	0					
Gary Gaetti, R OBP: 0.276, SLG: 0.315 (1, 5)		F8			SH5-3 E					3	2	2	3	1	0	0					
Tom Lampkin, L OBP: 0.278, SLG: 0.315 (1, 2)	K				SH5-3 E					3	0	0	0	1	1	1					
Royce Clayton, R OBP: 0.276, SLG: 0.389 (8, PH)	K				E2					4	1	2	2	0	1	0					
Willie McGee, S OBP: 0.351, SLG: 0.529 (9, 6)	K				2H 3-H					1	0	0	0	0	0	0					
Mike Gallego, R (9, 6)										0	0	0	0	0	0	0					
Brady Raggio, R ERA: 9.22 (4, PH)										1	0	0	0	0	0	0					
Mark Sweeney, L ERA: 3.74 (5, 1)										0	0	0	0	0	0	0					
Mark Petkovsek, R ERA: 9.0 (6, PH)										1	0	0	0	0	0	0					
Danny Sheaffer, R OBP: 0.288, SLG: 0.342 (7, 1)										1	0	0	0	0	0	1					
John Frascatore, R (7, 1)										1	0	0	0	0	0	0					
Tom McGraw, L (9, 1)										0	0	0	0	0	0	0					
Inning Stats	R: 2 E: 0 K: 1 S: 11	H: 1 LOB: 0 BB: 1 P: 25	R: 0 E: 0 K: 2 S: 9	H: 0 LOB: 0 BB: 0 P: 11	R: 0 E: 0 K: 2 S: 11	H: 0 LOB: 2 BB: 2 P: 24	R: 2 E: 1 K: 0 S: 16	H: 3 LOB: 2 BB: 1 P: 28	R: 1 E: 0 K: 0 S: 12	H: 1 LOB: 1 BB: 0 P: 22	R: 0 E: 0 K: 0 S: 5	H: 0 LOB: 0 BB: 0 P: 9	R: 9 E: 0 K: 1 S: 22	H: 8 LOB: 0 BB: 1 P: 37	R: 0 E: 0 K: 0 S: 10	H: 0 LOB: 1 BB: 2 P: 19	1B: 8 2B: 2 3B: 0 HR: 3	SF: 0 SAC: 1 DP: 1 HBP: 1	WP: 0 PB: 0 SB: 4 CS: 0	PA: 44	
PITCHER	IP	WLS	BF	H	R	ER	SO	BB	IBB	HBP	BLK	WP	HR	S	P	ERA	WHIP				
Bobby Munoz, R ERA: 9.22 (1, 1)	3.1		18	4	4	4	5	4	0	0	0	0	0	6	10	0.00	0.000				
Mike Mirmbs, L ERA: 3.74 (4, 1)	0.2		2	0	0	0	0	0	0	0	0	0	0	6	10	0.00	0.000				
Reggie Harris, R ERA: 9.0 (5, 1)	2.0	L	10	3	3	3	0	0	0	1	0	0	0	22	38	13.50	1.500				
Jerry Spradlin, R ERA: 4.8 (7, 1)	0.2		6	4	3	3	1	0	0	0	1	0	1	10	14	40.50	6.000				
Erik Plantenberg, L ERA: 9.64 (7, 1)	0.1		4	2	4	4	0	1	0	0	0	0	1	7	16	108.00	9.000				
Scott Ruffcorn, R ERA: 4.38 (8, 1)	1.0		4	0	0	0	0	2	0	0	0	0	0	10	19	0.00	2.000				



Batter	1	2	3	4	5	6	7	8	9	AB	R	H	RBI	BB	SO	LOB	TOP											
Gregg Jefferies, S OBP: 0.285, SLG: 0.291 (1, 7)										3	1	0	0	1	0	1	Philadelphia Phillies @ St. Louis Cardinals Busch Stadium, St. Louis, MO Thu May 08 1997, 3:33 AM CDT Att: 32,264 - Sunny - 76 F											
Ruben Amaro Jr, S OBP: 0.310, SLG: 0.250 (1, 8)										2	0	0	1	1	0	1												
Scott Rolen, R OBP: 0.389, SLG: 0.383 (1, 5)										3	0	1	0	0	1	1												
Derrick May, L OBP: 0.314, SLG: 0.440 (1, 9)										4	0	1	0	0	1	2												
Rex Hudler, R OBP: 0.190, SLG: 0.056 (1, 4)										4	0	0	0	0	1	4												
Rico Brogna, L OBP: 0.313, SLG: 0.427 (1, 3)										4	0	1	0	0	0	0												
Mark Parent, R OBP: 0.091, SLG: 0.065 Mickey Morandini, L OBP: 0.336, SLG: 0.276 (9, PH)										3	0	0	0	0	2	1												
Kevin Stocker, S OBP: 0.333, SLG: 0.345 (1, 6)										4	1	2	0	0	0	0												
55 Matt Beech, L OBP: 1.000, SLG: 2.000 Calvin Maduro, R OBP: 0.091, SLG: 0.091 Mike Mirmbs, L Reggie Harris, R 23 Kevin Jordan, R Jerry Spradlin, S Ricky Bottalico, L Darren Daulton, L OBP: 0.422, SLG: 0.521 (9, PH)										1	0	1	0	0	0	0												
Inning Stats	R: 0 E: 0 K: 1 S: 5	H: 0 LOB: 0 BB: 0 P: 9	R: 0 E: 0 K: 0 S: 11	H: 1 LOB: 1 BB: 0 P: 17	R: 2 E: 0 K: 1 S: 14	H: 2 LOB: 2 BB: 1 P: 24	R: 0 E: 0 K: 1 S: 7	H: 0 LOB: 0 BB: 0 P: 10	R: 0 E: 0 K: 0 S: 4	H: 0 LOB: 0 BB: 0 P: 9	R: 0 E: 0 K: 1 S: 8	H: 0 LOB: 0 BB: 0 P: 10	R: 0 E: 0 K: 1 S: 12	H: 1 LOB: 2 BB: 1 P: 19	R: 0 E: 0 K: 0 S: 10	H: 1 LOB: 1 BB: 0 P: 12		1B: 4 2B: 2 3B: 0 HR: 0	SF: 1 SAC: 1 DP: 0 HBP: 1	WP: 2 PB: 0 SB: 1 CS: 0	PA: 36							
PITCHER	IP	WLS	BF	H	R	ER	SO	BB	IBB	HBP	BLK	WP	HR	S	P	ERA	WHIP											
Andy Benes, R ERA: 3.32 T.J. Mathews, R ERA: 1.93	(1, 1)	8.0	W	32	5	2	2	5	2	0	1	0	2	0	72	114	2.25	0.875										
(9, 1)	1.0	4	1	0	0	0	0	0	0	0	0	0	0	10	12	0.00	1.000											

AB	31
R	2
H	6
RBI	1
BB	2
SO	5
LOB	11



Batter	1	2	3	4	5	6	7	8	9	AB	R	H	RBI	BB	SO	LOB	BOTTOM											
Royce Clayton, R OBP: 0.290, SLG: 0.403 (1, 6)										3	2	0	1	0	0	0	Philadelphia Phillies @ St. Louis Cardinals Busch Stadium, St. Louis, MO Thu May 08 1997, 3:33 AM CDT Att: 32,264 - Sunny - 76 F											
Dmitri Young, S OBP: 0.352, SLG: 0.391 (1, 3)										3	1	0	0	0	1	2												
Ray Lankford, L OBP: 0.523, SLG: 0.792 (1, 8)										4	1	1	2	0	1	0												
Ron Gant, R OBP: 0.322, SLG: 0.463 Mark Sweeney, L OBP: 0.376, SLG: 0.241 (9, PH)										1	1	0	0	2	0	0												
Gary Gaetti, R OBP: 0.277, SLG: 0.323 (1, 5)										4	0	1	3	0	0	2												
John Mabry, L OBP: 0.366, SLG: 0.359 (1, 9)										4	0	0	0	0	2	2												
Mike DiFelice, R OBP: 0.250, SLG: 0.273 (1, 2)										1	1	1	1	2	0	0												
Mike Gallego, R OBP: 0.111, SLG: 0.111 (1, 4)										3	0	1	0	0	0	1												
Andy Benes, R OBP: 0.143, SLG: 0.143 T.J. Mathews, R	(1, 1)									3	0	0	0	0	2	3												
(9, 1)										0	0	0	0	0	0	0												
Inning Stats	R: 0 E: 0 K: 1 S: 5	H: 0 LOB: 1 BB: 1 P: 12	R: 0 E: 0 K: 0 S: 6	H: 0 LOB: 0 BB: 1 P: 11	R: 0 E: 0 K: 1 S: 7	H: 0 LOB: 0 BB: 1 P: 14	R: 1 E: 0 K: 0 S: 8	H: 1 LOB: 0 BB: 0 P: 15	R: 1 E: 0 K: 1 S: 9	H: 1 LOB: 0 BB: 0 P: 13	R: 4 E: 0 K: 2 S: 15	H: 4 LOB: 3 BB: 2 P: 32	R: 0 E: 0 K: 1 S: 10	H: 0 LOB: 0 BB: 0 P: 16	R: 0 E: 0 K: 0 S: 4	H: 0 LOB: 0 BB: 1 P: 7	1B: 3 2B: 3 3B: 0 HR: 1	SF: 0 SAC: 0 DP: 4 HBP: 1	WP: 0 PB: 0 SB: 1 CS: 0	PA: 33								
PITCHER	IP	WLS	BF	H	R	ER	SO	BB	IBB	HBP	BLK	WP	HR	S	P	ERA	WHIP											
55 Matt Beech, L ERA: 2.25 Mike Mirmbs, L ERA: 5.4 Reggie Harris, R ERA: 8.79 Jerry Spradlin, R ERA: 4.5 Ricky Bottalico, R ERA: 2.08	(1, 1)	1.2	L	11	4	5	5	3	0	1	1	0	0	1	20	37	27.00	2.400										
(6, 1)	0.1	3	1	0	0	0	0	1	0	0	0	0	0	4	8	0.00	6.000											
(7, 1)	1.0	3	0	0	0	1	0	0	0	0	0	0	0	10	16	0.00	0.000											
(8, 1)	1.0	3	0	0	0	0	1	0	0	0	0	0	0	4	7	0.00	1.000											



Batter	1	2	3	4	5	6	7	8	9	AB	R	H	RBI	BB	SO	LOB	TOP			
Steve Bieser, L (1, 8) OBP: 0.500, SLG: 0.500										4	1	1	1	1	2	0	New York Mets @ St. Louis Cardinals Busch Stadium, St. Louis, MO Fri May 09 1997, 7:05 PM CDT Att: 32,054 - Unknown - 68 F			
Edgardo Alfonzo, R (1, 5) OBP: 0.356, SLG: 0.429										5	3	2	0	0	2					
John Olerud, L (1, 3) OBP: 0.426, SLG: 0.552										3	2	1	1	1	0					
Todd Hundley, S (1, 2)										4	1	2	3	0	1					
Bernard Gilkey, R (1, 7) OBP: 0.284, SLG: 0.304										5	0	3	3	0	1					
Carlos Baerga, S (1, 4) OBP: 0.257, SLG: 0.306										5	0	1	0	0	1					
Butch Huskey, R (1, 9) Alex Ochoa, R (7, 9) OBP: 0.224, SLG: 0.235										3	1	1	1	0	1					
Rey Ordonez, R (1, 6) OBP: 0.243, SLG: 0.270										3	0	0	0	0	2					
Mark Clark, R (1, 1) Matt Franco, L (7, PH) Greg McMichael, R (7, 1) Carl Everett, S (9, PH) Takashi Kashiwada, L (9, 1)										2	0	0	0	0	1					
Inning Stats	R: 0 E: 0 K: 1 S: 8	H: 0 LOB: 0 BB: 0 P: 11	R: 0 E: 0 K: 2 S: 14	H: 1 LOB: 1 BB: 0 P: 19	R: 0 E: 0 K: 2 S: 9	H: 0 LOB: 0 BB: 0 P: 9	R: 3 E: 0 K: 2 S: 16	H: 4 LOB: 2 BB: 0 P: 25	R: 0 E: 0 K: 0 S: 10	H: 0 LOB: 0 BB: 0 P: 17	R: 1 E: 0 K: 1 S: 10	H: 1 LOB: 0 BB: 1 P: 18	R: 2 E: 0 K: 0 S: 10	H: 3 LOB: 0 BB: 0 P: 19	R: 4 E: 1 K: 0 S: 17	H: 3 LOB: 2 BB: 2 P: 30		1B: 6 2B: 4 3B: 1 HR: 1	SF: 1 SAC: 1 DP: 0 HBP: 1	WP: 0 PB: 0 SB: 1 CS: 2
PITCHER	IP WLS BF H R ER SO BB IBB HBP BLK WP HR S P ERA WHIP																			
Todd Stottlemyre, R (1, 1) ERA: 3.93	7.0 L 28 6 4 4 8 1 0 1 0 0 0 1 72 110 5.14 1.000																			
Tony Fossas, L (8, 1) ERA: 2.25	0.1 3 3 2 0 0 0 0 0 0 0 0 0 7 11 0.00 9.000																			
Rich Batchelor, R (8, 1) ERA: 4.5	1.0 7 2 4 1 0 1 0 0 0 1 0 0 12 24 9.00 3.000																			
Tom McGraw, L (9, 1) ERA:	0.2 4 1 0 0 0 1 0 0 0 0 0 0 8 14 0.00 3.000																			

AB	36
R	10
H	12
RBI	9
BB	3
SO	8
LOB	13



Batter	1	2	3	4	5	6	7	8	9	AB	R	H	RBI	BB	SO	LOB	BOTTOM			
Delino DeShields, L (1, 4) OBP: 0.298, SLG: 0.377										4	0	1	1	0	1	0	New York Mets @ St. Louis Cardinals Busch Stadium, St. Louis, MO Fri May 09 1997, 7:05 PM CDT Att: 32,054 - Unknown - 68 F			
Dmitri Young, S (1, 3) OBP: 0.345, SLG: 0.417										4	1	1	1	0	0					
Ray Lankford, L (1, 8) OBP: 0.522, SLG: 0.789										4	0	2	0	0	0					
Ron Gant, R (1, 7) OBP: 0.312, SLG: 0.446										4	0	0	0	0	1					
John Mabry, L (1, 9) OBP: 0.364, SLG: 0.355										4	1	1	0	0	0					
Gary Gaetti, R (1, 5) OBP: 0.286, SLG: 0.340										4	0	2	0	0	0					
Tom Lampkin, L (1, 2) OBP: 0.265, SLG: 0.299										4	0	0	0	0	2					
Royce Clayton, R (1, 6) OBP: 0.296, SLG: 0.417										3	1	2	1	0	0					
Todd Stottlemyre, L (1, 1) Mark Cowley, L (7, PH) Tony Fossas, L (8, 1) Rich Batchelor, R (8, 1) Tom McGraw, L (9, 1) Danny Sheaffer, R (9, PH)										1	0	0	0	0	1					
Inning Stats	R: 1 E: 0 K: 0 S: 8	H: 1 LOB: 0 BB: 0 P: 15	R: 1 E: 0 K: 1 S: 10	H: 2 LOB: 1 BB: 0 P: 14	R: 0 E: 0 K: 1 S: 8	H: 1 LOB: 1 BB: 0 P: 15	R: 0 E: 0 K: 1 S: 7	H: 0 LOB: 0 BB: 0 P: 11	R: 1 E: 0 K: 0 S: 11	H: 2 LOB: 1 BB: 0 P: 18	R: 0 E: 0 K: 0 S: 7	H: 1 LOB: 1 BB: 0 P: 14	R: 0 E: 0 K: 1 S: 12	H: 1 LOB: 0 BB: 0 P: 16	R: 0 E: 0 K: 1 S: 10	H: 1 LOB: 1 BB: 0 P: 14		1B: 4 2B: 4 3B: 0 HR: 1	SF: 1 SAC: 1 DP: 0 HBP: 0	WP: 0 PB: 0 SB: 0 CS: 0
PITCHER	IP WLS BF H R ER SO BB IBB HBP BLK WP HR S P ERA WHIP																			
Mark Clark, R (1, 1) ERA: 4.38	6.0 W 25 7 3 3 3 3 0 0 0 0 0 0 17 22 4.50 1.167																			
Greg McMichael, R (7, 1) ERA: 1.66	2.0 7 1 0 0 1 0 0 0 0 0 0 0 17 22 0.00 0.500																			
Takashi Kashiwada, L (9, 1) ERA: 1.5	1.0 4 1 0 0 1 0 0 0 0 0 0 0 10 14 0.00 1.000																			



Batter	1	2	3	4	5	6	7	8	9	AB	R	H	RBI	BB	SO	LOB	TOP								
Carl Everett, S OBP: 0.233, SLG: 0.298 (1, 8)	1-1 P6		1-1 P6			0-0 P2		1-2 SH5-3 2B		4	0	1	0	0	0	0									
Eduardo Alfonso, R OBP: 0.346, SLG: 0.415 (1, 5)	1-0 G3-1		2-0 F8			1-1 F9		0-1 SH5-3 2-3		3	0	0	0	0	0	0									
John Olerud, L OBP: 0.434, SLG: 0.577 (1, 3)	3-2 1B			1-1 HBP		2-1 HR		1-0 G3		3	1	2	1	0	0	1									
Todd Hundley, S OBP: 0.420, SLG: 0.626 (1, 2)	0-1 G3			2-0 P5		0-1 G6-3		4-1 BB		3	0	0	0	1	0	2									
Bernard Gilkey, R OBP: 0.276, SLG: 0.295 (1, 7)		0-1 P6		3-2 F7		3-2 G6-3		3-2 G5-3 1-2		4	0	0	0	0	0	3									
Carlos Baerga, S OBP: 0.276, SLG: 0.333 (1, 4)		3-1 2B		3-2 L6		0-0 CS 1B		0-0 G6-4-3 1B		4	1	3	0	0	0	1									
Manny Alexander, R OBP: 0.328, SLG: 0.349 (9, 4)										0	0	0	0	0	0	0									
Butch Huskey, R OBP: 0.472, SLG: 0.472 (1, 9)		0-0 G5-3				1-3 K		4-2 1B 1-2 CS BB		3	0	0	0	1	1	2	AB 32								
Alex Ochoa, R OBP: 0.224, SLG: 0.235 (9, 9)										0	0	0	0	0	0	0	R 2								
Rey Ordenez, R OBP: 0.252, SLG: 0.279 (1, 6)						0-1 G6-3		0-0 CS 1B		4	0	2	1	0	1	1	H 9								
Bobby Jones, R OBP: 0.158, SLG: 0.111 (1, 1)						2-1 G4-3		1-3 2H 3H		3	0	0	0	0	2	2	RBI 2								
Matt Franco, L OBP: 0.400, SLG: 0.400 (9, PH)										1	0	1	0	0	0	0	BB 2								
John Franco, L OBP: 0.400, SLG: 0.400 (9, 1)										0	0	0	0	0	0	0	SO 4								
Inning Stats	R: 0 E: 0 K: 0 S: 9	H: 1 LOB: 1 BB: 0 P: 14	R: 0 E: 0 K: 1 S: 8	H: 1 LOB: 0 BB: 0 P: 13	R: 0 E: 0 K: 1 S: 6	H: 0 LOB: 0 BB: 0 P: 10	R: 0 E: 0 K: 0 S: 9	H: 0 LOB: 1 BB: 0 P: 18	R: 0 E: 0 K: 1 S: 7	H: 0 LOB: 0 BB: 0 P: 10	R: 1 E: 0 K: 0 S: 7	H: 1 LOB: 0 BB: 0 P: 10	R: 1 E: 0 K: 1 S: 13	H: 2 LOB: 1 BB: 1 P: 19	R: 0 E: 0 K: 0 S: 11	H: 1 LOB: 2 BB: 1 P: 20	R: 0 E: 1 K: 0 S: 5	H: 3 LOB: 1 BB: 0 P: 5	1B: 6 2B: 2 3B: 0 HR: 1	SF: 0 SAC: 1 DP: 1 HBP: 1	WP: 0 PB: 0 SB: 1 CS: 3	PA: 36			
PITCHER	IP	WLS	BF	H	R	ER	SO	BB	IBB	HBP	BLK	WP	HR	S	P	ERA	WHIP								
Alan Benes, R ERA: 3.08 (1, 1)	7.1	L	29	6	2	1	4	1	0	1	0	0	1	64	100	1.23	0.955								
Tony Fossas, L ERA: 2.16 (8, 1)	0.1		2	0	0	0	0	1	0	0	0	0	0	2	7	0.00	3.000								
John Frascatore, R ERA: 1.71 (8, 1)	1.1		5	3	0	0	0	0	0	0	0	0	0	9	12	0.00	2.250								

New York Mets @ St. Louis Cardinals
Busch Stadium, St. Louis, MO
Sat May 10 1997, 7:05 PM CDT
Att: 43,747 - Unknown - 73 F

AB 32
R 2
H 9
RBI 2
BB 2
SO 4
LOB 12



Batter	1	2	3	4	5	6	7	8	9	AB	R	H	RBI	BB	SO	LOB	BOTTOM								
Delino DeShields, L OBP: 0.288, SLG: 0.364 (1, 4)	2-1 L7		0-2 F7			1-3 K		2-1 G1-3		4	0	0	0	0	1	1									
Dmitri Young, S OBP: 0.342, SLG: 0.408 (1, 3)	2-3 K		0-0 G6-3			4-1 BB		0-0 1B		2	0	0	0	0	1	1									
Mark Sweeney, L OBP: 0.385, SLG: 0.233 (4, 9)										0	0	0	0	1	0	0									
Willie McGee, S OBP: 0.362, SLG: 0.538 (9, PH)										1	0	1	0	0	0	0									
Mike Gallego, R OBP: 0.111, SLG: 0.111 (9, PR)										0	0	0	0	0	0	0									
Ray Lankford, L OBP: 0.521, SLG: 0.763 (1, 8)	4-1 BB			4-1 FC5-4 BB		0-0 F8		3-1 F7		2	0	0	0	2	0	2									
Ron Gant, R OBP: 0.302, SLG: 0.431 (1, 7)	2-3 K			0-0 FC5-4 G1-3 1-2		0-2 F8		0-0 F8		4	0	0	0	0	1	4									
Gary Gaetti, R OBP: 0.275, SLG: 0.327 (1, 5)		3-2 G6-3		2-1 G1-3 1-2		3-2 F9		2-3 K		4	0	0	0	0	1	2									
John Mabry, L OBP: 0.355, SLG: 0.345 (1, 9)		1-3 K		0-0 F8		2-1 L7				3	0	0	0	0	1	1									
Mike DiFelice, R OBP: 0.258, SLG: 0.280 (1, 2)										3	0	1	0	0	0	0									
Tony Fossas, L OBP: 0.258, SLG: 0.280 (8, 1)										0	0	0	0	0	0	0	AB 29								
John Frascatore, R OBP: 0.258, SLG: 0.280 (8, 1)										0	0	0	0	0	0	0	R 0								
Royce Clayton, R OBP: 0.297, SLG: 0.422 (1, 6)										3	0	1	0	0	0	1	H 3								
Alan Benes, R OBP: 0.118, SLG: 0.118 (1, 1)										2	0	0	0	0	0	1	RBI 0								
Tom Lampkin, L OBP: 0.262, SLG: 0.295 (8, 2)										1	0	0	0	0	0	0	BB 3								
Inning Stats	R: 0 E: 0 K: 2 S: 9	H: 0 LOB: 1 BB: 1 P: 19	R: 0 E: 0 K: 1 S: 10	H: 0 LOB: 0 BB: 0 P: 17	R: 0 E: 0 K: 0 S: 8	H: 1 LOB: 1 BB: 0 P: 12	R: 0 E: 0 K: 0 S: 5	H: 0 LOB: 1 BB: 1 P: 11	R: 0 E: 0 K: 1 S: 8	H: 0 LOB: 0 BB: 1 P: 13	R: 0 E: 0 K: 0 S: 6	H: 0 LOB: 0 BB: 0 P: 12	R: 0 E: 0 K: 0 S: 5	H: 0 LOB: 0 BB: 0 P: 8	R: 0 E: 0 K: 1 S: 8	H: 1 LOB: 1 BB: 0 P: 13	1B: 2 2B: 1 3B: 0 HR: 0	SF: 0 SAC: 0 DP: 1 HBP: 0	WP: 0 PB: 0 SB: 1 CS: 0	PA: 32					
PITCHER	IP	WLS	BF	H	R	ER	SO	BB	IBB	HBP	BLK	WP	HR	S	P	ERA	WHIP								
Bobby Jones, R ERA: 2.67 (1, 1)	8.0	W	28	2	0	0	4	3	0	0	0	0	0	8	13	0.00	0.625								
John Franco, L ERA: 0.54 (9, 1)	1.0	S	4	1	0	0	1	0	0	0	0	0	0	8	13	0.00	1.000								

New York Mets @ St. Louis Cardinals
Busch Stadium, St. Louis, MO
Sat May 10 1997, 7:05 PM CDT
Att: 43,747 - Unknown - 73 F

AB 29
R 0
H 3
RBI 0
BB 3
SO 5
LOB 13



Batter	1	2	3	4	5	6	7	8	9	AB	R	H	RBI	BB	SO	LOB	TOP																									
Royce Clayton, R OBP: 0.292, SLG: 0.431 (1, 6)										4	0	0	0	0	2	3	St. Louis Cardinals @ Philadelphia Phillies Veterans Stadium, Philadelphia, PA Tue May 13 1997, 7:05 PM EDT Att: 14,416 - Unknown - 59 F																									
Delino DeShields, L OBP: 0.299, SLG: 0.390 (1, 4)										4	1	1	1	0	2	1																										
Ron Gant, R OBP: 0.307, SLG: 0.423 (1, 7)										3	0	0	0	1	2	0																										
Ray Lankford, L OBP: 0.506, SLG: 0.723 (1, 8)										3	0	0	0	1	2	2																										
Mark Sweeney, L OBP: 0.326, SLG: 0.189 (1, 3)										4	0	0	0	0	3	1																										
Gary Gaetti, R OBP: 0.267, SLG: 0.308 (1, 5)										2	0	0	0	0	0	0																										
Tom Lampkin, L OBP: 0.276, SLG: 0.338 (1, 2)										2	1	1	1	1	1	0																										
Micah Franklin, S (1, 9)										3	0	0	0	0	2	2																										
Andy Benes, R OBP: 0.111, SLG: 0.111 (1, 1)										2	0	0	0	0	1	2																										
Willie McGee, S OBP: 0.373, SLG: 0.566 (8, PH)										1	0	1	0	0	0	0																										
Lance Painter, L (8, 1)										0	0	0	0	0	0	0																										
T.J. Mathews, R (8, 1)										0	0	0	0	0	0	0																										
Tony Fossas, L (8, 1)										0	0	0	0	0	0	0																										
Inning Stats	R: 0 E: 0 K: 3 S: 9	H: 0 LOB: 0 BB: 0 P: 13	R: 0 E: 0 K: 2 S: 8	H: 0 LOB: 0 BB: 0 P: 10	R: 1 E: 0 K: 1 S: 8	H: 1 LOB: 0 BB: 0 P: 12	R: 1 E: 1 K: 1 S: 7	H: 1 LOB: 0 BB: 0 P: 15	R: 0 E: 0 K: 2 S: 11	H: 0 LOB: 2 BB: 1 P: 22	R: 0 E: 0 K: 2 S: 6	H: 0 LOB: 0 BB: 1 P: 14	R: 0 E: 0 K: 2 S: 9	H: 0 LOB: 0 BB: 0 P: 15	R: 0 E: 0 K: 1 S: 8	H: 1 LOB: 1 BB: 1 P: 11	R: 0 E: 0 K: 2 S: 7	H: 0 LOB: 1 BB: 1 P: 14	1B: 0 2B: 2 3B: 0 HR: 2	SF: 0 SAC: 0 DP: 1 HBP: 1	WP: 0 PB: 0 SB: 0 CS: 2	PA: 33																				
PITCHER	IP	WLS	BF	H	R	ER	SO	BB	IBB	HBP	BLK	WP	HR	S	P	ERA	WHIP	PITCHER								IP	WLS	BF	H	R	ER	SO	BB	IBB	HBP	BLK	WP	HR	S	P	ERA	WHIP
Garrett Stephenson, R ERA: 2.57 (1, 1)	7.0		25	2	2	2	12	2	0	1	0	0	2	58	101	2.57	0.571																									
Jerry Spradlin, R ERA: 3.93 (8, 1)	1.0	W	4	1	0	0	1	0	0	0	0	0	0	8	11	0.00	1.000																									
Ricky Bottalico, R ERA: 2.25 (9, 1)	1.0	S	3	0	0	0	2	1	0	0	0	0	0	7	14	0.00	1.000																									

AB	28
R	2
H	3
RBI	2
BB	3
SO	15
LOB	11



Batter	1	2	3	4	5	6	7	8	9	AB	R	H	RBI	BB	SO	LOB	BOTTOM																									
Gregg Jefferies, S OBP: 0.298, SLG: 0.346 (1, 7)										3	1	0	0	1	0	2	St. Louis Cardinals @ Philadelphia Phillies Veterans Stadium, Philadelphia, PA Tue May 13 1997, 7:05 PM EDT Att: 14,416 - Unknown - 59 F																									
Mickey Morandini, L OBP: 0.391, SLG: 0.303 (1, 4)										3	1	1	0	1	0	0																										
Scott Rolen, R OBP: 0.375, SLG: 0.393 (1, 5)										3	1	2	2	1	0	0																										
Darren Daulton, L OBP: 0.417, SLG: 0.522 (9, 1)										4	0	1	0	0	1	3																										
Ruben Amaro Jr., S OBP: 0.303, SLG: 0.222 (1, 8)										3	0	0	1	1	0	2																										
Rico Brogna, L OBP: 0.313, SLG: 0.452 (1, 3)										4	0	1	0	0	1	3																										
Mark Parent, R OBP: 0.086, SLG: 0.061 (1, 2)										2	0	0	0	0	2	0																										
Derrick May, L OBP: 0.302, SLG: 0.423 (7, PH)										1	0	0	0	0	0	1																										
Mike Lieberthal, R OBP: 0.209, SLG: 0.380 (8, 2)										0	0	0	0	0	0	0																										
Kevin Stocker, S OBP: 0.353, SLG: 0.344 (1, 6)										2	0	0	0	1	0	1																										
Garrett Stephenson, R OBP: 0.500, SLG: 0.500 23 Kevin Jordan, R (7, PH)										2	0	1	0	0	1	0																										
Jerry Spradlin, S (8, 1)										0	0	0	0	0	0	0																										
Wendell Magee, R OBP: 0.277, SLG: 0.287 (9, 8)										0	0	0	0	0	0	0																										
Inning Stats	R: 0 E: 0 K: 0 S: 18	H: 2 LOB: 3 BB: 1 P: 25	R: 0 E: 0 K: 1 S: 12	H: 1 LOB: 1 BB: 1 P: 19	R: 0 E: 0 K: 0 S: 8	H: 0 LOB: 0 BB: 0 P: 14	R: 0 E: 0 K: 2 S: 9	H: 0 LOB: 0 BB: 0 P: 14	R: 0 E: 0 K: 1 S: 7	H: 0 LOB: 0 BB: 0 P: 8	R: 0 E: 0 K: 0 S: 7	H: 1 LOB: 1 BB: 1 P: 14	R: 0 E: 0 K: 1 S: 7	H: 1 LOB: 1 BB: 0 P: 11	R: 3 E: 0 K: 1 S: 12	H: 1 LOB: 0 BB: 2 P: 27	1B: 3 2B: 2 3B: 1 HR: 0	SF: 0 SAC: 0 DP: 2 HBP: 0	WP: 0 PB: 1 SB: 0 CS: 0	PA: 33																						
PITCHER	IP	WLS	BF	H	R	ER	SO	BB	IBB	HBP	BLK	WP	HR	S	P	ERA	WHIP	PITCHER								IP	WLS	BF	H	R	ER	SO	BB	IBB	HBP	BLK	WP	HR	S	P	ERA	WHIP
Andy Benes, R ERA: 2.42 (1, 1)	7.0		27	5	0	0	0	3	0	0	0	0	0	68	105	0.00	1.143																									
Lance Painter, L ERA: 20.25 (8, 1)	0.0		2	0	2	2	0	2	0	0	0	0	0	1	9	*	*																									
T.J. Mathews, R ERA: 2.57 (8, 1)	0.0	L	1	1	0	0	0	0	0	0	0	0	0	3	6	*	*																									
Tony Fossas, L ERA: 1.86 (8, 1)	1.0		3	0	1	1	1	0	0	0	0	0	0	8	12	9.00	0.000																									

AB	28
R	3
H	6
RBI	3
BB	5
SO	6
LOB	13



Batter	1	2	3	4	5	6	7	8	9	10	11	12	13	AB	R	H	RBI	BB	SO	LOB	TOP
Delino DeShields, L OBP: 0.302, SLG: 0.400 (1, 4)														6	0	2	0	0	3	3	
Willie McCree, S OBP: 0.343, SLG: 0.492 (1, 9)														6	0	0	0	0	3	6	
Ron Gant, R OBP: 0.301, SLG: 0.406 (1, 7)														5	0	0	0	1	3	2	
Ray Lankford, L OBP: 0.311, SLG: 0.750 (1, 8)														6	0	3	0	0	2	1	
Gary Gaetti, R OBP: 0.280, SLG: 0.353 (11, 3)														6	0	2	0	0	1	2	
John Mabry, L OBP: 0.341, SLG: 0.325 (1, 3)														3	0	0	0	1	0	2	
Danny Sheaffer, R OBP: 0.250, SLG: 0.231 (11, PH)														2	0	1	0	0	1	2	
Mike DiFelice, R OBP: 0.250, SLG: 0.243 (1, 2)														4	0	0	0	0	2	4	
Micah Franklin, S OBP: 0.444, SLG: 0.750 (11, PH)														1	0	0	0	0	1	2	
Mike Gallego, R OBP: 0.154, SLG: 0.154 (11, 5)														1	0	0	0	0	0	1	
Royce Clayton, R OBP: 0.309, SLG: 0.468 (1, 6)														5	0	3	0	0	1	0	
Alan Benes, R ERA: 1.00 (1, 1)														3	0	0	0	0	0	2	
Mark Wohlers, R ERA: 2.12 (9, 1)														1	0	0	0	0	1	0	
Mark Pekovsek, R ERA: 1.53 (10, 1)														0	0	0	0	0	0	0	
Tony Fossas, L ERA: 1.69 (11, 1)														0	0	0	0	0	0	0	
T.J. Mathews, R ERA: 2.51 (11, 1)														0	0	0	0	0	0	0	
Mike Gallego, R ERA: 1.54 (12, 1)														0	0	0	0	0	0	0	
John Frascatore, R ERA: 1.59 (12, 1)														0	0	0	0	0	0	0	
Inning Stats	R: 0 E: 0 K: 2 S: 7	H: 1 LOB: 0 BB: 0 P: 7	R: 0 E: 0 K: 1 S: 5	H: 0 LOB: 0 BB: 0 P: 5	R: 0 E: 0 K: 1 S: 7	H: 2 LOB: 2 BB: 0 P: 7	R: 0 E: 0 K: 0 S: 4	H: 1 LOB: 2 BB: 1 P: 8	R: 0 E: 0 K: 1 S: 6	H: 0 LOB: 0 BB: 0 P: 5	R: 0 E: 0 K: 1 S: 5	H: 0 LOB: 0 BB: 0 P: 7	R: 0 E: 0 K: 2 S: 9	H: 2 LOB: 2 BB: 1 P: 14	R: 0 E: 0 K: 1 S: 6	H: 1 LOB: 1 BB: 0 P: 6	1B: 9 2B: 2 3B: 0 HR: 0	SF: 0 SAC: 0 DP: 0 HBP: 0	WIP: 0 PB: 0 SB: 3 CS: 1	PA: 52	
PITCHER	IP WLS BF H R ER SO BB IBB HBP BLK WP HR S P ERA WHIP	8.0 32 7 0 0 0 9 1 1 0 0 0 0 48 56 0.00 1.000	1.0 3 0 0 0 0 2 0 0 0 0 0 0 7 7 0.00 0.000	1.0 3 0 0 0 0 1 0 0 0 0 0 0 5 5 0.00 0.000	0.1 3 2 0 0 0 0 0 0 0 0 0 0 3 3 0.00 6.000	1.1 6 1 0 0 0 4 1 0 0 0 0 0 13 17 0.00 1.500	PITCHER	IP WLS BF H R ER SO BB IBB HBP BLK WP HR S P ERA WHIP	0.1 1 1 0 0 0 1 0 0 0 0 0 0 0 3 3 0.00 0.000	1.0 4 4 1 0 0 1 0 0 0 0 0 0 6 6 0.00 1.000											

St. Louis Cardinals @ Atlanta Braves
Turner Field, Atlanta, GA
Fri May 16 1997, 7:05 PM EDT
Att. 46,626 - Unknown - 66 F

AB 49
R 0
H 11
RBI 0
BB 3
SO 18
LOB 27



Batter	1	2	3	4	5	6	7	8	9	10	11	12	13	AB	R	H	RBI	BB	SO	LOB	BOTTOM	
Kenny Lofton, L OBP: 0.400, SLG: 0.434 (1, 8)														4	0	0	0	2	2	3		
Michael Tucker, L OBP: 0.397, SLG: 0.594 (1, 9)														6	1	3	0	0	1	2		
10 Chipper Jones, S OBP: 0.382, SLG: 0.460 (1, 5)														5	0	0	0	1	3	3		
Fred McGriff, L OBP: 0.333, SLG: 0.399 (1, 3)														5	0	0	0	1	1	4		
Ryan Klesko, L OBP: 0.317, SLG: 0.487 (1, 7)														4	0	0	0	0	1	0		
Andrew Jones, R OBP: 0.363, SLG: 0.432 (12, 9)														2	0	1	1	0	0	1		
Mark Lemke, S OBP: 0.313, SLG: 0.356 (1, 4)														3	0	0	0	0	0	0		
Tony Graffanino, R OBP: 0.286, SLG: 0.259 (8, PR)														2	0	1	0	0	0	0		
Jeff Blauser, R OBP: 0.463, SLG: 0.637 (1, 6)														5	0	1	0	0	4	1		
Eddie Pérez, R OBP: 0.097, SLG: 0.097 (1, 2)														2	0	0	0	0	2	0		
Javy Lopez, R OBP: 0.350, SLG: 0.605 (8, PH)														2	0	1	0	1	0	1		
Chris Heston, D ERA: 1.59 (1, 1)														2	0	0	0	0	0	0		
Inning Stats	R: 0 E: 0 K: 1 S: 4	H: 0 LOB: 0 BB: 1 P: 8	R: 0 E: 0 K: 1 S: 5	H: 0 LOB: 0 BB: 0 P: 5	R: 0 E: 0 K: 2 S: 7	H: 0 LOB: 0 BB: 0 P: 7	R: 0 E: 0 K: 1 S: 5	H: 0 LOB: 0 BB: 0 P: 5	R: 0 E: 0 K: 1 S: 6	H: 0 LOB: 0 BB: 0 P: 5	R: 0 E: 0 K: 1 S: 5	H: 1 LOB: 2 BB: 1 P: 10	R: 0 E: 0 K: 1 S: 6	H: 1 LOB: 1 BB: 0 P: 6	R: 0 E: 0 K: 1 S: 6	H: 1 LOB: 1 BB: 0 P: 6	R: 0 E: 0 K: 1 S: 6	H: 1 LOB: 1 BB: 0 P: 6	1B: 6 2B: 1 3B: 0 HR: 0	SF: 0 SAC: 0 DP: 0 HBP: 0	WIP: 0 PB: 0 SB: 2 CS: 1	PA: 50
PITCHER	IP WLS BF H R ER SO BB IBB HBP BLK WP HR S P ERA WHIP	9.0 31 1 0 0 0 11 2 1 0 0 0 0 50 62 0.00 0.333	0.2 5 2 0 0 0 1 0 1 0 0 0 0 6 10 0.00 3.000	1.0 4 1 0 0 0 1 0 0 0 0 0 0 6 6 0.00 1.000	0.1 1 0 0 0 0 0 0 0 0 0 0 0 1 1 0.00 0.000	1.2 9 3 1 1 2 0 1 0 0 0 0 0 12 16 5.40 1.800	PITCHER	IP WLS BF H R ER SO BB IBB HBP BLK WP HR S P ERA WHIP	0.1 1 1 0 0 0 1 0 0 0 0 0 0 0 3 3 0.00 0.000	1.0 4 4 1 0 0 1 0 0 0 0 0 0 6 6 0.00 1.000												

St. Louis Cardinals @ Atlanta Braves
Turner Field, Atlanta, GA
Fri May 16 1997, 7:05 PM EDT
Att. 46,626 - Unknown - 66 F

AB 45
R 1
H 7
RBI 1
BB 5
SO 15
LOB 19



Batter	1	2	3	4	5	6	7	8	9	AB	R	H	RBI	BB	SO	LOB	TOP		
Delino DeShields, L OBP: 0.308, SLG: 0.403	2-1 E S 1B		0-2 G4-3			2-0 L4		2-1 BLK BB HR		4	1	2	0	0	0	0	St. Louis Cardinals @ Atlanta Braves Turner Field, Atlanta, GA Sat May 17 1997, 7:05 PM EDT Att: 48,366 - Unknown - 75 F		
Micha Franklin, S OBP: 0.482, SLG: 0.909	0-2 P2		0-0 F8			1-1 HR		4-1 BLK HR BB		3	2	1	1	1	0	1			
Ron Gant, R OBP: 0.306, SLG: 0.427	2-3 K					0-0 HR		4-2 HR BB		3	2	1	1	1	2	1			
Ray Lankford, L OBP: 0.500, SLG: 0.763	0-2 G1					0-1 G3-1		3-2 HR		4	1	1	4	0	0	1			
John Mabry, L OBP: 0.331, SLG: 0.314		2-3 K				0-0 L5		0-1 F7		4	0	0	0	0	1	0			
Gary Gaetti, R OBP: 0.276, SLG: 0.347 Mike Gulan, R (7, PH)		1-3 K				0-1 P3		2-3 K		2	0	0	0	0	1	0			
Mike DiFelice, R OBP: 0.251, SLG: 0.256 Brady Raggio, R (7, PH)		0-2 1B				1-0 P9		0-0 FC5-4 1B		2	0	1	0	0	0	0			
Mark Sweeney, L OBP: 0.320, SLG: 0.195 Lance Painter, L (7, PH)										0	0	0	0	0	0	0			
Willie McGee, S OBP: 0.338, SLG: 0.484 Royce Clayton, R OBP: 0.302, SLG: 0.456										0	0	0	0	0	1	0			
Matt Morris, R OBP: 0.286, SLG: 0.286 Tom Lampkin, L OBP: 0.264, SLG: 0.321										4	0	0	0	0	2	2			
										1	0	0	0	0	0	0			
										3	0	0	0	0	0	0			
Inning Stats	R: 0 E: 0 K: 1 S: 11	H: 1 LOB: 1 BB: 0 P: 15	R: 0 E: 0 K: 3 S: 14	H: 1 LOB: 1 BB: 0 P: 20	R: 0 E: 0 K: 0 S: 8	H: 0 LOB: 0 BB: 0 P: 10	R: 0 E: 0 K: 1 S: 6	H: 0 LOB: 0 BB: 0 P: 10	R: 0 E: 0 K: 1 S: 9	H: 1 LOB: 1 BB: 0 P: 13	R: 4 E: 0 K: 1 S: 23	H: 2 LOB: 0 BB: 2 P: 39	R: 0 E: 0 K: 1 S: 5	H: 0 LOB: 0 BB: 0 P: 6	1B: 4 2B: 0 3B: 0 HR: 3	SF: 0 SAC: 0 DP: 0 HBP: 0		WP: 0 PB: 0 SB: 1 CS: 0	PA: 36
PITCHER	IP WLS BF H R ER SO BB IBB HBP BLK WP HR S P ERA WHIP																		
29 John Smoltz, R ERA: 2.64	(1, 1) 7.0 W 26 5 2 2 7 0 0 0 0 0 0 2 64 91 2.57 0.714																		
Paul Byrd, R ERA: 5.87	(8, 1) 0.1 4 1 3 3 0 2 0 0 0 1 0 0 10 21 81.00 9.000																		
Brad Clontz, R ERA: 3.71	(8, 1) 1.2 6 1 1 1 2 0 0 0 0 0 0 1 18 24 5.40 0.600																		

Batter	1	2	3	4	5	6	7	8	9	AB	R	H	RBI	BB	SO	LOB	BOTTOM				
Kenny Lofton, L OBP: 0.415, SLG: 0.461 Andrew Jones, R OBP: 0.363, SLG: 0.432	1-1 F8 PB 1B	2-1 G5-4-3 1B		2-0 SH1-3 E 1B		3-2 FC3-6 1B	2-0 1B			5	2	5	2	0	0	0	St. Louis Cardinals @ Atlanta Braves Turner Field, Atlanta, GA Sat May 17 1997, 7:05 PM EDT Att: 48,366 - Unknown - 75 F				
Michael Tucker, L OBP: 0.393, SLG: 0.496	1-2 F8 1B	1-1 G5-4-3 1B		0-0 SH1-3 1B		2-1 FC3-6 10 1B	1-2 10 G1-6-3 1B			4	1	1	1	0	0	4					
10 Chipper Jones, S OBP: 0.389, SLG: 0.457 Paul Byrd, R Brad Clontz, R	4-0 BB BB		2-0 F8 1B	4-0 E IBB		2-2 1B 1B	2-2 G1-6-3 1B			3	1	1	1	2	0	1					
Fred McGriff, L OBP: 0.335, SLG: 0.401	2-3 K		1-2 G6-3 1B	0-1 SF8 1B		1-0 2B 1B				4	1	2	2	0	1	2					
Ryan Klesko, L OBP: 0.336, SLG: 0.496	4-1 BB		2-1 G6-3 1B	0-1 G6-3 1B		0-1 2B 1B				4	1	3	0	1	0	1					
Javy Lopez, R OBP: 0.379, SLG: 0.597	2-0 F7		3-2 G6-3 1B		0-2 G4-3	0-0 2B 1B	1-2 FC4-6 1B			5	0	1	2	0	0	6					
Mark Lemke, S OBP: 0.309, SLG: 0.350		1-0 HR 1B	1-1 G4-3		1-0 G4-3	1-3 K				5	1	1	0	0	2	4					
Jeff Blauser, R OBP: 0.470, SLG: 0.672 Rafael Bellard, R OBP: 0.333, SLG: 0.333		1-1 HR 1B		0-2 2B 1B	2-3 K		3-2 3B 1B			4	2	3	2	0	1	0					
29 John Smoltz, R OBP: 0.500, SLG: 0.522 Mike Mordecai, R OBP: 0.333, SLG: 0.375		0-0 G4-3		1-2 SH1-3 1B		1-0 FC3-6 1B	1-1 F8			3	1	2	0	0	0	0					
				2-3 SF8 1B		1-2 FC3-6 10 1B				1	0	0	0	0	0	1					
Inning Stats	R: 0 E: 0 K: 1 S: 10	H: 1 LOB: 3 BB: 2 P: 24	R: 2 E: 0 K: 0 S: 9	H: 3 LOB: 0 BB: 0 P: 13	R: 0 E: 0 K: 0 S: 11	H: 2 LOB: 2 BB: 0 P: 20	R: 3 E: 1 K: 0 S: 12	H: 3 LOB: 1 BB: 1 P: 19	R: 0 E: 0 K: 1 S: 7	H: 0 LOB: 0 BB: 0 P: 10	R: 4 E: 0 K: 1 S: 16	H: 6 LOB: 1 BB: 0 P: 26	R: 2 E: 0 K: 0 S: 12	H: 3 LOB: 1 BB: 0 P: 21	R: 0 E: 0 K: 1 S: 9	H: 1 LOB: 1 BB: 0 P: 14		1B: 15 2B: 2 3B: 1 HR: 1	SF: 1 SAC: 1 DP: 2 HBP: 0	WP: 0 PB: 1 SB: 0 CS: 0	PA: 43
PITCHER	IP WLS BF H R ER SO BB IBB HBP BLK WP HR S P ERA WHIP																				
Matt Morris, R ERA: 3.21	(1, 1) 4.0 L 23 9 5 4 4 2 0 0 0 0 0 0 23 36 18.00 3.000																				
Brady Raggio, R ERA: 8.47	(5, 1) 2.0 11 6 4 4 2 0 0 0 0 0 0 0 23 36 18.00 3.000																				
Lance Painter, L ERA: 13.5	(7, 1) 2.0 9 4 2 2 1 0 0 0 0 0 0 0 21 35 9.00 2.000																				

St. Louis Cardinals @ Atlanta Braves
 Turner Field, Atlanta, GA
 Sat May 17 1997, 7:05 PM EDT
 Att: 48,366 - Unknown - 75 F

St. Louis Cardinals @ Atlanta Braves
 Turner Field, Atlanta, GA
 Sat May 17 1997, 7:05 PM EDT
 Att: 48,366 - Unknown - 75 F

AB 34
 R 6
 H 7
 RBI 6
 BB 2
 SO 9
 LOB 5

AB 38
 R 11
 H 19
 RBI 10
 BB 3
 SO 4
 LOB 19



Batter	1	2	3	4	5	6	7	8	9	AB	R	H	RBI	BB	SO	LOB	TOP					
Willie McGee, S (1,9) OBP: 0.347, SLG: 0.485	1-3 K		0-0 1B			2-2 G4-3-5 SH5-4 1B		1-3 K		4	0	2	0	0	2	0	St. Louis Cardinals @ Atlanta Braves Turner Field, Atlanta, GA Sun May 18, 1997, 7:05 PM EDT Att: 35,046 - Unknown - 78 F					
Delino DeShields, L (1,4) OBP: 0.308, SLG: 0.409	1-2 P6		1-1 G1-3			0-0 SH5-4		0-1 2B		3	0	1	0	0	0	1						
Ron Gant, R (1,7) OBP: 0.318, SLG: 0.451	4-2 BB			3-2 HR		4-0 G4-3-5 IBB		3-3 K		2	1	1	1	2	1	1						
Ray Lankford, L (1,8) OBP: 0.480, SLG: 0.726	2-0 L7			2-1 G4-3		1-1 G4-3-5			1-0 L3	4	0	0	0	0	0	3						
John Mabry, L (1,3) OBP: 0.321, SLG: 0.304		0-0 F8		0-1 G5-3			1-0 G1-3		0-0 G6-3	4	0	0	0	0	0	0						
Danny Sheaffer, R (1,5) OBP: 0.281, SLG: 0.267		1-2 G4-6-3 1B		3-2 G5-3			0-0 L4-3		0-0 1B	4	0	2	0	0	0	0						
Tom Lampkin, L (1,2) OBP: 0.263, SLG: 0.318		2-0 G4-6-3 1-2		2-1 G4-3		0-1 1B		1-0 L8	4	0	1	0	0	0	2							
Royce Clayton, R (1,6) OBP: 0.297, SLG: 0.447			0-0 L9		1-1 G4-3		2-1 G3			3	0	0	0	0	0	1						
Andy Benes, R (1,1) OBP: 0.091, SLG: 0.091			1-0 L8		1-3 K			3-2 G5-3	2	0	0	0	0	1	0							
Gary Gaetti, R (8, PH) OBP: 0.273, SLG: 0.345										1	0	0	0	0	0	0						
Tony Fossas, L (8,1)										0	0	0	0	0	0	0						
John Frascatore, R (8,1)										0	0	0	0	0	0	0						
Inning Stats	R: 0 E: 0 K: 1 S: 10	H: 0 LOB: 1 BB: 1 P: 18	R: 0 E: 0 K: 0 S: 5	H: 1 LOB: 0 BB: 0 P: 8	R: 0 E: 0 K: 0 S: 5	H: 1 LOB: 1 BB: 0 P: 7	R: 1 E: 0 K: 0 S: 12	H: 1 LOB: 0 BB: 0 P: 20	R: 0 E: 0 K: 1 S: 7	H: 0 LOB: 0 BB: 0 P: 11	R: 0 E: 0 K: 0 S: 8	H: 1 LOB: 1 BB: 1 P: 15	R: 0 E: 0 K: 0 S: 6	H: 1 LOB: 1 BB: 0 P: 9	R: 0 E: 0 K: 2 S: 11	H: 1 LOB: 1 BB: 0 P: 18	R: 0 E: 0 K: 0 S: 4	H: 1 LOB: 1 BB: 0 P: 6	1B: 5 2B: 1 3B: 0 HR: 1	SF: 0 SAC: 1 DP: 2 HBP: 0	WP: 0 PB: 0 CS: 0	PA: 34
PITCHER Tom Glavine, L (1,1) ERA: 2.08	IP: 9.0 WLS: W BF: 34 H: 7 R: 1 ER: 1 SO: 4	BB: 1 IBB: 1 HBP: 0 BLK: 0	WP: 0 HR: 1 S: 68 P: 112	ERA: 1.00 WHIP: 0.889	PITCHER																	

AB	31
R	1
H	7
RBI	1
BB	2
SO	4
LOB	8



Batter	1	2	3	4	5	6	7	8	9	AB	R	H	RBI	BB	SO	LOB	BOTTOM	
Kenny Lofton, L (1,8) OBP: 0.412, SLG: 0.454	4-2 10 1B BB		3-2 F7			0-0 L6	2-3 K			3	1	0	0	1	1	1	St. Louis Cardinals @ Atlanta Braves Turner Field, Atlanta, GA Sun May 18, 1997, 7:05 PM EDT Att: 35,046 - Unknown - 78 F	
Michael Tucker, L (1,9) OBP: 0.390, SLG: 0.490	2-2 F7		1-1 G4-3			0-1 F9		0-1 1B		4	1	1	0	0	0	1		
10 Chipper Jones, S (1,5) OBP: 0.386, SLG: 0.451	3-2 FC6 1B		0-1 G5-3			1-3 K		1-1 F9		4	0	1	0	0	1	1		
Fred McGriff, L (1,3) OBP: 0.339, SLG: 0.404	2-0 FC6 1B			0-3 K		1-1 G1-3		3-2 L6-3 1B		4	0	2	2	0	1	0		
Ryan Klesko, L (1,7) OBP: 0.328, SLG: 0.483	1-1 FC6		0-1 G5-3			3-3 K		2-2 L6-3		3	0	0	0	0	1	2		
Andrew Jones, R (8, PH) OBP: 0.359, SLG: 0.427	1-2 2-3							1-1 L6-3		1	0	0	0	0	0	1		
Javy Lopez, R (1,2) OBP: 0.378, SLG: 0.591	1-3 K			1-3 K		0-0 1B		1-1 2B		3	1	1	0	0	2	2		
Mark Lemke, S (1,4) OBP: 0.309, SLG: 0.349		1-0 G3-1			1-0 G3		2-2 2B		1-2 1B	3	1	1	0	0	0	0		
Jeff Blausler, R (1,6) OBP: 0.468, SLG: 0.672		0-2 F8			1-1 L8		1-1 1B		1-1 2B	3	1	1	2	0	0	0		
Tom Glavine, L (1,1) OBP: 0.333, SLG: 0.176		2-2 G5-3			0-1 G6-3		3-3 1B			3	0	1	1	0	0	0		
Inning Stats	R: 1 E: 0 K: 1 S: 15	H: 2 LOB: 2 BB: 1 P: 27	R: 0 E: 0 K: 0 S: 8	H: 0 LOB: 0 BB: 0 P: 11	R: 0 E: 0 K: 0 S: 8	H: 0 LOB: 0 BB: 0 P: 12	R: 0 E: 0 K: 2 S: 10	H: 0 LOB: 0 BB: 0 P: 11	R: 0 E: 0 K: 1 S: 7	H: 0 LOB: 0 BB: 0 P: 7	R: 3 E: 0 K: 2 S: 20	H: 4 LOB: 1 BB: 0 P: 31	R: 1 E: 0 K: 0 S: 10	H: 2 LOB: 0 BB: 0 P: 16	1B: 7 2B: 2 3B: 0 HR: 0	SF: 0 SAC: 0 DP: 1 HBP: 0	WP: 0 PB: 0 CS: 0	PA: 32
PITCHER Andy Benes, R (1,1) ERA: 3.0	IP: 7.0 WLS: L BF: 28 H: 6 R: 4 ER: 4 SO: 6	BB: 1 IBB: 0 HBP: 0 BLK: 0	WP: 0 HR: 0 S: 73 P: 107	ERA: 5.14 WHIP: 1.000	PITCHER													
Tony Fossas, L (8,1) ERA: 2.45	0.1 BF: 3 H: 2 R: 1 ER: 1 SO: 0	0 BF: 0 H: 0 R: 0 ER: 0 SO: 0	0 BF: 0 H: 0 R: 0 ER: 0 SO: 0	0 BF: 0 H: 0 R: 0 ER: 0 SO: 0	0 BF: 0 H: 0 R: 0 ER: 0 SO: 0	0 BF: 0 H: 0 R: 0 ER: 0 SO: 0	0 BF: 0 H: 0 R: 0 ER: 0 SO: 0	0 BF: 0 H: 0 R: 0 ER: 0 SO: 0	0 BF: 0 H: 0 R: 0 ER: 0 SO: 0	0 BF: 0 H: 0 R: 0 ER: 0 SO: 0	0 BF: 0 H: 0 R: 0 ER: 0 SO: 0	0 BF: 0 H: 0 R: 0 ER: 0 SO: 0	0 BF: 0 H: 0 R: 0 ER: 0 SO: 0	0 BF: 0 H: 0 R: 0 ER: 0 SO: 0	0 BF: 0 H: 0 R: 0 ER: 0 SO: 0	0 BF: 0 H: 0 R: 0 ER: 0 SO: 0	0 BF: 0 H: 0 R: 0 ER: 0 SO: 0	
John Frascatore, R (8,1) ERA: 1.93	0.2 BF: 1 H: 0 R: 0 ER: 0 SO: 0	0 BF: 0 H: 0 R: 0 ER: 0 SO: 0	0 BF: 0 H: 0 R: 0 ER: 0 SO: 0	0 BF: 0 H: 0 R: 0 ER: 0 SO: 0	0 BF: 0 H: 0 R: 0 ER: 0 SO: 0	0 BF: 0 H: 0 R: 0 ER: 0 SO: 0	0 BF: 0 H: 0 R: 0 ER: 0 SO: 0	0 BF: 0 H: 0 R: 0 ER: 0 SO: 0	0 BF: 0 H: 0 R: 0 ER: 0 SO: 0	0 BF: 0 H: 0 R: 0 ER: 0 SO: 0	0 BF: 0 H: 0 R: 0 ER: 0 SO: 0	0 BF: 0 H: 0 R: 0 ER: 0 SO: 0	0 BF: 0 H: 0 R: 0 ER: 0 SO: 0	0 BF: 0 H: 0 R: 0 ER: 0 SO: 0	0 BF: 0 H: 0 R: 0 ER: 0 SO: 0	0 BF: 0 H: 0 R: 0 ER: 0 SO: 0	0 BF: 0 H: 0 R: 0 ER: 0 SO: 0	



Batter	1	2	3	4	5	6	7	8	9	AB	R	H	RBI	BB	SO	LOB	TOP					
Royce Clayton, R OBP: 0.294, SLG: 0.440	F9		G1-3		G4-3				L9	5	0	1	0	0	0	1						
Danny Sheaffer, R OBP: 0.308, SLG: 0.273 Willie McGee, S OBP: 0.355, SLG: 0.493	BB		G5-3			1B	L8		1B	3	1	1	0	1	0	2						
Ron Gant, R OBP: 0.308, SLG: 0.435	F9			G5-3		L9	F9		K	5	0	0	0	0	1	5						
Ray Lankford, L OBP: 0.490, SLG: 0.759	BB			HR		F9			2B	3	2	2	1	1	0	1						
Micah Franklin, S OBP: 0.412, SLG: 0.733	K		L6		L6	1B	1B		L8	4	0	1	0	0	1	3						
John Mabry, L OBP: 0.319, SLG: 0.302		F7		L6		1B			K	4	0	1	1	0	1	1						
Mike DiFelice, R OBP: 0.260, SLG: 0.279	P3				K	L9			1B	4	0	1	1	0	1	2						
Mike Gallego, R OBP: 0.118, SLG: 0.118	P4				F7		K		G4-3	4	0	0	0	0	1	1						
Todd Stottlemyre, L OBP: 0.426, SLG: 0.513 Mark Cowens, L OBP: 0.333, SLG: 0.214 Lance Painter, L OBP: 0.245 T.J. Mathews, R OBP: 0.245 Brady Raggio, R OBP: 0.245 Dellino DeShields, L OBP: 0.245, SLG: 0.426			K			2B		L8	K	2	0	1	0	0	1	0						
Inning Stats	R: 0 E: 0 K: 1 S: 13	H: 0 LOB: 2 BB: 2 P: 24	R: 0 E: 0 K: 0 S: 8	H: 0 LOB: 0 BB: 0 P: 11	R: 0 E: 0 K: 1 S: 7	H: 0 LOB: 0 BB: 0 P: 9	R: 1 E: 0 K: 0 S: 11	H: 1 LOB: 0 BB: 0 P: 16	R: 0 E: 0 K: 1 S: 12	H: 1 LOB: 1 BB: 0 P: 18	R: 1 E: 0 K: 0 S: 11	H: 3 LOB: 2 BB: 0 P: 17	R: 0 E: 0 K: 1 S: 11	H: 2 LOB: 2 BB: 0 P: 17	R: 1 E: 0 K: 1 S: 17	H: 2 LOB: 1 BB: 0 P: 21	R: 0 E: 0 K: 2 S: 10	H: 1 LOB: 1 BB: 0 P: 14	1B: 7 2B: 2 3B: 0 HR: 1	SF: 0 SAC: 0 DP: 0 HBP: 0	WP: 0 PB: 0 SB: 0 CS: 0	PA: 39
PITCHER	IP	WLS	BF	H	R	ER	SO	BB	IBB	HBP	BLK	WP	HR	S	P	ERA	WHIP					
Denny Neagle, L ERA: 3.46	6.0	W	25	5	2	2	3	2	0	0	0	0	1	62	95	3.00	1.167					
Mike Bielecki, R ERA: 2.52	1.0		5	2	0	0	1	0	0	0	0	0	0	11	17	0.00	2.000					
Alan Embree, L ERA: 3.46	1.0		5	2	1	1	1	0	0	0	0	0	0	17	21	9.00	2.000					
Mark Wohlers, R ERA: 2.0	1.0		4	1	0	0	2	0	0	0	0	0	0	10	14	0.00	1.000					

St. Louis Cardinals @ Atlanta Braves
Turner Field, Atlanta, GA
Mon May 19 1997, 7:05 PM EDT
Att: 33,497 - Unknown - 79 F

AB 37
R 3
H 10
RBI 3
BB 2
SO 7
LOB 16



Batter	1	2	3	4	5	6	7	8	9	AB	R	H	RBI	BB	SO	LOB	BOTTOM					
Kenny Lofton, L OBP: 0.414, SLG: 0.455	E6		G4-6-3		K					4	2	2	0	0	1	0						
Michael Tucker, L OBP: 0.395, SLG: 0.517	10 HR		K			10 2B	10 E		3B	4	3	3	1	0	1	1						
10 Chipper Jones, S OBP: 0.394, SLG: 0.483	1B		G4-6-3			2B	E4		3B	3	2	2	4	1	0	0						
Fred McGriff, L OBP: 0.337, SLG: 0.400	K		G4-6-3			1B	F7			4	0	1	1	0	1	3						
Ryan Klesko, L OBP: 0.326, SLG: 0.484	K			G1-3		F8			2B	4	0	1	0	0	1	1						
Javy Lopez, R OBP: 0.367, SLG: 0.573	K			P4		K			G1-3	4	0	0	0	0	2	2						
Mark Lemke, S ERA: 4.18 Mike Bielecki, R ERA: 2.52 Alan Embree, L ERA: 3.46 Keith Lockhart, L OBP: 0.219, SLG: 0.192 Mark Wohlers, R ERA: 2.0		K		G3		G1-3			L7	3	0	0	0	0	1	1						
Jeff Blauser, R OBP: 0.456, SLG: 0.652		K			G5-3		L4		G4-3	4	0	0	0	0	1	1						
Denny Neagle, L OBP: 0.120, SLG: 0.120 Tony Graffanino, R OBP: 0.276, SLG: 0.250					G5-3		G5-3			2	0	0	0	0	0	0						
Inning Stats	R: 3 E: 1 K: 3 S: 17	H: 2 LOB: 0 BB: 0 P: 27	R: 0 E: 0 K: 2 S: 7	H: 0 LOB: 0 BB: 0 P: 10	R: 0 E: 0 K: 1 S: 9	H: 1 LOB: 1 BB: 1 P: 18	R: 0 E: 0 K: 0 S: 4	H: 0 LOB: 0 BB: 0 P: 6	R: 0 E: 0 K: 1 S: 5	H: 0 LOB: 0 BB: 0 P: 8	R: 2 E: 0 K: 1 S: 11	H: 3 LOB: 1 BB: 0 P: 19	R: 2 E: 1 K: 0 S: 14	H: 2 LOB: 1 BB: 0 P: 21	R: 0 E: 0 K: 0 S: 11	H: 1 LOB: 1 BB: 0 P: 19	1B: 4 2B: 3 3B: 1 HR: 1	SF: 0 SAC: 0 DP: 1 HBP: 0	WP: 0 PB: 0 SB: 1 CS: 0	PA: 35		
PITCHER	IP	WLS	BF	H	R	ER	SO	BB	IBB	HBP	BLK	WP	HR	S	P	ERA	WHIP					
Todd Stottlemyre, R ERA: 4.18 Lance Painter, L ERA: 13.5 T.J. Mathews, R ERA: 2.45 Brady Raggio, R ERA: 8.0	6.0	L	25	6	5	4	8	1	0	0	0	0	0	8	11	13.50	1.500					
	0.2		3	1	1	1	0	0	0	0	0	0	0	6	10	0.00	3.000					
	0.1		3	1	1	0	0	0	0	0	0	0	0	11	19	0.00	1.000					
	1.0		4	1	0	0	0	0	0	0	0	0	0	11	19	0.00	1.000					

St. Louis Cardinals @ Atlanta Braves
Turner Field, Atlanta, GA
Mon May 19 1997, 7:05 PM EDT
Att: 33,497 - Unknown - 79 F


AB 34
R 7
H 9
RBI 6
BB 1
SO 8
LOB 10



Batter	1	2	3	4	5	6	7	8	9	AB	R	H	RBI	BB	SO	LOB	TOP								
Tony Womack, L (1,4) OBP: 0.323, SLG: 0.351	1-3 K		2-1 G3			0-3 K		1-3 K	1-3 K	5	0	0	0	0	4	2									
Adrian Brown, S (1,8) OBP: 0.211, SLG: 0.167	2-2 G1-3			1-1 G5-3		0-1 G6-3		0-0		4	1	1	0	0	0	0									
Al Martin, L (1,7) OBP: 0.404, SLG: 0.469	0-0 P3			4-2 BB			1-3 K	2-2 P3		3	0	0	0	1	1	1									
Mark Johnson, L (1,3) OBP: 0.369, SLG: 0.384 Keith Osik, R (8,3) OBP: 0.259, SLG: 0.346		4-2 1B BLK BB		1-3 K		4-2 18 1B BB	0-0 1B	0-0 1B 2B		2	2	1	1	2	1	1									
Joe Randa, R (1,5) OBP: 0.320, SLG: 0.374		2-1 18 CS 1B		0-3 K		2-2 F9	2-2 F9	2-2 1B		4	0	2	0	0	1	2									
18 Jason Kendall, R (1,2) OBP: 0.336, SLG: 0.380		3-3 K		1-1 P2		1-1 BB BB	1-3 1B		1-2 SH5-3 1B HBP	3	0	1	0	0	1	2									
Midre Cummings, L (1,9) OBP: 0.316, SLG: 0.481		2-2 L7		1-3 K		1-2 BB BB	1-2 BB		1-2 SH5-3 1B	3	0	1	0	1	1	0									
Kevin Polcovich, R (1,6) OBP: 0.333, SLG: 0.143 Dale Sveum, S (7, PH) OBP: 0.298, SLG: 0.327			1-2 F9		0-0 P4		4-2 BB		1-0 SH5-3	2	0	0	0	0	0	0									
67 Francisco Cordova, R (1,1) OBP: 0.136, SLG: 0.050 Kevin Young, R (7, PH) OBP: 0.317, SLG: 0.446 Matt Ruebel, L (7, 1) OBP: 0.285, SLG: 0.379 Rich Loiselle, R (9, 1)			2-3 K		2-3 K		1-2 2-3 3-H BB		0-3 K	2	0	0	0	0	2	0									
Inning Stats	R: 0 E: 0 K: 1 S: 8	H: 0 LOB: 0 BB: 0 P: 11	R: 1 E: 0 K: 1 S: 14	H: 1 LOB: 0 BB: 1 P: 25	R: 0 E: 0 K: 1 S: 8	H: 0 LOB: 0 BB: 0 P: 13	R: 0 E: 0 K: 2 S: 12	H: 0 LOB: 1 BB: 1 P: 18	R: 0 E: 0 K: 1 S: 7	H: 0 LOB: 0 BB: 0 P: 9	R: 0 E: 0 K: 2 S: 9	H: 0 LOB: 0 BB: 0 P: 11	R: 1 E: 0 K: 1 S: 23	H: 1 LOB: 3 BB: 3 P: 40	R: 1 E: 0 K: 1 S: 12	H: 3 LOB: 2 BB: 0 P: 17	R: 0 E: 0 K: 2 S: 13	H: 1 LOB: 2 BB: 0 P: 17	1B: 5 2B: 2 3B: 0 HR: 0	SF: 0 SAC: 1 DP: 1 HBP: 1	WP: 0 PB: 0 SB: 0 CS: 1	PA: 37			
PITCHER	IP	WLS	BF	H	R	ER	SO	BB	IBB	HBP	BLK	WP	HR	S	P	ERA	WHIP								
Alan Benes, R (1, 1) ERA: 2.62	7.0		27	2	2	2	9	5	0	0	1	0	0	81	127	2.57	1.000								
Tony Fossas, L (8, 1) ERA: 3.0	0.2	L	4	2	1	1	1	0	0	0	0	0	0	9	12	13.50	3.000								
T.J. Mathews, R (8, 1) ERA: 2.25	1.1		6	2	0	0	2	0	0	1	0	0	0	16	22	0.00	1.500								

Pittsburgh Pirates @ St. Louis Cardinals
 Busch Stadium, St. Louis, MO
 Wed May 21 1997, 3:33 AM CDT
 Att: 34,738 - Sunny - 64 F


AB 30
 R 3
 H 6
 RBI 2
 BB 5
 SO 12
 LOB 13



Batter	1	2	3	4	5	6	7	8	9	AB	R	H	RBI	BB	SO	LOB	BOTTOM								
Delino DeShields, L (1,4) OBP: 0.303, SLG: 0.397	1-2 G3		1-0 G3-1		0-0 G3-1		1-0 F9			4	0	0	0	0	0	0									
Ron Gant, R (1,7) OBP: 0.299, SLG: 0.438	2-3 K		0-1 G5-3		0-1 G6-3		2-3 K			4	0	0	0	0	2	0									
Micah Franklin, S (1,9) OBP: 0.476, SLG: 0.737	0-2 1B		1-1 1B		1-1 1B		1-3 K			4	0	3	0	0	1	0									
Ray Lankford, L (1,8) OBP: 0.473, SLG: 0.726	3-2 G4-3		1-0 F7		2-3 K		3-2 G6-3			4	0	0	0	0	1	3									
Gary Gaetti, R (1,5) OBP: 0.287, SLG: 0.365		2-3 K		0-0 E 1B G1-2-3 1B		0-0 G4-3		0-2 2B		4	0	2	0	0	1	0									
John Mabry, L (1,3) OBP: 0.322, SLG: 0.314		2-2 F7		2-1 G1-2-3 E 1B		0-1 FC5-4 1B		0-3 K		4	0	2	0	0	1	1									
Mike DiFelice, R (1,2) OBP: 0.254, SLG: 0.304 Tom Lampkin, L (9, 2) OBP: 0.253, SLG: 0.304		1-0 1B 2B		0-0 E1 G1-2-3 1B		0-0 F7		2-3 K		3	1	1	0	0	0	3									
Royce Clayton, R (1,6) OBP: 0.303, SLG: 0.433		2-2 2B 1B		1-2 G1-2-3 1B		1-2 FC5-4 1B		1-2 G3		4	1	1	1	0	0	4									
Alan Benes, R (1, 1) OBP: 0.136, SLG: 0.182 Mike Gulan, R (7, PH) OBP: 0.253, SLG: 0.304 T.J. Mathews, R (8, 1) OBP: 0.285, SLG: 0.379 Willie McGee, S (9, PH) OBP: 0.333, SLG: 0.459		0-0 2B 1B		0-0 K		2-3 K		1-3 K		2	0	1	1	0	1	2									
Inning Stats	R: 0 E: 0 K: 1 S: 15	H: 1 LOB: 1 BB: 0 P: 21	R: 2 E: 0 K: 1 S: 12	H: 3 LOB: 1 BB: 0 P: 19	R: 0 E: 0 K: 0 S: 6	H: 1 LOB: 0 BB: 0 P: 9	R: 0 E: 0 K: 1 S: 11	H: 2 LOB: 2 BB: 0 P: 16	R: 0 E: 0 K: 1 S: 8	H: 1 LOB: 1 BB: 0 P: 11	R: 0 E: 0 K: 0 S: 9	H: 0 LOB: 0 BB: 0 P: 10	R: 0 E: 0 K: 2 S: 7	H: 0 LOB: 0 BB: 0 P: 12	R: 0 E: 0 K: 2 S: 13	H: 1 LOB: 1 BB: 0 P: 17	R: 0 E: 0 K: 2 S: 7	H: 0 LOB: 0 BB: 0 P: 10	1B: 7 2B: 3 3B: 0 HR: 0	SF: 0 SAC: 0 DP: 1 HBP: 0	WP: 0 PB: 0 SB: 0 CS: 0	PA: 36			
PITCHER	IP	WLS	BF	H	R	ER	SO	BB	IBB	HBP	BLK	WP	HR	S	P	ERA	WHIP								
67 Francisco Cordova, R (1, 1) ERA: 1.62	6.0		26	9	2	2	4	0	0	0	0	0	0	61	86	3.00	1.500								
Matt Ruebel, L (7, 1) ERA: 7.07	2.0	W	7	1	0	0	4	0	0	0	0	0	0	20	29	0.00	0.500								
Rich Loiselle, R (9, 1) ERA: 4.03	1.0	S	3	0	0	0	2	0	0	0	0	0	0	7	10	0.00	0.000								

Pittsburgh Pirates @ St. Louis Cardinals
 Busch Stadium, St. Louis, MO
 Wed May 21 1997, 3:33 AM CDT
 Att: 34,738 - Sunny - 64 F

AB 36
 R 2
 H 10
 RBI 2
 BB 0
 SO 10
 LOB 13



Batter	1	2	3	4	5	6	7	8	9	AB	R	H	RBI	BB	SO	LOB	TOP		
Royce Clayton, R (1, 6) OBP: 0.296, SLG: 0.423	G6-3		G1-3			K			L8	4	0	0	0	0	1	1			
Delino DeShields, L (1, 4) OBP: 0.302, SLG: 0.393	L6					B5-3			G1	4	0	1	0	0	0	0			
Willie McGee, S (1, 9) OBP: 0.318, SLG: 0.436	K					G6-3			K	4	0	0	0	0	2	1			
Ray Lankford, L (1, 8) OBP: 0.470, SLG: 0.711		F8							G1-3	2	0	0	0	1	0	0			
Ron Gant, R (1, 7) OBP: 0.299, SLG: 0.432	P6								G6-3	2	0	0	0	1	0	0			
Gary Gaetti, R (1, 5) OBP: 0.281, SLG: 0.357	G6-3								F9	3	0	0	0	0	0	2			
John Mabry, L (1, 3) OBP: 0.323, SLG: 0.314									K	3	0	1	0	0	1	0			
Tom Lampkin, L (1, 2) OBP: 0.248, SLG: 0.298									G5-3	2	0	0	0	0	0	1			
Danny Sheaffer, R (8, PH) OBP: 0.297, SLG: 0.265			G4-6-3							1	0	0	0	0	0	0			
Matt Morris, R (1, 1) OBP: 0.294, SLG: 0.250									K	2	0	0	0	1	1	0			
Inning Stats	R: 0 H: 0 E: 0 K: 1 S: 7	H: 0 LOB: 0 BB: 0 P: 12	R: 0 H: 0 E: 0 K: 0 S: 7	H: 0 LOB: 0 BB: 0 P: 11	R: 0 H: 1 E: 0 K: 0 S: 7	H: 1 LOB: 1 BB: 1 P: 13	R: 0 H: 1 E: 0 K: 0 S: 14	H: 1 LOB: 2 BB: 2 P: 27	R: 0 H: 0 E: 0 K: 1 S: 10	H: 0 LOB: 0 BB: 0 P: 15	R: 0 H: 0 E: 0 K: 1 S: 8	H: 0 LOB: 0 BB: 0 P: 12	R: 0 H: 0 E: 0 K: 2 S: 10	H: 0 LOB: 0 BB: 0 P: 15	R: 0 H: 0 E: 0 K: 1 S: 10	H: 0 LOB: 0 BB: 0 P: 13	1B: 2 2B: 1 3B: 0 HR: 0	SF: 0 SAC: 0 DP: 2 HBP: 0	WP: 0 PA: 30 PB: 0 SB: 0 CS: 0
PITCHER Shawn Estes, L (1, 1) ERA: 2.75	IP: 9.0 WLS: W BF: 30 H: 2 R: 0 ER: 0 SO: 5 BB: 3 IBB: 0 HBP: 0 BLK: 0 WP: 0 HR: 0 S: 80 P: 127 ERA: 0.00 WHIP: 0.556															PITCHER			

St. Louis Cardinals @ San Francisco Giants
 3Com Park at Candlestick Point, San Francisco, CA
 Fri May 23 1997, 10:05 PM EDT
 Att: 17,661 - Cloudy - 60 F

AB	27
R	0
H	2
RBI	0
BB	3
SO	5
LOB	5



Batter	1	2	3	4	5	6	7	8	9	AB	R	H	RBI	BB	SO	LOB	BOTTOM		
Stan Javier, S (1, 8) OBP: 0.325, SLG: 0.288	G4-3					L7				3	1	1	0	0	0	0			
Jose Vizcaino, S (1, 6) OBP: 0.351, SLG: 0.333	F8									3	1	2	1	1	0	0			
Glenallen Hill, R (1, 9) OBP: 0.273, SLG: 0.425	G5-3									3	0	1	0	1	1	1			
Marvin Benard, L (9, 9) OBP: 0.429, SLG: 0.361										0	0	0	0	0	0	0			
Barry Bonds, L (1, 7) OBP: 0.435, SLG: 0.460										4	0	0	1	0	2	5			
Jeff Kent, R (1, 4) OBP: 0.337, SLG: 0.554	G5-3									3	0	0	0	0	1	1			
J.T. Snow, L (1, 3) OBP: 0.403, SLG: 0.393	L4									3	0	1	0	0	0	0			
Mark Lewis, R (1, 5) OBP: 0.327, SLG: 0.456										3	0	0	0	0	1	1			
Rick Wilkins, L (1, 2) OBP: 0.234, SLG: 0.304										3	0	0	0	0	2	0			
Shawn Estes, R (1, 1) ERA: 2.88										3	0	0	0	0	0	0			
Inning Stats	R: 0 H: 0 E: 0 K: 0 S: 10	H: 0 LOB: 0 BB: 0 P: 16	R: 0 H: 0 E: 0 K: 1 S: 7	H: 0 LOB: 0 BB: 0 P: 11	R: 0 H: 0 E: 0 K: 0 S: 4	H: 0 LOB: 0 BB: 0 P: 6	R: 1 H: 1 E: 0 K: 0 S: 7	H: 1 LOB: 1 BB: 1 P: 14	R: 0 H: 1 E: 0 K: 1 S: 9	H: 1 LOB: 0 BB: 0 P: 10	R: 1 H: 2 E: 0 K: 1 S: 14	H: 2 LOB: 1 BB: 0 P: 22	R: 0 H: 0 E: 0 K: 2 S: 9	H: 0 LOB: 0 BB: 0 P: 12	R: 0 H: 1 E: 0 K: 2 S: 14	H: 1 LOB: 3 BB: 1 P: 25	1B: 4 2B: 1 3B: 0 HR: 0	SF: 0 SAC: 0 DP: 1 HBP: 1	WP: 0 PA: 31 PB: 1 SB: 1 CS: 0
PITCHER Matt Morris, R (1, 1) ERA: 2.88	IP: 8.0 WLS: L BF: 31 H: 5 R: 2 ER: 1 SO: 7 BB: 2 IBB: 0 HBP: 1 BLK: 0 WP: 0 HR: 0 S: 74 P: 116 ERA: 1.12 WHIP: 0.875															PITCHER			

St. Louis Cardinals @ San Francisco Giants
 3Com Park at Candlestick Point, San Francisco, CA
 Fri May 23 1997, 10:05 PM EDT
 Att: 17,661 - Cloudy - 60 F

AB	28
R	2
H	5
RBI	2
BB	2
SO	7
LOB	8



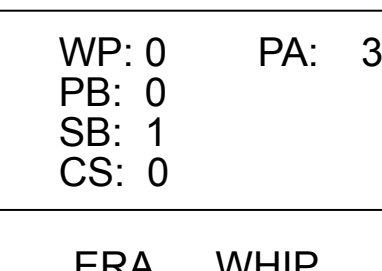
Batter	1	2	3	4	5	6	7	8	9	AB	R	H	RBI	BB	SO	LOB	TOP				
Delino DeShields, L OBP: 0.311, SLG: 0.403 Mike Gallego, R OBP: 0.118, SLG: 0.118	G1-3		E	G4-3			2B	2B		4	3	2	0	1	0	2	St. Louis Cardinals @ San Francisco Giants 3Com Park at Candlestick Point, San Francisco, CA Sat May 24 1997, 6:33 AM EDT Att: 18,303 - Sunny - 68 F				
Ron Gant, R OBP: 0.314, SLG: 0.451 Mark Petkovsek, R OBP: 0.167, SLG: 0.167 Dennis Eckersley, R	1B		E8 SF8				2B	SF7		5	2	4	1	0	1	0					
Ray Lankford, L OBP: 0.458, SLG: 0.710	F7		SF8				SF8	SF7		3	1	1	4	0	1	1					
Micah Franklin, S OBP: 0.385, SLG: 0.583	P8		F9				P6	G6-3		5	0	0	0	0	0	4					
Gary Gaetti, R OBP: 0.278, SLG: 0.346				G5-3			G1-3			4	0	0	0	1	1	0					
John Mabry, L OBP: 0.319, SLG: 0.313	G6-3			1B			G4-3	SF8		4	1	1	1	0	1	0					
Mike DiFelice, R OBP: 0.310, SLG: 0.392	G6-3			SH1-4			1B			5	0	4	1	0	0	0					
Royce Clayton, R OBP: 0.295, SLG: 0.419 Danny Sheaffer, R			P3				K	K		4	0	1	0	0	2	3					
Andy Benes, R OBP: 0.231, SLG: 0.231 Mark Sweeney, L			2B	SH1-4			1B	F9		2	2	2	1	0	0	0					
Inning Stats	R: 0 E: 0 K: 0 S: 11	H: 1 LOB: 1 BB: 0 P: 13	R: 0 E: 0 K: 1 S: 8	H: 0 LOB: 0 BB: 0 P: 11	R: 3 E: 1 K: 0 S: 12	H: 3 LOB: 0 BB: 0 P: 18	R: 1 E: 0 K: 0 S: 8	H: 3 LOB: 2 BB: 0 P: 12	R: 0 E: 0 K: 1 S: 9	H: 1 LOB: 1 BB: 0 P: 13	R: 4 E: 0 K: 1 S: 19	H: 5 LOB: 2 BB: 1 P: 33	R: 1 E: 0 K: 1 S: 9	H: 1 LOB: 1 BB: 0 P: 18	R: 0 E: 0 K: 1 S: 8	H: 1 LOB: 1 BB: 0 P: 10		1B: 11 2B: 3 3B: 1 HR: 0	SF: 3 SAC: 1 DP: 0 HBP: 0	WP: 0 PB: 0 SB: 0 CS: 0	PA: 44
PITCHER	IP	WLS	BF	H	R	ER	SO	BB	IBB	HBP	BLK	WP	HR	S	P	ERA	WHIP				
Joe Roa, R ERA: 5.06	4.0	L	19	7	4	3	1	0	0	0	0	0	0	39	54	6.75	1.750				
Rene Arocha, R ERA: 18.0	2.0		10	4	3	3	3	0	0	0	0	0	0	24	37	13.50	2.000				
Jim Poole, L ERA: 7.16	0.2		4	1	0	0	0	0	1	0	0	0	0	5	11	0.00	1.500				
Julian Tavarez, R ERA: 8.06	1.1		7	2	2	2	1	1	0	0	0	0	0	15	27	13.50	2.250				
Rod Beck, R ERA: 3.66	1.0		4	1	0	0	1	0	0	0	0	0	0	8	10	0.00	1.000				

AB 38
R 9
H 15
RBI 8
BB 2
SO 6
LOB 11



Batter	1	2	3	4	5	6	7	8	9	AB	R	H	RBI	BB	SO	LOB	BOTTOM				
Stan Javier, S OBP: 0.318, SLG: 0.282	G6-3		K		G4-3		K		FC6	5	1	1	0	0	2	3	St. Louis Cardinals @ San Francisco Giants 3Com Park at Candlestick Point, San Francisco, CA Sat May 24 1997, 6:33 AM EDT Att: 18,303 - Sunny - 68 F				
Jose Vizcaino, S OBP: 0.351, SLG: 0.340	SH1-3		L7		K			1B		3	1	1	0	0	1	0					
Glenallen Hill, R OBP: 0.272, SLG: 0.421	G6-3		K				K	G6-4-3		4	0	1	0	0	2	1					
Barry Bonds, L OBP: 0.437, SLG: 0.457	1B		S		L9			G6-4-3		3	1	1	0	1	0	1					
J.T. Snow, L OBP: 0.402, SLG: 0.392 Julian Tavarez, L	1B		K				K	1B		3	0	1	1	0	2	1					
Marvin Benard, L OBP: 0.442, SLG: 0.378 Rod Beck, R	1B		K					1B		0	0	0	0	0	0	0					
Mark Lewis, R OBP: 0.333, SLG: 0.457	1B		G6-3		G6-3		BB	L4		4	0	2	1	0	0	1					
Bill Mueller, S OBP: 0.344, SLG: 0.327	G3		K		K		BB	G6-3		3	0	0	0	1	1	2					
Rick Wilkins, L OBP: 0.226, SLG: 0.292			F9		K2-3		K	K		4	0	0	0	0	3	2					
Joe Roa, R OBP: 0.333, SLG: 0.333 Rene Arocha, R Jim Poole, L Jeff Kent, R	P3				K		K	FC6		1	0	0	0	0	0	0					
Inning Stats	R: 2 E: 0 K: 0 S: 12	H: 3 LOB: 2 BB: 1 P: 24	R: 0 E: 0 K: 1 S: 7	H: 0 LOB: 0 BB: 0 P: 7	R: 0 E: 0 K: 2 S: 12	H: 1 LOB: 1 BB: 0 P: 18	R: 0 E: 0 K: 2 S: 9	H: 0 LOB: 0 BB: 0 P: 16	R: 0 E: 0 K: 2 S: 8	H: 0 LOB: 0 BB: 0 P: 11	R: 0 E: 0 K: 3 S: 13	H: 1 LOB: 2 BB: 1 P: 20	R: 1 E: 0 K: 0 S: 9	H: 3 LOB: 1 BB: 0 P: 15	R: 0 E: 0 K: 1 S: 11	H: 1 LOB: 1 BB: 0 P: 14	1B: 8 2B: 1 3B: 0 HR: 0	SF: 0 SAC: 1 DP: 1 HBP: 0	WP: 0 PB: 0 SB: 1 CS: 0	PA: 37	
PITCHER	IP	WLS	BF	H	R	ER	SO	BB	IBB	HBP	BLK	WP	HR	S	P	ERA	WHIP				
Andy Benes, R ERA: 2.93	7.0	W	28	5	2	2	12	2	0	0	0	0	0	69	110	2.57	1.000				
Mark Petkovsek, R ERA: 1.71	1.0		5	3	1	1	0	0	0	0	0	0	0	9	15	9.00	3.000				
Dennis Eckersley, R ERA: 0.56	1.0		4	1	0	0	1	0	0	0	0	0	0	11	14	0.00	1.000				

AB 34
R 3
H 9
RBI 2
BB 2
SO 13
LOB 13



Batter	1	2	3	4	5	6	7	8	9	AB	R	H	RBI	BB	SO	LOB	TOP										
Delino DeShields, L OBP: 0.329, SLG: 0.435	G3-1	1-0 HR		3-1 CS		1-1 G3		2-2 G4-3		5	1	2	1	0	0	1											
Ron Gant, R OBP: 0.319, SLG: 0.466	P3	1-0 HR		4-2 1B		1-0 2B		1-1 F8		4	2	2	3	1	0	1											
Ray Lankford, L OBP: 0.462, SLG: 0.682	FC4-6 BB	4-2 BB		1-2 1B		1-3 K			0-3 K	3	0	1	1	2	2	1											
Willie McGee, S OBP: 0.319, SLG: 0.430	FC4-6	2-0 K		2-3 K		0-0 G3			0-0 L3	5	0	0	0	0	2	4											
John Mabry, L OBP: 0.324, SLG: 0.314		3-2 1B		1-1 F8			1-1 G4-6-3 1B		0-0 G4-3	5	1	2	0	0	0	1											
Gary Gaetti, R OBP: 0.291, SLG: 0.380		1-1 1B		3-2 FC6-2 1B		0-1 HR				4	1	3	1	0	0	1											
Tom Lampkin, L OBP: 0.264, SLG: 0.314		1-1 1B		2-1 FC6-2 2B		2-2 G3-1				4	0	1	0	0	0	2											
Royce Clayton, R OBP: 0.299, SLG: 0.422		1-0 1B		0-0 FC6-2		0-0 G6-3				4	1	2	1	0	0	2											
Danny Jackson, R OBP: 0.200, SLG: 0.200		3-1 1B		2-3 K		1-1 G5-3				2	1	1	0	0	1	2											
Mark Petkovsek, R OBP: 0.125, SLG: 0.125		1-1 HR		1-2 K						2	0	0	0	0	0	1											
Inning Stats	R: 0 E: 0 K: 0 S: 5	H: 0 LOB: 1 BB: 1 P: 12	R: 5 E: 0 K: 1 S: 20	H: 6 LOB: 1 BB: 1 P: 36	R: 0 E: 0 K: 1 S: 11	H: 2 LOB: 2 BB: 0 P: 17	R: 1 E: 0 K: 1 S: 12	H: 2 LOB: 1 BB: 0 P: 23	R: 1 E: 0 K: 0 S: 9	H: 1 LOB: 0 BB: 0 P: 12	R: 0 E: 0 K: 1 S: 8	H: 1 LOB: 1 BB: 0 P: 11	R: 0 E: 0 K: 0 S: 5	H: 1 LOB: 1 BB: 0 P: 8	R: 0 E: 0 K: 0 S: 8	H: 0 LOB: 0 BB: 0 P: 13	R: 0 E: 0 K: 1 S: 5	H: 0 LOB: 0 BB: 0 P: 5	1B: 8 2B: 4 3B: 0 HR: 2	SF: 0 SAC: 0 DP: 2 HBP: 0	WP: 0 PB: 0 SB: 5 CS: 1	PA: 41					
PITCHER	IP	WLS	BF	H	R	ER	SO	BB	IBB	HBP	BLK	WP	HR	S	P	ERA	WHIP										
Kevin Ritz, R ERA: 5.62	4.0		23	10	6	6	3	3	0	0	0	0	1	48	88	13.50	3.250										
Darren Holmes, R ERA: 2.77	3.0		11	3	1	1	1	0	0	0	0	0	1	22	31	3.00	1.000										
Mike DeJean, R ERA: 3.18	1.0	W	4	1	0	0	0	0	0	0	0	0	0	8	13	0.00	1.000										
Steve Reed, R ERA: 5.03	1.0	S	3	0	0	0	1	0	0	0	0	0	0	5	5	0.00	0.000										

St. Louis Cardinals @ Colorado Rockies
Coors Field, Denver, CO
Mon May 26 1997, 3:33 AM MDT
Att: 48,043 - Cloudy - 55 F

AB	38
R	7
H	14
RBI	7
BB	3
SO	5
LOB	16



Batter	1	2	3	4	5	6	7	8	9	AB	R	H	RBI	BB	SO	LOB	BOTTOM										
Eric Young Sr., R OBP: 0.409, SLG: 0.458	P5		3-1 G5-4-3	0-2 G6-3			0-1 G6-3			4	0	0	0	0	0	2											
Ellis Burks, R OBP: 0.323, SLG: 0.524		2-2 1B		2-3 1B			1-0 F8			4	1	2	0	0	0	1											
Larry Walker, L OBP: 0.481, SLG: 0.747		0-0 F8		3-2 2B	3-2 G5-3			0-0 L9		4	1	1	0	0	0	1											
Dante Bichette, R OBP: 0.342, SLG: 0.444		1-3 K		0-0 P6	0-0 1B		1-0 HR			4	1	2	0	0	1	3											
Steve Reed, R										0	0	0	0	0	0	0											
Andres Galarraga, R OBP: 0.407, SLG: 0.575		0-0 G6-3		3-1 2B	1-0 G4-3		3-1 HR			4	2	2	4	0	0	0											
Vinny Castilla, R OBP: 0.352, SLG: 0.526		0-0 G6-3		1-0 1B	0-0 G5-3		0-0 HR			4	2	2	2	0	0	0											
Kirt Manwaring, R OBP: 0.322, SLG: 0.339		1-2 G6-3		0-0 HR	2-1 1B		3-2 G5-3			4	1	1	1	0	0	0											
Walt Weiss, S OBP: 0.364, SLG: 0.400				1-1 FC1-6 1B	1-0 HR		3-2 G4-3			4	1	2	2	0	0	0											
Kevin Ritz, R OBP: 0.154, SLG: 0.043				0-1 FC1-6	2-1 G6-3		1-0 G1-3			1	0	0	0	0	0	1											
Jason Bates, S OBP: 0.338, SLG: 0.414										1	0	1	0	0	0	0											
Darren Holmes, R OBP: 0.143, SLG: 0.143										0	0	0	0	0	0	0											
Quinton McCracken, S OBP: 0.190, SLG: 0.190										0	0	0	0	0	0	0											
Mike DeJean, R OBP: 0.190, SLG: 0.200										0	0	0	0	0	0	0											
Harvey Pulliam, R										0	0	0	0	0	0	0											
Inning Stats	R: 0 E: 0 K: 1 S: 12	H: 1 LOB: 0 BB: 0 P: 18	R: 0 E: 0 K: 0 S: 5	H: 0 LOB: 0 BB: 0 P: 6	R: 0 E: 0 K: 0 S: 6	H: 1 LOB: 0 BB: 0 P: 10	R: 6 E: 0 K: 0 S: 21	H: 7 LOB: 1 BB: 0 P: 34	R: 0 E: 0 K: 0 S: 9	H: 1 LOB: 0 BB: 0 P: 9	R: 0 E: 0 K: 0 S: 9	H: 0 LOB: 0 BB: 0 P: 15	R: 0 E: 0 K: 0 S: 4	H: 0 LOB: 0 BB: 0 P: 6	R: 3 E: 0 K: 0 S: 7	H: 3 LOB: 0 BB: 0 P: 11	R: 0 E: 0 K: 0 S: 7	H: 0 LOB: 0 BB: 0 P: 11	1B: 6 2B: 4 3B: 0 HR: 3	SF: 0 SAC: 0 DP: 1 HBP: 0	WP: 0 PB: 0 SB: 0 CS: 0	PA: 35					
PITCHER	IP	WLS	BF	H	R	ER	SO	BB	IBB	HBP	BLK	WP	HR	S	P	ERA	WHIP										
Danny Jackson, L ERA: 6.52	3.1		18	9	6	6	1	0	0	0	0	0	1	37	58	16.20	2.700										
Mark Petkovsek, R ERA: 2.23	4.2	L	17	4	3	3	0	0	0	0	0	0	2	32	51	5.79	0.857										

St. Louis Cardinals @ Colorado Rockies
Coors Field, Denver, CO
Mon May 26 1997, 3:33 AM MDT
Att: 48,043 - Cloudy - 55 F

AB	35
R	9
H	13
RBI	9
BB	0
SO	1
LOB	8



Batter	1	2	3	4	5	6	7	8	9	AB	R	H	RBI	BB	SO	LOB	TOP										
Delino DeShields, L OBP: 0.333, SLG: 0.433	4-1 HR BB	1-0 2H 1B		0-0 SH5-3 1-2		0-3 K		3-3 K		3	1	1	1	1	2	2											
Ron Gant, R OBP: 0.316, SLG: 0.455	2-1 P3	2-2 G5-3		0-0 G6-3 2-3			1-0 G5-3		4-2 BB	4	0	0	0	1	0	3											
Ray Lankford, L OBP: 0.459, SLG: 0.696	1-0 HR		1-3 K	3-3 K			3-2 1B 1B	0-0 F8		5	2	2	2	0	2	3											
Micah Franklin, S OBP: 0.355, SLG: 0.517 T.J. Mathews, R OBP: 0.316, SLG: 0.455	1-0 F8		1-3 K		1-3 K		1-1 1B 1B		2-1 P5	4	1	1	0	0	2	0											
Tony Fossas, L OBP: 0.316, SLG: 0.455 Willie McGee, S OBP: 0.316, SLG: 0.425 Dennis Eckersley, R OBP: 0.316, SLG: 0.455										0	0	0	0	0	0	0											
John Mabry, L OBP: 0.326, SLG: 0.316	2-2 1B		0-3 K		0-0 G6-3		0-1 1B 1B		1-0 G4-3	5	0	2	1	0	1	0											
Gary Gaetti, R OBP: 0.301, SLG: 0.383	1-3 K			0-1 1B 2B	1-1 P5		0-1 1B 1B		4-1 FC6-4 BB	4	1	2	1	1	1	1											
Mike DiFelice, R OBP: 0.302, SLG: 0.375		2-0 F9		1-1 2B 1B		1-2 G6-3	0-1 G4-6-3		1-1 FC6-4	5	1	1	0	0	0	3											
Royce Clayton, R OBP: 0.302, SLG: 0.426		2-1 G6-3		0-0 1B 2B		0-0 G5-3		4-0 S BB		3	1	1	1	1	0	0											
Alan Benes, R OBP: 0.240, SLG: 0.320 Mark Sweeney, L OBP: 0.321, SLG: 0.205		3-2 1B 2B		2-1 G6-3 SH5-3 2H 3H		0-1 1B		0-1 F8		3	1	3	2	0	0	0											
Inning Stats	R: 2 E: 0 K: 1 S: 15	H: 2 LOB: 1 BB: 1 P: 26	R: 1 E: 0 K: 0 S: 10	H: 2 LOB: 1 BB: 0 P: 20	R: 0 E: 0 K: 3 S: 9	H: 0 LOB: 0 BB: 0 P: 11	R: 3 E: 0 K: 1 S: 12	H: 4 LOB: 1 BB: 0 P: 18	R: 0 E: 0 K: 1 S: 6	H: 1 LOB: 1 BB: 0 P: 10	R: 2 E: 0 K: 0 S: 16	H: 4 LOB: 1 BB: 0 P: 20	R: 0 E: 0 K: 1 S: 10	H: 0 LOB: 1 BB: 1 P: 20	R: 0 E: 0 K: 0 S: 6	H: 0 LOB: 1 BB: 1 P: 14	1B: 10 2B: 2 3B: 0 HR: 1	SF: 0 SAC: 1 DP: 1 HBP: 0	WP: 0 PB: 0 SB: 2 CS: 0	PA: 43							
PITCHER	IP	WLS	BF	H	R	ER	SO	BB	IBB	HBP	BLK	WP	HR	S	P	ERA	WHIP										
John Thomson, R ERA: 5.56	4.0	L	21	8	6	6	5	1	0	0	0	0	1	46	75	13.50	2.250										
Curt Leskanic, R ERA: 9.82	1.0		3	0	0	0	1	0	0	0	0	0	0	6	8	0.00	0.000										
Jerry Dipoto, R ERA: 7.66	2.0		10	5	2	2	1	0	0	0	0	0	0	25	30	9.00	2.500										
Jeff McCurry, R ERA: 2.81	2.0		9	0	0	0	1	3	0	0	0	0	0	16	34	0.00	1.500										

St. Louis Cardinals @ Colorado Rockies
Coors Field, Denver, CO
Tue May 27 1997, 3:33 AM MDT
Att: 50,010 - Sunny - 60 F

AB	38
R	8
H	13
RBI	8
BB	4
SO	8
LOB	13



Batter	1	2	3	4	5	6	7	8	9	AB	R	H	RBI	BB	SO	LOB	BOTTOM										
Eric Young Sr., R OBP: 0.404, SLG: 0.452	0-1 G4-3		0-0 F9	2-2 1B 1B		1-1 G4-3		2-3 K		5	1	1	1	0	1	1											
Quinton McCracken, S OBP: 0.383, SLG: 0.421	2-1 G4-3		1-3 K	0-0 1B S 1B		1-2 3B 1B		1-3 K		5	1	2	2	0	2	1											
Larry Walker, L OBP: 0.488, SLG: 0.758	3-2 E8 1B		0-0 1B	1-2 1B BB		0-0 1B 3B		2-2 F7		4	0	3	1	1	0	0											
Dante Bichette, R OBP: 0.339, SLG: 0.438	2-3 K		0-0 P6	0-0 1B 1B		1-0 FC6-2-5-4			0-1 G6-3	5	0	1	1	0	1	4											
Andres Galarraga, R OBP: 0.412, SLG: 0.575		1-2 G5-3 1B					0-1 1B 1B		2-1 F7	5	2	3	0	0	0	3											
Vinny Castilla, R OBP: 0.354, SLG: 0.523		0-2 G5-3		0-0 F8	1-1 1B		0-1 1B 1B		0-2 F8	5	0	2	0	0	0	2											
Jeff Reed, L OBP: 0.376, SLG: 0.506		2-1 P6		1-3 K	2-3 K		0-1 P6			4	0	0	0	0	2	5											
Walt Weiss, S OBP: 0.367, SLG: 0.403		1-1 F7		1-0 1B 1B	2-3 K		2-1 1B 1B			4	1	2	1	0	1	2											
John Thomson, R ERA: 3.01 Jason Bates, S OBP: 0.348, SLG: 0.414 Curt Leskanic, R ERA: 9.82 John Vander Wal, L OBP: 0.256, SLG: 0.147 Jerry Dipoto, R ERA: 7.66 Ellis Burks, R OBP: 0.321, SLG: 0.205 Jeff McCurry, R ERA: 2.81			1-2 E4 1B	4-0 1B 1B	2-2 G4-3		1-0 G5-4-3 1B			1	0	0	0	0	0	0											
Inning Stats	R: 0 E: 1 K: 1 S: 10	H: 1 LOB: 1 BB: 0 P: 17	R: 0 E: 0 K: 0 S: 11	H: 1 LOB: 0 BB: 0 P: 15	R: 0 E: 1 K: 1 S: 9	H: 1 LOB: 2 BB: 0 P: 11	R: 4 E: 0 K: 1 S: 17	H: 5 LOB: 3 BB: 2 P: 33	R: 0 E: 0 K: 2 S: 13	H: 1 LOB: 1 BB: 0 P: 19	R: 1 E: 0 K: 0 S: 8	H: 2 LOB: 0 BB: 0 P: 11	R: 1 E: 0 K: 0 S: 9	H: 3 LOB: 1 BB: 0 P: 12	R: 0 E: 0 K: 2 S: 12	H: 0 LOB: 0 BB: 0 P: 17	R: 0 E: 0 K: 0 S: 11	H: 0 LOB: 0 BB: 0 P: 13	1B: 13 2B: 1 3B: 1 HR: 0	SF: 0 SAC: 0 DP: 2 HBP: 0	WP: 0 PB: 0 SB: 1 CS: 0	PA: 42					
PITCHER	IP	WLS	BF	H	R	ER	SO	BB	IBB	HBP	BLK	WP	HR	S	P	ERA	WHIP										
Alan Benes, R ERA: 3.01	6.0	W	31	11	5	5	5	2	0	0	0	0	0	16	22	5.40	1.800										
T.J. Mathews, R ERA: 2.41	1.2		7	3	1	1	2	0	0	0	0	0	0	5	7	0.00	0.000										
Tony Fossas, L ERA: 2.7	0.1		1	0	0	0	0	0	0	0	0	0	0	11	13	0.00	0.000										
Dennis Eckersley, R ERA: 3.29	1.0	S	3	0	0	0	0	0	0	0	0	0	0	11	13	0.00	0.000										

St. Louis Cardinals @ Colorado Rockies
Coors Field, Denver, CO
Tue May 27 1997, 3:33 AM MDT
Att: 50,010 - Sunny - 60 F

AB	40
R	6
H	14
RBI	6
BB	2
SO	7
LOB	21



Batter	1	2	3	4	5	6	7	8	9	AB	R	H	RBI	BB	SO	LOB	TOP										
Wilton Guerrero, S (1.4) OBP: 0.302, SLG: 0.417			B5-3					G1-3		4	0	1	0	0	1	0	Los Angeles Dodgers @ St. Louis Cardinals Busch Stadium, St. Louis, MO Sat May 31 1997, 3:33 AM CDT Att: 46,798 - Cloudy - 73 F										
Eric Anthony, L (1.7) OBP: 0.404, SLG: 0.610	G6-3		K			G3			HR	4	1	1	1	0	1	1											
Raul Mondesi, R (1.9) OBP: 0.323, SLG: 0.498	K			P6		L6			K	4	0	0	0	0	2	0											
Mike Piazza, R (1.2) OBP: 0.408, SLG: 0.503		P4		WP				G6-3		4	0	2	0	0	0	0											
Eric Karros, R (1.3) OBP: 0.320, SLG: 0.376	F9			F9				K		4	0	0	0	0	1	2											
Todd Zeile, R (1.5) OBP: 0.332, SLG: 0.417		HR		K						3	1	1	0	1	1	2											
Todd Hollandsworth, L (1.8) OBP: 0.265, SLG: 0.333		HR				CS		K		2	1	1	2	1	1	1											
Greg Gagne, R (1.6) OBP: 0.292, SLG: 0.364				G4-3				F8		3	0	0	0	0	1	1											
Ismael Valdez, R (1.1)			G6-3							2	0	0	0	0	1	1											
Antonio Osuna, R (6.1)										0	0	0	0	0	0	0											
Roger Cedeno, S (8. PH) OBP: 0.194, SLG: 0.179										1	0	0	0	0	1	0											
Todd Worrell, R (8.1)										0	0	0	0	0	0	0											
Inning Stats	R: 0 E: 0 K: 2 S: 8	H: 0 LOB: 0 BB: 0 P: 10	R: 2 E: 0 K: 1 S: 12	H: 2 LOB: 0 BB: 0 P: 17	R: 0 E: 0 K: 1 S: 7	H: 0 LOB: 0 BB: 0 P: 9	R: 0 E: 0 K: 1 S: 8	H: 1 LOB: 1 BB: 0 P: 12	R: 0 E: 0 K: 1 S: 7	H: 0 LOB: 1 BB: 1 P: 13	R: 0 E: 0 K: 2 S: 9	H: 0 LOB: 1 BB: 1 P: 14	R: 0 E: 0 K: 1 S: 6	H: 0 LOB: 0 BB: 0 P: 9	R: 1 E: 0 K: 1 S: 14	H: 2 LOB: 1 BB: 0 P: 17	1B: 3 2B: 2 3B: 0 HR: 2	SF: 0 SAC: 0 DP: 1 HBP: 0	WP: 1 PB: 0 SB: 0 CS: 1	PA: 33							
PITCHER	IP	WLS	BF	H	R	ER	SO	BB	IBB	HBP	BLK	WP	HR	S	P	ERA	WHIP										
Todd Stottlemyre, R (1.1) ERA: 3.94	8.1	W	31	6	3	3	10	2	0	0	0	1	2	73	107	3.24	0.960										
Dennis Eckersley, R (9.1) ERA: 3.52	0.2	S	2	0	0	0	0	0	0	0	0	0	0	5	7	0.00	0.000										

Batter	1	2	3	4	5	6	7	8	9	AB	R	H	RBI	BB	SO	LOB	BOTTOM										
Delino DeShields, L (1.4) OBP: 0.328, SLG: 0.417	K									4	0	1	1	0	1	0	Los Angeles Dodgers @ St. Louis Cardinals Busch Stadium, St. Louis, MO Sat May 31 1997, 3:33 AM CDT Att: 46,798 - Cloudy - 73 F										
Mark Sweeney, L (1.7) OBP: 0.345, SLG: 0.250	G4-3		F7							4	1	2	0	0	0	1											
Ray Lankford, L (1.8) OBP: 0.449, SLG: 0.667	G4-3			1B						4	1	1	0	0	1	3											
Willie McGee, S (1.9) OBP: 0.330, SLG: 0.422		F7								3	1	1	0	1	0	2											
Gary Gaetti, R (1.5) OBP: 0.297, SLG: 0.399	G5-3			FC9-6						4	1	1	2	0	0	1											
John Mabry, L (1.3) OBP: 0.353, SLG: 0.363	K									4	1	3	2	0	1	0											
Tom Lampkin, L (1.2) OBP: 0.254, SLG: 0.300			F9		G6-4-3					4	0	1	0	0	0	2											
Royce Clayton, R (1.6) OBP: 0.296, SLG: 0.413			F8							4	0	0	0	0	0	2											
Todd Stottlemyre, L (1.1) OBP: 0.345, SLG: 0.261			E7							4	1	1	0	0	1	2											
Dennis Eckersley, R (9.1)										0	0	0	0	0	0	0											
Inning Stats	R: 0 E: 0 K: 1 S: 12	H: 0 LOB: 0 BB: 0 P: 19	R: 0 E: 0 K: 1 S: 7	H: 0 LOB: 0 BB: 0 P: 10	R: 1 E: 1 K: 0 S: 16	H: 2 LOB: 1 BB: 0 P: 23	R: 1 E: 0 K: 0 S: 9	H: 3 LOB: 1 BB: 0 P: 10	R: 0 E: 0 K: 0 S: 9	H: 0 LOB: 0 BB: 0 P: 11	R: 4 E: 2 K: 0 S: 11	H: 3 LOB: 2 BB: 1 P: 18	R: 0 E: 1 K: 1 S: 15	H: 1 LOB: 2 BB: 0 P: 24	R: 0 E: 0 K: 1 S: 12	H: 2 LOB: 2 BB: 0 P: 22	1B: 6 2B: 4 3B: 0 HR: 1	SF: 0 SAC: 0 DP: 1 HBP: 0	WP: 0 PB: 0 SB: 0 CS: 0	PA: 36							
PITCHER	IP	WLS	BF	H	R	ER	SO	BB	IBB	HBP	BLK	WP	HR	S	P	ERA	WHIP										
Ismael Valdez, R (1.1) ERA: 2.73	5.1	L	24	8	6	5	2	1	0	0	0	0	0	60	85	8.44	1.688										
Antonio Osuna, R (6.1) ERA: 1.04	1.2		7	1	0	0	1	0	0	0	0	0	0	19	30	0.00	0.600										
Todd Worrell, R (8.1) ERA: 3.8	1.0		5	2	0	0	1	0	0	0	0	0	0	12	22	0.00	2.000										

Batter	1	2	3	4	5	6	7	8	9	AB	R	H	RBI	BB	SO	LOB	TOP					
Eric Young Sr. R OBP: 0.383, SLG: 0.432	G6-3	SF7-4-2		G6-3		1B	L1-3		L6	5	1	1	1	0	0	1						
Ellis Burks R OBP: 0.333, SLG: 0.546	G5-3		G1-3 HBP SF7 BB		S HR	1B				2	4	1	1	3	0	0						
Larry Walker L OBP: 0.508, SLG: 0.756	FC5-4 1B		G1-3 HBP		HR	1B	G6-3			3	2	2	1	1	0	0						
Andres Galarraga R OBP: 0.419, SLG: 0.632	FC5-4		G1-3		HR	1B		K		5	2	2	4	0	1	3						
Dante Bichette R OBP: 0.330, SLG: 0.435		P4	SF7		G1-3	G6-3				3	0	0	2	0	0	1						
Jeff McCurry R OBP: 0.333, SLG: 0.432										0	0	0	0	0	0	0						
Mike Munoz L OBP: 0.333, SLG: 0.432										0	0	0	0	0	0	0						
John Vander Wal L OBP: 0.333, SLG: 0.432										0	0	0	0	0	0	0						
Steve Reed R OBP: 0.333, SLG: 0.432										0	0	0	0	0	0	0						
Curt Leskanic R OBP: 0.333, SLG: 0.432										0	0	0	0	0	0	0						
Vinny Castilla R OBP: 0.385, SLG: 0.536	1B		IBB		HBP	BB		K		2	1	1	0	2	1	1						
Kirt Manwaring R OBP: 0.343, SLG: 0.339	SH 1B		K		K			P3		5	1	2	2	0	2	4						
Walt Weiss S OBP: 0.351, SLG: 0.380	SH 1B				K		FC4-6	F9		5	0	1	0	0	2	3						
John Burke S OBP: 0.333, SLG: 0.382	SH				K					1	0	0	0	0	1	0						
Jason Bates S OBP: 0.333, SLG: 0.382										1	0	0	0	0	0	0						
Quinton McCracken S OBP: 0.397, SLG: 0.449										2	0	1	0	0	1	0						
Inning Stats	R: 0 E: 0 K: 0 S: 11	H: 1 LOB: 1 BB: 0 P: 17	R: 2 E: 1 K: 0 S: 11	H: 3 LOB: 1 BB: 0 P: 16	R: 1 E: 0 K: 1 S: 14	H: 0 LOB: 2 BB: 0 P: 29	R: 0 E: 0 K: 2 S: 8	H: 0 LOB: 0 BB: 0 P: 12	R: 3 E: 0 K: 2 S: 11	H: 1 LOB: 1 BB: 2 P: 23	R: 4 E: 0 K: 0 S: 14	H: 4 LOB: 2 BB: 2 P: 29	R: 1 E: 0 K: 0 S: 12	H: 2 LOB: 0 BB: 0 P: 15	R: 0 E: 0 K: 2 S: 9	H: 1 LOB: 1 BB: 0 P: 10	R: 0 E: 0 K: 1 S: 7	H: 0 LOB: 0 BB: 0 P: 7	1B: 8 2B: 3 3B: 1 HR: 2	SF: 2 SAC: 1 DP: 2 HBP: 2	WP: 0 PB: 0 SB: 1 CS: 0	PA: 46
PITCHER	IP	WLS	BF	H	R	ER	SO	BB	IBB	HBP	BLK	WP	HR	S	P	ERA	WHIP					
Danny Jackson L ERA: 7.36	5.0	L	26	5	6	5	5	3	1	2	0	0	1	55	97	9.00	1.600					
Rigo Beltran L ERA: 54.0	0.1		3	1	2	2	0	1	0	0	0	0	0	3	8	54.00	6.000					
Mark Petkovsek R ERA: 2.84	1.2		10	5	3	3	0	1	0	0	0	0	1	23	36	16.20	3.600					
T.J. Mathews R ERA: 2.18	1.0		4	1	0	0	2	0	0	0	0	0	0	9	12	0.00	1.000					
Tony Fossas L ERA: 2.51	1.0		3	0	0	0	1	0	0	0	0	0	0	7	7	0.00	0.000					

Colorado Rockies @ St. Louis Cardinals
Busch Stadium, St. Louis, MO
Mon Jun 02 1997, 7:05 PM CDT
Att: 22,653 - Unknown - 73 F

AB 35
R 11
H 12
RBI 11
BB 6
SO 8
LOB 13



Batter	1	2	3	4	5	6	7	8	9	AB	R	H	RBI	BB	SO	LOB	BOTTOM					
Delino DeShields L OBP: 0.347, SLG: 0.437	K		F8		1B	HR	BB		F9	4	3	2	1	1	1	0						
Ron Gant R OBP: 0.307, SLG: 0.427	P3		K		HR	1B	FC6-4		F9	4	1	1	0	1	1	1						
Ray Lankford L OBP: 0.462, SLG: 0.690	CS 1B				HR		FC6-4		SF8	3	1	3	4	1	0	0						
Dmitri Young S OBP: 0.333, SLG: 0.382	CS	G4-3		G4-6-3	P5		FC6-4		K	3	0	0	0	0	0	1						
Rigo Beltran L ERA: 54.0										0	0	0	0	0	0	0						
Mark Petkovsek R OBP: 0.125, SLG: 0.125										0	0	0	0	0	0	0						
Willie McGee S OBP: 0.317, SLG: 0.404										2	0	0	1	0	1	2						
John Mabry L OBP: 0.359, SLG: 0.375										4	0	1	0	0	0	2						
T.J. Mathews R OBP: 0.359, SLG: 0.375										0	0	0	0	0	0	0						
Tony Fossas L OBP: 0.359, SLG: 0.375										0	0	0	0	0	0	0						
Gary Gaetti R OBP: 0.295, SLG: 0.398										4	1	2	0	0	0	0						
Tom Lampkin L OBP: 0.270, SLG: 0.297										1	0	0	0	2	0	1						
Royce Clayton R OBP: 0.299, SLG: 0.416										4	0	1	1	0	0	4						
Danny Jackson R OBP: 0.167, SLG: 0.167										1	0	0	0	0	1	0						
Mark Sweeney L OBP: 0.344, SLG: 0.278										3	1	1	0	0	0	3						
Inning Stats	R: 0 E: 0 K: 1 S: 8	H: 1 LOB: 0 BB: 0 P: 12	R: 0 E: 0 K: 0 S: 11	H: 2 LOB: 0 BB: 0 P: 19	R: 0 E: 0 K: 2 S: 10	H: 0 LOB: 0 BB: 0 P: 14	R: 0 E: 0 K: 0 S: 5	H: 1 LOB: 0 BB: 0 P: 5	R: 5 E: 0 K: 0 S: 13	H: 5 LOB: 0 BB: 0 P: 19	R: 0 E: 0 K: 0 S: 9	H: 1 LOB: 2 BB: 1 P: 16	R: 1 E: 0 K: 0 S: 5	H: 0 LOB: 3 BB: 3 P: 18	R: 0 E: 0 K: 0 S: 5	H: 0 LOB: 1 BB: 1 P: 9	R: 1 E: 0 K: 1 S: 12	H: 1 LOB: 0 BB: 0 P: 18	1B: 7 2B: 3 3B: 0 HR: 1	SF: 1 SAC: 0 DP: 3 HBP: 1	WP: 0 PB: 0 SB: 1 CS: 1	PA: 41
PITCHER	IP	WLS	BF	H	R	ER	SO	BB	IBB	HBP	BLK	WP	HR	S	P	ERA	WHIP					
John Burke R ERA: 6.33	5.0	W	22	9	5	5	3	0	0	1	0	0	0	11	30	9.00	1.800					
Jeff McCurry R ERA: 3.06	1.0		8	1	1	1	0	4	0	0	0	0	0	3	4	0.00	0.000					
Mike Munoz L ERA: 5.4	1.0		2	0	0	0	0	0	0	0	0	0	0	3	4	0.00	0.000					
Steve Reed R ERA: 4.76	1.0		4	0	0	0	0	1	0	0	0	0	0	5	9	0.00	1.000					
Curt Leskanic R ERA: 7.11	1.0		4	1	1	1	1	0	0	0	0	0	0	12	18	9.00	1.000					

Colorado Rockies @ St. Louis Cardinals
Busch Stadium, St. Louis, MO
Mon Jun 02 1997, 7:05 PM CDT
Att: 22,653 - Unknown - 73 F


AB 33
R 7
H 11
RBI 7
BB 5
SO 4
LOB 14



Batter	1	2	3	4	5	6	7	8	9	AB	R	H	RBI	BB	SO	LOB	TOP								
Eric Young Sr. R OBP: 0.384, SLG: 0.429	G5-3		S BB 1B	BB			G4-3		F9	4	0	1	0	1	0	0	Colorado Rockies @ St. Louis Cardinals Busch Stadium, St. Louis, MO Tue Jun 03 1997, 3:33 AM CDT Att: 34,038 - Cloudy - 70 F								
Ellis Burks R OBP: 0.337, SLG: 0.539	4-0		4-1	2-0			2-3			2	1	0	0	2	1	1									
Mike Munoz L OBP: 1.000, SLG: 2.000	BB 1B		1-2	BB			K			0	0	0	0	0	0	0									
Mike DeJean R OBP: 1.000, SLG: 2.000	BB 1B		1-2	BB			K			0	0	0	0	0	0	0									
Larry Walker L OBP: 0.366, SLG: 0.749	4-2		0-1				3-3			2	0	0	0	1	1	2									
Harvey Pulliam R OBP: 0.333, SLG: 0.200	1B CS BB		F7				K			1	0	0	0	0	1	0									
Andres Galarraga R OBP: 0.418, SLG: 0.627	0-0		1-3				2-1			3	0	1	1	0	1	2									
John Vander Wal L OBP: 0.279, SLG: 0.184	1-3 2H		K2-3				G5-3			1	0	1	0	0	0	0									
Dante Bichette R OBP: 0.329, SLG: 0.431	3-2		0-0				1-2			1	4	1	1	0	0	3									
Vinny Castilla R OBP: 0.383, SLG: 0.528			0-0				1-2			1	3	1	0	0	1	1									
Jeff Reed L OBP: 0.368, SLG: 0.517	3-2		1-0				3-2			1	4	1	1	3	0	1									
Walt Weiss S OBP: 0.351, SLG: 0.376	1-1		0-3				4-2			1	2	0	0	0	1	1	0								
Quinton McCracken S OBP: 0.393, SLG: 0.444	G4-3		K				BB			1	0	0	0	0	0	0									
Bobby Jones R OBP: 0.333, SLG: 0.200			3-3				3-3			2	0	0	0	0	0	0	0								
Jerry Dipoto R OBP: 0.333, SLG: 0.200			G6-3				K			2	0	0	0	0	1	0	0								
Jeff McCurry R OBP: 0.311, SLG: 0.364			K				G6-3			1	0	0	0	0	1	1	0								
Jason Bates S OBP: 0.311, SLG: 0.364							K			2	0	0	0	0	0	0	0								
Inning Stats	R: 1 E: 0 K: 0 S: 8	H: 1 LOB: 1 BB: 2 P: 18	R: 0 E: 0 K: 0 S: 6	H: 0 LOB: 0 BB: 0 P: 10	R: 0 E: 0 K: 2 S: 12	H: 1 LOB: 2 BB: 1 P: 22	R: 3 E: 0 K: 1 S: 13	H: 2 LOB: 1 BB: 1 P: 22	R: 0 E: 0 K: 1 S: 9	H: 0 LOB: 0 BB: 0 P: 14	R: 0 E: 0 K: 1 S: 10	H: 0 LOB: 1 BB: 1 P: 21	R: 0 E: 0 K: 2 S: 9	H: 0 LOB: 0 BB: 0 P: 15	R: 0 E: 0 K: 1 S: 8	H: 1 LOB: 1 BB: 0 P: 12	R: 0 E: 0 K: 0 S: 6	H: 0 LOB: 0 BB: 0 P: 9	1B: 4 2B: 0 3B: 0 HR: 1	SF: 0 SAC: 0 DP: 0 HBP: 1	WP: 0 PB: 0 SB: 1 CS: 2	PA: 37			
PITCHER	IP	WLS	BF	H	R	ER	SO	BB	IBB	HBP	BLK	WP	HR	S	P	ERA	WHIP								
Matt Morris R ERA: 2.95	6.0	W	27	4	4	4	5	5	0	1	0	0	1	58	107	6.00	1.500								
John Frascatore R ERA: 2.53	2.0		7	1	0	0	3	0	0	0	0	0	0	17	27	0.00	0.500								
Rigo Beltran L ERA: 13.5	1.0		3	0	0	0	0	0	0	0	0	0	0	6	9	0.00	0.000								

Batter	1	2	3	4	5	6	7	8	9	AB	R	H	RBI	BB	SO	LOB	BOTTOM								
Royce Clayton R OBP: 0.313, SLG: 0.433	1-0	1-0	3-2					G6-3		6	3	5	0	0	0	1	Colorado Rockies @ St. Louis Cardinals Busch Stadium, St. Louis, MO Tue Jun 03 1997, 3:33 AM CDT Att: 34,038 - Cloudy - 70 F								
Ron Gant R OBP: 0.314, SLG: 0.459	0-1	0-0	0-1							5	2	3	4	0	1	3									
John Frascatore R OBP: 0.314, SLG: 0.459	0-1	F9								0	0	0	0	0	0	0									
Rigo Beltran L OBP: 0.314, SLG: 0.459	2H	2B	1-2							0	0	0	0	0	0	0									
Willie McGee S OBP: 0.330, SLG: 0.408	4-2	1-0	3-1							4	2	2	1	1	0	2									
Gary Gaetti R OBP: 0.298, SLG: 0.404	0-1	0-1	1-3							5	2	2	2	0	2	1									
Dmitri Young S OBP: 0.336, SLG: 0.391	2-1	1-1	2-1							5	1	2	0	0	0	2									
John Mabry L OBP: 0.367, SLG: 0.400	0-0	2-1	0-0							4	1	3	6	0	0	0									
Micah Franklin S OBP: 0.375, SLG: 0.533	1-3	2H	3H							1	1	1	0	0	0	0									
Mike Gallego R OBP: 0.100, SLG: 0.100	F8	F8								2	0	0	0	0	0	3									
Delino DeShields L OBP: 0.351, SLG: 0.462	F8	F8								3	1	2	2	0	0	0									
Tom Lampkin L OBP: 0.268, SLG: 0.287	0-0		3-1							4	1	0	0	1	1	3									
Matt Morris R OBP: 0.304, SLG: 0.318		0-0	3-3							3	1	1	0	0	2	1									
Mark Sweeney L OBP: 0.333, SLG: 0.268		F9	1B							2	0	0	0	0	1	1									
Inning Stats	R: 3 E: 0 K: 0 S: 18	H: 5 LOB: 2 BB: 1 P: 28	R: 4 E: 0 K: 0 S: 11	H: 5 LOB: 1 BB: 0 P: 16	R: 0 E: 0 K: 1 S: 12	H: 2 LOB: 2 BB: 0 P: 24	R: 0 E: 0 K: 1 S: 6	H: 0 LOB: 0 BB: 0 P: 9	R: 7 E: 0 K: 2 S: 22	H: 6 LOB: 1 BB: 1 P: 33	R: 0 E: 0 K: 1 S: 11	H: 1 LOB: 1 BB: 0 P: 13	R: 0 E: 0 K: 0 S: 6	H: 0 LOB: 0 BB: 0 P: 11	R: 1 E: 0 K: 2 S: 11	H: 2 LOB: 1 BB: 0 P: 14	R: 0 E: 0 K: 0 S: 6	H: 0 LOB: 0 BB: 0 P: 9	1B: 13 2B: 4 3B: 1 HR: 3	SF: 0 SAC: 0 DP: 0 HBP: 0	WP: 0 PB: 0 SB: 0 CS: 0	PA: 46			
PITCHER	IP	WLS	BF	H	R	ER	SO	BB	IBB	HBP	BLK	WP	HR	S	P	ERA	WHIP								
Bobby Jones L ERA: 8.38	1.1	L	12	8	6	6	0	1	0	0	0	0	0	22	34	40.50	6.750								
Jerry Dipoto R ERA: 9.12	3.0		18	8	6	6	3	1	0	0	0	0	2	37	63	18.00	3.000								
Jeff McCurry R ERA: 3.72	1.2		8	3	2	2	2	0	0	0	0	0	1	21	26	10.80	1.800								
Mike Munoz L ERA: 5.09	1.0		3	0	0	0	0	0	0	0	0	0	0	6	11	0.00	0.000								
Mike DeJean R ERA: 3.05	1.0		5	2	1	1	2	0	0	0	0	0	0	11	14	9.00	2.000								

AB 31
R 4
H 5
RBI 4
BB 5
SO 8
LOB 11



AB 44
R 15
H 21
RBI 15
BB 2
SO 7
LOB 17



Batter	1	2	3	4	5	6	7	8	9	AB	R	H	RBI	BB	SO	LOB	TOP				
Delino DeShields, L OBP: 0.345, SLG: 0.453 Mike Gallego, R OBP: 0.091, SLG: 0.091	0-3 K	2-1 F8			2-0 P4	1-3 K		0-0 F7	0-0 G5-3	4	0	0	0	0	2	2					
Ron Gant, R OBP: 0.316, SLG: 0.457 Micah Franklin, S OBP: 0.375, SLG: 0.533	0-2 HR		2-2 E6		1-3 K	0-1 G4-3		1-1 WP 1B		5	2	2	0	0	1	0					
Ray Lankford, L OBP: 0.466, SLG: 0.707	1-1 HR		0-3 K		4-2 BB 2B		0-1 G4-3	2-2 1B		4	2	2	3	1	1	1					
Gary Gaetti, R OBP: 0.308, SLG: 0.401 T.J. Mathews, R OBP: 0.375, SLG: 0.533 Tony Fossas, L	2-3 K		4-1 IBB		4-2 BB 2B		4-2 WP 1B	2-2 G4-3		1	2	0	0	3	1	0					
John Mabry, L OBP: 0.368, SLG: 0.397	0-1 G4-3		1-3 K		4-0 2B 1B		1-0 E6 1B	1-1 1B G6-4-3		4	3	1	0	1	1	3					
Dmitri Young, S OBP: 0.353, SLG: 0.417		3-2 SH1-3 HBP 1B	3-3 K		1-2 1B		1-1 BB	1-2 G6-4-3 1B		5	1	4	4	0	1	2					
Mike DiFelice, R OBP: 0.311, SLG: 0.354		1-0 SH1-3 HBP		3-2 G6-3	0-0 1B		4-1 G6-3 BB	2-1 G6-4-3 1B		3	0	2	2	1	0	0					
Royce Clayton, R OBP: 0.306, SLG: 0.423	0-3 K		3-1 G1-3		1-2 K		1-0 G6-3	1-1 G6-4-3		5	0	0	0	0	2	7					
Andy Benes, R OBP: 0.222, SLG: 0.278 Danny Sheaffer, R OBP: 0.304, SLG: 0.262	1-1 SH1-3		0-2 F9		2-0 G1-3		0-0 G6-3	4-2 BB		2	0	0	0	0	0	0					
Inning Stats	R: 2 E: 0 K: 2 S: 13	H: 2 LOB: 0 BB: 0 P: 16	R: 0 E: 0 K: 1 S: 11	H: 1 LOB: 2 BB: 0 P: 18	R: 0 E: 0 K: 3 S: 13	H: 0 LOB: 2 BB: 1 P: 23	R: 0 E: 0 K: 0 S: 9	H: 0 LOB: 0 BB: 0 P: 15	R: 4 E: 0 K: 2 S: 15	H: 2 LOB: 1 BB: 3 P: 32	R: 0 E: 0 K: 1 S: 6	H: 0 LOB: 0 BB: 0 P: 9	R: 2 E: 1 K: 0 S: 10	H: 1 LOB: 1 BB: 2 P: 21	R: 1 E: 0 K: 0 S: 10	H: 2 LOB: 1 BB: 0 P: 15	R: 1 E: 0 K: 0 S: 15	H: 3 LOB: 2 BB: 1 P: 24	1B: 9 2B: 1 3B: 0 HR: 1	SF: 0 SAC: 1 DP: 2 HBP: 1	WP: 2 PA: 46 PB: 0 SB: 0 CS: 0
PITCHER	IP	WLS	BF	H	R	ER	SO	BB	IBB	HBP	BLK	WP	HR	S	P	ERA	WHIP				
Jason Schmidt, R ERA: 5.71	1.0	L	7	3	2	2	2	0	0	1	0	0	1	17	24	18.00	3.000				
Matt Ruebel, L ERA: 7.48	3.2		16	0	3	3	5	3	1	0	0	0	0	37	71	7.36	0.818				
Clint Sodowsky, R ERA: 4.91	0.1		3	2	1	1	1	0	0	0	0	0	0	7	9	27.00	6.000				
David Wainhouse, R ERA: 7.25	1.0		3	0	0	0	1	0	0	0	0	0	0	6	9	0.00	0.000				
Chris Peters, L ERA: 3.95	2.0		11	3	3	2	0	2	0	0	0	2	0	20	36	9.00	2.500				
PITCHER	IP	WLS	BF	H	R	ER	SO	BB	IBB	HBP	BLK	WP	HR	S	P	ERA	WHIP				
Marc Wilkins, R ERA: 4.97	1.0		6	3	1	1	0	1	0	0	0	0	0	15	24	9.00	4.000				

St. Louis Cardinals @ Pittsburgh Pirates
Three Rivers Stadium, Pittsburgh, PA
Wed Jun 04 1997, 7:05 PM EDT
Att: 19,181 - Unknown - 75 F

AB 37
R 10
H 11
RBI 9
BB 7
SO 9
LOB 18



Batter	1	2	3	4	5	6	7	8	9	AB	R	H	RBI	BB	SO	LOB	BOTTOM				
Tony Womack, L OBP: 0.329, SLG: 0.372	2-3 K		3-2 S 1B		1-0 18 BB 1B		2-0 F9		0-3 K	5	0	2	0	0	2	2					
Adrian Brown, S OBP: 0.296, SLG: 0.229	2-2 E6 18 G5-3		4-2 S BB		1-3 K		2-3 K		0-0 G1-3	4	0	0	0	1	2	4					
18 Jason Kendall, R OBP: 0.370, SLG: 0.419	3-1 G5-3		1-2 F7		4-2 BB		0-1 G4-3			3	0	0	0	1	0	3					
Mark Johnson, L OBP: 0.363, SLG: 0.333	1-0 G5-3		3-3 K		0-3 K				0-3 K	4	0	0	0	0	3	6					
Joe Randa, R OBP: 0.361, SLG: 0.456		3-2 CS HBP		3-2 G4-6-3 1B		0-0 BB 1B		1-3 K		3	0	2	0	0	1	0					
Midre Cummings, L OBP: 0.289, SLG: 0.412	2-3 K		2-3 K		2-3 K		0-0 F7		1-0 G4-3	4	0	0	0	0	2	3					
Jose Guillen, R OBP: 0.282, SLG: 0.381	0-1 2B		1-2 G4-6-3		4-2 BB				0-0 G6-3	3	0	1	0	1	0	1					
Kevin Polcovich, R OBP: 0.396, SLG: 0.300	1-3 K		1-3 K		4-2 18 BB 1B		0-3 K		1-0 1B	3	0	1	0	1	2	3					
Jason Schmidt, R ERA: 5.71 Matt Ruebel, L ERA: 7.48 Clint Sodowsky, R ERA: 4.91 David Wainhouse, R ERA: 7.25 Chris Peters, L ERA: 3.95 Marc Wilkins, R ERA: 4.97	1-3 K		1-3 K		1-3 K		2-3 K		1-0 1B	8	0	0	0	0	0	0					
Inning Stats	R: 0 E: 1 K: 1 S: 9	H: 0 LOB: 1 BB: 0 P: 17	R: 0 E: 0 K: 2 S: 11	H: 1 LOB: 0 BB: 0 P: 17	R: 0 E: 0 K: 1 S: 11	H: 1 LOB: 0 BB: 0 P: 17	R: 0 E: 0 K: 3 S: 16	H: 1 LOB: 3 BB: 2 P: 27	R: 0 E: 0 K: 2 S: 13	H: 1 LOB: 2 BB: 1 P: 19	R: 0 E: 0 K: 1 S: 6	H: 0 LOB: 0 BB: 0 P: 10	R: 0 E: 0 K: 2 S: 7	H: 0 LOB: 0 BB: 0 P: 9	R: 0 E: 0 K: 1 S: 7	H: 2 LOB: 2 BB: 0 P: 9	1B: 6 2B: 2 3B: 0 HR: 0	SF: 0 SAC: 0 DP: 2 HBP: 1	WP: 0 PA: 38 PB: 0 SB: 3 CS: 1		
PITCHER	IP	WLS	BF	H	R	ER	SO	BB	IBB	HBP	BLK	WP	HR	S	P	ERA	WHIP				
Andy Benes, R ERA: 2.33	6.0	W	27	5	0	0	11	4	0	1	0	0	0	82	150	0.00	1.500				
T.J. Mathews, R ERA: 1.99	2.0		6	0	0	0	3	0	0	0	0	0	0	13	19	0.00	0.000				
Tony Fossas, L ERA: 2.35	1.0		5	2	0	0	1	0	0	0	0	0	0	7	9	0.00	2.000				

St. Louis Cardinals @ Pittsburgh Pirates
Three Rivers Stadium, Pittsburgh, PA
Wed Jun 04 1997, 7:05 PM EDT
Att: 19,181 - Unknown - 75 F

AB 33
R 0
H 7
RBI 0
BB 4
SO 15
LOB 25



Batter	1	2	3	4	5	6	7	8	9	AB	R	H	RBI	BB	SO	LOB	TOP										
Delino DeShields, L OBP: 0.338, SLG: 0.443 Dennis Eckersley, R	0-0 B1-3		3-2 P7		3-1 G3			0-0 FC4		4	0	0	0	0	0	3	St. Louis Cardinals @ Pittsburgh Pirates Three Rivers Stadium, Pittsburgh, PA Thu Jun 05 1997, 3:33 AM EDT Att: 11,382 - Overcast - 73 F										
Ron Gant, R OBP: 0.310, SLG: 0.448	3-2 F7			2-2 F9		0-1 F9		3-3 K		4	0	0	0	0	1	2											
Ray Lankford, L OBP: 0.467, SLG: 0.730	3-3 K			0-0 G6-3	2B	3-2 G4-3			1-1 HR	4	1	2	1	0	1	0											
Gary Gaetti, R OBP: 0.301, SLG: 0.392		3-2 F8		1-2 G6-3		0-3 K			2-3 K	4	0	0	0	0	2	1											
John Mabry, L OBP: 0.370, SLG: 0.399		0-0 G6-4-3		2-0 L4			0-0 F8		0-1 1B	4	0	2	0	0	0	1											
Dmitri Young, S OBP: 0.350, SLG: 0.411		1-1 G6-4-3			2-2 2B		2-3 K		3-3 K	4	1	1	0	0	2	2											
Mike DiFelice, R OBP: 0.308, SLG: 0.362			2-2 F8		0-2 SH1-3		0-0 P4		2-1 P6	4	1	1	1	0	0	1											
Mike Gallego, R OBP: 0.167, SLG: 0.167			1-2 G1-3		2-1 SH1-3			0-1 FC4		2	0	2	0	0	0	0											
Todd Stottlemyre, L OBP: 0.333, SLG: 0.350 Mark Cowens, L OBP: 0.208, SLG: 0.290 Mark Petkovsek, R OBP: 0.125, SLG: 0.125 Rigo Beltran, L OBP: 0.150, SLG: 0.150 Micah Franklin, S OBP: 0.300, SLG: 0.400 Royce Clayton, R OBP: 0.300, SLG: 0.400			1-1 G1-3		0-0 SF8			0-0 FC4		1	0	0	0	0	0	1											
Inning Stats	R: 0 E: 0 K: 1 S: 7	H: 0 LOB: 0 BB: 0 P: 13	R: 0 E: 0 K: 0 S: 7	H: 1 LOB: 0 BB: 0 P: 11	R: 0 E: 0 K: 0 S: 11	H: 1 LOB: 1 BB: 0 P: 18	R: 0 E: 0 K: 0 S: 9	H: 1 LOB: 1 BB: 0 P: 14	R: 2 E: 0 K: 0 S: 11	H: 2 LOB: 0 BB: 0 P: 18	R: 0 E: 0 K: 1 S: 8	H: 0 LOB: 0 BB: 0 P: 11	R: 0 E: 0 K: 1 S: 7	H: 0 LOB: 0 BB: 0 P: 9	R: 0 E: 0 K: 1 S: 8	H: 2 LOB: 2 BB: 0 P: 11		R: 1 E: 0 K: 2 S: 12	H: 2 LOB: 1 BB: 0 P: 20	1B: 6 2B: 3 3B: 0 HR: 1	SF: 1 SAC: 1 DP: 2 HBP: 0	WP: 0 PB: 0 SB: 0 CS: 1	PA: 34				
PITCHER	IP	WLS	BF	H	R	ER	SO	BB	IBB	HBP	BLK	WP	HR	S	P	ERA	WHIP										
Esteban Loaiza, R ERA: 3.33	(1, 1)	8.0	W	29	7	2	2	4	0	0	0	0	0	68	105	2.25	0.875										
Ricardo Rincon, L ERA: 2.42	(9, 1)	1.0		5	2	1	1	2	0	0	0	0	1	12	20	9.00	2.000										

AB	32
R	3
H	9
RBI	3
BB	0
SO	6
LOB	11



Batter	1	2	3	4	5	6	7	8	9	AB	R	H	RBI	BB	SO	LOB	BOTTOM										
Tony Womack, L OBP: 0.322, SLG: 0.363	2-1 F8			1-0 FC6-4	1-1 P6			1-2 P4		5	0	0	0	0	1	4	St. Louis Cardinals @ Pittsburgh Pirates Three Rivers Stadium, Pittsburgh, PA Thu Jun 05 1997, 3:33 AM EDT Att: 11,382 - Overcast - 73 F										
Adrian Brown, S OBP: 0.277, SLG: 0.233	1-2 2B		4-2 1B	1-3 K		0-3 K		1-0 FC6-4		3	2	1	1	1	2	1											
Midre Cummings, L OBP: 0.276, SLG: 0.422 Emil Brown, R OBP: 0.324, SLG: 0.344	1-0 HR		1-0 B3	2-1 G3		2-0 1B		0-0 F8		5	1	2	0	0	0	3											
Kevin Young, R OBP: 0.324, SLG: 0.560	1-0 SF8		1-2 1B	1-3 1B		4-1 3B		0-1 FC6-4		3	2	1	1	1	1	2											
Joe Randa, R OBP: 0.369, SLG: 0.486	2-2 HR		4-0 1B	1-2 BB		2-1 3B		3-2 P9		3	2	2	3	1	0	1											
Keith Oskik, R OBP: 0.283, SLG: 0.378	1-3 K		2-2 1B	1-3 1B		0-0 1B			1-1 G6-3	4	1	2	3	0	1	0											
Jose Guillen, R OBP: 0.281, SLG: 0.378		0-1 G6-3		0-3 K		1-1 G1-3		1-1 K		4	0	1	1	0	2	2											
Kevin Polcovich, R OBP: 0.385, SLG: 0.318		2-1 G6-3		1-1 G1-3		3-2 G5-3		0-1 F8		4	0	1	0	0	0	3											
Esteban Loaiza, R OBP: 0.179, SLG: 0.214 Dale Sveum, S OBP: 0.286, SLG: 0.348 Ricardo Rincon, L ERA: 3.86		0-1 G6-3		0-0 E4		0-0 G1-3		2-2 1B		3	0	0	0	0	0	2											
Inning Stats	R: 3 E: 0 K: 1 S: 12	H: 2 LOB: 0 BB: 0 P: 20	R: 0 E: 0 K: 1 S: 10	H: 1 LOB: 1 BB: 0 P: 14	R: 2 E: 0 K: 1 S: 15	H: 2 LOB: 2 BB: 2 P: 27	R: 0 E: 1 K: 1 S: 8	H: 0 LOB: 1 BB: 0 P: 11	R: 3 E: 1 K: 0 S: 12	H: 3 LOB: 1 BB: 1 P: 23	R: 0 E: 0 K: 2 S: 12	H: 1 LOB: 1 BB: 0 P: 19	R: 0 E: 0 K: 1 S: 7	H: 0 LOB: 0 BB: 0 P: 9	R: 1 E: 0 K: 0 S: 15	H: 2 LOB: 1 BB: 0 P: 19		1B: 5 2B: 3 3B: 2 HR: 1	SF: 1 SAC: 0 DP: 0 HBP: 1	WP: 0 PB: 0 SB: 1 CS: 0	PA: 40						
PITCHER	IP	WLS	BF	H	R	ER	SO	BB	IBB	HBP	BLK	WP	HR	S	P	ERA	WHIP										
Todd Stottlemyre, R ERA: 4.25	(1, 1)	4.0	L	21	5	5	5	4	2	0	1	0	0	45	72	11.25	1.750										
Mark Petkovsek, R ERA: 3.46	(5, 1)	1.0		7	3	3	3	0	1	0	0	0	0	12	23	27.00	4.000										
Rigo Beltran, L ERA: 5.4	(6, 1)	2.0		7	1	0	0	3	0	0	0	0	0	19	28	0.00	0.500										
Dennis Eckersley, R ERA: 3.86	(8, 1)	1.0		5	2	1	1	0	0	0	0	0	0	15	19	9.00	2.000										



Batter	1	2	3	4	5	6	7	8	9	AB	R	H	RBI	BB	SO	LOB	TOP								
Delino DeShields, L (1.4) OBP: 0.344, SLG: 0.444	G5-4-3 1B		G6-3		BB 1B BB		K		G5-4-3 1B	4	0	2	0	1	1	0	St. Louis Cardinals @ Los Angeles Dodgers Dodger Stadium, Los Angeles, CA Fri Jun 06 1997, 7:05 PM PDT Att: 41,231 - Unknown - 72 F livebaseballscorecards.com								
Willie McGee, S (1.9) OBP: 0.325, SLG: 0.398	G5-4-3 1-2		G6-3		BB 1B		G4-3		K	5	0	1	0	0	1	2									
Ray Lankford, L (1.8) OBP: 0.473, SLG: 0.771	HR			HR	1-2 2-3 BB		K			3	2	2	2	1	1	0									
Gary Gaetti, R (1.5) OBP: 0.300, SLG: 0.385	F8		G4-3		P5			BB		3	0	0	0	1	0	3									
Ron Gant, R (1.7) OBP: 0.314, SLG: 0.464		G5-3		HR		SH1-3 BB 1B		K		4	1	2	1	0	1	1									
John Mabry, L (1.3) OBP: 0.373, SLG: 0.398	G3-1			1B		SH1-3 BB		K		3	0	1	0	1	1	1									
Mike DiFelice, R (1.2) OBP: 0.296, SLG: 0.347	K		F9			SH1-3		G4-3		3	0	0	0	0	1	2									
Royce Clayton, R (1.6) OBP: 0.303, SLG: 0.417			K			K			F9	3	0	0	0	0	3	2									
Mike Gallego, R (6.6) OBP: 0.160, SLG: 0.160						K				1	0	0	0	0	0	0									
Alan Benes, R (1.1) OBP: 0.207, SLG: 0.276			G4-3						G6-3	3	0	0	0	0	1	2									
Dmitri Young, S (9. PH) OBP: 0.348, SLG: 0.408										1	0	0	0	0	0	0									
Dennis Eckersley, R (9.1) OBP: 0.348, SLG: 0.408										0	0	0	0	0	0	0									
Inning Stats	R: 1 E: 0 K: 0 S: 4	H: 2 LOB: 0 BB: 0 P: 4	R: 0 E: 0 K: 1 S: 5	H: 0 LOB: 0 BB: 0 P: 5	R: 0 E: 0 K: 1 S: 5	H: 0 LOB: 0 BB: 0 P: 5	R: 2 E: 0 K: 2 S: 6	H: 3 LOB: 1 BB: 0 P: 6	R: 0 E: 0 K: 2 S: 8	H: 1 LOB: 3 BB: 2 P: 16	R: 0 E: 0 K: 1 S: 6	H: 1 LOB: 2 BB: 1 P: 10	R: 0 E: 0 K: 2 S: 7	H: 0 LOB: 0 BB: 0 P: 7	R: 0 E: 0 K: 2 S: 7	H: 0 LOB: 1 BB: 1 P: 11	R: 0 E: 0 K: 1 S: 6	H: 1 LOB: 1 BB: 0 P: 6	1B: 5 2B: 0 3B: 0 HR: 3	SF: 0 SAC: 1 DP: 1 HBP: 0	WP: 0 PB: 0 SB: 0 CS: 0	PA: 38			
PITCHER	IP	WLS	BF	H	R	ER	SO	BB	IBB	HBP	BLK	WP	HR	S	P	ERA	WHIP								
Chan Ho Park, R (1.1) ERA: 2.96	7.0	L	30	7	3	3	7	3	0	0	0	0	3	41	53	3.86	1.429								
Darren Hall, R (8.1) ERA: 2.09	1.0		4	0	0	0	2	1	0	0	0	0	0	7	11	0.00	1.000								
Mark Guthrie, L (9.1) ERA: 2.39	1.0		4	1	0	0	1	0	0	0	0	0	0	6	6	0.00	1.000								

Batter	1	2	3	4	5	6	7	8	9	AB	R	H	RBI	BB	SO	LOB	BOTTOM								
Brett Butler, L (1.8) OBP: 0.442, SLG: 0.388	K		L3		F9		1-2 1B			4	0	1	0	0	1	2	St. Louis Cardinals @ Los Angeles Dodgers Dodger Stadium, Los Angeles, CA Fri Jun 06 1997, 7:05 PM PDT Att: 41,231 - Unknown - 72 F livebaseballscorecards.com								
Raul Mondesi, R (1.9) OBP: 0.319, SLG: 0.479	G6-3			K		G5-4-3 1B		L8		4	0	1	0	0	1	2									
Mike Piazza, R (1.2) OBP: 0.413, SLG: 0.527	K			WP BB		G5-4-3 1-2		F9		3	0	0	0	1	1	1									
Eric Karros, R (1.3) OBP: 0.318, SLG: 0.385		L9		F3		1B BB		P5		3	0	0	0	1	0	1									
Todd Zeile, R (1.5) OBP: 0.326, SLG: 0.403	G6-3 1B			K		1-2 1B				3	0	2	0	1	1	1									
Todd Hollandsworth, L (1.7) OBP: 0.282, SLG: 0.337	G6-3 1-2				E5 G4-3 2B 1B					4	1	1	0	0	1	4									
Mark Guthrie, R (9.1) OBP: 0.282, SLG: 0.337										0	0	0	0	0	0	0									
Greg Gagne, R (1.6) OBP: 0.290, SLG: 0.365			FC3-6 1B		G4-3		K2-3		K	4	0	1	0	0	2	1									
Nelson Liriano, S (1.4) OBP: 0.364, SLG: 0.447			FC3-6 SH3-4				G3		F8	4	0	1	1	0	0	1									
Chan Ho Park, R (1.1) OBP: 0.294, SLG: 0.375			SH3-4						F8	1	0	0	0	0	1	1									
Roger Cedeno, S (7. PH) OBP: 0.214, SLG: 0.184										0	0	0	0	1	0	0									
Darren Hall, R (8.1) OBP: 0.350, SLG: 0.491										0	0	0	0	0	0	0									
Eric Anthony, L (9.7) OBP: 0.350, SLG: 0.491										1	0	0	0	0	0	0									
Inning Stats	R: 0 E: 0 K: 2 S: 7	H: 0 LOB: 0 BB: 0 P: 7	R: 0 E: 0 K: 0 S: 3	H: 1 LOB: 0 BB: 0 P: 3	R: 0 E: 0 K: 0 S: 4	H: 1 LOB: 1 BB: 0 P: 4	R: 0 E: 0 K: 2 S: 7	H: 0 LOB: 1 BB: 1 P: 11	R: 1 E: 1 K: 1 S: 7	H: 2 LOB: 1 BB: 0 P: 7	R: 0 E: 0 K: 0 S: 4	H: 2 LOB: 2 BB: 1 P: 8	R: 0 E: 0 K: 1 S: 6	H: 1 LOB: 1 BB: 1 P: 10	R: 0 E: 0 K: 1 S: 5	H: 0 LOB: 0 BB: 0 P: 9	R: 0 E: 0 K: 1 S: 5	H: 0 LOB: 0 BB: 0 P: 5	1B: 6 2B: 1 3B: 0 HR: 0	SF: 0 SAC: 1 DP: 2 HBP: 0	WP: 2 PB: 0 SB: 0 CS: 0	PA: 36			
PITCHER	IP	WLS	BF	H	R	ER	SO	BB	IBB	HBP	BLK	WP	HR	S	P	ERA	WHIP								
Alan Benes, R (1.1) ERA: 2.91	8.0	W	33	7	1	1	7	4	0	0	0	0	0	43	59	1.12	1.375								
Dennis Eckersley, R (9.1) ERA: 3.63	1.0	S	3	0	0	0	1	0	0	0	0	0	0	5	5	0.00	0.000								

Batter	1	2	3	4	5	6	7	8	9	AB	R	H	RBI	BB	SO	LOB	TOP			
Omar Vizquel, S OBP: 0.335, SLG: 0.347 (1, 6)										4	1	0	0	1	2	3	Cleveland Indians @ St. Louis Cardinals Busch Stadium, St. Louis, MO Sat Jun 14 1997, 3:33 AM CDT Att: 43,582 - Sunny - 72 F			
Julio Franco, R OBP: 0.385, SLG: 0.396 (1, 4)										5	2	2	2	0	1	2				
Jim Thome, L OBP: 0.435, SLG: 0.581 (1, 3)										5	0	2	3	0	2	2				
Matt Williams, R OBP: 0.298, SLG: 0.485 (1, 5)										5	0	0	0	0	2	2				
David Justice, L OBP: 0.449, SLG: 0.685 (1, 7)										5	1	1	0	0	2	1				
Manny Ramirez, R OBP: 0.403, SLG: 0.497 (6, 1)										3	0	2	0	0	1	0				
Kevin Seitzer, R OBP: 0.302, SLG: 0.333 (6, PH)										0	0	0	0	0	0	0				
Alvin Morman, L (6, 1)										0	0	0	0	0	0	0				
Paul Shuey, R (9, 1)										5	2	2	1	0	2	6				
Sandy Alomar Jr., R OBP: 0.411, SLG: 0.640 (1, 2)										5	0	3	0	0	0	1				
Marquis Grissom, R OBP: 0.291, SLG: 0.305 (1, 8)										5	2	2	1	0	2	6				
Bartolo Colon, R (1, 1)										1	0	0	0	0	1	0				
Casey Candaele, S OBP: 0.318, SLG: 0.354 (5, 1)										1	0	1	0	0	0	0				
Paul Assenmacher, L (5, 1)										0	0	0	0	0	0	0				
Brian Giles, L OBP: 0.391, SLG: 0.435 (6, 9)										1	2	1	1	1	0	0				
Inning Stats	R: 0 E: 0 K: 2 S: 9	H: 0 LOB: 0 BB: 0 P: 13	R: 0 E: 0 K: 2 S: 12	H: 2 LOB: 2 BB: 0 P: 21	R: 0 E: 0 K: 2 S: 9	H: 0 LOB: 1 BB: 1 P: 18	R: 0 E: 1 K: 1 S: 15	H: 2 LOB: 2 BB: 0 P: 20	R: 0 E: 0 K: 2 S: 12	H: 0 LOB: 0 BB: 0 P: 9	R: 3 E: 0 K: 0 S: 16	H: 4 LOB: 1 BB: 0 P: 25	R: 5 E: 1 K: 1 S: 23	H: 4 LOB: 1 BB: 1 P: 34	R: 0 E: 0 K: 1 S: 11	H: 1 LOB: 1 BB: 0 P: 16	1B: 12 2B: 2 3B: 0 HR: 0	SF: 0 SAC: 1 DP: 1 HBP: 0	WP: 0 PB: 0 SB: 3 CS: 0	PA: 44
PITCHER	IP	WLS	BF	H	R	ER	SO	BB	IBB	HBP	BLK	WP	HR	S	P	ERA	WHIP			
Andy Benes, R ERA: 2.35 (1, 1)	7.0		31	9	3	3	11	1	0	0	0	0	0	80	123	3.86	1.429			
T.J. Mathews, R ERA: 2.13 (8, 1)	0.2	L	4	2	2	1	0	0	0	0	0	0	0	10	16	13.50	3.000			
Tony Fossas, L ERA: 1.96 (8, 1)	0.0		4	2	3	0	0	1	0	0	0	0	0	10	15	∞	∞			
John Frascatore, R ERA: 2.48 (8, 1)	0.1		1	0	0	0	1	0	0	0	0	0	0	3	3	0.00	0.000			
Rigo Beltran, L ERA: 3.18 (9, 1)	1.0		4	1	0	0	1	0	0	0	0	0	0	11	16	0.00	1.000			

Cleveland Indians @ St. Louis Cardinals
 Busch Stadium, St. Louis, MO
 Sat Jun 14 1997, 3:33 AM CDT
 Att: 43,582 - Sunny - 72 F

AB	41
R	8
H	14
RBI	7
BB	2
SO	13
LOB	17



Batter	1	2	3	4	5	6	7	8	9	AB	R	H	RBI	BB	SO	LOB	BOTTOM					
Delino DeShields, L OBP: 0.358, SLG: 0.482 (1, 4)										4	0	1	0	0	0	1	Cleveland Indians @ St. Louis Cardinals Busch Stadium, St. Louis, MO Sat Jun 14 1997, 3:33 AM CDT Att: 43,582 - Sunny - 72 F					
Willie McGee, S OBP: 0.338, SLG: 0.412 (1, 9)										3	0	1	0	1	0	1						
Ray Lankford, L OBP: 0.442, SLG: 0.720 (1, 8)										4	0	0	0	0	1	3						
Ron Gant, R OBP: 0.321, SLG: 0.444 (1, 7)										4	0	0	0	0	2	2						
John Mabry, L OBP: 0.371, SLG: 0.397 (1, 3)										3	1	1	1	1	0	0						
Gary Gaetti, R OBP: 0.307, SLG: 0.396 (1, 5)										3	2	0	1	0	1	1						
Mike DiFelice, R OBP: 0.316, SLG: 0.393 (1, 2)										3	0	1	1	1	1	1						
Royce Clayton, R OBP: 0.298, SLG: 0.422 (1, 6)										3	0	0	0	0	2	3						
Andy Benes, R ERA: 6.75 (7, PH)										1	0	1	1	0	0	0						
Dmitri Young, S OBP: 0.337, SLG: 0.415 (8, 1)										1	0	0	0	0	0	0						
Tony Fossas, L (8, 1)										0	0	0	0	0	0	0						
John Frascatore, R (9, 1)										0	0	0	0	0	0	0						
Rigo Beltran, L (9, 1)										0	0	0	0	0	0	0						
Inning Stats	R: 0 E: 0 K: 1 S: 14	H: 0 LOB: 1 BB: 1 P: 23	R: 1 E: 0 K: 1 S: 17	H: 1 LOB: 1 BB: 2 P: 28	R: 0 E: 0 K: 1 S: 11	H: 1 LOB: 1 BB: 0 P: 16	R: 2 E: 0 K: 1 S: 10	H: 3 LOB: 1 BB: 0 P: 16	R: 0 E: 0 K: 1 S: 8	H: 1 LOB: 0 BB: 0 P: 13	R: 0 E: 0 K: 1 S: 6	H: 1 LOB: 0 BB: 0 P: 9	R: 0 E: 0 K: 0 S: 9	H: 0 LOB: 0 BB: 0 P: 13	R: 0 E: 0 K: 0 S: 7	H: 0 LOB: 0 BB: 0 P: 11	R: 0 E: 0 K: 0 S: 8	H: 0 LOB: 0 BB: 1 P: 14	1B: 5 2B: 1 3B: 0 HR: 1	SF: 0 SAC: 1 DP: 1 HBP: 0	WP: 0 PB: 0 SB: 1 CS: 1	PA: 34
PITCHER	IP	WLS	BF	H	R	ER	SO	BB	IBB	HBP	BLK	WP	HR	S	P	ERA	WHIP					
Bartolo Colon, R ERA: 6.75 (1, 1)	4.0		19	5	3	3	4	3	0	0	0	0	0	9	15	0.00	0.750					
Paul Assenmacher, L ERA: 7.2 (5, 1)	1.1		4	1	0	0	1	0	0	0	0	0	0	9	15	0.00	0.750					
Albie Lopez, R ERA: 6.58 (6, 1)	1.2	W	5	1	0	0	2	0	0	0	0	0	0	14	20	0.00	0.600					
Alvin Morman, L ERA: 1.8 (8, 1)	1.0		3	0	0	0	0	0	0	0	0	0	0	7	11	0.00	0.000					
Paul Shuey, R ERA: 4.28 (9, 1)	1.0		3	0	0	0	0	1	0	0	0	0	0	8	14	0.00	1.000					

Cleveland Indians @ St. Louis Cardinals
 Busch Stadium, St. Louis, MO
 Sat Jun 14 1997, 3:33 AM CDT
 Att: 43,582 - Sunny - 72 F

AB	29
R	3
H	7
RBI	3
BB	4
SO	7
LOB	12



Batter	1	2	3	4	5	6	7	8	9	AB	R	H	RBI	BB	SO	LOB	TOP											
Omar Vizquel, S OBP: 0.333, SLG: 0.345 (1, 6)	G4-3 1B			G6-3		G3			B5-3	4	0	1	0	0	0	2	Cleveland Indians @ St. Louis Cardinals Busch Stadium, St. Louis, MO Sat Jun 14 1997, 7:05 PM CDT Att: 44,532 - Unknown - 75 F											
Tony Fernandez, S OBP: 0.296, SLG: 0.337 Paul Assenmacher, L OBP: 0.151, SLG: 0.151 Albie Lopez, R OBP: 0.151, SLG: 0.151 Alvin Morman, L OBP: 0.151, SLG: 0.151 Jose Mesa, R OBP: 0.397, SLG: 0.441 Brian Giles, L OBP: 0.397, SLG: 0.441 (1, 4)	G4-3 1-2			K		K			F7 1B	3	0	0	0	0	2													
Jim Thome, L OBP: 0.436, SLG: 0.592 (1, 3)	G4-3			HR					F7 1-2	3	1	1	1	1	0	1												
Matt Williams, R OBP: 0.293, SLG: 0.477 (1, 5)		G1-3		G6-3					G6-3	4	0	0	0	0	1	2												
David Justice, L OBP: 0.444, SLG: 0.675 (1, 7)		F7			G6-3				G4-6-3	3	0	0	0	0	0	1												
Manny Ramirez, R OBP: 0.397, SLG: 0.490 (1, 9)					K					3	0	0	0	0	2	0												
Marquis Grissom, R OBP: 0.291, SLG: 0.305 (1, 8)				G4-3		G5-3			G5-3	3	0	1	0	0	0	0												
Pat Borders, R OBP: 0.340, SLG: 0.500 (1, 2)				L9					G6-4-3 1B	2	0	0	0	1	0	1												
Chad Ogea, R (1, 1)									G6-4-3 1-2	1	0	0	0	0	1	0												
Casey Candaele, S OBP: 0.348, SLG: 0.391 (6, 4)				K		SH1-4			B5-3 1B	1	1	1	0	0	0	0												
Inning Stats	R: 0 E: 0 K: 0 S: 6	H: 1 LOB: 0 BB: 0 P: 12	R: 0 E: 0 K: 1 S: 7	H: 0 LOB: 0 BB: 0 P: 11	R: 0 E: 0 K: 1 S: 9	H: 0 LOB: 0 BB: 0 P: 14	R: 1 E: 0 K: 1 S: 10	H: 1 LOB: 0 BB: 0 P: 14	R: 0 E: 0 K: 1 S: 9	H: 0 LOB: 1 BB: 1 P: 13	R: 0 E: 0 K: 1 S: 6	H: 0 LOB: 0 BB: 1 P: 12	R: 0 E: 0 K: 0 S: 5	H: 1 LOB: 0 BB: 0 P: 6	R: 1 E: 0 K: 0 S: 15	H: 2 LOB: 1 BB: 0 P: 21	1B: 4 2B: 0 3B: 0 HR: 1	SF: 0 SAC: 1 DP: 3 HBP: 0	WP: 0 PB: 0 SB: 1 CS: 0	PA: 31								
PITCHER	IP	WLS	BF	H	R	ER	SO	BB	IBB	HBP	BLK	WP	HR	S	P	ERA	WHIP											
Matt Morris, R ERA: 2.99 Dennis Eckersley, R ERA: 4.26	(1, 1)	8.1	W	29	5	2	2	6	2	0	0	0	0	1	70	107	2.16	0.840										
PITCHER	IP	WLS	BF	H	R	ER	SO	BB	IBB	HBP	BLK	WP	HR	S	P	ERA	WHIP											
Matt Morris, R ERA: 2.99 Dennis Eckersley, R ERA: 4.26	(8, 1)	0.2	S	2	0	0	0	0	0	0	0	0	0	7	8	0.00	0.000											

Batter	1	2	3	4	5	6	7	8	9	AB	R	H	RBI	BB	SO	LOB	BOTTOM											
Royce Clayton, R OBP: 0.297, SLG: 0.420 Danny Sheaffer, R OBP: 0.311, SLG: 0.286 (1, 6)	K									1	0	0	0	0	1	0	Cleveland Indians @ St. Louis Cardinals Busch Stadium, St. Louis, MO Sat Jun 14 1997, 7:05 PM CDT Att: 44,532 - Unknown - 75 F											
Brian Jordan, R OBP: 0.355, SLG: 0.325 (1, 9)	G5-3		F8						FC6-4 1B	4	2	1	0	0	0	1												
Ray Lankford, L OBP: 0.443, SLG: 0.726 (1, 8)	F8								FC6-4 2B	4	1	2	1	0	0	1												
Gary Gaetti, R OBP: 0.305, SLG: 0.392 (1, 5)		G1-3		P6		K			FC6-4 1B	4	0	1	1	0	1	2												
John Mabry, L OBP: 0.373, SLG: 0.410 (1, 7)		HR		L4		BB			G3	3	1	1	1	1	0	2												
Dmitri Young, S OBP: 0.347, SLG: 0.420 (1, 3)						K			BB	3	0	2	1	1	1	0												
Tom Lampkin, L OBP: 0.287, SLG: 0.318 (1, 2)						F7			BB	3	0	1	0	1	1	1												
Mike Gallego, R OBP: 0.171, SLG: 0.206 (2, 6)				G4-3					F9	4	1	1	0	0	0	5												
Matt Morris, R OBP: 0.276, SLG: 0.259 Dennis Eckersley, R ERA: 7.08 (9, 1)		G4-3				BB			L3	3	0	0	0	1	1	2												
Inning Stats	R: 0 E: 0 K: 1 S: 9	H: 0 LOB: 0 BB: 0 P: 9	R: 1 E: 0 K: 1 S: 9	H: 1 LOB: 1 BB: 1 P: 17	R: 0 E: 0 K: 0 S: 4	H: 0 LOB: 0 BB: 0 P: 6	R: 0 E: 0 K: 0 S: 9	H: 1 LOB: 0 BB: 0 P: 14	R: 1 E: 0 K: 1 S: 14	H: 2 LOB: 2 BB: 1 P: 22	R: 1 E: 0 K: 0 S: 15	H: 2 LOB: 3 BB: 2 P: 30	R: 2 E: 0 K: 1 S: 10	H: 3 LOB: 1 BB: 0 P: 12	R: 0 E: 0 K: 0 S: 4	H: 2 LOB: 1 BB: 0 P: 8	1B: 7 2B: 4 3B: 0 HR: 1	SF: 0 SAC: 0 DP: 1 HBP: 0	WP: 0 PB: 0 SB: 0 CS: 2	PA: 36								
PITCHER	IP	WLS	BF	H	R	ER	SO	BB	IBB	HBP	BLK	WP	HR	S	P	ERA	WHIP											
Chad Ogea, R ERA: 5.67 Paul Assenmacher, L ERA: 7.2 Albie Lopez, R ERA: 6.86 Alvin Morman, L ERA: 1.69 Jose Mesa, R ERA: 7.08	(1, 1)	5.2	L	24	6	3	3	4	2	1	0	0	0	0	52	83	4.76	1.412										
PITCHER	IP	WLS	BF	H	R	ER	SO	BB	IBB	HBP	BLK	WP	HR	S	P	ERA	WHIP											
Chad Ogea, R ERA: 5.67 Paul Assenmacher, L ERA: 7.2 Albie Lopez, R ERA: 6.86 Alvin Morman, L ERA: 1.69 Jose Mesa, R ERA: 7.08	(6, 1)	0.0		1	0	0	0	0	1	0	0	0	0	0	4	8	-	-										
Albie Lopez, R ERA: 6.86 Alvin Morman, L ERA: 1.69 Jose Mesa, R ERA: 7.08	(6, 1)	1.0	6	3	2	2	1	0	0	0	0	0	0	0	13	18	18.00	3.000										
Albie Lopez, R ERA: 6.86 Alvin Morman, L ERA: 1.69 Jose Mesa, R ERA: 7.08	(7, 1)	0.1	1	0	0	0	0	0	0	0	0	0	0	0	1	1	0.00	0.000										
Albie Lopez, R ERA: 6.86 Alvin Morman, L ERA: 1.69 Jose Mesa, R ERA: 7.08	(8, 1)	1.0	4	2	0	0	0	0	0	0	0	0	0	4	8	0.00	2.000											

AB	28
R	2
H	5
RBI	2
BB	2
SO	6
LOB	9

AB	32
R	5
H	11
RBI	5
BB	4
SO	5
LOB	14



Batter	1	2	3	4	5	6	7	8	9	AB	R	H	RBI	BB	SO	LOB	TOP								
Omar Vizquel, S (1, 6) OBP: 0.335, SLG: 0.359	K		FC4-6			G3		WP	G6-3	5	2	2	4	0	1	1	Cleveland Indians @ St. Louis Cardinals Busch Stadium, St. Louis, MO Sun Jun 15 1997, 3:33 AM CDT Att: 46,646 - Cloudy - 79 F								
Julio Franco, R (1, 4) OBP: 0.392, SLG: 0.392	1B		F8			K		P3	G6-3	5	0	1	0	0	1	2									
Jim Thome, L (1, 3) OBP: 0.439, SLG: 0.587	F9									2	0	0	0	3	1	1									
Matt Williams, R (1, 5) OBP: 0.291, SLG: 0.471	K									5	0	1	1	0	3	3									
Brian Giles, L (1, 7)										2	0	0	0	3	1	1									
Manly Ramirez, R (1, 9) OBP: 0.399, SLG: 0.490										4	2	2	0	0	0	0									
Sandy Alomar Jr., R (1, 2) OBP: 0.410, SLG: 0.635										3	2	1	0	0	0	0									
Marquis Grissom, R (1, 8) OBP: 0.292, SLG: 0.305										3	1	1	0	0	1	0									
Charles Nagy, L (1, 1)										2	0	0	0	0	0	0									
Casey Candaele, S (8, PH) OBP: 0.375, SLG: 0.391										0	1	0	0	1	0	0									
Paul Shuey, R (8, 1)										1	0	0	0	0	1	1									
Michael Jackson, R (9, 1)										0	0	0	0	0	0	0									
Inning Stats	R: 0 H: 1 E: 0 K: 2 S: 11	H: 1 LOB: 1 BB: 0 P: 13	R: 0 H: 0 E: 0 K: 0 S: 6	H: 0 LOB: 0 BB: 0 P: 11	R: 0 H: 0 E: 1 K: 0 S: 13	H: 0 LOB: 1 BB: 0 P: 19	R: 0 H: 0 E: 0 K: 3 S: 9	H: 0 LOB: 0 BB: 0 P: 16	R: 0 H: 0 E: 0 K: 1 S: 6	H: 0 LOB: 0 BB: 0 P: 6	R: 0 H: 0 E: 0 K: 1 S: 10	H: 0 LOB: 0 BB: 0 P: 12	R: 0 H: 0 E: 0 K: 0 S: 3	H: 0 LOB: 1 BB: 1 P: 8	R: 4 H: 2 E: 0 K: 1 S: 19	H: 2 LOB: 1 BB: 2 P: 32	R: 5 H: 6 E: 1 K: 1 S: 16	H: 6 LOB: 2 BB: 1 P: 25	1B: 6 2B: 1 3B: 1 HR: 1	SF: 0 SAC: 2 DP: 1 HBP: 0	WP: 1 PB: 0 SB: 0 CS: 0	PA: 41			
PITCHER	IP	WLS	BF	H	R	ER	SO	BB	IBB	HBP	BLK	WP	HR	S	P	ERA	WHIP								
Todd Stottlemyre, R (1, 1) ERA: 4.32	8.0	L	31	3	4	4	8	3	0	0	0	1	0	77	117	4.50	0.750								
Mark Petkovsek, R (9, 1) ERA: 3.71	0.2		8	5	5	3	1	1	0	0	0	0	1	13	20	40.50	9.000								
John Frascatore, R (9, 1) ERA: 2.45	0.1		2	1	0	0	0	0	0	0	0	0	0	3	5	0.00	3.000								

AB	35
R	9
H	9
RBI	6
BB	4
SO	9
LOB	11



Batter	1	2	3	4	5	6	7	8	9	AB	R	H	RBI	BB	SO	LOB	BOTTOM								
Royce Clayton, R (1, 6) OBP: 0.293, SLG: 0.413	G6-3		G4-3			G6-3		G5-3		4	0	0	0	0	0	1	Cleveland Indians @ St. Louis Cardinals Busch Stadium, St. Louis, MO Sun Jun 15 1997, 3:33 AM CDT Att: 46,646 - Cloudy - 79 F								
Brian Jordan, R (1, 9) OBP: 0.351, SLG: 0.322	F8									4	1	1	0	0	0	0									
Ray Lankford, L (1, 8) OBP: 0.436, SLG: 0.713	G3-1									3	0	0	0	0	1	1									
Gary Gaetti, R (1, 5) OBP: 0.306, SLG: 0.399										2	0	1	1	0	1	0									
John Mabry, L (1, 7) OBP: 0.375, SLG: 0.414	F7									3	1	1	0	1	0	1									
Dmitri Young, S (1, 3) OBP: 0.345, SLG: 0.416	G6-3									4	0	1	1	0	0	4									
Mike DiFelice, R (1, 2) OBP: 0.309, SLG: 0.394										2	0	0	0	0	0	1									
Delino DeShields, L (8, PH) OBP: 0.355, SLG: 0.478										2	0	0	0	0	0	1									
Mike Gallego, R (1, 4) OBP: 0.162, SLG: 0.194										2	0	0	0	0	0	0									
Tom Lampkin, L (8, PH) OBP: 0.265, SLG: 0.315										1	0	0	0	0	1	0									
Todd Stottlemyre, L (1, 1) OBP: 0.324, SLG: 0.286										2	0	0	0	0	0	0									
Willie McGee, S (8, PH) OBP: 0.344, SLG: 0.417										1	0	1	0	0	0	0									
Mark Petkovsek, R (9, 1) OBP: 0.123, SLG: 0.125										0	0	0	0	0	0	0									
John Frascatore, R (9, 1) ERA: 2.41										0	0	0	0	0	0	0									
Inning Stats	R: 0 H: 0 E: 0 K: 0 S: 7	H: 1 LOB: 1 BB: 0 P: 13	R: 0 H: 1 E: 0 K: 0 S: 9	H: 1 LOB: 0 BB: 0 P: 13	R: 0 H: 0 E: 0 K: 0 S: 4	H: 0 LOB: 0 BB: 0 P: 5	R: 0 H: 0 E: 0 K: 1 S: 7	H: 0 LOB: 0 BB: 0 P: 9	R: 0 H: 0 E: 0 K: 0 S: 4	H: 0 LOB: 0 BB: 0 P: 10	R: 0 H: 0 E: 0 K: 0 S: 4	H: 0 LOB: 0 BB: 0 P: 6	R: 0 H: 1 E: 1 K: 0 S: 4	H: 1 LOB: 2 BB: 1 P: 9	R: 0 H: 1 E: 0 K: 1 S: 9	H: 1 LOB: 1 BB: 0 P: 12	R: 2 H: 2 E: 1 K: 1 S: 15	H: 2 LOB: 1 BB: 0 P: 18	1B: 3 2B: 2 3B: 0 HR: 0	SF: 1 SAC: 1 DP: 1 HBP: 0	WP: 0 PB: 0 SB: 0 CS: 0	PA: 34			
PITCHER	IP	WLS	BF	H	R	ER	SO	BB	IBB	HBP	BLK	WP	HR	S	P	ERA	WHIP								
Charles Nagy, R (1, 1) ERA: 3.57	7.0	W	24	2	0	0	1	0	0	0	0	0	0	9	12	0.00	1.000								
Paul Shuey, R (8, 1) ERA: 4.09	1.0		4	1	0	0	1	0	0	0	0	0	0	9	12	0.00	1.000								
Michael Jackson, R (9, 1) ERA: 2.41	1.0		6	2	2	0	1	0	0	0	0	0	0	15	18	0.00	2.000								

AB	30
R	2
H	5
RBI	2
BB	1
SO	3
LOB	9



Batter	1	2	3	4	5	6	7	8	9	AB R H RBI BB SO LOB	TOP															
Delino DeShields, L (1.4) OBP: 0.353, SLG: 0.483	E7		G6-3			G6-3		3B		4 0 1 0 0 0 0	St. Louis Cardinals @ Milwaukee Brewers Milwaukee County Stadium, Milwaukee, WI Mon Jun 16 1997, 8:05 PM EDT Att: 23,503 - Unknown - 75 F livebaseballscorecards.com															
Brian Jordan, R (1.9) OBP: 0.337, SLG: 0.308	F8		K			P6		K		4 0 0 0 0 2 2																
Ray Lankford, L (1.8) OBP: 0.438, SLG: 0.707	BB		G3			1B		G1-3		3 0 1 0 1 0 0																
Gary Gaetti, R (1.5) OBP: 0.310, SLG: 0.401	K					G5-3		WP 1B		4 0 2 0 0 1 3																
John Mabry, L (1.3) OBP: 0.373, SLG: 0.408	K					G4-6-3		FC6 BB		3 0 0 0 1 2 3																
Ron Gant, R (1.7) OBP: 0.316, SLG: 0.436		L8				K		P3		4 0 0 0 0 1 2																
Dmitri Young, S (1.10) OBP: 0.343, SLG: 0.411						G3-1		FC6		4 0 1 0 0 1 2																
Mike DiFelice, R (1.2) OBP: 0.300, SLG: 0.371						K		G5-3		3 0 0 0 0 2 1																
Royce Clayton, R (1.6) OBP: 0.289, SLG: 0.409						K		K		3 0 0 0 0 3 1																
Inning Stats	R: 0 H: 0 E: 1 K: 2 S: 12	H: 0 LOB: 2 BB: 1 P: 22	R: 0 H: 1 E: 0 K: 2 S: 13	H: 1 LOB: 1 BB: 0 P: 17	R: 0 H: 0 E: 0 K: 1 S: 8	H: 0 LOB: 0 BB: 0 P: 10	R: 0 H: 1 E: 0 K: 0 S: 4	H: 1 LOB: 0 BB: 0 P: 8	R: 0 H: 0 E: 0 K: 0 S: 8	H: 0 LOB: 0 BB: 0 P: 11	R: 0 H: 1 E: 0 K: 3 S: 12	H: 1 LOB: 1 BB: 0 P: 13	R: 0 H: 1 E: 0 K: 2 S: 9	H: 1 LOB: 2 BB: 1 P: 17	R: 0 H: 1 E: 0 K: 0 S: 9	H: 1 LOB: 1 BB: 1 P: 17	1B: 4 2B: 0 3B: 1 HR: 0	SF: 0 SAC: 0 DP: 1 HBP: 0	WP: 1 PB: 0 SB: 3 CS: 0	PA: 34						
PITCHER	IP WLS BF H R ER SO BB IBB HBP BLK WP HR S P ERA WHIP											PITCHER	IP WLS BF H R ER SO BB IBB HBP BLK WP HR S P ERA WHIP													
Ben McDonald, R (1.1) ERA: 3.48	8.0	29	4	0	0	12	1	0	0	0	0	71	105	0.00	0.625											
Bob Wickman, R (9.1) ERA: 3.41	1.0	5	1	0	0	0	1	0	0	0	1	0	9	17	0.00	2.000										

Batter	1	2	3	4	5	6	7	8	9	AB R H RBI BB SO LOB	BOTTOM															
Mark Loretta, R (1.4) OBP: 0.374, SLG: 0.410	K		G6-3			1B			K	4 0 1 0 0 2 1	St. Louis Cardinals @ Milwaukee Brewers Milwaukee County Stadium, Milwaukee, WI Mon Jun 16 1997, 8:05 PM EDT Att: 23,503 - Unknown - 75 F livebaseballscorecards.com															
Jeremy Burnitz, L (1.9) OBP: 0.420, SLG: 0.533	G4-3					K		HR		3 1 1 1 1 1 1																
Jeff Cirillo, R (1.5) OBP: 0.379, SLG: 0.446	F9					BB 1B				3 0 1 0 0 0 1																
Dave Nilsson, L (1.10) OBP: 0.349, SLG: 0.408						G4-6-3		F9 WP BB		2 0 0 0 1 1 1																
Antone Williamson, L (1.3) OBP: 0.357, SLG: 0.292	G6-3					K		F9		3 0 0 0 0 1 1																
Tim Lincecum, R (8.3) OBP: 0.167, SLG: 0.667						K		F9		0 0 0 0 0 0 0																
Jose Valentin, S (1.6) OBP: 0.333, SLG: 0.448						K		K2-3		3 0 0 0 0 2 1																
Gerald Williams, R (1.8) OBP: 0.318, SLG: 0.391						CS 1B		K		2 0 1 0 1 1 0																
18 Todd Dunn, R (1.7) OBP: 0.244, SLG: 0.325						CS		F8		3 0 0 0 0 2 1																
Mike Matheny, R (1.2) OBP: 0.286, SLG: 0.343						K		G3		2 0 0 0 0 1 1																
Jesse Lewis, L (8, PH) OBP: 0.317, SLG: 0.301						L9				1 0 0 0 0 0 0																
Inning Stats	R: 0 H: 0 E: 0 K: 1 S: 6	H: 0 LOB: 0 BB: 0 P: 10	R: 0 H: 0 E: 0 K: 1 S: 5	H: 0 LOB: 0 BB: 0 P: 7	R: 0 H: 0 E: 0 K: 1 S: 10	H: 0 LOB: 1 BB: 1 P: 17	R: 0 H: 0 E: 0 K: 0 S: 4	H: 0 LOB: 0 BB: 1 P: 9	R: 0 H: 1 E: 0 K: 2 S: 11	H: 1 LOB: 0 BB: 0 P: 16	R: 0 H: 1 E: 0 K: 3 S: 12	H: 1 LOB: 1 BB: 0 P: 20	R: 0 H: 1 E: 0 K: 1 S: 8	H: 1 LOB: 1 BB: 1 P: 17	R: 0 H: 0 E: 0 K: 1 S: 7	H: 0 LOB: 0 BB: 0 P: 9	R: 1 H: 1 E: 0 K: 1 S: 5	H: 1 LOB: 0 BB: 0 P: 7	1B: 3 2B: 0 3B: 0 HR: 1	SF: 0 SAC: 0 DP: 1 HBP: 0	WP: 1 PB: 0 SB: 1 CS: 1	PA: 30				
PITCHER	IP WLS BF H R ER SO BB IBB HBP BLK WP HR S P ERA WHIP											PITCHER	IP WLS BF H R ER SO BB IBB HBP BLK WP HR S P ERA WHIP													
Alan Benes, R (1.1) ERA: 2.86	8.1	29	4	1	1	11	3	0	0	0	1	1	68	112	1.08	0.840										

Batter	1	2	3	4	5	6	7	8	9	AB	R	H	RBI	BB	SO	LOB	TOP										
Delino DeShields, L OBP: 0.350, SLG: 0.477	P4	L5		S		E4			B2-3	5	0	1	0	0	0	1	St. Louis Cardinals @ Milwaukee Brewers Milwaukee County Stadium, Milwaukee, WI Tue Jun 17 1997, 8:05 PM EDT Att: 38,634 - Unknown - 59 F livebaseballscorecards.com										
Brian Jordan, R OBP: 0.311, SLG: 0.292	L5		P6	P3		CS	G3-1		G3-1	5	0	0	0	0	0	1											
Ray Lankford, L OBP: 0.439, SLG: 0.712	S		FC6-2		K					3	1	1	0	1	1	0											
Gary Gaetti, R OBP: 0.318, SLG: 0.405	1B		FC6-2		1B					3	0	2	1	1	0	1											
Willie McGee, S OBP: 0.348, SLG: 0.420	G3		1B		1B					4	0	2	0	0	1	2											
Ron Gant, R OBP: 0.311, SLG: 0.428		K	FC6-4		K					4	0	0	0	0	3	4											
John Mabry, L OBP: 0.375, SLG: 0.410				G6-3	F8					4	1	2	0	0	0	2											
Tom Lampkin, L OBP: 0.299, SLG: 0.356									G6-3	2	1	2	1	1	0	0											
Dmitri Young, S OBP: 0.341, SLG: 0.409										1	0	0	0	0	0	1											
Mike DiFelice, R OBP: 0.300, SLG: 0.371										0	0	0	0	0	0	0											
Royce Clayton, R OBP: 0.289, SLG: 0.406									B5-3	4	0	1	0	0	1	2											
Inning Stats	R: 1 E: 0 K: 0 S: 12	H: 1 LOB: 1 BB: 1 P: 21	R: 1 E: 1 K: 2 S: 13	H: 2 LOB: 1 BB: 0 P: 18	R: 0 E: 0 K: 0 S: 6	H: 2 LOB: 2 BB: 0 P: 8	R: 1 E: 0 K: 0 S: 12	H: 3 LOB: 1 BB: 0 P: 21	R: 0 E: 0 K: 2 S: 11	H: 1 LOB: 0 BB: 1 P: 18	R: 0 E: 1 K: 1 S: 5	H: 0 LOB: 0 BB: 1 P: 13	R: 0 E: 0 K: 1 S: 6	H: 1 LOB: 0 BB: 0 P: 8	R: 0 E: 0 K: 0 S: 6	H: 0 LOB: 0 BB: 0 P: 8	1B: 8 2B: 1 3B: 1 HR: 1	SF: 0 SAC: 0 DP: 2 HBP: 0	WP: 0 PB: 0 SB: 2 CS: 2	PA: 39							
PITCHER	IP	WLS	BF	H	R	ER	SO	BB	IBB	HBP	BLK	WP	HR	S	P	ERA	WHIP										
Jose Mercedes, R ERA: 4.68	(1, 1)	5.0	26	9	3	2	4	3	0	0	0	0	1	55	91	3.60	2.400										
Joel Adamson, L ERA: 4.02	(6, 1)	2.1	W	8	2	0	2	0	0	0	0	0	0	19	32	0.00	0.857										
Doug Jones, R ERA: 3.24	(8, 1)	1.2	S	4	0	0	0	0	0	0	0	0	0	8	10	0.00	0.000										

Batter	1	2	3	4	5	6	7	8	9	AB	R	H	RBI	BB	SO	LOB	BOTTOM										
Gerald Williams, R OBP: 0.317, SLG: 0.386	K		G5-3			G1-3				3	0	0	0	1	1	1	St. Louis Cardinals @ Milwaukee Brewers Milwaukee County Stadium, Milwaukee, WI Tue Jun 17 1997, 8:05 PM EDT Att: 38,634 - Unknown - 59 F livebaseballscorecards.com										
Mark Loretta, R OBP: 0.377, SLG: 0.409	P4			FC5-4	G4-3				L8	3	0	1	0	1	0	2											
Jeff Cirillo, R OBP: 0.361, SLG: 0.459				FC5-4					E2	4	1	2	1	0	0	2											
Dave Nilsson, L OBP: 0.351, SLG: 0.407										3	1	1	0	1	0	3											
Tim Unroe, R OBP: 0.167, SLG: 0.667	G1-3									0	0	0	0	0	0	0											
Kelly Stinnett, R OBP: 0.333, SLG: 0.333										3	1	1	0	0	0	2											
Jeff Huson, L OBP: 0.297, SLG: 0.259				F8					CS	0	0	0	0	0	0	0											
Jeremy Burnitz, L OBP: 0.414, SLG: 0.524										3	1	0	0	0	1	3											
Todd Dunn, R OBP: 0.222, SLG: 0.295										4	0	0	0	0	2	1											
Jose Valentin, S OBP: 0.333, SLG: 0.446										3	0	1	1	0	0	0											
Mike Matheny, R OBP: 0.287, SLG: 0.349										3	0	1	0	0	1	1											
Inning Stats	R: 0 E: 0 K: 1 S: 9	H: 1 LOB: 0 BB: 0 P: 17	R: 0 E: 0 K: 0 S: 6	H: 0 LOB: 0 BB: 0 P: 11	R: 0 E: 0 K: 0 S: 5	H: 0 LOB: 0 BB: 0 P: 10	R: 0 E: 0 K: 1 S: 8	H: 0 LOB: 2 BB: 2 P: 20	R: 0 E: 0 K: 1 S: 10	H: 1 LOB: 1 BB: 1 P: 18	R: 4 E: 1 K: 1 S: 19	H: 4 LOB: 1 BB: 0 P: 26	R: 0 E: 1 K: 0 S: 9	H: 1 LOB: 0 BB: 0 P: 12	R: 0 E: 0 K: 1 S: 10	H: 0 LOB: 0 BB: 0 P: 12	1B: 5 2B: 1 3B: 0 HR: 1	SF: 0 SAC: 1 DP: 1 HBP: 1	WP: 0 PB: 0 SB: 1 CS: 1	PA: 35							
PITCHER	IP	WLS	BF	H	R	ER	SO	BB	IBB	HBP	BLK	WP	HR	S	P	ERA	WHIP										
Fernando Valenzuela, L ERA: 4.75	(1, 1)	5.0	L	24	5	4	3	3	0	0	0	0	1	47	89	5.40	1.600										
T.J. Mathews, R ERA: 2.03	(6, 1)	1.1		7	2	0	0	1	0	0	0	0	0	17	22	0.00	1.500										
Tony Fossas, L ERA: 1.83	(7, 1)	1.1		2	0	0	0	0	0	0	1	0	0	9	12	0.00	0.000										
Dennis Eckersley, R ERA: 4.19	(8, 1)	0.1		1	0	0	0	1	0	0	0	0	0	3	3	0.00	0.000										

Batter	1	2	3	4	5	6	7	8	9	AB	R	H	RBI	BB	SO	LOB	TOP										
Delino DeShields, L OBP: 0.324, SLG: 0.467 (1.4)	G3-1	G4-3			F8		P6		K	5	0	0	0	0	1	1	St. Louis Cardinals @ Milwaukee Brewers Milwaukee County Stadium, Milwaukee, WI Wed Jun 18 1997, 8:05 PM EDT Att: 21,705 - Unknown - 63 F livebaseballscorecards.com										
Brian Jordan, R OBP: 0.324, SLG: 0.290 (1.9)	F WP 2B 1B		K		BB 1B HBP		E7		G5-3	4	1	1	0	0	1	0											
Ray Lankford, L OBP: 0.438, SLG: 0.702 (1.8)	E 2B BB		F7		BB 1B		F8		K	4	1	1	1	1	1	1											
Gary Gaetti, R OBP: 0.312, SLG: 0.397 (1.5)	E6 2B		F8		L7		K			4	1	0	0	0	1	5											
John Mabry, L OBP: 0.381, SLG: 0.417 (1.7)	1-H 2-H 3-H 2B			1B	BB		G6-3			3	0	2	3	1	0	0											
Dmitri Young, S OBP: 0.335, SLG: 0.405 (1.3)	1B		L7		K		K			4	0	1	0	0	2	4											
Mike DiFelice, R OBP: 0.346, SLG: 0.363 (6, PH) Tom Lampkin, L OBP: 0.302, SLG: 0.358 (6, 2)	L9		K		G5-3		G5-3		1B 1B	2	0	0	0	0	1	2											
Scott Livingstone, L OBP: 0.219, SLG: 0.200 (1.10)		F8		G4-3		F7		1B		4	0	1	0	0	0	1											
Mike Gallego, R OBP: 0.175, SLG: 0.184 (8, PH) Willie McGee, S OBP: 0.346, SLG: 0.417 (8, 6) Royce Clayton, R OBP: 0.289, SLG: 0.406 (8, 6)	G6-3				HBP 1B BB		P5		K	2	1	0	0	0	1	0											
Inning Stats	R: 3 E: 1 K: 0 S: 13	H: 3 LOB: 1 BB: 1 P: 23	R: 0 E: 0 K: 0 S: 5	H: 0 LOB: 0 BB: 0 P: 7	R: 0 E: 0 K: 1 S: 7	H: 0 LOB: 0 BB: 0 P: 9	R: 0 E: 0 K: 1 S: 11	H: 1 LOB: 1 BB: 0 P: 16	R: 1 E: 0 K: 0 S: 14	H: 1 LOB: 3 BB: 2 P: 28	R: 0 E: 0 K: 0 S: 7	H: 0 LOB: 0 BB: 0 P: 13	R: 0 E: 1 K: 1 S: 10	H: 0 LOB: 1 BB: 0 P: 14	R: 0 E: 0 K: 2 S: 17	H: 2 LOB: 2 BB: 0 P: 24		R: 0 E: 0 K: 2 S: 9	H: 0 LOB: 0 BB: 0 P: 11	1B: 6 2B: 1 3B: 0 HR: 0	SF: 0 SAC: 0 DP: 0 HBP: 1	WP: 1 PB: 0 SB: 0 CS: 0	PA: 39				
PITCHER	IP	WLS	BF	H	R	ER	SO	BB	IBB	HBP	BLK	WP	HR	S	P	ERA	WHIP										
Jeff D'Amico, R ERA: 4.67 (1.1)	6.2	W	30	5	4	3	3	3	0	1	0	1	0	64	107	4.05	1.200										
Bob Wickman, R ERA: 3.29 (7.1)	1.1		6	2	0	0	3	0	0	0	0	0	0	20	27	0.00	1.500										
Doug Jones, R ERA: 3.15 (9.1)	1.0		3	0	0	0	2	0	0	0	0	0	0	9	11	0.00	0.000										

Batter	1	2	3	4	5	6	7	8	9	AB	R	H	RBI	BB	SO	LOB	BOTTOM										
Mark Loretta, R OBP: 0.386, SLG: 0.421 (1.4)	E 2B	3B BB		K		G3-6-1 1B		G4-6-3 1B		4	2	3	1	1	1	0	St. Louis Cardinals @ Milwaukee Brewers Milwaukee County Stadium, Milwaukee, WI Wed Jun 18 1997, 8:05 PM EDT Att: 21,705 - Unknown - 63 F livebaseballscorecards.com										
Jeromy Burnitz, L OBP: 0.414, SLG: 0.529 (1.9)	K	1B 3B		CS HBP		G3-6-1 1B		G4-6-3 1B		4	1	1	3	0	1	4											
Jeff Cirillo, R OBP: 0.389, SLG: 0.466 (1.5)	E8 G3 2-H 1B	1B		CS 1-2	F7 SF9 1B		CS BB			3	1	3	2	1	0	0											
Dave Nilsson, L OBP: 0.350, SLG: 0.405 (1.10)	G3 2-3	G3			SF9 E 1B		F8			4	1	1	0	0	0	3											
Jose Valentin, S OBP: 0.331, SLG: 0.441 (1.6)	F9				F7 1-2 2-3 1B		E S 1B			4	0	1	0	0	1	3											
Antone Williamson, L OBP: 0.344, SLG: 0.296 (1.3) Tim Lincecum, R OBP: 0.167, SLG: 0.667 (8.3)	G1-3 3B 1B		G3-1		SF9 2-3 3-H 1B		K			3	1	1	1	0	1	1											
Gerald Williams, R OBP: 0.327, SLG: 0.394 (1.8)	G1-3 3B 1B				E1 1B					3	1	3	1	1	0	0											
18 Todd Dunn, R OBP: 0.204, SLG: 0.271 (1.7)	K				L9					4	1	0	0	0	2	5											
Mike Matheny, R OBP: 0.286, SLG: 0.347 (1.2)	G1-3 1-2 2-3				K		G4-3		FC5-4 1B	4	0	1	0	0	1	2											
Inning Stats	R: 1 E: 1 K: 1 S: 13	H: 2 LOB: 1 BB: 0 P: 19	R: 4 E: 0 K: 1 S: 16	H: 4 LOB: 1 BB: 1 P: 30	R: 0 E: 0 K: 2 S: 16	H: 0 LOB: 1 BB: 1 P: 24	R: 0 E: 0 K: 2 S: 10	H: 0 LOB: 0 BB: 0 P: 17	R: 2 E: 1 K: 0 S: 10	H: 3 LOB: 1 BB: 0 P: 14	R: 0 E: 0 K: 0 S: 9	H: 1 LOB: 0 BB: 0 P: 13	R: 0 E: 0 K: 1 S: 12	H: 1 LOB: 1 BB: 1 P: 21	R: 1 E: 0 K: 0 S: 12	H: 3 LOB: 1 BB: 0 P: 18		R: 1 E: 0 K: 0 S: 12	H: 0 LOB: 1 BB: 0 P: 18	1B: 12 2B: 1 3B: 1 HR: 0	SF: 1 SAC: 0 DP: 2 HBP: 1	WP: 0 PB: 0 SB: 1 CS: 2	PA: 39				
PITCHER	IP	WLS	BF	H	R	ER	SO	BB	IBB	HBP	BLK	WP	HR	S	P	ERA	WHIP										
Andy Benes, R ERA: 3.04 (1.1)	5.0	L	26	9	7	7	6	2	0	0	0	0	0	65	104	12.60	2.200										
Mark Petkovsek, R ERA: 3.63 (6.1)	1.0		4	1	0	0	0	1	0	0	0	0	0	11	19	0.00	2.000										
Tony Fossas, L ERA: 1.74 (7.1)	1.0		3	1	0	0	1	0	0	0	0	0	0	10	15	0.00	1.000										
John Frascatore, R ERA: 2.65 (8.1)	1.0		5	3	1	1	0	0	0	0	0	0	0	12	18	9.00	3.000										

AB 35
R 4
H 7
RBI 4
BB 3
SO 8
LOB 16



AB 33
R 8
H 14
RBI 8
BB 3
SO 7
LOB 18



Batter	1	2	3	4	5	6	7	8	9	AB	R	H	RBI	BB	SO	LOB	TOP							
Deion Sanders, L OBP: 0.366, SLG: 0.432 (1, 7)	P5		1B		G4-3		K		FC4-6 BB	4	0	1	0	1	1	2								
Curtis Goodwin, L OBP: 0.371, SLG: 0.373 (1, 8)	P6		G3				K		FC4-6 1-2	5	0	1	0	0	1	4								
Lenny Harris, L Terry Pendleton, S OBP: 0.279, SLG: 0.390 OBP: 0.314, SLG: 0.344 (7, PH) (7, 5)	G3-1			F8		FC3-6 BB 1-2				3	1	0	0	0	0	1								
Willie Greene, L Felix Rodriguez, R Stan Belinda, R (1, 9) (7, 1) (8, 1)		F9 1B		HR		1B BB 1-2	F8			3	1	2	1	1	0	3								
Eddie Taubensee, L OBP: 0.325, SLG: 0.464 (1, 3) (7, 9)	F9 1-2			1B		1B BB 1-2 2-H	F7			4	0	2	1	0	0	1								
Aaron Boone, R OBP: 0.143, SLG: 0.143 (1, 5) (7, 4)	F7			K		L7	K			4	0	0	0	0	2	4								
Joe Oliver, R OBP: 0.339, SLG: 0.426 (1, 2)	G4-3			L9		F9	F7			4	0	0	0	0	0	4								
Pokey Reese, R OBP: 0.323, SLG: 0.386 (1, 6)			L9		L5		S 1B 1B		G5-4-3 1B	4	0	2	0	0	0	0								
Dave Burba, R Scott Sullivan, R Jeff Branson, L Hector Carrasco, R Hal Morris, L OBP: 0.227, SLG: 0.190 ERA: 4.24 OBP: 0.256, SLG: 0.257 ERA: 1.98 OBP: 0.300, SLG: 0.325 (1, 1) (4, 1) (5, PH) (5, 1) (7, PH) (7, 3)	G3		G3		G4-3		BB 1-2		G5-4-3 1-2	1	0	0	0	0	0	0								
Inning Stats	R: 0 E: 0 K: 0 S: 5	H: 0 LOB: 0 BB: 0 P: 9	R: 0 E: 0 K: 0 S: 10	H: 1 LOB: 1 BB: 0 P: 15	R: 0 E: 0 K: 0 S: 9	H: 1 LOB: 1 BB: 0 P: 12	R: 1 E: 0 K: 1 S: 8	H: 2 LOB: 1 BB: 0 P: 11	R: 0 E: 0 K: 0 S: 8	H: 0 LOB: 0 BB: 0 P: 10	R: 1 E: 0 K: 0 S: 11	H: 2 LOB: 2 BB: 1 P: 17	R: 0 E: 0 K: 2 S: 11	H: 2 LOB: 3 BB: 1 P: 20	R: 0 E: 0 K: 1 S: 7	H: 0 LOB: 0 BB: 0 P: 9	R: 0 E: 0 K: 0 S: 5	H: 1 LOB: 1 BB: 1 P: 9	1B: 8 2B: 0 3B: 0 HR: 1	SF: 0 SAC: 0 DP: 1 HBP: 0	WP: 0 PB: 0 SB: 1 CS: 0	PA: 38		
PITCHER	IP WLS BF H R ER SO BB IBB HBP BLK WP HR S P ERA WHIP	IP WLS BF H R ER SO BB IBB HBP BLK WP HR S P ERA WHIP	IP WLS BF H R ER SO BB IBB HBP BLK WP HR S P ERA WHIP	IP WLS BF H R ER SO BB IBB HBP BLK WP HR S P ERA WHIP	IP WLS BF H R ER SO BB IBB HBP BLK WP HR S P ERA WHIP	IP WLS BF H R ER SO BB IBB HBP BLK WP HR S P ERA WHIP	IP WLS BF H R ER SO BB IBB HBP BLK WP HR S P ERA WHIP	IP WLS BF H R ER SO BB IBB HBP BLK WP HR S P ERA WHIP	IP WLS BF H R ER SO BB IBB HBP BLK WP HR S P ERA WHIP	IP WLS BF H R ER SO BB IBB HBP BLK WP HR S P ERA WHIP	IP WLS BF H R ER SO BB IBB HBP BLK WP HR S P ERA WHIP	IP WLS BF H R ER SO BB IBB HBP BLK WP HR S P ERA WHIP	IP WLS BF H R ER SO BB IBB HBP BLK WP HR S P ERA WHIP	IP WLS BF H R ER SO BB IBB HBP BLK WP HR S P ERA WHIP	IP WLS BF H R ER SO BB IBB HBP BLK WP HR S P ERA WHIP	IP WLS BF H R ER SO BB IBB HBP BLK WP HR S P ERA WHIP	IP WLS BF H R ER SO BB IBB HBP BLK WP HR S P ERA WHIP	IP WLS BF H R ER SO BB IBB HBP BLK WP HR S P ERA WHIP	IP WLS BF H R ER SO BB IBB HBP BLK WP HR S P ERA WHIP	IP WLS BF H R ER SO BB IBB HBP BLK WP HR S P ERA WHIP	IP WLS BF H R ER SO BB IBB HBP BLK WP HR S P ERA WHIP	IP WLS BF H R ER SO BB IBB HBP BLK WP HR S P ERA WHIP	IP WLS BF H R ER SO BB IBB HBP BLK WP HR S P ERA WHIP	IP WLS BF H R ER SO BB IBB HBP BLK WP HR S P ERA WHIP

Cincinnati Reds @ St. Louis Cardinals
 Busch Stadium, St. Louis, MO
 Sat Jun 21 1997, 7:05 PM CDT
 Att: 44,931 - Unknown - 74 F

AB	35
R	2
H	9
RBI	2
BB	3
SO	4
LOB	20



Batter	1	2	3	4	5	6	7	8	9	AB	R	H	RBI	BB	SO	LOB	BOTTOM							
Delino DeShields, L OBP: 0.335, SLG: 0.452 (1, 4)	G6-4-3 1B	G4-3		G3	G3			FC3-6 BB 1-2		5	2	1	0	0	0	2								
Ron Gant, R OBP: 0.310, SLG: 0.420 (1, 7)	G6-4-3 BB 1B		G1-3	1B BB		K		1B 1-H 1B		4	1	2	1	1	1	0								
Ray Lankford, L OBP: 0.434, SLG: 0.683 (1, 8)	G6-4-3 BB		F8	1B 1B 1B		K		1B 1-3 1B		4	0	2	0	1	1	0								
Brian Jordan, R OBP: 0.342, SLG: 0.292 (1, 9)	G6-4-3 1-2 2-3 3-H		1B S 1B	1B 1B 1B		P3		1-2 HBP		4	1	2	1	0	0	2								
Gary Gaetti, R OBP: 0.313, SLG: 0.394 (1, 5)	G1-3		1B BB 1B	1B 1B 1B		G1-3		P3		5	1	2	0	0	0	4								
John Mabry, L OBP: 0.381, SLG: 0.418 (1, 3)		G4-3 SF8 2B	1B BB	K		K				3	1	1	0	1	2	3								
Royce Clayton, R OBP: 0.298, SLG: 0.414 (1, 6)		G4-3 2-3	1-3 2-H 3-H	1B	L5		CS 1B			4	0	2	2	0	0	4								
Tom Lampkin, L OBP: 0.312, SLG: 0.367 (1, 2)		SF8	1-2 IBB		G3		CS 1-2	FC3-6 BB		1	0	0	1	2	0	0								
Todd Stottlemyre, L Tony Fossas, L T.J. Mathews, R Willie McGee, S John Frascatore, R OBP: 0.324, SLG: 0.355 ERA: 2.89 OBP: 0.348, SLG: 0.413 ERA: 4.23 (1, 1) (7, 1) (8, 1) (8, PH) (9, 1)		G3 3-H	G3		K			P7		3	0	1	0	0	1	3								
Inning Stats	R: 1 E: 0 K: 0 S: 9	H: 2 LOB: 1 BB: 1 P: 14	R: 1 E: 0 K: 0 S: 13	H: 2 LOB: 1 BB: 0 P: 22	R: 2 E: 0 K: 0 S: 24	H: 3 LOB: 3 BB: 2 P: 39	R: 1 E: 0 K: 1 S: 16	H: 3 LOB: 3 BB: 1 P: 23	R: 0 E: 0 K: 1 S: 7	H: 0 LOB: 0 BB: 0 P: 11	R: 0 E: 0 K: 2 S: 7	H: 0 LOB: 0 BB: 0 P: 10	R: 0 E: 0 K: 1 S: 9	H: 1 LOB: 0 BB: 0 P: 16	R: 1 E: 0 K: 0 S: 17	H: 2 LOB: 3 BB: 1 P: 30	1B: 11 2B: 1 3B: 1 HR: 0	SF: 1 SAC: 0 DP: 1 HBP: 1	WP: 0 PB: 0 SB: 4 CS: 1	PA: 42				
PITCHER	IP WLS BF H R ER SO BB IBB HBP BLK WP HR S P ERA WHIP	IP WLS BF H R ER SO BB IBB HBP BLK WP HR S P ERA WHIP	IP WLS BF H R ER SO BB IBB HBP BLK WP HR S P ERA WHIP	IP WLS BF H R ER SO BB IBB HBP BLK WP HR S P ERA WHIP	IP WLS BF H R ER SO BB IBB HBP BLK WP HR S P ERA WHIP	IP WLS BF H R ER SO BB IBB HBP BLK WP HR S P ERA WHIP	IP WLS BF H R ER SO BB IBB HBP BLK WP HR S P ERA WHIP	IP WLS BF H R ER SO BB IBB HBP BLK WP HR S P ERA WHIP	IP WLS BF H R ER SO BB IBB HBP BLK WP HR S P ERA WHIP	IP WLS BF H R ER SO BB IBB HBP BLK WP HR S P ERA WHIP	IP WLS BF H R ER SO BB IBB HBP BLK WP HR S P ERA WHIP	IP WLS BF H R ER SO BB IBB HBP BLK WP HR S P ERA WHIP	IP WLS BF H R ER SO BB IBB HBP BLK WP HR S P ERA WHIP	IP WLS BF H R ER SO BB IBB HBP BLK WP HR S P ERA WHIP	IP WLS BF H R ER SO BB IBB HBP BLK WP HR S P ERA WHIP	IP WLS BF H R ER SO BB IBB HBP BLK WP HR S P ERA WHIP	IP WLS BF H R ER SO BB IBB HBP BLK WP HR S P ERA WHIP	IP WLS BF H R ER SO BB IBB HBP BLK WP HR S P ERA WHIP	IP WLS BF H R ER SO BB IBB HBP BLK WP HR S P ERA WHIP	IP WLS BF H R ER SO BB IBB HBP BLK WP HR S P ERA WHIP	IP WLS BF H R ER SO BB IBB HBP BLK WP HR S P ERA WHIP	IP WLS BF H R ER SO BB IBB HBP BLK WP HR S P ERA WHIP	IP WLS BF H R ER SO BB IBB HBP BLK WP HR S P ERA WHIP	IP WLS BF H R ER SO BB IBB HBP BLK WP HR S P ERA WHIP

Cincinnati Reds @ St. Louis Cardinals
 Busch Stadium, St. Louis, MO
 Sat Jun 21 1997, 7:05 PM CDT
 Att: 44,931 - Unknown - 74 F

AB	34
R	6
H	13
RBI	5
BB	5
SO	5
LOB	19



Batter	1	2	3	4	5	6	7	8	9	AB	R	H	RBI	BB	SO	LOB	TOP											
Deion Sanders, L (1, 7) OBP: 0.365, SLG: 0.428	G1-3		P6		F7			CS BB		3	0	0	0	1	0	1	Cincinnati Reds @ St. Louis Cardinals Busch Stadium, St. Louis, MO Sun Jun 22 1997, 3:33 AM CDT Att: 43,194 - Cloudy - 84 F											
Curtis Goodwin, L (1, 8) OBP: 0.379, SLG: 0.378	K		1B E		BB			1-2 1B		3	1	2	0	1	1	0												
Hal Morris, L (1, 3) OBP: 0.299, SLG: 0.323	G6-3		E7 1H 2H		F8			G4-3		4	0	1	1	0	0	2												
Willie Greene, L (1, 9) OBP: 0.361, SLG: 0.480		1B	K					G1-4-3 IBB		3	0	1	0	1	2	1												
Terry Pendleton, S (1, 5) OBP: 0.308, SLG: 0.337 Aaron Boone, R (5, 5) OBP: 0.111, SLG: 0.111	F8				K			F9		2	0	0	0	0	1	1												
Brook Fordyce, R (1, 2) OBP: 0.294, SLG: 0.328 Eddie Taubensee, L (9, PH) OBP: 0.323, SLG: 0.461	F7				P2			F7		3	0	0	0	0	1	1												
Jeff Branson, L (1, 4) OBP: 0.198, SLG: 0.247 Mike Remlinger, L (7, 1) Stan Belinda, R (8, 1)	L7				G1-3			G4-3		3	0	0	0	0	0	1												
Pokey Reese, R (1, 6) OBP: 0.313, SLG: 0.374			G6-3					K		3	0	0	0	0	1	0												
Brett Tomko, R (1, 1) OBP: 0.250, SLG: 0.286 Scott Sullivan, R (5, 1) Bret Boone, R (7, 4) OBP: 0.290, SLG: 0.286			1B BB		K			K		1	1	0	0	1	1	0												
Inning Stats	R: 0 E: 0 K: 1 S: 9	H: 0 LOB: 0 BB: 0 P: 15	R: 0 E: 0 K: 0 S: 11	H: 1 LOB: 1 BB: 0 P: 17	R: 2 E: 1 K: 1 S: 13	H: 2 LOB: 1 BB: 1 P: 20	R: 0 E: 0 K: 1 S: 10	H: 0 LOB: 0 BB: 0 P: 14	R: 0 E: 0 K: 1 S: 6	H: 0 LOB: 0 BB: 2 P: 6	R: 0 E: 0 K: 2 S: 8	H: 0 LOB: 1 BB: 2 P: 16	R: 0 E: 0 K: 2 S: 11	H: 0 LOB: 0 BB: 0 P: 18	R: 0 E: 0 K: 1 S: 11	H: 1 LOB: 1 BB: 1 P: 19		R: 0 E: 0 K: 1 S: 7	H: 0 LOB: 0 BB: 0 P: 8	1B: 4 2B: 0 3B: 0 HR: 0	SF: 0 SAC: 0 DP: 1 HBP: 0	WP: 0 PB: 0 SB: 1 CS: 1	PA: 33					
PITCHER	IP	WLS	BF	H	R	ER	SO	BB	IBB	HBP	BLK	WP	HR	S	P	ERA		WHIP										
Alan Benes, R (1, 1) ERA: 2.73	8.0	W	30	4	2	1	7	3	1	0	0	0	0	79	125	1.12		0.875										
Dennis Eckersley, R (9, 1) ERA: 4.22	1.0	S	3	0	0	0	1	0	0	0	0	0	0	7	8	0.00	0.000											

AB	29
R	2
H	4
RBI	1
BB	4
SO	8
LOB	9



Batter	1	2	3	4	5	6	7	8	9	AB	R	H	RBI	BB	SO	LOB	BOTTOM											
Delino DeShields, L (1, 4) OBP: 0.343, SLG: 0.456	G3 1B 2B				F8 1B BB		B3	S BB		2	2	1	0	3	0	0	Cincinnati Reds @ St. Louis Cardinals Busch Stadium, St. Louis, MO Sun Jun 22 1997, 3:33 AM CDT Att: 43,194 - Cloudy - 84 F											
Ron Gant, R (1, 7) OBP: 0.308, SLG: 0.415 Dennis Eckersley, R (9, 1)	G6-3		F8		F8		2B 1B	K		5	1	1	0	0	1	6												
Ray Lankford, L (1, 8) OBP: 0.435, SLG: 0.682	G3		L9		1B BB		2B	2B		3	0	1	1	1	0	1												
Brian Jordan, R (1, 9) OBP: 0.355, SLG: 0.303	1B		G5-3		G4-3 1B		IBB			3	0	2	2	1	0	0												
John Mabry, L (1, 3) OBP: 0.375, SLG: 0.411	G4-3		L3		G4-3		G4-3			4	0	0	0	0	0	5												
Royce Clayton, R (1, 6) OBP: 0.296, SLG: 0.410		F8		G6-4-3 1B BB		K		K		3	0	0	0	1	2	0												
Mike DiFelice, R (1, 2) OBP: 0.302, SLG: 0.362 Tom Lampkin, L (6, PR) OBP: 0.312, SLG: 0.367	K				G6-4-3 1B		K	2B G4-3 BB		3	0	1	0	1	2	0												
Danny Sheaffer, R (1, 5) OBP: 0.323, SLG: 0.317	BB 1B 1B		G6-4-3		G6-3		G6-3	G4-3 WP 2B		4	1	2	0	0	0	2												
Alan Benes, R (1, 1) OBP: 0.229, SLG: 0.286 Willie McGee, S (8, PH) OBP: 0.346, SLG: 0.410	BB 1B		G6-3		G6-3		K	G4-3		3	0	1	0	0	1	1												
Inning Stats	R: 1 E: 0 K: 0 S: 10	H: 2 LOB: 1 BB: 0 P: 18	R: 0 E: 0 K: 1 S: 19	H: 2 LOB: 3 BB: 1 P: 34	R: 0 E: 0 K: 0 S: 4	H: 0 LOB: 0 BB: 0 P: 5	R: 0 E: 0 K: 0 S: 4	H: 1 LOB: 1 BB: 1 P: 8	R: 1 E: 0 K: 2 S: 10	H: 1 LOB: 2 BB: 2 P: 21	R: 0 E: 0 K: 2 S: 8	H: 0 LOB: 0 BB: 0 P: 12	R: 1 E: 0 K: 1 S: 13	H: 2 LOB: 2 BB: 1 P: 21	R: 2 E: 0 K: 2 S: 17	H: 1 LOB: 2 BB: 2 P: 30		1B: 6 2B: 3 3B: 0 HR: 0	SF: 0 SAC: 0 DP: 2 HBP: 0	WP: 1 PB: 0 SB: 2 CS: 0	PA: 38							
PITCHER	IP	WLS	BF	H	R	ER	SO	BB	IBB	HBP	BLK	WP	HR	S	P	ERA		WHIP										
Brett Tomko, R (1, 1) ERA: 1.76	4.1	L	21	5	2	2	1	4	0	0	0	0	0	22	31	3.86		0.857										
Scott Sullivan, R (5, 1) ERA: 2.53	2.1	L	8	2	1	1	3	0	0	0	0	0	0	22	31	3.86	0.857											
Mike Remlinger, L (7, 1) ERA: 3.09	0.2		6	2	2	2	1	1	1	0	0	0	0	10	21	27.00	4.500											
Stan Belinda, R (8, 1) ERA: 4.17	0.2		3	0	0	0	1	1	0	0	0	1	0	12	19	0.00	1.500											

AB	31
R	5
H	9
RBI	4
BB	7
SO	6
LOB	17



Batter	1	2	3	4	5	6	7	8	9	AB	R	H	RBI	BB	SO	LOB	TOP			
Doug Glanville, R OBP: 0.318, SLG: 0.382	E6 WP 1B				G4-3		G5-3			4	1	1	0	0	0	2	Chicago Cubs @ St. Louis Cardinals Busch Stadium, St. Louis, MO Mon Jun 23 1997, 7:05 PM CDT Att: 34,797 - Unknown - 91 F livebaseballscores.com			
Brian McRae, S OBP: 0.301, SLG: 0.371	E4 1B WP	PO	G6-3		G5-3			F7		4	1	0	0	0	0	2				
Mark Grace, L OBP: 0.414, SLG: 0.433					G1-3			G6-3		4	1	2	2	0	0	0				
Sammy Sosa, R OBP: 0.306, SLG: 0.491	G2-3				F8			G1-3		4	0	1	0	0	0	2				
23 Ryne Sandberg, R OBP: 0.312, SLG: 0.358	G4-3				F7			F9		4	0	0	1	0	0	2				
José Hernández, R OBP: 0.304, SLG: 0.400	K				P5			K		4	0	0	0	0	2	1				
Scott Servais, R OBP: 0.316, SLG: 0.363					P3			G6-3		4	0	1	0	0	0	0				
Rey Sanchez, R OBP: 0.292, SLG: 0.301					SH1-4 1B			G5-3		4	0	3	0	0	0	1				
Geremi Gonzalez, R OBP: 0.273, SLG: 0.111					SH1-4			K		2	0	0	0	0	2	2				
Inning Stats	R: 2 E: 2 K: 1 S: 11	H: 1 LOB: 1 BB: 0 P: 18	R: 0 E: 0 K: 0 S: 12	H: 2 LOB: 1 BB: 0 P: 19	R: 0 E: 0 K: 0 S: 10	H: 0 LOB: 0 BB: 0 P: 15	R: 0 E: 0 K: 0 S: 5	H: 0 LOB: 0 BB: 0 P: 10	R: 0 E: 0 K: 0 S: 5	H: 1 LOB: 1 BB: 0 P: 8	R: 1 E: 0 K: 1 S: 9	H: 1 LOB: 1 BB: 0 P: 16	R: 0 E: 0 K: 1 S: 7	H: 1 LOB: 1 BB: 0 P: 11	R: 0 E: 0 K: 0 S: 9	H: 1 LOB: 1 BB: 0 P: 13	1B: 6 2B: 1 3B: 0 HR: 1	SF: 0 SAC: 2 DP: 0 HBP: 0	WP: 1 PB: 0 SB: 0 CS: 0	PA: 37
PITCHER	IP WLS BF H R ER SO BB IBB HBP BLK WP HR S P ERA WHIP																			
Fernando Valenzuela, L ERA: 4.54	(1, 1) 6.0 L 24 5 3 1 2 0 0 0 0 0 1 1 52 86 1.50 0.833																			
John Frascatore, R ERA: 2.43	(7, 1) 2.0 8 2 0 0 1 0 0 0 0 0 0 0 16 27 0.00 1.000																			
Mark Petkovsek, R ERA: 3.52	(9, 1) 1.0 4 1 0 0 1 0 0 0 0 0 0 0 9 13 0.00 1.000																			

Batter	1	2	3	4	5	6	7	8	9	AB	R	H	RBI	BB	SO	LOB	BOTTOM					
Delino DeShields, L OBP: 0.345, SLG: 0.465	F7 1B				FC5 3B				K	4	0	2	0	0	1	0	Chicago Cubs @ St. Louis Cardinals Busch Stadium, St. Louis, MO Mon Jun 23 1997, 7:05 PM CDT Att: 34,797 - Unknown - 91 F livebaseballscores.com					
Ron Gant, R OBP: 0.304, SLG: 0.408	F7				FC5			G6-3		4	0	0	0	0	1	2						
Ray Lankford, L OBP: 0.433, SLG: 0.677	K				F8			G1-6-3 1B		3	0	1	0	0	1	1						
Brian Jordan, R OBP: 0.346, SLG: 0.295					F8			G5-3		3	0	0	0	0	0	2						
Gary Gaetti, R OBP: 0.313, SLG: 0.390					L6-3 BB			G6-3		2	0	0	0	1	0	0						
John Mabry, L OBP: 0.371, SLG: 0.406					L6-3			K		3	0	0	0	0	1	1						
Mark Petkovsek, R OBP: 0.125, SLG: 0.125					L6-3					0	0	0	0	0	0	0						
Royce Clayton, R OBP: 0.298, SLG: 0.409					F9					3	0	1	0	0	1	0						
Tom Lampkin, L OBP: 0.306, SLG: 0.359					P5			L7		3	0	0	0	0	0	1						
Fernando Valenzuela, L OBP: 0.167, SLG: 0.167					G4-3					1	0	0	0	0	0	0						
Scott Livingstone, L OBP: 0.236, SLG: 0.188								F8		1	0	0	0	0	0	0						
John Frascatore, R OBP: 0.236, SLG: 0.188										0	0	0	0	0	0	0						
Dmitri Young, S OBP: 0.337, SLG: 0.402										1	0	0	0	0	0	0						
Inning Stats	R: 0 E: 0 K: 1 S: 9	H: 1 LOB: 0 BB: 0 P: 13	R: 0 E: 0 K: 0 S: 4	H: 0 LOB: 1 BB: 1 P: 10	R: 0 E: 0 K: 0 S: 5	H: 0 LOB: 0 BB: 0 P: 9	R: 0 E: 0 K: 0 S: 11	H: 1 LOB: 1 BB: 0 P: 15	R: 0 E: 0 K: 1 S: 12	H: 1 LOB: 1 BB: 0 P: 17	R: 0 E: 0 K: 0 S: 6	H: 0 LOB: 0 BB: 0 P: 11	R: 0 E: 0 K: 0 S: 9	H: 1 LOB: 0 BB: 0 P: 14	R: 0 E: 0 K: 1 S: 7	H: 0 LOB: 0 BB: 0 P: 13	R: 0 E: 0 K: 2 S: 11	H: 0 LOB: 0 BB: 0 P: 18	1B: 3 2B: 1 3B: 1 HR: 0	SF: 0 SAC: 0 DP: 2 HBP: 0	WP: 0 PB: 0 SB: 0 CS: 0	PA: 29
PITCHER	IP WLS BF H R ER SO BB IBB HBP BLK WP HR S P ERA WHIP																					
Geremi Gonzalez, R ERA: 2.79	(1, 1) 9.0 W 29 4 0 0 5 1 0 0 0 0 0 0 74 120 0.00 0.556																					

Batter	1	2	3	4	5	6	7	8	9	AB	R	H	RBI	BB	SO	LOB	TOP										
Brian McRae, S OBP: 0.300, SLG: 0.367 (1, 8)	L3		G6-4-3			FC3-6		G6-4-3 1B BB		3	0	0	0	1	0	2	Chicago Cubs @ St. Louis Cardinals Busch Stadium, St. Louis, MO Tue Jun 24 1997, 7:05 PM CDT Att: 38,255 - Unknown - 90 F										
Brant Brown, L OBP: 0.288, SLG: 0.409 (1, 7)	K			F9		F8		G6-4-3 1B		4	0	1	1	0	1	1											
Mark Grace, L OBP: 0.415, SLG: 0.432 (1, 3)	BB			L8			2B E 1B	G6-4-3 1B		3	1	1	0	1	0	2											
Sammy Sosa, R OBP: 0.305, SLG: 0.492 (1, 9)	F7			K			SAFE 2B 1B	K		4	0	1	0	0	2	2											
Dave Hansen, L OBP: 0.414, SLG: 0.333 23 Ryne Sandberg, R (9, PH) OBP: 0.311, SLG: 0.356 (1, 5)		K			FC5-4 1B		L9		K	3	0	1	0	0	1	2											
Shawon Dunston, R OBP: 0.321, SLG: 0.411 (1, 6)	G4-3			FC5-4 CS 1-2		E5 S		B5-3		4	0	0	1	0	0	2											
Scott Servais, R OBP: 0.310, SLG: 0.356 (1, 2)	K			L8 SAFE 1-2		K	3-H 3-3	P3		4	0	0	0	0	2	3											
Rey Sanchez, R OBP: 0.299, SLG: 0.304 (1, 4)			G6-4-3 BB			FC3-6 1B	G5-3			2	0	1	0	1	0	2											
Terry Mulholland, R OBP: 0.289, SLG: 0.299 Kent Bottenfield, R OBP: 0.291, SLG: 0.322 José Hernández, R OBP: 0.301, SLG: 0.395 Ramon Tatis, L OBP: 0.297 Mel Rojas, R OBP: 0.284 Doug Glanville, R OBP: 0.276, SLG: 0.300 Terry Adams, R OBP: 0.285 (1, 1)			K			K		E4 BB 1B		1	0	0	0	0	1	1											
Inning Stats	R: 0 E: 0 K: 1 S: 8	H: 0 LOB: 1 BB: 1 P: 16	R: 0 E: 0 K: 2 S: 8	H: 0 LOB: 0 BB: 0 P: 11	R: 0 E: 0 K: 1 S: 6	H: 0 LOB: 0 BB: 1 P: 11	R: 0 E: 0 K: 1 S: 12	H: 0 LOB: 0 BB: 0 P: 18	R: 0 E: 0 K: 0 S: 9	H: 1 LOB: 0 BB: 0 P: 14	R: 0 E: 0 K: 1 S: 15	H: 1 LOB: 1 BB: 0 P: 20	R: 1 E: 1 K: 1 S: 21	H: 2 LOB: 2 BB: 0 P: 32	R: 1 E: 1 K: 1 S: 14	H: 1 LOB: 1 BB: 1 P: 20		R: 0 E: 0 K: 1 S: 8	H: 0 LOB: 0 BB: 0 P: 9	1B: 4 2B: 1 3B: 0 HR: 0	SF: 0 SAC: 0 DP: 2 HBP: 0	WP: 0 PB: 0 SB: 2 CS: 1	PA: 34				
PITCHER	IP	WLS	BF	H	R	ER	SO	BB	IBB	HBP	BLK	WP	HR	S	P	ERA	WHIP										
Andy Benes, R ERA: 2.89 (1, 1)	7.0	W	26	4	1	1	7	2	0	0	0	0	0	79	122	1.29	0.857										
T.J. Mathews, R ERA: 1.91 (8, 1)	1.0		5	1	1	0	1	1	0	0	0	0	0	14	20	0.00	2.000										
Rigo Beltran, L ERA: 2.7 (9, 1)	1.0		3	0	0	0	1	0	0	0	0	0	0	8	9	0.00	0.000										

AB	31
R	2
H	5
RBI	2
BB	3
SO	9
LOB	18



Batter	1	2	3	4	5	6	7	8	9	AB	R	H	RBI	BB	SO	LOB	BOTTOM										
Delino DeShields, L OBP: 0.353, SLG: 0.481 (1, 4)	1B FC6-4	G1-3		3B HBP			1B 2B			4	3	3	1	0	0	1	Chicago Cubs @ St. Louis Cardinals Busch Stadium, St. Louis, MO Tue Jun 24 1997, 7:05 PM CDT Att: 38,255 - Unknown - 90 F										
Ron Gant, R OBP: 0.309, SLG: 0.420 (1, 7)	FC6-4 1B		K	2B 3B	L7		G4-6-3 1B			5	1	3	3	0	1	1											
Ray Lankford, L OBP: 0.429, SLG: 0.670 (1, 8)	K		G5-3	1B 2B		G6-3	G4-6-3			5	0	1	1	0	1	3											
Willie McGee, S OBP: 0.355, SLG: 0.417 (1, 9)	FC6-4 1-2 3-H		BB 1B	1B 2B		2B 1B		G5-3		5	0	3	1	0	0	1											
Gary Gaetti, R OBP: 0.319, SLG: 0.397 (1, 5)	K		BB	BB 1B		1B 2B		K		4	0	2	0	1	2	1											
Royce Clayton, R OBP: 0.303, SLG: 0.406 (1, 6)		E S 1B HBP		BB 1B			IBB	F8		2	1	0	0	2	1	2											
Mike DiFelice, R OBP: 0.291, SLG: 0.347 (1, 2)		FC6 CS 1B	P6		K	K				4	0	0	0	0	2	7											
Dmitri Young, S OBP: 0.346, SLG: 0.407 (1, 3)		CS 1B		SH1-4 3B 1B	SH2-4 3B BB	G3				3	2	2	1	1	0	3											
Andy Benes, R OBP: 0.250, SLG: 0.292 Scott Livingstone, L OBP: 0.259, SLG: 0.212 T.J. Mathews, R Rigo Beltran, L (1, 1)		P3		SAFE SAFE SAFE 1-2	SAFE SAFE SAFE 1-2	SAFE SAFE SAFE 1-2	SAFE SAFE SAFE 1-2	SAFE SAFE SAFE 1-2		1	0	0	0	0	0	2											
Inning Stats	R: 1 E: 0 K: 2 S: 14	H: 2 LOB: 1 BB: 0 P: 20	R: 1 E: 0 K: 0 S: 10	H: 1 LOB: 1 BB: 0 P: 16	R: 0 E: 0 K: 1 S: 17	H: 1 LOB: 3 BB: 2 P: 28	R: 3 E: 0 K: 1 S: 18	H: 5 LOB: 2 BB: 0 P: 26	R: 1 E: 0 K: 1 S: 14	H: 1 LOB: 1 BB: 1 P: 27	R: 0 E: 0 K: 1 S: 15	H: 2 LOB: 3 BB: 1 P: 23	R: 1 E: 0 K: 0 S: 14	H: 3 LOB: 0 BB: 0 P: 20	R: 0 E: 0 K: 1 S: 9	H: 0 LOB: 0 BB: 0 P: 14		1B: 10 2B: 3 3B: 2 HR: 0	SF: 0 SAC: 2 DP: 1 HBP: 2	WP: 0 PB: 0 SB: 1 CS: 2	PA: 42						
PITCHER	IP	WLS	BF	H	R	ER	SO	BB	IBB	HBP	BLK	WP	HR	S	P	ERA	WHIP										
Terry Mulholland, L ERA: 3.22 (1, 1)	3.1	L	21	7	5	5	3	2	0	2	0	0	0	21	36	5.40	2.400										
Kent Bottenfield, R ERA: 2.96 (4, 1)	1.2		8	3	1	1	2	1	0	0	0	0	0	15	23	0.00	2.000										
Ramon Tatis, L ERA: 2.97 (6, 1)	1.0		6	2	0	0	1	0	1	0	0	0	0	14	20	0.00	3.000										
Mel Rojas, R ERA: 5.24 (7, 1)	1.0		4	3	1	1	0	0	0	0	0	0	0	14	20	9.00	3.000										
Terry Adams, R ERA: 2.26 (8, 1)	1.0		3	0	0	0	1	0	0	0	0	0	0	9	14	0.00	0.000										

AB	34
R	7
H	15
RBI	7
BB	4
SO	7
LOB	21



Batter	1	2	3	4	5	6	7	8	9	AB	R	H	RBI	BB	SO	LOB	TOP							
Delino DeShields, L OBP: 0.342, SLG: 0.468 (1, 4)										3	0	0	2	0	1	0								
Ron Gant, R OBP: 0.313, SLG: 0.425 (1, 7)										4	1	2	0	1	1	2								
Ray Lankford, L OBP: 0.429, SLG: 0.657 (1, 8)										3	0	2	0	2	1	0								
Dmitri Young, S OBP: 0.345, SLG: 0.406 (1, 3)										4	0	1	1	1	0	3								
Gary Gaetti, R OBP: 0.321, SLG: 0.414 Tony Fossas, L (7, 1)										4	0	0	0	0	0	4								
Scott Livingstone, L OBP: 0.222, SLG: 0.232 Dennis Eckersley, R (9, PH)										0	0	0	0	0	0	0								
John Mabry, L OBP: 0.373, SLG: 0.409 (1, 9)										4	2	2	0	1	2	2								
Royce Clayton, R OBP: 0.305, SLG: 0.403 (1, 6)										4	0	1	0	1	1	4								
Tom Lampkin, L OBP: 0.309, SLG: 0.356 Willie McGee, S OBP: 0.359, SLG: 0.417 Mike DiFelice, R OBP: 0.288, SLG: 0.343 (6, PH)										1	1	1	0	0	0	0								
Todd Stottlemyre, L OBP: 0.333, SLG: 0.364 Brian Jordan, R OBP: 0.341, SLG: 0.289 Mark Petkovsek, R OBP: 0.125, SLG: 0.125 Danny Sheaffer, R OBP: 0.318, SLG: 0.311 (6, PH)										2	1	1	0	0	1	2								
Inning Stats	R: 0 E: 0 K: 0 S: 8	H: 2 LOB: 1 BB: 0 P: 15	R: 1 E: 0 K: 1 S: 8	H: 2 LOB: 1 BB: 0 P: 15	R: 0 E: 0 K: 1 S: 6	H: 0 LOB: 0 BB: 0 P: 9	R: 0 E: 0 K: 1 S: 9	H: 0 LOB: 0 BB: 0 P: 15	R: 2 E: 0 K: 0 S: 15	H: 3 LOB: 3 BB: 1 P: 23	R: 1 E: 0 K: 2 S: 16	H: 1 LOB: 2 BB: 2 P: 29	R: 0 E: 0 K: 1 S: 12	H: 1 LOB: 0 BB: 0 P: 19	R: 0 E: 0 K: 3 S: 10	H: 0 LOB: 0 BB: 0 P: 13	R: 1 E: 0 K: 1 S: 10	H: 1 LOB: 2 BB: 2 P: 20	1B: 7 2B: 4 3B: 0 HR: 0	SF: 3 SAC: 0 DP: 1 HBP: 2	WP: 2 PB: 0 SB: 0 CS: 2	PA: 43		
PITCHER	IP	WLS	BF	H	R	ER	SO	BB	IBB	HBP	BLK	WP	HR	S	P	ERA	WHIP							
Dave Burba, R ERA: 5.84 (1, 1)	5.0	L	25	8	4	4	3	1	1	2	0	2	0	52	90	7.20	1.800							
Mike Remlinger, L ERA: 2.95 (6, 1)	0.0		1	0	0	0	0	1	0	0	0	0	0	2	6	∞	∞							
Scott Sullivan, R ERA: 2.88 (6, 1)	2.0		8	1	0	0	3	0	1	0	0	0	0	20	29	0.00	0.500							
Hector Carrasco, R ERA: 3.17 (8, 1)	1.0		6	1	1	1	3	2	0	0	0	0	0	13	24	9.00	3.000							
Stan Belinda, R ERA: 3.69 (9, 1)	1.0		3	0	0	0	1	0	0	0	0	0	0	7	9	0.00	0.000							

St. Louis Cardinals @ Cincinnati Reds
Cinergy Field, Cincinnati, OH
Thu Jun 26 1997, 7:05 PM EDT
Att: 20,116 - Unknown - 82 F

AB 32
R 5
H 10
RBI 4
BB 6
SO 10
LOB 20



Batter	1	2	3	4	5	6	7	8	9	AB	R	H	RBI	BB	SO	LOB	BOTTOM							
Deion Sanders, L OBP: 0.353, SLG: 0.409 (1, 7)										5	0	0	0	0	1	1								
Curtis Goodwin, L OBP: 0.370, SLG: 0.370 Mike Kelly, R OBP: 0.286, SLG: 0.423 (7, PH)										3	1	1	0	0	0	0								
Lenny Harris, L OBP: 0.285, SLG: 0.399 (1, 4)										4	1	1	0	0	0	1								
Eduardo Perez, R OBP: 0.333, SLG: 0.457 (1, 5)										4	1	3	1	0	0	0								
Willie Greene, L OBP: 0.357, SLG: 0.459 (1, 9)										3	0	0	0	1	1	2								
Joe Oliver, R OBP: 0.321, SLG: 0.390 (1, 2)										3	0	0	1	1	1	2								
Hal Morris, L OBP: 0.297, SLG: 0.317 (1, 3)										3	0	0	0	1	0	1								
Pokey Reese, R OBP: 0.306, SLG: 0.346 Jeff Branson, L OBP: 0.195, SLG: 0.232 (9, PH)										2	0	0	0	0	1	0								
Dave Burba, R OBP: 0.306, SLG: 0.174 Mike Remlinger, L Scott Sullivan, R Terry Pendleton, S Hector Carrasco, R Stan Belinda, R Eddie Taubensee, L OBP: 0.225, SLG: 0.402 (6, PH)										2	0	0	0	0	1	3								
Inning Stats	R: 0 E: 0 K: 0 S: 6	H: 0 LOB: 0 BB: 0 P: 7	R: 0 E: 0 K: 0 S: 8	H: 0 LOB: 1 BB: 1 P: 16	R: 0 E: 0 K: 3 S: 10	H: 0 LOB: 0 BB: 0 P: 15	R: 2 E: 0 K: 0 S: 15	H: 2 LOB: 3 BB: 2 P: 30	R: 1 E: 1 K: 0 S: 8	H: 2 LOB: 1 BB: 0 P: 16	R: 0 E: 0 K: 1 S: 6	H: 0 LOB: 0 BB: 0 P: 9	R: 0 E: 0 K: 1 S: 10	H: 1 LOB: 1 BB: 0 P: 16	R: 0 E: 0 K: 0 S: 7	H: 0 LOB: 0 BB: 0 P: 12	R: 0 E: 0 K: 0 S: 7	H: 1 LOB: 1 BB: 0 P: 12	1B: 4 2B: 2 3B: 0 HR: 0	SF: 0 SAC: 0 DP: 0 HBP: 1	WP: 1 PB: 0 SB: 2 CS: 0	PA: 37		
PITCHER	IP	WLS	BF	H	R	ER	SO	BB	IBB	HBP	BLK	WP	HR	S	P	ERA	WHIP							
Todd Stottlemyre, R ERA: 4.23 (1, 1)	5.0	W	23	4	3	2	3	2	1	1	0	0	0	47	84	3.60	1.200							
Mark Petkovsek, R ERA: 3.42 (6, 1)	1.1		4	0	0	0	1	0	0	0	0	0	0	7	10	0.00	0.000							
Tony Fossas, L ERA: 1.42 (7, 1)	1.2		6	1	0	0	1	0	0	0	0	0	0	16	24	0.00	0.600							
Dennis Eckersley, R ERA: 4.03 (9, 1)	1.0	S	4	1	0	0	0	0	0	0	0	0	0	7	12	0.00	1.000							

St. Louis Cardinals @ Cincinnati Reds
Cinergy Field, Cincinnati, OH
Thu Jun 26 1997, 7:05 PM EDT
Att: 20,116 - Unknown - 82 F

AB 33
R 3
H 6
RBI 2
BB 3
SO 5
LOB 10



Batter	1	2	3	4	5	6	7	8	9	AB	R	H	RBI	BB	SO	LOB	TOP											
Delino DeShields, L OBP: 0.341, SLG: 0.463 (1.4)	P6		P6					K		3	0	0	0	1	1	1	St. Louis Cardinals @ Cincinnati Reds Cinergy Field, Cincinnati, OH Fri Jun 27 1997, 7:05 PM EDT Att: 28,317 - Unknown - 82 F AB 28 R 3 H 5 RBI 3 BB 4 SO 8 LOB 8											
Ron Gant, R OBP: 0.313, SLG: 0.422 (1.7)	K		K				2-5	G4-3		4	0	1	0	0	2	0												
Ray Lankford, L OBP: 0.426, SLG: 0.648 (1.8)	K							F9		3	1	0	0	1	1	0												
Gary Gaetti, R OBP: 0.320, SLG: 0.412 (1.5)			G5-3					K		4	0	1	0	0	1	1												
John Mabry, L OBP: 0.372, SLG: 0.408 (1.9)			F8					G3		3	0	1	1	0	0	0												
Royce Clayton, R OBP: 0.307, SLG: 0.402 (1.6)			HR					G6-4-3		3	1	1	0	1	0	2												
Mike DiFelice, R OBP: 0.301, SLG: 0.390 Scott Livingstone, L OBP: 0.222, SLG: 0.212 Willie McGee, S OBP: 0.357, SLG: 0.414 Tom Lampkin, L OBP: 0.309, SLG: 0.356 (7.2)			HR					L4-3		1	1	1	2	1	0	0												
Dmitri Young, S OBP: 0.340, SLG: 0.399 (1.3)			F9					E5		3	0	0	0	0	1	1												
Alan Benes, R OBP: 0.216, SLG: 0.270 Micah Franklin, S OBP: 0.389, SLG: 0.515 Rigo Beltran, L (8.1)			G4-3					K		2	0	0	0	0	1	1												
Inning Stats	R: 0 E: 0 K: 2 S: 7	H: 0 LOB: 0 BB: 0 P: 12	R: 2 E: 0 K: 0 S: 8	H: 2 LOB: 0 BB: 0 P: 10	R: 0 E: 0 K: 1 S: 7	H: 0 LOB: 0 BB: 0 P: 9	R: 1 E: 0 K: 0 S: 13	H: 0 LOB: 0 BB: 1 P: 22	R: 0 E: 0 K: 2 S: 10	H: 0 LOB: 2 BB: 2 P: 21	R: 0 E: 0 K: 1 S: 9	H: 0 LOB: 0 BB: 0 P: 14	R: 0 E: 0 K: 0 S: 4	H: 0 LOB: 0 BB: 1 P: 9	R: 0 E: 1 K: 2 S: 14	H: 1 LOB: 2 BB: 0 P: 18		R: 0 E: 0 K: 0 S: 8	H: 2 LOB: 1 BB: 0 P: 11	1B: 4 2B: 1 3B: 0 HR: 1	SF: 1 SAC: 0 DP: 2 HBP: 0	WP: 1 PB: 0 SB: 0 CS: 0	PA: 33					
PITCHER	IP	WLS	BF	H	R	ER	SO	BB	IBB	HBP	BLK	WP	HR	S	P	ERA		WHIP										
Brett Tomko, R ERA: 2.19 (1.1)	6.1	W	25	2	3	3	6	4	0	0	0	0	1	56	95	4.26		0.947										
Mike Remlinger, L ERA: 2.94 (7.1)	1.1		4	0	0	0	2	0	0	0	0	1	0	13	16	0.00	0.000											
Jeff Shaw, R ERA: 1.58 (8.1)	1.1	S	5	3	0	0	0	0	0	0	0	0	0	11	15	0.00	2.250											

Batter	1	2	3	4	5	6	7	8	9	AB	R	H	RBI	BB	SO	LOB	BOTTOM											
Deion Sanders, L OBP: 0.349, SLG: 0.404 (1.7)	G4-3		F7					L3		4	1	0	0	0	0	0	St. Louis Cardinals @ Cincinnati Reds Cinergy Field, Cincinnati, OH Fri Jun 27 1997, 7:05 PM EDT Att: 28,317 - Unknown - 82 F AB 29 R 5 H 5 RBI 4 BB 4 SO 10 LOB 14											
Curtis Goodwin, L OBP: 0.377, SLG: 0.375 (1.8)	G3-1		E 1B CS 1B				E4 1B HR	F9		3	1	2	0	1	0	0												
Lenny Harris, L OBP: 0.286, SLG: 0.397 Terry Pendleton, S OBP: 0.303, SLG: 0.330 (9.5)	G4-3		E4 CS 1B				HR S 1B	WP PB FC3-2 BB		3	0	1	0	0	0	2												
Eduardo Perez, R OBP: 0.333, SLG: 0.448 Jeff Branson, L OBP: 0.193, SLG: 0.229 (9.4)			CS				P5	K FC3-2		2	1	0	0	1	2	0												
Eddie Taubensee, L OBP: 0.319, SLG: 0.453 Mike Remlinger, L Jeff Shaw, R (8.1)			K2-3				HR BB	FC3-2		3	0	0	0	0	2	3												
Willie Greene, L OBP: 0.359, SLG: 0.471 Mike Kelly, R OBP: 0.286, SLG: 0.423 (9.9)			1B WP BB				G3-1	K		3	2	1	4	1	2	2												
Hal Morris, L OBP: 0.297, SLG: 0.317 (1.3)			WP 1B				K	K		3	0	1	0	0	0	0												
Pokey Reese, R OBP: 0.307, SLG: 0.340 (1.6)			FC6-4 BB				G3	F7		2	0	0	0	1	1	0												
Brett Tomko, R OBP: 0.200, SLG: 0.222 Joe Oliver, R OBP: 0.319, SLG: 0.387 (7.2)			FC6-4				K	G6-3		2	0	0	0	0	1	2												
Inning Stats	R: 0 E: 0 K: 0 S: 6	H: 1 LOB: 2 BB: 2 P: 7	R: 1 E: 0 K: 2 S: 14	H: 1 LOB: 2 BB: 2 P: 26	R: 0 E: 1 K: 0 S: 7	H: 2 LOB: 0 BB: 0 P: 13	R: 0 E: 0 K: 2 S: 8	H: 0 LOB: 0 BB: 0 P: 11	R: 0 E: 0 K: 1 S: 10	H: 0 LOB: 0 BB: 0 P: 14	R: 4 E: 1 K: 1 S: 22	H: 2 LOB: 0 BB: 1 P: 35	R: 0 E: 0 K: 0 S: 5	H: 0 LOB: 0 BB: 0 P: 7	R: 0 E: 0 K: 3 S: 14	H: 0 LOB: 2 BB: 1 P: 22		R: 0 E: 0 K: 0 S: 8	H: 0 LOB: 1 BB: 0 P: 11	1B: 4 2B: 1 3B: 0 HR: 1	SF: 0 SAC: 0 DP: 1 HBP: 0	WP: 2 PB: 1 SB: 1 CS: 2	PA: 34					
PITCHER	IP	WLS	BF	H	R	ER	SO	BB	IBB	HBP	BLK	WP	HR	S	P	ERA		WHIP										
Alan Benes, R ERA: 2.65 (1.1)	7.0	L	28	5	5	1	7	3	0	0	0	1	1	72	113	1.29		1.143										
Rigo Beltran, L ERA: 2.35 (8.1)	1.0		5	0	0	0	3	1	0	0	0	1	0	14	22	0.00	1.000											

Batter	1	2	3	4	5	6	7	8	9	AB R H RBI BB SO LOB	TOP										
Royce Clayton, R (1, 6) OBP: 0.314, SLG: 0.407	4-2 HR BB	0-0 3-H 2B	4-0 1-2 1B BB		0-1 1B 1B	1-3 K			0-3 K	4 3 2 1 2 2 2	St. Louis Cardinals @ Cincinnati Reds Cinergy Field, Cincinnati, OH Sat Jun 28 1997, 3:33 AM EDT Att: 24,390 - Sunny - 80 F										
Ron Gant, R (1, 7) OBP: 0.317, SLG: 0.435 Micah Franklin, S (9, PH) OBP: 0.378, SLG: 0.500	2-0 HR	1-3 K	4-2 1-2 2-3 BB		3-2 1B 1B		3-2 F9		0-3 K	4 1 2 2 1 1 1 1 0 0 0 0 1 0											
Willie McGee, S (1, 8) OBP: 0.369, SLG: 0.425	0-0 1B 1B	0-0 L3	0-0		1-1 1-2 2-0 1B		2-0 G4-3		0-0 1B	6 1 4 3 0 0 1											
John Mabry, L (1, 9) OBP: 0.370, SLG: 0.409 Rigo Beltran, L (9, 1)	0-2 K		0-0 2B L4		2-0 F8		0-0 F8		0-2 F8	4 1 1 0 0 1 5 0 0 0 0 0 0 0											
Danny Sheaffer, R (1, 5) OBP: 0.309, SLG: 0.302 Delino DeShields, L (6, PH) OBP: 0.342, SLG: 0.463	0-1 L8		0-0 SH5-3	0-0 P3		1-0 S 1B SF8 1B		3-2 F7		2 0 0 0 0 0 1 2 1 1 0 0 0 0											
Dmitri Young, S (1, 3) OBP: 0.351, SLG: 0.415	1-0 1B		3-2 1B E	2-1 F9		0-0 S 1B		1-2 2B		5 2 4 2 0 0 0											
Mike DiFelice, R (1, 2) OBP: 0.297, SLG: 0.371	2-3 K		1-2 E9 1B	2-0 F8		3-3 K		2-3 K		5 1 1 0 0 3 4											
Mike Gallego, R (1, 4) OBP: 0.180, SLG: 0.220 Scott Livingstone, L (6, PH) OBP: 0.216, SLG: 0.212 Gary Gaetti, R (6, 5) OBP: 0.323, SLG: 0.419		3-2 SH5-4 2B 2B	1-3 K		1-3 K	1-0 SF8		1-2 2B		3 1 1 0 0 2 1 0 0 0 1 0 0 0 1 0 1 1 0 0 0											
Fernando Valenzuela, L (1, 1) OBP: 0.200, SLG: 0.200 Mark Petkovsek, R (5, 1) OBP: 0.311, SLG: 0.111 Ray Lankford, L (5, 8) OBP: 0.427, SLG: 0.645 Tom Lampkin, L (9, PH) OBP: 0.307, SLG: 0.354		0-1 SH5-4	0-0 BB BB 1B 1B		0-1 F8	4-0 IBB		1-1 F9		2 1 1 1 0 0 0 1 0 0 0 0 0 0 1 0 0 0 1 0 1 1 0 0 0 0 0 1											
Inning Stats	R: 3 E: 0 K: 2 S: 13	H: 3 LOB: 1 BB: 1 P: 22	R: 1 E: 0 K: 1 S: 11	H: 2 LOB: 1 BB: 0 P: 15	R: 5 E: 1 K: 1 S: 16	H: 5 LOB: 2 BB: 2 P: 30	R: 0 E: 0 K: 0 S: 4	H: 0 LOB: 0 BB: 0 P: 8	R: 1 E: 0 K: 1 S: 14	H: 3 LOB: 2 BB: 0 P: 21		R: 1 E: 0 K: 2 S: 12	H: 2 LOB: 2 BB: 1 P: 22	R: 0 E: 0 K: 0 S: 7	H: 0 LOB: 0 BB: 0 P: 12	R: 1 E: 0 K: 1 S: 14	H: 2 LOB: 1 BB: 0 P: 22	R: 0 E: 0 K: 2 S: 10	H: 1 LOB: 1 BB: 0 P: 10	1B: 12 2B: 5 3B: 0 HR: 1	SF: 1 SAC: 2 DP: 0 HBP: 0
PITCHER	IP WLS BF H R ER SO BB IBB HBP BLK WP HR S P ERA WHIP											PITCHER	IP WLS BF H R ER SO BB IBB HBP BLK WP HR S P ERA WHIP								
John Smiley, L (1, 1) ERA: 6.07	2.1 L	16 8	7 7	3 7	3 3	1 0	0 0	0 0	0 0	0 0	1 12	32 25	50 21	27.00 10.80	3.857 2.400						
Hector Carrasco, R (3, 1) ERA: 3.42	1.2 9	2 2	2 2	1 1	1 1	2 0	0 0	0 0	0 0	0 0	0 14	21 25	10.80 9.00	2.400 3.000							
Felix Rodriguez, R (5, 1) ERA: 4.5	1.0 3	3 1	1 1	1 1	1 1	0 0	0 0	0 0	0 0	0 0	0 33	14 56	9.00 6.00	3.000 1.333							
Scott Sullivan, R (6, 1) ERA: 3.13	3.0 14	4 2	2 2	3 3	0 0	1 0	0 0	0 0	0 0	0 10	10 10	0.00 1.000									
Stan Belinda, R (9, 1) ERA: 3.78	1.0 4	1 0	0 0	2 2	0 0	0 0	0 0	0 0	0 0	0 10	10 10	0.00 1.000									

AB	42
R	12
H	18
RBI	11
BB	4
SO	10
LOB	17



Batter	1	2	3	4	5	6	7	8	9	AB R H RBI BB SO LOB	BOTTOM										
Deion Sanders, L (1, 8) OBP: 0.346, SLG: 0.401	0-0 F8		1-2 E6 2B		3-2 S 1B PB 1B	0-3 K			2-3 K	5 2 1 0 0 2 1	St. Louis Cardinals @ Cincinnati Reds Cinergy Field, Cincinnati, OH Sat Jun 28 1997, 3:33 AM EDT Att: 24,390 - Sunny - 80 F										
Pokey Reese, R (1, 6) OBP: 0.311, SLG: 0.330	4-0 E BB		2-3 K		4-1 1B BB		0-3 K	2-2 G3	3 2 0 0 2 2 2												
Mike Kelly, R (1, 9) OBP: 0.311, SLG: 0.474	1-0 E7 2B		2-2 1B 2B		0-1 S 1B G1-2-3 1B		3-2 L5	1-3 K	5 2 3 3 0 1 1												
Eduardo Perez, R (1, 7) OBP: 0.327, SLG: 0.439 Willie Greene, L (6, PH) OBP: 0.360, SLG: 0.472	2-2 G4-3		3-3 K		0-0 S 1B		2-2 G6-3		2 0 0 0 0 1 1 2 0 1 1 0 0 0												
Terry Pendleton, S (1, 5) OBP: 0.301, SLG: 0.327	2-2 P6		3-1 FC5-4 1B		0-1 L7		2-2 G3		4 0 1 1 0 0 2												
Joe Oliver, R (1, 3) OBP: 0.324, SLG: 0.386		2-3 K	2-2 FC5-4 1B		4-2 1-2 2-3 BB		0-1 FC3-6 1B		3 0 1 0 1 1 1												
Brook Fordyce, R (1, 2) ERA: 4.78 Felix Rodriguez, R (5, 1) Lenny Harris, L (5, PH) Scott Sullivan, R (6, 1) Curtis Gooden, L (6, PH) Stan Belinda, R (9, 1)		2-2 L9		0-2 G4-3	1-1 G1-2-3		0-1 P6		2 0 0 0 0 0 0 0 0 0 0 0 0 0 1 0 0 0 0 0 0 0 0 0 0 0 0 0 1 0 0 0 0 0 0 0 0 0 0 0 0 0												
Jeff Branson, L (1, 4) OBP: 0.196, SLG: 0.241	1-1 2B		1-2 F7		0-3 K		0-0 FC3-6 1B		4 0 1 0 0 1 1												
John Smiley, L (1, 1) OBP: 0.103, SLG: 0.138 Hector Carrasco, R (3, 1) Hal Morris, L (4, PH) OBP: 0.297, SLG: 0.317		0-1 G5-3		1-2 G4-3		1-0 F8		1-0 G3 1B	1 0 0 0 0 0 1 0 0 0 0 0 0 0 3 0 1 0 0 0 0												
Inning Stats	R: 2 E: 1 K: 0 S: 10	H: 1 LOB: 0 BB: 1 P: 19	R: 0 E: 0 K: 1 S: 11	H: 1 LOB: 0 BB: 0 P: 16	R: 2 E: 1 K: 2 S: 17	H: 2 LOB: 1 BB: 0 P: 30	R: 0 E: 0 K: 0 S: 9	H: 0 LOB: 0 BB: 0 P: 11	R: 2 E: 0 K: 0 S: 13	H: 3 LOB: 2 BB: 2 P: 25		R: 0 E: 0 K: 2 S: 8	H: 0 LOB: 0 BB: 0 P: 9	R: 0 E: 0 K: 1 S: 10	H: 0 LOB: 0 BB: 0 P: 15	R: 0 E: 0 K: 0 S: 8	H: 1 LOB: 1 BB: 0 P: 10	R: 0 E: 0 K: 2 S: 10	H: 1 LOB: 1 BB: 0 P: 16	1B: 6 2B: 3 3B: 0 HR: 0	SF: 0 SAC: 0 DP: 1 HBP: 0
PITCHER	IP WLS BF H R ER SO BB IBB HBP BLK WP HR S P ERA WHIP											PITCHER	IP WLS BF H R ER SO BB IBB HBP BLK WP HR S P ERA WHIP								
Fernando Valenzuela, L (1, 1) ERA: 4.78	4.0 W	14 2	0 0	3 3	2 1	0 0	0 0	0 0	0 0	0 33	46 46	0.00 0.750									
Mark Petkovsek, R (5, 1) ERA: 3.16	4.0 W	14 2	0 0	3 3	1 0	0 0	0 0	0 0	0 0	0 33	46 46	0.00 0.750									
Rigo Beltran, L (9, 1) ERA: 2.08	1.0 4	1 0	0 0	2 2	0 0	0 0	0 0	0 0	0 10	16 16	0.00 1.000										

AB	36
R	6
H	9
RBI	5
BB	3
SO	8
LOB	14



Batter	1	2	3	4	5	6	7	8	9	AB	R	H	RBI	BB	SO	LOB	TOP	
Chuck Knoblauch R (1,4) OBP: 0.414, SLG: 0.399	G6-3		G4-3					F7	K	5	0	1	0	0	1	2	Minnesota Twins @ St. Louis Cardinals Busch Stadium, St. Louis, MO Mon Jun 30 1997, 7:05 PM CDT Att: 31,994 - Unknown - 85 F	
Matt Lawton L (1,8) OBP: 0.397, SLG: 0.429	G6-3		K					WP 1B		4	0	1	0	0	1	1		
Paul Molitor R (1,3) OBP: 0.374, SLG: 0.447								WP 1B		4	0	3	0	0	0	0		
Terry Steinbach R (1,2) OBP: 0.329, SLG: 0.425	K		G6-3					K		4	0	0	0	0	3	4		
Ron Coomer R (1,5) OBP: 0.342, SLG: 0.493		L8						F9		4	0	1	0	0	0	2		
Marty Cordova R (1,7) OBP: 0.321, SLG: 0.425	G6-3							F8 G3-1		4	0	2	0	0	0	1		
Rich Becker L (1,9) OBP: 0.369, SLG: 0.386								G3-1		4	1	1	1	0	0	3		
Pat Meares R (1,6) Denny Hocking S (9, PH) OBP: 0.316, SLG: 0.370								S 1B		3	0	2	0	0	0	1		
Rich Robertson L (1,1) Scott Stahoviak L (7, PH) Mike Trombley R (7,1) Greg Myers L (9, PH) OBP: 0.349, SLG: 0.450								F8		2	0	0	0	0	1	1		
Inning Stats	R: 0 E: 0 K: 1 S: 9	H: 1 LOB: 1 BB: 0 P: 17	R: 1 E: 0 K: 1 S: 13	H: 2 LOB: 1 BB: 0 P: 21	R: 0 E: 0 K: 1 S: 11	H: 1 LOB: 1 BB: 0 P: 18	R: 0 E: 0 K: 0 S: 9	H: 1 LOB: 1 BB: 0 P: 14	R: 0 E: 0 K: 1 S: 5	H: 0 LOB: 0 BB: 0 P: 12	R: 0 E: 0 K: 0 S: 9	H: 2 LOB: 1 BB: 0 P: 13	R: 0 E: 0 K: 1 S: 12	H: 2 LOB: 2 BB: 0 P: 21	R: 0 E: 0 K: 1 S: 13	H: 2 LOB: 2 BB: 0 P: 16		1B: 11 SF: 0 2B: 0 SAC: 0 3B: 0 DP: 2 HR: 1 HBP: 0
PITCHER	IP WLS BF H R ER SO BB IBB HBP BLK WP HR S P ERA WHIP																	
Matt Morris R (1,1) ERA: 2.74	7.1 W 29 9 1 1 4 0 0 0 0 0 1 68 108 1.23 1.227																	
T.J. Mathews R (8,1) ERA: 1.91	0.2 3 1 0 0 1 0 0 0 0 0 1 0 8 14 0.00 1.500																	
Dennis Eckersley R (9,1) ERA: 3.7	1.0 S 5 2 0 0 1 0 0 0 0 0 0 0 13 16 0.00 2.000																	

Batter	1	2	3	4	5	6	7	8	9	AB	R	H	RBI	BB	SO	LOB	BOTTOM	
Delino DeShields L (1,4) OBP: 0.342, SLG: 0.455	G4-6-3		S 1B					G3-1		3	1	1	0	1	0	0	Minnesota Twins @ St. Louis Cardinals Busch Stadium, St. Louis, MO Mon Jun 30 1997, 7:05 PM CDT Att: 31,994 - Unknown - 85 F	
Ron Gant R (1,7) OBP: 0.314, SLG: 0.426	F8		K					F7		4	0	0	0	0	2	2		
Ray Lankford L (1,8) OBP: 0.422, SLG: 0.641	G4-6-3		K					L6		4	0	0	0	0	1	2		
Gary Gaetti R (1,5) OBP: 0.320, SLG: 0.413		F9						K		4	0	1	1	0	1	0		
Dmitri Young S (1,3) Willie McGee S (9,9) OBP: 0.368, SLG: 0.421								G5-3		3	1	1	0	0	0	1		
John Mabry L (1,9) OBP: 0.376, SLG: 0.420										3	0	3	1	0	0	0		
Royce Clayton R (1,6) OBP: 0.310, SLG: 0.409										3	0	0	0	0	0	3		
Tom Lampkin L (1,2) OBP: 0.306, SLG: 0.347										2	0	0	0	1	1	1		
Matt Morris R (1,1) T.J. Mathews R (8,1) Dennis Eckersley R (9,1) OBP: 0.278, SLG: 0.265										3	0	0	0	0	1	3		
Inning Stats	R: 0 E: 0 K: 0 S: 3	H: 0 LOB: 0 BB: 1 P: 8	R: 1 E: 0 K: 1 S: 10	H: 2 LOB: 1 BB: 1 P: 20	R: 1 E: 0 K: 2 S: 15	H: 2 LOB: 1 BB: 0 P: 21	R: 0 E: 0 K: 1 S: 7	H: 1 LOB: 1 BB: 0 P: 13	R: 0 E: 0 K: 0 S: 4	H: 0 LOB: 0 BB: 0 P: 7	R: 0 E: 0 K: 0 S: 5	H: 0 LOB: 0 BB: 0 P: 10	R: 0 E: 0 K: 1 S: 8	H: 0 LOB: 0 BB: 0 P: 14	R: 0 E: 0 K: 0 S: 8	H: 0 LOB: 0 BB: 0 P: 14		1B: 5 SF: 0 2B: 1 SAC: 0 3B: 0 DP: 1 HR: 0 HBP: 0
PITCHER	IP WLS BF H R ER SO BB IBB HBP BLK WP HR S P ERA WHIP																	
Rich Robertson L (1,1) ERA: 5.55	6.0 L 25 6 2 2 2 1 1 0 0 0 0 47 80 3.00 1.167																	
Mike Trombley R (7,1) ERA: 4.44	2.0 6 0 0 0 1 0 0 0 0 0 0 0 13 24 0.00 0.000																	

Batter	1	2	3	4	5	6	7	8	9	AB	R	H	RBI	BB	SO	LOB	TOP					
Chuck Knoblauch R (1,4) OBP: 0.409, SLG: 0.394	K		G5-3			F9		L8		4	0	0	0	0	1	2						
Matt Lawton L (1,8) OBP: 0.392, SLG: 0.422	K			G6-3		G4-3			G1-3	4	0	0	0	0	1	1						
Paul Molitor R (1,3) OBP: 0.368, SLG: 0.440	P1			K					K	4	0	0	0	0	3	0						
Greg Myers L (1,2) OBP: 0.338, SLG: 0.435		F8		L1-3				L9		4	0	0	0	0	0	0						
Ron Coomer R (1,5) OBP: 0.342, SLG: 0.491		K				K				3	0	1	0	0	2	0						
Roberto Kelly R (1,9) OBP: 0.348, SLG: 0.404		P4								3	0	2	0	0	0	0						
Denny Hocking S (1,7) OBP: 0.316, SLG: 0.369										3	0	1	0	0	2	3						
Pat Meares R (1,6) OBP: 0.337, SLG: 0.459										3	0	1	0	0	1	1						
LaTroy Hawkins R (1,1) Scott Stahoviak L (6, Ph) Greg Swindell L (6, 1) Rich Becker L (6, Ph) Eddie Guardado R (8, 1) Mike Trombley R (8, 1)										1	0	0	0	0	1	1						
Inning Stats	R: 0 E: 0 K: 2 S: 10	H: 0 LOB: 0 BB: 0 P: 13	R: 0 E: 0 K: 1 S: 6	H: 0 LOB: 0 BB: 0 P: 9	R: 0 E: 0 K: 2 S: 11	H: 1 LOB: 1 BB: 0 P: 17	R: 0 E: 0 K: 1 S: 8	H: 0 LOB: 0 BB: 0 P: 12	R: 0 E: 0 K: 2 S: 10	H: 1 LOB: 1 BB: 0 P: 14	R: 0 E: 0 K: 0 S: 6	H: 1 LOB: 1 BB: 0 P: 10	R: 0 E: 0 K: 2 S: 11	H: 2 LOB: 2 BB: 0 P: 15	R: 0 E: 0 K: 0 S: 11	H: 0 LOB: 0 BB: 0 P: 17	R: 0 E: 0 K: 1 S: 7	H: 0 LOB: 0 BB: 0 P: 8	1B: 5 2B: 1 3B: 0 HR: 0	SF: 0 SAC: 0 DP: 1 HBP: 0	WP: 0 PB: 0 CS: 1	PA: 31
PITCHER	IP	WLS	BF	H	R	ER	SO	BB	IBB	HBP	BLK	WP	HR	S	P	ERA	WHIP					
Todd Stottlemyre R (1, 1) ERA: 3.98	7.0	W	25	5	0	0	10	0	0	0	0	0	0	62	17	0.00	0.714					
T.J. Mathews R (8, 1) ERA: 1.85	1.0		3	0	0	0	0	0	0	0	0	0	0	11	17	0.00	0.000					
Dennis Eckersley R (9, 1) ERA: 3.55	1.0	S	3	0	0	0	1	0	0	0	0	0	0	7	8	0.00	0.000					

Minnesota Twins @ St. Louis Cardinals
 Busch Stadium, St. Louis, MO
 Tue Jul 01 1997, 7:05 PM CDT
 Att: 27,584 - Unknown - 91 F

AB	31
R	0
H	5
RBI	0
BB	0
SO	11
LOB	9



Batter	1	2	3	4	5	6	7	8	9	AB	R	H	RBI	BB	SO	LOB	BOTTOM					
Delino DeShields L (1,4) OBP: 0.344, SLG: 0.452	F9		FC1-6 BB	G5-4-3 BB			G3-1			2	0	0	0	2	0	0						
Danny Sheaffer R (1,7) T.J. Mathews R (8, 1) Dennis Eckersley R (9, 1)			FC1-6 2B FC5-2 1-2	G5-4-3 1-2			F7			3	0	0	0	1	0	3						
Willie McGee S (1,8) OBP: 0.365, SLG: 0.424	FC4-6 BB 1-2		FC5-2 2B			G1-3		G3		4	0	1	0	0	0	1						
Gary Gaetti R (1,5) OBP: 0.319, SLG: 0.408			FC5-2			G5-3		E3 G3 1B		3	0	0	0	1	0	2						
Dmitri Young S (1,3) David Bell R (9, 5) OBP: 0.174, SLG: 0.136	F7		G4-3			K		G3 1B		4	0	1	0	0	1	4						
John Mabry L (1,9) OBP: 0.373, SLG: 0.414			G3			L9		G3		4	0	0	0	0	0	2						
Royce Clayton R (1,6) OBP: 0.312, SLG: 0.409			CS 1B 1B			HR HBP		F9		3	1	1	0	0	0	2						
Tom Lampkin L (1,2) OBP: 0.312, SLG: 0.373			CS 1B 1B			HR		P2		3	1	2	2	0	0	0						
Todd Stottlemyre L (1, 1) Ron Gant R (7, Ph) OBP: 0.366, SLG: 0.400 ERA: 3.51			1B 1B			HR				2	0	2	0	0	0	0						
Inning Stats	R: 0 E: 0 K: 0 S: 5	H: 0 LOB: 2 BB: 2 P: 18	R: 0 E: 0 K: 0 S: 11	H: 3 LOB: 2 BB: 0 P: 13	R: 0 E: 0 K: 0 S: 8	H: 1 LOB: 1 BB: 1 P: 16	R: 2 E: 0 K: 0 S: 10	H: 2 LOB: 1 BB: 1 P: 18	R: 0 E: 0 K: 1 S: 8	H: 0 LOB: 0 BB: 0 P: 10	R: 0 E: 0 K: 0 S: 5	H: 0 LOB: 0 BB: 0 P: 7	R: 0 E: 0 K: 1 S: 8	H: 0 LOB: 0 BB: 0 P: 11	R: 0 E: 1 K: 0 S: 11	H: 1 LOB: 2 BB: 0 P: 15	R: 0 E: 0 K: 0 S: 5	H: 0 LOB: 0 BB: 0 P: 15	1B: 5 2B: 1 3B: 0 HR: 1	SF: 0 SAC: 0 DP: 1 HBP: 1	WP: 0 PB: 0 CS: 2	PA: 34
PITCHER	IP	WLS	BF	H	R	ER	SO	BB	IBB	HBP	BLK	WP	HR	S	P	ERA	WHIP					
LaTroy Hawkins R (1, 1) ERA: 3.09	5.0	L	23	6	2	2	1	4	0	1	0	0	0	42	75	3.60	2.000					
Greg Swindell L (6, 1) ERA: 3.51	2.0		6	0	0	0	1	0	0	0	0	0	0	13	18	0.00	0.000					
Eddie Guardado L (8, 1) ERA: 4.05	0.2		4	1	0	0	0	0	0	0	0	0	0	10	14	0.00	1.500					
Mike Trombley R (8, 1) ERA: 4.4	0.1		1	0	0	0	0	0	0	0	0	0	0	1	1	0.00	0.000					

Minnesota Twins @ St. Louis Cardinals
 Busch Stadium, St. Louis, MO
 Tue Jul 01 1997, 7:05 PM CDT
 Att: 27,584 - Unknown - 91 F

AB	29
R	2
H	7
RBI	2
BB	4
SO	2
LOB	14



Batter	1	2	3	4	5	6	7	8	9	10	AB	R	H	RBI	BB	SO	LOB	
Chuck Knoblauch, R OBP: 0.404, SLG: 0.388	L7		G1-6-3		K		K			L7	5	0	0	0	0	2	1	
Rich Becker, L OBP: 0.361, SLG: 0.377 Eddie Guardado, R (10, 1)	F8		F8		K		F7			L6	5	0	0	0	0	1	1	
Roberto Kelly, R OBP: 0.351, SLG: 0.406	1B		1B		G6-3					L8	4	0	2	0	0	0	0	
Terry Steinbach, R OBP: 0.324, SLG: 0.417	K		G5-3				G6-3			G6-3	4	0	0	0	0	1	2	
Ron Coomer, R OBP: 0.341, SLG: 0.486		G3-1		K			1B			K	4	0	1	0	0	2	0	
Scott Stahovick, L OBP: 0.358, SLG: 0.510	HR			G4-3 BB		K				G4-3	3	1	1	1	1	1	1	
Marty Cordova, R OBP: 0.319, SLG: 0.427	2B			G4-3		K				G5-3	4	0	1	0	0	1	2	
Pat Meares, R OBP: 0.339, SLG: 0.455	K									F8	2	0	0	0	2	1	1	
Bob Tewksbury, R Darin Jackson, R Frankie Rodriguez, R Matt Lawton, L	G6-3						SH1-4 BB			G4-3	2	0	0	0	0	1	3	
Inning Stats	R: 0 E: 0 K: 1 S: 11	H: 1 LOB: 1 BB: 0 P: 17	R: 1 E: 0 K: 1 S: 12	H: 2 LOB: 1 BB: 0 P: 18	R: 0 E: 0 K: 2 S: 12	H: 0 LOB: 2 BB: 2 P: 23	R: 0 E: 0 K: 2 S: 9	H: 0 LOB: 0 BB: 0 P: 10	R: 0 E: 0 K: 2 S: 13	H: 1 LOB: 1 BB: 0 P: 15	R: 0 E: 0 K: 1 S: 10	H: 0 LOB: 0 BB: 0 P: 10	R: 0 E: 0 K: 0 S: 6	H: 0 LOB: 0 BB: 0 P: 7	R: 0 E: 0 K: 0 S: 4	H: 0 LOB: 0 BB: 0 P: 9	1B: 3 2B: 1 3B: 0 HR: 1	SF: 0 SAC: 1 DP: 0 HBP: 0
PITCHER	IP WLS BF H R ER SO BB IBB HBP BLK WP HR S P ERA WHIP	IP WLS BF H R ER SO BB IBB HBP BLK WP HR S P ERA WHIP	IP WLS BF H R ER SO BB IBB HBP BLK WP HR S P ERA WHIP	IP WLS BF H R ER SO BB IBB HBP BLK WP HR S P ERA WHIP	IP WLS BF H R ER SO BB IBB HBP BLK WP HR S P ERA WHIP	IP WLS BF H R ER SO BB IBB HBP BLK WP HR S P ERA WHIP	IP WLS BF H R ER SO BB IBB HBP BLK WP HR S P ERA WHIP	IP WLS BF H R ER SO BB IBB HBP BLK WP HR S P ERA WHIP	IP WLS BF H R ER SO BB IBB HBP BLK WP HR S P ERA WHIP	IP WLS BF H R ER SO BB IBB HBP BLK WP HR S P ERA WHIP	IP WLS BF H R ER SO BB IBB HBP BLK WP HR S P ERA WHIP	IP WLS BF H R ER SO BB IBB HBP BLK WP HR S P ERA WHIP	IP WLS BF H R ER SO BB IBB HBP BLK WP HR S P ERA WHIP	IP WLS BF H R ER SO BB IBB HBP BLK WP HR S P ERA WHIP	IP WLS BF H R ER SO BB IBB HBP BLK WP HR S P ERA WHIP	IP WLS BF H R ER SO BB IBB HBP BLK WP HR S P ERA WHIP	IP WLS BF H R ER SO BB IBB HBP BLK WP HR S P ERA WHIP	IP WLS BF H R ER SO BB IBB HBP BLK WP HR S P ERA WHIP


TOP

Minnesota Twins @ St. Louis Cardinals
 Busch Stadium, St. Louis, MO
 Wed Jul 02, 1997, 7:05 PM CDT
 Att: 30,582 - Unknown - 94 F

livebaseballscorecards.com

AB 34
 R 1
 H 5
 RBI 1
 BB 3
 SO 10
 LOB 11

WP: 0 PA: 38
 PB: 0
 SB: 0
 CS: 0



Batter	1	2	3	4	5	6	7	8	9	10	AB	R	H	RBI	BB	SO	LOB			
Delino DeShields, L OBP: 0.345, SLG: 0.449	2B G6-4-3 1B	G3			K	K2-3		BB IBB			4	1	1	0	1	2	3			
Ron Gant, R OBP: 0.317, SLG: 0.427 Mark Petkovsek, R OBP: 0.111, SLG: 0.111	G6-4-3 2B		K		K		F8 BB	1-2 2-3 BB			3	0	1	0	2	2	0			
Ray Lankford, L OBP: 0.422, SLG: 0.634	G6-4-3 BB		G5-3		BB 1B		F8 BB	L7			4	0	1	0	1	0	4			
Gary Gaetti, R OBP: 0.321, SLG: 0.405	G6-4-3				1B		G5-3			F8	4	0	1	0	1	0	3			
John Mabry, L OBP: 0.374, SLG: 0.409	1-2F 2-3 3-H 4-1		G4-3		G3		G5-3	FC6-4 IBB		G1-3	3	0	0	0	2	0	3			
Royce Clayton, R OBP: 0.310, SLG: 0.405	G4-3			L7		G6-3	FC6-4				5	0	1	0	0	0	4			
Mike DiFelice, R OBP: 0.299, SLG: 0.377		2B			1B	G6-3		F9		K	5	0	2	0	0	1	1			
Dmitri Young, S OBP: 0.352, SLG: 0.414		G6-3		P3		1B		BB G3 BB		G5-3	4	0	1	0	1	0	2			
Alan Benes, R OBP: 0.225, SLG: 0.275 Willie McGee, S OBP: 0.368, SLG: 0.445			K		G6-3		1B	G3		HR	3	0	1	0	0	1	2			
Inning Stats	R: 1 E: 0 K: 0 S: 14	H: 2 LOB: 2 BB: 2 P: 27	R: 0 E: 0 K: 1 S: 10	H: 1 LOB: 1 BB: 0 P: 13	R: 0 E: 0 K: 1 S: 10	H: 1 LOB: 1 BB: 0 P: 15	R: 0 E: 0 K: 0 S: 7	H: 1 LOB: 1 BB: 0 P: 9	R: 0 E: 0 K: 2 S: 9	H: 2 LOB: 2 BB: 1 P: 18	R: 0 E: 0 K: 1 S: 12	H: 2 LOB: 2 BB: 0 P: 20	R: 0 E: 0 K: 0 S: 11	H: 0 LOB: 3 BB: 3 P: 27	R: 0 E: 0 K: 1 S: 8	H: 1 LOB: 1 BB: 0 P: 10	R: 1 E: 0 K: 0 S: 5	H: 1 LOB: 0 BB: 0 P: 8	1B: 7 2B: 2 3B: 0 HR: 1	SF: 0 SAC: 0 DP: 1 HBP: 0
PITCHER	IP WLS BF H R ER SO BB IBB HBP BLK WP HR S P ERA WHIP	IP WLS BF H R ER SO BB IBB HBP BLK WP HR S P ERA WHIP	IP WLS BF H R ER SO BB IBB HBP BLK WP HR S P ERA WHIP	IP WLS BF H R ER SO BB IBB HBP BLK WP HR S P ERA WHIP	IP WLS BF H R ER SO BB IBB HBP BLK WP HR S P ERA WHIP	IP WLS BF H R ER SO BB IBB HBP BLK WP HR S P ERA WHIP	IP WLS BF H R ER SO BB IBB HBP BLK WP HR S P ERA WHIP	IP WLS BF H R ER SO BB IBB HBP BLK WP HR S P ERA WHIP	IP WLS BF H R ER SO BB IBB HBP BLK WP HR S P ERA WHIP	IP WLS BF H R ER SO BB IBB HBP BLK WP HR S P ERA WHIP	IP WLS BF H R ER SO BB IBB HBP BLK WP HR S P ERA WHIP	IP WLS BF H R ER SO BB IBB HBP BLK WP HR S P ERA WHIP	IP WLS BF H R ER SO BB IBB HBP BLK WP HR S P ERA WHIP	IP WLS BF H R ER SO BB IBB HBP BLK WP HR S P ERA WHIP	IP WLS BF H R ER SO BB IBB HBP BLK WP HR S P ERA WHIP	IP WLS BF H R ER SO BB IBB HBP BLK WP HR S P ERA WHIP	IP WLS BF H R ER SO BB IBB HBP BLK WP HR S P ERA WHIP	IP WLS BF H R ER SO BB IBB HBP BLK WP HR S P ERA WHIP		


BOTTOM

Minnesota Twins @ St. Louis Cardinals
 Busch Stadium, St. Louis, MO
 Wed Jul 02, 1997, 7:05 PM CDT
 Att: 30,582 - Unknown - 94 F

livebaseballscorecards.com

AB 37
 R 2
 H 10
 RBI 1
 BB 8
 SO 6
 LOB 23

WP: 0 PA: 45
 PB: 0
 SB: 0
 CS: 0



Batter	1	2	3	4	5	6	7	8	9	AB	R	H	RBI	BB	SO	LOB	TOP										
Tony Womack, L (1.4) OBP: 0.311, SLG: 0.353	G5-3		G4-3		FC6-4 1B	P6				5	0	1	2	0	0	4	Pittsburgh Pirates @ St. Louis Cardinals Busch Stadium, St. Louis, MO Thu Jul 03 1997, 7:05 PM CDT Att: 30,753 - Unknown - 82 F										
Kevin Polcovich, R (1.6) OBP: 0.393, SLG: 0.392 Rich Loiselle, R (8.1)	F8		F7		1-2 3-H		B2-3	1B		4	0	1	0	1	0	0											
Al Martin, L (1.7) OBP: 0.403, SLG: 0.530	L1				L9			K		4	1	1	0	1	1	4											
Kevin Young, R (1.3) OBP: 0.343, SLG: 0.557		F8		F8		1B			G4-3 2B	5	2	3	2	0	0	1											
Mark Smith, R (1.9) OBP: 0.292, SLG: 0.478 Matt Ruebel, L (7.1) Marc Wilkins, R (7.1) Jason Christiansen, R (8.1) Lou Collier, R (8.6) OBP: 0.214, SLG: 0.214	F7		F7		G4-3		G6-3		B5	4	0	1	0	0	0	0											
Dale Sveum, S (1.5) OBP: 0.350, SLG: 0.523					K				G4-3	4	0	2	1	1	1	1											
Jose Guillen, R (1.8) OBP: 0.290, SLG: 0.398	F8				1B		G6-3		G6-3	5	1	1	0	0	0	5											
Keith Osik, R (1.2) OBP: 0.333, SLG: 0.388					1B				G4-3	2	2	1	0	2	0	0											
Esteban Loaiza, R (1.1) OBP: 0.176, SLG: 0.206 Turner Ward, S (7.8)			SH1-4 2B		1B				G4-3	2	0	1	1	0	0	3											
			SH1-4		1B				G4-3	1	0	0	0	0	0	0											
Inning Stats	R: 0 E: 0 K: 0 S: 9	H: 0 LOB: 0 BB: 0 P: 12	R: 0 E: 0 K: 0 S: 7	H: 0 LOB: 1 BB: 1 P: 16	R: 1 E: 0 K: 0 S: 13	H: 1 LOB: 0 BB: 0 P: 17	R: 0 E: 0 K: 0 S: 4	H: 0 LOB: 0 BB: 1 P: 11	R: 2 E: 0 K: 1 S: 15	H: 3 LOB: 2 BB: 1 P: 24	R: 1 E: 0 K: 0 S: 9	H: 3 LOB: 3 BB: 1 P: 15	R: 2 E: 0 K: 0 S: 9	H: 3 LOB: 1 BB: 0 P: 12	R: 0 E: 0 K: 1 S: 13	H: 1 LOB: 2 BB: 1 P: 20	R: 0 E: 0 K: 0 S: 7	H: 1 LOB: 1 BB: 0 P: 10	1B: 7 2B: 4 3B: 0 HR: 1	SF: 0 SAC: 1 DP: 0 HBP: 0	WP: 0 PB: 0 SB: 1 CS: 1	PA: 43					
PITCHER	IP	WLS	BF	H	R	ER	SO	BB	IBB	HBP	BLK	WP	HR	S	P	ERA	WHIP										
Fernando Valenzuela, L (1.1) ERA: 4.8	5.0	L	21	4	3	3	1	3	0	0	0	0	0	48	80	5.40	1.400										
Mark Peltovsek, R (8.1) ERA: 3.42	2.0		13	6	3	3	0	0	1	0	0	0	1	18	27	13.50	3.000										
John Frascatore, R (8.1) ERA: 2.27	0.2		4	1	0	0	0	1	0	0	0	0	0	10	16	0.00	3.000										
Tony Fossas, L (8.1) ERA: 1.3	1.1		5	1	0	0	1	0	0	0	0	0	0	10	14	0.00	0.750										

Batter	1	2	3	4	5	6	7	8	9	AB	R	H	RBI	BB	SO	LOB	BOTTOM										
Delino DeShields, L (1.4) OBP: 0.343, SLG: 0.443	B3		L6		B1			F7		4	0	0	0	1	0	1	Pittsburgh Pirates @ St. Louis Cardinals Busch Stadium, St. Louis, MO Thu Jul 03 1997, 7:05 PM CDT Att: 30,753 - Unknown - 82 F										
Ron Gant, R (1.7) OBP: 0.315, SLG: 0.427	WP 1B 2B		G6-3		G6-3		FC6-4 2B	F8		5	2	1	0	0	0	3											
Ray Lankford, L (1.8) OBP: 0.425, SLG: 0.636	1B IBB		K		K		1B 2B			4	1	2	2	1	2	0											
Gary Gaetti, R (1.5) OBP: 0.326, SLG: 0.413	1B						K		F8	5	0	3	1	0	1	2											
John Mabry, L (1.9) OBP: 0.371, SLG: 0.403	K		G3-1				L5		F8	4	0	0	0	1	1	5											
Dmitri Young, S (1.3) OBP: 0.354, SLG: 0.413 John Frascatore, R (8.1) Tony Fossas, L (8.1)					E1 2B		L6		F8	3	0	1	1	1	0	1											
Royce Clayton, R (1.6) OBP: 0.310, SLG: 0.403	K				K		L6		F8	0	0	0	0	0	0	0											
					K		L6		F8	0	0	0	0	0	0	0											
Tom Lampkin, L (1.2) OBP: 0.313, SLG: 0.378 Mike Gallego, R (8. PH) OBP: 0.182, SLG: 0.214			G5-3				FC5		K	3	0	1	0	0	0	2											
									K	1	0	0	0	0	1	0											
Fernando Valenzuela, L (1.1) ERA: 4.8 Mark Peltovsek, R (8.1) Scott Livingston, R (7. PH) OBP: 0.111, SLG: 0.111 Scott Livingston, R (7. PH) OBP: 0.111, SLG: 0.111 Danny Sheaffer, R (8.1) OBP: 0.328, SLG: 0.314			P6		G5-3					2	0	0	0	0	0	1											
										0	0	0	0	0	0	0											
										0	0	0	0	0	0	0											
										2	1	2	0	0	0	0											
Inning Stats	R: 2 E: 0 K: 2 S: 15	H: 3 LOB: 2 BB: 1 P: 25	R: 0 E: 0 K: 0 S: 7	H: 0 LOB: 0 BB: 0 P: 8	R: 0 E: 0 K: 1 S: 9	H: 1 LOB: 1 BB: 0 P: 11	R: 0 E: 1 K: 1 S: 12	H: 1 LOB: 1 BB: 0 P: 14	R: 0 E: 0 K: 0 S: 6	H: 2 LOB: 2 BB: 0 P: 9	R: 0 E: 0 K: 0 S: 11	H: 2 LOB: 3 BB: 0 P: 16	R: 2 E: 0 K: 1 S: 19	H: 2 LOB: 3 BB: 3 P: 34	R: 0 E: 0 K: 1 S: 9	H: 1 LOB: 1 BB: 0 P: 15	R: 0 E: 0 K: 0 S: 10	H: 1 LOB: 0 BB: 0 P: 13	1B: 7 2B: 4 3B: 0 HR: 0	SF: 0 SAC: 0 DP: 0 HBP: 0	WP: 1 PB: 0 SB: 2 CS: 1	PA: 41					
PITCHER	IP	WLS	BF	H	R	ER	SO	BB	IBB	HBP	BLK	WP	HR	S	P	ERA	WHIP										
Esteban Loaiza, R (1.1) ERA: 4.04	6.0	W	26	7	2	2	5	0	1	0	0	0	0	6	11	54.00	9.000										
Matt Ruebel, L (7.1) ERA: 8.69	0.1		4	2	2	2	0	1	0	0	0	0	0	6	11	54.00	9.000										
Marc Wilkins, R (7.1) ERA: 4.89	0.2		4	0	0	0	1	2	0	0	0	0	0	13	23	0.00	3.000										
Jason Christiansen, L (8.1) ERA: 3.86	0.2		3	1	0	0	1	0	0	0	0	0	0	7	12	0.00	1.500										
Rich Loiselle, R (8.1) ERA: 3.06	1.1	S	4	1	0	0	0	0	0	0	0	0	0	12	16	0.00	0.750										



Batter	1	2	3	4	5	6	7	8	9	AB R H RBI BB SO LOB	TOP											
Tony Womack, L (1.4) OBP: 0.317, SLG: 0.356	1-3 K		4-2 BB			1-3 K	0-0 2B 1B		0-2 G5-3	4 0 1 2 1 2 1	Pittsburgh Pirates @ St. Louis Cardinals Busch Stadium, St. Louis, MO Sat Jul 05 1997, 3:33 AM CDT Att: 39,593 - Sunny - 78 F											
Turner Ward, S (1.8) OBP: 0.455, SLG: 0.818	0-0 1B		1-2 G4-3			1-0 BB 1B	0-0 1-3 2B 1B		0-0 1B	5 0 4 1 0 0 1												
Al Martin, L (1.7) OBP: 0.400, SLG: 0.515	3-1 F7			4-2 FC5-4 BB		4-0 BB	3-3 K			2 0 0 0 2 1 3												
Kevin Young, R (1.3) OBP: 0.343, SLG: 0.557	1-2 P6			1-0 FC5-4 CS 1-2		1-0 F9		2-2 HR		4 1 1 1 0 0 4												
Dale Sveum, S (1.5) OBP: 0.356, SLG: 0.522		4-2 18 L5-3 BB		3-3 K 1-2			3-1 1B 18 1B HBP	2-3 K		3 1 1 0 1 2 1												
18 Jason Kendall, R (1.2) OBP: 0.372, SLG: 0.394	0-2 L5-3 1-1				1-1 P4		2-1 1B 1-2 1B HBP	2-3 K		3 1 0 0 0 1 1												
Jose Guillen, R (1.9) OBP: 0.292, SLG: 0.398	0-1 G1-3				1-0 F9		0-1 1B 1-2 2B 1B	3-3 K		4 1 1 0 0 1 0												
Lou Collier, R (1.6) OBP: 0.150, SLG: 0.150			1-3 K		0-3 K		0-3 K		1-2 G5-3	2 0 0 0 0 2 0												
Mark Smith, R (7. PH) OBP: 0.315, SLG: 0.558										1 0 0 0 0 1 3												
Kevin Polcovich, R (7.6) OBP: 0.389, SLG: 0.388										1 0 0 0 0 0 0												
Jon Lieber, L (1.1) OBP: 0.098, SLG: 0.059			2-2 K			0-3 K	2-3 K		0-0 G5-3 1B	2 0 0 0 0 2 0												
Kelby Cain, R (7. PH) OBP: 0.307, SLG: 0.380										1 0 0 0 0 1 3												
Ricardo Rincon, L (7.1) OBP: 0.397, SLG: 0.194										0 0 0 0 0 0 0												
Clint Sodowsky, L (8.1) OBP: 0.397, SLG: 0.194										1 0 1 0 0 0 0												
Jason Christiansen, L (9.1) OBP: 0.397, SLG: 0.194										0 0 0 0 0 0 0												
Marc Wilkins, R (9.1) OBP: 0.397, SLG: 0.194										0 0 0 0 0 0 0												
Inning Stats	R: 0 E: 0 K: 1 S: 9	H: 1 LOB: 1 BB: 0 P: 14	R: 0 E: 0 K: 0 S: 8	H: 0 LOB: 0 BB: 1 P: 12	R: 0 E: 0 K: 2 S: 13	H: 0 LOB: 1 BB: 1 P: 21	R: 0 E: 0 K: 1 S: 8	H: 0 LOB: 0 BB: 1 P: 16	R: 0 E: 0 K: 1 S: 6	H: 0 LOB: 0 BB: 0 P: 8	R: 0 E: 0 K: 2 S: 18	H: 1 LOB: 2 BB: 1 P: 16	R: 3 E: 0 K: 3 S: 18	H: 4 LOB: 2 BB: 0 P: 27	R: 1 E: 0 K: 3 S: 14	H: 1 LOB: 0 BB: 0 P: 23	R: 0 E: 0 K: 0 S: 8	H: 2 LOB: 2 BB: 0 P: 9	1B: 7 2B: 2 3B: 0 HR: 1	SF: 0 SAC: 0 DP: 1 HBP: 1	WP: 0 PB: 0 SB: 1 CS: 0	PA: 38
PITCHER	IP WLS BF H R ER SO BB IBB HBP BLK WP HR S P ERA WHIP											IP WLS BF H R ER SO BB IBB HBP BLK WP HR S P ERA WHIP										
Matt Morris, R (1.1) ERA: 2.82	6.2 L 29 6 3 3 9 4 0 1 0 0 0 68 109 4.05 1.500																					
Tony Fossas, L (7.1) ERA: 1.99	0.2 3 1 1 1 2 0 0 0 0 0 1 10 16 13.50 1.500																					
T.J. Mathews, R (8.1) ERA: 1.73	1.2 6 2 0 0 2 0 0 0 0 0 0 15 21 0.00 1.200																					

AB	33
R	4
H	9
RBI	4
BB	4
SO	13
LOB	17



Batter	1	2	3	4	5	6	7	8	9	AB R H RBI BB SO LOB	BOTTOM											
Delino DeShields, L (1.4) OBP: 0.345, SLG: 0.443	0-0 G4-3 S 1B		2-3 K		0-0 F7		0-1 SH5-3 1-2		1-3 K	4 0 1 0 0 2 0	Pittsburgh Pirates @ St. Louis Cardinals Busch Stadium, St. Louis, MO Sat Jul 05 1997, 3:33 AM CDT Att: 39,593 - Sunny - 78 F											
Ron Gant, R (1.7) OBP: 0.315, SLG: 0.424	1-2 F8		2-1 F9			3-3 K	0-3 K		1-1 P3	5 0 0 0 0 2 2												
Ray Lankford, L (1.8) OBP: 0.431, SLG: 0.648	3-2 G4-3 1-3			0-0 E 1B G6-4-3 1B		2-2 1B 1B 2B	4-2 BB		2-2 G4-3	4 2 2 0 1 0 1												
Willie McGee, S (1.9) OBP: 0.373, SLG: 0.447	4-1 BB			0-0 G6-4-3 E 1B		3-1 1B	2-3 K			3 0 2 0 1 1 2												
T.J. Mathews, R (8.1) OBP: 0.373, SLG: 0.447				1-2 1B		2-3 1B				0 0 0 0 0 0 0												
John Mabry, L (1.3) OBP: 0.373, SLG: 0.402	0-0 G4-3			2-1 E4 G6-4-3		1-1 1B		1-2 G6-3 E 1B		4 1 2 1 0 0 4												
Gary Gaetti, R (1.5) OBP: 0.316, SLG: 0.402		1-1 P9		0-2 G6-4-3		0-3 K		2-1 F7		3 0 0 0 0 1 4												
Tony Fossas, L (7.1) OBP: 0.316, SLG: 0.402				1-2 G6-4-3		0-3 K				0 0 0 0 0 0 0												
Dmitri Young, S (8.3) OBP: 0.351, SLG: 0.410				1-2 G6-4-3		0-3 K				1 0 0 0 0 0 1												
Tom Lampkin, L (1.2) OBP: 0.371, SLG: 0.371		1-0 G3		2-1 G3		4-0 FC6-4 IBB		1-0 G6-3		2 0 0 0 1 0 1												
David Bell, R (8. PH) OBP: 0.174, SLG: 0.136								1-2 G6-3		0 0 0 0 0 0 0												
Scott Livingstone, L (8. PH) OBP: 0.280, SLG: 0.194										1 0 0 0 0 0 1												
Mike DiFelice, R (9.2) OBP: 0.290, SLG: 0.364										0 0 0 0 0 0 0												
Royce Clayton, R (1.6) OBP: 0.313, SLG: 0.403		0-0 G4-3			1-2 G1-3	1-2 FC6-4		0-0 E6		4 0 1 1 0 0 3												
Matt Morris, R (1.1) OBP: 0.263, SLG: 0.250			1-0 G6-3		0-3 K		1-0 SH5-3 1B	1-2 G3		2 0 0 0 0 1 0												
Danny Sheaffer, R (7.5) OBP: 0.333, SLG: 0.319										2 0 1 0 0 0 1												
Inning Stats	R: 0 E: 0 K: 0 S: 11	H: 1 LOB: 2 BB: 1 P: 18	R: 0 E: 0 K: 0 S: 4	H: 0 LOB: 0 BB: 0 P: 6	R: 0 E: 0 K: 1 S: 6	H: 0 LOB: 0 BB: 0 P: 11	R: 1 E: 1 K: 0 S: 8	H: 2 LOB: 1 BB: 0 P: 12	R: 0 E: 0 K: 1 S: 7	H: 0 LOB: 0 BB: 0 P: 8	R: 1 E: 0 K: 2 S: 17	H: 3 LOB: 3 BB: 1 P: 31	R: 0 E: 0 K: 2 S: 11	H: 1 LOB: 2 BB: 1 P: 18	R: 1 E: 1 K: 0 S: 12	H: 2 LOB: 1 BB: 0 P: 17	R: 0 E: 0 K: 1 S: 8	H: 0 LOB: 0 BB: 0 P: 12	1B: 8 2B: 1 3B: 0 HR: 0	SF: 0 SAC: 1 DP: 1 HBP: 0	WP: 0 PB: 0 SB: 1 CS: 0	PA: 39
PITCHER	IP WLS BF H R ER SO BB IBB HBP BLK WP HR S P ERA WHIP											IP WLS BF H R ER SO BB IBB HBP BLK WP HR S P ERA WHIP										
Jon Lieber, R (1.1) ERA: 4.06	6.0 W 26 6 2 1 4 1 1 0 0 0 0 63 86 6.75 2.250																					
Ricardo Rincon, L (7.1) ERA: 4.06	1.1 7 2 1 1 2 1 0 0 0 0 0 17 27 6.75 2.250																					
Clint Sodowsky, R (8.1) ERA: 3.97	0.2 3 1 0 0 0 0 0 0 0 0 0 6 8 0.00 1.500																					
Jason Christiansen, L (9.1) ERA: 3.6	0.1 1 0 0 0 1 0 0 0 0 0 0 3 4 0.00 0.000																					
Marc Wilkins, R (9.1) ERA: 4.69	0.2 S 2 0 0 0 0 0 0 0 0 0 0 5 8 0.00 0.000																					

AB	35
R	3
H	9
RBI	2
BB	3
SO	7
LOB	20



Batter	1	2	3	4	5	6	7	8	9	AB	R	H	RBI	BB	SO	LOB	TOP					
Tony Womack, L (1.4)	F8		F8				F9		G1-3	5	0	2	0	0	0	0	Pittsburgh Pirates @ St. Louis Cardinals Busch Stadium, St. Louis, MO Sun Jul 06 1997, 3:33 AM CDT Att: 29,290 - Sunny - 70 F					
Turner Ward, S (1.8)	K		G3						SH1-4	3	0	1	0	0	1	0						
Al Martin, L (1.7)	G3		G6-3				G4-3		G1-3	5	0	0	0	0	0	3						
Kevin Young, R (1.3)		K		K					G5-3	5	1	1	0	0	3	2						
Dale Sveum, S (1.5)		18 HR BB		FC8-4 18 HBP BB			K		1B 18 FC6	2	3	1	0	2	1	0						
18 Jason Kendall, R (1.2)		1B HR		FC8-4 HBP					FC6 1B	2	1	1	0	1	0	2						
Jose Guillen, R (1.9)		HR		FC8-4 BB			K		G6-4-3 1B	4	1	2	4	0	1	3						
Kevin Polcovich, R (1.6)		K		1-2 2-3			G6-3		SF8	2	0	0	1	1	1	1						
Steve Cooke, R (1.1)		G5-3		K2-3			F8		G6-4-3	3	0	0	0	0	1	2						
Mark Smith, R (8, PH)										1	0	0	0	0	0	2						
Clint Sodowsky, L (8, 1)										0	0	0	0	0	0	0						
Rich Loiselle, R (9, 1)										0	0	0	0	0	0	0						
Inning Stats	R: 0 E: 0 K: 1 S: 6	H: 0 LOB: 0 BB: 0 P: 9	R: 3 E: 0 K: 2 S: 13	H: 2 LOB: 0 BB: 1 P: 21	R: 0 E: 0 K: 0 S: 8	H: 0 LOB: 0 BB: 0 P: 13	R: 1 E: 0 K: 2 S: 15	H: 0 LOB: 2 BB: 2 P: 27	R: 0 E: 0 K: 1 S: 7	H: 1 LOB: 1 BB: 1 P: 11	R: 0 E: 0 K: 2 S: 12	H: 0 LOB: 1 BB: 1 P: 20	R: 0 E: 0 K: 0 S: 7	H: 1 LOB: 0 BB: 0 P: 11	R: 2 E: 0 K: 0 S: 12	H: 3 LOB: 1 BB: 0 P: 18	R: 0 E: 0 K: 0 S: 7	H: 1 LOB: 0 BB: 0 P: 10	1B: 7 2B: 0 3B: 0 HR: 1	SF: 1 SAC: 2 DP: 1 HBP: 1	WP: 0 PB: 1 SB: 0 CS: 0	PA: 40
PITCHER	IP WLS BF H R ER SO BB IBB HBP BLK WP HR S P ERA WHIP																					
Todd Stottlemyre, R (1.1)	7.0 L 30 4 4 3 8 4 0 1 0 0 0 1 68 112 3.86 1.143																					
John Frascatore, R (8, 1)	1.0 7 4 2 2 0 0 0 0 0 0 0 0 14 20 18.00 4.000																					
Rigo Beltran, L (9, 1)	0.2 2 0 0 0 0 0 0 0 0 0 0 0 3 5 0.00 0.000																					
Mark Petkovsek, R (9, 1)	0.1 1 0 0 0 0 0 0 0 0 0 0 0 2 3 0.00 0.000																					

Batter	1	2	3	4	5	6	7	8	9	AB	R	H	RBI	BB	SO	LOB	BOTTOM					
Royce Clayton, R (1.6)	F8 1B SF8 1B	FC5-4			G4-6-3 1B		1B 1B BB		K	4	2	2	0	1	1	3	Pittsburgh Pirates @ St. Louis Cardinals Busch Stadium, St. Louis, MO Sun Jul 06 1997, 3:33 AM CDT Att: 29,290 - Sunny - 70 F					
Delino DeShields, L (1.4)	1B		G3		G4-6-3 1B		FC1-6 1B		DI 2B 1B	5	1	3	0	0	0	2						
Willie McGee, S (1.7)	F8		G6-3		G4-3		FC1-6 1B		G6-3	5	0	1	1	0	0	4						
Ray Lankford, L (1.8)	SF8		G4-3				G3-1		FC1-6 FC6-4	4	0	1	2	0	0	2						
Dmitri Young, S (1.3)	3-H				L4		FC6-4		K	3	0	1	0	1	0	2						
John Frascatore, R (8, 1)										0	0	0	0	0	0	0						
Rigo Beltran, L (9, 1)										0	0	0	0	0	0	0						
Mark Petkovsek, R (9, 1)										0	0	0	0	0	0	0						
Scott Livingstone, L (9, PH)										1	0	0	0	0	1	1						
Gary Gaetti, R (1.5)	F9				L9				B1-3	4	0	0	0	1	0	4						
Mike DiFelice, R (1.2)		G6-3		K			E6		K	4	0	0	0	0	2	2						
John Mabry, L (1.9)		K		G4-3			K		1B	4	0	1	0	0	2	3						
Todd Stottlemyre, L (1.1)									K	1	0	1	0	1	0	0						
Danny Sheaffer, R (7, PH)									1B	2	0	1	0	0	1	0						
Inning Stats	R: 1 E: 0 K: 0 S: 10	H: 3 LOB: 2 BB: 0 P: 15	R: 0 E: 0 K: 1 S: 5	H: 0 LOB: 1 BB: 1 P: 13	R: 0 E: 0 K: 0 S: 4	H: 0 LOB: 0 BB: 0 P: 8	R: 0 E: 0 K: 1 S: 10	H: 0 LOB: 1 BB: 1 P: 17	R: 0 E: 0 K: 1 S: 6	H: 2 LOB: 1 BB: 0 P: 6	R: 0 E: 1 K: 1 S: 8	H: 0 LOB: 2 BB: 1 P: 15	R: 1 E: 0 K: 1 S: 11	H: 2 LOB: 2 BB: 1 P: 23	R: 0 E: 0 K: 2 S: 13	H: 2 LOB: 2 BB: 0 P: 19	R: 1 E: 0 K: 1 S: 14	H: 2 LOB: 1 BB: 0 P: 21	1B: 10 2B: 1 3B: 0 HR: 0	SF: 1 SAC: 0 DP: 1 HBP: 0	WP: 1 PB: 0 SB: 0 CS: 0	PA: 42
PITCHER	IP WLS BF H R ER SO BB IBB HBP BLK WP HR S P ERA WHIP																					
Steve Cooke, L (1.1)	7.0 W 32 7 2 2 4 4 0 0 0 0 0 0 54 97 2.57 1.571																					
Clint Sodowsky, R (8, 1)	1.0 5 2 0 0 2 0 0 0 0 0 0 0 13 19 0.00 2.000																					
Rich Loiselle, R (9, 1)	1.0 5 2 1 1 1 0 0 0 0 0 1 0 14 21 9.00 2.000																					

Batter	1	2	3	4	5	6	7	8	9	AB	R	H	RBI	BB	SO	LOB	TOP			
Delino DeShields, L OBP: 0.348, SLG: 0.441 (1,4)	F9	BB			L5		L7			3	0	0	0	1	0	0				
Ron Gant, R OBP: 0.314, SLG: 0.419 (1,7)	K	G1-3			P3			G4-6-3		3	0	0	0	1	1	2				
Ray Lankford, L OBP: 0.425, SLG: 0.639 (1,8)	BB 1B				F7			G4-6-3		4	1	1	0	0	1	1				
Dmitri Young, S OBP: 0.352, SLG: 0.403 (1,3)	BB 1B				K			K		3	0	0	0	1	3	0				
Gary Gaetti, R OBP: 0.325, SLG: 0.427 (1,5)	BB 1B				HR			HR		4	2	4	3	0	0	0				
John Mabry, L OBP: 0.397, SLG: 0.394 (1,9)	P8				K		P6	G4-3		4	0	0	0	0	1	3				
Mike DiFelice, R OBP: 0.281, SLG: 0.344 (1,2)		SH3-4 BB			K			G4-3		3	0	0	0	1	2	1				
Royce Clayton, R OBP: 0.314, SLG: 0.399 (1,6)	F9				P4		K	G5-3		4	0	0	0	0	1	1				
Alan Benes, R OBP: 0.214, SLG: 0.262 (1,1)		SH3-4			K		F7			2	0	0	0	0	1	0				
Dennis Eckersley, R (9,1)										0	0	0	0	0	0	0				
Inning Stats	R: 1 E: 0 K: 1 S: 15	H: 2 LOB: 2 BB: 1 P: 23	R: 0 E: 0 K: 0 S: 13	H: 0 LOB: 2 BB: 2 P: 22	R: 1 E: 0 K: 3 S: 10	H: 1 LOB: 0 BB: 0 P: 15	R: 0 E: 0 K: 2 S: 7	H: 0 LOB: 0 BB: 0 P: 11	R: 0 E: 0 K: 1 S: 12	H: 1 LOB: 1 BB: 0 P: 15	R: 0 E: 0 K: 1 S: 5	H: 0 LOB: 0 BB: 0 P: 8	R: 0 E: 0 K: 1 S: 8	H: 0 LOB: 0 BB: 1 P: 16	R: 1 E: 0 K: 0 S: 11	H: 1 LOB: 0 BB: 0 P: 16	1B: 3 2B: 0 3B: 0 HR: 2	SF: 0 SAC: 1 DP: 1 HBP: 0	WP: 0 PB: 0 SB: 0 CS: 0	PA: 35
PITCHER	IP	WLS	BF	H	R	ER	SO	BB	IBB	HBP	BLK	WP	HR	S	P	ERA	WHIP			
Kevin Foster, R ERA: 4.0 (1,1)	7.0		28	4	2	2	9	3	0	0	0	0	1	72	110	2.57	1.000			
Turk Wendell, R ERA: 4.63 (8,1)	2.0	L	7	1	1	1	1	1	0	0	0	0	1	19	32	4.50	1.000			

St. Louis Cardinals @ Chicago Cubs
Wrigley Field, Chicago, IL
Thu Jul 10 1997, 3:33 AM CDT
Att: 33,805 - Sunny - 75 F

AB 30
R 3
H 5
RBI 3
BB 4
SO 10
LOB 8



Batter	1	2	3	4	5	6	7	8	9	AB	R	H	RBI	BB	SO	LOB	BOTTOM					
Doug Glanville, R OBP: 0.341, SLG: 0.415 (1,7)	P3		P9		P6		G2-3			4	0	0	0	0	0	1						
Brian McRae, S OBP: 0.306, SLG: 0.364 (1,8)	BB 1B		G4-3		L8			G4-3		2	1	0	0	2	0	0						
Sammy Sosa, R OBP: 0.299, SLG: 0.474 (1,9)	BB 1B		G4-3				G5-4-3	G5-3		3	0	1	0	1	0	1						
Mark Grace, L OBP: 0.429, SLG: 0.475 (1,3)	BB 1B				G5-4-3			BB		2	0	1	1	2	0	1						
Shawon Dunston, R OBP: 0.318, SLG: 0.408 (1,6)	K		G4-3					BB		4	0	1	0	0	2	4						
23 Ryne Sandberg, R OBP: 0.312, SLG: 0.385 (1,4)	G3-1				P9		BB 1B	P4		4	1	1	0	0	0	4						
Kevin Orte, R OBP: 0.363, SLG: 0.417 (1,5)			K		G6-3		BB 1B	K		4	0	0	0	0	2	1						
Scott Servais, R OBP: 0.332, SLG: 0.376 (1,2)			P3		G6-3			P3		4	0	0	0	0	0	1						
Kevin Foster, R OBP: 0.114, SLG: 0.088 (1,1)										2	0	0	0	0	2	0						
Dave Clark, L OBP: 0.393, SLG: 0.473 (7, PH)					K			G6-3		1	0	1	1	0	0	0						
Turk Wendell, L (8,1)										0	0	0	0	0	0	0						
Dave Hansen, L OBP: 0.402, SLG: 0.374 (9, PH)								BB		1	0	0	0	0	0	0						
Inning Stats	R: 1 E: 0 K: 1 S: 15	H: 2 LOB: 2 BB: 1 P: 24	R: 0 E: 0 K: 2 S: 10	H: 0 LOB: 0 BB: 0 P: 17	R: 0 E: 0 K: 0 S: 10	H: 0 LOB: 0 BB: 2 P: 21	R: 0 E: 0 K: 0 S: 8	H: 0 LOB: 0 BB: 0 P: 12	R: 0 E: 0 K: 1 S: 7	H: 0 LOB: 0 BB: 0 P: 9	R: 0 E: 0 K: 1 S: 6	H: 0 LOB: 1 BB: 1 P: 10	R: 1 E: 0 K: 1 S: 15	H: 2 LOB: 1 BB: 0 P: 23	R: 0 E: 0 K: 0 S: 7	H: 1 LOB: 2 BB: 1 P: 12	R: 0 E: 0 K: 0 S: 6	H: 0 LOB: 0 BB: 0 P: 9	1B: 5 2B: 0 3B: 0 HR: 0	SF: 0 SAC: 0 DP: 1 HBP: 0	WP: 0 PB: 0 SB: 0 CS: 0	PA: 36
PITCHER	IP	WLS	BF	H	R	ER	SO	BB	IBB	HBP	BLK	WP	HR	S	P	ERA	WHIP					
Alan Benes, R ERA: 2.59 (1,1)	8.0	W	33	5	2	2	6	5	0	0	0	0	0	78	128	2.25	1.250					
Dennis Eckersley, R ERA: 4.13 (9,1)	1.0	S	3	0	0	0	0	0	0	0	0	0	0	6	9	0.00	0.000					

St. Louis Cardinals @ Chicago Cubs
Wrigley Field, Chicago, IL
Thu Jul 10 1997, 3:33 AM CDT
Att: 33,805 - Sunny - 75 F

AB 31
R 2
H 5
RBI 2
BB 5
SO 6
LOB 13



Batter	1	2	3	4	5	6	7	8	9	AB	R	H	RBI	BB	SO	LOB	TOP										
Delino DeShields, L OBP: 0.350, SLG: 0.440 (1.4)	G4-3		FC4-6 1B		S BB		F7			3	0	1	0	1	0	1	St. Louis Cardinals @ Chicago Cubs Wrigley Field, Chicago, IL Fri Jul 11 1997, 3:33 AM CDT Att: 38,413 - Sunny - 80 F										
Ron Gant, R OBP: 0.316, SLG: 0.418 (1.7)	S 1B		FC4-6 1-2f		4-0 BB			G4-3		3	0	1	0	1	0	1											
Ray Lankford, L OBP: 0.426, SLG: 0.648 (1.8)	4-2 BB		0-3 K		2-2 G3			2-2 HR		3	1	1	1	1	3												
Willie McGee, S OBP: 0.364, SLG: 0.433 Dmitri Young, S OBP: 0.349, SLG: 0.399 (3.3)	2-3 K		0-0 F9		0-0 G3			2-2 G6-3		2	0	0	0	0	1	3											
Gary Gaetti, R OBP: 0.324, SLG: 0.425 (1.5)	1-0 G5-3			3-1 G4-6-3 1B		1-0 G4-3		1-2 F9		4	0	1	0	0	0	2											
John Mabry, L OBP: 0.363, SLG: 0.389 (3.9)		3-2 G4-3		1-3 K		3-1 F8			1-1 F8	4	0	0	0	0	1	1											
Royce Clayton, R OBP: 0.310, SLG: 0.394 (1.6)		2-2 G5-3		1-1 G4-6-3 1-2f			1-2 F8		0-2 L6	4	0	0	0	0	0	1											
Tom Lampkin, L OBP: 0.315, SLG: 0.370 (1.2)		3-1 1B			3-2 G3		4-1 BB		0-3 K2-3	3	0	1	0	1	1	0											
Matt Morris, R OBP: 0.250, SLG: 0.237 Danny Sheaffer, R OBP: 0.333, SLG: 0.320 Mark Pelkovsek, R OBP: 0.111, SLG: 0.111 John Frascatore, R (8.1)	1-2 G5-3				2-3 K		0-1 F7			2	0	0	0	0	1	1											
Inning Stats	R: 0 E: 0 K: 1 S: 9	H: 1 LOB: 2 BB: 1 P: 16	R: 0 E: 0 K: 0 S: 11	H: 1 LOB: 1 BB: 0 P: 20	R: 0 E: 0 K: 1 S: 7	H: 1 LOB: 1 BB: 0 P: 8	R: 0 E: 0 K: 1 S: 7	H: 0 LOB: 0 BB: 0 P: 12	R: 0 E: 0 K: 0 S: 4	H: 0 LOB: 0 BB: 0 P: 8	R: 0 E: 0 K: 0 S: 7	H: 0 LOB: 1 BB: 1 P: 13	R: 1 E: 0 K: 0 S: 13	H: 1 LOB: 0 BB: 0 P: 20	R: 0 E: 0 K: 1 S: 9	H: 0 LOB: 0 BB: 0 P: 10		1B: 4 2B: 0 3B: 0 HR: 1	SF: 0 SAC: 0 DP: 1 HBP: 0	WP: 0 PB: 0 SB: 2 CS: 0	PA: 35						
PITCHER	IP	WLS	BF	H	R	ER	SO	BB	IBB	HBP	BLK	WP	HR	S	P	ERA	WHIP										
Geremi Gonzalez, R ERA: 2.88 (1.1)	7.1	W	30	5	1	1	4	4	0	0	0	0	1	67	118	1.23	1.227										
Terry Adams, R ERA: 3.54 (8.1)	0.2		2	0	0	0	0	0	0	0	0	0	0	6	9	0.00	0.000										
Mel Rojas, R ERA: 4.35 (9.1)	1.0		3	0	0	0	1	0	0	0	0	0	0	9	10	0.00	0.000										

Batter	1	2	3	4	5	6	7	8	9	AB	R	H	RBI	BB	SO	LOB	BOTTOM										
Doug Glanville, R OBP: 0.345, SLG: 0.419 (1.7)	G6-3		WP G5-3 1B		0-1 SH5-3		0-0 BB HR 1B			3	1	2	0	0	0	0	St. Louis Cardinals @ Chicago Cubs Wrigley Field, Chicago, IL Fri Jul 11 1997, 3:33 AM CDT Att: 38,413 - Sunny - 80 F										
Brian McRae, S OBP: 0.306, SLG: 0.361 (1.8)	K		3-2 G5-3		0-0 P5		4-2 BB HR BB			3	1	0	0	1	1	2											
Sammy Sosa, R OBP: 0.304, SLG: 0.485 (1.9)	4-2 2B BB		0-3 K		1-0 2H 1B		1-1 1H 2H HR			3	2	2	4	1	1	1											
Mark Grace, L OBP: 0.433, SLG: 0.481 (1.3)	1-1 HR 2B		4-0 FC6-4 BB		1-0 L9		3-2 1B			3	1	2	1	1	0	1											
Shawon Dunston, R OBP: 0.317, SLG: 0.418 Rey Sanchez, R OBP: 0.313, SLG: 0.333 (8.6)	0-0 HR		0-0 FC6-4			1-1 B5-3		0-1 L4		4	1	1	2	0	0	3											
23 Ryne Sandberg, R OBP: 0.308, SLG: 0.380 (1.4)	0-2 G6-3		2-2 G5-3		2-3 K			2-1 G5-3		4	0	0	0	0	1	0											
Kevin Orie, R OBP: 0.361, SLG: 0.413 (1.5)		1-2 G4-6-3 1B		0-1 G6-3		0-1 G6-3		0-3 K		4	0	1	0	0	1	0											
Scott Servais, R OBP: 0.327, SLG: 0.370 (1.2)		1-0 G4-6-3 1-2f		0-2 F7			0-0 G6-3		1-3 K	4	0	0	0	0	1	1											
Geremi Gonzalez, R OBP: 0.263, SLG: 0.125 Terry Adams, R Mel Rojas, R (9.1)		1-3 K		4-2 SH5-3 1B BB			1-3 K			2	1	0	0	1	2	0											
Inning Stats	R: 3 E: 0 K: 1 S: 13	H: 2 LOB: 0 BB: 1 P: 24	R: 0 E: 0 K: 1 S: 7	H: 1 LOB: 0 BB: 0 P: 10	R: 0 E: 0 K: 1 S: 12	H: 1 LOB: 2 BB: 1 P: 20	R: 0 E: 0 K: 0 S: 8	H: 0 LOB: 0 BB: 0 P: 10	R: 1 E: 0 K: 0 S: 7	H: 1 LOB: 1 BB: 1 P: 13	R: 0 E: 0 K: 1 S: 7	H: 0 LOB: 0 BB: 0 P: 10	R: 3 E: 0 K: 1 S: 17	H: 3 LOB: 1 BB: 1 P: 26	R: 0 E: 0 K: 2 S: 8	H: 0 LOB: 0 BB: 0 P: 11		1B: 5 2B: 1 3B: 0 HR: 2	SF: 0 SAC: 1 DP: 1 HBP: 0	WP: 1 PB: 0 SB: 0 CS: 0	PA: 35						
PITCHER	IP	WLS	BF	H	R	ER	SO	BB	IBB	HBP	BLK	WP	HR	S	P	ERA	WHIP										
Matt Morris, R ERA: 2.99 (1.1)	6.0	L	25	5	4	4	4	3	0	0	0	0	1	54	87	6.00	1.333										
Mark Pelkovsek, R ERA: 3.51 (7.1)	1.0		7	3	3	3	1	1	0	0	0	0	1	17	26	27.00	4.000										
John Frascatore, R ERA: 2.59 (8.1)	1.0		3	0	0	0	2	0	0	0	0	0	0	8	11	0.00	0.000										

St. Louis Cardinals @ Chicago Cubs
Wrigley Field, Chicago, IL
Fri Jul 11 1997, 3:33 AM CDT
Att: 38,413 - Sunny - 80 F



AB 31
R 1
H 5
RBI 1
BB 4
SO 5
LOB 14



Batter	1	2	3	4	5	6	7	8	9	AB	R	H	RBI	BB	SO	LOB	TOP				
Royce Clayton, R (1, 6) OBP: 0.309, SLG: 0.390 Tom Lampkin, L (9, PH) OBP: 0.323, SLG: 0.384 (9, 2)	F9		G4-3 1B		SF9 1B HR	1B 1B		K	1B 2B	5	1	3	0	0	1	0					
Delino DeShields, L (1, 4) OBP: 0.358, SLG: 0.455	HR		G4-3		HR	1B		1B HR BB	1B BB	4	3	3	2	2	0	1					
Ron Gant, R (1, 7) OBP: 0.318, SLG: 0.414	K		G5-4-3 BB		SF9	G3-1		HR 1B	1B	4	1	2	1	1	1	2					
Ray Lankford, L (1, 8) OBP: 0.420, SLG: 0.643	2B 1B		G5-4-3		K			G1-3	K	6	1	2	3	0	2	7					
Gary Gaetti, R (1, 5) OBP: 0.330, SLG: 0.451 (7, 3)	2B				G6-3	HR		G4-3 WP 1B	BB HBP	4	2	3	3	0	0	0					
Dmitri Young, S (1, 3) John Mabry, L (7, 9) OBP: 0.365, SLG: 0.387	K		G4-3		G4-3	K		G4-3	BB	4	0	0	0	0	2	3					
Mike DiFelice, R (1, 2) Mike Gallego, R (9, 6) OBP: 0.182, SLG: 0.214			G4-6-3 1B		K			G6-3	1B K	5	0	2	1	0	2	2					
Phil Plantier, L (1, 9) David Bell, R (7, 5) John Frascatore, R (7, 1) Scott Livingstone, L (9, PH) Rigo Beltran, L (9, 1)	G4-6-3				HR			G4-3	G4-6-3 1B	4	1	2	1	0	0	1					
Todd Stottlemyre, L (1, 1) Danny Sheaffer, R (7, 5) OBP: 0.333, SLG: 0.321	K				1B SF9 BB	1B 1B		G6-3	G4-6-3	2	2	1	0	1	1	0					
Inning Stats	R: 1 E: 0 K: 2 S: 17	H: 3 LOB: 2 BB: 0 P: 27	R: 0 E: 0 K: 1 S: 7	H: 1 LOB: 0 BB: 0 P: 11	R: 0 E: 0 K: 0 S: 9	H: 1 LOB: 1 BB: 1 P: 16	R: 0 E: 0 K: 1 S: 7	H: 0 LOB: 0 BB: 0 P: 12	R: 5 E: 0 K: 2 S: 20	H: 4 LOB: 0 BB: 1 P: 32	R: 1 E: 0 K: 0 S: 16	H: 3 LOB: 2 BB: 0 P: 22	R: 1 E: 0 K: 0 S: 11	H: 3 LOB: 2 BB: 0 P: 17	R: 3 E: 0 K: 2 S: 15	H: 2 LOB: 2 BB: 2 P: 28	R: 0 E: 0 K: 1 S: 13	H: 3 LOB: 3 BB: 1 P: 25	1B: 14 2B: 2 3B: 0 HR: 4	SF: 1 SAC: 0 DP: 3 HBP: 1	WP: 1 PA: 49 PB: 0 SB: 0 CS: 0
PITCHER	IP WLS BF H R ER SO BB IBB HBP BLK WP HR S P ERA WHIP																				
Steve Trachsel, R (1, 1) ERA: 5.02	5.0 L 24 9 6 6 6 2 0 0 0 0 0 3 60 98 10.80 2.200																				
Terry Adams, R (6, 1) ERA: 3.5	2.0 11 6 2 2 2 0 0 0 0 0 1 0 27 39 9.00 3.000																				
Ramon Tatis, L (8, 1) ERA: 4.76	0.2 6 2 3 3 1 1 0 0 1 0 0 1 12 21 40.50 4.500																				
Turk Wendell, R (8, 1) ERA: 4.56	1.0 7 3 0 0 1 2 0 0 0 0 0 0 13 27 0.00 5.000																				
Bob Patterson, L (9, 1) ERA: 3.82	0.1 1 0 0 0 1 0 0 0 0 0 0 0 3 5 0.00 0.000																				

St. Louis Cardinals @ Chicago Cubs
Wrigley Field, Chicago, IL
Sun Jul 13 1997, 3:33 AM CDT
Att: 38,094 - Sunny - 93 F

AB 42
R 11
H 20
RBI 11
BB 5
SO 9
LOB 17



Batter	1	2	3	4	5	6	7	8	9	AB	R	H	RBI	BB	SO	LOB	BOTTOM				
Doug Glanville, R (1, 7) OBP: 0.343, SLG: 0.416	G6-3		G4-3			2B 2B	PB BB			3	1	1	0	1	0	0					
Brian McRae, S (1, 8) OBP: 0.308, SLG: 0.362	L7		G1-3			G4-3 2B	K			4	0	1	1	0	1	1					
Sammy Sosa, R (1, 9) OBP: 0.304, SLG: 0.478	S 1B HBP		K			K		K		3	1	0	0	0	3	1					
Mark Grace, L (1, 3) OBP: 0.428, SLG: 0.471	1B				K	G4-3		F7		4	0	1	1	0	1	1					
Shawon Dunston, R (1, 6) OBP: 0.314, SLG: 0.422	F8				G5-3	F9		G6-3		4	0	0	0	0	2						
Dave Hansen, L (1, 5) OBP: 0.402, SLG: 0.369					K		HR 1B		K	3	1	1	0	1	2	0					
23 Ryne Sandberg, R (1, 4) OBP: 0.304, SLG: 0.374			P3		L7		K		G6-3	4	0	0	0	0	1	2					
Tyler Houston, L (1, 2) Terry Adams, R (9, 1) José Hernández, R (7, PH) Ramon Tatis, L (8, 1) Turk Wendell, L (8, 1) Bob Patterson, R (9, 1) Kevin Gray, R (9, PH) OBP: 0.388, SLG: 0.429	F9		G1-3			G1-3	HR		HR	2	0	0	0	0	0	1					
Steve Trachsel, R (1, 1) Mike Hubbard, R (5, PH) OBP: 0.216, SLG: 0.278 (6, 2)	K				K		K		K	1	0	0	0	0	1	1					
Inning Stats	R: 1 E: 0 K: 0 S: 7	H: 1 LOB: 1 BB: 0 P: 15	R: 0 E: 0 K: 1 S: 9	H: 0 LOB: 1 BB: 1 P: 18	R: 0 E: 0 K: 1 S: 9	H: 0 LOB: 0 BB: 0 P: 15	R: 0 E: 0 K: 2 S: 7	H: 0 LOB: 0 BB: 0 P: 14	R: 0 E: 0 K: 1 S: 8	H: 0 LOB: 0 BB: 0 P: 13	R: 1 E: 0 K: 1 S: 14	H: 2 LOB: 1 BB: 0 P: 19	R: 2 E: 0 K: 3 S: 14	H: 2 LOB: 1 BB: 1 P: 24	R: 0 E: 0 K: 1 S: 10	H: 0 LOB: 0 BB: 0 P: 15	R: 1 E: 0 K: 2 S: 11	H: 1 LOB: 0 BB: 0 P: 15	1B: 2 2B: 2 3B: 0 HR: 2	SF: 0 SAC: 0 DP: 0 HBP: 1	WP: 0 PA: 36 PB: 1 SB: 1 CS: 0
PITCHER	IP WLS BF H R ER SO BB IBB HBP BLK WP HR S P ERA WHIP																				
Todd Stottlemyre, R (1, 1) ERA: 4.03	6.2 W 28 5 4 4 8 2 0 1 0 0 0 1 65 114 5.40 1.050																				
John Frascatore, R (7, 1) ERA: 2.51	1.1 4 0 0 0 2 0 0 0 0 0 0 0 13 19 0.00 0.000																				
Rigo Beltran, L (9, 1) ERA: 2.81	1.0 4 1 1 1 2 0 0 0 0 0 0 1 11 15 9.00 1.000																				


St. Louis Cardinals @ Chicago Cubs
Wrigley Field, Chicago, IL
Sun Jul 13 1997, 3:33 AM CDT
Att: 38,094 - Sunny - 93 F


AB 33
R 5
H 6
RBI 5
BB 2
SO 12
LOB 9



Batter	1	2	3	4	5	6	7	8	9	AB	R	H	RBI	BB	SO	LOB	TOP			
Royce Clayton, R OBP: 0.308, SLG: 0.391 (1, 6)										4	0	1	0	0	1	3	St. Louis Cardinals @ Cincinnati Reds Cinergy Field, Cincinnati, OH Mon Jul 14 1997, 7:05 PM EDT Att: 19,405 - Unknown - 84 F			
Dmitri Young, S OBP: 0.335, SLG: 0.385 (1, 3)										4	0	0	0	0	2	4				
Ron Gant, R OBP: 0.314, SLG: 0.408 (1, 7)										4	0	0	0	0	1	1				
Ray Lankford, L OBP: 0.418, SLG: 0.649 (1, 8)										4	1	1	1	0	3	1				
Gary Gaetti, R OBP: 0.332, SLG: 0.462 (1, 5)										4	1	2	1	0	1	0				
John Mabry, L OBP: 0.394, SLG: 0.385 Tony Fossas, L (8, 1)										4	0	1	0	0	0	0				
Mike DiFelice, R OBP: 0.182, SLG: 0.338 Delino DeShields, L OBP: 0.357, SLG: 0.453 (9, PH)										2	0	0	0	1	1	2				
David Bell, R OBP: 0.259, SLG: 0.200 Tom Lampkin, L OBP: 0.321, SLG: 0.382 (9, PH)										2	0	2	0	1	0	0				
Fernando Valenzuela, L OBP: 0.329, SLG: 0.514 Mark Petkovsek, R OBP: 0.106, SLG: 0.100 Danny Sheffield, R OBP: 0.333, SLG: 0.321 Phil Plantier, L OBP: 0.300, SLG: 0.449 John Frascatore, R OBP: 0.346, SLG: 0.336 Scott Livingstone, L OBP: 0.206, SLG: 0.226 (11, 1) (12, 1) (6, PH) (6, PH) (8, 1) (8, 1)										0	0	0	0	0	0	0				
Inning Stats	R: 0 E: 0 K: 2 S: 8	H: 1 LOB: 1 BB: 0 P: 8	R: 0 E: 0 K: 1 S: 5	H: 0 LOB: 0 BB: 0 P: 5	R: 0 E: 0 K: 1 S: 6	H: 1 LOB: 1 BB: 0 P: 6	R: 1 E: 0 K: 1 S: 6	H: 1 LOB: 0 BB: 0 P: 6	R: 0 E: 0 K: 1 S: 6	H: 1 LOB: 2 BB: 1 P: 10	R: 1 E: 0 K: 1 S: 8	H: 3 LOB: 3 BB: 1 P: 12	R: 0 E: 0 K: 2 S: 7	H: 0 LOB: 0 BB: 0 P: 7	R: 0 E: 0 K: 1 S: 5	H: 0 LOB: 0 BB: 0 P: 5		1B: 4 2B: 1 3B: 0 HR: 2	SF: 0 SAC: 1 DP: 0 HBP: 0	WP: 0 PB: 0 SB: 0 CS: 0
PITCHER	IP WLS BF H R ER SO BB IBB HBP BLK WP HR S P ERA WHIP																			
Kent Mercker, L ERA: 3.19 (1, 1)	5.2 W 26 7 2 2 6 1 1 0 0 0 0 2 36 44 3.18 1.412																			
Scott Sullivan, R ERA: 2.52 (6, 1)	0.1 1 0 0 0 1 0 0 0 0 0 0 0 3 3 0.00 0.000																			
Stan Belinda, R ERA: 3.19 (7, 1)	2.0 6 0 0 0 4 0 0 0 0 0 0 0 14 14 0.00 0.000																			
Jeff Shaw, R ERA: 1.39 (9, 1)	1.0 S 3 0 0 0 1 0 0 0 0 0 0 0 5 5 0.00 0.000																			

Batter	1	2	3	4	5	6	7	8	9	AB	R	H	RBI	BB	SO	LOB	BOTTOM			
Deion Sanders, L OBP: 0.352, SLG: 0.400 Jeff Shaw, R (9, 1)										3	0	2	0	1	1	1	St. Louis Cardinals @ Cincinnati Reds Cinergy Field, Cincinnati, OH Mon Jul 14 1997, 7:05 PM EDT Att: 19,405 - Unknown - 84 F			
Eric Owens, R OBP: 0.281, SLG: 0.190 Stan Belinda, R (7, 1)										4	1	0	0	0	0	5				
Lenny Harris, L OBP: 0.285, SLG: 0.378 (9, 7)										0	0	0	0	0	0	0				
Mike Kelly, R OBP: 0.329, SLG: 0.514 Willie Greene, L OBP: 0.360, SLG: 0.464 (1, 9) (6, PH) (7, 9)										2	1	0	0	1	1	1				
Eduardo Perez, R OBP: 0.331, SLG: 0.420 Jeff Branson, L OBP: 0.206, SLG: 0.232 (1, 5) (8, 5)										3	0	0	0	1	1	0				
Joe Oliver, R OBP: 0.355, SLG: 0.461 (1, 2)										2	1	0	1	2	0	0				
Bret Boone, R OBP: 0.280, SLG: 0.286 (1, 4)										3	0	0	1	1	0	2				
Hal Morris, L OBP: 0.313, SLG: 0.328 (1, 3)										3	0	1	1	1	0	0				
Pokey Reese, R OBP: 0.302, SLG: 0.309 (1, 6)										4	1	1	0	0	0	5				
Kent Mercker, L OBP: 0.242, SLG: 0.200 Scott Sullivan, R (6, 1)										2	0	0	0	0	1	3				
Eddie Taubensee, L OBP: 0.318, SLG: 0.460 Curtis Goodwin, L OBP: 0.346, SLG: 0.336 (6, PH) (6, FR) (7, 8)										1	0	1	1	0	0	0				
Inning Stats	R: 0 E: 0 K: 1 S: 5	H: 1 LOB: 0 BB: 0 P: 5	R: 0 E: 0 K: 0 S: 3	H: 0 LOB: 3 BB: 3 P: 15	R: 3 E: 0 K: 0 S: 4	H: 1 LOB: 2 BB: 3 P: 17	R: 0 E: 0 K: 1 S: 6	H: 1 LOB: 1 BB: 0 P: 6	R: 0 E: 0 K: 0 S: 3	H: 0 LOB: 0 BB: 0 P: 3	R: 1 E: 0 K: 0 S: 5	H: 2 LOB: 3 BB: 1 P: 9	R: 0 E: 0 K: 1 S: 5	H: 0 LOB: 0 BB: 0 P: 5	R: 0 E: 0 K: 1 S: 5	H: 0 LOB: 1 BB: 1 P: 9	1B: 4 2B: 1 3B: 0 HR: 0	SF: 0 SAC: 0 DP: 1 HBP: 1	WP: 0 PB: 0 SB: 6 CS: 0	PA: 37
PITCHER	IP WLS BF H R ER SO BB IBB HBP BLK WP HR S P ERA WHIP																			
Fernando Valenzuela, L ERA: 4.98 (1, 1)	2.2 L 16 2 3 3 1 6 0 1 0 0 0 0 11 36 10.12 3.000																			
Mark Petkovsek, R ERA: 3.66 (3, 1)	2.1 8 1 0 0 1 0 0 0 0 0 0 0 10 10 0.00 0.429																			
John Frascatore, R ERA: 2.6 (6, 1)	2.0 9 2 1 1 1 1 0 0 0 0 0 0 10 14 4.50 1.500																			
Tony Fossas, L ERA: 1.82 (8, 1)	1.0 4 0 0 0 1 1 0 0 0 0 0 0 5 9 0.00 1.000																			

Batter	1	2	3	4	5	6	7	8	9	AB	R	H	RBI	BB	SO	LOB	TOP		
Royce Clayton, R OBP: 0.307, SLG: 0.389	K			4-3		K			G3	5	0	1	1	0	2	0	St. Louis Cardinals @ Cincinnati Reds Cinergy Field, Cincinnati, OH Tue Jul 15 1997, 7:05 PM EDT Att: 21,232 - Unknown - 83 F AB 34 R 7 H 9 RBI 7 BB 6 SO 7 LOB 14 		
Delino DeShields, L OBP: 0.337, SLG: 0.457	G3	CS	SF7		4-3	G4-3				4	1	1	0	1	0	0			
Danny Sheaffer, R OBP: 0.337, SLG: 0.321	HR		SF7		WP	BLK			F9	3	2	1	1	1	0	1			
Ray Lankford, L OBP: 0.424, SLG: 0.672	HR				FC6-2	WP				3	2	2	3	2	1	0			
Gary Gaetti, R OBP: 0.333, SLG: 0.459	F7				FC6-2				K	4	1	1	0	1	1	4			
John Mabry, L OBP: 0.392, SLG: 0.382		G4-3	F7			1B				3	0	0	0	1	0	2			
Mike DiFelice, R OBP: 0.294, SLG: 0.343		F7	1B						K	4	1	2	2	0	1	1			
Phil Plantier, L OBP: 0.316, SLG: 0.412						F7			FC1-6	4	0	1	0	0	1	3			
David Bell, R OBP: 0.259, SLG: 0.200		1B	CS							0	0	0	0	0	0	0			
Alan Benes, R Rigo Belfran, L T.J. Mathews, R Scott Livingstone, L Tony Fossas, L Dennis Eckersley, R		F7				6-3			G3-6-3	3	0	0	0	0	1	2			
Inning Stats	R: 2 E: 0 K: 1 S: 7	H: 2 LOB: 0 BB: 0 P: 7	R: 1 E: 0 K: 0 S: 5	H: 3 LOB: 1 BB: 0 P: 5	R: 2 E: 0 K: 0 S: 6	H: 3 LOB: 1 BB: 0 P: 6	R: 0 E: 0 K: 1 S: 5	H: 0 LOB: 0 BB: 0 P: 5	R: 2 E: 0 K: 0 S: 4	H: 1 LOB: 2 BB: 3 P: 16	R: 0 E: 0 K: 1 S: 5	H: 0 LOB: 1 BB: 1 P: 9	R: 0 E: 0 K: 1 S: 5	H: 0 LOB: 2 BB: 0 P: 13	R: 0 E: 0 K: 1 S: 5	H: 0 LOB: 0 BB: 2 P: 13	1B: 6 2B: 0 3B: 1 HR: 2	SF: 1 SAC: 0 DP: 1 HBP: 0	WP: 2 PA: 42 PB: 0 SB: 1 CS: 1
PITCHER	IP WLS BF H R ER SO BB IBB HBP BLK WP HR S P ERA WHIP																		
Brett Tomko, R ERA: 3.33	3.0 L 16 8 5 5 1 0 0 0 0 0 0 2 18 18 15.00 2.667																		
Felix Rodriguez, R ERA: 5.59	1.2 9 1 2 2 1 2 1 0 1 1 0 8 20 10.80 1.800																		
Mike Remlinger, L ERA: 2.8	1.1 4 0 0 2 0 0 0 0 0 0 0 8 8 0.00 0.000																		
Scott Sullivan, R ERA: 2.7	2.0 7 0 0 2 1 0 0 0 0 1 0 10 14 0.00 0.500																		
Stan Belinda, R ERA: 3.13	1.0 5 0 0 0 1 2 0 0 0 0 0 5 13 0.00 2.000																		

Batter	1	2	3	4	5	6	7	8	9	AB	R	H	RBI	BB	SO	LOB	BOTTOM				
Deion Sanders, L OBP: 0.351, SLG: 0.397	G3			F9		G5-3				5	1	1	0	0	1	3	St. Louis Cardinals @ Cincinnati Reds Cinergy Field, Cincinnati, OH Tue Jul 15 1997, 7:05 PM EDT Att: 21,232 - Unknown - 83 F AB 38 R 4 H 12 RBI 4 BB 4 SO 8 LOB 28 				
Eric Owens, R OBP: 0.321, SLG: 0.269	WP			5-3		2B				5	0	3	1	0	1	2					
Lenny Harris, L Mike Remlinger, L Curtis Goodwin, R Scott Sullivan, R Mike Kelly, R Stan Belinda, R	G4-3			3-1					SF8	3	1	1	0	0	0	1					
Willie Greene, L OBP: 0.360, SLG: 0.464				G6-3		L3			F7	4	1	1	0	1	1	3					
Hal Morris, L Eduardo Perez, R Jon Nunnally, L Joe Oliver, R				SF9						3	0	2	1	1	0	1					
Bret Boone, R OBP: 0.283, SLG: 0.289				G6-3					F5	0	0	0	0	0	0	0					
Pokey Reese, R OBP: 0.311, SLG: 0.309										1	0	0	0	0	1	2					
Brett Tomko, R Eddie Taubensee, L Felix Rodriguez, R Jeff Branson, L										1	0	0	0	0	1	2					
				P5						1	0	0	0	0	0	2					
										0	0	0	0	0	0	0					
										2	1	0	0	0	1	3					
Inning Stats	R: 0 E: 0 K: 1 S: 6	H: 1 LOB: 3 BB: 2 P: 14	R: 0 E: 0 K: 3 S: 10	H: 1 LOB: 2 BB: 1 P: 14	R: 2 E: 0 K: 0 S: 6	H: 3 LOB: 2 BB: 1 P: 10	R: 0 E: 0 K: 0 S: 3	H: 0 LOB: 0 BB: 0 P: 3	R: 0 E: 0 K: 0 S: 4	H: 1 LOB: 1 BB: 0 P: 4	R: 1 E: 0 K: 1 S: 8	H: 3 LOB: 2 BB: 0 P: 8	R: 0 E: 1 K: 2 S: 9	H: 1 LOB: 2 BB: 0 P: 9	R: 1 E: 0 K: 0 S: 5	H: 2 LOB: 1 BB: 0 P: 5	R: 0 E: 0 K: 1 S: 5	H: 0 LOB: 0 BB: 0 P: 5	1B: 10 2B: 2 3B: 0 HR: 0	SF: 2 SAC: 0 DP: 0 HBP: 0	WP: 1 PA: 44 PB: 0 SB: 0 CS: 0
PITCHER	IP WLS BF H R ER SO BB IBB HBP BLK WP HR S P ERA WHIP																				
Alan Benes, R ERA: 2.62	5.2 W 30 9 3 3 4 4 0 0 0 0 0 0 34 50 4.76 2.294																				
Rigo Belfran, L ERA: 2.53	0.1 2 1 0 0 1 0 0 0 0 0 0 0 4 4 0.00 3.000																				
T.J. Mathews, R ERA: 1.6	1.0 4 0 0 0 2 0 0 0 0 0 0 0 8 8 0.00 0.000																				
Tony Fossas, L ERA: 2.08	0.2 4 2 1 1 0 0 0 0 0 0 0 0 4 4 13.50 0.000																				
Dennis Eckersley, R ERA: 3.82	1.1 S 4 0 0 0 1 0 0 0 0 0 0 0 6 6 0.00 0.000																				

Batter	1	2	3	4	5	6	7	8	9	AB	R	H	RBI	BB	SO	LOB	TOP											
Rickey Henderson, R OBP: 0.437, SLG: 0.397	4-1 2B BB	2-1 L6					2-2 1B HBP		1-1 G1 1B	3	2	1	0	1	0	2												
Quilvio Veras, S OBP: 0.343, SLG: 0.358	1-3 K		1-1 G6-3				1-0 1B		3-2 E3 1B	5	1	1	0	0	1	2												
Tony Gwynn, L OBP: 0.436, SLG: 0.603	2-2 1-H 2B		1-2 G4-3				1-2 G3		2-0 P4	4	0	1	1	1	0	3												
Ken Caminiti, S OBP: 0.356, SLG: 0.424	4-2 BB		2-1 G3				3-2 G4-3		4-2 1B PB BB	3	1	1	1	2	0	0												
Steve Finley, L OBP: 0.328, SLG: 0.531	2-3 K			0-1 L8			1-3 K2-3		1-1 PB S 1B	5	0	1	1	0	2	4												
Wally Joyner, L OBP: 0.413, SLG: 0.510	0-1 F7			2-2 L7			2-0 1B		2-3 K	3	0	1	0	0	0	2												
Greg Vaughn, R OBP: 0.193, SLG: 0.293										1	0	0	0	0	1	2												
Archi Cianfrocco, R OBP: 0.332, SLG: 0.374										0	0	0	0	0	0	0												
Chris Gomez, R OBP: 0.327, SLG: 0.348		0-1 G5-3 1B		1-1 G4-3			2-3 K		4-2 1B BB	3	0	1	0	1	1	1												
John Flaherty, R OBP: 0.281, SLG: 0.344		1-0 G5-3			1-1 G6-3		0-1 G4-3 1B		1-3 K	4	0	1	0	0	1	3												
Sterling Hitchcock, L OBP: 0.133, SLG: 0.103		3-3 K			1-3 K		3-3 K		3-2 F7	3	0	0	0	0	3	2												
Jim Bruske, R OBP: 0.330, SLG: 0.279										0	0	0	0	0	0	0												
Mark Sweeney, L OBP: 0.330, SLG: 0.279										1	0	0	0	0	0	0												
Trevor Hoffman, R OBP: 0.500, SLG: 0.500										0	0	0	0	0	0	0												
Inning Stats	R: 1 E: 0 K: 2 S: 16	H: 1 LOB: 2 BB: 2 P: 29	R: 0 E: 0 K: 1 S: 8	H: 1 LOB: 1 BB: 0 P: 14	R: 0 E: 0 K: 0 S: 7	H: 0 LOB: 0 BB: 0 P: 11	R: 0 E: 0 K: 0 S: 7	H: 0 LOB: 0 BB: 0 P: 10	R: 0 E: 0 K: 1 S: 13	H: 1 LOB: 2 BB: 0 P: 19	R: 0 E: 0 K: 1 S: 7	H: 1 LOB: 0 BB: 0 P: 12	R: 2 E: 1 K: 2 S: 16	H: 1 LOB: 2 BB: 2 P: 33	R: 1 E: 0 K: 0 S: 14	H: 2 LOB: 2 BB: 1 P: 23	1B: 7 2B: 1 3B: 0 HR: 0	SF: 0 SAC: 0 DP: 1 HBP: 1	WP: 0 PB: 1 SB: 4 CS: 0	PA: 41								
PITCHER	IP	WLS	BF	H	R	ER	SO	BB	IBB	HBP	BLK	WP	HR	S	P	ERA	WHIP											
Matt Morris, R ERA: 2.89	(1, 1)	7.0		28	5	1	1	7	2	0	1	0	0	0	69	114	1.29	1.000										
Tony Fossas, L ERA: 2.05	(8, 1)	0.1		4	1	2	0	0	1	0	0	0	0	0	8	18	0.00	6.000										
T.J. Mathews, R ERA: 1.76	(8, 1)	1.2	L	9	2	1	1	2	2	0	0	0	0	0	22	38	5.40	2.400										

San Diego Padres @ St. Louis Cardinals
Busch Stadium, St. Louis, MO
Wed Jul 16 1997, 7:05 PM CDT
Att: 29,118 - Unknown - 92 F

AB 35
R 4
H 8
RBI 3
BB 5
SO 9
LOB 21



Batter	1	2	3	4	5	6	7	8	9	AB	R	H	RBI	BB	SO	LOB	BOTTOM											
Royce Clayton, R OBP: 0.304, SLG: 0.384	1-1 G5-3		1-3 K			1-2 G6-3	0-1 G5-3			4	0	0	0	0	1	3												
Delino DeShields, L OBP: 0.399, SLG: 0.457	1-1 CS 1B		3-2 G6-3			2-0 S 1B		1-0 B1-3		4	0	2	0	0	0	0												
Ron Gant, R OBP: 0.313, SLG: 0.406	2-3 K			1-1 G6-3 1B		0-0 P4		1-1 F8		4	0	1	0	0	1	2												
Ray Lankford, L OBP: 0.419, SLG: 0.662		3-2 G3		1-3 K		1-3 K		1-2 F7		4	0	0	0	0	2	2												
Gary Gaetti, R OBP: 0.335, SLG: 0.456		4-1 G4-3 1B BB		0-2 G6-3		4-1 S SH 1B BB		0-0 G5-3		2	2	0	0	2	0	1												
Dmitri Young, S OBP: 0.335, SLG: 0.380		0-0 G4-3		0-2 L8		0-1 SH 1B S		0-0 L8		3	1	0	0	0	0	2												
Mike DiFelice, R OBP: 0.309, SLG: 0.357		2-2 2-H 1B			0-1 G4-6-3 1B		1-2 G5-3 1B		2-3 K	3	0	3	2	0	0	0												
Scott Livingstone, L OBP: 0.196, SLG: 0.190										1	0	0	0	0	1	0												
John Mabry, L OBP: 0.359, SLG: 0.378		0-1 G3			2-2 G4-6-3		3-3 K			3	0	0	0	0	1	4												
Matt Morris, R OBP: 0.262, SLG: 0.231	(1, 1)				2-0 G3		2-2 G3			1	0	0	0	1	0	0												
Danny Sheaffer, R OBP: 0.344, SLG: 0.329	(7, PH)									1	0	1	1	0	0	0												
Tony Fossas, L OBP: 0.196, SLG: 0.190	(8, 1)									0	0	0	0	0	0	0												
T.J. Mathews, R OBP: 0.196, SLG: 0.190	(8, 1)									0	0	0	0	0	0	0												
Inning Stats	R: 0 E: 0 K: 1 S: 7	H: 1 LOB: 0 BB: 0 P: 11	R: 1 E: 0 K: 0 S: 10	H: 1 LOB: 1 BB: 1 P: 19	R: 0 E: 0 K: 1 S: 6	H: 0 LOB: 0 BB: 1 P: 14	R: 0 E: 0 K: 1 S: 12	H: 1 LOB: 1 BB: 0 P: 14	R: 0 E: 0 K: 1 S: 6	H: 1 LOB: 1 BB: 0 P: 10	R: 0 E: 0 K: 1 S: 10	H: 1 LOB: 1 BB: 0 P: 16	R: 2 E: 1 K: 1 S: 14	H: 2 LOB: 1 BB: 1 P: 24	R: 0 E: 0 K: 0 S: 6	H: 0 LOB: 0 BB: 0 P: 9	R: 0 E: 0 K: 1 S: 5	H: 0 LOB: 0 BB: 0 P: 7	1B: 7 2B: 0 3B: 0 HR: 0	SF: 0 SAC: 1 DP: 2 HBP: 0	WP: 0 PB: 0 SB: 4 CS: 2	PA: 34						
PITCHER	IP	WLS	BF	H	R	ER	SO	BB	IBB	HBP	BLK	WP	HR	S	P	ERA	WHIP											
Sterling Hitchcock, L ERA: 4.38	(1, 1)	6.1		27	3	2	5	3	0	0	0	0	0	0	63	106	2.84	1.579										
Jim Bruske, R ERA: 3.1	(7, 1)	1.2	W	4	0	0	0	0	0	0	0	0	0	8	11	0.00	0.000											
Trevor Hoffman, R ERA: 3.74	(8, 1)	1.0	S	3	0	0	1	0	0	0	0	0	0	5	7	0.00	0.000											

San Diego Padres @ St. Louis Cardinals
Busch Stadium, St. Louis, MO
Wed Jul 16 1997, 7:05 PM CDT
Att: 29,118 - Unknown - 92 F

AB 30
R 3
H 7
RBI 3
BB 3
SO 6
LOB 14



Batter	1	2	3	4	5	6	7	8	9	AB	R	H	RBI	BB	SO	LOB	TOP										
Rickey Henderson, R OBP: 0.430, SLG: 0.389	(1, 7) 3-3 K		(1, 7) 3-1 F8		(1, 7) 0-0 F9		(2, 1) 2-1 F8			4	0	0	0	0	1	1	San Diego Padres @ St. Louis Cardinals Busch Stadium, St. Louis, MO Thu Jul 17 1997, 7:05 PM CDT Att: 27,928 - Unknown - 93 F										
Quilvio Veras, S OBP: 0.342, SLG: 0.355	(1, 4) 0-1 G4-3		(1, 4) 4-2 CS BB		(2, 2) 2-2 G3		(3, 1) 1-3 K2-3			3	0	0	0	1	1												
Tony Gwynn, L OBP: 0.437, SLG: 0.605	(1, 9) 0-0 P6		(1, 9) 1-1 F7		(1, 2) 1-2 2B			(0, 1) 0-1 G6-4-3 1B		4	0	2	1	0	0												
Ken Caminiti, S OBP: 0.355, SLG: 0.419		(4, 2) 4-2 HR BB		(0, 0) 0-0 G3-1	(1, 2) 1-2 G4-3			(0, 0) 0-0 G6-4-3 1B		3	1	0	0	1	0												
Steve Finley, L OBP: 0.330, SLG: 0.540	(1, 8) 1-1 1-H HR		(0, 1) 0-1 S 1B		(0, 0) 0-0 F9			(2, 1) 2-1 G1-3		4	1	2	2	0	0												
Wally Joyner, L OBP: 0.410, SLG: 0.506	(1, 3) 1-3 K		(3, 3) 3-3 K		(2, 1) 2-1 1B			(1, 1) 1-1 P6		4	0	1	0	0	2												
Chris Gomez, R OBP: 0.326, SLG: 0.345	(1, 6) 0-0 P3		(4, 0) 4-0 BB		(2, 3) 2-3 K			(2, 1) 2-1 P3		3	0	0	0	1	1												
John Flaherty, R OBP: 0.280, SLG: 0.346	(1, 2) 0-0 2B		(1, 0) 1-0 F8		(0, 0) 0-0 F8			(3, 2) 3-2 G6-3		4	0	1	0	0	0												
Joey Hamilton, R OBP: 0.194, SLG: 0.367	(1, 1) 0-0 P3			(4, 1) 4-1 G3 BB			(1, 3) 1-3 K		2	1	0	0	1	1	1												
Trevor Hoffman, R OBP: 0.500, SLG: 0.500	(9, 1) 0-0 2B								0	0	0	0	0	0	0												
Inning Stats	R: 0 E: 0 K: 1 S: 8	H: 0 LOB: 0 BB: 0 P: 11	R: 2 E: 0 K: 1 S: 10	H: 2 LOB: 1 BB: 1 P: 16	R: 0 E: 0 K: 0 S: 6	H: 0 LOB: 0 BB: 1 P: 14	R: 0 E: 0 K: 1 S: 7	H: 1 LOB: 2 BB: 1 P: 15	R: 1 E: 0 K: 0 S: 12	H: 1 LOB: 1 BB: 1 P: 20	R: 0 E: 0 K: 1 S: 8	H: 1 LOB: 1 BB: 0 P: 12	R: 0 E: 0 K: 2 S: 8	H: 0 LOB: 0 BB: 0 P: 12	R: 0 E: 0 K: 0 S: 5	H: 1 LOB: 0 BB: 0 P: 7	R: 0 E: 0 K: 0 S: 7	H: 0 LOB: 0 BB: 0 P: 13	1B: 3 2B: 2 3B: 0 HR: 1	SF: 0 SAC: 0 DP: 1 HBP: 0	WP: 0 PB: 0 SB: 1 CS: 1	PA: 35					
PITCHER	IP	WLS	BF	H	R	ER	SO	BB	IBB	HBP	BLK	WP	HR	S	P	ERA	WHIP										
Andy Benes, R ERA: 3.03	(1, 1) 7.0	L	29	5	3	3	6	4	0	0	0	0	1	59	100	3.86	1.286										
Tony Fossas, L ERA: 1.97	(8, 1) 1.1		4	1	0	0	0	0	0	0	0	0	0	7	10	0.00	0.750										
John Frascatore, R ERA: 2.56	(9, 1) 0.2		2	0	0	0	0	0	0	0	0	0	0	5	10	0.00	0.000										

Batter	1	2	3	4	5	6	7	8	9	AB	R	H	RBI	BB	SO	LOB	BOTTOM										
Royce Clayton, R OBP: 0.301, SLG: 0.380	(1, 6) 2-2 F8		(1, 1) 1-1 G6-3		(0, 0) 0-0 G4-3		(1, 1) 1-1 G6-3			4	0	0	0	0	0	0	San Diego Padres @ St. Louis Cardinals Busch Stadium, St. Louis, MO Thu Jul 17 1997, 7:05 PM CDT Att: 27,928 - Unknown - 93 F										
Delino DeShields, L OBP: 0.383, SLG: 0.464	(1, 4) 3-1 2B		(2, 1) 2-1 2B G4-3 1B		(1, 1) 1-1 S 1B			(1, 1) 1-1 G4-3		4	1	3	0	0	0												
Dmitri Young, S OBP: 0.333, SLG: 0.382	(1, 3) 1-0 L6		(0, 0) 0-0 G4-3 2B		(1, 0) 1-0 F9			(2, 1) 2-1 G3-1		4	0	1	0	0	2												
Ray Lankford, L OBP: 0.417, SLG: 0.654	(1, 8) 4-0 BB		(1, 2) 1-2 G4-3		(3, 2) 3-2 G4-3			(2, 1) 2-1 F7		3	0	0	1	1	2												
Gary Gaetti, R OBP: 0.334, SLG: 0.453	(1, 5) 0-0 L5		(0, 1) 0-1 G5-3		(1, 2) 1-2 F9			(0, 0) 0-0 S 1B		4	0	1	0	0	0												
John Mabry, L OBP: 0.356, SLG: 0.376		(2, 2) 2-2 G4-3 G5-3 1B		(0, 0) 0-0 L7		(1, 1) 1-1 G5-3			(1, 3) 1-3 K	4	0	1	0	0	1												
Mike DiFelice, R OBP: 0.302, SLG: 0.350	(1, 2) 2-2 G5-3		(0, 0) 0-0 G5-3		(2, 3) 2-3 K			(3, 2) 3-2 L6		3	0	0	0	0	1												
Ron Gant, R OBP: 0.313, SLG: 0.405	(9, PH) 1-2 G5-3									1	0	0	0	0	0												
Phil Plantier, L OBP: 0.304, SLG: 0.429	(1, 7) 3-2 G4-3		(2, 1) 2-1 2B		(2, 2) 2-2 F7			(3, 3) 3-3 K		4	0	1	0	0	1												
Andy Benes, R OBP: 0.206, SLG: 0.235	(1, 1) 0-2 G6-3									2	0	0	0	0	2												
Scott Livingstone, L OBP: 0.151, SLG: 0.196	(7, PH) 1-0 G6-3									1	0	0	0	0	0												
Tony Fossas, L OBP: 0.313, SLG: 0.405	(8, 1) 0-0 2B									0	0	0	0	0	0												
John Frascatore, R ERA: 3.65	(9, 1) 0-0 2B									0	0	0	0	0	0												
Inning Stats	R: 0 E: 0 K: 0 S: 8	H: 1 LOB: 2 BB: 1 P: 18	R: 0 E: 0 K: 0 S: 14	H: 1 LOB: 1 BB: 0 P: 21	R: 1 E: 0 K: 0 S: 10	H: 2 LOB: 1 BB: 0 P: 14	R: 0 E: 0 K: 0 S: 5	H: 1 LOB: 1 BB: 0 P: 7	R: 0 E: 0 K: 1 S: 8	H: 0 LOB: 0 BB: 0 P: 12	R: 0 E: 0 K: 0 S: 6	H: 0 LOB: 0 BB: 0 P: 9	R: 0 E: 0 K: 0 S: 6	H: 0 LOB: 0 BB: 0 P: 11	R: 0 E: 0 K: 2 S: 10	H: 1 LOB: 1 BB: 0 P: 17	1B: 4 2B: 3 3B: 0 HR: 0	SF: 0 SAC: 0 DP: 0 HBP: 0	WP: 0 PB: 0 SB: 2 CS: 0	PA: 35							
PITCHER	IP	WLS	BF	H	R	ER	SO	BB	IBB	HBP	BLK	WP	HR	S	P	ERA	WHIP										
Joey Hamilton, R ERA: 4.24	(1, 1) 8.0	W	32	7	1	1	1	1	0	0	0	0	0	65	105	1.12	1.000										
Trevor Hoffman, R ERA: 3.65	(9, 1) 1.0	S	3	0	0	0	2	0	0	0	0	0	0	9	16	0.00	0.000										

AB	31
R	3
H	6
RBI	3
BB	4
SO	6
LOB	11



AB	34
R	1
H	7
RBI	1
BB	1
SO	3
LOB	14



Batter	1	2	3	4	5	6	7	8	9	AB	R	H	RBI	BB	SO	LOB	TOP		
Darryl Hamilton, L OBP: 0.377, SLG: 0.408 (1, 8)	G4-3		L3 BB		P5		HR		1B	4	1	2	2	1	0	0	San Francisco Giants @ St. Louis Cardinals Busch Stadium, St. Louis, MO Fri Jul 18, 1997, 7:05 PM CDT Att: 31,326 - Unknown - 99 F livebaseballscorecards.com		
Jose Vizcaino, S OBP: 0.341, SLG: 0.334 (1, 6)	BB 1B		L3 1-2		2B		B1-3		1B	5	0	3	1	0	0	1			
Barry Bonds, L OBP: 0.423, SLG: 0.551 (1, 7)	BB 1-2		BB		K			G4-3 2B	L7	3	1	1	0	2	1	3			
Jeff Kent, R OBP: 0.311, SLG: 0.485 (6, 3)	K		F9				G5-3		K	5	0	0	0	0	2	6			
Stan Javier, S OBP: 0.379, SLG: 0.438 (6, 9)	L9			F7		K		G4-3		4	0	0	0	0	1	3			
Glenallen Hill, R OBP: 0.274, SLG: 0.428 Jim Poole, L (6, 1)		K			F7					3	0	1	0	0	1	0			
Manvyn Benard, L OBP: 0.341, SLG: 0.278 Julian Tavaréz, L (6, 1)				2B					2B	0	0	0	0	0	0	0			
Bill Mueller, S OBP: 0.335, SLG: 0.378 (1, 5)		HR					L7		G3	4	1	1	1	0	1	2			
Rick Wilkins, L OBP: 0.253, SLG: 0.302 (1, 2)	G1-3			G4-3			K		F7	4	0	0	0	0	1	1			
Shawn Estes, R OBP: 0.154, SLG: 0.167 Mark Lewis, R OBP: 0.340, SLG: 0.461 (6, 4)	G4-3				K		E5 HR WP		1B 1B 2B	2	0	0	0	0	1	0			
Inning Stats	R: 0 E: 0 K: 1 S: 8	H: 1 LOB: 2 BB: 1 P: 14	R: 1 E: 0 K: 1 S: 8	H: 1 LOB: 0 BB: 0 P: 16	R: 0 E: 0 K: 0 S: 4	H: 0 LOB: 1 BB: 2 P: 12	R: 0 E: 0 K: 1 S: 8	H: 1 LOB: 1 BB: 0 P: 13	R: 0 E: 0 K: 2 S: 14	H: 0 LOB: 0 BB: 0 P: 18	R: 2 E: 1 K: 1 S: 11	H: 1 LOB: 0 BB: 0 P: 14	R: 1 E: 0 K: 1 S: 14	H: 2 LOB: 1 BB: 0 P: 18	R: 1 E: 0 K: 0 S: 9	H: 3 LOB: 2 BB: 0 P: 15	1B: 3 2B: 6 3B: 0 HR: 2	SF: 0 SAC: 0 DP: 1 HBP: 0	WP: 1 PA: 40 PB: 0 SB: 0 CS: 0
PITCHER	IP WLS BF H R ER SO BB IBB HBP BLK WP HR S P ERA WHIP	IP WLS BF H R ER SO BB IBB HBP BLK WP HR S P ERA WHIP	IP WLS BF H R ER SO BB IBB HBP BLK WP HR S P ERA WHIP	IP WLS BF H R ER SO BB IBB HBP BLK WP HR S P ERA WHIP	IP WLS BF H R ER SO BB IBB HBP BLK WP HR S P ERA WHIP	IP WLS BF H R ER SO BB IBB HBP BLK WP HR S P ERA WHIP	IP WLS BF H R ER SO BB IBB HBP BLK WP HR S P ERA WHIP	IP WLS BF H R ER SO BB IBB HBP BLK WP HR S P ERA WHIP	IP WLS BF H R ER SO BB IBB HBP BLK WP HR S P ERA WHIP	IP WLS BF H R ER SO BB IBB HBP BLK WP HR S P ERA WHIP	IP WLS BF H R ER SO BB IBB HBP BLK WP HR S P ERA WHIP	IP WLS BF H R ER SO BB IBB HBP BLK WP HR S P ERA WHIP	IP WLS BF H R ER SO BB IBB HBP BLK WP HR S P ERA WHIP	IP WLS BF H R ER SO BB IBB HBP BLK WP HR S P ERA WHIP	IP WLS BF H R ER SO BB IBB HBP BLK WP HR S P ERA WHIP	IP WLS BF H R ER SO BB IBB HBP BLK WP HR S P ERA WHIP	IP WLS BF H R ER SO BB IBB HBP BLK WP HR S P ERA WHIP		

Batter	1	2	3	4	5	6	7	8	9	AB	R	H	RBI	BB	SO	LOB	BOTTOM		
Royce Clayton, R OBP: 0.300, SLG: 0.380 (1, 6)	F9	SF9			G4-3 SH1-3 2B 1B		G5-3			3	1	1	1	0	0	0	San Francisco Giants @ St. Louis Cardinals Busch Stadium, St. Louis, MO Fri Jul 18, 1997, 7:05 PM CDT Att: 31,326 - Unknown - 99 F livebaseballscorecards.com		
Delino DeShields, L OBP: 0.360, SLG: 0.460 (1, 4)	F7	G6-3			SH1-3		G6-3			3	0	0	0	0	0	0			
Ron Gant, R OBP: 0.312, SLG: 0.413 (1, 7)	HR		F7		G4-3			K		4	1	1	1	0	1	1			
Ray Lankford, L OBP: 0.415, SLG: 0.652 (1, 8)	K		G3		2B		G4-3		G4-3	4	0	1	1	0	1	0			
Gary Gaetti, R OBP: 0.336, SLG: 0.452 (7, 3)		2B 1B BB	F7		G5-3			1B		3	1	1	0	1	0	1			
John Mabry, L OBP: 0.357, SLG: 0.378 (1, 9)	1B G3 2B			G1-3		K		L7		4	1	1	0	0	1	1			
Dmitri Young, S OBP: 0.332, SLG: 0.379 Rigo Beltran, L T.J. Mathews, R Dennis Eckersley, R (1, 3) (7, 1) (8, 1) (9, 1)		G3 1B BB		K		F9				2	1	0	0	1	1	0			
Tom Lampkin, L OBP: 0.326, SLG: 0.393 (1, 2)		E SF9 1B					K			3	1	2	1	0	1	0			
Todd Stottlemyre, L OBP: 0.396, SLG: 0.400 David Bell, R OBP: 0.250, SLG: 0.192 (1, 1) (7, 5)		G3		G5-3			F9			2	0	0	1	0	0	2			
Inning Stats	R: 1 E: 0 K: 1 S: 13	H: 1 LOB: 0 BB: 0 P: 23	R: 4 E: 1 K: 0 S: 15	H: 2 LOB: 0 BB: 2 P: 32	R: 0 E: 0 K: 0 S: 5	H: 0 LOB: 0 BB: 0 P: 7	R: 0 E: 0 K: 1 S: 13	H: 1 LOB: 1 BB: 0 P: 20	R: 1 E: 0 K: 0 S: 16	H: 2 LOB: 1 BB: 0 P: 22	R: 0 E: 0 K: 2 S: 7	H: 0 LOB: 0 BB: 0 P: 12	R: 0 E: 0 K: 0 S: 7	H: 0 LOB: 0 BB: 0 P: 9	R: 0 E: 0 K: 1 S: 10	H: 1 LOB: 1 BB: 0 P: 17		1B: 3 2B: 3 3B: 0 HR: 1	SF: 1 SAC: 1 DP: 0 HBP: 0
PITCHER	IP WLS BF H R ER SO BB IBB HBP BLK WP HR S P ERA WHIP	IP WLS BF H R ER SO BB IBB HBP BLK WP HR S P ERA WHIP	IP WLS BF H R ER SO BB IBB HBP BLK WP HR S P ERA WHIP	IP WLS BF H R ER SO BB IBB HBP BLK WP HR S P ERA WHIP	IP WLS BF H R ER SO BB IBB HBP BLK WP HR S P ERA WHIP	IP WLS BF H R ER SO BB IBB HBP BLK WP HR S P ERA WHIP	IP WLS BF H R ER SO BB IBB HBP BLK WP HR S P ERA WHIP	IP WLS BF H R ER SO BB IBB HBP BLK WP HR S P ERA WHIP	IP WLS BF H R ER SO BB IBB HBP BLK WP HR S P ERA WHIP	IP WLS BF H R ER SO BB IBB HBP BLK WP HR S P ERA WHIP	IP WLS BF H R ER SO BB IBB HBP BLK WP HR S P ERA WHIP	IP WLS BF H R ER SO BB IBB HBP BLK WP HR S P ERA WHIP	IP WLS BF H R ER SO BB IBB HBP BLK WP HR S P ERA WHIP	IP WLS BF H R ER SO BB IBB HBP BLK WP HR S P ERA WHIP	IP WLS BF H R ER SO BB IBB HBP BLK WP HR S P ERA WHIP	IP WLS BF H R ER SO BB IBB HBP BLK WP HR S P ERA WHIP	IP WLS BF H R ER SO BB IBB HBP BLK WP HR S P ERA WHIP		



Batter	1	2	3	4	5	6	7	8	9	AB	R	H	RBI	BB	SO	LOB	TOP					
Darryl Hamilton, L (1.8) OBP: 0.377, SLG: 0.406	G4-3		G1-3		E 1B 1B BB		L8		1B	4	2	1	0	1	0	0						
Jose Vizcaino, S (1.6) OBP: 0.346, SLG: 0.341	G5-3		1B		E9 1B 3B		F9 BB		1B	5	1	4	0	0	0	0						
Barry Bonds, L (1.7) OBP: 0.423, SLG: 0.547	G6-3		G1-3		1B 3B					4	1	1	1	1	1	3						
Jeff Kent, R (1.4) OBP: 0.313, SLG: 0.490		2B SF8 1B		F9	SF9 3B		F9		K	5	2	2	2	0	1	4						
J.T. Snow, L (1.3) OBP: 0.396, SLG: 0.511		1B 2B		SF9			K			4	0	3	2	0	1	2						
Stan Javier, S (1.9) OBP: 0.376, SLG: 0.433		SF8		L7	B1				F8	3	1	0	1	1	0	3						
Mark Lewis, R (1.5) Bill Mueller, S (8.5) OBP: 0.347, SLG: 0.464 OBP: 0.335, SLG: 0.378		L7		IBB					G4-6-3 1B	3	0	2	0	1	0	1	AB 36 R 7 H 13 RBI 6 BB 4 SO 5 LOB 18					
Damon Berryhill, S (1.2) OBP: 0.339, SLG: 0.349		G6-3		G1			K		G4-6-3	4	0	0	0	0	1	5						
Pat Rapp, R (1.1) Julian Tavaréz, L (6.1) Rich Rodriguez, L (7.1) Marvin Benard, L (8. PH) Doug Henry, R (8.1) OBP: 0.132, SLG: 0.211 OBP: 0.333, SLG: 0.333 OBP: 0.337, SLG: 0.274			G6-3		G6-3		K2-3		P4	3	0	0	0	0	1	0						
Inning Stats	R: 0 E: 0 K: 0 S: 6	H: 0 LOB: 0 BB: 0 P: 10	R: 1 E: 0 K: 0 S: 8	H: 2 LOB: 1 BB: 0 P: 12	R: 0 E: 0 K: 0 S: 8	H: 1 LOB: 1 BB: 0 P: 12	R: 0 E: 0 K: 0 S: 7	H: 1 LOB: 2 BB: 1 P: 17	R: 4 E: 1 K: 0 S: 9	H: 3 LOB: 0 BB: 1 P: 14	R: 0 E: 0 K: 1 S: 12	H: 1 LOB: 2 BB: 1 P: 18	R: 0 E: 0 K: 1 S: 8	H: 1 LOB: 1 BB: 1 P: 18	R: 1 E: 0 K: 0 S: 7	H: 1 LOB: 2 BB: 0 P: 13	R: 1 E: 0 K: 2 S: 12	H: 3 LOB: 2 BB: 0 P: 17	1B: 10 2B: 2 3B: 1 HR: 0	SF: 2 SAC: 0 DP: 1 HBP: 0	WP: 0 PB: 0 CS: 1	PA: 42
PITCHER	IP WLS BF H R ER SO BB IBB HBP BLK WP HR S P ERA WHIP																					
Mark Petkovsek, R (1.1) ERA: 4.12	4.1 22 7 5 5 0 1 1 0 0 0 0 0 36 63 10.38 1.846																					
Rigo Beltran, L (5.1) ERA: 2.84	1.2 5 1 0 0 2 0 0 0 0 0 0 0 14 20 0.00 0.600																					
Tony Fossas, L (7.1) ERA: 1.91	1.0 5 1 0 0 1 1 0 0 0 0 0 0 8 18 0.00 2.000																					
John Frascatore, R (8.1) ERA: 2.7	1.0 W 4 1 1 1 0 1 0 0 0 0 0 0 7 13 9.00 2.000																					
Dennis Eckersley, R (9.1) ERA: 4.13	1.0 S 6 3 1 1 2 0 0 0 0 0 0 0 0 12 17 9.00 3.000																					

San Francisco Giants @ St. Louis Cardinals
 Busch Stadium, St. Louis, MO
 Sat Jul 19 1997, 7:05 PM CDT
 Att: 37,795 - Unknown - 80 F



Batter	1	2	3	4	5	6	7	8	9	AB	R	H	RBI	BB	SO	LOB	BOTTOM			
Royce Clayton, R (1.6) OBP: 0.299, SLG: 0.375	K	K		G4-3				E6 BB HR		4	1	0	1	1	2	4				
Delino DeShields, L (1.4) OBP: 0.338, SLG: 0.454	G4-3		G5-3	K		FC3-2 BB		FC3-2 FC5-4		4	1	0	0	1	1	4				
Ron Gant, R (1.7) OBP: 0.313, SLG: 0.420	K		1B BB		G3	FC5-4				4	1	1	3	1	1	3				
Ray Lankford, L (1.8) OBP: 0.414, SLG: 0.658		1B 2B	K		G3		G4-3 3B		G3-1	5	2	2	0	0	1	1				
Gary Gaetti, R (1.5) OBP: 0.337, SLG: 0.451		BB 1B 2H	1B		K		G4-3		G5-3	5	0	2	2	0	1	0				
Phil Plantier, L (1.9) OBP: 0.321, SLG: 0.538 Dennis Eckersley, R (9.1)		K	G3			BB 1B SF9			G3-1	5	2	2	1	0	1	3				
John Mabry, L (1.3) OBP: 0.361, SLG: 0.386		K		SH3-4 G4-3 1B		BB BB FC3-2 1B		G3-1 2B		4	1	3	0	0	1	1	AB 34 R 8 H 11 RBI 8 BB 6 SO 8 LOB 18			
Tom Lampkin, L (1.2) OBP: 0.335, SLG: 0.394		BB		G4-3 SH3-4 BB		FC3-2 BB		G3-1		2	0	1	0	2	0	1				
Mark Petkovsek, R (1.1) Rigo Beltran, L (5.1) Dmitri Young, S (6. PH) Tony Fossas, L (7.1) Scott Livingstone, L (7. PH) John Frascatore, R (8.1) David Bell, R (8.5) OBP: 0.182, SLG: 0.100 OBP: 0.332, SLG: 0.379 OBP: 0.185, SLG: 0.122				SH3-4		SF9		F7		0	0	0	0	1	0	0				
Inning Stats	R: 0 E: 0 K: 2 S: 9	H: 0 LOB: 0 BB: 0 P: 14	R: 1 E: 0 K: 3 S: 16	H: 3 LOB: 3 BB: 1 P: 24	R: 0 E: 0 K: 1 S: 14	H: 1 LOB: 1 BB: 1 P: 25	R: 1 E: 0 K: 1 S: 11	H: 1 LOB: 1 BB: 1 P: 18	R: 0 E: 0 K: 0 S: 8	H: 0 LOB: 0 BB: 0 P: 11	R: 2 E: 0 K: 0 S: 10	H: 2 LOB: 1 BB: 2 P: 24	R: 2 E: 0 K: 0 S: 12	H: 3 LOB: 1 BB: 0 P: 17	R: 3 E: 1 K: 0 S: 17	H: 1 LOB: 0 BB: 1 P: 27	1B: 6 2B: 2 3B: 1 HR: 2	SF: 1 SAC: 1 DP: 0 HBP: 0	WP: 0 PB: 0 SB: 0 CS: 0	PA: 42
PITCHER	IP WLS BF H R ER SO BB IBB HBP BLK WP HR S P ERA WHIP																			
Pat Rapp, R (1.1) ERA: 4.51	5.0 26 7 3 3 8 4 0 0 0 0 0 0 5 12 0.00 1.000																			
Julian Tavaréz, R (6.1) ERA: 3.89	1.0 4 0 0 0 0 1 0 0 0 0 0 0 5 12 0.00 1.000																			
Rich Rodriguez, L (7.1) ERA: 2.42	1.0 6 3 2 2 0 0 0 0 0 0 0 1 12 17 18.00 3.000																			
Doug Henry, R (8.1) ERA: 3.86	1.0 L 6 1 3 2 0 1 0 0 0 0 0 1 17 27 18.00 2.000																			

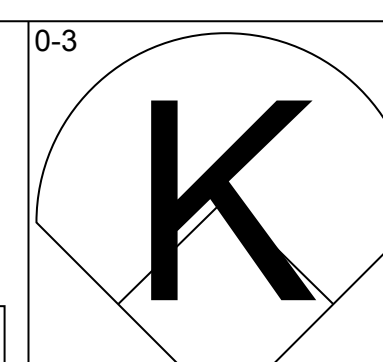
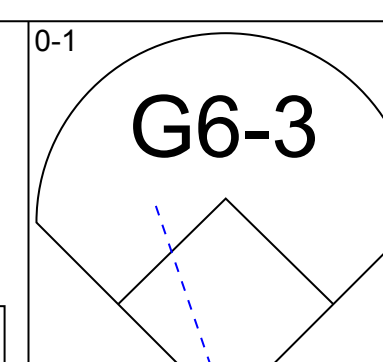
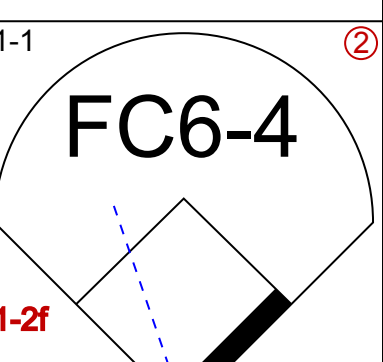
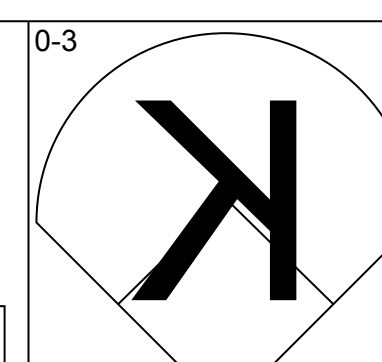
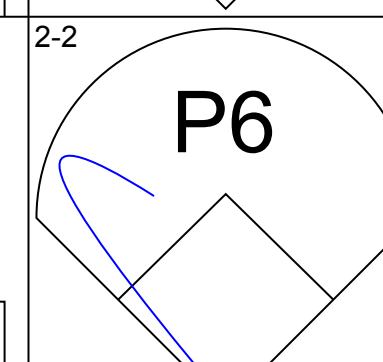
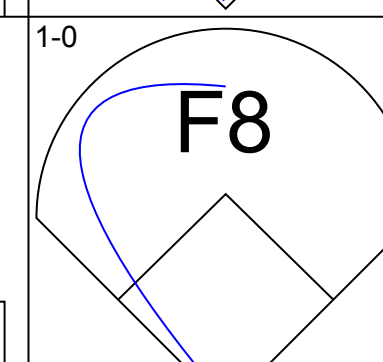
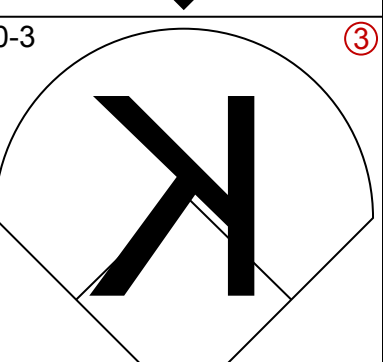
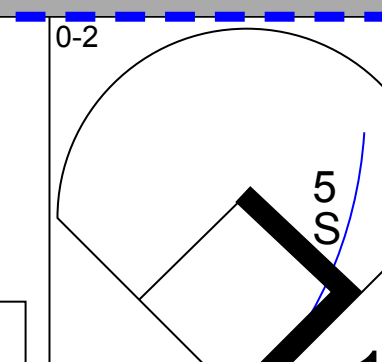
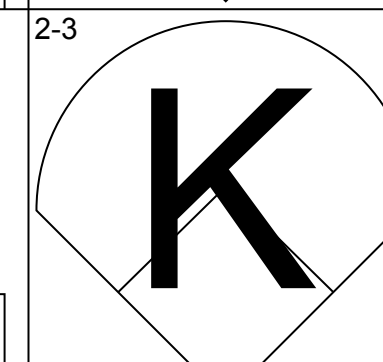
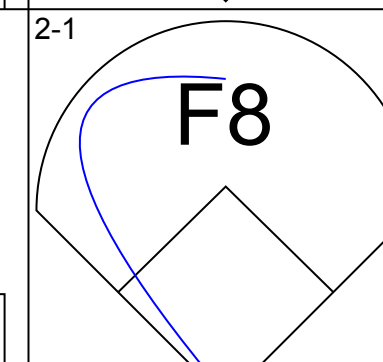
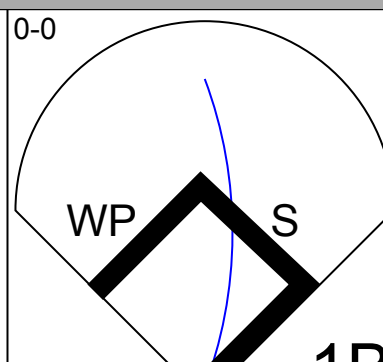
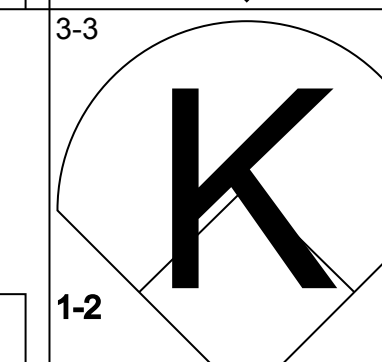
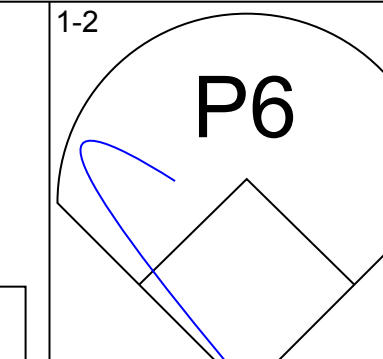
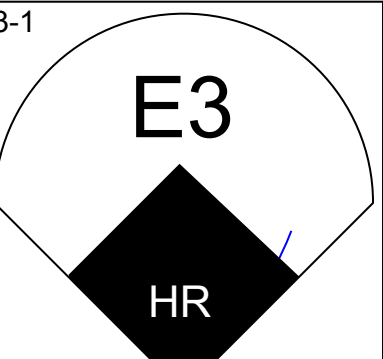
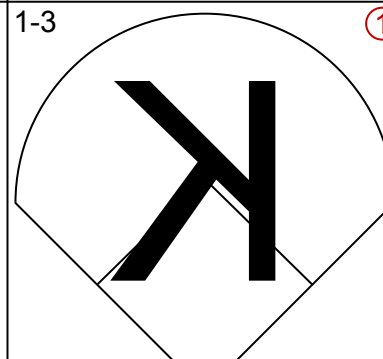
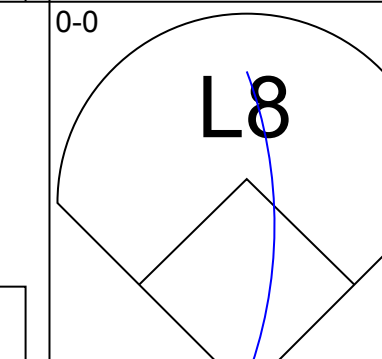
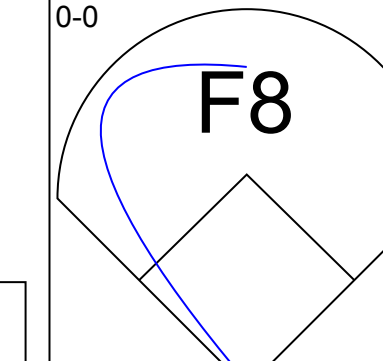
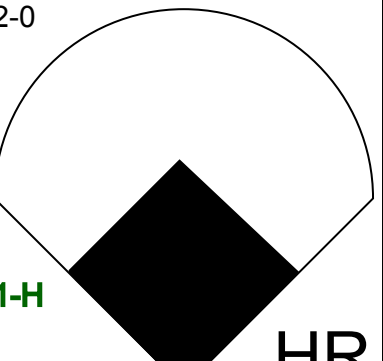
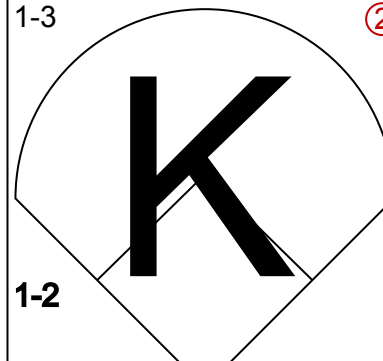
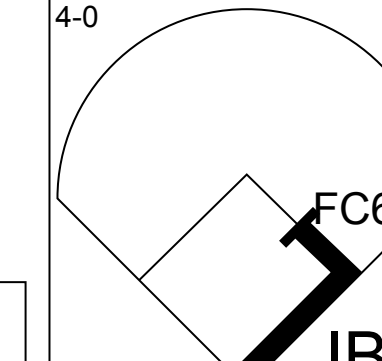
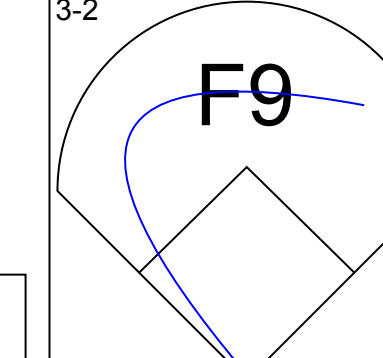
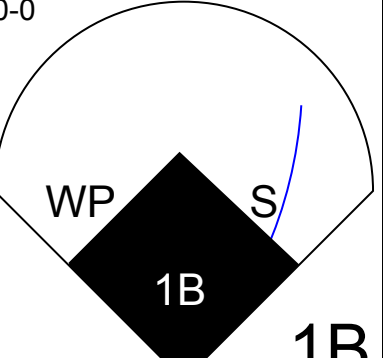
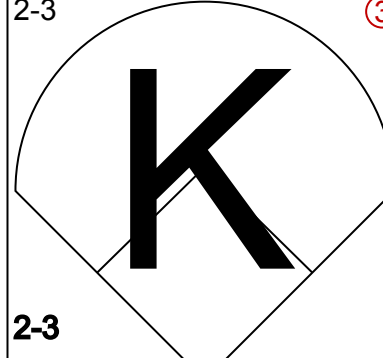
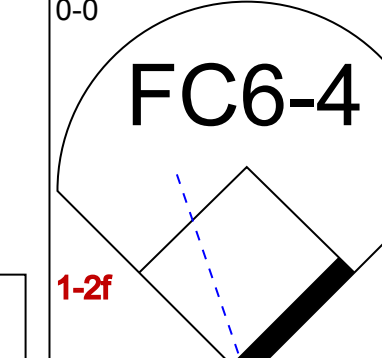
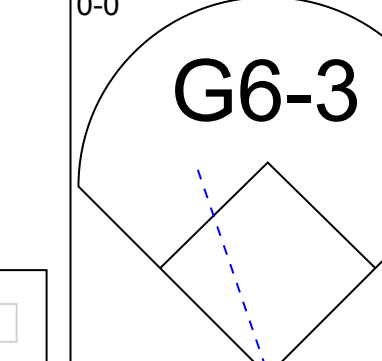
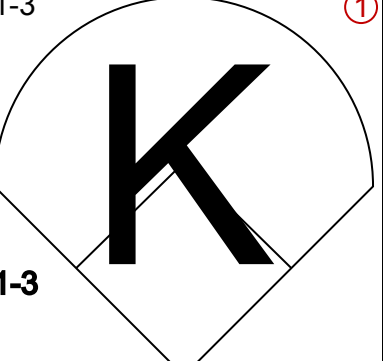
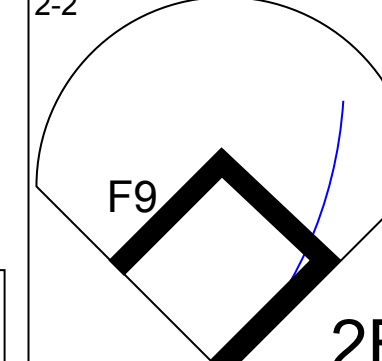
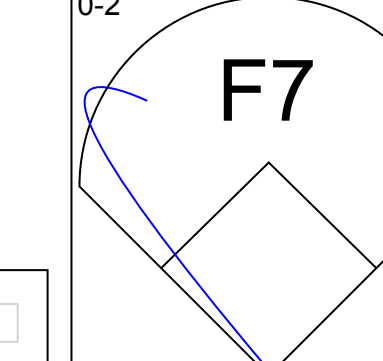
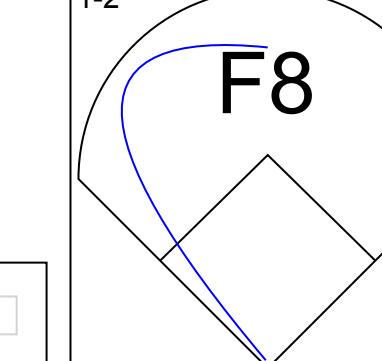
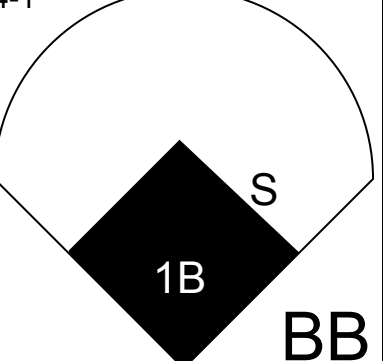
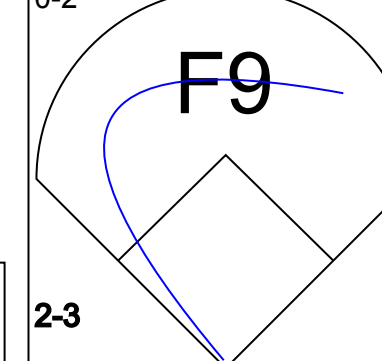
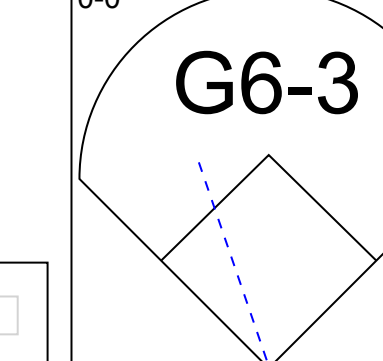
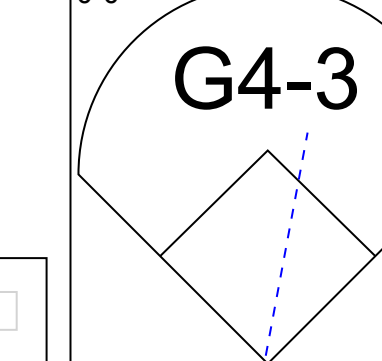
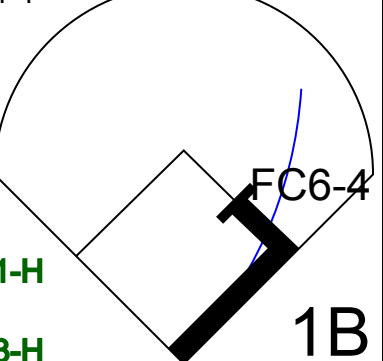
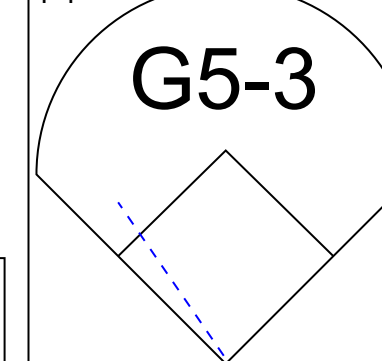
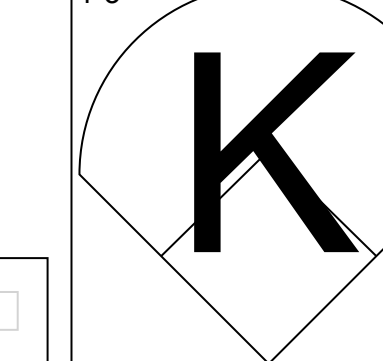
San Francisco Giants @ St. Louis Cardinals
 Busch Stadium, St. Louis, MO
 Sat Jul 19 1997, 7:05 PM CDT
 Att: 37,795 - Unknown - 80 F

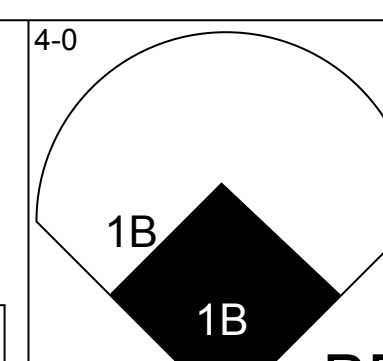
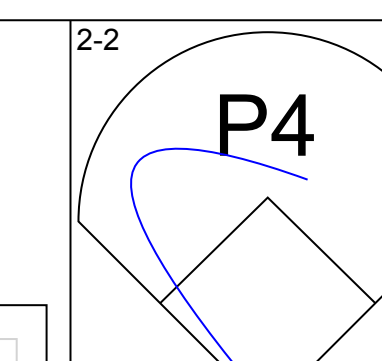
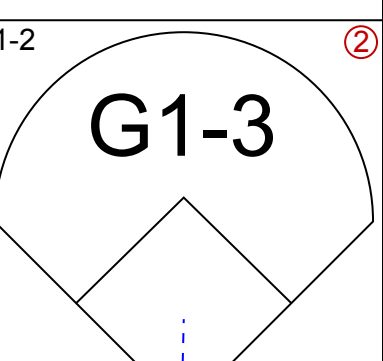
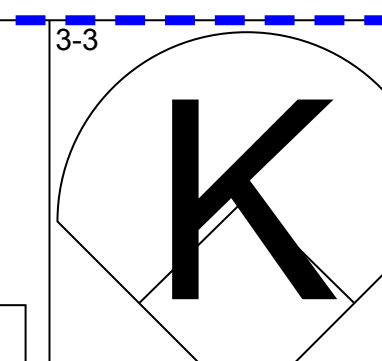
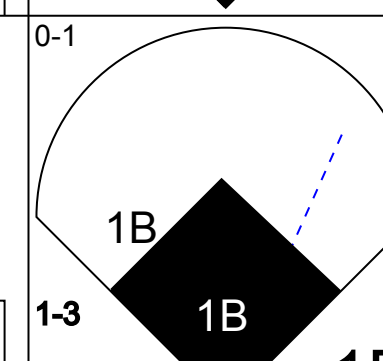
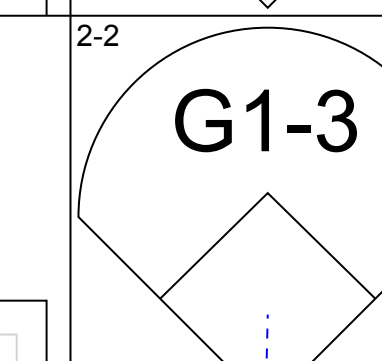
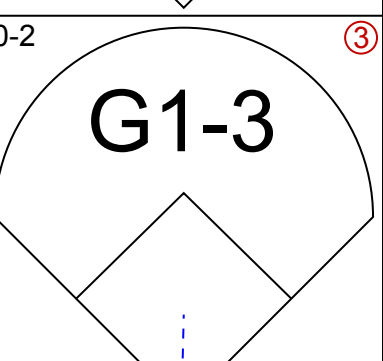
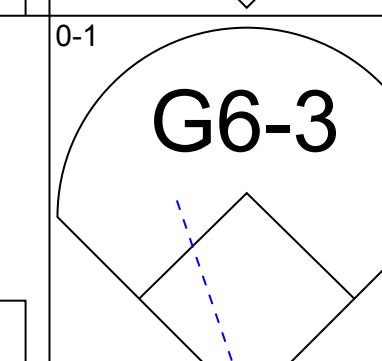
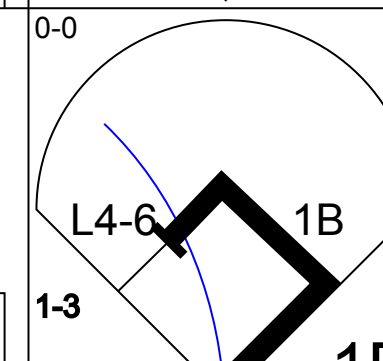
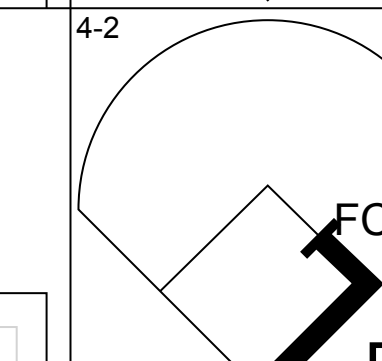
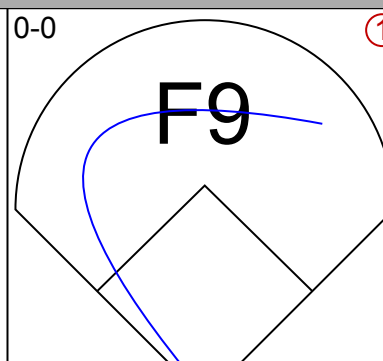
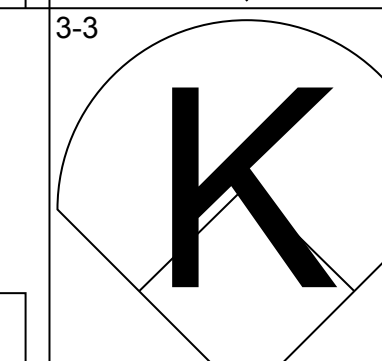
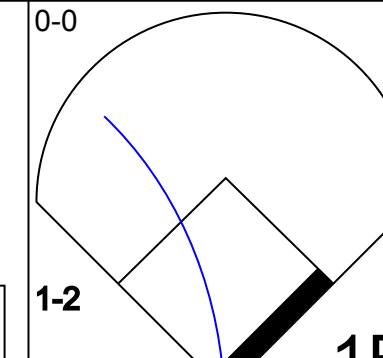
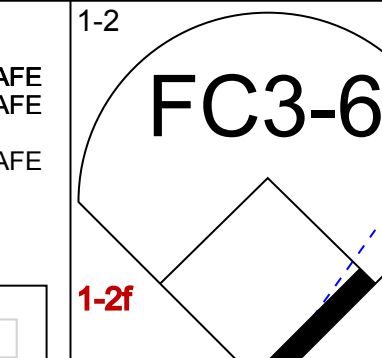
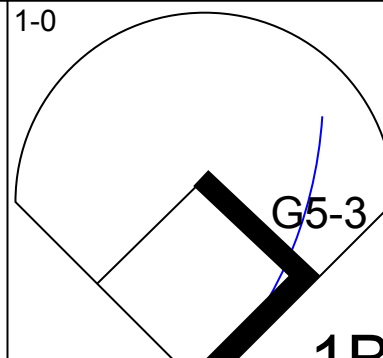
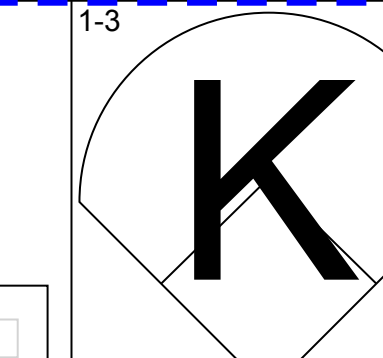
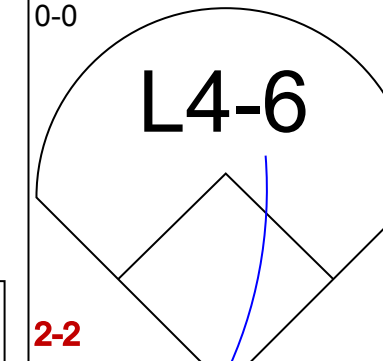
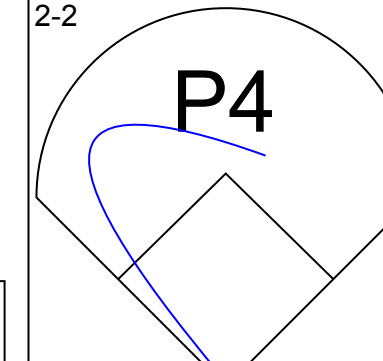
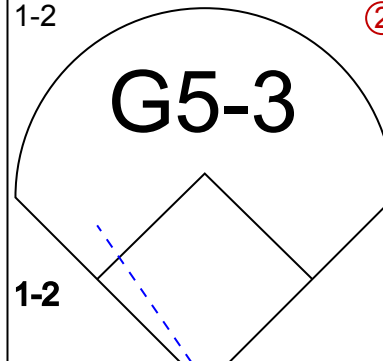
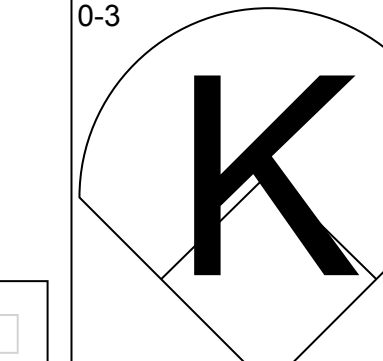
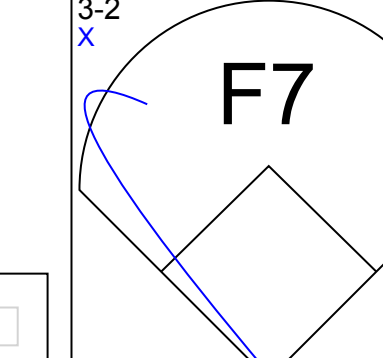
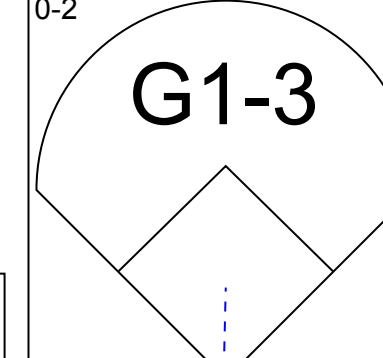
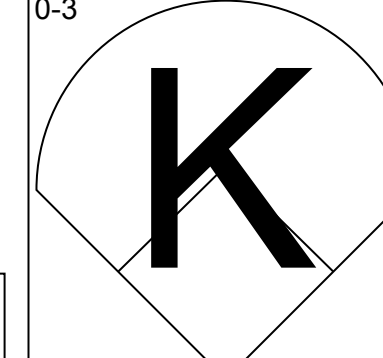
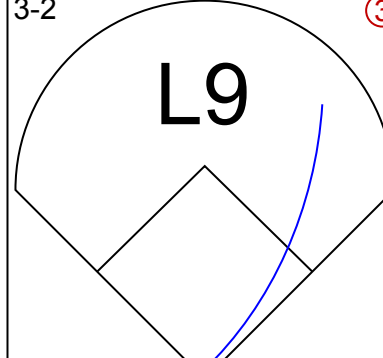
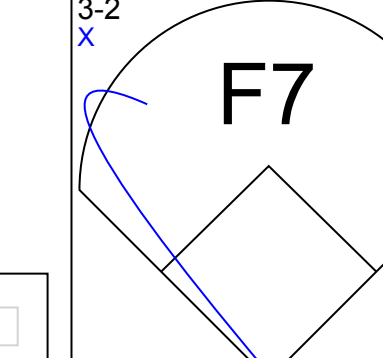
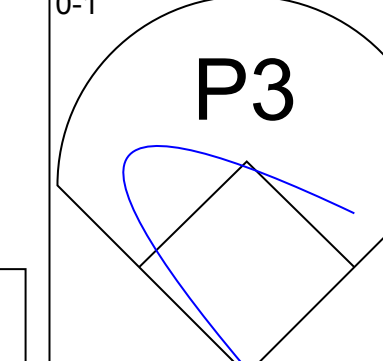
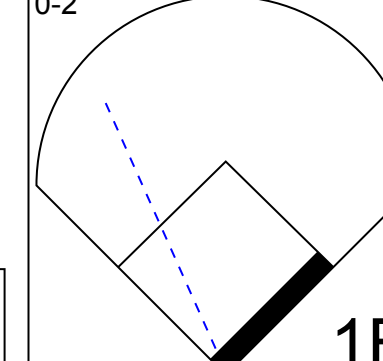
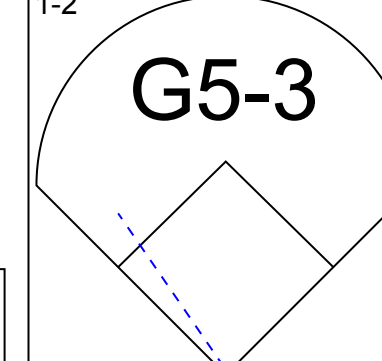
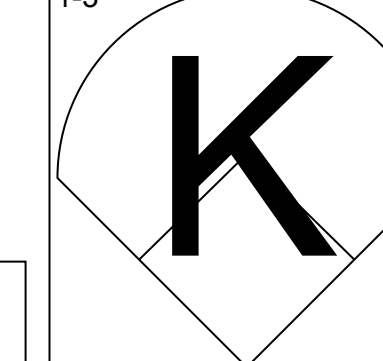
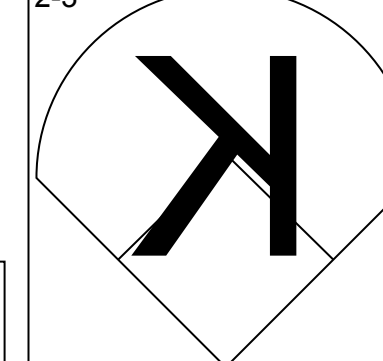
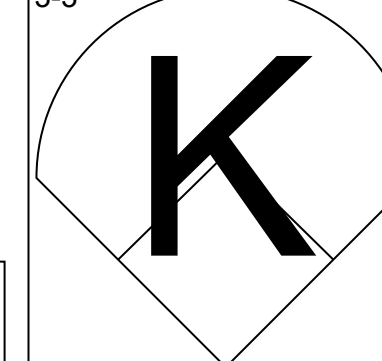
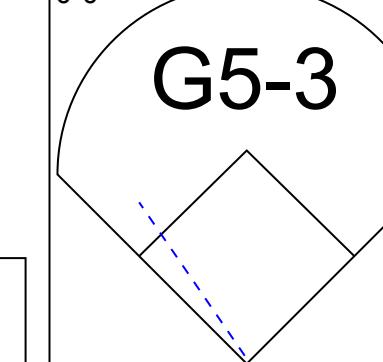
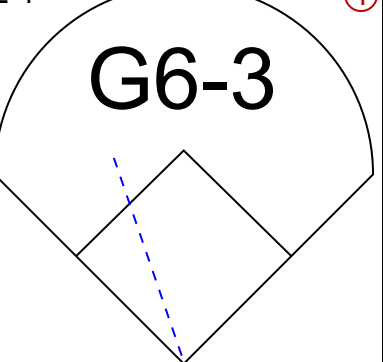
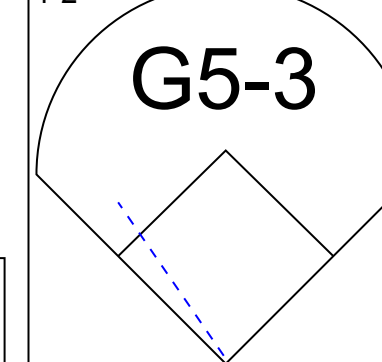


Batter	1	2	3	4	5	6	7	8	9	AB	R	H	RBI	BB	SO	LOB	TOP					
Darryl Hamilton, L (1.8) OBP: 0.378, SLG: 0.411	G3		K				E 1B BB	K		4	2	1	0	1	2	1	San Francisco Giants @ St. Louis Cardinals Busch Stadium, St. Louis, MO Sun Jul 20 1997, 3:33 AM CDT Att: 35,073 - Sunny - 95 F					
Jose Vizcaino, S (1.6) OBP: 0.341, SLG: 0.336	K		K				E5		K	5	0	0	1	0	4	1						
Barry Bonds, L (1.7) OBP: 0.425, SLG: 0.560	HR		2B				P3		G3 1B HR 1B	5	2	3	1	0	1	2						
Jeff Kent, R (1.4) OBP: 0.314, SLG: 0.488	F9		P4				CS 1B		G3 HR 1B	5	1	2	1	0	0	2						
J.T. Snow, L (1.3) OBP: 0.396, SLG: 0.508		G6-3 1B BB		E4 FC6-4	CS	P6		1B 1B	G3	4	1	1	0	1	0	2						
Stan Javier, S (1.9) OBP: 0.380, SLG: 0.446		G6-3 1B		K			1B	HBP	F7	4	1	2	3	0	1	2						
Bill Mueller, S (1.5) OBP: 0.336, SLG: 0.379		G6-3		FC6-4 2B			G4-6-3 1B		1B FC6-4 1B	5	2	2	0	0	1	3						
Brian Johnson, R (1.2) OBP: 0.273, SLG: 0.350							G4-6-3		FC6-4 1B	3	0	2	2	1	0	2						
Kirk Rueter, L (1.1) OBP: 0.143, SLG: 0.077									FC6-4	3	0	0	0	0	1	4						
Manvin Benard, L (8, PH) OBP: 0.333, SLG: 0.270	G3-2			G1-3					FC6-4	1	0	0	1	0	0	1						
Julian Tavarez, L (8, 1) John Johnstone, R (9, 1)										0	0	0	0	0	0	0						
Inning Stats	R: 1 E: 0 K: 1 S: 10	H: 1 LOB: 0 BB: 0 P: 16	R: 0 E: 0 K: 0 S: 14	H: 1 LOB: 2 BB: 2 P: 28	R: 0 E: 0 K: 2 S: 11	H: 1 LOB: 1 BB: 0 P: 16	R: 1 E: 1 K: 1 S: 10	H: 1 LOB: 1 BB: 0 P: 13	R: 1 E: 0 K: 0 S: 11	H: 1 LOB: 0 BB: 1 P: 19	R: 0 E: 0 K: 0 S: 7	H: 1 LOB: 1 BB: 0 P: 9	R: 1 E: 1 K: 2 S: 14	H: 1 LOB: 1 BB: 0 P: 17	R: 2 E: 0 K: 1 S: 15	H: 3 LOB: 1 BB: 0 P: 23	R: 3 E: 0 K: 2 S: 15	H: 3 LOB: 0 BB: 0 P: 23	1B: 8 2B: 2 3B: 1 HR: 2	SF: 0 SAC: 0 DP: 2 HBP: 1	WP: 0 PB: 0 SB: 1 CS: 1	PA: 44
PITCHER	IP WLS BF H R ER SO BB IBB HBP BLK WP HR S P ERA WHIP																					
Alan Benes, R (1, 1) ERA: 2.68	7.0 L 31 7 4 3 7 2 1 1 0 0 1 77 118 3.86 1.286																					
Eric Ludwick, R (8, 1) ERA: 11.57	2.0 12 6 5 5 3 0 0 0 0 0 1 30 46 22.50 3.000																					

Batter	1	2	3	4	5	6	7	8	9	AB	R	H	RBI	BB	SO	LOB	BOTTOM			
Royce Clayton, R (1.6) OBP: 0.296, SLG: 0.372	B1-3		K				F7			3	0	0	0	0	1	2	San Francisco Giants @ St. Louis Cardinals Busch Stadium, St. Louis, MO Sun Jul 20 1997, 3:33 AM CDT Att: 35,073 - Sunny - 95 F			
Scott Livingstone, L (8, PH) OBP: 0.154, SLG: 0.178										1	0	0	0	0	1	0				
Mike Gallego, R (9, 6) OBP: 0.182, SLG: 0.214										0	0	0	0	0	0	0				
Danny Sheaffer, R (1.5) OBP: 0.330, SLG: 0.314	G6-3		K				B5-3		K	4	0	0	0	0	2	1				
Ron Gant, R (1.7) OBP: 0.312, SLG: 0.421	L5						F9		F7	4	1	1	0	0	0	0				
Ray Lankford, L (1.8) OBP: 0.415, SLG: 0.663		G6-3		E4 G4-6-3 2B					E7 G3 2B	4	1	2	0	0	0	1				
Gary Gaetti, R (1, 3) OBP: 0.334, SLG: 0.447		G5-3		G4-6-3					G3	3	0	0	0	0	1	2				
Dmitri Young, S (9, PH) OBP: 0.331, SLG: 0.377										1	0	0	1	0	0	0				
John Mabry, L (1.9) OBP: 0.363, SLG: 0.387									G6-4-3 1B	4	0	2	0	0	1	0				
Mike DiFelice, R (1.2) OBP: 0.301, SLG: 0.347									G6-4-3	4	0	1	0	0	1	2				
David Bell, R (1.4) OBP: 0.290, SLG: 0.310										3	0	2	0	0	1	1				
Alan Benes, R (1, 1) OBP: 0.191, SLG: 0.234										2	0	0	0	0	1	2				
Phil Planter, L (7, PH) OBP: 0.310, SLG: 0.519										1	0	0	0	0	0	1				
Eric Ludwick, R (8, 1)										0	0	0	0	0	0	0				
Inning Stats	R: 0 E: 0 K: 0 S: 5	H: 0 LOB: 0 BB: 0 P: 6	R: 0 E: 0 K: 1 S: 10	H: 1 LOB: 1 BB: 0 P: 17	R: 0 E: 0 K: 2 S: 9	H: 1 LOB: 1 BB: 0 P: 11	R: 1 E: 1 K: 0 S: 8	H: 1 LOB: 0 BB: 0 P: 12	R: 0 E: 0 K: 1 S: 12	H: 1 LOB: 1 BB: 0 P: 16	R: 0 E: 0 K: 1 S: 9	H: 1 LOB: 1 BB: 0 P: 12	R: 0 E: 0 K: 1 S: 10	H: 0 LOB: 0 BB: 0 P: 10	R: 1 E: 1 K: 0 S: 8	H: 2 LOB: 0 BB: 0 P: 12	1B: 3 2B: 5 3B: 0 HR: 0	SF: 0 SAC: 0 DP: 2 HBP: 0	WP: 0 PB: 0 SB: 0 CS: 0	PA: 34
PITCHER	IP WLS BF H R ER SO BB IBB HBP BLK WP HR S P ERA WHIP																			
Kirk Rueter, L (1, 1) ERA: 3.83	7.0 27 6 1 1 7 0 0 0 0 0 0 63 89 1.29 0.857																			
Julian Tavarez, R (8, 1) ERA: 3.79	1.0 3 0 0 0 2 0 0 0 0 0 0 8 10 0.00 0.000																			
John Johnstone, R (9, 1) ERA: 2.79	1.0 4 2 1 1 0 0 0 0 0 0 0 8 12 9.00 2.000																			



Batter	1	2	3	4	5	6	7	8	9	AB	R	H	RBI	BB	SO	LOB	TOP					
Craig Biggio, R OBP: 0.300, SLG: 0.487 (1, 4)										4	0	0	0	0	2	2	Houston Astros @ St. Louis Cardinals Busch Stadium, St. Louis, MO Tue Jul 22 1997, 7:05 PM CDT Att: 33,964 - Unknown - 91 F					
Chuck Carr, S OBP: 0.244, SLG: 0.254 (1, 8)										4	0	1	0	0	1	1						
5 Jeff Bagwell, R OBP: 0.332, SLG: 0.608 (1, 3)										4	0	1	0	0	2	1						
Luis Gonzalez, L OBP: 0.371, SLG: 0.414 (1, 7)										4	1	0	0	0	1	2						
Derek Bell, R OBP: 0.326, SLG: 0.391 (1, 9)										3	1	1	2	1	1	1						
Ricky Gutierrez, R OBP: 0.321, SLG: 0.322 (1, 5)										4	1	1	0	0	1	3						
Brad Ausmus, R OBP: 0.318, SLG: 0.377 (1, 2)										4	0	1	0	0	1	1						
Tim Lincecum, R OBP: 0.270, SLG: 0.360 (1, 6)										3	1	0	0	1	0	1						
Mike Hampton, R OBP: 0.176, SLG: 0.149 (1, 1)										3	0	1	2	0	0	1						
Russ Springer, R (8, 1)										0	0	0	0	0	0	0						
J.R. Phillips, L (9, PH)										1	0	0	0	0	1	0						
Billy Wagner, L (9, 1)										0	0	0	0	0	0	0						
Inning Stats	R: 0 E: 0 K: 2 S: 11	H: 0 LOB: 0 BB: 0 P: 15	R: 0 E: 0 K: 0 S: 7	H: 0 LOB: 0 BB: 0 P: 11	R: 0 E: 0 K: 0 S: 6	H: 0 LOB: 0 BB: 0 P: 7	R: 0 E: 0 K: 0 S: 5	H: 0 LOB: 0 BB: 0 P: 8	R: 4 E: 1 K: 2 S: 15	H: 3 LOB: 1 BB: 1 P: 27	R: 0 E: 0 K: 3 S: 10	H: 1 LOB: 1 BB: 0 P: 14	R: 0 E: 0 K: 1 S: 12	H: 1 LOB: 1 BB: 0 P: 15	R: 0 E: 0 K: 1 S: 10	H: 0 LOB: 0 BB: 0 P: 17	R: 0 E: 0 K: 1 S: 7	H: 0 LOB: 0 BB: 0 P: 8	1B: 4 2B: 1 3B: 0 HR: 1	SF: 0 SAC: 0 DP: 0 HBP: 0	WP: 2 PB: 0 SB: 4 CS: 0	PA: 36
PITCHER	IP	WLS	BF	H	R	ER	SO	BB	IBB	HBP	BLK	WP	HR	S	P	ERA	WHIP					
Andy Benes, R ERA: 3.08 (1, 1)	7.0	L	28	5	4	3	8	1	0	0	0	2	1	66	97	3.86	0.857					
T.J. Mathews, R ERA: 1.57 (8, 1)	1.0		5	1	0	0	1	0	1	0	0	0	0	10	17	0.00	1.000					
Mark Petkovsek, R ERA: 4.06 (9, 1)	1.0		3	0	0	0	1	0	0	0	0	0	0	7	8	0.00	0.000					

Batter	1	2	3	4	5	6	7	8	9	AB	R	H	RBI	BB	SO	LOB	BOTTOM					
Royce Clayton, R OBP: 0.296, SLG: 0.371 (1, 6)										3	1	0	0	1	1	0	Houston Astros @ St. Louis Cardinals Busch Stadium, St. Louis, MO Tue Jul 22 1997, 7:05 PM CDT Att: 33,964 - Unknown - 91 F					
Delino DeShields, L OBP: 0.396, SLG: 0.450 (1, 4)										4	1	1	0	0	0	0						
Ron Gant, R OBP: 0.316, SLG: 0.419 (1, 7)										3	0	1	1	1	1	0						
Ray Lankford, L OBP: 0.414, SLG: 0.659 (1, 8)										4	0	2	1	0	1	1						
Gary Gaetti, R OBP: 0.335, SLG: 0.461 (1, 5)										4	0	0	0	0	1	3						
John Mabry, L OBP: 0.390, SLG: 0.384 (1, 9)										4	0	0	0	0	1	2						
Mike DiFelice, R OBP: 0.301, SLG: 0.347 (1, 2)										3	0	1	0	0	0	0						
Dmitri Young, S OBP: 0.330, SLG: 0.379 (1, 3)										3	0	0	0	0	3	1						
Andy Benes, R OBP: 0.194, SLG: 0.222 (1, 1)										2	0	0	0	0	0	0						
David Bell, R OBP: 0.273, SLG: 0.290 (7, PH)										1	0	0	0	0	0	0						
T.J. Mathews, R (8, 1)										0	0	0	0	0	0	0						
Mark Petkovsek, R OBP: 0.182, SLG: 0.100 (9, 1)										0	0	0	0	0	0	0						
Inning Stats	R: 2 E: 0 K: 0 S: 8	H: 3 LOB: 1 BB: 1 P: 12	R: 0 E: 0 K: 1 S: 7	H: 0 LOB: 0 BB: 0 P: 8	R: 0 E: 0 K: 0 S: 15	H: 0 LOB: 1 BB: 1 P: 24	R: 0 E: 0 K: 2 S: 14	H: 1 LOB: 1 BB: 0 P: 18	R: 0 E: 0 K: 0 S: 8	H: 0 LOB: 0 BB: 0 P: 11	R: 0 E: 0 K: 0 S: 8	H: 1 LOB: 1 BB: 0 P: 13	R: 0 E: 0 K: 1 S: 9	H: 0 LOB: 0 BB: 0 P: 14	R: 0 E: 0 K: 2 S: 8	H: 0 LOB: 0 BB: 0 P: 14	R: 0 E: 0 K: 2 S: 13	H: 0 LOB: 0 BB: 0 P: 17	1B: 5 2B: 1 3B: 0 HR: 0	SF: 0 SAC: 0 DP: 1 HBP: 0	WP: 0 PB: 0 SB: 0 CS: 0	PA: 33
PITCHER	IP	WLS	BF	H	R	ER	SO	BB	IBB	HBP	BLK	WP	HR	S	P	ERA	WHIP					
Mike Hampton, L ERA: 4.42 (1, 1)	7.0	W	27	5	2	2	4	2	0	0	0	0	0	69	100	2.57	1.000					
Russ Springer, R ERA: 4.39 (8, 1)	1.0		3	0	0	0	2	0	0	0	0	0	0	8	14	0.00	0.000					
Billy Wagner, L ERA: 1.54 (9, 1)	1.0	S	3	0	0	0	2	0	0	0	0	0	0	13	17	0.00	0.000					

AB	34
R	4
H	6
RBI	4
BB	2
SO	10
LOB	13



Batter	1	2	3	4	5	6	7	8	9	AB	R	H	RBI	BB	SO	LOB	TOP					
Mark Kotsay, L (1.8) OBP: 0.265, SLG: 0.283	L5	K			P6		G1-3		G3-1	5	0	0	0	0	1	4	Florida Marlins @ St. Louis Cardinals Busch Stadium, St. Louis, MO Fri Jul 25 1997, 7:05 PM CDT Att: 35,161 - Unknown - 100 F livebaseballscorecards.com					
Edgar Renteria, R (1.6) OBP: 0.315, SLG: 0.344	F9	FC6-4			G3-6-1		G5-3			4	0	1	0	0	0	3						
Bobby Bonilla, S (1.5) OBP: 0.378, SLG: 0.483	F8				G3-6-1				G4-3	4	0	0	0	0	2							
Gary Sheffield, R (1.9) OBP: 0.437, SLG: 0.446		G6-3					G6-3		F8	4	0	1	0	0	0	0						
Jim Eisenreich, L (8.7) OBP: 0.347, SLG: 0.377										0	0	0	0	0	0	0						
Darren Daulton, L (1.3) OBP: 0.382, SLG: 0.486										3	1	1	0	0	2	1						
Jeff Conine, R (6.3) OBP: 0.338, SLG: 0.371										0	0	0	0	1	0	0						
Moises Alou, R (1.7) OBP: 0.399, SLG: 0.450										4	2	2	0	0	1							
Charles Johnson, R (1.2) OBP: 0.360, SLG: 0.480										4	1	2	3	0	1	0						
Kurt Abbott, R (1.4) OBP: 0.316, SLG: 0.459										3	0	1	1	0	0	0						
Luis Castillo, S (6.4) OBP: 0.309, SLG: 0.268										1	0	0	0	0	0	0						
Livan Hernandez, R (1.1) OBP: 0.364, SLG: 0.400										2	0	0	0	1	0	2						
Dennis Cook, L (7.1) OBP: 1.000, SLG: 2.000										1	1	1	1	0	0	0						
Robb Nen, R (9.1)										0	0	0	0	0	0	0						
Inning Stats	R: 0 E: 0 K: 0 S: 6	H: 0 LOB: 0 BB: 0 P: 8	R: 2 E: 0 K: 1 S: 21	H: 4 LOB: 3 BB: 0 P: 30	R: 0 E: 0 K: 1 S: 6	H: 1 LOB: 1 BB: 0 P: 12	R: 0 E: 0 K: 0 S: 5	H: 0 LOB: 0 BB: 0 P: 7	R: 0 E: 0 K: 0 S: 5	H: 1 LOB: 1 BB: 1 P: 13	R: 2 E: 0 K: 1 S: 11	H: 2 LOB: 0 BB: 0 P: 18	R: 0 E: 0 K: 0 S: 5	H: 0 LOB: 0 BB: 0 P: 8	R: 0 E: 0 K: 0 S: 9	H: 0 LOB: 1 BB: 1 P: 17	R: 1 E: 0 K: 1 S: 9	H: 1 LOB: 0 BB: 0 P: 15	1B: 7 2B: 1 3B: 0 HR: 2	SF: 0 SAC: 0 DP: 2 HBP: 0	WP: 0 PB: 0 SB: 0 CS: 1	PA: 37
PITCHER	IP WLS BF H R ER SO BB IBB HBP BLK WP HR S P ERA WHIP																					
Alan Benes, R (1.1) ERA: 2.78	8.0 L 33 8 4 4 3 2 0 0 0 0 0 1 68 113 4.50 1.250																					
T.J. Mathews, R (9.1) ERA: 1.64	1.0 4 1 1 1 1 0 0 0 0 0 0 1 9 15 9.00 1.000																					

Batter	1	2	3	4	5	6	7	8	9	AB	R	H	RBI	BB	SO	LOB	BOTTOM			
Delino DeShields, L (1.4) OBP: 0.353, SLG: 0.442	P5		B1-3		G6-3		P5		G4-3	5	0	0	0	0	0	1	Florida Marlins @ St. Louis Cardinals Busch Stadium, St. Louis, MO Fri Jul 25 1997, 7:05 PM CDT Att: 35,161 - Unknown - 100 F livebaseballscorecards.com			
Phil Plantier, L (1.9) OBP: 0.281, SLG: 0.467	K		K				K			3	0	0	0	0	3	0				
Danny Sheaffer, R (8. PH) OBP: 0.323, SLG: 0.307										1	0	0	0	1	0					
Ron Gant, R (1.7) OBP: 0.318, SLG: 0.417					F7		K		G6-3	3	0	0	0	1	1	0				
Ray Lankford, L (1.8) OBP: 0.416, SLG: 0.658	G1-3									3	0	1	0	1	1					
Gary Gaetti, R (1.5) OBP: 0.330, SLG: 0.452			G5-3		E5		L7		G3 DI	3	1	0	0	1	0	2				
John Mabry, L (1.3) OBP: 0.356, SLG: 0.379					L7				G3	3	1	1	0	1	0	2				
Mike DiFelice, R (1.2) OBP: 0.309, SLG: 0.353										3	1	2	0	0	0	2				
Scott Livingstone, L (9. PH) OBP: 0.173, SLG: 0.167										1	0	0	0	0	0	2				
Royce Clayton, R (1.6) OBP: 0.292, SLG: 0.373			G1-6-3		F8				G3	4	1	1	2	0	0	4				
Alan Benes, R (1.1) OBP: 0.180, SLG: 0.220										3	0	0	0	0	1	0				
T.J. Mathews, R (9.1)										0	0	0	0	0	0	0				
Tom Lampkin, L (9. PH) OBP: 0.340, SLG: 0.390										1	0	1	2	0	0	0				
Inning Stats	R: 0 E: 0 K: 1 S: 11	H: 0 LOB: 1 BB: 1 P: 21	R: 0 E: 0 K: 0 S: 10	H: 2 LOB: 1 BB: 0 P: 15	R: 0 E: 0 K: 1 S: 5	H: 0 LOB: 0 BB: 0 P: 7	R: 0 E: 1 K: 0 S: 9	H: 0 LOB: 2 BB: 1 P: 17	R: 0 E: 0 K: 2 S: 14	H: 1 LOB: 1 BB: 0 P: 23	R: 2 E: 0 K: 1 S: 12	H: 2 LOB: 0 BB: 0 P: 15	R: 0 E: 0 K: 2 S: 7	H: 0 LOB: 0 BB: 0 P: 13	R: 2 E: 0 K: 0 S: 19	H: 1 LOB: 1 BB: 2 P: 34	1B: 4 2B: 0 3B: 1 HR: 1	SF: 0 SAC: 0 DP: 1 HBP: 0	WP: 0 PB: 0 SB: 0 CS: 0	PA: 37
PITCHER	IP WLS BF H R ER SO BB IBB HBP BLK WP HR S P ERA WHIP																			
Livan Hernandez, R (1.1) ERA: 2.89	6.2 W 27 5 2 2 5 2 0 0 0 0 0 1 66 105 2.70 1.050																			
Dennis Cook, L (7.1) ERA: 2.63	1.1 4 0 0 0 2 0 0 0 0 0 0 0 8 14 0.00 0.000																			
Robb Nen, R (9.1) ERA: 4.47	1.0 S 6 1 2 2 0 2 0 0 0 0 0 0 0 19 34 18.00 3.000																			

Batter	1	2	3	4	5	6	7	8	9	AB	R	H	RBI	BB	SO	LOB	TOP								
Delino DeShields, L (1,4) OBP: 0.355, SLG: 0.467	2-1 FC3-6 1B			0-1 E6 1B		3-1 G4-3		3-2 G4-3		4	1	1	0	0	0	0									
Dmitri Young, S (1,3) OBP: 0.322, SLG: 0.367	0-1 FC3-6			3-2 G6-3			0-1 1B		1-3 K	3	0	1	0	0	0	2									
David Bell, R (7,5) OBP: 0.282, SLG: 0.278	1-2 CS			1-2			1B			1	0	0	0	0	1	0									
Ray Lankford, L (1,8) OBP: 0.416, SLG: 0.645	3-3 K			2-2 G6-4-3 1B			1-1 F7		4-2 FC6-4 BB	3	0	1	1	1	1	2									
Phil Plantier, L (1,9) OBP: 0.300, SLG: 0.474				0-0 G6-4-3			1-0 FC5-4 1B		1-3 K	4	0	1	0	0	1	2									
Gary Gaetti, R (1,5) OBP: 0.331, SLG: 0.447	1-1 G6-3					0-1 L8			0-0 FC6-4	4	0	0	0	0	1	3									
Ron Gant, R (1,7) OBP: 0.317, SLG: 0.412	3-2 G5-3					1-0 G6-3			1-2 FC5-4	3	0	0	0	0	0	2									
Mike DiFelice, R (1,2) OBP: 0.303, SLG: 0.342				2-2 G6-3		0-2 L9			1-2 G5-3	3	0	0	0	0	0	0									
Royce Clayton, R (1,6) OBP: 0.294, SLG: 0.384				0-0 L8			0-0 F9		1-1 2B 2B	3	1	1	0	0	0	0									
Todd Stottlemyre, L (1,1) OBP: 0.392, SLG: 0.419				3-3 K			0-0 B1-3		0-1 2B	3	0	1	1	0	1	0									
Dennis Eckersley, R (9,1)									2-H 2B	0	0	0	0	0	0	0									
Inning Stats	R: 0 E: 0 K: 1 S: 7	H: 1 LOB: 1 BB: 0 P: 12	R: 0 E: 0 K: 0 S: 7	H: 0 LOB: 0 BB: 0 P: 14	R: 0 E: 0 K: 1 S: 7	H: 0 LOB: 0 BB: 0 P: 12	R: 1 E: 1 K: 0 S: 9	H: 1 LOB: 0 BB: 0 P: 14	R: 0 E: 0 K: 0 S: 6	H: 0 LOB: 0 BB: 0 P: 7	R: 0 E: 0 K: 1 S: 4	H: 0 LOB: 0 BB: 0 P: 7	R: 0 E: 0 K: 1 S: 9	H: 2 LOB: 2 BB: 0 P: 13	R: 1 E: 0 K: 0 S: 11	H: 2 LOB: 1 BB: 0 P: 16	R: 0 E: 0 K: 2 S: 10	H: 0 LOB: 1 BB: 1 P: 16	1B: 4 2B: 3 3B: 0 HR: 0	SF: 0 SAC: 0 DP: 2 HBP: 0	WP: 0 PB: 0 SB: 0 CS: 1	PA: 32			
PITCHER	IP	WLS	BF	H	R	ER	SO	BB	IBB	HBP	BLK	WP	HR	S	P	ERA	WHIP								
Chris Holt, R (1,1) ERA: 3.82	8.0	L	28	6	2	1	3	0	0	0	0	0	0	60	95	1.12	0.750								
Tom Martin, L (9,1) ERA: 1.99	1.0		4	0	0	0	2	1	0	0	0	0	0	10	16	0.00	1.000								

St. Louis Cardinals @ Houston Astros
Astrodome, Houston, TX
Mon Jul 28 1997, 8:05 PM EDT
Att: 25,995 - Dome - 68 F

AB 31
R 2
H 6
RBI 2
BB 1
SO 5
LOB 11



Batter	1	2	3	4	5	6	7	8	9	AB	R	H	RBI	BB	SO	LOB	BOTTOM								
Craig Biggio, R (1,4) OBP: 0.304, SLG: 0.488	0-1 G1-3		0-1 P4			1-2 G6-3		0-0 1B		4	0	1	0	0	0	1									
Thomas Howard, S (1,8) OBP: 0.323, SLG: 0.376	3-1 G4-3			2-3 K		2-3 K		1-2 L6		4	0	0	0	0	2	2									
Tom Martin, L (9,1)								2-2		0	0	0	0	0	0	0									
5 Jeff Bagwell, R (1,3) OBP: 0.429, SLG: 0.605	3-3 K			3-2 F8		1-0 1B			0-1 HR	4	1	2	1	0	1	0									
Luis Gonzalez, L (1,7) OBP: 0.369, SLG: 0.413				2-1 L8		3-2 BB 1B		1-1 G3		4	0	1	0	0	1	1									
Derek Bell, R (1,9) OBP: 0.332, SLG: 0.387				0-0 F7		4-2 1B			2-3 K	3	0	0	0	1	1	0									
Sean Berry, R (1,5) OBP: 0.288, SLG: 0.419				0-0 L6		1-2 BB			2-1 E5	4	0	0	0	0	0	2									
James Mouton, R (9, FR) OBP: 0.277, SLG: 0.331						3-2 L7			S	0	0	0	0	0	0	0									
Brad Ausmus, R (1,2) OBP: 0.314, SLG: 0.370				1-2 F9		1-3 K			1-0 G6-3	4	0	0	0	0	2	1									
Tim Lincecum, R (1,6) OBP: 0.279, SLG: 0.362				0-0 1B					3-2 G3	2	0	1	0	0	0	0									
Chuck Carr, S (8, PH) OBP: 0.288, SLG: 0.303										1	0	0	0	0	0	0									
Chris Holt, R (1,1) ERA: 3.88				1-3 K		0-3 K			3-2 L6 2B	2	0	0	0	0	2	1									
Bill Spiers, L (8, PH) OBP: 0.422, SLG: 0.440										1	0	1	0	0	0	0									
Inning Stats	R: 0 E: 0 K: 1 S: 8	H: 0 LOB: 0 BB: 0 P: 14	R: 0 E: 0 K: 0 S: 4	H: 0 LOB: 0 BB: 0 P: 6	R: 0 E: 0 K: 1 S: 10	H: 1 LOB: 1 BB: 0 P: 12	R: 0 E: 0 K: 1 S: 15	H: 1 LOB: 2 BB: 1 P: 30	R: 0 E: 0 K: 2 S: 7	H: 0 LOB: 0 BB: 0 P: 8	R: 0 E: 0 K: 1 S: 10	H: 1 LOB: 1 BB: 0 P: 15	R: 0 E: 0 K: 1 S: 8	H: 0 LOB: 0 BB: 0 P: 13	R: 0 E: 0 K: 0 S: 11	H: 2 LOB: 1 BB: 0 P: 18	R: 1 E: 1 K: 2 S: 15	H: 1 LOB: 2 BB: 0 P: 19	1B: 4 2B: 2 3B: 0 HR: 1	SF: 0 SAC: 0 DP: 1 HBP: 0	WP: 0 PB: 0 SB: 1 CS: 0	PA: 34			
PITCHER	IP	WLS	BF	H	R	ER	SO	BB	IBB	HBP	BLK	WP	HR	S	P	ERA	WHIP								
Todd Stottlemyre, R (1,1) ERA: 3.88	8.0	W	29	5	0	0	7	1	0	0	0	0	0	73	116	0.00	0.750								
Dennis Eckersley, R (9,1) ERA: 4.08	1.0	S	5	1	1	1	2	0	0	0	0	0	1	15	19	9.00	1.000								

St. Louis Cardinals @ Houston Astros
Astrodome, Houston, TX
Mon Jul 28 1997, 8:05 PM EDT
Att: 25,995 - Dome - 68 F

AB 33
R 1
H 6
RBI 1
BB 1
SO 9
LOB 8



Batter	1	2	3	4	5	6	7	8	9	AB	R	H	RBI	BB	SO	LOB	TOP					
Delino DeShields, L OBP: 0.358, SLG: 0.467	G5-3		F8-3			G3		E		4	2	2	1	1	0	1	St. Louis Cardinals @ Houston Astros Astrodome, Houston, TX Tue Jul 29 1997, 8:05 PM EDT Att: 25,399 - Dome - 68 F					
Royce Clayton, R OBP: 0.295, SLG: 0.386	L7			F7	G1-3	G3		P3	K	5	0	2	0	0	1	4						
Ray Lankford, L OBP: 0.412, SLG: 0.637	K			G1-3		G3		K		4	0	0	1	0	2	4						
Ron Gant, R OBP: 0.316, SLG: 0.410		K		F7		F9		E8		4	0	1	1	0	1	2						
Phil Plantier, L OBP: 0.279, SLG: 0.439		K								3	0	0	0	0	1	1						
Dmitri Young, S OBP: 0.320, SLG: 0.366										1	0	0	0	0	1	1						
Tony Fossas, L OBP: 0.275, SLG: 0.446										0	0	0	0	0	0	0						
John Frascatore, R OBP: 0.275, SLG: 0.446										0	0	0	0	0	0	0						
Rigo Beltran, L OBP: 0.275, SLG: 0.446										0	0	0	0	0	0	0						
John Mabry, L OBP: 0.359, SLG: 0.380										3	0	2	0	0	1	0						
Willie McGee, S OBP: 0.368, SLG: 0.433										0	1	0	0	1	0	0						
Mike DiFelice, R OBP: 0.299, SLG: 0.338										2	0	0	0	0	0	1						
Tom Lampkin, L OBP: 0.333, SLG: 0.381										1	0	0	0	0	0	1						
David Bell, R OBP: 0.275, SLG: 0.270										1	0	0	0	0	0	1						
Danny Sheaffer, R OBP: 0.305, SLG: 0.281										4	0	0	0	0	1	2						
Donovan Osborne, S OBP: 0.231, SLG: 0.231										1	0	1	0	0	0	0						
Scott Livingstone, L OBP: 0.176, SLG: 0.173										1	0	0	0	0	0	0						
Mark Petkovsek, R OBP: 0.192, SLG: 0.100										0	0	0	0	0	0	0						
Gary Gaetti, R OBP: 0.331, SLG: 0.446										1	1	0	0	1	0	0						
Inning Stats	R: 0 E: 0 K: 1 S: 5	H: 0 LOB: 0 BB: 0 P: 10	R: 0 E: 0 K: 2 S: 9	H: 1 LOB: 1 BB: 0 P: 13	R: 0 E: 0 K: 1 S: 5	H: 1 LOB: 0 BB: 0 P: 8	R: 0 E: 0 K: 0 S: 12	H: 1 LOB: 1 BB: 0 P: 21	R: 0 E: 0 K: 1 S: 9	H: 0 LOB: 0 BB: 0 P: 14	R: 1 E: 0 K: 0 S: 11	H: 2 LOB: 1 BB: 0 P: 18	R: 0 E: 0 K: 0 S: 6	H: 1 LOB: 1 BB: 0 P: 11	R: 2 E: 2 K: 2 S: 14	H: 1 LOB: 1 BB: 1 P: 26	R: 1 E: 0 K: 1 S: 16	H: 1 LOB: 2 BB: 2 P: 29	1B: 7 2B: 2 3B: 0 HR: 0	SF: 0 SAC: 0 DP: 1 HBP: 0	WP: 1 PB: 0 SB: 0 CS: 0	PA: 38
PITCHER	IP	WLS	BF	H	R	ER	SO	BB	IBB	HBP	BLK	WP	HR	S	P	ERA	WHIP					
Shane Reynolds, R ERA: 4.18	7.0	W	26	6	1	1	5	0	0	0	0	0	0	57	95	1.29	0.857					
Mike Magnante, L ERA: 2.05	0.1		3	0	2	0	0	1	0	0	0	0	0	4	8	0.00	3.000					
Billy Wagner, L ERA: 1.64	1.2	S	9	2	1	1	3	2	0	0	0	1	0	26	47	5.40	2.400					

Batter	1	2	3	4	5	6	7	8	9	AB	R	H	RBI	BB	SO	LOB	BOTTOM					
Craig Biggio, R OBP: 0.307, SLG: 0.502	G5-3									4	2	3	2	0	0	0	St. Louis Cardinals @ Houston Astros Astrodome, Houston, TX Tue Jul 29 1997, 8:05 PM EDT Att: 25,399 - Dome - 68 F					
James Mouton, R OBP: 0.283, SLG: 0.331										3	0	1	1	1	2	1						
Billy Wagner, L OBP: 0.283, SLG: 0.331										0	0	0	0	0	0	0						
5 Jeff Bagwell, R OBP: 0.426, SLG: 0.598										4	0	0	0	0	1	2						
Luis Gonzalez, L OBP: 0.368, SLG: 0.410										3	0	0	0	1	0	0						
Derek Bell, R OBP: 0.331, SLG: 0.389										4	1	1	0	0	0	1						
Sean Berry, R OBP: 0.306, SLG: 0.422										1	0	1	0	2	0	0						
Ricky Gutierrez, R OBP: 0.317, SLG: 0.318										1	1	1	0	0	0	0						
Brad Ausmus, R OBP: 0.316, SLG: 0.369										3	0	1	1	1	1	3						
Tim Lincecum, R OBP: 0.278, SLG: 0.359										4	0	1	1	0	1	2						
Shane Reynolds, R OBP: 0.105, SLG: 0.158										2	1	1	0	0	1	0						
Thomas Howard, S OBP: 0.322, SLG: 0.374										1	0	0	0	0	1	0						
Mike Magnante, L OBP: 0.266, SLG: 0.301										0	0	0	0	0	0	0						
Chuck Carr, S OBP: 0.266, SLG: 0.301										1	0	0	0	0	2							
Inning Stats	R: 0 E: 0 K: 1 S: 8	H: 0 LOB: 1 BB: 1 P: 16	R: 0 E: 0 K: 0 S: 11	H: 1 LOB: 1 BB: 0 P: 19	R: 2 E: 0 K: 1 S: 12	H: 2 LOB: 0 BB: 0 P: 15	R: 0 E: 0 K: 2 S: 13	H: 0 LOB: 2 BB: 2 P: 26	R: 0 E: 0 K: 2 S: 12	H: 1 LOB: 0 BB: 0 P: 15	R: 1 E: 0 K: 0 S: 13	H: 2 LOB: 2 BB: 1 P: 24	R: 1 E: 0 K: 1 S: 9	H: 2 LOB: 1 BB: 0 P: 15	R: 1 E: 0 K: 0 S: 13	H: 2 LOB: 2 BB: 1 P: 21	1B: 7 2B: 2 3B: 1 HR: 1	SF: 0 SAC: 0 DP: 1 HBP: 0	WP: 1 PB: 0 SB: 1 CS: 2	PA: 36		
PITCHER	IP	WLS	BF	H	R	ER	SO	BB	IBB	HBP	BLK	WP	HR	S	P	ERA	WHIP					
Donovan Osborne, L ERA: 3.6	5.0	L	20	4	2	2	6	2	1	0	0	0	1	0	22	39	9.00	2.500				
Mark Petkovsek, R ERA: 4.14	2.0		10	4	2	2	1	1	0	0	0	0	0	2	3	0.00	0.000					
Tony Fossas, L ERA: 1.83	0.1		1	0	0	0	0	0	0	0	0	0	0	2	3	0.00	0.000					
John Frascatore, R ERA: 3.1	0.1		4	2	1	1	0	1	0	0	0	0	0	9	16	27.00	9.000					
Rigo Beltran, L ERA: 2.45	0.1		1	0	0	0	0	0	0	0	0	0	0	2	2	0.00	0.000					




Batter	1	2	3	4	5	6	7	8	9	AB	R	H	RBI	BB	SO	LOB	TOP								
Delino DeShields, L OBP: 0.361, SLG: 0.468 (1,4)	G4-3		1-2 1B		2-2 G4-3			1-2 BB 1B 1B	4-1 DI BB	4	1	2	1	1	0	2									
Willie McGee, S OBP: 0.393, SLG: 0.426 (1,9)	K		3-H 2-0 G4-3			0-2 G4-3		2-1 BB 1-2 1B	0-3 K	5	1	1	0	0	2	3									
Ray Lankford, L OBP: 0.412, SLG: 0.632 (1,8)	K2-3			1-3 K		3-2 F8 S 1B		4-2 1B 1-2 2-3 1B	1-2 L7	4	1	1	0	1	2	2									
Ron Gant, R OBP: 0.316, SLG: 0.409 (1,7)		1-0 G6-3		0-1 G5-3		1-2 F8		0-2 1B 1-2 2-H 3-H 1B		4	0	1	2	0	0	1									
Gary Gaetti, R OBP: 0.331, SLG: 0.443 (1,5)	F9	0-1 F9		2-2 L8		1-3 K		1-0 1B 1-3 2-H 1B		4	0	1	1	0	1	1									
John Mabry, L OBP: 0.391, SLG: 0.381 (1,3)	G3-1	0-0 G3-1			2-1 FC4-6 1B		0-0 F7	0-1 1B		4	0	2	0	0	0	0									
Mike DiFelice, R OBP: 0.294, SLG: 0.331 Dmitri Young, S OBP: 0.319, SLG: 0.364 Tony Fossas, L OBP: 0.182, SLG: 0.100 Mark Petkovsek, R OBP: 0.333, SLG: 0.381 Rigo Beltran, L OBP: 0.302, SLG: 0.278 (1,2)		1-0 G5-3		3-2 FC4-6 1B		0-3 K		1-2 G4-3		3	0	0	0	0	1	1									
Royce Clayton, R OBP: 0.299, SLG: 0.395 (1,6)		0-0 G6-3 1B 2B		0-1 1B		0-3 K		1-1 G4-3 2B		4	1	3	0	0	1	0									
Alan Benes, R OBP: 0.173, SLG: 0.212 T.J. Mathews, R OBP: 0.179, SLG: 0.170 Scott Livingstone, L OBP: 0.333, SLG: 0.381 Tom Lampkin, L OBP: 0.302, SLG: 0.278 (1,1)		2-1 G6-3		2-2 B3		1-3 K		0-1 G4-3		2	0	0	0	0	0	3									
Inning Stats	R: 0 E: 0 K: 2 S: 10	H: 0 LOB: 0 BB: 0 P: 15	R: 0 E: 0 K: 0 S: 4	H: 0 LOB: 0 BB: 0 P: 5	R: 1 E: 0 K: 0 S: 8	H: 2 LOB: 1 BB: 0 P: 14	R: 0 E: 0 K: 1 S: 8	H: 0 LOB: 0 BB: 0 P: 11	R: 0 E: 0 K: 0 S: 14	H: 2 LOB: 2 BB: 0 P: 23	R: 0 E: 0 K: 1 S: 12	H: 1 LOB: 1 BB: 0 P: 17	R: 0 E: 0 K: 2 S: 8	H: 0 LOB: 0 BB: 0 P: 8	R: 3 E: 0 K: 1 S: 21	H: 5 LOB: 2 BB: 1 P: 31	R: 0 E: 0 K: 1 S: 12	H: 1 LOB: 2 BB: 1 P: 18	1B: 9 2B: 2 3B: 0 HR: 0	SF: 0 SAC: 0 DP: 0 HBP: 0	WP: 0 PB: 0 SB: 1 CS: 0	PA: 39			
PITCHER	IP	WLS	BF	H	R	ER	SO	BB	IBB	HBP	BLK	WP	HR	S	P	ERA	WHIP								
Darryl Kile, R ERA: 2.05 Tom Martin, L ERA: 1.93	(1,1)	8.0	W	34	10	4	4	7	1	0	0	0	0	85	124	4.50	1.375								
(9,1)	1.0	S	5	1	0	0	1	1	0	0	0	0	0	12	18	0.00	2.000								

St. Louis Cardinals @ Houston Astros
Astrodome, Houston, TX
Wed Jul 30 1997, 8:05 PM EDT
Att: 28,204 - Dome - 68 F

livebaseballscores.com

AB 37
R 4
H 11
RBI 4
BB 2
SO 8
LOB 16




Batter	1	2	3	4	5	6	7	8	9	AB	R	H	RBI	BB	SO	LOB	BOTTOM								
Craig Biggio, R OBP: 0.411, SLG: 0.509 (1,4)	5 F9 1B SF7 BB		0-2 1B SF7	1-1 FC5-4		0-1 1B		1-1 1B		4	2	3	3	1	0	1									
Bill Spiers, L OBP: 0.426, SLG: 0.441 (1,5)	0-1 1B		1 SAFE 0-0 1B	2-1 L7		0-1 G3		1-1 1H 2H 3H 3B		4	1	2	0	1	0	2									
5 Jeff Bagwell, R OBP: 0.424, SLG: 0.592 (1,3)	2-1 F9		4-0 1B 3B BB	1-2 3B		1-2 G5-3		1-3 K		4	1	0	0	1	1	4									
J.R. Phillips, L OBP: 0.286, SLG: 0.833 Derek Bell, R OBP: 0.329, SLG: 0.386 (1,9)	0-1 SF7		0-3 K	0-0 FC3-6 1B		2-3 K		3-1 G4-3		2	0	1	1	0	1	3									
Luis Gonzalez, L OBP: 0.365, SLG: 0.406 (1,7)	3-H 2-1 P5		0-2 SF7	1-2 FC3-6 1B		0-2 G5-3				3	0	0	1	0	0	2									
Ricky Gutierrez, R OBP: 0.329, SLG: 0.340 Tim Bogar, R OBP: 0.282, SLG: 0.359 (1,6)		4-1 CS BB	3-1 1H 2H 3B	0-1 1B		0-1 1B		4-0 BB 1B 3B BB		2	0	2	2	1	0	0									
Tony Eusebio, R OBP: 0.295 Brad Ausmus, R OBP: 0.316, SLG: 0.369 (1,2)		1-1 P9	3-2 L4	0-1 G1-3				1 SAFE 2-2 BB 1-2 3B 1B		4	0	1	0	0	0	4									
Chuck Carr, S OBP: 0.272, SLG: 0.307 (1,8)		1-2 1B		1-2 FC5-4 1B		1-3 K		0-1 B2		4	0	2	0	0	1	2									
Darryl Kile, R OBP: 0.171, SLG: 0.138 Thomas Howard, S OBP: 0.325, SLG: 0.374 Tom Martin, L ERA: 2.15 (1,1)		1-2 L5		2-3 K		3-3 K		4-0 BB 1-2 2-3 3B BB		3	0	0	0	0	2	2									
Inning Stats	R: 1 E: 0 K: 0 S: 8	H: 1 LOB: 1 BB: 1 P: 16	R: 0 E: 0 K: 0 S: 11	H: 1 LOB: 1 BB: 1 P: 18	R: 3 E: 0 K: 1 S: 17	H: 3 LOB: 1 BB: 1 P: 27	R: 0 E: 0 K: 1 S: 11	H: 1 LOB: 1 BB: 0 P: 17	R: 0 E: 0 K: 2 S: 10	H: 2 LOB: 2 BB: 0 P: 11	R: 0 E: 0 K: 1 S: 10	H: 0 LOB: 0 BB: 0 P: 13	R: 3 E: 0 K: 1 S: 15	H: 2 LOB: 3 BB: 3 P: 34	R: 0 E: 0 K: 1 S: 10	H: 0 LOB: 0 BB: 0 P: 13	1B: 9 2B: 0 3B: 2 HR: 0	SF: 2 SAC: 0 DP: 0 HBP: 0	WP: 0 PB: 0 SB: 1 CS: 1	PA: 40					
PITCHER	IP	WLS	BF	H	R	ER	SO	BB	IBB	HBP	BLK	WP	HR	S	P	ERA	WHIP								
Alan Benes, R ERA: 2.89 T.J. Mathews, R ERA: 2.15 Tony Fossas, L ERA: 2.36 Mark Petkovsek, R ERA: 4.26 Rigo Beltran, L ERA: 2.35	(1,1)	6.0		29	9	4	4	4	3	0	0	0	0	66	103	6.00	2.000								
(7,1)	1.0		3	0	0	0	1	0	0	0	0	0	0	10	13	0.00	0.000								
(8,1)	0.0	L	2	1	2	2	0	1	0	0	0	0	0	4	10	∞	∞								
(8,1)	0.1		3	1	1	1	0	1	0	0	0	0	0	4	9	27.00	6.000								
(8,1)	0.2		3	0	0	0	1	1	0	0	0	0	0	7	15	0.00	1.500								

St. Louis Cardinals @ Houston Astros
Astrodome, Houston, TX
Wed Jul 30 1997, 8:05 PM EDT
Att: 28,204 - Dome - 68 F

livebaseballscores.com

AB 32
R 7
H 11
RBI 7
BB 6
SO 6
LOB 22




Batter	1	2	3	4	5	6	7	8	9	10	AB	R	H	RBI	BB	SO	LOB	TOP			
Delino DeShields, L OBP: 0.361, SLG: 0.464 (1, 4)	G3-1		F6			G3-1															
Royce Clayton, R OBP: 0.296, SLG: 0.390 (1, 6)	L9						G6-3														
Ray Lankford, L OBP: 0.413, SLG: 0.633 (1, 8)																					
Willie McGee, S OBP: 0.357, SLG: 0.418 (1, PR)																					
Phil Plantier, L OBP: 0.298, SLG: 0.467 (1, 9)																					
Ron Gant, R OBP: 0.315, SLG: 0.410 (1, 7)																					
Gary Gaetti, R OBP: 0.327, SLG: 0.438 (1, 5)																					
John Mabry, L OBP: 0.357, SLG: 0.377 (1, 3)																					
Tom Lampkin, L OBP: 0.332, SLG: 0.375 (1, 2)																					
Matt Morris, R OBP: 0.280, SLG: 0.239 (8, PH)																					
Scott Livingstone, L OBP: 0.199, SLG: 0.170 (8, 1)																					
John Frascatore, R OBP: 0.318, SLG: 0.363 (10, PH)																					
Dmitri Young, S OBP: 0.318, SLG: 0.363 (10, 1)																					
Tony Fossas, L OBP: 0.318, SLG: 0.363 (10, 1)																					
Inning Stats	R: 0 E: 0 K: 0 S: 13	H: 1 LOB: 1 BB: 0 P: 20	R: 0 E: 0 K: 2 S: 7	H: 0 LOB: 0 BB: 0 P: 9	R: 0 E: 0 K: 1 S: 9	H: 0 LOB: 0 BB: 0 P: 14	R: 0 E: 0 K: 1 S: 6	H: 0 LOB: 0 BB: 0 P: 8	R: 0 E: 0 K: 1 S: 6	H: 0 LOB: 0 BB: 0 P: 9	R: 0 E: 0 K: 1 S: 8	H: 1 LOB: 1 BB: 0 P: 11	R: 0 E: 0 K: 3 S: 19	H: 0 LOB: 3 BB: 3 P: 34	R: 1 E: 0 K: 2 S: 13	H: 2 LOB: 1 BB: 0 P: 17	R: 0 E: 0 K: 2 S: 10	H: 0 LOB: 1 BB: 1 P: 16	1B: 2 2B: 2 3B: 0 HR: 0	SF: 0 SAC: 0 DP: 0 HBP: 0	WP: 1 PA: 38 PB: 0 SB: 0 CS: 0
PITCHER	IP 9.0	WLS 34	BF 4	H 1	R 1	ER 1	SO 11	BB 3	IBB 0	HBP 0	BLK 0	WP 0	HR 0	S 88	P 132	ERA 1.00	WHIP 0.778				
Ricky Bottalico, R ERA: 3.8 (10, 1)	1.0	W	4	0	0	0	2	1	0	0	0	1	0	10	16	0.00	1.000				

St. Louis Cardinals @ Philadelphia Phillies
Veterans Stadium, Philadelphia, PA
Thu Jul 31 1997, 7:05 PM EDT
Att: 18,409 - Unknown - 81 F

livebaseballscores.com

AB 34
R 1
H 4
RBI 1
BB 4
SO 13
LOB 8



WP: 1 PA: 38
PB: 0
SB: 0
CS: 0

Batter	1	2	3	4	5	6	7	8	9	10	AB	R	H	RBI	BB	SO	LOB	BOTTOM			
Ricky Otero, S OBP: 0.352, SLG: 0.323 (1, 8)	G5-3																				
Mickey Morandini, L OBP: 0.372, SLG: 0.394 (1, 4)	G5-3																				
Gregg Jefferies, S OBP: 0.320, SLG: 0.372 (1, 7)	L7																				
Scott Rolen, R OBP: 0.389, SLG: 0.484 (1, 5)																					
Rico Brogna, L OBP: 0.292, SLG: 0.422 (1, 3)																					
23 Kevin Jordan, R OBP: 0.247, SLG: 0.381 (10, PH)																					
Mike Lieberthal, R OBP: 0.321, SLG: 0.478 (1, 2)																					
Midre Cummings, L OBP: 0.290, SLG: 0.392 (9, PR)																					
Tony Barron, R OBP: 0.200, SLG: 0.111 (1, 9)																					
Kevin Sevcik, R OBP: 0.300, SLG: 0.351 (9, PH)																					
Mark Parent, R OBP: 0.194, SLG: 0.185 (10, 2)																					
Kevin Stocker, S OBP: 0.338, SLG: 0.365 (1, 6)																					
Curt Schilling, R OBP: 0.185, SLG: 0.192 (1, 1)																					
Ruben Amaro Jr, S OBP: 0.323, SLG: 0.360 (9, PH)																					
Ricky Bottalico, L ERA: 2.57 (10, 1)																					
Inning Stats	R: 0 E: 0 K: 0 S: 6	H: 0 LOB: 0 BB: 0 P: 8	R: 0 E: 0 K: 1 S: 8	H: 0 LOB: 1 BB: 1 P: 15	R: 0 E: 0 K: 0 S: 6	H: 1 LOB: 1 BB: 0 P: 8	R: 0 E: 0 K: 0 S: 9	H: 1 LOB: 2 BB: 1 P: 20	R: 1 E: 0 K: 1 S: 8	H: 1 LOB: 1 BB: 1 P: 14	R: 0 E: 0 K: 0 S: 10	H: 2 LOB: 1 BB: 0 P: 14	R: 0 E: 0 K: 0 S: 9	H: 0 LOB: 0 BB: 0 P: 14	R: 0 E: 0 K: 0 S: 8	H: 1 LOB: 2 BB: 2 P: 12	R: 1 E: 0 K: 0 S: 11	H: 2 LOB: 3 BB: 2 P: 21	1B: 9 2B: 0 3B: 0 HR: 0	SF: 0 SAC: 2 DP: 0 HBP: 0	WP: 0 PA: 42 PB: 0 SB: 1 CS: 1
PITCHER	IP 7.0	WLS 29	BF 6	H 1	R 0	ER 1	SO 2	BB 3	IBB 0	HBP 0	BLK 0	WP 0	HR 0	S 58	P 94	ERA 1.29	WHIP 1.286				
John Frascatore, R ERA: 2.98 (8, 1)	2.0	L	7	1	0	0	0	0	0	0	0	0	0	17	26	0.00	0.500				
Tony Fossas, L ERA: 2.57 (10, 1)	0.2	L	6	2	1	1	0	1	1	0	0	0	0	11	21	13.50	4.500				

St. Louis Cardinals @ Philadelphia Phillies
Veterans Stadium, Philadelphia, PA
Thu Jul 31 1997, 7:05 PM EDT
Att: 18,409 - Unknown - 81 F

livebaseballscores.com

AB 35
R 2
H 9
RBI 2
BB 5
SO 2
LOB 19



WP: 0 PA: 42
PB: 0
SB: 1
CS: 1

Batter	1	2	3	4	5	6	7	8	9	AB	R	H	RBI	BB	SO	LOB	TOP					
Royce Clayton, R OBP: 0.294, SLG: 0.386 (1, 6)										5	0	1	0	0	4	3						
David Bell, R OBP: 0.295, SLG: 0.300 (1, 4)										3	0	1	0	1	1	1						
Willie McGee, S OBP: 0.358, SLG: 0.424 (6, 8)										4	1	1	0	0	1	2						
Mark McGwire, R OBP: 0.383, SLG: 0.621 (1, 3)										3	1	1	0	1	1	1						
Gary Gaetti, R OBP: 0.331, SLG: 0.440 (1, 5)										4	0	2	1	0	1	2						
Danny Sheaffer, R OBP: 0.303, SLG: 0.280 (6, 9)										3	0	1	0	0	0	1						
John Mabry, L OBP: 0.356, SLG: 0.378 (6, 9)										1	0	0	0	0	0	0						
Mike DiFelice, R OBP: 0.289, SLG: 0.324 (1, 2)										4	0	1	0	0	2	3						
Scarborough Green, S (1, 8)										2	0	0	0	0	1	1						
Ron Gant, R OBP: 0.313, SLG: 0.404 (6, 7)										1	0	0	1	1	0	0						
Todd Stottlemyre, L OBP: 0.370, SLG: 0.391 (9, PH)										3	0	0	0	0	0	4						
Scott Livingstone, L OBP: 0.156, SLG: 0.157 Dennis Eckersley, R (9, 1)										1	0	0	0	0	1	0						
										0	0	0	0	0	0	0						
Inning Stats	R: 0 H: 0 E: 0 K: 2 S: 17	H: 0 LOB: 2 BB: 2 P: 30	R: 0 H: 1 E: 0 K: 0 S: 13	LOB: 1 BB: 0 P: 17	R: 0 H: 1 E: 0 K: 1 S: 12	LOB: 1 BB: 0 P: 16	R: 0 H: 1 E: 0 K: 1 S: 8	LOB: 0 BB: 0 P: 10	R: 0 H: 1 E: 0 K: 2 S: 13	LOB: 1 BB: 0 P: 20	R: 2 H: 4 E: 0 K: 1 S: 21	H: 0 LOB: 0 BB: 0 P: 10	R: 0 H: 0 E: 0 K: 1 S: 6	H: 0 LOB: 3 BB: 1 P: 11	R: 0 H: 0 E: 0 K: 2 S: 8	LOB: 0 BB: 0 P: 11	R: 0 H: 0 E: 0 K: 2 S: 8	LOB: 0 BB: 0 P: 11	1B: 6 2B: 2 3B: 0 HR: 0	SF: 0 SAC: 0 DP: 1 HBP: 0	WP: 0 PA: 37 PB: 0 SB: 0 CS: 0	
PITCHER	IP WLS BF H R ER SO BB IBB HBP BLK WP HR S P ERA WHIP	IP WLS BF H R ER SO BB IBB HBP BLK WP HR S P ERA WHIP	IP WLS BF H R ER SO BB IBB HBP BLK WP HR S P ERA WHIP	IP WLS BF H R ER SO BB IBB HBP BLK WP HR S P ERA WHIP	IP WLS BF H R ER SO BB IBB HBP BLK WP HR S P ERA WHIP	IP WLS BF H R ER SO BB IBB HBP BLK WP HR S P ERA WHIP	IP WLS BF H R ER SO BB IBB HBP BLK WP HR S P ERA WHIP	IP WLS BF H R ER SO BB IBB HBP BLK WP HR S P ERA WHIP	IP WLS BF H R ER SO BB IBB HBP BLK WP HR S P ERA WHIP	IP WLS BF H R ER SO BB IBB HBP BLK WP HR S P ERA WHIP	IP WLS BF H R ER SO BB IBB HBP BLK WP HR S P ERA WHIP	IP WLS BF H R ER SO BB IBB HBP BLK WP HR S P ERA WHIP	IP WLS BF H R ER SO BB IBB HBP BLK WP HR S P ERA WHIP	IP WLS BF H R ER SO BB IBB HBP BLK WP HR S P ERA WHIP	IP WLS BF H R ER SO BB IBB HBP BLK WP HR S P ERA WHIP	IP WLS BF H R ER SO BB IBB HBP BLK WP HR S P ERA WHIP	IP WLS BF H R ER SO BB IBB HBP BLK WP HR S P ERA WHIP	IP WLS BF H R ER SO BB IBB HBP BLK WP HR S P ERA WHIP	IP WLS BF H R ER SO BB IBB HBP BLK WP HR S P ERA WHIP	IP WLS BF H R ER SO BB IBB HBP BLK WP HR S P ERA WHIP	IP WLS BF H R ER SO BB IBB HBP BLK WP HR S P ERA WHIP	
55 Matt Beech, L ERA: 5.88 Billy Brewer, L ERA: 5.0 Wayne Gomes, R ERA: 4.1 (1, 1) (7, 1) (8, 1)	6.0 L 28	1.0 3 0 0 0 1 0 0 0 0 0 0 0 7 10 0.00 0.000	2.0 6 0 0 0 3 0 0 0 0 0 0 0 14 22 0.00 0.000																			

St. Louis Cardinals @ Philadelphia Phillies
Veterans Stadium, Philadelphia, PA
Sat Aug 02 1997, 3:33 AM EDT
Att: 16,190 - Overcast - 80 F

AB 34
R 2
H 8
RBI 2
BB 3
SO 12
LOB 18



Batter	1	2	3	4	5	6	7	8	9	AB	R	H	RBI	BB	SO	LOB	BOTTOM				
Ricky Otero, S OBP: 0.342, SLG: 0.309 (1, 8)										5	1	1	0	0	0	1					
Mickey Morandini, L OBP: 0.377, SLG: 0.403 (1, 4)										4	0	2	0	0	2	0					
Gregg Jefferies, S OBP: 0.321, SLG: 0.376 (1, 7)										3	0	0	0	1	1	3					
Scott Rolen, R OBP: 0.391, SLG: 0.484 (1, 5)										3	0	1	0	1	1	1					
Rico Brogna, L OBP: 0.282, SLG: 0.416 (1, 3)										3	0	0	1	1	0	2					
Mike Lieberthal, R OBP: 0.317, SLG: 0.471 (1, 2)										4	0	0	0	0	1	5					
Derrick May, L OBP: 0.268, SLG: 0.297 (1, 9)										4	0	1	0	0	0	0					
Kevin Stocker, S OBP: 0.339, SLG: 0.366 (1, 6)										4	0	2	0	0	0	0					
55 Matt Beech, L OBP: 0.133, SLG: 0.200 Billy Brewer, L Midre Cummings, L Wayne Gomes, R Ruben Amaro Jr. S OBP: 0.326, SLG: 0.357 (1, 1) (7, 1) (8, 1) (9, PH)	1.0 S 4	3.0 33 1 1 6	5.0 S 5	11 P 11	2.0 S 14	2 P 21	1.0 S 10	0 P 14	1.0 S 11	2 P 21	1.0 S 13	2 P 21	1.0 S 14	2 P 25	1.0 S 12	1 P 18	1B: 7 2B: 0 3B: 0 HR: 0	SF: 0 SAC: 0 DP: 0 HBP: 0	WP: 0 PA: 37 PB: 0 SB: 1 CS: 0		
PITCHER	IP WLS BF H R ER SO BB IBB HBP BLK WP HR S P ERA WHIP	IP WLS BF H R ER SO BB IBB HBP BLK WP HR S P ERA WHIP	IP WLS BF H R ER SO BB IBB HBP BLK WP HR S P ERA WHIP	IP WLS BF H R ER SO BB IBB HBP BLK WP HR S P ERA WHIP	IP WLS BF H R ER SO BB IBB HBP BLK WP HR S P ERA WHIP	IP WLS BF H R ER SO BB IBB HBP BLK WP HR S P ERA WHIP	IP WLS BF H R ER SO BB IBB HBP BLK WP HR S P ERA WHIP	IP WLS BF H R ER SO BB IBB HBP BLK WP HR S P ERA WHIP	IP WLS BF H R ER SO BB IBB HBP BLK WP HR S P ERA WHIP	IP WLS BF H R ER SO BB IBB HBP BLK WP HR S P ERA WHIP	IP WLS BF H R ER SO BB IBB HBP BLK WP HR S P ERA WHIP	IP WLS BF H R ER SO BB IBB HBP BLK WP HR S P ERA WHIP	IP WLS BF H R ER SO BB IBB HBP BLK WP HR S P ERA WHIP	IP WLS BF H R ER SO BB IBB HBP BLK WP HR S P ERA WHIP	IP WLS BF H R ER SO BB IBB HBP BLK WP HR S P ERA WHIP	IP WLS BF H R ER SO BB IBB HBP BLK WP HR S P ERA WHIP	IP WLS BF H R ER SO BB IBB HBP BLK WP HR S P ERA WHIP	IP WLS BF H R ER SO BB IBB HBP BLK WP HR S P ERA WHIP	IP WLS BF H R ER SO BB IBB HBP BLK WP HR S P ERA WHIP	IP WLS BF H R ER SO BB IBB HBP BLK WP HR S P ERA WHIP	IP WLS BF H R ER SO BB IBB HBP BLK WP HR S P ERA WHIP
Todd Stottlemyre, R ERA: 3.74 Dennis Eckersley, R ERA: 3.96 (1, 1) (9, 1)	8.0 W 33	1.0 S 4	1.0 S 4	1 0 0 0	1 0 0 0	1 0 0 0	1 0 0 0	1 0 0 0	1 0 0 0	1 0 0 0	1 0 0 0	1 0 0 0	1 0 0 0	1 0 0 0	1 0 0 0	1 0 0 0					

St. Louis Cardinals @ Philadelphia Phillies
Veterans Stadium, Philadelphia, PA
Sat Aug 02 1997, 3:33 AM EDT
Att: 16,190 - Overcast - 80 F


AB 34
R 1
H 7
RBI 1
BB 3
SO 6
LOB 15



Batter	1	2	3	4	5	6	7	8	9	AB	R	H	RBI	BB	SO	LOB	TOP			
Delino DeShields, L OBP: 0.359, SLG: 0.465 Royce Clayton, R OBP: 0.294, SLG: 0.386	(1,4) X F9		(1,0) G3		(0,3) K		(0,0) G3			4	0	0	0	0	1	2				
Ron Gant, R OBP: 0.312, SLG: 0.402 Danny Sheaffer, R OBP: 0.303, SLG: 0.280	(1,7) X G5-3		(2,3) K		(0,2) G4-6-3 2-H 1B			(1,3) K		4	0	1	1	0	2	0				
John Mabry, L OBP: 0.357, SLG: 0.380	(1,9) B X HBP 1B		(0,1) 1B		(2,1) G4-6-3 1-2			(1,1) G4-3		4	0	2	0	0	0	1				
Mark McGwire, R OBP: 0.382, SLG: 0.616 Mike DiFelice, R OBP: 0.299, SLG: 0.324	(1,3) B H FC5-4 HBP 1-2		(2,2) G4-3		(2,1) P2			(2,3) K		3	0	0	0	0	1	1				
Gary Gaetti, R OBP: 0.329, SLG: 0.437 Rigo Beltran, L (6,1)	(1,5) F X FC5-4			(2,3) K		(1,3) K			(0,1) G6-3	2	0	0	0	0	1	2				
Willie McGee, S OBP: 0.356, SLG: 0.421 (9, PH)	(1,2) F X 1-2				(2,0) G3-1				(0,0) G4-3	4	0	0	0	0	0	0				
Tom Lampkin, L OBP: 0.326, SLG: 0.367 (1,2)		(1,1) G4-3		(0,2) P5																
David Bell, R OBP: 0.333, SLG: 0.395 (7,4)		(3,2) L7		(0,1) 2B			(4,2) BB		(1,2) 3B	3	0	2	0	1	0	0				
Scarborough Green, S OBP: 0.167, SLG: 0.167 (1,8)		(2,2) FC6 1B		(0,0) G4-3			(3,2) F8		(1,0) G4-3	4	0	1	0	0	0	3				
Donovan Osborne, S OBP: 0.214, SLG: 0.214 John Frascatore, R (4,1) Scott Livingstone, L OBP: 0.197, SLG: 0.179 Phil Plantier, L OBP: 0.289, SLG: 0.420 (6, PH)	(1,1) B X FC6 1-2		(1,0) FC6		(0,0) 1B 1B		(0,0) F9			1	0	0	0	0	0	1				
Inning Stats	R: 0 E: 0 K: 0 S: 7	H: 1 LOB: 2 BB: 0 P: 12	R: 0 E: 0 K: 0 S: 9	H: 1 LOB: 1 BB: 0 P: 16	R: 0 E: 0 K: 1 S: 12	H: 1 LOB: 1 BB: 0 P: 17	R: 0 E: 0 K: 1 S: 11	H: 1 LOB: 0 BB: 0 P: 13	R: 1 E: 0 K: 1 S: 10	H: 2 LOB: 0 BB: 0 P: 12	R: 0 E: 0 K: 1 S: 7	H: 0 LOB: 1 BB: 1 P: 12	R: 0 E: 0 K: 2 S: 8	H: 0 LOB: 0 BB: 1 P: 14	R: 0 E: 0 K: 0 S: 8	H: 1 LOB: 1 BB: 0 P: 9	1B: 5 2B: 1 3B: 1 HR: 0	SF: 0 SAC: 0 DP: 1 HBP: 1	WP: 0 PB: 0 SB: 1 CS: 0	PA: 35
PITCHER Mark Leiter, R ERA: 6.02 (1,1)	IP: 9.0 WLS: W BF: 35 H: 7 R: 1 ER: 1 SO: 6 BB: 1 IBB: 0 HBP: 1 BLK: 0 WP: 0 HR: 0 S: 78 P: 117 ERA: 1.00 WHIP: 0.889															PITCHER				

St. Louis Cardinals @ Philadelphia Phillies
Veterans Stadium, Philadelphia, PA
Sun Aug 03 1997, 3:33 AM EDT
Att: 20,094 - Cloudy - 84 F

AB 33
R 1
H 7
RBI 1
BB 1
SO 6
LOB 11



Batter	1	2	3	4	5	6	7	8	9	AB	R	H	RBI	BB	SO	LOB	BOTTOM			
Ruben Amaro Jr, S OBP: 0.321, SLG: 0.350 (1,8) X	(0,0) G6-3		(2,1) P4	(1,0) BB 1B	(1,0) L9			(3,3) K		5	0	1	2	0	1	3				
Kevin Sefcik, R OBP: 0.294, SLG: 0.385 (1,4) C F X	(0,2) P3		(2,2) HR	(0,0) L9			(1,2) G5-3	(1,1) F8		5	1	1	3	0	0	1				
Gregg Jefferies, S OBP: 0.325, SLG: 0.378 (1,7) C B X	(1,1) L9		(0,2) HR 1B	(4,0) BB 1-2			(1,0) G4-6-3 1B			3	1	2	0	1	0	0				
Scott Rolen, R OBP: 0.390, SLG: 0.490 (1,5)		(2,2) P4	(1,2) HR	(0,1) G4-3			(0,1) G4-6-3 1-2			4	1	1	2	0	0	3				
23 Kevin Jordan, R OBP: 0.237, SLG: 0.364 (1,3)		(0,2) L8	(3,2) G6-3		(2,1) L9			(1,2) G6-3		4	0	0	0	0	0	0				
Mike Lieberthal, R OBP: 0.316, SLG: 0.467 (1,2)	(1,2) G5-3			(4,2) 2B 1B BB	(2,3) K			(1,1) F9		3	1	0	0	1	1	0				
Tony Barron, R OBP: 0.429, SLG: 0.538 (1,9)			(3,2) 1B HR 2B	(0,0) 1B 2B	(0,0) E 1B					4	3	4	0	0	0	0				
Kevin Stocker, S OBP: 0.338, SLG: 0.364 (1,6)			(0,0) F8	(1,1) SH1-4 1B	(1,0) E8 1B			(1,1) P3		4	2	1	1	0	0	3				
Mark Leiter, R OBP: 0.143, SLG: 0.118 (1,1)			(0,0) HR 1B	(0,0) SH1-4 1B	(1,1) 2-H 3-H 1B			(0,3) K2-3		3	1	2	2	0	1	0				
Inning Stats	R: 0 E: 0 K: 0 S: 6	H: 0 LOB: 0 BB: 0 P: 7	R: 0 E: 0 K: 0 S: 11	H: 0 LOB: 0 BB: 0 P: 14	R: 5 E: 0 K: 0 S: 23	H: 5 LOB: 0 BB: 0 P: 34	R: 3 E: 0 K: 0 S: 10	H: 3 LOB: 2 BB: 2 P: 20	R: 2 E: 1 K: 1 S: 12	H: 2 LOB: 1 BB: 0 P: 19	R: 0 E: 0 K: 0 S: 6	H: 1 LOB: 0 BB: 0 P: 8	R: 0 E: 0 K: 0 S: 8	H: 1 LOB: 1 BB: 0 P: 11	R: 0 E: 0 K: 2 S: 8	H: 0 LOB: 0 BB: 0 P: 12	1B: 8 2B: 2 3B: 0 HR: 2	SF: 0 SAC: 1 DP: 1 HBP: 0	WP: 0 PB: 0 SB: 0 CS: 0	PA: 38
PITCHER Donovan Osborne, L ERA: 5.02 (1,1) John Frascatore, R ERA: 2.87 (4,1) Rigo Beltran, L ERA: 1.96 (6,1)	IP: 3.0 WLS: L BF: 17 H: 7 R: 8 ER: 8 SO: 0 BB: 1 IBB: 0 HBP: 0 BLK: 0 WP: 0 HR: 2 S: 45 P: 65 ERA: 24.00 WHIP: 2.667															PITCHER				

St. Louis Cardinals @ Philadelphia Phillies
Veterans Stadium, Philadelphia, PA
Sun Aug 03 1997, 3:33 AM EDT
Att: 20,094 - Cloudy - 84 F

AB 35
R 10
H 12
RBI 10
BB 2
SO 3
LOB 10



Batter	1	2	3	4	5	6	7	8	9	AB	R	H	RBI	BB	SO	LOB	TOP					
Delino DeShields, L OBP: 0.358, SLG: 0.465 (1, 4)	F8		F8 2B		G5-3			B5-3		4	0	1	0	0	0	0						
Willie McGee, S OBP: 0.348, SLG: 0.411 (1, 8)	L8		F8			K		L7		4	0	0	0	0	1	1						
John Mabry, L OBP: 0.356, SLG: 0.378 Scarborough Green, S OBP: 0.167, SLG: 0.167 (9, PR)	K		P6		G1-3			G4-6-3 1B		4	0	1	0	0	1	1						
Mark McGwire, R OBP: 0.379, SLG: 0.609 (1, 3)		P3	G3			K		K		4	0	0	0	0	2	2						
Gary Gaetti, R OBP: 0.328, SLG: 0.435 (1, 5)		1B 3B 1B			G6-3			G5-3		4	1	1	0	0	0	1						
Ron Gant, R OBP: 0.312, SLG: 0.402 (1, 7)		1B 3B 1B			G6-3			F8		3	1	1	0	0	0	0						
Mike DiFelice, R OBP: 0.289, SLG: 0.324 (1, 2)		P6			G6-3			1B		3	0	1	0	0	0	2						
Royce Clayton, R OBP: 0.295, SLG: 0.391 (1, 6)		1-H 2-H 3B			G6-3			G4-3		3	0	1	2	0	0	1						
Manny Aybar, R (1, 1) Mark Petkovsek, R OBP: 0.152, SLG: 0.100 (6, 1) Scott Livingstone, L OBP: 0.184, SLG: 0.175 (8, PH) Curtis King, R (8, 1)		K			G5-3			K		2	0	0	0	0	1	1						
Inning Stats	R: 0 E: 0 K: 1 S: 12	H: 0 LOB: 0 BB: 0 P: 20	R: 2 E: 0 K: 1 S: 13	H: 3 LOB: 1 BB: 0 P: 17	R: 0 E: 0 K: 0 S: 5	H: 1 LOB: 1 BB: 0 P: 7	R: 0 E: 0 K: 0 S: 5	H: 0 LOB: 0 BB: 0 P: 9	R: 0 E: 0 K: 0 S: 7	H: 0 LOB: 0 BB: 0 P: 7	R: 0 E: 0 K: 2 S: 8	H: 0 LOB: 0 BB: 0 P: 10	R: 0 E: 0 K: 0 S: 8	H: 1 LOB: 1 BB: 0 P: 12	R: 0 E: 0 K: 1 S: 5	H: 0 LOB: 0 BB: 0 P: 6	R: 0 E: 0 K: 1 S: 8	H: 1 LOB: 1 BB: 0 P: 12	1B: 4 2B: 1 3B: 1 HR: 0	SF: 0 SAC: 0 DP: 1 HBP: 0	WP: 0 PB: 0 SB: 0 CS: 0	PA: 32
PITCHER	IP	WLS	BF	H	R	ER	SO	BB	IBB	HBP	BLK	WP	HR	S	P	ERA	WHIP					
Rick Reed, R ERA: 2.77 (1, 1)	6.0	W	22	4	2	2	4	0	0	0	0	0	0	50	70	3.00	0.667					
Cory Lidle, R ERA: 3.53 (7, 1)	2.0		7	1	0	0	1	0	0	0	0	0	0	13	18	0.00	0.500					
John Franco, L ERA: 2.53 (9, 1)	1.0	S	3	1	0	0	1	0	0	0	0	0	0	8	12	0.00	1.000					

St. Louis Cardinals @ New York Mets
Shea Stadium, Flushing, NY
Mon Aug 04 1997, 7:05 PM EDT
Att: 17,944 - Unknown - 73 F

AB 32
R 2
H 6
RBI 2
BB 0
SO 6
LOB 9



Batter	1	2	3	4	5	6	7	8	9	AB	R	H	RBI	BB	SO	LOB	BOTTOM				
Lance Johnson, L OBP: 0.382, SLG: 0.398 (1, 8)	CS 1B		1B 3B		2H 3B			K		4	1	3	2	0	1	0					
Bernard Gilkey, R OBP: 0.315, SLG: 0.357 (1, 7)	K		1B BB		G6-3			G6-3		3	0	0	0	1	1	2					
John Olerud, L OBP: 0.391, SLG: 0.465 (1, 3)	G6-3		1B		1-2 3-H 1B			G3-1		3	0	1	1	1	0	0					
Todd Hundley, S OBP: 0.421, SLG: 0.579 (1, 2)	F7		F7		L7			K		4	0	0	0	0	1	4					
Edgardo Alfonzo, R OBP: 0.390, SLG: 0.452 (1, 5)	K				F8			G5-3		3	1	0	0	0	1	0					
Carl Everett, S OBP: 0.316, SLG: 0.442 (1, 9) Cory Lidle, R (7, 1) Butch Huskey, R OBP: 0.309, SLG: 0.488 (8, PH) John Franco, L (9, 1)	K				G3			1B HBP		2	0	0	0	0	1	0					
Jason Hardtke, S OBP: 0.400, SLG: 0.519 (1, 4)			P3		G4-3			1B WP		4	0	1	1	0	0	1					
Rey Ordenez, R OBP: 0.273, SLG: 0.279 (1, 6)			SH1-4 3B 1B					G5-3		3	1	1	0	0	1	1					
Rick Reed, R OBP: 0.222, SLG: 0.333 (1, 1) Alex Ochoa, R OBP: 0.270, SLG: 0.316 (7, 9)			SH1-4		1-2 3B			L6		1	1	1	0	0	0	0					
Inning Stats	R: 0 E: 0 K: 1 S: 7	H: 1 LOB: 0 BB: 0 P: 10	R: 0 E: 0 K: 2 S: 9	H: 0 LOB: 0 BB: 0 P: 15	R: 2 E: 0 K: 0 S: 9	H: 3 LOB: 2 BB: 1 P: 20	R: 0 E: 0 K: 0 S: 7	H: 0 LOB: 0 BB: 0 P: 10	R: 1 E: 0 K: 1 S: 14	H: 2 LOB: 2 BB: 1 P: 22	R: 1 E: 0 K: 0 S: 11	H: 1 LOB: 1 BB: 0 P: 21	R: 0 E: 0 K: 1 S: 7	H: 0 LOB: 0 BB: 0 P: 9	R: 0 E: 0 K: 1 S: 11	H: 1 LOB: 1 BB: 0 P: 16	1B: 4 2B: 2 3B: 2 HR: 0	SF: 0 SAC: 1 DP: 0 HBP: 2	WP: 1 PB: 0 SB: 0 CS: 1	PA: 34	
PITCHER	IP	WLS	BF	H	R	ER	SO	BB	IBB	HBP	BLK	WP	HR	S	P	ERA	WHIP				
Manny Aybar, R ERA: 6.75 (1, 1)	5.1	L	25	7	4	4	4	2	0	2	0	0	0	51	87	6.75	1.688				
Mark Petkovsek, R ERA: 4.15 (6, 1)	1.2		5	0	0	0	1	0	0	0	0	1	0	13	20	0.00	0.000				
Curtis King, R ERA: (8, 1)	1.0		4	1	0	0	1	0	0	0	0	0	0	11	16	0.00	1.000				

St. Louis Cardinals @ New York Mets
Shea Stadium, Flushing, NY
Mon Aug 04 1997, 7:05 PM EDT
Att: 17,944 - Unknown - 73 F

AB 29
R 4
H 8
RBI 4
BB 2
SO 6
LOB 9




Batter	1	2	3	4	5	6	7	8	9	10	AB	R	H	RBI	BB	SO	LOB	TOP							
Delino DeShields, L OBP: 0.356, SLG: 0.462	G6-3		L6				F8			B1-3	5	0	1	2	0	0	2								
Ron Gant, R OBP: 0.311, SLG: 0.399	K			L7			F8	F8		FC5-4 1B	5	0	1	0	0	1	1								
Willie McGee, S OBP: 0.350, SLG: 0.417	G4-3				F9 2B			K		FC5-4 BB	5	0	2	0	0	1	1								
Mark McGwire, R OBP: 0.377, SLG: 0.603		L7			F9 2B		L9	F9			4	0	0	0	1	0	2								
Gary Gaetti, R OBP: 0.326, SLG: 0.431	F8						G1-4-3			BB	5	1	1	0	0	2	4								
John Mabry, L OBP: 0.324, SLG: 0.375	G6-3				G3-1		L9			SH2-4 1B	3	0	0	0	0	0	0								
Mike DiFelice, R OBP: 0.299, SLG: 0.330							L1			FC5-4 1B	3	1	2	1	1	0	0								
Royce Clayton, R OBP: 0.296, SLG: 0.394				P4						FC5-4 S	4	2	2	0	0	0	2								
Matt Morris, R OBP: 0.278, SLG: 0.260											4	0	1	1	0	2	4								
Dennis Eckersley, R OBP: 0.278, SLG: 0.260											0	0	0	0	0	0	0								
Tony Fossas, L OBP: 0.278, SLG: 0.260											0	0	0	0	0	0	0								
John Frascatore, R OBP: 0.278, SLG: 0.260											0	0	0	0	0	0	0								
David Bell, R OBP: 0.333, SLG: 0.395											0	0	0	0	0	0	0								
Inning Stats	R: 0 E: 0 K: 1 S: 5	H: 0 LOB: 0 BB: 0 P: 10	R: 0 E: 0 K: 0 S: 5	H: 0 LOB: 0 BB: 0 P: 10	R: 0 E: 0 K: 0 S: 9	H: 1 LOB: 1 BB: 0 P: 17	R: 0 E: 0 K: 1 S: 6	H: 1 LOB: 1 BB: 0 P: 8	R: 2 E: 0 K: 1 S: 16	H: 2 LOB: 1 BB: 1 P: 30	R: 0 E: 0 K: 0 S: 4	H: 1 LOB: 0 BB: 0 P: 6	R: 1 E: 0 K: 0 S: 12	H: 2 LOB: 1 BB: 0 P: 19	R: 0 E: 0 K: 1 S: 5	H: 0 LOB: 0 BB: 0 P: 6	R: 1 E: 1 K: 1 S: 14	H: 2 LOB: 1 BB: 0 P: 18	R: 0 E: 0 K: 1 S: 15	H: 1 LOB: 2 BB: 1 P: 27	1B: 7 2B: 3 3B: 0 HR: 0	SF: 0 SAC: 1 DP: 1 HBP: 0	WP: 0 PA: 41		
PITCHER	IP	WLS	BF	H	R	ER	SO	BB	IBB	HBP	BLK	WP	HR	S	P	ERA	WHIP								
Pete Harnisch, R ERA: 4.09	6.0		23	5	2	2	3	1	0	0	0	0	0	45	81	3.00	1.000								
Juan Acevedo, R ERA: 4.5	7.1	1.0	5	2	1	1	0	0	0	0	0	0	0	12	19	9.00	2.000								
Greg McMichael, R ERA: 3.3	8.1	2.0	8	2	1	1	2	0	0	0	0	0	0	19	24	4.50	1.000								
John Franco, L ERA: 2.49	10.1	0.2	4	1	0	0	0	1	0	0	0	0	0	11	21	0.00	3.000								
Cory Lidle, R ERA: 3.51	10.1	0.1	W	1	0	0	0	1	0	0	0	0	0	4	6	0.00	0.000								

St. Louis Cardinals @ New York Mets
Shea Stadium, Flushing, NY
Tue Aug 05 1997, 7:05 PM EDT
Att: 22,777 - Unknown - 75 F

livebaseballscorecards.com

AB	38
R	4
H	10
RBI	4
BB	2
SO	6
LOB	16




Batter	1	2	3	4	5	6	7	8	9	10	AB	R	H	RBI	BB	SO	LOB	BOTTOM							
Lance Johnson, L OBP: 0.386, SLG: 0.406	G4-3 SF7 2B									L8	5	1	3	0	0	0	0								
Bernard Gilkey, R OBP: 0.311, SLG: 0.352	G4-3									P4	5	1	0	0	0	1	3								
John Olerud, L OBP: 0.369, SLG: 0.463	SF7										4	0	1	1	0	0	1								
Todd Hundley, S OBP: 0.421, SLG: 0.575	G6-3										2	1	0	0	2	0	0								
Alex Ochoa, R OBP: 0.268, SLG: 0.314	G6-3										1	1	0	0	0	0	3								
Edgardo Alfonzo, R OBP: 0.390, SLG: 0.449											2	1	0	1	2	0	1								
Butch Huskey, R OBP: 0.308, SLG: 0.488											4	0	1	1	0	2	3								
Todd Pratt, R OBP: 0.432, SLG: 0.563											0	0	0	0	0	0	0								
Luis Lopez, S OBP: 0.339, SLG: 0.346											3	0	1	1	0	1	1								
Greg McMichael, R OBP: 0.500, SLG: 0.500											0	0	0	0	0	0	0								
Matt Franco, L OBP: 0.356, SLG: 0.427											1	0	1	1	0	0	0								
John Franco, L OBP: 0.356, SLG: 0.427											0	0	0	0	0	0	0								
Cory Lidle, R OBP: 0.375, SLG: 0.483											0	0	0	0	0	0	0								
Rey Ordonez, R OBP: 0.273, SLG: 0.275											3	0	0	0	1	0	2								
Pete Harnisch, S ERA: 2.61											2	0	0	0	0	0	1								
Juan Acevedo, R ERA: 3.93											0	0	0	0	0	0	0								
Jason Hardtke, S OBP: 0.375, SLG: 0.483											2	0	0	0	0	0	3								
Inning Stats	R: 1 E: 0 K: 0 S: 9	H: 1 LOB: 1 BB: 0 P: 14	R: 1 E: 1 K: 1 S: 7	H: 1 LOB: 1 BB: 1 P: 15	R: 0 E: 0 K: 1 S: 5	H: 1 LOB: 1 BB: 0 P: 8	R: 1 E: 0 K: 1 S: 12	H: 1 LOB: 1 BB: 1 P: 19	R: 0 E: 0 K: 0 S: 4	H: 0 LOB: 0 BB: 0 P: 7	R: 0 E: 0 K: 1 S: 8	H: 0 LOB: 0 BB: 0 P: 9	R: 0 E: 0 K: 0 S: 7	H: 0 LOB: 0 BB: 0 P: 8	R: 0 E: 0 K: 0 S: 4	H: 0 LOB: 0 BB: 0 P: 7	R: 1 E: 0 K: 0 S: 12	H: 1 LOB: 3 BB: 3 P: 29	R: 1 E: 1 K: 0 S: 11	H: 2 LOB: 2 BB: 0 P: 13	1B: 5 2B: 3 3B: 0 HR: 0	SF: 2 SAC: 0 DP: 1 HBP: 0	WP: 0 PA: 41		
PITCHER	IP	WLS	BF	H	R	ER	SO	BB	IBB	HBP	BLK	WP	HR	S	P	ERA	WHIP								
Matt Morris, R ERA: 2.61	1.1		31	4	4	3	4	3	0	0	0	0	0	61	96	3.24	0.840								
Dennis Eckersley, R ERA: 3.93	0.1	4	1	0	0	0	0	2	0	0	0	0	0	5	16	0.00	9.000								
Tony Fossas, L ERA: 2.59	0.1	L	4	2	1	0	0	0	0	0	0	0	0	9	13	0.00	6.000								
John Frascatore, R ERA: 2.83	0.2		2	0	0	0	0	0	0	0	0	0	0	4	4	0.00	0.000								

St. Louis Cardinals @ New York Mets
Shea Stadium, Flushing, NY
Tue Aug 05 1997, 7:05 PM EDT
Att: 22,777 - Unknown - 75 F

livebaseballscorecards.com

AB	34
R	5
H	7
RBI	5
BB	5
SO	4
LOB	18



Batter	1	2	3	4	5	6	7	8	9	AB	R	H	RBI	BB	SO	LOB	TOP										
Delino DeShields, L (1,4) OBP: 0.355, SLG: 0.458 David Bell, R (6,4) OBP: 0.327, SLG: 0.386	1-1 FC1-6 HBP		2-1 G3		2-3 K	1-1 G4-3			1-3 K	3	0	0	0	0	1	5											
Scarborough Green, S (1,8) OBP: 0.100, SLG: 0.100	0-0 FC1-6		2-1 G2-3			0-3 K	0-1 G4-3			4	0	0	0	0	0	1											
Ron Gant, R (1,7) OBP: 0.310, SLG: 0.397	1-1 SAFE F9			0-0 G5-3		1-2 1B	2-3 K			4	1	1	0	0	1	1											
Mark McGwire, R (1,3) OBP: 0.376, SLG: 0.599	0-3 K			0-0 G6-4-3 1B		3-3 K	0-0 L9			4	0	1	0	0	2	2											
Gary Gaetti, R (1,5) OBP: 0.326, SLG: 0.429		0-0 F9		2-0 G6-4-3 1B		2-2 1B		1-1 F7		4	1	1	1	0	0	1											
John Mabry, L (1,9) OBP: 0.357, SLG: 0.379 Tony Fossas, L (8,1)		2-0 G6-3			1-2 FC1-6 1B	1-2 E7 1B		0-0 G4-6-3 1B		4	1	3	0	0	0	0											
Mark Petkovsek, R (9,1) OBP: 0.182, SLG: 0.100						1-3 1B				0	0	0	0	0	0	0											
Mike DiFelice, R (1,2) OBP: 0.303, SLG: 0.333		1-1 FC6-4 1B			0-1 FC1-6 1B	1-0 1B		1-1 G4-6-3		4	0	2	2	0	0	2											
Royce Clayton, R (1,6) OBP: 0.296, SLG: 0.393		2-1 FC6-4			1-1 FC4-6 1B	2-2 1B			0-0 G6-3	4	0	1	0	0	0	2											
Andy Benes, R (1,1) OBP: 0.262, SLG: 0.310 Willie McGee, S (8,9) OBP: 0.348, SLG: 0.414			1-2 P4		2-2 1B	3-1 1B		0-3 K		3	0	2	0	0	0	0											
Inning Stats	R: 0 E: 0 K: 1 S: 7	H: 0 LOB: 1 BB: 0 P: 9	R: 0 E: 0 K: 0 S: 6	H: 1 LOB: 1 BB: 0 P: 11	R: 0 E: 0 K: 0 S: 8	H: 0 LOB: 0 BB: 0 P: 13	R: 0 E: 0 K: 0 S: 3	H: 1 LOB: 0 BB: 0 P: 5	R: 0 E: 0 K: 1 S: 14	H: 2 LOB: 2 BB: 0 P: 20	R: 3 E: 1 K: 2 S: 25	H: 6 LOB: 3 BB: 0 P: 38	R: 0 E: 0 K: 0 S: 6	H: 0 LOB: 0 BB: 0 P: 8	R: 0 E: 0 K: 2 S: 5	H: 1 LOB: 0 BB: 0 P: 7	R: 0 E: 0 K: 2 S: 7	H: 0 LOB: 0 BB: 0 P: 8	1B: 11 2B: 0 3B: 0 HR: 0	SF: 0 SAC: 0 DP: 2 HBP: 1	WP: 0 PB: 0 SB: 1 CS: 0	PA: 37					
PITCHER	IP	WLS	BF	H	R	ER	SO	BB	IBB	HBP	BLK	WP	HR	S	P	ERA	WHIP										
Greg Maddux, R (1,1) ERA: 2.36	6.0		28	10	3	3	4	0	0	1	0	0	0	63	96	4.50	1.667										
Mike Cather, R (7,1) ERA: 1.55	2.0		6	1	0	0	1	0	0	0	0	0	0	11	15	0.00	0.500										
Mark Wohlers, R (9,1) ERA: 2.19	1.0	W	3	0	0	0	2	0	0	0	0	0	0	7	8	0.00	0.000										

St. Louis Cardinals @ Atlanta Braves
Turner Field, Atlanta, GA
Wed Aug 06 1997, 7:05 PM EDT
Att: 46,880 - Unknown - 81 F

AB 36
R 3
H 11
RBI 3
BB 0
SO 7
LOB 14



Batter	1	2	3	4	5	6	7	8	9	AB	R	H	RBI	BB	SO	LOB	BOTTOM										
Kenny Lofton, L (1,8) OBP: 0.408, SLG: 0.441	4-1 BB		2-3 K			2-1 L7		2-2 E6 1B		3	0	1	0	1	1	0											
Jeff Blausler, R (1,6) OBP: 0.403, SLG: 0.507	0-0 F8			1-1 P4		1-0 10 1B		1-1 P3		4	1	1	0	0	0	2											
10 Chipper Jones, S (1,5) OBP: 0.379, SLG: 0.512	0-1 F9			3-1 G6-4-3 1B		3-2 2B		4-0 1B		3	1	2	0	1	0	1											
Fred McGriff, L (1,3) OBP: 0.365, SLG: 0.440	1-0 G3			3-1 G6-4-3		3-2 2B		3-3 K		4	0	1	2	0	1	4											
Ryan Klesko, L (1,7) OBP: 0.328, SLG: 0.487 Danny Bautista, R (9,PH) OBP: 0.278, SLG: 0.538		0-0 P5			2-3 K	1-0 G4-3			1-1 HR	3	0	0	0	0	1	1											
Andruw Jones, R (1,9) OBP: 0.350, SLG: 0.453		1-3 K			4-1 1B		3-2 P6			2	1	0	0	1	1	0											
Eddie Pérez, R (1,2) OBP: 0.273, SLG: 0.360		2-2 L5			1-0 F8	0-1 F7				3	0	0	0	0	0	1											
Tony Graffano, R (1,4) OBP: 0.343, SLG: 0.402			0-0 L9		3-2 1B	0-3 K				3	0	1	1	0	1	0											
Greg Maddux, R (1,1) OBP: 0.140, SLG: 0.109 Rafael Belliard, R (6,PH) OBP: 0.283, SLG: 0.270 Mike Cather, R (7,1)			2-3 K			2-3 K		1-0 F9		1	0	0	0	0	1	0											
Michael Tucker, L (8,PH) OBP: 0.347, SLG: 0.436 Mark Wohlers, R (9,1)										0	0	0	0	0	0	0											
Inning Stats	R: 0 E: 0 K: 0 S: 5	H: 0 LOB: 1 BB: 1 P: 10	R: 0 E: 0 K: 1 S: 7	H: 0 LOB: 0 BB: 0 P: 10	R: 0 E: 0 K: 2 S: 8	H: 0 LOB: 0 BB: 0 P: 12	R: 0 E: 0 K: 0 S: 6	H: 1 LOB: 0 BB: 0 P: 13	R: 1 E: 0 K: 1 S: 9	H: 1 LOB: 1 BB: 1 P: 18	R: 2 E: 0 K: 1 S: 13	H: 3 LOB: 1 BB: 0 P: 25	R: 0 E: 0 K: 1 S: 12	H: 0 LOB: 0 BB: 0 P: 15	R: 0 E: 1 K: 1 S: 10	H: 1 LOB: 2 BB: 1 P: 21	R: 1 E: 0 K: 0 S: 2	H: 1 LOB: 0 BB: 0 P: 3	1B: 5 2B: 1 3B: 0 HR: 1	SF: 0 SAC: 0 DP: 1 HBP: 0	WP: 0 PB: 0 SB: 0 CS: 0	PA: 32					
PITCHER	IP	WLS	BF	H	R	ER	SO	BB	IBB	HBP	BLK	WP	HR	S	P	ERA	WHIP										
Andy Benes, R (1,1) ERA: 3.19	7.2		30	6	3	3	6	2	1	0	0	0	0	66	117	3.52	1.043										
Tony Fossas, L (8,1) ERA: 2.52	0.1		1	0	0	0	1	0	0	0	0	0	0	4	7	0.00	0.000										
Mark Petkovsek, R (9,1) ERA: 4.28	0.0	L	1	1	1	1	0	0	0	0	0	0	1	2	3	∞	∞										

St. Louis Cardinals @ Atlanta Braves
Turner Field, Atlanta, GA
Wed Aug 06 1997, 7:05 PM EDT
Att: 46,880 - Unknown - 81 F

AB 29
R 4
H 7
RBI 4
BB 3
SO 7
LOB 9



Batter	1	2	3	4	5	6	7	8	9	AB	R	H	RBI	BB	SO	LOB	TOP				
Royce Clayton, R OBP: 0.295, SLG: 0.391 Delino DeShields, L OBP: 0.354, SLG: 0.456	2-2 P2		1-3 K			2-1 F8		1-2 G5-3		2	0	0	0	0	1	0					
Danny Sheaffer, R OBP: 0.310, SLG: 0.298	3-2 P4			1-1 BB 1B		0-0 G1-3		0-0 2B		4	0	2	0	0	0	0					
Willie McGee, S OBP: 0.356, SLG: 0.421	2-1 2B			4-0 SAFE 1-2 BB		2-1 L8		4-2 BB		2	0	1	0	2	0	0					
Mark McGwire, R OBP: 0.372, SLG: 0.593	1-3 K			1-3 K			1-2 F7	2-3 K		4	0	0	0	0	3	5					
Gary Gaetti, R OBP: 0.325, SLG: 0.427		2-3 K		3-2 L9-3			1-1 2B 1B		1-0 G4-3	4	0	1	0	0	1	2					
John Mabry, L OBP: 0.354, SLG: 0.375		1-3 K			0-1 F7		1-3 K		1-3 K	4	0	0	0	0	3	1					
Mike DiFelice, R OBP: 0.308, SLG: 0.341 Tom Lampkin, L OBP: 0.329, SLG: 0.370		2-2 P4			2-2 HBP		0-1 2B		1-0 DI 1B	2	0	1	0	0	0	0					
David Bell, R OBP: 0.321, SLG: 0.375			3-2 P3		1-2 F9		3-2 P5		2-1 1B	4	0	1	0	0	0	3					
Todd Stottlemyre, L OBP: 0.357, SLG: 0.375 Scott Livingstone, L OBP: 0.150, SLG: 0.172 Curtis King, R OBP: 0.329, SLG: 0.370 Tony Fossas, L OBP: 0.329, SLG: 0.370			0-1 G6-3		0-3 K			3-2 F8		2	0	0	0	0	1	1					
Inning Stats	R: 0 E: 0 K: 1 S: 13	H: 1 LOB: 1 BB: 0 P: 21	R: 0 E: 0 K: 2 S: 10	H: 0 LOB: 0 BB: 0 P: 15	R: 0 E: 0 K: 1 S: 12	H: 0 LOB: 0 BB: 0 P: 16	R: 0 E: 0 K: 1 S: 9	H: 1 LOB: 1 BB: 1 P: 18	R: 0 E: 0 K: 0 S: 5	H: 0 LOB: 0 BB: 0 P: 9	R: 0 E: 0 K: 1 S: 13	H: 2 LOB: 2 BB: 0 P: 19	R: 0 E: 0 K: 1 S: 15	H: 1 LOB: 2 BB: 1 P: 25	R: 0 E: 0 K: 1 S: 7	H: 2 LOB: 2 BB: 0 P: 12	1B: 4 2B: 4 3B: 0 HR: 0	SF: 0 SAC: 0 DP: 1 HBP: 1	WP: 0 PB: 0 SB: 0 CS: 0	PA: 35	
PITCHER	IP	WLS	BF	H	R	ER	SO	BB	IBB	HBP	BLK	WP	HR	S	P	ERA	WHIP				
Denny Neagle, L ERA: 2.88	7.2	W	29	5	0	0	7	1	0	1	0	0	0	82	125	0.00	0.783				
Chad Fox, R ERA: 4.15	0.1		2	0	0	0	1	1	0	0	0	0	0	6	12	0.00	3.000				
Mark Wohlers, R ERA: 2.15	1.0	S	4	2	0	0	1	0	0	0	0	0	0	7	12	0.00	2.000				

St. Louis Cardinals @ Atlanta Braves
Turner Field, Atlanta, GA
Thu Aug 07 1997, 7:05 PM EDT
Att: 46,687 - Unknown - 80 F

AB 32
R 0
H 7
RBI 0
BB 2
SO 9
LOB 12



Batter	1	2	3	4	5	6	7	8	9	AB	R	H	RBI	BB	SO	LOB	BOTTOM				
Kenny Lofton, L OBP: 0.408, SLG: 0.443	2-3 K		0-3 K			1-0 F9 10 1B	0-0 10 BB 1B	2-2 FC4-6		5	1	2	0	0	2	2					
Jeff Blauser, R OBP: 0.402, SLG: 0.504	3-2 10 1B		2-2 K			1-2 F9	1-2 L8			4	0	1	0	0	1	2					
10 Chipper Jones, S OBP: 0.384, SLG: 0.514	1-1 CS 1B			4-0 G4-6-3 BB		1-1 E 2B 1B	4-2 BB			2	1	2	1	2	0	0					
Fred McGriff, L OBP: 0.362, SLG: 0.436	3-3 K			1-0 G4-6-3		1-1 E4 2B	1-3 K			4	1	0	0	0	2	6					
Ryan Klesko, L OBP: 0.327, SLG: 0.487 Danny Bautista, R OBP: 0.278, SLG: 0.538		2-1 G4-3		3-2 L9		0-0 BB 2B	3-2 F7			4	0	1	2	0	0	2					
Andruw Jones, R OBP: 0.348, SLG: 0.449		1-0 F7			1-3 K	4-0 BB IBB		0-1 G5-3		3	0	0	0	1	1	0					
Javy Lopez, R OBP: 0.362, SLG: 0.558 Eddie Pérez, R OBP: 0.280, SLG: 0.362		1-0 HBP				1-0 HBP		0-1 1B		0	0	0	0	0	0	0					
Tony Graffanino, R OBP: 0.348, SLG: 0.400		0-0 L3			3-3 K	4-2 BB		0-0 FC4-6 1B		3	0	1	0	1	1	2					
Denny Neagle, L OBP: 0.232, SLG: 0.192 Chad Fox, R OBP: 0.280, SLG: 0.362 Michael Tucker, L OBP: 0.346, SLG: 0.435 Mark Wohlers, R OBP: 0.346, SLG: 0.435			1-3 K		2-3 K	1-0 G6-3		2-3 K		3	0	0	0	0	2	4					
Inning Stats	R: 0 E: 0 K: 2 S: 11	H: 2 LOB: 2 BB: 0 P: 20	R: 0 E: 0 K: 0 S: 4	H: 0 LOB: 1 BB: 0 P: 8	R: 0 E: 0 K: 3 S: 10	H: 0 LOB: 0 BB: 0 P: 13	R: 0 E: 0 K: 0 S: 4	H: 0 LOB: 1 BB: 1 P: 12	R: 0 E: 0 K: 3 S: 11	H: 0 LOB: 1 BB: 0 P: 18	R: 3 E: 1 K: 1 S: 16	H: 3 LOB: 3 BB: 2 P: 29	R: 0 E: 0 K: 1 S: 19	H: 1 LOB: 2 BB: 1 P: 27	R: 0 E: 0 K: 1 S: 14	H: 2 LOB: 2 BB: 0 P: 18	1B: 6 2B: 3 3B: 0 HR: 0	SF: 0 SAC: 0 DP: 2 HBP: 2	WP: 0 PB: 0 SB: 0 CS: 1	PA: 37	
PITCHER	IP	WLS	BF	H	R	ER	SO	BB	IBB	HBP	BLK	WP	HR	S	P	ERA	WHIP				
Todd Stottlemyre, R ERA: 3.69	7.0	L	32	6	3	2	10	3	1	2	0	0	0	75	127	2.57	1.286				
Curtis King, R ERA: 0.00	0.1		3	2	0	0	0	0	0	0	0	0	0	5	5	0.00	6.000				
Tony Fossas, L ERA: 2.48	0.2		2	0	0	0	1	0	0	0	0	0	0	9	13	0.00	0.000				

St. Louis Cardinals @ Atlanta Braves
Turner Field, Atlanta, GA
Thu Aug 07 1997, 7:05 PM EDT
Att: 46,687 - Unknown - 80 F

AB 31
R 3
H 8
RBI 3
BB 4
SO 11
LOB 22



Batter	1	2	3	4	5	6	7	8	9	AB	R	H	RBI	BB	SO	LOB	TOP								
Rex Hudler, R OBP: 0.221, SLG: 0.254 Ruben Amaro Jr. S (8, PH) OBP: 0.321, SLG: 0.344 (8, 8)	F9		K			K2-3		BB		3	0	0	0	0	2	0	Philadelphia Phillies @ St. Louis Cardinals Busch Stadium, St. Louis, MO Fri Aug 08 1997, 7:05 PM CDT Att: 38,300 - Unknown - 77 F								
Kevin Seifick, R OBP: 0.288, SLG: 0.371 (1, 4)	K		F8			L9		G5-3		4	0	0	0	0	1	2									
Gregg Jefferies, S OBP: 0.325, SLG: 0.374 (1, 7)	F9					G5-3			G6-3	4	1	1	0	0	0	0									
Scott Rolen, R OBP: 0.392, SLG: 0.499 (1, 5)		F8				K			K	4	0	0	0	0	2	1									
Mike Lieberthal, R OBP: 0.317, SLG: 0.478 (1, 2)		F8				SF8			P3	3	0	0	1	0	1	0									
Rico Brogna, L OBP: 0.278, SLG: 0.406 (1, 3)		FC5				F8			L8	3	0	1	0	0	0	0									
Tony Barron, R OBP: 0.438, SLG: 0.600 (1, 9)						F8			G4-3	3	0	1	0	0	0	0									
Kevin Stocker, S OBP: 0.334, SLG: 0.354 (1, 6)		FC5				G3			E4	3	0	0	0	0	0	2									
Mark Leiter, R OBP: 0.135, SLG: 0.111 Midre Cummings, L (8, PH) OBP: 0.303, SLG: 0.388 Reggie Harris, R (8, 1)						K2-3			L8	2	0	0	0	0	2	0									
										1	0	0	0	0	0	1									
										0	0	0	0	0	0	0									
Inning Stats	R: 0 E: 0 K: 1 S: 6	H: 0 LOB: 0 BB: 0 P: 8	R: 0 E: 0 K: 0 S: 10	H: 2 LOB: 2 BB: 0 P: 15	R: 0 E: 0 K: 2 S: 9	H: 0 LOB: 0 BB: 0 P: 13	R: 1 E: 1 K: 1 S: 13	H: 1 LOB: 0 BB: 0 P: 23	R: 0 E: 0 K: 1 S: 9	H: 0 LOB: 0 BB: 0 P: 10	R: 0 E: 0 K: 0 S: 7	H: 0 LOB: 0 BB: 0 P: 7	R: 0 E: 0 K: 0 S: 8	H: 0 LOB: 0 BB: 0 P: 16	R: 0 E: 0 K: 0 S: 11	H: 0 LOB: 2 BB: 1 P: 22	R: 0 E: 0 K: 2 S: 8	H: 0 LOB: 0 BB: 0 P: 14	1B: 3 2B: 0 3B: 0 HR: 0	SF: 1 SAC: 0 DP: 0 HBP: 0	WP: 1 PB: 1 SB: 0 CS: 0	PA: 32			
PITCHER	IP	WLS	BF	H	R	ER	SO	BB	IBB	HBP	BLK	WP	HR	S	P	ERA	WHIP								
Donovan Osborne, L ERA: 4.32 Curtis King, R ERA John Frascatore, R ERA: 2.78	(1, 1) (8, 1) (9, 1)	7.0 1.0 1.0	W 5 3	24 0 0	3 0 0	1 0 0	6 0 2	0 1 0	0 0 0	0 0 0	0 0 0	0 1 0	0 0 8	62 11 14	92 22 14	0.00 0.00 0.00	0.429 1.000 0.000								

Batter	1	2	3	4	5	6	7	8	9	AB	R	H	RBI	BB	SO	LOB	BOTTOM								
Delino DeShields, L OBP: 0.352, SLG: 0.453 (1, 4)	S					P4		F8	F7	5	1	1	0	0	1	5	Philadelphia Phillies @ St. Louis Cardinals Busch Stadium, St. Louis, MO Fri Aug 08 1997, 7:05 PM CDT Att: 38,300 - Unknown - 77 F								
Ron Gant, R OBP: 0.311, SLG: 0.397 (1, 7)	S		G5-3			G1-3		F8	F8	5	1	2	0	0	0	3									
Ray Lankford, L OBP: 0.414, SLG: 0.641 Curtis King, R John Frascatore, R	F7							F7		4	1	2	1	0	0	3									
										0	0	0	0	0	0	0									
										0	0	0	0	0	0	0									
Mark McGwire, R OBP: 0.373, SLG: 0.599 (1, 3)	P4					F9			FC6-4	3	1	1	1	1	0	3									
									BB																
Gary Gaetti, R OBP: 0.322, SLG: 0.423 (1, 5)	E5					L9			FC6-4	4	1	0	0	0	1	2									
									1B																
									1B																
John Mabry, L OBP: 0.353, SLG: 0.374 (1, 9)	F5								1B	4	1	1	0	0	2	1									
									1B																
									1B																
Mike DiFelice, R OBP: 0.312, SLG: 0.344 (1, 2)										4	0	2	0	0	1	0									
David Bell, R OBP: 0.333, SLG: 0.385 (1, 6)										4	0	2	1	0	1	1									
Donovan Osborne, S OBP: 0.200, SLG: 0.200 Scott Livingstone, L OBP: 0.158, SLG: 0.169 Scarborough Green, S OBP: 0.182, SLG: 0.182										1	0	0	0	0	0	1									
										1	0	0	0	0	1	0									
										1	0	1	1	0	0	0									
Inning Stats	R: 2 E: 1 K: 0 S: 11	H: 2 LOB: 1 BB: 0 P: 17	R: 0 E: 2 K: 1 S: 11	H: 1 LOB: 1 BB: 0 P: 18	R: 2 E: 0 K: 2 S: 12	H: 2 LOB: 0 BB: 0 P: 15	R: 0 E: 0 K: 1 S: 10	H: 1 LOB: 1 BB: 0 P: 17	R: 0 E: 0 K: 0 S: 8	H: 1 LOB: 1 BB: 0 P: 11	R: 0 E: 0 K: 2 S: 9	H: 0 LOB: 0 BB: 0 P: 13	R: 0 E: 0 K: 1 S: 8	H: 1 LOB: 1 BB: 0 P: 11	R: 2 E: 0 K: 0 S: 12	H: 4 LOB: 3 BB: 1 P: 25	1B: 10 2B: 0 3B: 0 HR: 2	SF: 0 SAC: 1 DP: 0 HBP: 0	WP: 0 PB: 0 SB: 2 CS: 0	PA: 38					
PITCHER	IP	WLS	BF	H	R	ER	SO	BB	IBB	HBP	BLK	WP	HR	S	P	ERA	WHIP								
Mark Leiter, R ERA: 5.84 Reggie Harris, R ERA: 5.33	(1, 1) (8, 1)	7.0 1.0	L 8	30 4	3 2	2 2	0 0	0 1	0 0	0 0	0 0	0 0	0 12	69 25	102 25	18.00 5.000	1.143								

Batter	1	2	3	4	5	6	7	8	9	AB	R	H	RBI	BB	SO	LOB	TOP				
Midre Cummings, L (1, 8) OBP: 0.295, SLG: 0.376	1-3 K		2-1 B1			1-0 L4	1-3 K		1-0 G1-3	5	0	0	0	0	2	3					
Mickey Morandini, L (1, 4) OBP: 0.373, SLG: 0.394	4-2 G1-3 1B BB		0-1 G3			0-1 HR 1B		2-0 1B		3	2	2	0	1	0	1					
Gregg Jefferies, S (1, 7) OBP: 0.326, SLG: 0.383 Ricky Bottalico, L (8, 1)	2-1 G1-3		0-2 G6-3			0-0 HR		2-1 SAFE SAFE 1B		4	1	2	2	0	0	2					
Scott Rolen, R (1, 5) OBP: 0.390, SLG: 0.496	1-0 S 1B		3-3 K			2-3 K		2-1 P4		4	0	1	1	0	2	2					
Rico Brogna, L (1, 3)	3-H K		3-1 G1-3			3-2 S 1B		0-0 L7		4	0	1	0	0	1	3					
Mike Lieberthal, R (1, 2) OBP: 0.314, SLG: 0.472	1-3 K		0-0 G5-3			1-0 F9		3-2 F8		4	0	0	0	0	1	3					
Tony Barron, R (1, 9) OBP: 0.389, SLG: 0.529	1-2 F9				0-0 G6-3			0-1 F9		4	0	0	0	0	0	0					
Kevin Stocker, S (1, 6) OBP: 0.331, SLG: 0.350	0-3 K				1-0 F7			0-1 F9		4	0	0	0	0	1	0					
Tyler Green, R (1, 1) OBP: 0.333, SLG: 0.417 Billy Brewer, L (7, 1) Ruben Amaro Jr. S (8, 7) OBP: 0.326, SLG: 0.350			0-0 G3 2B		1-2 G5-3		1-0 1B		0-0 1B	3	0	2	0	0	0	0					
Inning Stats	R: 1 E: 0 K: 2 S: 12	H: 1 LOB: 1 BB: 1 P: 21	R: 0 E: 0 K: 2 S: 9	H: 0 LOB: 0 BB: 0 P: 11	R: 0 E: 0 K: 0 S: 10	H: 1 LOB: 1 BB: 0 P: 12	R: 0 E: 0 K: 1 S: 6	H: 0 LOB: 0 BB: 0 P: 12	R: 0 E: 0 K: 1 S: 5	H: 3 LOB: 1 BB: 0 P: 18	R: 0 E: 0 K: 1 S: 8	H: 1 LOB: 1 BB: 0 P: 10	R: 0 E: 0 K: 0 S: 11	H: 2 LOB: 2 BB: 0 P: 20	R: 0 E: 0 K: 0 S: 5	H: 1 LOB: 1 BB: 0 P: 6	1B: 7 2B: 1 3B: 0 HR: 1	SF: 0 SAC: 0 DP: 0 HBP: 0	WP: 0 PB: 0 SB: 3 CS: 0	PA: 37	
PITCHER	IP	WLS	BF	H	R	ER	SO	BB	IBB	HBP	BLK	WP	HR	S	P	ERA	WHIP				
Manny Aybar, R (1, 1) ERA: 5.11	7.0	L	28	6	3	3	7	1	0	0	0	0	1	61	91	3.86	1.000				
Tony Fossas, L (8, 1) ERA: 2.49	0.0		2	2	0	0	0	0	0	0	0	0	0	3	7	∞	∞				
Curtis King, R (8, 1) ERA:	2.0		7	1	0	0	0	0	0	0	0	0	0	13	19	0.00	0.500				

Philadelphia Phillies @ St. Louis Cardinals
Busch Stadium, St. Louis, MO
Sat Aug 09 1997, 7:05 PM CDT
Att: 42,926 - Unknown - 79 F

AB 36
R 3
H 9
RBI 3
BB 1
SO 7
LOB 14



Batter	1	2	3	4	5	6	7	8	9	AB	R	H	RBI	BB	SO	LOB	BOTTOM				
Delino DeShields, L (1, 4) OBP: 0.351, SLG: 0.449	2-1 G4-3		2-2 G6-3			4-2 FC5-4 BB		2-2 P5		3	0	0	0	1	0	0					
Ron Gant, R (1, 7) OBP: 0.305, SLG: 0.393	2-3 K		1-2 G6-3			0-0 FC5-4 FC6-4 1-2		0-1 G5-3		4	0	0	0	0	1	1					
Ray Lankford, L (1, 8) OBP: 0.418, SLG: 0.644	1-0 2B			2-2 G5-3 1B		1-3 K		4-2 BB		3	0	2	0	1	1	1					
Mark McGwire, R (1, 3) OBP: 0.372, SLG: 0.594	4-1 BB			1-0 G5-3		1-0 FC6-4 1-2		0-3 K		3	0	0	0	1	1	3					
Gary Gaetti, R (1, 5) OBP: 0.323, SLG: 0.420	2-1 F9			1-0 F8		1-3 2B BB		4-1 FC5-4 BB		2	1	0	0	2	0	3					
John Mabry, L (1, 9) OBP: 0.352, SLG: 0.375		1-0 G3-1		0-0 G1-3		0-0 G5-3 SF7 2B		1-2 F2		4	1	1	1	0	0	2					
Tom Lampkin, L (1, 2) OBP: 0.323, SLG: 0.363		2-2 G2-3			1-2 F7		1-0 G5-3		0-3 K	4	0	0	0	0	1	2					
David Bell, R (1, 6) OBP: 0.317, SLG: 0.370 Willie McGee, S (9, PH) OBP: 0.355, SLG: 0.418		1-1 F8			1-0 F7		2-2 SF7		0-1 FC5-4 1-2	2	0	0	1	0	0	0					
Manny Aybar, R (1, 1) Danny Sheaffer, R (7, PH) OBP: 0.307, SLG: 0.295 Tony Fossas, L (8, 1) Curtis King, R (8, 1)			1-1 G6-3		1-0 P4		3-H F8			2	0	0	0	0	0	0					
Inning Stats	R: 0 E: 0 K: 1 S: 9	H: 1 LOB: 2 BB: 1 P: 20	R: 0 E: 0 K: 0 S: 6	H: 0 LOB: 0 BB: 0 P: 10	R: 0 E: 0 K: 0 S: 8	H: 0 LOB: 0 BB: 0 P: 12	R: 0 E: 0 K: 0 S: 6	H: 1 LOB: 1 BB: 0 P: 10	R: 0 E: 0 K: 1 S: 7	H: 0 LOB: 1 BB: 1 P: 13	R: 2 E: 0 K: 0 S: 9	H: 1 LOB: 0 BB: 1 P: 17	R: 0 E: 0 K: 1 S: 12	H: 0 LOB: 1 BB: 1 P: 18	R: 0 E: 0 K: 1 S: 9	H: 0 LOB: 1 BB: 1 P: 14	1B: 1 2B: 2 3B: 0 HR: 0	SF: 1 SAC: 0 DP: 0 HBP: 0	WP: 0 PB: 0 SB: 0 CS: 0	PA: 35	
PITCHER	IP	WLS	BF	H	R	ER	SO	BB	IBB	HBP	BLK	WP	HR	S	P	ERA	WHIP				
Tyler Green, R (1, 1) ERA: 5.58	6.0	W	24	3	2	2	2	3	0	0	0	0	0	45	81	3.00	1.000				
Billy Brewer, L (7, 1) ERA: 4.37	1.2		6	0	0	0	0	1	0	0	0	0	0	15	25	0.00	0.600				
Ricky Bottalico, R (8, 1) ERA: 3.67	1.1	S	5	0	0	0	2	1	0	0	0	0	0	12	17	0.00	0.750				

Philadelphia Phillies @ St. Louis Cardinals
Busch Stadium, St. Louis, MO
Sat Aug 09 1997, 7:05 PM CDT
Att: 42,926 - Unknown - 79 F

AB 29
R 2
H 3
RBI 2
BB 5
SO 4
LOB 13



Batter	1	2	3	4	5	6	7	8	9	AB R H RBI BB SO LOB	TOP									
Midre Cummings, L (1,8) OBP: 0.302, SLG: 0.380	2-1 1B 1B	1-2 G1-3 PB 1B	1-1 1B 1B		2-1 G3-1		0-3 K		0-0 G4-3	6 1 3 1 0 1 1	Philadelphia Phillies @ St. Louis Cardinals Busch Stadium, St. Louis, MO Sun Aug 10 1997, 3:33 AM CDT Att: 31,816 - Cloudy - 86 F									
Mickey Morandini, L (1,4) OBP: 0.378, SLG: 0.396	0-0 1B SF9 1B	4-2 G1-3 BB	0-1 1B 1-2 2-H		1-1 G3-1		4-2 BB			3 1 2 1 2 0 0										
Gregg Jefferies, S (1,7) Tony Barron, R (5, PR) OBP: 0.378, SLG: 0.514	1-1 FC3-6 1B 1-3 2-H	1-2 G1-3	4-2 1B BB		3-1 HR 1B		2-2 L9			3 1 2 1 1 0 2 1 1 0 0 0 0 1										
Scott Rolen, R (1,5) OBP: 0.388, SLG: 0.501	0-0 SF9	2-3 K	1-0 F9		1-1 HR		3-2 P3			4 1 1 3 0 1 5										
Rico Brogna, L (1,3) OBP: 0.277, SLG: 0.402	2-2 FC3-6 1B	2-3 K		0-0 G3-1		2-3 K		1-3 K		5 0 1 0 0 3 3										
Rubén Amaro Jr., S (1,9) OBP: 0.322, SLG: 0.344	0-1 FC3-6 WP 1B 1-2 2-3		1-1 F7	1-1 1B FC3-6 1B		2-2 F7		1-0 P3		5 1 1 0 0 0 2										
Mark Parent, R (1,2) OBP: 0.218, SLG: 0.196	0-0 BB 1-2 3-H 1B		2-0 G6-3	3-2 FC3-6 1B		2-1 G1-3		1-3 K		5 0 2 1 0 1 0										
Kevin Stocker, S (1,6) OBP: 0.334, SLG: 0.352	4-2 BB		2-1 1B 1B	2-2 FC3-6		2-1 G1-3		1-2 1B		4 1 2 1 1 0 1										
Curt Schilling, R (1,1) OBP: 0.180, SLG: 0.186	0-1 G6-3		0-0 1B 1B	2-3 K		1-3 K		0-3 K		5 1 1 0 0 3 5										
Inning Stats	R: 3 E: 0 K: 0 S: 18	H: 5 LOB: 3 BB: 1 P: 27	R: 0 E: 0 K: 2 S: 16	H: 1 LOB: 2 BB: 1 P: 26	R: 2 E: 0 K: 0 S: 15	H: 4 LOB: 3 BB: 1 P: 26	R: 1 E: 0 K: 1 S: 13	H: 2 LOB: 1 BB: 0 P: 20	R: 2 E: 0 K: 0 S: 11	H: 2 LOB: 1 BB: 0 P: 20	R: 0 E: 0 K: 2 S: 14	H: 0 LOB: 1 BB: 1 P: 21	R: 0 E: 0 K: 1 S: 9	H: 0 LOB: 0 BB: 0 P: 14	R: 0 E: 0 K: 2 S: 11	H: 1 LOB: 1 BB: 0 P: 13	1B: 14 2B: 0 3B: 0 HR: 1	SF: 1 SAC: 0 DP: 0 HBP: 0	WP: 1 PB: 1 CS: 0	PA: 46
PITCHER	IP WLS BF H R ER SO BB IBB HBP BLK WP HR S P ERA WHIP											PITCHER	IP WLS BF H R ER SO BB IBB HBP BLK WP HR S P ERA WHIP							
Matt Morris, R (1,1) ERA: 2.85	3.0 L 22 10 5 3 2 3 0 0 0 0 1 0 49 79 15.00 4.333																			
Mark Petkovsek, R (4,1) ERA: 4.48	3.0 0 13 4 3 3 2 0 0 0 0 0 1 31 54 9.00 1.333																			
Rigo Beltrán, L (7,1) ERA: 1.77	2.0 7 0 0 0 3 1 0 0 0 0 0 0 23 35 0.00 0.500																			
Dennis Eckerlesley, R (9,1) ERA: 3.82	1.0 4 1 0 0 2 0 0 0 0 0 0 0 11 13 0.00 1.000																			

AB	41
R	8
H	15
RBI	8
BB	4
SO	9
LOB	20



Batter	1	2	3	4	5	6	7	8	9	AB R H RBI BB SO LOB	BOTTOM									
Delino DeShields, L (1,4) OBP: 0.349, SLG: 0.446	0-1 G4-3		2-2 F8			1-3 K			1-2 G4-3	3 0 0 0 0 1 0	Philadelphia Phillies @ St. Louis Cardinals Busch Stadium, St. Louis, MO Sun Aug 10 1997, 3:33 AM CDT Att: 31,816 - Cloudy - 86 F									
Tom Lampkin, L (9, PH) OBP: 0.321, SLG: 0.351										1 0 0 0 0 0 0										
Brian Jordan, R (1,9) OBP: 0.333, SLG: 0.282	0-1 G6-3			0-0 F9			0-0 F9			3 0 0 0 0 0 0										
David Bell, R (8,5) OBP: 0.317, SLG: 0.370										0 0 0 0 0 0 0										
Ray Lankford, L (1,8) OBP: 0.417, SLG: 0.640	4-1 BB		2-3 K			3-3 K				2 0 0 0 1 2 0										
John Mabry, L (8,8) OBP: 0.352, SLG: 0.375										0 0 0 0 0 0 0										
Mark McGwire, R (1,3) OBP: 0.370, SLG: 0.590	2-3 K		0-0 P2			3-2 L5				3 0 0 0 0 1 1										
Ron Gant, R (1,7) OBP: 0.309, SLG: 0.393			0-3 K		2-2 G4-3 1B		2-3 K			3 0 1 0 0 2 0										
Dennis Eckerlesley, R (9,1)										0 0 0 0 0 0 0										
Danny Sheaffer, R (1,5) OBP: 0.308, SLG: 0.296	1-1 G4-6-3 1B		3-1 P6			0-0 F8				3 0 1 0 0 0 1										
Mike DiFelice, R (1,2) OBP: 0.308, SLG: 0.339	3-1 G4-6-3		1-0 G4-3			0-1 G3-1				3 0 0 0 0 0 2										
Royce Clayton, R (1,6) OBP: 0.295, SLG: 0.391			0-0 G4-3			0-0 F7			2-2 G6-4-3 1B	3 0 1 0 0 0 0										
Matt Morris, R (1,1) OBP: 0.278, SLG: 0.280			2-3 K			0-3 K			0-1 G6-4-3	0 0 0 0 0 0 0										
Scott Livingstone, L (3, PH) OBP: 0.185, SLG: 0.197										1 0 0 0 0 1 0										
Mark Petkovsek, R (4,1) OBP: 0.322, SLG: 0.352										0 0 0 0 0 0 0										
Gary Gaetti, R (6, PH) OBP: 0.322, SLG: 0.419										1 0 0 0 0 1 0										
Rigo Beltrán, L (7,1) OBP: 0.322, SLG: 0.419										0 0 0 0 0 0 0										
Willie McGee, S (9,7) OBP: 0.333, SLG: 0.416										1 0 0 0 0 0 1										
Inning Stats	R: 0 E: 0 K: 1 S: 8	H: 0 LOB: 1 BB: 1 P: 14	R: 0 E: 0 K: 1 S: 7	H: 1 LOB: 0 BB: 0 P: 11	R: 0 E: 0 K: 1 S: 9	H: 0 LOB: 0 BB: 0 P: 13	R: 0 E: 0 K: 1 S: 5	H: 0 LOB: 0 BB: 0 P: 7	R: 0 E: 0 K: 2 S: 7	H: 1 LOB: 0 BB: 0 P: 13	R: 0 E: 0 K: 1 S: 9	H: 0 LOB: 0 BB: 0 P: 15	R: 0 E: 0 K: 1 S: 7	H: 0 LOB: 0 BB: 0 P: 9	R: 0 E: 0 K: 0 S: 8	H: 1 LOB: 0 BB: 0 P: 11	1B: 3 2B: 0 3B: 0 HR: 0	SF: 0 SAC: 0 DP: 3 HBP: 0	WP: 0 PB: 0 CS: 0	PA: 28
PITCHER	IP WLS BF H R ER SO BB IBB HBP BLK WP HR S P ERA WHIP											PITCHER	IP WLS BF H R ER SO BB IBB HBP BLK WP HR S P ERA WHIP							
Curt Schilling, R (1,1) ERA: 2.98	9.0 W 28 3 0 0 8 1 0 0 0 0 0 67 101 0.00 0.444																			

AB	27
R	0
H	3
RBI	0
BB	1
SO	8
LOB	5



Batter	1	2	3	4	5	6	7	8	9	AB	R	H	RBI	BB	SO	LOB	TOP					
Brian McRae, S OBP: 0.331, SLG: 0.374 (1, 8)	4-2 L6-3 BB		0-0 FC6-4 1B		3-2 F8		0-0 BB 1B		0-2 F6	4	0	2	0	1	0	0						
Bernard Gilkey, R OBP: 0.307, SLG: 0.343 (1, 7)	1-0 L6-3		2-0 F9		1-2 G1-3		1-1 BB 1B		1-3 K	5	0	1	1	0	1	3						
John Olerud, L OBP: 0.396, SLG: 0.484 (1, 3)	4-2 BB		2-1 FC6-4		0-0 1B		1-2 2-3 BB		4-2 BB	2	0	1	0	2	0	2						
Todd Hundley, S OBP: 0.410, SLG: 0.577 (1, 2)	1-1 G3		0-0 HR		2-3 K		3-2 F8			4	1	1	1	0	1	5						
Edgardo Alfonzo, R OBP: 0.387, SLG: 0.441 (1, 5)		0-1 G6-4-3 1B	1-2 G6-3		1-2 F9		0-1 G1-3			4	0	1	0	0	0	4						
Carlos Baerga, S OBP: 0.318, SLG: 0.405 (1, 4)		1-0 P5	1-2 P6		1-1 1B		0-1 G6-3			4	0	1	0	0	0	1						
Butch Huskey, R OBP: 0.306, SLG: 0.472 (1, 9)		1-0 G6-4-3	1-1 1B		2-2 L8		1-1 F8			4	0	1	0	0	0	3						
Rey Ordenez, R OBP: 0.275, SLG: 0.282 (7, PH)			2-3 K		0-1 G1		3-2 L8		2-3 K	2	0	0	0	0	1	1						
Luis Lopez, S OBP: 0.326, SLG: 0.342 (7, 6)										2	0	0	0	0	1	0						
Dave Milicki, R OBP: 0.244, SLG: 0.308 (7, PH)			0-1 1B		1-3 K		4-1 1B BB		1-0 L9	2	0	1	0	0	1	0						
Alex Ochoa, R OBP: 0.284, SLG: 0.337 (7, PH)										0	1	0	0	1	0	0						
Turk Wendell, L (7, PH)										0	0	0	0	0	0	0						
Matt Franco, L OBP: 0.362, SLG: 0.419 (9, PH)										1	0	0	0	0	0	0						
Inning Stats	R: 0 E: 0 K: 0 S: 11	H: 0 LOB: 1 BB: 2 P: 21	R: 0 E: 0 K: 0 S: 4	H: 1 LOB: 0 BB: 0 P: 6	R: 0 E: 0 K: 1 S: 9	H: 2 LOB: 2 BB: 0 P: 15	R: 1 E: 0 K: 0 S: 11	H: 2 LOB: 1 BB: 0 P: 14	R: 0 E: 0 K: 1 S: 10	H: 0 LOB: 0 BB: 0 P: 15	R: 0 E: 0 K: 0 S: 11	H: 2 LOB: 2 BB: 0 P: 18	R: 1 E: 0 K: 0 S: 15	H: 2 LOB: 2 BB: 2 P: 30	R: 0 E: 0 K: 1 S: 8	H: 0 LOB: 0 BB: 0 P: 11	R: 0 E: 0 K: 1 S: 7	H: 0 LOB: 0 BB: 0 P: 9	1B: 8 2B: 1 3B: 0 HR: 1	SF: 0 SAC: 0 DP: 2 HBP: 0	WP: 0 PA: 38 PB: 0 SB: 0 CS: 0	
PITCHER	IP	WLS	BF	H	R	ER	SO	BB	IBB	HBP	BLK	WP	HR	S	P	ERA	WHIP					
Andy Benes, R ERA: 3.17	(1, 1)	6.1	W	29	9	2	2	3	3	0	0	0	0	1	63	104	2.84	1.895				
Tony Fossas, L ERA: 2.45	(7, 1)	0.1		2	0	0	0	0	1	0	0	0	0	0	6	13	0.00	3.000				
Curtis King, R ERA:	(7, 1)	1.1		4	0	0	0	1	0	0	0	0	0	10	13	0.00	0.000					
Dennis Eckersley, R ERA: 3.72	(9, 1)	1.0	S	3	0	0	0	1	0	0	0	0	0	7	9	0.00	0.000					

New York Mets @ St. Louis Cardinals
 Busch Stadium, St. Louis, MO
 Tue Aug 12 1997, 7:05 PM CDT
 Att: 32,547 - Unknown - 84 F

AB 34
 R 2
 H 9
 RBI 2
 BB 4
 SO 5
 LOB 19



Batter	1	2	3	4	5	6	7	8	9	AB	R	H	RBI	BB	SO	LOB	BOTTOM					
Delino DeShields, L OBP: 0.348, SLG: 0.449 (1, 4)	0-1 L7		2-0 L9		2-0 3B		2-1 F8			4	0	1	0	0	0	0						
Brian Jordan, R OBP: 0.331, SLG: 0.281 (1, 9)	0-0 S 1B		0-2 G6-3		0-1 FC5-2-5 2B		0-1 L3			4	1	1	0	0	0	1						
Ray Lankford, L OBP: 0.415, SLG: 0.634 (1, 8)	3-3 K		3-2 F9		4-2 2B BB				2-2 F9	3	1	0	0	1	1	1						
Mark McGwire, R OBP: 0.371, SLG: 0.599 (1, 3)	1-0 F7			2-1 HR	2-1 2B				3-2 P6	4	1	2	3	0	0	1						
Ron Gant, R OBP: 0.308, SLG: 0.391 (1, 7)		0-1 G4-3		3-1 G4-6-3 1B	0-3 K				0-2 G3	4	0	1	0	0	1	1						
Gary Gaetti, R OBP: 0.325, SLG: 0.421 (7, 1)		1-0 HR		1-0 1B						3	1	2	0	0	0	0						
Tony Fossas, L (7, 1)										0	0	0	0	0	0	0						
Curtis King, R (7, 1)										0	0	0	0	0	0	0						
Dennis Eckersley, R (9, 1)										0	0	0	0	0	0	0						
Tom Pagnozzi, R OBP: 0.273, SLG: 0.545 (1, 2)		3-2 HR		0-0 G4-6-3	1-2 2-3				0-1 P6	3	1	1	2	0	0	2						
Royce Clayton, R OBP: 0.293, SLG: 0.388 (1, 6)		2-1 F8		0-1 G5-3					2-2 F1-3	3	0	0	0	0	0	1						
Andy Benes, R OBP: 0.250, SLG: 0.295 (7, 5)		1-0 G5-3			0-0 F9				2-2 G6-3	2	0	0	0	0	0	0						
David Bell, R OBP: 0.311, SLG: 0.364 (7, 5)										1	0	0	0	0	0	0						
Inning Stats	R: 0 E: 0 K: 1 S: 8	H: 1 LOB: 1 BB: 0 P: 12	R: 2 E: 0 K: 0 S: 10	H: 2 LOB: 0 BB: 0 P: 17	R: 0 E: 0 K: 0 S: 9	H: 0 LOB: 0 BB: 0 P: 14	R: 1 E: 0 K: 0 S: 8	H: 3 LOB: 1 BB: 0 P: 14	R: 2 E: 0 K: 1 S: 12	H: 2 LOB: 1 BB: 1 P: 20	R: 0 E: 0 K: 0 S: 6	H: 0 LOB: 0 BB: 0 P: 8	R: 0 E: 0 K: 0 S: 7	H: 0 LOB: 0 BB: 0 P: 11	R: 0 E: 0 K: 0 S: 9	H: 0 LOB: 0 BB: 0 P: 14	1B: 4 2B: 1 3B: 1 HR: 2	SF: 0 SAC: 0 DP: 1 HBP: 0	WP: 0 PA: 32 PB: 0 SB: 1 CS: 0			
PITCHER	IP	WLS	BF	H	R	ER	SO	BB	IBB	HBP	BLK	WP	HR	S	P	ERA	WHIP					
Dave Milicki, R ERA: 4.5	(1, 1)	6.0	L	26	8	5	5	2	1	0	0	0	0	2	53	85	7.50	1.500				
Turk Wendell, R ERA: 3.94	(7, 1)	2.0		6	0	0	0	0	0	0	0	0	0	16	25	0.00	0.000					

New York Mets @ St. Louis Cardinals
 Busch Stadium, St. Louis, MO
 Tue Aug 12 1997, 7:05 PM CDT
 Att: 32,547 - Unknown - 84 F

AB 31
 R 5
 H 8
 RBI 5
 BB 1
 SO 2
 LOB 7



Batter	1	2	3	4	5	6	7	8	9	10	AB	R	H	RBI	BB	SO	LOB	TOP																		
Brian McRae, S OBP: 0.331, SLG: 0.375 (1, 8)											4	1	1	0	1	0	1																			
Edgardo Alfonso, R OBP: 0.387, SLG: 0.439 (1, 5)											4	3	1	0	1	0	1																			
John Olerud, L OBP: 0.400, SLG: 0.488 (1, 3)											5	1	4	2	0	0	0																			
Todd Hundley, S OBP: 0.410, SLG: 0.576 (1, 2)											4	0	1	1	1	1	4																			
Carlos Baerga, S OBP: 0.317, SLG: 0.404 (10, PH)											3	0	1	1	0	0	1																			
Butch Huskey, R OBP: 0.308, SLG: 0.474 (10, 1)											1	0	1	1	0	0	0																			
John Franco, L (10, 1)											0	0	0	0	0	0	0																			
Bernard Gilkey, R OBP: 0.306, SLG: 0.341 (1, 7)											5	0	1	0	0	1	5																			
Alex Ochoa, R OBP: 0.277, SLG: 0.328 (1, 9)											5	0	0	0	0	1	5																			
Rey Ordonez, R OBP: 0.271, SLG: 0.277 (1, 6)											4	0	0	0	0	1	0																			
Brian Bohannon, L OBP: 0.297, SLG: 0.071 (7, PH)											2	0	1	0	0	0	0																			
Luis Lopez, S OBP: 0.284, SLG: 0.089 (7, 1)											0	0	0	0	0	0	0																			
Greg McMichael, R OBP: 0.282, SLG: 0.500 (8, 1)											0	0	0	0	0	0	0																			
Mel Rojas, R OBP: 0.299, SLG: 0.415 (8, PH)											0	0	0	0	0	0	0																			
Matt Franco, L OBP: 0.299, SLG: 0.415 (8, PH)											0	0	0	0	0	0	0																			
Cory Lidle, R OBP: 0.303, SLG: 0.625 (10, 4)											0	0	0	0	0	0	0																			
Shawn Gilbert, R OBP: 0.333, SLG: 0.625 (10, 4)											0	0	0	0	0	0	0																			
Inning Stats	R: 3 E: 0 K: 1 S: 17	H: 4 LOB: 1 BB: 0 P: 26	R: 0 E: 0 K: 0 S: 6	H: 0 LOB: 0 BB: 0 P: 9	R: 0 E: 0 K: 1 S: 10	H: 2 LOB: 2 BB: 0 P: 13	R: 0 E: 0 K: 0 S: 9	H: 1 LOB: 1 BB: 0 P: 13	R: 1 E: 1 K: 2 S: 6	H: 1 LOB: 0 BB: 0 P: 12	R: 0 E: 0 K: 2 S: 9	H: 0 LOB: 0 BB: 0 P: 13	R: 0 E: 0 K: 0 S: 7	H: 0 LOB: 0 BB: 1 P: 15	R: 0 E: 0 K: 0 S: 12	H: 1 LOB: 2 BB: 1 P: 25	R: 0 E: 0 K: 0 S: 5	H: 0 LOB: 0 BB: 0 P: 8	R: 1 E: 0 K: 0 S: 11	H: 2 LOB: 2 BB: 1 P: 23	1B: 9 2B: 2 3B: 0 HR: 0	SF: 1 SAC: 0 DP: 1 HBP: 0	WP: 0 PB: 0 SB: 0 CS: 1	PA: 44												
PITCHER	IP WLS BF H R ER SO BB IBB HBP BLK WP HR S P ERA WHIP																			ERA WHIP																
Todd Stottlemyre, R ERA: 3.7 (1, 1)	7.0	29	8	4	3	4	1	0	0	0	0	0	0	0	64	103	3.86	1.286																		
Rigo Beltran, L ERA: 1.71 (8, 1)	0.2	3	0	0	0	0	1	0	0	0	0	0	0	0	9	17	0.00	1.500																		
John Frascatore, R ERA: 2.72 (8, 1)	1.1	5	1	0	0	0	0	0	0	0	0	0	0	8	16	0.00	0.750																			
Tony Frassas, L ERA: 2.68 (10, 1)	0.1	L	3	1	1	1	1	0	0	0	0	0	0	5	12	27.00	6.000																			
Curtis King, R ERA: (10, 1)	0.2	3	1	0	0	0	0	0	0	0	0	0	0	6	11	0.00	1.500																			

New York Mets @ St. Louis Cardinals
 Busch Stadium, St. Louis, MO
 Wed Aug 13 1997, 7:05 PM CDT
 Att: 27,171 - Unknown - 79 F

AB 39
 R 5
 H 11
 RBI 5
 BB 3
 SO 4
 LOB 17



Batter	1	2	3	4	5	6	7	8	9	10	AB	R	H	RBI	BB	SO	LOB	BOTTOM																		
Delino DeShields, L OBP: 0.353, SLG: 0.452 (1, 4)											4	1	3	0	0	0	1																			
Brian Jordan, R OBP: 0.320, SLG: 0.274 (1, 9)											3	0	0	0	1	0	3																			
Rigo Beltran, L ERA: 1.71 (8, 1)											0	0	0	0	0	0	0																			
John Frascatore, R ERA: 2.72 (8, 1)											1	0	0	0	0	1	2																			
John Mabry, L OBP: 0.341, SLG: 0.374 (10, 1)											0	0	0	0	0	0	0																			
Tommy Lasorda, L OBP: 0.341, SLG: 0.374 (10, 1)											0	0	0	0	0	0	0																			
Curtis King, R ERA: (10, 1)											0	0	0	0	0	0	0																			
Ray Lankford, L OBP: 0.413, SLG: 0.628 (1, 8)											5	0	1	0	0	1	6																			
Mark McGwire, R OBP: 0.373, SLG: 0.614 (1, 3)											5	3	3	3	0	2	1																			
Ron Gant, R OBP: 0.309, SLG: 0.390 (1, 7)											4	0	1	0	1	0	1																			
Gary Gaetti, R OBP: 0.324, SLG: 0.418 (1, 5)											5	0	1	0	0	0	2																			
Mike DiFelice, R OBP: 0.307, SLG: 0.337 (1, 2)											4	0	1	1	0	1	0																			
Danny Sheaffer, R OBP: 0.305, SLG: 0.294 (10, PH)											1	0	0	0	0	0	2																			
Royce Clayton, R OBP: 0.283, SLG: 0.387 (1, 6)											4	0	1	0	0	0	1																			
Todd Stottlemyre, L OBP: 0.351, SLG: 0.367 (1, 1)											1	0	0	0	0	1	0																			
Willie McCove, S OBP: 0.359, SLG: 0.433 (7, PH)											2	0	2	0	0	0	0																			
Inning Stats	R: 2 E: 0 K: 0 S: 13	H: 2 LOB: 1 BB: 1 P: 23	R: 0 E: 0 K: 0 S: 7	H: 1 LOB: 1 BB: 0 P: 11	R: 0 E: 0 K: 1 S: 9	H: 1 LOB: 1 BB: 0 P: 16	R: 0 E: 0 K: 0 S: 12	H: 0 LOB: 0 BB: 0 P: 18	R: 0 E: 0 K: 2 S: 11	H: 0 LOB: 2 BB: 0 P: 17	R: 1 E: 0 K: 0 S: 8	H: 2 LOB: 1 BB: 0 P: 13	R: 0 E: 0 K: 0 S: 8	H: 2 LOB: 1 BB: 0 P: 11	R: 1 E: 0 K: 1 S: 10	H: 1 LOB: 0 BB: 0 P: 14	R: 0 E: 0 K: 1 S: 11	H: 2 LOB: 2 BB: 0 P: 15	R: 0 E: 0 K: 1 S: 14	H: 2 LOB: 1 BB: 0 P: 21	1B: 9 2B: 4 3B: 0 HR: 2	SF: 0 SAC: 1 DP: 3 HBP: 1	WP: 0 PB: 0 SB: 3 CS: 1	PA: 43												
PITCHER	IP WLS BF H R ER SO BB IBB HBP BLK WP HR S P ERA WHIP																			ERA WHIP																
Brian Bohannon, L ERA: 3.48 (1, 1)	6.0	26	6	3	3	3	2	0	0	0	0	0	0	0	80	111	4.50	1.333																		
Greg McMichael, R ERA: 3.18 (7, 1)	1.0	4	2	0	0	0	0	0	0	0	0	0	0	8	11	0.00	2.000																			
Mel Rojas, R ERA: 5.0 (8, 1)	1.0	4	1	1	1	1	0	0	0	0	0	0	0	1	10	14	9.00	1.000																		
Cory Lidle, R ERA: 3.99 (8, 1)	1.0	W	5	2	0	0	0	0	0	0	0	0	0	11	15	0.00	2.000																			
John Franco, L ERA: 2.39 (10, 1)	1.0	S	4	2	0	0	1	0	0	0	0	0	0	14	21	0.00	2.000																			

New York Mets @ St. Louis Cardinals
 Busch Stadium, St. Louis, MO
 Wed Aug 13 1997, 7:05 PM CDT
 Att: 27,171 - Unknown - 79 F

AB 39
 R 4
 H 13
 RBI 4
 BB 2
 SO 6
 LOB 19



Batter	1	2	3	4	5	6	7	8	9	AB	R	H	RBI	BB	SO	LOB	TOP								
Brian McRae, S (1, 8) OBP: 0.330, SLG: 0.373	1-1 F7		0-0 G4-3		2-1 HR 1B		3-3 K		1-0 L9	5	1	1	0	0	1	0									
Edgardo Alfonso, R (1, 5) OBP: 0.388, SLG: 0.448	0-2 F7			1-0 P4	1-2 HR 1B		0-1 1B 1B			4	1	2	4	0	0	0									
John Olerud, L (1, 3) OBP: 0.399, SLG: 0.485	1-2 L6			0-1 E6 G5-4-3	L8		1-0 1B		1-3 1B	4	0	1	0	0	0	0									
Butch Huskey, R (1, 9) OBP: 0.308, SLG: 0.469		1-0 P4		1-0 G5-4-3		4-2 2B BB		1-0 F9		3	1	0	0	1	0	3									
Bernard Gilkey, R (1, 7) OBP: 0.305, SLG: 0.343		0-0 P4			1-0 1B 2B	1 SAFE F7		1-0 G6-3		4	1	1	0	0	0	1									
Todd Pratt, R (1, 2) OBP: 0.480, SLG: 0.568		0-2 1B			1-1 1B HR 1B	1 SAFE 1B 1B	1-0 1B 2B	3-3 K		4	1	3	1	0	1	0									
Shawn Gilbert, R (1, 4) Luis Lopez, S (6, PH) OBP: 0.321, SLG: 0.333		2-3 K			0-1 P4	3-3 K		2-1 G4-3		2	0	0	0	0	1	3									
Rey Ordonez, R (1, 6) OBP: 0.275, SLG: 0.281			0-1 F8		0-0 HR 1B	1-2 G4-3		1-0 L8-3 1B		4	1	2	1	0	0	1									
Bobby Jones, R (1, 1) Turk Wendell, L (8, 1) Greg McMichael, R (8, 1) Matt Franco, L (9, PH) Mel Rojas, R (9, 1)		0-2 G3			1-3 K		1-1 G6-3		1-0 L8-3	3	0	0	0	0	1	2									
Inning Stats	R: 0 E: 0 K: 0 S: 8	H: 0 LOB: 0 BB: 0 P: 10	R: 0 E: 0 K: 1 S: 9	H: 1 LOB: 1 BB: 0 P: 12	R: 0 E: 0 K: 0 S: 6	H: 0 LOB: 0 BB: 0 P: 6	R: 0 E: 1 K: 0 S: 4	H: 0 LOB: 0 BB: 0 P: 6	R: 5 E: 0 K: 1 S: 17	H: 5 LOB: 0 BB: 0 P: 26	R: 1 E: 0 K: 1 S: 13	H: 1 LOB: 1 BB: 0 P: 23	R: 0 E: 0 K: 1 S: 9	H: 2 LOB: 2 BB: 0 P: 15	R: 0 E: 0 K: 1 S: 6	H: 0 LOB: 0 BB: 0 P: 12	R: 0 E: 0 K: 0 S: 3	H: 1 LOB: 0 BB: 0 P: 6	1B: 7 2B: 3 3B: 0 HR: 1	SF: 0 SAC: 0 DP: 2 HBP: 0	WP: 0 PB: 0 SB: 0 CS: 0	PA: 37			
PITCHER	IP	WLS	BF	H	R	ER	SO	BB	IBB	HBP	BLK	WP	HR	S	P	ERA	WHIP								
Donovan Osborne, L (1, 1) ERA: 4.88	5.1	L	24	7	6	6	2	1	0	0	0	0	1	51	73	10.12	1.500								
John Frascatore, R (6, 1) ERA: 2.64	1.2		7	2	0	0	2	0	0	0	0	0	0	15	25	0.00	1.200								
Mark Petkovsek, R (8, 1) ERA: 4.36	2.0		6	1	0	0	1	0	0	0	0	0	0	9	18	0.00	0.500								

New York Mets @ St. Louis Cardinals
Busch Stadium, St. Louis, MO

AB 36
R 6
H 10
RBI 6
BB 1
SO 5
LOB 12



Thu Aug 14 1997, 7:05 PM CDT
Att: 28,411 - Unknown - 75 F

Batter	1	2	3	4	5	6	7	8	9	AB	R	H	RBI	BB	SO	LOB	BOTTOM								
Delino DeShields, L (1, 4) OBP: 0.351, SLG: 0.456	2-2 G5-3		1-1 G5-3		2-1 HR		2-0 G1-6-3		3-2 L7	5	1	1	2	0	0	1									
Royce Clayton, R (1, 6) OBP: 0.292, SLG: 0.385	1-2 G1-3		1-0 G5-3		1-2 1B		1-0 F9			4	0	1	0	0	0	0									
Ray Lankford, L (1, 8) OBP: 0.411, SLG: 0.622	1-0 F8		1-1 G5-3		1-3 K		4-1 FC5 BB		4-2 FC5 BB	3	0	0	0	1	1	1									
Mark McGwire, R (1, 3) OBP: 0.377, SLG: 0.613		1-1 WP FC1-5 1B		4-1 BB	3-2 F7		0-2 1B		1-2 FC5 BB	2	0	1	0	2	0	1									
Ron Gant, R (1, 7) OBP: 0.311, SLG: 0.391		0-0 BB WP 1B		1-3 K		0-2 1B		0-0 F7		4	0	2	0	0	1	3									
Gary Gaetti, R (1, 5) OBP: 0.320, SLG: 0.414		2-1 L8		2-2 F8		1 SAFE 3-2 F9		0-0 FC5		4	0	0	0	0	0	6									
Tom Pagnozzi, R (1, 2) OBP: 0.200, SLG: 0.490		2-2 FC1-5 BB		1-0 L5		1 SAFE 0-2 F7		1-3 K		4	0	0	0	0	1	6									
John Mabry, L (1, 9) OBP: 0.350, SLG: 0.371		4-2 BB		0-2 G6-3		2-0 F7		0-3 K		3	0	0	0	1	1	1									
Donovan Osborne, S (1, 1) John Frascatore, R (6, 1) Willie McGee, S (7, PH) Mark Petkovsek, R (8, 1) Tom Lampkin, L (9, PH)		0-1 G1-3		1-0 HR 1B		0-1 G1-6-3 1B		1-1 G3-1		2	1	1	0	0	0	3									
Inning Stats	R: 0 E: 0 K: 0 S: 9	H: 2 LOB: 3 BB: 1 P: 23	R: 0 E: 0 K: 0 S: 5	H: 0 LOB: 0 BB: 0 P: 8	R: 0 E: 0 K: 1 S: 8	H: 0 LOB: 1 BB: 1 P: 16	R: 2 E: 0 K: 1 S: 16	H: 3 LOB: 1 BB: 0 P: 24	R: 0 E: 0 K: 0 S: 10	H: 1 LOB: 1 BB: 0 P: 15	R: 0 E: 0 K: 0 S: 4	H: 1 LOB: 0 BB: 0 P: 7	R: 0 E: 0 K: 1 S: 11	H: 0 LOB: 2 BB: 2 P: 20	R: 0 E: 0 K: 1 S: 9	H: 0 LOB: 0 BB: 0 P: 13	1B: 6 2B: 0 3B: 0 HR: 1	SF: 0 SAC: 0 DP: 1 HBP: 0	WP: 1 PB: 0 SB: 1 CS: 0	PA: 37					
PITCHER	IP	WLS	BF	H	R	ER	SO	BB	IBB	HBP	BLK	WP	HR	S	P	ERA	WHIP								
Bobby Jones, R (1, 1) ERA: 3.61	7.0	W	29	7	2	2	2	2	0	0	0	0	1	66	106	2.57	1.286								
Turk Wendell, R (8, 1) ERA: 3.94	0.0		2	0	0	0	0	2	0	0	0	0	0	5	13	∞	∞								
Greg McMichael, R (8, 1) ERA: 3.13	1.0		3	0	0	0	1	0	0	0	0	0	0	6	7	0.00	0.000								
Mel Rojas, R (9, 1) ERA: 4.92	1.0		3	0	0	0	1	0	0	0	0	0	0	9	13	0.00	0.000								

New York Mets @ St. Louis Cardinals
Busch Stadium, St. Louis, MO

AB 33
R 2
H 7
RBI 2
BB 4
SO 4
LOB 22



Thu Aug 14 1997, 7:05 PM CDT
Att: 28,411 - Unknown - 75 F

Batter	1	2	3	4	5	6	7	8	9	AB	R	H	RBI	BB	SO	LOB	TOP					
Kenny Lofton, L (1, 8) OBP: 0.406, SLG: 0.432	F8			B1-3 10 G6-3 2B	P3		K		L7	5	1	1	0	0	1	4	Atlanta Braves @ St. Louis Cardinals Busch Stadium, St. Louis, MO Sat Aug 16 1997, 3:33 AM CDT Att: 47,229 - Sunny - 92 F					
Michael Tucker, L (1, 9) OBP: 0.348, SLG: 0.436	G6-4-3 BB			B1-3 2-3		K		E3 10 1B		3	1	0	0	1	1							
10 Chipper Jones, S (1, 5) OBP: 0.384, SLG: 0.502	G6-4-3 1-2			G6-3 3-H 0-1			HR 1B		1B 1B	4	1	2	1	0	0							
Fred McGriff, L (1, 3) OBP: 0.360, SLG: 0.432		G6-3		G5-3			HR 1B		K	4	1	1	2	0	1							
Ryan Klesko, L (1, 7) OBP: 0.323, SLG: 0.469																						
Andruw Jones, R (8, PH) OBP: 0.340, SLG: 0.430		K					1B SF8 1B		L9	3	1	1	0	0	1							
Jeff Blauser, R (1, 6) OBP: 0.404, SLG: 0.505										1	0	0	0	0	1							
Jeff Blauser, R (1, 6) OBP: 0.404, SLG: 0.505	G3						SH5-4 1-3 1B		G3	4	0	2	1	0	0							
Eddie Pérez, R (1, 2) OBP: 0.269, SLG: 0.348																						
Mark Lemke, S (1, 4) OBP: 0.298, SLG: 0.311																						
Mike Bielecki, R (7, 1)																						
Mike Cather, R (8, 1)																						
Greg Colbrunn, R (9, PH)																						
Mark Wohlers, R (9, 1)																						
Greg Maddux, R (1, 1) OBP: 0.148, SLG: 0.102																						
Tony Graffanino, R (7, PH) OBP: 0.358, SLG: 0.408																						
Inning Stats	R: 0 E: 0 K: 0 S: 7	H: 0 LOB: 0 BB: 1 P: 14	R: 0 E: 0 K: 1 S: 6	H: 0 LOB: 0 BB: 0 P: 8	R: 0 E: 0 K: 3 S: 9	H: 0 LOB: 0 BB: 0 P: 14	R: 1 E: 0 K: 0 S: 10	H: 1 LOB: 0 BB: 0 P: 15	R: 1 E: 0 K: 0 S: 11	H: 3 LOB: 2 BB: 0 P: 20	R: 2 E: 0 K: 1 S: 11	H: 2 LOB: 0 BB: 0 P: 18	R: 0 E: 0 K: 2 S: 13	H: 1 LOB: 1 BB: 0 P: 19	R: 1 E: 0 K: 1 S: 12	H: 2 LOB: 2 BB: 0 P: 16	R: 0 E: 0 K: 1 S: 13	H: 1 LOB: 1 BB: 0 P: 21	1B: 7 2B: 1 3B: 1 HR: 1	SF: 1 SAC: 1 DP: 1 HBP: 0	WP: 0 PB: 0 SB: 0 CS: 0	PA: 37
PITCHER	IP WLS BF H R ER SO BB IBB HBP BLK WP HR S P ERA WHIP																					
Matt Morris, R (1, 1) ERA: 2.96	7.0 L 30 8 5 4 7 1 0 0 0 0 0 1 70 111 5.14 1.286																					
Tony Fossas, L (8, 1) ERA: 2.58	0.1 1 0 0 0 1 0 0 0 0 0 0 0 3 4 0.00 0.000																					
Mark Petkovsek, R (8, 1) ERA: 4.28	1.1 5 2 0 0 2 0 0 0 0 0 0 0 18 28 0.00 1.500																					
Rigo Beltran, L (9, 1) ERA: 1.54	0.1 1 0 0 0 0 0 0 0 0 0 0 0 1 2 0.00 0.000																					

Batter	1	2	3	4	5	6	7	8	9	AB	R	H	RBI	BB	SO	LOB	BOTTOM			
Delino DeShields, L (1, 4) OBP: 0.352, SLG: 0.458	K	G4-6-3 1-2								3	0	0	0	1	2	2	Atlanta Braves @ St. Louis Cardinals Busch Stadium, St. Louis, MO Sat Aug 16 1997, 3:33 AM CDT Att: 47,229 - Sunny - 92 F			
Brian Jordan, R (1, 9) OBP: 0.322, SLG: 0.269	HR 1B									4	1	1	0	0	0	1				
Mark McGwire, R (1, 3) OBP: 0.384, SLG: 0.619	HR 1B									3	1	1	0	0	0	0				
Ray Lankford, L (1, 8) OBP: 0.412, SLG: 0.626	HR									4	1	2	3	0	1	1				
Ron Gant, R (1, 7) OBP: 0.307, SLG: 0.387	L8									4	0	0	0	0	1	2				
Gary Gaetti, R (1, 5) OBP: 0.314, SLG: 0.405	P3									4	0	0	0	0	0	0				
Mike DiFelice, R (1, 2) OBP: 0.304, SLG: 0.338										2	0	1	0	0	0	0				
Willie McGee, S (7, PH) OBP: 0.354, SLG: 0.425										1	0	0	0	0	0	0				
Tom Lampkin, L (8, 2) OBP: 0.321, SLG: 0.357										0	0	0	0	0	0	0				
Royce Clayton, R (1, 6) OBP: 0.296, SLG: 0.387										3	0	1	0	0	0	1				
Matt Morris, R (1, 1) OBP: 0.281, SLG: 0.264										3	0	1	0	0	1	1				
Tony Fossas, L (8, 1)										0	0	0	0	0	0	0				
Mark Petkovsek, R (8, 1) OBP: 0.182, SLG: 0.100										0	0	0	0	0	0	0				
Rigo Beltran, L (9, 1)										0	0	0	0	0	0	0				
Inning Stats	R: 3 E: 0 K: 1 S: 11	H: 3 LOB: 0 BB: 0 P: 19	R: 0 E: 0 K: 0 S: 7	H: 2 LOB: 1 BB: 0 P: 8	R: 0 E: 0 K: 0 S: 11	H: 0 LOB: 1 BB: 0 P: 17	R: 0 E: 0 K: 0 S: 6	H: 1 LOB: 1 BB: 0 P: 8	R: 0 E: 0 K: 1 S: 6	H: 0 LOB: 0 BB: 0 P: 8	R: 0 E: 0 K: 0 S: 6	H: 1 LOB: 0 BB: 0 P: 6	R: 0 E: 0 K: 1 S: 5	H: 0 LOB: 1 BB: 1 P: 10	R: 0 E: 0 K: 2 S: 7	H: 0 LOB: 0 BB: 0 P: 11	1B: 5 2B: 1 3B: 0 HR: 1	SF: 0 SAC: 0 DP: 3 HBP: 1	WP: 0 PB: 0 SB: 0 CS: 0	PA: 33
PITCHER	IP WLS BF H R ER SO BB IBB HBP BLK WP HR S P ERA WHIP																			
Greg Maddux, R (1, 1) ERA: 2.38	6.0 W 24 7 3 3 2 0 0 0 0 0 0 1 47 66 4.50 1.167																			
Mike Bielecki, R (7, 1) ERA: 4.08	1.0 3 0 0 0 1 0 0 0 0 0 0 0 11 16 0.00 0.000																			
Mike Cather, R (8, 1) ERA: 1.77	1.0 S 3 0 0 0 0 1 0 0 0 0 0 0 5 10 0.00 1.000																			
Mark Wohlers, R (9, 1) ERA: 2.8	1.0 S 3 0 0 0 2 0 0 0 0 0 0 0 7 11 0.00 0.000																			



Batter	1	2	3	4	5	6	7	8	9	AB	R	H	RBI	BB	SO	LOB	TOP																	
Kenny Lofton, L (1, 8) OBP: 0.409, SLG: 0.434	G6-3			E 1B BB		2-1 CS 1B		3-2 S 1B		3	0	2	1	1	0	0	Atlanta Braves @ St. Louis Cardinals Busch Stadium, St. Louis, MO Sun Aug 17 1997, 7:05 PM CDT Att: 40,968 - Unknown - 85 F																	
Michael Tucker, L (1, 9) OBP: 0.345, SLG: 0.433 Andrew Jones, R (8, FH) OBP: 0.342, SLG: 0.430	G3			L8		1-3 K		2-3 3-H 4-2 1-2 FC4-6 BB		3	0	0	0	0	1	2																		
10 Chipper Jones, S (1, 5) OBP: 0.382, SLG: 0.498	K			F9		0-0 F9		0-3 K		4	0	0	0	0	2	4																		
Fred McGriff, L (1, 3) OBP: 0.360, SLG: 0.430				E5 1B				L7 FC4-6		4	0	1	0	0	1	3																		
Ryan Klesko, L (1, 7) OBP: 0.320, SLG: 0.464	G6-3			F7						4	0	0	0	0	1	2																		
Jeff Blauser, R (1, 6) OBP: 0.401, SLG: 0.500	F8									4	0	0	0	0	2	0																		
Eddie Pérez, R (1, 2) OBP: 0.266, SLG: 0.344 Greg Colbrunn, R (8, FH) OBP: 0.313, SLG: 0.420 Tony Graffanino, R (8, FR) OBP: 0.358, SLG: 0.408 Javy Lopez, R (8, 2) OBP: 0.355, SLG: 0.532				K						2	0	0	0	0	1	0																		
Mark Lemke, S (1, 4) OBP: 0.301, SLG: 0.314				P4						3	0	2	0	0	0	0																		
Denny Neagle, L (1, 1) OBP: 0.213, SLG: 0.175 Chad Fox, R (8, 1)				K						2	0	0	0	0	2	1																		
				K						0	0	0	0	0	0	0																		
Inning Stats	R: 0 E: 0 K: 1 S: 10	H: 0 LOB: 0 BB: 0 P: 14	R: 0 E: 0 K: 1 S: 11	H: 0 LOB: 0 BB: 0 P: 16	R: 0 E: 0 K: 2 S: 9	H: 0 LOB: 0 BB: 0 P: 16	R: 0 E: 1 K: 0 S: 11	H: 1 LOB: 2 BB: 1 P: 18	R: 0 E: 0 K: 2 S: 7	H: 1 LOB: 0 BB: 0 P: 10	R: 0 E: 0 K: 1 S: 7	H: 0 LOB: 0 BB: 0 P: 13	R: 1 E: 0 K: 1 S: 17	H: 3 LOB: 3 BB: 1 P: 26	R: 0 E: 0 K: 2 S: 8	H: 0 LOB: 0 BB: 0 P: 12	1B: 6 2B: 0 3B: 0 HR: 0	SF: 0 SAC: 1 DP: 0 HBP: 0	WP: 0 PB: 0 SB: 1 CS: 1	PA: 34														
PITCHER	IP WLS BF H R ER SO BB IBB HBP BLK WP HR S P ERA WHIP																																	
Andy Benes, R (1, 1) ERA: 3.08	7.1	27	5	1	1	8	1	0	0	0	0	0	0	0	72	113	1.23	0.818																
Tony Fossas, L (8, 1) ERA: 2.58	0.0	1	1	0	0	0	0	0	0	0	0	0	0	0	3	6	-	-																
Curtis King, R (8, 1) ERA:	0.2	W	3	0	0	0	1	0	0	0	0	0	0	0	8	13	0.00	1.500																
Dennis Eckersley, R (9, 1) ERA: 3.57	1.0	S	3	0	0	0	2	0	0	0	0	0	0	0	8	12	0.00	0.000																

Batter	1	2	3	4	5	6	7	8	9	AB	R	H	RBI	BB	SO	LOB	BOTTOM																	
Delino DeShields, L (1, 4) OBP: 0.351, SLG: 0.458	E6 S							P4		4	0	1	0	0	0	0	Atlanta Braves @ St. Louis Cardinals Busch Stadium, St. Louis, MO Sun Aug 17 1997, 7:05 PM CDT Att: 40,968 - Unknown - 85 F																	
Brian Jordan, R (1, 9) OBP: 0.320, SLG: 0.269	K							F9		4	0	1	0	0	1	2																		
Mark McGwire, R (1, 3) OBP: 0.381, SLG: 0.613	P4							FC5-4 2B		4	1	0	0	0	2	3																		
Ray Lankford, L (1, 8) OBP: 0.413, SLG: 0.626	G3							G4-3		3	2	1	0	1	0	1																		
Willie McGee, S (1, 7) OBP: 0.356, SLG: 0.423								K		3	0	1	0	1	1	0																		
Danny Sheaffer, R (1, 5) OBP: 0.359, SLG: 0.307 Dennis Eckersley, R (9, 1)								L9		4	0	2	3	0	1	0																		
Tom Pagnozzi, R (1, 2) OBP: 0.200, SLG: 0.350								K		4	0	1	0	0	1	4																		
Royce Clayton, R (1, 6) OBP: 0.294, SLG: 0.384								G6-3		3	0	0	0	0	1	3																		
Andy Benes, R (1, 1) OBP: 0.234, SLG: 0.277 Tony Fossas, L (8, 1) Curtis King, R (8, 1) David Bell, R (9, 5) OBP: 0.313, SLG: 0.362								K		3	0	0	0	0	2	0																		
								K		0	0	0	0	0	0	0																		
								K		0	0	0	0	0	0	0																		
Inning Stats	R: 0 E: 1 K: 1 S: 8	H: 0 LOB: 1 BB: 0 P: 11	R: 0 E: 0 K: 2 S: 10	H: 1 LOB: 1 BB: 0 P: 13	R: 0 E: 0 K: 0 S: 10	H: 0 LOB: 0 BB: 0 P: 12	R: 1 E: 0 K: 1 S: 14	H: 2 LOB: 2 BB: 1 P: 25	R: 0 E: 0 K: 2 S: 12	H: 1 LOB: 1 BB: 0 P: 16	R: 0 E: 0 K: 1 S: 7	H: 0 LOB: 0 BB: 0 P: 8	R: 0 E: 0 K: 1 S: 9	H: 0 LOB: 0 BB: 0 P: 13	R: 2 E: 0 K: 1 S: 16	H: 3 LOB: 2 BB: 1 P: 23	1B: 4 2B: 3 3B: 0 HR: 0	SF: 0 SAC: 0 DP: 0 HBP: 0	WP: 0 PB: 0 SB: 2 CS: 0	PA: 34														
PITCHER	IP WLS BF H R ER SO BB IBB HBP BLK WP HR S P ERA WHIP																																	
Denny Neagle, L (1, 1) ERA: 2.84	7.2	L	33	7	3	3	8	2	0	0	0	0	0	0	83	117	3.52	1.174																
Chad Fox, R (8, 1) ERA: 3.45	0.1	1	0	0	0	1	0	0	0	0	0	0	0	3	4	0.00	0.000																	



Batter	1	2	3	4	5	6	7	8	9	AB	R	H	RBI	BB	SO	LOB	TOP										
Delino DeShields, L OBP: 0.354, SLG: 0.461 David Bell, R OBP: 0.339, SLG: 0.356	3-3 K	1-2 1B 2B 1B		1-1 FC4-6 1B		3-2 PB 1B	0-0 SF9		2-3 K	4	1	3	2	0	1	0											
Brian Jordan, R OBP: 0.316, SLG: 0.266 Danny Sheaffer, R OBP: 0.309, SLG: 0.307	2-0 L4	0-0 2B HR 1B		0-2 FC4-6 G5-3 1-2f		2-1 L8 1-2	0-1 F8			5	1	1	0	0	0	4											
Mark McGwire, R OBP: 0.379, SLG: 0.611	1-3 K	1-0 HR 2B		0-2 G5-3 1-2		3-3 K		0-1 G5-3		5	1	1	1	0	2	2											
Ray Lankford, L OBP: 0.413, SLG: 0.634 John Frascatore, R OBP: 0.324, SLG: 0.357 Tom Lampkin, L OBP: 0.324, SLG: 0.357 Rigo Beltran, L OBP: 0.320, SLG: 0.415		0-0 1B HR		3-2 G4-3		1-2 L7		4-2 2B BB		4	2	2	3	0	0	2											
Ron Gant, R OBP: 0.312, SLG: 0.397		0-0 1B 2B			3-1 P5		2-0 BB 1B	2-0 G5-3 1-H		5	2	4	1	0	0	0											
Gary Gaetti, R OBP: 0.320, SLG: 0.415		0-0 1B G4-3			2-2 HR		4-1 1B BB SF9 BB	4-1 BB		3	3	2	2	2	0	1											
Mike DiFelice, R OBP: 0.297, SLG: 0.330		0-0 B1	0-0 G4-3		0-0 G6-3		1-3 K	0-1 G5-3 2-3f		5	0	0	0	0	1	6											
Royce Clayton, R OBP: 0.297, SLG: 0.392		1-1 1B 3B	2-3 K		0-0 2B		4-2 SF9 1B BB	1-1 L4		4	1	2	2	1	1	0											
Todd Stottlemyre, L OBP: 0.333, SLG: 0.346 Willie McGee, S OBP: 0.359, SLG: 0.424		0-1 P1	1-1 G6-3		0-0 G4-3		1-2 1B	2-3 K		3	0	0	0	0	0	2											
Inning Stats	R: 0 E: 0 K: 2 S: 8	H: 0 LOB: 0 BB: 0 P: 14	R: 8 E: 0 K: 0 S: 19	H: 9 LOB: 1 BB: 0 P: 26	R: 0 E: 0 K: 1 S: 6	H: 0 LOB: 0 BB: 0 P: 9	R: 0 E: 0 K: 0 S: 12	H: 1 LOB: 1 BB: 0 P: 16	R: 1 E: 0 K: 0 S: 9	H: 2 LOB: 1 BB: 0 P: 14	R: 0 E: 0 K: 1 S: 11	H: 1 LOB: 1 BB: 0 P: 20	R: 2 E: 0 K: 1 S: 13	H: 2 LOB: 2 BB: 2 P: 25	R: 1 E: 0 K: 0 S: 9	H: 1 LOB: 1 BB: 2 P: 19	R: 0 E: 0 K: 2 S: 8	H: 0 LOB: 0 BB: 0 P: 13	1B: 9 2B: 4 3B: 1 HR: 2	SF: 1 SAC: 0 DP: 1 HBP: 0	WP: 0 PB: 1 SB: 0 CS: 0	PA: 46					
PITCHER	IP	WLS	BF	H	R	ER	SO	BB	IBB	HBP	BLK	WP	HR	S	P	ERA	WHIP										
Carlos Perez, L ERA: 4.04	1.2	L	13	8	8	8	2	0	0	0	0	0	1	25	36	43.20	4.800										
Marc Valdes, R ERA: 3.59	3.1		14	4	1	1	1	0	0	0	0	0	1	29	43	2.70	1.200										
Jim Bullinger, R ERA: 5.83	2.0		11	3	2	2	2	2	0	0	0	0	0	24	45	9.00	2.500										
Jose Paniagua, R ERA: 31.5	1.0		5	1	1	1	0	2	0	0	0	0	0	9	19	9.00	3.000										
Ugueth Urbina, R ERA: 4.17	1.0		3	0	0	0	2	0	0	0	0	0	0	8	13	0.00	0.000										

St. Louis Cardinals @ Montreal Expos
Olympic Stadium, Montreal, QB
Tue Aug 19 1997, 7:05 PM EDT
Att: 16,588 - Dome - 72 F

AB 41
R 12
H 16
RBI 12
BB 4
SO 7
LOB 17



Batter	1	2	3	4	5	6	7	8	9	AB	R	H	RBI	BB	SO	LOB	BOTTOM										
F.P. Santangelo, S OBP: 0.396, SLG: 0.395	2-0 G4-3		3-3 K		3-2 1B			3-1 BB 1B	1-1 1B	5	1	3	1	0	1	1											
Mike Lansing, R OBP: 0.356, SLG: 0.486 Jose Vidro, S OBP: 0.291, SLG: 0.329	0-0 G5-3 1B		3-2 G5-3		2-2 L6			0-3 K	3-1 L3	3	0	1	0	0	0	4											
Vladimir Guerrero, R OBP: 0.374, SLG: 0.592	2-2 G5-3 1-2			2-1 L5	2-3 K			1-1 BB 1B	1-2 P4	5	1	1	0	0	1	5											
David Segui, S OBP: 0.384, SLG: 0.488 Ryan McGuire, L OBP: 0.339, SLG: 0.430	0-1 G4-3			1-2 G6-4-3 1B			2-1 G4-3	4-1 2B G4-3 BB		3	0	1	0	0	0	1											
Darrin Fletcher, L OBP: 0.317, SLG: 0.510		0-0 F7		1-0 G6-4-3 1-2f			0-1 L7	1-1 G4-3 2B 2B		4	1	1	2	0	0	1											
Rondell White, R OBP: 0.311, SLG: 0.459		1-1 G5-3			0-1 F8		1-3 K	1-1 G4-3		4	0	0	1	0	1	1											
Mark Grudzielanek, R OBP: 0.263, SLG: 0.330 Andy Stankiewicz, R OBP: 0.263, SLG: 0.330		0-3 K			0-1 WP BB 1B			0-0 F7	0-1 2B	3	1	1	0	0	1	0											
Doug Strange, S OBP: 0.331, SLG: 0.408			4-0 BB		4-2 1B WP BB			1-1 E6 G6-4-3	0-0 F8	2	0	0	0	2	0	1											
Carlos Perez, L OBP: 0.182, SLG: 0.255 Marc Valdes, R OBP: 0.182, SLG: 0.182 Joe Orosko, R OBP: 0.333, SLG: 0.333 Jim Bullinger, R OBP: 0.333, SLG: 0.333 Jose Paniagua, R OBP: 0.333, SLG: 0.333 Ugueth Urbina, R OBP: 0.333, SLG: 0.333 Chris Widger, R OBP: 0.263, SLG: 0.429		1-1 SAFE K		1-3 K		4-1 1B		0-0 G6-4-3	1-3 K	0	0	0	0	0	0	0											
Inning Stats	R: 0 E: 0 K: 0 S: 7	H: 1 LOB: 1 BB: 0 P: 11	R: 0 E: 0 K: 1 S: 6	H: 0 LOB: 0 BB: 0 P: 7	R: 0 E: 0 K: 2 S: 11	H: 0 LOB: 1 BB: 1 P: 22	R: 0 E: 0 K: 0 S: 6	H: 1 LOB: 0 BB: 0 P: 10	R: 1 E: 0 K: 1 S: 17	H: 2 LOB: 3 BB: 2 P: 32	R: 0 E: 0 K: 1 S: 7	H: 0 LOB: 0 BB: 0 P: 10	R: 0 E: 1 K: 0 S: 4	H: 0 LOB: 0 BB: 0 P: 5	R: 4 E: 0 K: 1 S: 15	H: 4 LOB: 1 BB: 1 P: 25	R: 0 E: 0 K: 1 S: 11	H: 1 LOB: 1 BB: 0 P: 17	1B: 7 2B: 2 3B: 0 HR: 0	SF: 0 SAC: 0 DP: 2 HBP: 0	WP: 1 PB: 0 SB: 0 CS: 0	PA: 39					
PITCHER	IP	WLS	BF	H	R	ER	SO	BB	IBB	HBP	BLK	WP	HR	S	P	ERA	WHIP										
Todd Stottlemyre, R ERA: 3.64	5.0	W	21	4	1	1	4	3	0	0	0	0	0	47	82	1.80	1.400										
John Frascatore, R ERA: 2.49	2.0		6	0	0	0	1	0	0	0	0	0	0	11	15	0.00	0.000										
Rigo Beltran, L ERA: 2.84	2.0		12	5	4	4	2	1	0	0	0	0	0	26	42	18.00	3.000										

St. Louis Cardinals @ Montreal Expos
Olympic Stadium, Montreal, QB
Tue Aug 19 1997, 7:05 PM EDT
Att: 16,588 - Dome - 72 F

AB 35
R 5
H 9
RBI 5
BB 4
SO 7
LOB 18



Batter	1	2	3	4	5	6	7	8	9	AB	R	H	RBI	BB	SO	LOB	TOP					
Delino DeShields, L OBP: 0.352, SLG: 0.459 (1.4)	P5		G6-3					SF8		4	0	1	2	0	1	0	St. Louis Cardinals @ Montreal Expos Olympic Stadium, Montreal, QB Wed Aug 20 1997, 7:05 PM EDT Att: 19,386 - Dome - 72 F					
Willie McGee, S OBP: 0.359, SLG: 0.429 (7.7)	E5		G4-3							5	0	2	1	0	2							
Mark McGwire, R OBP: 0.383, SLG: 0.609 (1.3)										1	0	0	0	3	1							
Ray Lankford, L OBP: 0.413, SLG: 0.628 (1.8)										3	0	0	1	2	3							
Ron Gant, R OBP: 0.312, SLG: 0.394 (7.1)										3	0	0	0	1	2	7						
Curtis King, R (7.1)										0	0	0	0	0	0	0						
Tony Fossas, L (8.1)										0	0	0	0	0	0	0						
Danny Sheaffer, R OBP: 0.306, SLG: 0.304 (9.1)										1	0	0	0	0	1	0						
Dennis Eckersley, R (9.1)										0	0	0	0	0	0	0						
Gary Gaetti, R OBP: 0.319, SLG: 0.411 (1.5)										4	0	0	0	1	2	1						
Tom Pagnozzi, R OBP: 0.327, SLG: 0.304 (7.2)										3	0	0	0	0	1	3						
Tom Lampkin, L OBP: 0.330, SLG: 0.379 (7.2)										2	2	2	1	0	0	0						
Royce Clayton, R OBP: 0.296, SLG: 0.389 (1.6)										5	2	1	0	0	2	4						
Manny Aybar, R (1.1)										2	0	0	0	0	1	0						
Dmitri Young, S OBP: 0.327, SLG: 0.365 (7.9)										1	1	1	0	0	0	0						
Brian Jordan, R OBP: 0.321, SLG: 0.279 (7.9)										1	1	1	1	0	0	0						
Inning Stats	R: 0 E: 1 K: 2 S: 12	H: 1 LOB: 2 BB: 1 P: 21	R: 0 E: 0 K: 1 S: 7	H: 0 LOB: 0 BB: 0 P: 12	R: 0 E: 0 K: 0 S: 5	H: 0 LOB: 0 BB: 0 P: 6	R: 0 E: 0 K: 3 S: 17	H: 0 LOB: 3 BB: 3 P: 30	R: 0 E: 0 K: 3 S: 10	H: 0 LOB: 0 BB: 0 P: 11	R: 0 E: 0 K: 3 S: 13	H: 0 LOB: 1 BB: 1 P: 23	R: 2 E: 1 K: 1 S: 18	H: 2 LOB: 3 BB: 1 P: 31	R: 3 E: 0 K: 1 S: 13	H: 4 LOB: 2 BB: 1 P: 27	R: 1 E: 0 K: 2 S: 12	H: 1 LOB: 0 BB: 0 P: 17	1B: 5 2B: 2 3B: 0 HR: 1	SF: 1 SAC: 0 DP: 0 HBP: 1	WP: 0 PB: 0 SB: 0 CS: 0	PA: 44
PITCHER	IP WLS BF H R ER SO BB IBB HBP BLK WP HR S P ERA WHIP																					
Pedro Martinez, R ERA: 1.64 (1.1)	6.2	31	3	2	0	13	6	0	1	0	0	0	0	0	78	127	0.00	1.350				
Anthony Telford, R ERA: 2.51 (7.1)	0.1	1	0	0	0	0	0	0	0	0	0	0	0	4	7	0.00	0.000					
Steve Kline, L ERA: 6.31 (8.1)	1.0	L	8	4	3	3	1	0	1	0	0	0	0	13	27	27.00	4.000					
Jim Bullinger, R ERA: 5.85 (9.1)	1.0		4	1	1	2	0	0	0	0	0	0	1	12	17	9.00	1.000					

AB	35
R	6
H	8
RBI	6
BB	7
SO	16
LOB	21



Batter	1	2	3	4	5	6	7	8	9	AB	R	H	RBI	BB	SO	LOB	BOTTOM					
Ryan McGuire, L OBP: 0.356, SLG: 0.445 (1.7)										5	0	4	1	0	0	0	St. Louis Cardinals @ Montreal Expos Olympic Stadium, Montreal, QB Wed Aug 20 1997, 7:05 PM EDT Att: 19,386 - Dome - 72 F					
Mike Lansing, R OBP: 0.357, SLG: 0.484 (1.4)										4	1	1	0	1	1	3						
Vladimir Guerrero, R OBP: 0.368, SLG: 0.494 (8.1)										4	0	0	0	0	1	4						
Steve Kline, S (8.1)										0	0	0	0	0	0	0						
Jose Vidro, S OBP: 0.288, SLG: 0.324 (9.5)										1	0	0	0	0	0	1						
David Segui, S OBP: 0.385, SLG: 0.488 (1.3)										4	1	2	0	0	0	1						
Darrin Fletcher, L OBP: 0.316, SLG: 0.504 (1.2)										3	0	0	0	1	0	1						
Rondell White, R OBP: 0.314, SLG: 0.461 (1.8)										2	0	1	1	2	0	0						
Mark Grudzielanek, R OBP: 0.320, SLG: 0.401 (1.6)										3	0	1	1	0	0	3						
Doug Strange, S OBP: 0.330, SLG: 0.409 (1.5)										4	1	1	0	0	0	3						
Jim Bullinger, R OBP: 0.214, SLG: 0.310 (9.1)										0	0	0	0	0	0	0						
Pedro Martinez, R OBP: 0.158, SLG: 0.148 (1.1)										2	0	0	0	0	1	2						
Anthony Telford, R OBP: 0.214, SLG: 0.286 (7.1)										0	0	0	0	0	0	0						
F.P. Santangelo, S OBP: 0.395, SLG: 0.394 (8.9)										1	0	0	0	0	0	0						
Inning Stats	R: 0 E: 0 K: 0 S: 4	H: 1 LOB: 0 BB: 0 P: 7	R: 0 E: 0 K: 0 S: 7	H: 0 LOB: 0 BB: 0 P: 10	R: 0 E: 0 K: 1 S: 7	H: 0 LOB: 0 BB: 0 P: 9	R: 0 E: 0 K: 0 S: 6	H: 1 LOB: 1 BB: 1 P: 11	R: 0 E: 0 K: 0 S: 7	H: 1 LOB: 2 BB: 1 P: 12	R: 1 E: 0 K: 1 S: 17	H: 2 LOB: 3 BB: 2 P: 31	R: 1 E: 1 K: 1 S: 9	H: 2 LOB: 1 BB: 0 P: 15	R: 1 E: 0 K: 0 S: 8	H: 2 LOB: 1 BB: 0 P: 16	R: 0 E: 0 K: 0 S: 13	H: 1 LOB: 0 BB: 0 P: 16	1B: 8 2B: 2 3B: 0 HR: 0	SF: 1 SAC: 1 DP: 2 HBP: 0	WP: 0 PB: 0 SB: 1 CS: 0	PA: 39
PITCHER	IP WLS BF H R ER SO BB IBB HBP BLK WP HR S P ERA WHIP																					
Manny Aybar, R ERA: 1.59 (1.1)	1.2	W	9	4	2	2	1	0	0	0	0	0	0	15	27	10.80	2.400					
Tony Fossas, L ERA: 2.56 (8.1)	0.1		1	0	0	0	0	0	0	0	0	0	2	4	0.00	0.000						
Dennis Eckersley, R ERA: 3.48 (9.1)	1.0	S	4	1	0	0	0	0	0	0	0	0	13	16	0.00	1.000						



Batter	1	2	3	4	5	6	7	8	9	AB	R	H	RBI	BB	SO	LOB	TOP				
Delino DeShields, L OBP: 0.350, SLG: 0.457 (1.4)	G4-3	K		F8		G5-4-3 1B			FC3-2 HR 2B	5	1	2	0	0	1	3					
Royce Clayton, R OBP: 0.295, SLG: 0.388 (1.6)	K		HR 2B	K		G5-4-3 1-2			FC3-2 HR	5	2	1	0	0	2	3					
Mark McGwire, R OBP: 0.384, SLG: 0.621 (1.3)	K		HR	BB			K		HR	4	2	2	5	1	2	0					
Ray Lankford, L OBP: 0.411, SLG: 0.619 (1.8)		K	BB 1B	BB 1B			K		G3-1	3	1	0	0	2	2	0					
Ron Gant, R OBP: 0.312, SLG: 0.392 (1.7)	BB 1B	F8	F8	FC6-4			F8		F8	5	1	1	0	0	0	3					
Gary Gaetti, R OBP: 0.315, SLG: 0.404 (1.5)	F8		BB						F7	3	0	0	0	1	0	1					
Tom Pagnozzi, R OBP: 0.200, SLG: 0.320 Mike DiFelice, R OBP: 0.295, SLG: 0.327 (5, PH) (5.2)	BB 1B	K	K				K		K	2	0	1	0	0	1	2					
Danny Sheaffer, R OBP: 0.313, SLG: 0.305 Brian Jordan, R OBP: 0.318, SLG: 0.277 Curtis King, R Rigo Beltran, L Dennis Eckersley, R (1.9) (7.9) (8.1) (9.1)	BB			P3					P4	2	0	1	1	1	0	0					
Matt Morris, R OBP: 0.283, SLG: 0.255 Tony Fossas, L Willie McGee, S OBP: 0.360, SLG: 0.425 (1.1) (8.1) (8.9)	BB			K			K		2B FC3-2 1B	2	0	0	1	1	2	2					
Inning Stats	R: 0 E: 0 K: 2 S: 9	H: 0 LOB: 0 BB: 0 P: 14	R: 1 E: 0 K: 2 S: 16	H: 2 LOB: 3 BB: 2 P: 30	R: 3 E: 0 K: 2 S: 16	H: 3 LOB: 2 BB: 2 P: 32	R: 0 E: 0 K: 1 S: 6	H: 0 LOB: 0 BB: 0 P: 16	R: 0 E: 0 K: 1 S: 6	H: 1 LOB: 0 BB: 0 P: 6	R: 0 E: 0 K: 2 S: 8	H: 0 LOB: 0 BB: 0 P: 12	R: 0 E: 0 K: 1 S: 6	H: 0 LOB: 0 BB: 0 P: 7	R: 3 E: 0 K: 0 S: 17	H: 3 LOB: 0 BB: 0 P: 27	1B: 5 2B: 2 3B: 0 HR: 2	SF: 0 SAC: 0 DP: 1 HBP: 0	WP: 0 PB: 0 SB: 0 CS: 0	PA: 41	
PITCHER	IP	WLS	BF	H	R	ER	SO	BB	IBB	HBP	BLK	WP	HR	S	P	ERA	WHIP				
Tony Saunders, L ERA: 3.83 Antonio Alfonseca, R ERA: 3.38 Dennis Cook, L ERA: 3.72 Jay Powell, R ERA: 3.39 Robb Nen, R ERA: 4.2	(1.1) (3.1) (6.1) (8.1) (9.1)	2.1 2.2 2.0 1.1 0.2	L 11 6 6 3	15 11 1 2 1	4 1 0 2 1	4 0 0 2 1	4 4 3 1 0	4 2 0 0 0	0 0 0 0 0	0 0 0 0 0	0 0 0 0 0	0 0 0 0 0	1 0 0 0 1	34 19 13 14 9	68 34 18 20 14	15.43 0.00 0.00 13.50 13.50	3.429 1.125 0.500 1.500 1.500				

St. Louis Cardinals @ Florida Marlins
Pro Player Stadium, Miami, FL
Fri Aug 22, 1997, 7:05 PM EDT
Att: 26,650 - Unknown - 88 F

AB 35
R 7
H 9
RBI 7
BB 6
SO 12
LOB 14



Batter	1	2	3	4	5	6	7	8	9	AB	R	H	RBI	BB	SO	LOB	BOTTOM				
Devon White, S OBP: 0.337, SLG: 0.316 (1.8)	G6-3 1B		K		G1-3		S 1B		F8	5	0	2	0	0	1	1					
Edgar Renteria, R OBP: 0.321, SLG: 0.332 (1.6)	G6-3 1-2			G6-3	G6-3		BB		K	4	0	0	0	1	1	2					
Gary Sheffield, R OBP: 0.417, SLG: 0.413 (1.9)	L6			BB 1B	G5-3		K			4	1	1	0	0	1	2					
Bobby Bonilla, S OBP: 0.384, SLG: 0.501 (1.5)		F8		BB 1B			BB 1B		G5-3	2	1	0	0	2	0	0					
Darren Daulton, L OBP: 0.374, SLG: 0.471 Jeff Conine, R OBP: 0.346, SLG: 0.374 (1.3) (8, PH) (9.3)				BB 1B			BB 1B		G6-3	3	1	3	2	0	0	0					
Moises Alou, R OBP: 0.380, SLG: 0.502 Robb Nen, R (1.7) (9.1)		P6		F7			F8		1B	4	0	1	0	0	0	4					
Charles Johnson, R OBP: 0.367, SLG: 0.497 (1.2)		K		BB	G6-4-3		K		K	3	0	0	0	1	2	4					
Craig Counsell, L OBP: 0.443, SLG: 0.433 Kurt Abbott, R OBP: 0.322, SLG: 0.447 (1.4) (9, PH)			G6-3	BB 1B			L4		BB	3	0	1	1	0	0	0					
Tony Saunders, L OBP: 0.085, SLG: 0.133 Antonio Alfonseca, R Dennis Cook, L OBP: 0.714, SLG: 1.143 Jay Powell, R OBP: 0.500, SLG: 0.500 Jim Eisenreich, L OBP: 0.507, SLG: 0.363 (1.1) (3.1) (6.1) (8.1) (9.7)			K	K			L9		F8	0	0	0	0	0	0	0					
Inning Stats	R: 0 E: 0 K: 0 S: 8	H: 1 LOB: 0 BB: 0 P: 13	R: 0 E: 0 K: 1 S: 11	H: 1 LOB: 1 BB: 0 P: 14	R: 0 E: 0 K: 2 S: 11	H: 0 LOB: 0 BB: 0 P: 14	R: 3 E: 0 K: 1 S: 17	H: 3 LOB: 2 BB: 2 P: 29	R: 0 E: 0 K: 0 S: 5	H: 0 LOB: 0 BB: 0 P: 8	R: 0 E: 0 K: 0 S: 9	H: 1 LOB: 2 BB: 1 P: 15	R: 0 E: 0 K: 1 S: 11	H: 1 LOB: 1 BB: 0 P: 17	R: 0 E: 0 K: 1 S: 12	H: 0 LOB: 1 BB: 1 P: 21	1B: 6 2B: 2 3B: 0 HR: 0	SF: 0 SAC: 0 DP: 2 HBP: 0	WP: 0 PB: 0 SB: 1 CS: 0	PA: 38	
PITCHER	IP	WLS	BF	H	R	ER	SO	BB	IBB	HBP	BLK	WP	HR	S	P	ERA	WHIP				
Matt Morris, R ERA: 2.99 Tony Fossas, L ERA: 2.54 Curtis King, R ERA: 1.59 Rigo Beltran, L ERA: 2.77 Dennis Eckersley, R ERA: 3.46	(1.1) (8.1) (8.1) (9.1) (9.1)	0.1 0.2 0.2 0.1	1 3 3 0	0 1 0 0	0 0 0 0	0 0 0 0	0 1 0 1	0 0 1 0	0 0 0 0	0 0 0 0	0 0 0 0	0 0 0 0	0 4 6 6	5 12 14 7	0 0 0 0	0 0 0 0	3.86 0.00 0.00 0.00				

St. Louis Cardinals @ Florida Marlins
Pro Player Stadium, Miami, FL
Fri Aug 22, 1997, 7:05 PM EDT
Att: 26,650 - Unknown - 88 F

AB 33
R 3
H 8
RBI 3
BB 5
SO 7
LOB 16



Batter	1	2	3	4	5	6	7	8	9	AB	R	H	RBI	BB	SO	LOB	TOP				
Royce Clayton, R OBP: 0.297, SLG: 0.386 (1, 6)	3-3 K		1-3 K		0-0 FC5-4 1B		1-1 G6-3			4	0	1	0	0	2	2					
Willie McGee, S OBP: 0.391, SLG: 0.425 (1, 8)	0-0 G4-3		3-1 1B		1-1 FC5-4 1-2			1-2 G3-6-3 1B		4	0	2	0	0	0	1					
Mark McGwire, R OBP: 0.381, SLG: 0.612 Dmitri Young, S OBP: 0.316, SLG: 0.357 (1, 3) (6, 3)	2-3 K		2-2 G5-3			3-3 K		0-0 G3-6-3 1-2		3	0	0	0	0	2	2					
Brian Jordan, R OBP: 0.311, SLG: 0.269 (1, 9)		3-3 K		2-3 K		0-0 G5-3		1-1 G6-3		4	0	0	0	0	2	0					
Ron Gant, R OBP: 0.310, SLG: 0.388 John Frascatore, R (6, 1)		2-2 E6		2-2 F9		3-2 F9			1-1 F8	3	0	0	0	0	0	0					
Rigo Beltran, L (7, 1)										0	0	0	0	0	0	0					
Curtis King, R (8, 1)										0	0	0	0	0	0	0					
Tom Pagnozzi, R OBP: 0.192, SLG: 0.308 (9, PH)										1	0	0	0	0	0	0					
Gary Gaetti, R OBP: 0.316, SLG: 0.410 (1, 5)		1-3 K		1-0 1B					1-2 F9	4	1	2	1	0	1	1					
Mike DiFelice, R OBP: 0.293, SLG: 0.324 Tom Lampkin, L OBP: 0.333, SLG: 0.378 (1, 2) (4, 2)		0-1 P4		2-3 K		4-1 WP BB			1-1 1B	2	0	0	0	0	1	2					
David Bell, R OBP: 0.304, SLG: 0.349 (1, 4)			1-2 P4		1-0 F8		1-3 K		0-1 1B	4	0	1	0	0	1	1					
Todd Stottlemyre, L OBP: 0.339, SLG: 0.352 Danny Sheaffer, R OBP: 0.309, SLG: 0.301 Ray Lankford, L OBP: 0.409, SLG: 0.614 (1, 1) (6, 7) (9, PH)			2-1 1B		0-1 F8		0-2 G5-3		2-3 K	2	0	1	0	0	0	0					
										1	0	0	0	0	1	2					
Inning Stats	R: 0 E: 0 K: 2 S: 8	H: 0 LOB: 0 BB: 0 P: 13	R: 0 E: 1 K: 2 S: 13	H: 0 LOB: 1 BB: 0 P: 19	R: 0 E: 0 K: 1 S: 15	H: 2 LOB: 2 BB: 0 P: 24	R: 0 E: 0 K: 2 S: 10	H: 1 LOB: 1 BB: 0 P: 17	R: 0 E: 0 K: 0 S: 6	H: 0 LOB: 0 BB: 0 P: 16	R: 1 E: 0 K: 1 S: 11	H: 1 LOB: 1 BB: 1 P: 17	R: 0 E: 0 K: 0 S: 7	H: 1 LOB: 0 BB: 0 P: 9	R: 0 E: 0 K: 1 S: 12	H: 2 LOB: 2 BB: 0 P: 17	1B: 7 2B: 0 3B: 0 HR: 1	SF: 0 SAC: 0 DP: 1 HBP: 0	WP: 1 PB: 0 SB: 0 CS: 0	PA: 36	
PITCHER	IP	WLS	BF	H	R	ER	SO	BB	IBB	HBP	BLK	WP	HR	S	P	ERA	WHIP				
Kirt Ojala, L ERA: 2.79 (1, 1)	6.0	W	25	5	1	1	8	1	0	0	0	0	1	64	103	1.50	1.000				
Jay Powell, R ERA: 3.29 (7, 1)	2.0		6	1	0	0	1	0	0	0	0	1	0	16	20	0.00	0.500				
Ed Vosberg, L ERA: 4.14 (9, 1)	1.0		5	2	0	0	1	0	0	0	0	0	0	12	17	0.00	2.000				

St. Louis Cardinals @ Florida Marlins
Pro Player Stadium, Miami, FL
Sun Aug 24 1997, 7:05 PM EDT
Att: 28,713 - Overcast - 78 F

AB 35
R 1
H 8
RBI 1
BB 1
SO 10
LOB 13



Batter	1	2	3	4	5	6	7	8	9	AB	R	H	RBI	BB	SO	LOB	BOTTOM				
John Cangelosi, S OBP: 0.343, SLG: 0.318 (1, 8)	0-0 SH1-3 2B			2-1 1B		4-2 FC5 WP BB		2-3 K		4	1	2	0	1	1	0					
Edgar Renteria, R OBP: 0.322, SLG: 0.331 (1, 6)	0-0 SH1-3			1-2 F8		4-0 BB		1-1 1B		3	0	2	0	1	0	1					
Gary Sheffield, R OBP: 0.416, SLG: 0.411 (1, 9)	2-2 G6-3 BB		2-1 F9		0-3 K	1-1 FC5		0-0 F7		5	1	1	1	0	1	5					
Bobby Bonilla, S OBP: 0.380, SLG: 0.493 (1, 5)	1-0 G6-3		1-1 FC4-6		3-1 G3		4-0 1B BB			3	0	0	0	1	0	2					
Darren Daulton, L OBP: 0.379, SLG: 0.476 Jeff Conine, R OBP: 0.344, SLG: 0.371 (1, 3) (7, PH) (8, 3)	4-2 BB HR BB		2-2 G6-3		0-2 G4-3		2-0 F8			2	1	0	0	1	0	0					
Jim Eisenreich, L OBP: 0.343, SLG: 0.367 (1, 7)	4-2 BB HR BB		0-0 G4-6-3 1B		2-2 F7		0-0 1B			3	1	2	0	1	0	0					
Gregg Zaun, S OBP: 0.424, SLG: 0.426 (1, 2)	4-2 HR BB		1-1 G4-6-3		0-0 SH5-3 HBP 1B		2-3 K			3	2	1	1	1	1	3					
Craig Counsell, L OBP: 0.455, SLG: 0.492 (1, 4)	1-2 HR			3-2 G3		3-0 WP SH5-3 HBP		1-1 P3		3	1	1	4	0	0	2					
Kirt Ojala, L (1, 1)	1-0 F8			1-3 K		0-0 SH5-3		2-2 G5-3		2	0	0	0	0	1	0					
Jay Powell, R OBP: 0.500, SLG: 0.500 Alex Arias, R OBP: 0.357, SLG: 0.339 Ed Vosberg, L (7, 1) (6, PH) (9, 1)										0	0	0	0	0	0	0					
										1	0	0	0	0	0	0					
										0	0	0	0	0	0	0					
Inning Stats	R: 6 E: 0 K: 0 S: 22	H: 3 LOB: 3 BB: 3 P: 39	R: 0 E: 0 K: 0 S: 9	H: 1 LOB: 0 BB: 0 P: 13	R: 0 E: 0 K: 1 S: 12	H: 1 LOB: 0 BB: 0 P: 19	R: 0 E: 0 K: 1 S: 8	H: 0 LOB: 0 BB: 0 P: 11	R: 1 E: 0 K: 0 S: 9	H: 1 LOB: 3 BB: 2 P: 23	R: 0 E: 0 K: 1 S: 7	H: 1 LOB: 2 BB: 1 P: 16	R: 0 E: 0 K: 1 S: 9	H: 1 LOB: 1 BB: 0 P: 14	1B: 6 2B: 2 3B: 0 HR: 1	SF: 0 SAC: 2 DP: 1 HBP: 1	WP: 1 PB: 0 SB: 0 CS: 0	PA: 39			
PITCHER	IP	WLS	BF	H	R	ER	SO	BB	IBB	HBP	BLK	WP	HR	S	P	ERA	WHIP				
Todd Stottlemyre, R ERA: 3.88 (1, 1)	5.2	L	28	7	7	7	2	4	0	1	0	0	64	107	11.12	1.941					
John Frascatore, R ERA: 2.48 (6, 1)	0.1		3	0	0	0	0	2	0	0	0	1	0	2	11	0.00	6.000				
Rigo Beltran, L ERA: 2.69 (7, 1)	1.0		4	1	0	0	1	0	0	0	0	0	0	7	12	0.00	1.000				
Curtis King, R ERA: 1.46 (8, 1)	1.0		4	1	0	0	1	0	0	0	0	0	0	9	14	0.00	1.000				

St. Louis Cardinals @ Florida Marlins
Pro Player Stadium, Miami, FL
Sun Aug 24 1997, 7:05 PM EDT
Att: 28,713 - Overcast - 78 F

AB 30
R 7
H 9
RBI 6
BB 6
SO 4
LOB 14



Batter	1	2	3	4	5	6	7	8	9	AB	R	H	RBI	BB	SO	LOB	TOP				
Mark Grudzielanek, R OBP: 0.316, SLG: 0.402	F8		L6-3			G5-3		1B		4	1	1	0	0	0	1					
Mike Lansing, R OBP: 0.356, SLG: 0.486	K			L1-3		F8		2B		4	0	1	1	0	1	0					
Vladimir Guerrero, R OBP: 0.362, SLG: 0.453	G6-3			F7		1B	BB	G6-4-3		3	0	0	0	1	0	1					
David Segui, S OBP: 0.385, SLG: 0.482		WP		P6				G6-3		3	0	1	0	1	0	0					
Darrin Fletcher, L OBP: 0.320, SLG: 0.535 Ugueth Urbina, R	F9					HR		2B		4	1	2	1	0	0	3					
Rondell White, R OBP: 0.315, SLG: 0.461	F7					K		G6-3		3	0	0	0	1	1	1					
Ryan McGuire, L OBP: 0.348, SLG: 0.421 F.P. Santangelo, S	G6-3			E6		G3-6-3	BB	G6-3		2	0	0	0	1	0	1					
Doug Strange, S OBP: 0.327, SLG: 0.422			G4-3		F8		G3-6-3			3	0	0	0	0	0	2					
Pedro Martinez, R OBP: 0.167, SLG: 0.158 Chris Widger, R			L6-3		G4-1			G4-3		3	0	1	0	0	0	1					
Inning Stats	R: 0 H: 0 E: 0 K: 1 S: 8	H: 0 LOB: 0 BB: 0 P: 13	R: 0 H: 0 E: 0 K: 0 S: 7	H: 0 LOB: 1 BB: 1 P: 16	R: 0 H: 1 E: 0 K: 0 S: 7	H: 0 LOB: 0 BB: 0 P: 11	R: 0 H: 0 E: 0 K: 0 S: 5	H: 0 LOB: 0 BB: 0 P: 10	R: 1 H: 1 E: 1 K: 1 S: 13	H: 1 LOB: 1 BB: 0 P: 20	R: 0 H: 1 E: 0 K: 0 S: 9	H: 0 LOB: 1 BB: 1 P: 17	R: 0 H: 0 E: 0 K: 0 S: 3	H: 0 LOB: 0 BB: 0 P: 7	R: 1 H: 2 E: 0 K: 0 S: 6	H: 2 LOB: 0 BB: 0 P: 10	R: 0 H: 1 E: 0 K: 0 S: 6	H: 1 LOB: 1 BB: 1 P: 14	1B: 3 2B: 3 3B: 0 HR: 1	SF: 0 SAC: 0 DP: 4 HBP: 0	WP: 1 PA: 34 PB: 0 SB: 0 CS: 0
PITCHER	IP	WLS	BF	H	R	ER	SO	BB	IBB	HBP	BLK	WP	HR	S	P	ERA	WHIP				
Manny Aybar, R ERA: 3.34	(1, 1)	8.0	L	30	5	2	2	2	3	0	0	0	1	58	104	2.25	1.000				
Tony Fossas, L ERA: 2.45	(9, 1)	1.0		4	1	0	0	0	0	1	0	0	0	6	14	0.00	1.000				

Montreal Expos @ St. Louis Cardinals
 Busch Stadium, St. Louis, MO
 Mon Aug 25 1997, 7:05 PM CDT
 Att: 16,965 - Unknown - 87 F

AB 30
 R 2
 H 6
 RBI 2
 BB 4
 SO 2
 LOB 12



Batter	1	2	3	4	5	6	7	8	9	AB	R	H	RBI	BB	SO	LOB	BOTTOM				
Delino DeShields, L OBP: 0.346, SLG: 0.451	F8			K		K		G1-3		4	0	0	0	0	2	0					
Phil Plantier, L OBP: 0.286, SLG: 0.434	K			BB		F8		G4-3	SF9	3	1	1	0	1	1	0					
Ray Lankford, L OBP: 0.407, SLG: 0.609	K			K		BB		G4-3		3	0	0	0	1	2	2					
Gary Gaetti, R OBP: 0.313, SLG: 0.407		P6		K		F8		SF9		3	0	0	1	0	1	2					
Ron Gant, R OBP: 0.309, SLG: 0.389	K				F9		K	2B		4	0	1	0	0	2	0					
Dmitri Young, S OBP: 0.318, SLG: 0.353	F8			K		K		BB		3	0	0	0	1	2	0					
Tom Lampkin, L OBP: 0.332, SLG: 0.376			F8		1B		K	F9		4	0	1	0	0	1	2					
Royce Clayton, R OBP: 0.297, SLG: 0.386			G4-3		1B			G6-3		3	0	1	0	0	0	0					
Manny Aybar, R			K		G1-3			K		2	0	0	0	0	1	2					
Willie McGee, S OBP: 0.359, SLG: 0.423 Tony Fossas, L			K					K		1	0	0	0	0	1	0					
Inning Stats	R: 0 H: 0 E: 0 K: 2 S: 11	H: 0 LOB: 0 BB: 0 P: 17	R: 0 H: 0 E: 0 K: 1 S: 10	H: 0 LOB: 0 BB: 0 P: 16	R: 0 H: 0 E: 0 K: 1 S: 8	H: 0 LOB: 0 BB: 0 P: 11	R: 0 H: 0 E: 0 K: 3 S: 15	H: 0 LOB: 1 BB: 1 P: 22	R: 0 H: 2 E: 0 K: 1 S: 13	H: 2 LOB: 2 BB: 0 P: 17	R: 0 H: 0 E: 0 K: 1 S: 11	H: 0 LOB: 1 BB: 1 P: 17	R: 0 H: 0 E: 0 K: 3 S: 9	H: 0 LOB: 0 BB: 0 P: 14	R: 0 H: 0 E: 0 K: 1 S: 10	H: 0 LOB: 0 BB: 0 P: 14	R: 1 H: 2 E: 0 K: 0 S: 11	H: 2 LOB: 2 BB: 1 P: 20	1B: 2 2B: 2 3B: 0 HR: 0	SF: 1 SAC: 0 DP: 0 HBP: 0	WP: 0 PA: 34 PB: 0 SB: 0 CS: 0
PITCHER	IP	WLS	BF	H	R	ER	SO	BB	IBB	HBP	BLK	WP	HR	S	P	ERA	WHIP				
Pedro Martinez, R ERA: 1.61	(1, 1)	8.2	W	32	4	1	1	13	2	0	0	0	0	95	139	1.04	0.692				
Ugueth Urbina, R ERA: 3.95	(9, 1)	0.1	S	2	0	0	0	0	1	0	0	0	0	3	9	0.00	3.000				

Montreal Expos @ St. Louis Cardinals
 Busch Stadium, St. Louis, MO
 Mon Aug 25 1997, 7:05 PM CDT
 Att: 16,965 - Unknown - 87 F

AB 30
 R 1
 H 4
 RBI 1
 BB 3
 SO 13
 LOB 8



Batter	1	2	3	4	5	6	7	8	9	AB R H RBI BB SO LOB	TOP									
Mark Grudzielanek R OBP: 0.313, SLG: 0.398	2-1 G1-3		0-1 G6-3			3-2 G6-3		1-2 G4-3	1-0 E5	5 0 0 0 0 0 1	Montreal Expos @ St. Louis Cardinals Busch Stadium, St. Louis, MO Tue Aug 26 1997, 7:05 PM CDT Att: 23,211 - Unknown - 89 F livebaseballscores.com									
Mike Lansing R OBP: 0.355, SLG: 0.485	0-3 K			2-2 P4		1-1 F7		2-0 1B	2-2 G4-3	5 1 1 1 0 1 1										
Vladimir Guerrero R OBP: 0.364, SLG: 0.484	1-0 G5-3			0-3 K			0-0 G6-4-3 1B	2-1 1B HR		4 2 2 1 0 1 0										
David Segui S OBP: 0.391, SLG: 0.485		4-0 BB		4-0 BB			0-0 G6-4-3 1B	1-0 HR 1B		2 1 2 0 2 0 0										
Rondell White R OBP: 0.314, SLG: 0.465	2-1 F9			1-1 G5-3			2-1 G6-4-3	0-1 HR 1B		4 1 1 3 0 0 4										
Chris Widger R OBP: 0.285, SLG: 0.419 Ugueth Urbina R (8, 1)	0-0 F8				0-2 L7		3-1 2B	2-3 K		4 0 1 1 0 1 1 0 0 0 0 0 0 0										
Doug Strange S OBP: 0.326, SLG: 0.420	1-1 F9				0-0 G4-3		2-1 L9		1-2 SH2-4 E 1B	4 1 1 0 0 0 2										
Ryan McGuire L OBP: 0.340, SLG: 0.411			0-2 L7		2-3 K			0-0 F7	0-0 SH2-4	3 0 0 0 0 1 0										
Mike Johnson L Shayne Bennett R Andy Stankiewicz R Marc Valdes R Jose Vito S Anthony Telford R Darri Fletcher L	1-2 G4-3					1-3 K		0-2 G4-3 2B 1B	1-3 K	1 0 0 0 0 0 0 0 0 0 0 0 0 0 1 0 0 0 0 0 1 0 0 0 0 0 0 0 0 0 1 1 1 0 0 0 0 0 0 0 0 0 0 0 0 0 1 0 0 0 0 0 1 1										
Inning Stats	R: 0 E: 0 K: 1 S: 6	H: 0 LOB: 0 BB: 0 P: 9	R: 0 E: 0 K: 0 S: 5	H: 0 LOB: 1 BB: 1 P: 12	R: 0 E: 0 K: 0 S: 8	H: 0 LOB: 0 BB: 0 P: 9	R: 0 E: 0 K: 1 S: 8	H: 0 LOB: 1 BB: 1 P: 15	R: 0 E: 0 K: 1 S: 10	H: 0 LOB: 0 BB: 0 P: 15		R: 1 E: 0 K: 0 S: 8	H: 3 LOB: 1 BB: 0 P: 15	R: 5 E: 0 K: 1 S: 23	H: 5 LOB: 0 BB: 0 P: 31	R: 1 E: 1 K: 1 S: 11	H: 1 LOB: 1 BB: 0 P: 16	1B: 6 2B: 2 3B: 0 HR: 1	SF: 0 SAC: 1 DP: 1 HBP: 0	WP: 0 PA: 38 PB: 0 SB: 0 CS: 0
PITCHER	IP WLS BF H R ER SO BB IBB HBP BLK WP HR S P ERA WHIP																			
Donovan Osborne, L ERA: 4.63	7.2 29 5 3 3 4 2 0 0 0 0 0 0 64 99 3.52 0.913																			
Curtis King, R ERA: 2.52	0.0 2 2 0 0 0 0 0 0 0 0 0 0 3 6 ∞ ∞																			
Dennis Eckersley, R ERA: 3.64	0.1 L 2 1 3 3 1 0 0 0 0 0 0 1 9 11 81.00 3.000																			
Tony Fossas, L ERA: 2.43	0.2 3 1 1 0 1 0 0 0 0 0 0 0 7 9 0.00 1.500																			
John Frascatore, R ERA: 2.41	0.1 2 0 0 0 0 0 0 0 0 0 0 0 4 7 0.00 0.000																			

Batter	1	2	3	4	5	6	7	8	9	AB R H RBI BB SO LOB	BOTTOM										
Delino DeShields L OBP: 0.349, SLG: 0.452	0-0 1B G3	2-1 P6		3-2 1B		1-0 G1-3		0-2 S 1B		5 1 3 0 0 0 1	Montreal Expos @ St. Louis Cardinals Busch Stadium, St. Louis, MO Tue Aug 26 1997, 7:05 PM CDT Att: 23,211 - Unknown - 89 F livebaseballscores.com										
Royce Clayton R OBP: 0.296, SLG: 0.386	0-0 G3 S 1B		0-1 E S SF7	1-1 P4		2-2 G6-3		2-3 K	1-2 K	5 1 2 0 0 1 3											
Ray Lankford L OBP: 0.407, SLG: 0.605	3-2 G3		2-0 F7	2-2 G1-6-3		3-2 1B		4-0 1B		4 0 1 1 1 0 3											
Ron Gant R OBP: 0.308, SLG: 0.385 John Frascatore R (9, 1)	2-3 K		4-0 S 2B BB		2-3 K	0-0 G6-3		0-1 P6		4 1 0 0 1 2 5 0 0 0 0 0 0 0											
Phil Plantier L OBP: 0.283, SLG: 0.418 Tony Fossas L (9, 1)	3-3 K		1-0 SF7		1-2 G4-3		4-2 CS BB		2-1 L7	2 0 0 1 1 1 1 0 0 0 0 0 0 0 0 0 0 0 0 0 0 1 0 0 0 0 0 0											
Danny Sheaffer R OBP: 0.308, SLG: 0.301 Tom Lampkin L (9, FH) OBP: 0.331, SLG: 0.374			3-3 WP 2B	4-0 2B WP BB		4-2 E 1B BB		3-2 G4-6-3		3 2 2 0 2 0 0											
Dmitri Young S OBP: 0.326, SLG: 0.357		0-1 WP 2B 1B	1-2 WP BB		1-2 E 1B BB		1-2 G4-6-3		1-0 G6-3	4 0 2 1 0 0 2 1 0 0 0 0 0 0											
Mike DiFelice R OBP: 0.297, SLG: 0.332 Gary Gaetti R (9, PH) OBP: 0.313, SLG: 0.406	2-2 F9		1-0 WP 2B	1-3 2H 2B		1-2 E 1B		0-1 G4-6-3		4 0 2 1 0 0 2 1 0 0 0 0 0 0											
David Bell R OBP: 0.301, SLG: 0.343	2-2 G5-3		3-3 K		3-2 E5		1-1 1B 1B			4 0 1 0 0 1 4											
Donovan Osborne S OBP: 0.227, SLG: 0.273 Curtis King R (8, 1) Dennis Eckersley R (8, 1) Willie McGee S OBP: 0.357, SLG: 0.421	2-0 2B			2-2 P5		1-1 L8		1-3 K		3 0 1 1 0 0 3 0 0 0 0 0 0 0 0 0 0 0 0 0 0 1 0 0 0 0 1 1											
Inning Stats	R: 1 E: 0 K: 2 S: 11	H: 2 LOB: 1 BB: 0 P: 19	R: 1 E: 0 K: 0 S: 11	H: 2 LOB: 1 BB: 0 P: 19	R: 3 E: 0 K: 1 S: 9	H: 2 LOB: 1 BB: 2 P: 24	R: 0 E: 0 K: 0 S: 13	H: 1 LOB: 1 BB: 0 P: 20	R: 0 E: 1 K: 1 S: 19	H: 1 LOB: 3 BB: 1 P: 31	R: 0 E: 0 K: 0 S: 9	H: 1 LOB: 0 BB: 0 P: 15	R: 0 E: 0 K: 0 S: 7	H: 1 LOB: 0 BB: 1 P: 14	R: 0 E: 0 K: 2 S: 14	H: 2 LOB: 3 BB: 1 P: 22	R: 0 E: 0 K: 0 S: 5	H: 0 LOB: 0 BB: 0 P: 11	1B: 10 2B: 2 3B: 0 HR: 0	SF: 1 SAC: 0 DP: 1 HBP: 0	WP: 2 PA: 43 PB: 0 SB: 0 CS: 1
PITCHER	IP WLS BF H R ER SO BB IBB HBP BLK WP HR S P ERA WHIP																				
Mike Johnson, R ERA: 7.38	3.0 17 6 5 0 1 1 0 0 0 0 0 0 32 51 15.00 2.667																				
Shayne Bennett, R ERA: 1.69	2.0 10 2 0 0 1 1 0 0 0 0 0 0 31 51 0.00 1.500																				
Marc Valdes, R ERA: 3.43	2.0 W 7 2 0 0 0 1 0 0 0 0 0 0 16 29 0.00 1.500																				
Anthony Telford, R ERA: 2.44	0.2 5 2 0 0 2 0 1 0 0 0 0 0 12 20 0.00 3.000																				
Ugueth Urbina, R ERA: 3.88	1.1 S 4 0 0 0 0 0 0 0 0 0 0 0 7 13 0.00 0.000																				

Batter	1	2	3	4	5	6	7	8	9	AB	R	H	RBI	BB	SO	LOB	TOP				
Delino DeShields, L OBP: 0.347, SLG: 0.451 (1, 4)	G4-3 1B	G5-3		F8		CS 1B		2-H 3B 3B		5	1	3	1	0	0	1					
Royce Clayton, R OBP: 0.300, SLG: 0.386 (1, 6)	G4-3 1-2	F9		G3-1		CS 1B		K		5	0	1	0	0	1	3					
Mark McGwire, R OBP: 0.388, SLG: 0.622 (1, 3)	G5-3		FC5-4 FC6-5 1B BB		HR			BB 3B IBB		2	3	1	1	3	0	1					
Ray Lankford, L OBP: 0.408, SLG: 0.602 (1, 8)			FC5-4 1B		G3			3B BB		3	1	1	0	2	1	2					
Willie McGee, S OBP: 0.368, SLG: 0.447 (1, 10)	F7		FC5-4 FC6-5 HBP 1-2 2-3		G6-3		F8	3B		5	0	1	3	0	0	4					
Gary Gaetti, R OBP: 0.313, SLG: 0.408 (1, 5)		2B 3B	FC6-5 HBP		BB		G6-3	G5-3		3	1	1	0	1	0	1					
Ron Gant, R OBP: 0.308, SLG: 0.380 (1, 7)		2B BB	FC6-5		G5-3		P2			4	1	0	1	1	1	3					
Mike DiFelice, R OBP: 0.295, SLG: 0.333 (8, FH)			L9				L9	F8 3B 1B		3	0	1	2	0	0	2					
Tom Lampkin, L OBP: 0.322, SLG: 0.371 (8, 2)		1-H 3-H 2B								2	1	1	0	0	1	0					
Phil Plantier, L OBP: 0.310, SLG: 0.444 (1, 9)	P6				F8		HR	F8 1-2		5	1	1	1	0	0	2					
Inning Stats	R: 0 E: 0 K: 0 S: 13	H: 1 LOB: 2 BB: 1 P: 23	R: 2 E: 0 K: 0 S: 13	H: 2 LOB: 1 BB: 1 P: 24	R: 1 E: 0 K: 0 S: 11	H: 1 LOB: 2 BB: 1 P: 23	R: 0 E: 0 K: 0 S: 9	H: 0 LOB: 0 BB: 0 P: 11	R: 1 E: 0 K: 1 S: 12	H: 3 LOB: 2 BB: 1 P: 21	R: 0 E: 0 K: 0 S: 5	H: 0 LOB: 0 BB: 0 P: 6	R: 4 E: 0 K: 1 S: 16	H: 3 LOB: 1 BB: 2 P: 29	R: 0 E: 0 K: 2 S: 10	H: 0 LOB: 0 BB: 0 P: 15	1B: 5 2B: 1 3B: 3 HR: 2	SF: 0 SAC: 0 DP: 0 HBP: 1	WP: 0 PB: 0 CS: 2	PA: 45	
PITCHER	IP	WLS	BF	H	R	ER	SO	BB	IBB	HBP	BLK	WP	HR	S	P	ERA	WHIP				
Jim Pittsley, R ERA: 5.97	(1, 1)	2.2	16	4	3	3	0	3	0	1	0	0	0	34	65	10.12	2.625				
Ricky Bones, R ERA: 7.18	(3, 1)	3.0	14	4	2	2	0	2	0	0	0	0	2	28	51	6.00	2.000				
Matt Whisenant, L ERA: 5.4	(6, 1)	0.1	1	0	0	0	1	0	0	0	0	0	0	3	3	0.00	0.000				
Hector Carrasco, R ERA: 4.18	(7, 1)	1.1	L 6	2	2	2	0	0	0	0	0	0	0	12	16	13.50	1.500				
Gregg Olson, R ERA: 6.62	(8, 1)	0.2	5	1	2	2	1	1	1	0	0	0	0	9	19	27.00	3.000				
PITCHER	IP	WLS	BF	H	R	ER	SO	BB	IBB	HBP	BLK	WP	HR	S	P	ERA	WHIP				
Jamie Walker, L ERA: 5.0	(9, 1)	1.0	3	0	0	0	2	0	0	0	0	0	0	10	15	0.00	0.000				

St. Louis Cardinals @ Kansas City Royals
Kauffman Stadium, Kansas City, MO

AB 37
R 9
H 11
RBI 9
BB 7
SO 4
LOB 19



WP: 0 PA: 45
PB: 0
CS: 2

Batter	1	2	3	4	5	6	7	8	9	AB	R	H	RBI	BB	SO	LOB	BOTTOM					
Johnny Damon, L OBP: 0.333, SLG: 0.391 (1, 8)	G6-3		G5-3 PB 1B		1B WP 2B		G4-3		DI BB	4	1	2	0	1	0	0						
Jed Hansen, R OBP: 0.383, SLG: 0.491 (1, 4)	K		G5-3		G6-3		P3		BB	4	0	0	0	0	1	3						
Larry Sutton, L OBP: 0.333, SLG: 0.650 (8, FH)			3-H 1-2 G3-1		WP BB SF4 1B		P3		BB	0	0	0	0	1	0	0						
Jay Bell, R OBP: 0.361, SLG: 0.455 (1, 6)					WP BB SF4 1B		P3		F9	4	1	1	1	1	0	3						
Chili Davis, S OBP: 0.402, SLG: 0.544 (1, 10)	L9				2-3 3-H 4-2				F9	3	1	0	0	2	0	3						
Dean Palmer, R OBP: 0.304, SLG: 0.417 (1, 5)		G1-3		K	WP BB		SF4		F9	3	0	0	1	0	1	1						
Jeff King, R OBP: 0.337, SLG: 0.421 (1, 3)		G6-4-3 BB		1-H HR			K		FC6-4 1B	3	1	2	2	1	1	1						
Jermaine Dye, R OBP: 0.251, SLG: 0.331 (1, 9)		G6-4-3		G6-3			K		FC6-4 1B	4	0	0	0	0	1	2						
Yamil Benitez, R OBP: 0.309, SLG: 0.475 (1, 7)			1B PB 1B		G6-3		G6-3		F7	4	1	1	0	0	0	0						
29 Mike Sweeney, R OBP: 0.310, SLG: 0.387 (1, 2)			P3		2B 1B 1B		P2		HR	4	2	2	1	0	0	1						
Inning Stats	R: 0 E: 0 K: 1 S: 7	H: 0 LOB: 1 BB: 1 P: 15	R: 0 E: 0 K: 0 S: 6	H: 0 LOB: 0 BB: 1 P: 12	R: 1 E: 0 K: 0 S: 14	H: 2 LOB: 1 BB: 0 P: 17	R: 2 E: 0 K: 1 S: 7	H: 1 LOB: 0 BB: 1 P: 15	R: 3 E: 0 K: 1 S: 16	H: 3 LOB: 1 BB: 1 P: 28	R: 0 E: 0 K: 1 S: 9	H: 0 LOB: 0 BB: 0 P: 15	R: 0 E: 0 K: 0 S: 9	H: 0 LOB: 0 BB: 0 P: 16	R: 0 E: 0 K: 0 S: 7	H: 1 LOB: 1 BB: 0 P: 10	R: 1 E: 0 K: 0 S: 8	H: 1 LOB: 2 BB: 2 P: 17	1B: 5 2B: 1 3B: 0 HR: 2	SF: 1 SAC: 0 DP: 1 HBP: 0	WP: 1 PB: 1 CS: 0	PA: 40
PITCHER	IP	WLS	BF	H	R	ER	SO	BB	IBB	HBP	BLK	WP	HR	S	P	ERA	WHIP					
Sean Lowe, R ERA: 12.46	(1, 1)	4.1	21	6	6	6	2	3	0	0	0	0	1	41	71	12.46	2.077					
John Frascatore, R ERA: 2.33	(5, 1)	1.2	6	0	0	0	2	1	0	0	0	1	0	18	31	0.00	0.600					
Rigo Beltran, L ERA: 2.48	(7, 1)	1.0	W 3	0	0	0	0	0	0	0	0	0	0	9	16	0.00	0.000					
Curtis King, R ERA: 2.35	(8, 1)	1.0	4	1	0	0	0	0	0	0	0	0	0	7	10	0.00	1.000					
Dennis Eckersley, R ERA: 3.77	(9, 1)	1.0	S 6	1	1	1	0	2	0	0	0	0	1	8	17	9.00	3.000					
PITCHER	IP	WLS	BF	H	R	ER	SO	BB	IBB	HBP	BLK	WP	HR	S	P	ERA	WHIP					

St. Louis Cardinals @ Kansas City Royals
Kauffman Stadium, Kansas City, MO

AB 33
R 7
H 8
RBI 5
BB 6
SO 4
LOB 14



WP: 1 PA: 40
PB: 1
CS: 0

Batter	1	2	3	4	5	6	7	8	9	AB	R	H	RBI	BB	SO	LOB	TOP				
Delino DeShields, L OBP: 0.345, SLG: 0.447 (1, 4)	G4-3		P2		G4-3		L4			4	0	0	0	0	0	1	St. Louis Cardinals @ Kansas City Royals Kauffman Stadium, Kansas City, MO Sat Aug 30 1997, 7:05 PM CDT Att: 39,291 - Unknown - 88 F livebaseballscorecards.com				
Royce Clayton, R OBP: 0.296, SLG: 0.383 (1, 6)	G6-3		K		K		G6-3			4	0	0	0	0	2	1					
Gary Gaetti, R OBP: 0.313, SLG: 0.406 (1, 3)	P2				F8		F8 1B 2B		F7	4	1	1	0	0	0	0					
Ray Lankford, L OBP: 0.410, SLG: 0.601 Danny Sheaffer, R OBP: 0.294, SLG: 0.296 (8, PH) (8, 8)		G5-3 2B BB		L8		F8 2B 1B		F9	2	2	2	1	0	1	0	0					
Willie McGee, S OBP: 0.363, SLG: 0.439 (1, 10)		G5-3		P5		F8		G4-3	4	0	0	0	0	0	3						
Ron Gant, R OBP: 0.310, SLG: 0.383 (1, 7)		F7				2B 1B				4	1	2	2	0	1	1					
Phil Plantier, L OBP: 0.333, SLG: 0.485 (1, 9)		WP 2H 2B				2B 1B				3	1	2	1	0	0	0					
Tom Pagnozzi, R OBP: 0.257, SLG: 0.371 (1, 2)		F8				G5-4-3 HBP				4	0	1	2	0	0	3					
David Bell, R OBP: 0.306, SLG: 0.405 (1, 5)				K		F7				3	0	0	0	0	1	1					
Inning Stats	R: 0 E: 0 K: 0 S: 4	H: 0 LOB: 0 BB: 0 P: 5	R: 1 E: 0 K: 0 S: 14	H: 1 LOB: 1 BB: 1 P: 21	R: 0 E: 0 K: 2 S: 7	H: 0 LOB: 0 BB: 0 P: 9	R: 0 E: 0 K: 0 S: 5	H: 0 LOB: 1 BB: 0 P: 8	R: 2 E: 0 K: 1 S: 12	H: 3 LOB: 1 BB: 0 P: 19	R: 2 E: 0 K: 0 S: 11	H: 3 LOB: 1 BB: 0 P: 18	R: 0 E: 0 K: 0 S: 8	H: 0 LOB: 0 BB: 0 P: 9	R: 0 E: 0 K: 1 S: 5	H: 0 LOB: 0 BB: 0 P: 16		1B: 3 2B: 4 3B: 0 HR: 0	SF: 0 SAC: 0 DP: 1 HBP: 1	WP: 1 PB: 0 SB: 0 CS: 0	PA: 35
PITCHER	IP	WLS	BF	H	R	ER	SO	BB	IBB	HBP	BLK	WP	HR	S	P	ERA	WHIP				
Tim Belcher, R ERA: 5.09 (1, 1)	7.0	W	29	7	5	5	3	1	0	1	0	1	0	61	89	6.43	1.143				
Jamie Walker, L ERA: 4.95 (8, 1)	1.0		3	0	0	0	0	0	0	0	0	0	0	5	5	0.00	0.000				
Scott Service, R ERA: 9.95 (9, 1)	1.0		3	0	0	0	1	0	0	0	0	0	0	8	16	0.00	0.000				

Batter	1	2	3	4	5	6	7	8	9	AB	R	H	RBI	BB	SO	LOB	BOTTOM				
Johnny Damon, L OBP: 0.340, SLG: 0.394 Jed Hansen, R OBP: 0.377, SLG: 0.481 (4, PR) (5, 4)	G6-4-3 1B					F8				2	2	2	0	1	0	0	St. Louis Cardinals @ Kansas City Royals Kauffman Stadium, Kansas City, MO Sat Aug 30 1997, 7:05 PM CDT Att: 39,291 - Unknown - 88 F livebaseballscorecards.com				
Shane Halter, R OBP: 0.356, SLG: 0.438 (1, 4) (5, 8)	F9									5	2	4	4	0	0	1					
Jay Bell, R OBP: 0.359, SLG: 0.452 (1, 6)	G6-4-3 1-2					SF9				3	0	0	1	1	0	3					
Chili Davis, S OBP: 0.403, SLG: 0.550 Larry Sutton, L OBP: 0.316, SLG: 0.619 (7, PH) (1, 10)										3	2	1	2	1	0	2					
Jeff King, R OBP: 0.338, SLG: 0.426 (1, 3)										4	2	1	1	1	0	1					
Dean Palmer, R OBP: 0.306, SLG: 0.426 (1, 5)										4	2	2	1	0	1	0					
Yamil Benitez, R OBP: 0.297, SLG: 0.455 (1, 7)										5	1	0	0	0	2	4					
Mike Macfarlane, R OBP: 0.300, SLG: 0.379 (1, 2)										4	2	2	2	1	0	0					
Jermaine Dye, R OBP: 0.261, SLG: 0.368 (1, 9)										5	3	3	5	0	1	1					
Inning Stats	R: 0 E: 0 K: 0 S: 7	H: 1 LOB: 0 BB: 0 P: 14	R: 5 E: 0 K: 0 S: 15	H: 3 LOB: 3 BB: 3 P: 33	R: 1 E: 0 K: 1 S: 7	H: 1 LOB: 0 BB: 0 P: 10	R: 8 E: 0 K: 1 S: 29	H: 7 LOB: 2 BB: 2 P: 51	R: 1 E: 0 K: 0 S: 8	H: 1 LOB: 0 BB: 0 P: 13	R: 0 E: 0 K: 1 S: 6	H: 0 LOB: 0 BB: 0 P: 10	R: 1 E: 0 K: 0 S: 5	H: 1 LOB: 0 BB: 0 P: 6	R: 0 E: 0 K: 1 S: 9	H: 1 LOB: 1 BB: 0 P: 14		1B: 4 2B: 6 3B: 0 HR: 5	SF: 1 SAC: 0 DP: 1 HBP: 2	WP: 0 PB: 0 SB: 0 CS: 0	PA: 45
PITCHER	IP	WLS	BF	H	R	ER	SO	BB	IBB	HBP	BLK	WP	HR	S	P	ERA	WHIP				
Manny Aybar, R ERA: 4.5 (1, 1)	1.2	L	12	4	5	5	0	3	0	1	0	0	0	20	45	27.00	4.200				
Mark Petkovsek, R ERA: 4.99 (2, 1)	2.0		16	7	9	9	2	2	0	1	0	0	3	33	57	40.50	4.500				
Tony Fossas, L ERA: 2.72 (4, 1)	2.1		10	3	2	2	1	0	0	0	0	0	2	20	30	7.71	1.286				
Jose Bautista, R ERA: 6.38 (7, 1)	2.0		7	1	0	0	1	0	0	0	0	0	0	13	19	0.00	0.500				

Batter	1	2	3	4	5	6	7	8	9	AB	R	H	RBI	BB	SO	LOB	TOP					
Royce Clayton, R OBP: 0.299, SLG: 0.383 (1, 6)	G6-3		1B			K	1B		G6-3	5	1	2	1	0	1	0	St. Louis Cardinals @ Kansas City Royals Kauffman Stadium, Kansas City, MO Sun Aug 31 1997, 3:33 AM CDT Att: 33,585 - Sunny - 87 F livebaseballscorecards.com					
David Bell, R OBP: 0.311, SLG: 0.417 (1, 4) (7, 5)	F9		1B			2B	E6 1B		K	5	1	2	0	0	1	1						
Willie McGee, S OBP: 0.361, SLG: 0.436 (1, 10)	L6		P4			L1	1B			4	0	1	0	0	0	3						
Gary Gaetti, R OBP: 0.312, SLG: 0.405 (1, 5) (7, 3)		G6-3				G6-3	1B			4	0	1	1	0	0	1						
Tom Pagnozzi, R OBP: 0.231, SLG: 0.333 Delino DeShields, L OBP: 0.345, SLG: 0.447 (1, 3) (7, 4)		G6-3				G6-3	G5-3		G6-3	4	0	0	0	0	0	2						
Ron Gant, R OBP: 0.313, SLG: 0.386 (1, 7)						K				2	1	1	0	2	1	0						
Phil Plantier, L OBP: 0.316, SLG: 0.457 (1, 9)						K	2B		K	4	0	0	0	0	3	3						
Mike DiFelice, R OBP: 0.294, SLG: 0.332 (1, 2)						K	1B		K	4	1	1	1	0	2	1						
Scarborough Green, S OBP: 0.200, SLG: 0.200 (1, 8)			F8			G6-3	1B		G3-1	4	1	1	0	0	0	0						
Inning Stats	R: 0 H: 0 E: 0 K: 0 S: 6	H: 0 LOB: 0 BB: 0 P: 8	R: 0 H: 0 E: 0 K: 0 S: 10	H: 0 LOB: 1 BB: 1 P: 17	R: 0 H: 2 E: 0 K: 0 S: 9	H: 2 LOB: 2 BB: 0 P: 15	R: 0 H: 0 E: 0 K: 1 S: 6	H: 0 LOB: 0 BB: 0 P: 7	R: 0 H: 0 E: 0 K: 2 S: 10	H: 0 LOB: 0 BB: 0 P: 13	R: 0 H: 1 E: 0 K: 1 S: 8	H: 1 LOB: 1 BB: 0 P: 12	R: 5 H: 6 E: 1 K: 2 S: 32	H: 6 LOB: 2 BB: 0 P: 49	R: 0 H: 0 E: 0 K: 2 S: 7	H: 0 LOB: 0 BB: 1 P: 14	R: 0 H: 0 E: 0 K: 1 S: 9	H: 0 LOB: 0 BB: 0 P: 14	1B: 7 2B: 2 3B: 0 HR: 0	SF: 0 SAC: 0 DP: 0 HBP: 0	WP: 0 PB: 0 SB: 0 CS: 1	PA: 38
PITCHER	IP	WLS	BF	H	R	ER	SO	BB	IBB	HBP	BLK	WP	HR	S	P	ERA	WHIP					
Glendon Rusch, L ERA: 5.59 (1, 1)	6.2		27	6	3	2	5	1	0	0	0	0	0	69	101	2.70	1.050					
Gregg Olson, R ERA: 6.56 (7, 1)	0.1	L	5	3	2	0	0	0	0	0	0	0	0	12	20	0.00	9.000					
Hipolito Pichardo, R ERA: 5.15 (8, 1)	1.0		3	0	0	0	2	1	0	0	0	0	0	7	14	0.00	1.000					
Jeff Montgomery, R ERA: 4.1 (9, 1)	1.0		3	0	0	0	1	0	0	0	0	0	0	9	14	0.00	0.000					

Batter	1	2	3	4	5	6	7	8	9	AB	R	H	RBI	BB	SO	LOB	BOTTOM					
Johnny Damon, L OBP: 0.338, SLG: 0.391 (1, 8)	K		K			F7 SF8 1B			G4-3	5	1	1	0	0	3	2	St. Louis Cardinals @ Kansas City Royals Kauffman Stadium, Kansas City, MO Sun Aug 31 1997, 3:33 AM CDT Att: 33,585 - Sunny - 87 F livebaseballscorecards.com					
Shane Halter, R OBP: 0.383, SLG: 0.434 Jay Bell, R OBP: 0.359, SLG: 0.451 (1, 6) (8, FR) (9, 6)	G6-3		G5-3			1B			G5-3	3	0	1	0	0	0	0						
Chili Davis, S OBP: 0.402, SLG: 0.547 50 José Rosado, L (8, PR) (1, 10)	P6		G6-3			F7			1B	4	0	1	0	0	0	2						
Dean Palmer, R OBP: 0.308, SLG: 0.433 (1, 5)		HR				SF8			1B	2	1	1	2	1	0	0						
Jeff King, R OBP: 0.337, SLG: 0.425 (1, 3)	L1		L8			L4			1B	4	0	1	1	0	0	1						
Jermaine Dye, R OBP: 0.255, SLG: 0.360 (1, 9)	P4		K			K			L5	4	0	0	0	0	2	3						
Yamil Benitez, R OBP: 0.318, SLG: 0.492 (1, 7)		HR				G1-6-3 1B			1B	3	1	3	1	0	0	0						
29 Mike Sweeney, R OBP: 0.309, SLG: 0.380 (1, 2)		HR				G6-3			P2	3	0	0	0	1	0	3						
Jed Hansen, R OBP: 0.369, SLG: 0.456 (1, 4)	K		L9			L1			BB	3	0	0	0	1	1	1						
Inning Stats	R: 0 H: 0 E: 0 K: 1 S: 9	H: 2 LOB: 0 BB: 0 P: 11	R: 2 H: 2 E: 0 K: 1 S: 18	H: 2 LOB: 1 BB: 1 P: 28	R: 0 H: 0 E: 0 K: 1 S: 8	H: 0 LOB: 0 BB: 0 P: 13	R: 0 H: 0 E: 0 K: 1 S: 10	H: 0 LOB: 0 BB: 0 P: 15	R: 0 H: 1 E: 0 K: 0 S: 5	H: 1 LOB: 0 BB: 0 P: 6	R: 1 H: 2 E: 0 K: 0 S: 9	H: 2 LOB: 1 BB: 0 P: 16	R: 0 H: 1 E: 0 K: 1 S: 6	H: 1 LOB: 0 BB: 0 P: 8	R: 1 H: 2 E: 0 K: 0 S: 15	H: 2 LOB: 3 BB: 1 P: 30	R: 0 H: 0 E: 0 K: 1 S: 10	H: 0 LOB: 2 BB: 1 P: 16	1B: 6 2B: 0 3B: 0 HR: 2	SF: 1 SAC: 0 DP: 2 HBP: 2	WP: 0 PB: 0 SB: 0 CS: 0	PA: 38
PITCHER	IP	WLS	BF	H	R	ER	SO	BB	IBB	HBP	BLK	WP	HR	S	P	ERA	WHIP					
Donovan Osborne, L ERA: 4.65 (1, 1)	6.0		23	5	3	3	4	1	0	0	0	0	0	59	89	4.50	1.000					
Curtis King, R ERA: 2.8 (7, 1)	2.0		10	3	1	1	1	1	0	1	0	0	0	21	38	4.50	2.000					
Dennis Eckersley, R ERA: 3.68 (9, 1)	1.0	S	5	0	0	0	1	1	0	1	0	0	0	10	16	0.00	1.000					

Batter	1	2	3	4	5	6	7	8	9	AB	R	H	RBI	BB	SO	LOB	TOP										
Ray Durham, S OBP: 0.333, SLG: 0.369 (1, 4)	G6-3		G4-3					SH1-3 1B	1B	4	1	2	0	1	0	0											
Ozzie Guillen, L OBP: 0.282, SLG: 0.332 (1, 6)	L7			G4-3	SF7			SH1-3 1B	1B	3	0	1	1	0	0	0											
Frank Thomas, R OBP: 0.623, SLG: 0.623 Chuck McElroy, L Jeff Darwin, R Tony Castillo, L Norberto Martin, R OBP: 0.319, SLG: 0.387 Matt Karchner, R (1, 3) (8, 1) (8, 1) (6, PH) (8, 1) (8, 1)	1B				F9			F9	G5-3	3	0	1	0	0	0	2											
Albert Belle, R Lyle Mouton, R OBP: 0.330, SLG: 0.493 OBP: 0.316, SLG: 0.382 (1, 7) (6, 7)	G5-3			F9				1B		3	0	0	0	0	1	2											
Robin Ventura, L OBP: 0.419, SLG: 0.459 (1, 5)		F8		F8				1B		3	0	0	0	1	0	1											
Mike Cameron, R OBP: 0.342, SLG: 0.436 (1, 8)	L8				SH 1B			K		4	1	1	0	0	1	2											
Jorge Fabregas, L OBP: 0.286, SLG: 0.360 (1, 2)	P6				F7			G6-3	G4-3	4	0	0	0	0	0	1											
Dave Martinez, L OBP: 0.352, SLG: 0.416 (1, 9) (8, 3)			G3-1		SH BB			G3	K	3	1	0	0	1	1	0											
Doug Drabek, R Greg Norton, S OBP: 0.333, SLG: 0.600 Keith Foulke, R Magglio Ordonez, R OBP: 0.154, SLG: 0.154 OBP: 0.625, SLG: 1.500 (1, 1) (7, PH) (7, 1) (8, 9)			K		SH SF7			F8	HR	1	1	0	0	0	1	0											
Inning Stats	R: 0 E: 0 K: 0 S: 5	H: 1 LOB: 1 BB: 0 P: 8	R: 0 E: 0 K: 0 S: 7	H: 0 LOB: 0 BB: 0 P: 13	R: 0 E: 0 K: 1 S: 10	H: 0 LOB: 0 BB: 0 P: 12	R: 0 E: 0 K: 0 S: 6	H: 0 LOB: 1 BB: 0 P: 12	R: 3 E: 1 K: 0 S: 12	H: 1 LOB: 1 BB: 2 P: 26	R: 0 E: 0 K: 1 S: 8	H: 0 LOB: 0 BB: 0 P: 11	R: 0 E: 0 K: 0 S: 6	H: 0 LOB: 0 BB: 0 P: 8	R: 1 E: 0 K: 1 S: 14	H: 2 LOB: 2 BB: 1 P: 26	R: 1 E: 0 K: 1 S: 12	H: 3 LOB: 3 BB: 0 P: 19	1B: 6 2B: 0 3B: 0 HR: 1	SF: 1 SAC: 2 DP: 0 HBP: 1	WP: 0 PA: 39 PB: 0 SB: 1 CS: 0						
PITCHER	IP	WLS	BF	H	R	ER	SO	BB	IBB	HBP	BLK	WP	HR	S	P	ERA	WHIP										
Matt Morris, R ERA: 2.93 (1, 1)	7.0		27	2	3	0	2	2	0	1	0	0	0	54	90	0.00	0.571										
Rigo Beltran, L ERA: 2.73 (8, 1)	0.1		2	1	1	1	0	0	0	0	0	0	0	5	8	27.00	3.000										
John Frascatore, R ERA: 2.31 (8, 1)	0.2		4	1	0	0	1	0	1	0	0	0	0	9	18	0.00	1.500										
Tony Fossas, L ERA: 2.89 (9, 1)	0.2	L	5	3	1	1	1	0	0	0	0	0	1	11	18	13.50	4.500										
Curtis King, R ERA: 2.55 (9, 1)	0.1		1	0	0	0	0	0	0	0	0	0	0	1	1	0.00	0.000										

Chicago White Sox @ St. Louis Cardinals
Busch Stadium, St. Louis, MO

AB 32
R 5
H 7
RBI 3
BB 3
SO 4
LOB 10



Mon Sep 01, 1997, 3:33 AM CDT
Att: 40,464 - Cloudy - 92 F

Batter	1	2	3	4	5	6	7	8	9	AB	R	H	RBI	BB	SO	LOB	BOTTOM										
Delino DeShields, L OBP: 0.343, SLG: 0.444 (1, 4)	K		FC5-4 2B		G3		SF8		CS 1B BB	3	1	0	1	1	1	1											
Royce Clayton, R OBP: 0.302, SLG: 0.387 (1, 6)	CS 1B		FC5 1H		P6		FC4-6		CS 1B	5	0	3	1	0	0	1											
Ray Lankford, L OBP: 0.409, SLG: 0.600 (1, 8)	2B		IBB		L8			F7	K	4	0	1	0	1	1	2											
Gary Gaetti, R OBP: 0.311, SLG: 0.403 (1, 3) (8, 5)	G5-3		FC5		G6-3			1B 1B		4	1	1	0	0	0	3											
Phil Plantier, L OBP: 0.305, SLG: 0.438 (8, PH) Danny Sheaffer, R OBP: 0.304, SLG: 0.296 Tom Lampkin, L OBP: 0.331, SLG: 0.370 (9, 2) (9, 2)		K		L6		K		K		3	0	0	0	0	2	0											
Ron Gant, R OBP: 0.312, SLG: 0.384 Tom Pagnozzi, R OBP: 0.250, SLG: 0.333 Tony Fossas, L Curtis King, R (1, 7) (8, 2) (9, 1) (9, 1)	P5		G6-3		P3			1B BB		3	0	0	0	0	0	0											
Mike DiFelice, R OBP: 0.333 Willie McGee, S OBP: 0.366, SLG: 0.445 (1, 2) (7, PH) (8, 7) (9, 9)	P6		2B 1B				SH1-3 SF8 2B	1B 1B		2	1	1	0	0	0	0											
David Bell, R OBP: 0.315, SLG: 0.430 Rigo Beltran, L John Frascatore, R Scarborough Green, S OBP: 0.188, SLG: 0.188 (1, 5) (8, 1) (8, 1) (8, PH) (9, 7)			F7		2B		SH1-3	G6-3		2	0	1	1	0	0	0											
Matt Morris, R OBP: 0.281, SLG: 0.254 Mark McGwire, R OBP: 0.388, SLG: 0.621 (1, 1) (7, PH) (8, 3)			FC5-4 1B		K		FC4-6 BB		K	2	0	1	0	0	1	1											
Inning Stats	R: 0 E: 0 K: 1 S: 13	H: 2 LOB: 1 BB: 0 P: 18	R: 0 E: 0 K: 1 S: 5	H: 0 LOB: 0 BB: 0 P: 7	R: 1 E: 0 K: 0 S: 11	H: 2 LOB: 1 BB: 1 P: 21	R: 1 E: 0 K: 1 S: 10	H: 2 LOB: 1 BB: 0 P: 15	R: 0 E: 0 K: 1 S: 8	H: 0 LOB: 0 BB: 0 P: 13	R: 1 E: 0 K: 0 S: 11	H: 1 LOB: 1 BB: 1 P: 20	R: 1 E: 0 K: 1 S: 13	H: 2 LOB: 2 BB: 1 P: 24	R: 0 E: 0 K: 2 S: 9	H: 1 LOB: 1 BB: 1 P: 17	1B: 6 2B: 4 3B: 0 HR: 0	SF: 1 SAC: 1 DP: 0 HBP: 0	WP: 0 PA: 39 PB: 0 SB: 1 CS: 3								
PITCHER	IP	WLS	BF	H	R	ER	SO	BB	IBB	HBP	BLK	WP	HR	S	P	ERA	WHIP										
Doug Drabek, R ERA: 5.81 (1, 1)	6.0		24	6	2	2	4	0	0	0	0	0	0	11	20	9.00	2.000										
Keith Foulke, R ERA: 7.02 (7, 1)	1.0		5	1	1	1	0	1	0	0	0	0	0	3	8	0.00	3.000										
Chuck McElroy, L ERA: 4.21 (8, 1)	0.1		2	1	1	1	0	0	0	0	0	0	0	4	7	27.00	3.000										
Jeff Darwin, R ERA: 1.93 (8, 1)	0.1		2	0	0	0	1	1	0	0	0	0	0	3	8	0.00	3.000										
Tony Castillo, L ERA: 5.13 (8, 1)	0.1	W	2	1	0	0	0	0	0	0	0	0	0	6	9	0.00	3.000										

Chicago White Sox @ St. Louis Cardinals
Busch Stadium, St. Louis, MO

AB 33
R 4
H 10
RBI 4
BB 4
SO 7
LOB 11



Mon Sep 01, 1997, 3:33 AM CDT
Att: 40,464 - Cloudy - 92 F

Batter	1	2	3	4	5	6	7	8	9	AB	R	H	RBI	BB	SO	LOB	TOP										
Ray Durham, S OBP: 0.332, SLG: 0.369	L7		K			G5-3		G6-4-3		4	0	1	0	0	1	0											
Ozzie Guillen, L OBP: 0.280, SLG: 0.329	P5			G3		G5-3		G6-4-3		4	0	0	0	0	0	2											
Frank Thomas, R OBP: 0.454, SLG: 0.618	P2			F8		F7				4	0	1	1	0	0	0											
Albert Belle, R OBP: 0.331, SLG: 0.495		L8		1B			WP	F8		4	0	2	0	0	0	1											
Robin Ventura, L OBP: 0.421, SLG: 0.460				FC5-4		L7			L6	4	0	2	0	0	0	1											
Mike Cameron, R OBP: 0.341, SLG: 0.432	K			FC5-4		WP	HBP		K	3	0	0	0	0	2	3											
Jorge Fabregas, L OBP: 0.282, SLG: 0.355	K					G4-3			K	4	0	0	0	0	3	3											
Dave Martinez, L OBP: 0.350, SLG: 0.413			G3			G3				3	0	0	0	0	0	2											
Jeff Darwin, R (7, 1)								F9		0	0	0	0	0	0	0											
Jaime Navarro, R (1, 1)			F8			K				0	0	0	0	0	0	0											
Greg Norton, S OBP: 0.313, SLG: 0.563										1	0	0	0	0	0	0											
Mike Sirotko, L (3, 1)										1	0	0	0	0	1	0											
25 Jeff Abbott, R OBP: 0.313, SLG: 0.313										1	1	1	0	0	0	0											
Inning Stats	R: 0 H: 0 E: 0 K: 0 S: 10	H: 0 LOB: 0 BB: 0 P: 14	R: 0 H: 1 E: 0 K: 2 S: 12	H: 1 LOB: 1 BB: 0 P: 19	R: 0 H: 0 E: 0 K: 1 S: 9	H: 0 LOB: 0 BB: 0 P: 13	R: 0 H: 2 E: 0 K: 0 S: 9	H: 2 LOB: 2 BB: 0 P: 11	R: 0 H: 0 E: 0 K: 0 S: 6	H: 0 LOB: 0 BB: 0 P: 9	R: 0 H: 0 E: 0 K: 0 S: 6	H: 0 LOB: 0 BB: 0 P: 11	R: 0 H: 1 E: 0 K: 1 S: 14	H: 1 LOB: 2 BB: 0 P: 26	R: 1 H: 3 E: 0 K: 0 S: 8	H: 3 LOB: 1 BB: 0 P: 11	R: 0 H: 0 E: 0 K: 2 S: 10	H: 0 LOB: 0 BB: 0 P: 15	1B: 6 2B: 1 3B: 0 HR: 0	SF: 0 SAC: 0 DP: 1 HBP: 1	WP: 1 PB: 0 SB: 0 CS: 0	PA: 34					
PITCHER	IP	WLS	BF	H	R	ER	SO	BB	IBB	HBP	BLK	WP	HR	S	P	ERA	WHIP										
Andy Benes, R ERA: 3.16	(1, 1)	7.0	W	28	6	1	1	5	0	0	1	0	0	68	107	1.29	0.857										
Jose Bautista, R ERA: 6.23	(8, 1)	1.0		3	1	0	0	0	0	0	0	0	0	6	7	0.00	1.000										
Rigo Beltran, L ERA: 2.67	(9, 1)	1.0		3	0	0	0	2	0	0	0	0	0	10	15	0.00	0.000										

Chicago White Sox @ St. Louis Cardinals
 Busch Stadium, St. Louis, MO
 Tue Sep 02 1997, 7:05 PM CDT
 Att: 27,192 - Unknown - 79 F

AB 33
 R 1
 H 7
 RBI 1
 BB 0
 SO 7
 LOB 12



Batter	1	2	3	4	5	6	7	8	9	AB	R	H	RBI	BB	SO	LOB	BOTTOM										
Delino DeShields, L OBP: 0.344, SLG: 0.444	G6-3			L9		L9		FC5		5	1	2	0	0	0	0											
Royce Clayton, R OBP: 0.304, SLG: 0.393	HR			F8				G4-3		5	1	3	1	0	0	1											
Mark McGwire, R OBP: 0.387, SLG: 0.623	HR			P4		K		FC5		5	1	1	2	0	2	3											
Ray Lankford, L OBP: 0.408, SLG: 0.595	K					F7				3	0	0	0	1	2	0											
Ron Gant, R OBP: 0.315, SLG: 0.399										3	2	2	2	1	1	2											
Scarborough Green, S OBP: 0.156, SLG: 0.156	HR									0	0	0	0	0	0	0											
Phil Plantier, L OBP: 0.326, SLG: 0.447	BB			L7						3	1	2	0	1	0	2											
Mike DiFelice, R OBP: 0.295, SLG: 0.329	1B			G4-3		L7		F9		3	0	0	0	1	0	3											
David Bell, R OBP: 0.313, SLG: 0.422	FC5-4			G4-3		F9		L6		4	0	1	1	0	0	3											
Andy Benes, R OBP: 0.241, SLG: 0.264	FC5-4									3	0	0	0	0	2	2											
Jose Bautista, R ERA: 5.87	(8, 1)									0	0	0	0	0	0	0											
Scott Livingstone, L OBP: 0.182, SLG: 0.164	(8, PH)									1	0	0	0	0	0	0											
Rigo Beltran, L (9, 1)				K				G4-3		0	0	0	0	0	0	0											
Inning Stats	R: 4 H: 5 E: 0 K: 1 S: 22	H: 5 LOB: 2 BB: 1 P: 35	R: 1 H: 2 E: 0 K: 2 S: 18	H: 2 LOB: 1 BB: 1 P: 31	R: 0 H: 0 E: 0 K: 1 S: 10	H: 0 LOB: 0 BB: 0 P: 15	R: 0 H: 0 E: 0 K: 0 S: 6	H: 0 LOB: 0 BB: 0 P: 8	R: 0 H: 1 E: 0 K: 2 S: 11	H: 1 LOB: 1 BB: 0 P: 15	R: 1 H: 2 E: 0 K: 1 S: 11	H: 2 LOB: 1 BB: 0 P: 18	R: 0 H: 1 E: 0 K: 0 S: 9	H: 1 LOB: 1 BB: 0 P: 11	R: 0 H: 0 E: 0 K: 0 S: 9	H: 0 LOB: 0 BB: 0 P: 11	1B: 6 2B: 2 3B: 0 HR: 3	SF: 0 SAC: 0 DP: 0 HBP: 0	WP: 0 PB: 0 SB: 1 CS: 0	PA: 39							
PITCHER	IP	WLS	BF	H	R	ER	SO	BB	IBB	HBP	BLK	WP	HR	S	P	ERA	WHIP										
Jaime Navarro, R ERA: 5.87	(1, 1)	2.0	L	15	7	5	3	2	0	0	0	0	0	40	66	2.50	4.500										
Mike Sirotko, L ERA: 1.69	(3, 1)	4.1		18	3	1	1	4	2	0	0	0	0	39	67	2.08	1.154										
Jeff Darwin, R ERA: 1.42	(7, 1)	1.2		6	1	0	0	0	0	0	0	0	0	13	15	0.00	0.600										

Chicago White Sox @ St. Louis Cardinals
 Busch Stadium, St. Louis, MO
 Tue Sep 02 1997, 7:05 PM CDT
 Att: 27,192 - Unknown - 79 F

AB 35
 R 6
 H 11
 RBI 6
 BB 4
 SO 7
 LOB 16



Batter	1	2	3	4	5	6	7	8	9	AB	R	H	RBI	BB	SO	LOB	TOP					
Ray Durham, S OBP: 0.330, SLG: 0.365	E6	K			K		K		F7	5	0	0	0	0	3	3						
Dave Martinez, L OBP: 0.353, SLG: 0.416	2B		K							4	1	3	0	0	1	0						
Frank Thomas, R OBP: 0.457, SLG: 0.623										4	1	3	1	0	0	1						
Lyle Mouton, R OBP: 0.316, SLG: 0.382	1B									0	0	0	0	0	0	0						
Albert Belle, R OBP: 0.331, SLG: 0.492	P4									3	0	0	0	1	1	2						
Robin Ventura, L OBP: 0.424, SLG: 0.462										4	0	2	1	0	0	1						
Mike Cameron, R OBP: 0.340, SLG: 0.429	K									4	0	1	0	0	1	1						
Jorge Fabregas, L OBP: 0.283, SLG: 0.355										3	0	1	0	0	0	0						
Chad Fonville, S OBP: 0.250, SLG: 0.143	G6-3									0	0	0	0	0	0	0						
Ron Karkovics, R OBP: 0.247, SLG: 0.315										0	0	0	0	0	0	0						
25 Jeff Abbott, R OBP: 0.294, SLG: 0.294										1	0	0	0	0	0	3						
Robert Machado, R OBP: 0.314, SLG: 0.361										0	0	0	0	0	0	0						
Norberto Martin, R OBP: 0.314, SLG: 0.361										3	0	0	0	0	0	1						
Ozzie Guillen, L OBP: 0.279, SLG: 0.328	G1-3									1	0	0	0	0	0	0						
Scott Eyre, L OBP: 0.500, SLG: 0.500										2	0	1	0	0	0	1						
Greg Norton, S OBP: 0.294, SLG: 0.529										1	0	0	0	0	1	2						
Nelson Cruz, R OBP: 0.333, SLG: 0.455										0	0	0	0	0	0	0						
Al Levine, L OBP: 0.333, SLG: 0.455										0	0	0	0	0	0	0						
Tony Castillo, L OBP: 0.333, SLG: 0.455										0	0	0	0	0	0	0						
34 Mario Valdez, L OBP: 0.333, SLG: 0.455										1	0	0	0	0	0	0						
Inning Stats	R: 2 E: 1 K: 1 S: 16	H: 3 LOB: 1 BB: 0 P: 25	R: 0 E: 0 K: 1 S: 18	H: 1 LOB: 1 BB: 0 P: 24	R: 0 E: 0 K: 1 S: 9	H: 1 LOB: 1 BB: 0 P: 16	R: 0 E: 1 K: 0 S: 9	H: 0 LOB: 1 BB: 0 P: 11	R: 0 E: 0 K: 1 S: 5	H: 1 LOB: 0 BB: 0 P: 8	R: 0 E: 0 K: 1 S: 8	H: 0 LOB: 0 BB: 0 P: 12	R: 0 E: 0 K: 2 S: 11	H: 1 LOB: 2 BB: 0 P: 17	R: 0 E: 0 K: 0 S: 16	H: 4 LOB: 3 BB: 1 P: 25	R: 0 E: 0 K: 0 S: 6	H: 0 LOB: 0 BB: 0 P: 9	1B: 9 2B: 2 3B: 0 HR: 0	SF: 0 SAC: 0 DP: 1 HBP: 0	WP: 0 PB: 0 SB: 0 CS: 1	PA: 37
PITCHER	IP WLS BF H R ER SO BB IBB HBP BLK WP HR S P ERA WHIP																					
Manny Aybar, R ERA: 4.28	(1, 1) 6.0 W 25 7 2 2 5 0 0 0 0 0 0 0 66 27 3.00 1.167																					
John Frascatore, R ERA: 2.27	(7, 1) 1.0 5 2 0 0 2 0 0 0 0 0 0 8 13 0.00 3.000																					
Curtis King, R ERA: 2.41	(8, 1) 1.0 S 3 0 0 0 0 0 0 0 0 0 0 6 9 0.00 0.000																					
Dennis Eckersley, R ERA: 3.6	(9, 1) 1.0 S 3 0 0 0 0 0 0 0 0 0 0 6 9 0.00 0.000																					

Chicago White Sox @ St. Louis Cardinals
 Busch Stadium, St. Louis, MO
 Wed Sep 03 1997, 7:05 PM CDT
 Att: 29,088 - Unknown - 72 F

AB	36
R	2
H	11
RBI	2
BB	1
SO	7
LOB	15



Batter	1	2	3	4	5	6	7	8	9	AB	R	H	RBI	BB	SO	LOB	BOTTOM			
Royce Clayton, R OBP: 0.303, SLG: 0.392	L8		K		F9		P2		L4	2	0	0	0	0	1	2				
Luis Ordez, R										2	0	0	0	0	0	1				
Scott Livingstone, L OBP: 0.182, SLG: 0.164										0	0	0	0	0	0	0				
Danny Sheaffer, R OBP: 0.301, SLG: 0.294										1	0	0	0	0	0	3				
Dennis Eckersley, R										0	0	0	0	0	0	0				
Willie McGee, S OBP: 0.363, SLG: 0.440	P6		P4							5	0	1	0	0	0	5				
Mark McGwire, R OBP: 0.386, SLG: 0.619	K									3	0	0	0	1	3	1				
Ray Lankford, L OBP: 0.407, SLG: 0.591										3	0	0	0	1	2	2				
Ron Gant, R OBP: 0.313, SLG: 0.395	F7									4	0	0	0	0	1	2				
Gary Gaetti, R OBP: 0.315, SLG: 0.416	L9									4	2	3	1	0	0	0				
David Bell, R OBP: 0.330, SLG: 0.436										4	1	3	1	0	0	0				
Eli Marrero, R OBP: 0.500, SLG: 0.750										4	1	2	0	0	0	2				
Delino DeShields, L OBP: 0.344, SLG: 0.444										0	0	0	0	0	0	0				
Manny Aybar, R OBP: 0.167, SLG: 0.167										3	0	2	1	0	1	2				
John Frascatore, R										0	0	0	0	0	0	0				
Curtis King, R										0	0	0	0	0	0	0				
Phil Plantier, L OBP: 0.333, SLG: 0.455										1	0	1	0	0	0	0				
Mike DiFalco, R OBP: 0.295, SLG: 0.329										0	0	0	0	0	0	0				
Inning Stats	R: 0 E: 0 K: 1 S: 8	H: 0 LOB: 0 BB: 0 P: 14	R: 0 E: 0 K: 1 S: 9	H: 0 LOB: 0 BB: 0 P: 17	R: 2 E: 0 K: 2 S: 10	H: 3 LOB: 2 BB: 1 P: 17	R: 0 E: 0 K: 1 S: 19	H: 2 LOB: 2 BB: 0 P: 24	R: 0 E: 0 K: 1 S: 15	H: 1 LOB: 1 BB: 1 P: 27	R: 1 E: 0 K: 0 S: 11	H: 2 LOB: 1 BB: 0 P: 17	R: 0 E: 0 K: 1 S: 12	H: 0 LOB: 0 BB: 0 P: 17	R: 1 E: 0 K: 1 S: 18	H: 4 LOB: 3 BB: 0 P: 29	1B: 9 2B: 2 3B: 0 HR: 1	SF: 0 SAC: 0 DP: 0 HBP: 0	WP: 1 PB: 0 SB: 0 CS: 0	PA: 38
PITCHER	IP WLS BF H R ER SO BB IBB HBP BLK WP HR S P ERA WHIP																			
Scott Eyre, L ERA: 4.75	(1, 1) 6.0 L 28 8 3 3 6 1 1 0 0 0 0 0 21 32 4.50 1.500																			
Nelson Cruz, R ERA: 7.13	(7, 1) 1.1 7 3 1 1 2 0 0 0 0 0 0 3 6 6.75 2.250																			
Al Levine, R ERA: 6.65	(8, 1) 0.0 1 1 0 0 0 0 0 0 0 0 0 3 6 ∞ ∞																			
Tony Castillo, L ERA: 5.07	(8, 1) 0.2 2 0 0 0 0 0 0 0 0 0 0 6 8 0.00 0.000																			

Chicago White Sox @ St. Louis Cardinals
 Busch Stadium, St. Louis, MO
 Wed Sep 03 1997, 7:05 PM CDT
 Att: 29,088 - Unknown - 72 F

AB	36
R	4
H	12
RBI	3
BB	2
SO	8
LOB	20



Batter	1	2	3	4	5	6	7	8	9	AB	R	H	RBI	BB	SO	LOB	TOP								
Delino DeShields, L (1.4) OBP: 0.343, SLG: 0.442	F7		G6-3		1B HR		F7			4	1	1	0	0	0	0	St. Louis Cardinals @ Colorado Rockies Coors Field, Denver, CO Fri Sep 05 1997, 7:05 PM MDT Att: 48,051 - Unknown - 79 F								
Ron Cant, R (1.7) OBP: 0.316, SLG: 0.397	K		1B BB		1B HR		FC4-6 1B			3	1	2	0	1	1	0									
Mark McGwire, R (1.3) OBP: 0.390, SLG: 0.635	HR		1B		HR		FC4-6 1B			4	2	4	4	0	0	0									
Ray Lankford, L (1.8) OBP: 0.405, SLG: 0.588	G4-3		K		F7		FC4-6 G4-6-3			2	0	0	0	0	1	2									
Willie McGee, S (3.8) OBP: 0.360, SLG: 0.436							1-2 2-3			2	0	0	0	0	0	2									
Gary Gaetti, R (1.5) OBP: 0.313, SLG: 0.412		G6-3		G6-3		G2-3		G4-6-3		4	0	0	0	0	0	2									
Phil Plantier, L (1.9) OBP: 0.330, SLG: 0.438		BB		K		P6		G6-3		3	0	0	0	1	1	0									
Tom Pagnozzi, R (1.2) OBP: 0.227, SLG: 0.302		BB		F9		F7		G6-3		4	0	0	0	0	0	1									
Royce Clayton, R (1.6) OBP: 0.301, SLG: 0.389		L9		L9		K		F7		4	0	0	0	0	1	1									
Donovan Osborne, S (1.1) OBP: 0.208, SLG: 0.250			G4-3		K		P5			2	0	0	0	0	1	0									
John Frascatore, R (5.1) OBP: 0.179, SLG: 0.161					K					0	0	0	0	0	0	0									
Scott Livingstone, L (7. PH) OBP: 0.179, SLG: 0.161					K					1	0	0	0	0	0	0									
Curtis King, R (7.1)					K					0	0	0	0	0	0	0									
Jose Bautista, R (8.1)					K					0	0	0	0	0	0	0									
Inning Stats	R: 1 E: 0 K: 1 S: 12	H: 1 LOB: 0 BB: 0 P: 20	R: 0 E: 0 K: 0 S: 7	H: 0 LOB: 1 BB: 1 P: 14	R: 0 E: 0 K: 1 S: 17	H: 1 LOB: 2 BB: 1 P: 32	R: 0 E: 0 K: 1 S: 6	H: 0 LOB: 0 BB: 0 P: 8	R: 3 E: 0 K: 2 S: 16	H: 3 LOB: 0 BB: 0 P: 24	R: 0 E: 0 K: 0 S: 6	H: 0 LOB: 0 BB: 0 P: 9	R: 0 E: 0 K: 0 S: 10	H: 0 LOB: 0 BB: 0 P: 15	R: 0 E: 0 K: 0 S: 9	H: 2 LOB: 1 BB: 0 P: 14	R: 0 E: 0 K: 0 S: 8	H: 0 LOB: 0 BB: 0 P: 11	1B: 5 2B: 0 3B: 0 HR: 2	SF: 0 SAC: 0 DP: 1 HBP: 0	WP: 0 PB: 0 SB: 0 CS: 0	PA: 35			
PITCHER	IP	WLS	BF	H	R	ER	SO	BB	IBB	HBP	BLK	WP	HR	S	P	ERA	WHIP								
Frank Castillo, R (1.1) ERA: 5.24	6.0	W	25	5	4	4	5	2	0	0	0	0	2	64	107	6.00	1.167								
Steve Reed, R (7.1) ERA: 4.29	1.0		3	0	0	0	0	0	0	0	0	0	0	10	15	0.00	0.000								
Mike DeJean, R (8.1) ERA: 4.06	2.0		7	2	0	0	0	0	0	0	0	0	0	17	25	0.00	1.000								

Batter	1	2	3	4	5	6	7	8	9	AB	R	H	RBI	BB	SO	LOB	BOTTOM								
Walt Weiss, S (1.6) OBP: 0.371, SLG: 0.393	G5-3		G5-3		CS BB		G4-3			4	1	1	0	1	0	1	St. Louis Cardinals @ Colorado Rockies Coors Field, Denver, CO Fri Sep 05 1997, 7:05 PM MDT Att: 48,051 - Unknown - 79 F								
Ellis Burks, R (1.8) OBP: 0.349, SLG: 0.556	G6-3		G6-3		HR		FC1-6 1B			5	2	3	3	0	0	0									
Lary Walker, L (1.9) OBP: 0.461, SLG: 0.718	G1-3				1B 2B		G4-3			5	3	1	0	0	0	1									
Harvey Pulliam, R (9.9) OBP: 0.317, SLG: 0.439					G4-3		FC1-6 E 1-2 1B			0	0	0	0	0	0	0									
Andres Galarraga, R (1.3) OBP: 0.389, SLG: 0.580		1B 1B		G4-3 2H 1B	1B		E6 1B SF8			5	3	3	1	0	0	2									
Dante Bichette, R (1.7) OBP: 0.348, SLG: 0.504				F8			1B 1B			3	0	2	1	0	0	1									
Quinton McCracken, S (7. PH) OBP: 0.363, SLG: 0.353		FC5-4 1B		F8			1B 1B			1	1	0	0	0	0	1									
Vinny Castilla, R (1.5) OBP: 0.357, SLG: 0.565					G4-3		G6-3			2	1	1	2	2	0	2									
Kirt Manwaring, R (1.2) OBP: 0.304, SLG: 0.291		FC5-4 1B		G4-3 1B IBB			G6-3			5	0	2	1	0	0	4									
Nelfi Perez, S (1.4) OBP: 0.355, SLG: 0.474		L7		G4-3			G5-3			5	0	3	3	0	0	1									
Frank Castillo, R (1.1) OBP: 0.130, SLG: 0.130				G4-3			G4-3			2	0	0	0	0	0	1									
John Vander Wal, L (6. PH) OBP: 0.258, SLG: 0.190				G4-3			G4-3			0	0	0	0	1	0	0									
Steve Reed, R (7.1)				G4-3			G4-3			0	0	0	0	0	0	0									
Jason Bates, S (7. PH) OBP: 0.345, SLG: 0.441				G4-3			G4-3			0	0	0	0	0	0	2									
Mike DeJean, R (8.1) OBP: 0.333, SLG: 0.667				G4-3			G4-3			1	0	0	0	0	1	3									
Inning Stats	R: 0 E: 0 K: 0 S: 6	H: 0 LOB: 0 BB: 0 P: 9	R: 1 E: 0 K: 0 S: 10	H: 3 LOB: 1 BB: 0 P: 17	R: 0 E: 0 K: 0 S: 6	H: 0 LOB: 0 BB: 0 P: 7	R: 3 E: 0 K: 0 S: 14	H: 3 LOB: 1 BB: 1 P: 22	R: 1 E: 0 K: 0 S: 12	H: 2 LOB: 2 BB: 1 P: 28	R: 0 E: 0 K: 0 S: 10	H: 0 LOB: 1 BB: 1 P: 17	R: 3 E: 1 K: 0 S: 15	H: 4 LOB: 2 BB: 0 P: 19	R: 3 E: 1 K: 1 S: 15	H: 4 LOB: 3 BB: 1 P: 26	1B: 13 2B: 1 3B: 0 HR: 2	SF: 1 SAC: 0 DP: 1 HBP: 1	WP: 0 PB: 0 SB: 2 CS: 1	PA: 45					
PITCHER	IP	WLS	BF	H	R	ER	SO	BB	IBB	HBP	BLK	WP	HR	S	P	ERA	WHIP								
Donovan Osborne, L (1.1) ERA: 4.93	4.1	L	20	7	5	5	0	1	1	0	0	0	0	18	34	0.00	1.846								
John Frascatore, R (5.1) ERA: 2.22	1.2		8	1	0	0	0	1	0	1	0	0	0	15	19	9.00	4.000								
Curtis King, R (7.1) ERA: 2.75	1.0		8	4	3	1	0	0	0	0	0	0	0	15	19	9.00	4.000								
Jose Bautista, R (8.1) ERA: 6.5	1.0		9	4	3	2	1	0	1	0	0	0	1	15	26	18.00	4.000								

Batter	1	2	3	4	5	6	7	8	9	AB	R	H	RBI	BB	SO	LOB	TOP		
Delino DeShields, L OBP: 0.349, SLG: 0.445 (1.4)	B3		FC6-4 1B		K		K		SH2-4 1B	5	0	2	0	0	2	0			
Royce Clayton, R OBP: 0.301, SLG: 0.392 Brady Raggio, R (7.1)	1-0		FC6-4 1B CS			K	F9		SH2-4 1-2	4	1	1	0	0	1	1			
David Bell, R OBP: 0.321, SLG: 0.414 (8.6)	2B 1B		1-2							0	0	0	0	0	0	0			
Mark McGwire, R OBP: 0.393, SLG: 0.639 (1.3)	G4-3 1-H 2B		2-3 K			F9		2B BB	G6-4-3 IBB	3	1	1	1	2	1	1			
Phil Plantier, L OBP: 0.354, SLG: 0.494 (1.9)	G4-3 2-3		1-1 1B			1B BB		2B	G6-4-3 1-2	4	1	2	0	1	0	3			
Willie McGee, S OBP: 0.362, SLG: 0.442 (1.7)	F8		0-2 CS		G6-3			1B 2B		4	1	2	2	0	0	1			
Gary Gaetti, R OBP: 0.313, SLG: 0.410 (1.5)		2-1 FC5-4 1B			K			1B HBP		3	0	1	0	0	1	2			
Eli Marrero, R OBP: 0.303, SLG: 0.500 Tony Fossas, L (4.1)		1-2 FC5-4			G5-3					2	0	0	0	0	0	1	AB 35		
Dmitri Young, S OBP: 0.309, SLG: 0.399 Luis Ojeda, R (7.6)		FC4-6 1-2					1-2 FC3-6 1B	G6-3 1-3 2-H		1	0	0	0	0	0	0	R 6		
Scott Livingstone, L OBP: 0.191, SLG: 0.175 Mike DiPietro, R OBP: 0.294, SLG: 0.328 (8.2)		FC4-6 1-2					FC3-6 HR	G6-3 1-2		2	0	0	0	0	0	1	H 12		
Scarborough Green, S OBP: 0.167, SLG: 0.167 Ray Lanford, R OBP: 0.405, SLG: 0.585 (7.8)		FC4-6 1-2				F7		G6-3		2	1	0	0	0	0	3	RBI 6		
Sean Lowe, R Tom Lampkin, L OBP: 0.333, SLG: 0.385 Ron Garb, R OBP: 0.250, SLG: 0.296 John Frascatore, R (8.1)		FC5-4 1-2			G3					1	0	0	0	0	0	1	BB 3		
Lance Painter, L Curtis King, R (8.1)		FC5-4 1-2					0-2 HR	K		0	0	0	0	0	0	0	SO 6		
Inning Stats	R: 1 E: 0 K: 0 S: 11	H: 2 LOB: 1 BB: 0 P: 14	R: 0 E: 0 K: 0 S: 10	H: 1 LOB: 1 BB: 0 P: 15	R: 0 E: 0 K: 1 S: 14	H: 2 LOB: 1 BB: 0 P: 19	R: 0 E: 0 K: 1 S: 8	H: 0 LOB: 0 BB: 0 P: 8	R: 0 E: 0 K: 1 S: 10	H: 1 LOB: 2 BB: 1 P: 15	R: 2 E: 0 K: 1 S: 16	H: 2 LOB: 0 BB: 0 P: 23	R: 3 E: 0 K: 1 S: 16	H: 3 LOB: 1 BB: 1 P: 24	R: 0 E: 0 K: 0 S: 6	H: 1 LOB: 1 BB: 1 P: 12	1B: 8 2B: 3 3B: 0 HR: 1	SF: 0 SAC: 1 DP: 2 HBP: 1	WP: 0 PA: 41 PB: 0 SB: 1 CS: 1
PITCHER	IP	WLS	BF	H	R	ER	SO	BB	IBB	HBP	BLK	WP	HR	S	P	ERA	WHIP		
John Thomson, R ERA: 4.36 (1.1)	7.0		29	8	3	3	5	1	0	0	0	0	1	81	115	3.86	1.286		
Mike DeJean, R ERA: 4.53 (8.1)	0.0		5	3	3	3	0	1	0	1	0	0	0	9	14	∞	∞		
Mike Munoz, L ERA: 4.71 (8.1)	0.2		1	0	0	0	0	0	0	0	0	0	0	4	6	0.00	0.000		
Curt Lesknic, R ERA: 6.57 (9.1)	1.0	W	4	1	0	0	0	0	1	0	0	0	0	6	12	0.00	1.000		

St. Louis Cardinals @ Colorado Rockies
Coors Field, Denver, CO
Sat Sep 06 1997, 7:05 PM MDT
Att: 44,288 - Unknown - 73 F

AB 35
R 6
H 12
RBI 6
BB 3
SO 6
LOB 15



Batter	1	2	3	4	5	6	7	8	9	AB	R	H	RBI	BB	SO	LOB	BOTTOM		
Walt Weiss, S OBP: 0.374, SLG: 0.391 (1.6)	FC4 SF8 1B		4-2 FC5-4 BB			G5-3		P4		3	1	1	0	2	0	3			
Ellis Burks, R OBP: 0.357, SLG: 0.563 (8.7)	1-2 FC4 1B		0-0 FC5-4 1-2				F9		1-2 BB	3	0	1	0	2	0	1			
Lary Walker, L OBP: 0.160, SLG: 0.719 John Vander Wal, L OBP: 0.250, SLG: 0.183 Harvey Pulliam, R OBP: 0.311, SLG: 0.431 (8.9)	FC4 1-2 2-3		1-3 K		F7		K2-3	P3		2	0	0	0	0	1	3			
Dante Bichette, R OBP: 0.348, SLG: 0.510 Andres Carrasaga, R OBP: 0.388, SLG: 0.576 (8.3)	SF8 1-2 3-H		1-2 HR 17 BB		F8		3-2 HR	SH2-4 1B		3	2	2	2	0	0	0			
17 Todd Helton, L OBP: 0.386, SLG: 0.603 Mike DeJean, R OBP: 0.333, SLG: 0.667 Mike Munoz, L (8.1)	F7		4-0 HR BB				1-2 G6-3		SH2-4	3	1	1	0	1	0	1			
Curt Lesknic, R Darren Holmes, R OBP: 0.150, SLG: 0.316 (9.1)			1-2 HR BB							0	0	0	0	0	0	0			
Vinny Castilla, R OBP: 0.354, SLG: 0.563 (1.5)		G6-3			F7		G6-4-3			5	1	2	2	0	0	3			
Jeff Reed, L OBP: 0.398, SLG: 0.548 (1.2)			1-3 K				1-0 HR	G3-1		4	1	1	3	0	2	0			
Neffi Perez, S OBP: 0.350, SLG: 0.469 (1.4)			1-3 K				0-0 BB SH3-4 1B			4	0	2	0	0	1	0			
John Thomson, R OBP: 0.256, SLG: 0.220 Quinton McCracken, S OBP: 0.366, SLG: 0.354 (8.8)			0-0 G1-3				1-0 SH3-4 1B			2	0	1	0	0	0	0			
Inning Stats	R: 1 E: 0 K: 0 S: 15	H: 2 LOB: 0 BB: 0 P: 22	R: 0 E: 0 K: 2 S: 10	H: 0 LOB: 0 BB: 0 P: 13	R: 0 E: 0 K: 1 S: 7	H: 0 LOB: 1 BB: 1 P: 12	R: 3 E: 0 K: 0 S: 13	H: 3 LOB: 3 BB: 3 P: 30	R: 0 E: 0 K: 0 S: 10	H: 1 LOB: 0 BB: 0 P: 14	R: 0 E: 0 K: 1 S: 11	H: 1 LOB: 0 BB: 0 P: 18	R: 1 E: 0 K: 0 S: 8	H: 3 LOB: 3 BB: 1 P: 16	R: 1 E: 0 K: 0 S: 7	H: 2 LOB: 1 BB: 0 P: 8	1B: 9 2B: 1 3B: 0 HR: 3	SF: 1 SAC: 2 DP: 1 HBP: 0	WP: 0 PA: 42 PB: 0 SB: 1 CS: 0
PITCHER	IP	WLS	BF	H	R	ER	SO	BB	IBB	HBP	BLK	WP	HR	S	P	ERA	WHIP		
Sean Lowe, R ERA: 11.25 (1.1)	3.2		20	5	4	4	3	4	0	0	0	0	0	44	75	9.82	2.455		
Tony Fossas, L ERA: 2.74 (4.1)	2.1		8	2	0	0	1	0	0	0	0	0	0	22	34	0.00	0.857		
Brady Raggio, R ERA: 7.91 (7.1)	1.0		4	1	1	1	1	0	0	0	0	0	1	13	19	9.00	1.000		
John Frascatore, R ERA: 2.35 (8.1)	0.0		1	1	1	1	0	0	0	0	0	0	1	1	3	∞	∞		
Lance Painter, L ERA: 11.57 (8.1)	0.2		4	2	0	0	0	0	0	0	0	0	0	5	6	0.00	3.000		

St. Louis Cardinals @ Colorado Rockies
Coors Field, Denver, CO
Sat Sep 06 1997, 7:05 PM MDT
Att: 44,288 - Unknown - 73 F

AB 34
R 7
H 13
RBI 7
BB 5
SO 5
LOB 17



Batter	1	2	3	4	5	6	7	8	9	AB	R	H	RBI	BB	SO	LOB	TOP										
Royce Clayton, R OBP: 0.300, SLG: 0.390	G1-3		G5-3		G1-3		L6		DI 1B	5	0	1	0	0	0	3	St. Louis Cardinals @ Colorado Rockies Coors Field, Denver, CO Sun Sep 07 1997, 3:33 AM MDT Att: 48,011 - Sunny - 79 F										
Jeff Berblinger, R Willie McGee, S OBP: 0.363, SLG: 0.440	K		G6-3		G1-3		G4-3		BB	3	0	0	0	0	1	0											
Mark McGwire, R OBP: 0.393, SLG: 0.642	HR				BB 1B		K		L5	5	1	2	1	0	1	2											
Ray Lankford, L OBP: 0.405, SLG: 0.591	G4-3				BB		HR		G6-3	3	1	1	1	1	0	0											
Phil Plantier, L Delino DeShields, L OBP: 0.353, SLG: 0.483 OBP: 0.346, SLG: 0.444			G5-3 BB		K		G4-3		P6	2	0	0	0	1	1	2											
Ron Gant, R OBP: 0.317, SLG: 0.395	G5-3				P4		K		2B SF7 1B	4	1	1	0	0	1	3											
Mike DiFelice, R Scott Livingstone, L OBP: 0.325, SLG: 0.325 OBP: 0.203, SLG: 0.203	G6-4-3 BB				G6-3		E1 HBP		E G4-3 2B	2	0	0	0	1	0	2											
David Bell, R Tom Lampkin, L OBP: 0.321, SLG: 0.406 OBP: 0.333, SLG: 0.385	G6-4-3				G4-3		HBP BB		SF7	2	0	0	0	1	0	2											
Andy Benes, R Mark Petkovsek, R Brady Raggio, R Jose Bautista, R Dmitri Young, S OBP: 0.246, SLG: 0.255 OBP: 0.162, SLG: 0.100 OBP: 0.330, SLG: 0.356	F7				K		HBP		G4-3	0	0	0	0	0	0	0											
Inning Stats	R: 1 E: 0 K: 1 S: 7	H: 1 LOB: 0 BB: 0 P: 11	R: 0 E: 0 K: 0 S: 6	H: 0 LOB: 1 BB: 2 P: 17	R: 0 E: 0 K: 0 S: 5	H: 0 LOB: 2 BB: 1 P: 6	R: 0 E: 0 K: 1 S: 10	H: 1 LOB: 0 BB: 1 P: 19	R: 0 E: 0 K: 1 S: 5	H: 0 LOB: 0 BB: 0 P: 9	R: 1 E: 0 K: 1 S: 9	H: 1 LOB: 3 BB: 1 P: 13	R: 0 E: 1 K: 1 S: 12	H: 0 LOB: 3 BB: 1 P: 22	R: 0 E: 0 K: 0 S: 6	H: 0 LOB: 0 BB: 0 P: 9		R: 2 E: 1 K: 0 S: 15	H: 3 LOB: 2 BB: 1 P: 28	1B: 3 2B: 1 3B: 0 HR: 2	SF: 1 SAC: 0 DP: 1 HBP: 1	WP: 0 PB: 0 SB: 0 CS: 0	PA: 39				
PITCHER	IP	WLS	BF	H	R	ER	SO	BB	IBB	HBP	BLK	WP	HR	S	P	ERA	WHIP										
Pedro Astacio, R ERA: 4.01	8.0	W	32	3	2	2	5	4	0	1	0	0	2	60	106	2.25	0.875										
Jerry Dipoto, R ERA: 4.31	1.0		7	3	2	2	0	1	0	0	0	0	0	15	28	18.00	4.000										

Batter	1	2	3	4	5	6	7	8	9	AB	R	H	RBI	BB	SO	LOB	BOTTOM										
Walt Weiss, S OBP: 0.377, SLG: 0.392	F7					E S G6-3 BB		SH1-4		2	1	1	0	1	0	0	St. Louis Cardinals @ Colorado Rockies Coors Field, Denver, CO Sun Sep 07 1997, 3:33 AM MDT Att: 48,011 - Sunny - 79 F										
Ellis Burks, R OBP: 0.358, SLG: 0.571	17 1B 3B		F7			G5-3		17 1B 2B		4	2	2	2	0	0	1											
17 Todd Helton, L Larry Walker, L OBP: 0.392, SLG: 0.597 OBP: 0.460, SLG: 0.719	1B		K			L7		1B 2B 1B		4	0	2	2	0	1	1											
Andres Galarraga, R OBP: 0.388, SLG: 0.578	K					F8		2B SF8 1B		4	1	2	0	0	1	1											
Dante Bichette, R Jerry Dipoto, R OBP: 0.349, SLG: 0.512 OBP: 0.125, SLG: 0.125	G4-3 S 1B		G6-4-3			K		SF8 1B 2B		4	1	2	1	0	1	1											
Vinny Castilla, R OBP: 0.353, SLG: 0.562	G5-3					BB 1B		SF8		3	0	1	1	0	1	1											
Jeff Reed, L OBP: 0.400, SLG: 0.545	G4-3					G6-3		G4-6-3 BB 1B		3	0	1	1	1	0	1											
Nelfi Perez, S OBP: 0.345, SLG: 0.461	K					G3		G6-3		4	0	0	0	0	1	4											
Pedro Astacio, R Quinton McCracken, S OBP: 0.125, SLG: 0.146 OBP: 0.368, SLG: 0.356			F8			K		SH1-4 2B 1B		2	0	0	0	0	1	0											
Inning Stats	R: 1 E: 0 K: 1 S: 12	H: 2 LOB: 0 BB: 0 P: 21	R: 0 E: 0 K: 1 S: 14	H: 1 LOB: 1 BB: 0 P: 20	R: 0 E: 0 K: 1 S: 10	H: 1 LOB: 1 BB: 0 P: 15	R: 0 E: 0 K: 1 S: 9	H: 1 LOB: 0 BB: 0 P: 13	R: 0 E: 0 K: 0 S: 8	H: 0 LOB: 0 BB: 1 P: 17	R: 0 E: 0 K: 1 S: 10	H: 1 LOB: 1 BB: 1 P: 17	R: 5 E: 0 K: 0 S: 20	H: 6 LOB: 1 BB: 0 P: 32	1B: 9 2B: 2 3B: 1 HR: 0	SF: 1 SAC: 1 DP: 2 HBP: 0		WP: 0 PB: 0 SB: 2 CS: 1	PA: 35								
PITCHER	IP	WLS	BF	H	R	ER	SO	BB	IBB	HBP	BLK	WP	HR	S	P	ERA	WHIP										
Andy Benes, R ERA: 3.1	6.0		22	5	2	1	5	1	0	0	0	0	0	62	99	1.50	1.000										
Mark Petkovsek, R ERA: 5.14	1.1	L	8	4	3	3	1	1	0	0	0	0	0	19	29	20.25	3.750										
Brady Raggio, R ERA: 8.69	0.1		4	3	2	2	0	0	0	0	0	0	0	7	13	54.00	9.000										
Jose Bautista, R ERA: 6.45	0.1		1	0	0	0	0	0	0	0	0	0	0	4	7	0.00	0.000										

Batter	1	2	3	4	5	6	7	8	9	AB	R	H	RBI	BB	SO	LOB	TOP				
Delino DeShields, L OBP: 0.345, SLG: 0.444	L7		G1-3			L7			L9	5	0	1	1	0	0	1	St. Louis Cardinals @ San Francisco Giants 3Com Park at Candlestick Point, San Francisco, CA Tue Sep 09 1997, 10:05 PM EDT Att: 13,098 - Unknown - 68 F				
Willie McGee, S OBP: 0.357, SLG: 0.433	G1-3		F8			K	L4			4	0	0	0	0	1	2					
Mark McGwire, R OBP: 0.396, SLG: 0.648			G6-3							2	1	1	1	2	0	0					
Ron Gant, R OBP: 0.315, SLG: 0.392	F8					F9				4	0	0	0	0	2	2					
Ray Lankford, L OBP: 0.406, SLG: 0.597										4	2	2	1	0	1	0					
Gary Gaetti, R OBP: 0.315, SLG: 0.418										4	1	2	2	0	1	0					
Royce Clayton, R OBP: 0.300, SLG: 0.389										4	1	1	0	0	1	0					
Eli Marrero, R OBP: 0.250, SLG: 0.375										2	0	0	0	0	2	0					
Tom Lampkin, L OBP: 0.335, SLG: 0.386										2	0	1	0	0	0	2					
Manny Aybar, R OBP: 0.143, SLG: 0.143										2	0	0	0	0	2	0					
Inning Stats	R: 0 E: 0 K: 0 S: 6	H: 0 LOB: 1 BB: 1 P: 13	R: 2 E: 0 K: 2 S: 11	H: 2 LOB: 0 BB: 0 P: 16	R: 0 E: 0 K: 0 S: 5	H: 0 LOB: 0 BB: 0 P: 6	R: 0 E: 0 K: 3 S: 11	H: 0 LOB: 0 BB: 0 P: 14	R: 0 E: 0 K: 1 S: 9	H: 0 LOB: 1 BB: 1 P: 16	R: 2 E: 0 K: 0 S: 12	H: 4 LOB: 2 BB: 1 P: 18	R: 1 E: 0 K: 1 S: 9	H: 1 LOB: 0 BB: 0 P: 18	R: 0 E: 0 K: 2 S: 12	H: 1 LOB: 1 BB: 0 P: 17	1B: 4 2B: 1 3B: 0 HR: 3	SF: 0 SAC: 0 DP: 0 HBP: 0	WP: 0 PB: 0 SB: 0 CS: 2	PA: 37	
PITCHER	IP	WLS	BF	H	R	ER	SO	BB	IBB	HBP	BLK	WP	HR	S	P	ERA	WHIP				
Terry Mulholland, L ERA: 4.13	6.0	L	25	5	4	4	8	2	0	0	0	0	2	58	84	6.00	1.167				
Doug Henry, R ERA: 4.38	0.2		2	0	0	0	0	1	0	0	0	0	0	4	10	0.00	1.500				
Rich Rodriguez, L ERA: 3.07	0.1		2	1	0	0	0	0	0	0	0	0	0	3	3	0.00	3.000				
Julian Tavaroz, R ERA: 4.05	2.0		8	2	1	1	3	0	0	0	0	0	1	21	35	4.50	1.000				

AB 34
R 5
H 8
RBI 5
BB 3
SO 11
LOB 8



Batter	1	2	3	4	5	6	7	8	9	AB	R	H	RBI	BB	SO	LOB	BOTTOM					
Darryl Hamilton, L OBP: 0.351, SLG: 0.361			SH						P6	2	0	0	0	1	1	2	St. Louis Cardinals @ San Francisco Giants 3Com Park at Candlestick Point, San Francisco, CA Tue Sep 09 1997, 10:05 PM EDT Att: 13,098 - Unknown - 68 F					
Bill Mueller, S OBP: 0.372, SLG: 0.447									G5-3	4	0	1	1	0	2	3						
Barry Bonds, L OBP: 0.436, SLG: 0.551										3	1	0	0	1	0	3						
Jeff Kent, R OBP: 0.321, SLG: 0.479										4	0	0	0	0	2	4						
J.T. Snow, L OBP: 0.394, SLG: 0.516										3	0	0	1	0	0	2						
Stan Javier, S OBP: 0.366, SLG: 0.385										3	1	1	0	1	0	0						
Jose Vizcaino, S OBP: 0.322, SLG: 0.338										4	0	0	0	0	0	2						
Brian Johnson, R OBP: 0.306, SLG: 0.443										3	0	1	0	0	0	1						
Marvin Benard, L OBP: 0.342, SLG: 0.293										1	0	0	0	0	0	0						
Terry Mulholland, R OBP: 0.173, SLG: 0.231										2	1	1	0	0	0	0						
Inning Stats	R: 0 E: 0 K: 2 S: 10	H: 0 LOB: 1 BB: 1 P: 17	R: 0 E: 0 K: 0 S: 7	H: 1 LOB: 0 BB: 0 P: 12	R: 1 E: 1 K: 1 S: 14	H: 2 LOB: 2 BB: 0 P: 17	R: 1 E: 1 K: 2 S: 14	H: 1 LOB: 2 BB: 1 P: 24	R: 1 E: 0 K: 0 S: 12	H: 0 LOB: 0 BB: 0 P: 20	R: 0 E: 0 K: 0 S: 3	H: 0 LOB: 0 BB: 0 P: 4	R: 0 E: 0 K: 0 S: 6	H: 0 LOB: 0 BB: 0 P: 10	R: 0 E: 0 K: 0 S: 8	H: 0 LOB: 0 BB: 0 P: 14	R: 0 E: 0 K: 1 S: 8	H: 0 LOB: 0 BB: 0 P: 11	1B: 3 2B: 1 3B: 0 HR: 0	SF: 1 SAC: 2 DP: 0 HBP: 0	WP: 0 PB: 0 SB: 0 CS: 0	PA: 36
PITCHER	IP	WLS	BF	H	R	ER	SO	BB	IBB	HBP	BLK	WP	HR	S	P	ERA	WHIP					
Manny Aybar, R ERA: 4.11	6.0	W	27	4	3	2	5	3	0	0	0	0	0	60	94	3.00	1.167					
Lance Painter, L ERA: 9.53	1.0		3	0	0	0	0	0	0	0	0	0	0	6	10	0.00	0.000					
Curtis King, R ERA: 2.96	1.0		3	0	0	0	0	0	0	0	0	0	0	8	14	0.00	0.000					
Dennis Eckersley, R ERA: 3.64	1.0	S	3	0	0	0	1	0	0	0	0	0	0	8	11	0.00	0.000					

AB 30
R 3
H 4
RBI 2
BB 3
SO 6
LOB 17



Batter	1	2	3	4	5	6	7	8	9	AB R H RBI BB SO LOB	TOP										
Quilvio Veras, S OBP: 0.364, SLG: 0.344	G3		FC4-6 2H 1B		L5-3 1-1		BB		G4-3	4 0 1 1 1 0 1	San Diego Padres @ St. Louis Cardinals Busch Stadium, St. Louis, MO Fri Sep 12 1997, 7:05 PM CDT Att: 30,156 - Unknown - 78 F livebaseballscorecards.com										
Steve Finley, L OBP: 0.395, SLG: 0.469 Ken Caminiti, S OBP: 0.391, SLG: 0.501 Marc Kroon, R Dario Veras, R Trey Beamon, L OBP: 0.273, SLG: 0.283 Tony Gwynn, L OBP: 0.404, SLG: 0.548	G6-4-3 1B		K			K	F7		K	3 0 1 0 0 2 1 1 0 0 0 0 0 3 0 0 0 0 0 0 0 0 0 0 0 0 0 0 1 0 0 0 0 1 0											
Wally Joyner, L OBP: 0.397, SLG: 0.494 Derrek Lee, R OBP: 0.346, SLG: 0.282	G6-4-3 1-2		FC4-6			G4-3			G4-3	4 0 0 0 0 0 2											
Greg Vaughn, R OBP: 0.311, SLG: 0.372	1B		1B		G1-3		BB		1B 2B	2 0 1 0 1 0 0 1 1 1 0 0 0 0											
Craig Shipley, R OBP: 0.320, SLG: 0.496	L4-3		L4-3 1B		K		K		1B G5-3 1B	4 0 2 1 0 2 1											
Carlos Hernandez, R Ruben Rivera, R John Flaherty, R OBP: 0.318, SLG: 0.383	L4-3 1-1		L4-3 1-1		1B		G5-3 1B		G5-3	4 0 2 0 0 0 3											
George Arias, R OBP: 0.316, SLG: 0.316			K		G5-3		1B G5-3 1B		1B WP 1B	4 0 2 0 0 1 2 0 0 0 0 0 0 0 0 0 0 0 0 0 0											
Andy Ashby, R OBP: 0.088, SLG: 0.073 Mark Sweeney, L OBP: 0.353, SLG: 0.362	SH1-4		SH1-4 1B		FC1-6 1B		G5-3 1-2 2-3		G5-3	4 1 2 0 0 0 4											
Inning Stats	R: 0 E: 0 K: 1 S: 11	H: 1 LOB: 0 BB: 0 P: 14	R: 0 E: 0 K: 1 S: 8	H: 2 LOB: 1 BB: 0 P: 14	R: 1 E: 0 K: 1 S: 9	H: 2 LOB: 1 BB: 0 P: 13	R: 0 E: 0 K: 1 S: 10	H: 1 LOB: 1 BB: 0 P: 17	R: 0 E: 0 K: 2 S: 5	H: 0 LOB: 1 BB: 1 P: 16		R: 0 E: 0 K: 0 S: 12	H: 3 LOB: 3 BB: 1 P: 20	R: 1 E: 0 K: 0 S: 11	H: 3 LOB: 3 BB: 0 P: 20	R: 0 E: 0 K: 1 S: 9	H: 0 LOB: 0 BB: 0 P: 11	1B: 12 2B: 3 3B: 0 HR: 0	SF: 0 SAC: 1 DP: 4 HBP: 0	WP: 1 PB: 0 SB: 0 CS: 0	PA: 38
PITCHER	IP WLS BF H R ER SO BB IBB HBP BLK WP HR S P ERA WHIP											IP WLS BF H R ER SO BB IBB HBP BLK WP HR S P ERA WHIP									
Matt Morris, R ERA: 3.05 Tony Fossas, L ERA: 2.83 Curtis King, R ERA: 3.18 Dennis Eckersley, R ERA: 3.67	6.2 W 28 10 1 1 5 2 0 0 0 0 0 0 64 98 1.35 1.800											6.0 L 26 7 0 0 0 2 2 0 0 0 0 0 0 20 38 0.00 1.200									

Batter	1	2	3	4	5	6	7	8	9	AB R H RBI BB SO LOB	BOTTOM									
Delino DeShields, L OBP: 0.343, SLG: 0.439	G1-3		G5-3		L6		K			4 0 0 0 0 1 0	San Diego Padres @ St. Louis Cardinals Busch Stadium, St. Louis, MO Fri Sep 12 1997, 7:05 PM CDT Att: 30,156 - Unknown - 78 F livebaseballscorecards.com									
Willie McGee, S OBP: 0.390, SLG: 0.435	CS 1B		1B		G4-3		G3			4 0 2 0 0 0 0										
Mark McGwire, R OBP: 0.393, SLG: 0.646	K 1-2		K		P6				F7	4 0 0 0 0 2 2										
Ray Lankford, L OBP: 0.411, SLG: 0.603			FC5-4 BB		S 1B		HR		K	3 1 2 1 1 1 0										
Gary Gaetti, R OBP: 0.319, SLG: 0.420 Tony Fossas, L Curtis King, R Phil Plantier, L OBP: 0.349, SLG: 0.467 Dennis Eckersley, R	FC5-4 BB 1B WP		G5-3		G5-3		1B		BB BB	3 1 1 0 0 0 3 0 0 0 0 0 0 0 0 0 0 0 0 0 0 0 0 0 0 1 0 0 0 0 0 0 0 0 0										
Dmitri Young, S OBP: 0.335, SLG: 0.363 Scarborough Green, S OBP: 0.271, SLG: 0.167	WP BB G5-3 1B		SH1-3 SF8 2B		SH1-3		P2		FC6-4 BB	3 2 2 0 0 0 1 0 0 0 0 1 0 0										
Mike DiFelice, R OBP: 0.298, SLG: 0.325	G5-3 WP BB		SH1-3		SH1-3		K		FC6-4 1-2	2 0 0 0 1 1 3										
Royce Clayton, R OBP: 0.297, SLG: 0.387	G5-3		SF8		SF8		G4-3			2 0 0 2 0 0 2										
Matt Morris, R OBP: 0.281, SLG: 0.234 David Bell, R OBP: 0.313, SLG: 0.394	K		K		K		G4-3			2 0 0 0 0 2 1 1 0 0 0 0 0 0										
Inning Stats	R: 0 E: 0 K: 1 S: 6	H: 1 LOB: 0 BB: 0 P: 13	R: 2 E: 0 K: 1 S: 16	H: 1 LOB: 2 BB: 2 P: 31	R: 0 E: 0 K: 1 S: 11	H: 2 LOB: 0 BB: 0 P: 19	R: 1 E: 0 K: 1 S: 7	H: 1 LOB: 0 BB: 0 P: 9	R: 0 E: 0 K: 0 S: 4	H: 0 LOB: 0 BB: 0 P: 7		R: 1 E: 0 K: 1 S: 12	H: 2 LOB: 1 BB: 0 P: 16	R: 0 E: 0 K: 1 S: 10	H: 0 LOB: 0 BB: 0 P: 16	R: 0 E: 0 K: 1 S: 13	H: 0 LOB: 2 BB: 2 P: 26	1B: 5 2B: 1 3B: 0 HR: 1	SF: 1 SAC: 1 DP: 0 HBP: 0	WP: 1 PB: 0 SB: 1 CS: 1
PITCHER	IP WLS BF H R ER SO BB IBB HBP BLK WP HR S P ERA WHIP											IP WLS BF H R ER SO BB IBB HBP BLK WP HR S P ERA WHIP								
Andy Ashby, R ERA: 4.13 Marc Kroon, R ERA: 6.93 Dario Veras, R ERA: 4.15	6.0 L 26 7 0 0 0 2 2 0 0 0 0 0 0 20 38 0.00 1.200											6.0 L 26 7 0 0 0 2 2 0 0 0 0 0 0 3 4 0.00 0.000								



Batter	1	2	3	4	5	6	7	8	9	AB	R	H	RBI	BB	SO	LOB	TOP				
Quilvio Veras, S OBP: 0.361, SLG: 0.341 (1, 4)	G5-3		F9		G1-3			F7		5	0	0	0	0	0	3	San Diego Padres @ St. Louis Cardinals Busch Stadium, St. Louis, MO Sat Sep 13 1997, 3:33 AM CDT Att: 32,982 - Cloudy - 78 F				
Steve Finley, L OBP: 0.395, SLG: 0.470 (1, 8)	E9 G3 1B		1B 2B	P2		F9		G4-3		5	2	2	0	0	0	0					
Tony Gwynn, L OBP: 0.404, SLG: 0.546 Tim Worrell, R OBP: 0.294, SLG: 0.200 (1, 9) (9, 1)	G3		E BB 2H 1B	HR 1B		G3		G5-3		5	2	2	2	0	0	0					
Ken Caminiti, S OBP: 0.393, SLG: 0.501 George Arias, R OBP: 0.300, SLG: 0.300 (1, 5) (6, PR) (6, 5)	G3 1B		E BB 1B	F7 1B		F7		F8		2	1	1	0	2	0	1					
Wally Joyner, L OBP: 0.395, SLG: 0.498 (1, 3)	L8		E6 1B	HR 1B		G4-3		G4-3		5	2	1	2	0	0	4					
Greg Vaughn, R OBP: 0.313, SLG: 0.377 Ruben Rivera, R (7, PR) (7, 7) (9, 9)		F9	E7 1B 2B	G5-3		G5-4 1B				4	1	2	3	0	0	0					
Chris Gomez, R OBP: 0.325, SLG: 0.328 (1, 6)	CI		SH2-4 1B	G5-3		F8				3	0	1	1	0	0	1					
John Flaherty, R OBP: 0.320, SLG: 0.384 Jim Bruske, R OBP: 0.187, SLG: 0.333 Trey Beamon, L OBP: 0.273, SLG: 0.283 (1, 2) (7, 1) (9, 7)	P3		SH2-4 1B	G5-4-3 1B		G5-4-3 1B				4	0	2	0	0	0	2					
Will Cunnane, R OBP: 0.438, SLG: 0.500 Todd Erdos, R (4, 1) Heath Murray, L (6, 1) Mandy Romero, S OBP: 0.250, SLG: 0.385 (7, 2)	K		SH2-4	K				G3		1	0	0	0	0	1	1					
Inning Stats	R: 1 E: 1 K: 0 S: 13	H: 2 LOB: 1 BB: 0 P: 22	R: 0 E: 1 K: 1 S: 9	H: 0 LOB: 1 BB: 0 P: 14	R: 5 E: 2 K: 0 S: 20	H: 5 LOB: 2 BB: 1 P: 39	R: 2 E: 0 K: 0 S: 11	H: 2 LOB: 0 BB: 0 P: 15	R: 0 E: 0 K: 1 S: 7	H: 0 LOB: 1 BB: 1 P: 12	R: 0 E: 0 K: 0 S: 5	H: 1 LOB: 0 BB: 0 P: 8	R: 0 E: 0 K: 0 S: 5	H: 0 LOB: 0 BB: 0 P: 7	R: 0 E: 0 K: 0 S: 5	H: 0 LOB: 0 BB: 0 P: 9		1B: 8 2B: 2 3B: 0 HR: 1	SF: 0 SAC: 1 DP: 1 HBP: 0	WP: 0 PB: 0 SB: 0 CS: 0	PA: 41
PITCHER	IP WLS BF H R ER SO BB IBB HBP BLK WP HR S P ERA WHIP	IP WLS BF H R ER SO BB IBB HBP BLK WP HR S P ERA WHIP	IP WLS BF H R ER SO BB IBB HBP BLK WP HR S P ERA WHIP	IP WLS BF H R ER SO BB IBB HBP BLK WP HR S P ERA WHIP	IP WLS BF H R ER SO BB IBB HBP BLK WP HR S P ERA WHIP	IP WLS BF H R ER SO BB IBB HBP BLK WP HR S P ERA WHIP	IP WLS BF H R ER SO BB IBB HBP BLK WP HR S P ERA WHIP	IP WLS BF H R ER SO BB IBB HBP BLK WP HR S P ERA WHIP	IP WLS BF H R ER SO BB IBB HBP BLK WP HR S P ERA WHIP	IP WLS BF H R ER SO BB IBB HBP BLK WP HR S P ERA WHIP	IP WLS BF H R ER SO BB IBB HBP BLK WP HR S P ERA WHIP	IP WLS BF H R ER SO BB IBB HBP BLK WP HR S P ERA WHIP	IP WLS BF H R ER SO BB IBB HBP BLK WP HR S P ERA WHIP	IP WLS BF H R ER SO BB IBB HBP BLK WP HR S P ERA WHIP	IP WLS BF H R ER SO BB IBB HBP BLK WP HR S P ERA WHIP	IP WLS BF H R ER SO BB IBB HBP BLK WP HR S P ERA WHIP		IP WLS BF H R ER SO BB IBB HBP BLK WP HR S P ERA WHIP			

AB	37
R	8
H	11
RBI	8
BB	2
SO	2
LOB	13



Batter	1	2	3	4	5	6	7	8	9	AB	R	H	RBI	BB	SO	LOB	BOTTOM				
Royce Clayton, R OBP: 0.298, SLG: 0.387 (1, 6)	G4-3	FC6-4		1B			BB SF8 1B		K	5	1	2	2	0	1	2	San Diego Padres @ St. Louis Cardinals Busch Stadium, St. Louis, MO Sat Sep 13 1997, 3:33 AM CDT Att: 32,982 - Cloudy - 78 F				
Ron Gant, R OBP: 0.311, SLG: 0.386 (1, 7)	BB 1B		G5-3	K			K		K	5	0	1	0	0	3	3					
Mark McGwire, R OBP: 0.393, SLG: 0.642 (1, 3)	K		F7		K		BB BB		1B	4	0	1	0	1	2	1					
Ray Lankford, L OBP: 0.412, SLG: 0.603 Scarborough Green, S OBP: 0.277, SLG: 0.143 (1, 8) (3, PH) (4, 8)	FC6-4 BB		G4-3		F7		BB		1B	0	0	0	0	1	0	0					
Gary Gaetti, R OBP: 0.316, SLG: 0.418 (1, 5)	FC6-4		G5-3	G6-3			SF8			3	0	0	1	0	0	2					
Dmitri Young, S OBP: 0.334, SLG: 0.359 (1, 9)	G4-3		BB BB 1B BB		F7		K			3	1	0	0	1	1	2					
David Bell, R OBP: 0.310, SLG: 0.383 (1, 4)	K		BB BB 1B BB		K			G2-3		3	1	0	0	1	2	0					
Eli Marrero, R OBP: 0.250, SLG: 0.333 (1, 2)	1B 1B		F9		K DI		F7			4	0	1	0	0	1	2					
Sean Lowe, R OBP: 0.260, SLG: 0.500 Jose Bautista, R ERA: 5.56 Tom Lampkin, L ERA: 4.82 Brady Raggio, R ERA: 7.89 Phil Plantier, L OBP: 0.346, SLG: 0.462 Mark Petkovsek, R OBP: 0.255, SLG: 0.190 Willie McGee, S OBP: 0.253 John Frascatore, R ERA: 4.38 (1, 1) (3, 1) (4, PH) (5, 1) (5, PH) (7, 1) (8, PH) (9, 1)	FC6-4 1B		BB BB 1B BB		G6-3		G6-3		P5	1	0	1	0	0	0	0					
Inning Stats	R: 0 E: 0 K: 1 S: 8	H: 1 LOB: 2 BB: 1 P: 16	R: 0 E: 0 K: 1 S: 13	H: 2 LOB: 0 BB: 0 P: 19	R: 0 E: 0 K: 0 S: 9	H: 0 LOB: 0 BB: 0 P: 13	R: 2 E: 0 K: 1 S: 11	H: 1 LOB: 2 BB: 3 P: 24	R: 0 E: 0 K: 2 S: 20	H: 0 LOB: 0 BB: 0 P: 8	R: 1 E: 0 K: 2 S: 16	H: 1 LOB: 2 BB: 2 P: 30	R: 0 E: 0 K: 0 S: 12	H: 0 LOB: 0 BB: 0 P: 20	R: 0 E: 0 K: 3 S: 12	H: 1 LOB: 1 BB: 0 P: 17		1B: 6 2B: 0 3B: 0 HR: 0	SF: 1 SAC: 0 DP: 0 HBP: 0	WP: 1 PB: 0 SB: 1 CS: 0	PA: 40
PITCHER	IP WLS BF H R ER SO BB IBB HBP BLK WP HR S P ERA WHIP	IP WLS BF H R ER SO BB IBB HBP BLK WP HR S P ERA WHIP	IP WLS BF H R ER SO BB IBB HBP BLK WP HR S P ERA WHIP	IP WLS BF H R ER SO BB IBB HBP BLK WP HR S P ERA WHIP	IP WLS BF H R ER SO BB IBB HBP BLK WP HR S P ERA WHIP	IP WLS BF H R ER SO BB IBB HBP BLK WP HR S P ERA WHIP	IP WLS BF H R ER SO BB IBB HBP BLK WP HR S P ERA WHIP	IP WLS BF H R ER SO BB IBB HBP BLK WP HR S P ERA WHIP	IP WLS BF H R ER SO BB IBB HBP BLK WP HR S P ERA WHIP	IP WLS BF H R ER SO BB IBB HBP BLK WP HR S P ERA WHIP	IP WLS BF H R ER SO BB IBB HBP BLK WP HR S P ERA WHIP	IP WLS BF H R ER SO BB IBB HBP BLK WP HR S P ERA WHIP	IP WLS BF H R ER SO BB IBB HBP BLK WP HR S P ERA WHIP	IP WLS BF H R ER SO BB IBB HBP BLK WP HR S P ERA WHIP	IP WLS BF H R ER SO BB IBB HBP BLK WP HR S P ERA WHIP	IP WLS BF H R ER SO BB IBB HBP BLK WP HR S P ERA WHIP					

AB	33
R	3
H	6
RBI	3
BB	6
SO	11
LOB	14



Batter	1	2	3	4	5	6	7	8	9	AB	R	H	RBI	BB	SO	LOB	TOP								
Eric Young Sr. R OBP: 0.359, SLG: 0.399 (1, 4)										4	0	3	2	0	0	0	Los Angeles Dodgers @ St. Louis Cardinals Busch Stadium, St. Louis, MO Tue Sep 16 1997, 7:05 PM CDT Att: 27,157 - Unknown - 92 F livebaseballscorecards.com								
Brett Butler L OBP: 0.366, SLG: 0.320 (1, 7)										4	1	0	0	0	1	3									
Otis Nixon S OBP: 0.342, SLG: 0.316 (9, 8)										1	0	0	0	0	0	2									
Mike Piazza R OBP: 0.433, SLG: 0.636 (1, 2)										4	2	2	2	0	0	1									
Eric Karros R OBP: 0.326, SLG: 0.451 (1, 3)										4	1	2	0	0	1	0									
Raul Mondesi R OBP: 0.358, SLG: 0.528 (1, 9)										4	1	2	1	0	0	1									
Todd Zeile R OBP: 0.356, SLG: 0.442 (1, 5)										4	1	1	1	0	2	1									
Darren Lewis R OBP: 0.336, SLG: 0.287 (7, 1)									3	1	1	0	0	0	1	0									
Eddie Murray S OBP: 0.280, SLG: 0.321 (9, PH)									0	0	0	0	0	0	0	0									
Garey Ingram R OBP: 0.625, SLG: 0.571 (9, PR)									0	0	0	0	0	0	0	0									
Juan Castro R OBP: 0.216, SLG: 0.209 (9, 6)									0	0	0	0	0	0	0	0									
Greg Gagne R OBP: 0.303, SLG: 0.357 (1, 6)									3	0	0	0	0	0	1										
Wayne Kirby L OBP: 0.290, SLG: 0.200 (9, PH)									1	0	0	0	0	0	3										
Scott Radinsky L (9, 1)									0	0	0	0	0	0	0										
Ramon Martinez R OBP: 0.205, SLG: 0.231 (1, 1)										1	0	0	0	0	0	0									
Darren Hall R (6, 1)										0	0	0	0	0	0	0									
Mark Guthrie R OBP: 0.250, SLG: 0.250 (7, 1)										0	0	0	0	0	0	0									
Todd Hollandsworth L OBP: 0.290, SLG: 0.363 (9, 7)										2	0	0	1	0	1	2									
Inning Stats	R: 2 E: 0 K: 1 S: 13	H: 3 LOB: 0 BB: 0 P: 20	R: 0 E: 0 K: 0 S: 3	H: 0 LOB: 0 BB: 0 P: 4	R: 0 E: 0 K: 0 S: 14	H: 1 LOB: 1 BB: 0 P: 18	R: 0 E: 0 K: 1 S: 9	H: 1 LOB: 0 BB: 0 P: 13	R: 1 E: 1 K: 1 S: 12	H: 2 LOB: 1 BB: 0 P: 15	R: 0 E: 0 K: 0 S: 5	H: 0 LOB: 0 BB: 0 P: 8	R: 0 E: 0 K: 2 S: 8	H: 0 LOB: 0 BB: 0 P: 11	R: 0 E: 0 K: 1 S: 6	H: 0 LOB: 0 BB: 0 P: 9	R: 4 E: 1 K: 0 S: 17	H: 4 LOB: 2 BB: 1 P: 23	1B: 9 2B: 1 3B: 0 HR: 1	SF: 1 SAC: 1 DP: 0 HBP: 0	WP: 0 PB: 0 SB: 0 CS: 1	PA: 39			
PITCHER	IP	WLS	BF	H	R	ER	SO	BB	IBB	HBP	BLK	WP	HR	S	P	ERA	WHIP								
Mike Busby R ERA: 4.5 (1, 1)	6.0	23	7	3	3	3	3	0	0	0	0	0	1	56	78	4.50	1.167								
Curtis King R ERA: 2.86 (7, 1)	2.0	6	0	0	0	0	3	0	0	0	0	0	0	14	20	0.00	0.000								
Dennis Eckersley R ERA: 4.14 (9, 1)	0.0	L	5	4	4	3	0	1	0	0	0	0	0	11	17	∞	∞								
John Frascatore R ERA: 2.3 (9, 1)	1.0	4	0	0	0	0	0	0	0	0	0	0	0	6	6	0.00	0.000								

Batter	1	2	3	4	5	6	7	8	9	AB	R	H	RBI	BB	SO	LOB	BOTTOM								
Delino DeShields L OBP: 0.344, SLG: 0.434 (1, 4)										3	1	0	0	2	0	1	Los Angeles Dodgers @ St. Louis Cardinals Busch Stadium, St. Louis, MO Tue Sep 16 1997, 7:05 PM CDT Att: 27,157 - Unknown - 92 F livebaseballscorecards.com								
Royce Clayton R OBP: 0.302, SLG: 0.391 (1, 6)										4	0	1	0	0	0	2									
Mark McGwire R OBP: 0.393, SLG: 0.644 (1, 3)										4	2	1	1	1	1	2									
Ray Lankford L OBP: 0.414, SLG: 0.610 (1, 8)										3	2	1	3	2	1	1									
Dmitri Young S OBP: 0.333, SLG: 0.355 (1, 7)										3	0	1	0	1	0	2									
Scarborough Green S OBP: 0.150, SLG: 0.100 (7, PR)										0	1	0	0	0	0	0									
Ron Gant R OBP: 0.311, SLG: 0.385 (9, PH)										1	0	0	0	0	1	0									
Phil Plantier L OBP: 0.331, SLG: 0.431 (1, 9)										3	0	0	0	0	2	3									
Willie McGee S OBP: 0.352, SLG: 0.429 (7, PH)										2	0	1	1	0	1	0									
David Bell R OBP: 0.302, SLG: 0.371 (1, 5)										3	0	0	0	1	0	2									
Eli Marrero R OBP: 0.350, SLG: 0.368 (1, 2)										3	0	1	1	1	1	0									
Mike DiFelice R OBP: 0.295, SLG: 0.321 (9, 2)										0	0	0	0	0	0	0									
Mike Busby R OBP: 1.000, SLG: 1.000 (1, 1)										2	0	2	0	0	0	0									
Gary Gaetti R OBP: 0.314, SLG: 0.420 (6, PH)										1	0	0	0	0	0	2									
Curtis King R (7, 1)										1	0	0	0	0	1	2									
Dennis Eckersley R (9, 1)										0	0	0	0	0	0	0									
John Frascatore R (9, 1)										0	0	0	0	0	0	0									
Inning Stats	R: 1 E: 0 K: 1 S: 9	H: 1 LOB: 2 BB: 2 P: 24	R: 0 E: 0 K: 0 S: 8	H: 1 LOB: 0 BB: 0 P: 16	R: 0 E: 0 K: 1 S: 10	H: 1 LOB: 1 BB: 0 P: 17	R: 0 E: 0 K: 1 S: 8	H: 0 LOB: 0 BB: 0 P: 14	R: 0 E: 0 K: 0 S: 12	H: 1 LOB: 1 BB: 1 P: 24	R: 1 E: 0 K: 1 S: 12	H: 1 LOB: 2 BB: 2 P: 27	R: 4 E: 0 K: 1 S: 15	H: 3 LOB: 3 BB: 3 P: 31	R: 0 E: 0 K: 0 S: 10	H: 0 LOB: 0 BB: 0 P: 13	R: 0 E: 0 K: 3 S: 11	H: 0 LOB: 0 BB: 0 P: 15	1B: 4 2B: 2 3B: 0 HR: 2	SF: 0 SAC: 1 DP: 1 HBP: 0	WP: 0 PB: 0 SB: 1 CS: 0	PA: 42			
PITCHER	IP	WLS	BF	H	R	ER	SO	BB	IBB	HBP	BLK	WP	HR	S	P	ERA	WHIP								
Ramon Martinez R ERA: 3.5 (1, 1)	5.2	25	4	2	2	4	4	5	0	0	0	0	0	3	6	0.00	3.000								
Darren Hall R ERA: 2.24 (6, 1)	0.1	2	1	0	0	0	0	0	0	0	0	0	0	3	6	0.00	3.000								
Mark Guthrie L ERA: 5.19 (7, 1)	0.1	6	3	4	4	0	1	1	1	0	1	0	1	9	20	108.00	12.000								
Rick Gorecki R ERA (7, 1)	1.2	W	6	0	0	0	1	0	1	0	0	0	0	16	24	0.00	0.000								
Scott Radinsky L ERA: 3.07 (9, 1)	1.0	S	3	0	0	0	3	0	0	0	0	0	0	11	15	0.00	0.000								

Batter	1	2	3	4	5	6	7	8	9	10	11	AB	R	H	RBI	BB	SO	LOB	TOP							
Delino DeShields, L OBP: 0.350, SLG: 0.439												6	1	3	0	0	0	4								
Royce Clayton, R OBP: 0.304, SLG: 0.398												6	1	2	0	0	2	3								
Mark McGwire, R OBP: 0.392, SLG: 0.646												5	1	1	1	1	2	3								
Ray Lankford, L OBP: 0.419, SLG: 0.611												4	2	2	2	1	0	3								
Ron Gant, R OBP: 0.318, SLG: 0.384 Tony Fossas, L OBP: 0.300, SLG: 0.292												4	0	1	0	0	1	2								
John Frascatore, R OBP: 0.224, SLG: 0.313 Tom Pagnozzi, R OBP: 0.300, SLG: 0.292 Danny Sheaffer, R OBP: 0.331, SLG: 0.353												0	0	0	0	0	0	0								
Dmitri Young, S OBP: 0.331, SLG: 0.353												5	0	2	0	0	0	0								
David Bell, R OBP: 0.288, SLG: 0.352 Curtis King, R OBP: 0.345, SLG: 0.571												5	0	0	1	0	0	3								
Dennis Eckerley, R												0	0	0	0	0	0	0								
Eli Marrero, R OBP: 0.345, SLG: 0.571												5	1	1	1	0	2	2								
Manny Aybar, R OBP: 0.316, SLG: 0.421 Gary Gaetti, R OBP: 0.192, SLG: 0.100 Mark Petkovsek, R OBP: 0.351, SLG: 0.426												2	0	0	0	0	0	0								
Willie McGee, S OBP: 0.351, SLG: 0.426												2	0	1	0	0	0	0								
Inning Stats	R: 2 E: 0 K: 2 S: 16	H: 3 LOB: 0 BB: 0 P: 29	R: 0 E: 0 K: 0 S: 5	H: 0 LOB: 0 BB: 0 P: 10	R: 0 E: 0 K: 1 S: 6	H: 0 LOB: 0 BB: 0 P: 11	R: 1 E: 0 K: 0 S: 8	H: 2 LOB: 1 BB: 0 P: 12	R: 0 E: 0 K: 1 S: 11	H: 1 LOB: 1 BB: 0 P: 18	R: 2 E: 0 K: 1 S: 19	H: 3 LOB: 3 BB: 2 P: 36	R: 0 E: 0 K: 0 S: 8	H: 0 LOB: 0 BB: 0 P: 14	R: 0 E: 0 K: 1 S: 9	H: 0 LOB: 0 BB: 0 P: 14	R: 0 E: 0 K: 0 S: 10	H: 1 LOB: 1 BB: 1 P: 21	R: 0 E: 0 K: 0 S: 13	H: 0 LOB: 0 BB: 0 P: 17	R: 1 E: 0 K: 0 S: 10	H: 2 LOB: 1 BB: 0 P: 15	1B: 9 2B: 1 3B: 0 HR: 3	SF: 0 SAC: 0 DP: 0 HBP: 0	WP: 0 PB: 0 SB: 4 CS: 1	PA: 48
PITCHER	IP: 5.0 WLS: 22 BF: 22 H: 7 R: 5 ER: 5 SO: 4 BB: 1 IBB: 0 HBP: 0 BLK: 0 WP: 0 HR: 2 S: 16 ERA: 4.18 WHIP: 1.600	IP: 0.2 WLS: 5 BF: 2 H: 2 R: 0 ER: 0 SO: 1 BB: 1 IBB: 0 HBP: 0 BLK: 0 WP: 0 HR: 0 S: 17 ERA: 3.06 WHIP: 4.500	IP: 0.1 WLS: 1 BF: 0 H: 0 R: 0 ER: 0 SO: 0 BB: 0 IBB: 0 HBP: 0 BLK: 0 WP: 0 HR: 0 S: 2 ERA: 3.19 WHIP: 0.000	IP: 2.0 WLS: 7 BF: 7 H: 1 R: 0 ER: 0 SO: 1 BB: 0 IBB: 0 HBP: 0 BLK: 0 WP: 0 HR: 17 S: 28 ERA: 3.7 WHIP: 0.500	IP: 0.1 WLS: 1 BF: 0 H: 0 R: 0 ER: 0 SO: 0 BB: 0 IBB: 0 HBP: 0 BLK: 0 WP: 0 HR: 2 S: 3 ERA: 0.75 WHIP: 0.000	PITCHER	IP: 1.2 WLS: 5 BF: 5 H: 2 R: 1 ER: 1 SO: 0 BB: 0 IBB: 0 HBP: 0 BLK: 0 WP: 0 HR: 10 S: 15 ERA: 3.53 WHIP: 2.000	IP: 11.1 WLS: 1 BF: 5 H: 2 R: 1 ER: 1 SO: 0 BB: 0 IBB: 0 HBP: 0 BLK: 0 WP: 0 HR: 10 S: 15 ERA: 3.12 WHIP: 2.000																		

St. Louis Cardinals @ Pittsburgh Pirates
Three Rivers Stadium, Pittsburgh, PA
Fri Sep 19 1997, 7:05 PM EDT
Att: 16,235 - Unknown - 77 F

livebaseballscores.com

AB 45
R 6
H 13
RBI 5
BB 3
SO 7
LOB 20



Batter	1	2	3	4	5	6	7	8	9	10	11	AB	R	H	RBI	BB	SO	LOB	BOTTOM					
Tony Womack, L OBP: 0.325, SLG: 0.379												6	0	1	0	0	0	4						
Turner Ward, S OBP: 0.422, SLG: 0.583												6	2	2	3	0	2	4						
Al Martin, L OBP: 0.357, SLG: 0.470												5	1	3	1	0	0	0						
Kevin Young, R OBP: 0.338, SLG: 0.553												5	0	0	0	0	3	4						
Joe Randa, R OBP: 0.359, SLG: 0.443												4	1	1	1	1	1	0						
Shawon Dunston, R OBP: 0.368, SLG: 0.448												5	0	2	0	0	1	0						
Jose Guillen, R OBP: 0.296, SLG: 0.403 Marc Wilkins, R OBP: 0.302, SLG: 0.402 Dale Sveum, S OBP: 0.357, SLG: 0.385 Rich Loiselle, R OBP: 0.357, SLG: 0.385												3	0	0	0	0	1	1						
18 Jason Kendall, R OBP: 0.391, SLG: 0.433												3	1	2	0	1	0	0						
Steve Cooke, R OBP: 0.260, SLG: 0.260 Clint Sodowsky, L OBP: 0.204, SLG: 0.206 Jason Christiansen, R OBP: 0.258, SLG: 0.336 Mark Smith, R OBP: 0.258, SLG: 0.336 Adrian Brown, S OBP: 0.258, SLG: 0.336 Jermaine Allensworth, R OBP: 0.258, SLG: 0.336												1	0	0	0	0	0	1						
Inning Stats	R: 0 E: 0 K: 0 S: 14	H: 0 LOB: 0 BB: 0 P: 22	R: 1 E: 0 K: 0 S: 9	H: 1 LOB: 0 BB: 0 P: 14	R: 0 E: 0 K: 1 S: 7	H: 0 LOB: 0 BB: 0 P: 14	R: 2 E: 0 K: 1 S: 9	H: 3 LOB: 1 BB: 0 P: 12	R: 2 E: 0 K: 3 S: 9	H: 2 LOB: 1 BB: 1 P: 21	R: 0 E: 0 K: 3 S: 9	H: 3 LOB: 3 BB: 0 P: 14	R: 0 E: 0 K: 0 S: 6	H: 0 LOB: 0 BB: 0 P: 11	R: 0 E: 0 K: 1 S: 15	H: 1 LOB: 1 BB: 0 P: 19	R: 0 E: 0 K: 1 S: 13	H: 1 LOB: 2 BB: 1 P: 26	R: 0 E: 0 K: 1 S: 13	H: 1 LOB: 1 BB: 0 P: 16	1B: 8 2B: 1 3B: 0 HR: 4	SF: 0 SAC: 2 DP: 1 HBP: 1	WP: 0 PB: 0 SB: 1 CS: 0	PA: 47
PITCHER	IP: 5.0 WLS: 6 BF: 22 H: 6 R: 2 ER: 2 SO: 3 BB: 1 IBB: 0 HBP: 1 BLK: 0 WP: 0 HR: 4 S: 16 ERA: 4.62 WHIP: 1.400	IP: 0.1 WLS: 2 BF: 1 H: 0 R: 0 ER: 0 SO: 0 BB: 0 IBB: 0 HBP: 0 BLK: 0 WP: 0 HR: 5 S: 6 ERA: 4.73 WHIP: 3.000	IP: 2.1 WLS: 8 BF: 8 H: 1 R: 0 ER: 0 SO: 2 BB: 0 IBB: 0 HBP: 0 BLK: 0 WP: 0 HR: 24 S: 36 ERA: 2.23 WHIP: 0.429	IP: 1.0 WLS: 5 BF: 5 H: 1 R: 0 ER: 0 SO: 1 BB: 0 IBB: 0 HBP: 0 BLK: 0 WP: 0 HR: 13 S: 16 ERA: 4.06 WHIP: 1.000																				

St. Louis Cardinals @ Pittsburgh Pirates
Three Rivers Stadium, Pittsburgh, PA
Fri Sep 19 1997, 7:05 PM EDT
Att: 16,235 - Unknown - 77 F

livebaseballscores.com

AB 42
R 5
H 12
RBI 5
BB 2
SO 10
LOB 17



Batter	1	2	3	4	5	6	7	8	9	AB	R	H	RBI	BB	SO	LOB	TOP			
Luis Ordez, R OBP: 0.429, SLG: 0.571 (1, 6)	G5-3 1B		G4-3 2B		1B		G6-3			4	1	3	0	0	0	0				
Dmitri Young, S OBP: 0.350, SLG: 0.352 (1, 9)	G5-3		G4-3		1B			P2		4	0	1	0	0	0	2				
Mark McGwire, R OBP: 0.391, SLG: 0.643 Jeff Berblinger, R (8, 4)	G5-3		HBP		K			K		3	0	0	0	0	2	3				
Ray Lankford, L OBP: 0.420, SLG: 0.611 (1, 8)	K		HBP		1B			G3		3	0	1	1	1	1	1				
Gary Gaetti, R OBP: 0.314, SLG: 0.417 (8, 3) (8, 1)																				
Danny Sheaffer, R OBP: 0.299, SLG: 0.290 Scarborough Green, S OBP: 0.187, SLG: 0.107 (1, 7) (2, 7)	G5-3																			
Mike DiFelice, R OBP: 0.336, SLG: 0.336 Eli Marrero, R OBP: 0.323, SLG: 0.533 (1, 2) (5, 2)	FC3-6 1B																			
David Bell, R OBP: 0.279, SLG: 0.341 (1, 4) (8, 5)	FC3-6																			
Rigo Beltran, L Brady Raggio, R Phil Painter, L Lance Painter, L Jose Bautista, R Tom Pagnozzi, R OBP: 0.224, SLG: 0.313 (1, 1) (5, 1) (7, PR) (7, 1) (8, 1) (8, 3)																				
Inning Stats	R: 0 E: 0 K: 1 S: 12	H: 1 LOB: 1 BB: 0 P: 17	R: 0 E: 0 K: 1 S: 15	H: 1 LOB: 1 BB: 0 P: 19	R: 1 E: 0 K: 0 S: 10	H: 2 LOB: 2 BB: 0 P: 13	R: 0 E: 0 K: 1 S: 5	H: 0 LOB: 0 BB: 0 P: 8	R: 0 E: 0 K: 1 S: 10	H: 2 LOB: 1 BB: 1 P: 16	R: 0 E: 0 K: 1 S: 8	H: 0 LOB: 0 BB: 0 P: 13	R: 0 E: 0 K: 1 S: 7	H: 0 LOB: 0 BB: 0 P: 11	R: 0 E: 1 K: 0 S: 8	H: 0 LOB: 1 BB: 0 P: 10	1B: 4 2B: 2 3B: 0 HR: 0	SF: 0 SAC: 0 DP: 0 HBP: 1	WP: 0 PB: 0 SB: 2 CS: 0	PA: 35
PITCHER Esteban Loaiza, R ERA: 4.23 (1, 1)	IP: 9.0 WLS: W BF: 35 H: 6 R: 1 ER: 1 SO: 7 BB: 1 IBB: 0 HBP: 1 BLK: 0 WP: 0 HR: 0 S: 83 P: 121 ERA: 1.00 WHIP: 0.778																			

St. Louis Cardinals @ Pittsburgh Pirates
Three Rivers Stadium, Pittsburgh, PA
Sat Sep 20 1997, 7:05 PM EDT
Att: 21,053 - Unknown - 62 F

AB 33
R 1
H 6
RBI 1
BB 1
SO 7
LOB 13



Batter	1	2	3	4	5	6	7	8	9	AB	R	H	RBI	BB	SO	LOB	BOTTOM			
Tony Womack, L OBP: 0.325, SLG: 0.378 Abraham Nunez, S OBP: 0.296, SLG: 0.458 (1, 4) (8, PR) (9, 4)	L6		K		1B		P5	HBP 1B		4	1	1	0	0	1	0				
Turner Ward, S OBP: 0.428, SLG: 0.597 (1, 8) (9, 9)	2B		L4		1B		G6-3	HBP 1B		5	1	3	1	0	0	0				
Al Martin, L OBP: 0.359, SLG: 0.473 Emil Brown, R OBP: 0.287, SLG: 0.264 (1, 7) (8, PR) (9, 7)	S E 2B		CS BB		SF8			G3		2	1	1	3	1	0	0				
Kevin Young, R OBP: 0.339, SLG: 0.551 (1, 3)	G5-3		CS		FC3-6 1B			2B 1B		5	2	2	0	0	0	4				
Joe Randa, R OBP: 0.361, SLG: 0.445 (1, 5)	F7				SH FC6-4 1B			1B 2B		3	1	1	1	1	1	1				
Shawn Dunston, R OBP: 0.308, SLG: 0.448 Lou Collier, R OBP: 0.143, SLG: 0.111 (1, 6) (9, 6)	P3		SH FC6-4				P3	WP 1B		3	1	1	0	0	0	0				
Mark Smith, R OBP: 0.269, SLG: 0.529 Adrian Brown, S OBP: 0.269, SLG: 0.257 Jermaine Allenworth, R OBP: 0.344, SLG: 0.340 (1, 9) (8, PR) (9, 8)	G6-3		K				P5	1B 1B		4	0	1	2	0	1	3				
1B Jason Kendall, R OBP: 0.389, SLG: 0.437 (1, 2)	HR		FC6-4		FC6-4		G1-3	FC5-4 1B		4	2	1	2	0	0	3				
Esteban Loaiza, R OBP: 0.186, SLG: 0.190 (1, 1)	L3		F9				G4-1	1B HBP 1B		4	1	1	0	0	0	2				
Inning Stats	R: 2 E: 0 K: 0 S: 11	H: 2 LOB: 0 BB: 0 P: 17	R: 1 E: 0 K: 0 S: 9	H: 1 LOB: 0 BB: 0 P: 15	R: 0 E: 0 K: 1 S: 5	H: 0 LOB: 1 BB: 1 P: 13	R: 1 E: 1 K: 1 S: 14	H: 1 LOB: 2 BB: 1 P: 22	R: 1 E: 0 K: 0 S: 10	H: 2 LOB: 1 BB: 0 P: 14	R: 0 E: 0 K: 0 S: 8	H: 0 LOB: 0 BB: 0 P: 12	R: 0 E: 0 K: 0 S: 11	H: 0 LOB: 0 BB: 0 P: 15	R: 5 E: 0 K: 0 S: 19	H: 6 LOB: 3 BB: 0 P: 36	1B: 8 2B: 2 3B: 1 HR: 1	SF: 1 SAC: 1 DP: 0 HBP: 2	WP: 1 PB: 0 SB: 1 CS: 1	PA: 41
PITCHER Rigo Beltran, L ERA: 3.61 Brady Raggio, R ERA: 7.24 Lance Painter, L ERA: 7.15 Jose Bautista, R ERA: 6.97 Gary Gaetti, R ERA: (1, 1) (5, 1) (7, 1) (8, 1) (8, 1)	IP: 4.1 WLS: L BF: 21 H: 6 R: 5 ER: 3 SO: 2 BB: 0 IBB: 0 HBP: 0 BLK: 0 WP: 0 HR: 1 S: 45 P: 77 ERA: 6.23 WHIP: 1.846																			

St. Louis Cardinals @ Pittsburgh Pirates
Three Rivers Stadium, Pittsburgh, PA
Sat Sep 20 1997, 7:05 PM EDT
Att: 21,053 - Unknown - 62 F

AB 34
R 10
H 12
RBI 9
BB 2
SO 3
LOB 13



Batter	1	2	3	4	5	6	7	8	9	AB	R	H	RBI	BB	SO	LOB	TOP								
Delino DeShields, L OBP: 0.350, SLG: 0.442 Jeff Berlinger, R (6, 4)	2-2 SF8 3B		0-0 B1-3			2-1 G3		0-0 F9		3	1	1	0	0	0	0									
Willie McGee, S OBP: 0.346, SLG: 0.420 Danny Sheaffer, R (8, 7)	1-2 F9		0-2 G5-3			0-1 G3		2-3 K		4	0	0	0	0	1	1									
Mark McGwire, R OBP: 0.389, SLG: 0.639	0-0 SF8			2-2 F9		1-3 K			2-1 G6-3	3	0	0	1	0	1	0									
Ray Lankford, L OBP: 0.418, SLG: 0.607 David Bell, R OBP: 0.277, SLG: 0.339	3-3 K			1-3 K			1-3 K		1-3 K	3	0	0	0	0	3	0									
Gary Gaetti, R OBP: 0.311, SLG: 0.414		1-2 G6-3		1-2 G6-4-3			0-1 G5-3		3-3 K	4	0	0	0	0	1	1									
Dmitri Young, S OBP: 0.336, SLG: 0.366		0-1 1B			1-1 HR		4-0 1B			2	1	2	1	1	0	0									
Eli Marrero, R OBP: 0.303, SLG: 0.500 Tom Lampkin, L OBP: 0.339, SLG: 0.386		2-3 K			3-2 G6-3		1-1 FC6-4			2	0	0	0	0	1	1									
Luis Ordaz, R OBP: 0.300, SLG: 0.400 Sean Lowe, R OBP: 0.333, SLG: 0.333		2-3 K			1-3 K		2-1 FC6-4			3	0	0	0	0	2	3									
Mike Busby, R OBP: 0.667, SLG: 0.667 Mark Petkovsek, R OBP: 0.197, SLG: 0.991 Scarborough Green, S OBP: 0.161, SLG: 0.103			2-3 K		2-3 K		0-0 G4-3			1	0	0	0	0	1	0									
										1	0	0	0	0	1	0									
										1	0	0	0	0	0	0									
Inning Stats	R: 1 E: 0 K: 1 S: 10	H: 1 LOB: 0 BB: 0 P: 16	R: 0 E: 0 K: 2 S: 12	H: 1 LOB: 1 BB: 0 P: 17	R: 0 E: 0 K: 1 S: 7	H: 0 LOB: 0 BB: 0 P: 9	R: 0 E: 0 K: 1 S: 9	H: 0 LOB: 0 BB: 0 P: 13	R: 1 E: 0 K: 2 S: 11	H: 1 LOB: 0 BB: 0 P: 18	R: 0 E: 0 K: 1 S: 7	H: 0 LOB: 0 BB: 0 P: 10	R: 0 E: 0 K: 1 S: 9	H: 1 LOB: 2 BB: 1 P: 17	R: 0 E: 0 K: 1 S: 5	H: 0 LOB: 0 BB: 0 P: 7	R: 0 E: 0 K: 2 S: 8	H: 0 LOB: 0 BB: 0 P: 14	1B: 2 2B: 0 3B: 1 HR: 1	SF: 1 SAC: 0 DP: 1 HBP: 0	WP: 1 PB: 0 SB: 0 CS: 0	PA: 32			
PITCHER	IP WLS BF ERA WHIP	IP WLS BF ERA WHIP	IP WLS BF ERA WHIP	IP WLS BF ERA WHIP	IP WLS BF ERA WHIP	IP WLS BF ERA WHIP	IP WLS BF ERA WHIP	IP WLS BF ERA WHIP	IP WLS BF ERA WHIP	IP WLS BF ERA WHIP	IP WLS BF ERA WHIP	IP WLS BF ERA WHIP	IP WLS BF ERA WHIP	IP WLS BF ERA WHIP	IP WLS BF ERA WHIP	IP WLS BF ERA WHIP	IP WLS BF ERA WHIP	IP WLS BF ERA WHIP	IP WLS BF ERA WHIP	IP WLS BF ERA WHIP	IP WLS BF ERA WHIP	IP WLS BF ERA WHIP	IP WLS BF ERA WHIP	IP WLS BF ERA WHIP	
Jon Lieber, R ERA: 4.54	(1, 1) 8.0 W 29 4 2 2 10 1 0 0 0 1 1 70 107 2.25 0.625	(9, 1) 1.0 3 0 0 0 2 0 0 0 0 0 0 8 14 0.00 0.000																							

St. Louis Cardinals @ Pittsburgh Pirates
Three Rivers Stadium, Pittsburgh, PA
Sun Sep 21 1997, 3:33 AM EDT
Att: 26,247 - Sunny - 62 F

AB 30
R 2
H 4
RBI 2
BB 1
SO 12
LOB 6



Batter	1	2	3	4	5	6	7	8	9	AB	R	H	RBI	BB	SO	LOB	BOTTOM								
Tony Womack, L OBP: 0.328, SLG: 0.381 Lou Collier, R OBP: 0.138, SLG: 0.107	1-1 G4-3 1B		0-0 BB BB E 1B	0-0 E S FC3 1B		0-3 K	1-0 L3			4	3	3	0	0	1	0									
Turner Ward, S OBP: 0.429, SLG: 0.612	2-1 G4-3		4-2 BB BB E 1B	2-1 FC3 BB 2B		1-1 K	3-2 G4-6-3			3	3	1	2	1	0	1									
Emil Brown, R OBP: 0.294, SLG: 0.261	1-3 1B		1-2 E BB	1-2 E BB		1-1 HR	1-2 G4-6-3			1	0	0	0	0	0	2									
Mark Smith, R OBP: 0.364, SLG: 0.529 Adrian Brown, S OBP: 0.268, SLG: 0.255	0-1 S 1B		4-0 E SF8 BB	4-1 2B 1B BB		2-3 K		1-1 G1-3		2	2	1	1	2	1	0									
Kevin Young, R OBP: 0.340, SLG: 0.552	3-3 K		2-1 E9 SF8 HR 1B	1-2 1B 2B		1-2 F8		0-0 F9		5	2	2	3	0	1	1									
Joe Randa, R OBP: 0.361, SLG: 0.445	1-0 F7		1-2 SF8	1-0 18 G6-4 E 1B		3-2 E 1B		1-1 G6-3		4	1	2	3	0	0	1									
18 Jason Kendall, R OBP: 0.390, SLG: 0.440 Keith Osik, R OBP: 0.337, SLG: 0.383		0-0 G3 2B	3-1 L3	1-1 G6-4		0-0 E 2B 1B				4	1	2	0	0	0	2									
Jose Guillen, R OBP: 0.290, SLG: 0.410 Jermaine Allensworth, R OBP: 0.342, SLG: 0.338		3-2 G1-3	1-0 HR		0-2 P4		1-0 E1 2B 1B			2	1	1	2	0	0	1									
Abraham Nunez, S OBP: 0.290, SLG: 0.464		3-2 G3	3-2 F7		1-1 G4-3		0-1 1B			4	0	1	1	0	0	1									
Jon Lieber, L OBP: 0.177, SLG: 0.155 Matt Ruebel, L		1-0 G4-3		4-2 1B BB		1-3 K		0-0 G4-6-3		3	0	1	1	1	1	1									
										0	0	0	0	0	0	0									
Inning Stats	R: 1 E: 0 K: 1 S: 10	H: 2 LOB: 1 BB: 0 P: 17	R: 0 E: 0 K: 0 S: 9	H: 1 LOB: 1 BB: 0 P: 16	R: 5 E: 1 K: 0 S: 13	H: 3 LOB: 0 BB: 2 P: 28	R: 4 E: 0 K: 0 S: 12	H: 3 LOB: 0 BB: 2 P: 25	R: 0 E: 0 K: 1 S: 10	H: 0 LOB: 0 BB: 0 P: 12	R: 1 E: 0 K: 2 S: 12	H: 1 LOB: 0 BB: 0 P: 16	R: 3 E: 1 K: 0 S: 12	H: 4 LOB: 1 BB: 0 P: 20	R: 0 E: 0 K: 0 S: 5	H: 0 LOB: 0 BB: 0 P: 7	R: 0 E: 0 K: 0 S: 8	H: 0 LOB: 0 BB: 0 P: 14	1B: 9 2B: 3 3B: 0 HR: 2	SF: 1 SAC: 0 DP: 2 HBP: 0	WP: 0 PB: 0 SB: 3 CS: 0	PA: 41			
PITCHER	IP WLS BF ERA WHIP	IP WLS BF ERA WHIP	IP WLS BF ERA WHIP	IP WLS BF ERA WHIP	IP WLS BF ERA WHIP	IP WLS BF ERA WHIP	IP WLS BF ERA WHIP	IP WLS BF ERA WHIP	IP WLS BF ERA WHIP	IP WLS BF ERA WHIP	IP WLS BF ERA WHIP	IP WLS BF ERA WHIP	IP WLS BF ERA WHIP	IP WLS BF ERA WHIP	IP WLS BF ERA WHIP	IP WLS BF ERA WHIP	IP WLS BF ERA WHIP	IP WLS BF ERA WHIP	IP WLS BF ERA WHIP	IP WLS BF ERA WHIP	IP WLS BF ERA WHIP	IP WLS BF ERA WHIP	IP WLS BF ERA WHIP	IP WLS BF ERA WHIP	
Mike Busby, R ERA: 9.64	(1, 1) 3.1 L 19 3 7 7 1 0 0 0 0 1 31 46 13.50 3.000	(4, 1) 2.2 12 3 4 4 3 1 0 0 0 0 1 31 46 13.50 1.500	(7, 1) 2.0 10 4 3 2 0 0 0 0 0 0 0 17 27 9.00 2.000																						

St. Louis Cardinals @ Pittsburgh Pirates
Three Rivers Stadium, Pittsburgh, PA
Sun Sep 21 1997, 3:33 AM EDT
Att: 26,247 - Sunny - 62 F

AB 36
R 14
H 14
RBI 13
BB 4
SO 4
LOB 13



Batter	1	2	3	4	5	6	7	8	9	AB	R	H	RBI	BB	SO	LOB	TOP											
Delino DeShields, L OBP: 0.351, SLG: 0.442	2-2 CS 1B		1-2 G4-3			4-2 1B 2B BB		1-3 K		3	1	1	0	1	1	1	St. Louis Cardinals @ Pittsburgh Pirates Three Rivers Stadium, Pittsburgh, PA Mon Sep 22 1997, 7:05 PM EDT Att: 17,919 - Sunny - 70 F											
Phil Plantier, L OBP: 0.333, SLG: 0.436 Royce Clayton, R OBP: 0.305, SLG: 0.399	2-3 SAFE SAFE K			0-1 F9		1-1 2B 1B		0-1 FC4-6 1B		3	0	1	0	0	1	1												
Mark McGwire, R OBP: 0.386, SLG: 0.634	2-0 L6			0-0 G6-3		1-3 K		2-3 K		4	0	0	0	0	2	3												
Ray Lankford, L OBP: 0.420, SLG: 0.609		4-2 G5-4-3 BB		4-2 FC6-4 BB		2-1 2B		1-2 FC4-6 1-2		2	0	1	1	2	0	1												
Gary Gaetti, R OBP: 0.309, SLG: 0.410		0-1 G5-4-3 1-2		0-0 FC6-4 1-2		1-3 3-H 2B		1-3 K		4	0	0	0	0	2	4												
Dmitri Young, S OBP: 0.335, SLG: 0.363		1-2 G6-3			4-1 G6-3 BB		4-2 BB		2-3 K		2	0	0	0	2	1		0										
Mike DiFelice, R OBP: 0.296, SLG: 0.333 Tom Lampkin, L OBP: 0.340, SLG: 0.387			1-1 L6		1-2 G6-3 1-2		3-2 F8		0-0 1B		2	0	0	0	0	1		AB 30 R 1 H 6 RBI 1 BB 5 SO 9 LOB 15										
David Bell, R OBP: 0.273, SLG: 0.333 Willie McGee, S OBP: 0.344, SLG: 0.417			0-0 G4-3		3-1 G4-3		2-2 K		0-3 K		2	0	0	0	0	0												
Matt Morris, R OBP: 0.253, SLG: 0.229			0-1 1B			1-1 G4-3		3-2 G6-3		3	0	1	0	0	0	1												
Inning Stats	R: 0 E: 0 K: 1 S: 11	H: 1 LOB: 0 BB: 0 P: 17	R: 0 E: 0 K: 0 S: 7	H: 0 LOB: 0 BB: 1 P: 12	R: 0 E: 0 K: 0 S: 8	H: 1 LOB: 1 BB: 0 P: 10	R: 0 E: 0 K: 0 S: 6	H: 0 LOB: 1 BB: 1 P: 10	R: 0 E: 0 K: 2 S: 15	H: 2 LOB: 2 BB: 1 P: 25	R: 0 E: 0 K: 1 S: 13	H: 0 LOB: 1 BB: 1 P: 25	R: 0 E: 0 K: 3 S: 12	H: 1 LOB: 1 BB: 0 P: 16	R: 0 E: 0 K: 3 S: 12	H: 1 LOB: 1 BB: 0 P: 16			1B: 5 2B: 1 3B: 0 HR: 0	SF: 0 SAC: 0 DP: 2 HBP: 0	WP: 0 PB: 0 SB: 0 CS: 1	PA: 35						
PITCHER	IP	WLS	BF	H	R	ER	SO	BB	IBB	HBP	BLK	WP	HR	S	P	ERA		WHIP										
Jason Schmidt, R ERA: 4.42	(1, 1)	7.0	W	27	4	1	1	4	5	0	0	0	0	0	67	113		1.29	1.286									
Ricardo Rincon, L ERA: 3.51	(8, 1)	0.1		2	1	0	0	1	0	0	0	0	0	5	6	0.00	3.000											
Marc Wilkins, R ERA: 3.69	(8, 1)	0.1		1	0	0	0	1	0	0	0	0	0	3	5	0.00	0.000											
Jason Christiansen, L ERA: 3.16	(8, 1)	0.1		1	0	0	0	0	0	0	0	0	0	4	5	0.00	0.000											
Rich Loiselle, R ERA: 3.07	(9, 1)	1.0	S	4	1	0	0	3	0	0	0	0	0	12	16	0.00	1.000											

Batter	1	2	3	4	5	6	7	8	9	AB	R	H	RBI	BB	SO	LOB	BOTTOM											
Tony Womack, L OBP: 0.327, SLG: 0.379	1-1 F7		4-2 G4-6-3 BB		3-3 K		3-2 F9			3	0	0	0	1	1	1	St. Louis Cardinals @ Pittsburgh Pirates Three Rivers Stadium, Pittsburgh, PA Mon Sep 22 1997, 7:05 PM EDT Att: 17,919 - Sunny - 70 F											
Turner Ward, S OBP: 0.431, SLG: 0.613	4-1 WP BB		0-0 G4-6-3 1-2		0-1 1B 2B		1-2 F7			3	1	1	1	1	0	1												
Mark Smith, R OBP: 0.367, SLG: 0.525 Rich Loiselle, R	4-2 1-2 BB		0-0 G6-3		1-0 2-H 1B		1-1 G5-3			3	0	1	1	1	0	0												
Kevin Young, R OBP: 0.339, SLG: 0.548	0-0 P4			0-0 G4-3		1-0 G6-3		1-1 1B		4	0	1	0	0	0	3												
Joe Randa, R OBP: 0.359, SLG: 0.442	2-2 F9			2-2 G6-3		1-2 G6-3				3	0	0	0	0	0	2												
Shawn Dunston, R OBP: 0.310, SLG: 0.451		0-2 1B 2B		0-1 FC4 1B		3-1 L5				3	1	2	0	0	0	0												
Jose Guillen, R OBP: 0.297, SLG: 0.409		1-2 1B 1B		0-0 FC4 1-2		0-2 G4-3				3	0	1	1	0	0	1												
1B Jason Kendall, R OBP: 0.388, SLG: 0.437		0-1 L5-3			0-2 F9		2-3 K			3	0	0	0	0	1	1												
Jason Schmidt, R OBP: 0.143, SLG: 0.148 Dale Sveinutti, S OBP: 0.319, SLG: 0.450 Ricardo Rincon, L Marc Wilkins, R Jason Christiansen, R Jermaine Allensworth, R OBP: 0.342, SLG: 0.338	(1, 1) (7, PH) (8, 1) (8, 1) (8, 1) (8, 8)		1-1 P3		1-1 2B 2B		0-0 G3			2	1	1	0	0	0	0												
Inning Stats	R: 0 E: 0 K: 0 S: 10	H: 0 LOB: 2 BB: 2 P: 21	R: 1 E: 0 K: 0 S: 11	H: 2 LOB: 0 BB: 0 P: 13	R: 0 E: 0 K: 0 S: 4	H: 0 LOB: 0 BB: 1 P: 8	R: 0 E: 0 K: 0 S: 7	H: 1 LOB: 1 BB: 0 P: 9	R: 2 E: 0 K: 1 S: 13	H: 3 LOB: 1 BB: 0 P: 19	R: 0 E: 0 K: 0 S: 9	H: 0 LOB: 0 BB: 0 P: 13	R: 0 E: 0 K: 1 S: 9	H: 0 LOB: 0 BB: 0 P: 14	R: 0 E: 0 K: 0 S: 8	H: 1 LOB: 1 BB: 0 P: 11		1B: 4 2B: 4 3B: 0 HR: 0	SF: 0 SAC: 0 DP: 2 HBP: 0	WP: 1 PB: 0 SB: 0 CS: 0	PA: 31							
PITCHER	IP	WLS	BF	H	R	ER	SO	BB	IBB	HBP	BLK	WP	HR	S	P	ERA		WHIP										
Matt Morris, R ERA: 3.16	(1, 1)	8.0	L	31	7	3	3	2	3	0	0	0	1	0	71	108		3.38	1.250									



Batter	1	2	3	4	5	6	7	8	9	AB	R	H	RBI	BB	SO	LOB	TOP					
Pokey Reese, R OBP: 0.287, SLG: 0.295 (1, 6)	G6-3	P6		G5-3		F8		FC5-2 1B		5	1	0	0	0	0	6	Cincinnati Reds @ St. Louis Cardinals Busch Stadium, St. Louis, MO Tue Sep 23 1997, 7:05 PM CDT Att: 22,045 - Unknown - 62 F livebaseballscorecards.com					
Jon Nunnally, L OBP: 0.355, SLG: 0.547 (1, 8)	L3				F7		K	1B		4	1	1	0	1	1	0						
Chris Stynes, R OBP: 0.399, SLG: 0.506 Stan Belinda, R OBP: 0.333, SLG: 0.333 Gabe White, L OBP: 0.111, SLG: 0.111 Jeff Shaw, R (8, 1)							G3	BB		4	2	3	3	0	0	0						
Willie Greene, L OBP: 0.354, SLG: 0.460 (1, 3)	F9				G3-1		K	BB		4	0	1	1	1	1	1						
Reggie Sanders, R OBP: 0.346, SLG: 0.516 (1, 9)										3	1	2	1	2	0	3						
Joe Oliver, R OBP: 0.315, SLG: 0.422 Damian Jackson, R OBP: 0.154, SLG: 0.125 Pat Watkins, R OBP: 0.273, SLG: 0.455 (8, FR)										3	0	1	0	1	1	2						
Aaron Boone, R OBP: 0.138, SLG: 0.107 (1, 5)										0	1	0	0	0	0	0						
Bret Boone, R OBP: 0.296, SLG: 0.323 (1, 4)										1	1	0	0	0	0	0						
Kent Mercker, L OBP: 0.224, SLG: 0.222 Lenny Harris, L OBP: 0.313, SLG: 0.365 Scott Sullivan, R (6, PH)										3	0	0	1	1	1	2						
Eddie Taubensee, L OBP: 0.324, SLG: 0.463 (8, PH)										4	0	2	1	0	1	2						
Inning Stats	R: 0 E: 0 K: 0 S: 9	H: 0 LOB: 1 BB: 0 P: 14	R: 0 E: 0 K: 2 S: 17	H: 1 LOB: 3 BB: 2 P: 32	R: 2 E: 0 K: 1 S: 14	H: 4 LOB: 1 BB: 1 P: 25	R: 0 E: 0 K: 0 S: 6	H: 0 LOB: 0 BB: 0 P: 7	R: 1 E: 0 K: 0 S: 11	H: 1 LOB: 1 BB: 1 P: 20	R: 0 E: 0 K: 2 S: 9	H: 0 LOB: 0 BB: 0 P: 13	R: 4 E: 1 K: 0 S: 21	H: 4 LOB: 3 BB: 2 P: 40	R: 1 E: 0 K: 1 S: 10	H: 2 LOB: 1 BB: 0 P: 15		1B: 11 2B: 2 3B: 0 HR: 1	SF: 0 SAC: 2 DP: 1 HBP: 1	WP: 0 PB: 0 SB: 1 CS: 2	PA: 45	
PITCHER	IP	WLS	BF	H	R	ER	SO	BB	IBB	HBP	BLK	WP	HR	S	P	ERA		WHIP				
Brady Raggio, R ERA: 7.12	3.0		16	5	2	2	3	3	0	1	0	0	0	40	71	6.00		2.667				
John Frascatore, R ERA: 2.29	2.0		8	1	1	1	0	1	0	0	0	0	1	17	27	4.50		1.000				
Jose Bautista, R ERA: 6.93	0.1		2	1	0	0	0	0	0	0	0	0	0	3	7	0.00		3.000				
Lance Painter, L ERA: 6.23	1.2		5	0	0	0	3	0	0	0	0	0	0	17	25	0.00	0.000					
Curtis King, R ERA: 3.04	0.2	L	8	4	4	1	0	1	0	0	0	0	0	19	31	13.50	7.500					
PITCHER	IP	WLS	BF	H	R	ER	SO	BB	IBB	HBP	BLK	WP	HR	S	P	ERA	WHIP					
Tony Fossas, L ERA: 3.4	0.1		2	0	0	0	0	1	0	0	0	0	0	2	9	0.00	3.000					
Mark Petkovsek, R ERA: 5.02	1.0		4	2	1	1	1	0	0	0	0	0	0	10	15	9.00	2.000					

Batter	1	2	3	4	5	6	7	8	9	AB	R	H	RBI	BB	SO	LOB	BOTTOM					
Royce Clayton, R OBP: 0.365, SLG: 0.398 Luis Ordez, R OBP: 0.350, SLG: 0.400 Scott Livingstone, L OBP: 0.197, SLG: 0.197 (1, 6)	L8						G5-3		L9	4	1	1	2	0	1	0	Cincinnati Reds @ St. Louis Cardinals Busch Stadium, St. Louis, MO Tue Sep 23 1997, 7:05 PM CDT Att: 22,045 - Unknown - 62 F livebaseballscorecards.com					
Ron Gant, R OBP: 0.311, SLG: 0.389 (1, 7)	P5						F7			4	1	1	2	1	1	0						
Mark McGwire, R OBP: 0.386, SLG: 0.632 (1, 3)										5	0	2	0	0	1	1						
Ray Lankford, L OBP: 0.421, SLG: 0.606 (1, 8)										2	1	0	0	2	1	1						
Gary Gaetti, R OBP: 0.307, SLG: 0.407 (1, 5)										4	0	0	0	0	0	3						
Dmitri Young, S OBP: 0.340, SLG: 0.375 (1, 9)										4	1	2	2	0	1	0						
David Bell, R OBP: 0.282, SLG: 0.336 Phil Plantier, L OBP: 0.333, SLG: 0.436 Willie McGee, S OBP: 0.343, SLG: 0.415 Mark Petkovsek, R OBP: 0.167, SLG: 0.091 (8, PH)										2	1	1	0	1	0	0						
Eli Marrero, R OBP: 0.278, SLG: 0.457 Tom Lampkin, L OBP: 0.338, SLG: 0.385 (9, 2)										3	0	0	0	0	1	2						
Inning Stats	R: 0 E: 0 K: 1 S: 10	H: 0 LOB: 0 BB: 0 P: 14	R: 0 E: 0 K: 1 S: 7	H: 0 LOB: 0 BB: 0 P: 10	R: 0 E: 0 K: 2 S: 10	H: 1 LOB: 2 BB: 1 P: 20	R: 4 E: 0 K: 2 S: 22	H: 5 LOB: 1 BB: 0 P: 30	R: 1 E: 0 K: 1 S: 17	H: 1 LOB: 1 BB: 1 P: 24	R: 0 E: 0 K: 0 S: 5	H: 0 LOB: 0 BB: 0 P: 7	R: 1 E: 0 K: 0 S: 9	H: 1 LOB: 1 BB: 1 P: 18	R: 0 E: 0 K: 0 S: 12	H: 0 LOB: 1 BB: 1 P: 20		1B: 5 2B: 1 3B: 0 HR: 2	SF: 0 SAC: 0 DP: 0 HBP: 0	WP: 0 PB: 0 SB: 1 CS: 0	PA: 39	
PITCHER	IP	WLS	BF	H	R	ER	SO	BB	IBB	HBP	BLK	WP	HR	S	P	ERA		WHIP				
Kent Mercker, L ERA: 3.92	5.0		22	6	4	4	6	1	0	0	0	0	1	53	81	7.20		1.400				
Scott Sullivan, R ERA: 3.41	2.0	W	8	1	1	1	1	1	0	0	0	0	1	22	31	4.50		1.000				
Stan Belinda, R ERA: 3.78	0.1		3	1	1	1	0	1	0	0	0	0	0	7	16	27.00		6.000				
Gabe White, L ERA: 4.5	0.1		1	0	0	0	0	0	0	0	0	0	0	1	1	0.00		0.000				
Jeff Shaw, R ERA: 2.4	1.1	S	5	0	0	0	0	1	0	0	0	0	0	13	21	0.00		0.750				



Batter	1	2	3	4	5	6	7	8	9	AB	R	H	RBI	BB	SO	LOB	TOP								
Pokey Reese, R OBP: 0.286, SLG: 0.292 (1, 6)	P3		G1-3		K		2B	G5-3		4	1	0	0	1	1	1									
Jon Nunnally, L OBP: 0.385, SLG: 0.548 (1, 8)	P4			G3		1B	2B		F9	3	1	1	0	0	0	0									
Mike Kelly, R OBP: 0.342, SLG: 0.548 (7, PH)							1B			2	1	1	1	0	0	0									
Jeff Shaw, R (9, 1)										0	0	0	0	0	0	0									
Chris Stynes, R OBP: 0.404, SLG: 0.503 (1, 7)	G6-3			1B		F9	1B		P2	3	1	1	0	2	0	0									
Willie Greene, L OBP: 0.354, SLG: 0.459 (1, 3)		G4-3				SF7			K	3	0	1	1	1	1	0									
Reggie Sanders, R OBP: 0.348, SLG: 0.515 (1, 9)	G1-3			F9						3	0	1	1	1	0	2									
Eddie Taubensee, L OBP: 0.322, SLG: 0.462 (7, 1)					L7					3	0	1	1	0	0	4									
Pat Watkins, R OBP: 0.273, SLG: 0.455 (9, 8)										0	0	0	0	0	0	0									
Aaron Boone, R OBP: 0.152, SLG: 0.125 (1, 5)	F9					G4-3	1B	FC6-4		4	0	1	0	0	0	5									
Bret Boone, R OBP: 0.295, SLG: 0.329 (1, 4)			L9		F7			G6-3		4	1	1	1	0	0	1									
Dave Burba, R OBP: 0.245, SLG: 0.196 (7, PH)			G6-3							2	0	0	0	0	1	1									
Pete Rose, L OBP: 0.266, SLG: 0.167 (7, 2)					K			G5-3		1	0	0	0	0	1	0									
Brook Fordyce, R OBP: 0.268, SLG: 0.303 (7, 2)										1	0	0	0	0	0	0									
Inning Stats	R: 0 E: 0 K: 0 S: 8	H: 0 LOB: 0 BB: 0 P: 15	R: 0 E: 0 K: 0 S: 12	H: 1 LOB: 1 BB: 0 P: 18	R: 0 E: 0 K: 0 S: 3	H: 0 LOB: 0 BB: 0 P: 6	R: 0 E: 0 K: 0 S: 7	H: 1 LOB: 2 BB: 1 P: 14	R: 0 E: 0 K: 2 S: 10	H: 1 LOB: 1 BB: 0 P: 15	R: 1 E: 0 K: 0 S: 10	H: 2 LOB: 2 BB: 1 P: 19	R: 4 E: 0 K: 1 S: 13	H: 3 LOB: 2 BB: 3 P: 30	R: 0 E: 0 K: 0 S: 5	H: 0 LOB: 0 BB: 0 P: 8	R: 0 E: 0 K: 1 S: 7	H: 0 LOB: 0 BB: 0 P: 10	1B: 5 2B: 2 3B: 0 HR: 1	SF: 2 SAC: 0 DP: 0 HBP: 0	WP: 0 PB: 0 SB: 0 CS: 0	PA: 40			
PITCHER	IP	WLS	BF	H	R	ER	SO	BB	IBB	HBP	BLK	WP	HR	S	P	ERA	WHIP								
Manny Aybar, R ERA: 4.5 (1, 1)	6.0		25	5	1	1	2	2	0	0	0	0	0	50	87	1.50	1.167								
John Frascatore, R ERA: 2.51 (7, 1)	0.1		3	1	2	2	1	1	0	0	0	0	1	5	10	54.00	6.000								
Tony Fossas, L ERA: 3.75 (7, 1)	0.0	L	3	1	0	0	0	2	0	0	0	0	0	4	15	∞	∞								
Curtis King, R ERA: 2.86 (7, 1)	1.2		6	1	2	2	0	0	0	0	0	0	0	9	13	10.80	0.600								
Dennis Eckerstley, R ERA: 3.98 (9, 1)	1.0		3	0	0	0	1	0	0	0	0	0	0	7	10	0.00	0.000								

Cincinnati Reds @ St. Louis Cardinals
 Busch Stadium, St. Louis, MO
 Wed Sep 24 1997, 7:05 PM CDT
 Att: 23,308 - Unknown - 74 F

AB 33
 R 5
 H 8
 RBI 5
 BB 5
 SO 4
 LOB 14



Batter	1	2	3	4	5	6	7	8	9	AB	R	H	RBI	BB	SO	LOB	BOTTOM								
Delino DeShields, L OBP: 0.352, SLG: 0.442 (1, 4)	P6	G3			HR	1B				5	1	3	0	0	0	0									
Ron Gant, R OBP: 0.310, SLG: 0.389 (1, 7)	2B		K		K				K	5	1	1	0	0	4	2									
Mark McGwire, R OBP: 0.387, SLG: 0.636 (1, 3)	F9									3	1	1	2	1	1	1									
Ray Lankford, L OBP: 0.419, SLG: 0.602 (1, 8)	2B									3	1	0	0	1	1	1									
Gary Gaetti, R OBP: 0.306, SLG: 0.408 (1, 5)	1B		P3						G5-3	4	0	1	2	0	1	1									
Dmitri Young, S OBP: 0.342, SLG: 0.376 (1, 9)					K				G1-3	4	0	2	0	0	1	0									
David Bell, R OBP: 0.274, SLG: 0.326 (1, 6)					F9					4	0	0	0	0	1	3									
Dennis Eckerstley, R (9, 1)									P5	0	0	0	0	0	0	0									
Eli Marrero, R OBP: 0.308, SLG: 0.486 (1, 2)		G4-3							G6-3	2	0	1	0	1	0	0									
Phil Plantier, L OBP: 0.331, SLG: 0.432 (9, PH)					E6					1	0	0	0	0	0	0									
Manny Aybar, R OBP: 0.206, SLG: 0.105 (5, PH)										2	0	0	0	0	0	1									
Willie McCree, S OBP: 0.342, SLG: 0.414 (7, 1)										1	0	0	0	0	0	2									
John Frascatore, R (7, 1)										0	0	0	0	0	0	0									
Tony Fossas, L (7, 1)										0	0	0	0	0	0	0									
Curtis King, R (7, 1)										0	0	0	0	0	0	0									
Luis Cordaz, R OBP: 0.305, SLG: 0.400 (9, 8)										0	0	0	0	0	0	0									
Tom Lampkin, L OBP: 0.337, SLG: 0.383 (9, PH)										1	0	0	0	0	0	0									
Inning Stats	R: 2 E: 0 K: 1 S: 11	H: 3 LOB: 2 BB: 1 P: 19	R: 0 E: 0 K: 0 S: 5	H: 0 LOB: 0 BB: 0 P: 6	R: 0 E: 0 K: 2 S: 7	H: 0 LOB: 1 BB: 1 P: 11	R: 0 E: 0 K: 1 S: 12	H: 1 LOB: 1 BB: 0 P: 18	R: 2 E: 0 K: 0 S: 8	H: 2 LOB: 2 BB: 1 P: 16	R: 0 E: 0 K: 2 S: 7	H: 0 LOB: 0 BB: 0 P: 11	R: 0 E: 0 K: 0 S: 4	H: 0 LOB: 0 BB: 0 P: 4	R: 0 E: 0 K: 1 S: 10	H: 1 LOB: 1 BB: 0 P: 13	1B: 5 2B: 3 3B: 0 HR: 1	SF: 0 SAC: 0 DP: 0 HBP: 0	WP: 0 PB: 0 SB: 3 CS: 0	PA: 38					
PITCHER	IP	WLS	BF	H	R	ER	SO	BB	IBB	HBP	BLK	WP	HR	S	P	ERA	WHIP								
Dave Burba, R ERA: 4.73 (1, 1)	6.0	W	28	8	4	4	6	3	0	0	0	0	0	11	15	0.00	1.833								
Scott Sullivan, R ERA: 3.34 (7, 1)	2.0		6	0	0	0	2	0	0	0	0	0	0	11	15	0.00	0.000								
Jeff Shaw, R ERA: 2.38 (9, 1)	1.0	S	4	1	0	0	1	0	0	0	0	0	0	10	13	0.00	1.000								

Cincinnati Reds @ St. Louis Cardinals
 Busch Stadium, St. Louis, MO
 Wed Sep 24 1997, 7:05 PM CDT
 Att: 23,308 - Unknown - 74 F


AB 35
 R 4
 H 9
 RBI 4
 BB 3
 SO 9
 LOB 11



Batter	1	2	3	4	5	6	7	8	9	10	11	12	13	14	AB	R	H	RBI	BB	SO	LOB	TOP			
Pokoy Reese, R OBP: 0.284, SLG: 0.287 (1, 6)	F8		G6-4-3			K		L8		K		G6-3			6	0	0	0	1	2	3				
Pat Watkins, R OBP: 0.250, SLG: 0.375 (1, 8)	G6-3					F8		G6-3				K			5	0	1	0	0	0	0				
Jon Nummy, L OBP: 0.362, SLG: 0.543 (12, 8)															2	0	0	0	0	0	1				
Chris Stynes, R OBP: 0.397, SLG: 0.492 (1, 7)	L8		L5			F9		P4							6	0	1	0	0	0	1				
Willie Greene, L OBP: 0.354, SLG: 0.455 (1, 3)															4	1	0	0	2	0	1				
Reggie Sanders, R OBP: 0.346, SLG: 0.508 (1, 9)															4	0	0	0	1	1	1				
Aaron Boone, R OBP: 0.205, SLG: 0.162 (1, 5)															5	1	2	0	1	0	2				
Brook Fordyce, R ERA: 3.48 (9, 1)															3	0	0	0	1	1	2				
Bret Boone, R OBP: 0.298, SLG: 0.332 (1, 4)															5	1	2	2	1	1	2				
Brett Tomko, R OBP: 0.162, SLG: 0.167 (8, 1)															3	0	1	0	0	1	1				
Mike Remlinger, L OBP: 0.111, SLG: 0.118 (9, 2)															0	0	0	0	0	0	0				
Joe Oliver, R OBP: 0.317, SLG: 0.422 (10, PR)															0	0	0	0	1	0	0				
Damian Jackson, R OBP: 0.154, SLG: 0.125 (10, 2)															1	0	1	1	0	0	0				
Eddie Taubensee, L OBP: 0.325, SLG: 0.464 (10, 2)															1	0	1	1	0	0	0				
Inning Stats	R: 0 E: 0 K: 0 S: 13	H: 0 LOB: 0 BB: 0 P: 14	R: 0 E: 0 K: 2 S: 14	H: 1 LOB: 1 BB: 0 P: 14	R: 1 E: 0 K: 1 S: 9	H: 3 LOB: 1 BB: 0 P: 13	R: 0 E: 0 K: 1 S: 6	H: 0 LOB: 0 BB: 0 P: 10	R: 0 E: 1 K: 1 S: 7	H: 1 LOB: 1 BB: 2 P: 29	R: 0 E: 0 K: 0 S: 7	H: 0 LOB: 0 BB: 1 P: 14	R: 0 E: 0 K: 1 S: 13	H: 0 LOB: 3 BB: 2 P: 24	R: 0 E: 0 K: 1 S: 6	H: 0 LOB: 1 BB: 1 P: 10	R: 0 E: 0 K: 1 S: 8	H: 0 LOB: 0 BB: 0 P: 10	R: 1 E: 0 K: 0 S: 17	H: 3 LOB: 2 BB: 1 P: 25	1B: 8 2B: 2 3B: 0 HR: 0	SF: 0 SAC: 2 DP: 2 HBP: 0	WP: 0 PB: 0 SB: 0 CS: 1	PA: 56	
PITCHER	IP WLS BF H R ER SO BB IBB HBP BLK WP HR S P ERA WHIP	7.0 3 27 5 3 2 3 2 0 0 0 0 0 68 109 2.57 1.000	8.1 2.0 7 0 0 0 1 1 0 0 0 0 0 17 33 0.00 0.500	10.1 2.0 9 1 0 0 1 2 1 0 0 0 0 19 38 0.00 1.500	12.1 1.0 4 0 0 0 1 1 0 0 0 0 0 8 14 0.00 1.000	13.1 1.0 3 0 0 0 1 0 0 0 0 0 6 10 0.00 0.000	PITCHER	IP WLS BF H R ER SO BB IBB HBP BLK WP HR S P ERA WHIP	14.1 1.0 6 3 1 0 0 0 0 0 0 0 0 17 25 5.00 4.000																

Cincinnati Reds @ St. Louis Cardinals
 Busch Stadium, St. Louis, MO
 Thu Sep 25 1997, 7:05 PM CDT
 Att. 30,938 - Unknown - 78 F

AB	46
R	4
H	9
RBI	3
BB	8
SO	7
LOB	20



Batter	1	2	3	4	5	6	7	8	9	10	11	12	13	14	AB	R	H	RBI	BB	SO	LOB	BOTTOM			
Delino DeShields, L OBP: 0.353, SLG: 0.441 (1, 4)			G4-3					F9	F7			G4-3			6	0	2	0	1	0	3				
Luis Ortiz, R OBP: 0.231, SLG: 0.308 (1, 6)	F7														3	0	0	1	0	0	2				
Ron Gant, R OBP: 0.310, SLG: 0.388 (8, PH)															1	0	0	0	1	0	1				
Royce Clayton, R OBP: 0.305, SLG: 0.398 (9, 6)															3	0	1	0	0	1	2				
Mark McGwire, R OBP: 0.387, SLG: 0.632 (1, 3)	F7		K												6	0	2	0	0	3	2				
Ray Lankford, L OBP: 0.415, SLG: 0.594 (1, 8)	F7							L9							6	0	0	0	0	2	3				
Phil Plantier, L OBP: 0.336, SLG: 0.456 (9, PR)															3	1	1	1	0	1	0				
Scottborough Green, S OBP: 0.182, SLG: 0.057 (10, 7)															2	1	0	0	0	0	1				
Dmitri Young, S OBP: 0.342, SLG: 0.374 (8, 5)	L8							G1-3							2	0	0	0	1	0	0				
Gary Gaetti, R OBP: 0.306, SLG: 0.407 (8, 5)															3	0	1	0	0	0	0				
Mike DiFelice, R OBP: 0.297, SLG: 0.332 (7, PH)															1	0	0	0	1	0	0				
Willie McCree, S OBP: 0.341, SLG: 0.412 (8, 9)															4	0	1	0	0	2	3				
David Bell, R ERA: 4.25 (1, 1)															2	0	0	0	0	0	1				
Rigo Beltran, L OBP: 0.143, SLG: 0.296 (7, PH)															1	0	0	0	0	0	1				
Scott Livingstone, L OBP: 0.116, SLG: 0.194 (8, 1)															0	0	0	0	0	0	0				
Eli Marrero, R OBP: 0.286, SLG: 0.462 (10, 2)															2	0	0	1	0	1	1				
Inning Stats	R: 0 E: 0 K: 0 S: 6	H: 0 LOB: 1 BB: 1 P: 14	R: 0 E: 0 K: 2 S: 14	H: 0 LOB: 1 BB: 1 P: 20	R: 1 E: 0 K: 1 S: 11	H: 1 LOB: 1 BB: 0 P: 15	R: 0 E: 0 K: 0 S: 14	H: 1 LOB: 0 BB: 0 P: 20	R: 0 E: 0 K: 0 S: 10	H: 1 LOB: 1 BB: 1 P: 18	R: 0 E: 0 K: 1 S: 12	H: 1 LOB: 1 BB: 0 P: 18	R: 1 E: 0 K: 1 S: 13	H: 0 LOB: 1 BB: 0 P: 23	R: 0 E: 0 K: 2 S: 11	H: 1 LOB: 1 BB: 0 P: 15	R: 0 E: 0 K: 2 S: 8	H: 0 LOB: 0 BB: 0 P: 11	R: 0 E: 0 K: 1 S: 13	H: 2 LOB: 2 BB: 0 P: 18	1B: 7 2B: 4 3B: 0 HR: 1	SF: 1 SAC: 1 DP: 0 HBP: 2	WP: 1 PB: 0 SB: 3 CS: 0	PA: 56	
PITCHER	IP WLS BF H R ER SO BB IBB HBP BLK WP HR S P ERA WHIP	7.2 3 30 4 2 2 7 3 0 0 0 0 0 83 132 2.35 0.913	8.1 0.2 4 1 1 1 1 0 0 1 0 0 0 9 16 13.50 1.500	9.1 1.2 7 1 0 0 0 0 0 1 0 0 0 13 20 0.00 0.600	11.1 3.0 W 10 1 0 0 4 0 0 0 0 1 0 28 43 0.00 0.333	14.1 1.0 S 5 2 0 0 1 0 0 0 0 0 13 18 0.00 2.000	PITCHER	IP WLS BF H R ER SO BB IBB HBP BLK WP HR S P ERA WHIP	14.1 1.0 6 3 1 0 0 0 0 0 0 0 0 17 25 5.00 4.000																

Cincinnati Reds @ St. Louis Cardinals
 Busch Stadium, St. Louis, MO
 Thu Sep 25 1997, 7:05 PM CDT
 Att. 30,938 - Unknown - 78 F


AB	49
R	3
H	9
RBI	3
BB	3
SO	13
LOB	20



Batter	1	2	3	4	5	6	7	8	9	AB	R	H	RBI	BB	SO	LOB	TOP					
Lance Johnson, L OBP: 0.370, SLG: 0.422	1-2 G1-3		0-0 F7	2-1 F9			0-0 F8 2B		0-0 G4-3	5	0	1	0	0	0	2						
23 Ryne Sandberg, R OBP: 0.310, SLG: 0.404 Miguel Cairo, R OBP: 0.333, SLG: 0.296	0-3 K		4-2 BB 1B BB	1-1 FC5-4			0-2 P4			2	1	0	0	1	1	1						
Mark Grace, L OBP: 0.408, SLG: 0.467	0-0 F7		1-2 BB 1B		1-0 F8		0-0 F8			4	1	1	1	0	0	1						
Sammy Sosa, R OBP: 0.300, SLG: 0.480		3-2 G5-3	1-1 F9		0-3 K		0-3 K			4	0	0	0	0	2	3						
Dave Hansen, L OBP: 0.429, SLG: 0.453 Miguel Batista, R OBP: 0.233, SLG: 0.356 Brooks Kieschnick, L OBP: 0.233, SLG: 0.356 Terry Adams, R OBP: 0.233, SLG: 0.356 Ramon Moret, R OBP: 0.233, SLG: 0.356		2-0 3B	4-0 1B BB		0-0 F7			0-0 F7		2	0	1	0	1	0	0						
Doug Glanville, R OBP: 0.333, SLG: 0.392 Dave Clark, L OBP: 0.386, SLG: 0.462 Kevin Foster, R OBP: 0.146, SLG: 0.149 José Hernández, R OBP: 0.325, SLG: 0.489		1-1 G5-3	2-2 1B		1-2 G4-3		0-3 K			1	0	0	0	0	0	1						
Tyler Houston, L OBP: 0.294, SLG: 0.347	0-0 G4-3		1-0 F7		0-0 G6-3		0-2 F8			4	0	0	0	0	0	3						
Manny Alexander, R OBP: 0.320, SLG: 0.384			3-1 2B 2B	2-1 E5 FC5-4		2-2 1B			2-3 K	4	1	2	0	0	1	0						
Rodney Myers, R OBP: 0.200, SLG: 0.286 Dave Stevens, R OBP: 0.200, SLG: 0.286 Robin Jennings, L OBP: 0.200, SLG: 0.286			0-1 1B 2B	3-1 F7		2-2 F7			1-1 F9	0	0	0	0	0	0	0						
Inning Stats	R: 0 E: 0 K: 1 S: 8	H: 0 LOB: 0 BB: 0 P: 9	R: 0 E: 0 K: 0 S: 8	H: 1 LOB: 1 BB: 0 P: 14	R: 4 E: 0 K: 0 S: 17	H: 4 LOB: 2 BB: 2 P: 33	R: 0 E: 0 K: 0 S: 8	H: 0 LOB: 0 BB: 0 P: 16	R: 0 E: 0 K: 1 S: 5	H: 0 LOB: 0 BB: 0 P: 6	R: 0 E: 0 K: 0 S: 10	H: 1 LOB: 1 BB: 0 P: 15	R: 0 E: 0 K: 1 S: 8	H: 1 LOB: 1 BB: 0 P: 8	R: 0 E: 0 K: 1 S: 7	H: 0 LOB: 0 BB: 0 P: 7	R: 0 E: 0 K: 1 S: 6	H: 0 LOB: 0 BB: 0 P: 9	1B: 3 2B: 3 3B: 1 HR: 0	SF: 0 SAC: 0 DP: 0 HBP: 0	WP: 0 PB: 0 SB: 0 CS: 0	PA: 37
PITCHER Matt Morris, R ERA: 3.19	IP: 9.0 WLS: W BF: 37 H: 7 R: 4 ER: 4 SO: 5 BB: 2 IBB: 0 HBP: 0 BLK: 0 WP: 0 HR: 0 S: 77 P: 117 ERA: 4.00 WHIP: 1.000															PITCHER	IP: 9.0 WLS: W BF: 37 H: 7 R: 4 ER: 4 SO: 5 BB: 2 IBB: 0 HBP: 0 BLK: 0 WP: 0 HR: 0 S: 77 P: 117 ERA: 4.00 WHIP: 1.000					

Chicago Cubs @ St. Louis Cardinals
Busch Stadium, St. Louis, MO
Sat Sep 27 1997, 3:33 AM CDT
Att: 43,142 - Sunny - 78 F


AB	35
R	4
H	7
RBI	4
BB	2
SO	5
LOB	14



Batter	1	2	3	4	5	6	7	8	9	AB	R	H	RBI	BB	SO	LOB	BOTTOM	
Delino DeShields, L OBP: 0.356, SLG: 0.447 Jeff Berlinger, R OBP: 0.356, SLG: 0.447	3-1 G6-3	1-0 1B 3B		4-0 S 1B BB		0-2 G4-3		3-2 2B 1B		4	3	2	3	1	0	0		
Willie McGee, S OBP: 0.347, SLG: 0.420 Scarborough Green, S OBP: 0.152, SLG: 0.097	1-1 S 1B	1-0 S BB 1B		2-1 S HR 1B		2-3 K		2-2 S HR 2B		5	2	4	4	0	1	0		
Mark McGwire, R OBP: 0.391, SLG: 0.641	4-0 1B BB	4-2 S BB		1-0 S HR		4-2 BB		2-2 S HR		2	2	2	4	3	0	0		
Ray Lankford, L OBP: 0.412, SLG: 0.588 Danny Sheaffer, R OBP: 0.296, SLG: 0.288	0-2 L8	2-3 K		1-3 K		0-0 F8		3-3 K		5	0	0	0	0	3	6		
Dmitri Young, S OBP: 0.339, SLG: 0.368	1-1 1-2 2H 1B	3-3 K		1-2 F7			2-2 G3	0-2 G4-3		5	0	1	1	0	1	3		
David Bell, R OBP: 0.281, SLG: 0.310	2-3 K		3-2 P6		2-1 F9		2-3 K	2-3 K		5	0	0	0	0	3	3		
Mike DiFelice, R OBP: 0.297, SLG: 0.331		0-0 G4-1	1-3 K		0-2 1B		0-3 K			4	0	1	0	0	2	0		
Luis Ordez, R OBP: 0.300, SLG: 0.316		4-0 1B S 3B BB	0-1 P4		0-0 F9			0-1 SH S 1B 1B		3	2	1	0	1	0	1		
Matt Morris, R OBP: 0.256, SLG: 0.233		2-0 S 1B		1-0 G6-3	3-3 K			1-1 SH 1B 2B		3	2	1	0	0	1	1		
Inning Stats	R: 1 E: 0 K: 1 S: 12	H: 2 LOB: 2 BB: 1 P: 23	R: 3 E: 0 K: 2 S: 13	H: 3 LOB: 2 BB: 2 P: 30	R: 0 E: 0 K: 1 S: 10	H: 0 LOB: 0 BB: 0 P: 14	R: 3 E: 0 K: 1 S: 10	H: 2 LOB: 1 BB: 1 P: 20	R: 0 E: 0 K: 1 S: 11	H: 0 LOB: 1 BB: 1 P: 17	R: 0 E: 0 K: 2 S: 13	H: 0 LOB: 0 BB: 0 P: 17	R: 5 E: 0 K: 2 S: 25	H: 4 LOB: 1 BB: 0 P: 38	1B: 8 2B: 1 3B: 1 HR: 2	SF: 0 SAC: 1 DP: 0 HBP: 0	WP: 0 PB: 0 SB: 6 CS: 0	PA: 42
PITCHER Rodney Myers, R ERA: 6.0 Dave Stevens, R ERA: 9.19 Kevin Foster, R ERA: 4.61 Miguel Batista, R ERA: 5.7 Terry Adams, R ERA: 4.62	IP: 1.1 WLS: 2 BF: 12 H: 4 R: 4 ER: 4 SO: 2 BB: 0 IBB: 0 HBP: 0 BLK: 0 WP: 0 HR: 7 S: 41 P: 12 ERA: 27.00 WHIP: 6.000															PITCHER Ramon Moret, R ERA: 4.76	IP: 1.0 WLS: 4 BF: 1 H: 1 R: 1 ER: 1 SO: 2 BB: 0 IBB: 0 HBP: 0 BLK: 0 WP: 0 HR: 1 S: 13 P: 20 ERA: 9.00 WHIP: 1.000	

Chicago Cubs @ St. Louis Cardinals
Busch Stadium, St. Louis, MO
Sat Sep 27 1997, 3:33 AM CDT
Att: 43,142 - Sunny - 78 F

AB	36
R	12
H	12
RBI	12
BB	5
SO	11
LOB	14



Batter	1	2	3	4	5	6	7	8	9	AB	R	H	RBI	BB	SO	LOB	TOP										
Robin Jennings, L OBP: 0.158, SLG: 0.222 (1, 8)										4	0	0	0	0	1	2											
23 Ryne Sandberg, R OBP: 0.308, SLG: 0.403 Miguel Cairo, R OBP: 0.313, SLG: 0.276 (1, 4) (3, 4)										2	0	0	0	0	0	0											
Mark Grace, L OBP: 0.409, SLG: 0.465 (1, 3)										2	1	0	0	2	0	0											
Brant Brown, L OBP: 0.286, SLG: 0.409 Terrell Lowery, R OBP: 0.412, SLG: 0.286 (8, PH) (8, 8)										3	0	1	0	0	1	1											
Dave Hansen, L OBP: 0.429, SLG: 0.450 Sammy Sosa, R OBP: 0.300, SLG: 0.480 (1, 5) (9, PH)										1	0	0	1	1	1	0											
Tyler Houston, L OBP: 0.290, SLG: 0.342 Mike Hubbard, R OBP: 0.227, SLG: 0.250 (1, 2) (9, PH)										3	0	0	0	0	0	2											
Brooks Kieschnick, L OBP: 0.294, SLG: 0.356 José Hernández, R OBP: 0.323, SLG: 0.486 (1, 9) (9, PH)											3	0	1	0	0	0											
Manny Alexander, R OBP: 0.320, SLG: 0.383 (1, 6)										3	0	1	0	0	1	1											
Steve Trachsel, R OBP: 0.185, SLG: 0.167 Marc Pisciotta, R (8, 1)										2	0	1	0	0	0	0											
Inning Stats	R: 0 E: 0 K: 1 S: 11	H: 0 LOB: 1 BB: 1 P: 19	R: 0 E: 0 K: 1 S: 8	H: 1 LOB: 1 BB: 0 P: 13	R: 0 E: 0 K: 0 S: 11	H: 0 LOB: 0 BB: 0 P: 16	R: 0 E: 0 K: 1 S: 6	H: 0 LOB: 1 BB: 1 P: 14	R: 0 E: 0 K: 0 S: 7	H: 1 LOB: 1 BB: 1 P: 13	R: 0 E: 0 K: 0 S: 10	H: 1 LOB: 1 BB: 0 P: 14	R: 0 E: 0 K: 1 S: 6	H: 0 LOB: 0 BB: 0 P: 7	R: 0 E: 0 K: 2 S: 9	H: 0 LOB: 0 BB: 0 P: 14	1B: 4 2B: 0 3B: 0 HR: 0	SF: 0 SAC: 2 DP: 0 HBP: 0	WP: 0 PB: 0 SB: 0 CS: 0	PA: 34							
PITCHER	IP	WLS	BF	H	R	ER	SO	BB	IBB	HBP	BLK	WP	HR	S	P	ERA	WHIP										
Manny Aybar, R ERA: 4.24 (1, 1)	6.0		24	3	1	1	4	3	0	0	0	0	0	54	92	1.50	1.000										
John Frascatore, R ERA: 2.49 (7, 1)	1.0		4	1	0	0	0	0	0	0	0	0	0	10	14	0.00	1.000										
Lance Painter, L ERA: 4.76 (8, 1)	2.0	W	6	0	0	0	3	0	0	0	0	0	0	15	21	0.00	0.000										

Chicago Cubs @ St. Louis Cardinals
 Busch Stadium, St. Louis, MO
 Sun Sep 28 1997, 3:33 AM CDT
 Att: 46,065 - Cloudy - 73 F

AB	29
R	1
H	4
RBI	1
BB	3
SO	7
LOB	6



Batter	1	2	3	4	5	6	7	8	9	AB	R	H	RBI	BB	SO	LOB	BOTTOM										
Delino DeShields, L OBP: 0.357, SLG: 0.448 David Bell, R OBP: 0.291, SLG: 0.310 (1, 4) (8, 4)										4	0	2	0	0	0	3											
Phil Plantier, L OBP: 0.331, SLG: 0.438 Willie McGee, S OBP: 0.347, SLG: 0.420 (1, 7) (8, FR) (9, 9)										3	0	0	0	1	0	2											
Mark McGwire, R OBP: 0.393, SLG: 0.646 (1, 3)										2	1	1	1	2	1	0											
Ray Lankford, L OBP: 0.411, SLG: 0.585 Scarborough Green, S OBP: 0.182, SLG: 0.097 (1, 8) (9, 8)										4	0	1	0	0	0	2											
Gary Gaetti, R OBP: 0.305, SLG: 0.404 (1, 5)										2	0	0	1	1	0	2											
Dmitri Young, S OBP: 0.335, SLG: 0.363 (1, 9) (9, 7)										4	0	0	0	0	1	2											
Eli Marrero, R OBP: 0.271, SLG: 0.422 (1, 2)										3	0	1	0	0	0	0											
Luis Ordez, R OBP: 0.304, SLG: 0.318 (1, 6)										3	0	1	0	0	0	1											
Manny Aybar, R OBP: 0.143, SLG: 0.143 John Frascatore, R (7, 1)										2	0	1	0	0	1	0											
Royce Clayton, R OBP: 0.306, SLG: 0.398 Lance Painter, L (8, 1)										0	0	0	0	0	0	0											
Inning Stats	R: 0 E: 0 K: 0 S: 10	H: 2 LOB: 2 BB: 1 P: 20	R: 0 E: 0 K: 1 S: 10	H: 2 LOB: 2 BB: 0 P: 15	R: 0 E: 0 K: 1 S: 7	H: 0 LOB: 0 BB: 0 P: 12	R: 0 E: 0 K: 0 S: 12	H: 1 LOB: 1 BB: 0 P: 15	R: 0 E: 0 K: 1 S: 10	H: 1 LOB: 0 BB: 0 P: 14	R: 1 E: 0 K: 0 S: 8	H: 1 LOB: 0 BB: 1 P: 14	R: 0 E: 0 K: 0 S: 9	H: 0 LOB: 1 BB: 2 P: 18	R: 1 E: 0 K: 0 S: 9	H: 0 LOB: 1 BB: 2 P: 18	1B: 6 2B: 0 3B: 0 HR: 1	SF: 1 SAC: 0 DP: 2 HBP: 0	WP: 0 PB: 0 SB: 1 CS: 1	PA: 33							
PITCHER	IP	WLS	BF	H	R	ER	SO	BB	IBB	HBP	BLK	WP	HR	S	P	ERA	WHIP										
Steve Trachsel, R ERA: 4.51 (1, 1)	7.0		28	7	1	1	3	3	0	0	0	0	0	65	103	1.29	1.429										
Marc Pisciotta, R ERA: 3.19 (8, 1)	1.0	L	5	0	1	1	0	2	0	0	0	0	0	9	18	9.00	2.000										

Chicago Cubs @ St. Louis Cardinals
 Busch Stadium, St. Louis, MO
 Sun Sep 28 1997, 3:33 AM CDT
 Att: 46,065 - Cloudy - 73 F

AB	27
R	2
H	7
RBI	2
BB	5
SO	3
LOB	12

